

St. Louis Browns - 1953

Batter	1	2	3	4	5	6	7	8	9	AB R H RBI BB SO LOB	TOP												
Harvey Kuenn, R (1, 6) OBP: 0.250, SLG: 0.250	0-0 1-4-3			0-0 4-3		0-0 1B			0-0 F9	4 0 1 0 0 0 0													
Owen Friend, R (1, 4)	0-3 K			0-0 F6		0-0 F6			0-0 F8	4 0 0 0 0 1 1													
Russ Sullivan, L (1, 7) OBP: 0.750, SLG: 1.250	0-0 6-3			0-0 FC6-4 1B			0-0 WP 2B		0-0 2B	4 0 3 0 0 0 0													
Walt Dropo, R (1, 3)		0-3 K		0-0 FC6-4 1-2f			0-3 K 2-3		0-3 K	4 0 0 0 0 3 3													
Bob Nieman, R (1, 9)		4-0 G4-6-3 BB			0-3 K		0-0 F4			2 0 0 0 1 1 1													
Jim Delsing, L (1, 8)		0-0 G4-6-3 1-2f			0-0 G3		0-0 F6			3 0 0 0 0 0 2													
John Baumgartner, R (1, 5)					0-0 F8		0-0 F8		0-0 F8	3 0 0 0 0 0 0													
Johnny Bucha, R (1, 2)					4-0 G6-4-3 BB		0-0 4-3		0-0 4-3	2 0 0 0 1 0 0													
Ned Garver, R (1, 1)					0-0 G6-4-3		0-0 F6		0-0 F9	1 0 0 0 0 0 1													
Dick Marlowe, R (3, 1)										0 0 0 0 0 0 0													
Johnny Pesky, L (6, PH)										1 0 0 0 0 0 0													
Dave Madison, R (6, 1)										0 0 0 0 0 0 0													
Hal Erickson, R (6, 1)										1 0 0 0 0 0 0													
Inning Stats	R: 0 E: 0 K: 1 S: 5	H: 0 LOB: 0 BB: 0 P: 5	R: 0 E: 0 K: 1 S: 4	H: 0 LOB: 0 BB: 1 P: 8	R: 0 E: 0 K: 0 S: 2	H: 0 LOB: 0 BB: 1 P: 6	R: 0 E: 0 K: 0 S: 4	H: 1 LOB: 1 BB: 0 P: 4	R: 0 E: 0 K: 1 S: 5	H: 0 LOB: 0 BB: 0 P: 5	R: 0 E: 0 K: 1 S: 4	H: 1 LOB: 1 BB: 0 P: 4	R: 0 E: 0 K: 1 S: 6	H: 1 LOB: 1 BB: 0 P: 6	R: 0 E: 0 K: 0 S: 3	H: 0 LOB: 0 BB: 0 P: 3	R: 0 E: 0 K: 1 S: 6	H: 1 LOB: 1 BB: 0 P: 6	1B: 2 2B: 2 3B: 0 HR: 0	SF: 0 SAC: 0 DP: 2 HBP: 0	WP: 1 PB: 0 SB: 0 CS: 0	PA: 31	
PITCHER Virgil Trucks, R (1, 1) ERA:	IP 9.0	WLS W	BF 31	H 4	R 0	ER 0	SO 5	BB 2	IBB 0	HBP 0	BLK 0	WP 1	HR 0	S 39	P 47	ERA 0.00	WHIP 0.667						PITCHER IP WLS BF H R ER SO BB IBB HBP BLK WP HR S P ERA WHIP

Detroit Tigers @ St. Louis Browns
 Sportsman's Park, St. Louis, MO
 Tue Apr 14 1953, 4:33 AM EST
 Att: 11,804 - Unknown

livebaseballscorecards.com

AB	29
R	0
H	4
RBI	0
BB	2
SO	5
LOB	8



Batter	1	2	3	4	5	6	7	8	9	AB	R	H	RBI	BB	SO	LOB
Johnny Groth, R OBP: 0.400, SLG: 0.600 (1, 8)	0-0 F9 2B	0-0 4-3		0-0 F4		0-0 S 1B		0-0 G3		5	2	2	1	0	0	0
Bobby Young, L OBP: 0.400, SLG: 0.400 (1, 4)	0-0 F9 2-3	0-0 F7		0-0 1B		0-0 BB 1B		0-0 3-1		5	1	2	1	0	0	1
Jim Dyck, R OBP: 0.600, SLG: 0.750 (1, 7)	0-0 1B 2B		0-0 3B 1B	0-0 F7		4-0 WP BB		0-0 F2		4	2	2	1	1	0	1
Vic Wertz, L OBP: 0.600, SLG: 1.000 (1, 9)	4-0 1B 2B BB		0-0 1H E 3B		0-0 6-3	4-0 WP BB		0-0 F8		3	2	1	1	2	0	0
Bob Elliott, R OBP: 0.500, SLG: 0.333 (1, 5)	0-0 1-2 2H 2B 1B		0-0 6-3		0-0 6-3	4-0 1-2 2-3 3H BB				3	0	1	1	1	0	1
Roy Sievers, R OBP: 0.250, SLG: 0.500 (1, 3)	0-0 1-1 2H 1B 2B		0-0 F4		0-0 F7	0-0 F3				4	1	1	1	0	0	4
Les Moss, R OBP: 0.750, SLG: 1.000 (1, 2)	0-0 3H 1B		0-0 E7			0-0 FC6 1B		0-0 1B 2B		4	1	3	1	0	0	0
Billy Hunter, R OBP: 0.250, SLG: 0.250 (1, 6)	0-0 F8		0-0 F9			0-0 FC6 1B		0-0 F8 1B		4	1	1	1	0	0	3
Virgil Trucks, R (1, 1)		0-0 6-3		0-0 5-3		0-0 F8		0-0 6-3		4	0	0	0	0	0	1

Inning Stats	R: 4	H: 5	E: 0	LOB: 1	K: 0	BB: 1	S: 7	P: 11	R: 0	H: 0	E: 0	LOB: 0	K: 0	BB: 0	S: 3	P: 3	R: 2	H: 2	E: 1	LOB: 1	K: 0	BB: 0	S: 6	P: 6	R: 0	H: 1	E: 0	LOB: 1	K: 0	BB: 0	S: 4	P: 4	R: 0	H: 0	E: 0	LOB: 0	K: 0	BB: 0	S: 3	P: 3	R: 3	H: 3	E: 1	LOB: 3	K: 0	BB: 3	S: 6	P: 18	R: 1	H: 2	E: 0	LOB: 0	K: 0	BB: 0	S: 4	P: 4	R: 0	H: 0	E: 0	LOB: 0	K: 0	BB: 0	S: 3	P: 3
--------------	------	------	------	--------	------	-------	------	-------	------	------	------	--------	------	-------	------	------	------	------	------	--------	------	-------	------	------	------	------	------	--------	------	-------	------	------	------	------	------	--------	------	-------	------	------	------	------	------	--------	------	-------	------	-------	------	------	------	--------	------	-------	------	------	------	------	------	--------	------	-------	------	------


PITCHER	IP	WLS	BF	H	R	ER	SO	BB	IBB	HBP	BLK	WP	HR	S	P	ERA	WHIP
Ned Garver, R ERA: 18.0 (1, 1)	2.0	L	11	5	4	4	0	1	0	0	0	0	0	10	14	18.00	3.000
Dick Marlowe, R ERA: 6.0 (3, 1)	3.0		13	3	2	2	0	0	0	0	0	0	0	13	13	6.00	1.000
Dave Madison, R ERA: 40.5 (6, 1)	0.2		8	3	3	3	0	3	0	0	0	1	0	5	17	40.50	9.000
Hal Erickson, R ERA: 3.86 (6, 1)	2.1		8	2	1	1	0	0	0	0	0	0	0	8	8	3.86	0.857

BOTTOM

Detroit Tigers @ St. Louis Browns
Sportsman's Park, St. Louis, MO

Tue Apr 14 1953, 4:33 AM EST
Att. 11,804 - Unknown

AB	36
R	10
H	13
RBI	8
BB	4
SO	0
LOB	11



1B: 8	SF: 0	WP: 1	PA: 40
2B: 4	SAC: 0	PB: 0	
3B: 1	DP: 0	SB: 1	
HR: 0	HBP: 0	CS: 0	

livebaseballscorecards.com

Batter	1	2	3	4	5	6	7	8	9	AB R H RBI BB SO LOB	TOP
Johnny Groth, R OBP: 0.333, SLG: 0.375 (1, 8) X	0-0 F3 ①		0-0 F4 ②			4-0 BB S BB		0-0 F7 ①		3 0 0 0 1 0 0	
Billy Hunter, R OBP: 0.250, SLG: 0.143 (1, 6) X	0-0 F2 ②		0-0 F4 ③			4-0 BB BB		0-0 F5 ②		3 0 0 0 1 0 0	
Jim Dyck, R OBP: 0.556, SLG: 0.500 (1, 5) B B B	4-0 BB BB			0-0 4-3 ①		0-0 F8 ②		1-0 HBP		2 0 0 0 1 0 2	
Vic Wertz, L OBP: 0.556, SLG: 0.600 (1, 9) B B B	4-0 1-2 BB		0-0 F9 ②			4-0 1-2 2-3 BB		0-3 K ③		2 0 0 0 2 1 1	
Roy Sievers, R OBP: 0.125, SLG: 0.250 (1, 3) X	0-0 F4 ③		0-3 K ③			0-0 L5 ③				4 0 0 0 0 1 5	
Dick Kokos, L (1, 7) X		0-0 F8 ①		0-3 K ①			4-0 CS BB		0-0 F8 ②	3 0 0 0 1 1 0	
Les Moss, R (1, 2) X		0-0 5-3 ②		0-0 6-3 ②			0-0 F6 ① ②		0-0 5-3 ③	4 0 0 0 0 0 1	
Bobby Young, L (1, 4) X		0-0 F6 ③		0-0 4-3 ③			0-0 2B			3 0 1 0 0 0 0	
Harry Brecheen, L (1, 1) S S S			0-3 K ①			0-3 K ①		0-3 K ③		3 0 0 0 0 3 1	
Inning Stats	R: 0 H: 0 E: 0 LOB: 2 K: 0 BB: 2 S: 3 P: 11	R: 0 H: 0 E: 0 LOB: 0 K: 0 BB: 0 S: 3 P: 3	R: 0 H: 0 E: 0 LOB: 0 K: 1 BB: 0 S: 5 P: 5	R: 0 H: 0 E: 0 LOB: 0 K: 1 BB: 0 S: 5 P: 5	R: 0 H: 0 E: 0 LOB: 0 K: 1 BB: 0 S: 5 P: 5	R: 0 H: 0 E: 0 LOB: 3 K: 1 BB: 3 S: 5 P: 17	R: 0 H: 1 E: 0 LOB: 1 K: 1 BB: 1 S: 5 P: 9	R: 0 H: 0 E: 0 LOB: 1 K: 1 BB: 0 S: 5 P: 6	R: 0 H: 0 E: 0 LOB: 0 K: 0 BB: 0 S: 3 P: 3	1B: 0 SF: 0 2B: 1 SAC: 0 3B: 0 DP: 0 HR: 0 HBP: 1	WP: 0 PA: 34 PB: 0 SB: 1 CS: 1
PITCHER Billy Pierce, L (1, 1) ERA:	IP WLS BF H R ER SO BB IBB HBP BLK WP HR S P ERA WHIP										
	9.0 W 34 1 0 0 6 6 0 1 0 0 0 0 39 64 0.00 0.778										

St. Louis Browns @ Chicago White Sox
 Comiskey Park, Chicago, IL
 Thu Apr 16 1953, 4:33 AM EST
 Att. 11,354 - Unknown

livebaseballscorecards.com

AB 27
R 0
H 1
RBI 0
BB 6
SO 6
LOB 10



Batter	1	2	3	4	5	6	7	8	9	AB R H RBI BB SO LOB	TOP											
Johnny Groth, R OBP: 0.214, SLG: 0.231 (1, 8) X	0-0 F8 ①			X 0-0 6-3 ①		X 0-0 6-3 ② X	0-0 E6 1B 1-2		X 0-0 F8 ③	5 0 0 0 0 0 1												
Bobby Young, L OBP: 0.417, SLG: 0.500 (1, 4) X	0-0 G6-4-3 1B			X 0-0 1-3 ②		X 0-0 F8 ③ X	0-0 FC5-4 1B 1-2 2-H			4 0 2 1 0 0 0												
Jim Dyck, R OBP: 0.462, SLG: 0.333 (1, 7) X	0-0 G6-4-3 1-2f			0-3 K ③			0-0 FC5-4 1B 1-2 2-H			3 1 0 0 1 1 3												
Vic Wertz, L OBP: 0.538, SLG: 0.889 (1, 9) X		0-0 4-3 ①			X 0-0 HR		X 0-0 1B F7 2B 1B 1-3	X 0-0 G3 ①		4 2 2 1 0 0 0												
Bob Elliott, R OBP: 0.375, SLG: 0.286 (1, 5) X		0-0 6-3 ②			X 0-0 G6-4-3 E 1B		X 0-0 F7 ① X	0-0 6-3 ②		4 0 1 1 0 0 1												
Roy Sievers, R OBP: 0.250, SLG: 0.417 (1, 3) X		0-0 6-3 ③			X 0-0 E1 G6-4-3 1-2		X 0-0 2B 1B 2-3	0-0 2B		4 1 2 0 0 0 1												
Les Moss, R OBP: 0.417, SLG: 0.583 (1, 2) X			X 0-0 CS 1B		X 0-0 G6-4-3 1-2f 2-3		X 0-0 FC4-6 2B 1-H 3-H	0-0 L6 ③		4 1 2 2 0 0 3												
Billy Hunter, R OBP: 0.333, SLG: 0.111 (1, 6) X			X 0-0 6-3 ① ②		4-0 CS IBB		4-0 FC4-6 BB		X 0-0 F8 ①	2 0 0 0 2 0 1												
Dick Littlefield, L (1, 1) Satchel Paige, R (7, 1) X			0-0 1-3 ③		0-0 CS 1-2	X 0-3 K ① X	0-0 FC4-6 1B 1-2f 3-H		X 0-0 1-3 ②	3 1 0 1 0 1 1 1 0 0 0 0 0 0												
Inning Stats	R: 0 E: 0 K: 0 S: 3	H: 1 LOB: 0 BB: 0 P: 3	R: 0 E: 0 K: 0 S: 3	H: 0 LOB: 0 BB: 0 P: 3	R: 0 E: 0 K: 1 S: 5	H: 1 LOB: 0 BB: 0 P: 3	R: 0 E: 0 K: 1 S: 5	H: 0 LOB: 0 BB: 0 P: 5	R: 1 E: 1 K: 0 S: 4	H: 2 LOB: 1 BB: 1 P: 8	R: 0 E: 0 K: 1 S: 5	H: 0 LOB: 0 BB: 0 P: 5	R: 5 E: 1 K: 0 S: 8	H: 4 LOB: 2 BB: 2 P: 16	R: 0 E: 0 K: 0 S: 4	H: 1 LOB: 1 BB: 0 P: 4	R: 0 E: 0 K: 0 S: 3	H: 0 LOB: 0 BB: 0 P: 3	1B: 6 2B: 2 3B: 0 HR: 1	SF: 0 SAC: 0 DP: 2 HBP: 0	WP: 0 PB: 0 SB: 0 CS: 2	PA: 38
PITCHER	IP WLS BF H R ER SO BB IBB HBP BLK WP HR S P ERA WHIP																					
Joe Dobson, R (1, 1) ERA: 5.68	6.1 L 24 6 4 4 2 1 1 0 0 0 1 26 34 5.68 1.105																					
Harry Dorish, R (7, 1) ERA: 13.5	0.2 6 2 2 1 0 1 0 0 0 0 0 5 9 13.50 4.500																					
Connie Johnson, R (8, 1) ERA:	2.0 7 1 0 0 0 0 0 0 0 0 0 7 7 0.00 0.500																					

St. Louis Browns @ Chicago White Sox
 Comiskey Park, Chicago, IL
 Fri Apr 17 1953, 4:33 AM EST
 Att. 972 - Unknown

livebaseballscorecards.com

AB	34
R	6
H	9
RBI	6
BB	3
SO	2
LOB	11



Batter	1	2	3	4	5	6	7	8	9	10	11	AB R H RBI BB SO LOB	TOP
Johnny Groth, R (1, 8) <small>OBP: 0.235, SLG: 0.313</small> Hank Edwards, L (9, PH) <small>OBP: 1.000, SLG: 1.000</small> Willy Miranda, S (9, 6)												3 1 1 0 0 0 1 1 1 1 0 0 0 0 1 0 0 0 0 0 0	
Billy Hunter, R (1, 6) <small>OBP: 0.250, SLG: 0.077</small> Dixie Upright, L (9, PH) Marlin Stuart, L (9, 1) <small>OBP: 1.000, SLG: 1.000</small> Virgil Trucks, R (11, 1)												4 0 0 0 0 1 3 1 0 0 0 0 1 2 1 1 1 0 0 0 0 0 0 0 0 0 0 0	
Jim Dyck, R (1, 7) <small>OBP: 0.368, SLG: 0.214</small>												5 1 0 0 1 0 4	
Vic Wertz, L (1, 9) <small>OBP: 0.474, SLG: 0.867</small>												6 2 2 3 0 0 1	
Bob Elliott, R (1, 5) <small>OBP: 0.429, SLG: 0.333</small>												5 1 2 2 1 1 1	
Roy Sievers, R (1, 3) <small>OBP: 0.278, SLG: 0.389</small>												6 0 2 0 0 3 3	
Les Moss, R (1, 2) <small>OBP: 0.353, SLG: 0.471</small>												5 0 1 1 0 1 4	
Bobby Young, L (1, 4) <small>OBP: 0.294, SLG: 0.353</small>												5 0 0 0 0 0 4	
Don Larsen, R (1, 1) <small>OBP: 1.000, SLG: 1.000</small> Hal White, R (6, 1) Frank Kellert, R (7, PH) Bobo Holloman, R (7, 1) Bob Cain, L (8, 1) Satchel Paige, R (8, 1) Dick Kokos, L (9, PH) (9, 7)												2 0 2 0 0 0 0 0 0 0 0 0 0 0 1 0 1 1 0 0 1 1 1	
Inning Stats	R: 2 H: 1 E: 2 LOB: 2 K: 2 S: 10 P: 14	R: 0 H: 1 E: 0 LOB: 1 K: 0 S: 4 P: 4	R: 0 H: 0 E: 0 LOB: 0 K: 1 S: 5 P: 5	R: 0 H: 0 E: 0 LOB: 0 K: 0 S: 3 P: 3	R: 0 H: 1 E: 0 LOB: 1 K: 0 S: 4 P: 4	R: 0 H: 2 E: 0 LOB: 2 K: 0 S: 5 P: 5	R: 0 H: 0 E: 0 LOB: 0 K: 1 S: 5 P: 5	R: 1 H: 2 E: 0 LOB: 2 K: 0 S: 5 P: 9	R: 3 H: 2 E: 0 LOB: 0 K: 1 S: 7 P: 11	R: 0 H: 0 E: 1 LOB: 1 K: 2 S: 8 P: 8	R: 2 H: 3 E: 0 LOB: 1 K: 1 S: 8 P: 8	1B: 10 SF: 0 2B: 1 SAC: 1 3B: 0 DP: 0 HR: 1 HBP: 0	WP: 0 PA: 51 PB: 0 SB: 0 CS: 0
PITCHER	IP WLS BF H R ER SO BB IBB HBP BLK WP HR S P ERA WHIP												
Billy Hoelt, L (1, 1) <small>ERA: 1.13</small> Art Houtteman, R (9, 1) <small>ERA: 19.06</small>	8.0 35 7 3 1 4 2 0 0 0 0 0 41 49 1.12 1.125												
	3.0 L 16 5 5 5 4 1 0 0 0 0 1 23 27 15.00 2.000												

St. Louis Browns @ Detroit Tigers
 Briggs Stadium, Detroit, MI
 Sat Apr 18 1953, 3:33 AM EST
 Unknown

AB	47
R	8
H	12
RBI	6
BB	3
SO	8
LOB	24



WP: 0	PA: 51
PB: 0	
SB: 0	
CS: 0	

1B: 10	SF: 0
2B: 1	SAC: 1
3B: 0	DP: 0
HR: 1	HBP: 0

WP: 0	PA: 51
PB: 0	
SB: 0	
CS: 0	

livebaseballscorecards.com

Batter	1	2	3	4	5	6	7	8	9	AB	R	H	RBI	BB	SO	LOB
Harvey Kuenn, R (1, 6) OBP: 0.458, SLG: 0.435	0-0 F9			0-0 F3			0-0 F8 1B 2B 1B		0-0 F1	4	1	1	0	0	0	0
Owen Friend, R (1, 4) OBP: 0.208, SLG: 0.136	0-0 F8			0-0 F5			0-0 1-2 2B 1B		0-0 F7	4	1	1	0	0	0	0
Russ Sullivan, L (1, 7) OBP: 0.500, SLG: 0.529 Frank Carswell, R (9, PH) OBP: 1.000, SLG: 1.000 Fred Hatfield, L (9, PR)	0-0 F7			0-0 F5			0-0 F8 2-3		0-0 1B	3	0	0	0	0	0	2
Walt Dropo, R (1, 3) OBP: 0.130, SLG: 0.227		0-0 6-3			0-0 F8		0-3 K		0-0 F4	4	0	0	0	0	1	3
Bob Nieman, R (1, 9) OBP: 0.333, SLG: 0.412		0-0 F3			0-0 F4		0-0 1-H 3-H 2B			3	0	1	2	0	0	0
Jim Delsing, L (1, 8) OBP: 0.429, SLG: 0.778		0-0 6-3			0-0 F7		0-0 F7			3	0	0	0	0	0	1
John Baumgartner, R (1, 5) OBP: 0.250, SLG: 0.250			0-0 6-3		0-0 F8			0-0 6-3		3	0	0	0	0	0	0
Johnny Bucha, R (1, 2)			0-0 F7		0-0 F8			0-0 F9		3	0	0	0	0	0	0
Dick Marlowe, R (1, 1) Ray Herbert, R (8, 1) Steve Souchock, R (8, PH) Milt Jordan, R (9, 1)			0-3 K		0-3 K			0-0 F6		2	0	0	0	0	2	0

BOTTOM

St. Louis Browns @ Detroit Tigers
 Briggs Stadium, Detroit, MI
 Sat Apr 18 1953, 3:38 AM EST
 Att. 16,093 - Unknown

livebaseballscorecards.com

AB	31
R	2
H	4
RBI	2
BB	0
SO	3
LOB	6



Inning Stats	R: 0	H: 0	E: 0	K: 0	S: 3	LOB: 0	BB: 0	P: 3	R: 0	H: 0	E: 0	K: 1	S: 5	LOB: 0	BB: 0	P: 5	R: 0	H: 0	E: 0	K: 0	S: 3	LOB: 0	BB: 0	P: 3	R: 2	H: 3	E: 0	K: 1	S: 8	LOB: 1	BB: 0	P: 8	R: 0	H: 0	E: 0	K: 0	S: 3	LOB: 0	BB: 0	P: 3	R: 0	H: 1	E: 0	K: 0	S: 4	LOB: 1	BB: 0	P: 4	1B: 3	SF: 0	2B: 1	SAC: 0	3B: 0	DP: 0	HR: 0	HBP: 0	WP: 0	PA: 31
--------------	------	------	------	------	------	--------	-------	------	------	------	------	------	------	--------	-------	------	------	------	------	------	------	--------	-------	------	------	------	------	------	------	--------	-------	------	------	------	------	------	------	--------	-------	------	------	------	------	------	------	--------	-------	------	-------	-------	-------	--------	-------	-------	-------	--------	-------	--------

PITCHER	IP	WLS	BF	H	R	ER	SO	BB	IBB	HBP	BLK	WP	HR	S	P	ERA	WHIP
Duane Pilette, R (1, 1) ERA: 2.57	7.0	W	24	3	2	2	3	0	0	0	0	0	0	30	30	2.57	0.429
Bob Cain, L (8, 1) ERA: 4.5	2.0	S	7	1	0	0	0	0	0	0	0	0	0	7	7	0.00	0.500

Batter	1	2	3	4	5	6	7	8	9	10	11	AB R H RBI BB SO LOB	TOP	
Johnny Groth, R (1, 8) <small>OBP: 0.320, SLG: 0.417</small>												5 0 2 1 0 1 1	St. Louis Browns @ Detroit Tigers Briggs Stadium, Detroit, MI Sun Apr 19 1953, 3:33 AM EST Att: 7,048 - Unknown	
Bobby Young, L (1, 4) <small>OBP: 0.370, SLG: 0.385</small>												6 1 3 1 0 0 1		
Jim Dyck, R (1, 7) <small>OBP: 0.333, SLG: 0.190</small> Dick Kokos, L (9, PH) <small>OBP: 0.556, SLG: 0.200</small> (9, 7)											4 0 0 0 0 0 6 0 1 0 0 2 0 0			
Vic Wertz, L (1, 9) <small>OBP: 0.414, SLG: 0.625</small>												5 0 2 1 1 0 1		
Bob Elliott, R (1, 5) <small>OBP: 0.333, SLG: 0.318</small>											6 1 2 1 0 1 5			
Roy Sievers, R (1, 3) <small>OBP: 0.250, SLG: 0.357</small>												6 2 2 0 0 2 4		
Les Moss, R (1, 2) <small>OBP: 0.333, SLG: 0.391</small> Clint Courtney, L (7, PH) <small>OBP: 0.500, SLG: 0.500</small> (7, 2)											2 0 1 1 0 0 1 2 0 1 1 0 1 0			
Billy Hunter, R (1, 6) <small>OBP: 0.273, SLG: 0.158</small> Dick Kryhoski, L (10, PH) Willy Miranda, S (10, PR) (10, 6)												4 0 2 0 0 2 3 0 0 0 0 1 0 0 0 0 0 0 0 0 0		
Virgil Trucks, R (1, 1) Hank Edwards, L (6, PH) <small>OBP: 0.667, SLG: 1.000</small> Hal White, R (6, 1) Bob Cain, L (7, 1) Bobo Holloman, R (9, 1) Marlin Stuart, L (10, 1) <small>OBP: 1.000, SLG: 1.500</small> Neil Berry, R (11, PR) Satchel Paige, R (11, 1)												2 0 0 0 0 0 3 1 0 0 0 0 0 2 0 1 0 1 0 0 0 0 0 1 0 0 0 0 0 0 0 0 0 0 0 0		
Inning Stats	R: 0 H: 0 E: 0 LOB: 0 K: 1 BB: 0 S: 5 P: 5	R: 0 H: 0 E: 0 LOB: 1 K: 0 BB: 1 S: 3 P: 7	R: 0 H: 2 E: 0 LOB: 2 K: 0 BB: 0 S: 5 P: 5	R: 1 H: 3 E: 0 LOB: 2 K: 0 BB: 0 S: 6 P: 6	R: 0 H: 2 E: 0 LOB: 2 K: 1 BB: 0 S: 7 P: 7	R: 1 H: 3 E: 0 LOB: 3 K: 1 BB: 0 S: 8 P: 9	R: 1 H: 2 E: 0 LOB: 1 K: 1 BB: 0 S: 7 P: 7	R: 0 H: 0 E: 0 LOB: 0 K: 0 BB: 0 S: 3 P: 3	R: 0 H: 1 E: 0 LOB: 0 K: 0 BB: 1 S: 2 P: 6	R: 0 H: 0 E: 0 LOB: 1 K: 2 BB: 1 S: 6 P: 10	R: 3 H: 3 E: 0 LOB: 1 K: 1 BB: 1 S: 8 P: 12	1B: 13 SF: 0 2B: 3 SAC: 1 3B: 0 DP: 1 HR: 0 HBP: 1		WP: 1 PA: 52 PB: 0 SB: 0 CS: 1
PITCHER Ned Garver, R (1, 1) <small>ERA: 7.3</small> Bill Wight, L (11, 1) <small>ERA: 12.0</small>	IP WLS BF H R ER SO BB IBB HBP BLK WP HR S P ERA WHIP 10.1 L 48 15 6 6 6 4 0 1 0 0 0 55 72 5.23 1.839													PITCHER IP WLS BF H R ER SO BB IBB HBP BLK WP HR S P ERA WHIP

livebaseballscorecards.com

AB	45
R	6
H	16
RBI	6
BB	4
SO	7
LOB	27



Batter	1	2	3	4	5	6	7	8	9	10	11	AB R H RBI BB SO LOB
Harvey Kuenn, R (1, 6) OBP: 0.433, SLG: 0.393	F4		F4		F9		BB 6-4-3 BB		FC6-2 1B		F8	5 0 1 0 1 0 0
Owen Friend, R (1, 4) Joe Ginsberg, L (11, PH)	F8 2B		F5		K		6-4-3		FC6-2		4-3	5 1 1 0 0 1 4 1 0 0 0 0 0 0
Russ Sullivan, L (1, 7) Frank Carswell, R (7, PH) Don Lund, R (8, 7)	E1 2-3			SH2-4 F8 1B	F8		1-2 2-3 F6		K2-3			3 1 1 0 0 0 1 1 0 0 0 0 0 3 1 0 0 0 0 1 2
Walt Dropo, R (1, 3) OBP: 0.143, SLG: 0.222	F8 3-H			F8 SH2-4 1B		6-3		F9		6-3		5 1 1 1 0 0 1
Bob Nieman, R (1, 9) OBP: 0.360, SLG: 0.400	K			SH2-4 1B		FC4-6 1B		6-3		1B BB		3 0 1 0 1 1 1
Jim Delsing, L (1, 8) OBP: 0.462, SLG: 0.714		K		1B BB		FC4-6 1-2r		FC6-4 BB		1-2 1B		3 0 1 0 2 1 1
John Baumgartner, R (1, 5) Pat Mullin, L (10, PH) Billy Hitchcock, R (11, 5)		K		F8		K		FC6-4 BB 1-2r		F6		4 0 0 1 0 2 4 1 0 0 0 0 0 2 0 0 0 0 0 0 0
Matt Batts, R (1, 2) Fred Hatfield, L (7, PR) Johnny Bucha, R (8, 2)		F8		2-3 3-H 1B		E4 6-4-3 SH1-4		5-3		F7		3 0 1 1 0 0 0 0 0 0 0 0 0 0 2 0 0 0 0 0 2
Ned Garver, R (1, 1) Bill Wight, L (11, 1) Johnny Pesky, L (11, PH)			F5		F8		SH1-4 1-2		1B FC6-2 1B		F8	3 0 1 0 0 0 2 0 0 0 0 0 0 0 1 0 0 0 0 0 0


Inning Stats	R: 1	H: 1	E: 1	K: 1	S: 7	P: 7	R: 0	H: 0	E: 0	K: 2	S: 7	P: 7	R: 0	H: 0	E: 0	K: 0	S: 3	R: 2	H: 3	E: 0	K: 0	S: 6	P: 10	R: 0	H: 0	E: 0	K: 1	S: 5	P: 5	R: 0	H: 1	E: 0	K: 1	S: 6	P: 6	R: 0	H: 0	E: 1	K: 0	S: 4	P: 8	R: 0	H: 0	E: 0	K: 0	S: 3	P: 7	R: 0	H: 2	E: 0	K: 1	S: 7	P: 7	R: 0	H: 1	E: 0	K: 0	S: 4	P: 8	R: 0	H: 0	E: 0	K: 0	S: 3	P: 3	R: 0	H: 0	E: 0	K: 0	S: 3	P: 3
1B: 7	SF: 0	2B: 1	SAC: 2	3B: 0	DP: 0	HR: 0	HBP: 0	WP: 0	PA: 47																																																														

PITCHER	IP	WLS	BF	H	R	ER	SO	BB	IBB	HBP	BLK	WP	HR	S	P	ERA	WHIP
Virgil Trucks, R (1, 1) ERA: 1.23	5.0		21	4	3	2	4	1	0	0	0	0	0	28	32	3.60	1.000
Hal White, R (6, 1) ERA:	1.2		8	1	0	0	1	1	0	0	0	0	0	9	13	0.00	1.200
Bob Cain, L (7, 1) ERA: 2.45	1.2		8	2	0	0	0	1	0	0	0	0	0	7	11	0.00	1.800
Bobo Holloman, R (9, 1) ERA: 7.71	1.0		5	1	0	0	1	1	0	0	0	0	0	6	10	0.00	2.000
Marlin Stuart, R (10, 1) ERA: 3.0	0.2	W	2	0	0	0	0	0	0	0	0	0	0	2	2	0.00	0.000

PITCHER	IP	WLS	BF	H	R	ER	SO	BB	IBB	HBP	BLK	WP	HR	S	P	ERA	WHIP
Satchel Paige, R (11, 1) ERA: 4.15	1.0	S	3	0	0	0	0	0	0	0	0	0	0	3	3	0.00	0.000

St. Louis Browns @ Detroit Tigers
Briggs Stadium, Detroit, MI
Sun Apr 19 1953, 3:33 AM EST
Att. 7,048 - Unknown

AB	41
R	3
H	8
RBI	3
BB	4
SO	6
LOB	23



WP: 0	PA: 47
PB: 0	
SB: 0	
CS: 0	

Batter	1	2	3	4	5	6	7	8	9	AB R H RBI BB SO LOB	TOP									
Johnny Groth, R (1, 8) OBP: 0.276, SLG: 0.357 Don Lenhardt, R (9, PH)	0-0 4-3	0-0 G6-4-3			0-0 3-1			0-3 K	4-0 BB	4 0 0 0 0 1 2 0 0 0 0 1 0 0										
Bobby Young, L (1, 4) OBP: 0.344, SLG: 0.355	0-3 K		0-0 L4		0-0 1B		0-0 4-3	0-0 1-3		5 0 1 0 0 1 3										
Dick Kokos, L (1, 7) OBP: 0.538, SLG: 0.333	0-0 BB 1B		0-0 G3		0-0 F7		0-0 1B			4 1 2 0 0 0 1										
Vic Wertz, L (1, 9) OBP: 0.394, SLG: 0.556	4-0 1B 1-2 BB		0-0 F7		0-0 3-1		0-0 4-3			3 0 0 0 1 0 2										
Bob Elliott, R (1, 5) OBP: 0.321, SLG: 0.308	0-0 1-3 2-H 1B			0-0 5-3		0-0 P6		0-0 F8		4 0 1 1 0 0 1										
Clint Courtney, L (1, 2) OBP: 0.333, SLG: 0.333 Neil Berry, R (9, PR)	0-0 4-3			0-0 1-3		0-0 3-1		0-0 BB 1B		4 0 1 0 0 0 2 0 1 0 0 0 0 0										
Roy Sievers, R (1, 3) OBP: 0.281, SLG: 0.387		0-0 2B		0-0 6-3		0-0 P3		4-0 1B 1-2 BB		3 0 1 0 1 0 0										
Billy Hunter, R (1, 6) OBP: 0.320, SLG: 0.190 Jim Dyck, R (9, PH)		4-0 BB			0-0 G3-6-1 1B		0-3 K	0-3 K		2 0 1 0 1 1 0 1 0 0 0 0 1 2										
Harry Brecheen, L (1, 1) Dick Littlefield, L (4, 1) Dick Kryhoski, L (5, PH) Mike Blyzka, R (5, 1) Dixie Upright, L (8, PH) Hal White, R (8, 1) Hank Edwards, L (9, PH) Willy Miranda, S (9, PR)		0-3 K			0-0 G3-6-1 1-2f		0-0 HR	0-0 1B 1-3 2-H		1 0 0 0 0 0 1 2 0 0 0 0 0 0 0 0 1 0 0 0 0 0 0 1 0 0 0 0 0 0 0 0 1 1 1 1 0 0 0 0 0 0 0 0 0 0 0 0 1 0 1 1 0 0 0 0 0 0 0 0 0 0 0 0										
Inning Stats	R: 1 E: 0 K: 1 S: 7	H: 2 LOB: 2 BB: 1 P: 11	R: 0 E: 0 K: 1 S: 5	H: 1 LOB: 1 BB: 1 P: 9	R: 0 E: 0 K: 0 S: 3	H: 0 LOB: 0 BB: 0 P: 3	R: 0 E: 0 K: 0 S: 3	H: 0 LOB: 0 BB: 0 P: 3	R: 0 E: 0 K: 1 S: 4	H: 1 LOB: 1 BB: 0 P: 4	R: 0 E: 0 K: 1 S: 5	H: 0 LOB: 0 BB: 0 P: 5	R: 1 E: 0 K: 1 S: 7	H: 2 LOB: 1 BB: 0 P: 7	R: 1 E: 0 K: 1 S: 7	H: 2 LOB: 3 BB: 2 P: 15	1B: 7 2B: 1 3B: 0 HR: 1	SF: 0 SAC: 0 DP: 2 HBP: 0	WP: 0 PB: 0 SB: 1 CS: 0	PA: 38
PITCHER Bob Lemon, R (1, 1) ERA: 1.5	IP: 9.0 WLS: W BF: 38 H: 9 R: 3 ER: 3 SO: 5 BB: 4 IBB: 0 HBP: 0 BLK: 0 WP: 0 HR: 1 S: 44 P: 60 ERA: 3.00 WHIP: 1.444																			

St. Louis Browns @ Cleveland Indians
Cleveland Municipal Stadium, Cleveland, OH
Tue Apr 21 1953, 3:33 AM EST
Att. 1,772 - Unknown

livebaseballscorecards.com

AB	34
R	3
H	9
RBI	3
BB	4
SO	5
LOB	16



Batter	1	2	3	4	5	6	7	8	9	AB	R	H	RBI	BB	SO	LOB
Ray Boone, R OBP: 0.522, SLG: 0.647 (1, 6)	0-0 4-3		0-3 K	0-0 L5-3 1B			0-0 6-3			4	0	1	1	0	1	0
Bobby Avila, R OBP: 0.458, SLG: 0.556 (1, 4)	0-0 2B		4-0 1B BLK BB	0-0 L5-3			0-0 6-3			3	2	1	0	1	0	1
Dale Mitchell, L OBP: 0.348, SLG: 0.381 Bob Kennedy, R (8, 7)	0-0 E 2B		0-0 BB FC1-2 1B		0-0 3-1		0-0 5-3			4	1	2	1	0	0	0
Larry Doby, L OBP: 0.348, SLG: 0.455 (1, 8)	0-3 K		0-3 K		0-0 4-3			0-0 3-1		4	0	0	0	0	2	2
Al Rosen, R OBP: 0.609, SLG: 0.600 (1, 5)	0-0 E7 1B		4-0 BB 1-2 BB		4-0 BB			0-0 4-3 2B		2	0	2	1	2	0	0
Bill Glynn, L (1, 3)	0-0 F8		4-0 1-2 2-3 BB		0-0 F7			0-0 4-3		3	0	0	0	1	0	3
Harry Simpson, L OBP: 0.227, SLG: 0.238 (1, 9)		0-0 F7	0-0 FC1-2			0-0 4-3		0-0 1-3		4	0	0	0	0	0	4
Jim Hegan, R OBP: 0.333, SLG: 0.368 (1, 2)		0-0 6-3		0-0 SH5-4 1B			0-0 E6 CS			3	1	1	0	0	0	0
Bob Lemon, L OBP: 0.167, SLG: 0.667 (1, 1)		0-0 P6		0-0 SH5-4			0-0 F2			2	0	0	0	0	0	1

Inning Stats	R: 2	H: 3	E: 1	K: 1	S: 8	L: 17	BF: 17	H: 5	R: 4	ER: 4	SO: 3	BB: 3	IBB: 0	HBP: 0	BLK: 1	WP: 0	HR: 0	S: 20	P: 32	ERA: 12.00	WHIP: 2.667
	R: 0	H: 0	E: 0	K: 0	S: 3			R: 1	H: 1	E: 0	SO: 3	BB: 0	IBB: 0	HBP: 0	BLK: 1	WP: 0	HR: 0	S: 20	P: 32	ERA: 12.00	WHIP: 2.667
	R: 0	H: 0	E: 0	K: 0	S: 3			R: 1	H: 2	E: 0	SO: 3	BB: 1	IBB: 0	HBP: 0	BLK: 0	WP: 0	HR: 0	S: 20	P: 32	ERA: 12.00	WHIP: 2.667
	R: 0	H: 0	E: 0	K: 0	S: 3			R: 0	H: 0	E: 0	SO: 3	BB: 0	IBB: 0	HBP: 0	BLK: 0	WP: 0	HR: 0	S: 20	P: 32	ERA: 12.00	WHIP: 2.667
	R: 0	H: 0	E: 0	K: 0	S: 3			R: 0	H: 0	E: 0	SO: 3	BB: 0	IBB: 0	HBP: 0	BLK: 0	WP: 0	HR: 0	S: 20	P: 32	ERA: 12.00	WHIP: 2.667
	R: 0	H: 0	E: 0	K: 0	S: 3			R: 0	H: 1	E: 0	SO: 3	BB: 0	IBB: 0	HBP: 0	BLK: 0	WP: 0	HR: 0	S: 20	P: 32	ERA: 12.00	WHIP: 2.667

PITCHER	IP	WLS	BF	H	R	ER	SO	BB	IBB	HBP	BLK	WP	HR	S	P	ERA	WHIP
Harry Brecheen, L ERA: 3.27 (1, 1)	3.0	L	17	5	4	4	3	3	0	0	1	0	0	20	32	12.00	2.667
Dick Littlefield, L ERA: 2.45 (4, 1)	1.0		3	1	0	0	0	0	0	0	0	0	0	3	3	0.00	1.000
Mike Blyzka, R ERA: (5, 1)	3.0		10	0	0	0	0	1	0	0	0	0	0	9	13	0.00	0.333
Hal White, R ERA: (8, 1)	1.0		4	1	0	0	0	0	0	0	0	0	0	4	4	0.00	1.000


BOTTOM

St. Louis Browns @ Cleveland Indians
Cleveland Municipal Stadium, Cleveland, OH

Tue Apr 21 1953, 3:33 AM EST
Att. 1,772 - Unknown

livebaseballscorecards.com

AB	29
R	4
H	7
RBI	3
BB	4
SO	3
LOB	11



WP: 0	PA: 34
PB: 0	
SB: 0	
CS: 1	

Batter	1	2	3	4	5	6	7	8	9	AB R H RBI BB SO LOB	TOP	
Nellie Fox, L OBP: 0.378, SLG: 0.455 (1, 4) X	0-0 F8 ① X	0-0 F8 ③			X 0-0 2B ①		X 0-0 4-3 ③			4 0 1 0 0 0 0		
Ferris Fain, L OBP: 0.361, SLG: 0.300 (1, 3) X	0-0 FC6-4 1B		X 0-0 F8 ①		0-3 K ②			X 0-0 F8 ①		4 0 1 0 0 1 0		
Minnie Minoso, R OBP: 0.429, SLG: 0.500 (1, 7) X	0-0 FC6-4 1B 1-2t		X 0-0 E 1B 1B		X 0-0 CS 1B			X 0-0 FC6-5 2B		4 2 3 0 0 0 1		
Sam Mele, R OBP: 0.313, SLG: 0.333 (1, 9) B B B	4-0 1B 1-2 E BB		S S 0-3 K ② 1-2		0-0 CS ③ X 1-2	0-0 5-3 ①		X 0-0 FC6-5 ② 2-3		3 1 0 0 1 1 2		
Jim Rivera, L OBP: 0.486, SLG: 0.360 (1, 8) X	0-0 E 1B 1-3 2-H		X 0-0 CS 1B 2-H		H 1-0 S HBP			S S 0-3 K ③		3 0 2 2 0 1 1		
Rocky Krsnich, R OBP: 0.167, SLG: 0.167 (1, 5) X	0-0 E1 1B 1-3 3-H		0-0 CS ③ X 1-2	0-0 F8 ①	X 0-0 F6 ② 1-2			X 0-0 F6 ①		4 0 1 1 0 0 1		
Chico Carrasquel, R OBP: 0.250, SLG: 0.281 (1, 6) S S S	0-3 K ③			X 0-0 2B	X 0-0 6-3 ③			X 0-0 1-3 ②		4 0 1 0 0 1 3		
Sherm Lollar, R OBP: 0.478, SLG: 0.471 (1, 2) X		X 0-0 6-3 ①		X 0-0 F4 ②			S S 0-3 K ①	X 0-0 F7 ③		4 0 0 0 0 1 1		
Lou Kretlow, R (1, 1) Gene Bearden, L (1, 1)		X 0-0 G3 ②		X 0-0 F8 ③			S S 0-3 K ②			0 0 0 0 0 0 0		
Inning Stats	R: 2 H: 3 E: 2 LOB: 2 K: 1 BB: 1 S: 8 P: 12	R: 0 H: 0 E: 0 LOB: 0 K: 0 BB: 0 S: 3 P: 3	R: 1 H: 2 E: 1 LOB: 0 K: 1 BB: 0 S: 6 P: 6	R: 0 H: 1 E: 0 LOB: 1 K: 0 BB: 0 S: 4 P: 4	R: 0 H: 2 E: 0 LOB: 0 K: 1 BB: 0 S: 5 P: 5	R: 0 H: 0 E: 0 LOB: 1 K: 0 BB: 0 S: 3 P: 4	R: 0 H: 0 E: 0 LOB: 0 K: 2 BB: 0 S: 7 P: 7	R: 0 H: 1 E: 0 LOB: 1 K: 1 BB: 0 S: 6 P: 6	R: 0 H: 0 E: 0 LOB: 0 K: 0 BB: 0 S: 3 P: 3	1B: 6 SF: 0 2B: 3 SAC: 0 3B: 0 DP: 0 HR: 0 HBP: 1	WP: 0 PA: 37 PB: 0 SB: 1 CS: 2	
PITCHER Virgil Trucks, R (1, 1) ERA: 1.66 Don Larsen, R (8, 1) ERA: 3.68	IP WLS BF H R ER SO BB IBB HBP BLK WP HR S P ERA WHIP	7.0 L 28 8 3 2 5 1 0 1 0 0 0 0 36 41 2.57 1.286	2.0 7 1 0 0 1 0 0 0 0 0 0 0 9 9 0.00 0.500									

Chicago White Sox @ St. Louis Browns
Sportsman's Park, St. Louis, MO
Fri Apr 24 1953, 4:33 AM EST
Att. 6,947 - Unknown

livebaseballscorecards.com

AB	33
R	3
H	9
RBI	3
BB	1
SO	6
LOB	10



Batter	1	2	3	4	5	6	7	8	9	AB	R	H	RBI	BB	SO	LOB
Johnny Groth, R OBP: 0.303, SLG: 0.333 (1, 8)	4-0 BB BB BB	0-0 F7				4-0 BB	0-0 1-3			2	0	0	0	2	0	2
Bobby Young, L OBP: 0.306, SLG: 0.314 (1, 4)	0-0 F8		0-0 6-3		0-0 F7			0-0 F4		4	0	0	0	0	0	2
Jim Dyck, R OBP: 0.313, SLG: 0.160 (1, 7)	4-0 BB BB 1-2 BB		0-0 F8		0-0 F8			0-0 F8		3	0	0	0	1	0	1
Vic Wertz, L OBP: 0.378, SLG: 0.500 (1, 9)	4-0 BB BB 1-2 2-3 BB G6-4-3		0-0 F8		0-0 F9			0-0 F6		3	0	0	0	1	0	0
Bob Elliott, R OBP: 0.313, SLG: 0.276 (1, 5)	0-0 G6-4-3 1-2f		0-0 6-3		4-0 BB FC6			0-0 F7		3	0	0	0	1	0	3
Clint Courtney, L OBP: 0.300, SLG: 0.300 (1, 2)		0-0 3-1		0-0 1B		0-0 FC6 1-2f		0-0 F9		4	0	1	0	0	0	1
Roy Sievers, R OBP: 0.306, SLG: 0.382 (1, 3)		4-0 BB BB 1B BB		0-3 K		0-0 FC5-4 1-2f		0-0 1B		3	0	1	0	1	1	2
Billy Hunter, R OBP: 0.321, SLG: 0.208 (1, 6)		0-0 BB BB 1-2 1B		0-0 5-3			0-0 4-3		0-0 F7	3	0	1	0	0	0	1
Les Moss, R OBP: 0.320, SLG: 0.375 (9, PH)										1	0	0	0	0	0	1
Virgil Trucks, R Don Larsen, R OBP: 0.667, SLG: 0.667 (7, PH) (8, 1)		0-0 P5			0-0 F9		0-0 5-3			2	0	0	0	0	0	2
										1	0	0	0	0	0	0

Inning Stats	R: 0	H: 0	E: 0	K: 0	S: 2	R: 0	H: 1	E: 0	K: 0	S: 4	R: 0	H: 0	E: 0	K: 0	S: 3	R: 0	H: 1	E: 0	K: 1	S: 6	R: 0	H: 0	E: 0	K: 0	S: 3	R: 0	H: 0	E: 0	K: 0	S: 3	R: 0	H: 0	E: 0	K: 0	S: 3	R: 0	H: 1	E: 0	K: 0	S: 4	
	LOB: 2	BB: 3	P: 14	LOB: 2	BB: 1	P: 8	LOB: 0	BB: 0	P: 3	LOB: 1	BB: 0	P: 6	LOB: 1	BB: 1	P: 7	LOB: 0	BB: 0	P: 3	LOB: 1	BB: 1	P: 7	LOB: 0	BB: 0	P: 3	LOB: 0	BB: 0	P: 3	LOB: 0	BB: 0	P: 3	LOB: 0	BB: 0	P: 3	LOB: 0	BB: 0	P: 4	LOB: 1	BB: 0	P: 4		
	1B: 3	2B: 0	3B: 0	HR: 0	SF: 0	SAC: 0	DP: 1	HBP: 0	WP: 0	HR: 0	S: 13	P: 42	ERA: 0.00	WHIP: 9.000	1B: 3	2B: 0	3B: 0	HR: 0	SF: 0	SAC: 0	DP: 1	HBP: 0	WP: 0	HR: 0	S: 30	P: 42	ERA: 0.00	WHIP: 0.692													


BOTTOM

Chicago White Sox @ St. Louis Browns
Sportsman's Park, St. Louis, MO

Fri Apr 24 1953, 4:33 AM EST
Att. 6,947 - Unknown

livebaseballscorecards.com

AB	29
R	0
H	3
RBI	0
BB	6
SO	1
LOB	15



WP: 0	PA: 35
PB: 0	
SB: 0	
CS: 0	

Batter	1	2	3	4	5	6	7	8	9	AB R H RBI BB SO LOB	TOP																									
Nellie Fox, L OBP: 0.357, SLG: 0.500 (1, 4) X	0-0 4-3 ①		X 0-0 F9 ① X	0-0 HR ②		X 0-0 6-3 ②		X 0-0 G3 ①	5 1 1 2 0 0 0																											
Ferris Fain, L OBP: 0.390, SLG: 0.371 (1, 3) X	0-0 2B		X 0-0 3B 1B	0-0 F7 ②		X 0-0 FC6-4 1B		X 0-0 F8 ②	5 1 3 0 0 0 0																											
Minnie Minoso, R OBP: 0.425, SLG: 0.529 (1, 7) B B B	4-0 BB		X 0-0 F8 3B ①-H	0-0 6-3 ③		X 0-0 FC6-4 1-2f		X 0-0 F8 ③	4 1 1 1 1 0 1																											
Tom Wright, L OBP: 0.600, SLG: 0.600 Sam Mele, R OBP: 0.303, SLG: 0.321 (1, 9) X (6, 9)	0-0 F3 ②		X 0-0 F8 ②		X 0-0 5-3 1B ①		X 0-0 F9 ①	3 1 1 1 0 0 2 1 0 0 0 0 0 0																												
Jim Rivera, L OBP: 0.462, SLG: 0.448 (1, 8) X	0-0 F8 ③		X 0-0 HR		X 0-3 K ①		X 0-0 F7 ②	4 1 1 1 0 1 3																												
Rocky Krsnich, R OBP: 0.200, SLG: 0.200 (1, 5)		X 0-0 F5 ① X	0-0 FC6-4 1B		X 0-0 5-3 1-2 ②		X 0-0 6-3 ③	4 0 1 0 0 0 1																												
Chico Carrasquel, R OBP: 0.278, SLG: 0.333 (1, 6)		X 0-0 2B	X 0-0 FC6-4 1-2f		X 0-0 2-H 1B ③		X 0-3 K ①	4 0 2 1 0 1 1																												
Red Wilson, R OBP: 0.250, SLG: 0.143 Bob Boyd, L (8, PH) Sherm Lollar, R OBP: 0.478, SLG: 0.471 (8, 2)		X 0-0 P3 ②		X 0-0 F2 ① X	0-0 F8 ③		X 0-0 4-3 ②	3 0 0 0 0 0 2 1 0 0 0 0 0 0 0 0 0 0 0 0 0																												
Tommy Byrne, L OBP: 0.200, SLG: 0.200 Harry Dorish, R (7, 1)		X 0-3 K ③		X 0-0 HR 1B		X 0-0 1-3 ①	X 0-0 6-3 ③	3 1 1 0 0 1 1 1 0 0 0 0 0 0																												
Inning Stats	R: 0 E: 0 K: 0 S: 4	H: 1 LOB: 2 BB: 1 P: 8	R: 0 E: 0 K: 1 S: 6	H: 1 LOB: 1 BB: 0 P: 6	R: 3 E: 0 K: 0 S: 7	H: 4 LOB: 1 BB: 0 P: 7	R: 2 E: 0 K: 0 S: 5	H: 2 LOB: 0 BB: 0 P: 5	R: 1 E: 0 K: 1 S: 7	H: 2 LOB: 1 BB: 0 P: 7	R: 0 E: 0 K: 0 S: 4	H: 1 LOB: 1 BB: 0 P: 4	R: 0 E: 0 K: 0 S: 3	H: 0 LOB: 0 BB: 0 P: 3	R: 0 E: 0 K: 0 S: 5	H: 0 LOB: 0 BB: 0 P: 5	R: 0 E: 0 K: 0 S: 3	H: 0 LOB: 0 BB: 0 P: 3	1B: 6 2B: 2 3B: 1 HR: 2	SF: 0 SAC: 0 DP: 0 HBP: 0	WP: 0 PB: 0 SB: 0 CS: 0	PA: 39														
PITCHER	IP	WLS	BF	H	R	ER	SO	BB	IBB	HBP	BLK	WP	HR	S	P	ERA	WHIP	PITCHER	IP	WLS	BF	H	R	ER	SO	BB	IBB	HBP	BLK	WP	HR	S	P	ERA	WHIP	
Duane Pilette, R ERA: 6.1 (1, 1)	3.1	L	19	8	5	5	1	1	0	0	0	0	2	20	24	13.50	2.700																			
Bobo Holloman, R ERA: 6.75 (4, 1)	1.2		7	2	1	1	1	0	0	0	0	0	0	9	9	5.40	1.200																			
Bob Cain, L ERA: 1.59 (6, 1)	2.0		7	1	0	0	0	0	0	0	0	0	0	7	7	0.00	0.500																			
Hal White, R ERA: (8, 1)	2.0		6	0	0	0	1	0	0	0	0	0	0	8	8	0.00	0.000																			

Chicago White Sox @ St. Louis Browns
 Sportsman's Park, St. Louis, MO
 Sat Apr 25 1953, 4:33 AM EST
 Att. 4,546 - Unknown

livebaseballscorecards.com

AB	38
R	6
H	11
RBI	6
BB	1
SO	3
LOB	11



Batter	1	2	3	4	5	6	7	8	9	AB	R	H	RBI	BB	SO	LOB
Billy Hunter, R OBP: 0.355, SLG: 0.269 Dick Kokos, L OBP: 0.467, SLG: 0.273 (1, 6) (7, PH) (8, 7)	0-0 FC6-5-4 2B	0-0 L6			4-0 BB		0-3 K		0-0 F8	2	0	1	0	1	0	2
Bob Elliott, R OBP: 0.286, SLG: 0.250 Hank Edwards, L OBP: 0.800, SLG: 1.000 Neil Berry, R Dixie Upright, L OBP: 0.333, SLG: 1.333 (1, 5) (7, PH) (8, 5) (9, PH)	0-0 FC6-5-4 BB 2-3		0-0 1-3		0-0 P3		4-0 HR BB		0-0 4-3	3	0	0	0	0	0	2
Jim Dyck, R OBP: 0.314, SLG: 0.148 Dick Kryhoski, L OBP: 0.667, SLG: 2.000 (1, 7) (7, PH) (8, 3)	0-0 F9		4-0 G5-4-3 BB			0-0 F4		0-0 HR		2	0	0	0	1	0	1
Les Moss, R OBP: 0.345, SLG: 0.370 (1, 2)	4-0 1-2 BB		0-0 G5-4-3 1-2f			0-0 F8		0-0 1B		3	0	1	0	1	0	1
Vic Wertz, L OBP: 0.366, SLG: 0.455 (1, 9)	0-0 L8			0-0 4-3		4-0 BB		0-0 6-3		3	0	0	0	1	0	2
Frank Kellert, R Willy Miranda, S (1, 3) (8, 6)		0-0 E5 2B		0-0 6-3		0-0 6-3		4-0 8-5 1B BB		3	0	0	0	0	0	1
Johnny Groth, R OBP: 0.324, SLG: 0.382 (1, 8)		0-0 FC1-5 1-H 2B		0-0 L4			0-0 F3		0-0 1B	4	0	2	0	0	0	0
Bobby Young, L OBP: 0.300, SLG: 0.289 (1, 4)		0-0 FC1-5 BB 2-3			0-0 F9		4-0 BB HR BB		0-0 8-5 2-3f	3	1	0	0	1	0	3
Duane Pillette, R Bobo Holloman, R Ed Mickelson, R Bob Cain, L Roy Sievers, R Hal White, R Clint Courtney, L (1, 1) (4, 1) (5, PH) (8, 1) (7, PH) (8, 1) (9, PH)		4-0 1-2 BB			0-3 K		4-0 HR BB		0-0 3-1	0	0	0	0	1	0	0

Inning Stats	R: 0	H: 1	E: 0	LOB: 2	K: 0	BB: 1	S: 4	P: 8	R: 0	H: 1	E: 1	LOB: 2	K: 0	BB: 1	S: 4	P: 8	R: 0	H: 0	E: 0	LOB: 0	K: 0	BB: 1	S: 2	P: 6	R: 0	H: 0	E: 0	LOB: 0	K: 0	BB: 0	S: 3	P: 3	R: 0	H: 0	E: 0	LOB: 1	K: 1	BB: 1	S: 5	P: 9	R: 0	H: 0	E: 0	LOB: 1	K: 0	BB: 1	S: 3	P: 7	R: 4	H: 2	E: 0	LOB: 1	K: 1	BB: 3	S: 6	P: 18	R: 0	H: 1	E: 0	LOB: 1	K: 0	BB: 1	S: 3	P: 7	R: 0	H: 0	E: 0	LOB: 0	K: 0	BB: 0	S: 3	P: 3	1B: 2	SF: 0	2B: 3	SAC: 0	3B: 0	DP: 2	HR: 1	HBP: 0
--------------	------	------	------	--------	------	-------	------	------	------	------	------	--------	------	-------	------	------	------	------	------	--------	------	-------	------	------	------	------	------	--------	------	-------	------	------	------	------	------	--------	------	-------	------	------	------	------	------	--------	------	-------	------	------	------	------	------	--------	------	-------	------	-------	------	------	------	--------	------	-------	------	------	------	------	------	--------	------	-------	------	------	-------	-------	-------	--------	-------	-------	-------	--------

PITCHER	IP	WLS	BF	H	R	ER	SO	BB	IBB	HBP	BLK	WP	HR	S	P	ERA	WHIP
Tommy Byrne, L ERA: 9.82 Harry Dorish, R ERA: 3.24	(1, 1) (7, 1)	6.1 S	27 11	2 3	2 2	2 2	1 1	7 2	0 0	0 0	0 0	0 0	0 1	22 11	50 19	2.84 6.75	1.421 1.875

BOTTOM

Chicago White Sox @ St. Louis Browns
Sportsman's Park, St. Louis, MO


Sat Apr 25 1953, 4:33 AM EST
Att. 4,546 - Unknown

AB	29
R	4
H	5
RBI	4
BB	9
SO	2
LOB	14



WP: 0	PA: 38
PB: 0	
SB: 0	
CS: 0	

livebaseballscorecards.com

Batter	1	2	3	4	5	6	7	8	9	AB R H RBI BB SO LOB	TOP												
Nellie Fox, L OBP: 0.340, SLG: 0.452 (1, 4) X	0-0 5-3 ①		0-0 F9 ②			0-0 F5 ①	4-0 FC5 BB 1-2 2-3 BB		0-3 K ①	4 0 0 0 1 1 1													
Ferris Fain, L OBP: 0.391, SLG: 0.342 (1, 3) X	0-0 F8 ②		0-0 F7 ③			0-0 L1-3 ②	4-0 1-2 2-3 3-H BB		4-0 G5-4-3 BB	3 0 0 1 2 0 1													
Minnie Minoso, R OBP: 0.400, SLG: 0.474 (1, 7) S S S	0-3 K ③			0-0 1-3 ①		4-0 2B BB	0-0 FC5 ③		0-0 G5-4-3 ② ③	4 1 0 0 1 1 4													
Sam Mele, R OBP: 0.324, SLG: 0.355 (1, 9)		0-0 F9 ①		4-0 FC4-6 BB		0-0 S 1-H 2B		0-0 L7 ①		3 0 1 1 1 0 0													
Jim Rivera, L OBP: 0.442, SLG: 0.406 (1, 8)		0-0 F5 ②		0-0 FC4-6 PO 1-2f		0-3 K ③		4-0 BB BB BB		3 0 0 0 1 1 2													
Rocky Krsnich, R OBP: 0.286, SLG: 0.308 (1, 5)		4-0 BB		0-0 PO 1-2	0-0 2B		0-0 F7 ①	0-0 F7 ②		3 0 1 0 1 0 1													
Chico Carrasquel, R OBP: 0.275, SLG: 0.308 (1, 6)		0-3 K ③			0-0 5-3 ①		0-0 4-3 ②	4-0 BB BB 1-2		3 0 0 0 1 1 2													
Red Wilson, R OBP: 0.364, SLG: 0.300 Tom Wright, L OBP: 0.667, SLG: 0.600 Bud Sheely, L (8, 2)			0-0 SH5-4 1B		0-3 K ②		0-0 PB BB BB 1B	4-0 1-2 2-3 BB		3 1 2 0 0 1 1 0 0 0 0 1 0 0 0 0 0 0 0 0 0	AB 28 R 2 H 4 RBI 2 BB 10 SO 5 LOB 16												
Billy Pierce, L Mike Fornieles, R Tommy Byrne, L Sam Dente, R Earl Harrist, R Bob Boyd, L Luis Aloma, R (1, 1) (5, 1) (7, PH) (7, PR) (7, 1) (8, PH) (8, 1)			0-0 SH5-4 1-2		0-0 L6 ③		4-0 BB BB BB 1-2 BB	0-0 F8 ③		1 0 0 0 0 0 0 1 0 0 0 0 0 0 0 0 0 0 0 0 0 1 0 0 0 0 0 0 0 0 0 0 0 0 0 0 0 0 0 0 1 0 0 0 0 0 0 3 0 0 0 0 0 0 0 0													
Inning Stats	R: 0 E: 0 K: 1 S: 5	H: 0 LOB: 0 BB: 0 P: 5	R: 0 E: 0 K: 1 S: 5	H: 0 LOB: 1 BB: 1 P: 9	R: 0 E: 0 K: 0 S: 4	H: 1 LOB: 1 BB: 0 P: 4	R: 0 E: 0 K: 0 S: 2	H: 0 LOB: 0 BB: 1 P: 6	R: 0 E: 0 K: 1 S: 6	H: 1 LOB: 1 BB: 0 P: 6	R: 1 E: 0 K: 1 S: 6	H: 1 LOB: 1 BB: 1 P: 10	R: 1 E: 0 K: 0 S: 4	H: 1 LOB: 3 BB: 3 P: 16	R: 0 E: 0 K: 0 S: 3	H: 0 LOB: 3 BB: 3 P: 15	R: 0 E: 0 K: 1 S: 4	H: 0 LOB: 0 BB: 1 P: 8	1B: 2 2B: 2 3B: 0 HR: 0	SF: 0 SAC: 1 DP: 1 HBP: 0	WP: 0 PB: 1 SB: 1 CS: 0	PA: 40	
PITCHER	IP WLS BF H R ER SO BB IBB HBP BLK WP HR S P ERA WHIP																					PITCHER	IP WLS BF H R ER SO BB IBB HBP BLK WP HR S P ERA WHIP
Dick Littlefield, L ERA: 1.38 (1, 1)	5.2 W 20 2 0 0 3 2 0 0 0 0 0 0 24 32 0.00 0.706																						
Satchel Paige, R ERA: 6.75 (6, 1)	1.0 7 2 2 2 1 2 0 0 0 0 0 0 7 15 18.00 4.000																						
Marlin Stuart, R ERA: 1.69 (7, 1)	2.1 S 12 0 0 0 1 6 0 0 0 0 0 0 8 32 0.00 2.571																						

Chicago White Sox @ St. Louis Browns
Sportsman's Park, St. Louis, MO
Sun Apr 26 1953, 4:33 AM EDT
Unknown

livebaseballscorecards.com

Batter	1	2	3	4	5	6	7	8	9	AB	R	H	RBI	BB	SO	LOB	BOTTOM
Johnny Groth, R OBP: 0.310, SLG: 0.342 (1, 8) X	0-0 F7 ①		0-0 F8 ②	4-0 FC5-4 IBB		0-3 K ①		0-0 F6 ②		4	0	0	0	1	1	0	Chicago White Sox @ St. Louis Browns Sportsman's Park, St. Louis, MO Sun Apr 26 1953, 4:33 AM EDT Unknown
Dick Kokos, L OBP: 0.450, SLG: 0.267 (1, 7) X	0-0 1-3 ②		4-0 WP BB	0-0 F8 ②		0-3 K ②		0-0 1B ③		4	0	1	1	1	1	2	
Roy Sievers, R OBP: 0.325, SLG: 0.361 (1, 3) B Dick Kryhoski, L OBP: 0.500, SLG: 1.333 (6, PH) B (7, 3)	4-0 BB		0-3 K ③	0-0 FC5-4 1-2		0-0 1-3 ③				2	0	0	0	1	1	3	
Vic Wertz, L OBP: 0.400, SLG: 0.528 (1, 9) X	0-0 F2 ③			4-0 BB 3B		0-0 1B 3B		0-0 FC1-4 1B		3	2	2	0	1	0	1	
Les Moss, R OBP: 0.364, SLG: 0.400 (1, 2) X		0-0 2B		4-0 BB 3B		0-0 1-3 ①		0-0 FC1-4 HR		3	2	1	0	1	0	2	
Bob Elliott, R OBP: 0.333, SLG: 0.429 (1, 5) S		0-3 K ①		0-0 BB 2B 3B		4-0 1B BB		0-0 HR		3	2	2	4	1	1	1	
Billy Hunter, R OBP: 0.400, SLG: 0.310 (1, 6) S		0-3 K ②		4-0 BB 2B F8 3B		0-0 1B BB		0-0 HR		3	1	2	1	1	1	1	
Bobby Young, L OBP: 0.295, SLG: 0.310 (1, 4) X	0-0 F7 ③			0-0 BB 2B		0-3 K ②		0-0 G3-6-3 1B		4	0	1	1	0	1	4	
Dick Littlefield, L Satchel Paige, R Marlin Stuart, L OBP: 0.667, SLG: 1.000 (1, 1) S (6, 1) (7, 1)			0-3 K ①	0-3 K ①		0-0 1-3 ③		0-3 K ①		3	0	0	0	0	2	4	
Inning Stats	R: 0 H: 0 E: 0 LOB: 1 K: 0 BB: 1 S: 3 P: 7	R: 0 H: 1 E: 0 LOB: 1 K: 2 BB: 0 S: 8 P: 8	R: 0 H: 0 E: 0 LOB: 1 K: 2 BB: 1 S: 7 P: 11	R: 4 H: 2 E: 0 LOB: 2 K: 1 BB: 4 S: 7 P: 23	R: 1 H: 2 E: 0 LOB: 2 K: 1 BB: 1 S: 7 P: 11	R: 0 H: 0 E: 0 LOB: 0 K: 2 BB: 0 S: 7 P: 7	R: 2 H: 3 E: 0 LOB: 0 K: 0 BB: 0 S: 5 P: 5	R: 0 H: 1 E: 0 LOB: 1 K: 1 BB: 0 S: 5 P: 5		1B: 4 SF: 0 2B: 2 SAC: 0 3B: 2 DP: 1 HR: 1 HBP: 0	WP: 1 PA: 38 PB: 0 SB: 0 CS: 0						
PITCHER	IP WLS BF H R ER SO BB IBB HBP BLK WP HR S P ERA WHIP																
Billy Pierce, L ERA: 3.66 (1, 1)	4.0 L 22 4 5 5 5 5 1 0 0 0 1 0 26 50 11.25 2.250																
Mike Fornieles, R ERA: 7.36 (5, 1)	2.0 8 1 0 0 3 1 0 0 0 0 0 0 13 17 0.00 1.000																
Earl Harrist, R ERA: 9.0 (7, 1)	1.0 5 3 2 2 0 0 0 0 0 0 0 1 5 5 18.00 3.000																
Luis Aloma, R ERA: 9.0 (8, 1)	1.0 3 1 0 0 1 0 0 0 0 0 0 0 5 5 0.00 1.000																

livebaseballscorecards.com

AB 31
R 7
H 9
RBI 7
BB 7
SO 9
LOB 18



Batter	1	2	3	4	5	6	7	8	9	AB R H RBI BB SO LOB	TOP									
Nellie Fox, L OBP: 0.353, SLG: 0.432 (1, 4) X	0-0 F9 ①		4-0 BB			4-0 FC4-6 BB		0-0 4-3 ③		2 0 0 0 2 0 0										
Ferris Fain, L OBP: 0.380, SLG: 0.333 (1, 3) X	0-0 4-3 ②		0-0 L3 ③			0-0 F7 ①			0-0 WP 1B	4 1 1 0 0 0 2										
Minnie Minoso, R OBP: 0.388, SLG: 0.452 (1, 7) X	0-0 L9 ③					0-0 FC4-6 ②			0-0 WP 1B	4 1 1 0 0 0 1										
Tom Wright, L OBP: 0.500, SLG: 0.444 (1, 9)		0-0 G3 ①				0-0 4-3 ②			0-0 WP 1B	4 0 1 1 0 0 1										
Sam Mele, R OBP: 0.324, SLG: 0.355 (9, 9)						0-0 L7 ③			0-0 FC3-6 1B	0 0 0 0 0 0 0										
Jim Rivera, L OBP: 0.426, SLG: 0.389 (1, 8) X		0-0 1B				0-0 6-3 ③			0-0 FC3-6 F9 1B	4 1 1 0 0 0 1										
Rocky Krsnich, R OBP: 0.235, SLG: 0.250 (1, 5)		0-0 F8 ②				0-3 K ①			0-0 F9 ②	3 0 0 0 0 1 1										
Tommy Byrne, L OBP: 0.266, SLG: 0.167 (9, PH)									0-0 F9 ②	1 0 0 0 0 0 1										
Vern Stephens, R OBP: 0.222, SLG: 0.250 (9, 5)									0-0 F9 ②	0 0 0 0 0 0 0										
Chico Carrasquel, R OBP: 0.273, SLG: 0.302 (1, 6) X		0-0 L9 ③				0-0 1-3 ②			0-0 1B	4 0 1 1 0 0 1										
Sherm Lollar, R OBP: 0.444, SLG: 0.429 (1, 2) X			0-0 5-3 ①			0-0 1B			0-0 L7 ③	4 0 1 0 0 0 1										
Joe Dobson, R (1, 1) X			0-3 K ②			0-0 6-3 ③			0-0 6-3 ②	3 0 0 0 0 1 1										
Inning Stats	R: 0 E: 0 K: 0 S: 3	H: 0 LOB: 0 BB: 0 P: 3	R: 0 E: 0 K: 0 S: 4	H: 1 LOB: 1 BB: 0 P: 4	R: 0 E: 0 K: 1 S: 5	H: 0 LOB: 1 BB: 1 P: 9	R: 0 E: 0 K: 1 S: 6	H: 1 LOB: 1 BB: 0 P: 6	R: 0 E: 0 K: 0 S: 3	H: 0 LOB: 1 BB: 1 P: 7	R: 0 E: 0 K: 0 S: 3	H: 0 LOB: 0 BB: 0 P: 3	R: 0 E: 0 K: 0 S: 3	H: 0 LOB: 0 BB: 0 P: 3	R: 3 E: 0 K: 0 S: 7	H: 4 LOB: 1 BB: 0 P: 7	1B: 6 2B: 0 3B: 0 HR: 0	SF: 0 SAC: 0 DP: 0 HBP: 0	WP: 1 PB: 0 SB: 0 CS: 0	PA: 35
PITCHER Mike Blyzka, R ERA: 2.25 (1, 1)	IP 9.0 WLS L BF 35 H 6 R 3 ER 3 SO 2 BB 2 IBB 0 HBP 0 BLK 0 WP 1 HR 0 S 37 P 45 ERA 3.00 WHIP 0.889																			PITCHER IP WLS BF H R ER SO BB IBB HBP BLK WP HR S P ERA WHIP

Chicago White Sox @ St. Louis Browns
 Sportsman's Park, St. Louis, MO
 Sun Apr 26 1953, 4:38 AM EDT
 Att. 5,122 - Unknown

livebaseballscorecards.com

AB	33
R	3
H	6
RBI	2
BB	2
SO	2
LOB	10



Batter	1	2	3	4	5	6	7	8	9	AB R H RBI BB SO LOB
Bobby Young, L (1, 4) OBP: 0.271, SLG: 0.283	0-0 4-3		0-0 FC1-5		0-0 4-3			0-3 K		4 0 0 0 0 1 1
Dick Kokos, L (1, 7) OBP: 0.417, SLG: 0.316	0-3 K		0-0 G3			0-0 E3		0-0 2B		4 0 1 0 0 1 1
Clint Courtney, L (1, 2) OBP: 0.267, SLG: 0.267	0-0 1B			0-3 K		0-3 K		0-3 K		4 0 1 0 0 3 2
Vic Wertz, L (1, 9) OBP: 0.367, SLG: 0.475	0-0 FC6			0-0 E3		0-0 FC4-6		0-3 K		4 0 0 0 0 1 2
Dick Kryhoski, L (1, 3) OBP: 0.500, SLG: 1.000		0-3 K2-3		4-0 BB		0-0 F2		0-0 2B		3 0 1 0 1 1 1
Bob Elliott, R (1, 5) OBP: 0.302, SLG: 0.385		0-0 6-3		0-3 K		0-0 F5		0-0 6-3		4 0 0 0 0 1 3
Johnny Groth, R (1, 8) OBP: 0.304, SLG: 0.317		0-0 F7		0-0 L8		0-0 L7		4-0 BB		3 0 0 0 1 0 2
Billy Hunter, R (1, 6) OBP: 0.395, SLG: 0.313			0-0 FC1-5		0-0 F1		0-0 4-3		0-0 3-1	3 0 1 0 0 0 0
Hank Edwards, L (9, PH) OBP: 0.667, SLG: 0.800			SH3-4							1 0 0 0 0 0 2
Mike Blyzka, R (1, 1)			SH3-4		0-3 K			0-0 P3		2 0 0 0 0 1 0

Inning Stats	R: 0	H: 1	E: 0	LOB: 1	K: 1	BB: 0	S: 6	P: 6	R: 0	H: 0	E: 0	LOB: 0	K: 1	BB: 0	S: 5	P: 5	R: 0	H: 1	E: 0	LOB: 1	K: 0	BB: 0	S: 4	P: 4	R: 0	H: 0	E: 1	LOB: 2	K: 2	BB: 1	S: 8	P: 12	R: 0	H: 0	E: 0	LOB: 0	K: 1	BB: 0	S: 5	P: 5	R: 0	H: 0	E: 1	LOB: 1	K: 1	BB: 0	S: 6	P: 6	R: 0	H: 0	E: 0	LOB: 0	K: 0	BB: 0	S: 3	P: 3	R: 0	H: 1	E: 0	LOB: 1	K: 2	BB: 0	S: 8	P: 8	R: 0	H: 1	E: 0	LOB: 2	K: 1	BB: 1	S: 6	P: 10	1B: 2	SF: 0	2B: 2	SAC: 1	3B: 0	DP: 0	HR: 0	HBP: 0
PITCHER Joe Dobson, R (1, 1) ERA: 2.21	IP	WLS	BF	H	R	ER	SO	BB	IBB	HBP	BLK	WP	HR	S	P	ERA	WHIP	IP	WLS	BF	H	R	ER	SO	BB	IBB	HBP	BLK	WP	HR	S	P	ERA	WHIP	IP	WLS	BF	H	R	ER	SO	BB	IBB	HBP	BLK	WP	HR	S	P	ERA	WHIP																													

BOTTOM


Chicago White Sox @ St. Louis Browns
Sportsman's Park, St. Louis, MO

Sun Apr 26 1953, 4:38 AM EDT
Att. 5,122 - Unknown

AB	32
R	0
H	4
RBI	0
BB	2
SO	9
LOB	14

WP: 1 PA: 35
PB: 0
SB: 0
CS: 0



Batter	1	2	3	4	5	6	7	8	9	AB R H RBI BB SO LOB	TOP															
Phil Rizzuto, R (1, 6) OBP: 0.306, SLG: 0.267											0 0 0 0 0 0 0 0	<p style="text-align: center;">New York Yankees @ St. Louis Browns Sportsman's Park, St. Louis, MO Tue Apr 28 1953, 4:33 AM EDT Att. 13,463 - Unknown</p> <p style="text-align: right;">livebaseballscorecards.com</p> <table border="0"> <tr><td>AB</td><td>0</td></tr> <tr><td>R</td><td>0</td></tr> <tr><td>H</td><td>0</td></tr> <tr><td>RBI</td><td>0</td></tr> <tr><td>BB</td><td>0</td></tr> <tr><td>SO</td><td>0</td></tr> <tr><td>LOB</td><td>0</td></tr> </table> 	AB	0	R	0	H	0	RBI	0	BB	0	SO	0	LOB	0
AB											0															
R											0															
H											0															
RBI											0															
BB											0															
SO											0															
LOB											0															
Billy Martin, R (1, 4) OBP: 0.275, SLG: 0.261	0 0 0 0 0 0 0 0																									
Hank Bauer, R (1, 9) OBP: 0.354, SLG: 0.364	0 0 0 0 0 0 0 0																									
Mickey Mantle, S (1, 8) OBP: 0.408, SLG: 0.450	0 0 0 0 0 0 0 0																									
Gene Woodling, L (1, 7) OBP: 0.558, SLG: 0.806	0 0 0 0 0 0 0 0																									
Yogi Berra, L (1, 2) OBP: 0.250, SLG: 0.370	0 0 0 0 0 0 0 0																									
Gil McDougald, R (1, 5) OBP: 0.300, SLG: 0.222	0 0 0 0 0 0 0 0																									
Joe Collins, L (1, 3) OBP: 0.292, SLG: 0.333	0 0 0 0 0 0 0 0																									
Vic Raschi, R (1, 1)	0 0 0 0 0 0 0 0																									
Inning Stats											1B: 0 SF: 0 2B: 0 SAC: 0 3B: 0 DP: 0 HR: 0 HBP: 0 WP: 0 PA: 0 PB: 0 SB: 0 CS: 0															
PITCHER Bob Cain, L (1, 1) ERA: 1.59	IP	WLS	BF	H	R	ER	SO	BB	IBB	HBP	BLK	WP	HR	S	P	ERA	WHIP	PITCHER IP WLS BF H R ER SO BB IBB HBP BLK WP HR S P ERA WHIP								

Batter	1	2	3	4	5	6	7	8	9	AB R H RBI BB SO LOB	TOP	
Eddie Yost, R OBP: 0.394, SLG: 0.250 (1, 5) X	0-0 6-3		0-0 F7		0-0 F6			4-0 BB		3 0 0 0 1 0 0		
Jim Busby, R OBP: 0.381, SLG: 0.500 (1, 8) H	1-0 BB 1B HBP		0-0 L4-3 1B			0-3 K		0-0 F6		3 1 1 0 0 1 1		
Mickey Vernon, L OBP: 0.377, SLG: 0.333 (1, 3) B B B	4-0 1B 1-2 BB		0-0 L4-3 1-2			0-3 K		0-0 F9		3 0 0 0 1 1 2		
Jackie Jensen, R OBP: 0.387, SLG: 0.481 (1, 9) S S S	0-3 K			4-0 BB		0-0 1-3		0-0	0-0 1B	3 0 1 0 1 1 2		
Clyde Vollmer, R OBP: 0.367, SLG: 0.357 (1, 7) X	0-0 1-2 2-H 1B			0-3 K			0-0 E7		0-3 K	4 0 1 1 0 2 2		
Pete Runnels, L OBP: 0.328, SLG: 0.178 (1, 6) X	0-0 L7			0-0 F8			0-0 F7		0-0 F6	4 0 0 0 0 0 5		
Wayne Terwilliger, R OBP: 0.345, SLG: 0.429 (1, 4) X		0-0 F6		0-0 5-3			0-0 F8		0-0 F8	4 0 0 0 0 0 3		
Les Peden, R OBP: 0.300, SLG: 0.600 (1, 2) X		0-0 L6			0-0 F8		0-0 F7			3 0 0 0 0 0 1		
Chuck Stobbs, L OBP: 0.143, SLG: 0.143 Floyd Baker, L (8, PH) Sonny Dixon, S (8, 1)		0-3 K			0-3 K			0-0 F5		2 0 0 0 0 2 0 1 0 0 0 0 0 0 0 0 0 0 0 0 0		
Inning Stats	R: 1 H: 1 E: 0 LOB: 2 K: 1 BB: 1 S: 6 P: 11	R: 0 H: 0 E: 0 LOB: 0 K: 1 BB: 0 S: 5 P: 5	R: 0 H: 1 E: 0 LOB: 0 K: 0 BB: 0 S: 3 P: 3	R: 0 H: 0 E: 0 LOB: 1 K: 1 BB: 1 S: 5 P: 9	R: 0 H: 0 E: 0 LOB: 0 K: 1 BB: 0 S: 5 P: 5	R: 0 H: 0 E: 0 LOB: 0 K: 2 BB: 0 S: 7 P: 7	R: 0 H: 0 E: 1 LOB: 1 K: 0 BB: 0 S: 4 P: 4	R: 0 H: 0 E: 0 LOB: 1 K: 0 BB: 1 S: 3 P: 7	R: 0 H: 1 E: 0 LOB: 1 K: 1 BB: 0 S: 6 P: 6	1B: 3 SF: 0 2B: 1 SAC: 0 3B: 0 DP: 1 HR: 0 HBP: 1	WP: 0 PA: 34 PB: 0 SB: 0 CS: 0	
PITCHER Virgil Trucks, R ERA: 1.47 (1, 1)	IP WLS BF H R ER SO BB IBB HBP BLK WP HR S P ERA WHIP	9.0 W 34 3 1 1 7 3 0 1 0 0 0 0 44 57 1.00 0.667										

Washington Senators @ St. Louis Browns
 Sportsman's Park, St. Louis, MO
 Thu Apr 30 1953, 4:33 AM EDT
 Att. 2,888 - Unknown

AB	30
R	1
H	3
RBI	1
BB	3
SO	7
LOB	16



Batter	1	2	3	4	5	6	7	8	9	AB	R	H	RBI	BB	SO	LOB
Johnny Groth, R OBP: 0.288, SLG: 0.298 (1, 8) x	0-0 5-3 ①			x 0-0 F4 ①			x 0-0 1B E HR 1B			3	1	1	0	0	0	0
Billy Hunter, R OBP: 0.348, SLG: 0.256 (1, 6) x	0-0 L9 ②			x 0-0 F8 ②			x 0-0 E6 1B 1-2 HR			3	1	0	0	0	0	1
Jim Dyck, R OBP: 0.325, SLG: 0.161 (1, 7) x	0-0 5-3 ③			x 0-0 F8 ③			x 0-0 1-2 2-3 L5-3 1B			3	0	1	0	0	0	0
Vic Wertz, L OBP: 0.351, SLG: 0.447 (1, 9) x		x 0-0 3-1 ①		x 0-0 F9 ①			x 0-0 L5-3 ① ② 1-2			3	0	0	0	0	0	3
Bob Elliott, R OBP: 0.353, SLG: 0.489 (1, 5) x		x 0-0 F7 ②		x 0-0 CS 1B			x 0-0 2-H 3-H HR			3	1	2	3	0	0	0
Les Moss, R OBP: 0.324, SLG: 0.353 (1, 2) x		x 0-0 F7 ③		0-0 ② ③ K 1-2			x 0-0 F5 ③			3	0	0	0	0	1	1
Roy Sievers, R OBP: 0.295, SLG: 0.325 (1, 3) x			x 0-0 F4 ①			x 0-0 6-3 ①		x 0-0 F9 ①		3	0	0	0	0	0	0
Bobby Young, L OBP: 0.321, SLG: 0.346 (1, 4) S.S.			0-3 ② K2-3			0-3 ② K		0-3 ② K		3	0	0	0	0	3	0
Virgil Trucks, R (1, 1) S.S.			0-3 ③ K			0-3 ③ K		x 0-0 ③ 4-3		3	0	0	0	0	2	0

Inning Stats	R: 0	H: 0	E: 0	LOB: 0	K: 0	BB: 0	S: 3	P: 3	R: 0	H: 0	E: 0	LOB: 0	K: 0	BB: 0	S: 3	P: 3	R: 0	H: 0	E: 0	LOB: 0	K: 2	BB: 0	S: 7	P: 7	R: 0	H: 0	E: 0	LOB: 0	K: 2	BB: 0	S: 7	P: 7	R: 3	H: 3	E: 1	LOB: 0	K: 0	BB: 0	S: 6	P: 6	R: 0	H: 0	E: 0	LOB: 0	K: 1	BB: 0	S: 5	P: 5	1B: 3	SF: 0	2B: 2	SAC: 0	3B: 0	DP: 2	HR: 1	HBP: 0
--------------	------	------	------	--------	------	-------	------	------	------	------	------	--------	------	-------	------	------	------	------	------	--------	------	-------	------	------	------	------	------	--------	------	-------	------	------	------	------	------	--------	------	-------	------	------	------	------	------	--------	------	-------	------	------	-------	-------	-------	--------	-------	-------	-------	--------

PITCHER	IP	WLS	BF	H	R	ER	SO	BB	IBB	HBP	BLK	WP	HR	S	P	ERA	WHIP
Chuck Stobbs, L (1, 1) ERA: 1.96	7.0	L	24	4	3	0	5	0	0	0	0	0	1	34	34	0.00	0.571
Sonny Dixon, R (8, 1) ERA: 3.65	1.0		3	0	0	0	1	0	0	0	0	0	0	5	5	0.00	0.000

BOTTOM

Washington Senators @ St. Louis Browns
Sportsman's Park, St. Louis, MO
 Thu Apr 30 1953, 4:33 AM EDT
 Att. 2,888 - Unknown

AB	27
R	3
H	4
RBI	3
BB	0
SO	6
LOB	5



WP	PA	ERA	WHIP
0	27		
0			
0			
1			

livebaseballscorecards.com

Batter	1	2	3	4	5	6	7	8	9	AB R H RBI BB SO LOB	TOP														
Eddie Yost, R (1, 5) OBP: 0.403, SLG: 0.298	4-0 G3-6-3 BB BB		0-0 3B 2B	0-0 1B 2B	0-0 5-3			0-0 2-3	0-0 F6	5 2 2 0 1 0 4															
Jim Busby, R (1, 8) OBP: 0.382, SLG: 0.532	4-0 G3-6-3 BB 1-2 BB		0-0 F7	0-3 K			0-0 5-3	0-0 HR		4 1 1 1 1 1 2															
Mickey Vernon, L (1, 3) OBP: 0.364, SLG: 0.357	0-0 G3-6-3 1-2f 2-3		0-0 3B 3B	0-0 F8			0-0 F5	0-0 F4		5 1 1 1 0 0 3															
Jackie Jensen, R (1, 9) OBP: 0.388, SLG: 0.509	0-0 5-3		0-0 1B 3B	0-0 1B 1B			0-0 6-3	0-0 F2		5 1 2 2 0 0 1															
Clyde Vollmer, R (1, 7) OBP: 0.371, SLG: 0.344		0-3 K2-3	4-0 1B F8 BB	0-0 1-3 1B			0-0 L7	0-0 F3		4 1 1 0 1 1 0															
Pete Runnels, L (1, 6) OBP: 0.365, SLG: 0.208		4-0 BB BB	0-0 F8 1B	0-3 K			0-0 FC6-4 1B	4-0 BB SH BB		3 0 2 1 2 1 2															
Wayne Terwilliger, R (1, 4) OBP: 0.356, SLG: 0.423		4-0 FC4-6 BB	0-0 F8 1-2 3-H		0-0 L7		0-0 FC6-4 1B	0-0 SH BB		3 0 1 1 1 0 1															
Les Peden, R (1, 2) OBP: 0.333, SLG: 0.500		0-0 F8	0-0 IBB		0-0 FC6-4 1B		0-0 FC3-6 1B	0-3 K		4 0 1 0 1 1 6															
Al Sima, R (1, 1) OBP: 0.250, SLG: 0.250		0-0 FC4-6			0-0 FC3-6		0-0 4-3	4-0 BB		0 0 0 0 0 0 0															
Frank Campos, L (2, PH) OBP: 0.200, SLG: 0.200										1 0 0 0 0 0 2															
Julio Moreno, R (2, 1)										3 0 0 0 1 0 5															
Sonny Dixon, S (9, 1)										0 0 0 0 0 0 0															
Inning Stats	R: 0 E: 0 K: 0 S: 2	H: 0 LOB: 1 BB: 2 P: 10	R: 0 E: 0 K: 1 S: 5	H: 0 LOB: 2 BB: 2 P: 13	R: 4 E: 0 K: 0 S: 7	H: 4 LOB: 2 BB: 2 P: 15	R: 1 E: 0 K: 2 S: 10	H: 3 LOB: 2 BB: 0 P: 10	R: 0 E: 0 K: 0 S: 4	H: 1 LOB: 1 BB: 0 P: 4	R: 0 E: 0 K: 0 S: 3	H: 0 LOB: 0 BB: 0 P: 3	R: 0 E: 0 K: 0 S: 5	H: 2 LOB: 2 BB: 0 P: 5	R: 1 E: 0 K: 0 S: 4	H: 1 LOB: 0 BB: 0 P: 4	R: 0 E: 1 K: 1 S: 6	H: 0 LOB: 3 BB: 2 P: 14	1B: 6 2B: 2 3B: 2 HR: 1	SF: 0 SAC: 1 DP: 1 HBP: 0	WP: 0 PB: 0 SB: 0 CS: 0	PA: 46			
PITCHER	IP	WLS	BF	H	R	ER	SO	BB	IBB	HBP	BLK	WP	HR	S	P	ERA	WHIP								
Mike Blyzka, R (1, 1) ERA: 3.77	2.1		13	3	3	3	1	4	0	0	0	0	0	11	27	11.57	3.000								
Bobo Holloman, R (3, 1) ERA: 8.44	1.1	L	10	4	2	2	1	1	1	0	0	0	0	10	18	13.50	3.750								
Satchel Paige, R (4, 1) ERA: 4.22	5.1		23	4	1	1	2	2	0	0	0	0	1	25	33	1.69	1.125								

Washington Senators @ St. Louis Browns
 Sportsman's Park, St. Louis, MO
 Fri May 01 1953, 4:33 AM EDT
 Att. 5,365 - Unknown

AB	37
R	6
H	11
RBI	6
BB	8
SO	4
LOB	26



Batter	1	2	3	4	5	6	7	8	9	AB R H RBI BB SO LOB
Johnny Groth, R (1, 8) OBP: 0.321, SLG: 0.306 Dixie Upright, L (9, PH) OBP: 0.400, SLG: 1.000	4-0 1B S E BB	4-0 BB 1B BB		x 0-0 1B			x 0-0 F4 ①		0-3 K ①	2 1 1 0 2 0 0 1 0 0 0 0 1 2
Billy Hunter, R (1, 6) OBP: 0.360, SLG: 0.279 Dick Kokos, L (9, PH) OBP: 0.393, SLG: 0.273	0-0 1-3 HR 1B	0-0 1-2 BB 1B		x 0-0 5-3 ③			x 0-0 F2 ②		0-3 K ②	4 1 2 0 0 0 1 1 0 0 0 0 1 2
Bob Elliott, R (1, 5) OBP: 0.375, SLG: 0.468	0-0 1-2 E6 HR 3-H	4-0 1-2 2-3 BB				4-0 BB G4-6-3	x 0-0 F7 ③		4-0 1-2 BB	2 1 0 1 3 0 1
Vic Wertz, L (1, 9) OBP: 0.339, SLG: 0.481	0-0 1-H 2-H HR	0-0 4-3 ③				0-0 G4-6-3 ① ② 1-2f	x 0-0 L9 ①		0-3 K ③	5 1 1 3 0 1 7
Jim Dyck, R (1, 7) OBP: 0.318, SLG: 0.171	0-0 1B 1B		x 0-0 5-3 ①			0-0 L5 ③		x 0-0 F3 ②		4 0 1 0 0 0 0
Clint Courtney, L (1, 2) OBP: 0.250, SLG: 0.250	0-0 1-3 CS 1B		x 0-0 L7 ②				x 0-0 3-1 ①		x 0-0 F8 ③	4 0 1 0 0 0 0
Roy Sievers, R (1, 3) OBP: 0.289, SLG: 0.317 Dick Kryhoski, L (3, PH) OBP: 0.400, SLG: 0.846 (4, 3)	0-3 1-2 K		x 0-0 4-3 ③				x 0-0 1B		x 0-0 HR	1 0 0 0 0 1 1 3 1 2 1 0 0 0
Bobby Young, L (1, 4) OBP: 0.317, SLG: 0.339		x 0-0 P3 ①		x 0-0 4-3 ①			x 0-0 F7 ②		x 0-0 1B 1B	4 0 1 0 0 0 1
Mike Blyzka, R (1, 1) Bobo Holloman, R (3, 1) Satchel Paige, R (4, 1) Hank Edwards, L (9, PH) OBP: 0.667, SLG: 0.750 Neil Berry, R (9, PR)		0-3 K ②		0-3 K ②			0-3 K ③		x 0-0 BB 1B	1 0 0 0 0 1 0 0 0 0 0 0 0 0 2 0 0 0 0 2 1 1 0 1 0 0 0 0 0 0 0 0 0 0 0

Inning Stats	R: 4 E: 1 K: 1 S: 8	H: 4 LOB: 0 BB: 1 P: 12	R: 0 E: 0 K: 1 S: 6	H: 1 LOB: 3 BB: 2 P: 14	R: 0 E: 0 K: 0 S: 3	H: 0 LOB: 0 BB: 0 P: 3	R: 0 E: 0 K: 1 S: 6	H: 1 LOB: 1 BB: 0 P: 6	R: 0 E: 0 K: 0 S: 2	H: 0 LOB: 0 BB: 1 P: 6	R: 0 E: 0 K: 1 S: 6	H: 1 LOB: 1 BB: 0 P: 6	R: 0 E: 0 K: 0 S: 3	H: 0 LOB: 0 BB: 0 P: 3	R: 0 E: 0 K: 0 S: 3	H: 0 LOB: 0 BB: 0 P: 3	R: 1 E: 0 K: 3 S: 12	H: 3 LOB: 3 BB: 1 P: 16	1B: 8 2B: 0 3B: 0 HR: 2	SF: 0 SAC: 0 DP: 1 HBP: 0
--------------	------------------------------	----------------------------------	------------------------------	----------------------------------	------------------------------	---------------------------------	------------------------------	---------------------------------	------------------------------	---------------------------------	------------------------------	---------------------------------	------------------------------	---------------------------------	------------------------------	---------------------------------	-------------------------------	----------------------------------	----------------------------------	------------------------------------

PITCHER	IP	WLS	BF	H	R	ER	SO	BB	IBB	HBP	BLK	WP	HR	S	P	ERA	WHIP
Al Sima, L (1, 1) ERA: 5.91	1.0		7	4	4	3	1	1	0	0	0	0	1	8	12	27.00	5.000
Julio Moreno, R (2, 1) ERA: 3.27	7.0	W	29	6	1	1	3	3	0	0	0	0	1	32	44	1.29	1.286
Sonny Dixon, R (9, 1) ERA: 3.38	1.0	S	4	0	0	0	3	1	0	0	0	0	0	9	13	0.00	1.000

BOTTOM

Washington Senators @ St. Louis Browns
 Sportsman's Park, St. Louis, MO
 Fri May 01 1953, 4:33 AM EDT
 Att. 5,365 - Unknown

AB	35
R	5
H	10
RBI	5
BB	5
SO	7
LOB	16



WP: 0	PA: 40
PB: 0	
SB: 1	
CS: 1	

Batter	1	2	3	4	5	6	7	8	9	AB R H RBI BB SO LOB	TOP																													
Eddie Yost, R OBP: 0.377, SLG: 0.274 (1, 5) X	0-0 5-3 ①			0-3 K ① X	0-0 G6-4-3 ① ② 1-2f		X 0-0 L6-4 ② ③		X 0-0 F8 ②	5 0 0 0 0 1 4	<p>Washington Senators @ St. Louis Browns</p> <p>Sportsman's Park, St. Louis, MO</p> <p>Sat May 02 1953, 4:33 AM EDT</p> <p>Att. 3,342 - Unknown</p> <p>livebaseballscorecards.com</p>																													
Jim Busby, R OBP: 0.384, SLG: 0.522 (1, 8) X	0-0 5-3 ②			X 0-0 2B F8 1B	X 0-0 F8 ③			X 0-0 S HR 1B	X 0-0 P1 ③	5 2 2 0 0 0 1																														
Mickey Vernon, L OBP: 0.371, SLG: 0.433 (1, 3) X	0-0 F4 ③			X 0-0 BB 1B 2B		X 0-0 4-3 ①		X 0-0 HR 1B		4 2 2 2 0 0 0																														
Jackie Jensen, R OBP: 0.394, SLG: 0.492 (1, 9)		X 0-0 G3 ①		B B B B 4-0 BB 1B BB		B B B B 4-0 S BB		X 0-0 F7 ①		2 1 0 0 2 0 0																														
Clyde Vollmer, R OBP: 0.359, SLG: 0.333 (1, 7)		X 0-0 G6-4-3 1B		X 0-0 F8 ②		X 0-0 F6 ② 1-2		X 0-0 6-3 ②		4 0 1 1 0 0 3																														
Pete Runnels, L OBP: 0.373, SLG: 0.216 (1, 6)		X 0-0 G6-4-3 ② ③ 1-2f		B B B B 4-0 1B BB		X 0-0 L8 ③		X 0-0 FC5-4 1B		3 0 1 0 1 0 2																														
Wayne Terwilliger, R OBP: 0.349, SLG: 0.411 (1, 4)			X 0-0 F3 ① X	0-0 1-3 2-H 3-H 1B		S 0-3 K ① X		X 0-0 FC5-4 ③ 1-2f		4 0 1 2 0 1 1																														
Les Peden, R OBP: 0.368, SLG: 0.471 Gene Verble, R (9, PR)			X 0-0 F9 ② X	0-0 P3 ③		B B B B 4-0 L6-4 1B BB			X 0-0 FC6-4 1B	3 0 1 0 1 0 2 0 0 0 0 0 0 0 0 0 0 0 0 0 0																														
Mickey Grasso, R OBP: 0.233, SLG: 0.333 (9, 2)																																								
Spec Shea, R OBP: 0.500, SLG: 0.500 (1, 1)			S 0-3 K ③		X 0-0 G6-4-3 1B		X 0-0 1-2 1B		X 0-0 FC6-4 ① 1-2f	4 0 2 0 0 1 1																														
Inning Stats	R: 0 E: 0 K: 0 S: 3	H: 0 LOB: 0 BB: 0 P: 3	R: 0 E: 0 K: 0 S: 3	H: 1 LOB: 0 BB: 0 P: 3	R: 0 E: 0 K: 1 S: 5	H: 0 LOB: 0 BB: 0 P: 5	R: 3 E: 0 K: 1 S: 8	H: 3 LOB: 2 BB: 2 P: 16	R: 0 E: 0 K: 0 S: 3	H: 1 LOB: 0 BB: 0 P: 3	R: 0 E: 0 K: 0 S: 3	H: 0 LOB: 1 BB: 1 P: 7	R: 0 E: 0 K: 1 S: 5	H: 1 LOB: 1 BB: 1 P: 9	R: 2 E: 0 K: 0 S: 6	H: 3 LOB: 1 BB: 0 P: 6	R: 0 E: 0 K: 0 S: 4	H: 1 LOB: 1 BB: 0 P: 4	1B: 8 2B: 2 3B: 0 HR: 1	SF: 0 SAC: 0 DP: 3 HBP: 0	WP: 0 PB: 0 SB: 2 CS: 0	PA: 38																		
PITCHER Don Larsen, R ERA: 4.41 (1, 1)	IP 9.0	WLS L	BF 38	H 10	R 5	ER 5	SO 3	BB 4	IBB 0	HBP 0	BLK 0	WP 0	HR 1	S 40	P 56	ERA 5.00	WHIP 1.556						PITCHER	IP	WLS	BF	H	R	ER	SO	BB	IBB	HBP	BLK	WP	HR	S	P	ERA	WHIP



Batter	1	2	3	4	5	6	7	8	9	AB R H RBI BB SO LOB	BOTTOM
--------	---	---	---	---	---	---	---	---	---	----------------------	--------

Bobby Young, L OBP: 0.313, SLG: 0.333 (1, 4)	0-0 4-3			0-0 G3 HR 1B		0-0 L9		0-0 G3		4 1 1 0 0 0 0	Washington Senators @ St. Louis Browns Sportsman's Park, St. Louis, MO Sat May 02 1953, 4:33 AM EDT Att. 3,342 - Unknown
Johnny Groth, R OBP: 0.317, SLG: 0.302 (1, 8)	0-0 F9			0-0 G3		0-0 4-3		0-0 BB 1B		4 0 1 0 0 0 1	
Hank Edwards, L OBP: 0.538, SLG: 0.583 (1, 7)	0-0 4-3			0-0 G3		0-0 F8		0-0 BB 1B		4 0 1 0 0 0 1	
Vic Wertz, L OBP: 0.364, SLG: 0.537 (1, 9)		0-3 K		4-0 HR BB		0-0 HR		4-0 1-2 2-3 BB		2 2 1 1 2 1 0	
Bob Elliott, R OBP: 0.383, SLG: 0.520 (1, 5)		0-0 L7		0-0 HR		4-0 BB		0-0 F8		3 1 1 3 1 0 3	
Clint Courtney, L OBP: 0.214, SLG: 0.214 (1, 2)		0-0 F8		0-3 K		0-0 G1-6-3		0-0 5-3		4 0 0 0 0 1 1	
Dick Kryhoski, L OBP: 0.368, SLG: 0.688 (1, 3)		0-3 K		0-0 F8		4-0 BB		0-0 4-3		3 0 0 0 1 1 0	
Billy Hunter, R OBP: 0.340, SLG: 0.261 (1, 6)		0-0 1-3		0-0 5-3		0-0 F4		0-3 K		3 0 0 0 0 0 1	
Dixie Upright, L OBP: 0.333, SLG: 0.800 (9, PH)										1 0 0 0 0 1 0	
Don Larsen, R OBP: 0.333, SLG: 0.333 (1, 1)				0-0 F5		0-0 6-3		0-3 K		3 0 0 0 0 1 0	

Inning Stats	R: 0 E: 0 K: 0 S: 3	H: 0 LOB: 0 BB: 0 P: 3	R: 0 E: 0 K: 1 S: 5	H: 0 LOB: 0 BB: 0 P: 5	R: 0 E: 0 K: 1 S: 5	H: 0 LOB: 0 BB: 0 P: 5	R: 3 E: 0 K: 1 S: 7	H: 2 LOB: 0 BB: 1 P: 11	R: 0 E: 0 K: 0 S: 3	H: 0 LOB: 0 BB: 0 P: 3	R: 0 E: 0 K: 0 S: 3	H: 0 LOB: 0 BB: 0 P: 3	R: 1 E: 0 K: 0 S: 3	H: 1 LOB: 1 BB: 2 P: 11	R: 0 E: 0 K: 1 S: 7	H: 2 LOB: 3 BB: 1 P: 11	R: 0 E: 0 K: 1 S: 5	H: 0 LOB: 0 BB: 0 P: 5	1B: 3 2B: 0 3B: 0 HR: 2	SF: 0 SAC: 0 DP: 1 HBP: 0	WP: 0 PB: 0 SB: 0 CS: 0	PA: 35	
PITCHER Spec Shea, R ERA: 4.0 (1, 1)	IP 9.0	WLS W	BF 35	H 5	R 4	ER 4	SO 5	BB 4	IBB 0	HBP 0	BLK 0	WP 0	HR 2	S 41	P 57	ERA 4.00	WHIP 1.000					ERA 4.00	WHIP 1.000



livebaseballscorecards.com

Batter	1	2	3	4	5	6	7	8	9	AB	R	H	RBI	BB	SO	LOB	TOP										
Billy Goodman, L (1, 4) OBP: 0.354, SLG: 0.368	0-0 F7	0-0 F9		0-0 F8		4-0 2B BB	0-0 4-3	0-0 F7		5	1	0	0	1	0	4											
Jim Piersall, R (1, 9) OBP: 0.294, SLG: 0.217	0-0 6-3		0-0 F9		0-0 5-3	0-3 K	0-0 F9	0-0 F9		6	0	0	0	0	1	4											
Hoot Evers, R (1, 7) OBP: 0.400, SLG: 0.588	0-0 F4		0-0 E 1B		4-0 2B BB	4-0 2B BB		0-0 HR	1-0 4-6-3 BB 1B HBP	3	4	2	1	2	0	0											
Dick Gernert, R (1, 3) OBP: 0.373, SLG: 0.542		0-0 F4	0-0 F3		4-0 2B BB	0-0 2B		0-0 6-3 1B	4-0 1B 4-6-3 BB	4	2	2	1	2	0	1											
George Kell, R (1, 5) OBP: 0.429, SLG: 0.567 Billy Consolo, R (8, 5)		0-0 F8	0-0 E4 2B		0-0 1B 2B	0-0 F8		0-0 6-3 1-2	0-3 K	5	0	2	3	0	0	3											
Sammy White, R (1, 2) OBP: 0.339, SLG: 0.500		0-0 E 1B	4-0 BB		0-0 F4			4-0 1B BB	0-0 4-6-3	4	3	2	1	2	0	3											
Tom Umphlett, R (1, 8) OBP: 0.403, SLG: 0.446		0-0 E3 1B PB	0-0 F8		0-0 1B			0-0 2B 2B	0-0 1B 1B	6	3	4	2	0	0	3											
Milt Bolling, R (1, 6) OBP: 0.339, SLG: 0.415		0-0 PB 1B			0-0 F7	0-0 F7		0-0 SH5-4 2B	4-0 1B BB	5	1	2	2	1	0	4											
Sid Hudson, R (1, 1) OBP: 0.429, SLG: 0.429		0-0 1B			0-0 1-3			0-0 SH5-4	0-0 1B	4	0	3	3	0	0	0											
Inning Stats	R: 0 E: 0 K: 0 S: 3	H: 0 LOB: 0 BB: 0 P: 3	R: 3 E: 1 K: 0 S: 7	H: 3 LOB: 1 BB: 0 P: 7	R: 1 E: 1 K: 0 S: 5	H: 2 LOB: 2 BB: 1 P: 9	R: 0 E: 0 K: 0 S: 3	H: 0 LOB: 0 BB: 0 P: 3	R: 2 E: 0 K: 0 S: 5	H: 2 LOB: 2 BB: 2 P: 13	R: 1 E: 0 K: 1 S: 6	H: 2 LOB: 2 BB: 2 P: 14	R: 2 E: 0 K: 0 S: 6	H: 3 LOB: 1 BB: 0 P: 6	R: 4 E: 0 K: 0 S: 7	H: 4 LOB: 2 BB: 2 P: 15	R: 1 E: 0 K: 1 S: 6	H: 1 LOB: 2 BB: 1 P: 11	1B: 10 2B: 5 3B: 0 HR: 2	SF: 0 SAC: 1 DP: 0 HBP: 1	WP: 1 PB: 1 SB: 0 CS: 1	PA: 53					
PITCHER	IP	WLS	BF	H	R	ER	SO	BB	IBB	HBP	BLK	WP	HR	S	P	ERA	WHIP										
Dick Littlefield, L (1, 1) ERA: 2.6	4.1	L	23	6	6	3	0	3	0	0	0	1	0	20	32	6.23	2.077										
Hal White, R (5, 1) ERA: 0.96	0.2		3	1	0	0	0	0	0	0	0	0	0	3	3	0.00	1.500										
Marlin Stuart, R (6, 1) ERA: 4.91	2.0		12	5	3	3	1	2	0	0	0	0	1	12	20	13.50	3.500										
Mike Blyzka, R (8, 1) ERA: 6.14	0.1		7	4	4	4	0	2	0	0	0	0	1	5	13	108.00	18.000										
Bob Habenicht, R (8, 1) ERA: 5.4	1.2		8	1	1	1	1	1	0	1	0	0	0	8	13	5.40	1.200										

Boston Red Sox @ St. Louis Browns
Sportsman's Park, St. Louis, MO
 Sun May 03 1953, 4:33 AM EDT
 Unknown

livebaseballscorecards.com

AB	43
R	14
H	17
RBI	13
BB	8
SO	2
LOB	24



Batter	1	2	3	4	5	6	7	8	9	AB	R	H	RBI	BB	SO	LOB
Johnny Groth, R OBP: 0.308, SLG: 0.310 (1, 8)	0-0 5-3		0-0 5-3		0-0 F9		0-0 4-3 1-H 2B		0-0 F8	5	0	1	1	0	0	2
Bobby Young, L OBP: 0.333, SLG: 0.400 (1, 4)	0-0 HBP 1B		0-0 6-3		0-0 1-2 1B		0-0 4-3 2-3		0-0 1-H HR	5	1	3	2	0	0	1
Hank Edwards, L OBP: 0.444, SLG: 0.438 (1, 7)	0-0 F8			4-0 F8 1B BB	0-0 F7		0-0 4-3		0-0 F8	4	0	0	0	1	0	4
Vic Wertz, L OBP: 0.386, SLG: 0.544 (1, 9)	1-0 1-2 HBP			0-0 1-2 1B		0-0 G4-6-3 1B		0-0 4-3		3	0	2	0	0	0	0
Bob Elliott, R OBP: 0.359, SLG: 0.481 (1, 5)	0-0 F7			0-0 F3		0-0 G4-6-3 1-2f		0-0 F8	4	0	0	0	0	0	0	5
Neil Berry, R (9, 5)									0	0	0	0	0	0	0	0
Dick Kryhoski, L OBP: 0.391, SLG: 0.950 (1, 3)		0-0 G3		0-0 F8 2-3		0-0 HR		0-0 HR	4	2	2	2	0	0	0	2
Clint Courtney, L OBP: 0.188, SLG: 0.188 (1, 2)		0-3 K		0-0 4-3		0-0 F7		0-0 G3	4	0	0	0	0	0	1	2
Billy Hunter, R OBP: 0.351, SLG: 0.280 (1, 6)		0-0 F9			0-0 FC6-4 1B		0-0 2B 1B		0-0 5-3	4	1	2	0	0	0	0
Dick Littlefield, L (1, 1)			0-0 G3		0-0 FC6-4 1B 1-2f		0-0 F6		0-0 HR 1B	1	0	0	0	0	0	0
Hal White, R (5, 1)										0	0	0	0	0	0	0
Roy Sievers, R (5, PH)										0	0	0	0	0	0	1
Marlin Stuart, L (6, 1)										0	0	0	0	0	0	0
Dick Kokos, L (7, PH)										1	0	0	0	0	0	1
Mike Blyzka, R (8, 1)										0	0	0	0	0	0	0
Bob Habenicht, R (8, 1)										0	0	0	0	0	0	0
Dixie Upright, L (9, PH)										1	1	1	0	0	0	0

Inning Stats	R: 0 E: 0 K: 0 S: 4	H: 1 LOB: 2 BB: 0 P: 5	R: 0 E: 0 K: 1 S: 5	H: 0 LOB: 0 BB: 0 P: 5	R: 0 E: 0 K: 0 S: 3	H: 0 LOB: 0 BB: 0 P: 3	R: 0 E: 0 K: 0 S: 4	H: 1 LOB: 2 BB: 1 P: 8	R: 0 E: 0 K: 0 S: 5	H: 2 LOB: 2 BB: 0 P: 5	R: 1 E: 0 K: 0 S: 4	H: 2 LOB: 0 BB: 0 P: 4	R: 1 E: 0 K: 0 S: 5	H: 2 LOB: 1 BB: 0 P: 5	R: 1 E: 0 K: 0 S: 4	H: 1 LOB: 0 BB: 0 P: 4	R: 2 E: 0 K: 0 S: 5	H: 2 LOB: 0 BB: 0 P: 5	1B: 7 2B: 1 3B: 0 HR: 3	SF: 0 SAC: 0 DP: 1 HBP: 1	WP: 0 PB: 0 SB: 0 CS: 0	PA: 39
PITCHER Sid Hudson, R ERA: 4.41 (1, 1)	IP 9.0	WLS W	BF 39	H 11	R 5	ER 5	SO 1	BB 1	IBB 0	HBP 1	BLK 0	WP 0	HR 3	S 39	P 44	ERA 5.00	WHIP 1.333					

BOTTOM

Boston Red Sox @ St. Louis Browns

Sportsman's Park, St. Louis, MO

Sun May 03 1953, 4:33 AM EDT

Unknown

livebaseballscorecards.com

AB	37
R	5
H	11
RBI	5
BB	1
SO	1
LOB	18



Batter	1	2	3	4	5	6	7	8	9	AB R H RBI BB SO LOB	TOP																									
Billy Goodman, L (1, 4) OBP: 0.371, SLG: 0.393	0-0 1B 2B		0-0 L6	0-0 CS	0-0 4-3		0-0 2B 1B	4-0 BB		4 2 2 0 1 0 0																										
Jim Piersall, R (1, 9) OBP: 0.329, SLG: 0.292	0-0 SH5-3 1B		0-0 2B		0-0 FC5-4 1B		0-0 1B 2B	0-0 P5		5 1 4 2 0 0 1																										
Hoot Evers, R (1, 7) OBP: 0.409, SLG: 0.556 Gene Stephens, L (7, PH) OBP: 0.286, SLG: 0.167	0-0 SH5-3 1-2		4-0 FC5-4 BB		0-0 FC5-4 1-2f		0-0 SH5-3 1B 1B		0-0 4-3	1 0 0 0 1 0 1 2 1 1 1 0 0 0																										
Dick Gernert, R (1, 3) OBP: 0.380, SLG: 0.532	4-0 BB		0-0 F7		0-0 5-3		0-0 SH5-3 1-2		0-0 FC5-4 1B 1B	3 0 1 0 1 0 3																										
George Kell, R (1, 5) OBP: 0.441, SLG: 0.585 Billy Consolo, R (9, PR)	0-0 F9		0-0 FC5-4 1-2f		0-0 2B 2B		0-0 FC5-4 1B		0-0 FC5-4 1B	5 1 3 1 0 0 4 0 0 0 0 0 0 0																										
Sammy White, R (1, 2) OBP: 0.313, SLG: 0.462	0-0 F8		0-0 F3		0-0 5-3		0-0 FC5-4 FC4 1-2f		0-0 FC5-4 1-2f 2-3	5 0 0 0 0 0 6																										
Tom Umphlett, R (1, 8) OBP: 0.394, SLG: 0.450 Al Zarilla, L (9, PH) OBP: 0.333, SLG: 0.333		0-0 1-3		0-3 K		0-0 2B	0-0 FC4 1-2f		0-0 F7	4 0 1 1 0 1 1 1 0 0 0 0 0 2																										
Milt Bolling, R (1, 6) OBP: 0.333, SLG: 0.404		0-0 F8		0-0 1B 1B		0-0 5-3			0-0 F7	4 0 1 0 0 0 1																										
Mickey McDermott, L (1, 1) OBP: 0.273, SLG: 0.455 Bill Kennedy, L (8, 1)		0-0 L8		0-0 CS 1B		0-0 3-1			0-0 G3	4 0 1 0 0 0 1 0 0 0 0 0 0 0																										
Inning Stats	R: 1 E: 0 K: 0 S: 5	H: 2 LOB: 2 BB: 1 P: 9	R: 0 E: 0 K: 0 S: 3	H: 0 LOB: 0 BB: 0 P: 3	R: 0 E: 0 K: 0 S: 4	H: 1 LOB: 2 BB: 1 P: 8	R: 0 E: 0 K: 1 S: 6	H: 2 LOB: 1 BB: 0 P: 6	R: 0 E: 0 K: 0 S: 4	H: 1 LOB: 1 BB: 0 P: 4	R: 1 E: 0 K: 0 S: 5	H: 2 LOB: 1 BB: 0 P: 5	R: 3 E: 0 K: 0 S: 7	H: 4 LOB: 1 BB: 0 P: 7	R: 0 E: 0 K: 0 S: 3	H: 0 LOB: 1 BB: 1 P: 7	R: 0 E: 0 K: 0 S: 5	H: 2 LOB: 2 BB: 0 P: 5	1B: 9 2B: 5 3B: 0 HR: 0	SF: 0 SAC: 2 DP: 0 HBP: 0	WP: 0 PB: 0 SB: 0 CS: 1	PA: 44														
PITCHER	IP WLS BF H R ER SO BB IBB HBP BLK WP HR S P ERA WHIP																																			
Duane Pilette, R (1, 1) ERA: 6.06	6.0		29	10	4	4	1	2	0	0	0	0	0	29	37	6.00	2.000																			
Satchel Paige, R (7, 1) ERA: 4.91	0.1		3	2	1	1	0	0	0	0	0	0	0	3	3	27.00	6.000																			
Hal White, R (7, 1) ERA: 0.9	0.2		2	0	0	0	0	0	0	0	0	0	0	2	2	0.00	0.000																			
Marlin Stuart, R (8, 1) ERA: 4.15	1.1	W	5	0	0	0	0	1	0	0	0	0	0	4	8	0.00	0.750																			
Virgil Trucks, R (9, 1) ERA: 1.44	0.2	S	4	2	0	0	0	0	0	0	0	0	0	4	4	0.00	3.000																			

Boston Red Sox @ St. Louis Browns
Sportsman's Park, St. Louis, MO
 Sun May 03 1953, 4:38 AM EDT
 Att. 13,463 - Unknown

livebaseballscorecards.com

AB 38
R 5
H 14
RBI 5
BB 3
SO 1
LOB 20



Batter	1	2	3	4	5	6	7	8	9	AB	R	H	RBI	BB	SO	LOB
Johnny Groth, R OBP: 0.319, SLG: 0.311 (1, 8)	0-0 F8		0-0 4-3		0-0 2-H 1B			4-0 FC1-5 BB		3	0	1	1	1	0	0
Billy Hunter, R OBP: 0.344, SLG: 0.264 (1, 6)	4-0 FC5-4 BB			0-0 L8	0-0 2-3			0-0 E5 FC1-5 1B		3	1	0	0	1	0	2
Jim Dyck, R OBP: 0.292, SLG: 0.154 (1, 7)	0-0 FC5-4 S 1-2f			0-0 F9		0-0 5-3		0-0 FC1-5 1B 2B		4	1	0	0	0	0	3
Bob Elliott, R OBP: 0.353, SLG: 0.466 (1, 5)	0-3 K			0-0 F2		0-0 6-3		0-0 2B F7 1B		4	0	1	1	0	1	1
Neil Berry, R (8, PR)										0	1	0	0	0	0	0
Clint Courtney, L OBP: 0.188, SLG: 0.188 (9, 2)										0	0	0	0	0	0	0
Don Lenhardt, R OBP: 0.600, SLG: 0.750 (1, 9)		0-0 F3			0-0 G6-4-3 1B		0-0 6-3	0-0 E 2B		4	0	2	1	0	0	0
Les Moss, R OBP: 0.317, SLG: 0.324 (1, 2)		0-0 P3			0-0 G6-4-3 1-2f			4-0 BB BB		3	0	0	0	1	1	1
Willy Miranda, S (8, PR)										0	0	0	0	0	0	0
Roy Sievers, R OBP: 0.300, SLG: 0.311 (1, 3)		0-0 5-3			0-0 BB 2B 1B		0-0 FC4-6 BB	0-0 F7		3	1	1	1	1	0	2
Bobby Young, L OBP: 0.329, SLG: 0.382 (1, 4)			0-0 1-3		4-0 BB BB BB		0-0 FC4-6 1-2f	0-0 P4		3	1	0	0	1	0	3
Duane Pillette, R OBP: 0.400, SLG: 0.500 (1, 1)			0-3 K		0-0 1B 2B		0-0 G3			2	1	1	2	0	1	0
Satchel Paige, R (7, 1)										0	0	0	0	0	0	0
Hal White, R (7, 1)										0	0	0	0	0	0	0
Vic Wertz, L OBP: 0.380, SLG: 0.534 (7, PH)										1	0	0	0	0	0	1
Marlin Stuart, L OBP: 0.000, SLG: 1.000 (8, 1)										0	0	0	0	0	0	0
Virgil Trucks, R (9, 1)										0	0	0	0	0	0	0

Inning Stats	R: 0	H: 0	E: 0	LOB: 1	K: 1	S: 5	P: 9	R: 0	H: 0	E: 0	LOB: 0	K: 0	BB: 0	S: 3	R: 0	H: 0	E: 0	LOB: 0	K: 0	BB: 0	S: 3	R: 3	H: 4	E: 0	LOB: 1	K: 0	BB: 1	S: 6	P: 10	R: 0	H: 0	E: 0	LOB: 0	K: 0	BB: 0	S: 3	R: 0	H: 0	E: 0	LOB: 1	K: 1	BB: 1	S: 5	P: 9	R: 3	H: 2	E: 2	LOB: 2	K: 0	BB: 2	S: 6	P: 14													
PITCHER	IP	WLS	BF	H	R	ER	SO	BB	IBB	HBP	BLK	WP	HR	S	P	ERA	WHIP																			IP	WLS	BF	H	R	ER	SO	BB	IBB	HBP	BLK	WP	HR	S	P	ERA	WHIP													
Mickey McDermott, L ERA: 2.63 (1, 1)	7.1	L	31	5	6	4	3	4	0	0	0	0	0	33	49	4.91	1.227																																																
Bill Kennedy, L ERA: 3.38 (8, 1)	0.2		4	1	0	0	0	1	0	0	0	0	0	3	7	0.00	3.000																																																

BOTTOM

Boston Red Sox @ St. Louis Browns
Sportsman's Park, St. Louis, MO

Sun May 03 1953, 4:38 AM EDT
Att. 13,463 - Unknown

AB	30
R	6
H	6
RBI	6
BB	5
SO	3
LOB	13

livebaseballscorecards.com

1B	4	SF	0
2B	2	SAC	0
3B	0	DP	1
HR	0	HBP	0
WP	0	PA	35
PB	0		
SB	1		
CS	0		



Batter	1	2	3	4	5	6	7	8	9	AB R H RBI BB SO LOB	TOP	
Eddie Joost, R OBP: 0.377, SLG: 0.364 (1, 6) X	0-0 2-3		4-0 2B BB		0-0 5-3			0-0 F3		3 1 0 0 1 0 1		
Dave Philley, S OBP: 0.413, SLG: 0.533 (1, 8) X	0-0 F4		0-0 1-H 2B		0-0 1-3			0-0 G3		4 0 1 1 0 0 1		
Loren Babe, L OBP: 0.333, SLG: 0.488 (1, 5) X	0-0 1B		0-0 F3				0-0 F8	0-0 2B		4 0 2 0 0 0 1		
Eddie Robinson, L OBP: 0.325, SLG: 0.324 (1, 3) X	0-0 F7		0-0 G3				0-0 G3	4-0 BB		3 0 0 0 1 0 2		
Allie Clark, R OBP: 0.238, SLG: 0.426 (1, 9) X		0-0 2B		0-0 1-3			0-3 K	0-0 F4		4 0 1 0 0 1 2		
Gus Zernial, R OBP: 0.429, SLG: 0.548 (1, 7) SSS		0-3 K		0-3 K			0-0 6-3	0-0 1B 1B		4 0 1 0 0 2 1		
Cass Michaels, R OBP: 0.329, SLG: 0.353 (1, 4) SSS		0-3 K		0-0 1-3			0-0 F6	0-0 1B G4-6-3		4 0 1 0 0 1 1		
Ray Murray, R OBP: 0.265, SLG: 0.394 (1, 2) SSS		0-3 K			0-0 2B		0-0 1B	0-0 F4		4 0 2 0 0 1 3		
Harry Byrd, R OBP: 0.091, SLG: 0.091 (1, 1) X			0-0 4-3		0-3 K		0-0 4-1	0-0 G4-6-3		3 0 0 0 0 1 2		
Tom Hamilton, L (9, PH) SSS								1-2		1 0 0 0 0 0 2		
Inning Stats	R: 0 H: 1 E: 0 LOB: 1 K: 0 BB: 0 S: 4 P: 4	R: 0 H: 1 E: 0 LOB: 1 K: 3 BB: 0 S: 10 P: 10	R: 1 H: 1 E: 0 LOB: 1 K: 0 BB: 1 S: 4 P: 8	R: 0 H: 0 E: 0 LOB: 0 K: 1 BB: 0 S: 5 P: 5	R: 0 H: 1 E: 0 LOB: 1 K: 1 BB: 0 S: 6 P: 6	R: 0 H: 0 E: 0 LOB: 0 K: 1 BB: 0 S: 5 P: 5	R: 0 H: 1 E: 0 LOB: 1 K: 0 BB: 0 S: 4 P: 4	R: 0 H: 1 E: 0 LOB: 2 K: 0 BB: 1 S: 4 P: 8	R: 0 H: 2 E: 0 LOB: 1 K: 0 BB: 0 S: 4 P: 4	1B: 4 SF: 0 2B: 4 SAC: 0 3B: 0 DP: 1 HR: 0 HBP: 0	WP: 0 PA: 36 PB: 0 SB: 0 CS: 0	
PITCHER Virgil Trucks, R ERA: 1.34 (1, 1)	IP WLS BF H R ER SO BB IBB HBP BLK WP HR S P ERA WHIP	9.0 W 36 8 1 1 6 2 0 0 0 0 0 0 46 54 1.00 1.111										

Philadelphia Athletics @ St. Louis Browns
 Sportsman's Park, St. Louis, MO
 Tue May 05 1953, 4:33 AM EDT
 Att. 3,315 - Unknown

AB	34
R	1
H	8
RBI	1
BB	2
SO	6
LOB	16



livebaseballscorecards.com

Batter	1	2	3	4	5	6	7	8	9
Johnny Groth, R OBP: 0.329, SLG: 0.323 (1, 8)	0-0 1B		0-0 1B		0-0 4-3		0-3 K		
Bobby Young, L OBP: 0.325, SLG: 0.366 (1, 4)	0-0 F7		0-0 F9		0-0 F8		4-0 BB		
Hank Edwards, L OBP: 0.409, SLG: 0.400 (1, 7)	0-0 F8		0-0 F7		0-0 HR		0-0 4-3		
Jim Dyck, R OBP: 0.292, SLG: 0.154 (9, 7)	0-0 F8		0-0 F7		0-0 HR		4-0 L4-3 BB		
Vic Wertz, L OBP: 0.387, SLG: 0.574 (1, 9)	0-0 F7		0-0 F8		0-0 HR		0-0 L4-3 BB		
Bob Elliott, R OBP: 0.347, SLG: 0.443 (1, 5)		0-0 1-3		0-0 6-3		4-0 BB		0-0 L4-3	
Willy Miranda, S (9, 5)								1-2	
Dick Kryhoski, L OBP: 0.444, SLG: 0.957 (1, 3)		0-0 2B FC4-2 2B		0-0 1B CS 1B		0-0 F6		4-0 BB	
Les Moss, R OBP: 0.333, SLG: 0.366 (1, 2)		0-0 2B		0-0 1B		0-3 K		0-0 F7	
Billy Hunter, R OBP: 0.328, SLG: 0.250 (1, 6)		0-0 FC4-2		0-0 F3		0-0 F9			
Virgil Trucks, R (1, 1)		0-0 F7		0-3 K		0-0 G3			

Inning Stats	R: 0	H: 1	E: 0	K: 0	S: 4	R: 0	H: 2	E: 0	K: 0	S: 5	R: 0	H: 1	E: 0	K: 0	S: 4	R: 0	H: 2	E: 0	K: 1	S: 5	R: 2	H: 2	E: 0	K: 1	S: 7	R: 0	H: 0	E: 0	K: 1	S: 5	R: 0	H: 0	E: 0	K: 0	S: 2	
	LOB: 1	BB: 0	P: 4	LOB: 2	BB: 0	P: 5	LOB: 1	BB: 0	P: 4	LOB: 0	BB: 0	P: 5	LOB: 1	BB: 1	P: 11	LOB: 1	BB: 1	P: 9	LOB: 1	BB: 2	P: 10															

PITCHER	IP	WLS	BF	H	R	ER	SO	BB	IBB	HBP	BLK	WP	HR	S	P	ERA	WHIP	PITCHER	IP	WLS	BF	H	R	ER	SO	BB	IBB	HBP	BLK	WP	HR	S	P	ERA	WHIP	
Harry Byrd, R ERA: 5.4 (1, 1)	8.0	L	34	8	2	2	3	4	0	0	0	0	1	36	52	2.25	1.500																			

BOTTOM

AB	R	H	RBI	BB	SO	LOB
4	0	2	0	0	1	0
3	0	0	0	1	0	2
4	1	1	0	0	0	3
0	0	0	0	0	0	0
3	1	1	2	1	0	2
3	0	0	0	1	0	1
3	0	2	0	1	0	1
4	0	2	0	0	1	2
3	0	0	0	0	0	5
3	0	0	0	0	1	2

AB	30
R	2
H	8
RBI	2
BB	4
SO	3
LOB	18



WP	PA	ERA	WHIP
0	34		

Philadelphia Athletics @ St. Louis Browns
Sportsman's Park, St. Louis, MO
 Tue May 05 1953, 4:33 AM EDT
 Att. 3,315 - Unknown

livebaseballscorecards.com

Batter	1	2	3	4	5	6	7	8	9	AB R H RBI BB SO LOB	TOP											
Eddie Joost, R (1, 6) OBP: 0.370, SLG: 0.345	0-0 F9			0-0 F9		0-0 P3			4-0 BB 1-2 G4-6-3	3 0 0 0 1 0 1												
Dave Philley, S (1, 8) OBP: 0.393, SLG: 0.506	0-0 4-3			0-0 4-3		0-3 K			0-0 G4-6-3 1-2f 2-3	4 0 0 0 0 1 3												
Loren Babe, L (1, 5) OBP: 0.327, SLG: 0.455	0-0 F8			0-0 F8			0-3 K		4-0 BB	3 0 0 0 1 1 0												
Eddie Robinson, L (1, 3) OBP: 0.309, SLG: 0.306		0-0 G3			0-0 F8		0-0 4-3		0-0 F9	4 0 0 0 0 0 2												
Allie Clark, R (1, 9) OBP: 0.227, SLG: 0.406		0-0 4-1			0-0 6-3		0-0 1-3			3 0 0 0 0 0 0												
Gus Zernial, R (1, 7) OBP: 0.413, SLG: 0.523		0-0 L7			0-0 E1			0-0 F5		3 0 0 0 0 0 0												
Cass Michaels, R (1, 4) OBP: 0.316, SLG: 0.338			0-0 4-3		0-0 F8		0-0 6-3		0-0 6-3	3 0 0 0 0 0 1												
Joe Astroth, R (1, 2) OBP: 0.342, SLG: 0.273			4-0 BB L4-3			4-0 BB		0-0 6-3		1 0 0 0 2 0 0												
Morrie Martin, L (1, 1) OBP: 0.250, SLG: 0.250			0-0 L4-3			0-3 K			4-0 BB G4-6-3	1 0 0 0 0 0 1												
Tom Hamilton, L (6, PH)										1 0 0 0 0 1 1												
Carl Scheib, R (6, 1)										0 0 0 0 0 0 0												
Elmer Valo, L (9, PH) OBP: 0.316, SLG: 0.133										0 0 0 0 1 0 0												
Joe Demaestri, R (9, PR) OBP: 0.286, SLG: 0.167										0 0 0 0 0 0 0												
Inning Stats	R: 0 E: 0 K: 0 S: 3	H: 0 LOB: 0 BB: 0 P: 3	R: 0 E: 0 K: 0 S: 3	H: 0 LOB: 0 BB: 0 P: 3	R: 0 E: 0 K: 0 S: 2	H: 0 LOB: 0 BB: 1 P: 6	R: 0 E: 0 K: 0 S: 3	H: 0 LOB: 0 BB: 0 P: 3	R: 0 E: 1 K: 0 S: 4	H: 0 LOB: 1 BB: 0 P: 4	R: 0 E: 0 K: 2 S: 7	H: 0 LOB: 1 BB: 1 P: 11	R: 0 E: 0 K: 1 S: 5	H: 0 LOB: 0 BB: 0 P: 5	R: 0 E: 0 K: 0 S: 3	H: 0 LOB: 0 BB: 0 P: 3	R: 0 E: 0 K: 0 S: 2	H: 0 LOB: 2 BB: 3 P: 14	1B: 0 2B: 1 3B: 0 HR: 0	SF: 0 SAC: 0 DP: 2 HBP: 0	WP: 0 PB: 0 SB: 0 CS: 0	PA: 31
PITCHER Bobo Holloman, R (1, 1) ERA: 3.14	IP: 9.0 WLS: W BF: 31 H: 0 R: 0 ER: 0 SO: 3 BB: 5 IBB: 0 HBP: 0 BLK: 0 WP: 0 HR: 0 S: 32 P: 52 ERA: 0.00 WHIP: 0.556																				PITCHER IP: WLS: BF: H: R: ER: SO: BB: IBB: HBP: BLK: WP: HR: S: P: ERA: WHIP:	

Philadelphia Athletics @ St. Louis Browns
 Sportsman's Park, St. Louis, MO
 Wed May 06 1953, 4:33 AM EDT
 Att. 2,473 - Unknown

livebaseballscorecards.com

AB	26
R	0
H	0
RBI	0
BB	5
SO	3
LOB	9



Batter	1	2	3	4	5	6	7	8	9	AB	R	H	RBI	BB	SO	LOB
Johnny Groth, R OBP: 0.333, SLG: 0.329 (1, 8)	0-0 F9	0-0 5-3				0-0 CS 1B	0-0 2-H 1B	0-0 1-2f FC5-4		5	0	2	1	0	0	4
Billy Hunter, R OBP: 0.333, SLG: 0.279 (1, 6)	0-0 6-3		0-0 1B 2B		0-0 1-2 F7	0-0 1-2 1B		0-0 F9		5	1	2	0	0	0	1
Jim Dyck, R OBP: 0.321, SLG: 0.167 (1, 7)	4-0 FC6-4 BB		0-0 2-H BB 1B		4-0 BB 2B BB	0-0 P4		0-0 5-3		3	1	1	1	2	0	2
Bob Elliott, R OBP: 0.364, SLG: 0.462 (1, 5)	0-0 1-2f FC6-4		0-0 F2		4-0 1-2 2B BB		0-0 G4-6-3 1B	0-0 FC5 2B		4	0	2	0	1	0	2
Vic Wertz, L OBP: 0.400, SLG: 0.578 (1, 9)		0-3 K	4-0 1-2 G5-4-3 BB		0-0 1-3 2-H 2B		0-0 1-2f G4-6-3	4-0 BB BB		3	0	1	1	2	1	1
Les Moss, R OBP: 0.340, SLG: 0.413 (1, 2)		0-0 E 1B 2B	0-0 1-2f G5-4-3		0-0 5-3		0-0 BB 1B 2B	0-0 2-3f FC5		5	2	2	0	0	0	6
Roy Sievers, R OBP: 0.315, SLG: 0.313 (1, 3)		0-3 K		0-0 CS 1B		0-3 K	4-0 BB 1B BB			3	1	1	0	1	2	1
Bobby Young, L OBP: 0.333, SLG: 0.356 (1, 4)		0-0 E4 1B		0-0 1-2 4-3		1-0 SH1-4 1B HBP	4-0 1-2 2-3 1B BB			2	1	0	0	1	0	2
Bobo Holloman, R OBP: 0.667, SLG: 0.667 (1, 1)		0-0 1-2 3-H 1B		0-0 5-3		0-0 SH1-4	0-0 1-2 2-H 3-H FC5-4 1B			3	0	2	3	0	0	0

Inning Stats	R: 0	H: 0	E: 0	K: 0	S: 3	H: 0	LOB: 1	BB: 1	P: 7	R: 1	H: 2	E: 1	K: 2	S: 10	H: 2	LOB: 2	BB: 0	P: 10	R: 1	H: 2	E: 0	K: 0	S: 4	H: 1	LOB: 0	BB: 0	P: 3	R: 1	H: 2	E: 0	K: 0	S: 4	H: 2	LOB: 2	BB: 2	P: 12	R: 1	H: 2	E: 0	K: 1	S: 7	H: 2	LOB: 2	BB: 0	P: 8	R: 2	H: 3	E: 0	K: 0	S: 5	H: 1	LOB: 2	BB: 1	P: 8
1B: 8	SF: 0	2B: 5	SAC: 1	3B: 0	DP: 2	HR: 0	HBP: 1	WP: 0	PA: 42	1B: 8	SF: 0	2B: 5	SAC: 1	3B: 0	DP: 2	HR: 0	HBP: 1	WP: 0	PA: 42	1B: 8	SF: 0	2B: 5	SAC: 1	3B: 0	DP: 2	HR: 0	HBP: 1	WP: 0	PA: 42	1B: 8	SF: 0	2B: 5	SAC: 1	3B: 0	DP: 2	HR: 0	HBP: 1	WP: 0	PA: 42	1B: 8	SF: 0	2B: 5	SAC: 1	3B: 0	DP: 2	HR: 0	HBP: 1	WP: 0	PA: 42					

PITCHER	IP	WLS	BF	H	R	ER	SO	BB	IBB	HBP	BLK	WP	HR	S	P	ERA	WHIP
Morrie Martin, L ERA: 1.93 (1, 1)	5.0	L	24	7	3	2	2	4	0	0	0	0	0	24	40	3.60	2.200
Carl Scheib, R ERA: 3.97 (6, 1)	3.0		18	6	3	3	1	3	0	1	0	0	0	16	29	9.00	3.000

BOTTOM

Philadelphia Athletics @ St. Louis Browns
Sportsman's Park, St. Louis, MO
 Wed May 06 1953, 4:33 AM EDT
 Att. 2,473 - Unknown

livebaseballscorecards.com

AB	33
R	6
H	13
RBI	6
BB	7
SO	3
LOB	19



Batter	1	2	3	4	5	6	7	8	9	AB R H RBI BB SO LOB	TOP																										
Bobby Avila, R (1, 4) OBP: 0.387, SLG: 0.344	0-3 K		0-0 G4-6-3		0-0 F8			0-3 K	4-0 2B	4 1 0 1 1 2 2																											
Bill Glynn, L (1, 3) OBP: 0.309, SLG: 0.174	0-3 K		0-0 FC1-6-4 1B		0-0 4-3			0-0 F8	0-0 HR	4 0 1 0 0 1 1																											
Bob Kennedy, R (9, PH) OBP: 0.409, SLG: 0.526										0 0 0 0 0 0 0																											
Barney McCosky, L (9, PH) OBP: 0.250, SLG: 0.500										1 1 1 2 0 0 0																											
Bob Hooper, R (9, 1)										0 0 0 0 0 0 0																											
Dale Mitchell, L (1, 7) OBP: 0.317, SLG: 0.411	0-0 F7		0-0 FC1-6-4		0-0 F7			0-0 1B 2B	0-0 HR	5 2 2 2 0 0 1																											
Al Rosen, R (1, 5) OBP: 0.472, SLG: 0.593		0-0 F5		0-0 6-3		0-0 F9		0-0 2B 1B	0-0 5-3	5 0 1 0 0 0 1																											
Larry Doby, L (1, 8) OBP: 0.303, SLG: 0.450		4-0 1B BB		0-0 1-3		0-0 HR		0-0 2B		3 1 2 2 1 0 0																											
Harry Simpson, L (1, 9) OBP: 0.321, SLG: 0.431		0-0 E5 1B		0-0 4-3		0-0 F7		0-3 K		3 0 1 0 0 0 0																											
Wally Westlake, R (8, PH) OBP: 0.667, SLG: 1.667		1-3 1B								1 0 0 0 0 1 2																											
Ray Boone, R (1, 6) OBP: 0.377, SLG: 0.433		0-3 K			0-0 SH5-3 F8 1B		0-0 1-3		0-0 F7	4 1 1 0 0 1 2	AB 36																										
Jim Hegan, R (1, 2) OBP: 0.318, SLG: 0.415		0-0 F8			0-0 F8 SH5-3 1B		0-0 4-3		0-3 K	4 0 1 0 0 1 2	R 7																										
Early Wynn, S (1, 1) OBP: 0.273, SLG: 0.545			0-0 SH5-3 1B		0-0 SH5-3		0-0 G3		4-0 2B BB	2 0 1 0 0 0 0	H 11																										
Al Aber, L (8, 1)										0 0 0 0 0 0 0	RBI 7																										
Jim Lemon, R (9, PH) OBP: 0.250, SLG: 0.182										0 0 0 0 1 0 0	BB 3																										
Dick Weik, R (9, PR)										0 1 0 0 0 0 0	SO 6																										
George Strickland, R (9, 3)										0 0 0 0 0 0 0	LOB 11																										
Inning Stats	R: 0 E: 0 K: 2 S: 7	H: 0 LOB: 0 BB: 0 P: 7	R: 0 E: 1 K: 1 S: 6	H: 1 LOB: 2 BB: 1 P: 10	R: 0 E: 0 K: 0 S: 4	H: 2 LOB: 1 BB: 0 P: 4	R: 0 E: 0 K: 0 S: 3	H: 0 LOB: 0 BB: 0 P: 3	R: 1 E: 0 K: 0 S: 5	H: 2 LOB: 1 BB: 0 P: 5	R: 1 E: 0 K: 0 S: 4	H: 1 LOB: 0 BB: 0 P: 4	R: 0 E: 0 K: 0 S: 3	H: 0 LOB: 0 BB: 0 P: 3	R: 1 E: 0 K: 2 S: 10	H: 3 LOB: 2 BB: 0 P: 10	R: 4 E: 0 K: 1 S: 7	H: 2 LOB: 1 BB: 2 P: 15	1B: 7 2B: 2 3B: 0 HR: 2	SF: 0 SAC: 1 DP: 1 HBP: 0	WP: 0 PB: 0 SB: 0 CS: 0	PA: 40															
PITCHER	IP WLS BF H R ER SO BB IBB HBP BLK WP HR S P ERA WHIP																																				
Don Larsen, R (1, 1) ERA: 4.13	7.2		31	8	3	3	4	1	0	0	0	0	1	38	42	3.52	1.174																				
Harry Brecheen, L (8, 1) ERA: 3.38	1.0	L	6	1	2	2	2	2	0	0	0	0	0	8	16	18.00	3.000																				
Hal White, R (9, 1) ERA: 1.8	0.0		1	1	0	0	0	0	0	0	0	0	0	1	1	∞	∞																				
Marlin Stuart, R (9, 1) ERA: 5.0	0.1		2	1	2	2	0	0	0	0	0	0	1	2	2	54.00	3.000																				

Cleveland Indians @ St. Louis Browns
Sportsman's Park, St. Louis, MO
Fri May 08 1953, 4:33 AM EDT
Att. 9,074 - Unknown

livebaseballscorecards.com



Batter	1	2	3	4	5	6	7	8	9	AB	R	H	RBI	BB	SO	LOB
Johnny Groth, R OBP: 0.329, SLG: 0.315 (1, 8)	4-0 BB		0-0 6-3	0-0 F8		0-0 F2		0-0 SH1-3		3	0	0	1	1	0	2
Bobby Young, L OBP: 0.326, SLG: 0.346 (1, 4)	0-0 F7		0-0 4-3	0-0 F8		0-0 L4		0-0 1B		5	0	1	0	0	0	3
Jim Dyck, R OBP: 0.345, SLG: 0.196 (1, 7)	0-0 F3		0-0 BB		4-0 1B	0-0 F3		0-0 1B		4	1	2	1	1	0	1
Vic Wertz, L OBP: 0.400, SLG: 0.574 (1, 9)	0-0 F6		4-0 BB		0-0 F7		0-0 SH1-4	0-0 F2		4	0	1	0	1	0	4
Bob Elliott, R OBP: 0.370, SLG: 0.456 (1, 5)		4-0 BB	0-0 F9		0-0 E	0-0 F9		0-0 SH1-4	0-0 F9	3	1	1	0	1	0	4
Dick Kryhoski, L OBP: 0.500, SLG: 0.962 (1, 3)		4-0 BB		0-0 1B	0-0 E9	0-0 1B	4-0 BB		0-0 F4	3	1	2	1	2	0	0
Les Moss, R OBP: 0.340, SLG: 0.396 (1, 2)		0-3 K		4-0 1B	0-0 F9		0-0 F7		0-0 F7	2	0	0	1	1	1	3
Hank Edwards, L OBP: 0.391, SLG: 0.381 (7, PH)										1	0	0	0	0	0	2
Clint Courtney, L OBP: 0.182, SLG: 0.182 (8, 2)										1	0	0	0	0	0	0
Billy Hunter, R OBP: 0.338, SLG: 0.288 (1, 6)		0-0 F3		0-0 1B	0-0 FC4	0-0 F9		0-0 F9		5	0	2	0	0	0	4
Don Larsen, R OBP: 0.222, SLG: 0.222 (1, 1)		0-0 F3		0-3 K	0-0 FC4			0-0 1B		3	0	0	0	0	1	7
Harry Brecheen, L OBP: 0.167, SLG: 0.167 (8, 1)										1	1	1	0	0	0	0
Hal White, R (9, 1)										0	0	0	0	0	0	0
Marlin Stuart, L OBP: 0.667, SLG: 1.000 (9, 1)										0	0	0	0	0	0	0

Inning Stats	R: 0	H: 0	E: 0	K: 0	S: 3	R: 0	H: 0	E: 0	K: 1	S: 5	R: 0	H: 1	E: 0	K: 0	S: 4	R: 1	H: 2	E: 0	K: 1	S: 7	R: 2	H: 3	E: 1	K: 0	S: 6	R: 0	H: 0	E: 0	K: 0	S: 3	R: 0	H: 1	E: 0	K: 0	S: 4	R: 1	H: 3	E: 0	K: 0	S: 6	R: 0	H: 0	E: 0	K: 0	S: 3	R: 0	H: 1	E: 0	K: 0	S: 6	R: 0	H: 0	E: 0	K: 0	S: 3	1B: 8	2B: 2	3B: 0	HR: 0	SF: 0	SAC: 2	DP: 0	HBP: 0	WP: 0	PB: 0	SB: 0	CS: 0	PA: 44
--------------	------	------	------	------	------	------	------	------	------	------	------	------	------	------	------	------	------	------	------	------	------	------	------	------	------	------	------	------	------	------	------	------	------	------	------	------	------	------	------	------	------	------	------	------	------	------	------	------	------	------	------	------	------	------	------	-------	-------	-------	-------	-------	--------	-------	--------	-------	-------	-------	-------	--------

PITCHER	IP	WLS	BF	H	R	ER	SO	BB	IBB	HBP	BLK	WP	HR	S	P	ERA	WHIP
Early Wynn, R ERA: 2.31 (1, 1)	7.1		39	10	4	4	2	7	0	0	0	0	0	36	64	4.91	2.318
Al Aber, L ERA: 7.5 (8, 1)	0.2	W	2	0	0	0	0	0	0	0	0	0	0	2	2	0.00	0.000
Bob Hooper, R ERA: 3.0 (9, 1)	1.0	S	3	0	0	0	0	0	0	0	0	0	0	3	3	0.00	0.000

BOTTOM

Cleveland Indians @ St. Louis Browns
Sportsman's Park, St. Louis, MO

Fri May 08 1953, 4:33 AM EDT
Att. 9,074 - Unknown

AB	35
R	4
H	10
RBI	4
BB	7
SO	2
LOB	30



PITCHER	IP	WLS	BF	H	R	ER	SO	BB	IBB	HBP	BLK	WP	HR	S	P	ERA	WHIP
---------	----	-----	----	---	---	----	----	----	-----	-----	-----	----	----	---	---	-----	------

Batter	1	2	3	4	5	6	7	8	9	10	AB R H RBI BB SO LOB	TOP														
Ray Boone, R OBP: 0.392, SLG: 0.469 (1, 6)	0-3 K		0-0 6-3		0-0 2-H 3B		0-0 2-H 1B		4-0 1-2 BB		4 0 2 2 1 1 0	Cleveland Indians @ St. Louis Browns Sportsman's Park, St. Louis, MO Sat May 09 1953, 4:33 AM EDT Att: 7,961 - Unknown														
Bobby Avila, R OBP: 0.388, SLG: 0.338 (1, 4)	4-0 1B BB		0-0 F8		0-0 F3		0-0 1-2 1B		0-0 4-3		4 0 1 0 1 0 3															
Dale Mitchell, L OBP: 0.313, SLG: 0.400 Harry Simpson, L OBP: 0.315, SLG: 0.423 (1, 7) (7, 9)	0-0 1-2 1B		0-0 F7		0-0 4-3		0-0 L5-4		0-0 F2		4 0 1 0 0 0 2 1 0 0 0 0 0 0															
Al Rosen, R OBP: 0.481, SLG: 0.587 (1, 5)	0-0 F9		0-0 F4		0-0 1B 1B		0-0 1B 1B		4-0 G6-4-3 BB		4 1 2 0 1 0 2															
Larry Doby, L OBP: 0.296, SLG: 0.431 (1, 8)	0-0 F8		0-0 F9		0-0 1B		0-0 F7		0-0 F6		5 0 1 0 0 1 4															
Bob Kennedy, R OBP: 0.370, SLG: 0.458 (1, 9) (7, 7)			0-0 F8		0-0 F4		0-0 G6-4-3		0-0 1B 1B		5 0 1 0 0 0 3															
Jim Lemon, R OBP: 0.200, SLG: 0.143 Bill Glynn, L OBP: 0.333, SLG: 0.191 (1, 3) (7, 3)			0-3 K		0-3 K				4-0 G5-4-3 BB		3 0 0 0 0 3 2 1 0 1 1 1 0 0															
Joe Tipton, R OBP: 0.263, SLG: 0.294 Jim Hegan, R OBP: 0.311, SLG: 0.405 (1, 2) (9, 2)			0-0 2B		0-0 3B 2B		0-0 SH3-4 1B 1B		0-0 G5-4-3		4 2 3 0 0 0 1 1 0 0 0 0 1 2															
Mike Garcia, R OBP: 0.357, SLG: 0.429 Al Aber, L Bob Hooper, R (1, 1) (9, 1) (9, 1)			0-3 K		0-0 6-3		0-0 SH3-4		0-0 BB 1B		3 0 1 0 0 1 2 0 0 0 0 0 0 0 0 0 0 0 0 0 0															
Inning Stats	R: 0 E: 0 K: 1 S: 6	H: 1 LOB: 2 BB: 1 P: 10	R: 0 E: 0 K: 2 S: 8	H: 1 LOB: 1 BB: 0 P: 8	R: 0 E: 0 K: 0 S: 3	H: 0 LOB: 0 BB: 0 P: 3	R: 0 E: 0 K: 1 S: 5	H: 0 LOB: 0 BB: 0 P: 5	R: 1 E: 0 K: 1 S: 7	H: 2 LOB: 1 BB: 0 P: 7	R: 0 E: 0 K: 1 S: 7		H: 2 LOB: 2 BB: 0 P: 7	R: 1 E: 0 K: 0 S: 5	H: 3 LOB: 1 BB: 0 P: 5	R: 0 E: 0 K: 0 S: 2	H: 0 LOB: 0 BB: 1 P: 6	R: 0 E: 0 K: 0 S: 3	H: 1 LOB: 2 BB: 2 P: 11	R: 1 E: 0 K: 1 S: 8	H: 3 LOB: 2 BB: 0 P: 8	1B: 10 2B: 3 3B: 1 HR: 0	SF: 0 SAC: 1 DP: 3 HBP: 0	WP: 0 PB: 0 SB: 0 CS: 0	PA: 44	
PITCHER	IP WLS BF H R ER SO BB IBB HBP BLK WP HR S P ERA WHIP	IP WLS BF H R ER SO BB IBB HBP BLK WP HR S P ERA WHIP	IP WLS BF H R ER SO BB IBB HBP BLK WP HR S P ERA WHIP	IP WLS BF H R ER SO BB IBB HBP BLK WP HR S P ERA WHIP	IP WLS BF H R ER SO BB IBB HBP BLK WP HR S P ERA WHIP	IP WLS BF H R ER SO BB IBB HBP BLK WP HR S P ERA WHIP	IP WLS BF H R ER SO BB IBB HBP BLK WP HR S P ERA WHIP	IP WLS BF H R ER SO BB IBB HBP BLK WP HR S P ERA WHIP	IP WLS BF H R ER SO BB IBB HBP BLK WP HR S P ERA WHIP	IP WLS BF H R ER SO BB IBB HBP BLK WP HR S P ERA WHIP	IP WLS BF H R ER SO BB IBB HBP BLK WP HR S P ERA WHIP	IP WLS BF H R ER SO BB IBB HBP BLK WP HR S P ERA WHIP	IP WLS BF H R ER SO BB IBB HBP BLK WP HR S P ERA WHIP	IP WLS BF H R ER SO BB IBB HBP BLK WP HR S P ERA WHIP	IP WLS BF H R ER SO BB IBB HBP BLK WP HR S P ERA WHIP	IP WLS BF H R ER SO BB IBB HBP BLK WP HR S P ERA WHIP	IP WLS BF H R ER SO BB IBB HBP BLK WP HR S P ERA WHIP	IP WLS BF H R ER SO BB IBB HBP BLK WP HR S P ERA WHIP	IP WLS BF H R ER SO BB IBB HBP BLK WP HR S P ERA WHIP	IP WLS BF H R ER SO BB IBB HBP BLK WP HR S P ERA WHIP	IP WLS BF H R ER SO BB IBB HBP BLK WP HR S P ERA WHIP	IP WLS BF H R ER SO BB IBB HBP BLK WP HR S P ERA WHIP	IP WLS BF H R ER SO BB IBB HBP BLK WP HR S P ERA WHIP	IP WLS BF H R ER SO BB IBB HBP BLK WP HR S P ERA WHIP	IP WLS BF H R ER SO BB IBB HBP BLK WP HR S P ERA WHIP	IP WLS BF H R ER SO BB IBB HBP BLK WP HR S P ERA WHIP

livebaseballscorecards.com

AB	39
R	3
H	13
RBI	3
BB	4
SO	7
LOB	21



BOTTOM

Cleveland Indians @ St. Louis Browns
 Sportsman's Park, St. Louis, MO
 Sat May 09 1953, 4:33 AM EDT
 Att. 7,961 - Unknown

livebaseballscorecards.com

AB	42
R	2
H	10
RBI	2
BB	2
SO	2
LOB	25



WP:	2	PA:	45
PB:	0		
SB:	0		
CS:	0		

Batter	1	2	3	4	5	6	7	8	9	10	AB	R	H	RBI	BB	SO	LOB
Johnny Groth, R (1, 8) OBP: 0.322, SLG: 0.308	1-3		F8		F4		E 1B		FC1-6 1B		5	1	1	0	0	0	4
Bobby Young, L (1, 4) OBP: 0.319, SLG: 0.337	F5		F8		F8		E3 FC6-4		F5		5	0	1	1	0	0	3
Jim Dyck, R (1, 7) OBP: 0.333, SLG: 0.196	F6		F8		FC6-4		FC6-4		1B		5	0	1	0	0	0	5
Vic Wertz, L (1, 9) OBP: 0.389, SLG: 0.548		F7	4-1				F9		4-3		5	0	1	1	0	0	2
Bob Elliott, R (1, 5) OBP: 0.360, SLG: 0.431		5-3 1B BB			6-3		F9		K		4	0	0	0	1	1	2
Dick Kryhoski, L (1, 3) OBP: 0.486, SLG: 0.871		5-3 1B			F9		E3		WP 1B		5	0	2	0	0	0	0
Les Moss, R (1, 2) OBP: 0.321, SLG: 0.373		5-3			5-3		K		4-0 1B		3	0	0	0	0	1	3
Hank Edwards, L (8, PH) OBP: 0.417, SLG: 0.381		5-3			5-3		K		1-2 BB		0	0	0	0	1	0	0
Neil Berry, R (8, PR)											0	0	0	0	0	0	0
Willy Miranda, S (9, 6)		1-2 2-3									0	0	0	0	0	0	0
Don Lenhardt, R (10, PH) OBP: 0.667, SLG: 0.800											1	0	1	0	0	0	0
Billy Hunter, R (1, 6) OBP: 0.338, SLG: 0.290			F3				1-3 SH F8 1B		1-3		3	1	1	0	0	0	2
Clint Courtney, L (8, PH) OBP: 0.171, SLG: 0.171											2	0	0	0	0	0	3
Dick Littlefield, L (1, 1) OBP: 0.125, SLG: 0.125											1	0	1	0	0	0	0
Dixie Upright, L (7, PH) OBP: 0.375, SLG: 0.714											1	0	0	0	0	0	0
Mike Blyzka, R (8, 1)											0	0	0	0	0	0	0
Satchel Paige, R (9, 1)											0	0	0	0	0	0	0
Dick Kokos, L (9, PH) OBP: 0.400, SLG: 0.292											1	0	1	0	0	0	0
Bob Cain, L (10, 1)											0	0	0	0	0	0	0
Roy Sievers, R (10, PH) OBP: 0.309, SLG: 0.306											1	0	0	0	0	0	1

Inning Stats	R: 0	H: 0	E: 0	K: 0	S: 3	R: 0	H: 1	E: 0	K: 0	S: 4	R: 0	H: 2	E: 0	K: 0	S: 5	R: 0	H: 0	E: 0	K: 0	S: 3	R: 1	H: 1	E: 1	K: 0	S: 5	R: 0	H: 0	E: 0	K: 1	S: 6	R: 0	H: 1	E: 1	K: 0	S: 5	R: 0	H: 1	E: 0	K: 1	S: 6	R: 1	H: 3	E: 0	K: 0	S: 6	R: 0	H: 1	E: 0	K: 0	S: 4	1B: 10	SF: 0	2B: 0	3B: 0	HR: 0	WP: 2	PA: 45
	0	0	0	0	3	0	1	0	0	4	0	2	0	0	5	0	0	0	0	3	0	1	0	0	5	0	0	0	0	6	0	1	0	5	0	1	0	6	0	3	0	0	6	10	0	0	0	0	2	45							

PITCHER	IP	WLS	BF	H	R	ER	SO	BB	IBB	HBP	BLK	WP	HR	S	P	ERA	WHIP
Mike Garcia, R (1, 1) ERA: 3.18	8.2		39	8	2	1	2	2	0	0	0	1	0	41	49	1.04	1.154
Al Aber, L (9, 1) ERA: 7.5	0.0		1	1	0	0	0	0	0	0	0	0	0	1	1	∞	∞
Bob Hooper, R (9, 1) ERA: 2.45	1.1	W	5	1	0	0	0	0	0	0	0	1	0	5	5	0.00	0.750

Batter	1	2	3	4	5	6	7	8	9	AB R H RBI BB SO LOB	TOP											
Bobby Avila, R (1, 4) OBP: 0.407, SLG: 0.357	0-0 F8	0-0 F8			0-0 5-3 1B		0-0 BB BB	0-0 1B	0-0 1-2 HR 1B	5 1 3 0 1 0 1												
Bill Glynn, L (1, 3) OBP: 0.349, SLG: 0.180	4-0 BB E BB		0-0 F7		0-0 F5		4-0 1-2 2-3 BB L4-3	0-0 G3	4-0 1-2 2-3 HR BB	3 1 0 0 3 0 2												
Dale Mitchell, L (1, 7) OBP: 0.309, SLG: 0.391	0-3 K		0-0 1B		0-0 5-3		0-0 L4-3			4 0 1 0 0 1 5												
Ray Boone, R (8, 6) OBP: 0.408, SLG: 0.523			1B		1-2		1-2			1 2 1 4 1 0 0												
Al Rosen, R (1, 5) OBP: 0.470, SLG: 0.652	0-0 E4 1-2 BB		0-0 F8		0-0 F6			0-0 HR		6 2 2 3 0 0 3												
Larry Doby, L (1, 8) OBP: 0.316, SLG: 0.426	4-0 1-2 2-3 BB		0-0 1B		0-0 F6			4-0 FC4-6 BB	0-3 K	3 0 1 0 2 1 0												
Harry Simpson, L (1, 9) OBP: 0.305, SLG: 0.421	0-0 P3		0-0 1-3		0-0 3-1			0-0 FC4-6 2B 1-2f	0-0 2B	5 2 1 0 0 0 6												
George Strickland, R (1, 6) OBP: 0.333, SLG: 0.333		0-0 6-3		0-0 G5-4-3 1B		0-0 F2		0-0 HR 2B	0-0 1B FC4-6 2B	3 0 1 0 0 0 0												
Barney McCosky, L (8, PH) OBP: 0.400, SLG: 0.800								1-3	2-H	1 1 1 0 0 0 0												
Bob Kennedy, R (8, 7) OBP: 0.393, SLG: 0.520									2-H	1 1 1 1 0 0 0												
Joe Tipton, R (1, 2) OBP: 0.292, SLG: 0.318			0-0 1B		0-0 G5-4-3		0-0 F5	0-3 K	0-0 FC4-6 1B	5 0 2 0 0 1 3												
Bob Feller, R (1, 1) OBP: 0.571, SLG: 1.167		0-3 K		0-0 5-3			0-0 BB 2B	0-0 HR	0-0 FC4-6 1B 1-2f 3-H	2 0 0 0 0 1 1												
Dave Hoskins, L (7, PH) OBP: 0.571, SLG: 1.167										3 2 2 4 0 0 1												
Inning Stats	R: 0 E: 1 K: 1 S: 6	H: 0 LOB: 3 BB: 2 P: 14	R: 0 E: 0 K: 1 S: 6	H: 1 LOB: 1 BB: 0 P: 6	R: 0 E: 0 K: 0 S: 5	H: 2 LOB: 2 BB: 0 P: 5	R: 0 E: 0 K: 0 S: 3	H: 1 LOB: 0 BB: 0 P: 3	R: 0 E: 0 K: 0 S: 4	H: 1 LOB: 1 BB: 0 P: 4	R: 0 E: 0 K: 0 S: 3	H: 0 LOB: 0 BB: 0 P: 3	R: 0 E: 0 K: 0 S: 3	H: 1 LOB: 2 BB: 2 P: 11	R: 4 E: 0 K: 1 S: 9	H: 4 LOB: 1 BB: 1 P: 13	R: 8 E: 0 K: 1 S: 11	H: 6 LOB: 0 BB: 2 P: 19	1B: 8 2B: 5 3B: 0 HR: 4	SF: 0 SAC: 0 DP: 2 HBP: 0	WP: 0 PB: 0 SB: 0 CS: 0	PA: 49
PITCHER	IP WLS BF H R ER SO BB IBB HBP BLK WP HR S P ERA WHIP																					
Virgil Trucks, R (1, 1) ERA: 2.23	8.0 L 40 11 6 6 3 6 0 0 0 0 0 3 40 64 6.75 2.125																					
Marlin Stuart, R (9, 1) ERA: 9.31	0.2 7 4 2 2 1 1 0 0 0 0 0 0 8 12 27.00 7.500																					
Hal White, R (9, 1) ERA: 2.61	0.1 2 1 4 4 0 0 0 0 0 0 0 1 2 2 108.00 3.000																					

Cleveland Indians @ St. Louis Browns
Sportsman's Park, St. Louis, MO
 Sun May 10 1953, 4:33 AM EDT
 Att. 8,278 - Unknown

AB	42
R	12
H	16
RBI	12
BB	7
SO	4
LOB	22



livebaseballscorecards.com

Batter	1	2	3	4	5	6	7	8	9	AB	R	H	RBI	BB	SO	LOB
Bobby Young, L (1, 4) OBP: 0.316, SLG: 0.333	0-0 G4-6-3 1B			0-0 1-3		0-0 4-3	0-0 F9			4	0	1	0	0	0	2
Dick Kokos, L (1, 7) OBP: 0.364, SLG: 0.259	0-0 G4-6-3 1-2f			0-0 P4		0-0 G3		0-3 K		3	0	0	0	0	0	1
Jim Dyck, R (7, 7) OBP: 0.328, SLG: 0.192				0-0 P4		0-0 2B		0-3 K		1	0	0	0	0	1	0
Dick Kryhoski, L (1, 3) OBP: 0.463, SLG: 0.829	0-0 F7			0-0 P4		0-0 2B		0-3 K		4	0	1	0	0	1	0
Vic Wertz, L (1, 9) OBP: 0.404, SLG: 0.547		0-0 3-1			4-0 1B E BB	4-0 FC6-4 BB		0-0 1B		2	1	1	0	2	0	0
Bob Elliott, R (1, 5) OBP: 0.344, SLG: 0.408		0-3 K			0-0 F2	0-0 FC6-4 1-2f		0-3 K		4	0	0	0	0	2	4
Clint Courtney, L (1, 2) OBP: 0.231, SLG: 0.231		0-0 F8			0-0 E 1B		0-0 1B 1B		0-0 1B	4	1	3	0	0	0	0
Johnny Groth, R (1, 8) OBP: 0.319, SLG: 0.317			0-0 6-3		0-0 E7 SH1-3 2B		0-0 L6		0-0 F9	4	1	1	2	0	0	2
Billy Hunter, R (1, 6) OBP: 0.350, SLG: 0.306			0-0 L5-3 1B		0-0 SH1-3		0-0 1B 1B		0-0 F7	3	0	2	1	0	0	1
Virgil Trucks, R (1, 1) OBP: 0.667, SLG: 1.000			0-0 L5-3		0-0 F9		0-0 F5		0-0 4-3	3	0	0	0	0	0	3
Marlin Stuart, L (9, 1) OBP: 0.667, SLG: 1.000			1-2							0	0	0	0	0	0	0
Hal White, R (9, 1)										0	0	0	0	0	0	0
Dixie Upright, L (9, PH) OBP: 0.333, SLG: 0.625										1	0	0	0	0	0	1

Inning Stats	R: 0	H: 1	E: 0	LOB: 0	K: 0	BB: 0	S: 3	P: 3	R: 0	H: 0	E: 0	LOB: 0	K: 1	BB: 0	S: 5	P: 5	R: 0	H: 1	E: 0	LOB: 0	K: 0	BB: 0	S: 3	P: 3	R: 3	H: 2	E: 1	LOB: 0	K: 0	BB: 1	S: 5	P: 9	R: 0	H: 1	E: 0	LOB: 2	K: 0	BB: 1	S: 4	P: 8	R: 0	H: 2	E: 0	LOB: 2	K: 0	BB: 0	S: 5	P: 5	R: 0	H: 1	E: 0	LOB: 1	K: 3	BB: 0	S: 10	P: 10	R: 0	H: 1	E: 0	LOB: 1	K: 0	BB: 0	S: 4	P: 4	1B: 7	SF: 0	2B: 3	SAC: 1	3B: 0	DP: 2	HR: 0	HBP: 0	WP: 0	PA: 36
Bob Feller, R (1, 1) ERA: 3.19	IP	WLS	BF	H	R	ER	SO	BB	IBB	HBP	BLK	WP	HR	S	P	ERA	WHIP																																																									
Dave Hoskins, R (7, 1) ERA: 0.87	3.0	W	13	4	0	0	3	0	0	0	0	0	0	19	19	0.00	1.333																																																									


BOTTOM

Cleveland Indians @ St. Louis Browns

Sportsman's Park, St. Louis, MO

Sun May 10 1953, 4:33 AM EDT
Att. 8,278 - Unknown

AB	33
R	3
H	9
RBI	3
BB	2
SO	4
LOB	14



Batter	1	2	3	4	5	6	7	8	9	AB R H RBI BB SO LOB	TOP														
Johnny Groth, R (1, 8) OBP: 0.323, SLG: 0.333	0-0 2B 2B		0-0 F5	0-0 3-1		0-0 1-2 1B		0-0 L4		5 1 2 0 0 0 1															
Billy Hunter, R (1, 6) OBP: 0.341, SLG: 0.312	0-0 L6		0-0 WP 2B		0-0 F9	0-0 1-3		0-0 P3		5 0 1 0 0 0 3															
Jim Dyck, R (1, 7) OBP: 0.348, SLG: 0.232	0-0 1B 2B		4-0 G1-6-3 2-3 BB		0-0 CS 1B		0-0 5-3	0-0 P6		4 1 2 1 1 0 0															
Bob Elliott, R (1, 5) OBP: 0.347, SLG: 0.420	0-0 1B 1B		0-0 G1-6-3 1-2f		0-0 F2 1-2		0-0 E 2B	0-0 6-3		5 1 2 0 0 0 3															
Vic Wertz, L (1, 9) OBP: 0.404, SLG: 0.550	0-0 1B			0-0 F8		0-0 1B 2B	0-0 E7 2-3	0-0 F8		5 1 2 1 0 0 1															
Les Moss, R (1, 2) OBP: 0.328, SLG: 0.429	0-0 G6-4-3 1-2f		0-0 HR		0-0 P4	0-0 E7 1-3 3-H 1B	0-0 5-3			5 1 2 2 0 0 3															
Roy Sievers, R (1, 3) OBP: 0.293, SLG: 0.288		0-0 6-3		0-0 4-3		0-3 K	0-0 F9			3 0 0 0 0 1 1															
Dick Kryhoski, L (7, PH) OBP: 0.452, SLG: 0.806										1 0 0 0 0 0 2															
Bobby Young, L (1, 4) OBP: 0.333, SLG: 0.344		0-0 6-3		0-0 3B 1B		0-0 WP E 2-H 1B	4-0 IBB			3 2 2 1 1 0 0															
Bobo Holloman, R (1, 1) OBP: 0.500, SLG: 0.500			0-0 F8		0-0 1-H 3B	0-0 E5 2-H 1B	0-0 L4			1 0 0 0 0 0 0															
Don Larsen, R (2, 1) OBP: 0.250, SLG: 0.417										3 0 1 1 0 0 3															
Inning Stats	R: 2 E: 0 K: 0 S: 6	H: 4 LOB: 1 BB: 0 P: 6	R: 0 E: 0 K: 0 S: 3	H: 0 LOB: 0 BB: 0 P: 3	R: 0 E: 0 K: 0 S: 3	H: 1 LOB: 1 BB: 1 P: 7	R: 2 E: 0 K: 0 S: 6	H: 3 LOB: 1 BB: 0 P: 6	R: 0 E: 0 K: 0 S: 3	H: 1 LOB: 0 BB: 0 P: 3	R: 2 E: 1 K: 1 S: 9	H: 3 LOB: 2 BB: 0 P: 9	R: 1 E: 2 K: 0 S: 6	H: 2 LOB: 3 BB: 1 P: 10	R: 0 E: 0 K: 0 S: 3	H: 0 LOB: 0 BB: 0 P: 3	R: 0 E: 0 K: 0 S: 3	H: 0 LOB: 0 BB: 0 P: 3	1B: 7 2B: 5 3B: 1 HR: 1	SF: 0 SAC: 0 DP: 2 HBP: 0	WP: 2 PB: 0 SB: 0 CS: 1	PA: 42			
PITCHER Bobby Shantz, L (1, 1) ERA: 4.34 Carl Scheib, R (6, 1) ERA: 3.78	IP 5.2 3.1	WLS L	BF 28 14	H 12 2	R 6 1	ER 5 1	SO 1 0	BB 1 0	IBB 0 1	HBP 0 0	BLK 0 0	WP 2 0	HR 1 0	S 29 13	P 33 17	ERA 7.94 2.70	WHIP 2.294 0.600								

St. Louis Browns @ Philadelphia Athletics
 Connie Mack Stadium, Philadelphia, PA
 Tue May 12 1953, 3:33 AM EDT
 Att. 7,483 - Unknown

livebaseballscorecards.com

AB 40
 R 7
 H 14
 RBI 6
 BB 2
 SO 1
 LOB 17



Batter	1	2	3	4	5	6	7	8	9	AB	R	H	RBI	BB	SO	LOB
Eddie Joost, R OBP: 0.351, SLG: 0.307 (1, 6)	4-0 BB BB BB	0-0 F7			0-0 F9		0-0 5-3		0-0 P3	4	0	0	0	1	0	3
Dave Philley, S OBP: 0.387, SLG: 0.459 (1, 8)	4-0 BB BB BB	0-0 F7			0-0 F2			0-0 F2	0-0 4-3	4	0	0	0	1	0	3
Loren Babe, L OBP: 0.348, SLG: 0.407 (1, 5)	4-0 BB BB BB				0-0 BB BB BB			0-0 L8		3	0	2	0	1	0	0
Eddie Robinson, L OBP: 0.287, SLG: 0.275 (1, 3)	0-0 P6				0-0 F7			0-0 BB BB BB		4	0	1	0	0	0	5
Kite Thomas, R OBP: 0.273, SLG: 0.111 (1, 9)	0-0 G6-4-3				0-0 6-3			0-0 F9		4	0	0	0	0	0	5
Ed McGhee, R OBP: 0.400, SLG: 0.600 (1, 7)					0-0 6-3			0-0 P5		4	1	1	0	0	0	1
Pete Suder, R OBP: 0.377, SLG: 0.442 (1, 4)					0-0 F8			0-0 4-3		4	2	2	0	0	0	0
Joe Astroth, R OBP: 0.360, SLG: 0.279 (1, 2)					0-0 F8			0-0 4-3		3	0	1	1	1	0	0
Bobby Shantz, R OBP: 0.273, SLG: 0.250 (1, 1)					0-0 F9			0-0 F9		2	0	0	1	0	0	1
Carl Scheib, R (6, 1)					0-0 F8					1	0	0	0	0	0	0
Tom Hamilton, L OBP: 0.143, SLG: 0.143 (9, PH)					0-0 F8					1	0	1	1	0	0	0

Inning Stats	R: 0	H: 0	E: 0	K: 0	S: 2	R: 2	H: 3	E: 0	K: 0	S: 6	R: 0	H: 1	E: 0	K: 0	S: 4	R: 0	H: 0	E: 0	K: 0	S: 3	R: 0	H: 1	E: 0	K: 0	S: 4	R: 0	H: 0	E: 0	K: 0	S: 3	R: 0	H: 1	E: 0	K: 0	S: 4	R: 1	H: 2	E: 0	K: 0	S: 5	1B: 7	SF: 0	2B: 1	SAC: 0	3B: 0	DP: 1	HR: 0	HBP: 0	WP: 0	PA: 38
PITCHER	IP	WLS	BF	H	R	ER	SO	BB	IBB	HBP	BLK	WP	HR	S	P	ERA	WHIP																			ERA	WHIP													
Bobo Holloman, R ERA: 4.02 (1, 1)	1.1		9	3	2	2	0	3	0	0	0	0	0	6	18	13.50	4.500																																	
Don Larsen, R ERA: 3.41 (2, 1)	7.2	W	29	5	1	1	0	1	0	0	0	0	0	28	32	1.17	0.783																																	

BOTTOM

St. Louis Browns @ Philadelphia Athletics
Connie Mack Stadium, Philadelphia, PA

Tue May 12 1953, 3:33 AM EDT
 Att. 7,483 - Unknown

livebaseballscorecards.com

AB	34
R	3
H	8
RBI	3
BB	4
SO	0
LOB	18

A

Batter	1	2	3	4	5	6	7	8	9	AB R H RBI BB SO LOB	TOP											
Johnny Groth, R (1, 8) OBP: 0.320, SLG: 0.330	0-0 L8		0-0 L9			0-0 BB 1B	0-0 F8			4 0 1 0 0 0 2	St. Louis Browns @ Philadelphia Athletics Connie Mack Stadium, Philadelphia, PA Wed May 13 1953, 3:33 AM EDT Att. 3,108 - Unknown											
Billy Hunter, R (1, 6) OBP: 0.348, SLG: 0.333	0-0 5-3			0-0 1B 1B		0-0 F9		0-0 F8 2B	4 0 2 0 0 0 1													
Jim Dyck, R (1, 5) OBP: 0.342, SLG: 0.220	0-0 E2			0-0 F7		4-0 BB 1-2		0-0 P6	3 0 0 0 1 0 2													
Don Lenhardt, R (1, 7) OBP: 0.500, SLG: 0.556	0-3 K			0-0 G4-6-3 1-2 1B		0-0 F9		0-0 F8 2-3	4 0 1 0 0 1 4													
Vic Wertz, L (1, 9) OBP: 0.388, SLG: 0.524		0-0 4-3		0-0 G4-6-3 1-2f		0-0 F8		0-0 F8	4 0 0 0 0 0 3													
Les Moss, R (1, 2) OBP: 0.323, SLG: 0.417		0-0 L1			0-0 F8		0-0 BB E FC4-6 1B	0-0 P4	4 1 1 0 0 0 0													
Roy Sievers, R (1, 3) OBP: 0.274, SLG: 0.268		0-0 F7			0-0 5-3		0-0 E6 FC4-6 1-2 BB	0-0 F9	4 0 0 0 0 0 1													
Bobby Young, L (1, 4) OBP: 0.327, SLG: 0.337			0-0 4-3		0-3 K		4-0 BB BB BB BB	0-0 6-3	2 0 0 0 0 1 0													
Bob Elliott, R (7, PH) OBP: 0.354, SLG: 0.420							1-2 2-3 BB		0 0 0 0 1 0 0													
Neil Berry, R (7, PR)									0 0 0 0 0 0 0													
Babe Martin, R (9, PH)									1 0 0 0 0 0 0													
Duane Pillette, R (1, 1) OBP: 0.286, SLG: 0.333			0-3 K			0-0 1-3		0-0 FC4-6 1-2f 2-3 3-H	2 0 0 0 0 1 0													
Don Larsen, R (7, PH) OBP: 0.231, SLG: 0.385									1 0 0 1 0 0 2													
Satchel Paige, R (7, 1)									0 0 0 0 0 0 0													
Inning Stats	R: 0 E: 1 K: 1 S: 6	H: 0 LOB: 1 BB: 0 P: 6	R: 0 E: 0 K: 0 S: 3	H: 0 LOB: 0 BB: 0 P: 3	R: 0 E: 0 K: 1 S: 5	H: 0 LOB: 0 BB: 0 P: 5	R: 0 E: 0 K: 0 S: 4	H: 2 LOB: 1 BB: 0 P: 4	R: 0 E: 0 K: 1 S: 5	H: 0 LOB: 0 BB: 0 P: 5	R: 0 E: 0 K: 0 S: 4	H: 1 LOB: 2 BB: 1 P: 8	R: 1 E: 1 K: 0 S: 5	H: 1 LOB: 2 BB: 1 P: 9	R: 0 E: 0 K: 0 S: 4	H: 1 LOB: 1 BB: 0 P: 4	R: 0 E: 0 K: 0 S: 3	H: 0 LOB: 0 BB: 0 P: 3	1B: 4 2B: 1 3B: 0 HR: 0	SF: 0 SAC: 0 DP: 1 HBP: 0	WP: 0 PB: 0 SB: 0 CS: 0	PA: 35
PITCHER Alex Kellner, L (1, 1) ERA: 1.95	IP 9.0 WLS W BF 35 H 5 R 1 ER 0 SO 3 BB 2 IBB 0 HBP 0 BLK 0 WP 0 HR 0 S 39 P 47 ERA 0.00 WHIP 0.778											PITCHER	IP WLS BF H R ER SO BB IBB HBP BLK WP HR S P ERA WHIP									

livebaseballscorecards.com

AB	33
R	1
H	5
RBI	1
BB	2
SO	3
LOB	15



Batter	1	2	3	4	5	6	7	8	9	AB	R	H	RBI	BB	SO	LOB
Eddie Joost, R OBP: 0.367, SLG: 0.359 (1, 6)	4-0 BB		0-0 6-3			0-0 SH5-4 1B		0-0 HR		3	2	2	1	1	0	0
Loren Babe, L OBP: 0.333, SLG: 0.387 (1, 5)	0-0 P4			0-0 F8		0-0 SH5-4 1-2		0-0 G3		3	0	0	0	0	0	1
Eddie Robinson, L OBP: 0.295, SLG: 0.284 (1, 3)	0-0 P6			0-0 1B 1B		0-0 1B 2-H 1B		0-0 4-3		4	0	2	1	0	0	1
Dave Philley, S OBP: 0.385, SLG: 0.455 (1, 8)	0-0 F7			0-0 F9		0-0 1-2 G4-6-3 1B				3	0	1	0	0	0	2
Pete Suder, R OBP: 0.375, SLG: 0.436 (1, 4)		0-0 1-3		0-0 FC4-6 1B		0-0 G4-6-3 1-2f				3	0	1	0	0	0	2
Kite Thomas, R OBP: 0.214, SLG: 0.083 (1, 7)		0-0 4-3		0-0 FC4-6 1-2f			0-0 6-3			3	0	0	0	0	0	2
Ed McGhee, R OBP: 0.250, SLG: 0.375 (1, 9)		0-0 P6			0-0 5-3		0-0 6-3			3	0	0	0	0	0	0
Ray Murray, R OBP: 0.262, SLG: 0.350 (1, 2)			0-0 G5-4-3 1B		0-3 K		0-0 F7			3	0	1	0	0	1	0
Alex Kellner, R OBP: 0.217, SLG: 0.150 (1, 1)			0-0 G5-4-3 1-2f		0-0 6-3			0-3 K		3	0	0	0	0	1	1

Inning Stats	R: 0	H: 0	E: 0	K: 0	S: 3	LOB: 1	BB: 1	P: 7	R: 0	H: 0	E: 0	K: 0	S: 3	LOB: 0	BB: 0	P: 3	R: 0	H: 1	E: 0	K: 0	S: 3	LOB: 0	BB: 0	P: 3	R: 0	H: 2	E: 0	K: 0	S: 5	LOB: 2	BB: 0	P: 5	R: 0	H: 0	E: 0	K: 1	S: 5	LOB: 0	BB: 0	P: 5	R: 1	H: 3	E: 0	K: 0	S: 5	LOB: 1	BB: 0	P: 5	R: 0	H: 0	E: 0	K: 0	S: 3	LOB: 0	BB: 0	P: 3	R: 1	H: 1	E: 0	K: 1	S: 6	LOB: 0	BB: 0	P: 6
--------------	------	------	------	------	------	--------	-------	------	------	------	------	------	------	--------	-------	------	------	------	------	------	------	--------	-------	------	------	------	------	------	------	--------	-------	------	------	------	------	------	------	--------	-------	------	------	------	------	------	------	--------	-------	------	------	------	------	------	------	--------	-------	------	------	------	------	------	------	--------	-------	------

PITCHER	IP	WLS	BF	H	R	ER	SO	BB	IBB	HBP	BLK	WP	HR	S	P	ERA	WHIP
Duane Pilette, R ERA: 4.84 (1, 1)	6.0		23	6	1	1	1	1	1	0	0	0	0	24	28	1.50	1.167
Satchel Paige, R ERA: 4.73 (7, 1)	2.0	L	7	1	1	1	1	0	0	0	0	0	1	9	9	4.50	0.500

BOTTOM

St. Louis Browns @ Philadelphia Athletics
Connie Mack Stadium, Philadelphia, PA

Wed May 13 1953, 3:33 AM EDT
 Att. 3,108 - Unknown

AB	28
R	2
H	7
RBI	2
BB	1
SO	2
LOB	9

A

1B:	6	SF:	0	WP:	0	PA:	30
2B:	0	SAC:	1	PB:	0		
3B:	0	DP:	2	SB:	0		
HR:	1	HBP:	0	CS:	0		

Batter	1	2	3	4	5	6	7	8	9	AB R H RBI BB SO LOB	TOP	
Johnny Groth, R (1, 8) <small>OBP: 0.317, SLG: 0.319</small>	4-0 BB		0-0 L6-3 1-2		0-0 P3		0-0 F8			3 1 0 0 1 0 3	St. Louis Browns @ Washington Senators Griffith Stadium, Washington, DC Thu May 14 1953, 3:33 AM EDT Att. 7,090 - Unknown	
Dick Kokos, L (1, 7) <small>OBP: 0.378, SLG: 0.267</small>	0-0 1B		0-0 P5		4-0 BB			0-0 3-1		3 0 1 0 1 0 0		
Vic Wertz, L (1, 9) <small>OBP: 0.383, SLG: 0.511</small>	0-0 F9 3-H			0-0 1B		0-0 F9		0-0 3-1		4 0 1 1 0 0 4		
Dick Kryhoski, L (1, 3) <small>OBP: 0.435, SLG: 0.744</small>	0-0 F5			0-0 F4		4-0 BB		0-3 K		3 0 0 0 1 1 2		
Bob Elliott, R (1, 5) Neil Berry, R (9, PR)	0-0 F5			0-0 1B		0-0 1B		4-0 BB		3 0 2 0 1 0 1 0 0 0 0 0 0 0		
Clint Courtney, L (1, 2) <small>OBP: 0.209, SLG: 0.209</small>		0-0 P6		0-0 G3-6-3 1-2f		0-0 F9		0-0 F2		4 0 0 0 0 0 4		
Billy Hunter, R (1, 6) Hank Edwards, L (9, PH) <small>OBP: 0.337, SLG: 0.321</small> <small>OBP: 0.400, SLG: 0.364</small>		0-0 P6			0-0 F7		0-0 FC6-4 1-2f		0-3 K			3 0 0 0 0 0 1 1 0 0 0 0 1 1
Bobby Young, L (1, 4) <small>OBP: 0.333, SLG: 0.344</small>		0-0 F9			0-0 1B		0-0 F9		0-0 1B			4 0 2 0 0 0 0
Dick Littlefield, L (1, 1) <small>OBP: 0.200, SLG: 0.111</small> Satchel Paige, R (7, 1) Don Lenhardt, R (9, PH) <small>OBP: 0.455, SLG: 0.500</small>			4-0 BB		0-0 SH 1-2		0-0 F5		0-0 FC5-4 1-2f			1 0 0 0 1 0 0 0 0 0 0 0 0 0 1 0 0 0 0 0 2
Inning Stats	R: 1 H: 1 E: 0 LOB: 1 K: 0 BB: 1 S: 4 P: 8	R: 0 H: 0 E: 0 LOB: 0 K: 0 BB: 0 S: 3 P: 3	R: 0 H: 0 E: 0 LOB: 0 K: 0 BB: 1 S: 2 P: 6	R: 0 H: 2 E: 0 LOB: 1 K: 0 BB: 0 S: 4 P: 4	R: 0 H: 1 E: 1 LOB: 3 K: 0 BB: 1 S: 5 P: 9	R: 0 H: 1 E: 0 LOB: 1 K: 0 BB: 1 S: 3 P: 7	R: 0 H: 0 E: 0 LOB: 0 K: 0 BB: 0 S: 3 P: 3	R: 0 H: 0 E: 0 LOB: 0 K: 1 BB: 0 S: 5 P: 5	R: 0 H: 1 E: 0 LOB: 2 K: 1 BB: 1 S: 6 P: 10	1B: 6 SF: 0 2B: 1 SAC: 1 3B: 0 DP: 2 HR: 0 HBP: 0	WP: 0 PA: 36 PB: 0 SB: 0 CS: 0	
PITCHER Spec Shea, R (1, 1) <small>ERA: 4.24</small>	IP: 9.0 WLS: W BF: 36 H: 6 R: 1 ER: 1 SO: 2 BB: 5 IBB: 0 HBP: 0 BLK: 0 WP: 0 HR: 0 S: 35 P: 55 ERA: 1.00 WHIP: 1.222											

livebaseballscorecards.com

AB	30
R	1
H	6
RBI	1
BB	5
SO	2
LOB	18



Batter	1	2	3	4	5	6	7	8	9	AB	R	H	RBI	BB	SO	LOB	BOTTOM		
Eddie Yost, R OBP: 0.390, SLG: 0.273 (1, 5)	0-0 F7		4-0 3-1 5-3 1B BB		0-0 P4			0-0 SH5-4 1B		3	1	1	0	1	0	1	St. Louis Browns @ Washington Senators Griffith Stadium, Washington, DC Thu May 14 1953, 3:33 AM EDT Att. 7,090 - Unknown		
Wayne Terwilliger, R OBP: 0.352, SLG: 0.365 (1, 4)	0-0 F7		0-0 5-3 1-2		0-0 F9			0-0 SH5-4 1-2		3	0	0	0	0	0	2			
Jackie Jensen, R OBP: 0.410, SLG: 0.541 (1, 9)	4-0 BB		0-0 3-1 2-3		4-0 SH5-3 BB			0-0 F7		2	0	0	0	2	0	2			
Mickey Vernon, L OBP: 0.404, SLG: 0.424 (1, 3)	0-3 K		0-0 3-H CS 1B		0-0 SH5-3 1-2			4-0 IBB		2	0	1	1	1	1	1			
Clyde Vollmer, R OBP: 0.369, SLG: 0.397 (1, 7)		4-0 1B 2B BB	0-0 CS 1-2	0-0 P4		0-0 6-3		0-0 1-3		3	1	0	0	1	0	3			
Pete Runnels, L OBP: 0.390, SLG: 0.291 (1, 6)		0-0 P6		0-3 K		0-0 F8				3	0	0	0	0	1	2			
Jim Busby, R OBP: 0.357, SLG: 0.491 (1, 8)		0-0 F9		0-0 P4			0-0 FC5-6 1B			3	0	1	0	0	0	1			
Mickey Grasso, R OBP: 0.281, SLG: 0.367 (1, 2)		0-0 1-3 2B 1B		4-0 SH3-4 BB		0-0 FC5-6 G5-4-3 1-2f				2	0	1	0	1	0	1			
Spec Shea, R OBP: 0.500, SLG: 0.625 (1, 1)		0-0 1-H 3-H 2B		0-0 SH3-4 1-2		0-0 G5-4-3 1-2f				2	0	1	1	0	0	1			
Inning Stats	R: 0 E: 0 K: 1 S: 5	H: 0 LOB: 1 BB: 1 P: 9	R: 1 E: 0 K: 0 S: 4	H: 2 LOB: 2 BB: 1 P: 8	R: 1 E: 0 K: 0 S: 3	H: 1 LOB: 0 BB: 1 P: 7	R: 0 E: 0 K: 1 S: 5	H: 0 LOB: 0 BB: 0 P: 5	R: 0 E: 0 K: 0 S: 3	H: 0 LOB: 1 BB: 1 P: 7	R: 0 E: 0 K: 0 S: 3	H: 1 LOB: 0 BB: 0 P: 3	R: 0 E: 0 K: 0 S: 4	H: 1 LOB: 2 BB: 1 P: 8	1B: 4 2B: 1 3B: 0 HR: 0	SF: 0 SAC: 3 DP: 1 HBP: 0	WP: 0 PB: 0 SB: 0 CS: 1	PA: 33	
PITCHER	IP WLS BF H R ER SO	IP WLS BF H R ER SO	IP WLS BF H R ER SO	IP WLS BF H R ER SO	IP WLS BF H R ER SO	IP WLS BF H R ER SO	IP WLS BF H R ER SO	IP WLS BF H R ER SO	IP WLS BF H R ER SO	IP WLS BF H R ER SO	IP WLS BF H R ER SO	IP WLS BF H R ER SO	IP WLS BF H R ER SO	IP WLS BF H R ER SO	IP WLS BF H R ER SO	IP WLS BF H R ER SO	ERA WHIP	ERA WHIP	
Dick Littlefield, L ERA: 2.64 (1, 1)	6.1	L	26	4	2	2	2	5	0	0	0	0	0	0	0	0	2.84	1.421	
Satchel Paige, R ERA: 4.2 (7, 1)	1.2		6	1	0	0	0	0	1	0	0	0	0	0	0	0	0.00	0.600	

livebaseballscores.com

AB 23
R 2
H 5
RBI 2
BB 6
SO 2
LOB 14



Batter	1	2	3	4	5	6	7	8	9	AB R H RBI BB SO LOB	TOP	
Johnny Groth, R (1, 8) OBP: 0.330, SLG: 0.343	0-0 G3		0-0 G4-6-3 1B		0-0 FC3-2		0-0 2B		0-0 1B	5 0 3 1 0 0 2		
Dick Kokos, L (1, 7) OBP: 0.333, SLG: 0.229 Jim Dyck, R (9, 7) OBP: 0.342, SLG: 0.220	0-0 F9		0-0 G4-6-3 1-2f		0-0 F9		0-3 K		0-0 F2	5 0 0 0 0 1 5 0 0 0 0 0 0 0		
Vic Wertz, L (1, 9) OBP: 0.393, SLG: 0.543	0-0 HR 2B			4-0 G3-6-3 BB		0-0 3B		0-0 G3	0-0 F7	4 1 2 0 1 0 1		
Dick Kryhoski, L (1, 3) OBP: 0.440, SLG: 0.786	0-0 HR			0-0 G3-6-3 1-2f		0-3 K		4-0 1B BB		3 1 1 2 1 1 2		
Bob Elliott, R (1, 5) OBP: 0.356, SLG: 0.409	0-3 K			0-0 4-3		0-3 K		0-3 K		4 0 0 0 0 3 2		
Clint Courtney, L (1, 2) OBP: 0.255, SLG: 0.239		0-0 F9			0-0 1B WP 1B		4-0 IBB		0-0 1B	3 1 2 0 1 0 0		
Billy Hunter, R (1, 6) OBP: 0.323, SLG: 0.307		0-0 5-3			0-0 F7		0-0 P5		0-0 P4	4 0 0 0 0 0 5		
Bobby Young, L (1, 4) OBP: 0.339, SLG: 0.350		0-0 P4			0-0 WP FC3-2 1B		0-0 3-1		0-0 SH1-4 1B	4 1 2 0 0 0 0		
Virgil Trucks, R (1, 1) OBP: 0.050, SLG: 0.050			0-0 5-3		0-0 FC3-2 WP 1B		0-0 F7		0-0 SH1-4	3 0 1 0 0 0 0		
Inning Stats	R: 2 E: 0 K: 1 S: 7 H: 2 LOB: 0 BB: 0 P: 7	R: 0 E: 0 K: 0 S: 3 H: 0 LOB: 0 BB: 0 P: 3	R: 0 E: 0 K: 0 S: 3 H: 1 LOB: 0 BB: 0 P: 3	R: 0 E: 0 K: 0 S: 2 H: 0 LOB: 0 BB: 1 P: 6	R: 1 E: 0 K: 0 S: 6 H: 3 LOB: 2 BB: 0 P: 6	R: 0 E: 0 K: 2 S: 8 H: 1 LOB: 2 BB: 1 P: 12	R: 0 E: 0 K: 1 S: 6 H: 1 LOB: 1 BB: 0 P: 6	R: 0 E: 0 K: 1 S: 6 H: 1 LOB: 2 BB: 1 P: 10	R: 1 E: 0 K: 0 S: 5 H: 2 LOB: 1 BB: 0 P: 5	1B: 7 2B: 2 3B: 1 HR: 1 SF: 0 SAC: 1 DP: 2 HBP: 0	WP: 1 PB: 0 SB: 0 CS: 0 PA: 39	
PITCHER Walt Masterson, R (1, 1) ERA: 3.16 Julio Moreno, R (9, 1) ERA: 3.0	IP WLS BF H R ER SO BB IBB HBP BLK WP HR S P ERA WHIP	8.0 L 34 9 3 3 5 2 1 0 0 1 1 41 53 3.38 1.375	1.0 5 2 1 1 0 0 0 0 0 0 0 0 5 5 9.00 2.000	PITCHER IP WLS BF H R ER SO BB IBB HBP BLK WP HR S P ERA WHIP								

St. Louis Browns @ Washington Senators
Griffith Stadium, Washington, DC
Fri May 15 1953, 3:33 AM EDT
Att. 3,381 - Unknown

livebaseballscorecards.com

AB	35
R	4
H	11
RBI	3
BB	3
SO	5
LOB	17



Batter	1	2	3	4	5	6	7	8	9	AB	R	H	RBI	BB	SO	LOB
Eddie Yost, R (1, 5) OBP: 0.386, SLG: 0.272	0-0 4-3		0-0 P5			0-0 6-3		0-0 1B		4	0	1	0	0	0	1
Wayne Terwilliger, R (1, 4) OBP: 0.348, SLG: 0.354	4-0 1B BB		0-0 P6			0-3 K		0-0 G3		3	0	0	0	1	1	2
Mickey Vernon, L (1, 3) OBP: 0.415, SLG: 0.431	0-0 1B G6-4-3		0-0 G3			0-0 1B		4-0 1B 1B BB		3	0	2	0	1	0	1
Jackie Jensen, R (1, 9) OBP: 0.405, SLG: 0.529	0-0 G6-4-3 1-2f			0-0 P4		0-0 F7		0-0 1B 1B		4	0	1	0	0	0	3
Clyde Vollmer, R (1, 7) OBP: 0.352, SLG: 0.377		0-0 F7		0-0 6-3		0-0 6-3		0-0 P5		4	0	0	0	0	0	2
Pete Runnels, L (1, 6) OBP: 0.394, SLG: 0.301		0-0 1B		0-0 P6		0-0 F7		0-0 1B 1-2 2-3		4	0	2	0	0	0	0
Jim Busby, R (1, 8) OBP: 0.345, SLG: 0.473		0-3 K			0-0 F7		0-0 6-3		0-3 K	4	0	0	0	0	2	4
Mickey Grasso, R (1, 2) OBP: 0.279, SLG: 0.359		0-0 6-3			0-3 K		0-0 G3-6-3 1B		0-0 P6	4	0	1	0	0	1	4
Walt Masterson, R (1, 1) OBP: 0.267, SLG: 0.333			0-0 1B		0-0 4-3			0-0 G3-6-3 1-2f		2	0	1	0	0	0	0
Frank Campos, L (8, PH) OBP: 0.222, SLG: 0.125										1	0	0	0	0	0	1
Julio Moreno, R (9, 1)										0	0	0	0	0	0	0

BOTTOM

St. Louis Browns @ Washington Senators
Griffith Stadium, Washington, DC
Fri May 15 1953, 3:33 AM EDT
Att. 3,381 - Unknown

livebaseballscorecards.com

AB	33
R	0
H	8
RBI	0
BB	2
SO	4
LOB	18



Inning Stats	R	H	E	K	S	P	BB	IBB	HBP	BLK	WP	HR	S	P	ERA	WHIP	1B	2B	3B	HR	SF	SAC	DP	HBP	WP	PA
Virgil Trucks, R (1, 1) ERA: 1.88	9.0	W	35	8	0	0	4	2	0	0	0	0	41	49	0.00	1.111	8	0	0	0	0	2	0	0	0	35

WP: 0	PA: 35
PB: 0	
SB: 0	
CS: 0	

Batter	1	2	3	4	5	6	7	8	9	AB R H RBI BB SO LOB	TOP
Johnny Groth, R (1, 8) OBP: 0.336, SLG: 0.343	0-0 2B 1B		0-0 F8		4-0 BB			0-0 4-3		3 0 1 0 1 0 0	
Dick Kokos, L (1, 7) OBP: 0.326, SLG: 0.211	0-0 P6		0-0 F9		0-0 F9			4-0 BB		3 0 0 0 1 0 2	
Vic Wertz, L (1, 9) OBP: 0.379, SLG: 0.521	0-0 F7		0-0 F8				0-0 F8			4 0 0 0 0 0 2	
Dick Kryhoski, L (1, 3) OBP: 0.444, SLG: 0.783	0-0 1-3 2B			0-0 G5-4-3 1B			0-0 F7			4 0 2 0 0 1 1	
Bob Elliott, R (1, 5) OBP: 0.352, SLG: 0.404 Jim Dyck, R (2, 5) OBP: 0.329, SLG: 0.210	0-0 6-3			0-0 G5-4-3 1-2f			0-0 F8			1 0 0 0 0 0 2 3 0 0 0 0 0 1	
Clint Courtney, L (1, 2) OBP: 0.314, SLG: 0.286		0-0 FC4-6 1B		4-0 BB			0-0 1B			3 0 3 0 1 0 0	
Bobby Young, L (1, 4) OBP: 0.336, SLG: 0.356		0-0 FC4-6 1B 1-2f 8-2		0-0 F8			0-0 F7			4 0 1 0 0 0 3	
Billy Hunter, R (1, 6) OBP: 0.320, SLG: 0.304		0-0 2-3 1B			0-0 F2		0-3 K			4 0 1 0 0 1 3	
Harry Brecheen, L (1, 1) OBP: 0.167, SLG: 0.167 Mike Blyzka, R (1, 1)		0-0 8-2			0-0 6-3		0-0 5-6-3			0 0 0 0 0 0 0 0 0 0 0 0 0 0	
Hank Edwards, L (2, PH) OBP: 0.385, SLG: 0.348 Bob Cain, L (2, 1) Don Lenhardt, R (9, PH) OBP: 0.417, SLG: 0.455		0-0 3-Hf								1 0 0 0 0 0 2 2 0 0 0 0 0 1 1 0 0 0 0 0 2	
Inning Stats	R: 0 H: 2 E: 0 LOB: 2 K: 0 BB: 0 S: 5 P: 5	R: 0 H: 2 E: 1 LOB: 1 K: 0 BB: 0 S: 4 P: 4	R: 0 H: 0 E: 0 LOB: 0 K: 0 BB: 0 S: 3 P: 3	R: 0 H: 1 E: 0 LOB: 1 K: 0 BB: 1 S: 3 P: 7	R: 0 H: 0 E: 0 LOB: 1 K: 0 BB: 1 S: 3 P: 7	R: 0 H: 0 E: 0 LOB: 0 K: 0 BB: 0 S: 3 P: 3	R: 0 H: 1 E: 0 LOB: 1 K: 1 BB: 0 S: 6 P: 6	R: 0 H: 0 E: 0 LOB: 1 K: 1 BB: 1 S: 5 P: 9	R: 0 H: 2 E: 0 LOB: 2 K: 0 BB: 0 S: 5 P: 5	1B: 6 SF: 0 2B: 3 SAC: 0 3B: 0 DP: 2 HR: 0 HBP: 0	WP: 0 PA: 36 PB: 0 SB: 0 CS: 0
PITCHER Bob Porterfield, R (1, 1) ERA: 3.51	IP WLS BF H R ER SO BB IBB HBP BLK WP HR S P ERA WHIP										
	9.0 W 36 8 0 0 2 3 0 0 0 0 0 0 37 49 0.00 1.222										

St. Louis Browns @ Washington Senators
Griffith Stadium, Washington, DC
Sat May 16 1953, 3:33 AM EDT
Att. 3,906 - Unknown

livebaseballscorecards.com

AB 33
R 0
H 8
RBI 0
BB 3
SO 2
LOB 19



Batter	1	2	3	4	5	6	7	8	9	AB	R	H	RBI	BB	SO	LOB
Eddie Yost, R OBP: 0.377, SLG: 0.264 (1, 5)	F8 FC5		F7			SH5-3 1-2				3	0	0	0	0	0	2
Wayne Terwilliger, R OBP: 0.353, SLG: 0.353 (1, 4)	G3 E 1B BB	FC4-6 1B		5-3		P6				3	1	1	0	1	0	1
Jackie Jensen, R OBP: 0.392, SLG: 0.509 (1, 9)	E4 1B G3 1-2 1B	FC4-6 1B F9 1-2f		4-3		F3				4	2	0	0	0	0	3
Mickey Vernon, L OBP: 0.410, SLG: 0.425 (1, 3)	G3 1-2 2-3	F9 BB 1B 1-3		F7		L6				4	0	1	0	0	0	2
Clyde Vollmer, R OBP: 0.359, SLG: 0.367 (1, 7)	1B 1B IBB	1-2 BB		F7		P6				2	1	0	0	2	0	0
Pete Runnels, L OBP: 0.389, SLG: 0.299 (1, 6)	1B 1B 1-2 2-3 3-H	F9 2-3 3-H		F8		6-3				4	1	1	2	0	0	2
Jim Busby, R OBP: 0.350, SLG: 0.474 (1, 8)	1B 1B WP 1-2 2-H 3-H	4-3		1B		P4				4	1	2	2	0	0	2
Mickey Grasso, R OBP: 0.278, SLG: 0.353 (1, 2)	WP 1B 1-2 2-H		F8		F9	F9				4	0	1	1	0	0	1
Bob Porterfield, R OBP: 0.375, SLG: 0.652 (1, 1)	FC5 WP 1-2 2-3 1B		6-3		SH5-3 1B	5-3				4	0	2	0	0	0	0

Inning Stats	R: 5	H: 4	E: 1	LOB: 2	K: 0	BB: 2	S: 8	P: 16	R: 1	H: 2	E: 0	LOB: 2	K: 0	BB: 1	S: 5	P: 9	R: 0	H: 0	E: 0	LOB: 0	K: 0	BB: 0	S: 3	P: 3	R: 0	H: 0	E: 0	LOB: 0	K: 0	BB: 0	S: 3	P: 3	R: 0	H: 1	E: 0	LOB: 1	K: 0	BB: 0	S: 4	P: 4	R: 0	H: 1	E: 0	LOB: 1	K: 0	BB: 0	S: 4	P: 4	R: 0	H: 0	E: 0	LOB: 0	K: 0	BB: 0	S: 3	P: 3	R: 0	H: 0	E: 0	LOB: 0	K: 0	BB: 0	S: 3	P: 3
--------------	------	------	------	--------	------	-------	------	-------	------	------	------	--------	------	-------	------	------	------	------	------	--------	------	-------	------	------	------	------	------	--------	------	-------	------	------	------	------	------	--------	------	-------	------	------	------	------	------	--------	------	-------	------	------	------	------	------	--------	------	-------	------	------	------	------	------	--------	------	-------	------	------

PITCHER	IP	WLS	BF	H	R	ER	SO	BB	IBB	HBP	BLK	WP	HR	S	P	ERA	WHIP
Harry Brecheen, L ERA: 3.24 (1, 1)	0.2	L	9	4	5	0	0	1	1	0	0	0	0	7	15	0.00	7.500
Mike Blyzka, R ERA: 5.4 (1, 1)	0.1		1	0	0	0	0	0	0	0	0	1	0	1	1	0.00	0.000
Bob Cain, L ERA: 4.41 (2, 1)	7.0		26	4	1	1	0	1	0	0	0	0	0	25	29	1.29	0.714

BOTTOM

St. Louis Browns @ Washington Senators
Griffith Stadium, Washington, DC
 Sat May 16 1953, 3:33 AM EDT
 Att. 3,906 - Unknown

AB	32
R	6
H	8
RBI	5
BB	3
SO	0
LOB	13



1B: 8	SF: 0	WP: 1	PA: 36
2B: 0	SAC: 1	PB: 0	
3B: 0	DP: 0	SB: 0	
HR: 0	HBP: 0	CS: 0	

Batter	1	2	3	4	5	6	7	8	9	10	AB	R	H	RBI	BB	SO	LOB	TOP						
Johnny Groth, R (1. 8) OBP: 0.328, SLG: 0.327	0-0 6-3	0-0 F5		4-0 FC6-4 BB		0-3 K		0-0 F2		0-0 F7	5	0	0	0	1	1	1							
Billy Hunter, R (1. 6) OBP: 0.314, SLG: 0.299	0-0 1B 1B		0-3 K	0-0 FC6-4 1-2f		0-0 F8		0-0 1-3			5	1	1	0	0	1	1							
Vic Wertz, L (1. 9) OBP: 0.380, SLG: 0.510	0-0 F8		4-0 BB 1B BB		0-3 K		0-0 BB SH2-4 1B		0-0 3-1		4	1	1	0	1	1	1							
Don Lenhardt, R (1. 7) OBP: 0.375, SLG: 0.400	0-0 1B 1B 1-2		0-0 F8		0-0 F9		0-0 SH2-4 1-2		0-0 F8		4	1	1	0	0	0	1							
Bob Elliott, R (1. 5) OBP: 0.373, SLG: 0.413 Willy Miranda, S (9. 5)	0-0 1B 1B 1-2 2-H		4-0 BB 1B BB 1-2		0-0 2B 1B		4-0 BB BB		0-0 F4		3	1	2	1	2	0	0							
Les Moss, R (1. 2) OBP: 0.357, SLG: 0.462 Neil Berry, R (10. PR) (10. 4)	0-0 1B 1B 1-2 2-H		0-0 1B BB 1-2 2-H		0-0 2B		0-3 K		0-0 SH5-4 1B		5	0	4	3	0	1	2							
Roy Sievers, R (1. 3) OBP: 0.277, SLG: 0.259 Dick Kryhoski, L (7. PH) (7. 3)	0-0 F7		0-0 F9		4-0 BB		4-0 BB 1-2 2-3		0-0 SH5-4 1-2		2	0	0	0	1	0	4							
Bobby Young, L (1. 4) OBP: 0.325, SLG: 0.343 Jim Dyck, R (10. PH) OBP: 0.325, SLG: 0.206 Mike Blyzka, R (10. 1) Duane Pilette, R (10. 1) OBP: 0.286, SLG: 0.333		0-0 F8		0-0 F3		0-0 F8		0-0 4-3		0-0 6-3	4	0	0	0	0	0	5							
Don Larsen, R (1. 1) OBP: 0.176, SLG: 0.294 Satchel Paige, R (9. 1) Virgil Trucks, R (9. 1) OBP: 0.050, SLG: 0.050 Clint Courtney, L (10. PH) OBP: 0.327, SLG: 0.300 (10. 2)		0-0 F4		0-0 F5		0-3 K		0-0 F7		0-0 1B	4	0	0	0	0	1	0							
Inning Stats	R: 2 E: 0 K: 0 S: 7	H: 4 LOB: 2 BB: 0 P: 7	R: 0 E: 0 K: 0 S: 3	H: 0 LOB: 0 BB: 0 P: 3	R: 1 E: 0 K: 1 S: 6	H: 1 LOB: 2 BB: 2 P: 14	R: 0 E: 0 K: 0 S: 3	H: 0 LOB: 1 BB: 1 P: 7	R: 1 E: 0 K: 1 S: 7	H: 2 LOB: 2 BB: 1 P: 11	R: 0 E: 0 K: 2 S: 7	H: 0 LOB: 0 BB: 0 P: 7	R: 0 E: 0 K: 1 S: 6	H: 1 LOB: 3 BB: 2 P: 14	R: 0 E: 0 K: 0 S: 3	H: 0 LOB: 0 BB: 0 P: 3	R: 0 E: 0 K: 0 S: 3	H: 0 LOB: 0 BB: 0 P: 3	R: 1 E: 0 K: 0 S: 5	H: 2 LOB: 1 BB: 0 P: 5	1B: 9 2B: 1 3B: 0 HR: 0	SF: 0 SAC: 2 DP: 0 HBP: 0	WP: 0 PB: 0 SB: 0 CS: 0	PA: 46
PITCHER	IP WLS BF H R ER SO BB IBB HBP BLK WP HR S P ERA WHIP																	PITCHER	IP WLS BF H R ER SO BB IBB HBP BLK WP HR S P ERA WHIP					
Whitey Ford, L (1. 1) ERA: 1.67	5.0																		5.0					
Ray Scarborough, R (6. 1) ERA:	2.0																		2.0					
Tom Gorman, R (8. 1) ERA: 6.0	2.0																		2.0					
Bob Kuzava, L (10. 1) ERA: 1.93	1.0																		1.0					

St. Louis Browns @ New York Yankees
Yankee Stadium, Bronx, NY
 Sun May 17 1953, 3:33 AM EDT
 Att. 42,596 - Unknown

livebaseballscorecards.com

AB 38
R 5
H 10
RBI 5
BB 6
SO 5
LOB 17



BOTTOM

St. Louis Browns @ New York Yankees
Yankee Stadium, Bronx, NY
Sun May 17 1953, 3:33 AM EDT
Att: 42,596 - Unknown

livebaseballscorecards.com



AB	R	H	RBI	BB	SO	LOB
6	1	2	2	0	1	2
5	0	2	2	0	1	0
3	0	1	0	1	0	1
2	0	0	0	3	2	1
5	0	1	0	0	1	8
4	1	1	0	1	0	5
0	1	0	0	0	0	0
3	1	1	0	0	0	1
1	0	0	0	0	1	0
1	1	1	0	0	0	0
2	0	1	0	0	1	0
1	0	0	0	0	1	2
0	0	0	0	0	0	0
1	0	0	0	0	0	0
0	0	0	0	1	0	0
0	0	0	0	0	0	0
0	0	0	0	0	0	0
2	1	1	0	0	0	3

AB	39
R	6
H	12
RBI	6
BB	6
SO	8
LOB	24

WP: 0	PA: 46
PB: 0	
SB: 1	
CS: 0	

1B: 9	SF: 0
2B: 2	SAC: 0
3B: 1	DP: 1
HR: 0	HBP: 1

Batter	1	2	3	4	5	6	7	8	9	10
Billy Martin, R OBP: 0.283, SLG: 0.286 (1, 6) (10, 4)	0-3 K		X 0-0 F9		X 0-0 5-3		X 0-0 G6-4-3		X 0-0 3B 1B	X 0-0 1B
Irv Noren, L OBP: 0.471, SLG: 0.704 (1, 9)	0-0 F7			X 0-0 F7		0-3 K		0-0 FC6-4 1B	0-0 3B	
Gil McDougald, R OBP: 0.342, SLG: 0.314 (1, 4) (10, 5)	0-0 6-3			X 0-0 BB 1B		1-0 HBP		0-0 FC6-4 BB	0-0 BB	
Mickey Mantle, S OBP: 0.433, SLG: 0.539 (1, 8)		0-3 K		4-0 BB 1-2 BB		0-3 K		4-0 BB 1-2 BB	4-0 BB 1-2 BB	
Don Bollweg, L OBP: 0.410, SLG: 0.622 (1, 3)		0-0 S 1B		X 0-0 F6		X 0-0 F9		0-3 K	0-0 5-3	
Gene Woodling, L OBP: 0.400, SLG: 0.451 Art Schult, R (10, PR)		0-0 4-3		X 0-0 F8			4-0 BB 2B 1B	X 0-0 F7		X 0-0 2B 1B
Andy Carey, R OBP: 0.294, SLG: 0.588 Hank Bauer, R OBP: 0.381, SLG: 0.417 Phil Rizzuto, R OBP: 0.357, SLG: 0.306 (1, 5) (9, PH) (10, 6)		0-0 F9		X 0-0 6-3			X 0-0 1B 2B		0-3 K	0-0 1B 2B
Charles Silvera, R OBP: 0.381, SLG: 0.316 Yogi Berra, L OBP: 0.273, SLG: 0.278 Tom Gorman, R (8, 1) Bill Renna, R OBP: 0.318, SLG: 0.545 Bob Kuzava, S (10, 1) Ed Lopat, L OBP: 0.335, SLG: 0.308 Allie Reynolds, R OBP: 0.357, SLG: 0.417 (10, PR)			0-3 K		X 0-0 1B		0-3 K		X 0-0 F9	4-0 1B IBB
Whitey Ford, L OBP: 0.289, SLG: 0.143 Joe Collins, L OBP: 0.338, SLG: 0.333 Ray Scarborough, R (6, 1) Johnny Mize, L OBP: 0.357, SLG: 0.361 Jim McDonald, R (7, PR) Ralph Houk, R OBP: 0.250, SLG: 0.250 (8, 2)			0-0 F3		X 0-0 F7		X 0-0 G6-4-3 1B		X 0-0 1B 3B	X 0-0 F6

Inning Stats	R: 0 E: 0 K: 1 S: 5	H: 0 LOB: 0 BB: 0 P: 5	R: 0 E: 0 K: 1 S: 6	H: 1 LOB: 1 BB: 0 P: 6	R: 0 E: 0 K: 1 S: 5	H: 0 LOB: 0 BB: 0 P: 5	R: 0 E: 0 K: 0 S: 4	H: 1 LOB: 2 BB: 1 P: 8	R: 0 E: 0 K: 0 S: 4	H: 1 LOB: 1 BB: 0 P: 4	R: 0 E: 0 K: 2 S: 7	H: 0 LOB: 1 BB: 0 P: 8	R: 2 E: 0 K: 1 S: 6	H: 2 LOB: 1 BB: 1 P: 10	R: 0 E: 0 K: 1 S: 6	H: 1 LOB: 2 BB: 1 P: 10	R: 2 E: 0 K: 1 S: 8	H: 3 LOB: 3 BB: 2 P: 16	R: 2 E: 0 K: 0 S: 4	H: 3 LOB: 3 BB: 1 P: 8	1B: 9 2B: 2 3B: 1 HR: 0	SF: 0 SAC: 0 DP: 1 HBP: 1
---------------------	------------------------------	---------------------------------	------------------------------	---------------------------------	------------------------------	---------------------------------	------------------------------	---------------------------------	------------------------------	---------------------------------	------------------------------	---------------------------------	------------------------------	----------------------------------	------------------------------	----------------------------------	------------------------------	----------------------------------	------------------------------	---------------------------------	----------------------------------	------------------------------------

PITCHER	IP	WLS	BF	H	R	ER	SO	BB	IBB	HBP	BLK	WP	HR	S	P	ERA	WHIP
Don Larsen, R ERA: 3.57 (1, 1)	8.2		38	9	4	4	8	3	0	1	0	0	0	50	63	4.15	1.385
Satchel Paige, R ERA: 4.2 (9, 1)	0.0		1	0	0	0	0	1	0	0	0	0	0	4	4	∞	∞
Virgil Trucks, R ERA: 1.87 (9, 1)	0.1		2	0	0	0	0	1	0	0	0	0	0	1	5	0.00	3.000
Mike Blyzka, R ERA: 6.48 (10, 1)	0.0	L	2	2	2	2	0	0	0	0	0	0	0	2	2	∞	∞
Duane Pilette, R ERA: 4.76 (10, 1)	0.1		3	1	0	0	0	0	1	0	0	0	0	2	6	0.00	3.000

Batter	1	2	3	4	5	6	7	8	9	AB R H RBI BB SO LOB	TOP											
Johnny Groth, R (1, 8) OBP: 0.325, SLG: 0.351	0-0 1-3		0-0 HR		0-0 F9		0-0 FC3-6 1-2f			4 1 1 1 0 0 1												
Bobby Young, L (1, 4) OBP: 0.322, SLG: 0.357	0-0 4-3		0-0 F8		0-0 3B		0-0 4-3			4 0 1 0 0 0 1												
Vic Wertz, L (1, 9) OBP: 0.376, SLG: 0.500	0-0 F8			0-0 F8 3-4-1 1B 1B		0-0 P5		0-0 L3		4 1 1 0 0 0 1												
Don Lenhardt, R (1, 7) OBP: 0.450, SLG: 0.684		0-0 6-3		0-0 3-4-1 1-2 1B		0-0 2B		0-0 HR		4 1 3 1 0 0 0												
Dick Kryhoski, L (1, 3) OBP: 0.424, SLG: 0.720		0-3 K		0-0 3-4-1 1-2 2-3		0-3 K		0-0 F8		4 0 0 0 0 2 3												
Bob Elliott, R (1, 5) OBP: 0.377, SLG: 0.404		4-0 BB		4-0 BB		0-0 6-3		0-0 L8		2 0 0 0 2 0 1												
Clint Courtney, L (1, 2) OBP: 0.304, SLG: 0.278		0-0 F9		0-0 F8 3-H		0-0 P4			0-0 F9	4 0 0 1 0 0 4												
Billy Hunter, R (1, 6) OBP: 0.303, SLG: 0.287			0-0 F7		0-0 F2		0-0 L7		0-0 F8	4 0 0 0 0 0 2												
Duane Pillette, R (1, 1) OBP: 0.222, SLG: 0.250			0-3 K			0-0 5-3			0-0 6-3	2 0 0 0 0 1 0												
Jim Dyck, R (7, PH) OBP: 0.333, SLG: 0.206							4-0 FC3-6 BB			0 0 0 0 1 0 0												
Satchel Paige, R (7, 1)										0 0 0 0 0 0 0												
Les Moss, R (9, PH) OBP: 0.352, SLG: 0.455										1 0 0 0 0 0 0												
Inning Stats	R: 0 E: 0 K: 0 S: 3	H: 0 LOB: 0 BB: 0 P: 3	R: 0 E: 0 K: 1 S: 5	H: 0 LOB: 1 BB: 1 P: 9	R: 1 E: 0 K: 1 S: 6	H: 1 LOB: 0 BB: 0 P: 6	R: 1 E: 0 K: 0 S: 5	H: 2 LOB: 2 BB: 1 P: 9	R: 0 E: 0 K: 0 S: 4	H: 1 LOB: 1 BB: 0 P: 4	R: 0 E: 0 K: 1 S: 6	H: 1 LOB: 1 BB: 0 P: 6	R: 0 E: 0 K: 0 S: 3	H: 0 LOB: 1 BB: 1 P: 7	R: 1 E: 0 K: 0 S: 4	H: 1 LOB: 0 BB: 0 P: 4	R: 0 E: 0 K: 0 S: 3	H: 0 LOB: 0 BB: 0 P: 3	1B: 2 2B: 1 3B: 1 HR: 2	SF: 0 SAC: 0 DP: 0 HBP: 0	WP: 0 PB: 0 SB: 0 CS: 0	PA: 36
PITCHER	IP WLS BF H R ER SO BB IBB HBP BLK WP HR S P ERA WHIP												IP WLS BF H R ER SO BB IBB HBP BLK WP HR S P ERA WHIP									
Hal Brown, R (1, 1) ERA: 3.73	8.0 W 33 6 3 3 3 3 3 0 0 0 0 2 36 48 3.38 1.125																					
Ellis Kinder, R (9, 1) ERA: 2.79	1.0 S 3 0 0 0 0 0 0 0 0 0 0 0 3 3 0.00 0.000																					

St. Louis Browns @ Boston Red Sox
Fenway Park, Boston, MA
 Tue May 19 1953, 3:33 AM EDT
 Att: 3,733 - Sunny - 72 F

livebaseballscorecards.com

AB	33
R	3
H	6
RBI	3
BB	3
SO	3
LOB	13



Batter	1	2	3	4	5	6	7	8	9
Jim Piersall, R OBP: 0.310, SLG: 0.274 (1, 9) S S	0-3 K ①		0-0 1-4-3 ① X	0-0 6-3 ③		0-0 F8 ③			
Gene Stephens, L OBP: 0.286, SLG: 0.202 (1, 7) X	0-0 F9 ②		0-0 E S 1B 1B		0-0 P4 ①		0-0 1-3 ①		
George Kell, R OBP: 0.439, SLG: 0.592 (1, 5) X	0-0 FC5-4 1B		4-0 1B BB		0-0 5-3 ②		0-0 6-3 ②		
Dick Gernert, R OBP: 0.398, SLG: 0.510 (1, 3) X	0-0 FC5-4 ③		0-0 FC6-4 1B		0-0 HR		0-0 F8 ③		
Sammy White, R OBP: 0.292, SLG: 0.445 (1, 2) S S		0-0 5-3 ①	0-3 K ②		0-0 6-3 ③			0-0 L4 ①	
Ted Lepcio, R OBP: 0.487, SLG: 0.645 (1, 4) X		0-0 6-3 ② X	0-0 FC6-4 ③			0-0 6-3 ①		0-0 F5 ②	
Tom Umphlett, R OBP: 0.321, SLG: 0.381 (1, 8) X		0-0 E5 1B		0-0 2B		0-0 F8 ②		0-0 1B 2B	
Milt Bolling, R OBP: 0.296, SLG: 0.350 (1, 6) X		0-0 FC6-4 1B		0-0 F7 ①		0-0 2B 1B		0-0 1B ③	
Hal Brown, R OBP: 0.200, SLG: 0.214 (1, 1) X		0-0 FC6-4 ③		0-0 F2 ②		0-0 2B ①-H			
Ellis Kinder, R OBP: 1.000, SLG: 1.000 (9, 1) X									

Inning Stats	R: 0	H: 1	E: 0	LOB: 1	K: 1	BB: 0	S: 6	R: 0	H: 1	E: 1	LOB: 2	K: 0	BB: 0	S: 5	R: 1	H: 2	E: 0	LOB: 2	K: 1	BB: 1	S: 7	R: 0	H: 1	E: 0	LOB: 1	K: 0	BB: 0	S: 4	R: 1	H: 1	E: 0	LOB: 0	K: 0	BB: 0	S: 4	R: 1	H: 2	E: 0	LOB: 1	K: 0	BB: 0	S: 5	R: 0	H: 0	E: 0	LOB: 0	K: 0	BB: 0	S: 3	R: 1	H: 2	E: 0	LOB: 1	K: 0	BB: 0	S: 4	P: 4
--------------	------	------	------	--------	------	-------	------	------	------	------	--------	------	-------	------	------	------	------	--------	------	-------	------	------	------	------	--------	------	-------	------	------	------	------	--------	------	-------	------	------	------	------	--------	------	-------	------	------	------	------	--------	------	-------	------	------	------	------	--------	------	-------	------	------

PITCHER		IP	WLS	BF	H	R	ER	SO	BB	IBB	HBP	BLK	WP	HR	S	P	ERA	WHIP
Duane Pilette, R ERA: 4.71 (1, 1)		6.0		28	8	3	3	2	1	0	0	0	0	1	31	35	4.50	1.500
Satchel Paige, R ERA: 4.24 (7, 1)		2.0	L	7	2	1	1	0	0	0	0	0	0	0	7	7	4.50	1.000


BOTTOM

St. Louis Browns @ Boston Red Sox
Fenway Park, Boston, MA
Tue May 19 1953, 3:33 AM EDT
Att. 3,733 - Sunny - 72 F

AB	R	H	RBI	BB	SO	LOB
4	0	0	0	0	1	2
4	1	1	0	0	0	0
3	0	1	0	1	0	0
4	1	2	2	0	0	1
4	0	0	0	0	1	2
4	0	0	0	0	0	2
4	1	2	0	0	0	0
4	1	3	1	0	0	1
3	0	1	1	0	0	3
0	0	0	0	0	0	0

livebaseballscorecards.com

AB	34
R	4
H	10
RBI	4
BB	1
SO	2
LOB	11



1B	6	SF	0	WP	0	PA	35
2B	3	SAC	0	PB	0		
3B	0	DP	0	SB	1		
HR	1	HBP	0	CS	0		

Batter	1	2	3	4	5	6	7	8	9	10	11	12	13	14	AB	R	H	RBI	BB	SO	LOB	TOP									
Johnny Groh, R (1, 8) <small>OBP: 0.325, SLG: 0.351</small> Clint Courtney, L (7, PH) <small>OBP: 0.300, SLG: 0.263</small> (7, 2)	F8		K			G4-6-3 1B	BB			F9		6-3		6-3	3	0	1	0	0	1	1										
Billy Hunter, R (1, 6) <small>OBP: 0.295, SLG: 0.279</small> Dick Kryhoski, L (7, PH) <small>OBP: 0.417, SLG: 0.706</small> Willy Miranda, S (7, 6) <small>OBP: 0.500, SLG: 0.333</small>	P6		6-3			G4-6-3 1-2 2-3	P3			K				SH5-3 1B	3	0	0	0	0	0	2										
Vic Wertz, L (1, 9) <small>OBP: 0.369, SLG: 0.486</small>	F5					6-3								SH5-3 1-2	5	0	1	0	0	0	0										
Don Lenhardt, R (1, 7) <small>OBP: 0.385, SLG: 0.560</small>		F9													6	1	1	0	0	1	2										
Jim Dyck, R (1, 5) <small>OBP: 0.321, SLG: 0.191</small> (7, 8)	F7					1-3	1B							6-3	5	0	0	0	1	1	2										
Les Moss, R (1, 2) <small>OBP: 0.351, SLG: 0.449</small> Neil Berry, R (7, PR) Bob Elliott, R (7, 5) <small>OBP: 0.376, SLG: 0.402</small>	E5					2B 1B	1B							F8	3	0	1	1	0	0	0										
Roy Sievers, R (1, 3) <small>OBP: 0.268, SLG: 0.266</small>	FC6-4					1-2 1-2f	1B							1-3	3	0	1	0	0	0	1										
Bobby Young, L (1, 4) <small>OBP: 0.339, SLG: 0.368</small>															6	1	1	0	0	1	2										
Virgil Trucks, R (1, 1) <small>OBP: 0.048, SLG: 0.048</small> Hank Edwards, L (7, PH) <small>OBP: 0.407, SLG: 0.375</small> Don Larsen, R (7, 1) <small>OBP: 0.150, SLG: 0.250</small>	SH5-4 1B					1B	BB 1B BB							G3	5	0	3	0	1	0	0										
Mary Grissom, R (1, 1) <small>ERA: 2.2</small> Hersh Freeman, R (7, 1) <small>ERA: 4.15</small> Ellis Kinder, R (12, 1) <small>ERA: 2.13</small>	SH5-4 1-2					F5	1-2 3H 1B							F7	1	0	0	0	0	0	1										
Inning Stats	R: 0 H: 0 E: 0 LOB: 0 K: 0 BB: 0 S: 3 P: 3	R: 0 H: 0 E: 1 LOB: 1 K: 0 BB: 0 S: 4 P: 4	R: 0 H: 1 E: 0 LOB: 1 K: 1 BB: 0 S: 6 P: 6	R: 0 H: 0 E: 0 LOB: 0 K: 1 BB: 0 S: 5 P: 5	R: 0 H: 1 E: 0 LOB: 1 K: 1 BB: 0 S: 6 P: 6	R: 0 H: 1 E: 0 LOB: 0 K: 0 BB: 0 S: 3 P: 3	R: 2 H: 4 E: 0 LOB: 3 K: 0 BB: 2 S: 6 P: 14	R: 0 H: 0 E: 0 LOB: 1 K: 0 BB: 1 S: 3 P: 7	R: 0 H: 0 E: 0 LOB: 0 K: 1 BB: 0 S: 5 P: 5	R: 0 H: 1 E: 0 LOB: 1 K: 1 BB: 0 S: 6 P: 6	R: 0 H: 0 E: 0 LOB: 0 K: 0 BB: 0 S: 3 P: 3	R: 0 H: 0 E: 0 LOB: 0 K: 0 BB: 0 S: 3 P: 3	R: 0 H: 1 E: 0 LOB: 1 K: 1 BB: 0 S: 6 P: 6	R: 0 H: 2 E: 0 LOB: 2 K: 0 BB: 0 S: 5 P: 5	1B: 10 SF: 0 2B: 1 SAC: 2 3B: 0 DP: 1 HR: 0 HBP: 0	WP: 0 PA: 55 PB: 0 SB: 0 CS: 0															
PITCHER	IP WLS BF H R ER SO BB IBB HBP BLK WP HR S P ERA WHIP																														
Mary Grissom, R (1, 1) <small>ERA: 2.2</small>	6.2	27	7	2	2	3	1	0	0	0	0	0	0	0	32	36	2.70	1.200													
Hersh Freeman, R (7, 1) <small>ERA: 4.15</small>	4.1	16	1	0	0	2	2	0	0	0	0	0	0	0	18	26	0.00	0.692													
Ellis Kinder, R (12, 1) <small>ERA: 2.13</small>	3.0	12	3	0	0	1	0	0	0	0	0	0	0	0	14	14	0.00	1.000													

St. Louis Browns @ Boston Red Sox
Fenway Park, Boston, MA
 Wed May 20 1953, 3:33 AM EDT
 Att: 4,121 - Unknown - 63 F

livebaseballscorecards.com

AB	50
R	2
H	11
RBI	2
BB	3
SO	6
LOB	18



Batter	1	2	3	4	5	6	7	8	9	10	11	12	13	14
Jim Piersall, R <small>(1, 9) OBP: 0.296, SLG: 0.260</small>			 FC4-2 1-3 1B				 1-3					 0-3		
Gene Stephens, L <small>(1, 7) OBP: 0.279, SLG: 0.200</small>														
Floyd Baker, L <small>(1, 5) OBP: 0.333, SLG: 0.176</small>			 1B 2-3 3-H											
Dick Gernert, R <small>(1, 3) OBP: 0.403, SLG: 0.505</small>								 0-3				 0-0		
Sammy White, R <small>(1, 2) OBP: 0.277, SLG: 0.422</small>								 0-3		 0-0		 0-3		
Ted Lepcio, R <small>(1, 4) OBP: 0.467, SLG: 0.595</small>								 0-0					 0-0	
Tom Umphlett, R <small>(1, 8) OBP: 0.316, SLG: 0.373</small>								 0-0						
Milt Bolling, R <small>(1, 6) OBP: 0.307, SLG: 0.361</small>							 0-3						 0-0	
Marv Grissom, R <small>(1, 1)</small>					 0-3				 0-3					
Hersh Freeman, R <small>(7, 1)</small>														
Al Zarilla, L <small>(11, PH) OBP: 0.300, SLG: 0.222</small>														
Ellis Kinder, R <small>(12, 1) OBP: 1.000, SLG: 1.000</small>														
Del Wilber, R <small>(14, PH) OBP: 0.500, SLG: 1.714</small>														

Inning Stats				Pitcher																Team Stats				Game Info																																									
R: 0	H: 1	E: 0	S: 6	R: 0	H: 0	E: 0	S: 3	R: 2	H: 2	E: 2	S: 7	R: 0	H: 1	E: 0	S: 6	R: 0	H: 0	E: 0	S: 3	R: 0	H: 1	E: 0	S: 6	R: 0	H: 0	E: 0	S: 3	R: 0	H: 0	E: 0	S: 7	R: 0	H: 1	E: 0	S: 6	R: 0	H: 1	E: 0	S: 4	R: 0	H: 1	E: 0	S: 3	R: 0	H: 0	E: 0	S: 5	R: 0	H: 0	E: 0	S: 5	R: 1	H: 1	E: 0	S: 3	1B: 7	SF: 0	2B: 1	SAC: 2	3B: 0	DP: 1	HR: 1	HBP: 1	WP: 0	PA: 54
PITCHER	IP	WLS	BF	H	R	ER	SO	BB	IBB	HBP	BLK	WP	HR	S	P	ERA	WHIP																																																
Virgil Trucks, R <small>(1, 1) ERA: 1.7</small>	6.0	27	5	2	0	3	3	1	0	1	0	0	0	31	36	0.00	1.000																																																
Don Larsen, R <small>(7, 1) ERA: 3.19</small>	7.2	L	27	4	1	1	5	0	1	0	0	0	1	36	40	1.17	0.522																																																

St. Louis Browns @ Boston Red Sox
 Fenway Park, Boston, MA
 Wed May 20 1953, 3:33 AM EDT
 Att: 4,121 - Unknown - 63 F

AB	49
R	3
H	9
RBI	2
BB	2
SO	8
LOB	21



Batter	1	2	3	4	5	6	7	8	9	AB R H RBI BB SO LOB	TOP																														
Bobby Young, L (1, 4) OBP: 0.336, SLG: 0.358	0-0 F8		0-0 FC6			0-0 4-3		4-0 BB		3 0 0 0 1 0 1																															
Johnny Groth, R (1, 8) OBP: 0.315, SLG: 0.339	0-0 5-3			0-0 F7		0-0 4-3		0-0 F2		4 0 0 0 0 0 1																															
Vic Wertz, L (1, 9) OBP: 0.358, SLG: 0.469	0-0 1-3			0-0 F7			0-0 G3		0-0 P5	4 0 0 0 0 0 0																															
Don Lenhardt, R (1, 7) OBP: 0.367, SLG: 0.517		0-3 K		0-0 G3			0-0 1B		0-0 P4	4 0 1 0 0 1 0																															
Dick Kryhoski, L (1, 3) OBP: 0.406, SLG: 0.673		0-3 K			0-0 G3-6-1 1B		0-0 F2		0-0 3-1	4 0 1 0 0 1 1																															
Bob Elliott, R (1, 5) OBP: 0.375, SLG: 0.400		0-0 5-3			0-0 G3-6-1 1B		0-3 K			3 0 1 0 0 1 1																															
Clint Courtney, L (1, 2) OBP: 0.302, SLG: 0.267			0-0 G5-4-3 1B		0-0 G3-6-1 1B			0-0 F9		3 0 1 0 0 0 2																															
Billy Hunter, R (1, 6) OBP: 0.289, SLG: 0.274			0-0 G5-4-3		0-0 6-3			0-0 6-3		2 0 0 0 0 0 2																															
Willy Miranda, S (6, 6) OBP: 0.400, SLG: 0.250			0-0 G5-4-3							1 0 0 0 0 0 0																															
Dick Littlefield, L (1, 1) OBP: 0.273, SLG: 0.200			0-0 FC6 1B			0-3 K		0-0 HR		1 0 1 0 0 0 0																															
Roy Sievers, R (6, PH) OBP: 0.264, SLG: 0.262										1 0 0 0 0 1 0																															
Mike Blyzka, R (6, 1)										0 0 0 0 0 0 0																															
Dick Kokos, L (8, PH) OBP: 0.340, SLG: 0.308										1 1 1 1 0 0 0																															
Marlin Stuart, L (8, 1) OBP: 0.667, SLG: 1.000										0 0 0 0 0 0 0																															
Inning Stats	R: 0 E: 0 K: 0 S: 3	H: 0 LOB: 0 BB: 0 P: 3	R: 0 E: 0 K: 2 S: 7	H: 0 LOB: 0 BB: 0 P: 7	R: 0 E: 0 K: 0 S: 4	H: 2 LOB: 1 BB: 0 P: 4	R: 0 E: 0 K: 0 S: 3	H: 0 LOB: 0 BB: 0 P: 3	R: 0 E: 0 K: 0 S: 4	H: 2 LOB: 1 BB: 0 P: 4	R: 0 E: 0 K: 1 S: 5	H: 0 LOB: 0 BB: 0 P: 5	R: 0 E: 0 K: 1 S: 6	H: 1 LOB: 1 BB: 0 P: 6	R: 1 E: 0 K: 0 S: 4	H: 1 LOB: 1 BB: 1 P: 8	R: 0 E: 0 K: 0 S: 3	H: 0 LOB: 0 BB: 0 P: 3	1B: 5 2B: 0 3B: 0 HR: 1	SF: 0 SAC: 0 DP: 2 HBP: 0	WP: 0 PB: 0 SB: 0 CS: 0	PA: 32																			
PITCHER Bob Lemon, R (1, 1) ERA: 3.08	IP 9.0	WLS W	BF 32	H 6	R 1	ER 1	SO 4	BB 1	IBB 0	HBP 0	BLK 0	WP 0	HR 1	S 39	P 43	ERA 1.00	WHIP 0.778						PITCHER		IP 9.0	WLS W	BF 32	H 6	R 1	ER 1	SO 4	BB 1	IBB 0	HBP 0	BLK 0	WP 0	HR 1	S 39	P 43	ERA 1.00	WHIP 0.778

St. Louis Browns @ Cleveland Indians
Cleveland Municipal Stadium, Cleveland, OH

Sat May 23 1953, 3:33 AM EDT
Att. 5,816 - Unknown

livebaseballscorecards.com

AB 31
R 1
H 6
RBI 1
BB 1
SO 4
LOB 8



Batter	1	2	3	4	5	6	7	8	9
Ray Boone, R OBP: 0.383, SLG: 0.406 (1, 6)	0-3 K		0-0 5-3		0-0 F8	0-0 F8		0-3 K	
Bobby Avila, R OBP: 0.386, SLG: 0.368 (1, 4)	4-0 HR BB		4-0 HR BB		0-0 F7		0-0 P6		
Larry Doby, L OBP: 0.322, SLG: 0.426 (1, 8)	0-0 4-3 1-2		0-0 1-H HR		0-0 2B		4-0 9-4 BB BB		
Al Rosen, R OBP: 0.445, SLG: 0.600 (1, 5)	0-0 2-H HR		0-3 K		4-0 BB		4-0 1-2 BB		
Bob Kennedy, R OBP: 0.380, SLG: 0.409 (1, 9)	4-0 BB		0-0 P4		0-3 K		0-0 9-4 2-3f		
Jim Lemon, R OBP: 0.238, SLG: 0.256 (1, 7)	0-3 K			0-0 E6 L4-6		0-3 K		0-3 K	
Bill Glynn, L OBP: 0.320, SLG: 0.190 (1, 3)		0-0 1-3		0-0 L4-6 1-2		0-0 E 1B		0-0 3-1 WP 1B	
Joe Tipton, R OBP: 0.317, SLG: 0.553 Jim Hegan, R OBP: 0.283, SLG: 0.382 (1, 2) (5, 2)		0-0 F2		0-0 HR		0-0 F9		4-0 3-1 BB	
Bob Lemon, L OBP: 0.190, SLG: 0.381 (1, 1)		0-0 G3		0-3 K		0-0 E6 1-2		0-0 3-1 1-2 2-3	

AB	R	H	RBI	BB	SO	LOB
5	0	0	0	0	2	4
2	2	0	0	2	0	0
3	1	2	2	1	0	1
2	1	1	2	2	1	0
3	0	0	0	1	1	4
4	0	0	0	0	3	1
4	0	2	0	0	0	1
2	1	1	1	0	0	0
1	0	0	0	1	0	1
4	0	0	0	0	1	3

BOTTOM

St. Louis Browns @ Cleveland Indians
Cleveland Municipal Stadium, Cleveland, OH
Sat May 23 1953, 3:33 AM EDT
Att. 5,816 - Unknown

livebaseballscorecards.com

AB	30
R	5
H	6
RBI	5
BB	7
SO	8
LOB	15



1B:	2	SF:	0
2B:	3	SAC:	0
3B:	0	DP:	2
HR:	3	HBP:	0

WP:	1	PA:	37
PB:	0		
SB:	0		
CS:	0		

Inning Stats		R	H	E	K	S	R	H	E	K	S	R	H	E	K	S	R	H	E	K	S
Dick Littlefield, L ERA: 3.53		5.0	4	0	2	5	4	5	0	1	5	4	5	0	2	5	4	5	0	1	5
Mike Blyzka, R ERA: 5.79		2.0	1	0	1	0	2	0	0	0	0	2	0	0	0	0	2	0	0	0	0
Marlin Stuart, R ERA: 8.44		1.0	1	0	0	2	1	0	0	0	1	1	0	0	0	1	1	0	0	0	1

PITCHER		IP	WLS	BF	H	R	ER	SO	BB	IBB	HBP	BLK	WP	HR	S	P	ERA	WHIP
Dick Littlefield, L ERA: 3.53		5.0	L	23	4	5	5	5	4	0	0	0	0	3	29	45	9.00	1.600
Mike Blyzka, R ERA: 5.79		2.0		9	1	0	0	1	2	0	0	0	0	0	9	17	0.00	1.500
Marlin Stuart, R ERA: 8.44		1.0		5	1	0	0	2	1	0	0	0	1	0	8	12	0.00	2.000

Batter	1	2	3	4	5	6	7	8	9	AB R H RBI BB SO LOB	TOP
Neil Berry, R (1, 6) OBP: 0.333, SLG: 1.000 Hank Edwards, L (8, PH) OBP: 0.393, SLG: 0.360 Harry Brecheen, L (8, 1) OBP: 0.167, SLG: 0.167	0-0 		0-0 			0-0 		0-3 		3 0 1 1 0 0 0 1 0 0 0 0 1 1 0 0 0 0 0 0 0	St. Louis Browns @ Cleveland Indians Cleveland Municipal Stadium, Cleveland, OH Sun May 24 1953, 3:33 AM EDT Unknown
Dick Kokos, L (1, 9) OBP: 0.353, SLG: 0.293	0-0 		0-0 			4-0 		4-0 		2 0 0 0 2 0 1	
Dick Kryhoski, L (1, 3) OBP: 0.382, SLG: 0.627	0-3 					0-3 		0-0 		4 0 0 0 0 2 3	
Don Lenhardt, R (1, 7) OBP: 0.324, SLG: 0.455		0-0 		0-0 		0-0 		0-0 		4 0 0 0 0 0 1	
Clint Courtney, L (1, 2) OBP: 0.328, SLG: 0.262 Billy Hunter, R (9, PR) OBP: 0.289, SLG: 0.274		4-0 		0-0 			4-0 	4-0 		1 0 0 0 3 0 0 0 0 0 0 0 0 0	
Jim Dyck, R (1, 5) OBP: 0.318, SLG: 0.194		0-0 		0-3 			0-0 	0-3 		4 0 1 0 0 2 2	
Bobby Young, L (1, 4) OBP: 0.333, SLG: 0.355		0-0 	0-0 		0-0 		0-0 	0-0 		4 0 1 0 0 0 2	
Johnny Groth, R (1, 8) OBP: 0.316, SLG: 0.333			4-0 		0-0 		0-0 			2 1 0 0 1 0 2	
Bobo Holloman, R (1, 1) OBP: 0.400, SLG: 0.400 Satchel Paige, R (3, 1) Bob Elliott, R (8, PH) OBP: 0.380, SLG: 0.406 Willy Miranda, S (8, PR) OBP: 0.400, SLG: 0.250 (8, 6)			0-0 		0-0 			0-0 		1 0 0 0 0 0 1 1 0 0 0 0 0 1 1 0 1 0 0 0 0 0 0 0 0 0 0 0	
Inning Stats	R: 0 H: 0 E: 0 LOB: 0 K: 1 BB: 0 S: 5 P: 5	R: 0 H: 1 E: 0 LOB: 0 K: 0 BB: 1 S: 2 P: 6	R: 1 H: 1 E: 0 LOB: 1 K: 0 BB: 1 S: 4 P: 8	R: 0 H: 0 E: 0 LOB: 0 K: 0 BB: 0 S: 3 P: 3	R: 0 H: 1 E: 0 LOB: 1 K: 1 BB: 0 S: 6 P: 6	R: 0 H: 0 E: 0 LOB: 1 K: 1 BB: 1 S: 5 P: 9	R: 0 H: 0 E: 0 LOB: 1 K: 0 BB: 1 S: 3 P: 7	R: 0 H: 1 E: 0 LOB: 2 K: 1 BB: 1 S: 5 P: 9	R: 0 H: 0 E: 0 LOB: 1 K: 1 BB: 1 S: 5 P: 9	1B: 3 SF: 0 2B: 0 SAC: 0 3B: 1 DP: 1 HR: 0 HBP: 0	WP: 0 PA: 35 PB: 0 SB: 0 CS: 2
PITCHER Early Wynn, R (1, 1) ERA: 2.88	IP WLS BF H R ER SO BB IBB HBP BLK WP HR S P ERA WHIP 9.0 W 34 4 1 1 5 6 0 0 0 0 0 38 62 1.00 1.111										

livebaseballscorecards.com

AB	28
R	1
H	4
RBI	1
BB	6
SO	5
LOB	14



Batter	1	2	3	4	5	6	7	8	9	AB	R	H	RBI	BB	SO	LOB
Ray Boone, R OBP: 0.395, SLG: 0.402 (1, 6)	4-0 1B G3 BB		4-0 BLK HR BB		4-0 SH3-4 BB		0-0 5-3			1	2	0	0	3	0	0
Bobby Avila, R OBP: 0.385, SLG: 0.367 (1, 4)	0-0 G3 1B		0-0 F7		0-0 SH3-4		0-0 5-3			3	0	1	1	0	0	1
Larry Doby, L OBP: 0.319, SLG: 0.413 (1, 8)	0-0 G3		4-0 HR BB		0-0 F5		0-0 3-1			3	1	0	1	1	0	2
Al Rosen, R OBP: 0.439, SLG: 0.615 (1, 5)	0-0 6-3		0-0 HR		0-0 F2		0-0 F8			4	1	1	3	0	0	2
Dale Mitchell, L OBP: 0.280, SLG: 0.346 Bob Kennedy, R OBP: 0.373, SLG: 0.400 (1, 7) (8, PH) (9, 7)	0-0 1-3		0-0 F4		0-0 E 1B		0-0 F8			3	0	1	0	0	0	1
Harry Simpson, L OBP: 0.308, SLG: 0.427 (1, 9)		4-0 G4-6-3 BB	0-0 F9		0-0 E2 1B		0-0 4-3			3	0	1	0	1	0	0
Bill Glynn, L OBP: 0.311, SLG: 0.184 (1, 3)		0-0 G4-6-3		0-3 K		0-0 6-3				3	0	0	0	0	1	3
Jim Hegan, R OBP: 0.270, SLG: 0.362 (1, 2)		0-0 F5		0-0 L6		0-3 K2-3				3	0	0	0	0	1	2
Early Wynn, S OBP: 0.350, SLG: 0.474 (1, 1)			4-0 BLK F7 BB		0-0 F9		0-0 F8			2	1	0	0	1	0	2

Inning Stats	R: 1	H: 1	E: 0	K: 0	S: 4	LOB: 1	BB: 1	P: 8	R: 0	H: 0	E: 0	K: 0	S: 2	LOB: 0	BB: 1	P: 6	R: 4	H: 1	E: 0	K: 0	S: 4	LOB: 0	BB: 3	P: 16	R: 0	H: 0	E: 0	K: 1	S: 5	LOB: 1	BB: 1	P: 7	R: 0	H: 2	E: 1	K: 1	S: 7	LOB: 2	BB: 0	P: 7	R: 0	H: 0	E: 0	K: 0	S: 3	LOB: 0	BB: 0	P: 3	R: 0	H: 0	E: 0	K: 0	S: 3	LOB: 0	BB: 0	P: 3
--------------	------	------	------	------	------	--------	-------	------	------	------	------	------	------	--------	-------	------	------	------	------	------	------	--------	-------	-------	------	------	------	------	------	--------	-------	------	------	------	------	------	------	--------	-------	------	------	------	------	------	------	--------	-------	------	------	------	------	------	------	--------	-------	------


PITCHER	IP	WLS	BF	H	R	ER	SO	BB	IBB	HBP	BLK	WP	HR	S	P	ERA	WHIP
Bobo Holloman, R ERA: 5.5 (1, 1)	2.1	L	12	1	4	4	0	5	0	0	1	0	0	7	27	15.43	2.571
Satchel Paige, R ERA: 3.74 (3, 1)	4.2		18	3	1	1	2	1	0	0	0	0	1	21	25	1.93	0.857
Harry Brecheen, L ERA: 3.06 (8, 1)	1.0		3	0	0	0	0	0	0	0	0	0	0	3	3	0.00	0.000

BOTTOM

St. Louis Browns @ Cleveland Indians
Cleveland Municipal Stadium, Cleveland, OH

Sun May 24 1953, 3:33 AM EDT
Unknown

AB	26
R	5
H	4
RBI	5
BB	6
SO	2
LOB	13



WP	HR	S	P	ERA	WHIP
0	0	1	33		

Batter	1	2	3	4	5	6	7	8	9	AB R H RBI BB SO LOB	TOP											
Neil Berry, R (1, 6) OBP: 0.500, SLG: 0.875	0-0 FC6 1B	0-0 BB 1B		0-0 1-3 2B		0-3 K			0-0 1-3	5 1 3 0 0 1 1												
Dick Kokos, L (1, 9) OBP: 0.393, SLG: 0.326	0-0 F8	4-0 1-2 BB		0-0 2-H 3-H 2B		4-0 1-2 BB			4-0 1B BB	2 1 1 1 3 0 1												
Dick Kryhoski, L (1, 3) OBP: 0.370, SLG: 0.594	0-0 FC6 1-2f	0-0 F5		0-0 F7		0-0 3-1			0-0 1-2 E FC4-6 1B	5 1 1 0 0 0 6												
Hank Edwards, L (1, 7) OBP: 0.394, SLG: 0.345	0-0 F7		4-0 BB BB BB	4-0 CS BB 1B		0-0 G3-6 1B		0-0 4-3	0-0 E4 1-3 2-H FC4-6	4 0 1 0 1 0 2												
Clint Courtney, L (1, 2) OBP: 0.306, SLG: 0.242		0-0 F9	0-0 F9	0-0 1-2 F9	0-0 1-2f	0-0 G3-6	0-0 F9	0-0 F9	0-0 FC4-6 2B	5 0 0 1 0 0 3												
Billy Hunter, R (9, PR) OBP: 0.289, SLG: 0.274										0 1 0 0 0 0 0												
Bob Elliott, R (1, 5) OBP: 0.384, SLG: 0.413		4-0 BB BB BB BB	0-0 F8	0-0 F8		0-0 2B	0-0 6-3	0-0 6-3	0-0 3-H 2B	3 1 1 0 1 0 0												
Vic Wertz, L (9, PH) OBP: 0.363, SLG: 0.482										1 0 1 1 0 0 0												
Willy Miranda, S (9, PR) OBP: 0.400, SLG: 0.250									0-0 1-H 2B	0 0 0 0 0 0 0												
Bobby Young, L (1, 4) OBP: 0.331, SLG: 0.346		4-0 E 2B BB		0-0 3-1	0-0 6-3				0-0 F9	3 1 0 0 1 0 1												
Don Lenhardt, R (9, PH) OBP: 0.314, SLG: 0.441									0-3 K	1 0 0 0 0 1 2	AB 37 R 8 H 12 RBI 6 BB 6 SO 4 LOB 17											
Johnny Groth, R (1, 8) OBP: 0.321, SLG: 0.339		0-0 E7 2B 1B		0-0 F9		0-0 BB 1B			0-3 K	4 1 2 1 0 1 0												
Bob Cain, L (1, 1) OBP: 0.400, SLG: 0.600		0-0 2B		0-0 F9		0-0 F8			0-3 K	2 1 2 2 0 0 0												
Don Larsen, R (5, 1) OBP: 0.136, SLG: 0.227										2 0 0 0 0 1 1												
Satchel Paige, R (8, 1)		2-H 3-H 2B		0-0 2B PB 1B						0 0 0 0 0 0 0												
Inning Stats	R: 0 E: 0 K: 0 S: 4	H: 1 LOB: 1 BB: 0 P: 4	R: 3 E: 1 K: 0 S: 5	H: 3 LOB: 2 BB: 3 P: 17	R: 0 E: 0 K: 0 S: 2	H: 0 LOB: 0 BB: 1 P: 6	R: 2 E: 0 K: 0 S: 6	H: 3 LOB: 1 BB: 0 P: 6	R: 0 E: 0 K: 0 S: 4	H: 2 LOB: 1 BB: 0 P: 4	R: 0 E: 0 K: 1 S: 6	H: 1 LOB: 2 BB: 1 P: 10	R: 0 E: 0 K: 0 S: 3	H: 0 LOB: 0 BB: 0 P: 3	R: 0 E: 0 K: 2 S: 7	H: 0 LOB: 0 BB: 0 P: 7	R: 3 E: 1 K: 1 S: 8	H: 2 LOB: 2 BB: 1 P: 12	1B: 7 2B: 5 3B: 0 HR: 0	SF: 0 SAC: 0 DP: 1 HBP: 0	WP: 0 PB: 1 SB: 0 CS: 1	PA: 43
PITCHER	IP WLS BF H R ER SO BB IBB HBP BLK WP HR S P ERA WHIP																					
Mike Garcia, R (1, 1) ERA: 3.84	1.2		11	4	3	3	0	3	0	0	0	0	0	8	20	16.20	4.200					
Dave Hoskins, R (2, 1) ERA: 2.41	7.0	W	30	7	5	2	3	3	0	0	0	0	0	33	45	2.57	1.429					
Lou Brissie, L (9, 1) ERA: 9.0	0.0		1	1	0	0	0	0	0	0	0	0	0	1	1	∞	∞					
Bob Hooper, R (9, 1) ERA: 6.48	0.1	S	1	0	0	0	1	0	0	0	0	0	0	3	3	0.00	0.000					

St. Louis Browns @ Cleveland Indians
Cleveland Municipal Stadium, Cleveland, OH
Sun May 24 1953, 3:38 AM EDT
Att: 17,278 - Unknown



Batter	1	2	3	4	5	6	7	8	9
Ray Boone, R OBP: 0.387, SLG: 0.422 (1, 6)	0-0 L5		0-3 K	0-0 HR		0-3 K	0-0 F9		
Bobby Avila, R OBP: 0.393, SLG: 0.372 (1, 4)	4-0 CS BB		0-0 F7	0-0 F7		0-0 1B		0-0 WP 1B F7 1B	
Larry Doby, L OBP: 0.331, SLG: 0.411 (1, 8)	4-0 FC5-4 BB		1-0 FC6-4 HBP		0-0 FC4-6 WP 1B	0-0 F7		0-0 F2	
Al Rosen, R OBP: 0.430, SLG: 0.596 (1, 5)	0-0 FC5-4		0-0 FC6-4		0-3 K		0-3 K	0-0 WP 1B	
Bob Kennedy, R OBP: 0.375, SLG: 0.375 (1, 9)		0-0 E6 1-3 2B		0-0 6-3	4-0 FC4-6 BB		0-0 E5 HBP 1B	4-0 1-2 2-3 BB	
Jim Lemon, R OBP: 0.227, SLG: 0.244 (1, 7)		0-0 1-3		0-0 5-3	0-0 FC4-6 1B		0-0 HBP 1B	0-0 F7	
Dale Mitchell, L OBP: 0.277, SLG: 0.342 (5, PH)		1-2			1-2 2-3		1-2 1B	3-H	
Wally Westlake, R OBP: 0.300, SLG: 0.600 (6, 7)									
Bill Glynn, L OBP: 0.333, SLG: 0.231 (1, 3)		0-0 2-H 2B		0-0 BB HR 2B	1-3 3-H 1B		1-2 2-3 HBP	0-0 4-3	
Hank Foiles, R OBP: 0.250, SLG: 0.143 (1, 2)		0-0 6-3		4-0 BB HR BB	0-0 F4		0-3 K		
Barney McCosky, L OBP: 0.286, SLG: 0.571 (5, PH)									
Jim Hegan, R OBP: 0.266, SLG: 0.356 (6, 2)									
Mike Garcia, R OBP: 0.304, SLG: 0.391 (1, 1)		0-0 L3		4-0 HR BB		0-3 K	0-0		
Dave Hoskins, L OBP: 0.500, SLG: 0.800 (2, 1)				1-2 2-3 HR BB			1-3 2-H 3-H 1B		
Lou Brissie, L (9, 1)									
Bob Hooper, R (9, 1)									

Inning Stats	R: 0	H: 0	E: 0	K: 0	S: 2	R: 1	H: 1	E: 1	K: 0	S: 5	R: 0	H: 0	E: 0	K: 1	S: 5	R: 4	H: 2	E: 0	K: 0	S: 5	R: 1	H: 2	E: 0	K: 1	S: 7	R: 0	H: 1	E: 0	K: 2	S: 8	R: 2	H: 2	E: 1	K: 2	S: 10	R: 1	H: 2	E: 0	K: 0	S: 5
	LOB: 1	BB: 2	P: 10	LOB: 1	BB: 0	P: 5	LOB: 0	BB: 0	P: 6	LOB: 0	BB: 2	LOB: 0	BB: 2	P: 13	LOB: 1	BB: 0	P: 8	LOB: 2	BB: 1	P: 11	LOB: 2	BB: 0	P: 9	LOB: 2	BB: 1	P: 9	SF: 0	SAC: 0	DP: 0	HBP: 2	1B: 7	2B: 2	3B: 0	HR: 1	WP: 2	PA: 43				

PITCHER	IP	WLS	BF	H	R	ER	SO	BB	IBB	HBP	BLK	WP	HR	S	P	ERA	WHIP
Bob Cain, L ERA: 5.75 (1, 1)	4.0	L	21	4	6	5	1	4	0	1	0	0	1	18	35	11.25	2.000
Don Larsen, R ERA: 3.16 (5, 1)	3.1		20	6	3	1	5	2	0	1	0	2	0	27	36	2.70	2.400
Satchel Paige, R ERA: 3.63 (8, 1)	0.2		2	0	0	0	0	0	0	0	0	0	0	2	2	0.00	0.000

BOTTOM

St. Louis Browns @ Cleveland Indians
Cleveland Municipal Stadium, Cleveland, OH

Sun May 24 1953, 3:38 AM EDT
Att. 17,278 - Unknown

livebaseballscorecards.com

AB	35
R	9
H	10
RBI	9
BB	6
SO	6
LOB	21



Chicago White Sox @ St. Louis Browns
 Sportsman's Park, St. Louis, MO
 Mon May 25 1953, 4:33 AM EDT
 Att. 4,114 - Unknown

AB	38
R	7
H	12
RBI	7
BB	5
SO	3
LOB	17



Batter	1	2	3	4	5	6	7	8	9	AB	R	H	RBI	BB	SO	LOB											
Chico Carrasquel, R OBP: 0.295, SLG: 0.315 (1, 6)	F7		F3		BB HBP		F7	1B 2B		4	1	1	1	0	0	0											
Jim Rivera, L OBP: 0.357, SLG: 0.336 (1, 8)	2B			L5	F2		6-3	1B 1B		5	0	2	0	0	0	1											
Ferris Fain, L OBP: 0.386, SLG: 0.338 (1, 3)	F7			F9	G5-4-3 BB		2B BB	1B 1-2 2-H		3	0	1	1	2	0	1											
Sam Mele, R OBP: 0.379, SLG: 0.425 (1, 9)	F3			BB 2B 1B	G5-4-3 1-2		1-3 2B	F3		5	1	2	0	0	0	5											
Minnie Minoso, R OBP: 0.400, SLG: 0.338 (1, 7)		6-3		BB BB BB	1-2 2B BB		1-3	IBB	6-3	3	1	0	0	2	0	0											
Vern Stephens, R OBP: 0.269, SLG: 0.292 (1, 5)		F8		1-H 2-H 2B	2B		HBP 1B	F5	K	5	1	2	2	0	1	3											
Sherm Lollar, R OBP: 0.450, SLG: 0.531 (1, 2)		F9		2-H 1B 2B	2B		1-2 HBP	6-3	2B BB	3	2	1	1	1	0	0											
Nellie Fox, L OBP: 0.323, SLG: 0.375 (1, 4)			6-3	2-H 1B	1B		F9	2B 2B	1-H 2B	5	1	3	2	0	0	2											
Billy Pierce, L OBP: 0.120, SLG: 0.043 (1, 1)			1-3		4-3		K		1-3	2	0	0	0	0	0	1											
Luis Aloma, R ERA: 5.68 (5, 1)										1	0	0	0	0	1	2											
Allie Clark, R OBP: 0.217, SLG: 0.350 (8, PH)										1	0	0	0	0	1	1											
Harry Dorish, R OBP: 0.125, SLG: 0.125 (8, 1)										1	0	0	0	0	0	1											
Inning Stats	R: 0 E: 0 K: 0 S: 4	H: 1 LOB: 1 BB: 0 P: 4	R: 0 E: 0 K: 0 S: 3	H: 0 LOB: 0 BB: 0 P: 3	R: 0 E: 0 K: 0 S: 3	H: 0 LOB: 0 BB: 0 P: 3	R: 4 E: 0 K: 0 S: 7	H: 4 LOB: 1 BB: 1 P: 11	R: 0 E: 0 K: 1 S: 6	H: 1 LOB: 2 BB: 0 P: 7	R: 0 E: 0 K: 0 S: 4	H: 1 LOB: 3 BB: 2 P: 12	R: 2 E: 0 K: 1 S: 9	H: 4 LOB: 2 BB: 0 P: 9	R: 1 E: 0 K: 1 S: 6	H: 1 LOB: 1 BB: 1 P: 10	1B: 5 2B: 7 3B: 0 HR: 0	SF: 0 SAC: 0 DP: 1 HBP: 2	WP: 0 PB: 0 SB: 0 CS: 0	PA: 45							
PITCHER	IP	WLS	BF	H	R	ER	SO	BB	IBB	HBP	BLK	WP	HR	S	P	ERA	WHIP										
Virgil Trucks, R ERA: 2.14 (1, 1)	3.2		17	5	4	4	0	1	0	0	0	0	0	16	20	9.82	1.636										
Mike Blyzka, R ERA: 5.68 (4, 1)	0.1		1	0	0	0	0	0	0	0	0	0	0	1	1	0.00	0.000										
Hal White, R ERA: 2.61 (5, 1)	0.0		1	0	0	0	0	0	0	1	0	0	0	0	1	∞	∞										
Marlin Stuart, R ERA: 7.11 (5, 1)	2.0		8	1	0	0	1	1	0	1	0	0	0	8	13	0.00	1.000										
Harry Brecheen, L ERA: 3.72 (7, 1)	1.2	L	12	5	2	2	1	1	1	0	0	0	0	12	20	10.80	3.600										
PITCHER	IP	WLS	BF	H	R	ER	SO	BB	IBB	HBP	BLK	WP	HR	S	P	ERA	WHIP										
Satchel Paige, R ERA: 3.8 (8, 1)	1.1		6	1	1	1	1	1	0	0	0	0	0	7	11	6.75	1.500										

livebaseballscorecards.com

Batter	1	2	3	4	5	6	7	8	9	AB R H RBI BB SO LOB
Johnny Groth, R OBP: 0.322, SLG: 0.333 (1, 8) B B B	4-0 SH BB	0-0 F9		0-0 F5		0-0 F6	0-0 1-2 3-H 1B		0-0 F9	5 0 1 1 1 0 7
Neil Berry, R OBP: 0.417, SLG: 0.667 (1, 6) X (9, 5)	0-0 SH FC5-4 1-2		0-0 4-3	0-0 1-2 2-H 3-H 1B		0-0 F4	0-0 5-3			4 0 1 2 0 0 4
Roy Sievers, R OBP: 0.267, SLG: 0.254 Dick Kryhoski, L OBP: 0.387, SLG: 0.615 (1, 3) X (6, PH) (7, 3)	0-0 F9		4-0 G5-3 BB BB	0-0 F7		4-0 BB 1-2 2-3 IBB		0-0		2 0 0 0 1 0 4 1 0 1 0 1 0 0
Don Lenhardt, R OBP: 0.350, SLG: 0.417 (1, 7) X	0-0 F8		4-0 1-2 BB BB		4-0 BB BB	4-0 1-2 2-3 3-H BB		0-0 6-3		2 0 0 1 3 0 3
Les Moss, R OBP: 0.338, SLG: 0.431 Clint Courtney, L OBP: 0.297, SLG: 0.235 (1, 2) X (6, PH) (7, 2)	0-0 FC5-4 1-2f		0-0 G5-3 2-3f		0-3 K	0-0 F8		0-0 F7		3 0 0 0 0 1 5 2 0 0 0 0 0 4
Bob Elliott, R OBP: 0.395, SLG: 0.421 Willy Miranda, S OBP: 0.400, SLG: 0.250 (1, 5) X (7, PR) (8, 5)		0-0 6-3		0-0 E 1B 1B	4-0 1-2 BB BB		0-0 SH2-4 BLK 1B	0-0 4-3		3 1 2 0 1 0 0 0 1 0 0 0 0 0
Dick Kokos, L OBP: 0.386, SLG: 0.318 Billy Hunter, R OBP: 0.289, SLG: 0.274 (8, PH) (9, 6)										1 0 0 0 0 0 1 0 0 0 0 0 0 0
Jim Dyck, R OBP: 0.304, SLG: 0.184 (1, 9) X		0-0 F8		0-0 5-3 1-2	0-0 G6-4-3 1-2f		0-0 SH2-4 1-3		0-0 F4	4 0 0 0 0 0 3
Bobby Young, L OBP: 0.354, SLG: 0.377 (1, 4) X		0-0 E 2B		4-0 E 1B BB		0-0 IBB BB 2B	4-0 FC3-6 IBB		0-0 1B	3 3 3 0 2 0 0
Virgil Trucks, R Mike Blyzka, R Vic Wertz, L Bob Carr, L Hal White, R Marlin Stuart, L Hank Edwards, L Harry Brecheen, L Satchel Paige, R Don Larsen, R		0-0 E1 2-H 1B		0-0 E4 1-2 2-3 1B		4-0 BB IBB BB	0-0 FC3-6 1-2f 1B		0-0 F5	1 0 0 1 1 0 0 0 0 0 0 0 0 0 0 0 1 0 0 0 0 0 0 2 0 1 0 0 0 0 0 1 0 0 0 0 0 0 0 0 0 0 2 1 0 0 0 0 0 0 0 1 0 0 0 0 0 0 1

BOTTOM


Chicago White Sox @ St. Louis Browns

Sportsman's Park, St. Louis, MO

Mon May 25 1953, 4:33 AM EDT
Att: 4,114 - Unknown

livebaseballscorecards.com

AB	34
R	5
H	9
RBI	5
BB	10
SO	1
LOB	36



Inning Stats	R: 0	H: 0	E: 1	K: 0	S: 4	H: 0	LOB: 2	BB: 1	P: 8	R: 1	H: 2	E: 1	K: 0	S: 5	L: 0	LOB: 1	BB: 2	P: 10	R: 0	H: 0	E: 0	K: 1	S: 4	L: 0	LOB: 1	BB: 2	P: 12	R: 1	H: 1	E: 0	K: 0	S: 4	L: 1	LOB: 3	BB: 3	P: 16	R: 1	H: 2	E: 0	K: 0	S: 5	L: 2	LOB: 2	BB: 1	P: 9	R: 0	H: 1	E: 0	K: 0	S: 4	L: 1	LOB: 1	BB: 0	P: 4	R: 0	H: 1	E: 0	K: 0	S: 4	L: 1	LOB: 1	BB: 0	P: 4	1B: 6	2B: 3	3B: 0	HR: 0	SF: 0	SAC: 2	DP: 2	HBP: 0	WP: 0	PA: 46	PB: 0	SB: 0	CS: 0	ERA	WHIP
Billy Pierce, L (1, 1) ERA: 2.89	IP: 4.0	WLS	BF: 22	H: 4	R: 3	ER: 1	SO: 0	BB: 5	IBB: 0	HBP: 0	BLK: 0	WP: 0	HR: 0	S: 17	P: 37	ERA: 2.25	WHIP: 2.250	Luis Aloma, R (5, 1) ERA: 4.4	IP: 3.0	W: 16	BF: 3	H: 2	R: 2	ER: 2	SO: 1	BB: 3	IBB: 2	HBP: 0	BLK: 1	WP: 0	HR: 0	S: 13	P: 33	ERA: 6.00	WHIP: 2.000	Harry Dorish, R (8, 1) ERA: 2.91	IP: 2.0	S: 8	BF: 2	H: 0	R: 0	ER: 0	SO: 0	BB: 0	IBB: 0	HBP: 0	BLK: 0	WP: 0	HR: 0	S: 8	P: 8	ERA: 0.00	WHIP: 1.000																									

Batter	1	2	3	4	5	6	7	8	9	AB	R	H	RBI	BB	SO	LOB	TOP
Chico Carrasquel, R OBP: 0.299, SLG: 0.326 (1, 6)	0-0 SH1-3 L8 2B	0-0 F8		0-0 G6-3 1B	0-0 FC5-4			0-0 F9		5	1	2	0	0	0	3	
Jim Rivera, L OBP: 0.354, SLG: 0.348 (1, 8)	0-0 SH1-3 2-3		0-0 6-3	0-0 G6-3		0-0 4-3		0-0 1B 3B		4	1	1	0	0	0	2	
Ferris Fain, L OBP: 0.393, SLG: 0.370 (1, 3)	0-0 L8 3-H		0-0 HR		0-0 1B 2B	0-0 L5		0-0 BB 1B		5	2	3	3	0	0	0	
Sam Mele, R OBP: 0.395, SLG: 0.445 (1, 9)	0-0 F8		0-0 E 1B		0-0 2B 1B	0-0 2B		0-0 BB		4	1	3	0	1	0	0	
Minnie Minoso, R OBP: 0.400, SLG: 0.348 (1, 7)		0-0 SH3-4 FC4-6 BB 1B	0-3 K		0-0 E 1B 2B	0-0 5-3		0-0 F6		5	2	2	2	0	1	4	
Vern Stephens, R OBP: 0.266, SLG: 0.280 (1, 5)		4-0 FC4-6 SH3-4 BB	0-0 E9		0-0 E2 1B 1B		0-0 6-3	0-0 F6		4	1	0	0	1	0	4	
Bud Sheely, L OBP: 0.667, SLG: 0.571 (1, 2)		0-0 SH3-4 1-2 2-3	0-0 L3		0-0 1B		4-0 FC6-4 BB	0-0 G3-6-3 1B		3	0	2	2	1	0	2	
Nellie Fox, L OBP: 0.326, SLG: 0.368 (1, 4)		4-0 FC4-6 BB		4-0 1B BB	0-0 3-1		0-0 F7	0-0 G3-6-3		3	0	0	0	2	0	2	
Tommy Byrne, L OBP: 0.313, SLG: 0.429 (1, 1)		0-0 FC4-6	0-3 K		0-0 FC5-4 1B		0-0 FC6-4	0-0 5-3		3	0	1	1	0	1	3	
Mike Fornieles, R OBP: 0.091, SLG: 0.182 (6, 1)		1-2f 2-3 3-H								2	0	0	0	0	0	1	
Inning Stats	R: 1 E: 0 K: 0 S: 4 H: 1 LOB: 0 BB: 0 P: 4	R: 1 E: 0 K: 0 S: 4 H: 1 LOB: 2 BB: 2 P: 12	R: 1 E: 1 K: 1 S: 8 H: 2 LOB: 2 BB: 0 P: 8	R: 0 E: 0 K: 1 S: 5 H: 1 LOB: 1 BB: 1 P: 9	R: 4 E: 1 K: 0 S: 8 H: 5 LOB: 1 BB: 0 P: 8	R: 0 E: 0 K: 0 S: 4 H: 1 LOB: 1 BB: 0 P: 4	R: 0 E: 0 K: 0 S: 3 H: 0 LOB: 1 BB: 1 P: 7	R: 1 E: 0 K: 0 S: 5 H: 2 LOB: 2 BB: 1 P: 9	R: 0 E: 0 K: 0 S: 3 H: 1 LOB: 0 BB: 0 P: 3	1B: 9 2B: 3 3B: 1 HR: 1 SF: 0 SAC: 2 DP: 2 HBP: 0	WP: 0 PB: 0 SB: 0 CS: 0	PA: 45					
PITCHER	IP WLS BF H R ER SO BB IBB HBP BLK WP HR S P ERA WHIP	IP WLS BF H R ER SO BB IBB HBP BLK WP HR S P ERA WHIP	IP WLS BF H R ER SO BB IBB HBP BLK WP HR S P ERA WHIP	IP WLS BF H R ER SO BB IBB HBP BLK WP HR S P ERA WHIP	IP WLS BF H R ER SO BB IBB HBP BLK WP HR S P ERA WHIP	IP WLS BF H R ER SO BB IBB HBP BLK WP HR S P ERA WHIP	IP WLS BF H R ER SO BB IBB HBP BLK WP HR S P ERA WHIP	IP WLS BF H R ER SO BB IBB HBP BLK WP HR S P ERA WHIP	IP WLS BF H R ER SO BB IBB HBP BLK WP HR S P ERA WHIP	IP WLS BF H R ER SO BB IBB HBP BLK WP HR S P ERA WHIP	IP WLS BF H R ER SO BB IBB HBP BLK WP HR S P ERA WHIP	IP WLS BF H R ER SO BB IBB HBP BLK WP HR S P ERA WHIP					
Duane Pilette, R ERA: 5.73 (1, 1)	4.1 L 25 9 7 6 2 3 0 0 0 0 1 26 38 12.46 2.769																
Mike Blyzka, R ERA: 5.16 (5, 1)	3.2 17 4 1 1 0 2 0 0 0 0 0 0 15 23 2.46 1.636																
Marlin Stuart, R ERA: 6.59 (9, 1)	1.0 3 1 0 0 0 0 0 0 0 0 0 0 3 3 0.00 1.000																

Chicago White Sox @ St. Louis Browns
Sportsman's Park, St. Louis, MO
Tue May 26 1953, 4:33 AM EDT
Att. 3,614 - Unknown

livebaseballscorecards.com

AB	38
R	8
H	14
RBI	8
BB	5
SO	2
LOB	21



Batter 1 2 3 4 5 6 7 8 9 AB R H RBI BB SO LOB

Johnny Groth, R OBP: 0.331, SLG: 0.338 (1, 8)	0-0 7-4 SH1-3 1B	0-0 FC4 1-2f		0-0 FC6-4 1B 2-3 3-H		4-0 5-3 BB 1-2 2-3		0-3 K 1-2		4 0 2 1 1 1 4
Roy Sievers, R OBP: 0.253, SLG: 0.239 (1, 3)	0-0 SH1-3 1-2		0-3 K	0-0 FC6-4 1-2f		0-0 5-3 1-2 2-3 3-H		0-3 K		4 0 0 1 0 2 4
Jim Dyck, R OBP: 0.330, SLG: 0.228 (1, 9)	4-0 BB		4-0 BB		0-0 4-3 2B		0-0 6-3		0-0 2B	3 0 2 0 2 0 2
Bob Elliott, R OBP: 0.381, SLG: 0.402 (1, 5)	0-0 7-4 2-3f		0-0 F4		0-0 F7		0-0 F8		0-0 6-3	5 0 0 0 0 0 5
Don Lenhardt, R OBP: 0.311, SLG: 0.366 (1, 7)		0-3 K	0-0 F8		0-0 4-3		0-0 1-3		0-0 1-3	5 0 0 0 0 1 3
Clint Courtney, L OBP: 0.308, SLG: 0.239 (1, 2)		4-0 BB BB BB		0-0 SH5-3 1B 1B		0-0 F8		0-0 F9		3 1 1 0 1 0 1
Billy Hunter, R OBP: 0.305, SLG: 0.284 (1, 6)		4-0 BB 1-2 BB		0-0 1B SH5-3 1B		0-0 BB BB 5-3 1B		0-0 L4		3 1 2 0 1 0 0
Bobby Young, L OBP: 0.354, SLG: 0.371 (1, 4)		0-0 F6		0-0 SH5-3 1-2 2-3		0-0 F5		4-0 FC4-6 BB		2 0 0 0 1 0 3
Duane Pillette, R OBP: 0.273, SLG: 0.222 (1, 1) Mike Blyzka, R (5, 1) Hank Edwards, L OBP: 0.400, SLG: 0.333 (8, PH) Marlin Stuart, L OBP: 0.667, SLG: 1.000 (9, 1)		4-0 FC4 1-2 2-3 BB		0-0 F2		4-0 5-3 BB 1-2 BB		0-0 FC4-6 1-2f WP		1 0 0 0 1 0 2 0 0 0 0 1 0 0 1 0 0 0 0 0 1 0 0 0 0 0 0 0

Inning Stats	R: 0	H: 1	E: 0	LOB: 1	K: 0	S: 3	R: 0	H: 0	E: 0	LOB: 3	K: 1	S: 5	R: 0	H: 0	E: 0	LOB: 1	K: 1	S: 5	R: 1	H: 3	E: 0	LOB: 2	K: 0	S: 6	R: 0	H: 1	E: 0	LOB: 1	K: 0	S: 4	R: 1	H: 1	E: 0	LOB: 2	K: 0	S: 4	R: 0	H: 0	E: 0	LOB: 0	K: 0	S: 3	R: 0	H: 0	E: 0	LOB: 1	K: 1	S: 5	R: 0	H: 1	E: 0	LOB: 1	K: 1	S: 6	1B: 5	SF: 0	2B: 3	SAC: 2	3B: 0	DP: 1	HR: 0	HBP: 0	WP: 1	PA: 41
--------------	------	------	------	--------	------	------	------	------	------	--------	------	------	------	------	------	--------	------	------	------	------	------	--------	------	------	------	------	------	--------	------	------	------	------	------	--------	------	------	------	------	------	--------	------	------	------	------	------	--------	------	------	------	------	------	--------	------	------	-------	-------	-------	--------	-------	-------	-------	--------	-------	--------

PITCHER	IP	WLS	BF	H	R	ER	SO	BB	IBB	HBP	BLK	WP	HR	S	P	ERA	WHIP
Tommy Byrne, L ERA: 9.6 (1, 1)	5.1	W	28	6	2	2	2	7	0	0	0	0	0	25	53	3.38	2.438
Mike Fornieles, R ERA: 3.55 (6, 1)	3.2	S	13	1	0	0	2	1	0	0	0	1	0	16	20	0.00	0.545

BOTTOM

Chicago White Sox @ St. Louis Browns
Sportsman's Park, St. Louis, MO
Tue May 26 1953, 4:33 AM EDT
Att. 3,614 - Unknown

livebaseballscorecards.com

AB 31
R 2
H 7
RBI 2
BB 8
SO 4
LOB 25



Batter	1	2	3	4	5	6	7	8	9	AB R H RBI BB SO LOB	TOP									
Ray Boone, R (1, 6) OBP: 0.381, SLG: 0.400	0-0 6-3		0-0 S 1B	0-0 FC5 2-3f		0-0 G6-4-3 1-2f			0-0 6-3	5 0 1 0 0 0 5	Cleveland Indians @ St. Louis Browns Sportsman's Park, St. Louis, MO Wed May 27 1953, 4:33 AM EDT Att. 3,954 - Unknown									
Bobby Avila, R (1, 4) OBP: 0.379, SLG: 0.352	0-0 5-3		0-0 F8 1-2		0-3 K		0-0 1B	0-0 F3	5 0 1 0 0 1 1											
Larry Doby, L (1, 8) OBP: 0.338, SLG: 0.443	0-0 2B		0-3 K		0-0 1B		0-3 K		4 0 2 0 0 2 2											
Al Rosen, R (1, 5) OBP: 0.426, SLG: 0.581	0-0 5-3		0-0 6-3		0-0 9-3 1B		0-0 F4		4 0 1 0 0 0 3											
Dale Mitchell, L (1, 7) OBP: 0.276, SLG: 0.329		4-0 SH5-3 BB BB		0-0 G3	0-0 9-3 1-2f		0-3 K		3 0 0 0 1 1 3											
Harry Simpson, L (1, 9) OBP: 0.317, SLG: 0.423		4-0 SH5-3 BB 1-2		0-0 1B 1B		0-0 F8		0-0 6-3	3 1 1 0 1 0 0											
Bill Glynn, L (1, 3) OBP: 0.357, SLG: 0.250		0-0 SH5-3 1-2 2-3		0-0 FC5 1B 1B		4-0 1B BB BB		0-0 F8	2 0 1 0 1 0 0											
Jim Hegan, R (1, 2) OBP: 0.296, SLG: 0.369		0-3 K		0-0 1B 1-2 2-H		4-0 1B BB		0-0 F7	3 0 1 1 1 1 2											
Bob Lemon, L (1, 1) OBP: 0.208, SLG: 0.375		0-0 F8		0-0 F7		0-0 G6-4-3 1B		0-3 K	3 0 1 0 0 0 4											
Barney McCosky, L (9, PH) OBP: 0.250, SLG: 0.500									1 0 0 0 0 1 0											
Inning Stats	R: 0 E: 0 K: 0 S: 4	H: 1 LOB: 1 BB: 0 P: 4	R: 0 E: 0 K: 1 S: 5	H: 0 LOB: 2 BB: 2 P: 13	R: 0 E: 0 K: 1 S: 6	H: 1 LOB: 1 BB: 0 P: 6	R: 1 E: 0 K: 0 S: 6	H: 3 LOB: 2 BB: 0 P: 6	R: 0 E: 0 K: 0 S: 3	H: 1 LOB: 2 BB: 2 P: 11	R: 0 E: 0 K: 2 S: 8	H: 1 LOB: 1 BB: 0 P: 8	R: 0 E: 0 K: 0 S: 3	H: 0 LOB: 0 BB: 0 P: 3	R: 0 E: 0 K: 1 S: 5	H: 0 LOB: 0 BB: 0 P: 5	1B: 8 2B: 2 3B: 0 HR: 0	SF: 0 SAC: 1 DP: 2 HBP: 0	WP: 0 PB: 0 SB: 1 CS: 0	PA: 38
PITCHER	IP WLS BF H R ER SO BB IBB HBP BLK WP HR S P ERA WHIP																			
Bobo Holloman, R (1, 1) ERA: 4.63	5.1 W 26 7 1 1 3 4 0 0 0 0 0 0 28 44 1.69 2.062																			
Satchel Paige, R (6, 1) ERA: 3.29	3.2 S 12 2 0 0 3 0 0 0 0 0 0 0 18 18 0.00 0.545																			

livebaseballscorecards.com

AB	33
R	1
H	9
RBI	1
BB	4
SO	6
LOB	20



Batter	1	2	3	4	5	6	7	8	9
Johnny Groth, R OBP: 0.333, SLG: 0.341 (1, 8)	0-0 F4		0-0 F8	0-0 1B		0-0 SH3-4 1B		0-0 4-3	
Bobby Young, L OBP: 0.347, SLG: 0.363 (1, 4)	0-0 4-3		0-0 F8	0-0 4-3		0-0 SH3-4			
Vic Wertz, L OBP: 0.364, SLG: 0.475 (1, 9)	0-0 1B		0-0 F8		4-0 FC1-6 BB	0-0 4-3			
Bob Elliott, R OBP: 0.377, SLG: 0.391 (1, 5)	0-0 F8			4-0 E4 BB	0-0 FC1-6 1B E	0-0 6-3			
Dick Kryhoski, L OBP: 0.380, SLG: 0.594 (1, 3)		0-0 4-3		0-0 E4 1B WP E	0-0	0-0 F8			
Jim Dyck, R OBP: 0.337, SLG: 0.232 (1, 7)		4-0 1B FC5-4 BB		0-0 F9	0-0 E7 1B	0-0 5-3			
Clint Courtney, L OBP: 0.329, SLG: 0.247 (1, 2)		0-0 FC5-4 1B		4-0 1B E BB	4-0 1B BB	0-0 6-3			
Billy Hunter, R OBP: 0.311, SLG: 0.292 (1, 6)		0-0 FC5-4		0-0 E 1B	0-0			0-0 4-3	
Bobo Holloman, R OBP: 0.250, SLG: 0.250 (1, 1)		0-3 K		0-0 E1 1B	0-3 K			0-0 1-3	

Inning Stats	R: 0	H: 1	E: 0	LOB: 1	K: 0	BB: 0	S: 4	P: 4
	R: 1	H: 1	E: 0	LOB: 1	K: 1	BB: 1	S: 6	P: 10
	R: 0	H: 0	E: 0	LOB: 0	K: 0	BB: 0	S: 3	P: 3
	R: 3	H: 2	E: 2	LOB: 2	K: 0	BB: 2	S: 6	P: 14
	R: 1	H: 3	E: 1	LOB: 3	K: 1	BB: 2	S: 7	P: 15
	R: 0	H: 1	E: 0	LOB: 1	K: 0	BB: 0	S: 4	P: 4
	R: 0	H: 0	E: 0	LOB: 0	K: 0	BB: 0	S: 3	P: 3
	R: 0	H: 0	E: 0	LOB: 0	K: 0	BB: 0	S: 3	P: 3

PITCHER	IP	WLS	BF	H	R	ER	SO	BB	IBB	HBP	BLK	WP	HR	S	P	ERA	WHIP
Bob Lemon, R ERA: 2.99 (1, 1)	8.0	L	37	8	5	2	2	5	0	0	0	1	0	36	56	2.25	1.625

BOTTOM

AB	R	H	RBI	BB	SO	LOB
5	0	2	1	0	0	0
3	0	0	0	0	0	2
3	0	1	0	1	0	1
3	1	0	0	1	0	3
4	1	1	0	0	0	1
3	1	1	1	1	0	1
2	1	1	0	2	0	0
4	1	2	1	0	0	1
3	0	0	0	0	2	5
1	0	0	0	0	0	0

AB	31
R	5
H	8
RBI	3
BB	5
SO	2
LOB	14



WP	PA
1	37
0	0
0	0
0	0

livebaseballscorecards.com

Cleveland Indians @ St. Louis Browns
Sportsman's Park, St. Louis, MO
 Wed May 27 1953, 4:33 AM EDT
 Att. 3,954 - Unknown

Batter	1	2	3	4	5	6	7	8	9	AB R H RBI BB SO LOB	TOP											
Dale Mitchell, L (1, 7) OBP: 0.272, SLG: 0.333	0-0 F7		0-0 SH1-4 2-H 2B		0-0 FC6 FC5 4-3		0-0 F9	0-0 F5		5 0 1 1 0 0 2	Cleveland Indians @ St. Louis Browns Sportsman's Park, St. Louis, MO Thu May 28 1953, 4:33 AM EDT Att. 4,068 - Unknown livebaseballscorecards.com											
Bobby Avila, R (1, 4) OBP: 0.376, SLG: 0.373	0-0 3-1		0-0 SH1-4		0-0 4-3		0-0 HR	0-0 F5	4 1 1 2 0 0 1													
Larry Doby, L (1, 8) OBP: 0.341, SLG: 0.437	0-0 1B		0-3 K		1-0 HBP		0-3 K	0-0 3-1	4 0 1 0 0 2 1													
Al Rosen, R (1, 5) OBP: 0.418, SLG: 0.562	0-0 F6		0-3 K		0-0 FC5 2-3f		4-0 BB	0-0 6-3	4 0 0 0 1 1 4													
Wally Westlake, R (1, 9) OBP: 0.357, SLG: 0.643		0-0 1B		0-0 F4		0-0 1B 2B	0-3 K		4 1 2 0 0 1 1													
George Strickland, R (1, 6) OBP: 0.500, SLG: 0.375		0-0 F4		0-3 K		0-0 4-3 1B	4-0 G4-6-3 1B BB		3 1 1 1 1 1 1													
Bill Glynn, L (1, 3) OBP: 0.353, SLG: 0.250		0-0 F9		0-0 F8		0-0 4-3	0-0 G4-6-3 1B		4 0 1 0 0 0 2													
Jim Hegan, R (1, 2) OBP: 0.297, SLG: 0.368		0-0 F9		0-0 FC6 SH1-3 4-3 1B		0-3 K	0-0 G4-6-3 1-2f 2-3		3 1 1 0 0 1 2													
Harry Simpson, L (8, PH) OBP: 0.313, SLG: 0.418									1 0 0 0 0 0 2													
Hank Foiles, R (8, 2) OBP: 0.250, SLG: 0.143									0 0 0 0 0 0 0													
Dave Hoskins, L (1, 1) OBP: 0.538, SLG: 0.909			0-0 2B		0-0 SH1-3		0-3 K	0-0 2B	1 1 1 0 0 0 0													
Hank Majeski, R (8, PH) OBP: 0.222, SLG: 0.222									1 0 0 0 0 1 1													
Bob Chakales, R (6, 1)									0 0 0 0 0 0 0													
Steve Gromek, S (7, 1)									0 0 0 0 0 0 0													
Barney McCosky, L (8, PH) OBP: 0.333, SLG: 0.667									1 0 1 1 0 0 0													
Bob Hooper, R (8, 1)									0 0 0 0 0 0 0													
Inning Stats	R: 0 E: 0 K: 0 S: 4	H: 1 LOB: 1 BB: 0 P: 4	R: 0 E: 0 K: 0 S: 4	H: 1 LOB: 1 BB: 0 P: 4	R: 1 E: 0 K: 2 S: 9	H: 2 LOB: 1 BB: 0 P: 9	R: 0 E: 0 K: 1 S: 5	H: 0 LOB: 0 BB: 0 P: 5	R: 1 E: 0 K: 2 S: 9	H: 1 LOB: 2 BB: 0 P: 6	R: 1 E: 0 K: 2 S: 9	H: 2 LOB: 1 BB: 0 P: 9	R: 1 E: 0 K: 2 S: 8	H: 1 LOB: 1 BB: 1 P: 12	R: 1 E: 0 K: 0 S: 4	H: 2 LOB: 1 BB: 1 P: 8	R: 0 E: 0 K: 0 S: 3	H: 0 LOB: 0 BB: 0 P: 3	1B: 5 2B: 4 3B: 0 HR: 1	SF: 0 SAC: 2 DP: 1 HBP: 1	WP: 0 PB: 0 SB: 0 CS: 0	PA: 40
PITCHER	IP WLS BF H R ER SO BB IBB HBP BLK WP HR S P ERA WHIP																					
Dick Littlefield, L (1, 1) ERA: 4.01	7.0 W 33 8 5 5 7 2 0 1 0 0 1 44 53 6.43 1.429																					
Satchel Paige, R (8, 1) ERA: 3.07	2.0 S 7 2 0 0 0 0 0 0 0 0 0 7 7 0.00 1.000																					



Batter	1	2	3	4	5	6	7	8	9	AB	R	H	RBI	BB	SO	LOB
Johnny Groth, R OBP: 0.338, SLG: 0.348 (1, 8)	0-0 1B 2B		0-0 L6		4-0 G3 HR BB		0-3 K			3	2	1	0	1	1	1
Bobby Young, L OBP: 0.344, SLG: 0.367 (1, 4)	0-0 L3		0-0 4-3		0-0 G3		0-0 FC6-4 1-3 2B			4	0	1	0	0	0	3
Vic Wertz, L OBP: 0.375, SLG: 0.500 (1, 9)	0-0 F9		0-0 HR		4-0 HR BB		4-0 FC6-4 BB			2	2	1	1	2	0	1
Bob Elliott, R OBP: 0.380, SLG: 0.420 (1, 5)	0-0 1B 2-H		0-0 5-3		0-0 HR		0-0 FC6-4 BB			4	1	2	6	0	0	2
Dick Kryhoski, L OBP: 0.386, SLG: 0.583 (1, 3)	0-0 1-2 1B			0-0 G3		0-0 F8		4-0 1-2 BB		3	0	1	0	1	0	0
Jim Dyck, R OBP: 0.324, SLG: 0.221 (1, 7)	0-3 K			0-0 L4		0-0 F5		0-0 F7		4	0	0	0	0	1	5
Clint Courtney, L OBP: 0.326, SLG: 0.260 (1, 2)		0-0 G3		0-0 F6		0-0 F9		0-0 8-6 2B		4	0	1	0	0	0	0
Billy Hunter, R OBP: 0.310, SLG: 0.284 (1, 6)		0-0 F8			4-0 G3 SH5-4 HR BB		0-0 F3		0-0 1-3	3	1	0	0	1	0	1
Dick Littlefield, L OBP: 0.308, SLG: 0.182 (1, 1)		0-3 K			0-0 SH5-4		4-0 2B FC6-4 BB		0-0 8-6	1	1	0	0	1	1	0
Satchel Paige, R (8, 1)					1-2			2-3f		1	0	0	0	0	0	1

Inning Stats	R: 1	H: 3	E: 0	K: 1	S: 8	L: 23	R: 0	H: 0	E: 0	K: 1	S: 5	R: 0	H: 1	E: 0	K: 0	S: 4	R: 0	H: 0	E: 0	K: 0	S: 3	R: 4	H: 1	E: 0	K: 0	S: 4	R: 0	H: 0	E: 0	K: 0	S: 3	R: 1	H: 1	E: 0	K: 1	S: 6	R: 0	H: 1	E: 0	K: 0	S: 3	1B: 2	2B: 4	3B: 0	HR: 2	SF: 0	SAC: 1	DP: 1	HBP: 0	WP: 0	PB: 0	SB: 0	CS: 0	PA: 36
--------------	------	------	------	------	------	-------	------	------	------	------	------	------	------	------	------	------	------	------	------	------	------	------	------	------	------	------	------	------	------	------	------	------	------	------	------	------	------	------	------	------	------	-------	-------	-------	-------	-------	--------	-------	--------	-------	-------	-------	-------	--------


PITCHER	IP	WLS	BF	H	R	ER	SO	BB	IBB	HBP	BLK	WP	HR	S	P	ERA	WHIP
Dave Hoskins, R (1, 1)	5.0	L	23	5	6	6	2	3	0	0	0	0	2	24	36	10.80	1.600
Bob Chakales, R (6, 1)	1.1		7	1	1	1	1	2	0	0	0	0	0	7	15	6.75	2.250
Steve Gromek, R (7, 1)	0.2		3	0	0	0	0	1	0	0	0	0	0	2	6	0.00	1.500
Bob Hooper, R (8, 1)	1.0		3	1	0	0	0	0	0	0	0	0	0	3	3	0.00	1.000

BOTTOM

Cleveland Indians @ St. Louis Browns
Sportsman's Park, St. Louis, MO

Thu May 28 1953, 4:33 AM EDT
Att. 4,068 - Unknown

AB	29
R	7
H	7
RBI	7
BB	6
SO	3
LOB	14



livebaseballscores.com

Batter	1	2	3	4	5	6	7	8	9	10	11	AB R H RBI BB SO LOB	TOP					
Johnny Groth, R (1, 8) OBP: 0.331, SLG: 0.340	F8		SH2-3	G4-6-3			SH1-4 1B	K		F7	F9	6 0 1 1 0 1 5	St. Louis Browns @ Detroit Tigers Briggs Stadium, Detroit, MI Fri May 29 1953, 4:33 AM EDT Att. 3,208 - Unknown					
Bobby Young, L (1, 4) OBP: 0.344, SLG: 0.372	1-3		4-3			2B 2B	SH1-4		F7		F9	6 2 2 0 0 0 2						
Vic Wertz, L (1, 9) OBP: 0.380, SLG: 0.492	1B		F9			F3	IBB		BB		F6	4 0 1 0 2 0 3						
Bob Elliott, R (1, 5) OBP: 0.378, SLG: 0.432	5-3			F8		2B	K		F9		E 2B	6 1 2 1 0 1 4						
Dick Kryhoski, L (1, 3) OBP: 0.404, SLG: 0.613		4-3		HR		BB	IBB		F7		E IBB	3 2 1 1 3 0 1						
Jim Dyck, R (1, 7) OBP: 0.327, SLG: 0.242										6-3	E 1B 1B	5 1 2 0 0 1 5						
Dick Kokos, L (11, PH) OBP: 0.397, SLG: 0.333				1B 1B			K				E 1B 1B	1 1 1 2 0 0 0						
Clint Courtney, L (1, 2) OBP: 0.333, SLG: 0.272				1B 1B			F7				E 1B IBB	4 1 2 0 0 0 1						
Neil Berry, R (8, PR) OBP: 0.417, SLG: 0.667		5-3		1-2 1B 1B				1B		FC6-4 1B 1B	E 1B IBB	0 0 0 0 0 0 0						
Les Moss, R (8, 2) OBP: 0.354, SLG: 0.438											E 1B IBB	1 1 1 0 1 0 0						
Billy Hunter, R (1, 6) OBP: 0.311, SLG: 0.287				1-3 2-H 3-H 1B 1B			4-3		F3	FC6-4 1B	1B F9	6 2 2 1 0 1 4						
Don Larsen, R (1, 1) OBP: 0.192, SLG: 0.269											1-2 2-3 3-H 1B	3 0 2 2 0 0 0						
Max Lanier, R (6, 1)										FC6-4	1B	1 0 0 0 0 1 1						
Satchel Paige, R (9, 1)				4-3 SH2-3 1B							1-2 2-3 3-H 1B	0 0 0 0 0 0 0						
Hank Edwards, L (10, PH) OBP: 0.389, SLG: 0.323												1 0 0 0 0 0 2						
Harry Brecheen, L (10, 1) OBP: 0.250, SLG: 0.250												1 0 1 2 0 0 0						
Inning Stats	R: 0 H: 1 E: 0 LOB: 1 K: 0 BB: 0 S: 4 P: 4	R: 0 H: 1 E: 0 LOB: 1 K: 1 BB: 0 S: 6 P: 6	R: 0 H: 1 E: 0 LOB: 1 K: 0 BB: 0 S: 4 P: 4	R: 4 H: 5 E: 0 LOB: 0 K: 0 BB: 0 S: 7 P: 7	R: 1 H: 2 E: 0 LOB: 1 K: 0 BB: 1 S: 4 P: 8	R: 0 H: 0 E: 0 LOB: 0 K: 0 BB: 0 S: 3 P: 3	R: 0 H: 1 E: 0 LOB: 3 K: 2 BB: 2 S: 8 P: 16	R: 0 H: 1 E: 0 LOB: 1 K: 2 BB: 0 S: 8 P: 8	R: 0 H: 0 E: 0 LOB: 1 K: 0 BB: 1 S: 3 P: 7	R: 0 H: 2 E: 0 LOB: 2 K: 0 BB: 0 S: 5 P: 5	R: 6 H: 4 E: 2 LOB: 1 K: 0 BB: 2 S: 8 P: 16	1B: 13 SF: 0 2B: 4 SAC: 2 3B: 0 DP: 2 HR: 1 HBP: 0	WP: 0 PA: 56 PB: 0 SB: 2 CS: 0					
PITCHER	IP WLS BF H R ER SO BB IBB HBP BLK WP HR S P ERA WHIP																	
Ned Garver, R (1, 1) ERA: 5.18	4.1	23	10	5	5	1	1	0	0	0	0	0	0	1	24	28	10.38	2.538
Ray Herbert, R (5, 1) ERA: 6.35	1.2	4	0	0	0	0	0	0	0	0	0	0	0	4	4	0.00	0.000	
Hal Erickson, R (7, 1) ERA: 4.84	2.0	10	2	0	0	4	0	2	0	0	0	0	0	16	24	0.00	1.000	
Dave Madison, R (9, 1) ERA: 4.73	3.0	L 19	6	6	5	0	1	2	0	0	0	0	0	16	28	15.00	2.333	

livebaseballscorecards.com

AB	48
R	11
H	18
RBI	10
BB	6
SO	5
LOB	28



BOTTOM

AB R H RBI BB SO LOB

St. Louis Browns @ Detroit Tigers
Briggs Stadium, Detroit, MI
Fri May 29 1953, 4:33 AM EDT
Att. 3,208 - Unknown

AB 45
R 5
H 14
RBI 5
BB 2
SO 2
LOB 21



WP: 0 PA: 48
PB: 0
SB: 0
CS: 0

Batter	1	2	3	4	5	6	7	8	9	10	11
Jerry Priddy, R OBP: 0.306, SLG: 0.283 (1, 4)	5-3	FC6-4		FC3-6		1B		G5-4-3			F9
Harvey Kuenn, R OBP: 0.348, SLG: 0.341 (1, 6)	F8	FC6-4		F9		1B			SH3-4		F9
Jim Delsing, L OBP: 0.378, SLG: 0.430 (1, 8)	1B		F9		F5	5-3			SH3-4		K
Bob Nieman, R OBP: 0.346, SLG: 0.472 (1, 9)	F8		F9		F8		F3		F7		
Walt Dropo, R OBP: 0.282, SLG: 0.384 (1, 3)	F2		F9		5-3		6-3		1B		
Don Lund, R OBP: 0.400, SLG: 0.475 (1, 7)		F7		BB	FC3-6	G3	1B	1B	1B		K
Joe Ginsberg, L OBP: 0.341, SLG: 0.297 (1, 2)		F5		F6		G3	1B	F8			F8
Fred Hatfield, L OBP: 0.377, SLG: 0.308 Matt Batts, R OBP: 0.316, SLG: 0.448 Billy Hitchcock, R OBP: 0.360, SLG: 0.304		1B		FC3-6	BB	F7		5-3			4-3
Ned Garver, R OBP: 0.269, SLG: 0.333 Ray Herbert, R OBP: 0.333, SLG: 0.566 Frank Carswell, R OBP: 0.383, SLG: 0.214 Hal Erickson, R OBP: 0.333, SLG: 0.566 Steve Souchock, R OBP: 0.291, SLG: 0.233 Owen Friend, R OBP: 0.291, SLG: 0.233 Dave Madison, R OBP: 0.125, SLG: 0.125		1B		1B	1B	G3		G5-4-3			5-3

6	0	2	4	0	0	3
5	1	2	0	1	0	4
5	0	1	0	0	1	2
5	0	0	0	0	0	3
5	0	1	1	0	0	2
5	2	3	0	0	1	1
5	1	1	0	0	0	2
3	1	2	0	0	0	2
1	0	0	0	0	0	0
1	0	0	0	0	0	2
1	0	0	0	0	0	0
1	0	0	0	0	0	0
1	0	0	0	0	0	0
1	0	0	0	0	0	0
1	0	0	0	0	0	0

Inning Stats		R:	H:	E:	K:	S:	H:	LOB:	BB:	IBB:	HBP:	BLK:	WP:	HR:	S:	P:	ERA:	WHIP:
1	R: 0 E: 0 K: 0 S: 5	2	2	0	0	5		2	0	0	0	0	0	0				
2	R: 1 E: 0 K: 0 S: 6	3	3	0	0	6		3	0	0	0	0	0	0				
3	R: 0 E: 0 K: 0 S: 3	0	0	0	0	3		0	0	0	0	0	0	0				
4	R: 1 E: 0 K: 0 S: 5	2	2	0	1	9		2	0	1	0	0	0	0				
5	R: 0 E: 0 K: 0 S: 3	0	0	0	0	3		0	0	0	0	0	0	0				
6	R: 2 E: 0 K: 0 S: 7	4	4	0	0	7		2	0	0	0	0	0	0				
7	R: 0 E: 0 K: 0 S: 4	1	1	0	0	4		1	0	0	0	0	0	0				
8	R: 0 E: 0 K: 0 S: 3	1	1	0	0	3		1	0	0	0	0	0	0				
9	R: 1 E: 0 K: 1 S: 6	1	1	0	1	10		1	0	0	0	0	0	0				
10	R: 0 E: 0 K: 0 S: 3	0	0	0	0	3		0	0	0	0	0	0	0				
11	R: 0 E: 0 K: 1 S: 5	0	0	0	0	5		0	0	0	0	0	0	0				
Total		14	14	0	2	21		0	0	0	0	0	0	0				

PITCHER		IP	WLS	BF	H	R	ER	SO	BB	IBB	HBP	BLK	WP	HR	S	P	ERA	WHIP
Don Larsen, R ERA: 3.51 (1, 1)	5.0		25	9	4	4	0	1	0	0	0	0	0	0	24	28	7.20	2.000
Max Lanier, L ERA: 5.19 (6, 1)	3.1		14	4	1	1	0	1	0	0	0	0	0	0	13	17	2.70	1.500
Satchel Paige, R ERA: 3.0 (9, 1)	0.2		3	1	0	0	1	0	0	0	0	0	0	0	5	5	0.00	1.500
Harry Brecheen, L ERA: 3.38 (10, 1)	2.0	W	6	0	0	0	1	0	0	0	0	0	0	0	8	8	0.00	0.000

Batter	1	2	3	4	5	6	7	8	9	AB R H RBI BB SO LOB	TOP											
Johnny Groth, R (1, 8) OBP: 0.335, SLG: 0.371	0-0 HR	0-0 F8 1B 2B		0-3 K		0-0 5-3			0-0 SH1-4	4 2 2 2 0 1 2												
Bobby Young, L (1, 4) OBP: 0.339, SLG: 0.367	0-0 4-3	0-0 F8 2-3		0-0 F4			0-0 G4-6-3 1B		0-0 1-3	5 0 1 0 0 0 4												
Vic Wertz, L (1, 9) OBP: 0.381, SLG: 0.484 Roy Sievers, R (9, PR) OBP: 0.253, SLG: 0.239	0-3 K	0-0 FC4-6 1B		0-3 K			0-0 G4-6-3 1-2f		4-0 BB 1B BB	4 0 1 1 1 2 2 0 1 0 0 0 0 0												
Bob Elliott, R (1, 5) OBP: 0.386, SLG: 0.430	4-0 1B BB	0-0 FC4-6 1-2f			0-0 6-3		0-0 1B		4-0 1B BB	3 0 1 0 2 0 1												
Dick Kryhoski, L (1, 3) OBP: 0.419, SLG: 0.633 Don Lenhardt, R (9, PH) OBP: 0.326, SLG: 0.381	0-0 BB 1-3 1B		0-0 FC1-6 1B		0-0 2B		0-0 F9		0-0 1-2 2-H 3-H 1B	4 0 3 0 0 0 1 1 0 1 2 0 0 0												
Jim Dyck, R (1, 7) OBP: 0.322, SLG: 0.232	4-0 1-2 BB		0-0 FC1-6 S		0-0 F8			0-0 5-3	0-0 K	4 0 0 0 1 1 3												
Clint Courtney, L (1, 2) OBP: 0.319, SLG: 0.259	0-0 3-1		0-0 F5			0-0 6-3		0-0 F5		4 0 0 0 0 0 4												
Billy Hunter, R (1, 6) OBP: 0.316, SLG: 0.294		0-0 SH2-4 2B 1B		0-0 F8		0-0 SH1-5-1 1B		0-0 F8		4 1 2 0 0 0 1												
Virgil Trucks, R (1, 1) OBP: 0.130, SLG: 0.130 Hank Edwards, L (9, PH) OBP: 0.405, SLG: 0.344 Neil Berry, R (9, PR) OBP: 0.417, SLG: 0.667 Satchel Paige, R (9, 1)		0-0 SH2-4			0-0 1B		0-0 SH1-5-1		0-0 BB SH1-4 1B 1B	1 0 1 0 0 0 0 1 0 1 0 0 0 0 0 1 0 0 0 0 0 0 0 0 0 0 0 0												
Inning Stats	R: 1 E: 0 K: 1 S: 7	H: 2 LOB: 3 BB: 2 P: 15	R: 2 E: 0 K: 0 S: 6	H: 3 LOB: 1 BB: 0 P: 6	R: 0 E: 0 K: 0 S: 4	H: 1 LOB: 1 BB: 0 P: 4	R: 0 E: 0 K: 2 S: 8	H: 1 LOB: 1 BB: 0 P: 8	R: 0 E: 0 K: 0 S: 3	H: 1 LOB: 0 BB: 0 P: 3	R: 0 E: 0 K: 0 S: 4	H: 1 LOB: 1 BB: 0 P: 4	R: 0 E: 0 K: 0 S: 4	H: 2 LOB: 1 BB: 0 P: 4	R: 0 E: 0 K: 0 S: 3	H: 0 LOB: 0 BB: 0 P: 3	R: 2 E: 0 K: 1 S: 7	H: 2 LOB: 2 BB: 2 P: 15	1B: 10 2B: 2 3B: 0 HR: 1	SF: 0 SAC: 3 DP: 1 HBP: 0	WP: 0 PB: 0 SB: 1 CS: 0	PA: 42
PITCHER	IP WLS BF H R ER SO BB IBB HBP BLK WP HR S P ERA WHIP																					
Ted Gray, L (1, 1) ERA: 5.1	1.2		12 5 3 3 1 2 0 0 0 0 0 1 12 20 16.20 4.200																			
Dick Marlowe, R (2, 1) ERA: 4.41	7.0	L	27 7 2 2 2 1 0 0 0 0 0 0 30 34 2.57 1.143																			
Ray Herbert, R (9, 1) ERA: 6.35	0.0		1 0 0 0 0 1 0 0 0 0 0 0 0 4 ∞ ∞																			
Bill Wight, L (9, 1) ERA: 8.85	0.1		2 1 0 0 1 0 0 0 0 0 0 0 4 4 0.00 3.000																			

St. Louis Browns @ Detroit Tigers
 Briggs Stadium, Detroit, MI
 Sat May 30 1953, 4:33 AM EDT
 Unknown

livebaseballscorecards.com

AB	35
R	5
H	13
RBI	5
BB	4
SO	4
LOB	18



Batter	1	2	3	4	5	6	7	8	9	AB	R	H	RBI	BB	SO	LOB
Jerry Priddy, R OBP: 0.303, SLG: 0.268 (1, 4)	0-0 E6		0-0 6-3		0-3 K		4-0 CS BB		0-0 6-3	3	0	0	0	1	1	0
Harvey Kuenn, R OBP: 0.351, SLG: 0.345 (1, 6)	0-0 S 1B		0-0 4-3 1B		0-3 K		0-0 CS 1-2	0-0 6-3		4	2	2	0	0	1	0
Jim Delsing, L OBP: 0.374, SLG: 0.442 (1, 8)	0-0 F7 1-2		0-0 4-3		0-0 F7			0-0 WP 3B		4	1	1	0	0	0	2
Bob Nieman, R OBP: 0.350, SLG: 0.473 (1, 9)	0-0 1B		0-0 1B		0-0 6-3			0-0 F3		4	0	2	2	0	0	0
Walt Dropo, R OBP: 0.275, SLG: 0.375 (1, 3)	0-0 F3		0-3 K		0-0 6-3			0-3 K		4	0	0	0	0	2	2
Don Lund, R OBP: 0.395, SLG: 0.476 (1, 7)		0-0 F9		0-0 5-3		0-0 1B 2B		0-0 F3		4	1	1	0	0	0	0
Joe Ginsberg, L OBP: 0.378, SLG: 0.350 (1, 2)		0-0 2B		4-0 BB		0-0 2H 1B		0-0 F9		3	0	2	1	1	0	0
Fred Hatfield, L OBP: 0.373, SLG: 0.299 (1, 5)		0-0 F7		0-0 F8		0-0 PO 1-2	0-0 E1 B1-6-4	4-0 BB		3	0	0	0	1	0	2
Ted Gray, S OBP: 0.357, SLG: 0.308 (1, 1)		0-3 K		0-3 K		0-0 B1-6-4 1-2f		0-0 G3		0	0	0	0	0	0	0
Dick Marlowe, R OBP: 0.125, SLG: 0.125 (2, 1)										3	0	0	0	0	2	3
Ray Herbert, R (9, 1)										0	0	0	0	0	0	0
Bill Wight, L OBP: 0.429, SLG: 0.429 (9, 1)										0	0	0	0	0	0	0
Pat Mullin, L (9, PH) OBP: 0.385, SLG: 0.304										1	0	0	0	0	0	1

Inning Stats	R: 1	H: 2	E: 1	K: 0	S: 5	LOB: 1	BB: 0	P: 5	R: 0	H: 1	E: 0	K: 1	S: 6	LOB: 1	BB: 0	P: 6	R: 1	H: 2	E: 0	K: 1	S: 7	LOB: 1	BB: 0	P: 7	R: 0	H: 0	E: 0	K: 2	S: 7	LOB: 0	BB: 0	P: 7	R: 1	H: 2	E: 0	K: 0	S: 4	LOB: 0	BB: 0	P: 4	R: 0	H: 0	E: 1	K: 0	S: 2	LOB: 0	BB: 1	P: 6	R: 1	H: 1	E: 0	K: 1	S: 6	LOB: 0	BB: 0	P: 6	R: 0	H: 0	E: 0	K: 0	S: 3	LOB: 1	BB: 1	P: 7	1B: 5	SF: 0	2B: 2	SAC: 0	3B: 1	DP: 1	HR: 0	HBP: 0	WP: 1	PA: 38
PITCHER	IP	WLS	BF	H	R	ER	SO	BB	IBB	HBP	BLK	WP	HR	S	P	ERA	WHIP																																																									
Virgil Trucks, R ERA: 2.39 (1, 1)	8.0	W	32	8	4	4	6	2	0	0	0	1	0	42	50	4.50	1.250																																																									
Satchel Paige, R ERA: 2.9 (9, 1)	1.0	S	4	0	0	0	0	1	0	0	0	0	0	3	7	0.00	1.000																																																									


BOTTOM

St. Louis Browns @ Detroit Tigers
 Briggs Stadium, Detroit, MI
 Sat May 30 1953, 4:33 AM EDT
 Unknown

livebaseballscorecards.com

AB	33
R	4
H	8
RBI	3
BB	3
SO	6
LOB	10



Batter	1	2	3	4	5	6	7	8	9	AB R H RBI BB SO LOB	TOP																									
Johnny Groth, R OBP: 0.341, SLG: 0.391 (1, 8) X	0-0 G3	0-0 1B		0-0 F3		0-0 SH1-3		0-0 HR	4-0 2B 1B BB	5 2 2 1 1 0 2																										
Bobby Young, L OBP: 0.347, SLG: 0.381 (1, 4) X	0-0 BB 1B	0-0 1B		0-3 K		0-0 SH1-3		0-0 4-3	0-0 1B 2B	5 2 3 2 0 1 2																										
Vic Wertz, L OBP: 0.385, SLG: 0.504 (1, 9) X	0-0 F6	0-3 K			4-0 SH3 2B BB	0-0 F5		0-0 HR	0-0 1B	5 2 2 3 1 1 4																										
Dick Kryhoski, L OBP: 0.418, SLG: 0.610 (1, 3) B B B	4-0 BB 1B BB		0-0 1-3		0-0 SH3	4-0 BB		0-0 F3	0-0 4-3	3 1 0 0 2 0 1																										
Dick Kokos, L OBP: 0.397, SLG: 0.347 (1, 7) B B B	4-0 1B BB		0-0 F6		0-0 1B 2B	0-0 F5			0-0 4-3	4 1 1 1 1 0 2																										
Les Moss, R OBP: 0.369, SLG: 0.442 (1, 2) X	0-0 1B		0-0 5-3		0-0 3B 1B		0-0 5-3		4-0 1B BB	4 2 2 3 1 0 0																										
Neil Berry, R OBP: 0.412, SLG: 0.706 (1, 5) X	0-0 1-3			0-0 SH3-4 1B	0-0 1-3 3B		0-0 6-3		0-0 1-3	5 1 2 1 0 0 3	AB 40 R 13 H 15 RBI 13 BB 6 SO 3 LOB 14																									
Billy Hunter, R OBP: 0.314, SLG: 0.292 (1, 6)		0-0 F8		0-0 SH3-4 1B	0-0 1-3		0-0 1-3		0-0 BB 1B 2B 1B	4 1 1 2 0 0 0																										
Bob Cain, L OBP: 0.375, SLG: 0.500 Marlin Stuart, L OBP: 0.600, SLG: 0.800 (1, 1) (7, 1)		0-0 6-3		0-0 1B	0-0 1-3			0-3 K	0-0 BB 1B	3 0 1 0 0 0 0 2 1 1 0 0 1 0																										
Inning Stats	R: 2 E: 0 K: 0 S: 5	H: 2 LOB: 2 BB: 2 P: 13	R: 0 E: 0 K: 1 S: 7	H: 2 LOB: 2 BB: 0 P: 7	R: 0 E: 0 K: 0 S: 3	H: 0 LOB: 0 BB: 0 P: 3	R: 0 E: 0 K: 1 S: 7	H: 2 LOB: 2 BB: 0 P: 7	R: 4 E: 0 K: 0 S: 6	H: 3 LOB: 0 BB: 1 P: 10	R: 0 E: 1 K: 0 S: 4	H: 0 LOB: 2 BB: 1 P: 8	R: 0 E: 0 K: 0 S: 3	H: 0 LOB: 0 BB: 0 P: 3	R: 2 E: 0 K: 1 S: 7	H: 2 LOB: 0 BB: 0 P: 7	R: 5 E: 0 K: 0 S: 7	H: 4 LOB: 1 BB: 2 P: 15	1B: 10 2B: 2 3B: 1 HR: 2	SF: 0 SAC: 3 DP: 0 HBP: 0	WP: 0 PB: 0 SB: 0 CS: 0	PA: 49														
PITCHER	IP WLS BF H R ER SO BB IBB HBP BLK WP HR S P ERA WHIP																																			
Earl Harrist, R ERA: 8.59 Bill Wight, L ERA: 8.87 Ray Herbert, R ERA: 9.49	(1, 1) (7, 1) (9, 1)	6.0 2.0 1.0	L 8 9	32 2 9	9 2 4	6 2 5	6 2 5	2 1 0	2 0 2	4 0 0	0 0 0	0 0 0	0 2 0	32 10 7	48 10 15	9.00 9.00 45.00	2.167 1.000 6.000																			

St. Louis Browns @ Detroit Tigers
Briggs Stadium, Detroit, MI
Sat May 30 1953, 4:38 AM EDT
Att. 24,007 - Unknown

livebaseballscorecards.com

Batter	1	2	3	4	5	6	7	8	9	AB R H RBI BB SO LOB	TOP																									
Johnny Groth, R (1, 8) OBP: 0.348, SLG: 0.400	4-0 F8 BB	0-0 2-H 2B			0-0 6-3	0-0 1-4-3		0-0 1-2 2-3 3-H 1B	0-0 1-2 2-H 1B	4 1 2 3 1 0 2																										
Bobby Young, L (1, 4) OBP: 0.349, SLG: 0.381	0-0 1-3 BB 1B	0-0 1-3			0-0 1B 1B	0-0 6-3		0-0 G4-6-3 1-2f	0-0 G4-6-3	5 0 2 0 0 0 5																										
Vic Wertz, L (1, 9) OBP: 0.380, SLG: 0.489	0-0 F3				0-0 F5			0-0 3-1	4-0 G5-4-3 1B BB	4 0 0 0 1 0 3																										
Bob Elliott, R (1, 5) OBP: 0.392, SLG: 0.432	0-0 F8 3-H				0-0 F9 FC6-4 1B			4-0 L5-4 1B BB	0-0 1-2 G5-4-3 1B	4 0 2 1 1 0 1																										
Les Moss, R (1, 2) OBP: 0.371, SLG: 0.432	4-0 1-2 BB				0-0 FC6-4 1-2f			0-0 1-2 1B	0-0 G5-4-3 1-2f 2-3	4 0 1 0 1 0 4																										
Jim Dyck, R (1, 7) OBP: 0.325, SLG: 0.242	0-0 F7				4-0 G4-6-3 BB			0-0 L5-4 2-3	0-0 F4	4 1 1 0 1 0 5																										
Dick Kryhoski, L (1, 3) OBP: 0.422, SLG: 0.605					0-0 G4-6-3 1-2f			0-0 5-3	0-0 1B 1B	4 2 2 0 0 0 2																										
Billy Hunter, R (1, 6) OBP: 0.326, SLG: 0.306					0-0 F9			0-0 1-4-3 BB 1B	0-0 1-2 1B 1B	4 0 3 0 0 0 1																										
Bobo Holloman, R (1, 1) OBP: 0.250, SLG: 0.250					0-0 G3			4-0 1-4-3 BB	0-0 F8	0 0 0 0 0 0 0																										
Marlin Stuart, L (3, 1) OBP: 0.500, SLG: 0.667										1 0 0 0 0 0 1																										
Dick Kokos, L (6, PH) OBP: 0.456, SLG: 0.347										0 0 0 0 1 0 0																										
Bob Cain, L (6, 1) OBP: 0.375, SLG: 0.500										0 0 0 0 0 0 0																										
Harry Brecheen, L (6, 1) OBP: 0.250, SLG: 0.250										0 0 0 0 0 0 0																										
Hank Edwards, L (8, PH) OBP: 0.395, SLG: 0.333										1 0 0 0 0 0 2																										
Don Larsen, R (8, 1) OBP: 0.192, SLG: 0.289										0 0 0 0 0 0 0																										
Inning Stats	R: 1 E: 0 K: 0 S: 4	H: 1 LOB: 2 BB: 2 P: 12	R: 1 E: 0 K: 0 S: 5	H: 2 LOB: 1 BB: 0 P: 5	R: 0 E: 0 K: 0 S: 3	H: 0 LOB: 0 BB: 0 P: 3	R: 0 E: 0 K: 0 S: 3	H: 1 LOB: 1 BB: 1 P: 7	R: 0 E: 0 K: 0 S: 5	H: 2 LOB: 2 BB: 1 P: 9	R: 0 E: 0 K: 0 S: 3	H: 1 LOB: 1 BB: 1 P: 7	R: 1 E: 0 K: 0 S: 5	H: 3 LOB: 1 BB: 0 P: 5	R: 0 E: 0 K: 0 S: 3	H: 1 LOB: 1 BB: 1 P: 7	1B: 11 2B: 3 3B: 0 HR: 0	SF: 0 SAC: 1 DP: 4 HBP: 0	WP: 0 PB: 0 SB: 0 CS: 0	PA: 42																
PITCHER	IP WLS BF H R ER SO BB IBB HBP BLK WP HR S P ERA WHIP																																			
Tommy Byrne, L (1, 1) ERA: 10.13	1.0		7	2	2	2	0	2	0	0	0	0	0	5	13	18.00	4.000																			
Sandy Consuegra, R (2, 1) ERA: 4.5	6.0	W	28	9	2	2	0	3	0	0	0	0	0	25	37	3.00	2.000																			
Joe Dobson, R (8, 1) ERA: 2.57	2.0	S	7	2	0	0	0	1	0	0	0	0	0	6	10	0.00	1.500																			

St. Louis Browns @ Chicago White Sox
Comiskey Park, Chicago, IL
Sun May 31 1953, 4:33 AM EDT
Unknown

livebaseballscorecards.com

AB	35
R	4
H	13
RBI	4
BB	6
SO	0
LOB	26



Batter	1	2	3	4	5	6	7	8	9	AB	R	H	RBI	BB	SO	LOB
Chico Carrasquel, R OBP: 0.325, SLG: 0.350 (1, 6)	0-0 E 1B		4-0 WP 2B BB	0-0 F5	0-0 FC5-4 1-2f		0-0 F7			4	2	1	0	1	0	3
Jim Rivera, L OBP: 0.352, SLG: 0.390 (1, 8)	0-0 F7 1-2		0-0 6-3 1-H 3B 2B	0-0 2B		0-0 1B 3B		0-0 1-3		5	2	3	1	0	0	1
Ferris Fain, L OBP: 0.402, SLG: 0.389 (1, 3)	0-0 FC4 2-H 1B		0-0 6-3 2-3	0-0 6-3		0-0 G5-3 1B 1B		0-0 F5		5	0	2	2	0	0	2
Sam Mele, R OBP: 0.384, SLG: 0.448 (1, 9)	0-0 F9		0-0 1B 3B		0-0 3B 2B		0-0 F8		0-0 6-3	5	2	2	1	0	0	2
Minnie Minoso, R OBP: 0.404, SLG: 0.353 (1, 7)	0-0 FC4 1-2f		0-0 3-H 1B 1B		0-0 F8 3B 1B		0-0 1B 1B			4	1	3	2	0	0	1
Bud Sheely, L OBP: 0.462, SLG: 0.364 Allie Clark, R (6, PH) OBP: 0.209, SLG: 0.337 Sherm Lollar, R (7, 2) OBP: 0.432, SLG: 0.505		0-0 4-3	0-0 F8		0-0 F6		0-0 G5-3 2-3f			3	0	0	0	0	0	2
Nellie Fox, L OBP: 0.316, SLG: 0.352 (1, 4)		0-0 4-3	0-0 1-2 1B		0-0 F8 3-H		0-0 4-3			4	0	1	1	0	0	0
Rocky Krsnich, R OBP: 0.308, SLG: 0.340 (1, 5)		4-0 BB	0-0 F7 3B		0-0 1B 1B		0-0 SH1-3 1B			3	0	2	0	1	0	2
Tommy Byrne, L OBP: 0.278, SLG: 0.375 Sandy Consuegra, R OBP: 0.333, SLG: 0.333 Joe Dobson, R OBP: 0.100, SLG: 0.150		0-3 K		0-0 F8		0-0 FC5-4 1B		0-0 SH1-3		0	0	0	0	0	0	0
		0-0 K		0-0 F8		0-0 FC5-4 1B		0-0 SH1-3		3	0	1	0	0	1	1
		0-0 K		0-0 F8		0-0 FC5-4 1B		0-0 SH1-3		0	0	0	0	0	0	0


Inning Stats	R: 1	H: 2	E: 1	LOB: 1	K: 0	BB: 0	S: 5	P: 5	R: 0	H: 0	E: 0	LOB: 1	K: 1	BB: 1	S: 5	P: 9	R: 3	H: 4	E: 0	LOB: 2	K: 0	BB: 1	S: 7	P: 11	R: 0	H: 1	E: 0	LOB: 1	K: 0	BB: 0	S: 4	P: 4	R: 2	H: 4	E: 0	LOB: 2	K: 0	BB: 0	S: 7	P: 7	R: 1	H: 3	E: 0	LOB: 1	K: 0	BB: 0	S: 5	P: 5	R: 0	H: 1	E: 0	LOB: 1	K: 0	BB: 0	S: 4	P: 4	R: 0	H: 0	E: 0	LOB: 0	K: 0	BB: 0	S: 3	P: 3
1B: 9	SF: 0	2B: 3	SAC: 1	3B: 3	DP: 1	HR: 0	HBP: 0	WP: 1	PA: 40	PB: 0	SB: 0	CS: 0																																																				

PITCHER	IP	WLS	BF	H	R	ER	SO	BB	IBB	HBP	BLK	WP	HR	S	P	ERA	WHIP
Bobo Holloman, R ERA: 5.26	(1, 1)	2.1	L	13	4	4	3	1	2	0	0	1	0	13	21	11.57	2.571
Marlin Stuart, R ERA: 5.59	(3, 1)	2.2		15	7	2	2	0	0	0	0	0	0	15	15	6.75	2.625
Bob Cain, L ERA: 5.13	(6, 1)	0.0		2	2	1	1	0	0	0	0	0	0	2	2	∞	∞
Harry Brecheen, L ERA: 3.09	(6, 1)	2.0		7	2	0	0	0	0	0	0	0	0	7	7	0.00	1.000
Don Larsen, R ERA: 3.45	(8, 1)	1.0		3	0	0	0	0	0	0	0	0	0	3	3	0.00	0.000

BOTTOM

St. Louis Browns @ Chicago White Sox
Comiskey Park, Chicago, IL
Sun May 31 1953, 4:33 AM EDT
Unknown

AB	37
R	7
H	15
RBI	7
BB	2
SO	1
LOB	16



PITCHER	IP	WLS	BF	H	R	ER	SO	BB	IBB	HBP	BLK	WP	HR	S	P	ERA	WHIP
---------	----	-----	----	---	---	----	----	----	-----	-----	-----	----	----	---	---	-----	------

Batter	1	2	3	4	5	6	7	8	9	AB R H RBI BB SO LOB	
Johnny Groth, R OBP: 0.344, SLG: 0.394 (1, 8) X	0-0 F9	0-3 K		0-0 SH4-3	0-0 4-3			0-0 FC3-6 1B	0-0 4-3	5 0 1 1 0 1 3	
Bobby Young, L OBP: 0.344, SLG: 0.376 (1, 4) X	0-0 F4		0-0 4-3	0-0 2B 1B		0-0 F6		0-3 K		5 0 1 0 0 1 2	
Vic Wertz, L OBP: 0.386, SLG: 0.496 (1, 9) B B B	4-0 BB		0-0 2B 1B	0-0 2B	0-0 2B		0-0 4-3	0-0 FC3-6 1B 1-2f 2-3		4 0 2 0 1 0 2	
Dick Kryhoski, L OBP: 0.411, SLG: 0.582 (1, 3) S S S	0-3 K		0-0 F8	0-0 F8		0-0 E3		0-0 1B 1-2 3-H		5 0 1 1 0 1 4	
Dick Kokos, L OBP: 0.420, SLG: 0.396 (1, 7) X		0-0 2B 2B	0-0 1-3 2B		4-0 FC7-4 BB	0-0 G3		0-3 K		4 1 2 0 1 1 3	
Clint Courtney, L OBP: 0.333, SLG: 0.281 (1, 2) X		0-0 SH2-4 1B 2B 2-H	4-0 FC6-4 BB		0-0 FC7-4 1B 1-2f		0-0 F9	0-0 FC3-6 1B		4 2 2 1 1 0 1	
Neil Berry, R OBP: 0.400, SLG: 0.632 (1, 5) X		0-0 SH2-4	0-0 FC6-4		4-0 1B E BB 1-2		0-0 F2	0-0 FC3-6 1B 1-2f		2 1 0 0 1 0 3	
Willy Miranda, S OBP: 0.333, SLG: 0.200 (8, 5) X		2-3	1-2f							1 0 0 0 0 0 1	
Billy Hunter, R OBP: 0.342, SLG: 0.324 (1, 6) X		0-0 BLK 1B 3-H		0-0 SH4 E SH4-3 1B 1-3 2-H	0-0 E 1B 1-3 2-H		0-0 F4	0-0 1B 1-3		5 2 4 2 0 0 0	
Mike Blyzka, R (1, 1) X		0-3 K 1-2		0-0 SH4	0-0 F8 1-H 3-H			0-0 E5 FC3-6 1B	0-3 K	4 1 0 1 0 2 3	
Inning Stats	R: 0 E: 0 K: 1 S: 5 H: 0 LOB: 1 BB: 1 P: 9	R: 2 E: 0 K: 2 S: 10 H: 3 LOB: 1 BB: 0 P: 10	R: 0 E: 0 K: 0 S: 5 H: 2 LOB: 3 BB: 1 P: 9	R: 1 E: 1 K: 0 S: 6 H: 3 LOB: 2 BB: 0 P: 6	R: 3 E: 1 K: 0 S: 4 H: 1 LOB: 0 BB: 2 P: 12	R: 0 E: 1 K: 0 S: 4 H: 0 LOB: 1 BB: 0 P: 4	R: 0 E: 0 K: 0 S: 3 H: 0 LOB: 0 BB: 0 P: 3	R: 1 E: 1 K: 2 S: 10 H: 2 LOB: 2 BB: 0 P: 10	R: 0 E: 0 K: 1 S: 7 H: 2 LOB: 2 BB: 0 P: 7	1B: 9 2B: 4 3B: 0 HR: 0 SF: 0 SAC: 3 DP: 0 HBP: 0	WP: 0 PA: 46 PB: 0 SB: 1 CS: 0
PITCHER	IP WLS BF H R ER SO BB IBB HBP BLK WP HR S P ERA WHIP										
Saul Rogovin, R ERA: 5.84 (1, 1)	4.1 L 26 9 6 5 3 4 0 0 0 1 0 0 28 44 10.38 3.000										
Luis Aloma, R ERA: 4.0 (5, 1)	1.2 6 0 0 0 0 0 0 0 0 0 0 0 6 6 0.00 0.000										
Joe Dobson, R ERA: 2.45 (7, 1)	3.0 14 4 1 0 3 0 0 0 0 0 0 0 20 20 0.00 1.333										

St. Louis Browns @ Chicago White Sox
Comiskey Park, Chicago, IL
Sun May 31 1953, 4:38 AM EDT
Att: 19,448 - Unknown

AB	39
R	7
H	13
RBI	6
BB	4
SO	6
LOB	22



Batter	1	2	3	4	5	6	7	8	9	AB R H RBI BB SO LOB
--------	---	---	---	---	---	---	---	---	---	----------------------

<p>Chico Carrasquel, R (1, 6) OBP: 0.322, SLG: 0.346</p>			<p>0-0 G1-6-3 1B</p>	<p>0-3 K</p>			<p>0-0 E5 FC1-6</p>		<p>0-0 F6</p>	5 1 1 0 0 1 1
<p>Jim Rivera, L (1, 8) OBP: 0.353, SLG: 0.391</p>			<p>0-0 G1-6-3 1-2f</p>		<p>0-0 4-3</p>		<p>0-0 FC1-6 S 1B 1-2f</p>		<p>0-0 1B</p>	5 1 2 0 0 0 2
<p>Ferris Fain, L (1, 3) OBP: 0.412, SLG: 0.413</p>			<p>0-0 HR</p>		<p>4-0 E BB</p>		<p>0-0 G6-4-3 1B 1-H</p>		<p>0-0 4-3</p>	3 1 2 2 2 0 1
<p>Sam Mele, R (1, 9) OBP: 0.380, SLG: 0.438</p>			<p>4-0 BB</p>		<p>0-0 E5 G6-4-3 1-2</p>		<p>0-0 G6-4-3 1-2f</p>			3 0 0 1 1 0 4
<p>Minnie Minoso, R (1, 7) OBP: 0.396, SLG: 0.344</p>			<p>0-3 K</p>		<p>0-0 G6-4-3 1-2f</p>			<p>0-0 B1-3</p>		4 0 0 0 0 1 5
<p>Red Wilson, R (1, 2) OBP: 0.370, SLG: 0.298</p>				<p>0-0 F8</p>		<p>0-0 WP 1B</p>		<p>0-0 F7</p>		3 0 1 0 1 0 0
<p>Nellie Fox, L (1, 4) OBP: 0.316, SLG: 0.363</p>			<p>0-0 SH5-3</p>	<p>0-0 3-1</p>		<p>0-0 F9 1-2</p>		<p>0-0 3B</p>		3 0 1 0 0 0 1
<p>Rocky Krsnich, R (1, 5) OBP: 0.315, SLG: 0.333</p> <p>Tom Wright, L (6, PH) OBP: 0.333, SLG: 0.311</p> <p>Fred Marsh, R (7, 5) OBP: 0.308, SLG: 0.250</p>				<p>4-0 WP 1B BB</p>		<p>0-0 F8</p>		<p>0-0 6-3</p>		<p>1 1 0 0 1 0 1 1 0 0 0 0 0 1 1 0 0 0 0 0 1</p>
<p>Saul Rogovin, R (1, 1) OBP: 0.313, SLG: 0.214</p> <p>Luis Aloma, R (5, 1)</p> <p>Tommy Byrne, L (6, PH) OBP: 0.263, SLG: 0.353</p> <p>Joe Dobson, R (7, 1) OBP: 0.100, SLG: 0.150</p> <p>Bud Sheely, L (9, PH) OBP: 0.429, SLG: 0.333</p>				<p>0-0 1B</p>				<p>0-0 F5</p>		<p>2 0 1 1 0 0 1 0 0 0 0 0 0 0 1 0 0 0 0 1 1 0 0 0 0 0 0 0 1 0 0 0 0 0 0</p>

Inning Stats	R: 1 E: 1 K: 0 S: 4	H: 1 LOB: 1 BB: 1 P: 8	R: 0 E: 0 K: 0 S: 3	H: 0 LOB: 1 BB: 1 P: 7	R: 1 E: 0 K: 1 S: 6	H: 2 LOB: 1 BB: 1 P: 10	R: 1 E: 0 K: 1 S: 6	H: 1 LOB: 1 BB: 1 P: 10	R: 0 E: 1 K: 0 S: 3	H: 0 LOB: 1 BB: 1 P: 7	R: 0 E: 0 K: 1 S: 6	H: 1 LOB: 1 BB: 0 P: 6	R: 1 E: 1 K: 0 S: 4	H: 1 LOB: 0 BB: 0 P: 4	R: 0 E: 0 K: 0 S: 4	H: 1 LOB: 1 BB: 0 P: 4	R: 0 E: 0 K: 0 S: 4	H: 1 LOB: 1 BB: 0 P: 4	1B: 6 2B: 0 3B: 1 HR: 1	SF: 0 SAC: 1 DP: 4 HBP: 0	WP: 2 PB: 1 SB: 1 CS: 0	PA: 39
--------------	------------------------------	---------------------------------	------------------------------	---------------------------------	------------------------------	----------------------------------	------------------------------	----------------------------------	------------------------------	---------------------------------	------------------------------	---------------------------------	------------------------------	---------------------------------	------------------------------	---------------------------------	------------------------------	---------------------------------	----------------------------------	------------------------------------	----------------------------------	--------

PITCHER	IP	WLS	BF	H	R	ER	SO	BB	IBB	HBP	BLK	WP	HR	S	P	ERA	WHIP	PITCHER											
																		IP	WLS	BF	H	R	ER	SO	BB	IBB	HBP	BLK	WP

BOTTOM

St. Louis Browns @ Chicago White Sox
Comiskey Park, Chicago, IL

Sun May 31 1953, 4:38 AM EDT
Att. 19,448 - Unknown

AB	33
R	4
H	8
RBI	4
BB	5
SO	3
LOB	19



IP	9.0	WLS	W	BF	39	H	8	R	4	ER	2	SO	3	BB	5	IBB	0	HBP	0	BLK	0	WP	2	HR	1	S	40	P	60	ERA	2.00	WHIP	1.444
----	-----	-----	---	----	----	---	---	---	---	----	---	----	---	----	---	-----	---	-----	---	-----	---	----	---	----	---	---	----	---	----	-----	------	------	-------

Batter	1	2	3	4	5	6	7	8	9	AB R H RBI BB SO LOB	TOP																									
Eddie Yost, R (1, 5) OBP: 0.389, SLG: 0.339	0-3 K		0-3 K		0-0 G5-4-3		0-3 K			4 0 0 0 0 3 1	Washington Senators @ St. Louis Browns Sportsman's Park, St. Louis, MO Tue Jun 02 1953, 4:33 AM EDT Att. 4,785 - Unknown																									
Wayne Terwilliger, R (1, 4) OBP: 0.355, SLG: 0.338	0-0 CS 1B			0-0 P4	4-0 BB 1B BB		0-0 P3			3 0 1 0 1 0 0																										
Mickey Vernon, L (1, 3) OBP: 0.419, SLG: 0.458	0-3 K			4-0 1B BB	0-0 BB 1B		0-0 G3			3 1 1 0 1 1 1																										
Clyde Vollmer, R (1, 7) OBP: 0.363, SLG: 0.350		0-0 F8		0-0 1B 1B	4-0 1-2 2-3 BB		0-0 6-3			3 1 1 0 1 0 0																										
Jackie Jensen, R (1, 9) OBP: 0.373, SLG: 0.470	0-3 K			0-0 1B F7 1B	0-0 P4		0-0 F7			4 1 1 1 0 1 3																										
Pete Runnels, L (1, 6) OBP: 0.374, SLG: 0.282		4-0 BB		0-0 1-3 2-H 1B		4-0 FC5-4 BB		0-0 F7		2 0 1 1 2 0 0																										
Jim Busby, R (1, 8) OBP: 0.337, SLG: 0.446		0-0 L8		0-0 F7	0-0 FC5-4 2B		0-0 G3			4 0 0 1 0 0 3																										
Ed Fitz Gerald, R (1, 2) OBP: 0.254, SLG: 0.254 Carmen Mauro, L (9, PH) OBP: 0.214, SLG: 0.154			0-0 P4	0-0 4-3		0-0 2B		0-0 4-3		3 0 1 0 0 0 1 1 0 0 0 0 0 0																										
Bob Porterfield, R (1, 1) OBP: 0.343, SLG: 0.545 Gil Coan, L (9, PH)			0-3 K		4-0 G5-4-3 BB		0-0 F8		0-0 P4	2 0 0 0 1 1 1 1 0 0 0 0 0 0																										
Inning Stats	R: 0 E: 0 K: 2 S: 7	H: 1 LOB: 0 BB: 0 P: 7	R: 0 E: 0 K: 1 S: 5	H: 0 LOB: 1 BB: 1 P: 9	R: 0 E: 0 K: 2 S: 7	H: 0 LOB: 0 BB: 0 P: 7	R: 3 E: 0 K: 0 S: 6	H: 3 LOB: 1 BB: 1 P: 10	R: 0 E: 0 K: 0 S: 3	H: 1 LOB: 3 BB: 3 P: 15	R: 0 E: 0 K: 1 S: 5	H: 0 LOB: 0 BB: 0 P: 5	R: 0 E: 0 K: 0 S: 3	H: 0 LOB: 0 BB: 0 P: 3	R: 0 E: 0 K: 0 S: 3	H: 0 LOB: 0 BB: 0 P: 3	1B: 5 2B: 1 3B: 0 HR: 0	SF: 0 SAC: 0 DP: 1 HBP: 0	WP: 0 PB: 0 SB: 0 CS: 1	PA: 36																
PITCHER	IP WLS BF H R ER SO BB IBB HBP BLK WP HR S P ERA WHIP																																			
Dick Littlefield, L (1, 1) ERA: 4.18	4.2		21	5	3	3	5	4	0	0	0	0	0	27	43	5.79	1.929																			
Max Lanier, L (5, 1) ERA: 4.66	1.0		5	1	0	0	0	2	0	0	0	0	0	3	11	0.00	3.000																			
Satchel Paige, R (6, 1) ERA: 2.62	3.1	W	10	0	0	0	1	0	0	0	0	0	0	12	12	0.00	0.000																			

livebaseballscorecards.com

AB	30
R	3
H	6
RBI	3
BB	6
SO	6
LOB	10



Batter	1	2	3	4	5	6	7	8	9	AB	R	H	RBI	BB	SO	LOB
Johnny Groth, R <small>OBP: 0.348, SLG: 0.393</small> (1, 8)	4-0 	0-3 		0-0 			0-0 			3	1	1	0	1	1	1
Bobby Young, L <small>OBP: 0.339, SLG: 0.369</small> (1, 4)	0-0 		0-0 		0-0 		0-0 			3	1	0	0	0	0	1
Vic Wertz, L <small>OBP: 0.377, SLG: 0.483</small> (1, 9)	0-0 		0-0 		0-0 		0-0 			4	0	0	0	0	0	3
Bob Elliott, R <small>OBP: 0.395, SLG: 0.425</small> (1, 5)	4-0 		0-0 		4-0 			0-0 		2	0	0	0	2	0	0
Dick Kryhoski, L <small>OBP: 0.423, SLG: 0.621</small> (1, 3)	0-0 			0-0 	0-3 			0-0 		4	2	3	3	0	1	1
Jim Dyck, R <small>OBP: 0.323, SLG: 0.243</small> (1, 7)	0-0 			0-0 		0-0 		0-0 		4	1	1	0	0	0	2
Clint Courtney, L <small>OBP: 0.333, SLG: 0.283</small> (1, 2)	0-0 			0-0 		0-0 		0-0 		3	0	1	0	0	0	2
Billy Hunter, R <small>OBP: 0.340, SLG: 0.322</small> (1, 6)		0-0 		0-0 		0-0 		0-0 		4	0	1	2	0	0	1
Dick Littlefield, L <small>OBP: 0.267, SLG: 0.154</small> Max Lanier, R (5, 1) Satchel Paige, R (6, 1)		0-3 		0-3 			0-0 			2	0	0	0	0	2	1
										0	0	0	0	0	0	0
										1	0	0	0	0	0	0
Inning Stats	R: 2 E: 0 K: 0 S: 5	H: 1 LOB: 2 BB: 2 P: 13	R: 0 E: 0 K: 2 S: 7	H: 0 LOB: 0 BB: 0 P: 7	R: 0 E: 0 K: 0 S: 3	H: 0 LOB: 0 BB: 0 P: 3	R: 2 E: 0 K: 1 S: 8	H: 3 LOB: 1 BB: 0 P: 8	R: 0 E: 0 K: 1 S: 5	H: 0 LOB: 1 BB: 1 P: 9	R: 0 E: 0 K: 0 S: 3	H: 0 LOB: 0 BB: 0 P: 3	R: 0 E: 0 K: 0 S: 4	H: 1 LOB: 1 BB: 0 P: 4	R: 1 E: 0 K: 0 S: 5	H: 2 LOB: 1 BB: 0 P: 5
PITCHER Bob Porterfield, R <small>ERA: 4.17</small> (1, 1)	IP: 8.0 WLS: L BF: 35	H: 7 R: 5 ER: 5 SO: 4	BB: 3 IBB: 0 HBP: 0 BLK: 0	WP: 0 HR: 1 S: 40 P: 52	ERA: 5.62 WHIP: 1.250	PITCHER	IP: 0.0 WLS: 0 BF: 0	H: 0 R: 0 ER: 0 SO: 0	BB: 0 IBB: 0 HBP: 0 BLK: 0	WP: 0 HR: 0 S: 0 P: 0	ERA: 0.00 WHIP: 0.00					

BOTTOM

Washington Senators @ St. Louis Browns
 Sportsman's Park, St. Louis, MO
 Tue Jun 02 1953, 4:33 AM EDT
 Att. 4,785 - Unknown

livebaseballscores.com

AB	30
R	5
H	7
RBI	5
BB	3
SO	4
LOB	12



WP: 0	PA: 35
PB: 0	SB: 0
CS: 0	

Batter	1	2	3	4	5	6	7	8	9	10	AB R H RBI BB SO LOB
Eddie Yost, R (1, 5) OBP: 0.389, SLG: 0.347	0-0 P2		0-0 P6		0-0 P6		0-0 5-3			0-0	5 2 2 0 0 0 0
Wayne Terwilliger, R (1, 4) OBP: 0.366, SLG: 0.354	0-0		4-0		0-0				0-0	0-0	4 1 3 1 1 0 0
Mickey Vernon, L (1, 3) OBP: 0.421, SLG: 0.459	0-0 F7		0-0		0-0				0-0	0-0	4 0 2 1 0 0 1
Clyde Vollmer, R (1, 7) OBP: 0.360, SLG: 0.348	0-3 K		0-0		0-3				0-0	0-0	4 0 1 1 0 2 2
Jackie Jensen, R (1, 9) OBP: 0.371, SLG: 0.464		0-0 P6	0-0 F8		0-0				0-0	0-0	4 0 1 0 0 0 2
Pete Runnels, L (1, 6) OBP: 0.371, SLG: 0.276		4-0			0-0 F7				0-0	0-0	3 0 0 0 1 0 1
Jim Busby, R (1, 8) OBP: 0.330, SLG: 0.436		0-0			0-0 P5				0-0	0-0	4 0 0 0 0 0 1
Ed Fitz Gerald, R (1, 2) OBP: 0.239, SLG: 0.239		0-0			0-0 6-3				0-0	0-3	4 0 0 0 0 1 1
Johnny Schmitz, R (1, 1) Walt Masterson, R (9, 1) OBP: 0.286, SLG: 0.263			0-0 5-3		0-0 4-3				0-0	0-3	3 0 0 0 0 0 0 1 0 0 0 0 1 0

Inning Stats	R: 0	H: 1	R: 0	H: 0	R: 1	H: 3	R: 0	H: 0	R: 1	H: 2	R: 0	H: 1	R: 0	H: 0	R: 0	H: 0	R: 0	H: 2	R: 1	H: 2	1B: 7	SF: 0	WP: 0	PA: 39
E: 0	LOB: 1	E: 0	LOB: 1	E: 0	LOB: 2	E: 0	LOB: 0	E: 0	LOB: 1	E: 0	LOB: 0	E: 0	LOB: 0	E: 0	LOB: 0	E: 0	LOB: 0	E: 0	LOB: 0	E: 0	LOB: 0	2B: 2	SAC: 0	PB: 0
K: 1	BB: 0	K: 0	BB: 1	K: 0	BB: 1	K: 0	BB: 0	K: 1	BB: 0	K: 0	BB: 0	K: 0	BB: 0	K: 0	BB: 0	K: 0	BB: 0	K: 0	BB: 0	K: 2	DP: 1	SB: 2		
S: 6	P: 6	S: 3	P: 7	S: 5	P: 9	S: 3	P: 3	S: 7	P: 7	S: 3	P: 3	S: 3	P: 3	S: 3	P: 3	S: 3	P: 3	S: 8	P: 8	S: 8	P: 8	HR: 0	HBP: 0	CS: 1

PITCHER	IP	WLS	BF	H	R	ER	SO	BB	IBB	HBP	BLK	WP	HR	S	P	ERA	WHIP
Don Larsen, R (1, 1) ERA: 3.26	9.0		34	7	2	2	2	2	0	0	0	0	0	36	44	2.00	1.000
Satchel Paige, R (10, 1) ERA: 2.8	1.0	L	4	2	1	1	2	0	0	0	0	0	0	8	8	9.00	2.000

PITCHER	IP	WLS	BF	H	R	ER	SO	BB	IBB	HBP	BLK	WP	HR	S	P	ERA	WHIP

Washington Senators @ St. Louis Browns
Sportsman's Park, St. Louis, MO
Wed Jun 03 1953, 4:33 AM EDT
Att: 3,957 - Unknown

AB	36
R	3
H	9
RBI	3
BB	2
SO	4
LOB	8



BOTTOM

Washington Senators @ St. Louis Browns
 Sportsman's Park, St. Louis, MO
 Wed Jun 03 1953, 4:33 AM EDT
 Att. 3,957 - Unknown

livebaseballscorecards.com

AB	37
R	2
H	9
RBI	2
BB	3
SO	4
LOB	16



WP	0	PA	41
PB	0		
SB	0		
CS	0		

AB	3	R	0	H	2	RBI	0	BB	1	SO	0	LOB	0
	1	0	0	1	0	0	0	0	2				
	0	0	0	0	0	0	0	0	0				

AB	5	R	0	H	0	RBI	0	BB	0	SO	2	LOB	6
-----------	----------	----------	----------	----------	----------	------------	----------	-----------	----------	-----------	----------	------------	----------

AB	5	R	0	H	1	RBI	0	BB	0	SO	0	LOB	0
-----------	----------	----------	----------	----------	----------	------------	----------	-----------	----------	-----------	----------	------------	----------

AB	5	R	0	H	0	RBI	0	BB	0	SO	0	LOB	1
-----------	----------	----------	----------	----------	----------	------------	----------	-----------	----------	-----------	----------	------------	----------

AB	5	R	0	H	1	RBI	0	BB	0	SO	1	LOB	1
-----------	----------	----------	----------	----------	----------	------------	----------	-----------	----------	-----------	----------	------------	----------

AB	3	R	2	H	3	RBI	0	BB	1	SO	0	LOB	0
-----------	----------	----------	----------	----------	----------	------------	----------	-----------	----------	-----------	----------	------------	----------

AB	4	R	0	H	1	RBI	0	BB	0	SO	1	LOB	5
	0	0	0	0	0	0	0	0	0	0	0	0	0
	0	0	0	0	0	0	0	0	0	0	0	0	0

AB	3	R	0	H	1	RBI	1	BB	0	SO	0	LOB	0
-----------	----------	----------	----------	----------	----------	------------	----------	-----------	----------	-----------	----------	------------	----------

AB	3	R	0	H	0	RBI	0	BB	0	SO	0	LOB	1
	0	0	0	0	0	0	0	1	0	0	0	0	0

1B	7	SF	0	2B	1	SAC	1	3B	1	DP	1	HR	0	HBP	0
-----------	----------	-----------	----------	-----------	----------	------------	----------	-----------	----------	-----------	----------	-----------	----------	------------	----------

Batter	1	2	3	4	5	6	7	8	9	10	AB	R	H	RBI	BB	SO	LOB
Johnny Groth, R (1, 8) OBP: 0.356, SLG: 0.409 Hank Edwards, L (9, PH) OBP: 0.385, SLG: 0.324 Satchel Paige, R (10, 1)	0-0 5-3		0-0 3B		4-0 BB		0-0 1B		0-0 F7		3	0	2	0	1	0	0
Bobby Young, L (1, 4) OBP: 0.330, SLG: 0.358	0-3 K		0-3 K		0-0 F8		0-0 F8		0-0 FC5		5	0	0	0	0	2	6
Vic Wertz, L (1, 9) OBP: 0.372, SLG: 0.480	0-0 F8			0-0 F7		0-0 2B		0-0 F7		0-0 1-3	5	0	1	0	0	0	0
Bob Elliott, R (1, 5) OBP: 0.383, SLG: 0.410		0-0 F8		0-0 5-3		0-0 L7		0-0 P4		0-0 4-3	5	0	0	0	0	0	1
Dick Kryhoski, L (1, 3) OBP: 0.414, SLG: 0.600		0-0 1B 1B		0-0 4-3		0-0 F7		0-0 P6		0-3 K	5	0	1	0	0	1	1
Jim Dyck, R (1, 7) OBP: 0.344, SLG: 0.264		0-0 G4-3 1B		0-0 G3 1B		4-0 BB		0-0 SH5-4 1B			3	2	3	0	1	0	0
Clint Courtney, L (1, 2) OBP: 0.330, SLG: 0.281 Willy Miranda, S (9, PR) OBP: 0.333, SLG: 0.200 Les Moss, R (10, 2) OBP: 0.371, SLG: 0.432		0-0 G4-3		0-0 G3		0-3 K		0-0 FC5 SH5-4 1B			4	0	1	0	0	1	5
Billy Hunter, R (1, 6) OBP: 0.340, SLG: 0.322			0-0 F8		0-0 E8 1B		0-0 P5		0-0 SH5-4		3	0	1	1	0	0	0
Don Larsen, R (1, 1) OBP: 0.172, SLG: 0.241 Don Lenhardt, R (9, PH) OBP: 0.340, SLG: 0.381			0-0 P3		0-0 6-3		0-0 F9		4-0 BB		3	0	0	0	0	0	1

Inning Stats	R: 0 E: 0 K: 1 S: 5	H: 0 LOB: 0 BB: 0 P: 5	R: 0 E: 0 K: 0 S: 4	H: 2 LOB: 1 BB: 0 P: 4	R: 0 E: 0 K: 1 S: 6	H: 1 LOB: 1 BB: 0 P: 6	R: 0 E: 0 K: 0 S: 3	H: 0 LOB: 0 BB: 0 P: 3	R: 0 E: 0 K: 1 S: 6	H: 1 LOB: 2 BB: 1 P: 10	R: 0 E: 0 K: 0 S: 4	H: 1 LOB: 1 BB: 0 P: 4	R: 0 E: 0 K: 0 S: 3	H: 0 LOB: 0 BB: 0 P: 3	R: 1 E: 0 K: 0 S: 5	H: 2 LOB: 2 BB: 1 P: 9	R: 0 E: 0 K: 1 S: 5	H: 0 LOB: 0 BB: 0 P: 5	1B: 7 2B: 1 3B: 1 HR: 0	SF: 0 SAC: 1 DP: 1 HBP: 0	WP: 0 PB: 0 SB: 0 CS: 0	PA: 41
---------------------	------------------------------	---------------------------------	------------------------------	---------------------------------	------------------------------	---------------------------------	------------------------------	---------------------------------	------------------------------	----------------------------------	------------------------------	---------------------------------	------------------------------	---------------------------------	------------------------------	---------------------------------	------------------------------	---------------------------------	----------------------------------	------------------------------------	----------------------------------	--------

PITCHER	IP	WLS	BF	H	R	ER	SO	BB	IBB	HBP	BLK	WP	HR	S	P	ERA	WHIP
Johnny Schmitz, L (1, 1) ERA: 2.7	8.1		36	9	2	2	3	3	0	0	0	0	0	39	51	2.16	1.440
Walt Masterson, R (9, 1) ERA: 3.62	1.2	W	5	0	0	0	1	0	0	0	0	0	0	7	7	0.00	0.000

Batter	1	2	3	4	5	6	7	8	9	AB R H RBI BB SO LOB	TOP											
Eddie Yost, R OBP: 0.380, SLG: 0.337 (1, 5) X	0-0 F8	0-0 G6-4-3		0-0 G4-6-3		0-0 F8		0-0 L9		5 0 0 0 0 0 2												
Wayne Terwilliger, R OBP: 0.367, SLG: 0.351 (1, 4) B B B	4-0 3B BB		0-0 HR 1B	0-0 F8		0-0 P3		0-3 K		4 2 1 0 1 1 0												
Mickey Vernon, L OBP: 0.420, SLG: 0.475 (1, 3) X	0-0 F9		0-0 HR		0-0 1B 1B	0-0 1-3			0-0 4-3	5 2 2 2 0 0 1												
Clyde Vollmer, R OBP: 0.373, SLG: 0.368 (1, 7) X	0-0 1B 3B		1-0 HR		0-0 1B 2B 1B		0-0 L6		4-0 1B BB	3 3 2 1 1 0 0												
Jackie Jensen, R OBP: 0.381, SLG: 0.471 (1, 9) B B B	4-0 1B BB		0-0 G5-4-3		0-0 2B 1B		0-0 6-3 1B 1B		0-0 1B 1B	4 2 3 1 1 0 1												
Pete Runnels, L OBP: 0.378, SLG: 0.289 (1, 6) X	0-0 1-3 1B		4-0 1B BB		0-0 F7 2B		0-0 6-3		0-0 F9	4 1 2 2 1 0 3												
Jim Busby, R OBP: 0.537, SLG: 0.441 (1, 8) X	0-0 P2		0-0 1B		0-0 F7		0-0 S 1B		0-0 1-2 1B	5 0 3 3 0 0 3												
Mickey Grasso, R OBP: 0.253, SLG: 0.316 (1, 2) X		0-0 5-3		0-0 F7		0-0 6-3		0-0 F7		5 0 0 1 0 0 5												
Sonny Dixon, S OBP: 0.286, SLG: 0.167 (1, 1) X		0-0 G6-4-3 1B		0-0 G4-6-3 1B		0-0 F8		0-0 3-1		4 0 2 0 0 0 0												
Inning Stats	R: 2 E: 0 K: 0 S: 5	H: 2 LOB: 2 BB: 2 P: 13	R: 0 E: 0 K: 0 S: 3	H: 1 LOB: 0 BB: 0 P: 3	R: 2 E: 0 K: 0 S: 5	H: 3 LOB: 2 BB: 1 P: 10	R: 0 E: 0 K: 0 S: 3	H: 1 LOB: 0 BB: 0 P: 3	R: 4 E: 0 K: 0 S: 7	H: 4 LOB: 0 BB: 0 P: 7	R: 0 E: 0 K: 0 S: 3	H: 0 LOB: 0 BB: 0 P: 3	R: 1 E: 0 K: 0 S: 5	H: 2 LOB: 1 BB: 0 P: 5	R: 0 E: 0 K: 1 S: 5	H: 0 LOB: 0 BB: 0 P: 5	R: 1 E: 0 K: 0 S: 5	H: 2 LOB: 2 BB: 1 P: 9	1B: 12 2B: 1 3B: 1 HR: 1	SF: 0 SAC: 0 DP: 3 HBP: 1	WP: 0 PB: 0 SB: 1 CS: 0	PA: 44
PITCHER	IP WLS BF H R ER SO BB IBB HBP BLK WP HR S P ERA WHIP																					
Virgil Trucks, R ERA: 2.76 (1, 1)	3.0 L 17 6 4 4 0 3 0 0 0 0 0 1 13 26 12.00 3.000																					
Bob Cain, L ERA: 6.18 (4, 1)	1.1 8 5 4 4 0 0 0 0 0 0 0 0 8 8 27.00 3.750																					
Marlin Stuart, R ERA: 5.25 (5, 1)	4.2 19 4 2 2 1 1 0 0 0 0 0 0 20 24 3.86 1.071																					

Washington Senators @ St. Louis Browns
 Sportsman's Park, St. Louis, MO
 Thu Jun 04 1953, 4:33 AM EDT
 Att. 3,524 - Unknown

AB	39
R	10
H	15
RBI	10
BB	4
SO	1
LOB	15



Batter	1	2	3	4	5	6	7	8	9	AB	R	H	RBI	BB	SO	LOB
Johnny Groth, R (1, 8) OBP: 0.349, SLG: 0.400	0-0 L9		0-0 F7		0-0 4-3		0-3 K			4	0	0	0	0	1	1
Bobby Young, L (1, 4) OBP: 0.333, SLG: 0.358	0-0 G4-6-3 1B		4-0 BB		0-0 1-3			0-0 1-3		3	0	1	0	1	0	0
Vic Wertz, L (1, 9) OBP: 0.370, SLG: 0.471	0-0 G4-6-3 1-2f		0-0 P2			4-0 BB F8 BB		0-0 F8		3	1	0	0	1	0	3
Bob Elliott, R (1, 5) OBP: 0.382, SLG: 0.404		0-0 5-3		0-0 F9		4-0 BB BB BB		0-0 4-3		2	0	0	0	1	0	0
Willy Miranda, S (6, PR) OBP: 0.286, SLG: 0.167 (7, 5)						1-2 BB		0-0 4-3		1	0	0	0	0	0	0
Dick Kryhoski, L (1, 3) OBP: 0.417, SLG: 0.606		0-0 E9 1B		0-0 F9		0-0 4-3		0-0 4-3		4	0	2	0	0	0	2
Jim Dyck, R (1, 7) OBP: 0.348, SLG: 0.266		0-0 5-3		4-0 BB BB BB		1-2 2-3		0-0 F8		3	0	1	1	1	0	3
Clint Courtney, L (1, 2) OBP: 0.318, SLG: 0.270		0-0 F7		0-0 L6		0-0 P3		0-0 P3		4	0	0	0	0	0	6
Billy Hunter, R (1, 6) OBP: 0.350, SLG: 0.340			0-0 2B	0-0 P2				0-0 G4-6-3 1B		4	0	3	0	0	0	2
Virgil Trucks, R (1, 1) OBP: 0.130, SLG: 0.130			0-0 P4		0-3 K			0-0 G4-6-3		0	0	0	0	0	0	0
Dick Kokos, L (3, PH) OBP: 0.414, SLG: 0.389								0-0 G4-6-3		1	0	0	0	0	0	1
Bob Cain, L (4, 1) OBP: 0.375, SLG: 0.500								1-2f		0	0	0	0	0	0	0
Marlin Stuart, L (5, 1) OBP: 0.375, SLG: 0.500										2	0	0	0	0	1	1
Don Lenhardt, R (9, PH) OBP: 0.333, SLG: 0.372										1	0	0	0	0	1	2

Inning Stats	R: 0	H: 1	R: 0	H: 1	R: 0	H: 1	R: 0	H: 0	R: 1	H: 0	R: 0	H: 1	R: 0	H: 0	R: 0	H: 2	R: 0	H: 2	1B: 5	SF: 0	WP: 0	PA: 36	
E: 0	LOB: 0	E: 1	LOB: 1	E: 0	LOB: 2	E: 0	LOB: 0	E: 0	LOB: 2	E: 0	LOB: 0	E: 0	LOB: 2	E: 0	LOB: 0	E: 0	LOB: 2	E: 0	LOB: 2	2B: 2	SAC: 0	PB: 0	
K: 0	BB: 0	K: 0	BB: 0	K: 0	BB: 1	K: 0	BB: 1	K: 1	BB: 2	K: 1	BB: 0	K: 1	BB: 0	K: 0	BB: 0	K: 1	BB: 0	K: 1	BB: 0	3B: 0	DP: 2	SB: 0	
S: 3	P: 3	S: 4	P: 4	S: 4	P: 8	S: 4	P: 8	S: 5	P: 11	S: 5	P: 5	S: 5	P: 5	S: 3	P: 3	S: 7	P: 7	S: 7	P: 7	HR: 0	HBP: 0	CS: 0	

PITCHER	IP	WLS	BF	H	R	ER	SO	BB	IBB	HBP	BLK	WP	HR	S	P	ERA	WHIP	PITCHER	IP	WLS	BF	H	R	ER	SO	BB	IBB	HBP	BLK	WP	HR	S	P	ERA	WHIP		
Sonny Dixon, R (1, 1) ERA: 2.37	9.0	W	36	7	1	1	3	4	0	0	0	0	0	38	54	1.00	1.222																				


BOTTOM

Washington Senators @ St. Louis Browns
Sportsman's Park, St. Louis, MO
 Thu Jun 04 1953, 4:33 AM EDT
 Att. 3,524 - Unknown

livebaseballscorecards.com

AB	32
R	1
H	7
RBI	1
BB	4
SO	3
LOB	21



Batter	1	2	3	4	5	6	7	8	9	AB	R	H	RBI	BB	SO	LOB	TOP	
Billy Martin, R (1, 4) OBP: 0.301, SLG: 0.331										0	0	0	0	0	0	0	New York Yankees @ St. Louis Browns Sportsman's Park, St. Louis, MO Fri Jun 05 1953, 4:33 AM EDT Att. 9,361 - Unknown livebaseballscorecards.com	
Joe Collins, L (1, 3) OBP: 0.434, SLG: 0.511										0	0	0	0	0	0	0		
Irv Noren, L (1, 9) OBP: 0.413, SLG: 0.629										0	0	0	0	0	0	0		
Mickey Mantle, S (1, 8) OBP: 0.433, SLG: 0.547										0	0	0	0	0	0	0		
Yogi Berra, L (1, 2) OBP: 0.312, SLG: 0.363										0	0	0	0	0	0	0		
Gene Woodling, L (1, 7) OBP: 0.404, SLG: 0.449										0	0	0	0	0	0	0		
Gil McDougald, R (1, 5) OBP: 0.350, SLG: 0.384										0	0	0	0	0	0	0		
Phil Rizzuto, R (1, 6) OBP: 0.376, SLG: 0.301										0	0	0	0	0	0	0		
Johnny Sain, R (1, 1) OBP: 0.267, SLG: 0.300										0	0	0	0	0	0	0		
Inning Stats																		1B: 0 SF: 0 2B: 0 SAC: 0 3B: 0 DP: 0 HR: 0 HBP: 0 WP: 0 PA: 0 PB: 0 SB: 0 CS: 0
PITCHER Bobo Holloman, R (1, 1) ERA: 5.26	IP	WLS	BF	H	R	ER	SO	BB	IBB	HBP	BLK	WP	HR	S	P	ERA	WHIP	PITCHER IP WLS BF H R ER SO BB IBB HBP BLK WP HR S P ERA WHIP

Batter	1	2	3	4	5	6	7	8	9	AB	R	H	RBI	BB	SO	LOB	TOP					
Billy Martin, R (1, 4) OBP: 0.291, SLG: 0.319	0-0 L4	0-0 F2			0-0 5-3	0-0 1B		0-0 4-3		5	0	1	1	0	0	0						
Joe Collins, L (1, 3) OBP: 0.422, SLG: 0.495	0-0 1B FC4-6 1B	0-0 L6			0-0 F9	0-0 F5			0-0 3-1	5	1	1	0	0	0	2						
Irv Noren, L (1, 9) OBP: 0.386, SLG: 0.571	0-0 FC4-6 BB 1-3 1B			0-0 5-3	0-0 6-3		0-0 F8		0-0 3-1	5	1	1	0	0	0	0						
Mickey Mantle, S (1, 8) OBP: 0.442, SLG: 0.569	4-0 FC4-6 1-2 BB		0-3 K		4-0 1B BB		0-0 6-3 1B		0-0 2B	3	2	2	0	2	1	0						
Gene Woodling, L (1, 7) OBP: 0.410, SLG: 0.444	0-0 FC4-6 BB 1-2f 2-3 3-H		4-0 BB		0-0 F9		0-0 6-3		0-0 4-3	4	0	0	1	1	0	5						
Yogi Berra, L (1, 2) OBP: 0.321, SLG: 0.375	4-0 BB 1-2 BB		0-0 G3		0-0 F3		4-0 2-5 1B IBB			2	0	0	0	2	0	2						
Gil McDougald, R (1, 5) OBP: 0.377, SLG: 0.388	4-0 1-2 2-3 3-H BB		0-3 K		4-0 1B 1-2 BB		0-0 1-2 2-H 1B			2	1	1	2	2	1	0						
Phil Rizzuto, R (1, 6) OBP: 0.368, SLG: 0.292	0-0 1-3		0-0 5-3		0-0 1B 1-2 2-H 1B		0-0 2-5	0-0 1-6-3		4	1	1	1	0	0	3						
Ray Scarborough, R (1, 1) OBP: 0.143, SLG: 0.571		0-0 F7		0-0 4-3		0-0 1B		0-0 6-3		2	0	0	0	0	0	0						
Johnny Mize, L (6, PH) OBP: 0.404, SLG: 0.400										1	0	1	1	0	0	0						
Art Schult, R (6, PR)										0	0	0	0	0	0	0						
Bob Kuzava, S (6, 1)										0	0	0	0	0	0	0						
Allie Reynolds, R (6, 1) OBP: 0.375, SLG: 0.385										1	0	0	0	0	0	0						
Inning Stats	R: 2 E: 0 K: 0 S: 5	H: 2 LOB: 3 BB: 3 P: 17	R: 0 E: 0 K: 0 S: 3	H: 0 LOB: 0 BB: 0 P: 3	R: 0 E: 0 K: 1 S: 5	H: 0 LOB: 1 BB: 1 P: 9	R: 0 E: 0 K: 1 S: 5	H: 0 LOB: 0 BB: 0 P: 5	R: 0 E: 0 K: 0 S: 3	H: 0 LOB: 0 BB: 0 P: 3	R: 3 E: 0 K: 0 S: 6	H: 3 LOB: 2 BB: 2 P: 14	R: 1 E: 0 K: 0 S: 4	H: 2 LOB: 2 BB: 1 P: 8	R: 0 E: 0 K: 0 S: 3	H: 0 LOB: 0 BB: 0 P: 3	R: 0 E: 0 K: 0 S: 4	H: 1 LOB: 1 BB: 0 P: 4	1B: 7 2B: 1 3B: 0 HR: 0	SF: 0 SAC: 0 DP: 0 HBP: 0	WP: 0 PB: 0 SB: 1 CS: 0	PA: 41
PITCHER	IP	WLS	BF	H	R	ER	SO	BB	IBB	HBP	BLK	WP	HR	S	P	ERA	WHIP					
Mike Blyzka, R (1, 1) ERA: 4.82	5.2	L	28	5	5	5	2	6	0	0	0	0	0	26	50	7.94	1.941					
Satchel Paige, R (6, 1) ERA: 2.95	1.1		7	2	1	1	0	0	1	0	0	0	0	5	9	6.75	1.500					
Bobo Holloman, R (8, 1) ERA: 5.34	2.0		7	1	0	0	0	0	0	0	0	0	0	7	7	0.00	0.500					

New York Yankees @ St. Louis Browns
Sportsman's Park, St. Louis, MO
 Sat Jun 06 1953, 4:33 AM EDT
 Att. 6,522 - Unknown

livebaseballscorecards.com

AB	34
R	6
H	8
RBI	6
BB	7
SO	2
LOB	12



Batter	1	2	3	4	5	6	7	8	9	AB	R	H	RBI	BB	SO	LOB
Johnny Groth, R OBP: 0.345, SLG: 0.390 (1, 8)	1-0 G4-6-3 HBP			0-0 6-3	0-0 6-3		0-3 K			3	0	0	0	0	1	4
Bobby Young, L OBP: 0.322, SLG: 0.344 (1, 4)	0-0 F2			0-0 4-3		0-0 4-3	0-0 G1-6-3			4	0	0	0	0	0	3
Dick Kryhoski, L OBP: 0.398, SLG: 0.580 (1, 3)	0-0 G4-6-3			0-0 F9		0-0 F8		0-3 K		4	0	0	0	0	1	1
Vic Wertz, L OBP: 0.380, SLG: 0.465 (1, 9)		0-0 F8			0-0 HR	4-0 BB 1B		0-0 4-3		3	1	1	0	1	0	0
Dick Kokos, L OBP: 0.410, SLG: 0.435 (1, 7)		0-3 K			0-0 HR	0-0 BB 1B		0-0 4-3		4	1	2	2	0	1	0
Jim Dyck, R OBP: 0.343, SLG: 0.267 (1, 5)		0-0 5-3			0-0 F7	4-0 BB		0-3 K		3	0	0	0	1	1	0
Clint Courtney, L OBP: 0.302, SLG: 0.255 (1, 2)			0-0 F7		0-0 E6	0-0 F3		0-0 1B		2	0	0	0	0	0	0
Les Moss, R OBP: 0.374, SLG: 0.434 (6, PH) (7, 2)					FC1-5 WP				0-0 1B	2	0	1	0	0	0	3
Billy Hunter, R OBP: 0.345, SLG: 0.331 (1, 6)			0-0 F9		4-0 FC1-5	0-0 1B		0-3 K		3	0	1	0	1	1	1
Mike Blyzka, R (1, 1)			0-0 L3		0-0 FC1-5			0-3 K		2	0	0	0	0	0	2
Satchel Paige, R (6, 1)										0	0	0	0	0	0	0
Don Lenhardt, R OBP: 0.347, SLG: 0.386 (7, PH)										1	0	1	0	0	0	0
Bobo Holloman, R OBP: 0.222, SLG: 0.222 (8, 1)										0	0	0	0	0	0	0
Hank Edwards, L OBP: 0.375, SLG: 0.314 (9, PH)										1	0	0	0	0	1	1

Inning Stats	R: 0	H: 0	E: 0	K: 0	S: 2	LOB: 0	BB: 0	P: 3	R: 0	H: 0	E: 0	K: 1	S: 5	LOB: 0	BB: 0	P: 5	R: 0	H: 0	E: 0	K: 0	S: 3	LOB: 0	BB: 0	P: 3	R: 2	H: 2	E: 1	K: 0	S: 6	LOB: 2	BB: 1	P: 10	R: 0	H: 1	E: 0	K: 0	S: 4	LOB: 3	BB: 2	P: 12	R: 0	H: 2	E: 0	K: 1	S: 6	LOB: 1	BB: 0	P: 6	R: 0	H: 0	E: 0	K: 1	S: 5	LOB: 0	BB: 0	P: 5	R: 0	H: 1	E: 0	K: 3	S: 10	LOB: 1	BB: 0	P: 10	1B: 5	SF: 0	2B: 0	SAC: 0	3B: 0	DP: 2	HR: 1	HBP: 1	WP: 1	PB: 1	SB: 0	CS: 0	PA: 36
--------------	------	------	------	------	------	--------	-------	------	------	------	------	------	------	--------	-------	------	------	------	------	------	------	--------	-------	------	------	------	------	------	------	--------	-------	-------	------	------	------	------	------	--------	-------	-------	------	------	------	------	------	--------	-------	------	------	------	------	------	------	--------	-------	------	------	------	------	------	-------	--------	-------	-------	-------	-------	-------	--------	-------	-------	-------	--------	-------	-------	-------	-------	--------

PITCHER	IP	WLS	BF	H	R	ER	SO	BB	IBB	HBP	BLK	WP	HR	S	P	ERA	WHIP
Ray Scarborough, R ERA: 3.33 (1, 1)	5.0	W	19	2	2	2	1	1	0	1	0	1	1	19	24	3.60	0.600
Bob Kuzava, L ERA: 4.0 (6, 1)	0.2		5	1	0	0	0	2	0	0	0	0	0	3	11	0.00	4.500
Allie Reynolds, R ERA: 4.05 (6, 1)	3.1	S	12	3	0	0	5	0	0	0	0	0	0	22	22	0.00	0.900

BOTTOM

New York Yankees @ St. Louis Browns
 Sportsman's Park, St. Louis, MO
 Sat Jun 06 1953, 4:33 AM EDT
 Att. 6,522 - Unknown

livebaseballscorecards.com

AB	32
R	2
H	6
RBI	2
BB	3
SO	6
LOB	15



Batter	1	2	3	4	5	6	7	8	9	AB R H RBI BB SO LOB	TOP											
Billy Martin, R (1, 4) OBP: 0.294, SLG: 0.333	0-0 HR	0-3 K		0-0 F9			4-0 1B BB	0-0 6-3		4 2 1 1 1 1 2												
Joe Collins, L (1, 3) OBP: 0.421, SLG: 0.485	4-0 FC5-4 BB	0-0 F3			0-0 F9		0-0 F8	0-0 1B		4 0 1 0 1 0 3												
Bill Renna, R (1, 7) OBP: 0.357, SLG: 0.487 Gene Woodling, L (8, PH) OBP: 0.408, SLG: 0.441	0-0 FC5-4 1B 1-2f			4-0 1B BB		0-0 6-3	0-3 K	0-0 F9		3 0 0 0 1 1 2 1 0 0 0 0 0 1												
Mickey Mantle, S (1, 8) OBP: 0.446, SLG: 0.576	0-0 F9			0-0 F8		0-0 1B	0-0 1B HR		0-0 1B 2B	5 2 3 0 0 0 2												
Hank Bauer, R (1, 9) OBP: 0.399, SLG: 0.425	0-0 FC4 1B 1-2			0-0 1B		0-0 F8	0-0 HR S		0-0 1B 1B 2-H	5 2 4 2 0 0 1												
Gil McDougald, R (1, 5) OBP: 0.384, SLG: 0.414	0-0 FC4 1-2f			0-0 F9			4-0 HR 1B		0-0 1B 1B 1-2	4 2 2 1 1 0 4												
Charles Silvera, R (1, 2) OBP: 0.362, SLG: 0.275 Yogi Berra, L (7, PH) OBP: 0.324, SLG: 0.402				0-0 F7		0-0 F6	0-0 F3		0-0 F9	3 0 0 0 0 0 2 2 1 1 4 0 0 2												
Phil Rizzuto, R (1, 6) OBP: 0.374, SLG: 0.297				0-0 1B 1B		0-0 F7	4-0 B2-4 BB		0-0 G4-6-3 1B 1-2 2-H	4 0 2 1 1 0 0												
Ed Lopat, L (1, 1) OBP: 0.333, SLG: 0.333				0-3 K			0-0 B2-4 1-f		0-0 K G4-6-3 1-2f	5 0 1 0 0 2 3												
Inning Stats	R: 1 E: 0 K: 0 S: 5	H: 2 LOB: 2 BB: 1 P: 9	R: 0 E: 0 K: 1 S: 7	H: 2 LOB: 2 BB: 0 P: 7	R: 0 E: 0 K: 0 S: 4	H: 1 LOB: 2 BB: 1 P: 8	R: 0 E: 0 K: 1 S: 5	H: 0 LOB: 0 BB: 0 P: 5	R: 0 E: 0 K: 0 S: 4	H: 1 LOB: 1 BB: 0 P: 4	R: 1 E: 0 K: 0 S: 3	H: 1 LOB: 0 BB: 1 P: 7	R: 5 E: 0 K: 1 S: 8	H: 3 LOB: 0 BB: 2 P: 16	R: 0 E: 0 K: 1 S: 6	H: 1 LOB: 1 BB: 0 P: 6	R: 2 E: 0 K: 0 S: 6	H: 4 LOB: 1 BB: 0 P: 6	1B: 11 2B: 2 3B: 0 HR: 3	SF: 0 SAC: 0 DP: 2 HBP: 0	WP: 0 PB: 0 SB: 1 CS: 0	PA: 45
PITCHER	IP WLS BF H R ER SO BB IBB HBP BLK WP HR S P ERA WHIP																					
Dick Littlefield, L (1, 1) ERA: 4.5	6.2 L 32 9 5 5 3 4 0 0 0 0 0 2 34 50 6.75 1.950																					
Satchel Paige, R (7, 1) ERA: 3.41	0.1 3 1 2 2 0 0 1 0 0 0 0 1 2 6 54.00 3.000																					
Marlin Stuart, R (8, 1) ERA: 5.04	1.0 4 1 0 0 1 0 0 0 0 0 0 0 6 6 0.00 1.000																					
Bob Cain, L (9, 1) ERA: 6.59	1.0 6 4 2 2 0 0 0 0 0 0 0 0 6 6 18.00 4.000																					

New York Yankees @ St. Louis Browns
Sportsman's Park, St. Louis, MO

livebaseballscorecards.com

AB 40
R 9
H 15
RBI 9
BB 5
SO 4
LOB 22



Sun Jun 07 1953, 4:33 AM EDT
Unknown

Batter	1	2	3	4	5	6	7	8	9	AB R H RBI BB SO LOB	BOTTOM
--------	---	---	---	---	---	---	---	---	---	----------------------	--------

Billy Hunter, R <small>OBP: 0.337, SLG: 0.323</small> (1, 6) X	0-0 6-3 ①		X 0-0 F9 ②		X 0-0 FC5-4 ③			X 0-0 1-3 ③		4 0 0 0 0 0 2
Bobby Young, L <small>OBP: 0.315, SLG: 0.337</small> (1, 4) X	0-0 F9 ②		X 0-0 3-1 ③			X 0-0 6-3 ①		X 0-0 F9 ①	4 0 0 0 0 0 1	
Johnny Groth, R <small>OBP: 0.338, SLG: 0.382</small> (1, 8) X	0-0 6-3 ③			X 0-0 5-3 ①		X 0-0 1-3 ②		X 0-0 6-3 ②	4 0 0 0 0 0 0	
Bob Elliott, R <small>OBP: 0.374, SLG: 0.393</small> (1, 5)		X 0-0 E5 ①		X 0-0 F5 ②		S S S 0-3 K ③		S S S 0-3 K ③	4 0 0 0 0 2 0	
Don Lenhardt, R <small>OBP: 0.346, SLG: 0.383</small> (1, 7)		X 0-0 G6-4-3 ① ②		X 0-0 6-3 ③			X 0-0 1B ① ②		3 0 1 0 0 0 1	
Jim Dyck, R <small>OBP: 0.350, SLG: 0.328</small> (1, 9)		X 0-0 HR ①			X 0-0 HR ①		X 0-0 G6-4-3 ① ②		3 2 2 2 0 0 1	
Dick Kryhoski, L <small>OBP: 0.389, SLG: 0.565</small> (1, 3)		X 0-0 F3 ③			X 0-0 F3 ①		X 0-0 F9 ③		3 0 0 0 0 0 0	
Les Moss, R <small>OBP: 0.394, SLG: 0.453</small> (1, 2)			X 0-0 SH3-4 1B ①		X 0-0 FC5-4 1B ②		X 0-0 G5-4-3 1B ① ②		3 0 3 0 0 0 0	
Dick Littlefield, L <small>OBP: 0.250, SLG: 0.143</small> Satchel Paige, R <small>OBP: 0.375, SLG: 0.500</small> Marlin Stuart, L <small>OBP: 0.250, SLG: 0.236</small> Roy Stevers, R <small>OBP: 0.375, SLG: 0.500</small> Bob Cain, L <small>OBP: 0.375, SLG: 0.500</small> (1, 1) (7, 1) (8, 1) (8, PH) (9, 1)			X 0-0 SH3-4 ①		S S S 0-3 K ②		X 0-0 G5-4-3 ① ②		1 0 0 0 0 1 1 0 0 0 0 0 0 0 0 0 0 0 0 0 0 1 0 0 0 0 0 1 0 0 0 0 0 0 0	

Inning Stats	R: 0	H: 0	E: 0	K: 0	S: 3	R: 1	H: 1	E: 1	K: 0	S: 4	R: 0	H: 1	E: 0	K: 0	S: 4	R: 0	H: 0	E: 0	K: 0	S: 3	R: 1	H: 2	E: 0	K: 1	S: 7	R: 0	H: 0	E: 0	K: 1	S: 5	R: 0	H: 1	E: 0	K: 0	S: 3	R: 0	H: 1	E: 0	K: 1	S: 5	R: 0	H: 0	E: 0	K: 1	S: 5	1B: 4	SF: 0	2B: 0	3B: 0	HR: 2	SAC: 1	DP: 3	HBP: 0	WP: 0	PB: 0	SB: 0	CS: 0	PA: 31
--------------	------	------	------	------	------	------	------	------	------	------	------	------	------	------	------	------	------	------	------	------	------	------	------	------	------	------	------	------	------	------	------	------	------	------	------	------	------	------	------	------	------	------	------	------	------	-------	-------	-------	-------	-------	--------	-------	--------	-------	-------	-------	-------	--------

PITCHER	IP	WLS	BF	H	R	ER	SO	BB	IBB	HBP	BLK	WP	HR	S	P	ERA	WHIP	PITCHER	IP	WLS	BF	H	R	ER	SO	BB	IBB	HBP	BLK	WP	HR	S	P	ERA	WHIP												
Ed Lopat, L <small>ERA: 2.93</small>	(1, 1)	9.0	W	31	6	2	2	3	0	0	0	0	2	37	37	2.00	0.667																														

New York Yankees @ St. Louis Browns


Sportsman's Park, St. Louis, MO

Sun Jun 07 1953, 4:33 AM EDT
Unknown

livebaseballscorecards.com

AB	30
R	2
H	6
RBI	2
BB	0
SO	3
LOB	7



Batter	1	2	3	4	5	6	7	8	9	AB	R	H	RBI	BB	SO	LOB	TOP	
Billy Martin, R (1, 4) OBP: 0.294, SLG: 0.333										0	0	0	0	0	0	0	New York Yankees @ St. Louis Browns Sportsman's Park, St. Louis, MO Sun Jun 07 1953, 4:38 AM EDT Att. 19,795 - Unknown livebaseballscorecards.com	
Don Bollweg, L (1, 3) OBP: 0.347, SLG: 0.511										0	0	0	0	0	0	0		
Bill Renna, R (1, 7) OBP: 0.357, SLG: 0.487										0	0	0	0	0	0	0		
Mickey Mantle, S (1, 8) OBP: 0.446, SLG: 0.576										0	0	0	0	0	0	0		
Hank Bauer, R (1, 9) OBP: 0.399, SLG: 0.425										0	0	0	0	0	0	0		
Gil McDougald, R (1, 5) OBP: 0.364, SLG: 0.414										0	0	0	0	0	0	0		
Phil Rizzuto, R (1, 6) OBP: 0.374, SLG: 0.297										0	0	0	0	0	0	0		
Charles Silvera, R (1, 2) OBP: 0.362, SLG: 0.275										0	0	0	0	0	0	0		
Whitey Ford, L (1, 1) OBP: 0.280, SLG: 0.261										0	0	0	0	0	0	0		
Inning Stats																		1B: 0 SF: 0 2B: 0 SAC: 0 3B: 0 DP: 0 HR: 0 HBP: 0
PITCHER Harry Brecheen, L (1, 1) ERA: 3.09	IP	WLS	BF	H	R	ER	SO	BB	IBB	HBP	BLK	WP	HR	S	P	ERA	WHIP	PITCHER IP WLS BF H R ER SO BB IBB HBP BLK WP HR S P ERA WHIP

Batter	1	2	3	4	5	6	7	8	9	AB R H RBI BB SO LOB	TOP											
Billy Goodman, L (1, 4) OBP: 0.398, SLG: 0.417	0-0 F7	4-0 IBB		0-0 1B 2B	0-0 FC4-6		4-0 BB		4-0 FC6-4 IBB	3 1 1 0 3 0 1												
Jim Piersall, R (1, 9) OBP: 0.309, SLG: 0.311	0-0 6-3	0-0 6-3		0-0 6-3		0-0 E4	0-3 K		0-0 FC6-4	6 1 0 0 0 1 8												
Hoot Evers, R (1, 8) OBP: 0.349, SLG: 0.541	0-3 K		0-0 HR	0-3 K		0-3 K		0-0 F9		5 1 1 1 0 3 2												
Tom Umphlett, R (8, 8) OBP: 0.340, SLG: 0.416										0 0 0 0 0 0 0												
Dick Gernert, R (1, 3) OBP: 0.380, SLG: 0.405		4-0 2B F7 BB	0-0 F3	0-0 2B 1B		0-3 K		0-0 F9		4 1 1 1 1 1 0												
Floyd Baker, L (1, 5) OBP: 0.370, SLG: 0.329		0-3 K	4-0 1B BB	0-0 1-3 2B		0-0 F7		0-0 E9 1B		4 0 2 0 1 1 1												
Gene Stephens, L (1, 7) OBP: 0.305, SLG: 0.307		0-0 1B 2B	4-0 1B BB	0-0 F2			0-0 HR	0-3 K		4 2 2 1 1 1 3												
Sammy White, R (1, 2) OBP: 0.284, SLG: 0.398		4-0 PB 1B IBB	0-0 F7		0-0 SH5-4 1B		0-0 6-3		0-0 P4	4 0 1 0 1 0 2												
Milt Bolling, R (1, 6) OBP: 0.303, SLG: 0.305		0-0 F7	0-0 SH5-4 1B		0-0 SH5-4		0-0 5-3		0-0 L8	4 0 1 1 0 0 2												
Mickey McDermott, L (1, 1) OBP: 0.414, SLG: 0.586		0-0 PB 1B	0-0 L8		0-0 FC4-6 1B		0-0 2B		0-0 2B	4 0 3 1 0 0 3												
Bill Kennedy, L (8, 1) OBP: 0.500, SLG: 0.500										0 0 0 0 0 0 0												
Ellis Kinder, R (8, 1) OBP: 0.600, SLG: 0.800										1 0 1 0 0 0 0												
Inning Stats	R: 0 E: 0 K: 1 S: 5	H: 0 LOB: 0 BB: 0 P: 5	R: 2 E: 0 K: 1 S: 7	H: 2 LOB: 3 BB: 3 P: 19	R: 1 E: 0 K: 0 S: 5	H: 2 LOB: 3 BB: 2 P: 13	R: 1 E: 0 K: 1 S: 8	H: 3 LOB: 2 BB: 0 P: 8	R: 0 E: 0 K: 0 S: 4	H: 2 LOB: 1 BB: 0 P: 4	R: 1 E: 1 K: 2 S: 8	H: 0 LOB: 0 BB: 0 P: 8	R: 1 E: 0 K: 1 S: 7	H: 2 LOB: 2 BB: 1 P: 11	R: 0 E: 1 K: 1 S: 6	H: 1 LOB: 1 BB: 0 P: 6	R: 0 E: 0 K: 0 S: 4	H: 1 LOB: 2 BB: 1 P: 8	1B: 6 2B: 5 3B: 0 HR: 2	SF: 0 SAC: 1 DP: 0 HBP: 0	WP: 0 PB: 1 SB: 0 CS: 0	PA: 47
PITCHER	IP WLS BF H R ER SO BB IBB HBP BLK WP HR S P ERA WHIP																					
Don Larsen, R (1, 1) ERA: 3.58	4.0 L 25 8 4 4 3 3 3 2 0 0 0 1 26 46 9.00 2.750																					
Marlin Stuart, R (5, 1) ERA: 4.5	3.0 13 3 2 1 3 1 0 0 0 0 0 1 18 22 3.00 1.333																					
Bobo Holloman, R (8, 1) ERA: 5.18	1.0 4 1 0 0 1 0 0 0 0 0 0 0 6 6 0.00 1.000																					
Satchel Paige, R (9, 1) ERA: 3.32	1.0 5 1 0 0 0 0 0 1 0 0 0 0 4 8 0.00 1.000																					

Boston Red Sox @ St. Louis Browns
Sportsman's Park, St. Louis, MO
 Tue Jun 09 1953, 4:33 AM EDT
 Att: 3,714 - Unknown - 98 F

livebaseballscorecards.com

AB	39
R	6
H	13
RBI	5
BB	7
SO	7
LOB	22



BOTTOM

Boston Red Sox @ St. Louis Browns
Sportsman's Park, St. Louis, MO

Tue Jun 09 1953, 4:33 AM EDT
Att. 3,714 - Unknown - 98 F

livebaseballscorecards.com

AB	35
R	5
H	8
RBI	3
BB	5
SO	7
LOB	11



WP:	2	PA:	40
PB:	0	SB:	0
CS:	0		

AB	R	H	RBI	BB	SO	LOB
4	0	0	0	0	2	1
1	0	0	0	0	0	3
0	0	0	0	0	0	0

5	1	2	0	0	1	0
---	---	---	---	---	---	---

5	0	0	0	0	0	2
---	---	---	---	---	---	---

5	1	1	0	0	0	2
---	---	---	---	---	---	---

4	2	2	2	0	1	0
---	---	---	---	---	---	---

4	1	2	0	0	1	0
---	---	---	---	---	---	---

2	0	0	0	2	0	0
---	---	---	---	---	---	---

1	0	0	0	0	0	0
0	0	0	0	1	0	0
2	0	1	1	0	1	0

2	0	0	0	0	1	3
0	0	0	0	0	0	0
0	0	0	0	1	0	0
0	0	0	0	0	0	0
0	0	0	0	1	0	0

1B:	6	SF:	0
2B:	1	SAC:	0
3B:	0	DP:	0
HR:	1	HBP:	0

Batter	1	2	3	4	5	6	7	8	9
Johnny Groth, R (1, 8) OBP: 0.338, SLG: 0.392 Dick Kryhoski, L (8, PH) OBP: 0.375, SLG: 0.542 Satchel Paige, R (9, 1)	0-0 1-3 K		0-3 K		0-3 K		0-0 P6	0-0 F3	
Billy Hunter, R (1, 6) OBP: 0.331, SLG: 0.324	0-0 1B			0-0 WP 2B	0-3 K			0-0 F3	0-0 F8
Jim Dyck, R (1, 7) OBP: 0.349, SLG: 0.323 (9, 8)	0-0 F3			0-0 F8	0-0 P3			0-0 F7	0-0 P4
Vic Wertz, L (1, 9) OBP: 0.373, SLG: 0.448	0-0 G3			0-0 6-3 2-3		0-0 F9		0-0 HR 1B	0-0 P4
Bob Elliott, R (1, 5) OBP: 0.376, SLG: 0.416		0-0 F9		0-0 1B WP 1B		0-3 K		0-0 HR 1H	
Les Moss, R (1, 2) OBP: 0.382, SLG: 0.436		0-0 F9		0-0 BB WP 1B		0-3 K		0-0 BB 1B	
Roy Sievers, R (1, 3) OBP: 0.262, SLG: 0.230		0-0 F9		4-0 BB 1-2 BB 3-H			0-0 F9	4-0 BB 1B 1-2 BB	
Bobby Young, L (1, 4) OBP: 0.317, SLG: 0.344 Don Lenhardt, R (4, PH) OBP: 0.351, SLG: 0.392 Neil Berry, R (5, 4) OBP: 0.409, SLG: 0.619			0-0 6-3	4-0 BB 1-2 BB 2-3			0-3 K	0-0 BB 1B 1-2 BB 2-H	
Don Larsen, R (1, 1) OBP: 0.181, SLG: 0.226 Marlin Stuart, L (5, 1) OBP: 0.375, SLG: 0.500 Babe Martin, R (7, PH) OBP: 0.222, SLG: 0.222 Bobo Holloman, R (8, 1) OBP: 0.222, SLG: 0.222 Dick Kokos, L (8, PH) OBP: 0.426, SLG: 0.435 (9, 7)			0-0 F7	0-3 K			4-0 BB	4-0 BB 1-2 BB 2-3	

Inning Stats	R: 0	H: 1	E: 0	LOB: 1	K: 0	BB: 0	S: 4	P: 4
R: 0	H: 0	E: 0	LOB: 0	K: 0	BB: 0	S: 3		
R: 2	H: 3	E: 0	LOB: 3	K: 1	BB: 2	S: 8		
R: 0	H: 0	E: 0	LOB: 0	K: 2	BB: 0	S: 7		
R: 0	H: 0	E: 0	LOB: 0	K: 2	BB: 0	S: 7		
R: 0	H: 0	E: 0	LOB: 1	K: 1	BB: 1	S: 5		
R: 3	H: 4	E: 0	LOB: 3	K: 0	BB: 2	S: 7		
R: 0	H: 0	E: 0	LOB: 0	K: 0	BB: 0	S: 3		

PITCHER	IP	WLS	BF	H	R	ER	SO	BB	IBB	HBP	BLK	WP	HR	S	P	ERA	WHIP
Mickey McDermott, L (1, 1) ERA: 3.88	7.2	W	31	5	3	3	7	3	0	0	0	2	0	42	54	3.52	1.043
Bill Kennedy, L (8, 1) ERA: 3.7	0.0		4	3	2	2	0	1	0	0	0	0	1	3	7	∞	∞
Ellis Kinder, R (8, 1) ERA: 1.93	1.1	S	5	0	0	0	0	1	0	0	0	0	0	4	8	0.00	0.750

1B:	2B:	3B:	HR:	SF:	SAC:	DP:	HBP:
6	1	0	1	0	0	0	0

PITCHER	IP	WLS	BF	H	R	ER	SO	BB	IBB	HBP	BLK	WP	HR	S	P	ERA	WHIP
Mickey McDermott, L (1, 1) ERA: 3.88	7.2	W	31	5	3	3	7	3	0	0	0	2	0	42	54	3.52	1.043
Bill Kennedy, L (8, 1) ERA: 3.7	0.0		4	3	2	2	0	1	0	0	0	0	1	3	7	∞	∞
Ellis Kinder, R (8, 1) ERA: 1.93	1.1	S	5	0	0	0	0	1	0	0	0	0	0	4	8	0.00	0.750

Batter	1	2	3	4	5	6	7	8	9	AB R H RBI BB SO LOB	TOP			
Al Zarilla, L OBP: 0.375, SLG: 0.167 (1, 7) BB (7, 8)	4-0 SH5-4 1B 5-3 BB		0-0 F9 1B	0-0 4-3		0-0 G3 1B	0-0 1B 1B		4-0 E 1B BB	4 2 1 1 2 0 1				
Jim Piersall, R OBP: 0.328, SLG: 0.335 (1, 9) X	0-0 5-3 1-2 1B		0-0 BB 1B	0-0 1B		0-0 WP 1B 2B	0-0 1-2 1B 1B		0-0 E2 1-3 1B	6 2 6 2 0 0 0				
Hoot Evers, R OBP: 0.345, SLG: 0.529 Gene Stephens, L OBP: 0.303, SLG: 0.304 (1, 8) (7, 7) X	0-0 SH5-4 1-2 2-3		0-0 F9 1B	0-0 P6		0-3 K 1-2 2-H 1B	0-0 1-2 2-H 1B		0-3 K 1-3 1B	4 0 1 1 0 1 3 1 0 0 0 0 1 2				
Dick Gernert, R OBP: 0.380, SLG: 0.401 (1, 3) X	0-0 5-3 2-3 3-H		4-0 1B 1-2 1B BB	0-0 P6		0-0 2-H 1B	0-0 P5			4 1 1 2 1 0 4				
George Kell, R OBP: 0.407, SLG: 0.536 Billy Consolo, R OBP: 0.222, SLG: 0.389 (1, 5) (7, 5) X	0-0 4-3		0-0 1B 1-2 2-H 1B		0-0 F8 1B	0-0 4-3		0-0 L8		4 1 1 1 0 0 2 1 0 0 0 0 0 0				
Del Wilber, R OBP: 0.370, SLG: 0.760 (1, 2) S		0-3 K	0-0 1B 1-2 2-H 1B		0-0 1B 3B		0-0 P6	0-0 G6-4-3 1B		5 2 3 1 0 1 0				
Ted Lepcio, R OBP: 0.314, SLG: 0.355 (1, 4) X		0-0 F9	0-0 1B 1-2 2-H 1B		0-0 6-3		0-3 K	0-0 G6-4-3 1-2f		5 0 1 1 0 1 2				
Milt Bolling, R OBP: 0.312, SLG: 0.314 (1, 6) X		0-0 5-3	0-0 1B 1-2 2-H 1B		0-0 1B 3-H		0-0 1B 1B		0-0 F7	5 1 3 2 0 0 0				
Mel Parnell, L OBP: 0.297, SLG: 0.286 (1, 1) S			E5 1B 1-3		0-0 4-3		0-0 1B 1-2 1B		0-0 6-3	5 2 2 0 0 0 3				
Inning Stats	R: 1 E: 0 K: 0 S: 4 H: 1 LOB: 1 BB: 1 P: 8	R: 0 E: 0 K: 1 S: 5 H: 0 LOB: 0 BB: 0 P: 5	R: 5 E: 1 K: 0 S: 9 H: 6 LOB: 2 BB: 1 P: 13	R: 0 E: 0 K: 0 S: 4 H: 1 LOB: 1 BB: 0 P: 4	R: 1 E: 0 K: 0 S: 5 H: 2 LOB: 1 BB: 0 P: 5	R: 1 E: 0 K: 1 S: 7 H: 2 LOB: 1 BB: 0 P: 7	R: 3 E: 0 K: 1 S: 10 H: 5 LOB: 2 BB: 0 P: 10	R: 0 E: 0 K: 0 S: 3 H: 1 LOB: 0 BB: 0 P: 3	R: 0 E: 1 K: 1 S: 6 H: 1 LOB: 2 BB: 1 P: 10	1B: 17 2B: 1 3B: 1 HR: 0 SF: 0 SAC: 1 DP: 1 HBP: 0	WP: 1 PB: 0 SB: 0 CS: 0 PA: 48			
PITCHER	IP WLS BF H R ER SO BB IBB HBP BLK WP HR S P ERA WHIP	IP WLS BF H R ER SO BB IBB HBP BLK WP HR S P ERA WHIP	IP WLS BF H R ER SO BB IBB HBP BLK WP HR S P ERA WHIP	IP WLS BF H R ER SO BB IBB HBP BLK WP HR S P ERA WHIP	IP WLS BF H R ER SO BB IBB HBP BLK WP HR S P ERA WHIP	IP WLS BF H R ER SO BB IBB HBP BLK WP HR S P ERA WHIP	IP WLS BF H R ER SO BB IBB HBP BLK WP HR S P ERA WHIP	IP WLS BF H R ER SO BB IBB HBP BLK WP HR S P ERA WHIP	IP WLS BF H R ER SO BB IBB HBP BLK WP HR S P ERA WHIP	IP WLS BF H R ER SO BB IBB HBP BLK WP HR S P ERA WHIP	IP WLS BF H R ER SO BB IBB HBP BLK WP HR S P ERA WHIP			
Max Lanier, L ERA: 5.82 (1, 1)	2.2 L 15 5 6 6 1 2 0 0 0 0 0 15 23 20.25 2.625		Dick Littlefield, L ERA: 4.47 (3, 1)	2.1 12 5 1 1 0 0 0 0 0 0 0 12 12 3.86 2.143		Bobo Holloman, R ERA: 5.29 (6, 1)	1.0 5 2 1 1 1 0 0 0 0 1 0 7 7 9.00 2.000		Marlin Stuart, R ERA: 5.06 (7, 1)	2.0 11 6 3 3 1 0 0 0 0 0 0 13 13 13.50 3.000		Bob Cain, L ERA: 6.37 (9, 1)	1.0 5 1 0 0 0 1 1 0 0 0 0 6 10 0.00 2.000	

Boston Red Sox @ St. Louis Browns
Sportsman's Park, St. Louis, MO
Wed Jun 10 1953, 4:33 AM EDT
Unknown

livebaseballscorecards.com

AB	44
R	11
H	19
RBI	11
BB	3
SO	4
LOB	17



Batter	1	2	3	4	5	6	7	8	9	AB	R	H	RBI	BB	SO	LOB
Johnny Groth, R OBP: 0.330, SLG: 0.382 (1, 8)	0-0 6-3	0-0 1-3			0-0 P5		0-0 L4		0-0 F9	5	0	0	0	0	0	3
Billy Hunter, R OBP: 0.328, SLG: 0.320 (1, 6)	0-0 6-3		0-0 5-3		0-0 E6		0-0 P2		0-0 1B	5	0	1	0	0	0	1
Jim Dyck, R OBP: 0.344, SLG: 0.313 (1, 7)	4-0 PB BB		0-0 6-3		0-0 G5-4-3		0-0 F7		0-0 P3	4	0	0	0	1	0	3
Vic Wertz, L OBP: 0.374, SLG: 0.444 (1, 9)	4-0 1-2 BB		0-0 L9			0-0 G3		0-0 1B 1B	0-0 P6	4	1	1	0	1	0	1
Bob Elliott, R OBP: 0.379, SLG: 0.414 (1, 5)	0-0 6-3			0-3 K		4-0 FC5-4 BB		0-0 FC5-4 1B 1B		3	0	1	0	1	1	2
Les Moss, R OBP: 0.377, SLG: 0.429 (1, 2)		0-3 K		0-0 P4		0-0 FC5-4 1B E		0-0 FC5-4 1B		4	1	1	1	0	1	1
Roy Sievers, R OBP: 0.273, SLG: 0.244 (1, 3)		0-3 K		0-0 1B		0-0 E 1B		0-0 F9		4	0	2	0	0	1	2
Bobby Young, L OBP: 0.321, SLG: 0.347 (1, 4)		0-0 E 1B		0-0 F8		0-0 E4 1B		0-0 FC5-4 FC5-4		4	0	2	0	0	0	3
Max Lanier, R OBP: 0.260, SLG: 0.200 (1, 1)		0-0 E6			4-0 E BB		0-0 F2		0-0 FC5-4	1	0	0	0	0	0	1
Dick Littlefield, L OBP: 0.250, SLG: 0.143 (3, 1)										0	0	0	0	0	0	0
Dick Kokos, L OBP: 0.432, SLG: 0.435 (5, PH)										0	0	0	0	1	0	0
Bobo Holoman, R OBP: 0.222, SLG: 0.222 (6, 1)										0	0	0	0	0	0	0
Don Lenhardt, R OBP: 0.345, SLG: 0.385 (6, PH)										1	0	0	0	0	0	2
Marlin Stuart, L OBP: 0.375, SLG: 0.500 (7, 1)										0	0	0	0	0	0	0
Babe Martin, R OBP: 0.375, SLG: 0.500 (8, PH)										1	0	0	0	0	0	2
Bob Cain, L OBP: 0.375, SLG: 0.500 (9, 1)										0	0	0	0	0	0	0

Inning Stats	R: 0	H: 0	E: 0	K: 0	S: 3	R: 0	H: 1	E: 1	K: 2	S: 9	R: 0	H: 0	E: 0	K: 0	S: 3	R: 0	H: 1	E: 0	K: 1	S: 6	R: 0	H: 0	E: 1	K: 0	S: 3	R: 1	H: 2	E: 1	K: 0	S: 5	R: 0	H: 0	E: 0	K: 0	S: 3	R: 1	H: 3	E: 0	K: 0	S: 6	R: 0	H: 1	E: 0	K: 0	S: 4	1B: 8	SF: 0	2B: 0	3B: 0	HR: 0	SAC: 0	DP: 1	HBP: 0	WP: 0	PB: 1	SB: 0	CS: 0	PA: 40
--------------	------	------	------	------	------	------	------	------	------	------	------	------	------	------	------	------	------	------	------	------	------	------	------	------	------	------	------	------	------	------	------	------	------	------	------	------	------	------	------	------	------	------	------	------	------	-------	-------	-------	-------	-------	--------	-------	--------	-------	-------	-------	-------	--------

PITCHER	IP	WLS	BF	H	R	ER	SO	BB	IBB	HBP	BLK	WP	HR	S	P	ERA	WHIP
Mel Parnell, L ERA: 3.33 (1, 1)	9.0	W	40	8	2	1	3	4	0	0	0	0	0	42	58	1.00	1.333

BOTTOM

Boston Red Sox @ St. Louis Browns
Sportsman's Park, St. Louis, MO

Wed Jun 10 1953, 4:33 AM EDT
Unknown

AB	36
R	2
H	8
RBI	1
BB	4
SO	3
LOB	21



PITCHER	IP	WLS	BF	H	R	ER	SO	BB	IBB	HBP	BLK	WP	HR	S	P	ERA	WHIP
---------	----	-----	----	---	---	----	----	----	-----	-----	-----	----	----	---	---	-----	------

Batter	1	2	3	4	5	6	7	8	9	AB R H RBI BB SO LOB	TOP											
Al Zarilla, L (1, 8) OBP: 0.379, SLG: 0.261	0-0 F8		0-0 SH1-3 1B		0-0 1B 2B	0-3 K			0-0 F8	5 1 2 0 0 1 2	Boston Red Sox @ St. Louis Browns Sportsman's Park, St. Louis, MO Wed Jun 10 1953, 4:38 AM EDT Att. 3,693 - Unknown livebaseballscorecards.com AB 35 R 3 H 10 RBI 3 BB 2 SO 5 LOB 15											
Jim Piersall, R (1, 9) OBP: 0.321, SLG: 0.327	0-0 F9		0-0 F8		0-0 4-3		0-3 K		0-0 FC6-4	5 0 0 0 0 1 3												
Billy Goodman, L (1, 4) OBP: 0.402, SLG: 0.420	0-0 F7		0-0 SH1-3 1-2		0-0 2-H 1B 1B		0-0 1B		0-0 5-3	4 1 2 1 0 0 1												
Dick Gernert, R (1, 3) OBP: 0.382, SLG: 0.417		0-0 HR	0-0 F8		4-0 1B BB		0-3 K			3 1 1 1 1 1 2												
Floyd Baker, L (1, 5) OBP: 0.365, SLG: 0.324		0-0 F9		0-0 G3	0-0 1-2 2-H 1B		0-0 F8			4 0 1 1 0 0 1												
Gene Stephens, L (1, 7) OBP: 0.296, SLG: 0.296		0-0 F8		0-0 P4	0-0 P3		0-3 K			4 0 0 0 0 1 2												
Sammy White, R (1, 2) OBP: 0.294, SLG: 0.422		0-0 S 1B		0-0 3B		0-0 SH1-3 2B		0-0 F3		4 0 3 0 0 0 0												
Johnny Lipon, R (1, 6) OBP: 0.241, SLG: 0.160		4-0 BB 1-2 BB		0-0 6-3		0-0 SH1-3 2-3		0-0 6-3		2 0 0 0 1 0 1												
Sid Hudson, R (1, 1) OBP: 0.182, SLG: 0.182		0-3 K			0-0 L4	0-0 P4			0-0 FC6-4 1B	3 0 0 0 0 1 3												
Ellis Kinder, R (8, 1) OBP: 0.667, SLG: 0.833										1 0 1 0 0 0 0												
Inning Stats	R: 0 E: 0 K: 0 S: 3	H: 0 LOB: 0 BB: 0 P: 3	R: 1 E: 0 K: 1 S: 7	H: 2 LOB: 2 BB: 1 P: 11	R: 0 E: 0 K: 0 S: 4	H: 1 LOB: 1 BB: 0 P: 4	R: 0 E: 0 K: 0 S: 4	H: 1 LOB: 1 BB: 0 P: 4	R: 2 E: 0 K: 0 S: 6	H: 3 LOB: 2 BB: 1 P: 10	R: 0 E: 0 K: 1 S: 6	H: 1 LOB: 1 BB: 0 P: 6	R: 0 E: 0 K: 2 S: 8	H: 1 LOB: 1 BB: 0 P: 8	R: 0 E: 0 K: 1 S: 5	H: 0 LOB: 0 BB: 0 P: 5	R: 0 E: 0 K: 0 S: 4	H: 1 LOB: 1 BB: 0 P: 4	1B: 6 2B: 2 3B: 1 HR: 1	SF: 0 SAC: 2 DP: 0 HBP: 0	WP: 0 PB: 0 SB: 1 CS: 0	PA: 39
PITCHER	IP WLS BF H R ER SO BB IBB HBP BLK WP HR S P ERA WHIP	IP WLS BF H R ER SO BB IBB HBP BLK WP HR S P ERA WHIP																				
Duane Pillette, R (1, 1) ERA: 5.73	4.2 L 23 7 3 3 1 2 0 0 0 0 0 1 23 31 5.79 1.929																					
Satchel Paige, R (5, 1) ERA: 2.98	4.1 16 3 0 0 4 0 0 0 0 0 0 0 24 24 0.00 0.692																					



Batter	1	2	3	4	5	6	7	8	9	AB	R	H	RBI	BB	SO	LOB
Neil Berry, R OBP: 0.423, SLG: 0.600 (1, 5)	0-0 E 1B		0-0 1B		0-0 F9			0-0 6-3		4	1	2	0	0	0	0
Bobby Young, L OBP: 0.329, SLG: 0.355 (1, 4)	0-0 E2 1B		0-0 L4-6 1B			0-0 6-3		0-0 1B 1B 1B		4	1	3	0	0	0	0
Dick Kokos, L OBP: 0.435, SLG: 0.431 (1, 7)	0-0 F3		0-0 L4-6 1B			4-0 1B BB		0-0 1-2 1B		3	0	1	0	1	0	2
Dick Kryhoski, L OBP: 0.386, SLG: 0.548 (1, 3)	0-0 CS 1B			0-0 F3		0-0 1-2 1B		0-0 1-2 2-3 1B		4	0	3	1	0	0	0
Hank Edwards, L OBP: 0.364, SLG: 0.333 (1, 9)	0-0 F7			0-0 2B		0-0 P4		0-0 P6		4	0	1	0	0	0	6
Clint Courtney, L OBP: 0.289, SLG: 0.243 (1, 2)	0-0 CS 1-2	0-0 F7		0-0 F7		0-0 F9		0-0 G3		4	0	0	0	0	0	6
Johnny Groth, R OBP: 0.324, SLG: 0.374 (1, 8)		0-3 K		0-0 6-3			0-0 G2		0-0 L9	4	0	0	0	0	1	1
Billy Hunter, R OBP: 0.326, SLG: 0.318 (1, 6)		0-0 1B			0-0 5-3		0-0 F9		0-0 F7	4	0	1	0	0	0	0
Duane Pilette, R OBP: 0.250, SLG: 0.200 Satchel Paige, R Vic Wertz, L (9, PH) OBP: 0.372, SLG: 0.441		0-3 K		0-0 6-3			0-0 L6		0-0 L9	1	0	0	0	0	1	1
		0-3 K								2	0	0	0	0	0	0
		0-3 K								1	0	0	0	0	0	0

Inning Stats	R: 2	H: 3	E: 1	K: 0	S: 5	LOB: 0	BB: 0	P: 5
	R: 0	H: 1	E: 0	K: 2	S: 8	LOB: 1	BB: 0	P: 8
	R: 0	H: 2	E: 0	K: 0	S: 3	LOB: 0	BB: 0	P: 3
	R: 0	H: 1	E: 0	K: 0	S: 4	LOB: 1	BB: 0	P: 4
	R: 0	H: 0	E: 0	K: 0	S: 3	LOB: 0	BB: 0	P: 3
	R: 0	H: 1	E: 0	K: 0	S: 4	LOB: 2	BB: 1	P: 8
	R: 0	H: 0	E: 0	K: 0	S: 3	LOB: 0	BB: 0	P: 3
	R: 0	H: 3	E: 0	K: 0	S: 6	LOB: 3	BB: 0	P: 6
	R: 0	H: 0	E: 0	K: 0	S: 3	LOB: 0	BB: 0	P: 3

PITCHER	IP	WLS	BF	H	R	ER	SO	BB	IBB	HBP	BLK	WP	HR	S	P	ERA	WHIP
Sid Hudson, R ERA: 4.03 (1, 1)	7.1	W	31	11	2	2	2	1	0	0	0	0	0	34	38	2.46	1.636
Ellis Kinder, R ERA: 1.82 (8, 1)	1.2	S	5	0	0	0	0	0	0	0	0	0	0	5	5	0.00	0.000

BOTTOM

Boston Red Sox @ St. Louis Browns
Sportsman's Park, St. Louis, MO
 Wed Jun 10 1953, 4:38 AM EDT
 Att. 3,693 - Unknown

AB	35
R	2
H	11
RBI	1
BB	1
SO	2
LOB	16



WP	PA	ERA	WHIP
0	37		
0			
0			
1			

Batter	1	2	3	4	5	6	7	8	9	AB R H RBI BB SO LOB	TOP											
Al Zarilla, L (1, 9) OBP: 0.382, SLG: 0.231	4-0 CS BB		0-0 F9	4-0 1-2 BB BB	4-0 1-2 BB BB	0-0 4-3	0-0 F8			3 0 0 0 2 0 2												
Gene Stephens, L (1, 7) OBP: 0.299, SLG: 0.295	0-0 F9		4-0 1-2 BB F7 BB	0-0 3-H F9	0-0 1B	0-0 1B		0-3 K		4 1 1 1 1 1 3												
Billy Goodman, L (1, 4) OBP: 0.409, SLG: 0.422	0-0 1B 1-2 1B		0-0 1-2 2-3 1B BB	4-0 1-2 2-3 BB	0-0 F8			0-0 4-1		4 0 2 0 1 0 1												
Dick Gernert, R (1, 3) OBP: 0.392, SLG: 0.429	0-0 1-2 1B		4-0 1-2 2-3 3-H BB	0-3 K			0-0 SH WP 2B	0-0 1B		4 1 3 1 1 1 3												
Floyd Baker, L (1, 5) OBP: 0.348, SLG: 0.308	0-3 K		0-0 F7	0-0 G3			0-0 SH SH3-4 WP 2B 2-3	0-0 6-3		4 1 0 1 0 1 8												
Hoot Evers, R (1, 8) OBP: 0.333, SLG: 0.509		0-0 F5	0-0 F8		0-0 F3		0-0 SH3-4	0-0 3-1		4 0 0 0 0 0 2												
Sammy White, R (1, 2) OBP: 0.297, SLG: 0.418		0-0 P3		0-0 SH 1B 1B	0-0 6-3		0-0 4-0 BB BB 2B BB	0-0 F9		4 2 1 0 1 0 0												
Johnny Lipon, R (1, 6) OBP: 0.242, SLG: 0.207		0-0 P4		0-0 SH 1B F9	0-0 F7		0-0 1-H 3-H BB 2B	0-3 K		4 1 1 2 0 1 0												
Willard Nixon, L (1, 1) OBP: 0.333, SLG: 0.294			0-0 E6 1B BB BB	0-0 BB BB 1B		0-0 1-3	0-0 F7			4 1 1 1 0 0 1												
Inning Stats	R: 0 E: 0 K: 1 S: 6	H: 2 LOB: 2 BB: 1 P: 10	R: 0 E: 0 K: 0 S: 3	H: 0 LOB: 0 BB: 0 P: 3	R: 2 E: 1 K: 0 S: 5	H: 1 LOB: 2 BB: 2 P: 13	R: 2 E: 1 K: 1 S: 8	H: 2 LOB: 3 BB: 2 P: 16	R: 0 E: 0 K: 0 S: 3	H: 0 LOB: 0 BB: 0 P: 3	R: 0 E: 0 K: 0 S: 4	H: 1 LOB: 1 BB: 0 P: 4	R: 3 E: 0 K: 0 S: 6	H: 2 LOB: 1 BB: 1 P: 10	R: 0 E: 0 K: 1 S: 5	H: 1 LOB: 1 BB: 0 P: 6	R: 0 E: 0 K: 1 S: 5	H: 0 LOB: 0 BB: 0 P: 5	1B: 7 2B: 2 3B: 0 HR: 0	SF: 0 SAC: 3 DP: 0 HBP: 0	WP: 1 PB: 0 SB: 0 CS: 1	PA: 44
PITCHER	IP WLS BF H R ER SO BB IBB HBP BLK WP HR S P ERA WHIP																					
Virgil Trucks, R (1, 1) ERA: 3.07	8.0 L 41 9 7 4 3 6 0 0 0 0 1 0 41 65 4.50 1.875																					
Max Lanier, L (9, 1) ERA: 5.5	1.0 3 0 0 0 1 0 0 0 0 0 0 0 5 5 0.00 0.000																					

Boston Red Sox @ St. Louis Browns
Sportsman's Park, St. Louis, MO
 Thu Jun 11 1953, 4:33 AM EDT
 Att. 2,538 - Unknown

livebaseballscorecards.com

AB 35
R 7
H 9
RBI 6
BB 6
SO 4
LOB 20



Batter	1	2	3	4	5	6	7	8	9	AB R H RBI BB SO LOB
Neil Berry, R OBP: 0.367, SLG: 0.517 (1, 5) X	0-0 F8 ①			X 0-0 6-3 ①		X 0-0 4-3 ③		X 0-0 4-3 ①	4 0 0 0 0 0 1	
Bobby Young, L OBP: 0.327, SLG: 0.353 (1, 4) S S S	0-3 K ②			X 0-0 F7 ②		X 0-0 F9 ①		X 0-0 FC1-4 1B ②	4 0 1 0 0 1 0	
Dick Kokos, L OBP: 0.427, SLG: 0.420 (1, 7) S S S	0-3 K ③			X 0-0 4-3 ③		X 0-0 FC1-6 1B ②		S 0-3 K ②	4 0 1 0 0 2 1	
Dick Kryhoski, L OBP: 0.375, SLG: 0.531 (1, 3)		X 0-0 F7 ①		S 0-3 K ①		X 0-0 FC1-6 1-2f ②		X 0-0 FC1-4 1-2f ③	4 0 0 0 0 1 2	
Hank Edwards, L OBP: 0.340, SLG: 0.310 (1, 9)		X 0-0 4-3 ②		S 0-3 K ②		X 0-0 F7 ③			3 0 0 0 0 1 1	
Clint Courtney, L OBP: 0.282, SLG: 0.237 (1, 2)		X 0-0 4-3 ③		X 0-0 4-3 ③			X 0-0 F6 ①		3 0 0 0 0 0 0	
Johnny Groth, R OBP: 0.320, SLG: 0.369 (1, 8)			X 0-0 4-3 ①		X 0-0 F9 ①		X 0-0 5-3 ②		3 0 0 0 0 0 0	
Billy Hunter, R OBP: 0.326, SLG: 0.319 (1, 6)			X 0-0 6-3 ②		S 0-3 K ②		X 0-0 1B ②		3 0 1 0 0 1 0	
Virgil Trucks, R OBP: 0.160, SLG: 0.200 (1, 1)			X 0-0 4-3 ③		X 0-0 2B ③		X 0-0 L5 ③		2 0 1 0 0 0 0	
Bob Elliott, R OBP: 0.377, SLG: 0.412 (8, PH)									1 0 0 0 0 0 1	
Max Lanier, R OBP: 0.200, SLG: 0.200 (9, 1)									0 0 0 0 0 0 0	

Inning Stats	R: 0	H: 0	E: 0	LOB: 0	K: 2	BB: 0	S: 7	P: 7	R: 0	H: 0	E: 0	LOB: 0	K: 0	BB: 0	S: 3	P: 3	R: 0	H: 0	E: 0	LOB: 0	K: 0	BB: 0	S: 3	P: 3	R: 0	H: 0	E: 0	LOB: 0	K: 2	BB: 0	S: 7	P: 7	R: 0	H: 1	E: 0	LOB: 1	K: 1	BB: 0	S: 6	P: 6	R: 0	H: 1	E: 0	LOB: 1	K: 0	BB: 0	S: 4	P: 4	R: 0	H: 1	E: 0	LOB: 1	K: 1	BB: 0	S: 6	P: 6	R: 0	H: 1	E: 0	LOB: 1	K: 1	BB: 0	S: 6	P: 6	1B: 3	SF: 0	2B: 1	SAC: 0	3B: 0	DP: 0	HR: 0	HBP: 0	WP: 0	PA: 31	PB: 0	SB: 0	CS: 0	ERA	WHIP
PITCHER Willard Nixon, R ERA: 1.49 (1, 1)	IP	WLS	BF	H	R	ER	SO	BB	IBB	HBP	BLK	WP	HR	S	P	ERA	WHIP	IP	WLS	BF	H	R	ER	SO	BB	IBB	HBP	BLK	WP	HR	S	P	ERA	WHIP	IP	WLS	BF	H	R	ER	SO	BB	IBB	HBP	BLK	WP	HR	S	P	ERA	WHIP																												


BOTTOM


Boston Red Sox @ St. Louis Browns
Sportsman's Park, St. Louis, MO

Thu Jun 11 1953, 4:33 AM EDT
Att. 2,538 - Unknown

livebaseballscorecards.com

AB	31
R	0
H	4
RBI	0
BB	0
SO	6
LOB	6



Batter	1	2	3	4	5	6	7	8	9	AB	R	H	RBI	BB	SO	LOB	TOP																				
Eddie Joost, R (1, 6) OBP: 0.383, SLG: 0.395																	0	0	0	0	0	0	0	0	0	0	0	0	Philadelphia Athletics @ St. Louis Browns Sportsman's Park, St. Louis, MO Fri Jun 12 1953, 4:33 AM EDT Att. 2,414 - Unknown livebaseballscorecards.com								
Dave Philley, S (1, 9) OBP: 0.341, SLG: 0.389																	0	0	0	0	0	0	0	0	0	0	0	0		0	0	0	0				
Eddie Robinson, L (1, 3) OBP: 0.307, SLG: 0.364																	0	0	0	0	0	0	0	0	0	0	0	0		0	0	0	0				
Gus Zernial, R (1, 7) OBP: 0.376, SLG: 0.583																	0	0	0	0	0	0	0	0	0	0	0	0		0	0	0	0				
Pete Suder, R (1, 5) OBP: 0.348, SLG: 0.386																	0	0	0	0	0	0	0	0	0	0	0	0		0	0	0	0				
Cass Michaels, R (1, 4) OBP: 0.349, SLG: 0.377																	0	0	0	0	0	0	0	0	0	0	0	0		0	0	0	0				
Ed McGhee, R (1, 8) OBP: 0.347, SLG: 0.315																	0	0	0	0	0	0	0	0	0	0	0	0		0	0	0	0				
Joe Astroth, R (1, 2) OBP: 0.363, SLG: 0.279																	0	0	0	0	0	0	0	0	0	0	0	0		0	0	0	0				
Marion Fricano, R (1, 1) OBP: 0.333, SLG: 0.400	0	0	0	0	0	0	0	0	0	0	0	0	0	0	0	0																					
Inning Stats											1B: 0	SF: 0	WP: 0	PA: 0																							
PITCHER	IP	WLS	BF	H	R	ER	SO	BB	IBB	HBP	BLK	WP	HR	S	P	ERA	WHIP	PITCHER	IP	WLS	BF	H	R	ER	SO	BB	IBB	HBP	BLK	WP	HR	S	P	ERA	WHIP		
Mike Blyzka, R (1, 1) ERA: 4.82	0.0	L	0	0	0	0	0	0	0	0	0	0	0	0	0	∞	∞																				

AB 0
R 0
H 0
RBI 0
BB 0
SO 0
LOB 0



Batter	1	2	3	4	5	6	7	8	9	AB R H RBI BB SO LOB	TOP											
Eddie Joost, R (1, 6) OBP: 0.399, SLG: 0.395	4-0 2B BB	0-3 K			4-0 HR BB	4-0 2B BB		0-0 1B 1B		2 2 1 0 3 1 1	Philadelphia Athletics @ St. Louis Browns Sportsman's Park, St. Louis, MO Sat Jun 13 1953, 4:33 AM EDT Att. 1,340 - Unknown livebaseballscorecards.com											
Dave Philley, S (1, 8) OBP: 0.339, SLG: 0.382	0-0 F9		0-0 6-3		0-0 P4	4-0 2B BB		0-0 1B 1B		4 0 1 0 1 0 4												
Eddie Robinson, L (1, 3) OBP: 0.320, SLG: 0.394	0-0 1-3 2B		0-3 K		0-0 F9	0-0 1-3 2B BB		0-3 K		5 0 2 3 0 2 4												
Gus Zernial, R (1, 7) OBP: 0.372, SLG: 0.589	0-0 F2		0-0 F8		0-0 1-H 3-H HR	0-0 4-3		0-0 F5		5 1 1 3 0 0 4												
Pete Suder, R (1, 5) OBP: 0.342, SLG: 0.375	0-0 6-3			0-0 1-3	0-0 F9		0-0 F4		0-3 K	5 0 0 0 0 1 2												
Cass Michaels, R (1, 4) OBP: 0.331, SLG: 0.355		0-0 E5 G6-4-3		0-0 F7		0-0 P6	0-0 F9		0-0 F7	5 0 0 0 0 0 0												
Kite Thomas, R (1, 9) OBP: 0.171, SLG: 0.121		0-0 G6-4-3 1-2f		0-3 K		0-0 P4	0-0 6-3			4 0 0 0 0 1 1												
Joe Astroth, R (1, 2) OBP: 0.364, SLG: 0.339		0-0 HR			0-0 1B F9 1B	0-0 HR		0-0 1-4-3		4 3 3 2 0 0 0												
Alex Kellner, R (1, 1) OBP: 0.341, SLG: 0.342		0-0 1B			0-0 F9 BB HR 1B	0-0 BB BB 2B 1B		0-3 K		3 2 3 0 0 0 0 1 0 0 0 0 1 0												
Morrie Martin, L (7, 1) OBP: 0.063, SLG: 0.063																						
Inning Stats	R: 0 E: 0 K: 0 S: 4	H: 1 LOB: 2 BB: 1 P: 8	R: 1 E: 1 K: 1 S: 7	H: 2 LOB: 1 BB: 0 P: 7	R: 0 E: 0 K: 1 S: 5	H: 0 LOB: 0 BB: 0 P: 5	R: 0 E: 0 K: 1 S: 5	H: 0 LOB: 0 BB: 0 P: 5	R: 4 E: 0 K: 0 S: 6	H: 3 LOB: 0 BB: 1 P: 10	R: 3 E: 0 K: 0 S: 6	H: 3 LOB: 2 BB: 2 P: 14	R: 0 E: 0 K: 0 S: 3	H: 0 LOB: 0 BB: 0 P: 3	R: 0 E: 0 K: 2 S: 9	H: 2 LOB: 2 BB: 0 P: 9	R: 0 E: 0 K: 1 S: 5	H: 0 LOB: 0 BB: 0 P: 5	1B: 6 2B: 2 3B: 0 HR: 3	SF: 0 SAC: 0 DP: 1 HBP: 0	WP: 0 PB: 0 SB: 0 CS: 0	PA: 42
PITCHER	IP WLS BF H R ER SO BB IBB HBP BLK WP HR S P ERA WHIP																					
Dick Littlefield, L (1, 1) ERA: 4.84	5.0 L 23 6 5 5 3 2 0 0 0 0 2 27 35 9.00 1.600																					
Max Lanier, L (6, 1) ERA: 6.3	2.0 11 3 3 3 0 2 0 0 0 0 1 9 17 13.50 2.500																					
Bob Cain, L (8, 1) ERA: 5.97	2.0 8 2 0 0 3 0 0 0 0 0 0 14 14 0.00 1.000																					

Batter	1	2	3	4	5	6	7	8	9	AB	R	H	RBI	BB	SO	LOB
Johnny Groth, R OBP: 0.318, SLG: 0.374 (1, 8)	0-0 5-3		0-0 6-3		0-0 2B		0-0 F9			4	1	1	0	0	0	2
Roy Sievers, R OBP: 0.293, SLG: 0.280 (1, 3)	0-0 WP 1B			0-0 E 1B 1B	0-0 2B		0-3 K			4	1	3	1	0	1	2
Jim Dyck, R OBP: 0.348, SLG: 0.319 (1, 7)	0-0 F9			0-0 E8 1B	0-0 F7			0-0 G4-6-3 1B		4	1	2	0	0	0	2
Vic Wertz, L OBP: 0.363, SLG: 0.427 (1, 9)	0-3 K			0-0 FC1-4 1B		0-0 6-3		0-0 G4-6-3 1-2f		4	0	1	2	0	1	2
Bob Elliott, R OBP: 0.372, SLG: 0.400 (1, 5)		0-0 F7		0-0 FC1-4 1-2f		0-0 F8		0-0 6-3		4	0	0	0	0	0	1
Les Moss, R OBP: 0.360, SLG: 0.406 (1, 2)		0-0 F5		0-0 L8		0-0 F3		0-0 6-3		4	0	0	0	0	0	1
Billy Hunter, R OBP: 0.318, SLG: 0.311 (1, 6)		0-0 F8		0-0 F9			0-0 G1		0-0 F8	4	0	0	0	0	0	1
Bobby Young, L OBP: 0.325, SLG: 0.354 (1, 4)			0-0 4-3		0-0 3-1		0-0 2B		0-3 K	4	0	1	0	0	1	0
Dick Littlefield, L OBP: 0.235, SLG: 0.133 (1, 1)			0-0 1-3		0-0 6-3		4-0 BB			1	0	0	0	0	0	0
Marty Marion, R (5, PH)										1	0	0	0	0	0	0
Max Lanier, R (6, 1)										0	0	0	0	0	0	0
Dick Kokos, L (7, PH)										0	0	0	0	0	1	0
Bob Cain, L (8, 1)										0	0	0	0	0	0	0

Inning Stats	R: 0	H: 1	E: 0	K: 1	S: 6	H: 0	LOB: 1	BB: 0	P: 6	R: 0	H: 0	E: 0	K: 0	S: 3	H: 0	LOB: 0	BB: 0	P: 3	R: 2	H: 3	E: 1	K: 0	S: 6	H: 3	LOB: 1	BB: 0	P: 6	R: 1	H: 2	E: 0	K: 0	S: 5	H: 0	LOB: 0	BB: 0	P: 3	R: 0	H: 1	E: 0	K: 1	S: 6	H: 1	LOB: 2	BB: 1	P: 10	R: 0	H: 1	E: 0	K: 0	S: 3	H: 0	LOB: 0	BB: 0	P: 3	R: 0	H: 0	E: 0	K: 1	S: 5	H: 0	LOB: 0	BB: 0	P: 5	1B: 5	2B: 3	3B: 0	HR: 0	SF: 0	SAC: 0	DP: 1	HBP: 0	WP: 1	HR: 0	S: 3	P: 1	ERA: 2.97	WHIP: 1.263
--------------	------	------	------	------	------	------	--------	-------	------	------	------	------	------	------	------	--------	-------	------	------	------	------	------	------	------	--------	-------	------	------	------	------	------	------	------	--------	-------	------	------	------	------	------	------	------	--------	-------	-------	------	------	------	------	------	------	--------	-------	------	------	------	------	------	------	------	--------	-------	------	-------	-------	-------	-------	-------	--------	-------	--------	-------	-------	------	------	-----------	-------------

PITCHER	IP	WLS	BF	H	R	ER	SO	BB	IBB	HBP	BLK	WP	HR	S	P	ERA	WHIP
Alex Kellner, L (1, 1)	6.1	W	27	7	3	3	1	1	0	0	0	1	0	28	32	4.26	1.263
Morrie Martin, L (7, 1)	2.2	S	8	1	0	0	2	0	0	0	0	0	0	12	12	0.00	0.375

BOTTOM


Philadelphia Athletics @ St. Louis Browns
 Sportsman's Park, St. Louis, MO
 Sat Jun 13 1953, 4:33 AM EDT
 Att. 1,340 - Unknown

AB	34
R	3
H	8
RBI	3
BB	1
SO	3
LOB	11



WP: 1	PA: 35
PB: 0	
SB: 0	
CS: 0	

livebaseballscorecards.com

Batter	1	2	3	4	5	6	7	8	9	AB R H RBI BB SO LOB	TOP							
Eddie Joost, R (1, 6) OBP: 0.399, SLG: 0.395											0 0 0 0 0 0 0 0	Philadelphia Athletics @ St. Louis Browns Sportsman's Park, St. Louis, MO Sun Jun 14 1953, 4:33 AM EDT Unknown livebaseballscorecards.com						
Elmer Valo, L (1, 9) OBP: 0.345, SLG: 0.095											0 0 0 0 0 0 0 0							
Eddie Robinson, L (1, 3) OBP: 0.320, SLG: 0.394											0 0 0 0 0 0 0 0							
Gus Zernial, R (1, 7) OBP: 0.372, SLG: 0.589											0 0 0 0 0 0 0 0							
Dave Philley, S (1, 8) OBP: 0.339, SLG: 0.382											0 0 0 0 0 0 0 0							
Pete Suder, R (1, 5) OBP: 0.342, SLG: 0.375											0 0 0 0 0 0 0 0							
Cass Michaels, R (1, 4) OBP: 0.331, SLG: 0.355											0 0 0 0 0 0 0 0							
Joe Astroth, R (1, 2) OBP: 0.364, SLG: 0.339											0 0 0 0 0 0 0 0							
Harry Byrd, R (1, 1) OBP: 0.267, SLG: 0.241	0 0 0 0 0 0 0 0	AB 0 R 0 H 0 RBI 0 BB 0 SO 0 LOB 0 																
Inning Stats											1B: 0 SF: 0 2B: 0 SAC: 0 3B: 0 DP: 0 HR: 0 HBP: 0 WP: 0 PA: 0 PB: 0 SB: 0 CS: 0							
PITCHER Don Larsen, R (1, 1) ERA: 3.58	IP	WLS	BF	H	R	ER	SO	BB	IBB	HBP	BLK	WP	HR	S	P	ERA	WHIP	PITCHER IP WLS BF H R ER SO BB IBB HBP BLK WP HR S P ERA WHIP

Batter	1	2	3	4	5	6	7	8	9	AB R H RBI BB SO LOB	TOP							
Joe Demaestri, R (1, 6) OBP: 0.353, SLG: 0.400											0 0 0 0 0 0 0 0	Philadelphia Athletics @ St. Louis Browns Sportsman's Park, St. Louis, MO Sun Jun 14 1953, 4:38 AM EDT Att. 4,542 - Unknown livebaseballscorecards.com						
Dave Philley, S (1, 9) OBP: 0.341, SLG: 0.385											0 0 0 0 0 0 0 0							
Eddie Robinson, L (1, 3) OBP: 0.322, SLG: 0.401											0 0 0 0 0 0 0 0							
Gus Zernial, R (1, 7) OBP: 0.379, SLG: 0.592											0 0 0 0 0 0 0 0							
Pete Suder, R (1, 5) OBP: 0.340, SLG: 0.372											0 0 0 0 0 0 0 0							
Cass Michaels, R (1, 4) OBP: 0.329, SLG: 0.352											0 0 0 0 0 0 0 0							
Ed McGhee, R (1, 8) OBP: 0.346, SLG: 0.325											0 0 0 0 0 0 0 0							
Joe Astroth, R (1, 2) OBP: 0.360, SLG: 0.336											0 0 0 0 0 0 0 0							
Carl Scheib, R (1, 1) OBP: 0.133, SLG: 0.071	0 0 0 0 0 0 0 0	A																
Inning Stats											1B: 0 SF: 0 2B: 0 SAC: 0 3B: 0 DP: 0 HR: 0 HBP: 0	WP: 0 PA: 0 PB: 0 SB: 0 CS: 0						
PITCHER Harry Brecheen, L (1, 1) ERA: 3.77	IP	WLS	BF	H	R	ER	SO	BB	IBB	HBP	BLK	WP	HR	S	P	ERA	WHIP	PITCHER IP WLS BF H R ER SO BB IBB HBP BLK WP HR S P ERA WHIP

Batter	1	2	3	4	5	6	7	8	9	AB R H RBI BB SO LOB	TOP			
Johnny Groth, R (1, 8) OBP: 0.316, SLG: 0.373	0-0 1B WP 1B	0-0 1-2 2-H 1B		0-0 G6-4-3 1-2f			0-0 F8		0-0 F9	5 0 2 1 0 0 2	St. Louis Browns @ New York Yankees Yankee Stadium, Bronx, NY Tue Jun 16 1953, 3:33 AM EDT Att. 30,362 - Unknown livebaseballscorecards.com			
Marty Marion, R (1, 5) OBP: 0.339, SLG: 0.320	0-0 F8	0-0 F9				0-0 F9	0-0 F7	0-0 1-3	5 0 0 0 0 0 3					
Jim Dyck, R (1, 7) OBP: 0.339, SLG: 0.320	0-0 FC6-4 1-3 1B		0-0 1-3			4-0 HR BB	0-0 3B	0-3 K	4 1 2 0 1 1 0					
Vic Wertz, L (1, 9) OBP: 0.368, SLG: 0.449	0-3 K		0-0 G3			0-0 1-H HR	4-0 CS BB		3 1 1 2 1 1 2					
Roy Sievers, R (1, 3) OBP: 0.317, SLG: 0.286	0-0 FC6-4 1-2f		0-0 FC5-4 1B			0-0 1-3	0-0 CS 1-2	0-0 FC3-6 1B	4 0 2 0 0 0 2					
Les Moss, R (1, 2) OBP: 0.356, SLG: 0.394		4-0 SH5-3 1B BB	0-0 FC5-4			0-0 6-3		0-0 FC3-6 1-2f 1B	3 1 0 0 1 0 2					
Billy Hunter, R (1, 6) OBP: 0.307, SLG: 0.299		0-0 SH5-3 1-2		0-0 F3			0-0 F3	0-0 F7	3 0 0 0 0 0 1					
Bobby Young, L (1, 4) OBP: 0.329, SLG: 0.362		0-0 6-3		0-0 E8 BB			0-0 P6	0-0 1-2 1B	4 0 1 0 0 0 1					
Duane Pillette, R (1, 1) OBP: 0.313, SLG: 0.167 Satchel Paige, R (8, 1)		4-0 1B BB		4-0 G6-4-3 1-2 BB			0-0 5-3	0-0 4-3	2 0 0 0 2 0 2 0 0 0 0 0 0 0					
Inning Stats	R: 0 E: 0 K: 1 S: 7 H: 2 LOB: 2 BB: 0 P: 7	R: 1 E: 0 K: 0 S: 4 H: 1 LOB: 2 BB: 2 P: 12	R: 0 E: 0 K: 0 S: 4 H: 1 LOB: 1 BB: 0 P: 4	R: 0 E: 1 K: 0 S: 3 H: 0 LOB: 1 BB: 1 P: 7	R: 2 E: 0 K: 0 S: 4 H: 1 LOB: 0 BB: 1 P: 8	R: 0 E: 0 K: 0 S: 3 H: 0 LOB: 0 BB: 0 P: 3	R: 0 E: 0 K: 0 S: 3 H: 1 LOB: 1 BB: 1 P: 7	R: 0 E: 0 K: 1 S: 5 H: 2 LOB: 2 BB: 0 P: 5	R: 0 E: 0 K: 1 S: 5 H: 0 LOB: 0 BB: 0 P: 5	1B: 6 2B: 0 3B: 1 HR: 1 SF: 0 SAC: 1 DP: 1 HBP: 0	WP: 1 PB: 0 SB: 0 CS: 1 PA: 40			
PITCHER	IP WLS BF H R ER SO BB IBB HBP BLK WP HR S P ERA WHIP												PITCHER	IP WLS BF H R ER SO BB IBB HBP BLK WP HR S P ERA WHIP
Whitey Ford, L (1, 1) ERA: 2.37	5.0 L 24 5 3 3 1 4 0 0 0 0 1 1 22 38 5.40 1.800													
Ray Scarborough, R (6, 1) ERA: 2.97	3.0 12 3 0 0 0 1 0 0 0 0 0 0 11 15 0.00 1.333													
Tom Gorman, R (9, 1) ERA: 2.95	1.0 3 0 0 0 0 1 0 0 0 0 0 0 5 5 0.00 0.000													

Batter	1	2	3	4	5	6	7	8	9	AB	R	H	RBI	BB	SO	LOB
Billy Martin, R OBP: 0.294, SLG: 0.330 (1, 4)	0-0 4-3 2B		0-0 P2		0-0 F8			0-0 1B		4	0	2	0	0	0	2
Joe Collins, L OBP: 0.415, SLG: 0.496 (1, 3)	0-0 4-3 2-3		0-0 P4		0-3 K			0-0 F9		4	0	0	0	0	1	4
Irv Noren, L OBP: 0.346, SLG: 0.521 (1, 9)	0-0 6-3			0-0 F6		0-3 K		0-0 F2		4	0	0	0	0	1	2
Mickey Mantle, S OBP: 0.434, SLG: 0.546 (1, 8)	0-0 1-3			0-0 4-3		0-0 4-3			0-3 K	4	0	0	0	0	1	1
Yogi Berra, L OBP: 0.314, SLG: 0.417 (1, 2)		0-0 2B		0-0 F8		0-0 F8		0-0 4-3		4	0	1	0	0	0	0
Gene Woodling, L OBP: 0.417, SLG: 0.461 (1, 7)		4-0 BB G6-4-3 BB		4-0 1B BB		0-0 1B BB		0-0 1B	0-0 1B	2	1	1	0	2	0	0
Gil McDougald, R OBP: 0.388, SLG: 0.381 (1, 5)		0-0 F7		0-0 1B 1-2		0-0 1B		0-0 F8	0-0 P5	4	0	1	0	0	0	3
Phil Rizzuto, R OBP: 0.379, SLG: 0.313 Johnny Mize, L OBP: 0.434, SLG: 0.422 Willy Miranda, S OBP: 0.200, SLG: 0.111 (5, PH) (5, PR) (6, 6)		0-0 G6-4-3 1-2f		0-0 1B		0-0 1B		0-0 F7		1	0	0	0	0	0	2
Whitey Ford, L OBP: 0.267, SLG: 0.222 Don Bollweg, L OBP: 0.386, SLG: 0.519 Ray Scarborough, R OBP: 0.100, SLG: 0.400 Hank Bauer, R OBP: 0.405, SLG: 0.428 Tom Gorman, R OBP: 0.333, SLG: 0.333 (1, 1) (5, PH) (6, 1) (8, PH) (9, 1)		0-0 4-3		0-0 4-3		0-0 P4		0-0 F8		1	0	0	0	0	0	0

Inning Stats	R: 0	H: 1	E: 0	K: 0	S: 4	LOB: 1	BB: 0	P: 4	R: 0	H: 1	E: 0	K: 0	S: 3	LOB: 1	BB: 1	P: 7	R: 0	H: 0	E: 0	K: 0	S: 3	LOB: 0	BB: 0	P: 3	R: 0	H: 0	E: 0	K: 0	S: 3	LOB: 0	BB: 0	P: 3	R: 1	H: 2	E: 0	K: 1	S: 7	LOB: 2	BB: 1	P: 11	R: 0	H: 0	E: 0	K: 1	S: 5	LOB: 0	BB: 0	P: 5	R: 0	H: 0	E: 0	K: 0	S: 3	LOB: 0	BB: 0	P: 3	R: 0	H: 1	E: 0	K: 0	S: 4	LOB: 1	BB: 0	P: 4	R: 0	H: 1	E: 0	K: 1	S: 6	LOB: 1	BB: 0	P: 6
1B: 4	SF: 0	2B: 2	SAC: 0	3B: 0	DP: 1	HR: 0	HBP: 0	WP: 0	PA: 34	ERA: 5.0	WHIP: 0.955	ERA: 0.00	WHIP: 0.600																																																											
PITCHER	IP	WLS	BF	H	R	ER	SO	BB	IBB	HBP	BLK	WP	HR	S	P	ERA	WHIP																																																							
Duane Pilette, R ERA: 5.0 (1, 1)	7.1	W	28	5	1	1	2	2	0	0	0	0	0	30	38	1.23	0.955																																																							
Satchel Paige, R ERA: 2.81 (8, 1)	1.2	S	6	1	0	0	1	0	0	0	0	0	0	8	8	0.00	0.600																																																							

BOTTOM


St. Louis Browns @ New York Yankees
Yankee Stadium, Bronx, NY
Tue Jun 16 1953, 3:33 AM EDT
Att. 30,362 - Unknown

AB	32
R	1
H	6
RBI	1
BB	2
SO	3
LOB	16



WP: 0	PA: 34
PB: 0	
SB: 0	
CS: 0	

PITCHER	IP	WLS	BF	H	R	ER	SO	BB	IBB	HBP	BLK	WP	HR	S	P	ERA	WHIP
---------	----	-----	----	---	---	----	----	----	-----	-----	-----	----	----	---	---	-----	------

Batter	1	2	3	4	5	6	7	8	9	AB R H RBI BB SO LOB	TOP											
Johnny Groth, R (1, 8) OBP: 0.311, SLG: 0.366	0-0 F8			0-3 K		0-0 4-3		0-3 K		4 0 0 0 0 2 2												
Bobby Young, L (1, 4) OBP: 0.332, SLG: 0.358	0-0 F7			0-0 6-3		4-0 BB		4-0 BB 1B		2 0 0 0 2 0 0												
Dick Kokos, L (1, 7) OBP: 0.393, SLG: 0.365	0-3 K			0-0 F4		0-0 5-3		0-0 BB 1B		4 0 1 2 0 1 1												
Vic Wertz, L (1, 9) OBP: 0.379, SLG: 0.449		4-0 BB		4-0 BB		4-0 BB		4-0 BB		0 0 0 0 4 0 0												
Dick Kryhoski, L (1, 3) OBP: 0.357, SLG: 0.496		0-0 F6		0-0 FC4-6		0-0 G4-6-3		0-0 F2		4 1 0 0 0 0 6												
Marin Stuart, L (8, 1) OBP: 0.375, SLG: 0.500				1-2f 3B		1-2f 3B				0 0 0 0 0 0 0												
Clint Courtney, L (1, 2) OBP: 0.279, SLG: 0.254		0-0 G4-6-3		0-0 3B		0-0 6-3		0-0 F5		4 0 1 1 0 0 1												
Jim Dyck, R (1, 5) OBP: 0.337, SLG: 0.318			0-0 F8		0-0 F9			0-0 BB 1B	0-3 K	4 1 1 0 0 1 1												
Billy Hunter, R (1, 6) OBP: 0.306, SLG: 0.294			0-0 F8		0-0 F8			4-0 BB 1B	0-0 1-3	3 1 0 0 1 0 1												
Bobo Holloman, R (1, 1) OBP: 0.200, SLG: 0.200			0-0 L8			0-0 F9		0-0 F3		1 0 0 0 0 0 0												
Max Lanier, R (5, 1) OBP: 0.167, SLG: 0.167										1 0 0 0 0 0 0												
Roy Sievers, R (8, PH) OBP: 0.314, SLG: 0.283										1 0 0 0 0 0 2												
Inning Stats	R: 0 E: 0 K: 1 S: 5	H: 0 LOB: 0 BB: 0 P: 5	R: 0 E: 0 K: 0 S: 2	H: 0 LOB: 0 BB: 1 P: 6	R: 0 E: 0 K: 0 S: 3	H: 0 LOB: 0 BB: 0 P: 3	R: 0 E: 0 K: 1 S: 5	H: 0 LOB: 0 BB: 0 P: 5	R: 1 E: 0 K: 0 S: 4	H: 1 LOB: 1 BB: 1 P: 8	R: 0 E: 0 K: 0 S: 3	H: 0 LOB: 1 BB: 1 P: 7	R: 0 E: 0 K: 0 S: 2	H: 0 LOB: 0 BB: 1 P: 6	R: 2 E: 0 K: 1 S: 7	H: 2 LOB: 3 BB: 3 P: 19	R: 0 E: 0 K: 1 S: 5	H: 0 LOB: 0 BB: 0 P: 5	1B: 2 2B: 0 3B: 1 HR: 0	SF: 0 SAC: 0 DP: 2 HBP: 0	WP: 0 PB: 0 SB: 0 CS: 0	PA: 35
PITCHER	IP WLS BF H R ER SO BB IBB HBP BLK WP HR S P ERA WHIP																					
Allie Reynolds, R (1, 1) ERA: 3.5	7.2 W 31 3 3 3 3 7 0 0 0 0 0 0 30 58 3.52 1.304																					
Johnny Sain, R (8, 1) ERA: 2.85	1.1 S 4 0 0 0 1 0 0 0 0 0 0 0 6 6 0.00 0.000																					

St. Louis Browns @ New York Yankees
 Yankee Stadium, Bronx, NY
 Wed Jun 17 1953, 3:33 AM EDT
 Att. 9,279 - Unknown

livebaseballscorecards.com

AB 28
 R 3
 H 3
 RBI 3
 BB 7
 SO 4
 LOB 14

Batter	1	2	3	4	5	6	7	8	9	AB	R	H	RBI	BB	SO	LOB
Billy Martin, R OBP: 0.308, SLG: 0.339 (1, 4) BBB (6, 6)	4-0 BB 1B BB	0-0 1B		4-0 1-2 BB		0-0 FC6-4 1B	0-0 FC5-4 1B			3	1	3	2	2	0	0
Joe Collins, L OBP: 0.415, SLG: 0.493 (1, 3) X	0-0 BB BB 1-2 1B	0-0 FC6-4 1-2 1B		0-0 L1		0-0 FC6-4 FC5-4 1-2f	0-0 FC5-4 1-2f			5	0	2	0	0	0	5
Irv Noren, L OBP: 0.355, SLG: 0.521 Hank Bauer, R OBP: 0.400, SLG: 0.421 (1, 9) BBB (6, PH) (7, 9)	4-0 FC5 BB 1-2 2-3 BB	0-0 FC6-4 1-2f			0-0 E 1B F4 1B	0-0 F5		0-0 1-3		2	1	1	0	1	0	2
Mickey Mantle, S OBP: 0.434, SLG: 0.540 (1, 8) SSS	0-3 K		0-0 F7		0-0 E3 BB BB F8 1B	0-0 FC5-4 1-2f		4-0 BB BB		4	1	1	0	1	1	4
Yogi Berra, L OBP: 0.311, SLG: 0.410 (1, 2) X	0-0 F2		0-0 F2		0-0 F4 3-H		0-0 1B FC1-2-5-4 1B	0-0 F8		5	0	1	1	0	0	5
Gene Woodling, L OBP: 0.421, SLG: 0.459 (1, 7) BBB	4-0 1-2 2-3 3-H BB		0-0 F6		4-0 BB 1-2 BB		0-0 FC1-2-5-4 1-3 1B	0-0 F8		3	0	1	1	2	0	1
Gil McDougald, R OBP: 0.366, SLG: 0.374 (1, 5) (6, 4) X	0-0 FC5 2-3f		0-0 F9		4-0 1-2 2-3 BB		0-0 FC1-2-5-4 BB BB 1-3 1B 3-H			3	1	0	0	1	0	5
Willy Miranda, S OBP: 0.167, SLG: 0.091 Johnny Mize, L OBP: 0.426, SLG: 0.413 Andy Carey, R OBP: 0.346, SLG: 0.520 (1, 6) (5, PH) (6, 5)		0-0 L3		0-0 6-3		0-0 F8 3-H		4-0 BB BB 1-2 1B BB		2	0	0	0	0	0	0
Allie Reynolds, R OBP: 0.364, SLG: 0.294 Johnny Sain, R OBP: 0.289, SLG: 0.278 (1, 1) (8, 1)		0-0 4-3		4-0 BB BB		0-0 G3		4-0 BB BB 1-2 2-3 BB		1	0	0	0	2	0	2

Inning Stats	R: 1	H: 1	E: 0	K: 1	S: 6	LOB: 3	BB: 3	P: 18	R: 0	H: 2	E: 0	K: 0	S: 5	LOB: 2	BB: 0	P: 5	R: 0	H: 0	E: 0	K: 0	S: 3	LOB: 0	BB: 0	P: 3	R: 0	H: 0	E: 0	K: 0	S: 3	R: 0	H: 0	E: 1	K: 0	S: 5	R: 0	H: 1	E: 0	K: 0	S: 4	LOB: 1	BB: 0	P: 4	R: 2	H: 3	E: 0	K: 0	S: 5	LOB: 2	BB: 2	P: 13	R: 0	H: 0	E: 0	K: 0	S: 3	LOB: 1	BB: 1	P: 7
--------------	------	------	------	------	------	--------	-------	-------	------	------	------	------	------	--------	-------	------	------	------	------	------	------	--------	-------	------	------	------	------	------	------	------	------	------	------	------	------	------	------	------	------	--------	-------	------	------	------	------	------	------	--------	-------	-------	------	------	------	------	------	--------	-------	------

PITCHER	IP	WLS	BF	H	R	ER	SO	BB	IBB	HBP	BLK	WP	HR	S	P	ERA	WHIP
Bobo Holloman, R ERA: 5.45 (1, 1)	4.0	L	22	5	3	3	1	5	0	0	0	0	0	19	39	6.75	2.500
Max Lanier, L ERA: 6.26 (5, 1)	3.0		16	4	2	2	0	4	0	0	0	0	0	12	28	6.00	2.667
Marlin Stuart, R ERA: 4.76 (8, 1)	1.0		4	0	0	0	0	1	0	0	0	0	0	3	7	0.00	1.000


BOTTOM

St. Louis Browns @ New York Yankees
Yankee Stadium, Bronx, NY

Wed Jun 17 1953, 3:33 AM EDT
Att. 9,279 - Unknown

AB	32
R	5
H	9
RBI	5
BB	10
SO	1
LOB	27

livebaseballscorecards.com



1B: 9	SF: 0	WP: 0	PA: 42
2B: 1	SAC: 0	PB: 0	
3B: 0	DP: 1	SB: 0	
HR: 0	HBP: 0	CS: 0	

Batter	1	2	3	4	5	6	7	8	9	AB R H RBI BB SO LOB	TOP									
Johnny Groth, R OBP: 0.314, SLG: 0.369 (1, 8) X	0-0 FC5-4 1B		0-0 6-3 2-3		0-0 F4			0-0 1B 1B		4 0 2 0 0 0 3	St. Louis Browns @ New York Yankees Yankee Stadium, Bronx, NY Thu Jun 18 1953, 3:33 AM EDT Unknown									
Billy Hunter, R OBP: 0.305, SLG: 0.293 (1, 6) X	0-0 FC5-4 5-3 1-2f		0-0 6-3		0-0 L7			0-0 1B G5-4-3 1-2		4 0 1 0 0 0 4										
Jim Dyck, R OBP: 0.330, SLG: 0.310 (1, 5) X	0-0 5-3 1-2			0-0 F8				0-0 1B G5-4-3 1-2f		4 0 0 0 0 0 3										
Vic Wertz, L OBP: 0.372, SLG: 0.439 (1, 9) X	0-0 F3			0-0 F7				0-0 4-3		4 0 0 0 0 0 1										
Roy Sievers, R OBP: 0.321, SLG: 0.292 (1, 3) S/S		0-3 K		0-0 1B				0-0 1B FC5-4		4 0 2 0 0 1 0										
Don Lenhardt, R OBP: 0.323, SLG: 0.357 (1, 7) X		0-0 F3		0-0 F9				0-0 FC5-4 1-2f		4 0 0 0 0 0 2										
Les Moss, R OBP: 0.352, SLG: 0.389 (1, 2) X		0-0 F8			0-0 FC5-6 1B 1B			0-0 F7		4 0 1 0 0 0 1										
Bobby Young, L OBP: 0.336, SLG: 0.362 (1, 4) X			0-0 6-3 SH1-4 1B		0-0 FC5-6 1B 1-2			0-0 F8		3 0 2 0 0 0 0										
Dick Littlefield, L OBP: 0.222, SLG: 0.125 (1, 1) X			0-0 SH1-4		0-0 FC5-6 1-2f 2-3			0-3 K		1 0 0 0 0 0 2										
Marlin Stuart, L OBP: 0.333, SLG: 0.444 (7, 1) X										1 0 0 0 0 1 0										
Inning Stats	R: 0 E: 1 K: 0 S: 4	H: 1 LOB: 1 BB: 0 P: 4	R: 0 E: 0 K: 1 S: 5	H: 0 LOB: 0 BB: 0 P: 5	R: 0 E: 0 K: 0 S: 4	H: 1 LOB: 1 BB: 0 P: 4	R: 0 E: 0 K: 0 S: 4	H: 1 LOB: 1 BB: 0 P: 4	R: 0 E: 0 K: 0 S: 3	H: 0 LOB: 0 BB: 0 P: 3	R: 0 E: 0 K: 0 S: 3	H: 0 LOB: 0 BB: 0 P: 3	R: 0 E: 0 K: 1 S: 6	H: 2 LOB: 1 BB: 0 P: 6	R: 0 E: 0 K: 0 S: 4	H: 1 LOB: 1 BB: 0 P: 4	1B: 8 2B: 0 3B: 0 HR: 0	SF: 0 SAC: 1 DP: 1 HBP: 0	WP: 0 PB: 0 SB: 0 CS: 0	PA: 34
PITCHER Ed Lopat, L ERA: 2.56 (1, 1)	IP: 9.0 WLS: W BF: 34 H: 8 R: 0 ER: 0 SO: 2 BB: 0 IBB: 0 HBP: 0 BLK: 0 WP: 0 HR: 0 S: 38 P: 38 ERA: 0.00 WHIP: 0.889																			

livebaseballscorecards.com

AB	33
R	0
H	8
RBI	0
BB	0
SO	2
LOB	16



Batter	1	2	3	4	5	6	7	8	9	AB R H RBI BB SO LOB	TOP										
Johnny Groth, R (1, 8) OBP: 0.309, SLG: 0.363	0-3 K		0-0 F8			0-0 F8		0-0 F3		4 0 0 0 0 1 1											
Dick Kokos, L (1, 7) OBP: 0.396, SLG: 0.382	0-0 2B		0-0 1B			0-3 K		0-0 4-3		4 0 2 0 0 1 0											
Roy Sievers, R (1, 3) OBP: 0.319, SLG: 0.290	0-0 L9		0-0 1B			0-0 6-3		0-3 K		4 0 1 0 0 1 1											
Vic Wertz, L (1, 9) OBP: 0.370, SLG: 0.435	0-0 6-3		1-2 2-H 1B			0-0 G4-6-3 1B		0-0 F8		4 0 1 0 0 0 1											
Jim Dyck, R (1, 5) OBP: 0.324, SLG: 0.304		0-0 F2		0-0 G4-6-3		0-0 5-3		0-0 4-3		3 0 0 0 0 0 1											
Clint Courtney, L (1, 2) OBP: 0.268, SLG: 0.252		1-0 HBP		0-0 6-3		4-0 BB		0-0 BB		1 0 0 0 1 0 0											
Bobby Young, L (1, 4) OBP: 0.332, SLG: 0.358		0-0 L9-3		0-0 1-3		0-0 F9		0-0 F9		3 0 0 0 0 0 2											
Billy Hunter, R (1, 6) OBP: 0.300, SLG: 0.289			0-0 6-3		0-0 1-3		0-0 1-3			3 0 0 0 0 0 0											
Bob Cain, L (1, 1) OBP: 0.400, SLG: 0.444			4-0 BB		0-0 6-3		0-0 F9			1 0 0 0 1 0 0											
Satchel Paige, R (7, 1)										0 0 0 0 0 0 0											
Hank Edwards, L (8, PH) OBP: 0.296, SLG: 0.265			1B							1 0 0 0 0 0 0											
Marlin Stuart, L (8, 1) OBP: 0.333, SLG: 0.444			1B							0 0 0 0 0 0 0											
Inning Stats	R: 0 E: 0 K: 1 S: 6	H: 1 LOB: 1 BB: 0 P: 6	R: 0 E: 0 K: 0 S: 2	H: 0 LOB: 0 BB: 0 P: 3	R: 0 E: 0 K: 0 S: 4	H: 2 LOB: 3 BB: 1 P: 8	R: 0 E: 0 K: 0 S: 3	H: 1 LOB: 0 BB: 0 P: 3	R: 0 E: 0 K: 0 S: 3	H: 0 LOB: 0 BB: 0 P: 3	R: 0 E: 0 K: 1 S: 5	H: 0 LOB: 0 BB: 0 P: 5	R: 0 E: 0 K: 0 S: 3	H: 0 LOB: 0 BB: 0 P: 3	R: 0 E: 0 K: 1 S: 5	H: 0 LOB: 0 BB: 0 P: 5	1B: 3 2B: 2 3B: 0 HR: 0	SF: 0 SAC: 0 DP: 2 HBP: 1	WP: 0 PB: 0 SB: 0 CS: 0	PA: 31	
PITCHER	IP WLS BF H R ER SO BB IBB HBP BLK WP HR S P ERA WHIP																			PITCHER	IP WLS BF H R ER SO BB IBB HBP BLK WP HR S P ERA WHIP
Jim McDonald, R (1, 1) ERA: 4.15	7.0 W 25 4 0 0 2 2 0 1 0 0 0 26 35 0.00 0.857																			Tom Gorman, R (8, 1) ERA: 2.7	2.0 S 6 0 0 0 1 0 0 0 0 0 0 8 8 0.00 0.000

St. Louis Browns @ New York Yankees
 Yankee Stadium, Bronx, NY
 Thu Jun 18 1953, 3:38 AM EDT
 Att. 15,953 - Unknown

livebaseballscorecards.com

AB 28
 R 0
 H 4
 RBI 0
 BB 2
 SO 3
 LOB 6



Batter	1	2	3	4	5	6	7	8	9	AB	R	H	RBI	BB	SO	LOB
Billy Martin, R OBP: 0.317, SLG: 0.357 (1, 4) X	0-0 F8 ①		0-0 L8 ③			X 0-0 HR	X 0-0 1B			4	1	2	2	0	0	0
Joe Collins, L OBP: 0.410, SLG: 0.480 (1, 3) X	0-0 G6-4-3 1B			X 0-0 4-3 ①		X 0-0 6-3 ①	X 0-0 F8 ②			4	0	1	0	0	0	3
Gil McDougald, R OBP: 0.356, SLG: 0.369 (1, 5) X	0-0 G6-4-3 1-2f			X 0-0 L9 ②		S S 0-3 K ②	X 0-0 F2 ③			4	0	0	0	0	1	4
Mickey Mantle, S OBP: 0.436, SLG: 0.553 (1, 8)		BB 4-0		X 0-0 2B		X 0-0 F7 ③		S S 0-3 K ①		3	0	1	0	1	1	0
Hank Bauer, R OBP: 0.402, SLG: 0.432 (1, 9)		X 0-0 F9 ①		X 0-0 F3 ③			X 0-0 1B	X 0-0 5-3 ②		4	1	1	0	0	0	2
Gene Woodling, L OBP: 0.424, SLG: 0.451 (1, 7)		X 0-0 F8 ②			BB 4-0		X 0-0 BB 1B	X 0-0 F4 ③		3	0	1	0	1	0	1
Charles Silvera, R OBP: 0.352, SLG: 0.298 (1, 2)		X 0-0 L7 ③			X 0-0 5-3 ①		X 0-0 FC2-6 1B			3	1	1	1	0	0	2
Willy Miranda, S OBP: 0.263, SLG: 0.176 (1, 6)			X 0-0 F8 ①		X 0-0 1B		X 4-0 1B FC2-6 BB			2	0	1	0	1	0	0
Jim McDonald, R (1, 1)			S S 0-3 K ②		S S 0-3 K ③		X 0-0 FC2-6 1B ①			2	0	0	0	0	2	1
Johnny Mize, L OBP: 0.418, SLG: 0.404 (7, PH)										1	0	0	0	0	0	3
Bill Renna, R OBP: 0.333, SLG: 0.444 (7, PR)										0	0	0	0	0	0	0
Tom Gorman, R OBP: 0.333, SLG: 0.333 (8, 1)										0	0	0	0	0	0	0
Inning Stats	R: 0 H: 1 E: 0 LOB: 0 K: 0 BB: 0 S: 3 P: 3	R: 0 H: 0 E: 0 LOB: 1 K: 0 BB: 1 S: 3 P: 7	R: 0 H: 0 E: 0 LOB: 0 K: 1 BB: 0 S: 5 P: 5	R: 0 H: 1 E: 0 LOB: 1 K: 0 BB: 0 S: 4 P: 4	R: 0 H: 1 E: 0 LOB: 1 K: 1 BB: 1 S: 5 P: 9	R: 1 H: 1 E: 0 LOB: 0 K: 1 BB: 0 S: 6 P: 6	R: 2 H: 4 E: 0 LOB: 3 K: 0 BB: 1 S: 7 P: 11	R: 0 H: 0 E: 0 LOB: 0 K: 1 BB: 0 S: 5 P: 5	1B: 6 SF: 0 2B: 1 SAC: 0 3B: 0 DP: 1 HR: 1 HBP: 0							

BOTTOM

St. Louis Browns @ New York Yankees
 Yankee Stadium, Bronx, NY
 Thu Jun 18 1953, 3:38 AM EDT
 Att. 15,953 - Unknown

livebaseballscorecards.com

AB	30
R	3
H	8
RBI	3
BB	3
SO	4
LOB	16



PITCHER	IP	WLS	BF	H	R	ER	SO	BB	IBB	HBP	BLK	WP	HR	S	P	ERA	WHIP
Bob Cain, L ERA: 5.73 (1, 1)	6.0	L	25	7	3	3	3	2	0	0	0	0	1	29	37	4.50	1.500
Satchel Paige, R ERA: 2.76 (7, 1)	1.0		5	1	0	0	0	1	0	0	0	0	0	4	8	0.00	2.000
Marlin Stuart, R ERA: 4.42 (8, 1)	1.0		3	0	0	0	1	0	0	0	0	0	0	5	5	0.00	0.000

WP: 0	PA: 33
PB: 0	
SB: 0	
CS: 1	

Batter	1	2	3	4	5	6	7	8	9	AB R H RBI BB SO LOB	TOP									
Johnny Groth, R (1, 8) OBP: 0.305, SLG: 0.357	0-0 1-3		0-3 K			0-0 6-3		0-0 P6		4 0 0 0 0 1 1										
Roy Sievers, R (1, 3) OBP: 0.316, SLG: 0.317	0-0 HR		0-0 6-3			0-0 6-3		0-0 6-3		4 1 1 1 0 0 0										
Jim Dyck, R (1, 5) OBP: 0.317, SLG: 0.296	0-0 5-3			0-3 K			0-0 L7		0-0 L5	4 0 0 0 0 1 0										
Don Lenhardt, R (1, 7) OBP: 0.333, SLG: 0.367	0-0 1B			0-0 F9			0-0 5-3		0-0 1B	4 0 2 0 0 0 0										
Vic Wertz, L (1, 9) OBP: 0.368, SLG: 0.431	0-0 F2			0-0 L4			0-0 1B		0-0 4-3	4 0 1 0 0 0 2										
Les Moss, R (1, 2) OBP: 0.344, SLG: 0.379		0-3 K			0-0 F8		0-3 K			3 0 0 0 0 2 1										
Billy Hunter, R (1, 6) OBP: 0.301, SLG: 0.299		0-0 F7			0-0 1-3			0-0 3B		3 0 1 0 0 0 0										
Bobby Young, L (1, 4) OBP: 0.328, SLG: 0.353		0-0 F8			0-0 1-3			0-0 6-3		3 0 0 0 0 0 1										
Don Larsen, R (1, 1) OBP: 0.200, SLG: 0.235			0-0 4-3			0-0 6-3		0-3 K		1 0 0 0 0 0 0										
Satchel Paige, R (5, 1)										1 0 0 0 0 0 0										
Dick Kokos, L (8, PH) OBP: 0.393, SLG: 0.378										1 0 0 0 0 1 1										
Marlin Stuart, L (8, 1) OBP: 0.333, SLG: 0.444										0 0 0 0 0 0 0										
Inning Stats	R: 1 E: 0 K: 0 S: 5	H: 2 LOB: 1 BB: 0 P: 5	R: 0 E: 0 K: 1 S: 5	H: 0 LOB: 0 BB: 0 P: 5	R: 0 E: 0 K: 1 S: 5	H: 0 LOB: 0 BB: 0 P: 5	R: 0 E: 0 K: 0 S: 3	H: 0 LOB: 0 BB: 0 P: 3	R: 0 E: 0 K: 0 S: 3	H: 0 LOB: 0 BB: 0 P: 3	R: 0 E: 0 K: 1 S: 6	H: 1 LOB: 1 BB: 0 P: 6	R: 0 E: 0 K: 1 S: 6	H: 1 LOB: 1 BB: 0 P: 6	R: 0 E: 0 K: 0 S: 4	H: 1 LOB: 1 BB: 0 P: 4	1B: 3 2B: 0 3B: 1 HR: 1	SF: 0 SAC: 0 DP: 0 HBP: 0	WP: 0 PB: 0 SB: 0 CS: 0	PA: 32
PITCHER	IP WLS BF H R ER SO BB IBB HBP BLK WP HR S P ERA WHIP																			
Mickey McDermott, L (1, 1) ERA: 4.01	6.0 W 20 2 1 1 3 0 0 0 0 0 1 26 26 1.50 0.333																			
Ellis Kinder, R (7, 1) ERA: 1.63	3.0 S 12 3 0 0 2 0 0 0 0 0 0 16 16 0.00 1.000																			

St. Louis Browns @ Boston Red Sox
 Fenway Park, Boston, MA
 Fri Jun 19 1953, 3:33 AM EDT
 Att. 10,567 - Unknown - 78 F

livebaseballscorecards.com

AB	32
R	1
H	5
RBI	1
BB	0
SO	5
LOB	6



Batter	1	2	3	4	5	6	7	8	9
Billy Goodman, L (1, 4) OBP: 0.444, SLG: 0.469	0-0 E 1B		0-0 F8		0-0 1B 2B	0-0 1-H 2-H 2B		4-0 FC6-4 BB	
Jim Piersall, R (1, 9) OBP: 0.320, SLG: 0.341	0-0 F9		0-0 3B		0-0 2-H 1B 1B	0-0 6-3		0-0 FC6-4 1-2f	
Dick Gernert, R (1, 3) OBP: 0.398, SLG: 0.469	0-0 E5 G4-3 1-2		0-0 P5		4-0 1-2 1B BB		4-0 FC4-6 BB		
Floyd Baker, L (1, 5) OBP: 0.361, SLG: 0.319 George Kell, R (5, PH) OBP: 0.367, SLG: 0.503 (6, 5)	0-0 G4-3 1-2f		4-0 FC5-4 BB		0-0 1-2 2-H 1B		0-0 FC4-6 1-2f		
Sammy White, R (1, 2) OBP: 0.307, SLG: 0.421		0-3 K	0-0 FC5-4 1-2f		0-0 G6-4-3 1-2f		0-0 P3		
Gene Stephens, L (1, 7) OBP: 0.302, SLG: 0.308		0-3 K		0-0 F9		0-0 5-3 2B 1B	0-0 F8		
Tom Umphlett, R (1, 8) OBP: 0.357, SLG: 0.428		0-0 E 2B		0-0 L4		0-0 F9		0-0 2B	
Johnny Lipon, R (1, 6) OBP: 0.339, SLG: 0.340		0-0 E6 FC4-6 2-3		0-0 4-3		0-0 5-3 1-2	0-0 P4		
Mickey McDermott, L (1, 1) OBP: 0.371, SLG: 0.500 Ellis Kinder, R (7, 1) OBP: 0.593, SLG: 0.667		0-0 FC4-6 1-2f			0-3 K	4-0 2B BB	0-0 F8		

Inning Stats	R: 0 E: 1 K: 0 S: 4	H: 1 LOB: 1 BB: 0 P: 4	R: 0 E: 1 K: 2 S: 9	H: 1 LOB: 2 BB: 0 P: 9	R: 0 E: 0 K: 0 S: 4	H: 0 LOB: 0 BB: 0 P: 3	R: 2 E: 0 K: 1 S: 7	H: 3 LOB: 1 BB: 1 P: 11	R: 2 E: 0 K: 0 S: 5	H: 2 LOB: 1 BB: 1 P: 9	R: 0 E: 0 K: 0 S: 3	H: 0 LOB: 1 BB: 1 P: 7	R: 0 E: 0 K: 0 S: 4	H: 1 LOB: 2 BB: 1 P: 8
1B: 4 2B: 4 3B: 1 HR: 0	SF: 0 SAC: 0 DP: 2 HBP: 0	WP: 0 PB: 0 SB: 0 CS: 0	1B: 4 2B: 4 3B: 1 HR: 0	SF: 0 SAC: 0 DP: 2 HBP: 0	WP: 0 PB: 0 SB: 0 CS: 0	1B: 4 2B: 4 3B: 1 HR: 0	SF: 0 SAC: 0 DP: 2 HBP: 0	WP: 0 PB: 0 SB: 0 CS: 0	1B: 4 2B: 4 3B: 1 HR: 0	SF: 0 SAC: 0 DP: 2 HBP: 0	WP: 0 PB: 0 SB: 0 CS: 0	1B: 4 2B: 4 3B: 1 HR: 0	SF: 0 SAC: 0 DP: 2 HBP: 0	WP: 0 PB: 0 SB: 0 CS: 0

PITCHER	IP	WLS	BF	H	R	ER	SO	BB	IBB	HBP	BLK	WP	HR	S	P	ERA	WHIP
Don Larsen, R (1, 1) ERA: 3.7	4.1	L	22	6	2	2	3	2	0	0	0	0	0	26	34	4.15	1.846
Satchel Paige, R (5, 1) ERA: 2.96	2.2		11	2	2	2	0	2	0	0	0	0	0	9	17	6.75	1.500
Marlin Stuart, R (8, 1) ERA: 4.3	1.0		5	1	0	0	0	1	0	0	0	0	0	4	8	0.00	2.000

BOTTOM

St. Louis Browns @ Boston Red Sox
Fenway Park, Boston, MA
 Fri Jun 19 1953, 3:33 AM EDT
 Att: 10,567 - Unknown - 78 F

livebaseballscorecards.com

AB	33
R	4
H	9
RBI	4
BB	5
SO	3
LOB	22



WP: 0 PB: 0 SB: 0 CS: 0	PA: 38
----------------------------------	--------

Batter	1	2	3	4	5	6	7	8	9	AB R H RBI BB SO LOB	TOP											
Neil Berry, R OBP: 0.382, SLG: 0.515 (1, 4) X	0-0 F8	0-0 1B			0-0 S 1B			0-0 S 5-3		4 0 2 0 0 0 0												
Roy Sievers, R OBP: 0.314, SLG: 0.315 (1, 3) X	0-0 1B BB 1B	0-3 K			0-3 S 1-2 K			0-0 X 1-3		4 1 1 0 0 2 2												
Jim Dyck, R OBP: 0.316, SLG: 0.291 (1, 5) B B B	4-0 1-2 1B BB		0-3 S S S K		0-0 X 5-3			0-3 S S S K		3 1 0 0 1 2 1												
Don Lenhardt, R OBP: 0.343, SLG: 0.375 (1, 7) X	0-0 1B 1-2 2-3 1B		0-0 X 1B CS			0-0 X F3			0-3 S S S K	4 0 2 0 0 1 0												
Vic Wertz, L OBP: 0.366, SLG: 0.428 (1, 9) X	0-0 1-3 2-H 3-H 1B		0-3 S S S K			0-3 S S S K			0-0 X P4	4 0 1 2 0 2 1												
Johnny Groth, R OBP: 0.300, SLG: 0.351 (1, 8) X	0-0 FC5-2-5 1-2 3-H		0-0 CS 1-2	0-0 X 2-3		0-3 S S S K			0-0 X F2	4 0 0 0 0 1 2												
Clint Courtney, L OBP: 0.282, SLG: 0.246 (1, 2) X	0-0 3-1			0-0 X F7			0-0 X L8			3 0 0 0 0 0 2												
Billy Hunter, R OBP: 0.297, SLG: 0.295 (1, 6)		0-0 X 6-3		0-3 S S S K			0-0 X 6-3			3 0 0 0 0 1 0												
Mike Blyzka, R (1, 1)							0-0 X F9			0 0 0 0 0 0 0												
Marlin Stuart, L (1, 1)								0-0 X L9		1 0 0 0 0 0 0												
Harry Brecheen, L (4, 1)										2 0 0 0 0 0 0												
Inning Stats	R: 2 E: 0 K: 0 S: 6	H: 3 LOB: 2 BB: 1 P: 10	R: 0 E: 0 K: 1 S: 6	H: 1 LOB: 1 BB: 0 P: 6	R: 0 E: 0 K: 2 S: 7	H: 1 LOB: 0 BB: 0 P: 7	R: 0 E: 0 K: 1 S: 5	H: 0 LOB: 0 BB: 0 P: 5	R: 0 E: 0 K: 1 S: 6	H: 1 LOB: 1 BB: 0 P: 6	R: 0 E: 0 K: 2 S: 7	H: 0 LOB: 0 BB: 0 P: 7	R: 0 E: 0 K: 0 S: 3	H: 0 LOB: 0 BB: 0 P: 3	R: 0 E: 0 K: 1 S: 5	H: 0 LOB: 0 BB: 0 P: 5	R: 0 E: 0 K: 1 S: 5	H: 0 LOB: 0 BB: 0 P: 5	1B: 6 2B: 0 3B: 0 HR: 0	SF: 0 SAC: 0 DP: 0 HBP: 0	WP: 0 PB: 0 SB: 1 CS: 1	PA: 34
PITCHER Mel Parnell, L (1, 1) ERA: 3.06	IP 9.0 WLS W BF 33 H 6 R 2 ER 2 SO 9 BB 1 IBB 0 HBP 0 BLK 0 WP 0 HR 0 S 50 P 54 ERA 2.00 WHIP 0.778											PITCHER	IP WLS BF H R ER SO BB IBB HBP BLK WP HR S P ERA WHIP									

St. Louis Browns @ Boston Red Sox
 Fenway Park, Boston, MA
 Sat Jun 20 1953, 3:33 AM EDT
 Att. 7,203 - Sunny - 97 F

livebaseballscorecards.com

AB 32
R 2
H 6
RBI 2
BB 1
SO 9
LOB 8



Batter	1	2	3	4	5	6	7	8	9
Billy Goodman, L OBP: 0.432, SLG: 0.453 (1, 4)	0-0 F7	0-0 F7		0-3 K		0-0 FC6		0-0 6-3	
Jim Piersall, R OBP: 0.319, SLG: 0.344 (1, 9)	0-0 1B	0-0 6-3		0-0 G6-4-3			0-0 6-3		
Dick Gernert, R OBP: 0.395, SLG: 0.465 (1, 3)	0-0 2B		0-0 P6		0-0 1-3		0-0 L4		
Floyd Baker, L OBP: 0.375, SLG: 0.337 (1, 5)	0-0 2B		0-0 F9		0-0 E7		0-0 1B		
Sammy White, R OBP: 0.306, SLG: 0.422 (1, 2)	0-0 1B		0-0 F8		0-0 F7		0-0 G1		
Gene Stephens, L OBP: 0.301, SLG: 0.303 (1, 7)	0-3 K			4-0 1B	0-0 G3		0-0 G3		
Tom Umphlett, R OBP: 0.365, SLG: 0.435 (1, 8)	0-0 L8			0-0 1B		0-0 FC6	0-0 FC1-4		
Johnny Lipon, R OBP: 0.349, SLG: 0.339 (1, 6)		4-0 SH3-4		0-0 1B		0-0 F5	0-0 FC1-4		
Mel Parnell, L OBP: 0.302, SLG: 0.293 (1, 1)		0-0 SH3-4		0-0 1B		0-0 B5	0-0 E7		

Inning Stats	R: 2	H: 4	E: 0	LOB: 2	K: 1	P: 9	R: 0	H: 0	E: 0	LOB: 1	K: 0	P: 7	R: 0	H: 0	E: 0	LOB: 0	K: 0	P: 3	R: 2	H: 3	E: 0	LOB: 1	K: 1	P: 7	R: 0	H: 1	E: 1	LOB: 1	K: 0	P: 4	R: 0	H: 1	E: 0	LOB: 1	K: 0	P: 4	R: 0	H: 2	E: 1	LOB: 2	K: 0	P: 5
	S: 9	BB: 0	S: 3	BB: 1	S: 3	BB: 1	S: 7	BB: 1	S: 4	BB: 0	S: 4	BB: 0	S: 5	BB: 0	S: 5	BB: 0	S: 4	BB: 0	S: 4	BB: 0	S: 4	BB: 0	S: 5	BB: 0	S: 5	BB: 0	S: 4	BB: 0	S: 4	BB: 0	S: 4	BB: 0	S: 4	BB: 0	S: 4	BB: 0	S: 5	BB: 0	S: 5	BB: 0	S: 5	

PITCHER	IP	WLS	BF	H	R	ER	SO	BB	IBB	HBP	BLK	WP	HR	S	P	ERA	WHIP
Mike Blyzka, R ERA: 5.04 (1, 1)	0.1		5	4	2	2	0	0	0	0	0	0	0	5	5	54.00	12.000
Marlin Stuart, R ERA: 4.46 (1, 1)	2.2	L	13	3	2	2	1	2	0	0	0	0	0	13	21	6.75	1.875
Harry Brecheen, L ERA: 3.1 (4, 1)	5.0		19	5	0	0	1	0	0	0	0	0	0	21	21	0.00	1.000

AB R H RBI BB SO LOB

5	0	0	0	0	1	6
4	1	1	0	0	0	3
4	1	1	0	0	0	0
4	0	3	1	0	0	0
4	0	1	1	0	0	2
3	1	0	0	1	1	3
4	1	3	0	0	0	2
3	0	1	0	1	0	2
3	0	2	2	0	0	1

WP	PA	ERA	WHIP
0	37		

St. Louis Browns @ Boston Red Sox
Fenway Park, Boston, MA
Sat Jun 20 1953, 3:33 AM EDT
Att. 7,203 - Sunny - 97 F

AB	34
R	4
H	12
RBI	4
BB	2
SO	2
LOB	19



1B: 10	SF: 0	WP: 0	PA: 37
2B: 2	SAC: 1	PB: 0	
3B: 0	DP: 1	SB: 0	
HR: 0	HBP: 0	CS: 0	

Batter	1	2	3	4	5	6	7	8	9	AB R H RBI BB SO LOB	TOP											
Neil Berry, R (1, 5) OBP: 0.378, SLG: 0.500 Jim Dyck, R (8, 5) OBP: 0.314, SLG: 0.289	0-0 F8		0-0 E7 2-H 1B			0-0 P4			0-0 E6 1-3 1B	3 0 1 1 0 0 0 1 0 0 0 0 0 0	St. Louis Browns @ Boston Red Sox Fenway Park, Boston, MA Sun Jun 21 1953, 3:33 AM EDT Sunny - 74 F livebaseballscorecards.com AB 31 R 1 H 3 RBI 1 BB 0 SO 3 LOB 7											
Bobby Young, L (1, 4) OBP: 0.327, SLG: 0.351	0-0 6-3		0-3 K			0-0 3-1			0-0 1-3 1B	4 0 1 0 0 1 1												
Vic Wertz, L (1, 9) OBP: 0.360, SLG: 0.420	0-0 F8				0-0 F8				0-0 1-3	4 0 0 0 0 0 2												
Dick Kryhoski, L (1, 3) OBP: 0.348, SLG: 0.482		0-0 G3			0-0 L3				0-0 1-2 2-3 4-3	4 0 0 0 0 0 2												
Don Lenhardt, R (1, 7) OBP: 0.329, SLG: 0.358		0-0 5-3			0-0 F8				0-0 4-3	4 0 0 0 0 0 2												
Clint Courtney, L (1, 2) OBP: 0.276, SLG: 0.241		0-0 F9			0-0 F3				0-0 4-3	3 0 0 0 0 0 0												
Johnny Groth, R (1, 8) OBP: 0.300, SLG: 0.351			0-0 E 6-3 1B			0-0 F9			0-3 K	3 1 1 0 0 1 0												
Billy Hunter, R (1, 6) OBP: 0.283, SLG: 0.291			0-0 6-3 1-2			0-0 6-3			0-0 F9	3 0 0 0 0 0 1												
Duane Pillette, R (1, 1) OBP: 0.278, SLG: 0.143 Hank Edwards, L (9, PH) OBP: 0.291, SLG: 0.260			0-0 F8			0-3 K			0-0 5-3	2 0 0 0 0 1 1 1 0 0 0 0 0 0												
Inning Stats	R: 0 E: 0 K: 0 S: 3	H: 0 LOB: 0 BB: 0 P: 3	R: 0 E: 0 K: 0 S: 3	H: 0 LOB: 0 BB: 0 P: 3	R: 1 E: 1 K: 1 S: 7	H: 2 LOB: 1 BB: 0 P: 7	R: 0 E: 0 K: 0 S: 3	H: 0 LOB: 0 BB: 0 P: 3	R: 0 E: 0 K: 0 S: 3	H: 0 LOB: 0 BB: 0 P: 3	R: 0 E: 0 K: 1 S: 5	H: 0 LOB: 0 BB: 0 P: 5	R: 0 E: 0 K: 0 S: 3	H: 0 LOB: 0 BB: 0 P: 3	R: 0 E: 0 K: 1 S: 5	H: 0 LOB: 0 BB: 0 P: 5	R: 0 E: 1 K: 0 S: 5	H: 1 LOB: 2 BB: 0 P: 5	1B: 3 2B: 0 3B: 0 HR: 0	SF: 0 SAC: 0 DP: 0 HBP: 0	WP: 0 PB: 0 SB: 0 CS: 0	PA: 31
PITCHER Hal Brown, R (1, 1) ERA: 3.87	IP: 9.0 WLS: W BF: 31 H: 3 R: 1 ER: 1 SO: 3 BB: 0 IBB: 0 HBP: 0 BLK: 0 WP: 0 HR: 0 S: 37 P: 37 ERA: 1.00 WHIP: 0.333											PITCHER	IP: 9.0 WLS: W BF: 31 H: 3 R: 1 ER: 1 SO: 3 BB: 0 IBB: 0 HBP: 0 BLK: 0 WP: 0 HR: 0 S: 37 P: 37 ERA: 1.00 WHIP: 0.333									



Batter	1	2	3	4	5	6	7	8	9	AB	R	H	RBI	BB	SO	LOB	BOTTOM																	
Billy Goodman, L (1, 4) OBP: 0.422, SLG: 0.442	0-0 F7		0-0 FC4-6		0-0 CS	0-0 L8	0-0 6-3			4	0	0	2	0	0	2	St. Louis Browns @ Boston Red Sox Fenway Park, Boston, MA Sun Jun 21 1953, 3:33 AM EDT Sunny - 74 F																	
Jim Piersall, R (1, 9) OBP: 0.318, SLG: 0.346	0-0 6-3		0-0 CS	0-0 2B		0-0 E5	0-0 G2			4	0	1	0	0	0	1																		
Dick Gernert, R (1, 3) OBP: 0.393, SLG: 0.462	0-0 G3			0-0 5-3		0-0 5-3		0-0 SH3-4 1B		4	0	1	0	0	0	2																		
Floyd Baker, L (1, 5) OBP: 0.379, SLG: 0.337		0-0 1-4-3		0-0 F8		4-0 BB		0-0 SH3-4 1B		3	0	1	0	1	0	1																		
Del Wilber, R (1, 2) OBP: 0.343, SLG: 0.667		0-0 6-3		0-0 1B		0-0 3-1		0-0 SH3-4		3	0	1	0	0	0	2																		
Gene Stephens, L (1, 7) OBP: 0.300, SLG: 0.298		0-0 3-1		0-0 F8			0-0 4-3	4-0 FC6-4 BB		3	0	0	0	1	0	2																		
Tom Umphlett, R (1, 8) OBP: 0.368, SLG: 0.442			0-0 1B FC4-6 2B		0-0 6-3		0-0 E6 1B	0-3 K		4	2	2	0	0	1	3																		
Milt Bolling, R (1, 6) OBP: 0.302, SLG: 0.299			0-0 F8		0-0 E5		4-0 1B 6-3 BB	0-0 FC6-4		2	0	0	0	0	0	1																		
Al Zarilla, L (7, PH) OBP: 0.400, SLG: 0.233										0	1	0	0	1	0	0																		
Johnny Lipon, R (8, 6) OBP: 0.344, SLG: 0.333										1	0	0	0	0	0	3																		
Hal Brown, R (1, 1) OBP: 0.345, SLG: 0.536			0-0 FC4-6 1B		0-0 F8		0-0 6-3 1B			3	0	2	1	0	0	1																		
Inning Stats	R: 0 E: 0 K: 0 S: 3	H: 0 LOB: 0 BB: 0 P: 3	R: 0 E: 0 K: 0 S: 3	H: 0 LOB: 0 BB: 0 P: 3	R: 1 E: 0 K: 0 S: 4	H: 2 LOB: 0 BB: 0 P: 4	R: 0 E: 0 K: 0 S: 5	H: 2 LOB: 2 BB: 0 P: 5	R: 0 E: 1 K: 0 S: 3	H: 0 LOB: 0 BB: 0 P: 3	R: 0 E: 1 K: 0 S: 4	H: 0 LOB: 2 BB: 1 P: 8	R: 2 E: 1 K: 0 S: 5	H: 2 LOB: 1 BB: 1 P: 9	R: 0 E: 0 K: 1 S: 7	H: 2 LOB: 3 BB: 1 P: 11	1B: 6 2B: 2 3B: 0 HR: 0	SF: 0 SAC: 1 DP: 0 HBP: 0	WP: 0 PB: 0 SB: 0 CS: 2	PA: 37														
PITCHER Duane Pilette, R (1, 1) ERA: 4.75	IP 8.0	WLS L	BF 35	H 8	R 3	ER 3	SO 1	BB 3	IBB 0	HBP 0	BLK 0	WP 0	HR 0	S 34	P 46	ERA 3.38	WHIP 1.375	IP 8.0	WLS L	BF 35	H 8	R 3	ER 3	SO 1	BB 3	IBB 0	HBP 0	BLK 0	WP 0	HR 0	S 34	P 46	ERA 3.38	WHIP 1.375

livebaseballscorecards.com

AB 31
R 3
H 8
RBI 3
BB 3
SO 1
LOB 18



Batter	1	2	3	4	5	6	7	8	9	AB R H RBI BB SO LOB	TOP									
Bobby Young, L (1, 4) OBP: 0.326, SLG: 0.347	0-0 L4		4-0 BB		0-3 K		0-0 F8			3 0 0 0 1 1 2										
Dick Kokos, L (1, 7) OBP: 0.388, SLG: 0.372	0-0 F8		0-0 P4		0-0 L6			0-0 1B 1B		4 0 1 0 0 0 1										
Hank Edwards, L (1, 8) OBP: 0.288, SLG: 0.245 (5, 9)	4-0 PO 1B BB			0-0 3-1	0-0 F7			0-0 F7		3 0 0 0 1 0 1										
Vic Wertz, L (1, 9) OBP: 0.365, SLG: 0.425 Johnny Groth, R (5, 8) OBP: 0.302, SLG: 0.352	0-0 1-2 1B			0-0 HR 1B		0-3 K		0-0 1-2 1B		2 1 2 0 0 0 0 2 0 1 0 0 1 0										
Dick Kryhoski, L (1, 3) OBP: 0.352, SLG: 0.503	0-0 PO 2-3	0-0 F9		0-0 HR		0-0 G3-6 1B		0-0 F5		4 1 2 2 0 0 2										
Clint Courtney, L (1, 2) OBP: 0.275, SLG: 0.248		0-0 4-3		0-0 2B		0-0 G3-6 1-2f		0-0 P6		4 0 1 0 0 0 3										
Jim Dyck, R (1, 5) OBP: 0.313, SLG: 0.284		0-0 F8		0-0 F3			4-0 FC1-6 BB		0-0 F8	3 0 0 0 1 0 1	AB 31									
Billy Hunter, R (1, 6) OBP: 0.292, SLG: 0.287			0-0 1-3	4-0 BB			0-0 FC1-6 F8 SH		0-0 4-3	3 0 0 0 1 0 1	R 2									
Bobo Holloman, R (1, 1) OBP: 0.154, SLG: 0.154 Satchel Paige, R (9, 1)			0-3 K	0-0 1-3			0-0 SH		0-0 4-3	3 0 0 0 0 1 2 0 0 0 0 0 0 0	H 7									
Inning Stats	R: 0 E: 0 K: 0 S: 3	H: 1 LOB: 1 BB: 1 P: 7	R: 0 E: 0 K: 0 S: 3	H: 0 LOB: 0 BB: 0 P: 3	R: 0 E: 0 K: 1 S: 5	H: 0 LOB: 1 BB: 1 P: 9	R: 2 E: 0 K: 0 S: 6	H: 3 LOB: 2 BB: 1 P: 10	R: 0 E: 0 K: 1 S: 5	H: 1 LOB: 0 BB: 0 P: 5	R: 0 E: 0 K: 0 S: 3	H: 0 LOB: 1 BB: 1 P: 7	R: 0 E: 0 K: 0 S: 5	H: 2 LOB: 2 BB: 0 P: 5	R: 0 E: 0 K: 0 S: 3	H: 0 LOB: 0 BB: 0 P: 3	1B: 5 2B: 1 3B: 0 HR: 1	SF: 0 SAC: 1 DP: 1 HBP: 0	WP: 0 PB: 0 SB: 0 CS: 0	PA: 37
PITCHER	IP WLS BF H R ER SO BB IBB HBP BLK WP HR S P ERA WHIP																			
Sid Hudson, R (1, 1) ERA: 3.98	7.1 L 31 7 2 2 3 4 0 0 0 0 0 1 33 49 2.46 1.500																			
Ellis Kinder, R (8, 1) ERA: 1.6	0.2 2 0 0 0 0 0 0 0 0 0 0 2 2 0.00 0.000																			
Hersh Freeman, R (9, 1) ERA: 3.79	1.0 3 0 0 0 0 0 0 0 0 0 0 3 3 0.00 0.000																			

St. Louis Browns @ Boston Red Sox
Fenway Park, Boston, MA
 Sun Jun 21 1953, 3:38 AM EDT
 Att. 15,785 - Sunny - 68 F

livebaseballscorecards.com

AB 31
R 2
H 7
RBI 2
BB 4
SO 3
LOB 13



Batter	1	2	3	4	5	6	7	8	9	AB	R	H	RBI	BB	SO	LOB
Billy Goodman, L (1, 4) OBP: 0.429, SLG: 0.449	0-0 4-3		0-0 2B			4-0 FC4-6 BB			4-0 G4-6-3 BB	2	0	1	0	2	0	0
Jim Piersall, R (1, 9) OBP: 0.317, SLG: 0.342	4-0 F3-5-6 BB BB		0-3 K			0-0 FC4-6 1-2f			2-0 G4-6-3 1-2f	3	0	0	0	1	1	3
Dick Gernert, R (1, 3) OBP: 0.395, SLG: 0.457	4-0 1-2 BB					0-3 K2-3			0-0 6-3	2	0	0	0	2	1	1
George Kell, R (1, 5) OBP: 0.381, SLG: 0.494	0-0 F3-5-6 2-2					0-0 F9			0-0 F2	3	0	0	0	0	0	3
Sammy White, R (1, 2) OBP: 0.302, SLG: 0.416		0-3 K				0-0 G5-4-3 1-2f			0-0 6-3	3	0	0	0	0	1	1
Gene Stephens, L (1, 7) OBP: 0.300, SLG: 0.304		0-0 G3				0-0 FC5 2B			0-0 F8	3	0	1	0	0	0	0
Tom Umphlett, R (1, 8) OBP: 0.362, SLG: 0.435		0-0 F9				0-0 FC5 G5-4-3 2-3			0-0 4-3	3	0	0	0	0	0	1
Johnny Lipon, R (1, 6) OBP: 0.333, SLG: 0.322			0-0 F3			0-0 G5-4-3 1-2f			0-0 F7	2	0	0	0	0	0	1
Mickey McDermott, L (8, PH) OBP: 0.361, SLG: 0.486									0-0 F7	1	0	0	0	0	0	0
Milt Bolling, R (9, 6) OBP: 0.302, SLG: 0.299									0-0 F7	0	0	0	0	0	0	0
Sid Hudson, R (1, 1) OBP: 0.192, SLG: 0.192			0-0 L7						0-0 6-3	2	0	0	0	0	0	0
Ellis Kinder, R (8, 1) OBP: 0.583, SLG: 0.667									0-0 6-3	0	0	0	0	0	0	0
Hoot Evers, R (8, PH) OBP: 0.333, SLG: 0.491									0-0 6-3	1	0	0	0	0	0	0
Hersh Freeman, R (9, 1) OBP: 0.100, SLG: 0.100									0-0 6-3	0	0	0	0	0	0	0

Inning Stats	R: 0	H: 0	E: 0	K: 0	S: 2	R: 0	H: 0	E: 0	K: 1	S: 5	R: 0	H: 1	E: 0	K: 1	S: 6	R: 0	H: 0	E: 0	K: 0	S: 2	R: 0	H: 1	E: 0	K: 0	S: 3	R: 0	H: 0	E: 0	K: 1	S: 5	R: 0	H: 0	E: 0	K: 0	S: 3	R: 0	H: 0	E: 0	K: 0	S: 3	R: 0	H: 0	E: 0	K: 0	S: 2	R: 0	H: 0	E: 0	K: 0	S: 2	1B: 0	2B: 3	3B: 0	HR: 0	SF: 0	SAC: 0	DP: 4	HBP: 0	WP: 0	PB: 0	SB: 0	CS: 0	PA: 30
--------------	------	------	------	------	------	------	------	------	------	------	------	------	------	------	------	------	------	------	------	------	------	------	------	------	------	------	------	------	------	------	------	------	------	------	------	------	------	------	------	------	------	------	------	------	------	------	------	------	------	------	-------	-------	-------	-------	-------	--------	-------	--------	-------	-------	-------	-------	--------

PITCHER	IP	WLS	BF	H	R	ER	SO	BB	IBB	HBP	BLK	WP	HR	S	P	ERA	WHIP
Bobo Holloman, R (1, 1) ERA: 4.5	8.0	W	28	2	0	0	3	5	0	0	0	0	0	29	49	0.00	0.875
Satchel Paige, R (9, 1) ERA: 2.91	1.0	S	2	0	0	0	0	0	0	0	0	0	0	2	4	0.00	0.000

BOTTOM


St. Louis Browns @ Boston Red Sox
Fenway Park, Boston, MA
 Sun Jun 21 1953, 3:38 AM EDT
 Att. 15,785 - Sunny - 68 F

livebaseballscorecards.com

AB	25
R	0
H	2
RBI	0
BB	5
SO	3
LOB	10



Batter	1	2	3	4	5	6	7	8	9	AB R H RBI BB SO LOB	TOP											
Johnny Groth, R (1, 8) OBP: 0.300, SLG: 0.357	0-3 K		0-0 L6-3		0-0 F8		0-0 1B 3B		0-0 1-3	5 1 1 1 0 1 2	St. Louis Browns @ Washington Senators Griffith Stadium, Washington, DC Tue Jun 23 1953, 3:33 AM EDT Att. 4,940 - Unknown livebaseballscorecards.com											
Dick Kokos, L (1, 9) OBP: 0.397, SLG: 0.394	0-0 E3 BB		0-0 2B		0-3 K		0-0 3-H 1B		0-0 2B 1B	5 0 3 1 0 1 1												
Roy Sievers, R (1, 3) OBP: 0.325, SLG: 0.357	4-0 BB BB		0-0 6-3		0-0 HR		0-0 F9		0-0 1-3 2B	4 1 2 1 1 0 2												
Don Lenhardt, R (1, 7) OBP: 0.346, SLG: 0.366	4-0 G6-4-3 1-2 2-3 BB			0-0 1B		0-0 F9		0-0 1B PB SH 1B	0-0 F7	4 1 2 0 1 0 2												
Jim Dyck, R (1, 5) OBP: 0.312, SLG: 0.283	0-0 G6-4-3 1-2f			0-0 P1		0-0 F8		0-0 1-3 SH 1B		4 0 1 0 0 0 4												
Les Moss, R (1, 2) OBP: 0.333, SLG: 0.367		0-0 F8		0-0 F5		0-0 5-3		0-0 F9		4 0 0 0 0 0 3												
Billy Hunter, R (1, 6) OBP: 0.293, SLG: 0.292		0-0 6-3		0-0 4-3			0-0 SH1-3 3B 2B	0-0 SH G4-6-3		3 1 1 1 0 0 1												
Bobby Young, L (1, 4) OBP: 0.326, SLG: 0.344		0-3 K			4-0 S BB		0-0 SH1-3 2-3	0-0 G4-6-3 1-2f		2 0 0 0 1 1 2												
Bob Cain, L (1, 1) OBP: 0.417, SLG: 0.455			0-0 L6-3 1B		0-0 F3		0-3 K		0-0 4-3	2 0 1 0 0 0 1												
Neil Berry, R (7, PH) OBP: 0.368, SLG: 0.486										1 0 0 0 0 1 1												
Satchel Paige, R (7, 1)										1 0 0 0 0 0 0												
Inning Stats	R: 0 E: 1 K: 1 S: 5	H: 0 LOB: 2 BB: 2 P: 13	R: 0 E: 0 K: 1 S: 5	H: 0 LOB: 0 BB: 0 P: 5	R: 0 E: 0 K: 0 S: 4	H: 2 LOB: 1 BB: 0 P: 4	R: 0 E: 0 K: 0 S: 4	H: 1 LOB: 1 BB: 0 P: 4	R: 0 E: 0 K: 1 S: 5	H: 0 LOB: 1 BB: 1 P: 9	R: 1 E: 0 K: 0 S: 4	H: 1 LOB: 0 BB: 0 P: 4	R: 2 E: 0 K: 1 S: 8	H: 3 LOB: 1 BB: 0 P: 8	R: 1 E: 1 K: 0 S: 5	H: 2 LOB: 1 BB: 0 P: 5	R: 0 E: 0 K: 0 S: 5	H: 2 LOB: 2 BB: 0 P: 5	1B: 6 2B: 4 3B: 1 HR: 1	SF: 0 SAC: 2 DP: 3 HBP: 0	WP: 0 PB: 1 SB: 1 CS: 0	PA: 40
PITCHER	IP WLS BF H R ER SO BB IBB HBP BLK WP HR S P ERA WHIP																					
Tommy Byrne, L (1, 1) ERA: 6.68	8.2 L 39 11 4 3 4 3 0 0 0 0 0 1 44 56 3.12 1.615																					
Julio Moreno, R (9, 1) ERA: 2.83	0.1 1 0 0 0 0 0 0 0 0 0 0 0 1 1 0.00 0.000																					



Batter	1	2	3	4	5	6	7	8	9	AB	R	H	RBI	BB	SO	LOB
Eddie Yost, R OBP: 0.385, SLG: 0.354 (1, 5)	0-0 2B F9 1B		0-0 E5 BB		0-0 B4-1 1-2f		0-0 5-3		0-0 L9-3 1-2	5	1	1	0	0	0	2
Pete Runnels, L OBP: 0.362, SLG: 0.290 (1, 6)	0-0 P5		0-0 P5		0-0 4-3			0-0 G4-6-3 1B		4	0	1	0	0	0	2
Mickey Vernon, L OBP: 0.399, SLG: 0.488 (1, 3)	0-0 F9 1-3 2B		4-0 FC6-4 1-2 BB			4-0 1B BB		0-0 G4-6-3 1-2f		2	0	1	0	2	0	1
Clyde Vollmer, R OBP: 0.379, SLG: 0.388 (1, 7)	0-0 F9 2-3 3-H		0-0 FC6-4 1-2f			0-0 P6		0-0 1B		4	0	1	1	0	0	4
Jackie Jensen, R OBP: 0.375, SLG: 0.464 (1, 9)	0-0 F8			0-0 S 1B		0-0 F7		0-3 K		4	0	1	0	0	1	3
Jim Busby, R OBP: 0.321, SLG: 0.405 (1, 8)		0-0 F8		0-0 6-3 1-2		0-0 S 1B		0-0 1B 3B		4	1	2	0	0	0	1
Wayne Terwilliger, R OBP: 0.356, SLG: 0.342 (1, 4)		0-0 5-3		0-0 G3		0-0 F6 1-2		0-0 1B F7		4	1	1	1	0	0	3
Mickey Grasso, R OBP: 0.257, SLG: 0.283 (1, 2)		0-0 6-3		0-3 K			0-0 P4		0-0 1B L9-3	3	0	0	0	0	1	1
Gil Coan, L OBP: 0.273, SLG: 0.400 (9, PH)									1-3 1B	1	0	1	0	0	0	0
Tommy Byrne, L OBP: 0.233, SLG: 0.259 (1, 1)			0-3 K			0-0 B4-1 1B			0-0 F7	3	0	1	0	0	1	0
Julio Moreno, R (9, 1)										0	0	0	0	0	0	0
Carmen Mauro, L OBP: 0.156, SLG: 0.194 (9, PH)									3-H 1B	1	0	0	1	0	0	1

Inning Stats	R: 1	H: 2	E: 0	K: 0	S: 5	LOB: 1	BB: 0	P: 5	R: 0	H: 0	E: 0	K: 0	S: 3	LOB: 0	BB: 0	P: 3	R: 0	H: 1	E: 0	K: 1	S: 6	LOB: 1	BB: 0	P: 6	R: 0	H: 1	E: 0	K: 0	S: 3	LOB: 0	BB: 0	P: 3	R: 0	H: 1	E: 0	K: 0	S: 4	LOB: 2	BB: 1	P: 8	R: 0	H: 0	E: 0	K: 0	S: 3	LOB: 0	BB: 0	P: 3	R: 0	H: 2	E: 0	K: 1	S: 6	LOB: 1	BB: 0	P: 6	R: 2	H: 3	E: 0	K: 0	S: 5	LOB: 0	BB: 0	P: 5	1B: 8	2B: 3	3B: 1	HR: 0	SF: 0	SAC: 0	DP: 3	HBP: 0	WP: 0	PA: 37
--------------	------	------	------	------	------	--------	-------	------	------	------	------	------	------	--------	-------	------	------	------	------	------	------	--------	-------	------	------	------	------	------	------	--------	-------	------	------	------	------	------	------	--------	-------	------	------	------	------	------	------	--------	-------	------	------	------	------	------	------	--------	-------	------	------	------	------	------	------	--------	-------	------	-------	-------	-------	-------	-------	--------	-------	--------	-------	--------

PITCHER	IP	WLS	BF	H	R	ER	SO	BB	IBB	HBP	BLK	WP	HR	S	P	ERA	WHIP
Bob Cain, L ERA: 5.15 (1, 1)	6.0	W	25	5	1	1	2	2	0	0	0	0	0	27	35	1.50	1.167
Satchel Paige, R ERA: 3.07 (7, 1)	3.0	S	12	5	2	2	1	0	0	0	0	0	0	14	14	6.00	1.667


BOTTOM

St. Louis Browns @ Washington Senators
Griffith Stadium, Washington, DC

Tue Jun 23 1953, 3:33 AM EDT
Att. 4,940 - Unknown

livebaseballscorecards.com

AB	35
R	3
H	10
RBI	3
BB	2
SO	3
LOB	18



Batter	1	2	3	4	5	6	7	8	9	AB R H RBI BB SO LOB	TOP
Johnny Groth, R (1, 8) OBP: 0.303, SLG: 0.359 Vic Wertz, L (9, PH) OBP: 0.364, SLG: 0.423 Don Larsen, R (9, 1) OBP: 0.200, SLG: 0.235	0-0 1B		0-0 4-3		0-0 6-3 2-H			0-0 HR BB 1B	0-0 F9	4 1 2 1 0 0 0 1 0 0 0 0 0 1 0 0 0 0 0 0 0	St. Louis Browns @ Washington Senators Griffith Stadium, Washington, DC Wed Jun 24 1953, 3:33 AM EDT Att. 4,223 - Unknown livebaseballscorecards.com
Dick Kokos, L (1, 9) OBP: 0.405, SLG: 0.427	0-0 FC6-4 1-2f		0-0 CS 1B		0-0 F9			4-0 HR BB 1-2	0-0 HR 2-H	4 2 2 2 1 0 1	
Roy Sievers, R (1, 3) OBP: 0.328, SLG: 0.379	0-3 K		4-0 1-2 BB		0-0 F9			0-0 HR 1-H 2-H	0-3 K	4 1 1 3 1 2 1	
Don Lenhardt, R (1, 7) OBP: 0.329, SLG: 0.347	0-0 1-3		0-0 L6 BB		0-0 F8			0-0 6-3		4 0 0 0 0 0 2	
Clint Courtney, L (1, 2) OBP: 0.275, SLG: 0.255		0-0 4-3 1B 2B		0-0 4-3		0-0 F7			0-0 4-3	4 1 1 0 0 0 0	
Jim Dyck, R (1, 5) OBP: 0.311, SLG: 0.282 (9, 8)		0-0 2-3		0-0 F7			0-0 F9		0-0 1B	4 0 1 0 0 0 1	
Bobby Young, L (1, 4) OBP: 0.321, SLG: 0.339		0-0 4-3 2-3		0-0 6-3			0-0 3-1		0-0 1-3	4 0 0 0 0 0 2	
Billy Hunter, R (1, 6) OBP: 0.305, SLG: 0.304		0-0 3-H 1B		0-0 WP 6-3 1-3 1B			0-0 1B		0-0 SH1-4 HR 1B	4 2 4 1 0 0 0	
Dick Littlefield, L (1, 1) OBP: 0.211, SLG: 0.118 Hank Edwards, L (5, PH) OBP: 0.283, SLG: 0.241 Max Lanier, R (5, 1) OBP: 0.167, SLG: 0.167 Dick Kryhoski, L (7, PH) OBP: 0.350, SLG: 0.500 Mike Blyzka, R (7, 1) Neil Berry, R (9, PH) OBP: 0.368, SLG: 0.486 (9, 5)	0-0 5-3		0-0 1-3		0-0 1-3			0-0 4-3	0-0 SH1-4 1-2	1 0 0 0 0 0 1 1 0 0 0 0 0 1 0 0 0 0 0 0 0 1 0 0 0 0 0 1 0 0 0 0 0 0 0 0 0 0 0 0 0 0	
Inning Stats	R: 0 H: 1 E: 0 LOB: 1 K: 1 BB: 0 S: 6 P: 6	R: 1 H: 2 E: 0 LOB: 1 K: 0 BB: 0 S: 5 P: 5	R: 0 H: 1 E: 0 LOB: 1 K: 0 BB: 1 S: 3 P: 7	R: 0 H: 0 E: 0 LOB: 0 K: 0 BB: 0 S: 3 P: 3	R: 1 H: 1 E: 0 LOB: 0 K: 0 BB: 0 S: 4 P: 4	R: 0 H: 0 E: 0 LOB: 0 K: 0 BB: 0 S: 3 P: 3	R: 0 H: 1 E: 0 LOB: 1 K: 0 BB: 1 S: 4 P: 4	R: 3 H: 3 E: 0 LOB: 1 K: 0 BB: 1 S: 6 P: 10	R: 2 H: 2 E: 0 LOB: 0 K: 1 BB: 0 S: 7 P: 7	1B: 8 SF: 0 2B: 1 SAC: 1 3B: 0 DP: 0 HR: 2 HBP: 0	
PITCHER Bob Porterfield, R (1, 1) ERA: 4.55	IP WLS BF H R ER SO BB IBB HBP BLK WP HR S P ERA WHIP 9.0 L 39 11 7 7 2 2 0 0 0 1 2 41 49 7.00 1.444						PITCHER IP WLS BF H R ER SO BB IBB HBP BLK WP HR S P ERA WHIP				



Batter	1	2	3	4	5	6	7	8	9	AB	R	H	RBI	BB	SO	LOB
Eddie Yost, R OBP: 0.385, SLG: 0.352 (1, 5)	0-0 F5		0-0 F7	0-0 CS 1B		4-0 BB			0-0 P6	4	0	1	1	1	0	0
Wayne Terwilliger, R OBP: 0.354, SLG: 0.345 (1, 4)	0-3 K		0-0 2B	0-0 CS 1-2	0-0 6-3	0-0 P3			0-3 K	4	0	1	0	0	1	2
Pete Runnels, L OBP: 0.361, SLG: 0.289 (9, PH)										1	0	0	0	0	1	0
Mickey Vernon, L OBP: 0.392, SLG: 0.478 (1, 3)	0-3 K		0-0 4-3		0-3 K				0-0 F9	5	0	0	0	0	2	1
Clyde Vollmer, R OBP: 0.377, SLG: 0.395 (1, 7)		0-0 F7		0-3 K	0-0 P4				0-0 3B	4	0	1	0	0	1	0
Jackie Jensen, R OBP: 0.381, SLG: 0.462 (1, 9)		4-0 CS BB		4-0 1B BB F7 BB		4-0 1B BB 2B BB			0-0 5-3	1	2	0	0	3	0	1
Jim Busby, R OBP: 0.327, SLG: 0.406 (1, 8)		4-0 BB BB 1-2 BB		4-0 1B BB 1-2 BB		0-0 1B BB 2B 1B			0-0 L1	2	2	1	0	2	0	1
Gene Verble, R OBP: 0.250, SLG: 0.167 (1, 6)		4-0 FC6-4 BB 1-2		0-0 1B E 1B 1-2 2-3		0-3 K			0-0 5-3	3	1	1	0	1	1	2
Mickey Grasso, R OBP: 0.252, SLG: 0.278 (1, 2)		0-0 FC6-4		0-0 F7		0-0 2B 1B 1-2 2-3			0-0 P3	2	0	0	1	0	0	4
Ed Fitz Gerald, R OBP: 0.277, SLG: 0.283 (6, PH)		1-2f		0-0 3-H 2-H		0-0 1B 2B 1-2 2-3 3-H			0-0 P3	2	0	1	0	0	0	0
Bob Porterfield, R OBP: 0.375, SLG: 0.533 (1, 1)			0-0 5-3	0-0 E5 1B 1B 1-H 2-H		0-0 2B			0-0 5-3	4	1	2	3	0	0	0


Inning Stats	R: 0	H: 0	E: 0	K: 2	S: 7	LOB: 0	BB: 0	P: 7	R: 0	H: 0	E: 0	K: 0	S: 2	LOB: 2	BB: 3	P: 14	R: 0	H: 1	E: 0	K: 0	S: 4	LOB: 1	BB: 0	P: 4	R: 4	H: 3	E: 1	K: 1	S: 7	LOB: 0	BB: 2	P: 15	R: 0	H: 0	E: 0	K: 1	S: 5	LOB: 0	BB: 0	P: 5	R: 2	H: 3	E: 0	K: 1	S: 7	LOB: 2	BB: 2	P: 15	R: 0	H: 1	E: 0	K: 0	S: 4	LOB: 1	BB: 0	P: 4	R: 0	H: 0	E: 0	K: 0	S: 3	LOB: 0	BB: 0	P: 3	R: 0	H: 0	E: 0	K: 1	S: 5	LOB: 0	BB: 0	P: 5	1B: 5	SF: 0	2B: 2	SAC: 0	3B: 1	DP: 0	HR: 0	HBP: 0	WP: 0	PA: 40
--------------	------	------	------	------	------	--------	-------	------	------	------	------	------	------	--------	-------	-------	------	------	------	------	------	--------	-------	------	------	------	------	------	------	--------	-------	-------	------	------	------	------	------	--------	-------	------	------	------	------	------	------	--------	-------	-------	------	------	------	------	------	--------	-------	------	------	------	------	------	------	--------	-------	------	------	------	------	------	------	--------	-------	------	-------	-------	-------	--------	-------	-------	-------	--------	-------	--------

PITCHER	IP	WLS	BF	H	R	ER	SO	BB	IBB	HBP	BLK	WP	HR	S	P	ERA	WHIP
Dick Littlefield, L ERA: 5.27 (1, 1)	4.0		19	4	4	4	3	5	0	0	0	0	0	20	40	9.00	2.250
Max Lanier, L ERA: 6.48 (5, 1)	2.0		10	3	2	2	2	2	0	0	0	0	0	12	20	9.00	2.500
Mike Blyzka, R ERA: 4.82 (7, 1)	2.0	W	7	1	0	0	0	0	0	0	0	0	0	7	7	0.00	0.500
Don Larsen, R ERA: 3.66 (9, 1)	1.0	S	3	0	0	0	1	0	0	0	0	0	0	5	5	0.00	0.000

St. Louis Browns @ Washington Senators
Griffith Stadium, Washington, DC

Wed Jun 24 1953, 3:33 AM EDT
Att. 4,223 - Unknown

AB	32
R	6
H	8
RBI	5
BB	7
SO	6
LOB	11



Batter	1	2	3	4	5	6	7	8	9	AB R H RBI BB SO LOB	TOP											
Johnny Groth, R (1, 8) OBP: 0.302, SLG: 0.357	0-0 6-3		0-0 CS 1B			0-0 P4	0-0 4-3			4 0 1 0 0 0 0	St. Louis Browns @ Washington Senators Griffith Stadium, Washington, DC Thu Jun 25 1953, 3:33 AM EDT Att. 3,511 - Unknown livebaseballscorecards.com											
Dick Kokos, L (1, 9) OBP: 0.408, SLG: 0.425	0-0 4-3		0-0 F4 1-2			0-0 1B 2B 1B		4-0 SH5-3 BB		3 1 1 0 1 0 1												
Roy Sievers, R (1, 3) OBP: 0.336, SLG: 0.387	0-0 1-3			0-0 FC5-4 1B		0-0 2B F8 1B		0-0 SH5-3 1-2		3 1 2 0 0 0 0												
Don Lenhardt, R (1, 7) OBP: 0.337, SLG: 0.367		0-0 2B 1B		0-3 K		0-0 1-3 2-H 2B		0-0 F9		4 1 2 1 0 1 2												
Clint Courtney, L (1, 2) OBP: 0.280, SLG: 0.264		0-0 1-H 2B		0-0 F2		4-0 IBB		0-0 F8		3 0 1 1 1 0 2												
Jim Dyck, R (1, 5) OBP: 0.308, SLG: 0.279		0-0 P4		0-0 FC5-4 1-2f		0-0 F8 3-H		0-0 4-3		2 0 0 0 0 0 2												
Vic Wertz, L (6, PH) OBP: 0.363, SLG: 0.421										1 0 0 1 0 0 2												
Neil Berry, R (6, 5) OBP: 0.359, SLG: 0.474										1 0 0 0 0 0 0												
Bobby Young, L (1, 4) OBP: 0.316, SLG: 0.333		0-0 F9		0-0 L3		0-0 F8		0-0 6-3		4 0 0 0 0 0 3												
Billy Hunter, R (1, 6) OBP: 0.304, SLG: 0.303		0-0 F2		0-0 G4-6-3 1B		0-0 1-3		0-0 6-3		4 0 1 0 0 0 1												
Harry Brecheen, L (1, 1) OBP: 0.118, SLG: 0.118			0-0 F3		0-0 G4-6-3 1-2f		0-0 4-3			3 0 0 0 0 0 1												
Satchel Paige, R (7, 1)										0 0 0 0 0 0 0												
Inning Stats	R: 0 E: 0 K: 0 S: 3	H: 0 LOB: 0 BB: 0 P: 3	R: 1 E: 0 K: 0 S: 5	H: 2 LOB: 1 BB: 0 P: 5	R: 0 E: 0 K: 0 S: 3	H: 1 LOB: 0 BB: 0 P: 3	R: 0 E: 0 K: 1 S: 6	H: 1 LOB: 1 BB: 0 P: 6	R: 0 E: 0 K: 0 S: 3	H: 0 LOB: 0 BB: 0 P: 3	R: 2 E: 0 K: 0 S: 6	H: 3 LOB: 2 BB: 1 P: 10	R: 0 E: 0 K: 0 S: 3	H: 0 LOB: 0 BB: 0 P: 3	R: 0 E: 0 K: 0 S: 3	H: 0 LOB: 1 BB: 1 P: 7	R: 0 E: 0 K: 0 S: 3	H: 0 LOB: 0 BB: 0 P: 3	1B: 6 2B: 2 3B: 0 HR: 0	SF: 0 SAC: 1 DP: 1 HBP: 0	WP: 0 PB: 0 SB: 0 CS: 1	PA: 35
PITCHER	IP WLS BF H R ER SO BB IBB HBP BLK WP HR S P ERA WHIP																				PITCHER	IP WLS BF H R ER SO BB IBB HBP BLK WP HR S P ERA WHIP
Sonny Dixon, R (1, 1) ERA: 3.04	7.0 L 28 8 3 3 1 0 1 0 0 0 0 29 33 3.86 1.143																				Al Sima, L (8, 1) ERA: 2.96	2.0 7 0 0 0 0 0 1 0 0 0 0 0 6 10 0.00 0.500



Batter	1	2	3	4	5	6	7	8	9	AB	R	H	RBI	BB	SO	LOB
Eddie Yost, R OBP: 0.383, SLG: 0.348 (1, 5)	0-3 K		4-0 FC5 BB		0-0 P6		0-0 FC5-4			3	0	0	0	1	1	1
Wayne Terwilliger, R OBP: 0.353, SLG: 0.343 (1, 4)	0-0 G3-6-3 1B		0-0 FC5 FC4-6 1-2 2-3f		0-0 5-3		0-0 F9			4	0	1	0	0	0	3
Mickey Vernon, L OBP: 0.390, SLG: 0.475 (1, 3)	0-0 G3-6-3 1-2f		0-0 FC4-6 1-2f		0-0 CS 1B			0-0 F9		4	0	1	0	0	0	3
Clyde Vollmer, R OBP: 0.371, SLG: 0.388 (1, 7)		0-0 6-3		0-0 1-6-3		0-0 CS 1-2		0-0 P3		4	0	0	0	0	1	0
Jackie Jensen, R OBP: 0.379, SLG: 0.459 (1, 9)		0-0 P6		0-0 FC5-4 1B			0-0 6-3		0-3 K	4	0	1	0	0	1	0
Jim Busby, R OBP: 0.333, SLG: 0.409 (1, 8)		0-0 1B		0-0 FC5-4 1B 1-2f		0-0 FC6-4 1B			4-0 1B BB	3	1	2	0	1	0	1
Gene Verble, R OBP: 0.261, SLG: 0.190 (1, 6)		0-0 F8		0-0 1B 1-2		0-0 FC6-4 1-2f			0-0 G4-6-3 1B 1-2	3	0	1	0	0	0	2
Pete Runnels, L OBP: 0.363, SLG: 0.292 (9, PH)				0-0 1B						1	0	1	0	0	0	0
Bob Oldis, R OBP: 0.400, SLG: 0.400 (1, 2)			0-0 FC5 SH1-4 1B	0-0 1B 1-2 2-H		0-0 FC5-4 1B		0-0 F5		3	0	3	1	0	0	0
Carmen Mauro, L OBP: 0.152, SLG: 0.188 (9, PH)					0-0 F8					1	0	0	0	0	0	2
Sonny Dixon, S OBP: 0.222, SLG: 0.125 (1, 1)			0-0 SH1-4	0-0 F8			0-0 FC5-4 1-2f		0-0 G4-6-3 1-2f	1	0	0	0	0	0	2
Mel Hoderlein, S OBP: 0.286, SLG: 0.167 (7, PH)										1	0	0	0	0	0	1
Al Sima, R OBP: 0.143, SLG: 0.143 (8, 1)										0	0	0	0	0	0	0
Gil Coan, L OBP: 0.250, SLG: 0.364 (9, PH)										1	0	0	0	0	0	2

Inning Stats	R: 0	H: 1	E: 0	LOB: 0	K: 1	S: 5	P: 5	R: 0	H: 1	E: 0	LOB: 1	K: 0	BB: 0	S: 4	P: 4	R: 0	H: 1	E: 0	LOB: 2	K: 0	BB: 1	S: 4	P: 8	R: 0	H: 3	E: 0	LOB: 2	K: 0	BB: 0	S: 6	P: 6	R: 0	H: 1	E: 0	LOB: 0	K: 0	BB: 0	S: 3	P: 3	R: 0	H: 1	E: 0	LOB: 1	K: 0	BB: 0	S: 4	P: 4	R: 0	H: 1	E: 0	LOB: 1	K: 0	BB: 0	S: 4	P: 4	R: 0	H: 0	E: 0	LOB: 0	K: 2	BB: 0	S: 7	P: 7	R: 0	H: 1	E: 0	LOB: 1	K: 0	BB: 1	S: 3	P: 7	1B: 10	SF: 0	2B: 0	SAC: 1	3B: 0	DP: 2	HR: 0	HBP: 0	WP: 0	PA: 37
--------------	------	------	------	--------	------	------	------	------	------	------	--------	------	-------	------	------	------	------	------	--------	------	-------	------	------	------	------	------	--------	------	-------	------	------	------	------	------	--------	------	-------	------	------	------	------	------	--------	------	-------	------	------	------	------	------	--------	------	-------	------	------	------	------	------	--------	------	-------	------	------	------	------	------	--------	------	-------	------	------	--------	-------	-------	--------	-------	-------	-------	--------	-------	--------


PITCHER	IP	WLS	BF	H	R	ER	SO	BB	IBB	HBP	BLK	WP	HR	S	P	ERA	WHIP
Harry Brecheen, L ERA: 2.87 (1, 1)	6.1	W	27	9	1	1	1	1	0	0	0	0	0	28	32	1.42	1.579
Satchel Paige, R ERA: 2.93 (7, 1)	2.2	S	9	1	0	0	2	1	0	0	0	0	0	12	16	0.00	0.750

BOTTOM

St. Louis Browns @ Washington Senators
Griffith Stadium, Washington, DC

Thu Jun 25 1953, 3:33 AM EDT
Att. 3,511 - Unknown

AB	33
R	1
H	10
RBI	1
BB	2
SO	3
LOB	17



PITCHER	IP	WLS	BF	H	R	ER	SO	BB	IBB	HBP	BLK	WP	HR	S	P	ERA	WHIP
---------	----	-----	----	---	---	----	----	----	-----	-----	-----	----	----	---	---	-----	------

Batter	1	2	3	4	5	6	7	8	9	AB	R	H	RBI	BB	SO	LOB
Joe Demaestri, R OBP: 0.318, SLG: 0.338 (1, 6)	0-0 P5 ①		0-0 1B F7 1B 1B		0-0 6-3		0-0 FC5-4-5 G3 1B 1-3 2-3		0-0 2B 1B	5	2	3	0	0	0	0
Dave Philley, S OBP: 0.356, SLG: 0.403 (1, 9)	0-0 F7		0-0 1B 1B		0-0 2B 1B		0-0 G3 1-2		0-0 1B 2B	5	2	3	1	0	0	1
Eddie Robinson, L OBP: 0.325, SLG: 0.417 (1, 3)	0-0 2B		0-0 1B		0-0 2B 1-H		0-0 FC5-4-5 2-3		4-0 1B BB	4	0	3	1	1	0	1
Gus Zernial, R OBP: 0.349, SLG: 0.536 (1, 7)	0-0 F8 ③		0-0 F7 ②		0-0 F7 ①		0-0 F7 ①		0-0 6-3 1B	5	0	2	3	0	0	3
Pete Suder, R OBP: 0.337, SLG: 0.404 (1, 4)		4-0 BB	0-0 F9 ③		0-3 K ②		0-0 P4 ③		0-0 P4 ①	3	0	0	0	1	1	3
Loren Babe, L OBP: 0.300, SLG: 0.321 (1, 5)		0-0 G3-6-1 ① ②		0-0 E3 FC5-4		0-0 P4 ③		0-0 6-3 ②		4	0	0	0	0	0	2
Ed McGhee, R OBP: 0.337, SLG: 0.335 (1, 8)		0-0 1B		0-0 FC5-4 ①		0-0 1B 3B		0-0 F8 ③		4	1	2	0	0	0	2
Joe Astroth, R OBP: 0.339, SLG: 0.348 (1, 2)		0-0 4-3 ③		0-0 G6-4-3 ② ③		0-0 1B BB 1B		0-0 L8 ①		4	0	1	1	0	0	2
Alex Kellner, R OBP: 0.326, SLG: 0.325 (1, 1)			0-0 6-3 ①		0-0 4-3 ①		4-0 1B G3 BB		0-0 F2 ②	2	0	0	0	0	0	0
Tom Hamilton, L OBP: 0.226, SLG: 0.179 (7, PH)										0	1	0	0	1	0	0
Bobo Newsom, R (8, 1)										0	0	0	0	0	0	0
Morrie Martin, L OBP: 0.056, SLG: 0.056 (8, 1)										0	0	0	0	0	0	0
Kite Thomas, R OBP: 0.174, SLG: 0.116 (9, PH)										1	0	0	0	0	0	0

Inning Stats	R: 0	H: 1	E: 0	K: 0	S: 4	R: 0	H: 1	E: 0	K: 0	S: 3	R: 1	H: 3	E: 0	K: 0	S: 6	R: 0	H: 0	E: 1	K: 0	S: 3	R: 1	H: 2	E: 0	K: 0	S: 4	R: 0	H: 0	E: 0	K: 1	S: 5	R: 2	H: 3	E: 0	K: 0	S: 5	R: 0	H: 1	E: 0	K: 0	S: 4	R: 2	H: 3	E: 0	K: 0	S: 5	1B: 10	SF: 0	2B: 3	SAC: 0	3B: 1	DP: 2	HR: 0	HBP: 0	WP: 0	PA: 40
--------------	------	------	------	------	------	------	------	------	------	------	------	------	------	------	------	------	------	------	------	------	------	------	------	------	------	------	------	------	------	------	------	------	------	------	------	------	------	------	------	------	------	------	------	------	------	--------	-------	-------	--------	-------	-------	-------	--------	-------	--------


PITCHER	IP	WLS	BF	H	R	ER	SO	BB	IBB	HBP	BLK	WP	HR	S	P	ERA	WHIP
Bobo Holloman, R ERA: 4.61 (1, 1)	6.2		29	10	4	4	1	2	0	0	0	0	0	29	37	5.40	1.800
Satchel Paige, R ERA: 3.13 (7, 1)	2.0	L	11	4	2	2	0	1	0	0	0	0	0	10	14	9.00	2.500

BOTTOM

St. Louis Browns @ Philadelphia Athletics
Connie Mack Stadium, Philadelphia, PA

Fri Jun 26 1953, 3:33 AM EDT
 Att. 2,608 - Unknown

AB	37
R	6
H	14
RBI	6
BB	3
SO	1
LOB	14



Batter	1	2	3	4	5	6	7	8	9	AB R H RBI BB SO LOB	TOP
Johnny Groth, R (1, 8) OBP: 0.299, SLG: 0.351	0-0 F2		0-0 F8		0-0 F8		0-0 4-3		0-0 FC6-4-3-2	5 0 0 1 0 0 2	
Dick Kokos, L (1, 9) OBP: 0.403, SLG: 0.407	4-0 G6-4-3 BB		0-0 P4			0-0 F8		0-0 F3		3 0 0 0 1 0 0	
Roy Sievers, R (1, 3) OBP: 0.336, SLG: 0.373	0-0 G6-4-3 1-2f			0-0 F3		0-3 K		0-3 K		4 0 0 0 0 2 1	
Don Lenhardt, R (1, 7) OBP: 0.340, SLG: 0.414		0-0 4-3		0-0 HR		0-0 2B 1B		0-0 L7		4 2 2 1 0 0 0	
Clint Courtney, L (1, 2) OBP: 0.286, SLG: 0.277		0-0 F2		0-0 1B		0-0 2B 2B		0-3 K SH5-3 1B		4 2 2 1 0 1 0	
Jim Dyck, R (1, 5) OBP: 0.312, SLG: 0.296		0-0 1B		0-0 F7		0-0 2B		0-0 E6 1B SH5-3 FC6-4-3-2		4 1 2 1 0 0 2	
Bobby Young, L (1, 4) OBP: 0.315, SLG: 0.332		0-0 L9		0-0 F4		0-0 L1		0-0 SH5-3		3 0 0 0 0 0 3	
Billy Hunter, R (1, 6) OBP: 0.302, SLG: 0.299			0-3 K		0-0 5-3		0-0 F2		4-0 1B IBB	3 0 0 0 1 1 0	
Duane Pillette, R (1, 1) OBP: 0.318, SLG: 0.389			0-0 HR		0-0 F2		0-3 K		0-0 1B	4 1 2 2 0 1 0	
Inning Stats	R: 0 H: 0 E: 0 LOB: 0 K: 0 BB: 1 S: 2 P: 6	R: 0 H: 1 E: 0 LOB: 1 K: 0 BB: 0 S: 4 P: 4	R: 1 H: 1 E: 0 LOB: 0 K: 1 BB: 0 S: 6 P: 6	R: 1 H: 2 E: 0 LOB: 1 K: 0 BB: 0 S: 5 P: 5	R: 0 H: 0 E: 0 LOB: 0 K: 0 BB: 0 S: 3 P: 3	R: 2 H: 3 E: 0 LOB: 1 K: 1 BB: 0 S: 8 P: 8	R: 0 H: 0 E: 0 LOB: 0 K: 1 BB: 0 S: 5 P: 5	R: 0 H: 0 E: 0 LOB: 0 K: 1 BB: 0 S: 5 P: 5	R: 2 H: 1 E: 2 LOB: 1 K: 1 BB: 1 S: 7 P: 11	1B: 4 SF: 0 2B: 3 SAC: 1 3B: 0 DP: 2 HR: 2 HBP: 0	WP: 0 PA: 37 PB: 0 SB: 0 CS: 0
PITCHER	IP WLS BF H R ER SO BB IBB HBP BLK WP HR S P ERA WHIP										
Marion Fricano, R (1, 1) ERA: 3.01	7.0 L 28 7 4 4 3 1 0 0 0 0 0 2 33 37 5.14 1.143										
Charlie Bishop, R (8, 1) ERA: 5.03	2.0 9 1 2 0 2 0 1 0 0 0 0 0 12 16 0.00 0.500										

St. Louis Browns @ Philadelphia Athletics
 Connie Mack Stadium, Philadelphia, PA

Sat Jun 27 1953, 3:33 AM EDT
 Att. 2,126 - Unknown

AB	34
R	6
H	8
RBI	6
BB	2
SO	5
LOB	8



Batter	1	2	3	4	5	6	7	8	9	AB R H RBI BB SO LOB	TOP											
Johnny Groth, R (1, 8) OBP: 0.298, SLG: 0.350	0-0 1B 1B		0-0 F8		0-3 K		0-0 SH3-4	0-0 F9		4 1 1 0 0 1 2												
Dick Kokos, L (1, 9) OBP: 0.410, SLG: 0.405	0-0 F9		0-0 1B		4-0 BB		4-0 BB		0-0 4-3	3 0 1 0 2 0 1												
Roy Sievers, R (1, 3) OBP: 0.338, SLG: 0.369	0-0 1B 1-2 1B		0-0 F4		0-0 F2		0-0 F9		4-0 WP BB F9 BB	4 1 1 0 1 0 4												
Don Lenhardt, R (1, 7) OBP: 0.333, SLG: 0.396	0-3 K		0-0 6-3		0-0 4-3		0-0 F7		4-0 WP 1-2 BB	4 0 0 0 1 1 6												
Clint Courtney, L (1, 2) OBP: 0.295, SLG: 0.307	0-0 1-2 2-H 1B			0-0 HR		0-0 F9		0-0 2B 1B	0-0 1-2 2-H F9	5 2 3 3 0 0 1												
Jim Dyck, R (1, 5) OBP: 0.309, SLG: 0.293	0-0 5-3			0-3 K		0-0 CS 1B		0-0 F1	0-0 5-3	5 0 1 0 0 1 4												
Bobby Young, L (1, 4) OBP: 0.318, SLG: 0.338		0-0 G3		0-0 4-3		0-0 2B		0-0 2B 1B		4 0 2 0 0 0 0												
Billy Hunter, R (1, 6) OBP: 0.305, SLG: 0.306		0-0 F4		0-0 1B		0-0 6-3		0-0 2B		4 0 2 1 0 0 1												
Don Larsen, R (1, 1) OBP: 0.211, SLG: 0.270		0-0 L8		0-0 F7			0-0 SH3-4 2B	0-3 K		3 0 1 0 0 0 1												
Martin Stuart, L (7, 1) OBP: 0.273, SLG: 0.364										1 0 0 0 0 1 2												
Inning Stats	R: 1 E: 0 K: 1 S: 8	H: 3 LOB: 2 BB: 0 P: 8	R: 0 E: 0 K: 0 S: 3	H: 0 LOB: 0 BB: 0 P: 3	R: 0 E: 0 K: 0 S: 4	H: 1 LOB: 1 BB: 0 P: 4	R: 1 E: 0 K: 1 S: 7	H: 2 LOB: 1 BB: 0 P: 7	R: 0 E: 0 K: 1 S: 5	H: 0 LOB: 1 BB: 1 P: 9	R: 0 E: 0 K: 0 S: 4	H: 2 LOB: 1 BB: 0 P: 4	R: 0 E: 0 K: 0 S: 4	H: 1 LOB: 2 BB: 1 P: 8	R: 1 E: 0 K: 1 S: 8	H: 3 LOB: 2 BB: 0 P: 8	R: 1 E: 0 K: 0 S: 3	H: 0 LOB: 1 BB: 2 P: 11	1B: 8 2B: 3 3B: 0 HR: 1	SF: 0 SAC: 1 DP: 0 HBP: 0	WP: 1 PB: 0 SB: 0 CS: 1	PA: 42
PITCHER	IP WLS BF H R ER SO BB IBB HBP BLK WP HR S P ERA WHIP																					
Harry Byrd, R (1, 1) ERA: 4.26	8.1 L 40 12 4 4 4 4 4 0 0 0 0 1 44 60 4.32 1.920																					
Morrie Martin, L (9, 1) ERA: 4.2	0.2 2 0 0 0 0 0 0 0 0 0 0 1 0 2 2 0.00 0.000																					

St. Louis Browns @ Philadelphia Athletics
 Connie Mack Stadium, Philadelphia, PA
 Sun Jun 28 1953, 3:33 AM EDT
 Unknown

AB	37
R	4
H	12
RBI	4
BB	4
SO	4
LOB	22



Batter	1	2	3	4	5	6	7	8	9	AB R H RBI BB SO LOB
Joe Demaestri, R (1, 6) OBP: 0.347, SLG: 0.378	0-0 G3 1B		0-0 2B		0-0 L7		0-0 1B		0-0 6-3	5 1 3 0 0 0 0
Dave Philley, S (1, 9) OBP: 0.353, SLG: 0.399	0-0 G3 1-2		0-0 L9		0-0 F3		0-0 1B			4 0 1 0 0 0 2
Eddie Robinson, L (1, 3) OBP: 0.327, SLG: 0.413	0-3 K		0-3 K		0-0 F9		0-3 K			4 0 0 0 0 3 4
Gus Zernial, R (1, 7) OBP: 0.349, SLG: 0.533 Kite Thomas, R (6, 7) OBP: 0.188, SLG: 0.133	4-0 1B BB		0-0 F3		0-0 6-3		0-0 1B			1 0 0 0 1 0 1 2 0 1 0 0 0 0
Pete Suder, R (1, 4) OBP: 0.335, SLG: 0.399	0-0 1B 1-2 2-H		0-0 F9		0-0 1B		0-0 F9			4 0 2 1 0 0 1
Loren Babe, L (1, 5) OBP: 0.291, SLG: 0.324	0-0 F8		0-0 FC4-2 3B		0-0 F8		0-0 F9			4 0 1 0 0 0 4
Ed McGhee, R (1, 8) OBP: 0.328, SLG: 0.321		0-0 F4		0-0 FC4-2 1B		0-0 6-3		0-3 K		4 0 0 0 0 1 3
Joe Astroth, R (1, 2) OBP: 0.340, SLG: 0.345		0-0 5-3		0-0 1B 1-2		0-0 6-3		0-0 6-3		4 0 1 0 0 0 0
Harry Byrd, R (1, 1) OBP: 0.273, SLG: 0.256 Morrie Martin, L (9, 1) OBP: 0.056, SLG: 0.056 Tom Hamilton, L (9, PH) OBP: 0.212, SLG: 0.167		0-0 L7		0-0 F7		0-0 6-3		0-3 K		3 0 0 0 0 0 2 0 0 0 0 0 0 0 1 0 0 0 0 1 0


Inning Stats	R: 1	H: 2	E: 0	K: 1	S: 7	H: 2	LOB: 2	BB: 1	P: 11	R: 0	H: 0	E: 0	K: 0	S: 3	R: 0	H: 1	E: 0	K: 1	S: 6	R: 0	H: 0	E: 0	K: 0	S: 5	R: 0	H: 1	E: 0	K: 0	S: 4	R: 0	H: 2	E: 0	K: 1	S: 7	R: 0	H: 1	E: 0	K: 1	S: 6	R: 0	H: 0	E: 0	K: 1	S: 5	1B: 7	2B: 1	3B: 1	HR: 0	SF: 0	SAC: 0	DP: 0	HBP: 0	WP: 0	PB: 0	SB: 0	CS: 0	PA: 37
--------------	------	------	------	------	------	------	--------	-------	-------	------	------	------	------	------	------	------	------	------	------	------	------	------	------	------	------	------	------	------	------	------	------	------	------	------	------	------	------	------	------	------	------	------	------	------	-------	-------	-------	-------	-------	--------	-------	--------	-------	-------	-------	-------	--------

PITCHER	IP	WLS	BF	H	R	ER	SO	BB	IBB	HBP	BLK	WP	HR	S	P	ERA	WHIP
Don Larsen, R (1, 1) ERA: 3.49	6.2	W	29	8	1	1	2	1	0	0	0	0	0	32	36	1.35	1.350
Marlin Stuart, R (7, 1) ERA: 4.22	2.1	S	8	1	0	0	3	0	0	0	0	0	0	14	14	0.00	0.429

BOTTOM

St. Louis Browns @ Philadelphia Athletics
Connie Mack Stadium, Philadelphia, PA
 Sun Jun 28 1953, 3:33 AM EDT
 Unknown

AB	36
R	1
H	9
RBI	1
BB	1
SO	5
LOB	17



WP	HR	S	P	ERA	WHIP
0	0	0	0	0.00	0.429

Batter	1	2	3	4	5	6	7	8	9	AB R H RBI BB SO LOB	TOP											
Johnny Groth, R OBP: 0.297, SLG: 0.349 (1, 8) X	0-0 F3		0-0 F8			0-0 FC6-4 1B		0-0 5-3		4 0 1 0 0 0 0	St. Louis Browns @ Philadelphia Athletics Connie Mack Stadium, Philadelphia, PA Sun Jun 28 1953, 3:38 AM EDT Att. 4,517 - Unknown livebaseballscorecards.com											
Dick Kokos, L OBP: 0.399, SLG: 0.392 (1, 7) X	0-0 F7			0-0 F9		0-0 F7		0-0 F7	4 0 0 0 0 0 1													
Roy Sievers, R OBP: 0.329, SLG: 0.358 (1, 3) X	0-0 F7			0-0 F4		0-0 FC6-4 1-2f		0-0 F8	4 0 0 0 0 0 1													
Vic Wertz, L OBP: 0.357, SLG: 0.413 (1, 9) X		0-0 F7		0-0 F8			0-3 K	0-0 F8	4 0 0 0 0 1 0													
Clint Courtney, L OBP: 0.308, SLG: 0.340 (1, 2) X					0-0 SH1-4 2B		0-0 SH5-3 3B		3 1 3 0 0 0 0													
Jim Dyck, R OBP: 0.308, SLG: 0.292 (1, 5) X		0-0 L7		0-0 SH1-4 2-3		0-0 SH5-3			1 0 0 1 0 0 1													
Bobby Young, L OBP: 0.315, SLG: 0.335 (1, 4) X		0-0 4-3		0-0 4-3		0-0 G3			3 0 0 0 0 0 2													
Billy Hunter, R OBP: 0.302, SLG: 0.302 (1, 6) X			0-3 K		0-0 F6			0-0 5-3	3 0 0 0 0 1 1													
Mike Blyzka, R Satchel Paige, R (1, 1) (9, 1)			0-0 L4			0-3 K		0-0 4-3	3 0 0 0 0 1 0 0 0 0 0 0 0 0													
Inning Stats	R: 0 E: 0 K: 0 S: 3	H: 0 LOB: 0 BB: 0 P: 3	R: 0 E: 0 K: 0 S: 4	H: 1 LOB: 1 BB: 0 P: 4	R: 0 E: 0 K: 1 S: 5	H: 0 LOB: 0 BB: 0 P: 5	R: 0 E: 0 K: 0 S: 3	H: 0 LOB: 0 BB: 0 P: 3	R: 0 E: 0 K: 1 S: 4	H: 0 LOB: 1 BB: 0 P: 4	R: 0 E: 0 K: 1 S: 6	H: 1 LOB: 1 BB: 0 P: 6	R: 1 E: 0 K: 1 S: 6	H: 1 LOB: 0 BB: 0 P: 6	R: 0 E: 0 K: 0 S: 3	H: 0 LOB: 0 BB: 0 P: 3	R: 0 E: 0 K: 0 S: 3	H: 0 LOB: 0 BB: 0 P: 3	1B: 2 2B: 1 3B: 1 HR: 0	SF: 0 SAC: 2 DP: 0 HBP: 0	WP: 0 PB: 0 SB: 0 CS: 0	PA: 31
PITCHER Carl Scheib, R ERA: 3.79 (1, 1)	IP 9.0 WLS W BF 31 H 4 R 1 ER 1 SO 3 BB 0 IBB 0 HBP 0 BLK 0 WP 0 HR 0 S 37 P 37 ERA 1.00 WHIP 0.444											PITCHER IP WLS BF H R ER SO BB IBB HBP BLK WP HR S P ERA WHIP										



Batter	1	2	3	4	5	6	7	8	9	AB	R	H	RBI	BB	SO	LOB
Joe Demaestri, R (1, 6) OBP: 0.333, SLG: 0.362	0-0 F3		0-0 6-3		0-0 F9			0-0 F7		4	0	0	0	0	0	2
Dave Philley, S (1, 9) OBP: 0.355, SLG: 0.398	0-0 1-3		4-0 BB BB		0-0 G3			0-0 1B F9 1B		3	1	1	0	1	0	1
Pete Suder, R (1, 4) OBP: 0.341, SLG: 0.402	0-0 6-3		4-0 BB 1-2				0-0 4-3 1B	0-0 1-3 1B		3	0	2	0	1	0	0
Eddie Robinson, L (1, 3) OBP: 0.322, SLG: 0.407		0-0 F6	0-0 L3		0-0 4-3		0-0 1-2	0-0 F9		4	0	0	1	0	0	5
Kite Thomas, R (1, 7) OBP: 0.173, SLG: 0.122		0-0 F8		0-0 4-3		0-0 5-3		0-0 3-H F7		4	0	0	0	0	0	2
Loren Babe, L (1, 5) OBP: 0.290, SLG: 0.322		0-0 1B		0-0 L1		0-0 4-3			0-0 5-3	4	0	1	0	0	0	1
Ed McGhee, R (1, 8) OBP: 0.321, SLG: 0.313		0-0 4-3		0-0 6-3			0-3 K		0-0 1-3	4	0	0	0	0	1	1
Joe Astroth, R (1, 2) OBP: 0.344, SLG: 0.367			0-0 6-3 2B		0-0 6-3		0-0 L7		0-0 1B 3B	4	1	2	0	0	0	0
Carl Scheib, R (1, 1) OBP: 0.219, SLG: 0.194			0-0 L8		0-0 E5		0-0 5-3		0-0 3-H 1B	4	0	1	1	0	0	1

Inning Stats	R: 0	H: 0	E: 0	K: 0	S: 3	R: 0	H: 1	E: 0	K: 0	S: 4	R: 0	H: 1	E: 0	K: 0	S: 4	R: 0	H: 0	E: 0	K: 0	S: 3	R: 0	H: 0	E: 0	K: 0	S: 4	R: 0	H: 1	E: 0	K: 1	S: 5	R: 1	H: 2	E: 0	K: 0	S: 5	R: 1	H: 2	E: 0	K: 0	S: 4	1B: 5	SF: 0	2B: 1	SAC: 0	3B: 1	DP: 0	HR: 0	HBP: 0
	0	0	0	0	3	0	1	0	0	4	0	0	0	0	3	0	0	0	0	3	0	0	0	0	0	4	0	0	0	0	5	1	2	0	0	5	1	2	0	0	4	5	0	1	0	0	0	0


PITCHER	IP	WLS	BF	H	R	ER	SO	BB	IBB	HBP	BLK	WP	HR	S	P	ERA	WHIP
Mike Blyzka, R (1, 1) ERA: 4.39	8.2	L	35	6	2	2	1	2	0	0	0	0	0	35	43	2.08	0.923
Satchel Paige, R (9, 1) ERA: 3.13	0.0		1	1	0	0	0	0	0	0	0	0	0	1	1	∞	∞

BOTTOM

St. Louis Browns @ Philadelphia Athletics
Connie Mack Stadium, Philadelphia, PA
 Sun Jun 28 1953, 3:38 AM EDT
 Att. 4,517 - Unknown

livebaseballscorecards.com

AB	34
R	2
H	7
RBI	2
BB	2
SO	1
LOB	13



WP	PA
0	36

Batter	1	2	3	4	5	6	7	8	9	AB R H RBI BB SO LOB	TOP		
Johnny Groth, R (1, 8) OBP: 0.305, SLG: 0.358	0-0 FC6-4 1B		0-0 SH5-3 E 1B		4-0 CS BB		0-0 1B 2B	0-0 4-3		4 2 3 0 1 0 1			
Dick Kokos, L (1, 9) OBP: 0.408, SLG: 0.398	0-0 F7		0-0 SH5-3 1-2		4-0 1B BB 1-2		0-0 SH5-3 1B 2-H	0-0 1B	3 1 2 0 1 0 1				
Roy Sievers, R (1, 3) OBP: 0.321, SLG: 0.348	0-0 P3		0-3 K		0-0 F8		0-0 SH5-3 1-2	0-0 4-3	4 0 0 0 0 1 3				
Don Lenhardt, R (1, 7) OBP: 0.346, SLG: 0.400	0-0 FC6-4 1-2f		4-0 E BB		0-0 1-2 1B		0-0 1B 2-H	0-0 1-3	4 0 2 1 1 0 1				
Clint Courtney, L (1, 2) OBP: 0.312, SLG: 0.344		0-0 G3	0-0 E8 1-3 2-H 1B		0-0 F2		0-0 G6-4-3 1-2 1B		4 0 2 1 0 0 2				
Jim Dyck, R (1, 5) OBP: 0.307, SLG: 0.306		0-3 K	0-0 F4			0-0 HR	0-0 G6-4-3 1-2f		4 1 1 1 0 1 4				
Billy Hunter, R (1, 6) OBP: 0.301, SLG: 0.302		0-0 E S 1B		0-3 K		0-0 F9		0-0 1-3	4 0 1 0 0 1 0				
Bobby Young, L (1, 4) OBP: 0.317, SLG: 0.335		4-0 BB 1-3 BB		0-0 1-3		0-0 F6		0-0 1B	3 0 1 0 1 0 0				
Bob Cain, L (1, 1) OBP: 0.313, SLG: 0.333		0-0 4-3		0-0 G3		0-0 1-3		0-3 K	4 0 0 0 0 1 3				
Marlin Stuart, L (8, 1) OBP: 0.273, SLG: 0.364									0 0 0 0 0 0 0				
Inning Stats	R: 0 E: 0 K: 0 S: 4 H: 1 LOB: 1 BB: 0 P: 4	R: 0 E: 0 K: 1 S: 6 H: 1 LOB: 2 BB: 1 P: 10	R: 1 E: 1 K: 1 S: 7 H: 2 LOB: 2 BB: 1 P: 11	R: 0 E: 0 K: 1 S: 5 H: 0 LOB: 0 BB: 0 P: 5	R: 0 E: 0 K: 0 S: 3 H: 1 LOB: 2 BB: 2 P: 11	R: 1 E: 0 K: 0 S: 4 H: 1 LOB: 0 BB: 0 P: 4	R: 2 E: 0 K: 0 S: 6 H: 4 LOB: 1 BB: 0 P: 6	R: 0 E: 0 K: 1 S: 6 H: 1 LOB: 1 BB: 0 P: 6	R: 0 E: 0 K: 0 S: 3 H: 1 LOB: 0 BB: 0 P: 3	1B: 10 2B: 1 3B: 0 HR: 1 SF: 0 SAC: 2 DP: 1 HBP: 0	WP: 0 PB: 0 SB: 1 CS: 1 PA: 40		
PITCHER	IP WLS BF H R ER SO BB IBB HBP BLK WP HR S P ERA WHIP											PITCHER	IP WLS BF H R ER SO BB IBB HBP BLK WP HR S P ERA WHIP
Billy Pierce, L (1, 1) ERA: 3.12	6.1 L 32 10 4 3 3 4 0 0 0 0 0 1 34 50 4.26 2.211												
Mike Fornieles, R (7, 1) ERA: 3.15	1.2 5 1 0 0 1 0 0 0 0 0 0 0 7 7 0.00 0.600												
Joe Dobson, R (9, 1) ERA: 3.38	1.0 3 1 0 0 0 0 0 0 0 0 0 0 3 3 0.00 1.000												

St. Louis Browns @ Chicago White Sox
Comiskey Park, Chicago, IL
Tue Jun 30 1953, 4:33 AM EDT
Att. 35,825 - Unknown

livebaseballscorecards.com

AB 34
R 4
H 12
RBI 3
BB 4
SO 4
LOB 15



Batter	1	2	3	4	5	6	7	8	9	AB	R	H	RBI	BB	SO	LOB
Nellie Fox, L OBP: 0.319, SLG: 0.362 (1, 4)	0-0 4-3		0-0 FC4-6 1B		0-3 K			0-0 F9		4	1	0	0	0	1	4
Ferris Fain, L OBP: 0.412, SLG: 0.385 (1, 3)	0-0 6-3		0-0 1B		0-0 F8			0-0 G4-3 1B		4	0	2	1	0	0	1
Minnie Minoso, R OBP: 0.417, SLG: 0.434 (1, 7)	0-0 5-3		0-0 1B		0-0 F8			0-0 G4-3		4	0	1	1	0	0	2
Bob Elliott, R OBP: 0.372, SLG: 0.419 (1, 5)		0-0 F8	0-0 L6		0-0 6-3			0-0 6-3		4	0	0	0	0	0	2
Jim Rivera, L OBP: 0.356, SLG: 0.423 (1, 8)		0-0 F5		0-0 4-3		0-0 F3		0-0 4-3		4	0	0	0	0	0	0
Sam Mele, R OBP: 0.378, SLG: 0.419 (1, 9)		0-0 F9		0-0 G6-4-3 1B		0-0 F7		4-0 BB		3	0	1	0	1	0	0
Red Wilson, R OBP: 0.362, SLG: 0.337 (1, 2)			0-0 E6 1B		0-0 G6-4-3		0-0 F9		0-0 4-3	3	0	0	0	0	0	1
Tom Wright, L OBP: 0.318, SLG: 0.392 (9, PH)					1-2f					1	0	0	0	0	0	1
Fred Marsh, R OBP: 0.288, SLG: 0.278 (1, 6)			0-0 FC4-6 1B		4-0 SH1-3 BB		0-0 5-3			2	1	1	0	1	0	0
Billy Pierce, L OBP: 0.184, SLG: 0.114 (1, 1)			4-0 BB		0-0 SH1-3			0-0 1B		0	0	0	0	0	1	0
Mike Fornieles, R OBP: 0.118, SLG: 0.125 (7, 1)										0	0	0	0	0	0	0
Sherm Lollar, R OBP: 0.425, SLG: 0.486 (8, PH)			4-0 FC4-6							1	0	1	0	0	0	0
Gene Bearden, L OBP: 0.214, SLG: 0.214 (8, PR)			1-2 BB							0	0	0	0	0	0	0
Joe Dobson, R OBP: 0.077, SLG: 0.115 (9, 1)										0	0	0	0	0	0	0


Inning Stats	R: 0	H: 0	E: 0	K: 0	S: 3	H: 0	LOB: 0	BB: 0	P: 3	R: 0	H: 0	E: 0	K: 0	S: 3	H: 3	LOB: 2	BB: 1	P: 10	R: 0	H: 1	E: 0	K: 0	S: 3	H: 0	LOB: 0	BB: 0	P: 3	R: 0	H: 0	E: 0	K: 1	S: 5	H: 0	LOB: 1	BB: 1	P: 9	R: 0	H: 0	E: 0	K: 0	S: 3	H: 0	LOB: 0	BB: 0	P: 3	R: 0	H: 2	LOB: 2	BB: 0	P: 4	R: 0	H: 0	E: 0	K: 0	S: 3	H: 0	LOB: 1	BB: 1	P: 7	1B: 6	SF: 0	2B: 0	3B: 0	HR: 0	SAC: 1	DP: 2	HBP: 0	WP: 0	PB: 0	SB: 0	CS: 0	PA: 34
--------------	------	------	------	------	------	------	--------	-------	------	------	------	------	------	------	------	--------	-------	-------	------	------	------	------	------	------	--------	-------	------	------	------	------	------	------	------	--------	-------	------	------	------	------	------	------	------	--------	-------	------	------	------	--------	-------	------	------	------	------	------	------	------	--------	-------	------	-------	-------	-------	-------	-------	--------	-------	--------	-------	-------	-------	-------	--------

PITCHER	IP	WLS	BF	H	R	ER	SO	BB	IBB	HBP	BLK	WP	HR	S	P	ERA	WHIP
Bob Cain, L ERA: 4.76 (1, 1)	7.1	W	29	6	2	2	1	2	0	0	0	0	0	29	37	2.46	1.091
Marlin Stuart, R ERA: 4.06 (8, 1)	1.2	S	5	0	0	0	0	1	0	0	0	0	0	4	8	0.00	0.600

BOTTOM

St. Louis Browns @ Chicago White Sox
 Comiskey Park, Chicago, IL
 Tue Jun 30 1953, 4:33 AM EDT
 Att. 35,825 - Unknown

AB	30
R	2
H	6
RBI	2
BB	3
SO	1
LOB	11



PITCHER	IP	WLS	BF	H	R	ER	SO	BB	IBB	HBP	BLK	WP	HR	S	P	ERA	WHIP
---------	----	-----	----	---	---	----	----	----	-----	-----	-----	----	----	---	---	-----	------

Batter	1	2	3	4	5	6	7	8	9	AB R H RBI BB SO LOB	TOP										
Johnny Groth, R (1, 8) OBP: 0.301, SLG: 0.352	0-0 4-3	0-0 F4			0-0 6-3		0-0 F2		0-0 6-3	5 0 0 0 0 0 2											
Dick Kokos, L (1, 9) OBP: 0.401, SLG: 0.414	0-0 HR		0-0 F9		0-0 3-1		0-0 F7		0-0 F8	5 1 1 1 0 0 0											
Roy Sievers, R (1, 3) OBP: 0.317, SLG: 0.343	0-0 1-3		0-0 F8		0-0 5-3		0-0 F4		0-0 1B	5 0 1 0 0 0 0											
Don Lenhardt, R (1, 7) OBP: 0.349, SLG: 0.400	0-3 K		0-0 1B		0-0 6-3		0-0 FC6-4 1B		0-0 F2	5 1 2 0 0 1 1											
Clint Courtney, L (1, 2) OBP: 0.316, SLG: 0.348 Babe Martin, R (8, 2)		0-0 3-1	0-0 F9		0-0 1B 1B		0-0 FC6-4 1B			4 1 2 0 0 0 1 0 0 0 0 0 0 0											
Jim Dyck, R (1, 5) OBP: 0.306, SLG: 0.305		0-0 6-3		0-0 F4		0-0 FC4 1B		0-0 FC6-4 1B		4 0 1 0 0 0 2											
Bobby Young, L (1, 4) OBP: 0.327, SLG: 0.346		0-0 1B 2B	4-0 FC6-4 BB		0-0 1-2 2-H 1B		0-0 1-2 3-H 1B			3 1 3 2 1 0 0											
Billy Hunter, R (1, 6) OBP: 0.300, SLG: 0.298		4-0 1B IBB	0-0 F9		0-0 FC4		0-0 F8			3 0 0 0 1 0 5											
Dick Littlefield, L (1, 1) OBP: 0.290, SLG: 0.167 Max Lanier, R (3, 1) OBP: 0.143, SLG: 0.143 Marlin Stuart, L (5, 1) OBP: 0.273, SLG: 0.364 Vic Wertz, L (8, PH) OBP: 0.355, SLG: 0.411 Mike Blyzka, R (6, 1) Bobo Holloman, R (6, 1) OBP: 0.125, SLG: 0.125 Hank Edwards, L (8, PH) OBP: 0.279, SLG: 0.236 Lou Kretlow, R (8, 1)		0-0 1-2 2-H 1B	0-0 FC6-4		0-0 F8		0-0 4-3			1 0 1 1 0 0 0 1 0 0 0 0 0 1 0 0 0 0 0 0 0 1 0 0 0 0 0 2 0 0 0 0 0 0 0 0 0 0 0 0 0 0 1 0 0 0 0 0 2 0 0 0 0 0 0 0											
Inning Stats	R: 1 E: 0 K: 1 S: 6	H: 1 LOB: 0 BB: 0 P: 6	R: 1 E: 0 K: 0 S: 5	H: 2 LOB: 2 BB: 1 P: 9	R: 0 E: 0 K: 0 S: 4	H: 1 LOB: 1 BB: 0 P: 4	R: 0 E: 0 K: 0 S: 3	H: 0 LOB: 1 BB: 1 P: 7	R: 0 E: 0 K: 0 S: 3	H: 0 LOB: 0 BB: 0 P: 3	R: 1 E: 0 K: 0 S: 6	H: 3 LOB: 2 BB: 0 P: 6	R: 0 E: 0 K: 0 S: 3	H: 0 LOB: 0 BB: 0 P: 3	R: 1 E: 0 K: 0 S: 6	H: 3 LOB: 2 BB: 0 P: 6	R: 0 E: 0 K: 0 S: 4	H: 1 LOB: 1 BB: 0 P: 4	1B: 9 2B: 1 3B: 0 HR: 1	SF: 0 SAC: 0 DP: 0 HBP: 0	WP: 0 PA: 40 PB: 0 SB: 0 CS: 0
PITCHER	IP WLS BF H R ER SO BB IBB HBP BLK WP HR S P ERA WHIP																				
Saul Rogovin, R (1, 1) ERA: 5.36	5.1 W 25 7 3 3 1 1 1 0 0 0 1 25 33 5.06 1.500																				
Harry Dorish, R (6, 1) ERA: 2.02	3.2 S 15 4 1 1 0 0 0 0 0 0 0 0 15 15 2.46 1.091																				

St. Louis Browns @ Chicago White Sox
Comiskey Park, Chicago, IL
Wed Jul 01 1953, 4:33 AM EDT
Att. 4,438 - Unknown

livebaseballscorecards.com

AB	38
R	4
H	11
RBI	4
BB	2
SO	1
LOB	16



Batter	1	2	3	4	5	6	7	8	9	AB R H RBI BB SO LOB
--------	---	---	---	---	---	---	---	---	---	----------------------

Nellie Fox, L OBP: 0.330, SLG: 0.379 (1, 4)	0-0 2B		4-0 FC6-4 BB		0-0 SH5-3 2B	0-0 3B 2B	4-0 2B BB			3 2 3 1 2 0 0
Ferris Fain, L OBP: 0.413, SLG: 0.388 (1, 3)	0-0 L9		0-0 FC6-4 3B		0-0 SH5-3 2-3	4-0 3B BB	0-0 2B			3 2 1 2 1 0 3
Minnie Minoso, R OBP: 0.417, SLG: 0.450 (1, 7)	0-0 4-3		0-0 6-5-3 3B		0-0 5-3	0-0 2B 3B	0-0 F9			5 2 2 5 0 0 3
Bob Elliott, R OBP: 0.369, SLG: 0.418 (1, 5)	0-0 6-3		0-0 6-5-3 3B		0-0 5-3	0-0 2B				5 0 1 2 0 0 2
Jim Rivera, L OBP: 0.357, SLG: 0.428 (1, 8)		0-0 F9 3B	0-0 8-6-1-3			4-3 F7		4-0 L4-3 BB		4 1 1 0 1 0 1
Sam Mele, R OBP: 0.374, SLG: 0.423 (1, 9)		0-3 K		0-0 F9		1B 3B 6-3		0-0 L4-3		5 1 1 0 0 1 3
Red Wilson, R OBP: 0.364, SLG: 0.340 (1, 2)		0-0 F9		0-0 1B		4-0 1B SH BB	0-0 F9			2 0 1 1 0 0 0
Bud Stewart, L OBP: 0.375, SLG: 0.500 (6, PH)		0-0 F9		0-0 1B		0-0 SH BB	0-3 K			0 1 0 0 1 0 0
Sherm Lollar, R OBP: 0.423, SLG: 0.483 (7, 2)		0-0 F9		0-0 1B		0-0 SH BB	0-3 K			1 0 0 0 0 0 0
Fred Marsh, R OBP: 0.295, SLG: 0.286 (1, 6)		0-0 F7		0-0 1B		0-0 SH BB	0-3 K			2 0 1 0 0 0 0
Tom Wright, L OBP: 0.326, SLG: 0.400 (6, PH)		0-0 F7		0-0 1B		1-3 2B 1B	0-3 K			1 1 1 1 0 0 0
Vern Stephens, R OBP: 0.261, SLG: 0.248 (7, 6)		0-0 F7		0-0 1B		1-3 2B 1B	0-3 K			1 0 0 0 0 1 0
Saul Rogovin, R OBP: 0.207, SLG: 0.115 (1, 1)			4-0 FC6-4 BB 3B		0-0 G4-6-3	0-0 SH 3B	0-0 2B BB			1 1 0 0 1 0 2
Harry Dorish, R OBP: 0.160, SLG: 0.160 (6, 1)			4-0 FC6-4 BB 3B		0-0 G4-6-3	0-0 SH 3B	0-0 2B 1B			1 2 1 1 0 0 0

Inning Stats	R: 0 E: 0 K: 0 S: 4	H: 1 LOB: 1 BB: 0 P: 4	R: 1 E: 0 K: 1 S: 6	H: 1 LOB: 0 BB: 0 P: 6	R: 3 E: 0 K: 0 S: 4	H: 1 LOB: 0 BB: 2 P: 12	R: 0 E: 0 K: 0 S: 4	H: 2 LOB: 1 BB: 0 P: 4	R: 0 E: 0 K: 0 S: 4	H: 1 LOB: 1 BB: 0 P: 4	R: 7 E: 0 K: 0 S: 9	H: 5 LOB: 1 BB: 2 P: 17	R: 2 E: 0 K: 1 S: 7	H: 2 LOB: 1 BB: 1 P: 11	R: 0 E: 0 K: 0 S: 2	H: 0 LOB: 0 BB: 1 P: 6	1B: 4 2B: 6 3B: 4 HR: 0	SF: 0 SAC: 2 DP: 2 HBP: 0	WP: 0 PB: 0 SB: 0 CS: 0	PA: 42
--------------	------------------------------	---------------------------------	------------------------------	---------------------------------	------------------------------	----------------------------------	------------------------------	---------------------------------	------------------------------	---------------------------------	------------------------------	----------------------------------	------------------------------	----------------------------------	------------------------------	---------------------------------	----------------------------------	------------------------------------	----------------------------------	--------

PITCHER	IP	WLS	BF	H	R	ER	SO	BB	IBB	HBP	BLK	WP	HR	S	P	ERA	WHIP
Dick Littlefield, L ERA: 5.59 (1, 1)	2.1	L	12	3	4	4	1	2	0	0	0	0	0	12	20	15.43	2.143
Max Lanier, L ERA: 6.0 (3, 1)	2.0		8	3	0	0	0	0	0	0	0	0	0	8	8	0.00	1.500
Marlin Stuart, R ERA: 4.0 (5, 1)	0.2		2	0	0	0	0	0	0	0	0	0	0	2	2	0.00	0.000
Mike Blyzka, R ERA: 5.5 (6, 1)	0.1		8	4	7	7	0	2	0	0	0	0	0	6	14	189.00	18.000
Bobo Holloman, R ERA: 4.8 (6, 1)	1.2		9	3	2	2	1	1	0	0	0	0	0	10	14	10.80	2.400

PITCHER	IP	WLS	BF	H	R	ER	SO	BB	IBB	HBP	BLK	WP	HR	S	P	ERA	WHIP
Lou Kretlow, R ERA: 3.32 (8, 1)	1.0		3	0	0	0	0	1	0	0	0	0	0	2	6	0.00	1.000

BOTTOM

St. Louis Browns @ Chicago White Sox
 Comiskey Park, Chicago, IL
 Wed Jul 01 1953, 4:33 AM EDT
 Att. 4,438 - Unknown

livebaseballscorecards.com

AB	34
R	13
H	13
RBI	13
BB	6
SO	2
LOB	14



Batter	1	2	3	4	5	6	7	8	9	AB R H RBI BB SO LOB	TOP		
Nellie Fox, L OBP: 0.340, SLG: 0.397 (1, 4) BB	4-0 FC1-6 BB		0-0 1B 3B	0-0 1B 1B	0-0 BB BB 1B	0-0 G3-6-3 1-2f			0-0 2B	5 3 4 2 1 0 1			
Ferris Fain, L OBP: 0.416, SLG: 0.390 Tom Wright, L OBP: 0.322, SLG: 0.395 (1, 3) (8, 9) X	0-0 FC1-6 1-2f		0-0 1B	0-0 HR 1B	4-0 BB BB F8 BB		0-0 6-3		0-0 F7	4 2 2 2 1 0 1 1 0 0 0 0 0 2			
Minnie Minoso, R OBP: 0.412, SLG: 0.441 (1, 7) SS	0-3 K		0-0 F9	0-0 F7	4-0 BB BB BB BB		0-0 F7		0-0 F3	5 0 0 1 1 1 5			
Bud Stewart, L OBP: 0.346, SLG: 0.458 Sam Mele, R OBP: 0.377, SLG: 0.437 (1, 9) (4, PH) (4, 9) (8, 3) X	0-0 6-3		0-0 F8	0-0 HR	4-0 BB BB BB BB		0-0 1-3			2 0 0 0 0 0 2 2 1 1 3 1 0 0			
Jim Rivera, L OBP: 0.351, SLG: 0.420 (1, 8) X		0-0 4-3	0-0 F7	0-0 F5	0-0 F8			0-0 F5		5 0 0 1 0 0 3			
Bob Elliott, R OBP: 0.378, SLG: 0.416 Vern Stephens, R OBP: 0.261, SLG: 0.248 (1, 5) (8, 5) BB		4-0 2B BB		4-0 1B 2B BB				0-0 F8		1 2 0 0 4 0 0 0 0 0 0 0 0 0			
Bud Sheely, L OBP: 0.538, SLG: 0.450 (1, 2) X		0-0 2B 1-H 2B		0-0 2B E 1B				0-3 K		4 3 2 0 1 2 3			
Chico Carrasquel, R OBP: 0.316, SLG: 0.352 Fred Marsh, R OBP: 0.302, SLG: 0.281 (1, 6) (5, PR) (5, 6) X		0-0 2B		0-0 E7 1B 2B	0-0 1B BB 2B	4-0 G3-6-3 BB			0-0 F9	3 1 3 3 0 0 0 1 1 0 0 1 0 0			
Virgil Trucks, R OBP: 0.132, SLG: 0.158 (1, 1) X		0-0 5-3		0-0 SH3-4 1B 2B	0-3 K	0-0 F5			0-0 2B 1B	4 0 1 0 0 1 4			
Inning Stats	R: 0 E: 0 K: 1 S: 5 H: 0 LOB: 1 BB: 1 P: 9	R: 1 E: 0 K: 0 S: 4 H: 2 LOB: 1 BB: 1 P: 8	R: 1 E: 0 K: 0 S: 5 H: 2 LOB: 1 BB: 0 P: 5	R: 6 E: 1 K: 0 S: 8 H: 5 LOB: 0 BB: 1 P: 12	R: 5 E: 0 K: 2 S: 9 H: 2 LOB: 3 BB: 6 P: 33	R: 0 E: 0 K: 0 S: 2 H: 0 LOB: 0 BB: 1 P: 6	R: 0 E: 0 K: 0 S: 3 H: 0 LOB: 0 BB: 0 P: 3	R: 0 E: 0 K: 1 S: 5 H: 0 LOB: 0 BB: 0 P: 5	R: 0 E: 0 K: 0 S: 5 H: 2 LOB: 2 BB: 0 P: 5	1B: 6 2B: 5 3B: 1 HR: 1 SF: 0 SAC: 1 DP: 1 HBP: 0	WP: 0 PB: 0 SB: 1 CS: 0 PA: 48		
PITCHER	IP WLS BF H R ER SO BB IBB HBP BLK WP HR S P ERA WHIP											PITCHER	IP WLS BF H R ER SO BB IBB HBP BLK WP HR S P ERA WHIP
Duane Pilette, R ERA: 4.96 (1, 1)	3.1 L 20 8 7 7 1 3 0 0 0 0 0 0 19 31 18.90 3.300												
Max Lanier, L ERA: 7.16 (4, 1)	0.2 6 2 4 4 0 2 0 0 0 0 0 1 4 12 54.00 6.000												
Mike Blyzka, R ERA: 5.34 (5, 1)	5.0 22 3 2 2 3 5 0 0 0 0 0 0 23 43 3.60 1.600												

Chicago White Sox @ St. Louis Browns
Sportsman's Park, St. Louis, MO
Sat Jul 04 1953, 4:33 AM EDT
Unknown

livebaseballscorecards.com

AB	37
R	13
H	13
RBI	12
BB	10
SO	4
LOB	21



Chicago White Sox @ St. Louis Browns
Sportsman's Park, St. Louis, MO

Sat Jul 04 1953, 4:38 AM EDT
Att. 6,312 - Unknown

livebaseballscorecards.com



AB	34
R	4
H	10
RBI	3
BB	4
SO	3
LOB	14

WP:	0	PA:	39
PB:	0		
SB:	1		
CS:	1		

AB R H RBI BB SO LOB

5	2	1	0	0	0	1
3	1	1	0	2	0	0
4	1	3	1	0	0	2
3	0	3	2	1	0	0
4	0	0	0	0	1	7
4	0	1	0	0	1	1
4	0	1	0	0	0	1
4	0	0	0	0	0	2
1	0	0	0	1	1	0
2	0	0	0	0	0	0
0	0	0	0	0	0	0

1B:	10	SF:	0
2B:	0	SAC:	0
3B:	0	DP:	2
HR:	0	HBP:	0

Batter	1	2	3	4	5	6	7	8	9
Nellie Fox, L (1, 4) OBP: 0.337, SLG: 0.393	0-0 G3		0-0 FC5-6 1B		0-0 1B		0-0 F5		0-0 4-3
Ferris Fain, L (1, 3) OBP: 0.419, SLG: 0.389	0-0 4-3		0-0 1B		4-0 1B		4-0 E 1B		0-0 F9
Minnie Minoso, R (1, 7) OBP: 0.416, SLG: 0.446	0-0 CS		0-0 1B		0-0 F3		0-0 E 1B		
Bob Elliott, R (1, 5) OBP: 0.387, SLG: 0.425	0-0 CS	0-0 1B	0-0 G4-3-4		0-0 1B		4-0 IBB		
Jim Rivera, L (1, 8) OBP: 0.347, SLG: 0.414		0-0 F8	0-0 G4-3-4		0-0 G3		0-3 K		
Sam Mele, R (1, 9) OBP: 0.375, SLG: 0.434		0-3 K		0-0 G6-4-3		0-0 F8		0-0 5-3	
Sherm Lollar, R (1, 2) OBP: 0.419, SLG: 0.477		0-0 1B		0-0 G6-4-3		0-0 5-3		0-0 F8	
Chico Carrasquel, R (1, 6) OBP: 0.311, SLG: 0.346		0-0 F5		0-0 5-3		0-0 F5		0-0 F7	
Joe Dobson, R (1, 1) OBP: 0.107, SLG: 0.111			4-0 FC5-6		0-3 K		0-0 1-3		0-0 F5
Gene Bearden, L (6, 1) OBP: 0.188, SLG: 0.188									
Harry Dorish, R (9, 1) OBP: 0.160, SLG: 0.160									

Inning Stats	R: 0	H: 1	R: 0	H: 2	R: 3	H: 3	R: 0	H: 1	R: 1	H: 2	R: 0	H: 0	R: 0	H: 1	R: 0	H: 0	R: 0	H: 0	R: 0	H: 0	
E: 0	LOB: 0	E: 0	LOB: 2	E: 0	LOB: 0	E: 0	LOB: 0	E: 0	LOB: 2	E: 0	LOB: 0	E: 0	LOB: 0	E: 1	LOB: 3	E: 0	LOB: 0	E: 0	LOB: 0	E: 0	LOB: 0
K: 0	BB: 0	K: 1	BB: 0	K: 0	BB: 1	K: 0	BB: 0	K: 1	BB: 0	K: 1	BB: 2	K: 0	BB: 0	K: 0	BB: 2	K: 0	BB: 0	K: 0	BB: 0	K: 0	BB: 0
S: 3	P: 3	S: 7	P: 7	S: 5	P: 9	S: 3	P: 3	S: 7	P: 11	S: 3	P: 3	S: 6	P: 14	S: 3	P: 3	S: 3	P: 3	S: 3	P: 3	S: 3	P: 3

PITCHER	IP	WLS	BF	H	R	ER	SO	BB	IBB	HBP	BLK	WP	HR	S	P	ERA	WHIP
Harry Brecheen, L (1, 1) ERA: 3.24	3.0	L	15	7	3	3	1	1	0	0	0	0	0	16	20	9.00	2.667
Marlin Stuart, R (4, 1) ERA: 3.78	5.0		20	3	1	1	2	2	1	0	0	0	0	21	33	1.80	1.000
Satchel Paige, R (9, 1) ERA: 3.08	1.0		3	0	0	0	0	0	0	0	0	0	0	3	3	0.00	0.000

Batter	1	2	3	4	5	6	7	8	9	AB	R	H	RBI	BB	SO	LOB
Johnny Groth, R (1, 8) OBP: 0.299, SLG: 0.349	0-0 FC6-4 1B		0-0 6-3			0-0 1B G3 1B		0-0 F6		4	1	2	0	0	0	0
Hank Edwards, L (1, 7) OBP: 0.277, SLG: 0.237	0-0 FC6-4 1-2f G4-3-6			0-0 F4		0-0 1-3 G3 1B		0-0 F9		4	0	1	0	0	0	1
Vic Wertz, L (1, 9) OBP: 0.354, SLG: 0.408	0-0 G4-3-6 1-2f			0-0 1B		0-0 F4			0-0 F8	4	0	1	0	0	0	3
Dick Kryhoski, L (1, 3) OBP: 0.347, SLG: 0.513		0-0 HR		0-0 F6		0-0 1-2 G3 3-H		0-0 F9	4	1	1	2	0	0	2	
Clint Courtney, L (1, 2) OBP: 0.310, SLG: 0.339		0-0 F3		0-0 F8		0-0 4-3			4	0	1	0	0	0	2	
Neil Berry, R (9, PR) OBP: 0.333, SLG: 0.439									0	0	0	0	0	0	0	
Jim Dyck, R (1, 5) OBP: 0.300, SLG: 0.299		0-0 5-3			0-0 F7			0-0 L6	3	0	0	0	0	0	0	
Dick Kokos, L (9, PH) OBP: 0.401, SLG: 0.414								0-0 F9	1	0	0	0	0	0	1	
Bobby Young, L (1, 4) OBP: 0.326, SLG: 0.345		0-0 1-3			0-0 2B				3	0	1	0	0	0	0	
Billy Hunter, R (1, 6) OBP: 0.293, SLG: 0.291			0-0 4-3		0-0 6-3			0-0 1-3	3	0	0	0	0	0	1	
Harry Brecheen, L (1, 1) OBP: 0.111, SLG: 0.111			0-0 F3		0-3 K			0-0 L6	1	0	0	0	0	0	0	
Marlin Stuart, L (4, 1) OBP: 0.250, SLG: 0.333									1	0	0	0	0	1	1	
Les Moss, R (8, PH) OBP: 0.326, SLG: 0.365									1	0	0	0	0	0	0	
Satchel Paige, R (9, 1)									0	0	0	0	0	0	0	

Inning Stats	R: 0	H: 1	E: 0	LOB: 0	K: 0	BB: 0	S: 3	P: 3	R: 1	H: 1	E: 0	LOB: 0	K: 0	BB: 0	S: 4	P: 4	R: 0	H: 0	E: 0	LOB: 0	K: 0	BB: 0	S: 3	R: 0	H: 1	E: 0	LOB: 1	K: 0	BB: 0	S: 4	P: 4	R: 0	H: 1	E: 0	LOB: 1	K: 0	BB: 0	S: 4	P: 4	R: 0	H: 2	E: 0	LOB: 1	K: 0	BB: 0	S: 5	P: 5	R: 0	H: 0	E: 0	LOB: 0	K: 0	BB: 0	S: 3	P: 3	R: 0	H: 0	E: 0	LOB: 0	K: 0	BB: 0	S: 3	P: 3	R: 0	H: 1	E: 0	LOB: 1	K: 0	BB: 0	S: 4	P: 4	1B: 5	SF: 0	2B: 1	SAC: 0	3B: 0	DP: 1	HR: 1	HBP: 0	WP: 0	PA: 33
--------------	------	------	------	--------	------	-------	------	------	------	------	------	--------	------	-------	------	------	------	------	------	--------	------	-------	------	------	------	------	--------	------	-------	------	------	------	------	------	--------	------	-------	------	------	------	------	------	--------	------	-------	------	------	------	------	------	--------	------	-------	------	------	------	------	------	--------	------	-------	------	------	------	------	------	--------	------	-------	------	------	-------	-------	-------	--------	-------	-------	-------	--------	-------	--------

PITCHER	IP	WLS	BF	H	R	ER	SO	BB	IBB	HBP	BLK	WP	HR	S	P	ERA	WHIP
Joe Dobson, R (1, 1) ERA: 3.39	5.0	W	20	6	2	2	1	0	0	0	0	0	1	22	22	3.60	1.200
Gene Bearden, L (6, 1) ERA: 2.29	3.2		12	1	0	0	0	0	0	0	0	0	0	12	12	0.00	0.273
Harry Dorish, R (9, 1) ERA: 2.01	0.1	S	1	0	0	0	0	0	0	0	0	0	0	1	1	0.00	0.000

BOTTOM


Chicago White Sox @ St. Louis Browns
 Sportsman's Park, St. Louis, MO
 Sat Jul 04 1953, 4:38 AM EDT
 Att. 6,312 - Unknown

livebaseballscorecards.com

AB	33
R	2
H	7
RBI	2
BB	0
SO	1
LOB	11



WP: 0	PA: 33
PB: 0	
SB: 0	
CS: 0	

Batter	1	2	3	4	5	6	7	8	9	AB R H RBI BB SO LOB	TOP											
Harvey Kuenn, R (1, 6) OBP: 0.367, SLG: 0.383	0-0 F5		0-0 2B		0-0 F9	0-0 E 2B	0-0 6-3			5 1 2 2 0 0 2												
Johnny Pesky, L (1, 4) OBP: 0.333, SLG: 0.338	0-0 F8		0-0 FC8-2		0-0 E9 2B 1B	0-0 E2 1B 1B		0-0 G3		5 1 2 2 0 0 2												
Ray Boone, R (1, 5) Fred Hatfield, L (6, PR) OBP: 0.332, SLG: 0.272	0-0 1B			0-0 6-3	0-0 1-3 2B	0-0 3-H 1B 1B		0-0 6-3		4 0 3 1 0 0 0 1 0 0 0 0 0 0												
Walt Dropo, R (1, 3) OBP: 0.284, SLG: 0.380	0-0 F7			0-0 6-3	0-3 K	0-0 F7		0-0 G3		5 0 0 0 0 1 4												
Jim Delsing, L (1, 8) Bob Nieman, R (6, 9) OBP: 0.372, SLG: 0.448 OBP: 0.333, SLG: 0.444		4-0 L8-3 BB		0-0 1-3		0-0 E6 3B			0-3 K	3 1 1 0 1 0 0 1 0 0 0 0 1 0												
Steve Souchock, R (1, 7) OBP: 0.330, SLG: 0.535		0-0 L8-3 1-2			0-0 F7	0-0 2B 3B			0-0 F6	5 1 1 1 0 0 3												
Don Lund, R (1, 9) OBP: 0.329, SLG: 0.353		0-0 F2			0-0 2B 1B	0-3 K	0-3 K		4-0 WP 2B S BB	4 2 1 0 1 2 1	AB 41 R 10 H 16 RBI 9 BB 3 SO 6 LOB 14											
Johnny Bucha, R (1, 2) OBP: 0.318, SLG: 0.289			0-0 2B SH1-4 FC8-2 1B		0-0 1-H 2B 2B	4-0 2B BB	0-0 1B		0-0 1-H 2B	4 2 4 2 1 0 0												
Dick Weik, R (1, 1) Hal Newhouser, L (5, 1) Hal Erickson, R (6, 1) Ray Herbert, R (6, 1) OBP: 0.500, SLG: 1.000 OBP: 0.556, SLG: 0.500			0-0 SH1-4		0-0 2-H E 2B	0-0 2B 1B	0-3 K		0-3 K	1 1 1 1 0 0 0 1 1 1 0 0 0 0 0 0 0 0 0 0 0 2 0 0 0 0 2 2												
Inning Stats	R: 0 E: 0 K: 0 S: 4	H: 1 LOB: 1 BB: 0 P: 4	R: 0 E: 0 K: 0 S: 2	H: 0 LOB: 0 BB: 1 P: 6	R: 0 E: 0 K: 0 S: 4	H: 2 LOB: 1 BB: 0 P: 4	R: 0 E: 0 K: 0 S: 3	H: 0 LOB: 0 BB: 0 P: 3	R: 3 E: 1 K: 1 S: 10	H: 5 LOB: 2 BB: 0 P: 10	R: 6 E: 2 K: 1 S: 12	H: 6 LOB: 2 BB: 1 P: 16	R: 0 E: 0 K: 2 S: 8	H: 1 LOB: 1 BB: 0 P: 8	R: 0 E: 0 K: 0 S: 3	H: 0 LOB: 0 BB: 0 P: 3	R: 1 E: 0 K: 2 S: 8	H: 1 LOB: 1 BB: 1 P: 12	1B: 9 2B: 8 3B: 1 HR: 0	SF: 0 SAC: 1 DP: 2 HBP: 0	WP: 1 PB: 0 SB: 1 CS: 0	PA: 45
PITCHER	IP WLS BF H R ER SO BB IBB HBP BLK WP HR S P ERA WHIP																					
Don Larsen, R (1, 1) ERA: 3.76	5.1 L 26 9 6 5 2 2 0 0 0 0 0 0 28 36 8.44 2.062																					
Marlin Stuart, R (6, 1) ERA: 4.11	0.1 6 5 3 2 0 0 0 0 0 0 0 0 6 6 54.00 15.000																					
Mike Blyzka, R (6, 1) ERA: 5.31	0.1 1 0 0 0 0 0 0 0 0 0 0 0 1 1 0.00 0.000																					
Satchel Paige, R (7, 1) ERA: 2.98	2.0 7 1 0 0 2 0 0 0 0 0 0 0 11 11 0.00 0.500																					
Lou Kretlow, R (9, 1) ERA: 3.57	1.0 5 1 1 1 2 1 0 0 0 1 0 8 12 9.00 2.000																					

Detroit Tigers @ St. Louis Browns
 Sportsman's Park, St. Louis, MO
 Sun Jul 05 1953, 4:33 AM EDT
 Unknown

livebaseballscorecards.com


Batter	1	2	3	4	5	6	7	8	9	AB	R	H	RBI	BB	SO	LOB
Bobby Young, L (1, 4) OBP: 0.333, SLG: 0.353	0-0 BB 1B		0-0 F7		0-0 1B 1B	0-0 1B 1B		0-0 1B 1B		5	3	4	1	0	0	0
Neil Berry, R (1, 5) OBP: 0.362, SLG: 0.457	0-3 K		0-0 6-3		0-0 1B 1B	0-0 1B 1B		0-0 FC6-4 1B		5	0	3	1	0	1	1
Vic Wertz, L (1, 9) OBP: 0.362, SLG: 0.414	4-0 1-2 BB		0-0 CS 1B		0-0 F8	0-0 1-2 2-H 1B		0-0 1-2 2-H FC6-4 1B		4	0	3	2	1	0	2
Hank Edwards, L (1, 7) OBP: 0.269, SLG: 0.230	0-0 F7		0-0 CS	0-0 F5	0-0 1-3 2-H 1B	0-0 F9		0-0 FC6-4		2	0	0	0	0	0	2
Don Lenhardt, R (5, PH) OBP: 0.362, SLG: 0.400	0-0 F7		0-0 CS	0-0 F5	0-0 1-3 2-H 1B	0-0 F9		0-0 FC6-4		3	0	1	1	0	0	4
Clint Courtney, L (1, 2) OBP: 0.308, SLG: 0.337	0-3 K		0-0 K	4-0 BB BB	0-0 6-3	0-0 6-3		0-0 5-3		1	0	0	0	0	1	2
Les Moss, R (4, 2) OBP: 0.324, SLG: 0.357	0-3 K		0-0 K	4-0 BB BB	0-0 6-3	0-0 6-3		0-0 5-3		3	0	0	0	1	0	6
Dick Kryhoski, L (1, 3) OBP: 0.343, SLG: 0.500		0-0 F9		4-0 1-2 BB		0-3 K	0-3 K		0-3 K	4	0	0	0	1	3	0
Johnny Groth, R (1, 8) OBP: 0.301, SLG: 0.348		0-0 F7		0-3 K		4-0 1B BB	0-0 G4-6-3 1B		0-3 K	4	1	1	0	1	2	2
Billy Hunter, R (1, 6) OBP: 0.292, SLG: 0.289		0-0 F8		0-0 F2		0-0 1B 1B	0-0 G4-6-3		0-0 6-3	5	1	1	0	0	0	3
Don Larsen, R (1, 1) OBP: 0.226, SLG: 0.359			0-0 HR		0-0 F7	0-0 1B 1B		0-3 K		2	1	1	1	0	0	0
Marlin Stuart, L (6, 1) OBP: 0.250, SLG: 0.333										0	0	0	0	0	0	0
Mike Szytko, R (6, 1)										0	0	0	0	0	0	0
Roy Sievers, R (6, PH) OBP: 0.325, SLG: 0.358										1	1	1	1	0	0	0
Satchel Paige, R (7, 1)										0	0	0	0	0	0	0
Dick Kokos, L (8, PH) OBP: 0.359, SLG: 0.410										1	0	0	0	0	1	0
Lou Kretlow, R (9, 1)										0	0	0	0	0	0	0

Inning Stats	R: 0	H: 1	E: 0	LOB: 2	K: 2	S: 8	P: 12	R: 0	H: 0	E: 0	LOB: 0	K: 0	S: 3	P: 3	R: 1	H: 2	E: 0	LOB: 0	K: 0	S: 4	P: 4	R: 0	H: 0	E: 0	LOB: 2	K: 1	S: 5	P: 13	R: 1	H: 3	E: 0	LOB: 2	K: 0	S: 6	P: 6	R: 4	H: 5	E: 0	LOB: 2	K: 1	S: 10	P: 14	R: 0	H: 1	E: 0	LOB: 0	K: 1	S: 5	P: 5	R: 1	H: 3	E: 0	LOB: 2	K: 1	S: 8	P: 8	R: 0	H: 0	E: 0	LOB: 0	K: 2	S: 7	P: 7	1B: 14	SF: 0	2B: 0	SAC: 0	3B: 0	DP: 1	HR: 1	HBP: 0	WP: 0	PA: 45
--------------	------	------	------	--------	------	------	-------	------	------	------	--------	------	------	------	------	------	------	--------	------	------	------	------	------	------	--------	------	------	-------	------	------	------	--------	------	------	------	------	------	------	--------	------	-------	-------	------	------	------	--------	------	------	------	------	------	------	--------	------	------	------	------	------	------	--------	------	------	------	--------	-------	-------	--------	-------	-------	-------	--------	-------	--------

PITCHER	IP	WLS	BF	H	R	ER	SO	BB	IBB	HBP	BLK	WP	HR	S	P	ERA	WHIP
Dick Weik, R (1, 1) ERA: 4.5	4.0		17	3	1	1	3	3	0	0	0	0	1	20	32	2.25	1.500
Hal Newhouser, L (5, 1) ERA: 7.06	1.1		10	5	4	4	1	1	0	0	0	0	0	11	15	27.00	4.500
Hal Erickson, R (6, 1) ERA: 5.34	0.0		3	3	1	1	0	0	0	0	0	0	0	3	3	∞	∞
Ray Herbert, R (6, 1) ERA: 7.47	3.2	W	14	4	1	1	4	0	0	0	0	0	0	22	22	2.46	1.091

DETROIT TIGERS @ ST. LOUIS BROWNS
 Sportsman's Park, St. Louis, MO
 Sun Jul 05 1953, 4:33 AM EDT
 Unknown

AB	40
R	7
H	15
RBI	7
BB	4
SO	8
LOB	22



livebaseballscores.com

Batter	1	2	3	4	5	6	7	8	9	AB R H RBI BB SO LOB	TOP		
Harvey Kuenn, R (1, 6) OBP: 0.370, SLG: 0.391	0-0 3B		0-0 HR 1B		0-0 F9	4-0 BB BB BB G6-4-3 BB		0-0 F9		4 1 2 0 1 0 1			
Jerry Priddy, R (1, 4) OBP: 0.353, SLG: 0.324	0-0 F3		0-0 F5		0-0 1B 1-2 1B	0-0 G6-4-3		0-0 F8		5 0 1 0 0 0 5			
Ray Boone, R (1, 5) Fred Hatfield, L (8, 5) OBP: 0.372, SLG: 0.434 OBP: 0.330, SLG: 0.271	4-0 BB BB BB G5-4-3 BB		0-0 HR		0-0 1B 1-3 2-H 1B		0-0 2B E 1B		0-0 F7	3 2 3 3 1 0 0 1 0 0 0 0 0 0			
Walt Dropo, R (1, 3) OBP: 0.280, SLG: 0.373	0-0 G5-4-3		0-0 6-3		0-0 G1-4-3		0-0 F8		0-0 F8	5 0 0 0 0 0 5			
Jim Delsing, L (1, 8) OBP: 0.378, SLG: 0.464		0-0 6-3		4-0 1-3 BB		0-0 1B 3B		0-0 E9 WP 2B 2B		3 2 2 0 1 0 0			
Steve Souchock, R (1, 9) OBP: 0.337, SLG: 0.544		0-0 6-3		0-0 1-3		0-0 BB BB SH3-4 1B		0-0 2B		4 1 2 2 0 0 1			
Matt Batts, R (1, 2) OBP: 0.335, SLG: 0.437		0-0 1B		0-3 K		4-0 SH3-4 BB 1-2 BB		0-0 F9		3 0 1 0 1 1 1			
Don Lund, R (1, 7) OBP: 0.328, SLG: 0.349		0-3 K		0-0 F6		4-0 SH3-4 1-2 2-3 BB		0-0 6-3		3 0 0 0 1 1 2			
Ted Gray, S (1, 1) OBP: 0.303, SLG: 0.207			0-3 K		4-0 1B 1B BB		0-0 SH3-4		0-3 K	2 1 0 1 1 2 0			
Inning Stats	R: 0 E: 0 K: 0 S: 3 H: 1 LOB: 1 BB: 1 P: 7	R: 0 E: 0 K: 1 S: 6 H: 1 LOB: 1 BB: 0 P: 6	R: 2 E: 0 K: 1 S: 7 H: 2 LOB: 0 BB: 0 P: 7	R: 0 E: 0 K: 1 S: 5 H: 0 LOB: 1 BB: 1 P: 9	R: 1 E: 0 K: 0 S: 4 H: 2 LOB: 1 BB: 1 P: 8	R: 2 E: 0 K: 0 S: 4 H: 2 LOB: 2 BB: 3 P: 16	R: 2 E: 1 K: 0 S: 5 H: 3 LOB: 0 BB: 0 P: 5	R: 0 E: 0 K: 1 S: 5 H: 0 LOB: 0 BB: 0 P: 5	R: 0 E: 0 K: 0 S: 3 H: 0 LOB: 0 BB: 0 P: 3	1B: 6 2B: 2 3B: 2 HR: 1 SF: 0 SAC: 1 DP: 3 HBP: 0	WP: 1 PB: 0 SB: 1 CS: 0 PA: 40		
PITCHER	IP WLS BF H R ER SO BB IBB HBP BLK WP HR S P ERA WHIP											PITCHER	IP WLS BF H R ER SO BB IBB HBP BLK WP HR S P ERA WHIP
Bobo Holloman, R (1, 1) ERA: 4.78	4.0 L 17 4 2 2 3 2 0 0 0 0 0 1 21 29 4.50 1.500												
Duane Pillette, R (5, 1) ERA: 5.29	1.0 8 4 3 3 0 2 0 0 0 0 0 0 6 14 27.00 6.000												
Mike Blyzka, R (6, 1) ERA: 5.43	2.0 9 3 2 2 0 2 0 0 0 0 1 0 7 15 9.00 2.500												
Don Larsen, R (8, 1) ERA: 3.69	2.0 6 0 0 0 1 0 0 0 0 0 0 0 8 8 0.00 0.000												

Detroit Tigers @ St. Louis Browns
 Sportsman's Park, St. Louis, MO
 Sun Jul 05 1953, 4:38 AM EDT
 Att. 5,417 - Unknown

livebaseballscorecards.com

AB	33
R	7
H	11
RBI	6
BB	6
SO	4
LOB	15



Batter	1	2	3	4	5	6	7	8	9	10	11	AB R H RBI BB SO LOB	TOP				
Harvey Kuenn, R OBP: 0.364, SLG: 0.384 (1, 6)	F7		F8		FC4-6 1B	1-3		F3		4-3		6 1 0 0 0 0 6	Detroit Tigers @ St. Louis Browns Sportsman's Park, St. Louis, MO Mon Jul 06 1953, 4:33 AM EDT Att: 2,184 - Unknown				
Jerry Priddy, R OBP: 0.342, SLG: 0.311 Johnny Pesky, L OBP: 0.335, SLG: 0.348 (1, 4) (9, PH) (9, 4)	F4		K		G3		5-3			4-3		4 0 0 0 0 1 1 2 1 1 0 0 0 0					
Ray Boone, R OBP: 0.380, SLG: 0.464 (1, 5)	2B		3B		FC5-4 1B		K		F5			5 2 3 2 1 1 1					
Walt Dropo, R OBP: 0.284, SLG: 0.389 (1, 3)	2B		6-3		FC5-4 2B				F8			6 2 3 2 0 0 2					
Steve Souchock, R OBP: 0.333, SLG: 0.543 Pat Mullin, L OBP: 0.379, SLG: 0.396 (1, 9) (9, PH) (9, 7)	2B				F7		6-3		F8			4 0 1 1 0 0 1 2 0 0 1 0 0 0					
Jim Delsing, L OBP: 0.375, SLG: 0.456 (1, 8)	F5		K					F7		3-1		4 1 0 0 1 1 1					
Matt Batts, R OBP: 0.336, SLG: 0.441 Al Kaline, R Johnny Bucha, R OBP: 0.318, SLG: 0.289 (1, 2) (10, PR) (10, 2)			F6		F8			F8				5 0 2 0 0 0 0 0 0 0 0 0 0 0 0 0 0 0 0 0 0					
Don Lund, R OBP: 0.329, SLG: 0.360 (1, 7) (9, 9)			F4					E5				4 1 1 1 1 1 1					
Steve Gromek, S OBP: 0.200, SLG: 0.143 Ray Herbert, R OBP: 0.182, SLG: 0.100 Fred Hatfield, L OBP: 0.329, SLG: 0.269 Dick Marlowe, R OBP: 0.200, SLG: 0.200 (1, 1) (8, 1) (10, PH) (10, 1)			6-3		FC4-6 1B					F7		3 0 1 1 1 0 2 0 0 0 0 0 0 0 1 0 0 0 0 0 1 0 0 0 0 0 0 0					
Inning Stats	R: 2 H: 2 E: 0 LOB: 1 K: 0 BB: 1 S: 5 P: 9	R: 0 H: 0 E: 0 LOB: 0 K: 0 BB: 0 S: 3 P: 3	R: 0 H: 1 E: 0 LOB: 1 K: 1 BB: 0 S: 6 P: 6	R: 0 H: 0 E: 0 LOB: 0 K: 1 BB: 0 S: 5 P: 5	R: 2 H: 3 E: 0 LOB: 1 K: 0 BB: 0 S: 6 P: 6	R: 1 H: 1 E: 0 LOB: 2 K: 1 BB: 0 S: 4 P: 12	R: 0 H: 1 E: 0 LOB: 1 K: 1 BB: 0 S: 6 P: 6	R: 0 H: 0 E: 1 LOB: 2 K: 0 BB: 1 S: 4 P: 8	R: 2 H: 2 E: 0 LOB: 0 K: 0 BB: 0 S: 5 P: 5	R: 0 H: 1 E: 0 LOB: 1 K: 1 BB: 0 S: 6 P: 6	R: 1 H: 1 E: 0 LOB: 0 K: 0 BB: 0 S: 4 P: 4	1B: 3 SF: 0 2B: 5 SAC: 0 3B: 2 DP: 0 HR: 2 HBP: 0		WP: 0 PA: 50 PB: 0 SB: 0 CS: 0			
PITCHER	IP WLS BF H R ER SO BB IBB HBP BLK WP HR S P ERA WHIP																
Bob Cain, L ERA: 5.05 (1, 1)	6.0	28	7	5	5	2	2	1	0	0	0	0	1	29	41	7.50	1.500
Satchel Paige, R ERA: 3.16 (7, 1)	5.0	22	5	3	3	2	1	0	0	0	0	0	1	25	29	5.40	1.200

AB	46
R	8
H	12
RBI	8
BB	4
SO	4
LOB	16



Batter	1	2	3	4	5	6	7	8	9	10	11	AB R H RBI BB SO LOB	BOTTOM													
Johnny Groth, R (1, 8) OBP: 0.301, SLG: 0.345	E5 1B	4-0 1B BB		G3		F3		F8		4-3		5 1 1 0 1 0 4	Detroit Tigers @ St. Louis Browns Sportsman's Park, St. Louis, MO Mon Jul 06 1953, 4:33 AM EDT Att: 2,184 - Unknown													
Dick Kokos, L (1, 7) OBP: 0.405, SLG: 0.409	F7	0-0 FC6-4 1B					K	WP 1B BB		F8		3 0 1 1 2 1 1 1 0 0 0 0 0 0														
Jim Dyck, R (8, PR) OBP: 0.303, SLG: 0.298	F7	0-0 FC6-4 1B						WP 1B BB				6 1 3 1 0 0 4														
Roy Sievers, R (1, 3) OBP: 0.330, SLG: 0.361	F7	0-0 FC6-4 1-2f					2B 1B	WP 1B				5 2 3 2 0 0 2 1 0 0 0 0 1 1														
Vic Wertz, L (1, 9) OBP: 0.361, SLG: 0.429	1B			F5			2B	4-3				5 0 3 2 0 0 0 0 1 0 0 0 0 0 1 0 1 0 0 0 0														
Don Lenhardt, R (9, 9) OBP: 0.364, SLG: 0.436	2-H 1B						HR	2B																		
Clint Courtney, L (1, 2) OBP: 0.316, SLG: 0.356				F4																						
Don Larsen, R (9, PR) OBP: 0.220, SLG: 0.350				F8																						
Les Moss, R (10, 2) OBP: 0.322, SLG: 0.353	1-2 1B									4-3 1B 2B		4 0 0 0 1 0 4														
Bobby Young, L (1, 4) OBP: 0.328, SLG: 0.345	F2			4-3								4 0 0 0 1 0 4														
Neil Berry, R (1, 5) OBP: 0.327, SLG: 0.407												4 0 1 0 0 0 1 1 0 1 1 0 0 0 1 0 0 0 0 0 2														
Dick Kryhoski, L (9, PH) OBP: 0.347, SLG: 0.503				F7				F9																		
Marty Marion, R (10, 5)				3-1																						
Billy Hunter, R (1, 6) OBP: 0.293, SLG: 0.288												5 2 2 0 1 1 6														
Bob Cain, L (1, 1) OBP: 0.278, SLG: 0.294												2 0 0 0 0 0 2 1 0 0 0 0 0 2 1 0 0 0 0 0 2 1 0 0 0 0 1 2														
Hank Edwards, L (6, PH) OBP: 0.265, SLG: 0.226																										
Satchel Paige, R (7, 1)																										
Harry Brecheen, L (11, PH) OBP: 0.105, SLG: 0.105																										
Inning Stats	R: 1 E: 1 K: 0 S: 6	H: 3 LOB: 2 BB: 0 P: 6	R: 1 E: 0 K: 0 S: 4	H: 1 LOB: 2 BB: 2 P: 12	R: 0 E: 0 K: 0 S: 3	H: 0 LOB: 0 BB: 0 P: 3	R: 0 E: 0 K: 0 S: 4	H: 1 LOB: 1 BB: 0 P: 4	R: 1 E: 0 K: 0 S: 3	H: 1 LOB: 0 BB: 1 P: 7	R: 0 E: 0 K: 0 S: 4	H: 1 LOB: 2 BB: 1 P: 8	R: 2 E: 0 K: 1 S: 8	H: 3 LOB: 1 BB: 0 P: 8	R: 1 E: 0 K: 0 S: 5	H: 2 LOB: 3 BB: 1 P: 9	R: 1 E: 0 K: 1 S: 7	H: 2 LOB: 2 BB: 0 P: 7	R: 0 E: 0 K: 1 S: 6	H: 1 LOB: 1 BB: 0 P: 6	R: 0 E: 1 K: 1 S: 7	H: 1 LOB: 2 BB: 0 P: 7	1B: 12 2B: 3 3B: 0 HR: 1	SF: 0 SAC: 2 DP: 1 HBP: 0	WP: 1 PB: 0 SB: 0 CS: 0	PA: 54
PITCHER	IP WLS BF H R ER SO BB IBB HBP BLK WP HR S P ERA WHIP																									
Steve Gromek, R (1, 1) ERA: 5.12	7.2		39	12	6	6	1	5	0	0	0	0	0	1	36	56	7.04	2.217								
Ray Herbert, R (8, 1) ERA: 7.45	1.1		6	2	1	1	1	0	0	0	0	0	1	0	8	8	6.75	1.500								
Dick Marlowe, R (10, 1) ERA: 3.93	2.0	W	9	2	0	0	2	0	0	0	0	0	0	0	13	13	0.00	1.000								



Batter	1	2	3	4	5	6	7	8	9	AB R H RBI BB SO LOB	TOP														
Dale Mitchell, L (1, 7) OBP: 0.351, SLG: 0.451	0-3 K		0-0 WP 1B		0-0 1-H HR		0-0 4-3		0-0 E4 1B	5 2 2 2 0 1 1															
Owen Friend, R (1, 4) OBP: 0.234, SLG: 0.301	0-3 K		4-0 1-2 BB		0-0 F2		0-0 F7		0-0 E7 1B	4 0 0 1 1 1 1															
Al Rosen, R (1, 5) OBP: 0.416, SLG: 0.600	4-0 BB BB		0-0 F8		0-0 6-3			4-0 1B E BB	0-0 E 1B 1-3 2-H 1B	3 1 1 1 2 0 2															
Luke Easter, L (1, 3) OBP: 0.382, SLG: 0.420 Bill Glynn, L (6, PR) OBP: 0.319, SLG: 0.265	4-0 1-2 BB		0-0 F3			0-0 SH1-4 BB F9 1B		0-0 E4 1B 1-3 1B	0-0 E6 1B 1-3 1B	2 0 1 0 1 0 2 2 1 2 0 0 0 0															
Larry Doby, L (1, 8) OBP: 0.374, SLG: 0.502	0-3 K			0-0 4-3		4-0 F9 SH1-4 BB 1-2 BB		0-3 K	0-3 K	4 0 0 0 1 3 6															
Wally Westlake, R (1, 9) OBP: 0.353, SLG: 0.410		0-3 K		0-0 5-3		0-0 SH1-4		0-0 E4		3 0 0 1 0 1 1															
George Strickland, R (1, 6) OBP: 0.365, SLG: 0.368		0-3 K		0-3 K		0-0 F9		0-0 F8		4 0 0 1 0 2 3															
Jim Hegan, R (1, 2) OBP: 0.288, SLG: 0.299		0-3 K			0-0 F9	0-0 F9			0-0 4-3	4 0 0 0 0 1 2															
Early Wynn, S (1, 1) OBP: 0.327, SLG: 0.447			0-3 K		0-0 HR 1B		0-0 F9		0-0 E E 2B	4 2 2 0 0 1 0															
Inning Stats	R: 0 E: 0 K: 3 S: 9	H: 0 LOB: 2 BB: 2 P: 17	R: 0 E: 0 K: 3 S: 9	H: 0 LOB: 0 BB: 0 P: 9	R: 0 E: 0 K: 1 S: 6	H: 1 LOB: 2 BB: 1 P: 10	R: 0 E: 0 K: 1 S: 5	H: 0 LOB: 0 BB: 0 P: 5	R: 2 E: 0 K: 0 S: 5	H: 2 LOB: 0 BB: 0 P: 5	R: 1 E: 0 K: 0 S: 4	H: 1 LOB: 2 BB: 1 P: 8	R: 0 E: 0 K: 0 S: 3	H: 0 LOB: 0 BB: 0 P: 3	R: 1 E: 1 K: 1 S: 6	H: 1 LOB: 1 BB: 1 P: 10	R: 2 E: 3 K: 1 S: 9	H: 3 LOB: 2 BB: 0 P: 9	1B: 6 2B: 1 3B: 0 HR: 1	SF: 0 SAC: 1 DP: 0 HBP: 0	WP: 1 PB: 0 SB: 0 CS: 0	PA: 41			
PITCHER	IP WLS BF H R ER SO BB IBB HBP BLK WP HR S P ERA WHIP																								
Dick Littlefield, L (1, 1) ERA: 5.44	7.0		29	4	3	3	8	4	0	0	0	1	1	41	57	3.86	1.143								
Bobo Holloman, R (8, 1) ERA: 4.78	0.0	L	2	1	1	0	0	1	0	0	0	0	0	1	5	∞	∞								
Harry Brecheen, L (8, 1) ERA: 3.12	2.0		10	3	2	0	2	0	0	0	0	0	0	14	14	0.00	1.500								

Cleveland Indians @ St. Louis Browns
Sportsman's Park, St. Louis, MO
Tue Jul 07 1953, 4:33 AM EDT
Att. 8,805 - Unknown

livebaseballscorecards.com

AB	35
R	6
H	8
RBI	6
BB	5
SO	10
LOB	18



Batter	1	2	3	4	5	6	7	8	9	AB	R	H	RBI	BB	SO	LOB							
Johnny Groth, R OBP: 0.303, SLG: 0.354 (1, 8) BB	4-0 G3-6-3 BB		0-0 4-3		0-3 K		0-0 1-H HR		0-0 5-3	4	1	1	2	1	1	2							
Bobby Young, L OBP: 0.327, SLG: 0.347 (1, 4) 1-2f	0-0 G3-6-3			0-0 F9		0-0 4-3				4	0	1	0	0	0	1							
Roy Sievers, R OBP: 0.328, SLG: 0.358 (1, 3) E6	0-0 E6			0-0 P6		0-0 FC3-6 1B				4	0	1	0	0	0	1							
Vic Wertz, L OBP: 0.363, SLG: 0.427 (1, 9) Don Larsen, R OBP: 0.220, SLG: 0.350 (8, PR) Jim Dyck, R OBP: 0.303, SLG: 0.298 (9, 9) 3-1	0-0 3-1			0-0 1B		0-0 FC3-6 1-2f		BB BB BB 4-0 FC3-6 BB		3	0	1	0	1	0	2							
Dick Kokos, L OBP: 0.401, SLG: 0.400 (1, 7) BB BB BB BB G6-3 BB		4-0 G6-3 BB		0-0 G3		0-0 F8		0-0 FC3-6 1B 1-2f		3	0	0	0	1	0	3							
Clint Courtney, L OBP: 0.325, SLG: 0.365 (1, 2) F9		0-0 F9			0-0 BB 1B		0-0 G6-4-3 1B 1B		0-0 G6-3 1B 1-2	4	1	3	0	0	0	1							
Neil Berry, R OBP: 0.339, SLG: 0.404 (1, 5) G6-3 1-2f		0-0 G6-3 1-2f			4-0 BB 1B		0-0 G6-4-3 1B 1B		0-0 G6-3 1-2f	3	0	1	0	1	0	3							
Billy Hunter, R OBP: 0.289, SLG: 0.284 (1, 6) 6-3			0-0 6-3		0-0 F8		0-0 G6-4-3 1-2f 2-3		0-3 K	4	0	0	0	0	1	4							
Dick Littlefield, L OBP: 0.227, SLG: 0.150 (1, 1) Dick Krynoski, L OBP: 0.351, SLG: 0.506 (7, PH) Bobo Holloman, R OBP: 0.118, SLG: 0.118 (8, 1) Harry Brecheen, L OBP: 0.105, SLG: 0.105 (8, 1) Hank Edwards, L OBP: 0.261, SLG: 0.222 (9, PH) K			0-3 K		0-3 K		0-0 3-H HR 1B		0-0 G3	2	0	0	0	0	2	2							
Inning Stats	R: 0 E: 1 K: 0 S: 3	H: 0 LOB: 1 BB: 1 P: 7	R: 0 E: 0 K: 0 S: 2	H: 0 LOB: 0 BB: 1 P: 6	R: 0 E: 0 K: 1 S: 5	H: 0 LOB: 0 BB: 0 P: 5	R: 0 E: 0 K: 2 S: 8	H: 1 LOB: 2 BB: 1 P: 12	R: 0 E: 0 K: 0 S: 4	H: 1 LOB: 1 BB: 0 P: 4	R: 3 E: 0 K: 0 S: 7	H: 5 LOB: 1 BB: 0 P: 7	R: 0 E: 0 K: 0 S: 3	H: 1 LOB: 2 BB: 1 P: 7	R: 0 E: 0 K: 1 S: 5	H: 0 LOB: 0 BB: 0 P: 5	1B: 7 2B: 1 3B: 0 HR: 1	SF: 0 SAC: 0 DP: 4 HBP: 0	WP: 0 PB: 0 SB: 0 CS: 0	PA: 37			
PITCHER Early Wynn, R ERA: 3.84 (1, 1)	IP 9.0	WLS W	BF 37	H 9	R 3	ER 3	SO 4	BB 4	IBB 0	HBP 0	BLK 0	WP 0	HR 1	S 41	P 57	ERA 3.00	WHIP 1.444					ERA 3.84	WHIP 1.444

BOTTOM

Cleveland Indians @ St. Louis Browns
Sportsman's Park, St. Louis, MO
Tue Jul 07 1953, 4:33 AM EDT
Att. 8,805 - Unknown

livebaseballscorecards.com

AB	33
R	3
H	9
RBI	3
BB	4
SO	4
LOB	19



Batter	1	2	3	4	5	6	7	8	9	AB R H RBI BB SO LOB	TOP													
Dale Mitchell, L (1, 7) OBP: 0.348, SLG: 0.446	0-0 L4		0-0 4-3		0-0 FC3-6 1B		0-0 FC3 1B		0-0 6-3	5 1 1 0 0 0 1	Cleveland Indians @ St. Louis Browns Sportsman's Park, St. Louis, MO Wed Jul 08 1953, 4:33 AM EDT Att. 3,265 - Unknown													
Owen Friend, R (1, 4) OBP: 0.237, SLG: 0.295 Barney McCosky, L (7, PH) OBP: 0.227, SLG: 0.333 Hank Majeski, R (7, 4) OBP: 0.227, SLG: 0.364	0-0 F7		4-0 BB		0-0 FC3-6 G5-4-3 1-2f		0-0 1B 1B		0-0 6-3	2 0 0 0 1 0 1 1 0 1 0 0 0 0 1 0 0 0 0 0 0														
Al Rosen, R (1, 5) OBP: 0.416, SLG: 0.596	0-0 P3		0-0 F3		0-0 G5-4-3 1-2f		0-0 1B		0-0 1B 1B	5 0 2 2 0 0 2														
Luke Easter, L (1, 3) OBP: 0.395, SLG: 0.446 Jim Hegan, R (9, PR) OBP: 0.288, SLG: 0.299		0-3 K		0-0 G6-3 BB 1B		0-0 2B	0-3 K		0-0 1B 1B	5 1 3 0 0 2 2 0 0 0 0 0 0 0														
Larry Doby, L (1, 8) OBP: 0.374, SLG: 0.498		0-0 FC4-6 1B		4-0 G6-3 1-2 BB		0-3 K	0-0 L3		0-3 K	4 0 1 0 1 2 5														
Wally Westlake, R (1, 9) OBP: 0.333, SLG: 0.385		0-0 FC4-6 1-2f 1B		0-0 G6-3 1-2f 2-3		0-0 F8		0-0 F7		4 0 0 0 0 0 4														
George Strickland, R (1, 6) OBP: 0.368, SLG: 0.371		0-0 1B		0-0 2B 1B		0-0 F2		0-0 F8		4 0 2 1 0 0 1														
Joe Ginsberg, L (1, 2) OBP: 0.385, SLG: 0.337		0-0 6-3		0-0 1-3 2B			0-0 P4 BB BB BB		4-0 BB	3 0 1 0 1 0 2														
Art Houtteman, R (1, 1) OBP: 0.206, SLG: 0.353 Bill Wight, L (6, 1) OBP: 0.333, SLG: 0.333 Dave Hoskins, L (7, PH) OBP: 0.423, SLG: 0.583 (7, 1)			0-0 F9		0-0 6-3		0-0 1B FC3 1B		0-0 1-3	2 0 0 0 0 0 2 0 0 0 0 0 0 0 2 1 1 0 0 0 1														
Inning Stats	R: 0 E: 0 K: 0 S: 3	H: 0 LOB: 0 BB: 0 P: 3	R: 0 E: 0 K: 1 S: 7	H: 2 LOB: 2 BB: 0 P: 7	R: 0 E: 0 K: 0 S: 3	H: 0 LOB: 1 BB: 1 P: 7	R: 1 E: 0 K: 0 S: 5	H: 3 LOB: 2 BB: 1 P: 9	R: 0 E: 0 K: 1 S: 3	H: 1 LOB: 0 BB: 0 P: 3		R: 0 E: 0 K: 1 S: 6	H: 1 LOB: 1 BB: 0 P: 6	R: 2 E: 0 K: 1 S: 9	H: 3 LOB: 2 BB: 0 P: 9	R: 0 E: 0 K: 0 S: 3	H: 0 LOB: 1 BB: 1 P: 7	R: 0 E: 0 K: 1 S: 7	H: 2 LOB: 2 BB: 0 P: 7	1B: 10 2B: 2 3B: 0 HR: 0	SF: 0 SAC: 0 DP: 2 HBP: 0	WP: 0 PB: 0 SB: 0 CS: 0	PA: 41	
PITCHER Lou Kretlow, R (1, 1) ERA: 3.72 Marlin Stuart, R (7, 1) ERA: 3.91	IP WLS BF H R ER SO BB IBB HBP BLK WP HR S P ERA WHIP	6.1 W 30 10 3 3 2 2 0 0 0 0 0 0 32 40 4.26 1.895	2.2 S 11 2 0 0 2 1 0 0 0 0 0 0 14 18 0.00 1.125																					

livebaseballscorecards.com

AB	38
R	3
H	12
RBI	3
BB	3
SO	4
LOB	21



Batter	1	2	3	4	5	6	7	8	9
Johnny Groth, R OBP: 0.304, SLG: 0.352 (1, 8)	0-0 6-3		0-0 6-3		0-0 E3	0-0 BB 4-3 1-2 3-H 1B	4-0 BB		
Bobby Young, L OBP: 0.331, SLG: 0.351 (1, 4)	0-0 G4-3 1B			0-0 SH1-3 1B	0-0 1-2 1B	0-0 4-3	0-0 4-3		
Roy Sievers, R OBP: 0.330, SLG: 0.355 (1, 3)	0-0 G4-3 1-2f			0-0 SH1-3 1-2 1B	0-3 K	4-0 BB BB		0-3 K	
Dick Kokos, L OBP: 0.403, SLG: 0.394 (1, 9)		4-0 BB G6-4-3 1B BB		0-0 SH1-3 1-2 2-3		4-3 BB		0-0 F8	
Don Lenhardt, R OBP: 0.365, SLG: 0.435 (1, 7)		0-0 G6-4-3 1-2 1B		0-0 F2		0-0 E 1B K		0-3 K	
Clint Courtney, L OBP: 0.333, SLG: 0.386 (1, 2)		0-0 G6-4-3 1-2f 2-3		4-0 BB BB		0-0 E 1B 1B	0-0 HR		
Jim Dyck, R OBP: 0.300, SLG: 0.295 (1, 5)		0-0 1-3		0-0 P4		0-0 E 1B 1-2 2-3 1B	4-0 1B BB		
Vic Wertz, L OBP: 0.366, SLG: 0.430 (6, PH)									
Neil Berry, R OBP: 0.350, SLG: 0.404 (6, PR)									
Billy Hunter, R OBP: 0.292, SLG: 0.287 (1, 6)			0-0 P4		0-0 F5	0-0 E2 1B 1B 1-3 2-H 3-H	0-0 BB 1-3 1B		
Lou Kretlow, R OBP: 0.286, SLG: 0.167 (1, 1)			0-3 K		0-0 1-3	0-0 4-3 BB 1B 2-3 3-H	0-3 K		
Marlin Stuart, L OBP: 0.231, SLG: 0.308 (7, 1)									

AB	R	H	RBI	BB	SO	LOB
4	0	1	1	1	0	0
5	0	3	0	0	0	4
4	0	1	0	1	2	3
2	0	0	1	2	0	0
5	1	2	0	0	2	5
3	2	2	1	1	0	2
2	0	0	0	0	0	4
1	0	1	0	0	0	0
0	1	0	0	1	0	0
4	1	2	2	0	0	0
3	1	1	1	0	1	0
1	0	0	0	0	1	1

BOTTOM

Cleveland Indians @ St. Louis Browns
Sportsman's Park, St. Louis, MO
 Wed Jul 08 1953, 4:33 AM EDT
 Att. 3,265 - Unknown

AB	34
R	6
H	13
RBI	6
BB	6
SO	6
LOB	19



1B: 12	SF: 0
2B: 0	SAC: 1
3B: 0	DP: 2
HR: 1	HBP: 0

WP: 0	PA: 41
PB: 0	
SB: 0	
CS: 0	

Inning	1	2	3	4	5	6	7	8	9
R: 0	H: 1	R: 0	H: 1	R: 0	H: 2	R: 5	H: 6	R: 1	H: 2
E: 0	LOB: 0	E: 0	LOB: 1	E: 0	LOB: 3	E: 1	LOB: 3	E: 0	LOB: 2
K: 0	BB: 0	K: 0	BB: 1	K: 0	BB: 1	K: 1	BB: 2	K: 1	BB: 2
S: 3	P: 3	S: 3	P: 7	S: 5	P: 9	S: 11	P: 19	S: 6	P: 14
PITCHER Art Houtteman, R (1, 1) IP: 5.1 WLS: L BF: 28 H: 11 R: 5 ER: 5 SO: 2 BB: 2 IBB: 0 HBP: 0 BLK: 0 WP: 0 HR: 0 S: 30 P: 38 ERA: 8.44 WHIP: 2.438 Bill Wight, L (6, 1) IP: 0.2 WLS: L BF: 4 H: 0 R: 0 ER: 0 SO: 1 BB: 0 IBB: 0 HBP: 0 BLK: 0 WP: 0 HR: 0 S: 4 P: 12 ERA: 6.68 WHIP: 3.000 Dave Hoskins, R (7, 1) IP: 2.0 WLS: L BF: 9 H: 2 R: 1 ER: 1 SO: 3 BB: 0 IBB: 0 HBP: 0 BLK: 0 WP: 0 HR: 1 S: 13 P: 21 ERA: 4.50 WHIP: 2.000					PITCHER IP: 1.0 WLS: L BF: 4 H: 1 R: 0 ER: 0 SO: 0 BB: 0 IBB: 0 HBP: 0 BLK: 0 WP: 0 HR: 0 S: 4 P: 12 ERA: 6.68 WHIP: 3.000				

Batter	1	2	3	4	5	6	7	8	9	AB R H RBI BB SO LOB	TOP																													
Dale Mitchell, L OBP: 0.349, SLG: 0.452 (1, 7) X	0-0 P6		0-3 K	0-0 F9		0-0 1-H 2B		0-0 2B 2B		5 1 2 1 0 1 2																														
Bill Glynn, L OBP: 0.321, SLG: 0.270 (1, 9) X (7, 3)	0-0 1-3		4-0 E 1B BB	0-0 F8		0-0 F9		0-0 2-H 2B		4 0 1 1 1 0 2																														
Al Rosen, R OBP: 0.415, SLG: 0.593 (1, 5) X	0-0 P3		0-0 E5 1-3 2-H 1B		0-0 G6-3 1B		0-0 F8	0-0 F8		5 0 2 1 0 0 1																														
Luke Easter, L OBP: 0.388, SLG: 0.436 Bob Kennedy, R OBP: 0.328, SLG: 0.310 (1, 3) X (7, PR) (7, 9)		0-0 P4	0-0 F5		0-0 G6-3 1-2f		0-0 1B 1B		0-0 HR	4 0 1 0 0 0 3 1 1 1 1 0 0 0																														
Larry Doby, L OBP: 0.375, SLG: 0.493 (1, 8) X		4-0 BB		0-0 4-3	0-0 6-3		0-0 F7		4-0 1-3 2B BB	3 1 0 0 2 0 1																														
Joe Ginsberg, L OBP: 0.394, SLG: 0.351 (1, 2) X		0-0 F8		0-0 E 1B 1B		0-0 SH5-3 1B 1B	0-0 FC6-4 1B		0-0 1-3 1-2	5 2 3 0 0 0 2																														
George Strickland, R OBP: 0.368, SLG: 0.368 (1, 6) X		0-0 F8		0-0 E 2B 1B		0-0 SH5-3 1-2	0-0 FC6-4 1-2f		0-0 5-3	4 1 1 0 0 0 4																														
Owen Friend, R OBP: 0.252, SLG: 0.318 (1, 4) X			0-0 BB 1B 1B	0-0 E5 1-3 2-H 2B 1B		0-3 K		0-0 F3	0-0 2-H 2B	5 2 3 2 0 1 1																														
Bob Lemon, L OBP: 0.276, SLG: 0.393 Bob Hooper, R OBP: 0.400, SLG: 0.250 (1, 1) X (9, 1)			0-0 F8	0-0 F9 2-H 3-H 2B		0-0 2B 1B		0-0 1B	0-0 4-3	5 1 3 3 0 0 2 0 0 0 0 0 0 0																														
Inning Stats	R: 0 E: 0 K: 0 S: 3	H: 0 LOB: 0 BB: 0 P: 3	R: 0 E: 0 K: 0 S: 3	H: 0 LOB: 1 BB: 1 P: 7	R: 1 E: 1 K: 1 S: 7	H: 2 LOB: 2 BB: 1 P: 11	R: 3 E: 1 K: 0 S: 7	H: 4 LOB: 1 BB: 0 P: 7	R: 0 E: 0 K: 0 S: 3	H: 1 LOB: 0 BB: 0 P: 3	R: 2 E: 0 K: 1 S: 8	H: 3 LOB: 1 BB: 0 P: 8	R: 0 E: 0 K: 0 S: 5	H: 2 LOB: 2 BB: 0 P: 5	R: 1 E: 0 K: 0 S: 5	H: 3 LOB: 1 BB: 0 P: 5	R: 2 E: 0 K: 0 S: 5	H: 2 LOB: 1 BB: 1 P: 9	1B: 11 2B: 5 3B: 0 HR: 1	SF: 0 SAC: 1 DP: 1 HBP: 0	WP: 0 PB: 0 SB: 0 CS: 0	PA: 45																		
PITCHER Don Larsen, R ERA: 3.97 (1, 1)	IP 9.0	WLS L	BF 45	H 17	R 9	ER 7	SO 2	BB 3	IBB 0	HBP 0	BLK 0	WP 0	HR 1	S 46	P 58	ERA 7.00	WHIP 2.222						PITCHER	IP	WLS	BF	H	R	ER	SO	BB	IBB	HBP	BLK	WP	HR	S	P	ERA	WHIP

Cleveland Indians @ St. Louis Browns
Sportsman's Park, St. Louis, MO
Thu Jul 09 1953, 4:33 AM EDT
Att. 3,071 - Unknown

livebaseballscorecards.com

AB	41
R	9
H	17
RBI	9
BB	3
SO	2
LOB	18



Batter	1	2	3	4	5	6	7	8	9	AB	R	H	RBI	BB	SO	LOB
Johnny Groth, R OBP: 0.304, SLG: 0.354 (1, 8)	0-0 P3		0-0 2B		0-0 F9		0-0 F7			4	0	1	0	0	0	0
Bobby Young, L OBP: 0.330, SLG: 0.350 (1, 4)	0-0 F5		0-0 5-3		0-0 1B		0-0 F2			4	0	1	0	0	0	1
Roy Sievers, R OBP: 0.323, SLG: 0.347 (1, 3)	0-3 K			0-0 P4	0-3 K			0-0 F8		4	0	0	0	0	2	1
Vic Wertz, L OBP: 0.364, SLG: 0.424 (1, 9)		4-0 BB	4-3 6-3 BB	0-0 5-3	0-0 F8			0-3 K		3	0	0	0	1	1	1
Don Lenhardt, R OBP: 0.362, SLG: 0.429 (1, 7)		0-0 6-3		0-0 BB BB 1B		0-0 6-3		0-0 P5		4	1	1	0	0	0	1
Clint Courtney, L OBP: 0.337, SLG: 0.385 (1, 2)		0-0 4-3	0-0 BB BB BB BB	4-0 1B BB	0-0 5-3 1B	0-0 4-3 1B		0-0 F9		3	0	1	0	1	0	1
Neil Berry, R OBP: 0.344, SLG: 0.383 (1, 5)		0-0 F9	0-0 BB BB BB BB	4-0 1B BB	0-0 5-3 1B	0-0 5-3 1-2		0-0 P4		3	0	0	0	1	0	2
Billy Hunter, R OBP: 0.295, SLG: 0.290 (1, 6)			0-0 5-3	0-0 1B	0-0 F7			0-0 1B		4	0	2	1	0	0	1
Don Larsen, R OBP: 0.205, SLG: 0.326 (1, 1)			0-0 F8	0-3 K			0-0 F9			3	0	0	0	0	1	3
Dick Kryhoski, L OBP: 0.349, SLG: 0.503 (9, PH)									0-3 K	1	0	0	0	0	1	1

Inning Stats	R: 0	H: 0	E: 0	K: 1	S: 5	R: 0	H: 0	E: 0	K: 0	S: 3	R: 0	H: 1	E: 0	K: 0	S: 4	R: 1	H: 2	E: 0	K: 1	S: 7	R: 0	H: 1	E: 0	K: 1	S: 6	R: 0	H: 1	E: 0	K: 0	S: 4	R: 0	H: 0	E: 0	K: 0	S: 3	R: 0	H: 0	E: 0	K: 1	S: 5	R: 0	H: 1	E: 0	K: 1	S: 6	R: 0	H: 1	E: 0	K: 0	S: 6
	0	0	0	1	5	0	0	0	0	3	0	1	0	0	4	0	2	0	0	7	0	3	0	1	0	0	6	0	1	0	0	4	0	0	0	3	0	0	0	5	0	1	0	6	0	1	0	6		


BOTTOM

Cleveland Indians @ St. Louis Browns
Sportsman's Park, St. Louis, MO

Thu Jul 09 1953, 4:33 AM EDT
Att. 3,071 - Unknown

AB	33
R	1
H	6
RBI	1
BB	3
SO	5
LOB	12

WP: 0 PA: 36
PB: 0
SB: 0
CS: 0



PITCHER	IP	WLS	BF	H	R	ER	SO	BB	IBB	HBP	BLK	WP	HR	S	P	ERA	WHIP
Bob Lemon, R ERA: 2.92 (1, 1)	8.0	W	32	5	1	1	4	3	0	0	0	0	0	37	49	1.12	1.000
Bob Hooper, R ERA: 4.13 (9, 1)	1.0	S	4	1	0	0	1	0	0	0	0	0	0	6	6	0.00	1.000

Batter	1	2	3	4	5	6	7	8	9	AB R H RBI BB SO LOB	TOP											
Johnny Groth, R (1, 8) OBP: 0.308, SLG: 0.367	0-0 S 1B	0-0 1-H 3B		0-0 F9	0-0 2-H 3-H 2B			0-3 K		5 1 3 3 0 1 1												
Billy Hunter, R (1, 6) OBP: 0.290, SLG: 0.285	0-0 F7 1-2	0-3 K		0-0 F8	0-0 F8			0-0 F3		5 0 0 0 0 1 4												
Roy Sievers, R (1, 3) OBP: 0.325, SLG: 0.371	0-0 F2		0-0 F8 2B		0-0 HR			0-3 K	0-0 F4	5 1 2 1 0 1 1												
Vic Wertz, L (1, 9) OBP: 0.365, SLG: 0.421	0-0 1B 2-H 1B		0-0 F8 2-3		0-3 K			0-0 F7	4-0 BB	4 0 1 1 1 1 1												
Don Lenhardt, R (1, 7) OBP: 0.370, SLG: 0.455	0-0 1-2 1B		4-0 G6-4-3 BB		0-0 HR			0-0 6-3	0-3 K	4 1 2 1 1 1 1												
Clint Courtney, L (1, 2) OBP: 0.333, SLG: 0.396	0-3 K		0-0 G6-4-3 1-2f		0-0 HR			0-0 4-3	0-0 F7	5 1 1 1 0 1 5												
Jim Dyck, R (1, 5) OBP: 0.303, SLG: 0.313		0-0 F7		0-0 HR	0-0 2B 2B 1B			0-0 6-3		4 2 2 1 0 0 0												
Bobby Young, L (1, 4) OBP: 0.335, SLG: 0.358		0-0 3B 1B		0-0 SH1-4 1B	0-0 2B 2B			0-3 K		4 2 3 0 0 1 0												
Duane Pillette, R (1, 1) OBP: 0.296, SLG: 0.348		0-3 K		0-0 SH1-4 1-2	0-3 K			0-0 5-3		3 0 0 0 0 2 3												
Inning Stats	R: 1 E: 0 K: 1 S: 8	H: 3 LOB: 2 BB: 0 P: 8	R: 1 E: 0 K: 2 S: 9	H: 2 LOB: 1 BB: 0 P: 9	R: 0 E: 0 K: 0 S: 3	H: 1 LOB: 1 BB: 1 P: 7	R: 1 E: 0 K: 0 S: 5	H: 2 LOB: 1 BB: 0 P: 5	R: 5 E: 0 K: 2 S: 13	H: 6 LOB: 1 BB: 0 P: 13	R: 0 E: 0 K: 1 S: 5	H: 0 LOB: 0 BB: 0 P: 5	R: 0 E: 0 K: 1 S: 5	H: 0 LOB: 0 BB: 0 P: 5	R: 0 E: 0 K: 1 S: 5	H: 0 LOB: 0 BB: 0 P: 5	R: 0 E: 0 K: 1 S: 5	H: 0 LOB: 1 BB: 1 P: 9	1B: 6 2B: 3 3B: 1 HR: 4	SF: 0 SAC: 1 DP: 1 HBP: 0	WP: 0 PB: 0 SB: 1 CS: 0	PA: 42
PITCHER	IP WLS BF H R ER SO BB IBB HBP BLK WP HR S P ERA WHIP																					
Ted Gray, L (1, 1) ERA: 4.1	4.1 L 23 10 5 5 4 1 0 0 0 0 0 3 30 34 10.38 2.538																					
Dave Madison, R (5, 1) ERA: 5.98	2.2 12 4 3 3 3 0 0 0 0 0 1 18 18 10.12 1.500																					
Hal Erickson, R (8, 1) ERA: 5.01	2.0 7 0 0 0 2 1 0 0 0 0 0 0 10 14 0.00 0.500																					

St. Louis Browns @ Detroit Tigers
 Briggs Stadium, Detroit, MI
 Fri Jul 10 1953, 4:33 AM EDT
 Att. 26,106 - Unknown

livebaseballscorecards.com

AB	39
R	8
H	14
RBI	8
BB	2
SO	9
LOB	16



Batter	1	2	3	4	5	6	7	8	9	AB R H RBI BB SO LOB
Harvey Kuenn, R (1, 6) OBP: 0.368, SLG: 0.389	0-0 4-3 ①		0-0 1B		4-0 BB		0-0 F9 ②		0-0 4-3 ②	4 0 1 0 1 0 1
Johnny Pesky, L (1, 4) OBP: 0.324, SLG: 0.333	0-0 3-1 ②		0-0 F6 ②		0-0 F4 ①		0-0 1B 1B		0-0 F3 ③	5 0 1 0 0 0 2
Ray Boone, R (1, 5) OBP: 0.386, SLG: 0.488	0-0 HR		0-0 F8 ③		0-0 F8 ②		0-0 1B 1B			4 1 2 2 0 0 2
Walt Dropo, R (1, 3) OBP: 0.282, SLG: 0.379	0-0 1B			1-0 2B HBP	0-0 F8 ③		0-0 F8 ③			3 1 1 0 0 0 3
Jim Delsing, L (1, 8) OBP: 0.383, SLG: 0.474	0-0 4-3 ③			0-0 1B 1B 2B		0-0 F6 ①		0-0 E6		4 1 1 1 0 0 1
Steve Souchock, R (1, 7) OBP: 0.316, SLG: 0.495		0-0 4-3 ①		0-0 1B 1B		0-0 6-3 ②		0-0 F8 ①		4 0 1 0 0 0 1
Matt Batts, R (1, 2) OBP: 0.341, SLG: 0.442		0-0 F3 ②		0-0 1B 1B		0-3 K		0-0 F7 ②		4 0 1 1 0 1 1
Don Lund, R (1, 9) OBP: 0.321, SLG: 0.350		0-0 F7 ③		0-0 F1 ①			0-0 5-3 ①	0-3 K ③		4 0 0 0 0 1 3
Ted Gray, S (1, 1) OBP: 0.286, SLG: 0.194			0-0 F5 ①		0-0 FC4-6-3-2 ③		0-0 1B 1B		0-0 F8 ①	2 0 0 0 0 0 2
Dave Madison, R (5, 1) OBP: 0.111, SLG: 0.111										0 0 0 0 0 0 0
Fred Hatfield, L (7, PH) OBP: 0.333, SLG: 0.276										1 1 1 0 0 0 0
Hal Erickson, R (8, 1)										0 0 0 0 0 0 0
Pat Mullin, L (9, PH) OBP: 0.355, SLG: 0.368										1 0 0 0 0 0 0

Inning Stats	R: 1	H: 2	E: 0	K: 0	S: 5	R: 0	H: 0	E: 0	K: 0	S: 3	R: 0	H: 1	E: 0	K: 0	S: 4	R: 2	H: 3	E: 0	K: 0	S: 5	R: 0	H: 0	E: 0	K: 1	S: 5	R: 1	H: 3	E: 1	K: 1	S: 6	R: 0	H: 0	E: 0	K: 0	S: 3	R: 0	H: 0	E: 0	K: 0	S: 3	1B: 7	2B: 2	3B: 0	HR: 1	SF: 0	SAC: 0	DP: 1	HBP: 1	WP: 0	PB: 0	SB: 0	CS: 0	PA: 38
--------------	------	------	------	------	------	------	------	------	------	------	------	------	------	------	------	------	------	------	------	------	------	------	------	------	------	------	------	------	------	------	------	------	------	------	------	------	------	------	------	------	-------	-------	-------	-------	-------	--------	-------	--------	-------	-------	-------	-------	--------

PITCHER	IP	WLS	BF	H	R	ER	SO	BB	IBB	HBP	BLK	WP	HR	S	P	ERA	WHIP
Duane Pilette, R (1, 1) ERA: 5.14	9.0	W	38	9	4	4	2	1	0	1	0	0	1	40	45	4.00	1.111

BOTTOM

St. Louis Browns @ Detroit Tigers
Briggs Stadium, Detroit, MI
Fri Jul 10 1953, 4:33 AM EDT
Att. 26,106 - Unknown

livebaseballscores.com

AB	36
R	4
H	9
RBI	4
BB	1
SO	2
LOB	16



Batter	1	2	3	4	5	6	7	8	9	AB R H RBI BB SO LOB	TOP							
Johnny Groth, R (1, 8) OBP: 0.306, SLG: 0.367	0-0 F9	0-0 HR 2B		0-0 F9			0-0 1-3		0-0 6-3	5 1 1 1 0 0 0								
Bobby Young, L (1, 4) OBP: 0.337, SLG: 0.373	0-0 F8	0-0 HR		0-0 F9			0-0 HR 2B			4 2 2 2 0 0 0								
Dick Kokos, L (1, 7) OBP: 0.411, SLG: 0.445	0-0 HR	0-0 HBP 1B			0-0 F3		0-0 HR			4 2 3 3 0 0 0								
Vic Wertz, L (1, 9) OBP: 0.366, SLG: 0.420	0-0 1B	1-0 HBP			0-0 F8		0-0 4-3			3 0 1 0 0 0 0								
Clint Courtney, L (1, 2) OBP: 0.327, SLG: 0.388	0-0 F8	0-0 1-3			0-0 6-3			0-0 F7		4 0 0 0 0 0 3								
Dick Kryhoski, L (1, 3) OBP: 0.346, SLG: 0.516		0-0 HR		0-0 F2		0-0 4-3		0-3 K		4 1 1 1 0 1 0								
Jim Dyck, R (1, 5) OBP: 0.298, SLG: 0.307		0-0 F2		0-0 F2		0-0 5-3		0-0 F3		4 0 0 0 0 0 0								
Billy Hunter, R (1, 6) OBP: 0.286, SLG: 0.281		0-0 6-3		0-0 F6		0-0 F9			0-0 4-3	4 0 0 0 0 0 0								
Bob Cain, L (1, 1) OBP: 0.273, SLG: 0.333		0-0 2B		0-0 F5			0-0 6-3		0-0 F2	4 1 1 0 0 0 0								
Inning Stats	R: 1 E: 0 K: 0 S: 5	H: 2 LOB: 1 BB: 0 P: 5	R: 4 E: 0 K: 0 S: 8	H: 5 LOB: 2 BB: 0 P: 9	R: 0 E: 0 K: 0 S: 3	H: 0 LOB: 0 BB: 0 P: 3	R: 0 E: 0 K: 0 S: 3	H: 0 LOB: 0 BB: 0 P: 3	R: 2 E: 0 K: 0 S: 5	H: 2 LOB: 0 BB: 0 P: 5	R: 0 E: 0 K: 1 S: 5	H: 0 LOB: 0 BB: 0 P: 5	R: 0 E: 0 K: 0 S: 3	H: 0 LOB: 0 BB: 0 P: 3	1B: 2 2B: 3 3B: 0 HR: 4	SF: 0 SAC: 0 DP: 0 HBP: 1	WP: 0 PB: 0 SB: 0 CS: 0	PA: 37
PITCHER	IP WLS BF H R ER SO BB IBB HBP BLK WP HR S P ERA WHIP																	
Steve Gromek, R (1, 1) ERA: 5.4	6.0 L 26 7 5 5 0 0 0 0 1 0 0 3 25 26 7.50 1.167																	
Bob Miller, L (7, 1) ERA: 8.1	3.0 11 2 2 2 1 0 0 0 0 0 0 1 13 13 6.00 0.667																	

St. Louis Browns @ Detroit Tigers
 Briggs Stadium, Detroit, MI
 Sat Jul 11 1953, 4:33 AM EDT
 Att. 6,519 - Unknown

livebaseballscorecards.com

AB 36
 R 7
 H 9
 RBI 7
 BB 0
 SO 1
 LOB 3



Batter	1	2	3	4	5	6	7	8	9	AB	R	H	RBI	BB	SO	LOB
Harvey Kuenn, R (1, 6) OBP: 0.369, SLG: 0.389	0-0 1B		4-0 BB			0-0 F8		0-0 F2		3	0	1	0	1	0	0
Jerry Priddy, R (1, 4) OBP: 0.331, SLG: 0.300	0-0 F8		0-0 F9			0-0 5-3		0-0 F9		4	0	0	0	0	0	2
Ray Boone, R (1, 5) OBP: 0.384, SLG: 0.484	0-0 F3			0-0 F3			0-0 F7		0-0 G5-4-3 1B	4	0	1	0	0	0	1
Walt Dropo, R (1, 3) OBP: 0.281, SLG: 0.380	0-0 F6			0-0 F8			0-0 2B		0-0 G5-4-3 1-2	4	0	1	0	0	0	2
Steve Souchock, R (1, 7) OBP: 0.314, SLG: 0.496		0-0 F6		0-0 F7			0-0 F8		0-0 2B	4	0	1	0	0	0	1
Jim Delsing, L (1, 8) OBP: 0.378, SLG: 0.467		0-3 K			0-0 F9		0-3 K		0-0 4-3	4	0	0	0	0	2	2
Matt Batts, R (1, 2) OBP: 0.341, SLG: 0.438		0-0 F4			0-0 6-3			4-0 HR BB		2	1	0	0	1	0	0
Don Lund, R (1, 9) OBP: 0.321, SLG: 0.363			0-0 G3		0-0 F8			0-0 1-H HR		3	1	1	2	0	0	0
Steve Gromek, S (1, 1) OBP: 0.188, SLG: 0.133			0-0 5-3			0-0 F9		0-0 F9		1	0	0	0	0	0	0
Bob Nieman, R (6, PH) OBP: 0.332, SLG: 0.442										1	0	0	0	0	0	0
Bob Miller, R (7, 1)										1	0	0	0	0	0	0

BOTTOM

St. Louis Browns @ Detroit Tigers
 Briggs Stadium, Detroit, MI
 Sat Jul 11 1953, 4:33 AM EDT
 Att. 6,519 - Unknown

AB	31
R	2
H	5
RBI	2
BB	2
SO	2
LOB	8



Inning Stats	R: 0	H: 1	E: 0	LOB: 1	K: 0	BB: 0	S: 4	P: 4	R: 0	H: 0	E: 0	LOB: 0	K: 1	BB: 0	S: 5	P: 5	R: 0	H: 0	E: 0	LOB: 0	K: 0	BB: 0	S: 3	P: 3	R: 0	H: 0	E: 0	LOB: 0	K: 0	BB: 0	S: 3	P: 3	R: 0	H: 0	E: 0	LOB: 0	K: 0	BB: 0	S: 3	P: 3	R: 0	H: 1	E: 0	LOB: 1	K: 1	BB: 0	S: 6	P: 6	R: 2	H: 1	E: 0	LOB: 0	K: 0	BB: 1	S: 4	P: 8	R: 0	H: 2	E: 0	LOB: 1	K: 0	BB: 0	S: 4	P: 4	1B: 2	SF: 0	2B: 2	SAC: 0	3B: 0	DP: 1	HR: 1	HBP: 0	WP: 0	PA: 33	ERA	WHIP
PITCHER Bob Cain, L (1, 1) ERA: 4.64	IP	WLS	BF	H	R	ER	SO	BB	IBB	HBP	BLK	WP	HR	S	P	ERA	WHIP	IP	WLS	BF	H	R	ER	SO	BB	IBB	HBP	BLK	WP	HR	S	P	ERA	WHIP																																										

WP: 0	PA: 33	ERA	WHIP
-------	--------	-----	------

Batter	1	2	3	4	5	6	7	8	9	AB R H RBI BB SO LOB	TOP												
Johnny Groth, R (1, 8) <small>OBP: 0.309, SLG: 0.369</small> Dick Kokos, L (9, PH) <small>OBP: 0.409, SLG: 0.442</small>	0-0 1-3		0-0 HR 1B	0-0 2B 1B		0-0 4-3		0-0 3-1	4 1 2 1 0 0 0 1 0 0 0 0 0 0	St. Louis Browns @ Detroit Tigers Briggs Stadium, Detroit, MI Sun Jul 12 1953, 4:33 AM EDT Unknown													
Billy Hunter, R (1, 6) <small>OBP: 0.286, SLG: 0.284</small> Hank Edwards, L (9, PH) <small>OBP: 0.257, SLG: 0.219</small>	0-0 F7		0-0 F2	0-0 1-3 2B		0-0 6-3		0-3 K	4 0 1 0 0 0 1 1 0 0 0 0 1 0														
Roy Sievers, R (1, 3) <small>OBP: 0.318, SLG: 0.363</small> Dick Kryhoski, L (9, PH) <small>OBP: 0.344, SLG: 0.512</small>	0-0 F8		0-0 F3	0-0 F8			0-0 F8	0-0 F7	4 0 0 0 0 0 3 1 0 0 0 0 0 0														
Vic Wertz, L (1, 9) <small>OBP: 0.372, SLG: 0.438</small>		0-0 HR	0-0 1-2 HR 1B		0-0 G4-6-3 1B 1B		0-0 L1		4 3 3 1 0 0 0														
Don Lenhardt, R (1, 7) <small>OBP: 0.381, SLG: 0.496</small>		0-0 4-3 S 2B	0-0 1-H 2-H HR		0-0 1-2 G4-6-3 1B		0-0 6-3		4 2 3 3 0 0 0														
Clint Courtney, L (1, 2) <small>OBP: 0.321, SLG: 0.380</small>		0-0 4-3	0-0 F6		0-0 G4-6-3 1-2f 2-3		0-0 3-1		4 0 0 0 0 0 3														
Jim Dyck, R (1, 5) <small>OBP: 0.306, SLG: 0.317</small>		4-0 E S BB		0-0 F9 1B 2B	0-0 3-H FC6-4 1B		0-3 K		3 1 2 1 1 1 0														
Bobby Young, L (1, 4) <small>OBP: 0.336, SLG: 0.371</small>		0-3 K		0-0 F9 1-3 2-3	0-0 1-2f FC6-4		0-0 1B		4 0 1 0 0 1 3														
Lou Kretlow, R (1, 1) <small>OBP: 0.250, SLG: 0.143</small> Bobo Holloman, R (2, 1) <small>OBP: 0.105, SLG: 0.105</small> Satchel Paige, R (7, 1)		0-3 K		0-3 K		0-0 3-1		0-0 1-3	1 0 0 0 0 1 1 2 0 0 0 0 1 1 1 0 0 0 0 0 1														
Inning Stats	R: 0 E: 0 K: 0 S: 3	H: 0 LOB: 0 BB: 0 P: 3	R: 2 E: 0 K: 2 S: 9	H: 2 LOB: 1 BB: 1 P: 13	R: 3 E: 0 K: 0 S: 6	H: 3 LOB: 0 BB: 0 P: 6	R: 1 E: 0 K: 1 S: 8	H: 3 LOB: 2 BB: 0 P: 8	R: 1 E: 0 K: 0 S: 5	H: 3 LOB: 1 BB: 0 P: 5	R: 0 E: 0 K: 0 S: 3	H: 0 LOB: 0 BB: 0 P: 3	R: 0 E: 0 K: 0 S: 3	H: 0 LOB: 0 BB: 0 P: 3	R: 0 E: 0 K: 1 S: 6	H: 1 LOB: 1 BB: 0 P: 6	R: 0 E: 0 K: 1 S: 5	H: 0 LOB: 0 BB: 0 P: 5	1B: 7 2B: 3 3B: 0 HR: 2	SF: 0 SAC: 0 DP: 1 HBP: 0	WP: 0 PB: 0 SB: 2 CS: 0	PA: 39	
PITCHER Billy Hoelt, L (1, 1) <small>ERA: 4.29</small> Ray Herbert, R (4, 1) <small>ERA: 6.75</small>	IP	WLS	BF	H	R	ER	SO	BB	IBB	HBP	BLK	WP	HR	S	P	ERA	WHIP					ERA	WHIP
	3.2		20	8	6	6	3	1	0	0	0	0	2	25	29	14.73	2.455						
	5.1	W	19	4	1	1	2	0	0	0	0	0	0	23	23	1.69	0.750						

livebaseballscorecards.com

AB 38
R 7
H 12
RBI 6
BB 1
SO 5
LOB 13



Batter	1	2	3	4	5	6	7	8	9	AB R H RBI BB SO LOB
Harvey Kuenn, R (1, 6) OBP: 0.367, SLG: 0.384	0-0 F3	4-0 2B BB		0-0 4-3		0-0 5-3	0-0 F2			4 1 0 1 1 0 3
Johnny Pesky, L (1, 4) OBP: 0.326, SLG: 0.337	0-0 F8	0-0 1B 2B		0-0 F4		0-0 3-1		4-0 S 1B BB		4 2 1 3 1 0 0
Ray Boone, R (1, 5) OBP: 0.396, SLG: 0.491	4-0 CS BB	0-0 2-H 1B		0-0 BB 1B		4-0 BB		0-0 BB S 1B		3 1 3 1 2 0 0
Pat Mullin, L (1, 7) OBP: 0.358, SLG: 0.410	0-0 CS	0-0 HR		4-0 1B BB		0-0 3-1		0-3 K		4 1 1 1 1 1 4
Jim Delsing, L (1, 8) OBP: 0.375, SLG: 0.463		0-0 E6 BB 1B BB		0-0 F8			4-0 BB 1B BB	4-0 BB		2 1 0 0 0 0 0
Walt Dropo, R (4, 3) OBP: 0.287, SLG: 0.382				1-3 2-H 1B				BB		1 0 1 1 2 0 0
Steve Souchock, R (1, 3) OBP: 0.309, SLG: 0.479		0-0 F6	0-0 1-5-3	0-0 F5		0-0 F3	0-0 BB	4-0 BB		4 0 0 1 1 0 4
Matt Batts, R (1, 2) OBP: 0.342, SLG: 0.434		0-0 BB BB 2B 1B	4-0 1B BB		0-0 F6	0-0 F5	0-3 K			4 1 1 0 1 1 4
Don Lund, R (1, 9) OBP: 0.326, SLG: 0.365		4-0 BB 2B BB	0-0 1B 1B		0-0 5-3	0-0 BB 1B	0-0 F8			4 1 2 0 1 0 3
Billy Hoefl, L (1, 1) OBP: 0.310, SLG: 0.171		0-3 K	0-0 1B		0-3 K	4-0 BB				2 0 1 0 0 1 3
Ray Herbert, R (4, 1) OBP: 0.231, SLG: 0.091			1-2 2-H 1B			1-2 2-3 BB				1 0 0 0 1 1 0

Inning Stats	R: 0	H: 0	E: 0	K: 0	S: 2	R: 6	H: 4	E: 1	K: 1	S: 10	R: 0	H: 2	E: 0	K: 0	S: 4	R: 1	H: 2	E: 0	K: 0	S: 5	R: 0	H: 0	E: 0	K: 1	S: 5	R: 0	H: 0	E: 0	K: 0	S: 3	R: 0	H: 1	E: 0	K: 0	S: 4	R: 1	H: 1	E: 0	K: 2	S: 8	1B: 8	SF: 0	2B: 1	SAC: 0	3B: 0	DP: 0	HR: 1	HBP: 0	WP: 0	PA: 45
--------------	------	------	------	------	------	------	------	------	------	-------	------	------	------	------	------	------	------	------	------	------	------	------	------	------	------	------	------	------	------	------	------	------	------	------	------	------	------	------	------	------	-------	-------	-------	--------	-------	-------	-------	--------	-------	--------


PITCHER	IP	WLS	BF	H	R	ER	SO	BB	IBB	HBP	BLK	WP	HR	S	P	ERA	WHIP
Lou Kretlow, R (1, 1) ERA: 3.82	1.2		11	3	6	1	1	3	0	0	0	0	1	10	22	5.40	3.600
Bobo Holloman, R (2, 1) ERA: 4.55	5.0		25	6	1	1	1	5	0	0	0	0	0	22	42	1.80	2.200
Satchel Paige, R (7, 1) ERA: 3.23	1.1	L	8	1	1	1	2	2	1	0	0	0	0	9	21	6.75	2.250

BOTTOM

St. Louis Browns @ Detroit Tigers
 Briggs Stadium, Detroit, MI
 Sun Jul 12 1953, 4:33 AM EDT
 Unknown

livebaseballscorecards.com

AB	33
R	8
H	10
RBI	8
BB	11
SO	4
LOB	21



Batter	1	2	3	4	5	6	7	8	9	AB R H RBI BB SO LOB	TOP									
Johnny Groth, R OBP: 0.311, SLG: 0.379 (1, 8) X	0-0 HR		0-0 6-3			0-0 4-3 SH3-4 1B		0-3 K		4 1 2 1 0 1 0										
Bobby Young, L OBP: 0.336, SLG: 0.369 (1, 4) B B B	4-0 HR BB		0-0 4-3			0-0 SH3-4 1-2		0-0 F5		2 1 0 0 1 0 0										
Dick Kokos, L OBP: 0.400, SLG: 0.430 (1, 7) X	0-0 F6		0-0 F4			0-0 4-3 2-3		0-3 K		4 0 0 0 0 1 2										
Vic Wertz, L OBP: 0.370, SLG: 0.447 (1, 9) X	0-0 HR 1-H			0-0 L4		0-0 4-3		0-0 F8		4 1 1 2 0 0 1										
Clint Courtney, L OBP: 0.324, SLG: 0.382 (1, 2) S S S	0-3 K			0-0 G3-6-3 1B			0-0 SH1-3 1B		0-0 F9	4 0 2 0 0 1 0										
Dick Kryhoski, L OBP: 0.341, SLG: 0.506 (1, 3) X	0-0 F9			0-0 G3-6-3 1-2f			0-0 SH1-3 1-2			2 0 0 0 0 0 1										
Jim Dyck, R OBP: 0.306, SLG: 0.317 (1, 5)		0-0 F8			0-0 G6-3 1B		0-0 F6			3 0 1 0 0 0 1										
Billy Hunter, R OBP: 0.283, SLG: 0.281 (1, 6)		0-0 1-3			0-0 F9		0-3 K			3 0 0 0 0 1 2										
Dick Littlefield, L OBP: 0.240, SLG: 0.174 (1, 1)		0-3 K			0-0 G6-3 1-2f			0-0 1B		3 0 1 0 0 1 1										
Inning Stats	R: 3 E: 0 K: 1 S: 7	H: 2 LOB: 0 BB: 1 P: 11	R: 0 E: 0 K: 1 S: 5	H: 0 LOB: 0 BB: 0 P: 5	R: 0 E: 0 K: 0 S: 3	H: 0 LOB: 0 BB: 0 P: 3	R: 0 E: 0 K: 0 S: 3	H: 1 LOB: 0 BB: 0 P: 3	R: 0 E: 0 K: 1 S: 4	H: 1 LOB: 1 BB: 0 P: 4	R: 0 E: 0 K: 1 S: 6	H: 1 LOB: 1 BB: 0 P: 6	R: 0 E: 0 K: 1 S: 5	H: 1 LOB: 0 BB: 0 P: 5	R: 0 E: 0 K: 1 S: 5	H: 0 LOB: 0 BB: 0 P: 5	1B: 5 2B: 0 3B: 0 HR: 2	SF: 0 SAC: 2 DP: 2 HBP: 0	WP: 0 PB: 0 SB: 0 CS: 0	PA: 32
PITCHER	IP WLS BF H R ER SO BB IBB HBP BLK WP HR S P ERA WHIP																			
Ralph Branca, R ERA: 8.44 (1, 1)	5.0 L 18 4 3 3 2 1 0 0 0 0 0 2 21 25 5.40 1.000																			
Dick Marlowe, R ERA: 3.82 (6, 1)	3.0 11 3 0 0 2 0 0 0 0 0 0 0 15 15 0.00 1.000																			
Al Aber, L ERA: 3.86 (9, 1)	1.0 3 0 0 0 1 0 0 0 0 0 0 0 5 5 0.00 0.000																			

St. Louis Browns @ Detroit Tigers
 Briggs Stadium, Detroit, MI
 Sun Jul 12 1953, 4:38 AM EDT
 Att. 22,327 - Unknown

livebaseballscorecards.com

AB 29
 R 3
 H 7
 RBI 3
 BB 1
 SO 5
 LOB 8



Batter	1	2	3	4	5	6	7	8	9	AB R H RBI BB SO LOB
Harvey Kuenn, R (1, 6) OBP: 0.363, SLG: 0.380	0-0 F8		0-3 K		0-0 5-3			0-0 F4		4 0 0 0 0 1 0
Jerry Priddy, R (1, 4) OBP: 0.328, SLG: 0.298	0-0 F7		0-0 6-3			0-0 F8		0-0 1B		4 0 1 0 0 0 0
Ray Boone, R (1, 5) OBP: 0.390, SLG: 0.482	0-0 F4		0-3 K			0-0 F9		0-0 F8		4 0 0 0 0 1 1
Walt Dropo, R (1, 3) OBP: 0.284, SLG: 0.378		0-0 F2		0-3 K		0-0 F6		0-0 F8		4 0 0 0 0 1 0
Steve Souchock, R (1, 9) OBP: 0.315, SLG: 0.483		4-0 1B BB		0-3 K			0-0 2B	0-3 K		3 1 1 0 1 2 0
Bob Nieman, R (1, 7) OBP: 0.334, SLG: 0.443		0-0 1B F8 1B		0-0 FC6-4 1B		0-0 B1-2-3		0-3 K		4 1 2 0 0 1 1
Don Lund, R (1, 8) OBP: 0.326, SLG: 0.364		0-0 1-3 2-H 1B		0-0 FC6-4 1-2f		0-3 K				3 0 1 1 0 1 2
Johnny Bucha, R (1, 2) OBP: 0.294, SLG: 0.267		0-0 F8 3-H		0-0 F6		0-0 F8				3 0 0 1 0 0 2
Ralph Branca, R (1, 1) Billy Hitchcock, R (5, PH) Dick Marlowe, R (6, 1) Matt Batts, R (8, PH) Al Aber, L (9, 1)		0-3 K		0-3 K		0-3 K		0-3 K		1 0 0 0 0 1 1 1 0 0 0 0 1 0 0 0 0 0 0 0 0 1 0 0 0 0 1 0 0 0 0 0 0 0 0

Inning Stats	R: 0	H: 0	E: 0	K: 0	S: 3	R: 2	H: 2	E: 0	K: 1	S: 7	R: 0	H: 0	E: 0	K: 2	S: 7	R: 0	H: 1	E: 0	K: 2	S: 8	R: 0	H: 0	E: 0	K: 1	S: 5	R: 0	H: 0	E: 0	K: 0	S: 3	R: 0	H: 1	E: 0	K: 1	S: 6	R: 0	H: 1	E: 0	K: 2	S: 7	R: 0	H: 0	E: 0	K: 2	S: 7	1B: 4	SF: 0	2B: 1	SAC: 0	3B: 0	DP: 0	HR: 0	HBP: 0	WP: 0	PA: 33
--------------	------	------	------	------	------	------	------	------	------	------	------	------	------	------	------	------	------	------	------	------	------	------	------	------	------	------	------	------	------	------	------	------	------	------	------	------	------	------	------	------	------	------	------	------	------	-------	-------	-------	--------	-------	-------	-------	--------	-------	--------


PITCHER	IP	WLS	BF	H	R	ER	SO	BB	IBB	HBP	BLK	WP	HR	S	P	ERA	WHIP	PITCHER	IP	WLS	BF	H	R	ER	SO	BB	IBB	HBP	BLK	WP	HR	S	P	ERA	WHIP																			
Dick Littlefield, L (1, 1) ERA: 5.1	9.0	W	33	5	2	2	10	1	0	0	0	0	0	52	56	2.00	0.667																																					

BOTTOM

St. Louis Browns @ Detroit Tigers
Briggs Stadium, Detroit, MI
Sun Jul 12 1953, 4:38 AM EDT
Att. 22,327 - Unknown

livebaseballscorecards.com

AB 32
R 2
H 5
RBI 2
BB 1
SO 10
LOB 7



Batter	1	2	3	4	5	6	7	8	9	AB	R	H	RBI	BB	SO	LOB	TOP		
Billy Martin, R (1, 4) OBP: 0.319, SLG: 0.371											0	0	0	0	0	0	0		
Joe Collins, L (1, 3) OBP: 0.379, SLG: 0.411											0	0	0	0	0	0	0	0	
Gene Woodling, L (1, 7) OBP: 0.394, SLG: 0.433											0	0	0	0	0	0	0	0	
Mickey Mantle, S (1, 8) OBP: 0.408, SLG: 0.523											0	0	0	0	0	0	0	0	
Yogi Berra, L (1, 2) OBP: 0.327, SLG: 0.466											0	0	0	0	0	0	0	0	
Irv Noren, L (1, 9) OBP: 0.322, SLG: 0.405											0	0	0	0	0	0	0	0	
Gil McDougald, R (1, 5) OBP: 0.350, SLG: 0.373											0	0	0	0	0	0	0	0	
Phil Rizzuto, R (1, 6) OBP: 0.367, SLG: 0.305											0	0	0	0	0	0	0	0	
Johnny Sain, R (1, 1) OBP: 0.294, SLG: 0.255	0	0	0	0	0	0	0	0											
Inning Stats											1B: 0	SF: 0	WP: 0	PA: 0					
											2B: 0	SAC: 0	PB: 0						
											3B: 0	DP: 0	SB: 0						
											HR: 0	HBP: 0	CS: 0						
PITCHER Duane Pillette, R (1, 1) ERA: 5.14	IP	WLS	BF	H	R	ER	SO	BB	IBB	HBP	BLK	WP	HR	S	P	ERA	WHIP		
	0.0		0	0	0	0	0	0	0	0	0	0	0	0	0	∞	∞		
PITCHER	IP	WLS	BF	H	R	ER	SO	BB	IBB	HBP	BLK	WP	HR	S	P	ERA	WHIP		

New York Yankees @ St. Louis Browns
 Sportsman's Park, St. Louis, MO
 Thu Jul 16 1953, 4:33 AM EDT
 Unknown

AB 0
R 0
H 0
RBI 0
BB 0
SO 0
LOB 0



Batter	1	2	3	4	5	6	7	8	9	AB R H RBI BB SO LOB	TOP											
Billy Martin, R (1, 4) OBP: 0.326, SLG: 0.378	0-0 BB BB 1B	0-0 1-2 2-H 1B		0-0 1-H 3B		0-0 G6-4-3 1-2f		0-0 4-3		5 0 3 2 0 0 1												
Joe Collins, L (1, 3) OBP: 0.380, SLG: 0.421	0-3 K	0-0 FC4-6-5 1-2 2-3		0-3 K		0-0 1B		0-0 3-1		5 0 1 0 0 2 4												
Gil McDougald, R (1, 5) OBP: 0.346, SLG: 0.366	4-0 BB BB 1-2		0-0 1-3	0-0 5-3		0-0 1B		0-0 F7		4 0 1 0 1 0 1												
Mickey Mantle, S (1, 8) OBP: 0.409, SLG: 0.520 Irv Noren, L (7, 8) OBP: 0.324, SLG: 0.405	0-0 P4		0-0 P4		0-0 1B F8 1B	0-0 F7		0-0 P6		4 1 1 0 0 0 4 1 0 0 0 0 0 0												
Hank Bauer, R (1, 9) OBP: 0.384, SLG: 0.406	4-0 1-2 2-3 BB		0-0 P3		0-0 F8		0-0 1B 1B	0-3 K		4 0 1 0 1 1 1												
Bill Renna, R (1, 7) OBP: 0.384, SLG: 0.406	0-3 K			4-0 3B BB	0-0 1-3 1B	0-0 F4		0-0 HR 1B		4 2 2 0 1 1 4												
Charles Silvera, R (1, 2) OBP: 0.352, SLG: 0.344 Yogi Berra, L (7, PH) (7, 2) OBP: 0.323, SLG: 0.469		0-0 G3		0-0 1-H E 3B	0-0 F8		0-3 K	0-0 1-H HR		3 1 1 2 0 0 1 2 1 1 2 0 1 1												
Phil Rizzuto, R (1, 6) OBP: 0.373, SLG: 0.308		0-0 BB 1B 1B		0-0 5-3	0-3 K		0-0 1-2 1B	0-0 F8		5 1 2 0 0 1 2												
Whitey Ford, L (1, 1) OBP: 0.295, SLG: 0.237		4-0 FC4-6-5 1-2 1B BB		0-0 3-H E6 3B		4-0 G6-4-3 BB		0-0 4-3		2 1 0 0 2 0 2												
Inning Stats	R: 0 E: 0 K: 2 S: 8	H: 1 LOB: 3 BB: 2 P: 16	R: 1 E: 0 K: 0 S: 4	H: 2 LOB: 1 BB: 1 P: 8	R: 0 E: 0 K: 0 S: 3	H: 0 LOB: 0 BB: 0 P: 3	R: 3 E: 1 K: 1 S: 8	H: 2 LOB: 1 BB: 1 P: 12	R: 1 E: 0 K: 1 S: 7	H: 2 LOB: 1 BB: 0 P: 7	R: 0 E: 0 K: 0 S: 4	H: 2 LOB: 2 BB: 1 P: 8	R: 0 E: 0 K: 1 S: 7	H: 2 LOB: 2 BB: 0 P: 7	R: 0 E: 0 K: 0 S: 3	H: 0 LOB: 0 BB: 0 P: 3	R: 2 E: 0 K: 1 S: 7	H: 2 LOB: 0 BB: 0 P: 7	1B: 10 2B: 0 3B: 2 HR: 1	SF: 0 SAC: 0 DP: 2 HBP: 0	WP: 0 PB: 0 SB: 0 CS: 0	PA: 44
PITCHER	IP WLS BF H R ER SO BB IBB HBP BLK WP HR S P ERA WHIP																					
Bob Cain, L (1, 1) ERA: 4.75	6.0 L 31 9 5 4 4 5 0 0 0 0 0 0 34 54 6.00 2.333																					
Duane Pilette, R (7, 1) ERA: 5.33	2.0 8 2 0 0 1 0 0 0 0 0 0 0 10 10 0.00 1.000																					
Satchel Paige, R (9, 1) ERA: 3.44	1.0 5 2 2 2 1 0 0 0 0 0 0 1 7 7 18.00 2.000																					

New York Yankees @ St. Louis Browns
Sportsman's Park, St. Louis, MO
 Thu Jul 16 1953, 4:38 AM EDT
 Att. 7,901 - Unknown

AB	39
R	7
H	13
RBI	6
BB	5
SO	6
LOB	21



WP: 0	PA: 44
PB: 0	
SB: 0	
CS: 0	


Batter	1	2	3	4	5	6	7	8	9	AB R H RBI BB SO LOB
Johnny Groth, R OBP: 0.313, SLG: 0.383 (1, 8) X	0-0 BB 1B	0-0 6-3		0-0 2B		0-0 F7		0-0 1B		5 1 3 0 0 0 0
Bobby Young, L OBP: 0.333, SLG: 0.374 (1, 4) X	0-0 F8	0-0 F2		0-0 P6		0-0 4-3		0-0 P6		5 0 0 0 0 0 4
Roy Sievers, R OBP: 0.325, SLG: 0.359 (1, 3) B B B B	4-0 1B 1-2 BB	4-0 BB		4-0 FC4-6 BB		0-0 5-3		0-3 K		2 1 0 0 3 1 0
Vic Wertz, L OBP: 0.372, SLG: 0.456 (1, 9) X	0-0 1B 1-2 E 2-H	0-0 1-3		0-0 FC4-6 1-2f		0-0 F7		0-0 1B		5 1 2 1 0 0 3
Don Lenhardt, R OBP: 0.389, SLG: 0.496 (1, 7) X	0-0 E 1-3 2-H 1B		4-0 FC1-5 BB		0-0 F7		0-0 PB 1B	0-3 K		4 0 2 1 1 1 1
Clint Courtney, L OBP: 0.329, SLG: 0.396 (1, 2) X	0-0 E4		4-0 L5-4 FC1-5 1-2 BB		0-0 4-3		0-0 3-1 1-2	0-0 4-3		4 0 0 0 1 0 3
Jim Dyck, R OBP: 0.308, SLG: 0.329 (1, 5) X	0-0 P4		0-0 FC1-5 1-2 2-3f		0-0 1B		0-0 F8			4 0 1 0 0 0 4
Billy Hunter, R OBP: 0.282, SLG: 0.278 (1, 6) X	4-0 FC6-4 IBB		0-0 L5-4 2-3		0-0 F7		0-0 6-3			3 0 0 0 1 0 3
Bob Cain, L OBP: 0.250, SLG: 0.304 (1, 1) X	0-0 FC6-4 1-2f		0-3 K		0-0 P6		4-0 1B BB			2 0 0 0 0 0 1 3
Dick Kokos, L OBP: 0.285, SLG: 0.423 (6, PH)										1 0 0 0 0 0 0 0
Duane Phillette, R OBP: 0.288, SLG: 0.348 (7, 1)										0 0 0 0 0 0 0 0
Les Moss, R OBP: 0.326, SLG: 0.353 (8, PH)										0 0 0 0 0 1 0 0
Dick Littlefield, L OBP: 0.240, SLG: 0.174 (8, PR)										0 0 0 0 0 0 0 0
Satchel Paige, R (9, 1)										0 0 0 0 0 0 0 0

BOTTOM

New York Yankees @ St. Louis Browns
Sportsman's Park, St. Louis, MO

Thu Jul 16 1953, 4:38 AM EDT
Att. 7,901 - Unknown

AB	35
R	3
H	8
RBI	2
BB	7
SO	3
LOB	21



Inning Stats	R: 3	H: 3	LOB: 3	E: 1	K: 0	S: 7	P: 15	R: 0	H: 0	LOB: 1	E: 0	K: 0	S: 3	P: 7	R: 0	H: 0	LOB: 1	E: 0	K: 0	S: 2	P: 10	R: 0	H: 1	LOB: 2	E: 0	K: 1	S: 6	P: 10	R: 0	H: 1	LOB: 1	E: 0	K: 0	S: 4	P: 4	R: 0	H: 0	LOB: 0	E: 0	K: 0	S: 3	P: 3	R: 0	H: 1	LOB: 1	E: 0	K: 0	S: 4	P: 4	R: 0	H: 1	LOB: 2	E: 0	K: 0	S: 4	P: 8	R: 0	H: 1	LOB: 1	E: 0	K: 2	S: 8	P: 8	1B: 7	2B: 2	3B: 0	HR: 0	SF: 0	SAC: 0	DP: 1	HBP: 0	WP: 0	PB: 1	SB: 0	CS: 0	PA: 42
PITCHER Whitey Ford, L ERA: 2.69 (1, 1)	IP	WLS	BF	H	R	ER	SO	BB	IBB	HBP	BLK	WP	HR	S	P	ERA	WHIP																																																											

Batter	1	2	3	4	5	6	7	8	9	AB R H RBI BB SO LOB	TOP								
Billy Martin, R (1, 4) OBP: 0.326, SLG: 0.378										0 0 0 0 0 0 0 0	New York Yankees @ St. Louis Browns Sportsman's Park, St. Louis, MO Fri Jul 17 1953, 4:33 AM EDT Att. 5,674 - Unknown livebaseballscorecards.com								
Irv Noren, L (1, 8) OBP: 0.324, SLG: 0.405										0 0 0 0 0 0 0 0									
Gil McDougald, R (1, 5) OBP: 0.346, SLG: 0.366										0 0 0 0 0 0 0 0									
Hank Bauer, R (1, 9) OBP: 0.384, SLG: 0.406										0 0 0 0 0 0 0 0									
Yogi Berra, L (1, 2) OBP: 0.323, SLG: 0.469										0 0 0 0 0 0 0 0									
Don Bollweg, L (1, 3) OBP: 0.417, SLG: 0.588										0 0 0 0 0 0 0 0									
Bill Renna, R (1, 7) OBP: 0.384, SLG: 0.406										0 0 0 0 0 0 0 0									
Phil Rizzuto, R (1, 6) OBP: 0.373, SLG: 0.308										0 0 0 0 0 0 0 0									
Art Schallock, L (1, 1)	0 0 0 0 0 0 0 0																		
Inning Stats										1B: 0 SF: 0 2B: 0 SAC: 0 3B: 0 DP: 0 HR: 0 HBP: 0	WP: 0 PA: 0 PB: 0 SB: 0 CS: 0								
PITCHER Dick Littlefield, L (1, 1) ERA: 5.1	IP	WLS	BF	H	R	ER	SO	BB	IBB	HBP	BLK	WP	HR	S	P	ERA	WHIP		PITCHER IP WLS BF H R ER SO BB IBB HBP BLK WP HR S P ERA WHIP
0.0	L	0	0	0	0	0	0	0	0	0	0	0	0	0	0	∞	∞		



Batter	1	2	3	4	5	6	7	8	9	AB R H RBI BB SO LOB	TOP											
Gil McDougald, R (1, 5) OBP: 0.355, SLG: 0.381 Andy Carey, R (7, PR) OBP: 0.364, SLG: 0.524 (7, 5)	0-3 K		0-0 F9		0-0 L5-3		0-0 2-H 1B		0-0 F5	4 1 1 1 1 1 2 1 0 0 0 0 0 0												
Billy Martin, R (1, 4) OBP: 0.319, SLG: 0.368	0-0 F9		0-0 F8	4-0 FC5-4 1B BB		0-0 F8	0-0 F3		0-0 F8	5 0 0 0 1 0 2												
Hank Bauer, R (1, 9) OBP: 0.389, SLG: 0.411	0-3 K		0-0 E5 HR	0-0 FC5-4 1B		0-0 F7		0-0 F7		5 1 1 0 0 1 1												
Yogi Berra, L (1, 2) OBP: 0.326, SLG: 0.483 Charles Silvera, R (8, 2) OBP: 0.352, SLG: 0.344		0-0 F8	0-0 HR	0-0 F7		0-0 6-3		0-0 5-3		5 1 1 3 0 0 2 0 0 0 0 0 0 0												
Irv Noren, L (1, 8) OBP: 0.341, SLG: 0.429		0-0 1B 1B	4-0 FC4-6 BB	0-0 FC5-4			0-0 2B 2B	0-0 BB 1B		4 3 3 0 1 0 2												
Joe Collins, L (1, 3) OBP: 0.385, SLG: 0.428		0-0 1B SH1-4 1B	0-0 FC4-6 1B	0-0 F7			0-0 WP 1B 2B	4-0 1B BB		4 3 2 1 1 0 3												
Bill Renna, R (1, 7) OBP: 0.402, SLG: 0.444		0-0 SH1-4 1B	0-0 1B 1B		0-0 1B 3B		0-0 F8	0-0 1-2 2-H 1B		5 2 4 2 0 0 1												
Phil Rizzuto, R (1, 6) OBP: 0.371, SLG: 0.308 Willy Miranda, S (7, PR) OBP: 0.195, SLG: 0.211 (7, 6)		0-0 SH1-4	0-0 1B 1B		0-0 F4		0-0 1B SH1-3 1B	0-0 F8		3 1 2 3 0 0 1 1 1 0 0 0 0 2												
Jim McDonald, R (1, 1) OBP: 0.174, SLG: 0.136	0-3 K		0-0 1B		0-0 L5-3 1B		0-0 SH1-3		0-0 F8	4 0 2 3 0 1 1												
Inning Stats	R: 0 E: 0 K: 2 S: 7	H: 0 LOB: 0 BB: 0 P: 7	R: 2 E: 0 K: 1 S: 8	H: 3 LOB: 1 BB: 0 P: 8	R: 6 E: 1 K: 0 S: 8	H: 4 LOB: 1 BB: 2 P: 16	R: 0 E: 0 K: 0 S: 4	H: 1 LOB: 2 BB: 1 P: 8	R: 1 E: 0 K: 0 S: 4	H: 2 LOB: 0 BB: 0 P: 4	R: 0 E: 0 K: 0 S: 3	H: 0 LOB: 0 BB: 0 P: 3	R: 3 E: 0 K: 0 S: 7	H: 4 LOB: 1 BB: 0 P: 7	R: 1 E: 0 K: 0 S: 5	H: 2 LOB: 2 BB: 1 P: 9	R: 0 E: 0 K: 0 S: 3	H: 0 LOB: 0 BB: 0 P: 3	1B: 12 2B: 3 3B: 1 HR: 1	SF: 0 SAC: 2 DP: 1 HBP: 0	WP: 1 PB: 0 SB: 1 CS: 0	PA: 47
PITCHER	IP WLS BF H R ER SO BB IBB HBP BLK WP HR S P ERA WHIP																					
Don Larsen, R (1, 1) ERA: 4.2 Mike Blyzka, R (3, 1) ERA: 5.4	2.2 L 18 7 8 4 3 2 0 0 0 0 0 1 22 30 13.50 3.375																					
	6.1 29 9 5 5 0 2 0 0 0 0 1 0 27 35 7.11 1.737																					

New York Yankees @ St. Louis Browns
 Sportsman's Park, St. Louis, MO
 Sat Jul 18 1953, 4:33 AM EDT
 Att. 4,642 - Unknown

AB	41
R	13
H	16
RBI	13
BB	4
SO	3
LOB	17



WP: 1	PA: 47
PB: 0	
SB: 1	
CS: 0	

ERA	WHIP

ERA	WHIP

Batter	1	2	3	4	5	6	7	8	9	AB	R	H	RBI	BB	SO	LOB
Johnny Groth, R OBP: 0.313, SLG: 0.380 (1, 8)	0-0 4-3			0-0 F8		0-0 HR 1B		0-0 4-3		4	1	1	0	0	0	0
Bobby Young, L OBP: 0.334, SLG: 0.369 (1, 4) Neil Berry, R OBP: 0.344, SLG: 0.383 (9, 4)	0-0 4-3			4-0 1B BB		0-0 F3		0-0 F9		3	0	0	0	1	0	1
Dick Kokos, L OBP: 0.400, SLG: 0.453 (1, 7)	0-0 3-1			0-0 FC6-4 1-2 1B		0-0 HR		0-0 F3		4	1	2	2	0	0	0
Vic Wertz, L OBP: 0.374, SLG: 0.451 (1, 9)		0-3 K		0-0 F5		0-0 FC3-6 1B		0-0 FC3-6 1B		4	0	2	0	0	1	2
Clint Courtney, L OBP: 0.322, SLG: 0.386 (1, 2)		0-0 F4		0-0 FC6-4 1-2f		0-0 FC3-6 1-2f		0-0 FC3-6 1B 1-2f		4	0	0	0	0	0	4
Dick Kryhoski, L OBP: 0.351, SLG: 0.526 (1, 3)		0-3 K			0-0 FC4-6 1B		0-0 4-3		0-0 G5-4-3 1B 1-2	4	0	2	0	0	1	1
Jim Dyck, R OBP: 0.310, SLG: 0.328 (1, 5)			0-0 F8		0-0 FC4-6 1-2f		0-0 F2		0-0 G5-4-3 1-2f	4	0	0	0	0	0	3
Billy Hunter, R OBP: 0.280, SLG: 0.274 (1, 6)		0-3 K		0-0 F7		0-0 F6				3	0	0	0	0	1	1
Don Larsen, R OBP: 0.205, SLG: 0.326 (1, 1) Mike Blyzka, R (3, 1)			0-0 4-3		0-0 F8		0-3 K			0	0	0	0	0	0	0
										3	0	0	0	0	1	1


Inning Stats	R: 0	H: 0	E: 0	LOB: 0	K: 0	BB: 0	S: 3	P: 3	R: 0	H: 0	E: 0	LOB: 0	K: 2	BB: 0	S: 7	P: 7	R: 0	H: 0	E: 0	LOB: 0	K: 1	BB: 0	S: 5	P: 5	R: 0	H: 1	E: 0	LOB: 2	K: 0	BB: 1	S: 4	P: 8	R: 0	H: 1	E: 0	LOB: 1	K: 0	BB: 0	S: 4	P: 4	R: 2	H: 3	E: 0	LOB: 1	K: 0	BB: 0	S: 6	P: 6	R: 0	H: 0	E: 0	LOB: 0	K: 1	BB: 0	S: 5	P: 5	R: 0	H: 0	E: 0	LOB: 0	K: 0	BB: 0	S: 3	P: 3	R: 0	H: 2	E: 0	LOB: 1	K: 0	BB: 0	S: 4	P: 4	1B: 6	SF: 0	2B: 0	SAC: 0	3B: 0	DP: 1	HR: 1	HBP: 0	WP: 0	PA: 34	PB: 0	SB: 0	CS: 0
PITCHER Jim McDonald, R ERA: 3.46 (1, 1)	IP	WLS	BF	H	R	ER	SO	BB	IBB	HBP	BLK	WP	HR	S	P	ERA	WHIP	IP	WLS	BF	H	R	ER	SO	BB	IBB	HBP	BLK	WP	HR	S	P	ERA	WHIP	IP	WLS	BF	H	R	ER	SO	BB	IBB	HBP	BLK	WP	HR	S	P	ERA	WHIP																																		

BOTTOM

New York Yankees @ St. Louis Browns
Sportsman's Park, St. Louis, MO

Sat Jul 18 1953, 4:33 AM EDT
Att. 4,642 - Unknown

AB	33
R	2
H	7
RBI	2
BB	1
SO	4
LOB	13



livebaseballscorecards.com

Batter	1	2	3	4	5	6	7	8	9	AB R H RBI BB SO LOB	TOP		
Eddie Yost, R (1, 5) OBP: 0.390, SLG: 0.393	0-0 1B 1B		0-0 4-3		4-0 BB BB BB			0-0 F9		3 1 1 0 1 0 0	Washington Senators @ St. Louis Browns Sportsman's Park, St. Louis, MO Sun Jul 19 1953, 4:33 AM EDT Unknown		
Jerry Snyder, R (1, 6) OBP: 0.615, SLG: 0.692	0-0 P4		0-0 2B 8-2 1B		0-0 FC1-5-4			0-0 4-3 HR 1B		4 1 2 0 0 0 3			
Mickey Vernon, L (1, 3) OBP: 0.384, SLG: 0.483	0-0 1-3 1B		0-0 1-3 2B		0-0 6-3			0-0 4-3		4 0 2 0 0 0 1			
Clyde Vollmer, R (1, 7) OBP: 0.349, SLG: 0.373	4-0 1B BB		0-0 8-2		0-0 6-3			0-0 2-H HR		3 1 1 2 1 0 2			
Jackie Jensen, R (1, 9) OBP: 0.367, SLG: 0.425	0-0 1-2 3-H 1B		0-0 F7		0-0 F8			0-0 F7		4 0 1 1 0 0 0			
Jim Busby, R (1, 8) OBP: 0.332, SLG: 0.385	0-0 6-3		0-0 1-3		0-0 4-3			0-0 F7		4 0 0 0 0 0 2			
Wayne Terwilliger, R (1, 4) OBP: 0.342, SLG: 0.327 Pete Runnels, L (9, PH) OBP: 0.341, SLG: 0.294		0-0 5-3		0-0 F7		0-3 K		0-0 F8		3 0 0 0 0 1 0 1 0 0 0 0 0 0			
Ed Fitz Gerald, R (1, 2) OBP: 0.294, SLG: 0.323 Tommy Byrne, L (9, PH) OBP: 0.225, SLG: 0.200		0-0 P4		0-0 F8		0-0 F2		0-0 G3		3 0 0 0 0 0 0 1 0 0 0 0 0 0			
Al Sima, R (1, 1) OBP: 0.182, SLG: 0.182 Kite Thomas, R (8, PH) OBP: 0.210, SLG: 0.254 Sonny Dixon, S (8, 1) OBP: 0.240, SLG: 0.217		0-0 6-3		0-0 FC1-5 BB 1B		0-0 HR				2 0 1 0 0 0 0 1 1 1 1 0 0 0 0 0 0 0 0 0 0			
Inning Stats	R: 1 E: 0 K: 0 S: 5 H: 3 LOB: 2 BB: 1 P: 9	R: 0 E: 0 K: 0 S: 3 H: 0 LOB: 0 BB: 0 P: 3	R: 0 E: 0 K: 0 S: 4 H: 2 LOB: 1 BB: 0 P: 4	R: 0 E: 0 K: 0 S: 3 H: 0 LOB: 0 BB: 0 P: 3	R: 0 E: 0 K: 0 S: 3 H: 1 LOB: 1 BB: 1 P: 7	R: 0 E: 0 K: 0 S: 3 H: 0 LOB: 0 BB: 0 P: 3	R: 0 E: 0 K: 1 S: 5 H: 0 LOB: 0 BB: 0 P: 5	R: 3 E: 0 K: 0 S: 6 H: 3 LOB: 0 BB: 0 P: 6	R: 0 E: 0 K: 0 S: 3 H: 0 LOB: 0 BB: 0 P: 3	1B: 6 2B: 2 3B: 0 HR: 2 SF: 0 SAC: 0 DP: 2 HBP: 0		WP: 0 PB: 0 SB: 0 CS: 0 PA: 35	
PITCHER	IP WLS BF H R ER SO BB IBB HBP BLK WP HR S P ERA WHIP											PITCHER	IP WLS BF H R ER SO BB IBB HBP BLK WP HR S P ERA WHIP
Harry Brecheen, L (1, 1) ERA: 3.3	7.2 W 31 9 4 4 1 2 0 0 0 0 0 2 31 39 4.70 1.435												
Satchel Paige, R (8, 1) ERA: 3.38	1.1 S 4 0 0 0 0 0 0 0 0 0 0 0 4 4 0.00 0.000												

livebaseballscorecards.com

AB	33
R	4
H	9
RBI	4
BB	2
SO	1
LOB	8



Batter	1	2	3	4	5	6	7	8	9
Johnny Groth, R <small>(1, 8) OBP: 0.309, SLG: 0.375</small>	0-0 F8	0-0 P3		0-0 5-3		0-0 F2		0-0 4-3	
Dick Kokos, L <small>(1, 7) OBP: 0.412, SLG: 0.460</small>	0-0 HR 1B		4-0 1B BB	4-0 BB			0-0 PB SH FC7-5 1B		
Roy Sievers, R <small>(1, 3) OBP: 0.336, SLG: 0.383</small>	0-0 1-H HR		0-0 PB 1B 1-3	0-0 F8			0-0 SH FC7-5 PB 1-2		
Don Lenhardt, R <small>(1, 9) OBP: 0.401, SLG: 0.500</small>	0-0 5-3		0-0 PB 1B 1-2 3-H		0-0 F7		4-0 FC7-5 BB 1-2 2-3		
Jim Dyck, R <small>(1, 5) OBP: 0.305, SLG: 0.322</small>	0-0 6-3		0-0 P3		0-3 K		0-0 FC7-5 FC4-6 1-2 2-3f 3-H		
Les Moss, R <small>(1, 2) OBP: 0.324, SLG: 0.372</small>		0-0 F8	0-0 F8		0-0 HR		0-3 K		
Bobby Young, L <small>(1, 4) OBP: 0.333, SLG: 0.365</small>		0-0 L4	4-0 BB 1-2 2-3		0-0 4-3		0-0 FC4-6 1-2f		
Billy Hunter, R <small>(1, 6) OBP: 0.280, SLG: 0.271</small>		1-0 1B HBP	0-3 K			0-0 5-3		0-0 5-3	
Harry Brecheen, L <small>(1, 1) OBP: 0.136, SLG: 0.136</small> Satchel Paige, R <small>(8, 1)</small>		0-0 1B		0-0 P5		0-0 6-3		0-3 K	


AB	R	H	RBI	BB	SO	LOB
5	0	0	0	0	0	2
2	3	2	0	2	0	0
3	1	2	2	0	0	1
3	0	1	1	1	0	0
4	0	0	1	0	1	4
4	1	1	1	0	1	4
3	0	0	0	1	0	2
3	0	0	0	0	1	3
3	0	1	0	0	0	0
1	0	0	0	0	1	0

WP	HR	S	P	ERA	WHIP
0	0	0	0	0.00	0.000
0	0	0	0	0.00	0.000

Inning	1	2	3	4	5	6	7	8	9
R	2	0	1	0	1	0	1	0	0
E	0	0	0	0	0	0	0	0	0
K	0	0	0	1	1	0	1	1	0
S	5	4	5	3	6	3	7	5	5
H	2	1	2	0	1	0	1	0	0
LOB	0	2	3	1	0	0	2	0	0
BB	0	0	0	2	0	0	1	0	0
P	5	5	15	7	6	3	11	5	5

Washington Senators @ St. Louis Browns
 Sportsman's Park, St. Louis, MO
 Sun Jul 19 1953, 4:33 AM EDT
 Unknown

AB	31
R	5
H	7
RBI	5
BB	4
SO	4
LOB	16



PITCHER	IP	WLS	BF	H	R	ER	SO	BB	IBB	HBP	BLK	WP	HR	S	P	ERA	WHIP
Al Sima, L <small>(1, 1) ERA: 3.05</small>	7.0	L	34	7	5	5	3	4	0	1	0	0	2	35	52	6.43	1.571
Sonny Dixon, R <small>(8, 1) ERA: 3.31</small>	1.0		3	0	0	0	1	0	0	0	0	0	0	5	5	0.00	0.000

Batter	1	2	3	4	5	6	7	8	9	AB R H RBI BB SO LOB	TOP																
Eddie Yost, R OBP: 0.391, SLG: 0.390 (1, 5) X	0-0 F9		4-0 2B BB	4-0 BB BB			4-0 E FC1-5 BB		0-0 F8	3 2 0 0 3 1 1																	
Pete Runnels, L OBP: 0.341, SLG: 0.292 (1, 6) X	0-0 G3		0-0 2B 1B	0-0 L9	0-0 F8		0-0 FC1-5 E		4-0 1B BB	5 2 1 0 1 0 3																	
Mickey Vernon, L OBP: 0.386, SLG: 0.485 (1, 3) X	0-0 1B		0-0 2B 2B	4-0 HBP 1B BB BB	0-3 K		0-0 E4		0-0 F9	5 2 2 2 1 1 3																	
Kite Thomas, R OBP: 0.235, SLG: 0.266 (1, 7) X	0-0 F8		4-0 2B 1B BB	0-0 BB HBP 1B 1B	0-0 6-3		0-0 F8		0-0 1B 1B	5 3 2 1 1 0 4																	
Jackie Jensen, R OBP: 0.369, SLG: 0.427 (1, 9)		0-3 K	0-0 1B 2B	1-0 BB HBP		0-0 4-3	0-0 P2		0-0 1B 1B	5 2 2 2 0 1 3																	
Jim Busby, R OBP: 0.329, SLG: 0.382 (1, 8)		0-3 K	0-0 F8	0-0 F8		0-0 F8		0-0 F7	1-3 3-H 1B	6 0 1 1 0 1 5																	
Mel Hoderlein, S OBP: 0.444, SLG: 0.333 (1, 4)		0-0 1B 1B	0-0 1B	4-0 1B E BB		4-0 BB		0-0 1B 1B		3 1 3 3 2 0 0																	
Mickey Grasso, R OBP: 0.278, SLG: 0.310 (1, 2)		0-0 1B	0-0 K	0-0 E8 1B 1B		0-0 F8		0-0 1B		5 1 3 2 0 1 2																	
Chuck Stobbs, L OBP: 0.250, SLG: 0.217 (1, 1)		0-3 K	0-0 1-3	0-0 1B			0-0 FC1-5 BB 1B		0-0 G4-6-3	5 0 2 1 0 1 5																	
Inning Stats	R: 0 E: 0 K: 0 S: 4	H: 1 LOB: 1 BB: 0 P: 4	R: 0 E: 0 K: 3 S: 11	H: 2 LOB: 2 BB: 0 P: 11	R: 5 E: 0 K: 1 S: 9	H: 4 LOB: 1 BB: 2 P: 17	R: 6 E: 1 K: 1 S: 8	H: 3 LOB: 1 BB: 3 P: 21	R: 0 E: 0 K: 1 S: 5	H: 0 LOB: 0 BB: 0 P: 5	R: 0 E: 0 K: 0 S: 3	H: 0 LOB: 1 BB: 1 P: 7	R: 0 E: 1 K: 0 S: 5	H: 1 LOB: 3 BB: 1 P: 9	R: 0 E: 0 K: 0 S: 4	H: 2 LOB: 1 BB: 0 P: 4	R: 2 E: 0 K: 0 S: 5	H: 3 LOB: 2 BB: 1 P: 9	1B: 14 2B: 2 3B: 0 HR: 0	SF: 0 SAC: 0 DP: 1 HBP: 1	WP: 0 PB: 0 SB: 0 CS: 0	PA: 51					
PITCHER	IP	WLS	BF	H	R	ER	SO	BB	IBB	HBP	BLK	WP	HR	S	P	ERA	WHIP										
Lou Kretlow, R ERA: 4.68 (1, 1)	2.0	L	13	5	4	4	3	2	0	0	0	0	0	17	25	18.00	3.500										
Bobo Holloman, R ERA: 5.23 (3, 1)	1.2		12	3	6	6	1	3	0	1	0	0	0	10	23	32.40	3.600										
Bob Cain, L ERA: 4.54 (4, 1)	3.1		16	3	1	0	2	2	0	0	0	0	0	18	26	0.00	1.500										
Don Larsen, R ERA: 4.28 (8, 1)	2.0		10	5	2	2	0	1	0	0	0	0	0	9	13	9.00	3.000										


Washington Senators @ St. Louis Browns
Sportsman's Park, St. Louis, MO
Sun Jul 19 1953, 4:38 AM EDT
Att. 4,267 - Unknown

livebaseballscorecards.com

AB 42
R 13
H 16
RBI 12
BB 8
SO 6
LOB 26



Batter	1	2	3	4	5	6	7	8	9	10	11	12	13	14	AB R H RBI BB SO LOB	TOP																			
Joe Demaestri, R (1, 6) OBP: 0.328, SLG: 0.378	F9		5-3		1B 2B 1B	FC5-4			6-3		FC3-6			BLK 1B 1B	7 2 2 0 0 0 2	Philadelphia Athletics @ St. Louis Browns Sportsman's Park, St. Louis, MO Thu Jul 23 1953, 4:33 AM EDT Att: 2,278 - Unknown livebaseballscorecards.com																			
Dave Philley, S (1, 9) OBP: 0.354, SLG: 0.413	FC6-4 1B		HR		2B 1B 1B	5-3			6-3		5-3			BLK 1B 1B	7 3 4 1 0 0 2																				
Pete Suder, R (1, 5) OBP: 0.337, SLG: 0.374	FC6-4 1-2f		6-3		1B 2B				F9		F9			3B 1B	7 2 2 3 0 0 1																				
Eddie Robinson, L (1, 3) OBP: 0.328, SLG: 0.398	F6				1B 2B				3-1		1B 1B			3B 1B	7 0 3 3 0 0 1																				
Gus Zernial, R (1, 7) OBP: 0.346, SLG: 0.503 Carmen Mauro, L (12, 7) OBP: 0.232, SLG: 0.243		6-3			BB 1B 1B				L3		1B 1B			4-3	6 0 3 0 0 1 0 1 0 0 0 0 0 1																				
Cass Michaels, R (1, 4) OBP: 0.338, SLG: 0.417		6-3			1B BB BB				K		F9			F4	6 0 2 0 1 1 3																				
Ed McGhee, R (1, 8) OBP: 0.339, SLG: 0.333		E5			1-2 2-3 BB				4-3		4-3			1B L9-4 S 1B	7 0 1 0 0 0 7																				
Neal Watlington, L (1, 2) OBP: 0.158, SLG: 0.111		F9			5-3				F3		F3			F8	6 0 0 0 0 2 2																				
Charlie Bishop, R (1, 1) OBP: 0.105, SLG: 0.056 Morrie Martin, L (7, 1) OBP: 0.120, SLG: 0.120			K		L7				K		K			L9-4 2-3	2 0 0 0 1 1 0 3 0 1 0 0 1 1																				
Inning Stats	R: 0 E: 0 K: 0 S: 4	H: 1 LOB: 1 BB: 0 P: 4	R: 0 E: 1 K: 0 S: 4	H: 0 LOB: 1 BB: 0 P: 4	R: 1 E: 0 K: 1 S: 6	H: 1 LOB: 0 BB: 0 P: 6	R: 0 E: 0 K: 1 S: 6	H: 1 LOB: 1 BB: 0 P: 6	R: 3 E: 0 K: 1 S: 10	H: 5 LOB: 3 BB: 1 P: 14	R: 0 E: 0 K: 1 S: 5	H: 0 LOB: 1 BB: 1 P: 9	R: 0 E: 0 K: 0 S: 3	H: 0 LOB: 0 BB: 0 P: 3	R: 0 E: 0 K: 0 S: 5		H: 0 LOB: 0 BB: 0 P: 5	R: 0 E: 0 K: 0 S: 5	H: 2 LOB: 2 BB: 0 P: 5	R: 0 E: 0 K: 0 S: 4	H: 1 LOB: 1 BB: 0 P: 4	R: 0 E: 0 K: 0 S: 4	H: 2 LOB: 2 BB: 0 P: 4	R: 0 E: 0 K: 0 S: 3	H: 1 LOB: 0 BB: 0 P: 3	R: 3 E: 0 K: 0 S: 7	H: 4 LOB: 1 BB: 0 P: 7	1B: 15 2B: 2 3B: 1 HR: 1	SF: 0 SAC: 0 DP: 1 HBP: 0	WP: 0 PB: 0 SB: 1 CS: 0	PA: 61				
PITCHER	IP WLS BF H R ER SO BB IBB HBP BLK WP HR S P ERA WHIP																																		
Marlin Stuart, R (1, 1) ERA: 3.93	5.0	25	8	4	4	3	1	0	0	0	0	0	0	0	0		1	30	34	7.20	1.800														
Lou Kretlow, R (6, 1) ERA: 4.41	2.0	7	0	0	0	1	1	0	0	0	0	0	0	0	0		0	8	12	0.00	0.500														
Satchel Paige, R (8, 1) ERA: 3.42	7.0	L 29	10	3	3	2	0	0	0	1	0	0	0	0	0		0	33	33	3.86	1.429														



Batter	1	2	3	4	5	6	7	8	9	10	11	12	13	14	AB	R	H	RBI	BB	SO	LOB
Johnny Groth, R (1, 8) OBP: 0.303, SLG: 0.366	F2		6-3		F3		FC4-6 BB		L9			6-3			5	0	0	0	1	0	2
Bobby Young, L (1, 4) OBP: 0.328, SLG: 0.358	F8			F9		BB 1B 1B	FC4-6 2B		4-3			L4			6	2	1	0	0	0	1
Dick Kokos, L (1, 7) OBP: 0.404, SLG: 0.452	1B			CS BB 1B		F2	1+H 2B		4-3			G3			6	0	3	1	0	0	1
Vic Wertz, L (1, 9) OBP: 0.383, SLG: 0.458	1-3 1B			1-2 BB		1-2 BB 1B	K		G6-4-3 1B			CS 1B			5	1	4	0	1	1	1
Don Lenhardt, R (1, 5) OBP: 0.380, SLG: 0.459		F7		2-3 K		1-2 2-3 1B 2B BB		F9		G6-4-3 1-2f		1-2 K			5	1	0	0	1	2	4
Clint Courtney, L (1, 2) OBP: 0.321, SLG: 0.379		L8							F8						4	0	1	0	1	0	3
Neil Berry, R (11, PR) OBP: 0.354, SLG: 0.393															0	0	0	0	0	0	0
Les Moss, R (12, 2) OBP: 0.329, SLG: 0.377															1	0	1	0	0	0	0
Dick Kryhoski, L (1, 3) OBP: 0.355, SLG: 0.531		F5													6	0	3	2	0	0	2
Billy Hunter, R (1, 6) OBP: 0.274, SLG: 0.269			4-3		F7		1-3 2-H 3-H 2B 1B		F8			G6-4-3 1-2f			6	0	1	1	0	0	4
Marlin Stuart, L (1, 11) OBP: 0.187, SLG: 0.222															1	0	0	0	0	0	0
Hank Edwards, L (5, PH) OBP: 0.278, SLG: 0.219			4-3												0	0	0	0	1	0	0
Lou Kralow, R (8, 11) OBP: 0.222, SLG: 0.125															0	0	0	0	0	0	0
Jim Dyck, R (7, PH) OBP: 0.313, SLG: 0.344															1	0	0	0	0	1	0
Satchel Paige, R (8, 11) OBP: 0.336, SLG: 0.393															2	0	0	0	0	2	0
Roy Sievers, R (14, PH) OBP: 0.336, SLG: 0.393															1	0	0	0	0	1	1

Inning Stats	R: 0	H: 2	E: 0	LOB: 2	K: 0	BB: 0	S: 4	P: 4	R: 0	H: 0	E: 0	LOB: 0	K: 0	BB: 0	S: 3	P: 3	R: 0	H: 0	E: 0	LOB: 0	K: 0	BB: 0	S: 3	P: 3	R: 0	H: 1	E: 0	LOB: 2	K: 1	BB: 1	S: 5	P: 9	R: 0	H: 2	E: 0	LOB: 2	K: 0	BB: 1	S: 4	P: 8	R: 3	H: 4	E: 0	LOB: 2	K: 0	BB: 1	S: 6	P: 10	R: 1	H: 1	E: 0	LOB: 1	K: 2	BB: 1	S: 8	P: 12	R: 0	H: 1	E: 0	LOB: 1	K: 0	BB: 0	S: 4	P: 4	R: 0	H: 0	E: 0	LOB: 0	K: 1	BB: 0	S: 5	P: 5	R: 0	H: 1	E: 0	LOB: 0	K: 0	BB: 0	S: 3	P: 3	R: 0	H: 0	E: 0	LOB: 1	K: 0	BB: 1	S: 2	P: 6	R: 0	H: 0	E: 0	LOB: 0	K: 1	BB: 0	S: 5	P: 5	R: 0	H: 1	E: 0	LOB: 1	K: 1	BB: 0	S: 5	P: 5	R: 0	H: 1	E: 0	LOB: 1	K: 1	BB: 0	S: 5	P: 6	R: 0	H: 1	E: 0	LOB: 1	K: 1	BB: 0	S: 6	P: 6	1B: 11	SF: 0	2B: 5	SAC: 0	3B: 0	DP: 4	HR: 0	HBP: 0	WP: 0	PA: 54
PITCHER	IP	WLS	BF	H	R	ER	SO	BB	IBB	HBP	BLK	WP	HR	S	P	ERA	WHIP																																																																																																																	
Charlie Bishop, R (1, 1) ERA: 4.85	6.0		26	9	3	3	1	3	0	0	0	0	0	25	37	4.50	2.000																																																																																																																	
Morrie Martin, L (7, 1) ERA: 4.45	8.0	W	28	5	1	1	6	2	0	0	0	0	0	38	46	1.12	0.875																																																																																																																	

Philadelphia Athletics @ St. Louis Browns
Sportsman's Park, St. Louis, MO
Thu Jul 23 1953, 4:33 AM EDT
Att. 2,278 - Unknown

livebaseballscorecards.com

AB	49
R	4
H	14
RBI	4
BB	5
SO	7
LOB	19



Batter	1	2	3	4	5	6	7	8	9	AB R H RBI BB SO LOB	TOP		
Billy Goodman, L (1, 4) OBP: 0.413, SLG: 0.422 Ted Lepcio, R (8, PR) OBP: 0.319, SLG: 0.386 (8, 4)	0-0 F7		0-0 1B 1B	4-0 BB 1B BB	4-0 BB			0-0 1B		3 2 2 0 2 0 0 0 0 0 0 0 0 0	Boston Red Sox @ St. Louis Browns Sportsman's Park, St. Louis, MO Fri Jul 24 1953, 4:33 AM EDT Unknown		
Hoot Evers, R (1, 7) OBP: 0.311, SLG: 0.430 Gene Stephens, L (8, 7) OBP: 0.303, SLG: 0.297	0-3 K		0-0 1B F8 1B	0-0 BB BB 1B	0-0 F9			0-0 F9 1B		5 1 2 0 0 1 3 0 0 0 0 0 0 0			
Dick Gernert, R (1, 3) OBP: 0.385, SLG: 0.455	4-0 1B BB		4-0 1B HR IBB	4-0 BB BB				0-0 F7		2 1 0 0 3 0 1			
George Kell, R (1, 5) OBP: 0.386, SLG: 0.531 Floyd Baker, L (8, 5) OBP: 0.368, SLG: 0.319	0-0 1B		0-0 HR 1B	4-0 BB				0-0 6-3		3 1 2 2 1 0 0 1 0 0 0 0 0 0			
Del Wilber, R (1, 2) OBP: 0.329, SLG: 0.620	0-0 P3		0-0 F8 3-H	0-0 2 3-H	0-0 SH5-4 3B 1B			0-0 F5		5 1 1 1 0 0 4			
Tom Umphlett, R (1, 8) OBP: 0.353, SLG: 0.416		0-3 K	0-0 HR		0-0 SH5-4 3B 1B			0-0 P6		5 2 3 3 0 1 0			
Jim Piersall, R (1, 9) OBP: 0.301, SLG: 0.338		0-0 F8	0-0 F9		0-0 SH5-4			0-0 6-3		3 0 0 0 1 0 0			
Johnny Lipon, R (1, 6) OBP: 0.288, SLG: 0.264		0-0 F8		0-0 F8	0-3 K			0-0 6-3		5 0 0 0 0 1 4			
Bill Henry, L (1, 1) OBP: 0.231, SLG: 0.462			0-0 F8	0-0 4-3	0-0 3B			0-3 K		4 0 1 2 0 1 0			
Inning Stats	R: 0 E: 0 K: 1 S: 6 H: 1 LOB: 2 BB: 1 P: 10	R: 0 E: 0 K: 1 S: 5 H: 0 LOB: 0 BB: 0 P: 5	R: 5 E: 0 K: 0 S: 7 H: 4 LOB: 0 BB: 1 P: 11	R: 1 E: 0 K: 0 S: 3 H: 1 LOB: 3 BB: 3 P: 15	R: 2 E: 0 K: 1 S: 8 H: 3 LOB: 2 BB: 1 P: 12	R: 0 E: 0 K: 0 S: 3 H: 0 LOB: 0 BB: 0 P: 3	R: 0 E: 0 K: 0 S: 3 H: 0 LOB: 0 BB: 0 P: 3	R: 0 E: 0 K: 1 S: 6 H: 1 LOB: 1 BB: 0 P: 6	R: 0 E: 0 K: 0 S: 4 H: 1 LOB: 2 BB: 1 P: 8	1B: 9 2B: 0 3B: 1 HR: 1 SF: 0 SAC: 1 DP: 0 HBP: 0	WP: 0 PB: 0 SB: 0 CS: 0 PA: 44		
PITCHER	IP WLS BF H R ER SO BB IBB HBP BLK WP HR S P ERA WHIP											PITCHER	IP WLS BF H R ER SO BB IBB HBP BLK WP HR S P ERA WHIP
Dick Littlefield, L (1, 1) ERA: 5.62 Lou Kretlow, R (4, 1) ERA: 4.43	3.0 L 16 5 5 5 2 1 1 0 0 0 1 18 26 15.00 2.000												

livebaseballscorecards.com

AB	36
R	8
H	11
RBI	8
BB	7
SO	4
LOB	12



Batter	1	2	3	4	5	6	7	8	9	AB R H RBI BB SO LOB	TOP		
Billy Goodman, L (1, 4) OBP: 0.413, SLG: 0.425	0-0 6-3		0-0 2B		0-0 2B 1B	0-0 F8			0-0 4-3	5 1 2 0 0 0 1			
Hoot Evers, R (1, 7) OBP: 0.304, SLG: 0.420	0-0 F9		0-3 K		0-0 F8		0-0 F2		0-0 L8	5 0 0 0 0 1 2			
Dick Gernert, R (1, 3) OBP: 0.386, SLG: 0.454	0-0 1B 1B		0-3 K		0-0 2B 1B		0-0 F9		0-3 K	5 1 2 0 0 2 1			
George Kell, R (1, 5) OBP: 0.388, SLG: 0.534	0-0 1-2 1B			0-0 6-3	0-0 2B		0-0 F3			4 0 2 2 0 0 0			
Sammy White, R (1, 2) OBP: 0.317, SLG: 0.435	0-3 K			0-0 E 1B	0-0 L7			0-0 1-3		4 1 1 0 0 1 3			
Tom Umphlett, R (1, 8) OBP: 0.355, SLG: 0.415		0-0 F8		0-0 E7 2B 1B	4-0 WP 5-3 F7 BB			0-0 E1 1B		3 3 1 1 1 0 0			
Jim Piersall, R (1, 9) OBP: 0.303, SLG: 0.342		0-0 F9		0-0 2B	0-0 5-3			0-0 1B		4 0 2 2 0 0 1			
Johnny Lipon, R (1, 6) OBP: 0.274, SLG: 0.250		0-0 6-3		0-0 F7	0-0 F7			0-0 F8		4 0 0 1 0 0 1			
Mickey McDermott, L (1, 1) OBP: 0.321, SLG: 0.462			0-3 K		0-0 5-3	0-0 E1		0-0 L7		4 0 0 0 0 1 1			
Inning Stats	R: 0 E: 0 K: 1 S: 7 H: 2 LOB: 2 BB: 0 P: 7	R: 0 E: 0 K: 0 S: 3 H: 0 LOB: 0 BB: 0 P: 3	R: 0 E: 0 K: 3 S: 10 H: 1 LOB: 1 BB: 0 P: 10	R: 2 E: 1 K: 0 S: 5 H: 3 LOB: 0 BB: 0 P: 5	R: 2 E: 0 K: 0 S: 6 H: 3 LOB: 1 BB: 0 P: 6	R: 1 E: 1 K: 0 S: 4 H: 0 LOB: 1 BB: 1 P: 8	R: 0 E: 0 K: 0 S: 3 H: 0 LOB: 0 BB: 0 P: 3	R: 1 E: 1 K: 0 S: 5 H: 1 LOB: 1 BB: 0 P: 5	R: 0 E: 0 K: 1 S: 5 H: 0 LOB: 0 BB: 0 P: 5	1B: 7 2B: 3 3B: 0 HR: 0 SF: 0 SAC: 0 DP: 0 HBP: 0	WP: 2 PB: 0 SB: 0 CS: 0 PA: 39		
PITCHER	IP WLS BF H R ER SO BB IBB HBP BLK WP HR S P ERA WHIP											PITCHER	IP WLS BF H R ER SO BB IBB HBP BLK WP HR S P ERA WHIP
Bob Cain, L (1, 1) ERA: 4.71	5.0 L 23 9 4 4 4 0 0 0 0 1 0 31 31 7.20 1.800												
Don Larsen, R (6, 1) ERA: 4.18	4.0 16 1 2 1 1 1 0 0 0 1 0 17 21 2.25 0.500												

Boston Red Sox @ St. Louis Browns
Sportsman's Park, St. Louis, MO
 Fri Jul 24 1953, 4:38 AM EDT
 Att. 3,656 - Unknown

livebaseballscorecards.com

AB	38
R	6
H	10
RBI	6
BB	1
SO	5
LOB	10



Batter	1	2	3	4	5	6	7	8	9	AB R H RBI BB SO LOB	BOTTOM
--------	---	---	---	---	---	---	---	---	---	----------------------	--------

Neil Berry, R <small>OBP: 0.333, SLG: 0.369</small> (1, 4) X	0-0 4-3 ①		0-0 L4 ③			0-0 P4 ①		0-0 4-3 ① <small>2-3</small>		4 0 0 0 0 0 1 4 0 2 0 0 0 1 3 0 0 0 1 1 3 4 0 1 0 0 2 2 4 0 1 0 0 1 3 3 0 0 0 1 0 1 3 0 1 0 0 0 1 3 0 0 0 0 1 1 1 0 0 0 0 0 0 2 0 1 0 0 0 1	Boston Red Sox @ St. Louis Browns Sportsman's Park, St. Louis, MO Fri Jul 24 1953, 4:38 AM EDT Att. 3,656 - Unknown
Roy Sievers, R <small>OBP: 0.338, SLG: 0.397</small> (1, 3) X	0-0 FC6-3 2B					0-0 F9 ②		0-0 F9 ②			
Don Lenhardt, R <small>OBP: 0.374, SLG: 0.445</small> (1, 7) X	0-0 FC6-3 <small>2-3</small>					0-0 FC5-4 ① <small>1-2f</small>		0-3 K ③ <small>S S S</small>			
Vic Wertz, L <small>OBP: 0.377, SLG: 0.448</small> (1, 9) S S S	0-3 K ③					0-0 <small>S S S</small>			0-0 F7 ①		
Les Moss, R <small>OBP: 0.327, SLG: 0.373</small> (1, 2) X			0-0 F7 ①			0-0 F7 ③			0-0 G6-4-3 1B		
Jim Dyck, R <small>OBP: 0.311, SLG: 0.339</small> (1, 5) X			0-0 4-3 ②			0-0 6-3 ①			0-0 G6-4-3 ② ③ <small>1-2f</small>		
Johnny Groth, R <small>OBP: 0.305, SLG: 0.366</small> (1, 8) X			0-0 F3 ③			0-0 L1-3 ② ③ BB			0-0 L1-3 ② <small>1-2</small>		
Billy Hunter, R <small>OBP: 0.270, SLG: 0.264</small> (1, 6) S S S			0-3 K ①			0-0 2-3 ② <small>1-2</small>			0-0 F8 ③		
Bob Cain, L <small>OBP: 0.231, SLG: 0.280</small> (1, 1) X Don Larsen, R <small>OBP: 0.229, SLG: 0.348</small> (5, PH) (6, 1)			0-0 1-3 ②			0-0 F2 ③			0-0 4-3 2B		

AB	31
R	0
H	6
RBI	0
BB	2
SO	5
LOB	14

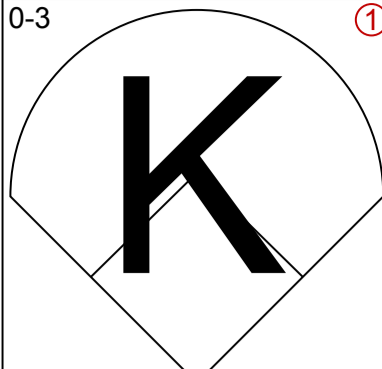
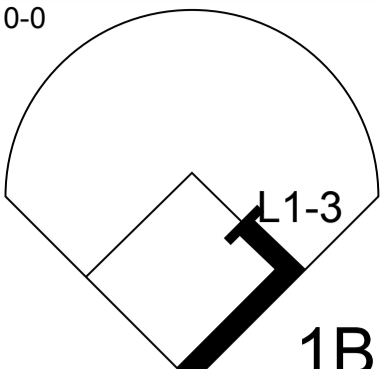
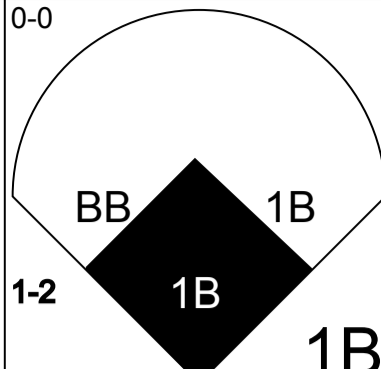
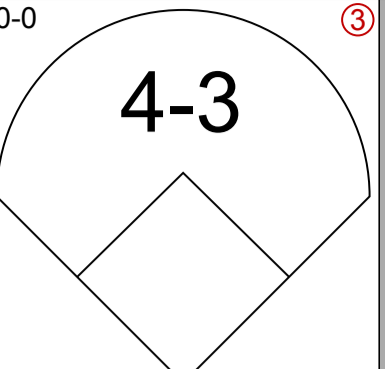
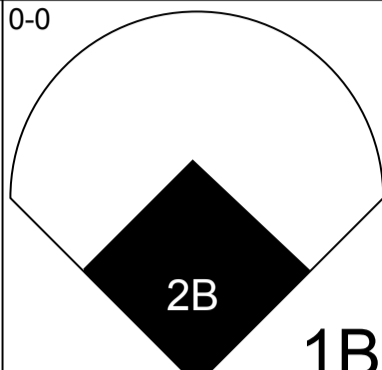
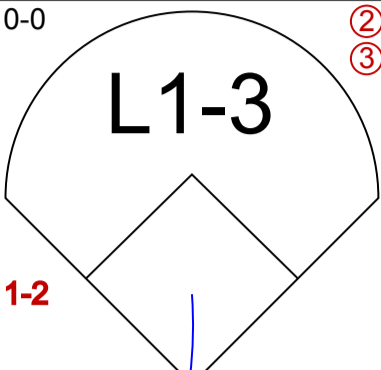
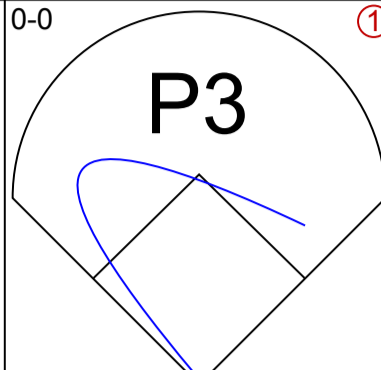
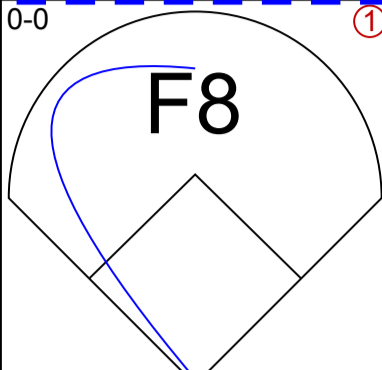
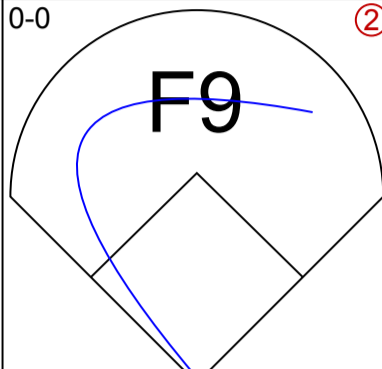
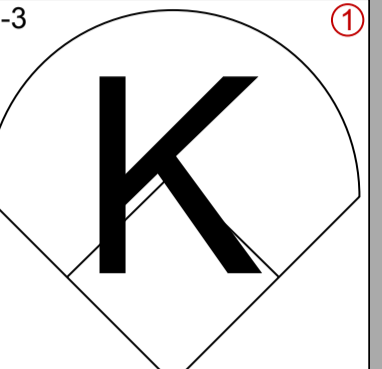
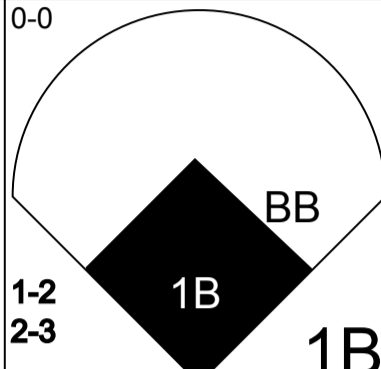
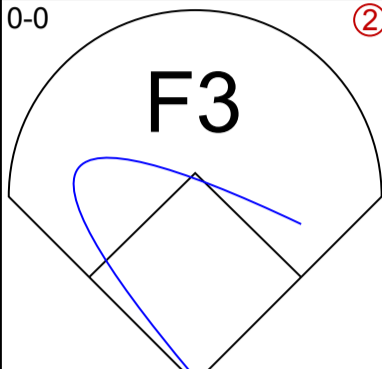
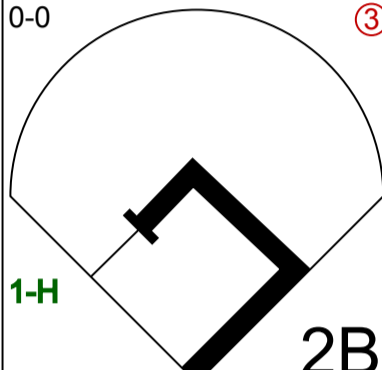
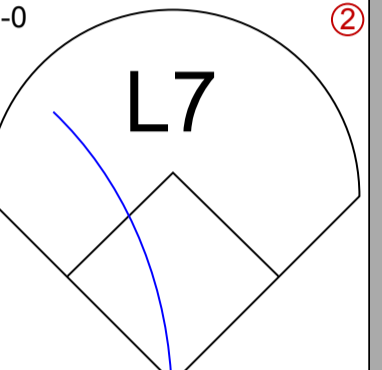
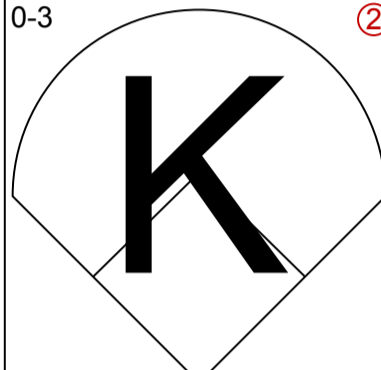
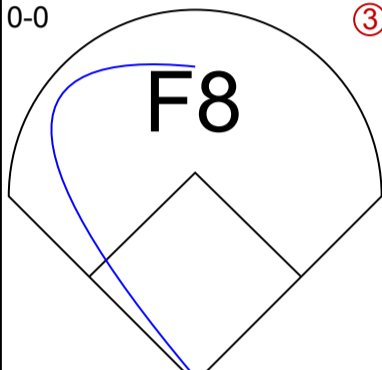
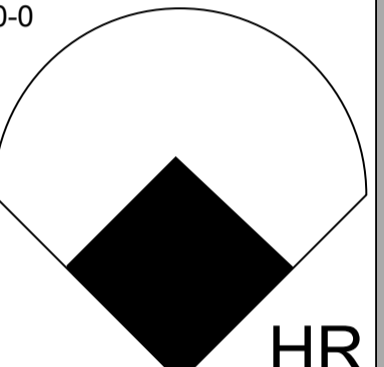
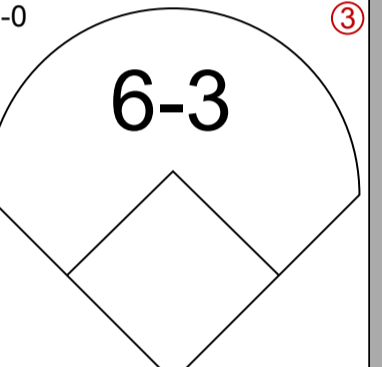
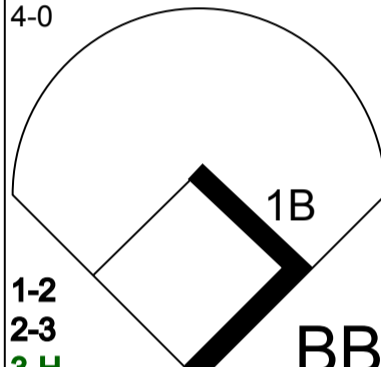
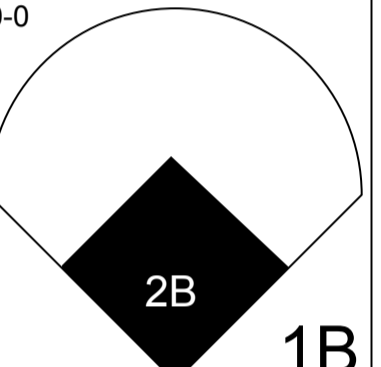
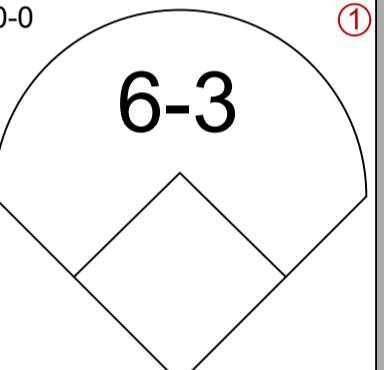
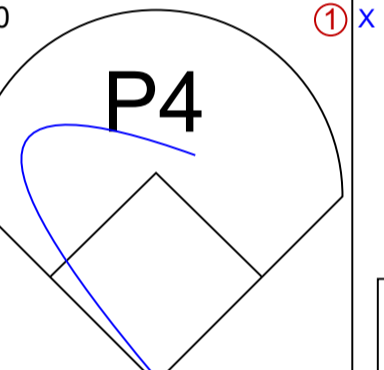
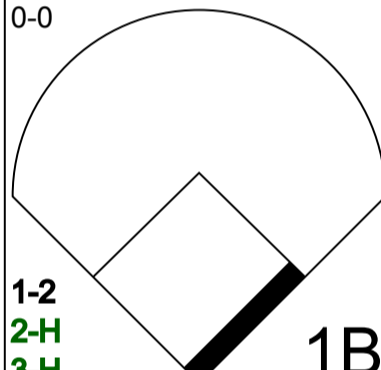
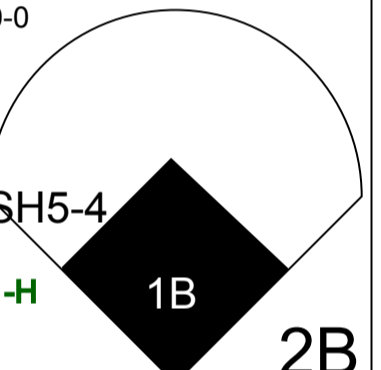
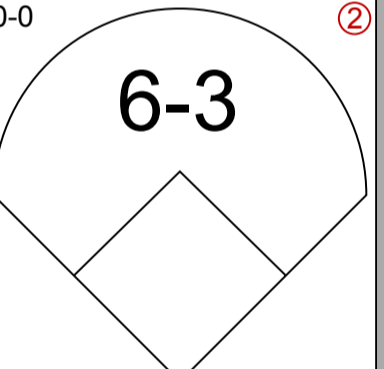
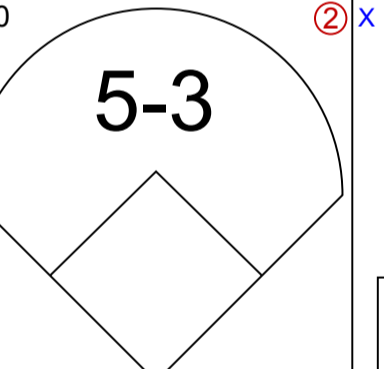
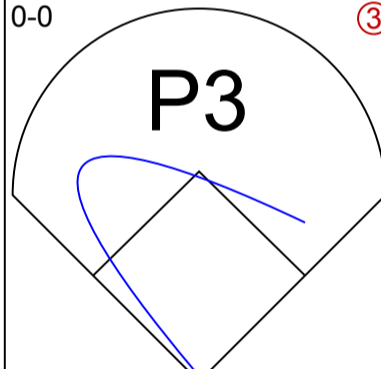
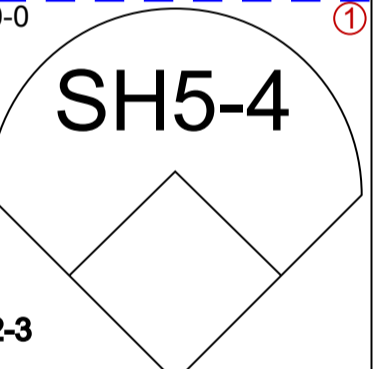
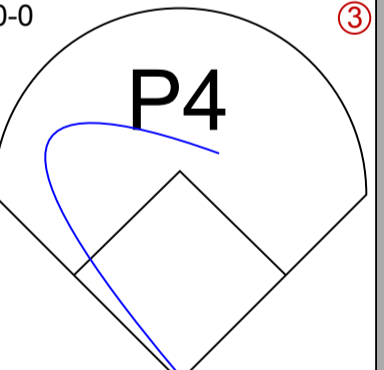
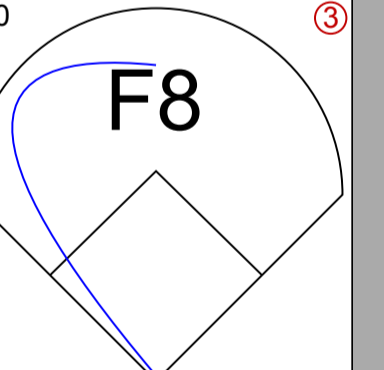
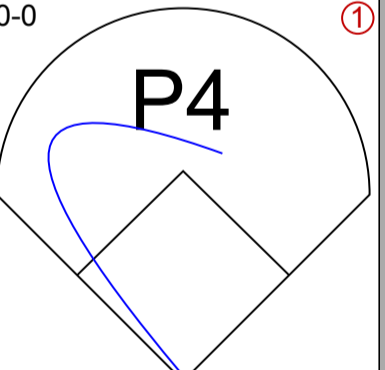
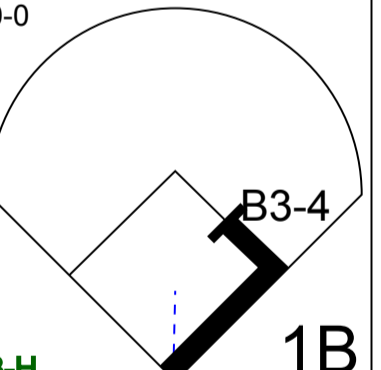
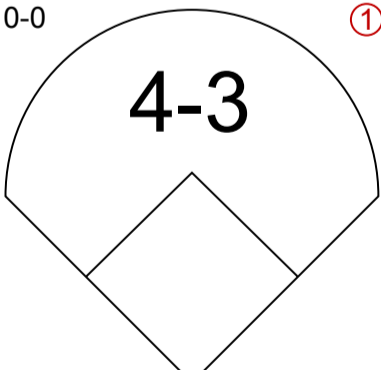
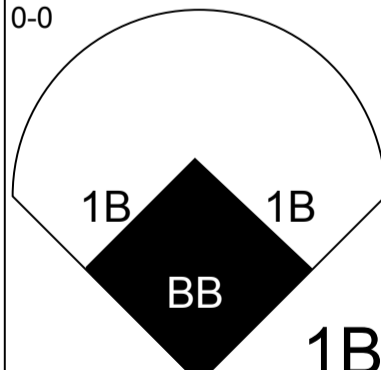
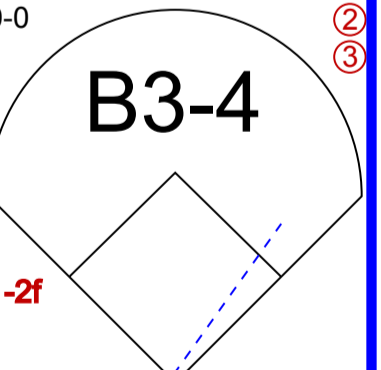


WP: 0	PA: 33
PB: 0	
SB: 0	
CS: 0	

Inning Stats	R	H	E	LOB	K	S	P	BB	IBB	HBP	BLK	WP	HR	S	P	ERA	WHIP	PITCHER	IP	WLS	BF	H	R	ER	SO	BB	IBB	HBP	BLK	WP	HR	S	P	ERA	WHIP
	0	1	0	1	1	6	6	2	0	0	0	0	0	41	49	0.00	0.889	Mickey McDermott, L	9.0	W	33	6	0	0	5	2	0	0	0	0	0	0			

--	--	--	--	--	--	--	--	--	--	--	--	--	--	--	--	--	--	--	--	--	--	--	--	--	--	--	--	--	--	--	--	--	--	--	--	--	--

WP: 0	PA: 33
PB: 0	
SB: 0	
CS: 0	

Batter	1	2	3	4	5	6	7	8	9	AB R H RBI BB SO LOB	TOP												
Billy Goodman, L (1, 4) OBP: 0.414, SLG: 0.426	0-3 		0-0 			0-0 	0-0 			4 1 2 0 0 1 0													
Hoot Evers, R (1, 7) OBP: 0.304, SLG: 0.418	0-0 		0-0 			0-0 		0-0 		3 1 1 0 0 0 3													
Al Zarilla, L (8, PH) OBP: 0.388, SLG: 0.216										1 0 0 0 0 0 0													
Gene Stephens, L (9, 7) OBP: 0.303, SLG: 0.297										0 0 0 0 0 0 0													
Dick Gernert, R (1, 3) OBP: 0.384, SLG: 0.452	0-0 			0-3 		0-0 		0-0 		4 1 1 0 0 1 1													
George Kell, R (1, 5) OBP: 0.386, SLG: 0.533	0-0 			0-0 		0-3 		0-0 		4 0 1 1 0 1 3													
Sammy White, R (1, 2) OBP: 0.322, SLG: 0.447		0-0 		0-0 		4-0 			0-0 	3 2 2 2 1 0 0													
Tom Umphlett, R (1, 8) OBP: 0.357, SLG: 0.420		0-0 			0-0 	0-0 			0-0 	4 1 2 3 0 0 0													
Jim Piersall, R (1, 9) OBP: 0.300, SLG: 0.340		0-0 			0-0 	0-0 			0-0 	3 0 0 0 0 0 2													
Johnny Lipon, R (1, 6) OBP: 0.273, SLG: 0.250		0-0 			0-0 		0-0 		0-0 	4 0 1 1 0 0 0													
Willard Nixon, L (1, 1) OBP: 0.343, SLG: 0.267			0-0 			0-0 			0-0 	1 0 0 0 0 0 0													
Ike Delock, R (4, 1) OBP: 0.460, SLG: 0.250										1 1 1 0 0 0 0													
Billy Conzolo, R (7, PH) OBP: 0.174, SLG: 0.304										1 0 0 0 0 1 0													
Ellis Kinder, R (7, 1) OBP: 0.421, SLG: 0.474										1 0 0 0 0 0 1													
Bill Henry, L (9, 1) OBP: 0.231, SLG: 0.462										0 0 0 0 0 0 0													
Ben Flowers, R (9, 1)										0 0 0 0 0 0 0													
Inning Stats	R: 1 E: 0 K: 1 S: 6	H: 2 LOB: 1 BB: 0 P: 6	R: 1 E: 0 K: 0 S: 4	H: 1 LOB: 0 BB: 0 P: 4	R: 0 E: 0 K: 0 S: 3	H: 1 LOB: 0 BB: 0 P: 3	R: 0 E: 0 K: 1 S: 5	H: 0 LOB: 0 BB: 0 P: 5	R: 0 E: 0 K: 0 S: 3	H: 0 LOB: 0 BB: 0 P: 3	R: 3 E: 0 K: 1 S: 9	H: 4 LOB: 2 BB: 1 P: 13	R: 0 E: 0 K: 1 S: 5	H: 0 LOB: 0 BB: 0 P: 5	R: 0 E: 0 K: 0 S: 3	H: 0 LOB: 0 BB: 0 P: 3	R: 2 E: 0 K: 0 S: 5	H: 3 LOB: 0 BB: 0 P: 5	1B: 8 2B: 4 3B: 0 HR: 1	SF: 0 SAC: 1 DP: 2 HBP: 0	WP: 0 PB: 0 SB: 0 CS: 0	PA: 36	
PITCHER	IP WLS BF H R ER SO BB IBB HBP BLK WP HR S P ERA WHIP																						
Harry Brecheen, L (1, 1) ERA: 3.63	7.0		28	8	5	5	4	1	0	0	0	0	1	35	39	6.43	1.286						
Satchel Paige, R (8, 1) ERA: 3.6	1.0	L	5	2	2	2	0	0	0	0	0	0	0	5	5	18.00	2.000						
Marlin Stuart, R (9, 1) ERA: 3.88	1.0		3	1	0	0	0	0	0	0	0	0	0	3	3	0.00	1.000						

Boston Red Sox @ St. Louis Browns
Sportsman's Park, St. Louis, MO
 Sat Jul 25 1953, 4:33 AM EDT
 Att. 1,857 - Sunny - 92 F

livebaseballscorecards.com

AB	34
R	7
H	11
RBI	7
BB	1
SO	4
LOB	10



Batter	1	2	3	4	5	6	7	8	9	AB R H RBI BB SO LOB	TOP		
Billy Goodman, L OBP: 0.414, SLG: 0.436 (1, 4) X	0-0 F8		0-0 E 1B		0-0 HR			0-0 4-3		5 1 2 1 0 0 3			
Gene Stephens, L OBP: 0.310, SLG: 0.296 (1, 7) B (9, 9) B (9, 7)	4-0 L6-3 BB		0-0 E1		4-0 E BB	0-3 K		4-0 WP BB		2 1 0 1 3 1 1			
Dick Gernert, R OBP: 0.384, SLG: 0.449 (1, 3) X	0-0 L6-3		0-0		0-0 E 1B	0-0 E5		4-0 FC6-4 BB		4 1 1 0 1 0 3			
Floyd Baker, L OBP: 0.364, SLG: 0.311 George Kell, R OBP: 0.385, SLG: 0.531 (8, PH) (8, 5)		0-0 F8	0-0 G1		4-0 E FC5 BB	0-0 F8		0-0 FC6-4		3 1 0 0 1 0 3 1 0 0 0 0 0 2			
Sammy White, R OBP: 0.320, SLG: 0.453 (1, 2)		0-3 K		0-0 HR	0-0 E4 6-3 FC5	0-3 K		0-0 6-3		5 1 1 1 0 2 2			
Tom Umphlett, R OBP: 0.363, SLG: 0.425 (1, 8)		4-0 BB		1-0 HR	0-0 FC5 6-3		0-0 G5-4-3 1B		0-0 1B 2B	3 1 2 0 1 0 1			
Jim Piersall, R OBP: 0.299, SLG: 0.338 (1, 9) (9, 7) (9, 9)		0-0 5-3		0-0 FC3-6 HBP	0-0 FC3-6	0-0 6-3		0-0 G5-4-3		5 0 1 1 0 0 5			
Johnny Lipon, R OBP: 0.280, SLG: 0.241 (1, 6)			4-0 1B E BB	0-0 FC3-6	4-0 P4		0-0 P4		0-0 F8	3 1 0 0 2 0 1			
Sid Hudson, R OBP: 0.200, SLG: 0.257 Ellis Kinder, R OBP: 0.421, SLG: 0.474 Bill Henry, L OBP: 0.231, SLG: 0.462 Ben Flowers, R (8, 1) (8, 1) (9, 1)			0-0 F9	0-0 L5	0-0 L6		0-0 F7			4 0 0 0 0 0 5 0			
Inning Stats	R: 0 E: 0 K: 0 S: 2 H: 0 LOB: 0 BB: 1 P: 6	R: 0 E: 0 K: 1 S: 5 H: 0 LOB: 1 BB: 1 P: 9	R: 1 E: 1 K: 0 S: 5 H: 1 LOB: 2 BB: 1 P: 9	R: 1 E: 0 K: 0 S: 4 H: 1 LOB: 1 BB: 0 P: 5	R: 4 E: 3 K: 2 S: 7 H: 2 LOB: 3 BB: 3 P: 19	R: 0 E: 1 K: 2 S: 8 H: 0 LOB: 1 BB: 0 P: 8	R: 0 E: 0 K: 0 S: 3 H: 1 LOB: 0 BB: 0 P: 3	R: 0 E: 0 K: 0 S: 3 H: 0 LOB: 2 BB: 2 P: 11	R: 1 E: 0 K: 0 S: 4 H: 2 LOB: 0 BB: 0 P: 4	1B: 4 2B: 2 3B: 0 HR: 2 SF: 0 SAC: 0 DP: 2 HBP: 1	WP: 1 PB: 0 SB: 0 CS: 0 PA: 44		
PITCHER	IP WLS BF H R ER SO BB IBB HBP BLK WP HR S P ERA WHIP											PITCHER	IP WLS BF H R ER SO BB IBB HBP BLK WP HR S P ERA WHIP
Duane Pilette, R ERA: 5.53 (1, 1)	4.2 L 27 4 6 3 1 6 0 1 0 0 2 22 47 5.79 2.143												
Dick Littlefield, L ERA: 5.44 (5, 1)	3.1 13 1 0 0 2 2 0 0 0 1 0 15 23 0.00 0.900												
Don Larsen, R ERA: 4.22 (9, 1)	1.0 4 2 1 1 0 0 0 0 0 0 0 4 4 9.00 2.000												

Boston Red Sox @ St. Louis Browns
Sportsman's Park, St. Louis, MO
Sun Jul 26 1953, 4:33 AM EDT
Sunny - 98 F

livebaseballscorecards.com

AB	35
R	7
H	7
RBI	4
BB	8
SO	3
LOB	26



Batter	1	2	3	4	5	6	7	8	9	AB R H RBI BB SO LOB	TOP																									
Billy Goodman, L (1, 4) OBP: 0.408, SLG: 0.429	0-0 6-3		0-0 4-3		0-0 FC6-5 E 1B 3B	0-0 F8		0-0 6-3		5 1 0 1 0 0 3	Boston Red Sox @ St. Louis Browns Sportsman's Park, St. Louis, MO Sun Jul 26 1953, 4:38 AM EDT Att. 4,565 - Unknown																									
Hoot Evers, R (1, 7) OBP: 0.297, SLG: 0.408	0-0 P4		0-0 5-3		0-0 F8		0-0 6-3		5 0 0 0 0 0 1																											
Dick Gernert, R (1, 3) OBP: 0.387, SLG: 0.448	4-0 BB		0-0 F3		0-0 E7 1-3 3B 1B		4-0 1B BB		3 1 1 0 2 0 1																											
Floyd Baker, L (1, 5) OBP: 0.372, SLG: 0.339	0-0 F3			0-0 F7	0-0 2B 3B		0-0 1-2 1B		5 1 3 2 0 0 1																											
Del Wilber, R (1, 2) OBP: 0.338, SLG: 0.622		4-0 BB		0-0 6-3	0-0 WP 2B		0-0 F7		3 0 1 1 1 0 2																											
Ellis Kinder, R (7, 1) OBP: 0.421, SLG: 0.474					0-0 3-H 2B				0 0 0 0 0 0 0																											
George Kell, R (9, PH) OBP: 0.383, SLG: 0.530									1 0 0 0 0 0 2																											
Tom Umphlett, R (1, 8) OBP: 0.361, SLG: 0.420		0-0 G6-4-3 1-2f		4-0 BB	0-0 6-3		0-3 K		4 0 0 0 1 1 6																											
Jim Piersall, R (1, 9) OBP: 0.301, SLG: 0.339		0-0 2B 1B		0-0 L8		0-0 SH3-4 1B		0-0 F7	4 1 2 0 0 0 1																											
Johnny Lipon, R (1, 6) OBP: 0.281, SLG: 0.256		0-0 1-H 2B			0-0 E5 2B FC6-5	0-0 SH3-4		0-0 E9	3 1 1 1 0 0 0																											
Mel Parnell, L (1, 1) OBP: 0.242, SLG: 0.250					0-0 FC6-5 1-3 2B	0-0 5-3		0-3 K	0 0 0 0 0 0 0																											
Ben Flowers, R (1, 1)									1 0 0 0 0 1 1																											
Mickey McDermott, L (5, PH) OBP: 0.333, SLG: 0.491									1 0 1 0 0 0 0																											
Ike Delock, R (5, 1) OBP: 0.333, SLG: 0.200									1 0 0 0 0 0 1																											
Sammy White, R (7, 2) OBP: 0.319, SLG: 0.451									1 0 0 0 0 1 1																											
Inning Stats	R: 0 E: 0 K: 0 S: 3	H: 0 LOB: 1 BB: 1 P: 7	R: 1 E: 0 K: 1 S: 6	H: 2 LOB: 1 BB: 1 P: 10	R: 0 E: 0 K: 0 S: 3	H: 0 LOB: 0 BB: 0 P: 3	R: 0 E: 0 K: 0 S: 3	H: 0 LOB: 1 BB: 1 P: 7	R: 4 E: 2 K: 0 S: 8	H: 4 LOB: 1 BB: 0 P: 8	R: 0 E: 0 K: 0 S: 4	H: 1 LOB: 1 BB: 0 P: 4	R: 0 E: 0 K: 1 S: 6	H: 1 LOB: 2 BB: 1 P: 10	R: 0 E: 1 K: 1 S: 6	H: 0 LOB: 1 BB: 0 P: 6	R: 0 E: 1 K: 0 S: 5	H: 1 LOB: 2 BB: 0 P: 5	1B: 5 2B: 3 3B: 1 HR: 0	SF: 0 SAC: 1 DP: 1 HBP: 0	WP: 1 PB: 0 SB: 0 CS: 0	PA: 42														
PITCHER	IP WLS BF H R ER SO BB IBB HBP BLK WP HR S P ERA WHIP																																			
Mike Blyzka, R (1, 1) ERA: 5.27	4.2	22	5	5	1	1	3	0	0	0	0	0	0	21	33	1.93	1.714																			
Marlin Stuart, R (5, 1) ERA: 3.64	4.1	W 20	4	0	0	2	1	0	0	0	1	0	23	27	0.00	1.154																				

livebaseballscorecards.com

AB	37
R	5
H	9
RBI	5
BB	4
SO	3
LOB	20



Batter	1	2	3	4	5	6	7	8	9	AB	R	H	RBI	BB	SO	LOB
Johnny Groth, R OBP: 0.308, SLG: 0.369 (1, 8)	4-0 BB 1B	0-0 FC6-4 1B		0-0 L4			0-0 F8	0-0 F9		4	1	1	0	1	0	0
Dick Kokos, L OBP: 0.400, SLG: 0.455 (1, 7)	4-0 1B 1-2 BB	0-0 F5		0-0 2B			4-0 1B HR BB			2	2	1	0	2	0	1
Roy Sievers, R OBP: 0.336, SLG: 0.393 (1, 3)	0-0 SH 1B 1-2 2-H	0-0 FC6-4		0-0 P4			0-0 F7			4	1	1	1	0	0	3
Don Lenhardt, R OBP: 0.369, SLG: 0.438 (1, 9)	0-0 1B SH 1-2 2-H	0-0 F7			0-3 K		0-0 1-2 HR 1B			3	1	1	1	0	1	1
Vic Wertz, L OBP: 0.378, SLG: 0.446 (7, 9)										1	1	1	0	0	0	0
Jim Dyck, R OBP: 0.323, SLG: 0.383 (1, 5)	0-0 SH 1B 1-2 2-3		0-0 6-3		0-3 K		0-0 1-1 2-H HR			3	2	1	3	0	1	0
Les Moss, R OBP: 0.325, SLG: 0.370 (1, 2)	0-3 K		0-0 F3		0-0 F3		0-0 1B			4	0	1	0	0	1	3
Neil Berry, R OBP: 0.351, SLG: 0.377 (1, 4)	0-0 E7 1B		0-0 1B			0-0 P5	0-0 F9			2	0	2	2	0	0	0
Bobby Young, L OBP: 0.323, SLG: 0.352 (6, 4)										2	0	0	0	0	0	1
Billy Hunter, R OBP: 0.268, SLG: 0.266 (1, 6)	0-0 2B		0-0 6-3			0-0 6-3		0-0 L6		4	0	1	0	0	0	1
Mike Blyzka, R OBP: 0.150, SLG: 0.200 (1, 1)	0-0 1-3			0-0 6-3				0-0 F7		2	0	0	0	0	0	2
Marlin Stuart, L (5, 1)										2	0	0	0	0	0	0


Inning Stats	R: 5	H: 4	LOB: 2	K: 1	S: 9	P: 17	R: 0	H: 1	LOB: 1	K: 0	S: 4	P: 4	R: 0	H: 1	LOB: 1	K: 0	S: 4	P: 4	R: 0	H: 0	LOB: 0	K: 2	S: 7	P: 7	R: 0	H: 0	LOB: 0	K: 0	S: 3	P: 3	R: 3	H: 3	LOB: 1	K: 0	S: 6	P: 10	R: 0	H: 0	LOB: 0	K: 0	S: 3	P: 3	R: 0	H: 0	LOB: 0	K: 0	S: 3	P: 3												
Mel Parnell, L ERA: 2.99 (1, 1)	IP	WLS	BF	H	R	ER	SO	BB	IBB	HBP	BLK	WP	HR	S	P	ERA	WHIP																																											
Ben Flowers, R ERA: 2.23 (1, 1)	4.0		17	5	1	0	1	0	0	0	0	0	0	0	19	19	0.00	1.250																																										
Ike Delock, R ERA: 2.53 (5, 1)	2.2	L	10	1	2	2	2	1	0	0	0	0	0	0	13	17	6.75	0.750																																										
Ellis Kinder, R ERA: 2.26 (7, 1)	1.1		6	2	1	1	0	0	0	0	0	0	0	1	6	6	6.75	1.500																																										

BOTTOM

Boston Red Sox @ St. Louis Browns
Sportsman's Park, St. Louis, MO

Sun Jul 26 1953, 4:38 AM EDT
Att: 4,565 - Unknown

AB	33
R	8
H	10
RBI	7
BB	3
SO	3
LOB	12



1B:	7	SF:	0	WP:	0	PA:	37
2B:	2	SAC:	1	PB:	0	SB:	0
3B:	0	DP:	0	CS:	0		
HR:	1	HBP:	0				


livebaseballscorecards.com

Batter	1	2	3	4	5	6	7	8	9	AB R H RBI BB SO LOB	TOP																
Johnny Groth, R OBP: 0.308, SLG: 0.369 (1, 8) X	0-0 G3		0-0 1B 1B 2B	0-0 L8	0-0 4-3		4-0 BB BB BB BB		0-0 FC5-4 1-2f	5 1 1 1 1 0 2																	
Dick Kokos, L OBP: 0.404, SLG: 0.456 (1, 7) X	0-0 F9		0-0 FC6-4 1B 1B 2-3	4-0 BB		0-0 HBP 1B	0-0 F8		0-0 F8	4 1 2 1 1 0 2																	
Clint Courtney, L OBP: 0.321, SLG: 0.377 (1, 2) B B B	4-0 BB BB		0-0 FC6-4 1B 1-2 3-H	0-0 F5		0-0 F5	0-0 F8		0-0 F8	4 0 1 1 1 0 4																	
Vic Wertz, L OBP: 0.376, SLG: 0.440 (1, 9) B B B	4-0 1-2 BB		0-0 FC6-4 HBP 1B 1-2f 2-3	0-0 F8		0-0 F7		0-0 4-3	0-0 4-3	4 1 0 0 1 0 4																	
Dick Kryhoski, L OBP: 0.359, SLG: 0.529 (1, 3) X	0-0 F7		0-0 1B HBP 1B 1-2 3-H		0-0 1B 2B	1-0 HBP		0-0 F8	0-0 F8	4 1 2 1 0 0 2																	
Jim Dyck, R OBP: 0.321, SLG: 0.377 (1, 5)		0-0 F2	1-0 1B HBP 1-2 2-3		0-0 F7	0-0 P3		0-0 F8	0-0 F8	4 0 0 0 0 0 3																	
Neil Berry, R OBP: 0.354, SLG: 0.378 (1, 4)		0-3 K	0-0 1B HBP 1-2 2-3 3-H		0-0 L7		0-0 BB 1B F8 1B		0-0 6-3	5 1 2 1 0 1 1																	
Billy Hunter, R OBP: 0.268, SLG: 0.266 Roy Sievers, R OBP: 0.335, SLG: 0.392 (1, 6) (9, PH)		0-0 F2	0-3 K		0-0 1B 1B 2-H		0-0 F8		0-0 F5	4 1 1 1 0 1 4 1 0 0 0 0 0 0																	
Bob Cain, L OBP: 0.250, SLG: 0.296 Don Larsen, R OBP: 0.275, SLG: 0.388 (1, 1) (4, 1)			0-0 2B 1B F7		0-0 1B		0-0 BB 1B		0-0 FC5-4 1B	2 1 1 0 0 0 3 3 0 3 1 0 0 0																	
Inning Stats	R: 0 E: 0 K: 0 S: 3	H: 0 LOB: 2 BB: 2 P: 11	R: 0 E: 0 K: 1 S: 5	H: 0 LOB: 0 BB: 0 P: 5	R: 4 E: 0 K: 1 S: 11	H: 6 LOB: 3 BB: 0 P: 12	R: 0 E: 0 K: 0 S: 3	H: 0 LOB: 1 BB: 1 P: 7	R: 2 E: 0 K: 0 S: 6	H: 3 LOB: 1 BB: 0 P: 6	R: 0 E: 0 K: 0 S: 4	H: 1 LOB: 2 BB: 0 P: 5	R: 1 E: 0 K: 0 S: 5	H: 2 LOB: 2 BB: 1 P: 9	R: 0 E: 0 K: 0 S: 3	H: 0 LOB: 0 BB: 0 P: 3	R: 0 E: 0 K: 0 S: 4	H: 1 LOB: 1 BB: 0 P: 4	1B: 11 2B: 2 3B: 0 HR: 0	SF: 0 SAC: 0 DP: 0 HBP: 2	WP: 0 PB: 0 SB: 0 CS: 0	PA: 46					
PITCHER	IP WLS BF H R ER SO BB IBB HBP BLK WP HR S P ERA WHIP																										
Harry Byrd, R ERA: 4.45 (1, 1)	2.1		16	6	4	4	1	2	0	1	0	0	0	15	24	15.43	3.429										
Carl Scheib, R ERA: 4.55 (3, 1)	3.2		17	4	2	2	1	1	0	1	0	0	0	17	22	4.91	1.364										
Morie Martin, L ERA: 4.41 (7, 1)	3.0	W	13	3	1	1	0	1	0	0	0	0	0	12	16	3.00	1.333										

St. Louis Browns @ Philadelphia Athletics
 Connie Mack Stadium, Philadelphia, PA
 Tue Jul 28 1953, 3:33 AM EDT
 Att. 2,511 - Unknown

livebaseballscorecards.com

AB 40
 R 7
 H 13
 RBI 7
 BB 4
 SO 2
 LOB 25



Batter	1	2	3	4	5	6	7	8	9	AB	R	H	RBI	BB	SO	LOB
Joe Demaestri, R OBP: 0.326, SLG: 0.373 (1, 6) X	0-0 1B 2B 1B	0-3 K		0-0 1-H 3-H 3B		0-0 6-3				4	1	2	2	0	1	0
Dave Philley, S OBP: 0.359, SLG: 0.427 (1, 9) X	0-0 2B 1-2 1B 1B		0-0 G3-6-3 3B	0-3 K			0-0 5-3			4	2	2	0	0	1	1
Pete Suder, R OBP: 0.329, SLG: 0.363 (1, 5) S S	0-3 K		0-0 FC G3-6-3	0-0 4-3			0-0 3-1			4	0	0	0	0	1	4
Eddie Robinson, L OBP: 0.328, SLG: 0.397 (1, 3) X	0-0 1B 1-3 2-H 2B		0-0 G3-6-3 1-2f 3-H	0-0 F8			0-0 F7			4	0	1	1	0	0	2
Gus Zernial, R OBP: 0.344, SLG: 0.497 (1, 7) S	4-0 1B IBB		0-3 K		0-0 F8			0-3 K		3	0	0	0	1	2	0
Cass Michaels, R OBP: 0.355, SLG: 0.445 (1, 4) X	0-0 G6-4-3 1-2 2-3 3-H 1B			0-0 3B 1B	0-0 6-3			4-0 S HR BB		3	2	2	1	1	0	0
Ed McGhee, R OBP: 0.323, SLG: 0.329 (1, 8) X	0-0 G6-4-3 1-2f			0-0 3B 1-H 3B	0-0 F8			0-3 K 1-2		4	1	1	1	0	1	4
Ray Murray, R OBP: 0.353, SLG: 0.413 (1, 2) S		0-3 K		0-0 3B 3-H 3B		0-0 P6		0-0 2-H HR		4	2	2	3	0	1	0
Harry Byrd, R OBP: 0.207, SLG: 0.193 (1, 1) X		0-0 F9		4-0 3B BB		0-0 4-3		0-3 K		1	0	0	0	0	0	0
Carl Scheib, R OBP: 0.244, SLG: 0.205 (3, 1) X										1	1	0	0	1	0	0
Morrie Martin, L OBP: 0.115, SLG: 0.115 (7, 1) X										1	0	0	0	0	1	0

Inning Stats	R: 2	H: 4	E: 0	LOB: 2	K: 1	S: 8	P: 12	R: 0	H: 0	E: 0	LOB: 0	K: 2	S: 7	P: 7	R: 1	H: 1	E: 0	LOB: 0	K: 1	S: 6	P: 6	R: 4	H: 4	E: 0	LOB: 1	K: 1	S: 9	P: 13	R: 0	H: 0	E: 0	LOB: 0	K: 0	S: 3	P: 3	R: 0	H: 0	E: 0	LOB: 0	K: 0	S: 3	P: 3	R: 2	H: 1	E: 0	LOB: 0	K: 3	S: 10	P: 14
PITCHER	IP	WLS	BF	H	R	ER	SO	BB	IBB	HBP	BLK	WP	HR	S	P	ERA	WHIP																																
Bob Cain, L ERA: 5.18 (1, 1)	3.0		17	8	6	6	4	0	1	0	0	0	0	24	28	18.00	2.667																																
Don Larsen, R ERA: 4.27 (4, 1)	5.0	L	19	2	3	3	4	2	0	0	0	0	0	1	25	33	5.40	0.800																															

BOTTOM

St. Louis Browns @ Philadelphia Athletics
Connie Mack Stadium, Philadelphia, PA

Tue Jul 28 1953, 3:33 AM EDT
Att. 2,511 - Unknown

AB	33
R	9
H	10
RBI	8
BB	3
SO	8
LOB	11

livebaseballscorecards.com

A

WP: 0	PA: 36
PB: 0	SB: 1
CS: 0	

Batter	1	2	3	4	5	6	7	8	9	AB R H RBI BB SO LOB	TOP											
Johnny Groth, R (1, 8) OBP: 0.307, SLG: 0.367	0-0 L7		0-0 E3		0-0 F8		0-0 FC3-6 1B		0-3 K	5 0 1 0 0 1 2	St. Louis Browns @ Philadelphia Athletics Connie Mack Stadium, Philadelphia, PA Wed Jul 29 1953, 3:33 AM EDT Att. 2,247 - Unknown livebaseballscorecards.com											
Dick Kokos, L (1, 7) OBP: 0.400, SLG: 0.447	0-0 4-3		0-0 F9			0-0 G3	0-0 FC3-6 1B		4-0 BB	4 0 0 0 1 0 2												
Roy Sievers, R (1, 3) OBP: 0.331, SLG: 0.386 Dick Kryhoski, L (7, PH) OBP: 0.355, SLG: 0.524	0-0 6-3			0-0 5-3		0-0 5-3	0-0 L4		0-0 F9	3 0 0 0 0 0 0 2 0 0 0 0 0 3												
Don Lenhardt, R (1, 9) OBP: 0.380, SLG: 0.463		4-0 BB 1B BB		0-0 E7 1B		0-0 HR	0-0 1-2 1B		0-0 F8	4 1 3 1 1 0 2												
Jim Dyck, R (1, 5) OBP: 0.320, SLG: 0.375		0-0 F7		0-0 5-3		0-0 1B 1B	0-0 1-3			4 1 1 0 0 0 4												
Clint Courtney, L (1, 2) OBP: 0.323, SLG: 0.378		0-0 1-2 L4-3 1B		0-0 4-3		0-0 1-2 1B 1B		0-0 3-1		4 1 2 0 0 0 1												
Neil Berry, R (1, 4) OBP: 0.349, SLG: 0.372		0-0 L4-3 1-2			0-0 L6	0-0 WP 1B 1B		0-3 K		4 0 1 1 0 1 2												
Billy Hunter, R (1, 6) OBP: 0.271, SLG: 0.268			0-0 F5		0-0 1B	0-0 1-2 2-H 1B		0-0 1-3		4 0 2 1 0 0 0												
Lou Kretlow, R (1, 1) OBP: 0.231, SLG: 0.167 Les Moss, R (6, PH) OBP: 0.323, SLG: 0.367 Dick Littlefield, L (6, 1) OBP: 0.259, SLG: 0.200 Satchel Paige, R (8, 1) Vic Wertz, L (9, PH) OBP: 0.378, SLG: 0.440			0-3 K		0-3 K	0-0 1-2 2-3 F8		4-0 BB BB		2 0 0 0 0 2 1 1 0 0 0 0 0 2 0 0 0 0 0 0 0 0 0 0 0 0 0 0 0 0 0 0 1 0 0												
Inning Stats	R: 0 E: 0 K: 0 S: 3	H: 0 LOB: 0 BB: 0 P: 3	R: 0 E: 0 K: 0 S: 3	H: 1 LOB: 1 BB: 1 P: 7	R: 0 E: 1 K: 1 S: 6	H: 0 LOB: 1 BB: 0 P: 6	R: 0 E: 1 K: 0 S: 4	H: 1 LOB: 1 BB: 0 P: 4	R: 0 E: 0 K: 1 S: 6	H: 1 LOB: 1 BB: 0 P: 6		R: 3 E: 0 K: 0 S: 8	H: 5 LOB: 2 BB: 0 P: 8	R: 0 E: 0 K: 0 S: 5	H: 2 LOB: 2 BB: 0 P: 5	R: 0 E: 0 K: 1 S: 5	H: 0 LOB: 0 BB: 0 P: 5	R: 0 E: 0 K: 1 S: 5	H: 0 LOB: 2 BB: 2 P: 13	1B: 9 2B: 1 3B: 0 HR: 1	SF: 0 SAC: 0 DP: 1 HBP: 0	WP: 1 PB: 0 SB: 0 CS: 0
PITCHER	IP WLS BF H R ER SO BB IBB HBP BLK WP HR S P ERA WHIP																					
Alex Kellner, L (1, 1) ERA: 3.34	6.0 W 27 8 3 3 2 1 0 0 0 1 1 30 34 4.50 1.500																					
Charlie Bishop, R (7, 1) ERA: 4.74	3.0 S 13 2 0 0 2 2 0 0 0 0 0 0 15 23 0.00 1.333																					



Batter	1	2	3	4	5	6	7	8	9	AB	R	H	RBI	BB	SO	LOB
Joe Demaestri, R (1, 6) OBP: 0.323, SLG: 0.369	0-0 F8	0-0 4-3			0-0 6-3	0-0 P6		0-0 4-3 2-H 1B		5	0	1	1	0	0	2
Dave Philley, S (1, 9) OBP: 0.364, SLG: 0.434	4-0 BB		0-0 3B		0-0 FC4-6 1B		4-0 9-3 BB	0-0 4-3 1-2		3	0	2	0	2	0	1
Pete Suder, R (1, 5) Loren Babe, L (4, 5) OBP: 0.327, SLG: 0.361 OBP: 0.271, SLG: 0.292	0-3 K		0-3 K		0-0 FC4-6 1-2f HR		0-0 F7	0-0 G3		2	0	0	0	0	2	2
Eddie Robinson, L (1, 3) OBP: 0.327, SLG: 0.404	0-0 F8		0-0 4-3		0-0 HR		0-0 9-3 1-2f			4	1	1	2	0	0	3
Gus Zernial, R (1, 7) OBP: 0.346, SLG: 0.499		0-0 E6 2B		0-0 F9		0-0 F9		4-0 FC 1B BB		3	1	1	0	1	0	1
Cass Michaels, R (1, 4) OBP: 0.350, SLG: 0.438		0-0 E6 3B BB		0-0 F8		0-0 6-3		0-0 FC SH1-4 1B		4	2	0	0	0	0	2
Ed McGhee, R (1, 8) OBP: 0.330, SLG: 0.337		4-0 3B 1-2 BB		0-0 F8		0-0 2B		0-0 SH1-4 2B 1B		3	2	2	1	1	0	0
Ray Murray, R (1, 2) OBP: 0.359, SLG: 0.433		0-0 PB 1-H 2-H 3B		0-0 1B		0-0 F3		0-0 SH1-4		3	1	2	2	0	0	1
Alex Kellner, R (1, 1) Joe Astroth, R (6, PH) Charlie Bishop, R (7, 1) OBP: 0.276, SLG: 0.273 OBP: 0.333, SLG: 0.350 OBP: 0.122, SLG: 0.103		0-0 4-3 3-H		0-0 L8		0-0 BB		0-0 1B 2B		2	0	0	0	0	0	1
										0	0	0	0	1	0	0
										1	1	1	2	0	0	0

Inning Stats	R: 0	H: 0	E: 0	K: 1	S: 5	H: 0	LOB: 1	BB: 1	P: 9	R: 3	H: 2	E: 1	K: 0	S: 5	H: 1	LOB: 1	BB: 1	P: 9	R: 0	H: 1	E: 0	K: 1	S: 6	H: 1	LOB: 1	BB: 0	P: 6	R: 0	H: 1	E: 0	K: 0	S: 4	H: 2	LOB: 0	BB: 0	P: 5	R: 2	H: 2	E: 0	K: 0	S: 5	H: 1	LOB: 2	BB: 1	P: 8	R: 0	H: 0	E: 0	K: 0	S: 2	H: 0	LOB: 0	BB: 1	P: 6	R: 4	H: 3	E: 0	K: 0	S: 7	H: 3	LOB: 1	BB: 1	P: 11	1B: 4	SF: 0	2B: 4	SAC: 1	3B: 2	DP: 1	HR: 1	HBP: 0	WP: 0	PA: 39
--------------	------	------	------	------	------	------	--------	-------	------	------	------	------	------	------	------	--------	-------	------	------	------	------	------	------	------	--------	-------	------	------	------	------	------	------	------	--------	-------	------	------	------	------	------	------	------	--------	-------	------	------	------	------	------	------	------	--------	-------	------	------	------	------	------	------	------	--------	-------	-------	-------	-------	-------	--------	-------	-------	-------	--------	-------	--------


PITCHER	IP	WLS	BF	H	R	ER	SO	BB	IBB	HBP	BLK	WP	HR	S	P	ERA	WHIP
Lou Kretlow, R (1, 1) ERA: 4.73	5.0	L	23	6	5	4	2	2	0	0	0	0	1	25	33	7.20	1.600
Dick Littlefield, L (6, 1) ERA: 5.99	2.0		11	2	3	3	0	3	0	0	0	0	0	8	20	13.50	2.500
Satchel Paige, R (8, 1) ERA: 3.67	1.0		5	2	1	1	0	0	0	0	0	0	0	5	5	9.00	2.000

BOTTOM

St. Louis Browns @ Philadelphia Athletics
 Connie Mack Stadium, Philadelphia, PA
 Wed Jul 29 1953, 3:33 AM EDT
 Att. 2,247 - Unknown

livebaseballscorecards.com

AB	33
R	9
H	10
RBI	8
BB	5
SO	2
LOB	16



Batter	1	2	3	4	5	6	7	8	9	AB R H RBI BB SO LOB	TOP
Neil Berry, R (1, 5) OBP: 0.345, SLG: 0.358	0-3 K		0-0 4-3		0-0 G6-4-3			4-0 1B BB		3 0 0 0 1 1 2	
Bobby Young, L (1, 4) OBP: 0.322, SLG: 0.351	0-0 F4			0-0 3-1		0-0 4-3		0-0 1-3 1B		4 0 1 0 0 0 0	
Dick Kokos, L (1, 7) OBP: 0.402, SLG: 0.448	0-0 4-3			0-0 3B 1B		0-0 FC4-6 1B		0-3 K		4 1 2 0 0 1 1	
Vic Wertz, L (1, 9) OBP: 0.376, SLG: 0.444		0-0 F8		0-0 6-3 3B		0-0 FC4-6		0-0 P6		4 1 1 1 0 0 1	
Dick Kryhoski, L (1, 3) OBP: 0.353, SLG: 0.515		4-0 CS BB		0-0 6-3		0-0 1-3		0-0 4-3		3 0 0 1 1 0 1	
Clint Courtney, L (1, 2) OBP: 0.319, SLG: 0.373		0-0 F5 1-2		0-0 1-3			0-0 F7		0-0 4-3	4 0 0 0 0 0 1	
Johnny Groth, R (1, 8) OBP: 0.312, SLG: 0.379			0-0 HR		0-0 1B 1B		0-0 G4-6-3 1B			3 1 3 1 0 0 0	
Billy Hunter, R (1, 6) OBP: 0.271, SLG: 0.269			0-0 L7		0-0 G6-4-3 1B		0-0 G4-6-3			3 0 1 0 0 0 1	
Mike Blyzka, R (1, 1) Dick Littlefield, L (2, 1) Hank Edwards, L (8, PH) Don Larsen, R (8, 1) OBP: 0.275, SLG: 0.388			0-0 L8		0-0 F7			0-0 4-3		0 0 0 0 0 0 0 2 0 0 0 0 0 2 1 0 0 0 0 0 0 0 0 0 0 0 0 0	
Inning Stats	R: 0 H: 0 E: 0 LOB: 0 K: 1 BB: 0 S: 5 P: 5	R: 0 H: 0 E: 0 LOB: 0 K: 0 BB: 1 S: 2 P: 6	R: 1 H: 1 E: 0 LOB: 0 K: 0 BB: 0 S: 4 P: 4	R: 2 H: 2 E: 0 LOB: 0 K: 0 BB: 0 S: 5 P: 5	R: 0 H: 2 E: 0 LOB: 1 K: 0 BB: 0 S: 4 P: 4	R: 0 H: 1 E: 0 LOB: 1 K: 0 BB: 0 S: 4 P: 4	R: 0 H: 1 E: 0 LOB: 0 K: 0 BB: 0 S: 3 P: 3	R: 0 H: 1 E: 0 LOB: 1 K: 1 BB: 1 S: 5 P: 9	R: 0 H: 0 E: 0 LOB: 0 K: 0 BB: 0 S: 3 P: 3	1B: 6 SF: 0 2B: 0 SAC: 0 3B: 1 DP: 2 HR: 1 HBP: 0	WP: 0 PA: 33 PB: 0 SB: 0 CS: 1
PITCHER Marion Fricano, R (1, 1) ERA: 3.77	IP WLS BF H R ER SO BB IBB HBP BLK WP HR S P ERA WHIP										

St. Louis Browns @ Philadelphia Athletics
 Connie Mack Stadium, Philadelphia, PA

Thu Jul 30 1953, 3:33 AM EDT
 Att. 1,905 - Unknown

livebaseballscorecards.com

AB 31
 R 3
 H 8
 RBI 3
 BB 2
 SO 2
 LOB 9



Batter	1	2	3	4	5	6	7	8	9	AB R H RBI BB SO LOB
Joe Demaestri, R (1, 6) OBP: 0.326, SLG: 0.368	0-0 FC3-6 1B	4-0 1B E BB		0-0 F8		0-0 F8				3 1 1 0 1 0 3
Dave Philley, S (1, 9) OBP: 0.365, SLG: 0.434	0-0 FC3-6 1-2f 1B	0-0 E8 1B 1B		0-0 1-3			0-0 WP 1B			4 1 2 1 0 0 2
Loren Babe, L (1, 5) OBP: 0.271, SLG: 0.291	0-0 FC3-6 1-2f 1B	0-0 2-H 1B			0-0 F5		0-0 F5 1-2			4 0 1 1 0 0 2
Eddie Robinson, L (1, 3) OBP: 0.324, SLG: 0.399	0-0 4-1	0-0 F2			0-3 K		0-0 F9			4 0 0 0 0 1 3
Gus Zernial, R (1, 7) OBP: 0.345, SLG: 0.504		0-0 HR	0-0 6-3		0-3 K		0-0 F9			4 1 1 1 0 1 1
Cass Michaels, R (1, 4) OBP: 0.348, SLG: 0.435		0-0 6-3	0-3 K			0-0 SH1-4 1B		0-0 5-3		4 0 1 0 0 1 0
Ed McGhee, R (1, 8) OBP: 0.332, SLG: 0.337		4-0 2B BB	0-0 F8			0-0 SH1-4 1B		0-0 P4		3 1 1 0 1 0 0
Ray Murray, R (1, 2) OBP: 0.365, SLG: 0.444		0-0 4-3 1B 2B		0-0 F7		0-0 SH1-4		0-0 1B		3 1 2 1 0 0 0
Marion Fricano, R (1, 1) OBP: 0.179, SLG: 0.184		0-0 4-3		4-0 BB		0-3 K		0-0 F8		3 0 0 0 1 1 4

Inning Stats	R: 0 E: 0 K: 0 S: 4	H: 1 LOB: 1 BB: 0 P: 4	R: 5 E: 1 K: 0 S: 7	H: 4 LOB: 1 BB: 2 P: 15	R: 0 E: 0 K: 1 S: 5	H: 0 LOB: 0 BB: 0 P: 5	R: 0 E: 0 K: 0 S: 3	H: 0 LOB: 1 BB: 1 P: 7	R: 0 E: 0 K: 2 S: 7	H: 0 LOB: 0 BB: 0 P: 7	R: 0 E: 0 K: 1 S: 7	H: 2 LOB: 2 BB: 0 P: 7	R: 0 E: 0 K: 0 S: 4	H: 1 LOB: 1 BB: 0 P: 4	R: 0 E: 0 K: 0 S: 4	H: 1 LOB: 1 BB: 0 P: 4	1B: 7 2B: 1 3B: 0 HR: 1	SF: 0 SAC: 1 DP: 0 HBP: 0	WP: 1 PB: 0 SB: 0 CS: 0	PA: 36
--------------	------------------------------	---------------------------------	------------------------------	----------------------------------	------------------------------	---------------------------------	------------------------------	---------------------------------	------------------------------	---------------------------------	------------------------------	---------------------------------	------------------------------	---------------------------------	------------------------------	---------------------------------	----------------------------------	------------------------------------	----------------------------------	--------


PITCHER	IP	WLS	BF	H	R	ER	SO	BB	IBB	HBP	BLK	WP	HR	S	P	ERA	WHIP
Mike Blyzka, R (1, 1) ERA: 5.59	1.2	L	11	4	5	4	0	2	0	0	0	0	1	9	17	21.60	3.600
Dick Littlefield, L (2, 1) ERA: 5.32	5.1		21	4	0	0	4	1	0	0	0	1	0	28	32	0.00	0.938
Don Larsen, R (8, 1) ERA: 4.23	1.0		4	1	0	0	0	0	0	0	0	0	0	4	4	0.00	1.000

BOTTOM

St. Louis Browns @ Philadelphia Athletics
 Connie Mack Stadium, Philadelphia, PA

livebaseballscorecards.com

AB	32
R	5
H	9
RBI	4
BB	3
SO	4
LOB	15



Thu Jul 30 1953, 3:33 AM EDT
 Att. 1,905 - Unknown

Batter	1	2	3	4	5	6	7	8	9	AB R H RBI BB SO LOB	TOP											
Johnny Groth, R (1, 8) OBP: 0.316, SLG: 0.381	0-0 F9		4-0 1B BB		0-0 FC6-4 1B			0-0 FC4-6 1B		3 1 2 0 1 0 0	St. Louis Browns @ New York Yankees Yankee Stadium, Bronx, NY Fri Jul 31 1953, 3:33 AM EDT Att. 6,981 - Unknown livebaseballscorecards.com											
Bobby Young, L (1, 4) OBP: 0.319, SLG: 0.347	0-0 4-3		0-0 3-1 BB		0-0 FC6-4			0-0 FC4-6 2B		4 1 0 1 0 0 4												
Dick Kokos, L (1, 7) OBP: 0.399, SLG: 0.449	0-0 F7		0-3 K		0-0 F3			0-0 4-3 2B		4 1 1 0 0 1 3												
Vic Wertz, L (1, 9) OBP: 0.377, SLG: 0.449		0-0 2B	0-0 1B					0-0 4-3		4 0 2 3 0 0 1												
Dick Kryhoski, L (1, 3) OBP: 0.352, SLG: 0.515		0-0 4-3	0-0 P6					0-0 F9		4 0 1 1 0 0 2												
Clint Courtney, L (1, 2) OBP: 0.314, SLG: 0.367		0-0 4-3		0-0 F9				0-0 P6		4 0 0 0 0 0 2												
Vern Stephens, R (1, 5) OBP: 0.257, SLG: 0.252		0-0 5-3		0-3 K				0-0 F7		2 0 0 0 0 1 1												
Jim Dyck, R (6, 5) OBP: 0.318, SLG: 0.372										2 0 0 0 0 0 0												
Billy Hunter, R (1, 6) OBP: 0.271, SLG: 0.269			0-0 BB 1B 3-1 1B		0-0 F8			0-0 4-3		4 1 1 0 0 0 0												
Marlin Stuart, L (1, 1) OBP: 0.150, SLG: 0.200			0-0 BB 1B 3-1 1B		0-0 F9			0-0 6-3		0 0 0 0 0 0 0												
Lou Kretlow, R (2, 1) OBP: 0.250, SLG: 0.200								0-0 5-3		3 1 1 0 0 1 0												
Roy Sievers, R (9, PH) OBP: 0.329, SLG: 0.384										1 0 0 0 0 0 0												
Inning Stats	R: 0 E: 0 K: 0 S: 3	H: 0 LOB: 0 BB: 0 P: 3	R: 0 E: 0 K: 0 S: 4	H: 1 LOB: 1 BB: 0 P: 4	R: 3 E: 0 K: 1 S: 8	H: 3 LOB: 1 BB: 1 P: 12	R: 0 E: 0 K: 1 S: 5	H: 0 LOB: 0 BB: 0 P: 5	R: 0 E: 0 K: 1 S: 4	H: 1 LOB: 1 BB: 0 P: 4	R: 0 E: 0 K: 0 S: 3	H: 0 LOB: 0 BB: 0 P: 3	R: 0 E: 0 K: 1 S: 5	H: 0 LOB: 0 BB: 0 P: 5	R: 2 E: 0 K: 0 S: 6	H: 3 LOB: 1 BB: 0 P: 6	R: 0 E: 0 K: 0 S: 3	H: 0 LOB: 0 BB: 0 P: 3	1B: 5 2B: 3 3B: 0 HR: 0	SF: 0 SAC: 0 DP: 0 HBP: 0	WP: 0 PB: 0 SB: 0 CS: 0	PA: 36
PITCHER Jim McDonald, R (1, 1) ERA: 3.78	IP: 9.0 WLS: W BF: 36 H: 8 R: 5 ER: 5 SO: 3 BB: 1 IBB: 0 HBP: 0 BLK: 0 WP: 0 HR: 0 S: 41 P: 45 ERA: 5.00 WHIP: 1.000											PITCHER	IP: WLS: BF: H: R: ER: SO: BB: IBB: HBP: BLK: WP: HR: S: P: ERA: WHIP:									



Batter	1	2	3	4	5	6	7	8	9	AB	R	H	RBI	BB	SO	LOB
Gil McDougald, R OBP: 0.353, SLG: 0.412 (1, 5) (7, 4)	0-0 P1	0-0 F8	0-3 K	0-0 F8		0-3 K				5	0	0	0	0	2	8
Joe Collins, L OBP: 0.362, SLG: 0.391 Don Bollweg, L OBP: 0.404, SLG: 0.544 (1, 3) (8, 3)	0-0 F2	0-0 BB 3B 1B	0-0 6-3		0-0 G3	0-0				5	1	2	1	0	0	2
Mickey Mantle, S OBP: 0.395, SLG: 0.503 (1, 8)	0-0 1B E 1B	4-0 3B BB		4-0 1B BB	0-0 BB BB 1B	0-0 F9				3	3	2	1	2	0	1
Yogi Berra, L OBP: 0.346, SLG: 0.500 Charles Silvera, R OBP: 0.356, SLG: 0.338 (1, 2) (8, 2)	0-0 1B E	0-0 WP 3B		0-0 BB BB 1B	4-0 BB BB		0-0 P5			4	3	3	3	1	0	0
Irv Noren, L OBP: 0.367, SLG: 0.446 (1, 9)	0-0 E6 3B	0-0 FC4-6 1B		4-0 E BB BB	0-0 F7		0-0 4-3			4	1	2	2	1	0	2
Gene Woodling, L OBP: 0.408, SLG: 0.430 (1, 7)	0-0 F8	0-0 FC4-6 1B		4-0 E BB	4-0 BB		0-3 K			3	0	0	1	2	1	1
Billy Martin, R OBP: 0.317, SLG: 0.374 (1, 4) (7, 6)		0-0 FC3-5 SH 1B	0-0 SH5-4 2B	0-0 E5	0-0 F8			0-0 5-3		5	0	2	0	0	0	5
Phil Rizzuto, R OBP: 0.384, SLG: 0.329 Andy Carey, R OBP: 0.393, SLG: 0.608 (1, 6) (7, 5)		0-0 SH 1B FC3-5 BB	4-0 SH5-4 BB	0-0 P5		0-0 E7 1B 2B		0-0 F9		2	2	1	0	1	0	3
Jim McDonald, R OBP: 0.138, SLG: 0.107 (1, 1)		0-0 FC3-5 BB 1B 3B	0-0 SH5-4	0-3 K		0-0 6-3		0-0 L3		4	1	0	0	0	1	6

Inning Stats	R: 3	H: 3	LOB: 0	K: 0	S: 6	P: 6	R: 5	H: 4	LOB: 1	K: 0	S: 8	P: 12	R: 0	H: 1	LOB: 2	K: 1	S: 6	P: 10	R: 2	H: 1	LOB: 3	K: 1	S: 7	P: 19	R: 0	H: 1	LOB: 3	K: 0	S: 4	P: 12	R: 1	H: 2	LOB: 1	K: 1	S: 7	P: 7	R: 0	H: 0	LOB: 0	K: 1	S: 5	P: 5	R: 0	H: 0	LOB: 0	K: 0	S: 3	P: 3
--------------	------	------	--------	------	------	------	------	------	--------	------	------	-------	------	------	--------	------	------	-------	------	------	--------	------	------	-------	------	------	--------	------	------	-------	------	------	--------	------	------	------	------	------	--------	------	------	------	------	------	--------	------	------	------

PITCHER	IP	WLS	BF	H	R	ER	SO	BB	IBB	HBP	BLK	WP	HR	S	P	ERA	WHIP
Martin Stuart, R ERA: 3.8 (1, 1)	1.2	L	14	7	8	2	0	1	0	0	0	1	0	13	17	10.80	4.800
Lou Kretlow, R ERA: 4.67 (2, 1)	6.1		31	5	3	3	4	6	0	0	0	0	0	33	57	4.26	1.737


BOTTOM

St. Louis Browns @ New York Yankees
Yankee Stadium, Bronx, NY

Fri Jul 31 1953, 3:33 AM EDT
Att. 6,981 - Unknown

AB	36
R	11
H	12
RBI	8
BB	7
SO	4
LOB	28

livebaseballscorecards.com



WP	PA	ERA	WHIP
1	45		

Batter	1	2	3	4	5	6	7	8	9	AB R H RBI BB SO LOB	TOP							
Johnny Groth, R (1, 8) <small>OBP: 0.316, SLG: 0.381</small>										0 0 0 0 0 0 0 0	St. Louis Browns @ New York Yankees Yankee Stadium, Bronx, NY Sat Aug 01 1953, 3:33 AM EDT Att. 12,241 - Unknown livebaseballscorecards.com							
Billy Hunter, R (1, 6) <small>OBP: 0.271, SLG: 0.269</small>										0 0 0 0 0 0 0 0								
Roy Sievers, R (1, 3) <small>OBP: 0.329, SLG: 0.384</small>										0 0 0 0 0 0 0 0								
Vic Wertz, L (1, 9) <small>OBP: 0.377, SLG: 0.449</small>										0 0 0 0 0 0 0 0								
Don Lenhardt, R (1, 7) <small>OBP: 0.380, SLG: 0.463</small>										0 0 0 0 0 0 0 0								
Les Moss, R (1, 2) <small>OBP: 0.323, SLG: 0.367</small>										0 0 0 0 0 0 0 0								
Vern Stephens, R (1, 5) <small>OBP: 0.257, SLG: 0.252</small>										0 0 0 0 0 0 0 0								
Bobby Young, L (1, 4) <small>OBP: 0.319, SLG: 0.347</small>										0 0 0 0 0 0 0 0								
Harry Brecheen, L (1, 1) <small>OBP: 0.160, SLG: 0.160</small>	0 0 0 0 0 0 0 0	AB 0 R 0 H 0 RBI 0 BB 0 SO 0 LOB 0																
Inning Stats										1B: 0 SF: 0 2B: 0 SAC: 0 3B: 0 DP: 0 HR: 0 HBP: 0 WP: 0 PA: 0 PB: 0 SB: 0 CS: 0								
PITCHER Bob Kuzava, L (1, 1) <small>ERA: 4.85</small>	IP	WLS	BF	H	R	ER	SO	BB	IBB	HBP	BLK	WP	HR	S	P	ERA	WHIP	PITCHER IP WLS BF H R ER SO BB IBB HBP BLK WP HR S P ERA WHIP



Batter	1	2	3	4	5	6	7	8	9	AB R H RBI BB SO LOB	TOP											
Johnny Groth, R (1, 8) OBP: 0.311, SLG: 0.374	0-0 4-3		0-0 5-3			0-0 F8		0-0 4-3	0-0 1B	5 0 1 0 0 0 1												
Billy Hunter, R (1, 6) OBP: 0.272, SLG: 0.268	0-0 F3		0-0 F3			0-0 1B		4-0 2B BB	0-0 F5	4 1 1 0 1 0 1												
Roy Sievers, R (1, 3) OBP: 0.333, SLG: 0.384	0-3 K			0-3 K		0-0 5-3		0-0 F6	0-0 1B	5 0 1 0 0 2 3												
Vic Wertz, L (1, 9) OBP: 0.376, SLG: 0.448		0-0 4-3 1B		0-0 4-3			0-3 K	0-0 2B	0-0 F8	5 1 2 1 0 1 2												
Don Lenhardt, R (1, 7) OBP: 0.391, SLG: 0.488		0-0 4-3 1-2		0-0 6-3			0-0 1B BB	0-0 1B		4 1 2 1 0 0 1												
Les Moss, R (1, 2) OBP: 0.325, SLG: 0.364		0-0 5-3			0-3 K		4-0 1B BB	0-0 1B		3 0 1 0 1 1 1												
Vern Stephens, R (1, 5) OBP: 0.260, SLG: 0.250		4-0 BB			0-0 1-4-3		0-3 K	0-0 1B		3 0 1 1 1 1 2												
Bobby Young, L (1, 4) OBP: 0.318, SLG: 0.345		0-0 F3			0-3 K		0-0 1B	0-3 K		4 0 1 0 0 2 4												
Bob Cain, L (1, 1) OBP: 0.241, SLG: 0.286			0-0 F7			0-0 1B			0-3 K	1 0 0 0 0 0 0												
Marlin Stuart, L (4, 1) OBP: 0.190, SLG: 0.238										1 0 1 0 0 0 0												
Jim Dyck, R (7, PH) OBP: 0.315, SLG: 0.368										1 0 0 0 0 0 3												
Mike Blyzka, R (7, 1)										0 0 0 0 0 0 0												
Dick Kokos, L (9, PH) OBP: 0.398, SLG: 0.447										1 0 0 0 0 1 0												
Inning Stats	R: 0 E: 0 K: 1 S: 5	H: 0 LOB: 0 BB: 0 P: 5	R: 0 E: 0 K: 0 S: 4	H: 1 LOB: 2 BB: 1 P: 8	R: 0 E: 0 K: 0 S: 3	H: 0 LOB: 0 BB: 0 P: 3	R: 0 E: 0 K: 1 S: 5	H: 0 LOB: 0 BB: 0 P: 5	R: 0 E: 0 K: 2 S: 7	H: 0 LOB: 0 BB: 0 P: 7	R: 0 E: 0 K: 0 S: 4	H: 2 LOB: 1 BB: 0 P: 4	R: 0 E: 0 K: 2 S: 9	H: 2 LOB: 3 BB: 1 P: 13	R: 3 E: 0 K: 1 S: 9	H: 4 LOB: 2 BB: 1 P: 13	R: 0 E: 0 K: 1 S: 7	H: 2 LOB: 2 BB: 0 P: 7	1B: 10 2B: 1 3B: 0 HR: 0	SF: 0 SAC: 0 DP: 0 HBP: 0	WP: 0 PB: 0 SB: 1 CS: 0	PA: 40
PITCHER Whitey Ford, L (1, 1) ERA: 2.98	IP 9.0 WLS W BF 40 H 11 R 3 ER 3 SO 8 BB 3 IBB 0 HBP 0 BLK 0 WP 0 HR 0 S 53 P 65 ERA 3.00 WHIP 1.556											PITCHER	IP WLS BF H R ER SO BB IBB HBP BLK WP HR S P ERA WHIP									

St. Louis Browns @ New York Yankees
 Yankee Stadium, Bronx, NY
 Mon Aug 03 1953, 3:33 AM EDT
 Att. 7,117 - Unknown

livebaseballscorecards.com

AB 37
 R 3
 H 11
 RBI 3
 BB 3
 SO 8
 LOB 18



Batter	1	2	3	4	5	6	7	8	9
Gil McDougald, R (1, 5) <small>OBP: 0.353, SLG: 0.416</small> Andy Carey, R (6, 5) <small>OBP: 0.386, SLG: 0.596</small>	0-0 F9	0-3 K		4-0 1B BB	0-0 F8		0-0 SH3	0-0 FC5-4	
Irv Noren, L (1, 7) <small>OBP: 0.376, SLG: 0.455</small>	0-0 6-3	0-0 1B		0-0 1B BB	0-0 BB		0-0 2B 1B		
Mickey Mantle, S (1, 8) <small>OBP: 0.401, SLG: 0.510</small>	4-0 1B BB	0-0 F8		0-0 2B 1B	4-0 BB		0-0 2B		
Yogi Berra, L (1, 2) <small>OBP: 0.354, SLG: 0.505</small> Charles Silvera, R (8, 2) <small>OBP: 0.356, SLG: 0.338</small>	0-0 1B 3B		0-0 G3	0-0 2B	0-0 G3		4-0 BB		
Hank Bauer, R (1, 9) <small>OBP: 0.391, SLG: 0.434</small>	0-0 3B		0-0 2B 3B	0-0 F7		0-0 F4	0-0 F3		
Gus Triandos, R (1, 3) <small>OBP: 0.200, SLG: 0.400</small>	0-3 K		0-0 2B	0-3 K		0-0 4-3	0-0 F7		
Billy Martin, R (1, 4) <small>OBP: 0.316, SLG: 0.375</small>		0-0 F8 3B	0-0 F3	0-0 6-3		0-3 K		0-0 6-3	
Phil Rizzuto, R (1, 6) <small>OBP: 0.388, SLG: 0.339</small> Willy Miranda, S (7, PR) <small>OBP: 0.209, SLG: 0.225</small> (8, 6)		0-0 F8	0-0 F4		0-0 F8 3B		0-0 SH3 1B 1B	0-3 K	
Whitey Ford, L (1, 1) <small>OBP: 0.327, SLG: 0.286</small>		0-0 1B		0-0 1B BB	0-0 F6		0-0 1B SH3 2B 1B	0-0 FC5-4 1B	

AB	R	H	RBI	BB	SO	LOB
3	1	0	1	1	1	1
1	0	0	0	0	0	1
5	1	4	1	0	0	0
3	2	2	3	2	0	2
4	1	2	1	1	0	2
0	0	0	0	0	0	0
5	1	2	3	0	0	4
5	0	1	1	0	2	5
5	1	1	0	0	1	2
4	1	2	1	0	0	1
1	1	0	0	0	1	0
5	2	4	0	0	0	1

AB	R	H	RBI	BB	SO	LOB
41	11	18	11	4	5	19

Inning Stats	R	H	E	K	S	R	H	E	K	S	R	H	E	K	S	R	H	E	K	S	R	H	E	K	S	
	2	2	0	1	7	1	3	0	1	8	0	2	0	0	5	4	4	0	1	13	0	2	0	9	0	0

WP	HR	S	P	ERA	WHIP
0	0	0	0	0	0

BOTTOM

St. Louis Browns @ New York Yankees
 Yankee Stadium, Bronx, NY
 Mon Aug 03 1953, 3:33 AM EDT
 Att: 7,117 - Unknown

livebaseballscores.com



Batter	1	2	3	4	5	6	7	8	9	AB R H RBI BB SO LOB	TOP
Johnny Groth, R (1, 8) OBP: 0.310, SLG: 0.373	0-0 3-1			0-0 4-3		0-0 2B 1B	0-0 P4			4 1 1 0 0 0 2	
Neil Berry, R (1, 4) OBP: 0.341, SLG: 0.345 Bobby Young, L (8, 4) OBP: 0.318, SLG: 0.345	4-0 CS BB			0-0 4-3		0-0 F9		0-0 F7		3 0 0 0 1 0 2 0 0 0 0 0 0 0	
Roy Sievers, R (1, 3) OBP: 0.332, SLG: 0.386	0-0 F8			0-0 L9		0-0 1-H 2-H 2B		0-0 F9		4 0 1 2 0 0 1	
Don Lenhardt, R (1, 7) OBP: 0.393, SLG: 0.486	0-0 CS 1-2	0-0 F9			0-0 G5-4-3 1B	4-0 BB		0-0 F9		3 0 1 0 1 0 0	
Jim Dyck, R (1, 9) OBP: 0.311, SLG: 0.363			0-0 5-3		0-0 G5-4-3 1-2f	0-0 P6		0-3 K		4 0 0 0 0 1 3	
Les Moss, R (1, 2) OBP: 0.324, SLG: 0.361			0-0 F2		0-0 1B		0-0 P6		0-0 F8	4 0 1 0 0 0 0	
Vern Stephens, R (1, 5) OBP: 0.266, SLG: 0.252				0-0 G5-4-3 1B		0-0 F7		4-0 SH2-4 1B BB	0-0 5-3	3 0 1 0 1 0 1	
Billy Hunter, R (1, 6) OBP: 0.272, SLG: 0.268			0-0 G5-4-3 1-2f			0-0 6-3		0-0 SH2-4 1B		3 0 1 0 0 0 1	
Duane Pillette, R (1, 1) OBP: 0.290, SLG: 0.333 Satchel Paige, R (8, 1)			0-0 F8			0-0 2B 1B		0-0 SH2-4		2 1 1 0 0 0 0 0 0 0 0 0 0 0	
Inning Stats	R: 0 E: 0 K: 0 S: 2 H: 0 LOB: 0 BB: 1 P: 6	R: 0 E: 0 K: 0 S: 3 H: 0 LOB: 0 BB: 0 P: 3	R: 0 E: 0 K: 0 S: 3 H: 1 LOB: 0 BB: 0 P: 3	R: 0 E: 0 K: 0 S: 3 H: 0 LOB: 0 BB: 0 P: 3	R: 0 E: 0 K: 0 S: 4 H: 2 LOB: 1 BB: 0 P: 4	R: 2 E: 0 K: 0 S: 6 H: 3 LOB: 2 BB: 1 P: 10	R: 0 E: 0 K: 0 S: 4 H: 1 LOB: 2 BB: 1 P: 8	R: 0 E: 0 K: 1 S: 5 H: 0 LOB: 0 BB: 0 P: 3	R: 0 E: 0 K: 1 S: 5 H: 0 LOB: 0 BB: 0 P: 5	1B: 6 2B: 1 3B: 0 HR: 0 SF: 0 SAC: 1 DP: 2 HBP: 0	WP: 0 PB: 0 SB: 0 CS: 1 PA: 35
PITCHER Mickey McDermott, L (1, 1) ERA: 3.15	IP: 9.0 WLS: W BF: 34 H: 7 R: 2 ER: 2 SO: 1 BB: 3 IBB: 0 HBP: 0 BLK: 0 WP: 0 HR: 0 S: 33 P: 45 ERA: 2.00 WHIP: 1.111										

St. Louis Browns @ Boston Red Sox
Fenway Park, Boston, MA
Tue Aug 04 1953, 3:33 AM EDT
Att. 12,318 - Cloudy - 67 F

livebaseballscorecards.com

AB	30
R	2
H	7
RBI	2
BB	3
SO	1
LOB	10



Batter	1	2	3	4	5	6	7	8	9
Billy Goodman, L (1, 4) OBP: 0.391, SLG: 0.407	0-0 4-3			0-0 4-3 1B 2B		0-0 4-3		0-0 2B 1B	
Karl Olson, R (1, 7) OBP: 0.250, SLG: 0.500	0-3 K			0-0 4-3 2-3		0-0 4-3		0-0 1B 2B 1-H	
Dick Gernert, R (1, 3) OBP: 0.396, SLG: 0.455	0-3 K			0-0 CS 1B 3-H		4-0 FC5-4 BB		4-0 1B BB	
George Kell, R (1, 5) OBP: 0.385, SLG: 0.520		0-0 F8		4-0 1-2 BB		0-0 FC5-4 1-2f		0-0 2B 1B 1-2 2-3	
Sammy White, R (1, 2) OBP: 0.314, SLG: 0.436		0-0 P4		0-3 K			0-3 K	0-0 3B 2B 1-H 2-H 3-H	
Floyd Baker, L (8, PH) OBP: 0.379, SLG: 0.351									
Ted Lepcio, R (9, 6) OBP: 0.323, SLG: 0.393									
Tom Umphlett, R (1, 8) OBP: 0.350, SLG: 0.411		0-0 5-3			0-0 5-3		0-0 5-3	0-0 3B 2-H	
Jim Piersall, R (1, 9) OBP: 0.312, SLG: 0.356			0-0 1-3		0-0 P4-3 1B		0-0 F9	0-0 P5	
Johnny Lipon, R (1, 6) OBP: 0.295, SLG: 0.279			0-3 K		0-0 P4-3 1-2f			0-3 K	
Del Wilber, R (8, PH) OBP: 0.298, SLG: 0.534									
Mickey McDermott, L (1, 1) OBP: 0.317, SLG: 0.458			0-0 4-3			0-0 E4		0-0 L8	

Inning Stats	R: 0	H: 0	E: 0	LOB: 0	K: 2	BB: 0	S: 7	P: 7
	0	0	0	0	0	0	7	7

PITCHER	IP	WLS	BF	H	R	ER	SO	BB	IBB	HBP	BLK	WP	HR	S	P	ERA	WHIP
Duane Pilette, R (1, 1) ERA: 5.65	7.2	L	32	7	6	6	6	3	0	0	0	0	0	41	53	7.04	1.304
Satchel Paige, R (8, 1) ERA: 3.65	0.1		2	1	0	0	0	0	0	0	0	0	0	2	2	0.00	3.000


PITCHER	IP	WLS	BF	H	R	ER	SO	BB	IBB	HBP	BLK	WP	HR	S	P	ERA	WHIP

BOTTOM

St. Louis Browns @ Boston Red Sox
 Fenway Park, Boston, MA
 Tue Aug 04 1953, 3:33 AM EDT
 Att. 12,318 - Cloudy - 67 F

AB	R	H	RBI	BB	SO	LOB
4	2	2	0	0	0	1
4	1	1	1	0	1	2
2	1	1	1	2	1	0
3	1	1	0	1	0	2
3	0	0	0	0	2	1
1	1	1	3	0	0	0
0	0	0	0	0	0	0
4	0	1	1	0	0	0
4	0	1	0	0	0	1
2	0	0	0	0	1	1
1	0	0	0	0	1	0
3	0	0	0	0	0	0

AB	31
R	6
H	8
RBI	6
BB	3
SO	6
LOB	8



1B	2B	3B	SF	SAC	DP	HBP	WP	PA
4	4	1	0	0	1	0	0	34

WP	PA
0	34

Batter	1	2	3	4	5	6	7	8	9	AB R H RBI BB SO LOB	TOP
Johnny Groth, R (1, 8) OBP: 0.308, SLG: 0.370	0-0 E6 1B E		0-0 G6-4-3 1-2f		0-0 FC6-4 1-2f		0-0 FC1-4 1-2f 2-3			4 0 0 0 0 0 4	
Dick Kokos, L (1, 7) OBP: 0.395, SLG: 0.443	0-3 K		0-0 P6		0-0 FC6 1-2		0-0 G4-6-3 1-2f			4 0 1 0 0 1 3	
Dick Kryhoski, L (1, 3) OBP: 0.345, SLG: 0.505	0-0 E3 1-2			0-0 L8		0-0 FC6 1-2f		0-0 3-1		4 0 0 0 0 0 3	
Vic Wertz, L (1, 9) OBP: 0.375, SLG: 0.446	0-0 L3 1-2 2-3			0-0 P6		0-0 4-1		0-0 4-3		4 0 1 0 0 0 0	
Clint Courtney, L (1, 2) OBP: 0.313, SLG: 0.363	0-0 L3 1-2			0-0 E3 1B		4-0 BB		0-0 F8		3 0 0 0 1 0 3	
Vern Stephens, R (1, 5) OBP: 0.272, SLG: 0.259		0-0 G5-4-3 1B		0-0 P6 1-2		0-0 F7		0-0 6-3		4 0 2 0 0 0 1	
Bobby Young, L (1, 4) OBP: 0.317, SLG: 0.344		0-0 P6		0-0 P6		0-0 F8		0-0 G5-4-3 1B		4 0 1 0 0 0 4	
Billy Hunter, R (1, 6) OBP: 0.273, SLG: 0.267 Don Lenhardt, R (9, PH) OBP: 0.391, SLG: 0.483		0-0 G5-4-3 1-2f			0-0 1-3		4-0 FC1-4 1B BB		0-0 G5-4-3 1-2f	2 0 0 0 1 0 1 1 0 0 0 0 0 1	
Don Larsen, R (1, 1) OBP: 0.315, SLG: 0.423			0-0 G6-4-3 1B		0-0 FC6-4 1B		0-0 FC1-4 1-2			3 0 3 0 0 0 0	
Inning Stats	R: 0 H: 1 E: 2 LOB: 2 K: 1 BB: 0 S: 7 P: 7	R: 0 H: 1 E: 0 LOB: 0 K: 0 BB: 0 S: 3 P: 3	R: 0 H: 1 E: 0 LOB: 0 K: 0 BB: 0 S: 3 P: 3	R: 0 H: 1 E: 1 LOB: 2 K: 0 BB: 0 S: 5 P: 5	R: 0 H: 2 E: 0 LOB: 2 K: 0 BB: 0 S: 5 P: 5	R: 0 H: 0 E: 0 LOB: 1 K: 0 BB: 1 S: 3 P: 7	R: 0 H: 1 E: 0 LOB: 1 K: 0 BB: 1 S: 3 P: 7	R: 0 H: 0 E: 0 LOB: 0 K: 0 BB: 0 S: 3 P: 3	R: 0 H: 1 E: 0 LOB: 0 K: 0 BB: 0 S: 3 P: 3	1B: 8 SF: 0 2B: 1 SAC: 0 3B: 0 DP: 5 HR: 0 HBP: 0	WP: 0 PA: 35 PB: 0 SB: 0 CS: 0
PITCHER Ben Flowers, R (1, 1) ERA: 2.59	IP WLS BF H R ER SO BB IBB HBP BLK WP HR S P ERA WHIP										
	9.0 W 35 8 0 0 1 2 0 0 0 0 0 0 35 43 0.00 1.111										

St. Louis Browns @ Boston Red Sox
 Fenway Park, Boston, MA
 Wed Aug 05 1953, 3:33 AM EDT
 Att: 5,027 - Sunny - 64 F

livebaseballscorecards.com

AB	33
R	0
H	8
RBI	0
BB	2
SO	1
LOB	20



Batter	1	2	3	4	5	6	7	8	9
Billy Goodman, L OBP: 0.393, SLG: 0.414 (1, 4)	0-0 HR 2B		0-0 F8		0-0 2B 2B		0-0 4-3		
Karl Olson, R OBP: 0.125, SLG: 0.250 (1, 7)	0-0 L1		0-0 F9		0-0 5-3		0-0 5-3		
Dick Gernert, R OBP: 0.397, SLG: 0.467 (1, 3)	0-0 2-H HR		0-3 K		0-0 2-H 2B		0-3 K		
George Kell, R OBP: 0.386, SLG: 0.518 (1, 5)	0-0			0-3 K	0-0 6-3			4-0 BB	
Floyd Baker, L OBP: 0.379, SLG: 0.351 (8, PR) (9, 5)									
Sammy White, R OBP: 0.314, SLG: 0.437 (1, 2)	0-0 F9			0-0 CS 2B		0-0 F2		0-0 F8	
Tom Umphlett, R OBP: 0.349, SLG: 0.407 (1, 8)	0-0 1-3			4-0 2-3 BB		0-0 F8		0-0 L8	
Jim Piersall, R OBP: 0.312, SLG: 0.357 (1, 9)		0-0 5-3		0-0 F9		0-0 2B 2B		0-0 L4	
Johnny Lipon, R OBP: 0.304, SLG: 0.292 (1, 6)		0-0 6-3			0-0 SH1-4 2B 2B		4-0 2B IBB		
Ben Flowers, R OBP: 0.182, SLG: 0.273 (1, 1)		0-0 6-3			0-0 SH1-4 2-3		0-0 1-H 2-H 2B		

Inning Stats	R: 2 E: 0 K: 0 S: 6	H: 3 LOB: 1 BB: 0 P: 6	R: 0 E: 0 K: 0 S: 3	H: 0 LOB: 0 BB: 0 P: 3	R: 0 E: 0 K: 1 S: 5	H: 0 LOB: 0 BB: 0 P: 5	R: 0 E: 0 K: 1 S: 5	H: 1 LOB: 1 BB: 1 P: 9	R: 2 E: 0 K: 0 S: 6	H: 3 LOB: 1 BB: 0 P: 6	R: 1 E: 0 K: 1 S: 4	H: 2 LOB: 2 BB: 1 P: 8	R: 0 E: 0 K: 1 S: 5	H: 0 LOB: 0 BB: 0 P: 5	R: 0 E: 0 K: 0 S: 3	H: 0 LOB: 1 BB: 1 P: 7
1B: 1 2B: 7 3B: 0 HR: 1	SF: 0 SAC: 1 DP: 0 HBP: 0	WP: 0 PB: 0 SB: 0 CS: 1	PA: 34													


PITCHER	IP	WLS	BF	H	R	ER	SO	BB	IBB	HBP	BLK	WP	HR	S	P	ERA	WHIP
Don Larsen, R ERA: 4.32 (1, 1)	8.0	L	34	9	5	5	3	2	1	0	0	0	1	37	49	5.62	1.375

BOTTOM

St. Louis Browns @ Boston Red Sox
Fenway Park, Boston, MA
Wed Aug 05 1953, 3:33 AM EDT
Att. 5,027 - Sunny - 64 F

AB	R	H	RBI	BB	SO	LOB
4	2	2	1	0	0	0
4	0	0	0	0	0	2
4	1	2	3	0	2	0
3	0	1	0	1	1	1
0	0	0	0	0	0	0
4	0	1	0	0	0	2
3	0	0	0	1	0	2
4	1	1	0	0	0	2
2	1	1	0	1	0	0
2	0	1	1	0	0	0

AB 30
R 5
H 9
RBI 5
BB 3
SO 3
LOB 9



Batter	1	2	3	4	5	6	7	8	9	10	AB	R	H	RBI	BB	SO	LOB	TOP								
Billy Hunter, R (1, 6) X OBP: 0.273, SLG: 0.269 Dick Kokos, L (8, PH) OBP: 0.394, SLG: 0.441 Neil Berry, R (8, 6) OBP: 0.348, SLG: 0.353	0-0 1B 2B	0-3 K		0-0 F8		0-0 F2		0-0 4-3		0-0 1B	4	1	1	0	0	1	5									
Dick Kryhoski, L (1, 3) X OBP: 0.341, SLG: 0.495	0-0 2-H HR 1B		0-0 F5		0-0 G3	0-0 FC4-6		0-0 E3 SH1-4 HR	0-0 F9		6	2	1	1	0	0	2									
Don Lenhardt, R (1, 7) X OBP: 0.396, SLG: 0.500	0-0 1-H HR		0-0 1-3		4-0 1B BB		0-0 1B	0-0 SH1-4 1-2	0-3 K		4	2	2	2	1	1	1									
Vic Wertz, L (1, 9) X OBP: 0.375, SLG: 0.443	0-0 F8		0-0 F8		0-0 1-2 1B 1B		0-0 F8	4-0 HR BB			4	1	1	0	1	0	1									
Vern Stephens, R (1, 5) B OBP: 0.288, SLG: 0.293	4-0 L3 BB		0-0 SH3-4 BB 1B		0-0 1-2 2-H 1B		0-3 K	0-0 1-H 2-H HR			4	1	3	4	1	1	1									
Clint Courtney, L (1, 2) X OBP: 0.311, SLG: 0.357	0-0 L3 1-2		4-0 SH3-4 BB 1B		0-0 F8		0-0 4-1	0-3 K			4	0	0	0	1	1	4									
Johnny Groth, R (1, 8) X OBP: 0.307, SLG: 0.369		0-0 4-3		0-0 SH3-4 1-2 2-3		0-0 F2		0-0 4-3 SH3-4 1B	0-0 6-3		4	0	1	0	0	0	2									
Bobby Young, L (1, 4) X OBP: 0.321, SLG: 0.354		0-0 SH3 1B		4-0 IBB		0-0 B1-3		0-0 SH3-4 1-2		0-0 HR	3	1	2	1	1	0	0									
Lou Kretlow, R (1, 1) X OBP: 0.235, SLG: 0.188 Dick Littlefield, L (5, 1) OBP: 0.258, SLG: 0.207 Marlin Stuart, L (9, 1) OBP: 0.182, SLG: 0.227		0-0 SH3 1-2		0-3 K		0-0 FC4-6 1B		0-0 4-3 2-3		0-0 3-1	1	0	0	0	0	1	3									
Inning Stats	R: 3 E: 0 K: 0 S: 5	H: 3 LOB: 0 BB: 1 P: 9	R: 0 E: 0 K: 1 S: 6	H: 1 LOB: 1 BB: 0 P: 6	R: 0 E: 0 K: 0 S: 3	H: 0 LOB: 0 BB: 0 P: 3	R: 0 E: 0 K: 1 S: 6	H: 1 LOB: 3 BB: 2 P: 14	R: 1 E: 0 K: 0 S: 5	H: 2 LOB: 2 BB: 1 P: 9	R: 0 E: 0 K: 0 S: 4	H: 1 LOB: 1 BB: 0 P: 4	R: 0 E: 0 K: 1 S: 6	H: 1 LOB: 1 BB: 0 P: 6	R: 0 E: 0 K: 0 S: 4	H: 1 LOB: 1 BB: 0 P: 4	R: 3 E: 1 K: 1 S: 7	H: 1 LOB: 0 BB: 1 P: 11	R: 1 E: 0 K: 1 S: 7	H: 2 LOB: 1 BB: 0 P: 7	1B: 9 2B: 2 3B: 0 HR: 3	SF: 0 SAC: 4 DP: 1 HBP: 0	WP: 0 PB: 0 SB: 0 CS: 0	PA: 48		
PITCHER	IP WLS BF H R ER SO BB IBB HBP BLK WP HR S P ERA WHIP																									
Hal Brown, R (1, 1) ERA: 3.71	4.1																									
Willard Nixon, R (5, 1) ERA: 3.59	5.1	L	24	6	4	3	2	1	0	0	0	0	0	2	27	31	5.06	1.312								
Ellis Kinder, R (10, 1) ERA: 2.34	0.1		1	0	0	0	1	0	0	0	0	0	0	0	3	3	0.00	0.000								

St. Louis Browns @ Boston Red Sox
 Fenway Park, Boston, MA
 Thu Aug 06 1953, 3:33 AM EDT
 Att. 6,792 - Sunny - 74 F

livebaseballscorecards.com

AB 39
 R 8
 H 13
 RBI 8
 BB 5
 SO 5
 LOB 21



BOTTOM

St. Louis Browns @ Boston Red Sox
Fenway Park, Boston, MA
Thu Aug 06 1953, 3:33 AM EDT
Att: 6,792 - Sunny - 74 F

livebaseballscorecards.com

AB	41
R	7
H	12
RBI	6
BB	6
SO	6
LOB	21



WP	1	PA	47
PB	0		
SB	0		
CS	0		

AB	4	R	2	H	1	RBI	0	BB	2	SO	1	LOB	1
----	---	---	---	---	---	-----	---	----	---	----	---	-----	---

AB	6	R	0	H	0	RBI	0	BB	0	SO	3	LOB	5
----	---	---	---	---	---	-----	---	----	---	----	---	-----	---

AB	4	R	2	H	1	RBI	0	BB	1	SO	0	LOB	0
----	---	---	---	---	---	-----	---	----	---	----	---	-----	---

AB	4	R	0	H	1	RBI	1	BB	1	SO	0	LOB	1
AB	0	R	1	H	0	RBI	0	BB	0	SO	0	LOB	0
AB	0	R	0	H	0	RBI	0	BB	0	SO	0	LOB	0

AB	4	R	0	H	1	RBI	1	BB	0	SO	0	LOB	1
AB	1	R	0	H	1	RBI	1	BB	0	SO	0	LOB	0

AB	4	R	1	H	2	RBI	0	BB	0	SO	0	LOB	1
AB	1	R	0	H	0	RBI	0	BB	0	SO	0	LOB	3
AB	0	R	0	H	0	RBI	0	BB	0	SO	0	LOB	0

AB	5	R	1	H	4	RBI	1	BB	0	SO	0	LOB	0
----	---	---	---	---	---	-----	---	----	---	----	---	-----	---

AB	3	R	0	H	0	RBI	0	BB	0	SO	2	LOB	5
----	---	---	---	---	---	-----	---	----	---	----	---	-----	---

AB	2	R	0	H	1	RBI	2	BB	0	SO	1	LOB	1
AB	2	R	0	H	0	RBI	0	BB	0	SO	1	LOB	3
AB	0	R	0	H	0	RBI	0	BB	0	SO	0	LOB	0
AB	1	R	0	H	0	RBI	0	BB	0	SO	0	LOB	0

1B	8	SF	0
2B	4	SAC	0
3B	0	DP	1
HR	0	HBP	0

Batter	1	2	3	4	5	6	7	8	9	10	AB	R	H	RBI	BB	SO	LOB
Billy Goodman, L OBP: 0.394, SLG: 0.415 (1, 4)	0-0 6-3	4-0 FC6-4 BB			0-0 L9 WP 2B	0-3 K			4-0 BB 2B BB	0-0 F8	4	2	1	0	2	1	1
Karl Olson, R OBP: 0.071, SLG: 0.143 (1, 7)	0-0 L9	0-0 FC6-4 1-2f			0-0 L9 2-3		0-3 K		0-3 K	0-3 K	6	0	0	0	0	3	5
Dick Gemert, R OBP: 0.397, SLG: 0.464 (1, 3)	0-0 F8		0-0 5-3		0-0 3-1 2B 1B		0-0 P4		4-0 2B 1-2 1B BB		4	2	1	0	1	0	0
George Kell, R OBP: 0.386, SLG: 0.518 (1, 5)		0-0 P6	4-0 5-3		0-0 3-1 1-2		0-0 L8		0-0 1-3 2-H 1B 2B		4	0	1	1	1	0	1
Gene Stephens, L OBP: 0.308, SLG: 0.294 (9, PR)											0	1	0	0	0	0	0
Al Zarilla, L OBP: 0.367, SLG: 0.234 (10, 8)											0	0	0	0	0	0	0
Sammy White, R OBP: 0.313, SLG: 0.438 (1, 2)		0-0 6-3	0-0 G5-4-3 BB		0-0 2-H 2B				0-0 F7	0-0 2-3 3-H 1B 1B	4	0	1	1	0	0	1
Floyd Baker, L OBP: 0.383, SLG: 0.356 (9, PH)											1	0	1	1	0	0	0
Tom Umphlett, R OBP: 0.350, SLG: 0.408 (1, 8)		0-0 6-3	0-0 G5-4-3		0-0 5-3		0-0 5-3		0-0 1B 1B	0-0 P3	4	1	2	0	0	0	1
Ted Williams, L OBP: 0.298, SLG: 0.534 (9, PH)		BB 1B 1B									1	0	0	0	0	0	3
Del Wilber, R OBP: 0.298, SLG: 0.534 (10, 2)											0	0	0	0	0	0	0
Jim Piersall, R OBP: 0.317, SLG: 0.365 (1, 9)		0-0 6-3	0-0 4-3		0-0 4-3		0-0 3-1 2B		0-0 1-2 1B	0-0 1-2 3-H 1B	5	1	4	1	0	0	0
Johnny Lipon, R OBP: 0.308, SLG: 0.284 (1, 6)	BB BB BB	4-0 1B 1-2 2-3 BB			4-0 BB		0-0 F2		0-0 F9	0-0 F8	3	0	0	0	2	0	5
Hal Brown, R OBP: 0.360, SLG: 0.489 (1, 1)		0-0 1B BB			0-3 K		0-0 3-1		0-3 K		2	0	1	2	0	1	1
Willard Nixon, L OBP: 0.293, SLG: 0.222 (5, 1)											2	0	0	0	0	1	3
Ellis Kinder, R OBP: 0.400, SLG: 0.450 (10, 1)											0	0	0	0	0	0	0
Mickey McDermott, L OBP: 0.311, SLG: 0.450 (10, PH)		1-3 2-H 3-H 1B									1	0	0	0	0	0	0

Inning Stats	R: 0	H: 0	E: 0	K: 0	S: 3	P: 3	R: 2	H: 3	E: 0	K: 0	S: 6	P: 14	R: 0	H: 0	E: 0	K: 0	S: 2	R: 0	H: 0	E: 0	K: 1	S: 5	P: 9	R: 2	H: 3	E: 0	K: 0	S: 6	R: 0	H: 1	E: 0	K: 1	S: 6	R: 0	H: 0	E: 0	K: 1	S: 5	R: 0	H: 0	E: 0	K: 1	S: 5	R: 0	H: 2	E: 0	K: 1	S: 7	R: 3	H: 3	E: 0	K: 1	S: 8	R: 0	H: 0	E: 0	K: 1	S: 5	R: 0	H: 0	E: 0	K: 1	S: 5	1B: 8	SF: 0	2B: 4	SAC: 0	3B: 0	DP: 1	HR: 0	HBP: 0	WP: 1	PA: 47
--------------	------	------	------	------	------	------	------	------	------	------	------	-------	------	------	------	------	------	------	------	------	------	------	------	------	------	------	------	------	------	------	------	------	------	------	------	------	------	------	------	------	------	------	------	------	------	------	------	------	------	------	------	------	------	------	------	------	------	------	------	------	------	------	------	-------	-------	-------	--------	-------	-------	-------	--------	-------	--------

PITCHER	IP	WLS	BF	H	R	ER	SO	BB	IBB	HBP	BLK	WP	HR	S	P	ERA	WHIP
Lou Kretlow, R ERA: 4.92 (1, 1)	4.2		23	6	4	4	1	4	0	0	0	1	0	21	37	7.71	2.143
Dick Littlefield, L ERA: 5.38 (5, 1)	3.2		17	4	3	3	4	2	0	0	0	0	0	23	31	7.36	1.636
Marlin Stuart, R ERA: 3.81 (9, 1)	1.2	W	7	2	0	0	1	0	0	0	0	0	0	9	9	0.00	1.200

Batter	1	2	3	4	5	6	7	8	9	AB R H RBI BB SO LOB	TOP	
Johnny Groth, R (1, 8) OBP: 0.305, SLG: 0.365	0-0 P6		0-0 F7			0-0 F8		0-0 F7		4 0 0 0 0 0 0	St. Louis Browns @ Washington Senators Griffith Stadium, Washington, DC Fri Aug 07 1953, 3:33 AM EDT Att. 4,337 - Unknown	
Dick Kokos, L (1, 7) Don Larsen, R (6, 7) OBP: 0.397, SLG: 0.442 OBP: 0.309, SLG: 0.415	0-0 P4			0-0 WP 1B		4-0 G4-6-3 BB		0-0 4-3		2 0 1 0 1 0 0 1 0 0 0 0 0 0		
Dick Kryhoski, L (1, 3) OBP: 0.339, SLG: 0.491	0-0 1B			0-0 P6		0-0 G4-6-3 1-2f		0-0 F8		4 0 1 0 0 0 2		
Vic Wertz, L (1, 9) OBP: 0.377, SLG: 0.441	0-0 4-3			0-0 F8		4-0 1B BB		4-0 FC6-4 BB		2 0 0 0 2 0 2		
Vern Stephens, R (1, 5) OBP: 0.281, SLG: 0.285		0-0 4-3		0-3 K 1-2		0-0 P6		0-0 FC6-4 1-2f		4 0 0 0 0 1 3		
Clint Courtney, L (1, 2) OBP: 0.307, SLG: 0.352		0-0 P4			0-0 F8		0-0 F9		0-0 F7			4 0 0 0 0 0 2
Bobby Young, L (1, 4) OBP: 0.324, SLG: 0.355		0-0 F9			4-0 FC6-4 BB		0-0 1B					2 0 1 0 1 0 0
Billy Hunter, R (1, 6) OBP: 0.270, SLG: 0.267			0-0 1-3		0-0 F5		0-3 K					3 0 0 0 0 1 3
Harry Brecheen, L (1, 1) Roy Sievers, R (5, PH) Mike Blyzka, R Dick Littlefield, L OBP: 0.172, SLG: 0.172 OBP: 0.331, SLG: 0.384 OBP: 0.250, SLG: 0.200			0-0 F8		0-0 FC6-4 1-2f			0-0 3-1		1 0 0 0 0 0 0 1 0 0 0 0 0 1 0 0 0 0 0 0 0 1 0 0 0 0 0 0		
Inning Stats	R: 0 H: 1 E: 0 LOB: 1 K: 0 BB: 0 S: 4 P: 4	R: 0 H: 0 E: 0 LOB: 0 K: 0 BB: 0 S: 3 P: 3	R: 0 H: 0 E: 0 LOB: 0 K: 0 BB: 0 S: 3 P: 3	R: 0 H: 1 E: 0 LOB: 1 K: 1 BB: 0 S: 6 P: 6	R: 0 H: 0 E: 0 LOB: 1 K: 0 BB: 1 S: 3 P: 7	R: 0 H: 0 E: 0 LOB: 0 K: 0 BB: 1 S: 2 P: 6	R: 0 H: 1 E: 0 LOB: 2 K: 1 BB: 1 S: 6 P: 10	R: 0 H: 0 E: 0 LOB: 0 K: 0 BB: 0 S: 3 P: 3	R: 0 H: 0 E: 0 LOB: 1 K: 0 BB: 1 S: 3 P: 7	1B: 3 SF: 0 2B: 0 SAC: 0 3B: 0 DP: 1 HR: 0 HBP: 0	WP: 1 PA: 33 PB: 0 SB: 0 CS: 0	
PITCHER Connie Marrero, R (1, 1) ERA: 3.21	IP WLS BF H R ER SO BB IBB HBP BLK WP HR S P ERA WHIP											

AB	29
R	0
H	3
RBI	0
BB	4
SO	2
LOB	13



BOTTOM

St. Louis Browns @ Washington Senators
Griffith Stadium, Washington, DC

Fri Aug 07 1953, 3:33 AM EDT
Att. 4,337 - Unknown

livebaseballscorecards.com

AB	35
R	12
H	11
RBI	11
BB	6
SO	0
LOB	11



WP:	0	PA:	41
PB:	0	SB:	0
CS:	0		

1B:	5	SF:	0
2B:	4	SAC:	0
3B:	1	DP:	0
HR:	1	HBP:	0

1B:	5	SF:	0
2B:	4	SAC:	0
3B:	1	DP:	0
HR:	1	HBP:	0

Batter	1	2	3	4	5	6	7	8	9	AB	R	H	RBI	BB	SO	LOB
Eddie Yost, R OBP: 0.387, SLG: 0.368 (1, 5)	0-0 6-3 ①		0-0 F8 ③		0-0 2B 1B	0-0 5-3 ①	0-0 P3 ②			5	1	1	0	0	0	0
Pompeyo Davallilo, R OBP: 0.571, SLG: 0.615 (1, 6)	0-0 4-3 ②			0-0 2B 3B 1B	0-0 1B E 2B	4-0 BB 1B BB	0-0 3-1 ③			4	3	2	0	1	0	0
Mickey Vernon, L OBP: 0.402, SLG: 0.513 (1, 3)	0-0 F8 ③			0-0 3B 2B	4-0 E FC6-5-4 BB	0-0 BB 1B		0-0 F9 ①		4	3	2	0	1	0	0
Kite Thomas, R OBP: 0.268, SLG: 0.303 (1, 9)		0-0 P4 ①		0-0 E 3B	0-0 E6 FC6-5-4 1B	4-0 BB 1B BB		0-0 5-3 ②		4	2	2	3	1	0	0
Clyde Vollmer, R OBP: 0.344, SLG: 0.374 (1, 7)		0-0 HR		0-0 6-3 ①	0-0 FC6-5-4 2B	4-0 1B BB		0-0 1-3 ③		4	2	1	3	1	0	2
Jim Busby, R OBP: 0.343, SLG: 0.395 (1, 8)		0-0 F9 ②		0-0 E3 2B	0-0 6-3 ②	0-0 FC5-4 1B				4	0	2	3	0	0	1
Wayne Terwilliger, R OBP: 0.328, SLG: 0.309 (1, 4)		0-0 5-3 ③		0-0 F8 ②	4-0 2B BB	0-0 FC5-4 1B				3	1	0	0	1	0	3
Ed Fitz Gerald, R OBP: 0.301, SLG: 0.327 (1, 2)			0-0 6-3 ①	4-0 BB	0-0 2B	0-0 F9 ③				3	0	1	2	1	0	2
Connie Marrero, R OBP: 0.250, SLG: 0.167 (1, 1)			0-0 1-3 ②	0-0 6-3 ③	0-0 F9 ③		0-0 3-1 ①			4	0	0	0	0	0	3

Inning Stats	R:	H:	E:	LOB:	K:	S:	R:	H:	E:	LOB:	K:	S:	R:	H:	E:	LOB:	K:	S:	R:	H:	E:	LOB:	K:	S:	R:	H:	E:	LOB:	K:	S:
	0	0	0	0	0	3	1	1	0	0	0	4	3	4	0	1	0	7	5	2	0	0	3	0	0	0	0	0	0	3
	0	0	0	0	0	3	0	0	0	0	0	4	0	0	0	0	0	7	0	0	0	0	0	0	0	0	0	0	0	3
	0	0	0	0	0	3	0	0	0	0	0	4	0	0	0	0	0	7	0	0	0	0	0	0	0	0	0	0	3	
	0	0	0	0	0	3	0	0	0	0	0	4	0	0	0	0	0	7	0	0	0	0	0	0	0	0	0	0	3	
	0	0	0	0	0	3	0	0	0	0	0	4	0	0	0	0	0	7	0	0	0	0	0	0	0	0	0	0	3	

PITCHER	IP	WLS	BF	H	R	ER	SO	BB	IBB	HBP	BLK	WP	HR	S	P	ERA	WHIP
Harry Brecheen, L ERA: 3.71 (1, 1)	4.0	L	18	5	4	4	4	0	1	0	0	0	1	17	21	9.00	1.500
Mike Blyzka, R ERA: 6.41 (5, 1)	1.1		13	5	8	8	0	4	0	0	0	0	0	9	25	54.00	6.750
Dick Littlefield, L ERA: 5.26 (6, 1)	2.2		10	1	0	0	0	1	0	0	0	0	0	9	13	0.00	0.750

Batter	1	2	3	4	5	6	7	8	9	AB R H RBI BB SO LOB	TOP
Johnny Groth, R (1, 8) OBP: 0.302, SLG: 0.362	0-0 L6		0-0 E4			0-0 6-3		0-0 FC3-6		4 0 0 0 0 0 1	St. Louis Browns @ Washington Senators Griffith Stadium, Washington, DC Sun Aug 09 1953, 3:33 AM EDT Unknown
Roy Sievers, R (1, 3) OBP: 0.333, SLG: 0.386	0-0 P6		0-0 CS	0-0 1B		0-0 1B		0-0 G6-4-3	4 0 2 0 0 0 1		
Vern Stephens, R (1, 5) OBP: 0.275, SLG: 0.277	0-0 F7			0-0 F7		0-0 F7			4 0 0 0 0 0 2		
Don Lenhardt, R (1, 7) OBP: 0.398, SLG: 0.500		0-0 F9		0-0 1B		0-0 5-3		0-0 1B	4 1 2 0 0 0 0		
Vic Wertz, L (1, 9) OBP: 0.378, SLG: 0.441				0-0 G1-6-3		0-0 6-3		0-0 1B	4 1 2 0 0 0 2		
Les Moss, R (1, 2) OBP: 0.322, SLG: 0.358		0-0 F9			0-0 5-3		0-0 E6	0-0 E1	4 0 1 1 0 0 1		
Don Larsen, R (9, PR) OBP: 0.309, SLG: 0.415								1-3 E	0 1 0 0 0 0 0		
Clint Courtney, L (9, 2) OBP: 0.307, SLG: 0.352								3-H E	0 0 0 0 0 0 0		
Billy Hunter, R (1, 6) OBP: 0.270, SLG: 0.265		0-0 F8			0-0 F7		4-0 BB	0-0 E1	3 0 0 1 1 0 1		
Bobby Young, L (1, 4) OBP: 0.322, SLG: 0.353			0-0 P4		0-0 6-3		0-0 4-3	0-0 G1-6-3	2 0 0 0 0 0 0		
Neil Berry, R (7, PH) OBP: 0.340, SLG: 0.345								1-2f	2 0 0 0 0 0 4		
Duane Pillette, R (1, 1) OBP: 0.294, SLG: 0.333			0-0 5-3			0-0 6-3		0-0 FC3-6	3 0 1 0 0 0 0		
Satchel Paige, R (8, 1)								1B	0 0 0 0 0 0 0		
Inning Stats	R: 0 H: 0 E: 0 LOB: 0 K: 0 BB: 0 S: 3 P: 3	R: 0 H: 1 E: 0 LOB: 1 K: 0 BB: 0 S: 4 P: 4	R: 0 H: 0 E: 1 LOB: 0 K: 0 BB: 0 S: 3 P: 3	R: 0 H: 2 E: 0 LOB: 1 K: 0 BB: 0 S: 4 P: 4	R: 0 H: 0 E: 0 LOB: 0 K: 0 BB: 0 S: 3 P: 3	R: 0 H: 1 E: 0 LOB: 1 K: 0 BB: 0 S: 4 P: 4	R: 0 H: 0 E: 1 LOB: 2 K: 0 BB: 1 S: 4 P: 8	R: 0 H: 1 E: 0 LOB: 0 K: 0 BB: 0 S: 3 P: 3	R: 3 H: 3 E: 2 LOB: 1 K: 0 BB: 0 S: 6 P: 6	1B: 8 SF: 0 2B: 0 SAC: 0 3B: 0 DP: 3 HR: 0 HBP: 0	WP: 0 PA: 36 PB: 0 SB: 0 CS: 1
PITCHER Johnny Schmitz, L (1, 1) ERA: 3.34	IP WLS BF H R ER SO BB IBB HBP BLK WP HR S P ERA WHIP										
	9.0 L 35 8 3 1 0 1 0 1 0 0 0 0 0 34 38 1.00 1.000										

AB	34
R	3
H	8
RBI	2
BB	1
SO	0
LOB	12



Batter	1	2	3	4	5	6	7	8	9	AB R H RBI BB SO LOB	TOP
Johnny Groth, R (1, 8) OBP: 0.303, SLG: 0.364	0-0 1B 2B		0-0 F7		0-0 1B 1B			0-0 L7	0-0 F8	5 1 2 0 0 0 1	St. Louis Browns @ Washington Senators Griffith Stadium, Washington, DC Sun Aug 09 1953, 3:38 AM EDT Att. 5,991 - Unknown livebaseballscorecards.com
Roy Sievers, R (1, 3) OBP: 0.344, SLG: 0.394	0-0 2-H 1B		0-0 2B 1B		0-0 1-2 1B			4-0 BB 1B BB		3 2 3 1 1 0 0	
Vern Stephens, R (1, 5) OBP: 0.280, SLG: 0.285	0-0 F3		0-0 1-H 2B		0-0 P4			4-0 BB 1B BB		3 0 1 1 1 0 3	
Don Lenhardt, R (1, 7) OBP: 0.390, SLG: 0.489	0-3 K		0-0 6-3		0-0 P3			0-3 K		4 0 0 0 0 2 4	
Vic Wertz, L (1, 9) OBP: 0.377, SLG: 0.439	0-0 P3			0-0 4-3		0-0 F7		0-0 1-3 2-H 1B		4 0 1 1 0 0 1	
Les Moss, R (1, 2) OBP: 0.315, SLG: 0.349		0-3 K		0-0 F7		0-0 6-3		0-0 F8		4 0 0 0 0 1 2	
Billy Hunter, R (1, 6) OBP: 0.270, SLG: 0.265		0-0 6-3		0-0 P3			0-3 K		0-0 FC3-6 1B	4 0 1 0 0 1 0	
Bobby Young, L (1, 4) OBP: 0.322, SLG: 0.352		0-0 F9			0-0 G4-6-3 1B		0-0 4-3		0-0 FC3-6 1-2f	4 0 1 0 0 0 1	
Bob Cain, L (1, 1) OBP: 0.241, SLG: 0.286			0-0 1-3		0-0 G4-6-3 1-2f		0-3 K		0-3 K	0 0 0 0 0 0 0	
Marlin Stuart, L (1, 1) OBP: 0.174, SLG: 0.217										1 0 0 0 0 0 0	
Don Larsen, R (5, PH) OBP: 0.304, SLG: 0.407										1 0 0 0 0 0 1	
Lou Kretlow, R (5, 1) OBP: 0.222, SLG: 0.176										1 0 0 0 0 1 0	
Jim Dyck, R (9, PH) OBP: 0.310, SLG: 0.362										1 0 0 0 0 1 1	
Inning Stats	R: 1 E: 0 K: 1 S: 7 H: 2 LOB: 1 BB: 0 P: 7	R: 0 E: 0 K: 1 S: 5 H: 0 LOB: 0 BB: 0 P: 5	R: 1 E: 0 K: 0 S: 5 H: 2 LOB: 1 BB: 0 P: 5	R: 0 E: 0 K: 0 S: 3 H: 0 LOB: 0 BB: 0 P: 3	R: 0 E: 0 K: 0 S: 5 H: 3 LOB: 2 BB: 0 P: 5	R: 0 E: 0 K: 0 S: 3 H: 0 LOB: 0 BB: 0 P: 3	R: 0 E: 0 K: 2 S: 7 H: 0 LOB: 0 BB: 0 P: 7	R: 1 E: 0 K: 1 S: 6 H: 1 LOB: 2 BB: 2 P: 14	R: 0 E: 0 K: 1 S: 6 H: 1 LOB: 1 BB: 0 P: 6	1B: 7 2B: 2 3B: 0 HR: 0 SF: 0 SAC: 0 DP: 1 HBP: 0	WP: 0 PB: 0 SB: 0 CS: 0 PA: 37
PITCHER Chuck Stobbs, L (1, 1) ERA: 3.51	IP: 9.0 WLS: W BF: 37 H: 9 R: 3 ER: 3 SO: 6 BB: 2 IBB: 0 HBP: 0 BLK: 0 WP: 0 HR: 0 S: 47 P: 55 ERA: 3.00 WHIP: 1.222										



Batter	1	2	3	4	5	6	7	8	9	AB	R	H	RBI	BB	SO	LOB
Eddie Yost, R OBP: 0.390, SLG: 0.366 (1, 5)	4-0 FC5 2B BB	0-0 F8	4-0 1B BB		0-3 K		4-0 FC4-6 BB			2	1	0	0	3	1	0
Pompeyo Davallilo, R OBP: 0.409, SLG: 0.429 (1, 6)	0-0 FC5 2B 1B	0-3 K 1B 2B	0-0 1B 2-3		0-0 1-3		0-0 FC4-6 1-3			5	2	1	1	0	1	3
Mickey Vernon, L OBP: 0.400, SLG: 0.512 (1, 3)	0-0 1B 2B	0-0 2B 1B	0-0 G3		0-3 K		0-0 1-3			5	2	2	2	0	1	4
Jackie Jensen, R OBP: 0.377, SLG: 0.430 (1, 9)	0-0 1B 2B 1B	0-0 PB 2B		0-0 6-3 2B 1B		0-0 L5	0-0 F8			5	2	3	4	0	0	1
Clyde Vollmer, R OBP: 0.338, SLG: 0.365 (1, 7)	0-0 5-3 1-2	4-0 2-3 BB		0-0 6-3		0-3 K		0-0 F8		4	0	0	0	1	1	2
Jim Busby, R OBP: 0.343, SLG: 0.396 (1, 8)	0-0 2B 1B	0-0 F8		0-0 1B 2B		0-0 4-3		0-0 F9		5	2	2	1	0	0	2
Wayne Terwilliger, R OBP: 0.331, SLG: 0.321 (1, 4)	0-0 CS 2B		0-0 1B SH3 1B	0-0 F2			0-0 1B 3B	0-0 F9		5	1	3	2	0	0	1
Frank Sacka, R OBP: 0.400, SLG: 0.400 (1, 2)	0-0 6-3		0-0 F9	0-0 1B			0-0 BB SH FC4-6 1B			4	1	2	2	0	0	2
Chuck Stobbs, L OBP: 0.242, SLG: 0.194 (1, 1)		0-0 F7	0-0 SH3	0-0 F7			0-0 SH FC4-6 BB 1-3			2	1	0	0	0	0	1

Inning Stats	R: 5	H: 4	LOB: 0	K: 0	P: 11	R: 2	H: 2	LOB: 2	K: 1	P: 12	R: 0	H: 2	LOB: 3	K: 0	P: 9	R: 2	H: 3	LOB: 1	K: 0	P: 6	R: 0	H: 0	LOB: 0	K: 2	P: 7	R: 0	H: 0	LOB: 0	K: 1	P: 5	R: 3	H: 2	LOB: 1	K: 0	P: 10	R: 0	H: 0	LOB: 0	K: 0	P: 3				
	S: 7	BB: 1		S: 8		S: 6	BB: 1		S: 5		S: 7	BB: 0		S: 6		S: 5	BB: 0		S: 5		S: 6	BB: 0		S: 3	BB: 0		S: 3	BB: 0		S: 6	BB: 1		S: 6	BB: 1		S: 6	BB: 0		S: 3	BB: 0		S: 3	BB: 0	

PITCHER	IP	WLS	BF	H	R	ER	SO	BB	IBB	HBP	BLK	WP	HR	S	P	ERA	WHIP
Bob Cain, L ERA: 6.13 (1, 1)	0.1	L	7	4	5	4	0	1	0	0	0	0	0	6	10	108.00	15.000
Marlin Stuart, R ERA: 3.86 (1, 1)	3.2		20	7	4	2	1	2	0	0	0	0	0	20	28	4.91	2.455
Lou Kretlow, R ERA: 4.9 (5, 1)	4.0		16	2	3	2	3	1	0	0	0	0	0	21	25	4.50	0.750

BOTTOM

St. Louis Browns @ Washington Senators
Griffith Stadium, Washington, DC


Sun Aug 09 1953, 3:38 AM EDT
Att. 5,991 - Unknown

AB	37
R	12
H	13
RBI	12
BB	4
SO	4
LOB	16

livebaseballscores.com



WP	HR	S	P	ERA	WHIP
0	0	0	0	0	0

Batter	1	2	3	4	5	6	7	8	9	AB R H RBI BB SO LOB	TOP									
Harvey Kuenn, R (1, 6) OBP: 0.357, SLG: 0.375	0-0 5-3			0-0 F8 1B		0-0 1-3	4-0 IBB			3 1 1 0 1 0 0	Detroit Tigers @ St. Louis Browns Sportsman's Park, St. Louis, MO Tue Aug 11 1953, 4:33 AM EDT Unknown									
Jerry Priddy, R (1, 4) OBP: 0.306, SLG: 0.294	0-0 F9			0-3 K		0-0 F2	0-3 K			4 0 0 0 0 2 4										
Ray Boone, R (1, 5) OBP: 0.389, SLG: 0.535	0-0 6-3			0-0 E4 1B		0-0 HR		0-0 5-3		4 1 1 1 0 0 1										
Steve Souchock, R (1, 9) OBP: 0.329, SLG: 0.490		0-0 F9		0-0 1-2 2-3 1B		0-0 1B		0-0 F7		4 0 2 0 0 0 0										
Walt Dropo, R (1, 3) OBP: 0.281, SLG: 0.373		0-0 5-3		0-0 F8		0-0 F9		0-0 1B		4 0 1 1 0 0 3										
Bob Nieman, R (1, 7) OBP: 0.352, SLG: 0.421		0-0 F7		0-3 3-H K			0-0 6-3	0-0 F8		4 0 0 0 0 1 3										
Don Lund, R (1, 8) OBP: 0.320, SLG: 0.368			0-0 F6		0-0 5-3		0-0 WP 2B		0-0 5-3	4 0 1 0 0 0 0										
Matt Batts, R (1, 2) OBP: 0.333, SLG: 0.444			0-0 F3		0-0 F2		4-0 WP IBB		0-3 K	3 0 0 0 1 1 0										
Billy Hoef, L (1, 1) OBP: 0.268, SLG: 0.167			0-3 K		0-3 K		0-3 K		0-0 F2	3 0 0 0 0 3 2										
Johnny Bucha, R (9, PH) OBP: 0.293, SLG: 0.270									0-0 F2	1 0 0 0 0 0 0										
Inning Stats	R: 0 E: 0 K: 0 S: 3	H: 0 LOB: 0 BB: 0 P: 3	R: 0 E: 0 K: 0 S: 3	H: 0 LOB: 0 BB: 0 P: 3	R: 1 E: 0 K: 1 S: 5	H: 2 LOB: 2 BB: 0 P: 10	R: 0 E: 0 K: 1 S: 5	H: 0 LOB: 0 BB: 0 P: 5	R: 1 E: 0 K: 0 S: 5	H: 2 LOB: 1 BB: 0 P: 5	R: 0 E: 0 K: 2 S: 8	H: 1 LOB: 3 BB: 2 P: 16	R: 0 E: 0 K: 0 S: 4	H: 1 LOB: 1 BB: 0 P: 4	R: 0 E: 0 K: 1 S: 5	H: 0 LOB: 0 BB: 0 P: 5	1B: 4 2B: 1 3B: 0 HR: 1	SF: 0 SAC: 0 DP: 0 HBP: 0	WP: 1 PB: 0 SB: 0 CS: 0	PA: 36
PITCHER Dick Littlefield, L (1, 1) ERA: 4.95	IP: 9.0 WLS: W BF: 36 H: 6 R: 2 ER: 1 SO: 7 BB: 0 IBB: 2 HBP: 0 BLK: 0 WP: 1 HR: 1 S: 48 P: 56 ERA: 1.00 WHIP: 0.667											PITCHER	IP: 9.0 WLS: W BF: 36 H: 6 R: 2 ER: 1 SO: 7 BB: 0 IBB: 2 HBP: 0 BLK: 0 WP: 1 HR: 1 S: 48 P: 56 ERA: 1.00 WHIP: 0.667							

livebaseballscorecards.com

Batter	1	2	3	4	5	6	7	8	9	AB	R	H	RBI	BB	SO	LOB
Johnny Groth, R OBP: 0.303, SLG: 0.363 (1, 8) X	0-0 3-1 ①		0-0 G6-4-3 1B			0-3 K ①		0-0 F8 ①		4	0	1	0	0	1	1
Roy Sievers, R OBP: 0.342, SLG: 0.404 (1, 3) X	0-0 6-3 ②		0-0 G6-4-3 1-2f			0-0 HR		0-0 F8 ②		4	1	1	1	0	0	2
Vern Stephens, R OBP: 0.285, SLG: 0.286 (1, 5) X	0-0 4-3 ③				0-0 6-3 ①	4-0 BB		0-0 HR 1B		3	1	1	0	1	0	0
Don Lenhardt, R OBP: 0.388, SLG: 0.500 (1, 7) X		0-0 F8 ①		0-3 K ②		0-0 F9 ②		0-0 HR ①		4	1	1	3	0	1	1
Vic Wertz, L OBP: 0.375, SLG: 0.437 (1, 9) X		0-0 2B 1B		0-3 K ③		0-3 K ③		0-0 F7 ③		4	1	1	0	0	2	1
Les Moss, R OBP: 0.315, SLG: 0.355 (1, 2) X		0-0 1-H 2B			0-0 F6 ①		0-0 F4 ①			3	0	1	1	0	0	0
Billy Hunter, R OBP: 0.268, SLG: 0.263 (1, 6) X		0-0 F8 ②			0-0 F7 ②		0-0 F2 ②			3	0	0	0	0	0	1
Bobby Young, L OBP: 0.322, SLG: 0.357 (1, 4) X		0-0 4-3 ③			0-0 3B		0-0 F9 ③			3	0	1	0	0	0	1
Dick Littlefield, L OBP: 0.257, SLG: 0.212 (1, 1) X			0-0 5-3 ①		0-3 K2-3 ③			0-0 HR 1B 1B		3	1	1	0	0	1	1

Inning Stats	R: 0	H: 0	E: 0	K: 0	S: 3	R: 1	H: 2	E: 0	K: 0	S: 5	R: 0	H: 1	E: 0	K: 0	S: 3	R: 0	H: 0	E: 0	K: 2	S: 7	R: 0	H: 1	E: 0	K: 1	S: 6	R: 1	H: 1	E: 0	K: 2	S: 8	R: 0	H: 0	E: 0	K: 0	S: 3	R: 3	H: 3	E: 0	K: 0	S: 6	1B: 4	SF: 0	2B: 1	SAC: 0	3B: 1	DP: 1	HR: 2	HBP: 0
	0	0	0	0	3	1	2	0	0	5	0	1	0	0	3	0	0	0	2	7	0	0	0	1	0	6	1	1	0	1	12	0	0	0	3	3	0	0	0	6	4	0	1	0	2	0		


PITCHER	IP	WLS	BF	H	R	ER	SO	BB	IBB	HBP	BLK	WP	HR	S	P	ERA	WHIP	PITCHER	IP	WLS	BF	H	R	ER	SO	BB	IBB	HBP	BLK	WP	HR	S	P	ERA	WHIP														
Billy Hoelt, L ERA: 4.39 (1, 1)	8.0	L	32	8	5	5	5	1	0	0	0	0	2	41	45	5.62	1.125																																

BOTTOM

Detroit Tigers @ St. Louis Browns
Sportsman's Park, St. Louis, MO

Tue Aug 11 1953, 4:33 AM EDT
Unknown

AB	31
R	5
H	8
RBI	5
BB	1
SO	5
LOB	8



WP: 0	PA: 32
PB: 0	
SB: 0	
CS: 0	

Batter	1	2	3	4	5	6	7	8	9	AB R H RBI BB SO LOB	TOP											
Harvey Kuenn, R (1, 6) OBP: 0.358, SLG: 0.374	4-0 S 1B BB	0-0 1-4-3		0-0 1-3		0-0 CS 1B		0-0 F3	4 1 1 0 1 0 0													
Johnny Pesky, L (1, 4) OBP: 0.365, SLG: 0.403	0-0 F2 1-2		0-0 F8		0-0 1B 2B	0-0 CS 1-2	0-0 4-3	0-0 F2	5 1 1 0 0 0 1													
Ray Boone, R (1, 5) OBP: 0.389, SLG: 0.532	4-0 1B HR BB		0-0 F4		0-0 1B F7 1B 2-H		0-0 F8	0-0 F4	4 2 1 1 1 0 0													
Jim Delsing, L (1, 8) OBP: 0.370, SLG: 0.440	0-0 1-2 2-H HR 1B		0-0 1B 2B		0-3 K	0-3 K			4 2 2 1 0 2 1													
Steve Souchock, R (1, 7) OBP: 0.333, SLG: 0.490	0-0 F7		0-0 E 1B 2-H		0-0 FC6-4 1B 1-3		0-0 6-3		4 0 2 1 0 0 2													
Don Lund, R (1, 9) OBP: 0.322, SLG: 0.382	0-0 1-H 2-H HR		0-0 E6 FC6-4 1-2		0-0 F7 3-H		0-0 1B 2B		4 2 2 4 0 0 2													
Walt Dropo, R (1, 3) OBP: 0.279, SLG: 0.369	0-0 F5		0-0 FC6-4 1-2f		0-0 FC6-4 1-2f		0-0 F8		4 0 0 0 0 0 4													
Johnny Bucha, R (1, 2) OBP: 0.301, SLG: 0.290		0-0 F6		0-0 F4		0-0 CS 2B		0-0 E2 1B 1B 2-H	4 1 2 1 0 0 0													
Ted Gray, S (1, 1) OBP: 0.292, SLG: 0.227		0-3 K		0-3 K		0-0 F5 2-3		0-0 1B 3-H	4 0 1 1 0 2 1													
Inning Stats	R: 4 E: 0 K: 0 S: 5	H: 2 LOB: 0 BB: 2 P: 13	R: 0 E: 0 K: 1 S: 5	H: 0 LOB: 0 BB: 0 P: 5	R: 1 E: 1 K: 0 S: 6	H: 2 LOB: 2 BB: 0 P: 6	R: 0 E: 0 K: 1 S: 5	H: 0 LOB: 0 BB: 0 P: 5	R: 2 E: 0 K: 1 S: 8	H: 3 LOB: 1 BB: 0 P: 8	R: 0 E: 0 K: 0 S: 3	H: 2 LOB: 0 BB: 0 P: 3	R: 0 E: 0 K: 1 S: 5	H: 0 LOB: 0 BB: 0 P: 5	R: 2 E: 1 K: 0 S: 5	H: 3 LOB: 1 BB: 0 P: 5	R: 0 E: 0 K: 0 S: 3	H: 0 LOB: 0 BB: 0 P: 3	1B: 7 2B: 4 3B: 0 HR: 1	SF: 0 SAC: 0 DP: 0 HBP: 0	WP: 0 PB: 0 SB: 1 CS: 2	PA: 40
PITCHER	IP WLS BF H R ER SO BB IBB HBP BLK WP HR S P ERA WHIP																					
Don Larsen, R (1, 1) ERA: 4.66	4.0 L 21 6 7 7 2 2 0 0 0 0 0 1 23 31 15.75 2.000																					
Marlin Stuart, R (5, 1) ERA: 3.89	4.0 15 6 2 2 2 0 0 0 0 0 0 19 19 4.50 1.500																					
Mike Blyzka, R (9, 1) ERA: 6.34	1.0 3 0 0 0 0 0 0 0 0 0 0 3 3 0.00 0.000																					

Detroit Tigers @ St. Louis Browns
 Sportsman's Park, St. Louis, MO
 Tue Aug 11 1953, 4:38 AM EDT
 Att. 2,881 - Unknown

livebaseballscorecards.com

AB	37
R	9
H	12
RBI	9
BB	2
SO	4
LOB	11



Batter	1	2	3	4	5	6	7	8	9	AB	R	H	RBI	BB	SO	LOB
Johnny Groth, R OBP: 0.306, SLG: 0.364 (1, 8)	4-0 G3 HR BB		4-0 G5-4-3 BB			0-0 G5-4-3 1B		0-3 K		2	1	1	0	2	1	0
Roy Sievers, R OBP: 0.337, SLG: 0.398 (1, 3)	0-0 G3 1-2		0-0 G5-4-3 1-2f			0-0 F9		0-3 K		4	0	0	0	0	1	3
Vern Stephens, R OBP: 0.290, SLG: 0.309 (1, 5)	0-0 2-H HR			0-0 5-3		0-0 G5-4-3 1-2f			0-0 1B 1B	4	1	2	2	0	0	1
Don Lenhardt, R OBP: 0.385, SLG: 0.492 (1, 7)	0-0 F4			4-0 BB			0-0 F8		0-0 F9	3	0	0	0	1	0	1
Vic Wertz, L OBP: 0.377, SLG: 0.438 (1, 9)	0-3 K			0-0 F5			0-0 1B F7 1B		0-0 1B 1B	4	1	2	0	0	1	1
Clint Courtney, L OBP: 0.306, SLG: 0.350 (1, 2)		0-3 K		0-3 K			0-0 1B FC6-4 1B		0-0 F8	4	0	1	0	0	2	3
Billy Hunter, R OBP: 0.266, SLG: 0.260 (1, 6)		0-0 F9			0-0 5-3		0-0 F7		0-0 F9	4	0	0	1	0	0	3
Bobby Young, L OBP: 0.320, SLG: 0.355 (1, 4)		0-0 F7			0-0 1-3		0-0 FC6-4			2	0	0	0	0	0	0
Neil Berry, R OBP: 0.337, SLG: 0.341 (7, PH) (8, 4)							0-0 1-2f			1	0	0	0	0	0	1
Don Larsen, R OBP: 0.298, SLG: 0.400 (1, 1)			0-0 F6			0-3 K			0-0 F2	1	0	0	0	0	0	0
Marlin Stuart, L OBP: 0.167, SLG: 0.208 (5, 1)										1	0	0	0	0	1	0
Jim Dyck, R OBP: 0.309, SLG: 0.360 (8, PH)										1	0	0	0	0	0	0
Mike Blyzka, R (9, 1)										0	0	0	0	0	0	0

Inning Stats	R: 2	H: 1	E: 0	K: 1	S: 6	H: 1	LOB: 0	BB: 1	P: 10	R: 0	H: 0	E: 0	K: 1	S: 5	H: 0	LOB: 0	BB: 0	P: 5	R: 0	H: 0	E: 0	K: 0	S: 2	H: 0	LOB: 0	BB: 1	P: 6	R: 0	H: 0	E: 0	K: 1	S: 5	H: 0	LOB: 1	BB: 1	P: 9	R: 0	H: 0	E: 0	K: 1	S: 5	H: 0	LOB: 0	BB: 0	P: 5	R: 0	H: 1	E: 0	K: 0	S: 3	H: 2	LOB: 1	BB: 0	P: 5	R: 0	H: 0	E: 0	K: 2	S: 7	H: 0	LOB: 0	BB: 0	P: 7	R: 0	H: 2	E: 0	K: 0	S: 5	H: 2	LOB: 2	BB: 0	P: 5	1B: 5	SF: 0	2B: 0	SAC: 0	3B: 0	DP: 2	HR: 1	HBP: 0	WP: 0	PA: 34
--------------	------	------	------	------	------	------	--------	-------	-------	------	------	------	------	------	------	--------	-------	------	------	------	------	------	------	------	--------	-------	------	------	------	------	------	------	------	--------	-------	------	------	------	------	------	------	------	--------	-------	------	------	------	------	------	------	------	--------	-------	------	------	------	------	------	------	------	--------	-------	------	------	------	------	------	------	------	--------	-------	------	-------	-------	-------	--------	-------	-------	-------	--------	-------	--------

PITCHER	IP	WLS	BF	H	R	ER	SO	BB	IBB	HBP	BLK	WP	HR	S	P	ERA	WHIP
Ted Gray, L ERA: 4.26 (1, 1)	9.0	W	34	6	3	3	6	3	0	0	0	0	1	43	55	3.00	1.000

BOTTOM

Detroit Tigers @ St. Louis Browns
Sportsman's Park, St. Louis, MO
 Tue Aug 11 1953, 4:38 AM EDT
 Att. 2,881 - Unknown

livebaseballscorecards.com

AB	31
R	3
H	6
RBI	3
BB	3
SO	6
LOB	13



Batter	1	2	3	4	5	6	7	8	9	AB R H RBI BB SO LOB	TOP			
Harvey Kuenn, R (1, 6) OBP: 0.360, SLG: 0.379	0-0 5-3		0-0 1-3			0-0 1B F9 1B		0-0 1B L8-3 1B	0-0 1-3 HR 2B	5 2 3 0 0 0 0				
Jerry Priddy, R (1, 4) OBP: 0.306, SLG: 0.295 Johnny Pesky, L (8, PH) OBP: 0.384, SLG: 0.402	0-0 5-3		0-0 5-3			0-0 1-3 G6-4-3 1B		0-0 1-2 L8-3	4-0 HR IBB	3 0 1 0 0 0 0 1 0 0 0 0 0 1 0 0 0 0 1 0 0 0 1 0 0 0 0 0 0 0 0 0 0 0 0				
Matt Batts, R (9, PH) OBP: 0.444 Al Kaline, R (9, PR) OBP: 0.125, SLG: 0.125 Billy Hitchcock, R (9, 4)														
Ray Boone, R (1, 5) OBP: 0.389, SLG: 0.538	0-3 K		0-0 6-3			0-0 F9		4-0 1B 1B	0-0 HR	4 2 1 5 1 1 1				
Steve Souchock, R (1, 7) OBP: 0.335, SLG: 0.488 (4, 9)		0-0 F8		0-3 K		0-0 3-H G6-4-3 1-2f		0-0 1-3 BB 1B	0-0 G5-4-3 1B	5 0 2 0 0 1 1				
Walt Dropo, R (1, 3) OBP: 0.278, SLG: 0.368		0-3 K		0-0 F6				0-0 1-2 3-H 1B	0-0 G5-4-3 1-2f	5 0 1 1 0 2 1				
Jim Delsing, L (1, 8) OBP: 0.373, SLG: 0.442		0-0 1B E 1B		1-0 CS HBP				0-0 1-2 2-3 BB		1 1 1 0 0 0 0 1 0 0 0 1 1 0				
Bob Nieman, R (4, PR) OBP: 0.352, SLG: 0.420 (4, 7)														
Don Lund, R (1, 9) OBP: 0.324, SLG: 0.389 (4, 8)		0-0 E 1-3 1B		0-0 CS 1-2	0-0 F9			0-0 3B	6-3	4 0 2 0 0 0 3				
Johnny Bucha, R (1, 2) OBP: 0.308, SLG: 0.292		0-0 E8 1-3 3-H 1B			0-3 K			4-0 IBB	0-0 6-3	3 0 1 1 1 1 0				
Ralph Branca, R (1, 1) OBP: 0.167, SLG: 0.278														
Al Aber, L (7, 1) OBP: 0.231, SLG: 0.091		0-0 F8			0-0 F8			0-0 6-3	0-0 2B HR 1B	3 0 0 0 0 0 4 1 1 1 0 0 0 0				
Inning Stats	R: 0 H: 0 E: 0 LOB: 0 K: 1 BB: 0 S: 5 P: 5	R: 1 H: 3 E: 1 LOB: 2 K: 1 BB: 0 S: 8 P: 8	R: 0 H: 0 E: 0 LOB: 0 K: 0 BB: 0 S: 3 P: 3	R: 0 H: 0 E: 0 LOB: 1 K: 1 BB: 0 S: 4 P: 5	R: 0 H: 0 E: 0 LOB: 0 K: 1 BB: 0 S: 5 P: 5	R: 1 H: 2 E: 0 LOB: 0 K: 0 BB: 0 S: 4 P: 4	R: 0 H: 1 E: 0 LOB: 2 K: 2 BB: 1 S: 8 P: 12	R: 1 H: 3 E: 0 LOB: 3 K: 0 BB: 2 S: 5 P: 13	R: 4 H: 4 E: 0 LOB: 1 K: 0 BB: 1 S: 6 P: 10	1B: 10 SF: 0 2B: 2 SAC: 0 3B: 1 DP: 3 HR: 1 HBP: 1	WP: 0 PA: 42 PB: 0 SB: 0 CS: 1			
PITCHER	IP WLS BF H R ER SO BB IBB HBP BLK WP HR S P ERA WHIP													
Harry Brecheen, L (1, 1) ERA: 3.62	7.0		6 2 2 6 0 1 1 0 0 0 0 0 37 42 2.57 0.857											
Satchel Paige, R (8, 1) ERA: 3.64	0.2		6 3 1 1 0 2 0 0 0 0 0 0 4 12 13.50 7.500											
Marlin Stuart, R (8, 1) ERA: 3.87	0.1		1 0 0 0 0 0 0 0 0 0 0 0 1 1 0.00 0.000											
Bob Cain, L (9, 1) ERA: 6.52	0.1	L	6 4 4 4 0 0 1 0 0 0 0 1 5 9 108.00 12.000											
Don Larsen, R (9, 1) ERA: 4.63	0.2		1 0 0 0 0 0 0 0 0 0 0 0 1 1 0.00 0.000											

Detroit Tigers @ St. Louis Browns
 Sportsman's Park, St. Louis, MO
 Wed Aug 12 1953, 4:33 AM EDT
 Att. 2,001 - Unknown

livebaseballscorecards.com

AB	36
R	7
H	13
RBI	7
BB	4
SO	6
LOB	11



Batter	1	2	3	4	5	6	7	8	9	10	11	AB R H RBI BB SO LOB	TOP					
Harvey Kuenn, R (1, 6) OBP: 0.360, SLG: 0.379	0-0 6-3 5-3 1B		0-3 K		0-0 5-3		0-0 E5 1B			0-0 6-3		5 0 2 0 0 1 0	Detroit Tigers @ St. Louis Browns Sportsman's Park, St. Louis, MO Thu Aug 13 1953, 4:33 AM EDT Att. 980 - Unknown					
Johnny Pesky, L (1, 4) OBP: 0.364, SLG: 0.402	0-0 5-3 1-2		0-3 K2-3		0-0		0-0 F8			0-0 CS 1B		5 0 2 0 0 1 2						
Ray Boone, R (1, 5) OBP: 0.387, SLG: 0.531	0-0 6-3 2-3		0-0 6-3		0-0 F3			0-0 F6		4-0 1-2 BB		4 0 0 0 1 0 2						
Steve Souchock, R (1, 9) (9, 7) OBP: 0.331, SLG: 0.479	0-3 K2-3			0-0 BB 1B		0-0 1-3		0-0 F4		0-0 F7		5 0 1 0 0 1 2						
Walt Dropo, R (1, 3) OBP: 0.281, SLG: 0.371		0-0 G3 PB 1B		4-0 1-2 BB		0-0 2B		0-0 6-3			0-0 F3	4 0 2 0 1 0 0						
Don Lund, R (1, 8) OBP: 0.327, SLG: 0.390		0-0 G3 1-3		0-0 L9		4-0 G6-4-3 BB			0-0 1B		0-0 FC6-4 1B	4 0 2 0 1 0 3						
Bob Nieman, R (1, 7) OBP: 0.352, SLG: 0.418		4-0 BB		0-0 F5		0-0 G6-4-3 1-2f		0-3 K		0-0 L1		2 0 0 0 1 0 4						
Pat Mullin, L (9, PH) OBP: 0.366, SLG: 0.375				0-0 K				0-0 5-3		0-0 F8		1 0 0 0 0 1 1						
Al Kaline, R (9, 9) OBP: 0.111, SLG: 0.111				0-3 K				0-0 6-3		0-0 F6		1 0 0 0 0 0 1						
Johnny Bucha, R (1, 2) OBP: 0.295, SLG: 0.277											0-0 FC6-4 1-2f	5 0 0 0 0 2 6						
Ned Garver, R (1, 1) OBP: 0.203, SLG: 0.200											0-0 F7	4 0 0 0 0 0 3						
Inning Stats	R: 0 H: 1 E: 0 LOB: 1 K: 1 BB: 0 S: 6 P: 6	R: 0 H: 1 E: 0 LOB: 2 K: 1 BB: 1 S: 6 P: 10	R: 0 H: 0 E: 0 LOB: 0 K: 2 BB: 0 S: 7 P: 7	R: 0 H: 1 E: 0 LOB: 2 K: 1 BB: 1 S: 6 P: 10	R: 0 H: 1 E: 0 LOB: 1 K: 0 BB: 0 S: 4 P: 4	R: 0 H: 1 E: 0 LOB: 1 K: 0 BB: 1 S: 3 P: 7	R: 0 H: 1 E: 1 LOB: 1 K: 0 BB: 0 S: 4 P: 4	R: 0 H: 0 E: 0 LOB: 0 K: 0 BB: 0 S: 3 P: 3	R: 0 H: 1 E: 0 LOB: 1 K: 1 BB: 0 S: 6 P: 6	R: 0 H: 1 E: 0 LOB: 1 K: 0 BB: 1 S: 3 P: 7	R: 0 H: 1 E: 0 LOB: 1 K: 0 BB: 0 S: 4 P: 4	1B: 8 SF: 0 2B: 1 SAC: 0 3B: 0 DP: 1 HR: 0 HBP: 0	WP: 0 PA: 44 PB: 1 SB: 0 CS: 1					
PITCHER	IP WLS BF H R ER SO BB IBB HBP BLK WP HR S P ERA WHIP																	
Lou Kretlow, R (1, 1) ERA: 4.2	10.0	40	8	0	0	6	4	0	0	0	0	0	0	0	48	64	0.00	1.200
Marlin Stuart, R (11, 1) ERA: 3.83	1.0	W	4	1	0	0	0	0	0	0	0	0	0	0	4	4	0.00	1.000

livebaseballscores.com

AB	40
R	0
H	9
RBI	0
BB	4
SO	6
LOB	24



Batter	1	2	3	4	5	6	7	8	9	10	11	AB	R	H	RBI	BB	SO	LOB	BOTTOM					
Billy Hunter, R (1, 6) OBP: 0.261, SLG: 0.255	0-0 6-3		0-0 F5			0-0 1-3		0-0 6-3		0-0 F5		5	0	0	0	0	0	4	Detroit Tigers @ St. Louis Browns Sportsman's Park, St. Louis, MO Thu Aug 13 1953, 4:33 AM EDT Att. 980 - Unknown					
Dick Kokos, L (1, 7) OBP: 0.390, SLG: 0.426	0-0 G3			0-0 3-1		4-0 BB			0-3 K	0-0 3-1		4	0	0	0	1	1	3						
Marlin Stuart, L (11, 1) OBP: 0.167, SLG: 0.208												0	0	0	0	0	0	0						
Dick Kryhoski, L (1, 3) OBP: 0.336, SLG: 0.484	0-0 F5			0-0 BB 1B		0-0 F5			0-0 F8		0-0 F2	5	0	1	0	0	0	1						
Vic Wertz, L (1, 9) OBP: 0.391, SLG: 0.447		4-0 BB BB BB BB	4-0 G6-4-3 BB	4-0 G5-4-3 BB		4-0 SH1-4 1B BB			0-0 1B		0-0 1B 2B	2	1	2	0	3	0	0						
Vern Stephens, R (1, 5) OBP: 0.288, SLG: 0.306		0-0 G6-4-3 1-2f	0-0 G5-4-3 1-2f		0-0 SH1-4 1-2			0-0 F2		0-0 1B		4	0	1	1	0	0	4						
Clint Courtney, L (1, 2) OBP: 0.305, SLG: 0.348		0-0 6-3			0-0 1-3		0-0 1B				0-0 2B 1B	4	0	2	0	0	0	0						
Jim Dyck, R (10, PR) OBP: 0.309, SLG: 0.360						0-0 2-H 1B						0	0	0	0	0	0	0						
Bobby Young, L (1, 4) OBP: 0.323, SLG: 0.355			4-0 BB BB BB BB	4-0 BLK SH1-4 BB		0-0 4-3		0-0 1-3		0-0 F2		3	0	0	0	1	0	2						
Johnny Groth, R (1, 8) OBP: 0.303, SLG: 0.360			0-0 F9		0-0 F9			0-3 K		0-0 1-3 2B		3	0	0	0	0	1	1						
Hank Edwards, L (10, PH) OBP: 0.289, SLG: 0.253												1	0	1	0	0	0	0						
Les Moss, R (11, 2) OBP: 0.315, SLG: 0.355												0	0	0	0	0	0	0						
Lou Kretlow, R (1, 1) OBP: 0.200, SLG: 0.158			0-0 SH1-4			0-0 6-3		0-3 K		4-0 IBB		2	0	0	0	0	1	0						
Don Lenhardt, R (10, PH) OBP: 0.386, SLG: 0.490												0	0	0	0	1	0	0						
Inning Stats	R: 0 E: 0 K: 0 S: 3	H: 0 LOB: 0 BB: 0 P: 3	R: 0 E: 0 K: 0 S: 2	H: 0 LOB: 0 BB: 1 P: 6	R: 0 E: 0 K: 0 S: 3	H: 0 LOB: 1 BB: 1 P: 7	R: 0 E: 0 K: 0 S: 3	H: 1 LOB: 1 BB: 1 P: 7	R: 0 E: 0 K: 0 S: 3	H: 0 LOB: 0 BB: 1 P: 7	R: 0 E: 0 K: 0 S: 3	H: 1 LOB: 1 BB: 1 P: 7	R: 0 E: 0 K: 2 S: 7	H: 0 LOB: 0 BB: 0 P: 7	R: 0 E: 0 K: 1 S: 6	H: 1 LOB: 1 BB: 0 P: 6	R: 0 E: 0 K: 0 S: 5	H: 2 LOB: 3 BB: 1 P: 9	R: 1 E: 0 K: 0 S: 3	H: 2 LOB: 1 BB: 0 P: 3	1B: 5 2B: 2 3B: 0 HR: 0	SF: 0 SAC: 2 DP: 2 HBP: 0	WP: 0 PB: 0 SB: 0 CS: 0	PA: 41
PITCHER Ned Garver, R (1, 1) ERA: 4.65	IP 10.1	WLS L	BF 41	H 7	R 1	ER 1	SO 3	BB 5	IBB 1	HBP 0	BLK 1	WP 0	HR 0	S 41	P 65	ERA 0.87	WHIP 1.161							

livebaseballscorecards.com

AB	33
R	1
H	7
RBI	1
BB	6
SO	3
LOB	15



Batter	1	2	3	4	5	6	7	8	9	AB	R	H	RBI	BB	SO	LOB	TOP										
Dale Mitchell, L (1, 7) OBP: 0.354, SLG: 0.444 Bob Kennedy, R (8, 7) OBP: 0.318, SLG: 0.323	4-0 SH1-3 1B BB		0-0 E 1B		0-0 HR 1B		0-0 L4 1B	4-0 BB		3	2	2	0	2	0	0											
Bobby Avila, R (1, 4) OBP: 0.356, SLG: 0.391	0-0 SH1-3 1-2		0-0 E4 G4-6-3 1-2		0-0 F9 1B		0-0 HR 1B	0-0 F7 1B		4	1	1	0	0	0	4											
Luke Easter, L (1, 3) OBP: 0.354, SLG: 0.473 Bill Glynn, L (9, 3) OBP: 0.346, SLG: 0.335	0-0 1B		0-0 G4-6-3 1-2f		0-0 HR 1B		0-0 HR 1B		0-0 F5 1B	5	2	3	5	0	0	2											
Al Rosen, R (1, 5) OBP: 0.401, SLG: 0.583	0-0 P6 1B			0-0 HR 1B		0-0 5-3 1B		0-0 6-3 1B	0-0 BB BB 1B	5	2	2	1	0	0	1											
Larry Doby, L (1, 8) OBP: 0.369, SLG: 0.459	0-0 4-3 1B			0-0 1B 1B		0-0 F8 1B		0-0 3B	4-0 1B BB 1-2 BB	4	1	2	0	1	0	1											
Al Smith, R (1, 9) OBP: 0.328, SLG: 0.344 Harry Simpson, L (9, PH) OBP: 0.287, SLG: 0.345		0-0 6-3 1B		0-0 1B 1-2 1B		0-0 L5 1B	0-3 K		4-0 BB 1-2 2-3 BB	4	0	1	0	0	1	1											
George Strickland, R (1, 6) OBP: 0.343, SLG: 0.362		0-0 F9 1B		0-0 F9 1B		4-0 BB		0-0 SH1-3 1B	0-0 1-2 2-3 3-H 1B	4	0	2	1	1	0	2											
Joe Ginsberg, L (1, 2) OBP: 0.411, SLG: 0.354 Jim Hegan, R (8, 2) OBP: 0.284, SLG: 0.320		0-0 G3 1B		0-0 L8-2 1-3 2-H 1B		0-0 F5 1B		0-0 SH1-3 1-2 1B	0-3 K	3	0	1	1	0	0	1											
Bob Feller, R (1, 1) OBP: 0.227, SLG: 0.132 Bill Wight, L (5, 1) OBP: 0.273, SLG: 0.273 Bob Lemon, L (7, 1) OBP: 0.256, SLG: 0.360			0-3 K	0-0 L8-2 1-2 1B		0-0 F9 1B		0-0 F8 1B	0-3 K	2	0	0	0	0	1	2											
Inning Stats	R: 1 E: 0 K: 0 S: 4	H: 1 LOB: 1 BB: 1 P: 8	R: 0 E: 0 K: 0 S: 3	H: 0 LOB: 0 BB: 0 P: 3	R: 0 E: 1 K: 1 S: 6	H: 1 LOB: 1 BB: 0 P: 6	R: 2 E: 0 K: 0 S: 6	H: 4 LOB: 1 BB: 0 P: 6	R: 2 E: 0 K: 0 S: 5	H: 2 LOB: 0 BB: 0 P: 5	R: 0 E: 0 K: 0 S: 3	H: 0 LOB: 1 BB: 1 P: 7	R: 2 E: 0 K: 1 S: 8	H: 3 LOB: 1 BB: 0 P: 8	R: 0 E: 0 K: 0 S: 4	H: 1 LOB: 2 BB: 1 P: 8	R: 1 E: 0 K: 2 S: 9	H: 2 LOB: 3 BB: 2 P: 17	1B: 10 2B: 1 3B: 1 HR: 3	SF: 0 SAC: 2 DP: 2 HBP: 0	WP: 0 PB: 0 SB: 0 CS: 0	PA: 45					
PITCHER	IP	WLS	BF	H	R	ER	SO	BB	IBB	HBP	BLK	WP	HR	S	P	ERA	WHIP										
Duane Pilette, R (1, 1) ERA: 5.43	5.0	L	23	8	5	5	1	1	0	0	0	0	2	24	28	9.00	1.800										
Mike Blyzka, R (6, 1) ERA: 6.45	1.1		7	2	2	2	0	1	0	0	0	0	1	6	10	13.50	2.250										
Marlin Stuart, R (7, 1) ERA: 3.8	0.2		3	1	0	0	1	0	0	0	0	0	0	5	5	0.00	1.500										
Satchel Paige, R (8, 1) ERA: 3.68	1.2		11	3	1	1	1	3	0	0	0	0	0	10	22	5.40	3.600										
Dick Littlefield, L (9, 1) ERA: 4.94	0.1		1	0	0	0	1	0	0	0	0	0	0	3	3	0.00	0.000										

Cleveland Indians @ St. Louis Browns
Sportsman's Park, St. Louis, MO
Fri Aug 14 1953, 4:33 AM EDT
Att. 3,209 - Unknown

AB	38
R	8
H	14
RBI	8
BB	5
SO	4
LOB	22



livebaseballscorecards.com

Batter	1	2	3	4	5	6	7	8	9	AB	R	H	RBI	BB	SO	LOB
Dick Kokos, L (1, 7) Mike Blyzka, R (6, 1) Marlin Stuart, L (7, 1) Don Larsen, R (7, PH) Satchel Paige, R (8, 1) Dick Littlefield, L (9, 1) Hank Edwards, L (9, PH)	0-0 F9			4-0 BB	0-0 1B		0-0 2B 1B		0-3 K	2	0	1	1	1	0	0
Billy Hunter, R (1, 6) OBP: 0.262, SLG: 0.259	0-0 F3			0-0 G4-6-3	0-0 1B		0-0 1B 2B		0-0 F8	5	1	2	1	0	0	1
Dick Kryhoski, L (1, 3) Don Lenhardt, R (5, PH) OBP: 0.390, SLG: 0.497	0-0 4-3			0-0 1B	0-3 K		0-0 BB 1B		0-0 1B 2B	2	0	1	0	0	0	0
Vic Wertz, L (1, 9) Neil Berry, R (9, PR) OBP: 0.337, SLG: 0.341		0-3 K		0-0 1-3		0-0 F8	0-0 BB 1B		0-0 FC6-4 1B	5	0	2	2	0	1	1
Vern Stephens, R (1, 5) OBP: 0.286, SLG: 0.299		0-0 F7			0-0 4-3	0-0 F8	0-0 BB		0-0 FC6-4	4	0	0	0	1	0	1
Clint Courtney, L (1, 2) OBP: 0.301, SLG: 0.343		0-0 F5			0-0 F7	0-0 1-3	0-0 4-3			4	0	0	0	0	0	3
Bobby Young, L (1, 4) OBP: 0.323, SLG: 0.354			0-0 4-3		0-0 1B 2B 1B		0-0 F9	0-0 3-1		4	1	1	0	0	0	0
Johnny Groth, R (1, 8) OBP: 0.305, SLG: 0.361			0-0 G3		0-0 2B 1B		0-0 4-3	0-0 G6-4-3 1B		4	1	2	0	0	0	0
Duane Pilette, R (1, 1) Roy Sievers, R (5, PH) OBP: 0.338, SLG: 0.398			0-0 F8		0-0 1B 2B		0-0 1B 2B 1B	0-0 G6-4-3		1	0	0	0	0	0	0

Inning Stats	R: 0	H: 0	E: 0	K: 0	S: 3	R: 0	H: 0	E: 0	K: 1	S: 5	R: 0	H: 0	E: 0	K: 0	S: 3	R: 3	H: 5	E: 0	K: 1	S: 10	R: 0	H: 0	E: 0	K: 0	S: 3	R: 3	H: 5	E: 0	K: 0	S: 8	R: 0	H: 1	E: 0	K: 0	S: 3	R: 1	H: 2	E: 0	K: 1	S: 7	1B: 11	SF: 0	2B: 3	SAC: 0	3B: 0	DP: 2	HR: 0	HBP: 0	WP: 0	PA: 41
--------------	------	------	------	------	------	------	------	------	------	------	------	------	------	------	------	------	------	------	------	-------	------	------	------	------	------	------	------	------	------	------	------	------	------	------	------	------	------	------	------	------	--------	-------	-------	--------	-------	-------	-------	--------	-------	--------

PITCHER	IP	WLS	BF	H	R	ER	SO	BB	IBB	HBP	BLK	WP	HR	S	P	ERA	WHIP
Bob Feller, R (1, 1) ERA: 3.69	4.2		20	6	3	3	1	1	0	0	0	0	0	21	25	5.79	1.500
Bill Wight, L (5, 1) ERA: 6.02	2.0		9	3	3	3	1	0	0	0	0	0	0	11	11	13.50	1.500
Bob Lemon, R (7, 1) ERA: 3.01	2.1	W	12	5	1	1	1	1	0	0	0	0	0	13	17	3.86	2.571

BOTTOM

Cleveland Indians @ St. Louis Browns
Sportsman's Park, St. Louis, MO
Fri Aug 14 1953, 4:33 AM EDT
Att. 3,209 - Unknown

AB 39
R 7
H 14
RBI 7
BB 2
SO 3
LOB 9



WP	PA
0	41

Batter	1	2	3	4	5	6	7	8	9	AB	R	H	RBI	BB	SO	LOB	TOP										
Al Smith, R (1, 9) OBP: 0.331, SLG: 0.336	4-0 G5-6-3 BB	1-0 FC6-4 HBP		0-0 5-3 1-2 2-3	0-3 K			0-0 F5		3	0	0	0	1	1	4											
Bobby Avila, R (1, 4) OBP: 0.351, SLG: 0.386	0-0 G5-6-3 1-2f	0-0 FC6-4 1-2f			0-0 E6 2B	0-0 6-3		0-0 F7		5	1	0	0	0	0	4											
Luke Easter, L (1, 3) OBP: 0.360, SLG: 0.471	4-0 BB		0-3 K		4-0 2B F7 BB	0-0 2B		0-0 F2		3	2	1	0	2	1	0											
Al Rosen, R (1, 5) OBP: 0.403, SLG: 0.587	0-3 K		4-0 FC3-6 BB		0-0 2B 1-3 2-H	0-0 2B	0-0 1-H		0-3 K	4	1	2	2	1	2	1											
Larry Doby, L (1, 8) OBP: 0.365, SLG: 0.453		0-3 K	0-0 FC3-6 1-2f		0-0 F7 3-H	0-3 K		0-0 F5		5	0	0	1	0	2	3											
Dale Mitchell, L (1, 7) OBP: 0.354, SLG: 0.452		0-0 F8 3B	0-0 F8		0-0 E 2-H	0-0 1-3		0-0 6-3		5	2	2	1	0	0	2											
George Strickland, R (1, 6) OBP: 0.342, SLG: 0.360		0-0 F8 3-H		0-0 F7	0-0 E7 1B		0-0 5-6-3			4	0	1	2	0	0	0											
Jim Hegan, R (1, 2) OBP: 0.290, SLG: 0.320		4-0 HBP 1B		4-0 CS HBP BB	0-3 K		0-0 F8			0	0	0	0	2	0	0											
Joe Ginsberg, L (5, PH) OBP: 0.408, SLG: 0.351										1	0	0	0	0	1	1											
Joe Tipton, R (7, PH) OBP: 0.376, SLG: 0.473		HBP BB								1	0	0	0	0	0	0											
Early Wynn, S (1, 1) OBP: 0.324, SLG: 0.408		0-0 HBP		1-0 5-3 HBP	4-0 BB		0-3 K			1	0	1	0	0	0	0											
Bill Wight, L (3, 1) OBP: 0.273, SLG: 0.273										0	0	0	0	0	0	0											
Hank Majeski, R (4, PH) OBP: 0.290, SLG: 0.379										0	0	0	0	0	0	0											
Dave Hoskins, L (4, 1) OBP: 0.310, SLG: 0.385										0	0	0	0	1	0	0											
Bob Kennedy, R (7, PH) OBP: 0.316, SLG: 0.321										1	0	0	0	0	1	0											
Bob Hooper, R (7, 1) OBP: 0.250, SLG: 0.143		1-2 1B								0	0	0	0	0	0	0											
Inning Stats	R: 0 E: 0 K: 1 S: 4	H: 0 LOB: 1 BB: 2 P: 12	R: 1 E: 0 K: 1 S: 7	H: 2 LOB: 3 BB: 1 P: 12	R: 0 E: 0 K: 1 S: 5	H: 0 LOB: 1 BB: 1 P: 9	R: 0 E: 0 K: 0 S: 2	H: 0 LOB: 1 BB: 1 P: 7	R: 4 E: 2 K: 2 S: 11	H: 3 LOB: 2 BB: 2 P: 19	R: 1 E: 0 K: 1 S: 7	H: 2 LOB: 1 BB: 0 P: 7	R: 0 E: 0 K: 1 S: 5	H: 0 LOB: 0 BB: 0 P: 5	R: 0 E: 0 K: 0 S: 3	H: 0 LOB: 0 BB: 0 P: 3	R: 0 E: 0 K: 1 S: 5	H: 0 LOB: 0 BB: 0 P: 5	1B: 3 2B: 3 3B: 1 HR: 0	SF: 0 SAC: 0 DP: 1 HBP: 2	WP: 0 PB: 0 SB: 0 CS: 1	PA: 42					
PITCHER	IP	WLS	BF	H	R	ER	SO	BB	IBB	HBP	BLK	WP	HR	S	P	ERA	WHIP										
Dick Littlefield, L (1, 1) ERA: 5.05	4.1		24	4	5	4	3	6	0	2	0	0	0	22	48	8.31	2.308										
Marlin Stuart, R (5, 1) ERA: 3.86	1.0		7	3	1	1	2	1	0	0	0	0	0	10	14	9.00	4.000										
Harry Brecheen, L (6, 1) ERA: 3.47	3.2	W	11	0	0	0	3	0	0	0	0	0	0	17	17	0.00	0.000										

Cleveland Indians @ St. Louis Browns
Sportsman's Park, St. Louis, MO
Sun Aug 16 1953, 4:33 AM EDT
Unknown

livebaseballscorecards.com

AB	33
R	6
H	7
RBI	6
BB	7
SO	8
LOB	15



Batter	1	2	3	4	5	6	7	8	9
Dick Kokos, L (1, 7) OBP: 0.389, SLG: 0.435 Jim Dyck, R (9, 7) OBP: 0.309, SLG: 0.360	0-0 F7		0-0 HR	0-3 K		0-0 FC3-6 SH1-3 1B		0-0 F9	
Billy Hunter, R (1, 6) OBP: 0.260, SLG: 0.257	0-0 F8		0-0 F7	0-0 F2		0-0 SH1-3 1-2			
Dick Kryhoski, L (1, 3) OBP: 0.344, SLG: 0.489	0-0 1B		0-0 G3			0-0 1B 2-H			
Vic Wertz, L (1, 9) OBP: 0.389, SLG: 0.443	0-0 F8		4-0 BB BB	0-0 P6		0-0 F5			
Vern Stephens, R (1, 5) OBP: 0.285, SLG: 0.294		0-0 6-3	4-0 BB 1-2 2B BB		0-0 5-3		0-0 F9		
Clint Courtney, L (1, 2) OBP: 0.303, SLG: 0.346		0-3 K	4-0 BB 1-2 2-3 2B BB		0-0 2B		0-0 E9 CS		
Bobby Young, L (1, 4) OBP: 0.327, SLG: 0.353		4-0 WP BB	4-0 BB 1-2 2-3 3-H 2B BB		4-0 BB G6-4-3		0-0 F7 1-2		
Johnny Groth, R (1, 8) OBP: 0.304, SLG: 0.362		0-0 F9 1-2	0-0 2B 1-H 2-H 3-H		0-0 G6-4-3 1-2f		0-0 6-3		
Dick Littlefield, L (1, 1) OBP: 0.270, SLG: 0.229 Marlin Stuart, L (5, 1) OBP: 0.167, SLG: 0.208 Harry Brecheen, L (6, 1) OBP: 0.188, SLG: 0.188			HR 1B	0-0 K		0-0 FC3-6 1B		0-3 K	

AB	R	H	RBI	BB	SO	LOB
5	2	1	2	0	1	1
0	0	0	0	0	0	0
3	0	0	0	0	0	0
4	0	3	1	0	0	0
3	1	0	0	1	0	3
3	1	0	0	1	0	0
3	1	1	0	1	1	0
1	1	0	1	3	0	1
4	0	1	3	0	0	3
2	1	1	0	0	1	1
0	0	0	0	0	0	0
2	0	1	0	0	1	0

BOTTOM

Cleveland Indians @ St. Louis Browns
Sportsman's Park, St. Louis, MO
 Sun Aug 16 1953, 4:33 AM EDT
 Unknown

livebaseballscorecards.com

AB	30
R	7
H	8
RBI	7
BB	6
SO	4
LOB	9



1B: 5	SF: 0	WP: 1	PA: 37
2B: 2	SAC: 1	PB: 0	
3B: 0	DP: 1	SB: 0	
HR: 1	HBP: 0	CS: 1	

Inning Stats		R	H	E	K	S	PITCHER		IP	WLS	BF	H	R	ER	SO	BB	IBB	HBP	BLK	WP	HR	S	P	ERA	WHIP
Early Wynn, R (1, 1) ERA: 3.94		0	1	0	4	6	PITCHER		2.2		17	4	6	6	1	5	0	0	0	1	1	14	34	20.25	3.375
Bill Wight, L (3, 1) ERA: 5.98		0	0	0	0	1	PITCHER		0.1		1	0	0	0	0	0	0	0	0	0	0	3	3	0.00	0.000
Dave Hoskins, R (4, 1) ERA: 3.78		0	0	0	1	1	PITCHER		3.0	L	13	4	1	1	1	0	0	0	0	0	0	14	18	3.00	1.667
Bob Hooper, R (7, 1) ERA: 4.3		0	0	0	0	1	PITCHER		2.0		6	0	0	0	1	0	0	0	0	0	0	8	8	0.00	0.000

Batter	1	2	3	4	5	6	7	8	9	AB R H RBI BB SO LOB	TOP		
Dale Mitchell, L (1, 7) OBP: 0.353, SLG: 0.447	0-0 5-3		4-0 BB 1B BB	0-0 4-3			0-0 4-3		0-0 F2	4 1 0 0 1 0 2	Cleveland Indians @ St. Louis Browns Sportsman's Park, St. Louis, MO Sun Aug 16 1953, 4:38 AM EDT Att. 4,862 - Unknown		
Harry Simpson, L (1, 9) OBP: 0.288, SLG: 0.341 Al Smith, R (7, PH) OBP: 0.333, SLG: 0.339	0-0 F2		4-0 1B BB	0-0 6-3			0-0 1B		0-3 K	2 1 0 0 1 0 1 2 0 1 0 0 1 1			
Luke Easter, L (1, 3) OBP: 0.358, SLG: 0.462	0-0 F8		4-0 1B BB				0-0 F7		0-0 F8	3 0 0 1 1 0 1			
Al Rosen, R (1, 5) OBP: 0.404, SLG: 0.586		0-0 F9	0-0 1B				0-0 G4-6-3 1B		0-0 P6	4 0 2 2 0 0 1			
Larry Doby, L (1, 8) OBP: 0.362, SLG: 0.448		0-0 P5	0-0 4-3				0-0 G4-6-3		0-0 F8	4 0 0 0 0 0 3			
Joe Ginsberg, L (1, 2) OBP: 0.409, SLG: 0.353 Joe Tipton, R (6, PH) OBP: 0.369, SLG: 0.462		0-0 F8		0-0 1B 2B 1B			0-3 K		0-0 F2	2 1 1 0 0 0 0 2 0 0 0 0 1 0			
George Strickland, R (1, 6) OBP: 0.340, SLG: 0.359			0-0 P4	0-0 F7 1B			0-0 F8		0-0 F9	4 1 1 0 0 0 0			
Bobby Avila, R (1, 4) OBP: 0.353, SLG: 0.388			0-3 K	0-0 F7 1B			0-0 1B		0-0 6-3 1B	4 0 2 0 0 1 2			
Bob Lemon, L (1, 1) OBP: 0.272, SLG: 0.398 Lou Brissie, L (5, 1) Hank Majeski, R (6, PH) OBP: 0.290, SLG: 0.367 Art Houtteman, R (6, 1) OBP: 0.200, SLG: 0.308 Bob Kennedy, R (9, PH) OBP: 0.314, SLG: 0.319			0-0 BB 2B	0-0 2B			0-0 F7		0-0 6-3	2 1 2 2 0 0 0 0 0 0 0 0 0 0 1 0 0 0 0 0 1 0 0 0 0 0 0 0 1 0 0 0 0 0 1			
Inning Stats	R: 0 H: 0 E: 0 LOB: 0 K: 0 BB: 0 S: 3 P: 3	R: 0 H: 0 E: 0 LOB: 0 K: 0 BB: 0 S: 3 P: 3	R: 3 H: 2 E: 0 LOB: 2 K: 1 BB: 3 S: 7 P: 19	R: 2 H: 3 E: 0 LOB: 1 K: 0 BB: 0 S: 6 P: 6	R: 0 H: 1 E: 0 LOB: 0 K: 0 BB: 0 S: 3 P: 3	R: 0 H: 1 E: 0 LOB: 1 K: 1 BB: 0 S: 6 P: 6	R: 0 H: 1 E: 0 LOB: 1 K: 0 BB: 0 S: 4 P: 4	R: 0 H: 0 E: 0 LOB: 0 K: 0 BB: 0 S: 3 P: 3	R: 0 H: 1 E: 0 LOB: 1 K: 1 BB: 0 S: 6 P: 6	1B: 7 SF: 0 2B: 2 SAC: 0 3B: 0 DP: 1 HR: 0 HBP: 0		WP: 0 PA: 38 PB: 0 SB: 0 CS: 0	
PITCHER	IP WLS BF H R ER SO BB IBB HBP BLK WP HR S P ERA WHIP												
Don Larsen, R (1, 1) ERA: 4.74	2.2		13 2 3 3 1 3 0 0 0 0 0 0 12 24 10.12 1.875										
Bob Cain, L (3, 1) ERA: 6.62	1.1		7 3 2 2 0 0 0 0 0 0 0 0 7 7 13.50 2.250										
Dick Littlefield, L (5, 1) ERA: 4.86	5.0	W	18 4 0 0 2 0 0 0 0 0 0 0 22 22 0.00 0.800										

livebaseballscorecards.com

AB	35
R	5
H	9
RBI	5
BB	3
SO	3
LOB	13



Batter	1	2	3	4	5	6	7	8	9
Dick Kokos, L (1, 7) OBP: 0.389, SLG: 0.434 Jim Dyck, R (8, PR) OBP: 0.309, SLG: 0.360 (9, 7)	0-3 K		0-0 P4	0-0 1B		0-0 G3		0-0 1B	
Billy Hunter, R (1, 6) OBP: 0.262, SLG: 0.259	0-0 1B		0-0 6-3	0-0 6-3		0-0 F8		0-0 1B	
Dick Kryhoski, L (1, 3) OBP: 0.341, SLG: 0.496	0-0 F8		0-0 F8		0-0 HR	0-0 F8		0-3 K	
Vic Wertz, L (1, 9) OBP: 0.390, SLG: 0.452	0-0 4-3			0-0 HR	0-0 4-3 SH1-3 1B		0-3 K		
Vern Stephens, R (1, 5) OBP: 0.286, SLG: 0.301		0-3 K		0-0 1-3	0-0 SH1-3		0-0 1B		
Clint Courtney, L (1, 2) OBP: 0.309, SLG: 0.352		0-0 E8 1B		0-0 1B	0-0 4-3		0-0 1B		
Bobby Young, L (1, 4) OBP: 0.326, SLG: 0.350		0-0 1-3		0-0 3-1	4-0 BB		0-0 G4-6-3 1B		
Johnny Groth, R (1, 8) OBP: 0.308, SLG: 0.364		0-0 FC5-4 1B		4-0 1B	0-0 1B		0-0 P3		
Don Larsen, R (1, 1) OBP: 0.305, SLG: 0.404 Bob Cain, L (3, 1) OBP: 0.241, SLG: 0.286 Hank Edwards, L (4, PH) OBP: 0.294, SLG: 0.260 Dick Littlefield, L (5, 1) OBP: 0.256, SLG: 0.216		0-0 FC5-4		0-0 1B	0-0 1B	0-3 K		0-3 K	

AB	R	H	RBI	BB	SO	LOB
5	0	2	1	0	1	0
0	0	0	0	0	0	0
5	0	2	0	0	0	2
5	1	1	1	0	1	3
4	2	2	1	0	1	1
3	1	1	0	0	1	0
4	2	3	1	0	0	1
3	0	0	0	1	0	3
3	1	2	2	1	0	0
1	0	0	0	0	0	1
0	0	0	0	0	0	0
1	0	1	1	0	0	0
2	0	0	0	0	2	2

BOTTOM

Cleveland Indians @ St. Louis Browns
Sportsman's Park, St. Louis, MO
Sun Aug 16 1953, 4:38 AM EDT
Att. 4,862 - Unknown

AB	36
R	7
H	14
RBI	7
BB	2
SO	6
LOB	13




1B: 11	SF: 0
2B: 1	SAC: 1
3B: 0	DP: 1
HR: 2	HBP: 0

WP: 0	PA: 39
PB: 0	
SB: 0	
CS: 0	

Inning Stats	R	H	E	K	S	P	BB	IBB	HBP	BLK	WP	HR	S	P	ERA	WHIP
Bob Lemon, R (1, 1) ERA: 3.15	4.2	10	0	1	26	6	5	2	2	0	0	2	28	36	9.64	2.571
Lou Brissie, L (5, 1) ERA: 8.25	0.1	0	0	0	1	0	0	0	0	0	0	3	3	0.00	0.000	
Art Houtteman, R (6, 1) ERA: 5.66	3.0	4	1	1	12	3	0	0	0	0	0	18	18	3.00	1.333	

PITCHER	IP	WLS	BF	H	R	ER	SO	BB	IBB	HBP	BLK	WP	HR	S	P	ERA	WHIP
Bob Lemon, R (1, 1) ERA: 3.15	4.2	10	0	1	26	6	5	2	2	0	0	0	2	28	36	9.64	2.571
Lou Brissie, L (5, 1) ERA: 8.25	0.1	0	0	0	1	0	0	0	0	0	0	0	3	3	0.00	0.000	
Art Houtteman, R (6, 1) ERA: 5.66	3.0	4	1	1	12	3	0	0	0	0	0	0	18	18	3.00	1.333	

Batter	1	2	3	4	5	6	7	8	9	AB R H RBI BB SO LOB	TOP											
Dick Kokos, L (1, 7) OBP: 0.389, SLG: 0.435	0-3 K		0-3 K			4-0 1B BB		0-0 1B 2B	0-0 F9	4 1 1 0 1 2 0	St. Louis Browns @ Chicago White Sox Comiskey Park, Chicago, IL Tue Aug 18 1953, 4:33 AM EDT Unknown											
Billy Hunter, R (1, 6) OBP: 0.264, SLG: 0.261	0-0 1B			0-0 F3		0-0 1B		0-0 F8		4 0 2 0 0 0 1												
Dick Kryhoski, L (1, 3) OBP: 0.340, SLG: 0.491	0-0 F3			0-3 K		0-0 F8		0-0 1B 1B		4 1 1 1 0 1 3												
Vic Wertz, L (1, 9) OBP: 0.389, SLG: 0.449	0-0 G3			0-0 1-3			0-3 K	0-0 FC1-6 1B 1B		4 0 1 0 0 1 1												
Vern Stephens, R (1, 5) OBP: 0.290, SLG: 0.301		0-3 K			0-0 F8		4-0 BB 1B BB	0-0 FC1-6 1B		3 0 1 1 1 1 0												
Clint Courtney, L (1, 2) OBP: 0.308, SLG: 0.350		0-0 4-3			0-0 L3		0-0 BB 1B	0-0 FC1-6		4 0 1 0 0 0 2												
Bobby Young, L (1, 4) OBP: 0.324, SLG: 0.348		0-0 F8			0-0 F8		0-3 K	0-3 K		3 0 0 0 0 1 2												
Neil Berry, R (7, 4) OBP: 0.333, SLG: 0.337										1 0 0 0 0 1 2												
Johnny Groth, R (1, 8) OBP: 0.307, SLG: 0.363			0-3 K			0-0 F7	4-0 BB		0-0 4-3	2 0 0 0 0 1 0												
Hank Edwards, L (7, PH) OBP: 0.299, SLG: 0.256							1-2 2-3 BB			1 0 0 0 1 0 0												
Lou Kretlow, R (1, 1) OBP: 0.182, SLG: 0.143			0-3 K			0-3 K	0-3 K		0-3 K	2 0 0 0 0 2 0												
Don Lenhardt, R (7, PH) OBP: 0.388, SLG: 0.495										1 0 0 0 0 1 3												
Don Larsen, R (7, 1) OBP: 0.305, SLG: 0.404										0 0 0 0 0 0 0												
Marlin Stuart, L (7, 1) OBP: 0.167, SLG: 0.208										0 0 0 0 0 0 0												
Roy Sievers, R (9, PH) OBP: 0.337, SLG: 0.397										1 0 0 0 0 1 0												
Inning Stats	R: 0 E: 0 K: 1 S: 6	H: 1 LOB: 1 BB: 0 P: 6	R: 0 E: 0 K: 1 S: 5	H: 0 LOB: 0 BB: 0 P: 5	R: 0 E: 0 K: 3 S: 9	H: 0 LOB: 0 BB: 0 P: 9	R: 0 E: 0 K: 1 S: 5	H: 0 LOB: 0 BB: 0 P: 5	R: 0 E: 0 K: 0 S: 3	H: 0 LOB: 0 BB: 0 P: 3	R: 0 E: 0 K: 1 S: 6	H: 1 LOB: 2 BB: 1 P: 10	R: 0 E: 0 K: 3 S: 10	H: 1 LOB: 3 BB: 2 P: 18	R: 2 E: 0 K: 1 S: 9	H: 4 LOB: 2 BB: 0 P: 9	R: 0 E: 0 K: 1 S: 5	H: 0 LOB: 0 BB: 0 P: 5	1B: 6 2B: 1 3B: 0 HR: 0	SF: 0 SAC: 0 DP: 0 HBP: 0	WP: 0 PB: 0 SB: 0 CS: 0	PA: 37
PITCHER Virgil Trucks, R (1, 1) ERA: 2.52	IP: 9.0 WLS: W BF: 37 H: 7 R: 2 ER: 2 SO: 12 BB: 3 IBB: 0 HBP: 0 BLK: 0 WP: 0 HR: 0 S: 58 P: 70 ERA: 2.00 WHIP: 1.111											PITCHER	IP: WLS: BF: H: R: ER: SO: BB: IBB: HBP: BLK: WP: HR: S: P: ERA: WHIP:									

livebaseballscorecards.com

AB	34
R	2
H	7
RBI	2
BB	3
SO	12
LOB	14

Batter	1	2	3	4	5	6	7	8	9
Chico Carrasquel, R (1, 6) OBP: 0.312, SLG: 0.337	0-0 5-3		0-0 1-3		0-0 1B		0-3 K	0-0 FC5	
Nellie Fox, L (1, 4) OBP: 0.333, SLG: 0.360	0-0 F7		4-0 FC6-4 BB		0-0 F8		0-0 E2 1B		
Minnie Minoso, R (1, 7) OBP: 0.425, SLG: 0.502	0-3 K		0-0 FC6-4		0-0 F8		0-0 S 1B		
Sam Mele, R (1, 9) OBP: 0.376, SLG: 0.474		0-0 F9		0-0 F8		0-0 F5	0-0 F4		
Jim Rivera, L (1, 8) OBP: 0.329, SLG: 0.417		0-0 L9		0-0 F9		0-0 F7	4-0 BB		
Sherm Lollar, R (1, 2) OBP: 0.401, SLG: 0.416		0-0 4-3		4-0 HR BB		4-0 1B BB	0-0 5-3		
Bob Boyd, L (1, 3) OBP: 0.400, SLG: 0.422			0-0 1-3 BB 1B	0-0 1-H HR		0-0 1-2 1B	0-0 FC5 SH5-4 1B		
Rocky Krsnich, R (1, 5) OBP: 0.270, SLG: 0.278			4-0 1-3 BB	0-3 K		0-0 F9		0-0 F8	
Tom Wright, L (8, PH) OBP: 0.345, SLG: 0.424			1-2 BB						
Fred Marsh, R (9, 5) OBP: 0.326, SLG: 0.320									
Virgil Trucks, R (1, 1) OBP: 0.164, SLG: 0.179			0-0 F5		0-0 1-3		0-0 E 1B 1B	0-0 SH5-4	

Inning Stats	R: 0	H: 0	E: 0	K: 1	S: 5	LOB: 0	BB: 0	P: 5
	R: 0	H: 0	E: 0	K: 0	S: 3 <td>LOB: 0</td> <td>BB: 0</td> <td>P: 3 </td>	LOB: 0	BB: 0	P: 3
	R: 0	H: 1	E: 0	K: 0	S: 4 <td>LOB: 3</td> <td>BB: 2</td> <td>P: 12 </td>	LOB: 3	BB: 2	P: 12
	R: 2	H: 1	E: 0	K: 1	S: 6 <td>LOB: 0</td> <td>BB: 1</td> <td>P: 10 </td>	LOB: 0	BB: 1	P: 10
	R: 0	H: 1	E: 0	K: 0	S: 4 <td>LOB: 1</td> <td>BB: 0</td> <td>P: 4 </td>	LOB: 1	BB: 0	P: 4
	R: 0	H: 1	E: 0	K: 0	S: 4 <td>LOB: 2</td> <td>BB: 1</td> <td>P: 8 </td>	LOB: 2	BB: 1	P: 8
	R: 1	H: 3	E: 1	K: 1	S: 8 <td>LOB: 3</td> <td>BB: 1</td> <td>P: 12 </td>	LOB: 3	BB: 1	P: 12
	R: 0	H: 1	E: 0	K: 0	S: 4 <td>LOB: 1</td> <td>BB: 0</td> <td>P: 4 </td>	LOB: 1	BB: 0	P: 4

PITCHER	IP	WLS	BF	H	R	ER	SO	BB	IBB	HBP	BLK	WP	HR	S	P	ERA	WHIP
Lou Kretlow, R (1, 1) ERA: 4.11	6.0	L	26	4	2	2	2	4	0	0	0	0	1	26	42	3.00	1.333
Don Larsen, R (7, 1) ERA: 4.78	0.2		5	3	1	1	1	0	0	0	0	0	0	7	7	13.50	4.500
Marlin Stuart, R (7, 1) ERA: 3.8	1.1		6	1	0	0	0	1	0	0	0	0	0	5	9	0.00	1.500

BOTTOM

St. Louis Browns @ Chicago White Sox
Comiskey Park, Chicago, IL
Tue Aug 18 1953, 4:33 AM EDT
Unknown

AB	R	H	RBI	BB	SO	LOB
5	0	1	0	0	1	4
3	0	1	0	1	0	1
4	0	1	1	0	1	4
4	0	0	0	0	0	2
3	0	0	0	1	0	0
2	1	0	0	2	0	3
4	1	4	2	0	0	0
2	0	0	0	1	1	2
1	0	0	0	0	0	1
0	0	0	0	0	0	0
3	1	1	0	0	0	2

AB	31
R	3
H	8
RBI	3
BB	5
SO	3
LOB	19




WP	HR	S	P	ERA	WHIP
0	0	0	37		
0	0	0	0		
0	0	0	0		
0	0	0	0		

Batter	1	2	3	4	5	6	7	8	9	AB R H RBI BB SO LOB	TOP										
Neil Berry, R (1, 4) OBP: 0.330, SLG: 0.333	0-0 F3		0-0 L9			0-0 FC1-6 1B		0-0 6-3		4 0 1 0 0 0 0											
Billy Hunter, R (1, 6) OBP: 0.266, SLG: 0.264	0-0 1B			0-3 K		0-0 FC1-6 1B		0-0 1B		4 0 2 0 0 1 1											
Dick Kryhoski, L (1, 3) OBP: 0.342, SLG: 0.492	0-0 1B			0-0 L4		0-0 1B		0-0 L4		4 0 2 0 0 0 1											
Vic Wertz, L (1, 9) OBP: 0.388, SLG: 0.456	0-0 G4-6-3 1-2f			0-0 4-3		0-0 F7			0-0 HR	4 1 1 1 0 0 4											
Don Lenhardt, R (1, 7) OBP: 0.386, SLG: 0.490		0-0 G3-6-3 1B			0-0 6-3	0-0 F9			0-0 6-3	4 0 1 0 0 0 2											
Vern Stephens, R (1, 5) OBP: 0.289, SLG: 0.300		0-0 F5			0-0 E7 1B		0-0 F7		0-3 K	4 0 1 0 0 1 1											
Clint Courtney, L (1, 2) OBP: 0.307, SLG: 0.349		0-0 G3-6-3 1-2f			0-0 F9		0-0 G5-4-3 1B		0-0 4-3	4 0 1 0 0 0 2											
Johnny Groth, R (1, 8) OBP: 0.307, SLG: 0.361			0-0 F7		4-0 IBB		0-0 G5-4-3 1-2f			2 0 0 0 1 0 1											
Satchel Paige, R (1, 1) Dick Kokos, L (8, PH) Bob Turley, R (8, 1)			0-3 K		0-0 1-3			0-0 3-1		2 0 0 0 0 1 2 1 0 0 0 0 0 0 0 0 0 0 0 0 0											
Inning Stats	R: 0 E: 0 K: 0 S: 4	H: 2 LOB: 1 BB: 0 P: 4	R: 0 E: 0 K: 0 S: 3	H: 1 LOB: 0 BB: 0 P: 3	R: 0 E: 0 K: 1 S: 5	H: 0 LOB: 0 BB: 0 P: 5	R: 0 E: 1 K: 0 S: 4	H: 1 LOB: 2 BB: 1 P: 8	R: 0 E: 0 K: 0 S: 5	H: 2 LOB: 2 BB: 0 P: 5	R: 0 E: 0 K: 0 S: 3	H: 1 LOB: 0 BB: 0 P: 3	R: 0 E: 0 K: 0 S: 4	H: 1 LOB: 1 BB: 0 P: 4	R: 1 E: 0 K: 1 S: 6	H: 1 LOB: 0 BB: 0 P: 6	1B: 8 2B: 0 3B: 0 HR: 1	SF: 0 SAC: 0 DP: 3 HBP: 0	WP: 0 PB: 0 SB: 0 CS: 0	PA: 34	
PITCHER Sandy Consuegra, R (1, 1) Harry Dorish, R (7, 1)	IP 6.1 2.2	WLS W S	BF 25 9	H 7 2	R 0 1	ER 0 1	SO 2 1	BB 0 0	IBB 1 0	HBP 0 0	BLK 0 0	WP 0 0	HR 0 1	S 28 11	P 32 11	ERA 0.00 3.38	WHIP 1.105 0.750				

St. Louis Browns @ Chicago White Sox
 Comiskey Park, Chicago, IL
 Tue Aug 18 1953, 4:38 AM EDT
 Att: 32,638 - Unknown

livebaseballscorecards.com

AB 33
 R 1
 H 9
 RBI 1
 BB 1
 SO 3
 LOB 14



Batter	1	2	3	4	5	6	7	8	9	10	AB R H RBI BB SO LOB	TOP												
Neil Berry, R (1, 4) OBP: 0.340, SLG: 0.337	0-0 CS 1B		0-0 1-3		0-0 G3		0-0 F7		0-0 FC3-6 1B	4-0 BB 1-2 BB	5 0 2 0 1 0 1													
Billy Hunter, R (1, 6) OBP: 0.267, SLG: 0.263	0-3 K 1-2		0-0 F3		0-0 F8		0-0 SH1-3 1B		0-0 FC3-6 1-2f	4-0 1-2 2-3 BB	5 0 1 0 1 1 3													
Roy Sievers, R (1, 3) OBP: 0.335, SLG: 0.397	0-0 E8		0-0 5-3			0-0 E5 2B	0-0 SH1-3		0-3 K	0-3 K	5 1 1 0 0 2 4													
Don Lenhardt, R (1, 7) OBP: 0.386, SLG: 0.490	0-0 4-3			0-0 6-3		0-0 4-3 SH5-3 2B	4-0 FC6-4 BB		0-3 K		4 1 1 1 1 1 2													
Vern Stephens, R (1, 5) OBP: 0.292, SLG: 0.303		0-0 F3		0-0 1B 1B		0-0 4-3	0-0 FC6-4			0-0 3B 1B	5 1 2 0 0 0 3													
Jim Dyck, R (1, 9) OBP: 0.309, SLG: 0.359 (6, 8)		0-0 F6		0-0 G6-4-3 1B		0-0 SH5-3		0-0 E5 SH2-3		0-0 F9	4 0 1 1 0 0 1													
Les Moss, R (1, 2) OBP: 0.324, SLG: 0.382		0-0 2B		0-0 G6-4-3 1-2f		0-0 HBP 1B		0-0 SH2-3		0-0 SH1-4 3B	4 1 3 1 0 0 2													
Johnny Groth, R (1, 8) Vic Wertz, L (6, PR) OBP: 0.387, SLG: 0.454 (6, 9)		4-0 IBB			0-0 2B	1-0 HBP		0-3 K		0-0 SH1-4	1 0 1 0 1 0 0 1 0 0 1 0 1 1													
Duane Pillette, R (1, 1) Martin Stuart, L (7, 1) Don Larsen, R (8, PH) Bob Turley, R (8, 1) OBP: 1.000, SLG: 1.000		0-3 K			0-3 K	0-0 1-3		0-3 K		0-0 BB BB 1B	3 0 0 0 0 2 5 0 0 0 0 0 0 0 1 0 0 0 0 1 1 1 0 1 0 0 0 0													
Inning Stats	R: 0 E: 1 K: 1 S: 6	H: 1 LOB: 1 BB: 0 P: 6	R: 0 E: 0 K: 1 S: 6	H: 1 LOB: 2 BB: 1 P: 10	R: 0 E: 0 K: 0 S: 3	H: 0 LOB: 0 BB: 0 P: 3	R: 0 E: 0 K: 0 S: 4	H: 2 LOB: 1 BB: 0 P: 4	R: 0 E: 0 K: 1 S: 6	H: 1 LOB: 1 BB: 0 P: 6	R: 2 E: 1 K: 0 S: 6	H: 3 LOB: 2 BB: 0 P: 7	R: 0 E: 0 K: 0 S: 4	H: 1 LOB: 2 BB: 1 P: 8	R: 0 E: 1 K: 2 S: 8	H: 0 LOB: 1 BB: 0 P: 8	R: 0 E: 0 K: 2 S: 8	H: 1 LOB: 1 BB: 0 P: 8	R: 2 E: 0 K: 1 S: 8	H: 3 LOB: 3 BB: 2 P: 16	1B: 8 2B: 4 3B: 1 HR: 0	SF: 0 SAC: 4 DP: 1 HBP: 1	WP: 0 PB: 0 SB: 0 CS: 1	PA: 48
PITCHER Billy Pierce, L (1, 1) ERA: 2.18	IP 10.0	WLS L	BF 48	H 13	R 4	ER 2	SO 8	BB 3	IBB 1	HBP 1	BLK 0	WP 0	HR 0	S 59	P 76	ERA 1.80	WHIP 1.600							

St. Louis Browns @ Chicago White Sox
Comiskey Park, Chicago, IL
Wed Aug 19 1953, 4:33 AM EDT
Att. 20,538 - Unknown

livebaseballscorecards.com

AB 39
R 4
H 13
RBI 4
BB 4
SO 8
LOB 23



BOTTOM

St. Louis Browns @ Chicago White Sox
Comiskey Park, Chicago, IL
Wed Aug 19 1953, 4:33 AM EDT
Att: 20,538 - Unknown

livebaseballscorecards.com

AB 35
R 3
H 9
RBI 3
BB 5
SO 5
LOB 18



WP: 1 PA: 41
PB: 0
SB: 1
CS: 1

AB R H RBI BB SO LOB

5 0 1 0 0 0 3

5 0 1 1 0 0 3

3 0 0 0 2 0 2

5 1 1 0 0 2 2

3 1 2 1 1 1 0

3 0 1 1 0 0 2

0 0 0 0 1 0 0

4 0 1 0 0 1 2

2 0 1 0 0 0 0

1 0 0 0 0 0 2

0 1 0 0 1 0 0

3 0 1 0 0 0 1

1 0 0 0 0 1 1

1B: 7 SF: 0
2B: 2 SAC: 0
3B: 1 DP: 3
HR: 0 HBP: 0

Batter	1	2	3	4	5	6	7	8	9	10
Chico Carrasquel, R OBP: 0.312, SLG: 0.337 (1, 6)	0-0 5-3		0-0 FC1-5			0-0 G4-6-3 1B		0-0 6-3		0-0 F2
Nellie Fox, L OBP: 0.333, SLG: 0.359 (1, 4)	0-0 4-3		0-0 F8			0-0 G4-6-3 1-2f		0-0 6-3		0-0 2B
Minnie Minoso, R OBP: 0.424, SLG: 0.495 (1, 7)	0-0 6-3		0-0 6-3			0-0 5-3		4-0 CS BB		4-0 BB
Sam Mele, R OBP: 0.370, SLG: 0.465 (1, 9)		0-3 K		0-0 F3			0-0 3B 1B	0-0 CS 1-2	0-3 K	0-0 F7
Jim Rivera, L OBP: 0.330, SLG: 0.420 (1, 8)		4-0 S BB		0-0 G6-4-3 1B			0-0 1B 3B 1-H		0-3 K	
Sherm Lollar, R OBP: 0.403, SLG: 0.422 Red Wilson, R OBP: 0.347, SLG: 0.291 (7, PR) (8, 2)		0-0 F6 1-2		0-0 G6-4-3 1-2f			0-0 L1-6 1B 3-H		4-0 BB	
Bob Boyd, L OBP: 0.390, SLG: 0.408 (1, 3)		0-0 F5			0-0 F9		0-0 1B 1-2		0-3 K	
Rocky Krsnich, R OBP: 0.271, SLG: 0.280 Fred Marsh, R OBP: 0.318, SLG: 0.312 (7, PH) (8, 5)			0-0 FC1-5 1B		0-0 5-3		0-0 L1-6 1B 2-3		4-0 WP 2B BB	
Bud Stewart, L OBP: 0.393, SLG: 0.426 (10, PH)										
Billy Pierce, L OBP: 0.194, SLG: 0.134 Tom Wright, L OBP: 0.342, SLG: 0.420 (10, PH)			0-0 FC1-5 1B		0-0 3-1		0-0 4-3			0-3 K 1-2

Inning Stats	R: 0	H: 0	E: 0	K: 0	S: 3	R: 0	H: 0	E: 0	K: 1	S: 5	R: 0	H: 2	E: 0	K: 0	S: 5	R: 0	H: 1	E: 0	K: 0	S: 3	R: 0	H: 0	E: 0	K: 0	S: 3	R: 2	H: 4	E: 0	K: 0	S: 6	R: 0	H: 0	E: 0	K: 3	S: 9	R: 0	H: 1	E: 0	K: 1	S: 6	R: 1	H: 1	E: 0	K: 0	S: 6	1B: 7	2B: 2	3B: 1	HR: 0	SF: 0	SAC: 0	DP: 3	HBP: 0	WP: 1	PA: 41
--------------	------	------	------	------	------	------	------	------	------	------	------	------	------	------	------	------	------	------	------	------	------	------	------	------	------	------	------	------	------	------	------	------	------	------	------	------	------	------	------	------	------	------	------	------	------	-------	-------	-------	-------	-------	--------	-------	--------	-------	--------

PITCHER	IP	WLS	BF	H	R	ER	SO	BB	IBB	HBP	BLK	WP	HR	S	P	ERA	WHIP
Duane Pilette, R ERA: 5.3 (1, 1)	6.0		24	7	2	2	1	1	0	0	0	0	0	25	29	3.00	1.333
Marlin Stuart, R ERA: 3.76 (7, 1)	1.0		3	1	0	0	0	0	0	0	0	0	0	3	3	0.00	1.000
Bob Turley, R ERA: 2.25 (8, 1)	3.0	W	13	1	1	1	4	4	0	0	0	1	0	17	33	3.00	1.667

Batter	1	2	3	4	5	6	7	8	9	AB R H RBI BB SO LOB	TOP											
Dick Kokos, L (1, 7) OBP: 0.383, SLG: 0.426	0-0 F9		0-0 P4		0-0 F8			0-0 P6		4 0 0 0 0 0 0	St. Louis Browns @ Cleveland Indians Cleveland Municipal Stadium, Cleveland, OH Fri Aug 21 1953, 3:33 AM EDT Unknown livebaseballscorecards.com AB 34 R 3 H 8 RBI 3 BB 0 SO 3 LOB 7											
Billy Hunter, R (1, 6) OBP: 0.265, SLG: 0.260	0-0 L6		0-0 6-3		0-3 K			0-0 F2		4 0 0 0 0 1 0												
Dick Kryhoski, L (1, 3) OBP: 0.341, SLG: 0.500	0-0 F7			0-0 HR				0-3 K		4 1 1 1 0 1 0												
Vic Wertz, L (1, 9) OBP: 0.388, SLG: 0.466		0-0 WP 1B 2B		0-0 4-3				0-0 HR		4 2 2 1 0 0 0												
Vern Stephens, R (1, 5) OBP: 0.300, SLG: 0.312		0-0 2-H 1B		0-0 1B 1B				0-0 1B		4 0 3 1 0 0 0												
Clint Courtney, L (1, 2) OBP: 0.307, SLG: 0.348		0-0 F9		0-0 1B 1B				0-0 F8		4 0 1 0 0 0 2												
Bobby Young, L (1, 4) OBP: 0.323, SLG: 0.347		0-0 P4		0-0 1-2 1B				0-0 F9		4 0 1 0 0 0 2												
Jim Dyck, R (1, 8) OBP: 0.306, SLG: 0.355		0-0 6-3		0-0 F7				0-0 F7		3 0 0 0 0 0 3												
Dick Littlefield, L (1, 1) OBP: 0.244, SLG: 0.205			0-3 K		0-0 4-3			0-0 P5		2 0 0 0 0 1 0												
Marlin Stuart, L (7, 1) OBP: 0.167, SLG: 0.208										0 0 0 0 0 0 0												
Roy Stevers, R (8, PH) OBP: 0.333, SLG: 0.395										1 0 0 0 0 0 0												
Mike Blyzka, R (8, 1)										0 0 0 0 0 0 0												
Inning Stats	R: 0 E: 0 K: 0 S: 3	H: 0 LOB: 0 BB: 0 P: 3	R: 1 E: 0 K: 0 S: 5	H: 2 LOB: 1 BB: 0 P: 5	R: 0 E: 0 K: 1 S: 5	H: 0 LOB: 0 BB: 0 P: 5	R: 1 E: 0 K: 0 S: 6	H: 4 LOB: 2 BB: 0 P: 6	R: 0 E: 0 K: 1 S: 5	H: 0 LOB: 0 BB: 0 P: 5	R: 0 E: 0 K: 0 S: 3	H: 0 LOB: 0 BB: 0 P: 3	R: 0 E: 0 K: 0 S: 3	H: 0 LOB: 0 BB: 0 P: 3	R: 0 E: 0 K: 0 S: 3	H: 0 LOB: 0 BB: 0 P: 3	R: 1 E: 0 K: 1 S: 7	H: 2 LOB: 1 BB: 0 P: 7	1B: 5 2B: 1 3B: 0 HR: 2	SF: 0 SAC: 0 DP: 0 HBP: 0	WP: 1 PB: 0 SB: 0 CS: 0	PA: 34
PITCHER Bob Feller, R (1, 1) ERA: 3.65	IP 9.0 WLS W BF 34 H 8 R 3 ER 3 SO 3 BB 0 IBB 0 HBP 0 BLK 0 WP 1 HR 2 S 40 P 40 ERA 3.00 WHIP 0.889																					



Batter	1	2	3	4	5	6	7	8	9	AB	R	H	RBI	BB	SO	LOB	BOTTOM	
Bobby Avila, R OBP: 0.353, SLG: 0.384 (1, 4) X	0-0 P4 ①		0-0 1B F9 1B		0-3 K ②		4-0 1B HR BB	0-0 1B ①		4	2	2	0	1	1	0	St. Louis Browns @ Cleveland Indians Cleveland Municipal Stadium, Cleveland, OH Fri Aug 21 1953, 3:33 AM EDT Unknown livebaseballscorecards.com	
Bill Glynn, L OBP: 0.345, SLG: 0.331 (1, 3) SSS	0-3 K ②		0-0 1B 1-3		4-0 FC6-4 BB		0-0 L1 ① SSS	0-3 K ①		4	0	1	0	1	2	2		
Wally Westlake, R OBP: 0.417, SLG: 0.467 (1, 8) BBBB	4-0 HR BB		0-0 F9 ②		0-0 FC6-4 ③ 1-2f		0-0 HR 1B	0-0 F7 ②		4	2	1	1	1	0	2		
Al Rosen, R OBP: 0.405, SLG: 0.596 (1, 5) X	0-0 HR ① 1-H		4-0 FC5-4 BB		0-0 F8 1B BB		0-0 HR ① 1-H 2-H	0-0 P6 ③		4	3	3	5	1	0	1		
Bob Kennedy, R OBP: 0.313, SLG: 0.312 (1, 7) X	0-0 P4 ③		0-0 FC5-4 ③ 1-2f		0-0 F7 ①		4-0 BB 1B BB			3	0	0	0	1	0	2		
Harry Simpson, L OBP: 0.308, SLG: 0.366 (1, 9) SSS		0-3 K ①		0-0 3-1 ①		4-0 1B 1-2 BB		0-0 BB 1B		3	0	1	0	1	1	0		
George Strickland, R OBP: 0.345, SLG: 0.358 (1, 6) X		0-0 F3 ②		0-0 F7 ②		0-0 F8 ② 2-3		4-0 BB 1-2 2-3		3	0	0	0	1	0	2		
Jim Hegan, R OBP: 0.299, SLG: 0.341 (1, 2) X		0-0 1B ③		0-0 5-3 ③		0-0 FC6-4 1B ③ 3-H		0-3 K ②		4	0	2	1	0	1	3		
Bob Feller, R OBP: 0.208, SLG: 0.119 (1, 1) SSS		0-3 K ③			0-0 F7 ① X		0-0 FC6-4 ③ X 1-2f	0-0 L4 ③		4	0	0	0	0	1	6		
Inning Stats	R: 2 H: 1 E: 0 LOB: 0 K: 1 BB: 1 S: 6 P: 10	R: 0 H: 1 E: 0 LOB: 1 K: 2 BB: 0 S: 8 P: 8	R: 1 H: 2 E: 0 LOB: 1 K: 0 BB: 1 S: 4 P: 8	R: 0 H: 0 E: 0 LOB: 0 K: 0 BB: 0 S: 3 P: 3	R: 0 H: 0 E: 0 LOB: 1 K: 1 BB: 1 S: 5 P: 9	R: 1 H: 2 E: 0 LOB: 2 K: 0 BB: 1 S: 5 P: 9	R: 3 H: 3 E: 0 LOB: 3 K: 1 BB: 3 S: 8 P: 20	R: 0 H: 1 E: 0 LOB: 1 K: 1 BB: 0 S: 6 P: 6	1B: 8 SF: 0 2B: 0 SAC: 0 3B: 0 DP: 0 HR: 2 HBP: 0	WP: 0 PA: 40 PB: 0 SB: 0 CS: 0								
PITCHER	IP WLS BF H R ER SO BB IBB HBP BLK WP HR S P ERA WHIP																ERA WHIP	
Dick Littlefield, L ERA: 5.09 (1, 1)	6.1 L 32 8 7 7 4 6 0 0 0 0 0 2 34 58 9.95 2.211																	
Marlin Stuart, R ERA: 3.73 (7, 1)	0.2 4 1 0 0 1 1 0 0 0 0 0 5 9 0.00 3.000																	
Mike Blyzka, R ERA: 6.38 (8, 1)	1.0 4 1 0 0 1 0 0 0 0 0 0 6 6 0.00 1.000																	

St. Louis Browns @ Cleveland Indians
 Cleveland Municipal Stadium, Cleveland, OH
 Fri Aug 21 1953, 3:33 AM EDT
 Unknown

livebaseballscorecards.com

AB 33
R 7
H 10
RBI 7
BB 7
SO 6
LOB 18



Batter	1	2	3	4	5	6	7	8	9	10	11	12	AB R H RBI BB SO LOB	TOP								
Dick Kokos, L OBP: 0.380, SLG: 0.434 (1, 7)	0-0 4-3		0-0 P5			0-0 HR		0-0 4-3			0-0 F8		5 1 1 1 0 0 1									
Billy Hunter, R OBP: 0.262, SLG: 0.257 (1, 6)	0-0 F8		0-0 L1			0-0 F8		0-0 6-3			0-0 FC3-6		5 0 0 0 0 0 1									
Dick Kryhoski, L OBP: 0.338, SLG: 0.494 (1, 3)	0-0 BB 1B		0-0 P6			0-0 P6			0-0 F9		0-0 P3		5 1 1 0 0 0 1									
Vic Wertz, L OBP: 0.386, SLG: 0.461 (1, 9)	4-0 BB 1B 1-2 BB			0-0 4-3		0-0 4-3			0-0 F7			0-0 F7	4 0 0 0 1 0 0									
Vern Stephens, R OBP: 0.302, SLG: 0.314 (1, 5)	0-0 1B			0-0 G4-6-3 1B			0-0 5-3		0-0 L5			0-0 6-3	5 0 2 1 0 0 0									
Clint Courtney, L OBP: 0.305, SLG: 0.348 (1, 2)	0-0 G3			0-0 G4-6-3 1-2f			0-0 G3 2B			0-0 F8		0-0 3-1	5 0 1 0 0 0 3									
Bobby Young, L OBP: 0.320, SLG: 0.344 (1, 4)		0-0 P6			0-0 4-3		0-0 G3 2-3		0-0 P5				4 0 0 0 0 0 1	AB 41								
Jim Dyck, R OBP: 0.302, SLG: 0.350 (1, 8)		0-0 P5			0-0 6-3		0-0 5-3		0-0 P4				4 0 0 0 0 0 1	R 2								
Harry Brecheen, L OBP: 0.194, SLG: 0.194 (1, 1)		0-3 K			0-0 5-3		0-3 K				0-0 FC3-6 1B		4 0 1 0 0 2 0	H 6								
Inning Stats	R: 1 E: 0 K: 0 S: 5	H: 2 LOB: 2 BB: 1 P: 9	R: 0 E: 0 K: 1 S: 5	H: 0 LOB: 0 BB: 0 P: 5	R: 0 E: 0 K: 0 S: 3	H: 1 LOB: 0 BB: 0 P: 3	R: 0 E: 0 K: 0 S: 3	H: 0 LOB: 0 BB: 0 P: 3	R: 1 E: 0 K: 0 S: 4	H: 1 LOB: 1 BB: 0 P: 4	R: 0 E: 0 K: 1 S: 5	H: 0 LOB: 0 BB: 0 P: 5	R: 0 E: 0 K: 0 S: 3	H: 0 LOB: 0 BB: 0 P: 3	R: 0 E: 0 K: 0 S: 4	H: 1 LOB: 1 BB: 0 P: 4	R: 0 E: 0 K: 0 S: 3	H: 0 LOB: 0 BB: 0 P: 3	1B: 4 2B: 1 3B: 0 HR: 1	SF: 0 SAC: 0 DP: 1 HBP: 0	WP: 0 PB: 0 SB: 0 CS: 0	PA: 42
PITCHER Dave Hoskins, R ERA: 3.43 (1, 1)	IP 12.0 WLS W BF 42 H 6 R 2 ER 2 SO 2 BB 1 IBB 0 HBP 0 BLK 0 WP 0 HR 1 S 45 P 49 ERA 1.50 WHIP 0.583																					

St. Louis Browns @ Cleveland Indians
Cleveland Municipal Stadium, Cleveland, OH

Fri Aug 21 1953, 3:38 AM EDT
Att: 8,717 - Unknown

livebaseballscorecards.com



Batter	1	2	3	4	5	6	7	8	9	10	11	12	AB	R	H	RBI	BB	SO	LOB
Bobby Avila, R OBP: 0.348, SLG: 0.378 (1, 4)	0-0 6-3		0-0 6-3		0-0 6-3		0-0 6-3			0-0 F8		0-0 E5 2B	6	1	0	0	0	0	1
Bill Glynn, L OBP: 0.348, SLG: 0.338 (1, 3)	0-0 1-3			0-0 HR 1B		0-0 CS 1B		0-0 F9		0-0 G3		0-0 1-H 2B	6	1	3	1	0	0	0
Wally Westlake, R OBP: 0.416, SLG: 0.465 (1, 8) (10, 7)	0-0 F7			0-0 F9		0-0 1B 1-2 1B		0-0 F7		0-0 FC6-4 1B			5	0	2	0	0	0	1
Al Rosen, R OBP: 0.405, SLG: 0.601 (1, 5)		0-0 P6		0-0 1-H HR		0-0 F7		0-0 1B		0-0 FC6-4		1-2f	5	1	2	2	0	0	2
Bob Kennedy, R OBP: 0.315, SLG: 0.315 (1, 7) (10, 9)		0-0 6-3		0-0 FC3-6 1B		0-0 FC4-6 1B		0-0 F9				0-0 5-3	5	0	2	0	0	0	1
Harry Simpson, L OBP: 0.308, SLG: 0.363 Hank Majeski, R OBP: 0.303, SLG: 0.375 (9, PH) Larry Doby, L OBP: 0.360, SLG: 0.444 (10, 8)		4-0 BB		0-0 FC3-6 1-2f		0-0 FC4-6 1-2f			0-0 6-3			0-0 8-3 1B	2	0	0	0	1	0	3
George Strickland, R OBP: 0.340, SLG: 0.352 (1, 6)		0-0 5-3		0-0 F4			0-0 P5		0-0 6-3			0-0 8-3 1-2f	5	0	0	0	0	0	3
Joe Tipton, R OBP: 0.365, SLG: 0.448 Jim Hegan, R OBP: 0.297, SLG: 0.340 (9, PR) (10, 2)			0-0 F9		0-0 P6		0-0 F7		4-0 BB			0-0 5-3	3	0	0	0	1	0	0
Dave Hoskins, L OBP: 0.298, SLG: 0.364 (1, 1)			0-3 K		0-0 F5		0-0 1B		0-0 G3			0-3 K	5	0	1	0	0	2	1

Inning Stats	R: 0	H: 0	E: 0	LOB: 0	K: 0	BB: 0	S: 3	R: 0	H: 0	E: 0	LOB: 1	K: 0	BB: 1	S: 3	R: 0	H: 0	E: 0	LOB: 0	K: 1	BB: 0	S: 5	R: 2	H: 3	E: 0	LOB: 1	K: 0	BB: 0	S: 6	R: 0	H: 0	E: 0	LOB: 0	K: 0	BB: 0	S: 3	R: 0	H: 3	E: 0	LOB: 2	K: 0	BB: 0	S: 5	R: 0	H: 1	E: 0	LOB: 1	K: 0	BB: 0	S: 4	R: 0	H: 1	E: 0	LOB: 1	K: 0	BB: 0	S: 4	R: 0	H: 0	E: 0	LOB: 1	K: 0	BB: 1	S: 3	R: 0	H: 1	E: 0	LOB: 1	K: 0	BB: 0	S: 4	R: 0	H: 1	E: 0	LOB: 0	K: 0	BB: 0	S: 3	R: 1	H: 1	E: 1	LOB: 1	K: 1	BB: 0	S: 6	1B: 9	SF: 0	2B: 2	SAC: 0	3B: 0	DP: 1	HR: 1	HBP: 0	WP: 0	PA: 47
--------------	------	------	------	--------	------	-------	------	------	------	------	--------	------	-------	------	------	------	------	--------	------	-------	------	------	------	------	--------	------	-------	------	------	------	------	--------	------	-------	------	------	------	------	--------	------	-------	------	------	------	------	--------	------	-------	------	------	------	------	--------	------	-------	------	------	------	------	--------	------	-------	------	------	------	------	--------	------	-------	------	------	------	------	--------	------	-------	------	------	------	------	--------	------	-------	------	-------	-------	-------	--------	-------	-------	-------	--------	-------	--------


PITCHER	IP	WLS	BF	H	R	ER	SO	BB	IBB	HBP	BLK	WP	HR	S	P	ERA	WHIP
Harry Brecheen, L ERA: 3.25 (1, 1)	11.2	L	47	11	3	2	2	2	0	0	0	0	1	49	57	1.54	1.114

BOTTOM

St. Louis Browns @ Cleveland Indians
Cleveland Municipal Stadium, Cleveland, OH

Fri Aug 21 1953, 3:38 AM EDT
Att. 8,717 - Unknown

AB	45
R	3
H	11
RBI	3
BB	2
SO	2
LOB	12



Batter	1	2	3	4	5	6	7	8	9	AB R H RBI BB SO LOB	TOP					
Bobby Young, L (1, 4) OBP: 0.320, SLG: 0.343	0-0 1-3		0-0 F8			0-0 1B 1-2 1B		0-0 3-1		4 0 1 0 0 0 0						
Dick Kryhoski, L (1, 3) OBP: 0.333, SLG: 0.486	0-0 F8			0-0 F2		0-0 F9		0-0 F8		4 0 0 0 0 0 2						
Vern Stephens, R (1, 5) OBP: 0.301, SLG: 0.313	0-3 K			0-0 F3		0-0 F9			0-0 G6-4-3 1B	4 0 1 1 0 1 1						
Vic Wertz, L (1, 9) OBP: 0.384, SLG: 0.458 Hank Edwards, L (5, 9) OBP: 0.303, SLG: 0.263		0-3 K		0-3 K		0-0 1-3 1B			0-3 K	2 0 0 0 0 2 0 2 0 1 0 0 1 1						
Don Lenhardt, R (1, 7) OBP: 0.384, SLG: 0.486					0-0 6-3	0-3 K			0-0 G6-4-3 1-2f	4 0 1 0 0 1 3						
Clint Courtney, L (1, 2) OBP: 0.302, SLG: 0.345					0-0 1-3			0-0 G3		3 0 0 0 0 0 1						
Jim Dyck, R (1, 8) OBP: 0.302, SLG: 0.350					0-0 1B			0-3 K		3 0 1 0 0 2 1						
Billy Hunter, R (1, 6) OBP: 0.260, SLG: 0.256					0-3 K			0-3 K		3 0 0 0 0 2 1						
Lou Kretlow, R (1, 1) OBP: 0.174, SLG: 0.136 Roy Sievers, R (6, PH) OBP: 0.336, SLG: 0.395 Bob Cain, L (6, 1) OBP: 0.233, SLG: 0.276					0-0 F7			0-0 G2		1 0 0 0 0 0 0 0 1 0 0 1 0 0 1 0 0 0 0 0 0						
Inning Stats	R: 0 E: 0 K: 1 S: 5	H: 0 LOB: 0 BB: 0 P: 5	R: 0 E: 0 K: 2 S: 8	H: 1 LOB: 1 BB: 0 P: 8	R: 0 E: 0 K: 0 S: 3	H: 0 LOB: 0 BB: 0 P: 3	R: 0 E: 0 K: 1 S: 5	H: 0 LOB: 0 BB: 0 P: 5	R: 0 E: 0 K: 2 S: 7	H: 0 LOB: 0 BB: 0 P: 7	R: 0 E: 0 K: 1 S: 5	H: 1 LOB: 0 BB: 0 P: 5	1B: 5 2B: 0 3B: 0 HR: 0	SF: 0 SAC: 0 DP: 1 HBP: 0	WP: 0 PB: 0 SB: 0 CS: 0	PA: 32
PITCHER Mike Garcia, R (1, 1) ERA: 3.04	IP: 9.0 WLS: W BF: 32 H: 5 R: 1 ER: 1 SO: 9 BB: 1 IBB: 0 HBP: 0 BLK: 0 WP: 0 HR: 0 S: 49 P: 53 ERA: 1.00 WHIP: 0.667											PITCHER IP: WLS: BF: H: R: ER: SO: BB: IBB: HBP: BLK: WP: HR: S: P: ERA: WHIP:				

St. Louis Browns @ Cleveland Indians
Cleveland Municipal Stadium, Cleveland, OH
Sat Aug 22 1953, 3:33 AM EDT
Att. 5,660 - Unknown

livebaseballscorecards.com

AB 31
R 1
H 5
RBI 1
BB 1
SO 9
LOB 10



Batter	1	2	3	4	5	6	7	8	9
Bobby Avila, R (1, 4) OBP: 0.352, SLG: 0.380	0-0 E3 1B		0-0 G6-4-3 1B		4-0 HR BB		0-0 1B		
Bill Glynn, L (1, 3) OBP: 0.349, SLG: 0.350	0-0 G6-4-3 1B		0-0 G6-4-3 1-2f		0-0 HR 1-H 2-H		0-0 4-3		
Dale Mitchell, L (1, 7) OBP: 0.354, SLG: 0.441	0-0 G6-4-3 1-2f			4-0 BB	4-0 FC6-4 BB			0-0 F8	
Al Rosen, R (1, 5) OBP: 0.404, SLG: 0.597		4-0 E F8 BB		0-0 F7	0-0 FC6-4 1-2f		0-0 F9	0-0 F9	
Larry Doby, L (1, 8) OBP: 0.357, SLG: 0.440		0-3 K 1-3		0-3 K		0-0 P5		0-0 F9	
Harry Simpson, L (1, 9) OBP: 0.304, SLG: 0.357		0-0 F8 3-H		0-0 F5		0-0 F8			
George Strickland, R (1, 6) OBP: 0.343, SLG: 0.355		0-0 1B			0-0 SH1-4 HR 1B	0-3 K			
Jim Hegan, R (1, 2) OBP: 0.294, SLG: 0.335		0-3 K			0-0 P3		0-0 F8		
Mike Garcia, R (1, 1) OBP: 0.260, SLG: 0.293			0-3 K		0-0 SH1-4 1-2		0-0 4-3		

Inning Stats	R: 0	H: 1	E: 1	LOB: 0	K: 0	BB: 0	S: 3	P: 3
	R: 1	H: 1	E: 1	LOB: 1	K: 2	BB: 1	S: 8	P: 12
	R: 0	H: 1	E: 0	LOB: 0	K: 1	BB: 0	S: 5	P: 5
	R: 0	H: 0	E: 0	LOB: 1	K: 1	BB: 1	S: 5	P: 9
	R: 3	H: 2	E: 0	LOB: 1	K: 0	BB: 2	S: 5	P: 13
	R: 0	H: 0	E: 0	LOB: 0	K: 1	BB: 0	S: 5	P: 5
	R: 0	H: 1	E: 0	LOB: 1	K: 0	BB: 0	S: 4	P: 4
	R: 0	H: 0	E: 0	LOB: 0	K: 0	BB: 0	S: 3	P: 3

PITCHER	IP	WLS	BF	H	R	ER	SO	BB	IBB	HBP	BLK	WP	HR	S	P	ERA	WHIP
Lou Kretlow, R (1, 1) ERA: 4.19	5.0	L	22	5	4	3	4	4	0	0	0	0	1	26	42	5.40	1.800
Bob Cain, L (6, 1) ERA: 6.41	3.0		10	1	0	0	1	0	0	0	0	0	0	12	12	0.00	0.333

BOTTOM

AB	R	H	RBI	BB	SO	LOB
3	1	2	0	1	0	0
4	1	2	3	0	0	2
2	0	0	0	2	0	1
3	1	0	0	1	0	2
4	0	0	0	0	2	2
3	0	0	1	0	0	1
3	1	2	0	0	1	0
3	0	0	0	0	1	2
2	0	0	0	0	1	0

St. Louis Browns @ Cleveland Indians
Cleveland Municipal Stadium, Cleveland, OH

Sat Aug 22 1953, 3:33 AM EDT
Att. 5,660 - Unknown

livebaseballscorecards.com

AB	27
R	4
H	6
RBI	4
BB	4
SO	5
LOB	10



WP	PA
0	32
0	0
0	0

Batter	1	2	3	4	5	6	7	8	9	AB R H RBI BB SO LOB	TOP											
Dick Kokos, L (1, 7) OBP: 0.380, SLG: 0.429	4-0 E BB	0-3 K			0-0 G3		4-0 BB		0-0 F3	3 1 0 0 2 1 4												
Billy Hunter, R (1, 6) OBP: 0.259, SLG: 0.254	0-0 F8	0-0 P4			0-3 K		0-3 K			3 0 0 0 0 1 4												
Roy Sievers, R (7, PH) OBP: 0.334, SLG: 0.394										1 0 0 0 0 1 3												
Dick Littlefield, L (7, 1) OBP: 0.244, SLG: 0.205										0 0 0 0 0 0 0												
Martin Stuart, L (7, 1) OBP: 0.167, SLG: 0.208										0 0 0 0 0 0 0												
Hank Edwards, L (1, 9) OBP: 0.290, SLG: 0.250	0-0 E6 2-H				0-0 F8		0-0 F2		0-0 G3	4 0 0 0 0 0 3												
Dick Kryhoski, L (1, 3) OBP: 0.332, SLG: 0.482	0-0 F5				0-0 F9		0-0 G6-4-3 1B		0-0 F2	4 0 1 0 0 0 1												
Vern Stephens, R (1, 5) OBP: 0.297, SLG: 0.308	0-0 F9				0-0 F9		0-0 P5		0-0 F9	3 0 0 0 0 0 2												
Neil Berry, R (7, 6) OBP: 0.336, SLG: 0.333										1 0 0 0 0 0 0												
Les Moss, R (1, 2) OBP: 0.323, SLG: 0.384					0-0 5-3		0-0 G6-4-3 1-2f		0-0 6-3	4 0 1 0 0 0 1												
Bobby Young, L (1, 4) OBP: 0.319, SLG: 0.342					0-0 F9		0-0 F2		0-0 4-3	4 0 1 0 0 0 0												
Jim Dyck, R (1, 8) OBP: 0.305, SLG: 0.350					0-0 1B 2B		0-0 F9		0-0 4-3	4 0 1 0 0 0 0												
Duane Pillette, R (1, 1) OBP: 0.275, SLG: 0.306					0-0 1B 1B		0-0 F2		0-0 4-3	4 0 1 0 0 0 0												
Satchel Paige, R (6, 1)					0-3 K		0-0 WP 1B		0-0 F7	3 0 1 0 1 1 2												
Don Lenhardt, R (7, PH) OBP: 0.389, SLG: 0.491					4-0 BB		0-0 WP 1B		0-0 F7	3 0 1 0 1 1 2												
					0-0 F7		0-0 1B		0-0 1B	2 0 1 0 0 0 1												
					0-0 1B				0-0 1B	0 0 0 0 0 0 0												
									0-0 1B	2 0 2 0 0 0 0												
Inning Stats	R: 1 E: 2 K: 0 S: 4	H: 0 LOB: 1 BB: 1 P: 8	R: 0 E: 0 K: 2 S: 10	H: 3 LOB: 3 BB: 0 P: 10	R: 0 E: 0 K: 0 S: 3	H: 0 LOB: 0 BB: 0 P: 3	R: 0 E: 0 K: 0 S: 3	H: 0 LOB: 1 BB: 1 P: 7	R: 0 E: 0 K: 1 S: 5	H: 0 LOB: 0 BB: 0 P: 5	R: 0 E: 0 K: 1 S: 3	H: 1 LOB: 0 BB: 0 P: 3	R: 0 E: 0 K: 1 S: 7	H: 2 LOB: 3 BB: 1 P: 11	R: 0 E: 0 K: 0 S: 3	H: 0 LOB: 0 BB: 0 P: 3	R: 0 E: 0 K: 0 S: 4	H: 1 LOB: 1 BB: 0 P: 4	1B: 6 2B: 1 3B: 0 HR: 0	SF: 0 SAC: 0 DP: 1 HBP: 0	WP: 1 PB: 0 SB: 0 CS: 0	PA: 37
PITCHER Early Wynn, R (1, 1) ERA: 3.79	IP: 9.0 WLS: W BF: 37 H: 7 R: 1 ER: 0 SO: 4 BB: 3 IBB: 0 HBP: 0 BLK: 0 WP: 1 HR: 0 S: 42 P: 54 ERA: 0.00 WHIP: 1.111																					
PITCHER	IP	WLS	BF	H	R	ER	SO	BB	IBB	HBP	BLK	WP	HR	S	P	ERA	WHIP					

St. Louis Browns @ Cleveland Indians
Cleveland Municipal Stadium, Cleveland, OH
Sun Aug 23 1953, 3:33 AM EDT
Unknown

livebaseballscorecards.com

AB 34
R 1
H 7
RBI 0
BB 3
SO 4
LOB 21



Batter	1	2	3	4	5	6	7	8	9
Bobby Avila, R (1, 4) OBP: 0.349, SLG: 0.377	0-0 F7	0-0 FC5-4			0-3 K	0-0 G5-4-3			
Bill Glynn, L (1, 3) OBP: 0.348, SLG: 0.349	0-0 4-3 1B		0-0 F9		0-0 F8		0-3 K		
Dale Mitchell, L (1, 7) OBP: 0.355, SLG: 0.446 Wally Westlake, R (7, PR) OBP: 0.416, SLG: 0.465 (8, 7)	0-0 4-3 1-2		0-0 F8		0-0 2B		0-0 2B		
Al Rosen, R (1, 5) OBP: 0.405, SLG: 0.595	0-0 6-3		0-0 BB 1B		0-0 F8		4-0 BB		
Larry Doby, L (1, 8) OBP: 0.360, SLG: 0.440		4-0 1B G6-4-3 BB	4-0 FC4-6 BB		0-0 E BB 1B		0-3 K		
Harry Simpson, L (1, 9) OBP: 0.307, SLG: 0.360		0-0 G6-4-3 1-3 1B	0-0 FC4-6		0-0 E1 BB 1-3 1B		0-0 4-3		
George Strickland, R (1, 6) OBP: 0.342, SLG: 0.351		0-0 G6-4-3 1-2f 3-H		0-0 6-3		4-0 BB BB		0-0 F7	
Jim Hegan, R (1, 2) OBP: 0.297, SLG: 0.349		0-0 HR		0-3 K		4-0 G5-4-3 1-2 2-3 3-H BB		0-0 6-3	
Early Wynn, S (1, 1) OBP: 0.321, SLG: 0.436		0-0 FC5-4 1B		0-3 K		0-0 P6		0-0 F7	

Inning Stats	R: 0 E: 0 K: 0 S: 4	H: 1 LOB: 1 BB: 0 P: 4	R: 2 E: 0 K: 0 S: 5	H: 3 LOB: 1 BB: 1 P: 9	R: 0 E: 0 K: 0 S: 4	H: 1 LOB: 2 BB: 1 P: 8	R: 0 E: 0 K: 2 S: 7	H: 0 LOB: 0 BB: 0 P: 7	R: 0 E: 0 K: 1 S: 6	H: 1 LOB: 1 BB: 0 P: 6	R: 1 E: 1 K: 0 S: 4	H: 2 LOB: 2 BB: 2 P: 12	R: 0 E: 0 K: 2 S: 8	H: 1 LOB: 2 BB: 1 P: 12	R: 0 E: 0 K: 0 S: 3	H: 0 LOB: 0 BB: 0 P: 3
--------------	------------------------------	---------------------------------	------------------------------	---------------------------------	------------------------------	---------------------------------	------------------------------	---------------------------------	------------------------------	---------------------------------	------------------------------	----------------------------------	------------------------------	----------------------------------	------------------------------	---------------------------------

PITCHER														PITCHER																			
IP	WLS	BF	H	R	ER	SO	BB	IBB	HBP	BLK	WP	HR	S	P	ERA	WHIP	IP	WLS	BF	H	R	ER	SO	BB	IBB	HBP	BLK	WP	HR	S	P	ERA	WHIP
Duane Pilette, R (1, 1) ERA: 5.31	5.0	L	25	8	3	3	3	3	0	0	0	1	28	40	5.40	2.200																	
Satchel Paige, R (6, 1) ERA: 3.46	1.0		3	0	0	0	1	0	0	0	0	0	2	6	0.00	1.000																	
Dick Littlefield, L (7, 1) ERA: 5.08	0.1		3	1	0	1	1	0	0	0	0	0	4	8	0.00	6.000																	
Marlin Stuart, R (7, 1) ERA: 3.66	1.2		5	0	0	1	0	0	0	0	0	0	7	7	0.00	0.000																	

AB R H RBI BB SO LOB

4	0	0	0	0	1	4
4	0	1	0	0	1	0
4	0	2	0	0	0	1
0	0	0	0	0	0	0
3	0	1	0	1	0	2
2	2	1	0	2	1	2
4	0	2	0	0	0	4
3	0	0	0	1	0	1
3	1	1	2	1	1	0
4	0	1	0	0	1	3

AB	31
R	3
H	9
RBI	2
BB	5
SO	5
LOB	17



1B: 6	SF: 0	WP: 0	PA: 36
2B: 2	SAC: 0	PB: 0	
3B: 0	DP: 2	SB: 0	
HR: 1	HBP: 0	CS: 0	

St. Louis Browns @ Cleveland Indians
Cleveland Municipal Stadium, Cleveland, OH
 Sun Aug 23 1953, 3:33 AM EDT
 Unknown

livebaseballscorecards.com

Batter	1	2	3	4	5	6	7	8	9	AB R H RBI BB SO LOB	TOP																						
Billy Hunter, R (1, 6) OBP: 0.256, SLG: 0.252	0-0 F8		0-0 6-3			0-0 P6		0-3 K		4 0 0 0 0 1 1																							
Dick Kokos, L (1, 7) OBP: 0.378, SLG: 0.424	0-0 F3		0-0 F8			4-0 BB BB		0-0 F2		3 0 0 0 1 0 1																							
Don Lenhardt, R (1, 5) OBP: 0.391, SLG: 0.488	0-0 1B 1B				0-0 F8	4-0 BB G5-4-3			0-0 5-3	3 0 1 0 1 0 0																							
Hank Edwards, L (1, 9) OBP: 0.289, SLG: 0.250	0-0 1-3 1B				0-3 K	0-0 BB G5-4-3			0-0 F7	4 0 1 0 0 1 2																							
Roy Sievers, R (1, 3) OBP: 0.330, SLG: 0.388	0-0 F5				0-0 6-3				0-0 F9	4 0 0 0 0 0 2																							
Clint Courtney, L (1, 2) OBP: 0.300, SLG: 0.342					0-0 F9				0-0 G3	3 0 0 0 0 0 0																							
Jim Dyck, R (1, 8) OBP: 0.308, SLG: 0.351					4-0 BB G4-6-3				0-0 4-3	2 0 1 0 1 0 0																							
Bobby Young, L (1, 4) OBP: 0.319, SLG: 0.342					0-0 G4-6-3				0-0 6-3	3 0 1 0 0 1 2																							
Bob Turley, R (1, 1) OBP: 0.500, SLG: 0.500					0-0 G3				0-0 K	1 0 0 0 0 0 0																							
Satchel Paige, R (3, 1)									0-0 1B	0 0 0 0 0 0 0																							
Bob Cain, L (4, 1) OBP: 0.226, SLG: 0.267									0-0 K	1 0 0 0 0 0 1																							
Dick Kryhoski, L (8, PH) OBP: 0.331, SLG: 0.480									0-0 F9	1 0 0 0 0 0 1																							
Mike Blyzka, R (8, 1)									0-0 1B	0 0 0 0 0 0 0																							
Inning Stats	R: 0 E: 0 K: 0 S: 5	H: 2 LOB: 2 BB: 0 P: 5	R: 0 E: 0 K: 0 S: 2	H: 0 LOB: 0 BB: 1 P: 6	R: 0 E: 0 K: 0 S: 3	H: 0 LOB: 0 BB: 0 P: 3	R: 0 E: 0 K: 1 S: 5	H: 0 LOB: 0 BB: 0 P: 5	R: 0 E: 0 K: 1 S: 6	H: 1 LOB: 1 BB: 0 P: 6	R: 0 E: 0 K: 0 S: 2	H: 0 LOB: 1 BB: 2 P: 10	R: 0 E: 0 K: 0 S: 3	H: 0 LOB: 0 BB: 0 P: 3	R: 0 E: 0 K: 1 S: 6	H: 1 LOB: 1 BB: 0 P: 6	R: 0 E: 0 K: 0 S: 3	H: 0 LOB: 0 BB: 0 P: 3	1B: 4 2B: 0 3B: 0 HR: 0	SF: 0 SAC: 0 DP: 2 HBP: 0	WP: 0 PB: 0 SB: 0 CS: 0	PA: 32											
PITCHER Art Houtteman, R (1, 1) ERA: 5.3	IP 9.0	WLS W	BF 32	H 4	R 0	ER 0	SO 3	BB 3	IBB 0	HBP 0	BLK 0	WP 0	HR 0	S 35	P 47	ERA 0.00	WHIP 0.778																
											PITCHER	IP	WLS	BF	H	R	ER	SO	BB	IBB	HBP	BLK	WP	HR	S	P	ERA	WHIP					

St. Louis Browns @ Cleveland Indians
Cleveland Municipal Stadium, Cleveland, OH
Sun Aug 23 1953, 3:38 AM EDT
Att: 13,766 - Unknown

livebaseballscorecards.com

AB 29
R 0
H 4
RBI 0
BB 3
SO 3
LOB 10



Batter	1	2	3	4	5	6	7	8	9	AB R H RBI BB SO LOB	BOTTOM
Harry Simpson, L (1, 9) <small>OBP: 0.314, SLG: 0.363</small>	4-0 		0-0 	0-0 		0-0 		0-0 		4 2 2 0 1 0 1	St. Louis Browns @ Cleveland Indians Cleveland Municipal Stadium, Cleveland, OH Sun Aug 23 1953, 3:38 AM EDT Att. 13,766 - Unknown livebaseballscorecards.com
Bill Glynn, L (1, 3) <small>OBP: 0.346, SLG: 0.347</small>	0-3 		0-3 	0-0 			0-0 	0-0 		5 1 1 0 0 2 3	
Dale Mitchell, L (1, 7) <small>OBP: 0.356, SLG: 0.447</small>	0-0 		0-0 		0-0 		0-0 			4 1 2 0 0 0 2	
Al Rosen, R (1, 5) Hank Majeski, R (8, 5) <small>OBP: 0.407, SLG: 0.602</small> <small>OBP: 0.303, SLG: 0.375</small>	0-0 		4-0 		0-0 		0-0 			3 2 2 4 1 0 1 0 0 0 0 0 0 0	
Larry Doby, L (1, 8) <small>OBP: 0.361, SLG: 0.440</small>	4-0 		0-0 		0-0 		0-0 			3 1 1 1 1 0 2	
Joe Ginsberg, L (1, 2) <small>OBP: 0.391, SLG: 0.336</small>	0-0 		0-0 		0-0 		0-0 			4 0 0 0 0 0 3	
George Strickland, R (1, 6) <small>OBP: 0.346, SLG: 0.354</small>		4-0 	0-3 			0-0 		0-0 		3 1 2 0 1 1 1	
Owen Friend, R (1, 4) <small>OBP: 0.247, SLG: 0.327</small>		0-3 		0-0 		0-0 		0-0 		4 1 1 2 0 1 2	
Art Houtteman, R (1, 1) <small>OBP: 0.182, SLG: 0.279</small>		0-3 		0-0 		0-3 		0-0 		4 0 0 0 0 2 2	
Inning Stats	R: 3 H: 2 E: 0 LOB: 0 K: 1 BB: 2 S: 6 P: 14	R: 0 H: 0 E: 0 LOB: 1 K: 2 BB: 1 S: 6 P: 10	R: 3 H: 2 E: 2 LOB: 1 K: 2 BB: 1 S: 10 P: 14	R: 0 H: 1 E: 0 LOB: 1 K: 0 BB: 0 S: 4 P: 4	R: 0 H: 1 E: 0 LOB: 1 K: 0 BB: 0 S: 4 P: 4	R: 0 H: 1 E: 0 LOB: 1 K: 1 BB: 0 S: 6 P: 6	R: 1 H: 2 E: 1 LOB: 1 K: 0 BB: 0 S: 5 P: 5	R: 2 H: 2 E: 0 LOB: 0 K: 0 BB: 0 S: 5 P: 5		1B: 9 SF: 0 2B: 1 SAC: 0 3B: 0 DP: 2 HR: 2 HBP: 0	WP: 0 PA: 38 PB: 0 SB: 0 CS: 0
PITCHER Bob Turley, R (1, 1) <small>ERA: 6.75</small> Satchel Paige, R (3, 1) <small>ERA: 3.45</small> Bob Cain, L (4, 1) <small>ERA: 6.14</small> Mike Blyzka, R (8, 1) <small>ERA: 6.5</small>	IP WLS BF H R ER SO 2.2 L 15 4 6 4 4	IP WLS BF H R ER SO 0.1 1 0 0 0 1	IP WLS BF H R ER SO 4.0 17 5 1 0 1	IP WLS BF H R ER SO 1.0 5 2 2 2 0	IP WLS BF H R ER SO 35 19 19 19 19 0.00 1.250 2.000	IP WLS BF H R ER SO 3 3 3 3 3 0.00 0.000	IP WLS BF H R ER SO 19 19 19 19 19 0.00 1.250	IP WLS BF H R ER SO 5 5 5 5 5 18.00 2.000		ERA WHIP 13.50 3.000	


St. Louis Browns @ Cleveland Indians
 Cleveland Municipal Stadium, Cleveland, OH

Sun Aug 23 1953, 3:38 AM EDT
 Att. 13,766 - Unknown

AB	34
R	9
H	11
RBI	7
BB	4
SO	6
LOB	17



Batter	1	2	3	4	5	6	7	8	9	AB R H RBI BB SO LOB	TOP																	
Joe Demaestri, R (1, 6) OBP: 0.300, SLG: 0.356	0-3 K		0-0 F2		0-0 2B 1B	4-0 BB			0-0 5-3	4 0 1 0 1 1 0	Philadelphia Athletics @ St. Louis Browns Sportsman's Park, St. Louis, MO Thu Aug 27 1953, 4:33 AM EDT Unknown livebaseballscorecards.com																	
Dave Philley, S (1, 9) OBP: 0.364, SLG: 0.435	0-3 K		0-0 1B		0-0 F7	0-0 4-1			0-0 2B 1B	5 1 2 0 0 1 4																		
Eddie Robinson, L (1, 3) OBP: 0.326, SLG: 0.423	4-0 BB		0-0 P4		0-0 2B				4-0 2B IBB	3 0 1 1 2 0 1																		
Gus Zernial, R (1, 7) OBP: 0.352, SLG: 0.547	0-0 F3			0-0 HR	4-0 IBB				0-0 2B	4 1 2 2 1 0 1																		
Cass Michaels, R (1, 4) OBP: 0.338, SLG: 0.383		4-0 FC4-6 BB		0-0 P5	0-3 K				0-0 F7	4 0 0 0 1 2 5																		
Carmen Mauro, L (1, 8) OBP: 0.244, SLG: 0.262		0-0 FC4-6		4-0 4-1 BB	0-0 L9				0-0 G3	3 0 0 0 1 0 4																		
Ed McGhee, R (9, PH) OBP: 0.321, SLG: 0.319		1-2 FC4-6							0-0 F9	1 0 0 0 0 0 2																		
Loren Babe, L (1, 5) OBP: 0.298, SLG: 0.313		0-0 P5		0-0 4-1		4-0 4-3 1B BB			4-0 1B 9-2 BB	2 0 0 0 2 0 2																		
Joe Astroth, R (1, 2) OBP: 0.340, SLG: 0.362		0-0 F2			0-0 1B 2B	0-0 4-3			0-0 1B	4 1 2 0 0 0 2																		
Harry Byrd, R (1, 1) OBP: 0.236, SLG: 0.225			0-0 F7		0-0 2B 1B	0-0 BB 1B			0-0 9-2	4 1 2 1 0 0 2																		
Inning Stats	R: 0 E: 0 K: 2 S: 7	H: 0 LOB: 1 BB: 1 P: 11	R: 0 E: 0 K: 0 S: 3	H: 0 LOB: 1 BB: 1 P: 7	R: 0 E: 0 K: 0 S: 4	H: 1 LOB: 1 BB: 0 P: 4	R: 1 E: 0 K: 0 S: 3	H: 1 LOB: 0 BB: 1 P: 7	R: 2 E: 0 K: 1 S: 9	H: 4 LOB: 3 BB: 1 P: 13	R: 0 E: 0 K: 0 S: 3	H: 1 LOB: 2 BB: 2 P: 11	R: 0 E: 0 K: 0 S: 3	H: 0 LOB: 0 BB: 0 P: 3	R: 0 E: 0 K: 0 S: 3	H: 1 LOB: 1 BB: 1 P: 7	R: 1 E: 0 K: 1 S: 7	H: 2 LOB: 2 BB: 1 P: 11	1B: 6 2B: 5 3B: 0 HR: 1	SF: 0 SAC: 0 DP: 2 HBP: 0	WP: 0 PB: 0 SB: 0 CS: 0	PA: 42						
PITCHER	IP WLS BF H R ER SO BB IBB HBP BLK WP HR S P ERA WHIP																											
Bob Turley, R (1, 1) ERA: 5.88	6.0		29	7	3	3	3	5	1	0	0	0	0	1	29	53	4.50	2.000										
Marlin Stuart, R (7, 1) ERA: 3.59	2.0		7	1	0	0	0	1	0	0	0	0	0	0	6	10	0.00	1.000										
Satchel Paige, R (9, 1) ERA: 3.52	0.2		5	2	1	1	1	0	1	0	0	0	0	0	6	10	13.50	3.000										
Dick Littlefield, L (9, 1) ERA: 5.07	0.1	W	1	0	0	0	0	0	0	0	0	0	0	0	1	1	0.00	0.000										



Batter	1	2	3	4	5	6	7	8	9	AB	R	H	RBI	BB	SO	LOB
Billy Hunter, R OBP: 0.258, SLG: 0.253 (1, 6)	0-0 F2		0-0 F8		0-0 3-1 1B		0-0 G4-6-3 1B		0-0 F9	5	1	2	0	0	0	0
Dick Kryhoski, L OBP: 0.336, SLG: 0.494 (1, 3)	0-0 2B		0-0 3B		0-0 P4		0-0 G4-6-3 1B		0-0 F7	5	0	3	0	0	0	2
Dick Kokos, L OBP: 0.375, SLG: 0.417 (1, 7)	0-0 F7		0-0 3-1		0-0 3-1		0-0 G4-6-3		4-0 HR BB	4	1	0	0	1	0	5
Vic Wertz, L OBP: 0.386, SLG: 0.479 (1, 9)	0-0 F5			0-0 HR	0-3 K		0-0 2B		0-0 HR	5	2	3	3	0	1	3
Vern Stephens, R OBP: 0.301, SLG: 0.316 (1, 5)		0-0 F7		0-0 SH4-3 2B		0-0 1B E	0-0 6-3			4	1	2	0	0	0	1
Clint Courtney, L OBP: 0.303, SLG: 0.345 (1, 2)		0-0 1B		0-0 SH4-3		0-0 1B E		0-0 F5		3	0	2	0	0	0	0
Jim Dyck, R OBP: 0.307, SLG: 0.353 (1, 8)		0-0 P3		0-3 K		0-0 F8		0-0 2B		4	0	1	0	0	1	3
Bobby Young, L OBP: 0.316, SLG: 0.339 (1, 4)		0-0 G3		0-0 P6		0-0 4-3		0-0 G3		4	0	0	0	0	0	4
Bob Turley, R OBP: 0.310, SLG: 0.333 (1, 1)			0-0 6-3		4-0 3-1 1B BB		0-0 F7		0-0 6-3	1	0	0	0	1	0	0
Hank Edwards, L OBP: 0.286, SLG: 0.247 (6, PH)										1	0	0	0	0	0	1
Marlin Stuart, L OBP: 0.167, SLG: 0.208 (7, 1)										0	0	0	0	0	0	0
Don Lenhardt, R OBP: 0.359, SLG: 0.486 (8, PH)										1	0	0	0	0	0	1
Satchel Paige, R OBP: 0.244, SLG: 0.205 (9, 1)										0	0	0	0	0	0	0

Inning Stats	R: 0	H: 1	E: 0	LOB: 1	K: 0	BB: 0	S: 4	P: 4	R: 0	H: 1	E: 0	LOB: 1	K: 0	BB: 0	S: 4	P: 4	R: 1	H: 2	E: 0	LOB: 1	K: 1	BB: 0	S: 7	P: 7	R: 0	H: 1	E: 0	LOB: 2	K: 1	BB: 1	S: 6	P: 10	R: 1	H: 2	E: 1	LOB: 1	K: 0	BB: 0	S: 5	P: 5	R: 1	H: 3	E: 0	LOB: 1	K: 0	BB: 0	S: 5	P: 5	R: 0	H: 1	E: 0	LOB: 1	K: 0	BB: 0	S: 4	P: 4	R: 2	H: 1	E: 0	LOB: 0	K: 0	BB: 1	S: 3	P: 7	1B: 6	SF: 0	2B: 4	SAC: 1	3B: 1	DP: 1	HR: 2	HBP: 0	WP: 0	PA: 40
PITCHER Harry Byrd, R ERA: 5.06 (1, 1)	IP	WLS	BF	H	R	ER	SO	BB	IBB	HBP	BLK	WP	HR	S	P	ERA	WHIP	IP	WLS	BF	H	R	ER	SO	BB	IBB	HBP	BLK	WP	HR	S	P	ERA	WHIP	IP	WLS	BF	H	R	ER	SO	BB	IBB	HBP	BLK	WP	HR	S	P	ERA	WHIP																							

Philadelphia Athletics @ St. Louis Browns
Sportsman's Park, St. Louis, MO
 Thu Aug 27 1953, 4:33 AM EDT
 Unknown

AB	37
R	5
H	13
RBI	3
BB	2
SO	2
LOB	20



Batter	1	2	3	4	5	6	7	8	9	AB R H RBI BB SO LOB	TOP							
Joe Demaestri, R (1, 6) OBP: 0.300, SLG: 0.356											0 0 0 0 0 0 0 0	Philadelphia Athletics @ St. Louis Browns Sportsman's Park, St. Louis, MO Thu Aug 27 1953, 4:38 AM EDT Att. 2,843 - Unknown livebaseballscorecards.com						
Dave Philley, S (1, 9) OBP: 0.364, SLG: 0.435											0 0 0 0 0 0 0 0							
Eddie Robinson, L (1, 3) OBP: 0.326, SLG: 0.423											0 0 0 0 0 0 0 0							
Gus Zernial, R (1, 7) OBP: 0.352, SLG: 0.547											0 0 0 0 0 0 0 0							
Pete Suder, R (1, 4) OBP: 0.316, SLG: 0.344											0 0 0 0 0 0 0 0							
Loren Babe, L (1, 5) OBP: 0.298, SLG: 0.313											0 0 0 0 0 0 0 0							
Ed McGhee, R (1, 8) OBP: 0.321, SLG: 0.319											0 0 0 0 0 0 0 0							
Ray Murray, R (1, 2) OBP: 0.348, SLG: 0.434											0 0 0 0 0 0 0 0							
Marion Fricano, R (1, 1) OBP: 0.167, SLG: 0.154	0 0 0 0 0 0 0 0	A																
Inning Stats											1B: 0 SF: 0 2B: 0 SAC: 0 3B: 0 DP: 0 HR: 0 HBP: 0	WP: 0 PA: 0 PB: 0 SB: 0 CS: 0						
PITCHER Lou Kretlow, R (1, 1) ERA: 4.19	IP	WLS	BF	H	R	ER	SO	BB	IBB	HBP	BLK	WP	HR	S	P	ERA	WHIP	PITCHER IP WLS BF H R ER SO BB IBB HBP BLK WP HR S P ERA WHIP

Batter	1	2	3	4	5	6	7	8	9	AB	R	H	RBI	BB	SO	LOB	TOP																						
Joe Demaestri, R (1, 6) OBP: 0.297, SLG: 0.352											0	0	0	0	0	0	0																						
Dave Philley, S (1, 9) OBP: 0.363, SLG: 0.434											0	0	0	0	0	0	0	0																					
Eddie Robinson, L (1, 3) OBP: 0.323, SLG: 0.419											0	0	0	0	0	0	0	0																					
Gus Zernial, R (1, 7) OBP: 0.351, SLG: 0.544											0	0	0	0	0	0	0	0																					
Pete Suder, R (1, 4) OBP: 0.315, SLG: 0.343											0	0	0	0	0	0	0	0																					
Loren Babe, L (1, 5) OBP: 0.301, SLG: 0.313											0	0	0	0	0	0	0	0																					
Ed McGhee, R (1, 8) OBP: 0.324, SLG: 0.320											0	0	0	0	0	0	0	0																					
Ray Murray, R (1, 2) OBP: 0.344, SLG: 0.428											0	0	0	0	0	0	0	0																					
Charlie Bishop, R (1, 1) OBP: 0.102, SLG: 0.085	0	0	0	0	0	0	0	0																															
Inning Stats											1B: 0	SF: 0	WP: 0	PA: 0																									
											2B: 0	SAC: 0	PB: 0																										
											3B: 0	DP: 0	SB: 0																										
											HR: 0	HBP: 0	CS: 0																										
PITCHER (1, 1) Duane Pillette, R ERA: 5.31	IP	WLS	BF	H	R	ER	SO	BB	IBB	HBP	BLK	WP	HR	S	P	ERA	WHIP	PITCHER	IP	WLS	BF	H	R	ER	SO	BB	IBB	HBP	BLK	WP	HR	S	P	ERA	WHIP				
	0.0	W	0	0	0	0	0	0	0	0	0	0	0	0	0	∞	∞																						

Philadelphia Athletics @ St. Louis Browns
 Sportsman's Park, St. Louis, MO
 Fri Aug 28 1953, 4:33 AM EDT
 Att. 2,024 - Unknown

AB 0
R 0
H 0
RBI 0
BB 0
SO 0
LOB 0



WP: 0 PA: 0
 PB: 0
 SB: 0
 CS: 0

livebaseballscorecards.com

Batter	1	2	3	4	5	6	7	8	9	AB R H RBI BB SO LOB	TOP
Eddie Yost, R OBP: 0.397, SLG: 0.373 (1, 5) BB	4-0 BB		0-3 K			0-0 6-3			0-0 F7	3 0 0 0 1 1 0	Washington Senators @ St. Louis Browns Sportsman's Park, St. Louis, MO Sun Aug 30 1953, 4:33 AM EDT Unknown livebaseballscorecards.com
Pete Runnels, L OBP: 0.350, SLG: 0.317 (1, 6) SS	0-3 K			0-0 F5		0-0 F6			0-0 1B	4 0 1 0 0 1 1	
Mickey Vernon, L OBP: 0.393, SLG: 0.494 (1, 3) SS	0-3 K			0-0 F7			0-0 F5		0-0 F5	4 0 0 0 0 1 2	
Jackie Jensen, R OBP: 0.369, SLG: 0.419 (1, 9) SS	0-3 K			0-0 F3			0-0 5-3			3 0 0 0 0 1 1	
Gil Coan, L OBP: 0.292, SLG: 0.254 (1, 7) SS		0-3 K			4-0 SH1-3 BB		0-0 F5			2 0 0 0 1 1 0	
Jim Busby, R OBP: 0.356, SLG: 0.412 (1, 8) SS		0-3 K			0-0 F2			0-0 F3		3 0 0 0 0 1 1	
Wayne Terwilliger, R OBP: 0.344, SLG: 0.340 (1, 4) X		0-0 F3			0-0 SH1-3 1-2			0-0 G6-4-3 1B		2 0 1 0 0 0 0	
Mickey Grasso, R OBP: 0.261, SLG: 0.291 (1, 2) X			0-0 1-5-3		0-3 K			0-0 G6-4-3 1-2f		3 0 0 0 0 1 2	
Connie Marrero, R OBP: 0.217, SLG: 0.143 Clyde Vollmer, R OBP: 0.345, SLG: 0.386 (9, PH) X			0-0 6-3			0-0 F3			0-0 6-3	2 0 0 0 0 0 0 1 0 0 0 0 0 0	
Inning Stats	R: 0 E: 0 K: 3 S: 9 H: 0 LOB: 1 BB: 1 P: 13	R: 0 E: 0 K: 2 S: 7 H: 0 LOB: 0 BB: 0 P: 7	R: 0 E: 0 K: 1 S: 5 H: 0 LOB: 0 BB: 0 P: 5	R: 0 E: 0 K: 0 S: 3 H: 0 LOB: 0 BB: 0 P: 3	R: 0 E: 0 K: 1 S: 5 H: 0 LOB: 1 BB: 1 P: 9	R: 0 E: 0 K: 0 S: 3 H: 0 LOB: 0 BB: 0 P: 3	R: 0 E: 0 K: 0 S: 3 H: 0 LOB: 0 BB: 0 P: 3	R: 0 E: 0 K: 0 S: 3 H: 1 LOB: 0 BB: 0 P: 3	R: 0 E: 0 K: 0 S: 4 H: 1 LOB: 1 BB: 0 P: 4	1B: 2 2B: 0 3B: 0 HR: 0 SF: 0 SAC: 1 DP: 1 HBP: 0	WP: 0 PB: 0 SB: 0 CS: 0 PA: 30
PITCHER Don Larsen, R ERA: 4.49 (1, 1)	IP 9.0 WLS W BF 30 H 2 R 0 ER 0 SO 7 BB 2 IBB 0 HBP 0 BLK 0 WP 0 HR 0 S 42 P 50 ERA 0.00 WHIP 0.444	PITCHER IP WLS BF H R ER SO BB IBB HBP BLK WP HR S P ERA WHIP									

Batter	1	2	3	4	5	6	7	8	9
Billy Hunter, R OBP: 0.259, SLG: 0.257 (1, 6) X	0-0 F8 ①		0-0 HBP 2B 1B		0-0 1-3		0-3 K ①		
Dick Kryhoski, L OBP: 0.338, SLG: 0.507 (1, 3) X	0-0 G3 ②		1-0 2B 1-2 HBP		0-3 K ②		4-0 1B BB		
Don Lenhardt, R OBP: 0.401, SLG: 0.498 (1, 7) X	0-0 4-3 ③		0-0 1-3 2-H 2B		0-0 1B		0-0 BB 1B		
Vic Wertz, L OBP: 0.385, SLG: 0.479 (1, 9) X		0-0 4-3 ①	4-0 IBB		0-0 F8 ③		4-0 1-2 BB		
Vern Stephens, R OBP: 0.310, SLG: 0.330 (1, 5) X		0-0 HR	0-0 F2 ③		4-0 BB BB		0-0 F5 ②		
Clint Courtney, L OBP: 0.300, SLG: 0.338 (1, 2) X		0-0 F8 ②		0-0 F6 ①		4-0 BB BB	0-0 G3 ③		
Jim Dyck, R OBP: 0.303, SLG: 0.347 (1, 8) X		0-0 6-3 ③		0-3 K ②		0-3 K ①		0-0 F5 ①	
Bobby Young, L OBP: 0.319, SLG: 0.342 (1, 4) X			0-0 G3 ① X	0-0 FC5-4 1B		0-0 7-3 ② ③		0-0 F2 ②	
Don Larsen, R OBP: 0.297, SLG: 0.403 (1, 1) X			0-0 F2 ② X	0-0 FC5-4 1-2f ③		0-0 WP 1B 2B		0-0 F7 ③	

Inning Stats	R: 0	H: 0	E: 0	K: 0	S: 3	P: 3	R: 1	H: 1	E: 0	K: 0	S: 4	R: 1	H: 2	E: 0	K: 0	S: 5	R: 0	H: 1	E: 0	K: 1	S: 6	R: 0	H: 1	E: 0	K: 1	S: 6	R: 0	H: 0	E: 0	K: 1	S: 4	R: 1	H: 2	E: 0	K: 1	S: 7	R: 0	H: 0	E: 0	K: 0	S: 3	
	LOB: 0	BB: 0		LOB: 0	BB: 0		LOB: 0	BB: 0		LOB: 1	BB: 0	LOB: 1	BB: 10	LOB: 1	BB: 0		LOB: 1	BB: 0		LOB: 1	BB: 0	LOB: 1	BB: 2	LOB: 3	BB: 2	LOB: 0	BB: 0	LOB: 0	BB: 0	LOB: 0	BB: 0	LOB: 0	BB: 0	LOB: 0	BB: 0	LOB: 0	BB: 0	LOB: 0	BB: 0	LOB: 0	BB: 0	LOB: 0

PITCHER	IP	WLS	BF	H	R	ER	SO	BB	IBB	HBP	BLK	WP	HR	S	P	ERA	WHIP
Connie Marrero, R ERA: 3.27 (1, 1)	8.0	L	36	7	3	3	4	4	1	1	0	1	1	38	59	3.38	1.375

BOTTOM

AB	R	H	RBI	BB	SO	LOB
4	1	1	0	0	1	1
2	0	0	0	1	1	0
4	0	3	2	0	0	0
2	0	0	0	2	0	1
3	1	1	1	1	0	6
3	0	0	0	1	0	3
4	0	0	0	0	2	2
4	0	1	0	0	0	2
4	1	1	0	0	0	1

AB	30
R	3
H	7
RBI	3
BB	5
SO	4
LOB	16



WP	HR	S	P	ERA	WHIP
1	1	0	1	3.38	1.375

Washington Senators @ St. Louis Browns
Sportsman's Park, St. Louis, MO
 Sun Aug 30 1953, 4:33 AM EDT
 Unknown

livebaseballscorecards.com

Batter	1	2	3	4	5	6	7	8	9	AB R H RBI BB SO LOB	TOP											
Eddie Yost, R OBP: 0.397, SLG: 0.372 (1, 5) X	0-0 6-3	0-0 F7		0-0 2B 1-2 1B	4-0 FC5-3 BB		0-0 F6			4 1 1 1 1 0 2												
Jerry Snyder, R OBP: 0.380, SLG: 0.404 (1, 6) X	0-0 1-3	4-0 3-H BB		0-0 1-3 2-H 1B 2B	0-0 FC5-3			4-0 6-3 S F7 BB		3 2 1 1 2 0 1												
Mickey Vernon, L OBP: 0.393, SLG: 0.492 (1, 3) B B B	4-0 HR BB	0-0 F7		0-0 1B F8 1B	0-0 F4			0-0 6-3 1-3		4 2 1 2 1 0 4												
Jackie Jensen, R OBP: 0.371, SLG: 0.426 (1, 9) X	0-0 1-H HR		4-0 F8 1B BB	0-0 1-2 1B		0-0 5-3		0-0 F7 3-H		4 2 2 3 1 0 0												
Clyde Vollmer, R OBP: 0.343, SLG: 0.382 (1, 7) B B B	4-0 BB		0-0 F8	0-0 F3		0-0 6-3		0-0 F5		4 0 0 0 1 0 3												
Jim Busby, R OBP: 0.355, SLG: 0.410 (1, 8) X	0-0 4-3		0-0 F3	0-0 FC6-4 1B		0-0 F5		0-0 6-3		5 0 1 0 0 0 2												
Wayne Terwilliger, R OBP: 0.347, SLG: 0.341 (1, 4)		4-0 SH1-4 F7 BB BB	0-0 2-H 1B	0-0 3-H F8		0-0 SH1-4 1B		0-3 K		4 1 2 2 1 1 2												
Ed Fitz Gerald, R OBP: 0.301, SLG: 0.320 (1, 2)		4-0 SH1-4 BB BB	0-0 F8	0-0 FC6-4		0-0 F5		0-0 F8		4 0 0 0 1 0 4												
Chuck Stobbs, L OBP: 0.279, SLG: 0.225 (1, 1)		0-0 SH1-4 1-2 2-3		0-0 1B 2B 1B		0-0 F7		0-0 SH1-4		2 1 1 0 0 0 0												
Inning Stats	R: 2 E: 0 K: 0 S: 4	H: 1 LOB: 1 BB: 2 P: 12	R: 1 E: 0 K: 0 S: 3	H: 0 LOB: 2 BB: 3 P: 15	R: 1 E: 0 K: 0 S: 4	H: 1 LOB: 1 BB: 1 P: 8	R: 4 E: 0 K: 0 S: 9	H: 6 LOB: 2 BB: 0 P: 9	R: 0 E: 0 K: 0 S: 3	H: 0 LOB: 1 BB: 1 P: 7	R: 0 E: 0 K: 0 S: 3	H: 0 LOB: 0 BB: 0 P: 3	R: 0 E: 0 K: 0 S: 4	H: 1 LOB: 1 BB: 0 P: 4	R: 1 E: 0 K: 0 S: 3	H: 0 LOB: 0 BB: 1 P: 7	R: 0 E: 0 K: 1 S: 5	H: 0 LOB: 0 BB: 0 P: 5	1B: 7 2B: 1 3B: 0 HR: 1	SF: 0 SAC: 2 DP: 0 HBP: 0	WP: 0 PB: 0 SB: 1 CS: 0	PA: 44
PITCHER	IP WLS BF H R ER SO BB IBB HBP BLK WP HR S P ERA WHIP																					
Dick Littlefield, L ERA: 5.2 (1, 1)	1.2 L 11 1 3 3 0 5 0 0 0 0 0 1 6 26 16.20 3.600																					
Lou Kretlow, R ERA: 4.3 (2, 1)	1.1 11 6 5 5 0 1 0 0 0 0 0 0 10 14 33.75 5.250																					
Bob Cain, L ERA: 6.01 (4, 1)	2.0 8 1 0 0 0 1 0 0 0 0 0 0 7 11 0.00 1.000																					
Mike Blyzka, R ERA: 6.36 (6, 1)	2.0 7 1 0 0 0 0 0 0 0 0 0 0 7 7 0.00 0.500																					
Marlin Stuart, R ERA: 3.44 (8, 1)	2.0 7 0 1 1 1 1 0 0 0 0 0 0 8 12 4.50 0.500																					

Washington Senators @ St. Louis Browns
 Sportsman's Park, St. Louis, MO
 Sun Aug 30 1953, 4:38 AM EDT
 Att. 4,388 - Unknown

AB	34
R	9
H	9
RBI	9
BB	8
SO	1
LOB	18



WP: 0	PA: 44
-------	--------

PITCHER	IP	WLS	BF	H	R	ER	SO	BB	IBB	HBP	BLK	WP	HR	S	P	ERA	WHIP
Dick Littlefield, L	1.2	L	11	1	3	3	0	5	0	0	0	0	1	6	26	16.20	3.600
Lou Kretlow, R	1.1		11	6	5	5	0	1	0	0	0	0	0	10	14	33.75	5.250
Bob Cain, L	2.0		8	1	0	0	0	1	0	0	0	0	0	7	11	0.00	1.000
Mike Blyzka, R	2.0		7	1	0	0	0	0	0	0	0	0	0	7	7	0.00	0.500
Marlin Stuart, R	2.0		7	0	1	1	1	1	0	0	0	0	0	8	12	4.50	0.500

Batter	1	2	3	4	5	6	7	8	9	AB R H RBI BB SO LOB
Billy Hunter, R OBP: 0.259, SLG: 0.256 (1, 6) X	0-0 G6-4-3 1B 1B		0-3 K		0-0 5-3		0-0 6-3		0-0 F7	5 0 1 0 0 1 2
Roy Sievers, R OBP: 0.337, SLG: 0.390 (1, 3) X	0-0 G6-4-3 1B 1-2 1B		0-0 F9		0-0 1B 2-H			0-0 F3 BB	4-0 1-2 BB	4 0 2 1 1 0 0
Don Lenhardt, R OBP: 0.401, SLG: 0.496 (1, 7) X	0-0 G6-4-3 1-2f 2-3			0-0 G4-6-3 1B	0-3 K			0-0 BB BB 1B	0-0 5-3	5 0 2 0 0 1 5
Vic Wertz, L OBP: 0.384, SLG: 0.476 (1, 9) X	0-0 4-3			0-0 G4-6-3 1-2f		0-0 6-3		4-0 BB BB 1-2 BB		3 0 0 0 1 0 2
Vern Stephens, R OBP: 0.310, SLG: 0.326 (1, 5) X		0-0 F9		0-0 4-3		0-0 4-3		4-0 BB BB 1-2 2-3 FC4-6		3 0 0 0 1 0 0
Les Moss, R OBP: 0.326, SLG: 0.392 (1, 2) X		0-0 F3			0-0 BB BB 2B 1B	0-0 2B		0-0 F5		4 1 2 0 0 0 3
Johnny Groth, R OBP: 0.313, SLG: 0.364 (1, 8) X		0-0 1B			4-0 BB BB 2B 5-3 BB	0-0 6-3		0-0 FC4-6 1-2f		3 1 1 0 1 0 4
Bobby Young, L OBP: 0.318, SLG: 0.343 (1, 4) X		0-3 K			0-0 BB BB 1B 2B 1-3 2-H		0-0 4-3		0-0 4-3	4 1 1 1 0 1 1
Dick Littlefield, L OBP: 0.244, SLG: 0.205 (1, 1)			0-3 K		0-0 5-3		0-3 K		4-0 BB BB BB	0 0 0 0 0 0 0
Lou Kretlow, R OBP: 0.221, SLG: 0.200 (2, 1)										1 0 0 0 0 0 1
Bob Cain, L OBP: 0.226, SLG: 0.267 (4, 1)										0 0 0 0 0 0 0
Don Larsen, R OBP: 0.292, SLG: 0.397 (5, PH)										1 0 0 1 0 0 1
Mike Blyzka, R OBP: 0.374, SLG: 0.415 (6, 1)										0 0 0 0 0 0 0
Dick Kokos, L OBP: 0.192, SLG: 0.231 (7, PH)										1 0 0 0 0 0 1
Marlin Stuart, L OBP: 0.343, SLG: 0.333 (8, 1)										0 0 0 0 0 0 0
Neil Berry, R OBP: 0.284, SLG: 0.333 (9, PH)										0 0 0 0 0 1 0

BOTTOM

Washington Senators @ St. Louis Browns
 Sportsman's Park, St. Louis, MO
 Sun Aug 30 1953, 4:38 AM EDT
 Att. 4,388 - Unknown

AB	34
R	3
H	9
RBI	3
BB	5
SO	5
LOB	18



Inning Stats	R: 0 H: 2 E: 0 LOB: 1 K: 0 BB: 0 S: 4 P: 4	R: 0 H: 1 E: 0 LOB: 1 K: 1 BB: 0 S: 6 P: 6	R: 0 H: 0 E: 0 LOB: 0 K: 2 BB: 0 S: 7 P: 7	R: 0 H: 1 E: 0 LOB: 0 K: 0 BB: 0 S: 3 P: 3	R: 3 H: 3 E: 0 LOB: 1 K: 1 BB: 1 S: 8 P: 12	R: 0 H: 1 E: 0 LOB: 1 K: 0 BB: 0 S: 4 P: 4	R: 0 H: 0 E: 0 LOB: 0 K: 1 BB: 0 S: 5 P: 5	R: 0 H: 1 E: 0 LOB: 3 K: 0 BB: 2 S: 4 P: 12	R: 0 H: 0 E: 0 LOB: 2 K: 0 BB: 2 S: 3 P: 11	1B: 7 SF: 0 2B: 2 SAC: 0 3B: 0 DP: 2 HR: 0 HBP: 0	WP: 0 PA: 39 PB: 0 SB: 0 CS: 0
PITCHER Chuck Stobbs, L ERA: 3.51 (1, 1)	IP 9.0 WLS W BF 39 H 9 R 3 ER 3 SO 5 BB 5 IBB 0 HBP 0 BLK 0 WP 0 HR 0 S 44 P 64 ERA 3.00 WHIP 1.556										

PITCHER	IP WLS BF H R ER SO BB IBB HBP BLK WP HR S P ERA WHIP
----------------	---

Batter	1	2	3	4	5	6	7	8	9	AB R H RBI BB SO LOB	TOP																
Eddie Yost, R (1, 5) OBP: 0.394, SLG: 0.369	0-3 K		0-0 5-3		0-3 K		0-3 K		0-3 K	5 0 0 0 0 4 2	Washington Senators @ St. Louis Browns Sportsman's Park, St. Louis, MO Mon Aug 31 1953, 4:33 AM EDT Att: 13,898 - Unknown livebaseballscorecards.com																
Pete Runnels, L (1, 6) OBP: 0.349, SLG: 0.318	0-0 F4			0-0 F7		0-0 F6		0-0 1B 2B	0-3 K	5 1 1 0 0 1 1																	
Mickey Vernon, L (1, 3) OBP: 0.394, SLG: 0.502	0-0 3B			0-0 F9		0-0 HR		0-3 K		4 1 2 1 0 1 1																	
Jackie Jensen, R (1, 9) OBP: 0.370, SLG: 0.424	0-0 F8			0-0 1B		0-0 4-3		0-0 F8		4 0 1 0 0 0 2																	
Gil Coan, L (1, 7) OBP: 0.298, SLG: 0.281		0-0 F7		0-0 F8		0-0 HR		4-0 1B IBB		3 1 1 1 1 0 1																	
Jim Busby, R (1, 8) OBP: 0.356, SLG: 0.411		0-0 F7			0-0 F8			0-0 1B		4 0 2 1 0 0 0																	
Wayne Terwilliger, R (1, 4) OBP: 0.346, SLG: 0.341 Mel Hoderlein, S (2, 4) OBP: 0.292, SLG: 0.209		0-3 K			4-0 2B BB	0-0 F3		0-0 F9		1 0 0 0 0 1 0 2 1 0 0 1 0 3																	
Ed Fitz Gerald, R (1, 2) OBP: 0.301, SLG: 0.323			0-0 F3		0-0 2B		0-0 F8		0-0 F4	4 0 1 1 0 0 0																	
Johnny Schmitz, R (1, 1) OBP: 0.065, SLG: 0.065 Kite Thomas, R (5, PH) OBP: 0.296, SLG: 0.284 Sonny Dixon, S (5, 1) OBP: 0.276, SLG: 0.200			0-0 F7		0-0 F7		0-3 K		4-0 BB	1 0 0 0 0 0 0 1 0 0 0 0 0 1 1 0 0 0 1 1 0																	
Inning Stats	R: 0 E: 0 K: 1 S: 6	H: 1 LOB: 1 BB: 0 P: 6	R: 0 E: 0 K: 1 S: 5	H: 0 LOB: 0 BB: 0 P: 5	R: 0 E: 0 K: 0 S: 3	H: 0 LOB: 0 BB: 0 P: 3	R: 0 E: 0 K: 0 S: 4	H: 1 LOB: 1 BB: 0 P: 4	R: 1 E: 0 K: 1 S: 6	H: 1 LOB: 1 BB: 1 P: 10		R: 2 E: 0 K: 0 S: 6	H: 3 LOB: 1 BB: 0 P: 6	R: 0 E: 0 K: 2 S: 7	H: 0 LOB: 0 BB: 0 P: 7	R: 1 E: 0 K: 1 S: 7	H: 2 LOB: 2 BB: 1 P: 11	R: 0 E: 0 K: 2 S: 7	H: 0 LOB: 1 BB: 1 P: 11	1B: 3 2B: 2 3B: 1 HR: 2	SF: 0 SAC: 0 DP: 0 HBP: 0	WP: 0 PB: 0 SB: 0 CS: 0	PA: 38				
PITCHER	IP WLS BF H R ER SO BB IBB HBP BLK WP HR S P ERA WHIP												PITCHER	IP WLS BF H R ER SO BB IBB HBP BLK WP HR S P ERA WHIP													
Satchel Paige, R (1, 1) ERA: 3.59 Bob Turley, R (6, 1) ERA: 5.06	5.2 L	24 14	6 2	3 1	3 1	3 5	1 1	0 1	0 0	0 0	0 0	0 0	2 22	29 30	33 2.70	1.235 0.900											



Batter	1	2	3	4	5	6	7	8	9	AB	R	H	RBI	BB	SO	LOB
Billy Hunter, R OBP: 0.257, SLG: 0.254 (1, 6)	0-0 4-3		0-0 F9		0-0 6-3		0-3 K			4	0	0	0	0	1	0
Roy Sievers, R OBP: 0.336, SLG: 0.399 (1, 3)	0-0 F4		0-0 HR		0-0 F8			0-0 F9		4	1	1	1	0	0	0
Don Lenhardt, R OBP: 0.402, SLG: 0.506 (1, 7)	0-0 HR		4-0 BB		0-0 F9			0-3 K		3	1	1	1	1	1	0
Vic Wertz, L OBP: 0.385, SLG: 0.474 (1, 9)	0-3 K		0-3 K		4-0 BB		0-0 1B	0-0 1B		3	0	1	0	1	2	1
Vern Stephens, R OBP: 0.316, SLG: 0.338 (1, 5)		0-0 FC6-4 1B		0-0 1B 2B		0-3 K		0-0 1B		4	0	3	0	0	1	1
Les Moss, R OBP: 0.327, SLG: 0.391 (1, 2)		0-0 FC6-4 1B		0-0 1B		0-0 F9		0-0 1-3		3	0	1	0	0	0	2
Hank Edwards, L (8, PH) OBP: 0.290, SLG: 0.244		1-2		2-H						1	0	0	0	0	0	2
Clint Courtney, L (9, 2) OBP: 0.300, SLG: 0.338										0	0	0	0	0	0	0
Johnny Groth, R OBP: 0.312, SLG: 0.363 (1, 8)		0-0 L6 1B		0-0 F8			0-0 F6		0-0 1-3	4	0	1	0	0	0	1
Bobby Young, L OBP: 0.316, SLG: 0.340 (1, 4)		0-0 L6		0-0 4-3			0-0 6-3		0-0 F8	4	0	0	0	0	0	3
Satchel Paige, R (1, 1)			0-0 4-3		0-3 K				0-0 F5	2	0	0	0	0	1	0
Bob Turley, R OBP: 0.600, SLG: 1.250 (6, 1)										1	1	1	1	0	0	0
Dick Kryhoski, L (9, PH) OBP: 0.337, SLG: 0.506							HR			1	0	0	0	0	0	0

BOTTOM

Washington Senators @ St. Louis Browns
Sportsman's Park, St. Louis, MO
Mon Aug 31 1953, 4:33 AM EDT
Att. 13,898 - Unknown

livebaseballscorecards.com

AB	34
R	3
H	9
RBI	3
BB	2
SO	6
LOB	10



Inning Stats	R: 1	H: 1	E: 0	K: 1	S: 6	R: 0	H: 2	E: 0	K: 0	S: 4	R: 1	H: 1	E: 0	K: 1	S: 6	R: 0	H: 2	E: 0	K: 0	S: 4	R: 0	H: 0	E: 0	K: 1	S: 5	R: 0	H: 0	E: 0	K: 1	S: 5	R: 1	H: 1	E: 0	K: 1	S: 6	R: 0	H: 2	E: 0	K: 1	S: 7	R: 0	H: 2	E: 0	K: 1	S: 7	R: 0	H: 0	E: 0	K: 0	S: 3	1B: 5	SF: 0	2B: 2	SAC: 0	3B: 0	DP: 1	HR: 3	HBP: 0	WP: 0	PA: 36
--------------	------	------	------	------	------	------	------	------	------	------	------	------	------	------	------	------	------	------	------	------	------	------	------	------	------	------	------	------	------	------	------	------	------	------	------	------	------	------	------	------	------	------	------	------	------	------	------	------	------	------	-------	-------	-------	--------	-------	-------	-------	--------	-------	--------

PITCHER	IP	WLS	BF	H	R	ER	SO	BB	IBB	HBP	BLK	WP	HR	S	P	ERA	WHIP
Johnny Schmitz, L (1, 1) ERA: 3.53	4.0		17	6	2	2	2	1	0	0	0	0	2	20	24	4.50	1.750
Sonny Dixon, R (5, 1) ERA: 3.72	5.0	W	19	3	1	1	4	1	0	0	0	0	1	26	30	1.80	0.800

Batter	1	2	3	4	5	6	7	8	9	AB R H RBI BB SO LOB	TOP																
Gil McDougald, R (1, 5) OBP: 0.380, SLG: 0.441	0-3 K			4-0 E E BB		0-0 3-1		0-0 2B 1B	4-0 1B BB	3 3 1 1 2 1 0																	
Joe Collins, L (1, 3) OBP: 0.358, SLG: 0.424	0-0 3-1			0-0 FC 1-H HR		0-0 F8		0-0 2B 1B	0-0 1B	5 2 2 0 0 0 0																	
Hank Bauer, R (1, 9) OBP: 0.400, SLG: 0.470	0-0 F7			0-0 HR		0-0 F6		0-0 F8	0-0 1B	5 1 2 3 0 0 2																	
Yogi Berra, L (1, 2) OBP: 0.363, SLG: 0.523			0-0 F6	0-0 E 1B			0-0 F4	0-0 2B	0-0 F4	5 1 2 1 0 0 2																	
Mickey Mantle, S (1, 8) OBP: 0.391, SLG: 0.501			0-0 G3	0-0 E4 1-2			0-3 K	0-0 1B 2B	0-0 F8	4 1 1 2 0 1 1																	
Irv Noren, L (8, 8) OBP: 0.365, SLG: 0.416				4-6-3 1-2				2-H 3-H		1 0 0 0 0 0 2																	
Gene Woodling, L (1, 7) OBP: 0.422, SLG: 0.438			0-0 F6	4-6-3 1-2f 2-3f			0-0 1B	0-0 1B		4 0 2 1 0 0 2																	
Billy Martin, R (1, 4) OBP: 0.312, SLG: 0.387			0-0 6-3		0-0 F6		0-0 F6	0-0 1B		4 0 1 0 0 0 1																	
Phil Rizzuto, R (1, 6) OBP: 0.389, SLG: 0.356			0-0 F3		0-3 K			0-0 1B 3B		4 1 1 0 0 1 2																	
Willy Miranda, S (9, 6) OBP: 0.265, SLG: 0.267										0 0 0 0 0 0 0																	
Allie Reynolds, R (1, 1) OBP: 0.256, SLG: 0.182			0-3 K		0-0 5-3			0-0 6-3	0-3 K	3 0 0 0 0 1 1																	
Johnny Mize, L (9, PH) OBP: 0.333, SLG: 0.378										1 0 0 0 0 1 0																	
Bob Kuzava, S (9, 1) OBP: 0.217, SLG: 0.053										0 0 0 0 0 0 0																	
Inning Stats	R: 0 E: 0 K: 1 S: 5	H: 0 LOB: 0 BB: 0 P: 5	R: 0 E: 0 K: 0 S: 3	H: 0 LOB: 0 BB: 0 P: 3	R: 0 E: 0 K: 1 S: 5	H: 0 LOB: 0 BB: 0 P: 5	R: 3 E: 2 K: 0 S: 5	H: 2 LOB: 0 BB: 1 P: 9	R: 0 E: 0 K: 1 S: 5	H: 0 LOB: 0 BB: 0 P: 5	R: 0 E: 0 K: 0 S: 3	H: 0 LOB: 0 BB: 0 P: 3	R: 0 E: 0 K: 1 S: 6	H: 1 LOB: 1 BB: 0 P: 6	R: 5 E: 0 K: 0 S: 10	H: 7 LOB: 2 BB: 0 P: 10	R: 1 E: 0 K: 1 S: 7	H: 2 LOB: 2 BB: 1 P: 11	1B: 8 2B: 2 3B: 2 HR: 1	SF: 0 SAC: 0 DP: 0 HBP: 0	WP: 0 PB: 0 SB: 0 CS: 0	PA: 41					
PITCHER	IP WLS BF H R ER SO BB IBB HBP BLK WP HR S P ERA WHIP																										
Harry Brecheen, L (1, 1) ERA: 3.22	1.0		3	0	0	0	1	0	0	0	0	0	0	5	5	0.00	0.000										
Duane Pillette, R (2, 1) ERA: 5.23	4.0	L	15	2	3	2	2	1	0	0	0	0	1	18	22	4.50	0.750										
Marlin Stuart, R (6, 1) ERA: 3.78	2.2		16	8	5	5	1	0	0	0	0	0	0	18	18	16.88	3.000										
Lou Kretlow, R (8, 1) ERA: 4.28	0.1		1	0	0	0	0	0	0	0	0	0	0	1	1	0.00	0.000										
Mike Blyzka, R (9, 1) ERA: 6.39	1.0		6	2	1	1	1	1	0	0	0	0	0	7	11	9.00	3.000										

New York Yankees @ St. Louis Browns
 Sportsman's Park, St. Louis, MO
 Wed Sep 02 1953, 4:33 AM EDT
 Att. 8,441 - Unknown

AB	39
R	9
H	12
RBI	8
BB	2
SO	5
LOB	13



WP: 0	PA: 41
PB: 0	
SB: 0	
CS: 0	

PITCHER	IP	WLS	BF	H	R	ER	SO	BB	IBB	HBP	BLK	WP	HR	S	P	ERA	WHIP
Harry Brecheen, L	1.0		3	0	0	0	1	0	0	0	0	0	0	5	5	0.00	0.000
Duane Pillette, R	4.0	L	15	2	3	2	2	1	0	0	0	0	1	18	22	4.50	0.750
Marlin Stuart, R	2.2		16	8	5	5	1	0	0	0	0	0	0	18	18	16.88	3.000
Lou Kretlow, R	0.1		1	0	0	0	0	0	0	0	0	0	0	1	1	0.00	0.000
Mike Blyzka, R	1.0		6	2	1	1	1	1	0	0	0	0	0	7	11	9.00	3.000

Batter	1	2	3	4	5	6	7	8	9	AB	R	H	RBI	BB	SO	LOB
Billy Hunter, R OBP: 0.256, SLG: 0.254 (1, 6)	0-3 K		0-0 1B		0-3 K			0-0 E6		4	0	1	0	0	2	2
Dick Kryhoski, L OBP: 0.332, SLG: 0.498 (1, 3)	0-0 F8		0-3 K		0-0 F9			0-0 E1		4	0	0	0	0	1	4
Don Lenhardt, R OBP: 0.400, SLG: 0.500 (1, 7)	0-0 F3			0-0 5-3		4-0 G4-6-3 BB		0-0 F9		3	0	0	0	1	0	2
Vic Wertz, L OBP: 0.381, SLG: 0.470 (1, 9)		0-0 F7		0-0 G3		0-0 G4-6-3		0-0 4-3		4	0	0	0	0	0	3
Mike Blyzka, R (9, 1)										0	0	0	0	0	0	0
Vern Stephens, R OBP: 0.312, SLG: 0.332 (1, 5)		0-0 5-3		0-3 K		0-0 F9			0-0 5-3	4	0	0	0	0	1	0
Clint Courtney, L OBP: 0.302, SLG: 0.340 (1, 2)		0-0 WP 1B			0-0 1B E 1B		0-0 F9		0-0 F5	4	1	2	0	0	0	0
Johnny Groth, R OBP: 0.313, SLG: 0.363 (1, 8)		0-0 G3			0-0 E 1B		0-0 6-3		4-0 BB	3	0	1	0	1	0	1
Bobby Young, L OBP: 0.313, SLG: 0.337 (1, 4)			0-0 G3		0-0 E3		0-3 K		0-0 F4	4	0	0	0	0	1	2
Harry Brecheen, L OBP: 0.194, SLG: 0.194 (1, 1)			0-0 F9		0-3 K			0-0 F9		0	0	0	0	0	0	0
Duane Pillette, R OBP: 0.250, SLG: 0.275 (2, 1)										1	0	0	0	0	0	0
Hank Edwards, L OBP: 0.287, SLG: 0.242 (5, PH)										1	0	0	0	0	1	2
Marlin Stuart, L OBP: 0.192, SLG: 0.231 (6, 1)										0	0	0	0	0	0	0
Lou Kretlow, R OBP: 0.200 (8, 1)										0	0	0	0	0	0	0
Dick Kokos, L OBP: 0.373, SLG: 0.414 (8, PH)										1	0	0	0	0	0	0

Inning Stats	R: 0	H: 0	E: 0	K: 1	S: 5	LOB: 0	BB: 0	P: 5	R: 0	H: 1	E: 0	K: 0	S: 4	LOB: 1	BB: 0	P: 4	R: 0	H: 1	E: 0	K: 1	S: 6	LOB: 1	BB: 0	P: 6	R: 0	H: 0	E: 0	K: 1	S: 5	LOB: 0	BB: 0	P: 5	R: 1	H: 2	E: 1	K: 2	S: 10	LOB: 2	BB: 0	P: 10	R: 0	H: 0	E: 0	K: 0	S: 2	LOB: 0	BB: 1	P: 6	R: 0	H: 0	E: 0	K: 1	S: 5	LOB: 0	BB: 0	P: 5	R: 0	H: 0	E: 2	K: 0	S: 5	LOB: 2	BB: 0	P: 5	R: 0	H: 0	E: 0	K: 0	S: 3	LOB: 1	BB: 1	P: 7	1B: 4	2B: 0	3B: 0	SF: 0	SAC: 0	DP: 1	HBP: 0	WP: 1	PB: 0	SB: 0	CS: 0	PA: 35
--------------	------	------	------	------	------	--------	-------	------	------	------	------	------	------	--------	-------	------	------	------	------	------	------	--------	-------	------	------	------	------	------	------	--------	-------	------	------	------	------	------	-------	--------	-------	-------	------	------	------	------	------	--------	-------	------	------	------	------	------	------	--------	-------	------	------	------	------	------	------	--------	-------	------	------	------	------	------	------	--------	-------	------	-------	-------	-------	-------	--------	-------	--------	-------	-------	-------	-------	--------


PITCHER	IP	WLS	BF	H	R	ER	SO	BB	IBB	HBP	BLK	WP	HR	S	P	ERA	WHIP
Allie Reynolds, R ERA: 3.77 (1, 1)	8.0	W	31	4	1	0	6	1	0	0	0	1	0	42	46	0.00	0.625
Bob Kuzava, L ERA: 3.39 (9, 1)	1.0	S	4	0	0	0	0	1	0	0	0	0	0	3	7	0.00	1.000

BOTTOM

New York Yankees @ St. Louis Browns
Sportsman's Park, St. Louis, MO

Wed Sep 02 1953, 4:33 AM EDT
Att. 8,441 - Unknown

AB	33
R	1
H	4
RBI	0
BB	2
SO	6
LOB	16



livebaseballscores.com

Batter	1	2	3	4	5	6	7	8	9	AB	R	H	RBI	BB	SO	LOB	TOP																		
Gil McDougald, R (1, 5) OBP: 0.380, SLG: 0.441											0	0	0	0	0	0	0																		
Joe Collins, L (1, 3) OBP: 0.358, SLG: 0.424											0	0	0	0	0	0	0	0																	
Hank Bauer, R (1, 9) OBP: 0.400, SLG: 0.470											0	0	0	0	0	0	0	0																	
Yogi Berra, L (1, 2) OBP: 0.363, SLG: 0.523											0	0	0	0	0	0	0	0																	
Mickey Mantle, S (1, 8) OBP: 0.391, SLG: 0.501											0	0	0	0	0	0	0	0																	
Gene Woodling, L (1, 7) OBP: 0.422, SLG: 0.438											0	0	0	0	0	0	0	0																	
Billy Martin, R (1, 4) OBP: 0.312, SLG: 0.387											0	0	0	0	0	0	0	0																	
Willy Miranda, S (1, 6) OBP: 0.265, SLG: 0.267											0	0	0	0	0	0	0	0																	
Ed Lopat, L (1, 1) OBP: 0.262, SLG: 0.250	0	0	0	0	0	0	0	0																											
Inning Stats											1B: 0	SF: 0	WP: 0	PA: 0																					
PITCHER	IP	WLS	BF	H	R	ER	SO	BB	IBB	HBP	BLK	WP	HR	S	P	ERA	WHIP	PITCHER	IP	WLS	BF	H	R	ER	SO	BB	IBB	HBP	BLK	WP	HR	S	P	ERA	WHIP
Dick Littlefield, L (1, 1) ERA: 5.2	0.0		0	0	0	0	0	0	0	0	0	0	0	0	0	∞	∞																		

New York Yankees @ St. Louis Browns
 Sportsman's Park, St. Louis, MO
 Thu Sep 03 1953, 4:33 AM EDT
 Att. 2,330 - Unknown

AB 0
R 0
H 0
RBI 0
BB 0
SO 0
LOB 0



Batter	1	2	3	4	5	6	7	8	9	AB R H RBI BB SO LOB	TOP									
Harvey Kuenn, R (1, 6) OBP: 0.355, SLG: 0.383	0-0 6-3		0-0 1B		4-0 2B	0-0 L9			0-0 BB 1B	4 3 2 0 1 0 1										
Fred Hatfield, L (1, 4) OBP: 0.358, SLG: 0.316	0-0 G3		0-3 K		0-0 4-3			4-0 G6-3	0-0 BB	4 1 2 0 1 1 1										
Ray Boone, R (1, 5) OBP: 0.392, SLG: 0.518	0-3 K		0-0 1B		0-0 4-3			0-0 F2	4-0 2B	4 0 1 2 1 1 2										
Jim Delsing, L (1, 8) OBP: 0.379, SLG: 0.425		0-3 K	0-0 1B		4-0 BB			0-0 G6-3	0-0 F2	4 0 1 0 1 1 4										
Bob Nieman, R (1, 7) OBP: 0.366, SLG: 0.473		4-0 BB	0-0 FC6-4		0-0 F7			0-0 2B	0-0 2B	4 0 2 2 1 0 4										
Walt Dropo, R (1, 3) OBP: 0.280, SLG: 0.366		0-3 K		0-0 F9		1-0 2B		0-0 5-3	0-0 1-3	4 1 0 0 0 1 4										
Matt Batts, R (1, 2) OBP: 0.324, SLG: 0.413		0-3 K		0-0 F4		0-3 K		0-0 F8		4 0 0 0 0 2 3										
Don Lund, R (1, 9) OBP: 0.327, SLG: 0.401			0-0 HR		0-3 K			0-0 6-3		4 1 2 1 0 1 1										
Al Aber, L (1, 1) OBP: 0.273, SLG: 0.158			0-0 1B		0-3 K				0-0 F8	2 0 1 0 0 1 0										
Ray Scarborough, R (5, 1) OBP: 0.077, SLG: 0.308										0 0 0 0 0 0 0										
Johnny Pesky, L (6, PH) OBP: 0.348, SLG: 0.382										1 0 0 1 0 0 1										
Dick Weik, R (6, 1) OBP: 0.500, SLG: 1.000										0 0 0 0 0 0 0										
Pat Mullin, L (9, PH) OBP: 0.364, SLG: 0.384										1 0 0 0 0 0 0										
Inning Stats	R: 0 E: 0 K: 1 S: 5	H: 0 LOB: 0 BB: 0 P: 5	R: 0 E: 0 K: 3 S: 9	H: 0 LOB: 1 BB: 1 P: 13	R: 2 E: 0 K: 1 S: 9	H: 5 LOB: 2 BB: 0 P: 9	R: 0 E: 0 K: 1 S: 5	H: 0 LOB: 0 BB: 0 P: 5	R: 1 E: 0 K: 1 S: 6	H: 1 LOB: 2 BB: 2 P: 14	R: 0 E: 0 K: 0 S: 2	H: 0 LOB: 0 BB: 1 P: 6	R: 0 E: 0 K: 0 S: 4	H: 1 LOB: 1 BB: 0 P: 4	R: 2 E: 0 K: 0 S: 6	H: 3 LOB: 2 BB: 1 P: 10	1B: 6 2B: 4 3B: 0 HR: 1	SF: 0 SAC: 0 DP: 1 HBP: 1	WP: 0 PB: 0 SB: 0 CS: 0	PA: 42
PITCHER Don Larsen, R (1, 1) ERA: 4.58	IP: 9.0 WLS: W BF: 42 H: 11 R: 6 ER: 6 SO: 8 BB: 5 IBB: 0 HBP: 1 BLK: 0 WP: 0 HR: 1 S: 52 P: 73 ERA: 6.00 WHIP: 1.778																			

Detroit Tigers @ St. Louis Browns
 Sportsman's Park, St. Louis, MO
 Fri Sep 04 1953, 4:33 AM EDT
 Att. 1,744 - Unknown

livebaseballscorecards.com

AB	36
R	6
H	11
RBI	6
BB	5
SO	8
LOB	21



Batter	1	2	3	4	5	6	7	8	9	AB	R	H	RBI	BB	SO	LOB
--------	---	---	---	---	---	---	---	---	---	----	---	---	-----	----	----	-----

Billy Hunter, R OBP: 0.262, SLG: 0.266 (1, 6)	0-0 F9		0-0 1B 2B		0-0 1B	0-0 2B				5	3	4	4	0	0	0
Roy Sievers, R OBP: 0.348, SLG: 0.416 (1, 3)	0-0 G6-4-3 1B		0-0 FC4-6 1B		0-0 1B	0-0 2B				4	1	4	4	1	0	0
Don Lenhardt, R OBP: 0.394, SLG: 0.486 (1, 7)	0-0 G6-4-3 1-2f		0-0 FC4-6		0-0 BB	0-0 HBP				3	1	0	0	1	1	3
Vic Wertz, L OBP: 0.381, SLG: 0.473 (1, 9)		0-0 4-3	0-3 K		0-0 HR	0-0 BB				4	1	1	4	1	1	2
Vern Stephens, R OBP: 0.312, SLG: 0.333 (1, 5)		0-0 1B		0-0 4-3	0-0 1B 2B	0-0 FC6				5	1	2	0	0	0	3
Les Moss, R OBP: 0.346, SLG: 0.402 (1, 2)		0-0 F3		4-0 BB	0-0 G6-4-3 BB	0-0 FC6-4 1B	0-0 2B 2B			4	1	3	1	1	0	1
Johnny Groth, R OBP: 0.312, SLG: 0.366 (1, 8)		0-0 5-3		0-0 G6-4-3 1-2f	0-0 FC6-4 1B 2B	4-0 BB BB	0-0 2B BB			4	2	0	0	1	0	4
Bobby Young, L OBP: 0.316, SLG: 0.340 (1, 4)			0-0 4-3		0-0 1B 2B	0-0 1B	0-0 F2			5	2	2	0	0	0	3
Don Larsen, R OBP: 0.304, SLG: 0.439 (1, 1)			0-0 HR		0-0 1B BB	0-0 1B	0-0 F7			3	2	1	1	1	0	4

Inning Stats	R: 0	H: 1	E: 0	LOB: 0	K: 0	BB: 0	S: 3	P: 3	R: 0	H: 1	E: 0	LOB: 1	K: 0	BB: 0	S: 4	P: 4	R: 2	H: 3	E: 0	LOB: 1	K: 1	BB: 0	S: 8	P: 8	R: 0	H: 0	E: 0	LOB: 0	K: 0	BB: 1	S: 2	P: 6	R: 10	H: 9	E: 0	LOB: 3	K: 0	BB: 3	S: 12	P: 25	R: 2	H: 2	E: 0	LOB: 1	K: 0	BB: 1	S: 4	P: 8	R: 0	H: 0	E: 0	LOB: 0	K: 1	BB: 1	S: 4	P: 8	R: 0	H: 1	E: 0	LOB: 1	K: 0	BB: 0	S: 4	P: 4	1B: 8	SF: 0	2B: 8	SAC: 0	3B: 0	DP: 3	HR: 2	HBP: 1	WP: 0	PA: 44
--------------	------	------	------	--------	------	-------	------	------	------	------	------	--------	------	-------	------	------	------	------	------	--------	------	-------	------	------	------	------	------	--------	------	-------	------	------	-------	------	------	--------	------	-------	-------	-------	------	------	------	--------	------	-------	------	------	------	------	------	--------	------	-------	------	------	------	------	------	--------	------	-------	------	------	-------	-------	-------	--------	-------	-------	-------	--------	-------	--------

PITCHER	IP	WLS	BF	H	R	ER	SO	BB	IBB	HBP	BLK	WP	HR	S	P	ERA	WHIP
Al Aber, L ERA: 5.19 (1, 1)	4.0	L	22	9	8	8	1	3	0	0	0	0	2	21	33	18.00	3.000
Ray Scarborough, R ERA: 4.48 (5, 1)	1.0		10	5	4	4	0	1	0	1	0	0	0	8	13	36.00	6.000
Dick Weik, R ERA: 12.23 (6, 1)	3.0		12	3	2	2	1	2	0	0	0	0	0	12	20	6.00	1.667

BOTTOM

Detroit Tigers @ St. Louis Browns
Sportsman's Park, St. Louis, MO
Fri Sep 04 1953, 4:33 AM EDT
Att. 1,744 - Unknown

livebaseballscorecards.com

AB	37
R	14
H	17
RBI	14
BB	6
SO	2
LOB	20



Batter	1	2	3	4	5	6	7	8	9	10	11	12	AB R H RBI BB SO LOB	TOP										
Harvey Kuenn, R OBP: 0.354, SLG: 0.381 (1, 6)	0-3 K	0-0 F9			0-0 1B			0-0 5-3		0-0 F8			5 0 1 0 0 1 2	Detroit Tigers @ St. Louis Browns Sportsman's Park, St. Louis, MO Sat Sep 05 1953, 4:33 AM EDT Att: 1,960 - Unknown										
Fred Hatfield, L OBP: 0.359, SLG: 0.312 (1, 4)	4-0 2B BB		0-3 K		0-3 K			4-0 FC6-4 BB		0-0 F9			3 0 0 0 2 2 1											
Ray Boone, R OBP: 0.390, SLG: 0.513 (1, 5)	0-3 K		0-0 F9					0-0 FC6-4 1-2f		1-0 FC4-8 HBP			4 0 0 0 0 2 2											
Jim Delsing, L OBP: 0.378, SLG: 0.425 (1, 8)	0-0 1-3 2B		0-3 K					0-0 F6		0-0 FC4-6 1-2f			5 0 1 0 0 1 1											
Bob Nieman, R OBP: 0.362, SLG: 0.468 (1, 7)	0-3 K			0-3 K				0-3 K		0-0 E6			5 0 0 0 0 3 3											
Walt Dropo, R OBP: 0.280, SLG: 0.363 (1, 3)		0-0 F3		0-0 F9				0-0 4-3		0-3 K			4 0 0 0 1 1 1											
Don Lund, R OBP: 0.327, SLG: 0.400 (1, 9)		0-0 BB 1B		0-0 F8				0-0 F2		0-0 F8			4 0 1 0 0 0 1											
Johnny Bucha, R OBP: 0.306, SLG: 0.273 (1, 2)		0-0 F9			0-3 K			0-0 5-3		0-3 K			5 0 0 0 0 2 2											
Ralph Branca, R OBP: 0.143, SLG: 0.185 (1, 1)		4-0 1-2 BB			0-0 6-3			0-3 K		0-3 K			4 0 0 0 1 2 1											
Inning Stats	R: 0 E: 0 K: 3 S: 10	H: 1 LOB: 2 BB: 1 P: 14	R: 0 E: 0 K: 4 S: 4	H: 1 LOB: 2 BB: 1 P: 8	R: 0 E: 0 K: 2 S: 7	H: 0 LOB: 0 BB: 0 P: 7	R: 0 E: 0 K: 1 S: 5	H: 0 LOB: 0 BB: 0 P: 5	R: 0 E: 0 K: 2 S: 8	H: 1 LOB: 1 BB: 0 P: 8	R: 0 E: 0 K: 0 S: 3	H: 0 LOB: 0 BB: 0 P: 3	R: 0 E: 1 K: 1 S: 6	H: 0 LOB: 1 BB: 0 P: 6	R: 0 E: 0 K: 2 S: 7	H: 0 LOB: 0 BB: 0 P: 7	R: 0 E: 0 K: 0 S: 3	H: 0 LOB: 1 BB: 0 P: 4	R: 0 E: 0 K: 0 S: 3	H: 0 LOB: 1 BB: 1 P: 7	1B: 2 2B: 1 3B: 0 HR: 0	SF: 0 SAC: 1 DP: 0 HBP: 1	WP: 0 PB: 0 SB: 0 CS: 0	PA: 45
PITCHER Bob Turley, R ERA: 2.89 (1, 1)	IP: 12.0 WLS: W BF: 45 H: 3 R: 0 ER: 0 SO: 14 BB: 4 IBB: 0 HBP: 1 BLK: 0 WP: 0 HR: 0 S: 68 P: 85 ERA: 0.00 WHIP: 0.583																							

livebaseballscorecards.com

AB	39
R	0
H	3
RBI	0
BB	4
SO	14
LOB	14



Batter	1	2	3	4	5	6	7	8	9	10	11	12
Billy Hunter, R OBP: 0.259, SLG: 0.263 (1, 6) X	0-0 6-3			X 0-0 6-3		X 0-0 FC5-4			X 0-0 F7		X 0-0 5-3	
Dick Kokos, L OBP: 0.369, SLG: 0.419 (1, 7) X	0-0 3-1			0-0 K		0-0 F9			0-0 F9		0-0 HR	
Roy Sievers, R OBP: 0.344, SLG: 0.410 (1, 3) X	0-0 F3			0-0 6-3			X 0-0 F8			X 0-0 6-3		
Vic Wertz, L OBP: 0.382, SLG: 0.474 (1, 9) X		0-0 F8			4-0 BB		X 0-0 F7			X 0-0 2B		
Vern Stephens, R OBP: 0.308, SLG: 0.328 (1, 5) X		0-3 K			0-0 G6-4-3		0-3 K			0-0 6-3		
Les Moss, R OBP: 0.340, SLG: 0.394 (1, 2) X		0-0 F7			0-0 F3			X 0-0 4-3		0-3 K		
Johnny Groth, R OBP: 0.311, SLG: 0.365 (1, 8) X			0-0 4-3			0-0 FC5-4 SH		X 0-0 4-3			X 0-0 F8	
Bobby Young, L OBP: 0.316, SLG: 0.340 (1, 4) X			0-0 F6			0-3 K		X 0-0 F6			X 0-0 1B	
Bob Turley, R OBP: 0.375, SLG: 0.714 (1, 1) X			0-3 K			0-0 SH			0-3 K		0-3 K	

Inning Stats	R: 0	H: 0	E: 0	LOB: 0	K: 0	BB: 0	S: 3	R: 0	H: 0	E: 0	LOB: 0	K: 1	BB: 0	S: 5	R: 0	H: 0	E: 0	LOB: 0	K: 1	BB: 0	S: 5	R: 0	H: 0	E: 0	LOB: 0	K: 1	BB: 0	S: 5	R: 0	H: 0	E: 0	LOB: 0	K: 1	BB: 0	S: 5	R: 0	H: 1	E: 0	LOB: 2	K: 1	BB: 0	S: 7	R: 0	H: 0	E: 0	LOB: 0	K: 1	BB: 0	S: 5	R: 0	H: 0	E: 0	LOB: 0	K: 0	BB: 0	S: 3	R: 0	H: 0	E: 0	LOB: 0	K: 1	BB: 0	S: 5	R: 0	H: 1	E: 0	LOB: 1	K: 1	BB: 0	S: 6	R: 0	H: 1	E: 0	LOB: 1	K: 1	BB: 0	S: 6	R: 1	H: 1	E: 0	LOB: 0	K: 0	BB: 0	S: 1	1B: 2	SF: 0	2B: 1	SAC: 1	3B: 0	DP: 1	HR: 1	HBP: 0	WP: 0	PA: 38
--------------	------	------	------	--------	------	-------	------	------	------	------	--------	------	-------	------	------	------	------	--------	------	-------	------	------	------	------	--------	------	-------	------	------	------	------	--------	------	-------	------	------	------	------	--------	------	-------	------	------	------	------	--------	------	-------	------	------	------	------	--------	------	-------	------	------	------	------	--------	------	-------	------	------	------	------	--------	------	-------	------	------	------	------	--------	------	-------	------	------	------	------	--------	------	-------	------	-------	-------	-------	--------	-------	-------	-------	--------	-------	--------

PITCHER	IP	WLS	BF	H	R	ER	SO	BB	IBB	HBP	BLK	WP	HR	S	P	ERA	WHIP
Ralph Branca, R ERA: 4.8 (1, 1)	11.0	L	38	4	1	1	8	1	0	0	0	0	1	53	57	0.82	0.455

BOTTOM

Detroit Tigers @ St. Louis Browns
Sportsman's Park, St. Louis, MO

Sat Sep 05 1953, 4:33 AM EDT
Att. 1,960 - Unknown

livebaseballscorecards.com

AB	36
R	1
H	4
RBI	1
BB	1
SO	8
LOB	10



Batter	1	2	3	4	5	6	7	8	9	AB R H RBI BB SO LOB	TOP										
Harvey Kuenn, R (1, 6) OBP: 0.356, SLG: 0.383	0-0 F9	0-0 FC4-6 1-2 3-H 1B		0-0 F9			0-0 3-1 1B	0-0 1-2 2-H 3-H 1B		5 0 3 3 0 0 0											
Fred Hatfield, L (1, 4) OBP: 0.360, SLG: 0.318	0-0 E 1B 2B	0-0 FC4-6 1-2f		0-0 1B			0-0 3-1 1-2	0-0 1-3		5 1 2 0 0 0 5											
Ray Boone, R (1, 5) OBP: 0.386, SLG: 0.507	0-3 K 2-3		0-0 6-3	0-3 K			0-0 F4		0-0 6-3	5 0 0 0 0 2 3											
Jim Delsing, L (1, 8) OBP: 0.380, SLG: 0.427	0-0 1B		0-0 1B 2B 1B		0-0 F7		0-0 4-3		0-0 1B	5 1 3 1 0 0 1											
Bob Nieman, R (1, 7) OBP: 0.360, SLG: 0.465	0-0 F9		0-0 2B 1-3 1B		0-3 K			0-0 4-3	0-0 F9	5 0 1 0 0 1 2											
Walt Dropo, R (1, 3) OBP: 0.281, SLG: 0.365		0-0 G6-4-3 1B 1B	0-0 1-3 2B		0-0 F8			0-3 K	0-0 4-3	5 1 2 1 0 1 1											
Matt Batts, R (1, 2) OBP: 0.326, SLG: 0.417		0-0 G6-4-3 1-2 1B	0-0 F8		0-0 F8			0-0 BB 1B 2B		4 1 2 0 0 0 2											
Don Lund, R (1, 9) OBP: 0.326, SLG: 0.397		0-0 G6-4-3 1-2f 2-3	0-0 B5-3		0-0 6-3			4-0 BB 1B BB		3 1 0 0 1 0 4											
Ted Gray, S (1, 1) OBP: 0.316, SLG: 0.235		4-0 BB		0-0 1-3		0-0 1-3		4-0 1-2 2-3 BB		2 0 0 0 2 0 0											
Ray Herbert, R (8, 1) OBP: 0.238, SLG: 0.158										0 0 0 0 0 0 0											
Inning Stats	R: 1 E: 1 K: 1 S: 7	H: 2 LOB: 1 BB: 0 P: 7	R: 1 E: 0 K: 0 S: 5	H: 3 LOB: 2 BB: 1 P: 9	R: 1 E: 0 K: 0 S: 6	H: 3 LOB: 2 BB: 0 P: 6	R: 0 E: 0 K: 1 S: 6	H: 1 LOB: 1 BB: 0 P: 6	R: 0 E: 0 K: 1 S: 5	H: 0 LOB: 0 BB: 0 P: 5	R: 0 E: 0 K: 0 S: 3	H: 0 LOB: 0 BB: 0 P: 3	R: 0 E: 0 K: 0 S: 4	H: 1 LOB: 1 BB: 0 P: 4	R: 2 E: 0 K: 1 S: 7	H: 2 LOB: 2 BB: 2 P: 15	R: 0 E: 0 K: 0 S: 4	H: 1 LOB: 1 BB: 0 P: 4	1B: 10 2B: 3 3B: 0 HR: 0	SF: 0 SAC: 0 DP: 1 HBP: 0	WP: 0 PA: 42 PB: 0 SB: 0 CS: 0
PITCHER	IP WLS BF H R ER SO BB IBB HBP BLK WP HR S P ERA WHIP																				
Lou Kretlow, R (1, 1) ERA: 4.6	2.1 L 15 8 3 3 1 1 0 0 0 0 0 0 16 20 11.57 3.857																				
Duane Pilette, R (3, 1) ERA: 5.09	5.1 22 4 2 2 3 2 0 0 0 0 0 0 26 34 3.38 1.125																				
Marlin Stuart, R (8, 1) ERA: 3.77	0.1 1 0 0 0 0 0 0 0 0 0 0 0 1 1 0.00 0.000																				
Satchel Paige, R (9, 1) ERA: 3.55	1.0 4 1 0 0 0 0 0 0 0 0 0 0 4 4 0.00 1.000																				

Detroit Tigers @ St. Louis Browns
Sportsman's Park, St. Louis, MO
Sun Sep 06 1953, 4:33 AM EDT
Att. 3,251 - Unknown

livebaseballscorecards.com

AB	39
R	5
H	13
RBI	5
BB	3
SO	4
LOB	18



Batter	1	2	3	4	5	6	7	8	9	AB	R	H	RBI	BB	SO	LOB
Billy Hunter, R (1, 6) OBP: 0.259, SLG: 0.263	0-0 6-3		0-0 F9			0-0 F2		0-0 1B		4	0	1	0	0	0	1
Roy Sievers, R (1, 3) OBP: 0.342, SLG: 0.407 Dick Kryhoski, L (6, 3) OBP: 0.332, SLG: 0.496	0-0 F9			0-0 4-3		0-0 F8		0-0 1B		2	0	0	0	0	0	0
Don Lenhardt, R (1, 7) OBP: 0.396, SLG: 0.490 Satchel Paige, R (9, 1)	0-0 F8			0-0 F9		0-0 1B 2B		0-0 1B		4	1	2	0	0	0	0
Vic Wertz, L (1, 9) OBP: 0.380, SLG: 0.472		0-3 K		0-3 K		0-0 1B		0-0 F8		4	0	1	1	0	2	2
Vern Stephens, R (1, 5) OBP: 0.307, SLG: 0.327		0-0 F7			0-0 1B	0-3 K		0-0 F4		4	0	1	0	0	1	3
Les Moss, R (1, 2) OBP: 0.343, SLG: 0.393 Dick Littlefield, L (9, PR) OBP: 0.233, SLG: 0.195		0-3 K			4-0 1B		0-0 5-3		0-0 1B	3	0	1	0	1	1	0
Johnny Groth, R (1, 8) OBP: 0.311, SLG: 0.362			0-0 6-3		0-0 F7		0-0 F9		4-0 1B	3	0	0	0	1	0	2
Bobby Young, L (1, 4) OBP: 0.315, SLG: 0.339			0-0 1B		0-0 F9		0-0 4-3		0-0 G4-6-3	4	0	1	0	0	0	4
Lou Kretlow, R (1, 1) OBP: 0.231, SLG: 0.200 Duane Pilette, R (3, 1) OBP: 0.239, SLG: 0.262 Marlin Stuart, L (8, 1) OBP: 0.192, SLG: 0.231 Dick Kokos, L (8, PH) OBP: 0.370, SLG: 0.420			0-0 F6		0-0 4-3			0-0 1B	0-0 4-3	0	0	0	0	0	0	0

Inning Stats	R: 0	H: 0	E: 0	K: 0	S: 3	R: 0	H: 0	E: 0	K: 2	S: 7	R: 0	H: 1	E: 0	K: 0	S: 4	R: 0	H: 0	E: 0	K: 1	S: 5	R: 0	H: 1	E: 0	K: 0	S: 4	R: 1	H: 2	E: 0	K: 1	S: 7	R: 0	H: 0	E: 0	K: 0	S: 3	R: 1	H: 4	E: 0	K: 0	S: 6	R: 0	H: 1	E: 0	K: 0	S: 3	1B: 8	SF: 0	2B: 1	SAC: 0	3B: 0	DP: 1	HR: 0	HBP: 0	WP: 0	PA: 36
--------------	------	------	------	------	------	------	------	------	------	------	------	------	------	------	------	------	------	------	------	------	------	------	------	------	------	------	------	------	------	------	------	------	------	------	------	------	------	------	------	------	------	------	------	------	------	-------	-------	-------	--------	-------	-------	-------	--------	-------	--------

PITCHER	IP	WLS	BF	H	R	ER	SO	BB	IBB	HBP	BLK	WP	HR	S	P	ERA	WHIP
Ted Gray, L (1, 1) ERA: 4.65	7.0	W	29	7	2	2	4	1	0	0	0	0	0	36	40	2.57	1.143
Ray Herbert, R (8, 1) ERA: 5.14	2.0	S	7	2	0	0	0	1	0	0	0	0	0	6	10	0.00	1.500

BOTTOM

Detroit Tigers @ St. Louis Browns
Sportsman's Park, St. Louis, MO
Sun Sep 06 1953, 4:33 AM EDT
Att. 3,251 - Unknown

livebaseballscorecards.com

AB	34
R	2
H	9
RBI	2
BB	2
SO	4
LOB	17



Batter	1	2	3	4	5	6	7	8	9	AB R H RBI BB SO LOB	TOP									
Johnny Groth, R (1, 8) OBP: 0.311, SLG: 0.361	0-0 F3		0-0 L4			0-0 FC6-5 1-2 1B		0-0 G6-4-3 1-2f		4 0 1 0 0 0 2	St. Louis Browns @ Cleveland Indians Cleveland Municipal Stadium, Cleveland, OH Mon Sep 07 1953, 3:33 AM EDT Unknown livebaseballscorecards.com									
Dick Kokos, L (1, 7) OBP: 0.365, SLG: 0.414	0-3 K			0-0 F8		0-0 FC6-5 1-2 2-3f		0-0 4-3	4 0 0 0 0 1 2											
Dick Kryhoski, L (1, 3) OBP: 0.328, SLG: 0.489	0-0 F8			0-0 F8		0-0 F8		0-0 F2	4 0 0 0 0 0 2											
Vic Wertz, L (1, 9) OBP: 0.379, SLG: 0.469		0-0 L5		0-0 P6		0-0 F8		4-0 1B BB	3 0 0 0 1 0 2											
Vern Stephens, R (1, 5) OBP: 0.313, SLG: 0.333		0-0 P3			0-0 1B		0-0 G1-6-4-3 1B	0-0 1-2 1B	4 0 3 0 0 0 0											
Clint Courtney, L (1, 2) OBP: 0.299, SLG: 0.336		0-0 1-6-3			0-0 F9		0-0 G1-6-4-3 1-2f	0-0 F9	4 0 0 0 0 0 4											
Bobby Young, L (1, 4) OBP: 0.315, SLG: 0.339			0-0 1-3 1B		0-3 K		0-0 6-3		3 0 1 0 0 1 1											
Billy Hunter, R (1, 6) OBP: 0.258, SLG: 0.261			0-0 1-3 1-2		0-0 4-3			0-0 1-3	3 0 0 0 0 0 2											
Harry Brecheen, L (1, 1) OBP: 0.211, SLG: 0.189			0-3 K			4-0 FC6-5 1B BB		0-0 G6-4-3 1B	1 0 0 0 1 1 1											
Hank Edwards, L (8, PH) OBP: 0.291, SLG: 0.247									1 0 1 0 0 0 0											
Marlin Stuart, L (8, 1) OBP: 0.192, SLG: 0.231									0 0 0 0 0 0 0											
Inning Stats	R: 0 E: 0 K: 1 S: 5	H: 0 LOB: 0 BB: 0 P: 5	R: 0 E: 0 K: 0 S: 3	H: 0 LOB: 0 BB: 0 P: 3	R: 0 E: 0 K: 1 S: 6	H: 1 LOB: 1 BB: 0 P: 6	R: 0 E: 0 K: 0 S: 3	H: 0 LOB: 0 BB: 0 P: 3	R: 0 E: 0 K: 0 S: 6	H: 1 LOB: 1 BB: 0 P: 6	R: 0 E: 0 K: 0 S: 4	H: 1 LOB: 2 BB: 1 P: 8	R: 0 E: 0 K: 0 S: 3	H: 1 LOB: 0 BB: 0 P: 3	R: 0 E: 0 K: 0 S: 4	H: 1 LOB: 2 BB: 1 P: 8	1B: 6 2B: 0 3B: 0 HR: 0	SF: 0 SAC: 0 DP: 2 HBP: 0	WP: 0 PB: 0 SB: 0 CS: 0	PA: 33
PITCHER Bob Lemon, R (1, 1) ERA: 3.36	IP: 9.0 WLS: W BF: 33 H: 6 R: 0 ER: 0 SO: 3 BB: 2 IBB: 0 HBP: 0 BLK: 0 WP: 0 HR: 0 S: 37 P: 45 ERA: 0.00 WHIP: 0.889																			



Batter	1	2	3	4	5	6	7	8	9
Bobby Avila, R (1, 4) OBP: 0.348, SLG: 0.372	0-0 L5			0-0 S BB 1B		0-0 F9		0-0 1B E 1B	
Bill Glynn, L (1, 3) OBP: 0.328, SLG: 0.318	0-3 K			4-0 1B 1-2 BB		0-0 F2		0-0 1-H E5 1B	
Dale Mitchell, L (1, 7) Bob Kennedy, R (9, 7) OBP: 0.365, SLG: 0.451 OBP: 0.310, SLG: 0.309	0-0 6-3			0-0 F8 2-3		0-0 6-3		0-0 G3	
Al Rosen, R (1, 5) OBP: 0.409, SLG: 0.603		0-0 F8		0-0 S 1-3 3-H 1B		0-0 P3		0-0 5-3	
Larry Doby, L (1, 8) OBP: 0.367, SLG: 0.448		0-3 K		0-3 K 1-2		0-0 G3			
Harry Simpson, L (1, 9) OBP: 0.291, SLG: 0.345		0-3 K		0-0 4-3		0-0 1B			
George Strickland, R (1, 6) OBP: 0.357, SLG: 0.379			0-3 K		0-0 6-3		0-0 F8		
Jim Hegan, R (1, 2) OBP: 0.294, SLG: 0.371			0-0 2-3		0-0 5-3			0-0 HR	
Bob Lemon, L (1, 1) OBP: 0.271, SLG: 0.386			0-3 K		0-0 4-3			0-0 F9	

Inning Stats	R: 0	H: 0	E: 0	K: 1	S: 5	LOB: 0	BB: 0	P: 5	R: 0	H: 0	E: 0	K: 2	S: 7	LOB: 0	BB: 0	P: 7	R: 0	H: 0	E: 0	K: 0	S: 3	LOB: 0	BB: 0	P: 3	R: 1	H: 2	E: 0	K: 1	S: 7	LOB: 2	BB: 1	P: 11	R: 0	H: 0	E: 0	K: 0	S: 3	LOB: 0	BB: 0	P: 3	R: 0	H: 1	E: 0	K: 0	S: 4	LOB: 1	BB: 0	P: 4	R: 2	H: 3	E: 1	K: 0	S: 6	LOB: 1	BB: 0	P: 6
	0	0	0	1	5	0	0	5	0	0	0	2	7	0	0	7	0	0	0	0	3	0	0	0	3	1	2	0	7	2	1	11	0	0	0	3	0	0	3	0	0	4	1	0	6	3	1	0	6							


PITCHER	IP	WLS	BF	H	R	ER	SO	BB	IBB	HBP	BLK	WP	HR	S	P	ERA	WHIP
Harry Brecheen, L (1, 1) ERA: 3.1	7.0	L	25	3	1	1	6	1	0	0	0	0	0	36	40	1.29	0.571
Marlin Stuart, R (8, 1) ERA: 3.82	1.0		6	3	2	1	0	0	0	0	0	0	1	6	6	9.00	3.000

BOTTOM

St. Louis Browns @ Cleveland Indians
Cleveland Municipal Stadium, Cleveland, OH

Mon Sep 07 1953, 3:33 AM EDT
Unknown

AB	30
R	3
H	6
RBI	2
BB	1
SO	6
LOB	9



WP	HR	S	P	ERA	WHIP
0	0	0	0	0	0

Batter	1	2	3	4	5	6	7	8	9	AB R H RBI BB SO LOB	TOP																
Johnny Groth, R (1, 8) OBP: 0.311, SLG: 0.370	0-3 K		0-0 1-H HR	0-3 K		0-0 2-H 3-H 2B		0-0 4-3	5 1 2 4 0 2 2																		
Dick Kokos, L (1, 7) OBP: 0.363, SLG: 0.410	0-3 K		0-0 P6		0-0 F9	0-3 K		0-0 FC4-6 1B	5 0 1 0 0 2 1																		
Dick Kryhoski, L (1, 3) OBP: 0.326, SLG: 0.495	0-3 K			0-0 HR	0-0 F8		0-0 P6	0-0 FC4-6 1-2f	5 1 1 1 0 1 1																		
Vic Wertz, L (1, 9) OBP: 0.380, SLG: 0.470		0-0 4-3		0-0 1B 2B	4-0 BB	0-3 K			3 1 1 0 1 1 0																		
Vern Stephens, R (1, 5) OBP: 0.312, SLG: 0.332		0-3 K		0-0 1B 1B	0-0 F3	0-3 K			4 1 1 0 0 2 1																		
Clint Courtney, L (1, 2) OBP: 0.301, SLG: 0.336		0-0 G3		0-0 P6		4-0 4-3 1B 2B BB		0-0 G4-6-3 1B	3 1 1 0 1 0 2																		
Bobby Young, L (1, 4) OBP: 0.313, SLG: 0.336			0-0 F5	0-3 K		0-0 F5		0-0 G4-6-3 1-2f	4 0 0 0 0 1 4																		
Billy Hunter, R (1, 6) OBP: 0.259, SLG: 0.263			0-0 P6	0-0 1B 1B		0-0 4-3 2B 1B		0-3 K	4 1 2 1 0 1 0																		
Satchel Paige, R (1, 1) OBP: 0.083, SLG: 0.083			0-0 HR	0-0 1B		0-0 4-3		0-3 K	2 1 2 1 0 0 0																		
Dick Littlefield, L (5, 1) OBP: 0.233, SLG: 0.195									0 0 0 0 0 0 0																		
Hank Edwards, L (6, PH) OBP: 0.256, SLG: 0.245									1 0 0 0 0 0 2																		
Bob Cain, L (6, 1) OBP: 0.226, SLG: 0.267									0 0 0 0 0 0 0																		
Lou Kretlow, R (7, 1) OBP: 0.231, SLG: 0.200									0 0 0 0 0 0 0																		
Don Lenhardt, R (8, PH) OBP: 0.394, SLG: 0.488									1 0 0 0 0 1 0																		
Inning Stats	R: 0 E: 0 K: 3 S: 9	H: 0 LOB: 0 BB: 0 P: 9	R: 0 E: 0 K: 1 S: 5	H: 0 LOB: 0 BB: 0 P: 5	R: 2 E: 0 K: 0 S: 5	H: 2 LOB: 0 BB: 0 P: 5	R: 3 E: 0 K: 2 S: 12	H: 5 LOB: 2 BB: 0 P: 12	R: 0 E: 0 K: 0 S: 3	H: 0 LOB: 1 BB: 1 P: 7	R: 2 E: 0 K: 1 S: 7	H: 2 LOB: 1 BB: 1 P: 11	R: 0 E: 0 K: 2 S: 7	H: 0 LOB: 0 BB: 0 P: 7	R: 0 E: 0 K: 1 S: 5	H: 1 LOB: 0 BB: 0 P: 5	R: 0 E: 0 K: 1 S: 6	H: 1 LOB: 1 BB: 0 P: 6	1B: 7 2B: 2 3B: 0 HR: 2	SF: 0 SAC: 0 DP: 1 HBP: 0	WP: 0 PB: 0 SB: 0 CS: 0	PA: 39					
PITCHER	IP WLS BF H R ER SO BB IBB HBP BLK WP HR S P ERA WHIP																										
Dave Hoskins, R (1, 1) ERA: 3.87	3.2		18	7	5	5	5	0	0	0	0	0	2	28	28	12.27	1.909										
Bob Hooper, R (4, 1) ERA: 3.72	2.0		10	2	2	2	1	2	0	0	0	0	0	10	18	9.00	2.000										
Early Wynn, R (6, 1) ERA: 3.53	3.1	W	11	2	0	0	5	0	0	0	0	0	0	21	21	0.00	0.600										

St. Louis Browns @ Cleveland Indians
Cleveland Municipal Stadium, Cleveland, OH
Mon Sep 07 1953, 3:38 AM EDT
Att. 15,304 - Unknown

livebaseballscorecards.com

AB 37
R 7
H 11
RBI 7
BB 2
SO 11
LOB 13



Batter	1	2	3	4	5	6	7	8	9
Bobby Avila, R (1, 4) OBP: 0.348, SLG: 0.375	0-0 F7 4-3 2B		0-0 G3		0-0 E7 HR 1B	0-0 F8	0-0 F9		
Bill Glynn, L (1, 3) OBP: 0.326, SLG: 0.315	0-0 F7 2-3			0-0 G3	0-0 P6	4-0 BB		0-0 3-1	
Dale Mitchell, L (1, 7) OBP: 0.363, SLG: 0.455	0-0 4-3			0-0 6-3	0-0 HR	0-0 6-3		0-0 F8	
Al Rosen, R (1, 5) OBP: 0.410, SLG: 0.611	0-3 K			0-0 WP HR 2B	0-0 HR		0-0 1B 1B	0-0 F8	
Larry Doby, L (1, 8) OBP: 0.370, SLG: 0.456		0-0 4-3		0-0 HR 2B	4-0 BB		0-0 1B 1B		
Harry Simpson, L (1, 9) OBP: 0.291, SLG: 0.345		0-0 F7		0-0 1B	0-0 F7		0-0 E9 1B 1B		
Hank Majeski, R (7, PH) OBP: 0.351, SLG: 0.444									
Al Smith, R (7, PR) OBP: 0.336, SLG: 0.336									
Bob Kennedy, R (8, 9) OBP: 0.310, SLG: 0.309									
George Strickland, R (1, 6) OBP: 0.358, SLG: 0.381		0-0 F9		0-0 F7		0-0 BB BB 1B	0-0 WP 1B		
Joe Tipton, R (1, 2) OBP: 0.347, SLG: 0.422			0-3 K		0-0 E5 HR	0-0 F5	0-0 F7		
Jim Hegan, R (7, 2) OBP: 0.293, SLG: 0.370							1-2		
Dave Hoskins, L (1, 1) OBP: 0.316, SLG: 0.358			0-0 6-3		0-0 F3	4-0 BB BB	0-3 K		
Bob Hooper, R (4, 1) OBP: 0.167, SLG: 0.091									
Early Wynn, S (6, 1) OBP: 0.304, SLG: 0.398									

AB	R	H	RBI	BB	SO	LOB
5	2	2	0	0	0	4
4	0	0	0	1	0	3
5	1	1	4	0	0	3
5	3	3	1	0	1	0
3	2	2	2	1	0	0
3	0	1	0	0	0	1
1	0	1	1	0	0	0
0	1	0	0	0	0	0
0	0	0	0	0	0	0
4	0	2	1	0	0	1
3	1	0	0	0	1	1
1	0	0	0	0	0	2
1	0	0	0	0	0	0
1	0	0	0	1	1	2

AB	R	H	RBI	BB	SO	LOB
37	10	12	9	3	3	18

Inning	R	H	E	K	S	P	BB	IBB	HBP	BLK	WP	HR	S	P	ERA	WHIP
1	1	1	0	1	6											
2	0	0	0	3												
3	0	0	0	1	5											
4	2	3	0	0	6											
5	4	3	0	1	11											
6	0	1	0	2	12											
7	0	1	0	1	9											
8	0	0	0	3												
9	0	0	0	3												

PITCHER	IP	WLS	BF	H	R	ER	SO	BB	IBB	HBP	BLK	WP	HR	S	P	ERA	WHIP
Satchel Paige, R (1, 1) ERA: 3.65	4.2		22	7	7	3	2	0	0	0	0	1	3	26	26	5.79	1.500
Dick Littlefield, L (5, 1) ERA: 5.27	0.1		2	0	0	0	0	1	0	0	0	0	0	1	5	0.00	3.000
Bob Cain, L (6, 1) ERA: 6.23	1.0	L	8	3	2	2	0	2	0	0	0	0	0	6	14	18.00	5.000
Lou Kretlow, R (7, 1) ERA: 4.59	2.0		8	2	1	1	1	0	0	0	0	1	0	10	10	4.50	1.000

St. Louis Browns @ Cleveland Indians
Cleveland Municipal Stadium, Cleveland, OH

Mon Sep 07 1953, 3:38 AM EDT
Att. 15,304 - Unknown


livebaseballscorecards.com

AB 37
R 10
H 12
RBI 9
BB 3
SO 3
LOB 18

C

Batter	1	2	3	4	5	6	7	8	9	AB R H RBI BB SO LOB	TOP
Billy Hunter, R OBP: 0.258, SLG: 0.261 (1, 6) X	0-0 F7 ①		0-0 5-3 ②			0-0 1-3 ①		0-0 F7 ③		4 0 0 0 0 0 1	St. Louis Browns @ Washington Senators Griffith Stadium, Washington, DC Wed Sep 09 1953, 3:33 AM EDT Unknown
Dick Kryhoski, L OBP: 0.322, SLG: 0.488 (1, 3) X	0-0 F5 ②		0-0 6-3 ③			0-0 4-3 ②		0-0 6-3 ①	4 0 0 0 0 0 0		
Vern Stephens, R OBP: 0.318, SLG: 0.342 (1, 5) X	0-0 1B			0-0 1B 2B		0-0 6-3 ③		0-0 1B 1B	4 2 3 0 0 0 0		
Vic Wertz, L OBP: 0.377, SLG: 0.466 (1, 9) X	0-0 4-3 ③			0-0 F5 ①		0-0 F9 ①		0-0 P6 ②	4 0 0 0 0 0 3		
Don Lenhardt, R OBP: 0.396, SLG: 0.488 (1, 7) X		0-3 K ①		0-0 G6-4-3 1B		0-0 F9 ②		0-0 1B 1B 1B	4 0 2 1 0 1 0		
Les Moss, R OBP: 0.341, SLG: 0.390 (1, 2) X		0-0 1-3 ②		0-0 G6-4-3 1-2f		0-3 K ③		0-0 1B 1B	4 0 1 1 0 1 1		
Johnny Groth, R OBP: 0.315, SLG: 0.373 (1, 8) X		0-0 1B			0-0 F8 ①			0-0 FC1-6 1B	4 0 3 0 0 0 0		
Bobby Young, L OBP: 0.310, SLG: 0.333 (1, 4) X		0-0 F5 ③			0-0 F8 ②			0-0 FC1-6 1-2f	4 0 0 0 0 0 5		
Don Larsen, R OBP: 0.292, SLG: 0.420 (1, 1) X			0-0 1-3 ①		0-3 K ③			0-0 F7 ②	3 0 0 0 0 1 1		
Inning Stats	R: 0 H: 1 E: 0 LOB: 1 K: 0 BB: 0 S: 4 P: 4	R: 0 H: 1 E: 0 LOB: 1 K: 1 BB: 0 S: 6 P: 6	R: 0 H: 0 E: 0 LOB: 0 K: 0 BB: 0 S: 3 P: 3	R: 1 H: 2 E: 0 LOB: 0 K: 0 BB: 0 S: 4 P: 4	R: 0 H: 0 E: 0 LOB: 0 K: 1 BB: 0 S: 5 P: 5	R: 0 H: 0 E: 0 LOB: 0 K: 0 BB: 0 S: 3 P: 3	R: 0 H: 0 E: 0 LOB: 0 K: 1 BB: 0 S: 5 P: 5	R: 0 H: 1 E: 0 LOB: 1 K: 0 BB: 0 S: 4 P: 4	R: 1 H: 4 E: 0 LOB: 3 K: 0 BB: 0 S: 7 P: 7	1B: 8 SF: 0 2B: 1 SAC: 0 3B: 0 DP: 1 HR: 0 HBP: 0	
PITCHER Chuck Stobbs, L (1, 1) ERA: 3.41	IP WLS BF H R ER SO BB IBB HBP BLK WP HR S P ERA WHIP										

AB	35
R	2
H	9
RBI	2
BB	0
SO	3
LOB	11



Batter	1	2	3	4	5	6	7	8	9	10	11	12	AB	R	H	RBI	BB	SO	LOB	TOP					
Billy Hunter, R OBP: 0.256, SLG: 0.259 (1, 6)	0-0 P6		0-0 SH1-3		0-3 K			0-0 1-3		0-0 SH3-4	0-0 P4		4	0	0	0	0	1	3						
Dick Kryhoski, L OBP: 0.331, SLG: 0.508 (1, 3)	0-0 BB 1B		0-0 P4				0-0 2B	0-0 2B		0-0 1B 2H		0-0 F7 3B	6	0	5	1	0	0	1						
Vern Stephens, R OBP: 0.320, SLG: 0.341 Jim Dyck, R OBP: 0.302, SLG: 0.346 (10, PR) (10, 5)	4-0 G4-6-3 BB		0-0 F5			0-3 K		0-0 F3		0-0 1B		0-0 5-3	4	0	1	0	1	1	3						
Vic Wertz, L OBP: 0.377, SLG: 0.461 (1, 9)	0-0 G4-6-3 1-2f			4-0 BB G5-4-3 BB		0-0 F8		4-0 BB		0-0 F7		0-0 F7 3H	4	0	0	0	2	0	6						
Don Lenhardt, R OBP: 0.396, SLG: 0.485 (1, 7)		0-0 1B		0-0 G5-4-3 1-2f		4-0 BB		0-0 F8		0-0 F8			4	0	1	0	1	0	5						
Les Moss, R OBP: 0.339, SLG: 0.387 Don Larsen, R OBP: 0.292, SLG: 0.420 Clint Courtney, L OBP: 0.300, SLG: 0.335 (1, 2) (9, PR) (9, 2)		0-3 K		0-0 P5		0-0 F9			0-0 G6-3-4 1B		0-0 F8		4	0	1	0	0	1	3						
Johnny Groth, R OBP: 0.314, SLG: 0.371 (1, 8)		0-0 F8			0-0 F2		0-0 F7		0-0 G6-3-4 1-2f		0-0 FC4-1-5 1B 1B		5	0	1	0	0	0	2						
Bobby Young, L OBP: 0.311, SLG: 0.334 (1, 4)		0-0 F8			0-0 4-3		0-0 1B		0-0 3-1		0-0 FC4-1-5 1B 1B		5	0	2	0	0	0	2						
Bob Turley, R OBP: 0.462, SLG: 0.667 (1, 1)			0-0 SH1-3 1B			0-0 1B		0-3 K		0-0 SH3-4 1B 1B	0-0 FC4-1-5 1-2 2-3f		5	1	3	0	0	1	2						
Inning Stats	R: 0 E: 0 K: 3	H: 1 LOB: 1 BB: 1 P: 7	R: 0 E: 0 K: 1 S: 6	H: 1 LOB: 1 BB: 0 P: 6	R: 0 E: 0 K: 0 S: 2	H: 0 LOB: 0 BB: 1 P: 6	R: 0 E: 0 K: 1 S: 6	H: 1 LOB: 1 BB: 0 P: 6	R: 0 E: 0 K: 1 S: 5	H: 1 LOB: 0 BB: 0 P: 5	R: 0 E: 0 K: 0 S: 4	H: 1 LOB: 1 BB: 1 P: 8	R: 0 E: 0 K: 0 S: 3	H: 1 LOB: 1 BB: 0 P: 3	R: 1 E: 0 K: 0 S: 6	H: 3 LOB: 2 BB: 0 P: 6	R: 0 E: 0 K: 0 S: 5	H: 2 LOB: 2 BB: 0 P: 5	R: 0 E: 0 K: 0 S: 3	H: 1 LOB: 0 BB: 0 P: 3	1B: 11 2B: 2 3B: 1 HR: 0	SF: 0 SAC: 2 DP: 3 HBP: 0	WP: 0 PB: 0 SB: 0 CS: 0	PA: 49	
PITCHER	IP	WLS	BF	H	R	ER	SO	BB	IBB	HBP	BLK	WP	HR	S	P	ERA	WHIP								
Connie Marrero, R ERA: 3.1 (1, 1)	10.0		41	11	1	1	4	4	0	0	0	0	0	45	61	0.90	1.500								
Sonny Dixon, R ERA: 3.69 (11, 1)	1.0		5	2	0	0	0	0	0	0	0	0	0	5	5	0.00	2.000								
Al Sima, L ERA: 3.58 (12, 1)	1.0	W	3	1	0	0	0	0	0	0	0	0	0	3	3	0.00	1.000								

St. Louis Browns @ Washington Senators
Griffith Stadium, Washington, DC
Wed Sep 09 1953, 3:38 AM EDT
Att. 4,216 - Unknown

AB	43
R	1
H	14
RBI	1
BB	4
SO	4
LOB	28



WP: 0	PA: 49
-------	--------

Batter	1	2	3	4	5	6	7	8	9	10	11	12	AB R H RBI BB SO LOB													
Eddie Yost, R OBP: 0.400, SLG: 0.381 (1, 5) X	0-0 1B		0-0 F7		0-0 1B		4-0 BB			0-0 FC6-4 1B 1-2 1B		0-0 2B	5 1 4 0 1 0 1													
Pete Runnels, L OBP: 0.351, SLG: 0.320 (1, 6) S S S	0-3 K		4-0 BB		0-0 F7		0-0 3-1			0-0 F2		0-0 P5	5 0 0 0 1 1 7													
Mickey Vernon, L OBP: 0.396, SLG: 0.509 (1, 3) X	0-0 F9		0-0 F9		0-0 P6					0-0 FC6-4 1-2 2-H 1B		0-0 2B	6 0 2 2 0 0 5													
Jackie Jensen, R OBP: 0.365, SLG: 0.414 (1, 9) X	0-0 F9			0-3 K		0-0 F8		4-0 CS BB		0-0 FC6-4 1-2f 2-3			4 0 0 0 1 1 3													
Clyde Vollmer, R OBP: 0.346, SLG: 0.380 (1, 7) X		0-0 G5-4-3 1B		4-0 FC6-4 BB		4-0 BB		0-0 F9 1-2		0-0 4-3			3 0 1 0 2 0 3													
Jim Busby, R OBP: 0.350, SLG: 0.406 (1, 8) S S S	0-3 K		0-0 FC6-4 1-2f		0-0 F8		0-0 F8		0-3 K		0-0 2-3 1B		5 0 1 0 0 2 3													
Wayne Terwilliger, R OBP: 0.343, SLG: 0.335 (1, 4) X	0-0 G5-4-3 1-2f		0-0 F8		0-0 P4		0-0 P4		0-0 6-3		0-0 F2		5 0 0 0 0 0 4													
Mickey Grasso, R OBP: 0.258, SLG: 0.279 (1, 2) S S S			0-3 K		4-0 1B BB		0-0 6-3		0-0 6-3		0-0 2-3		4 0 0 0 1 1 1													
Connie Marrero, R OBP: 0.224, SLG: 0.136 (10, PH)			4-0 BB BB		0-3 K		0-3 K			4-0 1B BB		0-3 K	2 0 0 0 1 2 1													
Kite Thornton, K OBP: 0.310, SLG: 0.313 (10, PR)													0 0 0 0 1 0 0													
Jerry Snyder, K OBP: 0.388, SLG: 0.408 (11, 1)													0 1 0 0 0 0 0													
Sonny Dixon, S OBP: 0.276, SLG: 0.200 (11, PH)													0 0 0 0 0 0 0													
Ed Fitz Gerald, R OBP: 0.288, SLG: 0.315 (12, 1)													1 0 0 0 0 1 1													
Al Sima, R OBP: 0.118, SLG: 0.118 (12, 1)													0 0 0 0 0 0 0													
Inning Stats	R: 0 E: 0 K: 1 S: 6	H: 1 LOB: 1 BB: 0 P: 6	R: 0 E: 0 K: 1 S: 5	H: 1 LOB: 0 BB: 0 P: 5	R: 0 E: 0 K: 1 S: 5	H: 0 LOB: 2 BB: 2 P: 13	R: 0 E: 0 K: 1 S: 5	H: 0 LOB: 1 BB: 1 P: 9	R: 0 E: 0 K: 1 S: 6	H: 1 LOB: 2 BB: 1 P: 10	R: 0 E: 0 K: 0 S: 3	H: 0 LOB: 1 BB: 1 P: 7	R: 0 E: 0 K: 1 S: 5	H: 0 LOB: 0 BB: 1 P: 6	R: 0 E: 0 K: 1 S: 5	H: 0 LOB: 0 BB: 0 P: 5	R: 1 E: 0 K: 0 S: 5	H: 2 LOB: 2 BB: 1 P: 9	R: 0 E: 0 K: 1 S: 6	H: 1 LOB: 1 BB: 0 P: 6	R: 1 E: 0 K: 0 S: 3	H: 2 LOB: 1 BB: 0 P: 3	1B: 7 2B: 1 3B: 0 HR: 0	SF: 0 SAC: 0 DP: 1 HBP: 0	WP: 0 PB: 0 SB: 0 CS: 1	PA: 48

PITCHER	IP	WLS	BF	H	R	ER	SO	BB	IBB	HBP	BLK	WP	HR	S	P	ERA	WHIP
Bob Turley, R ERA: 2.52 (1, 1)	11.1	L	48	8	2	2	8	8	0	0	0	0	0	56	88	1.59	1.412


BOTTOM

St. Louis Browns @ Washington Senators
Griffith Stadium, Washington, DC

Wed Sep 09 1953, 3:38 AM EDT
Att. 4,216 - Unknown

livebaseballscorecards.com

AB	40
R	2
H	8
RBI	2
BB	8
SO	8
LOB	29



Batter	1	2	3	4	5	6	7	8	9	AB R H RBI BB SO LOB	TOP		
Dick Kokos, L (1, 7) OBP: 0.362, SLG: 0.409 Hank Edwards, L (3, PH) OBP: 0.287, SLG: 0.237 (3, 7)	0-0 F8		4-0 G6-4-3 BB		0-0 F7		0-0 3-1		0-0 4-3	1 0 0 0 0 0 0 3 0 0 0 1 0 1			
Billy Hunter, R (1, 6) OBP: 0.256, SLG: 0.258	0-3 K		0-0 G6-4-3 1-2f			0-0 B2-3				3 0 0 0 1 1 1			
Dick Kryhoski, L (1, 3) OBP: 0.330, SLG: 0.505	0-0 F2			0-0 F9		0-0 1B 1B				4 1 1 0 0 1 1			
Vic Wertz, L (1, 9) OBP: 0.376, SLG: 0.459		0-0 4-3		0-0 F8		0-0 1B 1B		0-3 K		4 1 1 0 0 1 0			
Don Lenhardt, R (1, 5) OBP: 0.401, SLG: 0.487 Johnny Lipon, R (8, 5) OBP: 0.283, SLG: 0.262		0-0 BB 1B		0-0 1B		4-0 1B 1B BB		0-0 F8		3 0 2 0 1 0 0 0 0 0 0 0 0 0			
Johnny Groth, R (1, 8) OBP: 0.315, SLG: 0.372		0-3 K		0-0 F8		0-0 1B 1B		0-0 1B		4 0 2 1 0 1 2			
Les Moss, R (1, 2) OBP: 0.342, SLG: 0.386		4-0 1-2 BB			0-0 4-3	0-0 G4-6-3 1B		0-3 K		3 0 1 1 1 1 1			
Bobby Young, L (1, 4) OBP: 0.309, SLG: 0.331		0-0 4-3			0-0 6-3	0-0 G4-6-3 1-2f			0-0 6-3	4 0 0 0 0 0 5			
Duane Pillette, R (1, 1) OBP: 0.240, SLG: 0.244			0-3 K		4-0 BB			0-3 K		3 0 0 0 1 2 0			
Inning Stats	R: 0 E: 0 K: 1 S: 5 H: 0 LOB: 0 BB: 0 P: 5	R: 0 E: 0 K: 1 S: 6 H: 1 LOB: 2 BB: 1 P: 10	R: 0 E: 0 K: 1 S: 4 H: 0 LOB: 0 BB: 1 P: 8	R: 0 E: 0 K: 0 S: 4 H: 1 LOB: 1 BB: 0 P: 4	R: 0 E: 0 K: 0 S: 3 H: 0 LOB: 1 BB: 1 P: 7	R: 2 E: 0 K: 0 S: 6 H: 4 LOB: 2 BB: 1 P: 10	R: 0 E: 0 K: 2 S: 7 H: 0 LOB: 1 BB: 1 P: 11	R: 0 E: 0 K: 2 S: 8 H: 1 LOB: 1 BB: 0 P: 8	R: 0 E: 0 K: 0 S: 3 H: 0 LOB: 0 BB: 0 P: 3	1B: 7 2B: 0 3B: 0 HR: 0 SF: 0 SAC: 0 DP: 2 HBP: 0	WP: 0 PB: 0 SB: 0 CS: 0 PA: 37		
PITCHER	IP WLS BF H R ER SO BB IBB HBP BLK WP HR S P ERA WHIP											PITCHER	IP WLS BF H R ER SO BB IBB HBP BLK WP HR S P ERA WHIP
Willard Nixon, R (1, 1) ERA: 3.76	5.1 L 25 6 2 2 3 4 0 0 0 0 0 27 43 3.38 1.875												
Ike Delock, R (6, 1) ERA: 4.64	2.2 9 1 0 0 4 1 0 0 0 0 0 0 16 20 0.00 0.750												
Ellis Kinder, R (9, 1) ERA: 1.99	1.0 3 0 0 0 0 0 0 0 0 0 0 0 3 3 0.00 0.000												

St. Louis Browns @ Boston Red Sox
 Fenway Park, Boston, MA
 Fri Sep 11 1953, 3:33 AM EDT
 Att: 3,660 - Unknown - 65 F

livebaseballscorecards.com

AB	32
R	2
H	7
RBI	2
BB	5
SO	7
LOB	11



Batter	1	2	3	4	5	6	7	8	9	AB R H RBI BB SO LOB
Billy Goodman, L (1, 4) OBP: 0.387, SLG: 0.408	0-0 G3		0-0 1B			0-0 L6			0-0 G6-4-3 1B	4 0 2 0 0 0 0
Jim Piersall, R (1, 9) OBP: 0.334, SLG: 0.362	0-0 L8		0-0 6-3			0-0 F9			0-0 G6-4-3 1-2f	4 0 0 0 0 0 2
Ted Williams, L (1, 7) OBP: 0.513, SLG: 0.953	0-0 3-1					0-0 F7			0-0 G6-3	4 0 0 0 0 0 0
George Kell, R (1, 5) OBP: 0.378, SLG: 0.469		0-0 L6				0-0 P1			0-0 6-3	3 0 0 0 0 0 0
Dick Gernert, R (1, 3) OBP: 0.377, SLG: 0.418		0-0 F8				0-0 6-3			0-0 F7	3 0 0 0 0 0 0
Sammy White, R (1, 2) OBP: 0.314, SLG: 0.432		0-0 E3			0-3 K				0-0 1B	3 0 1 0 0 1 0
Tom Umphlett, R (1, 8) OBP: 0.327, SLG: 0.375		0-0 G3			0-0 P4				0-0 F7	3 0 0 0 0 0 2
Milt Bolling, R (1, 6) OBP: 0.325, SLG: 0.351			0-0 P5			0-0 5-3			0-0 F9	2 0 0 0 0 0 0
Floyd Baker, L (8, PH) OBP: 0.365, SLG: 0.316										1 0 0 0 0 0 1
Ted Lepcio, R (9, 6) OBP: 0.296, SLG: 0.340										0 0 0 0 0 0 0
Willard Nixon, L (1, 1) OBP: 0.277, SLG: 0.214			0-0 6-3			0-0 5-3			0-0 P4	1 0 0 0 0 0 0
Ike Delock, R (6, 1) OBP: 0.200, SLG: 0.111										1 0 0 0 0 0 0
Del Wilber, R (8, PH) OBP: 0.270, SLG: 0.476										1 0 0 0 0 0 1
Ellis Kinder, R (9, 1) OBP: 0.370, SLG: 0.407										0 0 0 0 0 0 0

Inning Stats	R: 0	H: 0	E: 0	K: 0	S: 3	R: 0	H: 0	E: 1	K: 0	S: 4	R: 0	H: 1	E: 0	K: 0	S: 4	R: 0	H: 0	E: 0	K: 0	S: 3	R: 0	H: 0	E: 0	K: 1	S: 5	R: 0	H: 0	E: 0	K: 0	S: 3	R: 0	H: 1	E: 0	K: 0	S: 4	R: 0	H: 1	E: 0	K: 0	S: 3				
	LOB: 0	BB: 0	P: 3	LOB: 1	BB: 0	P: 4	LOB: 0	BB: 0	P: 3	LOB: 0	BB: 0	P: 4	LOB: 1	BB: 0	P: 3	LOB: 0	BB: 0	P: 3	LOB: 0	BB: 0	P: 3	LOB: 1	BB: 0	P: 4	LOB: 0	BB: 0	P: 3	LOB: 0	BB: 0	P: 3	LOB: 1	BB: 0	P: 4	LOB: 0	BB: 0	P: 3	LOB: 0	BB: 0	P: 3	LOB: 0	BB: 0	P: 3		
	1B: 3	2B: 0	3B: 0	HR: 0	SF: 0	SAC: 0	DP: 1	HBP: 0	WP: 0	PA: 30	ERA: 0.00	WHIP: 0.333																																


BOTTOM

St. Louis Browns @ Boston Red Sox
Fenway Park, Boston, MA

Fri Sep 11 1953, 3:33 AM EDT
Att. 3,660 - Unknown - 65 F

livebaseballscorecards.com

AB	30
R	0
H	3
RBI	0
BB	0
SO	1
LOB	6



Batter	1	2	3	4	5	6	7	8	9	10	11	12	AB	R	H	RBI	BB	SO	LOB	TOP								
Billy Hunter, R OBP: 0.256, SLG: 0.259 (1, 6)	G6-4-3 1B		F8	1-2 2-3 3-H 1B			1-3	P6			P3		6	0	2	1	0	0	2									
Dick Kryhoski, L OBP: 0.327, SLG: 0.498 (1, 3)	F2		F9	F9			3-1		SH5-3 1B		K		6	0	1	0	0	1	4									
Vern Stephens, R OBP: 0.321, SLG: 0.346 (1, 5)	G6-4-3 1-2f		2B				1B		SH5-3 1-2		K		5	0	2	0	0	2	1									
Vic Wertz, L OBP: 0.377, SLG: 0.464 (1, 9)		E 1B BB	F8				6-3		BB BB			F8	4	2	1	1	2	0	2									
Don Lenhardt, R OBP: 0.403, SLG: 0.485 (1, 7)		E 1B 1B		2B 1B 1B				P3	F7			F7	5	2	2	0	1	0	2									
Johnny Groth, R OBP: 0.313, SLG: 0.370 (1, 8)		E4 C1-6-3 WP 1-2 2-3	K	K			G4-6-3 1-2f	BB 1B 1B	F7			5-3	6	2	1	0	0	1	6									
Les Moss, R OBP: 0.343, SLG: 0.392 (1, 2)		G1-6-3 1-2 2-H 3-H 1B		1B 2B			F5	K				K	5	0	2	2	0	2	1									
Bobby Young, L OBP: 0.309, SLG: 0.330 (1, 4)		G1-6-3					3-1					F9	2	0	0	0	1	0	2									
Ed Mickelson, R (8, PH)								1B BB					0	0	0	0	1	0	0									
Johnny Lipon, R OBP: 0.281, SLG: 0.260 (8, 4)		1-2f 2-3		1B IBB									0	0	0	0	0	0	0									
Lou Kretlow, R OBP: 0.207, SLG: 0.179 (1, 1)		4-3					K					1-3	3	0	0	0	0	2	3									
Marlin Stuart, L OBP: 0.192, SLG: 0.231 (6, 1)													0	0	0	0	0	0	0									
Satchel Paige, R OBP: 0.083, SLG: 0.083 (7, 1)													0	0	0	0	0	0	0									
Hank Edwards, L OBP: 0.294, SLG: 0.245 (8, PH)													1	0	1	1	0	0	0									
Dick Littlefield, L OBP: 0.227, SLG: 0.190 (8, 1)		3-H						1-2 2-H 1B					1	0	0	0	0	0	0									
Inning Stats	R: 0 E: 0 K: 0 S: 3	H: 1 LOB: 0 BB: 0 P: 3	R: 3 E: 1 K: 0 S: 5	H: 2 LOB: 0 BB: 1 P: 9	R: 0 E: 0 K: 0 S: 4	H: 1 LOB: 1 BB: 0 P: 4	R: 1 E: 0 K: 2 S: 10	H: 3 LOB: 3 BB: 1 P: 14	R: 1 E: 0 K: 1 S: 5	H: 1 LOB: 0 BB: 1 P: 9	R: 0 E: 0 K: 1 S: 5	H: 0 LOB: 0 BB: 0 P: 5	R: 0 E: 0 K: 0 S: 4	H: 1 LOB: 1 BB: 0 P: 4	R: 1 E: 0 K: 1 S: 7	H: 2 LOB: 2 BB: 1 P: 11	R: 0 E: 0 K: 0 S: 4	H: 1 LOB: 2 BB: 1 P: 8	R: 0 E: 0 K: 1 S: 5	H: 0 LOB: 0 BB: 0 P: 5	R: 0 E: 0 K: 2 S: 7	H: 0 LOB: 0 BB: 0 P: 7	R: 0 E: 0 K: 0 S: 3	H: 0 LOB: 0 BB: 0 P: 3	1B: 9 2B: 2 3B: 0 HR: 1	SF: 0 SAC: 1 DP: 3 HBP: 0	WP: 1 PB: 0 SB: 0 CS: 0	PA: 51
PITCHER	IP	WLS	BF	H	R	ER	SO	BB	IBB	HBP	BLK	WP	HR	S	P	ERA	WHIP											
Hal Brown, R ERA: 4.55 (1, 1)	3.1		17	6	4	3	1	1	1	0	0	1	0	17	25	8.10	2.100											
Sid Hudson, R ERA: 3.7 (4, 1)	0.2		3	1	0	0	1	0	0	0	0	0	0	5	5	0.00	1.500											
Frank Sullivan, R ERA: 4.58 (5, 1)	2.0		7	1	1	1	2	1	0	0	0	0	1	10	14	4.50	1.000											
Ben Flowers, R ERA: 3.91 (7, 1)	1.2		8	2	1	1	1	1	0	0	0	0	0	9	13	5.40	1.800											
Ellis Kinder, R ERA: 1.9 (8, 1)	4.1	W	16	2	0	0	3	1	0	0	0	0	0	21	25	0.00	0.692											

St. Louis Browns @ Boston Red Sox
Fenway Park, Boston, MA
 Sat Sep 12 1953, 3:33 AM EDT
 Att. 10,097 - Unknown

AB	44
R	6
H	12
RBI	5
BB	5
SO	8
LOB	23



WP	1	PA	51
PB	0		
SB	0		
CS	0		

livebaseballscorecards.com

Batter	1	2	3	4	5	6	7	8	9	10	11	12	AB	R	H	RBI	BB	SO	LOB
Billy Goodman, L OBP: 0.388, SLG: 0.407 (1, 4) X	0-0 F7		4-0 E BB		0-0 F8	0-0 1B 1B		0-0 F9		0-0 P4		0-0 1B 1-2 2-3 3-H	6	0	2	1	1	0	1
Jim Piersall, R OBP: 0.336, SLG: 0.363 (1, 9) X	0-0 L4		0-0 E4		0-0 BB 1B	0-0 1B 1B		0-0 FC5-4 1B		0-0 F8			6	1	3	0	0	0	1
Ted Williams, L OBP: 0.494, SLG: 0.897 Hoot Evers, R OBP: 0.306, SLG: 0.399 (1, 7) X (9, 7) X	0-0 L3		0-0 F2		4-0 BB 1B	0-0 6-3		0-0 L9					4	0	0	0	1	0	6
George Kell, R OBP: 0.381, SLG: 0.479 (1, 5) X		0-0 HR		0-0 1B BB F9 1B	0-0 G6-4-3 1B		0-0 1B 1B	0-0 FC5-4					6	3	4	2	0	1	3
Dick Gernert, R OBP: 0.376, SLG: 0.416 (1, 3) X		0-0 6-3		4-0 1B BB	0-0 G6-4-3		0-0 F3		0-0 1B				5	0	1	0	1	1	3
Sammy White, R OBP: 0.316, SLG: 0.437 (1, 2) S		0-3 K		0-3 K		0-0 2B 2B	0-0 1B 1B		0-0 F3				6	2	3	0	0	2	3
Tom Umphlett, R OBP: 0.331, SLG: 0.380 (1, 8) X		0-0 F8		0-0 1B		0-0 SH1-3 F8 2B	0-0 G5-4-3 1B		0-0 F9				5	1	3	2	1	0	1
Milt Bolling, R OBP: 0.321, SLG: 0.347 (1, 6) X			0-0 F7	0-0 F9		0-0 SH1-3	0-0 G5-4-3		0-0 F8				4	0	0	1	0	0	5
Hal Brown, R OBP: 0.328, SLG: 0.431 Sid Hudson, R OBP: 0.180, SLG: 0.188 Al Zarilla, OBP: 0.342, SLG: 0.231 Frank Sullivan, R OBP: 0.250, SLG: 0.250 Floyd Baker, OBP: 0.304, SLG: 0.314 Ben Flowers, R OBP: 0.188, SLG: 0.283 Ellis Kinder, R OBP: 0.370, SLG: 0.414 Del Wilder, R OBP: 0.277, SLG: 0.476 (1, 1) X (4, 1) X (4, PH) (5, 1) X (6, PH) (7, 1) X (8, 1) X (12, PH)			0-0 F7	0-0 4-3		0-0 F8		0-0 1B 1B		0-0 P4			1	0	0	0	0	0	0


Inning Stats	R: 0	H: 0	E: 0	K: 0	S: 3	R: 1	H: 1	E: 0	K: 1	S: 6	R: 0	H: 0	E: 1	K: 0	S: 4	R: 1	H: 2	E: 0	K: 1	S: 7	R: 1	H: 2	E: 0	K: 0	S: 4	R: 2	H: 4	E: 0	K: 0	S: 7	R: 1	H: 3	E: 0	K: 0	S: 5	R: 0	H: 2	E: 0	K: 0	S: 5	R: 0	H: 1	E: 0	K: 0	S: 4	R: 0	H: 0	E: 0	K: 0	S: 3	R: 1	H: 2	E: 0	K: 0	S: 3	R: 0	H: 1	E: 0	K: 2	S: 7	R: 1	H: 3	E: 0	K: 0	S: 11	R: 1	H: 2	E: 0	K: 0	S: 11	1B: 14	2B: 4	3B: 0	HR: 1	SF: 0	SAC: 2	DP: 3	HBP: 0	WP: 0	PA: 55
--------------	------	------	------	------	------	------	------	------	------	------	------	------	------	------	------	------	------	------	------	------	------	------	------	------	------	------	------	------	------	------	------	------	------	------	------	------	------	------	------	------	------	------	------	------	------	------	------	------	------	------	------	------	------	------	------	------	------	------	------	------	------	------	------	------	-------	------	------	------	------	-------	--------	-------	-------	-------	-------	--------	-------	--------	-------	--------

PITCHER	IP	WLS	BF	H	R	ER	SO	BB	IBB	HBP	BLK	WP	HR	S	P	ERA	WHIP
Lou Kretlow, R ERA: 4.81 (1, 1)	5.0		25	7	5	5	2	3	0	0	0	0	1	26	38	9.00	2.000
Marlin Stuart, R ERA: 3.86 (6, 1)	1.1		8	4	1	1	0	0	0	0	0	0	0	8	8	6.75	3.000
Satchel Paige, R ERA: 3.63 (7, 1)	0.2		2	1	0	0	0	0	0	0	0	0	0	2	2	0.00	1.500
Dick Littlefield, L ERA: 5.17 (8, 1)	4.1	L	20	6	1	1	2	0	2	0	0	0	0	22	30	2.08	1.385

St. Louis Browns @ Boston Red Sox
Fenway Park, Boston, MA
Sat Sep 12 1953, 3:33 AM EDT
Att: 10,097 - Unknown

livebaseballscorecards.com

AB	48
R	7
H	18
RBI	7
BB	5
SO	4
LOB	25



PITCHER	IP	WLS	BF	H	R	ER	SO	BB	IBB	HBP	BLK	WP	HR	S	P	ERA	WHIP
---------	----	-----	----	---	---	----	----	----	-----	-----	-----	----	----	---	---	-----	------

Batter	1	2	3	4	5	6	7	8	9	AB R H RBI BB SO LOB	TOP									
Billy Hunter, R (1, 6) OBP: 0.256, SLG: 0.260	0-0 L6		0-0 6-3		0-0 F5			0-0 2B		4 1 1 0 0 0 0										
Dick Kryhoski, L (1, 3) OBP: 0.326, SLG: 0.498	0-0 F8		0-0 F8			0-0 F9		0-0 FC6-4 2-H 2B		4 0 1 1 0 0 0										
Don Lenhardt, R (1, 7) OBP: 0.397, SLG: 0.478	0-3 K		0-0 P4			0-0 1-3		0-0 FC6-4		4 0 0 0 0 1 1										
Vic Wertz, L (1, 9) OBP: 0.376, SLG: 0.467		0-0 1B 3B		0-0 4-3		0-0 L8		0-0 L3		4 1 1 0 0 0 1										
Vern Stephens, R (1, 5) OBP: 0.327, SLG: 0.362 Johnny Lipon, R (9, PR) OBP: 0.281, SLG: 0.260		0-0 FC1-6 1B		0-0 HR		0-0 6-3		0-0 FC1-5 1B		4 1 3 2 0 0 0 0 0 0 0 0 0 0										
Johnny Groth, R (1, 8) OBP: 0.313, SLG: 0.369		0-0 FC1-6 1B F8		0-0 F4		0-0 F2		0-0 FC1-5 1B		4 1 1 0 0 0 1										
Les Moss, R (1, 2) OBP: 0.346, SLG: 0.394		0-0 1-3 1B		0-0 6-3		0-0 1B		0-0 FC1-5		4 0 2 0 0 0 2										
Bobby Young, L (1, 4) OBP: 0.307, SLG: 0.327		0-0 F8		0-0 F8		0-0 F8		0-0 L6		4 0 0 1 0 0 3										
Don Larsen, R (1, 1) OBP: 0.289, SLG: 0.452 Martin Stuart, L (9, 1) OBP: 0.192, SLG: 0.231		0-3 K		0-0 5-3				0-0 HR		4 1 1 1 0 1 3 0 0 0 0 0 0 0										
Inning Stats	R: 0 E: 0 K: 1 S: 5	H: 0 LOB: 0 BB: 0 P: 5	R: 2 E: 0 K: 1 S: 8	H: 3 LOB: 1 BB: 0 P: 8	R: 0 E: 0 K: 0 S: 3	H: 0 LOB: 0 BB: 0 P: 3	R: 1 E: 0 K: 0 S: 4	H: 1 LOB: 0 BB: 0 P: 4	R: 0 E: 0 K: 0 S: 3	H: 0 LOB: 0 BB: 0 P: 3	R: 0 E: 0 K: 0 S: 3	H: 1 LOB: 1 BB: 0 P: 3	R: 2 E: 0 K: 0 S: 6	H: 3 LOB: 1 BB: 0 P: 6	R: 0 E: 0 K: 0 S: 5	H: 2 LOB: 2 BB: 0 P: 5	1B: 5 2B: 2 3B: 1 HR: 2	SF: 0 SAC: 0 DP: 0 HBP: 0	WP: 0 PB: 0 SB: 0 CS: 0	PA: 36
PITCHER	IP WLS BF H R ER SO BB IBB HBP BLK WP HR S P ERA WHIP																			
Bob Trice, R (1, 1) ERA: 5.63	8.0 L 31 8 5 5 2 0 0 0 0 0 0 2 35 35 5.62 1.000																			
Morie Martin, L (9, 1) ERA: 4.7	1.0 5 2 0 0 0 0 0 0 0 0 0 0 5 5 0.00 2.000																			

St. Louis Browns @ Philadelphia Athletics
 Connie Mack Stadium, Philadelphia, PA
 Sun Sep 13 1953, 3:33 AM EDT
 Unknown

AB	36
R	5
H	10
RBI	5
BB	0
SO	2
LOB	11



livebaseballscorecards.com

Batter	1	2	3	4	5	6	7	8	9	AB	R	H	RBI	BB	SO	LOB
Loren Babe, L OBP: 0.300, SLG: 0.312 (1, 5)	4-0 G1-6-3 BB		0-0 F8			0-0 1-3		0-0 F8		3	0	0	0	1	0	1
Dave Philley, S OBP: 0.362, SLG: 0.426 (1, 9)	0-0 G1-6-3 1-2f		0-0 4-3			0-0 6-3			4-0 FC6-4 1B BB	3	0	0	0	1	0	2
Eddie Robinson, L OBP: 0.322, SLG: 0.412 (1, 3)	0-0 F9						0-0 4-3		0-0 F4	4	0	0	0	0	0	1
Elmer Valo, L OBP: 0.365, SLG: 0.239 (1, 7)		0-0 F6				0-0 F8		0-0 1B FC1-4 2B	0-0 FC6-4 1B	4	1	2	0	0	0	0
Carmen Mauro, L OBP: 0.293, SLG: 0.301 (1, 8)		0-0 B5-3				0-0 3-1		0-0 FC1-4 1B	0-0 FC6-4	4	0	1	0	0	0	2
Cass Michaels, R OBP: 0.337, SLG: 0.368 (1, 4)		0-0 P6					0-0 5-3	0-0 FC1-4	0-0 F7	4	0	0	1	0	0	3
Joe Demaestri, R OBP: 0.284, SLG: 0.336 (1, 6)			0-0 HR				0-0 F7	0-0 5-3		3	1	1	1	0	0	1
Neal Watlington, L OBP: 0.222, SLG: 0.190 (1, 2)			0-0 1B				0-0 F5		0-0 F3	3	0	1	0	0	0	0
Bob Trice, R (1, 1)			0-0 F5					0-0 B1-3	0-0 F5	2	0	0	0	0	0	1
Tom Hamilton, L OBP: 0.274, SLG: 0.232 (8, PH)										1	0	0	0	0	0	0
Morrie Martin, L OBP: 0.105, SLG: 0.105 (9, 1)										0	0	0	0	0	0	0

Inning Stats	R: 0	H: 0	E: 0	LOB: 0	K: 0	S: 2	P: 6	R: 0	H: 0	E: 0	LOB: 0	K: 0	S: 3	R: 0	H: 0	E: 0	LOB: 0	K: 0	S: 3	R: 1	H: 2	E: 0	LOB: 1	K: 0	S: 5	R: 0	H: 0	E: 0	LOB: 0	K: 0	S: 3	R: 0	H: 0	E: 0	LOB: 0	K: 0	S: 3	R: 1	H: 2	E: 0	LOB: 1	K: 0	S: 5	R: 0	H: 0	E: 0	LOB: 0	K: 0	S: 3	R: 0	H: 1	E: 0	LOB: 2	K: 0	S: 4	P: 8	1B: 3	SF: 0	2B: 1	SAC: 0	3B: 0	DP: 1	HR: 1	HBP: 0
--------------	------	------	------	--------	------	------	------	------	------	------	--------	------	------	------	------	------	--------	------	------	------	------	------	--------	------	------	------	------	------	--------	------	------	------	------	------	--------	------	------	------	------	------	--------	------	------	------	------	------	--------	------	------	------	------	------	--------	------	------	------	-------	-------	-------	--------	-------	-------	-------	--------


PITCHER	IP	WLS	BF	H	R	ER	SO	BB	IBB	HBP	BLK	WP	HR	S	P	ERA	WHIP
Don Larsen, R ERA: 4.23 (1, 1)	8.1	W	31	5	2	2	0	0	2	0	0	0	1	29	37	2.16	0.840
Marlin Stuart, R ERA: 3.83 (9, 1)	0.2	S	2	0	0	0	0	0	0	0	0	0	0	2	2	0.00	0.000

BOTTOM

St. Louis Browns @ Philadelphia Athletics
Connie Mack Stadium, Philadelphia, PA

Sun Sep 13 1953, 3:33 AM EDT
 Unknown

AB	31
R	2
H	5
RBI	2
BB	2
SO	0
LOB	11




WP	PA	ERA	WHIP
0	33		

Batter	1	2	3	4	5	6	7	8	9	AB R H RBI BB SO LOB	TOP
Billy Hunter, R (1, 6) OBP: 0.256, SLG: 0.260	0-0 6-3		0-0 G4-3 1B			0-0 1-3		0-0 F8		4 0 1 0 0 0 0	
Dick Kryhoski, L (1, 3) OBP: 0.325, SLG: 0.495	0-0 BB 1B		0-0 G4-3 1-2f			0-0 F9		0-0 F6	4 0 1 0 0 0 1		
Hank Edwards, L (1, 7) OBP: 0.283, SLG: 0.235	0-0 F6			0-0 G3		0-0 4-3		0-0 F2	4 0 0 0 0 0 1		
Vic Wertz, L (1, 9) OBP: 0.377, SLG: 0.466	4-0 BB 1-2 BB			0-0 G5-4-3 1B			0-0 F7	0-3 K	3 0 1 0 1 1 0		
Vern Stephens, R (1, 5) OBP: 0.324, SLG: 0.358	0-0 F8			0-0 G5-4-3 1-2f			0-3 K		3 0 0 0 0 1 3		
Clint Courtney, L (1, 2) OBP: 0.301, SLG: 0.335		0-0 G3			0-0 F8		0-0 FC4-6 1B		3 0 1 0 0 0 0		
Johnny Groth, R (1, 8) OBP: 0.311, SLG: 0.367		0-0 1-3			0-0 4-3		0-0 FC4-6 1-2f		3 0 0 0 0 0 1		
Bobby Young, L (1, 4) OBP: 0.307, SLG: 0.327		0-0 F7			0-0 1B		0-3 K		3 0 1 0 0 1 0		
Harry Brecheen, L (1, 1) OBP: 0.200, SLG: 0.179			0-0 F7		0-0 4-3		0-0 F2		2 0 0 0 0 0 1		
Dick Kokos, L (8, PH) OBP: 0.361, SLG: 0.407									1 0 0 0 0 0 0		
Marlin Stuart, L (8, 1) OBP: 0.192, SLG: 0.231									0 0 0 0 0 0 0		
Inning Stats	R: 0 E: 0 K: 0 S: 4 H: 1 LOB: 2 BB: 1 P: 8	R: 0 E: 0 K: 0 S: 3 H: 0 LOB: 0 BB: 0 P: 3	R: 0 E: 0 K: 0 S: 3 H: 1 LOB: 0 BB: 0 P: 3	R: 0 E: 0 K: 0 S: 3 H: 1 LOB: 0 BB: 0 P: 3	R: 0 E: 0 K: 0 S: 4 H: 1 LOB: 1 BB: 0 P: 4	R: 0 E: 0 K: 0 S: 3 H: 0 LOB: 0 BB: 0 P: 3	R: 0 E: 0 K: 1 S: 6 H: 1 LOB: 1 BB: 0 P: 6	R: 0 E: 0 K: 1 S: 5 H: 0 LOB: 0 BB: 0 P: 5	R: 0 E: 0 K: 1 S: 5 H: 0 LOB: 0 BB: 0 P: 5	1B: 5 2B: 0 3B: 0 HR: 0 SF: 0 SAC: 0 DP: 2 HBP: 0	WP: 0 PB: 0 SB: 0 CS: 0 PA: 31
PITCHER Harry Byrd, R (1, 1) ERA: 5.21	IP: 9.0 WLS: W BF: 31 H: 5 R: 0 ER: 0 SO: 3 BB: 1 IBB: 0 HBP: 0 BLK: 0 WP: 0 HR: 0 S: 36 P: 40 ERA: 0.00 WHIP: 0.667										

St. Louis Browns @ Philadelphia Athletics
Connie Mack Stadium, Philadelphia, PA

AB	30
R	0
H	5
RBI	0
BB	1
SO	3
LOB	7



Sun Sep 13 1953, 3:38 AM EDT
 Att. 8,477 - Unknown

livebaseballscorecards.com

Batter	1	2	3	4	5	6	7	8	9
Joe Demaestri, R (1, 6) OBP: 0.281, SLG: 0.332	0-0 F3	0-0 G3			0-0 1-3		0-0 4-3		
Dave Philley, S (1, 9) OBP: 0.364, SLG: 0.430	2B 4-3 1B		0-0 FC1-6 1B		0-0 F5			0-0 2B	
Eddie Robinson, L (1, 3) OBP: 0.321, SLG: 0.413	0-0 4-3 1-3 2B		0-0 FC1-6 1-2f		0-0 F9			0-0 F2	
Elmer Valo, L (1, 7) OBP: 0.360, SLG: 0.239	0-0 4-3		0-0 L8		0-0 1B			0-0 F7	
Cass Michaels, R (1, 4) OBP: 0.334, SLG: 0.364	0-0 2-3 3-H F7		0-0 5-3		0-0 F8			0-0 F4	
Pete Suder, R (1, 5) OBP: 0.313, SLG: 0.350		0-0 F8		0-0 F9		0-0 5-3			
Ed McGhee, R (1, 8) OBP: 0.322, SLG: 0.321		0-0 WP 1B 2B		0-0 F2			0-0 P6		
Ray Murray, R (1, 2) OBP: 0.336, SLG: 0.424		0-0 6-3 2-3		0-0 5-3			0-0 4-3 2B		
Harry Byrd, R (1, 1) OBP: 0.232, SLG: 0.222		0-0 3-H 1B		0-3 K			0-0 4-3 2-3		

Inning Stats	R: 1	H: 2	E: 0	LOB: 1	K: 0	S: 5	R: 1	H: 2	E: 0	LOB: 1	K: 0	S: 5	R: 0	H: 1	E: 0	LOB: 1	K: 0	S: 4	R: 0	H: 0	E: 0	LOB: 0	K: 0	S: 3	R: 0	H: 0	E: 0	LOB: 0	K: 1	S: 5	R: 0	H: 1	E: 0	LOB: 1	K: 0	S: 4	R: 0	H: 1	E: 0	LOB: 1	K: 0	S: 4	R: 0	H: 1	E: 0	LOB: 1	K: 0	S: 4			

PITCHER	IP	WLS	BF	H	R	ER	SO	BB	IBB	HBP	BLK	WP	HR	S	P	ERA	WHIP
Harry Brecheen, L (1, 1) ERA: 3.07	7.0	L	28	7	2	2	1	0	0	0	0	1	0	30	30	2.57	1.000
Marlin Stuart, R (8, 1) ERA: 3.8	1.0		4	1	0	0	0	0	0	0	0	0	0	4	4	0.00	1.000

AB R H RBI BB SO LOB

4	0	0	0	0	0	2
4	1	3	0	0	0	0
4	0	1	0	0	0	2
4	0	1	1	0	0	3
4	0	0	0	0	0	4
3	0	0	0	0	0	1
3	1	1	0	0	0	0
3	0	1	0	0	0	1
3	0	1	1	0	1	1

AB	32
R	2
H	8
RBI	2
BB	0
SO	1
LOB	14



St. Louis Browns @ Philadelphia Athletics
Connie Mack Stadium, Philadelphia, PA
 Sun Sep 13 1953, 3:38 AM EDT
 Att. 8,477 - Unknown

livebaseballscorecards.com

AB	32
R	2
H	8
RBI	2
BB	0
SO	1
LOB	14

WP	1	PA	32
PB	0		
SB	0		
CS	0		

Batter	1	2	3	4	5	6	7	8	9	AB	R	H	RBI	BB	SO	LOB
Andy Carey, R (1, 5) OBP: 0.382, SLG: 0.548	0-0 FC5-4 1B		0-0 1B			4-0 WP 1B BB	0-0 F8		0-0 F8	4	1	2	0	1	0	1
Irv Noren, L (1, 8) OBP: 0.363, SLG: 0.409	0-0 FC5-4 1-2f		0-0 6-3			0-0 3-1 1-2		4-0 FC1-6 BB	4-0 BB	3	0	0	0	2	0	3
Hank Bauer, R (1, 9) OBP: 0.388, SLG: 0.452	0-0 F7			0-3 K		4-0 BB 1B BB		0-0 FC1-6 1B 1-2f	0-0 F8	4	2	0	0	1	1	4
Johnny Mize, L (1, 3) OBP: 0.342, SLG: 0.414	0-0 F3			0-0 4-3		0-0 BB 1B 1B		0-0 F9		4	0	1	1	0	0	2
Gene Woodling, L (1, 7) OBP: 0.430, SLG: 0.472		0-0 F8		4-0 BB		4-0 1B BB		0-0 1B 1B		2	0	1	0	2	0	0
Billy Martin, R (1, 4) OBP: 0.308, SLG: 0.383		0-3 K		0-0 F7		0-0 P4		0-0 1B		2	0	0	0	0	1	1
Jerry Coleman, R (5, 4)										1	0	0	0	0	0	3
Mickey Mantle, S (8, PH) OBP: 0.394, SLG: 0.506								1-2 2-H		1	0	1	1	0	0	0
Phil Rizzuto, R (1, 6) OBP: 0.387, SLG: 0.358		0-0 P6				0-0 4-3		0-0 F8		2	0	0	0	0	0	0
Willy Miranda, S (6, 6) OBP: 0.310, SLG: 0.288										1	0	1	1	0	0	0
Don Bollweg, L (8, PH) OBP: 0.403, SLG: 0.522										1	0	0	0	0	0	2
Gil McDougald, R (9, 4) OBP: 0.364, SLG: 0.422						1-2 2-H 3-H				0	0	0	0	0	0	0
Charles Silvera, R (1, 2) OBP: 0.372, SLG: 0.348			0-0 F3		0-0 4-3		0-0 F5		0-0 4-3	2	0	0	0	0	0	0
Joe Collins, L (7, PH) OBP: 0.376, SLG: 0.462										1	0	0	0	0	0	0
Gus Triandos, R (8, 2) OBP: 0.196, SLG: 0.256										1	0	0	0	0	0	0
Ed Lopat, L (1, 1) OBP: 0.242, SLG: 0.230			0-0 P4		0-0 6-3		0-0 P6		0-0 2B	1	0	0	0	0	0	0
Tom Gorman, R (4, 1) OBP: 0.188, SLG: 0.133										1	0	0	0	0	0	0
Yogi Berra, L (7, PH) OBP: 0.365, SLG: 0.528										1	0	0	0	0	0	0
Art Schallcock, L (8, 1) OBP: 0.333, SLG: 0.333										0	0	0	0	0	0	0
Bill Renna, R (9, PH) OBP: 0.381, SLG: 0.464										1	0	1	0	0	0	0

Inning Stats	R: 0	H: 1	E: 0	LOB: 1	K: 0	BB: 0	S: 4	P: 4	R: 0	H: 0	E: 0	LOB: 0	K: 1	BB: 0	S: 5	P: 5	R: 0	H: 1	E: 0	LOB: 1	K: 0	BB: 0	S: 4	P: 4	R: 0	H: 0	E: 0	LOB: 1	K: 1	BB: 1	S: 5	P: 9	R: 0	H: 0	E: 0	LOB: 0	K: 0	BB: 0	S: 3	P: 3	R: 2	H: 2	E: 0	LOB: 2	K: 0	BB: 3	S: 4	P: 16	R: 0	H: 0	E: 0	LOB: 0	K: 0	BB: 0	S: 3	P: 3	R: 1	H: 2	E: 0	LOB: 2	K: 0	BB: 1	S: 5	P: 9	R: 0	H: 1	E: 0	LOB: 2	K: 0	BB: 1	S: 4	P: 8	1B: 6	SF: 0	2B: 1	SAC: 0	3B: 0	DP: 0	HR: 0	HBP: 0	WP: 1	PA: 39
--------------	------	------	------	--------	------	-------	------	------	------	------	------	--------	------	-------	------	------	------	------	------	--------	------	-------	------	------	------	------	------	--------	------	-------	------	------	------	------	------	--------	------	-------	------	------	------	------	------	--------	------	-------	------	-------	------	------	------	--------	------	-------	------	------	------	------	------	--------	------	-------	------	------	------	------	------	--------	------	-------	------	------	-------	-------	-------	--------	-------	-------	-------	--------	-------	--------

PITCHER	IP	WLS	BF	H	R	ER	SO	BB	IBB	HBP	BLK	WP	HR	S	P	ERA	WHIP
Duane Pilette, R (1, 1) ERA: 4.72	5.1	W	23	3	2	2	2	4	0	0	0	1	0	23	39	3.38	1.312
Satchel Paige, R (6, 1) ERA: 3.59	3.2	S	16	4	1	1	0	2	0	0	0	0	0	14	22	2.46	1.636

BOTTOM

St. Louis Browns @ New York Yankees
 Yankee Stadium, Bronx, NY
 Wed Sep 16 1953, 3:33 AM EDT
 Unknown

AB	33
R	3
H	7
RBI	3
BB	6
SO	2
LOB	16

livebaseballscorecards.com



Batter	1	2	3	4	5	6	7	8	9	AB R H RBI BB SO LOB	TOP									
Dick Kokos, L (1, 9) OBP: 0.361, SLG: 0.415	4-0 CS BB	0-3 K		0-3 K			0-0 HR		0-3 K	4 1 1 1 1 3 4										
Billy Hunter, R (1, 6) OBP: 0.259, SLG: 0.262	0-0 F7 1-2	0-0 L8				0-0 P3	0-0 F7			4 0 0 0 0 0 4										
Dick Kryhoski, L (1, 3) OBP: 0.329, SLG: 0.500	4-0 BB		0-3 K		0-0 8-2 3B			0-0 1B 1B		3 0 2 0 1 1 0										
Don Lenhardt, R (1, 7) OBP: 0.397, SLG: 0.477	0-0 P4		0-0 4-3 2B		0-0 8-2 3-HF			0-0 L6		4 0 1 0 0 0 3										
Vern Stephens, R (1, 5) OBP: 0.328, SLG: 0.358		4-0 1B BB 1B	0-0 4-3		0-0 F8			0-0 1-3 1B		3 1 1 0 1 0 1										
Johnny Lipon, R (8, PR) OBP: 0.281, SLG: 0.260			0-0 BB 1B 1B	0-0 4-3		0-3 K		0-0 F3		0 0 0 0 0 0 0										
Clint Courtney, L (1, 2) OBP: 0.300, SLG: 0.334			0-0 BB 1B 1B	0-0 4-3		0-0 K		0-0 F3		4 0 1 0 0 1 3										
Johnny Groth, R (1, 8) OBP: 0.309, SLG: 0.364			0-0 BB 1B		0-3 K		0-0 4-3		0-0 1-3	3 0 1 0 0 1 0										
Hank Edwards, L (8, PH) OBP: 0.281, SLG: 0.233			1-2 2-3 1B							1 0 0 0 0 0 2										
Jim Dyck, R (8, 8) OBP: 0.304, SLG: 0.346			1-2 2-3 BB 1B		0-3 K					0 0 0 0 0 0 0										
Bobby Young, L (1, 4) OBP: 0.310, SLG: 0.329			4-0 SH1-4 1B		0-0 K		0-3 K		0-0 1-3	3 0 1 1 1 1 0										
Bob Turley, R (1, 1) OBP: 0.400, SLG: 0.571			1-2 2-3 3-H BB		0-0 SH1-4															
Ed Mickelson, R (9, PH) OBP: 0.304, SLG: 0.346			0-3 K		0-0 SH1-4		0-0 6-3		0-0 P3	2 0 0 0 0 1 3										
			1-2							1 0 0 0 0 0 0										
Inning Stats	R: 0 E: 0 K: 0 S: 2	H: 0 LOB: 1 BB: 2 P: 10	R: 1 E: 0 K: 2 S: 9	H: 2 LOB: 3 BB: 2 P: 17	R: 0 E: 0 K: 1 S: 6	H: 1 LOB: 1 BB: 0 P: 6	R: 0 E: 0 K: 2 S: 8	H: 1 LOB: 1 BB: 0 P: 8	R: 0 E: 0 K: 1 S: 5	H: 0 LOB: 0 BB: 0 P: 5	R: 1 E: 0 K: 1 S: 6	H: 1 LOB: 0 BB: 0 P: 6	R: 0 E: 0 K: 0 S: 5	H: 2 LOB: 2 BB: 0 P: 5	R: 0 E: 0 K: 1 S: 5	H: 0 LOB: 0 BB: 0 P: 5	1B: 5 2B: 2 3B: 1 HR: 1	SF: 0 SAC: 1 DP: 1 HBP: 0	WP: 0 PB: 0 SB: 0 CS: 1	PA: 37
PITCHER Allie Reynolds, R (1, 1) ERA: 3.59	IP: 9.0 WLS: W BF: 37 H: 8 R: 2 ER: 2 SO: 8 BB: 4 IBB: 0 HBP: 0 BLK: 0 WP: 0 HR: 1 S: 49 P: 65 ERA: 2.00 WHIP: 1.333																			
PITCHER	IP	WLS	BF	H	R	ER	SO	BB	IBB	HBP	BLK	WP	HR	S	P	ERA	WHIP			

St. Louis Browns @ New York Yankees
 Yankee Stadium, Bronx, NY
 Wed Sep 16 1953, 3:38 AM EDT
 Att. 7,771 - Unknown

livebaseballscorecards.com

AB 32
 R 2
 H 8
 RBI 2
 BB 4
 SO 8
 LOB 20



TOP

St. Louis Browns @ New York Yankees
Yankee Stadium, Bronx, NY

Thu Sep 17 1953, 3:33 AM EDT
Att. 3,173 - Unknown

livebaseballscorecards.com

AB	37
R	7
H	11
RBI	5
BB	6
SO	3
LOB	20



AB R H RBI BB SO LOB

5	1	1	0	0	0	5
3	1	0	0	2	0	1
5	0	2	2	0	0	2
3	1	2	0	1	0	1
1	0	0	0	0	1	1
3	0	0	0	2	0	2
5	1	1	0	0	1	4
4	1	1	1	1	0	1
4	0	2	1	0	1	0
4	2	2	1	0	0	3

1B:	9	SF:	0
2B:	1	SAC:	0
3B:	1	DP:	0
HR:	0	HBP:	0

WP:	0	PA:	43
PB:	1		
SB:	0		
CS:	1		

Batter	1	2	3	4	5	6	7	8	9
Billy Hunter, R (1, 6) OBP: 0.259, SLG: 0.262	0-0 F2	0-0 P5		0-0 FC3-2-5-3 1B		0-0 BB 1B		0-0 F9	
Dick Kokos, L (1, 9) OBP: 0.362, SLG: 0.411	0-0 1-3		0-0 4-3	0-0 F9		4-0 BB 1-2 BB		4-0 BB 1-2 BB	
Dick Kryhoski, L (1, 3) OBP: 0.330, SLG: 0.498	0-0 F7		0-0 G3	0-0 FC4-6 1B		0-0 6-3		0-0 E9 1B	
Vern Stephens, R (1, 5) OBP: 0.333, SLG: 0.365 Johnny Lipon, R (7, PR) OBP: 0.280, SLG: 0.259		4-0 BB 1B	0-0 FC6-4 1B	0-0 FC4-6 1-2f			0-0 2B	0-3 K 1-2	
Don Lenhardt, R (1, 7) OBP: 0.397, SLG: 0.472		4-0 BB 1B	0-0 FC6-4 1-2f		4-0 CS BB		0-0 F9	0-0 F8	
Johnny Groth, R (1, 8) OBP: 0.308, SLG: 0.366		0-0 F7		0-0 1B 3B		0-3 K 1-2	0-0 P5	0-0 P6	
Les Moss, R (1, 2) OBP: 0.342, SLG: 0.384		4-0 FC5-2 1-2 BB 2-3		0-0 1B 1B		0-0 1-3	0-0 5-3	0-0 F7	
Bobby Young, L (1, 4) OBP: 0.312, SLG: 0.331		0-0 FC5-2 1-2 BB 2-3 3-H		0-0 1B FC3-2-5-3 1B		0-3 K		0-0 F7	
Don Larsen, R (1, 1) OBP: 0.300, SLG: 0.455		0-0 FC5-2 1-2 BB 2-3 3-H		0-0 1B FC3-2-5-3 1B		0-0 6-3		0-0 BB 1B	

Inning Stats	R: 0	H: 0	E: 0	K: 0	S: 3	P: 3	R: 1	H: 1	E: 0	K: 0	S: 4	P: 16	R: 0	H: 1	E: 0	K: 0	S: 4	P: 4	R: 4	H: 5	E: 0	K: 0	S: 8	P: 8	R: 0	H: 0	E: 0	K: 1	S: 4	P: 8	R: 0	H: 1	E: 0	K: 1	S: 6	P: 10	R: 0	H: 1	E: 0	K: 0	S: 4	P: 4	R: 2	H: 2	E: 1	K: 1	S: 7	P: 11	R: 0	H: 0	E: 0	K: 0	S: 3	P: 3
--------------	------	------	------	------	------	------	------	------	------	------	------	-------	------	------	------	------	------	------	------	------	------	------	------	------	------	------	------	------	------	------	------	------	------	------	------	-------	------	------	------	------	------	------	------	------	------	------	------	-------	------	------	------	------	------	------

PITCHER	IP	WLS	BF	H	R	ER	SO	BB	IBB	HBP	BLK	WP	HR	S	P	ERA	WHIP
Jim McDonald, R (1, 1) ERA: 3.57	4.0	L	22	7	5	5	0	3	0	0	0	0	0	19	31	11.25	2.500
Bill Miller, L (5, 1) ERA: 4.76	3.0		12	2	0	0	2	2	0	0	0	0	0	14	22	0.00	1.333
Bob Kuzava, L (8, 1) ERA: 3.31	2.0		9	2	2	1	1	1	0	0	0	0	0	10	14	4.50	1.500

PITCHER	IP	WLS	BF	H	R	ER	SO	BB	IBB	HBP	BLK	WP	HR	S	P	ERA	WHIP
---------	----	-----	----	---	---	----	----	----	-----	-----	-----	----	----	---	---	-----	------

Batter	1	2	3	4	5	6	7	8	9	AB R H RBI BB SO LOB	TOP	
Billy Hunter, R (1, 6) OBP: 0.257, SLG: 0.260	0-0 F3		0-0 1-3			0-0 1-3		0-0 F8		4 0 0 0 0 0 0		
Dick Kokos, L (1, 9) OBP: 0.360, SLG: 0.409	0-3 K		0-0 F5			0-0 1B		0-0 4-3		4 0 1 0 0 1 0		
Dick Kryhoski, L (1, 3) OBP: 0.330, SLG: 0.494	4-0 1B BB			0-0 F7		0-0 F9		0-0 F8		3 0 0 0 1 0 1		
Vern Stephens, R (1, 5) OBP: 0.332, SLG: 0.363	0-0 1-2 1B			0-0 F5		0-0 6-3		0-0 F4		4 0 1 0 0 0 1		
Don Lenhardt, R (1, 7) OBP: 0.396, SLG: 0.474	0-3 K			0-0 2B			0-0 F8			3 0 1 0 0 1 2		
Les Moss, R (1, 2) OBP: 0.337, SLG: 0.379		0-0 F9		0-3 K			0-0 F3			3 0 0 0 0 1 1		
Johnny Groth, R (1, 8) OBP: 0.307, SLG: 0.364			0-0 1-3		0-0 6-3		0-0 F8			3 0 0 0 0 0 0		
Bobby Young, L (1, 4) OBP: 0.310, SLG: 0.329			0-0 2-3		0-3 K			0-0 F8		3 0 0 0 0 1 0		
Duane Pillette, R (1, 1) OBP: 0.222, SLG: 0.224				0-0 6-3				0-0 3-1		2 0 0 0 0 0 0		
Clint Courtney, L (8, PH) OBP: 0.299, SLG: 0.333					0-0 5-3					1 0 0 0 0 0 0		
Marlin Stuart, L (8, 1) OBP: 0.192, SLG: 0.231										0 0 0 0 0 0 0		
Inning Stats	R: 0 E: 0 K: 2 S: 8 H: 1 LOB: 2 BB: 1 P: 12	R: 0 E: 0 K: 0 S: 3 H: 0 LOB: 0 BB: 0 P: 3	R: 0 E: 0 K: 0 S: 3 H: 0 LOB: 0 BB: 0 P: 3	R: 0 E: 0 K: 1 S: 6 H: 1 LOB: 1 BB: 0 P: 6	R: 0 E: 0 K: 1 S: 5 H: 0 LOB: 0 BB: 0 P: 5	R: 0 E: 0 K: 0 S: 4 H: 1 LOB: 1 BB: 0 P: 4	R: 0 E: 0 K: 0 S: 3 H: 0 LOB: 0 BB: 0 P: 3	R: 0 E: 0 K: 0 S: 3 H: 0 LOB: 0 BB: 0 P: 3	R: 0 E: 0 K: 0 S: 3 H: 0 LOB: 0 BB: 0 P: 3	1B: 2 2B: 1 3B: 0 HR: 0 SF: 0 SAC: 0 DP: 0 HBP: 0	WP: 0 PB: 0 SB: 0 CS: 0 PA: 31	
PITCHER Bob Keegan, R (1, 1) ERA: 2.81	IP: 9.0 WLS: W BF: 31 H: 3 R: 0 ER: 0 SO: 4 BB: 1 IBB: 0 HBP: 0 BLK: 0 WP: 0 HR: 0 S: 38 P: 42 ERA: 0.00 WHIP: 0.444											PITCHER IP WLS BF H R ER SO BB IBB HBP BLK WP HR S P ERA WHIP

St. Louis Browns @ Chicago White Sox
Comiskey Park, Chicago, IL
Sun Sep 20 1953, 4:33 AM EDT
Unknown

livebaseballscorecards.com

AB 30
R 0
H 3
RBI 0
BB 1
SO 4
LOB 5



Batter	1	2	3	4	5	6	7	8	9
Chico Carrasquel, R (1, 6) OBP: 0.328, SLG: 0.360	0-0 G4-6-3 1B	0-0 G1-4-3 1-2f			0-0 G4-6-3 1B			4-0 G6-4-3 1B BB	
Nellie Fox, L (1, 4) OBP: 0.337, SLG: 0.358	0-0 G4-6-3 1-2f		0-0 6-3		0-0 G4-6-3 1-2f			0-0 G6-4-3 1B	
Minnie Minoso, R (1, 7) OBP: 0.412, SLG: 0.460	0-0 CS 1B		0-0 6-3			0-0 F9		0-0 G6-4-3 1-2f 2-3	
Sam Mele, R (1, 9) OBP: 0.359, SLG: 0.439	0-0 CS 1-2	0-0 5-3	0-0 3B			0-0 6-3		0-0 1B	
Ferris Fain, L (1, 3) OBP: 0.407, SLG: 0.349		4-0 2B BB	0-3 K			4-0 BB		0-0 1-3	
Jim Rivera, L (1, 8) OBP: 0.327, SLG: 0.414		0-0 BB 1B 2B		0-0 F6		0-0 F4			
Sherm Lollar, R (1, 2) OBP: 0.390, SLG: 0.407		4-0 BB 1B IBB		0-0 5-3			0-3 K		
Rocky Krsnich, R (1, 5) OBP: 0.272, SLG: 0.296		4-0 BB 1B BB		0-0 5-3			0-0 5-3		
Bud Stewart, L (2, PH) OBP: 0.420, SLG: 0.429		1-2 2-3 3-H							
Fred Marsh, R (3, 5) OBP: 0.301, SLG: 0.293		0-0 G1-4-3 1B							
Bob Keegan, R (1, 1) OBP: 0.346, SLG: 0.320		0-0 1-2 2-H 3-H			0-3 K			0-0 6-3	


Inning Stats	R: 0	H: 2	E: 0	K: 0	S: 3	R: 3	H: 2	E: 0	K: 0	S: 4	R: 0	H: 1	E: 0	K: 1	S: 6	R: 0	H: 0	E: 0	K: 0	S: 3	R: 0	H: 1	E: 0	K: 1	S: 5	R: 0	H: 0	E: 0	K: 0	S: 3	R: 0	H: 0	E: 0	K: 1	S: 5	R: 1	H: 2	E: 0	K: 0	S: 4
	LOB: 0	BB: 0	P: 3	LOB: 1	BB: 3	P: 16	LOB: 0	BB: 0	P: 3	LOB: 0	BB: 0	P: 6	LOB: 1	BB: 0	P: 5	LOB: 1	BB: 1	P: 7	LOB: 0	BB: 0	P: 5	LOB: 1	BB: 1	P: 8	LOB: 0	BB: 0	P: 5	LOB: 0	BB: 0	P: 5	LOB: 1	BB: 1	P: 8	SF: 0	SAC: 0	DP: 4	HBP: 0			

PITCHER	IP	WLS	BF	H	R	ER	SO	BB	IBB	HBP	BLK	WP	HR	S	P	ERA	WHIP
Duane Pilette, R (1, 1) ERA: 4.68	7.0	L	27	6	3	3	3	3	3	1	0	0	0	29	45	3.86	1.286
Marlin Stuart, R (8, 1) ERA: 3.85	1.0		5	2	1	1	0	1	0	0	0	0	0	4	8	9.00	3.000

BOTTOM

St. Louis Browns @ Chicago White Sox
Comiskey Park, Chicago, IL
Sun Sep 20 1953, 4:33 AM EDT
Unknown

AB	27
R	4
H	8
RBI	4
BB	5
SO	3
LOB	9



1B	6	SF	0	WP	0	PA	33
2B	1	SAC	0	PB	0		
3B	1	DP	4	SB	0		
HR	0	HBP	0	CS	1		

livebaseballscorecards.com

Batter	1	2	3	4	5	6	7	8	9	AB R H RBI BB SO LOB	TOP	
Dick Kokos, L (1, 9) OBP: 0.364, SLG: 0.418	0-0 HR		4-0 CS 1B BB		0-0 F9		4-0 G3 BB		0-3 K	3 1 1 1 2 1 0		
Billy Hunter, R (1, 6) OBP: 0.256, SLG: 0.259	0-0 F2		0-0 BB 1B		0-0 F5		0-0 G3		0-0 F8	5 0 1 0 0 0 1		
Dick Kryhoski, L (1, 3) OBP: 0.331, SLG: 0.502	0-0 HR		0-0 F8 2-3		0-0 F4		4-0 BB			3 1 1 1 1 0 2		
Vern Stephens, R (1, 5) OBP: 0.332, SLG: 0.361 Hank Edwards, L (7, PH) OBP: 0.278, SLG: 0.231 (7, 7)	0-0 F4		4-0 FC4-6 BB 1-2		0-0 1-3		0-0 F8			2 0 0 0 1 0 0 1 0 0 0 0 0 2		
Clint Courtney, L (1, 2) OBP: 0.301, SLG: 0.331	4-0 FC6-4 BB		0-0 FC4-6 1-2f		0-0 F8		4-0 FC6-4 BB			2 0 0 0 2 0 2		
Don Lenhardt, R (1, 7) OBP: 0.394, SLG: 0.469 (7, 5)	0-0 FC6-4 1-2f		0-3 K		4-0 1B BB		0-0 F7			3 0 0 0 1 1 2		
Bobby Young, L (1, 4) OBP: 0.311, SLG: 0.330		0-0 F2		0-0 1B		0-0 1B		0-0 FC6-4 1-2f		4 0 2 0 0 0 1		
Johnny Groth, R (1, 8) OBP: 0.305, SLG: 0.361		0-0 4-3		0-0 F8		0-3 K		0-0 L1		4 0 0 0 0 1 4		
Bob Turley, R (1, 1) OBP: 0.353, SLG: 0.500 Don Larsen, R (7, PH) OBP: 0.296, SLG: 0.449 Lou Kretlow, R (7, 1) OBP: 0.207, SLG: 0.179 Marlin Stuart, L (7, 1) OBP: 0.192, SLG: 0.231 Ed Mickelson, R (9, PH)		0-0 3-1		0-0 F7		0-3 K		0-0 F3		2 0 0 0 0 0 1 1 0 0 0 0 1 0 0 0 0 0 0 0 0 0 0 0 0 0 0 0 1 0 0 0 0 0 0		
Inning Stats	R: 2 H: 2 E: 0 LOB: 1 K: 0 BB: 1 S: 5 P: 9	R: 0 H: 0 E: 0 LOB: 0 K: 0 BB: 0 S: 3 P: 3	R: 0 H: 1 E: 0 LOB: 2 K: 0 BB: 2 S: 3 P: 11	R: 0 H: 1 E: 0 LOB: 1 K: 1 BB: 0 S: 6 P: 6	R: 0 H: 0 E: 0 LOB: 0 K: 0 BB: 0 S: 3 P: 3	R: 0 H: 1 E: 0 LOB: 2 K: 1 BB: 1 S: 6 P: 10	R: 0 H: 0 E: 0 LOB: 2 K: 1 BB: 2 S: 5 P: 13	R: 0 H: 0 E: 0 LOB: 1 K: 0 BB: 1 S: 3 P: 7	R: 0 H: 0 E: 0 LOB: 0 K: 1 BB: 0 S: 5 P: 5	1B: 3 SF: 0 2B: 0 SAC: 0 3B: 0 DP: 0 HR: 2 HBP: 0	WP: 0 PA: 38 PB: 0 SB: 0 CS: 1	
PITCHER Virgil Trucks, R (1, 1) ERA: 2.93	IP WLS BF H R ER SO BB IBB HBP BLK WP HR S P ERA WHIP	9.0 W 38 5 2 2 4 7 0 0 0 0 0 2 39 67 2.00 1.333										

St. Louis Browns @ Chicago White Sox
 Comiskey Park, Chicago, IL
 Sun Sep 20 1953, 4:38 AM EDT
 Att: 10,699 - Unknown

livebaseballscorecards.com

AB 31
 R 2
 H 5
 RBI 2
 BB 7
 SO 4
 LOB 15



Batter	1	2	3	4	5	6	7	8	9
Chico Carrasquel, R (1, 6) OBP: 0.327, SLG: 0.358	0-0 F7		0-3 K		0-3 K		0-0 G3	0-0 FC3-6-2 1B	
Nellie Fox, L (1, 4) OBP: 0.339, SLG: 0.363	0-0 F8		0-0 2B		0-0 2B 1B		0-0 1B 2B	0-0 FC3-6-2 1-2 3-H	
Minnie Minoso, R (1, 7) (5, 5) (8, 7) OBP: 0.413, SLG: 0.462	0-0 6-3		0-3 K		0-0 2B		4-0 BB 1B BB		
Sam Mele, R (1, 9) OBP: 0.356, SLG: 0.436		0-0 F6	0-0 F8		0-0 5-3		0-0 F9		
Ferris Fain, L (1, 3) OBP: 0.409, SLG: 0.349		4-0 WP BB		4-0 G1-4-3 BB		0-0 4-3	0-0 1-2 2-H 1B		
Sherm Lollar, R (1, 2) OBP: 0.391, SLG: 0.415		0-0 F8 1-2		0-0 F7		0-0 HR	4-0 1-2 2-3 BB		
Rocky Krsnich, R (1, 5) OBP: 0.270, SLG: 0.294		0-3 K		0-0 G1-4-3 1-2f		0-0 F8	0-3 K		
Bud Stewart, L (4, PH) OBP: 0.408, SLG: 0.414									
Fred Marsh, R (7, PH) OBP: 0.298, SLG: 0.289									
Jim Rivera, L (1, 8) OBP: 0.330, SLG: 0.413			4-0 HBP 2B BB		4-0 S 1B BB		4-0 BB	0-0 F3	
Virgil Trucks, R (1, 1) OBP: 0.225, SLG: 0.295			1-0 2B HBP		0-0 G3 1-2		0-3 K	0-0 FC3-6-2 1B 2B	


AB	R	H	RBI	BB	SO	LOB
5	0	1	0	0	2	3
5	2	3	2	0	0	2
3	0	1	1	1	1	2
4	0	0	0	0	0	5
2	0	1	1	2	0	0
3	1	1	1	1	0	2
1	0	0	0	0	1	1
2	0	0	0	0	0	1
1	0	0	0	0	1	3
1	2	0	0	3	0	0
3	0	1	0	0	1	2

BOTTOM

St. Louis Browns @ Chicago White Sox
Comiskey Park, Chicago, IL

Sun Sep 20 1953, 4:38 AM EDT
Att. 10,699 - Unknown


AB	30
R	5
H	8
RBI	5
BB	7
SO	6
LOB	21



Inning Stats	R: 0	H: 0	E: 0	K: 0	S: 3	LOB: 0	BB: 0	P: 3
Bob Turley, R (1, 1) ERA: 3.04	6.0	4	4	0	27	4	4	5
Lou Kretlow, R (7, 1) ERA: 4.87	0.2	2	1	1	6	1	0	0
Marlin Stuart, R (7, 1) ERA: 3.8	1.1	2	0	0	5	0	1	1

WP	HR	S	P	ERA	WHIP
1	1	31	52	6.00	1.500
0	0	4	12	13.50	6.000
0	0	7	7	0.00	1.500

Batter	1	2	3	4	5	6	7	8	9	AB	R	H	RBI	BB	SO	LOB
Harvey Kuenn, R (1, 6) OBP: 0.356, SLG: 0.385	0-0 F8		0-3 K			0-0 F8		0-0 F9		4	0	0	0	0	1	2
Fred Hatfield, L (1, 5) OBP: 0.343, SLG: 0.328	0-0 HR			0-0 F8			0-0 G3	0-0 G3		4	1	1	1	0	0	2
Reno Bertoia, R (1, 4) Johnny Pesky, L (2, 4) OBP: 0.351, SLG: 0.388	0-3 K			0-0 F8			0-0 F7		0-0 1-3	1	0	0	0	0	1	0
Bob Nieman, R (1, 7) OBP: 0.359, SLG: 0.460	0-0 6-3			0-3 K			0-0 5-3		0-0 F6	4	0	0	0	0	1	0
Steve Souchock, R (1, 9) OBP: 0.335, SLG: 0.504		0-0 F7			0-0 L9			0-0 1B	0-0 F2	4	1	1	0	0	0	0
Al Kaline, R (1, 8) OBP: 0.280, SLG: 0.250		0-0 L5-3			0-3 K			0-0 1B		3	1	1	0	0	1	0
Jerry Priddy, R (1, 3) OBP: 0.302, SLG: 0.304		0-3 K			0-0 5-3			0-0 1B		3	0	1	1	0	1	0
Bob Swift, R (1, 2) Jim Delsing, L (8, PH) Matt Batts, R (9, 2) OBP: 0.324, SLG: 0.412			0-0 6-3			4-0 BB		0-3 K		1	0	0	0	1	0	0
Bob Miller, R (1, 1) Dick Marlowe, R (5, 1) Pat Mullin, L (6, PH) Al Aber, L (7, 1) Ray Boone, R (8, PH) Dick Weik, R (9, 1) Ray Scarborough, R (9, 1) OBP: 0.143, SLG: 0.143 OBP: 0.219, SLG: 0.219 OBP: 0.362, SLG: 0.374 OBP: 0.273, SLG: 0.158 OBP: 0.500, SLG: 1.000 OBP: 0.077, SLG: 0.308			0-0 4-3			0-0 G4-6-3		0-0 1B		1	0	0	0	0	0	0

BOTTOM	
St. Louis Browns @ Detroit Tigers Briggs Stadium, Detroit, MI Tue Sep 22 1953, 4:33 AM EDT Att. 20,072 - Unknown	AB 31 R 3 H 5 RBI 3 BB 1 SO 6 LOB 7
	WP: 0 PA: 32 PB: 0 SB: 0 CS: 0

Inning Stats	R: 1	H: 1	E: 0	K: 1	S: 6	LOB: 0	BB: 0	P: 6	R: 0	H: 0	E: 0	K: 1	S: 5	LOB: 0	BB: 0	P: 5	R: 0	H: 0	E: 0	K: 1	S: 5	LOB: 0	BB: 0	P: 5	R: 0	H: 0	E: 0	K: 0	S: 2	LOB: 0	BB: 1	P: 6	R: 0	H: 0	E: 0	K: 0	S: 3	LOB: 0	BB: 0	P: 3	R: 2	H: 4	E: 0	K: 1	S: 9	LOB: 2	BB: 0	P: 9	R: 0	H: 0	E: 0	K: 0	S: 3	LOB: 0	BB: 0	P: 3	1B: 4	SF: 0	2B: 0	SAC: 0	3B: 0	DP: 1	HR: 1	HBP: 0	WP: 0	PA: 32
PITCHER Satchel Paige, R (1, 1) ERA: 3.61 Don Larsen, R (8, 1) ERA: 4.02	IP	WLS	BF	H	R	ER	SO	BB	IBB	HBP	BLK	WP	HR	S	P	ERA	WHIP	IP	WLS	BF	H	R	ER	SO	BB	IBB	HBP	BLK	WP	HR	S	P	ERA	WHIP	IP	WLS	BF	H	R	ER	SO	BB	IBB	HBP	BLK	WP	HR	S	P	ERA	WHIP															

Batter	1	2	3	4	5	6	7	8	9	AB R H RBI BB SO LOB	TOP	
Fred Marsh, R OBP: 0.303, SLG: 0.287 (1, 6) X	0-0 F7		4-0 HR BB	0-0 L9			0-3 K		0-0 2B 1B	4 2 1 0 1 1 1		
Nellie Fox, L OBP: 0.343, SLG: 0.372 (1, 4) X	0-0 BB 3B 1B		0-0 HR	0-0 F7			0-0 5-3		0-0 2B	5 2 3 4 0 0 1		
Minnie Minoso, R OBP: 0.412, SLG: 0.463 (1, 5) B B B	4-0 3B BB		0-0 FC3-6 S 1B				0-0 F8		0-0 4-3	4 2 2 0 1 0 1		
Tom Wright, L OBP: 0.331, SLG: 0.398 (1, 7) X	0-0 F7		4-0 FC3-6 BB				0-3 K		0-0 F6	4 0 1 0 1 1 3		
Bob Boyd, L OBP: 0.359, SLG: 0.427 (1, 3) X	0-0 3B		0-0 FC3-6				0-0 F4		0-0 F9	4 0 1 3 0 0 3		
Bill Wilson, R (1, 8) S S S	0-3 K		0-3 K				0-0 6-3		0-0 FC6-4	4 0 0 0 0 2 4		
Jim Rivera, L OBP: 0.328, SLG: 0.408 (1, 9) S S S			0-3 K				0-3 K		0-0 F9	4 0 0 0 0 3 3		
Red Wilson, R OBP: 0.352, SLG: 0.293 (1, 2) X			0-0 F8				0-0 F8		0-0 1B SH3-4 2B 1B	4 1 1 0 0 0 0		
Bob Keegan, R OBP: 0.345, SLG: 0.321 (1, 1) X			0-0 4-3				0-0 1B		0-0 SH3-4	3 0 1 0 0 1 0		
Inning Stats	R: 2 H: 2 E: 0 LOB: 1 K: 1 BB: 1 S: 7 P: 11	R: 0 H: 0 E: 0 LOB: 0 K: 1 BB: 0 S: 5 P: 5	R: 2 H: 2 E: 0 LOB: 2 K: 2 BB: 2 S: 9 P: 17	R: 0 H: 1 E: 0 LOB: 1 K: 0 BB: 0 S: 4 P: 4	R: 0 H: 0 E: 0 LOB: 0 K: 1 BB: 0 S: 5 P: 5	R: 0 H: 0 E: 0 LOB: 0 K: 1 BB: 0 S: 5 P: 5	R: 0 H: 0 E: 0 LOB: 0 K: 2 BB: 0 S: 7 P: 7	R: 1 H: 2 E: 0 LOB: 1 K: 0 BB: 0 S: 5 P: 5	R: 2 H: 3 E: 0 LOB: 1 K: 0 BB: 0 S: 6 P: 6	1B: 7 SF: 0 2B: 1 SAC: 1 3B: 1 DP: 0 HR: 1 HBP: 0	WP: 0 PA: 40 PB: 0 SB: 1 CS: 0	
PITCHER	IP WLS BF H R ER SO BB IBB HBP BLK WP HR S P ERA WHIP											
Bob Turley, R ERA: 3.28 (1, 1)	7.0 L 29 5 4 4 8 3 0 0 0 0 0 1 42 54 5.14 1.143											
Marlin Stuart, R ERA: 3.97 (8, 1)	2.0 11 5 3 3 0 0 0 0 0 0 0 0 11 11 13.50 2.500											

Chicago White Sox @ St. Louis Browns
Sportsman's Park, St. Louis, MO

AB	36
R	7
H	10
RBI	7
BB	3
SO	8
LOB	16



Fri Sep 25 1953, 4:33 AM EDT
Att. 2,068 - Unknown

livebaseballscorecards.com

Batter	1	2	3	4	5	6	7	8	9	AB	R	H	RBI	BB	SO	LOB
Jim Pisoni, R (1, 8) x	0-0 1-3 ①		x 0-0 E9			s 0-3 K ①	s 0-3 K ③			4	0	0	0	0	2	2
Billy Hunter, R (1, 6) x OBP: 0.255, SLG: 0.256	0-0 F4 ②		x 0-0 6-3 ③			x 0-0 F8 ②		x 0-0 B1-3 ①		4	0	0	0	0	0	1
Dick Kokos, L (1, 9) x OBP: 0.359, SLG: 0.411	0-0 F6 ③			x 0-0 4-3 ①		x 0-0 F4 ③		x 0-0 4-3 ②		4	0	0	0	0	0	0
Don Lenhardt, R (1, 7) x OBP: 0.399, SLG: 0.468		x 0-0 E5 6-3		x 0-0 1B 1B			B 4-0 1B BB	s 0-3 K ③		3	1	1	0	1	1	0
Les Moss, R (1, 2) x OBP: 0.337, SLG: 0.374		x 0-0 6-3 ①		x 0-0 1B 1B			x 0-0 F8 ①		x 0-0 6-3 ①	4	0	1	0	0	0	2
Ed Mickelson, R (1, 3) x OBP: 0.250, SLG: 0.200				x 0-0 1B 1B												
Bobby Young, L (1, 4) x OBP: 0.311, SLG: 0.329		x 0-0 3-1 ③			x 0-0 F7 ①				x 0-0 3-1 ③	4	1	1	0	0	0	1
Johnny Lipon, R (1, 5) x OBP: 0.280, SLG: 0.260			x 0-0 5-3 ①		x 0-0 F3 ②					3	0	1	1	0	0	0
Bob Turley, R (1, 1) x OBP: 0.316, SLG: 0.444			x 0-0 5-3 ②		x 0-0 F2 ③					2	0	0	0	0	0	0
Dick Kryhoski, L (7, PH) x OBP: 0.335, SLG: 0.503										1	0	1	1	0	0	0
Marlin Stuart, L (8, 1) x OBP: 0.192, SLG: 0.231										0	0	0	0	0	0	0

Inning Stats	R: 0	H: 0	E: 0	K: 0	S: 3	R: 0	H: 0	E: 1	K: 1	S: 6	R: 0	H: 0	E: 1	K: 0	S: 4	R: 0	H: 2	E: 0	K: 0	S: 4	R: 0	H: 0	E: 0	K: 0	S: 3	R: 0	H: 0	E: 0	K: 1	S: 5	R: 2	H: 3	E: 0	K: 1	S: 8	R: 0	H: 0	E: 0	K: 1	S: 5	R: 0	H: 0	E: 0	K: 0	S: 3	R: 0	H: 0	E: 0	K: 0	S: 3	1B: 5	2B: 0	3B: 0	HR: 0	SF: 0	SAC: 0	DP: 1	HBP: 0	WP: 0	PB: 0	SB: 0	CS: 0	PA: 34
PITCHER Bob Keegan, R (1, 1) ERA: 2.74	IP	WLS	BF	H	R	ER	SO	BB	IBB	HBP	BLK	WP	HR	S	P	ERA	WHIP																																														


BOTTOM

Chicago White Sox @ St. Louis Browns
Sportsman's Park, St. Louis, MO

Fri Sep 25 1953, 4:33 AM EDT
Att. 2,068 - Unknown

livebaseballscorecards.com

AB	33
R	2
H	5
RBI	2
BB	1
SO	4
LOB	10



Batter	1	2	3	4	5	6	7	8	9	AB R H RBI BB SO LOB	TOP		
Fred Marsh, R (1, 6) OBP: 0.308, SLG: 0.278	0-3 K2-3		1-0 1B 2B HBP		4-0 G6-4-3 BB	0-3 K		0-0 5-3		3 1 0 0 1 2 2			
Nellie Fox, L (1, 4) OBP: 0.347, SLG: 0.378	0-0 F5		0-0 2B 1B		4-0 G6-4-3 BB		0-0 1B 2B	0-0 FC5 2B		4 2 3 1 1 0 0			
Minnie Minoso, R (1, 5) OBP: 0.410, SLG: 0.463 Rocky Krsnich, R (8, 5) OBP: 0.270, SLG: 0.287	0-0 F7		0-0 2B		0-0 G6-4-3		0-0 F4	0-0 FC5		5 0 1 2 0 0 4 0 0 0 0 0 0 0			
Tom Wright, L (1, 7) OBP: 0.326, SLG: 0.386		0-3 K	0-3 K		4-0 BB		0-0 6-3		0-0 L9	4 0 0 0 1 2 2			
Bob Boyd, L (1, 3) OBP: 0.354, SLG: 0.416		0-0 6-3		0-0 B3	0-3 K		4-0 1B 3B BB		0-0 6-3	4 1 0 0 1 1 2			
Bill Wilson, R (1, 8) OBP: 0.143, SLG: 0.077		0-3 K		0-0 F6		0-0 G3	0-0 1-2 2-H 3B 1B		0-3 K	5 1 1 1 0 2 0			
Jim Rivera, L (1, 9) OBP: 0.330, SLG: 0.416			0-0 F9	0-0 3B		0-0 3-1	0-0 1-H 2-H 3B			4 0 2 2 0 0 0			
Red Wilson, R (1, 2) OBP: 0.360, SLG: 0.306			0-0 FC3-6 1B	4-0 IBB		0-0 2B	0-0 F6			3 0 2 0 1 0 1			
Connie Johnson, R (1, 1) OBP: 0.136, SLG: 0.050			0-0 FC3-6 1B HBP	0-0 6-3		4-0 BB	0-0 F8			3 1 0 0 1 0 3			
Inning Stats	R: 0 E: 0 K: 1 S: 5 H: 0 LOB: 0 BB: 0 P: 5	R: 0 E: 0 K: 2 S: 7 H: 0 LOB: 0 BB: 0 P: 7	R: 3 E: 0 K: 1 S: 8 H: 3 LOB: 1 BB: 0 P: 9	R: 0 E: 0 K: 0 S: 4 H: 1 LOB: 2 BB: 1 P: 8	R: 0 E: 0 K: 1 S: 4 H: 0 LOB: 2 BB: 3 P: 16	R: 0 E: 0 K: 1 S: 6 H: 1 LOB: 2 BB: 1 P: 10	R: 3 E: 0 K: 0 S: 6 H: 3 LOB: 1 BB: 1 P: 10	R: 0 E: 0 K: 0 S: 4 H: 1 LOB: 1 BB: 0 P: 4	R: 0 E: 0 K: 1 S: 5 H: 0 LOB: 0 BB: 0 P: 5	1B: 3 2B: 4 3B: 2 HR: 0 SF: 0 SAC: 0 DP: 1 HBP: 1	WP: 0 PB: 0 SB: 0 CS: 0 PA: 42		
PITCHER	IP WLS BF H R ER SO BB IBB HBP BLK WP HR S P ERA WHIP											PITCHER	IP WLS BF H R ER SO BB IBB HBP BLK WP HR S P ERA WHIP
Don Larsen, R (1, 1) ERA: 4.16	7.0 L 35 8 6 6 6 5 1 1 0 0 0 40 65 7.71 1.857												
Marlin Stuart, R (8, 1) ERA: 3.94	1.0 4 1 0 0 0 0 0 0 0 0 0 4 4 0.00 1.000												
Dick Littlefield, L (9, 1) ERA: 5.14	1.0 3 0 0 0 0 1 0 0 0 0 0 5 5 0.00 0.000												

Chicago White Sox @ St. Louis Browns
 Sportsman's Park, St. Louis, MO
 Sat Sep 26 1953, 4:33 AM EDT
 Att. 1,937 - Unknown

livebaseballscorecards.com

AB 35
 R 6
 H 9
 RBI 6
 BB 6
 SO 7
 LOB 14



Batter	1	2	3	4	5	6	7	8	9	AB	R	H	RBI	BB	SO	LOB
Clint Courtney, L OBP: 0.300, SLG: 0.330 (1, 2) X	0-0 F5		0-0 FC3-6 1B		0-0 L8		0-3 K	0-0 F6		5	0	1	0	0	1	3
Bobby Young, L OBP: 0.311, SLG: 0.328 (1, 4) X	0-0 1B WP 1B		0-0 FC3-6 1-3 1-2f		4-0 BB 1-2		0-0 FC5-4 BB 1-2f		0-0 F7	4	0	1	0	1	0	2
Dick Kryhoski, L OBP: 0.333, SLG: 0.497 (1, 3) X	0-0 F9 1-2		0-0 1-3 1-2		0-3 K		4-0 BB 1-2		0-0 F9	4	0	0	0	1	1	4
Don Lenhardt, R OBP: 0.399, SLG: 0.465 (1, 7) X	0-0 2-3 1B		0-0 5-3			4-0 BB BB		0-0 F6	4	0	1	0	1	0	3	
Hank Edwards, L OBP: 0.286, SLG: 0.226 (1, 9) X	0-0 4-3			0-0 6-3		4-0 FC6-4 BB 1-2		4-0 WP HR BB	2	1	0	0	2	0	2	
Jim Dyck, R OBP: 0.300, SLG: 0.343 (1, 5) X		0-0 F8		0-0 5-3		0-3 K		0-3 K	4	0	0	0	0	2	3	
Jim Pisoni, R OBP: 0.125, SLG: 0.500 (1, 8) X		0-0 HR		0-3 K		0-3 K		0-3 K	4	1	1	1	0	3	3	
Billy Hunter, R OBP: 0.255, SLG: 0.261 (1, 6) X		0-0 6-3			0-0 F8		0-0 FC6-4 1-2f		0-0 HR 2-H	4	1	1	2	0	0	2
Don Larsen, R OBP: 0.318, SLG: 0.457 (1, 1) X		0-0 5-3			0-0 BB 1B			4-0 FC5-4 BB	2	0	1	0	1	0	0	
Marlin Stuart, L OBP: 0.192, SLG: 0.231 (8, 1)										0	0	0	0	0	0	0
Dick Kokos, L OBP: 0.361, SLG: 0.411 (8, PH)										0	0	0	0	1	0	0
Dick Littlefield, L OBP: 0.227, SLG: 0.190 (9, 1)										0	0	0	0	0	0	0

Inning Stats	R: 0	H: 2	E: 0	LOB: 2	K: 0	BB: 0	S: 5	P: 5
R: 1	H: 1	E: 0	LOB: 0	K: 0	BB: 0	S: 4	P: 4	
R: 0	H: 1	E: 0	LOB: 1	K: 0	BB: 0	S: 4	P: 4	
R: 0	H: 0	E: 0	LOB: 0	K: 1	BB: 0	S: 5	P: 5	
R: 0	H: 1	E: 0	LOB: 2	K: 1	BB: 1	S: 6	P: 10	
R: 0	H: 0	E: 0	LOB: 2	K: 2	BB: 2	S: 7	P: 15	
R: 0	H: 0	E: 0	LOB: 2	K: 1	BB: 2	S: 5	P: 13	
R: 2	H: 1	E: 0	LOB: 1	K: 2	BB: 2	S: 8	P: 16	
R: 0	H: 0	E: 0	LOB: 0	K: 0	BB: 0	S: 3	P: 3	
1B: 4	SF: 0	2B: 0	SAC: 0	3B: 0	DP: 0	HR: 2	HBP: 0	


BOTTOM

Chicago White Sox @ St. Louis Browns
Sportsman's Park, St. Louis, MO

Sat Sep 26 1953, 4:33 AM EDT
Att. 1,937 - Unknown

livebaseballscorecards.com

AB	33
R	3
H	6
RBI	3
BB	7
SO	7
LOB	22



WP: 2	PA: 40
PB: 0	
SB: 0	
CS: 0	

PITCHER	IP	WLS	BF	H	R	ER	SO	BB	IBB	HBP	BLK	WP	HR	S	P	ERA	WHIP
Connie Johnson, R ERA: 3.56 (1, 1)	9.0	W	40	6	3	3	7	7	0	0	0	2	2	47	75	3.00	1.444

Batter	1	2	3	4	5	6	7	8	9	10	11	AB R H RBI BB SO LOB	TOP
Fred Marsh, R (1, 6) OBP: 0.303, SLG: 0.274	0-0 L8			0-3 K		0-0 F9		0-3 K			0-0 2B 1B	5 1 1 0 0 2 2	Chicago White Sox @ St. Louis Browns Sportsman's Park, St. Louis, MO Sun Sep 27 1953, 4:33 AM EST Att. 3,174 - Unknown
Nellie Fox, L (1, 4) OBP: 0.344, SLG: 0.375	0-0 F4			0-0 L1		0-0 F7			0-0 F6		0-0 F8	5 0 0 0 0 0 2	
Minnie Minoso, R (1, 5) OBP: 0.411, SLG: 0.466	0-0 B3			0-0 E S 1B			0-0 6-3		0-0 CS 1B		0-0 1-H 2B	5 0 3 1 0 0 0	
Tom Wright, L (1, 7) OBP: 0.322, SLG: 0.379		0-3 K		0-3 K 1-3			0-0 F8		0-0 1-2 1B		0-0 F5	5 0 1 0 0 2 2	
Bob Boyd, L (1, 3) OBP: 0.352, SLG: 0.412		0-0 G1-4-3 1B			0-0 G3		0-0 F8		0-0 F8			4 0 1 0 0 0 1	
Bill Wilson, R (1, 8) OBP: 0.111, SLG: 0.059		0-0 G1-4-3 1-2			0-3 K			0-0 F7		0-0 F7		4 0 0 0 0 1 1	
Jim Rivera, L (1, 9) OBP: 0.329, SLG: 0.420			0-3 K		0-0 F9			0-0 HR		0-0 F2		4 1 1 1 0 1 0	
Red Wilson, R (1, 2) OBP: 0.353, SLG: 0.299			0-0 4-3			0-0 1-3		0-3 K		0-0 5-3		4 0 0 0 0 1 0	
Billy Pierce, L (1, 1) OBP: 0.174, SLG: 0.126			0-0 F7			0-0 1B		0-0 1B			0-3 K	4 0 2 0 0 1 0	
Inning Stats	R: 0 H: 0 E: 0 K: 0 S: 3	R: 0 H: 1 E: 0 K: 1 S: 5	R: 0 H: 0 E: 0 K: 1 S: 5	R: 0 H: 1 E: 0 K: 2 S: 8	R: 0 H: 0 E: 0 K: 1 S: 5	R: 0 H: 1 E: 0 K: 0 S: 4	R: 0 H: 0 E: 0 K: 0 S: 3	R: 1 H: 2 E: 0 K: 2 S: 9	R: 0 H: 2 E: 0 K: 0 S: 4	R: 0 H: 0 E: 0 K: 0 S: 3	R: 1 H: 2 E: 0 K: 1 S: 7	1B: 7 SF: 0 2B: 1 SAC: 0 3B: 0 DP: 1 HR: 1	WP: 0 PA: 40 PB: 0 SB: 1 CS: 1
PITCHER Duane Pilette, R (1, 1) ERA: 4.48	IP 11.0 WLS L BF 40 H 9 R 2 ER 2 SO 8 BB 0 IBB 0 HBP 0 BLK 0 WP 0 HR 1 S 56 P 56 ERA 1.64 WHIP 0.818												

livebaseballscorecards.com

AB	40
R	2
H	9
RBI	2
BB	0
SO	8
LOB	8



Batter	1	2	3	4	5	6	7	8	9	10	11	AB R H RBI BB SO LOB	BOTTOM	
Johnny Groth, R <small>(1, 8)</small> <small>OBP: 0.308, SLG: 0.370</small>	0-3 		0-0 			0-0 		0-0 			0-3 	5 1 3 0 0 2 0	Chicago White Sox @ St. Louis Browns Sportsman's Park, St. Louis, MO Sun Sep 27 1953, 4:33 AM EST Att: 3,174 - Unknown	
Ed Mickelson, R <small>(1, 3)</small> <small>OBP: 0.235, SLG: 0.200</small>	0-3 		0-0 			0-0 		0-3 			0-3 	5 0 1 1 0 3 2		
Jim Dyck, R <small>(1, 5)</small> <small>OBP: 0.299, SLG: 0.344</small>	0-0 		0-0 			0-0 					0-0 	5 0 1 0 0 0 2		
Don Lenhardt, R <small>(1, 7)</small> <small>OBP: 0.400, SLG: 0.465</small>	0-0 		0-0 			0-0 					0-0 	4 0 2 0 0 0 1		
Les Moss, R <small>(1, 2)</small> <small>OBP: 0.332, SLG: 0.368</small>		0-0 		0-0 		0-0 					0-0 	4 0 0 0 0 0 3		
Jim Pisoni, R <small>(1, 9)</small> <small>OBP: 0.083, SLG: 0.333</small>		0-0 		0-0 		0-0 					0-0 	4 0 0 0 0 0 1		
Billy Hunter, R <small>(1, 6)</small> <small>OBP: 0.253, SLG: 0.259</small>		0-0 		0-0 		0-0 					0-0 	4 0 0 0 0 0 0		
Bobby Young, L <small>(1, 4)</small> <small>OBP: 0.309, SLG: 0.326</small>		0-0 		0-0 		0-3 		0-0 			0-3 	4 0 0 0 0 2 0		
Duane Pillette, R <small>(1, 1)</small> <small>OBP: 0.207, SLG: 0.208</small>		0-3 		0-3 		0-0 		0-0 			0-0 	4 0 0 0 0 1 0		
Inning Stats	R: 0 H: 1 E: 0 LOB: 1 K: 2 BB: 0 S: 8 P: 8	R: 0 H: 0 E: 0 LOB: 0 K: 0 BB: 0 S: 3 P: 3	R: 1 H: 2 E: 0 LOB: 1 K: 1 BB: 0 S: 7 P: 7	R: 0 H: 0 E: 0 LOB: 0 K: 0 BB: 0 S: 3 P: 3	R: 0 H: 0 E: 0 LOB: 0 K: 1 BB: 0 S: 5 P: 5	R: 0 H: 2 E: 0 LOB: 2 K: 0 BB: 0 S: 5 P: 5	R: 0 H: 0 E: 0 LOB: 0 K: 0 BB: 0 S: 3 P: 3	R: 0 H: 1 E: 0 LOB: 0 K: 1 BB: 0 S: 5 P: 5	R: 0 H: 1 E: 1 LOB: 1 K: 0 BB: 0 S: 4 P: 4	R: 0 H: 0 E: 0 LOB: 0 K: 1 BB: 0 S: 5 P: 5	R: 0 H: 0 E: 0 LOB: 0 K: 2 BB: 0 S: 7 P: 7	1B: 5 SF: 0 2B: 2 SAC: 0 3B: 0 DP: 0 HR: 0 HBP: 0		WP: 0 PA: 39 PB: 0 SB: 0 CS: 1
PITCHER Billy Pierce, L <small>(1, 1)</small> <small>ERA: 2.72</small>	IP WLS BF H R ER SO BB IBB HBP BLK WP HR S P ERA WHIP 11.0 W 39 7 1 1 8 0 0 0 0 0 0 55 55 0.82 0.636													

livebaseballscorecards.com

AB	39
R	1
H	7
RBI	1
BB	0
SO	8
LOB	9

