

**St. Louis Cardinals - 1950**

Batter	1	2	3	4	5	6	7	8	9	AB R H RBI BB SO LOB	TOP																												
Ted Beard, L (1, 9) OBP: 0.333, SLG: 0.333	0-0 4-3		0-0 4-3			0-0 SH1-3		0-0 G5-4-3 1B		3 0 1 0 0 0 0	<b>Pittsburgh Pirates @ St. Louis Cardinals</b> Sportsman's Park, St. Louis, MO Tue Apr 18 1950, 4:33 AM EST Att: 20,871 - Unknown <a href="http://livebaseballscorecards.com">livebaseballscorecards.com</a>																												
Johnny Hopp, L (1, 3) OBP: 0.250, SLG: 0.250	0-0 G3			0-0 G3		0-0 1B		0-0 F5		4 0 1 2 0 0 1																													
Ralph Kiner, R (1, 7) OBP: 0.250, SLG: 0.250	0-0 1B			0-0 P5		0-0 F9		0-0 G5-4-3 1-2f		4 0 1 0 0 0 2																													
Nanny Fernandez, R (1, 5) Tom Saffell, L (9, PH)	0-0 P4			0-0 F8		0-0 6-3		0-0 P4		3 0 0 0 0 0 2 1 0 0 0 0 0 0																													
Wally Westlake, R (1, 8) OBP: 0.250, SLG: 0.250		0-0 P3			0-3 K		0-0 FC2-5 BB 1B		0-3 K	4 0 1 0 0 2 0																													
Danny Murtaugh, R (1, 4) OBP: 0.500, SLG: 0.333		0-0 G3-6-3 1B			0-0 F8		4-0 BB BB BB BB 1-2 FC2-5 BB		0-0 F9	3 0 1 0 1 0 0																													
Stan Rojek, R (1, 6)		0-0 G3-6-3 1-2f			0-0		0-0 FC2-5 1-2 2-3f			3 0 0 0 0 0 3																													
Ed Fitz Gerald, R (1, 2) OBP: 0.333, SLG: 0.667			0-0 5-3			0-0 SH1-3 1B 2B		0-0 F8		3 1 1 0 0 0 2																													
Bob Chesnes, S (1, 1) Vic Lombardi, L (8, 1)			0-0 4-3			4-0 BB BB BB SH1-3 1B BB		0-0 P3		2 1 0 0 1 0 2 0 0 0 0 0 0 0																													
<b>Inning Stats</b>	R: 0 E: 0 K: 0 S: 4	H: 1 LOB: 1 BB: 0 P: 4	R: 0 E: 0 K: 0 S: 3	H: 1 LOB: 0 BB: 0 P: 3	R: 0 E: 0 K: 0 S: 3	H: 0 LOB: 0 BB: 0 P: 3	R: 0 E: 0 K: 1 S: 5	H: 0 LOB: 0 BB: 0 P: 5	R: 2 E: 0 K: 0 S: 5	H: 2 LOB: 1 BB: 1 P: 9	R: 0 E: 0 K: 0 S: 4	H: 1 LOB: 2 BB: 1 P: 8	R: 0 E: 0 K: 0 S: 3	H: 1 LOB: 0 BB: 0 P: 3	R: 0 E: 0 K: 1 S: 5	H: 0 LOB: 0 BB: 0 P: 5	1B: 5 2B: 1 3B: 0 HR: 0	SF: 0 SAC: 1 DP: 2 HBP: 0	WP: 0 PB: 0 SB: 0 CS: 0	PA: 33																			
<b>PITCHER</b> Gerry Staley, R (1, 1) ERA: 2.0	IP 9.0	WLS W	BF 33	H 6	R 2	ER 2	SO 2	BB 2	IBB 0	HBP 0	BLK 0	WP 0	HR 0	S 35	P 43	ERA 2.00	WHIP 0.889					<b>PITCHER</b>	IP 9.0	WLS W	BF 33	H 6	R 2	ER 2	SO 2	BB 2	IBB 0	HBP 0	BLK 0	WP 0	HR 0	S 35	P 43	ERA 2.00	WHIP 0.889



Batter	1	2	3	4	5	6	7	8	9	AB	R	H	RBI	BB	SO	LOB
Harry Walker, L (1, 8) Chuck Diering, R (9, 8)	0-0 1-3 BB	4-0 BB		0-0 6-3			0-0 F5			3	0	0	0	1	0	1
Red Schoendienst, S (1, 4) OBP: 0.500, SLG: 1.250	0-0 HR	0-0 4-3 BB			0-0 G3		0-0 1B 1B			4	2	2	1	0	0	3
Stan Musial, L (1, 9) OBP: 0.750, SLG: 1.667	4-0 BB		0-0 HR		0-0 2-3		0-0 1B 1B			3	1	2	1	1	0	0
Enos Slaughter, L (1, 7) OBP: 0.250, SLG: 0.250	0-3 K		0-0 G3		0-3 K		0-0 FC1-4 1B			4	0	1	1	0	2	1
Eddie Kazak, R (1, 5) OBP: 0.250, SLG: 0.250	0-0 F8		0-0 F8		0-0 SH2-3 1B		0-0 FC1-4 1B			4	1	1	0	0	0	3
Rocky Nelson, L (1, 3)		0-0 G3	0-0 P4		0-0 SH2-3 1B			0-0 4-1		3	0	0	0	0	0	0
Joe Garagiola, L (1, 2) OBP: 1.000, SLG: 1.000		0-0 SH1-3 1B		4-0 B1-5-4 BB		0-0 2-H 1B		0-0 G6-4-3 1B		3	0	3	1	1	0	0
Eddie Miller, R (1, 6) OBP: 0.500, SLG: 0.333		0-0 SH1-3 1B		4-0 B1-5-4 BB		0-0 6-3		0-0 G6-4-3		3	0	1	0	1	0	1
Gerry Staley, R (1, 1)		0-0 SH1-3		0-0 B1-5-4			0-0 4-3			2	0	0	0	0	0	2
<b>Inning Stats</b>	R: 1 E: 0 K: 1 S: 6	H: 1 LOB: 1 BB: 1 P: 10	R: 0 E: 0 K: 0 S: 5	H: 2 LOB: 3 BB: 1 P: 9	R: 1 E: 0 K: 0 S: 4	H: 1 LOB: 0 BB: 0 P: 4	R: 0 E: 0 K: 0 S: 2	H: 0 LOB: 1 BB: 2 P: 10	R: 0 E: 0 K: 1 S: 5	H: 0 LOB: 0 BB: 0 P: 5	R: 1 E: 0 K: 0 S: 4	H: 2 LOB: 0 BB: 0 P: 4	R: 1 E: 0 K: 0 S: 6	H: 3 LOB: 2 BB: 0 P: 6	R: 0 E: 0 K: 0 S: 3	H: 1 LOB: 0 BB: 0 P: 3

**BOTTOM**

**Pittsburgh Pirates @ St. Louis Cardinals**  
 Sportsman's Park, St. Louis, MO  
 Tue Apr 18 1950, 4:33 AM EST  
 Att. 20,871 - Unknown

[livebaseballscorecards.com](http://livebaseballscorecards.com)

<b>AB</b>	<b>29</b>
<b>R</b>	<b>4</b>
<b>H</b>	<b>10</b>
<b>RBI</b>	<b>4</b>
<b>BB</b>	<b>4</b>
<b>SO</b>	<b>2</b>
<b>LOB</b>	<b>11</b>



PITCHER																
IP	WLS	BF	H	R	ER	SO	BB	IBB	HBP	BLK	WP	HR	S	P	ERA	WHIP
Bob Chesnes, R (1, 1) ERA: 5.14	7.0	L	32	9	4	4	2	4	0	0	0	2	32	48	5.14	1.857
Vic Lombardi, L (8, 1) ERA:	1.0		3	1	0	0	0	0	0	0	0	0	3	3	0.00	1.000

WP: 0	PA: 35
PB: 0	
SB: 0	
CS: 0	

Batter	1	2	3	4	5	6	7	8	9	AB	R	H	RBI	BB	SO	LOB	TOP											
Ted Beard, L (1, 9) OBP: 0.333, SLG: 0.333											0	0	0	0	0	0	0											
Tom Saffell, L (1, 8)											0	0	0	0	0	0	0	0										
Johnny Hopp, L (1, 3) OBP: 0.250, SLG: 0.250											0	0	0	0	0	0	0	0										
Ralph Kiner, R (1, 7) OBP: 0.250, SLG: 0.250											0	0	0	0	0	0	0	0										
Nanny Fernandez, R (1, 5)											0	0	0	0	0	0	0	0										
Danny Murtaugh, R (1, 4) OBP: 0.500, SLG: 0.333											0	0	0	0	0	0	0	0										
Stan Rojek, R (1, 6)											0	0	0	0	0	0	0	0										
Clyde McCullough, R (1, 2)											0	0	0	0	0	0	0	0										
Cliff Chambers, L (1, 1)	0	0	0	0	0	0	0	0																				
<b>Inning Stats</b>											1B: 0	SF: 0	WP: 0	PA: 0														
											2B: 0	SAC: 0	PB: 0															
											3B: 0	DP: 0	SB: 0															
											HR: 0	HBP: 0	CS: 0															
PITCHER (1, 1) Red Munger, R ERA:	IP	WLS	BF	H	R	ER	SO	BB	IBB	HBP	BLK	WP	HR	S	P	ERA	WHIP											
	0.0	L	0	0	0	0	0	0	0	0	0	0	0	0	0	∞	∞											
											PITCHER	IP	WLS	BF	H	R	ER	SO	BB	IBB	HBP	BLK	WP	HR	S	P	ERA	WHIP

**Pittsburgh Pirates @ St. Louis Cardinals**  
 Sportsman's Park, St. Louis, MO  
 Wed Apr 19 1950, 4:33 AM EST  
 Att. 5,648 - Unknown

AB	0
R	0
H	0
RBI	0
BB	0
SO	0
LOB	0





Batter	1	2	3	4	5	6	7	8	9	AB R H RBI BB SO LOB	TOP									
<b>Ted Beard, L</b> (1, 9) OBP: 0.308, SLG: 0.615	0-0 HR	0-3 K		0-0 E9 F8 1B		0-0 P5			0-3 K	5 2 2 1 0 2 1										
<b>Danny Murtaugh, R</b> (1, 4) OBP: 0.308, SLG: 0.273	0-3 K		0-0 4-1 2B	0-0 F8		0-0 F8			0-0	5 0 1 1 0 1 0										
<b>Ralph Kiner, R</b> (1, 7) OBP: 0.250, SLG: 0.250	0-0 F8		0-3 K	0-0		0-0 P2				4 0 0 0 0 1 1										
<b>Nanny Fernandez, R</b> (1, 5) OBP: 0.091, SLG: 0.091	0-0 F7		0-0 4-1	0-0 F8		0-0 6-3				4 0 0 0 0 0 1										
<b>Wally Westlake, R</b> (1, 8) OBP: 0.375, SLG: 0.375		0-0 1B E 1B	0-3 K		0-0 1B			0-0 G3		4 1 2 0 0 1 1										
<b>Jack Phillips, R</b> (1, 3) OBP: 0.500, SLG: 1.250		0-0 E F7 1B		0-0 HR		0-0 F8				4 2 2 1 0 0 0										
<b>Stan Rojek, R</b> (1, 6) OBP: 0.300, SLG: 0.333		0-0 E3 F7 1-3 1-3		0-0 6-3 1B 2B		4-0 BB		0-0 S 1B		3 2 2 1 1 0 1										
<b>Clyde McCullough, R</b> (1, 2) OBP: 0.250, SLG: 0.250		0-0 F7		0-0 6-3		0-0 P2		0-0 1-2		4 0 0 1 0 0 4										
<b>Murry Dickson, R</b> (1, 1) OBP: 0.250, SLG: 0.250		0-0 1-3		0-0 1B E 1B		0-0 F7			0-0	4 1 1 2 0 0 1										
<b>Inning Stats</b>	R: 1 E: 0 K: 1 S: 6	H: 1 LOB: 0 BB: 0 P: 6	R: 3 E: 1 K: 1 S: 8	H: 2 LOB: 0 BB: 0 P: 8	R: 0 E: 0 K: 2 S: 8	H: 1 LOB: 1 BB: 0 P: 8	R: 4 E: 1 K: 0 S: 7	H: 4 LOB: 0 BB: 0 P: 7	R: 0 E: 0 K: 0 S: 3	H: 0 LOB: 1 BB: 1 P: 7	R: 0 E: 0 K: 0 S: 3	H: 0 LOB: 0 BB: 0 P: 3	R: 0 E: 0 K: 0 S: 4	H: 1 LOB: 1 BB: 0 P: 4	R: 0 E: 0 K: 1 S: 5	H: 0 LOB: 0 BB: 0 P: 5	1B: 6 2B: 2 3B: 0 HR: 2	SF: 0 SAC: 0 DP: 0 HBP: 0	WP: 0 PB: 0 SB: 1 CS: 0	PA: 38
<b>PITCHER</b>	IP WLS BF H R ER SO BB IBB HBP BLK WP HR S P ERA WHIP																			
<b>Howie Pollet, L</b> (1, 1) ERA: 9.0	2.0 L 10 3 4 2 2 0 0 0 0 0 0 1 14 14 9.00 1.500																			
<b>Fred Martin, R</b> (3, 1) ERA: 13.5	1.1 9 5 4 2 2 0 0 0 0 0 0 1 13 13 13.50 3.750																			
<b>Tom Poholsky, R</b> (4, 1) ERA:	1.2 5 1 0 0 0 0 0 0 0 0 0 0 5 5 0.00 0.600																			
<b>Cloyd Boyer, R</b> (6, 1) ERA:	3.0 11 1 0 0 0 1 0 0 0 0 0 0 10 14 0.00 0.667																			
<b>Cot Deal, R</b> (9, 1) ERA:	1.0 3 0 0 0 0 1 0 0 0 0 0 0 5 5 0.00 0.000																			

**Pittsburgh Pirates @ St. Louis Cardinals**  
**Sportsman's Park, St. Louis, MO**  
 Thu Apr 20 1950, 4:33 AM EST  
 Att. 4,235 - Unknown

[livebaseballscorecards.com](http://livebaseballscorecards.com)

<b>AB</b>	37
<b>R</b>	8
<b>H</b>	10
<b>RBI</b>	7
<b>BB</b>	1
<b>SO</b>	5
<b>LOB</b>	10



Batter	1	2	3	4	5	6	7	8	9	AB	R	H	RBI	BB	SO	LOB
Harry Walker, L (1, 8) X	0-0 1-3 ① X	0-0 P5 ③			0-0 3-1 ② X			0-0 F9 ② X	0-0 F9 ③	5	0	0	0	0	0	2
Red Schoendienst, S (1, 4) S S S	0-3 K ②		0-0 6-3 ① X		0-0 F8 ③ X			0-0 BB 1B E 1B		4	1	1	0	0	1	0
Stan Musial, L (1, 9) B B B	4-0 BB		0-0 HR		0-0 4-3 ① X			0-0 E BB 1B		3	1	2	1	1	0	0
Enos Slaughter, L (1, 7) X	0-0 F5 ③		0-0 F9 ② X		0-0 F2 ② X			4-0 BB 1B E		3	0	0	0	1	0	1
Joe Garagiola, L (1, 2)		0-0 P2 ① X	0-0 F9 ③ X		0-0 6-3 ③ X			0-0 E3		4	0	0	0	0	0	2
Rocky Nelson, L (1, 3)		4-0 2B 1B BB		0-0 F9 ① X			0-0 F8 ① X	0-0 L3 ③ X		3	1	0	0	1	0	3
Solly Hemus, L (1, 5)		0-0 1B 2B		0-0 F7 ② X			0-3 K ②			4	1	2	0	0	1	0
Eddie Miller, R (1, 6)		0-0 3-1 1B		0-3 K ③ S S			0-0 P6 ③ X			4	0	1	2	0	1	1
Howie Pollet, L (1, 15)		0-0 3-1 ② X		0-0 F7 ① X			0-0 F9 ① S S S		0-3 K ②	0	0	0	0	0	0	0

**BOTTOM**

**Pittsburgh Pirates @ St. Louis Cardinals**  
 Sportsman's Park, St. Louis, MO  
 Thu Apr 20 1950, 4:33 AM EST  
 Att. 4,235 - Unknown

[livebaseballscorecards.com](http://livebaseballscorecards.com)

AB	34
R	4
H	6
RBI	3
BB	3
SO	4
LOB	11



<b>Inning Stats</b>	R: 0 H: 0 E: 0 K: 1 S: 5	H: 0 LOB: 1 BB: 1 P: 9	R: 2 H: 2 E: 0 K: 0 S: 5	H: 2 LOB: 1 BB: 1 P: 9	R: 1 H: 1 E: 0 K: 0 S: 4	H: 1 LOB: 0 BB: 0 P: 4	R: 0 H: 0 E: 0 K: 1 S: 5	H: 0 LOB: 0 BB: 0 P: 5	R: 0 H: 0 E: 0 K: 0 S: 3	H: 0 LOB: 0 BB: 0 P: 3	R: 0 H: 0 E: 0 K: 1 S: 5	H: 0 LOB: 0 BB: 0 P: 5	R: 1 H: 2 E: 1 K: 0 S: 6	H: 2 LOB: 3 BB: 1 P: 10	R: 0 H: 1 E: 0 K: 1 S: 6	H: 1 LOB: 1 BB: 0 P: 6	1B: 4 2B: 1 3B: 0 HR: 1	SF: 0 SAC: 0 DP: 0 HBP: 0	WP: 0 PB: 0 SB: 0 CS: 0	PA: 37
---------------------	--------------------------	------------------------	--------------------------	------------------------	--------------------------	------------------------	--------------------------	------------------------	--------------------------	------------------------	--------------------------	------------------------	--------------------------	-------------------------	--------------------------	------------------------	-------------------------	---------------------------	-------------------------	--------

<b>PITCHER</b> Murry Dickson, R (1, 1) ERA: 3.0	IP 9.0	WLS W	BF 37	H 6	R 4	ER 3	SO 4	BB 3	IBB 0	HBP 0	BLK 0	WP 0	HR 1	S 42	P 54	ERA 3.00	WHIP 1.000	<b>PITCHER</b>	IP	WLS	BF	H	R	ER	SO	BB	IBB	HBP	BLK	WP	HR	S	P	ERA	WHIP
---	--------	-------	-------	-----	-----	------	------	------	-------	-------	-------	------	------	------	------	----------	------------	----------------	----	-----	----	---	---	----	----	----	-----	-----	-----	----	----	---	---	-----	------

Batter	1	2	3	4	5	6	7	8	9	AB R H RBI BB SO LOB	TOP	
Solly Hemus, L OBP: 0.250, SLG: 0.375 (1, 5) X	0-0 6-3 ①		0-0 1-3 ①		0-3 K ②		0-0 3-1 ③			4 0 0 0 0 1 2		
Red Schoendienst, S OBP: 0.235, SLG: 0.471 (1, 4) X	0-0 F7 ②		0-0 1B 2B ②		0-0 F8 ③			0-0 L8 ①		4 0 1 0 0 0 0		
Stan Musial, L OBP: 0.438, SLG: 0.786 (1, 9) X	0-0 E3 BB S ②		0-0 FC4-6 1B ②		0-0 6-3 ①			0-0 3-1 ②		4 0 1 0 0 0 0		
Enos Slaughter, L OBP: 0.313, SLG: 0.154 (1, 7) B B B B	4-0 1-2 BB BB ③		0-0 FC4-6 1-2f ③		0-0 6-3 ②			0-0 1B ③		3 0 1 0 1 0 1		
Joe Garagiola, L OBP: 0.417, SLG: 0.300 (1, 2) B B B B	4-0 1-2 2-3 BB ③			0-0 4-3 ①		0-0 4-3 ③		0-0 1-3 ③		3 0 0 0 1 0 1		
Rocky Nelson, L OBP: 0.182, SLG: 0.300 (1, 3) X	0-0 4-3 ③			0-0 FC3-2-5 3B ②		0-0 4-3 ①		0-0 6-3 ①		4 0 1 0 0 0 3		
Harry Walker, L (1, 8)		0-3 K ①		0-0 FC3-2-5 3H ②		0-0 F6 ②		0-0 L6 ②		4 0 0 0 0 1 1		
Eddie Miller, R OBP: 0.400, SLG: 0.308 Bill Howerton, L (9, PH)		0-0 F3 ②		0-3 K ③		4-0 BB BB ③		0-3 K ③		2 0 0 0 1 1 1 1 0 0 0 0 1 0		
Harry Brecheen, L (1, 1)		0-3 K ③			0-0 4-3 ①		4-0 1-2 BB ③			2 0 0 0 1 1 0		
<b>Inning Stats</b>	R: 0 E: 1 K: 0 S: 4 H: 0 LOB: 3 BB: 2 P: 12	R: 0 E: 0 K: 2 S: 7 H: 0 LOB: 0 BB: 0 P: 7	R: 0 E: 0 K: 0 S: 4 H: 2 LOB: 1 BB: 0 P: 4	R: 0 E: 0 K: 1 S: 6 H: 1 LOB: 1 BB: 0 P: 6	R: 0 E: 0 K: 1 S: 5 H: 0 LOB: 0 BB: 0 P: 5	R: 0 E: 0 K: 0 S: 3 H: 0 LOB: 0 BB: 0 P: 3	R: 0 E: 0 K: 0 S: 3 H: 0 LOB: 2 BB: 2 P: 11	R: 0 E: 0 K: 0 S: 4 H: 1 LOB: 1 BB: 0 P: 4	R: 0 E: 0 K: 1 S: 5 H: 0 LOB: 0 BB: 0 P: 5	1B: 2 2B: 1 3B: 1 HR: 0 SF: 0 SAC: 0 DP: 0 HBP: 0	WP: 0 PB: 0 SB: 1 CS: 0 PA: 35	
<b>PITCHER</b> Bob Rush, R ERA: (1, 1)	IP 9.0 WLS W BF 35 H 4 R 0 ER 0 SO 5 BB 4 IBB 0 HBP 0 BLK 0 WP 0 HR 0 S 41 P 57 ERA 0.00 WHIP 0.889											<b>PITCHER</b> IP WLS BF H R ER SO BB IBB HBP BLK WP HR S P ERA WHIP

St. Louis Cardinals @ Chicago Cubs  
Wrigley Field, Chicago, IL  
Fri Apr 21 1950, 3:33 AM CST  
Att. 22,137 - Unknown

livebaseballscorecards.com

AB	31
R	0
H	4
RBI	0
BB	4
SO	5
LOB	9





Batter	1	2	3	4	5	6	7	8	9
Wayne Terwilliger, R (1, 4) OBP: 0.333, SLG: 0.667	0-3 K		0-0 P3		0-0 CS	0-0 F8 3B		0-0 6-3	
Hal Jeffcoat, R (1, 9) OBP: 0.375, SLG: 0.875	0-0 F8			0-0 1-3 3B		0-3 K			
Preston Ward, L (1, 3) OBP: 0.500, SLG: 1.000	0-0 1B			0-3 K		0-0 F8			
Hank Sauer, R (1, 7) OBP: 0.375, SLG: 0.429	0-0 P5			0-0 1-3		0-3 K			
Andy Pafko, R (1, 8) OBP: 0.625, SLG: 1.667		0-0 6-3		4-0 FC5-4 BB		0-0 5-3			
Bill Serena, R (1, 5)		0-0 5-3		0-0 FC5-4		0-0 5-3			
Roy Smalley, R (1, 6) OBP: 0.250, SLG: 0.286		0-0 5-3		4-0 CS BB		0-0 P4			
Mickey Owen, R (1, 2)			0-3 K		0-0 F7		0-0 5-3		
Bob Rush, R (1, 1)			0-3 K		0-3 K		0-0 L8		

Inning Stats	R: 0	H: 1	E: 0	K: 1	S: 6	LOB: 1	BB: 0	P: 6
	R: 0	H: 0	E: 0	K: 0	S: 3	LOB: 0	BB: 0	P: 3
	R: 0	H: 0	E: 0	K: 2	S: 7	LOB: 0	BB: 0	P: 7
	R: 1	H: 1	E: 0	K: 1	S: 6	LOB: 1	BB: 1	P: 10
	R: 0	H: 0	E: 0	K: 1	S: 4	LOB: 0	BB: 1	P: 8
	R: 1	H: 1	E: 0	K: 2	S: 8	LOB: 0	BB: 0	P: 8
	R: 0	H: 0	E: 0	K: 0	S: 3	LOB: 0	BB: 0	P: 3
	R: 0	H: 0	E: 0	K: 0	S: 3	LOB: 0	BB: 0	P: 3

PITCHER	IP	WLS	BF	H	R	ER	SO	BB	IBB	HBP	BLK	WP	HR	S	P	ERA	WHIP
Harry Brecheen, L ERA: 2.25	8.0	L	28	3	2	2	7	2	0	0	0	0	0	40	48	2.25	0.625

**BOTTOM**

AB	R	H	RBI	BB	SO	LOB
4	1	1	0	0	1	0
3	1	1	0	0	1	1
3	0	1	1	0	1	1
3	0	0	1	0	1	1
2	0	0	0	1	0	0
3	0	0	0	0	0	1
2	0	0	0	1	0	0
3	0	0	0	0	1	1
3	0	0	0	0	2	1

AB	26
R	2
H	3
RBI	2
BB	2
SO	7
LOB	6



WP	PA	ERA	WHIP
0	29		

**St. Louis Cardinals @ Chicago Cubs**  
 Wrigley Field, Chicago, IL  
 Fri Apr 21 1950, 3:33 AM CST  
 Att. 22,137 - Unknown

[livebaseballscorecards.com](http://livebaseballscorecards.com)

Batter	1	2	3	4	5	6	7	8	9	AB R H RBI BB SO LOB	TOP					
Tommy Glaviano, R (1, 5) OBP: 0.800, SLG: 0.667	4-0 2B 1B BB	4-0 FC4-6 1-2 BB		0-0 E9 1B		0-0 1B 2B 1B		0-3 K		3 2 2 0 2 1 0						
Harry Walker, L (1, 8) Chuck Diering, R (2, PH) OBP: 0.444, SLG: 0.500 (2, 8)	0-0 F9	4-0 FC4-6 1-2 2-3 BB		0-3 K		0-0 2B G1-2-3 1B		0-0 F9		1 0 0 0 0 0 1 3 0 1 1 1 1 1						
Stan Musial, L (1, 9) OBP: 0.476, SLG: 0.842	0-0 1B 2B	0-0 FC4-6 1-2f 2-3 3-H			0-0 E6 6-3 1B		0-0 1-3 2-H		0-0 FC3-5 SH 1B	5 2 3 2 0 0 2						
Enos Slaughter, L (1, 7) OBP: 0.350, SLG: 0.133	4-0 BB 1B IBB	0-0 1-3			0-0 6-3		4-0		0-0 SH FC3-5 1B	2 0 0 0 2 0 3						
Red Schoendienst, S (1, 4) OBP: 0.227, SLG: 0.409	0-0 G5-3 1-2 2-H 3-H 1B		0-0 F8		0-0 6-3		0-0 G1-2-3		0-0 FC3-5 G6-3 1-2 2-3f	5 0 1 2 0 0 6						
Joe Garagiola, L (1, 2) OBP: 0.412, SLG: 0.286	4-0 1-2 2-3 BB		0-0 1-3		0-0 1B		0-0 P6		0-0 G6-3 1-2f	4 0 1 1 1 0 2						
Rocky Nelson, L (1, 3) OBP: 0.182, SLG: 0.300 Eddie Kazak, R (1, PH) OBP: 0.200, SLG: 0.111 Steve Bilko, R (1, 3) OBP: 0.375, SLG: 0.333	0-0 G5-3 2-3f		0-0 1-3		0-3 K		0-0 1-4-3			0 0 0 0 0 0 0 1 0 0 0 0 0 3 3 0 0 0 0 1 1						
Eddie Miller, R (1, 6) OBP: 0.368, SLG: 0.294		0-3 K		0-0 1-3		0-0 FC1-6 1B		0-0 F8		4 0 1 0 0 1 0						
Gerry Staley, R (1, 1) OBP: 0.250, SLG: 0.250 Cloyd Boyer, R (5, 1) Johnny Bucha, R (6, PH) Ken Johnson, L (6, 1) Howie Pollet, L (6, 1)		0-0 BB FC4-6 1B		0-3 K		0-0 FC1-6 1B		0-0 1-3		2 1 1 0 0 1 0 0 0 0 0 0 0 0 1 1 0 0 0 0 1 0 0 0 0 0 0 0 1 0 0 0 0 0 0						
<b>Inning Stats</b>	R: 2 H: 2 E: 0 LOB: 2 K: 0 BB: 3 S: 4 P: 16	R: 1 H: 1 E: 0 LOB: 2 K: 1 BB: 2 S: 6 P: 14	R: 0 H: 0 E: 0 LOB: 0 K: 0 BB: 0 S: 3 P: 3	R: 0 H: 1 E: 1 LOB: 1 K: 2 BB: 0 S: 8 P: 8	R: 1 H: 1 E: 1 LOB: 1 K: 1 BB: 0 S: 7 P: 7	R: 2 H: 4 E: 0 LOB: 2 K: 0 BB: 1 S: 6 P: 10	R: 0 H: 0 E: 0 LOB: 0 K: 0 BB: 0 S: 3 P: 3	R: 0 H: 0 E: 0 LOB: 0 K: 1 BB: 0 S: 5 P: 5	R: 0 H: 1 E: 0 LOB: 1 K: 0 BB: 0 S: 4 P: 4	1B: 8 SF: 0 2B: 2 SAC: 1 3B: 0 DP: 3 HR: 0 HBP: 0	WP: 0 PA: 42 PB: 0 SB: 0 CS: 0					
<b>PITCHER</b>	IP WLS BF H R ER SO BB IBB HBP BLK WP HR S P ERA WHIP															
Bill Voiselle, R (1, 1) ERA: 54.0	0.1	5	2	2	2	0	1	1	0	0	0	0	3	11	54.00	9.000
Johnny Vander Meer, L (1, 1) ERA: 5.4	1.2	8	1	1	1	1	3	0	0	0	0	0	7	19	5.40	2.400
Paul Minner, L (3, 1) ERA: 5.4	3.1	17	6	3	2	3	0	0	0	0	0	0	23	23	5.40	1.800
Monk Dubiel, R (6, 1) ERA:	3.2	W	12	1	0	0	1	0	1	0	0	0	13	17	0.00	0.273

St. Louis Cardinals @ Chicago Cubs

Wrigley Field, Chicago, IL

Sat Apr 22 1950, 3:33 AM CST

Att. 24,122 - Unknown

AB	35
R	6
H	10
RBI	6
BB	6
SO	5
LOB	20



livebaseballscorecards.com

Batter	1	2	3	4	5	6	7	8	9	AB	R	H	RBI	BB	SO	LOB
Wayne Terwilliger, R (1, 4) OBP: 0.385, SLG: 0.583	4-0 1B 1B BB	0-0 1-3			0-0 1-2 3B 1B		0-3 K			3	2	1	0	1	1	1
Carmen Mauro, L (1, 9) OBP: 0.333, SLG: 0.333	0-0 L8		0-0 P3		0-0 1-2 2-3 3B 1B		0-0 L8			3	1	1	0	0	0	1
Hal Jeffcoat, R (7, PH) OBP: 0.333, SLG: 0.778										1	0	0	0	0	0	0
Preston Ward, L (1, 3) OBP: 0.500, SLG: 1.000	0-0 FC5 1-3 1B 1B		0-3 K		0-0 1-H 2-H 3-H E 3B		0-3 K			4	1	2	3	0	2	0
Hank Sauer, R (1, 7) OBP: 0.417, SLG: 0.455	0-0 1-2 1B		0-0 1-3		0-0 E7 1B 1B		0-3 K			4	1	2	2	0	1	0
Andy Pafko, R (1, 8) OBP: 0.500, SLG: 1.100	0-0 F2			0-0 6-3	0-0 G3-6-3 1B		0-0 6-3			4	0	1	1	0	0	2
Rube Walker, L (1, 2) OBP: 0.417, SLG: 0.818	0-0 FC5 2-3f			0-0 4-3	0-0 G3-6-3 1-2f		0-3 K			4	0	0	0	0	1	3
Bill Serena, R (1, 5)		0-0 5-3		0-0 5-3		4-0 G6-4-3 BB		0-3 K		3	0	0	0	1	1	0
Roy Smalley, R (1, 6) OBP: 0.417, SLG: 0.818			0-0		0-0 FC4-6 1B		0-0 P4		0-0 HR	4	1	3	1	0	0	1
Bill Voiselle, R (1, 1)		0-3 K			0-0 FC4-6 1B 1B 3B		0-0 G6-4-3			0	0	0	0	0	0	0
Johnny Vander Meer, S (1, 1)										0	0	0	0	0	0	0
Bob Borkowski, R (2, PH)										1	0	0	0	0	0	1
Paul Minner, L (3, 1)										1	1	0	0	0	0	1
Monk Dubiel, R (6, 1)										1	0	0	0	0	0	1

Inning Stats	R: 1	H: 2	E: 0	K: 0	S: 5	H: 2	LOB: 2	BB: 1	P: 9	R: 0	H: 1	E: 0	K: 1	S: 6	H: 1	LOB: 1	BB: 0	P: 6	R: 0	H: 0	E: 0	K: 1	S: 5	H: 0	LOB: 0	BB: 0	P: 5	R: 0	H: 0	E: 0	K: 0	S: 3	R: 5	H: 6	E: 1	K: 0	S: 8	H: 0	LOB: 0	BB: 0	P: 8	R: 0	H: 0	E: 0	K: 0	S: 2	R: 0	H: 0	E: 0	K: 2	S: 7	H: 0	LOB: 0	BB: 0	P: 7	R: 0	H: 0	E: 0	K: 2	S: 7	H: 0	LOB: 0	BB: 0	P: 7	R: 1	H: 1	E: 0	K: 1	S: 4	H: 1	LOB: 0	BB: 0	P: 4	1B: 7	2B: 1	3B: 1	SF: 0	SAC: 0	DP: 2	HBP: 0	WP: 0	PB: 0	SB: 0	CS: 0	PA: 35
--------------	------	------	------	------	------	------	--------	-------	------	------	------	------	------	------	------	--------	-------	------	------	------	------	------	------	------	--------	-------	------	------	------	------	------	------	------	------	------	------	------	------	--------	-------	------	------	------	------	------	------	------	------	------	------	------	------	--------	-------	------	------	------	------	------	------	------	--------	-------	------	------	------	------	------	------	------	--------	-------	------	-------	-------	-------	-------	--------	-------	--------	-------	-------	-------	-------	--------

PITCHER	IP	WLS	BF	H	R	ER	SO	BB	IBB	HBP	BLK	WP	HR	S	P	ERA	WHIP
Gerry Staley, R (1, 1) ERA: 5.4	4.1		22	8	6	6	2	1	0	0	0	0	0	25	29	12.46	2.077
Cloyd Boyer, R (5, 1) ERA:	0.2		2	1	0	0	0	0	0	0	0	0	0	2	2	0.00	1.500
Ken Johnson, L (6, 1) ERA:	0.0		1	0	0	0	0	1	0	0	0	0	0	4		∞	∞
Howie Pollet, L (6, 1) ERA: 5.06	3.1	L	10	1	1	1	5	0	0	0	0	0	1	20	20	2.70	0.300


**BOTTOM**

**St. Louis Cardinals @ Chicago Cubs**  
Wrigley Field, Chicago, IL

Sat Apr 22 1950, 3:33 AM CST  
Att. 24,122 - Unknown

livebaseballscorecards.com

AB	33
R	7
H	10
RBI	7
BB	2
SO	7
LOB	11



Batter	1	2	3	4	5	6	7	8	9	AB R H RBI BB SO LOB	TOP											
Tommy Glaviano, R (1, 5) OBP: 0.556, SLG: 0.429	0-3 K		0-0 F8		0-0 1B			0-0 SH3-4	0-0 P4	4 0 1 0 0 1 2												
Chuck Diering, R (1, 8) OBP: 0.462, SLG: 0.500	0-3 K			0-0 P3	0-0 1B			0-0 FC6-2		4 0 2 0 0 1 0												
Stan Musial, L (1, 9) OBP: 0.480, SLG: 0.818	0-0 F2			0-0 2B			0-0 P3	4-0 FC5 FC6-2 IBB		3 0 1 0 1 0 0												
Enos Slaughter, L (1, 7) OBP: 0.375, SLG: 0.263		0-0 F5		0-0 2B	0-0 1B		0-0 G5-4-3	0-0 FC6-2		4 0 2 0 0 0 3												
Red Schoendienst, S (1, 4) OBP: 0.192, SLG: 0.346		0-0 P3		0-0 P6		0-0 G5-4-3		0-0 FC5		4 0 0 0 0 0 6												
Steve Bilko, R (1, 3) OBP: 0.500, SLG: 0.444		0-0 E7		4-0 IBB			0-0 F2		0-0 SH1-4	3 0 2 0 1 0 0												
Harry Walker, L (9, PR)										0 1 0 0 0 0 0												
Rocky Nelson, L (9, 3) OBP: 0.182, SLG: 0.300		0-0 1B								0 0 0 0 0 0 0												
Del Rice, R (1, 2) OBP: 0.143, SLG: 0.143		0-0 F9		0-0 F7			0-0 5-3		0-0 SH1-4	3 0 0 0 0 0 4												
Eddie Miller, R (1, 6) OBP: 0.304, SLG: 0.238			0-0 F7		0-0 F3		0-0 P5		0-0 F9	4 0 0 0 0 0 2												
Max Lanier, R (1, 1) OBP: 0.500, SLG: 0.750			0-0 6-3		0-0 F4			0-0 1B SH3-4 FC6-2	0-0 2B	4 0 2 1 0 0 0												
<b>Inning Stats</b>	R: 0 E: 0 K: 2 S: 7	H: 0 LOB: 0 BB: 0 P: 7	R: 0 E: 1 K: 0 S: 4	H: 1 LOB: 1 BB: 0 P: 4	R: 0 E: 0 K: 0 S: 3	H: 0 LOB: 0 BB: 0 P: 3	R: 0 E: 0 K: 0 S: 5	H: 2 LOB: 3 BB: 1 P: 9	R: 0 E: 0 K: 0 S: 4	H: 2 LOB: 2 BB: 0 P: 4	R: 0 E: 0 K: 0 S: 3	H: 1 LOB: 0 BB: 0 P: 3	R: 0 E: 0 K: 0 S: 3	H: 0 LOB: 0 BB: 0 P: 3	R: 0 E: 0 K: 0 S: 5	H: 2 LOB: 3 BB: 1 P: 9	R: 1 E: 0 K: 0 S: 5	H: 2 LOB: 2 BB: 0 P: 5	1B: 7 2B: 3 3B: 0 HR: 0	SF: 0 SAC: 2 DP: 1 HBP: 0	WP: 0 PB: 0 SB: 0 CS: 0	PA: 37
<b>PITCHER</b> Ken Raffensberger, L (1, 1) ERA: 3.86	IP: 9.0 WLS: L BF: 37 H: 10 R: 1 ER: 1 SO: 2 BB: 0 IBB: 2 HBP: 0 BLK: 0 WP: 0 HR: 0 S: 39 P: 47 ERA: 1.00 WHIP: 1.111											<b>PITCHER</b>	IP: 9.0 WLS: L BF: 37 H: 10 R: 1 ER: 1 SO: 2 BB: 0 IBB: 2 HBP: 0 BLK: 0 WP: 0 HR: 0 S: 39 P: 47 ERA: 1.00 WHIP: 1.111									

St. Louis Cardinals @ Cincinnati Reds  
 Crosley Field, Cincinnati, OH  
 Mon Apr 24 1950, 3:33 AM EST  
 Att: 10,540 - Unknown

livebaseballscorecards.com

AB 33  
 R 1  
 H 10  
 RBI 1  
 BB 2  
 SO 2  
 LOB 17



Batter	1	2	3	4	5	6	7	8	9	AB	R	H	RBI	BB	SO	LOB
<b>Bobby Adams, R</b> OBP: 0.556, SLG: 0.571 (1, 4)	0-0 HBP 1B	0-0 P4			4-0 BB			0-0 6-3		3	0	1	0	1	0	2
<b>Johnny Wyrostek, L</b> OBP: 0.381, SLG: 0.500 (1, 9)	1-0 HBP		0-3 K		0-0 P6			0-0 F7		3	0	0	0	0	1	2
<b>Bob Usher, R</b> OBP: 0.357, SLG: 0.857 (1, 8)	0-0 P4		0-0 P4		0-3 K			0-0 FC6-4 1B		4	0	1	0	0	1	4
<b>Joe Adcock, R</b> OBP: 0.250, SLG: 0.375 (1, 7)	0-3 K		0-0 F8		0-3 K			0-0 FC6-4 1-2f		4	0	0	0	0	2	3
<b>Walker Cooper, R</b> OBP: 0.063, SLG: 0.063 (1, 2)	0-0 F8			0-0 F7		0-0 F2			0-0 F9	4	0	0	0	0	0	2
<b>Ted Kluszewski, L</b> OBP: 0.353, SLG: 0.313 (1, 3)		0-0 FC1-6 BB 1B		0-0 6-3		0-3 K		0-3 K	0-3 K	4	0	1	0	0	2	0
<b>Grady Hatton, L</b> OBP: 0.167, SLG: 0.063 (1, 5)		4-0 FC1-6 BB		0-3 K			0-0 F7		0-0 F8	3	0	0	0	1	1	0
<b>Virgil Stallcup, R</b> OBP: 0.333, SLG: 0.353 (1, 6)		0-0 F2			0-0 E 1B		0-0 P5			3	0	1	0	0	0	2
<b>Ken Raffensberger, R</b> (1, 1)		0-0 FC1-6 1-2f 2-3			0-0 B1		0-0 6-3			3	0	0	0	0	0	3

<b>Inning Stats</b>	R: 0 E: 0 K: 1 S: 6	H: 1 LOB: 2 BB: 0 P: 7	R: 0 E: 0 K: 0 S: 4	H: 1 LOB: 2 BB: 1 P: 8	R: 0 E: 0 K: 1 S: 5	H: 0 LOB: 0 BB: 0 P: 5	R: 0 E: 0 K: 1 S: 5	H: 0 LOB: 0 BB: 0 P: 5	R: 0 E: 1 K: 1 S: 6	H: 1 LOB: 2 BB: 1 P: 10	R: 0 E: 0 K: 2 S: 7	H: 0 LOB: 0 BB: 0 P: 7	R: 0 E: 0 K: 0 S: 3	H: 0 LOB: 0 BB: 0 P: 3	R: 0 E: 0 K: 0 S: 4	H: 1 LOB: 1 BB: 0 P: 4	R: 0 E: 0 K: 1 S: 5	H: 0 LOB: 0 BB: 0 P: 5	1B: 4 2B: 0 3B: 0 HR: 0	SF: 0 SAC: 0 DP: 0 HBP: 1	WP: 0 PB: 0 SB: 0 CS: 0	PA: 34
<b>PITCHER</b> <b>Max Lanier, L</b> ERA:	(1, 1)	IP 9.0	WLS W	BF 34	H 4	R 0	ER 0	SO 7	BB 2	IBB 0	HBP 1	BLK 0	WP 0	HR 0	S 45	P 54	ERA 0.00	WHIP 0.667				


**BOTTOM**

**St. Louis Cardinals @ Cincinnati Reds**  
Crosley Field, Cincinnati, OH

Mon Apr 24 1950, 3:33 AM EST  
Att. 10,540 - Unknown

livebaseballscorecards.com

<b>AB</b>	<b>31</b>
<b>R</b>	<b>0</b>
<b>H</b>	<b>4</b>
<b>RBI</b>	<b>0</b>
<b>BB</b>	<b>2</b>
<b>SO</b>	<b>7</b>
<b>LOB</b>	<b>18</b>



Batter	1	2	3	4	5	6	7	8	9	AB R H RBI BB SO LOB	TOP		
Tommy Glaviano, R (1, 5) OBP: 0.500, SLG: 0.300	4-0 1B S L8 BB	0-0 F8			4-0 3B BB		0-0 4-3		0-3 K	3 2 0 0 2 1 2			
Chuck Diering, R (1, 8) OBP: 0.389, SLG: 0.375	4-0 L8-4 1B 1-2 BB		0-0 6-3		0-0 F8		0-3 K		0-3 K	4 0 0 0 1 2 1			
Stan Musial, L (1, 9) OBP: 0.517, SLG: 0.880	0-0 1-2 2-3 1B		0-0 L3		0-0 1B 3B		4-0 BB			3 1 2 1 1 0 0			
Enos Slaughter, L (1, 7) OBP: 0.393, SLG: 0.304	0-0 L8		0-0		0-0 FC6-4 1B		0-3 K			4 0 2 2 0 1 3			
Steve Bilko, R (1, 3) OBP: 0.438, SLG: 0.385 Rocky Nelson, L (8, PR) OBP: 0.182, SLG: 0.300	0-0 L8-4 2-3		0-3 K		0-0 FC6-4 1-2f			0-0 SH1-4 1B		4 0 1 0 0 1 4 0 0 0 0 0 0 0			
Red Schoendienst, S (1, 4) OBP: 0.172, SLG: 0.310		0-0 P5		0-0 P3		0-0 6-3		0-0 SH1-4 1-2		3 0 0 0 0 0 0			
Del Rice, R (1, 2) OBP: 0.182, SLG: 0.182		0-0 FC1-5 1B 1B		0-0 F8		0-3 K		0-0 P6		4 0 1 0 0 1 2			
Eddie Miller, R (1, 6) OBP: 0.333, SLG: 0.320		0-0 FC1-5 1-2 1B		0-0 F9		0-0 2B		0-0 5-3		4 0 2 0 0 0 2			
Howie Pollet, L (1, 1)		0-0 FC1-5 1-2 2-3f		0-0 F8		0-0 P5		0-0 4-3		4 0 0 0 0 0 3			
<b>Inning Stats</b>	R: 1 E: 0 K: 0 S: 3 H: 1 LOB: 1 BB: 2 P: 11	R: 0 E: 0 K: 0 S: 5 H: 2 LOB: 2 BB: 0 P: 5	R: 0 E: 0 K: 1 S: 6 H: 1 LOB: 1 BB: 0 P: 6	R: 0 E: 0 K: 0 S: 3 H: 0 LOB: 0 BB: 0 P: 3	R: 2 E: 0 K: 0 S: 5 H: 2 LOB: 1 BB: 1 P: 9	R: 0 E: 0 K: 1 S: 6 H: 1 LOB: 1 BB: 0 P: 6	R: 0 E: 0 K: 2 S: 7 H: 0 LOB: 1 BB: 1 P: 11	R: 0 E: 0 K: 0 S: 4 H: 1 LOB: 2 BB: 0 P: 4	R: 0 E: 0 K: 2 S: 7 H: 0 LOB: 0 BB: 0 P: 7	1B: 6 2B: 2 3B: 1 HR: 0 SF: 0 SAC: 1 DP: 1 HBP: 0	WP: 0 PB: 0 SB: 1 CS: 0 PA: 38		
<b>PITCHER</b>	IP WLS BF H R ER SO BB IBB HBP BLK WP HR S P ERA WHIP											<b>PITCHER</b>	IP WLS BF H R ER SO BB IBB HBP BLK WP HR S P ERA WHIP
Kent Peterson, L (1, 1) ERA: 9.45	4.2 L 22 6 3 3 1 3 0 0 0 0 0 0 21 33 5.79 1.929												
Frank Smith, R (5, 1) ERA: 3.65	3.1 13 2 0 0 3 1 0 0 0 0 0 0 18 22 0.00 0.900												
Ewell Blackwell, R (9, 1) ERA:	1.0 3 0 0 0 2 0 0 0 0 0 0 0 7 7 0.00 0.000												

St. Louis Cardinals @ Cincinnati Reds  
 Crosley Field, Cincinnati, OH  
 Wed Apr 26 1950, 3:33 AM EST  
 Att. 2,797 - Unknown

livebaseballscorecards.com

AB 33  
 R 3  
 H 8  
 RBI 3  
 BB 4  
 SO 6  
 LOB 17



BOTTOM

St. Louis Cardinals @ Cincinnati Reds

Crosley Field, Cincinnati, OH

Wed Apr 26 1950, 3:33 AM EST  
Att. 2,797 - Unknown

livebaseballscorecards.com

AB	32
R	2
H	5
RBI	2
BB	1
SO	5
LOB	8



WP:	1	PA:	34
PB:	0	SB:	0
CS:	0		

AB	R	H	RBI	BB	SO	LOB
4	1	1	0	0	1	1
3	0	1	2	1	0	1
4	0	0	0	0	2	3
4	0	0	0	0	0	1
4	0	1	0	0	0	0
4	0	0	0	0	1	1
3	0	1	0	0	0	0
3	0	0	0	0	0	1
1	1	1	0	0	0	0
1	0	0	0	0	1	0
1	0	0	0	0	0	0
0	0	0	0	0	0	0

Batter	1	2	3	4	5	6	7	8	9
Bobby Adams, R (1, 4) OBP: 0.462, SLG: 0.545	0-3 K ①		0-0 E9 3B 1-2			0-0 L8		0-0 2B	
Johnny Wyrostek, L (1, 9) OBP: 0.400, SLG: 0.565	0-0 F7		0-0 3B 1-H 2-H			4-0 WP BB		0-0 F8 ②	
Bob Usher, R (1, 8) OBP: 0.278, SLG: 0.667	0-3 K ③		0-0 F7 ③			0-3 K 1-2 ②		0-0 F8 ③	
Danny Litwhiler, R (1, 7) OBP: 0.176, SLG: 0.313		0-0 G6-3 ①		0-0 P3 ①		0-0 5-3 ③		0-0 F8 ①	
Joe Adcock, R (1, 3) OBP: 0.250, SLG: 0.333		0-0 L9 ②		0-0 PO 1B		0-0 5-3 ①		0-0 F9 ②	
Walker Cooper, R (1, 2) OBP: 0.050, SLG: 0.050		0-0 5-3 ③		0-0 F9 ②		0-3 K ②		0-0 6-3 ③	
Grady Hatton, L (1, 5) OBP: 0.190, SLG: 0.105			0-0 3-1 ①	0-0 PO 1-2 ③	0-0 3-1 ①		0-0 1B		
Virgil Stallcup, R (1, 6) OBP: 0.286, SLG: 0.300			0-0 6-3 ②		0-0 F7 ②		0-0 F7 ③		
Kent Peterson, R (1, 1) OBP: 0.500, SLG: 0.500			0-0 3B 1B		0-3 K ③			0-0 1-3 ①	
Frank Smith, R (5, 1) OBP: 0.333, SLG: 0.333									
Peanuts Lowrey, R (8, PH) OBP: 0.250, SLG: 0.250									
Ewell Blackwell, R (9, 1)									

Inning Stats	R: 0	H: 0	E: 0	LOB: 0	K: 2	BB: 0	S: 7	P: 7
	0	0	0	0	0	0	3	3
	0	0	0	0	0	0	3	3
	2	2	1	1	0	0	6	6
	0	1	0	0	0	0	3	3
	0	0	0	0	0	0	5	5
	0	0	0	0	0	0	6	6
	0	0	0	0	0	0	4	4
	0	0	0	0	0	0	3	3
	1	1	1	0	0	0	0	0
	3	1	0	0	0	0	0	0
	0	0	0	0	0	0	0	0
	0	0	0	0	0	0	0	0

PITCHER	IP	WLS	BF	H	R	ER	SO	BB	IBB	HBP	BLK	WP	HR	S	P	ERA	WHIP
Howie Pollet, L (1, 1) ERA: 1.88	9.0	W	33	5	2	0	5	1	0	0	0	1	0	42	46	0.00	0.667

Batter	1	2	3	4	5	6	7	8	9	AB R H RBI BB SO LOB	TOP											
Tommy Glaviano, R (1, 5) OBP: 0.421, SLG: 0.214	0-3 K	0-0 1-3			4-0 1B 1B BB	0-0 F8		0-0 F4		4 1 0 0 1 1 1												
Harry Walker, L (1, 8) OBP: 0.167, SLG: 0.063 Chuck Diering, R (8, 8) OBP: 0.368, SLG: 0.353	0-0 1-3		4-0 2B F7 BB		0-0 1B 1B FC1-2-5-2	0-3 K		0-0 F8	3 1 1 0 1 1 0 1 0 0 0 0 0 0													
Stan Musial, L (1, 9) OBP: 0.529, SLG: 0.862 Bill Howerton, L (9, 9)	4-0 E 1B BB		0-0 4-3 1-3 2B		0-0 1B 1B FC1-2-5-2		0-0 6-3	0-0 F8	4 1 2 1 1 0 0 0 0 0 0 0 0 0													
Enos Slaughter, L (1, 7) OBP: 0.364, SLG: 0.286	0-0 E7 BB 1-3 1B		0-0 F7		0-0 1B 1B FC1-2-5-2		0-0 1-6-3	0-0 G3	5 1 1 1 0 0 3													
Red Schoendienst, S (1, 4) OBP: 0.242, SLG: 0.344	4-0 FC6-4 1-2 BB		0-0 4-3		0-0 1B 1B S		0-0 BLK 1B		3 1 2 1 1 0 1													
Steve Bilko, R (1, 3) OBP: 0.400, SLG: 0.313	0-0 FC6-4 1-2f		0-3 K		0-3 K		4-0 1-2 BB		3 0 0 0 1 2 6													
Joe Garagiola, L (1, 2) OBP: 0.381, SLG: 0.278		0-0 F9		0-0 F4	0-0 FC6-4 1B		0-3 K		4 0 1 2 0 1 2													
Eddie Miller, R (1, 6) OBP: 0.290, SLG: 0.276		0-0 4-3		0-0 F7	0-0 FC6-4			0-0 F3	4 0 0 0 0 0 1													
Red Munger, R (1, 1)		4-0 BB		0-0 3-1			0-0 4-3	0-0 F8	3 0 0 0 1 0 0													
<b>Inning Stats</b>	R: 0 E: 1 K: 1 S: 6	H: 1 LOB: 3 BB: 2 P: 14	R: 0 E: 0 K: 0 S: 3	H: 0 LOB: 1 BB: 1 P: 7	R: 1 E: 0 K: 1 S: 6	H: 1 LOB: 1 BB: 1 P: 10	R: 0 E: 0 K: 0 S: 3	H: 0 LOB: 0 BB: 0 P: 3	R: 4 E: 0 K: 1 S: 9	H: 4 LOB: 1 BB: 1 P: 13	R: 0 E: 0 K: 1 S: 5	H: 0 LOB: 0 BB: 0 P: 5	R: 0 E: 0 K: 1 S: 6	H: 1 LOB: 2 BB: 1 P: 10	R: 0 E: 0 K: 0 S: 3	H: 0 LOB: 0 BB: 0 P: 3	R: 0 E: 0 K: 0 S: 3	H: 0 LOB: 0 BB: 0 P: 3	1B: 6 2B: 1 3B: 0 HR: 0	SF: 0 SAC: 0 DP: 0 HBP: 0	WP: 0 PB: 0 SB: 1 CS: 0	PA: 40
<b>PITCHER</b>	IP WLS BF H R ER SO BB IBB HBP BLK WP HR S P ERA WHIP												<b>PITCHER</b>	IP WLS BF H R ER SO BB IBB HBP BLK WP HR S P ERA WHIP								
Murry Dickson, R (1, 1) ERA: 5.14	5.0 L 26 6 5 5 3 5 0 0 0 0 0 0 27 47 9.00 2.200																					
Vic Lombardi, L (6, 1) ERA:	4.0 14 1 0 0 2 1 0 0 0 1 0 0 17 21 0.00 0.500																					

St. Louis Cardinals @ Pittsburgh Pirates  
 Forbes Field, Pittsburgh, PA  
 Thu Apr 27 1950, 3:33 AM EST  
 Att. 34,995 - Unknown

AB	34
R	5
H	7
RBI	5
BB	6
SO	5
LOB	14





Batter	1	2	3	4	5	6	7	8	9	AB	R	H	RBI	BB	SO	LOB
Ted Beard, L (1, 9) OBP: 0.344, SLG: 0.536	0-0 6-3		0-0 FC1-6 BB 1-2f		0-3 K	0-0 F7			0-0 F8	5	0	0	0	0	1	3
Johnny Hopp, L (1, 3) OBP: 0.333, SLG: 0.333	0-0 F9		4-0 FC5-4 BB 1-2		0-0 HBP 1B			0-0 4-3	0-0 1B	4	0	2	0	1	0	0
Ralph Kiner, R (1, 7) OBP: 0.419, SLG: 0.520	4-0 BB		0-0 FC5-4 1-2f		1-0 HBP 1-2 2-3			0-0 F7	0-0 1-3	3	0	0	0	1	0	3
Nanny Fernandez, R (1, 5) OBP: 0.172, SLG: 0.286	0-0 6-3			0-0 5-3	0-0 F3			0-0 1B		4	0	1	0	0	0	4
Wally Westlake, R (1, 8) OBP: 0.440, SLG: 0.909		0-0 F4		4-0 BB		4-0 3B BB		0-0 F4		2	1	0	0	2	0	1
Danny Murtaugh, R (1, 4) OBP: 0.400, SLG: 0.480		0-0 6-3		0-0 F7		0-0 G1-6-3 3B		0-3 K		4	1	1	1	0	1	1
Stan Rojek, R (1, 6) OBP: 0.292, SLG: 0.273		0-0 G3		0-0 4-3		4-0 G1-6-3 BB		0-0 4-3		2	0	0	0	0	0	1
Dale Coogan, L (6, PH)										0	0	0	0	1	0	0
Pete Castiglione, R (7, 6)										1	0	0	0	0	0	0
Ed Fitz Gerald, R (1, 2) OBP: 0.091, SLG: 0.182			0-3 K		0-0 E4 HBP 1B	0-0 G1-6-3		0-0 F6		4	0	0	0	0	1	1
Murry Dickson, R (1, 1) OBP: 0.400, SLG: 0.400			0-0 FC1-6 1B		0-3 K	0-0 1B			0-0 F9	1	0	1	0	0	0	0
Tom Saffell, L (5, PH)										1	0	0	0	0	1	1
Vic Lombardi, L (6, 1) OBP: 1.000, SLG: 1.000										1	0	1	0	0	0	0
Hank Schenz, R (9, PH)										1	0	0	0	0	0	0

Inning Stats	R: 0	H: 0	E: 0	K: 0	S: 3	R: 0	H: 0	E: 0	K: 0	S: 3	R: 0	H: 1	E: 1	K: 2	S: 9	R: 2	H: 2	E: 0	K: 0	S: 4	R: 0	H: 1	E: 0	K: 1	S: 5	R: 0	H: 0	E: 0	K: 1	S: 5	R: 0	H: 1	E: 0	K: 0	S: 4	1B: 5	2B: 0	3B: 1	SF: 0	SAC: 0	DP: 1	HBP: 1	WP: 0	PB: 0	SB: 0	CS: 0	PA: 39									
PITCHER Red Munger, R (1, 1) ERA: 2.25	IP: 9.0	WLS: W	BF: 39	H: 6	R: 2	ER: 2	SO: 4	BB: 5	IBB: 0	HBP: 1	BLK: 0	WP: 0	HR: 0	S: 41	P: 62	ERA: 2.00	WHIP: 1.222																																							
PITCHER																				IP: 9.0	WLS: W	BF: 39	H: 6	R: 2	ER: 2	SO: 4	BB: 5	IBB: 0	HBP: 1	BLK: 0	WP: 0	HR: 0	S: 41	P: 62	ERA: 2.00	WHIP: 1.222																				


**BOTTOM**

**St. Louis Cardinals @ Pittsburgh Pirates**  
 Forbes Field, Pittsburgh, PA

Thu Apr 27 1950, 3:33 AM EST  
 Att. 34,995 - Unknown

livebaseballscorecards.com

<b>AB</b>	<b>33</b>
<b>R</b>	<b>2</b>
<b>H</b>	<b>6</b>
<b>RBI</b>	<b>1</b>
<b>BB</b>	<b>5</b>
<b>SO</b>	<b>4</b>
<b>LOB</b>	<b>15</b>



Batter	1	2	3	4	5	6	7	8	9	AB R H RBI BB SO LOB	TOP
<b>Tommy Glaviano, R</b> (1, 5) <small>OBP: 0.435, SLG: 0.278</small> <b>Solly Hemus, L</b> (7, 5) <small>OBP: 0.222, SLG: 0.333</small>	0-3  <small>1-2</small> 1B	0-0  1B			0-0 4-3  1B		0-0  1B	0-0 F9  1B		4 0 2 0 0 1 0 1 0 0 0 0 0 2	
<b>Chuck Diering, R</b> (1, 8) <small>OBP: 0.391, SLG: 0.350</small> <b>Bill Howerton, L</b> (9, PH) <small>OBP: 0.333, SLG: 0.667</small>	4-0  2B BB	0-3  1B			0-0  1B 1B		0-0 E6  1B		0-0  2B	3 2 1 0 1 1 3 1 0 1 0 0 0 0	
<b>Enos Slaughter, L</b> (1, 7) <small>OBP: 0.368, SLG: 0.313</small>	0-0  1B 2B		1-0  1B HBP		0-0 1-3  1B		0-0 F8  1B		0-0 F2  1B	4 1 1 1 0 0 4	
<b>Steve Bilko, R</b> (1, 3) <small>OBP: 0.360, SLG: 0.286</small>	0-0 F9  1B		0-0 4-3  1B		0-0  1B 2-H		0-0 F8  1B		0-3  1B	5 0 1 1 0 1 5	
<b>Johnny Blatnik, R</b> (1, 9) <small>OBP: 0.455, SLG: 0.250</small>	0-0  1B 2-H		0-0 1-3  1B 2-3		0-0 F8  1B		0-0 F5  1B		4-0  1B BB	4 0 1 1 1 0 4	
<b>Red Schoendienst, S</b> (1, 4) <small>OBP: 0.211, SLG: 0.297</small>	0-0 F8  1B		0-0 F7  1B		0-0 F7  1B			0-0 F2  1B	0-0 F8  1B	5 0 0 0 0 0 4	
<b>Del Rice, R</b> (1, 2) <small>OBP: 0.214, SLG: 0.286</small> <b>Harry Walker, L</b> (8, PH) <small>OBP: 0.158, SLG: 0.059</small> <b>Joe Garagiola, L</b> (8, 2) <small>OBP: 0.381, SLG: 0.278</small>		0-0 5-3  1B		0-0 5-3  1B 2B		0-0  2B		0-3  1B BB		3 0 1 0 0 0 0 1 0 0 0 0 1 0 0 0 0 0 0 0 0	
<b>Eddie Miller, R</b> (1, 6) <small>OBP: 0.286, SLG: 0.250</small>		0-0 F8  1B BB		0-0 1-3  1B		0-0 5-3  1B		4-0  1B BB		3 0 0 0 1 0 1	
<b>Gerry Staley, R</b> (1, 1) <small>OBP: 0.286, SLG: 0.167</small> <b>Cloyd Boyer, R</b> (7, 1) <small>OBP: 0.273, SLG: 0.200</small> <b>Eddie Kazak, R</b> (8, PH) <small>OBP: 0.273, SLG: 0.200</small> <b>Tom Poholsky, R</b> (8, 1)		4-0  1B BB		0-0 F5  1B		0-0 F6  1B		0-0  1B 1-2		2 0 0 0 1 0 1 0 0 0 0 0 0 0 1 0 1 0 0 0 0 0 0 0 0 0 0 0	
<b>Inning Stats</b>	R: 2 H: 2 E: 0 LOB: 1 K: 1 BB: 1 S: 7 P: 11	R: 0 H: 1 E: 0 LOB: 2 K: 1 BB: 1 S: 6 P: 10	R: 0 H: 0 E: 0 LOB: 1 K: 0 BB: 0 S: 3 P: 4	R: 0 H: 0 E: 0 LOB: 0 K: 0 BB: 0 S: 3 P: 3	R: 1 H: 2 E: 0 LOB: 1 K: 0 BB: 0 S: 5 P: 5	R: 0 H: 1 E: 0 LOB: 1 K: 0 BB: 0 S: 4 P: 4	R: 0 H: 1 E: 1 LOB: 2 K: 0 BB: 0 S: 5 P: 5	R: 0 H: 1 E: 0 LOB: 2 K: 1 BB: 1 S: 6 P: 10	R: 0 H: 1 E: 0 LOB: 2 K: 1 BB: 1 S: 6 P: 10	1B: 6 SF: 0 2B: 3 SAC: 0 3B: 0 DP: 0 HR: 0 HBP: 1	WP: 0 PA: 42 PB: 0 SB: 1 CS: 0
<b>PITCHER</b> <b>Bill Werle, L</b> (1, 1) <small>ERA: 5.02</small> <b>Woody Main, R</b> (8, 1) <small>ERA:</small>	IP WLS BF H R ER SO BB IBB HBP BLK WP HR S P ERA WHIP 7.0 W 32 7 3 3 2 2 0 1 0 0 0 0 33 42 3.86 1.286										

**St. Louis Cardinals @ Pittsburgh Pirates**  
 Forbes Field, Pittsburgh, PA  
 Fri Apr 28 1950, 3:33 AM EST  
 Att. 10,102 - Unknown

livebaseballscorecards.com


<b>AB</b>	37
<b>R</b>	3
<b>H</b>	9
<b>RBI</b>	3
<b>BB</b>	4
<b>SO</b>	4
<b>LOB</b>	24




Batter	1	2	3	4	5	6	7	8	9	AB	R	H	RBI	BB	SO	LOB
<b>Ted Beard, L</b> OBP: 0.333, SLG: 0.531 (1, 9) X	0-0 4-3	0-0 1-3			0-0 F8		0-0 1B 2B			4	1	1	0	0	0	1
<b>Johnny Hopp, L</b> OBP: 0.419, SLG: 0.464 (1, 3) X	0-0 WP 1B		0-0 G5-4-3 1B		0-0 2B		0-0 HR 1B			4	2	4	1	0	0	0
<b>Ralph Kiner, R</b> OBP: 0.429, SLG: 0.621 (1, 7) X	0-0 1B 1B		0-0 G5-4-3 1-2f		0-0 F7		0-0 HR			4	1	2	3	0	0	2
<b>Nanny Fernandez, R</b> OBP: 0.242, SLG: 0.375 (1, 5) X	0-0 1-2 1B		0-0 1B			0-0 2B	0-0 F8			4	0	3	0	0	0	0
<b>Wally Westlake, R</b> OBP: 0.379, SLG: 0.769 (1, 8) S S S	0-3 K			0-3 K		0-0 5-3	0-0 5-3			4	0	0	0	0	2	3
<b>Danny Murtaugh, R</b> OBP: 0.412, SLG: 0.500 (1, 4) X	0-0 F9			0-0 5-3		4-0 BB		0-0 2B		3	0	1	0	1	0	2
<b>Stan Rojek, R</b> OBP: 0.269, SLG: 0.250 (6, PH) <b>Dale Coogan, L</b> (7, 6) <b>Pete Castiglione, R</b> (7, 6)		0-0 6-3		0-0 E5 FC6-4		0-3 K		0-0 6-3		2	0	0	0	0	0	0
<b>Ed Fitz Gerald, R</b> OBP: 0.077, SLG: 0.154 (6, PH) <b>Marv Rickert, L</b> (7, 2) <b>Clyde McCullough, R</b> OBP: 0.118, SLG: 0.063		0-0 6-3		0-0 FC6-4 1-2f		0-0 1-3		0-0 4-3		2	0	0	0	0	0	1
<b>Bill Werte, L</b> OBP: 0.500, SLG: 0.500 (7, PH) <b>Tom Saffell, L</b> (8, 1) <b>Woody Main, R</b> (8, 1)		0-0 1B			0-0 F6		0-0 F8	0-0 F4		2	0	1	0	0	0	0

Inning Stats	R: 1	H: 3	E: 0	K: 1	S: 8	LOB: 2	BB: 0	P: 8	R: 0	H: 1	E: 0	K: 0	S: 4	LOB: 1	BB: 0	P: 4	R: 0	H: 2	E: 0	K: 0	S: 3	LOB: 1	BB: 0	P: 3	R: 0	H: 0	E: 1	K: 1	S: 6	LOB: 1	BB: 0	P: 6	R: 0	H: 1	E: 0	K: 0	S: 4	LOB: 1	BB: 0	P: 4	R: 0	H: 1	E: 0	K: 1	S: 6	LOB: 2	BB: 1	P: 10	R: 3	H: 3	E: 0	K: 0	S: 6	LOB: 0	BB: 0	P: 6	R: 0	H: 1	E: 0	K: 0	S: 4	LOB: 1	BB: 0	P: 4	1B: 7	2B: 4	3B: 0	HR: 1	SF: 0	SAC: 0	DP: 1	HBP: 0
--------------	------	------	------	------	------	--------	-------	------	------	------	------	------	------	--------	-------	------	------	------	------	------	------	--------	-------	------	------	------	------	------	------	--------	-------	------	------	------	------	------	------	--------	-------	------	------	------	------	------	------	--------	-------	-------	------	------	------	------	------	--------	-------	------	------	------	------	------	------	--------	-------	------	-------	-------	-------	-------	-------	--------	-------	--------

PITCHER	IP	WLS	BF	H	R	ER	SO	BB	IBB	HBP	BLK	WP	HR	S	P	ERA	WHIP
<b>Gerry Staley, R</b> ERA: 5.49 (1, 1)	6.1	L	30	11	4	4	3	1	0	0	0	1	1	35	39	5.68	1.895
<b>Cloyd Boyer, R</b> ERA: (7, 1)	0.2		2	0	0	0	0	0	0	0	0	0	0	2	2	0.00	0.000
<b>Tom Poholsky, R</b> ERA: (8, 1)	1.0		4	1	0	0	0	0	0	0	0	0	0	4	4	0.00	1.000

BOTTOM																	
<b>St. Louis Cardinals @ Pittsburgh Pirates</b> <b>Forbes Field, Pittsburgh, PA</b> Fri Apr 28 1950, 3:33 AM EST Att. 10,102 - Unknown																AB	35
																R	4
																H	12
																RBI	4
																BB	1
SO	3																
LOB	16																
																	
WP: 1	PA: 36																
PB: 0																	
SB: 0																	
CS: 0																	

livebaseballscores.com

Batter	1	2	3	4	5	6	7	8	9	AB R H RBI BB SO LOB	TOP																									
Wayne Terwilliger, R (1, 4) OBP: 0.353, SLG: 0.467											0 0 0 0 0 0 0 0	<p style="text-align: center;"><b>Chicago Cubs @ St. Louis Cardinals</b></p> <p style="text-align: center;">Sportsman's Park, St. Louis, MO</p> <p style="text-align: center;">Sun Apr 30 1950, 4:33 AM EDT Att. 9,645 - Unknown</p> <p style="text-align: right;"><a href="http://livebaseballscorecards.com">livebaseballscorecards.com</a></p> <p><b>AB 0</b> <b>R 0</b> <b>H 0</b> <b>RBI 0</b> <b>BB 0</b> <b>SO 0</b> <b>LOB 0</b></p>  <p>WP: 0 PA: 0 PB: 0 SB: 0 CS: 0</p>																								
Bob Borkowski, R (1, 7)											0 0 0 0 0 0 0 0																									
Preston Ward, L (1, 3) OBP: 0.438, SLG: 0.786											0 0 0 0 0 0 0 0																									
Andy Pafko, R (1, 8) OBP: 0.500, SLG: 0.917											0 0 0 0 0 0 0 0																									
Roy Smalley, R (1, 6) OBP: 0.375, SLG: 0.733											0 0 0 0 0 0 0 0																									
Bill Serena, R (1, 5)											0 0 0 0 0 0 0 0																									
Hal Jeffcoat, R (1, 9) OBP: 0.250, SLG: 0.583											0 0 0 0 0 0 0 0																									
Mickey Owen, R (1, 2)											0 0 0 0 0 0 0 0																									
Johnny Schmitz, R (1, 1) OBP: 0.250, SLG: 0.250	0 0 0 0 0 0 0 0																																			
<b>Inning Stats</b>											1B: 0 SF: 0 2B: 0 SAC: 0 3B: 0 DP: 0 HR: 0 HBP: 0																									
PITCHER Harry Brecheen, L (1, 1) ERA: 2.25	IP	WLS	BF	H	R	ER	SO	BB	IBB	HBP	BLK	WP	HR	S	P	ERA	WHIP		PITCHER	IP	WLS	BF	H	R	ER	SO	BB	IBB	HBP	BLK	WP	HR	S	P	ERA	WHIP



Batter	1	2	3	4	5	6	7	8	9	AB R H RBI BB SO LOB	TOP																									
<b>Pee Wee Reese, R</b> OBP: 0.391, SLG: 0.463 (1, 6) B C X	1-1 L1-3 1B		0-1 F8			1-1 6-3		2-0 SH3		3 0 1 0 0 0 0																										
<b>Bobby Morgan, R</b> OBP: 0.381, SLG: 0.324 (1, 5) C X	0-1 L1-3 1-2			1-1 SH1-3 FC4-2 2B		3-1 5-3		4-0 1B BB		3 0 1 0 1 0 1																										
<b>Jim Russell, S</b> OBP: 0.400, SLG: 0.750 (1, 7) B B C X	3-1 F4			4-1 FC4-2 SH1-3 BB		0-0 F7		0-0 1B		3 0 1 1 1 0 0																										
<b>Jackie Robinson, R</b> OBP: 0.372, SLG: 0.513 (1, 4) B B C X		2-2 E9 1B		0-0 SH1-3 1-2 2-3			2-2 1B 2B	3-2 1-3		3 1 1 0 0 0 1																										
<b>Carl Furillo, R</b> OBP: 0.326, SLG: 0.429 (1, 9) B X		1-0 1-3 1B		3-2 FC4-2 FC6-4 2-3 3-H		2-0 1B		0-0 G3		4 0 2 1 0 0 2																										
<b>Gil Hodges, R</b> OBP: 0.450, SLG: 0.657 (1, 3) C B X		0-2 F7		0-0 FC6-4 1-2f		2-2 F8		0-1 6-3		4 0 0 0 0 0 4																										
<b>Duke Snider, L</b> OBP: 0.436, SLG: 0.469 (1, 8) B C X		1-1 4-3			2-2 F5		1-1 F8		1-2 CS 1B	4 0 1 0 0 0 2	<b>AB 30</b>																									
<b>Roy Campanella, R</b> OBP: 0.371, SLG: 0.719 (1, 2) B X			1-0 6-3		3-2 F7		0-0 G3		1-1 CS 1-2	3 0 0 0 0 0 1	<b>R 2</b>																									
<b>Joe Hatten, R</b> OBP: 0.200, SLG: 0.200 (1, 1) B C X			0-3 K		0-3 K			0-1 SH3 1B		3 1 1 0 0 2 0	<b>H 8</b>																									
<b>Willie Ramsdell, R</b> (9, 1)										0 0 0 0 0 0 0	<b>RBI 2</b>																									
<b>Inning Stats</b>	R: 0 E: 0 K: 0 S: 6	H: 1 LOB: 0 BB: 0 P: 10	R: 0 E: 1 K: 0 S: 9	H: 1 LOB: 1 BB: 0 P: 13	R: 0 E: 0 K: 1 S: 6	H: 0 LOB: 0 BB: 0 P: 7	R: 0 E: 0 K: 0 S: 8	H: 1 LOB: 2 BB: 1 P: 16	R: 0 E: 0 K: 1 S: 12	H: 0 LOB: 0 BB: 0 P: 17	R: 0 E: 0 K: 0 S: 5	H: 0 LOB: 0 BB: 0 P: 9	R: 1 E: 0 K: 0 S: 11	H: 2 LOB: 1 BB: 0 P: 18	R: 1 E: 0 K: 0 S: 8	H: 2 LOB: 1 BB: 1 P: 17	R: 0 E: 0 K: 0 S: 7	H: 1 LOB: 0 BB: 0 P: 9	1B: 6 2B: 3 3B: 0 HR: 0	SF: 0 SAC: 2 DP: 1 HBP: 0	WP: 0 PB: 0 SB: 0 CS: 1	PA: 35														
<b>PITCHER</b>	IP WLS BF H R ER SO BB IBB HBP BLK WP HR S P ERA WHIP																																			
<b>Max Lanier, L</b> ERA: 1.06 (1, 1)	8.0	31	7	2	2	2	2	2	0	0	0	0	0	65	107	2.25	1.125																			
<b>Cloyd Boyer, R</b> ERA: (9, 1)	1.0	W	3	1	0	0	0	0	0	0	0	0	0	7	9	0.00	1.000																			

**Brooklyn Dodgers @ St. Louis Cardinals**  
Sportsman's Park, St. Louis, MO  
Mon May 01 1950, 4:33 AM EDT  
Att: 11,534 - Unknown

<b>AB</b>	30
<b>R</b>	2
<b>H</b>	8
<b>RBI</b>	2
<b>BB</b>	2
<b>SO</b>	2
<b>LOB</b>	11



Batter	1	2	3	4	5	6	7	8	9	AB R H RBI BB SO LOB	BOTTOM
--------	---	---	---	---	---	---	---	---	---	----------------------	--------

Tommy Glaviano, R OBP: 0.406, SLG: 0.208 (1, 5) CS BB	4-2 G4-3 BB		4-0 BB		0-2 FC6-4 CS 1-2f 2-3			3-3 K		2 0 0 0 2 1 2	<b>Brooklyn Dodgers @ St. Louis Cardinals</b> Sportsman's Park, St. Louis, MO Mon May 01 1950, 4:33 AM EDT Att. 11,534 - Unknown
--	-------------------	--	-----------	--	-----------------------------------	--	--	----------	--	---------------	---

Chuck Diering, R OBP: 0.344, SLG: 0.286 (1, 8) FB X	1-2 G4-3 1-2f		1-2 F7		3-2 CS 1-2	0-0 FC1-6 1B		4-1 1B BB		3 1 1 0 0 1 0 3	
--	---------------------	--	-----------	--	------------------	--------------------	--	-----------------	--	-----------------	--

Enos Slaughter, L OBP: 0.319, SLG: 0.268 (1, 7) B X	2-0 6-3		0-0 4-3			0-1 FC1-6 G6-3 1-2f		0-0 1B 1B		4 1 1 0 0 0 0 3	
--	------------	--	------------	--	--	------------------------------	--	-----------------	--	-----------------	--

Steve Bilko, R OBP: 0.303, SLG: 0.241 Marty Marion, R (9, PH)			0-3 K		1-3 K		0-2 G6-3 1-2f		0-3 K	3 0 0 0 0 0 2 1 1 0 0 0 0 0 1 2	
---	--	--	----------	--	----------	--	---------------------	--	----------	------------------------------------	--

Johnny Blatnik, R OBP: 0.316, SLG: 0.188 Eddie Kazak, R (9, PH) OBP: 0.250, SLG: 0.182			3-2 F5		0-0 F6			0-1 F3		2-1 L7	3 0 0 0 0 0 0 0 1 0 0 0 0 0 0 2	
---	--	--	-----------	--	-----------	--	--	-----------	--	-----------	------------------------------------	--

Red Schoendienst, S OBP: 0.234, SLG: 0.289 (1, 4) FB X			2-1 1B		0-1 L9			0-1 1-3		2-1 1B WP 1B 1-2 2-H	4 1 2 1 0 0 0 0	
---	--	--	-----------	--	-----------	--	--	------------	--	-------------------------------------	-----------------	--

Del Rice, R OBP: 0.227, SLG: 0.455 Bill Howerton, L (9, PH) OBP: 0.500, SLG: 0.750			0-0 L8		2-1 F8			0-0 L6		1-0 1B 1-3 2-H	3 0 0 0 0 0 0 1 1 0 1 1 0 0 0 0	
---	--	--	-----------	--	-----------	--	--	-----------	--	-------------------------	------------------------------------	--

Eddie Miller, R OBP: 0.286, SLG: 0.237 (1, 6) B X			4-0 SH1-4 BB		0-1 FC6-4 BB 1B			0-1 6-3		2-1 WP 3-H	3 0 1 0 1 0 1 1	
--	--	--	--------------------	--	--------------------------	--	--	------------	--	------------------	-----------------	--

Max Lanier, R OBP: 0.600, SLG: 0.750 Stan Musial, L (8, PH) OBP: 0.514, SLG: 0.833 Cloyd Boyer, R (9, 1)			0-0 SH1-4		4-1 FC6-4 BB			0-1 6-3			0 0 0 0 0 1 0 0 1 0 0 0 0 0 0 0 0 0 0 0 0 0 0 0	
--	--	--	--------------	--	--------------------	--	--	------------	--	--	---	--

<b>Inning Stats</b>	R: 0 E: 0 K: 6 S: 6	H: 0 LOB: 0 BB: 1 P: 13	R: 0 E: 0 K: 1 S: 9	H: 1 LOB: 1 BB: 0 P: 14	R: 0 E: 0 K: 0 S: 5	H: 0 LOB: 2 BB: 2 P: 14	R: 0 E: 0 K: 1 S: 6	H: 0 LOB: 0 BB: 0 P: 7	R: 0 E: 0 K: 10 S: 10	H: 1 LOB: 1 BB: 1 P: 19	R: 0 E: 0 K: 0 S: 6	H: 1 LOB: 0 BB: 0 P: 6	R: 0 E: 0 K: 0 S: 5	H: 0 LOB: 0 BB: 0 P: 5	R: 0 E: 0 K: 1 S: 7	H: 0 LOB: 0 BB: 0 P: 10	R: 3 E: 0 K: 1 S: 11	H: 3 LOB: 1 BB: 1 P: 22	1B: 6 2B: 0 3B: 0 HR: 0	SF: 0 SAC: 1 DP: 2 HBP: 0	WP: 1 PB: 0 SB: 0 CS: 1	PA: 36 ERA WHIP
---------------------	------------------------------	----------------------------------	------------------------------	----------------------------------	------------------------------	----------------------------------	------------------------------	---------------------------------	--------------------------------	----------------------------------	------------------------------	---------------------------------	------------------------------	---------------------------------	------------------------------	----------------------------------	-------------------------------	----------------------------------	----------------------------------	------------------------------------	----------------------------------	-----------------------

<b>PITCHER</b> Joe Hatten, L (1, 1) ERA: 1.53 Willie Ramsdell, R (9, 1) ERA:	IP 8.2 0.0	WLS L	BF 33 2	H 5 1	R 3 0	ER 3 0	SO 4 0	BB 5 0	IBB 0 0	HBP 0 0	BLK 0 0	WP 0 1	HR 0 0	S 63 2	P 105 5	ERA 3.12 ∞	WHIP 1.154 ∞							
--	------------------	----------	---------------	-------------	-------------	--------------	--------------	--------------	---------------	---------------	---------------	--------------	--------------	--------------	---------------	------------------	--------------------	--	--	--	--	--	--	--

livebaseballscorecards.com

<b>AB</b>	<b>29</b>
<b>R</b>	<b>3</b>
<b>H</b>	<b>6</b>
<b>RBI</b>	<b>2</b>
<b>BB</b>	<b>5</b>
<b>SO</b>	<b>4</b>
<b>LOB</b>	<b>15</b>



Batter	1	2	3	4	5	6	7	8	9	AB R H RBI BB SO LOB	TOP		
<b>Pee Wee Reese, R</b> (1, 6) OBP: 0.404, SLG: 0.444	2-3 		0-0 F6		0-2 1B	4-1 3B BB		4-1 FC6-4 BB 1B BB	2-1 L6	4 2 1 0 2 1 1			
<b>Bobby Morgan, R</b> (1, 5) OBP: 0.383, SLG: 0.366	2-3 K		3-3 K		1-2 G1-6-4-3 1-2f	3-1 1B 3B		4-1 FC6-4 BB 1-2 2-3 3-H		4 1 1 2 1 2 1			
<b>Jim Russell, S</b> (1, 7) OBP: 0.360, SLG: 0.619	2-2 F9		0-0 F9		2-0 F4	1-0 WP 1B 3-H		0-1 F5		5 0 1 1 0 0 3			
<b>Jackie Robinson, R</b> (1, 4) OBP: 0.396, SLG: 0.548		4-1 3-1 S BB		4-0 F8 E E BB		0-0 3B F5		2-0 FC6-4 1-2f 2-3 3-H		3 2 1 1 2 0 3			
<b>Carl Furillo, R</b> (1, 9) OBP: 0.333, SLG: 0.447		2-1 F7		0-0 F7		0-0 WP 1B 3-H	2-2 F7	0-0 FC6-4 1-2 1B		5 1 2 2 0 0 2			
<b>Gil Hodges, R</b> (1, 3) OBP: 0.444, SLG: 0.615		4-2 3-1 1-2 BB		1-1 E1 E 1-2		2-0 HR 2-H	0-0 5-3	2-0 FC6-4 1-2f		4 1 1 1 1 0 3			
<b>Duke Snider, L</b> (1, 8) OBP: 0.432, SLG: 0.528		2-1 3-1 1-2 2-3		2-1 F8 2-3		1-1 HR 1-H	1-1 F8		4-2 G5-4-3 BB	4 1 1 2 1 0 4			
<b>Bruce Edwards, R</b> (1, 2) OBP: 0.222, SLG: 0.125		4-0 IBB		0-0 E5 1-2 3-H		1-1 L7 1-2f		0-0 BB SH BB 1B	1-0 G5-4-3 1-2f	4 1 1 0 1 0 2			
<b>Preacher Roe, R</b> (1, 1) OBP: 0.286, SLG: 0.333		0-0 G3		2-0 F6		0-1 G3		0-1 SH BB BB 1-2 FC6-4	0-0 WP 2B	4 1 1 0 0 0 5			
<b>Inning Stats</b>	R: 0 E: 0 K: 2 S: 9 H: 0 LOB: 0 BB: 0 P: 15	R: 0 E: 0 K: 0 S: 9 H: 0 LOB: 3 BB: 3 P: 25	R: 0 E: 0 K: 1 S: 5 H: 0 LOB: 0 BB: 0 P: 8	R: 1 E: 2 K: 0 S: 7 H: 0 LOB: 2 BB: 1 P: 16	R: 0 E: 0 K: 0 S: 8 H: 1 LOB: 0 BB: 0 P: 11	R: 6 E: 0 K: 0 S: 16 H: 6 LOB: 1 BB: 1 P: 30	R: 0 E: 0 K: 0 S: 6 H: 0 LOB: 0 BB: 0 P: 9	R: 3 E: 1 K: 0 S: 10 H: 2 LOB: 2 BB: 2 P: 22	R: 0 E: 0 K: 0 S: 6 H: 1 LOB: 1 BB: 1 P: 13	1B: 5 2B: 2 3B: 2 HR: 1 SF: 0 SAC: 1 DP: 2 HBP: 0	WP: 3 PB: 0 SB: 1 CS: 0 PA: 46		
<b>PITCHER</b>	IP WLS BF H R ER SO BB IBB HBP BLK WP HR S P ERA WHIP											<b>PITCHER</b>	IP WLS BF H R ER SO BB IBB HBP BLK WP HR S P ERA WHIP
<b>Howie Pollet, L</b> (1, 1) ERA: 3.26	5.0 L 25 5 5 4 3 3 1 0 0 1 1 43 83 7.20 1.600												
<b>Tom Poholsky, R</b> (6, 1) ERA: 3.86	2.0 9 2 2 2 0 1 0 0 0 1 0 17 31 9.00 1.500												
<b>Cot Deal, R</b> (8, 1) ERA:	0.0 4 1 3 0 0 2 0 0 0 0 0 5 13 ∞ ∞												
<b>Fred Martin, R</b> (8, 1) ERA: 5.4	2.0 8 2 0 0 0 1 0 0 0 1 0 11 22 0.00 1.500												

Brooklyn Dodgers @ St. Louis Cardinals  
Sportsman's Park, St. Louis, MO  
Tue May 02 1950, 4:33 AM EDT  
Att. 20,491 - Unknown

livebaseballscorecards.com

AB	37
R	10
H	10
RBI	9
BB	8
SO	3
LOB	24





Batter	1	2	3	4	5	6	7	8	9	AB R H RBI BB SO LOB
Tommy Glaviano, R OBP: 0.432, SLG: 0.222 (1, 5)	4-2 1B F9 BB	3-2 1-2 2-H 1B			2-3 K		2-2 L7		4-2 1-2 2-3 BB	3 1 1 2 2 1 1
Chuck Diering, R OBP: 0.324, SLG: 0.273 (1, 8)	0-0 1-3 F9 1B	2-2 1-3			1-2 5-3		0-0 G5-4-3 1-2f		1-3 K	5 0 1 0 0 1 6
Red Schoendienst, S OBP: 0.255, SLG: 0.292 (1, 4)	0-0 F9 1-2 3-H		4-2 CS BB		1-1 1B		1-2 F8			3 0 1 1 1 0 1
Enos Slaughter, L OBP: 0.234, SLG: 0.244 (1, 7)	2-2 5-3		2-2 F3		0-0 F8		0-1 3-1			4 0 0 0 0 0 3
Johnny Blatnik, R OBP: 0.261, SLG: 0.150 (1, 9)	3-2 F7		2-1 F7 1-2		1-3 K		0-1 F8			4 0 0 0 0 1 2
Steve Bilko, R OBP: 0.270, SLG: 0.212 (1, 3)				0-1 5-3		2-2 F8		0-0 6-3		4 0 0 0 0 1 0
Del Rice, R OBP: 0.231, SLG: 0.400 (1, 2)		4-2 1B BB		1-1 F8		0-0 5-3		0-2 L8		3 0 0 0 1 0 0
Eddie Miller, R OBP: 0.348, SLG: 0.310 (1, 6)		2-2 1B 1B 1-3		1-1 1B		1-2 1B L7 1B		1-1 BB 1B 1B		4 2 4 0 0 0 0
Howie Pollet, L OBP: 0.143, SLG: 0.143 (1, 1) Tom Potolsky, R (6, 1) Eddie Kazak, R OBP: 0.308, SLG: 0.250 (7, PH) Cot Deal, S (8, 1) Fred Martin, R (8, 1) Johnny Bucha, R OBP: 0.333, SLG: 0.333 (9, PH)		0-0 1B		0-3 K		0-1 G5-4-3 1B		1-2 BB 1B		2 0 1 0 0 1 1 0 0 0 0 0 0 0 1 0 1 0 0 0 0 0 0 0 0 0 0 0 0 0 0 0 0 0 0 1 0 1 0 0 0 0

Inning Stats	R: 1	H: 1	E: 0	K: 0	S: 12	LOB: 1	BB: 1	P: 21	R: 1	H: 3	E: 0	K: 1	S: 18	LOB: 2	BB: 1	P: 31	R: 0	H: 0	E: 0	K: 0	S: 8	LOB: 0	BB: 1	P: 16	R: 0	H: 1	E: 0	K: 1	S: 9	LOB: 1	BB: 0	P: 11	R: 0	H: 1	E: 0	K: 1	S: 10	LOB: 1	BB: 0	P: 14	R: 0	H: 0	E: 0	K: 1	S: 7	LOB: 0	BB: 0	P: 10	R: 1	H: 2	E: 0	K: 0	S: 9	LOB: 0	BB: 0	P: 12	R: 0	H: 0	E: 0	K: 0	S: 7	LOB: 0	BB: 0	P: 8	R: 0	H: 2	E: 0	K: 1	S: 14	LOB: 3	BB: 1	P: 21	1B: 10	2B: 0	3B: 0	HR: 0	SF: 0	SAC: 0	DP: 1	HBP: 0
--------------	------	------	------	------	-------	--------	-------	-------	------	------	------	------	-------	--------	-------	-------	------	------	------	------	------	--------	-------	-------	------	------	------	------	------	--------	-------	-------	------	------	------	------	-------	--------	-------	-------	------	------	------	------	------	--------	-------	-------	------	------	------	------	------	--------	-------	-------	------	------	------	------	------	--------	-------	------	------	------	------	------	-------	--------	-------	-------	--------	-------	-------	-------	-------	--------	-------	--------

PITCHER	IP	WLS	BF	H	R	ER	SO	BB	IBB	HBP	BLK	WP	HR	S	P	ERA	WHIP
Preacher Roe, L ERA: 3.93 (1, 1)	9.0	W	38	10	3	3	5	4	0	0	0	0	0	94	144	3.00	1.556

**BOTTOM**

**Brooklyn Dodgers @ St. Louis Cardinals**  
Sportsman's Park, St. Louis, MO  
Tue May 02 1950, 4:33 AM EDT  
Att. 20,491 - Unknown

AB	34
R	3
H	10
RBI	3
BB	4
SO	5
LOB	14



WP	0	PA	38
PB	0	SB	0
CS	1		

livebaseballscores.com



Batter	1	2	3	4	5	6	7	8	9	10	11	12	13	AB R H RBI BB SO LOB
Tommy Glaviano, R (1, 5) OBP: 0.500, SLG: 0.364	2-2 G3 1B		3-2 WP 1B 2B	1-1 1B		4-1 S BB		2-2 F8		2-1 1B 1B			1-1 BB FC3-2 1B	6 1 5 0 1 0 2
Harry Walker, L (1, 8) (8, 9) (10, 8)	0-1 6-3		2-2 4-3	1-2 1B		3-2 F7		0-0 B5-3		2-2 1B			0-1 F2	7 0 2 0 0 0 6
Stan Musial, L (1, 9) Chuck Diering, R (8, 8) Bill Howerton, L (9, PH) (10, 9)	0-0 G3		2-1 1B 2B 1B	3-3 K		1-1 SH3-4 1B		1-1 1B 1B		2-0 F6			4-0 FC3-2 BB 1B BB	4 1 2 1 0 1 4 0 0 0 0 0 0 0 2 2 1 0 1 0 2
Enos Slaughter, L (1, 7) OBP: 0.316, SLG: 0.245	4-1 BB		0-0 2B 1B	1-2 F9		0-0 SH3-4		3-2 4-3		2-0 5-3			4-0 FC3-2 1B BB	4 1 1 0 2 0 4
Red Schoendienst, S (1, 4) OBP: 0.259, SLG: 0.309	0-1 F8		1-0 1B 2B		0-0 L7-6-3 1B		2-0 F6		0-0 F8		0-0 F9		1-1 FC3-2 1B	7 0 2 1 0 0 7
Joe Garagiola, L (1, 2) OBP: 0.393, SLG: 0.400		0-0 1B 3B	0-2 F4		0-2 F7		1-0 3-1		1-1 1B		1-2 F9		1-0 1B	7 1 3 3 0 0 4
Rocky Nelson, L (1, 3) OBP: 0.176, SLG: 0.250		0-1 1B	1-0 4-3		2-0 L7-6-3		1-1 L8		1-0 F6			0-0 1-3		6 0 1 1 0 0 4
Eddie Miller, R (1, 6) Erv Dusak, R (8, PR) Marty Marion, R (9, 6)		0-1 G5-4-3 1B		1-3 K		4-1 4-3 BB		1-0 F8 1B 1B		2-1 F5		1-1 6-3		3 0 1 0 1 1 1 0 0 0 0 0 0 0 2 0 0 0 0 0 0
Red Mungler, R (1, 1) Eddie Kazak, R (8, PH) Cloyd Boyer, R (9, 1) Al Brazle, L (10, 1) OBP: 0.500, SLG: 0.500		0-0 6-3		0-1 1B 1B 1B		2-1 4-3		1-0 1B 1B		0-1 1B 1B		1-3 K		3 0 1 0 0 0 1 1 0 1 0 0 0 0 0 0 0 0 0 0 0 2 0 1 0 0 1 0

Inning Stats	R: 0	H: 1	E: 0	LOB: 2	K: 0	S: 9	P: 15	R: 1	H: 2	E: 0	LOB: 0	K: 0	S: 6	P: 6	R: 2	H: 4	E: 0	LOB: 2	K: 0	S: 17	P: 26	R: 0	H: 1	E: 0	LOB: 0	K: 0	S: 5	P: 7	R: 0	H: 1	E: 0	LOB: 1	K: 0	S: 8	P: 21	R: 0	H: 2	E: 0	LOB: 2	K: 0	S: 8	P: 13	R: 1	H: 2	E: 0	LOB: 1	K: 0	S: 10	P: 16	R: 0	H: 3	E: 0	LOB: 2	K: 0	S: 10	P: 18	R: 0	H: 0	E: 0	LOB: 0	K: 0	S: 6	P: 9	R: 0	H: 0	E: 0	LOB: 0	K: 1	S: 9	P: 11	R: 2	H: 2	E: 0	LOB: 2	K: 0	S: 7	P: 18	1B: 18	SF: 0	2B: 3	SAC: 1	3B: 1	DP: 2	HR: 0	HBP: 0	WP: 1	PA: 60
--------------	------	------	------	--------	------	------	-------	------	------	------	--------	------	------	------	------	------	------	--------	------	-------	-------	------	------	------	--------	------	------	------	------	------	------	--------	------	------	-------	------	------	------	--------	------	------	-------	------	------	------	--------	------	-------	-------	------	------	------	--------	------	-------	-------	------	------	------	--------	------	------	------	------	------	------	--------	------	------	-------	------	------	------	--------	------	------	-------	--------	-------	-------	--------	-------	-------	-------	--------	-------	--------

PITCHER	IP	WLS	BF	H	R	ER	SO	BB	IBB	HBP	BLK	WP	HR	S	P	ERA	WHIP
Bud Podbielan, R (1, 1) ERA: 4.71	2.1		14	7	3	3	0	1	0	0	0	1	0	28	42	11.57	3.429
Jack Banta, R (3, 1) ERA: 1.17	3.2		15	4	0	0	2	2	0	0	0	0	0	35	58	0.00	1.636
Carl Erskine, R (7, 1) ERA: 2.57	3.1		17	7	1	1	0	0	0	0	0	0	0	29	48	2.70	2.100
Willie Ramsdell, R (10, 1) ERA: 4.15	3.1	L	14	3	2	2	1	2	0	0	0	0	0	26	46	5.40	1.500

**BOTTOM**

**Brooklyn Dodgers @ St. Louis Cardinals**  
Sportsman's Park, St. Louis, MO

Wed May 03 1950, 4:33 AM EDT  
Att: 16,041 - Unknown

AB	54
R	6
H	21
RBI	6
BB	5
SO	3
LOB	35



PITCHER	IP	WLS	BF	H	R	ER	SO	BB	IBB	HBP	BLK	WP	HR	S	P	ERA	WHIP
---------	----	-----	----	---	---	----	----	----	-----	-----	-----	----	----	---	---	-----	------

Batter	1	2	3	4	5	6	7	8	9	AB R H RBI BB SO LOB	TOP							
Richie Ashburn, L (1, 8) OBP: 0.436, SLG: 0.333										0 0 0 0 0 0 0 0	Philadelphia Phillies @ St. Louis Cardinals Sportsman's Park, St. Louis, MO Thu May 04 1950, 4:33 AM EDT Att. 9,871 - Unknown  <a href="http://livebaseballscorecards.com">livebaseballscorecards.com</a>							
Granny Hamner, R (1, 6) OBP: 0.313, SLG: 0.339										0 0 0 0 0 0 0 0								
Eddie Waitkus, L (1, 3) OBP: 0.418, SLG: 0.373										0 0 0 0 0 0 0 0								
Del Ennis, R (1, 9) OBP: 0.364, SLG: 0.492										0 0 0 0 0 0 0 0								
Willie Jones, R (1, 5) OBP: 0.391, SLG: 0.705										0 0 0 0 0 0 0 0								
Dick Sister, L (1, 7) OBP: 0.414, SLG: 0.449										0 0 0 0 0 0 0 0								
Mike Goliat, R (1, 4) OBP: 0.279, SLG: 0.321										0 0 0 0 0 0 0 0								
Ken Silvestri, S (1, 2) OBP: 0.500, SLG: 0.556										0 0 0 0 0 0 0 0								
Curt Simmons, L (1, 1) OBP: 0.429, SLG: 0.333	0 0 0 0 0 0 0 0	AB 0 R 0 H 0 RBI 0 BB 0 SO 0 LOB 0																
Inning Stats										1B: 0 SF: 0 2B: 0 SAC: 0 3B: 0 DP: 0 HR: 0 HBP: 0 WP: 0 PA: 0 PB: 0 SB: 0 CS: 0								
PITCHER Gerry Staley, R (1, 1) ERA: 5.49	IP	WLS	BF	H	R	ER	SO	BB	IBB	HBP	BLK	WP	HR	S	P	ERA	WHIP	PITCHER IP WLS BF H R ER SO BB IBB HBP BLK WP HR S P ERA WHIP



Batter	1	2	3	4	5	6	7	8	9	AB R H RBI BB SO LOB	TOP	
Richie Ashburn, L (1, 8) OBP: 0.438, SLG: 0.350	4-0 BB G6-4-3		x 0-0 F7			x 0-0 3-1		0-3 K		3 0 0 0 1 1 1	Philadelphia Phillies @ St. Louis Cardinals Sportsman's Park, St. Louis, MO Fri May 05 1950, 4:33 AM EDT Att. 12,302 - Unknown	
Granny Hamner, R (1, 6) OBP: 0.342, SLG: 0.362	x 0-0 G6-4-3 1-2f		x 0-0 6-3			x 0-0 3-1 HR 2B		x 0-0 1B 1B		4 1 2 0 0 0 2		
Eddie Waitkus, L (1, 3) OBP: 0.368, SLG: 0.324	x 0-0 G3					x 0-0 3-1 2-3		x 0-0 F9		4 0 0 0 0 1 2		
Del Ennis, R (1, 9) OBP: 0.373, SLG: 0.529		x 0-0 5-3				x 0-0 3-1 HR 3-H		x 0-0 1-2 1B		4 1 2 2 0 1 0		
Willie Jones, R (1, 5) OBP: 0.389, SLG: 0.672		x 0-0 6-3				x 0-0 6-3		x 0-0 1-3		4 0 0 0 0 0 2		
Dick Sister, L (1, 7) OBP: 0.478, SLG: 0.569		x 0-0 1B				x 0-0 1B		x 0-0 1-3		4 0 3 0 0 0 0		
Mike Goliat, R (1, 4) OBP: 0.286, SLG: 0.313		x 0-0 P3				x 0-0 F7		x 0-0 L3 1B		4 0 1 0 0 0 3		
Stan Lopata, R (1, 2) OBP: 0.319, SLG: 0.238			x 0-0 F7			x 0-0 F8		x 0-3 K 1B		4 0 0 0 0 1 3		
Robin Roberts, S (1, 1) OBP: 0.200, SLG: 0.059 Andy Seminick, R (9, PH) OBP: 0.111, SLG: 0.222			x 0-0 E9			x 0-0 F8		x 0-3 K		3 0 0 0 0 0 2 1 0 0 0 0 1 1		
<b>Inning Stats</b>	R: 0 H: 0 E: 0 LOB: 0 K: 0 BB: 1 S: 2 P: 6	R: 0 H: 1 E: 0 LOB: 1 K: 0 BB: 0 S: 4 P: 4	R: 0 H: 0 E: 1 LOB: 1 K: 0 BB: 0 S: 4 P: 4	R: 0 H: 0 E: 0 LOB: 0 K: 2 BB: 0 S: 7 P: 7	R: 0 H: 1 E: 0 LOB: 1 K: 0 BB: 0 S: 4 P: 4	R: 2 H: 2 E: 0 LOB: 0 K: 0 BB: 0 S: 5 P: 5	R: 0 H: 1 E: 0 LOB: 1 K: 1 BB: 0 S: 6 P: 6	R: 0 H: 2 E: 0 LOB: 2 K: 1 BB: 0 S: 7 P: 7	R: 0 H: 1 E: 0 LOB: 1 K: 1 BB: 0 S: 6 P: 6	1B: 6 SF: 0 2B: 1 SAC: 0 3B: 0 DP: 1 HR: 1 HBP: 0	WP: 0 PA: 36 PB: 0 SB: 0 CS: 0	
<b>PITCHER</b> Harry Brecheen, L (1, 1) ERA: 1.2	IP WLS BF H R ER SO BB IBB HBP BLK WP HR S P ERA WHIP	9.0 W 36 8 2 2 5 1 0 0 0 0 0 1 45 49 2.00 1.000										

livebaseballscorecards.com

AB	35
R	2
H	8
RBI	2
BB	1
SO	5
LOB	16



Batter	1	2	3	4	5	6	7	8	9	AB	R	H	RBI	BB	SO	LOB
Tommy Glaviano, R OBP: 0.509, SLG: 0.425 (1, 5) BBB	4-0 4-3 BB		4-0 2B BB	0-0 2-H 2B		0-0 5-3				2	0	1	1	2	0	1
Harry Walker, L OBP: 0.167, SLG: 0.107 (1, 8) (9, 9) X	0-0 4-3 1-2		0-0 P6	0-0 3-1			0-0 F7			4	0	0	0	0	0	3
Stan Musial, L OBP: 0.500, SLG: 0.767 (1, 3) SSS	0-3 K		0-0 1-3 2B		0-0 G1-6-3 1B		0-0 F7			4	0	2	0	0	1	1
Enos Slaughter, L OBP: 0.308, SLG: 0.218 (1, 7) X	0-0 6-3		0-0 F7		0-0 G1-6-3 1-2f		0-0 F8			4	0	0	0	0	0	4
Red Schoendienst, S OBP: 0.288, SLG: 0.355 (1, 4) X		0-0 P4		0-0 1B 6-3 2B		0-0 1B		0-0 F9		4	1	2	0	0	0	0
Bill Howerton, L OBP: 0.583, SLG: 0.600 Chuck Diering, R OBP: 0.333, SLG: 0.395 (1, 9) (9, 8)		0-0 1B		0-0 2-3 1B 1B		0-0 F9		4-0 G6-4-3 BB		3	1	2	0	1	0	1
Joe Garagiola, L OBP: 0.375, SLG: 0.357 (1, 2) X		0-0 F7		0-0 1-2 3-H 1B		4-0 BB		0-0 G6-4-3 1-2f		3	0	0	1	1	0	3
Marty Marion, R OBP: 0.286, SLG: 0.429 (1, 6) X		0-0 1-3		0-0 2-H 4-3 2B 1B		0-3 K				3	1	1	1	0	1	2
Harry Brecheen, L (1, 1) X			0-0 4-3	0-0 1-2 4-3		0-3 K				3	0	0	0	0	1	2
<b>Inning Stats</b>	R: 0 E: 0 K: 1 S: 5	H: 0 LOB: 1 BB: 1 P: 9	R: 0 E: 0 K: 0 S: 4	H: 1 LOB: 1 BB: 0 P: 4	R: 0 E: 0 K: 0 S: 4	H: 1 LOB: 2 BB: 1 P: 8	R: 3 E: 0 K: 0 S: 7	H: 4 LOB: 1 BB: 0 P: 7	R: 0 E: 0 K: 2 S: 7	H: 2 LOB: 1 BB: 0 P: 4	R: 0 E: 0 K: 0 S: 3	H: 0 LOB: 0 BB: 0 P: 3	R: 0 E: 0 K: 0 S: 2	H: 0 LOB: 0 BB: 1 P: 6	1B: 5 2B: 3 3B: 0 HR: 0	SF: 0 SAC: 0 DP: 2 HBP: 0

**BOTTOM**

Philadelphia Phillies @ St. Louis Cardinals  
Sportsman's Park, St. Louis, MO  
Fri May 05 1950, 4:33 AM EDT  
Att. 12,302 - Unknown

[livebaseballscorecards.com](http://livebaseballscorecards.com)

<b>AB</b>	<b>30</b>
<b>R</b>	<b>3</b>
<b>H</b>	<b>8</b>
<b>RBI</b>	<b>3</b>
<b>BB</b>	<b>4</b>
<b>SO</b>	<b>3</b>
<b>LOB</b>	<b>17</b>



PITCHER	IP	WLS	BF	H	R	ER	SO	BB	IBB	HBP	BLK	WP	HR	S	P	ERA	WHIP
Robin Roberts, R ERA: 2.41 (1, 1)	8.0	L	34	8	3	3	3	4	0	0	0	0	0	36	52	3.38	1.500

WP: 0	PA: 34
PB: 0	
SB: 0	
CS: 0	

Batter	1	2	3	4	5	6	7	8	9	AB R H RBI BB SO LOB	TOP							
Richie Ashburn, L (1, 8) OBP: 0.438, SLG: 0.350										0 0 0 0 0 0 0 0	Philadelphia Phillies @ St. Louis Cardinals Sportsman's Park, St. Louis, MO Sat May 06 1950, 4:33 AM EDT Att. 9,730 - Unknown  <a href="http://livebaseballscorecards.com">livebaseballscorecards.com</a>							
Granny Hamner, R (1, 6) OBP: 0.342, SLG: 0.362										0 0 0 0 0 0 0 0								
Eddie Waitkus, L (1, 3) OBP: 0.368, SLG: 0.324										0 0 0 0 0 0 0 0								
Del Ennis, R (1, 9) OBP: 0.373, SLG: 0.529										0 0 0 0 0 0 0 0								
Willie Jones, R (1, 5) OBP: 0.389, SLG: 0.672										0 0 0 0 0 0 0 0								
Dick Sister, L (1, 7) OBP: 0.478, SLG: 0.569										0 0 0 0 0 0 0 0								
Mike Goliat, R (1, 4) OBP: 0.286, SLG: 0.313										0 0 0 0 0 0 0 0								
Stan Lopata, R (1, 2) OBP: 0.319, SLG: 0.238										0 0 0 0 0 0 0 0								
Bob Miller, R (1, 1) OBP: 0.333, SLG: 0.333	0 0 0 0 0 0 0 0	AB 0 R 0 H 0 RBI 0 BB 0 SO 0 LOB 0																
Inning Stats										1B: 0 SF: 0 2B: 0 SAC: 0 3B: 0 DP: 0 HR: 0 HBP: 0	WP: 0 PA: 0 PB: 0 SB: 0 CS: 0							
PITCHER Max Lanier, L (1, 1) ERA: 1.06	IP	WLS	BF	H	R	ER	SO	BB	IBB	HBP	BLK	WP	HR	S	P	ERA	WHIP	PITCHER IP WLS BF H R ER SO BB IBB HBP BLK WP HR S P ERA WHIP







Batter	1	2	3	4	5	6	7	8	9	AB R H RBI BB SO LOB	BOTTOM
--------	---	---	---	---	---	---	---	---	---	----------------------	--------

Tommy Glaviano, R (1, 5) OBP: 0.483, SLG: 0.400										0 0 0 0 0 0 0 0	<b>Boston Braves @ St. Louis Cardinals</b> Sportsman's Park, St. Louis, MO Sun May 07 1950, 4:33 AM EDT Att. 22,676 - Unknown  <a href="http://livebaseballscorecards.com">livebaseballscorecards.com</a>
Harry Walker, L (1, 8) OBP: 0.229, SLG: 0.156										0 0 0 0 0 0 0 0	
Stan Musial, L (1, 3) OBP: 0.491, SLG: 0.729										0 0 0 0 0 0 0 0	
Enos Slaughter, L (1, 7) OBP: 0.314, SLG: 0.254										0 0 0 0 0 0 0 0	
Red Schoendienst, S (1, 4) OBP: 0.268, SLG: 0.328										0 0 0 0 0 0 0 0	
Marty Marion, R (1, 6) OBP: 0.455, SLG: 0.636										0 0 0 0 0 0 0 0	
Bill Howerton, L (1, 9) OBP: 0.529, SLG: 0.500										0 0 0 0 0 0 0 0	
Joe Garagiola, L (1, 2) OBP: 0.432, SLG: 0.406										0 0 0 0 0 0 0 0	
Howie Pollet, L (1, 1) OBP: 0.143, SLG: 0.143										0 0 0 0 0 0 0 0	

<b>Inning Stats</b>	1B: 0	SF: 0	WP: 0	PA: 0
	2B: 0	SAC: 0	PB: 0	
	3B: 0	DP: 0	SB: 0	
	HR: 0	HBP: 0	CS: 0	

PITCHER	IP	WLS	BF	H	R	ER	SO	BB	IBB	HBP	BLK	WP	HR	S	P	ERA	WHIP	PITCHER	IP	WLS	BF	H	R	ER	SO	BB	IBB	HBP	BLK	WP	HR	S	P	ERA	WHIP		
Johnny Sain, R (1, 1) ERA: 5.4	0.0	L	0	0	0	0	0	0	0	0	0	0	0	0	0	∞	∞																				



Batter	1	2	3	4	5	6	7	8	9	AB R H RBI BB SO LOB	TOP																													
Sam Jethroe, S (1, 8) OBP: 0.419, SLG: 0.614	0-0 4-3		0-0 FC3-6			0-0 1B 1-H G5-4-3 2B		0-3 K		4 1 1 1 0 1 1																														
Earl Torgeson, L (1, 3) OBP: 0.419, SLG: 0.437	0-0 G6-4-3 1B			0-0 1-3		0-0 2-3 G5-4-3 1B		0-0 1B 2B		4 1 3 0 0 0 0																														
Bob Elliott, R (1, 5) OBP: 0.310, SLG: 0.474	0-0 G6-4-3			0-0 F7		0-0 1-2f 3-H G5-4-3		0-0 2-H FC5-4 1B		4 0 1 1 0 0 2																														
Sid Gordon, R (1, 7) OBP: 0.369, SLG: 0.556		0-0 L7		0-0 2B		0-0 5-3		0-0 1-2f FC5-4 5-3 1B		4 0 1 0 0 0 1																														
Willard Marshall, L (1, 9) OBP: 0.318, SLG: 0.358		0-0 F9		0-0 F8			4-0 BB BB BB BB G4-6-3	0-0 1-2 5-3 1B		3 0 1 0 1 0 1																														
Connie Ryan, R (1, 4) OBP: 0.326, SLG: 0.347		0-0 5-3			0-0 F7		0-0 1-2f G4-6-3	0-0 1-2 5-3		4 0 0 0 0 0 3																														
Walt Linden, R (1, 2) OBP: 0.500, SLG: 0.600			0-0 FC1-6 1B		0-0 6-3		0-0 G3	4-0 BB BB BB BB 5-3 BB		3 0 1 0 1 0 0																														
Roy Hartsfield, R (9, PR) OBP: 0.667, SLG: 0.667										0 0 0 0 0 0 0																														
Buddy Kerr, R (1, 6) OBP: 0.266, SLG: 0.347			0-0 FC1-6 FC5-4		0-0 6-3			0-0 6-3	0-0 F9	4 0 0 0 0 0 4																														
Vern Bickford, R (1, 1) OBP: 0.091, SLG: 0.091			0-0 FC5-4 FC3-6			0-0 E6 2B		0-3 K		1 0 0 0 0 0 1																														
Tommy Holmes, L (6, PH) OBP: 0.500, SLG: 0.333										1 1 0 0 0 0 0																														
Bob Chipman, L (6, 1)										0 0 0 0 0 0 0																														
Pete Reiser, L (8, PH) OBP: 0.366, SLG: 0.438										1 0 0 0 0 1 0																														
Bob Hall, R (8, 1)										0 0 0 0 0 0 0																														
<b>Inning Stats</b>	R: 0 E: 0 K: 0 S: 3	H: 1 LOB: 0 BB: 0 P: 3	R: 0 E: 0 K: 0 S: 3	H: 0 LOB: 0 BB: 0 P: 3	R: 0 E: 0 K: 0 S: 4	H: 1 LOB: 1 BB: 0 P: 4	R: 0 E: 0 K: 0 S: 4	H: 1 LOB: 1 BB: 0 P: 4	R: 0 E: 0 K: 0 S: 3	H: 0 LOB: 0 BB: 0 P: 3	R: 2 E: 1 K: 0 S: 5	H: 2 LOB: 0 BB: 0 P: 5	R: 0 E: 0 K: 0 S: 2	H: 0 LOB: 0 BB: 1 P: 6	R: 0 E: 0 K: 2 S: 7	H: 0 LOB: 0 BB: 0 P: 7	R: 1 E: 0 K: 0 S: 6	H: 3 LOB: 3 BB: 1 P: 10	1B: 5 2B: 3 3B: 0 HR: 0	SF: 0 SAC: 0 DP: 3 HBP: 0	WP: 0 PB: 0 SB: 0 CS: 0	PA: 35																		
<b>PITCHER</b> Gerry Staley, R (1, 1) ERA: 5.18	IP 9.0	WLS W	BF 35	H 8	R 3	ER 1	SO 2	BB 2	IBB 0	HBP 0	BLK 0	WP 0	HR 0	S 37	P 45	ERA 1.00	WHIP 1.111						<b>PITCHER</b>	IP 9.0	WLS W	BF 35	H 8	R 3	ER 1	SO 2	BB 2	IBB 0	HBP 0	BLK 0	WP 0	HR 0	S 37	P 45	ERA 1.00	WHIP 1.111


**Boston Braves @ St. Louis Cardinals**  
**Sportsman's Park, St. Louis, MO**  
 Mon May 08 1950, 4:33 AM EDT  
 Att. 8,809 - Unknown

[livebaseballscorecards.com](http://livebaseballscorecards.com)

<b>AB</b>	<b>33</b>
<b>R</b>	<b>3</b>
<b>H</b>	<b>8</b>
<b>RBI</b>	<b>2</b>
<b>BB</b>	<b>2</b>
<b>SO</b>	<b>2</b>
<b>LOB</b>	<b>13</b>





Batter	1	2	3	4	5	6	7	8	9	AB R H RBI BB SO LOB	TOP
Eddie Stanky, R (1, 4) OBP: 0.437, SLG: 0.393 Bill Rigney, R (7, 4)	0-0 F8		0-0 2B			4-0 FC3-2 1B BB	0-0 F2			3 1 1 0 1 0 1 0 0 0 0 0 0 0	
Whitey Lockman, L (1, 7) OBP: 0.406, SLG: 0.444	0-0 1B		0-0 2B 2-H			0-0 F8		0-0 4-3		4 0 2 1 0 0 1	
Don Mueller, L (1, 9) OBP: 0.323, SLG: 0.355	0-3 K		0-0 F8			0-0 FC3-2 1-2 1B		0-0 6-3		4 0 1 0 0 1 2	
Bobby Thomson, R (1, 8) OBP: 0.333, SLG: 0.339	0-3 K			0-0 F9		0-0 E5 FC3-2 1-2 2-3		0-0 F3		4 0 0 0 0 1 3	
Wes Westrum, R (1, 2) OBP: 0.453, SLG: 0.419		0-3 K		0-0 F2		0-0 FC3-2 1-2 2-3 3-Hf		0-0 F3		4 0 0 0 0 1 3	
Alvin Dark, R (1, 6) OBP: 0.317, SLG: 0.351		0-0 4-3		0-0 F8		0-3 K		0-0 F9		4 0 0 0 0 1 3	
Hank Thompson, L (1, 5) OBP: 0.424, SLG: 0.543		0-0 F9			0-3 K		0-0 5-3		0-0 1B 1B	4 0 1 0 0 1 0	AB 35 R 1 H 7 RBI 1 BB 1 SO 8 LOB 16
Tookie Gilbert, L (1, 3) OBP: 0.375, SLG: 0.429			0-0 F5		0-0 F5		0-0 BLK 1B		0-0 1-2 1B	4 0 2 0 0 0 0	
Monty Kennedy, R (1, 1) OBP: 0.100, SLG: 0.100 Mike McCormick, R (7, PH) Jack Kramer, R (7, 1) OBP: 0.500, SLG: 2.000 Jack Maguire, R (9, PH) OBP: 0.375, SLG: 0.429			0-0 4-3		0-3 K		0-3 K		0-3 K	2 0 0 0 0 1 0 1 0 0 0 0 1 1 0 0 0 0 0 0 0 1 0 0 0 0 1 2	
Inning Stats	R: 0 E: 0 K: 2 S: 8 H: 1 LOB: 1 BB: 0 P: 8	R: 0 E: 0 K: 1 S: 5 H: 0 LOB: 0 BB: 0 P: 5	R: 1 E: 0 K: 0 S: 5 H: 2 LOB: 1 BB: 0 P: 5	R: 0 E: 0 K: 0 S: 3 H: 0 LOB: 0 BB: 0 P: 3	R: 0 E: 0 K: 2 S: 7 H: 0 LOB: 0 BB: 0 P: 7	R: 0 E: 1 K: 1 S: 7 H: 1 LOB: 3 BB: 1 P: 11	R: 0 E: 0 K: 1 S: 6 H: 1 LOB: 1 BB: 0 P: 6	R: 0 E: 0 K: 0 S: 3 H: 0 LOB: 0 BB: 0 P: 3	R: 0 E: 0 K: 1 S: 7 H: 2 LOB: 2 BB: 0 P: 7	1B: 5 2B: 2 3B: 0 HR: 0 SF: 0 SAC: 0 DP: 0 HBP: 0	WP: 0 PB: 0 SB: 0 CS: 0 PA: 36
PITCHER Max Lanier, L (1, 1) ERA: 2.05	IP 9.0 WLS W BF 36 H 7 R 1 ER 1 SO 8 BB 1 IBB 0 HBP 0 BLK 1 WP 0 HR 0 S 51 P 55 ERA 1.00 WHIP 0.889	PITCHER IP WLS BF H R ER SO BB IBB HBP BLK WP HR S P ERA WHIP									

**New York Giants @ St. Louis Cardinals**  
 Sportsman's Park, St. Louis, MO  
 Wed May 10 1950, 4:33 AM EDT  
 Att. 8,850 - Unknown

[livebaseballscorecards.com](http://livebaseballscorecards.com)

Batter	1	2	3	4	5	6	7	8	9
Tommy Glaviano, R OBP: 0.507, SLG: 0.500 (1, 5)	0-0 1-3 1B		0-0 1-2 1B 1B		0-3 K	4-0 BB		0-0 SH3	
Chuck Diering, R OBP: 0.385, SLG: 0.422 (1, 8)	0-0 1-3 1B		0-3 K		0-0 BB 1B	0-0 F5		4-0 1B BB	
Stan Musial, L OBP: 0.651, SLG: 0.733 (1, 3)	0-0 1B		0-0 1B		4-0 BB		0-0 SH 1B G5-2-3	0-0 1B	
Enos Slaughter, L OBP: 0.372, SLG: 0.333 (1, 9)	0-0 F4		0-0 1B		4-0 BB		0-0 G5-2-3 SH 1B	0-0 F8	
Red Schoendienst, S OBP: 0.259, SLG: 0.333 (1, 4)		0-0 3-1 1B	0-0 F3		0-0 F8		0-0 SH G5-2-3	0-0 F7	
Marty Marion, R OBP: 0.409, SLG: 0.421 (1, 6)		0-0 F7		0-0 F7		4-0 SH3-1 1B SH1-3 BB	0-0 G5-2-3		
Johnny Blatnik, R OBP: 0.296, SLG: 0.174 (1, 7)		0-3 K		4-0 L6-3 BB		0-0 SH1-3 SH3-1 1B			
Bill Howerton, L OBP: 0.519, SLG: 0.565 (7, 7)						1-2 BB			
Del Rice, R OBP: 0.212, SLG: 0.344 (1, 2)			0-0 1B 1B	0-0 L6-3		0-0 SH3-1	0-0 F7		
Max Lanier, R OBP: 0.500, SLG: 0.500 (1, 1)			0-3 K		0-0 F9	0-0 SH1-3		4-0 1B SH3 F8 BB	

Inning Stats	R: 0	H: 1	E: 0	K: 0	S: 4	LOB: 1	BB: 0	P: 4
	R: 0	H: 0	E: 0	K: 1	S: 5	LOB: 0	BB: 0	P: 5
	R: 3	H: 4	E: 0	K: 2	S: 11	LOB: 1	BB: 0	P: 11
	R: 0	H: 0	E: 0	K: 0	S: 2	LOB: 0	BB: 1	P: 6
	R: 0	H: 1	E: 0	K: 1	S: 6	LOB: 3	BB: 2	P: 14
	R: 1	H: 1	E: 0	K: 0	S: 4	LOB: 2	BB: 2	P: 12
	R: 0	H: 2	E: 0	K: 0	S: 5	LOB: 3	BB: 1	P: 9
	R: 1	H: 1	E: 0	K: 0	S: 4	LOB: 2	BB: 2	P: 12

PITCHER	IP	WLS	BF	H	R	ER	SO	BB	IBB	HBP	BLK	WP	HR	S	P	ERA	WHIP
Monty Kennedy, L ERA: 3.24 (1, 1)	6.0	L	29	7	4	4	4	5	0	0	0	0	0	32	52	6.00	2.000
Jack Kramer, R ERA: 5.25 (7, 1)	2.0		12	3	1	1	0	3	0	0	0	0	0	9	21	4.50	3.000

**BOTTOM**

**New York Giants @ St. Louis Cardinals**  
Sportsman's Park, St. Louis, MO

Wed May 10 1950, 4:33 AM EDT  
Att. 8,850 - Unknown

AB	R	H	RBI	BB	SO	LOB
3	1	1	0	1	1	0
4	0	1	0	1	1	4
4	1	4	1	1	0	0
4	0	2	3	1	0	3
4	0	0	0	0	0	6
3	1	0	0	1	0	3
2	0	1	0	1	1	0
0	0	0	0	1	0	0
3	1	1	0	0	0	4
2	1	0	1	1	1	1

AB	29
R	5
H	10
RBI	5
BB	8
SO	4
LOB	21



1B	2B	3B	HR	SF	SAC	DP	HBP	WP	PA
10	1	0	0	0	4	2	0	0	41
0	0	0	0	0	0	0	0	0	0

WP	HR	S	P	ERA	WHIP
0	0	0	0	0	0

Batter	1	2	3	4	5	6	7	8	9	AB R H RBI BB SO LOB	TOP											
<b>Grady Hatton, L</b> (1, 5) OBP: 0.333, SLG: 0.447	0-0 F8		0-3 K		0-0 F8		4-0 3B BB		0-0 F9	4 1 0 0 1 1 0												
<b>Lloyd Merriman, L</b> (1, 8) OBP: 0.424, SLG: 0.483 <b>Peanuts Lowrey, R</b> (9, PH) OBP: 0.364, SLG: 0.324	4-0 G1-6-3 BB		0-0 BB 1B		0-0 P6		0-0 1B 3B		4-0 BB	3 1 2 3 1 0 0 0 1 0 0 0 0 0												
<b>Johnny Wyrostek, L</b> (1, 7) OBP: 0.400, SLG: 0.463	0-0 G1-6-3 1-2f		0-0 P4		0-3 K		0-0 1B		0-0 2B 1B	5 1 2 1 0 1 2												
<b>Ron Northey, L</b> (1, 9) OBP: 0.409, SLG: 0.703 <b>Herm Wehmeier, R</b> (9, PR) OBP: 0.333, SLG: 0.357		0-0 F8	4-0 1-2 BB		0-0 L4-3 1B		0-3 K		0-0 1B 2B	4 0 2 1 1 1 1 0 0 0 0 0 0 0												
<b>Ted Kluszewski, L</b> (1, 3) OBP: 0.261, SLG: 0.394		0-0 2B 1B	0-0 F8		0-0 L4-3		4-0 FC4-6 BB		0-0 6-3	4 1 1 1 1 0 4												
<b>Connie Ryan, R</b> (1, 4) OBP: 0.333, SLG: 0.345		0-0 F9		4-0 CS BB		0-0 FC6-4 1B 3B 1B		0-0 FC4-6 FC5-6	0-0 FC5-4	4 1 2 0 1 0 2												
<b>Virgil Stallcup, R</b> (1, 6) OBP: 0.303, SLG: 0.397		0-0 1-H 2B		0-0 1-3		0-0 FC6-4 1B		0-0 FC5-6 BB	0-0 FC5-4	5 0 2 1 0 0 5												
<b>Dixie Howell, R</b> (1, 2) OBP: 0.382, SLG: 0.310		4-0 BB		0-0 F8		0-0 F9		4-0 BB		2 0 0 0 2 0 2												
<b>Ken Raffensberger, R</b> (1, 1) OBP: 0.091, SLG: 0.091 <b>Bobby Adams, R</b> (5, PH) OBP: 0.329, SLG: 0.333 <b>Eddie Erault, R</b> (5, 1) <b>Joe Adcock, R</b> (7, PH) OBP: 0.240, SLG: 0.250 <b>Willie Ramsdell, R</b> (7, 1) <b>Bob Usher, R</b> (8, PH) OBP: 0.333, SLG: 0.537 <b>Harry Parkowski, L</b> (8, 1) OBP: 1.000, SLG: 1.000		0-0 1-3		0-0 F9		0-0 FC6-4 BB 3B		0-3 K		1 0 0 0 0 0 2 1 0 0 0 0 0 0 0 0 0 0 0 0 0 1 1 0 0 0 0 2 0 0 0 0 0 0 0 1 0 0 0 0 1 2 0 0 0 0 0 0 0												
<b>Inning Stats</b>	R: 0 E: 0 K: 0 S: 2	H: 0 LOB: 0 BB: 1 P: 6	R: 1 E: 0 K: 0 S: 5	H: 2 LOB: 2 BB: 1 P: 9	R: 0 E: 0 K: 1 S: 6	H: 1 LOB: 2 BB: 1 P: 10	R: 0 E: 0 K: 0 S: 2	H: 0 LOB: 0 BB: 1 P: 6	R: 0 E: 0 K: 0 S: 3	H: 0 LOB: 0 BB: 0 P: 3	R: 0 E: 0 K: 1 S: 5	H: 1 LOB: 0 BB: 0 P: 5	R: 4 E: 0 K: 1 S: 9	H: 4 LOB: 1 BB: 1 P: 13	R: 0 E: 0 K: 1 S: 5	H: 0 LOB: 2 BB: 2 P: 13	R: 2 E: 0 K: 0 S: 6	H: 3 LOB: 3 BB: 1 P: 10	1B: 8 2B: 3 3B: 1 HR: 0	SF: 0 SAC: 0 DP: 2 HBP: 0	WP: 0 PB: 0 SB: 0 CS: 1	PA: 43
<b>PITCHER</b>	IP WLS BF H R ER SO BB IBB HBP BLK WP HR S P ERA WHIP																					
<b>Red Munger, R</b> (1, 1) ERA: 3.82	6.2 W 30 8 5 5 2 5 0 0 0 0 0 0 29 49 6.75 1.950																					
<b>Al Brazle, L</b> (7, 1) ERA: 1.93	2.1 S 13 3 2 2 2 3 0 0 0 0 0 0 14 26 7.71 2.571																					

Cincinnati Reds @ St. Louis Cardinals  
 Sportsman's Park, St. Louis, MO  
 Sun May 14 1950, 4:33 AM EDT  
 Att. 9,632 - Unknown

livebaseballscorecards.com

AB	35
R	7
H	11
RBI	7
BB	7
SO	4
LOB	22





Batter	1	2	3	4	5	6	7	8	9	AB	R	H	RBI	BB	SO	LOB
Tommy Glaviano, R OBP: 0.489, SLG: 0.486 (1, 5)	0-0 1B E 1B 1B	0-0 5-3		0-0 2B E 2B	4-0 FC6-4 BB		0-0 6-3			4	2	2	0	1	0	1
Chuck Diering, R OBP: 0.368, SLG: 0.420 (1, 8)	0-0 F9		0-0 1B 2B	0-0 F2	0-0 FC6-4 1-2f		0-0 6-3			5	1	1	0	0	0	5
Stan Musial, L OBP: 0.524, SLG: 0.747 (1, 3)	0-0 1B 1-2 1B		0-0 1-3	0-0 E4 1B 2B		0-0 1B 3B		0-0 4-1		5	2	3	1	0	0	1
Enos Slaughter, L OBP: 0.410, SLG: 0.346 (1, 9)	0-0 E5 1-3 2-H 1B		0-0 4-3	0-0 FC4 1B		0-0 G3 1B 1B		0-0 P2		5	1	3	2	0	0	1
Red Schoendienst, S OBP: 0.263, SLG: 0.319 (1, 4)	0-0 P4		0-0 BB BB 1B	0-0 FC4 1-2f		0-0 G3 1B 1B		4-0 CS BB		4	1	2	1	1	0	3
Marty Marion, R OBP: 0.400, SLG: 0.367 (1, 6)	0-0 F7		4-0 BB BB	0-0 F7		0-3 K		0-3 K		4	0	0	0	1	2	6
Johnny Blatnik, R OBP: 0.310, SLG: 0.167 Bill Howerton, L OBP: 0.459, SLG: 0.516 (5, PH) (6, 7)			0-0 6-3	4-0 1-2 2-3 BB		0-3 K		0-0 G3		1	0	0	0	1	0	0
Del Rice, R OBP: 0.216, SLG: 0.333 (1, 2)			0-0 P4	0-0 6-3		0-0 5-3		0-0 1B		4	0	1	2	0	0	3
Red Munger, R OBP: 0.333, SLG: 0.273 Al Brazle, L OBP: 0.250, SLG: 0.250 (7, 1)			0-0 1B		0-0 2B E 1B		0-0 E6 WP		0-0 4-3		4	1	2	0	0	1
										0	0	0	0	0	0	0

Inning Stats	R: 1	H: 3	LOB: 2	K: 0	S: 6	P: 6	R: 0	H: 1	LOB: 1	K: 0	S: 4	P: 4	R: 0	H: 2	LOB: 3	K: 0	S: 5	P: 13	R: 3	H: 4	LOB: 1	K: 0	S: 7	P: 7	R: 0	H: 0	LOB: 2	K: 1	S: 6	P: 10	R: 3	H: 4	LOB: 1	K: 1	S: 9	P: 9	R: 0	H: 0	LOB: 0	K: 0	S: 3	R: 0	H: 0	LOB: 1	K: 1	S: 4	P: 8
--------------	------	------	--------	------	------	------	------	------	--------	------	------	------	------	------	--------	------	------	-------	------	------	--------	------	------	------	------	------	--------	------	------	-------	------	------	--------	------	------	------	------	------	--------	------	------	------	------	--------	------	------	------

PITCHER																	PITCHER																																				
IP	WLS	BF	H	R	ER	SO	BB	IBB	HBP	BLK	WP	HR	S	P	ERA	WHIP	IP	WLS	BF	H	R	ER	SO	BB	IBB	HBP	BLK	WP	HR	S	P	ERA	WHIP																				
Ken Raffensberger, L ERA: 4.81 (1, 1)	4.0	L	24	10	5	4	0	2	0	0	0	0	22	30	9.00	3.000																																					
Eddie Erault, R ERA: 7.27 (5, 1)	2.0		12	4	3	3	2	1	0	0	0	1	0	15	19	13.50	2.500																																				
Willie Ramsdell, R ERA: 2.45 (7, 1)	1.0		3	0	0	0	0	0	0	0	0	0	0	3	3	0.00	0.000																																				
Harry Perkowski, L ERA: 10.38 (8, 1)	1.0		3	0	0	0	1	1	0	0	0	0	0	4	8	0.00	1.000																																				

**BOTTOM**

**Cincinnati Reds @ St. Louis Cardinals**  
Sportsman's Park, St. Louis, MO

Sun May 14 1950, 4:33 AM EDT  
Att. 9,632 - Unknown

<b>AB</b>	<b>38</b>
<b>R</b>	<b>8</b>
<b>H</b>	<b>14</b>
<b>RBI</b>	<b>6</b>
<b>BB</b>	<b>4</b>
<b>SO</b>	<b>3</b>
<b>LOB</b>	<b>23</b>



1B:	10	SF:	0	WP:	1	PA:	42
2B:	4	SAC:	0	PB:	0		
3B:	1	DP:	1	SB:	0		
HR:	0	HBP:	0	CS:	1		

Batter	1	2	3	4	5	6	7	8	9	AB R H RBI BB SO LOB	TOP											
Tommy Glaviano, R (1, 5) OBP: 0.467, SLG: 0.459	3-3 K		0-3 K			2-1 F9		1-2 FC6-4		4 0 0 0 0 2 2												
Chuck Diering, R (1, 8) OBP: 0.344, SLG: 0.389	0-1 F2			3-1 1-3		2-3 K			2-3 K	4 0 0 0 0 2 0												
Stan Musial, L (1, 3) OBP: 0.511, SLG: 0.734	0-1 1-3			1-0 L6-4 2B		1-2 1-3			2-2 4-3	4 0 1 0 0 0 0												
Johnny Lindell, R (1, 7) OBP: 0.276, SLG: 0.160		2-1 L7		2-2 L6-4			0-0 5-3		1-2 5-3	4 0 0 0 0 0 1												
Enos Slaughter, L (1, 9) OBP: 0.398, SLG: 0.333		2-3 K			2-1 F9		2-2 F6			3 0 0 0 0 1 0												
Marty Marion, R (1, 6) OBP: 0.395, SLG: 0.344		1-0 6-3			4-0 2B F8 BB		2-1 5-3			2 1 0 0 1 0 0												
Red Schoendienst, S (1, 4) OBP: 0.275, SLG: 0.340			1-1 1B		1-1 F8 2B			1-1 4-3		3 0 2 0 0 0 0												
Del Rice, R (1, 2) OBP: 0.225, SLG: 0.333			1-1 F4		1-0 F8			1-2 FC6-4 1B		3 0 1 1 0 0 2												
Harry Walker, L (8, PR) OBP: 0.255, SLG: 0.156					2-3 3-H					0 0 0 0 0 0 0												
Joe Garagiola, L (8, 2) OBP: 0.453, SLG: 0.422					1-1 5-3			1-0 F7		0 0 0 0 0 0 0												
Gerry Staley, R (1, 1) OBP: 0.333, SLG: 0.273			2-1 F8							1 0 0 0 0 0 1												
Eddie Kazak, R (5, PH) OBP: 0.388, SLG: 0.333										1 0 0 0 0 0 1												
Al Brazle, L (5, 1) OBP: 0.250, SLG: 0.250										0 0 0 0 0 0 0												
Eddie Miller, R (8, PH) OBP: 0.345, SLG: 0.346										1 0 0 0 0 0 1												
Fred Martin, R (8, 1) OBP: 0.500, SLG: 1.000										0 0 0 0 0 0 0												
<b>Inning Stats</b>	R: 0 E: 0 K: 1 S: 9	H: 0 LOB: 0 BB: 0 P: 12	R: 0 E: 0 K: 1 S: 7	H: 0 LOB: 0 BB: 0 P: 12	R: 0 E: 0 K: 1 S: 9	H: 1 LOB: 1 BB: 0 P: 13	R: 0 E: 0 K: 0 S: 6	H: 1 LOB: 0 BB: 0 P: 12	R: 1 E: 0 K: 0 S: 7	H: 1 LOB: 1 BB: 1 P: 16	R: 0 E: 0 K: 1 S: 10	H: 0 LOB: 0 BB: 0 P: 15	R: 0 E: 0 K: 0 S: 6	H: 0 LOB: 0 BB: 0 P: 10	R: 0 E: 0 K: 0 S: 10	H: 1 LOB: 1 BB: 0 P: 14	R: 0 E: 0 K: 1 S: 12	H: 0 LOB: 0 BB: 0 P: 17	1B: 2 2B: 3 3B: 0 HR: 0	SF: 0 SAC: 0 DP: 1 HBP: 0	WP: 0 PB: 0 SB: 0 CS: 0	PA: 31
<b>PITCHER</b> Preacher Roe, L (1, 1) ERA: 2.97	IP: 9.0 WLS: W BF: 31 H: 4 R: 1 ER: 1 SO: 5 BB: 1 IBB: 0 HBP: 0 BLK: 0 WP: 0 HR: 0 S: 76 P: 121 ERA: 1.00 WHIP: 0.556																					

St. Louis Cardinals @ Brooklyn Dodgers  
Ebbets Field, Brooklyn, NY  
Tue May 16 1950, 3:33 AM EDT  
Att. 10,816 - Unknown

AB	30
R	1
H	4
RBI	1
BB	1
SO	5
LOB	8



Batter	1	2	3	4	5	6	7	8	9	AB	R	H	RBI	BB	SO	LOB
<b>Pee Wee Reese, R</b> OBP: 0.353, SLG: 0.356 (1, 6)	1-2 E5 G3 1B	3-2 F7			2-2 F7		1-1 F8			4	1	1	0	0	0	2
<b>George Shuba, L</b> OBP: 0.333, SLG: 0.400 (1, 7)	0-0 G3 2-3	0-1 1B 1-2 2-H			3-1 L9		0-1 FC6-4 1B			4	0	2	1	0	0	1
<b>Duke Snider, L</b> OBP: 0.409, SLG: 0.468 (1, 8)	1-1 1B 1-3 3-H	0-0 F8			1-2 CS 1B		0-1 FC6-4 1B 1-2f			4	0	2	1	0	0	3
<b>Jackie Robinson, R</b> OBP: 0.448, SLG: 0.588 (1, 4)	2-2 1-3 1-2		0-1 G1-6-3 1B		3-2 CS 1-2	0-0 F9	3-2 1B			4	0	2	0	0	0	1
<b>Carl Furillo, R</b> OBP: 0.299, SLG: 0.326 (1, 9)	1-1 6-3		1-1 G1-6-3 1-2f		2-2 BB 1B 1B	0-0 F4				4	0	1	0	0	0	4
<b>Gil Hodges, R</b> OBP: 0.383, SLG: 0.506 (1, 3)		0-0 2B 1B	0-0 1-3		2-0 F7		2-0 F8			4	1	1	0	0	0	1
<b>Billy Cox, R</b> OBP: 0.353, SLG: 0.438 (1, 5)		0-0 1B 2B 1-H		0-0 F8		1-0 BB 1B	0-0 F8			4	1	2	1	0	0	0
<b>Roy Campanella, R</b> OBP: 0.358, SLG: 0.604 (1, 2)		0-1 5-3		0-2 6-3		4-1 BB 1B	1-0 F7			3	0	0	0	1	0	1
<b>Preacher Roe, R</b> OBP: 0.250, SLG: 0.273 (1, 1)		0-2 1B 1B		0-0 6-3		0-1 5-3				3	0	1	0	0	0	3

Inning Stats	R: 1	H: 2	E: 1	K: 0	S: 11	LOB: 1	BB: 0	P: 16	R: 2	H: 4	E: 0	K: 0	S: 16	LOB: 2	BB: 0	P: 19	R: 0	H: 1	E: 0	K: 0	S: 5	LOB: 0	BB: 0	P: 6	R: 0	H: 0	E: 0	K: 0	S: 5	LOB: 0	BB: 0	P: 5	R: 0	H: 1	E: 0	K: 0	S: 10	LOB: 0	BB: 0	P: 19	R: 0	H: 2	E: 0	K: 0	S: 9	LOB: 3	BB: 1	P: 18	R: 0	H: 2	E: 0	K: 0	S: 10	LOB: 2	BB: 0	P: 14	R: 0	H: 0	E: 0	K: 0	S: 3	LOB: 0	BB: 0	P: 6
--------------	------	------	------	------	-------	--------	-------	-------	------	------	------	------	-------	--------	-------	-------	------	------	------	------	------	--------	-------	------	------	------	------	------	------	--------	-------	------	------	------	------	------	-------	--------	-------	-------	------	------	------	------	------	--------	-------	-------	------	------	------	------	-------	--------	-------	-------	------	------	------	------	------	--------	-------	------

PITCHER	IP	WLS	BF	H	R	ER	SO	BB	IBB	HBP	BLK	WP	HR	S	P	ERA	WHIP
<b>Gerry Staley, R</b> ERA: 5.35 (1, 1)	4.0	L	18	7	3	3	0	0	0	0	0	0	0	37	46	6.75	1.750
<b>Al Brazle, L</b> ERA: 1.59 (5, 1)	3.0		14	5	0	0	0	1	0	0	0	0	0	29	51	0.00	2.000
<b>Fred Martin, R</b> ERA: 4.0 (8, 1)	1.0		3	0	0	0	0	0	0	0	0	0	0	3	6	0.00	0.000


**BOTTOM**

**St. Louis Cardinals @ Brooklyn Dodgers**  
Ebbets Field, Brooklyn, NY

Tue May 16 1950, 3:33 AM EDT  
Att. 10,816 - Unknown

livebaseballscorecards.com

<b>AB</b>	<b>34</b>
<b>R</b>	<b>3</b>
<b>H</b>	<b>12</b>
<b>RBI</b>	<b>3</b>
<b>BB</b>	<b>1</b>
<b>SO</b>	<b>0</b>
<b>LOB</b>	<b>16</b>



<b>WP</b> : 0	<b>PA</b> : 36
<b>PB</b> : 0	
<b>SB</b> : 0	
<b>CS</b> : 1	

Batter	1	2	3	4	5	6	7	8	9	AB R H RBI BB SO LOB	TOP											
Tommy Glaviano, R (1, 5) OBP: 0.464, SLG: 0.456	1-1 E6 CS E		1-0 3-1 1B		1-3 K		0-1 2B 1B		1-2 F7	5 1 2 0 0 1 0	<b>St. Louis Cardinals @ Brooklyn Dodgers</b> Ebbets Field, Brooklyn, NY Wed May 17 1950, 3:33 AM EDT Att. 22,922 - Unknown <a href="http://livebaseballscorecards.com">livebaseballscorecards.com</a>											
Harry Walker, L (1, 8) OBP: 0.268, SLG: 0.184	0-0 F9		0-0 3-1		4-1 BB		0-0 2B		1-3 K	4 0 1 0 1 1 3												
Stan Musial, L (1, 3) OBP: 0.511, SLG: 0.720	3-1 FC4		0-0 1B		0-0 F8		4-0 IBB			3 0 1 2 1 0 2												
Enos Slaughter, L (1, 9) OBP: 0.383, SLG: 0.318	0-3 K		0-0 G3			1-0 F9	2-0 4-3			4 0 0 0 0 1 6												
Bill Howerton, L (1, 7) OBP: 0.415, SLG: 0.457		0-1 G3		0-3 K		2-3 K		1-0 G3		4 0 0 0 0 2 0												
Red Schoendienst, S (1, 4) OBP: 0.274, SLG: 0.330		1-0 4-3		0-1 4-3		4-1 BB		2-1 G3		3 0 0 0 1 0 0												
Joe Garagiola, L (1, 2) OBP: 0.439, SLG: 0.429		3-3 K		0-0 2B		2-0 F8		1-1 E6		4 0 1 0 0 1 1												
Marty Marion, R (1, 6) OBP: 0.357, SLG: 0.306			0-0 F7		0-3 K		1-0 5-3	1-1 4-3		4 0 0 0 0 1 2												
Max Lanier, R (1, 1) OBP: 0.455, SLG: 0.375			4-0 3-1 1B BB		0-0 F9		0-0 F3		0-3 K	2 1 0 0 1 0 0												
Fred Martin, R (8, 1) OBP: 0.500, SLG: 1.000										0 0 0 0 0 0 0												
Eddie Kazak, R (9, PH) OBP: 0.350, SLG: 0.316										1 0 0 0 0 1 0												
<b>Inning Stats</b>	R: 0 E: 2 K: 1 S: 8	H: 0 LOB: 2 BB: 0 P: 12	R: 0 E: 0 K: 1 S: 6	H: 0 LOB: 0 BB: 0 P: 10	R: 2 E: 0 K: 0 S: 5	H: 2 LOB: 1 BB: 1 P: 10	R: 0 E: 0 K: 2 S: 9	H: 1 LOB: 1 BB: 0 P: 9	R: 0 E: 0 K: 1 S: 6	H: 0 LOB: 1 BB: 1 P: 11	R: 0 E: 0 K: 1 S: 8	H: 0 LOB: 1 BB: 1 P: 17	R: 0 E: 0 K: 0 S: 6	H: 2 LOB: 3 BB: 1 P: 13	R: 0 E: 1 K: 0 S: 7	H: 0 LOB: 1 BB: 0 P: 12	R: 0 E: 0 K: 2 S: 11	H: 0 LOB: 0 BB: 0 P: 13	1B: 3 2B: 3 3B: 0 HR: 0	SF: 0 SAC: 0 DP: 1 HBP: 0	WP: 0 PB: 0 SB: 0 CS: 1	PA: 38
<b>PITCHER</b> Don Newcombe, R (1, 1) ERA: 6.04	IP: 9.0 WLS: W BF: 38 H: 5 R: 2 ER: 2 SO: 8 BB: 3 IBB: 1 HBP: 0 BLK: 0 WP: 0 HR: 0 S: 66 P: 107 ERA: 2.00 WHIP: 0.889											<b>PITCHER</b>	IP: 9.0 WLS: W BF: 38 H: 5 R: 2 ER: 2 SO: 8 BB: 3 IBB: 1 HBP: 0 BLK: 0 WP: 0 HR: 0 S: 66 P: 107 ERA: 2.00 WHIP: 0.889									



Batter	1	2	3	4	5	6	7	8	9
<b>Pee Wee Reese, R</b> OBP: 0.346, SLG: 0.348 (1, 6)	2-1 B5-3		0-1 F6		2-2 G4-6-3 1B		1-1 2-3	0-1 1-3	
<b>Billy Cox, R</b> OBP: 0.381, SLG: 0.421 (1, 5)	1-1 4-3		4-2 1-2 BB		0-0 G4-6-3 1-2f			2-1 FC1-6 1B	
<b>Jim Russell, S</b> OBP: 0.347, SLG: 0.634 (1, 7)	4-1 BB		1-2 F8		2-2 3-1			0-1 FC1-6 BLK 1-2f 2B	
<b>Jackie Robinson, R</b> OBP: 0.450, SLG: 0.573 (1, 4)	1-1 F7		2-1 F7		4-2 FC6-4 BB			4-0 2B 1-2 FC3-2 IBB	
<b>Carl Furillo, R</b> OBP: 0.297, SLG: 0.333 (1, 9)		2-0 E3 FC6-4		1-2 6-3		0-0 FC6-4 BLK 1-2f HR		2-0 FC3-2 1-3 2-H WP 2B	
<b>Gil Hodges, R</b> OBP: 0.388, SLG: 0.535 (1, 3)		1-0 F6		0-1 F2		1-2 1-H HR		4-1 WP FC3-2 1B BB	
<b>Duke Snider, L</b> OBP: 0.402, SLG: 0.458 (1, 8)		0-1 F7		1-1 BLK 1B		1-2 G3		1-0 FC3-2 1B 1-2 2-3 3-Hf	
<b>Roy Campanella, R</b> OBP: 0.351, SLG: 0.569 (1, 2)		0-0 FC6-4 1-2f		1-0 F7			1-0 F6	4-2 1B IBB	
<b>Don Newcombe, L</b> OBP: 0.444, SLG: 0.286 (1, 1)			4-1 BB BB		1-3 K		2-1 F5	2-1 1B	

AB	R	H	RBI	BB	SO	LOB
5	0	1	0	0	0	3
3	0	1	0	1	0	1
3	1	0	0	1	0	3
2	0	0	0	2	0	3
4	2	1	1	0	0	1
3	2	1	2	1	0	1
4	1	1	0	0	0	4
3	0	0	0	1	0	2
3	0	1	2	1	1	0

**BOTTOM**

**St. Louis Cardinals @ Brooklyn Dodgers**  
Ebbets Field, Brooklyn, NY  
Wed May 17 1950, 3:33 AM EDT  
Att. 22,922 - Unknown

[livebaseballscorecards.com](http://livebaseballscorecards.com)

<b>AB</b>	<b>30</b>
<b>R</b>	<b>6</b>
<b>H</b>	<b>6</b>
<b>RBI</b>	<b>5</b>
<b>BB</b>	<b>7</b>
<b>SO</b>	<b>1</b>
<b>LOB</b>	<b>18</b>



Inning Stats	R: 0	H: 0	E: 0	K: 0	S: 7	R: 0	H: 0	E: 1	K: 0	S: 5	R: 0	H: 0	E: 0	K: 0	S: 10	R: 0	H: 1	E: 0	K: 0	S: 8	R: 0	H: 1	E: 0	K: 1	S: 7	R: 2	H: 1	E: 0	K: 0	S: 14	R: 0	H: 0	E: 0	K: 0	S: 5	R: 4	H: 3	E: 0	K: 0	S: 13	R: 0	H: 0	E: 0	K: 0	S: 9	R: 0	H: 0	E: 0	K: 0	S: 9	R: 0	H: 0	E: 0	K: 0	S: 9
	0	0	0	0	7	0	0	1	0	5	0	0	0	0	10	0	1	0	0	8	0	1	0	0	7	2	1	0	0	14	0	0	0	0	5	4	3	0	0	13	0	0	0	0	9	0	0	0	0	9	0	0	0	0	9

PITCHER	IP	WLS	BF	H	R	ER	SO	BB	IBB	HBP	BLK	WP	HR	S	P	ERA	WHIP
<b>Max Lanier, L</b> ERA: 2.94 (1, 1)	7.1	L	32	5	5	5	1	4	1	0	3	0	1	61	109	6.14	1.227
<b>Fred Martin, R</b> ERA: 4.66 (8, 1)	0.2		5	1	1	1	0	1	1	0	0	1	0	8	19	13.50	3.000

WP	PA
1	37

1B	2B	3B	HR	SF	SAC	DP	HBP
4	1	0	1	0	0	1	0

1B	2B	3B	HR	SF	SAC	DP	HBP
4	1	0	1	0	0	1	0

Batter	1	2	3	4	5	6	7	8	9	AB R H RBI BB SO LOB	TOP																
Tommy Glaviano, R (1, 5) OBP: 0.466, SLG: 0.482	3-2 6-3 1-2 2B BB	4-2 2B 1-2 BB		2-0 HR	0-3 K		4-2 G6-4-3 BB		2-2 L5	4 1 1 1 2 1 0																	
Chuck Diering, R (1, 8) OBP: 0.333, SLG: 0.390	3-2 E5 2B 1B	0-0 2B		2-1 6-3	1-3 K		1-1 G6-4-3			5 1 1 1 0 1 1																	
Stan Musial, L (1, 3) OBP: 0.526, SLG: 0.729	1-0 1B 2B	0-1 F6		1-0 FC6-4 1B		4-1 HR BB	4-1 BB			3 2 2 0 2 0 2																	
Johnny Lindell, R (1, 7) OBP: 0.324, SLG: 0.286	4-0 1B IBB	4-1 BB		1-0 FC6-4 1B E		2-1 HR	2-0 1-3			3 2 1 2 2 0 2																	
Enos Slaughter, L (1, 9) OBP: 0.384, SLG: 0.315	1-1 F3	0-1 L7		2-2 E 1B		1-1 F8		4-0 G6-4-3 BB		4 1 1 0 1 0 6																	
Marty Marion, R (1, 6) OBP: 0.383, SLG: 0.308	1-2 1B			2-1 E3 BB		4-1 BLK BB		0-1 G6-4-3		3 0 1 2 2 0 1																	
Red Schoendienst, S (1, 4) OBP: 0.279, SLG: 0.320	0-1 L4			4-1 L9 BB		4-2 BLK BB		1-2 L4		3 0 0 0 2 0 3																	
Del Rice, R (1, 2) OBP: 0.222, SLG: 0.318		1-0 2B 1B		1-2 F9 BB		0-3 K			0-3 K	5 1 1 0 0 3 5																	
Howie Pollet, L (1, 1) OBP: 0.100, SLG: 0.100						1-2 F7			2-3 K	4 0 0 0 0 1 4																	
Gerry Staley, R (8, 1) OBP: 0.308, SLG: 0.250		1-0 B5		3-3 K		0-0 4-3				1 0 0 0 0 1 0																	
Al Brazle, L (9, 1) OBP: 0.250, SLG: 0.250										0 0 0 0 0 0 0																	
Cloyd Boyer, R (9, 1)										0 0 0 0 0 0 0																	
<b>Inning Stats</b>	R: 2 E: 1 K: 0 S: 14	H: 2 LOB: 2 BB: 1 P: 27	R: 1 E: 0 K: 1 S: 11	H: 2 LOB: 3 BB: 2 P: 21	R: 0 E: 0 K: 1 S: 8	H: 0 LOB: 1 BB: 1 P: 16	R: 3 E: 1 K: 1 S: 14	H: 3 LOB: 2 BB: 1 P: 28	R: 0 E: 0 K: 2 S: 9	H: 0 LOB: 0 BB: 0 P: 11	R: 2 E: 0 K: 1 S: 15	H: 1 LOB: 2 BB: 3 P: 32	R: 0 E: 0 K: 0 S: 7	H: 0 LOB: 1 BB: 2 P: 18	R: 0 E: 0 K: 0 S: 5	H: 0 LOB: 0 BB: 1 P: 10	R: 0 E: 0 K: 2 S: 9	H: 0 LOB: 0 BB: 0 P: 13	1B: 4 2B: 2 3B: 0 HR: 2	SF: 0 SAC: 0 DP: 2 HBP: 0	WP: 0 PB: 0 SB: 1 CS: 0	PA: 46					
<b>PITCHER</b>	IP WLS BF H R ER SO BB IBB HBP BLK WP HR S P ERA WHIP																										
Joe Hatten, L (1, 1) ERA: 4.4	3.2		23	7	6	2	1	3	1	0	0	0	1	41	80	4.91	2.727										
Erv Palica, R (4, 1) ERA: 3.38	1.1		6	0	0	0	3	1	0	0	0	0	0	15	23	0.00	0.750										
Billy Loes, R (6, 1) ERA: 9.0	2.0		11	1	2	2	1	5	0	0	1	0	1	22	50	9.00	3.000										
Rex Barney, R (8, 1) ERA: 1.35	1.0		3	0	0	0	0	1	0	0	0	0	0	5	10	0.00	1.000										
Ralph Branca, R (9, 1) ERA: 8.64	1.0	W	3	0	0	0	2	0	0	0	0	0	0	9	13	0.00	0.000										

**St. Louis Cardinals @ Brooklyn Dodgers**  
 Ebbets Field, Brooklyn, NY  
 Thu May 18 1950, 3:33 AM EDT  
 Att. 7,510 - Unknown

[livebaseballscorecards.com](http://livebaseballscorecards.com)

<b>AB</b>	<b>35</b>
<b>R</b>	<b>8</b>
<b>H</b>	<b>8</b>
<b>RBI</b>	<b>6</b>
<b>BB</b>	<b>11</b>
<b>SO</b>	<b>7</b>
<b>LOB</b>	<b>24</b>



Batter	1	2	3	4	5	6	7	8	9	AB	R	H	RBI	BB	SO	LOB
<b>Pee Wee Reese, R</b> OBP: 0.345, SLG: 0.340 (1, 6)	4-1 G4-6-3 BB		1-1 F2		1-1 F3		3-3 K	3-2 1B	0-1 E5	5	0	1	1	1	1	4
<b>Billy Cox, R</b> OBP: 0.320, SLG: 0.348 (1, 5) <b>Gene Hermanski, L</b> OBP: 0.500, SLG: 0.800 (8, PH) <b>Ralph Branca, R</b> (9, 1)	1-2 G4-6-3 1-2f		0-0 F3			2-2 E4	0-0 FC6	2-2 F2		4	0	0	0	0	0	3
<b>Jim Russell, S</b> OBP: 0.370, SLG: 0.674 (1, 7)	0-1 2B			2-3 K		2-1 E5		2-2 2B HR	1-1 2B	5	2	3	0	0	1	1
<b>Jackie Robinson, R</b> OBP: 0.457, SLG: 0.593 (1, 4)	4-1 BB			2-1 5-3		1-1 1-3		2-2 2B HR	2-1 BB E 2B	4	2	2	1	1	0	2
<b>Carl Furillo, R</b> OBP: 0.302, SLG: 0.366 (1, 9)	2-0 4-3			2-2 1B		2-2 F3		2-1 2B HR	1-0 F3	5	1	2	3	0	0	5
<b>Gil Hodges, R</b> OBP: 0.379, SLG: 0.516 (1, 3)		1-2 F6		1-1 F8		1-3 K		2-1 L8	3-2 E BB E 1B	5	1	1	0	0	1	3
<b>Duke Snider, L</b> OBP: 0.412, SLG: 0.460 (1, 8)		0-3 K		0-0 6-3		0-0 1B		0-1 E 1B 1B	4-2 E E BB	4	2	2	0	1	1	0
<b>Roy Campanella, R</b> OBP: 0.339, SLG: 0.536 (1, 2)		0-3 K		0-1 5-3		0-0 FC6 1B		2-1 L7	0-0 E5 E	5	1	1	1	0	1	3
<b>Joe Hatten, R</b> OBP: 0.111, SLG: 0.111 (1, 1) <b>Erv Palica, R</b> (4, 1) <b>Bobby Morgan, R</b> OBP: 0.358, SLG: 0.275 (5, PH) <b>Billy Loes, R</b> (6, 1) <b>Tommy Brown, R</b> (7, PH) <b>Rex Barney, R</b> (8, 1) <b>Bruce Edwards, R</b> OBP: 0.225, SLG: 0.342 (8, PH) <b>Eddie Miksis, R</b> OBP: 0.250, SLG: 0.250 (9, 5)		1-2 5-3		4-2 BB		1-1 F2		1-0 E7 1B	1-0 FC5 E	1	0	0	0	0	0	0

Inning Stats	R: 0	H: 1	E: 0	LOB: 2	K: 0	BB: 2	S: 8	P: 19	R: 0	H: 0	E: 0	LOB: 0	K: 2	BB: 0	S: 13	P: 14	R: 0	H: 0	E: 0	LOB: 0	K: 0	BB: 0	S: 7	P: 9	R: 0	H: 1	E: 0	LOB: 1	K: 1	BB: 0	S: 13	P: 20	R: 0	H: 0	E: 0	LOB: 1	K: 0	BB: 1	S: 8	P: 13	R: 0	H: 0	E: 2	LOB: 2	K: 1	BB: 0	S: 13	P: 21	R: 0	H: 2	E: 0	LOB: 2	K: 1	BB: 0	S: 10	P: 14	R: 4	H: 6	E: 1	LOB: 2	K: 0	BB: 0	S: 25	P: 41	R: 5	H: 3	E: 3	LOB: 2	K: 0	BB: 1	S: 15	P: 27	1B: 8	SF: 0	2B: 4	SAC: 0	3B: 0	DP: 1	HR: 1	HBP: 0	WP: 0	PA: 46
--------------	------	------	------	--------	------	-------	------	-------	------	------	------	--------	------	-------	-------	-------	------	------	------	--------	------	-------	------	------	------	------	------	--------	------	-------	-------	-------	------	------	------	--------	------	-------	------	-------	------	------	------	--------	------	-------	-------	-------	------	------	------	--------	------	-------	-------	-------	------	------	------	--------	------	-------	-------	-------	------	------	------	--------	------	-------	-------	-------	-------	-------	-------	--------	-------	-------	-------	--------	-------	--------

PITCHER	IP	WLS	BF	H	R	ER	SO	BB	IBB	HBP	BLK	WP	HR	S	P	ERA	WHIP
<b>Howie Pollet, L</b> ERA: 2.6 (1, 1)	7.2		36	9	4	4	5	3	0	0	0	0	1	89	138	4.70	1.565
<b>Gerry Staley, R</b> ERA: 5.79 (8, 1)	0.1		4	3	2	2	0	0	0	0	0	0	0	12	20	54.00	9.000
<b>Al Brazle, L</b> ERA: 1.56 (9, 1)	0.1	L	4	1	0	0	0	1	0	0	0	0	0	8	16	0.00	6.000
<b>Cloyd Boyer, R</b> ERA: 2.45 (9, 1)	0.0		2	0	3	0	0	0	0	0	0	0	0	3	4	∞	∞

**BOTTOM**

**St. Louis Cardinals @ Brooklyn Dodgers**  
Ebbets Field, Brooklyn, NY  
Thu May 18 1950, 3:33 AM EDT  
Att. 7,510 - Unknown

livebaseballscorecards.com

<b>AB</b>	42
<b>R</b>	9
<b>H</b>	13
<b>RBI</b>	6
<b>BB</b>	4
<b>SO</b>	5
<b>LOB</b>	27



Batter	1	2	3	4	5	6	7	8	9	AB R H RBI BB SO LOB	TOP												
Tommy Glaviano, R (1, 5) OBP: 0.444, SLG: 0.455	0-0 E3		0-0 F9		0-0 6-3		0-0 6-3	0-0 E5 1B BB 2-H		5 0 0 0 0 0 3													
Chuck Diering, R (1, 8) OBP: 0.324, SLG: 0.365	0-0 F3 1-2		0-3 K		0-0 F4			1-3 1B BB		4 0 0 0 1 1 2													
Stan Musial, L (1, 3) OBP: 0.529, SLG: 0.744	0-0 F6		0-0 1-H 3B		0-0 F3			1B BB 1B		5 1 3 1 0 0 1													
Johnny Lindell, R (1, 7) OBP: 0.308, SLG: 0.273	0-3 K		0-0 5-3		0-0 F2			E8 1B BB 5-3		5 1 1 0 0 1 5													
Enos Slaughter, L (1, 9) OBP: 0.402, SLG: 0.361		0-0 1B 9-2 1B		0-0 4-3 1B		0-0 F9		0-0 1-H 3-H 2B 2B	0-0 2B	5 1 4 2 0 0 0													
Marty Marion, R (1, 6) OBP: 0.404, SLG: 0.364		0-0 1-3 1B		0-0 F5			0-0 SH5-4 1B 1B	0-0 FC1-6 2B 2B	0-0 1-3	5 0 3 1 0 0 2													
Red Schoendienst, S (1, 4) OBP: 0.276, SLG: 0.315		0-0 9-2 3-H		0-0 4-3 1-2			0-0 SH5-4 1B 1B	0-0 FC1-6 BB 2B 2-3	0-0 F7	5 1 1 0 0 0 5													
Del Rice, R (1, 2) OBP: 0.224, SLG: 0.298		0-3 K		0-0 F8			0-0 SH5-4 1-2 2-3 1B BB	4-0 2B BB	0-0 F6	3 1 0 0 1 1 3													
Harry Brecheen, L (1, 1) OBP: 0.194, SLG: 0.083 Eddie Kozak, R (7, PH) OBP: 0.333, SLG: 0.300 Fred Martin, R (7, 1) OBP: 0.600, SLG: 1.000 Eddie Miller, R (8, PH) OBP: 0.356, SLG: 0.377 Harry Walker, L (8, PR) OBP: 0.288, SLG: 0.184 Cloyd Boyer, R (8, 1)			0-0 3B 1B		0-0 F7		0-0 F3	0-0 1-H 2-H E 2B		2 1 1 0 0 0 0 1 0 0 0 0 0 2 0 0 0 0 0 0 0 1 0 1 2 0 0 0 0 1 0 0 0 0 0 0 0 0 0 0 0 0													
<b>Inning Stats</b>	R: 0 E: 1 K: 1 S: 6	H: 0 LOB: 1 BB: 0 P: 6	R: 0 E: 0 K: 1 S: 6	H: 2 LOB: 1 BB: 0 P: 6	R: 1 E: 0 K: 1 S: 7	H: 2 LOB: 1 BB: 0 P: 7	R: 0 E: 0 K: 0 S: 4	H: 1 LOB: 1 BB: 0 P: 4	R: 0 E: 0 K: 0 S: 3	H: 0 LOB: 0 BB: 0 P: 3	R: 0 E: 0 K: 0 S: 5	H: 2 LOB: 2 BB: 0 P: 5	R: 6 E: 2 K: 0 S: 10	H: 6 LOB: 3 BB: 2 P: 18	R: 0 E: 0 K: 0 S: 4	H: 1 LOB: 1 BB: 0 P: 4	1B: 9 2B: 5 3B: 1 HR: 0	SF: 0 SAC: 1 DP: 1 HBP: 0	WP: 0 PB: 0 SB: 1 CS: 0	PA: 44			
<b>PITCHER</b>	IP WLS BF H R ER SO BB IBB HBP BLK WP HR S P ERA WHIP	IP WLS BF H R ER SO BB IBB HBP BLK WP HR S P ERA WHIP	IP WLS BF H R ER SO BB IBB HBP BLK WP HR S P ERA WHIP	IP WLS BF H R ER SO BB IBB HBP BLK WP HR S P ERA WHIP	IP WLS BF H R ER SO BB IBB HBP BLK WP HR S P ERA WHIP	IP WLS BF H R ER SO BB IBB HBP BLK WP HR S P ERA WHIP	IP WLS BF H R ER SO BB IBB HBP BLK WP HR S P ERA WHIP	IP WLS BF H R ER SO BB IBB HBP BLK WP HR S P ERA WHIP	IP WLS BF H R ER SO BB IBB HBP BLK WP HR S P ERA WHIP	IP WLS BF H R ER SO BB IBB HBP BLK WP HR S P ERA WHIP	IP WLS BF H R ER SO BB IBB HBP BLK WP HR S P ERA WHIP	IP WLS BF H R ER SO BB IBB HBP BLK WP HR S P ERA WHIP	IP WLS BF H R ER SO BB IBB HBP BLK WP HR S P ERA WHIP	IP WLS BF H R ER SO BB IBB HBP BLK WP HR S P ERA WHIP	IP WLS BF H R ER SO BB IBB HBP BLK WP HR S P ERA WHIP	IP WLS BF H R ER SO BB IBB HBP BLK WP HR S P ERA WHIP	IP WLS BF H R ER SO BB IBB HBP BLK WP HR S P ERA WHIP	IP WLS BF H R ER SO BB IBB HBP BLK WP HR S P ERA WHIP	IP WLS BF H R ER SO BB IBB HBP BLK WP HR S P ERA WHIP	IP WLS BF H R ER SO BB IBB HBP BLK WP HR S P ERA WHIP			
Warren Spahn, L (1, 1) ERA: 3.97	7.1	L	33	11	5	5	3	0	0	0	0	0	0	39	39	6.14	1.500						
Bob Chipman, L (8, 1) ERA: 4.5	0.2		7	2	2	1	0	2	0	0	0	0	0	5	13	13.50	6.000						
Bobby Hogue, R (9, 1) ERA: 1.86	1.0		4	1	0	0	0	0	0	0	0	0	0	4	4	0.00	1.000						

St. Louis Cardinals @ Boston Braves  
 Braves Field, Boston, MA  
 Sat May 20 1950, 3:33 AM EDT  
 Att. 9,576 - Unknown

livebaseballscorecards.com

AB	41
R	7
H	14
RBI	6
BB	2
SO	3
LOB	23





Batter	1	2	3	4	5	6	7	8	9	AB	R	H	RBI	BB	SO	LOB
Sam Jethroe, S OBP: 0.373, SLG: 0.548 (1, 8)	0-0 6-3		0-0 5-3	0-0 F5		4-0 BB 1-2 BB		0-0 F9		4	0	0	0	1	0	4
Earl Torgeson, L OBP: 0.398, SLG: 0.375 (1, 3)	0-0 F2		0-0 F8	0-0 4-3		0-0 F4		0-0 F7		5	0	0	0	0	0	6
Luis Olmo, R OBP: 0.267, SLG: 0.385 (1, 7)	0-0 F8		0-0 4-3		0-0 FC4-6 1B		0-0 E5 2B		0-3 K	5	1	1	0	0	1	0
Bob Elliott, R OBP: 0.333, SLG: 0.480 (1, 5)		0-0 1B F9 1B		4-0 1B BB BB	0-0 FC4-6 1-2f		0-0 F3		0-3 K	4	2	1	0	1	1	2
Walker Cooper, R OBP: 0.308, SLG: 0.469 (1, 2)		0-0 1B 1B 1B		0-0 BB 1B 1B	0-0 F2		0-0 2B		4-0 BB BB BB BB	4	1	3	1	1	0	1
Roy Hartsfield, R OBP: 0.750, SLG: 0.667 (9, PR)		1-2 1B 1B		1-2 1B 1B	0-0 F8		1-H 2B		0-0 BB	0	0	0	0	0	0	0
Willard Marshall, L OBP: 0.322, SLG: 0.367 (1, 9)		0-0 1B 1B		0-0 1B BB 1B	0-0 F8		BB BB BB BB	4-0 G6-4-3 BB	0-0 F8	4	0	2	0	1	0	2
Sibby Sisti, R OBP: 0.214, SLG: 0.083 (1, 4)		0-0 F9		0-0 F7		0-0 F5		0-0 G6-4-3		4	0	0	1	0	0	7
Buddy Kerr, R OBP: 0.262, SLG: 0.313 (1, 6)		0-0 G4-6-3 1B		4-0 1B BB	0-0 6-3		0-3 K		0-3 K	3	0	1	1	1	1	0
Warren Spahn, L OBP: 0.333, SLG: 0.304 (1, 1)		0-0 G4-6-3		0-0 1B	0-0 BB		0-0 E1			3	0	2	1	0	0	3
Bob Chipman, L (8, 1)		0-0 G4-6-3		0-0 1B	0-0 BB					0	0	0	0	0	0	0
Pete Reiser, L OBP: 0.320, SLG: 0.364 (8, PH)		1-2f		1-2 2-3 3-H	0-0 1B					1	0	0	0	0	0	0
Bobby Hogue, R (9, 1)				1-2 2-3 3-H	0-0 1B					0	0	0	0	0	0	0

Inning Stats	R: 0	H: 0	E: 0	K: 0	S: 3	H: 0	LOB: 0	BB: 0	P: 3	R: 1	H: 4	E: 0	K: 0	S: 6	H: 0	LOB: 0	BB: 0	P: 6	R: 0	H: 0	E: 0	K: 0	S: 3	R: 2	H: 3	E: 0	K: 0	S: 6	H: 1	LOB: 1	BB: 0	P: 4	R: 0	H: 1	E: 0	K: 0	S: 4	H: 1	LOB: 2	BB: 1	P: 8	R: 1	H: 1	E: 1	K: 0	S: 4	H: 0	LOB: 1	BB: 0	P: 6	R: 0	H: 0	E: 0	K: 1	S: 6	H: 0	LOB: 1	BB: 0	P: 6	R: 0	H: 0	E: 0	K: 2	S: 7	H: 0	LOB: 1	BB: 1	P: 11	1B: 9	SF: 0	2B: 1	SAC: 0	3B: 0	DP: 2	HR: 0	HBP: 0	WP: 0	PA: 42
--------------	------	------	------	------	------	------	--------	-------	------	------	------	------	------	------	------	--------	-------	------	------	------	------	------	------	------	------	------	------	------	------	--------	-------	------	------	------	------	------	------	------	--------	-------	------	------	------	------	------	------	------	--------	-------	------	------	------	------	------	------	------	--------	-------	------	------	------	------	------	------	------	--------	-------	-------	-------	-------	-------	--------	-------	-------	-------	--------	-------	--------

PITCHER	IP	WLS	BF	H	R	ER	SO	BB	IBB	HBP	BLK	WP	HR	S	P	ERA	WHIP
Harry Brecheen, L ERA: 2.25 (1, 1)	6.0		29	9	3	3	0	3	0	0	0	0	0	26	38	4.50	2.000
Fred Martin, R ERA: 4.22 (7, 1)	1.0	W	5	1	1	0	0	1	0	0	0	0	0	4	8	0.00	2.000
Cloyd Boyer, R ERA: 1.93 (8, 1)	2.0	S	8	0	0	0	3	1	0	0	0	0	0	13	17	0.00	0.500

BOTTOM

St. Louis Cardinals @ Boston Braves  
 Braves Field, Boston, MA  
 Sat May 20 1950, 3:33 AM EDT  
 Att. 9,576 - Unknown

AB	37
R	4
H	10
RBI	4
BB	5
SO	3
LOB	25



WP	PA
0	42

Batter	1	2	3	4	5	6	7	8	9	AB R H RBI BB SO LOB	TOP									
Tommy Glaviano, R (1, 5) OBP: 0.438, SLG: 0.457	0-0 5-3		0-0 4-3 1-H 2B	0-0 6-3			0-0 6-3			4 1 1 1 0 0 0	<b>St. Louis Cardinals @ Philadelphia Phillies</b> <b>Shibe Park, Philadelphia, PA</b> Sun May 21 1950, 3:33 AM EDT Unknown									
Harry Walker, L (1, 8) OBP: 0.250, SLG: 0.170	0-0 5-3		0-0 4-3	0-0 5-3			0-0 6-3			4 0 0 0 0 0 1										
Stan Musial, L (1, 3) OBP: 0.519, SLG: 0.734	0-0 F9		0-0 2B				0-0 F8			4 1 1 1 0 0 0										
Enos Slaughter, L (1, 9) OBP: 0.413, SLG: 0.410		0-0 HR	0-0 2-H E 2B			0-0 F8		0-0 BB CS		3 2 2 2 1 0 0										
Bill Howerton, L (1, 7) OBP: 0.378, SLG: 0.410		0-3 K	0-0 E4 WP 2B			0-0 F9		0-3 K 1-2		4 1 0 1 0 2 1										
Red Schoendienst, S (1, 4) OBP: 0.275, SLG: 0.313		0-0 F9	0-0 F7			0-0 G4-6-3 1B		0-0 G3		4 0 1 0 0 0 1										
Joe Garagiola, L (1, 2) OBP: 0.459, SLG: 0.491		0-0 1B	0-0 WP 2B			0-0 G4-6-3 1-2		0-0 2B		4 0 3 1 0 0 1										
Marty Marion, R (1, 6) OBP: 0.375, SLG: 0.333		0-0 1-3	0-0 F5			0-0 F3		0-0 F3		4 0 0 0 0 0 3										
Al Brazle, L (1, 1) OBP: 0.333, SLG: 0.333			0-0 2B			0-0 F5		0-0 6-3		2 1 1 0 0 0 0										
Gerry Staley, R (4, 1) OBP: 0.286, SLG: 0.231										1 0 0 0 0 0 0										
Howie Pollet, L (8, 1) OBP: 0.095, SLG: 0.095										1 0 0 0 0 0 1										
<b>Inning Stats</b>	R: 0 E: 0 K: 0 S: 3	H: 0 LOB: 0 BB: 0 P: 3	R: 1 E: 0 K: 1 S: 7	H: 2 LOB: 1 BB: 0 P: 7	R: 5 E: 1 K: 0 S: 9	H: 5 LOB: 1 BB: 0 P: 9	R: 0 E: 0 K: 0 S: 3	H: 0 LOB: 0 BB: 0 P: 3	R: 0 E: 0 K: 0 S: 3	H: 1 LOB: 0 BB: 0 P: 3	R: 0 E: 0 K: 0 S: 3	H: 0 LOB: 0 BB: 0 P: 3	R: 0 E: 0 K: 1 S: 4	H: 0 LOB: 0 BB: 1 P: 8	R: 0 E: 0 K: 0 S: 4	H: 1 LOB: 1 BB: 0 P: 4	1B: 3 2B: 5 3B: 0 HR: 1	SF: 0 SAC: 0 DP: 1 HBP: 0	WP: 2 PB: 0 SB: 0 CS: 1	PA: 36
<b>PITCHER</b>	IP WLS BF H R ER SO BB IBB HBP BLK WP HR S P ERA WHIP																			
Robin Roberts, R (1, 1) ERA: 2.6	2.1 L 14 6 6 5 1 0 0 0 0 0 0 1 16 16 19.29 2.571																			
Bubba Church, R (3, 1) ERA: 2.3	4.2 15 2 0 0 0 0 0 0 0 0 2 0 15 15 0.00 0.429																			
Jim Konstanty, R (8, 1) ERA: 2.79	1.0 3 0 0 0 1 1 0 0 0 0 0 0 4 8 0.00 1.000																			
Bob Miller, R (9, 1) ERA: 2.05	1.0 4 1 0 0 0 0 0 0 0 0 0 0 4 4 0.00 1.000																			

livebaseballscorecards.com

AB	35
R	6
H	9
RBI	6
BB	1
SO	2
LOB	8



Batter	1	2	3	4	5	6	7	8	9	AB	R	H	RBI	BB	SO	LOB
Richie Ashburn, L (1, 8) OBP: 0.417, SLG: 0.395	0-0 CS BB 1B		0-0 1-3		0-0 FC6-4 1B		0-0 FC4-6 1B		0-0 FC1-6 FC4-6	5	1	2	0	0	0	2
Granny Hamner, R (1, 6) OBP: 0.326, SLG: 0.331	4-0 1-2 BB			0-0 FC3-6 1B	0-0 FC6-4 1B		0-0 1B 1B		0-0 F7	4	0	2	0	1	0	2
Eddie Waitkus, L (1, 3) OBP: 0.380, SLG: 0.393	0-3 1-2 2-3 K			0-0 FC3-6 2B	0-0 1-3 1B		0-0 FC5-4 1B		0-0 FC4-6	5	1	2	1	0	1	4
Del Ennis, R (1, 9) OBP: 0.346, SLG: 0.529		0-0 6-3		0-0 1-3 2B	0-0 F8		0-0 FC5-4			4	1	1	0	0	0	4
Willie Jones, R (1, 5) OBP: 0.370, SLG: 0.593		0-0 FC5-4 1B		4-0 2B 6-3 BB		0-0 F9		0-0 HR		3	2	2	1	1	0	0
Dick Sisler, L (1, 7) OBP: 0.443, SLG: 0.618		0-3 K		0-0 6-3 2B		0-0 G6-4-3 1B		0-0 4-3		4	0	2	2	0	1	1
Mike Goliat, R (1, 4) OBP: 0.307, SLG: 0.375		0-0 FC5-4		0-0 6-3		0-0 G6-4-3		0-0 F3		1	0	0	0	0	0	1
Jimmy Bloodworth, R (4, PH) OBP: 0.250, SLG: 0.222				0-0 2-3 3-H		0-0 1-2f				3	0	0	1	0	0	2
Stan Lopata, R (1, 2) OBP: 0.338, SLG: 0.267			0-0 5-3		0-3 K		0-0 F5		0-3 K	2	0	0	0	0	1	1
Dick Whitman, L (7, PH) OBP: 0.304, SLG: 0.279										1	0	0	0	0	0	0
Jim Konstanty, R (8, 1)										0	0	0	0	0	0	0
Stan Holmigg, R (8, PH) OBP: 0.333, SLG: 0.667										1	0	0	0	0	1	0
Bob Miller, R (9, 1) OBP: 0.143, SLG: 0.143										0	0	0	0	0	0	0
Robin Roberts, S (1, 1) OBP: 0.154, SLG: 0.043			0-3 K		0-0 5-3		0-0 FC4-6 1B		4-0 FC1-6 BB	0	0	0	0	0	0	0
Bubba Church, R (3, 1)										2	0	0	0	0	1	0
Andy Seminick, R (7, PH) OBP: 0.250, SLG: 0.208										1	0	1	0	1	0	0


Inning Stats	R: 0	H: 1	E: 0	LOB: 2	K: 1	BB: 1	P: 8	R: 0	H: 1	E: 0	LOB: 1	K: 1	BB: 0	P: 6	R: 0	H: 0	E: 0	LOB: 0	K: 1	BB: 0	P: 5	R: 3	H: 3	E: 0	LOB: 1	K: 1	BB: 1	P: 12	R: 0	H: 2	E: 0	LOB: 2	K: 0	BB: 0	P: 5	R: 0	H: 1	E: 0	LOB: 0	K: 0	BB: 0	P: 3	R: 1	H: 3	E: 0	LOB: 2	K: 0	BB: 0	P: 6	R: 1	H: 1	E: 0	LOB: 0	K: 1	BB: 0	P: 6	R: 0	H: 0	E: 0	LOB: 1	K: 0	BB: 1	P: 7	1B: 9	SF: 0	2B: 2	SAC: 0	3B: 1	DP: 1	HR: 1	HBP: 0	WP: 0	PA: 39
--------------	------	------	------	--------	------	-------	------	------	------	------	--------	------	-------	------	------	------	------	--------	------	-------	------	------	------	------	--------	------	-------	-------	------	------	------	--------	------	-------	------	------	------	------	--------	------	-------	------	------	------	------	--------	------	-------	------	------	------	------	--------	------	-------	------	------	------	------	--------	------	-------	------	-------	-------	-------	--------	-------	-------	-------	--------	-------	--------

PITCHER	IP	WLS	BF	H	R	ER	SO	BB	IBB	HBP	BLK	WP	HR	S	P	ERA	WHIP
Al Brazle, L (1, 1) ERA: 2.61	3.1		15	5	3	3	3	2	0	0	0	0	0	19	27	8.10	2.100
Gerry Staley, R (4, 1) ERA: 5.71	3.2	W	17	7	2	2	1	0	0	0	0	0	1	19	19	4.91	1.909
Howie Pollet, L (8, 1) ERA: 2.49	2.0	S	7	0	0	0	1	1	0	0	0	0	0	8	12	0.00	0.500

**BOTTOM**

St. Louis Cardinals @ Philadelphia Phillies  
 Shibe Park, Philadelphia, PA  
 Sun May 21 1950, 3:33 AM EDT  
 Unknown

AB	36
R	5
H	12
RBI	5
BB	3
SO	5
LOB	17



PITCHER	IP	WLS	BF	H	R	ER	SO	BB	IBB	HBP	BLK	WP	HR	S	P	ERA	WHIP
---------	----	-----	----	---	---	----	----	----	-----	-----	-----	----	----	---	---	-----	------

Batter	1	2	3	4	5	6	7	8	9	AB R H RBI BB SO LOB	TOP										
<b>Tommy Glaviano, R</b> OBP: 0.431, SLG: 0.458 (1, 5) X	0-0 F2		0-0 F8			0-0 F8		0-0 1B 2B		4 1 1 0 0 0 0	<b>St. Louis Cardinals @ Philadelphia Phillies</b> <b>Shibe Park, Philadelphia, PA</b> Sun May 21 1950, 3:38 AM EDT Att. 32,986 - Unknown										
<b>Chuck Diering, R</b> OBP: 0.320, SLG: 0.358 (1, 8) X	0-0 5-3		0-0 F8			0-0 5-3		0-0 L4-3 1B		4 0 1 1 0 0 0											
<b>Stan Musial, L</b> OBP: 0.500, SLG: 0.704 (1, 3) X	0-0 G3			0-3 K		0-0 1-3		0-0 L4-3		4 0 0 0 0 1 1											
<b>Johnny Lindell, R</b> OBP: 0.302, SLG: 0.270 (1, 7)		0-0 G1-6-3 1B		0-0 6-3			0-0 E6 BLK 1B	0-0 5-3		4 0 1 0 0 0 0											
<b>Enos Slaughter, L</b> OBP: 0.408, SLG: 0.404 (1, 9)		0-0 G1-6-3 1-2f		0-0 FC6-4 1B			0-0 P6		0-0 6-3	4 0 1 0 0 0 2											
<b>Eddie Miller, R</b> OBP: 0.349, SLG: 0.357 (1, 6)		4-0 1B BB		0-0 FC6-4 1-2f			0-0 F7		0-0 F9	3 0 0 0 1 0 2											
<b>Red Schoendienst, S</b> OBP: 0.282, SLG: 0.319 (1, 4)		0-0 1-3 1B			0-0 5-3		0-0 BLK 1B		0-0 6-3	4 0 2 0 0 0 0											
<b>Del Rice, R</b> OBP: 0.212, SLG: 0.280 (1, 2)		0-0 F4			0-0 L6		0-0 F5 1-2 2-3			3 0 0 0 0 0 4											
<b>Red Munger, R</b> OBP: 0.286, SLG: 0.231 (1, 1)			0-0 F7		0-0 4-3			0-0 HR		2 0 0 0 0 0 0											
<b>Eddie Kazak, R</b> OBP: 0.364, SLG: 0.476 (8, PH)										1 1 1 1 0 0 0											
<b>Cloyd Boyer, R</b> (8, 1)										0 0 0 0 0 0 0											
<b>Inning Stats</b>	R: 0 E: 0 K: 0 S: 3	H: 0 LOB: 0 BB: 0 P: 3	R: 0 E: 0 K: 0 S: 4	H: 2 LOB: 2 BB: 1 P: 8	R: 0 E: 0 K: 0 S: 3	H: 0 LOB: 0 BB: 0 P: 3	R: 0 E: 0 K: 1 S: 6	H: 1 LOB: 1 BB: 0 P: 6	R: 0 E: 0 K: 0 S: 3	H: 0 LOB: 0 BB: 0 P: 3	R: 0 E: 1 K: 0 S: 5	H: 1 LOB: 2 BB: 0 P: 5	R: 2 E: 0 K: 0 S: 5	H: 3 LOB: 0 BB: 0 P: 5	R: 0 E: 0 K: 0 S: 3	H: 0 LOB: 0 BB: 0 P: 3	1B: 5 2B: 2 3B: 0 HR: 1	SF: 0 SAC: 0 DP: 2 HBP: 0	WP: 0 PB: 0 SB: 0 CS: 0	PA: 34	
<b>PITCHER</b> <b>Ken Heintzelman, L</b> ERA: 3.26 (1, 1)	IP: 7.0	WLS: 29	H: 7	R: 2	ER: 2	SO: 1	BB: 1	IBB: 0	HBP: 0	BLK: 1	WP: 0	HR: 1	S: 30	P: 34	ERA: 2.57	WHIP: 1.143					
<b>Curt Simmons, L</b> ERA: 3.02 (8, 1)	IP: 2.0	WLS: 5	H: 0	R: 0	ER: 0	SO: 0	BB: 0	IBB: 0	HBP: 0	BLK: 0	WP: 0	HR: 0	S: 5	P: 5	ERA: 0.00	WHIP: 0.000					

livebaseballscorecards.com

<b>AB</b>	<b>33</b>
<b>R</b>	<b>2</b>
<b>H</b>	<b>7</b>
<b>RBI</b>	<b>2</b>
<b>BB</b>	<b>1</b>
<b>SO</b>	<b>1</b>
<b>LOB</b>	<b>9</b>



Batter	1	2	3	4	5	6	7	8	9	AB	R	H	RBI	BB	SO	LOB
Richie Ashburn, L (1, 8) OBP: 0.421, SLG: 0.422	0-0 1B 1B		0-0 1-3		0-0 2-H 3B		0-0 1-2f FC4-6			4	0	2	1	0	0	2
Granny Hamner, R (1, 6) OBP: 0.323, SLG: 0.328	0-0 1-2 G6-4-3 1B		0-0 F9		0-0 5-3		0-0 F6			4	0	1	0	0	0	3
Eddie Waitkus, L (1, 3) OBP: 0.376, SLG: 0.397	0-0 F5			0-0 6-3 4-3 2B	0-0 L4			0-0 F5		4	1	1	0	0	0	3
Del Ennis, R (1, 9) OBP: 0.336, SLG: 0.512	0-0 1-2f G6-4-3			0-0 2-3 6-3		0-0 F8		0-0 6-3		4	0	0	0	0	0	3
Willie Jones, R (1, 5) OBP: 0.374, SLG: 0.598		0-0 4-3 9-2 2B		0-0 3-H 4-3		0-0 1B		0-3 K		4	0	2	1	0	1	0
Dick Sisler, L (1, 7) OBP: 0.445, SLG: 0.610		0-0 2-3 4-3		0-0 1B		0-0 F8			4-0 SH2-4 HR BB	3	1	1	0	1	0	2
Jimmy Bloodworth, R (1, 4) OBP: 0.217, SLG: 0.190		0-0 3-Hf 9-2		0-3 K		0-0 L9			0-0 SH2-4 1-2	3	0	0	0	0	1	3
Andy Seminick, R (1, 2) OBP: 0.344, SLG: 0.444			0-0 K		0-0 SH3-4 3B 1B		4-0 BB FC5-4 BB		0-0 2-H HR	3	2	3	2	1	0	0
Ken Heintzelman, R (1, 1) OBP: 0.077, SLG: 0.077			0-3 K		0-0 SH3-4		0-0 1-2f FC5-4 FC4-6			2	0	0	0	0	1	2
Curt Simmons, L (8, 1) OBP: 0.222, SLG: 0.176										0	0	0	0	0	0	0

Inning Stats	R: 0	H: 2	E: 0	LOB: 1	K: 0	BB: 0	S: 4	P: 4	R: 0	H: 1	E: 0	LOB: 0	K: 0	BB: 0	S: 3	P: 3	R: 0	H: 1	E: 0	LOB: 1	K: 1	BB: 0	S: 6	P: 6	R: 1	H: 2	E: 0	LOB: 1	K: 1	BB: 0	S: 7	P: 7	R: 1	H: 2	E: 0	LOB: 1	K: 0	BB: 0	S: 5	P: 5	R: 0	H: 1	E: 0	LOB: 1	K: 0	BB: 0	S: 4	P: 4	R: 0	H: 0	E: 0	LOB: 0	K: 1	BB: 0	S: 5	P: 5	R: 2	H: 1	E: 0	LOB: 0	K: 0	BB: 1	S: 2	P: 6	1B: 5	SF: 0	2B: 4	SAC: 2	3B: 1	DP: 2	HR: 1	HBP: 0	WP: 0	PA: 35
--------------	------	------	------	--------	------	-------	------	------	------	------	------	--------	------	-------	------	------	------	------	------	--------	------	-------	------	------	------	------	------	--------	------	-------	------	------	------	------	------	--------	------	-------	------	------	------	------	------	--------	------	-------	------	------	------	------	------	--------	------	-------	------	------	------	------	------	--------	------	-------	------	------	-------	-------	-------	--------	-------	-------	-------	--------	-------	--------

PITCHER	IP	WLS	BF	H	R	ER	SO	BB	IBB	HBP	BLK	WP	HR	S	P	ERA	WHIP
Red Munger, R (1, 1) ERA: 3.58	7.0		29	9	2	2	2	1	0	0	0	0	0	32	36	2.57	1.429
Cloyd Boyer, R (8, 1) ERA: 3.38	1.1	L	6	1	2	2	1	1	0	0	0	0	1	7	11	13.50	1.500

**BOTTOM**

**St. Louis Cardinals @ Philadelphia Phillies**  
**Shibe Park, Philadelphia, PA**  
Sun May 21 1950, 3:38 AM EDT  
Att. 32,986 - Unknown

[livebaseballscorecards.com](http://livebaseballscorecards.com)

<b>AB</b>	<b>31</b>
<b>R</b>	<b>4</b>
<b>H</b>	<b>10</b>
<b>RBI</b>	<b>4</b>
<b>BB</b>	<b>2</b>
<b>SO</b>	<b>3</b>
<b>LOB</b>	<b>18</b>

Batter	1	2	3	4	5	6	7	8	9	AB R H RBI BB SO LOB	TOP
Tommy Glaviano, R (1, 5) OBP: 0.430, SLG: 0.444	4-0 BB		0-0 5-3		0-0 6-3		0-0 P4		4-0 BB	3 0 0 0 2 0 0	
Chuck Diering, R (1, 8) OBP: 0.300, SLG: 0.333	0-0 F9		0-0 6-3		0-3 K			0-0 1-3	0-0 5-3	5 0 0 0 0 1 3	
Stan Musial, L (1, 3) OBP: 0.500, SLG: 0.693	0-3 K		4-0 BB		0-0 G3			0-0 WP E S 1B		3 1 1 0 1 1 1	
Johnny Lindell, R (1, 7) OBP: 0.277, SLG: 0.244	0-0 F7		0-0 P3			0-3 K		0-0 E5		4 0 0 0 0 1 3	
Enos Slaughter, L (1, 9) OBP: 0.403, SLG: 0.398		0-0 E6 F9 1B		0-0 6-3 1B		0-0 F8		0-0 F5		4 1 1 0 0 0 2	
Marty Marion, R (1, 6) OBP: 0.383, SLG: 0.333		0-0 1-2 1B		0-0 6-3		4-0 FC6-4 BB		0-0 1-3		3 0 1 0 1 0 2	
Red Schoendienst, S (1, 4) OBP: 0.289, SLG: 0.325		0-0 F9		0-0 L6-4 BB 1B		0-0 FC6-4			0-0 WP SH5-4 1B	4 0 2 1 0 0 3	AB 32 R 2 H 5 RBI 1 BB 5 SO 4 LOB 21
Del Rice, R (1, 2) OBP: 0.218, SLG: 0.269		0-0 P4		4-0 1-2 BB		0-3 K			0-0 SH5-4	2 0 0 0 1 1 2	
Max Lanier, R (1, 1) OBP: 0.417, SLG: 0.333 Cloyd Boyer, R (2, 1)		0-0 1-3		0-0 L6-4		0-0 2-3			0-0 1-3	1 0 0 0 0 0 2 3 0 0 0 0 0 3	
Inning Stats	R: 0 H: 0 E: 0 LOB: 1 K: 1 BB: 1 S: 5 P: 9	R: 0 H: 1 E: 1 LOB: 2 K: 0 BB: 0 S: 5 P: 5	R: 0 H: 0 E: 0 LOB: 1 K: 0 BB: 1 S: 3 P: 7	R: 1 H: 2 E: 0 LOB: 1 K: 0 BB: 1 S: 4 P: 8	R: 0 H: 0 E: 0 LOB: 0 K: 1 BB: 0 S: 5 P: 5	R: 0 H: 0 E: 0 LOB: 1 K: 1 BB: 1 S: 5 P: 9	R: 0 H: 0 E: 0 LOB: 0 K: 1 BB: 0 S: 5 P: 5	R: 1 H: 1 E: 1 LOB: 1 K: 0 BB: 0 S: 5 P: 5	R: 0 H: 1 E: 0 LOB: 2 K: 0 BB: 1 S: 4 P: 8	1B: 5 SF: 0 2B: 1 SAC: 1 3B: 0 DP: 1 HR: 0 HBP: 0	WP: 2 PA: 38 PB: 0 SB: 1 CS: 0
PITCHER Monty Kennedy, L (1, 1) ERA: 2.7	IP WLS BF H R ER SO BB IBB HBP BLK WP HR S P ERA WHIP										

St. Louis Cardinals @ New York Giants  
Polo Grounds, New York, NY  
Wed May 24 1950, 3:33 AM EDT  
Att. 2,990 - Unknown

livebaseballscorecards.com



BOTTOM

St. Louis Cardinals @ New York Giants  
Polo Grounds, New York, NY  
Wed May 24 1950, 3:33 AM EDT  
Att. 2,990 - Unknown

livebaseballscorecards.com

AB 28  
R 0  
H 4  
RBI 0  
BB 8  
SO 6  
LOB 18



WP: 0 PA: 38  
PB: 0  
SB: 0  
CS: 0

AB R H RBI BB SO LOB

4 0 0 0 1 0 2

3 0 0 0 1 0 0

3 0 0 0 1 0 2

4 0 1 0 0 1 1

2 0 0 0 1 1 2

0 0 0 0 1 0 0

0 0 0 0 0 0 0

3 0 2 0 0 1 1

1 0 0 0 0 0 1

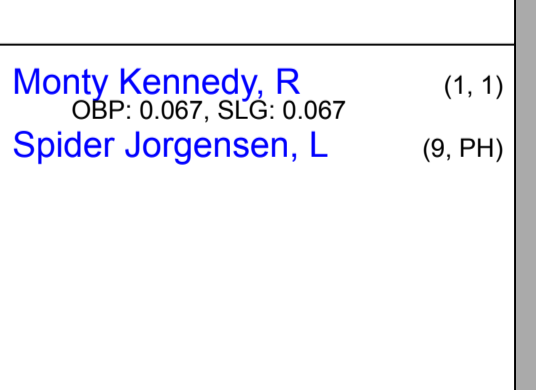
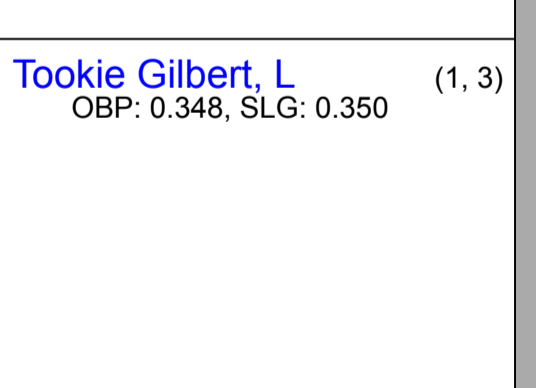
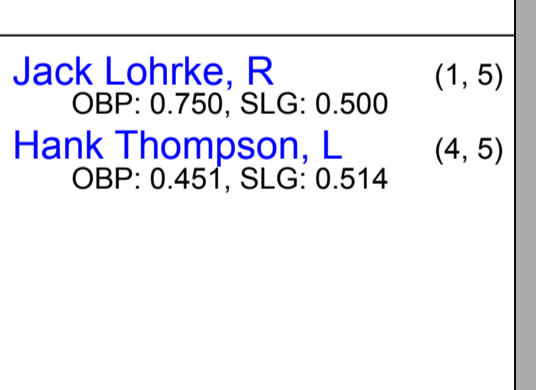
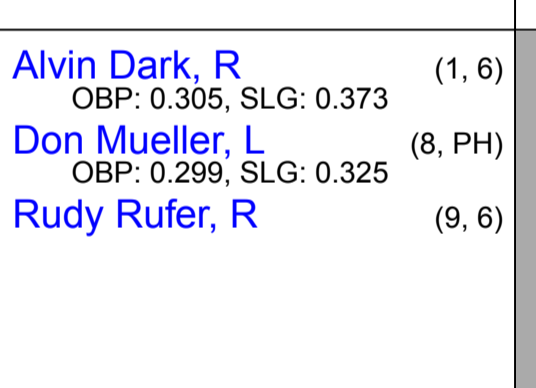
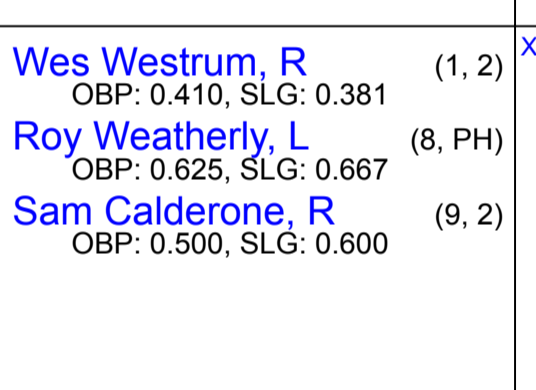
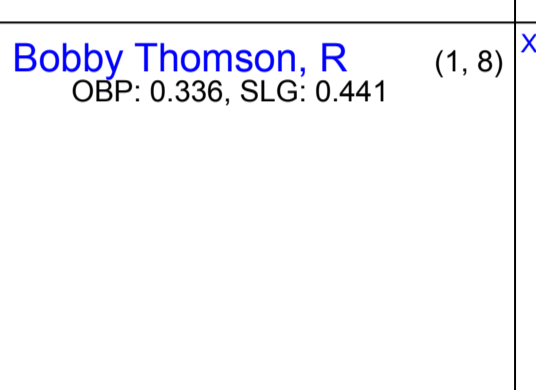
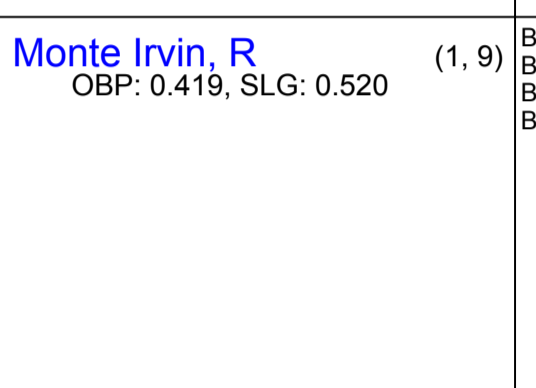
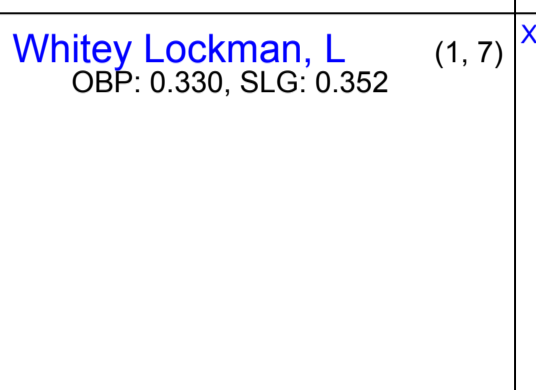
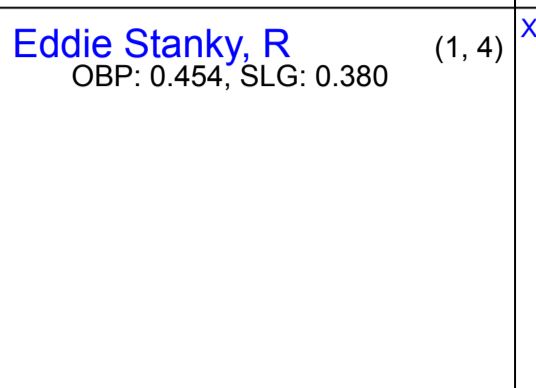
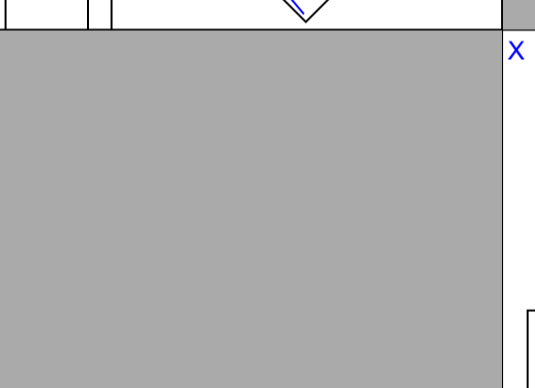
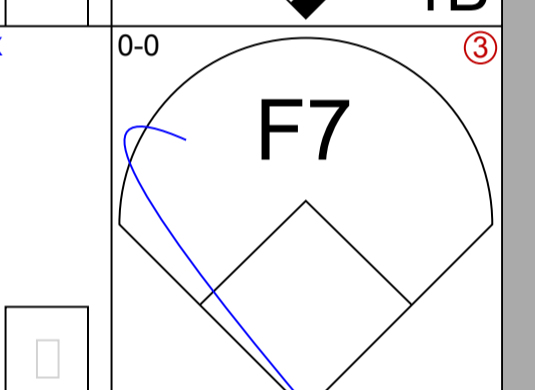
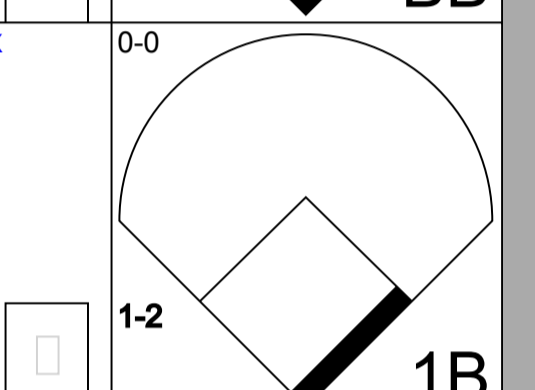
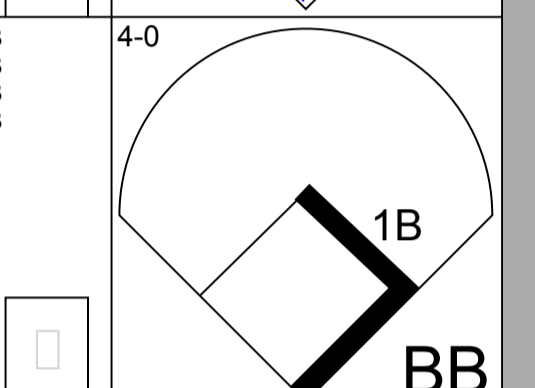
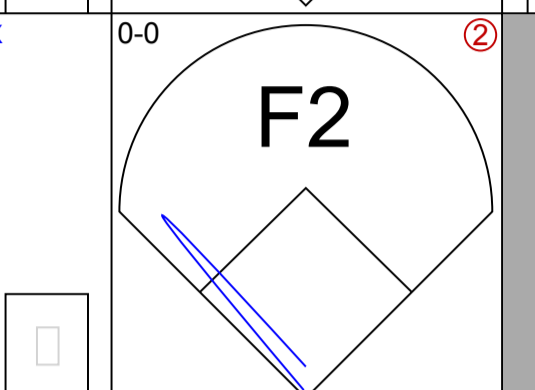
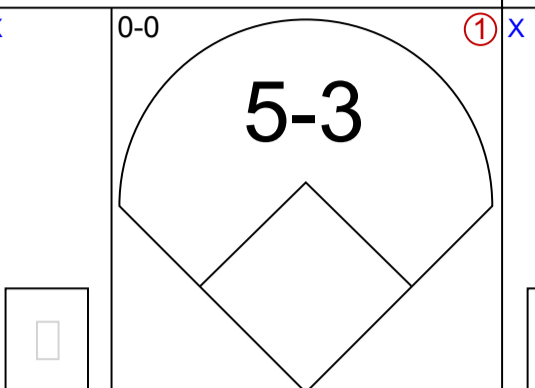
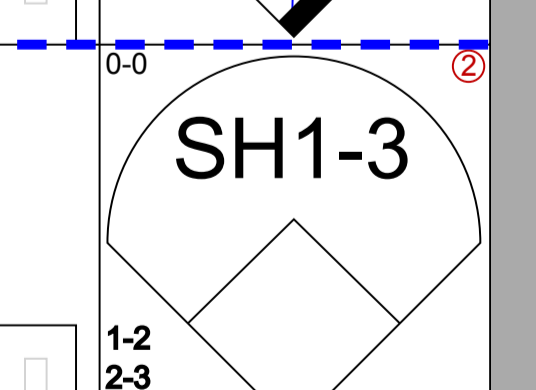
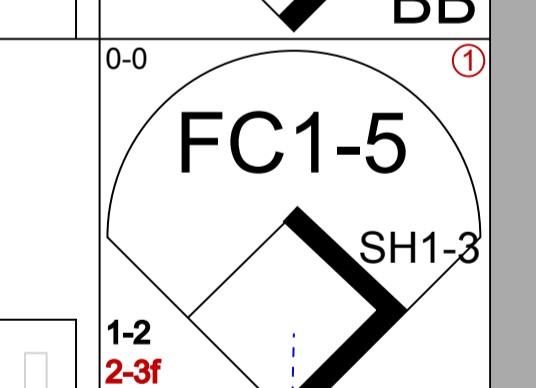
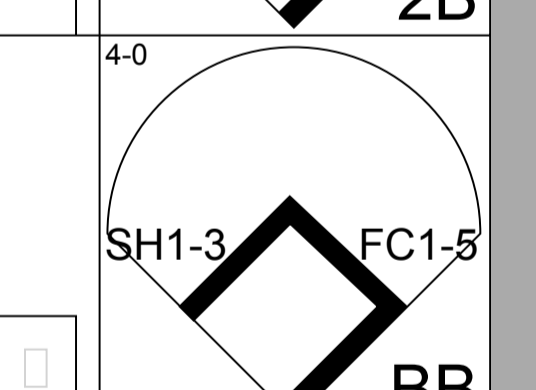
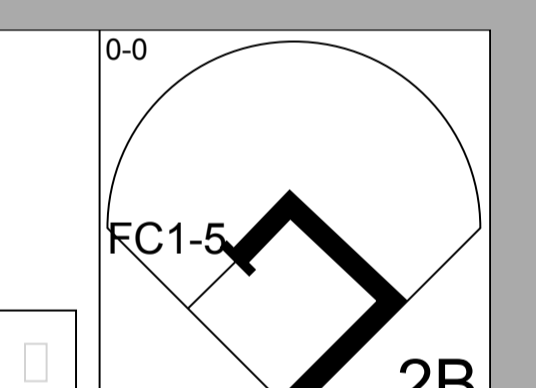

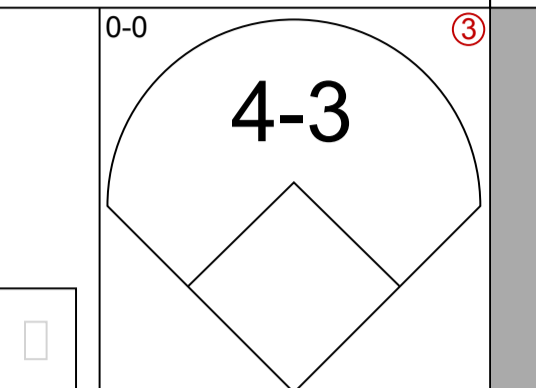

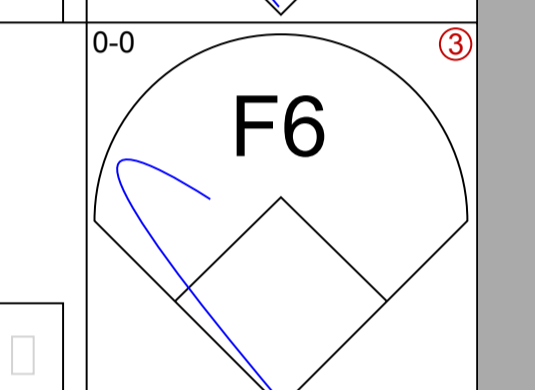
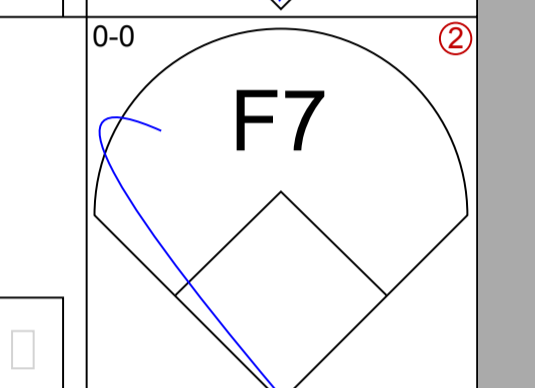
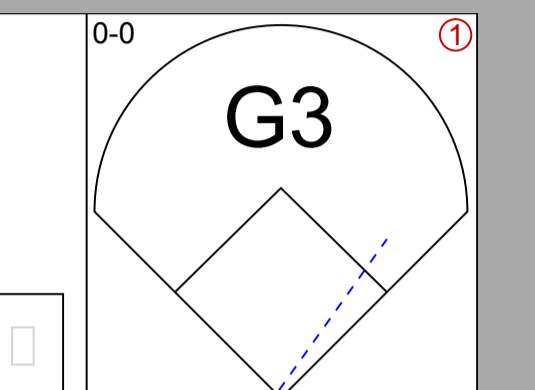

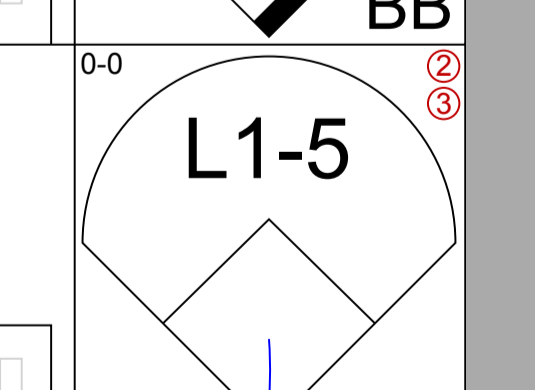
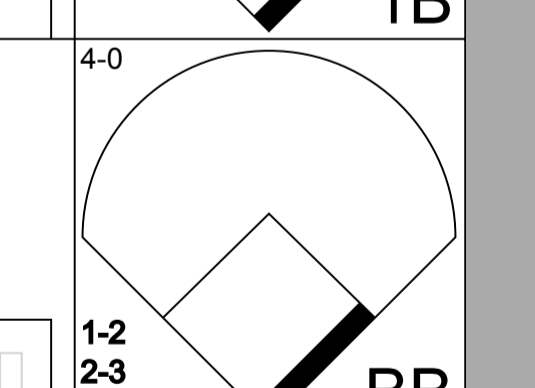
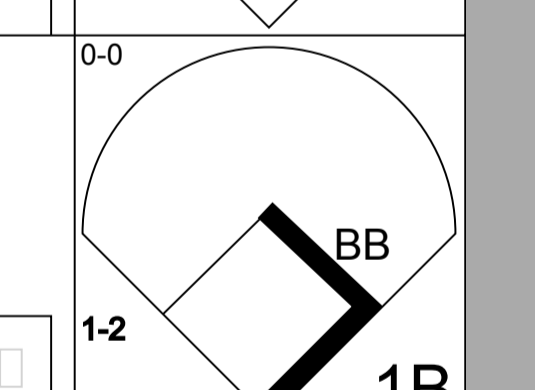
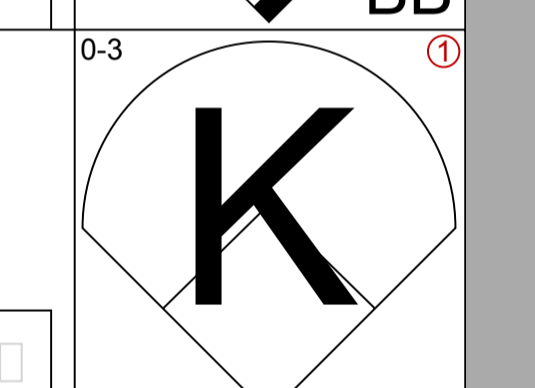
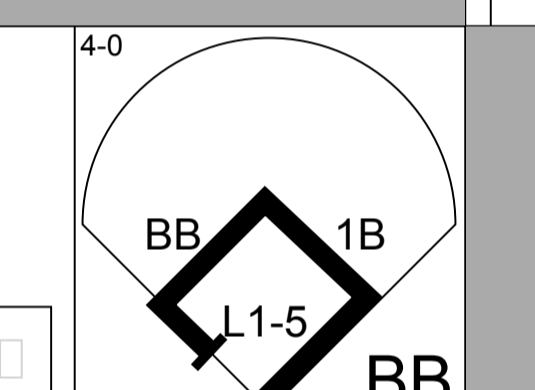




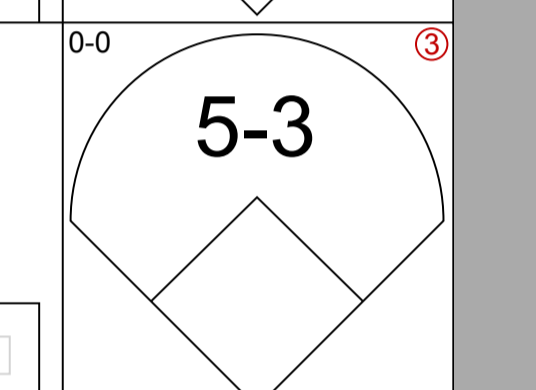
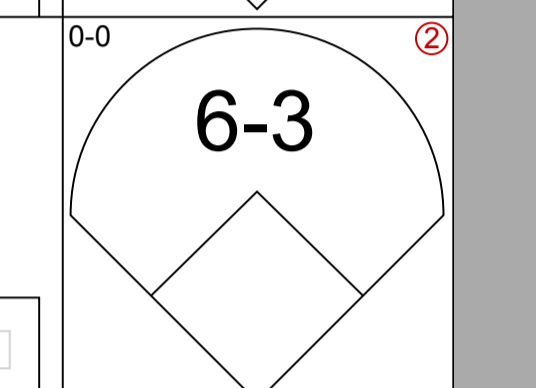
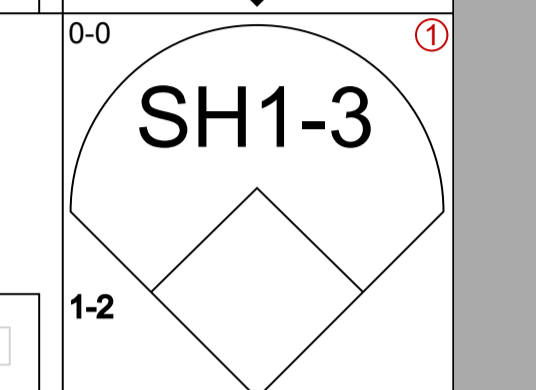
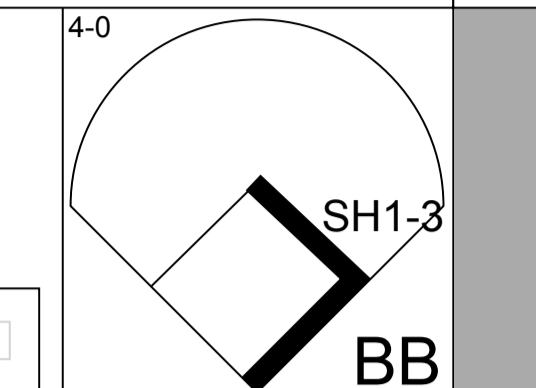
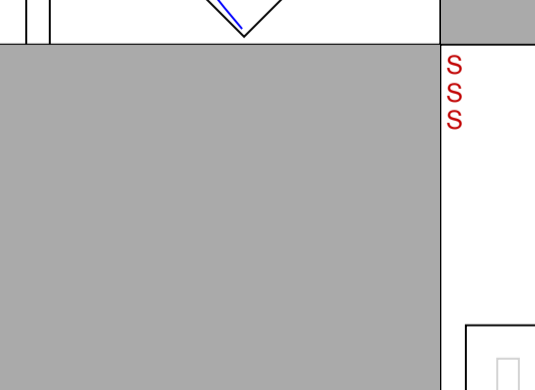
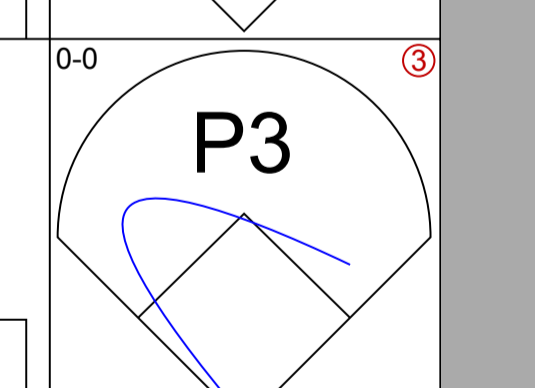
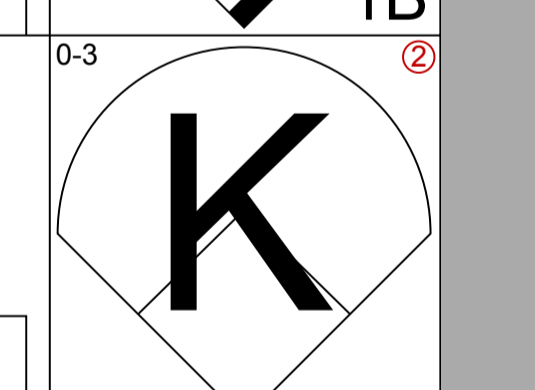
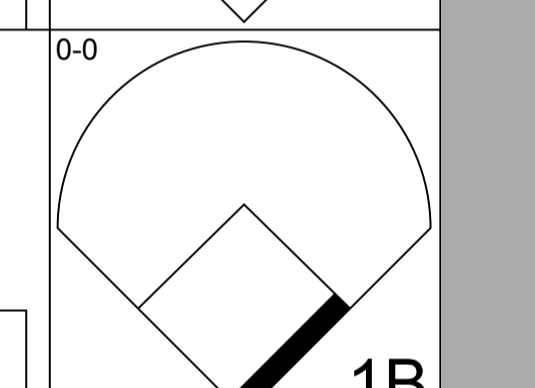
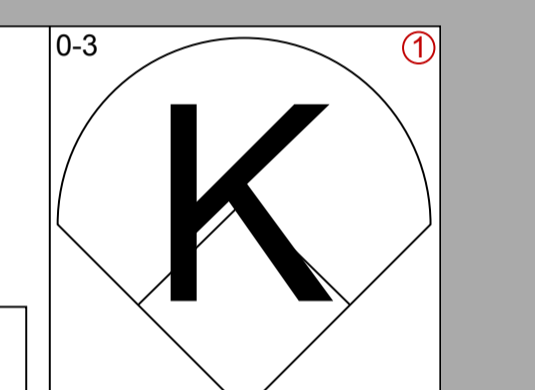



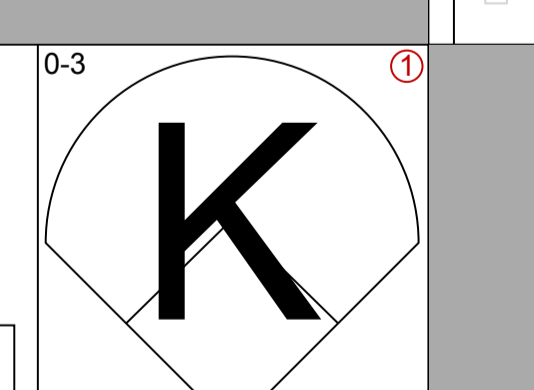


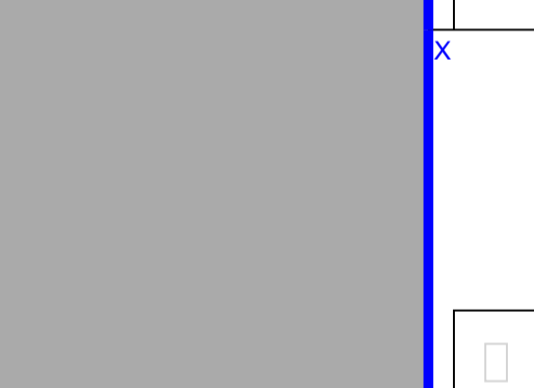
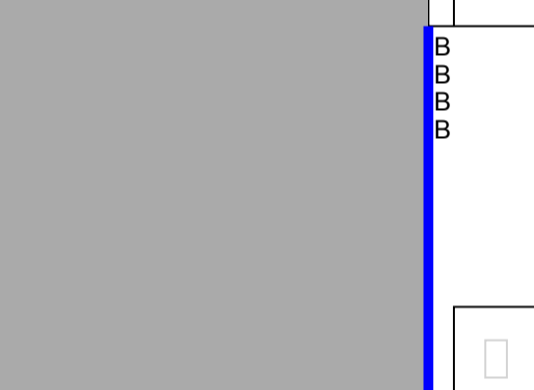
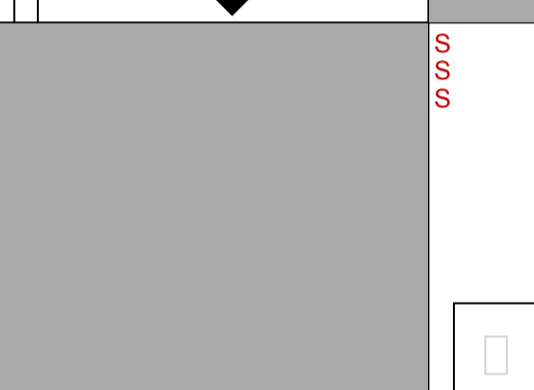
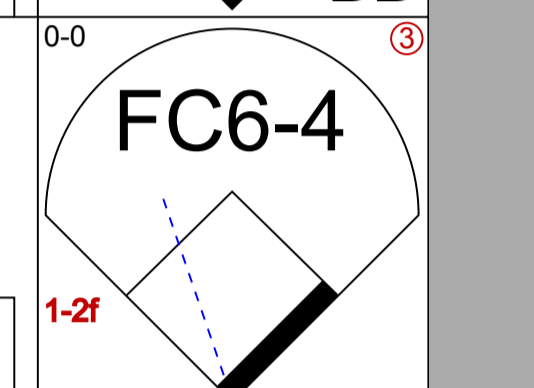
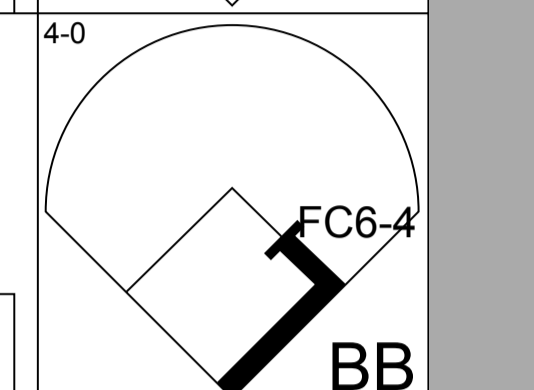
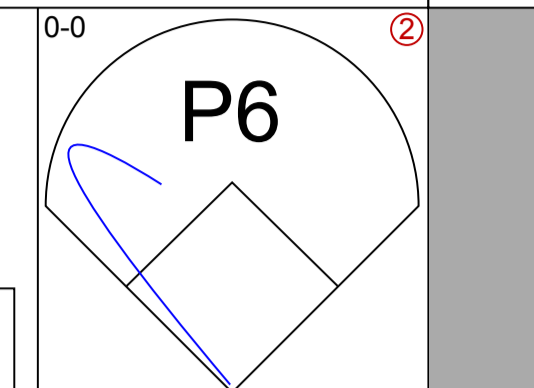
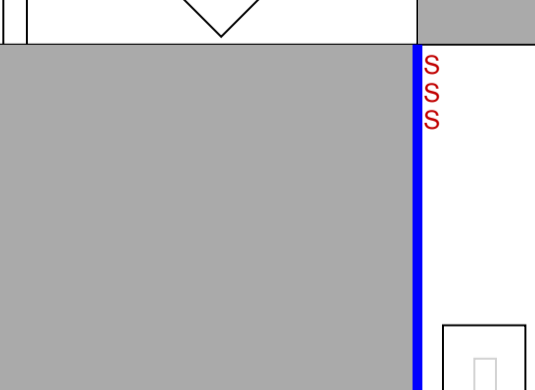
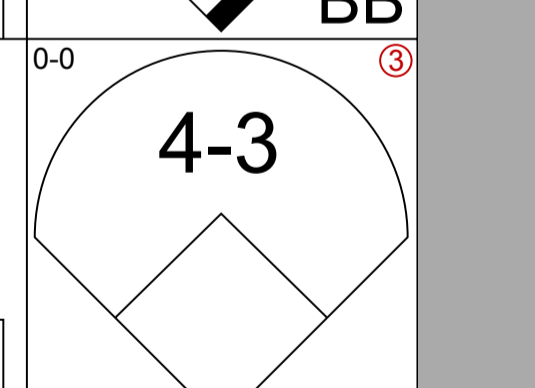
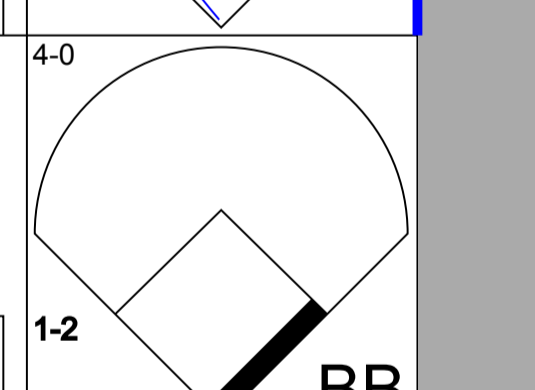
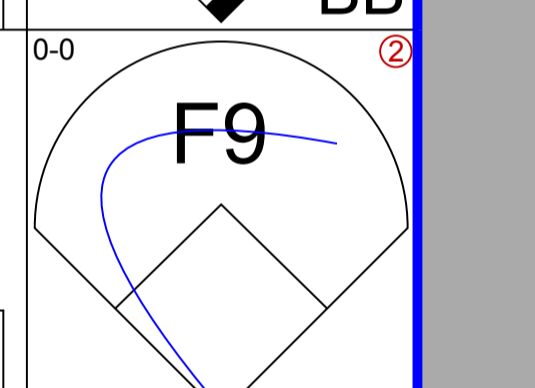
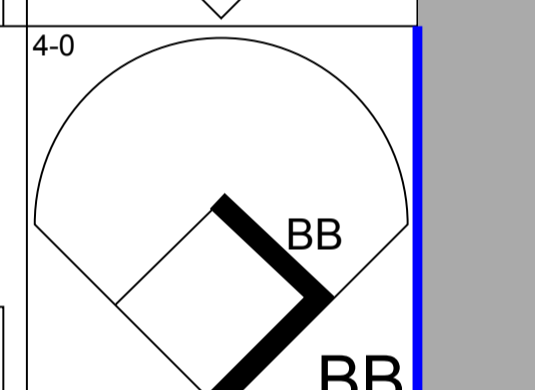
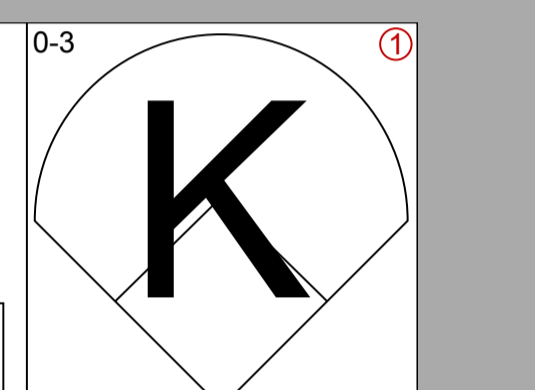



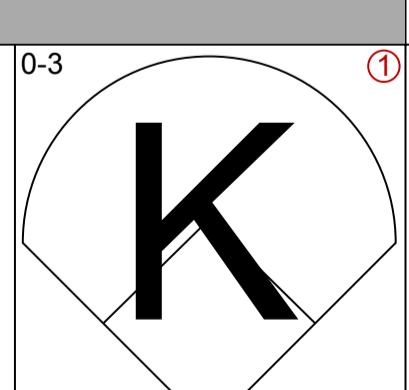

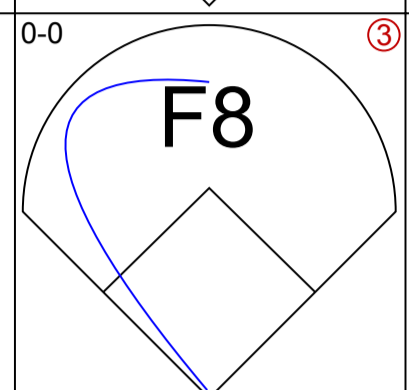
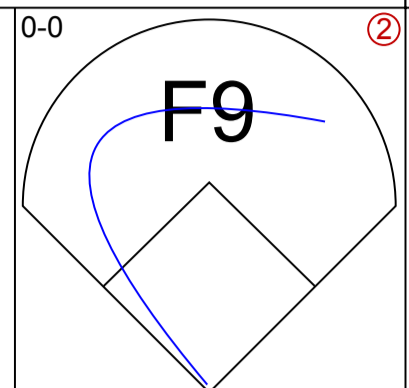
0 0 0 0 0 0 0

0 0 0 0 1 0 0

2 0 1 0 1 1 1

3 0 0 0 1 0 5

1B: 3 SF: 0  
2B: 2 SAC: 2  
3B: 0 DP: 1  
HR: 0 HBP: 0



Inning Stats

PITCHER  
Max Lanier, L  
ERA: 2.83  
Cloyd Boyer, R  
ERA: 1.96

R: 0 H: 1  
E: 0 LOB: 2  
K: 0 BB: 1  
S: 4 P: 8

R: 0 H: 1  
E: 0 LOB: 2  
K: 0 BB: 1  
S: 4 P: 8

R: 0 H: 0  
E: 0 LOB: 0  
K: 0 BB: 0  
S: 3 P: 3

R: 0 H: 1  
E: 0 LOB: 2  
K: 1 BB: 2  
S: 5 P: 13

R: 0 H: 0  
E: 0 LOB: 1  
K: 0 BB: 1  
S: 3 P: 7

R: 0 H: 1  
E: 0 LOB: 1  
K: 2 BB: 0  
S: 8 P: 8

R: 0 H: 0  
E: 0 LOB: 1  
K: 1 BB: 1  
S: 5 P: 9

R: 0 H: 0  
E: 0 LOB: 2  
K: 1 BB: 2  
S: 5 P: 13

R: 0 H: 0  
E: 0 LOB: 0  
K: 1 BB: 0  
S: 5 P: 5

1B: 3 SF: 0  
2B: 2 SAC: 2  
3B: 0 DP: 1  
HR: 0 HBP: 0

IP WLS BF H R ER SO BB IBB HBP BLK WP HR S P ERA WHIP  
1.1 0 8 2 0 0 0 2 0 0 0 0 0 6 14 0.00 3.000

IP WLS BF H R ER SO BB IBB HBP BLK WP HR S P ERA WHIP  
7.2 W 30 2 0 0 6 6 0 0 0 0 0 36 60 0.00 1.043

IP WLS BF H R ER SO BB IBB HBP BLK WP HR S P ERA WHIP

IP WLS BF H R ER SO BB IBB HBP BLK WP HR S P ERA WHIP

IP WLS BF H R ER SO BB IBB HBP BLK WP HR S P ERA WHIP

IP WLS BF H R ER SO BB IBB HBP BLK WP HR S P ERA WHIP

IP WLS BF H R ER SO BB IBB HBP BLK WP HR S P ERA WHIP

IP WLS BF H R ER SO BB IBB HBP BLK WP HR S P ERA WHIP

IP WLS BF H R ER SO BB IBB HBP BLK WP HR S P ERA WHIP

IP WLS BF H R ER SO BB IBB HBP BLK WP HR S P ERA WHIP

IP WLS BF H R ER SO BB IBB HBP BLK WP HR S P ERA WHIP

Batter	1	2	3	4	5	6	7	8	9	10	11	12	13	AB R H RBI BB SO LOB	TOP															
Tommy Glaviano, R OBP: 0.430, SLG: 0.448 (1, 5)	F9		4-3 2B	1B		F8		WP BB			1-3	P5		6 2 2 0 1 0 2	<b>St. Louis Cardinals @ New York Giants</b> Polo Grounds, New York, NY Thu May 25 1950, 3:33 AM EDT Att: 4,949 - Unknown															
Red Schoendienst, S OBP: 0.304, SLG: 0.333 (1, 4)	1B		4-3	HBP 1B		3-1		P5			WP 1B		4-0 1B BB	6 1 3 0 1 0 2																
Stan Musial, L OBP: 0.521, SLG: 0.705 (1, 3)	F9		HR 2B	HBP 1B			WP BB		4-0 BB		SH1-3 BB		4-0 1-2 BB	4 2 3 2 3 0 1																
Johnny Lindell, R OBP: 0.302, SLG: 0.348 (1, 7)	F2		HR	HBP			K		0-0 SH1-3		SH1-3		0-0 F8	5 1 2 3 0 1 4																
Enos Slaughter, L OBP: 0.412, SLG: 0.421 (1, 9)			HR	HBP			F2		0-0 F2		SH1-3		0-0 1-3	6 1 3 1 1 1 6																
Marty Marion, R OBP: 0.388, SLG: 0.321 (1, 6)		G1-6-3 1B	1B						4-0 BB		G6-4-3 BB		0-0 BB	5 0 1 1 2 1 5																
Chuck Diering, R OBP: 0.313, SLG: 0.329 Bill Howerton, L OBP: 0.370, SLG: 0.400 Harry Walker, L OBP: 0.254, SLG: 0.164 (1, 8) (7, PH) (7, 8)		1-2f	1B						0-0 BB		3-1		4-0 FC4 1-3 BB	1 0 0 0 2 0 1 1 0 0 0 0 1 2 2 0 0 0 1 0 1																
Joe Garagiola, L OBP: 0.426, SLG: 0.441 (1, 2)	1-3		1-3						0-0 BB		3-1		4-0 BB	6 0 0 0 1 1 5																
Howie Pollet, L OBP: 0.083, SLG: 0.083 Al Brazle, L OBP: 0.200, SLG: 0.200 (1, 1) (6, 1)	6-3		6-3						0-0 BB		4-3		0-0 FC4 BB	3 0 0 0 0 0 0 4 0 0 0 0 2 5																
<b>Inning Stats</b>	R: 0 E: 0 K: 0 S: 4	H: 1 LOB: 1 BB: 0 P: 4	R: 0 E: 0 K: 0 S: 3	H: 1 LOB: 1 BB: 1 P: 7	R: 4 E: 0 K: 0 S: 8	H: 5 LOB: 1 BB: 0 P: 8	R: 1 E: 0 K: 1 S: 8	H: 3 LOB: 3 BB: 0 P: 9	R: 0 E: 0 K: 0 S: 2	H: 0 LOB: 0 BB: 1 P: 6	R: 0 E: 0 K: 2 S: 7	H: 0 LOB: 2 BB: 2 P: 15	R: 0 E: 0 K: 1 S: 5	H: 0 LOB: 1 BB: 1 P: 9		R: 0 E: 0 K: 0 S: 2	H: 0 LOB: 1 BB: 2 P: 10	R: 0 E: 0 K: 2 S: 7	H: 0 LOB: 0 BB: 0 P: 7	R: 0 E: 0 K: 0 S: 4	H: 1 LOB: 2 BB: 1 P: 8	R: 0 E: 0 K: 0 S: 3	H: 0 LOB: 2 BB: 2 P: 11	R: 2 E: 0 K: 1 S: 8	H: 3 LOB: 3 BB: 2 P: 16	1B: 9 2B: 3 3B: 1 HR: 1	SF: 0 SAC: 1 DP: 3 HBP: 1	WP: 4 PB: 0 SB: 0 CS: 0	PA: 63	
<b>PITCHER</b>	IP WLS BF H R ER SO BB IBB HBP BLK WP HR S P ERA WHIP	IP WLS BF H R ER SO BB IBB HBP BLK WP HR S P ERA WHIP																												
Dave Koslo, L ERA: 3.89 (1, 1)	2.2		15	7	4	0	0	1	0	0	0	0	0	0		13.50	3.000													
Andy Hansen, R ERA: 3.29 (3, 1)	2.1		11	3	1	1	1	1	0	1	0	0	0	0		3.86	1.714													
Kirby Higbe, R ERA: 3.95 (6, 1)	7.0	L	32	3	2	2	5	9	0	0	0	4	0	2.57	1.714															
Monty Kennedy, L ERA: 2.7 (13, 1)	0.0		1	1	0	0	0	0	0	0	0	0	0	∞	∞															
Sheldon Jones, R ERA: 5.97 (13, 1)	1.0		4	0	0	0	1	1	0	0	0	0	0	0.00	1.000															

livebaseballscorecards.com

AB	49
R	7
H	14
RBI	7
BB	12
SO	7
LOB	34







Batter	1	2	3	4	5	6	7	8	9	AB R H RBI BB SO LOB	TOP	
Tommy Glaviano, R (1, 5) OBP: 0.424, SLG: 0.435	0-0 E4 2B F7		0-0 L9			0-0 5-3		4-0 HR BB		3 2 0 0 1 0 0		
Red Schoendienst, S (1, 4) OBP: 0.302, SLG: 0.338	0-0 1-3 2B		0-0 P4			0-0 F7		0-0 F8		4 0 1 0 0 0 2		
Stan Musial, L (1, 3) OBP: 0.512, SLG: 0.716	0-0 F2			0-0 E3 G6-4-3		0-0 F8		0-0 HR		4 1 1 3 0 0 2		
Johnny Lindell, R (1, 7) OBP: 0.281, SLG: 0.320	0-0 F7			0-0 G6-4-3 1-2f		0-0 F3		0-0 F3		4 0 0 1 0 0 2		
Enos Slaughter, L (1, 9) OBP: 0.421, SLG: 0.432	0-0 F7			0-0 1B		0-0 FC6-4 1B			0-0 FC1-4 1B	4 0 3 0 0 0 1		
Marty Marion, R (1, 6) OBP: 0.366, SLG: 0.300		0-0 F3		0-0 F6		0-0 F4			0-0 FC1-4	4 0 0 0 0 0 3		
Chuck Diering, R (1, 8) OBP: 0.299, SLG: 0.312		0-3 K			0-0 P3		0-0 FC6-4		0-0 L8	4 0 0 0 0 1 2		
Joe Garagiola, L (1, 2) OBP: 0.414, SLG: 0.426		0-0 F7			0-0 G3			0-0 HR BB 1B	0-0 P4	2 0 0 0 0 0 0 1 1 1 0 0 0 0 1 0 0 0 0 0 1		
Eddie Kazak, R (8, PH) OBP: 0.391, SLG: 0.500												
Del Rice, R (8, 2) OBP: 0.214, SLG: 0.264												
Red Munger, R (1, 1) OBP: 0.250, SLG: 0.200			0-0 4-3		0-0 5-3					2 0 0 0 0 0 0 0 0 0 0 0 0 0 1 0 0 0 0 0 1 0		
Fred Martin, R (7, 1) OBP: 0.500, SLG: 1.000												
Eddie Miller, R (8, PH) OBP: 0.344, SLG: 0.351												
Jim Hearn, R (8, 1) OBP: 0.281, SLG: 0.231												
Gerry Staley, R (8, 1) OBP: 0.281, SLG: 0.231												
Erv Dusick, R (8, 1) OBP: 0.281, SLG: 0.231												
<b>Inning Stats</b>	R: 1 H: 1 E: 1 LOB: 1 K: 0 BB: 0 S: 5 P: 5	R: 0 H: 0 E: 0 LOB: 0 K: 1 BB: 0 S: 5 P: 5	R: 0 H: 0 E: 0 LOB: 0 K: 0 BB: 0 S: 3 P: 3	R: 0 H: 1 E: 1 LOB: 1 K: 0 BB: 0 S: 4 P: 4	R: 0 H: 0 E: 0 LOB: 0 K: 0 BB: 0 S: 3 P: 3	R: 0 H: 0 E: 0 LOB: 0 K: 0 BB: 0 S: 3 P: 3	R: 0 H: 1 E: 0 LOB: 1 K: 0 BB: 0 S: 4 P: 4	R: 3 H: 2 E: 0 LOB: 0 K: 0 BB: 1 S: 5 P: 9	R: 0 H: 1 E: 0 LOB: 1 K: 0 BB: 0 S: 4 P: 4	1B: 4 SF: 0 2B: 1 SAC: 0 3B: 0 DP: 1 HR: 1 HBP: 0	WP: 0 PA: 35 PB: 0 SB: 0 CS: 0	
<b>PITCHER</b> Ken Raffensberger, L (1, 1) ERA: 4.35	IP WLS BF H R ER SO BB IBB HBP BLK WP HR S P ERA WHIP											
<b>PITCHER</b> IP WLS BF H R ER SO BB IBB HBP BLK WP HR S P ERA WHIP												

St. Louis Cardinals @ Cincinnati Reds  
 Crosley Field, Cincinnati, OH  
 Fri May 26 1950, 3:33 AM EDT  
 Att: 10,387 - Unknown

livebaseballscorecards.com

AB	34
R	4
H	6
RBI	4
BB	1
SO	1
LOB	14



Batter	1	2	3	4	5	6	7	8	9
Lloyd Merriman, L OBP: 0.415, SLG: 0.478 (1, 8)	0-0 4-3 ①		0-0 F8 ②		0-0 G3 ③		0-0 1B 1-2 3-H ①	0-0 1B 1-H HR ②	
Grady Hatton, L OBP: 0.336, SLG: 0.410 (1, 5)	4-0 FC6-4 BB		0-0 4-3 ③			0-0 4-3 ①	0-0 F7 ②	0-0 4-3 ②	
Johnny Wyrostek, L OBP: 0.387, SLG: 0.455 (1, 7) (9, 9)	0-0 FC6-4 1-2f ②			0-0 F7 ①		0-0 4-3 ②	0-0 1B 1-2 2-3 ③	4-0 BB	
Ron Northey, L OBP: 0.351, SLG: 0.559 Peanuts Lowrey, R OBP: 0.360, SLG: 0.323 (1, 9) (9, 7)	0-0 G3 ③			0-0 1B 1B		0-0 F9 ③	0-0 3-1 ③	0-0 F2 ③	
Ted Kluszewski, L OBP: 0.288, SLG: 0.471 Joe Adcock, R OBP: 0.205, SLG: 0.190 (1, 3) (8, 3)		0-0 1B 2B		0-0 1-2 1B			0-0 HR	4-0 1B 5-3 BB	
Johnny Pramesa, R OBP: 0.355, SLG: 0.500 (1, 2)		0-0 G6-4-3 2-H 1B		0-0 P4 ②			0-0 SH5-4 SH 1B 1B	0-0 5-3 ①	
Connie Ryan, R OBP: 0.333, SLG: 0.330 (1, 4)		0-0 F8 ①		0-0 F7 ③			0-0 SH 1B 1-2 1B	4-0 1B BB	
Virgil Stallcup, R OBP: 0.284, SLG: 0.425 (1, 6)		0-0 G6-4-3 1-2f ② ③			0-0 6-3 ①		0-0 SH5-4 ①	0-0 1B 1-3 2-H 1B	
Ken Raffensberger, R OBP: 0.176, SLG: 0.176 (1, 1)			0-3 K ①		0-0 6-3 ②		0-0 1B 2-3 3-H 1B	0-0 HR 2-H 3-H 1B	

Inning Stats	R: 0 E: 0 K: 0 S: 3	H: 0 LOB: 1 BB: 1 P: 7	R: 1 E: 0 K: 0 S: 4	H: 2 LOB: 0 BB: 0 P: 4	R: 0 E: 0 K: 1 S: 5	H: 0 LOB: 0 BB: 0 P: 5	R: 0 E: 0 K: 0 S: 5	H: 2 LOB: 2 BB: 0 P: 5	R: 0 E: 0 K: 0 S: 3	H: 0 LOB: 0 BB: 0 P: 3	R: 0 E: 0 K: 0 S: 3	H: 0 LOB: 0 BB: 0 P: 3	R: 3 E: 0 K: 0 S: 9	H: 5 LOB: 3 BB: 0 P: 9	R: 5 E: 0 K: 0 S: 6	H: 3 LOB: 1 BB: 3 P: 18
1B: 9 2B: 1 3B: 0 HR: 2	SF: 0 SAC: 2 DP: 1 HBP: 0	WP: 0 PA: 40 PB: 0 SB: 0 CS: 0														

PITCHER	IP	WLS	BF	H	R	ER	SO	BB	IBB	HBP	BLK	WP	HR	S	P	ERA	WHIP
Red Munger, R ERA: 3.89 (1, 1)	6.1		28	8	4	4	1	1	0	0	0	0	1	29	33	5.68	1.421
Fred Martin, R ERA: 3.97 (7, 1)	0.2		3	1	0	0	0	0	0	0	0	0	0	3	3	0.00	1.500
Jim Hearn, R ERA: 9.0 (8, 1)	0.0	L	1	0	1	1	0	1	0	0	0	0	0	4		∞	∞
Gerry Staley, R ERA: 6.53 (8, 1)	0.1		5	3	4	4	0	1	0	0	0	0	1	4	8	108.00	12.000
Erv Dusak, R ERA: (8, 1)	0.2		3	0	0	0	0	1	0	0	0	0	0	2	6	0.00	1.500

**BOTTOM**


**St. Louis Cardinals @ Cincinnati Reds**  
Crosley Field, Cincinnati, OH


Fri May 26 1950, 3:33 AM EDT  
Att. 10,387 - Unknown

AB R H RBI BB SO LOB

5	1	2	3	0	0	0
4	0	0	0	1	0	2
4	0	1	0	1	0	1
5	0	1	0	0	0	5
0	0	0	0	0	0	0
3	2	3	1	0	0	0
0	1	0	0	1	0	0
4	1	2	1	0	0	3
2	2	0	0	1	0	3
3	1	1	1	0	0	1
4	1	2	3	0	1	0

AB 34  
R 9  
H 12  
RBI 9  
BB 4  
SO 1  
LOB 15



Batter	1	2	3	4	5	6	7	8	9	AB R H RBI BB SO LOB	TOP	
Tommy Glaviano, R OBP: 0.423, SLG: 0.438 (1, 5) X	0-0 6-3	0-0 E6 CS		0-0 4-3		4-0 BB		0-0 HR 1-3 2-H 2B		4 1 1 1 1 0 0		
Red Schoendienst, S OBP: 0.299, SLG: 0.333 (1, 4) S S S	0-3 K	0-0 CS 1-2	0-0 HR 1B	0-0 L8		0-0 L7		0-0 F8 3-H		5 1 1 1 0 1 2		
Stan Musial, L OBP: 0.515, SLG: 0.763 (1, 3) X	0-0 BB 2B 1B		0-0 HR 1-H	0-0 1-3		0-0 4-3		0-0 HR 2-H		5 3 3 4 0 0 1		
Enos Slaughter, L OBP: 0.428, SLG: 0.434 (1, 9) B B B	4-0 1-2 2B BB		0-0 4-3 BB F8 1B		0-3 K		0-0 2B 1B	0-0 1-3		4 2 2 0 1 1 0		
Bill Howerton, L OBP: 0.383, SLG: 0.400 Johnny Lindell, R OBP: 0.295, SLG: 0.340 (1, 7) B B B (3, PH) (3, 7)	4-0 1-2 2-3 2B BB		4-0 1-2 4-3 BB 1B		0-0 F4		0-0 4-3 1-H 2B	0-0 6-3		0 0 0 0 1 0 0 3 0 1 0 1 0 0		
Joe Garagiola, L OBP: 0.413, SLG: 0.439 (1, 2) X	0-0 1-3 2-H 3-H 2B		0-0 4-3		0-0 BB 1B		0-0 4-3 2-3		0-3 K	5 0 2 2 0 1 3		
Harry Walker, L OBP: 0.250, SLG: 0.161 Eddie Kazak, R OBP: 0.417, SLG: 0.500 Chuck Diering, R OBP: 0.300, SLG: 0.304 (1, 8) X (3, PH) (3, PR) (3, 8)	0-0 4-3		4-0 1-2 IBB		4-0 1-2 FC5-4 BB		0-0 6-3		0-3 K	1 0 0 0 0 0 2 0 0 0 0 1 0 0 2 0 0 0 1 1 1	AB 38 R 9 H 12 RBI 9 BB 6 SO 6 LOB 15	
Marty Marion, R OBP: 0.355, SLG: 0.292 (1, 6)		0-0 F7	0-0 F8 3-H		0-0 FC5-4 1-2f		0-0 1B 2B 1B	0-3 K		5 1 1 1 0 1 4		
Harry Brecheen, L OBP: 0.176, SLG: 0.125 (1, 1)		0-0 6-3	0-0 3-1		0-3 K		0-0 2B F8 1B			4 1 1 0 0 1 2		
Inning Stats	R: 2 E: 0 K: 1 S: 7 H: 2 LOB: 2 BB: 2 P: 15	R: 0 E: 1 K: 0 S: 3 H: 0 LOB: 0 BB: 0 P: 3	R: 3 E: 0 K: 0 S: 6 H: 3 LOB: 2 BB: 2 P: 14	R: 0 E: 0 K: 0 S: 3 H: 0 LOB: 0 BB: 0 P: 3	R: 0 E: 0 K: 1 S: 6 H: 1 LOB: 2 BB: 1 P: 10	R: 0 E: 0 K: 1 S: 5 H: 0 LOB: 1 BB: 1 P: 9	R: 0 E: 0 K: 0 S: 4 H: 2 LOB: 1 BB: 0 P: 4	R: 4 E: 0 K: 0 S: 7 H: 4 LOB: 0 BB: 0 P: 7	R: 0 E: 0 K: 3 S: 9 H: 0 LOB: 0 BB: 0 P: 9	1B: 7 2B: 3 3B: 0 HR: 2 SF: 0 SAC: 0 DP: 0 HBP: 0	WP: 0 PB: 0 SB: 0 CS: 1 PA: 45	
PITCHER	IP WLS BF H R ER SO BB IBB HBP BLK WP HR S P ERA WHIP	PITCHER										IP WLS BF H R ER SO BB IBB HBP BLK WP HR S P ERA WHIP
Herm Wehmeier, R ERA: 6.41 (1, 1)	2.0 L 12 4 4 4 1 2 0 0 0 0 0 1 12 20 18.00 3.000											
Harry Perkowski, L ERA: 4.76 (3, 1)	5.0 22 4 1 1 2 3 1 0 0 0 0 0 22 38 1.80 1.400											
Eddie Erault, R ERA: 10.0 (8, 1)	0.1 5 4 4 4 0 0 0 0 0 0 0 1 5 5 108.00 12.000											
Johnny Hetki, R ERA: 7.24 (8, 1)	1.2 5 0 0 0 3 0 0 0 0 0 0 0 11 11 0.00 0.000											

St. Louis Cardinals @ Cincinnati Reds  
Crosley Field, Cincinnati, OH  
Sat May 27 1950, 3:33 AM EDT  
Att. 4,876 - Overcast - 81 F

livebaseballscorecards.com



Batter	1	2	3	4	5	6	7	8	9	AB	R	H	RBI	BB	SO	LOB	TOP										
Tommy Glaviano, R (1, 5) OBP: 0.440, SLG: 0.474	4-0 PB 2B BB	0-0 SH1-3		0-0 1B			0-0 HR	4-0 B3-6-4 BB		2	2	2	1	2	0	0											
Red Schoendienst, S (1, 4) OBP: 0.295, SLG: 0.336	0-0 FC4-6 1-H F8 2B	0-3 K		0-0 FC1-5 2-3f			0-3 K	0-0 B3-6-4		5	1	1	1	0	2	4											
Stan Musial, L (1, 3) OBP: 0.526, SLG: 0.759	4-0 FC4-6 BB		0-3 K		0-0 4-3 S 6-3 1B		4-0 HR BB	4-0 FC5-4 BB		2	2	1	0	3	1	0											
Enos Slaughter, L (1, 9) OBP: 0.427, SLG: 0.457	0-0 FC4-6 1-2f 2-3 S		0-0 1B		0-0 4-3		0-0 1-H HR	0-0 FC5-4		5	1	2	2	0	0	4											
Bill Howerton, L (1, 7) OBP: 0.365, SLG: 0.364	4-0 1-2 BB		0-0 F5		0-0 6-3		0-0 F9		0-3 K	4	0	0	1	1	1	1											
Harry Walker, L (1, 8) OBP: 0.261, SLG: 0.180	0-0 F8 3-H		0-0 F7		0-0 2-4 1B		0-0 BB 1B		0-0 3-1	5	0	2	1	0	0	3											
Marty Marion, R (1, 6) OBP: 0.358, SLG: 0.300	0-0 4-3			0-0 FC1-5 1B	0-0 2-4	0-0 6-3	0-0 BB 1B		0-0 6-3	5	0	2	0	0	0	2	AB 35										
Del Rice, R (1, 2) OBP: 0.233, SLG: 0.268		0-0 SH1-3 1B		0-0 F6			4-0 1-2 2-3 BB		3	0	1	0	1	0	1		R 6										
Al Brazle, L (1, 1) OBP: 0.143, SLG: 0.143		0-3 K		0-0 F8			0-0 1-3	0-0 2-3	4	0	0	0	0	1	5		H 11										
Howie Pollet, L (7, 1) OBP: 0.083, SLG: 0.083									0	0	0	0	0	0	0		RBI 6										
Inning Stats	R: 2 E: 0 K: 0 S: 4	H: 1 LOB: 2 BB: 3 P: 16	R: 0 E: 0 K: 2 S: 8	H: 1 LOB: 1 BB: 0 P: 8	R: 0 E: 0 K: 1 S: 6	H: 1 LOB: 1 BB: 0 P: 6	R: 0 E: 0 K: 0 S: 5	H: 2 LOB: 2 BB: 0 P: 5	R: 1 E: 0 K: 0 S: 4	H: 2 LOB: 1 BB: 0 P: 4	R: 0 E: 0 K: 0 S: 3	H: 0 LOB: 0 BB: 0 P: 3	R: 3 E: 0 K: 1 S: 9	H: 4 LOB: 3 BB: 2 P: 17	R: 0 E: 0 K: 0 S: 2	H: 0 LOB: 1 BB: 2 P: 10	R: 0 E: 0 K: 1 S: 5	H: 0 LOB: 0 BB: 0 P: 5	1B: 8 2B: 1 3B: 0 HR: 2	SF: 0 SAC: 1 DP: 1 HBP: 0	WP: 0 PB: 1 SB: 2 CS: 0	PA: 43					
PITCHER	IP	WLS	BF	H	R	ER	SO	BB	IBB	HBP	BLK	WP	HR	S	P	ERA	WHIP										
Willie Ramsdell, R (1, 1) ERA: 3.75	6.1	L	32	9	6	6	4	4	0	0	0	0	2	35	51	8.53	2.053										
Harry Perkowski, L (7, 1) ERA: 4.5	0.2		5	2	0	0	0	1	0	0	0	0	0	4	8	0.00	4.500										
Johnny Hetki, R (8, 1) ERA: 6.32	2.0		7	0	0	0	1	2	0	0	0	0	0	7	15	0.00	1.000										

St. Louis Cardinals @ Cincinnati Reds  
 Crosley Field, Cincinnati, OH  
 Sun May 28 1950, 3:33 AM EDT  
 Unknown

[livebaseballscorecards.com](http://livebaseballscorecards.com)



BOTTOM

St. Louis Cardinals @ Cincinnati Reds  
Crosley Field, Cincinnati, OH  
Sun May 28 1950, 3:33 AM EDT  
Unknown

livebaseballscorecards.com

AB	32
R	1
H	9
RBI	1
BB	6
SO	3
LOB	20



WP	1	PA	38
PB	0		
SB	0		
CS	0		

3	0	1	0	0	0	1
0	0	0	0	1	0	0
0	0	0	0	0	0	0
0	0	0	0	1	0	0

4	0	2	0	1	0	2
---	---	---	---	---	---	---

3	1	2	0	1	0	2
---	---	---	---	---	---	---

4	0	0	0	0	1	5
---	---	---	---	---	---	---

3	0	1	0	1	1	2
---	---	---	---	---	---	---

3	0	1	1	1	0	3
---	---	---	---	---	---	---

4	0	0	0	0	1	3
---	---	---	---	---	---	---

4	0	1	0	0	0	1
---	---	---	---	---	---	---

2	0	1	0	0	0	0
0	0	0	0	0	0	0
2	0	0	0	0	0	1

1B	8	SF	0
2B	1	SAC	0
3B	0	DP	2
HR	0	HBP	0

WP	HR	S	P	ERA	WHIP
----	----	---	---	-----	------

Batter	1	2	3	4	5	6	7	8	9
Lloyd Merriman, L (1, 8) OBP: 0.400, SLG: 0.442 Danny Litwhiler, R (7, PH) OBP: 0.350, SLG: 0.394 Johnny Hetki, R (8, 1) Bobby Adams, R (9, PH) OBP: 0.330, SLG: 0.333	0-0 G3 1B		0-0 G6-4-3 1B		0-0 1-3		4-0 1B BB		4-0 BB BB
Peanuts Lowrey, R (1, 7) OBP: 0.369, SLG: 0.329	4-0 BB		0-0 G6-4-3 1-2f			0-0 1B	0-0 1B 2-H		0-0 F4
Johnny Wyrostek, L (1, 9) OBP: 0.395, SLG: 0.453	0-0 1-2 1B			4-0 2B BB		0-0 E8 6-3 BB WP 1B	0-0 FC3-6 1-		
Ted Kluszewski, L (1, 3) OBP: 0.284, SLG: 0.449	0-0 F8			0-0 P2		0-0 F6		0-3 K	
Johnny Pramesa, R (1, 2) OBP: 0.333, SLG: 0.457	0-0 F8			0-0 1-H 2B		4-0 WP 6-3 BB 1-2		0-3 K	
Connie Ryan, R (1, 4) OBP: 0.327, SLG: 0.316		0-0 G4-6-3 1B		0-0 5-3		0-0 6-3 1-2 2-3 3-H		4-0 BB	
Grady Hatton, L (1, 5) OBP: 0.333, SLG: 0.411		0-0 F6			0-0 3-1	0-3 K 2-3 3-H		0-0 F8	
Virgil Stallcup, R (1, 6) OBP: 0.276, SLG: 0.407		0-0 G4-6-3 1-2f			0-0 4-3		0-0 BB 1B 1B	0-0 F6	
Willie Ramsdell, R (1, 1) OBP: 0.111, SLG: 0.111 Harry Perkowski, L (7, 1) OBP: 0.600, SLG: 0.600 Bob Usher, R (7, PH) OBP: 0.288, SLG: 0.491			0-0 6-3		0-0 1B		0-0 F8	0-0 F9	

Inning Stats	R: 0	H: 1	E: 0	LOB: 2	K: 0	S: 4	R: 0	H: 1	E: 0	LOB: 0	K: 0	S: 3	R: 0	H: 1	E: 0	LOB: 0	K: 0	S: 3	R: 0	H: 1	E: 0	LOB: 1	K: 0	S: 3	R: 0	H: 1	E: 0	LOB: 1	K: 0	S: 4	R: 2	H: 2	E: 1	LOB: 1	K: 1	S: 7	R: 0	H: 2	E: 0	LOB: 2	K: 0	S: 4	R: 0	H: 0	E: 0	LOB: 1	K: 2	S: 7	R: 0	H: 0	E: 0	LOB: 1	K: 0	S: 3	1B: 8	SF: 0	2B: 1	SAC: 0	3B: 0	DP: 2	HR: 0	HBP: 0
--------------	------	------	------	--------	------	------	------	------	------	--------	------	------	------	------	------	--------	------	------	------	------	------	--------	------	------	------	------	------	--------	------	------	------	------	------	--------	------	------	------	------	------	--------	------	------	------	------	------	--------	------	------	------	------	------	--------	------	------	-------	-------	-------	--------	-------	-------	-------	--------

PITCHER	IP	WLS	BF	H	R	ER	SO	BB	IBB	HBP	BLK	WP	HR	S	P	ERA	WHIP	PITCHER	IP	WLS	BF	H	R	ER	SO	BB	IBB	HBP	BLK	WP	HR	S	P	ERA	WHIP
Al Brazle, L (1, 1) ERA: 2.08	6.2	W	29	9	2	2	1	4	0	0	0	1	0	27	43	2.70	1.950	Howie Pollet, L (7, 1) ERA: 2.95	2.1	S	9	0	0	0	2	2	0	0	0	0	0	11	19	0.00	0.857

Batter	1	2	3	4	5	6	7	8	9	AB R H RBI BB SO LOB	TOP											
Tommy Glaviano, R OBP: 0.438, SLG: 0.466 (1, 5) X	0-0 E 2B 1B	0-0 1-3		4-0 HR BB		0-0 1-3		0-0 1-3		4 2 1 0 1 0 0												
Red Schoendienst, S OBP: 0.299, SLG: 0.354 (1, 4) X	0-0 E4 2B 1-2 HR	0-0 F8		0-0 1-H HR		4-0 FC3-6 1B BB		0-0 4-3		4 2 1 2 1 0 1												
Stan Musial, L OBP: 0.521, SLG: 0.742 (1, 3) X	0-0 F9	0-0 1-3		4-0 1B BB		0-0 FC3-6 1B			0-0 F3	4 0 1 0 1 0 2												
Enos Slaughter, L OBP: 0.426, SLG: 0.462 (1, 9) X	0-0 1-3 2-H HR 2B		0-0 1-3	0-0 1-2 1B		0-0 FC3-6 1-2f 2-3			0-0 F4	5 1 2 1 0 0 2												
Bill Howerton, L OBP: 0.351, SLG: 0.333 (1, 7) X	4-0 HR IBB		0-0 1-3	0-0 F7		0-0 G3			0-0 F5	4 1 0 0 1 0 4												
Joe Garagiola, L OBP: 0.430, SLG: 0.514 (1, 2) X	0-0 1-H 2-H 3-H HR		0-0 2B		0-0 BLK 1B			0-0 F7		4 1 3 4 0 0 0												
Harry Walker, L OBP: 0.260, SLG: 0.185 (1, 8) X	0-0 1B		0-0 6-3		0-0 F5			0-0 F5		4 0 1 0 0 0 2												
Eddie Miller, R OBP: 0.324, SLG: 0.328 (1, 6) X	0-0 F6			0-0 6-3		0-3 K			0-0 F2	4 0 0 0 0 1 2												
Max Lanier, R OBP: 0.313, SLG: 0.231 (1, 1) X	0-0 P3			0-0 6-3		0-3 K			0-0 5-3	4 0 0 0 0 1 2												
<b>Inning Stats</b>	R: 5 E: 1 K: 0 S: 8	H: 4 LOB: 1 BB: 1 P: 12	R: 0 E: 0 K: 0 S: 3	H: 0 LOB: 0 BB: 0 P: 3	R: 0 E: 0 K: 0 S: 4	H: 1 LOB: 1 BB: 0 P: 4	R: 2 E: 0 K: 0 S: 5	H: 2 LOB: 2 BB: 2 P: 13	R: 0 E: 0 K: 2 S: 8	H: 1 LOB: 1 BB: 0 P: 8	R: 0 E: 0 K: 0 S: 4	H: 1 LOB: 2 BB: 1 P: 8	R: 0 E: 0 K: 0 S: 3	H: 0 LOB: 0 BB: 0 P: 3	R: 0 E: 0 K: 0 S: 3	H: 0 LOB: 0 BB: 0 P: 3	R: 0 E: 0 K: 0 S: 3	H: 0 LOB: 0 BB: 0 P: 3	1B: 5 2B: 2 3B: 0 HR: 2	SF: 0 SAC: 0 DP: 0 HBP: 0	WP: 0 PB: 0 SB: 1 CS: 0	PA: 41
<b>PITCHER</b>	IP WLS BF H R ER SO BB IBB HBP BLK WP HR S P ERA WHIP																				<b>PITCHER</b>	IP WLS BF H R ER SO BB IBB HBP BLK WP HR S P ERA WHIP
Ewell Blackwell, R ERA: 3.08 (1, 1)	0.1 L 7 4 5 4 0 0 0 0 0 0 1 6 10 108.00 12.000																					
Howie Fox, R ERA: 5.46 (1, 1)	6.2 28 5 2 2 2 3 0 0 0 0 0 1 29 41 2.70 1.200																					
Eddie Erault, R ERA: 9.0 (8, 1)	2.0 6 0 0 0 0 0 0 0 0 0 0 0 6 6 0.00 0.000																					

St. Louis Cardinals @ Cincinnati Reds  
 Crosley Field, Cincinnati, OH  
 Sun May 28 1950, 3:38 AM EDT  
 Att. 14,008 - Unknown

livebaseballscorecards.com

AB	37
R	7
H	9
RBI	7
BB	4
SO	2
LOB	15





BOTTOM

St. Louis Cardinals @ Cincinnati Reds  
Crosley Field, Cincinnati, OH  
Sun May 28 1950, 3:38 AM EDT  
Att. 14,008 - Unknown

livebaseballscorecards.com

AB 35  
R 1  
H 7  
RBI 2  
BB 3  
SO 2  
LOB 15



WP: 0 PA: 38  
PB: 0  
SB: 0  
CS: 0

AB R H RBI BB SO LOB

5	0	1	0	0	0	0
5	0	1	0	0	0	1
4	0	2	1	0	0	1
4	0	0	0	0	1	2
4	1	2	1	0	0	1
1	0	0	0	3	0	0
4	0	0	0	0	0	4
4	0	1	0	0	0	3
0	0	0	0	0	0	0
2	0	0	0	0	0	3
1	0	0	0	0	0	0
0	0	0	0	0	0	0
0	0	0	0	0	0	0
1	0	0	0	0	1	0

Batter	1	2	3	4	5	6	7	8	9
<b>Peanuts Lowrey, R</b> OBP: 0.360, SLG: 0.321 (1, 7)	0-0 F9 1B		0-0 1B		0-0 F9 1B		0-0 6-3 2B		0-0 5-3
<b>Johnny Wyrostek, L</b> OBP: 0.387, SLG: 0.450 (1, 9)	0-0 6-3		0-0 4-3 1-3		0-0 F5 1B		0-0 2B		0-0 F8
<b>Bob Usher, R</b> OBP: 0.302, SLG: 0.492 (1, 8)	0-0 5-3		0-0 1B 3-H		0-0 1B		0-0 F4		
<b>Ted Kluszewski, L</b> OBP: 0.271, SLG: 0.427 (1, 3)		0-0 5-3	0-3 K		0-0 F8			0-0 F8	
<b>Sammy Meeks, R</b> OBP: 0.214, SLG: 0.462 (1, 6)		0-0 HR	0-0 F6			0-0 F8		0-0 2B	
<b>Connie Ryan, R</b> OBP: 0.342, SLG: 0.313 (1, 4)		4-0 1B BB		0-0 F9		4-0 BB		4-0 BB	
<b>Grady Hatton, L</b> OBP: 0.323, SLG: 0.397 (1, 5)		0-0 F9		0-0 F4		0-0 F8		0-0 F3	
<b>Dixie Howell, R</b> OBP: 0.383, SLG: 0.282 (1, 2)		0-0 FC6-4 1B		0-0 E5		0-0 L4		0-0 F7	
<b>Ewell Blackwell, R</b> OBP: 0.200, SLG: 0.077 (1, 1)		0-0 FC6-4		0-0 4-3			0-0 F4		0-3 K
<b>Howie Fox, R</b> OBP: 0.111, SLG: 0.111 (1, 1)									
<b>Bobby Adams, R</b> OBP: 0.327, SLG: 0.330 (7, PH)									
<b>Eddie Erault, R</b> (8, 1)									
<b>Danny Litwhiler, R</b> OBP: 0.341, SLG: 0.382 (9, PH)									

Inning Stats	R: 0 H: 0 E: 0 LOB: 0 K: 0 BB: 0 S: 3 P: 3	R: 1 H: 2 E: 0 LOB: 2 K: 0 BB: 1 S: 5 P: 9	R: 1 H: 2 E: 0 LOB: 1 K: 1 BB: 0 S: 7 P: 7	R: 0 H: 0 E: 1 LOB: 1 K: 0 BB: 0 S: 4 P: 4	R: 0 H: 1 E: 0 LOB: 1 K: 0 BB: 0 S: 4 P: 4	R: 0 H: 0 E: 0 LOB: 1 K: 0 BB: 1 S: 3 P: 7	R: 0 H: 1 E: 0 LOB: 1 K: 0 BB: 0 S: 4 P: 4	R: 0 H: 1 E: 0 LOB: 2 K: 0 BB: 1 S: 4 P: 8	R: 0 H: 0 E: 0 LOB: 0 K: 1 BB: 0 S: 5 P: 5
--------------	---	---	---	---	---	---	---	---	---

PITCHER	IP	WLS	BF	H	R	ER	SO	BB	IBB	HBP	BLK	WP	HR	S	P	ERA	WHIP
<b>Max Lanier, L</b> ERA: 2.66 (1, 1)	9.0	W	38	7	2	2	2	3	0	0	1	0	1	39	51	2.00	1.111

St. Louis Cardinals @ Pittsburgh Pirates  
 Forbes Field, Pittsburgh, PA  
 Tue May 30 1950, 3:33 AM EDT  
 Unknown

AB	43
R	17
H	19
RBI	17
BB	9
SO	3
LOB	27



WP:	0	PA:	53
PB:	0		
SB:	0		
CS:	0		

AB R H RBI BB SO LOB

2	4	1	1	4	1	0
4	2	3	2	2	0	3
5	1	0	2	1	1	10
6	1	3	3	0	0	5
2	0	2	3	1	0	0
3	1	1	0	0	0	2
2	0	0	0	0	1	3
1	0	0	0	0	0	1
3	2	2	2	0	0	0
2	0	0	0	0	0	1
3	2	2	0	1	0	0
6	2	3	4	0	0	1
0	0	0	0	0	0	0
1	0	0	0	0	0	1
1	0	0	0	0	0	0
1	1	1	0	0	0	0
1	1	1	0	0	0	0

Batter	1	2	3	4	5	6	7	8	9
Tommy Glaviano, R (1, 5) OBP: 0.454, SLG: 0.475	0-3 K		4-0 FC4-6 BB 1B BB		4-0 1-3 1B 2B BB	0-0 1B 2B	4-0 BB BB	4-0 1-2 1B BB	
Red Schoendienst, S (1, 4) OBP: 0.319, SLG: 0.365	4-0 BB BB		4-0 FC4-6 BB 1-2 2-3		0-0 1-2 2B 1B	0-0 FC5-4 1B	0-0 F4	0-0 1-2 2-3 1B 1B	
Stan Musial, L (1, 3) OBP: 0.507, SLG: 0.712	4-0 1-2 BB		0-0 FC4-6 1B 1-2f 2-3 3-H		0-3 K2-3	0-0 FC5-4 1B	0-0 4-3	0-0 4-3	
Enos Slaughter, L (1, 9) OBP: 0.429, SLG: 0.478	0-0 L4-3		0-0 1B 1B 1-2 3-H		0-0 1-3	0-0 1-3		0-0 1B 3B	
Bill Howerton, L (1, 7) OBP: 0.383, SLG: 0.380		4-0 FC1-6 BB	0-0 1-3 1B 2-H 2-H		0-0 2B		0-0 1B 2B	0-0 F3	
Johnny Lindell, R (7, PH) OBP: 0.297, SLG: 0.357								0-0 F9	
Joe Garagiola, L (1, 2) OBP: 0.420, SLG: 0.500		0-0 FC1-6	0-3 K		0-0 6-3		0-0 1B 1B	0-0 F6	
Eddie Kazak, R (5, PH) OBP: 0.400, SLG: 0.478		1-2f G4-3					2-H 1B		
Del Rice, R (5, 2) OBP: 0.254, SLG: 0.288							3-H 1B		
Harry Walker, L (1, 8) OBP: 0.253, SLG: 0.179		0-0 G4-3		0-0 G3		0-0 1B 2B	0-0 SH1-4 1B	4-0 1-2 HR BB	0-0 F6
Chuck Diering, R (6, PH) OBP: 0.319, SLG: 0.317									
Marty Marion, R (1, 6) OBP: 0.368, SLG: 0.368			0-0 BB FC4-6 2B	0-0 G3		0-0 F4	0-0 SH1-4 1B	0-0 1-1 HR	0-0 F8
Cloyd Boyer, R (1, 1) OBP: 0.250, SLG: 0.273			0-0 F5	0-0 G3		0-0 2B 1B	0-0 SH1-4 1B	0-0 1-1 HR	
Solly Hemus, L (3, PH) OBP: 0.333, SLG: 0.667						1-2 1B	1-2 2-3	4-3 1B	
Fred Martin, R (3, 1) OBP: 0.333, SLG: 0.667									
Gerry Staley, R (4, 1) OBP: 0.333, SLG: 0.286									
Al Brazle, L (7, 1) OBP: 0.200, SLG: 0.200									

Inning Stats	R: 0	H: 0	E: 0	LOB: 1	K: 1	BB: 2	S: 4	P: 12
	R: 0	H: 0	E: 0	LOB: 0	K: 0	BB: 1	S: 2	P: 6
	R: 3	H: 3	E: 0	LOB: 2	K: 1	BB: 2	S: 8	P: 16
	R: 0	H: 0	E: 0	LOB: 0	K: 0	BB: 0	S: 3	P: 3
	R: 2	H: 2	E: 0	LOB: 1	K: 1	BB: 1	S: 7	P: 11
	R: 3	H: 4	E: 0	LOB: 1	K: 0	BB: 0	S: 7	P: 7
	R: 2	H: 4	E: 0	LOB: 3	K: 0	BB: 1	S: 7	P: 11
	R: 7	H: 6	E: 0	LOB: 1	K: 0	BB: 2	S: 9	P: 17
	R: 0	H: 0	E: 0	LOB: 0	K: 0	BB: 0	S: 3	P: 3

PITCHER	IP	WLS	BF	H	R	ER	SO	BB	IBB	HBP	BLK	WP	HR	S	P	ERA	WHIP
Bill MacDonald, R (1, 1) ERA: 3.09	2.2		14	3	3	3	1	5	0	0	0	0	0	11	31	10.12	3.000
Junior Walsh, R (3, 1) ERA: 3.94	2.0		9	2	2	2	2	1	0	0	0	0	0	12	16	9.00	1.500
Bill Werle, L (5, 1) ERA: 4.4	1.1	L	10	6	5	5	0	0	0	0	0	0	0	10	10	33.75	4.500
Woody Main, R (7, 1) ERA: 3.98	0.1		4	2	0	0	0	1	0	0	0	0	0	3	7	0.00	9.000
Vic Lombardi, L (7, 1) ERA: 8.24	1.2		13	6	7	7	0	2	0	0	0	0	1	11	19	37.80	4.800
Mel Queen, R (9, 1) ERA: 5.23	1.0		3	0	0	0	0	0	0	0	0	0	0	3	3	0.00	0.000

BOTTOM

St. Louis Cardinals @ Pittsburgh Pirates  
Forbes Field, Pittsburgh, PA  
Tue May 30 1950, 3:33 AM EDT  
Unknown

livebaseballscorecards.com

AB	45
R	13
H	18
RBI	13
BB	6
SO	3
LOB	24



WP:	0	PA:	52
PB:	0		
SB:	0		
CS:	0		

AB	3	R	0	H	0	RBI	0	BB	0	SO	0	LOB	2
	1	0	0	0	0	0	1	2					
	1	0	1	0	0	0	0	0					
	1	0	0	0	0	0	0	1					

	5	1	0	0	0	0	0	3					
--	---	---	---	---	---	---	---	---	--	--	--	--	--

	5	2	3	2	1	0	4						
--	---	---	---	---	---	---	---	--	--	--	--	--	--

	5	1	2	2	1	0	2						
--	---	---	---	---	---	---	---	--	--	--	--	--	--

	5	1	2	2	1	0	3						
--	---	---	---	---	---	---	---	--	--	--	--	--	--

	6	2	3	4	0	1	3						
--	---	---	---	---	---	---	---	--	--	--	--	--	--

	4	2	2	0	2	0	1						
--	---	---	---	---	---	---	---	--	--	--	--	--	--

	5	2	2	2	0	0	3						
--	---	---	---	---	---	---	---	--	--	--	--	--	--

	1	0	0	0	0	1	0						
	0	1	1	1	0	0	0						
	0	0	0	0	1	0	0						
	0	0	0	0	0	0	0						
	0	0	0	0	0	0	0						
	1	0	1	0	0	0	0						
	0	0	0	0	0	0	0						
	1	1	1	0	0	0	0						

1B:	12	SF:	0
2B:	2	SAC:	0
3B:	1	DP:	1
HR:	3	HBP:	1

Batter	1	2	3	4	5	6	7	8	9
Stan Rojek, R (1, 6) Wally Westlake, R (5, PH) George Strickland, R (6, 6) Pete Castiglione, R (9, PH)	0-0 F7	0-0 1-3		0-0 6-3	0-3 K		0-0 HBP 1B		0-0 F7
Dale Coogan, L (1, 3)	0-0 E4 3B		0-0	0-0 F6		0-0 4-3	1-0 HBP		0-0 F5
Johnny Hopp, L (1, 8)	0-0 F9		4-0 BB	0-0 BB 1B	2-H 3-H	0-0 1-3 1B	0-0 F8		0-0 1B 1B
Ralph Kiner, R (1, 7)	0-0 1-H 3B		0-0 4-3	4-0 BB	0-0 1-3		0-0 1-4-3		0-0 1B HR 1B
Gus Bell, L (1, 9)	0-0 F5		4-0 BB	0-0 1-3		0-0 2-H 1B		0-0 1-3	1-2 2-H HR 1B
Nanny Fernandez, R (1, 5)		0-0 FC6-4 1B	0-0 F8		0-3 K	0-0 F6		0-0 HR	0-0 1-H 2-H HR
Danny Murtaugh, R (1, 4)		0-0 FC6-4 1-2f HR		0-0 1B 2B	4-0 BB BB	4-0 BB BB	4-0 G1-4-3 BB	0-0 1B	0-0 F2
Ray Mueller, R (1, 2)		0-0 HR		0-0 2B 1B	0-0 F7	0-0 F7	0-0 G1-4-3 1-2f	0-0 F6	
Bill MacDonald, R (1, 1) Junior Walsh, R (3, 1) Bill Werle, L (5, 1) Woody Mann, R (7, 1) Vic Lombardi, L (7, 1) Mel Queen, R (9, 1) Earl Turner, R (9, PH)		0-3 K		0-0 1B 2B	4-0 BB BB	4-0 BB BB	0-0 HBP 1B 1B		0-0 1B 1B

<b>Inning Stats</b>	R: 1 H: 1 E: 1 K: 0 S: 5	H: 1 LOB: 1 BB: 0 P: 5	R: 2 E: 0 K: 1 S: 7	H: 2 LOB: 0 BB: 7 P: 7	R: 0 H: 0 E: 0 K: 0 S: 3	H: 0 LOB: 2 BB: 2 P: 11	R: 3 H: 4 E: 0 K: 0 S: 7	H: 4 LOB: 2 BB: 1 P: 11	R: 0 H: 0 E: 0 K: 2 S: 7	H: 0 LOB: 2 BB: 2 P: 15	R: 1 H: 2 E: 0 K: 0 S: 5	H: 2 LOB: 1 BB: 0 P: 5	R: 0 H: 2 E: 0 K: 0 S: 4	H: 2 LOB: 3 BB: 1 P: 9	R: 1 H: 2 E: 0 K: 0 S: 5	H: 2 LOB: 1 BB: 0 P: 5	R: 5 H: 5 E: 0 K: 0 S: 8	H: 5 LOB: 0 BB: 0 P: 8	1B: 12 2B: 2 3B: 1 HR: 3	SF: 0 SAC: 0 DP: 1 HBP: 1	WP: 0 PB: 0 SB: 0 CS: 0	PA: 52
---------------------	--------------------------	------------------------	---------------------	------------------------	--------------------------	-------------------------	--------------------------	-------------------------	--------------------------	-------------------------	--------------------------	------------------------	--------------------------	------------------------	--------------------------	------------------------	--------------------------	------------------------	--------------------------	---------------------------	-------------------------	--------

PITCHER	IP	WLS	BF	H	R	ER	SO	BB	IBB	HBP	BLK	WP	HR	S	P	ERA	WHIP
Cloyd Boyer, R (1, 1) ERA: 2.66	2.0		10	3	3	2	1	0	0	0	0	0	1	12	12	9.00	1.500
Fred Martin, R (3, 1) ERA: 5.84	1.0		8	3	3	3	0	2	0	0	0	0	0	6	14	27.00	5.000
Gerry Staley, R (4, 1) ERA: 6.2	3.2	W	20	5	1	1	2	4	0	1	0	0	0	19	36	2.46	2.455
Al Brazle, L (7, 1) ERA: 3.41	2.1	S	14	7	6	6	0	0	0	0	0	0	2	14	14	23.14	3.000

Batter	1	2	3	4	5	6	7	8	9	AB R H RBI BB SO LOB	TOP							
Tommy Glaviano, R (1, 5) OBP: 0.454, SLG: 0.475										0 0 0 0 0 0 0 0	<b>St. Louis Cardinals @ Pittsburgh Pirates</b> Forbes Field, Pittsburgh, PA Tue May 30 1950, 3:38 AM EDT Att. 33,182 - Unknown  <a href="http://livebaseballscorecards.com">livebaseballscorecards.com</a>							
Red Schoendienst, S (1, 4) OBP: 0.319, SLG: 0.365										0 0 0 0 0 0 0 0								
Stan Musial, L (1, 3) OBP: 0.507, SLG: 0.712										0 0 0 0 0 0 0 0								
Johnny Lindell, R (1, 7) OBP: 0.297, SLG: 0.357										0 0 0 0 0 0 0 0								
Enos Slaughter, L (1, 9) OBP: 0.429, SLG: 0.478										0 0 0 0 0 0 0 0								
Eddie Miller, R (1, 6) OBP: 0.324, SLG: 0.328										0 0 0 0 0 0 0 0								
Chuck Diering, R (1, 8) OBP: 0.319, SLG: 0.317										0 0 0 0 0 0 0 0								
Del Rice, R (1, 2) OBP: 0.254, SLG: 0.288										0 0 0 0 0 0 0 0								
Red Munger, R (1, 1) OBP: 0.250, SLG: 0.200	0 0 0 0 0 0 0 0	<b>AB 0</b> <b>R 0</b> <b>H 0</b> <b>RBI 0</b> <b>BB 0</b> <b>SO 0</b> <b>LOB 0</b>																
<b>Inning Stats</b>										1B: 0 SF: 0 2B: 0 SAC: 0 3B: 0 DP: 0 HR: 0 HBP: 0	WP: 0 PA: 0 PB: 0 SB: 0 CS: 0							
<b>PITCHER</b> Cliff Chambers, L (1, 1) ERA: 3.07	IP	WLS	BF	H	R	ER	SO	BB	IBB	HBP	BLK	WP	HR	S	P	ERA	WHIP	<b>PITCHER</b> IP WLS BF H R ER SO BB IBB HBP BLK WP HR S P ERA WHIP
	0.0		0	0	0	0	0	0	0	0	0	0	0	0	0	∞	∞	



Batter	1	2	3	4	5	6	7	8	9	AB R H RBI BB SO LOB	TOP
<b>Billy Cox, R</b> OBP: 0.280, SLG: 0.293 (1, 6) BB BB BB	4-0 BB		0-2 5-3		1-2 5-3		2-1 F3			3 0 0 0 1 0 0	
<b>Bobby Morgan, R</b> OBP: 0.366, SLG: 0.253 (1, 5) C BB BB X	2-2 F5		4-2 2B 2B BB		2-3 K			1-1 6-3		3 1 0 0 1 1 1	
<b>Jim Russell, S</b> OBP: 0.343, SLG: 0.590 (1, 7) C X	0-1 L6		3-2 2B 1-3 2B		1-1 5-3 1B			2-3 K		4 1 2 0 0 1 1	
<b>Jackie Robinson, R</b> OBP: 0.475, SLG: 0.594 (1, 4) S BB F F X	1-2 4-3		0-0 2B 2-H 3-H		2-1 5-3			0-0 6-3		4 0 1 2 0 0 2	
<b>Carl Furillo, R</b> OBP: 0.294, SLG: 0.353 (1, 9) B C X		1-1 F8	1-1 F9		3-1 F7			0-2 1B		4 0 1 0 0 0 2	
<b>Gil Hodges, R</b> OBP: 0.378, SLG: 0.463 (1, 3) B C F T X		1-2 5-3		1-3 K		4-0 IBB		0-0 F9		3 0 0 0 1 1 1	
<b>Duke Snider, L</b> OBP: 0.409, SLG: 0.518 (1, 8) B BB F T X		3-1 FC5-4 1B		3-2 6-3		0-0 G3		1-1 F7		4 0 1 0 0 0 3	
<b>Roy Campanella, R</b> OBP: 0.376, SLG: 0.548 (1, 2) X		0-0 FC5-4		1-1 3-1			0-1 F9		3-2 4-3	4 0 0 0 0 0 2	
<b>Preacher Roe, R</b> OBP: 0.182, SLG: 0.190 (1, 1) <b>Tommy Brown, R</b> OBP: 0.250, SLG: 0.500 (7, PH) <b>Bud Podbielan, R</b> OBP: 0.235, SLG: 0.250 (7, 1) B F S B B			3-3 K		0-1 F4		3-2 F3			2 0 0 0 0 1 0 1 0 0 0 0 0 0 0 0 0 0 0 0 0	
<b>Inning Stats</b>	R: 0 E: 0 K: 0 S: 9 H: 0 LOB: 1 BB: 1 P: 16	R: 0 E: 0 K: 0 S: 8 H: 1 LOB: 1 BB: 0 P: 13	R: 2 E: 0 K: 1 S: 14 H: 2 LOB: 1 BB: 1 P: 25	R: 0 E: 0 K: 1 S: 9 H: 0 LOB: 0 BB: 0 P: 14	R: 0 E: 0 K: 1 S: 8 H: 0 LOB: 0 BB: 0 P: 11	R: 0 E: 0 K: 0 S: 7 H: 1 LOB: 2 BB: 1 P: 17	R: 0 E: 0 K: 0 S: 7 H: 0 LOB: 0 BB: 0 P: 12	R: 0 E: 0 K: 1 S: 6 H: 0 LOB: 0 BB: 0 P: 9	R: 0 E: 0 K: 0 S: 10 H: 1 LOB: 1 BB: 0 P: 14	1B: 3 2B: 2 3B: 0 HR: 0 SF: 0 SAC: 0 DP: 0 HBP: 0	WP: 0 PB: 0 SB: 0 CS: 0 PA: 35
<b>PITCHER</b> <b>Howie Pollet, L</b> ERA: 2.81 (1, 1)	IP 9.0 WLS W BF 35 H 5 R 2 ER 2 SO 4 BB 2 IBB 1 HBP 0 BLK 0 WP 0 HR 0 S 78 P 131 ERA 2.00 WHIP 0.778	<b>PITCHER</b> IP WLS BF H R ER SO BB IBB HBP BLK WP HR S P ERA WHIP									

**Brooklyn Dodgers @ St. Louis Cardinals**  
Sportsman's Park, St. Louis, MO  
Thu Jun 01 1950, 4:33 AM EDT  
Att. 32,180 - Unknown

livebaseballscorecards.com

AB	32
R	2
H	5
RBI	2
BB	3
SO	4
LOB	12



Batter	1	2	3	4	5	6	7	8	9
Tommy Glaviano, R (1, 5) OBP: 0.456, SLG: 0.468 Harry Walker, L (7, PR) OBP: 0.253, SLG: 0.179 Solly Hemus, L (8, 5) OBP: 0.286, SLG: 0.250	2-1 FC4-6 1B		4-2 BB			3-2 F5	4-2 E S 1B BB	4-2 BB	
Red Schoendienst, S (1, 4) OBP: 0.324, SLG: 0.363	0-3 K		2-1 F9			0-1 1B HR 1B	2-1 L9 1-3	2-1 L7	
Stan Musial, L (1, 3) OBP: 0.490, SLG: 0.699	0-0 FC4-6 FC6-4 1-2f				0-2 F3	0-0 1-3 1-2	4-0 1B IBB		
Johnny Lindell, R (1, 7) OBP: 0.301, SLG: 0.391	1-2 FC6-4 1-2f				2-3 K	4-2 1B HR BB	2-1 F8		
Enos Slaughter, L (1, 9) OBP: 0.429, SLG: 0.483		0-0 4-3			2-3 K	3-2 1B HR 1-2 2-3	1-1 1-3 3-H 1B		
Marty Marion, R (1, 6) OBP: 0.370, SLG: 0.407		2-2 F9				2-2 B5-6-4 1B 1B	0-0 F7		
Chuck Diering, R (1, 8) OBP: 0.327, SLG: 0.310		0-1 F2				2-2 B5-6-4 1B 1-2	2-2 E5	0-0 6-3	
Joe Garagiola, L (1, 2) OBP: 0.417, SLG: 0.533 Del Rice, R (6, 2) OBP: 0.254, SLG: 0.274			0-1 F4			1-1 B5-6-4 1-2f 2-3	4-0 IBB	1-3 K	
Howie Pollet, L (1, 1) OBP: 0.107, SLG: 0.143			1-1 4-3			2-1 L4	2-1 F8	0-2 2B	

AB	R	H	RBI	BB	SO	LOB
2	0	1	0	2	0	0
0	1	0	0	0	0	0
0	0	0	0	1	0	0

5	1	1	0	0	1	5
---	---	---	---	---	---	---

3	0	0	0	1	0	2
---	---	---	---	---	---	---

3	1	0	0	1	1	3
---	---	---	---	---	---	---

4	1	2	1	0	1	0
---	---	---	---	---	---	---

4	1	2	4	0	0	2
---	---	---	---	---	---	---

4	0	1	0	0	0	0
---	---	---	---	---	---	---

2	0	0	0	0	0	2
1	0	0	0	1	1	0

4	0	1	0	0	0	3
---	---	---	---	---	---	---

1B: 6	SF: 0
2B: 1	SAC: 0
3B: 0	DP: 1
HR: 1	HBP: 0

**BOTTOM**

**Brooklyn Dodgers @ St. Louis Cardinals**  
Sportsman's Park, St. Louis, MO

livebaseballscorecards.com

<b>AB</b>	<b>32</b>
<b>R</b>	<b>5</b>
<b>H</b>	<b>8</b>
<b>RBI</b>	<b>5</b>
<b>BB</b>	<b>6</b>
<b>SO</b>	<b>4</b>
<b>LOB</b>	<b>17</b>



WP: 0	PA: 38
PB: 0	
SB: 1	
CS: 0	

Inning	1	2	3	4	5	6	7	8	9
R: 0	H: 1	R: 0	H: 0	R: 0	H: 0	R: 4	H: 3	R: 1	H: 1
E: 0	LOB: 1	E: 0	LOB: 0	E: 0	LOB: 0	E: 1	LOB: 2	E: 0	LOB: 2
K: 1	BB: 0	K: 0	BB: 0	K: 2	BB: 0	K: 0	BB: 2	K: 0	BB: 2
S: 9	P: 12	S: 7	P: 9	S: 9	P: 13	S: 19	P: 37	S: 9	P: 22

PITCHER	IP	WLS	BF	H	R	ER	SO	BB	IBB	HBP	BLK	WP	HR	S	P	ERA	WHIP
Preacher Roe, L (1, 1) ERA: 3.92	6.0	L	27	6	4	4	3	2	1	0	0	0	1	63	104	6.00	1.333
Bud Podbielan, R (7, 1) ERA: 4.57	2.0		11	2	1	0	1	2	1	0	0	0	0	20	40	0.00	2.000

Thu Jun 01 1950, 4:33 AM EDT  
Att. 32,180 - Unknown

Batter	1	2	3	4	5	6	7	8	9	AB R H RBI BB SO LOB	TOP		
<b>Billy Cox, R</b> OBP: 0.287, SLG: 0.338 (1, 6)	2-1 F5		0-0 F4		0-1 G6-4-3		2-1 SH5-4 1B		1-1 HR	5 1 2 2 0 0 1			
<b>Bobby Morgan, R</b> OBP: 0.371, SLG: 0.269 (1, 5)	1-1 F7		4-2 HR BB			2-2 1B 2B	1-1 SH5-4		1-3 K	3 2 1 0 1 1 0			
<b>Jim Russell, S</b> OBP: 0.342, SLG: 0.625 <b>Gene Hermanski, L</b> OBP: 0.360, SLG: 0.364 (1, 7) (6, 7)	2-0 5-3		0-0 HR			2-2 1B F8	0-0 3-1		0-0 4-3	3 2 1 2 0 0 1 2 0 0 0 0 0 1			
<b>Jackie Robinson, R</b> OBP: 0.470, SLG: 0.584 (1, 4)		2-2 5-3	2-2 L9			0-0 F8 HR 1B	0-0 L6			4 1 1 1 0 0 1			
<b>Carl Furillo, R</b> OBP: 0.287, SLG: 0.344 (1, 9)		1-1 F8		0-2 5-3		0-0 F8		3-1 1-3		4 0 0 1 0 0 1			
<b>Gil Hodges, R</b> OBP: 0.375, SLG: 0.453 (1, 3)		4-2 1B BB		0-0 1-3		0-0 F6		1-0 5-3		3 0 0 0 1 0 1			
<b>Duke Snider, L</b> OBP: 0.411, SLG: 0.538 (1, 8)		0-1 FC6-4 1B		0-0 F8		1-1 HR		1-0 F8		4 1 2 2 0 0 0			
<b>Roy Campanella, R</b> OBP: 0.381, SLG: 0.552 (1, 2)		0-0 FC6-4			4-0 FC5-6 BB	2-1 2B			1-2 F2	3 0 1 0 1 0 2			
<b>Don Newcombe, L</b> OBP: 0.438, SLG: 0.429 (1, 1)			0-0 F6		1-1 FC5-6 G6-4-3	1-2 4-3			3-2 BLK HR 2B	4 1 1 0 0 0 2			
<b>Inning Stats</b>	R: 0 E: 0 K: 0 S: 5 H: 0 LOB: 0 BB: 0 P: 10	R: 0 E: 0 K: 0 S: 13 H: 1 LOB: 2 BB: 1 P: 20	R: 2 E: 0 K: 0 S: 12 H: 1 LOB: 0 BB: 1 P: 18	R: 0 E: 0 K: 0 S: 5 H: 0 LOB: 0 BB: 0 P: 5	R: 0 E: 0 K: 0 S: 4 H: 0 LOB: 0 BB: 1 P: 9	R: 4 E: 1 K: 0 S: 16 H: 4 LOB: 1 BB: 0 P: 24	R: 0 E: 0 K: 0 S: 6 H: 1 LOB: 1 BB: 0 P: 9	R: 0 E: 0 K: 0 S: 4 H: 0 LOB: 0 BB: 0 P: 9	R: 2 E: 0 K: 1 S: 12 H: 2 LOB: 0 BB: 0 P: 18	1B: 3 2B: 3 3B: 0 HR: 3 SF: 0 SAC: 1 DP: 1 HBP: 0	WP: 0 PB: 0 SB: 0 CS: 0 PA: 39		
<b>PITCHER</b>	IP WLS BF H R ER SO BB IBB HBP BLK WP HR S P ERA WHIP											<b>PITCHER</b>	IP WLS BF H R ER SO BB IBB HBP BLK WP HR S P ERA WHIP
<b>Harry Brecheen, L</b> ERA: 2.3 (1, 1)	5.2 L 25 5 6 3 0 3 0 0 0 0 0 2 50 78 4.76 1.412												
<b>Gerry Staley, R</b> ERA: 5.72 (6, 1)	2.1 9 2 0 0 0 0 0 0 0 0 0 0 15 26 0.00 0.857												
<b>Cloyd Boyer, R</b> ERA: 4.22 (9, 1)	1.0 5 2 2 2 1 0 0 0 0 1 0 1 12 18 18.00 2.000												

**Brooklyn Dodgers @ St. Louis Cardinals**  
**Sportsman's Park, St. Louis, MO**  
 Fri Jun 02 1950, 4:33 AM EDT  
 Att. 30,548 - Unknown

AB	35
R	8
H	9
RBI	8
BB	3
SO	1
LOB	10



livebaseballscorecards.com





Batter	1	2	3	4	5	6	7	8	9	AB R H RBI BB SO LOB	TOP											
Dick Whitman, L (1, 8) OBP: 0.337, SLG: 0.333	0-0 F8		0-0 3-1			0-0 1-3		0-0 FC4-6		4 0 0 0 0 0 1	Philadelphia Phillies @ St. Louis Cardinals Sportsman's Park, St. Louis, MO Sun Jun 04 1950, 4:33 AM EDT Att: 30,956 - Unknown											
Granny Hamner, R (1, 6) OBP: 0.321, SLG: 0.337	0-0 FC4-6 1B		0-0 5-3			0-0 F8		0-0 F8		4 0 1 0 0 0 1												
Eddie Waitkus, L (1, 3) OBP: 0.369, SLG: 0.395	0-0 FC4-6 FC6-4 1-2f			0-0 4-3		0-0 HR 1B		0-0 G3		4 1 1 0 0 0 2												
Del Ennis, R (1, 9) OBP: 0.338, SLG: 0.524	0-0 FC6-4 1-2f			0-0 1B 1B		0-0 HR 1-H		0-0 F3		4 1 2 2 0 0 1												
Willie Jones, R (1, 5) OBP: 0.335, SLG: 0.497		0-0 6-3		0-0 L4-3 1-2 1B		0-0 F2		0-0 2B		4 0 2 0 0 0 0												
Dick Sister, L (1, 7) OBP: 0.434, SLG: 0.589		0-0 1B		0-0 L4-3 1-2		4-0 G5-4-3 BB		0-3 K		3 0 1 0 1 1 3												
Mike Goliat, R (1, 4) OBP: 0.294, SLG: 0.395		0-0 F8			4-0 21-6-4-3 BB	0-3 K		0-3 K		3 0 0 0 1 2 3												
Andy Seminick, R (1, 2) OBP: 0.416, SLG: 0.433		0-0 F4			0-0 G1-6-4-3 1-2f	0-0 G5-4-3 1-2f				3 0 0 0 0 0 3												
Ken Heintzelman, R (1, 1) OBP: 0.059, SLG: 0.059			0-0 6-3		0-3 K			0-0 FC4-6 1B		2 0 0 0 0 1 0												
Russ Meyer, S (6, 1)										0 0 0 0 0 0 0												
Jimmy Bloodworth, R (8, PH) OBP: 0.260, SLG: 0.237										1 0 1 0 0 0 0												
Putsy Caballero, R (8, PR) OBP: 0.222, SLG: 0.125										0 0 0 0 0 0 0												
Bob Miller, R (8, 1) OBP: 0.200, SLG: 0.200										0 0 0 0 0 0 0												
<b>Inning Stats</b>	R: 0 E: 0 K: 0 S: 4	H: 1 LOB: 1 BB: 0 P: 4	R: 0 E: 0 K: 0 S: 4	H: 1 LOB: 1 BB: 0 P: 4	R: 0 E: 0 K: 0 S: 3	H: 0 LOB: 0 BB: 0 P: 3	R: 0 E: 0 K: 1 S: 4	H: 2 LOB: 1 BB: 0 P: 4	R: 0 E: 0 K: 1 S: 4	H: 0 LOB: 0 BB: 1 P: 8	R: 2 E: 0 K: 0 S: 5	H: 2 LOB: 0 BB: 0 P: 5	R: 0 E: 0 K: 1 S: 4	H: 0 LOB: 0 BB: 1 P: 8	R: 0 E: 0 K: 0 S: 4	H: 1 LOB: 1 BB: 0 P: 4	R: 0 E: 0 K: 2 S: 8	H: 1 LOB: 1 BB: 0 P: 8	1B: 6 2B: 2 3B: 0 HR: 1	SF: 0 SAC: 0 DP: 3 HBP: 0	WP: 0 PB: 0 SB: 0 CS: 0	PA: 34
<b>PITCHER</b> Max Lanier, L (1, 1) ERA: 2.55	IP 9.0	WLS W	BF 34	H 8	R 2	ER 2	SO 4	BB 2	IBB 0	HBP 0	BLK 0	WP 0	HR 1	S 40	P 48	ERA 2.00	WHIP 1.111					

livebaseballscorecards.com

AB	32
R	2
H	8
RBI	2
BB	2
SO	4
LOB	14





Batter	1	2	3	4	5	6	7	8	9	AB R H RBI BB SO LOB	TOP									
Dick Whitman, L OBP: 0.330, SLG: 0.326 (1, 8) (9, 9)	0-0 6-3		0-0 F7		0-0 G4-6-3		0-0 F8		0-0 1B 1B 1B 1B	5 1 1 0 0 0 1										
Granny Hamner, R OBP: 0.328, SLG: 0.350 (1, 6)	0-0 F7		0-0 FC3-6 1B		0-0 4-3			0-0 2B 2B	0-0 1B 1B	5 2 3 0 0 0 0										
Eddie Waitkus, L OBP: 0.370, SLG: 0.401 (1, 3)	0-0 F1		0-0 FC3-6			0-0 F7		0-0 2B 2B	0-0 1B E 1B	5 1 2 1 0 0 1										
Del Ennis, R OBP: 0.346, SLG: 0.544 Richie Ashburn, L OBP: 0.401, SLG: 0.402 (1, 9) (9, 8)		0-0 HR	0-0 5-3			4-0 1B BB		0-0 F6	0-0 E7 BB 1B	4 1 2 3 1 0 2 0 0 0 0 0 0 0										
Willie Jones, R OBP: 0.343, SLG: 0.497 (1, 5)		0-0 F9		0-0 G6-4-3 1B		0-0 1-2 1B		0-3 K	4-0 BB BB	4 0 2 0 1 1 1										
Dick Sister, L OBP: 0.438, SLG: 0.582 (1, 7)		4-0 PB BB BB		0-3 K		0-0 F6		4-0 BB BB	4-0 FC6-4 BB	2 0 0 0 3 1 3										
Jimmy Bloodworth, R OBP: 0.244, SLG: 0.214 (1, 4)		4-0 PB BB		0-0 G6-4-3		0-0 F8		0-0 1-3	0-0 FC6-4	4 0 0 0 1 0 8										
Andy Seminick, R OBP: 0.407, SLG: 0.453 (1, 2)		0-0 F9			0-0 1B 3B		0-0 F7		0-0 6-3	4 1 1 0 0 0 2										
Robin Roberts, S OBP: 0.189, SLG: 0.091 (1, 1)		0-3 K		0-0 G4-6-3 1B		0-3 K		0-0 F5	0-0 F5	4 0 1 1 0 2 2										
<b>Inning Stats</b>	R: 0 E: 0 K: 0 S: 3	H: 0 LOB: 0 BB: 0 P: 3	R: 1 E: 0 K: 1 S: 6	H: 1 LOB: 2 BB: 2 P: 14	R: 0 E: 0 K: 1 S: 4	H: 1 LOB: 1 BB: 0 P: 4	R: 0 E: 0 K: 1 S: 5	H: 1 LOB: 0 BB: 0 P: 5	R: 1 E: 0 K: 0 S: 4	H: 2 LOB: 0 BB: 0 P: 4	R: 0 E: 0 K: 1 S: 5	H: 0 LOB: 0 BB: 0 P: 5	R: 1 E: 0 K: 1 S: 7	H: 2 LOB: 2 BB: 1 P: 11	R: 3 E: 1 K: 0 S: 7	H: 4 LOB: 3 BB: 2 P: 15	1B: 8 2B: 2 3B: 1 HR: 1	SF: 0 SAC: 0 DP: 2 HBP: 0	WP: 0 PB: 1 SB: 0 CS: 0	PA: 43
<b>PITCHER</b>	IP WLS BF H R ER SO BB IBB HBP BLK WP HR S P ERA WHIP																			
Red Munger, R ERA: 3.72 (1, 1)	8.0 L 34 8 3 3 4 4 0 0 0 0 0 1 38 54 3.38 1.500																			
Al Brazle, L ERA: 4.06 (9, 1)	0.2 8 4 3 3 0 2 0 0 0 0 0 0 6 14 40.50 9.000																			
Fred Martin, R ERA: 5.68 (9, 1)	0.1 1 0 0 0 0 0 0 0 0 0 0 0 1 1 0.00 0.000																			

Philadelphia Phillies @ St. Louis Cardinals  
Sportsman's Park, St. Louis, MO  
Mon Jun 05 1950, 4:33 AM EDT  
Att. 15,604 - Unknown

livebaseballscorecards.com

AB	37
R	6
H	12
RBI	5
BB	6
SO	4
LOB	20



Batter	1	2	3	4	5	6	7	8	9	AB	R	H	RBI	BB	SO	LOB
Tommy Glaviano, R (1, 5) OBP: 0.444, SLG: 0.459	0-3 K		0-0 FC5-4	0-3 K		0-0 5-3		0-0 F5		5	0	0	0	0	2	4
Red Schoendienst, S (1, 4) OBP: 0.317, SLG: 0.353	0-0 F6		0-0 FC1-6		0-0 F3	0-0 FC4-6			0-0 1B	5	1	2	0	0	0	1
Stan Musial, L (1, 3) OBP: 0.476, SLG: 0.669	0-0 F3		1-0 FC6-4		0-0 2B	0-0 FC4-6			0-0 1B	4	2	2	0	0	0	1
Enos Slaughter, L (1, 9) OBP: 0.426, SLG: 0.484		0-0 F7	0-0 FC6-4		0-0 F7		0-0 SH5-4		0-0 1B	5	0	2	0	0	0	3
Bill Howerton, L (1, 7) OBP: 0.435, SLG: 0.456		4-0 FC4-6		4-0 SH	0-0 1B	0-0 1B	0-0 SH5-4		0-0 1B	2	2	2	3	2	0	0
Harry Walker, L (1, 8) OBP: 0.262, SLG: 0.197		0-0 FC4-6		0-0 SH	0-0 1B	0-0 1B	0-0 F5		0-0 F4	5	0	2	1	0	0	3
Eddie Miller, R (1, 6) OBP: 0.346, SLG: 0.333		0-0 E9		0-0 SH	0-0 1B	0-0 1B	0-3 K		0-0 FC6-4	4	0	3	1	0	1	1
Chuck Diering, R (9, PR) OBP: 0.343, SLG: 0.322		1-3 1B		1-2 2-3	1-2 1B	1-2 1B			0-0 1B	0	0	0	0	0	0	0
Del Rice, R (1, 2) OBP: 0.230, SLG: 0.246		0-3 K		0-3 K	0-0 F9			0-0 F9	0-0 FC6-4	2	0	0	0	0	2	5
Eddie Kazak, R (5, PH) OBP: 0.355, SLG: 0.393										1	0	0	0	0	0	2
Johnny Bucha, R (6, 2) OBP: 0.167, SLG: 0.167										2	0	0	0	0	0	1
Red Munger, R (1, 1) OBP: 0.238, SLG: 0.158			4-0 FC5-4		0-3 K		0-0 F9		0-3 K	2	0	0	0	1	1	3
Johnny Lindell, R (8, PH) OBP: 0.286, SLG: 0.368										1	0	0	0	0	1	0
Al Brazle, L (9, 1) OBP: 0.200, SLG: 0.200										0	0	0	0	0	0	0
Fred Martin, R (9, 1) OBP: 0.333, SLG: 0.667										0	0	0	0	0	0	0

Inning Stats	R: 0	H: 0	R: 0	H: 1	R: 0	H: 0	R: 0	H: 4	R: 0	H: 1	R: 0	H: 1	R: 0	H: 0	R: 3	H: 5
	E: 0	LOB: 0	E: 1	LOB: 2	E: 1	LOB: 2	E: 0	LOB: 2	E: 0	LOB: 1	E: 0	LOB: 1	E: 0	LOB: 0	E: 0	LOB: 1
	K: 1	BB: 0	K: 1	BB: 1	K: 0	BB: 1	K: 0	BB: 0	K: 1	BB: 0	K: 1	BB: 0	K: 1	BB: 0	K: 0	BB: 0
	S: 5	P: 5	S: 6	P: 10	S: 3	P: 8	S: 7	P: 7	S: 4	P: 4	S: 6	P: 6	S: 5	P: 5	S: 7	P: 7

PITCHER	IP	WLS	BF	H	R	ER	SO	BB	IBB	HBP	BLK	WP	HR	S	P	ERA	WHIP
Robin Roberts, R (1, 1) ERA: 3.16	9.0	W	44	13	5	5	7	3	0	1	0	0	0	54	67	5.00	1.778

**BOTTOM**

Philadelphia Phillies @ St. Louis Cardinals  
Sportsman's Park, St. Louis, MO  
Mon Jun 05 1950, 4:33 AM EDT  
Att. 15,604 - Unknown

AB	38
R	5
H	13
RBI	5
BB	3
SO	7
LOB	24



WP	PA	ERA	WHIP
0	44		

Batter	1	2	3	4	5	6	7	8	9	AB R H RBI BB SO LOB	TOP
Dick Whitman, L (1, 8) OBP: 0.327, SLG: 0.323 Mike Goliat, R (9, PH) OBP: 0.292, SLG: 0.392	0-0 8-4 1B		0-3 K	0-0 F4			0-3 K		0-3 K	4 0 1 0 0 2 3 1 0 0 0 0 1 0	
Granny Hamner, R (1, 6) OBP: 0.332, SLG: 0.359	0-0 8-4 1-2f		0-0 3B 2B		0-0 F6		0-0 1B			4 1 2 1 0 0 1	
Eddie Waitkus, L (1, 3) OBP: 0.362, SLG: 0.392	0-0 F8		0-0 F4		0-0 4-3		0-0 F3			4 0 0 0 0 0 3	
Del Ennis, R (1, 9) OBP: 0.344, SLG: 0.533		0-0 4-3	4-0 3B BB		0-0 F8			0-0 F4		3 1 0 0 1 0 0	
Willie Jones, R (1, 5) OBP: 0.346, SLG: 0.509		0-0 F8	0-0 3B			0-0 1B		0-0 F9		4 0 2 3 0 0 0	
Dick Sister, L (1, 7) OBP: 0.440, SLG: 0.577		4-0 BB	0-0 G3		0-0 F6			0-0 1B		3 0 1 0 1 0 2	
Jimmy Bloodworth, R (1, 4) OBP: 0.224, SLG: 0.196		0-0 F8		0-0 5-3		0-0 F7		0-0 F4		4 0 0 0 0 0 3	
Andy Seminick, R (1, 2) OBP: 0.400, SLG: 0.441			0-0 E6 2B 1B		0-0 1B		0-0 G3		0-3 K	4 1 1 0 0 1 1	
Curt Simmons, L (1, 1) OBP: 0.207, SLG: 0.179 Stan Lopata, R (9, PH) OBP: 0.329, SLG: 0.250			0-0 E1 2B 3B 1B		0-3 K		0-0 4-3		0-3 K	3 1 1 0 0 1 1 1 0 0 0 0 1 0	
Inning Stats	R: 0 H: 1 E: 0 LOB: 0 K: 0 BB: 0 S: 3 P: 3	R: 0 H: 0 E: 0 LOB: 1 K: 0 BB: 1 S: 3 P: 7	R: 4 H: 3 E: 2 LOB: 1 K: 1 BB: 1 S: 9 P: 13	R: 0 H: 1 E: 0 LOB: 1 K: 1 BB: 0 S: 6 P: 6	R: 0 H: 0 E: 0 LOB: 0 K: 0 BB: 0 S: 3 P: 3	R: 0 H: 1 E: 0 LOB: 1 K: 0 BB: 0 S: 4 P: 4	R: 0 H: 1 E: 0 LOB: 1 K: 1 BB: 0 S: 6 P: 6	R: 0 H: 1 E: 0 LOB: 1 K: 0 BB: 0 S: 4 P: 4	R: 0 H: 0 E: 0 LOB: 0 K: 3 BB: 0 S: 9 P: 9	1B: 6 SF: 0 2B: 2 SAC: 0 3B: 1 DP: 1 HR: 0 HBP: 0	WP: 0 PA: 37 PB: 0 SB: 0 CS: 0
PITCHER Howie Pollet, L (1, 1) ERA: 2.47	IP WLS BF H R ER SO BB IBB HBP BLK WP HR S P ERA WHIP										
	9.0 W 37 8 4 0 6 2 0 0 0 0 0 0 47 55 0.00 1.111										

Philadelphia Phillies @ St. Louis Cardinals  
 Sportsman's Park, St. Louis, MO  
 Tue Jun 06 1950, 4:33 AM EDT  
 Att. 16,328 - Unknown

livebaseballscorecards.com

AB	35
R	4
H	8
RBI	4
BB	2
SO	6
LOB	14



Batter	1	2	3	4	5	6	7	8	9	AB	R	H	RBI	BB	SO	LOB
<b>Chuck Diering, R</b> (1, 8) <small>OBP: 0.343, SLG: 0.323</small> <b>Harry Walker, L</b> (6, 8) <small>OBP: 0.259, SLG: 0.195</small>	0-0 <b>F4</b> 		0-0 <b>2B</b> <b>1B</b>		0-0 <b>FC6-4</b> 			0-0 <b>E5</b> <b>1B</b> <b>SH3</b> <b>BB</b>		3	1	1	0	0	0	1
<b>Red Schoendienst, S</b> (1, 4) <small>OBP: 0.323, SLG: 0.360</small>	0-0 <b>3-1</b>		0-0 <b>1-H</b> <b>2B</b>			4-0 <b>HR</b> <b>BB</b>		0-0 <b>SH3</b>		2	1	1	1	1	0	0
<b>Stan Musial, L</b> (1, 3) <small>OBP: 0.471, SLG: 0.655</small>	0-0 <b>F9</b>		0-3 <b>K</b>			0-3 <b>K</b>		4-0 <b>BB</b> <b>1B</b> <b>BB</b>		3	0	0	0	1	2	2
<b>Eddie Kazak, R</b> (1, 5) <small>OBP: 0.400, SLG: 0.531</small>		0-0 <b>G4-6-3</b> <b>1B</b>		0-0 <b>6-3</b>		0-0 <b>1-H</b> <b>HR</b>		0-0 <b>BB</b> <b>1B</b>		4	1	3	2	0	0	0
<b>Enos Slaughter, L</b> (1, 9) <small>OBP: 0.417, SLG: 0.472</small>		0-3 <b>K</b>		0-0 <b>F8</b>		0-0 <b>F8</b>		0-3 <b>K</b>		4	0	0	0	0	2	4
<b>Johnny Lindell, R</b> (1, 7) <small>OBP: 0.284, SLG: 0.352</small>		0-0 <b>G4-6-3</b>		0-0 <b>F3</b>		0-0 <b>F7</b>		4-0 <b>1-2</b> <b>2-3</b> <b>3-H</b> <b>BB</b>		3	0	0	1	1	0	1
<b>Marty Marion, R</b> (1, 6) <small>OBP: 0.364, SLG: 0.466</small>			0-0 <b>HR</b>		0-3 <b>K</b>		0-0 <b>4-3</b>	0-0 <b>F3</b>		4	1	1	1	0	1	3
<b>Johnny Bucha, R</b> (1, 2) <small>OBP: 0.222, SLG: 0.125</small>			0-3 <b>K</b>		4-0 <b>FC6-4</b> <b>BB</b>		0-0 <b>F3</b>			2	0	0	0	1	1	0
<b>Howie Pollet, L</b> (1, 1) <small>OBP: 0.097, SLG: 0.129</small>			0-3 <b>K</b>		0-3 <b>K</b>		0-3 <b>K</b>			3	0	0	0	0	3	1
<b>Inning Stats</b>	R: 0 H: 0 E: 0 LOB: 0 K: 0 BB: 0 S: 3 P: 3	R: 0 H: 1 E: 0 LOB: 0 K: 1 BB: 0 S: 5 P: 5	R: 2 H: 3 E: 0 LOB: 1 K: 3 BB: 0 S: 12 P: 12	R: 0 H: 0 E: 0 LOB: 0 K: 0 BB: 0 S: 3 P: 3	R: 0 H: 0 E: 0 LOB: 1 K: 2 BB: 1 S: 7 P: 11	R: 2 H: 1 E: 0 LOB: 0 K: 1 BB: 1 S: 6 P: 10	R: 0 H: 0 E: 0 LOB: 0 K: 1 BB: 0 S: 5 P: 5	R: 1 H: 1 E: 1 LOB: 3 K: 1 BB: 2 S: 7 P: 15		1B: 3 SF: 0 2B: 1 SAC: 1 3B: 0 DP: 1 HR: 2 HBP: 0	WP: 0 PA: 34 PB: 0 SB: 0 CS: 0					
<b>PITCHER</b> <b>Curt Simmons, L</b> (1, 1) <small>ERA: 3.63</small>	IP: 8.0 WLS: L BF: 34 H: 6 R: 5 ER: 4 SO: 9 BB: 4 IBB: 0 HBP: 0 BLK: 0 WP: 0 HR: 2 S: 48 P: 64 ERA: 4.50 WHIP: 1.250					<b>PITCHER</b>	IP: 0 WLS: 0 BF: 0 H: 0 R: 0 ER: 0 SO: 0 BB: 0 IBB: 0 HBP: 0 BLK: 0 WP: 0 HR: 0 S: 0 P: 0 ERA: 0 WHIP: 0									

**BOTTOM**


Philadelphia Phillies @ St. Louis Cardinals  
 Sportsman's Park, St. Louis, MO  
 Tue Jun 06 1950, 4:33 AM EDT  
 Att. 16,328 - Unknown

<b>AB</b>	<b>29</b>
<b>R</b>	<b>5</b>
<b>H</b>	<b>6</b>
<b>RBI</b>	<b>5</b>
<b>BB</b>	<b>4</b>
<b>SO</b>	<b>9</b>
<b>LOB</b>	<b>12</b>



WP: 0	PA: 34
PB: 0	
SB: 0	
CS: 0	

ERA	WHIP

Batter	1	2	3	4	5	6	7	8	9	AB R H RBI BB SO LOB	TOP											
Sam Jethroe, S (1, 8) OBP: 0.355, SLG: 0.481	0-0 F8		0-0 1B	0-0 F7	0-0 F7		0-0 1B		0-0 F7	6 0 2 2 0 0 6												
Earl Torgeson, L (1, 3) OBP: 0.411, SLG: 0.384	0-0 4-3		0-0 G3	0-0 P1	0-0 2B		0-0 F4		4-0 BB	5 0 1 1 1 0 4												
Tommy Holmes, L (1, 9) OBP: 0.444, SLG: 0.484	0-3 K2-3			0-0 1B	6-3 1-3		0-0 F8		0-0 4-3	6 1 1 0 0 1 6												
Bob Elliott, R (1, 5) OBP: 0.339, SLG: 0.457		0-0 F7		0-0 1B	4-0 2B	0-0 1-6-3		0-0 1-3		4 2 1 0 1 0 0												
Sid Gordon, R (1, 7) OBP: 0.429, SLG: 0.683		0-0 HR		4-0 1B	0-0 2B	0-0 1B		0-0 6-3		4 2 3 1 1 0 0												
Walker Cooper, R (1, 2) OBP: 0.333, SLG: 0.438		0-0 1B		0-0 1B	4-0 1B	0-0 F8		0-0 F8		4 2 2 2 1 0 1												
Gene Mauch, R (1, 4) OBP: 0.333, SLG: 0.353		0-0 4-3		0-0 FC5-2	0-0 1B	0-0 1B			4-0 BB	4 2 2 2 1 0 3	AB 42 R 10 H 16 RBI 10 BB 6 SO 2 LOB 23											
Buddy Kerr, R (1, 6) OBP: 0.256, SLG: 0.291			0-0 L8	0-0 F7	4-0 1B	0-0 F8		0-0 F8		4 1 1 0 1 0 3												
Warren Spahn, L (1, 1) OBP: 0.316, SLG: 0.297			0-0 1-3	0-0 1B	0-0 1B		0-3 K		0-0 BB	5 0 3 2 0 1 0												
<b>Inning Stats</b>	R: 0 E: 0 K: 1 S: 5	H: 0 LOB: 0 BB: 0 P: 5	R: 1 E: 0 K: 0 S: 4	H: 2 LOB: 0 BB: 0 P: 4	R: 0 E: 0 K: 0 S: 4	H: 1 LOB: 1 BB: 0 P: 4	R: 4 E: 0 K: 0 S: 8	H: 5 LOB: 2 BB: 1 P: 12	R: 5 E: 0 K: 0 S: 7	H: 4 LOB: 2 BB: 3 P: 19	R: 0 E: 0 K: 0 S: 5	H: 2 LOB: 2 BB: 0 P: 5	R: 0 E: 0 K: 1 S: 6	H: 1 LOB: 1 BB: 0 P: 6	R: 0 E: 0 K: 0 S: 3	H: 0 LOB: 0 BB: 0 P: 3	R: 0 E: 0 K: 0 S: 4	H: 1 LOB: 3 BB: 2 P: 12	1B: 12 2B: 3 3B: 0 HR: 1	SF: 0 SAC: 0 DP: 0 HBP: 0	WP: 0 PB: 0 SB: 1 CS: 1	PA: 48
<b>PITCHER</b>	IP WLS BF H R ER SO BB IBB HBP BLK WP HR S P ERA WHIP																					
Gerry Staley, R (1, 1) ERA: 6.2	3.1 L 18 8 5 5 1 1 0 0 0 0 0 1 19 23 13.50 2.700																					
Al Brazle, L (4, 1) ERA: 5.12	1.0 9 3 5 5 0 1 2 0 0 0 0 0 6 18 45.00 4.000																					
Cloyd Boyer, R (5, 1) ERA: 3.75	2.2 12 4 0 0 1 0 0 0 0 0 0 0 14 14 0.00 1.500																					
Jim Hearn, R (8, 1) ERA: 3.0	2.0 9 1 0 0 0 2 0 0 0 0 0 0 7 15 0.00 1.500																					

**Boston Braves @ St. Louis Cardinals**  
 Sportsman's Park, St. Louis, MO  
 Wed Jun 07 1950, 4:33 AM EDT  
 Att: 13,413 - Unknown

[livebaseballscorecards.com](http://livebaseballscorecards.com)



Batter	1	2	3	4	5	6	7	8	9	AB R H RBI BB SO LOB
Harry Walker, L OBP: 0.278, SLG: 0.220 (1, 8) (5, 3)	0-0 6-3		0-0 E 1-2 1B		0-0 FC5-4 1B			0-0 1B 1B	0-0 6-3	5 1 3 0 0 0 1
Red Schoendienst, S OBP: 0.321, SLG: 0.358 (1, 4)	0-0 4-3		0-0 F7		0-0 FC5-4			0-0 1B 1B		4 0 1 0 0 0 3
Stan Musial, L OBP: 0.466, SLG: 0.647 Erv Dusak, R (1, 3) (5, 8)	0-0 F4		0-3 K					0-0 F9		2 0 0 0 0 1 2 2 0 0 0 0 1 2
Eddie Kazak, R OBP: 0.410, SLG: 0.528 (1, 5)		0-0 2B 1B	0-3 K					0-0 F4		4 1 2 1 0 1 2
Enos Slaughter, L OBP: 0.414, SLG: 0.473 (1, 9)		0-0 1-H 2B		0-3 K				0-3 F9		4 0 1 1 0 2 2
Johnny Lindell, R OBP: 0.271, SLG: 0.333 (1, 7)		0-3 K		0-0 5-3				0-0 F9		4 0 0 0 0 1 3
Marty Marion, R OBP: 0.359, SLG: 0.451 (1, 6)		0-3 K		0-0 F9				0-0 2-3		3 0 0 0 1 1 1
Del Rice, R OBP: 0.231, SLG: 0.247 (1, 2)		0-3 K			0-0 F5			0-0 1B		4 0 1 0 0 2 2
Gerry Staley, R OBP: 0.353, SLG: 0.267 Al Brazile, L OBP: 0.200, SLG: 0.200 Cloyd Boyer, R Eddie Miller, R OBP: 0.341, SLG: 0.329 Jim Hearn, R Johnny Bucha, R OBP: 0.200, SLG: 0.111 (1, 1) (4, 1) (5, 1) (7, PH) (8, 1) (9, PH)			4-0 E 1B BB		0-3 K			0-0 F8		0 0 0 0 0 1 0 0 0 0 0 0 0 0 0 0 1 0 0 0 0 0 1 0 1 0 0 0 0 0 0 1 0 0 0 0 0 0 0 0 1 0 0 0 0 0 0 1

Inning Stats	R: 0	H: 0	E: 0	K: 0	S: 3	R: 1	H: 2	E: 0	K: 3	S: 11	R: 0	H: 1	E: 1	K: 2	S: 8	R: 0	H: 0	E: 0	K: 1	S: 5	R: 0	H: 1	E: 0	K: 1	S: 6	R: 0	H: 0	E: 0	K: 2	S: 7	R: 0	H: 1	E: 0	K: 0	S: 4	R: 1	H: 3	E: 0	K: 0	S: 6	R: 0	H: 0	E: 0	K: 1	S: 5	1B: 7	2B: 1	3B: 0	HR: 0	SF: 0	SAC: 0	DP: 0	HBP: 0	WP: 0	PB: 0	SB: 0	CS: 0	PA: 37
--------------	------	------	------	------	------	------	------	------	------	-------	------	------	------	------	------	------	------	------	------	------	------	------	------	------	------	------	------	------	------	------	------	------	------	------	------	------	------	------	------	------	------	------	------	------	------	-------	-------	-------	-------	-------	--------	-------	--------	-------	-------	-------	-------	--------

PITCHER	IP	WLS	BF	H	R	ER	SO	BB	IBB	HBP	BLK	WP	HR	S	P	ERA	WHIP
Warren Spahn, L ERA: 3.34 (1, 1)	9.0	W	37	8	2	2	10	2	0	0	0	0	0	55	63	2.00	1.111

**BOTTOM**

**Boston Braves @ St. Louis Cardinals**  
Sportsman's Park, St. Louis, MO  
Wed Jun 07 1950, 4:33 AM EDT  
Att. 13,413 - Unknown

AB	35
R	2
H	8
RBI	2
BB	2
SO	10
LOB	20



WP: 0	PA: 37
PB: 0	
SB: 0	
CS: 0	

Batter	1	2	3	4	5	6	7	8	9	AB R H RBI BB SO LOB	TOP	
Sam Jethroe, S OBP: 0.356, SLG: 0.484 (1, 8) X	0-0 1B 2B	0-0 F3		X 0-0 F6		X 0-0 F8		X 0-0 1B 1B		5 1 2 0 0 0 1		
Earl Torgeson, L OBP: 0.416, SLG: 0.390 (1, 3) X	0-0 G3 S E 2-H 1B	0-0 F8		X 0-0 3-1		X 0-0 2B 1-2 1B		X 0-0 1-3 1B		5 1 3 1 0 0 0		
Tommy Holmes, L OBP: 0.439, SLG: 0.528 (1, 9) X	0-0 G3 1-3	0-0 F6			X 0-0 3-1 1B 2B	X 0-0 1-3 2-H 2B		X 0-0 4-3		5 1 2 1 0 0 3		
Bob Elliott, R OBP: 0.337, SLG: 0.455 (1, 5) X Luis Olmo, R OBP: 0.306, SLG: 0.355 (1, 7) X Johnny Antonelli, L OBP: 0.259, SLG: 0.307 (4, 1) X Willard Marshall, L OBP: 0.259, SLG: 0.307 (6, PH) X Dick Donovan, L OBP: 0.571, SLG: 0.250 (6, 1) X Roy Hartsfield, R OBP: 0.571, SLG: 0.500 (9, PH) X	0-0 E5 1B 1B 3-H		X 0-0 5-3		X 0-0 3-1 2-3	X 0-0 F4		X 0-0 1B 1B 1B		1 0 0 1 0 0 0 1 1 0 0 0 0 0 1 0 0 0 0 0 1 1 0 0 0 0 0 2 0 0 0 0 0 0 0 1 0 1 0 0 0 0		
Sid Gordon, R OBP: 0.435, SLG: 0.679 (1, 7) X (1, 5) X (8, 7) X	0-0 1B 1-3 1B 1B		X 0-0 1B 1B		X 0-0 F7		X 0-0 5-3	X 0-0 1-2 1B 1B		5 1 3 0 0 0 1		
Walker Cooper, R OBP: 0.348, SLG: 0.452 (1, 2) X Del Crandall, R OBP: 0.259, SLG: 0.241 (5, 2) X Paul Burris, R OBP: 0.200, SLG: 0.200 (6, 2) X	0-0 1B 1-3 1B 3-H		X 0-0 FC6-4 1B		X 0-0 1B 3-H		X 0-0 F4	X 0-0 1-2 2-3 1B		3 0 3 2 0 0 0 0 0 0 0 0 0 0 2 0 1 0 0 0 0		
Gene Mauch, R OBP: 0.306, SLG: 0.321 (1, 4) X	0-0 F2		X 0-0 F3		X 0-0 F8		X 0-0 6-3	X 0-0 F2		5 0 0 0 0 0 8		
Buddy Kerr, R OBP: 0.260, SLG: 0.290 (1, 6) X	0-0 1-2 3-H 1B		X 0-0 FC6-4 1-2f		X 0-0 F4		B B B B 4-0	X 0-0 G4-6-3 BB		4 0 1 1 1 0 5		
Johnny Sain, R OBP: 0.235, SLG: 0.242 (1, 1) X Ernie Johnson, R (1, 1) X Pete Reiser, L OBP: 0.393, SLG: 0.333 (4, PH) X (4, 7) X Sibby Sisti, R OBP: 0.229, SLG: 0.133 (8, 5) X	0-0 6-3		0-0 K2-3		X 0-0 1B 2B 1B		X 0-0 G4-6-3 1-2f	X 0-0 F9		1 0 0 0 0 0 2 0 0 0 0 0 0 0 3 1 1 0 0 1 1 1 0 0 0 0 0 3		
<b>Inning Stats</b>	R: 4 E: 1 K: 0 S: 9 H: 5 LOB: 2 BB: 0 P: 9	R: 0 E: 0 K: 0 S: 3 H: 0 LOB: 0 BB: 0 P: 3	R: 0 E: 0 K: 0 S: 5 H: 2 LOB: 2 BB: 0 P: 5	R: 0 E: 0 K: 1 S: 5 H: 0 LOB: 0 BB: 0 P: 5	R: 1 E: 0 K: 0 S: 5 H: 2 LOB: 1 BB: 0 P: 5	R: 1 E: 0 K: 0 S: 6 H: 3 LOB: 2 BB: 0 P: 6	R: 0 E: 0 K: 0 S: 3 H: 0 LOB: 0 BB: 0 P: 3	R: 0 E: 0 K: 0 S: 4 H: 2 LOB: 2 BB: 1 P: 8	R: 0 E: 0 K: 0 S: 6 H: 3 LOB: 3 BB: 0 P: 6	1B: 14 2B: 3 3B: 0 HR: 0 SF: 0 SAC: 0 DP: 1 HBP: 0	WP: 0 PB: 0 SB: 1 CS: 0 PA: 45	
<b>PITCHER</b> Harry Brecheen, L ERA: 2.62 (1, 1) Fred Martin, R ERA: 4.22 (1, 1)	IP WLS BF H R ER SO BB IBB HBP BLK WP HR S P ERA WHIP											<b>PITCHER</b> IP WLS BF H R ER SO BB IBB HBP BLK WP HR S P ERA WHIP
	0.1 4 4 2 0 0 0 0 0 0 0 0 0 6 6 54.00 12.000											
	8.2 13 2 2 1 1 0 0 0 0 0 0 0 40 44 2.08 1.615											

**Boston Braves @ St. Louis Cardinals**  
Sportsman's Park, St. Louis, MO

AB 44  
R 6  
H 17  
RBI 6  
BB 1  
SO 1  
LOB 27



Thu Jun 08 1950, 4:33 AM EDT  
Att: 11,417 - Unknown

livebaseballscorecards.com

Batter	1	2	3	4	5	6	7	8	9	AB	R	H	RBI	BB	SO	LOB
Harry Walker, L OBP: 0.292, SLG: 0.233 (1, 8) (6, 3)										4	2	1	2	2	2	0
Red Schoendienst, S OBP: 0.327, SLG: 0.385 (1, 4)										6	2	3	2	0	0	2
Stan Musial, L OBP: 0.461, SLG: 0.634 Johnny Lindell, R OBP: 0.276, SLG: 0.329 (1, 3) (6, 8)										3	2	0	0	1	1	3
Enos Slaughter, L OBP: 0.421, SLG: 0.477 (1, 9)										5	4	3	1	1	0	0
Eddie Kazak, R OBP: 0.467, SLG: 0.550 (1, 5)										4	2	3	3	2	0	0
Bill Howerton, L OBP: 0.446, SLG: 0.484 (1, 7)										5	2	3	3	0	2	1
Marty Marion, R OBP: 0.361, SLG: 0.442 (1, 6)										4	1	1	2	1	1	4
Del Rice, R OBP: 0.253, SLG: 0.273 (1, 2)										4	1	2	1	1	1	3
Harry Brecheen, L OBP: 0.211, SLG: 0.167 Fred Martin, R OBP: 0.250, SLG: 0.375 (1, 1) (1, 1)										0	0	0	0	0	0	0
										5	1	1	2	0	1	5

Inning Stats	R: 8	H: 7	E: 0	LOB: 1	K: 2	P: 14	R: 0	H: 1	E: 0	LOB: 3	K: 1	P: 14	R: 3	H: 2	E: 1	LOB: 2	K: 1	P: 16	R: 3	H: 3	E: 2	LOB: 1	K: 2	P: 11	R: 0	H: 1	E: 0	LOB: 2	K: 0	P: 8	R: 4	H: 3	E: 0	LOB: 0	K: 1	P: 15	R: 0	H: 0	E: 0	LOB: 0	K: 1	P: 5	R: 0	H: 0	E: 0	LOB: 0	K: 1	P: 5
	S: 14	BB: 2	S: 6	BB: 2	S: 8	BB: 2	S: 11	BB: 1	S: 7	BB: 2	S: 5	BB: 5	SF: 0	SAC: 1	DP: 1	HBP: 0	WP: 1	PA: 51	1B: 11	2B: 5	3B: 1	HR: 0	SF: 0	SAC: 1	DP: 1	HBP: 0	WP: 1	PA: 51	PB: 0	SB: 0	CS: 0	1B: 11	2B: 5	3B: 1	HR: 0	SF: 0	SAC: 1	DP: 1	HBP: 0	WP: 1	PA: 51	PB: 0	SB: 0	CS: 0				

PITCHER	IP	WLS	BF	H	R	ER	SO	BB	IBB	HBP	BLK	WP	HR	S	P	ERA	WHIP
Johnny Sain, R ERA: 4.85 (1, 1)	0.2	L	9	5	7	7	1	2	0	0	0	0	0	9	17	94.50	10.500
Ernie Johnson, R ERA: 8.31 (1, 1)	2.1		17	5	4	3	3	4	0	0	0	1	0	19	35	11.57	3.857
Johnny Antonelli, L ERA: 9.62 (4, 1)	2.0		12	4	3	0	2	1	0	0	0	0	0	15	19	0.00	2.500
Dick Donovan, R ERA: 6.65 (6, 1)	3.0		13	3	4	4	3	2	0	0	0	0	0	17	25	12.00	1.667

BOTTOM

**Boston Braves @ St. Louis Cardinals**  
Sportsman's Park, St. Louis, MO  
Thu Jun 08 1950, 4:33 AM EDT  
Att. 11,417 - Unknown

AB	41
R	18
H	17
RBI	16
BB	9
SO	9
LOB	18



WP: 1	PA: 51
PB: 0	
SB: 0	
CS: 0	

livebaseballscores.com



Batter	1	2	3	4	5	6	7	8	9
Harry Walker, L (1, 8) OBP: 0.297, SLG: 0.242	0-3 K	0-0 F6		0-0 F8 E 1B		0-0 1B 3B 1B		0-0 5-3	
Red Schoendienst, S (1, 4) OBP: 0.330, SLG: 0.387	0-0 BB 1B		0-0 F9	0-0 F8		0-0 3B 1B			
Stan Musial, L (1, 3) OBP: 0.473, SLG: 0.667	4-0 1B 1-2 BLK BB		0-0 HR 2B	0-0 2B		0-0 3B			
Enos Slaughter, L (1, 9) OBP: 0.423, SLG: 0.494	0-0 BLK 1-3 2-H 1B		0-0 HR	0-0 F7		0-0 6-3			
Eddie Kazak, R (1, 5) OBP: 0.469, SLG: 0.524	4-0 1-2 3-H BB		1-0 BLK HBP		0-0 F4		0-0 6-3		
Bill Howerton, L (1, 7) OBP: 0.423, SLG: 0.455	0-3 K		0-0 F3		0-3 K		0-0 F3		
Marty Marion, R (1, 6) OBP: 0.348, SLG: 0.424	0-3 K		0-0 F9		0-0 F7		0-0 F4		
Del Rice, R (1, 2) OBP: 0.253, SLG: 0.272		0-3 K		0-0 F9		0-0 G6-4-3 1B		0-0 6-3	
Max Lanier, R (1, 1) OBP: 0.348, SLG: 0.400		0-0 4-3		0-0 1B BLK F8 1B		0-0 G6-4-3		0-0 F6	
Gerry Staley, R (8, 1) OBP: 0.333, SLG: 0.250									

AB	R	H	RBI	BB	SO	LOB
5	2	2	0	0	1	0
4	2	2	1	0	0	1
3	2	3	2	1	0	0
4	1	2	3	0	0	2
2	0	0	0	1	0	0
4	0	0	0	0	2	3
4	0	0	0	0	1	3
4	0	1	0	0	1	0
3	1	1	0	0	0	1
1	0	0	0	0	0	0

**BOTTOM**

**Boston Braves @ St. Louis Cardinals**  
 Sportsman's Park, St. Louis, MO  
 Fri Jun 09 1950, 4:33 AM EDT  
 Att. 11,582 - Unknown

AB	34
R	8
H	11
RBI	6
BB	2
SO	5
LOB	10




1B: 7	SF: 0	WP: 0	PA: 37
2B: 2	SAC: 0	PB: 0	
3B: 1	DP: 1	SB: 0	
HR: 1	HBP: 1	CS: 0	

Inning Stats	R: 2	H: 2	R: 0	H: 0	R: 2	H: 2	R: 2	H: 3	R: 0	H: 0	R: 2	H: 4	R: 0	H: 0	R: 0	H: 0	R: 0	H: 0	
	E: 0	LOB: 2	E: 0	LOB: 0	E: 0	LOB: 1	E: 1	LOB: 1	E: 0	LOB: 0	E: 0	LOB: 1	E: 0	LOB: 0	E: 0	LOB: 0	E: 0	LOB: 0	
K: 3	BB: 2	K: 1	BB: 0	K: 0	BB: 0	K: 0	BB: 0	K: 0	BB: 0	K: 1	BB: 0	K: 0	BB: 0	K: 0	BB: 0	K: 0	BB: 0	K: 0	BB: 0
S: 11	P: 19	S: 5	P: 5	S: 5	P: 6	S: 6	P: 6	S: 6	P: 5	S: 5	P: 5	S: 6	P: 6	S: 3	P: 3	S: 3	P: 3	S: 3	P: 3

PITCHER	IP	WLS	BF	H	R	ER	SO	BB	IBB	HBP	BLK	WP	HR	S	P	ERA	WHIP
	Bob Hall, R (1, 1) ERA: 10.8	3.2	L	21	7	6	6	4	2	0	1	3	0	1	26	35	14.73
Normie Roy, R (4, 1) ERA: 5.87	2.1		10	4	2	2	1	0	0	0	0	0	0	12	12	7.71	1.714
Bob Chipman, L (7, 1) ERA: 5.13	2.0		6	0	0	0	0	0	0	0	0	0	0	6	6	0.00	0.000

WP	PA	ERA	WHIP
0	37		

Batter	1	2	3	4	5	6	7	8	9	AB R H RBI BB SO LOB	TOP										
Eddie Stanky, R (1, 4) OBP: 0.487, SLG: 0.461	0-0 F5		0-0 4-3		0-0 1-2 1B	0-0 5-3			0-0 4-3	5 0 1 0 0 0 2	<b>New York Giants @ St. Louis Cardinals</b> Sportsman's Park, St. Louis, MO Sat Jun 10 1950, 4:33 AM EDT Att: 10,601 - Unknown  <a href="http://livebaseballscorecards.com">livebaseballscorecards.com</a>  <b>AB</b> 35 <b>R</b> 2 <b>H</b> 8 <b>RBI</b> 2 <b>BB</b> 4 <b>SO</b> 2 <b>LOB</b> 19  										
Whitey Lockman, L (1, 7) OBP: 0.359, SLG: 0.379	0-0 F3		0-0 6-3		0-0 F7		0-0 F3	0-0 4-3	5 0 0 0 0 0 2												
Don Mueller, L (1, 9) OBP: 0.338, SLG: 0.438	0-0 4-3		0-0 6-3		0-0 F6		0-0 FC6-4 1B	0-0 F8	5 0 1 0 0 0 2												
Hank Thompson, L (1, 5) OBP: 0.403, SLG: 0.457		0-0 4-3		0-0 1B 1B	0-0 F2		0-0 F7		4 0 1 0 0 0 3												
Bobby Thomson, R (1, 8) OBP: 0.335, SLG: 0.456		0-0 6-3		0-0 F9		0-0 6-3	0-0 FC6-4		4 0 0 0 0 0 2												
Wes Westrum, R (1, 2) OBP: 0.374, SLG: 0.402		4-0 2B BB		0-0 F8		0-0 BB 1B		0-0 F8	3 2 1 0 1 0 1												
Tookie Gilbert, L (1, 3) OBP: 0.319, SLG: 0.328		0-0 1-H 2B		0-0 1-3 1B		4-0 BB BB 1B BB		0-0 F6	3 0 2 1 1 0 0												
Alvin Dark, R (1, 6) OBP: 0.313, SLG: 0.390		4-0 BB		0-0 6-3		0-3 K		0-0 2B	3 0 1 0 1 1 4												
Clint Hartung, R (1, 1) OBP: 0.236, SLG: 0.412		0-3 K			4-0 BB	0-0 BB		0-0 F5	1 0 0 0 0 0 1 2												
Sheldon Jones, R (3, 1) Roy Weatherly, L (6, PH) Rudy Rufer, R (6, PR) Andy Hansen, R (6, 1) Sal Maglie, R (7, 1) Spider Jorgensen, L (8, PH) Kirby Higbe, R (8, 1)									0 0 0 0 0 1 0 0 1 0 1 1 0 1 0 0 0 0 0 0 1 0 0 0 0 0 0 0 0												
<b>Inning Stats</b>	R: 0 E: 0 K: 0 S: 3	H: 0 LOB: 0 BB: 0 P: 3	R: 1 E: 0 K: 1 S: 6	H: 1 LOB: 2 BB: 2 P: 14	R: 0 E: 0 K: 0 S: 3	H: 2 LOB: 2 BB: 0 P: 5	R: 0 E: 0 K: 0 S: 4	H: 1 LOB: 2 BB: 1 P: 8	R: 1 E: 0 K: 1 S: 7	H: 2 LOB: 2 BB: 1 P: 11	R: 0 E: 0 K: 0 S: 4	H: 1 LOB: 1 BB: 0 P: 4	R: 0 E: 0 K: 0 S: 4	H: 1 LOB: 1 BB: 0 P: 4	R: 0 E: 0 K: 0 S: 3	H: 0 LOB: 0 BB: 0 P: 3	1B: 6 2B: 2 3B: 0 HR: 0	SF: 0 SAC: 0 DP: 0 HBP: 0	WP: 0 PB: 0 SB: 0 CS: 0	PA: 39	
<b>PITCHER</b> Red Munger, R (1, 1) ERA: 3.49	IP WLS BF H R ER SO BB IBB HBP BLK WP HR S P ERA WHIP																				<b>PITCHER</b> IP WLS BF H R ER SO BB IBB HBP BLK WP HR S P ERA WHIP

Batter	1	2	3	4	5	6	7	8	9	AB	R	H	RBI	BB	SO	LOB
Harry Walker, L OBP: 0.302, SLG: 0.242	0-0 F7	4-0 BB		0-0 F8 1B		0-0 4-3	0-0 F7			4	0	1	0	1	0	2
Red Schoendienst, S OBP: 0.322, SLG: 0.377	0-0 F9	0-0 F8		0-0 F8		0-0 4-3		0-0 4-3		5	0	0	0	0	0	4
Stan Musial, L OBP: 0.476, SLG: 0.681	0-0 2B		0-0 1-6-3 3B	4-0 BB		0-0 1-3		0-3 K		4	1	2	0	1	1	0
Enos Slaughter, L OBP: 0.417, SLG: 0.483	4-0 BB		0-0 1-6-3	0-0 E6			0-0 F9	0-0 F7		4	0	0	1	1	0	2
Eddie Kazak, R OBP: 0.472, SLG: 0.511	0-0 F7		4-0 BB	0-0 F4			0-0 1B			3	1	1	0	1	0	5
Bill Howerton, L OBP: 0.451, SLG: 0.515		0-0 HR	4-0 G6-4-3 BB		4-0 1B		0-0 1B	1-2 2B		2	3	2	1	2	0	0
Marty Marion, R OBP: 0.362, SLG: 0.431		4-0 BB	0-0 G6-4-3		0-0 1B		0-0 2B	1-2 1B		3	0	2	1	1	0	2
Del Rice, R OBP: 0.264, SLG: 0.294		0-0 F5		0-0 FC3-6 1B		0-0 F8-6-4-3		0-0 2B		4	0	2	2	0	0	2
Red Munger, R OBP: 0.200, SLG: 0.130		0-3 K		0-0 FC3-6 1B		0-0 6-3		0-3 K		4	1	0	0	0	2	4

Inning Stats	R: 0	H: 1	E: 0	LOB: 2	K: 0	P: 8	R: 1	H: 1	E: 0	LOB: 2	K: 1	P: 8	R: 1	H: 1	E: 0	LOB: 1	K: 0	P: 11	R: 1	H: 2	E: 1	LOB: 3	K: 0	P: 10	R: 1	H: 1	E: 0	LOB: 0	K: 0	P: 7	R: 0	H: 0	E: 0	LOB: 0	K: 0	P: 3	R: 2	H: 4	E: 0	LOB: 2	K: 1	P: 9	R: 0	H: 0	E: 0	LOB: 0	K: 1	P: 5
	4	1	0	2	0	8	3	1	0	2	1	8	2	1	0	1	1	11	3	10	0	3	7	10	3	9	4	0	0	5	2	4	0	0	3	9	0	0	5	0	0	5	0	0	5			

BOTTOM

New York Giants @ St. Louis Cardinals  
Sportsman's Park, St. Louis, MO

livebaseballscores.com

AB	33
R	6
H	10
RBI	5
BB	7
SO	3
LOB	21



WP: 0	PA: 40
PB: 0	
SB: 0	
CS: 0	

PITCHER	IP	WLS	BF	H	R	ER	SO	BB	IBB	HBP	BLK	WP	HR	S	P	ERA	WHIP
Clint Hartung, R ERA: 4.6	(1, 1)	2.1	L	14	3	2	2	1	4	0	0	0	1	12	28	7.71	3.000
Sheldon Jones, R ERA: 5.61	(3, 1)	2.2		13	3	2	1	0	3	0	0	0	0	10	22	3.38	2.250
Andy Hansen, R ERA: 3.14	(6, 1)	1.1		8	4	2	2	0	0	0	0	0	0	8	8	13.50	3.000
Sal Maglie, R ERA: 4.24	(7, 1)	0.2		2	0	0	0	1	0	0	0	0	0	4	4	0.00	0.000
Kirby Higbe, R ERA: 4.57	(8, 1)	1.0		3	0	0	0	1	0	0	0	0	0	5	5	0.00	0.000

Sat Jun 10 1950, 4:33 AM EDT  
Att. 10,601 - Unknown

Batter	1	2	3	4	5	6	7	8	9	AB	R	H	RBI	BB	SO	LOB	TOP		
Eddie Stanky, R (1, 4) OBP: 0.487, SLG: 0.461											0	0	0	0	0	0	0		
Whitey Lockman, L (1, 7) OBP: 0.359, SLG: 0.379											0	0	0	0	0	0	0	0	
Monte Irvin, R (1, 9) OBP: 0.345, SLG: 0.375											0	0	0	0	0	0	0	0	
Bobby Thomson, R (1, 8) OBP: 0.335, SLG: 0.456											0	0	0	0	0	0	0	0	
Wes Westrum, R (1, 2) OBP: 0.374, SLG: 0.402											0	0	0	0	0	0	0	0	
Hank Thompson, L (1, 5) OBP: 0.403, SLG: 0.457											0	0	0	0	0	0	0	0	
Alvin Dark, R (1, 6) OBP: 0.313, SLG: 0.390											0	0	0	0	0	0	0	0	
Tookie Gilbert, L (1, 3) OBP: 0.319, SLG: 0.328											0	0	0	0	0	0	0	0	
Dave Koslo, L (1, 1)	0	0	0	0	0	0	0	0											
<b>Inning Stats</b>											1B: 0	SF: 0	WP: 0	PA: 0					
											2B: 0	SAC: 0	PB: 0						
											3B: 0	DP: 0	SB: 0						
											HR: 0	HBP: 0	CS: 0						
PITCHER Howie Pollet, L (1, 1) ERA: 2.47	IP	WLS	BF	H	R	ER	SO	BB	IBB	HBP	BLK	WP	HR	S	P	ERA	WHIP		
	0.0	W	0	0	0	0	0	0	0	0	0	0	0	0	0	∞	∞		
PITCHER	IP	WLS	BF	H	R	ER	SO	BB	IBB	HBP	BLK	WP	HR	S	P	ERA	WHIP		

**New York Giants @ St. Louis Cardinals**  
 Sportsman's Park, St. Louis, MO  
 Sun Jun 11 1950, 4:33 AM EDT  
 Unknown


**AB** 0  
**R** 0  
**H** 0  
**RBI** 0  
**BB** 0  
**SO** 0  
**LOB** 0



[livebaseballscorecards.com](http://livebaseballscorecards.com)





Batter	1	2	3	4	5	6	7	8	9	AB	R	H	RBI	BB	SO	LOB	TOP																
<b>Eddie Stanky, R</b> (1, 4) OBP: 0.490, SLG: 0.471																	0	0	0	0	0	0	0	0	0	0	0	0	<b>New York Giants @ St. Louis Cardinals</b> Sportsman's Park, St. Louis, MO Sun Jun 11 1950, 4:38 AM EDT Att. 33,853 - Unknown  <a href="http://livebaseballscorecards.com">livebaseballscorecards.com</a>				
<b>Whitey Lockman, L</b> (1, 7) OBP: 0.366, SLG: 0.380																	0	0	0	0	0	0	0	0	0	0	0	0		0	0	0	0
<b>Monte Irvin, R</b> (1, 9) OBP: 0.323, SLG: 0.346																	0	0	0	0	0	0	0	0	0	0	0	0		0	0	0	0
<b>Bobby Thomson, R</b> (1, 8) OBP: 0.333, SLG: 0.448																	0	0	0	0	0	0	0	0	0	0	0	0		0	0	0	0
<b>Wes Westrum, R</b> (1, 2) OBP: 0.364, SLG: 0.389																	0	0	0	0	0	0	0	0	0	0	0	0		0	0	0	0
<b>Hank Thompson, L</b> (1, 5) OBP: 0.405, SLG: 0.454																	0	0	0	0	0	0	0	0	0	0	0	0		0	0	0	0
<b>Alvin Dark, R</b> (1, 6) OBP: 0.311, SLG: 0.386																	0	0	0	0	0	0	0	0	0	0	0	0		0	0	0	0
<b>Tookie Gilbert, L</b> (1, 3) OBP: 0.318, SLG: 0.326																	0	0	0	0	0	0	0	0	0	0	0	0		0	0	0	0
<b>Jack Kramer, R</b> (1, 1) OBP: 0.333, SLG: 0.833	0	0	0	0	0	0	0	0	0	0	0	0	0	0	0	0																	
<b>Inning Stats</b>	1B: 0	SF: 0	2B: 0	SAC: 0	3B: 0	DP: 0	HR: 0	HBP: 0	WP: 0	PA: 0	PB: 0	SB: 0	CS: 0	ERA	WHIP																		
<b>PITCHER</b> <b>Al Brazle, L</b> (1, 1) ERA: 5.12	IP	WLS	BF	H	R	ER	SO	BB	IBB	HBP	BLK	WP	HR	S	P	ERA	WHIP	<b>PITCHER</b> IP WLS BF H R ER SO BB IBB HBP BLK WP HR S P ERA WHIP															



Batter	1	2	3	4	5	6	7	8	9	AB R H RBI BB SO LOB	TOP											
Harry Walker, L (1, 8) OBP: 0.308, SLG: 0.252	0-0 6-3		0-3 K		4-0 BB G6-4-3	0-0 2B 1B		0-0 4-3		4 1 1 1 1 1 2												
Red Schoendienst, S (1, 4) OBP: 0.333, SLG: 0.415	0-0 4-3		0-0 2B		0-0 G6-4-3	0-0 2B		0-0 1B 1-3		5 0 3 2 0 0 2												
Stan Musial, L (1, 3) OBP: 0.478, SLG: 0.667	0-3 K		4-0 IBB			4-3 F3		0-0 1-3		4 0 0 0 1 1 2												
Eddie Kazak, R (1, 5) OBP: 0.418, SLG: 0.421		0-0 4-3	0-0 F8			4-0 2B 1B BB		0-0 F7		3 1 0 0 2 0 3												
Enos Slaughter, L (1, 9) OBP: 0.429, SLG: 0.497		0-0 F5		0-0 CS 1B		0-0 1B 2B		0-0 6-3		5 1 3 0 0 0 0												
Johnny Lindell, R (1, 7) OBP: 0.312, SLG: 0.342		0-0		0-3 K		4-0 1B F9 IBB		0-0 F7		2 1 1 0 1 1 1												
Bill Howerton, L (7, PH) OBP: 0.443, SLG: 0.486		0-0 1B		1-2 K						2 0 0 0 0 1 3												
Marty Marion, R (1, 6) OBP: 0.344, SLG: 0.405		0-0 F4		0-0 5-3		0-0 1B 1B		0-0 6-3		5 1 1 2 0 0 4												
Del Rice, R (1, 2) OBP: 0.276, SLG: 0.315			0-0 FC1-6 1B		0-0 F8	0-0 F9		0-0 1-3 1B		4 0 2 1 0 0 1												
Harry Brecheen, L (1, 1) OBP: 0.261, SLG: 0.227			0-0 FC1-6 2B		0-0 BB 1B	0-0 2B 1B		0-0 1-3		4 1 2 0 0 0 2												
<b>Inning Stats</b>	R: 0 E: 0 K: 1 S: 5	H: 0 LOB: 0 BB: 0 P: 5	R: 0 E: 0 K: 0 S: 4	H: 1 LOB: 1 BB: 0 P: 4	R: 0 E: 0 K: 1 S: 7	H: 2 LOB: 3 BB: 1 P: 11	R: 0 E: 0 K: 1 S: 5	H: 1 LOB: 0 BB: 0 P: 5	R: 0 E: 0 K: 0 S: 3	H: 1 LOB: 1 BB: 1 P: 7	R: 6 E: 0 K: 0 S: 8	H: 5 LOB: 1 BB: 2 P: 16	R: 0 E: 0 K: 0 S: 3	H: 0 LOB: 0 BB: 0 P: 3	R: 0 E: 0 K: 0 S: 4	H: 1 LOB: 1 BB: 0 P: 4	R: 0 E: 0 K: 1 S: 7	H: 2 LOB: 3 BB: 1 P: 11	1B: 10 2B: 4 3B: 0 HR: 0	SF: 0 SAC: 0 DP: 2 HBP: 0	WP: 0 PB: 0 SB: 0 CS: 1	PA: 43
<b>PITCHER</b>	IP WLS BF H R ER SO BB IBB HBP BLK WP HR S P ERA WHIP																					
Curt Simmons, L (1, 1) ERA: 4.09	5.2 L 28 9 6 6 3 2 2 0 0 0 0 0 0 30 46 9.53 1.941																					
Bubba Church, R (6, 1) ERA: 2.57	2.1 9 2 0 0 0 0 0 0 0 0 0 0 0 9 9 0.00 0.857																					
Russ Meyer, R (9, 1) ERA: 8.36	1.0 6 2 0 0 0 1 1 0 0 0 0 0 0 7 11 0.00 3.000																					

St. Louis Cardinals @ Philadelphia Phillies  
 Shibe Park, Philadelphia, PA  
 Tue Jun 13 1950, 3:33 AM EDT  
 Att. 28,587 - Unknown

livebaseballscorecards.com

AB	38
R	6
H	13
RBI	6
BB	5
SO	4
LOB	20



Batter	1	2	3	4	5	6	7	8	9	AB R H RBI BB SO LOB
--------	---	---	---	---	---	---	---	---	---	----------------------

<b>Richie Ashburn, L</b> <small>(1, 8)</small> <small>OBP: 0.383, SLG: 0.393</small>	0-0 		0-0 			0-0 			0-0 	4 1 1 0 0 0 0
<b>Granny Hamner, R</b> <small>(1, 6)</small> <small>OBP: 0.321, SLG: 0.342</small>	0-0 		0-0 			0-0 			0-3 	4 0 0 0 0 1 1
<b>Eddie Waitkus, L</b> <small>(1, 3)</small> <small>OBP: 0.348, SLG: 0.372</small>	0-0 			0-0 		0-0 			0-0 	4 1 2 1 0 0 0
<b>Del Ennis, R</b> <small>(1, 9)</small> <small>OBP: 0.342, SLG: 0.584</small>	0-0 			0-0 		0-0 			0-0 	4 1 2 2 0 0 1
<b>Willie Jones, R</b> <small>(1, 5)</small> <small>OBP: 0.346, SLG: 0.500</small>	0-0 			0-3 		0-0 			0-0 	4 0 1 0 0 1 2
<b>Dick Sisler, L</b> <small>(1, 7)</small> <small>OBP: 0.426, SLG: 0.549</small>		0-3 		0-0 		0-0 			0-0 	4 0 0 0 0 1 2
<b>Andy Seminick, R</b> <small>(1, 2)</small> <small>OBP: 0.400, SLG: 0.443</small>		0-0 			0-0 			0-0 		3 0 0 0 0 0 0
<b>Jimmy Bloodworth, R</b> <small>(1, 4)</small> <small>OBP: 0.265, SLG: 0.250</small>		0-3 			0-0 			0-0 		3 0 0 0 0 1 0
<b>Curt Simmons, L</b> <small>(1, 1)</small> <small>OBP: 0.194, SLG: 0.167</small> <b>Bubba Church, R</b> <small>(6, 1)</small> <small>OBP: 0.111, SLG: 0.222</small> <b>Mike Goliat, R</b> <small>(8, PH)</small> <small>OBP: 0.287, SLG: 0.384</small> <b>Russ Meyer, S</b> <small>(9, 1)</small>			0-0 		0-0 			0-0 		2 0 0 0 0 0 0 0 0 0 0 0 0 0 1 0 0 0 0 0 0 0 0 0 0 0 0 0

Inning Stats	R: 1	H: 2	E: 0	K: 5	H: 0	LOB: 1	BB: 0	P: 5	R: 0	H: 0	E: 0	K: 2	S: 7	R: 0	H: 0	E: 0	K: 0	S: 3	R: 0	H: 1	E: 0	K: 1	S: 6	R: 0	H: 0	E: 0	K: 0	S: 3	R: 0	H: 0	E: 0	K: 0	S: 3	R: 0	H: 0	E: 0	K: 0	S: 3	R: 0	H: 3	E: 0	K: 1	S: 8	1B: 4	SF: 0	2B: 1	SAC: 0	3B: 0	DP: 0	HR: 1	HBP: 0	WP: 0	PA: 33
--------------	------	------	------	------	------	--------	-------	------	------	------	------	------	------	------	------	------	------	------	------	------	------	------	------	------	------	------	------	------	------	------	------	------	------	------	------	------	------	------	------	------	------	------	------	-------	-------	-------	--------	-------	-------	-------	--------	-------	--------

PITCHER	IP	WLS	BF	H	R	ER	SO	BB	IBB	HBP	BLK	WP	HR	S	P	ERA	WHIP
<b>Harry Brecheen, L</b> <small>(1, 1)</small> <small>ERA: 2.67</small>	9.0	W	33	6	3	3	4	0	0	0	0	0	1	41	41	3.00	0.667

**BOTTOM**

**St. Louis Cardinals @ Philadelphia Phillies**  
**Shibe Park, Philadelphia, PA**  
 Tue Jun 13 1950, 3:33 AM EDT  
 Att. 28,587 - Unknown

AB	33
R	3
H	6
RBI	3
BB	0
SO	4
LOB	6



WP	PA	ERA	WHIP
0	33		

livebaseballscorecards.com

Batter	1	2	3	4	5	6	7	8	9	AB R H RBI BB SO LOB	TOP																				
Harry Walker, L (1, 8) OBP: 0.312, SLG: 0.261	0-0 E 2B	4-0 BB 2-3 3-H		0-0 L4-6 2-3			0-0 FC1-6 1B 1-2f		0-0 L7	4 1 1 0 1 0 3	<b>St. Louis Cardinals @ Philadelphia Phillies</b> Shibe Park, Philadelphia, PA Wed Jun 14 1950, 3:33 AM EDT Att: 15,563 - Unknown																				
Red Schoendienst, S (1, 4) OBP: 0.335, SLG: 0.414	0-0 E5 1B 2-H	0-0 F7			0-0 6-3		0-0 1-2 1B		0-0 P6	5 0 2 0 0 0 2																					
Stan Musial, L (1, 3) OBP: 0.471, SLG: 0.651	0-0 L9		0-0 P6		0-0 1-3		0-0 F8		4-0 FC5-4 BB	4 0 0 0 1 0 3																					
Eddie Kazak, R (1, 5) OBP: 0.389, SLG: 0.387	0-0 P6		0-0 F7		0-0 5-3		0-0 F7		0-0 FC5-4 1-2f	5 0 0 0 0 0 4																					
Enos Slaughter, L (1, 9) OBP: 0.435, SLG: 0.500	0-0 P5		0-0 1B		4-0 5-3 BB			0-0 FC3-6 1B		3 0 2 0 1 0 1																					
Johnny Lindell, R (1, 7) OBP: 0.299, SLG: 0.325		0-3 K	0-0 4-3		0-3 K			0-0 FC3-6 3B 1-2f		4 1 0 0 0 2 3																					
Marty Marion, R (1, 6) OBP: 0.357, SLG: 0.430		0-0 G3 BB WP 1B		4-0 L4-6 1B BB		0-0 5-3 1-2		0-0 1-H 1B 3B		3 2 2 1 1 0 1																					
Del Rice, R (1, 2) OBP: 0.294, SLG: 0.326		4-0 WP G3 1-2 BB		0-0 FC4 1-2 1B		0-0 F8		0-0 B2-6-4 1B 3-H		3 0 2 1 1 0 1																					
Max Lanier, R (1, 1) OBP: 0.333, SLG: 0.375		0-0 G3 1-2 2-3		0-0 FC4 1-2f		0-0 FC1-6 1B		0-0 B2-6-4 1-2f		4 0 1 0 0 0 5																					
<b>Inning Stats</b>	R: 1 E: 1 K: 0 S: 5	H: 2 LOB: 1 BB: 0 P: 5	R: 1 E: 0 K: 1 S: 6	H: 1 LOB: 2 BB: 2 P: 14	R: 0 E: 0 K: 0 S: 4	H: 1 LOB: 1 BB: 0 P: 4	R: 0 E: 0 K: 0 S: 3	H: 1 LOB: 1 BB: 1 P: 7	R: 0 E: 0 K: 1 S: 5	H: 0 LOB: 1 BB: 1 P: 9	R: 0 E: 0 K: 0 S: 5	H: 2 LOB: 2 BB: 0 P: 5	R: 2 E: 0 K: 0 S: 5	H: 3 LOB: 0 BB: 0 P: 5	R: 0 E: 0 K: 0 S: 3	H: 0 LOB: 1 BB: 1 P: 7	1B: 8 2B: 2 3B: 1 HR: 0	SF: 0 SAC: 0 DP: 2 HBP: 0	WP: 1 PB: 0 SB: 0 CS: 0	PA: 40											
<b>PITCHER</b> Ken Heintzelman, L (1, 1) ERA: 3.77 Jim Konstanty, R (8, 1) ERA: 2.32	IP 7.1	WLS L	BF 35	H 10	R 4	ER 4	SO 2	BB 4	IBB 0	HBP 0	BLK 0	WP 1	HR 0	S 35	P 51	ERA 4.91	WHIP 1.909														
											<b>PITCHER</b>	IP	WLS	BF	H	R	ER	SO	BB	IBB	HBP	BLK	WP	HR	S	P	ERA	WHIP			

livebaseballscorecards.com

<b>AB</b>	35
<b>R</b>	4
<b>H</b>	10
<b>RBI</b>	2
<b>BB</b>	5
<b>SO</b>	2
<b>LOB</b>	23




Batter	1	2	3	4	5	6	7	8	9	AB	R	H	RBI	BB	SO	LOB
<b>Richie Ashburn, L</b> OBP: 0.380, SLG: 0.386 (1, 8)	4-0 BB		0-3 K		0-0 F8		0-0 F7			3	0	0	0	1	1	0
<b>Granny Hamner, R</b> OBP: 0.320, SLG: 0.337 (1, 6)	0-0 L6		4-0 BB BB		0-0 5-3		0-0 P6			3	0	0	0	1	0	1
<b>Eddie Waitkus, L</b> OBP: 0.346, SLG: 0.366 (1, 3)	0-0 L7		4-0 1-2 BB		0-0 6-3			0-0 4-3		3	0	0	0	1	0	1
<b>Del Ennis, R</b> OBP: 0.346, SLG: 0.580 (1, 9)	0-3 K		4-0 1-2 2-3 BB			0-0 2B 4-3 1B		0-0 P4		3	1	1	0	1	1	1
<b>Willie Jones, R</b> OBP: 0.344, SLG: 0.500 (1, 5)		0-0 L4	0-0 L6			0-0 4-3 1B 2B		0-0 F8		4	1	1	0	0	0	3
<b>Dick Sisler, L</b> OBP: 0.427, SLG: 0.548 (1, 7)		0-0 1B		0-3 K		0-0 4-3			0-0 1B	4	0	2	1	0	1	1
<b>Andy Seminick, R</b> OBP: 0.404, SLG: 0.446 (1, 2)		0-3 K			0-0 1B	0-0 G6-4-3 1B			0-3 K	4	0	2	1	0	2	2
<b>Mike Goliat, R</b> OBP: 0.280, SLG: 0.374 (1, 4)		0-3 K			0-0 F7	0-0 G6-4-3 1-2f			0-3 K	4	0	0	0	0	2	4
<b>Ken Heintzelman, R</b> OBP: 0.050, SLG: 0.050 (1, 1)			0-3 K		0-0 1-3		0-0 6-3		0-0 F7	3	0	0	0	0	1	1
<b>Jim Konstanty, R</b> OBP: 0.111, SLG: 0.111 (8, 1)										0	0	0	0	0	0	0
<b>Jimmy Bloodworth, R</b> OBP: 0.261, SLG: 0.246 (9, PH)										1	0	0	0	0	0	1

Inning Stats	R: 0	H: 0	E: 0	K: 1	S: 5	R: 0	H: 1	E: 0	K: 2	S: 8	R: 0	H: 0	E: 0	K: 2	S: 7	R: 0	H: 1	E: 0	K: 1	S: 6	R: 0	H: 0	E: 0	K: 0	S: 3	R: 2	H: 3	E: 0	K: 0	S: 5	R: 0	H: 0	E: 0	K: 0	S: 3	R: 0	H: 0	E: 0	K: 2	S: 8	R: 0	H: 1	E: 0	K: 2	S: 8	1B: 5	SF: 0	2B: 1	SAC: 0	3B: 0	DP: 1	HR: 0	HBP: 0	WP: 0	PA: 36
<b>PITCHER</b> <b>Max Lanier, L</b> ERA: 2.86 (1, 1)	IP	WLS	BF	H	R	ER	SO	BB	IBB	HBP	BLK	WP	HR	S	P	ERA	WHIP	IP	WLS	BF	H	R	ER	SO	BB	IBB	HBP	BLK	WP	HR	S	P	ERA	WHIP	IP	WLS	BF	H	R	ER	SO	BB	IBB	HBP	BLK	WP	HR	S	P	ERA	WHIP				

**BOTTOM**

**St. Louis Cardinals @ Philadelphia Phillies**  
**Shibe Park, Philadelphia, PA**  
 Wed Jun 14 1950, 3:33 AM EDT  
 Att. 15,563 - Unknown

<b>AB</b>	<b>32</b>
<b>R</b>	<b>2</b>
<b>H</b>	<b>6</b>
<b>RBI</b>	<b>2</b>
<b>BB</b>	<b>4</b>
<b>SO</b>	<b>8</b>
<b>LOB</b>	<b>15</b>



WP	PA
0	36

Batter	1	2	3	4	5	6	7	8	9	AB R H RBI BB SO LOB	TOP
<b>Harry Walker, L</b> (1, 8) OBP: 0.302, SLG: 0.252 <b>Johnny Bucha, R</b> (9, PH) OBP: 0.267, SLG: 0.214	3-2 		0-1 		3-2 			0-0 	1-1 	4 0 0 0 0 0 1 0 1 0 0 0	<b>St. Louis Cardinals @ Brooklyn Dodgers</b> Ebbets Field, Brooklyn, NY Fri Jun 16 1950, 3:33 AM EDT Att. 30,143 - Unknown
<b>Red Schoendienst, S</b> (1, 4) OBP: 0.336, SLG: 0.411	2-0 		4-2 		0-1 			2-3 	0-3 	4 1 1 0 1 2 3	
<b>Stan Musial, L</b> (1, 3) OBP: 0.474, SLG: 0.648	0-0 		1-0 		1-0 			4-2 	1-0 	4 0 2 0 1 0 4	
<b>Eddie Kazak, R</b> (1, 5) OBP: 0.395, SLG: 0.439	2-1 		1-1 			2-2 		0-1 		4 1 2 2 0 0 2	
<b>Enos Slaughter, L</b> (1, 9) OBP: 0.436, SLG: 0.513		2-0 	1-1 			1-2 		4-1 		3 1 1 1 1 0 0	
<b>Johnny Lindell, R</b> (1, 7) OBP: 0.287, SLG: 0.310		0-0 		0-0 		3-2 		0-3 		4 0 0 0 0 1 3	
<b>Marty Marion, R</b> (1, 6) OBP: 0.361, SLG: 0.432		1-1 		2-1 			0-0 		0-2 	4 0 2 0 0 0 0	
<b>Del Rice, R</b> (1, 2) <b>Erv Dusak, R</b> (9, PR)		1-0 		4-1 			2-3 		0-0 	3 0 1 0 1 1 1 0 0 0 0 0 0 0	
<b>Red Munger, R</b> (1, 1) OBP: 0.185, SLG: 0.120 <b>Eddie Miller, R</b> (7, PH) OBP: 0.356, SLG: 0.385 <b>Al Brazle, L</b> (7, 1) OBP: 0.167, SLG: 0.167 <b>Tommy Glaviano, R</b> (9, PH) OBP: 0.441, SLG: 0.456		0-1 	1-3 			1-0 		1-0 	2-1 	2 0 0 0 0 1 2 1 0 0 0 0 0 0 0 0 0 0 0 0 0 1 0 0 0 0 0 2	
<b>Inning Stats</b>	R: 0 H: 2 E: 0 LOB: 1 K: 0 BB: 0 S: 7 P: 14	R: 1 H: 2 E: 0 LOB: 1 K: 0 BB: 0 S: 7 P: 11	R: 2 H: 1 E: 0 LOB: 0 K: 0 BB: 1 S: 9 P: 16	R: 0 H: 0 E: 0 LOB: 1 K: 1 BB: 1 S: 7 P: 14	R: 0 H: 1 E: 0 LOB: 1 K: 0 BB: 0 S: 7 P: 11	R: 0 H: 0 E: 0 LOB: 0 K: 0 BB: 0 S: 10 P: 16	R: 0 H: 0 E: 0 LOB: 0 K: 1 BB: 0 S: 5 P: 8	R: 0 H: 1 E: 0 LOB: 3 K: 2 BB: 2 S: 13 P: 23	R: 0 H: 3 E: 0 LOB: 3 K: 1 BB: 0 S: 13 P: 17	1B: 8 SF: 0 2B: 0 SAC: 0 3B: 0 DP: 1 HR: 2 HBP: 0	
<b>PITCHER</b> <b>Preacher Roe, L</b> (1, 1) ERA: 3.43	IP WLS BF H R ER SO BB IBB HBP BLK WP HR S P ERA WHIP 9.0 W 39 10 3 3 5 4 0 0 0 0 2 78 130 3.00 1.556										

<b>AB</b>	35
<b>R</b>	3
<b>H</b>	10
<b>RBI</b>	3
<b>BB</b>	4
<b>SO</b>	5
<b>LOB</b>	17





Batter	1	2	3	4	5	6	7	8	9
<b>Billy Cox, R</b> OBP: 0.294, SLG: 0.340 (1, 5) X	0-0 F6	4-1 1B BB		1-3 K			0-0 F8		
<b>Gene Hermanski, L</b> OBP: 0.359, SLG: 0.417 (1, 7) C <b>Jim Russell, S</b> OBP: 0.326, SLG: 0.553 (7, PH) X (8, 7)	1-1 4-3	0-0 FC4-6 1B		1-0 2B			0-3 K		
<b>Duke Snider, L</b> OBP: 0.395, SLG: 0.549 (1, 8) C X	0-1 F8	2-2 FC4-6		1-0 F7			0-0 1-3		
<b>Jackie Robinson, R</b> OBP: 0.442, SLG: 0.560 (1, 4)		3-1 E9 1B 2B		3-2 G6-4-3 1B		1-2 F2		0-0 1B 2B	
<b>Carl Furillo, R</b> OBP: 0.304, SLG: 0.373 (1, 9)		0-2 1-3		0-0 G6-4-3		2-1 5-3		1-1 SH1-4 1B	
<b>Gil Hodges, R</b> OBP: 0.390, SLG: 0.441 (1, 3)		4-2 1B E BB		3-1 5-3		0-2 F7		2-1 SH1-4	
<b>Roy Campanella, R</b> OBP: 0.403, SLG: 0.664 (1, 2)		0-3 K		3-2 HR		3-1 6-3		3-2 G4-3 1B	
<b>Pee Wee Reese, R</b> OBP: 0.310, SLG: 0.314 (1, 6)		0-0 BB E 1B		2-0 L8		3-1 F7		1-0 G4-3	
<b>Preacher Roe, R</b> OBP: 0.194, SLG: 0.200 (1, 1)		0-0 E5 BB 1B		0-0 2B 1B		2-3 K			

AB	R	H	RBI	BB	SO	LOB
3	0	0	0	1	1	1
3	0	2	2	0	0	0
1	0	0	0	0	1	0
4	0	0	0	0	0	4
4	2	3	0	0	0	0
4	1	1	1	0	0	2
2	1	0	0	1	0	0
4	1	2	2	0	1	2
4	1	1	1	0	0	1
3	1	1	0	0	1	1

AB	R	H	RBI	BB	SO	LOB
32	7	10	6	2	4	11

Inning Stats		R: 0	H: 0	E: 0	K: 0	S: 5	H: 0	LOB: 0	BB: 0	P: 6	R: 4	H: 3	E: 2	K: 1	S: 18	H: 1	LOB: 0	BB: 0	P: 14	R: 0	H: 0	E: 0	K: 0	S: 8	R: 1	H: 3	E: 0	K: 1	S: 10	H: 0	LOB: 0	BB: 0	P: 12	R: 0	H: 0	E: 0	K: 1	S: 7	H: 0	LOB: 0	BB: 0	P: 15	R: 0	H: 0	E: 0	K: 1	S: 6	H: 0	LOB: 0	BB: 0	P: 6	R: 2	H: 3	E: 0	K: 0	S: 10	H: 3	LOB: 0	BB: 0	P: 17
<b>Red Munger, R</b> ERA: 3.45 (1, 1)	IP	WLS	BF	H	R	ER	SO	BB	IBB	HBP	BLK	WP	HR	S	P	ERA	WHIP																																											
<b>Al Brazle, L</b> ERA: 4.94 (7, 1)	2.0	8	3	2	2	1	0	0	0	0	0	0	0	16	23	9.00	1.500																																											

WP	HR	S	P	ERA	WHIP
0	0	0	0	0	0

**BOTTOM**

**St. Louis Cardinals @ Brooklyn Dodgers**  
Ebbets Field, Brooklyn, NY  
Fri Jun 16 1950, 3:33 AM EDT  
Att. 30,143 - Unknown

livebaseballscorecards.com

AB	32
R	7
H	10
RBI	6
BB	2
SO	4
LOB	11



Batter	1	2	3	4	5	6	7	8	9	AB R H RBI BB SO LOB	TOP	
Harry Walker, L (1, 8) OBP: 0.293, SLG: 0.244	0-0 5-3		3-2 6-3			2-1 5-3		1-3 K		4 0 0 0 0 1 1	<b>St. Louis Cardinals @ Brooklyn Dodgers</b> Ebbets Field, Brooklyn, NY Sat Jun 17 1950, 3:33 AM EDT Att. 24,591 - Unknown <a href="http://livebaseballscorecards.com">livebaseballscorecards.com</a>	
Red Schoendienst, S (1, 4) OBP: 0.335, SLG: 0.422	0-1 HR		3-1 L8			0-2 4-3		1-0 F8		4 1 1 1 0 0 1		
Stan Musial, L (1, 3) OBP: 0.470, SLG: 0.639	0-1 FC4-6 1B		1-2 F8			2-1 4-3			2-1 4-3	4 0 1 0 0 0 0		
Enos Slaughter, L (1, 9) OBP: 0.429, SLG: 0.502	0-2 FC4-6 FC5-4 1-2f			1-2 F7			0-0 F7		1-2 6-3	4 0 0 0 0 0 1		
Eddie Kazak, R (1, 5) OBP: 0.388, SLG: 0.471	0-1 FC5-4 1-2f			0-0 F7			0-2 F7		3-2 HR	4 1 1 1 0 0 1		
Bill Howerton, L (1, 7) OBP: 0.435, SLG: 0.467		1-3 K		1-1 F8			4-2 BB		3-3 K	3 0 0 0 1 2 0		
Marty Marion, R (1, 6) OBP: 0.360, SLG: 0.430		0-1 1B			1-3 K			1-3 K		3 0 1 0 0 2 1		
Johnny Bucha, R (1, 2) OBP: 0.278, SLG: 0.294		0-3 K			1-1 6-3			2-2 2B		3 0 1 0 0 1 1		
Howie Pollet, L (1, 1) OBP: 0.111, SLG: 0.139 Fred Martin, R (4, 1) OBP: 0.222, SLG: 0.333 Solly Hemus, L (8, PH) OBP: 0.250, SLG: 0.214 Clody Boyer, R (8, 1)		0-1 L7			1-3 K			2-3 K		1 0 0 0 0 0 1 1 0 0 0 0 1 0 1 0 0 0 0 1 1 0 0 0 0 0 0 0		
<b>Inning Stats</b>	R: 1 H: 2 E: 0 LOB: 1 K: 0 BB: 0 S: 10 P: 10	R: 0 H: 1 E: 0 LOB: 1 K: 2 BB: 0 S: 11 P: 12	R: 0 H: 0 E: 0 LOB: 0 K: 0 BB: 0 S: 10 P: 17	R: 0 H: 0 E: 0 LOB: 0 K: 0 BB: 0 S: 6 P: 8	R: 0 H: 0 E: 0 LOB: 0 K: 2 BB: 0 S: 10 P: 13	R: 0 H: 0 E: 0 LOB: 0 K: 1 BB: 1 S: 9 P: 13	R: 0 H: 0 E: 0 LOB: 1 K: 1 BB: 1 S: 12 P: 17	R: 0 H: 1 E: 0 LOB: 1 K: 2 BB: 0 S: 11 P: 17	R: 1 H: 1 E: 0 LOB: 0 K: 1 BB: 0 S: 12 P: 21	1B: 2 SF: 0 2B: 1 SAC: 0 3B: 0 DP: 0 HR: 2 HBP: 0	WP: 0 PA: 33 PB: 0 SB: 0 CS: 0	
<b>PITCHER</b> Don Newcombe, R (1, 1) ERA: 3.38	IP WLS BF H R ER SO BB IBB HBP BLK WP HR S P ERA WHIP	9.0 W 33 5 2 2 8 1 0 0 0 0 0 2 91 128 2.00 0.667										

**St. Louis Cardinals @ Brooklyn Dodgers**  
 Ebbets Field, Brooklyn, NY  
 Sat Jun 17 1950, 3:33 AM EDT  
 Att. 24,591 - Unknown

<b>AB</b>	32
<b>R</b>	2
<b>H</b>	5
<b>RBI</b>	2
<b>BB</b>	1
<b>SO</b>	8
<b>LOB</b>	8



Batter	1	2	3	4	5	6	7	8	9	AB R H RBI BB SO LOB
<b>Billy Cox, R</b> OBP: 0.290, SLG: 0.343 (1, 5)	2-2 F6	0-1 HR		1-0 F7		1-0 6-3		0-1 F6		5 0 1 0 0 0 0
<b>Jim Russell, S</b> OBP: 0.341, SLG: 0.588 (1, 7)	0-1 1B	2 SAFE		0-0 3-1		1-2 5-3		4-2 HR		4 3 2 1 1 0 0
<b>Duke Snider, L</b> OBP: 0.395, SLG: 0.560 (1, 8)	2-2 2B	1-2 G3		1-2 F8		0-0 G3		1-1 HR		5 2 2 2 0 0 0
<b>Jackie Robinson, R</b> OBP: 0.441, SLG: 0.561 (1, 4)	0-0 2B	2-1 F2			1-2 SH1-3		0-0 B3	1-1 5-3		5 2 2 1 0 0 0
<b>Carl Furillo, R</b> OBP: 0.312, SLG: 0.385 (1, 9)	0-1 1B			0-0 F6		0-0 SH1-3		0-1 PB		4 2 3 2 0 0 0
<b>Gil Hodges, R</b> OBP: 0.385, SLG: 0.433 (1, 3)	6-3			3-2 F5		2-0 SH1-3		2-0 F9		3 0 0 0 0 0 2
<b>Roy Campanella, R</b> OBP: 0.417, SLG: 0.691 (1, 2)	1-0 1B			0-0 HR		4-0 1B		4-2 BB		2 1 2 2 2 0 0
<b>Pee Wee Reese, R</b> OBP: 0.321, SLG: 0.329 (1, 6)	4-0 IBB			2-2 2B		2-2 G4-6-3		2-1 L9		3 0 2 2 1 0 2
<b>Don Newcombe, L</b> OBP: 0.357, SLG: 0.320 (1, 1)	0-3 K			1-2 5-3		0-0 G4-6-3		0-2 F8		4 0 0 0 0 1 5

Inning Stats	R: 4	H: 5	E: 0	K: 1	S: 19	R: 1	H: 2	E: 0	K: 0	S: 8	R: 1	H: 2	E: 0	K: 0	S: 14	R: 0	H: 0	E: 0	K: 0	S: 5	R: 2	H: 3	E: 0	K: 0	S: 9	R: 0	H: 0	E: 0	K: 0	S: 5	R: 0	H: 1	E: 0	K: 0	S: 9	R: 2	H: 1	E: 0	K: 0	S: 11
	LOB: 2	BB: 1	P: 30	LOB: 0	BB: 0	P: 11	LOB: 1	BB: 0	P: 20	LOB: 0	BB: 0	LOB: 1	BB: 1	P: 18	LOB: 0	BB: 0	LOB: 2	BB: 1	P: 17	LOB: 0	SAC: 1	DP: 1	HBP: 0	WP: 0	PA: 40															

PITCHER	IP	WLS	BF	H	R	ER	SO	BB	IBB	HBP	BLK	WP	HR	S	P	ERA	WHIP
<b>Howie Pollet, L</b> ERA: 2.75 (1, 1)	3.0	L	18	9	6	6	1	0	0	0	0	0	2	41	61	18.00	3.000
<b>Fred Martin, R</b> ERA: 4.26 (4, 1)	4.0		17	4	2	2	0	1	1	0	0	0	0	28	49	4.50	1.250
<b>Cloyd Boyer, R</b> ERA: 4.32 (8, 1)	1.0		5	1	2	2	0	1	0	0	0	0	1	11	17	18.00	2.000


**BOTTOM**

**St. Louis Cardinals @ Brooklyn Dodgers**  
Ebbets Field, Brooklyn, NY

Sat Jun 17 1950, 3:33 AM EDT  
Att. 24,591 - Unknown

livebaseballscorecards.com

<b>AB</b>	<b>35</b>
<b>R</b>	<b>10</b>
<b>H</b>	<b>14</b>
<b>RBI</b>	<b>10</b>
<b>BB</b>	<b>4</b>
<b>SO</b>	<b>1</b>
<b>LOB</b>	<b>9</b>



Batter	1	2	3	4	5	6	7	8	9	AB R H RBI BB SO LOB	TOP																						
Harry Walker, L (1, 8) OBP: 0.285, SLG: 0.236	0-3 K		1-3 K			2-1 G5-3		0-0 F7		4 0 0 0 0 2 3																							
Red Schoendienst, S (1, 4) OBP: 0.329, SLG: 0.414	0-3 K			2-2 F8		1-2 5-3		3-1 L9		4 0 0 0 0 1 1																							
Stan Musial, L (1, 3) OBP: 0.466, SLG: 0.630	3-2 F6			0-2 F8			3-2 G5-4-3 1B	3-1 F8		4 0 1 0 0 0 0																							
Enos Slaughter, L (1, 9) OBP: 0.430, SLG: 0.500		4-2 1B BB		2-1 F6			1-0 1B	0-1 E4 BB		3 0 1 0 1 0 0																							
Eddie Kazak, R (1, 5) OBP: 0.393, SLG: 0.466		1-3 K			2-2 G5-4-3 1B		0-1 G5-4-3	4-0 BB		3 0 1 0 1 1 3																							
Bill Howerton, L (1, 7) OBP: 0.427, SLG: 0.456		3-1 CS 1B		1-3 K			3-2 F8	0-0 F8		4 0 1 0 0 1 4																							
Marty Marion, R (1, 6) OBP: 0.355, SLG: 0.423		3-3 K			0-0 G5-4-3			2-3 K		2 0 0 0 0 1 3																							
Eddie Miller, R (5, 6) OBP: 0.352, SLG: 0.380		1-2 K			1-2 G5-4-3					1 0 0 0 0 1 0																							
Johnny Bucha, R (1, 2) OBP: 0.278, SLG: 0.294			1-1 6-3			4-0 G5-3 1B BB		1-1 2B		0 0 0 0 0 0 0																							
Del Rice, R (2, 2) OBP: 0.312, SLG: 0.340										2 0 1 0 1 0 0																							
Gerry Staley, R (1, 1) OBP: 0.333, SLG: 0.250			0-2 6-3			0-0 G5-3 1B		2-1 F6		0 0 0 0 0 0 0																							
Al Brazle, L (2, 1) OBP: 0.200, SLG: 0.200										2 0 1 0 0 0 0																							
Cloyd Boyer, R (6, 1)										0 0 0 0 0 0 0																							
Solly Hemus, L (8, PH) OBP: 0.235, SLG: 0.200										1 0 0 0 0 0 1																							
Jim Hearn, R (8, 1)										0 0 0 0 0 0 0																							
<b>Inning Stats</b>	R: 0 E: 0 K: 2 S: 9	H: 0 LOB: 0 BB: 0 P: 12	R: 0 E: 0 K: 2 S: 10	H: 1 LOB: 1 BB: 1 P: 21	R: 0 E: 0 K: 1 S: 8	H: 0 LOB: 0 BB: 0 P: 10	R: 0 E: 0 K: 0 S: 9	H: 0 LOB: 0 BB: 0 P: 13	R: 0 E: 0 K: 1 S: 9	H: 1 LOB: 0 BB: 0 P: 12	R: 0 E: 0 K: 0 S: 6	H: 1 LOB: 1 BB: 1 P: 13	R: 0 E: 0 K: 0 S: 10	H: 2 LOB: 1 BB: 0 P: 17	R: 0 E: 0 K: 1 S: 8	H: 1 LOB: 1 BB: 0 P: 13	R: 0 E: 1 K: 0 S: 7	H: 0 LOB: 2 BB: 1 P: 17	1B: 5 2B: 1 3B: 0 HR: 0	SF: 0 SAC: 0 DP: 3 HBP: 0	WP: 0 PB: 0 SB: 0 CS: 1	PA: 33											
<b>PITCHER</b> Dan Bankhead, R (1, 1) ERA: 3.61	IP 9.0	WLS W	BF 33	H 6	R 0	ER 0	SO 7	BB 3	IBB 0	HBP 0	BLK 0	WP 0	HR 0	S 76	P 128	ERA 0.00	WHIP 1.000																
											<b>PITCHER</b>	IP	WLS	BF	H	R	ER	SO	BB	IBB	HBP	BLK	WP	HR	S	P	ERA	WHIP					

St. Louis Cardinals @ Brooklyn Dodgers  
Ebbets Field, Brooklyn, NY  
Sun Jun 18 1950, 3:33 AM EDT  
Att. 33,639 - Unknown

livebaseballscorecards.com

AB	30
R	0
H	6
RBI	0
BB	3
SO	7
LOB	15



Batter	1	2	3	4	5	6	7	8	9	AB	R	H	RBI	BB	SO	LOB
<b>Billy Cox, R</b> OBP: 0.295, SLG: 0.346 (1, 5)	1-1 PB E 1B	0-0 3B 1B		1-3 K	0-0 G6-4-3		2-0 F7			5	2	2	1	0	1	4
<b>Gene Hermanski, L</b> OBP: 0.364, SLG: 0.463 (1, 7)	1-0 F7	0-0 2B 3B		1-0 FC4-6 1B		1-1 1B HR 1B	3-3 K			5	2	2	2	0	1	2
<b>Duke Snider, L</b> OBP: 0.404, SLG: 0.571 (1, 8)	1-3 K	1-2 2B		0-1 1B		0-0 HR 1B	0-0 BB 1B			5	1	4	1	0	1	1
<b>Jackie Robinson, R</b> OBP: 0.444, SLG: 0.575 (1, 4)	1-1 E7 1B	1-1 5-3		0-0 4-3		0-1 HR	4-0 BB 1B			4	1	2	4	1	0	3
<b>Carl Furillo, R</b> OBP: 0.314, SLG: 0.385 (1, 9)	0-2 1-3		1-0 FC5-4 E 1B		0-1 1B 1B	1-2 F2	1-2 F8			5	1	2	0	0	0	3
<b>Gil Hodges, R</b> OBP: 0.385, SLG: 0.429 (1, 3)		1-2 F8	0-0 E6 FC5-4		0-0 1B 1B 1B	4-0 1B BB	3-2 F6			4	0	1	0	1	0	1
<b>Roy Campanella, R</b> OBP: 0.411, SLG: 0.671 (1, 2)		4-1 FC5-4 BB	1-1 FC5-4 G6-3		1-1 L9	3-2 F2	2-0 F7			4	0	0	0	1	0	5
<b>Pee Wee Reese, R</b> OBP: 0.323, SLG: 0.331 (1, 6)		0-2 FC5-4 1B 1B	2-1 G6-3		1-1 1B 1B	0-2 1B 1B	3-3 K			5	1	2	1	0	1	3
<b>Dan Bankhead, R</b> OBP: 0.333, SLG: 0.346 (1, 1)		0-1 1B 3B 1B		1-2 FC4-6 1B	0-0 G6-4-3 1B	0-1 F3				4	1	3	0	0	0	2

Inning Stats	R: 1	H: 2	E: 1	K: 1	S: 11	LOB: 1	BB: 0	P: 15	R: 4	H: 4	E: 0	K: 0	S: 16	LOB: 1	BB: 1	P: 23	R: 0	H: 1	E: 1	K: 0	S: 6	LOB: 1	BB: 0	P: 10	R: 0	H: 2	E: 0	K: 1	S: 10	LOB: 2	BB: 0	P: 13	R: 0	H: 4	E: 1	K: 0	S: 9	LOB: 2	BB: 0	P: 11	R: 3	H: 4	E: 0	K: 0	S: 19	LOB: 2	BB: 1	P: 28	R: 0	H: 1	E: 0	K: 1	S: 9	LOB: 0	BB: 0	P: 16
--------------	------	------	------	------	-------	--------	-------	-------	------	------	------	------	-------	--------	-------	-------	------	------	------	------	------	--------	-------	-------	------	------	------	------	-------	--------	-------	-------	------	------	------	------	------	--------	-------	-------	------	------	------	------	-------	--------	-------	-------	------	------	------	------	------	--------	-------	-------


PITCHER	IP	WLS	BF	H	R	ER	SO	BB	IBB	HBP	BLK	WP	HR	S	P	ERA	WHIP
<b>Gerry Staley, R</b> ERA: 6.22 (1, 1)	1.2	L	11	5	5	4	1	1	0	0	0	0	0	22	31	21.60	3.600
<b>Al Brazle, L</b> ERA: 5.33 (2, 1)	3.1		20	11	4	4	1	0	0	0	0	0	1	35	47	10.80	3.300
<b>Cloyd Boyer, R</b> ERA: 4.0 (6, 1)	2.0		10	2	0	0	1	2	0	0	0	0	0	23	41	0.00	2.000
<b>Jim Hearn, R</b> ERA: 2.25 (8, 1)	1.0		3	0	0	0	1	0	0	0	0	0	0	8	16	0.00	0.000

**BOTTOM**

**St. Louis Cardinals @ Brooklyn Dodgers**  
Ebbets Field, Brooklyn, NY

Sun Jun 18 1950, 3:33 AM EDT  
Att. 33,639 - Unknown

AB	41
R	9
H	18
RBI	9
BB	3
SO	4
LOB	24



WP	HR	S	P	ERA	WHIP
0	0	0	0	0	0

Batter	1	2	3	4	5	6	7	8	9	AB R H RBI BB SO LOB	TOP	
Harry Walker, L (1, 8) OBP: 0.284, SLG: 0.236	0-0 L3 1B		0-0 P5			0-0 F7	0-0 F7			4 0 1 0 0 0 2		
Red Schoendienst, S (1, 4) OBP: 0.324, SLG: 0.407	0-0 L3 1-2			0-0 P5		0-0 F3		0-0 F2		4 0 0 0 0 0 1		
Stan Musial, L (1, 3) OBP: 0.471, SLG: 0.645	0-0 F7			4-0 BB		4-0 E BB		0-0 HR		2 1 1 1 2 0 0		
Enos Slaughter, L (1, 9) OBP: 0.431, SLG: 0.498		4-0 BB		0-0 F7		0-0 E4 1-2		0-0 G5-4-3 1B		3 0 1 0 1 0 2		
Eddie Kazak, R (1, 5) OBP: 0.375, SLG: 0.442		0-0 F9		0-0 P4		0-0 F8		0-0 G5-4-3 1-2f		4 0 0 0 0 0 5		
Bill Howerton, L (1, 7) OBP: 0.420, SLG: 0.482		0-0 P3			0-0 HR		0-0 F7		0-0 P6	4 1 1 1 0 0 1		
Marty Marion, R (1, 6) OBP: 0.345, SLG: 0.409		0-3 K			0-0 4-3		0-3 K		0-0 F8	4 0 0 0 0 2 1		
Del Rice, R (1, 2) OBP: 0.313, SLG: 0.340 Tommy Glaviano, R (9, PH) OBP: 0.439, SLG: 0.453			0-3 K		0-0 6-3		0-0 1B 1B		0-0 F9	3 0 1 0 0 1 0 1 0 0 0 0 0 0		
Harry Brecheen, L (1, 1) OBP: 0.269, SLG: 0.240			0-0 4-3		0-0 F9		0-0 1B			3 0 1 0 0 0 0		
<b>Inning Stats</b>	R: 0 H: 1 E: 0 LOB: 0 K: 0 BB: 0 S: 3 P: 3	R: 0 H: 0 E: 0 LOB: 1 K: 1 BB: 1 S: 5 P: 9	R: 0 H: 0 E: 0 LOB: 0 K: 1 BB: 0 S: 5 P: 5	R: 0 H: 0 E: 0 LOB: 1 K: 0 BB: 1 S: 3 P: 7	R: 1 H: 1 E: 0 LOB: 0 K: 0 BB: 0 S: 4 P: 4	R: 0 H: 0 E: 1 LOB: 2 K: 0 BB: 1 S: 4 P: 8	R: 0 H: 2 E: 0 LOB: 2 K: 1 BB: 0 S: 7 P: 7	R: 1 H: 2 E: 0 LOB: 0 K: 0 BB: 0 S: 4 P: 4	R: 0 H: 0 E: 0 LOB: 0 K: 0 BB: 0 S: 3 P: 3	1B: 4 SF: 0 2B: 1 SAC: 0 3B: 0 DP: 2 HR: 2 HBP: 0	WP: 0 PA: 35 PB: 0 SB: 0 CS: 0	
<b>PITCHER</b> Sheldon Jones, R (1, 1) ERA: 4.4	IP WLS BF H R ER SO BB IBB HBP BLK WP HR S P ERA WHIP	9.0 W 35 6 2 2 3 3 0 0 0 0 2 38 50 2.00 1.000										
<b>PITCHER</b>	IP WLS BF H R ER SO BB IBB HBP BLK WP HR S P ERA WHIP											

St. Louis Cardinals @ New York Giants  
Polo Grounds, New York, NY  
Tue Jun 20 1950, 3:33 AM EDT  
Att: 27,479 - Unknown

livebaseballscorecards.com

AB	32
R	2
H	6
RBI	2
BB	3
SO	3
LOB	12





Batter	1	2	3	4	5	6	7	8	9	AB	R	H	RBI	BB	SO	LOB	TOP
Tommy Glaviano, R (1, 5) OBP: 0.435, SLG: 0.444	0-3 K	0-0 1B L5 2-H 1B		0-0 F7	0-0 FC5-6 2B 1B 1-2f 2-3	0-3 K		4-0 FC4-6 1B BB		5	2	1	1	1	2	3	
Red Schoendienst, S (1, 4) OBP: 0.332, SLG: 0.413	0-0 P6	4-0 1B BB		4-0 BB 1B BB	0-0 1B 2B 1-3 3-H		0-0 1-3 BB	0-0 FC4-6 1B 1-2		4	2	2	1	2	0	0	
Stan Musial, L (1, 3) OBP: 0.480, SLG: 0.646	4-0 BLK 1B BB	0-0 1-2 2-3 1B		4-0 1B F8 BB 1-2	4-0 WP 1B BB BB		0-0 S 1B BB	0-0 FC4-6 7-4 1-2f 2-3		3	3	2	0	3	0	2	
Enos Slaughter, L (1, 9) OBP: 0.433, SLG: 0.495	0-0 1B 1B 1-H	0-0 L5 3-H		0-0 BB 1B 1-3 2-H	0-0 P6		4-0 1B 3B BB 1-2	0-0 7-4 1-2f 2-3 3-H		5	1	2	3	1	0	7	
Bill Howerton, L (1, 8) OBP: 0.434, SLG: 0.489	0-0 1-2 1B		4-0 3B BB	0-0 F8 3-H	0-0 1-2 2-H 3-H 1B		0-0 3B 1B 1-3 2-H	0-0 F9		5	2	3	4	1	0	1	
Johnny Lindell, R (1, 7) OBP: 0.299, SLG: 0.330	0-0 P3		0-0 3B 1-H	4-0 BB 1-2	0-3 K 2-3		4-0 3B BB 1-2	0-0 4-3		4	1	1	1	2	1	4	
Marty Marion, R (1, 6) OBP: 0.351, SLG: 0.414		0-0 E8 1B SH5-3 1B	0-3 K	0-0 F5		0-0 FC4-6 1B	0-3 K	0-0 FC6-4 1B		6	1	3	0	0	2	6	
Del Rice, R (1, 2) OBP: 0.322, SLG: 0.367		0-0 SH5-3 1B 2-3 1B	0-0 F9		0-0 FC5-6 2B 1B FC	0-0 F5	0-0 1-1 2-H 3-H 3B	0-0 FC6-4 1-2f		6	2	3	3	0	0	3	
Max Lanier, R (1, 1) OBP: 0.310, SLG: 0.346		0-0 SH5-3	0-0 F3		0-0 FC FC5-6	0-0 FC4-6	0-0 F5			2	0	0	1	0	0	2	
Gerry Staley, R (5, 1) OBP: 0.300, SLG: 0.222										2	0	0	0	0	0	2	
<b>Inning Stats</b>	R: 1 E: 0 K: 1 S: 7 H: 2 LOB: 2 BB: 1 P: 11	R: 2 E: 1 K: 0 S: 6 H: 4 LOB: 2 BB: 1 P: 10	R: 1 E: 0 K: 1 S: 6 H: 1 LOB: 1 BB: 1 P: 10	R: 2 E: 0 K: 0 S: 4 H: 1 LOB: 2 BB: 3 P: 16	R: 3 E: 0 K: 1 S: 9 H: 3 LOB: 2 BB: 1 P: 13	R: 0 E: 0 K: 1 S: 6 H: 1 LOB: 1 BB: 0 P: 6	R: 4 E: 0 K: 1 S: 8 H: 3 LOB: 1 BB: 2 P: 16	R: 1 E: 0 K: 0 S: 3 H: 1 LOB: 0 BB: 1 P: 7	R: 0 E: 0 K: 0 S: 4 H: 1 LOB: 1 BB: 0 P: 4	1B: 14 2B: 3 3B: 2 HR: 0 SF: 0 SAC: 1 DP: 2 HBP: 0	WP: 1 PB: 0 SB: 1 CS: 0	PA: 53					
<b>PITCHER</b>	IP WLS BF H R ER SO BB IBB HBP BLK WP HR S P ERA WHIP															<b>PITCHER</b>	IP WLS BF H R ER SO BB IBB HBP BLK WP HR S P ERA WHIP
Kirby Higbe, R (1, 1) ERA: 4.66	1.1 L 10 5 3 3 1 1 0 0 0 0 0 0 11 15 20.25 4.500																
Monty Kennedy, L (2, 1) ERA: 4.85	3.1 22 6 6 6 1 6 0 0 0 0 0 0 18 42 16.20 3.600																
Sal Maglie, R (5, 1) ERA: 3.27	0.1 1 0 0 0 0 1 0 0 0 0 1 0 3 3 0.00 0.000																
Andy Hansen, R (6, 1) ERA: 3.82	1.0 4 1 0 0 1 0 0 0 0 0 0 0 6 6 0.00 1.000																
Clint Hartung, R (7, 1) ERA: 5.94	3.0 16 5 5 5 1 3 0 0 0 0 0 0 15 27 15.00 2.667																

St. Louis Cardinals @ New York Giants  
Polo Grounds, New York, NY  
Wed Jun 21 1950, 3:33 AM EDT  
Att. 8,715 - Unknown

livebaseballscorecards.com

AB	42
R	14
H	17
RBI	14
BB	10
SO	5
LOB	30





Batter	1	2	3	4	5	6	7	8	9	AB	R	H	RBI	BB	SO	LOB	BOTTOM					
Eddie Stanky, R (1, 4) OBP: 0.482, SLG: 0.445 Bill Rigney, R (9, 4) OBP: 0.324, SLG: 0.241	0-0 4-3 6-3 2B		0-0 4-3		0-0 E2 1-3 2B 1B	0-0 F8		0-0 1-3		5 0	2 0	2 0	0 0	0 0	0 0	2 0						
Whitey Lockman, L (1, 7) OBP: 0.400, SLG: 0.460	0-0 4-3 2-3		0-0 HR		0-0 2B		0-0 FC4-6 1B	0-0 4-3		5	1	3	3	0	0	1						
Monte Irvin, R (1, 9) OBP: 0.341, SLG: 0.313 Don Mueller, L (5, 9) OBP: 0.316, SLG: 0.401	0-0 6-3 3-H		0-3 K		0-0 6-3		0-0 FC4-6 1B HBP BB 1-2f	0-0 1-3		2 3	0 1	0 0	1 0	0 0	1 0	0 2						
Wes Westrum, R (1, 2) OBP: 0.407, SLG: 0.506 Sam Calderone, R (7, PR) OBP: 0.375, SLG: 0.438	0-0 2B		0-3 K		0-0 F8		1-0 BB 1B WP HBP 1-2	0-0 5-3		3 1	0 1	1 0	0 0	0 0	1 0	1 0						
Bobby Thomson, R (1, 8) OBP: 0.325, SLG: 0.419	4-0 BB				0-0 F2 L3		0-0 BB 1-2 2-3 1B	0-3 K		4	0	1	0	1	1	1						
Hank Thompson, L (1, 5) OBP: 0.401, SLG: 0.488	0-0 P4				0-0 4-3		0-0 L1 BB 1-2 2-3 3-H BB			3	0	0	1	1	0	2						
Alvin Dark, R (1, 6) OBP: 0.318, SLG: 0.389 Rudy Rufer, R (9, 6)		0-0 6-3			4-0 BB		4-0 BB 1B BB 3-H	0-3 K		2 0	0 0	0 0	0 0	2 0	1 0	2 0						
Tookie Gilbert, L (1, 3) OBP: 0.308, SLG: 0.329		0-3 K			0-3 K		0-0 F8	0-3 K		4	0	0	0	0	0	3	4					
Kirby Higbe, R (1, 1) OBP: 0.230, SLG: 0.250 Monty Kennedy, R (2, 1) OBP: 0.091, SLG: 0.091 Sal Maglie, R (5, 1) OBP: 0.143, SLG: 0.286 Jack Maguire, R (5, PH) OBP: 0.320, SLG: 0.318 Andy Hansen, R (6, 1) Roy Weatherly, L (6, PH) OBP: 0.471, SLG: 0.483 Clint Hartung, R (7, 1) OBP: 0.222, SLG: 0.389		0-3 K			0-0 E 1B 2B 1B		0-0 1-2 1B	0-0 P4		0 1 0 0 0 0 0 1 1	0 0 0 0 0 0 0 0 0	0 0 0 0 0 0 0 0 0	0 0 0 0 0 0 0 0 0	0 0 0 0 0 0 0 0 0	0 0 0 0 0 0 0 0 0	0 0 0 0 0 0 0 0 0						
Inning Stats	R: 1 E: 0 K: 0 S: 5	H: 2 LOB: 2 BB: 1 P: 9	R: 0 E: 0 K: 2 S: 7	H: 0 LOB: 0 BB: 0 P: 7	R: 1 E: 0 K: 2 S: 8	H: 1 LOB: 0 BB: 0 P: 8	R: 0 E: 0 K: 1 S: 5	H: 0 LOB: 1 BB: 1 P: 9	R: 2 E: 1 K: 0 S: 6	H: 3 LOB: 1 BB: 0 P: 6	R: 0 E: 0 K: 0 S: 4	H: 1 LOB: 2 BB: 1 P: 8	R: 2 E: 0 K: 2 S: 9	H: 2 LOB: 2 BB: 1 P: 14	R: 0 E: 0 K: 0 S: 3	H: 0 LOB: 0 BB: 0 P: 3	R: 0 E: 0 K: 1 S: 5	H: 0 LOB: 0 BB: 0 P: 5	1B: 5 2B: 3 3B: 0 HR: 1	SF: 0 SAC: 0 DP: 0 HBP: 1	WP: 1 PB: 0 SB: 0 CS: 0	PA: 41 ERA WHIP
PITCHER	IP	WLS	BF	H	R	ER	SO	BB	IBB	HBP	BLK	WP	HR	S	P	ERA	WHIP					
Max Lanier, L (1, 1) ERA: 3.07 Gerry Staley, R (5, 1) ERA: 6.02	4.0	W	21	3	2	2	3	2	0	1	0	1	0	24	33	3.60	1.000					

**St. Louis Cardinals @ New York Giants**  
Polo Grounds, New York, NY

Wed Jun 21 1950, 3:33 AM EDT  
Att: 8,715 - Unknown

AB	36
R	6
H	9
RBI	5
BB	4
SO	8
LOB	15



WP: 1	PA: 41
PB: 0	ERA
SB: 0	WHIP
CS: 0	

livebaseballscorecards.com

Batter	1	2	3	4	5	6	7	8	9	AB R H RBI BB SO LOB	TOP											
Tommy Glaviano, R (1, 5) OBP: 0.442, SLG: 0.448	0-0 1-3		0-0 1-2 1B			0-0 4-3 1B		4-0 G3 1B BB		3 0 2 0 1 0 0	<b>St. Louis Cardinals @ New York Giants</b> Polo Grounds, New York, NY Thu Jun 22 1950, 3:33 AM EDT Unknown											
Red Schoendienst, S (1, 4) OBP: 0.331, SLG: 0.410	0-0 F7		0-0 F2			0-0 4-3		0-0 1-2 G3 1B		4 0 1 0 0 0 3												
Stan Musial, L (1, 3) OBP: 0.472, SLG: 0.632	0-0 6-3		0-3 K			0-0 P6		0-0 1-2 2-3 G3		4 0 0 0 0 1 5												
Enos Slaughter, L (1, 9) OBP: 0.430, SLG: 0.491		0-0 1B		0-0 F9		0-0 F8		0-3 K		4 0 1 0 0 1 3												
Bill Howerton, L (1, 8) OBP: 0.418, SLG: 0.467		0-3 K		0-0 F3			0-0 F8		0-0 4-3	4 0 0 0 0 1 1												
Johnny Lindell, R (1, 7) OBP: 0.306, SLG: 0.340		0-0 F9		0-3 K			0-0 2B		4-0 FC5-4 BB	3 0 1 0 1 1 1												
Eddie Miller, R (1, 6) OBP: 0.337, SLG: 0.361		0-0 F2			0-0 F7		0-0 F8		0-0 F9	4 0 0 0 0 0 3												
Del Rice, R (1, 2) OBP: 0.311, SLG: 0.354			0-0 F9		0-0 F9		0-0 F8		0-0 FC5-4 1-2f	4 0 0 0 0 0 2												
Howie Pollet, L (1, 1) OBP: 0.128, SLG: 0.154			0-0 1B		0-0 4-3			0-3 K		3 0 1 0 0 1 0												
<b>Inning Stats</b>	R: 0 E: 0 K: 0 S: 3	H: 0 LOB: 0 BB: 0 P: 3	R: 0 E: 0 K: 1 S: 6	H: 1 LOB: 1 BB: 0 P: 6	R: 0 E: 0 K: 1 S: 7	H: 2 LOB: 2 BB: 0 P: 7	R: 0 E: 0 K: 1 S: 5	H: 0 LOB: 0 BB: 0 P: 5	R: 0 E: 0 K: 0 S: 3	H: 0 LOB: 0 BB: 0 P: 3	R: 0 E: 0 K: 0 S: 4	H: 1 LOB: 1 BB: 0 P: 4	R: 0 E: 0 K: 0 S: 4	H: 1 LOB: 1 BB: 0 P: 4	R: 0 E: 0 K: 2 S: 8	H: 1 LOB: 2 BB: 1 P: 12	R: 0 E: 0 K: 0 S: 3	H: 0 LOB: 1 BB: 1 P: 7	1B: 5 2B: 1 3B: 0 HR: 0	SF: 0 SAC: 0 DP: 0 HBP: 0	WP: 0 PB: 0 SB: 0 CS: 0	PA: 35
<b>PITCHER</b> Larry Jansen, R (1, 1) ERA: 2.83	IP: 9.0 WLS: W BF: 35 H: 6 R: 0 ER: 0 SO: 5 BB: 2 IBB: 0 HBP: 0 BLK: 0 WP: 0 HR: 0 S: 43 P: 51 ERA: 0.00 WHIP: 0.889											<b>PITCHER</b>	IP: 9.0 WLS: W BF: 35 H: 6 R: 0 ER: 0 SO: 5 BB: 2 IBB: 0 HBP: 0 BLK: 0 WP: 0 HR: 0 S: 43 P: 51 ERA: 0.00 WHIP: 0.889									

livebaseballscores.com

<b>AB</b>	33
<b>R</b>	0
<b>H</b>	6
<b>RBI</b>	0
<b>BB</b>	2
<b>SO</b>	5
<b>LOB</b>	18



Batter	1	2	3	4	5	6	7	8	9	AB	R	H	RBI	BB	SO	LOB
Eddie Stanky, R OBP: 0.474, SLG: 0.436 (1, 4)	0-0 4-3		0-0 F9	0-0 FC5-4			0-0 4-3			4	0	0	0	0	0	1
Whitey Lockman, L OBP: 0.398, SLG: 0.456 (1, 7)	0-0 2B 1B		0-0 4-3			0-0 G3	0-0 L3			4	0	1	0	0	0	0
Monte Irvin, R OBP: 0.349, SLG: 0.352 (1, 9)	0-0 1-3 2B		0-0 2B			0-0 P3	0-0 F7			4	0	2	0	0	0	0
Wes Westrum, R OBP: 0.404, SLG: 0.500 (1, 2)	0-0 F2		0-3 K			0-3 K		0-0 G5-4-3 1B		4	0	1	0	0	2	3
Bobby Thomson, R OBP: 0.329, SLG: 0.418 (1, 8)	0-0 F7			0-0 HR 1B		4-0 G3 SH1-4 BB	0-0 G5-4-3			3	1	1	0	1	0	3
Alvin Dark, R OBP: 0.318, SLG: 0.403 (1, 6)		0-3 K		0-0 F2		0-0 SH1-4	0-0 HR			3	1	1	1	0	1	1
Hank Thompson, L OBP: 0.398, SLG: 0.482 (1, 5)		0-0 1B		0-0 P4		0-0 G3	0-0 F9			4	0	1	0	0	0	2
Tookie Gilbert, L OBP: 0.314, SLG: 0.349 (1, 3)		0-0 F8		0-0 HR		4-0 BB				2	1	1	2	1	0	1
Larry Jansen, R OBP: 0.162, SLG: 0.167 (1, 1)		0-0 G3		0-0 FC5-4 1B		0-3 K				3	0	1	0	0	1	3


<b>Inning Stats</b>	R: 0 E: 0 K: 0 S: 5	H: 2 LOB: 2 BB: 0 P: 5	R: 0 E: 0 K: 1 S: 6	H: 1 LOB: 1 BB: 0 P: 6	R: 0 E: 0 K: 1 S: 6	H: 1 LOB: 1 BB: 0 P: 6	R: 2 E: 0 K: 0 S: 6	H: 3 LOB: 1 BB: 0 P: 6	R: 0 E: 0 K: 1 S: 5	H: 0 LOB: 0 BB: 0 P: 5	R: 0 E: 0 K: 1 S: 5	H: 0 LOB: 2 BB: 2 P: 13	R: 0 E: 0 K: 0 S: 3	H: 0 LOB: 0 BB: 0 P: 3	R: 1 E: 0 K: 0 S: 4	H: 2 LOB: 0 BB: 0 P: 4	1B: 5 2B: 2 3B: 0 HR: 2	SF: 0 SAC: 1 DP: 1 HBP: 0	WP: 0 PB: 0 SB: 0 CS: 0	PA: 34												
<b>PITCHER</b> Howie Pollet, L ERA: 2.81 (1, 1)	IP 8.0	WLS L	BF 34	H 9	R 3	ER 3	SO 4	BB 2	IBB 0	HBP 0	BLK 0	WP 0	HR 2	S 40	P 48	ERA 3.38	WHIP 1.375															
											<b>PITCHER</b>	IP 8.0	WLS L	BF 34	H 9	R 3	ER 3	SO 4	BB 2	IBB 0	HBP 0	BLK 0	WP 0	HR 2	S 40	P 48	ERA 3.38	WHIP 1.375				

**BOTTOM**

**St. Louis Cardinals @ New York Giants**  
Polo Grounds, New York, NY

Thu Jun 22 1950, 3:33 AM EDT  
Unknown

<b>AB</b>	<b>31</b>
<b>R</b>	<b>3</b>
<b>H</b>	<b>9</b>
<b>RBI</b>	<b>3</b>
<b>BB</b>	<b>2</b>
<b>SO</b>	<b>4</b>
<b>LOB</b>	<b>14</b>



Batter	1	2	3	4	5	6	7	8	9	AB R H RBI BB SO LOB	TOP									
Tommy Glaviano, R (1, 5) OBP: 0.438, SLG: 0.443	0-3 K		0-0 1B			0-0 6-3			0-0 5-3	4 0 1 0 0 1 0	<b>St. Louis Cardinals @ New York Giants</b> Polo Grounds, New York, NY Thu Jun 22 1950, 3:38 AM EDT Att. 25,883 - Unknown <a href="http://livebaseballscorecards.com">livebaseballscorecards.com</a>									
Red Schoendienst, S (1, 4) OBP: 0.325, SLG: 0.403	0-0 5-3		0-0 F8			0-0 P3			0-0 F9	4 0 0 0 0 0 2										
Stan Musial, L (1, 3) OBP: 0.468, SLG: 0.622	0-0 G3				0-0 G3				4-0 BB	3 0 0 0 1 0 0										
Enos Slaughter, L (1, 9) OBP: 0.427, SLG: 0.484		4-0 BB			0-0 4-3				0-0 F8	3 0 0 0 1 0 1										
Johnny Lindell, R (1, 7) OBP: 0.298, SLG: 0.330		0-0 G5-4-3			0-3 K				0-0 6-3	3 0 0 0 0 1 1										
Bill Howerton, L (1, 8) OBP: 0.416, SLG: 0.457		0-0 G3			4-0 BB				0-0 4-3	2 0 0 0 1 0 0										
Eddie Miller, R (1, 6) OBP: 0.337, SLG: 0.360			0-0 1B		0-0 FC5-4				0-0 F8	3 0 1 0 0 0 1										
Del Rice, R (1, 2) OBP: 0.304, SLG: 0.345			0-0 F7		0-3 K				0-0 F2	3 0 0 0 0 1 2										
Al Brazle, L (1, 1) OBP: 0.182, SLG: 0.182			0-3 K		0-0 FC6-4				0-0 F9	2 0 0 0 0 1 2										
Cloyd Boyer, R (7, 1)										0 0 0 0 0 0 0										
Eddie Kazak, R (8, PH) OBP: 0.371, SLG: 0.436										1 0 0 0 0 0 0										
Jim Hearn, R (8, 1)										0 0 0 0 0 0 0										
<b>Inning Stats</b>	R: 0 E: 0 K: 1 S: 5	H: 0 LOB: 0 BB: 0 P: 5	R: 0 E: 0 K: 0 S: 2	H: 0 LOB: 0 BB: 1 P: 6	R: 0 E: 0 K: 1 S: 7	H: 2 LOB: 2 BB: 0 P: 7	R: 0 E: 0 K: 1 S: 5	H: 0 LOB: 0 BB: 0 P: 5	R: 0 E: 0 K: 1 S: 5	H: 0 LOB: 1 BB: 1 P: 9	R: 0 E: 0 K: 0 S: 3	H: 0 LOB: 0 BB: 0 P: 3	R: 0 E: 0 K: 0 S: 3	H: 0 LOB: 0 BB: 0 P: 3	R: 0 E: 0 K: 0 S: 3	H: 0 LOB: 1 BB: 1 P: 7	1B: 2 2B: 0 3B: 0 HR: 0	SF: 0 SAC: 0 DP: 1 HBP: 0	WP: 0 PB: 0 SB: 0 CS: 0	PA: 31
<b>PITCHER</b> Dave Koslo, L (1, 1) ERA: 3.59	IP: 9.0 WLS: W BF: 31 H: 2 R: 0 ER: 0 SO: 4 BB: 3 IBB: 0 HBP: 0 BLK: 0 WP: 0 HR: 0 S: 36 P: 48 ERA: 0.00 WHIP: 0.556																			



Batter	1	2	3	4	5	6	7	8	9	AB	R	H	RBI	BB	SO	LOB
Eddie Stanky, R OBP: 0.478, SLG: 0.442 (1, 4)	0-0 5-3 ①		0-0 2B ①		0-0 SH ①	4-0 BB ①	4-0 BB ①			2	0	1	0	2	0	0
Whitey Lockman, L OBP: 0.394, SLG: 0.459 (1, 7)	0-0 6-3 ②		0-0 F9 ②		0-0 G3 ①	0-0 4-3 ③	0-0 CS ③	0-0 3B ①		5	0	1	0	0	0	6
Monte Irvin, R OBP: 0.363, SLG: 0.373 (1, 9)	0-0 FC6-4 1B		0-0 F8 ③		4-0 BB ①		0-0 3B 2B	0-3 K ①		4	1	2	0	1	1	2
Wes Westrum, R OBP: 0.399, SLG: 0.488 (1, 2)	0-0 FC6-4 ③			4-0 G3 1B BB	0-0 P4 ②		0-3 K ①	0-0 P6 ②		4	1	0	0	1	1	6
Bobby Thomson, R OBP: 0.330, SLG: 0.425 (1, 8)		4-0 BB ①		0-0 F9 ①	0-0 6-3 ③		0-0 2B 3B ②	0-0 P6 ③		4	1	1	1	1	0	5
Alvin Dark, R OBP: 0.317, SLG: 0.405 (1, 6)		0-0 F9 ①		0-0 G3 ②		0-0 F7 ①	0-0 1B 2B ①	0-0 P6 ③		4	1	1	1	0	0	2
Hank Thompson, L OBP: 0.405, SLG: 0.488 (1, 5)		0-0 P3 ②		0-0 1B ②		0-0 BB 1B ①	0-0 BB 1B ①	0-0 P6 ③		4	1	3	1	0	0	1
Tookie Gilbert, L OBP: 0.318, SLG: 0.353 (1, 3)		0-0 L1 ③		0-0 5-3 ③		0-0 BB 1B ①	0-0 S CS BB ①	0-0 P6 ③		4	0	2	1	0	0	2
Dave Koslo, L OBP: 0.091, SLG: 0.032 (1, 1)			0-0 E3 2B		0-0 SH 1B	0-3 K ②	0-0 F3 ②			4	0	1	0	0	1	4

Inning Stats	R: 0	H: 1	E: 0	LOB: 1	K: 0	BB: 0	S: 4	P: 4	R: 0	H: 0	E: 0	LOB: 1	K: 0	BB: 1	S: 3	P: 7	R: 0	H: 1	E: 1	LOB: 1	K: 0	BB: 0	S: 4	P: 4	R: 1	H: 1	E: 0	LOB: 1	K: 0	BB: 1	S: 4	P: 8	R: 0	H: 1	E: 1	LOB: 3	K: 0	BB: 1	S: 5	P: 9	R: 0	H: 2	E: 0	LOB: 3	K: 1	BB: 1	S: 7	P: 11	R: 4	H: 5	E: 0	LOB: 1	K: 1	BB: 1	S: 9	P: 13	R: 0	H: 1	E: 0	LOB: 1	K: 1	BB: 0	S: 6	P: 6
--------------	------	------	------	--------	------	-------	------	------	------	------	------	--------	------	-------	------	------	------	------	------	--------	------	-------	------	------	------	------	------	--------	------	-------	------	------	------	------	------	--------	------	-------	------	------	------	------	------	--------	------	-------	------	-------	------	------	------	--------	------	-------	------	-------	------	------	------	--------	------	-------	------	------


PITCHER	IP	WLS	BF	H	R	ER	SO	BB	IBB	HBP	BLK	WP	HR	S	P	ERA	WHIP
Al Brazle, L ERA: 5.53 (1, 1)	6.1	L	35	11	5	5	2	4	0	0	0	0	0	35	51	7.11	2.368
Cloyd Boyer, R ERA: 3.9 (7, 1)	0.2		2	0	0	0	0	1	0	0	0	0	0	1	5	0.00	1.500
Jim Hearn, R ERA: 1.8 (8, 1)	1.0		4	1	0	0	1	0	0	0	0	0	0	6	6	0.00	1.000

**BOTTOM**

**St. Louis Cardinals @ New York Giants**  
Polo Grounds, New York, NY

Thu Jun 22 1950, 3:38 AM EDT  
Att. 25,883 - Unknown

AB	35
R	5
H	12
RBI	4
BB	5
SO	3
LOB	28



WP	HR	S	P	ERA	WHIP
0	0	1	42		

Batter	1	2	3	4	5	6	7	8	9	AB R H RBI BB SO LOB	TOP											
Tommy Glaviano, R (1, 5) OBP: 0.439, SLG: 0.437	0-3 K		0-0 F7			4-0 SH2-4 BB		4-0 G6-4-3 BB		2 0 0 0 2 1 0	<b>St. Louis Cardinals @ Boston Braves</b> Braves Field, Boston, MA Fri Jun 23 1950, 3:33 AM EDT Att: 30,720 - Unknown											
Red Schoendienst, S (1, 4) OBP: 0.326, SLG: 0.402	0-0 6-3		0-0 G4-6-3 1B			0-0 SH2-4		0-0 G6-4-3		3 0 1 0 0 0 2												
Stan Musial, L (1, 3) OBP: 0.465, SLG: 0.613	4-0 BB		0-0 G4-6-3			0-0 4-3				3 0 0 0 1 1 2												
Enos Slaughter, L (1, 9) OBP: 0.424, SLG: 0.477	0-3 K					0-3 K				3 1 0 0 1 2 2												
Johnny Lindell, R (1, 7) OBP: 0.305, SLG: 0.366										4 2 2 1 0 2 0												
Marty Marion, R (1, 6) OBP: 0.355, SLG: 0.416										4 0 2 1 0 0 0												
Bill Howerton, L (1, 8) OBP: 0.414, SLG: 0.448 Eddie Kazak, R (9, PH) OBP: 0.378, SLG: 0.443 Erv Dusak, R (9, 8)										2 0 0 0 1 1 0 1 0 1 1 0 0 0 0 0 0 0 0 0 0												
Del Rice, R (1, 2) OBP: 0.305, SLG: 0.339 Harry Walker, L (8, PR) OBP: 0.284, SLG: 0.236 Johnny Bucha, R (8, 2) OBP: 0.263, SLG: 0.278										2 0 0 0 1 0 2 0 0 0 0 0 0 0 1 0 0 0 0 0 2												
Red Munger, R (1, 1) OBP: 0.167, SLG: 0.107										3 0 0 0 0 2 4												
<b>Inning Stats</b>	R: 0 E: 0 K: 2 S: 7	H: 0 LOB: 1 BB: 1 P: 11	R: 1 E: 0 K: 0 S: 4	H: 2 LOB: 1 BB: 1 P: 8	R: 0 E: 0 K: 0 S: 3	H: 1 LOB: 0 BB: 0 P: 3	R: 0 E: 0 K: 1 S: 5	H: 0 LOB: 0 BB: 0 P: 5	R: 0 E: 0 K: 2 S: 7	H: 0 LOB: 0 BB: 0 P: 7		R: 0 E: 0 K: 1 S: 5	H: 0 LOB: 1 BB: 1 P: 9	R: 0 E: 0 K: 1 S: 5	H: 0 LOB: 0 BB: 0 P: 5	R: 0 E: 0 K: 0 S: 2	H: 0 LOB: 2 BB: 2 P: 10	R: 2 E: 0 K: 2 S: 10	H: 3 LOB: 2 BB: 1 P: 14	1B: 5 2B: 0 3B: 0 HR: 1	SF: 0 SAC: 2 DP: 3 HBP: 0	WP: 0 PB: 0 SB: 0 CS: 0
<b>PITCHER</b> Warren Spahn, L (1, 1) ERA: 2.98	IP 9.0	WLS W	BF 36	H 6	R 3	ER 3	SO 9	BB 6	IBB 0	HBP 0	BLK 0	WP 0	HR 1	S 48	P 72	ERA 3.00	WHIP 1.333					

livebaseballscores.com

AB	28
R	3
H	6
RBI	3
BB	6
SO	9
LOB	14



Batter	1	2	3	4	5	6	7	8	9	AB	R	H	RBI	BB	SO	LOB
Roy Hartsfield, R (1, 4) OBP: 0.349, SLG: 0.400	0-0 F6 ①		0-0 F4 ③			0-0 HR			0-0 5-3 ①	4	1	1	1	0	0	0
Sam Jethroe, S (1, 8) OBP: 0.349, SLG: 0.462	0-0 1-3 ②			0-0 G3 ①		0-0 6-3 ③			0-0 HR 1B	4	1	1	0	0	0	0
Earl Torgeson, L (1, 3) OBP: 0.412, SLG: 0.445	0-0 2B			4-0 CS BB			0-0 F8 ①		0-0 HR 1-H	3	1	2	2	1	0	0
Walker Cooper, R (1, 2) OBP: 0.340, SLG: 0.489	0-0 F7 ③			0-3 K ② ③			0-0 F8 ②			3	0	0	0	0	1	2
Tommy Holmes, L (1, 9) OBP: 0.457, SLG: 0.604		0-0 4-3 ①			0-0 G3 ①		0-0 HR			3	1	1	1	0	0	0
Willard Marshall, L (1, 7) OBP: 0.309, SLG: 0.324		0-0 F7 ②			0-0 4-3 ②		0-0 G3 ③			3	0	0	0	0	0	0
Gene Mauch, R (1, 5) OBP: 0.303, SLG: 0.284		0-0 F7 ③			0-0 F8 ③			0-0 F8 ①		3	0	0	0	0	0	0
Buddy Kerr, R (1, 6) OBP: 0.268, SLG: 0.272			0-0 F7 ①			0-0 F8 ①		0-0 F4 ②		3	0	0	0	0	0	0
Warren Spahn, L (1, 1) OBP: 0.294, SLG: 0.280			0-0 6-3 ②			0-3 K ②		0-0 F4 ③		3	0	0	0	0	1	0

Inning Stats	R: 0	H: 1	E: 0	K: 0	S: 4	LOB: 1	BB: 0	P: 4	R: 0	H: 0	E: 0	K: 0	S: 3	LOB: 0	BB: 0	P: 3	R: 0	H: 0	E: 0	K: 0	S: 3	LOB: 1	BB: 1	P: 8	R: 0	H: 0	E: 0	K: 0	S: 3	LOB: 0	BB: 0	P: 3	R: 1	H: 1	E: 0	K: 1	S: 6	LOB: 0	BB: 0	P: 6	R: 1	H: 1	E: 0	K: 0	S: 4	LOB: 0	BB: 0	P: 4	R: 0	H: 0	E: 0	K: 0	S: 3	LOB: 0	BB: 0	P: 3	R: 2	H: 2	E: 0	K: 0	S: 3	LOB: 0	BB: 0	P: 3	1B: 1	SF: 0	2B: 2	SAC: 0	3B: 0	DP: 1	HR: 3	HBP: 0	WP: 0	PA: 30
--------------	------	------	------	------	------	--------	-------	------	------	------	------	------	------	--------	-------	------	------	------	------	------	------	--------	-------	------	------	------	------	------	------	--------	-------	------	------	------	------	------	------	--------	-------	------	------	------	------	------	------	--------	-------	------	------	------	------	------	------	--------	-------	------	------	------	------	------	------	--------	-------	------	-------	-------	-------	--------	-------	-------	-------	--------	-------	--------

PITCHER	IP	WLS	BF	H	R	ER	SO	BB	IBB	HBP	BLK	WP	HR	S	P	ERA	WHIP
Red Munger, R (1, 1) ERA: 3.54	8.1	L	30	5	4	4	2	1	0	0	0	0	3	33	37	4.32	0.720

BOTTOM

St. Louis Cardinals @ Boston Braves  
 Braves Field, Boston, MA  
 Fri Jun 23 1950, 3:33 AM EDT  
 Att. 30,720 - Unknown

livebaseballscorecards.com

AB	29
R	4
H	5
RBI	4
BB	1
SO	2
LOB	2



Batter	1	2	3	4	5	6	7	8	9	10	AB R H RBI BB SO LOB	TOP												
Tommy Glaviano, R (1, 5) OBP: 0.438, SLG: 0.436	0-0 F2		0-0 1B 1B	0-3 K		0-0 1B			0-0 F9		5 1 2 0 0 1 1	<b>St. Louis Cardinals @ Boston Braves</b> Braves Field, Boston, MA Sat Jun 24 1950, 3:33 AM EDT Att. 20,826 - Unknown <a href="http://livebaseballscorecards.com">livebaseballscorecards.com</a>												
Red Schoendienst, S (1, 4) OBP: 0.323, SLG: 0.398	0-0 F2		0-0 1B 1B	0-0 F4			0-0 F3		0-0 F9		5 1 1 0 0 0 1													
Stan Musial, L (1, 3) OBP: 0.467, SLG: 0.611	4-0 1B BB		0-0 1B HR 1B		0-0 3-1		0-0 G3-6-3 1B		0-3 K		4 1 2 1 1 1 1													
Enos Slaughter, L (1, 9) OBP: 0.424, SLG: 0.476	0-0 1-3 1B		0-0 1-2 2-H HR 1B		0-0 4-3		0-0 G3-6-3 1-2f		0-0 F6		5 1 2 1 0 0 1													
Bill Howerton, L (1, 8) OBP: 0.413, SLG: 0.475	0-0 F9		0-0 1-H 2-H HR		0-0 3B 1B		0-3 K		0-0 4-3		5 2 2 3 0 1 2													
Johnny Lindell, R (1, 7) OBP: 0.309, SLG: 0.415		0-0 5-3	0-0 F7		0-0 1-H 3B		0-0 6-3		0-0 HR		5 1 2 2 0 0 0													
Marty Marion, R (1, 6) OBP: 0.350, SLG: 0.408		0-0 1B	0-0 F7		0-0 F9		0-0 E5 FC6-4		0-0 F7		5 0 1 0 0 0 1													
Del Rice, R (1, 2) OBP: 0.295, SLG: 0.328		0-0 F4	0-0 F4		0-0 F4		0-0 FC6-4 1-2f				4 0 0 0 0 0 2													
Gerry Staley, R (1, 1) OBP: 0.261, SLG: 0.190		0-0 4-3		0-0 1-3		0-0 6-3			0-0 1B		3 0 0 0 0 0 1													
Al Brazle, L (7, 1) OBP: 0.217, SLG: 0.217											1 0 1 0 0 0 0													
<b>Inning Stats</b>	R: 0 E: 0 K: 0 S: 4	H: 1 LOB: 2 BB: 1 P: 8	R: 0 E: 0 K: 0 S: 4	H: 1 LOB: 1 BB: 0 P: 4	R: 5 E: 0 K: 0 S: 8	H: 5 LOB: 0 BB: 0 P: 8	R: 0 E: 0 K: 1 S: 5	H: 0 LOB: 0 BB: 0 P: 5	R: 1 E: 0 K: 0 S: 5	H: 2 LOB: 1 BB: 0 P: 5	R: 0 E: 0 K: 0 S: 3	H: 1 LOB: 1 BB: 0 P: 3	R: 0 E: 1 K: 1 S: 6	H: 0 LOB: 1 BB: 0 P: 6	R: 0 E: 0 K: 1 S: 6	H: 1 LOB: 1 BB: 0 P: 6	R: 1 E: 0 K: 0 S: 4	H: 1 LOB: 0 BB: 0 P: 4	1B: 10 2B: 0 3B: 1 HR: 2	SF: 0 SAC: 0 DP: 1 HBP: 0	WP: 0 PB: 0 SB: 0 CS: 0	PA: 43		
<b>PITCHER</b>	IP WLS BF H R ER SO BB IBB HBP BLK WP HR S P ERA WHIP	IP WLS BF H R ER SO BB IBB HBP BLK WP HR S P ERA WHIP	IP WLS BF H R ER SO BB IBB HBP BLK WP HR S P ERA WHIP	IP WLS BF H R ER SO BB IBB HBP BLK WP HR S P ERA WHIP	IP WLS BF H R ER SO BB IBB HBP BLK WP HR S P ERA WHIP	IP WLS BF H R ER SO BB IBB HBP BLK WP HR S P ERA WHIP	IP WLS BF H R ER SO BB IBB HBP BLK WP HR S P ERA WHIP	IP WLS BF H R ER SO BB IBB HBP BLK WP HR S P ERA WHIP	IP WLS BF H R ER SO BB IBB HBP BLK WP HR S P ERA WHIP	IP WLS BF H R ER SO BB IBB HBP BLK WP HR S P ERA WHIP	IP WLS BF H R ER SO BB IBB HBP BLK WP HR S P ERA WHIP	IP WLS BF H R ER SO BB IBB HBP BLK WP HR S P ERA WHIP	IP WLS BF H R ER SO BB IBB HBP BLK WP HR S P ERA WHIP	IP WLS BF H R ER SO BB IBB HBP BLK WP HR S P ERA WHIP	IP WLS BF H R ER SO BB IBB HBP BLK WP HR S P ERA WHIP	IP WLS BF H R ER SO BB IBB HBP BLK WP HR S P ERA WHIP	IP WLS BF H R ER SO BB IBB HBP BLK WP HR S P ERA WHIP	IP WLS BF H R ER SO BB IBB HBP BLK WP HR S P ERA WHIP	IP WLS BF H R ER SO BB IBB HBP BLK WP HR S P ERA WHIP	IP WLS BF H R ER SO BB IBB HBP BLK WP HR S P ERA WHIP	IP WLS BF H R ER SO BB IBB HBP BLK WP HR S P ERA WHIP	IP WLS BF H R ER SO BB IBB HBP BLK WP HR S P ERA WHIP	IP WLS BF H R ER SO BB IBB HBP BLK WP HR S P ERA WHIP	
Johnny Sain, R (1, 1) ERA: 5.08	2.0																							
Bob Chipman, L (3, 1) ERA: 4.19	8.0	L	29	6	2	2	3	0	0	0	0	0	0	0	0	0	0	0	0	0	0	0	0	0





BOTTOM

St. Louis Cardinals @ Boston Braves  
Braves Field, Boston, MA  
Sat Jun 24 1950, 3:33 AM EDT  
Att: 20,826 - Unknown

livebaseballscorecards.com

AB 42  
R 6  
H 13  
RBI 6  
BB 2  
SO 4  
LOB 19



WP: 0 PA: 45  
PB: 0  
SB: 0  
CS: 0

AB R H RBI BB SO LOB

5 0 0 0 0 2 1

5 1 2 0 0 0 2

4 3 2 2 1 0 2

5 0 1 0 0 0 4

5 1 3 0 0 0 1

3 1 2 4 0 0 0

4 0 1 0 0 1 0

0 0 0 0 0 0 0

1B: 11 SF: 0  
2B: 0 SAC: 1  
3B: 0 DP: 1  
HR: 2 HBP: 0

Batter	1	2	3	4	5	6	7	8	9	10
Roy Hartsfield, R (1, 4) OBP: 0.324, SLG: 0.367	0-3 K		0-3 K		0-0 F2		0-0 F7		0-0 E5	
Sam Jethroe, S (1, 8) OBP: 0.350, SLG: 0.461	0-0 6-3 1B		0-0 4-3		0-0 4-3		0-0 HR 1B		0-0 F3	
Earl Torgeson, L (1, 3) OBP: 0.416, SLG: 0.459	0-0 6-3		4-0 BB 1B BB		0-0 HR 1B		0-0 HR		0-0 F4	
Walker Cooper, R (1, 2) OBP: 0.337, SLG: 0.481	0-0 6-3		0-0 F5		0-0 F4		0-0 1B		0-0 F7	
Tommy Holmes, L (1, 9) Sibby Sisti, R (10, PR) OBP: 0.464, SLG: 0.604 OBP: 0.345, SLG: 0.239		0-0 1-3		0-0 G3		0-0 HR 1B		0-0 G5-4-3 1B		0-0 SH3-4 1B
Willard Marshall, L (1, 7) Luis Olmo, R (7, PH) OBP: 0.314, SLG: 0.347 OBP: 0.323, SLG: 0.364		0-0 F3		0-0 1B		0-0 HR		0-0 G5-4-3		0-0 SH3-4
Gene Mauch, R (1, 5) Sid Gordon, R (10, PH) OBP: 0.300, SLG: 0.282 OBP: 0.443, SLG: 0.674		0-0 6-3		0-0 1B		0-0 F8		0-3 K		4-0 BB
Buddy Kerr, R (1, 6) Bob Elliott, R (10, PH) OBP: 0.268, SLG: 0.272 OBP: 0.339, SLG: 0.471			0-0 F9		0-0 F8		0-0 1B		0-0 F7	
Johnny Sain, R (1, 1) Bob Chipman, L (3, 1) Paul Burris, R (10, PH) OBP: 0.244, SLG: 0.256 OBP: 0.308, SLG: 0.182 OBP: 0.200, SLG: 0.211			0-0 1B		0-0 1-3		0-0 1-3		0-0 5-3	

Inning Stats	R: 0	H: 1	E: 0	LOB: 1	K: 1	BB: 0	S: 6	P: 6	R: 0	H: 0	E: 0	LOB: 0	K: 0	BB: 0	S: 3	P: 3	R: 0	H: 1	E: 0	LOB: 1	K: 1	BB: 0	S: 6	P: 6	R: 1	H: 2	E: 0	LOB: 2	K: 0	BB: 1	S: 5	P: 9	R: 0	H: 0	E: 0	LOB: 0	K: 0	BB: 0	S: 3	P: 3	R: 3	H: 4	E: 0	LOB: 1	K: 0	BB: 0	S: 7	P: 7	R: 2	H: 4	E: 0	LOB: 1	K: 0	BB: 0	S: 6	P: 6	R: 0	H: 0	E: 0	LOB: 0	K: 1	BB: 0	S: 5	P: 5	R: 0	H: 0	E: 1	LOB: 1	K: 0	BB: 0	S: 4	P: 4	R: 0	H: 1	E: 0	LOB: 2	K: 1	BB: 1	S: 6	P: 10	1B: 11	SF: 0	2B: 0	SAC: 1	3B: 0	DP: 1	HR: 2	HBP: 0	WP: 0	PA: 45
--------------	------	------	------	--------	------	-------	------	------	------	------	------	--------	------	-------	------	------	------	------	------	--------	------	-------	------	------	------	------	------	--------	------	-------	------	------	------	------	------	--------	------	-------	------	------	------	------	------	--------	------	-------	------	------	------	------	------	--------	------	-------	------	------	------	------	------	--------	------	-------	------	------	------	------	------	--------	------	-------	------	------	------	------	------	--------	------	-------	------	-------	--------	-------	-------	--------	-------	-------	-------	--------	-------	--------

PITCHER	IP	WLS	BF	H	R	ER	SO	BB	IBB	HBP	BLK	WP	HR	S	P	ERA	WHIP
Gerry Staley, R (1, 1) ERA: 6.24	6.1		30	10	6	6	2	1	0	0	0	0	2	33	37	8.53	1.737
Al Brazle, L (7, 1) ERA: 5.19	3.2	W	15	3	0	0	2	1	0	0	0	0	0	18	22	0.00	1.091

Batter	1	2	3	4	5	6	7	8	9	AB R H RBI BB SO LOB	TOP																						
Tommy Glaviano, R (1, 5) OBP: 0.429, SLG: 0.425	0-3 K		0-0 F3			0-0 F9		0-0 6-3		4 0 0 0 0 1 1	<b>St. Louis Cardinals @ Boston Braves</b> Braves Field, Boston, MA Sun Jun 25 1950, 3:33 AM EDT Att: 17,434 - Unknown																						
Red Schoendienst, S (1, 4) OBP: 0.318, SLG: 0.392	0-0 4-3		0-0 F7			0-0 F9		0-0 F4		4 0 0 0 0 0 1																							
Stan Musial, L (1, 3) OBP: 0.468, SLG: 0.605	4-0 BB			0-0 4-3		4-0 WP BB		0-0 6-3		2 0 0 0 2 0 0																							
Enos Slaughter, L (1, 9) OBP: 0.425, SLG: 0.474	0-0 1-3			0-0 F5		4-0 1-2 BB		0-0 E6 1B		3 0 1 0 1 0 1																							
Bill Howerton, L (1, 8) OBP: 0.408, SLG: 0.467		0-0 6-3		0-0 1B		0-0 F3		0-0		4 0 1 0 0 0 3																							
Johnny Lindell, R (1, 7) OBP: 0.299, SLG: 0.400		0-3 K		0-0 F2			0-0 F8		0-0 1-3	4 0 0 0 0 1 2																							
Marty Marion, R (1, 6) OBP: 0.348, SLG: 0.404		0-0 F3			0-0 G6-4-3 1B		0-0 F8		0-0 5-3	4 0 1 0 0 0 1																							
Del Rice, R (1, 2) OBP: 0.296, SLG: 0.336		0-3 K			0-0 G6-4-3 1-2f 1B		0-0		0-0 2B	3 0 1 0 0 1 1																							
Fred Martin, R (1, 1) OBP: 0.273, SLG: 0.455 Eddie Kazak, R (7, PH) OBP: 0.374, SLG: 0.438 Cloyd Boyer, R (7, 1)		0-0 2B		0-0 F6		0-0 F6				2 0 1 0 0 0 0 1 0 0 0 0 0 1 0 0 0 0 0 0 0																							
<b>Inning Stats</b>	R: 0 E: 0 K: 1 S: 5	H: 0 LOB: 1 BB: 1 P: 9	R: 0 E: 0 K: 1 S: 5	H: 0 LOB: 0 BB: 0 P: 5	R: 0 E: 0 K: 1 S: 6	H: 1 LOB: 1 BB: 0 P: 6	R: 0 E: 0 K: 0 S: 4	H: 1 LOB: 1 BB: 0 P: 4	R: 0 E: 0 K: 0 S: 3	H: 1 LOB: 0 BB: 0 P: 3	R: 0 E: 0 K: 0 S: 3	H: 0 LOB: 2 BB: 2 P: 11	R: 0 E: 0 K: 0 S: 4	H: 1 LOB: 1 BB: 0 P: 4	R: 0 E: 0 K: 0 S: 3	H: 0 LOB: 0 BB: 0 P: 3	R: 0 E: 1 K: 0 S: 4	H: 1 LOB: 1 BB: 0 P: 4	1B: 3 2B: 2 3B: 0 HR: 0	SF: 0 SAC: 0 DP: 1 HBP: 0	WP: 1 PB: 0 SB: 0 CS: 0	PA: 34											
<b>PITCHER</b> Vern Bickford, R (1, 1) ERA: 3.47	IP 9.0	WLS W	BF 34	H 5	R 0	ER 0	SO 3	BB 3	IBB 0	HBP 0	BLK 0	WP 1	HR 0	S 37	P 49	ERA 0.00	WHIP 0.889																
											<b>PITCHER</b>	IP	WLS	BF	H	R	ER	SO	BB	IBB	HBP	BLK	WP	HR	S	P	ERA	WHIP					

livebaseballscorecards.com

<b>AB</b>	31
<b>R</b>	0
<b>H</b>	5
<b>RBI</b>	0
<b>BB</b>	3
<b>SO</b>	3
<b>LOB</b>	11



Batter	1	2	3	4	5	6	7	8	9	AB	R	H	RBI	BB	SO	LOB
--------	---	---	---	---	---	---	---	---	---	----	---	---	-----	----	----	-----

Roy Hartsfield, R OBP: 0.333, SLG: 0.375 (1, 4)	0-0 5-3 1B		0-0 G4-6-3 1B		0-0 FC6-4 1B		0-3 K			4	0	2	0	0	1	0
Sam Jethroe, S OBP: 0.352, SLG: 0.467 (1, 8)	0-0 1B 3B		0-0 G4-6-3 1-2f		0-0 FC6-4 2B		1-0 CS HBP			3	2	1	1	0	0	2
Earl Torgeson, L OBP: 0.421, SLG: 0.467 (1, 3)	0-0 1B F7 1B		0-0 4-3		0-0 2B		4-0 BB			3	1	2	2	1	0	0
Walker Cooper, R OBP: 0.335, SLG: 0.476 (1, 2)	0-0 1-3 1B			0-0 5-3		0-0 F5		0-0 F3		4	0	1	0	0	0	2
Tommy Holmes, L OBP: 0.447, SLG: 0.580 (1, 9)	0-0 F7			0-0 6-3		0-0 F8		0-0 F2		4	0	0	1	0	0	1
Willard Marshall, L OBP: 0.313, SLG: 0.341 (1, 7)	0-0 4-3			0-0 E6		4-0 BB		0-0 F7		3	0	0	0	1	0	1
Gene Mauch, R OBP: 0.298, SLG: 0.280 (1, 5)		0-0 FC5-4 1B		0-0 F8		0-0 5-3		0-3 K		4	0	1	0	0	1	2
Buddy Kerr, R OBP: 0.273, SLG: 0.283 (1, 6)		0-0 FC5-4 1-2f			0-0 FC6-4 3B		4-0 BB			2	1	1	0	1	0	1
Vern Bickford, R OBP: 0.149, SLG: 0.091 (1, 1)		0-3 K			0-3 K		0-0 F2			3	0	0	0	0	2	4

Inning Stats	R: 2	H: 3	E: 0	LOB: 1	K: 0	BB: 0	S: 6	P: 6	R: 0	H: 1	E: 0	LOB: 0	K: 1	BB: 0	S: 5	P: 5	R: 0	H: 1	E: 0	LOB: 0	K: 0	BB: 0	S: 3	P: 3	R: 0	H: 0	E: 1	LOB: 1	K: 0	BB: 0	S: 4	P: 4	R: 2	H: 3	E: 0	LOB: 1	K: 1	BB: 0	S: 8	P: 8	R: 0	H: 0	E: 0	LOB: 2	K: 0	BB: 2	S: 3	P: 11	R: 0	H: 0	E: 0	LOB: 1	K: 1	BB: 1	S: 5	P: 9	R: 0	H: 0	E: 0	LOB: 0	K: 1	BB: 0	S: 5	P: 5
--------------	------	------	------	--------	------	-------	------	------	------	------	------	--------	------	-------	------	------	------	------	------	--------	------	-------	------	------	------	------	------	--------	------	-------	------	------	------	------	------	--------	------	-------	------	------	------	------	------	--------	------	-------	------	-------	------	------	------	--------	------	-------	------	------	------	------	------	--------	------	-------	------	------

PITCHER	IP	WLS	BF	H	R	ER	SO	BB	IBB	HBP	BLK	WP	HR	S	P	ERA	WHIP
Fred Martin, R ERA: 4.6 (1, 1)	6.0	L	27	8	4	4	2	2	0	0	0	0	0	29	37	6.00	1.667
Cloyd Boyer, R ERA: 3.64 (7, 1)	2.0		7	0	0	0	2	1	0	1	0	0	0	9	14	0.00	0.500

**BOTTOM**

**St. Louis Cardinals @ Boston Braves**  
 Braves Field, Boston, MA  
 Sun Jun 25 1950, 3:33 AM EDT  
 Att. 17,434 - Unknown

AB	30
R	4
H	8
RBI	4
BB	3
SO	4
LOB	13



WP	PA
0	34

Batter	1	2	3	4	5	6	7	8	9	AB R H RBI BB SO LOB	TOP											
Tommy Glaviano, R (1, 5) OBP: 0.429, SLG: 0.417	4-0 CS BB	4-0 BB 1-2 2-3		0-0 6-3		0-0 1-3		0-3 K		3 0 0 0 2 1 2												
Marty Marion, R (1, 6) OBP: 0.343, SLG: 0.393	0-0 5-3 1-2	4-0 BB 1-2 2-3 3-H		0-0 6-3		0-0 F7		0-3 K		4 0 0 1 1 1 3												
Stan Musial, L (1, 3) OBP: 0.475, SLG: 0.627	0-0 HR	0-0 F8		4-0 BB			0-0 FC6-4 1B		0-0 4-3 2B	4 1 3 1 1 0 3												
Johnny Lindell, R (1, 7) OBP: 0.297, SLG: 0.396	0-3 K		0-0 6-3	0-0 F7			0-0 FC6-4 1-2f		0-0 F9	1 0 0 0 0 1 0												
Harry Walker, L (2, 7) OBP: 0.276, SLG: 0.229										4 0 0 0 0 0 3												
Enos Slaughter, L (1, 9) OBP: 0.424, SLG: 0.472		0-0 1B FC4-6 1B	0-0 L4		0-0 FC1-4 1B		0-0 FC6-4 1-2f		0-0 4-3 2-3	5 1 2 0 0 0 2												
Red Schoendienst, S (1, 4) OBP: 0.320, SLG: 0.392		0-0 FC4-6 1B 1-3	0-0 1B 1B		0-0 FC1-4 4-3 1-2f		0-0 L4		0-0 P3	5 0 2 0 0 0 3												
Bill Howerton, L (1, 8) OBP: 0.411, SLG: 0.468		0-0 FC4-6 BB BB 1-2f 3-H	0-0 BB 1B 1-3		0-0 4-3 1-2			0-0 FC5-6 E 1B		4 1 2 1 0 0 2	AB 36											
Johnny Bucha, R (1, 2) OBP: 0.261, SLG: 0.238		0-0 F8	4-0 BB BB 1-2		0-0 5-3			0-0 E2 FC5-6 1-2		3 0 0 0 1 0 3	R 3											
Howie Pollet, L (1, 1) OBP: 0.140, SLG: 0.143		4-0 BB BB 1-2	0-0 P6				0-0 4-3	0-0 FC5-6 1-2f 2-3		3 0 0 0 1 0 5	H 9											
<b>Inning Stats</b>	R: 1 E: 0 K: 1 S: 5	H: 1 LOB: 0 BB: 1 P: 9	R: 2 E: 0 K: 0 S: 5	H: 2 LOB: 3 BB: 3 P: 17	R: 0 E: 0 K: 0 S: 5	H: 2 LOB: 3 BB: 1 P: 9	R: 0 E: 0 K: 0 S: 3	H: 0 LOB: 1 BB: 1 P: 7	R: 0 E: 0 K: 0 S: 4	H: 1 LOB: 1 BB: 0 P: 4	R: 0 E: 0 K: 0 S: 3	H: 0 LOB: 0 BB: 0 P: 3	R: 0 E: 1 K: 0 S: 4	H: 1 LOB: 1 BB: 0 P: 4	R: 0 E: 0 K: 0 S: 4	H: 1 LOB: 1 BB: 0 P: 4	R: 0 E: 0 K: 0 S: 4	H: 1 LOB: 1 BB: 0 P: 4	1B: 7 2B: 1 3B: 0 HR: 1	SF: 0 SAC: 0 DP: 0 HBP: 0	WP: 0 PB: 0 SB: 0 CS: 1	PA: 42
<b>PITCHER</b>	IP WLS BF H R ER SO BB IBB HBP BLK WP HR S P ERA WHIP																					
Johnny Vander Meer, L (1, 1) ERA: 5.68	1.2 L 10 3 3 3 1 3 0 0 0 0 1 9 21 16.20 3.600																					
Monk Dubiel, R (2, 1) ERA: 4.12	7.1 32 6 0 0 2 3 0 0 0 0 0 33 45 0.00 1.227																					

St. Louis Cardinals @ Chicago Cubs  
Wrigley Field, Chicago, IL  
Tue Jun 27 1950, 3:33 AM CDT  
Unknown

livebaseballscorecards.com




Batter	1	2	3	4	5	6	7	8	9	AB	R	H	RBI	BB	SO	LOB
Bob Ramazzotti, R (1, 4) OBP: 0.337, SLG: 0.407	0-0 SH1-3 1B	0-0 F8			0-0 FC9-4-6 1-3 1B		0-0 5-3			4	1	2	0	0	0	2
Mickey Owen, R (1, 2) OBP: 0.224, SLG: 0.235	0-0 SH1-3 1-2	0-0 F9			0-0 FC9-4-6 1-2			0-0 F8		3	0	0	0	0	0	3
Bob Borkowski, R (1, 8) OBP: 0.358, SLG: 0.493	0-0 L4		0-0 P4		0-0 1-3			0-0 F9		4	0	0	0	0	0	2
Hank Sauer, R (1, 7) OBP: 0.403, SLG: 0.569	0-0 2B 2-H 1B		0-0 6-3			0-0 6-3		0-0 4-3		4	0	1	1	0	0	0
Andy Pafko, R (1, 9) OBP: 0.441, SLG: 0.547	0-0 1-3 2B		0-0 5-3			0-0 F7			0-0 F7	4	0	1	0	0	0	0
Roy Smalley, R (1, 6) OBP: 0.330, SLG: 0.498	0-3 K			0-0 P6		0-0 HR			0-0 F3	4	1	1	1	0	1	2
Bill Serena, R (1, 5) OBP: 0.349, SLG: 0.414		0-0 E2 1B		0-0 F3		0-0 F9			4-0 BB BB	3	0	0	0	1	0	0
Emil Verban, R (9, PR) OBP: 0.143, SLG: 0.077										0	0	0	0	0	0	0
Phil Cavarretta, L (1, 3) OBP: 0.376, SLG: 0.441		0-0 1-2 1B		0-0 F3			0-0 F3		0-0 1-2 1B	4	0	2	0	0	0	0
Johnny Vander Meer, S (1, 1) OBP: 0.000, SLG: 0.000		0-3 K			0-0 1B 1B		0-0 1-3		0-0 F7	0	0	0	0	0	0	0
Monk Dubiel, R (2, 1) OBP: 0.182, SLG: 0.100										3	0	1	0	0	1	2
Wayne Terwilliger, R (9, PH) OBP: 0.321, SLG: 0.378										1	0	0	0	0	0	2

Inning Stats	R: 1	H: 3	E: 0	K: 1	S: 8	LOB: 2	BB: 0	P: 8	R: 0	H: 1	E: 1	K: 1	S: 7	LOB: 2	BB: 0	P: 7	R: 0	H: 0	E: 0	K: 0	S: 3	LOB: 0	BB: 0	P: 3	R: 0	H: 2	E: 0	K: 0	S: 4	LOB: 1	BB: 0	P: 4	R: 1	H: 1	E: 0	K: 0	S: 4	LOB: 0	BB: 0	P: 4	R: 0	H: 0	E: 0	K: 0	S: 3	LOB: 0	BB: 0	P: 3	R: 0	H: 0	E: 0	K: 0	S: 3	LOB: 0	BB: 0	P: 3	R: 0	H: 0	E: 0	K: 0	S: 4	LOB: 2	BB: 1	P: 8	1B: 6	2B: 1	3B: 0	HR: 1	SF: 0	SAC: 1	DP: 0	HBP: 0	WP: 0	PA: 36
--------------	------	------	------	------	------	--------	-------	------	------	------	------	------	------	--------	-------	------	------	------	------	------	------	--------	-------	------	------	------	------	------	------	--------	-------	------	------	------	------	------	------	--------	-------	------	------	------	------	------	------	--------	-------	------	------	------	------	------	------	--------	-------	------	------	------	------	------	------	--------	-------	------	-------	-------	-------	-------	-------	--------	-------	--------	-------	--------

PITCHER	IP	WLS	BF	H	R	ER	SO	BB	IBB	HBP	BLK	WP	HR	S	P	ERA	WHIP
Howie Pollet, L (1, 1) ERA: 2.74	9.0	W	36	8	2	2	2	1	0	0	0	0	1	39	43	2.00	1.000

**St. Louis Cardinals @ Chicago Cubs**  
Wrigley Field, Chicago, IL  
Tue Jun 27 1950, 3:33 AM CDT  
Unknown

AB	34
R	2
H	8
RBI	2
BB	1
SO	2
LOB	13



livebaseballscorecards.com

Batter	1	2	3	4	5	6	7	8	9	AB R H RBI BB SO LOB	TOP											
Tommy Glaviano, R OBP: 0.428, SLG: 0.419 (1, 5) X	0-0 G3 1B 2B		0-3 K		0-0 E4 1-2		4-0 1B BB		0-0 F9	4 1 1 0 1 1 1												
Red Schoendienst, S OBP: 0.318, SLG: 0.388 (1, 4) X	0-0 G3 2-3		0-3 K		0-0 F8		0-0 1B		0-0 4-3	5 0 1 0 0 1 3												
Stan Musial, L OBP: 0.469, SLG: 0.617 (1, 3) S S S	0-3 K			0-0 FC5-4 1B	0-0 P3			0-0 E7 2B	0-0 F8	5 1 1 0 0 1 3												
Johnny Lindell, R OBP: 0.303, SLG: 0.395 (1, 7) X	0-0 1B			0-0 FC5-4 G3 1-2f		4-0 FC6 BB		0-3 K		3 0 1 1 1 1 2												
Enos Slaughter, L OBP: 0.422, SLG: 0.473 (1, 9) X	0-0 P4			0-0 G3 1-2	0-0 F8			0-0 1B 2B		4 1 1 1 0 0 3												
Eddie Miller, R OBP: 0.323, SLG: 0.344 (1, 6)		0-0 6-3		0-0 4-3	0-0 F9			0-0 P2		4 0 0 0 0 0 3												
Bill Howerton, L OBP: 0.414, SLG: 0.478 (1, 8)		0-0 F7			0-0 F8 1B 2B	0-0 FC6		0-0 1B 1B		4 1 2 1 0 0 1												
Del Rice, R OBP: 0.295, SLG: 0.333 (1, 2)		0-0 6-3			0-0 F8 2-3		0-0 P6	0-0 1B		4 0 1 0 0 0 1												
Max Lanier, R OBP: 0.303, SLG: 0.333 (1, 1)			0-0 P6		0-0 E 1B		0-0 F9	0-3 K		4 0 1 1 0 1 2												
<b>Inning Stats</b>	R: 1 E: 0 K: 1 S: 7	H: 2 LOB: 1 BB: 0 P: 7	R: 0 E: 0 K: 0 S: 3	H: 0 LOB: 0 BB: 0 P: 3	R: 0 E: 0 K: 2 S: 7	H: 0 LOB: 0 BB: 0 P: 7	R: 0 E: 0 K: 0 S: 4	H: 1 LOB: 1 BB: 0 P: 4	R: 1 E: 1 K: 0 S: 6	H: 2 LOB: 2 BB: 0 P: 6	R: 0 E: 0 K: 0 S: 3	H: 0 LOB: 1 BB: 1 P: 7	R: 0 E: 0 K: 0 S: 3	H: 1 LOB: 2 BB: 1 P: 7	R: 2 E: 1 K: 2 S: 11	H: 3 LOB: 2 BB: 0 P: 11	R: 0 E: 0 K: 0 S: 3	H: 0 LOB: 0 BB: 0 P: 3	1B: 6 2B: 3 3B: 0 HR: 0	SF: 0 SAC: 0 DP: 0 HBP: 0	WP: 0 PB: 0 SB: 0 CS: 0	PA: 39
<b>PITCHER</b>	IP WLS BF H R ER SO BB IBB HBP BLK WP HR S P ERA WHIP																				IP WLS BF H R ER SO BB IBB HBP BLK WP HR S P ERA WHIP	
Paul Minner, L ERA: 4.05 (1, 1)	7.2 L 35 9 4 2 4 2 0 0 0 0 0 0 41 49 2.35 1.435																					
Frank Hiller, R ERA: 5.05 (8, 1)	0.1 1 0 0 0 1 0 0 0 0 0 0 0 3 3 0.00 0.000																					
Johnny Klippstein, R ERA: 5.26 (9, 1)	1.0 3 0 0 0 0 0 0 0 0 0 0 0 3 3 0.00 0.000																					

St. Louis Cardinals @ Chicago Cubs  
Wrigley Field, Chicago, IL  
Tue Jun 27 1950, 3:38 AM CDT  
Att: 38,832 - Unknown

livebaseballscorecards.com

AB	37
R	4
H	9
RBI	4
BB	2
SO	5
LOB	19



Batter	1	2	3	4	5	6	7	8	9
Bob Ramazzotti, R (1, 4) OBP: 0.323, SLG: 0.389	0-0 G3		0-0 4-3			0-3 K		0-0 F7	
Mickey Owen, R (1, 2) Rube Walker, L (9, 2) OBP: 0.225, SLG: 0.236 OBP: 0.275, SLG: 0.379	0-0 6-3			0-0 6-3		0-0 1B		0-0 6-3	
Bob Borkowski, R (1, 8) OBP: 0.353, SLG: 0.481	0-3 K			0-0 5-3		0-0 1B		0-0 3-1	
Hank Sauer, R (1, 7) OBP: 0.401, SLG: 0.563		0-0 P3		0-0 6-3		0-0 1B		0-3 K	
Andy Pafko, R (1, 9) OBP: 0.433, SLG: 0.536		0-0 6-3			0-0 5-3	0-0 G3		0-0 6-3	
Roy Smalley, R (1, 6) OBP: 0.330, SLG: 0.495		0-0 P4			0-0 FC6-4		0-0 6-3		
Bill Serena, R (1, 5) OBP: 0.343, SLG: 0.406			0-3 K		0-0 FC6-4		0-0 F9		
Phil Cavarretta, L (1, 3) OBP: 0.369, SLG: 0.432			0-0 4-3		0-0 4-3		0-3 K		
Paul Minner, L (1, 1) Frank Hillier, R (8, 1) Emil Verban, R (8, PH) Johnny Klippstein, R (9, 1) OBP: 0.286, SLG: 0.278 OBP: 0.133, SLG: 0.071 OBP: 0.286, SLG: 0.286			0-0 1B			0-0 1-3		0-0 4-3	

Inning Stats	R: 0	H: 0	E: 0	K: 1	S: 5	R: 0	H: 0	E: 0	K: 0	S: 3	R: 0	H: 1	E: 0	K: 1	S: 6	R: 0	H: 0	E: 0	K: 0	S: 3	R: 0	H: 1	E: 0	K: 0	S: 4	R: 1	H: 3	E: 0	K: 1	S: 8	R: 0	H: 0	E: 0	K: 1	S: 5	R: 0	H: 0	E: 0	K: 0	S: 3	R: 0	H: 0	E: 0	K: 1	S: 5
	LOB: 0	BB: 0	P: 5			LOB: 0	BB: 0	P: 3			LOB: 0	BB: 0	P: 6			LOB: 1	BB: 0	P: 4			LOB: 0	BB: 0	P: 3			LOB: 2	BB: 0	P: 8			LOB: 0	BB: 0	P: 5			LOB: 0	BB: 0	P: 3			LOB: 0	BB: 0	P: 5		

PITCHER	IP	WLS	BF	H	R	ER	SO	BB	IBB	HBP	BLK	WP	HR	S	P	ERA	WHIP
Max Lanier, L (1, 1) ERA: 2.84	9.0	W	32	5	1	1	5	0	0	0	0	0	0	42	42	1.00	0.556

**BOTTOM**

AB	R	H	RBI	BB	SO	LOB
4	0	0	0	0	1	1
4	1	1	0	0	0	0
0	0	0	0	0	0	0
4	0	1	0	0	1	0
4	0	1	1	0	1	0
4	0	0	0	0	0	2
3	0	1	0	0	0	0
3	0	0	0	0	1	1
3	0	0	0	0	1	1
2	0	1	0	0	0	0
0	0	0	0	0	0	0
1	0	0	0	0	0	0
0	0	0	0	0	0	0

<b>AB</b>	<b>32</b>
<b>R</b>	<b>1</b>
<b>H</b>	<b>5</b>
<b>RBI</b>	<b>1</b>
<b>BB</b>	<b>0</b>
<b>SO</b>	<b>5</b>
<b>LOB</b>	<b>5</b>



WP	PA
0	32
0	0
0	0
0	0

**St. Louis Cardinals @ Chicago Cubs**  
**Wrigley Field, Chicago, IL**  
 Tue Jun 27 1950, 3:38 AM CDT  
 Att. 38,832 - Unknown

[livebaseballscorecards.com](http://livebaseballscorecards.com)





Batter	1	2	3	4	5	6	7	8	9
Bob Ramazzotti, R OBP: 0.330, SLG: 0.394 (1, 4)	0-3 K		0-0 HR 1B	0-0 1-3		0-0 SH2-4	0-0 1B		
Rube Walker, L OBP: 0.280, SLG: 0.375 (1, 2)	0-0 F2		4-0 HR BB		0-0 P6	0-0 BB 1B	0-3 K		
Phil Cavarretta, L OBP: 0.382, SLG: 0.456 (1, 3)	4-0 BB		0-0 HR		0-0 HR 1B	4-0 BB	0-0 F7		
Hank Sauer, R OBP: 0.401, SLG: 0.561 (1, 7)	0-0 F7		0-0 F2		4-0 HR BB	0-0 P3		0-0 SH1-3 1B 2B	
Andy Pafko, R OBP: 0.430, SLG: 0.545 (1, 8)		0-0 F7	0-3 K		0-0 HR	0-0 F7		0-0 SH1-3	
Hank Edwards, L OBP: 0.424, SLG: 0.556 (1, 9)		0-0 HR 1B	0-0 F7		0-0 4-3		0-0 1B 2B	0-0 3B 1B	
Roy Smalley, R OBP: 0.340, SLG: 0.530 (1, 6)		0-0 HR		0-0 2B	0-0 4-3		0-0 2B 1B	0-0 3B	
Bill Serena, R OBP: 0.344, SLG: 0.409 (1, 5)		0-0 6-3		0-3 K 2B		4-0 SH2-4 WP BB	0-0 SH5-3 1B 2B	0-3 K	
Doyle Lade, R OBP: 0.294, SLG: 0.294 (1, 1)		0-0 F7		0-0 F7		0-0 E1 WP SH2-4 1B	0-0 SH5-3	0-0 F7	

Inning Stats	R: 0 E: 0 K: 1 S: 5	H: 0 LOB: 1 BB: 1 P: 9	R: 2 E: 0 K: 0 S: 5	H: 2 LOB: 0 BB: 0 P: 5	R: 3 E: 0 K: 1 S: 7	H: 2 LOB: 0 BB: 1 P: 11	R: 0 E: 0 K: 1 S: 6	H: 1 LOB: 1 BB: 0 P: 6	R: 3 E: 0 K: 0 S: 5	H: 2 LOB: 0 BB: 1 P: 9	R: 2 E: 1 K: 0 S: 5	H: 1 LOB: 2 BB: 2 P: 13	R: 3 E: 0 K: 1 S: 9	H: 4 LOB: 1 BB: 0 P: 9	R: 2 E: 0 K: 1 S: 8	H: 3 LOB: 1 BB: 0 P: 8
1B: 7 2B: 4 3B: 1 HR: 3	SF: 0 SAC: 3 DP: 0 HBP: 0	WP: 1 PB: 0 SB: 0 CS: 0	PA: 45	ERA WHIP	ERA WHIP	ERA WHIP	ERA WHIP	ERA WHIP	ERA WHIP	ERA WHIP	ERA WHIP	ERA WHIP	ERA WHIP	ERA WHIP	ERA WHIP	

PITCHER	IP	WLS	BF	H	R	ER	SO	BB	IBB	HBP	BLK	WP	HR	S	P	ERA	WHIP
Red Munger, R ERA: 4.0 (1, 1)	2.0	L	12	4	5	5	1	2	0	0	0	0	2	12	20	22.50	3.000
Cloyd Boyer, R ERA: 3.41 (3, 1)	2.0		7	1	0	0	2	0	0	0	0	0	0	11	11	0.00	0.500
Jim Hearn, R ERA: 10.0 (5, 1)	4.0		26	10	10	9	2	3	0	0	0	1	1	27	39	20.25	3.250

BOTTOM

St. Louis Cardinals @ Chicago Cubs  
 Wrigley Field, Chicago, IL  
 Wed Jun 28 1950, 3:33 AM CDT  
 Att. 12,109 - Unknown

livebaseballscores.com

AB	37
R	15
H	15
RBI	14
BB	5
SO	5
LOB	13



Batter	1	2	3	4	5	6	7	8	9	AB R H RBI BB SO LOB	TOP									
Tommy Glaviano, R (1, 5) OBP: 0.433, SLG: 0.431	0-0 F8		0-0 P6		4-0 BB		0-0 5-3			3 0 0 0 1 0 0										
Red Schoendienst, S (1, 4) OBP: 0.312, SLG: 0.381	0-3 K		0-0 F9		0-0 G3			0-0 4-3 1B		4 0 1 0 0 1 1										
Stan Musial, L (1, 3) OBP: 0.463, SLG: 0.608	0-0 F9			0-0 P5		0-0 FC1-6 1B		0-0 4-3 1-2		4 0 1 0 0 0 1										
Enos Slaughter, L (1, 9) OBP: 0.417, SLG: 0.466		0-3 K		0-0 1-3		0-0 FC1-6 BB 1-2f		0-0 F7		4 0 0 0 0 1 2										
Bill Howerton, L (1, 8) OBP: 0.411, SLG: 0.483		0-0 2B 3B		4-0 1B BB		0-0 L9		0-0 P3		3 1 1 0 1 0 2										
Harry Walker, L (1, 7) OBP: 0.293, SLG: 0.246		0-0 2B		0-0 FC6 1B		4-0 BB		4-0 G6-4-3 BB		2 0 2 1 2 0 0										
Marty Marion, R (1, 6) OBP: 0.333, SLG: 0.376		0-3 K		0-0 FC6 1-2f		0-3 K		0-0 G6-4-3 1-2f		4 0 0 0 0 2 6										
Del Rice, R (1, 2) OBP: 0.283, SLG: 0.319 Eddie Kazak, R (9, PH) OBP: 0.366, SLG: 0.427		0-0 P6		0-0 4-3		0-3 K		0-0 F8		3 0 0 0 0 1 1 1 0 0 0 0 0 0										
Al Brazle, L (1, 1) OBP: 0.200, SLG: 0.200 Fred Martin, R (5, 1) OBP: 0.250, SLG: 0.417			0-0 6-3		0-3 K		0-3 K			2 0 0 0 0 1 0 1 0 0 0 0 1 0										
<b>Inning Stats</b>	R: 0 H: 0 E: 0 K: 1 S: 5	H: 0 LOB: 0 BB: 0 P: 5	R: 1 H: 2 E: 0 K: 2 S: 9	H: 2 LOB: 1 BB: 0 P: 9	R: 0 H: 0 E: 0 K: 0 S: 3	H: 0 LOB: 0 BB: 0 P: 3	R: 0 H: 1 E: 0 K: 0 S: 4	H: 1 LOB: 2 BB: 1 P: 8	R: 0 H: 0 E: 0 K: 1 S: 5	H: 0 LOB: 1 BB: 1 P: 9	R: 0 H: 1 E: 0 K: 1 S: 6	H: 1 LOB: 2 BB: 1 P: 10	R: 0 H: 0 E: 0 K: 2 S: 7	H: 0 LOB: 0 BB: 0 P: 7	R: 0 H: 1 E: 0 K: 0 S: 4	H: 1 LOB: 1 BB: 0 P: 4	R: 0 H: 0 E: 0 K: 0 S: 2	H: 0 LOB: 0 BB: 1 P: 6	1B: 3 SF: 0 2B: 1 SAC: 0 3B: 1 DP: 1 HR: 0 HBP: 0	WP: 0 PA: 35 PB: 0 SB: 0 CS: 0
<b>PITCHER</b> Bob Rush, R (1, 1) ERA: 3.24	IP 9.0 WLS W BF 35 H 5 R 1 ER 1 SO 7 BB 4 IBB 0 HBP 0 BLK 0 WP 0 HR 0 S 45 P 61 ERA 1.00 WHIP 1.000											<b>PITCHER</b> IP WLS BF H R ER SO BB IBB HBP BLK WP HR S P ERA WHIP								

St. Louis Cardinals @ Chicago Cubs  
Wrigley Field, Chicago, IL  
Thu Jun 29 1950, 3:33 AM CDT  
Att. 13,931 - Unknown

livebaseballscorecards.com

AB	31
R	1
H	5
RBI	1
BB	4
SO	7
LOB	13




Batter	1	2	3	4	5	6	7	8	9	AB	R	H	RBI	BB	SO	LOB
Bob Ramazzotti, R OBP: 0.318, SLG: 0.379 (1, 4)	0-0 6-3		0-0 P6		0-0 F8	0-0 B5-3				4	0	0	0	0	0	0
Mickey Owen, R OBP: 0.226, SLG: 0.236 (1, 2)	0-0 F8			0-0 6-3	0-0 SH 1B 1B	0-0 F7				4	1	1	0	0	0	0
Phil Cavarretta, L OBP: 0.381, SLG: 0.454 (1, 3)	0-0 G3			0-0 HR 1B	0-0 SH		0-3 K			3	1	1	0	0	1	0
Hank Sauer, R OBP: 0.406, SLG: 0.581 (1, 7)		0-0 6-3 2B		0-0 HR	4-0 1B 1B IBB		0-0 F7			3	2	2	2	1	0	0
Andy Pafko, R OBP: 0.431, SLG: 0.542 (1, 8)		0-0 6-3		1-0 FC6-4 HBP	0-0 1B 1B		0-0 1-3			3	1	1	1	0	0	1
Hank Edwards, L OBP: 0.427, SLG: 0.553 (1, 9)		0-0 F8		0-0 FC6-4 BB 1B	0-0 FC5 1B 1B			0-0 SH1-3 1B		4	1	2	1	0	0	2
Roy Smalley, R OBP: 0.344, SLG: 0.530 (1, 6)		0-0 6-3		4-0 1B BB	0-0 1B 1B			0-0 SH1-3		2	0	1	1	1	0	1
Bill Serena, R OBP: 0.342, SLG: 0.405 (1, 5)			0-3 K	0-0 FC5-4 1B	0-0 FC5			0-0 F8		4	0	1	1	0	1	3
Bob Rush, R OBP: 0.217, SLG: 0.200 (1, 1)			0-0 4-3	0-0 FC5-4		0-0 L7		0-3 K		4	0	0	0	0	1	3

Inning Stats	R: 0	H: 0	E: 0	K: 0	S: 3	R: 0	H: 1	E: 0	K: 0	S: 4	R: 0	H: 0	E: 0	K: 1	S: 5	R: 3	H: 3	E: 0	K: 0	S: 6	R: 3	H: 4	E: 0	K: 0	S: 7	R: 0	H: 0	E: 0	K: 1	S: 5	R: 0	H: 1	E: 0	K: 1	S: 6	1B: 7	2B: 1	3B: 0	HR: 1	SF: 0	SAC: 2	DP: 0	HBP: 1	WP: 0	PB: 0	SB: 0	CS: 0	PA: 36								
PITCHER	IP	WLS	BF	H	R	ER	SO	BB	IBB	HBP	BLK	WP	HR	S	P	ERA	WHIP													PITCHER	IP	WLS	BF	H	R	ER	SO	BB	IBB	HBP	BLK	WP	HR	S	P	ERA	WHIP									
Al Brazle, L ERA: 5.65 (1, 1)	4.2	L	24	7	6	6	1	1	1	0	0	0	1	23	32	11.57	1.714																																							
Fred Martin, R ERA: 4.15 (5, 1)	3.1		12	2	0	0	2	0	0	0	0	0	0	16	16	0.00	0.600																																							

**St. Louis Cardinals @ Chicago Cubs**  
Wrigley Field, Chicago, IL  
Thu Jun 29 1950, 3:33 AM CDT  
Att. 13,931 - Unknown

<b>AB</b>	<b>31</b>
<b>R</b>	<b>6</b>
<b>H</b>	<b>9</b>
<b>RBI</b>	<b>6</b>
<b>BB</b>	<b>2</b>
<b>SO</b>	<b>3</b>
<b>LOB</b>	<b>10</b>



Batter	1	2	3	4	5	6	7	8	9	AB	R	H	RBI	BB	SO	LOB	TOP									
<b>Stan Rojek, R</b> (1, 6) <small>OBP: 0.278, SLG: 0.290</small>																	0	0	0	0	0	0	0	0	0	0
<b>Dale Coogan, L</b> (1, 3) <small>OBP: 0.341, SLG: 0.342</small>																	0	0	0	0	0	0	0	0	0	
<b>Ralph Kiner, R</b> (1, 7) <small>OBP: 0.424, SLG: 0.591</small>																	0	0	0	0	0	0	0	0	0	
<b>Gus Bell, L</b> (1, 9) <small>OBP: 0.363, SLG: 0.465</small>																	0	0	0	0	0	0	0	0	0	
<b>Wally Westlake, R</b> (1, 8) <small>OBP: 0.348, SLG: 0.512</small>																	0	0	0	0	0	0	0	0	0	
<b>Danny Murtaugh, R</b> (1, 4) <small>OBP: 0.414, SLG: 0.447</small>																	0	0	0	0	0	0	0	0	0	
<b>Jack Phillips, R</b> (1, 5) <small>OBP: 0.297, SLG: 0.371</small>																	0	0	0	0	0	0	0	0	0	
<b>Earl Turner, R</b> (1, 2) <small>OBP: 0.265, SLG: 0.283</small>																	0	0	0	0	0	0	0	0	0	
<b>Cliff Chambers, L</b> (1, 1) <small>OBP: 0.289, SLG: 0.326</small>	0	0	0	0	0	0	0	0	0																	
<b>Inning Stats</b>																	1B: 0    SF: 0 2B: 0    SAC: 0 3B: 0    DP: 0 HR: 0    HBP: 0	WP: 0    PA: 0 PB: 0 SB: 0 CS: 0								
<b>PITCHER</b> <b>Gerry Staley, R</b> (1, 1) <small>ERA: 6.24</small>	IP	WLS	BF	H	R	ER	SO	BB	IBB	HBP	BLK	WP	HR	S	P	ERA	WHIP	0.0 W 0 0 0 0 0 0 0 0 0 0 0 0 0 0 ∞ ∞	<b>PITCHER</b> IP    WLS    BF    H    R    ER    SO    BB    IBB    HBP    BLK    WP    HR    S    P    ERA    WHIP							

**Pittsburgh Pirates @ St. Louis Cardinals**  
 Sportsman's Park, St. Louis, MO  
 Fri Jun 30 1950, 4:33 AM EDT  
 Att. 12,631 - Unknown

**AB**    0  
**R**      0  
**H**      0  
**RBI**   0  
**BB**    0  
**SO**    0  
**LOB**   0



WP: 0    PA: 0  
 PB: 0  
 SB: 0  
 CS: 0

Batter	1	2	3	4	5	6	7	8	9	AB R H RBI BB SO LOB	BOTTOM
--------	---	---	---	---	---	---	---	---	---	----------------------	--------

Tommy Glaviano, R (1, 5) OBP: 0.433, SLG: 0.431										0 0 0 0 0 0 0 0
Red Schoendienst, S (1, 4) OBP: 0.312, SLG: 0.381										0 0 0 0 0 0 0 0
Stan Musial, L (1, 7) OBP: 0.463, SLG: 0.608										0 0 0 0 0 0 0 0
Johnny Lindell, R (1, 8) OBP: 0.294, SLG: 0.381										0 0 0 0 0 0 0 0
Enos Slaughter, L (1, 9) OBP: 0.417, SLG: 0.466										0 0 0 0 0 0 0 0
Marty Marion, R (1, 6) OBP: 0.333, SLG: 0.376										0 0 0 0 0 0 0 0
Rocky Nelson, L (1, 3) OBP: 0.158, SLG: 0.222										0 0 0 0 0 0 0 0
Del Rice, R (1, 2) OBP: 0.283, SLG: 0.319										0 0 0 0 0 0 0 0
Gerry Staley, R (1, 1) OBP: 0.261, SLG: 0.190										0 0 0 0 0 0 0 0

**Pittsburgh Pirates @ St. Louis Cardinals**  
 Sportsman's Park, St. Louis, MO  
 Fri Jun 30 1950, 4:33 AM EDT  
 Att. 12,631 - Unknown

[livebaseballscorecards.com](http://livebaseballscorecards.com)

<b>AB</b>	<b>0</b>
<b>R</b>	<b>0</b>
<b>H</b>	<b>0</b>
<b>RBI</b>	<b>0</b>
<b>BB</b>	<b>0</b>
<b>SO</b>	<b>0</b>
<b>LOB</b>	<b>0</b>



<b>Inning Stats</b>	1B: 0	SF: 0	WP: 0	PA: 0
	2B: 0	SAC: 0	PB: 0	
	3B: 0	DP: 0	SB: 0	
	HR: 0	HBP: 0	CS: 0	

<b>PITCHER</b> Cliff Chambers, L (1, 1) ERA: 3.96	<b>IP</b> 0.0 <b>WLS</b> L <b>BF</b> 0 <b>H</b> 0 <b>R</b> 0 <b>ER</b> 0 <b>SO</b> 0 <b>BB</b> 0 <b>IBB</b> 0 <b>HBP</b> 0 <b>BLK</b> 0 <b>WP</b> 0 <b>HR</b> 0 <b>S</b> 0 <b>P</b> 0 <b>ERA</b> ∞ <b>WHIP</b> ∞	<b>PITCHER</b> <b>IP</b> <b>WLS</b> <b>BF</b> <b>H</b> <b>R</b> <b>ER</b> <b>SO</b> <b>BB</b> <b>IBB</b> <b>HBP</b> <b>BLK</b> <b>WP</b> <b>HR</b> <b>S</b> <b>P</b> <b>ERA</b> <b>WHIP</b>
---	--	--

Batter	1	2	3	4	5	6	7	8	9	AB R H RBI BB SO LOB	TOP		
Stan Rojek, R (1, 6) OBP: 0.284, SLG: 0.298	0-0 P3		0-0 F7		0-0 F9			0-0 F7		4 0 0 0 0 0 1			
Gus Bell, L (1, 9) OBP: 0.359, SLG: 0.471 Nanny Fernandez, R (9, PH) OBP: 0.321, SLG: 0.408	0-3 K			0-0 F9 3B		0-3 K		0-0 6-3		3 1 1 0 0 2 0 1 0 0 0 0 0 0			
Ralph Kiner, R (1, 7) OBP: 0.416, SLG: 0.576	0-0 F7			0-0 F9		0-0 F8		0-0 1B 1B 3B 1B		4 1 1 1 0 0 0			
Wally Westlake, R (1, 8) OBP: 0.353, SLG: 0.516		0-3 K		0-0 3-H 2B		0-0 5-3		0-0 1B 3B 1B		4 1 2 0 0 1 0			
Danny Murtaugh, R (1, 4) OBP: 0.417, SLG: 0.446		4-0 BB		0-3 K			0-3 K	0-0 1B 3B 1B		3 1 1 0 1 2 1			
Jack Phillips, R (1, 5) OBP: 0.250, SLG: 0.310		0-0 P3		0-0 L9			0-3 K	0-0 F2		4 0 0 0 0 1 5			
Dale Coogan, L (1, 3) OBP: 0.321, SLG: 0.320 Johnny Hopp, L (9, PH) OBP: 0.410, SLG: 0.528		0-3 K			0-3 K		0-0 F8	0-0 3B		3 0 0 0 0 2 1 1 0 1 3 0 0 0			
Ray Mueller, R (1, 2) OBP: 0.296, SLG: 0.439 Pete Castiglione, R (8, PH) OBP: 0.289, SLG: 0.298 Earl Turner, R (8, 2) OBP: 0.264, SLG: 0.280			0-0 F5		0-3 K			0-0 1-3 6-3		2 0 0 0 0 1 0 1 0 0 0 0 0 0 1 0 0 0 0 0 1			
Mel Queen, R (1, 1) Murry Dickson, R (7, 1) OBP: 0.250, SLG: 0.229 Hank Schenz, R (8, PH) OBP: 0.296, SLG: 0.403 Vern Law, R (8, 1)			0-0 1-3		4-0 BB			0-0 6-3		1 0 0 0 1 0 0 0 0 0 0 0 0 0 1 0 0 0 0 0 0 0 0 0 0 0 0 0			
<b>Inning Stats</b>	R: 0 H: 0 E: 0 LOB: 0 K: 1 BB: 0 S: 5 P: 5	R: 0 H: 0 E: 0 LOB: 1 K: 2 BB: 1 S: 7 P: 11	R: 0 H: 0 E: 0 LOB: 0 K: 0 BB: 0 S: 3 P: 3	R: 1 H: 2 E: 0 LOB: 1 K: 1 BB: 0 S: 7 P: 7	R: 0 H: 0 E: 0 LOB: 1 K: 2 BB: 1 S: 7 P: 11	R: 0 H: 0 E: 0 LOB: 0 K: 1 BB: 0 S: 5 P: 5	R: 0 H: 0 E: 0 LOB: 0 K: 2 BB: 0 S: 7 P: 7	R: 0 H: 0 E: 0 LOB: 0 K: 0 BB: 0 S: 3 P: 3	R: 3 H: 4 E: 0 LOB: 1 K: 0 BB: 0 S: 7 P: 7	1B: 3 SF: 0 2B: 1 SAC: 0 3B: 2 DP: 0 HR: 0 HBP: 0	WP: 0 PA: 35 PB: 0 SB: 0 CS: 0		
<b>PITCHER</b>	IP WLS BF H R ER SO BB IBB HBP BLK WP HR S P ERA WHIP											<b>PITCHER</b>	IP WLS BF H R ER SO BB IBB HBP BLK WP HR S P ERA WHIP
Howie Pollet, L (1, 1) ERA: 2.85 Al Brazle, L (9, 1) ERA: 5.62	8.2 W 34 6 4 4 9 2 0 0 0 0 0 0 50 58 4.15 0.923												

Pittsburgh Pirates @ St. Louis Cardinals  
Sportsman's Park, St. Louis, MO  
Sat Jul 01 1950, 4:33 AM EDT  
Att. 15,795 - Unknown

AB	33
R	4
H	6
RBI	4
BB	2
SO	9
LOB	9



Batter	1	2	3	4	5	6	7	8	9
Tommy Glaviano, R OBP: 0.427, SLG: 0.421 (1, 5)	0-3 K		0-3 K	0-0 6-3		0-0 E5 1B		0-0 F9	
Red Schoendienst, S OBP: 0.308, SLG: 0.378 (1, 4)	0-0 P5		0-0 2B		0-0 P4	0-0 1B		0-0 4-3	
Stan Musial, L OBP: 0.460, SLG: 0.610 (1, 7)	0-0 3-1		4-0 FC4-6 IBB		0-0 1B L9 1B	0-0 P3		0-0 4-3	
Enos Slaughter, L OBP: 0.414, SLG: 0.461 (1, 9)		0-0 P6	0-0 FC4-6		0-0 1B BB 1B		0-0 G3		
Bill Howerton, L OBP: 0.421, SLG: 0.488 (1, 8)		0-0 1B		0-0 1B 2B 1B	0-0 L9		4-0 BB 1B BB		
Marty Marion, R OBP: 0.355, SLG: 0.387 (1, 6)		0-3 K		0-0 2B PB 1B	4-0 BB		4-0 1B BB		
Rocky Nelson, L OBP: 0.250, SLG: 0.308 (1, 3)		0-0 F8		0-0 PB 2B	0-0 4-3		0-0 1B 2-H		
Del Rice, R OBP: 0.281, SLG: 0.310 (1, 2)			4-0 2B BB	0-3 K		0-0 P3	0-3 K		
Howie Pollet, L OBP: 0.128, SLG: 0.130 Al Brazle, L OBP: 0.200, SLG: 0.200 (1, 1) (9, 1)			0-0 F7	0-0 P6		0-0 6-3	0-0 F8		

AB	R	H	RBI	BB	SO	LOB
5	1	0	0	0	2	2
5	0	2	1	0	0	0
4	1	1	0	1	0	1
4	0	1	0	0	0	3
3	2	2	1	1	0	1
2	1	1	0	2	1	1
4	0	2	2	0	0	3
3	0	0	0	1	2	4
4	0	0	0	0	0	4
0	0	0	0	0	0	0

**BOTTOM**

**Pittsburgh Pirates @ St. Louis Cardinals**  
 Sportsman's Park, St. Louis, MO  
 Sat Jul 01 1950, 4:33 AM EDT  
 Att. 15,795 - Unknown

[livebaseballscorecards.com](http://livebaseballscorecards.com)


<b>AB</b>	<b>34</b>
<b>R</b>	<b>5</b>
<b>H</b>	<b>9</b>
<b>RBI</b>	<b>4</b>
<b>BB</b>	<b>5</b>
<b>SO</b>	<b>5</b>
<b>LOB</b>	<b>19</b>



1B: 7	SF: 0
2B: 2	SAC: 0
3B: 0	DP: 0
HR: 0	HBP: 0

WP: 0	PA: 39
PB: 1	
SB: 0	
CS: 0	

Inning Stats		R: 0	H: 0	E: 0	K: 1	S: 5	R: 0	H: 1	E: 0	K: 1	S: 6	R: 0	H: 1	E: 0	K: 1	S: 6	R: 2	H: 3	E: 0	K: 1	S: 8	R: 1	H: 2	E: 0	K: 0	S: 5	R: 1	H: 1	E: 1	K: 0	S: 5	R: 1	H: 1	E: 0	K: 1	S: 6	R: 0	H: 0	E: 0	K: 0	S: 3												
PITCHER		IP	WLS	BF	H	R	ER	SO	BB	IBB	HBP	BLK	WP	HR	S	P	ERA	WHIP	PITCHER		IP	WLS	BF	H	R	ER	SO	BB	IBB	HBP	BLK	WP	HR	S	P	ERA	WHIP																
Mel Queen, R	(1, 1)	6.1	L	33	8	5	3	4	4	1	0	0	0	0	36	56	4.26	1.895	Murry Dickson, R		(7, 1)	0.2	3	1	0	0	1	0	0	0	0	0	5	5	0.00	1.500	Vern Law, R		(8, 1)	1.0	3	0	0	0	0	0	0	0	0	3	3	0.00	0.000

Batter	1	2	3	4	5	6	7	8	9	AB R H RBI BB SO LOB	TOP							
<b>Stan Rojek, R</b> (1, 6) <small>OBP: 0.284, SLG: 0.298</small>										0 0 0 0 0 0 0 0	<b>Pittsburgh Pirates @ St. Louis Cardinals</b> Sportsman's Park, St. Louis, MO Sun Jul 02 1950, 4:33 AM EDT Att. 25,630 - Unknown  <a href="http://livebaseballscorecards.com">livebaseballscorecards.com</a>							
<b>Ted Beard, L</b> (1, 8) <small>OBP: 0.379, SLG: 0.402</small>										0 0 0 0 0 0 0 0								
<b>Johnny Hopp, L</b> (1, 3) <small>OBP: 0.410, SLG: 0.528</small>										0 0 0 0 0 0 0 0								
<b>Ralph Kiner, R</b> (1, 7) <small>OBP: 0.416, SLG: 0.576</small>										0 0 0 0 0 0 0 0								
<b>Gus Bell, L</b> (1, 9) <small>OBP: 0.359, SLG: 0.471</small>										0 0 0 0 0 0 0 0								
<b>Danny Murtaugh, R</b> (1, 4) <small>OBP: 0.417, SLG: 0.446</small>										0 0 0 0 0 0 0 0								
<b>Pete Castiglione, R</b> (1, 5) <small>OBP: 0.289, SLG: 0.288</small>										0 0 0 0 0 0 0 0		<b>AB</b> 0 <b>R</b> 0 <b>H</b> 0 <b>RBI</b> 0 <b>BB</b> 0 <b>SO</b> 0 <b>LOB</b> 0						
<b>Ray Mueller, R</b> (1, 2) <small>OBP: 0.296, SLG: 0.439</small>										0 0 0 0 0 0 0 0								
<b>Bill Werle, L</b> (1, 1) <small>OBP: 0.375, SLG: 0.250</small>	0 0 0 0 0 0 0 0																	
<b>Inning Stats</b>										1B: 0 SF: 0 2B: 0 SAC: 0 3B: 0 DP: 0 HR: 0 HBP: 0 WP: 0 PA: 0 PB: 0 SB: 0 CS: 0								
<b>PITCHER</b> <b>Red Munger, R</b> (1, 1) <small>ERA: 4.0</small>	IP	WLS	BF	H	R	ER	SO	BB	IBB	HBP	BLK	WP	HR	S	P	ERA	WHIP	<b>PITCHER</b> IP WLS BF H R ER SO BB IBB HBP BLK WP HR S P ERA WHIP





Batter	1	2	3	4	5	6	7	8	9	AB R H RBI BB SO LOB	TOP																								
Wayne Terwilliger, R OBP: 0.315, SLG: 0.368 (1, 4) X	0-0 6-3			X 0-0 5-3		0-3 K		X 0-0 FC6-4		4 0 0 0 0 1 1																									
Bob Borkowski, R OBP: 0.348, SLG: 0.470 (1, 9) X	0-0 6-3			X 0-0 F7			X 0-0 G6-4-3 BB 1B		X 0-0 F9	4 0 1 0 0 0 0																									
Bill Serena, R OBP: 0.363, SLG: 0.431 (1, 5) X	0-0 F7			B B B B 4-0 BB			B B B B 4-0 G6-4-3 1-2 BB		X 0-0 FC6-4 1B	2 0 1 0 2 0 0																									
Hank Sauer, R OBP: 0.405, SLG: 0.574 (1, 7)		0-3 K		X 0-0 P4			X 0-0 G6-4-3 1-2f 2-3		X 0-0 P5	4 0 0 0 0 1 4																									
Andy Pafko, R OBP: 0.424, SLG: 0.565 (1, 8)			X 0-0 F7		X 0-0 5-3		X 0-0 F8		X 0-0 FC6-4	4 0 0 0 0 0 2																									
Roy Smalley, R OBP: 0.339, SLG: 0.504 (1, 6)			X 0-0 F8		X 0-0 5-3			X 0-0 F7		3 0 0 0 0 0 0																									
Phil Cavarretta, L OBP: 0.389, SLG: 0.488 (1, 3)			B B B B 4-0 G4-6-3 BB		0-3 K			X 0-0 HR		2 1 1 1 1 1 0																									
Rube Walker, L OBP: 0.288, SLG: 0.366 (1, 2) Johnny Vander Meer, S (8, PR) Johnny Klippstein, R OBP: 0.286, SLG: 0.286 (8, 1)			X 0-0 G4-6-3 1-2f		0-3 K			B B B B 4-0 FC6-4 BB		2 0 0 0 1 1 1 0 0 0 0 0 0 0 0 0 0 0 0 0 0																									
Johnny Schmitz, R OBP: 0.140, SLG: 0.143 (1, 1) Emil Verban, R OBP: 0.118, SLG: 0.063 (6, PH) Bill Voiselle, R OBP: 0.083, SLG: 0.083 (6, 1) Mickey Owen, R OBP: 0.227, SLG: 0.237 (8, PH) (8, 2)			X 0-0 6-3		X 0-0 P3			X 0-0 P6		1 0 0 0 0 0 0 1 0 0 0 0 0 0 0 0 0 0 0 0 0 1 0 0 0 0 0 1																									
<b>Inning Stats</b>	R: 0 E: 0 K: 0 S: 3	H: 0 LOB: 0 BB: 0 P: 3	R: 0 E: 0 K: 1 S: 5	H: 0 LOB: 0 BB: 0 P: 5	R: 0 E: 0 K: 0 S: 2	H: 0 LOB: 0 BB: 1 P: 6	R: 0 E: 0 K: 0 S: 3	H: 0 LOB: 1 BB: 1 P: 7	R: 0 E: 0 K: 1 S: 5	H: 0 LOB: 0 BB: 0 P: 5	R: 0 E: 0 K: 2 S: 7	H: 0 LOB: 0 BB: 0 P: 7	R: 0 E: 0 K: 0 S: 3	H: 1 LOB: 1 BB: 1 P: 7	R: 1 E: 0 K: 0 S: 4	H: 1 LOB: 1 BB: 1 P: 8	R: 0 E: 0 K: 0 S: 4	H: 1 LOB: 1 BB: 0 P: 4	1B: 2 2B: 0 3B: 0 HR: 1	SF: 0 SAC: 0 DP: 2 HBP: 0	WP: 0 PB: 0 SB: 0 CS: 0	PA: 32													
<b>PITCHER</b> Max Lanier, L ERA: 2.66 (1, 1)	IP 9.0	WLS W	BF 32	H 3	R 1	ER 1	SO 4	BB 4	IBB 0	HBP 0	BLK 0	WP 0	HR 1	S 36	P 52	ERA 1.00	WHIP 0.778	<b>PITCHER</b>	IP 9.0	WLS W	BF 32	H 3	R 1	ER 1	SO 4	BB 4	IBB 0	HBP 0	BLK 0	WP 0	HR 1	S 36	P 52	ERA 1.00	WHIP 0.778

Chicago Cubs @ St. Louis Cardinals  
Sportsman's Park, St. Louis, MO  
Tue Jul 04 1950, 4:33 AM EDT  
Unknown

livebaseballscorecards.com

AB	28
R	1
H	3
RBI	1
BB	4
SO	4
LOB	9



Batter	1	2	3	4	5	6	7	8	9
Tommy Glaviano, R (1, 5) OBP: 0.432, SLG: 0.442	0-0 HR 2B		0-3 K		4-0 6-3 2B BB	0-0 3B		0-0 F7	
Red Schoendienst, S (1, 4) OBP: 0.307, SLG: 0.374	0-0 6-3		0-0 G6-4-3 1B		0-0 6-3 1-2	0-0 4-3		0-0 6-3	
Stan Musial, L (1, 7) OBP: 0.462, SLG: 0.622	0-0 2-H HR		0-0 G6-4-3 1-2f		0-0 FC5 2-H 2B		0-0 P5		
Johnny Lindell, R (1, 8) OBP: 0.306, SLG: 0.381 Bill Howerton, L (7, PH) OBP: 0.429, SLG: 0.508 (8, 8)	0-0 6-3			0-0 5-3	4-0 1B FC5 BB	4-0 FC6-4 BB			
Enos Slaughter, L (1, 9) OBP: 0.413, SLG: 0.458	0-0 1B			0-0 2B 1B	0-0 FC5 1-2 2-3f 1B	0-0 FC6-4 1B			
Marty Marion, R (1, 6) OBP: 0.356, SLG: 0.386	0-0 4-3			0-0 F9	0-0 1-2 2-3 1B	0-0 1-2 1B			
Rocky Nelson, L (1, 3) OBP: 0.250, SLG: 0.324		0-0 3-1		0-0 1-3 2B	0-0 4-3		0-0 1-2 2-H 1B		
Del Rice, R (1, 2) OBP: 0.304, SLG: 0.329		0-3 K		4-0 FC BB		0-0 G6-3 1B	0-3 K		
Max Lanier, R (1, 1) OBP: 0.270, SLG: 0.294		0-0 4-3		0-0 FC 1-2f		0-0 G6-3 1-2f		0-0 4-3	


Inning Stats	R: 2	H: 3	E: 0	LOB: 1	K: 0	BB: 0	S: 6	P: 6
	R: 0	H: 0	E: 0	LOB: 0	K: 1	BB: 0	S: 5	P: 5
	R: 0	H: 1	E: 0	LOB: 0	K: 1	BB: 0	S: 5	P: 5
	R: 0	H: 2	E: 0	LOB: 3	K: 0	BB: 1	S: 5	P: 9
	R: 1	H: 2	E: 0	LOB: 3	K: 0	BB: 2	S: 5	P: 13
	R: 0	H: 2	E: 0	LOB: 1	K: 0	BB: 0	S: 4	P: 4
	R: 1	H: 2	E: 0	LOB: 2	K: 1	BB: 1	S: 7	P: 11
	R: 0	H: 0	E: 0	LOB: 0	K: 0	BB: 0	S: 3	P: 3

PITCHER	IP	WLS	BF	H	R	ER	SO	BB	IBB	HBP	BLK	WP	HR	S	P	ERA	WHIP
Johnny Schmitz, L (1, 1) ERA: 4.22	5.0	L	25	8	3	3	2	3	0	0	0	0	1	26	38	5.40	2.200
Bill Voiselle, R (6, 1) ERA: 5.07	2.0		10	4	1	1	1	1	0	0	0	0	0	11	15	4.50	2.500
Johnny Klippstein, R (8, 1) ERA: 5.06	1.0		3	0	0	0	0	0	0	0	0	0	0	3	3	0.00	0.000

**BOTTOM**

AB	R	H	RBI	BB	SO	LOB
4	2	2	0	1	1	0
5	0	1	0	0	0	3
4	1	2	3	0	0	1
2	0	0	0	1	0	0
0	0	0	0	1	0	0
4	1	2	0	0	0	3
4	0	2	0	0	0	2
4	0	2	1	0	0	3
3	0	1	0	1	2	2
4	0	0	0	0	0	4


**AB 34**  
**R 4**  
**H 12**  
**RBI 4**  
**BB 4**  
**SO 3**  
**LOB 18**



WP	HR	S	P	ERA	WHIP
0	0	0	38	5.40	2.200
0	0	0	15	4.50	2.500
0	0	0	3	0.00	0.000

**Chicago Cubs @ St. Louis Cardinals**  
Sportsman's Park, St. Louis, MO  
Tue Jul 04 1950, 4:33 AM EDT  
Unknown

[livebaseballscorecards.com](http://livebaseballscorecards.com)

Batter	1	2	3	4	5	6	7	8	9	AB R H RBI BB SO LOB	TOP														
Wayne Terwilliger, R (1, 4) OBP: 0.315, SLG: 0.368										0 0 0 0 0 0 0 0	<p style="text-align: center;"><b>Chicago Cubs @ St. Louis Cardinals</b>  Sportsman's Park, St. Louis, MO  Tue Jul 04 1950, 4:38 AM EDT  Att. 31,445 - Unknown</p> <p style="text-align: right;"><a href="http://livebaseballscorecards.com">livebaseballscorecards.com</a></p> <table border="0"> <tr><td><b>AB</b></td><td><b>0</b></td></tr> <tr><td><b>R</b></td><td><b>0</b></td></tr> <tr><td><b>H</b></td><td><b>0</b></td></tr> <tr><td><b>RBI</b></td><td><b>0</b></td></tr> <tr><td><b>BB</b></td><td><b>0</b></td></tr> <tr><td><b>SO</b></td><td><b>0</b></td></tr> <tr><td><b>LOB</b></td><td><b>0</b></td></tr> </table> 	<b>AB</b>	<b>0</b>	<b>R</b>	<b>0</b>	<b>H</b>	<b>0</b>	<b>RBI</b>	<b>0</b>	<b>BB</b>	<b>0</b>	<b>SO</b>	<b>0</b>	<b>LOB</b>	<b>0</b>
<b>AB</b>										<b>0</b>															
<b>R</b>										<b>0</b>															
<b>H</b>										<b>0</b>															
<b>RBI</b>										<b>0</b>															
<b>BB</b>										<b>0</b>															
<b>SO</b>										<b>0</b>															
<b>LOB</b>										<b>0</b>															
Bob Borkowski, R (1, 9) OBP: 0.348, SLG: 0.470	0 0 0 0 0 0 0 0																								
Bill Serena, R (1, 5) OBP: 0.363, SLG: 0.431	0 0 0 0 0 0 0 0																								
Hank Sauer, R (1, 7) OBP: 0.405, SLG: 0.574	0 0 0 0 0 0 0 0																								
Andy Pafko, R (1, 8) OBP: 0.424, SLG: 0.565	0 0 0 0 0 0 0 0																								
Roy Smalley, R (1, 6) OBP: 0.339, SLG: 0.504	0 0 0 0 0 0 0 0																								
Phil Cavarretta, L (1, 3) OBP: 0.389, SLG: 0.488	0 0 0 0 0 0 0 0																								
Mickey Owen, R (1, 2) OBP: 0.227, SLG: 0.237	0 0 0 0 0 0 0 0																								
Bob Rush, R (1, 1) OBP: 0.217, SLG: 0.200	0 0 0 0 0 0 0 0	<table border="0"> <tr><td>WP: 0</td><td>PA: 0</td></tr> <tr><td>PB: 0</td><td></td></tr> <tr><td>SB: 0</td><td></td></tr> <tr><td>CS: 0</td><td></td></tr> </table>	WP: 0	PA: 0	PB: 0		SB: 0		CS: 0																
WP: 0	PA: 0																								
PB: 0																									
SB: 0																									
CS: 0																									
<b>Inning Stats</b>																									
<b>PITCHER</b> Harry Brecheen, L (1, 1) ERA: 2.75	IP	WLS	BF	H	R	ER	SO	BB	IBB	HBP	BLK	WP	HR	S	P	ERA	WHIP	<b>PITCHER</b> IP WLS BF H R ER SO BB IBB HBP BLK WP HR S P ERA WHIP							
	0.0	W	0	0	0	0	0	0	0	0	0	0	0	0	0	∞	∞								



Batter	1	2	3	4	5	6	7	8	9	AB R H RBI BB SO LOB	TOP
Tommy Glaviano, R OBP: 0.440, SLG: 0.443 Cloyd Boyer, R OBP: 0.333, SLG: 0.200 Al Papan, R OBP: 0.300, SLG: 0.176 Johnny Lindell, R OBP: 0.303, SLG: 0.374 Erv Dusak, R OBP: 0.351, SLG: 0.379	(1, 5) B B B (3, 1) B (6, 1) B (7, PH) (7, 1) (9, PH)	4-0 FC6-4 BB	x 0-0 F8	x 0-0 F8	B B B 4-0 1-2 BB	x 0-0 F2	x 0-0 F6	x 0-0 F6	1 0 0 0 1 0 0 0 0 0 0 1 0 0 0 0 0 0 0 0 0 1 0 0 0 0 0 1 0 0 0 0 0 0 0 1 0 0 0 0 0 1		
Red Schoendienst, S OBP: 0.313, SLG: 0.387	(1, 4) x	0-0 FC6-4 1-2f	x 0-0 1B 1B	x 0-0 1B 1B	x 0-0 F7	x 0-0 F7	x 0-0 F7	x 0-0 FC4-6 1-2f	5 0 2 0 0 0 4		
Stan Musial, L OBP: 0.454, SLG: 0.614	(1, 7) x	0-0 F8	x 0-0 1B 1B	x 0-0 1B	x 0-0 4-3	x 0-0 F7	x 0-0 F7		4 0 1 0 0 0 5		
Enos Slaughter, L OBP: 0.411, SLG: 0.449	(1, 9) x	0-0 F8	S S 0-3 K	x 0-0 F7	x 0-0 F9				4 0 0 0 0 1 3		
Bill Howerton, L OBP: 0.425, SLG: 0.540	(1, 8)	0-0 F8 3B	S S 0-3 K	x 0-0 3B	x 0-0 F9	x 0-0 FC5-4 1B			4 1 3 0 0 1 0		
Eddie Miller, R OBP: 0.354, SLG: 0.396	(1, 6)	0-0 F8 3-H	x 0-0 5-3	x 0-0 F9	x 0-0 FC5-4 1-2f				4 0 0 1 0 0 2		
Rocky Nelson, L OBP: 0.321, SLG: 0.429	(1, 3)	0-0 F8	x 0-0 F3	x 0-0 1-3	x 0-0 4-3				4 0 0 0 0 0 2		
Del Rice, R OBP: 0.303, SLG: 0.317	(1, 2)	0-0 F7	x 0-0 6-3	x 0-0 1B 1B	x 0-0 F6				4 0 1 0 0 0 0		
Gerry Staley, R OBP: 0.259, SLG: 0.240 Fred Martin, R OBP: 0.250, SLG: 0.417 Harry Walker, L OBP: 0.299, SLG: 0.254 Eddie Kazak, R OBP: 0.375, SLG: 0.429	(1, 1) (1, 1) (3, PH) (3, 5)	0-0 F8	x 0-0 F2	x 0-0 F2	x 0-0 FC4-6 BB				0 0 0 0 0 0 0 0 0 0 0 0 0 0 1 0 0 0 0 0 0 2 0 1 0 1 0 1		
<b>Inning Stats</b>	R: 0 H: 0 E: 0 LOB: 1 K: 0 BB: 1 S: 3 P: 7	R: 1 H: 1 E: 0 LOB: 0 K: 0 BB: 0 S: 4 P: 4	R: 0 H: 2 E: 0 LOB: 2 K: 1 BB: 0 S: 7 P: 7	R: 0 H: 0 E: 0 LOB: 0 K: 1 BB: 0 S: 5 P: 5	R: 0 H: 1 E: 0 LOB: 2 K: 0 BB: 1 S: 4 P: 8	R: 0 H: 1 E: 0 LOB: 1 K: 0 BB: 0 S: 4 P: 4	R: 0 H: 2 E: 0 LOB: 2 K: 0 BB: 0 S: 5 P: 5	R: 0 H: 1 E: 0 LOB: 1 K: 0 BB: 0 S: 4 P: 4	R: 0 H: 0 E: 0 LOB: 1 K: 0 BB: 1 S: 3 P: 7	1B: 6 SF: 0 2B: 0 SAC: 0 3B: 2 DP: 0 HR: 0 HBP: 0	WP: 0 PA: 38 PB: 0 SB: 0 CS: 0
<b>PITCHER</b> Vern Law, R ERA: 5.49	(1, 1)	IP WLS BF H R ER SO BB IBB HBP BLK WP HR S P ERA WHIP	9.0 W 38 8 1 1 2 3 0 0 0 0 0 0 39 51 1.00 1.222	<b>PITCHER</b>	IP WLS BF H R ER SO BB IBB HBP BLK WP HR S P ERA WHIP						

St. Louis Cardinals @ Pittsburgh Pirates  
 Forbes Field, Pittsburgh, PA  
 Fri Jul 07 1950, 3:33 AM EDT  
 Att. 28,468 - Unknown

livebaseballscorecards.com

AB 35  
 R 1  
 H 8  
 RBI 1  
 BB 3  
 SO 2  
 LOB 19



BOTTOM

St. Louis Cardinals @ Pittsburgh Pirates  
Forbes Field, Pittsburgh, PA  
Fri Jul 07 1950, 3:33 AM EDT  
Att. 28,468 - Unknown

livebaseballscorecards.com

AB 35  
R 9  
H 11  
RBI 8  
BB 5  
SO 7  
LOB 17



WP: 0 PA: 40  
PB: 0  
SB: 1  
CS: 0

AB R H RBI BB SO LOB

5 1 2 1 0 1 1

5 1 1 0 0 0 3

4 3 2 0 1 0 2

4 2 2 3 1 1 1

4 1 2 2 0 0 1

2 0 0 0 2 1 3

3 1 0 0 1 1 4

4 0 1 2 0 2 0

4 0 1 0 0 1 2

1B: 9 SF: 0  
2B: 1 SAC: 0  
3B: 0 DP: 1  
HR: 1 HBP: 0

Batter	1	2	3	4	5	6	7	8	9
Stan Rojek, R OBP: 0.304, SLG: 0.306 (1, 6)			F9		4-3		K		
Johnny Hopp, L OBP: 0.412, SLG: 0.508 (1, 3)	E5		FC4-6			1-3		F9	
Gus Bell, L OBP: 0.344, SLG: 0.437 (1, 9)	1B 1B 1-2 2-3 E BB	HR 1B	FC4-6			S 2B 1B		6-3	
Ralph Kiner, R OBP: 0.425, SLG: 0.613 (1, 7)	E 1B 1-2 2-3 3-H	HR		BB		F8		K	
Wally Westlake, R OBP: 0.358, SLG: 0.509 (1, 8)	E3 1B 1B 1-3 2-H 3-H	E8 BB			F8		2B		
Danny Murtaugh, R OBP: 0.410, SLG: 0.433 (1, 4)	6-3 1-2	G3-6-3 BB			K		BB		
Pete Castiglione, R OBP: 0.281, SLG: 0.285 (1, 5)	1B 1B BB	G3-6-3			K		F4		
Ray Mueller, R OBP: 0.306, SLG: 0.450 (1, 2)	1B 1B 1-2 2-H 3-H		K		K		F3		
Vern Law, R OBP: 0.077, SLG: 0.077 (1, 1)	F7		1B		F2		K		

Inning Stats	R: 6	H: 5	E: 2	LOB: 2	K: 0	BB: 2	S: 9	R: 2	H: 2	E: 1	LOB: 0	K: 0	BB: 1	S: 4	R: 0	H: 2	E: 0	LOB: 2	K: 1	BB: 0	S: 7	R: 0	H: 0	E: 0	LOB: 1	K: 2	BB: 1	S: 7	R: 0	H: 0	E: 0	LOB: 0	K: 1	BB: 0	S: 5	R: 1	H: 2	E: 0	LOB: 2	K: 0	BB: 1	S: 5	R: 0	H: 0	E: 0	LOB: 0	K: 2	BB: 0	S: 7	R: 0	H: 0	E: 0	LOB: 0	K: 1	BB: 0	S: 5
--------------	------	------	------	--------	------	-------	------	------	------	------	--------	------	-------	------	------	------	------	--------	------	-------	------	------	------	------	--------	------	-------	------	------	------	------	--------	------	-------	------	------	------	------	--------	------	-------	------	------	------	------	--------	------	-------	------	------	------	------	--------	------	-------	------

PITCHER	IP	WLS	BF	H	R	ER	SO	BB	IBB	HBP	BLK	WP	HR	S	P	ERA	WHIP
Gerry Staley, R ERA: 6.41 (1, 1)	0.1	L	8	4	6	5	0	2	0	0	0	0	0	6	14	135.00	18.000
Fred Martin, R ERA: 4.46 (1, 1)	1.2		8	3	2	2	0	1	0	0	0	0	1	7	11	10.80	2.400
Cloyd Boyer, R ERA: 3.34 (3, 1)	3.1		14	3	1	1	4	1	0	0	0	0	0	21	25	2.70	1.200
Al Papai, R ERA: 6.49 (6, 1)	0.2		4	1	0	0	0	1	0	0	0	0	0	3	7	0.00	3.000
Erv Dusak, R ERA: (7, 1)	2.0		6	0	0	0	3	0	0	0	0	0	0	12	12	0.00	0.000

PITCHER	IP	WLS	BF	H	R	ER	SO	BB	IBB	HBP	BLK	WP	HR	S	P	ERA	WHIP
---------	----	-----	----	---	---	----	----	----	-----	-----	-----	----	----	---	---	-----	------

Batter	1	2	3	4	5	6	7	8	9	AB R H RBI BB SO LOB	TOP	
<b>Chuck Diering, R</b> (1, 8) <small>OBP: 0.336, SLG: 0.316</small> <b>Bill Howerton, L</b> (4, PH) <small>OBP: 0.417, SLG: 0.529</small> (4, 8)	0-0 F7	0-0 4-3		0-0 P4		0-0 F9		0-3 K		2 0 0 0 0 0 1 3 0 0 0 0 1 3	<b>St. Louis Cardinals @ Pittsburgh Pirates</b> Forbes Field, Pittsburgh, PA Sat Jul 08 1950, 3:33 AM EDT Att. 15,224 - Unknown <a href="http://livebaseballscorecards.com">livebaseballscorecards.com</a>	
<b>Red Schoendienst, S</b> (1, 4) <small>OBP: 0.323, SLG: 0.406</small>	0-0 3B 1B		0-0 1B FC5-1 2B		0-0 6-3 E 1B	0-0 1-3 2-H 1B		0-0 3B		5 1 5 1 0 0 0		
<b>Stan Musial, L</b> (1, 7) <small>OBP: 0.453, SLG: 0.610</small>	0-0 L7		0-0 FC5-1 1B 1B		0-0 E1 6-3 1-2	0-0 1-2 3-H 1B		0-0 4-3		5 1 2 1 0 0 3		
<b>Eddie Kazak, R</b> (1, 5) <small>OBP: 0.366, SLG: 0.438</small>	0-0 1B 3B		0-0 FC5-1 1B		0-0 B1	0-3 K		0-0 F2		5 2 1 1 0 1 6		
<b>Enos Slaughter, L</b> (1, 9) <small>OBP: 0.411, SLG: 0.448</small>	0-0 3-H 1B		0-0 F2-4 1B		0-0 6-3		0-0 P4		0-0 5-3	5 0 2 3 0 0 2		
<b>Marty Marion, R</b> (1, 6) <small>OBP: 0.347, SLG: 0.374</small>	0-3 K		0-0 F2-4 1-1		0-0 1-3		0-0 1B		0-0 F9	5 0 1 0 0 1 4		
<b>Rocky Nelson, L</b> (1, 3) <small>OBP: 0.298, SLG: 0.396</small>		0-0 1-3		0-0 L7		0-0 F7	0-0 F8			4 0 0 0 0 0 1		
<b>Del Rice, R</b> (1, 2) <small>OBP: 0.313, SLG: 0.323</small>		4-0 FC4-6 BB		0-0 FC1-6 1B		0-0 1B 1B	0-0 P5			3 1 2 0 1 0 1		
<b>Red Munger, R</b> (1, 1) <small>OBP: 0.167, SLG: 0.147</small> <b>Harry Brecheen, L</b> (5, 1) <small>OBP: 0.281, SLG: 0.258</small>		0-0 FC4-6 1-2f		0-0 FC1-6 1-2f		0-0 1B 1B	0-0 P4			2 0 0 0 0 0 2 2 1 1 0 0 0 0		
<b>Inning Stats</b>	R: 2 H: 3 E: 0 LOB: 1 K: 1 BB: 0 S: 8 P: 8	R: 0 H: 0 E: 0 LOB: 1 K: 0 BB: 1 S: 3 P: 7	R: 2 H: 3 E: 0 LOB: 0 K: 0 BB: 0 S: 5 P: 5	R: 0 H: 1 E: 0 LOB: 1 K: 0 BB: 0 S: 4 P: 4	R: 0 H: 1 E: 1 LOB: 2 K: 0 BB: 0 S: 5 P: 5	R: 2 H: 4 E: 0 LOB: 2 K: 1 BB: 0 S: 9 P: 9	R: 0 H: 1 E: 0 LOB: 1 K: 0 BB: 0 S: 4 P: 4	R: 0 H: 1 E: 0 LOB: 1 K: 1 BB: 0 S: 6 P: 6	R: 0 H: 0 E: 0 LOB: 0 K: 0 BB: 0 S: 3 P: 3	1B: 11 SF: 0 2B: 2 SAC: 0 3B: 2 DP: 1 HR: 0 HBP: 0	WP: 0 PA: 42 PB: 0 SB: 0 CS: 0	
<b>PITCHER</b> <b>Cliff Chambers, L</b> (1, 1) <small>ERA: 4.4</small> <b>Murry Dickson, R</b> (4, 1) <small>ERA: 4.56</small>	IP WLS BF H R ER SO BB IBB HBP BLK WP HR S P ERA WHIP											<b>PITCHER</b> IP WLS BF H R ER SO BB IBB HBP BLK WP HR S P ERA WHIP





BOTTOM

St. Louis Cardinals @ Pittsburgh Pirates  
Forbes Field, Pittsburgh, PA  
Sat Jul 08 1950, 3:33 AM EDT  
Att. 15,224 - Unknown

livebaseballscorecards.com

AB	35
R	7
H	11
RBI	7
BB	1
SO	2
LOB	10



WP:	0	PA:	36
PB:	0		
SB:	0		
CS:	0		

AB R H RBI BB SO LOB

4	1	1	1	0	0	0
4	0	3	1	0	0	0
3	0	0	0	0	1	2
1	0	0	0	0	0	1
0	0	0	0	0	0	0
4	1	1	1	0	0	2
3	1	0	0	1	1	0
4	0	0	0	0	0	1
4	2	3	0	0	0	1
3	0	0	0	0	0	3
1	1	1	0	0	0	0
1	0	0	0	0	0	0
2	0	1	0	0	0	0
1	1	1	4	0	0	0

1B:	8	SF:	0
2B:	1	SAC:	0
3B:	0	DP:	1
HR:	2	HBP:	0

Batter	1	2	3	4	5	6	7	8	9
Stan Rojek, R (1, 6) OBP: 0.303, SLG: 0.304	0-0 P6		0-0 6-3		0-0 1B			0-0 P6	
Johnny Hopp, L (1, 3) OBP: 0.418, SLG: 0.519	0-0 2B		0-0 P4		0-0 1B			0-0 1B	
Gus Bell, L (1, 9) OBP: 0.338, SLG: 0.428 Nanny Fernandez, R (8, PH) OBP: 0.319, SLG: 0.401 Ted Beard, L (9, 9) OBP: 0.345, SLG: 0.352	0-0 L7		0-3 K		0-0 4-3			0-0 F9	
Ralph Kiner, R (1, 7) OBP: 0.423, SLG: 0.619	0-0 1-3		0-0 HR		0-0 5-3			0-0 F8	
Wally Westlake, R (1, 8) OBP: 0.356, SLG: 0.502		0-0 6-3		0-0 F3		0-3 K		4-0 1B HR BB	
Danny Murtaugh, R (1, 4) OBP: 0.404, SLG: 0.426		0-0 E3		0-0 F8		0-0 F7		0-0 F8	
Pete Castiglione, R (1, 5) OBP: 0.303, SLG: 0.298		0-0 P4			0-0 1B 1B		0-0 G5-4-3 1B	0-0 1B 1-2 HR 1B	
Ray Mueller, R (1, 2) OBP: 0.295, SLG: 0.434 Hank Schenz, R (9, PH) OBP: 0.292, SLG: 0.381		0-0 1-3			0-0 F8		0-0 G5-4-3 1-2	0-0 HR 1B	
Cliff Chambers, L (1, 1) OBP: 0.333, SLG: 0.388 Murry Dickson, R (4, 1) OBP: 0.300, SLG: 0.282 Jack Phillips, R (9, PH) OBP: 0.286, SLG: 0.388			0-0 P6		0-0 1B 1-2 1B		0-0 4-3	0-0 HR 1-H 2-H 3-H	

Inning Stats	R: 0	H: 1	E: 0	K: 0	S: 4	LOB: 1	BB: 0	P: 4	R: 0	H: 0	E: 1	K: 0	S: 4	LOB: 1	BB: 0	P: 4	R: 0	H: 0	E: 0	K: 0	S: 3	LOB: 0	BB: 0	P: 3	R: 1	H: 1	E: 0	K: 1	S: 6	LOB: 0	BB: 0	P: 6	R: 2	H: 4	E: 0	K: 0	S: 6	LOB: 1	BB: 0	P: 6	R: 0	H: 0	E: 0	K: 1	S: 5	LOB: 0	BB: 0	P: 5	R: 0	H: 1	E: 0	K: 0	S: 3	LOB: 0	BB: 0	P: 3	R: 0	H: 1	E: 0	K: 0	S: 4	LOB: 1	BB: 0	P: 4	R: 4	H: 3	E: 0	K: 0	S: 4	LOB: 0	BB: 1	P: 8	1B: 8	SF: 0	2B: 1	SAC: 0	3B: 0	DP: 1	HR: 2	HBP: 0	WP: 0	PA: 36
--------------	------	------	------	------	------	--------	-------	------	------	------	------	------	------	--------	-------	------	------	------	------	------	------	--------	-------	------	------	------	------	------	------	--------	-------	------	------	------	------	------	------	--------	-------	------	------	------	------	------	------	--------	-------	------	------	------	------	------	------	--------	-------	------	------	------	------	------	------	--------	-------	------	------	------	------	------	------	--------	-------	------	-------	-------	-------	--------	-------	-------	-------	--------	-------	--------

PITCHER	IP	WLS	BF	H	R	ER	SO	BB	IBB	HBP	BLK	WP	HR	S	P	ERA	WHIP
Red Munger, R (1, 1) ERA: 3.83	4.2		20	6	3	3	1	0	0	0	0	0	1	22	22	5.79	1.286
Harry Brecheen, L (5, 1) ERA: 3.08	3.2	L	16	5	4	4	1	1	0	0	0	0	1	17	21	9.82	1.636

Batter	1	2	3	4	5	6	7	8	9	AB	R	H	RBI	BB	SO	LOB	TOP	
Red Schoendienst, S (1, 4) OBP: 0.323, SLG: 0.406										0	0	0	0	0	0	0		
Marty Marion, R (1, 6) OBP: 0.347, SLG: 0.374										0	0	0	0	0	0	0		
Stan Musial, L (1, 7) OBP: 0.453, SLG: 0.610										0	0	0	0	0	0	0		
Enos Slaughter, L (1, 9) OBP: 0.411, SLG: 0.448										0	0	0	0	0	0	0		
Bill Howerton, L (1, 8) OBP: 0.417, SLG: 0.529										0	0	0	0	0	0	0		
Eddie Kazak, R (1, 5) OBP: 0.366, SLG: 0.438										0	0	0	0	0	0	0		
Rocky Nelson, L (1, 3) OBP: 0.298, SLG: 0.396										0	0	0	0	0	0	0		
Del Rice, R (1, 2) OBP: 0.313, SLG: 0.323										0	0	0	0	0	0	0		
Max Lanier, R (1, 1) OBP: 0.270, SLG: 0.294										0	0	0	0	0	0	0		
Inning Stats																		
PITCHER (1, 1) Mel Queen, R ERA: 5.79	IP	WLS	BF	H	R	ER	SO	BB	IBB	HBP	BLK	WP	HR	S	P	ERA	WHIP	
	0.0	W	0	0	0	0	0	0	0	0	0	0	0	0	0	∞	∞	
PITCHER	IP	WLS	BF	H	R	ER	SO	BB	IBB	HBP	BLK	WP	HR	S	P	ERA	WHIP	

St. Louis Cardinals @ Pittsburgh Pirates  
 Forbes Field, Pittsburgh, PA  
 Sun Jul 09 1950, 3:33 AM EDT  
 Att. 21,431 - Unknown

AB 0  
 R 0  
 H 0  
 RBI 0  
 BB 0  
 SO 0  
 LOB 0



WP: 0 PA: 0  
 PB: 0  
 SB: 0  
 CS: 0

1B: 0 SF: 0  
 2B: 0 SAC: 0  
 3B: 0 DP: 0  
 HR: 0 HBP: 0


livebaseballscorecards.com



Batter	1	2	3	4	5	6	7	8	9	AB R H RBI BB SO LOB	TOP																								
<a href="#">Richie Ashburn, L</a> (1, 8) OBP: 0.387, SLG: 0.410											0 0 0 0 0 0 0 0	Philadelphia Phillies @ St. Louis Cardinals Sportsman's Park, St. Louis, MO Thu Jul 13 1950, 4:33 AM EDT Att: 24,471 - Unknown  <a href="http://livebaseballscorecards.com">livebaseballscorecards.com</a>																							
<a href="#">Granny Hamner, R</a> (1, 6) OBP: 0.323, SLG: 0.353											0 0 0 0 0 0 0 0																								
<a href="#">Eddie Waitkus, L</a> (1, 3) OBP: 0.315, SLG: 0.348											0 0 0 0 0 0 0 0																								
<a href="#">Del Ennis, R</a> (1, 9) OBP: 0.344, SLG: 0.524											0 0 0 0 0 0 0 0																								
<a href="#">Willie Jones, R</a> (1, 5) OBP: 0.388, SLG: 0.591											0 0 0 0 0 0 0 0																								
<a href="#">Dick Sister, L</a> (1, 7) OBP: 0.425, SLG: 0.518											0 0 0 0 0 0 0 0																								
<a href="#">Andy Seminick, R</a> (1, 2) OBP: 0.443, SLG: 0.582											0 0 0 0 0 0 0 0																								
<a href="#">Jimmy Bloodworth, R</a> (1, 4) OBP: 0.270, SLG: 0.262											0 0 0 0 0 0 0 0																								
<a href="#">Curt Simmons, L</a> (1, 1) OBP: 0.244, SLG: 0.190											0 0 0 0 0 0 0 0	<b>AB</b> 0 <b>R</b> 0 <b>H</b> 0 <b>RBI</b> 0 <b>BB</b> 0 <b>SO</b> 0 <b>LOB</b> 0																							
<b>Inning Stats</b>											1B: 0    SF: 0 2B: 0    SAC: 0 3B: 0    DP: 0 HR: 0    HBP: 0 WP: 0    PA: 0 PB: 0 SB: 0 CS: 0																								
<b>PITCHER</b> <a href="#">Howie Pollet, L</a> (1, 1) ERA: 2.83	<b>IP</b> 0.0	<b>WLS</b> L	<b>BF</b> 0	<b>H</b> 0	<b>R</b> 0	<b>ER</b> 0	<b>SO</b> 0	<b>BB</b> 0	<b>IBB</b> 0	<b>HBP</b> 0	<b>BLK</b> 0	<b>WP</b> 0	<b>HR</b> 0	<b>S</b> 0	<b>P</b> 0	<b>ERA</b> ∞	<b>WHIP</b> ∞	<b>PITCHER</b>	<b>IP</b>	<b>WLS</b>	<b>BF</b>	<b>H</b>	<b>R</b>	<b>ER</b>	<b>SO</b>	<b>BB</b>	<b>IBB</b>	<b>HBP</b>	<b>BLK</b>	<b>WP</b>	<b>HR</b>	<b>S</b>	<b>P</b>	<b>ERA</b>	<b>WHIP</b>






Batter	1	2	3	4	5	6	7	8	9	AB	R	H	RBI	BB	SO	LOB	TOP		
Richie Ashburn, L (1, 8) OBP: 0.381, SLG: 0.402										0	0	0	0	0	0	0	Philadelphia Phillies @ St. Louis Cardinals Sportsman's Park, St. Louis, MO Fri Jul 14 1950, 4:33 AM EDT Att. 25,529 - Unknown  <a href="http://livebaseballscorecards.com">livebaseballscorecards.com</a>		
Granny Hamner, R (1, 6) OBP: 0.324, SLG: 0.363										0	0	0	0	0	0	0			
Eddie Waitkus, L (1, 3) OBP: 0.320, SLG: 0.352										0	0	0	0	0	0	0			
Del Ennis, R (1, 9) OBP: 0.344, SLG: 0.520										0	0	0	0	0	0	0			
Willie Jones, R (1, 5) OBP: 0.385, SLG: 0.584										0	0	0	0	0	0	0			
Dick Sister, L (1, 7) OBP: 0.426, SLG: 0.528										0	0	0	0	0	0	0			
Andy Seminick, R (1, 2) OBP: 0.444, SLG: 0.605										0	0	0	0	0	0	0			
Jimmy Bloodworth, R (1, 4) OBP: 0.272, SLG: 0.264										0	0	0	0	0	0	0			
Robin Roberts, S (1, 1) OBP: 0.143, SLG: 0.059										0	0	0	0	0	0	0			
<b>Inning Stats</b>																		1B: 0 SF: 0 2B: 0 SAC: 0 3B: 0 DP: 0 HR: 0 HBP: 0	
<b>PITCHER</b> Harry Brecheen, L (1, 1) ERA: 3.08	IP	WLS	BF	H	R	ER	SO	BB	IBB	HBP	BLK	WP	HR	S	P	ERA	WHIP	0.0 0 0 0 0 0 0 0 0 0 0 0 0 0 0 ∞ ∞	<b>PITCHER</b> IP WLS BF H R ER SO BB IBB HBP BLK WP HR S P ERA WHIP





Batter	1	2	3	4	5	6	7	8	9	AB R H RBI BB SO LOB	TOP
Richie Ashburn, L (1, 8) OBP: 0.381, SLG: 0.402										0 0 0 0 0 0 0 0	Philadelphia Phillies @ St. Louis Cardinals Sportsman's Park, St. Louis, MO Sat Jul 15 1950, 4:33 AM EDT Att. 20,219 - Unknown  <a href="http://livebaseballscorecards.com">livebaseballscorecards.com</a>
Granny Hamner, R (1, 6) OBP: 0.329, SLG: 0.381										0 0 0 0 0 0 0 0	
Eddie Waitkus, L (1, 3) OBP: 0.316, SLG: 0.348										0 0 0 0 0 0 0 0	
Del Ennis, R (1, 9) OBP: 0.343, SLG: 0.516										0 0 0 0 0 0 0 0	
Willie Jones, R (1, 5) OBP: 0.387, SLG: 0.582										0 0 0 0 0 0 0 0	
Dick Sister, L (1, 7) OBP: 0.423, SLG: 0.523										0 0 0 0 0 0 0 0	
Andy Seminick, R (1, 2) OBP: 0.446, SLG: 0.608										0 0 0 0 0 0 0 0	
Mike Goliat, R (1, 4) OBP: 0.306, SLG: 0.386										0 0 0 0 0 0 0 0	
Ken Heintzelman, R (1, 1) OBP: 0.038, SLG: 0.038	0 0 0 0 0 0 0 0	<b>AB</b> 0 <b>R</b> 0 <b>H</b> 0 <b>RBI</b> 0 <b>BB</b> 0 <b>SO</b> 0 <b>LOB</b> 0  									
<b>Inning Stats</b>	1B: 0 SF: 0 2B: 0 SAC: 0 3B: 0 DP: 0 HR: 0 HBP: 0	WP: 0 PA: 0 PB: 0 SB: 0 CS: 0									
<b>PITCHER</b> Max Lanier, L (1, 1) ERA: 2.76	IP WLS BF H R ER SO BB IBB HBP BLK WP HR S P ERA WHIP	<b>PITCHER</b> IP WLS BF H R ER SO BB IBB HBP BLK WP HR S P ERA WHIP									





Batter	1	2	3	4	5	6	7	8	9	AB R H RBI BB SO LOB	TOP											
<b>Billy Cox, R</b> OBP: 0.315, SLG: 0.425 (1, 5)	1-1 F3	2-2 1B		1-0 E6 PO BB 2-H		0-0 F7		0-1 1B 2B	1-1 F5	6 1 2 0 0 0 2												
<b>Gene Hermanski, L</b> OBP: 0.395, SLG: 0.513 (1, 7)	3-1 4-3	2-2 L6		4-2 1-2 BB		0-0 1-3 2B		3-2 L3	2-2 HR 1B	5 1 2 1 1 0 2												
<b>Duke Snider, L</b> OBP: 0.372, SLG: 0.562 (1, 8)	3-2 1B 3B		2-1 FC6-4 1B	0-0 PO 2-3	3-2 1B 1B	4-0 1B		0-0 1B 1B	1-1 HR	5 3 5 3 1 0 0												
<b>Jackie Robinson, R</b> OBP: 0.449, SLG: 0.571 (1, 4)	4-1 1B 1B BB		0-1 FC6-4 1-2f		2-3 K	0-0 F9		2-0 L1-3	2-1 HR	5 2 1 1 1 1 6												
<b>Carl Furillo, R</b> OBP: 0.354, SLG: 0.469 (1, 9)	1-1 1-2 3-H 1B		1-3 K		0-0 1-3 1B		3-1 L8	2-0 1B	1-0 1B	6 0 4 2 0 1 1												
<b>Gil Hodges, R</b> OBP: 0.388, SLG: 0.484 (1, 3)	0-1 1-2 2-H 1B		2-0 F4		4-0 G4-6-3 1B		0-0 2B	2-1 F6	1-1 F9	5 0 2 1 1 0 3												
<b>Roy Campanella, R</b> OBP: 0.388, SLG: 0.605 (1, 2)	3-0 F5			0-0 E 2B	1-1 G4-6-3 1-2f		0-0 F5		4-0 BLK 1B F7 BB	4 2 1 0 1 0 6												
<b>Pee Wee Reese, R</b> OBP: 0.352, SLG: 0.323 (1, 6)		1-0 L8		0-1 L9		3-2 FC1-6 1B	4-0 1B		2-2 F7 BLK 1B	4 1 2 0 1 0 1												
<b>Chris Van Cuyk, L</b> (1, 1)		0-1 6-3		2-2 L8		0-0 FC1-6 2B 1-2f	0-0 6-3		1-2 F7 1-3 2-H	5 0 0 1 0 0 5												
<b>Inning Stats</b>	R: 2 E: 0 K: 0 S: 13	H: 3 LOB: 2 BB: 1 P: 28	R: 0 E: 0 K: 0 S: 10	H: 1 LOB: 1 BB: 0 P: 15	R: 0 E: 0 K: 1 S: 8	H: 1 LOB: 1 BB: 0 P: 13	R: 1 E: 1 K: 0 S: 10	H: 1 LOB: 1 BB: 1 P: 17	R: 0 E: 0 K: 1 S: 9	H: 2 LOB: 2 BB: 1 P: 19	R: 0 E: 0 K: 0 S: 7	H: 2 LOB: 3 BB: 1 P: 14	R: 0 E: 0 K: 0 S: 5	H: 1 LOB: 2 BB: 1 P: 12	R: 2 E: 0 K: 0 S: 10	H: 3 LOB: 1 BB: 0 P: 19	R: 5 E: 0 K: 0 S: 18	H: 5 LOB: 1 BB: 1 P: 33	1B: 12 2B: 4 3B: 1 HR: 2	SF: 0 SAC: 0 DP: 1 HBP: 0	WP: 0 PB: 0 SB: 1 CS: 0	PA: 52
<b>PITCHER</b>	IP WLS BF H R ER SO BB IBB HBP BLK WP HR S P ERA WHIP																					
<b>Red Munger, R</b> ERA: 3.74 (1, 1)	7.0 L 36 11 3 2 2 2 2 3 0 0 0 0 62 118 2.57 1.857																					
<b>Fred Martin, R</b> ERA: 4.58 (8, 1)	1.0 6 3 2 2 0 0 0 0 0 0 0 0 10 19 18.00 3.000																					
<b>Ted Wilks, R</b> ERA: 67.5 (9, 1)	0.2 8 5 5 5 0 1 0 0 0 0 0 2 16 30 67.50 9.000																					
<b>Cloyd Boyer, R</b> ERA: 3.31 (9, 1)	0.1 1 0 0 0 0 0 0 0 0 0 0 0 2 3 0.00 0.000																					

Brooklyn Dodgers @ St. Louis Cardinals  
Sportsman's Park, St. Louis, MO  
Sun Jul 16 1950, 4:33 AM EDT  
Att: 30,966 - Unknown

AB	45
R	10
H	19
RBI	9
BB	6
SO	2
LOB	26



Batter	1	2	3	4	5	6	7	8	9	AB	R	H	RBI	BB	SO	LOB
Tommy Glaviano, R OBP: 0.424, SLG: 0.417 (1, 5)	1-2 BLK 1B	0-0 F4			0-0 6-3		2-1 F3			4	1	1	0	0	0	1
Chuck Diering, R OBP: 0.358, SLG: 0.333 (1, 8)	0-3 K		0-1 CS 1B		1-3 K			0-0 6-3		4	0	1	0	0	2	1
Stan Musial, L OBP: 0.447, SLG: 0.599 (1, 3)	0-0 F9		1-0 CS 1B		0-1 F2			0-1 F5		4	1	1	0	0	0	1
Enos Slaughter, L OBP: 0.402, SLG: 0.445 (1, 9)	4-1 1B 1-2 BB		0-1 SAFE 1B		2-2 G3 SH3-4 1B			1-3 K		3	0	2	1	1	1	0
Red Schoendienst, S OBP: 0.329, SLG: 0.418 (1, 4)	0-1 1-2 2-H 1B		0-2 F7		0-1 SH3-4			2-1 F7		3	0	1	1	0	0	1
Marty Marion, R OBP: 0.336, SLG: 0.362 (1, 6)	2-2 G3		3-2 6-3		2-2 G3			1-2 5-3		4	0	0	0	0	0	4
Bill Howerton, L OBP: 0.417, SLG: 0.550 Eddie Kazak, R OBP: 0.368, SLG: 0.468 Johnny Lindell, R OBP: 0.299, SLG: 0.368 (1, 7) (6, PH) (7, 7)		1-3 K		1-3 K		0-0 F3		2-3 K		2	0	0	0	0	2	0
Del Rice, R OBP: 0.307, SLG: 0.317 (1, 2)		0-2 F7		1-2 F4			1-3 K			3	0	0	0	0	1	0
Red Munger, R OBP: 0.184, SLG: 0.167 Eddie Miller, R OBP: 0.348, SLG: 0.388 Fred Martin, R OBP: 0.250, SLG: 0.417 Ted Wilks, R Cloyd Boyer, R OBP: 0.333, SLG: 0.200 (1, 1) (7, PH) (8, 1) (9, 1) (9, 1)		0-0 1B		0-0 1-3			1-2 F8			2	0	1	0	0	0	0

Inning Stats	R: 1	H: 2	E: 0	K: 1	S: 14	H: 2	LOB: 2	BB: 1	P: 21	R: 0	H: 1	E: 0	K: 1	S: 10	H: 3	LOB: 1	BB: 0	P: 11	R: 1	H: 3	E: 0	K: 0	S: 11	H: 0	LOB: 0	BB: 0	P: 15	R: 0	H: 0	E: 0	K: 1	S: 8	H: 0	LOB: 0	BB: 0	P: 10	R: 0	H: 1	E: 0	K: 0	S: 9	H: 1	LOB: 1	BB: 0	P: 13	R: 0	H: 0	E: 0	K: 1	S: 8	H: 0	LOB: 0	BB: 0	P: 12	R: 0	H: 0	E: 0	K: 1	S: 7	H: 0	LOB: 0	BB: 0	P: 8	R: 0	H: 0	E: 0	K: 1	S: 8	H: 0	LOB: 0	BB: 0	P: 13	R: 0	H: 0	E: 0	K: 1	S: 8	H: 0	LOB: 0	BB: 0	P: 13	1B: 7	2B: 0	3B: 0	HR: 0	SF: 0	SAC: 1	DP: 0	HBP: 0	WP: 0	PB: 0	SB: 0	CS: 2	PA: 34
--------------	------	------	------	------	-------	------	--------	-------	-------	------	------	------	------	-------	------	--------	-------	-------	------	------	------	------	-------	------	--------	-------	-------	------	------	------	------	------	------	--------	-------	-------	------	------	------	------	------	------	--------	-------	-------	------	------	------	------	------	------	--------	-------	-------	------	------	------	------	------	------	--------	-------	------	------	------	------	------	------	------	--------	-------	-------	------	------	------	------	------	------	--------	-------	-------	-------	-------	-------	-------	-------	--------	-------	--------	-------	-------	-------	-------	--------


PITCHER	IP	WLS	BF	H	R	ER	SO	BB	IBB	HBP	BLK	WP	HR	S	P	ERA	WHIP
Chris Van Cuyk, L ERA: 2.0 (1, 1)	9.0	W	34	7	2	2	7	1	0	0	1	0	0	81	110	2.00	0.889

**BOTTOM**

**Brooklyn Dodgers @ St. Louis Cardinals**  
Sportsman's Park, St. Louis, MO

Sun Jul 16 1950, 4:33 AM EDT  
Att. 30,966 - Unknown

AB	32
R	2
H	7
RBI	2
BB	1
SO	7
LOB	9



Batter	1	2	3	4	5	6	7	8	9	AB R H RBI BB SO LOB	TOP											
<b>Billy Cox, R</b> OBP: 0.313, SLG: 0.420 (1, 5)	1-0 6-3	0-0 FC4-6			1-0 F5		1-1 1B		0-0 FC6-4	5 1 1 1 0 0 2	<b>Brooklyn Dodgers @ St. Louis Cardinals</b> Sportsman's Park, St. Louis, MO Mon Jul 17 1950, 4:33 AM EDT Att: 19,341 - Unknown  <b>AB 33</b> <b>R 6</b> <b>H 10</b> <b>RBI 5</b> <b>BB 4</b> <b>SO 2</b> <b>LOB 15</b>											
<b>Gene Hermanski, L</b> OBP: 0.395, SLG: 0.508 (1, 7)	2-1 WP 1B	1-1 G3			2-0 HBP 1B		0-0 F9		0-2 F4	5 1 2 0 0 0 3												
<b>Duke Snider, L</b> OBP: 0.372, SLG: 0.558 (1, 8)	4-1 WP 1B				0-1 F8		0-0 1B		1-0 FC4-6	4 1 1 0 1 0 2												
<b>Jackie Robinson, R</b> OBP: 0.452, SLG: 0.570 (1, 4)	4-0 1B				1-1 F9		1-0 HBP		1-0 F9	2 1 1 1 1 0 0												
<b>Carl Furillo, R</b> OBP: 0.352, SLG: 0.467 (1, 9)	0-0 HR 1B				2-2 6-3		1-0 F6		3-1 L1-3	4 0 1 2 0 0 2												
<b>Gil Hodges, R</b> OBP: 0.394, SLG: 0.500 (1, 3)	3-2 SAFE				3-2		0-1		1-0 F7	3 1 3 1 0 0 0												
<b>Wayne Belardi, L</b> (7, 3)	1-2 HR				2-1 F3		0-0 F8		4-1 CS BB	1 0 0 0 0 0 0												
<b>Roy Campanella, R</b> OBP: 0.386, SLG: 0.597 (1, 2)	2-0 F7				2-1 F3		0-0 F8		3-0 CS	3 0 0 0 1 0 2												
<b>Pee Wee Reese, R</b> OBP: 0.351, SLG: 0.319 (1, 6)		1-3 K			0-0 L7		1-2 F8		4-1 SH PB FC6-4 BB	3 1 0 0 1 1 2												
<b>Dan Bankhead, R</b> OBP: 0.313, SLG: 0.323 (1, 1)		0-2			0-3 K		1-0 4-3		1-1 SH FC6-4	3 0 1 0 0 1 2												
<b>Joe Hatten, R</b> OBP: 0.091, SLG: 0.091 (7, 1)										0 0 0 0 0 0 0												
<b>Joe Landrum, R</b> (7, 1)										0 0 0 0 0 0 0												
<b>Inning Stats</b>	R: 4 E: 0 K: 0 S: 9	H: 3 LOB: 0 BB: 2 P: 25	R: 0 E: 0 K: 1 S: 9	H: 1 LOB: 1 BB: 0 P: 11	R: 0 E: 0 K: 0 S: 5	H: 0 LOB: 0 BB: 0 P: 8	R: 0 E: 0 K: 1 S: 9	H: 1 LOB: 1 BB: 0 P: 14	R: 0 E: 0 K: 0 S: 6	H: 1 LOB: 2 BB: 0 P: 11	R: 0 E: 0 K: 0 S: 7	H: 1 LOB: 1 BB: 0 P: 9	R: 1 E: 0 K: 0 S: 5	H: 3 LOB: 2 BB: 0 P: 7	R: 0 E: 0 K: 0 S: 4	H: 0 LOB: 0 BB: 1 P: 15	R: 1 E: 0 K: 0 S: 8	H: 0 LOB: 1 BB: 1 P: 14	1B: 9 2B: 0 3B: 0 HR: 1	SF: 0 SAC: 1 DP: 0 HBP: 1	WP: 1 PB: 1 SB: 0 CS: 1	PA: 40
<b>PITCHER</b>	IP WLS BF H R ER SO BB IBB HBP BLK WP HR S P ERA WHIP																					
<b>Gerry Staley, R</b> ERA: 6.04 (1, 1)	7.0 L 31 10 5 5 2 1 1 1 0 1 1 50 85 6.43 1.571																					
<b>Cloyd Boyer, R</b> ERA: 3.28 (8, 1)	0.1 1 0 0 0 0 0 0 0 0 0 0 2 5 0.00 0.000																					
<b>Al Papai, R</b> ERA: 6.45 (8, 1)	0.2 2 0 0 0 0 0 1 0 0 0 0 2 10 0.00 1.500																					
<b>Erv Dusak, R</b> ERA: (9, 1)	1.0 5 0 1 0 0 0 1 0 0 0 0 8 14 0.00 1.000																					

Brooklyn Dodgers @ St. Louis Cardinals  
 Sportsman's Park, St. Louis, MO  
 Mon Jul 17 1950, 4:33 AM EDT  
 Att: 19,341 - Unknown

livebaseballscorecards.com



BOTTOM

Brooklyn Dodgers @ St. Louis Cardinals  
Sportsman's Park, St. Louis, MO  
Mon Jul 17 1950, 4:33 AM EDT  
Att. 19,341 - Unknown

livebaseballscorecards.com

AB 33  
R 3  
H 6  
RBI 3  
BB 8  
SO 10  
LOB 16



WP: 0 PA: 41  
PB: 0  
SB: 0  
CS: 0

AB R H RBI BB SO LOB

4 1 0 0 1 3 1

4 1 1 0 1 0 0

4 0 1 0 1 2 2  
0 0 0 0 0 0 0

3 0 1 2 2 0 1

3 0 1 0 0 0 1  
0 0 0 1 1 0 0  
1 0 0 0 0 1 3

3 0 1 0 1 1 3

4 0 0 0 0 0 4

2 0 0 0 1 0 0  
1 0 0 0 0 0 0  
0 0 0 0 0 0 0

2 0 0 0 0 2 1  
1 1 1 0 0 0 0  
0 0 0 0 0 0 0  
0 0 0 0 0 0 0  
1 0 0 0 0 1 0

1B: 5 SF: 0  
2B: 1 SAC: 0  
3B: 0 DP: 0  
HR: 0 HBP: 0

Table with 10 columns (Batter, 1-9) and 10 rows of batter data. Each cell contains a batter's name, stats, and a baseball diamond diagram with pitch types and counts.

Inning Stats table with columns for R, H, E, K, S, LOB, BB, P, and SO for each of the 9 innings.

Pitcher stats table with columns for PITCHER, IP, WLS, BF, H, R, ER, SO, BB, IBB, HBP, BLK, WP, HR, S, P, ERA, WHIP for Dan Bankhead, Joe Hatten, and Joe Landrum.

Batter	1	2	3	4	5	6	7	8	9	AB R H RBI BB SO LOB	TOP											
<b>Bobby Morgan, R</b> (1, 5) OBP: 0.352, SLG: 0.400	0-0 HR	2-1 F8			1-1 F3			0-1 1B WP		4 3 2 2 1 0 1												
<b>Jim Russell, S</b> (1, 7) OBP: 0.354, SLG: 0.496 <b>Eddie Miksis, R</b> (7, PH) OBP: 0.224, SLG: 0.255 <b>Gene Hermanski, L</b> (7, 7) OBP: 0.400, SLG: 0.512	2-1 F8		3-2 E5 1B		1-1 G3		0-0 1B 1B	3-2 2B 1B		3 1 0 0 0 0 0 1 0 1 0 0 0 0 1 0 1 1 0 0 0												
<b>Duke Snider, L</b> (1, 8) OBP: 0.375, SLG: 0.561	4-1 3B BB		1-1 F7		0-1 G3		0-0 1B	1-2 2B		4 1 2 2 1 0 1												
<b>Jackie Robinson, R</b> (1, 4) OBP: 0.448, SLG: 0.564	0-0 F8		1-2 FC6-5 2-H 1B			1-1 6-3	0-0 5-3	1-2 F9		5 0 1 1 0 0 5												
<b>Carl Furillo, R</b> (1, 9) OBP: 0.356, SLG: 0.476	1-0 3B		0-0 FC6-5			2-0 2B	4-0 G6-4-3 IBB		1-1 F9	4 0 2 1 1 0 1												
<b>Bruce Edwards, R</b> (1, 3) OBP: 0.188, SLG: 0.379	0-0 5-3		0-0 F5			0-1 F9	0-0 G6-4-3		0-1 6-3	5 0 0 0 0 0 6												
<b>Roy Campanella, R</b> (1, 2) OBP: 0.386, SLG: 0.591					1-2 4-3				1-2 F2	4 0 1 0 1 0 0												
<b>Pee Wee Reese, R</b> (1, 6) OBP: 0.348, SLG: 0.313					0-0 F8				2-1 6-3	4 1 0 0 1 0 3												
<b>Preacher Roe, R</b> (1, 1) OBP: 0.176, SLG: 0.180					1-3 K				0-0 SH3	3 1 2 0 0 1 0												
<b>Inning Stats</b>	R: 2 E: 0 K: 0 S: 7	H: 2 LOB: 1 BB: 1 P: 14	R: 0 E: 0 K: 0 S: 12	H: 1 LOB: 1 BB: 0 P: 16	R: 1 E: 1 K: 0 S: 10	H: 1 LOB: 1 BB: 0 P: 15	R: 0 E: 0 K: 1 S: 8	H: 0 LOB: 0 BB: 0 P: 10	R: 0 E: 0 K: 0 S: 6	H: 0 LOB: 0 BB: 0 P: 8	R: 0 E: 0 K: 0 S: 7	H: 1 LOB: 2 BB: 1 P: 14	R: 2 E: 0 K: 0 S: 5	H: 3 LOB: 2 BB: 2 P: 14	R: 2 E: 0 K: 0 S: 18	H: 3 LOB: 2 BB: 1 P: 28	R: 0 E: 0 K: 0 S: 8	H: 1 LOB: 1 BB: 0 P: 14	1B: 7 2B: 3 3B: 1 HR: 1	SF: 0 SAC: 1 DP: 1 HBP: 0	WP: 1 PB: 0 SB: 0 CS: 0	PA: 44
<b>PITCHER</b>	IP WLS BF H R ER SO BB IBB HBP BLK WP HR S P ERA WHIP												<b>PITCHER</b>	IP WLS BF H R ER SO BB IBB HBP BLK WP HR S P ERA WHIP								
<b>Howie Pollet, L</b> (1, 1) ERA: 3.1	7.2 L 39 11 7 6 1 4 1 0 0 0 1 1 70 115 7.04 1.957																					
<b>Al Papai, R</b> (8, 1) ERA: 6.29	1.1 5 1 0 0 0 0 0 0 0 0 0 0 11 18 0.00 0.750																					

Brooklyn Dodgers @ St. Louis Cardinals  
Sportsman's Park, St. Louis, MO  
Mon Jul 17 1950, 4:38 AM EDT  
Att. 28,799 - Unknown

AB	38
R	7
H	12
RBI	7
BB	5
SO	1
LOB	17



WP: 1	PA: 44
PB: 0	
SB: 0	
CS: 0	

Batter	1	2	3	4	5	6	7	8	9	AB R H RBI BB SO LOB
Tommy Glaviano, R OBP: 0.417, SLG: 0.407 (1, 5)	0-0 F9			0-1 F2		3-2 1B			2-3 K	4 0 1 0 0 1 0
Chuck Diering, R OBP: 0.359, SLG: 0.339 (1, 8)	3-2 1-3			4-0 2B		1-3 K			0-1 2B	3 1 1 0 1 1 1
Stan Musial, L OBP: 0.444, SLG: 0.596 (1, 7)	1-2 L9			3-1 2B			1-2 4-3		1-1 F8	4 0 1 1 0 0 1
Enos Slaughter, L OBP: 0.405, SLG: 0.443 (1, 9)				1-1 F8			0-2 6-3			3 0 1 0 0 0 0
Nippy Jones, R OBP: 0.500, SLG: 0.333 (1, 3)				1-1 F2		1-2 1B			2-1 F3	3 0 1 0 0 0 1
Red Schoendienst, S OBP: 0.328, SLG: 0.412 (1, 4)				2-1 G5-4-3		2-1 G5-4-3			1-3 K	3 0 0 0 0 1 2
Eddie Miller, R OBP: 0.344, SLG: 0.376 (1, 6)				1-1 F7		2-0 F7			0-1 6-3	3 0 0 0 0 0 0
Del Rice, R OBP: 0.302, SLG: 0.309 (1, 2)				1-0 4-3					2-2 L7	3 0 0 0 0 0 0
Howie Pollet, L OBP: 0.130, SLG: 0.132 (1, 1)				3-2 F6					2-3 K	2 0 0 0 0 1 0
Al Papai, R OBP: 0.286, SLG: 0.167 (8, 1)										0 0 0 0 0 0 0
Eddie Kazak, R OBP: 0.370, SLG: 0.469 (9, PH)										1 0 0 0 0 1 0

Inning Stats	R: 0	H: 0	E: 0	K: 0	S: 9	P: 13	R: 0	H: 1	E: 0	K: 0	S: 6	P: 12	R: 0	H: 0	E: 0	K: 0	S: 6	P: 11	R: 1	H: 1	E: 0	K: 0	S: 6	P: 14	R: 0	H: 1	E: 0	K: 0	S: 6	P: 11	R: 0	H: 1	E: 0	K: 2	S: 12	P: 20	R: 0	H: 0	E: 0	K: 0	S: 8	P: 11	R: 0	H: 0	E: 0	K: 1	S: 9	P: 12	R: 0	H: 1	E: 0	K: 2	S: 10	P: 15	1B: 3	2B: 2	3B: 0	HR: 0	SF: 0	SAC: 0	DP: 2	HBP: 0	WP: 0	PB: 0	SB: 0	CS: 0	PA: 30
PITCHER Preacher Roe, L ERA: 3.08 (1, 1)	IP	WLS	BF	H	R	ER	SO	BB	IBB	HBP	BLK	WP	HR	S	P	ERA	WHIP	IP	WLS	BF	H	R	ER	SO	BB	IBB	HBP	BLK	WP	HR	S	P	ERA	WHIP																																	


**BOTTOM**

**Brooklyn Dodgers @ St. Louis Cardinals**  
Sportsman's Park, St. Louis, MO

Mon Jul 17 1950, 4:38 AM EDT  
Att. 28,799 - Unknown

livebaseballscorecards.com

AB	29
R	1
H	5
RBI	1
BB	1
SO	5
LOB	5



Batter	1	2	3	4	5	6	7	8	9	AB R H RBI BB SO LOB	TOP
<b>Bobby Morgan, R</b> OBP: 0.348, SLG: 0.390 (1, 5) SB X	1-1 5-3 ①			4-2 G3-6 BB		1-1 F9 ②		3-3 K ③		3 0 0 0 1 1 1	
<b>Jim Russell, S</b> OBP: 0.351, SLG: 0.488 (1, 7) B C F C C F C C	1-3 K ②			2-3 K ①		0-0 FC6-4 1B			0-1 1-3 ①	4 0 1 0 0 2 1	
<b>Duke Snider, L</b> OBP: 0.371, SLG: 0.554 (1, 8) X	0-0 B5 ③			1-0 G3-6 1-2f		1-1 FC6-4 1-2f			0-1 F4 ②	4 0 0 0 0 0 2	
<b>Jackie Robinson, R</b> OBP: 0.449, SLG: 0.563 (1, 4) S S			0-3 K ①		2-0 G1-5-3 1B 1B		3-2 F8 ①		0-0 HR 1B	4 1 2 0 0 1 0	
<b>Carl Furillo, R</b> OBP: 0.358, SLG: 0.486 (1, 9) B B B C X			2-1 4-3 ②		2-1 G1-5-3 2B 1B 1-2		1-1 L6 ②		2-0 HR 1-H	4 2 2 2 0 0 0	
<b>Bruce Edwards, R</b> OBP: 0.178, SLG: 0.357 (1, 3) X			0-0 1-3 ③		1-0 G1-5-3 1-2 2-3f		0-0 F8 ③		3-2 6-3 ③	4 0 0 0 0 0 2	
<b>Roy Campanella, R</b> OBP: 0.389, SLG: 0.595 (1, 2) X				0-0 F8 ①		2-2 2-H 2B		4-1 FC5-4 BB		2 0 1 1 1 0 0	
<b>Pee Wee Reese, R</b> OBP: 0.348, SLG: 0.313 (1, 6) C C B B B B B B X				3-2 6-3 1B		2-0 6-3 ③		1-1 F8 ①		3 0 1 0 0 0 2	
<b>Erv Palica, R</b> OBP: 0.278, SLG: 0.389 (1, 1) <b>Tommy Brown, R</b> OBP: 0.300, SLG: 0.579 (8, PH) <b>Joe Landrum, R</b> (8, 1) F S X				0-2 6-3 ② ③ 1-2f			0-0 4-3 ①		3-2 FC5-4 ② 1-2f	2 0 0 0 0 0 1 1 0 0 0 0 0 1 0 0 0 0 0 0 0	
<b>Inning Stats</b>	R: 0 E: 0 K: 1 S: 8 H: 0 LOB: 0 BB: 0 P: 10	R: 0 E: 0 K: 1 S: 6 H: 0 LOB: 0 BB: 0 P: 8	R: 0 E: 0 K: 0 S: 7 H: 1 LOB: 0 BB: 0 P: 10	R: 0 E: 0 K: 1 S: 9 H: 0 LOB: 0 BB: 1 P: 16	R: 1 E: 0 K: 0 S: 8 H: 3 LOB: 1 BB: 0 P: 17	R: 0 E: 0 K: 0 S: 6 H: 1 LOB: 1 BB: 0 P: 8	R: 0 E: 0 K: 0 S: 6 H: 0 LOB: 0 BB: 0 P: 10	R: 0 E: 0 K: 1 S: 11 H: 0 LOB: 1 BB: 1 P: 22	R: 2 E: 0 K: 0 S: 9 H: 2 LOB: 0 BB: 0 P: 14	1B: 5 2B: 2 3B: 0 HR: 1 SF: 0 SAC: 0 DP: 3 HBP: 0	WP: 0 PB: 0 SB: 0 CS: 0 PA: 33
<b>PITCHER</b> <b>Al Brazle, L</b> ERA: 4.69 (1, 1)	IP: 9.0 WLS: W BF: 33 H: 7 R: 3 ER: 3 SO: 4 BB: 2 IBB: 0 HBP: 0 BLK: 0 WP: 0 HR: 1 S: 70 P: 115 ERA: 3.00 WHIP: 1.000						<b>PITCHER</b>	IP: 9.0 WLS: W BF: 33 H: 7 R: 3 ER: 3 SO: 4 BB: 2 IBB: 0 HBP: 0 BLK: 0 WP: 0 HR: 1 S: 70 P: 115 ERA: 3.00 WHIP: 1.000			

**Brooklyn Dodgers @ St. Louis Cardinals**  
Sportsman's Park, St. Louis, MO  
Tue Jul 18 1950, 4:33 AM EDT  
Att. 26,101 - Unknown

<b>AB</b>	31
<b>R</b>	3
<b>H</b>	7
<b>RBI</b>	3
<b>BB</b>	2
<b>SO</b>	4
<b>LOB</b>	10





Batter	1	2	3	4	5	6	7	8	9
Rocky Nelson, L OBP: 0.293, SLG: 0.353 (1, 3)	2-1 4-3			2-1 L8	1-2 FC4-6 1B		4-1 BB		
Red Schoendienst, S OBP: 0.327, SLG: 0.408 (1, 4)	1-1 1-3			4-0 1B 2B BB	0-0 L8		1-0 F9		
Stan Musial, L OBP: 0.442, SLG: 0.591 (1, 7) Chuck Diering, R OBP: 0.359, SLG: 0.339 (9, 8)	1-0 F7			0-0 2B 1B 1B	1-1 F2		1-1 4-3		
Enos Slaughter, L OBP: 0.403, SLG: 0.443 (1, 9)		0-1 F4		0-0 1B 2B	1-2 FC4-6		1-0 F8		
Bill Howerton, L OBP: 0.418, SLG: 0.541 (1, 8) (9, 7)		2-3 K		4-0 1B 1B IBB		1-3 K	1-2 1B		
Tommy Glaviano, R OBP: 0.411, SLG: 0.400 (1, 5)		1-1 6-3		1-3 K		1-2 6-3	2-3 K		
Eddie Miller, R OBP: 0.352, SLG: 0.378 (1, 6)			4-2 G1-6-3 BB	0-1 1B 1B 1B		3-1 F3			
Del Rice, R OBP: 0.303, SLG: 0.309 (1, 2)			1-1 F7	2-2 1B 1B 1B		2-2 6-3			
Al Brazle, L OBP: 0.206, SLG: 0.206 (1, 1)			1-2 G1-6-3	0-1 1B		0-2 F7			

AB	R	H	RBI	BB	SO	LOB
3	0	1	0	1	0	0
3	1	0	0	1	0	2
4	1	1	0	0	0	1
0	0	0	0	0	0	0
4	1	1	1	0	0	1
3	1	1	0	1	2	0
4	0	0	0	0	2	4
2	1	1	2	1	0	0
3	0	1	1	0	0	1
3	0	1	1	0	0	1

**BOTTOM**

**Brooklyn Dodgers @ St. Louis Cardinals**  
 Sportsman's Park, St. Louis, MO  
 Tue Jul 18 1950, 4:33 AM EDT  
 Att. 26,101 - Unknown

[livebaseballscorecards.com](http://livebaseballscorecards.com)

<b>AB</b>	<b>29</b>
<b>R</b>	<b>5</b>
<b>H</b>	<b>7</b>
<b>RBI</b>	<b>5</b>
<b>BB</b>	<b>4</b>
<b>SO</b>	<b>4</b>
<b>LOB</b>	<b>10</b>



Inning Stats		R: 0	H: 0	E: 0	LOB: 0	K: 0	BB: 0	S: 5	P: 9									
R: 0 H: 0 E: 0 LOB: 0 K: 0 BB: 0 S: 5 P: 9		R: 0 H: 0 E: 0 LOB: 0 K: 1 BB: 0 S: 7 P: 10	R: 0 H: 0 E: 0 LOB: 0 K: 0 BB: 1 S: 12 P: 18	R: 5 H: 5 E: 0 LOB: 2 K: 1 BB: 2 S: 15 P: 28	R: 0 H: 1 E: 0 LOB: 1 K: 0 BB: 0 S: 10 P: 13	R: 0 H: 0 E: 0 LOB: 0 K: 1 BB: 0 S: 8 P: 13	R: 0 H: 0 E: 0 LOB: 1 K: 0 BB: 1 S: 8 P: 15	R: 0 H: 1 E: 0 LOB: 1 K: 1 BB: 0 S: 10 P: 15										
PITCHER		IP	WLS	BF	H	R	ER	SO	BB	IBB	HBP	BLK	WP	HR	S	P	ERA	WHIP
Erv Palica, R ERA: 4.06 (1, 1)	7.0	L	29	6	5	5	3	3	3	1	0	0	0	0	65	106	6.43	1.286
Joe Landrum, R ERA: 2.25 (8, 1)	1.0		4	1	0	0	1	0	0	0	0	0	0	10	15	0.00	1.000	

1B: 6	SF: 0	WP: 0	PA: 33
2B: 1	SAC: 0	PB: 0	
3B: 0	DP: 1	SB: 0	
HR: 0	HBP: 0	CS: 0	

Batter	1	2	3	4	5	6	7	8	9	AB	R	H	RBI	BB	SO	LOB	TOP
Eddie Stanky, R (1, 4) OBP: 0.462, SLG: 0.431 Bill Rigney, R (5, 4) OBP: 0.239, SLG: 0.200	0-0 L7	0-0 4-3			0-0 G4-3			0-0 6-3	0-0 E6	3	0	0	0	0	0	2	
Alvin Dark, R (1, 6) OBP: 0.330, SLG: 0.471 Rudy Rufer, R (5, 6)	0-0 1B 2B		0-0 G6-4-3			0-0 F3		0-0 F8	0-0	2	1	2	0	0	0	0	
Bobby Thomson, R (1, 8) OBP: 0.322, SLG: 0.439 Roy Weatherly, L (6, 8)	0-0 5-3		0-0 G6-4-3			0-0 6-3			0-0	3	0	0	0	0	0	2	
Wes Westrum, R (1, 2) OBP: 0.399, SLG: 0.533 Sam Calderone, R (5, 2)	0-0 BB 1B		0-0 F7			0-0 L6			0-0 1B 1B None 1B	2	0	1	1	0	0	0	
Monte Irvin, R (1, 7) OBP: 0.350, SLG: 0.399	4-0 BB 1-2			0-0 5-3			0-0 F2		0-0 None 1B 1B 1B	3	1	1	0	1	0	0	
Don Mueller, L (1, 9) OBP: 0.313, SLG: 0.379	0-0 1-3			0-0 4-3			0-0 FC5-4 1B		0-0 1B 1B 1B 1B	4	1	2	0	0	0	2	
Hank Thompson, L (1, 5) OBP: 0.399, SLG: 0.491 Jack Lohrke, R (5, 5) OBP: 0.167, SLG: 0.091		0-0 F3		0-0 F2			0-3 K		0-0 1-2 2-3 3-H	2	0	0	0	0	0	0	
Tookie Gilbert, L (1, 3) OBP: 0.328, SLG: 0.336 Jack Maguire, R (5, PR) (5, 3) OBP: 0.278, SLG: 0.250		0-0 4-3			0-0 G4-3 1B		0-0 FC5-4		0-0 E 1B 1B	2	0	1	0	0	0	0	
Larry Jansen, R (1, 1) OBP: 0.192, SLG: 0.180 Clint Hartung, R (4, 1) OBP: 0.321, SLG: 0.679		0-0 1B			0-3 K			0-0 F2	0-0 E 1B	1	0	1	0	0	0	0	
<b>Inning Stats</b>	R: 1 H: 2 E: 0 LOB: 2 K: 0 BB: 1 S: 5 P: 9	R: 0 H: 1 E: 0 LOB: 1 K: 0 BB: 0 S: 4 P: 4	R: 0 H: 1 E: 0 LOB: 0 K: 0 BB: 0 S: 3 P: 3	R: 0 H: 0 E: 0 LOB: 0 K: 0 BB: 0 S: 3 P: 3	R: 0 H: 1 E: 0 LOB: 1 K: 1 BB: 0 S: 5 P: 5	R: 0 H: 0 E: 0 LOB: 0 K: 0 BB: 0 S: 3 P: 3	R: 0 H: 1 E: 0 LOB: 1 K: 1 BB: 0 S: 6 P: 6	R: 0 H: 0 E: 0 LOB: 0 K: 0 BB: 0 S: 3 P: 3	R: 3 H: 5 E: 1 LOB: 3 K: 0 BB: 0 S: 9 P: 9	1B: 10 SF: 0 2B: 1 SAC: 0 3B: 0 DP: 2 HR: 0 HBP: 0	WP: 0 PA: 38 PB: 0 SB: 0 CS: 0						
<b>PITCHER</b>	IP WLS BF H R ER SO BB IBB HBP BLK WP HR S P ERA WHIP																
Max Lanier, L (1, 1) ERA: 2.95	7.0 W 26 6 1 1 2 1 0 0 0 0 0 0 29 33 1.29 1.000																
Erv Dusak, R (8, 1) ERA: 3.52	2.0 S 12 5 3 3 0 0 0 0 0 0 0 0 12 12 13.50 2.500																

**New York Giants @ St. Louis Cardinals**  
 Sportsman's Park, St. Louis, MO  
 Wed Jul 19 1950, 4:33 AM EDT  
 Att. 6,690 - Unknown

AB	37
R	4
H	11
RBI	4
BB	1
SO	2
LOB	16



[livebaseballscorecards.com](http://livebaseballscorecards.com)

Batter	1	2	3	4	5	6	7	8	9	AB	R	H	RBI	BB	SO	LOB
<b>Rocky Nelson, L</b> OBP: 0.300, SLG: 0.347 (1, 3)	0-0 L9	0-3 K		1B			1B			4	1	1	0	1	1	4
<b>Red Schoendienst, S</b> OBP: 0.331, SLG: 0.420 (1, 4)	0-0 G3	0-0 HR		2B	1B	F7	1B	WP		5	3	3	3	0	0	0
<b>Stan Musial, L</b> OBP: 0.441, SLG: 0.592 (1, 7)	0-0 4-3	0-0 6-3		1B	2B		1B			3	0	1	2	0	0	0
<b>Harry Walker, L</b> OBP: 0.297, SLG: 0.254 (4, PR) (5, 7)				1B	2B					2	1	1	0	0	0	0
<b>Enos Slaughter, L</b> OBP: 0.407, SLG: 0.457 (1, 9)		0-0 HR	0-0 1B	1B	3-1	1B	1B		1-3	4	3	3	2	0	0	1
<b>Chuck Diering, R</b> OBP: 0.357, SLG: 0.336 (6, 8)										1	0	0	0	0	0	0
<b>Bill Howerton, L</b> OBP: 0.417, SLG: 0.537 (1, 8) (6, 9)		0-0 1B	0-0 1B	3-1		P3			G3	5	2	2	0	0	0	3
<b>Tommy Glaviano, R</b> OBP: 0.415, SLG: 0.402 (1, 5)		0-0 1B	0-0 P4	HR	1B		G6-4-3		E6	4	3	2	1	1	0	2
<b>Eddie Miller, R</b> OBP: 0.354, SLG: 0.400 (1, 6)		0-0 F7	0-0 F7	HR	1B		G6-4-3		2B	4	2	1	2	1	0	5
<b>Del Rice, R</b> OBP: 0.315, SLG: 0.335 (1, 2)		4-0 HR	0-0 HR	HR	HBP		F8		2B	3	2	2	5	1	0	0
<b>Max Lanier, R</b> OBP: 0.244, SLG: 0.262 (1, 1)		0-0 HR	0-0 F8	F3					F7	3	1	1	2	0	0	2
<b>Eddie Kazak, R</b> OBP: 0.367, SLG: 0.464 (7, PH)										1	0	0	0	0	0	0
<b>Erv Dusak, R</b> (8, 1)										1	0	0	0	0	0	1

Inning Stats	R: 0	H: 0	E: 0	K: 0	S: 3	P: 3	R: 6	H: 5	E: 0	K: 1	S: 10	R: 3	H: 3	E: 0	K: 0	S: 6	R: 6	H: 6	E: 0	K: 0	S: 9	R: 0	H: 1	E: 0	K: 0	S: 4	R: 0	H: 0	E: 0	K: 0	S: 2	R: 1	H: 1	E: 0	K: 0	S: 3	R: 2	H: 1	E: 1	K: 0	S: 5
<b>Larry Jansner, R</b> ERA: 3.47 (1, 1)	IP	WLS	BF	H	R	ER	SO	BB	IBB	HBP	BLK	WP	HR	S	P	ERA	WHIP																								
<b>Clint Hartung, R</b> ERA: 6.34 (4, 1)	5.0	L	27	9	9	6	0	3	0	1	0	1	1	23	36	10.80	2.400																								

**BOTTOM**

**New York Giants @ St. Louis Cardinals**

Sportsman's Park, St. Louis, MO

Wed Jul 19 1950, 4:33 AM EDT  
Att. 6,690 - Unknown

AB	40
R	18
H	17
RBI	17
BB	4
SO	1
LOB	18

livebaseballscorecards.com

1B: 11	SF: 0	WP: 1	PA: 45
2B: 2	SAC: 0	PB: 1	
3B: 0	DP: 1	SB: 0	
HR: 4	HBP: 1	CS: 0	

Batter	1	2	3	4	5	6	7	8	9	AB R H RBI BB SO LOB	TOP											
Eddie Stanky, R OBP: 0.464, SLG: 0.430 (1, 4) X	0-0 5-3		4-0 BB		0-0 1B	4-0 HBP BB		0-3 K		3 0 1 0 2 1 0	<b>New York Giants @ St. Louis Cardinals</b> Sportsman's Park, St. Louis, MO Wed Jul 19 1950, 4:38 AM EDT Att: 13,602 - Unknown											
Alvin Dark, R OBP: 0.328, SLG: 0.465 (1, 6) X	0-0 L3		0-0 F9		0-0 F7	1-0 FC6-4 HBP		0-3 K	4 0 0 0 0 1 2													
Bobby Thomson, R OBP: 0.320, SLG: 0.435 (1, 8) X	0-0 F3		0-0 P5		0-0 1B	0-0 FC6-4		0-0 F8	5 0 1 0 0 0 4													
Wes Westrum, R OBP: 0.400, SLG: 0.529 Sam Calderone, R OBP: 0.382, SLG: 0.412 (1, 2) (8, 2)		4-0 1B BB		0-0 F5	0-0 L3		4-0 FC6-4 BB	0-3 K	2 1 0 0 2 0 2 1 0 0 0 0 1 0													
Monte Irvin, R OBP: 0.353, SLG: 0.398 (1, 9) X		0-0 F9		0-0 BB 1B		4-0 3B BB	0-0 FC6-4		3 1 1 0 1 0 2													
Clint Hartung, R OBP: 0.281, SLG: 0.594 (1, 7) X		0-0 1-3		0-0 P3		0-3 K	0-0 F7		4 0 0 0 0 1 4													
Hank Thompson, L OBP: 0.403, SLG: 0.500 (1, 5) X		0-0 2-H 1B		4-0 1-2 BB		0-0 1B 3B	0-3 K		3 1 2 2 1 1 1													
Jack Maguire, R OBP: 0.275, SLG: 0.250 (1, 3) X		0-0 1-3		0-3 K		0-0 HBP BB 1B	0-0 F8		4 0 1 1 0 1 3													
Sheldon Jones, R OBP: 0.233, SLG: 0.148 Andy Hansen, R (2, 1) Jack Lohrke, R OBP: 0.180, SLG: 0.087 Jack Kramer, R OBP: 0.267, SLG: 0.385 (6, 1) (6, 1)			0-3 K		0-0 6-3	0-0 F5		0-0 5-3	0 0 0 0 0 0 0 2 0 0 0 0 1 0 1 0 0 0 0 0 1 1 0 0 0 0 0 0													
<b>Inning Stats</b>	R: 0 E: 0 K: 0 S: 3	H: 0 LOB: 0 BB: 0 P: 3	R: 1 E: 0 K: 0 S: 4	H: 1 LOB: 1 BB: 1 P: 8	R: 0 E: 0 K: 1 S: 5	H: 0 LOB: 1 BB: 1 P: 9	R: 0 E: 0 K: 1 S: 6	H: 1 LOB: 2 BB: 1 P: 10	R: 0 E: 0 K: 0 S: 5	H: 2 LOB: 2 BB: 0 P: 5		R: 2 E: 0 K: 1 S: 7	H: 2 LOB: 3 BB: 2 P: 16	R: 0 E: 0 K: 1 S: 5	H: 0 LOB: 1 BB: 1 P: 9	R: 0 E: 0 K: 1 S: 5	H: 0 LOB: 0 BB: 0 P: 5	R: 0 E: 0 K: 2 S: 7	H: 0 LOB: 0 BB: 0 P: 7	1B: 5 2B: 0 3B: 1 HR: 0	SF: 0 SAC: 0 DP: 0 HBP: 1	WP: 0 PB: 0 SB: 0 CS: 0
<b>PITCHER</b> Harry Brecheen, L ERA: 3.13 (1, 1)	IP 9.0	WLS W	BF 40	H 6	R 3	ER 3	SO 7	BB 6	IBB 0	HBP 1	BLK 0	WP 0	HR 0	S 47	P 72	ERA 3.00	WHIP 1.333					

livebaseballscorecards.com

<b>AB</b>	33
<b>R</b>	3
<b>H</b>	6
<b>RBI</b>	3
<b>BB</b>	6
<b>SO</b>	7
<b>LOB</b>	19



Batter	1	2	3	4	5	6	7	8	9	AB	R	H	RBI	BB	SO	LOB
Rocky Nelson, L (1, 3) OBP: 0.318, SLG: 0.355	0-0 F7	0-0 4-3 1B		0-0 2B 1B	4-0 1B BB			0-0 3-1		4	2	2	1	1	0	0
Red Schoendienst, S (1, 4) OBP: 0.332, SLG: 0.422	0-0 5-3	0-0 4-3		0-0 1B 2B	0-0 1B			0-0 3-1		5	1	2	1	0	0	2
Stan Musial, L (1, 7) Harry Walker, L (8, PR) (9, 7) OBP: 0.443, SLG: 0.591 OBP: 0.297, SLG: 0.254	0-0 F7	4-0 1B IBB		0-0 1B FC4-6	0-0 4-3			0-0 1B		4	0	2	2	1	0	2
Enos Slaughter, L (1, 9) OBP: 0.409, SLG: 0.462		0-0 2B		0-0 1B FC4-6				0-0 1B CS		5	1	3	2	0	0	2
Bill Howerton, L (1, 8) OBP: 0.414, SLG: 0.527		0-0 2B		0-0 1B G4-6-3				0-0 1B F8		3	1	0	0	1	0	4
Tommy Glaviano, R (1, 5) OBP: 0.412, SLG: 0.403		0-3 K	0-0 4-3 2B		0-0 F7			0-0 6-3		4	0	1	0	0	1	2
Eddie Miller, R (1, 6) OBP: 0.358, SLG: 0.407		0-0 3B 2B	0-0 P6		4-0 1B 4-3 BB			0-0 6-3		3	2	1	2	1	0	1
Del Rice, R (1, 2) OBP: 0.318, SLG: 0.348		0-0 1B 3B	0-0 4-3		0-0 4-3 1B			0-0 5-3		4	2	2	1	0	0	1
Harry Brecheen, L (1, 1) OBP: 0.270, SLG: 0.229		4-0 1B 1B	0-0 3-1		0-0 4-3 1B			0-0 G3		3	1	0	1	1	0	2

Inning Stats	R: 0	H: 0	E: 0	K: 0	S: 3	H: 0	LOB: 0	BB: 0	P: 3	R: 6	H: 5	E: 0	K: 1	S: 10	H: 1	LOB: 1	BB: 0	P: 4	R: 0	H: 3	E: 0	K: 0	S: 5	R: 2	H: 2	E: 0	K: 0	S: 5	H: 1	LOB: 0	BB: 0	P: 3	R: 0	H: 0	E: 0	K: 0	S: 3	R: 0	H: 1	E: 0	K: 0	S: 4	R: 0	H: 0	E: 0	K: 0	S: 3	R: 0	H: 1	E: 0	K: 0	S: 4	1B: 8	2B: 4	3B: 1	HR: 0	SF: 0	SAC: 0	DP: 1	HBP: 0	WP: 0	PB: 0	SB: 0	CS: 1	PA: 40
--------------	------	------	------	------	------	------	--------	-------	------	------	------	------	------	-------	------	--------	-------	------	------	------	------	------	------	------	------	------	------	------	------	--------	-------	------	------	------	------	------	------	------	------	------	------	------	------	------	------	------	------	------	------	------	------	------	-------	-------	-------	-------	-------	--------	-------	--------	-------	-------	-------	-------	--------

PITCHER	IP	WLS	BF	H	R	ER	SO	BB	IBB	HBP	BLK	WP	HR	S	P	ERA	WHIP
Sheldon Jones, R (1, 1) ERA: 6.17	1.1	L	10	4	6	6	1	2	0	0	0	0	0	10	18	40.50	4.500
Andy Hansen, R (2, 1) ERA: 5.54	3.2		20	7	4	4	0	2	1	0	0	0	0	17	29	9.82	2.455
Jack Kramer, R (6, 1) ERA: 4.45	3.0		10	2	0	0	0	0	0	0	0	0	0	10	10	0.00	0.667

**BOTTOM**

**New York Giants @ St. Louis Cardinals**  
 Sportsman's Park, St. Louis, MO

Wed Jul 19 1950, 4:38 AM EDT  
 Att. 13,602 - Unknown

livebaseballscorecards.com

<b>AB</b>	<b>35</b>
<b>R</b>	<b>10</b>
<b>H</b>	<b>13</b>
<b>RBI</b>	<b>10</b>
<b>BB</b>	<b>5</b>
<b>SO</b>	<b>1</b>
<b>LOB</b>	<b>16</b>







Batter	1	2	3	4	5	6	7	8	9	10	11	AB R H RBI BB SO LOB	TOP							
Eddie Stanky, R OBP: 0.456, SLG: 0.420 (1, 4)	5-3		1B	G6-4-3			4-3		6-3		E6	6 1 1 0 0 0 1	<b>New York Giants @ St. Louis Cardinals</b> Sportsman's Park, St. Louis, MO Fri Jul 21 1950, 4:33 AM EDT Att. 11,770 - Unknown							
Don Mueller, L OBP: 0.318, SLG: 0.381 (1, 9)	G3		1B	K			P3			SH1-3	F8	6 1 2 1 0 1 1								
Hank Thompson, L OBP: 0.406, SLG: 0.504 (1, 5)	BB		1B				K			SH1-3		3 1 1 0 1 1 0								
Roy Weatherly, L OBP: 0.397, SLG: 0.460 (1, 7)	P4		IBB							BB		3 0 0 0 2 0 1								
Wes Westrum, R OBP: 0.397, SLG: 0.518 (1, 2)												3 0 0 1 1 2 0								
Whitey Lockman, L (10, PH) OBP: 0.383, SLG: 0.458												1 0 0 0 0 0 2								
Sam Calderone, R OBP: 0.382, SLG: 0.412 (10, 2)												0 0 0 0 0 0 0								
Bobby Thomson, R OBP: 0.328, SLG: 0.438 (1, 8)												4 0 1 1 1 1 4								
Tookie Gilbert, L OBP: 0.330, SLG: 0.331 (1, 3)												3 0 0 0 2 0 4								
Alvin Dark, R OBP: 0.333, SLG: 0.477 (1, 6)												5 2 2 0 0 2 2								
Sal Maglie, R OBP: 0.074, SLG: 0.077 (1, 1)												4 0 0 0 1 2 2								
<b>Inning Stats</b>	R: 0 H: 0 E: 0 K: 0 S: 3	H: 0 LOB: 1 BB: 1 P: 7	R: 0 H: 0 E: 0 K: 2 S: 7	H: 0 LOB: 1 BB: 1 P: 11	R: 3 H: 3 E: 0 K: 1 S: 8	H: 3 LOB: 2 BB: 2 P: 16	R: 1 H: 1 E: 0 K: 1 S: 5	H: 1 LOB: 0 BB: 1 P: 9	R: 0 H: 0 E: 0 K: 0 S: 3	H: 0 LOB: 0 BB: 0 P: 3	R: 0 H: 0 E: 0 K: 1 S: 5	H: 0 LOB: 1 BB: 1 P: 9	R: 0 H: 0 E: 0 K: 2 S: 7	H: 0 LOB: 0 BB: 0 P: 7	R: 0 H: 1 E: 0 K: 0 S: 4	H: 1 LOB: 2 BB: 1 P: 8	R: 1 H: 1 E: 1 K: 0 S: 4	H: 1 LOB: 1 BB: 1 P: 8	1B: 3 SF: 0 2B: 3 SAC: 1 3B: 1 DP: 1 HR: 0 HBP: 0	WP: 0 PA: 47 PB: 0 SB: 1 CS: 1
<b>PITCHER</b> Cloyd Boyer, R ERA: 3.28 (1, 1)	IP 11.0 WLS L BF 47 H 7 R 5 ER 4 SO 9 BB 7 IBB 1 HBP 0 BLK 0 WP 0 HR 0 S 57 P 89 ERA 3.27 WHIP 1.273																			

AB	38
R	5
H	7
RBI	3
BB	8
SO	9
LOB	17



livebaseballscorecards.com



Batter	1	2	3	4	5	6	7	8	9	10	11	AB	R	H	RBI	BB	SO	LOB
Rocky Nelson, L (1, 3) OBP: 0.311, SLG: 0.338	4-0 E S 1B BB	0-0 L5		0-0 1-3			0-0 F2		0-0 F8			4	1	0	0	1	0	3
Red Schoendienst, S (1, 4) OBP: 0.333, SLG: 0.424	0-0 E3 FC5-4 1B		0-3 K			0-0 4-3	0-0 4-3		0-0 4-3			5	0	0	0	0	1	2
Stan Musial, L (1, 7) OBP: 0.451, SLG: 0.604	0-0 FC5-4 1B		4-0 3-1 BB 1B BB			0-0 1B	0-0 HR		0-0 F7			4	2	3	2	1	0	0
Enos Slaughter, L (1, 9) OBP: 0.405, SLG: 0.454	0-0 FC5-4 CS		4-0 3-1 1B BB			0-0 F8	0-0 F7		0-0 4-3			4	1	0	0	1	0	3
Bill Howerton, L (1, 8) OBP: 0.403, SLG: 0.512	0-3 K		0-0 3-1			0-0 G3			0-0 3-1		0-3 K	5	0	0	0	0	2	5
Tommy Glaviano, R (1, 5) OBP: 0.413, SLG: 0.404	0-0 CS	0-0 5-3	0-0 1B			4-0 SH1-4 BB		0-3 K			0-0 F7	4	0	1	2	1	1	0
Eddie Miller, R (1, 6) OBP: 0.362, SLG: 0.403		0-0 2B 1B	0-0 5-3			0-0 SH1-4 1-2		0-0 P6			0-0 5-3 1B	4	0	2	0	0	0	1
Del Rice, R (1, 2) OBP: 0.318, SLG: 0.345		0-3 K		0-0 5-3		0-0 5-3			H 1-0 SH1-4 HBP		0-0 5-3	4	0	0	0	0	1	3
Cloyd Boyer, R (1, 1) OBP: 0.333, SLG: 0.375		0-0 1-3 2B		0-0 5-3		0-0 L6			0-0 SH1-4		0-3 K	3	0	1	0	0	0	1
Eddie Kazak, R (11, PH) OBP: 0.369, SLG: 0.465												1	0	0	0	0	1	1

Inning Stats	R: 1	H: 1	R: 0	H: 2	R: 2	H: 1	R: 0	H: 0	R: 0	H: 1	R: 0	H: 0	R: 1	H: 1	R: 0	H: 0	R: 0	H: 0	R: 0	H: 1	
E: 1	LOB: 1	E: 0	LOB: 2	E: 0	LOB: 1	E: 0	LOB: 0	E: 0	LOB: 1	E: 0	LOB: 0	E: 0	LOB: 0	E: 0	LOB: 0	E: 0	LOB: 1	E: 0	LOB: 0	E: 0	LOB: 1
K: 1	BB: 1	K: 1	BB: 0	K: 1	BB: 2	K: 0	BB: 0	K: 0	BB: 0	K: 0	BB: 0	K: 0	BB: 0	K: 1	BB: 0	K: 0	BB: 0	K: 1	BB: 0	K: 1	BB: 0
S: 6	P: 10	S: 7	P: 7	S: 6	P: 14	S: 3	P: 3	S: 4	P: 4	S: 3	P: 7	S: 4	P: 4	S: 5	P: 5	S: 3	P: 4	S: 5	P: 5	S: 6	P: 6

PITCHER	IP	WLS	BF	H	R	ER	SO	BB	IBB	HBP	BLK	WP	HR	S	P	ERA	WHIP
Sal Maglie, R (1, 1) ERA: 3.08	11.0	W	45	7	4	4	6	4	0	1	0	0	1	52	69	3.27	1.000


**BOTTOM**

**New York Giants @ St. Louis Cardinals**  
Sportsman's Park, St. Louis, MO

Fri Jul 21 1950, 4:33 AM EDT  
Att. 11,770 - Unknown

livebaseballscorecards.com

AB	38
R	4
H	7
RBI	4
BB	4
SO	6
LOB	19



WP: 0	PA: 46
PB: 0	
SB: 1	
CS: 1	
1B: 5	SF: 0
2B: 1	SAC: 2
3B: 0	DP: 0
HR: 1	HBP: 1

Batter	1	2	3	4	5	6	7	8	9	AB R H RBI BB SO LOB	TOP	
Roy Hartsfield, R (1, 4) OBP: 0.339, SLG: 0.384	0-0 6-3		0-0 4-3		0-0 F3	0-0 1B F9 1B		0-0 5-3	0-3 K	6 1 1 0 0 1 1		
Tommy Holmes, L (1, 9) OBP: 0.393, SLG: 0.487	0-0 1B		4-0 BB		0-0 F7	0-0 1B		0-0 1B 2B		4 1 3 1 1 0 0 0 0 0 0 0 0 0		
Luis Olmo, R (8, 8) OBP: 0.316, SLG: 0.354												
Earl Torgeson, L (1, 3) OBP: 0.408, SLG: 0.456	0-3 K		0-0 P4		0-0 2B 1B	0-0 F9		4-0 BB 1B BB		4 1 1 1 1 1 4		
Bob Elliott, R (1, 5) OBP: 0.355, SLG: 0.494	0-0 L5			0-0 HR 1B	0-0 1H 3B 2B	0-0 5-3		0-0 1-2 2-H 1B		5 2 3 2 0 0 2		
Sid Gordon, R (1, 7) OBP: 0.410, SLG: 0.608		0-0 6-3		0-0 1-H HR	4-0 3B IBB		0-0 F7	4-0 1-2 2-3 FC6-4 BB		3 2 1 2 2 0 0		
Walker Cooper, R (1, 2) OBP: 0.359, SLG: 0.509		0-0 6-3		0-0 4-3 2B	0-0 1-H 2-H 3B		4-0 1B BB	0-0 P4		4 0 2 2 1 0 3		
Willard Marshall, L (1, 8) OBP: 0.328, SLG: 0.357 (8, 9)		0-0 G3		0-0 2-3 4-3	0-0 1 4-3		0-0 1-2 1B	0-0 FC6-4 1-2f		5 0 1 0 0 0 5		
Buddy Kerr, R (1, 6) OBP: 0.281, SLG: 0.302			4-0 PB BB	0-0 1-3		0-0 FC1-6 1B	0-0 F8		0-3 K	4 0 1 0 1 1 3		
Vern Bickford, R (1, 1) OBP: 0.116, SLG: 0.076			0-0 1-2 6-3	0-3 K		0-0 FC1-6 1B	0-0 1-3		0-0 6-3	4 1 0 0 0 1 5 1 0 0 0 0 0 0		
Bobby Hogue, R (7, 1) OBP: 0.273, SLG: 0.364												
<b>Inning Stats</b>	R: 0 E: 0 K: 1 S: 6 H: 1 LOB: 1 P: 6	R: 0 E: 0 K: 0 S: 3 H: 0 LOB: 0 P: 3	R: 0 E: 0 K: 0 S: 3 H: 0 LOB: 2 P: 11	R: 2 E: 0 K: 1 S: 8 H: 3 LOB: 1 P: 8	R: 3 E: 0 K: 0 S: 6 H: 3 LOB: 1 P: 10	R: 2 E: 0 K: 0 S: 6 H: 3 LOB: 1 P: 6	R: 0 E: 0 K: 0 S: 4 H: 1 LOB: 2 P: 8	R: 1 E: 0 K: 0 S: 5 H: 2 LOB: 3 P: 13	R: 0 E: 0 K: 2 S: 7 H: 0 LOB: 0 P: 7	1B: 8 2B: 3 3B: 1 HR: 1 SF: 0 SAC: 0 DP: 0 HBP: 0	WP: 0 PB: 1 SB: 1 CS: 0 PA: 46	
<b>PITCHER</b>	IP WLS BF H R ER SO BB IBB HBP BLK WP HR S P ERA WHIP											
Gerry Staley, R (1, 1) ERA: 6.22	4.2 L 24 7 5 5 2 2 1 0 0 0 0 1 25 37 9.64 1.929											
Red Munger, R (5, 1) ERA: 3.96	2.1 12 4 2 2 0 1 0 0 0 0 0 0 11 15 7.71 2.143											
Fred Martin, R (8, 1) ERA: 5.93	0.1 4 2 1 1 0 1 0 0 0 0 0 0 3 7 27.00 9.000											
Al Papai, R (8, 1) ERA: 6.75	1.2 6 0 0 0 0 2 1 0 0 0 0 0 9 13 0.00 0.600											

**Boston Braves @ St. Louis Cardinals**  
Sportsman's Park, St. Louis, MO

Sat Jul 22 1950, 4:33 AM EDT  
Att. 9,510 - Unknown

[livebaseballscorecards.com](http://livebaseballscorecards.com)

AB	40
R	8
H	13
RBI	8
BB	6
SO	4
LOB	23



Batter	1	2	3	4	5	6	7	8	9	AB	R	H	RBI	BB	SO	LOB
<b>Rocky Nelson, L</b> (1, 3) OBP: 0.326, SLG: 0.388	0-0 4-3		0-0 4-3		0-0 1B		0-0 F8 3B		0-0 1B 2B	5	1	3	1	0	0	0
<b>Red Schoendienst, S</b> (1, 4) OBP: 0.332, SLG: 0.421	0-0 3-1		0-0 F8		0-0 F9		0-0 F8		0-0 2-3 1B	5	0	1	1	0	0	1
<b>Stan Musial, L</b> (1, 7) OBP: 0.453, SLG: 0.607	0-0 5-3		0-0 2B				0-0 HR 1B		0-0 1B	5	1	3	0	0	0	2
<b>Enos Slaughter, L</b> (1, 9) OBP: 0.405, SLG: 0.465		0-0 1B 2B	0-0 4-3				0-0 1B HR		0-0 5-3	5	2	2	2	0	0	4
<b>Bill Howerton, L</b> (1, 8) OBP: 0.405, SLG: 0.506		4-0 1B BB		0-0 F2		4-0 BB G1-4-3		0-0 4-3		2	0	0	0	2	0	0
<b>Tommy Glaviano, R</b> (1, 5) OBP: 0.411, SLG: 0.406		0-0 P4		0-0 F9		0-0 BB G1-4-3		0-0 2B		4	0	1	0	0	0	3
<b>Eddie Miller, R</b> (1, 6) OBP: 0.352, SLG: 0.391		0-0 F7		0-0 F8		0-0 F8		0-0 F7		4	0	0	0	0	0	3
<b>Del Rice, R</b> (1, 2) OBP: 0.317, SLG: 0.343		0-0 1-3 2-H 1B			0-3 K		0-0 6-3		0-0 F8	4	0	1	1	0	1	1
<b>Gerry Staley, R</b> (1, 1) OBP: 0.213, SLG: 0.200 <b>Red Murrer, R</b> (5, 1) OBP: 0.179, SLG: 0.162 <b>Eddie Kozak, R</b> (7, PH) OBP: 0.375, SLG: 0.465 <b>Fred Martin, R</b> (8, 1) OBP: 0.259, SLG: 0.417 <b>Al Papai, R</b> (8, 1) OBP: 0.273, SLG: 0.158 <b>Harry Walker, L</b> (9, PH) OBP: 0.296, SLG: 0.248		0-0 6-3			0-0 F8		4-0 BB 3B		0-0 G	1	0	0	0	0	0	2


Inning Stats	R: 0	H: 0	E: 0	K: 0	S: 3	R: 1	H: 2	E: 0	K: 0	S: 5	R: 0	H: 1	E: 0	K: 0	S: 4	R: 0	H: 0	E: 0	K: 0	S: 3	R: 0	H: 1	E: 0	K: 1	S: 6	R: 2	H: 2	E: 0	K: 0	S: 4	R: 0	H: 2	E: 0	K: 0	S: 5	R: 0	H: 1	E: 0	K: 0	S: 4	R: 0	H: 2	E: 0	K: 0	S: 5	1B: 5	SF: 0	2B: 4	SAC: 0	3B: 1	DP: 1	HR: 1	HBP: 0	WP: 0	PA: 40
<b>PITCHER</b>	<b>IP</b>	<b>WLS</b>	<b>BF</b>	<b>H</b>	<b>R</b>	<b>ER</b>	<b>SO</b>	<b>BB</b>	<b>IBB</b>	<b>HBP</b>	<b>BLK</b>	<b>WP</b>	<b>HR</b>	<b>S</b>	<b>P</b>	<b>ERA</b>	<b>WHIP</b>																																						
<b>Vern Bickford, R</b> (1, 1) ERA: 3.25	6.2	W	30	8	5	5	1	3	0	0	0	0	1	29	41	6.75	1.650																																						
<b>Bobby Hogue, R</b> (7, 1) ERA: 3.68	2.1	S	10	3	0	0	0	0	0	0	0	0	0	10	10	0.00	1.286																																						

**BOTTOM**

**Boston Braves @ St. Louis Cardinals**  
Sportsman's Park, St. Louis, MO

Sat Jul 22 1950, 4:33 AM EDT  
Att: 9,510 - Unknown

**AB 37**  
**R 5**  
**H 11**  
**RBI 5**  
**BB 3**  
**SO 1**  
**LOB 16**



livebaseballscorecards.com

Batter	1	2	3	4	5	6	7	8	9	AB	R	H	RBI	BB	SO	LOB	TOP		
Roy Hartsfield, R (1, 4) OBP: 0.339, SLG: 0.384											0	0	0	0	0	0	0		
Earl Torgeson, L (1, 3) OBP: 0.408, SLG: 0.456											0	0	0	0	0	0	0	0	
Luis Olmo, R (1, 8) OBP: 0.316, SLG: 0.354											0	0	0	0	0	0	0	0	
Bob Elliott, R (1, 5) OBP: 0.355, SLG: 0.494											0	0	0	0	0	0	0	0	
Sid Gordon, R (1, 7) OBP: 0.410, SLG: 0.608											0	0	0	0	0	0	0	0	
Del Crandall, R (1, 2) OBP: 0.278, SLG: 0.352											0	0	0	0	0	0	0	0	
Tommy Holmes, L (1, 9) OBP: 0.393, SLG: 0.487											0	0	0	0	0	0	0	0	
Buddy Kerr, R (1, 6) OBP: 0.281, SLG: 0.302											0	0	0	0	0	0	0	0	
Warren Spahn, L (1, 1) OBP: 0.262, SLG: 0.238	0	0	0	0	0	0	0	0											
<b>Inning Stats</b>											1B: 0	SF: 0			WP: 0	PA: 0			
											2B: 0	SAC: 0			PB: 0				
											3B: 0	DP: 0			SB: 0				
											HR: 0	HBP: 0			CS: 0				
PITCHER Howie Pollet, L (1, 1) ERA: 3.1	IP	WLS	BF	H	R	ER	SO	BB	IBB	HBP	BLK	WP	HR	S	P	ERA	WHIP		
	0.0	W	0	0	0	0	0	0	0	0	0	0	0	0	0	∞	∞		
PITCHER	IP	WLS	BF	H	R	ER	SO	BB	IBB	HBP	BLK	WP	HR	S	P	ERA	WHIP		

**Boston Braves @ St. Louis Cardinals**  
 Sportsman's Park, St. Louis, MO  
 Sat Jul 22 1950, 4:38 AM EDT  
 Att. 21,756 - Unknown

<b>AB</b>	<b>0</b>
<b>R</b>	<b>0</b>
<b>H</b>	<b>0</b>
<b>RBI</b>	<b>0</b>
<b>BB</b>	<b>0</b>
<b>SO</b>	<b>0</b>
<b>LOB</b>	<b>0</b>



[livebaseballscorecards.com](http://livebaseballscorecards.com)



Batter	1	2	3	4	5	6	7	8	9	AB R H RBI BB SO LOB	TOP
--------	---	---	---	---	---	---	---	---	---	----------------------	-----

<b>Roy Hartsfield, R</b> (1, 4) <small>OBP: 0.337, SLG: 0.380</small>	0-0 <b>E5</b> <small>FC3-6</small>		0-0 <b>G6-4-3</b> <small>1-2f</small>		0-0 <b>P5</b>		0-0 <b>F7</b>		0-0 <small>1-2</small> <b>3-1</b> <b>1B</b>	5 1 1 0 0 0 1	
<b>Earl Torgeson, L</b> (1, 3) <small>OBP: 0.408, SLG: 0.462</small>	0-0 <b>FC3-6</b> <small>1-2f</small> <small>FC4-6</small>		0-0 <b>2B</b>		0-0 <b>F9</b>		4-0 <b>BB</b>		0-0 <b>3-1</b> <small>1-2</small> <small>2-3</small>	4 0 1 0 1 0 3	
<b>Luis Olmo, R</b> (1, 8) <small>OBP: 0.337, SLG: 0.373</small>	0-0 <b>FC4-6</b> <small>1-2f</small> <small>FC6-4</small>		0-0 <b>4-3</b>		0-0 <b>F8</b>		0-0 <b>F7</b>		0-0 <small>2-H</small> <small>3-H</small> <b>1B</b> <b>1B</b>	5 0 1 2 0 0 3	
<b>Bob Elliott, R</b> (1, 5) <small>OBP: 0.362, SLG: 0.495</small>	0-0 <b>FC6-4</b> <small>1-2f</small>			0-0 <small>G5-3</small> <b>BB</b> <b>1B</b>		0-0 <b>1B</b> <b>1B</b>		0-0 <b>5-3</b>	0-0 <small>1-2</small> <b>1B</b>	5 1 3 0 0 0 1	
<b>Sid Gordon, R</b> (1, 7) <small>OBP: 0.417, SLG: 0.603</small>		4-0 <small>BB</small> <small>BB</small> <small>BB</small> <small>BB</small> <small>G4-6-3</small> <b>E</b> <b>BB</b>		4-0 <small>BB</small> <small>BB</small> <small>BB</small> <small>BB</small> <b>G5-3</b> <b>1B</b> <b>BB</b>		0-0 <small>1-2</small> <b>1B</b> <b>1B</b>		0-0 <b>PB</b> <b>BB</b> <b>1B</b>	0-0 <b>F3</b>	3 1 2 0 2 0 2	
<b>Walker Cooper, R</b> (1, 2) <small>OBP: 0.360, SLG: 0.505</small>		0-0 <b>E1</b> <small>1-2</small> <small>G4-6-3</small>		0-0 <small>1-2</small> <small>2-3f</small> <b>G5-3</b>		0-3 <small>S</small> <small>S</small> <small>S</small> <b>K</b>		4-0 <small>BB</small> <small>BB</small> <small>BB</small> <small>BB</small> <b>L6</b> <b>PB</b> <b>BB</b>		3 0 0 0 1 1 5	
<b>Tommy Holmes, L</b> (1, 9) <small>OBP: 0.397, SLG: 0.485</small>		0-0 <small>1-2f</small> <small>2-3</small> <b>G4-6-3</b>		0-0 <small>2-H</small> <b>1B</b>		0-0 <small>1-2</small> <small>2-H</small> <b>1B</b>		0-0 <small>1-2</small> <small>2-3</small> <b>L6</b>		4 0 2 2 0 0 4	
<b>Buddy Kerr, R</b> (1, 6) <small>OBP: 0.275, SLG: 0.295</small> <b>Sibby Sisti, R</b> (9, PH) <small>OBP: 0.343, SLG: 0.328</small>		0-0 <b>6-3</b>		0-0 <b>F3</b>		0-0 <b>F8</b>		0-0 <b>5-3</b>		3 0 0 0 0 0 4 1 0 0 0 0 0 0	
<b>Bob Chipman, L</b> (1, 1) <small>OBP: 0.261, SLG: 0.190</small> <b>Bucky Walters, R</b> (4, 1) <b>Johnny Antonelli, L</b> (8, 1) <b>Gene Mauch, R</b> (9, PH) <small>OBP: 0.300, SLG: 0.284</small>			0-0 <small>G6-4-3</small> <b>1B</b>		0-0 <b>1-3</b>		0-0 <b>6-3</b>		0-0 <small>3-1</small> <b>1B</b> <b>1B</b>	1 0 1 0 0 0 0 2 0 0 0 0 0 0 0 0 0 0 0 0 0 1 1 1 0 0 0 0	

Inning Stats	R: 0	H: 0	R: 0	H: 0	R: 0	H: 2	R: 1	H: 2	R: 0	H: 0	R: 1	H: 3	R: 0	H: 0	R: 0	H: 1	R: 2	H: 4	1B: 11	SF: 0	WP: 0	PA: 41
	E: 1	LOB: 1	E: 1	LOB: 1	E: 0	LOB: 1	E: 0	LOB: 1	E: 0	LOB: 0	E: 0	LOB: 2	E: 0	LOB: 1	E: 0	LOB: 1	E: 0	LOB: 2	2B: 2	SAC: 0	PB: 1	
	K: 0	BB: 0	K: 0	BB: 1	K: 0	BB: 0	K: 0	BB: 1	K: 0	BB: 1	K: 1	BB: 0	K: 0	BB: 1	K: 0	BB: 1	K: 0	BB: 0	3B: 0	DP: 4	SB: 0	
	S: 4	P: 4	S: 3	P: 7	S: 4	P: 4	S: 4	P: 8	S: 3	P: 3	S: 8	P: 8	S: 3	P: 7	S: 3	P: 7	S: 7	P: 7	HR: 0	HBP: 0	CS: 0	

PITCHER	IP	WLS	BF	H	R	ER	SO	BB	IBB	HBP	BLK	WP	HR	S	P	ERA	WHIP														
<b>Al Brazle, L</b> (1, 1) <small>ERA: 4.64</small>	8.2	W	40	12	4	4	1	4	0	0	0	0	0	38	54	4.15	1.846														
<b>Harry Brecheen, L</b> (9, 1) <small>ERA: 3.12</small>	0.1	S	1	0	0	0	0	0	0	0	0	0	0	1	1	0.00	0.000														

**Boston Braves @ St. Louis Cardinals**  
 Sportsman's Park, St. Louis, MO  
 Sun Jul 23 1950, 4:33 AM EDT  
 Att. 23,100 - Unknown

<b>AB</b>	<b>37</b>
<b>R</b>	<b>4</b>
<b>H</b>	<b>12</b>
<b>RBI</b>	<b>4</b>
<b>BB</b>	<b>4</b>
<b>SO</b>	<b>1</b>
<b>LOB</b>	<b>23</b>



Batter	1	2	3	4	5	6	7	8	9	AB	R	H	RBI	BB	SO	LOB
<b>Chuck Diering, R</b> (1, 8) <small>OBP: 0.382, SLG: 0.342</small>										2	2	0	0	3	0	3
<b>Tommy Glaviano, R</b> (1, 5) <small>OBP: 0.411, SLG: 0.405</small>										5	2	2	1	0	0	3
<b>Stan Musial, L</b> (1, 7) <b>Harry Walker, L</b> (9, 7) <small>OBP: 0.454, SLG: 0.612</small> <small>OBP: 0.296, SLG: 0.248</small>										4	0	1	1	1	0	1
<b>Enos Slaughter, L</b> (1, 9) <small>OBP: 0.402, SLG: 0.460</small>										5	0	1	2	0	0	3
<b>Red Schoendienst, S</b> (1, 4) <small>OBP: 0.332, SLG: 0.427</small>										4	1	1	0	0	0	2
<b>Marty Marion, R</b> (1, 6) <small>OBP: 0.344, SLG: 0.370</small>										4	1	3	0	0	0	1
<b>Rocky Nelson, L</b> (1, 3) <small>OBP: 0.369, SLG: 0.429</small>										3	1	2	1	1	0	1
<b>Del Rice, R</b> (1, 2) <small>OBP: 0.321, SLG: 0.344</small>										2	1	1	0	1	0	1
<b>Al Brazle, L</b> (1, 1) <b>Harry Brecheen, L</b> (9, 1) <small>OBP: 0.211, SLG: 0.211</small> <small>OBP: 0.270, SLG: 0.229</small>										4	0	1	2	0	0	4
										0	0	0	0	0	0	0

Inning Stats	R: 2	H: 2	E: 0	LOB: 0	K: 0	BB: 1	S: 4	P: 8	R: 0	H: 1	E: 0	LOB: 1	K: 0	BB: 1	S: 3	P: 7	R: 2	H: 2	E: 0	LOB: 1	K: 0	BB: 1	S: 5	R: 2	H: 2	E: 1	LOB: 2	K: 0	BB: 2	S: 5	R: 2	H: 3	E: 0	LOB: 2	K: 0	BB: 1	S: 6	R: 0	H: 0	E: 0	LOB: 0	K: 0	BB: 0	S: 3	R: 0	H: 2	E: 0	LOB: 2	K: 0	BB: 0	S: 5	R: 0	H: 0	E: 0	LOB: 0	K: 0	BB: 0	S: 3	R: 0	H: 0	E: 0	LOB: 0	K: 0	BB: 0	S: 3
--------------	------	------	------	--------	------	-------	------	------	------	------	------	--------	------	-------	------	------	------	------	------	--------	------	-------	------	------	------	------	--------	------	-------	------	------	------	------	--------	------	-------	------	------	------	------	--------	------	-------	------	------	------	------	--------	------	-------	------	------	------	------	--------	------	-------	------	------	------	------	--------	------	-------	------

PITCHER	IP	WLS	BF	H	R	ER	SO	BB	IBB	HBP	BLK	WP	HR	S	P	ERA	WHIP
<b>Bob Chipman, L</b> (1, 1) <small>ERA: 5.3</small>	3.0	L	18	7	6	6	0	4	0	0	0	0	0	14	30	18.00	3.667
<b>Bucky Walters, R</b> (4, 1) <small>ERA: 4.5</small>	4.0		19	5	2	2	0	2	0	0	0	1	0	17	25	4.50	1.750
<b>Johnny Antonelli, L</b> (8, 1) <small>ERA: 8.44</small>	1.0		3	0	0	0	0	0	0	0	0	0	0	3	3	0.00	0.000

**BOTTOM**

**Boston Braves @ St. Louis Cardinals**  
 Sportsman's Park, St. Louis, MO

Sun Jul 23 1950, 4:33 AM EDT  
 Att. 23,100 - Unknown

<b>AB</b>	<b>33</b>
<b>R</b>	<b>8</b>
<b>H</b>	<b>12</b>
<b>RBI</b>	<b>7</b>
<b>BB</b>	<b>6</b>
<b>SO</b>	<b>0</b>
<b>LOB</b>	<b>19</b>

<b>1B:</b> 8	<b>SF:</b> 0	<b>WP:</b> 1	<b>PA:</b> 40
<b>2B:</b> 4	<b>SAC:</b> 1	<b>PB:</b> 0	
<b>3B:</b> 0	<b>DP:</b> 2	<b>SB:</b> 0	
<b>HR:</b> 0	<b>HBP:</b> 0	<b>CS:</b> 0	

Batter	1	2	3	4	5	6	7	8	9	AB R H RBI BB SO LOB	TOP												
<b>Chuck Diering, R</b> (1, 8) <small>OBP: 0.376, SLG: 0.336</small>	0-0 6-3		2-3 K		0-3 K		1-0 1B	1-3 K		5 0 1 0 0 3 1													
<b>Tommy Glaviano, R</b> (1, 5) <small>OBP: 0.414, SLG: 0.406</small>	4-2 HR BB		0-3 K		0-0 1B		3-2 1B		3-3 K	4 1 2 0 1 2 0													
<b>Stan Musial, L</b> (1, 7) <small>OBP: 0.456, SLG: 0.624</small> <b>Harry Walker, L</b> (9, PR) <small>OBP: 0.296, SLG: 0.248</small> (9, 7)	1-2 HR			0-0 1B	1-0 6-3		0-0 FC6		0-0 1B	5 1 3 2 0 0 4 0 1 0 0 0 0 0													
<b>Enos Slaughter, L</b> (1, 9) <small>OBP: 0.399, SLG: 0.456</small>	2-1 6-3			0-0 F5		1-1 F3		2-2 F6	0-2 BB 1B	5 1 1 0 0 0 1													
<b>Red Schoendienst, S</b> (1, 4) <small>OBP: 0.330, SLG: 0.427</small>	1-2 5-3			1-0 F7		0-1 F2		0-1 1B	1-0 F8	5 1 1 0 0 0 4													
<b>Marty Marion, R</b> (1, 6) <small>OBP: 0.350, SLG: 0.373</small>		2-1 B1-3		1-1 F7		1-1 FC4-6 1B		1-1 1B HR	4-1 CS 1B BB	4 1 2 0 1 0 1													
<b>Rocky Nelson, L</b> (1, 3) <small>OBP: 0.358, SLG: 0.415</small> <b>Eddie Kazak, R</b> (8, PH) <small>OBP: 0.381, SLG: 0.470</small> <b>Nippy Jones, R</b> (8, 3) <small>OBP: 0.444, SLG: 0.286</small>		0-1 4-3		0-0 4-3		0-0 FC4-6		1-0 HR 1B	0-0 1B	3 0 0 0 0 0 1 1 1 1 1 0 0 0 1 0 1 2 0 0 0													
<b>Del Rice, R</b> (1, 2) <small>OBP: 0.324, SLG: 0.366</small>		0-2 F9		1-1 1B 2B			3-2 F4	1-0 HR	2-0 CS	4 2 2 3 0 0 0													
<b>Max Lanier, R</b> (1, 1) <small>OBP: 0.250, SLG: 0.267</small> <b>Gerry Staley, R</b> (7, 1) <small>OBP: 0.212, SLG: 0.194</small>			0-1 L9		0-0 1B		0-3 K	1-3 K		3 0 1 1 0 1 0 1 0 0 0 0 1 0													
<b>Inning Stats</b>	R: 2 E: 0 K: 0 S: 14	H: 1 LOB: 0 BB: 1 P: 22	R: 0 E: 0 K: 0 S: 7	H: 0 LOB: 0 BB: 0 P: 9	R: 0 E: 0 K: 2 S: 8	H: 1 LOB: 1 BB: 0 P: 10	R: 0 E: 0 K: 0 S: 5	H: 1 LOB: 1 BB: 0 P: 7	R: 1 E: 0 K: 1 S: 9	H: 3 LOB: 2 BB: 0 P: 11	R: 0 E: 0 K: 0 S: 7	H: 1 LOB: 1 BB: 0 P: 9	R: 0 E: 0 K: 1 S: 13	H: 2 LOB: 2 BB: 0 P: 20	R: 4 E: 0 K: 2 S: 15	H: 4 LOB: 0 BB: 0 P: 22	R: 2 E: 0 K: 1 S: 10	H: 3 LOB: 2 BB: 1 P: 20	1B: 10 2B: 3 3B: 0 HR: 2	SF: 0 SAC: 0 DP: 0 HBP: 0	WP: 0 PB: 0 SB: 0 CS: 1	PA: 44	
<b>PITCHER</b>	IP WLS BF H R ER SO BB IBB HBP BLK WP HR S P ERA WHIP	IP WLS BF H R ER SO BB IBB HBP BLK WP HR S P ERA WHIP	IP WLS BF H R ER SO BB IBB HBP BLK WP HR S P ERA WHIP	IP WLS BF H R ER SO BB IBB HBP BLK WP HR S P ERA WHIP	IP WLS BF H R ER SO BB IBB HBP BLK WP HR S P ERA WHIP	IP WLS BF H R ER SO BB IBB HBP BLK WP HR S P ERA WHIP	IP WLS BF H R ER SO BB IBB HBP BLK WP HR S P ERA WHIP	IP WLS BF H R ER SO BB IBB HBP BLK WP HR S P ERA WHIP	IP WLS BF H R ER SO BB IBB HBP BLK WP HR S P ERA WHIP	IP WLS BF H R ER SO BB IBB HBP BLK WP HR S P ERA WHIP	IP WLS BF H R ER SO BB IBB HBP BLK WP HR S P ERA WHIP	IP WLS BF H R ER SO BB IBB HBP BLK WP HR S P ERA WHIP	IP WLS BF H R ER SO BB IBB HBP BLK WP HR S P ERA WHIP	IP WLS BF H R ER SO BB IBB HBP BLK WP HR S P ERA WHIP	IP WLS BF H R ER SO BB IBB HBP BLK WP HR S P ERA WHIP	IP WLS BF H R ER SO BB IBB HBP BLK WP HR S P ERA WHIP	IP WLS BF H R ER SO BB IBB HBP BLK WP HR S P ERA WHIP	IP WLS BF H R ER SO BB IBB HBP BLK WP HR S P ERA WHIP	IP WLS BF H R ER SO BB IBB HBP BLK WP HR S P ERA WHIP	IP WLS BF H R ER SO BB IBB HBP BLK WP HR S P ERA WHIP	IP WLS BF H R ER SO BB IBB HBP BLK WP HR S P ERA WHIP	IP WLS BF H R ER SO BB IBB HBP BLK WP HR S P ERA WHIP	IP WLS BF H R ER SO BB IBB HBP BLK WP HR S P ERA WHIP
<b>Preacher Roe, L</b> (1, 1) <small>ERA: 3.32</small> <b>Dan Bankhead, R</b> (9, 1) <small>ERA: 5.23</small>	8.2 L 42 14 9 9 7 2 0 0 0 0 2 87 127 9.35 1.846	0.1 1 1 0 0 0 0 0 0 0 0 0 0 1 3 0.00 3.000																					

St. Louis Cardinals @ Brooklyn Dodgers  
 Ebbets Field, Brooklyn, NY  
 Tue Jul 25 1950, 3:33 AM EDT  
 Att: 31,013 - Unknown

AB	41
R	9
H	15
RBI	9
BB	2
SO	7
LOB	12





Batter	1	2	3	4	5	6	7	8	9	AB	R	H	RBI	BB	SO	LOB	BOTTOM																	
<b>Bobby Morgan, R</b> (1, 5) OBP: 0.369, SLG: 0.434 <b>Cal Abrams, L</b> (9, PH)	1-3 K		1-2 G6-4-3 1-2f		3-3 K		4-0 1B E BB		4-2 G6-3 BB	3	1	0	0	1	2	1	<b>St. Louis Cardinals @ Brooklyn Dodgers</b> Ebbets Field, Brooklyn, NY Tue Jul 25 1950, 3:33 AM EDT Att. 31,013 - Unknown																	
<b>Jim Russell, S</b> (1, 7) OBP: 0.350, SLG: 0.483	1-0 6-3		0-2 F9		0-0 BB 1B		1-3 K		2-1 G6-3 1-2f	5	1	1	0	0	1	2																		
<b>Duke Snider, L</b> (1, 8) OBP: 0.374, SLG: 0.542	3-2 2B			0-3 K	4-2 1B BB		2-2 E9 1B			3	0	2	0	1	1	0																		
<b>Jackie Robinson, R</b> (1, 4) OBP: 0.456, SLG: 0.576	1-0 F3			1-0 F7	3-1 1B		4-0 G6-4-3 BB			3	0	1	1	1	0	1																		
<b>Carl Furillo, R</b> (1, 9) OBP: 0.358, SLG: 0.486		0-0 HR		3-1 E5 1B 2B	3-2 G4-3 1-2f		0-0 G6-4-3 1-2f			4	2	1	1	0	0	4																		
<b>Gil Hodges, R</b> (1, 3) OBP: 0.388, SLG: 0.489		2-0 F9		2-2 2B 1B		4-0 1-3 BB		2-1 G1-4-3 1B	3	1	2	0	1	0	0																			
<b>Roy Campanella, R</b> (1, 2) OBP: 0.387, SLG: 0.581		1-0 6-3		2-1 2B		1-2 F7		1-0 G1-4-3 1-2f	4	0	1	2	0	0	2																			
<b>Pee Wee Reese, R</b> (1, 6) OBP: 0.350, SLG: 0.311		1-1 5-3		4-0 IBB		0-0 1-3		1-1 5-3	3	0	0	0	1	0	1																			
<b>Preacher Roe, R</b> (1, 1) OBP: 0.172, SLG: 0.175 <b>Dan Bankhead, R</b> (9, 1) OBP: 0.313, SLG: 0.323 <b>Gene Hermanski, L</b> (9, PH) OBP: 0.382, SLG: 0.474			0-1 G6-4-3 1B	0-1 F2		0-1 L8		1-3 K	3	0	1	0	0	0	3																			
										0	0	0	0	0	0	0																		
										1	0	0	0	0	1	0																		
<b>Inning Stats</b>	R: 0 E: 0 K: 1 S: 9	H: 1 LOB: 1 BB: 0 P: 15	R: 1 E: 0 K: 0 S: 5	H: 1 LOB: 0 BB: 0 P: 9	R: 0 E: 0 K: 0 S: 9	H: 1 LOB: 0 BB: 0 P: 10	R: 2 E: 1 K: 1 S: 15	H: 2 LOB: 2 BB: 1 P: 27	R: 1 E: 0 K: 1 S: 12	H: 2 LOB: 1 BB: 1 P: 25	R: 0 E: 0 K: 0 S: 6	H: 0 LOB: 1 BB: 1 P: 11	R: 1 E: 1 K: 1 S: 7	H: 1 LOB: 1 BB: 2 P: 18	R: 0 E: 0 K: 0 S: 5	H: 1 LOB: 0 BB: 0 P: 9	R: 0 E: 0 K: 1 S: 8	H: 0 LOB: 0 BB: 1 P: 15	1B: 6 2B: 2 3B: 0 HR: 1	SF: 0 SAC: 0 DP: 5 HBP: 0	WP: 0 PB: 0 SB: 0 CS: 0	PA: 38												
<b>PITCHER</b> <b>Max Lanier, L</b> (1, 1) ERA: 2.94 <b>Gerry Staley, R</b> (7, 1) ERA: 6.03	IP 6.1	WLS W	BF 7	H 1	R 0	ER 0	SO 1	BB 1	IBB 0	HBP 0	BLK 0	WP 0	HR 0	S 14	P 25	ERA 0.00	WHIP 0.750	IP 6.1	WLS W	BF 31	H 8	R 5	ER 2	SO 4	BB 4	IBB 1	HBP 0	BLK 0	WP 0	HR 0	S 62	P 114	ERA 2.84	WHIP 1.895

<b>AB</b>	<b>32</b>
<b>R</b>	<b>5</b>
<b>H</b>	<b>9</b>
<b>RBI</b>	<b>4</b>
<b>BB</b>	<b>6</b>
<b>SO</b>	<b>5</b>
<b>LOB</b>	<b>14</b>



Batter	1	2	3	4	5	6	7	8	9	AB R H RBI BB SO LOB	TOP
Rocky Nelson, L (1, 3) OBP: 0.342, SLG: 0.394	2-2 3-1		1-0 F7		1-1 3-1			1-0 FC4-6 1B 2B	1-2 F6	5 1 0 0 0 0 3	
Red Schoendienst, S (1, 4) OBP: 0.332, SLG: 0.427	1-0 F8		1-1 1B 1-2 1B		1-3 K			0-1 1-2 2B 1B		4 1 2 0 0 1 0	
Stan Musial, L (1, 7) OBP: 0.457, SLG: 0.626	1-2 F8		0-2 1-3 2-H 1B				0-1 5-3	2-2 1-H 2-H 1B 2B		4 1 2 3 0 0 0	
Enos Slaughter, L (1, 9) OBP: 0.398, SLG: 0.454		0-0 4-3	1-3 K				0-1 F8	1-1 2-H FC4-6 1B		4 0 1 1 0 1 2	
Bill Howerton, L (1, 8) OBP: 0.402, SLG: 0.497		4-1 1B BB		2-3 K			2-1 F5	0-1 F9		3 0 0 0 1 1 1	
Tommy Glaviano, R (1, 5) OBP: 0.415, SLG: 0.419		3-2 G6-4-3 1-3 1B		0-1 HR				0-0 F6	1-1 FC4-6 1-2f	4 1 2 1 0 0 1	
Marty Marion, R (1, 6) OBP: 0.348, SLG: 0.367		1-1 G6-4-3 1-2f		1-2 6-3			0-2 6-3		4-2 BB	3 0 0 0 1 0 2	
Del Rice, R (1, 2) OBP: 0.321, SLG: 0.362			3-3 K		1-3 K				0-3 K	2 0 0 0 0 2 0	
Eddie Kazak, R (7, PH) OBP: 0.377, SLG: 0.465										1 0 0 0 0 0 0	
Johnny Bucha, R (7, 2) OBP: 0.214, SLG: 0.192										1 0 0 0 0 1 1	
Harry Brecheen, L (1, 1) OBP: 0.270, SLG: 0.229			0-2 1B 1B				1-2 4-3		1-1 FC4-6 1B	0 0 0 0 0 0 0	
Red Munger, R (2, 1) OBP: 0.185, SLG: 0.179										2 1 1 0 0 0 0	
Nippy Jones, R (8, PH) OBP: 0.650, SLG: 0.375										1 0 1 0 0 0 0	
Harry Walker, L (8, PR) OBP: 0.296, SLG: 0.248										0 0 0 0 0 0 0	
Al Papai, R (8, 1) OBP: 0.273, SLG: 0.158										0 0 0 0 0 0 0	
Erv Dusak, R (8, 1) OBP: 0.338, SLG: 0.373										0 0 0 0 0 0 0	
Eddie Miller, R (9, PH) OBP: 0.338, SLG: 0.373										1 0 0 0 0 1 1	
Inning Stats	R: 0 H: 0 E: 0 LOB: 0 K: 0 BB: 0 S: 9 P: 13	R: 0 H: 1 E: 0 LOB: 1 K: 0 BB: 1 S: 8 P: 16	R: 1 H: 3 E: 0 LOB: 2 K: 2 BB: 0 S: 16 P: 22	R: 1 H: 1 E: 0 LOB: 0 K: 2 BB: 0 S: 14 P: 18	R: 0 H: 0 E: 0 LOB: 0 K: 1 BB: 0 S: 8 P: 11	R: 0 H: 0 E: 0 LOB: 0 K: 0 BB: 0 S: 6 P: 8	R: 0 H: 0 E: 0 LOB: 0 K: 0 BB: 0 S: 6 P: 6	R: 3 H: 4 E: 0 LOB: 1 K: 0 BB: 0 S: 15 P: 21	R: 0 H: 0 E: 0 LOB: 1 K: 2 BB: 1 S: 12 P: 18	1B: 7 SF: 0 2B: 1 SAC: 0 3B: 0 DP: 1 HR: 1 HBP: 0	WP: 0 PA: 37 PB: 0 SB: 0 CS: 0
PITCHER Don Newcombe, R (1, 1) ERA: 4.48	IP WLS BF H R ER SO BB IBB HBP BLK WP HR S P ERA WHIP	8.0 W 34 9 5 5 5 2 0 0 0 0 0 1 84 121 5.62 1.375									
Ralph Branca, R (9, 1) ERA: 5.38	IP WLS BF H R ER SO BB IBB HBP BLK WP HR S P ERA WHIP	1.0 S 3 0 0 0 2 0 0 0 0 0 0 0 10 12 0.00 0.000									

**St. Louis Cardinals @ Brooklyn Dodgers**  
**Ebbets Field, Brooklyn, NY**  
 Wed Jul 26 1950, 3:33 AM EDT  
 Att: 21,094 - Unknown

[livebaseballscorecards.com](http://livebaseballscorecards.com)

AB	35
R	5
H	9
RBI	5
BB	2
SO	7
LOB	11



Batter	1	2	3	4	5	6	7	8	9
<b>Bobby Morgan, R</b> OBP: 0.365, SLG: 0.440 (1, 5)	1-1 HR 3B	0-0 F8		1-1 5-3		2-1 5-3		1-0 F3	
<b>Jim Russell, S</b> OBP: 0.357, SLG: 0.524 (1, 7)	0-2 HR 3-H	4-1 WP BB BB			0-0 HR	1-0 F7		2-1 F7	
<b>Duke Snider, L</b> OBP: 0.375, SLG: 0.539 (1, 8)	1-3 K	4-0 WP BB			4-1 FC1-5 BB		0-2 F6		
<b>Jackie Robinson, R</b> OBP: 0.454, SLG: 0.571 (1, 4)	2-2 F8	1-2 L8			2-2 E BB FC1-5 1B		0-0 1-3		
<b>Carl Furillo, R</b> OBP: 0.354, SLG: 0.480 (1, 9)	1-2 6-3				1-0 FC1-5 BB S		0-1 F9		
<b>Gil Hodges, R</b> OBP: 0.389, SLG: 0.489 (1, 3)		0-0 HR 1B		2-3 K	3-2 FC6 BB		2-1 SH1-3 BB 1B		
<b>Roy Campanella, R</b> OBP: 0.392, SLG: 0.592 (1, 2)		0-0 HR 1-H		2-2 F5	4-2 G4-6-3 BB		4-0 SH1-3 BB		
<b>Pee Wee Reese, R</b> OBP: 0.350, SLG: 0.319 (1, 6)		1-1 F8 3B		2-2 F9	1-1 G4-6-3		1-0 SH1-3		
<b>Don Newcombe, L</b> OBP: 0.346, SLG: 0.362 <b>Ralph Branca, R</b> OBP: 0.217, SLG: 0.400 (9, 1)		2-3 K		2-1 6-3		1-3 K		4-1 BB	

Inning Stats	R: 2	H: 2	E: 0	K: 1	S: 16	LOB: 0	BB: 0	P: 21	R: 3	H: 3	E: 0	K: 1	S: 14	LOB: 2	BB: 2	P: 26	R: 0	H: 0	E: 0	K: 1	S: 10	LOB: 0	BB: 0	P: 15	R: 0	H: 0	E: 0	K: 0	S: 10	LOB: 0	BB: 0	P: 15	R: 2	H: 2	E: 1	K: 0	S: 14	LOB: 2	BB: 2	P: 29	R: 0	H: 0	E: 0	K: 1	S: 6	LOB: 0	BB: 0	P: 10	R: 0	H: 0	E: 0	K: 0	S: 6	LOB: 0	BB: 0	P: 6	R: 0	H: 1	E: 0	K: 0	S: 7	LOB: 3	BB: 2	P: 21
--------------	------	------	------	------	-------	--------	-------	-------	------	------	------	------	-------	--------	-------	-------	------	------	------	------	-------	--------	-------	-------	------	------	------	------	-------	--------	-------	-------	------	------	------	------	-------	--------	-------	-------	------	------	------	------	------	--------	-------	-------	------	------	------	------	------	--------	-------	------	------	------	------	------	------	--------	-------	-------

PITCHER	IP	WLS	BF	H	R	ER	SO	BB	IBB	HBP	BLK	WP	HR	S	P	ERA	WHIP
<b>Harry Brecheen, L</b> ERA: 3.53 (1, 1)	1.1	L	9	5	5	5	2	0	0	0	0	0	2	24	32	33.75	3.750
<b>Red Munger, R</b> ERA: 3.83 (2, 1)	5.2		23	2	2	1	2	4	0	0	0	1	1	52	90	1.59	1.059
<b>Al Papai, R</b> ERA: 6.71 (8, 1)	0.1		4	1	0	0	0	2	0	0	0	0	0	4	15	0.00	9.000
<b>Erv Dusak, R</b> ERA: 2.03 (8, 1)	0.2		2	0	0	0	0	0	0	0	0	0	0	3	6	0.00	0.000


**BOTTOM**

**St. Louis Cardinals @ Brooklyn Dodgers**  
Ebbets Field, Brooklyn, NY

Wed Jul 26 1950, 3:33 AM EDT  
Att. 21,094 - Unknown

AB	R	H	RBI	BB	SO	LOB
5	1	1	1	0	0	3
4	2	2	3	1	0	3
2	0	0	0	2	1	0
4	1	1	0	0	0	2
4	0	0	0	0	0	2
4	1	2	0	0	1	2
2	1	1	3	2	0	0
3	1	1	0	0	0	3
3	0	0	0	1	2	1
0	0	0	0	0	0	0

AB	31
R	7
H	8
RBI	7
BB	6
SO	4
LOB	16



1B:	3	SF:	0	WP:	1	PA:	38
2B:	0	SAC:	1	PB:	0		
3B:	2	DP:	1	SB:	2		
HR:	3	HBP:	0	CS:	0		

Batter	1	2	3	4	5	6	7	8	9	AB R H RBI BB SO LOB	
<b>Chuck Diering, R</b> (1, 8) OBP: 0.383, SLG: 0.388 	2-1 F9 			2-1 HR 		0-1 1-3 		0-0 HR 	4-1 G4-6-3 BB 1-2 HR 	4 3 2 4 1 0 0	
<b>Tommy Glaviano, R</b> (1, 5) OBP: 0.418, SLG: 0.422 	1-2 F7 			2-1 6-3 			2-0 HR HBP 	0-0 FC6-5 2B 	4-1 G4-6-3 BB 1-2 2-3 	3 1 1 0 1 0 0	
<b>Stan Musial, L</b> (1, 7) <b>Harry Walker, L</b> (9, 7) OBP: 0.451, SLG: 0.616 OBP: 0.296, SLG: 0.248 	0-1 4-3 			1-2 F6 			0-1 F8 	0-1 FC6-5 2B 	2-1 G4-6-3 1-2f 2-3 3-H 	5 1 0 0 0 0 4 0 0 0 0 0 0 0	
<b>Enos Slaughter, L</b> (1, 9) OBP: 0.401, SLG: 0.476 			0-1 L8 	0-0 F6 			2-1 HR 1-H 	2-1 2B 1-H 	1-2 HR 3-H 	5 2 3 5 0 0 0	
<b>Red Schoendienst, S</b> (1, 4) OBP: 0.333, SLG: 0.427 					1-2 F5 			0-2 L6-3 1B 	0-0 6-3 	1-0 F9 	5 0 2 0 0 0 1
<b>Nippy Jones, R</b> (1, 3) <b>Rocky Nelson, L</b> (7, 3) OBP: 0.395, SLG: 0.273 OBP: 0.348, SLG: 0.400 			1-2 G4-6-3 1-2f 		0-0 F7 		1-1 L6-3 1-2 		0-0 3B 1B 	3 0 0 0 0 0 2 1 1 1 0 0 0 0	
<b>Marty Marion, R</b> (1, 6) OBP: 0.355, SLG: 0.389 				2-1 G5-4-3 1B 		0-1 L9 		0-0 SH1-4 HR 2B 	3-2 HR 3B 1-H 	4 2 3 1 0 0 0	
<b>Del Rice, R</b> (1, 2) OBP: 0.328, SLG: 0.377 				2-0 F8 				4-1 B3-4 BB 	1-1 HR SH1-4 HBP 	1-0 HR 3-H 	2 2 1 2 1 0 1
<b>Cloyd Boyer, R</b> (1, 1) OBP: 0.333, SLG: 0.300 				0-0 G5-4-3 1-2f 		1-0 B3-4 1-2f 		0-1 SH1-4 1-2 2-3 	4-0 BB BB G4-6-3 BB 	2 1 0 0 1 0 2	

TOP													
<b>St. Louis Cardinals @ Brooklyn Dodgers</b> Ebbets Field, Brooklyn, NY Thu Jul 27 1950, 3:33 AM EDT Att: 16,607 - Unknown													
AB	34	R	13	H	13	RBI	12	BB	4	SO	0	LOB	10
WP	0	PA	41	PB	0	SB	0	CS	0	SF	0	SAC	1
1B	4	2B	5	3B	1	DP	5	HBP	2	HR	5		

Inning Stats																																																																																																																													
R: 0		H: 0		R: 0		H: 1		R: 0		H: 1		R: 1		H: 1		R: 0		H: 0																																																																																																											
E: 0		LOB: 0		E: 0		LOB: 0		E: 0		LOB: 0		E: 0		LOB: 0		E: 0		LOB: 0																																																																																																											
K: 0		BB: 0		E: 0		BB: 0		K: 0		BB: 0		K: 0		BB: 0		K: 0		BB: 1																																																																																																											
S: 7		P: 10		S: 6		P: 7		S: 4		P: 8		S: 8		P: 13		S: 6		P: 7																																																																																																											
<table border="0"> <tr> <td>PITCHER</td> <td>IP</td> <td>WLS</td> <td>BF</td> <td>H</td> <td>R</td> <td>ER</td> <td>SO</td> <td>BB</td> <td>IBB</td> <td>HBP</td> <td>BLK</td> <td>WP</td> <td>HR</td> <td>S</td> <td>P</td> <td>ERA</td> <td>WHIP</td> </tr> <tr> <td><b>Chris Van Cuyk, L</b> (1, 1)</td> <td>7.0</td> <td>L</td> <td>24</td> <td>5</td> <td>3</td> <td>3</td> <td>0</td> <td>1</td> <td>0</td> <td>1</td> <td>0</td> <td>0</td> <td>2</td> <td>45</td> <td>69</td> <td>3.86</td> <td>0.857</td> </tr> <tr> <td><b>Joe Landrum, R</b> (8, 1)</td> <td>0.1</td> <td></td> <td>4</td> <td>2</td> <td>3</td> <td>3</td> <td>0</td> <td>0</td> <td>0</td> <td>1</td> <td>0</td> <td>0</td> <td>1</td> <td>5</td> <td>6</td> <td>81.00</td> <td>6.000</td> </tr> <tr> <td><b>Joe Hatten, L</b> (8, 1)</td> <td>0.2</td> <td></td> <td>6</td> <td>4</td> <td>3</td> <td>3</td> <td>0</td> <td>0</td> <td>0</td> <td>0</td> <td>0</td> <td>0</td> <td>0</td> <td>12</td> <td>17</td> <td>40.50</td> <td>6.000</td> </tr> <tr> <td><b>Rex Barney, R</b> (9, 1)</td> <td>0.0</td> <td></td> <td>4</td> <td>1</td> <td>1</td> <td>1</td> <td>0</td> <td>3</td> <td>0</td> <td>0</td> <td>0</td> <td>0</td> <td>1</td> <td>3</td> <td>16</td> <td>∞</td> <td>∞</td> </tr> <tr> <td><b>Billy Loes, R</b> (9, 1)</td> <td>1.0</td> <td></td> <td>3</td> <td>1</td> <td>3</td> <td>3</td> <td>0</td> <td>0</td> <td>0</td> <td>0</td> <td>0</td> <td>0</td> <td>1</td> <td>6</td> <td>10</td> <td>27.00</td> <td>1.000</td> </tr> </table>																		PITCHER	IP	WLS	BF	H	R	ER	SO	BB	IBB	HBP	BLK	WP	HR	S	P	ERA	WHIP	<b>Chris Van Cuyk, L</b> (1, 1)	7.0	L	24	5	3	3	0	1	0	1	0	0	2	45	69	3.86	0.857	<b>Joe Landrum, R</b> (8, 1)	0.1		4	2	3	3	0	0	0	1	0	0	1	5	6	81.00	6.000	<b>Joe Hatten, L</b> (8, 1)	0.2		6	4	3	3	0	0	0	0	0	0	0	12	17	40.50	6.000	<b>Rex Barney, R</b> (9, 1)	0.0		4	1	1	1	0	3	0	0	0	0	1	3	16	∞	∞	<b>Billy Loes, R</b> (9, 1)	1.0		3	1	3	3	0	0	0	0	0	0	1	6	10	27.00	1.000
PITCHER	IP	WLS	BF	H	R	ER	SO	BB	IBB	HBP	BLK	WP	HR	S	P	ERA	WHIP																																																																																																												
<b>Chris Van Cuyk, L</b> (1, 1)	7.0	L	24	5	3	3	0	1	0	1	0	0	2	45	69	3.86	0.857																																																																																																												
<b>Joe Landrum, R</b> (8, 1)	0.1		4	2	3	3	0	0	0	1	0	0	1	5	6	81.00	6.000																																																																																																												
<b>Joe Hatten, L</b> (8, 1)	0.2		6	4	3	3	0	0	0	0	0	0	0	12	17	40.50	6.000																																																																																																												
<b>Rex Barney, R</b> (9, 1)	0.0		4	1	1	1	0	3	0	0	0	0	1	3	16	∞	∞																																																																																																												
<b>Billy Loes, R</b> (9, 1)	1.0		3	1	3	3	0	0	0	0	0	0	1	6	10	27.00	1.000																																																																																																												
<table border="0"> <tr> <td>PITCHER</td> <td>IP</td> <td>WLS</td> <td>BF</td> <td>H</td> <td>R</td> <td>ER</td> <td>SO</td> <td>BB</td> <td>IBB</td> <td>HBP</td> <td>BLK</td> <td>WP</td> <td>HR</td> <td>S</td> <td>P</td> <td>ERA</td> <td>WHIP</td> </tr> </table>																		PITCHER	IP	WLS	BF	H	R	ER	SO	BB	IBB	HBP	BLK	WP	HR	S	P	ERA	WHIP																																																																																										
PITCHER	IP	WLS	BF	H	R	ER	SO	BB	IBB	HBP	BLK	WP	HR	S	P	ERA	WHIP																																																																																																												




Batter	1	2	3	4	5	6	7	8	9	AB	R	H	RBI	BB	SO	LOB	BOTTOM					
<b>Bobby Morgan, R</b> (1, 5) OBP: 0.388, SLG: 0.431 <b>Jim Russell, S</b> (7, PH) OBP: 0.358, SLG: 0.520 <b>Joe Lantry, R</b> (8, 1) <b>Joe Hatten, R</b> (8, 1) OBP: 0.091, SLG: 0.091 <b>Rex Barney, R</b> (9, 1) OBP: 0.222, SLG: 0.250 <b>Billy Loes, R</b> (9, 1) <b>Tommy Brown, R</b> (9, PH) OBP: 0.318, SLG: 0.714	1-3 K ①		3-3 K ③		2-3 K ②		2-3 K ②		0-0 HR ①	3	0	0	0	0	3	2	<b>St. Louis Cardinals @ Brooklyn Dodgers</b> <b>Ebbets Field, Brooklyn, NY</b> Thu Jul 27 1950, 3:33 AM EDT Att. 16,607 - Unknown					
<b>Gene Hermanski, L</b> (1, 7) OBP: 0.383, SLG: 0.489	3-3 K ②			3-2 HR	4-2 BB		0-1 F7 ③		2-2 F7 ②	4	1	1	1	1	1	1						
<b>Duke Snider, L</b> (1, 8) OBP: 0.373, SLG: 0.534	0-0 6-3 ③			2-3 K ①	2-2 1-3 ③			0-0 PB 1B	1-0 F6 ③	5	0	1	0	0	1	2						
<b>Jackie Robinson, R</b> (1, 4) OBP: 0.454, SLG: 0.571		0-0 F8 ①		0-1 E S 1B		0-1 F7 ①		1-1 PB 1B		4	0	2	0	0	0	0						
<b>Carl Furillo, R</b> (1, 9) OBP: 0.353, SLG: 0.476		2-3 K ②		4-2 FC6-4 BB		0-1 5-3 ②		1-2 F8 ①		3	0	0	0	1	1	2						
<b>Gil Hodges, R</b> (1, 3) OBP: 0.388, SLG: 0.484		1-1 F8 ③		1-2 F2 ②		4-2 BB		2-3 K ②		3	0	0	0	1	1	4						
<b>Bruce Edwards, R</b> (1, 2) OBP: 0.173, SLG: 0.333			1-0 S 1B	1-2 FC6-4 ③		1-1 F8 ③		2-2 L7 ③		4	0	1	0	0	0	5						
<b>Pee Wee Reese, R</b> (1, 6) OBP: 0.355, SLG: 0.330			1-3 K ①		0-1 SH3 1B		2-2 4-3 2B		0-1 HR 1B	4	1	3	0	0	1	1						
<b>Chris Van Cuyk, L</b> (1, 1) <b>Cal Abrams, L</b> (7, PH) <b>Billy Cox, R</b> (8, 5) OBP: 0.311, SLG: 0.419			0-2 F7 ②		0-0 SH3 ①		2-1 4-3 ①		1-0 F4 ①	1	0	0	0	0	0	1						
<b>Inning Stats</b>	R: 0 E: 0 K: 2 S: 7	H: 0 LOB: 0 BB: 0 P: 11	R: 0 E: 0 K: 1 S: 7	H: 0 LOB: 0 BB: 0 P: 10	R: 0 E: 0 K: 2 S: 13	H: 1 LOB: 1 BB: 0 P: 18	R: 1 E: 0 K: 1 S: 19	H: 2 LOB: 2 BB: 1 P: 30	R: 0 E: 0 K: 1 S: 11	H: 1 LOB: 2 BB: 1 P: 19	R: 0 E: 0 K: 1 S: 9	H: 0 LOB: 1 BB: 1 P: 14	R: 0 E: 0 K: 1 S: 13	H: 1 LOB: 1 BB: 0 P: 19	R: 0 E: 0 K: 1 S: 16	H: 2 LOB: 2 BB: 0 P: 22	R: 2 E: 0 K: 0 S: 8	H: 2 LOB: 0 BB: 0 P: 12	1B: 6 2B: 1 3B: 0 HR: 2	SF: 0 SAC: 1 DP: 0 HBP: 0	WP: 0 PB: 1 SB: 2 CS: 0	PA: 39
<b>PITCHER</b> <b>Cloyd Boyer, R</b> (1, 1) ERA: 3.23	IP: 9.0 WLS: W BF: 39 H: 9 R: 3 ER: 3 SO: 9	BB: 3 IBB: 0 HBP: 0 BLK: 0	WP: 0 HR: 2 S: 103 P: 155	ERA: 3.00 WHIP: 1.333		<b>PITCHER</b> IP: 9.0 WLS: W BF: 39 H: 9 R: 3 ER: 3 SO: 9	BB: 3 IBB: 0 HBP: 0 BLK: 0	WP: 0 HR: 2 S: 103 P: 155	ERA: 3.00 WHIP: 1.333													

livebaseballscorecards.com

<b>AB</b>	<b>35</b>
<b>R</b>	<b>3</b>
<b>H</b>	<b>9</b>
<b>RBI</b>	<b>3</b>
<b>BB</b>	<b>3</b>
<b>SO</b>	<b>9</b>
<b>LOB</b>	<b>21</b>



Batter	1	2	3	4	5	6	7	8	9	AB R H RBI BB SO LOB	TOP							
Rocky Nelson, L (1, 3) OBP: 0.348, SLG: 0.400										0 0 0 0 0 0 0 0	<b>St. Louis Cardinals @ New York Giants</b> Polo Grounds, New York, NY Fri Jul 28 1950, 3:33 AM EDT Att. 12,927 - Unknown  <a href="http://livebaseballscorecards.com">livebaseballscorecards.com</a>							
Red Schoendienst, S (1, 4) OBP: 0.333, SLG: 0.427										0 0 0 0 0 0 0 0								
Stan Musial, L (1, 7) OBP: 0.451, SLG: 0.616										0 0 0 0 0 0 0 0								
Enos Slaughter, L (1, 9) OBP: 0.401, SLG: 0.476										0 0 0 0 0 0 0 0								
Bill Howerton, L (1, 8) OBP: 0.402, SLG: 0.497										0 0 0 0 0 0 0 0								
Tommy Glaviano, R (1, 5) OBP: 0.418, SLG: 0.422										0 0 0 0 0 0 0 0								
Marty Marion, R (1, 6) OBP: 0.355, SLG: 0.389										0 0 0 0 0 0 0 0		<b>AB 0</b> <b>R 0</b> <b>H 0</b> <b>RBI 0</b> <b>BB 0</b> <b>SO 0</b> <b>LOB 0</b>						
Del Rice, R (1, 2) OBP: 0.328, SLG: 0.377										0 0 0 0 0 0 0 0								
Al Brazle, L (1, 1) OBP: 0.211, SLG: 0.211	0 0 0 0 0 0 0 0																	
<b>Inning Stats</b>										1B: 0 SF: 0 2B: 0 SAC: 0 3B: 0 DP: 0 HR: 0 HBP: 0 WP: 0 PA: 0 PB: 0 SB: 0 CS: 0								
<b>PITCHER</b> Larry Jansen, R (1, 1) ERA: 3.44	IP	WLS	BF	H	R	ER	SO	BB	IBB	HBP	BLK	WP	HR	S	P	ERA	WHIP	<b>PITCHER</b> IP WLS BF H R ER SO BB IBB HBP BLK WP HR S P ERA WHIP



Batter	1	2	3	4	5	6	7	8	9	AB R H RBI BB SO LOB	TOP																																			
Rocky Nelson, L (1, 3) OBP: 0.336, SLG: 0.385										0 0 0 0 0 0 0 0	<b>St. Louis Cardinals @ New York Giants</b> Polo Grounds, New York, NY Sat Jul 29 1950, 3:33 AM EDT Att. 13,511 - Unknown  <a href="http://livebaseballscorecards.com">livebaseballscorecards.com</a>																																			
Red Schoendienst, S (1, 4) OBP: 0.329, SLG: 0.423										0 0 0 0 0 0 0 0																																				
Stan Musial, L (1, 7) OBP: 0.451, SLG: 0.618										0 0 0 0 0 0 0 0																																				
Enos Slaughter, L (1, 9) OBP: 0.401, SLG: 0.476										0 0 0 0 0 0 0 0																																				
Bill Howerton, L (1, 8) OBP: 0.404, SLG: 0.497										0 0 0 0 0 0 0 0																																				
Tommy Glaviano, R (1, 5) OBP: 0.422, SLG: 0.430										0 0 0 0 0 0 0 0																																				
Marty Marion, R (1, 6) OBP: 0.349, SLG: 0.381										0 0 0 0 0 0 0 0																																				
Del Rice, R (1, 2) OBP: 0.323, SLG: 0.371										0 0 0 0 0 0 0 0																																				
Howie Pollet, L (1, 1) OBP: 0.140, SLG: 0.127										0 0 0 0 0 0 0 0	<b>AB 0</b> <b>R 0</b> <b>H 0</b> <b>RBI 0</b> <b>BB 0</b> <b>SO 0</b> <b>LOB 0</b>																																			
<b>Inning Stats</b>										1B: 0 SF: 0 2B: 0 SAC: 0 3B: 0 DP: 0 HR: 0 HBP: 0	WP: 0 PA: 0 PB: 0 SB: 0 CS: 0																																			
<b>PITCHER</b>										<b>IP</b>	<b>WLS</b>	<b>BF</b>	<b>H</b>	<b>R</b>	<b>ER</b>	<b>SO</b>	<b>BB</b>	<b>IBB</b>	<b>HBP</b>	<b>BLK</b>	<b>WP</b>	<b>HR</b>	<b>S</b>	<b>P</b>	<b>ERA</b>	<b>WHIP</b>	<b>PITCHER</b>	<b>IP</b>	<b>WLS</b>	<b>BF</b>	<b>H</b>	<b>R</b>	<b>ER</b>	<b>SO</b>	<b>BB</b>	<b>IBB</b>	<b>HBP</b>	<b>BLK</b>	<b>WP</b>	<b>HR</b>	<b>S</b>	<b>P</b>	<b>ERA</b>	<b>WHIP</b>		
Jim Hearn, R (1, 1) ERA: 3.67										0.0		0	0	0	0	0	0	0	0	0	0	0	0	0	∞	∞																				







Batter	1	2	3	4	5	6	7	8	9	AB R H RBI BB SO LOB	TOP											
Tommy Glaviano, R (1, 5) OBP: 0.419, SLG: 0.423	0-0 G1		0-0 F7			0-0 SH3-4 1B		4-0 FC4-6 BB	1-0 2B HBP	3 2 1 0 1 0 0												
Red Schoendienst, S (1, 4) OBP: 0.325, SLG: 0.417	0-0 F8			0-0 F7		0-0 SH3-4		0-0 FC4-6 BB	0-0 F8	4 0 0 1 0 0 3												
Stan Musial, L (1, 7) OBP: 0.454, SLG: 0.613	4-0 BB			0-0 4-3		0-0 3B 1B		0-0 F4	4-0 2B BB	3 1 1 1 2 0 1												
Enos Slaughter, L (1, 9) OBP: 0.405, SLG: 0.485	0-0 F7			4-0 BB		0-0 F7 3B		0-0 BB 1B	0-0 2B	4 1 3 3 1 0 1												
Bill Howerton, L (1, 8) OBP: 0.408, SLG: 0.492		4-0 5-3 BB		0-3 K		0-0 F7		4-0 FC6-4 BB	0-0 F9	2 0 0 1 2 1 1												
Eddie Kazak, R (9, PH) OBP: 0.368, SLG: 0.452										1 0 0 0 0 0 2												
Chuck Diering, R (9, 8) OBP: 0.391, SLG: 0.392										0 0 0 0 0 0 0												
Marty Marion, R (1, 6) OBP: 0.350, SLG: 0.378		0-0 5-3				4-0 1B S BB		0-0 FC6-4		3 0 0 0 1 0 4												
Rocky Nelson, L (1, 3) OBP: 0.358, SLG: 0.394		0-0 P6-2-5-3				0-0 FC6-4-2-5 1B		0-0 F8	0-0 HBP S F8 1B	4 1 2 0 0 0 1												
Del Rice, R (1, 2) OBP: 0.324, SLG: 0.365			0-0 F7			0-0 FC6-4-2-5		0-0 F9	1-0 BB HBP 2B HBP	3 1 0 0 0 0 2												
Gerry Staley, R (1, 1) OBP: 0.189, SLG: 0.171			0-0 F2			0-0 1-3		0-0 F7	0-0 F7	4 0 0 0 0 0 3												
<b>Inning Stats</b>	R: 0 E: 0 K: 0 S: 3	H: 0 LOB: 1 BB: 1 P: 7	R: 0 E: 0 K: 0 S: 2	H: 0 LOB: 0 BB: 1 P: 6	R: 0 E: 0 K: 0 S: 3	H: 0 LOB: 0 BB: 0 P: 3	R: 0 E: 0 K: 1 S: 5	H: 0 LOB: 1 BB: 1 P: 9	R: 0 E: 0 K: 0 S: 3	H: 1 LOB: 1 BB: 1 P: 7	R: 3 E: 0 K: 0 S: 6	H: 3 LOB: 0 BB: 0 P: 6	R: 0 E: 0 K: 0 S: 3	H: 0 LOB: 0 BB: 0 P: 3	R: 0 E: 0 K: 0 S: 4	H: 1 LOB: 3 BB: 2 P: 12	R: 3 E: 0 K: 0 S: 5	H: 2 LOB: 2 BB: 1 P: 11	1B: 5 2B: 3 3B: 1 HR: 0	SF: 0 SAC: 1 DP: 2 HBP: 2	WP: 0 PB: 0 SB: 2 CS: 0	PA: 41
<b>PITCHER</b>	IP WLS BF H R ER SO BB IBB HBP BLK WP HR S P ERA WHIP																				<b>PITCHER</b>	IP WLS BF H R ER SO BB IBB HBP BLK WP HR S P ERA WHIP
Sheldon Jones, R (1, 1) ERA: 5.48	8.0 L 33 5 3 3 1 6 0 0 0 0 0 29 53 3.38 1.375																					
Sal Maglie, R (9, 1) ERA: 3.24	0.2 6 1 3 3 0 1 0 0 2 0 0 0 3 9 40.50 3.000																					
Monty Kennedy, L (9, 1) ERA: 4.78	0.1 2 1 0 0 0 0 0 0 0 0 0 0 2 2 0.00 3.000																					

St. Louis Cardinals @ New York Giants  
Polo Grounds, New York, NY  
Sun Jul 30 1950, 3:33 AM EDT  
Att: 35,073 - Unknown

livebaseballscorecards.com

AB	31
R	6
H	7
RBI	6
BB	7
SO	1
LOB	18



BOTTOM

St. Louis Cardinals @ New York Giants

Polo Grounds, New York, NY

Sun Jul 30 1950, 3:33 AM EDT

Att. 35,073 - Unknown

livebaseballscorecards.com

AB	30
R	3
H	7
RBI	2
BB	3
SO	1
LOB	11



WP:	0	PA:	35
PB:	0	SB:	0
CS:	0		

AB R H RBI BB SO LOB

4	0	1	0	0	0	4
4	0	1	1	0	0	1
4	0	0	0	0	0	1
2	0	0	0	2	0	0
2	0	0	0	0	0	1
1	0	1	0	0	0	0
1	0	0	0	0	0	1
4	1	1	0	0	0	2
4	1	2	1	0	0	1
2	1	0	0	1	0	0
1	0	0	0	0	1	0
1	0	1	0	0	0	0
0	0	0	0	0	0	0
0	0	0	0	0	0	0

Batter	1	2	3	4	5	6	7	8	9
Eddie Stanky, R (1, 4) OBP: 0.461, SLG: 0.426	0-0 4-3 ①		0-0 1B		0-0 6-3 ③			0-0 L3 ①②	
Whitey Lockman, L (1, 7) OBP: 0.383, SLG: 0.448	0-0 6-3 ②		0-0 F4 ③			0-0 F9 ①		0-0 FC4-6 1B	
Don Mueller, L (1, 9) OBP: 0.318, SLG: 0.374	0-0 4-3 ③			0-0 P1 ①		0-0 G3 ②		0-0 FC4-6 1-2f ③	
Hank Thompson, L (1, 5) OBP: 0.401, SLG: 0.474		BB BB BB 4-0		0-0 F7 ②		0-0 F4 ③		BB BB BB 4-0	BB BB BB 4-0
Wes Westrum, R (1, 2) OBP: 0.392, SLG: 0.502		0-0 FC6-4 ①		0-0 5-3 ③			0-0 G6-4-3 1B		0-0 G6-4-3 ①②
Bill Rigney, R (7, PH) OBP: 0.250, SLG: 0.212		0-0 FC6-4 1-2f							0-0 G6-4-3 1-2f
Sam Calderone, R (8, 2) OBP: 0.371, SLG: 0.400		0-0 FC6-4 1-2f							0-0 G6-4-3 1-2f
Bobby Thomson, R (1, 8) OBP: 0.319, SLG: 0.421		0-0 FC6-4 1-2f ②			0-0 1-3 ①		0-0 G6-4-3 1-2f ①②		0-0 E 1B
Monte Irvin, R (1, 3) OBP: 0.356, SLG: 0.397		0-0 F8 ③			0-0 SH1-3 HBP 1B		0-0 F8 ③		0-0 E4 1-H 3B
Alvin Dark, R (1, 6) OBP: 0.344, SLG: 0.479			0-0 4-3 ①		0-0 SH1-3 HBP 1-2			0-0 1B 1B BB	0-0 1-3 ③
Sheldon Jones, R (1, 1) OBP: 0.235, SLG: 0.161			0-3 K ②		0-0 SH1-3 ②			0-0 L3 1B	
Roy Weatherly, L (8, PH) OBP: 0.397, SLG: 0.473					1-2 2-3				
Sal Maglie, R (9, 1) OBP: 0.133, SLG: 0.207									
Monty Kennedy, R (9, 1) OBP: 0.069, SLG: 0.069									

Inning Stats	R: 0	H: 0	E: 0	K: 0	S: 3	R: 0	H: 0	E: 0	K: 0	S: 3	R: 0	H: 0	E: 0	K: 1	S: 6	R: 0	H: 1	E: 0	K: 0	S: 3	R: 0	H: 0	E: 0	K: 0	S: 3	R: 0	H: 1	E: 0	K: 0	S: 4	R: 0	H: 0	E: 0	K: 0	S: 3	R: 1	H: 2	E: 0	K: 0	S: 4	R: 2	H: 2	E: 1	K: 0	S: 4	1B: 6	2B: 1	3B: 1	HR: 0	SF: 0	SAC: 1	DP: 3	HBP: 1	WP: 0	PA: 35
--------------	------	------	------	------	------	------	------	------	------	------	------	------	------	------	------	------	------	------	------	------	------	------	------	------	------	------	------	------	------	------	------	------	------	------	------	------	------	------	------	------	------	------	------	------	------	-------	-------	-------	-------	-------	--------	-------	--------	-------	--------

PITCHER	IP	WLS	BF	H	R	ER	SO	BB	IBB	HBP	BLK	WP	HR	S	P	ERA	WHIP
Gerry Staley, R (1, 1) ERA: 5.7	9.0	W	35	7	3	2	1	3	0	1	0	0	0	33	46	2.00	1.111

Batter	1	2	3	4	5	6	7	8	9	AB R H RBI BB SO LOB	TOP												
Tommy Glaviano, R (1, 5) OBP: 0.423, SLG: 0.434	4-0 BB		4-0 WP BB			0-0 F8		0-0 HR		2 1 1 1 2 0 0	<b>St. Louis Cardinals @ Boston Braves</b> Braves Field, Boston, MA Mon Jul 31 1950, 3:33 AM EDT Att: 16,104 - Unknown												
Chuck Diering, R (1, 8) OBP: 0.381, SLG: 0.381	0-3 K		0-0 F7			0-0 1-3		0-0 F8		4 0 0 0 0 1 2													
Stan Musial, L (1, 7) OBP: 0.452, SLG: 0.608	0-0 F5					0-0 F8		0-0 F8		3 1 0 0 1 0 1													
Enos Slaughter, L (1, 9) OBP: 0.406, SLG: 0.485	0-0 4-3							0-0 E4	0-3 K	4 1 2 0 0 1 1													
Red Schoendienst, S (1, 4) OBP: 0.322, SLG: 0.413								0-0 G3	0-0 L1	4 0 0 0 0 1 2													
Nippy Jones, R (1, 3) OBP: 0.333, SLG: 0.250								0-0 2-3	0-0 1B	3 0 1 1 0 0 0													
Rocky Nelson, L (7, PR) OBP: 0.363, SLG: 0.400								0-0 S 1B	0-0 1B	1 0 1 0 0 0 0													
Marty Marion, R (1, 6) OBP: 0.344, SLG: 0.372								0-3 K	0-0 F3	4 0 0 0 0 1 2													
Del Rice, R (1, 2) OBP: 0.327, SLG: 0.369								4-0 FC6-4 IBB	0-0 6-3	3 0 1 0 1 0 1													
Max Lanier, R (1, 1) OBP: 0.235, SLG: 0.250								0-0 FC6-4		3 0 0 0 0 0 2													
<b>Inning Stats</b>	R: 0 E: 0 K: 1 S: 5	H: 0 LOB: 1 BB: 1 P: 9	R: 0 E: 0 K: 1 S: 5	H: 0 LOB: 0 BB: 0 P: 5	R: 0 E: 0 K: 0 S: 3	H: 0 LOB: 1 BB: 1 P: 7	R: 1 E: 0 K: 0 S: 3	H: 1 LOB: 0 BB: 1 P: 7	R: 0 E: 0 K: 0 S: 3	H: 1 LOB: 0 BB: 0 P: 3	R: 0 E: 0 K: 0 S: 3	H: 0 LOB: 0 BB: 0 P: 3	R: 1 E: 1 K: 1 S: 7	H: 2 LOB: 2 BB: 1 P: 11	R: 1 E: 0 K: 1 S: 6	H: 1 LOB: 0 BB: 0 P: 6	R: 0 E: 0 K: 0 S: 4	H: 1 LOB: 1 BB: 0 P: 4	1B: 4 2B: 1 3B: 0 HR: 1	SF: 0 SAC: 0 DP: 1 HBP: 0	WP: 1 PB: 0 SB: 1 CS: 0	PA: 35	
<b>PITCHER</b> Warren Spahn, L (1, 1) ERA: 3.33	IP 9.0	WLS W	BF 35	H 6	R 3	ER 2	SO 4	BB 3	IBB 1	HBP 0	BLK 0	WP 1	HR 1	S 39	P 55	ERA 2.00	WHIP 1.000					ERA 2.00	WHIP 1.000

livebaseballscorecards.com

<b>AB</b>	31
<b>R</b>	3
<b>H</b>	6
<b>RBI</b>	2
<b>BB</b>	4
<b>SO</b>	4
<b>LOB</b>	11



Batter	1	2	3	4	5	6	7	8	9	AB	R	H	RBI	BB	SO	LOB	BOTTOM
--------	---	---	---	---	---	---	---	---	---	----	---	---	-----	----	----	-----	--------

<b>Roy Hartsfield, R</b> <small>OBP: 0.332, SLG: 0.372</small> <small>(1, 4)</small>										5	0	1	1	0	0	5	
--	--	--	--	--	--	--	--	--	--	---	---	---	---	---	---	---	--

<b>Sam Jethroe, S</b> <small>OBP: 0.354, SLG: 0.459</small> <small>(1, 8)</small>										4	0	0	0	1	1	2	
---	--	--	--	--	--	--	--	--	--	---	---	---	---	---	---	---	--

<b>Earl Torgeson, L</b> <small>OBP: 0.406, SLG: 0.486</small> <small>(1, 3)</small>										5	1	1	0	0	1	0	
---	--	--	--	--	--	--	--	--	--	---	---	---	---	---	---	---	--

<b>Bob Elliott, R</b> <small>OBP: 0.373, SLG: 0.503</small> <small>(1, 5)</small>										3	1	1	1	2	0	0	
---	--	--	--	--	--	--	--	--	--	---	---	---	---	---	---	---	--

<b>Sid Gordon, R</b> <small>OBP: 0.420, SLG: 0.598</small> <small>(1, 7)</small>										5	0	1	0	0	0	5	
--	--	--	--	--	--	--	--	--	--	---	---	---	---	---	---	---	--

<b>Walker Cooper, R</b> <small>OBP: 0.370, SLG: 0.512</small> <small>(1, 2)</small>										5	0	2	1	0	0	1	
---	--	--	--	--	--	--	--	--	--	---	---	---	---	---	---	---	--

<b>Luis Olmo, R</b> <small>OBP: 0.366, SLG: 0.432</small> <small>(1, 9)</small>										3	2	2	0	1	0	0	
---	--	--	--	--	--	--	--	--	--	---	---	---	---	---	---	---	--

<b>Buddy Kerr, R</b> <small>OBP: 0.282, SLG: 0.287</small> <small>(1, 6)</small>										2	0	1	1	2	0	1	
--	--	--	--	--	--	--	--	--	--	---	---	---	---	---	---	---	--

<b>Warren Spahn, L</b> <small>OBP: 0.257, SLG: 0.236</small> <small>(1, 1)</small>										3	0	1	0	0	0	3	
--	--	--	--	--	--	--	--	--	--	---	---	---	---	---	---	---	--

Inning Stats	R: 0 H: 0 E: 1 K: 0 S: 4	H: 0 LOB: 2 BB: 1 P: 8	R: 1 H: 2 E: 0 K: 1 S: 7	H: 2 LOB: 2 BB: 1 P: 11	R: 0 H: 1 E: 0 K: 1 S: 6	H: 1 LOB: 1 BB: 0 P: 6	R: 0 H: 0 E: 0 K: 0 S: 3	H: 0 LOB: 1 BB: 1 P: 7	R: 0 H: 0 E: 0 K: 0 S: 3	H: 0 LOB: 0 BB: 0 P: 3	R: 1 H: 3 E: 1 K: 0 S: 6	H: 3 LOB: 2 BB: 0 P: 6	R: 1 H: 1 E: 0 K: 0 S: 4	H: 1 LOB: 0 BB: 0 P: 4	R: 0 H: 1 E: 0 K: 0 S: 4	H: 1 LOB: 2 BB: 1 P: 8	R: 1 H: 2 E: 0 K: 0 S: 3	H: 2 LOB: 3 BB: 2 P: 11	1B: 7 2B: 2 3B: 0 HR: 1	SF: 0 SAC: 1 DP: 0 HBP: 0	WP: 0 PB: 0 SB: 0 CS: 0	PA: 42
--------------	--------------------------	------------------------	--------------------------	-------------------------	--------------------------	------------------------	--------------------------	------------------------	--------------------------	------------------------	--------------------------	------------------------	--------------------------	------------------------	--------------------------	------------------------	--------------------------	-------------------------	-------------------------	---------------------------	-------------------------	--------


PITCHER	<b>Max Lanier, L</b> <small>ERA: 3.03</small> <small>(1, 1)</small>	IP: 8.1 WLS: L BF: 42 H: 10 R: 4 ER: 4 SO: 2 BB: 5 IBB: 1 HBP: 0 BLK: 0 WP: 0 HR: 1 S: 40 P: 64 ERA: 4.32 WHIP: 1.800	PITCHER	IP: WLS: BF: H: R: ER: SO: BB: IBB: HBP: BLK: WP: HR: S: P: ERA: WHIP
---------	---	---	---------	---

**St. Louis Cardinals @ Boston Braves**  
 Braves Field, Boston, MA  
 Mon Jul 31 1950, 3:33 AM EDT  
 Att: 16,104 - Unknown

AB	35
R	4
H	10
RBI	4
BB	6
SO	2
LOB	17



[livebaseballscores.com](http://livebaseballscores.com)

Batter	1	2	3	4	5	6	7	8	9	AB	R	H	RBI	BB	SO	LOB	TOP	
Tommy Glaviano, R (1, 5) OBP: 0.423, SLG: 0.434										0	0	0	0	0	0	0	<b>St. Louis Cardinals @ Boston Braves</b> Braves Field, Boston, MA Tue Aug 01 1950, 3:33 AM EDT Att. 14,522 - Unknown  <a href="http://livebaseballscorecards.com">livebaseballscorecards.com</a>	
Chuck Diering, R (1, 8) OBP: 0.381, SLG: 0.381										0	0	0	0	0	0	0		
Stan Musial, L (1, 7) OBP: 0.452, SLG: 0.608										0	0	0	0	0	0	0		
Enos Slaughter, L (1, 9) OBP: 0.406, SLG: 0.485										0	0	0	0	0	0	0		
Red Schoendienst, S (1, 4) OBP: 0.322, SLG: 0.413										0	0	0	0	0	0	0		
Marty Marion, R (1, 6) OBP: 0.344, SLG: 0.372										0	0	0	0	0	0	0		
Rocky Nelson, L (1, 3) OBP: 0.363, SLG: 0.400										0	0	0	0	0	0	0		
Del Rice, R (1, 2) OBP: 0.327, SLG: 0.369										0	0	0	0	0	0	0		
Cloyd Boyer, R (1, 1) OBP: 0.333, SLG: 0.300										0	0	0	0	0	0	0		
<b>Inning Stats</b>																	1B: 0 SF: 0 2B: 0 SAC: 0 3B: 0 DP: 0 HR: 0 HBP: 0 WP: 0 PA: 0 PB: 0 SB: 0 CS: 0	
<b>PITCHER</b> Bob Chipman, L (1, 1) ERA: 5.24	IP	WLS	BF	H	R	ER	SO	BB	IBB	HBP	BLK	WP	HR	S	P	ERA	WHIP	<b>PITCHER</b> IP WLS BF H R ER SO BB IBB HBP BLK WP HR S P ERA WHIP
	0.0	L	0	0	0	0	0	0	0	0	0	0	0	0	0	∞	∞	









Batter	1	2	3	4	5	6	7	8	9	AB R H RBI BB SO LOB	TOP																						
Tommy Glaviano, R (1, 5) OBP: 0.416, SLG: 0.429	0-0 F9			0-0 6-3		0-0 F7		0-0 6-3		4 0 0 0 0 0 0																							
Red Schoendienst, S (1, 4) OBP: 0.320, SLG: 0.413	0-3 K			0-0 HR		4-0 2B BB		0-0 F8	3 1 1 1 1 1 0																								
Stan Musial, L (1, 7) OBP: 0.452, SLG: 0.607	0-0 F7			0-0 1B		0-0 2B		0-0 4-3	4 0 2 0 0 0 0																								
Enos Slaughter, L (1, 9) OBP: 0.398, SLG: 0.472		0-0 B1-3		0-0 F4		0-0 F4		4-0 2B BB	3 0 0 0 1 0 3																								
Bill Howerton, L (1, 8) OBP: 0.403, SLG: 0.487		0-0 1-3		0-0 L3		0-0 3-1		0-0 1-3 2B	4 0 1 0 0 0 1																								
Eddie Miller, R (1, 6) OBP: 0.327, SLG: 0.359		0-0 F4		0-0 6-3		0-0 F9		0-0 F9	4 0 0 0 0 0 2																								
Rocky Nelson, L (1, 3) OBP: 0.358, SLG: 0.412			0-0 4-3		0-0 3-1		0-0 6-3		3 0 0 0 0 0 0																								
Del Rice, R (1, 2) OBP: 0.322, SLG: 0.364			0-0 F9		0-3 K		0-0 5-3		3 0 0 0 0 1 0																								
Johnny Bucha, R (8, 2) OBP: 0.214, SLG: 0.192									0 0 0 0 0 0 0																								
Al Brazle, L (1, 1) OBP: 0.190, SLG: 0.190			0-0 F9			0-0 F3		0-3 K	2 0 0 0 0 0 0																								
Eddie Kazak, R (8, PH) OBP: 0.364, SLG: 0.448									1 0 0 0 0 1 0																								
Ted Wilks, R (8, 1)									0 0 0 0 0 0 0																								
<b>Inning Stats</b>	R: 0 E: 0 K: 1 S: 5	H: 0 LOB: 0 BB: 0 P: 5	R: 0 E: 0 K: 0 S: 3	H: 0 LOB: 0 BB: 0 P: 3	R: 0 E: 0 K: 0 S: 3	H: 0 LOB: 0 BB: 0 P: 3	R: 1 E: 0 K: 0 S: 5	H: 2 LOB: 1 BB: 0 P: 5	R: 0 E: 0 K: 1 S: 5	H: 0 LOB: 0 BB: 0 P: 5	R: 0 E: 0 K: 0 S: 4	H: 1 LOB: 2 BB: 1 P: 8	R: 0 E: 0 K: 0 S: 3	H: 0 LOB: 0 BB: 0 P: 3	R: 0 E: 0 K: 1 S: 5	H: 0 LOB: 0 BB: 0 P: 5	R: 0 E: 0 K: 0 S: 4	H: 1 LOB: 2 BB: 1 P: 8	1B: 1 2B: 2 3B: 0 HR: 1	SF: 0 SAC: 0 DP: 0 HBP: 0	WP: 0 PB: 0 SB: 0 CS: 0	PA: 33											
<b>PITCHER</b> Vern Bickford, R (1, 1) ERA: 3.21	IP 9.0	WLS W	BF 33	H 4	R 1	ER 1	SO 3	BB 2	IBB 0	HBP 0	BLK 0	WP 0	HR 1	S 37	P 45	ERA 1.00	WHIP 0.667																
											<b>PITCHER</b>	IP	WLS	BF	H	R	ER	SO	BB	IBB	HBP	BLK	WP	HR	S	P	ERA	WHIP					

St. Louis Cardinals @ Boston Braves  
 Braves Field, Boston, MA  
 Thu Aug 03 1950, 3:33 AM EDT  
 Att: 12,036 - Unknown

livebaseballscorecards.com

AB 31  
 R 1  
 H 4  
 RBI 1  
 BB 2  
 SO 3  
 LOB 6



Batter	1	2	3	4	5	6	7	8	9
Roy Hartsfield, R OBP: 0.318, SLG: 0.354 (1, 4)	0-3 K		0-0 F7		0-0 SH5-4 1B 5-3 1B	0-0 FC6-5 HR		0-0 L7	
Sam Jethroe, S OBP: 0.363, SLG: 0.475 (1, 8)	4-0 BB		0-0 F7		0-0 5-3 SH5-4 1-2 1B	0-0 HR		4-0 CS BB	
Earl Torgeson, L OBP: 0.403, SLG: 0.485 (1, 3)	0-3 K		0-0 F5		0-0 SH5-4	0-0 E1 E S		0-0 CS	
Bob Elliott, R OBP: 0.372, SLG: 0.502 (1, 5)	0-0 G3			0-0 HR	4-0 5-3 IBB	0-0 6-3			
Sid Gordon, R OBP: 0.423, SLG: 0.591 (1, 7)		0-0 BB 1B		4-0 FC6-4 1B FC5-2 BB	0-0 5-3		0-0 5-3		
Walker Cooper, R OBP: 0.384, SLG: 0.533 (1, 2)		0-0 F4		0-0 FC6-4 1-2 1B	0-0 FC6-4 IBB		0-0 HR		
Luis Olmo, R OBP: 0.339, SLG: 0.396 (1, 9)		0-0 F2		0-0 FC6-4 FC5 FC5-2 1-2f 2-3	0-0 FC6-4		0-0 E6 G5-4-3		
Buddy Kerr, R OBP: 0.283, SLG: 0.284 (1, 6)		4-0 BB		0-0 FC5-2 1-2 3-H		4-0 FC6-5 SH5-4 BB	0-0 G5-4-3		
Vern Bickford, R OBP: 0.105, SLG: 0.068 (1, 1)		0-0 F8		0-0 FC5 2-3f		0-0 SH5-4 1-2		0-0 F8	

Inning Stats	R: 0 E: 0 K: 2 S: 7	H: 0 LOB: 1 BB: 1 P: 11	R: 0 E: 0 K: 0 S: 4	H: 1 LOB: 2 BB: 1 P: 8	R: 0 E: 0 K: 0 S: 3	H: 0 LOB: 0 BB: 0 P: 3	R: 1 E: 0 K: 0 S: 5	H: 2 LOB: 2 BB: 1 P: 9	R: 1 E: 0 K: 0 S: 5	H: 2 LOB: 3 BB: 2 P: 13	R: 2 E: 1 K: 0 S: 5	H: 1 LOB: 1 BB: 1 P: 9	R: 1 E: 1 K: 0 S: 4	H: 1 LOB: 0 BB: 0 P: 4	R: 0 E: 0 K: 0 S: 2	H: 0 LOB: 0 BB: 1 P: 6
1B: 4 2B: 0 3B: 0 HR: 3	SF: 0 SAC: 2 DP: 1 HBP: 0	WP: 0 PB: 0 SB: 1 CS: 1														


PITCHER	IP	WLS	BF	H	R	ER	SO	BB	IBB	HBP	BLK	WP	HR	S	P	ERA	WHIP
Al Brazle, L ERA: 5.02 (1, 1)	7.0	L	35	7	5	5	2	4	2	0	0	0	0	33	57	6.43	1.571
Ted Wilks, R ERA: 13.5 (8, 1)	1.0		3	0	0	0	0	1	0	0	0	0	2	6	0.00	1.000	

**BOTTOM**

**St. Louis Cardinals @ Boston Braves**  
 Braves Field, Boston, MA  
 Thu Aug 03 1950, 3:33 AM EDT  
 Att. 12,036 - Unknown

AB	R	H	RBI	BB	SO	LOB
5	2	1	0	0	1	1
3	1	2	2	2	0	0
3	0	0	0	0	1	1
3	1	1	1	1	0	2
3	0	1	1	1	0	2
3	1	2	1	1	0	1
4	0	0	0	0	0	6
2	0	0	0	2	0	3
3	0	0	0	0	0	4

AB	29
R	5
H	7
RBI	5
BB	7
SO	2
LOB	20



WP: 0	PA: 39
PB: 0	
SB: 1	
CS: 1	

livebaseballscorecards.com

Batter	1	2	3	4	5	6	7	8	9	AB R H RBI BB SO LOB	TOP
Tommy Glaviano, R (1, 5) OBP: 0.412, SLG: 0.423	0-3 K		0-0 F6			0-0 F7		0-0 F8		4 0 0 0 0 1 1	
Red Schoendienst, S (1, 4) OBP: 0.317, SLG: 0.409	0-0 F6			0-0 6-3		0-3 K		0-0 4-3		4 0 0 0 0 1 0	
Stan Musial, L (1, 7) OBP: 0.452, SLG: 0.604	0-0 F7			0-0 1B 1B		4-0 HR BB			0-0 F7	3 1 1 0 1 0 0	
Enos Slaughter, L (1, 9) OBP: 0.404, SLG: 0.487		4-0 BB BB BB BB G6-3 BB		0-0 1-2 1B		0-0 1-H HR			0-0 2B	3 1 3 2 1 0 0	
Bill Howerton, L (1, 8) OBP: 0.396, SLG: 0.477		0-0 G6-3 1-2f		0-0 F5		0-0 F5			0-0 P2	4 0 0 0 0 0 4	
Eddie Miller, R (1, 6) OBP: 0.319, SLG: 0.349		0-0 F8		0-0 P2			0-0 F7		0-0 6-3	4 0 0 0 0 0 3	
Rocky Nelson, L (1, 3) OBP: 0.350, SLG: 0.402			0-0 G3		0-0 P4		0-0 P1			3 0 0 0 0 0 0	
Del Rice, R (1, 2) OBP: 0.322, SLG: 0.367			0-0 2B		0-3 K		0-3 K			3 0 1 0 0 2 0	
Howie Pollet, L (1, 1) OBP: 0.143, SLG: 0.117			0-0 F5		0-3 K			0-0 P2		3 0 0 0 0 1 1	
<b>Inning Stats</b>	R: 0 E: 0 K: 1 S: 5 H: 0 LOB: 0 BB: 0 P: 5	R: 0 E: 0 K: 0 S: 2 H: 0 LOB: 0 BB: 1 P: 6	R: 0 E: 0 K: 0 S: 4 H: 1 LOB: 1 BB: 0 P: 4	R: 0 E: 0 K: 0 S: 5 H: 2 LOB: 2 BB: 0 P: 5	R: 0 E: 0 K: 2 S: 7 H: 0 LOB: 0 BB: 0 P: 7	R: 2 E: 0 K: 1 S: 6 H: 1 LOB: 0 BB: 1 P: 10	R: 0 E: 0 K: 1 S: 5 H: 0 LOB: 0 BB: 0 P: 5	R: 0 E: 0 K: 0 S: 3 H: 0 LOB: 0 BB: 0 P: 3	R: 0 E: 0 K: 0 S: 4 H: 1 LOB: 1 BB: 0 P: 4	1B: 2 2B: 2 3B: 0 HR: 1 SF: 0 SAC: 0 DP: 1 HBP: 0	WP: 0 PB: 0 SB: 0 CS: 0 PA: 33
<b>PITCHER</b> Robin Roberts, R (1, 1) ERA: 2.9	IP: 9.0 WLS: W BF: 33 H: 5 R: 2 ER: 2 SO: 5 BB: 2 IBB: 0 HBP: 0 BLK: 0 WP: 0 HR: 1 S: 41 P: 49 ERA: 2.00 WHIP: 0.778										

St. Louis Cardinals @ Philadelphia Phillies  
 Shibe Park, Philadelphia, PA  
 Fri Aug 04 1950, 3:33 AM EDT  
 Att: 27,691 - Unknown

AB	31
R	2
H	5
RBI	2
BB	2
SO	5
LOB	9



livebaseballscorecards.com


Batter	1	2	3	4	5	6	7	8	9	AB	R	H	RBI	BB	SO	LOB
Eddie Waitkus, L (1, 3) OBP: 0.338, SLG: 0.363	0-0 F8		0-0 1B		0-3 K		0-0 F8			4	0	1	0	0	1	1
Richie Ashburn, L (1, 8) OBP: 0.383, SLG: 0.419	0-0 6-3		0-0 F5		0-0 3B			0-0 F7		4	0	1	0	0	0	1
Willie Jones, R (1, 5) OBP: 0.379, SLG: 0.554	4-0 1B BB		0-0 5-3		0-0 6-3			0-0 F7		3	0	0	0	1	0	2
Del Ennis, R (1, 9) OBP: 0.356, SLG: 0.579	0-0 1-2 1B			0-0 2B 3B		0-0 F4		0-0 1B 3B 1B		4	2	3	0	0	0	0
Dick Sisler, L (1, 7) OBP: 0.401, SLG: 0.486	0-0 F7			0-0 SH F8 2B		0-0 6-3		0-0 1-2 3B 1B		4	2	2	1	0	0	2
Granny Hamner, R (1, 6) OBP: 0.312, SLG: 0.384		0-3 K		0-0 SH		0-0 P2		0-0 1-H 2-H 3B		3	0	1	2	0	1	0
Andy Seminick, R (1, 2) OBP: 0.415, SLG: 0.529		0-0 F6		0-0 F8			0-0 P2	0-3 K		4	0	0	1	0	1	1
Mike Goliat, R (1, 4) OBP: 0.304, SLG: 0.362		0-3 K		0-0 P3			0-0 E5 SH3-4			3	0	0	0	0	1	0
Robin Roberts, S (1, 1) OBP: 0.164, SLG: 0.090			0-3 K		0-0 3-1		0-0 SH3-4			2	0	0	0	0	1	0

<b>Inning Stats</b>	R: 0 H: 1 E: 0 K: 0 S: 4	H: 1 LOB: 2 BB: 1 P: 8	R: 0 H: 0 E: 0 K: 2 S: 7	H: 0 LOB: 0 BB: 0 P: 7	R: 0 H: 1 E: 0 K: 1 S: 6	H: 1 LOB: 1 BB: 0 P: 6	R: 2 H: 2 E: 0 K: 0 S: 5	H: 2 LOB: 0 BB: 0 P: 5	R: 0 H: 1 E: 0 K: 1 S: 6	H: 1 LOB: 1 BB: 0 P: 6	R: 0 H: 0 E: 0 K: 0 S: 3	H: 0 LOB: 0 BB: 0 P: 3	R: 0 H: 0 E: 1 K: 0 S: 4	H: 0 LOB: 1 BB: 0 P: 4	R: 2 H: 3 E: 0 K: 1 S: 8	H: 3 LOB: 1 BB: 0 P: 8	1B: 4 SF: 0 2B: 1 SAC: 2 3B: 3 DP: 0 HR: 0 HBP: 0
<b>PITCHER</b> Howie Pollet, L (1, 1) ERA: 3.29	IP: 8.0 WLS: L BF: 34 H: 8 R: 4 ER: 4 SO: 5 BB: 1 IBB: 0 HBP: 0 BLK: 0 WP: 0 HR: 0 S: 43 P: 47 ERA: 4.50 WHIP: 1.125																
<b>PITCHER</b>	IP: WLS: BF: H: R: ER: SO: BB: IBB: HBP: BLK: WP: HR: S: P: ERA: WHIP:																

**BOTTOM**

St. Louis Cardinals @ Philadelphia Phillies  
 Shibe Park, Philadelphia, PA  
 Fri Aug 04 1950, 3:33 AM EDT  
 Att. 27,691 - Unknown

<b>AB</b>	<b>31</b>
<b>R</b>	<b>4</b>
<b>H</b>	<b>8</b>
<b>RBI</b>	<b>4</b>
<b>BB</b>	<b>1</b>
<b>SO</b>	<b>5</b>
<b>LOB</b>	<b>7</b>



WP: 0	PA: 34
PB: 0	CS: 0

livebaseballscores.com

Batter	1	2	3	4	5	6	7	8	9	AB R H RBI BB SO LOB	TOP									
Harry Walker, L (1, 8) OBP: 0.287, SLG: 0.240	0-0 6-3		0-0 F9			0-0 F5	0-0 F6		0-0 F6	5 0 0 0 0 0 4	<b>St. Louis Cardinals @ Philadelphia Phillies</b> Shibe Park, Philadelphia, PA Sat Aug 05 1950, 3:33 AM EDT Att: 21,869 - Unknown									
Red Schoendienst, S (1, 4) OBP: 0.316, SLG: 0.406	0-0 G3			0-0 F8		4-0 BB		0-0 F8		3 0 0 0 1 0 0										
Stan Musial, L (1, 7) OBP: 0.453, SLG: 0.603	0-0 1B			0-0 F7		0-0 F8		0-0 FC4 1B		4 0 2 0 0 0 1										
Enos Slaughter, L (1, 9) OBP: 0.402, SLG: 0.485	0-0 1-2 5-3			0-0 1B		0-0 4-3		0-0 F4		4 0 1 0 0 0 3										
Eddie Kazak, R (1, 5) OBP: 0.352, SLG: 0.431		0-0 F8		0-0 F6			0-0 5-3	0-0 FC4 1-2f		4 0 0 0 0 0 2										
Eddie Miller, R (1, 6) OBP: 0.317, SLG: 0.347		0-0 F6			0-0 F3		0-0 1B 1B	0-0 F8		4 1 1 0 0 0 0										
Rocky Nelson, L (1, 3) OBP: 0.348, SLG: 0.397		0-0 F9			0-0 F8		0-0 1B 1-2 1B	0-0 E3 1B		4 0 1 0 0 0 0										
Del Rice, R (1, 2) OBP: 0.329, SLG: 0.373			0-0 6-3		0-0 FC6-4 1B		0-0 1-2 2-H 1B	0-0 1-2 1B		4 0 3 1 0 0 0										
Gerry Staley, R (1, 1) OBP: 0.179, SLG: 0.162			0-3 K		0-0 FC6-4 1-2f		0-3 K	0-0 F5		2 0 0 0 0 1 1										
Bill Howerton, L (7, PH) OBP: 0.394, SLG: 0.474										1 0 0 0 0 1 2										
Red Munger, R (7, 1) OBP: 0.195, SLG: 0.179										0 0 0 0 0 0 0										
Tommy Glaviano, R (9, PH) OBP: 0.410, SLG: 0.421										1 0 0 0 0 0 2										
<b>Inning Stats</b>	R: 0 E: 0 K: 0 S: 4	H: 1 LOB: 1 BB: 0 P: 4	R: 0 E: 0 K: 0 S: 3	H: 0 LOB: 0 BB: 0 P: 3	R: 0 E: 0 K: 1 S: 5	H: 0 LOB: 0 BB: 0 P: 5	R: 0 E: 0 K: 0 S: 4	H: 1 LOB: 1 BB: 0 P: 4	R: 0 E: 0 K: 0 S: 3	H: 0 LOB: 1 BB: 1 P: 7	R: 1 E: 0 K: 1 S: 8	H: 3 LOB: 2 BB: 0 P: 8	R: 0 E: 0 K: 0 S: 4	H: 1 LOB: 1 BB: 0 P: 4	R: 0 E: 1 K: 0 S: 5	H: 1 LOB: 2 BB: 0 P: 5	1B: 8 2B: 0 3B: 0 HR: 0	SF: 0 SAC: 0 DP: 0 HBP: 0	WP: 0 PB: 0 SB: 1 CS: 0	PA: 37
<b>PITCHER</b>	IP WLS BF H R ER SO BB IBB HBP BLK WP HR S P ERA WHIP																			
Russ Meyer, R (1, 1) ERA: 5.45	8.1 W 35 8 1 1 2 1 0 0 0 0 0 0 38 42 1.08 1.080																			
Jim Konstanty, R (9, 1) ERA: 2.8	0.2 S 2 0 0 0 0 0 0 0 0 0 0 0 2 2 0.00 0.000																			

livebaseballscorecards.com

<b>AB</b>	36
<b>R</b>	1
<b>H</b>	8
<b>RBI</b>	1
<b>BB</b>	1
<b>SO</b>	2
<b>LOB</b>	15



Batter	1	2	3	4	5	6	7	8	9	AB	R	H	RBI	BB	SO	LOB
<b>Eddie Waitkus, L</b> OBP: 0.335, SLG: 0.360 (1, 3) x	0-0 6-3 ①		x 0-0 F9 ②		x 0-0 F9 ③			x 0-0 1-3 ①		4	0	0	0	0	0	1
<b>Richie Ashburn, L</b> OBP: 0.382, SLG: 0.420 (1, 8) x	0-0 4-3 ②		x 0-0 1-3 ③			x 0-0 4-3 ①		x 0-0 2B		4	0	1	0	0	0	1
<b>Dick Sisler, L</b> OBP: 0.405, SLG: 0.487 (1, 7) x	0-0 3-1 ③			x 0-0 G4-6-3 1B		x 0-0 G6-4-3 1B		x 4-0 IBB		3	0	2	0	1	0	0
<b>Del Ennis, R</b> OBP: 0.352, SLG: 0.573 (1, 9)		x 0-0 F8 ①		x 0-0 G4-6-3 ①② 1-2f		x 0-0 G6-4-3 ②③ 1-2f		x 0-0 F9 ②		4	0	0	0	0	0	4
<b>Willie Jones, R</b> OBP: 0.378, SLG: 0.551 (1, 5)		x 0-0 5-3 ②		x 0-0 5-3 ③			x 0-0 FC4-6 1B	x 0-0 F8 ③		4	0	1	0	0	0	2
<b>Granny Hamner, R</b> OBP: 0.314, SLG: 0.389 (1, 6)		x 0-0 1B			x 0-0 HR 2B		x 0-0 FC4-6 BB 1-2f			3	1	2	0	0	0	1
<b>Andy Seminick, R</b> OBP: 0.410, SLG: 0.522 (1, 2) x	0-0 F8 ③		x 0-0 SH1-3 1B		x 0-0 F9 ①		x 0-0 F9 ②			3	0	0	0	0	0	3
<b>Mike Goliat, R</b> OBP: 0.310, SLG: 0.377 (1, 4)			x 0-0 SH1-3 1B		x 0-0 HR ②-H		x 4-0 BB 1-2			2	1	2	2	1	0	0
<b>Russ Meyer, S</b> OBP: 0.200, SLG: 0.206 (1, 1)			x 0-0 SH1-3 ①		x 0-0 F7 ②		x 0-0 5-3 ③			2	0	0	0	0	0	2
<b>Jim Konstanty, R</b> OBP: 0.053, SLG: 0.053 (9, 1)			x 1-2 SH1-3							0	0	0	0	0	0	0


Inning Stats		R: 0	H: 0	E: 0	K: 0	S: 3	P: 3	R: 0	H: 1	E: 0	K: 0	S: 4	P: 4	R: 0	H: 1	E: 0	K: 0	S: 3	P: 3	R: 2	H: 2	E: 0	K: 0	S: 5	P: 5	R: 0	H: 1	E: 0	K: 0	S: 3	P: 3	R: 0	H: 1	E: 0	K: 0	S: 4	P: 8	R: 0	H: 1	E: 0	K: 0	S: 4	P: 8
Gerry Staley, R ERA: 5.56 (1, 1)		6.0	WLS: L	22	H: 6	R: 2	ER: 2	SO: 0	BB: 0	IBB: 0	HBP: 0	BLK: 0	WP: 0	HR: 1	S: 22	P: 22	ERA: 3.00	WHIP: 1.000																									
Red Munger, R ERA: 3.77 (7, 1)		2.0	WLS: L	10	H: 2	R: 0	ER: 0	SO: 0	BB: 1	IBB: 1	HBP: 0	BLK: 0	WP: 0	HR: 0	S: 8	P: 16	ERA: 0.00	WHIP: 1.500																									

**BOTTOM**

St. Louis Cardinals @ Philadelphia Phillies  
 Shibe Park, Philadelphia, PA  
 Sat Aug 05 1950, 3:33 AM EDT  
 Att. 21,869 - Unknown

livebaseballscorecards.com

<b>AB</b>	<b>29</b>
<b>R</b>	<b>2</b>
<b>H</b>	<b>8</b>
<b>RBI</b>	<b>2</b>
<b>BB</b>	<b>2</b>
<b>SO</b>	<b>0</b>
<b>LOB</b>	<b>14</b>



WP: 0	PA: 32
PB: 0	CS: 0
SB: 0	
SF: 0	
SAC: 1	
DP: 2	
HBP: 0	
HR: 1	





Batter	1	2	3	4	5	6	7	8	9	AB R H RBI BB SO LOB
Eddie Waitkus, L (1, 3) OBP: 0.334, SLG: 0.361	0-0 F8		0-0 F7		0-0 F9			0-0 2B		4 0 1 0 0 0 1
Richie Ashburn, L (1, 8) OBP: 0.381, SLG: 0.420	0-3 K			0-0 4-3 2B		0-0 F7		0-0 F4		4 0 1 0 0 1 1
Dick Sisler, L (1, 7) OBP: 0.401, SLG: 0.482	0-3 K			0-0 4-3 2-3		0-0 F8			0-3 K	4 0 0 0 0 2 1
Del Ennis, R (1, 9) OBP: 0.349, SLG: 0.567		0-0 F8		0-0 F3		0-0 F4			0-0 5-3	4 0 0 0 0 0 1
Willie Jones, R (1, 5) OBP: 0.377, SLG: 0.547		0-0 6-3		4-0 BB			0-0 F9		0-0 F9	3 0 0 0 1 0 0
Granny Hamner, R (1, 6) OBP: 0.312, SLG: 0.386		0-0 F9		0-0 F3			0-3 K			3 0 0 0 0 1 2
Andy Seminick, R (1, 2) OBP: 0.410, SLG: 0.533			0-3 K		0-0 HR		0-3 K			3 1 1 1 0 2 0
Mike Goliat, R (1, 4) OBP: 0.311, SLG: 0.376			0-0 1B		0-3 K			0-3 K		3 0 1 0 0 2 0
Bob Miller, R (1, 1) OBP: 0.233, SLG: 0.238			0-0 F9		0-3 K			0-0 1-3		2 0 0 0 0 1 1
Dick Whitman, L (8, PH) OBP: 0.319, SLG: 0.306										1 0 0 0 0 0 0
Milo Candini, R (9, 1)										0 0 0 0 0 0 0

Inning Stats	R: 0	H: 0	E: 0	K: 2	S: 7	R: 0	H: 0	E: 0	K: 0	S: 3	R: 0	H: 1	E: 0	K: 1	S: 6	R: 0	H: 1	E: 0	K: 0	S: 4	R: 1	H: 1	E: 0	K: 2	S: 8	R: 0	H: 0	E: 0	K: 0	S: 3	R: 0	H: 1	E: 0	K: 1	S: 6	R: 0	H: 0	E: 0	K: 0	S: 7	R: 0	H: 1	E: 0	K: 1	S: 5	R: 0	H: 0	E: 0	K: 1	S: 5	1B: 1	2B: 2	3B: 0	HR: 1	SF: 0	SAC: 0	DP: 0	HBP: 0	WP: 0	PA: 32
--------------	------	------	------	------	------	------	------	------	------	------	------	------	------	------	------	------	------	------	------	------	------	------	------	------	------	------	------	------	------	------	------	------	------	------	------	------	------	------	------	------	------	------	------	------	------	------	------	------	------	------	-------	-------	-------	-------	-------	--------	-------	--------	-------	--------


PITCHER	IP	WLS	BF	H	R	ER	SO	BB	IBB	HBP	BLK	WP	HR	S	P	ERA	WHIP
Cloyd Boyer, R (1, 1) ERA: 2.69	9.0	W	32	4	1	1	9	1	0	0	0	0	1	49	53	1.00	0.556

**BOTTOM**

**St. Louis Cardinals @ Philadelphia Phillies**  
**Shibe Park, Philadelphia, PA**  
 Sun Aug 06 1950, 3:33 AM EDT  
 Unknown

<b>AB</b>	<b>31</b>
<b>R</b>	<b>1</b>
<b>H</b>	<b>4</b>
<b>RBI</b>	<b>1</b>
<b>BB</b>	<b>1</b>
<b>SO</b>	<b>9</b>
<b>LOB</b>	<b>7</b>

[livebaseballscorecards.com](http://livebaseballscorecards.com)



Batter	1	2	3	4	5	6	7	8	9	AB R H RBI BB SO LOB	TOP	
Rocky Nelson, L (1, 3) OBP: 0.327, SLG: 0.370	0-3 K		0-0 4-3			0-0 4-3		0-0 F8		4 0 0 0 0 1 0	<b>St. Louis Cardinals @ Philadelphia Phillies</b> Shibe Park, Philadelphia, PA Sun Aug 06 1950, 3:38 AM EDT Att: 31,914 - Unknown <a href="http://livebaseballscorecards.com">livebaseballscorecards.com</a>	
Red Schoendienst, S (1, 4) OBP: 0.321, SLG: 0.411	0-0 F9			0-0 E4 SH1-3 1B 1B		0-0 F8		0-0 4-3	4 1 0 0 0 0 0			
Stan Musial, L (1, 8) OBP: 0.453, SLG: 0.606	0-0 6-3			0-0 SH1-3 1-2 1B 1B		4-0 BB BB BB		0-0 F1	3 1 1 0 1 0 0			
Enos Slaughter, L (1, 9) OBP: 0.404, SLG: 0.487		0-0 1B		0-0 SH1-3 1-2 2-3		0-0 F7		0-0 F7	3 0 1 0 0 0 1			
Eddie Kazak, R (1, 5) OBP: 0.346, SLG: 0.427		0-0 F6		0-0 G6-3 1B 2-H 3-H		0-0 F7		0-0 F6	4 0 1 2 0 0 1			
Hal Rice, L (1, 7) OBP: 0.500, SLG: 0.333		0-0 F6		0-0 G6-3 1-2f		4-0 WP BB BB BB BB			2 0 0 0 1 0 2			
Eddie Miller, R (1, 6) OBP: 0.312, SLG: 0.340		0-0 F9			0-0 5-3		0-3 K 1-2		3 0 0 0 0 1 2			
Del Rice, R (1, 2) OBP: 0.331, SLG: 0.370			0-0 F7		0-0 F7		0-0 F9		3 0 0 0 0 0 1			
Max Lanier, R (1, 1) OBP: 0.222, SLG: 0.235			0-0 6-3		0-0 4-3		0-0 4-3		3 0 0 0 0 0 0			
<b>Inning Stats</b>	R: 0 E: 0 K: 1 S: 5 H: 0 LOB: 0 BB: 0 P: 5	R: 0 E: 0 K: 0 S: 4 H: 1 LOB: 1 BB: 0 P: 4	R: 0 E: 0 K: 0 S: 3 H: 0 LOB: 0 BB: 0 P: 3	R: 2 E: 1 K: 0 S: 5 H: 2 LOB: 0 BB: 0 P: 5	R: 0 E: 0 K: 0 S: 3 H: 0 LOB: 0 BB: 0 P: 3	R: 0 E: 0 K: 0 S: 3 H: 0 LOB: 1 BB: 1 P: 7	R: 0 E: 0 K: 1 S: 5 H: 0 LOB: 1 BB: 1 P: 9	R: 0 E: 0 K: 0 S: 3 H: 0 LOB: 0 BB: 0 P: 3	R: 0 E: 0 K: 0 S: 3 H: 0 LOB: 0 BB: 0 P: 3	1B: 3 SF: 0 2B: 0 SAC: 1 3B: 0 DP: 1 HR: 0 HBP: 0	WP: 1 PA: 32 PB: 0 SB: 0 CS: 0	
<b>PITCHER</b> Bubba Church, R (1, 1) ERA: 2.21 Jim Konstanty, R (8, 1) ERA: 2.73	IP WLS BF H R ER SO BB IBB HBP BLK WP HR S P ERA WHIP											<b>PITCHER</b> IP WLS BF H R ER SO BB IBB HBP BLK WP HR S P ERA WHIP




Batter	1	2	3	4	5	6	7	8	9	AB	R	H	RBI	BB	SO	LOB
<b>Eddie Waitkus, L</b> OBP: 0.333, SLG: 0.359 (1, 3) X	0-0 4-3 ①		0-0 6-3 ②		0-0 F7 ②		4-0 BB ②			3	0	0	0	1	0	1
<b>Richie Ashburn, L</b> OBP: 0.382, SLG: 0.420 (1, 8) X	0-0 G5-4-3 1B		0-3 K ③		4-0 BB ③		0-3 K ③			3	0	1	0	1	2	1
<b>Willie Jones, R</b> OBP: 0.374, SLG: 0.541 (1, 5) X	0-0 G5-4-3 1-2f			0-0 F9 ①	0-0 F5 ③			0-0 F9 ①		4	0	0	0	0	0	3
<b>Del Ennis, R</b> OBP: 0.346, SLG: 0.561 (1, 9) X		0-0 F8 ①		0-0 6-3 ②		0-0 6-3 ①		0-0 F9 ②		4	0	0	0	0	0	0
<b>Dick Sisler, L</b> OBP: 0.402, SLG: 0.481 (1, 7) X		4-0 FC4-6 1B BB		0-0 1B		0-0 F7 ②		0-0 1-3 ③		3	0	1	0	1	0	0
<b>Granny Hamner, R</b> OBP: 0.316, SLG: 0.389 (1, 6) X		0-0 FC4-6 1-2 1B		0-0 1-2 1B		0-0 1B			0-0 6-3 ①	4	0	3	0	0	0	0
<b>Andy Seminick, R</b> OBP: 0.404, SLG: 0.524 (1, 2) X		0-0 FC4-6 1-2f 2-3		0-0 5-3 ③		0-0 F8 ③			0-0 5-3 ②	4	0	0	0	0	0	5
<b>Mike Goliat, R</b> OBP: 0.310, SLG: 0.375 (1, 4) X		0-0 F8 ③			0-0 SH1-3 1B		0-0 F5 ①		0-0 F8 ③	4	0	1	0	0	0	2
<b>Bubba Church, R</b> OBP: 0.214, SLG: 0.250 (1, 1) S			0-3 K ①		0-0 SH1-3 1-2		0-3 K ②			1	0	0	0	0	1	0
<b>Jimmy Bloodworth, R</b> OBP: 0.261, SLG: 0.248 (7, PH) S										1	0	0	0	0	1	0
<b>Jim Konstanty, R</b> OBP: 0.053, SLG: 0.053 (8, 1) S										0	0	0	0	0	0	0

Inning Stats	R: 0	H: 1	E: 0	LOB: 0	K: 0	BB: 0	S: 3	P: 3	R: 0	H: 1	E: 0	LOB: 2	K: 2	BB: 0	S: 7	P: 7	R: 0	H: 2	E: 0	LOB: 2	K: 0	BB: 0	S: 5	P: 5	R: 0	H: 1	E: 0	LOB: 2	K: 0	BB: 1	S: 4	P: 8	R: 0	H: 1	E: 0	LOB: 1	K: 0	BB: 0	S: 4	P: 4	R: 0	H: 0	E: 0	LOB: 1	K: 2	BB: 1	S: 7	P: 11	R: 0	H: 0	E: 0	LOB: 0	K: 0	BB: 0	S: 3	P: 3	R: 0	H: 0	E: 0	LOB: 0	K: 0	BB: 0	S: 3	P: 3	R: 0	H: 0	E: 0	LOB: 0	K: 0	BB: 0	S: 3	P: 3
<b>Max Lanier, L</b> ERA: 2.83 (1, 1)	IP	WLS	BF	H	R	ER	SO	BB	IBB	HBP	BLK	WP	HR	S	P	ERA	WHIP	IP	WLS	BF	H	R	ER	SO	BB	IBB	HBP	BLK	WP	HR	S	P	ERA	WHIP	IP	WLS	BF	H	R	ER	SO	BB	IBB	HBP	BLK	WP	HR	S	P	ERA	WHIP																					

**BOTTOM**

**St. Louis Cardinals @ Philadelphia Phillies**  
**Shibe Park, Philadelphia, PA**  
 Sun Aug 06 1950, 3:38 AM EDT  
 Att. 31,914 - Unknown

<b>AB</b>	<b>31</b>
<b>R</b>	<b>0</b>
<b>H</b>	<b>6</b>
<b>RBI</b>	<b>0</b>
<b>BB</b>	<b>3</b>
<b>SO</b>	<b>4</b>
<b>LOB</b>	<b>12</b>



1B: 6	SF: 0	WP: 0	PA: 35
2B: 0	SAC: 1	PB: 0	
3B: 0	DP: 1	SB: 0	
HR: 0	HBP: 0	CS: 0	

Batter	1	2	3	4	5	6	7	8	9	AB R H RBI BB SO LOB	TOP
<b>Chuck Diering, R</b> (1, 8) <small>OBP: 0.379, SLG: 0.373</small>	0-0 <b>5-3</b>	4-0 <b>BB</b>			0-0 <b>F8</b>		0-0 <b>6-3</b>			3 0 0 0 1 0 0	<b>St. Louis Cardinals @ Philadelphia Phillies</b> <b>Shibe Park, Philadelphia, PA</b> Mon Aug 07 1950, 3:33 AM EDT Att: 25,251 - Unknown
<b>Red Schoendienst, S</b> (1, 4) <small>OBP: 0.318, SLG: 0.407</small>	0-3 <b>K</b>	0-0 <b>3-1</b>			0-0 <b>F7</b>		0-0 <b>5-3</b>		4 0 0 0 0 1 2		
<b>Stan Musial, L</b> (1, 7) <small>OBP: 0.451, SLG: 0.603</small>	0-0 <b>BB BB</b> <b>1B</b>		0-3 <b>K</b>		0-0 <b>4-3</b>		0-0 <b>F4</b>		4 0 1 0 0 1 0		
<b>Enos Slaughter, L</b> (1, 9) <small>OBP: 0.405, SLG: 0.485</small>	4-0 <b>1-2 BB</b> <b>BB</b>		0-0 <b>F7</b>		4-0 <b>FC5-4 BB</b>		0-0 <b>F6</b>		2 0 0 0 2 0 0		
<b>Eddie Kazak, R</b> (1, 5) <small>OBP: 0.343, SLG: 0.417</small>	4-0 <b>1-2 2-3 BB</b>		0-0 <b>E6</b>		0-0 <b>FC5-4 BB</b> <b>1-2f</b>		0-0 <b>4-3</b>		3 0 0 0 1 0 1		
<b>Nippy Jones, R</b> (1, 3) <small>OBP: 0.318, SLG: 0.211</small>	0-0 <b>F8</b>		0-0 <b>F9</b>		4-0 <b>1-2 BB</b>		0-0 <b>1-3</b>		3 0 0 0 1 0 4		
<b>Eddie Miller, R</b> (1, 6) <small>OBP: 0.305, SLG: 0.331</small>		0-3 <b>K</b>		0-3 <b>K</b>		0-3 <b>K</b>		0-0 <b>F3</b>	4 0 0 0 0 3 2		
<b>Del Rice, R</b> (1, 2) <small>OBP: 0.333, SLG: 0.370</small>		4-0 <b>1-3 BB</b>		0-0 <b>G4-3 1B</b>		0-0 <b>5-3</b>		0-0 <b>F8</b>	3 0 1 0 1 0 2		
<b>Harry Brecheen, L</b> (1, 1) <small>OBP: 0.238, SLG: 0.200</small> <b>Al Brazle, L</b> (5, 1) <small>OBP: 0.190, SLG: 0.190</small> <b>Tommy Glaviano, R</b> (7, PH) <small>OBP: 0.409, SLG: 0.420</small> <b>Red Munger, R</b> (7, 1) <small>OBP: 0.195, SLG: 0.179</small> <b>Ted Wilks, R</b> (7, 1)		0-0 <b>1-3</b>		0-0 <b>G4-3</b> <b>1-2f</b>		0-3 <b>K</b>			2 0 0 0 0 0 2 0 0 0 0 0 0 0 1 0 0 0 0 1 0 0 0 0 0 0 0 0 0 0 0 0 0 0 0		
<b>Inning Stats</b>	R: 0 H: 1 E: 0 LOB: 3 K: 1 BB: 2 S: 6 P: 14	R: 0 H: 0 E: 0 LOB: 2 K: 1 BB: 2 S: 5 P: 13	R: 0 H: 0 E: 1 LOB: 1 K: 1 BB: 0 S: 6 P: 6	R: 0 H: 1 E: 0 LOB: 0 K: 1 BB: 0 S: 5 P: 5	R: 0 H: 0 E: 0 LOB: 0 K: 0 BB: 0 S: 3 P: 3	R: 0 H: 0 E: 0 LOB: 2 K: 1 BB: 2 S: 5 P: 13	R: 0 H: 0 E: 0 LOB: 0 K: 1 BB: 0 S: 5 P: 5	R: 0 H: 0 E: 0 LOB: 0 K: 0 BB: 0 S: 3 P: 3	R: 0 H: 0 E: 0 LOB: 0 K: 0 BB: 0 S: 3 P: 3	1B: 2 SF: 0 2B: 0 SAC: 0 3B: 0 DP: 1 HR: 0 HBP: 0	WP: 0 PA: 35 PB: 0 SB: 0 CS: 0
<b>PITCHER</b> <b>Ken Johnson, L</b> (1, 1) <small>ERA: 3.55</small>	IP WLS BF H R ER SO BB IBB HBP BLK WP HR S P ERA WHIP 9.0 W 35 2 0 0 6 6 0 0 0 0 0 0 41 65 0.00 0.889										

<b>AB</b>	29
<b>R</b>	0
<b>H</b>	2
<b>RBI</b>	0
<b>BB</b>	6
<b>SO</b>	6
<b>LOB</b>	13



WP: 0	PA: 35
PB: 0	
SB: 0	
CS: 0	

Batter	1	2	3	4	5	6	7	8	9
<b>Eddie Waitkus, L</b> OBP: 0.335, SLG: 0.358 (1, 3) X	0-0 F8	4-0 FC4-6 IBB			0-0 SH FC4-6		0-0 1B SH BB 1B	0-0 F6	
<b>Richie Ashburn, L</b> OBP: 0.378, SLG: 0.415 (1, 8) S S S	0-3 K	0-0 FC4-6 1-2f			0-0 FC4-6 HR 1-2f 3-H		0-0 SH BB 1B 1B	0-0 E6	
<b>Willie Jones, R</b> OBP: 0.376, SLG: 0.550 (1, 5) X	0-0 FC5-4 1B		0-0 1-3		0-0 HR 1-H		0-0 1B BB 3B 1B	0-0 F9	
<b>Del Ennis, R</b> OBP: 0.344, SLG: 0.555 (1, 9) X	0-0 FC5-4 1-2f		0-0 F7		0-0 4-3		4-0 1B 3B BB	0-3 K	
<b>Dick Sisler, L</b> OBP: 0.403, SLG: 0.484 (1, 7) X		0-0 2B 2B	0-0 G3		0-0 F5		0-0 3B 1B		
<b>Granny Hamner, R</b> OBP: 0.318, SLG: 0.390 (1, 6) X		0-0 6-3		0-0 G6-3 1B		0-0 G6-4-3 1B	0-0 F7		
<b>Andy Seminick, R</b> OBP: 0.401, SLG: 0.517 (1, 2) H		1-0 2B HBP		0-0 G6-3 1-2f		0-0 G6-4-3 1-2f	0-3 K		
<b>Mike Goliat, R</b> OBP: 0.315, SLG: 0.389 (1, 4) X		0-0 1-3 2-H 2B		0-0 4-3		0-0 1B	0-0 1-H 2-H 3-H 3B		
<b>Ken Johnson, L</b> OBP: 0.176, SLG: 0.125 (1, 1) X		0-0 1-3			4-0 SH FC4-6 BB	0-3 K	0-0 3-1		

Inning Stats	R: 0	H: 1	E: 0	LOB: 1	K: 1	BB: 0	S: 6	P: 6
	R: 1	H: 2	E: 0	LOB: 3	K: 0	BB: 1	S: 5	P: 10
	R: 0	H: 0	E: 0	LOB: 0	K: 0	BB: 0	S: 3	P: 3
	R: 0	H: 1	E: 0	LOB: 0	K: 0	BB: 0	S: 3	P: 3
	R: 3	H: 1	E: 1	LOB: 0	K: 0	BB: 1	S: 5	P: 9
	R: 0	H: 2	E: 0	LOB: 1	K: 1	BB: 0	S: 6	P: 6
	R: 5	H: 4	E: 0	LOB: 1	K: 1	BB: 1	S: 10	P: 14
	R: 0	H: 0	E: 1	LOB: 1	K: 1	BB: 0	S: 6	P: 6

PITCHER	IP	WLS	BF	H	R	ER	SO	BB	IBB	HBP	BLK	WP	HR	S	P	ERA	WHIP
<b>Harry Brecheen, L</b> ERA: 3.71 (1, 1)	4.1	L	21	5	4	3	1	1	1	1	0	0	1	20	29	6.23	1.385
<b>Al Brazle, L</b> ERA: 4.95 (5, 1)	1.2		6	2	0	0	1	0	0	0	0	0	0	8	8	0.00	1.200
<b>Red Munger, R</b> ERA: 4.17 (7, 1)	0.0		5	3	5	5	0	1	0	0	0	0	0	4	8	∞	∞
<b>Ted Wilks, R</b> ERA: 8.44 (7, 1)	2.0		8	1	0	0	2	0	0	0	0	0	0	12	12	0.00	0.500

AB R H RBI BB SO LOB

3	1	1	0	1	0	0
4	2	0	1	0	1	4
5	2	3	2	0	0	1
4	1	0	1	1	1	2
4	2	2	1	0	0	0
4	0	2	0	0	0	4
3	0	0	0	0	1	5
4	0	3	4	0	0	0
3	1	0	0	1	1	4

AB	R	H	RBI	BB	SO	LOB
34	9	11	9	3	4	20

**BOTTOM**

St. Louis Cardinals @ Philadelphia Phillies  
 Shibe Park, Philadelphia, PA  
 Mon Aug 07 1950, 3:33 AM EDT  
 Att. 25,251 - Unknown

WP	HR	S	P	ERA	WHIP
0	0	0	0	0	0



Batter	1	2	3	4	5	6	7	8	9	AB R H RBI BB SO LOB	TOP							
Tommy Glaviano, R (1, 4) OBP: 0.409, SLG: 0.420											0 0 0 0 0 0 0 0	<b>St. Louis Cardinals @ Pittsburgh Pirates</b> Forbes Field, Pittsburgh, PA Tue Aug 08 1950, 3:33 AM EDT Att: 18,243 - Unknown  <a href="http://livebaseballscorecards.com">livebaseballscorecards.com</a>						
Red Schoendienst, S (1, 6) OBP: 0.318, SLG: 0.407											0 0 0 0 0 0 0 0							
Stan Musial, L (1, 7) OBP: 0.451, SLG: 0.603											0 0 0 0 0 0 0 0							
Enos Slaughter, L (1, 9) OBP: 0.405, SLG: 0.485											0 0 0 0 0 0 0 0							
Eddie Kazak, R (1, 5) OBP: 0.343, SLG: 0.417											0 0 0 0 0 0 0 0							
Rocky Nelson, L (1, 3) OBP: 0.327, SLG: 0.370											0 0 0 0 0 0 0 0							
Chuck Diering, R (1, 8) OBP: 0.379, SLG: 0.373											0 0 0 0 0 0 0 0							
Del Rice, R (1, 2) OBP: 0.333, SLG: 0.370											0 0 0 0 0 0 0 0							
Howie Pollet, L (1, 1) OBP: 0.143, SLG: 0.117	0 0 0 0 0 0 0 0	<b>AB 0</b> <b>R 0</b> <b>H 0</b> <b>RBI 0</b> <b>BB 0</b> <b>SO 0</b> <b>LOB 0</b>																
<b>Inning Stats</b>											1B: 0 SF: 0 2B: 0 SAC: 0 3B: 0 DP: 0 HR: 0 HBP: 0 WP: 0 PA: 0 PB: 0 SB: 0 CS: 0							
<b>PITCHER</b> Cliff Chambers, L (1, 1) ERA: 4.74	IP	WLS	BF	H	R	ER	SO	BB	IBB	HBP	BLK	WP	HR	S	P	ERA	WHIP	<b>PITCHER</b> IP WLS BF H R ER SO BB IBB HBP BLK WP HR S P ERA WHIP
0.0	L	0	0	0	0	0	0	0	0	0	0	0	0	0	0	∞	∞	





Batter	1	2	3	4	5	6	7	8	9	AB R H RBI BB SO LOB	TOP											
Tommy Glaviano, R (1, 4) OBP: 0.409, SLG: 0.416	4-0 FC1-6 BB		0-3 K		0-0 FC6-4 1-2f			0-0 FC5-4 1B	0-3 K	4 0 1 0 1 2 3												
Red Schoendienst, S (1, 6) OBP: 0.320, SLG: 0.416	0-0 F7		0-0 P5			0-0 F9		0-0 F8		4 0 0 0 0 0 2												
Stan Musial, L (1, 8) OBP: 0.448, SLG: 0.603	0-0 FC1-6 1-2f		0-0 P5			4-0 FC5-4 BB		0-0 F9		3 0 0 0 1 0 2												
Enos Slaughter, L (1, 9) OBP: 0.397, SLG: 0.474	0-0 4-3			0-0 4-3		0-0 FC5-4 1-2f		0-0 FC5-4 1-2f		4 0 0 0 0 0 3												
Hal Rice, L (1, 7) OBP: 0.500, SLG: 0.333		4-0 3-1 1B BB		0-0 6-3		0-0 F4			0-0 BB E 5-3 1B	3 2 1 0 1 0 1												
Eddie Kazak, R (1, 5) OBP: 0.336, SLG: 0.398		0-3 K		0-0 P4			0-0 E5		0-0 5-3 BB 1-2 E6	4 0 0 0 0 1 2												
Rocky Nelson, L (1, 3) OBP: 0.327, SLG: 0.378			0-0 3-1 1-2		0-0 1-3		0-0 F7		0-0 F7	4 0 0 0 0 0 4												
Del Rice, R (1, 2) OBP: 0.334, SLG: 0.365			0-0 2-H 1B		0-0 P4		0-3 K		4-0 5-3 BB 1-2 2-3	3 0 1 1 1 1 1												
Cloyd Boyer, R (1, 1) OBP: 0.273, SLG: 0.250			0-3 K		0-0 FC6-4 1B		0-0 4-3		0-0 5-3	2 0 1 0 0 1 1												
Ted Wilks, R (6, 1)										0 0 0 0 0 0 0												
Bill Howerton, L (7, PH) OBP: 0.392, SLG: 0.472										1 0 0 0 0 0 1												
Red Munger, R (7, 1) OBP: 0.195, SLG: 0.179										0 0 0 0 0 0 0												
Nippy Jones, R (9, PH) OBP: 0.304, SLG: 0.200									1-2 2-3 3-H	1 0 0 1 0 0 2												
<b>Inning Stats</b>	R: 0 E: 0 K: 0 S: 3	H: 0 LOB: 1 BB: 1 P: 7	R: 1 E: 0 K: 2 S: 8	H: 1 LOB: 1 BB: 1 P: 12	R: 0 E: 0 K: 1 S: 5	H: 0 LOB: 0 BB: 0 P: 5	R: 0 E: 0 K: 0 S: 3	H: 0 LOB: 0 BB: 0 P: 3	R: 0 E: 0 K: 0 S: 4	H: 1 LOB: 1 BB: 0 P: 4	R: 0 E: 0 K: 0 S: 3	H: 0 LOB: 1 BB: 1 P: 7	R: 0 E: 1 K: 1 S: 6	H: 0 LOB: 1 BB: 0 P: 6	R: 0 E: 0 K: 0 S: 4	H: 1 LOB: 1 BB: 0 P: 4	R: 0 E: 0 K: 0 S: 7	H: 1 LOB: 2 BB: 1 P: 11	1B: 4 2B: 0 3B: 0 HR: 0	SF: 0 SAC: 0 DP: 0 HBP: 0	WP: 0 PB: 0 SB: 0 CS: 0	PA: 37
<b>PITCHER</b> Ewell Blackwell, R (1, 1) ERA: 3.75	IP: 9.0 WLS: W BF: 37 H: 4 R: 2 ER: 1 SO: 5 BB: 4 IBB: 0 HBP: 0 BLK: 0 WP: 0 HR: 0 S: 43 P: 59 ERA: 1.00 WHIP: 0.889											<b>PITCHER</b>	IP: 9.0 WLS: W BF: 37 H: 4 R: 2 ER: 1 SO: 5 BB: 4 IBB: 0 HBP: 0 BLK: 0 WP: 0 HR: 0 S: 43 P: 59 ERA: 1.00 WHIP: 0.889									

St. Louis Cardinals @ Cincinnati Reds  
 Crosley Field, Cincinnati, OH  
 Fri Aug 11 1950, 3:33 AM EDT  
 Att: 12,654 - Unknown


livebaseballscorecards.com

AB	33
R	2
H	4
RBI	2
BB	4
SO	5
LOB	22







Batter	1	2	3	4	5	6	7	8	9	AB R H RBI BB SO LOB	TOP
Tommy Glaviano, R (1, 4) OBP: 0.417, SLG: 0.426	4-0 1B BB	4-0 BB		4-0 L4-3 BB		0-0 2B		0-0 1-3 2B		2 1 2 0 3 0 0	
Red Schoendienst, S (1, 6) OBP: 0.317, SLG: 0.411	0-0 4-3 1-2	0-0 F9		0-0 L4-3 1-2		0-0 4-3		0-0 F8		5 0 0 0 0 0 7	
Stan Musial, L (1, 8) (9, 7) OBP: 0.452, SLG: 0.605	0-0 FC3-6 2-H 1B		0-0 E 1B	4-0 BB		0-0 P6		0-0 1B SH F8 1B		4 2 3 1 1 0 1	
Enos Slaughter, L (1, 9) OBP: 0.393, SLG: 0.470	0-0 FC3-6 1-2f E		0-0 F5	0-0 F8			0-0 F2	0-0 SH 1B		4 0 0 0 0 0 3	
Hal Rice, L (1, 7) OBP: 0.353, SLG: 0.214 Chuck Diering, R (9, 8) OBP: 0.385, SLG: 0.372	0-0 E4 1-2		0-0 E3 BB E		0-0 6-3		0-3 K	0-0 P1		5 0 0 0 0 0 1 4 0 0 0 0 0 0 0	
Eddie Kazak, R (1, 5) OBP: 0.338, SLG: 0.394	0-0 4-3		0-0 E3 BB	4-0 BB		0-0 F3		0-0 1-2 2-3 1B		4 0 1 1 1 0 3	
Rocky Nelson, L (1, 3) OBP: 0.329, SLG: 0.374		0-0 1-3 1B	0-0 F8		0-0 F9			4-0 FC3-6 BB	0-0 F8 3-H	4 0 1 1 1 0 5	AB 36 R 3 H 7 RBI 3 BB 7 SO 5 LOB 33
Del Rice, R (1, 2) OBP: 0.332, SLG: 0.360		0-3 K	4-0 BB	0-0 F8		0-0 F8		0-0 FC3-6 2B 1-2f	0-0 F3	4 0 0 0 1 1 5	
Max Lanier, R (1, 1) OBP: 0.207, SLG: 0.218		0-0 1-3	0-3 K			0-3 K		0-3 K		4 0 0 0 0 3 5	
Inning Stats	R: 1 E: 1 K: 0 S: 5 H: 1 LOB: 2 BB: 1 P: 9	R: 0 E: 0 K: 1 S: 6 H: 1 LOB: 2 BB: 1 P: 10	R: 1 E: 2 K: 1 S: 8 H: 1 LOB: 3 BB: 1 P: 12	R: 0 E: 0 K: 0 S: 2 H: 0 LOB: 1 BB: 2 P: 10	R: 0 E: 0 K: 0 S: 3 H: 0 LOB: 1 BB: 1 P: 7	R: 0 E: 0 K: 1 S: 6 H: 1 LOB: 1 BB: 0 P: 6	R: 0 E: 0 K: 1 S: 5 H: 0 LOB: 0 BB: 0 P: 5	R: 0 E: 0 K: 1 S: 6 H: 1 LOB: 2 BB: 1 P: 10	R: 1 E: 1 K: 0 S: 6 H: 2 LOB: 2 BB: 0 P: 6	1B: 5 2B: 3 3B: 0 HR: 0 SF: 0 SAC: 1 DP: 1 HBP: 0	WP: 0 PB: 0 SB: 0 CS: 0 PA: 44
PITCHER Herm Wehmeier, R (1, 1) ERA: 5.67	IP 9.0 WLS L BF 44 H 7 R 3 ER 1 SO 5 BB 7 IBB 0 HBP 0 BLK 0 WP 0 HR 0 S 47 P 75 ERA 1.00 WHIP 1.556	PITCHER IP WLS BF H R ER SO BB IBB HBP BLK WP HR S P ERA WHIP									

St. Louis Cardinals @ Cincinnati Reds  
 Crosley Field, Cincinnati, OH  
 Sat Aug 12 1950, 3:33 AM EDT  
 Att: 14,293 - Unknown

livebaseballscorecards.com

Batter	1	2	3	4	5	6	7	8	9	AB R H RBI BB SO LOB
<b>Bobby Adams, R</b> (1, 5) OBP: 0.331, SLG: 0.349	0-0 F8		0-0 6-3		0-3 K			0-0 6-3	4-0 BB	4 0 0 0 1 1 1
<b>Bob Usher, R</b> (1, 8) OBP: 0.318, SLG: 0.386	0-0 P6		0-0 5-3			0-0 G3 1B		0-0 E BB F7 1B	0-3 K	5 1 2 0 0 1 3
<b>Johnny Wyrostek, L</b> (1, 9) OBP: 0.396, SLG: 0.464 <b>Peanuts Lowrey, R</b> (7, 9) OBP: 0.324, SLG: 0.296	0-3 K			0-0 4-3		0-3 K		4-0 BB	0-3 K	3 0 0 0 0 2 1 1 0 0 0 1 1 3
<b>Ted Kluszewski, L</b> (1, 3) OBP: 0.348, SLG: 0.563		0-0 F5		0-0 E8 E		0-0 G3		0-0 E6		4 0 0 0 0 0 3
<b>Connie Ryan, R</b> (1, 4) OBP: 0.375, SLG: 0.384		4-0 1B 5-3 BB		0-0 E1 G6-4-3		0-0 P6		0-0 F7		3 0 0 1 1 0 4
<b>Joe Adcock, R</b> (1, 7) OBP: 0.299, SLG: 0.374		0-0 5-3		0-0 G6-4-3			0-0 G3 1B	0-3 K		4 0 1 0 0 1 5
<b>Sammy Meeks, R</b> (1, 6) OBP: 0.362, SLG: 0.418		0-0 1B			0-0 F9		0-0 G3		0-0 SH5-4 BB 1B	4 0 2 0 0 0 1
<b>Dixie Howell, R</b> (1, 2) OBP: 0.318, SLG: 0.272 <b>Lloyd Merriman, L</b> (9, PR) OBP: 0.325, SLG: 0.360		0-3 K			0-0 6-3		0-0 P6		4-0 SH5-4 BB	3 0 0 0 1 1 3 0 0 0 0 0 0 0
<b>Herm Wehmeier, R</b> (1, 1) OBP: 0.208, SLG: 0.239 <b>Danny Litwhiler, R</b> (9, PH) OBP: 0.385, SLG: 0.506			0-0 F3			0-0 1B		0-3 K	0-0 SH5-4	3 0 1 0 0 1 1 0 0 0 0 0 0 0

Inning Stats	R: 0 E: 0 K: 1 S: 5	H: 0 LOB: 0 BB: 0 P: 5	R: 0 E: 0 K: 1 S: 6	H: 1 LOB: 2 BB: 1 P: 10	R: 0 E: 0 K: 0 S: 3	H: 0 LOB: 0 BB: 0 P: 3	R: 0 E: 2 K: 0 S: 4	H: 0 LOB: 1 BB: 0 P: 4	R: 0 E: 0 K: 1 S: 6	H: 1 LOB: 1 BB: 0 P: 6	R: 0 E: 0 K: 1 S: 6	H: 1 LOB: 1 BB: 0 P: 6	R: 0 E: 0 K: 1 S: 6	H: 1 LOB: 1 BB: 0 P: 6	R: 1 E: 1 K: 1 S: 7	H: 1 LOB: 2 BB: 1 P: 11	R: 0 E: 0 K: 2 S: 8	H: 1 LOB: 3 BB: 2 P: 16	1B: 6 2B: 0 3B: 0 HR: 0	SF: 0 SAC: 1 DP: 1 HBP: 0	WP: 0 PB: 0 SB: 0 CS: 0	PA: 39
--------------	------------------------------	---------------------------------	------------------------------	----------------------------------	------------------------------	---------------------------------	------------------------------	---------------------------------	------------------------------	---------------------------------	------------------------------	---------------------------------	------------------------------	---------------------------------	------------------------------	----------------------------------	------------------------------	----------------------------------	----------------------------------	------------------------------------	----------------------------------	--------

PITCHER	IP	WLS	BF	H	R	ER	SO	BB	IBB	HBP	BLK	WP	HR	S	P	ERA	WHIP	PITCHER	IP	WLS	BF	H	R	ER	SO	BB	IBB	HBP	BLK	WP	HR	S	P	ERA	WHIP		
<b>Max Lanier, L</b> (1, 1) ERA: 2.65	9.0	W	39	6	1	0	8	4	0	0	0	0	0	51	67	0.00	1.111																				

**St. Louis Cardinals @ Cincinnati Reds**  
 Crosley Field, Cincinnati, OH  
 Sat Aug 12 1950, 3:33 AM EDT  
 Att. 14,293 - Unknown

AB	34
R	1
H	6
RBI	1
BB	4
SO	8
LOB	25



WP: 0	PA: 39
PB: 0	
SB: 0	
CS: 0	

Batter	1	2	3	4	5	6	7	8	9	AB R H RBI BB SO LOB	TOP
Tommy Glaviano, R (1, 4) OBP: 0.420, SLG: 0.430	0-0 FC4-6 1B		0-0 FC6-4 3B		0-0 FC4-6 1B			0-0 1B 1B		4 1 3 0 0 0 1	<b>St. Louis Cardinals @ Cincinnati Reds</b> Crosley Field, Cincinnati, OH Sun Aug 13 1950, 3:33 AM EDT Att: 13,824 - Unknown
Red Schoendienst, S (1, 6) OBP: 0.319, SLG: 0.416	0-0 F7		0-0 1B 3B		0-0 FC4-6			0-0 1-2 1B		4 1 2 1 0 0 2	
Stan Musial, L (1, 7) OBP: 0.451, SLG: 0.601	0-0 FC4-6		0-0 1B			0-0 P6		0-0 F8		4 0 1 1 0 0 3	
Enos Slaughter, L (1, 9) OBP: 0.391, SLG: 0.466 Hal Rice, L (6, 9) OBP: 0.333, SLG: 0.200	0-0 F7		0-0 F9			0-0 F8		0-0 F8		3 0 0 0 0 0 2 1 0 0 0 0 0 2	
Eddie Kazak, R (1, 5) OBP: 0.336, SLG: 0.390		0-0 1-3		0-0 6-3		0-0 5-3			0-0 FC6-4 1B	4 0 1 0 0 0 0	
Rocky Nelson, L (1, 3) OBP: 0.321, SLG: 0.364		0-0 F7		0-0 F9			0-0 P4		0-0 FC6-4	4 0 0 0 0 0 1	
Chuck Diering, R (1, 8) OBP: 0.382, SLG: 0.369		0-0 5-3		0-0 F7			0-0 G6-4-3 1B		0-3 K	4 0 1 0 0 1 1	
Del Rice, R (1, 2) OBP: 0.328, SLG: 0.354			0-0 F3		0-0 5-3		0-0 G6-4-3		0-0 F7	4 0 0 0 0 0 2	
Al Brazle, L (1, 1) OBP: 0.205, SLG: 0.205 Gerry Staley, R (5, 1) OBP: 0.179, SLG: 0.162 Howie Pollet, L (5, 1) OBP: 0.154, SLG: 0.129 Marty Marion, R (8, PH) OBP: 0.337, SLG: 0.360 Fred Martin, R (8, 1) OBP: 0.231, SLG: 0.385			0-0 FC6-4 1B		0-0 P5			0-0 5-3		2 0 1 0 0 0 0 0 0 0 0 0 0 0 0 0 0 0 0 0 0 1 0 0 0 0 0 0 0 0 0 0 0 0 0	
<b>Inning Stats</b>	R: 0 H: 1 E: 0 LOB: 1 K: 0 BB: 0 S: 4 P: 4	R: 0 H: 0 E: 0 LOB: 0 K: 0 BB: 0 S: 3 P: 3	R: 2 H: 3 E: 0 LOB: 1 K: 0 BB: 0 S: 6 P: 6	R: 0 H: 0 E: 0 LOB: 0 K: 0 BB: 0 S: 3 P: 3	R: 0 H: 1 E: 0 LOB: 1 K: 0 BB: 0 S: 4 P: 4	R: 0 H: 0 E: 0 LOB: 0 K: 0 BB: 0 S: 3 P: 3	R: 0 H: 1 E: 0 LOB: 0 K: 0 BB: 0 S: 3 P: 3	R: 0 H: 2 E: 0 LOB: 2 K: 0 BB: 0 S: 5 P: 5	R: 0 H: 1 E: 0 LOB: 1 K: 1 BB: 0 S: 6 P: 6	1B: 8 SF: 0 2B: 0 SAC: 0 3B: 1 DP: 1 HR: 0 HBP: 0	
<b>PITCHER</b> Ken Raffensberger, L (1, 1) ERA: 4.04	IP WLS BF H R ER SO BB IBB HBP BLK WP HR S P ERA WHIP										

livebaseballscores.com

<b>AB</b>	35
<b>R</b>	2
<b>H</b>	9
<b>RBI</b>	2
<b>BB</b>	0
<b>SO</b>	1
<b>LOB</b>	14



Batter	1	2	3	4	5	6	7	8	9	AB	R	H	RBI	BB	SO	LOB
<b>Bobby Adams, R</b> OBP: 0.341, SLG: 0.369 (1, 5)	0-0 G6-4-3 1B		0-0 2B		0-0 1B 2B 1-H 2-H 3-H		0-0 FC3-6 1B			4	1	4	2	0	0	0
<b>Peanuts Lowrey, R</b> OBP: 0.322, SLG: 0.294 (1, 7) <b>Lloyd Merriman, L</b> OBP: 0.327, SLG: 0.362 (4, 7)	0-0 G6-4-3 1-2f		0-0 F8		0-0 1B		0-0 FC3-6 G1-6-3 1-2f			2	0	0	0	0	0	2
<b>Danny Litwhiler, R</b> OBP: 0.377, SLG: 0.494 (1, 9) <b>Johnny Wyrostek, L</b> OBP: 0.397, SLG: 0.464 (5, 9)	0-0 F7			0-0 5-3	0-0 2B 1B		0-0 G1-6-3 1-2f			2	0	0	0	0	0	0
<b>Bob Usher, R</b> OBP: 0.317, SLG: 0.388 (1, 8)		0-0 F8		0-0 L7	0-0 2B		0-0 L9			4	0	1	0	0	0	0
<b>Connie Ryan, R</b> OBP: 0.376, SLG: 0.384 (1, 4)		0-0 5-3		0-0 FC4 1B	0-0 FC6-4 BB		0-3 K			3	0	1	0	1	1	0
<b>Joe Adcock, R</b> OBP: 0.298, SLG: 0.367 (1, 3)		4-0 FC6-4 BB		0-0 FC4 1-2f	0-0 FC6-4 1-2f		0-0 6-3			3	0	0	0	1	0	4
<b>Sammy Meeks, R</b> OBP: 0.361, SLG: 0.431 (1, 6)		0-0 FC6-4 1-2f			0-0 1B 2B	0-0 F9				3	1	1	0	0	0	1
<b>Dixie Howell, R</b> OBP: 0.318, SLG: 0.273 (1, 2)			0-0 5-3		0-0 1B 2B	0-3 K				3	1	1	0	0	1	0
<b>Ken Raffensberger, R</b> OBP: 0.210, SLG: 0.190 (1, 1)			0-0 6-3		0-0 2B 1B	0-0 F8				3	0	1	0	0	0	0

Inning Stats	R: 0	H: 1	E: 0	LOB: 0	K: 0	BB: 0	S: 3	P: 3	R: 0	H: 0	E: 0	LOB: 1	K: 0	BB: 1	S: 3	P: 7	R: 0	H: 1	E: 0	LOB: 1	K: 0	BB: 0	S: 4	P: 4	R: 0	H: 1	E: 0	LOB: 1	K: 0	BB: 0	S: 4	P: 4	R: 3	H: 7	E: 0	LOB: 3	K: 0	BB: 1	S: 8	P: 12	R: 0	H: 0	E: 0	LOB: 0	K: 1	BB: 0	S: 5	P: 5	R: 0	H: 1	E: 0	LOB: 0	K: 0	BB: 0	S: 3	P: 3	R: 0	H: 0	E: 0	LOB: 0	K: 1	BB: 0	S: 5	P: 5
1B: 7	SF: 0	2B: 4	SAC: 0	3B: 0	DP: 2	HR: 0	HBP: 0	WP: 0	PA: 33	PB: 0	SB: 0	CS: 0	1B: 7	SF: 0	2B: 4	SAC: 0	3B: 0	DP: 2	HR: 0	HBP: 0	WP: 0	PA: 33	PB: 0	SB: 0	CS: 0	1B: 7	SF: 0	2B: 4	SAC: 0	3B: 0	DP: 2	HR: 0	HBP: 0	WP: 0	PA: 33	PB: 0	SB: 0	CS: 0	1B: 7	SF: 0	2B: 4	SAC: 0	3B: 0	DP: 2	HR: 0	HBP: 0	WP: 0	PA: 33	PB: 0	SB: 0	CS: 0													

PITCHER	IP	WLS	BF	H	R	ER	SO	BB	IBB	HBP	BLK	WP	HR	S	P	ERA	WHIP
<b>Al Brazle, L</b> ERA: 4.99 (1, 1)	4.1	L	19	7	3	3	0	1	0	0	0	0	0	18	22	6.23	1.846
<b>Gerry Staley, R</b> ERA: 5.54 (5, 1)	0.1		3	3	0	0	0	0	0	0	0	0	0	3	3	0.00	9.000
<b>Howie Pollet, L</b> ERA: 3.39 (5, 1)	2.1		8	1	0	0	1	1	0	0	0	0	0	9	13	0.00	0.857
<b>Fred Martin, R</b> ERA: 5.03 (8, 1)	1.0		3	0	0	0	1	0	0	0	0	0	0	5	5	0.00	0.000


**BOTTOM**

**St. Louis Cardinals @ Cincinnati Reds**  
Crosley Field, Cincinnati, OH

Sun Aug 13 1950, 3:33 AM EDT  
Att. 13,824 - Unknown

livebaseballscorecards.com

<b>AB</b>	<b>31</b>
<b>R</b>	<b>3</b>
<b>H</b>	<b>11</b>
<b>RBI</b>	<b>3</b>
<b>BB</b>	<b>2</b>
<b>SO</b>	<b>2</b>
<b>LOB</b>	<b>9</b>



Batter	1	2	3	4	5	6	7	8	9	AB R H RBI BB SO LOB	TOP	
Tommy Glaviano, R (1, 5) OBP: 0.419, SLG: 0.429 Eddie Kazak, R (1, 5) OBP: 0.327, SLG: 0.379	0-0 1-3		0-0 6-3		0-0 F9		0-0 L5		0-0 F7	1 0 0 0 0 0 0 4 0 0 0 0 0 2		
Red Schoendienst, S (1, 4) OBP: 0.319, SLG: 0.416	0-0 G4-6-3 1B			0-0 2B F8 1B		0-0 F8	0-0 P4		0-0 6-3	5 1 2 0 0 0 1		
Stan Musial, L (1, 8) OBP: 0.450, SLG: 0.600 (8, 7)	0-0 G4-6-3 1-2f			0-0 4-3 2B 2B		4-0 BB BB	0-0 6-3		0-0 G3	4 1 1 0 1 0 2		
Enos Slaughter, L (1, 9) OBP: 0.390, SLG: 0.463		0-0 4-3		0-0 F8		4-0 1-2 BB		0-0 1-3		3 0 0 1 1 0 1		
Hal Rice, L (1, 7) OBP: 0.273, SLG: 0.158 Chuck Diering, R (8, 8) OBP: 0.382, SLG: 0.369		0-0 F9		0-0 4-3		0-0 L6		0-0 5-3		4 0 0 0 0 0 3 0 0 0 0 0 0 0		
Marty Marion, R (1, 6) OBP: 0.340, SLG: 0.364		0-0 F5		0-0 2B		0-0 F8		4-0 1B E BB		3 1 1 1 1 0 2		
Rocky Nelson, L (1, 3) OBP: 0.326, SLG: 0.368			0-0 F7	0-0 4-3			0-0 HR 1B	0-0 1B E 1B		4 2 2 0 0 0 1		
Del Rice, R (1, 2) OBP: 0.333, SLG: 0.375			0-0 2B		0-0 6-3		0-0 HR 1B	0-0 E9 1B		4 1 3 3 0 0 0		
Harry Brecheen, L (1, 1) OBP: 0.239, SLG: 0.186 Red Munger, R (9, 1) OBP: 0.195, SLG: 0.179			0-0 4-3		0-0 6-3		4-0 BB	0-0 4-3		3 0 0 0 1 0 2 0 0 0 0 0 0 0		
<b>Inning Stats</b>	R: 0 H: 1 E: 0 LOB: 0 K: 0 BB: 0 S: 3 P: 3	R: 0 H: 0 E: 0 LOB: 0 K: 0 BB: 0 S: 3 P: 3	R: 0 H: 1 E: 0 LOB: 1 K: 0 BB: 0 S: 4 P: 4	R: 2 H: 3 E: 0 LOB: 1 K: 0 BB: 0 S: 6 P: 6	R: 0 H: 0 E: 0 LOB: 0 K: 0 BB: 0 S: 3 P: 3	R: 0 H: 0 E: 0 LOB: 2 K: 0 BB: 2 S: 3 P: 11	R: 2 H: 2 E: 0 LOB: 1 K: 0 BB: 1 S: 5 P: 9	R: 2 H: 2 E: 1 LOB: 1 K: 0 BB: 1 S: 5 P: 9	R: 0 H: 0 E: 0 LOB: 0 K: 0 BB: 0 S: 3 P: 3	1B: 5 SF: 0 2B: 3 SAC: 0 3B: 0 DP: 1 HR: 1 HBP: 0	WP: 0 PA: 39 PB: 0 SB: 0 CS: 0	
<b>PITCHER</b> Doyle Lade, R (1, 1) ERA: 4.58 Johnny Vander Meer, L (8, 1) ERA: 4.06	IP WLS BF H R ER SO BB IBB HBP BLK WP HR S P ERA WHIP											<b>PITCHER</b> IP WLS BF H R ER SO BB IBB HBP BLK WP HR S P ERA WHIP
	7.2 35 9 6 5 0 4 0 0 0 0 1 31 47 5.87 1.696											

St. Louis Cardinals @ Chicago Cubs  
Wrigley Field, Chicago, IL  
Mon Aug 14 1950, 3:33 AM CDT  
Att. 14,646 - Unknown

livebaseballscorecards.com

AB 35  
R 6  
H 9  
RBI 5  
BB 4  
SO 0  
LOB 14



BOTTOM

St. Louis Cardinals @ Chicago Cubs  
Wrigley Field, Chicago, IL  
Mon Aug 14 1950, 3:33 AM CDT  
Att. 14,646 - Unknown

livebaseballscorecards.com

AB	36
R	7
H	11
RBI	7
BB	2
SO	6
LOB	11



WP:	0	PA:	39
PB:	0		
SB:	1		
CS:	0		

AB	3	R	1	H	0	RBI	0	BB	1	SO	1	LOB	0
	1	0	0	0	0	0	0	1	1	2			

	5	1	3	1	0	1	3						
--	---	---	---	---	---	---	---	--	--	--	--	--	--

	4	0	2	3	0	1	1						
--	---	---	---	---	---	---	---	--	--	--	--	--	--

	4	0	0	0	0	1	3						
--	---	---	---	---	---	---	---	--	--	--	--	--	--

	3	2	1	1	1	0	0						
--	---	---	---	---	---	---	---	--	--	--	--	--	--

	4	0	1	1	0	0	0						
--	---	---	---	---	---	---	---	--	--	--	--	--	--

	4	0	1	1	0	1	0						
--	---	---	---	---	---	---	---	--	--	--	--	--	--

	4	0	1	0	0	0	2						
	0	1	0	0	0	0	0						

	3	1	1	0	0	0	0						
	0	0	0	0	0	0	0						
	1	1	1	0	0	0	0						

1B:	10	SF:	0
2B:	0	SAC:	1
3B:	0	DP:	0
HR:	1	HBP:	0

Batter	1	2	3	4	5	6	7	8	9
Wayne Terwilliger, R (1, 4) OBP: 0.306, SLG: 0.355 Carmen Mauro, L (9, PH) OBP: 0.293, SLG: 0.368	0-3 K ①		4-0 1B BB		0-0 F7 ③		0-0 P1 ②		0-3 K ①
Bob Borkowski, R (1, 9) OBP: 0.328, SLG: 0.430	0-0 F9 ②		0-0 1B 1B			0-0 SH3-4 1B	0-0 1B		0-3 K ②
Preston Ward, L (1, 3) OBP: 0.348, SLG: 0.456	0-3 K ③		0-0 1B			0-0 SH3-4 1-2	0-0 3-1 ③		0-0 1B ③
Hank Sauer, R (1, 7) OBP: 0.346, SLG: 0.471		0-0 F6 ①	0-0 F9 ③			0-0 6-3 ②		0-3 K ①	
Andy Pafko, R (1, 8) OBP: 0.414, SLG: 0.632		0-0 5-3 ②		0-0 5-3 ①		4-0 1B IBB		0-0 HR	
Bill Serena, R (1, 5) OBP: 0.334, SLG: 0.410		0-0 F9 ③		0-0 6-3 ②		0-0 1B 1B		0-0 F8 ②	
Roy Smalley, R (1, 6) OBP: 0.310, SLG: 0.443			0-3 K ①	0-0 P6 ③		0-0 FC6-4 1B		0-0 F8 ③	
Mickey Owen, R (1, 2) OBP: 0.266, SLG: 0.289 Emil Verban, R (9, PR) OBP: 0.175, SLG: 0.135			0-0 1-3 ②		0-0 6-3 ①	0-0 FC6-4 ③			0-0 1B 1B
Doyle Lade, R (1, 1) OBP: 0.364, SLG: 0.387 Johnny Vander Meer, S (8, 1) OBP: 0.143, SLG: 0.231 Hal Jeffcoat, R (9, PH) OBP: 0.239, SLG: 0.315			0-0 1B BB 1B		0-0 5-3 ②		0-0 F7 ①		0-0 1B S 1B

Inning Stats	R: 0	H: 0	E: 0	K: 2	S: 7	LOB: 0	BB: 0	P: 7	R: 0	H: 0	E: 0	K: 0	S: 3	LOB: 0	BB: 0	P: 3	R: 2	H: 3	E: 0	K: 1	S: 8	LOB: 2	BB: 1	P: 12	R: 0	H: 0	E: 0	K: 0	S: 3	LOB: 0	BB: 0	P: 3	R: 2	H: 3	E: 0	K: 0	S: 6	LOB: 2	BB: 1	P: 10	R: 0	H: 1	E: 0	K: 0	S: 4	LOB: 1	BB: 0	P: 4	R: 1	H: 1	E: 0	K: 1	S: 6	LOB: 0	BB: 0	P: 6	R: 2	H: 3	E: 0	K: 2	S: 9	LOB: 1	BB: 0	P: 9	1B: 10	SF: 0	2B: 0	SAC: 1	3B: 0	DP: 0	HR: 1	HBP: 0	WP: 0	PA: 39
--------------	------	------	------	------	------	--------	-------	------	------	------	------	------	------	--------	-------	------	------	------	------	------	------	--------	-------	-------	------	------	------	------	------	--------	-------	------	------	------	------	------	------	--------	-------	-------	------	------	------	------	------	--------	-------	------	------	------	------	------	------	--------	-------	------	------	------	------	------	------	--------	-------	------	--------	-------	-------	--------	-------	-------	-------	--------	-------	--------

PITCHER	IP	WLS	BF	H	R	ER	SO	BB	IBB	HBP	BLK	WP	HR	S	P	ERA	WHIP
Harry Brecheen, L (1, 1) ERA: 3.99	8.0	L	36	10	7	7	4	1	1	0	0	0	1	42	50	7.88	1.375
Red Munger, R (9, 1) ERA: 4.07	0.2		3	1	0	0	2	0	0	0	0	0	0	7	7	0.00	1.500

Batter	1	2	3	4	5	6	7	8	9	AB R H RBI BB SO LOB	TOP
<b>Chuck Diering, R</b> (1, 8) <small>OBP: 0.379, SLG: 0.366</small>	0-0 <b>E6</b> 		0-3 <b>K</b> 		0-0 <b>E7</b> 		0-0 <b>F9</b> 			4 0 1 0 0 1 0	
<b>Red Schoendienst, S</b> (1, 4) <small>OBP: 0.319, SLG: 0.415</small>	0-0 <b>P6</b> 		0-0 		0-0 <b>4-3</b> 			0-0 <b>F7</b> 		4 0 1 0 0 0 2	
<b>Stan Musial, L</b> (1, 7) <small>OBP: 0.450, SLG: 0.607</small>	0-0 		0-0 <b>L5</b> 		0-0 			0-0 <b>4-3</b> 		4 1 2 1 0 0 1	
<b>Enos Slaughter, L</b> (1, 9) <small>OBP: 0.386, SLG: 0.458</small>	0-3 <b>K</b> 			0-0 <b>3-1</b> 		0-0 <b>F5</b> 		0-0 <b>F7</b> 		4 0 0 0 0 1 1	
<b>Eddie Kazak, R</b> (1, 5) <small>OBP: 0.325, SLG: 0.376</small>		0-0 <b>P4</b> 		0-0 <b>F7</b> 		0-0 <b>F8</b> 		0-0 <b>P5</b> 		1 0 0 0 0 0 0	
<b>Eddie Miller, R</b> (3, 4) <small>OBP: 0.299, SLG: 0.325</small>										3 0 0 0 0 0 1	
<b>Marty Marion, R</b> (1, 6) <small>OBP: 0.346, SLG: 0.372</small>		4-0 		0-0 <b>G3</b> 		0-0 		0-0 		3 0 2 0 1 0 0	
<b>Rocky Nelson, L</b> (1, 3) <small>OBP: 0.324, SLG: 0.365</small>					0-0 <b>F9</b> 	0-0 <b>F8</b> 		0-0 <b>F7</b> 		4 0 1 0 0 0 3	
<b>Del Rice, R</b> (1, 2) <small>OBP: 0.330, SLG: 0.371</small>					0-3 <b>K</b> 		0-0 <b>L7</b> 		0-0 <b>6-3</b> 	3 0 0 0 0 1 2 1 0 0 0 0 0 1	
<b>Bill Howerton, L</b> (9, PH) <small>OBP: 0.390, SLG: 0.469</small>		0-0 <b>G6-4-3</b> 									
<b>Howie Pollet, L</b> (1, 1) <small>OBP: 0.162, SLG: 0.138</small>			0-3 <b>K</b> 		0-0 		0-0 <b>1-3</b> 			3 1 1 0 0 1 0 0 0 0 0 0 0 0	
<b>Fred Martin, R</b> (8, 1) <small>OBP: 0.231, SLG: 0.385</small>					0-0 						
<b>Inning Stats</b>	R: 1 H: 1 E: 1 LOB: 0 K: 1 BB: 0 S: 6 P: 6	R: 0 H: 1 E: 0 LOB: 1 K: 0 BB: 1 S: 3 P: 7	R: 0 H: 1 E: 0 LOB: 1 K: 2 BB: 0 S: 8 P: 8	R: 0 H: 0 E: 0 LOB: 0 K: 0 BB: 0 S: 3 P: 3	R: 1 H: 2 E: 1 LOB: 1 K: 1 BB: 0 S: 7 P: 7	R: 0 H: 2 E: 0 LOB: 2 K: 0 BB: 0 S: 5 P: 5	R: 0 H: 0 E: 0 LOB: 0 K: 0 BB: 0 S: 3 P: 3	R: 0 H: 0 E: 0 LOB: 0 K: 0 BB: 0 S: 3 P: 3	R: 0 H: 1 E: 0 LOB: 1 K: 0 BB: 0 S: 4 P: 4	1B: 6 SF: 0 2B: 1 SAC: 0 3B: 0 DP: 1 HR: 1 HBP: 0	WP: 0 PA: 35 PB: 0 SB: 0 CS: 0
<b>PITCHER</b> <b>Paul Minner, L</b> (1, 1) <small>ERA: 3.47</small>	IP: 8.0 WLS: W BF: 31 H: 7 R: 2 ER: 1 SO: 4 BB: 1 IBB: 0 HBP: 0 BLK: 0 WP: 0 HR: 1 S: 38 P: 42 ERA: 1.12 WHIP: 1.000					<b>PITCHER</b> <b>Dutch Leonard, R</b> (9, 1) <small>ERA: 4.74</small>	IP: 1.0 WLS: S BF: 4 H: 1 R: 0 ER: 0 SO: 0 BB: 0 IBB: 0 HBP: 0 BLK: 0 WP: 0 HR: 0 S: 4 P: 4 ERA: 4.74 WHIP: 1.000				

**St. Louis Cardinals @ Chicago Cubs**  
 Wrigley Field, Chicago, IL  
 Tue Aug 15 1950, 3:33 AM CDT  
 Att: 17,601 - Unknown


livebaseballscorecards.com

<b>AB</b>	34
<b>R</b>	2
<b>H</b>	8
<b>RBI</b>	1
<b>BB</b>	1
<b>SO</b>	4
<b>LOB</b>	11







Batter	1	2	3	4	5	6	7	8	9	AB	R	H	RBI	BB	SO	LOB	TOP	
<a href="#">Pete Castiglione, R</a> (1, 5) OBP: 0.302, SLG: 0.328										0	0	0	0	0	0	0	<b>Pittsburgh Pirates @ St. Louis Cardinals</b> Sportsman's Park, St. Louis, MO Wed Aug 16 1950, 4:33 AM EDT Att: 12,134 - Unknown  <a href="http://livebaseballscorecards.com">livebaseballscorecards.com</a>	
<a href="#">Tom Saffell, L</a> (1, 8) OBP: 0.250, SLG: 0.202										0	0	0	0	0	0	0		
<a href="#">Johnny Hopp, L</a> (1, 3) OBP: 0.418, SLG: 0.503										0	0	0	0	0	0	0		
<a href="#">Ralph Kiner, R</a> (1, 7) OBP: 0.418, SLG: 0.613										0	0	0	0	0	0	0		
<a href="#">Gus Bell, L</a> (1, 9) OBP: 0.312, SLG: 0.413										0	0	0	0	0	0	0		
<a href="#">Danny O'Connell, R</a> (1, 6) OBP: 0.287, SLG: 0.419										0	0	0	0	0	0	0		
<a href="#">Danny Murtaugh, R</a> (1, 4) OBP: 0.375, SLG: 0.405										0	0	0	0	0	0	0		
<a href="#">Clyde McCullough, R</a> (1, 2) OBP: 0.368, SLG: 0.468										0	0	0	0	0	0	0		
<a href="#">Vern Law, R</a> (1, 1) OBP: 0.095, SLG: 0.190										0	0	0	0	0	0	0		
<b>Inning Stats</b>																		1B: 0 SF: 0 2B: 0 SAC: 0 3B: 0 DP: 0 HR: 0 HBP: 0
<b>PITCHER</b> <a href="#">Cloyd Boyer, R</a> (1, 1) ERA: 2.84	IP	WLS	BF	H	R	ER	SO	BB	IBB	HBP	BLK	WP	HR	S	P	ERA	WHIP	<b>PITCHER</b> IP WLS BF H R ER SO BB IBB HBP BLK WP HR S P ERA WHIP
	0.0	L	0	0	0	0	0	0	0	0	0	0	0	0	0	∞	∞	



Batter	1	2	3	4	5	6	7	8	9	AB R H RBI BB SO LOB	TOP
<b>Peanuts Lowrey, R</b> (1, 7) OBP: 0.324, SLG: 0.296	4-0 BB	0-0 F3			0-0 4-3			0-0 1B		0 0 0 0 0 0 0	
<b>Grady Hatton, L</b> (1, 5) OBP: 0.358, SLG: 0.404	0-3 K		0-0 G3		0-0 P4			0-0 SH3-4		3 0 0 0 0 1 1	
<b>Danny Litwhiler, R</b> (1, 9) OBP: 0.374, SLG: 0.474	0-0 1B		4-0 CS BB			0-0 6-3		0-0 F8		3 0 1 0 1 0 1	
<b>Bob Usher, R</b> (1, 8) OBP: 0.326, SLG: 0.385	0-3 K		0-3 K		4-0 FC1-6-4 BB			4-0 BB		2 0 0 0 2 2 3	
<b>Joe Adcock, R</b> (1, 3) OBP: 0.310, SLG: 0.394		0-0 2B F9 1B		0-0 HR		0-0 FC1-6-4		0-0 F9		4 2 2 1 0 0 3	
<b>Johnny Pramesa, R</b> (1, 2) OBP: 0.371, SLG: 0.464		0-0 1-3 2B		0-0 6-3		0-0 P4		0-0 5-3		4 0 1 0 0 0 1	
<b>Connie Ryan, R</b> (1, 4) OBP: 0.372, SLG: 0.384		0-0 1-3		0-0 6-3		0-0 6-3		0-0 1-3		4 0 0 0 0 0 2	
<b>Sammy Meeks, R</b> (1, 6) OBP: 0.321, SLG: 0.380		4-0 IBB		0-0 5-3		0-0 4-3		0-0 2B		3 0 1 0 1 0 0	
<b>Ewell Blackwell, R</b> (1, 1) OBP: 0.134, SLG: 0.079		0-0 F9		0-0 G3		0-0 F9		0-0 F1		4 0 0 1 0 0 3	
<b>Inning Stats</b>	R: 0 E: 0 K: 2 S: 7 H: 1 LOB: 2 BB: 1 P: 11	R: 1 E: 0 K: 0 S: 5 H: 2 LOB: 2 BB: 1 P: 9	R: 0 E: 0 K: 1 S: 4 H: 0 LOB: 1 BB: 1 P: 8	R: 1 E: 0 K: 0 S: 4 H: 1 LOB: 0 BB: 0 P: 4	R: 0 E: 0 K: 0 S: 3 H: 0 LOB: 0 BB: 0 P: 3	R: 0 E: 0 K: 0 S: 3 H: 0 LOB: 1 BB: 1 P: 7	R: 0 E: 0 K: 0 S: 3 H: 0 LOB: 0 BB: 0 P: 3	R: 0 E: 0 K: 0 S: 4 H: 1 LOB: 2 BB: 1 P: 8	R: 0 E: 0 K: 0 S: 4 H: 1 LOB: 1 BB: 0 P: 4	1B: 3 2B: 4 3B: 0 HR: 1 SF: 0 SAC: 1 DP: 2 HBP: 0	WP: 0 PB: 0 SB: 0 CS: 2 PA: 36
<b>PITCHER</b> <b>Al Brazle, L</b> (1, 1) ERA: 4.78	IP: 9.0 WLS: W BF: 36 H: 6 R: 2 ER: 2 SO: 3 BB: 4 IBB: 1 HBP: 0 BLK: 0 WP: 0 HR: 1 S: 37 P: 57 ERA: 2.00 WHIP: 1.111										

**Cincinnati Reds @ St. Louis Cardinals**  
**Sportsman's Park, St. Louis, MO**  
 Sat Aug 19 1950, 4:33 AM EDT  
 Att: 11,248 - Unknown

[livebaseballscorecards.com](http://livebaseballscorecards.com)

<b>AB</b>	27
<b>R</b>	2
<b>H</b>	5
<b>RBI</b>	2
<b>BB</b>	4
<b>SO</b>	3
<b>LOB</b>	14



Batter	1	2	3	4	5	6	7	8	9	AB R H RBI BB SO LOB
Tommy Glaviano, R OBP: 0.421, SLG: 0.426 (1, 5)	4-0 2B BB		0-3 K		0-0 P6		4-0 SH1-4 BB		0-3 K	3 1 0 0 2 2 1
Red Schoendienst, S OBP: 0.319, SLG: 0.414 (1, 4)	0-3 K		0-3 K		0-0 4-3		0-0 SH1-4		0-0 3B 1-H	4 0 1 1 0 2 1
Stan Musial, L OBP: 0.448, SLG: 0.607 (1, 8)	0-0 2B 1-H		4-0 FC4-6 BB		0-0 FC6-4 1B		0-0 6-3			3 0 2 1 1 0 1
Enos Slaughter, L OBP: 0.382, SLG: 0.449 (1, 9)	0-3 K		0-0 FC4-6 1-2f		0-0 FC6-4 1-2f		0-0 3-1			4 0 0 0 0 1 4
Hal Rice, L OBP: 0.257, SLG: 0.188 (1, 7)	0-0 4-3			0-0 L5		0-0 1B 1B		0-0 1B B3		4 0 2 0 0 0 1
Marty Marion, R OBP: 0.353, SLG: 0.374 (1, 6)		0-0 F7		0-0 4-3		0-0 B3		0-0 B3 1-2f		4 0 0 0 0 0 2
Rocky Nelson, L OBP: 0.317, SLG: 0.351 (1, 3)		0-0 E2		4-0 2B BB		0-0 1B 1-2		0-0 F8		3 1 1 0 1 0 0
Del Rice, R OBP: 0.330, SLG: 0.370 (1, 2)		0-0 F8		0-0 2B 1-H		0-3 K			0-0 4-3	4 0 1 1 0 1 3
Al Brazle, L OBP: 0.208, SLG: 0.208 (1, 1)		0-0 4-3		0-0 F7		0-3 K			0-0 3B 1B	4 1 1 0 0 1 4

Inning Stats	R: 1 E: 0 K: 2 S: 8	H: 1 LOB: 1 BB: 1 P: 12	R: 0 E: 1 K: 0 S: 4	H: 0 LOB: 1 BB: 0 P: 4	R: 0 E: 0 K: 2 S: 7	H: 0 LOB: 1 BB: 1 P: 11	R: 1 E: 0 K: 0 S: 4	H: 1 LOB: 1 BB: 1 P: 8	R: 0 E: 0 K: 0 S: 4	H: 1 LOB: 1 BB: 0 P: 4	R: 0 E: 0 K: 2 S: 9	H: 2 LOB: 2 BB: 0 P: 9	R: 0 E: 0 K: 0 S: 3	H: 0 LOB: 1 BB: 1 P: 7	R: 0 E: 0 K: 0 S: 3	H: 1 LOB: 0 BB: 0 P: 3	R: 1 E: 0 K: 1 S: 6	H: 2 LOB: 1 BB: 0 P: 6	1B: 5 2B: 2 3B: 1 HR: 0	SF: 0 SAC: 1 DP: 1 HBP: 0
--------------	------------------------------	----------------------------------	------------------------------	---------------------------------	------------------------------	----------------------------------	------------------------------	---------------------------------	------------------------------	---------------------------------	------------------------------	---------------------------------	------------------------------	---------------------------------	------------------------------	---------------------------------	------------------------------	---------------------------------	----------------------------------	------------------------------------

PITCHER	IP	WLS	BF	H	R	ER	SO	BB	IBB	HBP	BLK	WP	HR	S	P	ERA	WHIP
Ewell Blackwell, R ERA: 3.75 (1, 1)	8.2	L	38	8	3	3	7	4	0	0	0	0	0	48	64	3.12	1.385

BOTTOM

Cincinnati Reds @ St. Louis Cardinals  
Sportsman's Park, St. Louis, MO  
Sat Aug 19 1950, 4:33 AM EDT  
Att. 11,248 - Unknown

livebaseballscorecards.com

AB	33
R	3
H	8
RBI	3
BB	4
SO	7
LOB	17



WP: 0	PA: 38
PB: 0	
SB: 0	
CS: 0	

Batter	1	2	3	4	5	6	7	8	9	AB R H RBI BB SO LOB	TOP											
<b>Bobby Adams, R</b> (1, 5) OBP: 0.351, SLG: 0.391	0-0 F4		0-0 5-3		0-3 K			0-0 SH3-4 1B		4 0 1 0 0 1 1	<b>Cincinnati Reds @ St. Louis Cardinals</b> Sportsman's Park, St. Louis, MO Sun Aug 20 1950, 4:33 AM EDT Att. 17,524 - Sunny - 68 F											
<b>Bob Usher, R</b> (1, 8) OBP: 0.322, SLG: 0.381	0-0 F5		0-3 K		0-0 F2		0-0 SH3-4		3 0 0 0 0 1 0													
<b>Johnny Wyrostek, L</b> (1, 9) OBP: 0.397, SLG: 0.465	0-3 K			0-0 3-1	0-0 4-3		0-0 F9		4 0 0 0 0 1 1													
<b>Ted Kluszewski, L</b> (1, 3) OBP: 0.360, SLG: 0.573		0-0 2B 1B		0-0 F7	0-0 2B		0-0 F3		4 1 2 0 0 0 1													
<b>Joe Adcock, R</b> (1, 7) OBP: 0.309, SLG: 0.396		0-0 1-H 2B		0-0 F8	0-3 K		0-3 K		4 0 1 1 0 2 1													
<b>Johnny Pramesa, R</b> (1, 2) OBP: 0.374, SLG: 0.462		0-0 F7		0-0 3B 1B		0-0 F7		4-0 BB	3 1 1 0 1 0 1													
<b>Lloyd Merriman, L</b> (9, PR) OBP: 0.332, SLG: 0.352									0 0 0 0 0 0 0													
<b>Connie Ryan, R</b> (1, 4) OBP: 0.370, SLG: 0.388		0-0 5-3		0-0 1-H 3B	0-0 5-3		0-0 F6		4 0 1 1 0 0 2													
<b>Virgil Stallcup, R</b> (1, 6) OBP: 0.280, SLG: 0.350		0-0 F6		0-0 L6		0-0 1B		0-0 F4	4 0 1 0 0 0 3													
<b>Herm Wehmeier, R</b> (1, 1) OBP: 0.188, SLG: 0.215			0-3 K		0-0 6-3		0-3 K		3 0 0 0 0 2 2													
<b>Ken Raffensberger, R</b> (7, 1) OBP: 0.200, SLG: 0.180									0 0 0 0 0 0 0													
<b>Inning Stats</b>	R: 0 E: 0 K: 1 S: 5	H: 0 LOB: 0 BB: 0 P: 5	R: 1 E: 0 K: 0 S: 5	H: 2 LOB: 1 BB: 0 P: 5	R: 0 E: 0 K: 2 S: 7	H: 0 LOB: 0 BB: 0 P: 7	R: 0 E: 0 K: 0 S: 3	H: 0 LOB: 0 BB: 0 P: 3	R: 1 E: 0 K: 1 S: 7	H: 2 LOB: 1 BB: 0 P: 7	R: 0 E: 0 K: 1 S: 6	H: 1 LOB: 1 BB: 0 P: 6	R: 0 E: 0 K: 1 S: 6	H: 1 LOB: 1 BB: 0 P: 6	R: 0 E: 0 K: 0 S: 4	H: 1 LOB: 1 BB: 0 P: 4	R: 0 E: 0 K: 1 S: 5	H: 0 LOB: 1 BB: 1 P: 9	1B: 4 2B: 2 3B: 1 HR: 0	SF: 0 SAC: 1 DP: 0 HBP: 0	WP: 0 PB: 0 SB: 0 CS: 0	PA: 35
<b>PITCHER</b> <b>Howie Pollet, L</b> (1, 1) ERA: 3.3	IP: 9.0 WLS: W BF: 35 H: 7 R: 2 ER: 2 SO: 7 BB: 1 IBB: 0 HBP: 0 BLK: 0 WP: 0 HR: 0 S: 48 P: 52 ERA: 2.00 WHIP: 0.889											<b>PITCHER</b>	IP: 9.0 WLS: W BF: 35 H: 7 R: 2 ER: 2 SO: 7 BB: 1 IBB: 0 HBP: 0 BLK: 0 WP: 0 HR: 0 S: 48 P: 52 ERA: 2.00 WHIP: 0.889									

livebaseballscorecards.com

<b>AB</b>	33
<b>R</b>	2
<b>H</b>	7
<b>RBI</b>	2
<b>BB</b>	1
<b>SO</b>	7
<b>LOB</b>	12



Batter	1	2	3	4	5	6	7	8	9	AB	R	H	RBI	BB	SO	LOB
Tommy Glaviano, R (1, 5) OBP: 0.424, SLG: 0.429	0-0 1B		0-0 F9		4-0 1B BB		0-0 SH5-4 1B			3	1	2	0	1	0	0
Red Schoendienst, S (1, 4) OBP: 0.317, SLG: 0.411	0-0 F9		0-0 F8		0-0 F7		0-0 SH5-4			3	0	0	0	0	0	3
Stan Musial, L (1, 8) OBP: 0.450, SLG: 0.608 Chuck Diering, R (7, PR) OBP: 0.377, SLG: 0.364 (8, 8)	0-0 F9		0-0 1B 1B		0-0 1B 1B		0-0 FC4-6 1B			4	0	3	3	0	0	1
Enos Slaughter, L (1, 9) OBP: 0.381, SLG: 0.447	0-0 F8		0-0 1B		0-0 L5		0-0 FC4-6 1B			4	0	1	0	0	0	4
Hal Rice, L (1, 7) OBP: 0.256, SLG: 0.194		0-0 4-3	0-0 F6		0-0 F8		0-0 FC6-4 1B			4	0	1	0	0	0	4
Marty Marion, R (1, 6) OBP: 0.348, SLG: 0.368		0-0 F4		0-3 K		0-3 K	0-0 FC6-4			4	0	0	0	0	2	2
Rocky Nelson, L (1, 3) OBP: 0.321, SLG: 0.354		0-0 BB 1B		0-0 F9		0-0 G6-4-3 1B		0-0 G3		4	0	2	0	0	0	0
Del Rice, R (1, 2) OBP: 0.329, SLG: 0.366		4-0 1-2 BB		0-0 F3		0-0 G6-4-3		0-3 K2-3		3	0	0	0	1	1	1
Howie Pollet, L (1, 1) OBP: 0.181, SLG: 0.147		0-0 F5			0-0 BB 1B		4-0 SH5-4 1B BB		0-0 F6	3	2	1	0	1	0	2

Inning Stats		R: 0	H: 1	R: 0	H: 1	R: 0	H: 2	R: 0	H: 0	R: 1	H: 2	R: 0	H: 1	R: 2	H: 3	R: 0	H: 0		
E: 0		LOB: 1		E: 0		LOB: 2		E: 0		LOB: 2		E: 0		LOB: 2		E: 0		LOB: 0	
K: 0		BB: 0		K: 0		BB: 1		K: 1		BB: 0		K: 1		BB: 0		K: 0		BB: 0	
S: 4		P: 4		S: 4		P: 8		S: 5		P: 5		S: 5		P: 9		S: 5		P: 5	


PITCHER		IP	WLS	BF	H	R	ER	SO	BB	IBB	HBP	BLK	WP	HR	S	P	ERA	WHIP
Herm Wehmer, R (1, 1) ERA: 5.47	(1, 1)	6.1	L	30	9	3	3	2	3	0	0	0	0	0	31	43	4.26	1.895
Ken Raffensberger, L (7, 1) ERA: 3.85	(7, 1)	1.2		6	1	0	0	1	0	0	0	0	0	8	8	0.00	0.600	

**BOTTOM**

**Cincinnati Reds @ St. Louis Cardinals**  
Sportsman's Park, St. Louis, MO

Sun Aug 20 1950, 4:33 AM EDT  
Att. 17,524 - Sunny - 68 F

AB	32
R	3
H	10
RBI	3
BB	3
SO	3
LOB	17



1B:	10	SF:	0	WP:	0	PA:	36
2B:	0	SAC:	1	PB:	0		
3B:	0	DP:	1	SB:	0		
HR:	0	HBP:	0	CS:	0		

livebaseballscores.com

Batter	1	2	3	4	5	6	7	8	9	AB R H RBI BB SO LOB	TOP	
Sam Jethroe, S (1, 8) OBP: 0.355, SLG: 0.450	4-0 G4-3 BB 1B	0-3 K			0-3 K			0-0 6-3		3 1 0 0 1 2 1		
Earl Torgeson, L (1, 3) OBP: 0.406, SLG: 0.464	4-0 G4-3 BB		0-0 F7		0-0 F3			0-0 3-1		3 0 0 0 1 0 1		
Bob Elliott, R (1, 5) OBP: 0.387, SLG: 0.520	0-0 G4-3 1-2f 2-3		0-0 3-1			0-0 1B		0-0 6-3		4 0 1 0 0 0 2		
Walker Cooper, R (1, 2) OBP: 0.362, SLG: 0.492	0-0 1B 3-H		0-0 5-3			0-0 F7		0-0 5-3		4 0 1 1 0 0 1		
Sid Gordon, R (1, 7) OBP: 0.416, SLG: 0.569	0-0 1-2 1B			0-0 F9		0-0 F8		0-0 6-3		4 0 1 0 0 0 1		
Willard Marshall, L (1, 9) OBP: 0.339, SLG: 0.355	0-0 4-3			0-0 G5-4-3 1B		0-0 3-1		0-0 1B		4 0 2 0 0 0 3		
Sibby Sisti, R (1, 4) OBP: 0.317, SLG: 0.300 (7, 6)		0-0 E9 6-3 F9 1B		0-0 G5-4-3 1-2f		0-0 F7		0-0 G3		4 1 1 0 0 0 2		
Buddy Kerr, R (1, 6) OBP: 0.273, SLG: 0.272 Roy Hartsfield, R (7, PH) OBP: 0.311, SLG: 0.353 (7, 4)		0-0 6-3			0-0 F4		0-3 K			2 0 0 0 0 0 1 1 0 0 0 0 1 0		
Johnny Sain, R (1, 1) OBP: 0.280, SLG: 0.260 Mickey Haefner, L (5, 1) OBP: 0.280, SLG: 0.182 Luis Olmo, R (7, PH) OBP: 0.310, SLG: 0.354 Johnny Antonelli, L (7, 1) OBP: 0.222, SLG: 0.222		0-0 F9			0-0 1B		0-0 5-3			2 0 1 1 0 0 0 0 0 0 0 0 0 0 1 0 0 0 0 0 0 0 0 0 0 0 0 0		
<b>Inning Stats</b>	R: 1 H: 2 E: 0 LOB: 2 K: 0 BB: 2 S: 4 P: 12	R: 1 H: 1 E: 1 LOB: 0 K: 1 BB: 0 S: 6 P: 6	R: 0 H: 0 E: 0 LOB: 0 K: 0 BB: 0 S: 3 P: 3	R: 0 H: 1 E: 0 LOB: 0 K: 0 BB: 0 S: 3 P: 3	R: 0 H: 1 E: 0 LOB: 1 K: 1 BB: 0 S: 6 P: 6	R: 0 H: 1 E: 0 LOB: 1 K: 0 BB: 0 S: 4 P: 4	R: 0 H: 0 E: 0 LOB: 0 K: 1 BB: 0 S: 5 P: 5	R: 0 H: 0 E: 0 LOB: 0 K: 0 BB: 0 S: 3 P: 3	R: 0 H: 1 E: 0 LOB: 1 K: 0 BB: 0 S: 4 P: 4	1B: 7 SF: 0 2B: 0 SAC: 0 3B: 0 DP: 2 HR: 0 HBP: 0	WP: 0 PA: 34 PB: 0 SB: 0 CS: 0	
<b>PITCHER</b> Harry Brecheen, L (1, 1) ERA: 3.78	IP WLS BF H R ER SO BB IBB HBP BLK WP HR S P ERA WHIP	9.0 W 34 7 2 1 3 2 0 0 0 0 0 0 38 46 1.00 1.000										

**Boston Braves @ St. Louis Cardinals**  
**Sportsman's Park, St. Louis, MO**  
 Mon Aug 21 1950, 4:33 AM EDT  
 Att: 13,104 - Unknown

[livebaseballscorecards.com](http://livebaseballscorecards.com)

**AB 32**  
**R 2**  
**H 7**  
**RBI 2**  
**BB 2**  
**SO 3**  
**LOB 12**





Batter	1	2	3	4	5	6	7	8	9
<b>Tommy Glaviano, R</b> (1, 5) OBP: 0.429, SLG: 0.449	0-0 HR	4-0 BB			4-0 FC6-4 SH5-4 BB	0-0 HR		0-0 F9	
<b>Red Schoendienst, S</b> (1, 4) OBP: 0.317, SLG: 0.412	0-0 F6	0-0 1-3			0-0 SH5-4	0-0 6-3		0-0 2B	
<b>Stan Musial, L</b> (1, 8) OBP: 0.449, SLG: 0.605 <b>Chuck Diering, R</b> (6, 8) OBP: 0.378, SLG: 0.361	0-0 4-3		0-0 4-3		4-0 FC6-4 IBB	4-0 BB		0-0 F8	
<b>Enos Slaughter, L</b> (1, 9) OBP: 0.378, SLG: 0.443	0-0 4-3		0-0 F6		0-0 FC6-4 BB E	0-3 K			
<b>Hal Rice, L</b> (1, 7) OBP: 0.279, SLG: 0.205		0-0 G3 2B 1B	0-0 4-3		4-0 BB E BB	0-3 K			
<b>Marty Marion, R</b> (1, 6) OBP: 0.347, SLG: 0.364		0-0 G3		0-0 5-3	4-0 E BB	0-0 1-3			
<b>Rocky Nelson, L</b> (1, 3) OBP: 0.320, SLG: 0.358		0-0 HR 2B		0-0 1-3	0-0 E6	0-0 4-3			
<b>Del Rice, R</b> (1, 2) OBP: 0.328, SLG: 0.375		0-0 HR		0-0 5-3	0-0 F9		0-0 5-3		
<b>Harry Brecheen, L</b> (1, 1) OBP: 0.260, SLG: 0.213		0-0 F9			0-0 SH5-4 BB FC6-4 1B	0-3 K		0-0 2B 1B	

AB R H RBI BB SO LOB

3	3	2	2	2	0	1
4	0	1	0	0	0	1
2	0	0	0	1	0	0
1	0	0	0	1	0	2
4	1	0	1	0	1	3
3	2	1	0	1	1	0
3	0	0	1	1	0	1
4	1	1	1	0	0	1
4	1	1	2	0	0	2
4	1	2	0	0	1	0

1B: 3	SF: 0	WP: 0	PA: 39
2B: 2	SAC: 1	PB: 0	
3B: 0	DP: 0	SB: 0	
HR: 3	HBP: 0	CS: 0	

PITCHER	IP	WLS	BF	H	R	ER	SO	BB	IBB	HBP	BLK	WP	HR	S	P	ERA	WHIP
<b>Johnny Sain, R</b> (1, 1) ERA: 4.14	4.2	L	23	5	8	6	0	3	1	0	0	0	2	19	35	11.57	1.714
<b>Mickey Haefner, L</b> (5, 1) ERA: 5.31	1.1		8	1	1	1	2	2	0	0	0	0	1	10	18	6.75	2.250
<b>Johnny Antonelli, L</b> (7, 1) ERA: 6.69	2.0		8	2	0	0	1	0	0	0	0	0	0	10	10	0.00	1.000

**Boston Braves @ St. Louis Cardinals**  
Sportsman's Park, St. Louis, MO  
Mon Aug 21 1950, 4:33 AM EDT  
Att. 13,104 - Unknown

livebaseballscorecards.com

AB	32
R	9
H	8
RBI	7
BB	6
SO	3
LOB	11



Batter	1	2	3	4	5	6	7	8	9	AB R H RBI BB SO LOB	TOP											
Sam Jethroe, S (1, 8) OBP: 0.351, SLG: 0.445	0-0 G3	0-3 K			0-0 4-3		0-3 K		0-0 F4	5 0 0 0 0 2 3												
Earl Torgeson, L (1, 3) OBP: 0.407, SLG: 0.463	0-0 5-3		0-0 F9		0-0 1B		4-0 FC6-4 BB		4-0 1B 2B BB	3 1 1 0 2 0 0												
Bob Elliott, R (1, 5) OBP: 0.387, SLG: 0.519	0-0 FC6-4 1B		0-0 6-3		0-0 1-3		0-3 K		0-0 1-2 2B 1B	5 1 2 1 0 1 2												
Walker Cooper, R (1, 2) OBP: 0.359, SLG: 0.490	0-0 FC6-4 1-2f		0-0 1-3			0-0 2B 2B	0-0 FC6-4 1-2f		0-0 F7	5 1 1 0 0 0 4												
Sid Gordon, R (1, 7) OBP: 0.421, SLG: 0.580		0-0 1B 2B		0-0 4-3		0-0 2-H 2B		4-0 5-3 BB	0-0 1-H 2-H 2B	4 1 3 3 1 0 0												
Willard Marshall, L (1, 9) OBP: 0.337, SLG: 0.349		0-0 F4		0-0 F9		0-0 F7		0-0 5-3 1-2	4-0 BB	4 0 0 0 1 0 3												
Sibby Sisti, R (1, 4) OBP: 0.322, SLG: 0.288		0-3 K	H 1-0 HBP		0-3 K		0-3 K	4-0 G6-4-3 BB	0-0 F8	3 0 0 0 1 2 4												
Buddy Kerr, R (1, 6) OBP: 0.276, SLG: 0.272		0-0 1B WP 2-H 1B		0-0 F8		4-0 IBB		0-0 G6-4-3 1-2f		3 0 1 1 1 0 3												
Vern Bickford, R (1, 1) OBP: 0.136, SLG: 0.106		0-0 1-3 1B		0-0 6-3		0-3 K			0-0 BB 1B	4 1 2 0 0 1 2												
<b>Inning Stats</b>	R: 0 E: 0 K: 0 S: 4	H: 1 LOB: 1 BB: 0 P: 4	R: 1 E: 0 K: 2 S: 10	H: 3 LOB: 2 BB: 0 P: 10	R: 0 E: 0 K: 0 S: 3	H: 0 LOB: 0 BB: 0 P: 3	R: 0 E: 0 K: 0 S: 3	H: 0 LOB: 1 BB: 0 P: 4	R: 0 E: 0 K: 2 S: 4	H: 1 LOB: 1 BB: 0 P: 4	R: 1 E: 0 K: 2 S: 9	H: 2 LOB: 2 BB: 1 P: 13	R: 0 E: 0 K: 2 S: 7	H: 0 LOB: 1 BB: 1 P: 11	R: 0 E: 0 K: 0 S: 2	H: 0 LOB: 1 BB: 2 P: 10	R: 3 E: 0 K: 0 S: 6	H: 3 LOB: 2 BB: 2 P: 14	1B: 6 2B: 4 3B: 0 HR: 0	SF: 0 SAC: 0 DP: 1 HBP: 1	WP: 1 PB: 0 SB: 0 CS: 0	PA: 43
<b>PITCHER</b>	IP WLS BF H R ER SO BB IBB HBP BLK WP HR S P ERA WHIP																					
Cloyd Boyer, R (1, 1) ERA: 3.22	6.0 L 27 7 2 2 4 0 1 1 0 1 0 33 38 3.00 1.167																					
Red Munger, R (7, 1) ERA: 3.93	2.0 8 0 0 0 2 3 0 0 0 0 0 9 21 0.00 1.500																					
Fred Martin, R (9, 1) ERA: 5.09	1.0 8 3 3 3 0 2 0 0 0 0 0 6 14 27.00 5.000																					

**Boston Braves @ St. Louis Cardinals**  
 Sportsman's Park, St. Louis, MO  
 Tue Aug 22 1950, 4:33 AM EDT  
 Att: 14,215 - Unknown

livebaseballscorecards.com

<b>AB</b>	36
<b>R</b>	5
<b>H</b>	10
<b>RBI</b>	5
<b>BB</b>	6
<b>SO</b>	6
<b>LOB</b>	21



Batter	1	2	3	4	5	6	7	8	9	AB	R	H	RBI	BB	SO	LOB
Tommy Glaviano, R OBP: 0.429, SLG: 0.448 (1, 5)	0-3 K			x 0-0 1B		x 0-0 F5		B B B B 4-0 BB		3	0	1	0	1	1	0
Red Schoendienst, S OBP: 0.316, SLG: 0.410 (1, 4)	0-0 F8			x 0-0 F5		x 0-0 F9		B B B B 4-0 1-2 BB		3	0	0	0	1	0	1
Stan Musial, L OBP: 0.446, SLG: 0.600 Fred Martin, R OBP: 0.231, SLG: 0.385 (1, 8) (9, 1)	0-0 F6			x 0-0 F9		x 0-0 F9		x 0-0 G3		4	0	0	0	0	0	3
Enos Slaughter, L OBP: 0.379, SLG: 0.446 (1, 9)		x 0-0 CS 1B		x 0-0 6-3		x 0-0 F7		x 0-0 2B		4	0	2	0	0	0	1
Hal Rice, L OBP: 0.255, SLG: 0.186 (1, 7)		0-3 K		0-3 K		x 0-0 6-3		x 0-0 F9		4	0	0	0	0	2	2
Marty Marion, R OBP: 0.349, SLG: 0.366 (1, 6)		x 0-0 F3		x 0-0 FC4-6 1B		x 0-0 1B		x 0-0 6-3		4	0	2	0	0	0	1
Rocky Nelson, L OBP: 0.313, SLG: 0.350 (1, 3)			x 0-0 F7		x 0-0 FC4-6 1-2f		x 0-0 4-3		x 0-0 F9		4	0	0	0	0	3
Del Rice, R OBP: 0.328, SLG: 0.372 (1, 2)			B B B B 4-0 G6-4-3 BB		x 0-0 F7		x 0-0 F4		x 0-0 F9		2	0	0	0	1	0
Cloyd Boyer, R OBP: 0.240, SLG: 0.217 Bill Howerton, L OBP: 0.390, SLG: 0.482 Red Munger, R OBP: 0.195, SLG: 0.179 Eddie Kazak, R OBP: 0.321, SLG: 0.365 Chuck Diering, R OBP: 0.378, SLG: 0.361 (1, 1) (6, PH) (7, 1) (8, PH) (9, 8)			x 0-0 G6-4-3 1-2f		x 0-0 HR		x 0-0 F9				1	0	0	0	0	1

Inning Stats	R: 0	H: 0	R: 0	H: 1	R: 0	H: 0	R: 0	H: 1	R: 0	H: 1	R: 0	H: 1	R: 0	H: 0	R: 0	H: 1	1B: 4	SF: 0	WP: 0	PA: 34
	E: 0	LOB: 0	E: 0	LOB: 0	E: 0	LOB: 0	E: 0	LOB: 1	E: 0	LOB: 1	E: 0	LOB: 1	E: 0	LOB: 2	E: 0	LOB: 1	2B: 2 <td>SAC: 0 <td>PB: 0 <td></td> </td></td>	SAC: 0 <td>PB: 0 <td></td> </td>	PB: 0 <td></td>	
	K: 1	BB: 0	K: 1	BB: 0	K: 0	BB: 1	K: 0	BB: 0	K: 0	BB: 0	K: 0	BB: 0	K: 0	BB: 2	K: 0	BB: 0	3B: 0	DP: 2 <td>SB: 0 <td></td> </td>	SB: 0 <td></td>	
	S: 5	P: 5	S: 5	P: 5	S: 2	P: 6	S: 4	P: 4	S: 6	P: 6	S: 4	P: 4	S: 4	P: 4	S: 3	P: 11	HR: 1	HBP: 0 <td>CS: 1</td> <td></td>	CS: 1	

PITCHER	IP	WLS	BF	H	R	ER	SO	BB	IBB	HBP	BLK	WP	HR	S	P	ERA	WHIP	PITCHER	IP	WLS	BF	H	R	ER	SO	BB	IBB	HBP	BLK	WP	HR	S	P	ERA	WHIP	
Vern Bickford, R ERA: 3.15 (1, 1)	9.0	W	34	6	1	1	3	3	0	0	0	0	1	37	49	1.00	1.000																			


**BOTTOM**

**Boston Braves @ St. Louis Cardinals**  
Sportsman's Park, St. Louis, MO

Tue Aug 22 1950, 4:33 AM EDT  
Att. 14,215 - Unknown

livebaseballscorecards.com


AB	31
R	1
H	6
RBI	1
BB	3
SO	3
LOB	13



Batter	1	2	3	4	5	6	7	8	9	AB R H RBI BB SO LOB	TOP							
Sam Jethroe, S (1, 8) OBP: 0.351, SLG: 0.445											0 0 0 0 0 0 0 0	<b>Boston Braves @ St. Louis Cardinals</b> Sportsman's Park, St. Louis, MO Wed Aug 23 1950, 4:33 AM EDT Att. 12,789 - Unknown  <a href="http://livebaseballscorecards.com">livebaseballscorecards.com</a>						
Earl Torgeson, L (1, 3) OBP: 0.407, SLG: 0.463											0 0 0 0 0 0 0 0							
Bob Elliott, R (1, 5) OBP: 0.387, SLG: 0.519											0 0 0 0 0 0 0 0							
Sid Gordon, R (1, 7) OBP: 0.421, SLG: 0.580											0 0 0 0 0 0 0 0							
Willard Marshall, L (1, 9) OBP: 0.337, SLG: 0.349											0 0 0 0 0 0 0 0							
Del Crandall, R (1, 2) OBP: 0.279, SLG: 0.349											0 0 0 0 0 0 0 0							
Sibby Sisti, R (1, 4) OBP: 0.322, SLG: 0.288											0 0 0 0 0 0 0 0							
Buddy Kerr, R (1, 6) OBP: 0.276, SLG: 0.272											0 0 0 0 0 0 0 0							
Warren Spahn, L (1, 1) OBP: 0.279, SLG: 0.244	0 0 0 0 0 0 0 0	<b>AB 0</b> <b>R 0</b> <b>H 0</b> <b>RBI 0</b> <b>BB 0</b> <b>SO 0</b> <b>LOB 0</b>																
<b>Inning Stats</b>											1B: 0 SF: 0 2B: 0 SAC: 0 3B: 0 DP: 0 HR: 0 HBP: 0 WP: 0 PA: 0 PB: 0 SB: 0 CS: 0							
<b>PITCHER</b> Gerry Staley, R (1, 1) ERA: 5.54	IP	WLS	BF	H	R	ER	SO	BB	IBB	HBP	BLK	WP	HR	S	P	ERA	WHIP	<b>PITCHER</b> IP WLS BF H R ER SO BB IBB HBP BLK WP HR S P ERA WHIP





Batter	1	2	3	4	5	6	7	8	9	AB	R	H	RBI	BB	SO	LOB	TOP																																
<b>Eddie Stanky, R</b> (1, 4) OBP: 0.458, SLG: 0.411																	0	0	0	0	0	0	0	0	<b>New York Giants @ St. Louis Cardinals</b> Sportsman's Park, St. Louis, MO Thu Aug 24 1950, 4:33 AM EDT Att: 12,812 - Unknown  <a href="http://livebaseballscorecards.com">livebaseballscorecards.com</a>																								
<b>Whitey Lockman, L</b> (1, 7) OBP: 0.367, SLG: 0.441																	0	0	0	0	0	0	0																										
<b>Alvin Dark, R</b> (1, 6) OBP: 0.333, SLG: 0.446																	0	0	0	0	0	0	0																										
<b>Wes Westrum, R</b> (1, 2) OBP: 0.379, SLG: 0.480																	0	0	0	0	0	0	0																										
<b>Monte Irvin, R</b> (1, 3) OBP: 0.371, SLG: 0.419																	0	0	0	0	0	0	0																										
<b>Don Mueller, L</b> (1, 9) OBP: 0.328, SLG: 0.380																	0	0	0	0	0	0	0																										
<b>Bobby Thomson, R</b> (1, 8) OBP: 0.308, SLG: 0.412																	0	0	0	0	0	0	0																										
<b>Hank Thompson, L</b> (1, 5) OBP: 0.393, SLG: 0.472																	0	0	0	0	0	0	0																										
<b>Dave Koslo, L</b> (1, 1) OBP: 0.200, SLG: 0.180	0	0	0	0	0	0	0																																										
<b>Inning Stats</b>	1B: 0	SF: 0	WP: 0	PA: 0	2B: 0	SAC: 0	PB: 0			3B: 0	DP: 0	SB: 0		HR: 0	HBP: 0	CS: 0																																	
<b>PITCHER</b> <b>Max Lanier, L</b> (1, 1) ERA: 2.55	IP	WLS	BF	H	R	ER	SO	BB	IBB	HBP	BLK	WP	HR	S	P	ERA	WHIP	0.0	L	0	0	0	0	0	0	0	0	0	0	∞	∞	<b>PITCHER</b>	IP	WLS	BF	H	R	ER	SO	BB	IBB	HBP	BLK	WP	HR	S	P	ERA	WHIP



Batter	1	2	3	4	5	6	7	8	9	AB R H RBI BB SO LOB	TOP											
Eddie Stanky, R (1, 4) OBP: 0.461, SLG: 0.413	0-0 5-3	4-0 BB		0-0 1B 1-2 1B		0-0 1B		0-0 1B	0-0 5-3	4 1 2 0 1 0 0												
Whitey Lockman, L (1, 7) OBP: 0.368, SLG: 0.443	0-0 1B 1B	0-0 F9		0-0 1B 1-2 1B		0-0 4-3		0-0	0-0	5 1 2 0 0 0 3												
Alvin Dark, R (1, 6) OBP: 0.339, SLG: 0.451	0-0 1B 1-2 WP 1B		0-0 2B	0-0 1B 1-2 2-H		0-0 5-3		0-0 5-3	0-0	5 2 3 1 0 0 0												
Wes Westrum, R (1, 2) OBP: 0.375, SLG: 0.474 Sam Calderone, R (4, 2) OBP: 0.344, SLG: 0.390	0-0 1B 1-3 2-H WP 1B		0-0 P2	0-0 5-3		0-0 4-3		0-0 4-3	0-0	3 0 1 1 0 0 3 1 0 0 0 0 0 0												
Monte Irvin, R (1, 3) OBP: 0.373, SLG: 0.415	0-0 P3		0-0 F7		0-0 F8		0-0 1B	0-0	0-0	4 0 1 0 0 0 3												
Don Mueller, L (1, 9) OBP: 0.331, SLG: 0.386	0-0 F8 1-2 3-H		0-0 2B 2-H		0-0 P2		0-0 4-3	0-0	0-0	4 0 1 1 0 0 2												
Bobby Thomson, R (1, 8) OBP: 0.305, SLG: 0.407		0-0 F8	0-0 P5		0-0 5-3			0-0 P4	0-0	4 0 0 0 0 0 1												
Hank Thompson, L (1, 5) OBP: 0.394, SLG: 0.472 Jack Lohrke, R (6, 5) OBP: 0.250, SLG: 0.156		0-0 2B		0-3 K		0-3 K		4-0 BB G4-6-3	4-0	3 0 1 0 0 2 0 0 0 0 0 1 0 0												
Larry Jansen, R (1, 1) OBP: 0.211, SLG: 0.247 George Spencer, R (4, 1) Monty Kennedy, R (4, 1) OBP: 0.067, SLG: 0.067 Bill Rigney, R (8, PH) OBP: 0.253, SLG: 0.219 Jack Kramer, R (8, 1) OBP: 0.381, SLG: 0.333		0-0 4-3		0-0 1B 1B		0-0 P3		0-0 G4-6-3 1-2f	0-0	2 0 1 0 0 0 1 0 0 0 0 0 0 0 1 0 0 0 0 0 0 1 0 0 0 0 0 1 0 0 0 0 0 0 0												
<b>Inning Stats</b>	R: 2 E: 0 K: 0 S: 6	H: 3 LOB: 1 BB: 0 P: 6	R: 0 E: 0 K: 0 S: 4	H: 1 LOB: 2 BB: 1 P: 8	R: 1 E: 0 K: 0 S: 5	H: 2 LOB: 1 BB: 0 P: 5	R: 1 E: 0 K: 1 S: 8	H: 4 LOB: 2 BB: 0 P: 8	R: 0 E: 0 K: 0 S: 3	H: 0 LOB: 0 BB: 0 P: 3	R: 0 E: 0 K: 1 S: 6	H: 1 LOB: 1 BB: 0 P: 6	R: 0 E: 0 K: 0 S: 4	H: 1 LOB: 1 BB: 0 P: 4	R: 0 E: 0 K: 0 S: 2	H: 0 LOB: 0 BB: 1 P: 6	R: 0 E: 0 K: 0 S: 3	H: 0 LOB: 0 BB: 0 P: 3	1B: 9 2B: 3 3B: 0 HR: 0	SF: 0 SAC: 0 DP: 1 HBP: 0	WP: 1 PB: 0 SB: 0 CS: 0	PA: 39
<b>PITCHER</b>	IP WLS BF H R ER SO BB IBB HBP BLK WP HR S P ERA WHIP	IP WLS BF H R ER SO BB IBB HBP BLK WP HR S P ERA WHIP																			ERA WHIP	
Howie Pollet, L (1, 1) ERA: 3.42	3.2	21	10	4	4	1	1	0	0	0	1	0	22	26	9.82	3.000						
Al Brazle, L (4, 1) ERA: 4.55	5.1	18	2	0	0	1	1	0	0	0	0	0	19	23	0.00	0.562						

**New York Giants @ St. Louis Cardinals**  
 Sportsman's Park, St. Louis, MO  
 Fri Aug 25 1950, 4:33 AM EDT  
 Att: 13,335 - Unknown

livebaseballscorecards.com

<b>AB</b>	37
<b>R</b>	4
<b>H</b>	12
<b>RBI</b>	3
<b>BB</b>	2
<b>SO</b>	2
<b>LOB</b>	14





Batter	1	2	3	4	5	6	7	8	9
Tommy Glaviano, R (1, 5) OBP: 0.423, SLG: 0.439	0-0 1B	0-0 F9		0-0 6-3	0-0 F8		0-0 SH3-4 1B	0-0 FC5-4	
Red Schoendienst, S (1, 4) OBP: 0.315, SLG: 0.408	0-3 K	0-0 FC6-4		0-0 2B	0-0 4-3		0-0 SH3-4		
Stan Musial, L (1, 7) OBP: 0.440, SLG: 0.588	0-0 P4		0-0 F9	0-0 P2		0-0 1B E	0-0 1B 2-H		
Enos Slaughter, L (1, 9) OBP: 0.376, SLG: 0.438	0-0 F8		0-0 F9	4-0 2B BB		0-0 1-2 FC6 1B	0-0 F9		
Bill Howerton, L (1, 8) OBP: 0.392, SLG: 0.493		0-0 F8	0-0 2B	0-0 2B 1-H 2-H		0-0 P5	0-0 FC5-4 1B		
Marty Marion, R (1, 6) OBP: 0.351, SLG: 0.360		0-0 2B 1B	4-0 2B BB	4-0 BB BB		0-0 FC6 BB	0-0 FC5-4		
Rocky Nelson, L (1, 3) OBP: 0.324, SLG: 0.354		4-0 1-2 2B BB	0-0 1-3 2-H 2B	4-0 1-2 2-3 BB		1-0 BB HBP		0-0 F7	
Del Rice, R (1, 2) OBP: 0.337, SLG: 0.388		0-0 1B 2B	4-0 BB	0-0 F8		4-0 FC6-4 BB	1-0 FC5-4 HBP		
Chuck Diering, R (8, PR) OBP: 0.370, SLG: 0.358									
Johnny Bucha, R (9, 2) OBP: 0.241, SLG: 0.192		1-H 2-H							
Howie Pollet, L (1, 1) OBP: 0.189, SLG: 0.157		0-0 FC6-4 1B	0-0 F8		0-0 F7	0-0 FC6-4	0-0 FC5-4	0-3 K	
Al Brazle, L (4, 1) OBP: 0.196, SLG: 0.196									

AB	R	H	RBI	BB	SO	LOB
6	1	2	0	0	0	3
4	1	1	0	0	1	3
5	1	2	1	0	0	2
4	1	1	0	1	0	2
5	1	3	2	0	0	2
3	1	1	0	2	0	3
2	1	1	1	2	0	0
2	0	1	2	2	0	3
0	0	0	0	0	0	0
0	0	0	0	0	0	0
2	0	1	0	0	0	3
3	0	0	0	0	1	4

AB	R	H	RBI	BB	SO	LOB
36	7	13	6	7	2	25

Inning Stats	R	H	E	K	S	P	IP	WLS	BF	H	R	ER	SO	BB	IBB	HBP	BLK	WP	HR	S	P	ERA	WHIP
Larry Jansen, R (1, 1) ERA: 3.21	0	1	0	1	6	3	3.2	L	23	8	5	5	1	4	0	0	0	0	0	21	37	12.27	3.273
George Spencer, R (4, 1) ERA: 4.5	0	0	0	0	0	4	0.0	1	0	0	0	0	0	0	0	0	0	0	0	4	4	∞	∞
Monty Kennedy, L (4, 1) ERA: 4.87	2	3	0	0	10	2	3.1	18	5	2	2	0	2	0	0	1	0	0	15	24	5.40	2.100	
Jack Kramer, R (8, 1) ERA: 3.66	1	2	0	0	13	1	1.0	4	0	0	0	0	1	0	0	1	0	0	5	6	0.00	0.000	

**NEW YORK GIANTS @ ST. LOUIS CARDINALS**  
 Sportsman's Park, St. Louis, MO  
 Fri Aug 25 1950, 4:33 AM EDT  
 Att. 13,335 - Unknown

WP	PA
0	46



Batter	1	2	3	4	5	6	7	8	9	AB R H RBI BB SO LOB	TOP	
<b>Eddie Stanky, R</b> OBP: 0.463, SLG: 0.417 (1, 4) X	0-0 CS 1B		4-0 FC6-4 BB		0-0 2-H 2B			0-0 P4		3 0 2 1 1 0 0	<b>New York Giants @ St. Louis Cardinals</b> Sportsman's Park, St. Louis, MO Sat Aug 26 1950, 4:33 AM EDT Att: 15,598 - Unknown	
<b>Whitey Lockman, L</b> OBP: 0.367, SLG: 0.443 (1, 7) X	0-0 1-2 2B		0-0 FC6-4 1-2f		0-0 F7			0-0 6-3		4 0 1 0 0 0 2		
<b>Alvin Dark, R</b> OBP: 0.340, SLG: 0.459 (1, 6) X	0-0 P6			0-0 HR				0-0 WP E 1B		4 2 2 1 0 0 1		
<b>Monte Irvin, R</b> OBP: 0.371, SLG: 0.412 (1, 3) X	0-0 F9			0-0 5-3				0-0 E7 1-H 1B		4 0 1 1 0 0 1		
<b>Tookie Gilbert, L</b> OBP: 0.322, SLG: 0.317 (8, 3) X										0 0 0 0 0 0 0		
<b>Wes Westrum, R</b> OBP: 0.372, SLG: 0.468 (1, 2) X		0-0 P4		0-0 6-3		0-3 K		0-0 F7		4 0 0 0 0 1 1		
<b>Don Mueller, L</b> OBP: 0.327, SLG: 0.382 (1, 9) X		0-0 F7		0-0 F9		0-3 K		0-3 K		4 0 0 0 0 2 0		
<b>Bobby Thomson, R</b> OBP: 0.307, SLG: 0.408 (1, 8) X		0-0 1-3			0-0 P6		0-0 1B	0-0 L4-3 1B		4 0 2 0 0 0 0		
<b>Hank Thompson, L</b> OBP: 0.392, SLG: 0.469 (1, 5) X			0-0 4-3		4-0 SH1-4 2B BB		0-0 F9	0-0 L4-3		3 1 0 0 1 0 2		
<b>Sal Maglie, R</b> OBP: 0.146, SLG: 0.174 (1, 1) X			0-3 K		0-0 SH1-4		0-0 F7			2 0 0 0 0 1 1		
<b>Inning Stats</b>	R: 0 E: 0 K: 0 S: 4 H: 2 LOB: 1 BB: 0 P: 4	R: 0 E: 0 K: 0 S: 3 H: 0 LOB: 0 BB: 0 P: 3	R: 0 E: 0 K: 1 S: 5 H: 0 LOB: 1 BB: 1 P: 9	R: 1 E: 0 K: 0 S: 4 H: 1 LOB: 0 BB: 0 P: 4	R: 1 E: 0 K: 0 S: 4 H: 1 LOB: 1 BB: 1 P: 8	R: 0 E: 0 K: 1 S: 5 H: 0 LOB: 0 BB: 0 P: 5	R: 0 E: 0 K: 1 S: 6 H: 1 LOB: 1 BB: 0 P: 6	R: 1 E: 1 K: 0 S: 5 H: 2 LOB: 1 BB: 0 P: 5	R: 0 E: 0 K: 1 S: 5 H: 1 LOB: 0 BB: 0 P: 5	1B: 5 2B: 3 3B: 0 HR: 1 SF: 0 SAC: 1 DP: 1 HBP: 0	WP: 1 PB: 0 SB: 0 CS: 1 PA: 35	
<b>PITCHER</b> <b>Harry Brecheen, L</b> ERA: 3.73 (1, 1)	IP 9.0 WLS L BF 35 H 8 R 3 ER 3 SO 4 BB 2 IBB 0 HBP 0 BLK 0 WP 1 HR 1 S 41 P 49 ERA 3.00 WHIP 1.111											<b>PITCHER</b> IP WLS BF H R ER SO BB IBB HBP BLK WP HR S P ERA WHIP

livebaseballscorecards.com

<b>AB</b>	32
<b>R</b>	3
<b>H</b>	8
<b>RBI</b>	3
<b>BB</b>	2
<b>SO</b>	4
<b>LOB</b>	8



Batter	1	2	3	4	5	6	7	8	9	AB	R	H	RBI	BB	SO	LOB
Tommy Glaviano, R OBP: 0.427, SLG: 0.445 (1, 5)	0-0 SH1-3 2B		0-0 CS 1B		0-0 1B		0-0 5-3			4	0	3	0	0	0	1
Red Schoendienst, S OBP: 0.313, SLG: 0.405 (1, 4)	0-0 SH1-3 2-3		0-0 3-1 1-2		0-0 4-3			0-0 F8		3	0	0	0	0	0	2
Stan Musial, L OBP: 0.443, SLG: 0.588 (1, 8)	4-0 G6-4-3 BB		0-3 K			0-0 G6-4-3 1B		0-0 1B		3	0	2	0	1	1	0
Enos Slaughter, L OBP: 0.375, SLG: 0.437 (1, 9)	0-0 G6-4-3 1-2f			0-0 SH3-4 1B		0-0 G6-4-3 1-2f		0-0 F7		4	0	1	0	0	0	4
Hal Rice, L OBP: 0.260, SLG: 0.217 (1, 7)		0-0 F8		0-0 SH3-4 1-2		0-0 2B		0-0 P4		3	0	1	0	0	0	1
Marty Marion, R OBP: 0.349, SLG: 0.358 (1, 6)		0-0 5-3		0-0 P4		0-0 4-3			0-0 FC5-4 1B	4	0	1	0	0	0	2
Nippy Jones, R OBP: 0.310, SLG: 0.269 (1, 3)		0-0 1B 1B		0-0 6-3			0-0 6-3		0-0 F2	4	0	1	0	0	0	2
Johnny Bucha, R OBP: 0.273, SLG: 0.207 (1, 2)		0-0 FC6-4 1B		4-0 S1-4-6-3 BB			0-0 P3		0-3 K	3	0	1	0	1	1	1
Harry Brecheen, L OBP: 0.264, SLG: 0.220 (1, 1)		0-0 FC6-4 1-2f		0-0 G1-4-6-3 1-2f			0-0 1B		0-0 FC5-4 1-2f	3	0	1	0	0	0	3
Eddie Kazak, R OBP: 0.315, SLG: 0.358 (9, PH)										1	0	0	0	0	0	1

Inning Stats	R: 0	H: 1	E: 0	LOB: 1	K: 0	S: 3	P: 7	R: 0	H: 2	E: 0	LOB: 2	K: 0	S: 5	P: 5	R: 0	H: 1	E: 0	LOB: 0	K: 1	S: 5	R: 0	H: 1	E: 0	LOB: 1	K: 0	S: 4	R: 0	H: 2	E: 0	LOB: 1	K: 0	S: 4	R: 0	H: 1	E: 0	LOB: 1	K: 0	S: 4	R: 0	H: 1	E: 0	LOB: 1	K: 0	S: 4	R: 0	H: 1	E: 0	LOB: 1	K: 0	S: 4	R: 0	H: 1	E: 0	LOB: 1	K: 1	S: 6	R: 0	H: 1	E: 0	LOB: 1	K: 1	S: 6	1B: 9	SF: 0	2B: 2	SAC: 2	3B: 0	DP: 3	HR: 0	HBP: 0	WP: 0	PA: 36
PITCHER Sal Maglie, R ERA: 3.08 (1, 1)	IP	WLS	BF	H	R	ER	SO	BB	IBB	HBP	BLK	WP	HR	S	P	ERA	WHIP	IP	WLS	BF	H	R	ER	SO	BB	IBB	HBP	BLK	WP	HR	S	P	ERA	WHIP																																						

**BOTTOM**

**New York Giants @ St. Louis Cardinals**  
Sportsman's Park, St. Louis, MO

Sat Aug 26 1950, 4:33 AM EDT  
Att. 15,598 - Unknown

livebaseballscorecards.com

**AB 32**  
**R 0**  
**H 11**  
**RBI 0**  
**BB 2**  
**SO 2**  
**LOB 17**



Batter	1	2	3	4	5	6	7	8	9	AB R H RBI BB SO LOB	TOP
<b>Pee Wee Reese, R</b> (1, 6) <small>OBP: 0.363, SLG: 0.366</small> <b>Eddie Miksis, R</b> (8, PR) <small>OBP: 0.217, SLG: 0.246</small> (8, 6)	4-1 		3-1 4-3 		3-3 			4-0 	1-3 	2 0 0 0 2 1 1 1 0 0 0 0 1 3	
<b>Gene Hermanski, L</b> (1, 7) <small>OBP: 0.374, SLG: 0.483</small>	1-3 		1-1 F7 		2-2 F8 			0-0 	0-0 	5 0 0 1 0 1 5	
<b>Duke Snider, L</b> (1, 8) <small>OBP: 0.378, SLG: 0.537</small>	0-2 4-3 		1-1 		1-0 			1-1 		4 0 1 0 0 0 2	
<b>Jackie Robinson, R</b> (1, 4) <small>OBP: 0.419, SLG: 0.508</small>	1-0 		0-0 		1-1 			0-1 		4 0 0 0 0 0 4	
<b>Carl Furillo, R</b> (1, 9) <small>OBP: 0.365, SLG: 0.492</small>				0-0 		0-0 			2-2 	4 1 3 0 0 0 0	
<b>Gil Hodges, R</b> (1, 3) <small>OBP: 0.383, SLG: 0.492</small>		2-3 		1-2 			1-2 		2-2 	4 0 0 0 0 1 3	
<b>Roy Campanella, R</b> (1, 2) <small>OBP: 0.385, SLG: 0.590</small>		0-0 		2-2 			0-0 		2-1 	4 1 2 1 0 0 2	
<b>Bobby Morgan, R</b> (1, 5) <small>OBP: 0.345, SLG: 0.411</small>		0-3 		3-2 			1-3 		0-0 	4 0 1 0 0 2 2	
<b>Carl Erskine, R</b> (1, 1) <small>OBP: 0.273, SLG: 0.364</small> <b>Chris Van Cuyk, L</b> (4, 1) <small>(5, PH)</small> <b>Wayne Belardi, L</b> (5, 1) <small>(5, 1)</small> <b>Dan Bankhead, R</b> (5, 1) <small>(5, 1)</small> <b>Billy Loes, R</b> (8, PH) <small>(8, PH)</small>			3-2 		0-1 		1-3 		4-2 	1 1 1 0 0 0 0 0 0 0 0 0 0 0 1 0 0 0 0 0 0 0 0 0 0 0 0 0 1 0 0 0 0 1 0 0 0 0 1 1 0 0	
<b>Inning Stats</b>	R: 0 H: 0 E: 0 LOB: 1 K: 1 BB: 1 S: 8 P: 14	R: 0 H: 1 E: 0 LOB: 1 K: 2 BB: 0 S: 9 P: 11	R: 1 H: 2 E: 0 LOB: 1 K: 0 BB: 0 S: 12 P: 20	R: 0 H: 1 E: 0 LOB: 1 K: 0 BB: 0 S: 15 P: 21	R: 0 H: 0 E: 0 LOB: 0 K: 1 BB: 0 S: 8 P: 13	R: 0 H: 0 E: 0 LOB: 0 K: 0 BB: 0 S: 4 P: 6	R: 1 H: 1 E: 0 LOB: 0 K: 2 BB: 0 S: 10 P: 13	R: 0 H: 0 E: 0 LOB: 2 K: 0 BB: 1 S: 5 P: 10	R: 1 H: 3 E: 0 LOB: 3 K: 1 BB: 1 S: 18 P: 29	1B: 6 SF: 0 2B: 1 SAC: 0 3B: 0 DP: 0 HR: 1 HBP: 0	WP: 3 PA: 38 PB: 0 SB: 0 CS: 0
<b>PITCHER</b> <b>Cloyd Boyer, R</b> (1, 1) <small>ERA: 3.2</small>	IP WLS BF H R ER SO BB IBB HBP BLK WP HR S P ERA WHIP 9.0 W 38 8 3 3 7 3 0 0 0 3 1 89 137 3.00 1.222										

**Brooklyn Dodgers @ St. Louis Cardinals**  
 Sportsman's Park, St. Louis, MO  
 Sun Aug 27 1950, 4:33 AM EDT  
 Att: 31,550 - Unknown

AB	35
R	3
H	8
RBI	3
BB	3
SO	7
LOB	22



Batter	1	2	3	4	5	6	7	8	9	AB	R	H	RBI	BB	SO	LOB
Tommy Glaviano, R OBP: 0.429, SLG: 0.453 (1, 5)	4-0 BB 4-3		1-0 HR	1-3 K	4-1 3B BB		2-2 G6-4-3 1-2f 2-3			3	2	1	2	2	1	3
Red Schoendienst, S OBP: 0.314, SLG: 0.411 (1, 4)	1-1 4-3 1-2		1-2 2B	0-1 L9	0-1 3B		0-2 F8			5	0	2	3	0	0	3
Stan Musial, L OBP: 0.442, SLG: 0.600 (1, 8) (6, 9)	0-1 L8		0-0 G3		HR F4			2-2 HR		5	2	2	2	0	0	3
Hal Rice, L OBP: 0.255, SLG: 0.200 (1, 7)	0-0 4-3		1-3 K		4-2 1B BB	0-0 6-3		2-1 F8		4	1	0	0	1	1	2
Bill Howerton, L OBP: 0.396, SLG: 0.510 Chuck Diering, R OBP: 0.366, SLG: 0.354 (1, 9) (6, 8)		3-2 HR		2-1 5-3	2-0 SH5-4 1B BB 1B	0-1 F8		2-0 F9		3	2	2	1	0	0	0
Marty Marion, R OBP: 0.350, SLG: 0.359 (1, 6)		1-3 K		1-2 1B 2B 1B	3-1 BB SH5-4 3B 1B	3-2 F9		1-2 4-3		5	2	2	1	0	1	0
Rocky Nelson, L OBP: 0.329, SLG: 0.364 (1, 3)		0-1 F8		0-0 2B 1B	1-0 SH5-4		0-0 1B 2B			3	2	2	0	0	0	0
Del Rice, R OBP: 0.342, SLG: 0.394 (1, 2)		1-2 F4		1-0 1B 2B	4-0 BB 3B IBB		0-2 G6-4-3 E 2-H 1B			3	2	2	3	1	0	0
Cloyd Boyer, R OBP: 0.241, SLG: 0.222 (1, 1)			0-3 K	2-2 1B	0-3 K		0-0 FC1 G6-4-3 1-2			4	0	1	1	0	2	4

Inning Stats	R: 0	H: 0	E: 0	K: 5	S: 5	LOB: 1	BB: 1	P: 10	R: 1	H: 1	E: 0	K: 11	S: 11	LOB: 0	BB: 0	P: 16	R: 1	H: 2	E: 0	K: 2	S: 13	LOB: 1	BB: 0	P: 16	R: 3	H: 4	E: 0	K: 1	S: 18	LOB: 1	BB: 0	P: 25	R: 6	H: 4	E: 0	K: 1	S: 16	LOB: 1	BB: 3	P: 38	R: 0	H: 0	E: 0	K: 0	S: 7	LOB: 0	BB: 0	P: 10	R: 1	H: 2	E: 1	K: 0	S: 11	LOB: 1	BB: 0	P: 13	R: 1	H: 1	E: 0	K: 0	S: 9	LOB: 0	BB: 0	P: 16
1B: 6	SF: 0	2B: 3	SAC: 1	3B: 1	DP: 1	HR: 4	HBP: 0	WP: 0	PA: 42																																																							

PITCHER	IP	WLS	BF	H	R	ER	SO	BB	IBB	HBP	BLK	WP	HR	S	P	ERA	WHIP
Carl Erskine, R ERA: 6.87 (1, 1)	3.1	L	17	6	5	5	3	1	0	0	0	0	2	39	56	13.50	2.100
Chris Van Cuyk, L ERA: 4.61 (4, 1)	0.2		3	1	0	0	1	0	0	0	0	0	0	8	11	0.00	1.500
Dan Bankhead, R ERA: 6.12 (5, 1)	0.2		9	4	6	6	1	2	1	0	0	0	1	14	33	81.00	9.000
Billy Loes, R ERA: 6.94 (5, 1)	3.1		13	3	2	2	0	0	0	0	0	0	1	29	44	5.40	0.900

BOTTOM

Brooklyn Dodgers @ St. Louis Cardinals  
Sportsman's Park, St. Louis, MO  
Sun Aug 27 1950, 4:33 AM EDT  
Att. 31,550 - Unknown

livebaseballscores.com

AB	37
R	13
H	14
RBI	13
BB	4
SO	5
LOB	15



Batter	1	2	3	4	5	6	7	8	9	AB R H RBI BB SO LOB	TOP																				
<b>Pee Wee Reese, R</b> (1, 6) OBP: 0.360, SLG: 0.362	2-1 6-3			3-2 5-3		0-0 B1-3		2-1 L7		4 0 0 0 0 0 0																					
<b>Gene Hermanski, L</b> (1, 7) OBP: 0.372, SLG: 0.479	2-3 K			2-0 BB 1B		3-2 G3		0-0 4-1		4 0 1 0 0 1 0																					
<b>Duke Snider, L</b> (1, 8) OBP: 0.379, SLG: 0.541	2-3 K			0-3 K		0-1 2B		0-0 1B 2B		4 1 2 0 0 2 1																					
<b>Jackie Robinson, R</b> (1, 4) OBP: 0.421, SLG: 0.508		0-0 L6		4-1 1-2 BB		4-1 PO BB		0-0 2-H 1B		2 0 1 1 2 0 0																					
<b>Carl Furillo, R</b> (1, 9) OBP: 0.362, SLG: 0.487		3-1 6-3		0-0 1-3		1-2 PO 1-2	2-2 6-3	0-0 L7		4 0 0 0 0 0 3																					
<b>Gil Hodges, R</b> (1, 3) OBP: 0.380, SLG: 0.487		2-1 5-3			0-1 F7		1-1 5-3		0-0 B2	4 0 0 0 0 0 0																					
<b>Roy Campanella, R</b> (1, 2) OBP: 0.386, SLG: 0.588			2-0 5-3		2-2 FC5-4 1B		4-2 BB BB		0-0 6-3	3 0 1 0 1 0 0																					
<b>Bobby Morgan, R</b> (1, 5) OBP: 0.347, SLG: 0.412			0-0		1-0 FC5-4		4-0 BB BB		2-2	2 0 1 0 0 0 1																					
<b>Cal Abrams, L</b> (7, PH)					1-2 1-2f		1-2 BB			0 0 0 0 1 0 0																					
<b>Billy Cox, R</b> (7, 5) OBP: 0.308, SLG: 0.374					1-2 B1-6-3 1B		1-3 K			1 0 1 0 0 0 0																					
<b>Preacher Roe, R</b> (1, 1) OBP: 0.151, SLG: 0.153					1-0 F6				2-3 K	2 0 0 0 0 0 2																					
<b>Tommy Brown, R</b> (7, PH) OBP: 0.313, SLG: 0.567										1 0 0 0 0 1 2																					
<b>Ralph Branca, R</b> (7, 1) OBP: 0.212, SLG: 0.310										0 0 0 0 0 0 0																					
<b>Bruce Edwards, R</b> (9, PH) OBP: 0.200, SLG: 0.356										1 0 0 0 0 1 1																					
<b>Inning Stats</b>	R: 0 E: 0 K: 2 S: 8	H: 0 LOB: 0 BB: 0 P: 14	R: 0 E: 0 K: 0 S: 5	H: 0 LOB: 0 BB: 0 P: 10	R: 0 E: 0 K: 0 S: 5	H: 1 LOB: 0 BB: 0 P: 8	R: 0 E: 0 K: 1 S: 9	H: 1 LOB: 2 BB: 1 P: 18	R: 0 E: 0 K: 0 S: 8	H: 1 LOB: 1 BB: 0 P: 12	R: 0 E: 0 K: 1 S: 10	H: 1 LOB: 1 BB: 1 P: 17	R: 0 E: 0 K: 1 S: 11	H: 0 LOB: 2 BB: 2 P: 23	R: 1 E: 0 K: 0 S: 6	H: 2 LOB: 1 BB: 0 P: 8	R: 0 E: 0 K: 1 S: 8	H: 1 LOB: 1 BB: 0 P: 12	1B: 4 2B: 3 3B: 0 HR: 0	SF: 0 SAC: 0 DP: 1 HBP: 0	WP: 0 PB: 0 SB: 0 CS: 0	PA: 37									
<b>PITCHER</b> <b>Gerry Staley, R</b> (1, 1) ERA: 5.03	IP 9.0	WLS W	BF 36	H 7	R 1	ER 1	SO 5	BB 4	IBB 0	HBP 0	BLK 0	WP 0	HR 0	S 70	P 122	ERA 1.00	WHIP 1.222														
											<b>PITCHER</b>	IP	WLS	BF	H	R	ER	SO	BB	IBB	HBP	BLK	WP	HR	S	P	ERA	WHIP			

**Brooklyn Dodgers @ St. Louis Cardinals**  
Sportsman's Park, St. Louis, MO  
Mon Aug 28 1950, 4:33 AM EDT  
Att: 21,383 - Unknown

[livebaseballscorecards.com](http://livebaseballscorecards.com)

<b>AB</b>	<b>32</b>
<b>R</b>	<b>1</b>
<b>H</b>	<b>7</b>
<b>RBI</b>	<b>1</b>
<b>BB</b>	<b>4</b>
<b>SO</b>	<b>5</b>
<b>LOB</b>	<b>10</b>



Batter	1	2	3	4	5	6	7	8	9
<b>Tommy Glaviano, R</b> OBP: 0.427, SLG: 0.459 (1, 5)	1-0 F7		1-0 HR			1-3 K		2-2 F3	
<b>Red Schoendienst, S</b> OBP: 0.311, SLG: 0.408 (1, 4)	0-0 F5		2-1 F8			0-1 F5		2-1 L8	
<b>Stan Musial, L</b> OBP: 0.442, SLG: 0.604 (1, 7)	2-1 5-3			0-0 4-3		2-1 HR			
<b>Bill Howerton, L</b> OBP: 0.391, SLG: 0.502 (1, 9)		2-3 K		1-1 5-3		0-3 K			
<b>Marty Marion, R</b> OBP: 0.347, SLG: 0.355 (1, 6)		1-1 L8		2-1 L9			0-0 F4		
<b>Chuck Diering, R</b> OBP: 0.360, SLG: 0.347 (1, 8)		1-3 K			2-1 F8		3-3 K		
<b>Rocky Nelson, L</b> OBP: 0.329, SLG: 0.364 (1, 3)			0-0 5-3		2-2 L8		0-1 1B		
<b>Del Rice, R</b> OBP: 0.345, SLG: 0.406 (1, 2)			1-2 HR		2-2 1B		0-1 F8		
<b>Gerry Staley, R</b> OBP: 0.182, SLG: 0.167 (1, 1)			1-2 5-3		2-1 F9			0-0 F5	

Inning Stats	R: 0	H: 0	E: 0	LOB: 0	K: 0	S: 4	P: 7	R: 0	H: 0	E: 0	LOB: 0	K: 2	S: 9	R: 0	H: 2	E: 0	LOB: 0	K: 0	S: 12	R: 0	H: 0	E: 0	LOB: 0	K: 0	S: 5	R: 0	H: 1	E: 0	LOB: 1	K: 0	S: 11	R: 1	H: 1	E: 0	LOB: 0	K: 2	S: 11	R: 0	H: 1	E: 0	LOB: 1	K: 1	S: 8	R: 0	H: 0	E: 0	LOB: 0	K: 0	S: 6	

PITCHER	IP	WLS	BF	H	R	ER	SO	BB	IBB	HBP	BLK	WP	HR	S	P	ERA	WHIP
<b>Preacher Roe, L</b> ERA: 3.12 (1, 1)	6.0	L	22	4	3	3	4	0	0	0	0	0	3	52	78	4.50	0.667
<b>Ralph Branca, R</b> ERA: 4.32 (7, 1)	2.0		7	1	0	0	1	0	0	0	0	0	0	14	21	0.00	0.500

**BOTTOM**

AB	R	H	RBI	BB	SO	LOB
4	1	1	1	0	1	0
4	0	0	0	0	0	0
3	1	1	1	0	0	0
3	0	0	0	0	2	0
3	0	0	0	0	0	0
3	0	0	0	0	2	0
3	0	1	0	0	0	0
3	1	2	1	0	0	1
3	0	0	0	0	0	1

<b>AB</b>	<b>29</b>
<b>R</b>	<b>3</b>
<b>H</b>	<b>5</b>
<b>RBI</b>	<b>3</b>
<b>BB</b>	<b>0</b>
<b>SO</b>	<b>5</b>
<b>LOB</b>	<b>2</b>



WP	PA	29
WP: 0	PA: 29	
PB: 0		
SB: 0		
CS: 0		

**Brooklyn Dodgers @ St. Louis Cardinals**  
**Sportsman's Park, St. Louis, MO**  
 Mon Aug 28 1950, 4:33 AM EDT  
 Att. 21,383 - Unknown

[livebaseballscorecards.com](http://livebaseballscorecards.com)





Batter	1	2	3	4	5	6	7	8	9	AB	R	H	RBI	BB	SO	LOB
--------	---	---	---	---	---	---	---	---	---	----	---	---	-----	----	----	-----

**BOTTOM**

<b>Tommy Glaviano, R</b> <small>(1, 5) OBP: 0.430, SLG: 0.459</small>	0-0 		0-3 			4-0 			4-0 	2	1	1	0	2	1	0
<b>Red Schoendienst, S</b> <small>(1, 4) OBP: 0.309, SLG: 0.405</small>	0-0 			0-0 		0-0 			0-0 	4	0	0	0	0	0	3
<b>Stan Musial, L</b> <small>(1, 7) OBP: 0.444, SLG: 0.608</small>	0-0 			0-0 		0-0 			0-0 	4	2	3	0	0	0	1
<b>Bill Howerton, L</b> <small>(1, 8) OBP: 0.385, SLG: 0.493</small>	0-0 			0-0 			0-0 		0-0 	4	0	0	1	0	0	3
<b>Enos Slaughter, L</b> <small>(1, 9) OBP: 0.372, SLG: 0.433</small>		0-0 		0-0 			0-0 		0-0 	4	0	0	1	0	0	2
<b>Marty Marion, R</b> <small>(1, 6) OBP: 0.346, SLG: 0.354</small> <b>Chuck Diering, R</b> <small>(9, PR) OBP: 0.360, SLG: 0.347</small>		0-3 			0-0 		0-0 		0-0 	4	0	1	1	0	1	0
<b>Rocky Nelson, L</b> <small>(1, 3) OBP: 0.327, SLG: 0.361</small>		0-0 			0-0 			0-0 	0-0 	4	0	1	0	0	0	2
<b>Del Rice, R</b> <small>(1, 2) OBP: 0.342, SLG: 0.402</small>			0-0 		0-0 			0-0 		3	0	0	0	0	0	1
<b>Howie Pollet, L</b> <small>(1, 1) OBP: 0.187, SLG: 0.155</small> <b>Red Munger, R</b> <small>(5, 1) OBP: 0.190, SLG: 0.175</small> <b>Ted Wilks, R</b> <small>(7, 1)</small> <b>Hal Rice, L</b> <small>(8, PH) OBP: 0.250, SLG: 0.196</small> <b>Fred Martin, R</b> <small>(9, 1) OBP: 0.231, SLG: 0.385</small>			0-0 			0-0 		0-0 		1	0	0	0	0	0	0

Philadelphia Phillies @ St. Louis Cardinals  
 Sportsman's Park, St. Louis, MO  
 Tue Aug 29 1950, 4:33 AM EDT  
 Att. 27,058 - Unknown

livebaseballscorecards.com

<b>AB</b>	<b>32</b>
<b>R</b>	<b>3</b>
<b>H</b>	<b>6</b>
<b>RBI</b>	<b>3</b>
<b>BB</b>	<b>2</b>
<b>SO</b>	<b>2</b>
<b>LOB</b>	<b>12</b>



Inning Stats	R: 0	H: 2	E: 0	LOB: 1	K: 0	BB: 0	S: 4	P: 4	R: 0	H: 0	E: 0	LOB: 0	K: 1	BB: 0	S: 5	P: 5	R: 0	H: 0	E: 0	LOB: 0	K: 1	BB: 0	S: 5	P: 5	R: 1	H: 1	E: 0	LOB: 0	K: 0	BB: 0	S: 4	P: 4	R: 0	H: 1	E: 0	LOB: 0	K: 0	BB: 0	S: 3	P: 3	R: 0	H: 0	E: 0	LOB: 1	K: 0	BB: 1	S: 3	P: 7	R: 0	H: 0	E: 0	LOB: 0	K: 0	BB: 0	S: 3	P: 3	R: 0	H: 0	E: 1	LOB: 2	K: 0	BB: 1	S: 6	P: 10	1B: 5	SF: 0	2B: 1	SAC: 0	3B: 0	DP: 2	HR: 0	HBP: 0	WP: 1	PA: 34
--------------	------	------	------	--------	------	-------	------	------	------	------	------	--------	------	-------	------	------	------	------	------	--------	------	-------	------	------	------	------	------	--------	------	-------	------	------	------	------	------	--------	------	-------	------	------	------	------	------	--------	------	-------	------	------	------	------	------	--------	------	-------	------	------	------	------	------	--------	------	-------	------	-------	-------	-------	-------	--------	-------	-------	-------	--------	-------	--------

PITCHER	IP	WLS	BF	H	R	ER	SO	BB	IBB	HBP	BLK	WP	HR	S	P	ERA	WHIP
<b>Robin Roberts, R</b> <small>(1, 1) ERA: 3.15</small>	8.2	W	33	6	3	1	2	2	0	0	0	1	0	35	43	1.04	0.923
<b>Jim Konstanty, R</b> <small>(9, 1) ERA: 2.14</small>	0.1	S	1	0	0	0	0	0	0	0	0	0	0	1	1	0.00	0.000

PITCHER	IP	WLS	BF	H	R	ER	SO	BB	IBB	HBP	BLK	WP	HR	S	P	ERA	WHIP
---------	----	-----	----	---	---	----	----	----	-----	-----	-----	----	----	---	---	-----	------

Batter	1	2	3	4	5	6	7	8	9	AB R H RBI BB SO LOB	TOP															
Eddie Waitkus, L (1, 3) OBP: 0.340, SLG: 0.356	0-0 L9		0-0 4-3			0-0 1B	4-0 2B	0-0 SH5-4	0-0 F8	4 2 1 0 1 0 2																
Richie Ashburn, L (1, 8) OBP: 0.388, SLG: 0.430	0-0 1B		0-3 K			0-0 1B	0-0 E	0-0 5-3		5 2 3 1 0 1 1																
Willie Jones, R (1, 5) OBP: 0.362, SLG: 0.510	0-0 1B		0-0 1-3			0-0 1B	0-0 E5	0-0 6-3		5 1 2 0 0 0 2																
Del Ennis, R (1, 9) OBP: 0.366, SLG: 0.562	0-0 F8			0-0 F7		0-0 FC5-4	0-0 G3		0-0 1B	5 1 3 3 0 0 2																
Dick Sister, L (1, 7) OBP: 0.377, SLG: 0.443	0-0 F6			0-0 3-1		0-0 FC5-4	0-0 G3		0-0 4-3	5 0 1 0 0 0 5																
Granny Hamner, R (1, 6) OBP: 0.321, SLG: 0.398		0-0 L7		0-0 F8		0-0 FC5-4	4-0 IBB		0-0 BB	4 1 1 1 1 0 2																
Andy Seminick, R (1, 2) OBP: 0.413, SLG: 0.563		0-0 F5			0-3 K	0-0 FC1-2	0-3 K		4-0 2B	4 0 0 0 1 2 5																
Bubba Church, R (9, PR) OBP: 0.222, SLG: 0.278						1-2 3-H			1-2 F9	0 1 0 0 0 0 0	AB 41															
Stan Lopata, R (9, 2) OBP: 0.319, SLG: 0.263						3-H			BB	0 0 0 0 0 0 0	R 9															
Mike Goliat, R (1, 4) OBP: 0.319, SLG: 0.377		0-0 1B			0-3 K	0-0 FC5	0-3 K		0-0 2B	3 0 1 0 0 1 2	H 14															
Bill Nicholson, L (7, PH) OBP: 0.353, SLG: 0.481						2-3f			1-3 2-H 3-H	1 0 0 0 0 0 1 3	RBI 8															
Jim Konstanty, R (7, 1) OBP: 0.080, SLG: 0.080										0 0 0 0 0 0 0 0	BB 4															
Dick Whitman, L (9, PH) OBP: 0.317, SLG: 0.313										1 0 1 2 0 0 0 0	SO 6															
Milo Gardini, R (9, 1) OBP: 0.200, SLG: 0.200										0 0 0 0 0 0 0 0	LOB 27															
Curt Simmons, L (9, 1) OBP: 0.240, SLG: 0.174										0 0 0 0 0 0 0 0																
Ken Johnson, L (1, 1) OBP: 0.200, SLG: 0.158		0-0 4-3			0-3 K		0-0 BB	4-0 SH5-4	0-0 F9	1 0 0 0 0 0 0 1																
Ken Heintzelman, R (3, 1) OBP: 0.065, SLG: 0.033							2B			1 0 0 0 0 0 1 0																
Bob Miller, R (6, 1) OBP: 0.222, SLG: 0.226							1B			0 0 0 0 0 0 0 0																
Putsy Caballero, R (7, PH) OBP: 0.217, SLG: 0.143										1 1 1 0 0 0 0 0																
Jimmy Bloodworth, R (7, 4) OBP: 0.270, SLG: 0.243										1 0 0 1 1 0 2																
<b>Inning Stats</b>	R: 0 E: 0 K: 0 S: 5	H: 2 LOB: 2 BB: 0 P: 5	R: 0 E: 0 K: 0 S: 4	H: 1 LOB: 1 BB: 0 P: 4	R: 0 E: 0 K: 1 S: 5	H: 0 LOB: 0 BB: 0 P: 5	R: 0 E: 0 K: 0 S: 3	H: 0 LOB: 0 BB: 0 P: 3	R: 0 E: 0 K: 3 S: 9	H: 0 LOB: 0 BB: 0 P: 9	R: 3 E: 0 K: 0 S: 8	H: 5 LOB: 2 BB: 0 P: 8	R: 3 E: 1 K: 2 S: 11	H: 3 LOB: 3 BB: 2 P: 19	R: 0 E: 0 K: 0 S: 3	H: 0 LOB: 1 BB: 1 P: 7	R: 3 E: 0 K: 0 S: 6	H: 3 LOB: 2 BB: 1 P: 10	1B: 12 2B: 2 3B: 0 HR: 0	SF: 0 SAC: 1 DP: 0 HBP: 0	WP: 0 PB: 0 SB: 0 CS: 0	PA: 46				
<b>PITCHER</b>	IP WLS BF H R ER SO BB IBB HBP BLK WP HR S P ERA WHIP																									
Max Lanier, L (1, 1) ERA: 2.67	5.0	22	7	3	3	4	0	0	0	0	0	0	30	30	5.40	1.400										
Al Brazle, L (6, 1) ERA: 4.65	1.0	6	2	2	2	0	1	0	0	0	0	0	5	9	18.00	3.000										
Harry Brecheen, L (7, 1) ERA: 3.72	0.1	5	2	1	0	0	0	1	0	0	0	0	4	8	0.00	6.000										
Gerry Staley, R (7, 1) ERA: 5.16	2.0	L 11	3	3	3	2	2	0	0	0	0	0	13	21	13.50	2.500										
Ted Wilks, R (9, 1) ERA: 5.4	0.2	2	0	0	0	0	0	0	0	0	0	0	2	2	0.00	0.000										

Philadelphia Phillies @ St. Louis Cardinals  
 Sportsman's Park, St. Louis, MO  
 Wed Aug 30 1950, 4:33 AM EDT  
 Att: 17,232 - Unknown

livebaseballscorecards.com





Batter	1	2	3	4	5	6	7	8	9	AB	R	H	RBI	BB	SO	LOB	TOP																			
Tommy Glaviano, R (1, 5) OBP: 0.433, SLG: 0.458											0	0	0	0	0	0	0	0	<b>St. Louis Cardinals @ Pittsburgh Pirates</b> Forbes Field, Pittsburgh, PA Fri Sep 01 1950, 3:33 AM EDT Att. 12,589 - Unknown  <a href="http://livebaseballscorecards.com">livebaseballscorecards.com</a>																	
Marty Marion, R (1, 6) OBP: 0.347, SLG: 0.356											0	0	0	0	0	0	0	0		0																
Stan Musial, L (1, 7) OBP: 0.445, SLG: 0.607											0	0	0	0	0	0	0	0		0																
Enos Slaughter, L (1, 9) OBP: 0.374, SLG: 0.433											0	0	0	0	0	0	0	0		0																
Del Rice, R (1, 2) OBP: 0.345, SLG: 0.409											0	0	0	0	0	0	0	0		0																
Red Schoendienst, S (1, 4) OBP: 0.314, SLG: 0.411											0	0	0	0	0	0	0	0		0																
Chuck Diering, R (1, 8) OBP: 0.356, SLG: 0.339											0	0	0	0	0	0	0	0		0																
Rocky Nelson, L (1, 3) OBP: 0.338, SLG: 0.366											0	0	0	0	0	0	0	0		0																
Cloyd Boyer, R (1, 1) OBP: 0.241, SLG: 0.222	0	0	0	0	0	0	0	0	0																											
<b>Inning Stats</b>											1B: 0	SF: 0	WP: 0	PA: 0																						
											2B: 0	SAC: 0	PB: 0																							
											3B: 0	DP: 0	SB: 0																							
											HR: 0	HBP: 0	CS: 0																							
<b>PITCHER</b>	<b>IP</b>	<b>WLS</b>	<b>BF</b>	<b>H</b>	<b>R</b>	<b>ER</b>	<b>SO</b>	<b>BB</b>	<b>IBB</b>	<b>HBP</b>	<b>BLK</b>	<b>WP</b>	<b>HR</b>	<b>S</b>	<b>P</b>	<b>ERA</b>	<b>WHIP</b>	<b>PITCHER</b>	<b>IP</b>	<b>WLS</b>	<b>BF</b>	<b>H</b>	<b>R</b>	<b>ER</b>	<b>SO</b>	<b>BB</b>	<b>IBB</b>	<b>HBP</b>	<b>BLK</b>	<b>WP</b>	<b>HR</b>	<b>S</b>	<b>P</b>	<b>ERA</b>	<b>WHIP</b>	
Bill Werle, L (1, 1) ERA: 4.26	0.0	W	0	0	0	0	0	0	0	0	0	0	0	0	0	∞	∞																			





Batter	1	2	3	4	5	6	7	8	9	AB	R	H	RBI	BB	SO	LOB	TOP		
Tommy Glaviano, R (1, 5) OBP: 0.436, SLG: 0.470											0	0	0	0	0	0	0		
Red Schoendienst, S (1, 4) OBP: 0.313, SLG: 0.411											0	0	0	0	0	0	0	0	
Stan Musial, L (1, 7) OBP: 0.443, SLG: 0.603											0	0	0	0	0	0	0	0	
Enos Slaughter, L (1, 9) OBP: 0.375, SLG: 0.434											0	0	0	0	0	0	0	0	
Bill Howerton, L (1, 8) OBP: 0.383, SLG: 0.491											0	0	0	0	0	0	0	0	
Marty Marion, R (1, 6) OBP: 0.345, SLG: 0.355											0	0	0	0	0	0	0	0	
Rocky Nelson, L (1, 3) OBP: 0.336, SLG: 0.361											0	0	0	0	0	0	0	0	
Del Rice, R (1, 2) OBP: 0.344, SLG: 0.407											0	0	0	0	0	0	0	0	
Gerry Staley, R (1, 1) OBP: 0.174, SLG: 0.159	0	0	0	0	0	0	0	0											
<b>Inning Stats</b>											1B: 0	SF: 0	WP: 0	PA: 0					
											2B: 0	SAC: 0	PB: 0						
											3B: 0	DP: 0	SB: 0						
											HR: 0	HBP: 0	CS: 0						
<b>PITCHER</b> Vern Law, R (1, 1) ERA: 5.46	IP	WLS	BF	H	R	ER	SO	BB	IBB	HBP	BLK	WP	HR	S	P	ERA	WHIP		
	0.0	W	0	0	0	0	0	0	0	0	0	0	0	0	0	∞	∞		
<b>PITCHER</b>	IP	WLS	BF	H	R	ER	SO	BB	IBB	HBP	BLK	WP	HR	S	P	ERA	WHIP		

**St. Louis Cardinals @ Pittsburgh Pirates**  
 Forbes Field, Pittsburgh, PA  
 Sat Sep 02 1950, 3:33 AM EDT  
 Att. 5,638 - Unknown

<b>AB</b>	<b>0</b>
<b>R</b>	<b>0</b>
<b>H</b>	<b>0</b>
<b>RBI</b>	<b>0</b>
<b>BB</b>	<b>0</b>
<b>SO</b>	<b>0</b>
<b>LOB</b>	<b>0</b>



WP: 0	PA: 0
PB: 0	
SB: 0	
CS: 0	

[livebaseballscorecards.com](http://livebaseballscorecards.com)



TOP

St. Louis Cardinals @ Pittsburgh Pirates  
Forbes Field, Pittsburgh, PA

Sun Sep 03 1950, 3:33 AM EDT  
Att. 12,736 - Unknown

livebaseballscorecards.com

AB	44
R	11
H	14
RBI	10
BB	7
SO	2
LOB	25



WP:	0	PA:	51
PB:	0		
SB:	0		
CS:	0		

AB R H RBI BB SO LOB

5	3	2	2	1	0	1
6	1	2	0	0	0	2
4	4	4	3	2	0	0
6	1	2	2	0	0	5
4	0	1	0	0	0	4
0	0	0	0	0	0	0
2	0	0	0	0	1	2
5	1	2	3	1	0	4
3	0	0	0	2	0	1
3	0	0	0	0	1	2
2	0	0	0	0	0	2
1	0	0	0	0	0	2
0	0	0	0	0	0	0
0	0	0	0	1	0	0
2	1	1	0	0	0	0
1	0	0	0	0	0	0
0	0	0	0	0	0	0

Batter	1	2	3	4	5	6	7	8	9	10
Tommy Glaviano, R (1, 5) OBP: 0.435, SLG: 0.478	0-0 6-3		0-0 E	0-0 G6-4-3		0-0 HR		0-0 HR		0-0 L7
Red Schoendienst, S (1, 4) OBP: 0.313, SLG: 0.412	0-0 6-3		0-0 F5		0-0 FC4-6	0-0 F3		0-0 L7		0-0 1B
Stan Musial, L (1, 7) OBP: 0.448, SLG: 0.610	4-0 BB		4-0 G3 E 3B BB		0-0 FC4-8 1B		0-0 1B E 1B	0-0 HR		0-0 2H 3B 1B
Enos Slaughter, L (1, 9) OBP: 0.371, SLG: 0.435	0-0 6-3		0-0 E6 3B G3		0-0 FC4-6		0-0 F8	0-0 2B		0-0 1H 3B
Joe Garagiola, L (1, 2) OBP: 0.409, SLG: 0.519		0-0 F5	0-0 G3		0-0 F2		0-0 FC4-8 1B	0-0 F4		0-3 K
Chuck Diering, R (7, PR) OBP: 0.359, SLG: 0.343			1-2 2-3							
Del Rice, R (7, 2) OBP: 0.342, SLG: 0.404										
Bill Howerton, L (1, 8) OBP: 0.384, SLG: 0.507		4-0 BB	0-0 BB		0-0 F7		0-0 FC4-6		0-0 HR	0-0 F7
Rocky Nelson, L (1, 3) OBP: 0.338, SLG: 0.355		4-0 BB	0-0 3B				0-0 1-2 3-H		0-0 F3	
Eddie Miller, R (1, 6) OBP: 0.293, SLG: 0.317		0-3 K		0-0 F6		0-0 F8		0-0 F8		0-0 F7
Marty Marion, R (7, PH) OBP: 0.339, SLG: 0.348										
Red Munger, R (1, 1) OBP: 0.186, SLG: 0.171		0-0 F9		4-0 G6-4-3 BB		0-0 HR		0-0 5-3		0-0 5-3
Al Brazie, L (3, 1) OBP: 0.196, SLG: 0.196										
Hal Rice, L (4, PH) OBP: 0.259, SLG: 0.192										
Cloyd Boyer, R (4, 1) OBP: 0.259, SLG: 0.267										
Eddie Kazak, R (9, PH) OBP: 0.309, SLG: 0.346										
Harry Brecheen, L (9, 1) OBP: 0.264, SLG: 0.220										

Inning Stats	R: 0	H: 0	E: 0	LOB: 1	K: 0	S: 3	P: 7	R: 0	H: 0	E: 0	LOB: 2	K: 1	S: 5	P: 13	R: 3	H: 2	E: 1	LOB: 1	K: 0	S: 6	P: 10	R: 0	H: 0	E: 0	LOB: 0	K: 0	S: 2	P: 6	R: 0	H: 2	E: 0	LOB: 2	K: 0	S: 5	P: 5	R: 2	H: 2	E: 0	LOB: 0	K: 0	S: 5	P: 5	R: 1	H: 2	E: 1	LOB: 2	K: 0	S: 5	P: 9	R: 2	H: 2	E: 0	LOB: 1	K: 0	S: 5	P: 9	R: 1	H: 1	E: 0	LOB: 0	K: 0	S: 4	P: 4	R: 2	H: 3	E: 0	LOB: 1	K: 1	S: 8	P: 8	1B: 4	SF: 0	2B: 4	SAC: 0	3B: 3	DP: 1	HR: 3	HBP: 0	WP: 0	PA: 51
--------------	------	------	------	--------	------	------	------	------	------	------	--------	------	------	-------	------	------	------	--------	------	------	-------	------	------	------	--------	------	------	------	------	------	------	--------	------	------	------	------	------	------	--------	------	------	------	------	------	------	--------	------	------	------	------	------	------	--------	------	------	------	------	------	------	--------	------	------	------	------	------	------	--------	------	------	------	-------	-------	-------	--------	-------	-------	-------	--------	-------	--------

PITCHER	IP	WLS	BF	H	R	ER	SO	BB	IBB	HBP	BLK	WP	HR	S	P	ERA	WHIP
Murry Dickson, R (1, 1) ERA: 4.12	7.2		40	10	8	5	1	6	1	0	0	0	2	35	63	5.87	2.087
Frank Barrett, R (8, 1) ERA:	0.1		1	0	0	0	0	0	0	0	0	0	0	1	1	0.00	0.000
Junior Walsh, R (9, 1) ERA: 6.85	0.0		1	1	1	1	0	0	0	0	0	0	1	1	1	∞	∞
Bill Werle, L (9, 1) ERA: 4.25	2.0	W	9	3	2	2	1	0	0	0	0	0	0	11	11	9.00	1.500



BOTTOM

St. Louis Cardinals @ Pittsburgh Pirates  
Forbes Field, Pittsburgh, PA

livebaseballscorecards.com

AB 43  
R 12  
H 16  
RBI 12  
BB 6  
SO 4  
LOB 14



WP: 0 PA: 50  
PB: 0  
SB: 0  
CS: 0

Sun Sep 03 1950, 3:33 AM EDT  
Att: 12,736 - Unknown

AB R H RBI BB SO LOB

6 1 3 3 0 0 1

5 2 1 1 1 1 3

4 4 2 3 2 0 0

6 1 4 1 0 0 0

4 1 2 2 1 0 1

4 1 1 1 1 0 2

5 0 0 0 0 0 5

4 1 1 0 1 2 1

3 0 1 0 0 1 1

0 0 0 0 0 0 0

1 0 0 0 0 0 0

0 0 0 0 0 0 0

0 0 0 0 0 0 0

1 1 1 1 0 0 0

1B: 6 SF: 0  
2B: 2 SAC: 0  
3B: 3 DP: 0  
HR: 5 HBP: 0

Batter	1	2	3	4	5	6	7	8	9	10
Bob Dillinger, R (1, 5) OBP: 0.356, SLG: 0.423	F9	L9	1B 1-2 2-H 3-H		PO 1B			6-3		HR
Danny O'Connell, R (1, 6) OBP: 0.333, SLG: 0.431	HR	F6	FC5		PO 1-2	K		HR BB		6-3
Ralph Kiner, R (1, 7) OBP: 0.425, SLG: 0.624	HR		1B BB	6-3		L7		HR 1-H		2B IBB
Gus Bell, L (1, 9) OBP: 0.317, SLG: 0.419	3B		1B 1-2	3B		F3		F6		2B 1-H
Wally Westlake, R (1, 8) OBP: 0.346, SLG: 0.458	6-3		2B 1B 1-3 2-H	3B 3-H		FC1-6 BB			5-3	
Jack Phillips, R (1, 3) OBP: 0.365, SLG: 0.460	BB		1B 2B 1-H	F3		FC1-6 1-2f			5-3	
Johnny Berardino, R (1, 4) OBP: 0.306, SLG: 0.278	L3		F7	L8		F8		F4		
Clyde McCullough, R (1, 2) OBP: 0.352, SLG: 0.439			1B 1B IBB		K	K				F8
Murry Dickson, R (1, 1) OBP: 0.259, SLG: 0.288										
Frank Barrett, R (8, 1)										
Johnny Hopp, L (8, PH)										
Junior Walsh, R (9, 1)										
Bill Worle, L (9, 1)										
Pete Gastolone, R (10, PH)										
			FC5 1B 1-2 2-3			K		F9		HR

Inning Stats	R: 2	H: 3	E: 0	K: 0	S: 6	WLS: 10	BF: 15	H: 7	R: 5	ER: 5	SO: 0	BB: 2	IBB: 0	HBP: 0	BLK: 0	WP: 0	HR: 2	S: 13	P: 21	ERA: 19.29	WHIP: 3.857
	R: 0	H: 0	E: 0	K: 1	S: 5	WLS: 5	BF: 15	H: 5	R: 2	ER: 1	SO: 2	BB: 0	IBB: 0	HBP: 0	BLK: 0	WP: 0	HR: 0	S: 4	P: 7	ERA: 13.50	WHIP: 3.000
	R: 0	H: 0	E: 0	K: 2	S: 7	WLS: 9	BF: 20	H: 4	R: 3	ER: 3	SO: 4	BB: 2	IBB: 0	HBP: 0	BLK: 0	WP: 0	HR: 1	S: 26	P: 34	ERA: 5.40	WHIP: 1.200
	R: 0	H: 0	E: 0	K: 1	S: 5	WLS: 3	BF: 9	H: 3	R: 3	ER: 3	SO: 0	BB: 1	IBB: 1	HBP: 0	BLK: 0	WP: 0	HR: 2	S: 8	P: 12	ERA: 16.20	WHIP: 1.800

PITCHER	IP	WLS	BF	H	R	ER	SO	BB	IBB	HBP	BLK	WP	HR	S	P	ERA	WHIP
Red Munger, R (1, 1) ERA: 4.29	2.1		15	7	5	5	0	2	0	0	0	0	2	13	21	19.29	3.857
Al Brazle, L (3, 1) ERA: 4.62	0.2		5	2	1	1	0	0	1	0	0	0	0	4	8	13.50	3.000
Cloyd Boyer, R (4, 1) ERA: 3.59	5.0		20	4	3	3	4	2	0	0	0	0	1	26	34	5.40	1.200
Harry Brecheen, L (9, 1) ERA: 3.87	1.2	L	9	3	3	3	0	0	1	0	0	0	2	8	12	16.20	1.800

Batter	1	2	3	4	5	6	7	8	9	AB R H RBI BB SO LOB	TOP												
Tommy Glaviano, R (1, 5) OBP: 0.431, SLG: 0.473	0-0 6-3		0-0 5-3		0-3 K		0-0 F4			4 0 0 0 0 1 2	<b>St. Louis Cardinals @ Cincinnati Reds</b> Crosley Field, Cincinnati, OH Mon Sep 04 1950, 3:33 AM EDT Unknown <a href="http://livebaseballscorecards.com">livebaseballscorecards.com</a>												
Red Schoendienst, S (1, 4) OBP: 0.314, SLG: 0.413	0-0 F5			0-0 HR 1B		0-0 2B 1B	0-0 1-3			4 2 2 0 0 0 1													
Stan Musial, L (1, 7) OBP: 0.446, SLG: 0.613	0-0 1-3			0-0 1-H HR		0-0 F9		0-0 F8		4 1 1 2 0 0 1													
Enos Slaughter, L (1, 9) OBP: 0.370, SLG: 0.436		0-0 F9		0-0 F8		0-0 1B 2B		0-0 F7		4 1 1 0 0 0 0													
Bill Howerton, L (1, 8) OBP: 0.385, SLG: 0.504		0-0 1B		0-0 F7		0-0 F5		4-0 BB		3 0 1 0 1 0 2													
Marty Marion, R (1, 6) OBP: 0.338, SLG: 0.346		0-3 K		0-0 6-3		0-0 2-H 3-H 1B		0-0 6-3		4 0 1 2 0 1 2													
Rocky Nelson, L (1, 3) OBP: 0.332, SLG: 0.349		0-0 F3			0-0 F6	0-0 4-3			0-0 F6	4 0 0 0 0 0 2													
Del Rice, R (1, 2) OBP: 0.342, SLG: 0.402			0-0 F8		0-0 F7		4-0 BB		0-0 1-3	2 0 0 0 1 0 0													
Chuck Diering, R (7, PR) OBP: 0.359, SLG: 0.343										0 0 0 0 0 0 0													
Joe Garagiola, L (7, 2) OBP: 0.404, SLG: 0.513										1 0 0 0 0 0 0													
Max Lanier, R (1, 1) OBP: 0.209, SLG: 0.219			0-0 F6		0-0 1B		0-0 F3		0-0 F9	1 0 0 0 0 0 0													
Al Brazle, L (4, 1) OBP: 0.208, SLG: 0.208										2 0 1 0 0 0 1													
Hal Rice, L (9, PH) OBP: 0.254, SLG: 0.189										1 0 0 0 0 0 0													
<b>Inning Stats</b>	R: 0 E: 0 K: 0 S: 3	H: 0 LOB: 0 BB: 0 P: 3	R: 0 E: 0 K: 1 S: 6	H: 1 LOB: 1 BB: 0 P: 6	R: 0 E: 0 K: 0 S: 3	H: 0 LOB: 0 BB: 0 P: 3	R: 2 E: 0 K: 0 S: 5	H: 2 LOB: 0 BB: 0 P: 5	R: 0 E: 0 K: 1 S: 6	H: 1 LOB: 1 BB: 0 P: 6	R: 2 E: 0 K: 0 S: 6	H: 3 LOB: 1 BB: 0 P: 6	R: 0 E: 0 K: 0 S: 3	H: 0 LOB: 1 BB: 1 P: 7	R: 0 E: 0 K: 0 S: 3	H: 0 LOB: 1 BB: 1 P: 7	R: 0 E: 0 K: 0 S: 3	H: 0 LOB: 0 BB: 0 P: 3	1B: 5 2B: 1 3B: 0 HR: 1	SF: 0 SAC: 0 DP: 0 HBP: 0	WP: 0 PB: 0 SB: 0 CS: 0	PA: 36	
<b>PITCHER</b> Willie Ramsdell, R (1, 1) ERA: 3.9	IP 9.0	WLS W	BF 36	H 7	R 4	ER 4	SO 2	BB 2	IBB 0	HBP 0	BLK 0	WP 0	HR 1	S 38	P 46	ERA 4.00	WHIP 1.000					ERA 4.00	WHIP 1.000



Batter	1	2	3	4	5	6	7	8	9
<b>Bobby Adams, R</b> OBP: 0.353, SLG: 0.414 (1, 5) X	0-0 E4 SH2-4 1B	0-0 G3 2-H 1B		0-0 FC6-2 1-3 1B 2B		0-0 F7 1		0-0 FC5-4 G6-4-3 1-2f 1	
<b>Bob Usher, R</b> OBP: 0.309, SLG: 0.362 (1, 8) X	0-0 SH2-4 1-2	0-0 G3 1-2		0-0 FC6-2 1B 2-3 3-H		0-0 FC6 1B		0-0 G6-4-3 1-2f 2 3	
<b>Johnny Wyrostek, L</b> OBP: 0.390, SLG: 0.453 (1, 9) X	0-0 4-3 2-H 1B	0-0 1-3 3		0-0 BB 1B 2-H 3-H		0-0 FC6 1-2f 2			
<b>Ted Kluszewski, L</b> OBP: 0.355, SLG: 0.546 (1, 3) X	0-0 4-3 2-3		0-0 FC5-4 BB BB BB	0-0 BB 1B 1-2		0-0 1-3 3			
<b>Joe Adcock, R</b> OBP: 0.315, SLG: 0.385 (1, 7) X	0-0 E 3-H 1B		0-0 FC5-4 1-2f 1	0-0 FC6-4 BB 1-2 2-3		0-0 6-3 1			
<b>Johnny Pramesa, R</b> OBP: 0.374, SLG: 0.464 (1, 2) X	0-0 E6 1-3		0-0 F8 2	0-0 FC6-4 1-2f 3		0-0 FC4-6 1B			
<b>Connie Ryan, R</b> OBP: 0.363, SLG: 0.376 (1, 4) X	0-0 F9 3		0-0 1-3 3		0-0 1-3 1		0-0 F5 2		
<b>Virgil Stallcup, R</b> OBP: 0.275, SLG: 0.346 (1, 6) X		0-0 SH1-3 1B		0-0 2B FC6-2 1B		0-0 6-3 2		0-0 FC4-6 1-2f 3	
<b>Willie Ramsdell, R</b> OBP: 0.280, SLG: 0.217 (1, 1) X		0-0 SH1-3 1-2 1		0-0 F2 1		0-0 1-3 3		0-0 FC5-4 1B	

Inning Stats	R: 2	H: 2	E: 2	LOB: 2	K: 0	BB: 0	S: 7	P: 7	R: 1	H: 2	E: 0	LOB: 1	K: 0	BB: 0	S: 5	P: 5	R: 0	H: 0	E: 0	LOB: 1	K: 0	BB: 1	S: 3	P: 7	R: 2	H: 4	E: 0	LOB: 3	K: 0	BB: 1	S: 7	P: 11	R: 0	H: 0	E: 0	LOB: 0	K: 0	BB: 0	S: 3	P: 3	R: 0	H: 1	E: 0	LOB: 1	K: 0	BB: 0	S: 4	P: 4	R: 0	H: 1	E: 0	LOB: 1	K: 0	BB: 0	S: 4	P: 4	R: 0	H: 1	E: 0	LOB: 0	K: 0	BB: 0	S: 3	P: 3
--------------	------	------	------	--------	------	-------	------	------	------	------	------	--------	------	-------	------	------	------	------	------	--------	------	-------	------	------	------	------	------	--------	------	-------	------	-------	------	------	------	--------	------	-------	------	------	------	------	------	--------	------	-------	------	------	------	------	------	--------	------	-------	------	------	------	------	------	--------	------	-------	------	------

PITCHER	IP	WLS	BF	H	R	ER	SO	BB	IBB	HBP	BLK	WP	HR	S	P	ERA	WHIP
<b>Max Lanier, L</b> ERA: 2.77 (1, 1)	3.2	L	22	8	5	3	0	1	0	0	0	0	0	21	25	7.36	2.455
<b>Al Brazle, L</b> ERA: 4.48 (4, 1)	4.1		16	3	0	0	0	1	0	0	0	0	0	15	19	0.00	0.923

AB R H RBI BB SO LOB

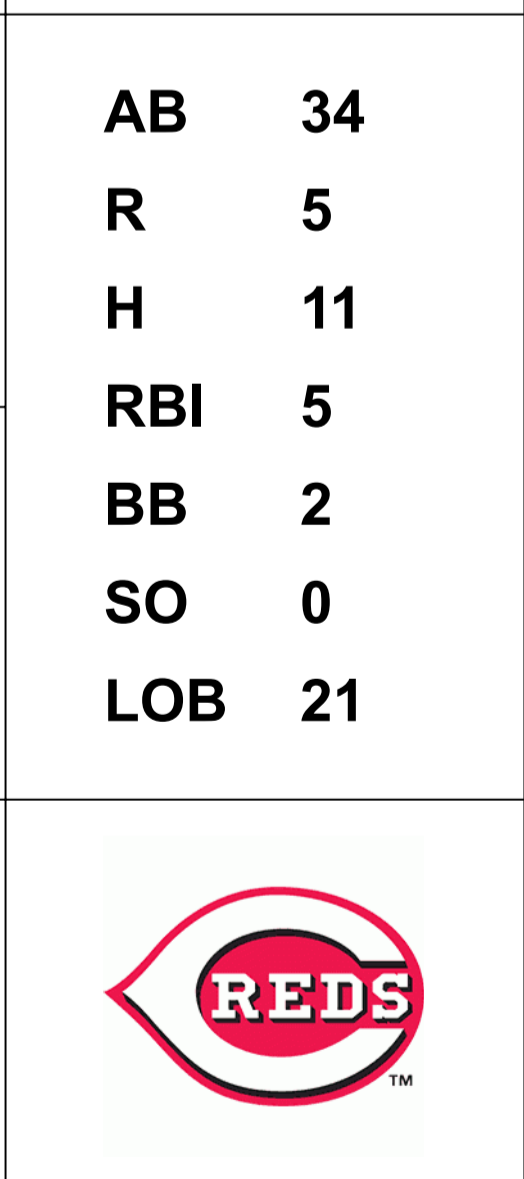
5	2	2	1	0	0	1
4	1	1	0	0	0	4
4	1	2	3	0	0	2
3	0	1	0	1	0	2
3	0	1	1	1	0	1
4	0	1	0	0	0	5
4	0	0	0	0	0	4
4	1	2	0	0	0	1
3	0	1	0	0	0	1


AB	34
R	5
H	11
RBI	5
BB	2
SO	0
LOB	21

WP	PA	ERA	WHIP
0	38		

**St. Louis Cardinals @ Cincinnati Reds**  
Crosley Field, Cincinnati, OH  
Mon Sep 04 1950, 3:33 AM EDT  
Unknown

livebaseballscorecards.com



Batter	1	2	3	4	5	6	7	8	9	AB R H RBI BB SO LOB	TOP
Tommy Glaviano, R (1, 5) OBP: 0.431, SLG: 0.474	4-0 2B 1-3 F9 BB	0-0 FC4-6 1-2f		0-0 1-3			0-0 5-3		0-0 2B 2-H	4 1 1 1 1 0 2	
Red Schoendienst, S (1, 4) OBP: 0.311, SLG: 0.409	0-0 1-3 1-2		0-0 1-3		0-0 F6		0-0 F9		0-0 F8	5 0 0 0 0 0 2	
Stan Musial, L (1, 7) OBP: 0.446, SLG: 0.615	0-0 2-3 2B		0-0 2B		0-0 F8			0-0 F7	0-0 G1	5 0 2 0 0 0 1	
Enos Slaughter, L (1, 9) OBP: 0.371, SLG: 0.435	4-0 BB		0-0 F2		0-0 F6			0-0 HR 1B		3 1 1 0 1 0 1	
Bill Howerton, L (1, 8) OBP: 0.391, SLG: 0.517	0-0 F9 3-H		4-0 IBB		4-0 BB			0-0 HR		2 1 1 3 2 0 2	
Joe Garagiola, L (1, 2) OBP: 0.396, SLG: 0.500	0-0 1-3		0-0 G3		0-0 P3			0-0 F9		2 0 0 0 0 0 4	
Del Rice, R (3, 2) OBP: 0.340, SLG: 0.399										2 0 0 0 0 0 1	
Marty Marion, R (1, 6) OBP: 0.337, SLG: 0.345		0-0 P2		0-0 1B		0-0 4-3 1-2		0-0 F5		4 0 1 0 0 0 1	AB 35 R 4 H 7 RBI 4 BB 4 SO 2 LOB 18
Rocky Nelson, L (1, 3) OBP: 0.331, SLG: 0.347		0-0 F9		0-3 K		0-0 F7			0-0 1-3 2B 1B	4 1 1 0 0 1 2	
Howie Pollet, L (1, 1) OBP: 0.182, SLG: 0.151		0-0 E5		0-3 K			0-0 6-3		0-0 1-3	2 0 0 0 0 1 1	
Hal Rice, L (7, PH) OBP: 0.250, SLG: 0.185										1 0 0 0 0 0 0	
Ted Wilks, R (7, 1)										0 0 0 0 0 0 0	
Erv Dusak, R (7, 1)										0 0 0 0 0 0 0	
Eddie Kazak, R (9, PH) OBP: 0.305, SLG: 0.344										1 0 0 0 0 0 1	
Inning Stats	R: 1 H: 1 E: 0 LOB: 2 K: 0 BB: 2 S: 4 P: 12	R: 0 H: 0 E: 1 LOB: 1 K: 0 BB: 0 S: 4 P: 4	R: 0 H: 1 E: 0 LOB: 2 K: 0 BB: 1 S: 4 P: 8	R: 0 H: 1 E: 0 LOB: 1 K: 2 BB: 0 S: 8 P: 8	R: 0 H: 0 E: 0 LOB: 0 K: 0 BB: 0 S: 3 P: 3	R: 0 H: 0 E: 0 LOB: 1 K: 0 BB: 1 S: 3 P: 7	R: 0 H: 0 E: 0 LOB: 0 K: 0 BB: 0 S: 3 P: 3	R: 2 H: 2 E: 0 LOB: 0 K: 0 BB: 0 S: 5 P: 5	R: 1 H: 2 E: 0 LOB: 1 K: 0 BB: 0 S: 5 P: 5	1B: 3 SF: 0 2B: 3 SAC: 0 3B: 0 DP: 0 HR: 1 HBP: 0	WP: 0 PA: 39 PB: 0 SB: 0 CS: 0
PITCHER Howie Fox, R (1, 1) ERA: 4.85	IP WLS BF H R ER SO BB IBB HBP BLK WP HR S P ERA WHIP	9.0 W 39 7 4 4 2 3 1 0 0 0 1 39 55 4.00 1.111									

St. Louis Cardinals @ Cincinnati Reds  
 Crosley Field, Cincinnati, OH  
 Mon Sep 04 1950, 3:38 AM EDT  
 Att: 12,468 - Unknown

livebaseballscorecards.com

Batter	1	2	3	4	5	6	7	8	9	AB R H RBI BB SO LOB
<b>Bobby Adams, R</b> OBP: 0.355, SLG: 0.419 (1, 5) X	0-0 F9 ①		0-3 K ②			0-0 PB 2B 1B	0-0 1B 2B			4 2 2 1 0 1 0
<b>Bob Usher, R</b> OBP: 0.315, SLG: 0.366 (1, 8) B B B B	4-0 E S 1B BB		0-0 F4 ③			0-0 1-H HR 2B	4-0 1B WP BB			2 3 1 1 2 0 0
<b>Johnny Wyrostek, L</b> OBP: 0.393, SLG: 0.464 (1, 9) X	0-0 G6-4-3 1B 1-H		0-3 K ①			0-0 2-H HR	0-0 WP 1B			4 1 3 5 0 1 0
<b>Ted Kluszewski, L</b> OBP: 0.352, SLG: 0.541 (1, 3) X	0-0 G6-4-3 1-2f		0-0 F8 ②			0-0 1-3	0-0 F9 ③			4 0 0 0 0 0 2
<b>Joe Adcock, R</b> OBP: 0.316, SLG: 0.386 (1, 7) X		0-0 1B	0-0 PO 1B			0-0 6-3		0-0 6-3 ①		4 0 2 0 0 0 0
<b>Connie Ryan, R</b> OBP: 0.360, SLG: 0.372 (1, 4) X		0-0 F7 ①	0-0 PO 1-2	0-0 5-3 ①			0-0 F2 ①	0-0 F7 ②		4 0 0 0 0 0 1
<b>Virgil Stallcup, R</b> OBP: 0.277, SLG: 0.350 (1, 6) X		0-0 F8 ②		0-0 K2-4-2 1B			0-0 2B 2B	0-0 F8 ③		4 1 2 0 0 0 1
<b>Dixie Howell, R</b> OBP: 0.316, SLG: 0.290 (1, 2) X		0-0 6-3 ③		0-3 K2-4-2 1-2f			0-3 K ②			3 0 0 0 0 2 3
<b>Howie Fox, R</b> OBP: 0.217, SLG: 0.289 (1, 1) X			0-0 6-3 ①			0-3 K	4-0 2B 1B BB			2 1 0 0 1 1 0

Inning Stats	R: 1	H: 1	E: 1	K: 0	S: 3	LOB: 0	BB: 1	P: 7	R: 0	H: 1	E: 0	K: 0	S: 4	LOB: 1	BB: 0	P: 4	R: 0	H: 0	E: 0	K: 1	S: 5	LOB: 0	BB: 0	P: 5	R: 0	H: 1	E: 0	K: 1	S: 5	LOB: 0	BB: 0	P: 5	R: 3	H: 3	E: 0	K: 1	S: 8	LOB: 0	BB: 0	P: 8	R: 4	H: 3	E: 0	K: 1	S: 8	LOB: 1	BB: 2	P: 16	R: 0	H: 0	E: 0	K: 0	S: 3	LOB: 0	BB: 0	P: 3
1B: 6	SF: 0	2B: 4	SAC: 0	3B: 0	DP: 2	HR: 1	HBP: 0	WP: 1	PA: 35																																															

PITCHER	IP	WLS	BF	H	R	ER	SO	BB	IBB	HBP	BLK	WP	HR	S	P	ERA	WHIP
<b>Howie Pollet, L</b> ERA: 3.47 (1, 1)	6.0	L	23	7	4	4	4	1	2	0	0	0	0	7	15	54.00	7.500
<b>Ted Wilks, R</b> ERA: 9.26 (7, 1)	0.2		7	3	4	4	1	2	0	0	0	0	0	7	15	54.00	7.500
<b>Erv Dusak, R</b> ERA: 3.18 (7, 1)	1.1		4	0	0	0	0	0	0	0	0	1	0	4	4	0.00	0.000


**BOTTOM**

**St. Louis Cardinals @ Cincinnati Reds**  
Crosley Field, Cincinnati, OH

Mon Sep 04 1950, 3:38 AM EDT  
Att. 12,468 - Unknown

livebaseballscorecards.com


AB	31
R	8
H	10
RBI	7
BB	3
SO	5
LOB	7



Batter	1	2	3	4	5	6	7	8	9	AB R H RBI BB SO LOB	TOP	
<a href="#">Carmen Mauro, L</a> (1, 9) OBP: 0.281, SLG: 0.319											0 0 0 0 0 0 0 0	<b>Chicago Cubs @ St. Louis Cardinals</b> Sportsman's Park, St. Louis, MO Tue Sep 05 1950, 4:33 AM EDT Att. 5,503 - Unknown  <a href="http://livebaseballscorecards.com">livebaseballscorecards.com</a>
<a href="#">Phil Cavarretta, L</a> (1, 3) OBP: 0.384, SLG: 0.453											0 0 0 0 0 0 0 0	
<a href="#">Roy Smalley, R</a> (1, 6) OBP: 0.298, SLG: 0.420											0 0 0 0 0 0 0 0	
<a href="#">Bill Serena, R</a> (1, 5) OBP: 0.333, SLG: 0.412											0 0 0 0 0 0 0 0	
<a href="#">Andy Pafko, R</a> (1, 8) OBP: 0.411, SLG: 0.622											0 0 0 0 0 0 0 0	
<a href="#">Hank Sauer, R</a> (1, 7) OBP: 0.358, SLG: 0.522											0 0 0 0 0 0 0 0	
<a href="#">Carl Sawatski, L</a> (1, 2) OBP: 0.196, SLG: 0.089											0 0 0 0 0 0 0 0	
<a href="#">Wayne Terwilliger, R</a> (1, 4) OBP: 0.305, SLG: 0.360											0 0 0 0 0 0 0 0	
<a href="#">Johnny Schmitz, R</a> (1, 1) OBP: 0.155, SLG: 0.175											0 0 0 0 0 0 0 0	<b>AB</b> 0 <b>R</b> 0 <b>H</b> 0 <b>RBI</b> 0 <b>BB</b> 0 <b>SO</b> 0 <b>LOB</b> 0
<b>Inning Stats</b>											<b>1B:</b> 0 <b>SF:</b> 0 <b>2B:</b> 0 <b>SAC:</b> 0 <b>3B:</b> 0 <b>DP:</b> 0 <b>HR:</b> 0 <b>HBP:</b> 0	<b>WP:</b> 0 <b>PA:</b> 0 <b>PB:</b> 0 <b>SB:</b> 0 <b>CS:</b> 0
<b>PITCHER</b>											<b>IP</b> <b>WLS</b> <b>BF</b> <b>H</b> <b>R</b> <b>ER</b> <b>SO</b> <b>BB</b> <b>IBB</b> <b>HBP</b> <b>BLK</b> <b>WP</b> <b>HR</b> <b>S</b> <b>P</b> <b>ERA</b> <b>WHIP</b>	<b>PITCHER</b> <b>IP</b> <b>WLS</b> <b>BF</b> <b>H</b> <b>R</b> <b>ER</b> <b>SO</b> <b>BB</b> <b>IBB</b> <b>HBP</b> <b>BLK</b> <b>WP</b> <b>HR</b> <b>S</b> <b>P</b> <b>ERA</b> <b>WHIP</b>
<a href="#">Gerry Staley, R</a> (1, 1) ERA: 5.35											0.0 W 0 0 0 0 0 0 0 0 0 0 0 0 0 0 ∞ ∞	





Batter	1	2	3	4	5	6	7	8	9	AB R H RBI BB SO LOB	TOP															
<a href="#">Carmen Mauro, L</a> (1, 9) OBP: 0.278, SLG: 0.311											0 0 0 0 0 0 0 0	<p style="text-align: center;"><b>Chicago Cubs @ St. Louis Cardinals</b>  Sportsman's Park, St. Louis, MO  Wed Sep 06 1950, 4:33 AM EDT  Att. 2,464 - Unknown</p> <p style="text-align: right;"><a href="http://livebaseballscorecards.com">livebaseballscorecards.com</a></p> <table border="0"> <tr><td><b>AB</b></td><td><b>0</b></td></tr> <tr><td><b>R</b></td><td><b>0</b></td></tr> <tr><td><b>H</b></td><td><b>0</b></td></tr> <tr><td><b>RBI</b></td><td><b>0</b></td></tr> <tr><td><b>BB</b></td><td><b>0</b></td></tr> <tr><td><b>SO</b></td><td><b>0</b></td></tr> <tr><td><b>LOB</b></td><td><b>0</b></td></tr> </table> 	<b>AB</b>	<b>0</b>	<b>R</b>	<b>0</b>	<b>H</b>	<b>0</b>	<b>RBI</b>	<b>0</b>	<b>BB</b>	<b>0</b>	<b>SO</b>	<b>0</b>	<b>LOB</b>	<b>0</b>
<b>AB</b>											<b>0</b>															
<b>R</b>											<b>0</b>															
<b>H</b>											<b>0</b>															
<b>RBI</b>											<b>0</b>															
<b>BB</b>											<b>0</b>															
<b>SO</b>											<b>0</b>															
<b>LOB</b>											<b>0</b>															
<a href="#">Phil Cavarretta, L</a> (1, 3) OBP: 0.388, SLG: 0.451	0 0 0 0 0 0 0 0																									
<a href="#">Roy Smalley, R</a> (1, 6) OBP: 0.297, SLG: 0.416	0 0 0 0 0 0 0 0																									
<a href="#">Bill Serena, R</a> (1, 5) OBP: 0.336, SLG: 0.417	0 0 0 0 0 0 0 0																									
<a href="#">Andy Pafko, R</a> (1, 8) OBP: 0.413, SLG: 0.621	0 0 0 0 0 0 0 0																									
<a href="#">Bob Borkowski, R</a> (1, 7) OBP: 0.329, SLG: 0.397	0 0 0 0 0 0 0 0																									
<a href="#">Carl Sawatski, L</a> (1, 2) OBP: 0.218, SLG: 0.122	0 0 0 0 0 0 0 0																									
<a href="#">Wayne Terwilliger, R</a> (1, 4) OBP: 0.302, SLG: 0.357	0 0 0 0 0 0 0 0																									
<a href="#">Paul Minner, L</a> (1, 1) OBP: 0.276, SLG: 0.315	0 0 0 0 0 0 0 0	<table border="0"> <tr><td>WP: 0</td><td>PA: 0</td></tr> <tr><td>PB: 0</td><td></td></tr> <tr><td>SB: 0</td><td></td></tr> <tr><td>CS: 0</td><td></td></tr> </table>	WP: 0	PA: 0	PB: 0		SB: 0		CS: 0																	
WP: 0	PA: 0																									
PB: 0																										
SB: 0																										
CS: 0																										
<b>Inning Stats</b>											1B: 0 SF: 0 2B: 0 SAC: 0 3B: 0 DP: 0 HR: 0 HBP: 0															
<b>PITCHER</b> <a href="#">Erv Dusak, R</a> (1, 1) ERA: 3.18	IP	WLS	BF	H	R	ER	SO	BB	IBB	HBP	BLK	WP	HR	S	P	ERA	WHIP	<b>PITCHER</b> IP WLS BF H R ER SO BB IBB HBP BLK WP HR S P ERA WHIP								




Batter	1	2	3	4	5	6	7	8	9	AB R H RBI BB SO LOB	BOTTOM
--------	---	---	---	---	---	---	---	---	---	----------------------	--------


Tommy Glaviano, R (1, 5) OBP: 0.427, SLG: 0.469										0 0 0 0 0 0 0	<p><b>Chicago Cubs @ St. Louis Cardinals</b>  Sportsman's Park, St. Louis, MO  Wed Sep 06 1950, 4:33 AM EDT  Att. 2,464 - Unknown</p> <p><a href="http://livebaseballscorecards.com">livebaseballscorecards.com</a></p>
Red Schoendienst, S (1, 4) OBP: 0.313, SLG: 0.409										0 0 0 0 0 0 0	
Stan Musial, L (1, 3) OBP: 0.448, SLG: 0.622										0 0 0 0 0 0 0	
Enos Slaughter, L (1, 9) OBP: 0.372, SLG: 0.435										0 0 0 0 0 0 0	
Marty Marion, R (1, 6) OBP: 0.333, SLG: 0.341										0 0 0 0 0 0 0	
Del Rice, R (1, 2) OBP: 0.337, SLG: 0.395										0 0 0 0 0 0 0	
Chuck Diering, R (1, 8) OBP: 0.357, SLG: 0.346										0 0 0 0 0 0 0	
Bill Howerton, L (1, 7) OBP: 0.396, SLG: 0.530										0 0 0 0 0 0 0	
Erv Dusak, R (1, 1)										0 0 0 0 0 0 0	

<b>Inning Stats</b>	1B: 0	SF: 0	WP: 0	PA: 0
	2B: 0	SAC: 0	PB: 0	
	3B: 0	DP: 0	SB: 0	
	HR: 0	HBP: 0	CS: 0	

<b>PITCHER</b> Paul Minner, L (1, 1) ERA: 3.78	<b>IP</b> 0.0 <b>WLS</b> L <b>BF</b> 0 <b>H</b> 0 <b>R</b> 0 <b>ER</b> 0 <b>SO</b> 0 <b>BB</b> 0 <b>IBB</b> 0 <b>HBP</b> 0 <b>BLK</b> 0 <b>WP</b> 0 <b>HR</b> 0 <b>S</b> 0 <b>P</b> 0 <b>ERA</b> ∞ <b>WHIP</b> ∞	<b>PITCHER</b> <b>IP</b> <b>WLS</b> <b>BF</b> <b>H</b> <b>R</b> <b>ER</b> <b>SO</b> <b>BB</b> <b>IBB</b> <b>HBP</b> <b>BLK</b> <b>WP</b> <b>HR</b> <b>S</b> <b>P</b> <b>ERA</b> <b>WHIP</b>
--	--	--

Batter	1	2	3	4	5	6	7	8	9	AB R H RBI BB SO LOB	TOP														
Hal Jeffcoat, R (1, 9) OBP: 0.248, SLG: 0.299										0 0 0 0 0 0 0 0	<p style="text-align: center;"><b>Chicago Cubs @ St. Louis Cardinals</b>  Sportsman's Park, St. Louis, MO  Wed Sep 06 1950, 4:38 AM EDT  Att. 6,075 - Unknown</p> <p style="text-align: right;"><a href="http://livebaseballscorecards.com">livebaseballscorecards.com</a></p> <table border="0"> <tr><td><b>AB</b></td><td><b>0</b></td></tr> <tr><td><b>R</b></td><td><b>0</b></td></tr> <tr><td><b>H</b></td><td><b>0</b></td></tr> <tr><td><b>RBI</b></td><td><b>0</b></td></tr> <tr><td><b>BB</b></td><td><b>0</b></td></tr> <tr><td><b>SO</b></td><td><b>0</b></td></tr> <tr><td><b>LOB</b></td><td><b>0</b></td></tr> </table> 	<b>AB</b>	<b>0</b>	<b>R</b>	<b>0</b>	<b>H</b>	<b>0</b>	<b>RBI</b>	<b>0</b>	<b>BB</b>	<b>0</b>	<b>SO</b>	<b>0</b>	<b>LOB</b>	<b>0</b>
<b>AB</b>										<b>0</b>															
<b>R</b>										<b>0</b>															
<b>H</b>										<b>0</b>															
<b>RBI</b>										<b>0</b>															
<b>BB</b>										<b>0</b>															
<b>SO</b>										<b>0</b>															
<b>LOB</b>										<b>0</b>															
Phil Cavarretta, L (1, 3) OBP: 0.384, SLG: 0.444	0 0 0 0 0 0 0 0																								
Roy Smalley, R (1, 6) OBP: 0.296, SLG: 0.414	0 0 0 0 0 0 0 0																								
Bill Serena, R (1, 5) OBP: 0.335, SLG: 0.416	0 0 0 0 0 0 0 0																								
Andy Pafko, R (1, 8) OBP: 0.415, SLG: 0.622	0 0 0 0 0 0 0 0																								
Bob Borkowski, R (1, 7) OBP: 0.327, SLG: 0.393	0 0 0 0 0 0 0 0																								
Mickey Owen, R (1, 2) OBP: 0.283, SLG: 0.314	0 0 0 0 0 0 0 0																								
Wayne Terwilliger, R (1, 4) OBP: 0.300, SLG: 0.354	0 0 0 0 0 0 0 0																								
Frank Hiller, R (1, 1) OBP: 0.129, SLG: 0.100	0 0 0 0 0 0 0 0	<table border="0"> <tr><td>WP: 0</td><td>PA: 0</td></tr> <tr><td>PB: 0</td><td></td></tr> <tr><td>SB: 0</td><td></td></tr> <tr><td>CS: 0</td><td></td></tr> </table>	WP: 0	PA: 0	PB: 0		SB: 0		CS: 0																
WP: 0	PA: 0																								
PB: 0																									
SB: 0																									
CS: 0																									
<b>Inning Stats</b>																									
PITCHER Harry Brecheen, L (1, 1) ERA: 3.87	IP	WLS	BF	H	R	ER	SO	BB	IBB	HBP	BLK	WP	HR	S	P	ERA	WHIP					PITCHER IP WLS BF H R ER SO BB IBB HBP BLK WP HR S P ERA WHIP			



Batter	1	2	3	4	5	6	7	8	9	AB	R	H	RBI	BB	SO	LOB	TOP															
<a href="#">Carmen Mauro, L</a> (1, 9) OBP: 0.294, SLG: 0.313																	0	0	0	0	0	0	0	0	0	0	0	0	<b>Chicago Cubs @ St. Louis Cardinals</b> Sportsman's Park, St. Louis, MO Thu Sep 07 1950, 4:33 AM EDT Att. 5,840 - Unknown  <a href="http://livebaseballscorecards.com">livebaseballscorecards.com</a>			
<a href="#">Preston Ward, L</a> (1, 3) OBP: 0.323, SLG: 0.377																	0	0	0	0	0	0	0	0	0	0	0	0		0	0	0
<a href="#">Bill Serena, R</a> (1, 5) OBP: 0.336, SLG: 0.414																	0	0	0	0	0	0	0	0	0	0	0	0		0	0	0
<a href="#">Hank Sauer, R</a> (1, 7) OBP: 0.357, SLG: 0.522																	0	0	0	0	0	0	0	0	0	0	0	0		0	0	0
<a href="#">Andy Pafko, R</a> (1, 8) OBP: 0.414, SLG: 0.625																	0	0	0	0	0	0	0	0	0	0	0	0		0	0	0
<a href="#">Carl Sawatski, L</a> (1, 2) OBP: 0.237, SLG: 0.154																	0	0	0	0	0	0	0	0	0	0	0	0		0	0	0
<a href="#">Roy Smalley, R</a> (1, 6) OBP: 0.294, SLG: 0.410																	0	0	0	0	0	0	0	0	0	0	0	0		0	0	0
<a href="#">Wayne Terwilliger, R</a> (1, 4) OBP: 0.300, SLG: 0.354																	0	0	0	0	0	0	0	0	0	0	0	0		0	0	0
<a href="#">Bob Rush, R</a> (1, 1) OBP: 0.197, SLG: 0.253	0	0	0	0	0	0	0	0	0	0	0	0	0	0	0	<div style="text-align: center;">  </div>																
<b>Inning Stats</b>																	1B: 0   SF: 0 2B: 0   SAC: 0 3B: 0   DP: 0 HR: 0   HBP: 0	WP: 0   PA: 0 PB: 0 SB: 0 CS: 0														
<b>PITCHER</b> <a href="#">Cloyd Boyer, R</a> (1, 1) ERA: 3.59	IP	WLS	BF	H	R	ER	SO	BB	IBB	HBP	BLK	WP	HR	S	P	ERA	WHIP	<b>PITCHER</b> IP   WLS   BF   H   R   ER   SO   BB   IBB   HBP   BLK   WP   HR   S   P   ERA   WHIP														
	0.0	L	0	0	0	0	0	0	0	0	0	0	0	0	0	∞	∞															



Batter	1	2	3	4	5	6	7	8	9	AB R H RBI BB SO LOB	TOP											
Bob Dillinger, R OBP: 0.359, SLG: 0.427 (1, 5) X	0-0 6-3		0-0 F7			4-0 BB SH4-3 BB		0-0 2B 2B	4-0 FC6-4 BB	3 1 1 0 2 0 0												
Tom Saffell, L OBP: 0.250, SLG: 0.248 (1, 8) SSS	0-3 K		0-0 FC6-4 1B			0-0 SH4-3 1-2		0-0 2B 2B	0-0 FC6-4 FC6 1-2f	4 1 2 1 0 1 1												
Ralph Kiner, R OBP: 0.419, SLG: 0.619 (1, 7) X	0-0 3B 2B		0-0 FC6-4 1-2f			4-0 BB BB		0-0 2B 2B	0-0 FC6 1-2f	4 2 2 1 1 0 2												
Wally Westlake, R OBP: 0.354, SLG: 0.469 (1, 9) X	0-0 2-H 3B			0-3 K		0-3 K		0-0 2-H SH1-3 1B 2B		4 1 2 2 0 2 2												
Danny O'Connell, R OBP: 0.335, SLG: 0.439 (1, 6) X	0-0 6-3			0-0 E5 F9		4-0 1-2 2-3 BB		0-0 2-3 SH1-3		2 0 0 0 1 0 1												
Jack Phillips, R OBP: 0.343, SLG: 0.427 (1, 3) X		0-0 6-3		0-0 F9 1-2		0-0 F5		0-0 F8		4 0 0 0 0 0 5												
Johnny Berardino, R OBP: 0.280, SLG: 0.236 (1, 4) X		0-0 F7			0-0 F8		0-0 6-3	0-0 3-H 1B		4 0 1 1 0 0 0												
Ray Mueller, R OBP: 0.301, SLG: 0.407 (1, 2) X		0-0 5-3			0-0 4-3		0-0 G6-4-3 1B	0-0 F6		4 0 1 0 0 0 1												
Murry Dickson, R OBP: 0.239, SLG: 0.271 (1, 1) X			0-0 6-3		0-0 F9		0-0 G6-4-3 1-2f		0-0 F9	4 0 0 0 0 0 1												
<b>Inning Stats</b>	R: 1 E: 0 K: 1 S: 7	H: 2 LOB: 1 BB: 0 P: 7	R: 0 E: 0 K: 0 S: 3	H: 0 LOB: 0 BB: 0 P: 3	R: 0 E: 0 K: 0 S: 4	H: 1 LOB: 1 BB: 0 P: 4	R: 0 E: 1 K: 1 S: 5	H: 0 LOB: 1 BB: 0 P: 5	R: 0 E: 0 K: 0 S: 3	H: 0 LOB: 0 BB: 0 P: 3	R: 0 E: 0 K: 1 S: 5	H: 0 LOB: 3 BB: 3 P: 17	R: 0 E: 0 K: 0 S: 3	H: 1 LOB: 0 BB: 0 P: 3	R: 4 E: 0 K: 0 S: 8	H: 5 LOB: 1 BB: 0 P: 8	R: 0 E: 0 K: 0 S: 3	H: 0 LOB: 1 BB: 1 P: 7	1B: 3 2B: 5 3B: 1 HR: 0	SF: 0 SAC: 2 DP: 1 HBP: 0	WP: 0 PB: 0 SB: 0 CS: 0	PA: 39
<b>PITCHER</b>	IP WLS BF H R ER SO BB IBB HBP BLK WP HR S P ERA WHIP																					
Howie Pollet, L ERA: 3.53 (1, 1)	7.0 L 30 7 4 4 3 3 0 0 0 0 0 0 33 45 5.14 1.429																					
Ted Wilks, R ERA: 7.98 (8, 1)	1.0 5 2 1 1 0 0 0 0 0 0 0 0 5 5 9.00 2.000																					
Al Papai, R ERA: 5.98 (9, 1)	1.0 4 0 0 0 0 0 1 0 0 0 0 0 3 7 0.00 1.000																					

Pittsburgh Pirates @ St. Louis Cardinals  
Sportsman's Park, St. Louis, MO  
Sat Sep 09 1950, 4:33 AM EDT  
Att. 13,527 - Unknown

livebaseballscorecards.com

AB 33  
R 5  
H 9  
RBI 5  
BB 4  
SO 3  
LOB 13



Batter	1	2	3	4	5	6	7	8	9	AB	R	H	RBI	BB	SO	LOB
Red Schoendienst, S <small>OBP: 0.309, SLG: 0.401</small>	0-3 <b>K</b>		0-0 <b>G4-6-3</b>	0-0 <b>F8</b>			0-0 <b>3-1</b>	0-0 <b>4-3</b>		5	0	0	0	0	1	4
Marty Marion, R <small>OBP: 0.340, SLG: 0.335</small>	0-0 <b>1B</b>		4-0 <b>BB</b>		4-0 <b>1B</b>		4-0 <b>2B</b>		0-3 <b>K</b>	2	1	1	0	3	1	0
Stan Musial, L <small>OBP: 0.444, SLG: 0.615</small>	0-0 <b>1B</b>		0-0 <b>F8</b>		0-0 <b>F3</b>		0-0 <b>F9</b>		0-0 <b>2B</b>	5	1	2	0	0	0	3
Bill Howerton, L <small>OBP: 0.403, SLG: 0.552</small>	0-0 <b>F8</b>			0-0 <b>1B</b>	0-0 <b>1B</b>		0-0 <b>2B</b>		0-0 <b>2B</b>	5	1	4	1	0	0	2
Enos Slaughter, L <small>OBP: 0.389, SLG: 0.427</small>	0-0 <b>G3</b>			0-0 <b>1B</b>	0-0 <b>F2</b>		4-0 <b>BB</b>		0-0 <b>3-1</b>	4	1	1	2	1	0	5
Hal Rice, L <small>OBP: 0.270, SLG: 0.254</small>		0-0 <b>F8</b>		4-0 <b>1B</b>	0-0 <b>G3</b>		0-0 <b>F5</b>		0-0 <b>F6</b>	4	0	0	0	1	0	5
Eddie Kazak, R <small>OBP: 0.302, SLG: 0.340</small>		0-0 <b>F2</b>		0-0 <b>1B</b>		0-0 <b>5-3</b>		0-3 <b>K</b>		4	0	1	0	0	1	0
Del Rice, R <small>OBP: 0.333, SLG: 0.386</small>		0-0 <b>F4</b>		0-3 <b>K</b>		0-0 <b>1-3</b>		0-0 <b>E6</b>		4	0	0	0	0	1	3
Howie Pollet, L <small>OBP: 0.188, SLG: 0.158</small>			0-0	0-0 <b>F8</b>		0-0 <b>F8</b>		0-0 <b>F2</b>		3	0	1	1	0	0	2
Ted Wilks, R <small>(8, 1)</small>										0	0	0	0	0	0	0
Rocky Nelson, L <small>OBP: 0.328, SLG: 0.344</small>			<b>G4-6-3</b>							1	0	0	0	0	0	1
Al Papai, R <small>OBP: 0.273, SLG: 0.158</small>										0	0	0	0	0	0	0

Inning Stats	R: 0	H: 2	E: 0	K: 1	S: 7	P: 7	R: 0	H: 0	E: 0	K: 0	S: 3	R: 0	H: 1	E: 0	K: 0	S: 3	R: 2	H: 3	E: 0	K: 1	S: 8	R: 0	H: 1	E: 0	K: 0	S: 4	R: 0	H: 0	E: 0	K: 0	S: 3	R: 1	H: 1	E: 0	K: 0	S: 4	R: 0	H: 0	E: 1	K: 1	S: 6	R: 0	H: 0	E: 0	K: 1	S: 6	R: 1	H: 2	E: 0	K: 1	S: 7	1B: 7	2B: 3	3B: 0	HR: 0	SF: 0	SAC: 0	DP: 1	HBP: 0	WP: 0	PB: 0	SB: 0	CS: 0	PA: 42
PITCHER Murry Dickson, R <small>ERA: 4.11</small>	IP	WLS	BF	H	R	ER	SO	BB	IBB	HBP	BLK	WP	HR	S	P	ERA	WHIP																																															
	9.0	W	42	10	4	4	4	5	0	0	1	0	0	45	65	4.00	1.667																																															

BOTTOM

Pittsburgh Pirates @ St. Louis Cardinals  
Sportsman's Park, St. Louis, MO  
Sat Sep 09 1950, 4:33 AM EDT  
Att. 13,527 - Unknown

livebaseballscores.com

AB	37
R	4
H	10
RBI	4
BB	5
SO	4
LOB	25



Batter	1	2	3	4	5	6	7	8	9	10	AB R H RBI BB SO LOB	TOP										
Bob Dillinger, R (1, 5) OBP: 0.361, SLG: 0.433	0-0 F9		0-0 FC4-6 2B		0-0 BB 2B		0-0 1B F8 2B		0-0 1B 1B		5 3 3 0 0 0 1	<b>Pittsburgh Pirates @ St. Louis Cardinals</b> Sportsman's Park, St. Louis, MO Sun Sep 10 1950, 4:33 AM EDT Unknown										
Tom Saffell, L (1, 8) OBP: 0.255, SLG: 0.248	0-0 3-1		0-0 F9		4-0 BB BB		0-0 E 1B 1B		0-0 F7		4 1 1 1 1 0 2											
Ralph Kiner, R (1, 7) OBP: 0.422, SLG: 0.622	0-0 BB 1B		0-0 1-H 2B		4-0 1-2 2-3 BB		0-0 F8		0-0 BB 1B 1B		4 0 3 2 1 0 1											
Wally Westlake, R (1, 9) OBP: 0.359, SLG: 0.471	4-0 1-2 BB		4-0 BB BB		0-0 F8		0-0 L4-3 1B		0-0 BB 1B		3 0 2 2 2 0 3											
Danny O'Connell, R (1, 6) OBP: 0.332, SLG: 0.432	0-3 K		0-0 F8		0-3 K		0-0 L4-3 1B		4-0 BB 1B		4 0 0 0 1 2 8											
Ed Stevens, L (1, 3)		0-0 F3		0-0 F5		0-0 F9		0-0 4-3	0-0 F2		5 0 0 0 0 0 3											
Johnny Berardino, R (1, 4) OBP: 0.264, SLG: 0.221		0-0 F4		0-3 K		0-0 5-3		0-0 F7		0-3 K	5 0 0 0 0 2 0											
Clyde McCullough, R (1, 2) OBP: 0.344, SLG: 0.436		0-0 F9		0-0 F2		0-3 K		0-0 F8		0-3 K	4 0 0 0 0 1 0											
Pete Castiglione, R (10, PH) OBP: 0.317, SLG: 0.353											1 0 0 0 0 1 0											
Ray Mueller, R (10, 2) OBP: 0.301, SLG: 0.407											0 0 0 0 0 0 0											
Cliff Chambers, L (1, 1) OBP: 0.329, SLG: 0.372			4-0 BB BB		0-0 6-3		0-0 2B 1B 1B		0-0 5-3		0-3 K	3 1 1 0 1 0 0										
Stan Rojek, R (10, PH) OBP: 0.317, SLG: 0.321											1 0 0 0 0 1 0											
Frank Barrett, R (10, 1)											0 0 0 0 0 0 0											
<b>Inning Stats</b>	R: 0 E: 0 K: 1 S: 6	H: 1 LOB: 2 BB: 1 P: 10	R: 0 E: 0 K: 0 S: 3	H: 0 LOB: 0 BB: 0 P: 3	R: 1 E: 0 K: 0 S: 4	H: 1 LOB: 2 BB: 2 P: 12	R: 0 E: 0 K: 1 S: 5	H: 0 LOB: 0 BB: 0 P: 5	R: 0 E: 0 K: 1 S: 5	H: 0 LOB: 0 BB: 0 P: 5	R: 3 E: 1 K: 0 S: 6	H: 4 LOB: 0 BB: 0 P: 6	R: 0 E: 0 K: 0 S: 3	H: 0 LOB: 0 BB: 0 P: 3	R: 1 E: 0 K: 0 S: 6	H: 3 LOB: 3 BB: 1 P: 10	R: 0 E: 0 K: 3 S: 9	H: 0 LOB: 0 BB: 0 P: 9	1B: 7 2B: 4 3B: 0 HR: 0	SF: 0 SAC: 0 DP: 1 HBP: 0	WP: 0 PB: 0 SB: 0 CS: 0	PA: 45
<b>PITCHER</b>	IP WLS BF H R ER SO BB IBB HBP BLK WP HR S P ERA WHIP																					
Red Munger, R (1, 1) ERA: 4.34	6.0	29	6	4	4	4	5	0	0	0	0	0	0	32	52	6.00	1.833					
Gerry Staley, R (7, 1) ERA: 5.1	1.0	3	1	0	0	0	0	0	0	0	0	0	0	3	3	0.00	1.000					
Al Papai, R (8, 1) ERA: 5.94	2.0	10	3	1	1	0	1	0	0	0	0	0	0	9	13	4.50	2.000					
Ted Wilks, R (10, 1) ERA: 7.47	1.0	W 3	0	0	0	0	3	0	0	0	0	0	0	9	9	0.00	0.000					

livebaseballscorecards.com

AB	39
R	5
H	10
RBI	5
BB	6
SO	7
LOB	18





Batter	1	2	3	4	5	6	7	8	9	10	AB	R	H	RBI	BB	SO	LOB
<b>Chuck Diering, R</b> (1, 8) <small>OBP: 0.365, SLG: 0.349</small>											4	1	3	0	1	0	0
<b>Red Schoendienst, S</b> (1, 4) <small>OBP: 0.308, SLG: 0.400</small>											5	1	1	1	0	0	5
<b>Stan Musial, L</b> (1, 3) <small>OBP: 0.445, SLG: 0.620</small>											4	2	2	3	1	0	1
<b>Bill Howerton, L</b> (1, 9) <small>OBP: 0.406, SLG: 0.552</small>											4	0	2	0	1	0	0
<b>Peanuts Lowrey, R</b> (1, 7) <small>OBP: 0.325, SLG: 0.297</small>											5	1	3	1	0	0	2
<b>Marty Marion, R</b> (1, 6) <small>OBP: 0.336, SLG: 0.331</small>											4	0	0	0	0	1	5
<b>Eddie Kazak, R</b> (1, 5) <small>OBP: 0.304, SLG: 0.337</small>											4	0	1	0	1	0	0
<b>Del Rice, R</b> (1, 2) <small>OBP: 0.331, SLG: 0.383</small> <b>Hal Rice, L</b> (10, PH) <small>OBP: 0.280, SLG: 0.265</small>											3	0	0	0	0	1	0
<b>Red Munger, R</b> (1, 1) <small>OBP: 0.178, SLG: 0.163</small> <b>Gerry Staley, R</b> (7, 1) <small>OBP: 0.198, SLG: 0.204</small> <b>Enos Slaughter, L</b> (7, PH) <small>OBP: 0.270, SLG: 0.428</small> <b>Al Papsal, R</b> (8, 1) <small>OBP: 0.273, SLG: 0.158</small> <b>Eddie Miller, R</b> (9, PH) <small>OBP: 0.297, SLG: 0.317</small> <b>Ted Wilks, R</b> (10, 1)											2	0	0	0	0	0	1

Inning Stats	R: 0	H: 1	E: 0	K: 0	S: 3	P: 3	R: 0	H: 0	E: 0	K: 1	S: 5	P: 5	R: 0	H: 0	E: 0	K: 0	S: 3	R: 1	H: 2	E: 0	K: 0	S: 5	P: 9	R: 0	H: 1	E: 0	K: 0	S: 4	P: 8	R: 0	H: 2	E: 0	K: 0	S: 4	P: 4	R: 0	H: 2	E: 0	K: 0	S: 5	P: 5	R: 0	H: 1	E: 0	K: 0	S: 3	P: 7	R: 4	H: 3	E: 0	K: 1	S: 8	P: 12	R: 1	H: 2	E: 0	K: 0	S: 3	P: 7	1B: 13	SF: 0	2B: 1	SAC: 2	3B: 0	DP: 3	HR: 1	HBP: 0	WP: 0	PA: 44
--------------	------	------	------	------	------	------	------	------	------	------	------	------	------	------	------	------	------	------	------	------	------	------	------	------	------	------	------	------	------	------	------	------	------	------	------	------	------	------	------	------	------	------	------	------	------	------	------	------	------	------	------	------	-------	------	------	------	------	------	------	--------	-------	-------	--------	-------	-------	-------	--------	-------	--------

PITCHER	IP	WLS	BF	H	R	ER	SO	BB	IBB	HBP	BLK	WP	HR	S	P	ERA	WHIP
<b>Cliff Chambers, L</b> (1, 1) <small>ERA: 4.6</small>	9.0		40	12	5	5	2	4	0	0	0	0	1	40	56	5.00	1.778
<b>Frank Barrett, R</b> (10, 1) <small>ERA: 3.38</small>	0.1	L	4	2	1	1	0	1	0	0	0	0	0	3	7	27.00	9.000

**BOTTOM**

**Pittsburgh Pirates @ St. Louis Cardinals**  
 Sportsman's Park, St. Louis, MO

Sun Sep 10 1950, 4:33 AM EDT  
 Unknown

livebaseballscorecards.com

AB	37
R	6
H	14
RBI	6
BB	5
SO	2
LOB	14



Batter	1	2	3	4	5	6	7	8	9	AB R H RBI BB SO LOB	TOP											
Bob Dillinger, R OBP: 0.362, SLG: 0.432 (1, 5) X	0-0 S 1B		0-0 G3		4-0 BB BB		0-0 5-3	0-0 FC4-6 1-2f		4 0 1 0 1 0 3												
Tom Saffell, L OBP: 0.259, SLG: 0.268 (1, 9) S S S	0-3 K 1-2			0-0 HR	4-0 G6-4-3 BB		0-3 K		0-3 K	4 1 1 1 1 3 1												
Ralph Kiner, R OBP: 0.422, SLG: 0.619 (1, 7) S S S	0-3 K			0-0 5-3	0-0 G6-4-3 1-2f		4-0 FC6-4 BB		0-0 2B 1B	4 0 1 0 1 1 4												
Wally Westlake, R OBP: 0.359, SLG: 0.476 (1, 8) S S S	0-3 K			0-0 HR		4-0 1-3 HR BB	0-0 FC6-4 1-2f		0-0 F8	4 2 1 1 1 1 3												
Danny O'Connell, R OBP: 0.333, SLG: 0.435 (1, 6) X		0-0 E6 CS		0-0 F9		0-0 1-3		0-0 6-3 5-3 1B	0-0 1-3 2B	5 0 2 0 0 0 1												
Jack Phillips, R OBP: 0.339, SLG: 0.417 (1, 3) S S S	0-3 K 1-2			0-0 4-3		4-0 HR BB		0-0 5-3 1-2	0-0 F9	4 1 0 0 1 1 4												
Johnny Berardino, R OBP: 0.264, SLG: 0.247 (1, 4) X		0-0 6-3			0-0 F9 3B	0-0 F7		0-0 6-3 2-3		4 1 1 0 0 0 3												
Ray Mueller, R OBP: 0.306, SLG: 0.426 (1, 2) X			0-0 F2		0-0 F9 3-H	0-0 1-H 2-H HR		4-0 S BB		3 1 1 4 1 0 0												
Bill MacDonald, R OBP: 0.208, SLG: 0.159 (1, 1) X			0-0 6-3		0-0 BB 2B	0-3 K		4-0 FC4-6 1-2 BB		3 0 1 0 1 1 0												
<b>Inning Stats</b>	R: 0 E: 0 K: 3 S: 10	H: 1 LOB: 1 BB: 0 P: 10	R: 0 E: 1 K: 1 S: 5	H: 0 LOB: 0 BB: 0 P: 5	R: 0 E: 0 K: 0 S: 3	H: 0 LOB: 0 BB: 0 P: 3	R: 2 E: 0 K: 0 S: 5	H: 2 LOB: 0 BB: 0 P: 5	R: 1 E: 0 K: 0 S: 4	H: 2 LOB: 2 BB: 2 P: 12	R: 3 E: 0 K: 1 S: 6	H: 1 LOB: 0 BB: 2 P: 14	R: 0 E: 0 K: 1 S: 5	H: 0 LOB: 1 BB: 1 P: 9	R: 0 E: 0 K: 0 S: 4	H: 1 LOB: 3 BB: 2 P: 12	R: 0 E: 0 K: 1 S: 7	H: 2 LOB: 2 BB: 0 P: 7	1B: 3 2B: 2 3B: 1 HR: 3	SF: 0 SAC: 0 DP: 1 HBP: 0	WP: 0 PB: 0 SB: 2 CS: 1	PA: 42
<b>PITCHER</b>	IP WLS BF H R ER SO BB IBB HBP BLK WP HR S P ERA WHIP																					
Erv Dusak, R ERA: 3.38 (1, 1)	4.1 L 20 5 3 3 4 2 0 0 0 0 2 26 34 6.23 1.615																					
Gerry Staley, R ERA: 5.19 (5, 1)	2.2 11 1 3 3 2 3 0 0 0 0 1 12 24 10.12 1.500																					
Fred Martin, R ERA: 4.66 (8, 1)	2.0 11 3 0 0 1 2 0 0 0 0 0 0 11 19 0.00 2.500																					

Pittsburgh Pirates @ St. Louis Cardinals  
 Sportsman's Park, St. Louis, MO  
 Sun Sep 10 1950, 4:38 AM EDT  
 Att. 12,436 - Unknown

AB	35
R	6
H	9
RBI	6
BB	7
SO	7
LOB	19



Batter	1	2	3	4	5	6	7	8	9	AB	R	H	RBI	BB	SO	LOB
Red Schoendienst, S (1, 4) OBP: 0.311, SLG: 0.406	0-0 4-3 ①		0-0 1B		4-0 1B BB		0-0 1-H HR			3	1	2	2	1	0	0
Eddie Kazak, R (1, 5) OBP: 0.303, SLG: 0.335	0-0 F8 ②		0-0 F8 ②		0-0 G4-6-3 1B		0-0 F7 ③			4	0	1	0	0	0	1
Stan Musial, L (1, 3) OBP: 0.446, SLG: 0.619	0-0 1B		0-0 F9 ③		0-0 G4-6-3 1-2f			0-0 G4-6-3 BB 1B		4	0	2	0	0	0	3
Bill Howerton, L (1, 8) OBP: 0.404, SLG: 0.545	0-0 4-3 ③			0-0 F5 ①		0-0 F6 ①		4-0 G4-6-3 BB 1-2		3	0	0	0	1	0	1
Enos Slaughter, L (1, 9) OBP: 0.370, SLG: 0.425		0-0 5-3 ①		1-0 BB HBP		0-0 4-3 ②		0-0 G4-6-3 BB 1-2f 2-3		3	0	0	0	0	0	2
Hal Rice, L (1, 7) OBP: 0.266, SLG: 0.250		0-0 4-3 ②		0-0 F8 ②		0-0 F7 ③		0-0 F6 ③		4	0	0	0	0	0	2
Eddie Miller, R (1, 6) OBP: 0.301, SLG: 0.313		4-0 BB		4-0 BB 1-2			0-0 F2 ①		0-0 6-3 ①	2	0	0	0	2	0	0
Del Rice, R (1, 2) OBP: 0.328, SLG: 0.380		0-0 F5 ③		0-0 5-3 ③			0-0 G3 ②		0-0 1-3 ②	3	0	0	0	0	0	3
Joe Garagiola, L (8, 2) OBP: 0.383, SLG: 0.482										1	0	0	0	0	0	0
Erv Dusak, R (1, 1) OBP: 0.192, SLG: 0.200			0-0 F5 ①			0-0 6-3 ①		4-0 HR BB		1	0	0	0	0	0	0
Gerry Staley, R (5, 1) OBP: 0.327, SLG: 0.297										1	0	0	0	0	0	0
Peanuts Lowrey, R (7, PH) OBP: 0.231, SLG: 0.385										0	1	0	0	1	0	0
Fred Martin, R (8, 1) OBP: 0.231, SLG: 0.385										0	0	0	0	0	0	0
Rocky Nelson, L (9, PH) OBP: 0.327, SLG: 0.342										1	0	0	0	0	1	0

Inning Stats	R: 0	H: 1	E: 0	LOB: 1	K: 0	BB: 0	S: 4	P: 4	R: 0	H: 0	E: 0	LOB: 1	K: 0	BB: 1	S: 3	P: 7	R: 0	H: 1	E: 0	LOB: 1	K: 0	BB: 0	S: 4	P: 4	R: 0	H: 0	E: 0	LOB: 2	K: 0	BB: 1	S: 3	P: 8	R: 0	H: 1	E: 0	LOB: 1	K: 0	BB: 1	S: 3	P: 7	R: 0	H: 0	E: 0	LOB: 0	K: 0	BB: 0	S: 3	P: 3	R: 2	H: 1	E: 0	LOB: 0	K: 0	BB: 1	S: 4	P: 8	R: 0	H: 1	E: 0	LOB: 1	K: 0	BB: 1	S: 3	P: 7	R: 0	H: 0	E: 0	LOB: 0	K: 1	BB: 0	S: 5	P: 5	1B: 4	SF: 0	2B: 0	SAC: 0	3B: 0	DP: 2	HR: 1	HBP: 1	WP: 0	PA: 36
--------------	------	------	------	--------	------	-------	------	------	------	------	------	--------	------	-------	------	------	------	------	------	--------	------	-------	------	------	------	------	------	--------	------	-------	------	------	------	------	------	--------	------	-------	------	------	------	------	------	--------	------	-------	------	------	------	------	------	--------	------	-------	------	------	------	------	------	--------	------	-------	------	------	------	------	------	--------	------	-------	------	------	-------	-------	-------	--------	-------	-------	-------	--------	-------	--------

PITCHER	IP	WLS	BF	H	R	ER	SO	BB	IBB	HBP	BLK	WP	HR	S	P	ERA	WHIP
Bill MacDonald, R (1, 1) ERA: 4.0	9.0	W	36	5	2	2	1	5	0	1	0	0	1	32	53	2.00	1.111


**BOTTOM**

**Pittsburgh Pirates @ St. Louis Cardinals**  
Sportsman's Park, St. Louis, MO

Sun Sep 10 1950, 4:38 AM EDT  
Att. 12,436 - Unknown

livebaseballscorecards.com

AB	30
R	2
H	5
RBI	2
BB	5
SO	1
LOB	12



Batter	1	2	3	4	5	6	7	8	9	AB R H RBI BB SO LOB	TOP
Red Schoendienst, S (1, 4) OBP: 0.311, SLG: 0.407	0-0 FC3-6 2B		0-3 K			0-0 L9		0-0 F7		4 0 1 0 0 1 0	
Marty Marion, R (1, 6) OBP: 0.340, SLG: 0.337	4-0 FC3-6 BB			0-0 1B 1B		0-0 FC6-5 2B		0-0 4-3		3 0 2 0 1 0 0	
Stan Musial, L (1, 3) OBP: 0.443, SLG: 0.614	0-0 FC3-6 CS 1-2f 2-3			0-0 F4		0-0 FC6-5			0-0 F8	4 0 0 0 0 0 4	
Bill Howerton, L (1, 8) OBP: 0.402, SLG: 0.541	0-3 K 1-2			0-0 1-2 1B		0-0 F9			0-0 F7	4 0 1 0 0 1 3	
Enos Slaughter, L (1, 9) OBP: 0.367, SLG: 0.422		0-0 L8		0-0 F7			0-0 F5		0-0 F5	4 0 0 0 0 0 2	
Hal Rice, L (1, 7) OBP: 0.256, SLG: 0.240		0-0 4-3		0-3 K			0-0 F9			3 0 0 0 0 1 2	
Eddie Kazak, R (1, 5) OBP: 0.304, SLG: 0.335					0-0 1-3		0-0 FC6-4 1B			3 0 1 0 0 0 0	
Del Rice, R (1, 2) OBP: 0.326, SLG: 0.377			0-0 6-3		0-0 F9		0-0 FC6-4 1-2f			3 0 0 0 0 0 1	
Max Lanier, R (1, 1) OBP: 0.203, SLG: 0.212			0-3 K		0-0 6-3			0-0 F9		2 0 0 0 0 1 0	
Peanuts Lowrey, R (8, PH) OBP: 0.326, SLG: 0.296										1 0 0 0 0 0 0	
Al Brazle, L (8, 1) OBP: 0.208, SLG: 0.208										0 0 0 0 0 0 0	
<b>Inning Stats</b>	R: 0 H: 1 E: 0 LOB: 1 K: 1 BB: 1 S: 5 P: 9	R: 0 H: 0 E: 0 LOB: 0 K: 0 BB: 0 S: 3 P: 3	R: 0 H: 0 E: 0 LOB: 0 K: 2 BB: 0 S: 7 P: 7	R: 0 H: 2 E: 0 LOB: 2 K: 1 BB: 0 S: 7 P: 7	R: 0 H: 0 E: 0 LOB: 0 K: 0 BB: 0 S: 3 P: 3	R: 0 H: 1 E: 0 LOB: 1 K: 0 BB: 0 S: 4 P: 4	R: 0 H: 1 E: 0 LOB: 1 K: 0 BB: 0 S: 4 P: 4	R: 0 H: 0 E: 0 LOB: 0 K: 0 BB: 0 S: 3 P: 3	R: 0 H: 0 E: 0 LOB: 0 K: 0 BB: 0 S: 3 P: 3	1B: 3 SF: 0 2B: 2 SAC: 0 3B: 0 DP: 0 HR: 0 HBP: 0	WP: 0 PA: 32 PB: 0 SB: 0 CS: 1
<b>PITCHER</b> Robin Roberts, R (1, 1) ERA: 3.0	IP WLS BF H R ER SO BB IBB HBP BLK WP HR S P ERA WHIP										
	9.0 W 32 5 0 0 4 1 0 0 0 0 0 0 39 43 0.00 0.667										

St. Louis Cardinals @ Philadelphia Phillies  
 Shibe Park, Philadelphia, PA

Tue Sep 12 1950, 3:33 AM EDT  
 Att: 20,864 - Unknown

livebaseballscorecards.com

AB 31  
 R 0  
 H 5  
 RBI 0  
 BB 1  
 SO 4  
 LOB 12



Batter	1	2	3	4	5	6	7	8	9	AB	R	H	RBI	BB	SO	LOB
<b>Eddie Waitkus, L</b> OBP: 0.342, SLG: 0.359 (1, 3) X	0-0 F8 ①		0-0 F8 ③		0-0 4-3 ③			0-0 G4-6-3 1B		4	0	1	0	0	0	0
<b>Richie Ashburn, L</b> OBP: 0.383, SLG: 0.426 (1, 8) S S S	0-3 K ②			0-0 1-3 ①		0-0 4-3 ①		0-0 G4-6-3 ② ③		4	0	0	0	0	1	1
<b>Willie Jones, R</b> OBP: 0.351, SLG: 0.484 (1, 5) X	0-0 L8 ③			4-0 BB BB		0-0 F9 ②				2	0	0	0	1	0	0
<b>Del Ennis, R</b> OBP: 0.365, SLG: 0.559 (1, 9) X		0-0 SH1-3 1B		0-0 L9 ②		0-0 F9 ③				3	0	1	0	0	0	1
<b>Dick Sisler, L</b> OBP: 0.376, SLG: 0.438 (1, 7) X		0-0 SH1-3 ①		4-0 BB BB			0-0 F2 ①			1	0	0	0	1	0	0
<b>Jackie Mayo, L</b> OBP: 0.357, SLG: 0.385 (8, 7) X		1-2		1-2 BB						0	0	0	0	0	0	0
<b>Granny Hamner, R</b> OBP: 0.323, SLG: 0.395 (1, 6) X		0-0 F8 ②		0-0 L7 ③			4-0 BB BB			2	0	0	0	1	0	3
<b>Andy Seminick, R</b> OBP: 0.396, SLG: 0.537 (1, 2) X		0-0 F6 ③				0-0 HR		0-0 L7 ②		3	1	1	1	0	0	2
<b>Mike Goliat, R</b> OBP: 0.316, SLG: 0.362 (1, 4) X			0-0 F8 ①		0-0 F8 ①			0-0 F4 ③		3	0	0	0	0	0	1
<b>Robin Roberts, S</b> OBP: 0.165, SLG: 0.100 (1, 1) X			0-0 F6 ②		0-0 F2 ②			0-0 F8 ①		3	0	0	0	0	0	0


Inning Stats	R: 0	H: 0	E: 0	K: 1	S: 5	LOB: 0	BB: 0	P: 5	R: 0	H: 1	E: 0	K: 0	S: 4	LOB: 1	BB: 0	P: 4	R: 0	H: 0	E: 0	K: 0	S: 3	LOB: 0	BB: 0	P: 3	R: 0	H: 0	E: 0	K: 0	S: 3	LOB: 2	BB: 2	P: 11	R: 1	H: 1	E: 0	K: 0	S: 4	LOB: 0	BB: 0	P: 4	R: 0	H: 0	E: 0	K: 0	S: 3	LOB: 0	BB: 0	P: 3	R: 0	H: 0	E: 0	K: 0	S: 3	LOB: 1	BB: 1	P: 7	R: 0	H: 1	E: 0	K: 0	S: 3	LOB: 0	BB: 0	P: 3
<b>PITCHER</b>	IP	WLS	BF	H	R	ER	SO	BB	IBB	HBP	BLK	WP	HR	S	P	ERA	WHIP																																															
<b>Max Lanier, L</b> ERA: 2.72 (1, 1)	7.0	L	26	2	1	1	1	3	0	0	0	0	0	25	37	1.29	0.714																																															
<b>Al Brazle, L</b> ERA: 4.41 (8, 1)	1.0		3	1	0	0	0	0	0	0	0	0	0	3	3	0.00	1.000																																															

**BOTTOM**


**St. Louis Cardinals @ Philadelphia Phillies**  
**Shibe Park, Philadelphia, PA**  
 Tue Sep 12 1950, 3:33 AM EDT  
 Att. 20,864 - Unknown

<b>AB</b>	<b>25</b>
<b>R</b>	<b>1</b>
<b>H</b>	<b>3</b>
<b>RBI</b>	<b>1</b>
<b>BB</b>	<b>3</b>
<b>SO</b>	<b>1</b>
<b>LOB</b>	<b>8</b>

livebaseballscorecards.com



1B: 2	SF: 0	WP: 0	PA: 29
2B: 0	SAC: 1	PB: 0	
3B: 0	DP: 1	SB: 0	
HR: 1	HBP: 0	CS: 0	

Batter	1	2	3	4	5	6	7	8	9	AB R H RBI BB SO LOB	TOP																								
Red Schoendienst, S OBP: 0.313, SLG: 0.409 (1, 4)	0-0 F8		0-0 L3	0-0 1B		0-0 2B	0-0 F6		4-0 IBB	5 0 2 0 1 0 4																									
Marty Marion, R OBP: 0.340, SLG: 0.333 (1, 6)	4-0 BB		4-0 BB	0-0 P5		0-0 FC5-2		0-0 F9	0-0 F6	4 0 0 0 2 0 7																									
Stan Musial, L OBP: 0.442, SLG: 0.610 (1, 3)	4-0 BB		0-0 E9	0-3 K		0-0 F3		4-0 WP		3 0 0 1 2 1 6																									
Bill Howerton, L OBP: 0.399, SLG: 0.536 Peanuts Lowrey, R OBP: 0.323, SLG: 0.293 (1, 8) (5, PH) (5, 8)	0-3 K		0-3 K		0-0 F9		0-0 6-3	0-0 F4		2 0 0 0 0 2 4 3 0 0 0 0 0 1																									
Enos Slaughter, L OBP: 0.369, SLG: 0.422 (1, 9)	0-0 4-3		4-0 IBB		0-0 FC6-4		0-0 F5	4-0 FC6		3 0 1 0 2 0 2																									
Hal Rice, L OBP: 0.264, SLG: 0.250 (1, 7)		0-0 G1-6-3	0-0 F8		0-0 F4		0-0 BB	0-0 FC6		5 1 2 0 0 0 6																									
Eddie Kazak, R OBP: 0.311, SLG: 0.343 (1, 5)		0-0 F2		0-0 1B	0-0 SH1-4		0-0 FC6-4		0-0 E5	5 0 3 0 0 0 2	AB 35 R 2 H 9 RBI 2 BB 11 SO 3 LOB 35																								
Del Rice, R OBP: 0.325, SLG: 0.374 (1, 2)		0-0 G1-6-3		0-0 SH1-4		0-0 F8	4-0 BB	0-0 5-3		3 0 0 0 1 0 2																									
Harry Brecheen, L OBP: 0.293, SLG: 0.278 Rocky Nelson, L OBP: 0.327, SLG: 0.342 Howie Pollet, L OBP: 0.156, SLG: 0.158 Tommy Glaviano, R OBP: 0.429, SLG: 0.459 Chuck Diering, R OBP: 0.365, SLG: 0.349 Al Brazier, L OBP: 0.204, SLG: 0.204 (1, 1) (4, PR) (4, 1) (7, PH) (7, PR) (7, 1)			0-0 E	4-0 1B		4-0 2B	4-0 FC5-2	0-0 F8		1 1 1 0 1 0 0 0 0 0 0 0 0 0 0 0 0 0 1 0 0 0 0 0 1 1 0 0 0 0 0 0 0 0 0 1 0 0 0 0 0 1																									
Inning Stats	R: 0 E: 0 K: 1 S: 5	H: 0 LOB: 2 BB: 2 P: 13	R: 0 E: 0 K: 0 S: 3	H: 1 LOB: 0 BB: 0 P: 3	R: 1 E: 1 K: 1 S: 7	H: 1 LOB: 3 BB: 2 P: 15	R: 0 E: 0 K: 1 S: 7	H: 2 LOB: 3 BB: 1 P: 11	R: 0 E: 0 K: 0 S: 4	H: 1 LOB: 1 BB: 0 P: 4	R: 0 E: 0 K: 0 S: 4	H: 1 LOB: 2 BB: 1 P: 8	R: 1 E: 0 K: 0 S: 5	H: 2 LOB: 3 BB: 2 P: 13	R: 0 E: 0 K: 0 S: 3	H: 0 LOB: 2 BB: 2 P: 11	R: 0 E: 1 K: 0 S: 4	H: 1 LOB: 2 BB: 1 P: 8	1B: 7 2B: 1 3B: 1 HR: 0	SF: 0 SAC: 1 DP: 1 HBP: 0	WP: 1 PB: 0 SB: 0 CS: 0	PA: 47													
PITCHER	IP WLS BF H R ER SO BB IBB HBP BLK WP HR S P ERA WHIP																																		
Russ Meyer, R ERA: 5.39 Jim Konstanty, R ERA: 2.24	(1, 1) (7, 1)	6.2 2.1	36 11	8 1	2 0	2 0	3 0	7 1	1 2	0 0	0 0	0 1	34 8	66 20	2.70 0.00	2.250 0.857																			

St. Louis Cardinals @ Philadelphia Phillies  
 Shibe Park, Philadelphia, PA  
 Thu Sep 14 1950, 3:33 AM EDT  
 Att: 17,142 - Unknown

livebaseballscorecards.com

Batter	1	2	3	4	5	6	7	8	9	AB	R	H	RBI	BB	SO	LOB
Eddie Waitkus, L OBP: 0.343, SLG: 0.360 (1, 3)	4-0 BB		0-0 FC4-6 1B 1-2f	0-3 K			0-0 E4 1B		0-0 FC5-2 1B 2B 1-3	4	2	1	0	1	1	3
Richie Ashburn, L OBP: 0.383, SLG: 0.426 (1, 8)	0-0 F9		0-0 1B 2B 1B 1-2		0-0 3-1		0-0 FC5-4 1B 1-2		0-0 FC5-2 1B 2-3 3-H	5	1	2	0	0	0	4
Willie Jones, R OBP: 0.351, SLG: 0.483 (1, 5)	0-0 L9		0-0 2B 1B 1-2 2-H		0-0 F5		0-0 FC5-4 1-2f		0-0 1B 1-2 3-H	5	0	2	2	0	0	3
Del Ennis, R OBP: 0.366, SLG: 0.563 (1, 9)	0-0 F3		0-0 2B 1-3 2-H		0-0 F9			0-0 2B		4	0	2	1	0	0	1
Dick Sisler, L OBP: 0.374, SLG: 0.436 Jackie Mayo, L OBP: 0.333, SLG: 0.357 (1, 7) (7, 7)		0-0 4-3	0-0 F2		0-3 K			0-0 F9		3	0	0	0	0	1	2
Granny Hamner, R OBP: 0.325, SLG: 0.394 (1, 6)		0-0 F8		0-0 PB 1B		0-0 F8		4-0 G6-4-3 IBB		3	0	1	0	1	0	0
Andy Seminick, R OBP: 0.392, SLG: 0.531 (1, 2)		0-0 4-3		0-0 F8 1-2		0-0 F3		0-0 G6-4-3 1-2f		4	0	0	0	0	0	3
Mike Goliat, R OBP: 0.318, SLG: 0.362 Putsy Caballero, R OBP: 0.240, SLG: 0.174 (1, 4) (9, PR)			0-0 6-3		4-0 IBB		0-0 5-3		0-0 FC5-6 1B	3	0	1	0	1	0	0
Russ Meyer, S OBP: 0.178, SLG: 0.182 Jim Konstanty, R OBP: 0.071, SLG: 0.071 Bubba Church, R OBP: 0.209, SLG: 0.238 (1, 1) (7, 1) (9, PR)			0-0 FC4-6 1B	0-3 K			0-0 5-3		0-0 FC5-6 2B FC5-2 1-2f	2	0	1	0	0	1	2

Inning Stats	R: 0	H: 0	E: 0	K: 0	S: 3	R: 0	H: 0	E: 0	K: 0	S: 3	R: 0	H: 0	E: 0	K: 1	S: 5	R: 0	H: 1	E: 0	K: 0	S: 5	R: 0	H: 1	E: 0	K: 0	S: 3	R: 1	H: 3	E: 0	K: 0	S: 5	1B: 7	2B: 3	3B: 0	HR: 0	SF: 0	SAC: 0	DP: 1	HBP: 0	WP: 0	PB: 1	SB: 0	CS: 0	PA: 39
--------------	------	------	------	------	------	------	------	------	------	------	------	------	------	------	------	------	------	------	------	------	------	------	------	------	------	------	------	------	------	------	-------	-------	-------	-------	-------	--------	-------	--------	-------	-------	-------	-------	--------

PITCHER	IP	WLS	BF	H	R	ER	SO	BB	IBB	HBP	BLK	WP	HR	S	P	ERA	WHIP
Harry Brecheen, L ERA: 3.91 (1, 1)	3.0		14	4	2	2	0	0	1	0	0	0	0	13	17	6.00	1.667
Howie Pollet, L ERA: 3.48 (4, 1)	3.0		11	1	0	0	3	0	1	0	0	0	0	16	20	0.00	0.333
Al Brazle, L ERA: 4.4 (7, 1)	2.2	L	14	5	1	1	0	0	1	0	0	0	0	13	17	3.38	1.875

BOTTOM

St. Louis Cardinals @ Philadelphia Phillies  
 Shibe Park, Philadelphia, PA  
 Thu Sep 14 1950, 3:33 AM EDT  
 Att. 17,142 - Unknown

livebaseballscores.com

AB	36
R	3
H	10
RBI	3
BB	3
SO	3
LOB	20



Batter	1	2	3	4	5	6	7	8	9	AB R H RBI BB SO LOB	TOP													
Tommy Glaviano, R (1, 5) OBP: 0.426, SLG: 0.454	4-0 BB 2B		0-3 K		0-0 F4		0-0 3-1		0-0 1-3	4 1 0 0 1 1 1														
Red Schoendienst, S (1, 4) OBP: 0.315, SLG: 0.412	0-0 P6-3 1-H 2B		0-0 G3			0-0 1B E	0-0 F9		0-0 FC4-6 1B	5 1 3 2 0 0 0														
Stan Musial, L (1, 3) OBP: 0.442, SLG: 0.607	4-0 P6-3 BB			0-0 4-3		0-0 FC5 FC4-2 1B		0-0 F8	0-0 FC4-6 1B	4 0 1 0 1 0 1														
Enos Slaughter, L (1, 9) OBP: 0.370, SLG: 0.421	0-0 P6-3 1-2f 2-3			4-0 1B BB		0-0 E6 FC4-2 1B		0-0 2B		3 2 1 1 1 0 3														
Hal Rice, L (1, 7) OBP: 0.264, SLG: 0.250	0-3 K			0-0 1-3 1B		0-0 FC5 FC4-2 1B		0-0 F4		4 1 1 0 0 1 4														
Bill Howerton, L (1, 8) OBP: 0.397, SLG: 0.536			0-0 F8		0-3 K		0-0 FC4-2 1B			4 0 1 1 0 1 5														
Chuck Diering, R (8, 8) OBP: 0.365, SLG: 0.349								0-0 1-H 2B		0 0 0 0 0 0 0														
Marty Marion, R (1, 6) OBP: 0.339, SLG: 0.332			0-0 6-3		0-3 K		0-0 FC6 1B		0-3 K	4 0 1 2 0 2 3														
Del Rice, R (1, 2) OBP: 0.324, SLG: 0.372			0-3 K			0-0 F5			0-0 FC6	4 1 1 0 0 1 1														
Cloyd Boyer, R (1, 1) OBP: 0.242, SLG: 0.258					0-0 6-3		0-0 6-3			0 0 0 0 0 0 0														
Red Munger, R (1, 1) OBP: 0.167, SLG: 0.152									0-0 SH3-4 1B	3 0 0 0 0 0 0														
Inning Stats	R: 1 E: 0 K: 1 S: 5	H: 1 LOB: 1 BB: 2 P: 13	R: 0 E: 0 K: 1 S: 5	H: 0 LOB: 0 BB: 0 P: 5	R: 0 E: 0 K: 1 S: 5	H: 0 LOB: 0 BB: 0 P: 5	R: 0 E: 0 K: 2 S: 8	H: 1 LOB: 2 BB: 1 P: 12	R: 0 E: 0 K: 0 S: 3	H: 0 LOB: 0 BB: 0 P: 3	R: 3 E: 2 K: 0 S: 7	H: 3 LOB: 1 BB: 0 P: 7	R: 0 E: 0 K: 0 S: 3	H: 0 LOB: 0 BB: 0 P: 3	R: 1 E: 0 K: 1 S: 7	H: 2 LOB: 1 BB: 0 P: 7	R: 1 E: 0 K: 0 S: 5	H: 2 LOB: 1 BB: 0 P: 5	1B: 7 2B: 3 3B: 0 HR: 0	SF: 0 SAC: 1 DP: 1 HBP: 0	WP: 0 PB: 0 SB: 0 CS: 0	PA: 39		
PITCHER Don Newcombe, R (1, 1) ERA: 3.71	IP 9.0	WLS L	BF 39	H 9	R 6	ER 4	SO 6	BB 3	IBB 0	HBP 0	BLK 0	WP 0	HR 0	S 48	P 60	ERA 4.00	WHIP 1.333							

St. Louis Cardinals @ Brooklyn Dodgers  
Ebbets Field, Brooklyn, NY  
Fri Sep 15 1950, 3:33 AM EDT  
Att. 6,329 - Unknown

livebaseballscorecards.com

AB	35
R	6
H	9
RBI	6
BB	3
SO	6
LOB	18





Batter	1	2	3	4	5	6	7	8	9	AB	R	H	RBI	BB	SO	LOB
<b>Pee Wee Reese, R</b> OBP: 0.360, SLG: 0.366 (1, 6)	0-0 4-3		0-0 F3	0-0 F8			0-0 F9		0-0 F9	5	0	0	0	0	0	3
<b>Gene Hermanski, L</b> OBP: 0.368, SLG: 0.459 (1, 7)	4-0 1B BB		4-0 1B BB		H 1-0 FC5 S HBP		0-0 F2		0-0 1-2 1B	2	0	1	0	2	0	0
<b>Duke Snider, L</b> OBP: 0.375, SLG: 0.537 (1, 8)	0-0 1-2 1B		0-0 1-3 1B		0-0 F8		0-0 HR		0-0 F8	5	1	3	1	0	0	3
<b>Gil Hodges, R</b> OBP: 0.377, SLG: 0.505 (1, 3)	0-0 F2		0-0 F5		0-3 K		0-0 F4			4	0	0	0	0	1	5
<b>Carl Furillo, R</b> OBP: 0.352, SLG: 0.473 (1, 9)	0-0 F9			0-0 FC6-4 1B	4-0 IBB			0-0 6-3		3	0	1	0	1	0	2
<b>Bobby Morgan, R</b> OBP: 0.339, SLG: 0.415 (1, 5)		0-0 F5		0-0 FC6-4 1B	0-0 FC5			0-0 5-3		4	1	0	0	0	0	3
<b>Bruce Edwards, R</b> OBP: 0.244, SLG: 0.429 (1, 2)		0-0 F9		0-0 1B 1-2 1B		0-0 6-3		0-0 F8		4	0	1	0	0	0	0
<b>Billy Cox, R</b> OBP: 0.302, SLG: 0.367 (1, 4)		0-0 6-3		0-0 1B 1-3 2-H 1B		0-0 5-3		0-0 1B 1B		4	0	2	1	0	0	0
<b>Don Newcombe, L</b> OBP: 0.319, SLG: 0.337 (1, 1)			0-3 K	0-0 1B		0-0 6-3		0-3 K		3	0	1	0	0	1	0
<b>Cal Abrams, L</b> OBP: 0.294, SLG: 0.143 (9, PH)				1-2 1B					0-3 K	1	0	0	0	0	1	1

Inning Stats	R: 0	H: 1	E: 0	K: 0	S: 4	H: 0	LOB: 2	BB: 1	P: 8	R: 0	H: 0	E: 0	K: 0	S: 3	R: 0	H: 1	E: 0	K: 1	S: 6	R: 1	H: 4	E: 0	K: 0	S: 6	R: 0	H: 0	E: 0	K: 1	S: 5	R: 0	H: 0	E: 0	K: 0	S: 3	R: 1	H: 1	E: 0	K: 0	S: 4	R: 0	H: 0	E: 0	K: 0	S: 3	R: 0	H: 2	E: 0	K: 1	S: 7	R: 0	H: 2	E: 0	K: 1	S: 7	1B: 8	2B: 0	3B: 0	HR: 1	SF: 0	SAC: 0	DP: 0	HBP: 1	WP: 0	PA: 39
--------------	------	------	------	------	------	------	--------	-------	------	------	------	------	------	------	------	------	------	------	------	------	------	------	------	------	------	------	------	------	------	------	------	------	------	------	------	------	------	------	------	------	------	------	------	------	------	------	------	------	------	------	------	------	------	------	-------	-------	-------	-------	-------	--------	-------	--------	-------	--------

PITCHER	IP	WLS	BF	H	R	ER	SO	BB	IBB	HBP	BLK	WP	HR	S	P	ERA	WHIP
<b>Cloyd Boyer, R</b> ERA: 3.72 (1, 1)	0.0			0	0	0	0	0	0	0	0	0	0	0	0	∞	∞
<b>Red Munger, R</b> ERA: 4.19 (1, 1)	9.0	W	39	9	2	2	3	2	1	1	0	0	1	41	54	2.00	1.222


**BOTTOM**

**St. Louis Cardinals @ Brooklyn Dodgers**  
Ebbets Field, Brooklyn, NY

Fri Sep 15 1950, 3:33 AM EDT  
Att. 6,329 - Unknown

livebaseballscorecards.com

<b>AB</b>	<b>35</b>
<b>R</b>	<b>2</b>
<b>H</b>	<b>9</b>
<b>RBI</b>	<b>2</b>
<b>BB</b>	<b>3</b>
<b>SO</b>	<b>3</b>
<b>LOB</b>	<b>17</b>



Batter	1	2	3	4	5	6	7	8	9	AB R H RBI BB SO LOB	TOP		
Tommy Glaviano, R (1, 5) OBP: 0.426, SLG: 0.456	0-2 FC3-6 1B		0-3 K			0-1 2B	3-2 FC4-6 1-2f		1-0 F2	5 0 2 1 0 1 1			
Red Schoendienst, S (1, 4) OBP: 0.316, SLG: 0.414	2-0 FC3-6 1-2f			1-0 4-3	1-1 F3			1-1 SH1-4 BB F8 1B	1-0 WP 2B	5 1 2 0 0 0 2			
Stan Musial, L (1, 3) OBP: 0.443, SLG: 0.606	1-2 L6			0-0 1B 4-3 1B		4-0 FC1-6 BB		4-0 F8 SH1-4 BB 1B	2-2 F7 2-3	3 1 1 0 2 0 2			
Enos Slaughter, L (1, 9) OBP: 0.370, SLG: 0.421	0-0 F4			3-2 4-3 1B		0-1 FC1-6 G3 1-2f		1-0 SH1-4 1-2 2-3		3 0 1 0 0 0 2			
Hal Rice, L (1, 7) OBP: 0.274, SLG: 0.253		0-0 CS 1B		0-1 4-3 1-2 3-H		1-2 G3 1-2		4-0 IBB		3 0 1 1 1 0 2			
Bill Howerton, L (1, 8) OBP: 0.392, SLG: 0.528		2-3 K		1-1 L9		3-2 F8		0-0 F8 2-3 3-H		4 0 0 1 0 1 5 0 0 0 0 0 0 0			
Chuck Diering, R (9, 8) OBP: 0.365, SLG: 0.349													
Marty Marion, R (1, 6) OBP: 0.336, SLG: 0.329		1-3 K 1-2				0-2 F7		0-0 4-3 F7		4 0 0 0 0 1 3			
Del Rice, R (1, 2) OBP: 0.326, SLG: 0.384			2-1 F7		1-1 SH1-3 2B 2B		0-1 F4		0-1 HR	4 2 2 1 0 0 0			
Gerry Staley, R (1, 1) OBP: 0.204, SLG: 0.196			1-1 F7		1-1 SH1-3		4-1 FC4-6 BB		1-1 5-3	1 0 0 0 1 0 0 1 0 0 0 0 0 0 0 0 0 0 0 0 0			
Ted Wilks, R (8, 1)													
Al Brazle, L (9, 1) OBP: 0.204, SLG: 0.204													
<b>Inning Stats</b>	R: 0 H: 1 E: 0 LOB: 1 K: 0 BB: 0 S: 8 P: 11	R: 0 H: 1 E: 0 LOB: 0 K: 2 BB: 0 S: 10 P: 13	R: 0 H: 0 E: 0 LOB: 0 K: 1 BB: 0 S: 8 P: 11	R: 1 H: 2 E: 0 LOB: 1 K: 0 BB: 0 S: 9 P: 14	R: 1 H: 2 E: 0 LOB: 1 K: 0 BB: 0 S: 11 P: 14	R: 0 H: 0 E: 0 LOB: 1 K: 0 BB: 1 S: 8 P: 16	R: 0 H: 0 E: 0 LOB: 1 K: 0 BB: 1 S: 7 P: 14	R: 1 H: 1 E: 0 LOB: 2 K: 0 BB: 2 S: 6 P: 16	R: 1 H: 2 E: 0 LOB: 1 K: 0 BB: 0 S: 10 P: 15	1B: 5 SF: 0 2B: 3 SAC: 2 3B: 0 DP: 0 HR: 1 HBP: 0	WP: 1 PA: 39 PB: 0 SB: 0 CS: 1		
<b>PITCHER</b>	IP WLS BF H R ER SO BB IBB HBP BLK WP HR S P ERA WHIP											<b>PITCHER</b>	IP WLS BF H R ER SO BB IBB HBP BLK WP HR S P ERA WHIP
Carl Erskine, R (1, 1) ERA: 5.35	8.2 L 38 9 4 4 3 3 1 0 0 0 0 1 73 118 4.15 1.385												
Chris Van Cuyk, L (9, 1) ERA: 4.02	0.1 1 0 0 0 0 0 0 0 0 0 1 0 4 6 0.00 0.000												

St. Louis Cardinals @ Brooklyn Dodgers  
Ebbets Field, Brooklyn, NY  
Sat Sep 16 1950, 3:33 AM EDT  
Att. 12,486 - Unknown

AB	33
R	4
H	9
RBI	4
BB	4
SO	3
LOB	17



Batter	1	2	3	4	5	6	7	8	9	AB R H RBI BB SO LOB
<b>Pee Wee Reese, R</b> OBP: 0.361, SLG: 0.366 (1, 6)	0-2 5-3		2-1 1B F7 1B		2-1 4-3		4-2 BB		1-1 SH1-4	3 1 1 0 1 0 0
<b>Gene Hermanski, L</b> OBP: 0.370, SLG: 0.457 <b>Tommy Brown, R</b> OBP: 0.333, SLG: 0.413 (1, 7) (9, PH)	4-0 FC5-4 BB		2-1 L8		2-2 1B		0-0 1-3		4-0 G6-3 IBB	3 0 1 0 1 0 4 0 0 0 0 1 0 0
<b>Duke Snider, L</b> OBP: 0.375, SLG: 0.542 (1, 8)	0-0 FC5-4 FC6-4 1-2f		1-0 FC5-4 1B 1-3 2-H		0-3 K			0-1 HR	1-1 G6-3	5 1 2 2 0 1 5
<b>Gil Hodges, R</b> OBP: 0.376, SLG: 0.505 (1, 3)	1-1 FC6-4 1-2f		0-0 F7		0-0 5-3			2-1 FC5 2B		4 0 1 1 0 0 2
<b>Carl Furillo, R</b> OBP: 0.349, SLG: 0.470 (1, 9)		0-0 4-3	0-0 FC5-4 1-2f		0-0 5-3			1-2 L5		4 0 0 0 0 0 2
<b>Bobby Morgan, R</b> OBP: 0.338, SLG: 0.408 (1, 5)		4-2 1B BB		2-1 5-3		2-1 5-3		3-3 K		3 0 0 0 1 1 1
<b>Billy Cox, R</b> OBP: 0.304, SLG: 0.369 (1, 4)		0-0 G4-6-3 1B		1-1 F3			0-1 SH3-4 1B	1-0 FC5		4 0 2 0 0 0 1
<b>Steve Lembo, R</b> <b>Eddie Miksis, R</b> OBP: 0.226, SLG: 0.254 <b>Bruce Edwards, R</b> OBP: 0.250, SLG: 0.429 <b>Jackie Robinson, R</b> OBP: 0.424, SLG: 0.500 (1, 2) (7, PH) (8, 2) (9, PR)		1-0 G4-6-3		0-1 F8			0-0 SH3-4		4-2 SH1-4 E BB	2 0 0 0 0 0 2 0 0 0 0 0 0 0 0 0 0 0 1 0 0 0 0 0 0 0 0 0
<b>Carl Erskine, R</b> OBP: 0.357, SLG: 0.346 <b>Chris Van Cuyk, L</b> (9, 1) <b>Cal Abrams, L</b> OBP: 0.286, SLG: 0.138 (9, PH)			0-0 1B 1B		0-2 F7		1-3 K		1-1 E5 SH1-4	3 1 1 0 0 1 1 0 0 0 0 0 0 0 1 0 0 0 0 0 1

Inning Stats	R: 0 E: 0 K: 0 S: 6	H: 0 LOB: 1 BB: 1 P: 11	R: 0 E: 0 K: 0 S: 5	H: 1 LOB: 1 BB: 1 P: 10	R: 2 E: 0 K: 0 S: 8	H: 3 LOB: 1 BB: 0 P: 13	R: 0 E: 0 K: 0 S: 6	H: 0 LOB: 0 BB: 0 P: 9	R: 0 E: 0 K: 1 S: 12	H: 1 LOB: 1 BB: 0 P: 16	R: 0 E: 0 K: 0 S: 4	H: 0 LOB: 0 BB: 0 P: 6	R: 0 E: 0 K: 1 S: 9	H: 1 LOB: 2 BB: 1 P: 14	R: 1 E: 0 K: 1 S: 15	H: 2 LOB: 1 BB: 0 P: 22	R: 0 E: 1 K: 0 S: 8	H: 0 LOB: 3 BB: 2 P: 19	1B: 6 2B: 1 3B: 0 HR: 1	SF: 0 SAC: 2 DP: 2 HBP: 0
--------------	------------------------------	----------------------------------	------------------------------	----------------------------------	------------------------------	----------------------------------	------------------------------	---------------------------------	-------------------------------	----------------------------------	------------------------------	---------------------------------	------------------------------	----------------------------------	-------------------------------	----------------------------------	------------------------------	----------------------------------	----------------------------------	------------------------------------

PITCHER	IP	WLS	BF	H	R	ER	SO	BB	IBB	HBP	BLK	WP	HR	S	P	ERA	WHIP
<b>Gerry Staley, R</b> ERA: 5.13 (1, 1)	7.0		31	8	3	3	2	3	0	0	0	0	1	54	85	3.86	1.571
<b>Ted Wilks, R</b> ERA: 6.88 (8, 1)	1.1	W	6	0	0	0	1	1	0	0	0	0	0	17	28	0.00	0.750
<b>Al Brazle, L</b> ERA: 4.38 (9, 1)	0.2	S	2	0	0	0	0	0	1	0	0	0	0	2	7	0.00	0.000

**BOTTOM**

**St. Louis Cardinals @ Brooklyn Dodgers**  
Ebbets Field, Brooklyn, NY

Sat Sep 16 1950, 3:33 AM EDT  
Att. 12,486 - Unknown

<b>AB</b>	<b>32</b>
<b>R</b>	<b>3</b>
<b>H</b>	<b>8</b>
<b>RBI</b>	<b>3</b>
<b>BB</b>	<b>5</b>
<b>SO</b>	<b>3</b>
<b>LOB</b>	<b>19</b>

livebaseballscorecards.com

**B**

<b>WP</b> : 0	<b>PA</b> : 39
<b>PB</b> : 0	
<b>SB</b> : 0	
<b>CS</b> : 0	










Batter	1	2	3	4	5	6	7	8	9	AB R H RBI BB SO LOB	TOP							
Tommy Glaviano, R (1, 5) OBP: 0.420, SLG: 0.447											0 0 0 0 0 0 0 0	<b>St. Louis Cardinals @ Boston Braves</b> Braves Field, Boston, MA Tue Sep 19 1950, 3:33 AM EDT Att. 7,233 - Unknown  <a href="http://livebaseballscorecards.com">livebaseballscorecards.com</a>						
Red Schoendienst, S (1, 4) OBP: 0.315, SLG: 0.411											0 0 0 0 0 0 0 0							
Stan Musial, L (1, 3) OBP: 0.438, SLG: 0.597											0 0 0 0 0 0 0 0							
Enos Slaughter, L (1, 9) OBP: 0.368, SLG: 0.416											0 0 0 0 0 0 0 0							
Hal Rice, L (1, 7) OBP: 0.284, SLG: 0.280											0 0 0 0 0 0 0 0							
Bill Howerton, L (1, 8) OBP: 0.393, SLG: 0.531											0 0 0 0 0 0 0 0							
Marty Marion, R (1, 6) OBP: 0.332, SLG: 0.325											0 0 0 0 0 0 0 0							
Del Rice, R (1, 2) OBP: 0.325, SLG: 0.382											0 0 0 0 0 0 0 0							
Harry Brecheen, L (1, 1) OBP: 0.293, SLG: 0.278	0 0 0 0 0 0 0 0	<b>AB 0</b> <b>R 0</b> <b>H 0</b> <b>RBI 0</b> <b>BB 0</b> <b>SO 0</b> <b>LOB 0</b>																
<b>Inning Stats</b>											1B: 0 SF: 0 2B: 0 SAC: 0 3B: 0 DP: 0 HR: 0 HBP: 0	WP: 0 PA: 0 PB: 0 SB: 0 CS: 0						
<b>PITCHER</b> Johnny Sain, R (1, 1) ERA: 3.92	IP	WLS	BF	H	R	ER	SO	BB	IBB	HBP	BLK	WP	HR	S	P	ERA	WHIP	<b>PITCHER</b> IP WLS BF H R ER SO BB IBB HBP BLK WP HR S P ERA WHIP





Batter	1	2	3	4	5	6	7	8	9	AB R H RBI BB SO LOB	TOP							
<a href="#">Peanuts Lowrey, R</a> (1, 5) OBP: 0.321, SLG: 0.291											0 0 0 0 0 0 0 0	<b>St. Louis Cardinals @ Boston Braves</b> Braves Field, Boston, MA Wed Sep 20 1950, 3:33 AM EDT Att. 5,199 - Unknown  <a href="http://livebaseballscorecards.com">livebaseballscorecards.com</a>						
<a href="#">Red Schoendienst, S</a> (1, 4) OBP: 0.318, SLG: 0.413											0 0 0 0 0 0 0 0							
<a href="#">Stan Musial, L</a> (1, 3) OBP: 0.437, SLG: 0.599											0 0 0 0 0 0 0 0							
<a href="#">Enos Slaughter, L</a> (1, 9) OBP: 0.371, SLG: 0.418											0 0 0 0 0 0 0 0							
<a href="#">Hal Rice, L</a> (1, 7) OBP: 0.276, SLG: 0.271											0 0 0 0 0 0 0 0							
<a href="#">Bill Howerton, L</a> (1, 8) OBP: 0.393, SLG: 0.529											0 0 0 0 0 0 0 0							
<a href="#">Marty Marion, R</a> (1, 6) OBP: 0.332, SLG: 0.324											0 0 0 0 0 0 0 0							
<a href="#">Del Rice, R</a> (1, 2) OBP: 0.326, SLG: 0.381											0 0 0 0 0 0 0 0							
<a href="#">Cloyd Boyer, R</a> (1, 1) OBP: 0.242, SLG: 0.258											0 0 0 0 0 0 0 0							
<b>Inning Stats</b>											1B: 0 SF: 0 2B: 0 SAC: 0 3B: 0 DP: 0 HR: 0 HBP: 0	WP: 0 PA: 0 PB: 0 SB: 0 CS: 0						
<b>PITCHER</b> <a href="#">Vern Bickford, R</a> (1, 1) ERA: 3.15	IP	WLS	BF	H	R	ER	SO	BB	IBB	HBP	BLK	WP	HR	S	P	ERA	WHIP	<b>PITCHER</b> IP WLS BF H R ER SO BB IBB HBP BLK WP HR S P ERA WHIP
	0.0	L	0	0	0	0	0	0	0	0	0	0	0	0	0	∞	∞	





Batter	1	2	3	4	5	6	7	8	9
Roy Hartsfield, R OBP: 0.321, SLG: 0.373 (1, 4)	4-0 HR BB	0-0 F6		0-0 G3		0-0 6-3		0-0 6-3	
Sam Jethroe, S OBP: 0.345, SLG: 0.460 (1, 8)	0-0 HR 1-H		0-0 2B		4-0 FC4-6 BB		0-3 K	0-0 6-3	
Earl Torgeson, L OBP: 0.410, SLG: 0.468 (1, 3)	0-0 3-1		0-0 2B 6-3 2-H		0-0 F9		0-3 K		
Bob Elliott, R OBP: 0.387, SLG: 0.511 (1, 5)	0-0 5-3		0-0 1-3		4-0 FC4-6 BB 1-2		0-0 1B 2B		
Tommy Holmes, L OBP: 0.379, SLG: 0.443 (1, 9)	0-0 4-3		0-0 6-3		0-0 FC4-6 1-2f 2-3		0-0 1B 2-H		
Bob Addis, L OBP: 0.429, SLG: 0.389 Luis Olmo, R OBP: 0.307, SLG: 0.384 (3, PH) (4, 7)		0-0 5-3 1B	0-0 6-3		0-0 F8		4-0 BB		
Del Crandall, R OBP: 0.262, SLG: 0.317 (1, 2)		0-0 5-3 1-2		0-0 E5 G1-6-3		0-0 SH2-3 1B	0-0 2-3		
Buddy Kerr, R OBP: 0.300, SLG: 0.313 (1, 6)		0-0 1B 2-H		0-0 G1-6-3 1-2f		0-0 SH2-3 1-2	0-0 SH2-4 1B		
Warren Spahn, L OBP: 0.269, SLG: 0.218 (1, 1)		0-0 5-3		0-0 1B		0-3 K	0-0 SH2-4 1-2		

Inning Stats	R: 2	H: 1	E: 0	K: 0	S: 4	LOB: 0	BB: 1	P: 8	R: 1	H: 2	E: 0	K: 0	S: 5	LOB: 1	BB: 0	P: 5	R: 1	H: 2	E: 0	K: 0	S: 5	LOB: 1	BB: 0	P: 5	R: 0	H: 1	E: 1	K: 0	S: 4	LOB: 1	BB: 0	P: 4	R: 0	H: 0	E: 0	K: 0	S: 3	LOB: 2	BB: 2	P: 11	R: 0	H: 1	E: 0	K: 1	S: 6	LOB: 1	BB: 0	P: 6	R: 1	H: 2	E: 0	K: 2	S: 9	LOB: 2	BB: 1	P: 13	R: 0	H: 1	E: 0	K: 0	S: 4	LOB: 1	BB: 0	P: 4	1B: 6	2B: 3	3B: 0	HR: 1	SF: 0	SAC: 2	DP: 1	HBP: 0	WP: 0	PB: 0	SB: 1	CS: 0	PA: 38
--------------	------	------	------	------	------	--------	-------	------	------	------	------	------	------	--------	-------	------	------	------	------	------	------	--------	-------	------	------	------	------	------	------	--------	-------	------	------	------	------	------	------	--------	-------	-------	------	------	------	------	------	--------	-------	------	------	------	------	------	------	--------	-------	-------	------	------	------	------	------	--------	-------	------	-------	-------	-------	-------	-------	--------	-------	--------	-------	-------	-------	-------	--------


PITCHER	IP	WLS	BF	H	R	ER	SO	BB	IBB	HBP	BLK	WP	HR	S	P	ERA	WHIP
Gerry Staley, R ERA: 5.29 (1, 1)	2.1	L	13	5	4	4	0	1	0	0	0	0	1	12	16	15.43	2.571
Al Brazle, L ERA: 4.36 (3, 1)	5.2		25	5	1	1	3	3	0	0	0	0	0	28	40	1.59	1.412

**BOTTOM**

**St. Louis Cardinals @ Boston Braves**  
 Braves Field, Boston, MA  
 Thu Sep 21 1950, 3:33 AM EDT  
 Att. 2,825 - Unknown

AB	R	H	RBI	BB	SO	LOB
4	1	0	0	1	0	4
4	2	2	2	1	1	1
4	0	1	1	0	1	1
3	1	1	0	1	0	1
4	0	1	1	0	0	3
1	1	1	0	0	0	0
2	0	0	0	1	0	3
4	0	1	0	0	0	3
3	0	2	1	0	0	1
3	0	1	0	0	1	2

AB	32
R	5
H	10
RBI	5
BB	4
SO	3
LOB	19



Batter	1	2	3	4	5	6	7	8	9	AB R H RBI BB SO LOB	TOP	
<b>Peanuts Lowrey, R</b> (1, 5) OBP: 0.315, SLG: 0.283	0-0 6-3		0-0 1-3		0-0 FC1-2 FC4-6			0-0 6-3		4 0 0 0 0 0 2	<b>St. Louis Cardinals @ Chicago Cubs</b> Wrigley Field, Chicago, IL Sat Sep 23 1950, 3:33 AM CDT Unknown	
<b>Red Schoendienst, S</b> (1, 4) OBP: 0.317, SLG: 0.413	0-0 1B 1B		0-0 L3		0-0 FC4-6			0-0 2B		4 0 2 0 0 0 2		
<b>Stan Musial, L</b> (1, 7) OBP: 0.435, SLG: 0.593 <b>Bill Howerton, L</b> (8, 7) OBP: 0.387, SLG: 0.519	0-0 1-2 G4-6-3 1B		0-0 1-3		0-0 1-3			0-0 1-3		4 0 1 0 0 0 1 0 0 0 0 0 0 0		
<b>Ed Mickelson, R</b> (1, 3) OBP: 0.250, SLG: 0.143	0-0 G4-6-3 1-2f			0-3 K		0-0 P9		4-0 BB BB		3 0 0 0 1 1 2		
<b>Hal Rice, L</b> (1, 9) OBP: 0.283, SLG: 0.288		0-0 4-3		0-0 P4		0-0 1B		0-0 4-3		4 0 1 0 0 0 2		
<b>Marty Marion, R</b> (1, 6) OBP: 0.328, SLG: 0.321		0-0 L6		0-0 5-3		0-3 K		0-0 5-3		4 0 0 0 0 1 1		
<b>Chuck Diering, R</b> (1, 8) OBP: 0.354, SLG: 0.333		0-0 E5 2B		0-0 F8		4-0 BB BB		0-0 L9		3 0 0 0 1 0 0		
<b>Del Rice, R</b> (1, 2) OBP: 0.326, SLG: 0.382 <b>Johnny Bucha, R</b> (7, 2) OBP: 0.265, SLG: 0.200		0-0 1-3 2B		0-0 1B FC1-2 1B		0-3 K		0-0 5-3		3 0 2 0 0 1 1 1 0 0 0 0 0 0		
<b>Red Munger, R</b> (1, 1) OBP: 0.180, SLG: 0.167 <b>Enos Slaughter, L</b> (7, PH) OBP: 0.386, SLG: 0.412 <b>Ted Wilks, R</b> (7, 1)		0-0 4-3		0-0 FC1-2 1B		0-0 G4-3				2 0 1 0 0 0 2 1 0 0 0 0 0 1 0 0 0 0 0 0 0		
<b>Inning Stats</b>	R: 0 H: 2 E: 0 LOB: 1 K: 0 BB: 0 S: 4 P: 4	R: 0 H: 1 E: 1 LOB: 2 K: 0 BB: 0 S: 5 P: 5	R: 0 H: 0 E: 0 LOB: 0 K: 0 BB: 0 S: 3 P: 3	R: 0 H: 0 E: 0 LOB: 0 K: 1 BB: 0 S: 5 P: 5	R: 0 H: 2 E: 0 LOB: 2 K: 0 BB: 0 S: 5 P: 5	R: 0 H: 1 E: 0 LOB: 1 K: 1 BB: 0 S: 6 P: 6	R: 0 H: 0 E: 0 LOB: 0 K: 1 BB: 1 S: 4 P: 8	R: 0 H: 1 E: 0 LOB: 2 K: 0 BB: 1 S: 4 P: 8	R: 0 H: 0 E: 0 LOB: 0 K: 0 BB: 0 S: 3 P: 3	1B: 5 SF: 0 2B: 2 SAC: 0 3B: 0 DP: 2 HR: 0 HBP: 0	WP: 0 PA: 35 PB: 0 SB: 0 CS: 0	
<b>PITCHER</b> <b>Paul Minner, L</b> (1, 1) ERA: 3.9	IP WLS BF H R ER SO BB IBB HBP BLK WP HR S P ERA WHIP	9.0 W 35 7 0 0 3 2 0 0 0 0 0 0 39 47 0.00 1.000										

livebaseballscorecards.com

<b>AB</b>	<b>33</b>
<b>R</b>	<b>0</b>
<b>H</b>	<b>7</b>
<b>RBI</b>	<b>0</b>
<b>BB</b>	<b>2</b>
<b>SO</b>	<b>3</b>
<b>LOB</b>	<b>14</b>





Batter	1	2	3	4	5	6	7	8	9	AB R H RBI BB SO LOB	TOP
<b>Peanuts Lowrey, R</b> (1, 5) OBP: 0.314, SLG: 0.283	0-0 		0-0 		0-0 		0-0 			4 1 1 0 0 0 1	
<b>Red Schoendienst, S</b> (1, 4) OBP: 0.317, SLG: 0.411	0-0 		0-0 		0-0 			0-0 		4 0 1 0 0 0 1	
<b>Hal Rice, L</b> (1, 7) OBP: 0.282, SLG: 0.287	0-0 		0-0 		0-0 			0-0 		4 0 1 1 0 0 2	
<b>Enos Slaughter, L</b> (1, 9) OBP: 0.365, SLG: 0.411		0-0 	0-0 		0-0 			0-0 		4 1 1 0 0 0 3	
<b>Bill Howerton, L</b> (1, 8) OBP: 0.382, SLG: 0.512		0-0 		0-0 		0-0 		0-0 		4 0 0 0 0 0 1	
<b>Rocky Nelson, L</b> (1, 3) OBP: 0.322, SLG: 0.336		0-0 		0-0 		0-0 		0-0 		4 0 0 0 0 0 1	
<b>Eddie Miller, R</b> (1, 6) OBP: 0.304, SLG: 0.322		0-0 		0-0 		0-0 		0-0 		4 0 1 0 0 0 2	
<b>Johnny Bucha, R</b> (1, 2) OBP: 0.243, SLG: 0.182		0-0 		0-0 			0-0 			3 0 0 0 0 0 2	
<b>Howie Pollet, L</b> (1, 1) OBP: 0.200, SLG: 0.175			0-0 		0-0 		0-3 			3 0 1 0 0 1 0	
<b>Inning Stats</b>	R: 0 E: 0 K: 0 S: 3 H: 0 LOB: 0 BB: 0 P: 3	R: 1 E: 1 K: 0 S: 5 H: 1 LOB: 1 BB: 0 P: 5	R: 1 E: 0 K: 0 S: 5 H: 2 LOB: 1 BB: 0 P: 5	R: 0 E: 0 K: 0 S: 4 H: 1 LOB: 1 BB: 0 P: 4	R: 0 E: 0 K: 0 S: 5 H: 2 LOB: 2 BB: 0 P: 5	R: 0 E: 0 K: 0 S: 3 H: 0 LOB: 0 BB: 0 P: 3	R: 0 E: 0 K: 1 S: 5 H: 0 LOB: 0 BB: 0 P: 5	R: 0 E: 0 K: 0 S: 3 H: 0 LOB: 0 BB: 0 P: 3	R: 0 E: 0 K: 0 S: 3 H: 0 LOB: 0 BB: 0 P: 3	1B: 4 2B: 2 3B: 0 HR: 0 SF: 0 SAC: 0 DP: 0 HBP: 0	WP: 0 PB: 0 SB: 1 CS: 0 PA: 34
<b>PITCHER</b> <b>Bob Rush, R</b> (1, 1) ERA: 3.79	IP: 9.0 WLS: L BF: 34 H: 6 R: 2 ER: 1 SO: 1 BB: 0 IBB: 0 HBP: 0 BLK: 0 WP: 0 HR: 0 S: 36 P: 36 ERA: 1.00 WHIP: 0.667										

**St. Louis Cardinals @ Chicago Cubs**  
Wrigley Field, Chicago, IL  
Sat Sep 23 1950, 3:38 AM CDT  
Att: 22,030 - Unknown

[livebaseballscorecards.com](http://livebaseballscorecards.com)

<b>AB</b>	<b>34</b>
<b>R</b>	<b>2</b>
<b>H</b>	<b>6</b>
<b>RBI</b>	<b>1</b>
<b>BB</b>	<b>0</b>
<b>SO</b>	<b>1</b>
<b>LOB</b>	<b>13</b>





Batter	1	2	3	4	5	6	7	8	9	AB R H RBI BB SO LOB
Randy Jackson, R (1, 5) OBP: 0.272, SLG: 0.419	4-0 E S 1B BB		0-0 1B			0-0			0-0	3 1 1 0 1 0 0
Hal Jeffcoat, R (1, 9) OBP: 0.269, SLG: 0.344	0-0 1-H 1B		0-0 1-3 1B			0-0			0-0	4 0 2 1 0 0 0
Preston Ward, L (1, 3) OBP: 0.317, SLG: 0.383 Carmen Mauro, L (7, PR) OBP: 0.283, SLG: 0.295 Phil Cavarretta, L (8, 3) OBP: 0.376, SLG: 0.441	0-3 K 1-2					0-0			0-3 K	3 0 1 0 0 1 1 0 0 0 0 0 0 0 1 0 0 0 0 1 0
Hank Sauer, R (1, 7) OBP: 0.349, SLG: 0.516	0-0					0-0			0-0	3 0 1 0 0 0 0
Andy Pafko, R (1, 8) OBP: 0.401, SLG: 0.602						0-0			0-0	3 0 0 0 0 0 1
Roy Smalley, R (1, 6) OBP: 0.299, SLG: 0.407						0-0			0-0	3 0 1 0 0 0 1
Wayne Terwilliger, R (1, 4) OBP: 0.312, SLG: 0.365						0-0			0-0	3 0 0 0 0 0 1
Mickey Owen, R (1, 2) OBP: 0.279, SLG: 0.309						0-0			0-0	3 0 0 0 0 0 0
Bob Rush, R (1, 1) OBP: 0.211, SLG: 0.241						0-3 K			0-0	3 0 0 0 0 1 0

**BOTTOM**

**St. Louis Cardinals @ Chicago Cubs**  
 Wrigley Field, Chicago, IL  
 Sat Sep 23 1950, 3:38 AM CDT  
 Att. 22,030 - Unknown

[livebaseballscorecards.com](http://livebaseballscorecards.com)

<b>AB</b>	<b>29</b>
<b>R</b>	<b>1</b>
<b>H</b>	<b>6</b>
<b>RBI</b>	<b>1</b>
<b>BB</b>	<b>1</b>
<b>SO</b>	<b>3</b>
<b>LOB</b>	<b>4</b>



Inning Stats	R: 1 E: 0 K: 1 S: 5	H: 1 LOB: 0 BB: 1 P: 9	R: 0 E: 0 K: 0 S: 3	H: 1 LOB: 1 BB: 0 P: 3	R: 0 E: 0 K: 0 S: 4	H: 2 LOB: 2 BB: 0 P: 4	R: 0 E: 0 K: 0 S: 3	H: 0 LOB: 0 BB: 0 P: 3	R: 0 E: 0 K: 0 S: 3	H: 0 LOB: 0 BB: 0 P: 3	R: 0 E: 0 K: 1 S: 5	H: 0 LOB: 0 BB: 0 P: 5	R: 0 E: 0 K: 0 S: 4	H: 2 LOB: 1 BB: 0 P: 4	R: 0 E: 0 K: 0 S: 3	H: 0 LOB: 0 BB: 0 P: 3	R: 0 E: 0 K: 1 S: 5	H: 0 LOB: 0 BB: 0 P: 5	1B: 6 2B: 0 3B: 0 HR: 0	SF: 0 SAC: 0 DP: 0 HBP: 0	WP: 0 PB: 0 SB: 1 CS: 0	PA: 30
<b>PITCHER</b> Howie Pollet, L (1, 1) ERA: 3.44	IP: 9.0	WLS: W	BF: 31	H: 6	R: 1	ER: 1	SO: 3	BB: 1	IBB: 0	HBP: 0	BLK: 0	WP: 0	HR: 0	S: 35	P: 39	ERA: 1.00	WHIP: 0.778					
<b>PITCHER</b>	IP	WLS	BF	H	R	ER	SO	BB	IBB	HBP	BLK	WP	HR	S	P	ERA	WHIP					

Batter	1	2	3	4	5	6	7	8	9	AB R H RBI BB SO LOB	TOP													
<b>Peanuts Lowrey, R</b> (1, 5) OBP: 0.319, SLG: 0.297	0-0 HR		4-0 BB		0-0 FC			0-0 3B 1B		3 2 2 1 1 0 2														
<b>Red Schoendienst, S</b> (1, 4) OBP: 0.316, SLG: 0.410	0-0		0-0	0-0 1B		0-0		0-0		4 0 1 0 0 0 2														
<b>Bill Howerton, L</b> (1, 8) OBP: 0.380, SLG: 0.515	0-0			0-0		0-0		0-0 3B		4 0 1 2 0 0 1														
<b>Enos Slaughter, L</b> (1, 9) OBP: 0.364, SLG: 0.412	0-0			0-0		0-0 2B		0-0		4 0 1 0 0 0 3														
<b>Hal Rice, L</b> (1, 7) OBP: 0.273, SLG: 0.277		0-0		0-0		0-0		0-0		4 0 0 0 0 0 4														
<b>Marty Marion, R</b> (1, 6) <b>Eddie Miller, R</b> (7, 6) OBP: 0.331, SLG: 0.320 OBP: 0.307, SLG: 0.326		4-0 BB		4-0 BB		0-0		0-0 1B		1 0 0 0 2 0 0 1 0 1 0 0 0 0														
<b>Rocky Nelson, L</b> (1, 3) OBP: 0.320, SLG: 0.335		0-0 G4-6-3		0-0 G4-6-3		0-0 1B		0-0		4 0 1 0 0 0 2														
<b>Del Rice, R</b> (1, 2) OBP: 0.323, SLG: 0.378			0-3 K		0-0 FC6-2-5-6 1B		0-0	0-0		4 0 0 0 0 1 3														
<b>Fred Martin, R</b> (1, 1) <b>Ted Wilks, R</b> (5, 1) <b>Al Brazle, L</b> (7, 1) <b>Joe Garagiola, L</b> (8, PH) <b>Chuck Diering, R</b> (8, PR) <b>Gerry Staley, R</b> (8, 1) <b>Eddie Kozak, R</b> (9, PH) OBP: 0.267, SLG: 0.400 OBP: 0.193, SLG: 0.193 OBP: 0.354, SLG: 0.333 OBP: 0.206, SLG: 0.192 OBP: 0.307, SLG: 0.337			0-0		0-0 1B		0-0	0-0 3B 1B	0-3 K	2 0 1 0 0 0 0 0 0 0 0 0 0 0 0 0 0 0 0 0 0 1 0 1 0 0 0 0 0 1 0 0 0 0 0 0 0 0 0 0 0 0 1 0 0 0 0 1 1														
<b>Inning Stats</b>	R: 1 E: 0 K: 0 S: 4	H: 1 LOB: 0 BB: 0 P: 4	R: 0 E: 0 K: 0 S: 2	H: 0 LOB: 0 BB: 1 P: 6	R: 0 E: 0 K: 1 S: 4	H: 0 LOB: 1 BB: 1 P: 8	R: 0 E: 0 K: 0 S: 4	H: 1 LOB: 1 BB: 0 P: 4	R: 0 E: 0 K: 0 S: 4	H: 2 LOB: 2 BB: 1 P: 8	R: 0 E: 0 K: 0 S: 3	H: 1 LOB: 1 BB: 0 P: 4	R: 0 E: 0 K: 0 S: 3	H: 0 LOB: 0 BB: 0 P: 3	R: 2 E: 0 K: 0 S: 6	H: 3 LOB: 2 BB: 0 P: 6	R: 0 E: 0 K: 1 S: 6	H: 1 LOB: 1 BB: 0 P: 6	1B: 6 2B: 2 3B: 1 HR: 1	SF: 0 SAC: 0 DP: 2 HBP: 0	WP: 0 PB: 0 SB: 0 CS: 0	PA: 36		
<b>PITCHER</b> <b>Frank Hiller, R</b> (1, 1) ERA: 3.66	IP 9.0	WLS W	BF 37	H 9	R 3	ER 3	SO 2	BB 3	IBB 0	HBP 0	BLK 0	WP 0	HR 1	S 37	P 49	ERA 3.00	WHIP 1.333							

**St. Louis Cardinals @ Chicago Cubs**  
**Wrigley Field, Chicago, IL**  
 Sun Sep 24 1950, 3:33 AM CST  
 Att: 16,595 - Unknown

[livebaseballscorecards.com](http://livebaseballscorecards.com)

<b>AB</b>	<b>33</b>
<b>R</b>	<b>3</b>
<b>H</b>	<b>9</b>
<b>RBI</b>	<b>3</b>
<b>BB</b>	<b>3</b>
<b>SO</b>	<b>2</b>
<b>LOB</b>	<b>18</b>



Batter	1	2	3	4	5	6	7	8	9	AB	R	H	RBI	BB	SO	LOB
Randy Jackson, R OBP: 0.281, SLG: 0.422	0-0 K		0-3 K		0-0 2B	0-0 1B				4	2	2	0	0	1	0
Hal Jeffcoat, R OBP: 0.274, SLG: 0.354	0-3 K		0-0 K		0-0 1B	0-0 2B				4	1	2	2	0	1	0
Preston Ward, L OBP: 0.320, SLG: 0.384	0-0 1B		0-0 K		0-0 HR	0-0 1B				4	1	2	1	0	0	0
Hank Sauer, R OBP: 0.352, SLG: 0.523	0-0 K			0-0 1B	0-0 HR					3	2	2	2	1	0	1
Andy Pafko, R OBP: 0.401, SLG: 0.600		4-0 FC		0-0 1B	0-0 1B					3	1	1	0	1	0	1
Carl Sawatski, L OBP: 0.252, SLG: 0.183		0-0 E3		0-0 1B	0-0 1B					4	0	1	0	0	0	1
Roy Smalley, R OBP: 0.300, SLG: 0.413		0-0 FC		0-0 1B						4	1	2	2	0	0	3
Wayne Terwilliger, R OBP: 0.312, SLG: 0.363		0-0 1-2		4-0 None						3	0	0	0	1	0	2
Frank Hiller, R OBP: 0.122, SLG: 0.100		0-0 K		0-0 1-2	0-0 K	0-0 K				3	0	0	0	0	0	1


Inning Stats		R: 0	H: 1	R: 1	H: 0	R: 0	H: 0	R: 1	H: 3	R: 4	H: 4	R: 2	H: 3	R: 0	H: 0	R: 0	H: 1
E: 0		E: 1	LOB: 1	E: 1	LOB: 1	E: 0	LOB: 0	E: 0	LOB: 2	E: 0	LOB: 0	E: 0	LOB: 1	E: 0	LOB: 0	E: 0	LOB: 0
K: 1		K: 0	BB: 0	K: 0	BB: 1	K: 0	BB: 0	K: 0	BB: 1	K: 0	BB: 0	K: 0	BB: 0	K: 0	BB: 1	K: 0	BB: 0
S: 6		S: 4	P: 6	S: 4	P: 8	S: 5	P: 5	S: 4	P: 8	S: 7	P: 7	S: 5	P: 5	S: 2	P: 6	S: 3	P: 3

**BOTTOM**

**St. Louis Cardinals @ Chicago Cubs**  
Wrigley Field, Chicago, IL  
Sun Sep 24 1950, 3:33 AM CST  
Att. 16,595 - Unknown


AB	32
R	8
H	12
RBI	7
BB	3
SO	2
LOB	9

livebaseballscorecards.com



1B: 9	SF: 0	WP: 1	PA: 35
2B: 1	SAC: 0	PB: 0	
3B: 0	DP: 3	SB: 2	
HR: 2	HBP: 0	CS: 0	

PITCHER		IP	WLS	BF	H	R	ER	SO	BB	IBB	HBP	BLK	WP	HR	S	P	ERA	WHIP
Fred Martin, R	(1, 1)	4.1	L	23	8	6	5	2	2	0	0	0	1	1	24	32	10.38	2.308
Ted Wilks, R	(5, 1)	1.2		8	3	2	2	0	0	0	0	0	0	1	7	7	10.80	1.800
Al Brazle, L	(7, 1)	1.0		3	0	0	0	0	1	0	0	0	0	0	2	6	0.00	1.000
Gerry Staley, R	(8, 1)	1.0		3	1	0	0	0	0	0	0	0	0	0	3	3	0.00	1.000

Batter	1	2	3	4	5	6	7	8	9	AB R H RBI BB SO LOB	TOP		
<b>Bobby Adams, R</b> (1, 4) OBP: 0.370, SLG: 0.422	0-0 4-3	0-0 1B 1-2 2-H 3-H		0-0 1B 1-2		0-0 2B 1B 2-H				4 1 3 3 0 0 0	<b>Cincinnati Reds @ St. Louis Cardinals</b> Sportsman's Park, St. Louis, MO Tue Sep 26 1950, 4:33 AM EST Att: 2,531 - Unknown - 65 F  livebaseballscorecards.com  <b>AB 32</b> <b>R 7</b> <b>H 13</b> <b>RBI 7</b> <b>BB 3</b> <b>SO 2</b> <b>LOB 15</b>  		
<b>Bob Usher, R</b> (1, 8) OBP: 0.310, SLG: 0.362	0-0 6-3	0-0 1B 1-2 2-H		0-3 K		0-0 2B 2-H				4 0 2 2 0 1 2			
<b>Johnny Wyrostek, L</b> (1, 9) OBP: 0.366, SLG: 0.431	0-0 2B	0-0 1-3			0-0 6-3	0-0 F8				4 0 1 0 0 0 3			
<b>Ted Kluszewski, L</b> (1, 3) OBP: 0.353, SLG: 0.526	0-0 3-1			0-0 F8			0-0 F8			4 0 0 0 0 0 1			
<b>Joe Adcock, R</b> (1, 7) OBP: 0.317, SLG: 0.397		0-0 CS 1B	0-0 CS 1B		0-0 5-3		0-0 4-3 1B 1B			4 1 3 0 0 0 0			
<b>Grady Hatton, L</b> (1, 5) OBP: 0.368, SLG: 0.384		4-0 2B 1B BB 1-2	0-0 4-3			0-0 FC5-4 1B	0-0 4-3			3 1 1 0 1 0 2			
<b>Virgil Stallcup, R</b> (1, 6) OBP: 0.281, SLG: 0.365		0-0 1B 2B 1-3		0-0 F7		0-0 FC5-4 2B F9 1-2	0-0 1B 2-H			4 2 2 1 0 0 1			
<b>Dixie Howell, R</b> (1, 2) OBP: 0.331, SLG: 0.307		4-0 1B 1B IBB		4-0 1B BB		0-0 1B 2B	0-0 1-3			2 2 1 0 2 0 1			
<b>Howie Fox, R</b> (1, 1) OBP: 0.197, SLG: 0.237		0-3 K		0-0 F8		0-0 F9 3-H				3 0 0 1 0 1 5			
<b>Inning Stats</b>	R: 0 E: 0 K: 0 S: 4 H: 1 LOB: 1 BB: 0 P: 4	R: 3 E: 0 K: 1 S: 8 H: 4 LOB: 2 BB: 2 P: 16	R: 0 E: 0 K: 0 S: 3 H: 1 LOB: 0 BB: 0 P: 3	R: 0 E: 0 K: 1 S: 6 H: 1 LOB: 2 BB: 1 P: 10	R: 0 E: 0 K: 0 S: 3 H: 0 LOB: 0 BB: 0 P: 3	R: 3 E: 0 K: 0 S: 7 H: 4 LOB: 1 BB: 0 P: 7	R: 1 E: 0 K: 0 S: 5 H: 2 LOB: 1 BB: 0 P: 5			1B: 9 2B: 4 3B: 0 HR: 0 SF: 0 SAC: 0 DP: 0 HBP: 0	WP: 0 PB: 0 SB: 0 CS: 2 PA: 35		
<b>PITCHER</b>	IP WLS BF H R ER SO BB IBB HBP BLK WP HR S P ERA WHIP											<b>PITCHER</b>	IP WLS BF H R ER SO BB IBB HBP BLK WP HR S P ERA WHIP
<b>Max Lanier, L</b> (1, 1) ERA: 3.13	5.2 L 28 10 6 6 2 2 1 0 0 0 0 0 29 41 9.53 2.118												
<b>Gerry Staley, R</b> (6, 1) ERA: 5.27	1.1 7 3 1 1 0 0 0 0 0 0 0 0 7 7 6.75 2.250												



Batter	1	2	3	4	5	6	7	8	9	AB R H RBI BB SO LOB	TOP									
<b>Bobby Adams, R</b> (1, 4) OBP: 0.369, SLG: 0.420	0-0 6-3		0-0 5-3			0-0 FC6-4 1B			0-3 K	4 0 1 0 0 1 1										
<b>Bob Usher, R</b> (1, 8) OBP: 0.307, SLG: 0.358	0-3 K				0-3 K	0-0 FC6-4 1-2f			0-0 F4	4 0 0 0 0 2 1										
<b>Johnny Wyrostek, L</b> (1, 9) OBP: 0.365, SLG: 0.429	0-0 4-3				0-0 G4-6-3 1B			0-3 K	0-0 F8	4 0 1 0 0 1 0										
<b>Ted Kluszewski, L</b> (1, 3) OBP: 0.351, SLG: 0.523		0-0 F8			0-0 G4-6-3 1-2f			0-3 K		3 0 0 0 0 1 1										
<b>Joe Adcock, R</b> (1, 7) OBP: 0.317, SLG: 0.395		0-0 F5				0-3 K		4-0 BB		2 0 0 0 1 1 0										
<b>Johnny Pramesa, R</b> (1, 2) OBP: 0.367, SLG: 0.434		0-0 6-3				0-0 F3		0-0 5-3		3 0 0 0 0 0 1										
<b>Grady Hatton, L</b> (1, 5) OBP: 0.368, SLG: 0.384						0-0 F6			0-0 F7	3 0 1 0 0 0 0										
<b>Virgil Stallcup, R</b> (1, 6) OBP: 0.279, SLG: 0.363						0-0 F5			0-0 F7	3 0 0 0 0 0 1										
<b>Willie Ramsdell, R</b> (1, 1) OBP: 0.250, SLG: 0.192						0-0 SH1-3 1-2			0-0 F4	2 0 0 0 0 0 0										
<b>Inning Stats</b>	R: 0 E: 0 K: 1 S: 5	H: 0 LOB: 0 BB: 0 P: 5	R: 0 E: 0 K: 0 S: 3	H: 0 LOB: 0 BB: 0 P: 3	R: 0 E: 0 K: 0 S: 4	H: 1 LOB: 1 BB: 0 P: 4	R: 0 E: 0 K: 1 S: 5	H: 1 LOB: 0 BB: 0 P: 5	R: 0 E: 0 K: 1 S: 5	H: 0 LOB: 0 BB: 0 P: 5	R: 0 E: 0 K: 2 S: 7	H: 0 LOB: 1 BB: 1 P: 11	R: 0 E: 0 K: 3 S: 3	H: 0 LOB: 0 BB: 0 P: 3	R: 0 E: 0 K: 1 S: 5	H: 0 LOB: 0 BB: 0 P: 5	1B: 3 2B: 0 3B: 0 HR: 0	SF: 0 SAC: 1 DP: 1 HBP: 0	WP: 0 PB: 0 SB: 0 CS: 0	PA: 30
<b>PITCHER</b> <b>Harry Brecheen, L</b> (1, 1) ERA: 3.8	IP: 9.0 WLS: W BF: 30 H: 3 R: 0 ER: 0 SO: 6 BB: 1 IBB: 0 HBP: 0 BLK: 0 WP: 0 HR: 0 S: 41 P: 45 ERA: 0.00 WHIP: 0.444																			

**Cincinnati Reds @ St. Louis Cardinals**  
**Sportsman's Park, St. Louis, MO**  
 Wed Sep 27 1950, 4:33 AM EST  
 Att: 2,094 - Unknown - 66 F

[livebaseballscorecards.com](http://livebaseballscorecards.com)

<b>AB</b>	<b>28</b>
<b>R</b>	<b>0</b>
<b>H</b>	<b>3</b>
<b>RBI</b>	<b>0</b>
<b>BB</b>	<b>1</b>
<b>SO</b>	<b>6</b>
<b>LOB</b>	<b>5</b>



Batter	1	2	3	4	5	6	7	8	9	AB	R	H	RBI	BB	SO	LOB
<b>Peanuts Lowrey, R</b> (1, 4) OBP: 0.326, SLG: 0.301	0-0 1B		H 1-0 1-2 HBP		X 0-0 5-3			X 0-0 5-3		3	0	1	0	0	0	0
<b>Red Schoendienst, S</b> (1, 6) OBP: 0.314, SLG: 0.407	0-0 1-3		S S 0-3 K			X 0-0 F5		X 0-0 F3		4	0	0	0	0	1	3
<b>Stan Musial, L</b> (1, 3) OBP: 0.434, SLG: 0.592	0-0 5-3		X 0-0 G3-6-3			X 0-0 L4-6 BB 1B				3	0	1	0	0	0	2
<b>Enos Slaughter, L</b> (1, 9) OBP: 0.366, SLG: 0.412	4-0 FC4-6 BB			X 0-0 4-3 2B		B B B 4-0 1-2 BB				1	0	1	0	2	0	0
<b>Bill Howerton, L</b> (1, 8) OBP: 0.376, SLG: 0.507	0-0 FC4-6			X 0-0 F9		X 0-0 L4-6				3	0	0	0	0	0	4
<b>Hal Rice, L</b> (1, 7) OBP: 0.260, SLG: 0.263		X 0-0 4-3		X 0-0 4-3			X 0-0 F5			3	0	0	0	0	0	1
<b>Eddie Kazak, R</b> (1, 5) OBP: 0.302, SLG: 0.332		X 0-0 5-3		X 0-0 5-3			X 0-3 K			3	0	0	0	0	1	1
<b>Del Rice, R</b> (1, 2) OBP: 0.321, SLG: 0.375		X 0-0 F4			X 0-0 F2		X 0-0 F7			3	0	0	0	0	0	0
<b>Harry Brecheen, L</b> (1, 1) OBP: 0.302, SLG: 0.328			B B B 4-0 E HBP BB		X 0-0 F7		X 0-0 F9			2	0	0	0	1	0	0
<b>Inning Stats</b>	R: 1 E: 1 K: 0 S: 4	H: 1 LOB: 1 BB: 1 P: 8	R: 0 E: 0 K: 0 S: 3	H: 0 LOB: 0 BB: 0 P: 3	R: 0 E: 1 K: 1 S: 4	H: 0 LOB: 1 BB: 1 P: 9	R: 0 E: 0 K: 0 S: 4	H: 1 LOB: 1 BB: 0 P: 4	R: 0 E: 0 K: 0 S: 3	H: 0 LOB: 0 BB: 0 P: 3	R: 0 E: 0 K: 1 S: 5	H: 0 LOB: 0 BB: 0 P: 5	R: 0 E: 0 K: 0 S: 3	H: 0 LOB: 0 BB: 0 P: 3	R: 0 E: 0 K: 0 S: 3	H: 0 LOB: 0 BB: 0 P: 3
<b>PITCHER</b> <b>Willie Ramsdell, R</b> (1, 1) ERA: 3.73	IP: 8.0 WLS: L BF: 29	H: 3 R: 1 ER: 0 SO: 2	BB: 3 IBB: 0 HBP: 1 BLK: 0	WP: 0 HR: 0 S: 29 P: 42	ERA: 0.00 WHIP: 0.750											

**BOTTOM**

**Cincinnati Reds @ St. Louis Cardinals**  
 Sportsman's Park, St. Louis, MO  
 Wed Sep 27 1950, 4:33 AM EST  
 Att. 2,094 - Unknown - 66 F

[livebaseballscorecards.com](http://livebaseballscorecards.com)

<b>AB</b>	<b>25</b>
<b>R</b>	<b>0</b>
<b>H</b>	<b>3</b>
<b>RBI</b>	<b>0</b>
<b>BB</b>	<b>3</b>
<b>SO</b>	<b>2</b>
<b>LOB</b>	<b>11</b>



WP: 0	PA: 29
PB: 0	
SB: 0	
CS: 0	

Batter	1	2	3	4	5	6	7	8	9	AB R H RBI BB SO LOB	TOP									
<b>Bobby Adams, R</b> (1, 4) OBP: 0.365, SLG: 0.415	0-0 F7		0-0 F8			0-0 F4		0-0 F7		4 0 0 0 0 0 1										
<b>Bob Usher, R</b> (1, 8) OBP: 0.309, SLG: 0.363	0-0 F2			0-0 2B		0-0 1B		0-0 F2		4 0 2 0 0 0 1										
<b>Johnny Wyrostek, L</b> (1, 9) OBP: 0.363, SLG: 0.426	0-0 F8			0-0 F8		0-0 G1-6-3			0-0 1-3	4 0 0 0 0 0 2										
<b>Ted Kluszewski, L</b> (1, 3) OBP: 0.351, SLG: 0.521		0-3 K		0-0 F8			0-0 1B		0-0 L4	4 0 1 0 0 1 1										
<b>Joe Adcock, R</b> (1, 7) OBP: 0.325, SLG: 0.400		0-0 FC4-6		4-0 BB			0-0 1-2		0-0 1B	3 0 3 0 1 0 0										
<b>Grady Hatton, L</b> (1, 5) OBP: 0.365, SLG: 0.380		0-0 FC4-6		0-0 F8			0-0 F8		0-3 K	4 0 0 0 0 1 6										
<b>Virgil Stallcup, R</b> (1, 6) OBP: 0.278, SLG: 0.361		0-0 F3			0-0 F4		0-0 G5-4-3			3 0 0 0 0 0 3										
<b>Dixie Howell, R</b> (1, 2) OBP: 0.331, SLG: 0.305			0-0 5-3		0-0 F5			4-0 BB		2 0 0 0 1 0 0										
<b>Ken Raffensberger, R</b> (1, 1) OBP: 0.174, SLG: 0.195			0-0 F9		0-0 1-3			0-3 K		1 0 0 0 0 0 0										
<b>Bud Byerly, R</b> (3, 1) OBP: 0.349, SLG: 0.360										0 0 0 0 0 0 0										
<b>Connie Ryan, R</b> (5, PH) OBP: 0.332, SLG: 0.333										1 0 0 0 0 0 0										
<b>Kent Peterson, R</b> (5, 1) OBP: 0.375, SLG: 0.463										0 0 0 0 0 0 0										
<b>Danny Litwhiler, R</b> (8, PH) OBP: 0.300, SLG: 0.222										1 0 0 0 0 1 1										
<b>Johnny Hetki, R</b> (8, 1)										0 0 0 0 0 0 0										
<b>Inning Stats</b>	R: 0 E: 0 K: 0 S: 3	H: 0 LOB: 0 BB: 0 P: 3	R: 0 E: 0 K: 1 S: 6	H: 1 LOB: 1 BB: 0 P: 6	R: 0 E: 0 K: 0 S: 3	H: 0 LOB: 0 BB: 0 P: 3	R: 0 E: 0 K: 0 S: 4	H: 1 LOB: 2 BB: 1 P: 8	R: 0 E: 0 K: 0 S: 3	H: 0 LOB: 0 BB: 0 P: 3	R: 0 E: 0 K: 0 S: 4	H: 2 LOB: 1 BB: 0 P: 4	R: 0 E: 0 K: 1 S: 5	H: 0 LOB: 1 BB: 1 P: 9	R: 0 E: 0 K: 1 S: 6	H: 1 LOB: 1 BB: 0 P: 6	1B: 5 2B: 1 3B: 0 HR: 0	SF: 0 SAC: 0 DP: 2 HBP: 0	WP: 0 PB: 0 SB: 0 CS: 0	PA: 33
<b>PITCHER</b> <b>Howie Pollet, L</b> (1, 1) ERA: 3.3	IP: 9.0 WLS: W BF: 33 H: 6 R: 0 ER: 0 SO: 3 BB: 2 IBB: 0 HBP: 0 BLK: 0 WP: 0 HR: 0 S: 37 P: 45 ERA: 0.00 WHIP: 0.889																			
<b>PITCHER</b>	IP	WLS	BF	H	R	ER	SO	BB	IBB	HBP	BLK	WP	HR	S	P	ERA	WHIP			

**Cincinnati Reds @ St. Louis Cardinals**  
**Sportsman's Park, St. Louis, MO**  
 Thu Sep 28 1950, 4:33 AM EST  
 Att. 2,749 - Unknown


[livebaseballscorecards.com](http://livebaseballscorecards.com)

AB	31
R	0
H	6
RBI	0
BB	2
SO	3
LOB	15









Batter	1	2	3	4	5	6	7	8	9	AB R H RBI BB SO LOB	TOP																												
Randy Jackson, R (1, 5) OBP: 0.270, SLG: 0.404										0 0 0 0 0 0 0 0	<p style="text-align: center;"><b>Chicago Cubs @ St. Louis Cardinals</b>  Sportsman's Park, St. Louis, MO  Fri Sep 29 1950, 4:33 AM EST  Att. 4,666 - Unknown</p> <p style="text-align: right;"><a href="http://livebaseballscorecards.com">livebaseballscorecards.com</a></p> <table border="0"> <tr><td><b>AB</b></td><td><b>0</b></td></tr> <tr><td><b>R</b></td><td><b>0</b></td></tr> <tr><td><b>H</b></td><td><b>0</b></td></tr> <tr><td><b>RBI</b></td><td><b>0</b></td></tr> <tr><td><b>BB</b></td><td><b>0</b></td></tr> <tr><td><b>SO</b></td><td><b>0</b></td></tr> <tr><td><b>LOB</b></td><td><b>0</b></td></tr> </table> 	<b>AB</b>	<b>0</b>	<b>R</b>	<b>0</b>	<b>H</b>	<b>0</b>	<b>RBI</b>	<b>0</b>	<b>BB</b>	<b>0</b>	<b>SO</b>	<b>0</b>	<b>LOB</b>	<b>0</b>														
<b>AB</b>										<b>0</b>																													
<b>R</b>										<b>0</b>																													
<b>H</b>										<b>0</b>																													
<b>RBI</b>										<b>0</b>																													
<b>BB</b>										<b>0</b>																													
<b>SO</b>										<b>0</b>																													
<b>LOB</b>										<b>0</b>																													
Hal Jeffcoat, R (1, 9) OBP: 0.268, SLG: 0.346	0 0 0 0 0 0 0 0																																						
Preston Ward, L (1, 3) OBP: 0.319, SLG: 0.380	0 0 0 0 0 0 0 0																																						
Hank Sauer, R (1, 7) OBP: 0.353, SLG: 0.522	0 0 0 0 0 0 0 0																																						
Andy Pafko, R (1, 8) OBP: 0.400, SLG: 0.603	0 0 0 0 0 0 0 0																																						
Carl Sawatski, L (1, 2) OBP: 0.262, SLG: 0.227	0 0 0 0 0 0 0 0																																						
Roy Smalley, R (1, 6) OBP: 0.300, SLG: 0.411	0 0 0 0 0 0 0 0																																						
Wayne Terwilliger, R (1, 4) OBP: 0.312, SLG: 0.365	0 0 0 0 0 0 0 0																																						
Paul Minner, L (1, 1) OBP: 0.265, SLG: 0.297	0 0 0 0 0 0 0 0	<table border="0"> <tr><td>1B: 0</td><td>SF: 0</td><td>WP: 0</td><td>PA: 0</td></tr> <tr><td>2B: 0</td><td>SAC: 0</td><td>PB: 0</td><td></td></tr> <tr><td>3B: 0</td><td>DP: 0</td><td>SB: 0</td><td></td></tr> <tr><td>HR: 0</td><td>HBP: 0</td><td>CS: 0</td><td></td></tr> </table>	1B: 0	SF: 0	WP: 0	PA: 0	2B: 0	SAC: 0	PB: 0		3B: 0	DP: 0	SB: 0		HR: 0	HBP: 0	CS: 0																						
1B: 0	SF: 0		WP: 0	PA: 0																																			
2B: 0	SAC: 0	PB: 0																																					
3B: 0	DP: 0	SB: 0																																					
HR: 0	HBP: 0	CS: 0																																					
<b>Inning Stats</b>																																							
PITCHER Cloyd Boyer, R (1, 1) ERA: 3.44	IP	WLS	BF	H	R	ER	SO	BB	IBB	HBP	BLK	WP	HR	S	P	ERA	WHIP					PITCHER	IP	WLS	BF	H	R	ER	SO	BB	IBB	HBP	BLK	WP	HR	S	P	ERA	WHIP



Batter	1	2	3	4	5	6	7	8	9	AB R H RBI BB SO LOB	TOP																												
Randy Jackson, R (1, 5) OBP: 0.269, SLG: 0.408										0 0 0 0 0 0 0 0	<p style="text-align: center;"><b>Chicago Cubs @ St. Louis Cardinals</b>  Sportsman's Park, St. Louis, MO  Sat Sep 30 1950, 4:33 AM EST  Unknown</p> <p style="text-align: right;"><a href="http://livebaseballscorecards.com">livebaseballscorecards.com</a></p> <table border="0"> <tr><td><b>AB</b></td><td><b>0</b></td></tr> <tr><td><b>R</b></td><td><b>0</b></td></tr> <tr><td><b>H</b></td><td><b>0</b></td></tr> <tr><td><b>RBI</b></td><td><b>0</b></td></tr> <tr><td><b>BB</b></td><td><b>0</b></td></tr> <tr><td><b>SO</b></td><td><b>0</b></td></tr> <tr><td><b>LOB</b></td><td><b>0</b></td></tr> </table> 	<b>AB</b>	<b>0</b>	<b>R</b>	<b>0</b>	<b>H</b>	<b>0</b>	<b>RBI</b>	<b>0</b>	<b>BB</b>	<b>0</b>	<b>SO</b>	<b>0</b>	<b>LOB</b>	<b>0</b>														
<b>AB</b>										<b>0</b>																													
<b>R</b>										<b>0</b>																													
<b>H</b>										<b>0</b>																													
<b>RBI</b>										<b>0</b>																													
<b>BB</b>										<b>0</b>																													
<b>SO</b>										<b>0</b>																													
<b>LOB</b>										<b>0</b>																													
Hal Jeffcoat, R (1, 9) OBP: 0.262, SLG: 0.337	0 0 0 0 0 0 0 0																																						
Preston Ward, L (1, 3) OBP: 0.318, SLG: 0.378	0 0 0 0 0 0 0 0																																						
Hank Sauer, R (1, 7) OBP: 0.353, SLG: 0.519	0 0 0 0 0 0 0 0																																						
Andy Pafko, R (1, 8) OBP: 0.401, SLG: 0.601	0 0 0 0 0 0 0 0																																						
Carl Sawatski, L (1, 2) OBP: 0.264, SLG: 0.222	0 0 0 0 0 0 0 0																																						
Roy Smalley, R (1, 6) OBP: 0.300, SLG: 0.411	0 0 0 0 0 0 0 0																																						
Wayne Terwilliger, R (1, 4) OBP: 0.313, SLG: 0.368	0 0 0 0 0 0 0 0																																						
Johnny Schmitz, R (1, 1) OBP: 0.136, SLG: 0.154	0 0 0 0 0 0 0 0	<table border="0"> <tr><td>WP: 0</td><td>PA: 0</td></tr> <tr><td>PB: 0</td><td></td></tr> <tr><td>SB: 0</td><td></td></tr> <tr><td>CS: 0</td><td></td></tr> </table>	WP: 0	PA: 0	PB: 0		SB: 0		CS: 0																														
WP: 0	PA: 0																																						
PB: 0																																							
SB: 0																																							
CS: 0																																							
<b>Inning Stats</b>										1B: 0 SF: 0 2B: 0 SAC: 0 3B: 0 DP: 0 HR: 0 HBP: 0																													
PITCHER Gerry Staley, R (1, 1) ERA: 5.27	IP	WLS	BF	H	R	ER	SO	BB	IBB	HBP	BLK	WP	HR	S	P	ERA	WHIP					PITCHER	IP	WLS	BF	H	R	ER	SO	BB	IBB	HBP	BLK	WP	HR	S	P	ERA	WHIP



Batter	1	2	3	4	5	6	7	8	9	AB R H RBI BB SO LOB	TOP															
<a href="#">Randy Jackson, R</a> (1, 5) OBP: 0.269, SLG: 0.412											0 0 0 0 0 0 0 0	<p style="text-align: center;"><b>Chicago Cubs @ St. Louis Cardinals</b>  Sportsman's Park, St. Louis, MO  Sat Sep 30 1950, 4:38 AM EST  Att: 10,194 - Unknown</p> <p style="text-align: right;"><a href="http://livebaseballscorecards.com">livebaseballscorecards.com</a></p> <table border="0"> <tr><td><b>AB</b></td><td><b>0</b></td></tr> <tr><td><b>R</b></td><td><b>0</b></td></tr> <tr><td><b>H</b></td><td><b>0</b></td></tr> <tr><td><b>RBI</b></td><td><b>0</b></td></tr> <tr><td><b>BB</b></td><td><b>0</b></td></tr> <tr><td><b>SO</b></td><td><b>0</b></td></tr> <tr><td><b>LOB</b></td><td><b>0</b></td></tr> </table> 	<b>AB</b>	<b>0</b>	<b>R</b>	<b>0</b>	<b>H</b>	<b>0</b>	<b>RBI</b>	<b>0</b>	<b>BB</b>	<b>0</b>	<b>SO</b>	<b>0</b>	<b>LOB</b>	<b>0</b>
<b>AB</b>											<b>0</b>															
<b>R</b>											<b>0</b>															
<b>H</b>											<b>0</b>															
<b>RBI</b>											<b>0</b>															
<b>BB</b>											<b>0</b>															
<b>SO</b>											<b>0</b>															
<b>LOB</b>											<b>0</b>															
<a href="#">Hal Jeffcoat, R</a> (1, 9) OBP: 0.261, SLG: 0.341	0 0 0 0 0 0 0 0																									
<a href="#">Preston Ward, L</a> (1, 3) OBP: 0.320, SLG: 0.375	0 0 0 0 0 0 0 0																									
<a href="#">Hank Sauer, R</a> (1, 7) OBP: 0.352, SLG: 0.516	0 0 0 0 0 0 0 0																									
<a href="#">Andy Pafko, R</a> (1, 8) OBP: 0.398, SLG: 0.596	0 0 0 0 0 0 0 0																									
<a href="#">Rube Walker, L</a> (1, 2) OBP: 0.286, SLG: 0.357	0 0 0 0 0 0 0 0																									
<a href="#">Roy Smalley, R</a> (1, 6) OBP: 0.300, SLG: 0.415	0 0 0 0 0 0 0 0																									
<a href="#">Wayne Terwilliger, R</a> (1, 4) OBP: 0.312, SLG: 0.366	0 0 0 0 0 0 0 0																									
<a href="#">Bob Rush, R</a> (1, 1) OBP: 0.211, SLG: 0.241	0 0 0 0 0 0 0 0	<table border="0"> <tr><td>WP: 0</td><td>PA: 0</td></tr> <tr><td>PB: 0</td><td></td></tr> <tr><td>SB: 0</td><td></td></tr> <tr><td>CS: 0</td><td></td></tr> </table>	WP: 0	PA: 0	PB: 0		SB: 0		CS: 0																	
WP: 0	PA: 0																									
PB: 0																										
SB: 0																										
CS: 0																										
<b>Inning Stats</b>																										
<b>PITCHER</b> (1, 1) <a href="#">Red Munger, R</a> ERA: 4.14	IP	WLS	BF	H	R	ER	SO	BB	IBB	HBP	BLK	WP	HR	S	P	ERA	WHIP	<b>PITCHER</b> IP WLS BF H R ER SO BB IBB HBP BLK WP HR S P ERA WHIP								
	0.0	W	0	0	0	0	0	0	0	0	0	0	0	0	0	∞	∞									







