

St. Louis Cardinals - 1959

Batter	1	2	3	4	5	6	7	8	9	AB	R	H	RBI	BB	SO	LOB	TOP																			
Jim Davenport, R (1.5) OBP: 0.250, SLG: 0.250	F3		1B		F7		SH2-4		FC2-6 2B	4	1	1	1	0	0	1	San Francisco Giants @ St. Louis Cardinals Sportsman's Park, St. Louis, MO Fri Apr 10 1959, 7:05 PM EST Att: 20,988 - Unknown																			
Jackie Brandt, R (1.7) OBP: 0.400, SLG: 0.600	K		2-3				6-3		2B	5	0	2	1	0	1	2																				
Willie Mays, R (1.8)	1-3			5-3	K		F8		IBB	4	0	0	0	1	1	2																				
Orlando Cepeda, R (1.3) OBP: 0.200, SLG: 0.400		F9		1B 2B	F5			K	F8	5	1	1	0	0	1	3																				
Willie Kirkland, L (1.9) OBP: 0.200, SLG: 0.800	K			F6		G3		HR	4-3	5	1	1	1	0	1	3																				
Daryl Spencer, R (1.4) OBP: 0.500, SLG: 0.500	F8			BB WP 1B		5-3		E8 3B 1B		4	1	2	1	0	0	0																				
Andre Rodgers, R (1.6) OBP: 0.500, SLG: 1.000			F8	BB 1B	F6			FC8-2 3B		3	0	1	1	1	0	0																				
Bob Schmidt, R (1.2) OBP: 0.750, SLG: 2.000			6-3 1B 2B	1-2 2-3 BB			HR	FC8-2		3	2	2	1	1	0	1																				
Johnny Antonelli, L (1.1) OBP: 0.333, SLG: 0.333			6-3	1-3						3	0	1	0	0	0	4																				
Bob Speake, L (9, PH)										0	0	0	0	0	1	0																				
Al Worthington, R (9, 1)			2-3				SH2-4 1B		FC2-6 BB	0	0	0	0	0	0	0																				
Inning Stats	R: 0 E: 0 K: 1 S: 5	H: 0 LOB: 0 BB: 0 P: 5	R: 0 E: 0 K: 1 S: 5	H: 0 LOB: 0 BB: 0 P: 5	R: 1 E: 0 K: 0 S: 5	H: 2 LOB: 1 BB: 0 P: 5	R: 1 E: 0 K: 0 S: 5	H: 2 LOB: 3 BB: 2 P: 13	R: 0 E: 0 K: 1 S: 6	H: 1 LOB: 1 BB: 0 P: 6	R: 0 E: 0 K: 0 S: 3	H: 0 LOB: 0 BB: 0 P: 3	R: 1 E: 0 K: 0 S: 5	H: 2 LOB: 1 BB: 0 P: 5	R: 2 E: 1 K: 1 S: 7	H: 3 LOB: 0 BB: 7 P: 7	R: 1 E: 0 K: 0 S: 4	H: 1 LOB: 2 BB: 2 P: 12	1B: 5 2B: 4 3B: 1 HR: 2	SF: 0 SAC: 1 DP: 1 HBP: 0	WP: 1 PA: 41 PB: 0 SB: 0 CS: 0															
PITCHER	IP	WLS	BF	H	R	ER	SO	BB	IBB	HBP	BLK	WP	HR	S	P	ERA	WHIP	PITCHER		IP	WLS	BF	H	R	ER	SO	BB	IBB	HBP	BLK	WP	HR	S	P	ERA	WHIP
Larry Jackson, R (1.1) ERA: 3.86	7.0		30	7	3	3	3	2	0	0	0	1	1	34	42	3.86	1.286																			
Jim Brosnan, R (8, 1) ERA: 13.5	2.0	L	11	4	3	3	1	1	1	0	0	0	1	11	19	13.50	2.500																			

AB	36
R	6
H	11
RBI	6
BB	4
SO	4
LOB	16



Batter	1	2	3	4	5	6	7	8	9	AB	R	H	RBI	BB	SO	LOB	BOTTOM																			
Don Blasingame, L (1.4) OBP: 0.800, SLG: 1.000	FC3-6 2B		1B 1B		4-3				E SH2-4 BB	4	2	3	1	1	0	0	San Francisco Giants @ St. Louis Cardinals Sportsman's Park, St. Louis, MO Fri Apr 10 1959, 7:05 PM EST Att: 20,988 - Unknown																			
Gino Cimoli, R (1.8) OBP: 0.750, SLG: 1.000	FC3-6 BB		F8 1B		F9		2B		SH2-4	3	0	2	2	1	0	0																				
Bill White, L (1.3) OBP: 0.200, SLG: 0.200	FC3-6 G6-4-3		F8 1B		K		F6		K	5	0	1	1	0	2	4																				
Ken Boyer, R (1.5)	G6-4-3		F8		3-1		4-3		E6	5	0	0	0	0	0	6																				
Stan Musial, L (1.7)		F9	K		F9			4-3 E 1B BB	1-3	3	0	0	0	1	1	1																				
Gary Blaylock, R (8, PR)										0	1	0	0	0	0	0																				
Gene Green, R (9, 2)										1	0	0	0	0	0	2																				
Joe Cunningham, L (1.9)		BB		G6-4-3 BB		HBP		6-3		1	0	0	0	2	0	1																				
Hal Smith, R (1.2)		F9		G6-4-3		F9		4-3		3	0	0	0	0	0	3																				
Curt Flood, R (8, PH) (9, 7)		F9		1-2				2-3		1	0	0	0	0	0	2																				
Alex Grammas, R (1.6) OBP: 0.750, SLG: 1.000		F9						1B 2B	1B	4	1	3	1	0	0	1																				
Larry Jackson, R (1.1) OBP: 0.500, SLG: 0.500								1B 2B	3-H 1B	2	1	1	0	0	1	1																				
Ray Jablonski, R (7, PH)								6-3	5-3	1	0	0	0	0	0	1																				
Jim Brosnan, R (8, 1)			1B 1B		K					1	0	0	0	0	0	1																				
Inning Stats	R: 0 E: 0 K: 0 S: 3	H: 1 LOB: 1 BB: 1 P: 7	R: 0 E: 0 K: 0 S: 3	H: 0 LOB: 1 BB: 1 P: 7	R: 2 E: 0 K: 1 S: 8	H: 4 LOB: 1 BB: 0 P: 8	R: 0 E: 0 K: 1 S: 5	H: 1 LOB: 1 BB: 1 P: 9	R: 0 E: 0 K: 0 S: 3	H: 0 LOB: 0 BB: 0 P: 4	R: 2 E: 0 K: 0 S: 6	H: 3 LOB: 1 BB: 0 P: 6	R: 1 E: 1 K: 0 S: 4	H: 1 LOB: 1 BB: 1 P: 8	R: 0 E: 1 K: 1 S: 6	H: 0 LOB: 2 BB: 1 P: 10	1B: 7 2B: 3 3B: 0 HR: 0	SF: 0 SAC: 1 DP: 2 HBP: 1	WP: 0 PA: 41 PB: 0 SB: 0 CS: 0																	
PITCHER	IP	WLS	BF	H	R	ER	SO	BB	IBB	HBP	BLK	WP	HR	S	P	ERA	WHIP	PITCHER		IP	WLS	BF	H	R	ER	SO	BB	IBB	HBP	BLK	WP	HR	S	P	ERA	WHIP
Johnny Antonelli, L (1.1) ERA: 4.5	8.0	W	36	10	5	4	3	4	0	1	0	0	0	37	54	4.50	1.750																			
Al Worthington, R (9, 1) ERA:	1.0	S	5	0	0	0	1	1	0	0	0	0	0	6	10	0.00	1.000																			



Batter	1	2	3	4	5	6	7	8	9	AB	R	H	RBI	BB	SO	LOB	TOP				
Jim Davenport, R (1.5) OBP: 0.444, SLG: 0.286	4-0 FC5-4 BB	0-0 F3			0-0 SH2-4 1B		0-0 F8	4-0 BB		3	0	1	0	2	0	0	San Francisco Giants @ St. Louis Cardinals Sportsman's Park, St. Louis, MO Sat Apr 11 1959, 7:05 PM EST Att: 8,518 - Unknown				
Jackie Brandt, R (1.7) OBP: 0.333, SLG: 0.375	0-0 FC5-4 BB 2B		0-0 4-3		0-0 SH2-4 1-2		4-0 1B 2B BB	0-0 F8		3	2	0	0	1	0	2					
Willie Mays, R (1.8) OBP: 0.300, SLG: 0.286	4-0 2B BB		0-0 1B		4-0 BB		0-0 2B 1B		0-3 K	3	2	2	0	2	1	0					
Orlando Cepeda, R (1.3) OBP: 0.300, SLG: 0.600	0-0 2B		0-0 F6		0-3 K		0-0 2B		0-0 1-3	5	0	2	4	0	1	3					
Willie Kirkland, L (1.9) OBP: 0.300, SLG: 0.500	4-0 BB		0-0 F8		0-3 K		0-0 IBB		0-3 K	3	0	0	0	2	2	3					
Daryl Spencer, R (1.4) OBP: 0.325, SLG: 0.500	4-0 BB		0-0 1B		4-0 1B BB		0-3 K			2	1	1	0	2	1	2					
Andre Rodgers, R (1.6) OBP: 0.250, SLG: 0.429	0-3 K		0-3 K		0-0 F5		0-3 K			4	0	0	0	0	3	6					
Bob Schmidt, R (1.2) OBP: 0.500, SLG: 1.000		0-0 F8		0-0 F9		0-0 1B		0-3 K		4	0	1	0	0	1	1					
Sam Jones, R (1.1)		0-0 1-3		0-0 5-3		0-0 SH5-4-1 1-2 3-H		0-3 K		3	0	0	1	0	1	1					
Inning Stats	R: 2 E: 0 K: 1 S: 5	H: 1 LOB: 2 BB: 4 P: 21	R: 0 E: 0 K: 0 S: 3	H: 0 LOB: 0 BB: 0 P: 3	R: 0 E: 0 K: 1 S: 4	H: 1 LOB: 1 BB: 0 P: 4	R: 0 E: 0 K: 1 S: 6	H: 1 LOB: 1 BB: 0 P: 6	R: 0 E: 0 K: 2 S: 8	H: 1 LOB: 2 BB: 1 P: 12	R: 1 E: 0 K: 0 S: 3	H: 1 LOB: 0 BB: 1 P: 7	R: 2 E: 0 K: 2 S: 9	H: 2 LOB: 2 BB: 2 P: 17	R: 0 E: 0 K: 2 S: 7	H: 0 LOB: 1 BB: 0 P: 11	R: 0 E: 0 K: 2 S: 7	H: 0 LOB: 0 BB: 0 P: 7	1B: 5 2B: 3 3B: 0 HR: 0	SF: 0 SAC: 2 DP: 1 HBP: 0	WP: 1 PA: 41 PB: 0 SB: 1 CS: 0
PITCHER	IP WLS BF H R ER SO BB IBB HBP BLK WP HR S P ERA WHIP	6.0 L 27 5 3 3 4 6 0 0 0 1 0 29 53 4.50 1.833	1.0 7 2 2 2 2 1 1 0 0 0 0 0 9 17 18.00 3.000	2.0 7 0 0 0 0 4 1 0 0 0 0 0 14 18 0.00 0.500	PITCHER										IP WLS BF H R ER SO BB IBB HBP BLK WP HR S P ERA WHIP						

Batter	1	2	3	4	5	6	7	8	9	AB	R	H	RBI	BB	SO	LOB	BOTTOM				
Don Blasingame, L (1.4) OBP: 0.600, SLG: 0.625	4-0 PB 4-3 BB		0-0 F9		0-0 5-3		0-0 F6		0-0 BB 1B	4	0	1	0	1	0	4	San Francisco Giants @ St. Louis Cardinals Sportsman's Park, St. Louis, MO Sat Apr 11 1959, 7:05 PM EST Att: 8,518 - Unknown				
Gino Cimoli, R (1.8) OBP: 0.444, SLG: 0.500	0-0 F6		0-3 K		0-0 4-3		0-0 E6 1B		0-0 F9	5	1	1	0	0	1	2					
Bill White, L (1.3) OBP: 0.200, SLG: 0.111	0-0 4-3 1-2		0-3 K		0-3 K		0-3 K		4-0 BB	4	0	0	0	1	3	2					
Ken Boyer, R (1.5) OBP: 0.100, SLG: 0.100	0-0 F9 2-3		0-0 1B		0-3 K		0-0 E5 1B		0-0 1-3	5	1	1	0	0	1	4					
Stan Musial, L (1.7) OBP: 0.250, SLG: 0.143		0-0 1-3		0-3 K		0-0 F3		0-0 1B 1B		4	0	1	2	0	1	1					
Joe Cunningham, L (1.9) OBP: 0.750, SLG: 0.600		0-0 E 1B		0-0 F8		0-0 1B		0-0 2-3 1B		4	0	3	0	0	0	0					
Hal Smith, R (1.2) George Crowe, L (8. PH) Gene Green, R (9.2)		0-0 E4 1-3		0-0 F4		0-0 F9		0-0 F6		3 1 0	0 0 0	0 0 0	0 0 0	0 0 0	0 0 0	2 2 0					
Alex Grammas, R (1.6) Solly Hemus, L (7. PH) Bobby Gene Smith, R (7. PH) Lee Tate, R (8.6) Ray Jablonski, R (8. PH) (8.5)		0-0 F3		0-0 1B		4-0 G6-3 BB		0-3 K		2 0 0 0 0 1	0 0 0 0 0 0	0 0 0 0 0 0	0 0 0 0 0 0	0 0 0 0 0 0	0 0 0 0 0 1	2 0 0 0 0 2					
Ernie Broglio, R (1.1) Howie Nunn, R (7.1) Irv Noren, L (7. PH) Phil Clark, R (8.1) Curt Flood, R (9. PH)		4-0 BB		0-0 G3		0-0 G6-3		0-0 F9		1 0 0 0 0 0	0 0 0 0 0 0	0 0 0 0 0 0	0 0 0 0 0 0	0 0 0 0 0 0	0 0 0 0 0 0	1 0 0 0 0 0					
Inning Stats	R: 0 E: 0 K: 0 S: 3	H: 0 LOB: 1 BB: 1 P: 7	R: 0 E: 1 K: 0 S: 5	H: 1 LOB: 3 BB: 1 P: 9	R: 0 E: 0 K: 3 S: 10	H: 1 LOB: 1 BB: 0 P: 10	R: 0 E: 0 K: 0 S: 4	H: 1 LOB: 1 BB: 0 P: 4	R: 0 E: 0 K: 1 S: 5	H: 0 LOB: 0 BB: 0 P: 5	R: 0 E: 0 K: 1 S: 6	H: 1 LOB: 1 BB: 0 P: 6	R: 0 E: 0 K: 0 S: 2	H: 0 LOB: 1 BB: 1 P: 6	R: 2 E: 2 K: 2 S: 11	H: 3 LOB: 2 BB: 0 P: 11	R: 0 E: 0 K: 0 S: 4	H: 1 LOB: 2 BB: 1 P: 8	1B: 8 2B: 0 3B: 0 HR: 0	SF: 0 SAC: 0 DP: 1 HBP: 0	WP: 0 PA: 40 PB: 1 SB: 0 CS: 0
PITCHER	IP WLS BF H R ER SO BB IBB HBP BLK WP HR S P ERA WHIP	9.0 W 40 8 2 1 7 4 0 0 0 0 0 50 66 1.00 1.333	PITCHER										IP WLS BF H R ER SO BB IBB HBP BLK WP HR S P ERA WHIP								

Batter	1	2	3	4	5	6	7	8	9	AB	R	H	RBI	BB	SO	LOB	TOP					
Jim Davenport, R (1.5) OBP: 0.538, SLG: 0.455										4	2	3	1	0	0	0	San Francisco Giants @ St. Louis Cardinals Sportsman's Park, St. Louis, MO Sun Apr 12 1959, 4:33 AM EST Att: 12,177 - Unknown					
Jackie Brandt, R (1.7) OBP: 0.286, SLG: 0.308										5	1	1	0	0	1	4						
Willie Mays, R (1.8) OBP: 0.467, SLG: 0.500										5	0	2	2	0	0	4						
Orlando Cepeda, R (1.3) OBP: 0.267, SLG: 0.600										5	1	1	1	0	1	3						
Felipe Alou, R (1.9) OBP: 0.400, SLG: 1.000										5	1	2	2	0	1	1						
Daryl Spencer, R (1.4) OBP: 0.482, SLG: 0.364										5	0	1	0	0	2	1						
Andre Rodgers, R (1.6) OBP: 0.333, SLG: 0.500										3	0	1	0	1	1	1						
Bob Schmidt, R (1.2) OBP: 0.500, SLG: 0.900										3	1	1	0	1	0	1						
Mike McCormick, L (1.1) OBP: 0.500, SLG: 0.500										2	0	1	0	0	0	0						
Hank Sauer, R (8, PH)										1	0	0	0	0	0	3						
Al Worthington, R (8, 1)										0	0	0	0	0	0	0						
Inning Stats	R: 0 E: 0 K: 0 S: 3	H: 1 LOB: 0 BB: 0 P: 3	R: 0 E: 0 K: 1 S: 6	H: 1 LOB: 1 BB: 0 P: 6	R: 1 E: 0 K: 0 S: 6	H: 3 LOB: 2 BB: 0 P: 6	R: 0 E: 0 K: 0 S: 3	H: 0 LOB: 1 BB: 1 P: 7	R: 2 E: 2 K: 1 S: 8	H: 1 LOB: 1 BB: 0 P: 8	R: 0 E: 0 K: 1 S: 5	H: 0 LOB: 0 BB: 0 P: 5	R: 0 E: 0 K: 0 S: 4	H: 2 LOB: 1 BB: 0 P: 4	R: 0 E: 0 K: 1 S: 7	H: 2 LOB: 3 BB: 1 P: 11	R: 3 E: 0 K: 2 S: 10	H: 3 LOB: 0 BB: 0 P: 10	1B: 8 2B: 2 3B: 2 HR: 1	SF: 0 SAC: 2 DP: 0 HBP: 0	WP: 0 PB: 0 CS: 1	PA: 44
PITCHER Vinegar Bend Mizell, L (1.1) ERA: 4.0	IP: 9.0 WLS: L BF: 42 H: 13 R: 6 ER: 4 SO: 6	BB: 1 IBB: 1 HBP: 0 BLK: 0	WP: 0 HR: 1 S: 52 P: 60	ERA: 4.00 WHIP: 1.556	PITCHER										IP: 9.0 WLS: L BF: 42 H: 13 R: 6 ER: 4 SO: 6	BB: 1 IBB: 1 HBP: 0 BLK: 0	WP: 0 HR: 1 S: 52 P: 60	ERA: 4.00 WHIP: 1.556				

Batter	1	2	3	4	5	6	7	8	9	AB	R	H	RBI	BB	SO	LOB	BOTTOM					
Don Blasingame, L (1.4) OBP: 0.533, SLG: 0.583										4	1	1	0	1	0	2	San Francisco Giants @ St. Louis Cardinals Sportsman's Park, St. Louis, MO Sun Apr 12 1959, 4:33 AM EST Att: 12,177 - Unknown					
Gino Cimoli, R (1.8) OBP: 0.482, SLG: 0.500										4	1	2	1	0	0	2						
George Crowe, L (9, PH)										1	0	0	0	0	1	1						
Bill White, L (1.7) OBP: 0.214, SLG: 0.083										3	0	0	1	1	0	1						
Ken Boyer, R (1.5) OBP: 0.214, SLG: 0.214										4	1	2	0	0	0	0						
Stan Musial, L (1.3) OBP: 0.167, SLG: 0.091										4	0	0	0	0	1	2						
Joe Cunningham, L (1.9) OBP: 0.667, SLG: 0.429										2	0	0	0	2	0	1						
Hal Smith, R (1.2) OBP: 0.000, SLG: 0.000										4	0	0	0	0	0	3						
Alex Grammas, R (1.6) OBP: 0.556, SLG: 0.667										3	0	1	0	0	0	2						
Solly Hemus, L (9, PH)										1	0	0	0	0	0	0						
Vinegar Bend Mizell, R (1.1) Inv Noren, L (9, PH)										2	0	0	0	0	0	0						
Inning Stats	R: 3 E: 3 K: 1 S: 10	H: 3 LOB: 2 BB: 0 P: 10	R: 0 E: 0 K: 0 S: 3	H: 1 LOB: 1 BB: 1 P: 7	R: 0 E: 0 K: 0 S: 3	H: 0 LOB: 1 BB: 1 P: 7	R: 0 E: 0 K: 0 S: 4	H: 1 LOB: 0 BB: 0 P: 4	R: 0 E: 0 K: 0 S: 3	H: 1 LOB: 0 BB: 0 P: 3	R: 0 E: 0 K: 0 S: 3	H: 0 LOB: 0 BB: 0 P: 3	R: 0 E: 1 K: 0 S: 4	H: 0 LOB: 1 BB: 0 P: 4	R: 0 E: 0 K: 0 S: 3	H: 0 LOB: 1 BB: 1 P: 7	R: 0 E: 0 K: 1 S: 5	H: 0 LOB: 1 BB: 1 P: 9	1B: 5 2B: 1 3B: 0 HR: 0	SF: 0 SAC: 1 DP: 1 HBP: 0	WP: 1 PB: 0 SB: 2 CS: 0	PA: 38
PITCHER Mike McCormick, L (1.1) ERA: 2.57	IP: 7.0 WLS: W BF: 30 H: 6 R: 3 ER: 2 SO: 3	BB: 2 IBB: 0 HBP: 0 BLK: 0	WP: 0 HR: 0 S: 30 P: 38	ERA: 2.57 WHIP: 1.143	PITCHER										IP: 7.0 WLS: W BF: 30 H: 6 R: 3 ER: 2 SO: 3	BB: 2 IBB: 0 HBP: 0 BLK: 0	WP: 0 HR: 0 S: 30 P: 38	ERA: 2.57 WHIP: 1.143				
Al Worthington, R (8, 1)	IP: 2.0 WLS: W BF: 8 H: 0 R: 0 ER: 0 SO: 1	BB: 2 IBB: 0 HBP: 0 BLK: 0	WP: 0 HR: 0 S: 8 P: 16	ERA: 0.00 WHIP: 1.000	PITCHER										IP: 2.0 WLS: W BF: 8 H: 0 R: 0 ER: 0 SO: 1	BB: 2 IBB: 0 HBP: 0 BLK: 0	WP: 0 HR: 0 S: 8 P: 16	ERA: 0.00 WHIP: 1.000				



Batter	1	2	3	4	5	6	7	8	9	AB	R	H	RBI	BB	SO	LOB	TOP					
Don Blasingame, L (1,4) OBP: 0.608, SLG: 0.722	F5		6-3 1B			G4-6-3 BB		1B 1B		3	0	2	0	1	0	0	St. Louis Cardinals @ Los Angeles Dodgers Los Angeles Memorial Coliseum, Los Angeles, CA Wed Apr 15 1959, 9:05 PM EST Att: 14,491 - Unknown livebaseballscorecards.com					
Gino Cimoli, R (1,9) OBP: 0.450, SLG: 0.500	6-3		6-3			G4-6-3 1-2f		1B		4	0	1	0	0	0	2						
Stan Musial, L (1,3) OBP: 0.200, SLG: 0.158	BB 1B		1-3			1B 1B		F5		4	0	2	0	0	0	3						
Ken Boyer, R (1,5) OBP: 0.348, SLG: 0.286	1-2 BB			1-3 K		1B 1B		L8		3	0	1	0	1	1	2						
Joe Cunningham, L (1,7) OBP: 0.563, SLG: 0.364	F8			1-3		1B		1-3		4	0	1	0	0	0	4						
Curt Flood, R (1,8) OBP: 0.200, SLG: 0.200		1-3		1-3				E7 1B		4	0	1	0	0	1	0						
Hal Smith, R (1,2) OBP: 0.167, SLG: 0.333		5-3			1-1 E3 G4-6-3			F7		4	0	0	0	0	1	1						
Alex Grammas, R (1,6) OBP: 0.333, SLG: 0.400 Irv Noren, L (7,PH) Lee Tate, R (7,6)		K			G4-6-3 1-2f			K		2	0	0	0	0	1	1						
Larry Jackson, R (1,1) OBP: 0.250, SLG: 0.250 George Crowe, L (7,PH) Bob Gibson, R (7,1)				K	3-2 6-3			F7		1	0	0	0	0	0	1						
										0	0	0	0	0	0	0						
Inning Stats	R: 0 E: 0 K: 0 S: 10	H: 1 LOB: 2 BB: 1 P: 16	R: 0 E: 0 K: 1 S: 10	H: 0 LOB: 0 BB: 0 P: 14	R: 0 E: 0 K: 1 S: 9	H: 1 LOB: 1 BB: 0 P: 13	R: 0 E: 0 K: 1 S: 9	H: 0 LOB: 0 BB: 0 P: 13	R: 0 E: 1 K: 0 S: 7	H: 0 LOB: 0 BB: 0 P: 11	R: 0 E: 0 K: 0 S: 11	H: 3 LOB: 2 BB: 1 P: 22	R: 0 E: 1 K: 2 S: 11	H: 1 LOB: 1 BB: 0 P: 14	R: 0 E: 0 K: 0 S: 15	H: 2 LOB: 2 BB: 0 P: 22	R: 0 E: 0 K: 2 S: 8	H: 0 LOB: 0 BB: 0 P: 11	1B: 8 2B: 0 3B: 0 HR: 0	SF: 0 SAC: 0 DP: 2 HBP: 0	WP: 0 PB: 0 SB: 0 CS: 0	PA: 35
PITCHER Don Drysdale, R (1,1) ERA: 3.21	IP: 9.0 WLS: W BF: 35 H: 8 R: 0 ER: 0 SO: 7 BB: 2 IBB: 0 HBP: 0 BLK: 0 WP: 0 HR: 0 S: 90 P: 136 ERA: 0.00 WHIP: 1.111															PITCHER						

Batter	1	2	3	4	5	6	7	8	9	AB	R	H	RBI	BB	SO	LOB	BOTTOM			
Ron Fairly, L (1,9) OBP: 0.214, SLG: 0.154	K		K		F7		F7			4	0	0	0	0	2	2	St. Louis Cardinals @ Los Angeles Dodgers Los Angeles Memorial Coliseum, Los Angeles, CA Wed Apr 15 1959, 9:05 PM EST Att: 14,491 - Unknown livebaseballscorecards.com			
Wally Moon, L (1,7) OBP: 0.417, SLG: 0.455	K		4-3		1-3		1-3			4	0	0	0	0	1	2				
John Roseboro, L (1,2) OBP: 0.167, SLG: 0.167	K			1B 1B	F8			S SH2-4 SH1-3 1B		4	2	2	0	0	1	0				
Don Demeter, R (1,8) OBP: 0.444, SLG: 1.111		6-3		1B 1B		HR		SH2-4		3	2	2	1	0	0	0				
Charlie Neal, R (1,4) OBP: 0.133, SLG: 0.071		5-3		B2		F4		SH1-3		3	0	0	1	0	0	2				
Gil Hodges, R (1,3) OBP: 0.333, SLG: 0.600		K		1B 1B		K		F2		4	0	1	1	0	2	0				
Don Zimmer, R (1,6) OBP: 0.400, SLG: 0.400				S 1B 1B	1-2 2H 1B	5-3				3	0	2	1	0	0	0				
Jim Baxes, R (1,5) OBP: 0.500, SLG: 0.750				S 1B				HR		3	1	2	1	0	1	2				
Don Drysdale, R (1,1) OBP: 0.250, SLG: 1.000				K	K		L4			3	0	0	0	0	2	4				
Inning Stats	R: 0 E: 0 K: 3 S: 9	H: 0 LOB: 0 BB: 0 P: 12	R: 0 E: 0 K: 1 S: 6	H: 0 LOB: 0 BB: 0 P: 9	R: 0 E: 0 K: 2 S: 10	H: 2 LOB: 2 BB: 0 P: 18	R: 2 E: 0 K: 2 S: 15	H: 4 LOB: 2 BB: 0 P: 20	R: 0 E: 0 K: 0 S: 5	H: 0 LOB: 0 BB: 0 P: 6	R: 1 E: 0 K: 1 S: 9	H: 1 LOB: 0 BB: 0 P: 17	R: 1 E: 0 K: 0 S: 10	H: 1 LOB: 0 BB: 0 P: 17	R: 1 E: 0 K: 0 S: 7	H: 1 LOB: 0 BB: 0 P: 12	1B: 7 2B: 0 3B: 0 HR: 2	SF: 0 SAC: 2 DP: 0 HBP: 0	WP: 0 PB: 0 SB: 3 CS: 0	PA: 33
PITCHER Larry Jackson, R (1,1) ERA: 4.15 Bob Gibson, R (7,1) ERA: 9.0	IP: 6.0 WLS: L BF: 25 H: 7 R: 3 ER: 3 SO: 9 BB: 0 IBB: 0 HBP: 0 BLK: 0 WP: 0 HR: 1 S: 54 P: 82 ERA: 4.50 WHIP: 1.167															PITCHER				

Batter	1	2	3	4	5	6	7	8	9	AB	R	H	RBI	BB	SO	LOB	TOP					
Don Blasingame, L OBP: 0.500, SLG: 0.565	F9	K			K	B1-3		F7		5	0	0	0	0	2	7						
Gino Cimoli, R OBP: 0.480, SLG: 0.500	F3		FC6-4 1B		FC6-4 1B		6-3		BB 1B	4	1	2	0	1	0	0						
Stan Musial, L OBP: 0.240, SLG: 0.136	L7		F9		FC6-4 1B 3B			BB	BB 1B FC1-4 BB	3	2	0	0	2	0	3						
Ken Boyer, R OBP: 0.357, SLG: 0.423		HR	FC6-4 1-2		FC6-4 1B 3B		F8		K	5	2	2	2	0	1	4						
Chuck Essegian, R OBP: 0.300, SLG: 0.600	F7		K		FC6-4 1B 3B		5-3		FC1-4 BB 1B	5	0	2	3	0	1	2						
Curt Flood, R OBP: 0.286, SLG: 0.286		2B			F5				FC1-4 BB	4	0	2	0	0	0	1						
Ray Jablonski, R (9, PH)	1B				6-3 1B				FC1-4 BB	0	0	0	0	1	0	0						
Hal Smith, R OBP: 0.238, SLG: 0.400					L7				FC1-4 FC6-4	2	0	1	0	1	0	1						
George Crowe, L OBP: 0.250, SLG: 0.250									FC6-4	1	0	1	0	0	0	0						
Larry Jackson, R OBP: 0.250, SLG: 0.250									FC6-4	0	0	0	0	0	0	0						
Gene Green, R (8, 2)									FC6-4	1	0	0	1	0	0	2						
Alex Grammas, R OBP: 0.333, SLG: 0.353									FC6-4	2	0	0	0	1	0	2						
Bill White, L OBP: 0.188, SLG: 0.071									FC6-4	1	0	0	0	0	1	1						
Lee Tate, R (8, 6)									FC6-4	1	0	0	0	0	0	2						
Ernie Broglio, R Bobby Gene Smith, R Ivo Nemen, L Homer Hank, R Bobby Hamus, L Bob Gibson, R Phil Clark, R Joe Durham, R Gene Blaylock, R Joe Cunningham, L Jim Brosnan, R										0	0	0	0	0	0	0						
Inning Stats	R: 0 E: 0 K: 0 S: 6	H: 0 LOB: 0 BB: 0 P: 8	R: 1 E: 0 K: 2 S: 17	H: 3 LOB: 3 BB: 1 P: 26	R: 0 E: 0 K: 1 S: 10	H: 1 LOB: 1 BB: 0 P: 14	R: 0 E: 0 K: 0 S: 9	H: 1 LOB: 1 BB: 0 P: 16	R: 3 E: 0 K: 1 S: 19	H: 3 LOB: 1 BB: 1 P: 33	R: 0 E: 0 K: 0 S: 13	H: 0 LOB: 1 BB: 1 P: 23	R: 0 E: 0 K: 0 S: 9	H: 0 LOB: 1 BB: 1 P: 13	R: 0 E: 0 K: 1 S: 13	H: 1 LOB: 2 BB: 1 P: 19	R: 2 E: 0 K: 1 S: 13	H: 1 LOB: 2 BB: 3 P: 25	1B: 7 2B: 1 3B: 1 HR: 1	SF: 0 SAC: 0 DP: 0 HBP: 0	WP: 0 PB: 0 SB: 0 CS: 0	PA: 44
PITCHER	IP	WLS	BF	H	R	ER	SO	BB	IBB	HBP	BLK	WP	HR	S	P	ERA	WHIP					
Sandy Koufax, L ERA: 8.31	(1, 1)	1.1	8	3	1	1	0	1	0	0	0	0	1	17	27	6.75	3.000					
Art Fowler, R ERA: 3.68	(2, 1)	3.1	15	5	3	3	4	1	0	0	0	0	0	42	68	8.10	1.800					
Johnny Klippstein, R ERA: 3.24	(5, 1)	3.1	W 15	1	1	1	1	4	0	0	0	0	0	39	63	2.70	1.500					
Clem Labine, R ERA:	(9, 1)	1.0	S 6	1	1	1	1	2	0	0	0	0	0	11	19	9.00	3.000					

St. Louis Cardinals @ Los Angeles Dodgers
Los Angeles Memorial Coliseum, Los Angeles, CA
Thu Apr 16 1959, 9:05 PM EST
Att: 14,274 - Unknown

AB 36
R 6
H 10
RBI 6
BB 8
SO 6
LOB 29



Batter	1	2	3	4	5	6	7	8	9	AB	R	H	RBI	BB	SO	LOB	BOTTOM					
Ron Fairly, L OBP: 0.278, SLG: 0.412	HR		K		2B 1B		L6			4	2	2	1	0	1	0						
Wally Moon, L OBP: 0.375, SLG: 0.357	FC1-6 BB		K		B1		G3			3	0	0	0	1	1	1						
John Roseboro, L OBP: 0.188, SLG: 0.188	FC1-6 HR		K		2B 1B		4-3			4	1	1	0	0	1	1						
Don Demeter, R OBP: 0.538, SLG: 1.308	HR				FC1-6 1B		2B		K	4	1	3	3	0	1	0						
Charlie Neal, R OBP: 0.158, SLG: 0.059	6-3		K		G6-4-3 IBB				K	3	0	0	0	1	2	1						
Gil Hodges, R OBP: 0.283, SLG: 0.474	P4				FC1-6 HR		G6-4-3		F6	4	1	0	0	0	0	4						
Don Zimmer, R OBP: 0.389, SLG: 0.353		6-3			HR BB				K	2	1	0	0	1	1	0						
Jim Baxes, R OBP: 0.471, SLG: 0.867		K			HR		6-3			3	1	1	3	0	1	0						
Sandy Koufax, R Art Fowler, R Johnny Klippstein, R Clem Labine, R					5-3				K	0	0	0	0	0	0	0						
Inning Stats	R: 3 E: 0 K: 0 S: 15	H: 2 LOB: 0 BB: 1 P: 26	R: 0 E: 0 K: 2 S: 7	H: 0 LOB: 0 BB: 0 P: 10	R: 0 E: 0 K: 3 S: 9	H: 0 LOB: 0 BB: 0 P: 13	R: 3 E: 0 K: 1 S: 13	H: 2 LOB: 0 BB: 1 P: 19	R: 1 E: 0 K: 0 S: 12	H: 3 LOB: 2 BB: 1 P: 19	R: 0 E: 0 K: 2 S: 9	H: 0 LOB: 0 BB: 0 P: 11	R: 0 E: 0 K: 0 S: 4	H: 0 LOB: 0 BB: 0 P: 7	R: 0 E: 0 K: 2 S: 9	H: 0 LOB: 0 BB: 0 P: 14	1B: 3 2B: 1 3B: 0 HR: 3	SF: 0 SAC: 0 DP: 1 HBP: 0	WP: 0 PB: 0 SB: 0 CS: 0	PA: 33		
PITCHER	IP	WLS	BF	H	R	ER	SO	BB	IBB	HBP	BLK	WP	HR	S	P	ERA	WHIP					
Ernie Broglio, R ERA: 7.71	(1, 1)	1.0	L 6	2	3	3	0	1	0	0	0	0	1	29	42	9.00	1.000					
Howie Nunn, R ERA: 11.25	(2, 1)	3.0	12	2	3	3	6	1	0	0	0	0	0	8	10	27.00	9.000					
Bob Gibson, R ERA: 11.57	(5, 1)	0.1	4	3	1	1	0	0	0	0	0	0	0	4	9	0.00	0.000					
Phil Clark, R ERA:	(5, 1)	0.2	2	0	0	0	0	0	1	0	0	0	0	4	9	0.00	0.000					
Gary Blaylock, R ERA:	(6, 1)	2.0	6	0	0	0	2	0	0	0	0	0	0	13	18	0.00	0.000					

St. Louis Cardinals @ Los Angeles Dodgers
Los Angeles Memorial Coliseum, Los Angeles, CA
Thu Apr 16 1959, 9:05 PM EST
Att: 14,274 - Unknown

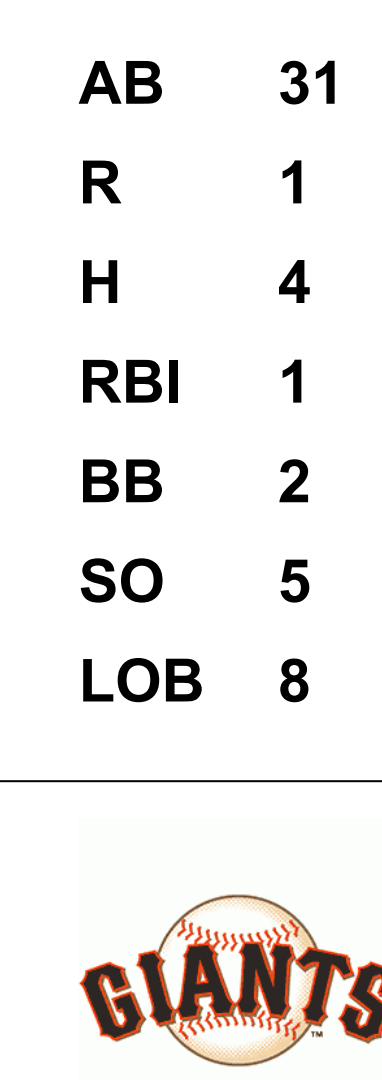
AB 30
R 7
H 7
RBI 7
BB 3
SO 10
LOB 7



Batter	1	2	3	4	5	6	7	8	9	AB	R	H	RBI	BB	SO	LOB	TOP										
Don Blasingame, L (1,4) OBP: 0.485, SLG: 0.571										5	2	2	0	0	0	1	St. Louis Cardinals @ San Francisco Giants Seals Stadium, San Francisco, CA Fri Apr 17 1959, 9:05 PM EST Att: 19,945 - Unknown										
Gino Cimoli, R (1,9) OBP: 0.467, SLG: 0.481										5	1	2	1	0	0	0											
Stan Musial, L (1,3) OBP: 0.310, SLG: 0.167										2	0	1	1	2	0	0											
Bill White, L (8, PR) OBP: 0.176, SLG: 0.067										1	0	0	0	0	0	1											
Ken Boyer, R (1,5) OBP: 0.375, SLG: 0.467										4	0	2	1	0	1	2											
Chuck Essegian, R (1,7) OBP: 0.214, SLG: 0.429										4	0	0	0	0	2	5											
Curt Flood, R (1,8) OBP: 0.222, SLG: 0.222										4	0	0	0	0	2	4											
Hal Smith, R (1,2) OBP: 0.280, SLG: 0.542										4	1	2	1	0	1	4											
Alex Grammas, R (1,6) OBP: 0.273, SLG: 0.286										4	0	0	0	0	0	1											
Vinegar Bend Mizell, R (1,1) OBP: 0.167, SLG: 0.167										4	0	1	0	0	1	0											
Inning Stats	R: 2 E: 0 K: 1 S: 9	H: 4 LOB: 2 BB: 0 P: 9	R: 0 E: 0 K: 0 S: 3	H: 0 LOB: 0 BB: 0 P: 3	R: 0 E: 0 K: 0 S: 3	H: 0 LOB: 1 BB: 1 P: 7	R: 1 E: 0 K: 2 S: 8	H: 1 LOB: 0 BB: 0 P: 8	R: 0 E: 0 K: 1 S: 5	H: 1 LOB: 1 BB: 1 P: 9	R: 0 E: 0 K: 0 S: 3	H: 1 LOB: 0 BB: 0 P: 3	R: 0 E: 1 K: 2 S: 9	H: 1 LOB: 2 BB: 0 P: 9	R: 1 E: 0 K: 0 S: 5	H: 2 LOB: 1 BB: 0 P: 5	1B: 7 2B: 2 3B: 0 HR: 1	SF: 0 SAC: 0 DP: 0 HBP: 0	WP: 0 PB: 0 SB: 0 CS: 1	PA: 39							
PITCHER	IP	WLS	BF	H	R	ER	SO	BB	IBB	HBP	BLK	WP	HR	S	P	ERA	WHIP										
Mike McCormick, L (1,1) ERA: 5.14	0.0	L	4	4	2	2	0	0	0	0	0	0	0	4	4	∞	∞										
Stu Miller, R (1,1) ERA: 1.29	5.0		18	1	1	1	4	2	0	0	0	0	1	24	32	1.80	0.600										
Dom Zanni, R (6,1) ERA:	3.0		12	3	0	0	3	0	0	0	0	0	0	18	18	0.00	1.000										
Al Worthington, R (9,1) ERA: 3.6	1.0		5	2	1	1	0	0	0	0	0	0	0	5	5	9.00	2.000										

Batter	1	2	3	4	5	6	7	8	9	AB	R	H	RBI	BB	SO	LOB	BOTTOM										
Jim Davenport, R (1,5) OBP: 0.300, SLG: 0.250										4	0	0	0	0	0	1	St. Louis Cardinals @ San Francisco Giants Seals Stadium, San Francisco, CA Fri Apr 17 1959, 9:05 PM EST Att: 19,945 - Unknown										
Jackie Brandt, R (1,7) OBP: 0.258, SLG: 0.345										4	0	0	0	0	1	0											
Willie Mays, R (1,8) OBP: 0.313, SLG: 0.321										4	0	1	0	0	1	0											
Orlando Cepeda, R (1,3) OBP: 0.355, SLG: 0.903										4	1	2	1	0	0	1											
Felipe Alou, R (1,9) OBP: 0.429, SLG: 0.850										4	0	0	0	0	0	1											
Daryl Spencer, R (1,4) OBP: 0.379, SLG: 0.346										3	0	0	0	1	0	0											
Andre Rodgers, R (1,6) OBP: 0.259, SLG: 0.261										3	0	0	0	0	1	1											
Bob Schmidt, R (1,2) OBP: 0.520, SLG: 0.650										2	0	1	0	1	0	1											
Mike McCormick, L (1,1) OBP: 0.500, SLG: 0.500										0	0	0	0	0	0	0											
Hank Sauer, R (5, PR) OBP: 0.176, SLG: 0.067										1	0	0	0	0	1	1											
Dom Zanni, R (6,1) ERA:										1	0	0	0	0	0	0											
Eddie Bressoud, R (8, PR) ERA:										1	0	0	0	0	0	0											
Al Worthington, R (9,1) ERA: 3.6										0	0	0	0	0	0	0											
Inning Stats	R: 0 E: 0 K: 1 S: 5	H: 0 LOB: 0 BB: 0 P: 5	R: 0 E: 0 K: 0 S: 3	H: 1 LOB: 0 BB: 0 P: 3	R: 0 E: 0 K: 1 S: 5	H: 0 LOB: 1 BB: 1 P: 9	R: 0 E: 0 K: 1 S: 5	H: 0 LOB: 0 BB: 0 P: 5	R: 0 E: 1 K: 1 S: 7	H: 1 LOB: 2 BB: 0 P: 7	R: 0 E: 0 K: 0 S: 4	H: 1 LOB: 1 BB: 0 P: 4	R: 0 E: 0 K: 1 S: 5	H: 0 LOB: 0 BB: 1 P: 9	R: 0 E: 0 K: 0 S: 3	H: 0 LOB: 0 BB: 0 P: 3	R: 1 E: 0 K: 0 S: 4	H: 1 LOB: 0 BB: 0 P: 4	1B: 2 2B: 1 3B: 0 HR: 1	SF: 0 SAC: 0 DP: 1 HBP: 0	WP: 0 PB: 0 SB: 0 CS: 0	PA: 33					
PITCHER	IP	WLS	BF	H	R	ER	SO	BB	IBB	HBP	BLK	WP	HR	S	P	ERA	WHIP										
Vinegar Bend Mizell, L (1,1) ERA: 2.5	9.0	W	33	4	1	1	5	2	0	0	0	0	1	41	49	1.00	0.667										


AB 37
R 4
H 10
RBI 4
BB 2
SO 7
LOB 18



Batter	1	2	3	4	5	6	7	8	9	AB	R	H	RBI	BB	SO	LOB	TOP			
Don Blasingame, L (1,4) OBP: 0.459, SLG: 0.516	4-0 CS S BB		0-0 5-3		0-0 F7			0-0 F7		3	0	0	0	1	0	0				
Gino Cimoli, R (1,9) OBP: 0.441, SLG: 0.433	4-0 WP CS SF8 BB		0-0 6-3					0-0 4-3		3	1	0	0	1	0	0				
Joe Cunningham, L (1,7) OBP: 0.524, SLG: 0.286	4-0 HBP 1-3 2-3 BB		0-0 E6					0-0 F8		3	0	0	0	1	0	0				
Ken Boyer, R (1,5) Lee Tate, R (1,5)	1-0 HBP		0-0 4-3					0-3 K		0	0	0	0	0	0	0				
Solly Hemus, L (8,6)	1-2 HBP									1	0	0	0	0	1	0				
Bill White, L (1,3) Stan Musial, L (7,PH) OBP: 0.333, SLG: 0.200	0-0 SF8				0-0 F5			0-0 G5-4-3 1B		1	0	0	1	0	0	0				
Curt Flood, R (1,8) Chuck Essegian, R (7,PH) OBP: 0.200, SLG: 0.400	0-0 3-H 1-3				0-0 F3			0-0 G5-4-3 1-2		2	0	0	0	0	0	2				
Hal Smith, R (1,2)			0-0 F3		0-0 6-3			0-0 F7		3	0	0	0	0	0	0				
Alex Grammas, R (1,6) George Crowe, L (8,PH) Phil Clark, R (8,1) Bob Gibson, R (8,1)			0-3 K					0-0 F3		2	0	0	0	0	1	0				
Lindy McDaniel, R (1,1) Howie Nunn, R (7,1) Ray Jablonski, R (8,5)			0-3 K					0-3 K		2	0	0	0	0	0	0				
										2	0	0	0	0	2	0				
										0	0	0	0	0	0	0				
										1	0	0	0	0	0	0				
Inning Stats	R: 1 E: 0 K: 0 S: 2	H: 0 LOB: 2 BB: 3 P: 15	R: 0 E: 0 K: 2 S: 7	H: 0 LOB: 0 BB: 0 P: 7	R: 0 E: 1 K: 0 S: 4	H: 0 LOB: 1 BB: 0 P: 4	R: 0 E: 0 K: 0 S: 3	H: 0 LOB: 0 BB: 0 P: 3	R: 0 E: 0 K: 1 S: 5	H: 0 LOB: 0 BB: 0 P: 5	R: 0 E: 0 K: 0 S: 3	H: 1 LOB: 0 BB: 0 P: 3	R: 0 E: 0 K: 0 S: 3	H: 0 LOB: 0 BB: 0 P: 3	R: 0 E: 0 K: 1 S: 5	H: 0 LOB: 0 BB: 0 P: 5	1B: 1 2B: 0 3B: 0 HR: 0	SF: 1 SAC: 0 DP: 1 HBP: 1	WP: 1 PB: 0 SB: 1 CS: 2	PA: 31
PITCHER Jack Sanford, R (1,1) ERA: 2.65	IP: 9.0 WLS: W BF: 31 H: 1 R: 1 ER: 1 SO: 4 BB: 3 IBB: 0 HBP: 1 BLK: 0 WP: 1 HR: 0 S: 35 P: 48 ERA: 1.00 WHIP: 0.444																			

St. Louis Cardinals @ San Francisco Giants
Seals Stadium, San Francisco, CA
Sat Apr 18 1959, 6:33 AM EST
Att: 19,393 - Unknown


AB 26
R 1
H 1
RBI 1
BB 3
SO 4
LOB 4

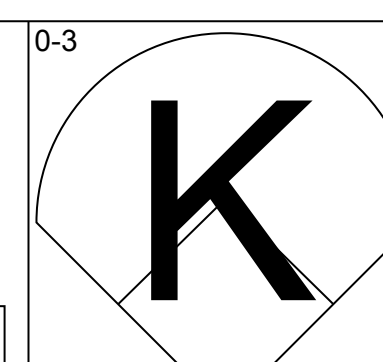
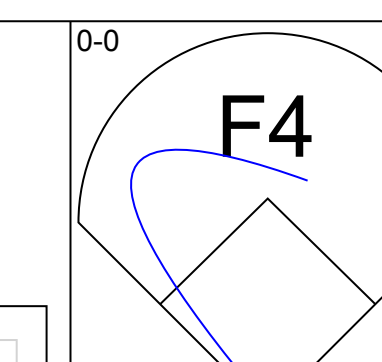
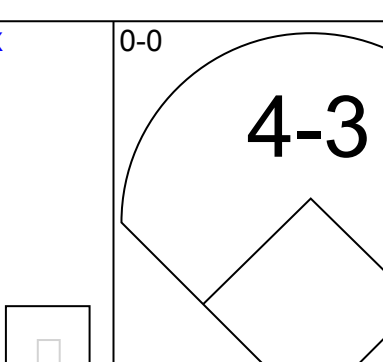
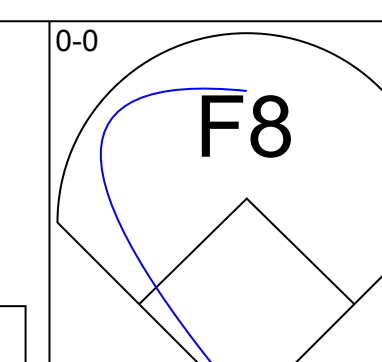
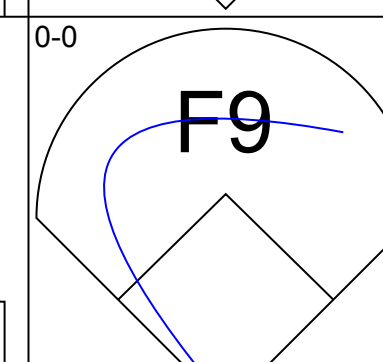
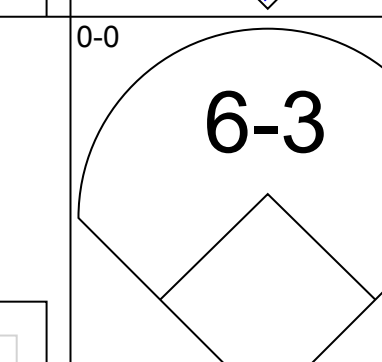
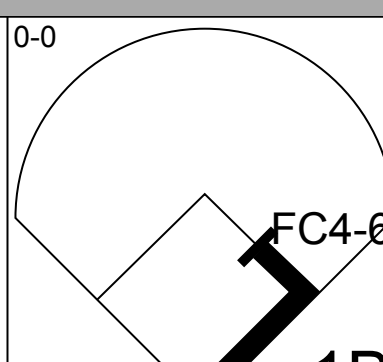
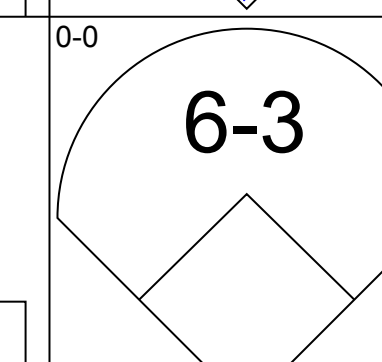
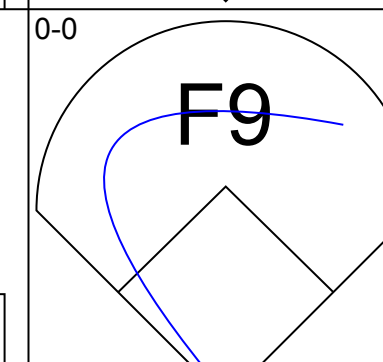
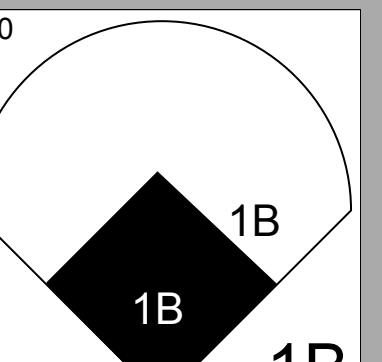
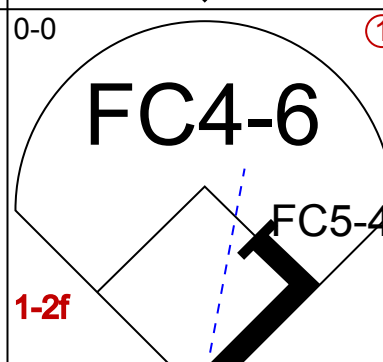
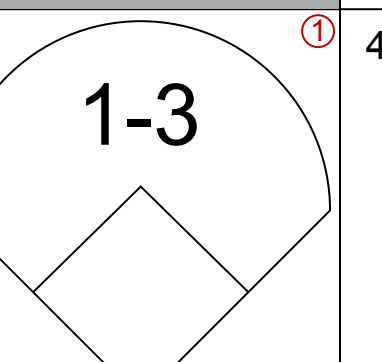
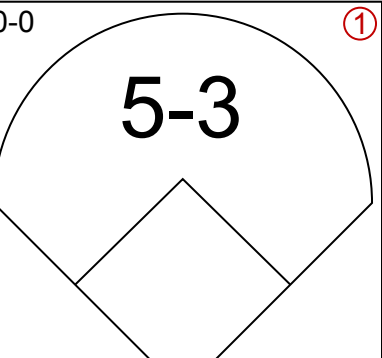
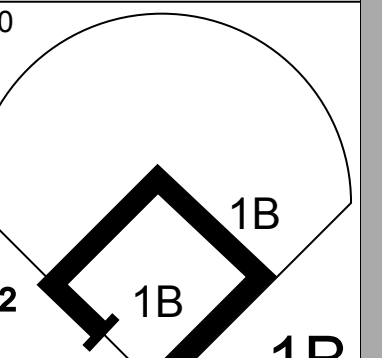
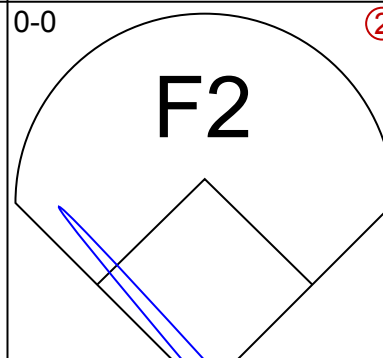
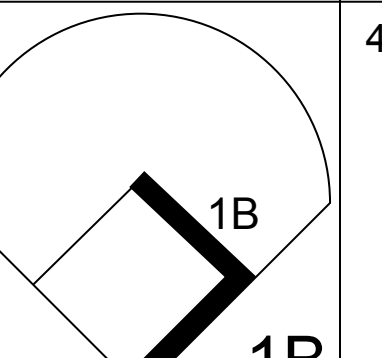

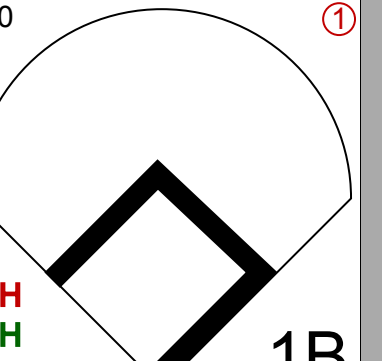
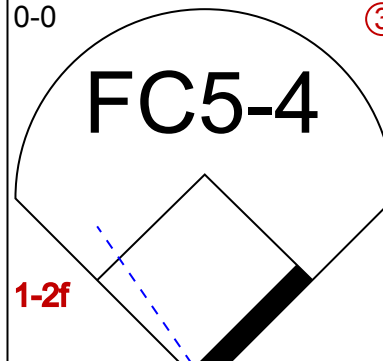
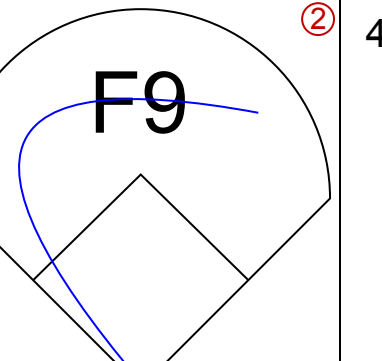


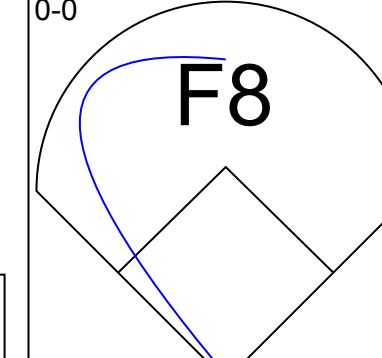
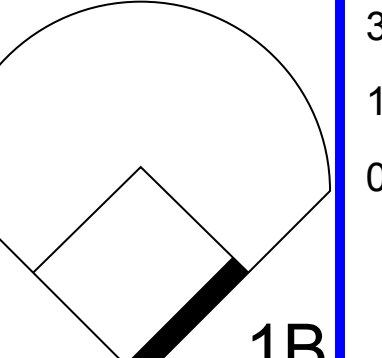
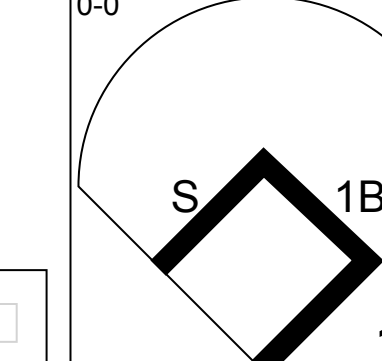
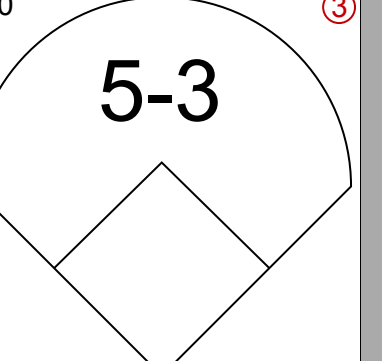
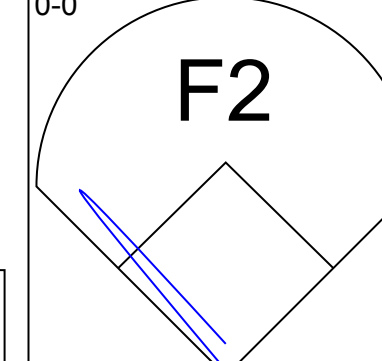
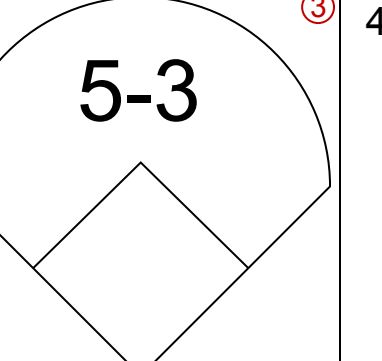
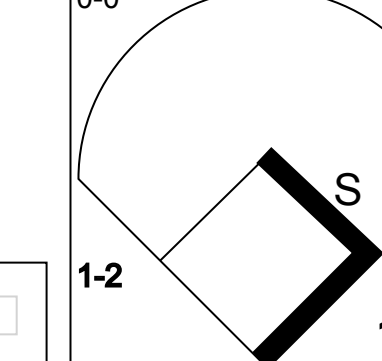
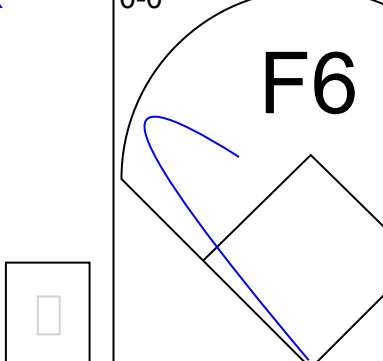
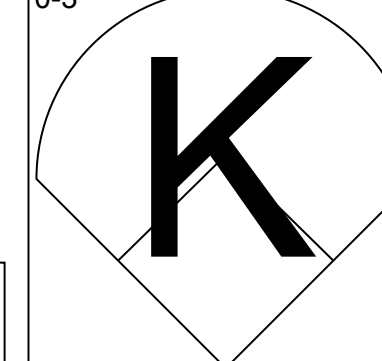
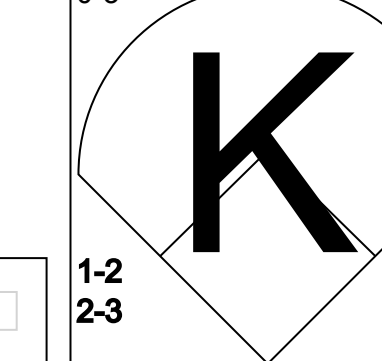
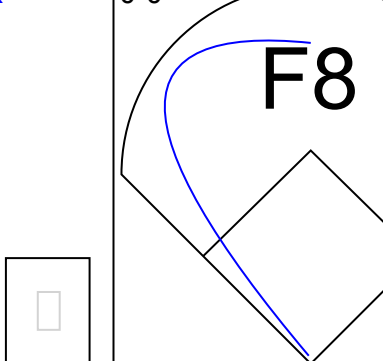
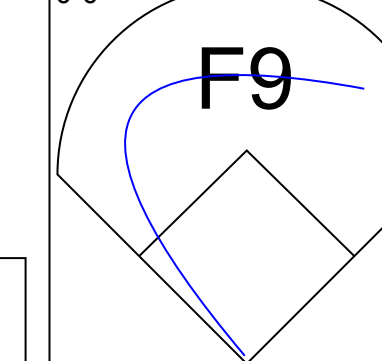


Batter	1	2	3	4	5	6	7	8	9	AB	R	H	RBI	BB	SO	LOB	BOTTOM			
Jim Davenport, R (1,5) OBP: 0.353, SLG: 0.313	0-0 F7		0-0 SH3-4		0-0 2B 1B		0-0 E1 F9 1B	0-0 BB 1B		4	2	3	1	0	0	0				
Jackie Brandt, R (1,7) OBP: 0.333, SLG: 0.387	4-0 BB		0-0 6-3		0-0 WP 1-H 2B		4-0 F9 BB	4-0 1B 2B BB		2	1	1	1	3	0	1				
Willie Mays, R (1,8) OBP: 0.324, SLG: 0.333	0-0 F8		0-0 E8		0-0 6-3		0-0 F9	0-0 2B 1B		5	0	2	3	0	0	4				
Orlando Cepeda, R (1,3) OBP: 0.389, SLG: 0.971	0-0 F7		0-0 5-3				0-0 HR	4-0 IBB		4	1	2	2	1	0	2				
Felipe Alou, R (1,9) OBP: 0.346, SLG: 0.680			0-3 K		0-0 6-3		0-0 F9	0-0 F9		5	0	0	0	0	1	5				
Daryl Spencer, R (1,4) OBP: 0.364, SLG: 0.333			0-0 1B		0-0 F7		0-0 F3	0-0 1-3		4	0	1	0	0	0	0				
Andre Rodgers, R (1,6) OBP: 0.290, SLG: 0.385			0-3 K		0-3 K		0-0 HR	4-0 BB 1B BB		3	2	1	1	1	2	1				
Bob Schmidt, R (1,2) OBP: 0.483, SLG: 0.583			0-0 4-3				0-0 CS 1B	0-0 F9		4	0	1	0	0	0	2				
Jack Sanford, R (1,1)			4-0 SH3-4 E BB		0-0 6-3		0-0 F9	4-0 BB 1B BB		2	2	0	0	2	0	1				
Inning Stats	R: 0 E: 0 K: 0 S: 3	H: 0 LOB: 1 BB: 1 P: 7	R: 0 E: 0 K: 2 S: 8	H: 1 LOB: 0 BB: 0 P: 8	R: 1 E: 1 K: 0 S: 4	H: 1 LOB: 1 BB: 1 P: 8	R: 0 E: 0 K: 1 S: 5	H: 0 LOB: 0 BB: 0 P: 5	R: 1 E: 0 K: 0 S: 5	H: 3 LOB: 1 BB: 0 P: 5	R: 2 E: 0 K: 0 S: 5	H: 2 LOB: 0 BB: 0 P: 5	R: 0 E: 1 K: 0 S: 4	H: 1 LOB: 3 BB: 2 P: 12	R: 4 E: 0 K: 0 S: 6	H: 3 LOB: 2 BB: 3 P: 18	1B: 7 2B: 2 3B: 0 HR: 2	SF: 0 SAC: 1 DP: 0 HBP: 0	WP: 1 PB: 0 SB: 0 CS: 1	PA: 41
PITCHER Lindy McDaniel, R (1,1) ERA: 3.52 Howie Nunn, R (7,1) ERA: 9.64 Phil Clark, R (8,1) ERA: 10.8 Bob Gibson, R (8,1) ERA: 10.13	IP: 6.1 WLS: L BF: 29 H: 4 R: 4 ER: 4 SO: 3 BB: 3 IBB: 0 HBP: 0 BLK: 0 WP: 1 HR: 2 S: 32 P: 44 ERA: 5.68 WHIP: 1.737																			

St. Louis Cardinals @ San Francisco Giants
Seals Stadium, San Francisco, CA
Sat Apr 18 1959, 6:33 AM EST
Att: 19,393 - Unknown

AB 33
R 8
H 11
RBI 8
BB 7
SO 3
LOB 16

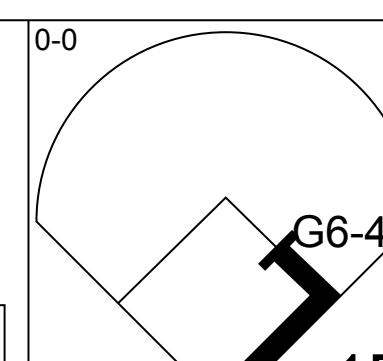
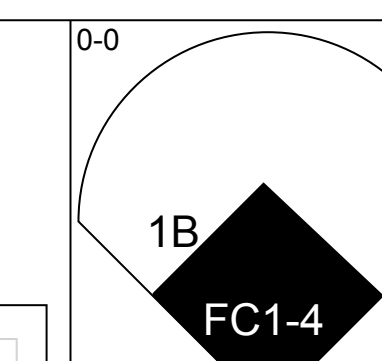
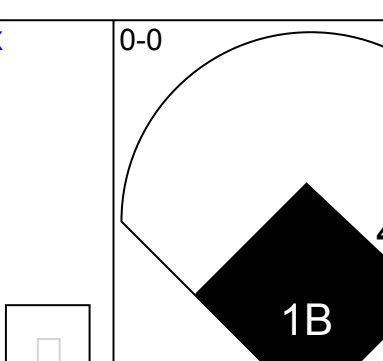
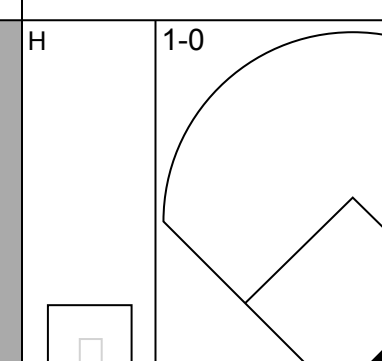
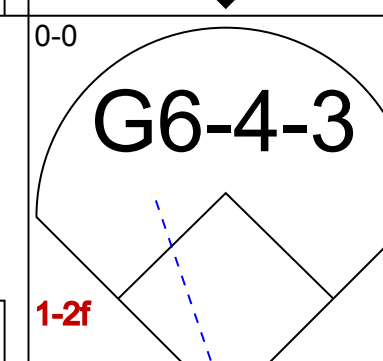
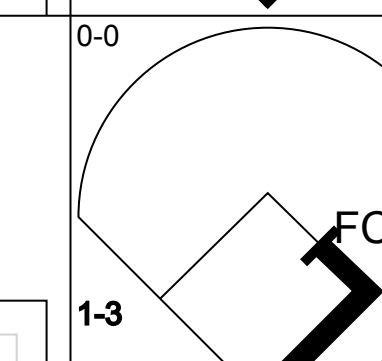
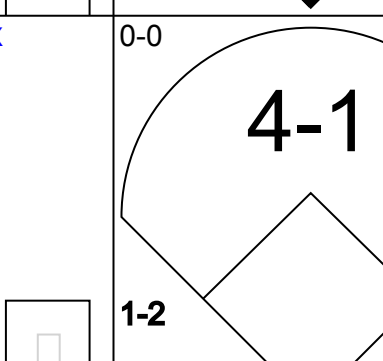
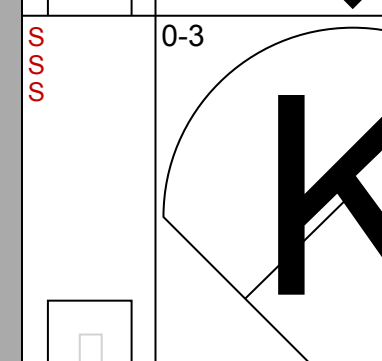
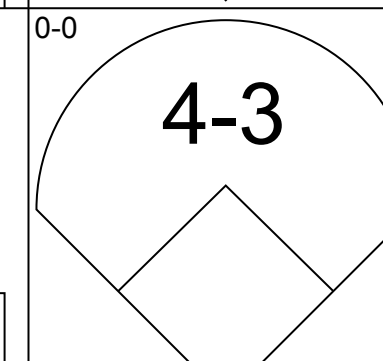
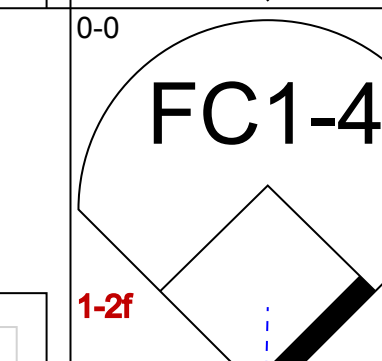
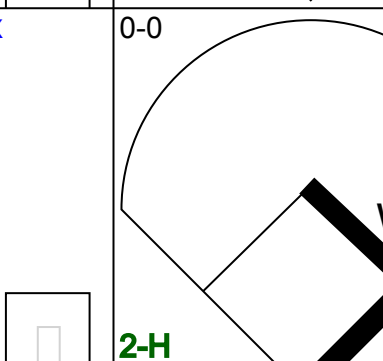
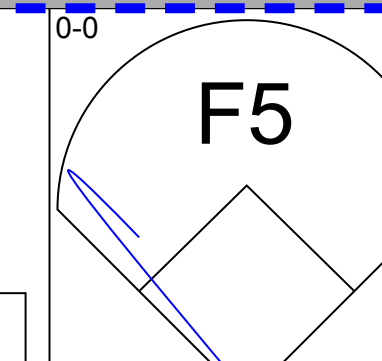
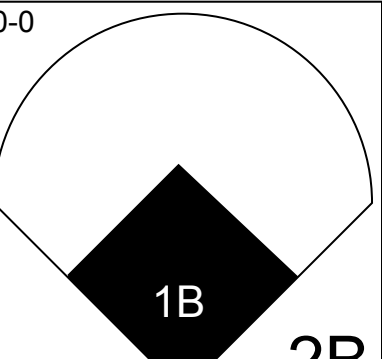
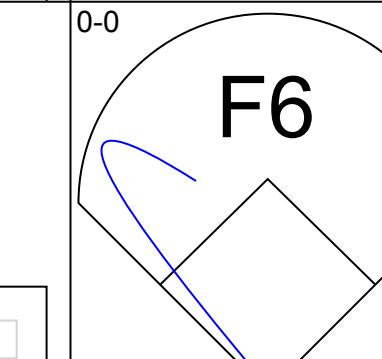
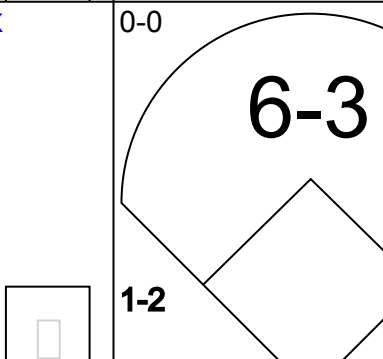
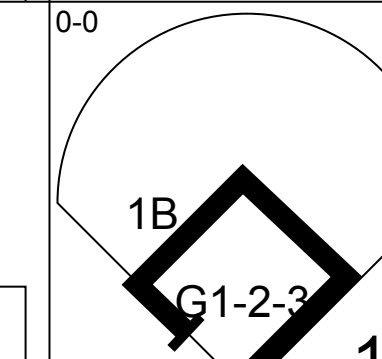
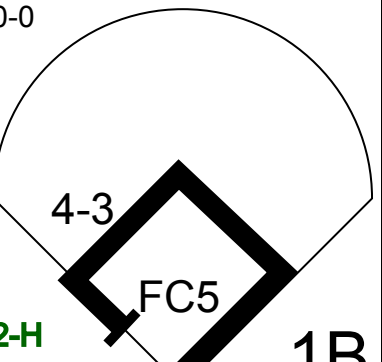
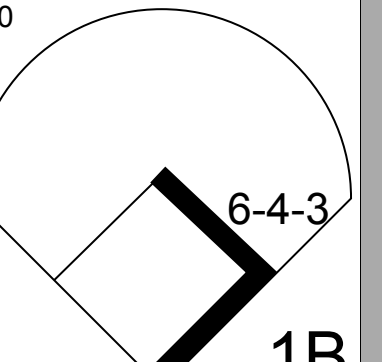
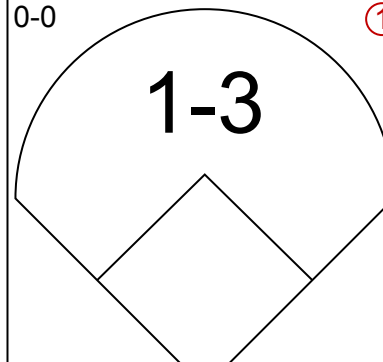
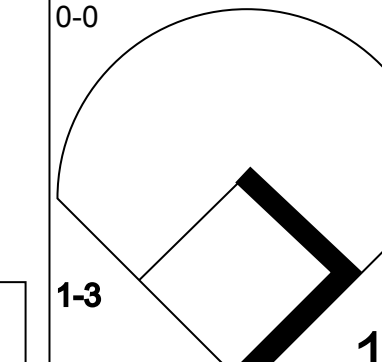

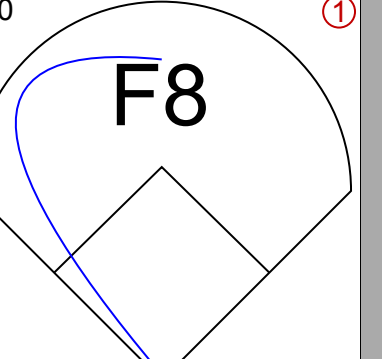
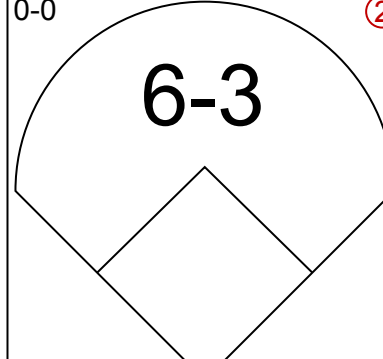
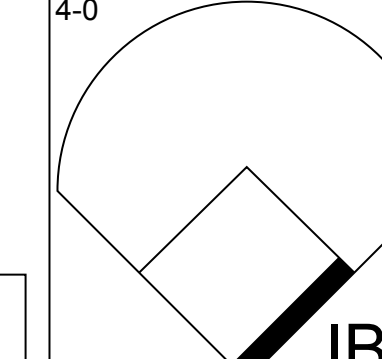

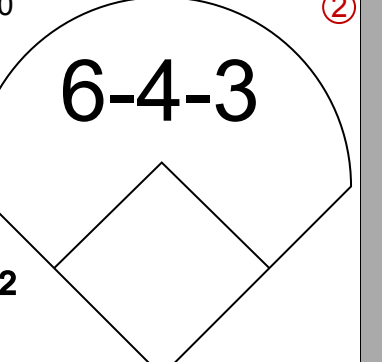
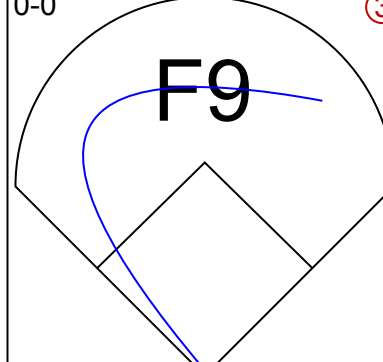
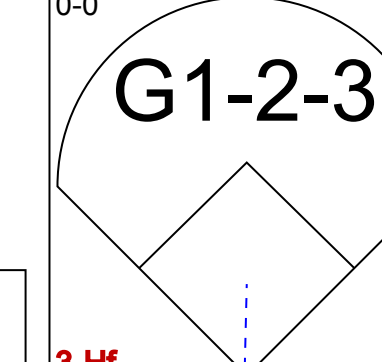

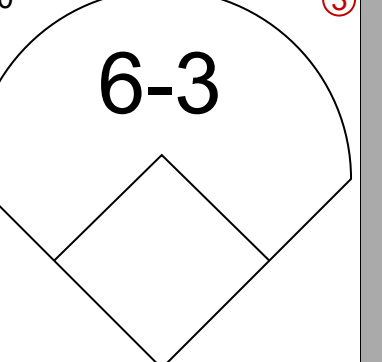
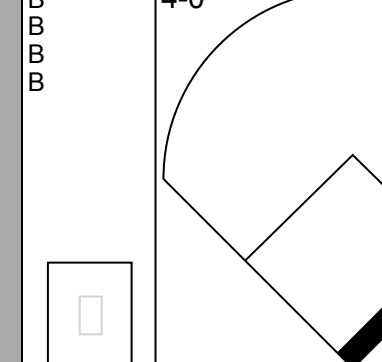
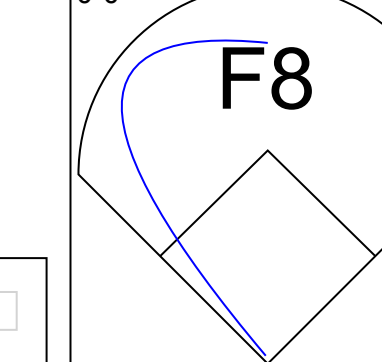
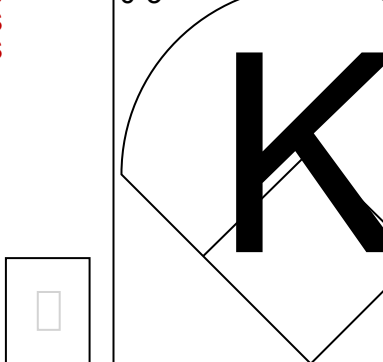
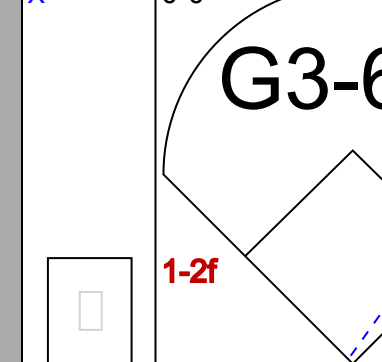


Batter	1	2	3	4	5	6	7	8	9	AB	R	H	RBI	BB	SO	LOB	TOP		
Don Blasingame, L (1,4) OBP: 0.415, SLG: 0.457										4	0	0	0	0	1	2			
Gino Cimoli, R (1,9) OBP: 0.421, SLG: 0.412										4	0	1	0	0	0	2			
Stan Musial, L (1,3) OBP: 0.324, SLG: 0.207										4	1	1	0	0	0	1			
Ken Boyer, R (1,5) OBP: 0.405, SLG: 0.471										4	0	2	0	0	0	1			
Chuck Essegian, R (1,7) OBP: 0.211, SLG: 0.368										4	0	1	1	0	1	2			
Joe Durham, R (1,8) Ray Jablonski, R (9, PH) Bob Gibson, R (9, FR)										3	0	0	0	0	1	1			
Hal Smith, R (1,2) OBP: 0.250, SLG: 0.452										4	0	1	0	0	0	3			
Alex Grammas, R (1,6) OBP: 0.259, SLG: 0.269										3	0	1	0	0	1	0			
Larry Jackson, R (1,1) Bobby Gene Smith, R (8, PH) Jim Brosnan, R (8,1)										2	0	0	0	0	1	2			
Inning Stats	R: 0 E: 0 K: 1 S: 5	H: 0 LOB: 0 BB: 0 P: 5	R: 0 E: 0 K: 1 S: 5	H: 0 LOB: 0 BB: 0 P: 5	R: 0 E: 0 K: 1 S: 7	H: 2 LOB: 2 BB: 0 P: 7	R: 1 E: 0 K: 1 S: 7	H: 3 LOB: 1 BB: 0 P: 7	R: 0 E: 0 K: 0 S: 3	H: 0 LOB: 0 BB: 0 P: 3	R: 0 E: 0 K: 0 S: 4	H: 1 LOB: 1 BB: 0 P: 4	R: 0 E: 0 K: 1 S: 5	H: 0 LOB: 0 BB: 0 P: 5	R: 0 E: 0 K: 0 S: 3	H: 2 LOB: 2 BB: 0 P: 5	1B: 8 2B: 0 3B: 0 HR: 0	SF: 0 SAC: 0 DP: 0 HBP: 0	WP: 0 PA: 34 PB: 0 SB: 2 CS: 0
PITCHER Johnny Antonelli, L (1,1) ERA: 2.08	IP: 9.0 WLS: W BF: 34 H: 8 R: 1 ER: 1 SO: 5 BB: 0 IBB: 0 HBP: 0 BLK: 0 WP: 0 HR: 0 S: 44 P: 44 ERA: 1.00 WHIP: 0.889															PITCHER			

St. Louis Cardinals @ San Francisco Giants
Seals Stadium, San Francisco, CA
Sun Apr 19 1959, 6:33 AM EST
Att: 22,785 - Unknown

AB 34
R 1
H 8
RBI 1
BB 0
SO 5
LOB 14



Batter	1	2	3	4	5	6	7	8	9	AB	R	H	RBI	BB	SO	LOB	BOTTOM		
Jim Davenport, R (1,5) OBP: 0.421, SLG: 0.371										3	2	3	0	0	0	0			
Jackie Brandt, R (1,7) OBP: 0.325, SLG: 0.371										4	0	1	0	0	1	3			
Willie Mays, R (1,8) OBP: 0.317, SLG: 0.324										4	0	1	2	0	0	1			
Orlando Cepeda, R (1,3) OBP: 0.400, SLG: 0.949										4	1	2	0	0	0	2			
Felipe Alou, R (1,9) OBP: 0.400, SLG: 0.690										4	0	3	1	0	0	0			
Daryl Spencer, R (1,4) OBP: 0.351, SLG: 0.303										3	0	0	0	1	0	2			
Andre Rodgers, R (1,6) Leon Wagner, L (6, PH) Eddie Bressoud, R (9,6)										3	0	0	0	0	0	2			
Bob Schmidt, R (1,2) OBP: 0.469, SLG: 0.538										2	0	0	0	1	0	2			
Johnny Antonelli, L (1,1) OBP: 0.100, SLG: 0.100										3	0	0	0	0	1	1			
Inning Stats	R: 0 E: 0 K: 0 S: 3	H: 1 LOB: 0 BB: 0 P: 3	R: 1 E: 0 K: 0 S: 5	H: 2 LOB: 1 BB: 0 P: 5	R: 1 E: 0 K: 0 S: 5	H: 2 LOB: 1 BB: 0 P: 5	R: 0 E: 0 K: 0 S: 4	H: 1 LOB: 0 BB: 0 P: 4	R: 1 E: 0 K: 1 S: 7	H: 2 LOB: 1 BB: 0 P: 7	R: 0 E: 0 K: 0 S: 3	H: 0 LOB: 0 BB: 0 P: 3	R: 0 E: 0 K: 1 S: 4	H: 0 LOB: 1 BB: 1 P: 9	R: 0 E: 0 K: 0 S: 4	H: 2 LOB: 2 BB: 1 P: 8	1B: 9 2B: 1 3B: 0 HR: 0	SF: 0 SAC: 0 DP: 3 HBP: 1	WP: 1 PA: 34 PB: 0 SB: 0 CS: 0
PITCHER Larry Jackson, R (1,1) ERA: 4.05 Jim Brosnan, R (8,1) ERA: 6.75	IP: 7.0 WLS: L BF: 29 H: 8 R: 3 ER: 3 SO: 2 BB: 1 IBB: 0 HBP: 1 BLK: 0 WP: 0 HR: 0 S: 31 P: 36 ERA: 3.86 WHIP: 1.286															PITCHER			

St. Louis Cardinals @ San Francisco Giants
Seals Stadium, San Francisco, CA
Sun Apr 19 1959, 6:33 AM EST
Att: 22,785 - Unknown

AB 31
R 3
H 10
RBI 3
BB 2
SO 2
LOB 16



Batter	1	2	3	4	5	6	7	8	9	AB	R	H	RBI	BB	SO	LOB	TOP
Don Blasingame, L (1,4) OBP: 0.378, SLG: 0.410	0-0 5-3			0-0 F8			0-0 6-3		0-0 FC6-4 HBP	4	0	0	0	0	0	1	
Gino Cimoli, R (1,9) OBP: 0.405, SLG: 0.378	0-0 F9			0-0 1-3			0-0 4-3		1-0 HBP	3	0	0	0	0	0	0	
Stan Musial, L (1,3) OBP: 0.316, SLG: 0.242	0-0 1-3			0-0 F7			0-0 2B		0-0 1-3	4	0	1	0	0	0	2	
Ken Boyer, R (1,5) OBP: 0.375, SLG: 0.432		0-3 K			0-0 2-3					3	0	0	0	0	1	1	
Joe Cunningham, L (1,7) OBP: 0.458, SLG: 0.235		0-0 F7			0-0 6-3				0-0 F8	3	0	0	0	0	0	0	
Bill White, L (1,8) OBP: 0.136, SLG: 0.053		0-0 F8			0-3 K				0-0 4-3	3	0	0	0	0	1	0	
Hal Smith, R (1,2) OBP: 0.229, SLG: 0.412			0-0 L8			0-0 5-3			0-0 L7	3	0	0	0	0	0	0	
Alex Grammas, R (1,6) OBP: 0.241, SLG: 0.250																	
Solly Hemus, L (9, PH)																	
Curt Flood, R (9, FR) OBP: 0.200, SLG: 0.200									4-0 FC6-4 BB	2	0	0	0	0	0	0	
Gary Blaylock, R (1,1)																	
George Crowe, L (9, PH) OBP: 0.167, SLG: 0.167									0-3 K	2	0	0	0	0	1	0	
Inning Stats	R: 0 E: 0 K: 0 S: 3	H: 0 LOB: 0 BB: 0 P: 3	R: 0 E: 0 K: 1 S: 5	H: 0 LOB: 0 BB: 0 P: 5	R: 0 E: 0 K: 1 S: 5	H: 0 LOB: 0 BB: 0 P: 5	R: 0 E: 0 K: 0 S: 3	H: 0 LOB: 0 BB: 0 P: 3	R: 0 E: 0 K: 0 S: 4	H: 1 LOB: 1 BB: 0 P: 4	R: 0 E: 0 K: 0 S: 3	H: 0 LOB: 0 BB: 0 P: 3	R: 0 E: 0 K: 1 S: 5	H: 0 LOB: 2 BB: 1 P: 10	1B: 0 2B: 1 3B: 0 HR: 0	SF: 0 SAC: 0 DP: 0 HBP: 1	WP: 0 PA: 30 PB: 0 SB: 0 CS: 0
PITCHER Glen Hobbie, R (1,1) ERA: 1.06	IP: 9.0 WLS: W BF: 30 H: 1 R: 0 ER: 0 SO: 4 BB: 1 IBB: 0 HBP: 1 BLK: 0 WP: 0 HR: 0 S: 36 P: 41 ERA: 0.00 WHIP: 0.222																

St. Louis Cardinals @ Chicago Cubs
Wrigley Field, Chicago, IL
Tue Apr 21 1959, 3:33 AM CST
Att: 2,501 - Unknown

AB 28
R 0
H 1
RBI 0
BB 1
SO 4
LOB 5



Batter	1	2	3	4	5	6	7	8	9	AB	R	H	RBI	BB	SO	LOB	BOTTOM		
Tony Taylor, R (1,4) OBP: 0.395, SLG: 0.297	0-0 6-3									3	0	1	0	1	0	1			
Alvin Dark, R (1,5) OBP: 0.407, SLG: 0.400	0-0 6-3									4	0	0	0	0	1	2			
George Altman, L (1,8) OBP: 0.346, SLG: 0.292	0-0 4-3									4	0	0	0	0	0	0			
14 Ernie Banks, R (1,6) OBP: 0.400, SLG: 0.771		0-3 K								4	0	1	0	0	1	0			
Walt Moryn, L (1,7) OBP: 0.447, SLG: 0.464		0-0 FC5-4 BB 1B								1	1	1	0	2	0	0			
Jim Marshall, L (1,3)		4-0 FC5-4 BB 1B								2	0	0	0	1	0	3			
Lee Walls, R (1,9) OBP: 0.433, SLG: 0.640		0-0 FC5-4 1B								3	0	1	0	0	0	4			
Sammy Taylor, L (1,2) OBP: 0.333, SLG: 0.318		0-0 1-2 2-3								3	0	1	1	0	2	3			
Glen Hobbie, R (1,1) OBP: 0.143, SLG: 0.143		0-0 3-H P4								3	0	0	0	0	1	3			
Inning Stats	R: 0 E: 0 K: 0 S: 3	H: 0 LOB: 0 BB: 0 P: 3	R: 1 E: 0 K: 1 S: 7	H: 2 LOB: 2 BB: 1 P: 11	R: 0 E: 0 K: 0 S: 3	H: 1 LOB: 0 BB: 0 P: 3	R: 0 E: 0 K: 1 S: 6	H: 1 LOB: 2 BB: 1 P: 10	R: 0 E: 0 K: 0 S: 4	H: 0 LOB: 1 BB: 1 P: 8	R: 0 E: 0 K: 0 S: 3	H: 0 LOB: 1 BB: 1 P: 7	R: 0 E: 0 K: 2 S: 8	H: 1 LOB: 1 BB: 0 P: 8	R: 0 E: 0 K: 0 S: 3	H: 0 LOB: 0 BB: 0 P: 3	1B: 3 2B: 3 3B: 0 HR: 0	SF: 0 SAC: 0 DP: 1 HBP: 0	WP: 0 PA: 31 PB: 0 SB: 0 CS: 2
PITCHER Gary Blaylock, R (1,1) ERA: 0.9	IP: 8.0 WLS: L BF: 31 H: 5 R: 1 ER: 1 SO: 5 BB: 4 IBB: 0 HBP: 0 BLK: 0 WP: 0 HR: 0 S: 37 P: 53 ERA: 1.12 WHIP: 1.125																		

St. Louis Cardinals @ Chicago Cubs
Wrigley Field, Chicago, IL
Tue Apr 21 1959, 3:33 AM CST
Att: 2,501 - Unknown

AB 27
R 1
H 5
RBI 1
BB 4
SO 5
LOB 16



Batter	1	2	3	4	5	6	7	8	9	AB	R	H	RBI	BB	SO	LOB	TOP			
Don Blasingame, L (1,4) OBP: 0.380, SLG: 0.395	6-3		4-3	4-0 BB		L7			HR 1B	4	1	1	0	1	0	1				
Gino Cimoli, R (1,7) OBP: 0.426, SLG: 0.476	1B		6-3	F8			F8 6-3		HR	5	1	3	2	0	0	3				
Stan Musial, L (1,3) OBP: 0.302, SLG: 0.237	1B		F7		1-4-3		6-3		F7	5	0	1	0	0	0	1				
Joe Cunningham, L (9,3) OBP: 0.458, SLG: 0.235	1B									0	0	0	0	0	0	0				
Ken Boyer, R (1,5) OBP: 0.356, SLG: 0.390	P3			SH5-4 1B	6-3		F8		F7	4	1	0	0	0	0	3				
Gene Green, R (1,9) OBP: 0.167, SLG: 0.167	1-3			SH5-4 1B	6-3		F3			4	1	1	0	0	0	3				
Curt Flood, R (7,8) OBP: 0.238, SLG: 0.381				1B					HR	1	1	1	1	0	0	0				
Bill White, L (1,8) OBP: 0.192, SLG: 0.091		P4		SH5-4		E SF8		E3		3	2	1	0	0	0	0				
Hal Smith, R (1,2) OBP: 0.231, SLG: 0.378	F9			1B		E1		SH1-3	P5	3	0	0	0	1	0	2				
Alex Grammas, R (1,6) OBP: 0.250, SLG: 0.379				SF8		SF8		SH1-3		1	1	1	4	0	0	0				
Vinegar Bend Mizell, R (1,1) OBP: 0.200, SLG: 0.200	K			1B		K		K		4	0	1	1	0	3	1				
Inning Stats	R: 0 E: 0 K: 0 S: 5	H: 2 LOB: 2 BB: 0 P: 5	R: 1 E: 0 K: 1 S: 6	H: 1 LOB: 0 BB: 0 P: 6	R: 0 E: 0 K: 0 S: 3	H: 0 LOB: 0 BB: 0 P: 3	R: 2 E: 0 K: 0 S: 5	H: 2 LOB: 3 BB: 2 P: 14	R: 0 E: 0 K: 0 S: 3	H: 1 LOB: 1 BB: 0 P: 7	R: 0 E: 0 K: 0 S: 4	H: 1 LOB: 1 BB: 0 P: 4	R: 1 E: 1 K: 1 S: 6	H: 0 LOB: 0 BB: 0 P: 6	R: 3 E: 0 K: 0 S: 6	H: 3 LOB: 1 BB: 0 P: 7	1B: 7 2B: 0 3B: 0 HR: 3	SF: 2 SAC: 3 DP: 0 HBP: 2	WP: 0 PB: 0 SB: 0 CS: 0	PA: 43
PITCHER	IP WLS BF H R ER SO BB IBB HBP BLK WP HR S P ERA WHIP																			
Taylor Phillips, L (1,1) ERA: 5.68	3.2 L 19 5 3 3 1 2 0 0 0 0 0 1 18 27 7.36 1.909																			
John Buzhardt, R (4,1) ERA: 5.14	3.1 13 2 1 0 1 0 0 0 0 0 0 0 15 15 0.00 0.600																			
Elmer Singleton, R (8,1) ERA: 4.5	1.0 4 0 1 0 1 0 0 0 0 0 0 0 6 6 0.00 0.000																			
Morrie Martin, L (9,1) ERA: 19.29	1.0 7 3 3 3 0 0 0 1 0 0 2 6 7 27.00 3.000																			

St. Louis Cardinals @ Chicago Cubs
Wrigley Field, Chicago, IL
Wed Apr 22 1959, 3:33 AM CST
Att. 4,917 - Unknown

AB 34
R 8
H 10
RBI 8
BB 2
SO 3
LOB 14



Batter	1	2	3	4	5	6	7	8	9	AB	R	H	RBI	BB	SO	LOB	BOTTOM					
Tony Taylor, R (1,4) OBP: 0.383, SLG: 0.275	BB		1-3	F9			E4			3	0	0	0	1	0	0						
Alvin Dark, R (1,5) OBP: 0.387, SLG: 0.379	F9		14 1B			F8	F8			4	1	1	0	0	0	2						
Jim Marshall, L (1,3) OBP: 0.227, SLG: 0.286	14 1B		14 1B			P4		4-3		1	1	0	0	2	0	0						
Earl Averill, R (8, PH) OBP: 0.227, SLG: 0.286	1B		1B							0	0	0	0	0	0	0						
Morrie Martin, L (9,1) ERA: 19.29	BB		BB							0	0	0	0	0	0	0						
14 Ernie Banks, R (1,6) OBP: 0.409, SLG: 0.744	1B		1B			L7		6-3		4	0	2	1	0	0	0						
Walt Moryn, L (1,7) OBP: 0.405, SLG: 0.406	F2		K			P4		F7		4	0	0	0	0	1	4						
Lee Walls, R (1,9) OBP: 0.412, SLG: 0.586		5-3		FC5-4		5-3		4-3		4	0	1	1	0	0	0						
Bobby Thomson, R (1,8) OBP: 0.333, SLG: 0.400	P4		FC5-4			G3			F9	4	0	0	0	0	0	2						
Sammy Taylor, L (1,2) OBP: 0.333, SLG: 0.400	3B						1-3		F7	3	0	1	0	0	0	0						
Johnny Goryl, R (9, PH) ERA: 19.29										1	0	0	0	0	0	0						
Taylor Phillips, L (1,1) ERA: 5.68	1-3									1	0	0	0	0	0	1						
John Buzhardt, R (4,1) ERA: 5.14										1	0	0	0	0	1	0						
Bobby Adams, R (7, PH) ERA: 19.29										1	0	0	0	0	1	0						
Inning Stats	R: 0 E: 0 K: 0 S: 3	H: 1 LOB: 2 BB: 0 P: 11	R: 0 E: 0 K: 0 S: 4	H: 1 LOB: 0 BB: 0 P: 4	R: 2 E: 0 K: 1 S: 8	H: 3 LOB: 2 BB: 1 P: 12	R: 0 E: 0 K: 1 S: 5	H: 0 LOB: 0 BB: 0 P: 5	R: 0 E: 0 K: 0 S: 3	H: 0 LOB: 0 BB: 0 P: 3	R: 0 E: 0 K: 0 S: 3	H: 0 LOB: 0 BB: 0 P: 3	R: 0 E: 1 K: 1 S: 6	H: 0 LOB: 1 BB: 0 P: 6	R: 0 E: 0 K: 0 S: 3	H: 0 LOB: 0 BB: 0 P: 3	R: 0 E: 0 K: 0 S: 3	H: 0 LOB: 0 BB: 0 P: 3	1B: 4 2B: 0 3B: 1 HR: 0	SF: 0 SAC: 0 DP: 0 HBP: 0	WP: 0 PB: 0 SB: 0 CS: 0	PA: 35
PITCHER	IP WLS BF H R ER SO BB IBB HBP BLK WP HR S P ERA WHIP																					
Vinegar Bend Mizell, L (1,1) ERA: 2.33	9.0 W 35 5 2 2 3 3 0 0 0 0 0 0 38 50 2.00 0.889																					

St. Louis Cardinals @ Chicago Cubs
Wrigley Field, Chicago, IL
Wed Apr 22 1959, 3:33 AM CST
Att. 4,917 - Unknown

AB 32
R 2
H 5
RBI 2
BB 3
SO 3
LOB 9



Batter	1	2	3	4	5	6	7	8	9	AB	R	H	RBI	BB	SO	LOB	TOP					
Don Blasingame, L (1,4) OBP: 0.370, SLG: 0.370	F8		6-3			FC4-6 BB		L8		3	0	0	0	1	0	2						
Gino Cimoli, R (1,7) OBP: 0.392, SLG: 0.435	5-3		1-3			F7		F8		4	0	0	0	0	0	3						
Stan Musial, L (1,3) OBP: 0.340, SLG: 0.275	FC5-4 BB			4-3 2B		FC4-6 FC6-4 1-2		FC5-4 BB		2	0	1	0	2	0	1						
Ken Boyer, R (1,5) OBP: 0.327, SLG: 0.356	FC5-4 1-2			5-3		FC6-4 1-2		FC5-4		4	0	0	0	0	0	5						
Bill White, L (1,8) OBP: 0.200, SLG: 0.231		4-3		4-3 2-3			5-3		HR	4	1	1	1	0	0	1						
Gene Green, R (1,9) Bobby Gene Smith, R (9, PR)	6-3			5-3				G6-4-3 1B		4	0	2	0	0	0	1						
Hal Smith, R (1,2) OBP: 0.209, SLG: 0.341	6-3				6-3		L8	G6-4-3 1-2		4	0	0	0	0	0	2						
Alex Grammas, R (1,6) George Crowe, L (7, PH) Lee Tate, R (7, PH)			6-3 S 1B		F7		F7			2	0	1	0	0	0	0						
Joe Cunningham, L (9, PH) OBP: 0.490, SLG: 0.235										1	0	0	0	0	0	1						
Lindy McDaniel, R (1,1) Phil Clark, R (6, PH) Solly Hemus, L (6, PH) Bob Gibson, R (6, PH) Howie Nunn, R (8, 1) Ray Jablonski, R (9, PH) OBP: 0.333, SLG: 0.220					F2					2	0	0	0	0	1	1						
Inning Stats	R: 0 E: 0 K: 0 S: 3	H: 0 LOB: 1 BB: 1 P: 7	R: 0 E: 0 K: 0 S: 3	H: 0 LOB: 0 BB: 0 P: 3	R: 0 E: 0 K: 0 S: 4	H: 1 LOB: 1 BB: 0 P: 4	R: 0 E: 0 K: 0 S: 4	H: 1 LOB: 1 BB: 0 P: 4	R: 0 E: 0 K: 1 S: 5	H: 0 LOB: 0 BB: 0 P: 5	R: 0 E: 0 K: 0 S: 3	H: 1 LOB: 1 BB: 1 P: 7	R: 0 E: 0 K: 0 S: 4	H: 1 LOB: 1 BB: 0 P: 4	R: 0 E: 0 K: 0 S: 3	H: 0 LOB: 2 BB: 2 P: 11	R: 1 E: 0 K: 1 S: 6	H: 2 LOB: 1 BB: 1 P: 10	1B: 2 2B: 2 3B: 0 HR: 1	SF: 0 SAC: 0 DP: 1 HBP: 0	WP: 0 PB: 0 SB: 1 CS: 0	PA: 36
PITCHER	IP WLS BF H R ER SO BB IBB HBP BLK WP HR S P ERA WHIP																					
Moe Drabowsky, R (1,1) ERA: 3.46	8.0 W 33 5 1 1 1 4 0 0 0 0 1 31 47 1.12 1.125																					
Don Elston, R (9,1) ERA: 5.06	1.0 S 3 0 0 0 1 1 0 0 0 0 0 4 8 0.00 1.000																					

St. Louis Cardinals @ Chicago Cubs
Wrigley Field, Chicago, IL
Thu Apr 23 1959, 3:33 AM CST
Att: 5,788 - Unknown

AB 31
R 1
H 5
RBI 1
BB 5
SO 2
LOB 18



Batter	1	2	3	4	5	6	7	8	9	AB	R	H	RBI	BB	SO	LOB	BOTTOM			
Tony Taylor, R (1,4) OBP: 0.392, SLG: 0.286	5-3 BB		F9		SF8		2B 14 1B			2	1	1	1	1	0	0				
Alvin Dark, R (1,5) OBP: 0.343, SLG: 0.333	5-3 1-2		F2		4-3		F9			4	0	0	0	0	0	3				
George Altman, L (1,8) OBP: 0.400, SLG: 0.370	14 BB			K		HR 1B	14 2B			3	2	2	0	1	1	0				
14 Ernie Banks, R (1,6) OBP: 0.417, SLG: 0.714	K 1-2					K				3	0	1	2	1	2	3				
Walt Moryn, L (1,7) OBP: 0.413, SLG: 0.500		G3 1B		F7		HR	4-3			4	1	2	2	0	0	2				
Dale Long, L (1,3) OBP: 0.333, SLG: 0.679		G3 1-2		1-3		HR		WP 1B		4	1	2	1	0	0	2				
Lee Walls, R (1,9) OBP: 0.395, SLG: 0.545		K			E SF8 1B	K		F7		4	1	1	0	0	2	2				
Sammy Taylor, L (1,2) OBP: 0.323, SLG: 0.379		1-3			E9 SF8 1B	F8		K		4	0	1	0	0	1	2				
Moe Drabowsky, R (1,1) Don Elston, R (9,1)			K		5-3		P3	K		4	0	0	0	0	2	3				
Inning Stats	R: 0 E: 0 K: 1 S: 4	H: 0 LOB: 2 BB: 2 P: 12	R: 0 E: 0 K: 1 S: 6	H: 1 LOB: 0 BB: 0 P: 6	R: 0 E: 0 K: 1 S: 5	H: 0 LOB: 0 BB: 0 P: 5	R: 0 E: 0 K: 1 S: 5	H: 0 LOB: 1 BB: 1 P: 9	R: 1 E: 1 K: 0 S: 5	H: 2 LOB: 1 BB: 0 P: 5	R: 3 E: 0 K: 2 S: 10	H: 3 LOB: 0 BB: 0 P: 10	R: 2 E: 0 K: 0 S: 6	H: 3 LOB: 1 BB: 0 P: 6	R: 0 E: 0 K: 2 S: 8	H: 1 LOB: 1 BB: 0 P: 8	1B: 7 2B: 1 3B: 0 HR: 2	SF: 1 SAC: 0 DP: 0 HBP: 0	WP: 1 PB: 0 SB: 0 CS: 0	PA: 36
PITCHER	IP WLS BF H R ER SO BB IBB HBP BLK WP HR S P ERA WHIP																			
Lindy McDaniel, R (1,1) ERA: 4.35	5.1 L 24 6 4 4 5 3 0 0 0 0 0 2 31 43 6.75 1.688																			
Phil Clark, R (6,1) ERA: 10.8	1.2 8 3 2 2 1 0 0 0 0 0 0 10 10 10.80 1.800																			
Howie Nunn, R (8,1) ERA: 7.94	1.0 4 1 0 0 2 0 0 0 0 0 1 0 8 8 0.00 1.000																			


St. Louis Cardinals @ Chicago Cubs
Wrigley Field, Chicago, IL
Thu Apr 23 1959, 3:33 AM CST
Att: 5,788 - Unknown


AB 32
R 6
H 10
RBI 6
BB 3
SO 8
LOB 17



Batter	1	2	3	4	5	6	7	8	9	10	AB	R	H	RBI	BB	SO	LOB	TOP						
Jim Gilliam, S OBP: 0.385, SLG: 0.333 (1, 5)	3-1 BB	4-0 BB		4-3 BB			4-3 2B 1B		4-1 SH1-4 BB	4-3 BB	4	1	1	0	2	0	3	Los Angeles Dodgers @ St. Louis Cardinals Sportsman's Park, St. Louis, MO Fri Apr 24 1959, 7:05 PM EST Att. 11,856 - Unknown AB 36 R 3 H 13 RBI 3 BB 7 SO 10 LOB 24						
Wally Moon, L OBP: 0.417, SLG: 0.450 (1, 9)	4-0 1B BB	1-1 6-3		2-0 L3			2-1 4-3		0-0 SH1-4		3	0	0	0	1	0	5							
John Roseboro, L OBP: 0.370, SLG: 0.381 (1, 2)	1-2 1B BB			0-1 1B 2B		0-3 K	2-2 1B 2B		4-0 G1-4-3 IBB		4	1	3	1	1	1	0							
Don Demeter, R OBP: 0.356, SLG: 0.785 (1, 8)	1-3 K			2-3 K		0-0 6-3	1-3 K		2-1 G1-4-3		5	0	0	0	0	3	6							
Ron Fairly, L OBP: 0.370, SLG: 0.480 (1, 7)	0-0 F7			3-2 1B			1-2 1B			4-1 SH5-4 1B BB	4	0	2	1	1	1	2							
Norm Larker, L OBP: 0.480, SLG: 0.500 (8, PR)		0-0 F4		3-2 1B			0-1 F8		4-0 SH3-4 BB	0-1 SH5-4	3	0	1	0	1	0	0							
Gil Hodges, R OBP: 0.220, SLG: 0.360 (8, 3)		1-3 1B		1-3 1B					1-1 SH3-4	1-2 1B	0	0	0	0	0	0	0							
Don Zimmer, R OBP: 0.413, SLG: 0.415 (1, 6)	0-0 BB 1B	2-3 K		2-3 K			1-3 K		1-1 SH3-4	4-0 1B IBB	3	1	1	0	1	2	1							
Charlie Neal, R OBP: 0.347, SLG: 0.386 (1, 4)		2-3 K		1-0 4-3 1B			3-2 1B		3-3 K	1-1 1B IBB	5	0	3	0	0	2	3							
Johnny Podres, L OBP: 0.333, SLG: 0.250 (10, PH)		0-1 BB		0-2 G3			1-3 K		1-0 F9	0-1 1B	4	0	1	0	0	1	4							
Duke Snider, L OBP: 0.240, SLG: 0.360 (10, PR)		1-2 BB 1B		1-2 1B						1-2 2H 1B	1	0	1	1	0	0	0							
Dick Gray, R (10, 1)											0	0	0	0	0	0	0							
Clem Labine, R (10, 1)											0	0	0	0	0	0	0							
Inning Stats	R: 0 E: 0 K: 1 S: 9	H: 1 LOB: 2 BB: 1 P: 16	R: 0 E: 0 K: 1 S: 9	H: 2 LOB: 3 BB: 1 P: 16	R: 1 E: 0 K: 2 S: 19	H: 3 LOB: 1 BB: 0 P: 29	R: 0 E: 0 K: 2 S: 7	H: 1 LOB: 1 BB: 0 P: 13	R: 0 E: 0 K: 2 S: 7	H: 0 LOB: 0 BB: 0 P: 8	R: 0 E: 0 K: 2 S: 12	H: 1 LOB: 1 BB: 0 P: 17	R: 1 E: 0 K: 1 S: 15	H: 3 LOB: 2 BB: 0 P: 21	R: 0 E: 0 K: 1 S: 7	H: 0 LOB: 2 BB: 1 P: 16	R: 0 E: 0 K: 0 S: 4	H: 0 LOB: 1 BB: 2 P: 14	R: 1 E: 0 K: 0 S: 9	H: 2 LOB: 2 BB: 2 P: 20	1B: 11 2B: 2 3B: 0 HR: 0	SF: 0 SAC: 3 DP: 1 HBP: 0	WP: 0 PA: 46	
PITCHER	IP WLS BF H R ER SO BB IBB HBP BLK WP HR S P ERA WHIP	IP WLS BF H R ER SO BB IBB HBP BLK WP HR S P ERA WHIP	IP WLS BF H R ER SO BB IBB HBP BLK WP HR S P ERA WHIP	IP WLS BF H R ER SO BB IBB HBP BLK WP HR S P ERA WHIP	IP WLS BF H R ER SO BB IBB HBP BLK WP HR S P ERA WHIP	IP WLS BF H R ER SO BB IBB HBP BLK WP HR S P ERA WHIP	IP WLS BF H R ER SO BB IBB HBP BLK WP HR S P ERA WHIP	IP WLS BF H R ER SO BB IBB HBP BLK WP HR S P ERA WHIP	IP WLS BF H R ER SO BB IBB HBP BLK WP HR S P ERA WHIP	IP WLS BF H R ER SO BB IBB HBP BLK WP HR S P ERA WHIP	IP WLS BF H R ER SO BB IBB HBP BLK WP HR S P ERA WHIP	IP WLS BF H R ER SO BB IBB HBP BLK WP HR S P ERA WHIP	IP WLS BF H R ER SO BB IBB HBP BLK WP HR S P ERA WHIP	IP WLS BF H R ER SO BB IBB HBP BLK WP HR S P ERA WHIP	IP WLS BF H R ER SO BB IBB HBP BLK WP HR S P ERA WHIP	IP WLS BF H R ER SO BB IBB HBP BLK WP HR S P ERA WHIP	IP WLS BF H R ER SO BB IBB HBP BLK WP HR S P ERA WHIP	IP WLS BF H R ER SO BB IBB HBP BLK WP HR S P ERA WHIP	IP WLS BF H R ER SO BB IBB HBP BLK WP HR S P ERA WHIP	IP WLS BF H R ER SO BB IBB HBP BLK WP HR S P ERA WHIP	IP WLS BF H R ER SO BB IBB HBP BLK WP HR S P ERA WHIP	IP WLS BF H R ER SO BB IBB HBP BLK WP HR S P ERA WHIP	IP WLS BF H R ER SO BB IBB HBP BLK WP HR S P ERA WHIP	IP WLS BF H R ER SO BB IBB HBP BLK WP HR S P ERA WHIP
Larry Jackson, R ERA: 3.76 (1, 1)	6.1	2	1	0	0	1	0	0	0	0	0	0	6	8	0.00	1.895								
Jim Brosnan, R ERA: 5.79 (7, 1)	0.2	2	1	0	0	1	0	0	0	0	0	0	6	8	0.00	1.500								
Howie Nunn, R ERA: 6.48 (8, 1)	2.2	1	1	1	1	1	3	2	0	0	0	0	16	44	3.38	1.500								
Phil Clark, R ERA: 10.13 (10, 1)	0.1	2	1	0	0	0	0	0	0	0	0	0	4	6	0.00	3.000								

Batter	1	2	3	4	5	6	7	8	9	10	AB	R	H	RBI	BB	SO	LOB	BOTTOM					
Don Blasingame, L OBP: 0.356, SLG: 0.353 (1, 4)	4-3										5	1	1	0	0	1	0	Los Angeles Dodgers @ St. Louis Cardinals Sportsman's Park, St. Louis, MO Fri Apr 24 1959, 7:05 PM EST Att. 11,856 - Unknown AB 37 R 2 H 7 RBI 2 BB 1 SO 8 LOB 13					
Gino Cimoli, R OBP: 0.375, SLG: 0.412 (8, 8)	1-1 G1-6-3 1B			2-0 4-3		0-0 FC1-5 1B 1B		3-2 L7		1-2 F6	5	0	1	0	0	0	2						
Stan Musial, L OBP: 0.353, SLG: 0.295 (1, 3)	1-2 G1-6-3			1-3 K		2-2 FC5-2 1B		2-2 FC6-4 1B			4	0	2	1	0	1	1						
Bob Gibson, R (8, PR)											0	0	0	0	0	0	0						
Irv Noren, L (9, 3)											0	0	0	0	0	0	0						
Joe Cunningham, L OBP: 0.480, SLG: 0.235 (10, 3)	1-2					1-3 2H 1B		1-1 FC6-4 1B			0	0	0	0	0	0	0						
Ken Boyer, R OBP: 0.340, SLG: 0.354 (1, 6)		0-3 K		1-0 FC5-4 1B		4-0 FC5-2 IBB		2-1 FC6-4			3	0	1	0	1	1	1						
Ray Jablonski, R OBP: 0.300, SLG: 0.333 (1, 5)		2-0 2B		1-0 FC5-4		0-0 FC5-2					4	0	1	0	0	0	4						
Gene Green, R OBP: 0.286, SLG: 0.571 (1, 9)		3-3 K				1-2 2-3 3HF		1-2 2-3 3HF		5-3	4	1	1	1	0	2	4						
Bill White, L OBP: 0.188, SLG: 0.214 (7, PH)		2-0 F8				0-3 K				0-1 HR	2	0	0	0	0	1	1						
Bobby Gene Smith, R (8, 7)										2-2 F9	2	0	0	0	0	1	0						
Hal Smith, R OBP: 0.191, SLG: 0.311 (1, 2)						3-1 5-3				3-2 6-3	4	0	0	0	0	0	0						
Larry Jackson, R OBP: 0.128, SLG: 0.125 (7, 1)						2-3 K					2	0	0	0	0	1	0						
Chuck Essagian, R OBP: 0.260, SLG: 0.330 (7, PH)											0	0	0	0	0	0	0						
Howie Nunn, R (8, 1)											0	0	0	0	0	0	0						
Phil Clark, R (10, 1)											0	0	0	0	0	0	0						
Solly Hemus, L (10, PH)											1	0	0	0	0	0	0						
Inning Stats	R: 0 E: 0 K: 0 S: 8	H: 1 LOB: 1 BB: 0 P: 10	R: 0 E: 0 K: 2 S: 9	H: 1 LOB: 1 BB: 0 P: 16	R: 0 E: 0 K: 2 S: 8	H: 0 LOB: 0 BB: 0 P: 13	R: 0 E: 0 K: 1 S: 6	H: 1 LOB: 1 BB: 0 P: 11	R: 0 E: 0 K: 1 S: 7	H: 0 LOB: 0 BB: 0 P: 8	R: 0 E: 0 K: 0 S: 13	H: 1 LOB: 1 BB: 0 P: 21	R: 1 E: 0 K: 0 S: 12	H: 1 LOB: 0 BB: 0 P: 19	R: 0 E: 0 K: 0 S: 9	H: 0 LOB: 0 BB: 0 P: 13	1B: 5 2B: 1 3B: 0 HR: 1	SF: 0 SAC: 0 DP: 1 HBP: 0	WP: 0 PA: 38				
PITCHER	IP WLS BF H R ER SO BB IBB HBP BLK WP HR S P ERA WHIP	IP WLS BF H R ER SO BB IBB HBP BLK WP HR S P ERA WHIP	IP WLS BF H R ER SO BB IBB HBP BLK WP HR S P ERA WHIP	IP WLS BF H R ER SO BB IBB HBP BLK WP HR S P ERA WHIP	IP WLS BF H R ER SO BB IBB HBP BLK WP HR S P ERA WHIP	IP WLS BF H R ER SO BB IBB HBP BLK WP HR S P ERA WHIP	IP WLS BF H R ER SO BB IBB HBP BLK WP HR S P ERA WHIP	IP WLS BF H R ER SO BB IBB HBP BLK WP HR S P ERA WHIP	IP WLS BF H R ER SO BB IBB HBP BLK WP HR S P ERA WHIP	IP WLS BF H R ER SO BB IBB HBP BLK WP HR S P ERA WHIP	IP WLS BF H R ER SO BB IBB HBP BLK WP HR S P ERA WHIP	IP WLS BF H R ER SO BB IBB HBP BLK WP HR S P ERA WHIP	IP WLS BF H R ER SO BB IBB HBP BLK WP HR S P ERA WHIP	IP WLS BF H R ER SO BB IBB HBP BLK WP HR S P ERA WHIP	IP WLS BF H R ER SO BB IBB HBP BLK WP HR S P ERA WHIP	IP WLS BF H R ER SO BB IBB HBP BLK WP HR S P ERA WHIP	IP WLS BF H R ER SO BB IBB HBP BLK WP HR S P ERA WHIP	IP WLS BF H R ER SO BB IBB HBP BLK WP HR S P ERA WHIP	IP WLS BF H R ER SO BB IBB HBP BLK WP HR S P ERA WHIP	IP WLS BF H R ER SO BB IBB HBP BLK WP HR S P ERA WHIP	IP WLS BF H R ER SO BB IBB HBP BLK WP HR S P ERA WHIP	IP WLS BF H R ER SO BB IBB HBP BLK WP HR S P ERA WHIP	IP WLS BF H R ER SO BB IBB HBP BLK WP HR S P ERA WHIP
Johnny Podres, L ERA: 3.33 (1, 1)	9.0	7	2	2	8	0	1	0	0	0	0	0	81	127	2.00	0.778							
Clem Labine, R ERA: 1.86 (10, 1)	1.0	3	0	0	0	0	0	0	0	0	0	0	9	13	0.00	0.000							


Batter	1	2	3	4	5	6	7	8	9	AB	R	H	RBI	BB	SO	LOB	TOP			
Don Blasingame, L (1,4) OBP: 0.347, SLG: 0.333	1-3		6-3		L6		2-3		G1-6-3 1B	5	0	1	0	0	0	0	St. Louis Cardinals @ Milwaukee Braves Milwaukee County Stadium, Milwaukee, WI Wed Apr 29 1959, 8:05 PM EDT Att: 13,852 - Unknown AB 36 R 3 H 11 RBI 3 BB 3 SO 5 LOB 17 			
Gino Cimoli, R (1,8) OBP: 0.414, SLG: 0.516	BB		K		HR		FC5-4 1B		G1-6-3 1-2	4	1	2	1	1	1	1				
Stan Musial, L (1,3) OBP: 0.355, SLG: 0.283	BB		1B		1B		F8		F7	4	0	2	0	1	0	1				
Ken Boyer, R (1,6) OBP: 0.369, SLG: 0.424	F8		F9		P4		FC5-4 1-2			4	0	0	0	0	0	5				
Joe Cunningham, L (1,9) OBP: 0.417, SLG: 0.222	K			4-3		K		4-3		4	0	0	0	0	2	2				
Ray Jablonski, R (1,5) OBP: 0.408, SLG: 0.579		1B		FC6-4 1B		K		FC4-6 1B		4	1	3	0	0	1	0				
Bill White, L (1,7) OBP: 0.244, SLG: 0.439		2B		P4		HR		FC4-6 1-2		4	1	2	2	0	0	2				
Hal Smith, R (1,2) OBP: 0.220, SLG: 0.321		1B		FC6-4				FC6-4 BB		3	0	1	0	0	0	2				
Solly Hemus, L (8, PH) OBP: 0.600, SLG: 0.200	5-3			FC6-4				FC6-4		0	0	0	0	1	0	0				
Joe Durham, R (8, FR)				1-2				FC6-4 1B		0	0	0	0	0	0	0				
Gene Green, R (8, 2)	1-2			1-2				FC6-4 BB		0	0	0	0	0	0	0				
Larry Jackson, R (1, 1) OBP: 0.111, SLG: 0.111					F8			FC6-4		1	0	0	0	0	1	1				
Gary Blaylock, R (3, 1)					FC6-4			FC6-4		2	0	0	0	0	0	1				
George Crowe, L (8, PH) OBP: 0.250, SLG: 0.500					F8			FC6-4		1	0	0	0	0	0	2				
Phil Clark, R (8, 1)					FC6-4			FC6-4		0	0	0	0	0	0	0				
Bill Smith, L (8, 1)					FC6-4			FC6-4		0	0	0	0	0	0	0				
Inning Stats	R: 0 E: 0 K: 1 S: 5	H: 0 LOB: 2 BB: 2 P: 13	R: 1 E: 0 K: 1 S: 6	H: 2 LOB: 0 BB: 0 P: 6	R: 0 E: 0 K: 1 S: 6	H: 1 LOB: 1 BB: 0 P: 6	R: 0 E: 0 K: 0 S: 4	H: 1 LOB: 1 BB: 0 P: 4	R: 1 E: 0 K: 2 S: 5	H: 2 LOB: 1 BB: 0 P: 9	R: 0 E: 0 K: 0 S: 4	H: 1 LOB: 1 BB: 0 P: 4	R: 0 E: 0 K: 0 S: 4	H: 1 LOB: 2 BB: 1 P: 8	R: 0 E: 0 K: 0 S: 3	H: 1 LOB: 0 BB: 0 P: 3	1B: 8 2B: 1 3B: 0 HR: 2	SF: 0 SAC: 0 DP: 1 HBP: 0	WP: 0 PB: 0 SB: 0 CS: 1	PA: 39
PITCHER Lew Burdette, R (1, 1) ERA: 3.26	IP: 9.0 WLS: W BF: 39	H: 11 R: 3 ER: 3 SO: 5	BB: 3 IBB: 0 HBP: 0 BLK: 0	WP: 0 HR: 2 S: 46 P: 58	ERA: 3.00 WHIP: 1.556	PITCHER														

Batter	1	2	3	4	5	6	7	8	9	AB	R	H	RBI	BB	SO	LOB	BOTTOM				
Bill Bruton, L (1,8) OBP: 0.400, SLG: 0.727	F7			K		HR		F9		5	1	2	2	0	1	0	St. Louis Cardinals @ Milwaukee Braves Milwaukee County Stadium, Milwaukee, WI Wed Apr 29 1959, 8:05 PM EDT Att: 13,852 - Unknown AB 38 R 9 H 15 RBI 9 BB 4 SO 5 LOB 16 				
Eddie Mathews, L (1,5) OBP: 0.387, SLG: 0.745	1B		F9	K		3-1		1B BB		4	1	1	0	1	1	1					
Hank Aaron, R (1,9) OBP: 0.533, SLG: 0.965	F8		HR	BB		HR		1B 1-2 1B		5	3	4	1	0	0	1					
Wes Covington, L (1,7) OBP: 0.322, SLG: 0.365	F9		HR	BB		4-3		1B 1-3 2-H		4	1	2	3	1	0	1					
Frank Torre, L (1,3) OBP: 0.375, SLG: 0.324		L3	BB	F7		FC1-6-5 2B		G5-4-3 1-2 3-H 1B		5	0	3	1	0	0	2					
Del Crandall, R (1,2) OBP: 0.333, SLG: 0.388		HR	P6		F9	FC1-6-5 2-3		G5-4-3 1-2		5	1	1	0	0	0	4					
Johnny Logan, R (1,6) OBP: 0.315, SLG: 0.295		HR	K		F8			IBB		3	1	1	2	1	1	1					
Chuck Cottier, R (1,4) OBP: 0.286, SLG: 0.222	K		HR	BB		F9		P3		3	0	0	0	1	1	2					
Lew Burdette, R (1, 1) OBP: 0.267, SLG: 0.357		1B	P6		F9	6-3		K		4	1	1	0	0	1	4					
Inning Stats	R: 0 E: 0 K: 0 S: 4	H: 1 LOB: 1 BB: 0 P: 4	R: 3 E: 0 K: 1 S: 9	H: 4 LOB: 1 BB: 0 P: 9	R: 2 E: 0 K: 1 S: 8	H: 3 LOB: 2 BB: 1 P: 12	R: 0 E: 0 K: 2 S: 8	H: 1 LOB: 2 BB: 1 P: 12	R: 0 E: 0 K: 0 S: 3	H: 0 LOB: 0 BB: 0 P: 3	R: 2 E: 0 K: 0 S: 5	H: 2 LOB: 0 BB: 0 P: 5	R: 0 E: 0 K: 1 S: 6	H: 1 LOB: 2 BB: 1 P: 10	R: 2 E: 0 K: 0 S: 5	H: 3 LOB: 1 BB: 1 P: 9		1B: 9 2B: 2 3B: 0 HR: 4	SF: 0 SAC: 0 DP: 1 HBP: 0	WP: 0 PB: 0 SB: 0 CS: 0	PA: 42
PITCHER Larry Jackson, R (1, 1) ERA: 4.85	IP: 2.2 WLS: L BF: 17	H: 8 R: 5 ER: 5 SO: 2	BB: 1 IBB: 0 HBP: 0 BLK: 0	WP: 0 HR: 2 S: 20 P: 24	ERA: 16.88 WHIP: 3.375	PITCHER															
Gary Blaylock, R (3, 1) ERA: 3.6	IP: 4.1 WLS: L BF: 19	H: 4 R: 2 ER: 2 SO: 3	BB: 1 IBB: 1 HBP: 0 BLK: 0	WP: 0 HR: 2 S: 23 P: 31	ERA: 4.15 WHIP: 1.154	PITCHER															
Phil Clark, R (8, 1) ERA: 11.57	IP: 0.1 WLS: L BF: 3	H: 1 R: 2 ER: 2 SO: 0	BB: 1 IBB: 0 HBP: 0 BLK: 0	WP: 0 HR: 2 S: 6 P: 6	ERA: 54.00 WHIP: 6.000	PITCHER															
Bill Smith, L (8, 1) ERA:	IP: 0.2 WLS: L BF: 2	H: 2 R: 0 ER: 0 SO: 0	BB: 0 IBB: 0 HBP: 0 BLK: 0	WP: 0 HR: 3 S: 3 P: 3	ERA: 0.00 WHIP: 3.000	PITCHER															

Batter	1	2	3	4	5	6	7	8	9	AB	R	H	RBI	BB	SO	LOB	TOP					
Don Blasingame, L (1,4) OBP: 0.328, SLG: 0.314	4-3		P6			K		L9		4	0	0	0	0	1	3						
Gino Cimoli, R (1,8) OBP: 0.419, SLG: 0.530	F8					1B		F9		4	0	2	0	0	0	0						
Stan Musial, L (1,3) OBP: 0.348, SLG: 0.281	P6			F5		1B		4-3		4	0	1	0	0	0	1						
Ken Boyer, R (1,5) OBP: 0.348, SLG: 0.397		5-3		1-3		K		5-3		4	0	0	0	0	1	3						
Bobby Gene Smith, R (1,7) OBP: 0.143, SLG: 0.143	5-3			L6				F7		3	0	0	0	0	0	1						
Gene Green, R (1,9) OBP: 0.283, SLG: 0.444	1-3				5-3			K		3	0	0	0	0	1	0						
Hal Smith, R (1,2) OBP: 0.210, SLG: 0.305			F8		5-3			6-3		3	0	0	0	0	0	0						
Alex Grammas, R (1,6) OBP: 0.316, SLG: 0.412										3	0	2	0	0	0	0						
Curt Flood, R (8, PR) OBP: 0.238, SLG: 0.381						F8				0	0	0	0	0	0	0						
Jim Brosnan, R (8, 1) OBP: 0.500, SLG: 1.500								1-3		0	0	0	0	0	0	0						
Alex Kellner, R (1, 1) OBP: 0.250, SLG: 0.250										2	0	1	0	0	1	1						
Ray Jablonski, R (8, PH) OBP: 0.391, SLG: 0.550								1-3		1	0	0	0	0	0	1						
Lee Tate, R (8, 6)										0	0	0	0	0	0	0						
Inning Stats	R: 0 E: 0 K: 0 S: 3	H: 0 LOB: 0 BB: 0 P: 3	R: 0 E: 0 K: 0 S: 3	H: 0 LOB: 0 BB: 0 P: 3	R: 0 E: 0 K: 1 S: 6	H: 1 LOB: 1 BB: 0 P: 6	R: 0 E: 0 K: 0 S: 4	H: 1 LOB: 1 BB: 0 P: 4	R: 0 E: 0 K: 0 S: 3	H: 0 LOB: 0 BB: 0 P: 3	R: 0 E: 0 K: 2 S: 9	H: 3 LOB: 2 BB: 0 P: 9	R: 0 E: 0 K: 1 S: 5	H: 0 LOB: 0 BB: 0 P: 5	R: 0 E: 0 K: 0 S: 3	H: 1 LOB: 1 BB: 0 P: 3	R: 0 E: 0 K: 0 S: 3	H: 0 LOB: 0 BB: 0 P: 3	1B: 5 2B: 1 3B: 0 HR: 0	SF: 0 SAC: 0 DP: 0 HBP: 0	WP: 0 PB: 0 SB: 0 CS: 0	PA: 31
PITCHER Warren Spahn, L (1, 1) ERA: 2.89	IP: 9.0 WLS: W BF: 31 H: 6 R: 0 ER: 0 SO: 4 BB: 0 IBB: 0 HBP: 0 BLK: 0 WP: 0 HR: 0 S: 39 P: 39 ERA: 0.00 WHIP: 0.667															PITCHER						

St. Louis Cardinals @ Milwaukee Braves
Milwaukee County Stadium, Milwaukee, WI
Thu Apr 30 1959, 8:05 PM EDT
Att: 12,086 - Unknown


AB 31
R 0
H 6
RBI 0
BB 0
SO 4
LOB 10



Batter	1	2	3	4	5	6	7	8	9	AB	R	H	RBI	BB	SO	LOB	BOTTOM					
Jim Pisoni, R (1,8) OBP: 0.273, SLG: 0.250	F9		P6		F3		FC6-4			4	0	0	0	0	0	3						
Eddie Mathews, L (1,5) OBP: 0.394, SLG: 0.729	P6		F8			FC4-6		FC14-6		4	0	2	0	0	0	1						
Hank Aaron, R (1,9) OBP: 0.516, SLG: 0.967	F7			HR		P6		4-3		4	1	1	1	0	0	2						
Joe Adcock, R (1,3) OBP: 0.435, SLG: 0.500					F2					4	0	1	0	0	0	2						
Johnny O'Brien, R (8, PR) OBP: 0.500, SLG: 0.500						FC4-6		FC1-6-5		0	0	0	0	0	0	0						
Frank Torre, L (9, 3) OBP: 0.375, SLG: 0.324		1B				1B				0	0	0	0	0	0	0						
Wes Covington, L (1,7) OBP: 0.348, SLG: 0.382					F9					3	0	2	0	1	0	0						
Del Crandall, R (1,2) OBP: 0.309, SLG: 0.358					F5					4	0	0	0	0	0	5						
Johnny Logan, R (1,6) OBP: 0.316, SLG: 0.283					P6					2	0	0	0	1	0	1						
Chuck Cottler, R (1,4) OBP: 0.261, SLG: 0.200					F9					2	0	0	0	0	1	0						
Warren Spahn, L (1, 1) OBP: 0.313, SLG: 0.250										3	0	2	0	0	0	1						
Inning Stats	R: 0 E: 0 K: 0 S: 3	H: 0 LOB: 0 BB: 0 P: 3	R: 0 E: 0 K: 0 S: 4	H: 2 LOB: 1 BB: 0 P: 4	R: 0 E: 0 K: 0 S: 4	H: 1 LOB: 1 BB: 0 P: 4	R: 1 E: 0 K: 0 S: 4	H: 1 LOB: 0 BB: 0 P: 4	R: 0 E: 0 K: 0 S: 3	H: 0 LOB: 1 BB: 1 P: 7	R: 0 E: 0 K: 0 S: 5	H: 2 LOB: 2 BB: 0 P: 5	R: 0 E: 0 K: 1 S: 6	H: 1 LOB: 1 BB: 0 P: 6	R: 0 E: 0 K: 0 S: 4	H: 1 LOB: 2 BB: 1 P: 8	R: 0 E: 0 K: 0 S: 4	H: 1 LOB: 2 BB: 1 P: 8	1B: 7 2B: 0 3B: 0 HR: 1	SF: 0 SAC: 1 DP: 0 HBP: 0	WP: 0 PB: 0 SB: 0 CS: 0	PA: 33
PITCHER Alex Kellner, L (1, 1) ERA: 0.75	IP: 7.0 WLS: L BF: 28 H: 7 R: 1 ER: 1 SO: 1 BB: 1 IBB: 0 HBP: 0 BLK: 0 WP: 0 HR: 1 S: 29 P: 33 ERA: 1.29 WHIP: 1.143															PITCHER Jim Brosnan, R (8, 1) ERA: 5.4						

St. Louis Cardinals @ Milwaukee Braves
Milwaukee County Stadium, Milwaukee, WI
Thu Apr 30 1959, 8:05 PM EDT
Att: 12,086 - Unknown

AB 30
R 1
H 8
RBI 1
BB 2
SO 1
LOB 15



Batter	1	2	3	4	5	6	7	8	9	AB	R	H	RBI	BB	SO	LOB	TOP					
Don Blasingame, L (1, 4) OBP: 0.333, SLG: 0.320	K		1-2 1B	1-2 2H 1B		1-3		E6		5	0	2	0	0	1	2	St. Louis Cardinals @ Pittsburgh Pirates Forbes Field, Pittsburgh, PA Fri May 01 1959, 7:05 PM EDT Att: 18,950 - Unknown					
Gino Cimoli, R (1, 8) OBP: 0.418, SLG: 0.535 Curt Flood, R (8, 8) OBP: 0.238, SLG: 0.381	G3		G3					K		5	2	2	0	0	1	3						
Bill White, L (1, 7) OBP: 0.220, SLG: 0.391	F7							K		0	0	0	0	0	0	0						
Stan Musial, L (1, 3) OBP: 0.357, SLG: 0.283 Joe Durham, R (7, PR) Joe Cunningham, L (7, 3) OBP: 0.405, SLG: 0.214		3-1						K		3	1	1	1	1	0	2						
Ken Boyer, R (1, 5) OBP: 0.391, SLG: 0.397		6-3						K		0	1	0	0	0	0	0						
Bobby Gene Smith, R (1, 9) OBP: 0.333, SLG: 0.333		G3						K		1	0	0	0	0	0	0						
Hal Smith, R (1, 2) OBP: 0.242, SLG: 0.355								K		5	2	3	2	0	0	1						
Alex Grammas, R (1, 6) OBP: 0.310, SLG: 0.395								K		3	0	2	2	1	0	0						
Vinegar Bend Mizell, R (1, 1) OBP: 0.200, SLG: 0.200 Jim Brosnan, R (8, 1) OBP: 0.500, SLG: 1.500								K		4	0	1	2	0	0	4						
Inning Stats	R: 0 E: 0 K: 1 S: 5	H: 0 LOB: 0 BB: 0 P: 5	R: 0 E: 0 K: 0 S: 3	H: 0 LOB: 0 BB: 0 P: 3	R: 0 E: 0 K: 0 S: 5	H: 2 LOB: 2 BB: 0 P: 5	R: 3 E: 1 K: 0 S: 6	H: 4 LOB: 2 BB: 2 P: 14	R: 1 E: 0 K: 0 S: 4	H: 2 LOB: 0 BB: 0 P: 4	R: 0 E: 0 K: 1 S: 7	H: 2 LOB: 2 BB: 0 P: 7	R: 3 E: 1 K: 0 S: 7	H: 3 LOB: 0 BB: 0 P: 7	R: 0 E: 1 K: 1 S: 6	H: 0 LOB: 1 BB: 0 P: 6		R: 0 E: 0 K: 0 S: 3	H: 1 LOB: 0 BB: 0 P: 3	1B: 12 2B: 1 3B: 1 HR: 0	SF: 0 SAC: 0 DP: 1 HBP: 0	WP: 0 PB: 0 SB: 0 CS: 0
PITCHER	IP	WLS	BF	H	R	ER	SO	BB	IBB	HBP	BLK	WP	HR	S	P	ERA	WHIP					
Bob Friend, R (1, 1) ERA: 8.13	6.2	L	34	13	7	4	2	1	1	0	0	0	0	36	44	5.40	2.100					
Ron Blackburn, R (7, 1) ERA: 2.16	0.1		1	0	0	0	0	0	0	0	0	0	0	1	1	0.00	0.000					
Bob Porterfield, R (8, 1) ERA: 1.69	1.0		4	0	0	0	1	0	0	0	0	0	0	6	6	0.00	0.000					
Roy Face, R (9, 1) ERA: 2.45	1.0		3	1	0	0	0	0	0	0	0	0	0	3	3	0.00	1.000					

Batter	1	2	3	4	5	6	7	8	9	AB	R	H	RBI	BB	SO	LOB	BOTTOM					
Don Hoak, R (1, 5) OBP: 0.397, SLG: 0.373	K		F3							5	1	2	0	0	2	2	St. Louis Cardinals @ Pittsburgh Pirates Forbes Field, Pittsburgh, PA Fri May 01 1959, 7:05 PM EDT Att: 18,950 - Unknown					
Roberto Clemente, R (1, 9) OBP: 0.278, SLG: 0.333	1B E G3 BB		K							4	2	0	1	1	4							
Smoky Burgess, L (1, 2) OBP: 0.500, SLG: 0.857	E3 G3 1B 1-2 2-3									5	1	2	2	0	1	4						
Dick Stuart, R (1, 3) OBP: 0.451, SLG: 0.780	G3 1-2 2-3 1B		5-3							5	1	3	2	0	1	1						
Bob Skinner, L (1, 7) OBP: 0.194, SLG: 0.167	G3 1-2 2-3 3-H									5	0	0	1	0	1	3						
Bill Mazerowski, R (1, 4) OBP: 0.286, SLG: 0.367	F7									3	0	0	0	1	0	4						
Dick Groat, R (1, 6) OBP: 0.302, SLG: 0.321			F9							3	0	0	0	1	0	2						
Bill Virdon, L (1, 8) OBP: 0.212, SLG: 0.277			5-3							4	0	2	0	0	0	2						
Bob Friend, R (1, 1) OBP: 0.260, SLG: 0.260 Ron Blackburn, R (7, 1) OBP: 0.260, SLG: 0.260 Harry Bright, R (7, PR) OBP: 0.260, SLG: 0.260 Bob Porterfield, R (8, 1) OBP: 0.260, SLG: 0.260 Rocky Nelson, L (8, PR) OBP: 0.260, SLG: 0.260 Roy Face, R (9, 1) OBP: 0.260, SLG: 0.260										2	0	1	0	0	0	0						
Inning Stats	R: 1 E: 1 K: 1 S: 7	H: 1 LOB: 2 BB: 1 P: 11	R: 0 E: 0 K: 0 S: 3	H: 0 LOB: 0 BB: 0 P: 3	R: 0 E: 0 K: 1 S: 6	H: 1 LOB: 1 BB: 0 P: 6	R: 0 E: 0 K: 0 S: 2	H: 0 LOB: 0 BB: 1 P: 6	R: 0 E: 0 K: 1 S: 7	H: 2 LOB: 2 BB: 0 P: 7	R: 0 E: 0 K: 1 S: 6	H: 1 LOB: 1 BB: 0 P: 6	R: 3 E: 1 K: 1 S: 8	H: 3 LOB: 0 BB: 0 P: 8	R: 0 E: 1 K: 0 S: 4	H: 0 LOB: 2 BB: 1 P: 8		R: 2 E: 0 K: 1 S: 7	H: 2 LOB: 0 BB: 0 P: 7	1B: 6 2B: 2 3B: 0 HR: 2	SF: 0 SAC: 0 DP: 1 HBP: 0	WP: 0 PB: 0 SB: 0 CS: 0
PITCHER	IP	WLS	BF	H	R	ER	SO	BB	IBB	HBP	BLK	WP	HR	S	P	ERA	WHIP					
Vinegar Bend Mizell, L (1, 1) ERA: 3.72	7.1	W	34	4	3	5	3	0	0	0	0	0	1	41	53	3.68	1.500					
Jim Brosnan, R (8, 1) ERA: 6.48	1.2	S	7	2	2	2	1	0	0	0	0	0	1	9	9	10.80	1.200					



Batter	1	2	3	4	5	6	7	8	9	AB	R	H	RBI	BB	SO	LOB	TOP			
Don Blasingame, L (1,4) OBP: 0.318, SLG: 0.304										4	0	0	0	0	0	1				
Gino Cimoli, R (1,8) OBP: 0.396, SLG: 0.507										4	0	0	0	0	1	0				
Bobby Gene Smith, R (1,9) OBP: 0.250, SLG: 0.250										4	0	0	0	0	1	0				
Ken Boyer, R (1,5) OBP: 0.359, SLG: 0.403										4	1	2	0	0	0	0				
Chuck Essegian, R (1,7) OBP: 0.208, SLG: 0.333										3	0	0	0	0	2	2				
Curt Flood, R (9,8) OBP: 0.238, SLG: 0.381										0	0	0	0	0	0	0				
Joe Cunningham, L (1,3) OBP: 0.400, SLG: 0.226										3	0	1	0	0	1	0				
Hal Smith, R (1,2) OBP: 0.261, SLG: 0.385										3	0	2	1	0	0	0				
Alex Grammas, R (1,6) OBP: 0.289, SLG: 0.366										3	0	0	0	0	1	3				
Lindy McDaniel, R (1,1)										2	0	0	0	1	2	1				
Howie Nunn, R (9,1)										0	0	0	0	0	0	0				
Inning Stats	R: 0 E: 0 K: 0 S: 3	H: 0 LOB: 0 BB: 0 P: 3	R: 1 E: 0 K: 2 S: 9	H: 3 LOB: 2 BB: 0 P: 9	R: 0 E: 0 K: 1 S: 5	H: 0 LOB: 0 BB: 0 P: 5	R: 0 E: 0 K: 1 S: 5	H: 0 LOB: 0 BB: 0 P: 5	R: 0 E: 0 K: 2 S: 7	H: 1 LOB: 1 BB: 0 P: 6	R: 0 E: 0 K: 1 S: 5	H: 1 LOB: 0 BB: 0 P: 5	R: 0 E: 0 K: 0 S: 3	H: 0 LOB: 1 BB: 1 P: 7	R: 0 E: 0 K: 0 S: 3	H: 0 LOB: 0 BB: 0 P: 3	1B: 4 2B: 2 3B: 0 HR: 0	SF: 0 SAC: 0 DP: 2 HBP: 0	WP: 0 PB: 0 SB: 0 CS: 0	PA: 31
PITCHER Harvey Haddix, L (1,1) ERA: 1.88	IP: 9.0 WLS: W BF: 31 H: 5 R: 1 ER: 1 SO: 8 BB: 1 IBB: 0 HBP: 0 BLK: 0 WP: 0 HR: 0 S: 46 P: 50 ERA: 1.00 WHIP: 0.667															PITCHER				

St. Louis Cardinals @ Pittsburgh Pirates
Forbes Field, Pittsburgh, PA
Sat May 02 1959, 3:33 AM EDT
Att: 10,758 - Unknown

AB 30
R 1
H 5
RBI 1
BB 1
SO 8
LOB 7



Batter	1	2	3	4	5	6	7	8	9	AB	R	H	RBI	BB	SO	LOB	BOTTOM			
Don Hoak, R (1,5) OBP: 0.397, SLG: 0.352										3	0	0	0	2	0	3				
Roberto Clemente, R (1,9) OBP: 0.290, SLG: 0.378										5	1	3	1	0	0	1				
Smoky Burgess, L (1,2) OBP: 0.500, SLG: 0.848										4	0	2	0	0	0	2				
Dick Stuart, R (1,3) OBP: 0.455, SLG: 0.750										3	0	1	0	1	0	2				
Bob Skinner, L (1,7) OBP: 0.200, SLG: 0.152										3	0	0	0	1	1	2				
Bill Mazeroski, R (1,4) OBP: 0.284, SLG: 0.359										4	0	1	0	0	0	4				
Dick Groat, R (1,6) OBP: 0.299, SLG: 0.317										4	0	1	0	0	0	1				
Bill Virdon, L (1,8) OBP: 0.200, SLG: 0.261										4	1	0	0	0	0	1				
Harvey Haddix, L (1,1) OBP: 0.400, SLG: 0.444										3	0	2	0	1	0	0				
Inning Stats	R: 0 E: 0 K: 0 S: 4	H: 2 LOB: 2 BB: 1 P: 8	R: 0 E: 1 K: 0 S: 4	H: 1 LOB: 2 BB: 1 P: 8	R: 1 E: 1 K: 0 S: 5	H: 1 LOB: 1 BB: 0 P: 5	R: 0 E: 0 K: 0 S: 3	H: 0 LOB: 0 BB: 0 P: 3	R: 0 E: 0 K: 1 S: 5	H: 1 LOB: 1 BB: 0 P: 4	R: 0 E: 0 K: 1 S: 5	H: 0 LOB: 0 BB: 0 P: 5	R: 0 E: 1 K: 0 S: 3	H: 1 LOB: 2 BB: 2 P: 11	R: 1 E: 0 K: 0 S: 4	H: 3 LOB: 3 BB: 1 P: 8	1B: 7 2B: 3 3B: 0 HR: 0	SF: 0 SAC: 0 DP: 4 HBP: 0	WP: 0 PB: 0 SB: 0 CS: 0	PA: 38
PITCHER Lindy McDaniel, R (1,1) ERA: 3.41 Howie Nunn, R (9,1) ERA: 6.94	IP: 8.1 WLS: L BF: 36 H: 9 R: 2 ER: 1 SO: 1 BB: 3 IBB: 1 HBP: 0 BLK: 0 WP: 0 HR: 0 S: 34 P: 50 ERA: 1.08 WHIP: 1.440															PITCHER				

St. Louis Cardinals @ Pittsburgh Pirates
Forbes Field, Pittsburgh, PA
Sat May 02 1959, 3:33 AM EDT
Att: 10,758 - Unknown

AB 33
R 2
H 10
RBI 1
BB 5
SO 1
LOB 16



Batter	1	2	3	4	5	6	7	8	9	AB	R	H	RBI	BB	SO	LOB	TOP																		
Don Blasingame, L (1,4) OBP: 0.296, SLG: 0.281	4-3	G3			4-3		1-3		3B 1B	5	1	1	0	0	0	3	St. Louis Cardinals @ Philadelphia Phillies Connie Mack Stadium, Philadelphia, PA Tue May 05 1959, 7:05 PM EDT Att: 12,023 - Unknown																		
Alex Grammas, R (1,6) OBP: 0.304, SLG: 0.385	3-1 2B 1B		F8		4-3 1B		L9		F8	5	1	2	0	0	0	2																			
Stan Musial, L (1,3) OBP: 0.363, SLG: 0.304 Joe Cunningham, L (9, PR) OBP: 0.364, SLG: 0.200 (9, 3)	3-1 1-2		6-3		4-3 1-2			F2	3B BB	4	0	0	0	1	0	2																			
Ken Boyer, R (1,5) OBP: 0.370, SLG: 0.446	2H 2B		5-3		F7			1B 3B	1B 3B	5	2	3	3	0	0	1																			
Bill White, L (1,7) OBP: 0.266, SLG: 0.433 Gino Cimoli, R (9, 7) OBP: 0.386, SLG: 0.488	F9			HR 1B		F8		FC4-6 1B	FC6-4 1B	5	1	3	2	0	0	1																			
Curt Flood, R (1,8) OBP: 0.222, SLG: 0.333		K		K		F2		FC4-6 1B	FC6-4	5	0	1	0	0	0	2																			
Bobby Gene Smith, R (1,9) OBP: 0.231, SLG: 0.269		F7		F3		F9		FC4-6		4	0	0	0	0	0	3																			
Hal Smith, R (1,2) OBP: 0.266, SLG: 0.413		1B 1B		1H HR		F7		6-3		4	1	2	2	0	0	2																			
Vinegar Bend Mizell, R (1,1) OBP: 0.211, SLG: 0.211 Jim Brosnan, R (9, 1) OBP: 0.333, SLG: 1.000 Larry Jackson, R (9, 1) OBP: 0.167, SLG: 0.167	1-2 1B		G3		E5 1-3				K	4	0	1	0	0	0	1																			
Inning Stats	R: 1 E: 0 K: 0 S: 5	H: 2 LOB: 1 BB: 0 P: 5	R: 0 E: 0 K: 1 S: 7	H: 2 LOB: 2 BB: 0 P: 7	R: 0 E: 0 K: 1 S: 3	H: 0 LOB: 0 BB: 0 P: 3	R: 2 E: 0 K: 1 S: 7	H: 2 LOB: 0 BB: 0 P: 7	R: 0 E: 0 K: 0 S: 4	H: 0 LOB: 1 BB: 0 P: 4	R: 0 E: 1 K: 0 S: 4	H: 0 LOB: 1 BB: 0 P: 4	R: 0 E: 0 K: 0 S: 6	H: 3 LOB: 2 BB: 0 P: 6	R: 3 E: 0 K: 1 S: 8	H: 3 LOB: 1 BB: 1 P: 12		1B: 9 2B: 1 3B: 2 HR: 1	SF: 0 SAC: 0 DP: 0 HBP: 0	WP: 0 PA: 42 PB: 0 SB: 1 CS: 0															
PITCHER	IP WLS BF H R ER SO BB IBB HBP BLK WP HR S P ERA WHIP																																		
Robin Roberts, R (1,1) ERA: 3.69	8.2	41	13	7	7	3	1	0	0	0	0	0	0	0	1	46	50	7.27	1.615																
Turk Farrell, R (9,1) ERA: 5.4	0.1	W	1	0	0	0	0	0	0	0	0	0	0	0	0	1	1	0.00	0.000																

Batter	1	2	3	4	5	6	7	8	9	AB	R	H	RBI	BB	SO	LOB	BOTTOM																	
Richie Ashburn, L (1,8) OBP: 0.393, SLG: 0.243	F7		F7			1B 1B		P4	1B BB	4	0	1	0	1	0	0	St. Louis Cardinals @ Philadelphia Phillies Connie Mack Stadium, Philadelphia, PA Tue May 05 1959, 7:05 PM EDT Att: 12,023 - Unknown																	
Granny Hamner, R (1,6) OBP: 0.214, SLG: 0.280	L8		6-3			2B 1B		L8	1B BB	4	1	1	1	1	0	0																		
Ed Bouchee, L (1,3) OBP: 0.459, SLG: 0.541	1B		F8			1H 2B		6-3		5	0	3	2	0	0	0																		
Wally Post, R (1,9) OBP: 0.371, SLG: 0.642	F8			K		BB			2B 1B	3	1	1	0	1	1	1																		
Harry Anderson, L (1,7) OBP: 0.375, SLG: 0.500		HR 1B		4-3		F8		F8	1H 2B 2B	4	2	2	1	0	0	2																		
Willie Jones, R (1,5) OBP: 0.413, SLG: 0.619 Joe Koppe, R (9, PR)		1H HR		F7		F8		F8	1B 2B	4	1	2	3	0	0	2																		
Sparky Anderson, R (1,4) OBP: 0.267, SLG: 0.185 Gene Freese, R (9, PH) OBP: 0.286, SLG: 0.667		L7				P4		P4	1-3	3	0	0	0	0	0	0																		
Jim Hegan, R (1,2) OBP: 0.194, SLG: 0.172 Dave Philley, S (9, PH) OBP: 0.353, SLG: 0.667 Chico Fernandez, R (9, PR) OBP: 0.333, SLG: 0.378		P4				6-3		P2	BB 1B BB	1	0	1	1	0	0	0																		
Robin Roberts, S (1,1) OBP: 0.154, SLG: 0.308 Turk Farrell, R (9, 1) OBP: 0.263, SLG: 0.389		L4				F9		K	BB BB 1B 1B	3	0	0	0	0	1	0																		
Inning Stats	R: 0 E: 0 K: 0 S: 4	H: 1 LOB: 1 BB: 0 P: 4	R: 2 E: 0 K: 0 S: 5	H: 2 LOB: 0 BB: 0 P: 5	R: 0 E: 0 K: 1 S: 5	H: 0 LOB: 0 BB: 0 P: 3	R: 0 E: 0 K: 1 S: 5	H: 0 LOB: 0 BB: 0 P: 5	R: 0 E: 0 K: 0 S: 3	H: 0 LOB: 0 BB: 0 P: 3	R: 1 E: 0 K: 0 S: 5	H: 3 LOB: 2 BB: 1 P: 9	R: 0 E: 0 K: 1 S: 5	H: 0 LOB: 0 BB: 0 P: 5	R: 0 E: 0 K: 0 S: 3	H: 0 LOB: 0 BB: 0 P: 3		R: 5 E: 0 K: 0 S: 7	H: 6 LOB: 3 BB: 2 P: 15	1B: 8 2B: 3 3B: 0 HR: 1	SF: 0 SAC: 0 DP: 0 HBP: 0	WP: 0 PA: 39 PB: 0 SB: 0 CS: 0												
PITCHER	IP WLS BF H R ER SO BB IBB HBP BLK WP HR S P ERA WHIP																																	
Vinegar Bend Mizell, L (1,1) ERA: 4.8	8.0	32	8	5	5	2	1	0	0	0	0	0	0	0	3	39	5.62	1.125																
Jim Brosnan, R (9,1) ERA: 6.57	0.1	3	2	1	1	0	0	0	0	0	0	0	0	3	3	27.00	6.000																	
Larry Jackson, R (9,1) ERA: 5.06	0.0	L	4	2	2	2	2	0	0	0	0	0	0	2	10	*	*																	

Batter	1	2	3	4	5	6	7	8	9	10	AB	R	H	RBI	BB	SO	LOB	TOP			
Tony Taylor, R OBP: 0.337, SLG: 0.321 Randy Jackson, R OBP: 0.354, SLG: 0.444	F8	BB		P5			3-1	G6-3		3B	3	0	0	1	0	0					
George Altman, L OBP: 0.318, SLG: 0.413	3-1	BB		K			FC5-4	G6-3		K	5	0	1	0	1	2	4				
Lee Walls, R OBP: 0.365, SLG: 0.452	E	K					FC5-4				5	0	3	0	0	2	3				
14 Ernie Banks, R OBP: 0.389, SLG: 0.625	E						FC5-4				4	0	0	0	1	0	3				
Jim Marshall, L OBP: 0.333, SLG: 0.531	F8			F9			1-6-3			F8	5	0	0	0	0	5					
Walt Moryn, L OBP: 0.333, SLG: 0.354		3B					6-3			F8	5	1	2	0	0	1					
Alvin Dark, R OBP: 0.352, SLG: 0.372 Chick King, R OBP: 0.310, SLG: 0.519		1B								F7	3	0	3	1	1	0	0				
Johnny Goyl, R OBP: 0.310, SLG: 0.536		3B									0	1	0	0	0	0	0				
Sammy Taylor, L OBP: 0.286, SLG: 0.323 Don Eaddy, R OBP: 0.143, SLG: 0.053		G3					F7			K	4	0	1	0	0	0	4				
Bob Anderson, R OBP: 0.125, SLG: 0.125 Dale Long, L OBP: 0.310, SLG: 0.519 Dave Hillman, R OBP: 0.250, SLG: 0.077 Bill Henry, L OBP: 0.200, SLG: 0.200		K					K				3	0	0	0	0	3	2				
Inning Stats	R: 0 E: 1 K: 0 S: 4	H: 1 LOB: 2 BB: 1 P: 8	R: 1 E: 0 K: 2 S: 9	H: 2 LOB: 3 BB: 2 P: 17	R: 0 E: 0 K: 0 S: 5	H: 2 LOB: 2 BB: 0 P: 7	R: 0 E: 0 K: 1 S: 5	H: 0 LOB: 0 BB: 0 P: 5	R: 0 E: 0 K: 1 S: 6	H: 1 LOB: 1 BB: 0 P: 6	R: 0 E: 0 K: 0 S: 5	H: 2 LOB: 2 BB: 0 P: 5	R: 1 E: 0 K: 0 S: 3	H: 1 LOB: 3 BB: 3 P: 15	R: 0 E: 0 K: 0 S: 4	H: 1 LOB: 1 BB: 0 P: 4	R: 1 E: 0 K: 2 S: 9	H: 2 LOB: 1 BB: 0 P: 9	1B: 10 2B: 0 3B: 2 HR: 0	SF: 0 SAC: 0 DP: 1 HBP: 0	WP: 0 PA: 47
PITCHER	IP	WLS	BF	H	R	ER	SO	BB	IBB	HBP	BLK	WP	HR	S	P	ERA	WHIP				
Gary Blaylock, R ERA: 2.66	(1.1)	7.1	36	9	2	2	6	5	0	0	0	0	0	43	63	2.46	1.909				
Howie Nunn, R ERA: 4.67	(8.1)	1.2	6	1	0	0	0	1	0	0	0	0	0	5	9	0.00	1.200				
Jim Brosnan, R ERA: 6.46	(10.1)	1.0	L	5	2	1	2	0	0	0	0	0	0	9	9	9.00	2.000				

Chicago Cubs @ St. Louis Cardinals
Sportsman's Park, St. Louis, MO
Fri May 08 1959, 8:05 PM EDT
Att: 9,245 - Unknown

AB 41
R 3
H 12
RBI 3
BB 6
SO 8
LOB 22



Batter	1	2	3	4	5	6	7	8	9	10	AB	R	H	RBI	BB	SO	LOB	BOTTOM			
Don Blasingame, L OBP: 0.292, SLG: 0.275	4-3						4-3			6-3	5	2	2	0	0	0					
Gino Cimoli, R OBP: 0.368, SLG: 0.462 Curt Flood, R OBP: 0.214, SLG: 0.321 Chuck Essegian, R OBP: 0.200, SLG: 0.320	4-3									K	3	0	1	0	0	1					
Stan Musial, L OBP: 0.362, SLG: 0.367	SF7						P4			1-3	4	0	1	0	1	1					
Ken Boyer, R OBP: 0.371, SLG: 0.457	F8										3	0	0	0	1	1	0				
Bill White, L OBP: 0.312, SLG: 0.465											4	0	1	0	0	2	1				
Joe Cunningham, L OBP: 0.360, SLG: 0.293											4	0	2	0	0	1	1				
Hal Smith, R OBP: 0.278, SLG: 0.430 Bobby Gene Smith, R OBP: 0.293, SLG: 0.294 Gene Green, R OBP: 0.217, SLG: 0.364											4	0	1	0	0	0	3				
Alex Grammas, R OBP: 0.364, SLG: 0.407											3	0	1	0	1	0	1				
Gary Blaylock, R Howie Nunn, R Ray Jablonski, R Jim Brosnan, R											3	0	0	0	0	1	3				
Inning Stats	R: 1 E: 0 K: 0 S: 4	H: 1 LOB: 0 BB: 0 P: 4	R: 0 E: 0 K: 1 S: 6	H: 1 LOB: 2 BB: 1 P: 10	R: 1 E: 0 K: 0 S: 4	H: 2 LOB: 1 BB: 1 P: 8	R: 0 E: 0 K: 0 S: 3	H: 0 LOB: 0 BB: 0 P: 3	R: 0 E: 0 K: 2 S: 8	H: 1 LOB: 1 BB: 0 P: 8	R: 0 E: 0 K: 0 S: 3	H: 0 LOB: 0 BB: 0 P: 3	R: 0 E: 0 K: 1 S: 5	H: 0 LOB: 0 BB: 0 P: 5	R: 0 E: 0 K: 3 S: 11	H: 2 LOB: 2 BB: 11	R: 0 E: 0 K: 1 S: 5	H: 0 LOB: 0 BB: 0 P: 5	1B: 5 2B: 2 3B: 1 HR: 0	SF: 1 SAC: 0 DP: 1 HBP: 0	WP: 0 PA: 39
PITCHER	IP	WLS	BF	H	R	ER	SO	BB	IBB	HBP	BLK	WP	HR	S	P	ERA	WHIP				
Bob Anderson, R ERA: 2.04	(1.1)	7.0	28	6	2	2	3	2	0	0	0	0	0	32	40	2.57	1.143				
Bill Henry, L ERA: 1.93	(8.1)	3.0	W	11	2	0	5	0	0	0	0	0	0	21	21	0.00	0.667				

Chicago Cubs @ St. Louis Cardinals
Sportsman's Park, St. Louis, MO
Fri May 08 1959, 8:05 PM EDT
Att: 9,245 - Unknown

AB 36
R 2
H 8
RBI 1
BB 2
SO 8
LOB 13



Batter	1	2	3	4	5	6	7	8	9	AB	R	H	RBI	BB	SO	LOB	TOP			
Johnny Goryl, R OBP: 0.303, SLG: 0.531 (1, 4)	P6							5-3		4	0	1	1	0	0	1	Chicago Cubs @ St. Louis Cardinals Sportsman's Park, St. Louis, MO Sat May 09 1959, 4:33 AM EDT Att: 6,964 - Unknown			
George Altman, L OBP: 0.304, SLG: 0.393 (1, 8)	P4		L8					4-3		4	0	0	0	0	0	2				
Lee Walls, R OBP: 0.350, SLG: 0.432 (1, 9)	K		P4					5-3		4	0	0	0	0	1	1				
14 Ernie Banks, R OBP: 0.375, SLG: 0.600 (1, 6)		5-3			G3			F7		4	0	0	0	0	0	0				
Jim Marshall, L OBP: 0.349, SLG: 0.528 (1, 3)		L9 1B			G4-6-3 1B			3-1		4	0	2	0	0	0	0				
Walt Moryn, L OBP: 0.340, SLG: 0.354 (1, 7)		1B			G4-6-3			L9		3	0	1	0	1	0	1				
Alvin Dark, R OBP: 0.359, SLG: 0.390 (1, 5)		L9						6-3		4	1	2	0	0	0	3				
Sammy Taylor, L OBP: 0.301, SLG: 0.328 (1, 2)	K									2	0	1	0	1	1	2				
Glen Hobbie, R ERA: 0.131, SLG: 0.920 (4, 1)										1	0	0	0	0	0	1		AB 32 R 1 H 7 RBI 1 BB 2 SO 4 LOB 14		
Elmer Singleton, R OBP: 0.302, SLG: 0.500 (5, PH)										0	0	0	0	0	0	1				
Taylor Phillips, L OBP: 0.320, SLG: 0.490 (5, 1)										0	0	0	0	0	0	2				
Randy Jackson, R OBP: 0.320, SLG: 0.490 (7, PH)										0	0	0	0	0	0	0				
Joe Schaffernoth, R OBP: 0.320, SLG: 0.490 (7, 1)										0	0	0	0	0	0	0				
Don Elston, R OBP: 0.320, SLG: 0.490 (8, 1)										0	0	0	0	0	0	0				
Bill Henry, L OBP: 0.320, SLG: 0.200 (8, 1)										0	0	0	0	0	0	0				
Inning Stats	R: 0 E: 0 K: 1 S: 5	H: 0 LOB: 0 BB: 0 P: 5	R: 0 E: 0 K: 1 S: 7	H: 2 LOB: 2 BB: 0 P: 7	R: 0 E: 0 K: 1 S: 6	H: 1 LOB: 1 BB: 0 P: 6	R: 0 E: 0 K: 0 S: 3	H: 1 LOB: 0 BB: 0 P: 3	R: 1 E: 0 K: 1 S: 7	H: 2 LOB: 1 BB: 0 P: 7	R: 0 E: 0 K: 0 S: 3	H: 0 LOB: 0 BB: 0 P: 3	R: 0 E: 0 K: 0 S: 3	H: 1 LOB: 1 BB: 1 P: 7	R: 0 E: 0 K: 0 S: 3	H: 0 LOB: 1 BB: 1 P: 3	1B: 5 2B: 2 3B: 0 HR: 0		SF: 0 SAC: 0 DP: 2 HBP: 0	WP: 0 PA: 34 PB: 0 SB: 0 CS: 0
PITCHER Larry Jackson, R ERA: 4.23 (1, 1)	IP 9.0 WLS W BF 34 H 7 R 1 ER 1 SO 4 BB 2 IBB 0 HBP 0 BLK 0 WP 0 HR 0 S 40 P 48 ERA 1.00 WHIP 1.000															PITCHER IP 9.0 WLS W BF 34 H 7 R 1 ER 1 SO 4 BB 2 IBB 0 HBP 0 BLK 0 WP 0 HR 0 S 40 P 48 ERA 1.00 WHIP 1.000				

Batter	1	2	3	4	5	6	7	8	9	AB	R	H	RBI	BB	SO	LOB	BOTTOM		
Don Blasingame, L OBP: 0.288, SLG: 0.271 (1, 4)	S 1B		K					K		5	1	1	0	0	2	5	Chicago Cubs @ St. Louis Cardinals Sportsman's Park, St. Louis, MO Sat May 09 1959, 4:33 AM EDT Att: 6,964 - Unknown		
Gino Cimoli, R OBP: 0.365, SLG: 0.469 (1, 8)	K		G6-3					1B		3	0	1	0	0	1	2			
Curt Flood, R OBP: 0.233, SLG: 0.310 (5, FR) (6, 8)	K							HR		1	1	0	0	1	0	0			
George Crowe, L OBP: 0.351, SLG: 0.632 (1, 3)	1-3							HR		3	0	1	1	0	0	1			
Bobby Gene Smith, R OBP: 0.222, SLG: 0.306 (7, 9)	1-3							HR		2	1	1	0	0	0	0			
Ken Boyer, R OBP: 0.373, SLG: 0.495 (1, 5)	1-3							HR		5	2	2	4	0	0	3			
Bill White, L OBP: 0.317, SLG: 0.461 (1, 7)	1-3							HR		5	1	2	0	0	0	2			
Joe Cunningham, L OBP: 0.385, SLG: 0.333 (1, 9) (7, 3)	4-3							HR		4	2	2	1	0	0	1			
Hal Smith, R OBP: 0.287, SLG: 0.500 (1, 2)	F9							HR		4	2	2	5	0	0	1			
Alex Grammas, R OBP: 0.371, SLG: 0.419 (1, 6)	K							HR		3	0	1	0	1	1	0			
Larry Jackson, R OBP: 0.313, SLG: 0.333 (1, 1)								HR		3	1	2	0	1	0	1			
Inning Stats	R: 1 E: 0 K: 1 S: 7	H: 2 LOB: 1 BB: 0 P: 7	R: 0 E: 0 K: 1 S: 5	H: 0 LOB: 0 BB: 0 P: 5	R: 0 E: 0 K: 1 S: 5	H: 1 LOB: 0 BB: 0 P: 5	R: 3 E: 0 K: 0 S: 7	H: 4 LOB: 1 BB: 0 P: 7	R: 0 E: 0 K: 0 S: 4	H: 1 LOB: 2 BB: 0 P: 4	R: 0 E: 0 K: 0 S: 4	H: 1 LOB: 3 BB: 2 P: 12	R: 0 E: 0 K: 0 S: 3	H: 0 LOB: 0 BB: 0 P: 3	R: 7 E: 0 K: 1 S: 11	H: 6 LOB: 0 BB: 1 P: 15	1B: 7 2B: 5 3B: 0 HR: 3	SF: 0 SAC: 0 DP: 1 HBP: 0	WP: 0 PA: 41 PB: 0 SB: 1 CS: 0
PITCHER Glen Hobbie, R ERA: 3.54 (1, 1)	IP 3.2 WLS L BF 17 H 7 R 4 ER 4 SO 3 BB 0 IBB 0 HBP 0 BLK 0 WP 0 HR 1 S 23 P 23 ERA 9.82 WHIP 1.909															PITCHER Bill Henry, L ERA: 1.88 (8, 1)			
Elmer Singleton, R ERA: 2.84 (4, 1)	IP 0.1 WLS BF 1 H 0 R 0 ER 0 SO 0 BB 0 IBB 0 HBP 0 BLK 0 WP 0 HR 0 S 1 P 1 ERA 0.00 WHIP 0.000															PITCHER Taylor Phillips, L ERA: 5.4 (5, 1)			
Taylor Phillips, L ERA: 5.4 (5, 1)	IP 2.0 WLS BF 10 H 2 R 0 ER 0 SO 0 BB 1 IBB 1 HBP 0 BLK 0 WP 0 HR 0 S 8 P 16 ERA 0.00 WHIP 1.500															PITCHER Joe Schaffernoth, R ERA: 8.22 (7, 1)			
Joe Schaffernoth, R ERA: 8.22 (7, 1)	IP 1.1 WLS BF 8 H 4 R 4 ER 4 SO 0 BB 0 IBB 0 HBP 0 BLK 0 WP 0 HR 1 S 8 P 8 ERA 27.00 WHIP 3.000															PITCHER Don Elston, R ERA: 4.3 (8, 1)			
Don Elston, R ERA: 4.3 (8, 1)	IP 0.1 WLS BF 4 H 2 R 3 ER 3 SO 1 BB 1 IBB 0 HBP 0 BLK 0 WP 0 HR 1 S 5 P 9 ERA 81.00 WHIP 9.000															PITCHER Bill Henry, L ERA: 1.88 (8, 1)			



Batter	1	2	3	4	5	6	7	8	9	AB	R	H	RBI	BB	SO	LOB	TOP										
Tony Taylor, R OBP: 0.346, SLG: 0.326 (1, 4)	4-0 BB G6-4-3		0-3 K		0-0 F8		0-0 4-3		0-0 BB 1B	4	1	1	0	1	1	2											
Lee Walls, R OBP: 0.369, SLG: 0.432 (1, 9)	0-0 G6-4-3 1-2		0-3 K		0-0 P4		4-0 BB		4-0 BB 1B	3	0	0	0	2	1	2											
Jim Marshall, L OBP: 0.358, SLG: 0.452 Dale Long, L OBP: 0.317, SLG: 0.518 (7, 3)	4-0 BB			0-3 K		0-0 F5	0-0 F7		0-0 FC5 1-3 2-H	3	0	0	0	1	1	2											
14 Ernie Banks, R OBP: 0.366, SLG: 0.560 (1, 6)	0-0 F3			0-0 5-3		0-0 6-3		0-0 F7	4-0 IBB	4	0	0	0	1	0	1											
Walt Moryn, L OBP: 0.346, SLG: 0.396 George Altman, L OBP: 0.301, SLG: 0.388 (9, 8)		0-3 K2-3		0-3 K			0-0 1B HR	0-0 HR	0-3 K	5	2	2	1	0	3	3											
Bobby Thomson, R OBP: 0.241, SLG: 0.340 (9, 7)		0-3 K			0-3 K		0-0 1B HR	4-0 BB	0-0 FC5 2-3f	4	1	1	0	1	2	3											
Randy Jackson, R OBP: 0.375, SLG: 0.615 (1, 5)		0-3 K			4-0 HR BB		0-0 1B HR	0-0 F8		3	2	1	3	1	1	1											
Earl Averill, R OBP: 0.250, SLG: 0.447 (1, 2)			0-0 5-3 2B		0-0 1-H HR		0-0 4-3 BB	0-3 K		3	1	2	2	1	1	1											
John Buzhardt, R Elmer Singleton, R Bob Anderson, R OBP: 0.125, SLG: 0.125 (9, 1)			0-0 5-3 2-3		0-3 K		0-3 K		0-3 K	3	0	0	0	0	2	2											
Inning Stats	R: 0 E: 0 K: 0 S: 2	H: 0 LOB: 1 BB: 2 P: 10	R: 0 E: 0 K: 3 S: 9	H: 0 LOB: 0 BB: 0 P: 9	R: 0 E: 0 K: 2 S: 8	H: 1 LOB: 1 BB: 0 P: 8	R: 0 E: 0 K: 2 S: 7	H: 0 LOB: 0 BB: 0 P: 7	R: 2 E: 0 K: 2 S: 8	H: 1 LOB: 0 BB: 1 P: 12	R: 0 E: 0 K: 0 S: 3	H: 0 LOB: 0 BB: 0 P: 3	R: 3 E: 0 K: 1 S: 8	H: 3 LOB: 2 BB: 2 P: 16	R: 1 E: 0 K: 1 S: 6	H: 1 LOB: 1 BB: 1 P: 10	R: 1 E: 0 K: 2 S: 9	H: 2 LOB: 3 BB: 2 P: 17	1B: 4 2B: 1 3B: 0 HR: 3	SF: 0 SAC: 0 DP: 1 HBP: 0	WP: 0 PB: 0 SB: 0 CS: 0	PA: 42					
PITCHER	IP	WLS	BF	H	R	ER	SO	BB	IBB	HBP	BLK	WP	HR	S	P	ERA	WHIP										
Ernie Broglio, R ERA: 8.47 Jim Brosnan, R ERA: 8.11 Alex Kellner, L ERA: 2.61 Lindy McDaniel, R ERA: 3.38 (9, 1)	6.0		26	5	5	5	9	4	0	0	0	0	2	40	56	7.50	1.500										
Don Blasingame, L OBP: 0.302, SLG: 0.281 (1, 4)	0-0 1B			0-0 F7		0-0 4-3							0-0 SH1-4		0-0 2B 1B	4	1	2	0	0	0	0					
Gino Cimoli, R OBP: 0.400, SLG: 0.547 (8, 9)	0-0 1B E			1-0 G6-4-3 HR HBP		0-0 F7		0-0 2H 2B		0-0 1B 2B	4	4	3	2	0	0											
George Crowe, L OBP: 0.395, SLG: 0.583 Curt Flood, R OBP: 0.303, SLG: 0.333 (8, 8)	0-0 1B E			0-0 E4 G6-4-3		0-0 4-3		0-0 F7		0-0 1B	4	1	1	0	0	3											
Ken Boyer, R OBP: 0.375, SLG: 0.519 (1, 5)	4-0 1-2 E BB			0-0 G6-4-3 1-2 2-3		0-0 P4		0-0 2H 2B			3	0	1	1	1	0	2										
Bill White, L OBP: 0.303, SLG: 0.470 Alex Kellner, R OBP: 0.167, SLG: 0.167 Lindy McDaniel, R (9, 1)	0-0 P4			0-0 HR		0-0 4-3		0-0 4-3			4	1	1	2	0	5											
Joe Cunningham, L OBP: 0.405, SLG: 0.340 (8, 3)	0-0 E1 1-2 2-H 3-H			0-0 FC6-4 1B		0-0 F7		0-0 G3			4	0	1	0	0	1											
Gene Green, R OBP: 0.222, SLG: 0.346 (1, 2)	0-3 K			0-0 FC6-4 1-2		0-0 1B		0-0 5-3			4	0	1	0	0	1	3										
Alex Grammas, R OBP: 0.347, SLG: 0.388 Stan Musial, L OBP: 0.370, SLG: 0.417 Lee Tate, R (9, 6)				0-0 6-3		0-0 P6		0-0 G3			3	0	0	0	0	1	1										
Ernie Broglio, R Jim Brosnan, R Solly Martus, R Bobby Gene Smith, R Ray Jablonski, R OBP: 0.333, SLG: 0.458 (9, PH)				0-0 6-3		0-0 6-3		4-0 SH1-4 2B BB		0-0 F2	2	0	0	0	0	0	0										
Inning Stats	R: 2 E: 1 K: 1 S: 8	H: 3 LOB: 2 BB: 1 P: 12	R: 0 E: 0 K: 0 S: 3	H: 0 LOB: 0 BB: 0 P: 3	R: 2 E: 1 K: 0 S: 5	H: 2 LOB: 1 BB: 0 P: 6	R: 0 E: 0 K: 0 S: 3	H: 0 LOB: 0 BB: 0 P: 3	R: 0 E: 0 K: 1 S: 6	H: 1 LOB: 1 BB: 0 P: 6	R: 2 E: 0 K: 0 S: 5	H: 2 LOB: 2 BB: 1 P: 9	R: 0 E: 0 K: 0 S: 3	H: 0 LOB: 0 BB: 0 P: 3	R: 2 E: 0 K: 0 S: 4	H: 3 LOB: 1 BB: 0 P: 4	1B: 7 2B: 3 3B: 0 HR: 1	SF: 0 SAC: 1 DP: 1 HBP: 1	WP: 0 PB: 0 SB: 0 CS: 0	PA: 39							
PITCHER	IP	WLS	BF	H	R	ER	SO	BB	IBB	HBP	BLK	WP	HR	S	P	ERA	WHIP										
John Buzhardt, R ERA: 4.64 Elmer Singleton, R ERA: 3.49 Bob Anderson, R ERA: 2.04 (9, 1)	6.2	L	7	2	2	2	0	0	0	0	0	0	0	7	7	10.80	1.200										

Chicago Cubs @ St. Louis Cardinals
Sportsman's Park, St. Louis, MO
Sun May 10 1959, 4:38 AM EDT
Att: 19,438 - Unknown

AB	34
R	7
H	8
RBI	7
BB	8
SO	13
LOB	17



Chicago Cubs @ St. Louis Cardinals
Sportsman's Park, St. Louis, MO
Sun May 10 1959, 4:38 AM EDT
Att: 19,438 - Unknown

AB	35
R	8
H	11
RBI	6
BB	2
SO	2
LOB	15



Batter	1	2	3	4	5	6	7	8	9	AB	R	H	RBI	BB	SO	LOB	TOP									
Johnny Temple, R OBP: 0.418, SLG: 0.495	K		L9			G4-6-3 1B	SH1-3		FC6-4	4	0	1	0	0	1	2										
Vada Pinson, L OBP: 0.426, SLG: 0.574	F9			F7		G4-6-3 1-2				4	0	1	2	0	0	1										
Jerry Lynch, L OBP: 0.289, SLG: 0.553	F3			FC1-6 1B			4-3			4	1	2	0	0	0	2										
Frank Robinson, R OBP: 0.393, SLG: 0.647		K		FC1-6 1-2		E 2B		K		4	1	1	1	0	2	1										
Gus Bell, L OBP: 0.317, SLG: 0.427	E4			1-3		E6 2H		L8		4	0	0	0	0	0	1										
Frank Thomas, R OBP: 0.345, SLG: 0.480	G5-4-3 1-2				5-3	L5		F7		4	0	0	0	0	0	2										
Ed Bailey, L OBP: 0.365, SLG: 0.353			1-5-3 BB		F8		F8		G3	3	0	0	0	1	0	0										
Roy McMillan, R OBP: 0.365, SLG: 0.506			1-5-3 1-2				SH1-3 2B HBP		FC6-4 1B	3	1	2	0	0	0	1										
Brooks Lawrence, R OBP: 0.244, SLG: 0.214			K		4-3		SH1-3 2B BB		F3	1	0	0	0	0	1	1										
Walt Dropo, R OBP: 0.124, SLG: 0.333										0	0	0	0	0	0	0										
Jim O'Toole, L OBP: 0.196, SLG: 0.600										0	0	0	0	0	0	0										
Don Newcombe, L OBP: 0.192, SLG: 0.254										0	0	0	0	0	0	0										
Jim Pendleton, R OBP: 0.100, SLG: 0.400										0	1	0	0	0	0	0										
Don Rudolph, L OBP: 0.221, SLG: 0.364										0	0	0	0	0	0	0										
Pete Whisenant, R OBP: 0.221, SLG: 0.364										1	0	0	0	0	0	0										
Inning Stats	R: 0 E: 0 K: 1 S: 5	H: 0 LOB: 0 BB: 0 P: 5	R: 0 E: 1 K: 1 S: 5	H: 0 LOB: 0 BB: 0 P: 5	R: 0 E: 0 K: 1 S: 5	H: 0 LOB: 1 BB: 1 P: 9	R: 0 E: 0 K: 0 S: 4	H: 1 LOB: 1 BB: 0 P: 4	R: 0 E: 0 K: 0 S: 4	H: 1 LOB: 1 BB: 0 P: 4	R: 2 E: 1 K: 0 S: 6	H: 3 LOB: 1 BB: 0 P: 6	R: 2 E: 0 K: 0 S: 4	H: 1 LOB: 2 BB: 1 P: 9	R: 0 E: 0 K: 1 S: 5	H: 0 LOB: 0 BB: 0 P: 5	R: 0 E: 0 K: 0 S: 4	H: 1 LOB: 1 BB: 0 P: 4	1B: 3 2B: 4 3B: 0 HR: 0	SF: 0 SAC: 1 DP: 2 HBP: 1	WP: 0 PB: 0 SB: 1 CS: 0	PA: 37				
PITCHER	IP	WLS	BF	H	R	ER	SO	BB	IBB	HBP	BLK	WP	HR	S	P	ERA	WHIP									
Gary Blaylock, R ERA: 3.09	(1, 1)	6.2	W	29	6	4	3	3	2	0	1	0	0	0	32	41	4.05	1.200								
Bill Smith, L ERA:	(7, 1)	2.1	S	8	1	0	0	1	0	0	0	0	0	0	10	10	0.00	0.429								

Cincinnati Redlegs @ St. Louis Cardinals
Sportsman's Park, St. Louis, MO
Tue May 12 1959, 8:05 PM EDT
Att: 7,452 - Unknown

AB 33
R 4
H 7
RBI 3
BB 2
SO 4
LOB 13



Batter	1	2	3	4	5	6	7	8	9	AB	R	H	RBI	BB	SO	LOB	BOTTOM									
Don Blasingame, L OBP: 0.305, SLG: 0.286	E 1B		FC6-4 1-2						1-3	5	2	2	0	0	0	2										
Gino Cimoli, R OBP: 0.400, SLG: 0.550	E7 FC5-4 1B			K				K		5	1	2	1	0	2	0										
Stan Musial, L OBP: 0.375, SLG: 0.407				F3		F7				2	0	0	0	2	0	0										
Curt Flood, R OBP: 0.324, SLG: 0.333										0	0	0	0	1	0	0										
Ken Boyer, R OBP: 0.368, SLG: 0.531	FC5-4 1B		K			5-3			P6	5	1	1	1	0	1	5										
Bill White, L OBP: 0.312, SLG: 0.465			F8			E6				3	0	1	1	1	0	0										
Joe Cunningham, L OBP: 0.397, SLG: 0.386	K			F7		4-3				4	1	1	1	0	1	4										
Hal Smith, R OBP: 0.279, SLG: 0.470	4-1			F9		F5				4	0	1	0	0	0	2										
Alex Grammas, R OBP: 0.367, SLG: 0.400			5-3							3	1	2	0	1	0	0										
Gary Blaylock, R OBP: 0.167, SLG: 0.417			K							3	1	2	2	0	1	0										
Bill Smith, L ERA:	(7, 1)									1	0	0	0	0	1	0										
Inning Stats	R: 2 E: 1 K: 1 S: 8	H: 3 LOB: 2 BB: 1 P: 12	R: 1 E: 0 K: 2 S: 9	H: 2 LOB: 1 BB: 1 P: 13	R: 1 E: 0 K: 0 S: 6	H: 3 LOB: 2 BB: 0 P: 6	R: 1 E: 0 K: 1 S: 6	H: 1 LOB: 1 BB: 1 P: 10	R: 2 E: 0 K: 0 S: 4	H: 1 LOB: 0 BB: 1 P: 8	R: 0 E: 1 K: 0 S: 4	H: 0 LOB: 1 BB: 0 P: 4	R: 0 E: 0 K: 1 S: 5	H: 2 LOB: 0 BB: 0 P: 5	R: 0 E: 0 K: 1 S: 5	H: 0 LOB: 1 BB: 1 P: 9	1B: 8 2B: 1 3B: 0 HR: 3	SF: 0 SAC: 0 DP: 0 HBP: 0	WP: 0 PB: 0 SB: 0 CS: 0	PA: 40						
PITCHER	IP	WLS	BF	H	R	ER	SO	BB	IBB	HBP	BLK	WP	HR	S	P	ERA	WHIP									
Brooks Lawrence, R ERA: 5.4	(1, 1)	2.2	L	18	8	4	4	3	2	0	0	0	0	1	22	30	13.50	3.750								
Orlando Pena, R ERA: 8.38	(3, 1)	1.1		6	1	1	1	1	1	0	0	0	0	1	7	11	6.75	1.500								
Jim O'Toole, L ERA: 8.78	(5, 1)	2.0		9	1	2	2	0	1	0	0	0	0	1	8	12	9.00	1.000								
Don Rudolph, L ERA: 2.57	(7, 1)	2.0		7	2	0	0	2	1	0	0	0	0	0	10	14	0.00	1.500								

Cincinnati Redlegs @ St. Louis Cardinals
Sportsman's Park, St. Louis, MO
Tue May 12 1959, 8:05 PM EDT
Att: 7,452 - Unknown

AB 35
R 7
H 12
RBI 6
BB 5
SO 6
LOB 13



Batter	1	2	3	4	5	6	7	8	9	AB	R	H	RBI	BB	SO	LOB	TOP		
Bill Bruton, L OBP: 0.341, SLG: 0.562 (1, 8)	F7		F8		P6			HR		4	1	1	1	0	0	0	Milwaukee Braves @ St. Louis Cardinals Sportsman's Park, St. Louis, MO Wed May 13 1959, 8:05 PM EDT Att: 8,737 - Unknown		
Eddie Mathews, L OBP: 0.382, SLG: 0.703 (1, 5)	G4-6-3 1B			BB 1B		G4-6-3 BB		F7		3	1	2	0	1	0	0			
Mickey Vernon, L OBP: 0.385, SLG: 0.542 (1, 9) Andy Patko, R OBP: 0.100, SLG: 0.100 (9, 9)	G4-6-3 1-2			FC6-4 1B SF8 BB		K		F7		3	1	0	0	1	1	2			
Wes Covington, L OBP: 0.384, SLG: 0.432 (1, 7)		3-1 2B		FC6-4 1B		G4-6-3 1-2		F8		4	0	2	1	0	0	1			
Frank Torre, L OBP: 0.341, SLG: 0.333 (1, 3)	3-1 2-3			FC6-4 SF8		4-3		L3		4	0	0	0	0	0	3			
Del Crandall, R OBP: 0.311, SLG: 0.410 (1, 2)	6-3			SF8		L6-5 2B				2	0	1	1	0	0	1			
Johnny Logan, R OBP: 0.378, SLG: 0.415 (1, 6)	6-3			F3		L6-5 2-3				3	0	0	0	0	0	3			
Johnny O'Brien, R OBP: 0.306, SLG: 0.356 (1, 4)			6-3		F8			F8		3	0	0	0	0	0	0			
Warren Spahn, L OBP: 0.250, SLG: 0.200 (1, 1)	6-3			F8				1-3		3	0	0	0	0	0	0			
Inning Stats	R: 0 E: 0 K: 0 S: 3	H: 1 LOB: 0 BB: 0 P: 3	R: 0 E: 0 K: 0 S: 4	H: 1 LOB: 1 BB: 0 P: 4	R: 0 E: 0 K: 0 S: 3	H: 0 LOB: 0 BB: 0 P: 3	R: 2 E: 0 K: 0 S: 5	H: 2 LOB: 1 BB: 1 P: 9	R: 0 E: 0 K: 1 S: 4	H: 0 LOB: 0 BB: 0 P: 3	R: 0 E: 0 K: 0 S: 3	H: 1 LOB: 0 BB: 0 P: 3	R: 1 E: 0 K: 0 S: 4	H: 1 LOB: 0 BB: 0 P: 4	R: 0 E: 0 K: 0 S: 3	H: 0 LOB: 0 BB: 0 P: 3	1B: 3 2B: 3 3B: 0 HR: 1	SF: 1 SAC: 0 DP: 3 HBP: 0	WP: 0 PA: 32 CS: 0
PITCHER Larry Jackson, R ERA: 4.02 (1, 1)	IP: 9.0 WLS: L BF: 32	H: 6 R: 3 ER: 3 SO: 1	BB: 2 IBB: 0 HBP: 0 BLK: 0	WP: 0 HR: 1 S: 32 P: 40	ERA: 3.00 WHIP: 0.889	PITCHER	IP: 9.0 WLS: L BF: 32	H: 6 R: 3 ER: 3 SO: 1	BB: 2 IBB: 0 HBP: 0 BLK: 0	WP: 0 HR: 1 S: 32 P: 40	ERA: 3.00 WHIP: 0.889	PITCHER	IP: 9.0 WLS: L BF: 32	H: 6 R: 3 ER: 3 SO: 1	BB: 2 IBB: 0 HBP: 0 BLK: 0	WP: 0 HR: 1 S: 32 P: 40	ERA: 3.00 WHIP: 0.889		

Batter	1	2	3	4	5	6	7	8	9	AB	R	H	RBI	BB	SO	LOB	BOTTOM		
Don Blasingame, L OBP: 0.308, SLG: 0.293 (1, 4)	F9 2B	E6 2-3		F9			F8		4-0 BB	4	0	1	0	1	0	1	Milwaukee Braves @ St. Louis Cardinals Sportsman's Park, St. Louis, MO Wed May 13 1959, 8:05 PM EDT Att: 8,737 - Unknown		
Gino Cimoli, R OBP: 0.384, SLG: 0.526 (1, 7)	F9 2-3	P4			5-3		3-1		F9	5	0	0	0	0	0	5			
Stan Mustaj, L OBP: 0.380, SLG: 0.398 (1, 3) Bobby Gene Smith, R OBP: 0.211, SLG: 0.289 (8, PR) (9, 8)	4-0 BB	F9			F2			4-0 FC4-6 BB		2	0	0	0	2	0	2			
Ken Boyer, R OBP: 0.364, SLG: 0.517 (1, 5)	K			K		4-0 BB		FC4-6 BB		3	0	0	0	1	2	3			
Curt Flood, R OBP: 0.297, SLG: 0.303 (1, 8) Ray Jablonski, R OBP: 0.321, SLG: 0.440 (8, PH) Joe Cunningham, L OBP: 0.397, SLG: 0.386 (9, 3)	6-3			K		P3		F8		3	0	0	0	0	1	3			
Gene Green, R OBP: 0.258, SLG: 0.400 (1, 9)		1B 2B 1B				5-3		L8		4	1	2	0	0	0	1			
Hal Smith, R OBP: 0.287, SLG: 0.471 (1, 2)		1-3 2B 1B		F9				CS 1B		4	1	2	0	0	0	1			
Alex Grammas, R OBP: 0.361, SLG: 0.405 (1, 6)		1-1 3-H 2B		6-3		K		4-3		4	0	1	2	0	1	1			
Larry Jackson, R OBP: 0.263, SLG: 0.278 (1, 1) Chuck Essegian, R OBP: 0.222, SLG: 0.370 (9, PH) Gary Blaylock, R OBP: 0.167, SLG: 0.417 (9, PR)	K			K			6-3		2B	3	0	0	0	0	2	1			
Inning Stats	R: 0 E: 0 K: 1 S: 6	H: 1 LOB: 2 BB: 1 P: 10	R: 2 E: 1 K: 1 S: 9	H: 3 LOB: 2 BB: 0 P: 9	R: 0 E: 0 K: 2 S: 8	H: 1 LOB: 1 BB: 0 P: 8	R: 0 E: 0 K: 1 S: 5	H: 0 LOB: 0 BB: 0 P: 5	R: 0 E: 0 K: 0 S: 3	H: 1 LOB: 1 BB: 0 P: 5	R: 0 E: 0 K: 0 S: 3	H: 0 LOB: 0 BB: 0 P: 3	R: 0 E: 0 K: 0 S: 3	H: 0 LOB: 1 BB: 1 P: 7	R: 0 E: 0 K: 0 S: 4	H: 1 LOB: 2 BB: 1 P: 8	1B: 3 2B: 5 3B: 0 HR: 0	SF: 0 SAC: 0 DP: 1 HBP: 0	WP: 0 PA: 38 CS: 1
PITCHER Warren Spahn, L ERA: 3.1 (1, 1)	IP: 9.0 WLS: W BF: 38	H: 7 R: 2 ER: 2 SO: 6	BB: 4 IBB: 0 HBP: 0 BLK: 0	WP: 0 HR: 0 S: 46 P: 62	ERA: 2.00 WHIP: 1.222	PITCHER	IP: 9.0 WLS: W BF: 38	H: 7 R: 2 ER: 2 SO: 6	BB: 4 IBB: 0 HBP: 0 BLK: 0	WP: 0 HR: 0 S: 46 P: 62	ERA: 2.00 WHIP: 1.222	PITCHER	IP: 9.0 WLS: W BF: 38	H: 7 R: 2 ER: 2 SO: 6	BB: 4 IBB: 0 HBP: 0 BLK: 0	WP: 0 HR: 0 S: 46 P: 62	ERA: 2.00 WHIP: 1.222		

Batter	1	2	3	4	5	6	7	8	9	AB	R	H	RBI	BB	SO	LOB	TOP			
Richie Ashburn, L OBP: 0.371, SLG: 0.263 (1,8)	0-0 4-3		0-0 1B		0-0 2B 1-2 2-3 1B			0-0 L8		4	0	2	0	0	0	0	Philadelphia Phillies @ St. Louis Cardinals Sportsman's Park, St. Louis, MO Fri May 15 1959, 4:33 AM EDT Att: 6,003 - Unknown			
Granny Hamner, R OBP: 0.348, SLG: 0.453 (1,6)	0-0 FC5-4 1B		0-0 F8		0-0 2B 1-3 2-H 3-H 0-0			0-0 P5		4	0	2	2	0	0	1				
Ed Bouchee, L OBP: 0.413, SLG: 0.500 (1,3)	0-3 K			0-3 K	0-0 G3			0-3 K		4	0	0	0	0	3	3				
Wally Post, R OBP: 0.316, SLG: 0.523 (1,9)	0-0 FC5-4 1-2			0-0 5-3				0-0 F7		4	0	0	0	0	0	1				
Bob Bowman, R OBP: 0.188, SLG: 0.258 (1,7)		0-3 K		0-0 6-3				0-3 K		4	0	0	0	0	2	0				
Willie Jones, R OBP: 0.379, SLG: 0.561 (1,5)		0-0 P4			0-0 F8			0-3 6-3		3	0	0	0	0	0	0				
Valmy Thomas, R OBP: 0.207, SLG: 0.115 (7,2)									0-3 K	1	0	0	0	0	1	0				
Sparky Anderson, R OBP: 0.242, SLG: 0.186 (1,4)			0-0 F8		0-0 E1 1B 2B BB			0-0 1-3		3	1	0	0	0	0	0				
Jim Hegan, R OBP: 0.136, SLG: 0.119 (1,2)				0-3 K				0-3 K		3	0	0	0	0	3	1				
Jack Meyer, R OBP: 0.333, SLG: 0.333 (7,1)					0-3 K			0-3 K		0	0	0	0	0	0	0				
Robin Roberts, S OBP: 0.188, SLG: 0.267 (1,1)			0-3 K					0-0 F2		0	0	0	0	0	0	0				
Jim Hearn, R (2,1)										1	1	0	0	1	1	0				
Gene Freese, R OBP: 0.318, SLG: 0.737 (7,5)					1-2 2B BB					1	0	0	0	0	0	0				
Inning Stats	R: 0 E: 0 K: 1 S: 6	H: 1 LOB: 1 BB: 0 P: 6	R: 0 E: 0 K: 1 S: 5	H: 0 LOB: 0 BB: 0 P: 5	R: 0 E: 0 K: 2 S: 8	H: 1 LOB: 1 BB: 0 P: 8	R: 0 E: 0 K: 1 S: 5	H: 0 LOB: 0 BB: 0 P: 5	R: 0 E: 0 K: 1 S: 5	H: 0 LOB: 0 BB: 0 P: 5	R: 0 E: 0 K: 1 S: 5	H: 0 LOB: 0 BB: 0 P: 5	R: 0 E: 0 K: 1 S: 5	H: 0 LOB: 0 BB: 0 P: 5	R: 0 E: 0 K: 1 S: 5	H: 0 LOB: 0 BB: 0 P: 5	1B: 3 2B: 1 3B: 0 HR: 0	SF: 0 SAC: 0 DP: 0 HBP: 0	WP: 0 PB: 0 SB: 0 CS: 0	PA: 33
PITCHER Vinegar Bend Mizell, L ERA: 3.81 (1,1)	IP: 9.0 WLS: W BF: 33 H: 4 R: 2 ER: 0 SO: 10 BB: 1 IBB: 0 HBP: 0 BLK: 0 WP: 0 HR: 0 S: 52 P: 56 ERA: 0.00 WHIP: 0.556															PITCHER	IP: 9.0 WLS: W BF: 33 H: 4 R: 2 ER: 0 SO: 10 BB: 1 IBB: 0 HBP: 0 BLK: 0 WP: 0 HR: 0 S: 52 P: 56 ERA: 0.00 WHIP: 0.556			

Batter	1	2	3	4	5	6	7	8	9	AB	R	H	RBI	BB	SO	LOB	BOTTOM			
Don Blasingame, L OBP: 0.299, SLG: 0.286 (1,4)	0-0 G3	0-0 F8		0-0 1-3		0-0 6-3		0-0 F7		5	0	0	0	0	0	3	Philadelphia Phillies @ St. Louis Cardinals Sportsman's Park, St. Louis, MO Fri May 15 1959, 4:33 AM EDT Att: 6,003 - Unknown			
Gino Cimoli, R OBP: 0.378, SLG: 0.512 (1,8)	0-3 K	0-0 1B		0-0 1-3		0-0 L8		0-0 1-3		4	0	1	1	0	1	0				
Bobby Gene Smith, R OBP: 0.205, SLG: 0.282 (7,9)		3-H 1B								1	0	0	0	0	0	2				
George Crowe, L OBP: 0.433, SLG: 0.714 (1,3)	0-0 HR	0-0 1B		0-0 3-1				0-0 6-3		3	1	2	1	0	0	0				
Curt Flood, R OBP: 0.289, SLG: 0.294 (6,8)		1-3 1B								1	0	0	0	0	0	0				
Ken Boyer, R OBP: 0.362, SLG: 0.528 (1,5)	0-0 F8	0-0 L7			0-0 HR			0-0 F7		4	1	1	1	0	0	2				
Bill White, L OBP: 0.327, SLG: 0.505 (1,7)		0-0 1B 1B		0-0 F7		0-0 6-4-3 1B		0-0 HR		4	2	3	1	0	0	0				
Joe Cunningham, L OBP: 0.447, SLG: 0.435 (1,9)		0-0 1B FC6-2-5-1 1B		4-0 S 1B BB		0-0 6-4-3 1B		0-0 4-3		3	1	2	0	1	0	0				
Hal Smith, R OBP: 0.316, SLG: 0.473 (1,2)		0-0 3B 1B		0-0 F8		0-0 G6-4-3		4-0 FC1-5 BB		3	1	1	1	1	0	3				
Alex Grammas, R OBP: 0.378, SLG: 0.405 (1,6)		0-0 FC6-2-5-1 3B 1B		0-0 1B		0-0 6-3		4-0 FC1-5 BB		3	1	1	1	1	0	3				
Vinegar Bend Mizell, R OBP: 0.200, SLG: 0.280 (1,1)		0-0 1B 3B		0-0 4-3		0-0 5-3		0-0 FC1-5		4	1	1	2	0	0	3				
Inning Stats	R: 1 E: 0 K: 1 S: 6	H: 1 LOB: 0 BB: 0 P: 6	R: 4 E: 0 K: 0 S: 9	H: 6 LOB: 2 BB: 0 P: 9	R: 1 E: 0 K: 0 S: 4	H: 1 LOB: 1 BB: 1 P: 8	R: 0 E: 0 K: 0 S: 3	H: 0 LOB: 0 BB: 0 P: 3	R: 1 E: 0 K: 0 S: 4	H: 1 LOB: 0 BB: 0 P: 4	R: 0 E: 0 K: 0 S: 3	H: 0 LOB: 2 BB: 2 P: 11	R: 0 E: 0 K: 0 S: 3	H: 0 LOB: 2 BB: 2 P: 11	R: 0 E: 0 K: 0 S: 3	H: 0 LOB: 2 BB: 2 P: 11	1B: 8 2B: 0 3B: 1 HR: 3	SF: 0 SAC: 0 DP: 1 HBP: 0	WP: 0 PB: 0 SB: 1 CS: 0	PA: 38
PITCHER Robin Roberts, R ERA: 4.4 (1,1)	IP: 1.2 WLS: L BF: 12 H: 7 R: 5 ER: 5 SO: 1 BB: 0 IBB: 0 HBP: 0 BLK: 0 WP: 0 HR: 1 S: 14 P: 14 ERA: 27.00 WHIP: 4.200															PITCHER Jim Hearn, R ERA: 5.73 (2,1)	IP: 4.1 WLS: L BF: 17 H: 4 R: 2 ER: 2 SO: 0 BB: 1 IBB: 0 HBP: 0 BLK: 0 WP: 0 HR: 1 S: 16 P: 20 ERA: 4.15 WHIP: 1.154			
PITCHER Jack Meyer, R ERA: 5.95 (7,1)	IP: 2.0 WLS: L BF: 9 H: 1 R: 1 ER: 1 SO: 0 BB: 2 IBB: 0 HBP: 0 BLK: 0 WP: 0 HR: 1 S: 7 P: 15 ERA: 4.50 WHIP: 1.500															PITCHER	IP: 2.0 WLS: L BF: 9 H: 1 R: 1 ER: 1 SO: 0 BB: 2 IBB: 0 HBP: 0 BLK: 0 WP: 0 HR: 1 S: 7 P: 15 ERA: 4.50 WHIP: 1.500			

Batter	1	2	3	4	5	6	7	8	9	AB	R	H	RBI	BB	SO	LOB	TOP			
Gene Freese, R (1,4) OBP: 0.308, SLG: 0.636	5-3		K			F7		1B BB		3	1	0	0	1	1	0	Philadelphia Phillies @ St. Louis Cardinals Sportsman's Park, St. Louis, MO Sat May 16 1959, 4:33 AM EDT Att: 6,609 - Unknown			
Harry Hanebrink, L (1,5) OBP: 0.167, SLG: 0.167	1B		K			4-3 1B		F9		4	0	2	0	0	1	1				
Ed Bouchee, L (1,3) OBP: 0.408, SLG: 0.491	F9		K			4-3		1B		4	0	1	0	0	1	2				
Dave Philley, S (1,9) OBP: 0.333, SLG: 0.545	1-3					4-3		1B		4	0	2	1	0	0	2				
Harry Anderson, L (1,7) OBP: 0.309, SLG: 0.461		F3				F8		P4		4	1	1	1	0	0	3				
Bob Bowman, R (1,8) OBP: 0.194, SLG: 0.257		F8				G5-4-3		HR		4	0	1	0	0	0	1				
Joe Koppe, R (1,6) OBP: 0.316, SLG: 0.133		WP BB 1B				G4-6-3 BB		F3		3	0	1	0	1	1	1				
Carl Sawatski, L (1,2) OBP: 0.406, SLG: 0.481		WP BB				G4-6-3		P6		3	0	0	0	1	0	2				
Jim Owens, R (1,1) OBP: 0.167, SLG: 0.118						6-3				2	0	0	0	0	0	2				
Richie Ashburn, L (8, PH) OBP: 0.369, SLG: 0.261	6-3					6-3		F9		1	0	0	0	0	0	0				
Taylor Phillips, L (8, PH)										0	0	0	0	0	0	0				
Wally Post, R (8, PH) OBP: 0.314, SLG: 0.518	1-2 2-3									1	0	0	0	0	1	1				
Inning Stats	R: 0 E: 0 K: 0 S: 4	H: 1 LOB: 1 BB: 0 P: 4	R: 0 E: 0 K: 0 S: 4	H: 1 LOB: 2 BB: 1 P: 8	R: 0 E: 0 K: 3 S: 9	H: 0 LOB: 0 BB: 0 P: 9	R: 0 E: 0 K: 0 S: 3	H: 1 LOB: 0 BB: 0 P: 3	R: 0 E: 0 K: 0 S: 2	H: 0 LOB: 0 BB: 1 P: 6	R: 1 E: 0 K: 1 S: 6	H: 1 LOB: 0 BB: 0 P: 6	R: 1 E: 0 K: 0 S: 5	H: 2 LOB: 2 BB: 1 P: 9	R: 0 E: 0 K: 1 S: 6	H: 1 LOB: 1 BB: 0 P: 6	1B: 7 2B: 0 3B: 0 HR: 1	SF: 0 SAC: 0 DP: 2 HBP: 0	WP: 1 PB: 0 SB: 0 CS: 0	PA: 36
PITCHER Gary Blaylock, R (1,1) ERA: 2.86	IP: 9.0 WLS: W BF: 36 H: 8 R: 2 ER: 2 SO: 5 BB: 3 IBB: 0 HBP: 0 BLK: 0 WP: 1 HR: 1 S: 43 P: 55 ERA: 2.00 WHIP: 1.222											PITCHER	IP: 9.0 WLS: W BF: 36 H: 8 R: 2 ER: 2 SO: 5 BB: 3 IBB: 0 HBP: 0 BLK: 0 WP: 1 HR: 1 S: 43 P: 55 ERA: 2.00 WHIP: 1.222							

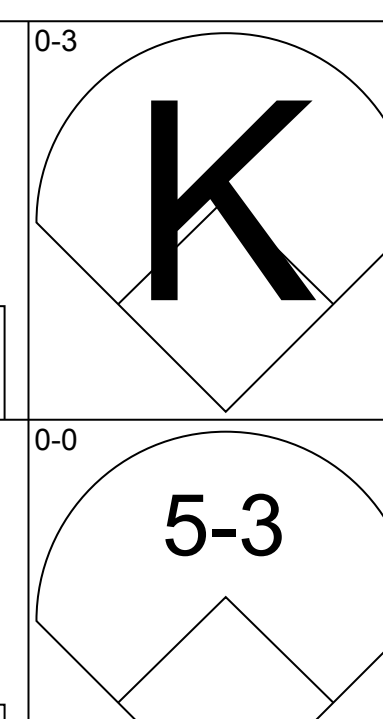
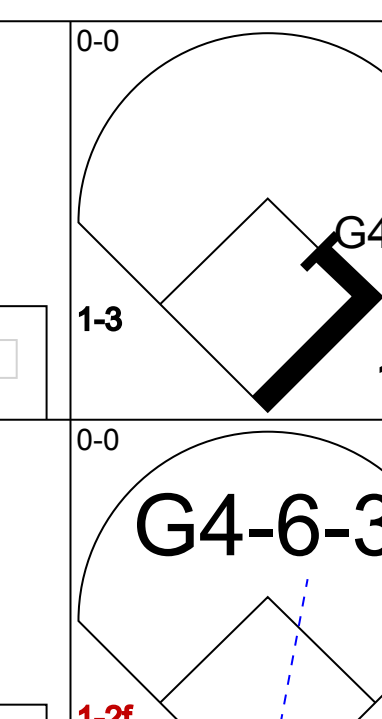
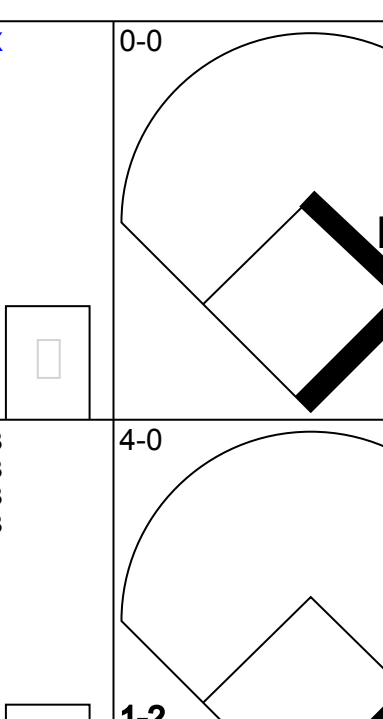
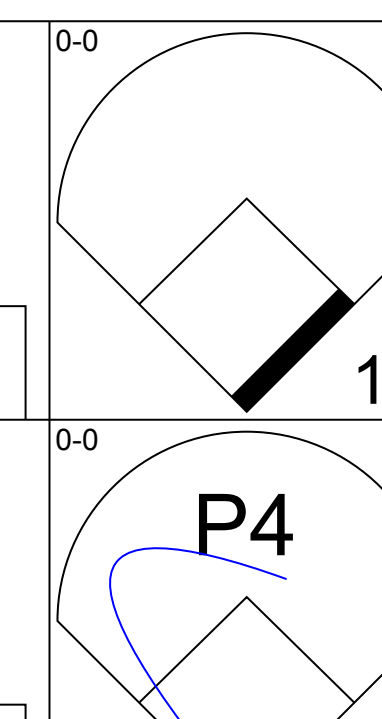
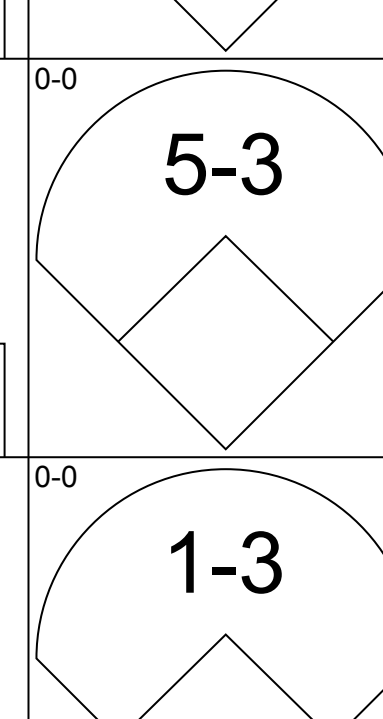
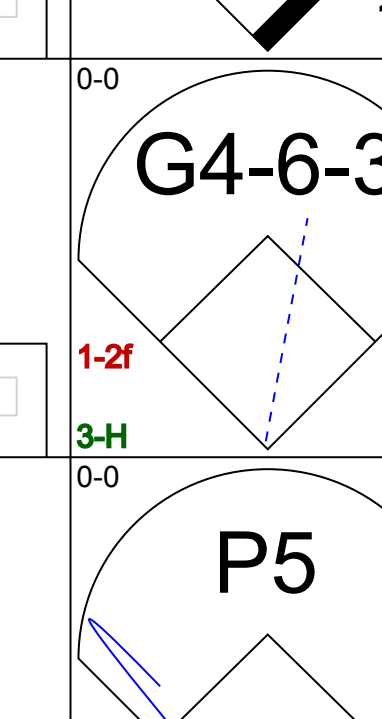
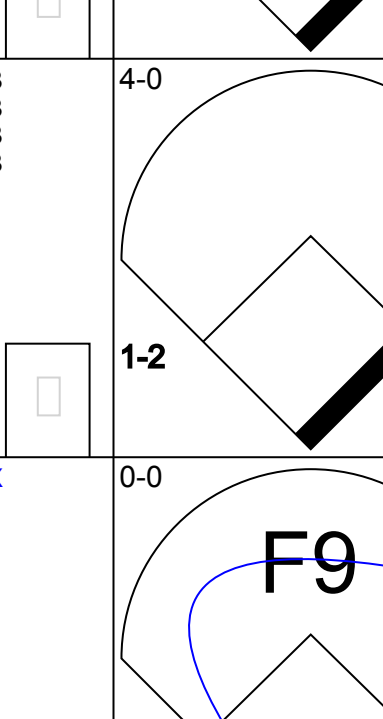
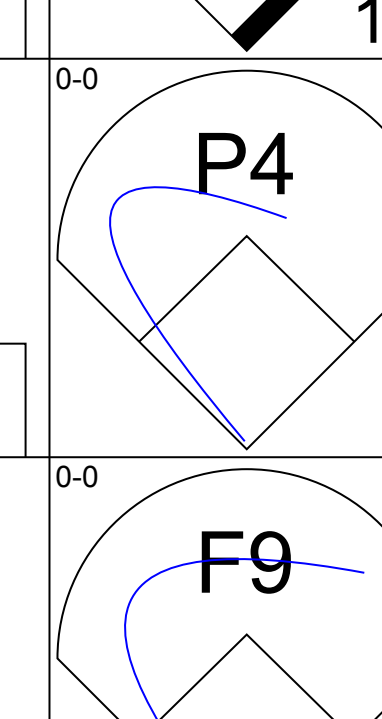
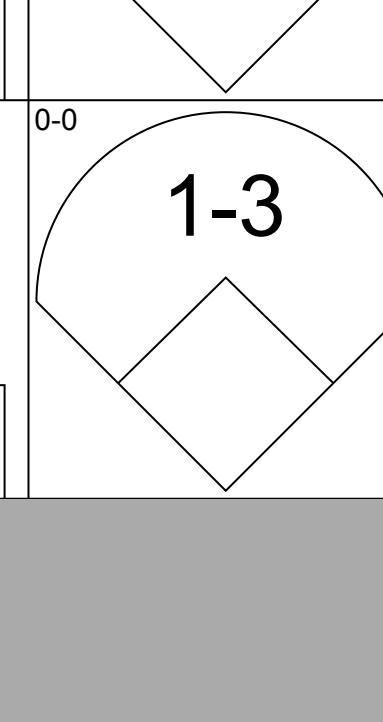
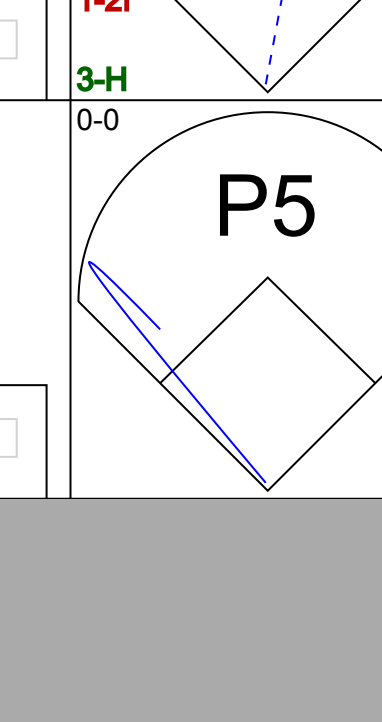
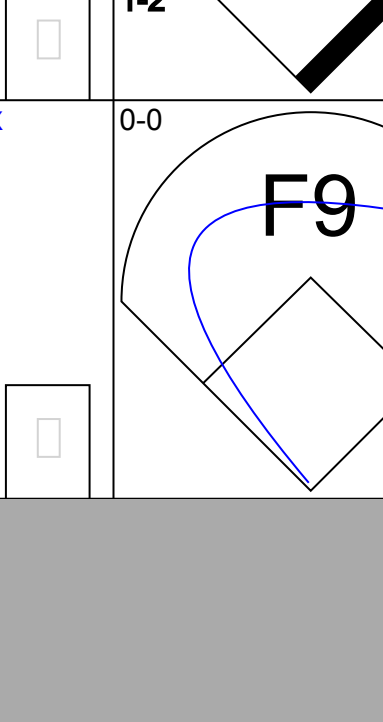
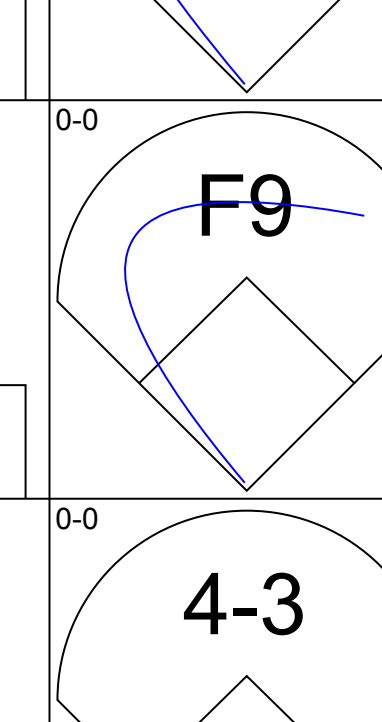
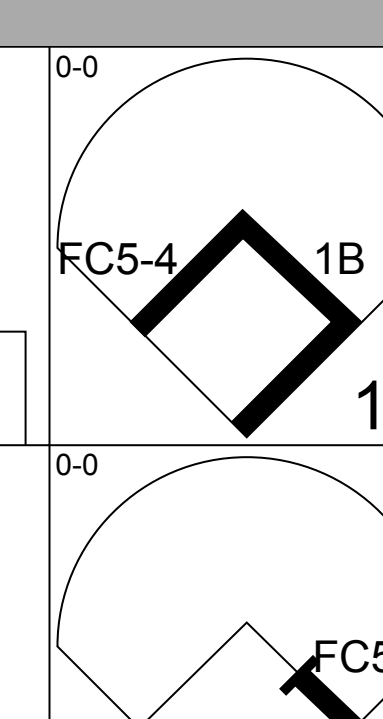
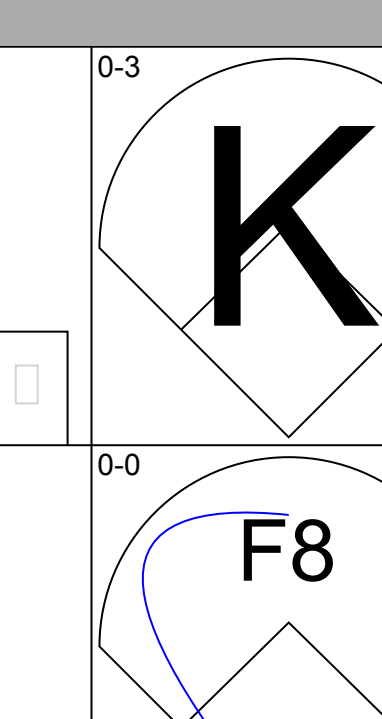
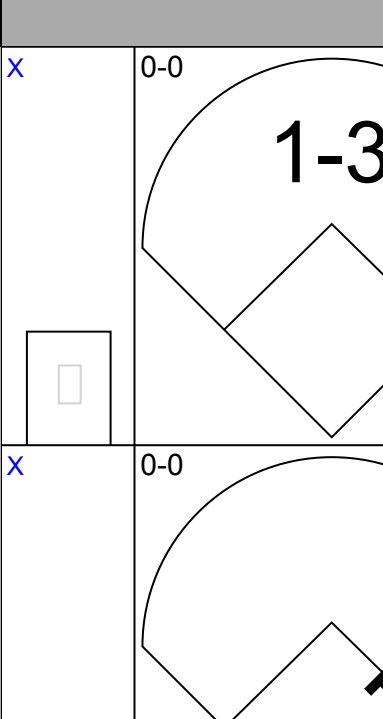
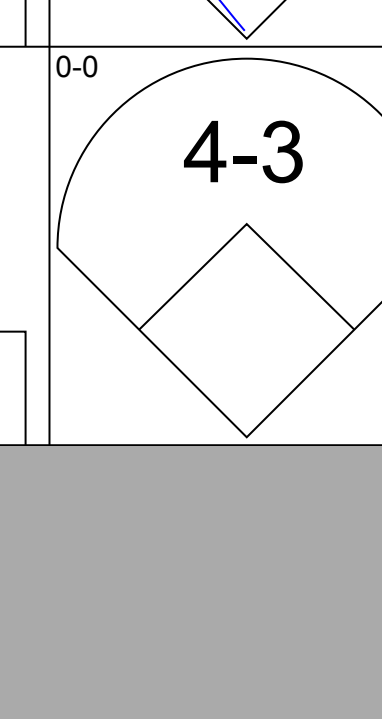
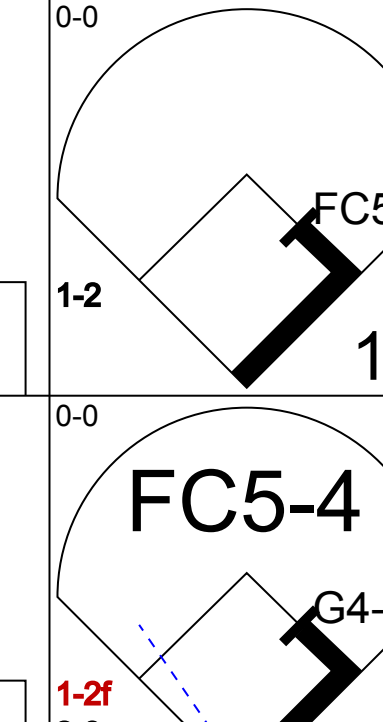
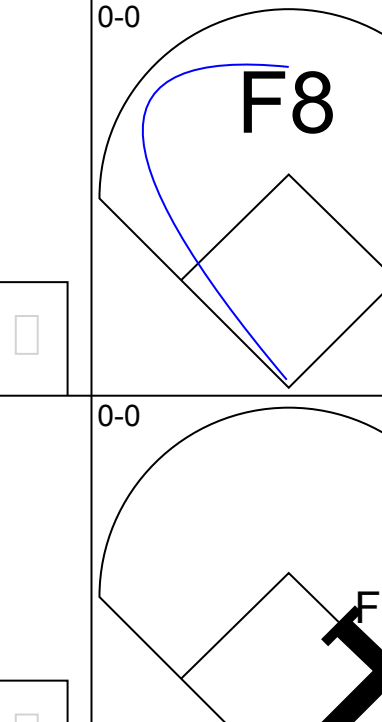
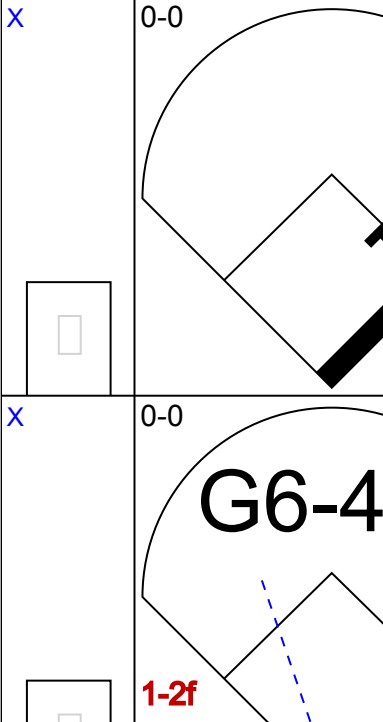

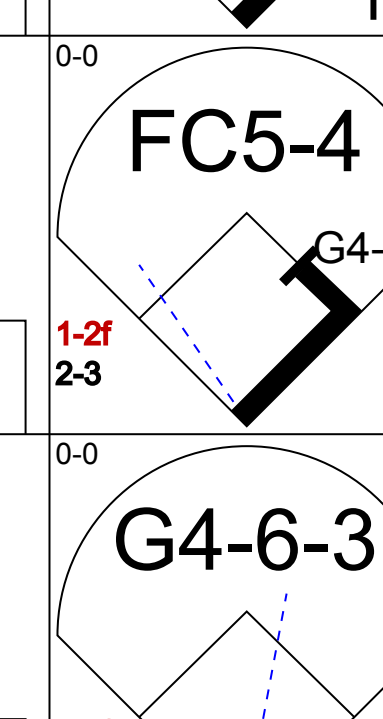
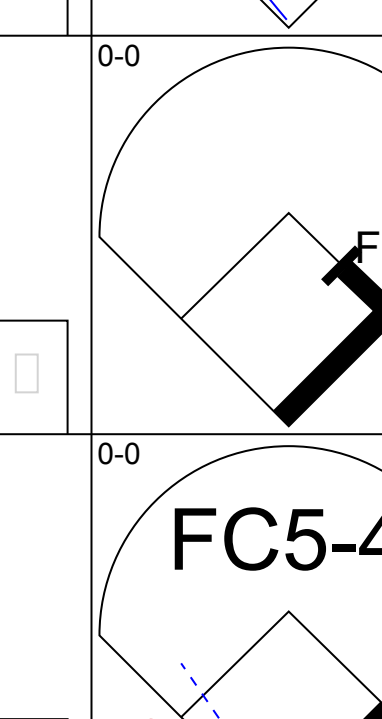
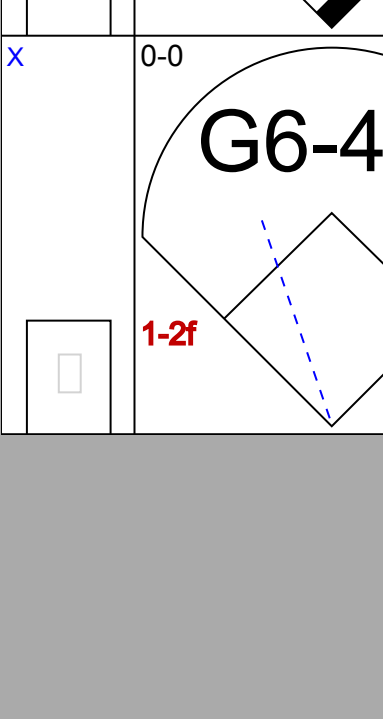

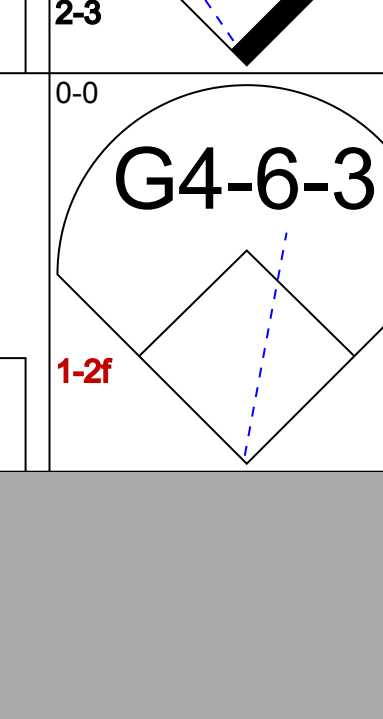
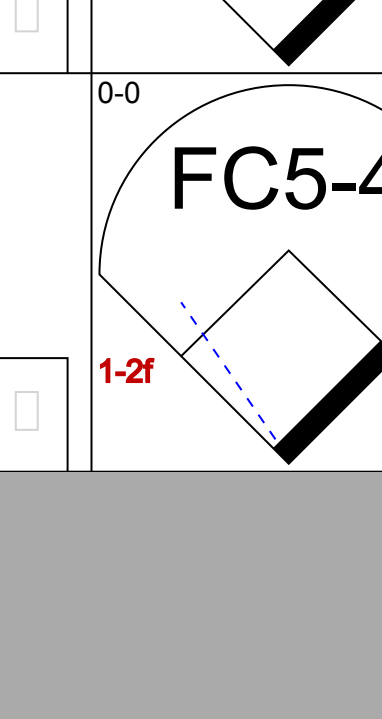
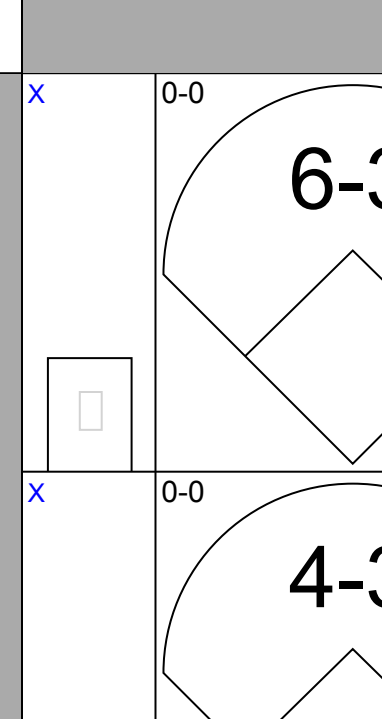
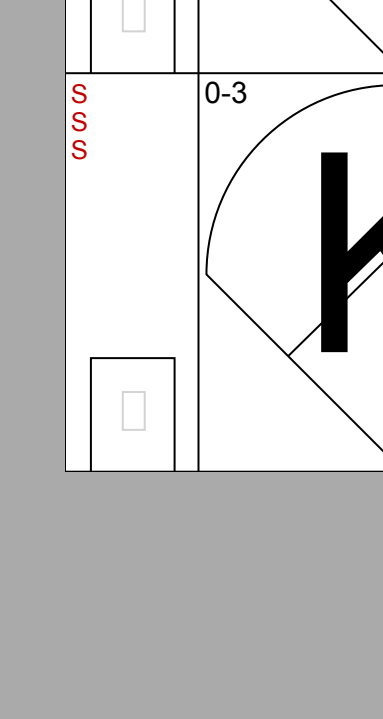
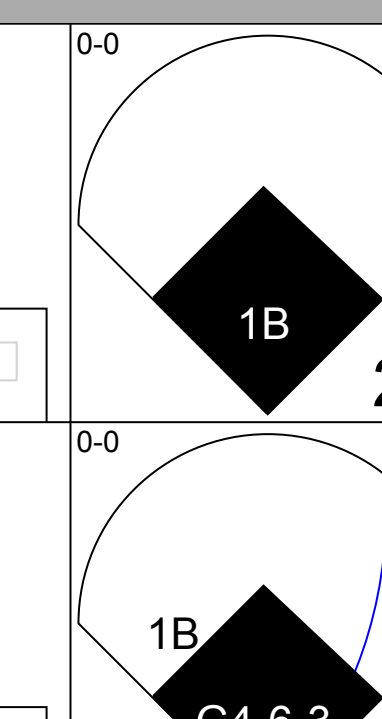
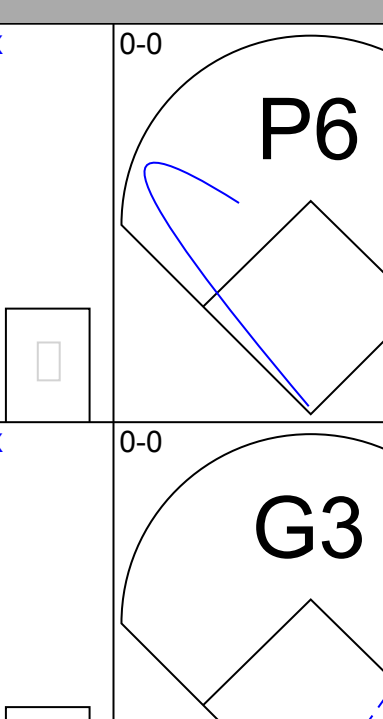
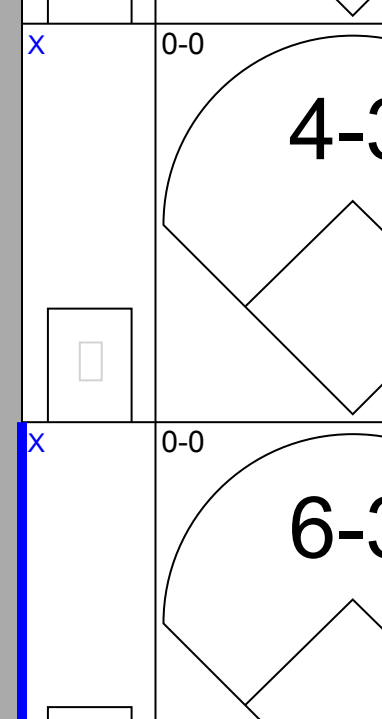
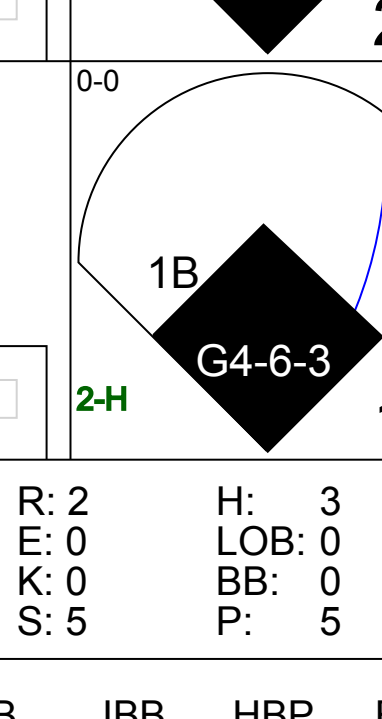
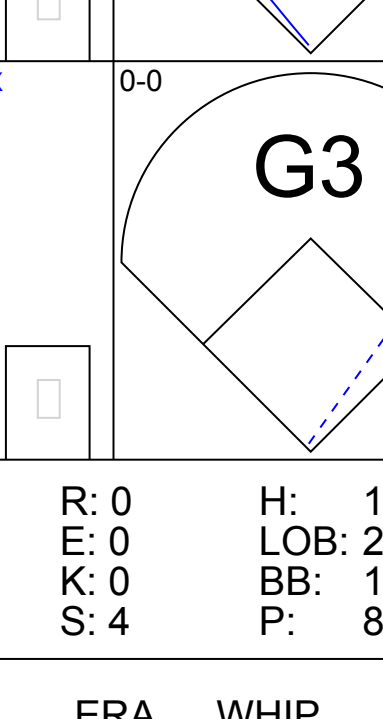
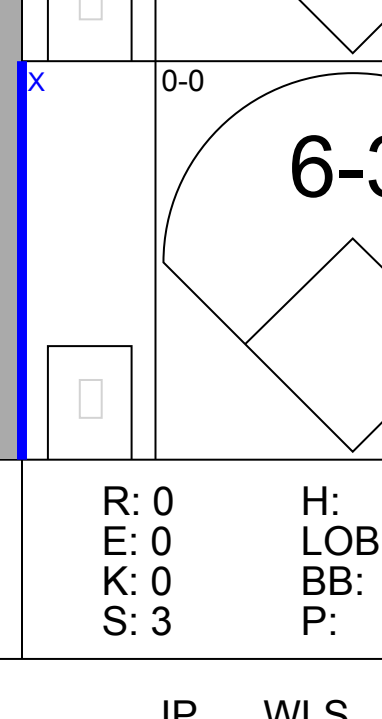
Batter	1	2	3	4	5	6	7	8	9	AB	R	H	RBI	BB	SO	LOB	BOTTOM			
Don Blasingame, L (1,4) OBP: 0.308, SLG: 0.292	L9		2B BB			PO 1B		F8		4	0	2	1	1	0	1	Philadelphia Phillies @ St. Louis Cardinals Sportsman's Park, St. Louis, MO Sat May 16 1959, 4:33 AM EDT Att: 6,609 - Unknown			
Gino Cimoli, R (1,8) OBP: 0.374, SLG: 0.512	F3		1-2 3-H			PO 1B		6-3		4	0	1	0	0	1	2				
Bobby Gene Smith, R (8,9) OBP: 0.225, SLG: 0.375			1-H			K		6-3		1	1	1	2	0	0	0				
George Crowe, L (1,3) OBP: 0.394, SLG: 0.645			2B					HR		3	0	0	0	0	0	1				
Curt Flood, R (6,8) OBP: 0.275, SLG: 0.278	5-3		G3			G3		5-3		2	1	0	0	0	0	0				
Ken Boyer, R (1,5) OBP: 0.366, SLG: 0.527		F7				K		1B F9		4	1	2	0	0	1	0				
Bill White, L (1,7) OBP: 0.333, SLG: 0.505		1-3				1B F9		1B		4	1	2	1	0	0	1				
Joe Cunningham, L (1,9) OBP: 0.483, SLG: 0.438		5-3				1B FC6-4		1B		2	1	1	1	2	0	0				
Hal Smith, R (1,2) OBP: 0.314, SLG: 0.474			HR			5-3 FC6-4		F8		4	1	1	0	0	0	6				
Alex Grammas, R (1,6) OBP: 0.372, SLG: 0.398			K			E6 1B		SH1-4 HR 1B		4	1	1	0	0	1	2				
Gary Blaylock, R (1,1) OBP: 0.200, SLG: 0.600			HR			K		SH1-4		3	1	1	2	0	2	2				
Inning Stats	R: 0 E: 0 K: 0 S: 3	H: 0 LOB: 0 BB: 0 P: 3	R: 0 E: 0 K: 0 S: 3	H: 0 LOB: 0 BB: 0 P: 3	R: 2 E: 0 K: 1 S: 7	H: 3 LOB: 1 BB: 1 P: 11	R: 3 E: 0 K: 2 S: 12	H: 4 LOB: 2 BB: 0 P: 12	R: 0 E: 0 K: 1 S: 6	H: 1 LOB: 2 BB: 1 P: 10	R: 0 E: 0 K: 1 S: 5	H: 1 LOB: 0 BB: 0 P: 5	R: 1 E: 1 K: 0 S: 5	H: 1 LOB: 2 BB: 1 P: 9	R: 2 E: 0 K: 0 S: 5	H: 2 LOB: 0 BB: 0 P: 5	1B: 8 2B: 2 3B: 0 HR: 2	SF: 0 SAC: 1 DP: 0 HBP: 0	WP: 1 PB: 0 SB: 0 CS: 0	PA: 40
PITCHER Jim Owens, R (1,1) ERA: 3.83	IP: 7.0 WLS: L BF: 34 H: 10 R: 6 ER: 3 SO: 5 BB: 1 IBB: 2 HBP: 0 BLK: 0 WP: 1 HR: 1 S: 41 P: 53 ERA: 3.86 WHIP: 1.571											PITCHER Taylor Phillips, L (8,1) ERA: 7.65	IP: 1.0 WLS: 5 BF: 2 H: 2 R: 2 ER: 2 SO: 0 BB: 0 IBB: 0 HBP: 0 BLK: 0 WP: 0 HR: 1 S: 5 P: 5 ERA: 18.00 WHIP: 2.000							

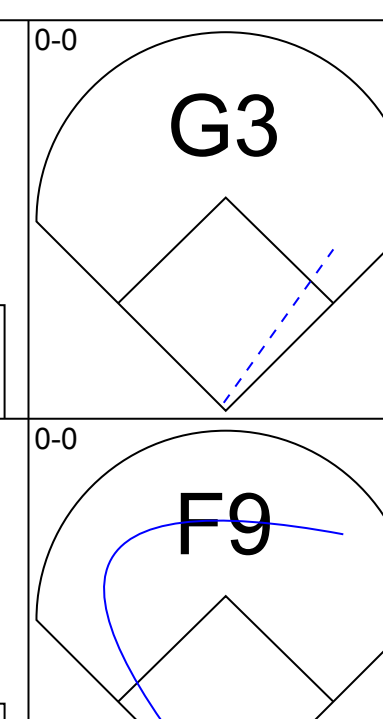
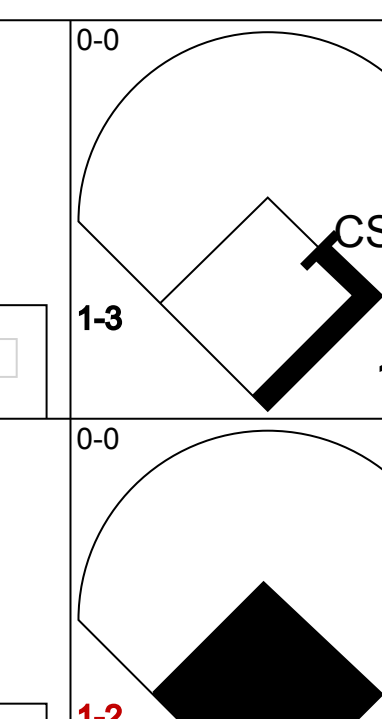
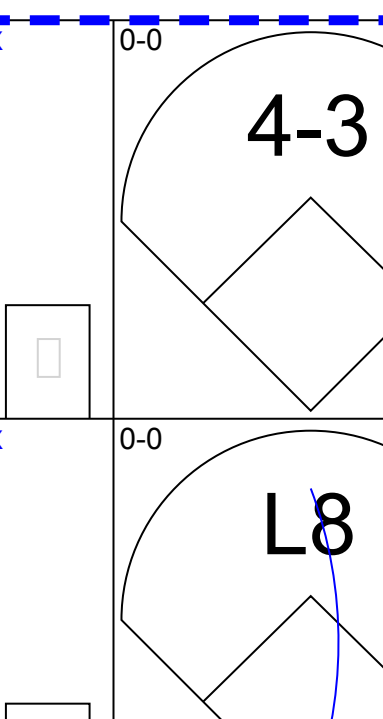
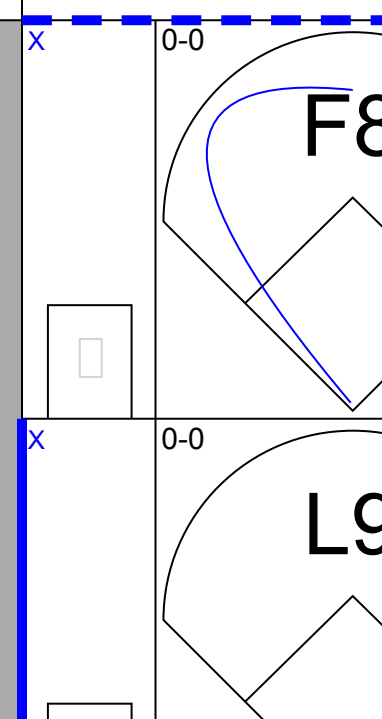
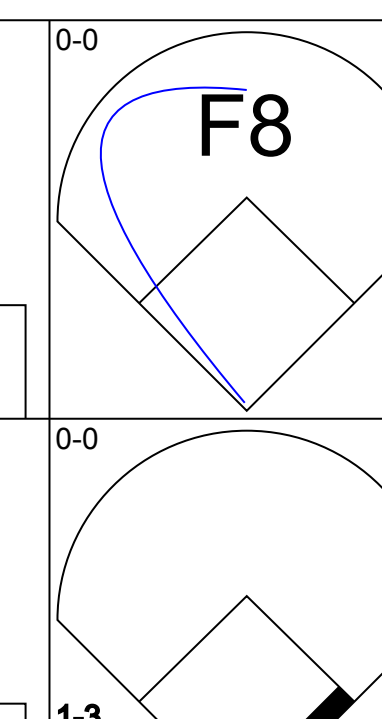
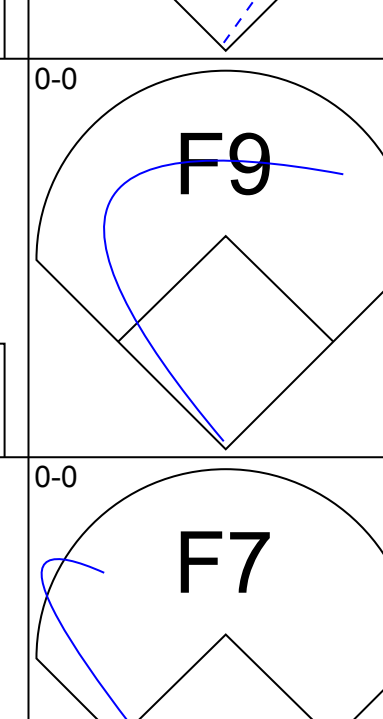
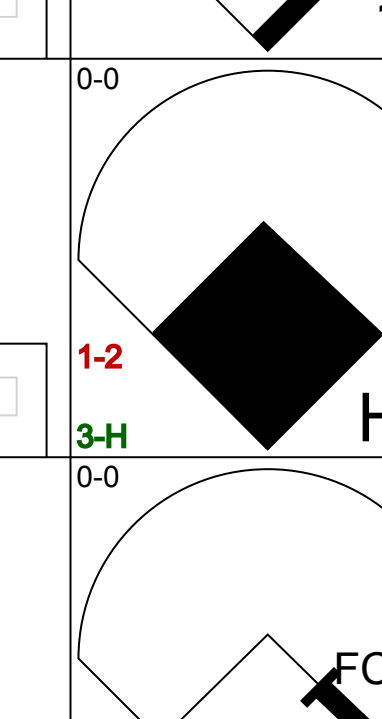
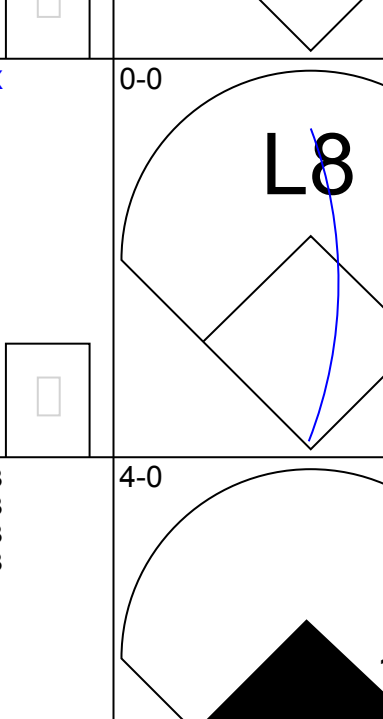
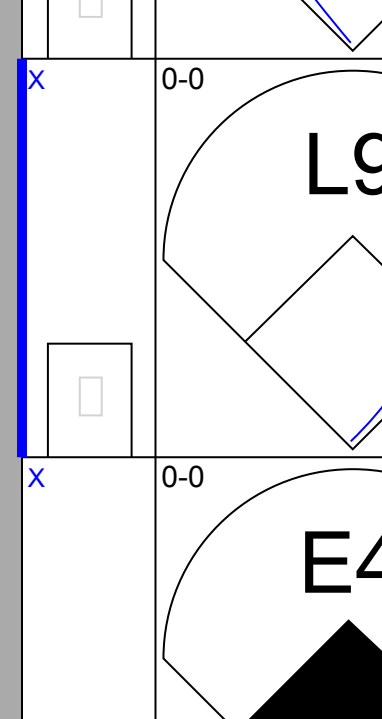
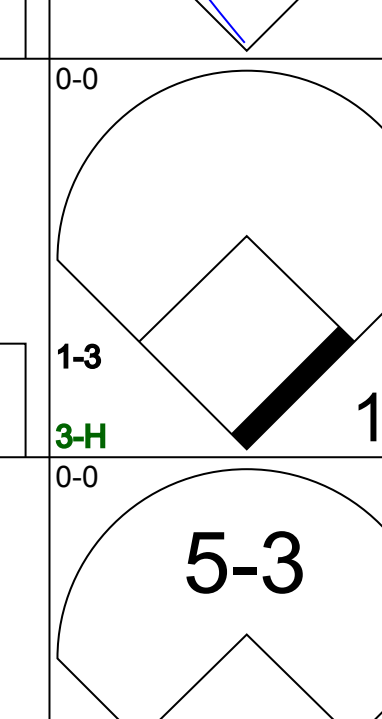
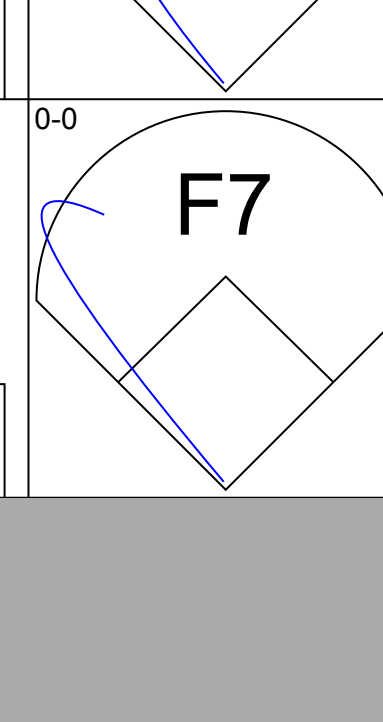
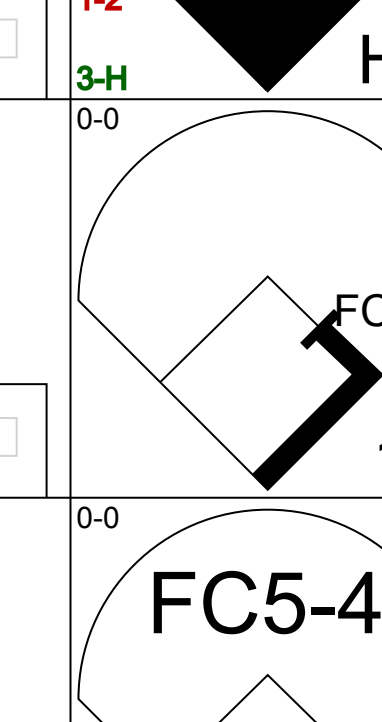
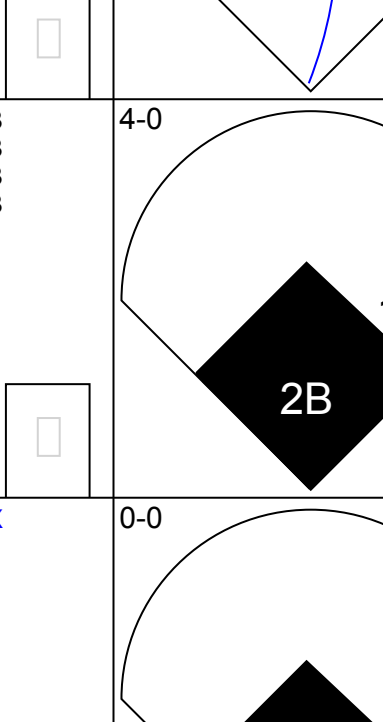
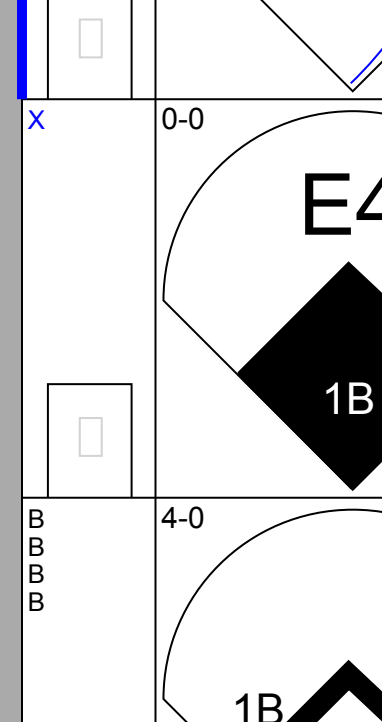
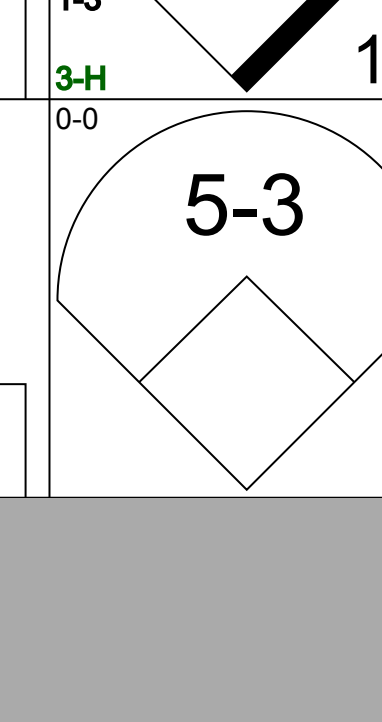
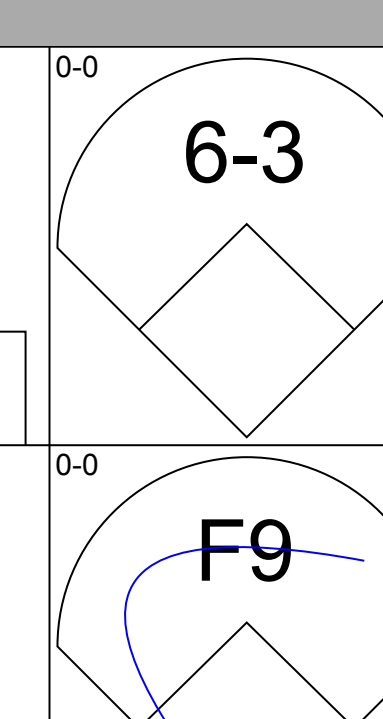
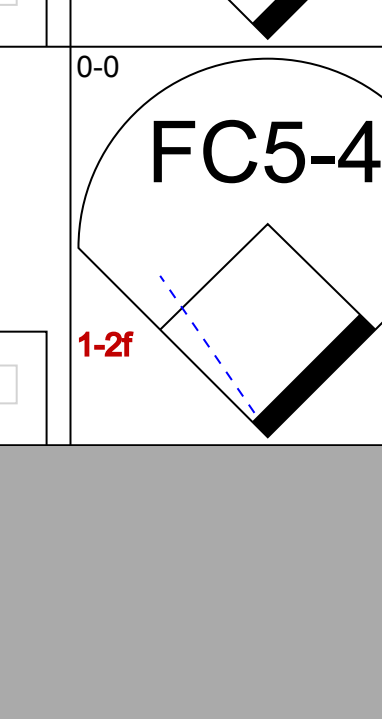
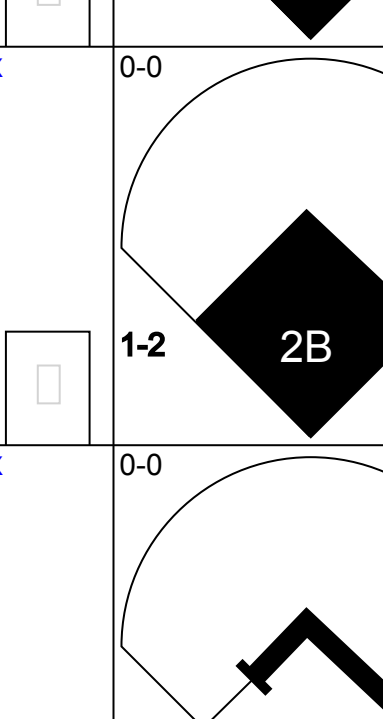
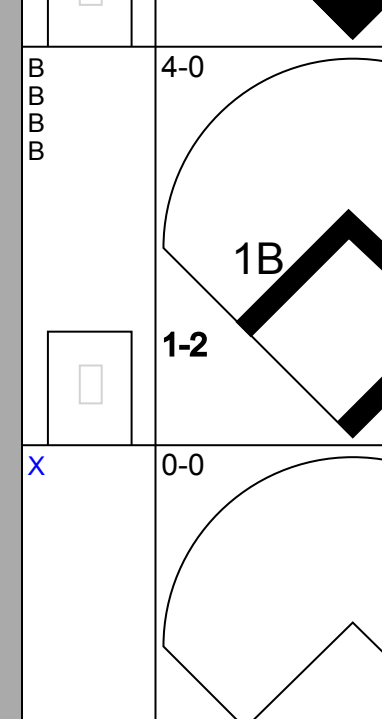
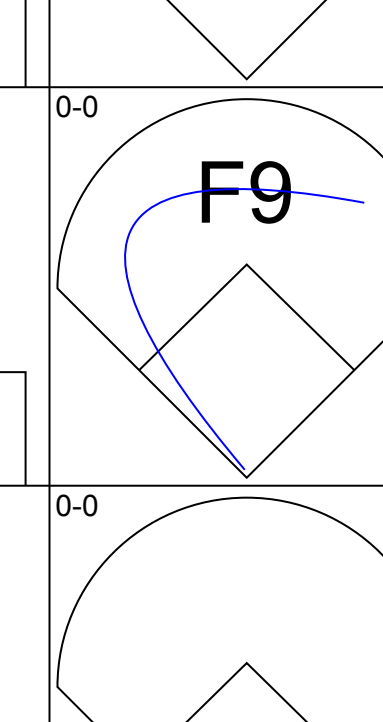
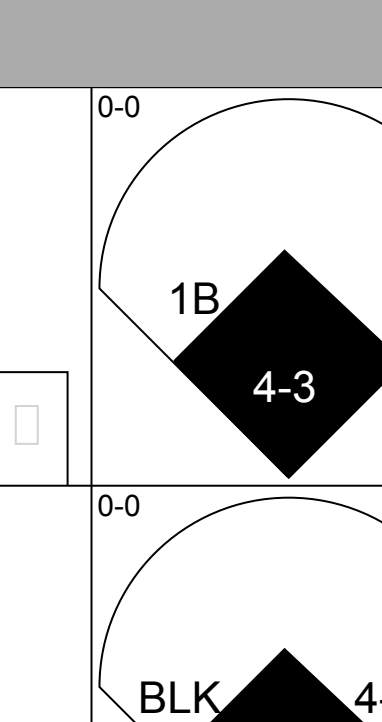
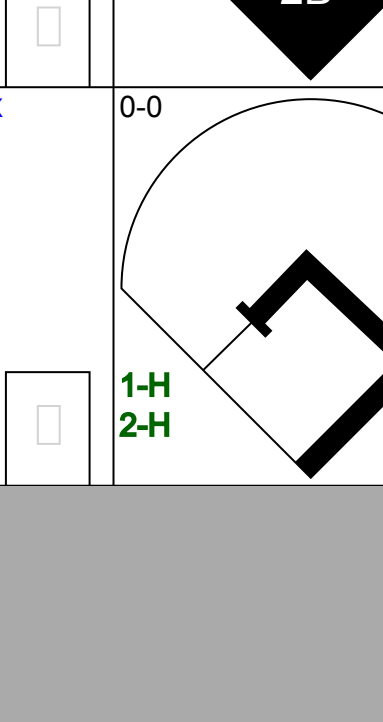
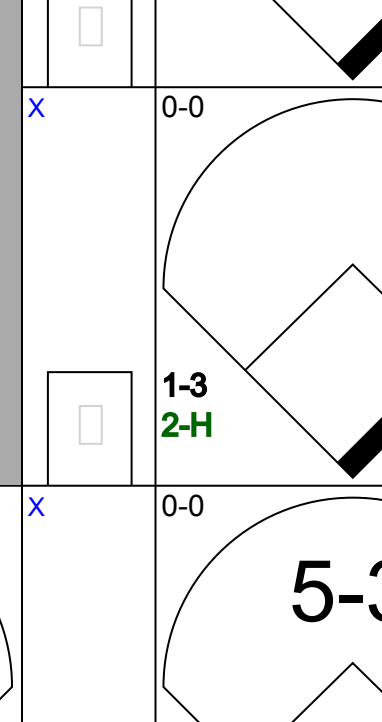
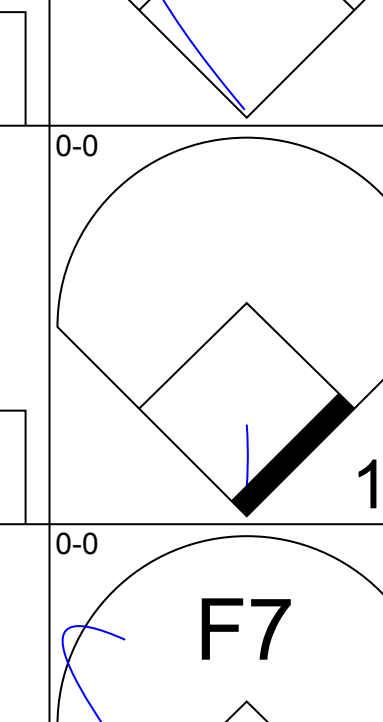
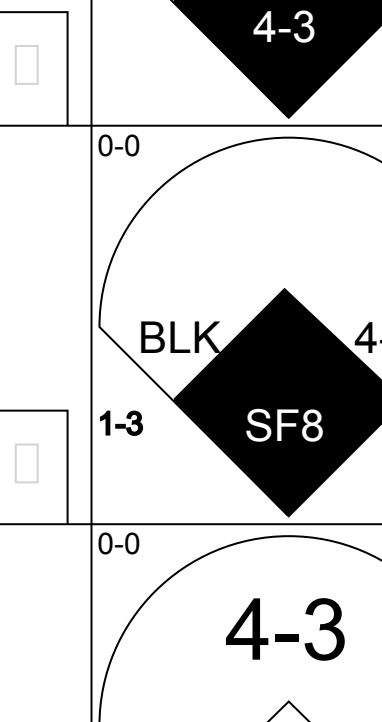
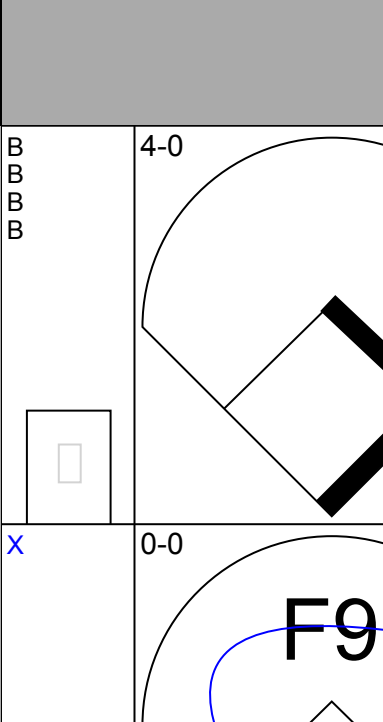
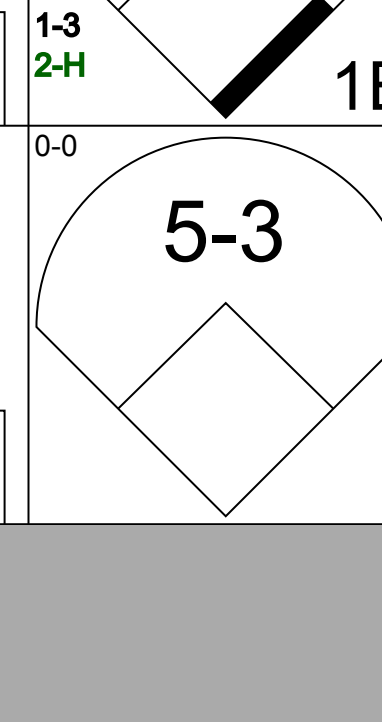

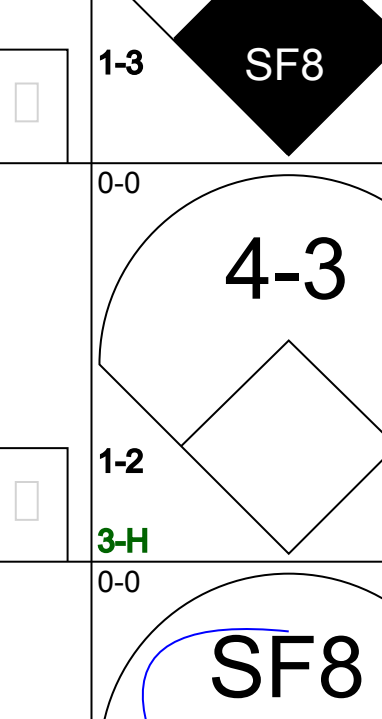
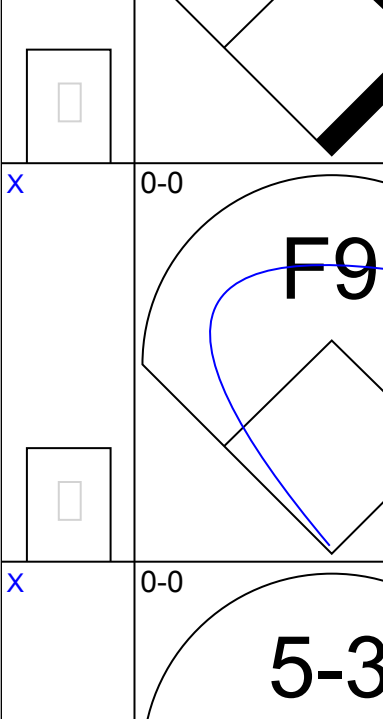
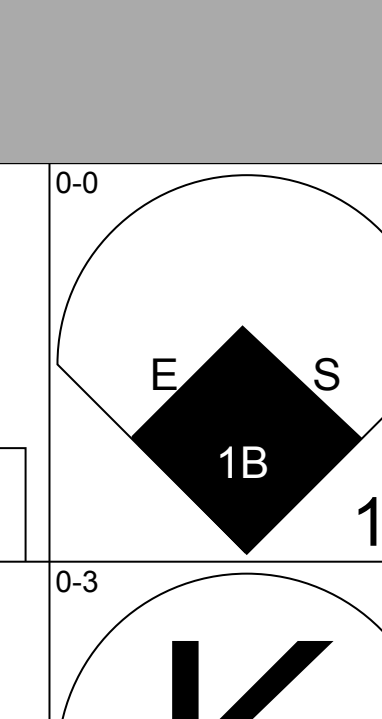
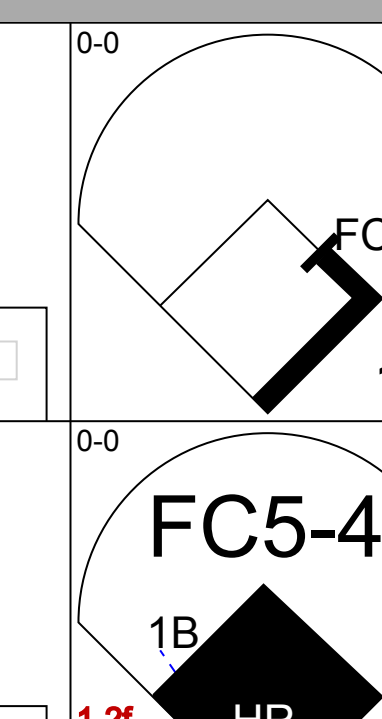
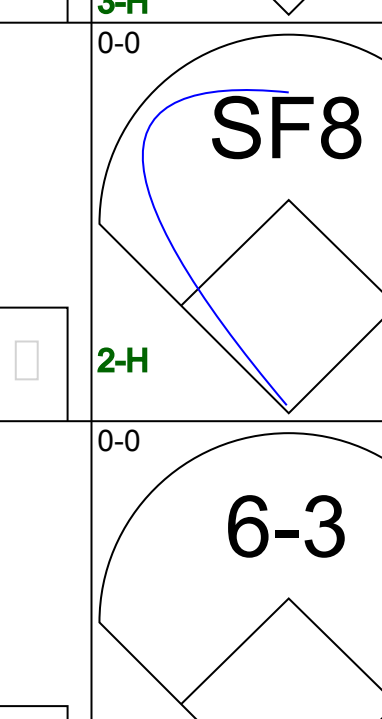
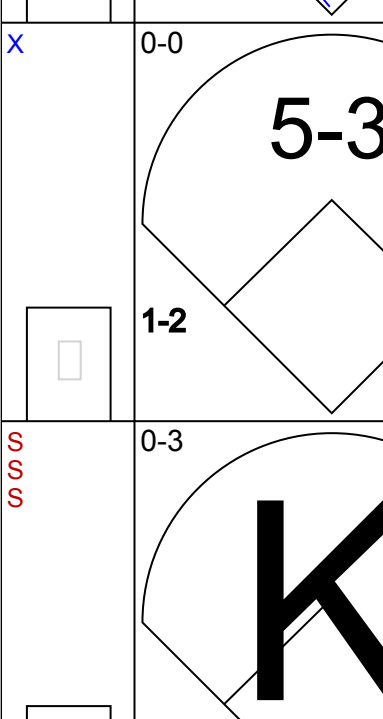
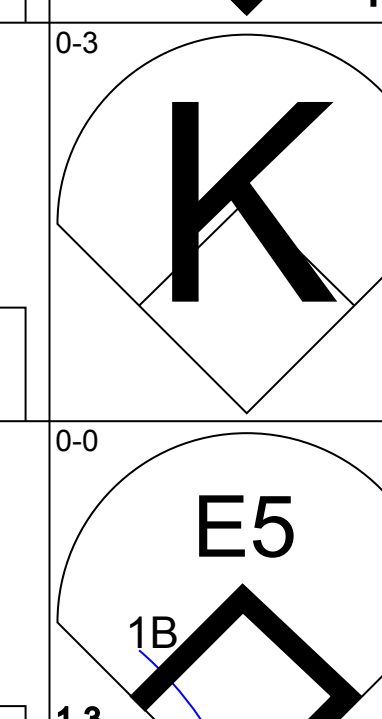
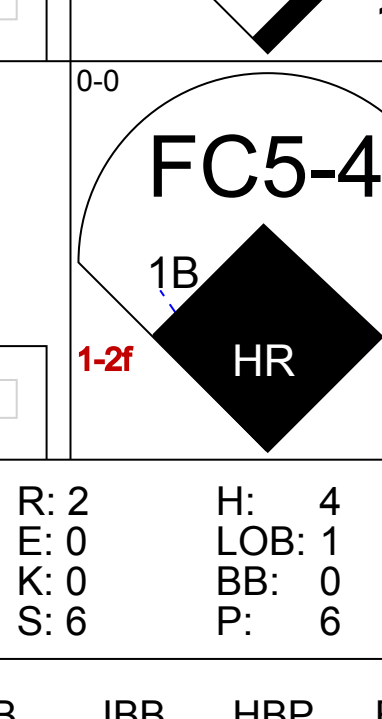
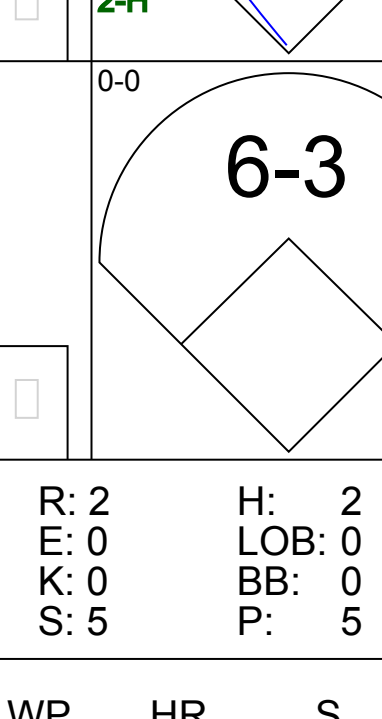
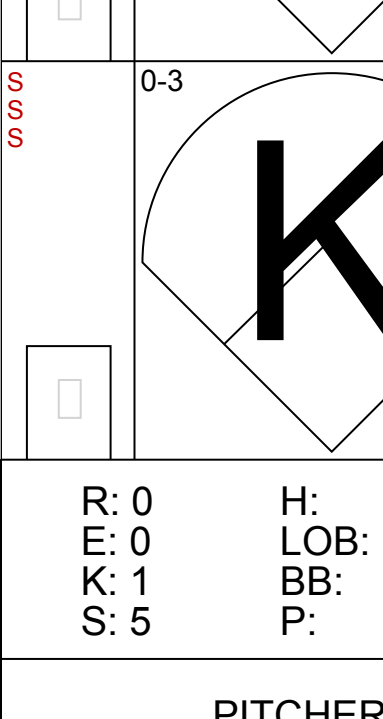
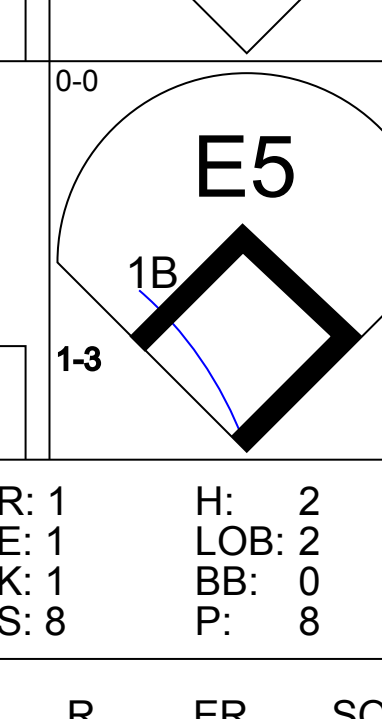
AB	33
R	2
H	8
RBI	2
BB	3
SO	5
LOB	15



AB	35
R	8
H	12
RBI	7
BB	3
SO	5
LOB	15



Batter	1	2	3	4	5	6	7	8	9	AB	R	H	RBI	BB	SO	LOB	TOP			
Don Hoak, R OBP: 0.359, SLG: 0.339 (1, 5)										4	0	3	0	0	1	0	Pittsburgh Pirates @ St. Louis Cardinals Sportsman's Park, St. Louis, MO Tue May 19 1959, 8:05 PM EDT Att: 8,470 - Unknown			
Roberto Clemente, R OBP: 0.295, SLG: 0.389 Roman Mejias, R OBP: 0.306, SLG: 0.278 (1, 9) (4, 9)										2	0	0	0	0	0	1				
Smoky Burgess, L OBP: 0.426, SLG: 0.680 (1, 2)										4	0	0	0	0	0	3				
Ted Kluszewski, L OBP: 0.404, SLG: 0.600 (1, 3)										4	0	1	0	0	1	1				
Bob Skinner, L OBP: 0.306, SLG: 0.382 (1, 7)										4	0	2	0	0	0	0				
Bill Mazerowski, R OBP: 0.282, SLG: 0.385 (1, 4)										4	0	1	0	0	0	3				
Dick Groat, R OBP: 0.312, SLG: 0.344 (1, 6)										4	0	0	0	0	1	3				
Bill Virdon, L OBP: 0.273, SLG: 0.346 (1, 8)										3	1	1	0	0	0	0				
Ron Kline, R OBP: 0.071, SLG: 0.071 Dick Schofield, S OBP: 0.333, SLG: 0.333 Bob Smith, R OBP: 0.364, SLG: 0.700 Harry Bright, R OBP: 0.364, SLG: 0.700 Ron Blackburn, R OBP: 0.364, SLG: 0.700 (1, 1) (5, PH) (5, PH) (7, PH) (7, 1)										1	1	1	1	0	0	0				
Inning Stats	R: 0 E: 0 K: 1 S: 5	H: 0 LOB: 0 BB: 0 P: 5	R: 0 E: 0 K: 0 S: 4	H: 2 LOB: 1 BB: 0 P: 4	R: 2 E: 0 K: 0 S: 5	H: 3 LOB: 0 BB: 0 P: 5	R: 0 E: 0 K: 1 S: 6	H: 1 LOB: 1 BB: 0 P: 6	R: 0 E: 0 K: 0 S: 4	H: 1 LOB: 2 BB: 1 P: 8	R: 0 E: 0 K: 0 S: 3	H: 0 LOB: 0 BB: 0 P: 3	R: 0 E: 0 K: 0 S: 4	H: 1 LOB: 1 BB: 0 P: 4	R: 0 E: 0 K: 1 S: 5	H: 0 LOB: 0 BB: 0 P: 5		1B: 8 2B: 1 3B: 0 HR: 0	SF: 0 SAC: 0 DP: 3 HBP: 0	WP: 0 PB: 0 SB: 0 CS: 0
PITCHER Larry Jackson, R ERA: 3.73 (1, 1)	IP: 9.0 WLS: W BF: 34 H: 9 R: 2 ER: 2 SO: 3 BB: 1 IBB: 0 HBP: 0 BLK: 0 WP: 0 HR: 0 S: 39 P: 43 ERA: 2.00 WHIP: 1.111																			

Batter	1	2	3	4	5	6	7	8	9	AB	R	H	RBI	BB	SO	LOB	BOTTOM			
Don Blasingame, L OBP: 0.306, SLG: 0.289 (1, 4)										5	0	1	0	0	0	2	Pittsburgh Pirates @ St. Louis Cardinals Sportsman's Park, St. Louis, MO Tue May 19 1959, 8:05 PM EDT Att: 8,470 - Unknown			
Gino Cimoli, R OBP: 0.373, SLG: 0.530 Bobby Gene Smith, R OBP: 0.238, SLG: 0.381 (1, 8) (6, 9) (7, 9)										3	1	1	2	0	0	0				
Stan Musial, L OBP: 0.385, SLG: 0.387 Curt Flood, R OBP: 0.262, SLG: 0.263 (1, 3) (5, PR) (6, 8)										2	0	1	0	1	0	0				
Ken Boyer, R OBP: 0.370, SLG: 0.523 (1, 5)										3	1	1	0	1	0	1				
Bill White, L OBP: 0.349, SLG: 0.525 (1, 7)										4	1	3	3	0	0	0				
Joe Cunningham, L OBP: 0.476, SLG: 0.448 (1, 9) (6, 3)										3	1	2	0	1	0	2				
Hal Smith, R OBP: 0.312, SLG: 0.466 (1, 2)										4	1	1	1	0	0	3				
Alex Grammas, R OBP: 0.367, SLG: 0.395 (1, 6)										3	0	1	1	0	1	2				
Larry Jackson, R OBP: 0.217, SLG: 0.227 (1, 1)										4	1	0	0	0	1	3				
Inning Stats	R: 0 E: 0 K: 0 S: 3	H: 0 LOB: 0 BB: 0 P: 3	R: 0 E: 0 K: 0 S: 4	H: 1 LOB: 1 BB: 0 P: 4	R: 2 E: 0 K: 0 S: 6	H: 4 LOB: 1 BB: 0 P: 6	R: 2 E: 0 K: 0 S: 5	H: 2 LOB: 0 BB: 0 P: 5	R: 2 E: 0 K: 0 S: 4	H: 2 LOB: 2 BB: 1 P: 8	R: 0 E: 0 K: 1 S: 5	H: 0 LOB: 1 BB: 1 P: 9	R: 1 E: 1 K: 0 S: 5	H: 1 LOB: 2 BB: 1 P: 9	R: 1 E: 1 K: 1 S: 8	H: 2 LOB: 2 BB: 0 P: 8		1B: 10 2B: 1 3B: 0 HR: 1	SF: 1 SAC: 0 DP: 0 HBP: 0	WP: 0 PB: 0 SB: 1 CS: 1
PITCHER Ron Kline, R ERA: 3.28 Bob Smith, L ERA: 2.61 Ron Blackburn, R ERA: 2.7 (1, 1) (5, 1) (7, 1)	IP: 4.0 WLS: L BF: 18 H: 7 R: 4 ER: 2 SO: 1 BB: 2 IBB: 0 HBP: 0 BLK: 0 WP: 0 HR: 1 S: 18 P: 18 ERA: 9.00 WHIP: 1.750																			

Batter	1	2	3	4	5	6	7	8	9	AB	R	H	RBI	BB	SO	LOB	TOP			
Bill Virdon, L OBP: 0.279, SLG: 0.351 (1, 8)	0-0 1B 5-3		0-0 3-1		0-0 F8			0-0 FC5-4 1B		4	1	2	0	0	0	0	Pittsburgh Pirates @ St. Louis Cardinals Sportsman's Park, St. Louis, MO Wed May 20 1959, 8:05 PM EDT Att: 8,555 - Unknown			
Don Hoak, R OBP: 0.357, SLG: 0.336 (1, 5)	0-0 FC1-2 5-3 1B		0-0 F9		0-0 6-3			0-3 K		4	0	1	0	0	1	1				
Roman Mejias, R OBP: 0.318, SLG: 0.293 (1, 9)	0-0 5-3		0-0					0-0 FC5-4		4	0	2	1	0	0	2				
Dick Stuart, R OBP: 0.372, SLG: 0.568 (1, 3)	4-0 FC1-2 BB		0-0 F8					0-0 G5-4-3 1B		2	0	0	0	2	0	2				
Bob Skinner, L OBP: 0.304, SLG: 0.387 (1, 7)	0-0 FC1-2 FC6-4							0-0 F8		4	0	1	0	0	0	3				
Bill Mazerowski, R OBP: 0.255, SLG: 0.374 (1, 4)	0-0 FC6-4							0-0 FC1-6		4	0	0	0	0	1	4				
Dick Groat, R OBP: 0.303, SLG: 0.333 (1, 6)		0-0 4-3		0-0 F9				0-0 L9		4	0	0	0	0	0	2				
Hank Foiles, R OBP: 0.256, SLG: 0.333 (1, 2)		0-3 K		0-0 F8				0-0 P4		3	0	0	0	0	1	1				
Bob Friend, R OBP: 0.250, SLG: 0.200 (1, 1)			0-3 K					0-0 F2		1	0	0	0	0	1	0				
Don Gross, L (2, 1)					0-0 4-3					0	0	0	0	0	0	0				
Harry Bright, R OBP: 0.333, SLG: 0.636 (5, PH)										1	0	0	0	0	0	0				
Don Williams, R (5, 1)										1	0	0	0	0	0	0				
Inning Stats	R: 1 E: 0 K: 0 S: 5	H: 2 LOB: 2 BB: 1 P: 9	R: 0 E: 0 K: 2 S: 7	H: 0 LOB: 0 BB: 0 P: 7	R: 0 E: 0 K: 1 S: 4	H: 1 LOB: 1 BB: 0 P: 4	R: 0 E: 0 K: 1 S: 6	H: 1 LOB: 1 BB: 0 P: 6	R: 0 E: 0 K: 0 S: 3	H: 0 LOB: 0 BB: 0 P: 3	R: 0 E: 0 K: 0 S: 3	H: 0 LOB: 0 BB: 0 P: 3	R: 0 E: 0 K: 1 S: 6	H: 1 LOB: 1 BB: 0 P: 6	R: 0 E: 0 K: 0 S: 3	H: 0 LOB: 1 BB: 1 P: 7	1B: 5 2B: 1 3B: 0 HR: 0	SF: 0 SAC: 0 DP: 1 HBP: 0	WP: 0 PB: 0 SB: 1 CS: 0	PA: 34
PITCHER Vinegar Bend Mizell, L ERA: 3.44 (1, 1)	IP: 9.0 WLS: W BF: 34 H: 6 R: 1 ER: 1 SO: 4 BB: 2 IBB: 0 HBP: 0 BLK: 0 WP: 0 HR: 0 S: 40 P: 48 ERA: 1.00 WHIP: 0.889																			

Batter	1	2	3	4	5	6	7	8	9	AB	R	H	RBI	BB	SO	LOB	BOTTOM			
Don Blasingame, L OBP: 0.315, SLG: 0.315 (1, 4)	0-0 1-3		4-0 BB		0-0 4-3			0-0 6-3 SF8 2B		4	2	2	1	1	0	0	Pittsburgh Pirates @ St. Louis Cardinals Sportsman's Park, St. Louis, MO Wed May 20 1959, 8:05 PM EDT Att: 8,555 - Unknown			
Gino Cimoli, R OBP: 0.377, SLG: 0.526 (1, 8)	0-0 F8		4-0 BB		0-0 4-3			0-0 6-3		3	1	1	1	1	0	2				
Bobby Gene Smith, R OBP: 0.233, SLG: 0.372 (6, PR)	0-0 F8		0-0 G4-6-3 BB					0-0 6-3		1	1	0	0	0	0	1				
Stan Musial, L OBP: 0.392, SLG: 0.400 (1, 3)	4-0 FC4-6 BB		0-0 P6					0-0 SF8		2	0	1	0	1	0	0				
Chick King, R OBP: 0.200, SLG: 0.250 (5, 8)	0-0 FC4-6 BB		0-0 P6					0-0 SF8		1	0	1	1	0	0	0				
Ken Boyer, R OBP: 0.377, SLG: 0.544 (1, 5)	0-0 FC4-6		0-0 P6					0-0 SF8		4	2	2	1	1	0	3				
Bill White, L OBP: 0.360, SLG: 0.544 (1, 7)		0-0 E3		0-0 P6				0-0 SF8		4	1	3	3	0	0	2				
Joe Cunningham, L OBP: 0.461, SLG: 0.431 (1, 9)		0-0 E3		0-0 P5				0-0 SF8		5	1	1	0	0	1	6				
Hal Smith, R OBP: 0.302, SLG: 0.451 (1, 2)		0-0 E6		0-0 P5				0-0 SF8		4	1	0	1	0	0	2				
Alex Grammas, R OBP: 0.366, SLG: 0.393 Lee Tate, R (7, 6)		0-0 1-3		0-0 P5				0-0 SF8		3	1	1	0	0	0	2				
Vinegar Bend Mizell, R OBP: 0.241, SLG: 0.345 (1, 1)		0-0 1-3		0-0 P5				0-0 SF8		1	0	0	0	0	0	0				
Inning Stats	R: 0 E: 0 K: 0 S: 3	H: 0 LOB: 1 BB: 1 P: 7	R: 6 E: 2 K: 0 S: 10	H: 6 LOB: 2 BB: 1 P: 14	R: 1 E: 0 K: 0 S: 4	H: 2 LOB: 1 BB: 1 P: 8	R: 1 E: 0 K: 0 S: 5	H: 2 LOB: 1 BB: 0 P: 5	R: 0 E: 0 K: 1 S: 5	H: 0 LOB: 0 BB: 0 P: 5	R: 1 E: 1 K: 1 S: 6	H: 1 LOB: 1 BB: 1 P: 10	R: 0 E: 0 K: 0 S: 3	H: 0 LOB: 0 BB: 0 P: 3	R: 2 E: 0 K: 0 S: 6	H: 3 LOB: 1 BB: 0 P: 6	1B: 8 2B: 5 3B: 1 HR: 1	SF: 2 SAC: 0 DP: 3 HBP: 0	WP: 0 PB: 0 SB: 0 CS: 0	PA: 42
PITCHER Bob Friend, R ERA: 8.01 (1, 1)	IP: 1.1 WLS: L BF: 11 H: 5 R: 6 ER: 4 SO: 4 BB: 1 IBB: 0 HBP: 0 BLK: 0 WP: 0 HR: 0 S: 10 P: 14 ERA: 27.00 WHIP: 4.500																			
Don Gross, L ERA: 12.27 (2, 1)	2.2 14 5 2 2 0 1 1 0 0 0 1 12 20 6.75 2.250																			
Don Williams, R ERA: 6.75 (5, 1)	4.0 17 4 3 3 2 1 0 0 0 0 0 20 24 6.75 1.250																			

Batter	1	2	3	4	5	6	7	8	9	AB	R	H	RBI	BB	SO	LOB	TOP						
Dick Schofield, S OBP: 0.500, SLG: 0.333										3	0	1	1	2	1	2							
Bill Virdon, L OBP: 0.291, SLG: 0.360										5	1	3	1	0	1	0							
Smoky Burgess, L OBP: 0.416, SLG: 0.657										5	0	1	0	0	0	6							
Rocky Nelson, L OBP: 0.273, SLG: 0.263										4	1	0	0	1	2	3							
Bob Skinner, L OBP: 0.300, SLG: 0.378										5	2	1	0	0	0	4							
Bill Mazaroski, R OBP: 0.280, SLG: 0.375										5	1	2	2	0	0	1							
Don Hoak, R OBP: 0.370, SLG: 0.363										4	1	3	2	1	0	1							
Roman Mejias, R OBP: 0.324, SLG: 0.290										4	1	1	1	1	1	4							
Harvey Haddix, L OBP: 0.238, SLG: 0.211										4	0	0	0	0	1	5							
Inning Stats	R: 3 E: 1 K: 0 S: 6	H: 3 LOB: 2 BB: 2 P: 14	R: 0 E: 0 K: 1 S: 6	H: 1 LOB: 2 BB: 1 P: 10	R: 3 E: 1 K: 1 S: 9	H: 4 LOB: 2 BB: 1 P: 13	R: 0 E: 0 K: 0 S: 3	H: 0 LOB: 0 BB: 0 P: 3	R: 0 E: 0 K: 1 S: 5	H: 0 LOB: 1 BB: 1 P: 9	R: 0 E: 0 K: 1 S: 6	H: 1 LOB: 1 BB: 0 P: 6	R: 1 E: 0 K: 1 S: 7	H: 2 LOB: 1 BB: 0 P: 7	R: 0 E: 0 K: 1 S: 5	H: 0 LOB: 0 BB: 0 P: 5	R: 0 E: 0 K: 0 S: 4	H: 1 LOB: 1 BB: 0 P: 4	1B: 10 2B: 2 3B: 0 HR: 0	SF: 0 SAC: 0 DP: 0 HBP: 0	WP: 0 PB: 0 SB: 1 CS: 0	PA: 44	
PITCHER	IP WLS BF H R ER SO BB IBB HBP BLK WP HR S P ERA WHIP	IP WLS BF H R ER SO BB IBB HBP BLK WP HR S P ERA WHIP																					
Lindy McDaniel, R ERA: 4.03	(1, 1)	0.2	L	7	3	3	3	0	2	0	0	0	0	0	0	5	13	40.50	7.500				
Bill Smith, L ERA: 1.09	(1, 1)	2.1		14	5	3	1	2	1	1	0	0	0	0	16	24	3.86	2.571					
Ernie Broglio, R ERA: 7.29	(4, 1)	4.0		16	3	1	1	3	1	0	0	0	0	0	21	25	2.25	1.000					
Tom Cheney, R ERA:	(8, 1)	2.0		7	1	0	0	1	0	0	0	0	0	0	9	9	0.00	0.500					

Pittsburgh Pirates @ St. Louis Cardinals
Sportsman's Park, St. Louis, MO
Thu May 21 1959, 8:05 PM EDT
Att: 8,141 - Unknown

AB 39
R 7
H 12
RBI 7
BB 5
SO 6
LOB 26



Batter	1	2	3	4	5	6	7	8	9	AB	R	H	RBI	BB	SO	LOB	BOTTOM					
Don Blasingame, L OBP: 0.311, SLG: 0.311										5	0	1	0	0	1	1						
Gino Cimoli, R OBP: 0.380, SLG: 0.525										4	0	2	1	0	0	0						
Stan Musial, L OBP: 0.379, SLG: 0.384										4	0	0	0	0	0	3						
Ken Boyer, R OBP: 0.368, SLG: 0.529										4	0	0	0	0	1	3						
Joe Cunningham, L OBP: 0.456, SLG: 0.425										1	0	0	0	0	1	0						
Chick King, R OBP: 0.375, SLG: 0.429										3	0	2	0	0	0	0						
Gene Green, R OBP: 0.325, SLG: 0.417										4	0	2	0	0	0	2						
Hal Smith, R OBP: 0.301, SLG: 0.444										4	1	1	0	0	1	2						
Alex Grammas, R OBP: 0.356, SLG: 0.380										3	0	0	0	0	1	3						
Chuck Essegian, R OBP: 0.233, SLG: 0.387										1	0	1	0	0	0	0						
Lindy McDaniel, R OBP: 0.296, SLG: 0.296	(1, 1)									0	0	0	0	0	0	0						
Bill Smith, L OBP: 0.296, SLG: 0.296	(1, 1)									0	0	0	0	0	0	0						
Curt Flood, R OBP: 0.296, SLG: 0.296	(3, PH)									1	0	0	0	0	0	0						
Ernie Broglio, R OBP: 0.296, SLG: 0.296	(4, 1)									1	0	1	1	0	0	0						
Bobby Gene Smith, R OBP: 0.227, SLG: 0.344	(7, PH)									1	0	0	0	0	0	0						
Tom Cheney, R OBP: 0.230, SLG: 0.407	(8, PH)									0	0	0	0	0	0	0						
Ray Jablonski, R OBP: 0.230, SLG: 0.407	(9, PH)									1	0	0	0	0	0	1						
Inning Stats	R: 0 E: 0 K: 2 S: 8	H: 1 LOB: 0 BB: 0 P: 8	R: 0 E: 0 K: 1 S: 6	H: 1 LOB: 0 BB: 0 P: 6	R: 0 E: 0 K: 1 S: 5	H: 0 LOB: 0 BB: 0 P: 5	R: 0 E: 0 K: 0 S: 4	H: 1 LOB: 1 BB: 0 P: 4	R: 2 E: 0 K: 0 S: 7	H: 4 LOB: 2 BB: 0 P: 7	R: 0 E: 0 K: 2 S: 8	H: 1 LOB: 1 BB: 0 P: 8	R: 0 E: 0 K: 1 S: 5	H: 0 LOB: 0 BB: 0 P: 5	R: 0 E: 0 K: 0 S: 4	H: 1 LOB: 1 BB: 0 P: 4	R: 0 E: 0 K: 0 S: 4	H: 1 LOB: 1 BB: 0 P: 4	1B: 9 2B: 1 3B: 0 HR: 0	SF: 0 SAC: 0 DP: 0 HBP: 0	WP: 0 PB: 0 SB: 0 CS: 0	PA: 37
PITCHER	IP WLS BF H R ER SO BB IBB HBP BLK WP HR S P ERA WHIP	IP WLS BF H R ER SO BB IBB HBP BLK WP HR S P ERA WHIP																				
Harvey Haddix, L ERA: 2.67	(1, 1)	9.0	W	37	10	2	2	7	0	0	0	0	0	0	51	51	2.00	1.111				

Pittsburgh Pirates @ St. Louis Cardinals
Sportsman's Park, St. Louis, MO
Thu May 21 1959, 8:05 PM EDT
Att: 8,141 - Unknown

AB 37
R 2
H 10
RBI 2
BB 0
SO 7
LOB 15



Batter	1	2	3	4	5	6	7	8	9	10	11	12	13	14	AB	R	H	RBI	BB	SO	LOB	TOP						
Don Blainey, L OBP: 0.328, SLG: 0.323 (1, 4)															4	2	3	0	2	0	1							
Gino Cimoli, R OBP: 0.372, SLG: 0.517 (1, 8) (9, 9)															6	1	1	1	0	3	5							
George Crowe, L OBP: 0.351, SLG: 0.571 Bobby Gene Smith, R OBP: 0.217, SLG: 0.348 (1, 3) (9, 7)															4	0	0	1	0	0	2							
Ken Boyer, R OBP: 0.379, SLG: 0.528 (1, 5)															4	0	2	0	2	0	0							
Bill White, L OBP: 0.357, SLG: 0.542 Chick King, R OBP: 0.300, SLG: 0.333 (1, 7) (9, 8)															4	0	1	0	0	2	4							
Gene Green, R OBP: 0.302, SLG: 0.385 Joe Cunningham, L OBP: 0.448, SLG: 0.413 (1, 9) (9, 3)															3	0	0	0	0	0	2							
Hal Smith, R OBP: 0.290, SLG: 0.427 (1, 2)															5	0	0	0	0	0	0							
Alex Grammas, R OBP: 0.338, SLG: 0.361 Lee Tate, R (13, 6)															5	0	0	0	0	2	0							
Gary Blaylock, R OBP: 0.197, SLG: 0.500 Jim Brosnan, R OBP: 0.333, SLG: 0.667 (1, 1) (9, 1)															3	0	0	0	0	3	0							
Inning Stats	R: 0 E: 0 K: 0 S: 3	H: 1 LOB: 0 BB: 0 P: 3	R: 0 E: 0 K: 1 S: 4	H: 0 LOB: 1 BB: 1 P: 8	R: 0 E: 0 K: 1 S: 5	H: 0 LOB: 0 BB: 0 P: 5	R: 1 E: 0 K: 2 S: 7	H: 0 LOB: 1 BB: 2 P: 15	R: 0 E: 0 K: 0 S: 3	H: 0 LOB: 0 BB: 0 P: 3	R: 0 E: 0 K: 2 S: 7	H: 1 LOB: 0 BB: 0 P: 7	R: 0 E: 0 K: 0 S: 4	H: 1 LOB: 1 BB: 0 P: 4	R: 0 E: 0 K: 1 S: 7	H: 0 LOB: 0 BB: 0 P: 7	R: 0 E: 0 K: 1 S: 6	H: 1 LOB: 2 BB: 1 P: 10	R: 0 E: 0 K: 0 S: 3	H: 0 LOB: 0 BB: 0 P: 3	R: 0 E: 0 K: 2 S: 7	H: 0 LOB: 0 BB: 0 P: 7	R: 2 E: 0 K: 0 S: 6	H: 3 LOB: 1 BB: 0 P: 6	1B: 6 2B: 2 3B: 0 HR: 0	SF: 0 SAC: 0 DP: 1 HBP: 0	WP: 1 PB: 0 SB: 4 CS: 2	PA: 50
PITCHER	IP: 7.0 WLS: 3 BF: 24 H: 3 R: 1 ER: 1 SO: 6 BB: 3 IBB: 0 HBP: 0 BLK: 0 WP: 0 HR: 0 S: 33 P: 45 ERA: 1.29 WHIP: 0.657	PITCHER																										
Glen Hobbie, R ERA: 3.03 Don Elston, R ERA: 3.48 Bill Henry, L ERA: 4.13	(1, 1) (8, 1) (10, 1)	7.0 2.0 5.0	WLS 8 L	BF 24 18	H 3 4	R 1 2	ER 1 2	SO 6 4	BB 3 0	IBB 0 0	HBP 0 0	BLK 0 1	WP 0 0	HR 0 0	S 33 13 26	P 45 17 26	ERA 1.29 0.00 3.60	WHIP 0.657 1.000 0.800										

St. Louis Cardinals @ Chicago Cubs
Wrigley Field, Chicago, IL
Fri May 22 1959, 3:33 AM CDT
Att. 3,192 - Unknown

AB 44
R 3
H 8
RBI 2
BB 4
SO 12
LOB 15

Batter	1	2	3	4	5	6	7	8	9	10	11	12	13	14	AB	R	H	RBI	BB	SO	LOB	BOTTOM						
Tony Taylor, R OBP: 0.346, SLG: 0.387 Jim Marshall, L OBP: 0.338, SLG: 0.400 Johnny Goryl, R OBP: 0.306, SLG: 0.500 (1, 4) (7, PH) (8, 4)															2	0	1	0	0	0	0							
George Altman, L OBP: 0.295, SLG: 0.351 (1, 8)															5	0	0	0	1	1	2							
14 Ernie Banks, R OBP: 0.353, SLG: 0.546 (1, 6)															5	0	2	0	0	1	1							
Walt Moryn, L OBP: 0.344, SLG: 0.415 (1, 7)															6	0	1	0	0	1	3							
Dale Long, L OBP: 0.337, SLG: 0.511 (1, 3)															5	0	1	0	1	1	3							
Bobby Thomson, R OBP: 0.273, SLG: 0.427 (1, 9)															5	1	1	0	1	0	2							
Randy Jackson, R OBP: 0.333, SLG: 0.478 Lee Watts, R OBP: 0.347, SLG: 0.386 Alvin Dark, R OBP: 0.331, SLG: 0.333 (1, 5) (9, P/R) (10, 5)															3	0	1	0	0	0	1							
Sammy Taylor, L OBP: 0.305, SLG: 0.351 (1, 2)															5	0	0	0	0	2	3							
Glen Hobbie, R OBP: 0.174, SLG: 0.182 Irv Noren, L OBP: 0.200, SLG: 0.300 Don Elston, R Earl Averill, R OBP: 0.256, SLG: 0.471 Bill Henry, L OBP: 0.222, SLG: 0.222 (1, 1) (7, PH) (8, 1) (9, PH) (10, 1)															2	0	0	0	0	2	0							
Inning Stats	R: 0 E: 0 K: 2 S: 8	H: 1 LOB: 1 BB: 0 P: 8	R: 0 E: 0 K: 1 S: 4	H: 0 LOB: 0 BB: 1 P: 8	R: 0 E: 0 K: 1 S: 6	H: 1 LOB: 1 BB: 0 P: 6	R: 0 E: 0 K: 0 S: 7	H: 1 LOB: 1 BB: 0 P: 4	R: 0 E: 0 K: 0 S: 4	H: 2 LOB: 2 BB: 0 P: 5	R: 0 E: 0 K: 1 S: 7	H: 0 LOB: 1 BB: 0 P: 7	R: 0 E: 0 K: 1 S: 5	H: 0 LOB: 0 BB: 0 P: 3	R: 0 E: 0 K: 0 S: 3	H: 0 LOB: 0 BB: 0 P: 3	R: 0 E: 0 K: 0 S: 3	H: 0 LOB: 0 BB: 0 P: 3	R: 0 E: 0 K: 1 S: 4	H: 0 LOB: 0 BB: 1 P: 8	1B: 9 2B: 0 3B: 0 HR: 0	SF: 0 SAC: 2 DP: 5 HBP: 1	WP: 0 PB: 0 SB: 0 CS: 0	PA: 52				
PITCHER	IP: 8.0 WLS: 3 BF: 34 H: 8 R: 1 ER: 1 SO: 7 BB: 2 IBB: 0 HBP: 0 BLK: 0 WP: 0 HR: 0 S: 45 P: 54 ERA: 1.12 WHIP: 1.250	PITCHER																										
Gary Blaylock, R ERA: 2.6 Jim Brosnan, R ERA: 4.56	(1, 1) (9, 1)	8.0 6.0	WLS 3 W	BF 34 18	H 8 1	R 1 0	ER 1 0	SO 7 3	BB 2 1	IBB 0 0	HBP 0 0	BLK 0 0	WP 0 0	HR 0 0	S 45 23	P 54 27	ERA 1.12 0.00	WHIP 1.250 0.333										

St. Louis Cardinals @ Chicago Cubs
Wrigley Field, Chicago, IL
Fri May 22 1959, 3:33 AM CDT
Att. 3,192 - Unknown

AB 46
R 9
H 9
RBI 1
BB 3
SO 10
LOB 19

Batter	1	2	3	4	5	6	7	8	9	AB	R	H	RBI	BB	SO	LOB	TOP					
Don Blasingame, L (1,4) OBP: 0.333, SLG: 0.340	1-3			3-1		BB 1B		3B		4	1	2	0	0	0	0	St. Louis Cardinals @ Chicago Cubs Wrigley Field, Chicago, IL Sat May 23 1959, 3:33 AM CDT Att: 7,763 - Unknown					
Gino Cimoli, R (1,8) OBP: 0.365, SLG: 0.507	G3			5-3		1B 1B		5-3		3	1	0	0	1	0							
Stan Musial, L (1,3) Curt Flood, R (6, PR) OBP: 0.250, SLG: 0.250	F7			HR		BB 1B		K		3	1	2	1	0	0							
Ken Boyer, R (1,5) OBP: 0.382, SLG: 0.544		F8		HR		1B CS BB		F7		3	1	1	2	1	0	1						
Bill White, L (1,7) Ray Jablonski, R (6, PH) Bobby Gene Smith, R (6,7) OBP: 0.213, SLG: 0.340		4-3		F9		F9		K		2	0	0	0	0	0	0						
Joe Cunningham, L (1,9) OBP: 0.448, SLG: 0.410		1-3				1B BB				3	0	1	2	1	0	0						
Hal Smith, R (1,2) OBP: 0.289, SLG: 0.422			6-3		F9	CS	L7			4	0	1	0	0	0	0						
Lee Tate, R (1,6)			6-3		F7		P4			4	0	0	0	0	1	1						
Larry Jackson, R (1,1) OBP: 0.192, SLG: 0.200			3-1			L8	5-3			3	0	0	0	0	0	0						
Inning Stats	R: 0 E: 0 K: 0 S: 3	H: 0 LOB: 0 BB: 0 P: 3	R: 0 E: 0 K: 0 S: 3	H: 0 LOB: 0 BB: 0 P: 3	R: 0 E: 0 K: 0 S: 3	H: 0 LOB: 0 BB: 0 P: 3	R: 2 E: 0 K: 0 S: 5	H: 2 LOB: 0 BB: 0 P: 5	R: 0 E: 0 K: 0 S: 3	H: 0 LOB: 0 BB: 0 P: 3	R: 3 E: 0 K: 0 S: 5	H: 3 LOB: 1 BB: 2 P: 13	R: 0 E: 0 K: 0 S: 3	H: 0 LOB: 0 BB: 0 P: 3	R: 0 E: 0 K: 1 S: 6	H: 1 LOB: 1 BB: 0 P: 6		R: 0 E: 0 K: 2 S: 7	H: 1 LOB: 1 BB: 1 P: 11	1B: 5 2B: 0 3B: 1 HR: 1	SF: 0 SAC: 0 DP: 0 HBP: 0	WP: 0 PB: 0 SB: 0 CS: 1
PITCHER	IP	WLS	BF	H	R	ER	SO	BB	IBB	HBP	BLK	WP	HR	S	P	ERA	WHIP					
Dave Hillman, R (1,1) ERA: 3.84	5.0	L	17	2	2	2	0	0	0	0	0	0	1	17	17	3.60	0.400					
Bob Porterfield, L (6,1) ERA: 7.0	0.1		5	2	3	3	0	2	0	0	0	0	0	3	11	81.00	12.000					
Seth Morehead, L (6,1) ERA: 6.75	2.2		9	2	0	0	1	0	0	0	0	0	0	11	11	0.00	0.750					
Elmer Singleton, R (9,1) ERA: 3.18	1.0		4	1	0	0	2	1	0	0	0	0	0	7	11	0.00	2.000					

Batter	1	2	3	4	5	6	7	8	9	AB	R	H	RBI	BB	SO	LOB	BOTTOM				
Tony Taylor, R (1,4) OBP: 0.338, SLG: 0.376	6-3		P4			6-3		4-3		4	0	0	0	0	0	0	St. Louis Cardinals @ Chicago Cubs Wrigley Field, Chicago, IL Sat May 23 1959, 3:33 AM CDT Att: 7,763 - Unknown				
Jim Marshall, L (1,3) OBP: 0.318, SLG: 0.370	6-3			4-3		1-3		L9		4	0	0	0	0	0	0					
Irv Noren, L (1,8) OBP: 0.286, SLG: 0.429				5-3		14 1B		K		4	1	2	0	0	1	0					
14 Ernie Banks, R (1,6) OBP: 0.351, SLG: 0.538			F7		L8			5-3		4	0	1	1	0	0	1					
Walt Moryn, L (1,7) OBP: 0.338, SLG: 0.406		G3			5-3			F3		3	0	0	0	0	0	0					
Bobby Thomson, R (1,9) OBP: 0.275, SLG: 0.418		F9			1B 5-3 BB			6-3		2	0	0	0	1	0	0					
Earl Averill, R (1,2) OBP: 0.246, SLG: 0.444			K		5-3			F5		3	0	0	0	0	1	1					
Randy Jackson, R (1,5) OBP: 0.333, SLG: 0.458			K		2-3 1B			5-3		3	0	1	0	0	1	0					
Dave Hillman, R (1,1) Dale Latta, L (5, PH) Bob Porterfield, R (6,1) Seth Morehead, L (6,1) George Altman, L (6, PH) Elmer Singleton, R (9,1)			G3					G3		1	0	0	0	0	0	0					
Inning Stats	R: 0 E: 0 K: 0 S: 4	H: 1 LOB: 1 BB: 0 P: 4	R: 0 E: 0 K: 1 S: 5	H: 0 LOB: 0 BB: 0 P: 5	R: 0 E: 0 K: 0 S: 3	H: 0 LOB: 0 BB: 0 P: 3	R: 0 E: 0 K: 0 S: 4	H: 1 LOB: 2 BB: 1 P: 8	R: 1 E: 0 K: 0 S: 4	H: 2 LOB: 1 BB: 0 P: 4	R: 0 E: 0 K: 0 S: 3	H: 0 LOB: 0 BB: 0 P: 3	R: 0 E: 0 K: 0 S: 3	H: 0 LOB: 0 BB: 0 P: 3	R: 0 E: 0 K: 1 S: 5	H: 0 LOB: 0 BB: 0 P: 5		1B: 3 2B: 1 3B: 0 HR: 0	SF: 0 SAC: 0 DP: 0 HBP: 0	WP: 0 PB: 0 SB: 0 CS: 0	PA: 31
PITCHER	IP	WLS	BF	H	R	ER	SO	BB	IBB	HBP	BLK	WP	HR	S	P	ERA	WHIP				
Larry Jackson, R (1,1) ERA: 3.39	9.0	W	31	4	1	1	3	1	0	0	0	0	0	36	40	1.00	0.556				

AB 32
R 5
H 7
RBI 5
BB 3
SO 3
LOB 7



AB 30
R 1
H 4
RBI 1
BB 1
SO 3
LOB 4



livebaseballscores.com

livebaseballscores.com

Batter	1	2	3	4	5	6	7	8	9	AB	R	H	RBI	BB	SO	LOB	TOP										
Don Blasingame, L (1, 4) OBP: 0.341, SLG: 0.344	G1		BB 2B BB	S 3-1-2 1B		4-3			CS 1B	4	1	2	1	1	0	0	St. Louis Cardinals @ Chicago Cubs Wrigley Field, Chicago, IL Sun May 24 1959, 3:33 AM CDT Att: 19,921 - Unknown										
Gino Cimoli, R (1, 8) OBP: 0.364, SLG: 0.493 (7, 9)	G6-4-3 BB		K	3-1-2 1B		5-3			F9 1-2	4	0	0	0	1	1	4											
Stan Musial, L (1, 3) OBP: 0.382, SLG: 0.381 Curt Flood, R (7, 8) OBP: 0.267, SLG: 0.268	G6-4-3		BB 2B	3-1-2 1B		5-3			1B	3	0	0	0	1	0	1											
Ken Boyer, R (1, 5) OBP: 0.382, SLG: 0.546		F8	BB 2B	4-3 S 1B		F9			K	5	1	2	2	0	1	1											
Bill White, L (1, 7) OBP: 0.355, SLG: 0.536 Bobby Gene Smith, R (7, 7) OBP: 0.213, SLG: 0.340	4-3		F8	4-3 S 1B		4-3 BB			2B	3	1	1	0	1	0	2											
Joe Cunningham, L (1, 9) OBP: 0.450, SLG: 0.427 (7, 3)	2B		2B 1B	4-3		4-3			L7	4	1	2	0	0	0	3											
Hal Smith, R (1, 2) OBP: 0.301, SLG: 0.439	1-3		3B 2B	1-3 3B		1B			1B	4	1	3	2	0	0	1											
Lee Tate, R (1, 6) OBP: 0.125, SLG: 0.313			FC1-5 2B	1B 3B		F9			6-3	4	1	2	2	0	0	1											
Vinegar Bend Mizell, R (1, 1) OBP: 0.226, SLG: 0.323 Lindy McDaniel, R (5, 1)	FC1-5 BB 2B		FC1-5 BB 2B	F2		6-3			5-3	2	1	0	0	0	0	2											
Inning Stats	R: 0 E: 0 K: 0 S: 2	H: 0 LOB: 0 BB: 1 P: 6	R: 0 E: 0 K: 0 S: 4	H: 1 LOB: 1 BB: 0 P: 4	R: 2 E: 0 K: 1 S: 7	H: 2 LOB: 2 BB: 2 P: 15	R: 3 E: 0 K: 0 S: 6	H: 4 LOB: 0 BB: 0 P: 6	R: 2 E: 0 K: 0 S: 5	H: 2 LOB: 1 BB: 1 P: 9	R: 0 E: 0 K: 0 S: 3	H: 0 LOB: 0 BB: 0 P: 3	R: 0 E: 0 K: 0 S: 4	H: 1 LOB: 1 BB: 0 P: 4	R: 0 E: 0 K: 0 S: 3	H: 1 LOB: 0 BB: 0 P: 3		R: 0 E: 0 K: 1 S: 6	H: 2 LOB: 1 BB: 0 P: 6	1B: 7 2B: 6 3B: 1 HR: 0	SF: 0 SAC: 0 DP: 2 HBP: 0	WP: 0 PB: 0 SB: 2 CS: 1	PA: 40				
PITCHER	IP	WLS	BF	H	R	ER	SO	BB	IBB	HBP	BLK	WP	HR	S	P	ERA	WHIP										
Moe Drabowsky, R (1, 1) ERA: 4.21	3.1	L	19	7	5	5	1	3	0	0	0	0	0	18	30	13.50	3.000										
John Buzhardt, R (4, 1) ERA: 4.51	1.2		7	2	2	2	0	1	0	0	0	0	0	6	10	10.80	1.800										
Seth Morehead, L (6, 1) ERA: 5.94	2.0		7	1	0	0	0	0	0	0	0	0	0	7	7	0.00	0.500										
Elmer Singleton, R (8, 1) ERA: 2.7	2.0		7	3	0	0	1	0	0	0	0	0	0	9	9	0.00	1.500										

Batter	1	2	3	4	5	6	7	8	9	AB	R	H	RBI	BB	SO	LOB	BOTTOM										
Tony Taylor, R (1, 4) OBP: 0.333, SLG: 0.372	K		G5-4-3 1B		SF9		L6		K	4	0	1	1	0	2	2	St. Louis Cardinals @ Chicago Cubs Wrigley Field, Chicago, IL Sun May 24 1959, 3:33 AM CDT Att: 19,921 - Unknown										
Lee Walls, R (1, 9) OBP: 0.344, SLG: 0.377	K		G5-4-3		BB BB		6-3			3	0	0	0	1	1	1											
Walt Moryn, L (1, 7) OBP: 0.348, SLG: 0.414	BB		BB		14 G6-4-3 BB		2B			2	0	1	1	2	1	0											
14 Ernie Banks, R (1, 6) OBP: 0.343, SLG: 0.525	K		P4		G6-4-3		K			4	0	0	0	0	2	5											
Bobby Thomson, R (1, 8) OBP: 0.274, SLG: 0.411			F9		5-3		K			4	0	1	0	0	1	1											
Alvin Dark, R (1, 5) OBP: 0.331, SLG: 0.333 Irv Noren, L (9, PH) OBP: 0.267, SLG: 0.400	F7		F7		2B BB 1B		4-3		1-3	3	1	1	0	0	0	1											
Jim Marshall, L (1, 3) OBP: 0.314, SLG: 0.379	F7		BB SF9 2B		L3		K			4	1	1	0	0	1	1											
Cal Neeman, R (1, 2) OBP: 0.174, SLG: 0.050 Sammy Taylor, L (7, 2) OBP: 0.305, SLG: 0.354	K		SF9 BB BB		4-3		1B		1B	1	1	0	0	1	1	1											
Moe Drabowsky, R (1, 1) BP: 5.211, SLG: 2.222 John Buzhardt, R (4, 1) ERA: 4.51 Earl Averill, R (5, PH) OBP: 0.256, SLG: 0.444 Seth Morehead, L (6, 1) George Altman, L (7, PH) OBP: 0.290, SLG: 0.344 Elmer Singleton, R (8, 1) Dale Long, L (9, PH) OBP: 0.260, SLG: 0.511	F9		F9		BB BB		K		1-2	1B																	
Inning Stats	R: 0 E: 0 K: 3 S: 9	H: 0 LOB: 1 BB: 1 P: 13	R: 0 E: 0 K: 1 S: 6	H: 1 LOB: 0 BB: 0 P: 6	R: 0 E: 0 K: 0 S: 3	H: 1 LOB: 0 BB: 0 P: 3	R: 0 E: 0 K: 1 S: 5	H: 0 LOB: 0 BB: 0 P: 5	R: 3 E: 0 K: 0 S: 4	H: 2 LOB: 2 BB: 4 P: 20	R: 0 E: 0 K: 0 S: 3	H: 0 LOB: 0 BB: 0 P: 3	R: 0 E: 0 K: 1 S: 5	H: 0 LOB: 0 BB: 0 P: 5	R: 0 E: 0 K: 2 S: 8	H: 1 LOB: 1 BB: 0 P: 8		R: 0 E: 0 K: 2 S: 9	H: 2 LOB: 2 BB: 0 P: 9	1B: 5 2B: 2 3B: 0 HR: 0	SF: 1 SAC: 0 DP: 2 HBP: 0	WP: 0 PB: 0 SB: 0 CS: 0	PA: 37				
PITCHER	IP	WLS	BF	H	R	ER	SO	BB	IBB	HBP	BLK	WP	HR	S	P	ERA	WHIP										
Vinegar Bend Mizell, L (1, 1) ERA: 3.61	4.1		20	4	3	3	5	4	0	0	0	0	0	26	42	6.23	1.846										
Lindy McDaniel, R (5, 1) ERA: 3.65	4.2	W	17	3	0	0	5	1	0	0	0	0	0	26	30	0.00	0.857										

AB	36
R	7
H	13
RBI	7
BB	4
SO	2
LOB	15



Batter	1	2	3	4	5	6	7	8	9	AB	R	H	RBI	BB	SO	LOB	TOP										
Tony Taylor, R OBP: 0.341, SLG: 0.393 (1, 4)										5	3	3	0	0	1	2											
Jim Marshall, L OBP: 0.320, SLG: 0.419 (1, 9)										4	2	1	3	1	1	3											
Irv Noren, L OBP: 0.276, SLG: 0.389 Bobby Thomson, R OBP: 0.278, SLG: 0.443 (7, PH) (7, 8) (9, 7)										3	0	1	1	0	0	0											
14 Ernie Banks, R OBP: 0.339, SLG: 0.515 (1, 6)										3	1	0	1	0	1	0											
Walt Moryn, L OBP: 0.343, SLG: 0.407 George Altman, L OBP: 0.290, SLG: 0.344 (1, 7) (9, 8)										5	0	1	0	0	2	1											
Dale Long, L OBP: 0.343, SLG: 0.545 (1, 3)										5	1	2	2	0	1	2											
Sammy Taylor, L OBP: 0.304, SLG: 0.340 (1, 2)										4	0	0	0	1	0	1											
Alvin Dark, R OBP: 0.336, SLG: 0.328 (1, 5)										2	0	0	0	2	0	0											
Bob Anderson, R OBP: 0.208, SLG: 0.217 Bill Henry, L OBP: 0.200, SLG: 0.200 (1, 1) (7, 1)										3	1	1	0	0	0	3											
Inning Stats	R: 2 E: 0 K: 0 S: 5	H: 3 LOB: 1 BB: 1 P: 9	R: 3 E: 1 K: 0 S: 6	H: 3 LOB: 0 BB: 0 P: 6	R: 0 E: 0 K: 1 S: 5	H: 0 LOB: 0 BB: 0 P: 5	R: 0 E: 0 K: 1 S: 5	H: 0 LOB: 1 BB: 1 P: 9	R: 0 E: 0 K: 2 S: 7	H: 0 LOB: 2 BB: 2 P: 15	R: 2 E: 1 K: 1 S: 7	H: 2 LOB: 0 BB: 0 P: 7	R: 1 E: 2 K: 0 S: 6	H: 1 LOB: 2 BB: 0 P: 6	R: 1 E: 0 K: 0 S: 4	H: 1 LOB: 1 BB: 0 P: 5	1B: 4 2B: 3 3B: 0 HR: 3	SF: 1 SAC: 0 DP: 1 HBP: 1	WP: 0 PB: 0 SB: 0 CS: 0	PA: 43							
PITCHER	IP	WLS	BF	H	R	ER	SO	BB	IBB	HBP	BLK	WP	HR	S	P	ERA	WHIP										
Tom Cheney, R ERA: 7.71 (1, 1)	0.1		5	3	2	2	0	1	0	0	0	0	0	4	8	54.00	12.000										
Ernie Broglio, R ERA: 6.75 (1, 1)	5.2	L	22	3	3	3	5	3	0	0	0	0	1	29	41	4.76	1.059										
Alex Kellner, L ERA: 3.42 (7, 1)	2.0		11	3	3	3	1	0	0	0	0	0	2	13	13	13.50	1.500										
Jim Brosnan, R ERA: 4.73 (9, 1)	1.0		5	1	1	1	0	0	0	1	0	0	0	4	5	9.00	1.000										
Batter	1	2	3	4	5	6	7	8	9	AB	R	H	RBI	BB	SO	LOB	BOTTOM										
Don Blasingame, L OBP: 0.353, SLG: 0.365 (1, 4)										4	2	3	0	1	0	0											
Gino Cimoli, R OBP: 0.371, SLG: 0.506 (1, 8)										4	1	2	1	1	0	1											
Stan Musial, L OBP: 0.375, SLG: 0.367 (1, 3)										4	0	0	1	1	0	3											
Ken Boyer, R OBP: 0.371, SLG: 0.529 (1, 5)										5	0	0	1	0	1	5											
Bill White, L OBP: 0.352, SLG: 0.543 (1, 7)										4	1	1	0	0	0	4											
Joe Cunningham, L OBP: 0.442, SLG: 0.424 (1, 9)										3	0	1	1	0	1	3											
Hal Smith, R OBP: 0.307, SLG: 0.441 (1, 2)										4	0	2	0	0	0	0											
Lee Tate, R OBP: 0.250, SLG: 0.368 (1, 6)										3	0	2	0	1	0	1											
Tom Cheney, R OBP: 0.320, SLG: 0.143 Ernie Broglio, R OBP: 0.299, SLG: 0.359 George Crowder, L OBP: 0.342, SLG: 0.599 Alex Kellner, R OBP: 0.187, SLG: 0.187 Ray Jablonski, R OBP: 0.281, SLG: 0.379 Jim Brosnan, R OBP: 0.333, SLG: 0.667 (1, 1) (1, 1) (6, PH) (7, 1) (8, PH) (9, 1)										0	0	0	0	0	0	0											
Inning Stats	R: 2 E: 0 K: 0 S: 5	H: 2 LOB: 0 BB: 0 P: 5	R: 0 E: 0 K: 0 S: 4	H: 2 LOB: 1 BB: 0 P: 4	R: 0 E: 0 K: 1 S: 5	H: 0 LOB: 3 BB: 3 P: 17	R: 0 E: 1 K: 0 S: 3	H: 1 LOB: 0 BB: 0 P: 3	R: 0 E: 0 K: 0 S: 3	H: 0 LOB: 0 BB: 0 P: 3	R: 1 E: 0 K: 0 S: 6	H: 3 LOB: 2 BB: 0 P: 6	R: 1 E: 0 K: 0 S: 5	H: 2 LOB: 1 BB: 0 P: 5	R: 0 E: 0 K: 1 S: 5	H: 0 LOB: 1 BB: 1 P: 9	R: 0 E: 0 K: 0 S: 4	H: 1 LOB: 1 BB: 0 P: 4	1B: 7 2B: 2 3B: 2 HR: 0	SF: 1 SAC: 0 DP: 1 HBP: 0	WP: 0 PB: 0 SB: 0 CS: 0	PA: 40					
PITCHER	IP	WLS	BF	H	R	ER	SO	BB	IBB	HBP	BLK	WP	HR	S	P	ERA	WHIP										
Bob Anderson, R ERA: 2.97 (1, 1)	6.0	W	29	10	4	4	1	3	0	0	0	0	0	28	40	6.00	2.167										
Bill Henry, L ERA: 3.73 (7, 1)	3.0	S	11	1	0	0	1	1	0	0	0	0	0	12	16	0.00	0.667										

Chicago Cubs @ St. Louis Cardinals
Sportsman's Park, St. Louis, MO
Mon May 25 1959, 8:05 PM EDT
Att: 10,111 - Unknown

AB	37
R	9
H	10
RBI	9
BB	4
SO	6
LOB	13



Chicago Cubs @ St. Louis Cardinals
Sportsman's Park, St. Louis, MO
Mon May 25 1959, 8:05 PM EDT
Att: 10,111 - Unknown

AB	35
R	4
H	11
RBI	4
BB	4
SO	2
LOB	22



Batter	1	2	3	4	5	6	7	8	9	AB	R	H	RBI	BB	SO	LOB	TOP								
Don Blasingame, L (1,4) OBP: 0.344, SLG: 0.355	F7	F9		K			F8		K	5	0	0	0	0	2	4	St. Louis Cardinals @ San Francisco Giants Seals Stadium, San Francisco, CA Wed May 27 1959, 6:33 AM EDT Att: 8,017 - Unknown livebaseballscorecards.com								
Gino Cimoli, R (1,8) OBP: 0.377, SLG: 0.513	5-3		F8		1B	2B	G5-3 BB		1B	4	1	2	0	1	0	0									
Stan Musial, L (1,3) OBP: 0.376, SLG: 0.389	3-1			HR	F4		1-2 BB		5-3	4	1	1	1	1	0	3									
Ken Boyer, R (1,5) OBP: 0.369, SLG: 0.522		E9 1B	F2		FC5-4 1B	2H	G5-3			4	1	1	1	0	0	2									
Joe Cunningham, L (1,7) OBP: 0.454, SLG: 0.425 (8,9)	E 1B BB		FC4-6 1B		K		G4-6-3 BB			2	0	1	0	2	1	1									
Gene Green, R (1,9) OBP: 0.283, SLG: 0.357 (8, PH)	K		FC4-6 1-2		FC5-4 1-2		F2			3	0	0	0	0	1	4									
Bill White, L (8,7) OBP: 0.349, SLG: 0.538	K									1	0	0	0	0	0	1									
Hal Smith, R (1,2) OBP: 0.305, SLG: 0.435	E7 1-3 2H 1B			5-3			F6		G4-6-3 1-2	4	0	1	1	0	0	1									
Lee Tate, R (1,6) OBP: 0.304, SLG: 0.524 (9, PH)							F8		K	2	1	1	1	1	0	0									
Solly Hemus, L (9, PH) OBP: 0.556, SLG: 0.364	1-2 BB			HR					K	1	0	0	0	0	1	0									
Gary Blaylock, R (1,1) OBP: 0.143, SLG: 0.429 (9, PH)	K			6-3			K		1B 2B	3	0	0	0	0	2	3									
George Crowe, L (9, PH) OBP: 0.359, SLG: 0.595										1	0	1	0	0	0	0									
Inning Stats	R: 0 E: 0 K: 0 S: 3	H: 0 LOB: 0 BB: 0 P: 3	R: 1 E: 2 K: 2 S: 9	H: 1 LOB: 3 BB: 2 P: 17	R: 1 E: 0 K: 0 S: 5	H: 2 LOB: 1 BB: 0 P: 5	R: 1 E: 0 K: 1 S: 6	H: 1 LOB: 0 BB: 0 P: 6	R: 1 E: 0 K: 1 S: 7	H: 2 LOB: 1 BB: 2 P: 7	R: 0 E: 0 K: 0 S: 5	H: 0 LOB: 0 BB: 2 P: 5	R: 0 E: 0 K: 0 S: 2	H: 0 LOB: 1 BB: 1 P: 10	R: 0 E: 0 K: 0 S: 2	H: 0 LOB: 0 BB: 1 P: 6	R: 0 E: 0 K: 2 S: 9	H: 2 LOB: 2 BB: 0 P: 9	1B: 4 2B: 2 3B: 0 HR: 2	SF: 0 SAC: 0 DP: 2 HBP: 0	WP: 0 PB: 0 SB: 0 CS: 0	PA: 39			
PITCHER	IP	WLS	BF	H	R	ER	SO	BB	IBB	HBP	BLK	WP	HR	S	P	ERA	WHIP								
Johnny Antonelli, L (1,1) ERA: 2.41	5.0	W	24	6	4	3	4	2	0	0	0	0	2	30	38	5.40	1.600								
Al Worthington, R (6,1) ERA: 2.86	4.0	S	15	2	0	0	3	3	0	0	0	0	0	18	30	0.00	1.250								


Batter	1	2	3	4	5	6	7	8	9	AB	R	H	RBI	BB	SO	LOB	BOTTOM								
Danny O'Connell, R (1,5) OBP: 0.255, SLG: 0.316	F9		F4	F8			6-3			4	0	0	0	0	0	0	St. Louis Cardinals @ San Francisco Giants Seals Stadium, San Francisco, CA Wed May 27 1959, 6:33 AM EDT Att: 8,017 - Unknown livebaseballscorecards.com								
Jim Davenport, R (9,5)										0	0	0	0	0	0	0									
Willie Kirkland, L (1,9) OBP: 0.372, SLG: 0.431 (9,9)	F7		BB 1B SF9 BB		F7		K			3	1	0	0	1	1	0									
Felipe Alou, R (9,9) OBP: 0.331, SLG: 0.539										0	0	0	0	0	0	0									
Willie Mays, R (1,8) OBP: 0.383, SLG: 0.602	4-3		SF9 S 1B		4-3			HR		4	2	2	1	0	0	0									
Orlando Cepeda, R (1,3) OBP: 0.363, SLG: 0.611		1B FC5-4 2B	E S 1B BB					HR		3	2	3	1	1	0	0									
Leon Wagner, L (1,7) OBP: 0.362, SLG: 0.608 (9,7)										3	1	1	1	0	0	1									
Jackie Brandt, R (9,7) OBP: 0.326, SLG: 0.400		FC5-4 SF 1B	SF9		F7			F8		0	0	0	0	0	0	0									
Daryl Spencer, R (1,4) OBP: 0.322, SLG: 0.342		2-3 SF 1B	2-3 3-H							3	2	1	1	1	0	2									
Andre Rodgers, R (1,6) OBP: 0.336, SLG: 0.445		SF SF8 1B	K							3	1	1	3	0	1	1									
Hobie Landrith, L (1,2) OBP: 0.302, SLG: 0.313		SF8								3	0	0	1	0	0	0									
Johnny Antonelli, L (1,1) OBP: 0.065, SLG: 0.065 (6,1)										2	0	0	0	0	0	1									
Al Worthington, R (6,1)										1	0	0	0	0	0	0									
Inning Stats	R: 0 E: 0 K: 0 S: 3	H: 0 LOB: 0 BB: 0 P: 3	R: 2 E: 1 K: 0 S: 6	H: 2 LOB: 1 BB: 0 P: 6	R: 3 E: 0 K: 1 S: 7	H: 2 LOB: 1 BB: 2 P: 15	R: 0 E: 0 K: 0 S: 3	H: 0 LOB: 0 BB: 0 P: 3	R: 1 E: 0 K: 0 S: 4	H: 1 LOB: 0 BB: 0 P: 4	R: 0 E: 0 K: 0 S: 3	H: 0 LOB: 0 BB: 0 P: 3	R: 0 E: 0 K: 1 S: 5	H: 0 LOB: 0 BB: 0 P: 5	R: 3 E: 0 K: 0 S: 5	H: 3 LOB: 0 BB: 1 P: 9	R: 0 E: 0 K: 0 S: 3	H: 0 LOB: 0 BB: 0 P: 9	1B: 3 2B: 2 3B: 0 HR: 3	SF: 3 SAC: 0 DP: 0 HBP: 0	WP: 0 PB: 0 SB: 2 CS: 1	PA: 35			
PITCHER	IP	WLS	BF	H	R	ER	SO	BB	IBB	HBP	BLK	WP	HR	S	P	ERA	WHIP								
Gary Blaylock, R (1,1) ERA: 3.45	8.0	L	35	8	9	8	2	3	0	0	0	0	3	36	48	9.00	1.375								

Batter	1	2	3	4	5	6	7	8	9	AB	R	H	RBI	BB	SO	LOB	TOP										
Don Blasingame, L (1, 4) OBP: 0.345, SLG: 0.352	F7	K		E1 2B 1B		6-3		BB		4	1	1	0	1	1	2	St. Louis Cardinals @ San Francisco Giants Seals Stadium, San Francisco, CA Thu May 28 1959, 6:33 AM EDT Att: 7,814 - Unknown										
Gino Cimoli, R (1, 8) OBP: 0.376, SLG: 0.512	K		BB	BB		G3		BB		4	0	1	1	1	1	3											
Stan Musial, L (1, 3) OBP: 0.370, SLG: 0.376	BB		F6	4-3		F7			F3	4	0	0	0	1	0	2											
Ken Boyer, R (1, 5) OBP: 0.370, SLG: 0.512	K		F9		5-3		BB		FC6-4 BB	3	0	0	0	2	1	2											
Bill White, L (1, 7) OBP: 0.362, SLG: 0.542 Chuck Essegian, R (9, PH) OBP: 0.226, SLG: 0.355		E 1B 1B	1-2 BB		E 1B 1B		F4		F7	3	2	2	0	1	0	1											
Joe Cunningham, L (1, 9) OBP: 0.455, SLG: 0.422 Ray Jablonski, R (9, PH) OBP: 0.273, SLG: 0.367		1B BB	F4		CS 1B			F8	FC6-4	3	0	1	1	1	0	2											
Hal Smith, R (1, 2) OBP: 0.304, SLG: 0.430		1-2 3-H 1B		F3	5-3			4-3		4	0	1	1	0	0	1											
Lee Tate, R (1, 6) OBP: 0.333, SLG: 0.500		F8		SH2-4 E HBP		F5		BB 1B 1B		3	1	1	0	0	0	2											
Larry Jackson, R (1, 1) OBP: 0.185, SLG: 0.192 Lindy McDaniel, R (5, 1) OBP: 0.222, SLG: 0.067		K		SH2-4		F6		BB 1B		1	0	0	0	0	1	2											
Inning Stats	R: 0 E: 0 K: 2 S: 7	H: 0 LOB: 1 BB: 1 P: 11	R: 1 E: 0 K: 2 S: 9	H: 2 LOB: 2 BB: 1 P: 13	R: 0 E: 0 K: 0 S: 3	H: 0 LOB: 2 BB: 2 P: 11	R: 2 E: 1 K: 0 S: 5	H: 2 LOB: 1 BB: 0 P: 6	R: 1 E: 0 K: 0 S: 4	H: 2 LOB: 0 BB: 0 P: 4	R: 0 E: 0 K: 0 S: 3	H: 0 LOB: 0 BB: 0 P: 3	R: 0 E: 0 K: 0 S: 3	H: 0 LOB: 1 BB: 1 P: 7	R: 0 E: 0 K: 0 S: 5	H: 2 LOB: 3 BB: 1 P: 9		R: 0 E: 0 K: 0 S: 3	H: 0 LOB: 1 BB: 1 P: 7	1B: 7 2B: 1 3B: 0 HR: 0	SF: 0 SAC: 1 DP: 0 HBP: 1	WP: 0 PB: 0 SB: 3 CS: 1	PA: 42				
PITCHER	IP	WLS	BF	H	R	ER	SO	BB	IBB	HBP	BLK	WP	HR	S	P	ERA	WHIP										
Sam Jones, R (1, 1) ERA: 3.98	4.0		21	4	3	2	4	4	0	1	0	0	0	24	41	4.50	2.000										
Stu Miller, R (5, 1) ERA: 2.35	4.1	W	19	4	1	1	0	3	0	0	0	0	0	16	28	2.08	1.615										
Mike McCormick, L (9, 1) ERA: 3.69	0.2	S	2	0	0	0	0	0	0	0	0	0	0	2	2	0.00	0.000										

Batter	1	2	3	4	5	6	7	8	9	AB	R	H	RBI	BB	SO	LOB	BOTTOM										
Danny O'Connell, R (1, 5) OBP: 0.167, SLG: 0.167 Jackie Brandt, R (9, 7) OBP: 0.326, SLG: 0.400	K				FC6-4 1B	F1				4	0	2	0	0	1	0	St. Louis Cardinals @ San Francisco Giants Seals Stadium, San Francisco, CA Thu May 28 1959, 6:33 AM EDT Att: 7,814 - Unknown										
Willie Kirkland, L (1, 9) OBP: 0.356, SLG: 0.408 Jim Davenport, R (9, 5) OBP: 0.255, SLG: 0.316	F7		K		FC6-4 2B			K		4	1	0	0	0	2	3											
Willie Mays, R (1, 8) OBP: 0.385, SLG: 0.606	F9		1-3		1B 2B			P3-1 1B		4	1	2	1	0	0	2											
Orlando Cepeda, R (1, 3) OBP: 0.366, SLG: 0.609		5-3		E 1B 1B	1B FC3-6 1B			P3-1		4	2	2	1	0	0	1											
Leon Wagner, L (1, 7) OBP: 0.397, SLG: 0.648 Felipe Alou, R (8, PR) OBP: 0.331, SLG: 0.539		1B BB	F9		F9 FC3-6 1B			SF8 3B		3	0	2	0	1	0	1											
Daryl Spencer, R (1, 4) OBP: 0.326, SLG: 0.348				E 1B	FC3-6			SF8		3	0	2	2	0	0	1											
Andre Rodgers, R (1, 6) OBP: 0.333, SLG: 0.435		G6-4-3		E6	K			BB		3	0	0	0	1	1	4											
Hobie Landrith, L (1, 2) OBP: 0.295, SLG: 0.303 Bob Speake, L (4, PH) OBP: 0.222, SLG: 0.125 Bob Schmidt, R (5, 2) OBP: 0.305, SLG: 0.385			F8		K			F8		1	0	0	0	0	0	0											
Sam Jones, R (1, 1) OBP: 0.083, SLG: 0.083 Dusty Rhodes, L (4, PH) OBP: 0.400, SLG: 0.250 Stu Miller, R (5, 1) OBP: 0.083, SLG: 0.083 Mike McCormick, L (9, 1) OBP: 0.333, SLG: 0.200				4-3		K		5-3		1	0	1	0	0	0	0											
Inning Stats	R: 0 E: 0 K: 1 S: 5	H: 0 LOB: 0 BB: 0 P: 5	R: 0 E: 0 K: 0 S: 3	H: 1 LOB: 1 BB: 1 P: 7	R: 0 E: 0 K: 1 S: 7	H: 2 LOB: 2 BB: 0 P: 7	R: 1 E: 1 K: 1 S: 8	H: 2 LOB: 2 BB: 0 P: 8	R: 3 E: 0 K: 1 S: 9	H: 4 LOB: 1 BB: 0 P: 9	R: 0 E: 0 K: 2 S: 7	H: 0 LOB: 0 BB: 0 P: 7	R: 0 E: 0 K: 1 S: 5	H: 1 LOB: 0 BB: 0 P: 5	R: 1 E: 0 K: 0 S: 4	H: 1 LOB: 2 BB: 1 P: 8		1B: 9 2B: 2 3B: 1 HR: 0	SF: 1 SAC: 0 DP: 2 HBP: 0	WP: 0 PB: 0 SB: 0 CS: 0	PA: 36						
PITCHER	IP	WLS	BF	H	R	ER	SO	BB	IBB	HBP	BLK	WP	HR	S	P	ERA	WHIP										
Larry Jackson, R (1, 1) ERA: 3.55	4.1		23	9	4	3	3	1	0	0	0	0	0	28	32	6.23	2.308										
Lindy McDaniel, R (5, 1) ERA: 3.97	3.2	L	13	2	1	1	4	1	0	0	0	0	0	20	24	2.46	0.818										

Batter	1	2	3	4	5	6	7	8	9	AB	R	H	RBI	BB	SO	LOB	TOP						
Don Blasingame, L (1,4) OBP: 0.347, SLG: 0.354	1-3		4-3		4-3					5	0	2	1	0	0	0	St. Louis Cardinals @ San Francisco Giants Seals Stadium, San Francisco, CA Fri May 29 1959, 10:05 PM EDT Att: 20,199 - Unknown						
Gino Cimoli, R (1,8) OBP: 0.386, SLG: 0.521										3	0	2	0	1	0	0							
Curt Flood, R (7,FR) OBP: 0.283, SLG: 0.286	4-3		1B							1	0	1	0	0	0	0							
Stan Mustaj, L (1,3) OBP: 0.297, SLG: 0.372										4	0	1	0	0	0	4							
Bobby Gene Smith, R (7,9) OBP: 0.208, SLG: 0.333	4-3									1	0	0	0	0	0	2							
Ken Boyer, R (1,5) OBP: 0.365, SLG: 0.500	K		K							4	0	0	0	1	2	3							
Bill White, L (1,7) OBP: 0.358, SLG: 0.532										4	0	1	0	0	0	0							
Chick King, R (8,7) OBP: 0.273, SLG: 0.300										1	0	0	0	0	1	3							
Joe Cunningham, L (1,9) OBP: 0.457, SLG: 0.452										3	2	1	1	1	1	1							
Hal Smith, R (1,2) OBP: 0.302, SLG: 0.445										4	1	1	2	0	0	1							
Lee Tate, R (1,6) OBP: 0.323, SLG: 0.464										4	1	1	0	0	1	1							
Vinegar Bend Mizell, R (1,1) OBP: 0.257, SLG: 0.343										4	0	2	0	0	1	0							
Lindy McDaniel, R (9,1) OBP: 0.222, SLG: 0.067										0	0	0	0	0	0	0							
Inning Stats	R: 0 E: 0 K: 1 S: 6	H: 1 LOB: 1 P: 6	R: 0 E: 0 K: 0 S: 4	H: 1 LOB: 1 BB: 4	R: 0 E: 0 K: 2 S: 8	H: 1 LOB: 2 BB: 1	R: 0 E: 0 K: 1 S: 5	H: 0 LOB: 0 BB: 0	R: 0 E: 0 K: 1 S: 5	H: 0 LOB: 0 BB: 0	R: 2 E: 0 K: 0 S: 8	H: 5 LOB: 3 BB: 0	R: 2 E: 0 K: 0 S: 4	H: 1 LOB: 0 BB: 1	R: 0 E: 0 K: 1 S: 7	H: 3 LOB: 3 BB: 1	1B: 9 2B: 1 3B: 0 HR: 2	SF: 0 SAC: 0 DP: 0 HBP: 0	WP: 0 PB: 0 SB: 0 CS: 0	PA: 41			
PITCHER	IP WLS BF H R ER SO BB IBB HBP BLK WP HR S P ERA WHIP	8.0 L 35 9 4 4 5 2 0 0 0 0 2 43 51 4.50 1.375	0.1 3 3 0 0 0 0 0 0 0 0 0 0 3 3 0.00 9.000	0.2 3 0 0 0 1 1 0 0 0 0 0 0 4 8 0.00 1.500	PITCHER											IP WLS BF H R ER SO BB IBB HBP BLK WP HR S P ERA WHIP							
Jack Sanford, R (1,1) ERA: 2.93												8.0 L 35 9 4 4 5 2 0 0 0 0 2 43 51 4.50 1.375											
Gordon Jones, R (9,1) ERA: 2.94												0.1 3 3 0 0 0 0 0 0 0 0 0 0 3 3 0.00 9.000											
Al Worthington, R (9,1) ERA: 2.79												0.2 3 0 0 0 1 1 0 0 0 0 0 0 4 8 0.00 1.500											

AB	38
R	4
H	12
RBI	4
BB	3
SO	6
LOB	15



Batter	1	2	3	4	5	6	7	8	9	AB	R	H	RBI	BB	SO	LOB	BOTTOM						
Danny O'Connell, R (1,5) OBP: 0.133, SLG: 0.133	6-3									3	0	0	0	0	0	0	St. Louis Cardinals @ San Francisco Giants Seals Stadium, San Francisco, CA Fri May 29 1959, 10:05 PM EDT Att: 20,199 - Unknown						
Leon Wagner, L (8,PH) OBP: 0.381, SLG: 0.636										1	0	0	0	0	0	1							
Felipe Alou, R (1,9) OBP: 0.336, SLG: 0.530	6-3									2	0	0	0	2	0	0							
Gordon Jones, R (9,1) ERA: 2.94										0	0	0	0	0	0	0							
Al Worthington, R (9,1) ERA: 2.79										0	0	0	0	0	0	0							
Willie Mays, R (1,8) OBP: 0.387, SLG: 0.607	F3									3	0	1	1	1	0	1							
Orlando Cepeda, R (1,3) OBP: 0.358, SLG: 0.594										4	0	0	0	0	1	4							
Jackie Brandt, R (1,7) OBP: 0.324, SLG: 0.403										4	1	1	0	0	1	0							
Daryl Spencer, R (1,4) OBP: 0.330, SLG: 0.352										4	0	2	0	0	0	0							
Andre Rodgers, R (1,6) OBP: 0.344, SLG: 0.440										3	0	2	1	1	0	0							
Bob Schmidt, R (1,2) OBP: 0.306, SLG: 0.384										3	1	1	0	0	0	3							
Bob Speake, L (9,PH) OBP: 0.200, SLG: 0.111										1	0	0	0	0	1	2							
Jack Sanford, R (1,1) OBP: 0.161, SLG: 0.103										2	0	0	0	0	0	2							
Jim Davenport, R (8,PH) OBP: 0.253, SLG: 0.314										1	0	0	0	0	0	1							
Willie Kirkland, L (9,PH) OBP: 0.352, SLG: 0.403										1	0	0	0	0	0	2							
Inning Stats	R: 0 E: 0 K: 0 S: 3	H: 0 LOB: 0 P: 3	R: 0 E: 0 K: 2 S: 7	H: 0 LOB: 0 BB: 0	R: 0 E: 0 K: 0 S: 3	H: 1 LOB: 1 BB: 1	R: 0 E: 0 K: 0 S: 3	H: 0 LOB: 0 BB: 0	R: 0 E: 0 K: 0 S: 3	H: 0 LOB: 1 BB: 1	R: 1 E: 0 K: 0 S: 5	H: 2 LOB: 2 BB: 1	R: 1 E: 0 K: 1 S: 7	H: 3 LOB: 1 BB: 0	1B: 5 2B: 2 3B: 0 HR: 0	SF: 0 SAC: 0 DP: 1 HBP: 0	WP: 0 PB: 0 SB: 0 CS: 1	PA: 36					
PITCHER	IP WLS BF H R ER SO BB IBB HBP BLK WP HR S P ERA WHIP	8.0 W 33 6 2 2 2 4 0 0 0 0 0 33 49 2.25 1.250	1.0 S 3 1 0 0 1 0 0 0 0 0 0 5 5 0.00 1.000	PITCHER											IP WLS BF H R ER SO BB IBB HBP BLK WP HR S P ERA WHIP								
Vinegar Bend Mizell, L (1,1) ERA: 3.47												8.0 W 33 6 2 2 2 4 0 0 0 0 0 33 49 2.25 1.250											
Lindy McDaniel, R (9,1) ERA: 3.5												1.0 S 3 1 0 0 1 0 0 0 0 0 0 5 5 0.00 1.000											

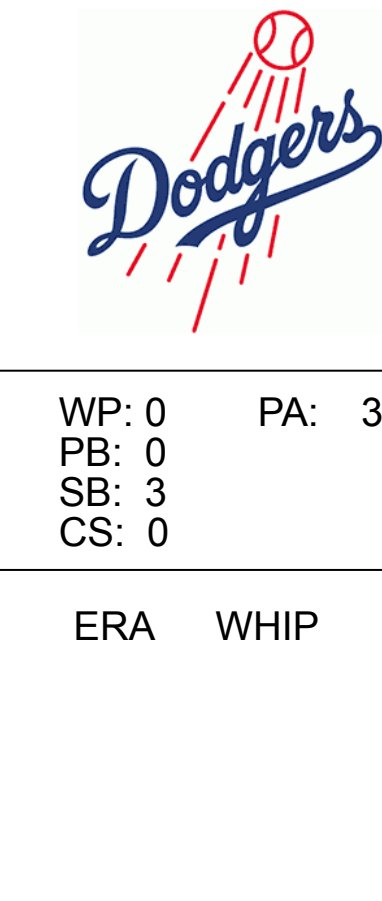
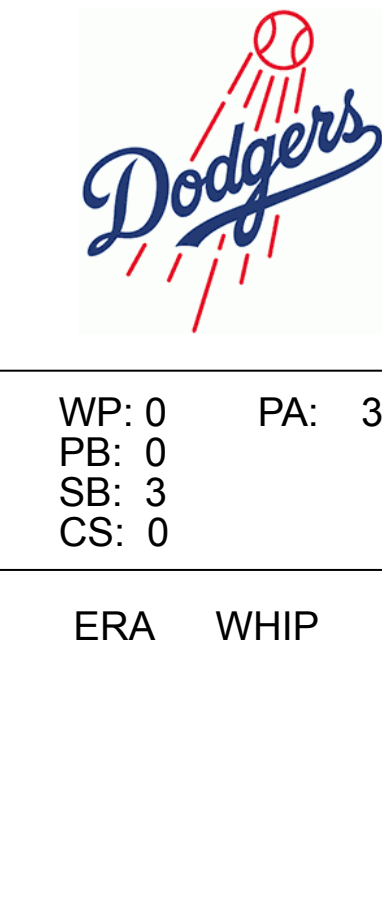


Batter	1	2	3	4	5	6	7	8	9	AB	R	H	RBI	BB	SO	LOB	TOP			
Don Blasingame, L OBP: 0.354, SLG: 0.370	L5		5-3		HR		1B BB		5-3	4	1	1	1	1	0	0	St. Louis Cardinals @ Los Angeles Dodgers Los Angeles Memorial Coliseum, Los Angeles, CA Sun May 31 1959, 6:33 AM EDT Att: 24,829 - Unknown livebaseballscorecards.com			
Gino Cimoli, R OBP: 0.376, SLG: 0.508	K		K		K		1B		4-3	5	0	1	0	0	3	0				
Stan Musial, L OBP: 0.359, SLG: 0.362	K			F8	F7		F5		1-3	5	0	0	0	0	1	3				
Ray Jablonski, R OBP: 0.342, SLG: 0.485		FC5-4 BB		HR		1B	K			3	2	2	1	1	1	3				
Joe Cunningham, L OBP: 0.456, SLG: 0.460		FC5-4 BB		BB		K	K			3	0	0	0	1	2	5				
Chuck Essegian, R OBP: 0.205, SLG: 0.289	K			BB		K				3	0	0	0	1	3	2				
Hal Smith, R OBP: 0.310, SLG: 0.445				F4		2H 1B				4	0	2	1	0	1	2				
Lee Tate, R OBP: 0.270, SLG: 0.382					F2					3	0	0	0	0	1	5				
Curt Flood, R OBP: 0.308, SLG: 0.267	K					F3				0	0	0	0	1	0	0				
Ken Boyer, R OBP: 0.386, SLG: 0.514								BB		0	0	0	0	0	0	0				
Gary Blaylock, R OBP: 0.136, SLG: 0.391										2	0	0	0	0	1	0				
Howie Nunn, R OBP: 0.242, SLG: 0.333										0	0	0	0	0	0	0				
Bobby Gene Smith, R OBP: 0.222, SLG: 0.607										0	0	0	0	0	0	0				
Jim Brosnan, R OBP: 0.277, SLG: 0.349										1	0	0	0	0	1	1				
Gene Green, R OBP: 0.277, SLG: 0.349										0	0	0	0	0	0	0				
Tom Cheney, R OBP: 0.277, SLG: 0.349										0	0	0	0	0	0	0				
Inning Stats	R: 0 H: 0 E: 0 K: 2 S: 7	H: 0 R: 0 ER: 0 LOB: 0 BB: 0 P: 11	R: 0 H: 1 E: 0 K: 2 S: 15	H: 1 R: 0 ER: 0 LOB: 2 BB: 1 P: 24	R: 0 H: 0 E: 0 K: 1 S: 7	H: 0 R: 0 ER: 0 LOB: 0 BB: 0 P: 10	R: 1 H: 1 E: 0 K: 0 S: 10	H: 1 R: 0 ER: 0 LOB: 0 BB: 0 P: 21	R: 1 H: 1 E: 0 K: 2 S: 10	H: 2 R: 0 ER: 0 LOB: 3 BB: 2 P: 21	R: 0 H: 1 E: 0 K: 3 S: 12	H: 1 R: 0 ER: 0 LOB: 1 BB: 1 P: 19	R: 0 H: 0 E: 0 K: 3 S: 11	H: 0 R: 0 ER: 0 LOB: 0 BB: 0 P: 6	R: 0 H: 0 E: 0 K: 0 S: 4	H: 0 R: 0 ER: 0 LOB: 0 BB: 0 P: 6	1B: 4 2B: 0 3B: 0 HR: 2	SF: 0 SAC: 0 DP: 0 HBP: 0	WP: 0 PA: 39 PB: 0 SB: 1 CS: 0	
PITCHER	IP WLS BF H R ER SO BB IBB HBP BLK WP HR S P ERA WHIP	IP WLS BF H R ER SO BB IBB HBP BLK WP HR S P ERA WHIP	IP WLS BF H R ER SO BB IBB HBP BLK WP HR S P ERA WHIP	IP WLS BF H R ER SO BB IBB HBP BLK WP HR S P ERA WHIP	IP WLS BF H R ER SO BB IBB HBP BLK WP HR S P ERA WHIP	IP WLS BF H R ER SO BB IBB HBP BLK WP HR S P ERA WHIP	IP WLS BF H R ER SO BB IBB HBP BLK WP HR S P ERA WHIP	IP WLS BF H R ER SO BB IBB HBP BLK WP HR S P ERA WHIP	IP WLS BF H R ER SO BB IBB HBP BLK WP HR S P ERA WHIP	IP WLS BF H R ER SO BB IBB HBP BLK WP HR S P ERA WHIP	IP WLS BF H R ER SO BB IBB HBP BLK WP HR S P ERA WHIP	IP WLS BF H R ER SO BB IBB HBP BLK WP HR S P ERA WHIP	IP WLS BF H R ER SO BB IBB HBP BLK WP HR S P ERA WHIP	IP WLS BF H R ER SO BB IBB HBP BLK WP HR S P ERA WHIP	IP WLS BF H R ER SO BB IBB HBP BLK WP HR S P ERA WHIP	IP WLS BF H R ER SO BB IBB HBP BLK WP HR S P ERA WHIP	IP WLS BF H R ER SO BB IBB HBP BLK WP HR S P ERA WHIP	IP WLS BF H R ER SO BB IBB HBP BLK WP HR S P ERA WHIP	IP WLS BF H R ER SO BB IBB HBP BLK WP HR S P ERA WHIP	IP WLS BF H R ER SO BB IBB HBP BLK WP HR S P ERA WHIP
Sandy Koufax, L ERA: 7.31	6.0	W	28	5	3	3	9	5	0	0	0	0	0	2	64	114	4.50	1.667		
Johnny Klippstein, R ERA: 4.6	0.0		1	1	0	0	0	0	0	0	0	0	0	0	1	1				
Danny McDevitt, L ERA: 3.71	3.0	S	10	0	0	0	5	1	0	0	0	0	0	0	24	35	0.00	0.333		

Batter	1	2	3	4	5	6	7	8	9	AB	R	H	RBI	BB	SO	LOB	BOTTOM		
Jim Gilliam, S OBP: 0.384, SLG: 0.320	BB 1B BB	4-3		4-3		5-3		K		4	1	0	0	1	1	3	St. Louis Cardinals @ Los Angeles Dodgers Los Angeles Memorial Coliseum, Los Angeles, CA Sun May 31 1959, 6:33 AM EDT Att: 24,829 - Unknown livebaseballscorecards.com		
Charlie Neal, R OBP: 0.351, SLG: 0.428	K	F7		HR		5-3				4	1	1	1	0	1	2			
Wally Moon, L OBP: 0.388, SLG: 0.410	1B BB	1B		1B		1-3				3	1	2	0	1	0	0			
Gil Hodges, R OBP: 0.390, SLG: 0.526	1B BB	K		5-3		K				3	1	0	0	1	2	1			
Ron Fairly, L OBP: 0.404, SLG: 0.485	1B			FC5-4 BB		F8		6-3		3	0	1	1	1	0	0			
Don Demeter, R OBP: 0.337, SLG: 0.506	1B			1B		6-3		F9		4	0	2	2	0	0	0			
John Roseboro, L OBP: 0.351, SLG: 0.309	K			K		1B 2B		1B		4	1	2	0	0	2	4			
Don Zimmer, R OBP: 0.331, SLG: 0.328	IBB			FC5-4		1B		1B		2	0	1	1	2	0	2			
Sandy Koufax, R OBP: 0.182, SLG: 0.364	K			6-3		K		K		3	0	0	0	0	2	4			
Johnny Klippstein, R ERA: 4.55										0	0	0	0	0	0	0			
Danny McDevitt, L OBP: 0.187, SLG: 0.222	K							K		1	0	0	0	0	1	2			
Inning Stats	R: 3 H: 3 E: 0 K: 3 S: 21	H: 3 R: 0 ER: 0 LOB: 3 BB: 3 P: 39	R: 0 H: 0 E: 0 K: 1 S: 9	H: 0 R: 0 ER: 0 LOB: 1 BB: 1 P: 14	R: 0 H: 1 E: 0 K: 1 S: 12	H: 1 R: 0 ER: 0 LOB: 1 BB: 1 P: 19	R: 1 H: 2 E: 0 K: 0 S: 8	H: 2 R: 0 ER: 0 LOB: 0 BB: 0 P: 14	R: 0 H: 0 E: 0 K: 1 S: 6	H: 0 R: 0 ER: 0 LOB: 0 BB: 0 P: 10	R: 1 H: 2 E: 0 K: 1 S: 10	H: 2 R: 0 ER: 0 LOB: 1 BB: 0 P: 19	R: 0 H: 0 E: 0 K: 1 S: 7	H: 0 R: 0 ER: 0 LOB: 0 BB: 0 P: 10	R: 0 H: 1 E: 0 K: 2 S: 9	H: 1 R: 0 ER: 0 LOB: 2 BB: 1 P: 16	1B: 7 2B: 1 3B: 0 HR: 1	SF: 0 SAC: 0 DP: 1 HBP: 0	WP: 0 PA: 37 PB: 0 SB: 3 CS: 0
PITCHER	IP WLS BF H R ER SO BB IBB HBP BLK WP HR S P ERA WHIP	IP WLS BF H R ER SO BB IBB HBP BLK WP HR S P ERA WHIP	IP WLS BF H R ER SO BB IBB HBP BLK WP HR S P ERA WHIP	IP WLS BF H R ER SO BB IBB HBP BLK WP HR S P ERA WHIP	IP WLS BF H R ER SO BB IBB HBP BLK WP HR S P ERA WHIP	IP WLS BF H R ER SO BB IBB HBP BLK WP HR S P ERA WHIP	IP WLS BF H R ER SO BB IBB HBP BLK WP HR S P ERA WHIP	IP WLS BF H R ER SO BB IBB HBP BLK WP HR S P ERA WHIP	IP WLS BF H R ER SO BB IBB HBP BLK WP HR S P ERA WHIP	IP WLS BF H R ER SO BB IBB HBP BLK WP HR S P ERA WHIP	IP WLS BF H R ER SO BB IBB HBP BLK WP HR S P ERA WHIP	IP WLS BF H R ER SO BB IBB HBP BLK WP HR S P ERA WHIP	IP WLS BF H R ER SO BB IBB HBP BLK WP HR S P ERA WHIP	IP WLS BF H R ER SO BB IBB HBP BLK WP HR S P ERA WHIP	IP WLS BF H R ER SO BB IBB HBP BLK WP HR S P ERA WHIP	IP WLS BF H R ER SO BB IBB HBP BLK WP HR S P ERA WHIP	IP WLS BF H R ER SO BB IBB HBP BLK WP HR S P ERA WHIP	IP WLS BF H R ER SO BB IBB HBP BLK WP HR S P ERA WHIP	IP WLS BF H R ER SO BB IBB HBP BLK WP HR S P ERA WHIP
Gary Blaylock, R ERA: 3.88	5.0	L	26	8	5	5	5	4	0	0	0	0	0	0	8	13	0.00	0.000	
Howie Nunn, R ERA: 8.24	1.0		3	0	0	0	1	0	0	0	0	0	0	0	8	13	0.00	0.000	
Jim Brosnan, R ERA: 4.55	1.0		3	0	0	0	1	0	0	0	0	0	0	7	10	0.00	0.000		
Tom Cheney, R ERA: 7.2	1.0		5	1	0	0	2	0	1	0	0	0	0	9	16	0.00	1.000		

AB 33
R 3
H 6
RBI 3
BB 6
SO 14
LOB 21

AB 31
R 5
H 9
RBI 5
SO 9
LOB 18



Batter	1	2	3	4	5	6	7	8	9	AB	R	H	RBI	BB	SO	LOB	TOP					
Don Blasingame, L (1, 4) OBP: 0.361, SLG: 0.372	0-0 1B 1B		0-0 1-3		4-0 1-2 FC6-4 BB			4-0 G5-4-3 BB		2	0	1	0	2	0	0	St. Louis Cardinals @ Pittsburgh Pirates Forbes Field, Pittsburgh, PA Tue Jun 02 1959, 7:05 PM EDT Att: 28,644 - Unknown					
Gino Cimoli, R (1, 8) OBP: 0.376, SLG: 0.508 Bobby Gene Smith, R (3, 8) OBP: 0.216, SLG: 0.320	0-3 K		0-0 2B 1B		0-0 1-2 FC6-4			0-0 G5-4-3 1-2		2	0	1	0	0	1	1						
Stan Musial, L (1, 3) OBP: 0.363, SLG: 0.374	0-0 1-2 G6-4-3 1B		0-0 1-H 2B		0-0 F7			0-0 F8		4	0	2	0	0	0	0						
Ken Boyer, R (1, 5) OBP: 0.359, SLG: 0.503	0-0 G6-4-3 1-2			0-0 P4				0-0 F8		4	0	0	0	0	0	2						
Bill White, L (1, 7) OBP: 0.360, SLG: 0.543		0-3 K		0-3 K				0-0 3B		4	0	1	0	0	2	0						
Joe Cunningham, L (1, 9) OBP: 0.450, SLG: 0.452		0-0 5-3		0-0 6-3				0-0 6-3		4	0	1	0	0	0	1						
Hal Smith, R (1, 2) OBP: 0.314, SLG: 0.446		0-0 E6 1B			0-0 BB 1B			0-0 F8		4	0	2	0	0	0	2						
Lee Tate, R (1, 6) OBP: 0.256, SLG: 0.361 Ray Jablonski, R (7, PH) OBP: 0.333, SLG: 0.471		0-0 F5			0-3 K			0-3 K		2	0	0	0	0	1	2						
Larry Jackson, R (1, 1) OBP: 0.179, SLG: 0.185 Jim Brosnan, R (4, 1) OBP: 0.298, SLG: 0.571 Chuck Essegian, R (7, PH) OBP: 0.200, SLG: 0.282 Tom Cheney, R (7, 1) OBP: 0.200, SLG: 0.282			0-0 L9		0-3 K			0-0 F7		1	0	0	0	0	0	0						
Inning Stats	R: 0 E: 0 K: 1 S: 6	H: 2 LOB: 1 BB: 0 P: 6	R: 0 E: 1 K: 1 S: 6	H: 1 LOB: 1 BB: 0 P: 6	R: 0 E: 0 K: 0 S: 4	H: 2 LOB: 2 BB: 0 P: 4	R: 0 E: 0 K: 1 S: 5	H: 0 LOB: 0 BB: 0 P: 5	R: 0 E: 0 K: 2 S: 8	H: 1 LOB: 2 BB: 1 P: 12	R: 0 E: 0 K: 0 S: 3	H: 0 LOB: 0 BB: 0 P: 3	R: 0 E: 0 K: 1 S: 6	H: 1 LOB: 1 BB: 0 P: 6	R: 0 E: 0 K: 0 S: 2	H: 0 LOB: 0 BB: 1 P: 6		R: 0 E: 0 K: 0 S: 4	H: 1 LOB: 1 BB: 0 P: 4	1B: 6 2B: 1 3B: 1 HR: 0	SF: 0 SAC: 0 DP: 2 HBP: 0	WP: 0 PB: 0 SB: 0 CS: 0
PITCHER Harvey Haddix, L (1, 1) ERA: 1.9	IP: 9.0 WLS: W BF: 34 H: 8 R: 0 ER: 0 SO: 6 BB: 2 IBB: 0 HBP: 0 BLK: 0 WP: 0 HR: 0 S: 44 P: 52 ERA: 0.00 WHIP: 1.111															PITCHER						

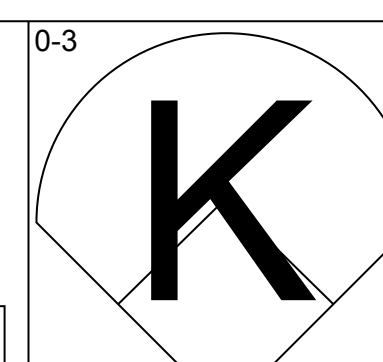
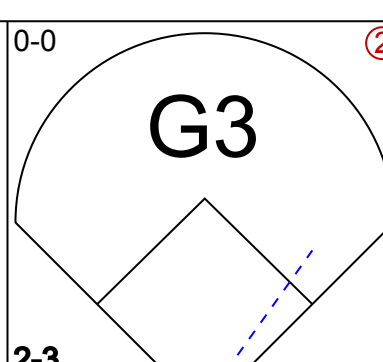
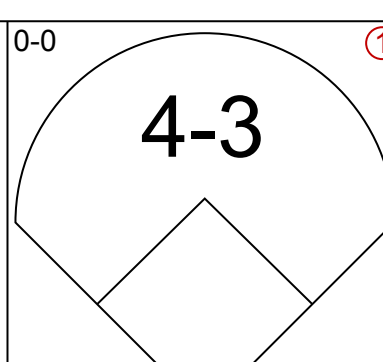
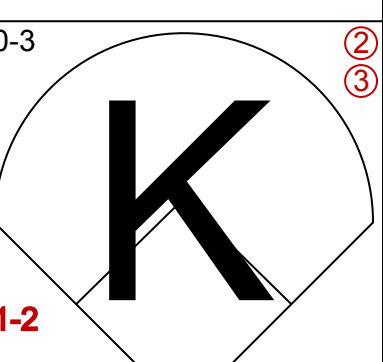
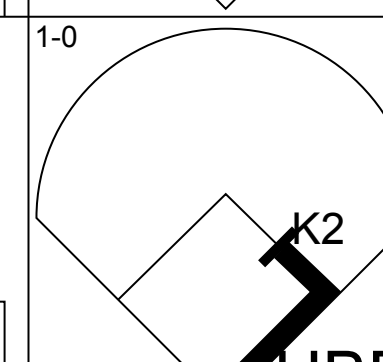
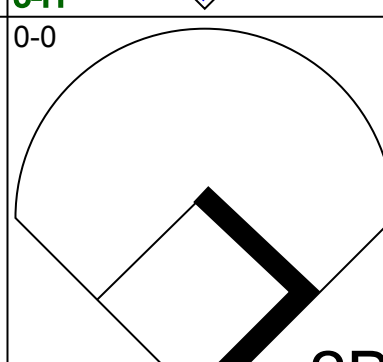
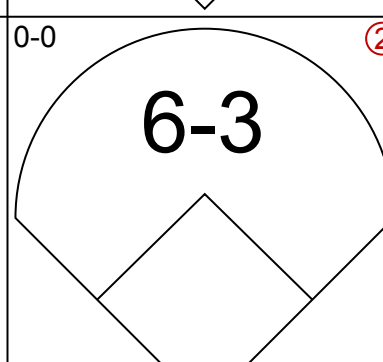
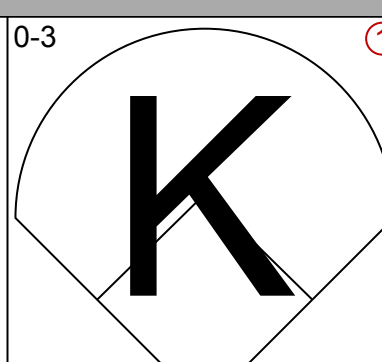
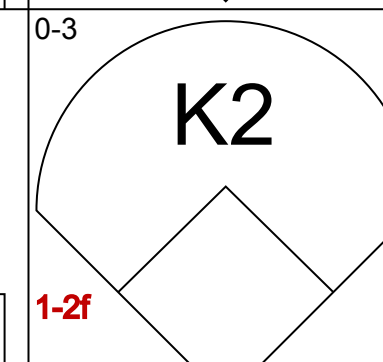
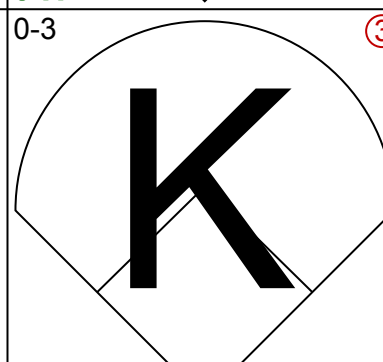
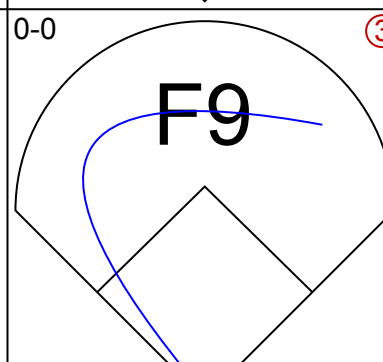
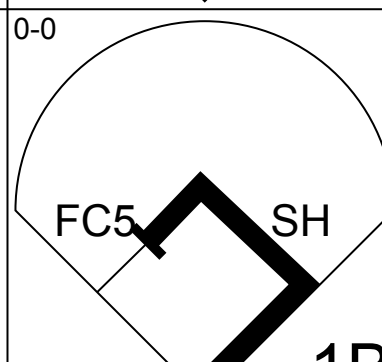
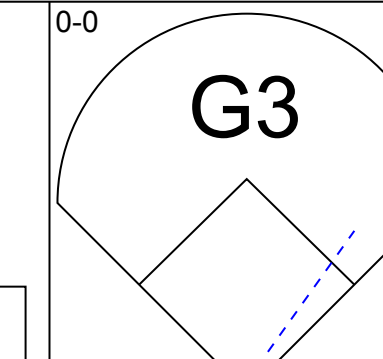
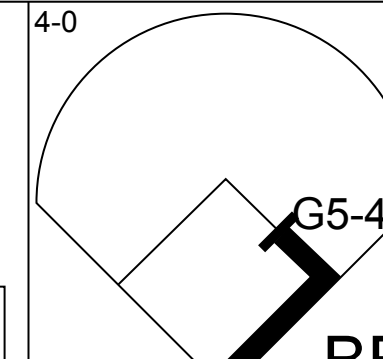
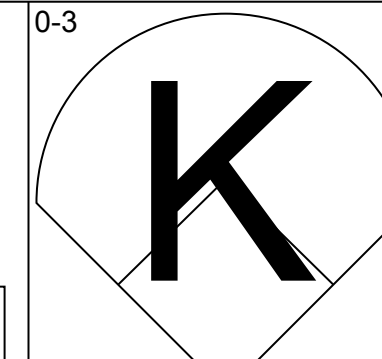
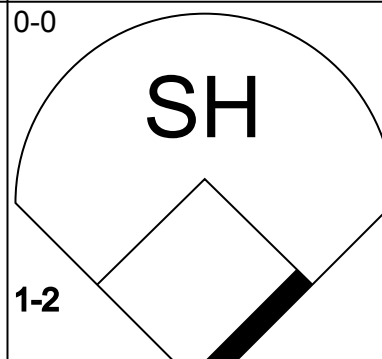
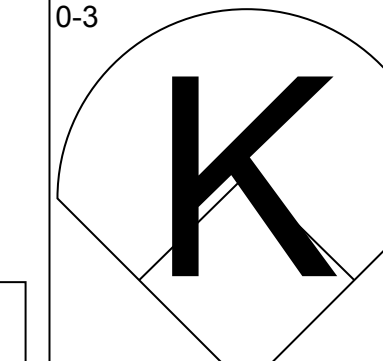
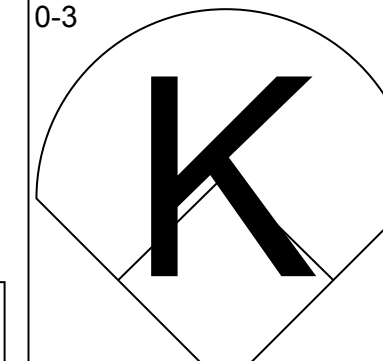
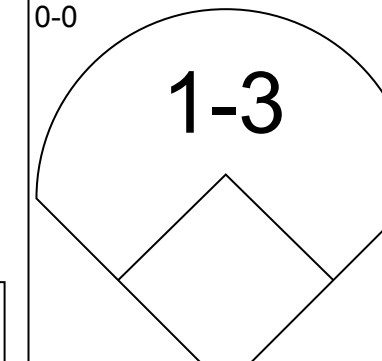
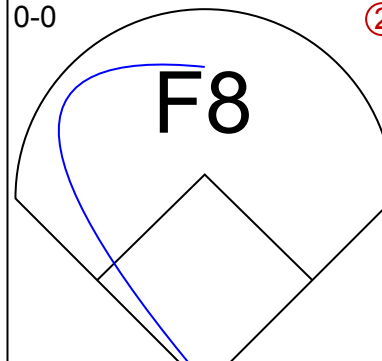
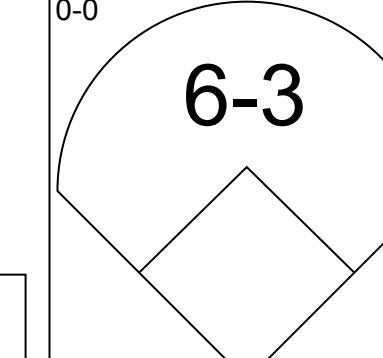
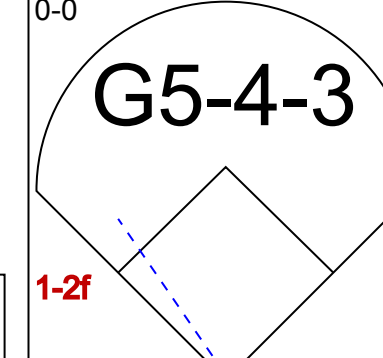
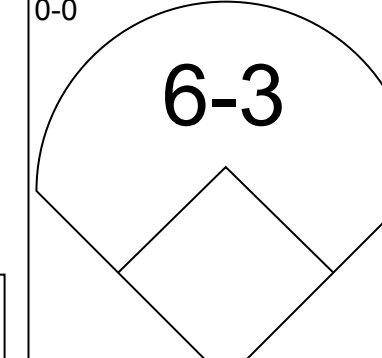
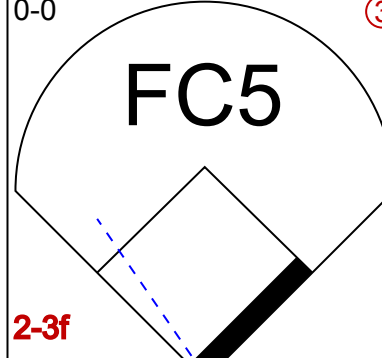
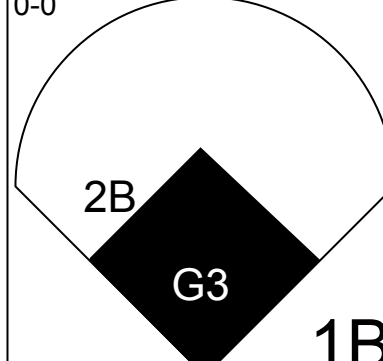
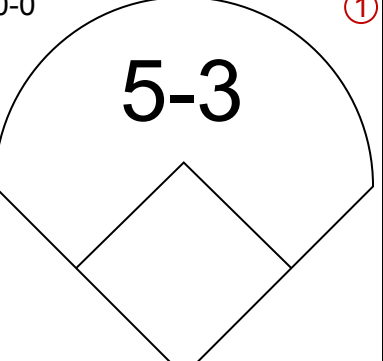
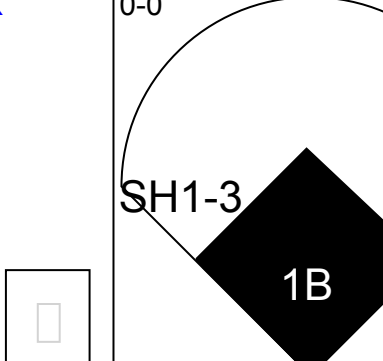
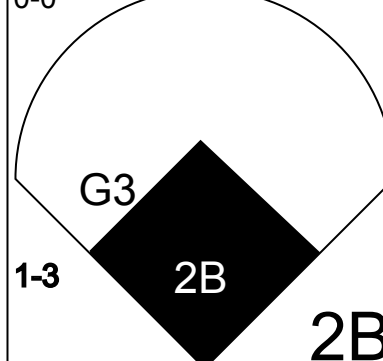
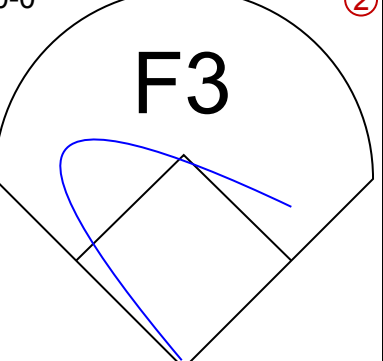
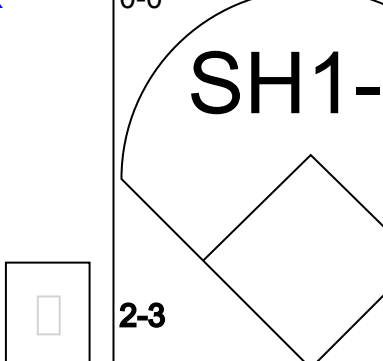
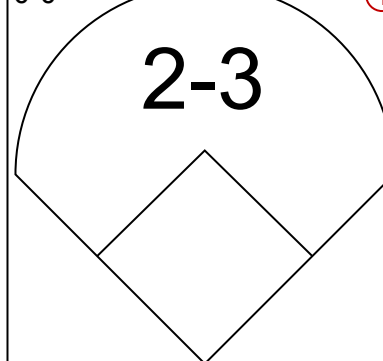
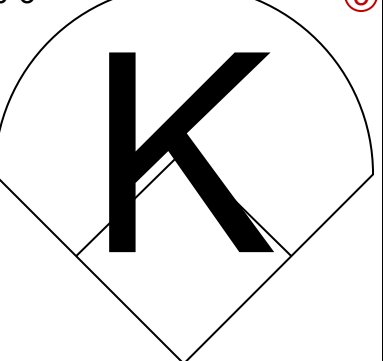
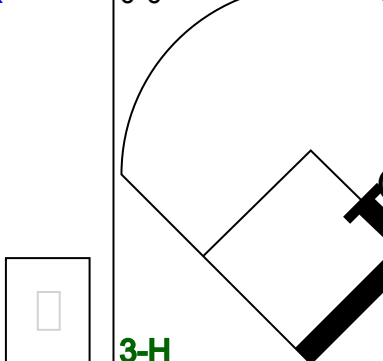
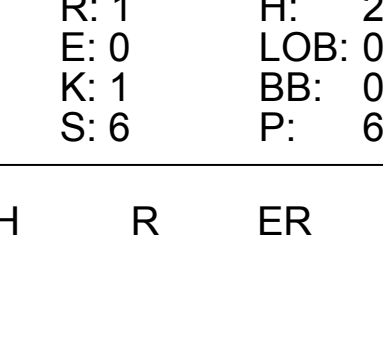
AB 32
R 0
H 8
RBI 0
BB 2
SO 6
LOB 14



Batter	1	2	3	4	5	6	7	8	9	AB	R	H	RBI	BB	SO	LOB	BOTTOM			
Bill Virdon, L (1, 8) OBP: 0.291, SLG: 0.376	0-0 4-3 2B		0-0 1B 2B		0-0 6-3			0-0 F7		4	1	2	0	0	0	5	St. Louis Cardinals @ Pittsburgh Pirates Forbes Field, Pittsburgh, PA Tue Jun 02 1959, 7:05 PM EDT Att: 28,644 - Unknown			
Dick Groat, R (1, 6) OBP: 0.306, SLG: 0.329	0-0 4-3		0-0 2H 1B		0-0 6-3			0-0 P4		4	0	1	1	0	0	1				
Smoky Burgess, L (1, 2) OBP: 0.413, SLG: 0.681	0-0 6-3		0-0 4-3		0-0 4-3			1-0 FC6-5 BB HBP		3	0	0	0	0	0	2				
Ted Kluszewski, L (1, 3) OBP: 0.391, SLG: 0.576 Rocky Nelson, L (8, 3) OBP: 0.296, SLG: 0.311	0-0 P6			0-0 FC4-6 BB 1B 1B			0-0 3-1	0-0 F8		4	1	1	0	0	0	2				
Bob Skinner, L (1, 7) OBP: 0.347, SLG: 0.487		0-3 K		4-0 1-2 FC4-6 BB 1B			4-0 1B SH3-4 BB	4-0 1-2 BB		1	0	0	0	3	1	0				
Bill Mazerowski, R (1, 4) OBP: 0.274, SLG: 0.368		0-0 G6-4-3 1B		0-0 FC4-6 1B 1-2 2-3			0-0 SH3-4	0-0 FC6-5 2-3		3	1	1	0	0	0	4				
Don Hoak, R (1, 5) OBP: 0.377, SLG: 0.431	0-0 G6-4-3 1-2		0-0 K		0-3 K			4-0 1B BB		3	0	0	0	1	2	3				
Roman Mejias, R (1, 9) OBP: 0.324, SLG: 0.296			0-0 5-3		0-0 1B 1B			0-0 4-3		4	0	2	1	0	0	0				
Harvey Haddix, L (1, 1) OBP: 0.233, SLG: 0.214			0-3 K		0-0 1-2 3H 1B			0-3 K		4	0	1	1	0	3	3				
Inning Stats	R: 0 E: 0 K: 0 S: 4	H: 1 LOB: 1 BB: 0 P: 4	R: 0 E: 0 K: 1 S: 5	H: 1 LOB: 0 BB: 0 P: 5	R: 1 E: 0 K: 1 S: 7	H: 2 LOB: 1 BB: 0 P: 7	R: 2 E: 0 K: 1 S: 8	H: 3 LOB: 2 BB: 1 P: 12	R: 0 E: 0 K: 0 S: 3	H: 0 LOB: 0 BB: 0 P: 3	R: 0 E: 0 K: 1 S: 6	H: 1 LOB: 2 BB: 2 P: 14	R: 0 E: 0 K: 0 S: 3	H: 0 LOB: 2 BB: 1 P: 8	R: 0 E: 0 K: 2 S: 7	H: 0 LOB: 0 BB: 0 P: 7		1B: 6 2B: 2 3B: 0 HR: 0	SF: 0 SAC: 1 DP: 1 HBP: 1	WP: 0 PB: 0 SB: 0 CS: 0
PITCHER Larry Jackson, R (1, 1) ERA: 3.73 Jim Brosnan, R (4, 1) ERA: 4.2 Tom Cheney, R (7, 1) ERA: 5.14	IP: 3.2 WLS: L BF: 18 H: 7 R: 3 ER: 3 SO: 3 BB: 1 IBB: 0 HBP: 0 BLK: 0 WP: 0 HR: 0 S: 23 P: 27 ERA: 7.36 WHIP: 2.182															PITCHER				

AB 30
R 3
H 8
RBI 3
BB 4
SO 6
LOB 20

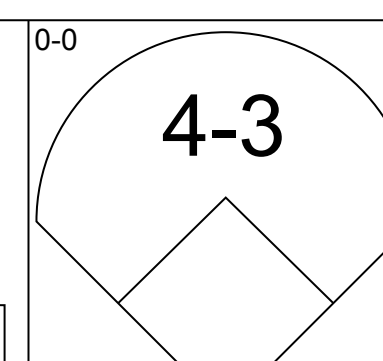
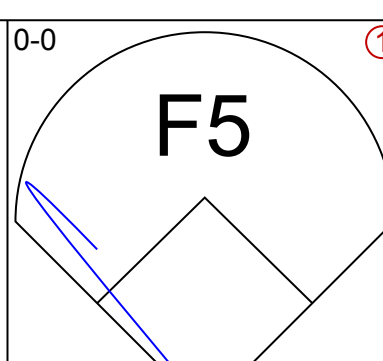
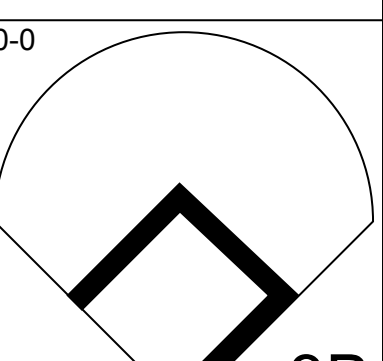
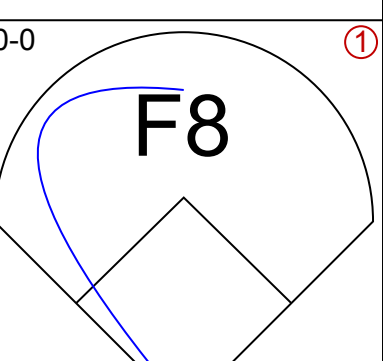
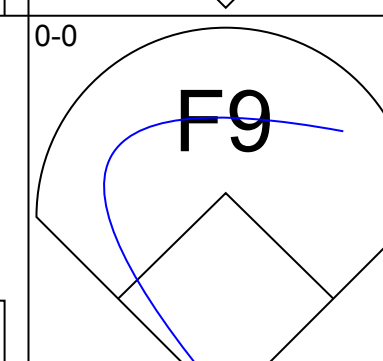
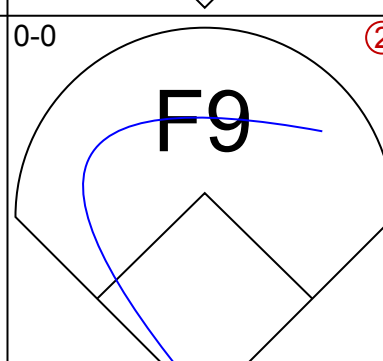
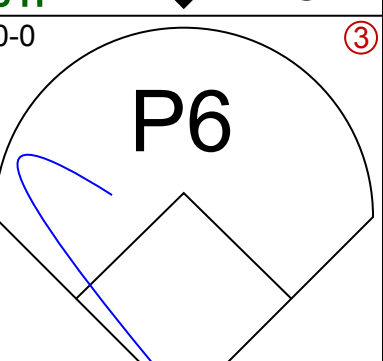
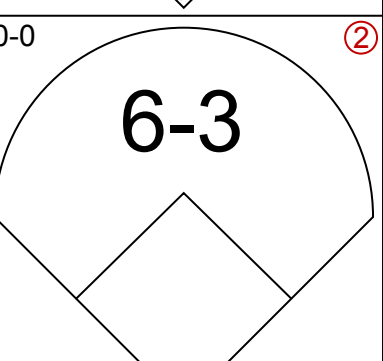
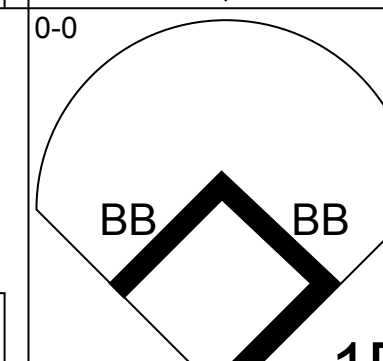
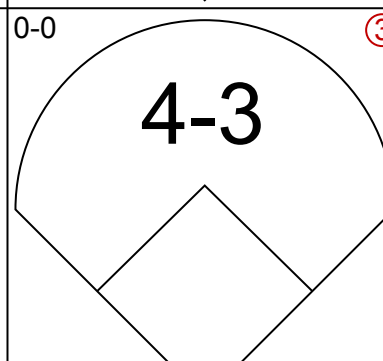
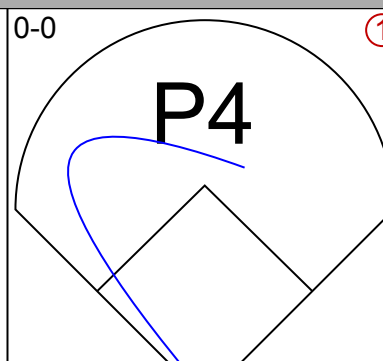
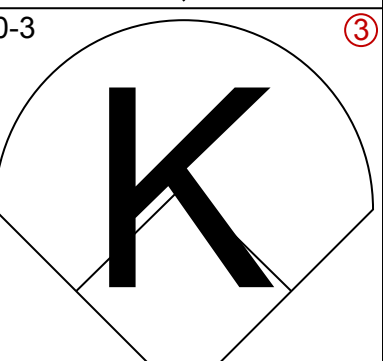
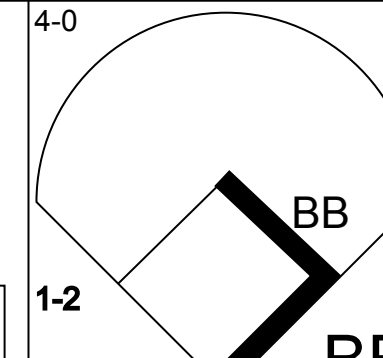
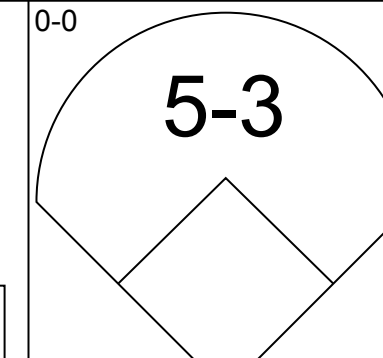
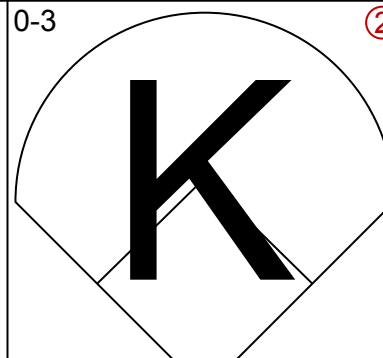
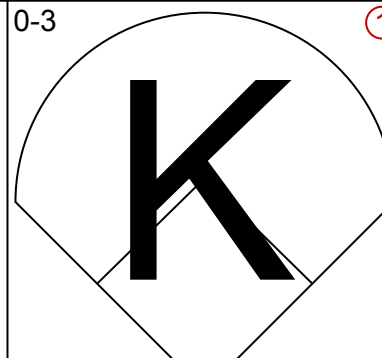
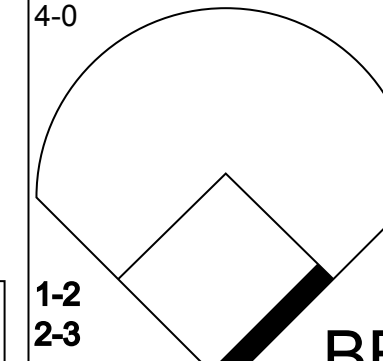
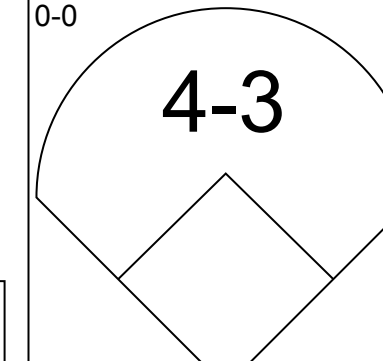
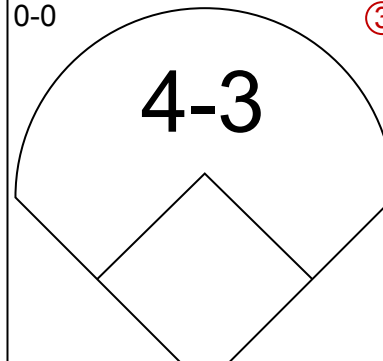
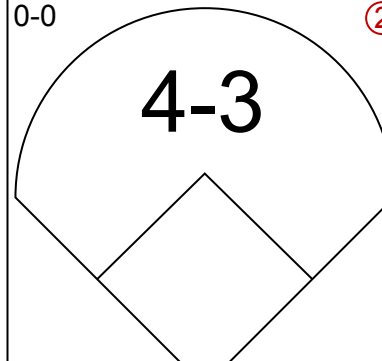
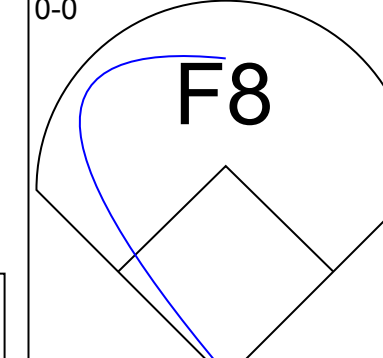
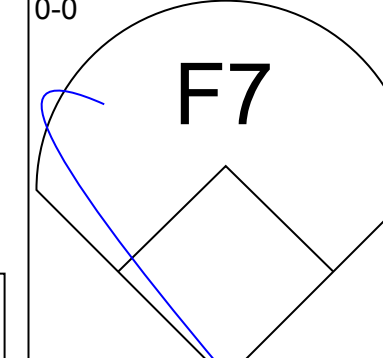
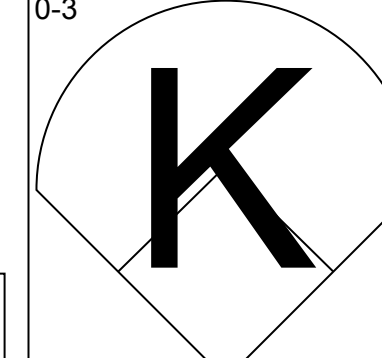
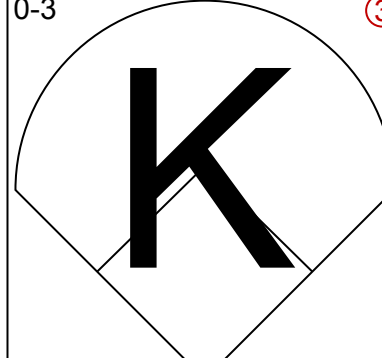
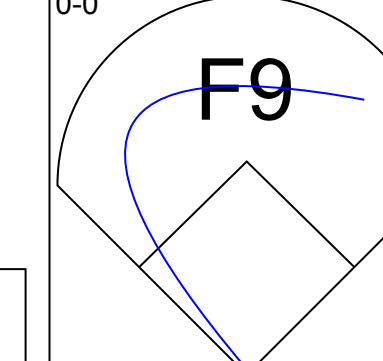
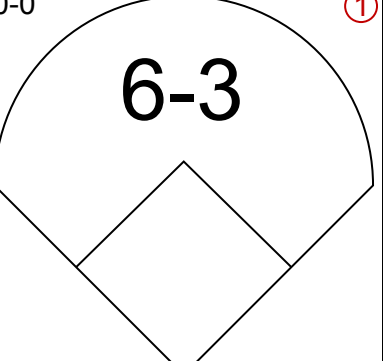
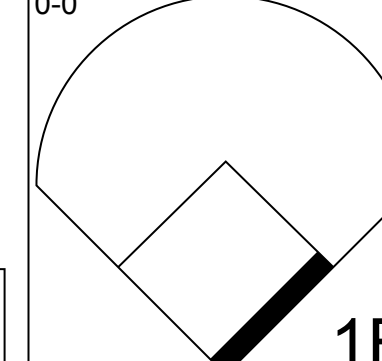
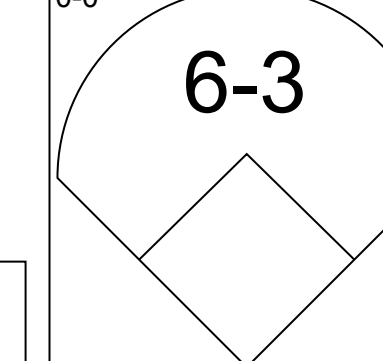
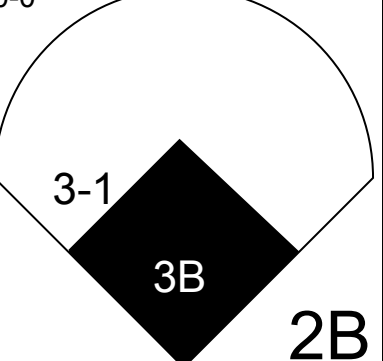
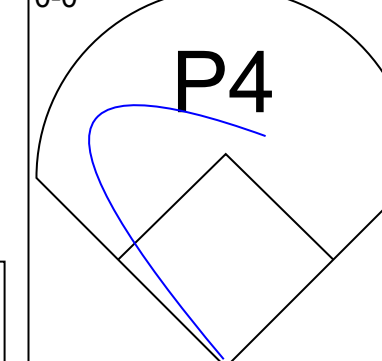
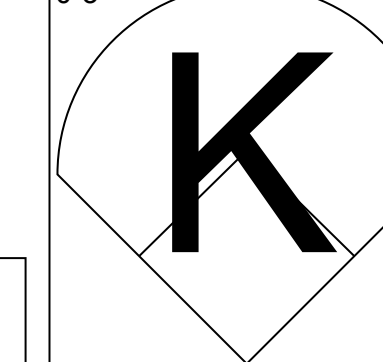
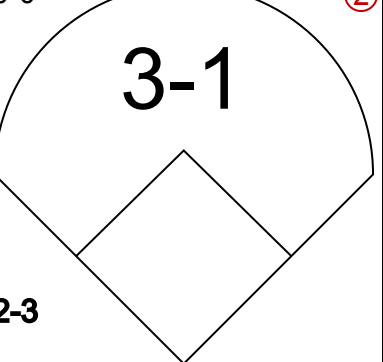
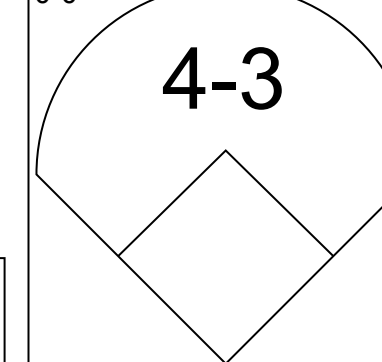
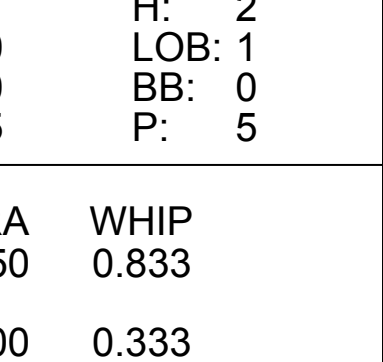


Batter	1	2	3	4	5	6	7	8	9	AB	R	H	RBI	BB	SO	LOB	TOP			
Joe Cunningham, L OBP: 0.364, SLG: 0.200 (1, 9)										4	0	0	1	0	2	2				
Solly Hemus, L OBP: 0.615, SLG: 0.429 Lee Tate, R (1, 4)										2	0	1	1	0	0	0				
Bill White, L OBP: 0.237, SLG: 0.418 (1, 7)									1B	4	0	1	0	0	2	2				
George Crowe, L OBP: 0.313, SLG: 0.467 Lindy McDaniel, R (7, 1)										2	0	0	0	0	1	1				
Ken Boyer, R OBP: 0.356, SLG: 0.372 (1, 5)										4	0	0	0	0	2	3				
Gene Green, R OBP: 0.217, SLG: 0.364 (1, 2)										4	0	0	0	0	0	3				
Bobby Gene Smith, R OBP: 0.273, SLG: 0.316 (1, 8)									2B	3	2	2	0	0	0	0				
Alex Grammas, R OBP: 0.294, SLG: 0.383 Don Blasingame, L OBP: 0.301, SLG: 0.286 (8, PH)									2B	2	1	1	0	0	0	0				
Gary Blaylock, R (1, 1)									1B	2	0	0	0	0	1	2				
Hal Smith, R OBP: 0.253, SLG: 0.366 (7, 2)										1	0	1	1	0	0	0				
Inning Stats	R: 0 E: 0 K: 2 S: 6	H: 0 LOB: 1 BB: 0 P: 7	R: 0 E: 0 K: 1 S: 5	H: 0 LOB: 0 BB: 0 P: 5	R: 2 E: 0 K: 1 S: 8	H: 3 LOB: 1 BB: 0 P: 8	R: 0 E: 0 K: 1 S: 4	H: 0 LOB: 0 BB: 1 P: 8	R: 0 E: 0 K: 1 S: 5	H: 0 LOB: 0 BB: 0 P: 5	R: 0 E: 0 K: 1 S: 5	H: 0 LOB: 0 BB: 0 P: 5	R: 0 E: 0 K: 1 S: 5	H: 2 LOB: 0 BB: 0 P: 6	R: 0 E: 0 K: 1 S: 7	H: 1 LOB: 2 BB: 0 P: 7	1B: 3 2B: 4 3B: 0 HR: 0	SF: 0 SAC: 2 DP: 2 HBP: 1	WP: 0 PB: 0 SB: 0 CS: 1	PA: 33
PITCHER	IP	WLS	BF	H	R	ER	SO	BB	IBB	HBP	BLK	WP	HR	S	P	ERA	WHIP			
Bennie Daniels, R ERA: 4.15 Al Jackson, L ERA: 4.5	(1, 1)	7.0	L	24	3	2	7	1	0	1	0	0	0	36	41	2.57	0.571			
(8, 1)	2.0	9	3	1	1	2	0	0	0	0	0	0	0	13	13	4.50	1.500			

St. Louis Cardinals @ Pittsburgh Pirates
Forbes Field, Pittsburgh, PA
Tue Jun 02 1959, 3:33 AM EDT
Att: 26,080 - Unknown

AB 29
R 3
H 6
RBI 3
BB 1
SO 9
LOB 12



Batter	1	2	3	4	5	6	7	8	9	AB	R	H	RBI	BB	SO	LOB	BOTTOM					
Don Hoak, R OBP: 0.377, SLG: 0.365 (1, 5)										4	0	1	1	0	0	0						
Roman Mejias, R OBP: 0.255, SLG: 0.171 (1, 9)										4	0	0	0	0	0	1						
Bill Virdon, L OBP: 0.231, SLG: 0.312 (1, 8)										4	0	1	0	0	1	0						
Dick Stuart, R OBP: 0.438, SLG: 0.667 (1, 3)										3	0	0	0	1	2	0						
Bob Skinner, L OBP: 0.227, SLG: 0.128 (1, 7)										3	0	0	0	1	0	0						
Bill Mazerowski, R OBP: 0.288, SLG: 0.384 (1, 4)										4	0	0	0	0	2	3						
Dick Groat, R OBP: 0.311, SLG: 0.343 (1, 6)										3	0	1	0	0	0	0						
Hank Foiles, R OBP: 0.250, SLG: 0.435 Ted Kluszewski, L OBP: 0.455, SLG: 0.571 Danny Kravitz, L OBP: 1.000, SLG: 1.000 (8, 2)										2	1	1	0	0	0	0						
Bennie Daniels, L (1, 1)										1	0	0	0	0	0	1						
Rocky Nelson, L OBP: 0.300, SLG: 0.333 Al Jackson, L (8, 1)										0	0	0	0	0	0	0						
Inning Stats	R: 0 E: 0 K: 0 S: 4	H: 1 LOB: 3 BB: 2 P: 12	R: 0 E: 0 K: 1 S: 5	H: 0 LOB: 0 BB: 0 P: 5	R: 0 E: 0 K: 0 S: 3	H: 0 LOB: 0 BB: 0 P: 3	R: 0 E: 0 K: 0 S: 3	H: 0 LOB: 0 BB: 0 P: 3	R: 1 E: 0 K: 0 S: 5	H: 2 LOB: 1 BB: 0 P: 5	R: 0 E: 0 K: 1 S: 5	H: 0 LOB: 0 BB: 0 P: 5	R: 0 E: 0 K: 1 S: 6	H: 1 LOB: 1 BB: 0 P: 6	R: 0 E: 0 K: 1 S: 5	H: 0 LOB: 0 BB: 0 P: 5	R: 0 E: 0 K: 2 S: 7	H: 0 LOB: 0 BB: 0 P: 7	1B: 2 2B: 1 3B: 1 HR: 0	SF: 0 SAC: 0 DP: 0 HBP: 0	WP: 0 PB: 0 SB: 0 CS: 0	PA: 33
PITCHER	IP	WLS	BF	H	R	ER	SO	BB	IBB	HBP	BLK	WP	HR	S	P	ERA	WHIP					
Gary Blaylock, R ERA: 3.0 Lindy McDaniel, R ERA: 3.09	(1, 1)	6.0	W	23	3	1	2	2	0	0	0	0	0	25	33	1.50	0.833					
(7, 1)	3.0	S	10	1	0	0	4	0	0	0	0	0	0	18	18	0.00	0.333					

St. Louis Cardinals @ Pittsburgh Pirates
Forbes Field, Pittsburgh, PA
Tue Jun 02 1959, 3:33 AM EDT
Att: 26,080 - Unknown

AB 31
R 1
H 4
RBI 1
BB 2
SO 6
LOB 7



Batter	1	2	3	4	5	6	7	8	9	AB	R	H	RBI	BB	SO	LOB	TOP			
Don Blasingame, L (1, 4) OBP: 0.364, SLG: 0.371	4-0 BB G4-6-3		0-0 6-3		0-0 1-3			0-0 SH1-3 3B 1B		3	1	1	0	1	0	1				
Gino Cimoli, R (1, 8) OBP: 0.372, SLG: 0.500	0-0 G4-6-3 1-2		0-0 4-3			0-0 4-3		0-0 SH1-3 1-2		3	0	0	0	0	0	1				
Stan Musial, L (1, 3) OBP: 0.360, SLG: 0.366	0-0 F7			0-0 6-3		0-0 3-1		4-0 3B IBB		3	1	0	0	1	0	0				
Curt Flood, R (8, 8) OBP: 0.308, SLG: 0.267				0-0 6-3		0-0 3-1		0-0 3B IBB		0	0	0	0	0	0	0				
Ken Boyer, R (1, 5) OBP: 0.356, SLG: 0.508		0-0 6-3		0-0 6-3		0-0 L7		0-0 3B 1-H 2-H		4	0	1	2	0	0	0				
Bill White, L (1, 7) OBP: 0.357, SLG: 0.534		0-0 P5		0-0 1B		0-0 L6		0-0 P6		4	0	1	0	0	0	1				
Joe Cunningham, L (1, 9) OBP: 0.451, SLG: 0.463		0-0 2B 1B		0-0 6-3		0-0 2B		0-0 5-3		4	1	2	0	0	0	2				
Hal Smith, R (1, 2) OBP: 0.263, SLG: 0.453		0-0 1-H 2B		0-0 5-3		0-0 5-3		0-0 8-3 1B		4	0	2	1	0	0	1				
Bobby Gene Smith, R (9, PR) OBP: 0.216, SLG: 0.320										0	0	0	0	0	0	0				
Lee Tate, R (1, 6) OBP: 0.262, SLG: 0.342		0-0 F9		0-0 4-3		4-0 IBB		0-0 F8		2	0	0	0	1	0	1				
Solly Hemus, L (9, PH) OBP: 0.526, SLG: 0.333										1	0	0	0	0	0	1				
Vinegar Bend Mizell, R (1, 1) OBP: 0.263, SLG: 0.324			0-3 K		4-0 BB		0-3 K		0-0 8-3 1-2	2	0	0	0	1	2	2				
Lindy McDaniel, R (8, 1) OBP: 0.222, SLG: 0.067										0	0	0	0	0	0	0				
George Crowe, L (9, PH) OBP: 0.350, SLG: 0.579										1	0	0	0	0	0	1				
Inning Stats	R: 0 E: 0 K: 0 S: 2	H: 0 LOB: 0 BB: 1 P: 6	R: 1 E: 0 K: 0 S: 5	H: 2 LOB: 1 BB: 0 P: 5	R: 0 E: 0 K: 1 S: 5	H: 0 LOB: 0 BB: 0 P: 5	R: 0 E: 0 K: 0 S: 4	H: 1 LOB: 1 BB: 0 P: 4	R: 0 E: 0 K: 0 S: 3	H: 0 LOB: 1 BB: 1 P: 7	R: 0 E: 0 K: 1 S: 6	H: 1 LOB: 2 BB: 1 P: 10	R: 2 E: 0 K: 0 S: 5	H: 2 LOB: 1 BB: 1 P: 9	R: 0 E: 0 K: 0 S: 3	H: 1 LOB: 1 BB: 0 P: 3	1B: 4 2B: 3 3B: 1 HR: 0	SF: 0 SAC: 1 DP: 2 HBP: 0	WP: 0 PB: 0 SB: 0 CS: 0	PA: 36
PITCHER	IP WLS BF H R ER SO BB IBB HBP BLK WP HR S P ERA WHIP																			
Bob Friend, R (1, 1) ERA: 6.14	8.0 W 34 7 3 3 2 2 2 0 0 0 0 0 34 50 3.38 1.125																			
Roy Face, R (9, 1) ERA: 1.72	1.0 S 2 0 0 0 0 0 0 0 0 0 0 2 2 0.00 0.000																			

St. Louis Cardinals @ Pittsburgh Pirates
Forbes Field, Pittsburgh, PA
Wed Jun 03 1959, 7:05 PM EDT
Att: 16,857 - Unknown

AB 31
R 3
H 7
RBI 3
BB 4
SO 2
LOB 11





Batter	1	2	3	4	5	6	7	8	9	AB	R	H	RBI	BB	SO	LOB	BOTTOM			
Bill Virdon, L (1, 8) OBP: 0.285, SLG: 0.368	0-0 1-3		0-3 K		0-0 P6		0-0 1-3			4	0	0	0	0	1	2				
Dick Groat, R (1, 6) OBP: 0.301, SLG: 0.321	0-0 F8			0-0 5-3		0-0 6-3		0-3 K		4	0	0	0	0	1	0				
Roman Mejias, R (1, 9) OBP: 0.330, SLG: 0.304	0-0 4-3			0-0 FC4 1B		0-0 P5		0-0 1B 1B		4	1	2	0	0	0	0				
Dick Stuart, R (1, 3) OBP: 0.354, SLG: 0.523		0-3 K		0-0 F9		0-0 1B 1B		0-0 1B 3B 1B		4	0	2	0	0	1	1				
Joe Christopher, R (8, PR) OBP: 0.296, SLG: 0.311										0	1	0	0	0	0	0				
Rocky Nelson, L (9, 3)										0	0	0	0	0	0	0				
Bob Skinner, L (1, 7) OBP: 0.356, SLG: 0.490		4-0 5-3 BB		0-0 FC4 1-2		0-0 1B		0-0 3B 1B		3	1	2	1	1	0	1				
Bill Mazerowski, R (1, 4) OBP: 0.278, SLG: 0.386		0-0 5-3 1-2		0-0 E7 SF7 2B		0-0 F9		0-0 6-3 3B		4	2	2	2	0	0	3				
Don Hoak, R (1, 5) OBP: 0.375, SLG: 0.426		0-0 L7		0-0 SF7		4-0 FC5-4 BB		0-0 6-3		2	0	0	2	1	0	2				
Hank Foiles, R (1, 2) OBP: 0.233, SLG: 0.300			0-0 F8		0-3 K		0-0 FC5-4 SH1		0-0 P4	4	0	0	0	0	1	2				
Bob Friend, R (1, 1) ERA: 3.58			0-3 K		0-0 1B					2	0	1	0	0	1	0				
Roy Face, R (9, 1) OBP: 0.400, SLG: 0.400										0	0	0	0	0	0	0				
Inning Stats	R: 0 E: 0 K: 0 S: 3	H: 0 LOB: 0 BB: 0 P: 3	R: 0 E: 0 K: 1 S: 5	H: 0 LOB: 1 BB: 1 P: 9	R: 0 E: 0 K: 2 S: 7	H: 0 LOB: 0 BB: 0 P: 7	R: 0 E: 0 K: 0 S: 4	H: 1 LOB: 1 BB: 0 P: 4	R: 1 E: 1 K: 1 S: 7	H: 2 LOB: 1 BB: 0 P: 7	R: 0 E: 0 K: 0 S: 5	H: 2 LOB: 2 BB: 0 P: 5	R: 0 E: 0 K: 0 S: 3	H: 0 LOB: 1 BB: 1 P: 7	R: 4 E: 0 K: 1 S: 9	H: 4 LOB: 1 BB: 0 P: 9	1B: 7 2B: 1 3B: 1 HR: 0	SF: 1 SAC: 1 DP: 0 HBP: 0	WP: 0 PB: 0 SB: 0 CS: 0	PA: 35
PITCHER	IP WLS BF H R ER SO BB IBB HBP BLK WP HR S P ERA WHIP																			
Vinegar Bend Mizell, L (1, 1) ERA: 3.76	0.2 L 3 1 1 1 0 0 0 0 0 0 0 3 3 13.50 1.500																			

St. Louis Cardinals @ Pittsburgh Pirates
Forbes Field, Pittsburgh, PA
Wed Jun 03 1959, 7:05 PM EDT
Att: 16,857 - Unknown

AB 31
R 5
H 9
RBI 5
BB 2
SO 5
LOB 11

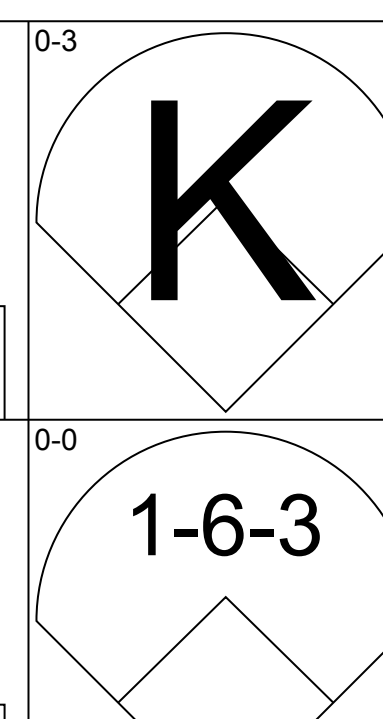
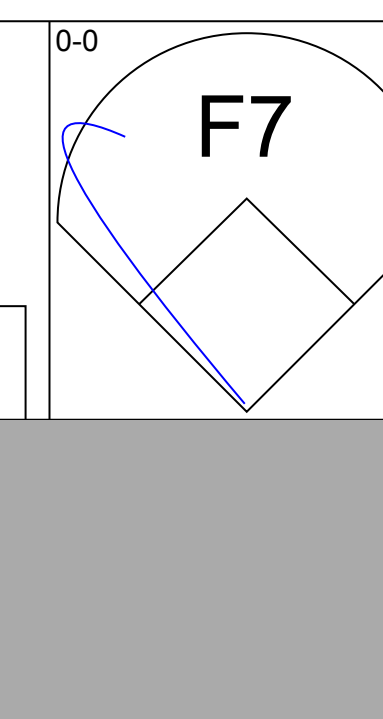
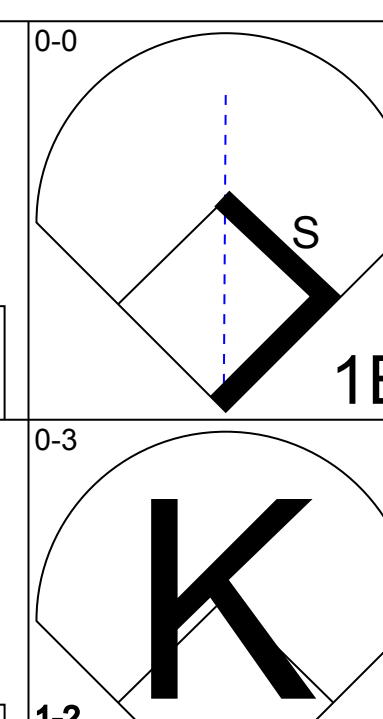
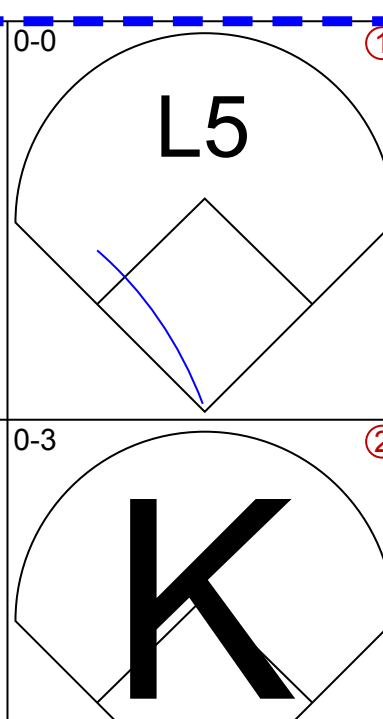
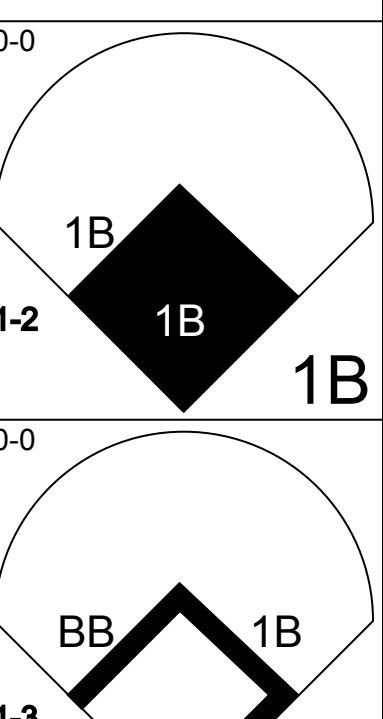
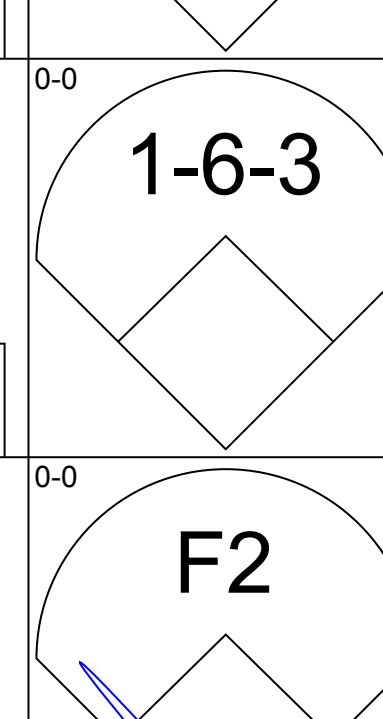
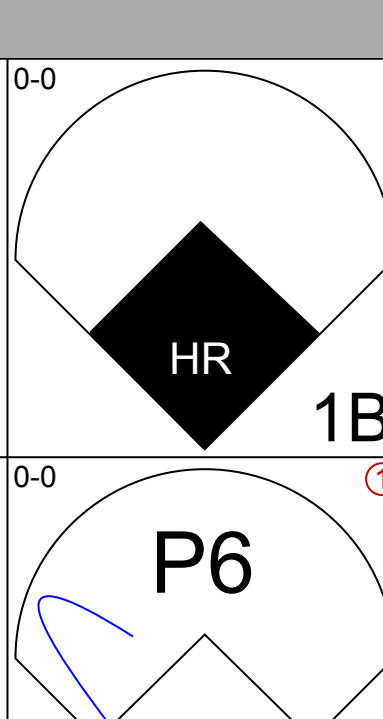
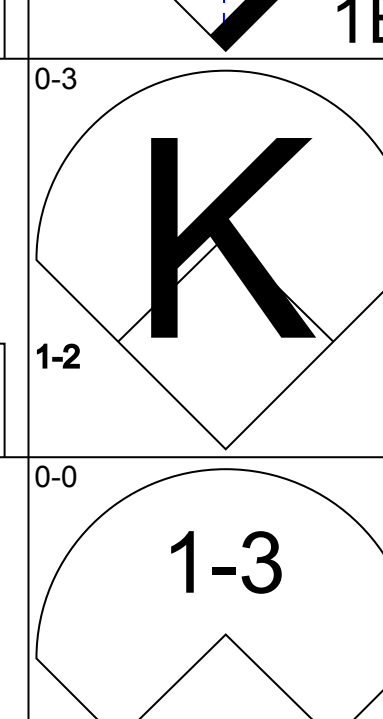
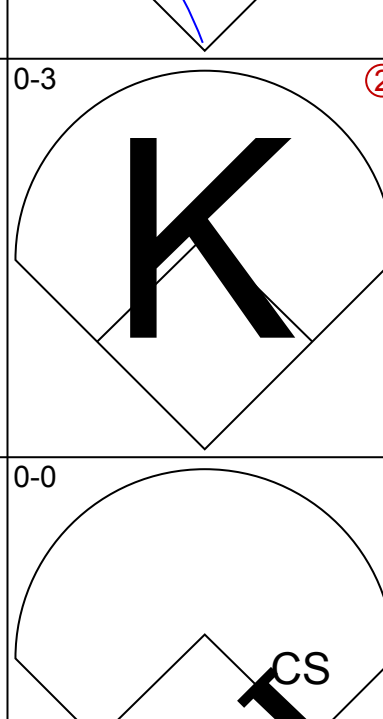
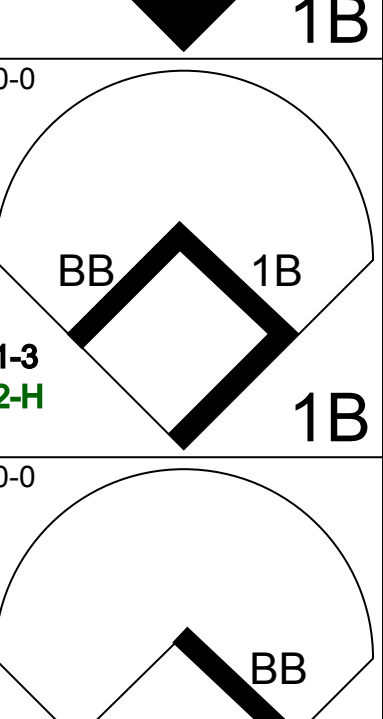
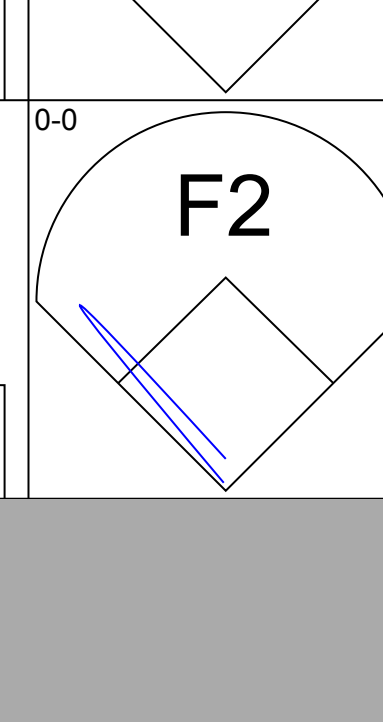
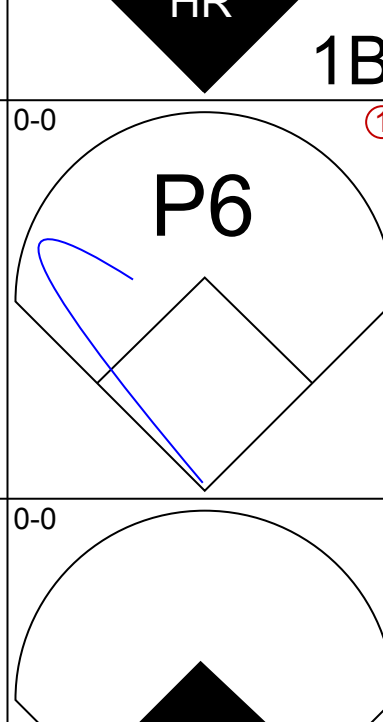
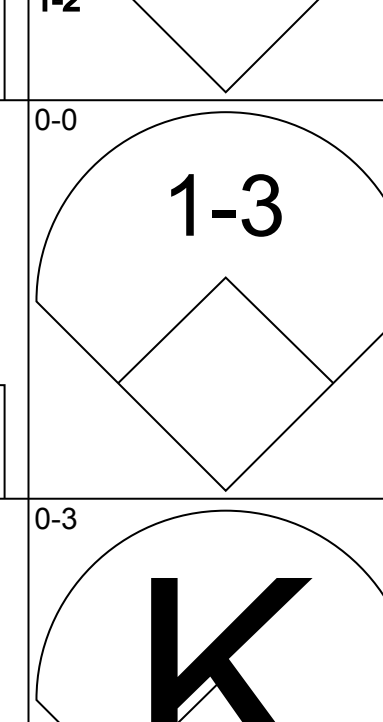
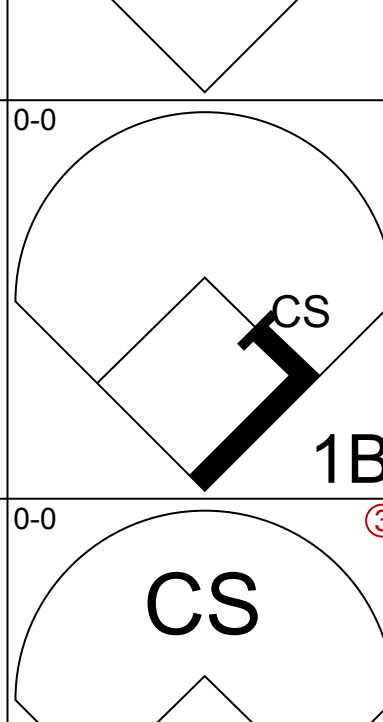
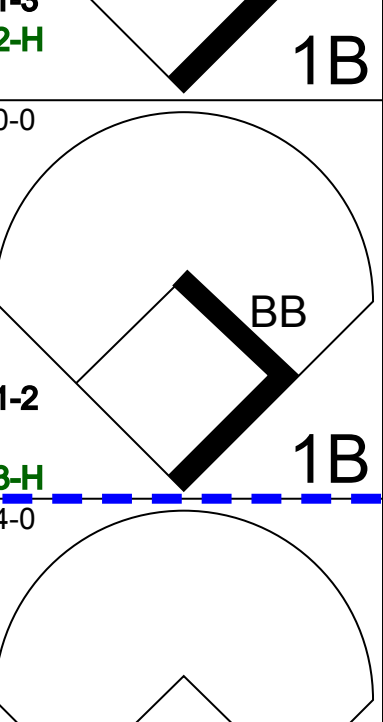
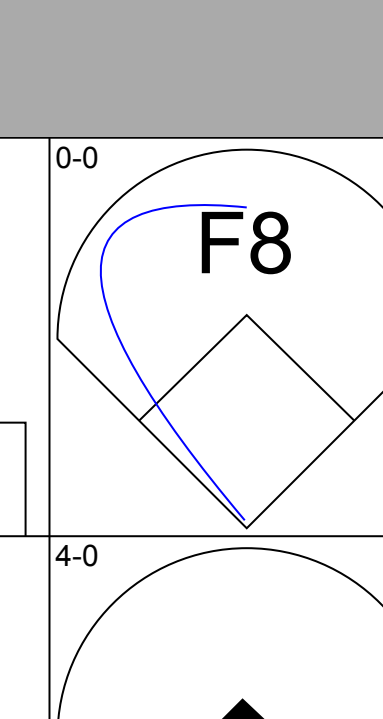
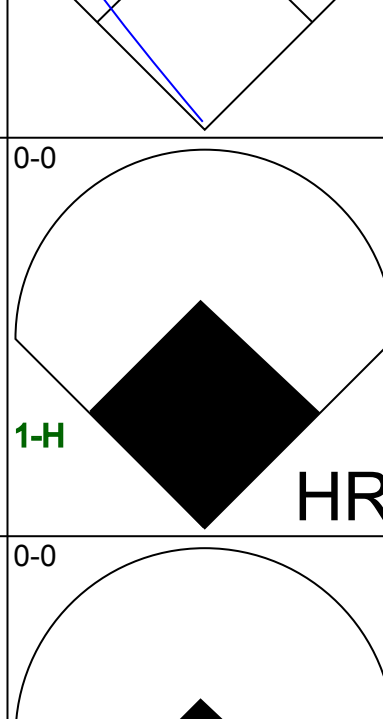
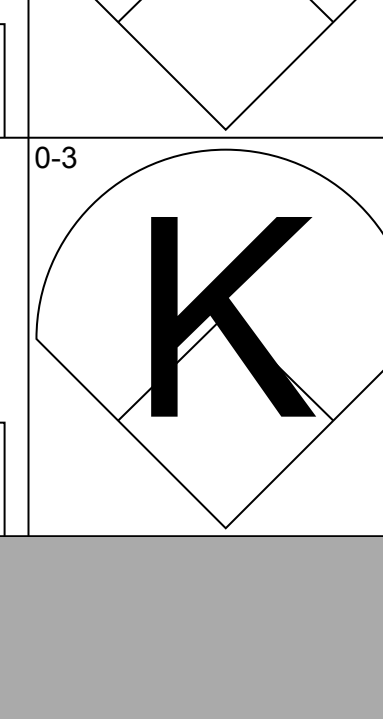
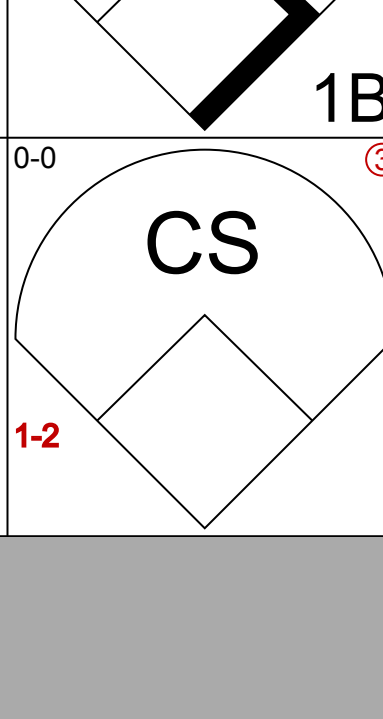
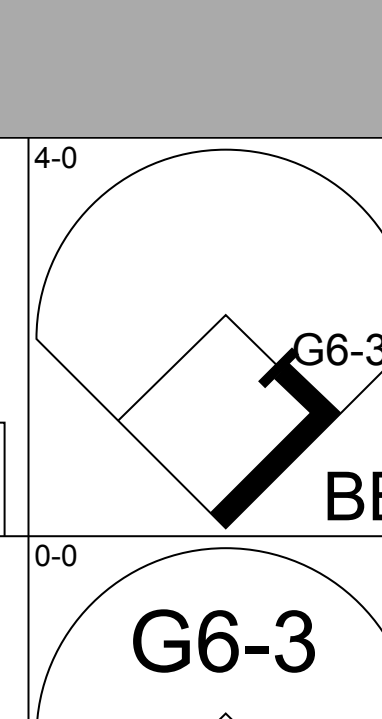
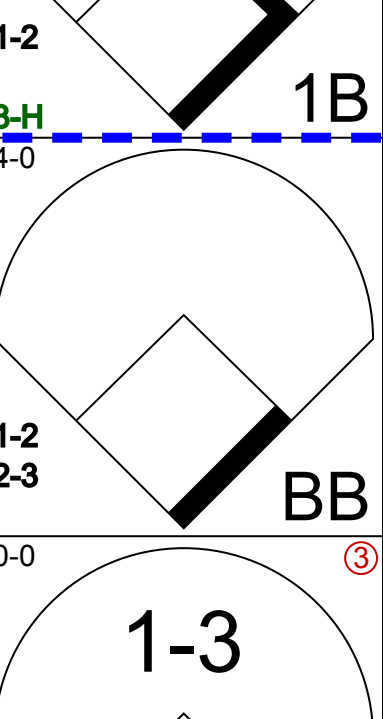
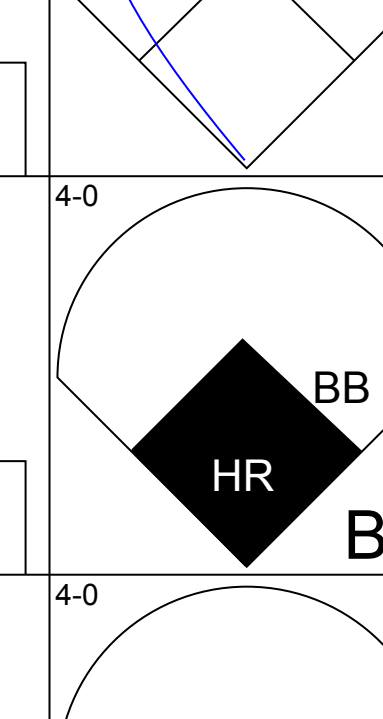
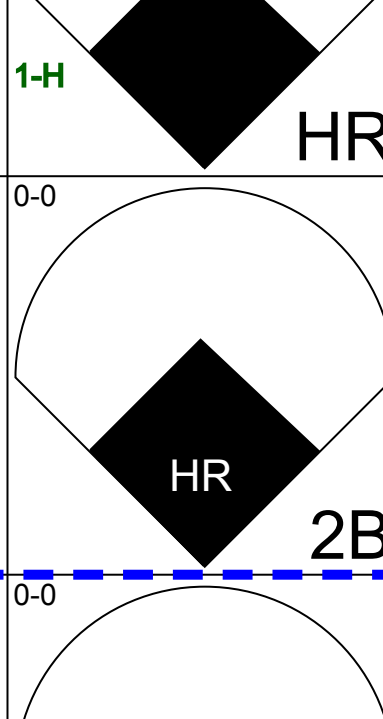

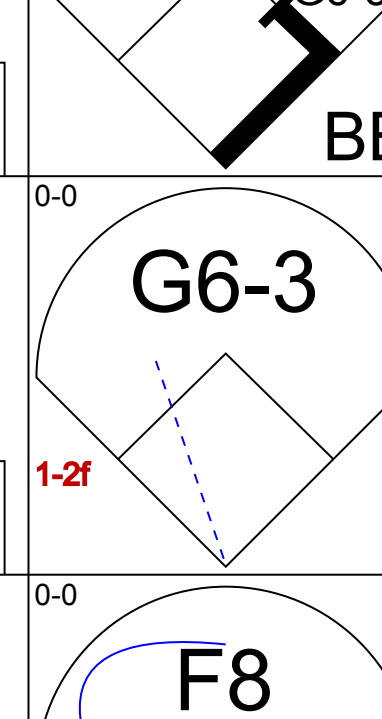
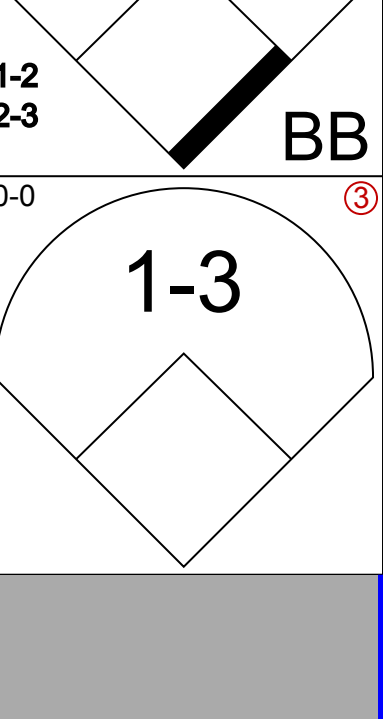

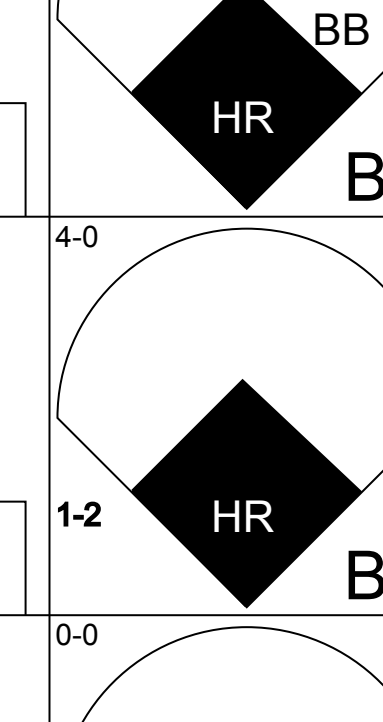
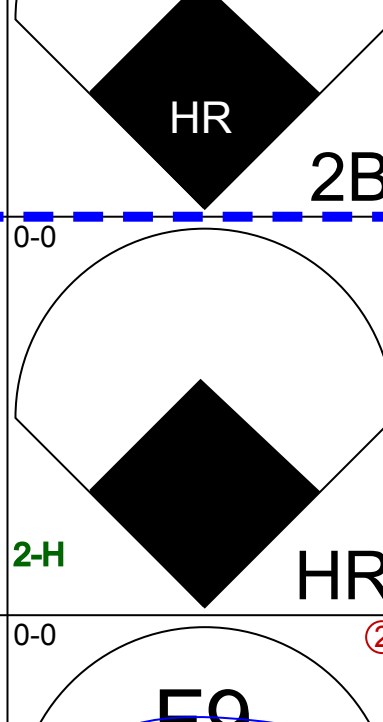

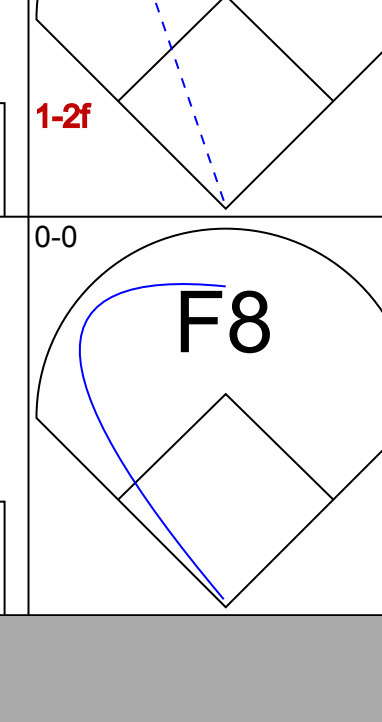


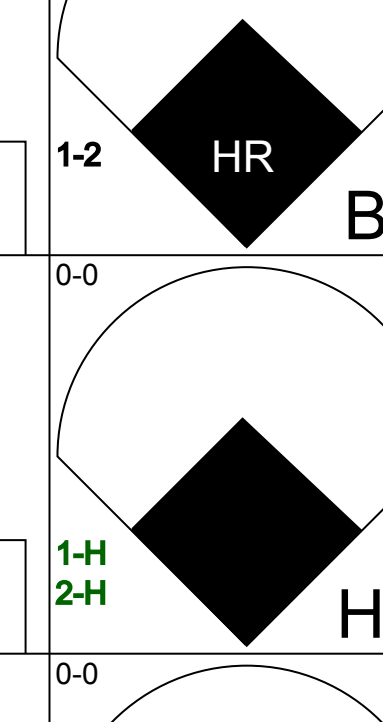

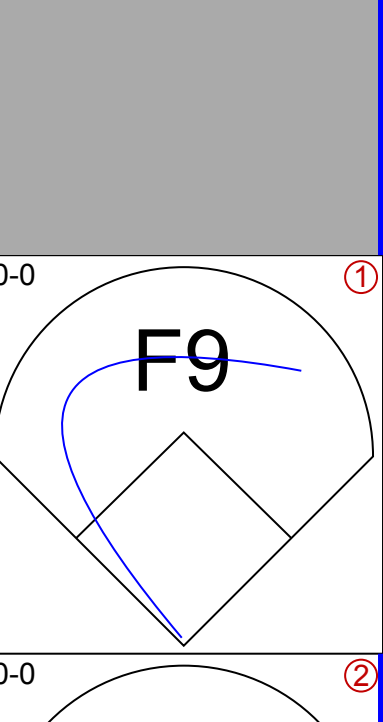
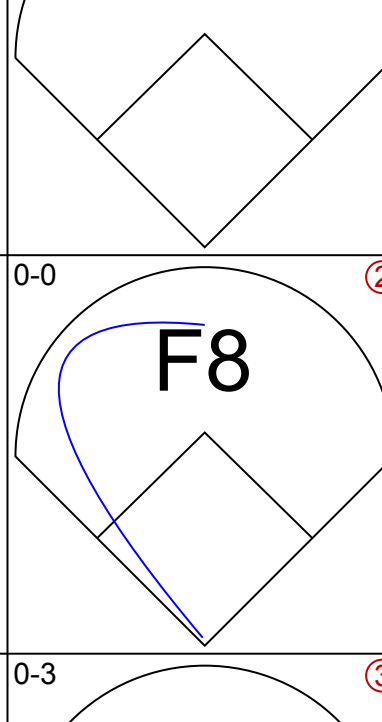

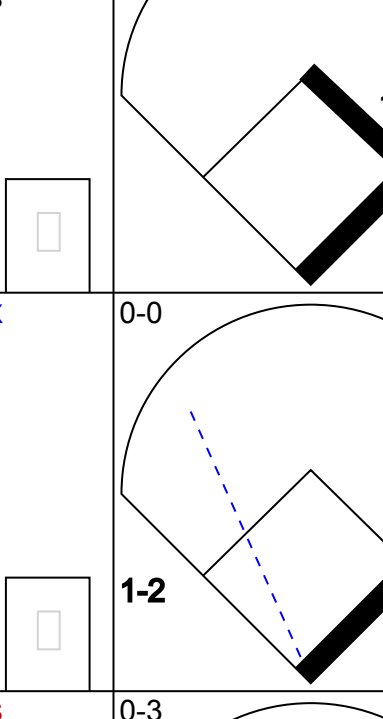
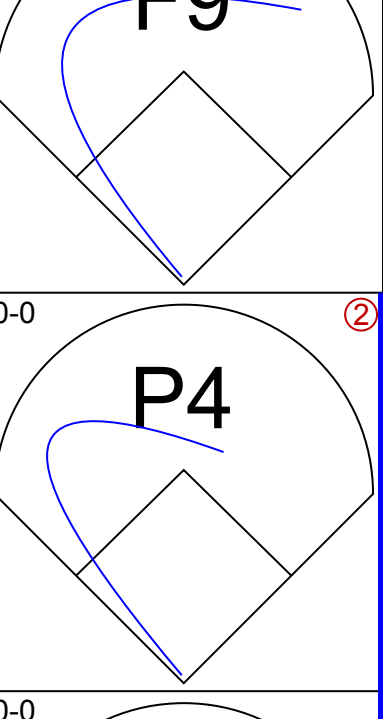
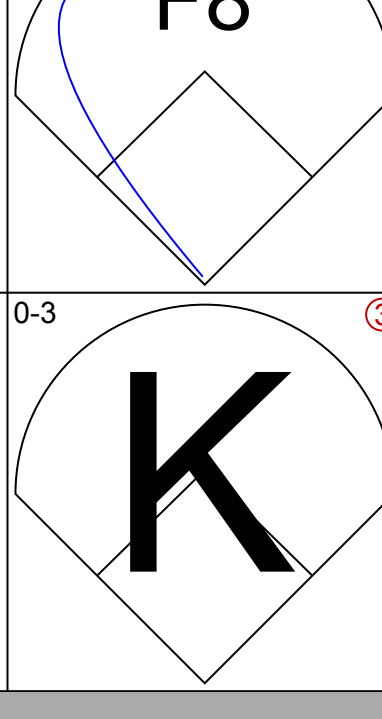

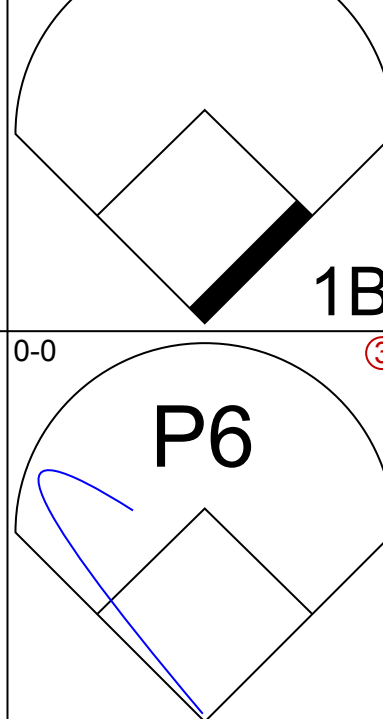

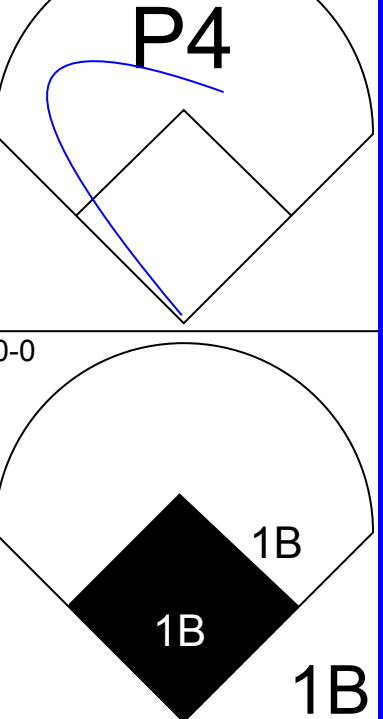



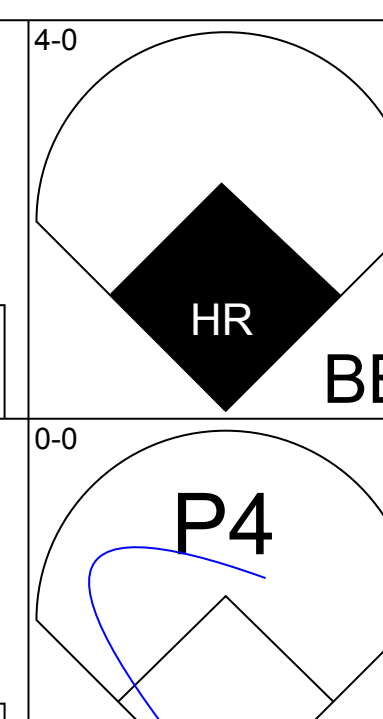
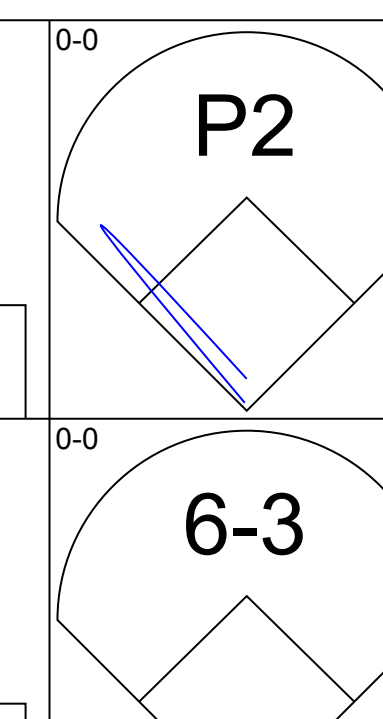
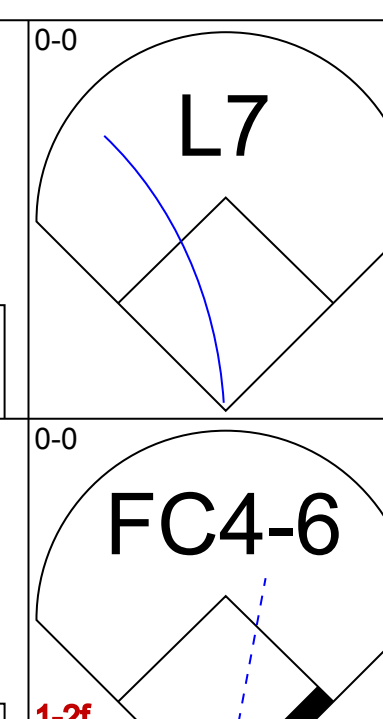
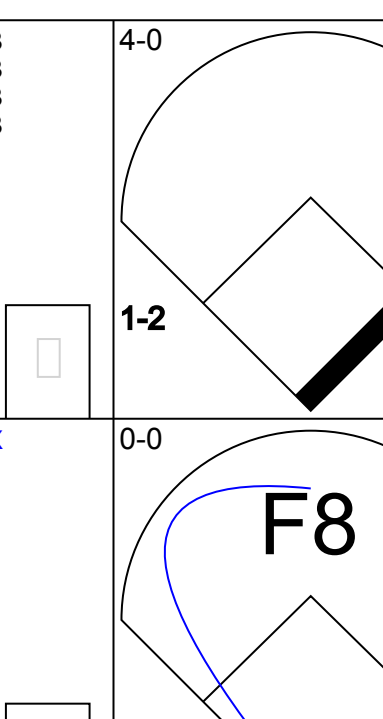
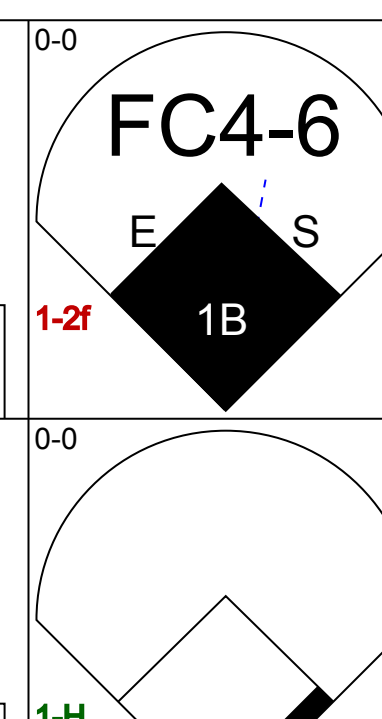
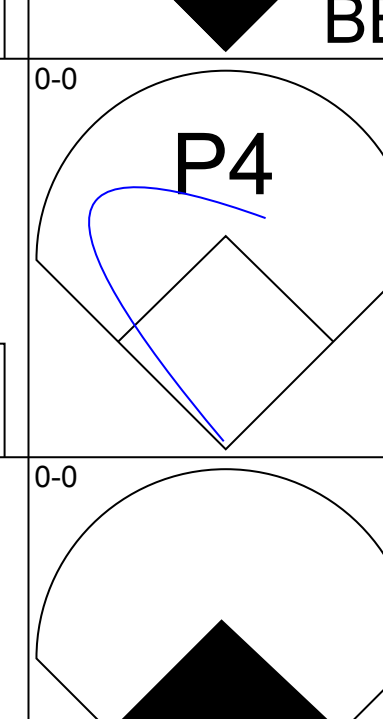
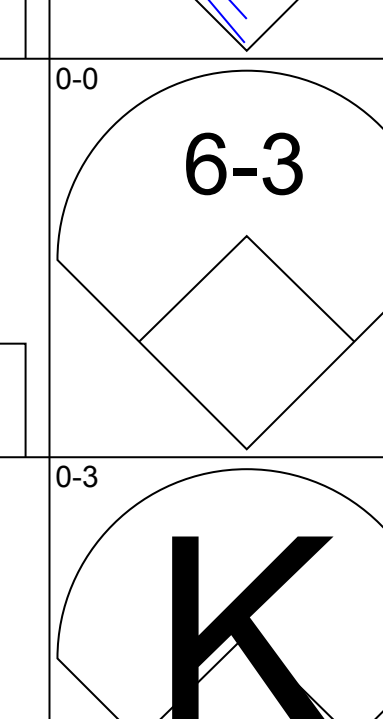
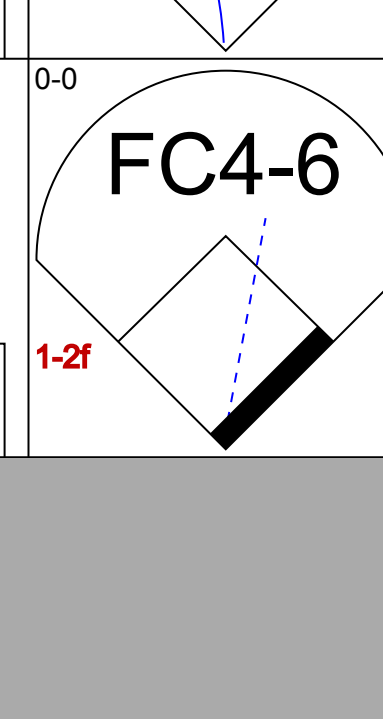
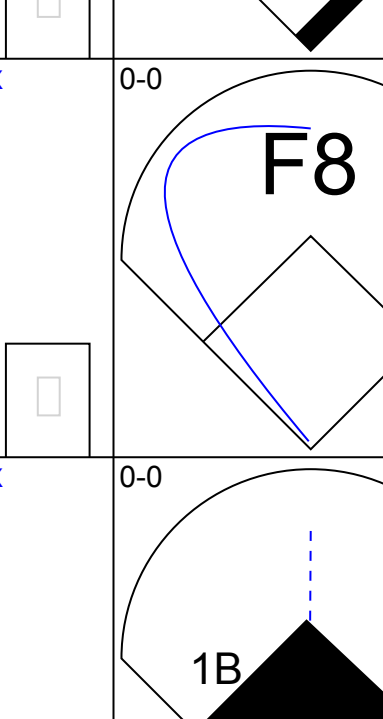
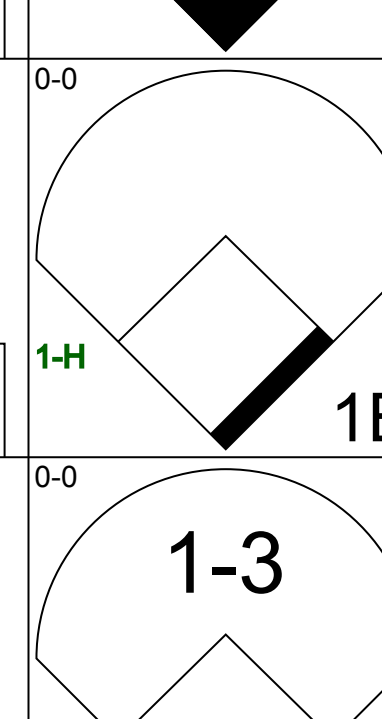
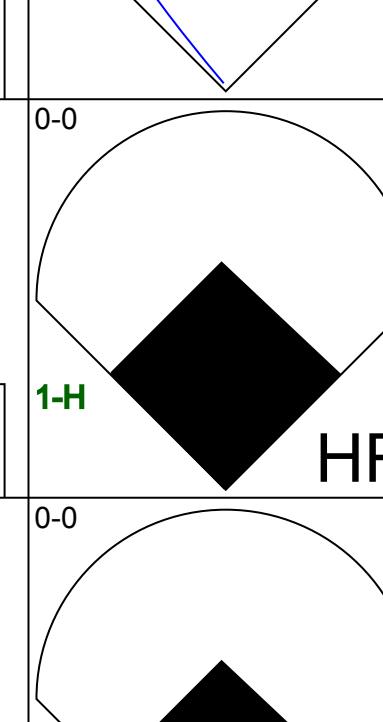
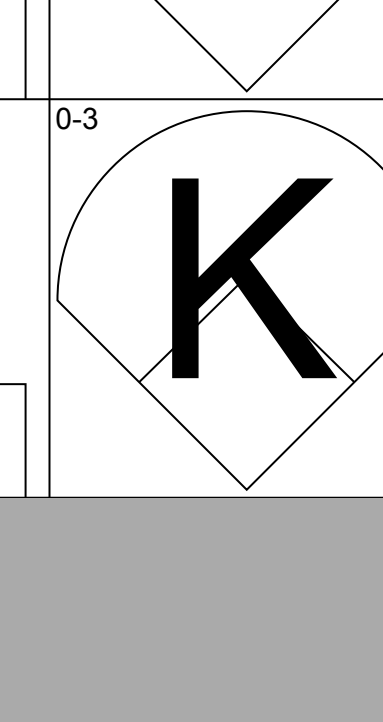

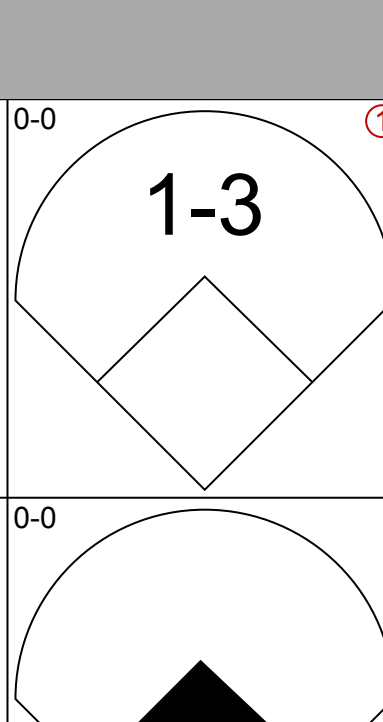
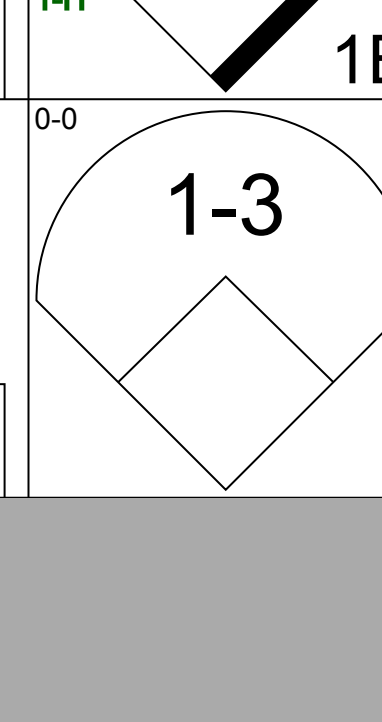
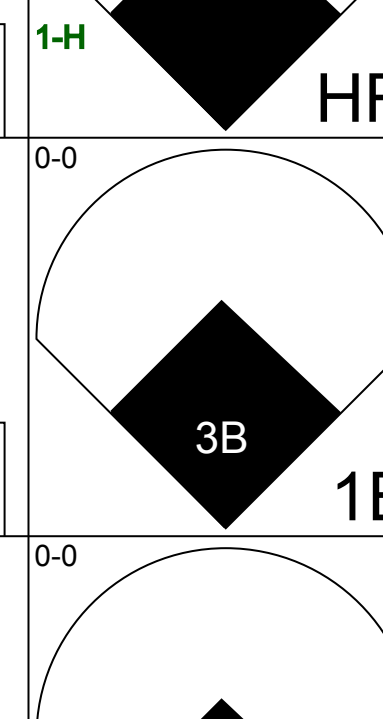
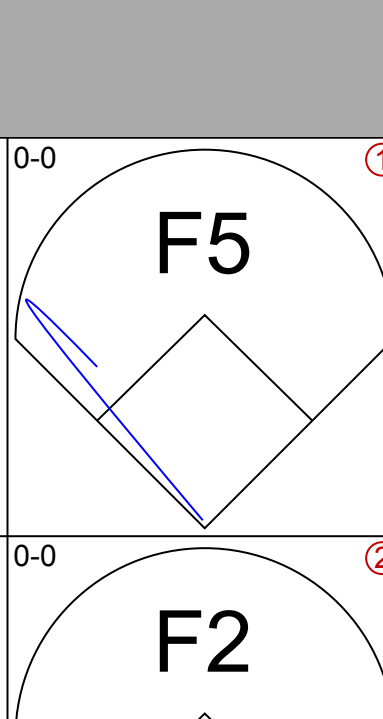

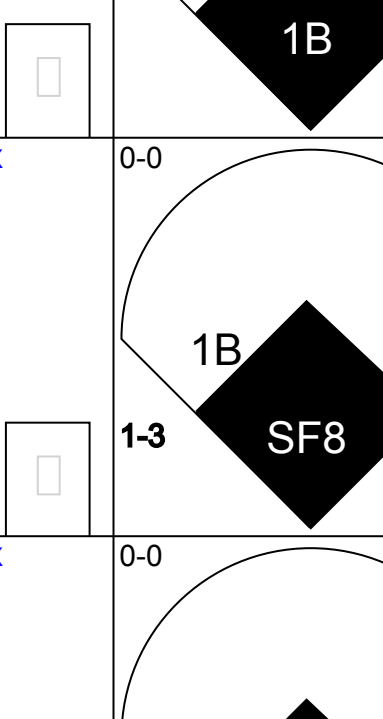
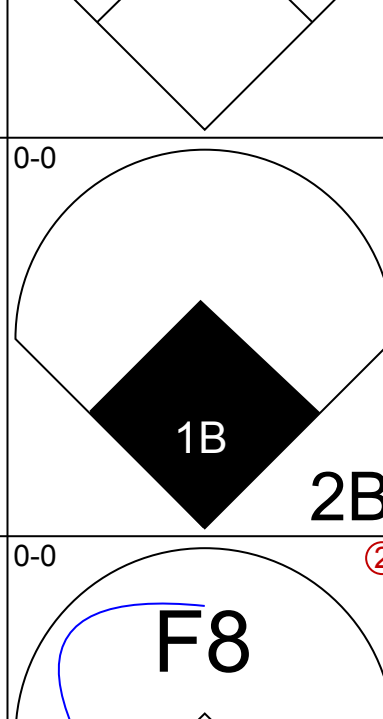
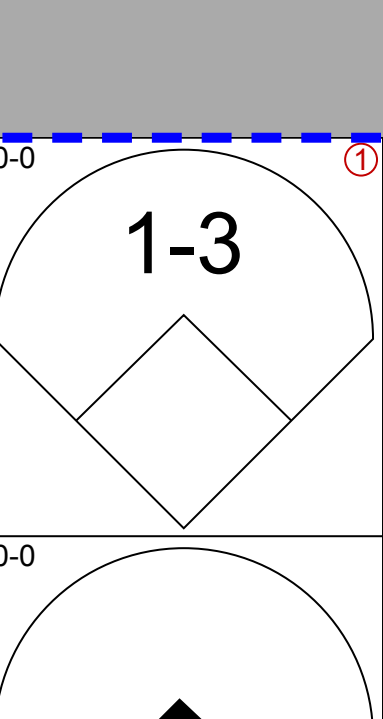
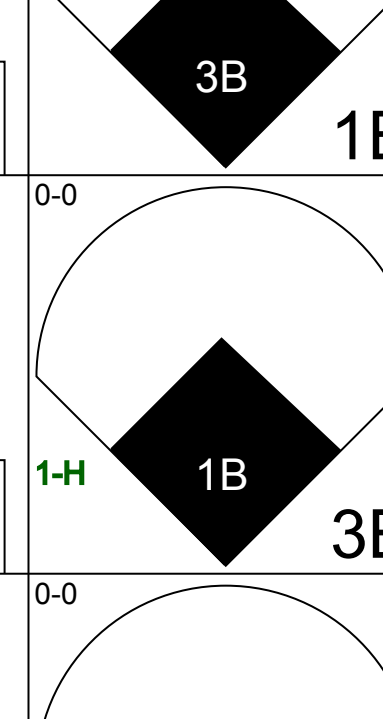

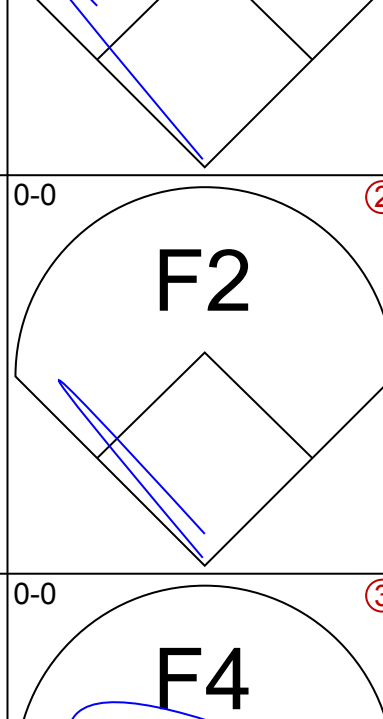

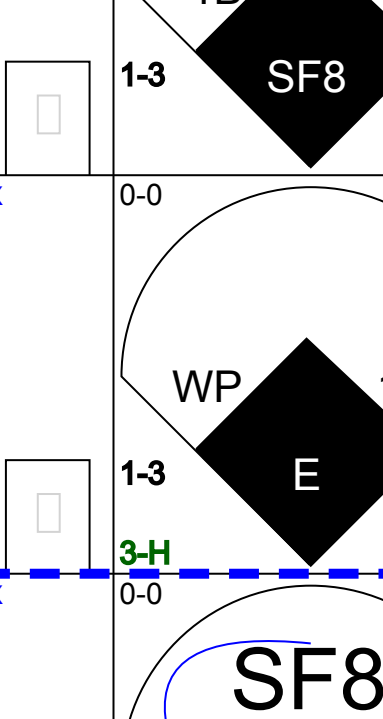
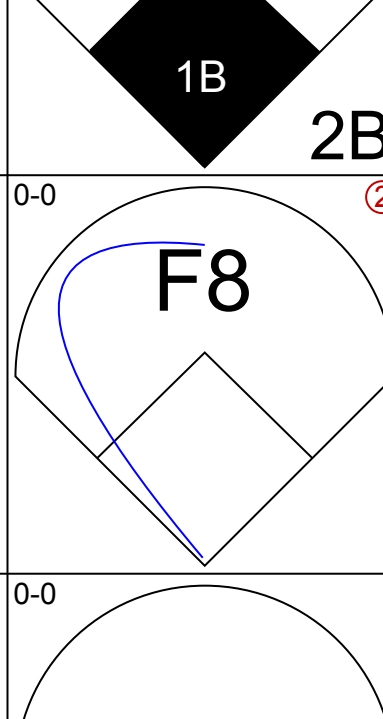
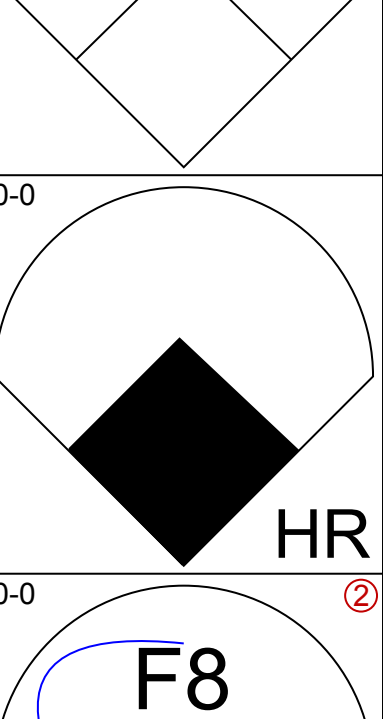
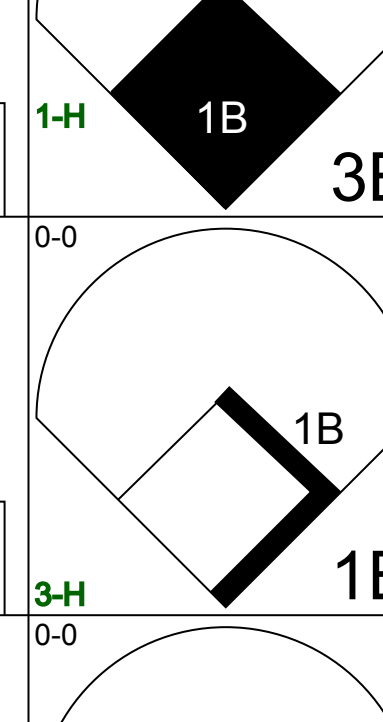

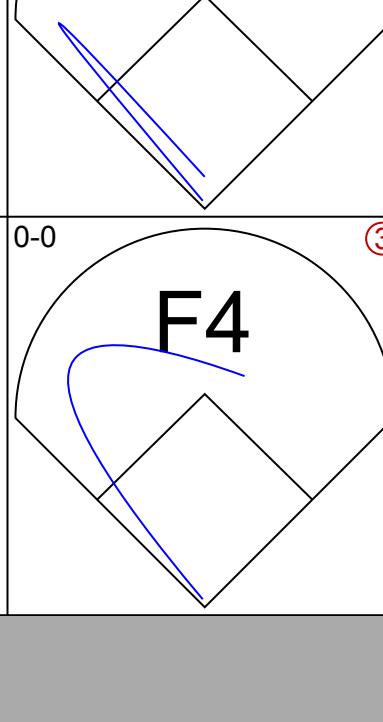

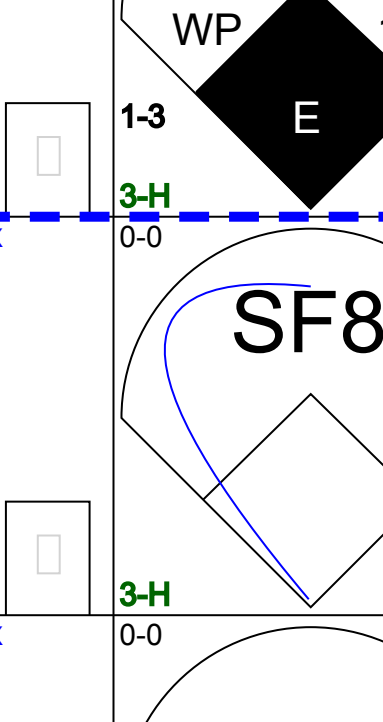
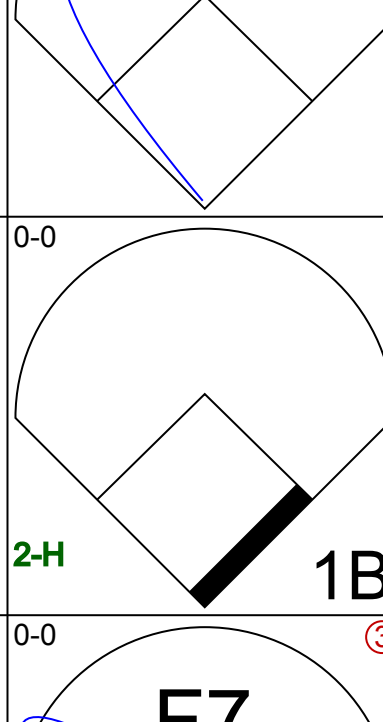
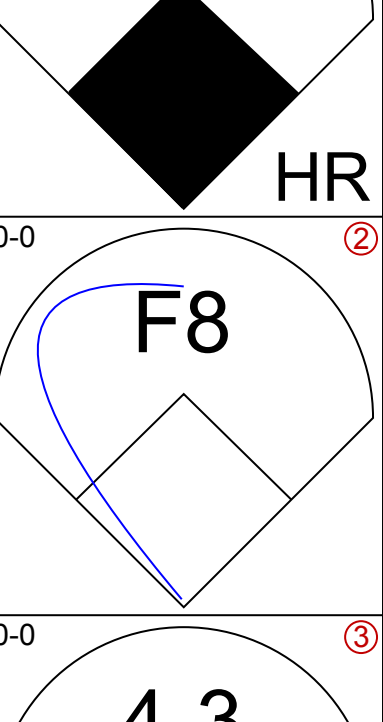
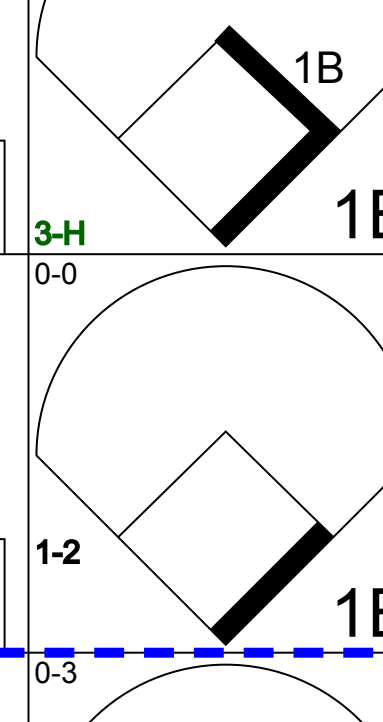
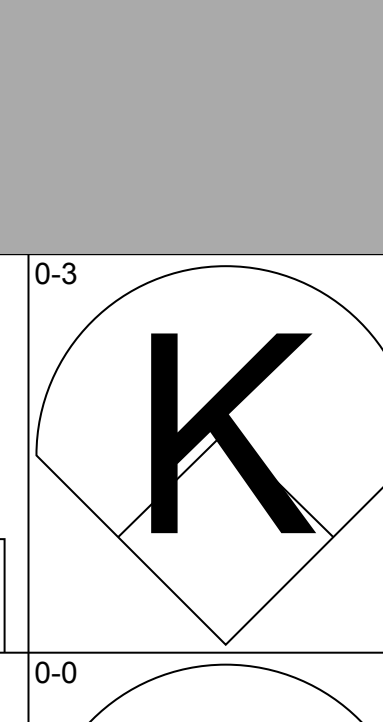
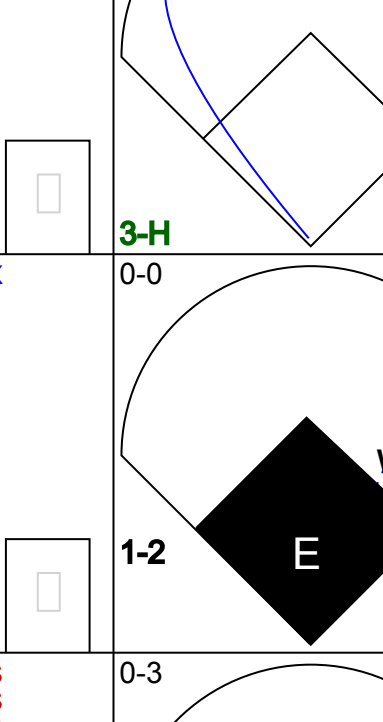
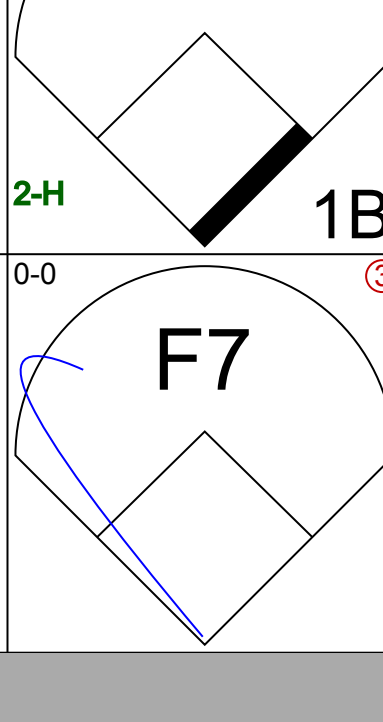
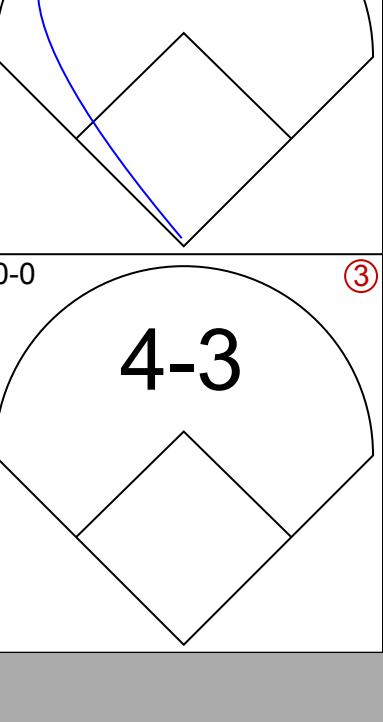
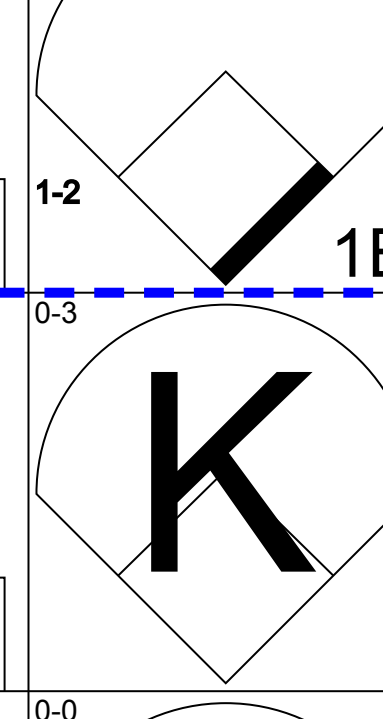
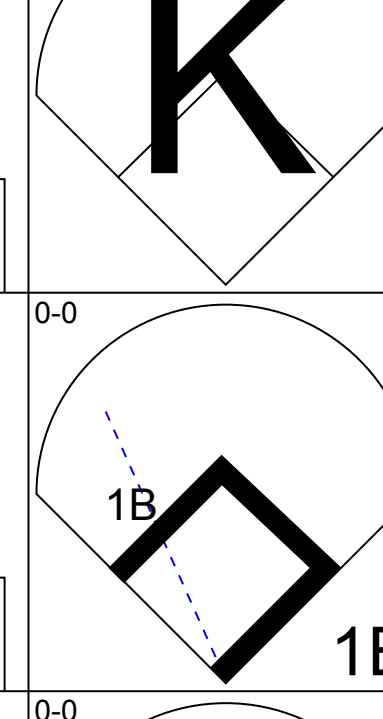
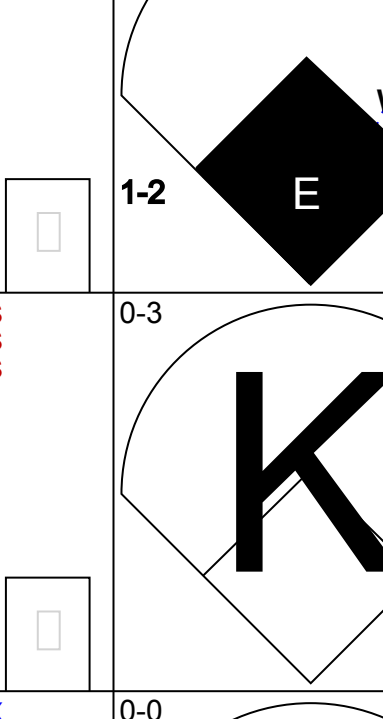
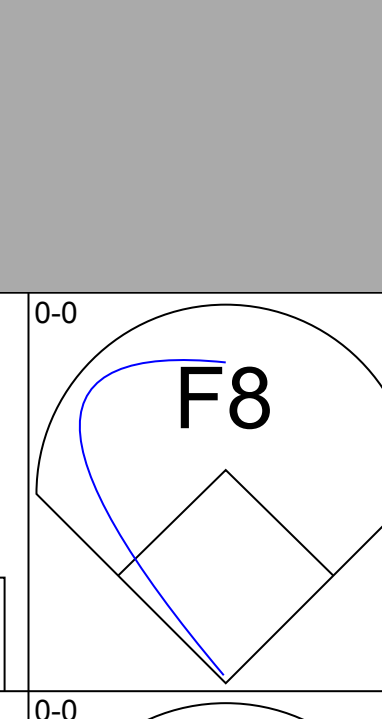
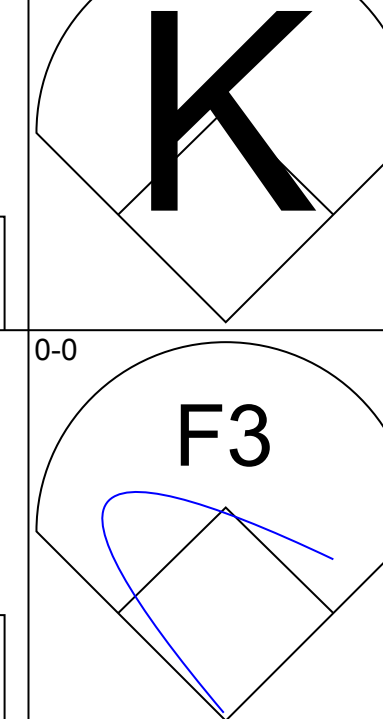
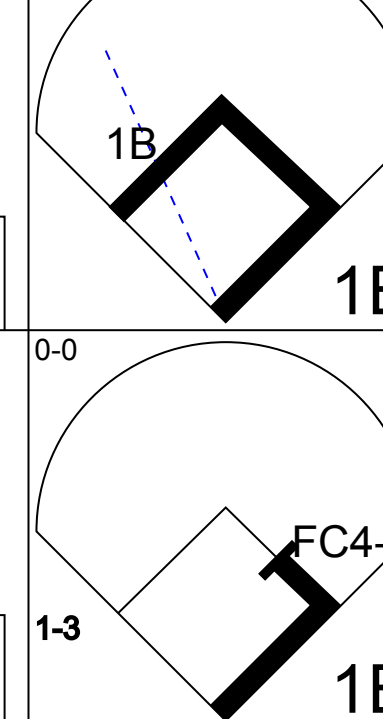
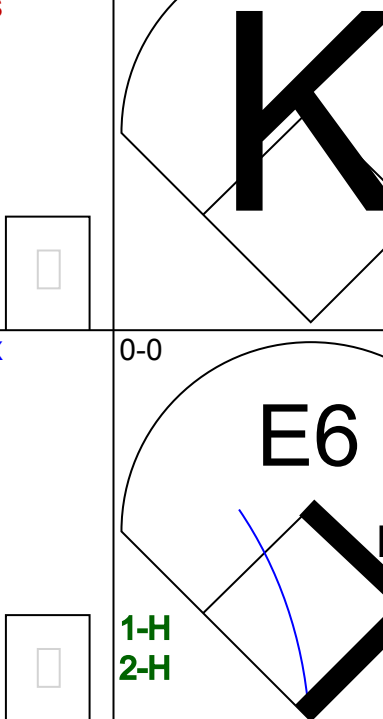

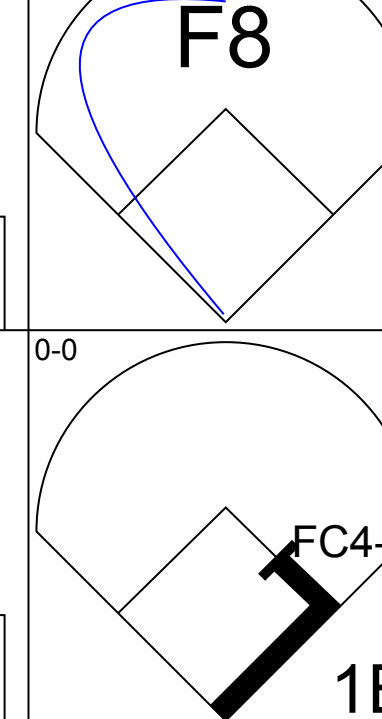
Batter	1	2	3	4	5	6	7	8	9	AB	R	H	RBI	BB	SO	LOB	TOP			
Don Blasingame, L (1,4) OBP: 0.364, SLG: 0.372	F7	2B		BB		FC6-4		F7		5	1	2	0	0	0	2	St. Louis Cardinals @ Pittsburgh Pirates Forbes Field, Pittsburgh, PA Thu Jun 04 1959, 3:33 AM EDT Att: 7,555 - Unknown AB 38 R 3 H 13 RBI 3 BB 4 SO 3 LOB 25 			
Gino Cimoli, R (1,8) OBP: 0.373, SLG: 0.503	1B WP	2B		F8		G4-6-3		5-3		5	0	2	2	0	0	2				
Stan Musial, L (1,3) OBP: 0.361, SLG: 0.374	F8	5-3		F9			2B			5	0	2	0	0	0	3				
Ken Boyer, R (1,5) OBP: 0.367, SLG: 0.511	1B			E			K			3	1	2	0	2	1	1				
Bill White, L (1,7) OBP: 0.358, SLG: 0.529	1B			FC3-6			P4			5	0	2	1	0	0	5				
Joe Cunningham, L (1,9) OBP: 0.435, SLG: 0.442	K			FC3-6			F5			5	0	0	0	0	1	7				
Hal Smith, R (1,2)		1B		BB			P4			4	1	2	0	0	0	0				
Lee Tate, R (1,6) OBP: 0.267, SLG: 0.325		F9		5-3			5-3			2	0	0	0	1	0	1				
Ray Jablonski, R (8, PH) OBP: 0.350, SLG: 0.514				FC6-4						1	0	1	0	0	0	0				
Ernie Broglio, R (1,1) OBP: 0.306, SLG: 0.182				FC6-4						2	0	0	0	0	1	3				
Jim Brosnan, R (3,1) OBP: 0.296, SLG: 0.571										0	0	0	0	0	0	0				
Solly Herbas, L (6, PH) OBP: 0.250, SLG: 0.333										0	0	0	0	0	0	0				
Tom Cheney, R (6,1)										0	0	0	0	0	0	0				
Howie Nunn, R (6,1)										0	0	0	0	0	0	0				
George Crowe, L (6, PH) OBP: 0.341, SLG: 0.564										1	0	0	0	0	0	1				
Marv Grissom, R (8,1)										0	0	0	0	0	0	0				
Inning Stats	R: 0 E: 0 K: 1 S: 7	H: 2 LOB: 3 BB: 1 P: 11	R: 2 E: 0 K: 1 S: 8	H: 3 LOB: 1 BB: 0 P: 8	R: 1 E: 1 K: 0 S: 5	H: 3 LOB: 2 BB: 1 P: 9	R: 0 E: 0 K: 0 S: 4	H: 1 LOB: 0 BB: 0 P: 8	R: 0 E: 0 K: 0 S: 2	H: 0 LOB: 0 BB: 0 P: 6	R: 0 E: 0 K: 1 S: 6	H: 1 LOB: 1 BB: 0 P: 6	R: 0 E: 0 K: 0 S: 4	H: 1 LOB: 1 BB: 0 P: 4	R: 0 E: 0 K: 0 S: 5	H: 2 LOB: 2 BB: 0 P: 5	1B: 10 2B: 3 3B: 0 HR: 0	SF: 0 SAC: 0 DP: 1 HBP: 0	WP: 1 PB: 0 SB: 0 CS: 1	PA: 42
PITCHER	IP WLS BF H R ER SO BB IBB HBP BLK WP HR S P ERA WHIP																			
Ron Kline, R (1,1) ERA: 3.39	9.0 W 42 13 3 3 3 4 0 0 0 1 0 44 60 3.00 1.889																			

Batter	1	2	3	4	5	6	7	8	9	AB	R	H	RBI	BB	SO	LOB	BOTTOM				
Bill Virdon, L (1,8) OBP: 0.288, SLG: 0.381	FC6-4	1-3		3-1		HR		4-3		4	1	1	2	1	0	1	St. Louis Cardinals @ Pittsburgh Pirates Forbes Field, Pittsburgh, PA Thu Jun 04 1959, 3:33 AM EDT Att: 7,555 - Unknown AB 34 R 9 H 12 RBI 8 BB 3 SO 3 LOB 14 				
Dick Groat, R (1,6) OBP: 0.309, SLG: 0.335	K			F7		1B		2B		5	1	3	0	0	1	1					
Smoky Burgess, L (1,2) OBP: 0.413, SLG: 0.669	FC6-4			SF8		1B		F8		4	1	1	0	1	0	2					
Dick Stuart, R (1,3) OBP: 0.351, SLG: 0.509	K			3B				F8		3	1	0	0	1	1	3					
Bob Skinner, L (1,7) OBP: 0.359, SLG: 0.500		1B WP		SF8				F9		3	1	2	1	0	0	2					
Bill Mazerolski, R (1,4) OBP: 0.282, SLG: 0.398		1B		3B				F8		4	2	2	2	0	0	1					
Don Hoak, R (1,5) OBP: 0.382, SLG: 0.430		E		1B				L6		3	1	2	2	0	0	0					
Roman Mejias, R (1,9) OBP: 0.319, SLG: 0.292	FC1-6	FC1-6		L6-3		K		L9		4	0	0	0	0	1	3					
Ron Kline, R (1,1) OBP: 0.130, SLG: 0.130	FC1-6			L1-3		HR		L4		4	1	1	1	0	0	1					
Inning Stats	R: 0 E: 0 K: 2 S: 7	H: 0 LOB: 1 BB: 1 P: 11	R: 2 E: 1 K: 0 S: 6	H: 3 LOB: 1 BB: 0 P: 6	R: 4 E: 0 K: 0 S: 5	H: 3 LOB: 2 BB: 1 P: 13	R: 0 E: 0 K: 0 S: 3	H: 0 LOB: 0 BB: 0 P: 3	R: 0 E: 0 K: 1 S: 9	H: 4 LOB: 2 BB: 0 P: 10	R: 0 E: 0 K: 0 S: 3	H: 0 LOB: 0 BB: 0 P: 3	R: 0 E: 0 K: 0 S: 4	H: 1 LOB: 1 BB: 0 P: 4	R: 0 E: 0 K: 0 S: 4	H: 1 LOB: 1 BB: 0 P: 4		1B: 8 2B: 3 3B: 1 HR: 1	SF: 1 SAC: 0 DP: 1 HBP: 1	WP: 2 PB: 0 SB: 1 CS: 0	PA: 39
PITCHER	IP WLS BF H R ER SO BB IBB HBP BLK WP HR S P ERA WHIP																				
Ernie Broglio, R (1,1) ERA: 7.6	2.1 L 15 5 6 6 2 3 0 0 0 0 0 16 28 23.14 3.429																				
Jim Brosnan, R (3,1) ERA: 3.69	2.2 9 2 0 0 0 0 0 0 0 0 0 9 9 0.00 0.750																				
Tom Cheney, R (6,1) ERA: 8.59	0.1 6 4 3 3 1 0 0 1 0 0 1 7 8 81.00 12.000																				
Howie Nunn, R (6,1) ERA: 7.59	1.2 5 0 0 0 0 0 0 0 0 0 0 5 5 0.00 0.000																				
Marv Grissom, R (8,1) ERA:	1.0 4 1 0 0 0 0 0 0 0 0 0 4 4 0.00 1.000																				

Batter	1	2	3	4	5	6	7	8	9	10	AB	R	H	RBI	BB	SO	LOB	TOP
Don Blasingame, L OBP: 0.365, SLG: 0.373 (1, 4)		6-3									5	0	2	0	0	0	1	St. Louis Cardinals @ Philadelphia Phillies Connie Mack Stadium, Philadelphia, PA Sat Jun 06 1959, 3:33 AM EDT Att: 5,940 - Unknown AB 39 R 3 H 10 RBI 3 BB 1 SO 7 LOB 12
Gino Cimoli, R OBP: 0.373, SLG: 0.500 (1, 8)											5	1	2	0	0	1	1	
Bill White, L OBP: 0.353, SLG: 0.517 (1, 3)											5	1	1	0	0	0	1	
Ken Boyer, R OBP: 0.368, SLG: 0.521 (1, 5) (9, 6) (10, 5)											4	1	1	1	1	1	1	
Joe Cunningham, L OBP: 0.437, SLG: 0.444 (1, 9)										4	0	2	2	0	0	0	0	
Gene Oliver, R Bobby Gene Smith, R OBP: 0.216, SLG: 0.320 (1, 7) (10, 7)										4	0	0	0	0	0	2	3	
Hal Smith, R George Crowder, L Curt Flood, R Ray Jabon, R OBP: 0.317, SLG: 0.447 OBP: 0.333, SLG: 0.550 OBP: 0.308, SLG: 0.287 OBP: 0.300, SLG: 0.314 (1, 3) (9, 7) (9, 9) (9, 5) (10, 5)										3	0	0	0	0	1	2	0	
Lee Tate, R Stan Musial, L Ray Katt, R OBP: 0.250, SLG: 0.302 OBP: 0.365, SLG: 0.379 (1, 6) (9, PH) (9, 2)										3	0	0	0	0	1	0	0	
Gary Blaylock, R Alex Kellner, R Solly Hemus, L Lindy McDaniel, R OBP: 0.125, SLG: 0.375 OBP: 0.250, SLG: 0.250 OBP: 0.524, SLG: 0.308 OBP: 0.222, SLG: 0.067 (1, 1) (3, 1) (9, PH) (9, 1)										2	0	1	0	0	0	0	0	
Inning Stats	R: 2 E: 0 K: 0 S: 6	H: 4 LOB: 2 BB: 1 P: 10	R: 0 E: 0 K: 1 S: 5	H: 0 LOB: 0 BB: 0 P: 5	R: 0 E: 0 K: 2 S: 3	H: 0 LOB: 0 BB: 0 P: 7	R: 0 E: 0 K: 2 S: 7	H: 1 LOB: 1 BB: 0 P: 8	R: 1 E: 0 K: 0 S: 4	H: 1 LOB: 0 BB: 0 P: 4	R: 0 E: 0 K: 0 S: 3	H: 2 LOB: 2 BB: 0 P: 7	R: 0 E: 0 K: 1 S: 6	H: 1 LOB: 1 BB: 0 P: 6	1B: 9 2B: 0 3B: 0 HR: 1	SF: 0 SAC: 0 DP: 0 HBP: 0	WP: 0 PA: 40 PB: 0 SB: 3 CS: 0	
PITCHER Robin Roberts, R ERA: 4.84 (1, 1)	IP 10.0	WLS W	BF 40	H 10	R 3	ER 3	SO 7	BB 1	IBB 0	HBP 0	BLK 0	WP 0	HR 1	S 53	P 57	ERA 2.70	WHIP 1.100	

Batter	1	2	3	4	5	6	7	8	9	10	AB	R	H	RBI	BB	SO	LOB	BOTTOM			
Richie Ashburn, L OBP: 0.357, SLG: 0.292 (1, 8)											5	3	4	0	0	0	0	St. Louis Cardinals @ Philadelphia Phillies Connie Mack Stadium, Philadelphia, PA Sat Jun 06 1959, 3:33 AM EDT Att: 5,940 - Unknown AB 34 R 4 H 10 RBI 3 BB 6 SO 2 LOB 17			
Ed Bouchee, L OBP: 0.433, SLG: 0.520 (1, 3)											3	0	3	1	2	0	0				
Gene Freese, R OBP: 0.289, SLG: 0.706 (1, 5)											4	0	0	0	0	5	0				
Wally Post, R OBP: 0.340, SLG: 0.514 (1, 9)											3	0	0	0	2	1	5				
Harry Anderson, L OBP: 0.330, SLG: 0.476 (1, 7)											3	1	1	1	2	0	2				
Carl Sawatski, L OBP: 0.368, SLG: 0.507 Bob Bowman, R Valmy Thomas, R Dave Philley, S OBP: 0.175, SLG: 0.231 OBP: 0.211, SLG: 0.143 OBP: 0.372, SLG: 0.526 (1, 2) (3, PH) (4, 2) (10, PH)											1	0	1	0	0	0	0				
Sparky Anderson, R OBP: 0.271, SLG: 0.239 (1, 4)											4	0	0	0	0	1	0				
Chico Fernandez, R OBP: 0.260, SLG: 0.264 (1, 6)											3	0	0	0	0	0	0				
Robin Roberts, S OBP: 0.160, SLG: 0.250 (1, 1)											4	0	0	0	0	1	0				
Inning Stats	R: 0 E: 0 K: 0 S: 4	H: 2 LOB: 1 BB: 0 P: 4	R: 1 E: 0 K: 0 S: 5	H: 2 LOB: 1 BB: 0 P: 5	R: 1 E: 0 K: 0 S: 4	H: 2 LOB: 2 BB: 2 P: 12	R: 0 E: 0 K: 0 S: 3	H: 0 LOB: 0 BB: 0 P: 3	R: 1 E: 1 K: 0 S: 5	H: 2 LOB: 1 BB: 0 P: 5	R: 0 E: 0 K: 0 S: 5	H: 0 LOB: 0 BB: 0 P: 5	R: 0 E: 0 K: 0 S: 2	H: 0 LOB: 0 BB: 1 P: 6	R: 0 E: 0 K: 0 S: 3	H: 0 LOB: 0 BB: 0 P: 3	R: 1 E: 0 K: 1 S: 6		H: 2 LOB: 3 BB: 2 P: 14	1B: 7 2B: 2 3B: 1 HR: 1	SF: 0 SAC: 2 DP: 3 HBP: 0
PITCHER Gary Blaylock, R Alex Kellner, L Lindy McDaniel, R ERA: 4.01 ERA: 2.76 ERA: 3.81 (1, 1) (3, 1) (9, 1)	IP 2.1	WLS 5.2	BF 19	H 6	R 2	ER 2	SO 0	BB 2	IBB 0	HBP 0	BLK 0	WP 0	HR 1	S 12	P 20	ERA 7.71	WHIP 3.429				

Batter	1	2	3	4	5	6	7	8	9	AB	R	H	RBI	BB	SO	LOB	TOP											
Don Blasingame, L OBP: 0.366, SLG: 0.373 (1, 4)				 1B				 1B		5	1	2	0	0	1	1	St. Louis Cardinals @ Philadelphia Phillies Connie Mack Stadium, Philadelphia, PA Sun Jun 07 1959, 3:33 AM EDT Unknown											
Gino Cimoli, R OBP: 0.374, SLG: 0.497 (1, 8) (8, 9)			 1B	 1-2				 1B		5	1	2	1	0	2	1												
Bill White, L OBP: 0.330, SLG: 0.510 Bobby Gene Smith, R OBP: 0.231, SLG: 0.333 (1, 3) (8, PH) (8, 8)			 1B			 1B		 1-2 3-H		4	0	1	0	0	0	2												
Ken Boyer, R OBP: 0.373, SLG: 0.534 (1, 6)			 1-H			 1-2	 BB	 1-2 2-3		3	1	1	2	2	1	1												
Joe Cunningham, L OBP: 0.435, SLG: 0.446 (1, 9) (8, 3)		 HR	 2B				 1-2			4	2	1	0	1	1	4												
Ray Jablonski, R OBP: 0.394, SLG: 0.579 Solly Hemus, L OBP: 0.500, SLG: 0.286 (1, 5) (9, PH)	 1-2	 2-H									3	2	1	2	1	1		0										
Gene Oliver, R OBP: 0.222, SLG: 0.500 (1, 7)	 1-H 2-H			 BB							4	1	1	3	1	0		0										
Hal Smith, R OBP: 0.326, SLG: 0.454 Stan Mustaj, L OBP: 0.363, SLG: 0.376 (1, 2) (9, PH)				 1-2		 1-2					4	0	3	0	0	0		0										
Jim Brosnan, R OBP: 0.286, SLG: 0.571 Gary Blaylock, R OBP: 0.111, SLG: 0.333 Ernie Broglio, R OBP: 0.308, SLG: 0.182 Curt Flood, R OBP: 0.321, SLG: 0.283 Mary Grissom, R (8, 1)								 1B		0	0	0	0	0	0	0												
Inning Stats	R: 0 E: 0 K: 1 S: 5	H: 0 LOB: 0 BB: 0 P: 5	R: 3 E: 0 K: 1 S: 7	H: 2 LOB: 1 BB: 2 P: 15	R: 4 E: 0 K: 0 S: 8	H: 5 LOB: 1 BB: 0 P: 8	R: 0 E: 0 K: 2 S: 8	H: 1 LOB: 1 BB: 0 P: 8	R: 0 E: 0 K: 3 S: 10	H: 1 LOB: 2 BB: 1 P: 14	R: 0 E: 0 K: 0 S: 2	H: 0 LOB: 0 BB: 1 P: 6	R: 2 E: 0 K: 0 S: 7	H: 4 LOB: 3 BB: 1 P: 11	R: 0 E: 0 K: 1 S: 5	H: 0 LOB: 0 BB: 0 P: 5			1B: 10 2B: 1 3B: 0 HR: 3	SF: 0 SAC: 0 DP: 1 HBP: 0	WP: 0 PA: 45 PB: 0 SB: 1 CS: 1							
PITCHER	IP	WLS	BF	H	R	ER	SO	BB	IBB	HBP	BLK	WP	HR	S	P	ERA		WHIP										
Ruben Gomez, R ERA: 5.14 (1, 1)	2.1		14	5	6	6	2	2	0	0	0	0	2	16	24	23.14		3.000										
Ray Semproch, R ERA: 4.89 (3, 1)	1.2		8	3	1	1	2	0	0	0	0	0	1	12	12	5.40	1.800											
Jack Meyer, R ERA: 5.14 (5, 1)	1.0	W	5	1	0	0	3	1	0	0	0	0	0	10	14	0.00	2.000											
Taylor Phillips, L ERA: 7.22 (6, 1)	2.2		12	5	2	2	1	1	0	0	0	0	0	13	17	6.75	2.250											
Gene Conley, R ERA: 2.19 (8, 1)	1.1	S	5	0	0	0	1	1	0	0	0	0	0	6	10	0.00	0.750											

Batter	1	2	3	4	5	6	7	8	9	AB	R	H	RBI	BB	SO	LOB	BOTTOM											
Richie Ashburn, L OBP: 0.358, SLG: 0.287 (1, 8)	 BB			 1-2			 1B			3	2	0	0	2	0	3	St. Louis Cardinals @ Philadelphia Phillies Connie Mack Stadium, Philadelphia, PA Sun Jun 07 1959, 3:33 AM EDT Unknown											
Ed Bouchee, L OBP: 0.428, SLG: 0.511 (1, 3)				 1-2			 1-H			5	0	1	1	0	0	5												
Gene Freese, R OBP: 0.302, SLG: 0.744 (1, 5)	 1-H				 1B					5	2	2	2	0	1	1												
Dave Philley, S OBP: 0.396, SLG: 0.558 (1, 9)	 1B				 1-3	 1B	 2B			5	3	3	0	0	0	0												
Harry Anderson, L OBP: 0.346, SLG: 0.509 (1, 7)	 1-H				 1B	 1B				5	3	3	3	0	0	1												
Carl Sawatski, L OBP: 0.370, SLG: 0.507 (1, 2)	 3-H				 3-H	 2-H				4	0	2	3	0	0	0												
Sparky Anderson, R OBP: 0.275, SLG: 0.245 (1, 4)	 1-2				 1B					5	1	2	0	0	1	1												
Chico Fernandez, R OBP: 0.263, SLG: 0.268 Bob Bowman, R OBP: 0.171, SLG: 0.225 Joe Koppe, R OBP: 0.318, SLG: 0.118 (1, 6) (5, PH) (6, 6)				 1B						2	0	1	0	0	1	2												
Ruben Gomez, R OBP: 0.286, SLG: 0.143 Ray Semproch, R OBP: 0.222, SLG: 0.222 Harry Hairston, L OBP: 0.226, SLG: 0.344 Jack Meyer, R OBP: 0.125, SLG: 0.286 Wally Post, R OBP: 0.125, SLG: 0.511 Taylor Phillips, L OBP: 0.125, SLG: 0.125 Gene Conley, R OBP: 0.174, SLG: 0.217 (1, 1) (3, 1) (4, PH) (5, 1) (5, PH) (8, 1) (8, 1)				 1B	 1B	 1-H 2-H	 1B			1	0	0	0	0	0	2												
Inning Stats	R: 4 E: 0 K: 1 S: 10	H: 5 LOB: 2 BB: 1 P: 14	R: 0 E: 0 K: 1 S: 5	H: 0 LOB: 0 BB: 0 P: 5	R: 0 E: 0 K: 0 S: 3	H: 0 LOB: 0 BB: 0 P: 3	R: 0 E: 0 K: 1 S: 7	H: 2 LOB: 2 BB: 0 P: 7	R: 4 E: 1 K: 1 S: 10	H: 4 LOB: 2 BB: 1 P: 14	R: 1 E: 0 K: 0 S: 5	H: 2 LOB: 1 BB: 0 P: 5	R: 1 E: 0 K: 0 S: 5	H: 2 LOB: 1 BB: 0 P: 5	R: 1 E: 0 K: 0 S: 4	H: 1 LOB: 0 BB: 0 P: 4		1B: 12 2B: 1 3B: 1 HR: 2	SF: 1 SAC: 0 DP: 0 HBP: 0	WP: 1 PA: 43 PB: 0 SB: 1 CS: 0								
PITCHER	IP	WLS	BF	H	R	ER	SO	BB	IBB	HBP	BLK	WP	HR	S	P	ERA		WHIP										
Jim Brosnan, R ERA: 4.91 (1, 1)	0.1		7	5	4	4	0	1	0	0	0	0	0	22	22	4.91		1.364										
Gary Blaylock, R ERA: 4.09 (1, 1)	3.2		16	5	3	2	3	0	0	0	0	0	0	22	22	4.91	1.364											
Ernie Broglio, R ERA: 7.47 (5, 1)	3.0	L	16	5	3	2	1	1	0	0	0	1	0	17	21	6.00	2.000											
Mary Grissom, R ERA: 4.5 (8, 1)	1.0		4	1	1	1	0	0	0	0	0	0	1	4	4	9.00	1.000											

Batter	1	2	3	4	5	6	7	8	9	AB	R	H	RBI	BB	SO	LOB	TOP			
Casey Wise, S OBP: 0.333, SLG: 0.273	F7			6-3		L9		6-3		4	0	0	0	0	0	1	Milwaukee Braves @ St. Louis Cardinals Sportsman's Park, St. Louis, MO Tue Jun 09 1959, 8:05 PM EDT Att: 13,014 - Unknown			
Eddie Mathews, L OBP: 0.361, SLG: 0.620	CS 1B			2B		K		P6		4	0	2	0	0	1	1				
Hank Aaron, R OBP: 0.456, SLG: 0.751	K			P6		2B		6-3		4	0	1	1	0	1	2				
Wes Covington, L OBP: 0.371, SLG: 0.446		F8		BB		4-3			4-3	3	0	0	0	1	0	1				
Joe Adcock, R OBP: 0.346, SLG: 0.427	F9			F8			F8	FC5-4 1B		4	0	1	0	0	0	2				
Bill Bruton, L OBP: 0.350, SLG: 0.468	L9				L8		4-3	L4		4	0	0	0	0	0	1				
Del Crandall, R OBP: 0.315, SLG: 0.420			L8		6-3		HR 1B	FC5-4 1-2		4	1	1	0	0	0	1				
Johnny Logan, R OBP: 0.401, SLG: 0.464			5-3		K		HR			2	0	0	0	0	1	0				
Felix Mantilla, R OBP: 0.291, SLG: 0.190			K				1-3			1	1	1	2	0	0	0				
Warren Spahn, L OBP: 0.289, SLG: 0.265			K			2B 1B				1	0	0	0	0	0	0				
Joe Judge, S OBP: 0.300, SLG: 0.125										0	0	0	0	0	0	0				
Frank Torre, S OBP: 0.333, SLG: 0.350										0	0	0	0	0	0	0				
Bob Hartman, R OBP: 0.333, SLG: 0.350										0	0	0	0	0	0	0				
Bob Giggie, R OBP: 0.279, SLG: 0.268										0	0	0	0	0	0	0				
Mickey Vernon, L OBP: 0.279, SLG: 0.268										0	0	0	0	0	0	0				
Bob Trowbridge, R OBP: 0.279, SLG: 0.268										0	0	0	0	0	0	0				
Inning Stats	R: 0 E: 0 K: 1 S: 5	H: 1 LOB: 1 BB: 0 P: 5	R: 0 E: 0 K: 0 S: 3	H: 0 LOB: 0 BB: 0 P: 3	R: 0 E: 0 K: 1 S: 5	H: 0 LOB: 2 BB: 1 P: 5	R: 0 E: 0 K: 0 S: 4	H: 1 LOB: 0 BB: 1 P: 8	R: 0 E: 0 K: 1 S: 5	H: 0 LOB: 0 BB: 0 P: 5	R: 1 E: 0 K: 1 S: 7	H: 2 LOB: 1 BB: 0 P: 7	R: 2 E: 0 K: 0 S: 5	H: 2 LOB: 0 BB: 0 P: 5	R: 0 E: 0 K: 0 S: 3	H: 0 LOB: 1 BB: 0 P: 4	1B: 4 2B: 3 3B: 0 HR: 1	SF: 0 SAC: 0 DP: 1 HBP: 0	WP: 0 PB: 0 SB: 0 CS: 1	PA: 34
PITCHER Larry Jackson, R ERA: 3.65	IP: 9.0 WLS: W BF: 34 H: 7 R: 3 ER: 3 SO: 4 BB: 1 IBB: 0 HBP: 0 BLK: 0 WP: 0 HR: 1 S: 41 P: 45 ERA: 3.00 WHIP: 0.889																			

Batter	1	2	3	4	5	6	7	8	9	AB	R	H	RBI	BB	SO	LOB	BOTTOM			
Don Blasingame, L OBP: 0.368, SLG: 0.373	L7		F8		1B 3B 2H	1B 2H		2B 2B 1B		5	3	3	2	0	0	0	Milwaukee Braves @ St. Louis Cardinals Sportsman's Park, St. Louis, MO Tue Jun 09 1959, 8:05 PM EDT Att: 13,014 - Unknown			
Gino Cimoli, R OBP: 0.368, SLG: 0.500	K			6-3	1B 3B 1-2	HR 1-2 2H		K		5	2	2	3	0	2	1				
Bill White, L OBP: 0.367, SLG: 0.539	4-3			HR BB	1-2 3B	HR 2B		2B 1-3 2B		4	2	3	2	1	0	0				
Ken Boyer, R OBP: 0.376, SLG: 0.550		8-4 1B 1B		HR 1-2	5-3	K		2B 2B		5	1	3	4	0	1	3				
Joe Cunningham, L OBP: 0.442, SLG: 0.461								2B 2H 3-H		3	0	2	0	0	0	0				
Curt Flood, R OBP: 0.309, SLG: 0.271	1-2 1B			F9		1B 1B	K	P4		2	1	0	0	0	1	1				
Gene Oliver, R OBP: 0.235, SLG: 0.438	K			K		K				4	0	1	0	0	3	3				
Hal Smith, R OBP: 0.325, SLG: 0.449	8-4 2-2f				5-3	1B 1-2 FC5-2-5 1B	F9			4	0	1	0	0	0	3				
Alex Grammas, R OBP: 0.345, SLG: 0.360			P4		SH2-4 1B BB	1B 1-2 2H 1B	4-3			3	2	1	1	1	0	1				
Larry Jackson, R OBP: 0.161, SLG: 0.167			P6		SH2-4 1-2	FC5-2-5 1B HR 3-H		1-3		3	1	0	0	0	0	2				
Inning Stats	R: 0 E: 0 K: 1 S: 5	H: 0 LOB: 0 BB: 0 P: 5	R: 0 E: 0 K: 1 S: 6	H: 2 LOB: 1 BB: 0 P: 6	R: 0 E: 0 K: 0 S: 3	H: 0 LOB: 0 BB: 0 P: 3	R: 2 E: 0 K: 1 S: 6	H: 1 LOB: 1 BB: 1 P: 10	R: 3 E: 0 K: 0 S: 6	H: 3 LOB: 1 BB: 1 P: 10	R: 5 E: 0 K: 2 S: 13	H: 6 LOB: 2 BB: 0 P: 13	R: 0 E: 0 K: 1 S: 6	H: 1 LOB: 0 BB: 0 P: 6	R: 2 E: 0 K: 1 S: 8	H: 3 LOB: 1 BB: 0 P: 8	1B: 10 2B: 4 3B: 1 HR: 2	SF: 0 SAC: 1 DP: 1 HBP: 0	WP: 0 PB: 0 SB: 0 CS: 0	PA: 41
PITCHER Warren Spahn, L ERA: 3.14	IP: 4.2 WLS: L BF: 21 H: 6 R: 5 ER: 5 SO: 3 BB: 2 IBB: 0 HBP: 0 BLK: 0 WP: 0 HR: 1 S: 25 P: 33 ERA: 9.64 WHIP: 1.714																			
Joey Jay, R ERA: 7.0	0.1	1	0	0	0	0	0	0	0	0	0	1	1	0.00	0.000					
Bob Hartman, L ERA: 67.5	0.2	6	4	4	4	1	0	0	0	0	0	8	8	54.00	6.000					
Bob Giggie, R ERA: 2.45	0.1	3	2	1	1	1	0	0	0	0	1	5	5	27.00	6.000					
Bob Trowbridge, R ERA: 4.63	2.0	10	4	2	2	2	0	0	0	0	0	14	14	9.00	2.000					





Batter	1	2	3	4	5	6	7	8	9	AB	R	H	RBI	BB	SO	LOB	TOP					
Casey Wise, S OBP: 0.302, SLG: 0.243 (1, 4)	F7		P4			4-3		1-3		4	0	0	0	0	0	1	Milwaukee Braves @ St. Louis Cardinals Sportsman's Park, St. Louis, MO Wed Jun 10 1959, 8:05 PM EDT Att: 15,195 - Unknown					
Eddie Mathews, L OBP: 0.363, SLG: 0.615 (1, 5)	3-1		F9			1B BB		1B BB		2	0	0	0	2	0							
Hank Aaron, R OBP: 0.457, SLG: 0.760 (1, 9)	HR			L4		1B G6-4-3		F7		4	1	2	1	0	2							
Joe Adcock, R OBP: 0.342, SLG: 0.420 (1, 3)	F8			5-3		1B G6-4-3		1B		4	0	1	0	0	2							
Del Crandall, R OBP: 0.319, SLG: 0.437 (1, 2)	HR			L7				F9		4	1	2	1	0	3							
Wes Covington, L OBP: 0.368, SLG: 0.441 (1, 7)	K					1B		3-1		4	0	1	0	0	2	1						
Andy Pafko, R OBP: 0.276, SLG: 0.275 (7, PH)	5-3					1B		4-3		2	0	1	0	0	0	0						
Bill Bruton, L OBP: 0.346, SLG: 0.462 (7, 8)						1B G5-4-3		K		2	0	0	0	0	1	1						
Felix Mantilla, R OBP: 0.254, SLG: 0.183 (7, PH)	6-3					K		6-3		2	0	0	0	0	1	2						
Frank Torre, L OBP: 0.331, SLG: 0.347 (7, 4)						K				1	0	0	0	0	0	1						
Mel Roach, R OBP: 0.200, SLG: 0.200 (8, 1)										1	0	0	0	0	0	0						
Bob Rush, R OBP: 0.118, SLG: 0.118 (5, 1)										0	0	0	0	0	0	0						
Joey Jay, S OBP: 0.300, SLG: 0.125 (6, PH)										1	0	1	0	0	0	0						
Mickey Vernon, L OBP: 0.295, SLG: 0.405 (8, 1)										0	0	0	0	0	0	0						
Don McMahon, R OBP: 0.333, SLG: 0.200 (8, 1)										0	0	0	0	0	0	0						
Inning Stats	R: 1 E: 0 K: 0 S: 4	H: 1 LOB: 0 BB: 0 P: 4	R: 1 E: 0 K: 1 S: 6	H: 1 LOB: 0 BB: 0 P: 6	R: 0 E: 0 K: 0 S: 3	H: 0 LOB: 0 BB: 0 P: 3	R: 0 E: 0 K: 0 S: 3	H: 0 LOB: 0 BB: 0 P: 3	R: 0 E: 0 K: 1 S: 6	H: 2 LOB: 1 BB: 0 P: 6	R: 0 E: 0 K: 0 S: 3	H: 1 LOB: 1 BB: 1 P: 7	R: 0 E: 0 K: 2 S: 8	H: 1 LOB: 1 BB: 0 P: 8	R: 0 E: 0 K: 0 S: 5	H: 2 LOB: 3 BB: 1 P: 9	R: 0 E: 0 K: 0 S: 3	H: 0 LOB: 0 BB: 0 P: 3	1B: 5 2B: 1 3B: 0 HR: 2	SF: 0 SAC: 0 DP: 2 HBP: 0	WP: 0 PB: 0 SB: 0 CS: 0	PA: 35
PITCHER	IP WLS BF H R ER SO BB IBB HBP BLK WP HR S P ERA WHIP																					
Alex Kellner, L ERA: 2.88 (1, 1)	5.0 W 18 4 2 2 2 0 0 0 0 0 2 22 22 3.60 0.800																					
Lindy McDaniel, R ERA: 3.56 (6, 1)	4.0 S 17 4 0 0 2 2 0 0 0 0 0 0 19 27 0.00 1.500																					

Batter	1	2	3	4	5	6	7	8	9	AB	R	H	RBI	BB	SO	LOB	BOTTOM			
Don Blasingame, L OBP: 0.367, SLG: 0.371 (1, 4)	F8		F9		6-3		S 1B			4	1	1	1	0	0	1	Milwaukee Braves @ St. Louis Cardinals Sportsman's Park, St. Louis, MO Wed Jun 10 1959, 8:05 PM EDT Att: 15,195 - Unknown			
Gino Cimoli, R OBP: 0.366, SLG: 0.500 (1, 8)	6-3		K		2B		K			4	1	1	1	0	2	1				
Bill White, L OBP: 0.376, SLG: 0.551 (1, 3)	1B		P4		2B		1B SF7			4	1	3	2	0	0	0				
Ken Boyer, R OBP: 0.378, SLG: 0.547 (1, 5)	BB			F8	P6		1B			3	0	1	0	1	0	1				
Joe Cunningham, L OBP: 0.437, SLG: 0.454 (1, 9)	4-3						SF7			2	0	0	1	1	0	2				
Curt Flood, R OBP: 0.309, SLG: 0.271 (8, 8)				F7		1B BB		1B		0	0	0	0	0	0	0				
Gene Oliver, R OBP: 0.238, SLG: 0.400 (1, 7)		6-3		5-3		1B		L8		4	0	1	0	0	0	1				
Hal Smith, R OBP: 0.323, SLG: 0.450 (1, 2)					P4	G5-4-3		P3		4	0	1	0	0	0	2				
Alex Grammas, R OBP: 0.342, SLG: 0.350 (1, 6)		6-3			E6			F9		3	1	0	0	1	0	1				
Alex Kellner, R OBP: 0.222, SLG: 0.222 (5, PH)					2B					1	0	0	0	0	1	1				
Solly Hemus, L OBP: 0.522, SLG: 0.400 (5, PR)										1	0	1	0	0	0	0				
Larry Jackson, R OBP: 0.161, SLG: 0.167 (6, 1)					2B					0	1	0	0	0	0	0				
Lindy McDaniel, R OBP: 0.200, SLG: 0.059 (6, 1)					2B					2	0	0	0	0	1	2				
Inning Stats	R: 0 E: 0 K: 0 S: 4	H: 1 LOB: 2 BB: 1 P: 8	R: 0 E: 0 K: 1 S: 6	H: 1 LOB: 1 BB: 0 P: 6	R: 0 E: 0 K: 1 S: 5	H: 0 LOB: 0 BB: 0 P: 5	R: 0 E: 0 K: 0 S: 3	H: 0 LOB: 0 BB: 0 P: 3	R: 3 E: 1 K: 0 S: 7	H: 3 LOB: 1 BB: 0 P: 7	R: 0 E: 0 K: 1 S: 5	H: 1 LOB: 2 BB: 2 P: 13	R: 2 E: 0 K: 1 S: 8	H: 3 LOB: 1 BB: 0 P: 8	R: 0 E: 0 K: 0 S: 3	H: 0 LOB: 0 BB: 0 P: 3	1B: 5 2B: 4 3B: 0 HR: 0	SF: 1 SAC: 0 DP: 1 HBP: 0	WP: 0 PB: 0 SB: 1 CS: 0	PA: 36
PITCHER	IP WLS BF H R ER SO BB IBB HBP BLK WP HR S P ERA WHIP																			
Bob Rush, R ERA: 1.68 (1, 1)	4.2 L 21 5 3 0 2 1 1 0 0 0 0 0 24 28 0.00 1.286																			
Joey Jay, R ERA: 7.04 (5, 1)	2.1 12 4 2 2 2 1 1 0 0 0 0 0 14 22 7.71 2.143																			
Don McMahon, R ERA: 1.78 (8, 1)	1.0 3 0 0 0 0 0 0 0 0 0 0 0 3 3 0.00 0.000																			

Batter	1	2	3	4	5	6	7	8	9	AB	R	H	RBI	BB	SO	LOB	TOP					
Casey Wise, S OBP: 0.333, SLG: 0.341 (1, 4)	F3		FC6-4 1B		1-H HR		G4-6-3 1-2	BB		4	1	2	2	1	0	1	Milwaukee Braves @ St. Louis Cardinals Sportsman's Park, St. Louis, MO Thu Jun 11 1959, 4:33 AM EDT Att: 11,414 - Unknown					
Eddie Mathews, L OBP: 0.360, SLG: 0.606 (1, 5)	P5		F7		P2			BB		5	1	1	0	0	0	3						
Hank Aaron, R OBP: 0.452, SLG: 0.748 (1, 9)	K		FC6-4 1-2		P5			1B HR 1B	F3	5	1	1	0	0	1	1						
Joe Adcock, R OBP: 0.345, SLG: 0.429 (1, 3)		E 5-3 2B		5-3	L8			1B HR 1B	K	5	2	2	1	0	1	0						
Del Crandall, R OBP: 0.316, SLG: 0.446 (1, 2)		E3 5-3 2-3		6-3			F8	1B HR	4-3	5	1	1	3	0	0	1						
Wes Covington, L OBP: 0.398, SLG: 0.440 Bill Bruton, L OBP: 0.350, SLG: 0.471 (6, 8)	F9		E 1B				K	1B FC5-4 2B		3	0	1	0	0	1	2						
Andy Pafko, R OBP: 0.276, SLG: 0.273 (6, 7)	5-3		E5 FC5-4 1B		4-3			2-3 1B		4	0	1	1	0	0	2						
Felix Mantilla, R OBP: 0.240, SLG: 0.172 (1, 6)	4-3		FC5-4 1-2				F8	FC5-4 BB		4	0	0	1	0	0	4						
Bob Buhl, R OBP: 0.071, SLG: 0.071 (1, 1)			1-3		HR 1B		G4-6-3 1B	F7		4	1	2	0	0	0	1						
Inning Stats	R: 0 E: 0 K: 1 S: 5	H: 0 LOB: 0 BB: 0 P: 5	R: 1 E: 1 K: 0 S: 5	H: 1 LOB: 1 BB: 0 P: 5	R: 0 E: 0 K: 0 S: 4	H: 1 LOB: 1 BB: 0 P: 4	R: 0 E: 1 K: 0 S: 5	H: 1 LOB: 2 BB: 0 P: 5	R: 2 E: 0 K: 0 S: 5	H: 2 LOB: 0 BB: 0 P: 5	R: 0 E: 0 K: 1 S: 5	H: 0 LOB: 0 BB: 0 P: 5	R: 0 E: 0 K: 0 S: 3	H: 1 LOB: 0 BB: 0 P: 3	R: 5 E: 0 K: 0 S: 9	H: 6 LOB: 2 BB: 1 P: 13		R: 0 E: 0 K: 1 S: 5	H: 0 LOB: 0 BB: 0 P: 5	1B: 8 2B: 2 3B: 0 HR: 2	SF: 0 SAC: 0 DP: 1 HBP: 0	WP: 0 PB: 0 CS: 0
PITCHER	IP	WLS	BF	H	R	ER	SO	BB	IBB	HBP	BLK	WP	HR	S	P	ERA	WHIP					
Vinegar Bend Mizell, L ERA: 3.21 Marv Grissom, R ERA: 22.5 Hal Jeffcoat, R ERA: 3.42 (8, 1)	7.0	L	28	6	3	2	2	0	0	0	0	0	1	32	32	2.57	0.857					


Batter	1	2	3	4	5	6	7	8	9	AB	R	H	RBI	BB	SO	LOB	BOTTOM				
Don Blasingame, L OBP: 0.361, SLG: 0.364 (1, 4)	F8		K		P5		1-3			4	0	0	0	0	1	2	Milwaukee Braves @ St. Louis Cardinals Sportsman's Park, St. Louis, MO Thu Jun 11 1959, 4:33 AM EDT Att: 11,414 - Unknown				
Gino Cimoli, R OBP: 0.364, SLG: 0.493 (1, 8)	BB		K			K		6-3		3	0	0	0	1	2	0					
Bill White, L OBP: 0.374, SLG: 0.549 (1, 3)	F8		3-1			F8		2B		4	0	1	0	0	0	1					
Ken Boyer, R OBP: 0.376, SLG: 0.541 (1, 5)	1-3				P4	1B		P6		4	0	1	0	0	0	2					
Joe Cunningham, L OBP: 0.444, SLG: 0.459 (1, 9)		BB BB			1B		1-3 1B	1-3		3	0	2	0	1	0	1					
Gene Oliver, R OBP: 0.200, SLG: 0.333 (1, 7)	K		K		K		K		5-3	4	0	0	0	0	3	4					
Hal Smith, R OBP: 0.318, SLG: 0.443 Ray Katt, R OBP: 0.600, SLG: 0.800 (9, 2)		P4			5-3		L6		1B	3	0	0	0	0	0	2					
Alex Grammas, R Solly Henus, L Larry Jackson, R Marv Grissom, R Hal Jeffcoat, R Stan Musial, R (7, PH) (7, PH) (8, 1) (8, 1) (9, PH)		BB BB BB					F9	2-3 BB	F3	1	0	0	0	1	0	0					
Vinegar Bend Mizell, R George Crowe, L Lee Tate, R (7, PH) (8, 6)		BB			K		2-3	F2		2	0	0	0	0	2	2					
Inning Stats	R: 0 E: 0 K: 0 S: 3	H: 0 LOB: 1 BB: 1 P: 7	R: 0 E: 0 K: 2 S: 7	H: 0 LOB: 2 BB: 2 P: 15	R: 0 E: 0 K: 1 S: 6	H: 1 LOB: 1 BB: 0 P: 6	R: 0 E: 0 K: 1 S: 5	H: 0 LOB: 0 BB: 0 P: 5	R: 0 E: 0 K: 2 S: 9	H: 2 LOB: 2 BB: 0 P: 9	R: 0 E: 0 K: 0 S: 3	H: 0 LOB: 1 BB: 1 P: 7	R: 0 E: 0 K: 0 S: 4	H: 1 LOB: 1 BB: 0 P: 4	R: 0 E: 0 K: 0 S: 4	H: 1 LOB: 1 BB: 0 P: 4		1B: 4 2B: 1 3B: 0 HR: 0	SF: 0 SAC: 0 DP: 0 HBP: 0	WP: 0 PB: 0 CS: 0	PA: 36
PITCHER	IP	WLS	BF	H	R	ER	SO	BB	IBB	HBP	BLK	WP	HR	S	P	ERA	WHIP				
Bob Buhl, R ERA: 2.55 (1, 1)	9.0	W	36	5	0	0	8	4	0	0	0	0	0	48	64	0.00	1.000				

Batter	1	2	3	4	5	6	7	8	9	10	AB	R	H	RBI	BB	SO	LOB	TOP								
Johnny Temple, R OBP: 0.415, SLG: 0.453 (1.4)	0-0 1B 1B		0-3 K		4-0 FC4-6 BB		0-3 K			4-0 F8 CS SH1-3 BB	3	0	1	0	2	2	1	Cincinnati Redlegs @ St. Louis Cardinals Sportsman's Park, St. Louis, MO Fri Jun 12 1959, 8:05 PM EDT Att: 12,884 - Unknown AB 31 R 1 H 4 RBI 1 BB 7 SO 6 LOB 14 								
Vada Pinson, L OBP: 0.385, SLG: 0.568 (1.8)	0-0 G5-4-3 1B		0-0 F7		0-0 P5			0-0 1-3		0-0 SH1-3	4	0	1	0	0	0	1									
Jerry Lynch, L OBP: 0.359, SLG: 0.444 John Powers, R OBP: 0.316, SLG: 0.389 (1.7) (10.7)	0-3 K				0-0 F8		0-0 FC4-6		0-0 G3	0-0 F8	5	0	0	0	0	1	4									
Frank Robinson, R OBP: 0.386, SLG: 0.571 (1.3)	0-0 G5-4-3				0-0 5-3		0-3 K		0-0 F8	0-0 CS	4	0	0	0	0	1	2									
Gus Bell, L OBP: 0.316, SLG: 0.412 (1.9)		0-0 F8			4-0 BB BB		0-3 K		0-0 F8		3	0	0	0	1	1	0									
Ed Bailey, L OBP: 0.362, SLG: 0.374 Jim Pendleton, R OBP: 0.375, SLG: 0.318 Dutch Dotterer, R OBP: 0.421, SLG: 0.460 (1.2) (9. PR) (9.2)	0-0 HR				4-0 BB BB		0-0 F9		4-0 BB BB		2	1	1	1	2	0	0									
Roy McMillan, R OBP: 0.341, SLG: 0.483 (1.6)	0-0 5-3				4-0 BB		0-0 L7		0-0 P6		3	0	0	0	1	0	1									
Eddie Kasko, R OBP: 0.263, SLG: 0.278 (1.5)	0-0 5-3				1-2 2-3 BB		0-0 6-3		4-0 BB BB		3	0	0	0	1	0	3									
Brooks Lawrence, R OBP: 0.172, SLG: 0.207 Don Newcombe, L OBP: 0.405, SLG: 0.432 Tom Acker, R OBP: 0.250, SLG: 0.143 Jim Brosnan, R OBP: 0.286, SLG: 0.571 (1.1) (9. PH) (9.1) (10.1)			0-0 F3				0-3 K		0-0 1B	0-0 G3	3	0	1	0	0	1	0									
Inning Stats	R: 0 E: 0 K: 1 S: 6	H: 2 LOB: 1 BB: 0 P: 6	R: 1 E: 0 K: 0 S: 4	H: 1 LOB: 0 BB: 0 P: 4	R: 0 E: 0 K: 1 S: 5	H: 0 LOB: 0 BB: 3 P: 15	R: 0 E: 0 K: 0 S: 3	H: 0 LOB: 1 BB: 1 P: 9	R: 0 E: 0 K: 2 S: 7	H: 0 LOB: 0 BB: 0 P: 7	R: 0 E: 0 K: 1 S: 6	H: 1 LOB: 1 BB: 0 P: 6	R: 0 E: 0 K: 0 S: 3	H: 0 LOB: 0 BB: 2 P: 3	R: 0 E: 0 K: 0 S: 3	H: 0 LOB: 2 BB: 2 P: 11	R: 0 E: 0 K: 0 S: 2		H: 0 LOB: 0 BB: 1 P: 6	1B: 3 2B: 0 3B: 0 HR: 1	SF: 0 SAC: 1 DP: 1 HBP: 0	WP: 0 PB: 0 SB: 0 CS: 1	PA: 40			
PITCHER	IP 9.0	WLS 36	H 4	R 1	ER 1	SO 6	BB 6	IBB 0	HBP 0	BLK 0	WP 0	HR 1	S 42	P 66	ERA 1.00	WHIP 1.111										
Ernie Broglio, R ERA: 6.22 Lindy McDaniel, R ERA: 3.5 (1.1) (10.1)	1.0	W	3	0	0	0	0	1	0	0	0	0	2	6	0.00	1.000										
Batter	1	2	3	4	5	6	7	8	9	10	AB	R	H	RBI	BB	SO	LOB	BOTTOM								
Don Blasingame, L OBP: 0.358, SLG: 0.358 (1.4)	0-0 F8	0-0 6-3			0-0 P3		0-0 FC4-6 FC6-4			4-0 S BB	4	0	0	0	1	0	1	Cincinnati Redlegs @ St. Louis Cardinals Sportsman's Park, St. Louis, MO Fri Jun 12 1959, 8:05 PM EDT Att: 12,884 - Unknown AB 32 R 2 H 4 RBI 2 BB 9 SO 2 LOB 19 								
Gino Cimoli, R OBP: 0.360, SLG: 0.486 (1.8) (7.7)	0-0 E6 1B S BB		0-0 4-3			0-0 E 1B	0-0 FC6-4		0-0 6-3		5	1	1	0	0	0	2									
Bill White, L OBP: 0.369, SLG: 0.539 (1.3)	0-3 K		0-0 P6			0-0 F8		0-0 G3		0-0 WP 1B SF9 1B	5	1	1	0	0	1	2									
Ken Boyer, R OBP: 0.381, SLG: 0.540 (1.5)	0-0 BB BB 1B		0-0 E5 CS			0-0 E1		4-0 4-1 BB		0-0 WP 1B	4	0	2	0	1	0	1									
Joe Cunningham, L OBP: 0.445, SLG: 0.452 (1.9)	4-0 BB BB		0-0 CS	0-0 4-3		4-0 IBB		0-0 4-1		4-0 1B IBB	2	0	0	0	3	0	1									
Gene Oliver, R OBP: 0.222, SLG: 0.320 Stan Musial, L OBP: 0.358, SLG: 0.371 Curt Flood, R OBP: 0.321, SLG: 0.271 George Crowe, L OBP: 0.318, SLG: 0.537 (1.7) (6. PH) (7.8) (10. PH)	4-0 BB		0-0 F7			0-0 P6		4-0 BB		0-0 SF9	1	0	0	1	1	0	0									
Hal Smith, R OBP: 0.312, SLG: 0.434 (1.2)	0-0 6-3			0-0 5-3		0-0 5-3		0-0 6-3			4	0	0	0	0	0	8									
Alex Grammas, R OBP: 0.341, SLG: 0.336 (1.6)		4-0 CS BB			0-0 5-3		0-0 1-3		0-0 5-3		3	0	0	0	1	0	0									
Ernie Broglio, R OBP: 0.313, SLG: 0.154 Solly Hemus, L OBP: 0.520, SLG: 0.375 Lindy McDaniel, R OBP: 0.200, SLG: 0.059 (1.1) (9. PH) (10.1)		0-3 K			0-0 4-3		4-0 FC4-6 BB		0-0 5-3		2	0	0	0	1	1	1									
Inning Stats	R: 1 E: 1 K: 1 S: 7	H: 1 LOB: 3 BB: 2 P: 15	R: 0 E: 0 K: 1 S: 4	H: 0 LOB: 0 BB: 1 P: 8	R: 0 E: 1 K: 0 S: 3	H: 0 LOB: 0 BB: 0 P: 3	R: 0 E: 0 K: 0 S: 3	H: 0 LOB: 0 BB: 0 P: 3	R: 0 E: 1 K: 0 S: 5	H: 1 LOB: 3 BB: 0 P: 9	R: 0 E: 0 K: 0 S: 3	H: 0 LOB: 1 BB: 1 P: 7	R: 0 E: 0 K: 0 S: 3	H: 0 LOB: 2 BB: 2 P: 11	R: 0 E: 0 K: 0 S: 3	H: 0 LOB: 1 BB: 1 P: 7	R: 1 E: 0 K: 0 S: 3		H: 2 LOB: 2 BB: 1 P: 7	1B: 4 2B: 0 3B: 0 HR: 0	SF: 1 SAC: 0 DP: 0 HBP: 0	WP: 1 PB: 0 SB: 2 CS: 2	PA: 43			
PITCHER	IP 8.0	WLS 34	H 2	R 1	ER 1	SO 2	BB 6	IBB 1	HBP 0	BLK 0	WP 0	HR 0	S 31	P 59	ERA 0.00	WHIP 1.000										
Brooks Lawrence, R ERA: 4.83 Tom Acker, R ERA: 3.71 Jim Brosnan, R ERA: 4.86 (1.1) (9.1) (10.1)	1.0	L	7	2	1	0	0	1	0	0	0	0	1	1	0.00	0.000										

Batter	1	2	3	4	5	6	7	8	9	AB	R	H	RBI	BB	SO	LOB	TOP			
Johnny Temple, R (1,4) OBP: 0.413, SLG: 0.449	F8		FC4-6 1-2 1B		1-3			F8		4	0	1	0	0	0	0				
Vada Pinson, L (1,8) OBP: 0.395, SLG: 0.565	G3-6 1B		FC4-6 1-2			K		G1-6-3 BB		3	0	1	0	1	1	2				
Jerry Lynch, L (1,7) OBP: 0.309, SLG: 0.445	G3-6 1-2			1B 1B				G1-6-3 1-2		4	0	2	0	0	0	2				
Frank Robinson, R (1,3) OBP: 0.380, SLG: 0.561		L9		K		K			4-3	4	0	0	0	0	2	2				
Gus Bell, L (1,9) OBP: 0.315, SLG: 0.409		4-3		K		4-3		G5-4-3 1B		4	0	1	0	0	1	2				
Dutch Dotterer, R (1,2) OBP: 0.410, SLG: 0.444		5-3			1-3 1B			G5-4-3 1-2		4	0	1	0	0	0	1				
Roy McMillan, R (1,6) OBP: 0.341, SLG: 0.480					6-3			L9		3	0	1	0	0	0	2				
Eddie Kasko, R (1,5) OBP: 0.273, SLG: 0.286				K		6-3				3	0	1	0	0	1	1				
Orlando Pena, R (1,1) OBP: 0.200, SLG: 0.077				K		6-3		F5		2	0	0	0	0	1	1				
Willard Schmidt, R (5,1)										0	0	0	0	0	0	0				
John Powers, L (7,PH) OBP: 0.300, SLG: 0.368										1	0	0	0	0	0	1				
Jim O'Toole, S (7,1) OBP: 0.429, SLG: 0.200										0	0	0	0	0	0	0				
Inning Stats	R: 0 E: 0 K: 0 S: 3	H: 1 LOB: 0 BB: 0 P: 3	R: 0 E: 0 K: 0 S: 3	H: 0 LOB: 0 BB: 0 P: 3	R: 0 E: 0 K: 2 S: 9	H: 2 LOB: 2 BB: 0 P: 9	R: 0 E: 0 K: 2 S: 9	H: 2 LOB: 2 BB: 0 P: 9	R: 0 E: 0 K: 0 S: 8	H: 1 LOB: 1 BB: 0 P: 8	R: 0 E: 0 K: 0 S: 4	H: 1 LOB: 1 BB: 0 P: 4	R: 0 E: 0 K: 0 S: 2	H: 0 LOB: 0 BB: 1 P: 6	R: 0 E: 0 K: 0 S: 3	H: 1 LOB: 0 BB: 0 P: 3	1B: 8 2B: 0 3B: 0 HR: 0	SF: 0 SAC: 0 DP: 3 HBP: 0	WP: 0 PB: 0 SB: 0 CS: 0	PA: 33
PITCHER Larry Jackson, R (1,1) ERA: 3.32	IP: 9.0 WLS: W BF: 33 H: 8 R: 0 ER: 0 SO: 6 BB: 1 IBB: 0 HBP: 0 BLK: 0 WP: 0 HR: 0 S: 44 P: 48 ERA: 0.00 WHIP: 1.000																			

Cincinnati Redlegs @ St. Louis Cardinals
Sportsman's Park, St. Louis, MO
Sat Jun 13 1959, 4:33 AM EDT
Att: 8,808 - Unknown


AB 32
R 0
H 8
RBI 0
BB 1
SO 6
LOB 14



Batter	1	2	3	4	5	6	7	8	9	AB	R	H	RBI	BB	SO	LOB	BOTTOM			
Don Blasingame, L (1,4) OBP: 0.352, SLG: 0.352	5-3		6-3		K	FC8-6 1-2		F3		4	0	0	0	0	1	1				
Curt Flood, R (8,8) OBP: 0.316, SLG: 0.265										1	0	0	0	0	0	1				
Gino Cimoli, R (1,8) OBP: 0.363, SLG: 0.500	HR		1-3		BB 1B	G3				4	2	2	1	0	0	1				
Bill White, L (1,7) OBP: 0.372, SLG: 0.541	4-3		P6		1B 1-2 BB			1B 2B		3	2	1	0	1	0	0				
Ken Boyer, R (1,5) OBP: 0.383, SLG: 0.540	K				5-3			G4-6-3 1B		4	1	2	2	0	1	0				
Joe Cunningham, L (1,9) OBP: 0.450, SLG: 0.453		L7		HR 1B	1B 1-2 1B			K		4	1	2	0	0	1	1				
Stan Musial, L (1,3) OBP: 0.382, SLG: 0.395		L7			1B 1-2 1B					4	1	2	4	0	0	1				
Lee Tate, R (8,4) OBP: 0.240, SLG: 0.289				HR	1-3 2H 3H 1B			G4-6-3 1-2		0	0	0	0	0	0	0				
Hal Smith, R (1,2) OBP: 0.311, SLG: 0.431		1B 1B		P5		L9		P6		4	0	1	0	0	0	2				
Alex Grammas, R (1,6) OBP: 0.354, SLG: 0.339					6-3			FC8-6 BB		2	0	1	0	2	0	0				
Larry Jackson, R (1,1) OBP: 0.143, SLG: 0.147		3-1				L9		P5		4	0	0	0	0	1	4				
Inning Stats	R: 1 E: 0 K: 1 S: 6	H: 1 LOB: 0 BB: 0 P: 6	R: 0 E: 0 K: 0 S: 5	H: 2 LOB: 2 BB: 0 P: 5	R: 0 E: 0 K: 0 S: 3	H: 0 LOB: 0 BB: 0 P: 3	R: 2 E: 0 K: 0 S: 5	H: 2 LOB: 0 BB: 0 P: 5	R: 3 E: 0 K: 1 S: 9	H: 4 LOB: 2 BB: 1 P: 13	R: 0 E: 0 K: 1 S: 5	H: 0 LOB: 1 BB: 1 P: 9	R: 1 E: 0 K: 1 S: 6	H: 2 LOB: 0 BB: 0 P: 6	R: 0 E: 0 K: 0 S: 3	H: 0 LOB: 1 BB: 1 P: 7	1B: 8 2B: 1 3B: 0 HR: 2	SF: 0 SAC: 0 DP: 1 HBP: 0	WP: 0 PB: 0 SB: 0 CS: 0	PA: 37
PITCHER Orlando Pena, R (1,1) ERA: 6.14	IP: 4.2 WLS: L BF: 22 H: 7 R: 6 ER: 6 SO: 2 BB: 1 IBB: 0 HBP: 0 BLK: 0 WP: 0 HR: 2 S: 25 P: 29 ERA: 11.57 WHIP: 1.714																			
PITCHER Willard Schmidt, R (5,1) ERA: 4.05	IP: 1.1 WLS: L BF: 7 H: 2 R: 0 ER: 0 SO: 1 BB: 1 IBB: 0 HBP: 0 BLK: 0 WP: 0 HR: 0 S: 8 P: 12 ERA: 0.00 WHIP: 2.250																			
PITCHER Jim O'Toole, L (7,1) ERA: 5.9	IP: 2.0 WLS: L BF: 8 H: 2 R: 1 ER: 1 SO: 1 BB: 1 IBB: 0 HBP: 0 BLK: 0 WP: 0 HR: 0 S: 9 P: 13 ERA: 4.50 WHIP: 1.500																			

Cincinnati Redlegs @ St. Louis Cardinals
Sportsman's Park, St. Louis, MO
Sat Jun 13 1959, 4:33 AM EDT
Att: 8,808 - Unknown

AB 34
R 7
H 11
RBI 7
BB 3
SO 4
LOB 11



Batter	1	2	3	4	5	6	7	8	9	AB	R	H	RBI	BB	SO	LOB	TOP							
Johnny Temple, R (1.4) OBP: 0.415, SLG: 0.457										3	1	2	0	0	0	1	Cincinnati Redlegs @ St. Louis Cardinals Sportsman's Park, St. Louis, MO Sun Jun 14 1959, 4:33 AM EDT Unknown							
Vada Pinson, L (1.8) OBP: 0.394, SLG: 0.572										4	1	1	2	0	0	2								
Jerry Lynch, L (1.7) OBP: 0.318, SLG: 0.472										3	1	2	2	1	0	1								
Walt Dropo, R (8.3) OBP: 0.171, SLG: 0.219										0	0	0	0	0	0	0								
Frank Robinson, R (1.3) OBP: 0.374, SLG: 0.551										4	0	0	0	0	0	3								
Gus Bell, L (1.9) OBP: 0.309, SLG: 0.401										4	0	0	0	0	1	1								
Ed Bailey, L (1.2) OBP: 0.360, SLG: 0.367										3	0	0	0	1	3	0								
Jim Pendleton, R (1.5) OBP: 0.393, SLG: 0.360										3	0	1	0	1	0	1								
Roy McMillan, R (1.6) OBP: 0.341, SLG: 0.480										0	0	0	0	0	0	0								
Eddie Kasko, R (2.6) OBP: 0.308, SLG: 0.320										4	0	2	0	0	0	2								
Joe Nuxhall, L (1.1) OBP: 0.292, SLG: 0.227										2	1	0	0	1	0	2								
Brooks Lawrence, R (8.1) OBP: 0.167, SLG: 0.200										1	0	0	0	0	0	1								
Inning Stats	R: 0 E: 0 K: 0 S: 4	H: 1 LOB: 1 BB: 0 P: 4	R: 0 E: 0 K: 1 S: 5	H: 0 LOB: 0 BB: 0 P: 5	R: 0 E: 0 K: 1 S: 3	H: 1 LOB: 0 BB: 0 P: 3	R: 0 E: 0 K: 0 S: 2	H: 0 LOB: 0 BB: 1 P: 6	R: 0 E: 0 K: 2 S: 7	H: 0 LOB: 1 BB: 1 P: 11	R: 2 E: 0 K: 0 S: 5	H: 2 LOB: 1 BB: 1 P: 9	R: 0 E: 0 K: 1 S: 6	H: 1 LOB: 1 BB: 0 P: 6	R: 2 E: 0 K: 0 S: 5	H: 2 LOB: 2 BB: 0 P: 5	R: 0 E: 0 K: 0 S: 3	H: 1 LOB: 1 BB: 1 P: 7	1B: 3 2B: 3 3B: 0 HR: 2	SF: 0 SAC: 1 DP: 3 HBP: 0	WP: 0 PB: 0 SB: 0 CS: 0	PA: 36		
PITCHER	IP WLS BF H R ER SO BB IBB HBP BLK WP HR S P ERA WHIP																							
Gary Blaylock, R (1.1) ERA: 4.1	8.0	32	7	4	4	4	4	3	0	0	0	0	0	2	37	49	4.50	1.250						
Lindy McDaniel, R (9.1) ERA: 3.45	1.0	W	4	1	0	0	0	1	0	0	0	0	0	0	3	7	0.00	2.000						


Batter	1	2	3	4	5	6	7	8	9	AB	R	H	RBI	BB	SO	LOB	BOTTOM						
Don Blasingame, L (1.4) OBP: 0.353, SLG: 0.350										4	0	1	0	1	0	1	Cincinnati Redlegs @ St. Louis Cardinals Sportsman's Park, St. Louis, MO Sun Jun 14 1959, 4:33 AM EDT Unknown						
Gino Cimoli, R (1.8) OBP: 0.367, SLG: 0.500										4	1	2	1	1	1	0							
Bill White, L (1.3) OBP: 0.366, SLG: 0.532										3	0	0	0	0	0	2							
Ray Jablonski, R (8. PH) OBP: 0.375, SLG: 0.571										1	0	1	0	0	0	0							
Curt Flood, R (8. PR) OBP: 0.316, SLG: 0.265										0	1	0	0	0	0	0							
Ken Boyer, R (1.5) OBP: 0.385, SLG: 0.553										4	2	2	2	0	0	1							
Joe Cunningham, L (1.9) OBP: 0.457, SLG: 0.458										3	0	2	1	1	0	0							
Gene Oliver, R (1.7) OBP: 0.233, SLG: 0.321										3	0	1	1	0	0	0							
Stan Musial, L (8. PH) OBP: 0.360, SLG: 0.392										1	0	0	0	0	0	2							
Lindy McDaniel, R (9.1) OBP: 0.200, SLG: 0.059										0	0	0	0	0	0	0							
Hal Smith, R (1.2) OBP: 0.315, SLG: 0.437										4	0	2	0	0	0	2							
Larry Jackson, R (9. PR) OBP: 0.143, SLG: 0.147										0	1	0	0	0	0	0							
Alex Grammas, R (1.6) OBP: 0.359, SLG: 0.345										4	0	2	0	0	0	1							
Gary Blaylock, R (1.1) OBP: 0.100, SLG: 0.300										3	0	0	0	0	1	2							
Bobby Gene Smith, R (9.7) OBP: 0.231, SLG: 0.333										0	0	0	0	0	0	0							
George Crowe, L (9. PH) OBP: 0.333, SLG: 0.537										0	0	0	0	1	0	0							
Inning Stats	R: 2 E: 0 K: 0 S: 4	H: 3 LOB: 1 BB: 1 P: 8	R: 0 E: 0 K: 0 S: 4	H: 1 LOB: 1 BB: 0 P: 4	R: 0 E: 0 K: 1 S: 5	H: 0 LOB: 0 BB: 0 P: 5	R: 0 E: 0 K: 0 S: 3	H: 0 LOB: 0 BB: 0 P: 3	R: 0 E: 0 K: 1 S: 6	H: 2 LOB: 1 BB: 0 P: 6	R: 1 E: 0 K: 0 S: 5	H: 2 LOB: 2 BB: 1 P: 9	R: 0 E: 0 K: 0 S: 3	H: 0 LOB: 0 BB: 0 P: 3	R: 1 E: 0 K: 0 S: 5	H: 3 LOB: 2 BB: 0 P: 5	R: 1 E: 0 K: 0 S: 3	H: 2 LOB: 2 BB: 2 P: 11	1B: 11 2B: 1 3B: 0 HR: 1	SF: 0 SAC: 0 DP: 1 HBP: 0	WP: 0 PB: 0 SB: 0 CS: 2	PA: 38	
PITCHER	IP WLS BF H R ER SO BB IBB HBP BLK WP HR S P ERA WHIP																						
Joe Nuxhall, L (1.1) ERA: 4.48	7.1	32	11	4	4	2	0	2	0	0	0	0	0	4	12	9.00	2.000						
Brooks Lawrence, R (8.1) ERA: 4.85	1.0	L	6	2	1	1	0	0	2	0	0	0	0	4	12	9.00	2.000						



Batter	1	2	3	4	5	6	7	8	9	AB	R	H	RBI	BB	SO	LOB	TOP										
Johnny Temple, R OBP: 0.412, SLG: 0.455 (1, 4)	F8				6-3		P6		F9	5	0	1	0	0	0	1											
Vada Pinson, L OBP: 0.388, SLG: 0.575 (1, 8)	4-0 BB 1B BB	4-3					K			4	1	2	0	1	1	2											
Jerry Lynch, L OBP: 0.322, SLG: 0.469 (1, 7)	BB BB 1-2 1B				CS				F7	3	0	1	0	1	1	0											
Walt Dropo, R OBP: 0.167, SLG: 0.212 (8, 3)	BB BB 1-2 1B				CS				1-3	1	0	0	0	0	0	1											
Frank Robinson, R OBP: 0.375, SLG: 0.544 (1, 3)	BB BB 1-2 2-3 3-H				L9				F9	3	1	0	0	2	1	2											
Gus Bell, L OBP: 0.313, SLG: 0.400 (1, 9)	BB BB 1-2 2-3 3-H				K					3	1	1	1	1	2	1											
Jim Pendleton, R OBP: 0.406, SLG: 0.379 (1, 5)	K				P3				WP BB 1-2 1B	4	0	2	1	0	1	3											
Dutch Dotterer, R OBP: 0.400, SLG: 0.421 (1, 2)	P4				P6				WP BB 1-2 2-3 3-H	3	0	0	0	1	0	5											
Eddie Kasko, R OBP: 0.300, SLG: 0.310 (1, 6)					5-3				K	4	0	1	0	0	1	2											
Jim Brosnan, R OBP: 0.200, SLG: 0.400 (1, 1)									SH1-4 1-2 2-3 3-H	3	0	0	0	0	0	2											
Orlando Pena, R OBP: 0.200, SLG: 0.077 (8, 1)	F9				F2				1-3	0	0	0	0	0	0	0											
Inning Stats	R: 1 E: 0 K: 1 S: 6	H: 1 LOB: 3 BB: 3 P: 18	R: 0 E: 0 K: 0 S: 4	H: 1 LOB: 1 BB: 0 P: 4	R: 0 E: 0 K: 2 S: 7	H: 0 LOB: 0 BB: 0 P: 7	R: 0 E: 0 K: 0 S: 3	H: 0 LOB: 0 BB: 0 P: 3	R: 0 E: 0 K: 0 S: 3	H: 1 LOB: 2 BB: 1 P: 12	R: 0 E: 0 K: 1 S: 6	H: 1 LOB: 1 BB: 0 P: 6	R: 2 E: 0 K: 1 S: 7	H: 2 LOB: 2 BB: 2 P: 15	R: 0 E: 0 K: 0 S: 4	H: 1 LOB: 1 BB: 0 P: 4	1B: 6 2B: 2 3B: 0 HR: 0	SF: 0 SAC: 1 DP: 0 HBP: 0	WP: 1 PB: 0 SB: 0 CS: 1	PA: 41							
PITCHER	IP	WLS	BF	H	R	ER	SO	BB	IBB	HBP	BLK	WP	HR	S	P	ERA	WHIP										
Dick Ricketts, R ERA: 3.68 (1, 1)	7.1	L	34	7	3	3	6	6	0	0	0	0	0	40	64	3.68	1.773										
Lindy McDaniel, R ERA: 3.35 (8, 1)	1.2		6	1	0	0	1	0	0	0	0	1	0	8	8	0.00	0.600										

Cincinnati Redlegs @ St. Louis Cardinals
Sportsman's Park, St. Louis, MO
Sun Jun 14 1959, 4:38 AM EDT
Att: 23,413 - Unknown


AB 33
R 3
H 8
RBI 2
BB 6
SO 7
LOB 19



Batter	1	2	3	4	5	6	7	8	9	AB	R	H	RBI	BB	SO	LOB	BOTTOM										
Don Blasingame, L OBP: 0.358, SLG: 0.347 (1, 4)	4-3				1-6-3 BB		1B BB		F7	2	0	0	0	3	0	0											
Gino Cimoli, R OBP: 0.360, SLG: 0.489 (1, 8)	L9	F8			L4		F8		6-3	5	0	0	0	0	0	3											
Bill White, L OBP: 0.374, SLG: 0.537 (1, 7)	BB BB 1B				1-6-3 1-2		1B			4	1	3	0	0	0	1											
Ken Boyer, R OBP: 0.386, SLG: 0.556 (1, 5)	BB BB 1-2 1B				F9		L8		4-6 2B	4	1	2	0	0	0	2											
Joe Cunningham, L OBP: 0.458, SLG: 0.451 (1, 9)	BB BB 1-2 2-3 3-H				K				4-6 BB	2	0	0	0	2	1	1											
Stan Musial, L OBP: 0.383, SLG: 0.391 (1, 3)	BB BB 1-2 2-3 3-H				5-3 1B		E4 CS		4-6 BB	3	0	1	1	1	0	3											
Hal Smith, R OBP: 0.310, SLG: 0.431 (1, 2)							E4 CS		4-6 BB	3	0	0	0	0	2	6											
George Crowe, L OBP: 0.348, SLG: 0.571 (8, PH)	1-3				K		K			1	0	1	1	0	0	0											
Larry Jackson, R OBP: 0.143, SLG: 0.147 (8, PR)							K			0	0	0	0	0	0	0											
Ray Katt, R OBP: 0.600, SLG: 0.800 (9, 2)							1-2 2-3		2B	0	0	0	0	0	0	0											
Alex Grammas, R OBP: 0.351, SLG: 0.336 (1, 6)									3-H 2B	3	0	0	0	0	0	2											
Solly Hemus, L OBP: 0.500, SLG: 0.353 (8, PH)					5-3		F9		6-3	1	0	0	0	0	0	1											
Lee Tate, R OBP: 0.240, SLG: 0.289 (9, 6)					1-2					0	0	0	0	0	0	0											
Dick Ricketts, L OBP: 0.226, SLG: 0.310 (1, 1)					L7				F8	3	0	0	0	0	1	1											
Lindy McDaniel, R OBP: 0.200, SLG: 0.059 (8, 1)										0	0	0	0	0	0	0											
Gene Oliver, R OBP: 0.226, SLG: 0.310 (9, PH)										1	0	0	0	0	0	0											
Inning Stats	R: 1 E: 0 K: 0 S: 5	H: 2 LOB: 3 BB: 2 P: 13	R: 0 E: 0 K: 0 S: 3	H: 0 LOB: 1 BB: 1 P: 7	R: 0 E: 0 K: 1 S: 5	H: 1 LOB: 0 BB: 0 P: 5	R: 0 E: 0 K: 1 S: 6	H: 1 LOB: 1 BB: 0 P: 6	R: 0 E: 0 K: 0 S: 3	H: 0 LOB: 1 BB: 1 P: 7	R: 0 E: 0 K: 1 S: 6	H: 0 LOB: 1 BB: 0 P: 6	R: 0 E: 0 K: 1 S: 5	H: 1 LOB: 2 BB: 1 P: 9	R: 1 E: 0 K: 0 S: 4	H: 2 LOB: 1 BB: 1 P: 8	R: 0 E: 0 K: 0 S: 3	H: 0 LOB: 0 BB: 0 P: 3	1B: 5 2B: 3 3B: 0 HR: 0	SF: 0 SAC: 0 DP: 1 HBP: 0	WP: 0 PB: 0 SB: 0 CS: 3	PA: 38					
PITCHER	IP	WLS	BF	H	R	ER	SO	BB	IBB	HBP	BLK	WP	HR	S	P	ERA	WHIP										
Jim Brosnan, R ERA: 4.46 (1, 1)	7.0	W	32	6	2	2	4	6	0	0	0	0	0	34	58	2.57	1.714										
Orlando Pena, R ERA: 5.9 (8, 1)	2.0	S	6	1	0	0	0	0	0	0	0	0	0	6	6	0.00	0.500										

Cincinnati Redlegs @ St. Louis Cardinals
Sportsman's Park, St. Louis, MO
Sun Jun 14 1959, 4:38 AM EDT
Att: 23,413 - Unknown

AB 32
R 2
H 7
RBI 2
BB 6
SO 4
LOB 20



Batter	1	2	3	4	5	6	7	8	9	AB	R	H	RBI	BB	SO	LOB	TOP			
Richie Ashburn, L (1, 8) OBP: 0.356, SLG: 0.282										5	0	2	0	0	0	3				
Gene Freese, R (1, 5) OBP: 0.338, SLG: 0.639										4	0	1	0	1	0	2				
Ed Bouchee, L (1, 3) OBP: 0.398, SLG: 0.457										4	0	0	0	0	2	4				
Wally Post, R (1, 9) OBP: 0.316, SLG: 0.464										4	0	0	0	0	1	4				
Harry Anderson, L (1, 7) OBP: 0.336, SLG: 0.460										3	0	1	0	1	0	2				
Joe Koppe, R (1, 6) OBP: 0.392, SLG: 0.395										4	1	2	0	0	0	2				
Sparky Anderson, R (1, 4) OBP: 0.260, SLG: 0.232										4	0	1	0	0	0	3				
Valmy Thomas, R (1, 2) OBP: 0.196, SLG: 0.151										4	0	1	0	0	1	4				
Ruben Gomez, R (1, 1) OBP: 0.300, SLG: 0.222										2	0	1	1	0	1	2				
Jack Meyer, R (4, 1) OBP: 0.200, SLG: 0.200										0	0	0	0	0	0	0				
Jim Bolger, R (7, PH) OBP: 0.167, SLG: 0.182										1	0	1	0	0	0	0				
Curt Simmons, L (7, 1) OBP: 0.286, SLG: 0.167										0	0	0	0	0	0	0				
Solly Drake, S (9, PH)										1	0	0	0	0	0	0				
Inning Stats	R: 0 E: 1 K: 0 S: 5	H: 2 LOB: 2 BB: 0 P: 5	R: 1 E: 0 K: 1 S: 8	H: 3 LOB: 2 BB: 0 P: 8	R: 0 E: 0 K: 2 S: 7	H: 0 LOB: 0 BB: 0 P: 7	R: 0 E: 0 K: 1 S: 7	H: 2 LOB: 1 BB: 0 P: 7	R: 0 E: 0 K: 0 S: 3	H: 0 LOB: 0 BB: 0 P: 3	R: 0 E: 0 K: 1 S: 6	H: 1 LOB: 2 BB: 1 P: 10	R: 0 E: 0 K: 0 S: 3	H: 0 LOB: 1 BB: 1 P: 7	R: 0 E: 0 K: 0 S: 3	H: 0 LOB: 0 BB: 0 P: 3	1B: 7 2B: 3 3B: 0 HR: 0	SF: 0 SAC: 0 DP: 1 HBP: 0	WP: 0 PB: 0 SB: 0 CS: 0	PA: 38
PITCHER Vinegar Bend Mizell, L (1, 1) ERA: 3.04	IP: 9.0 WLS: W BF: 38 H: 10 R: 1 ER: 1 SO: 5 BB: 2 IBB: 0 HBP: 0 BLK: 0 WP: 0 HR: 0 S: 46 P: 54 ERA: 1.00 WHIP: 1.333															PITCHER				

Philadelphia Phillies @ St. Louis Cardinals
Sportsman's Park, St. Louis, MO
Tue Jun 16 1959, 8:05 PM EDT
Unknown

AB 36
R 1
H 10
RBI 1
BB 2
SO 5
LOB 26



Batter	1	2	3	4	5	6	7	8	9	AB	R	H	RBI	BB	SO	LOB	BOTTOM			
Don Blasingame, L (1, 4) OBP: 0.366, SLG: 0.362										4	1	3	2	1	1	0				
Gino Cimoli, R (1, 9) OBP: 0.365, SLG: 0.496										5	2	3	1	0	1	3				
Bill White, L (1, 3) OBP: 0.381, SLG: 0.552										4	1	3	1	0	1	2				
Ken Boyer, R (1, 5) OBP: 0.388, SLG: 0.559										4	1	2	2	0	1	3				
Gene Oliver, R (1, 7) OBP: 0.200, SLG: 0.273										4	0	0	0	0	1	3				
Bobby Gene Smith, R (1, 8) OBP: 0.214, SLG: 0.309										4	0	0	0	0	0	1				
Hal Smith, R (1, 2) OBP: 0.314, SLG: 0.446										4	2	2	1	0	0	0				
Alex Grammas, R (1, 6) OBP: 0.358, SLG: 0.347										2	0	1	0	1	0	0				
Jim O'Rourke, R (7, PH) ERA: 4.42										1	0	0	0	0	0	0				
Lee Tate, R (8, 6) OBP: 0.240, SLG: 0.289										0	0	0	0	0	0	0				
Vinegar Bend Mizell, R (1, 1) OBP: 0.217, SLG: 0.267										4	1	0	0	0	0	3				
Inning Stats	R: 2 E: 0 K: 2 S: 10	H: 3 LOB: 1 BB: 0 P: 10	R: 0 E: 0 K: 0 S: 3	H: 0 LOB: 0 BB: 0 P: 3	R: 0 E: 0 K: 0 S: 5	H: 3 LOB: 2 BB: 0 P: 5	R: 4 E: 0 K: 1 S: 9	H: 4 LOB: 1 BB: 1 P: 13	R: 0 E: 0 K: 0 S: 3	H: 0 LOB: 0 BB: 0 P: 3	R: 0 E: 0 K: 2 S: 8	H: 1 LOB: 2 BB: 1 P: 12	R: 2 E: 1 K: 0 S: 5	H: 2 LOB: 0 BB: 0 P: 5	R: 0 E: 0 K: 0 S: 3	H: 1 LOB: 0 BB: 0 P: 3	1B: 7 2B: 5 3B: 1 HR: 1	SF: 0 SAC: 0 DP: 1 HBP: 0	WP: 0 PB: 0 SB: 0 CS: 1	PA: 38
PITCHER Ruben Gomez, R (1, 1) ERA: 6.05	IP: 3.2 WLS: L BF: 20 H: 9 R: 6 ER: 6 SO: 2 BB: 1 IBB: 0 HBP: 0 BLK: 0 WP: 0 HR: 0 S: 23 P: 27 ERA: 14.73 WHIP: 2.727															PITCHER				
Jack Meyer, R (4, 1) ERA: 4.42	IP: 2.1 WLS: L BF: 10 H: 2 R: 0 ER: 0 SO: 3 BB: 1 IBB: 0 HBP: 0 BLK: 0 WP: 0 HR: 0 S: 15 P: 19 ERA: 0.00 WHIP: 1.286															PITCHER				
Curt Simmons, L (7, 1) ERA: 3.38	IP: 2.0 WLS: L BF: 8 H: 3 R: 2 ER: 2 SO: 0 BB: 0 IBB: 0 HBP: 0 BLK: 0 WP: 0 HR: 1 S: 8 P: 8 ERA: 9.00 WHIP: 1.500															PITCHER				

Philadelphia Phillies @ St. Louis Cardinals
Sportsman's Park, St. Louis, MO
Tue Jun 16 1959, 8:05 PM EDT
Unknown

AB 36
R 8
H 14
RBI 7
BB 2
SO 5
LOB 15



Batter	1	2	3	4	5	6	7	8	9	AB	R	H	RBI	BB	SO	LOB	TOP										
Richie Ashburn, L (1, 8) OBP: 0.357, SLG: 0.284	F2	4-3		F9		L3 1B			G4-6-3 1B	5	0	2	0	0	0	3	Philadelphia Phillies @ St. Louis Cardinals Sportsman's Park, St. Louis, MO Tue Jun 16 1959, 8:05 PM EDT Att: 17,068 - Unknown										
Gene Freese, R (1, 5) OBP: 0.341, SLG: 0.632	3-1 2B		4-3			L3 1-2			G4-6-3 1-2	4	0	1	0	1	0	2											
Ed Bouchee, L (1, 3) OBP: 0.394, SLG: 0.456	3-1 2-3		1B 2B	K					K	5	1	1	0	0	3	2											
Dave Philley, S (1, 9) OBP: 0.379, SLG: 0.517	4-3		2B 1B		L4				HR	4	1	2	2	0	0	1											
Harry Anderson, L (1, 7) OBP: 0.339, SLG: 0.463		1B 1B BB	1-3 2B		4-3				P6	3	0	1	0	1	0	0											
Carl Sawatski, L (1, 2) OBP: 0.396, SLG: 0.488		1B 1-2	1B 1B	IBB		2B 1B			F2	3	0	2	0	1	0	0											
Harry Hanebrink, L (1, 4) OBP: 0.302, SLG: 0.395		1-2 2-3 1B	F8			1-3 2B			6-3	4	0	2	0	0	0	3											
Joe Koppe, R (1, 6) OBP: 0.364, SLG: 0.362		P4	1-3			F3			6-3	4	0	0	0	0	0	8											
Jim Owens, R (1, 1) OBP: 0.156, SLG: 0.069										3	0	0	0	0	2	3											
Jim Bolger, R (8, PH) OBP: 0.154, SLG: 0.167										1	0	0	0	0	0	0											
Taylor Phillips, L (8, 1) OBP: 0.125, SLG: 0.125										0	0	0	0	0	0	0											
Inning Stats	R: 0 E: 0 K: 0 S: 4	H: 1 LOB: 1 BB: 0 P: 4	R: 0 E: 0 K: 1 S: 7	H: 2 LOB: 3 BB: 1 P: 11	R: 1 E: 0 K: 0 S: 6	H: 3 LOB: 3 BB: 1 P: 10	R: 0 E: 0 K: 2 S: 7	H: 0 LOB: 1 BB: 1 P: 11	R: 0 E: 0 K: 0 S: 5	H: 2 LOB: 2 BB: 0 P: 5	R: 0 E: 0 K: 0 S: 3	H: 1 LOB: 0 BB: 0 P: 3	R: 1 E: 0 K: 1 S: 6	H: 1 LOB: 0 BB: 0 P: 6	R: 0 E: 0 K: 0 S: 3	H: 0 LOB: 0 BB: 0 P: 3	R: 0 E: 0 K: 1 S: 5	H: 1 LOB: 0 BB: 0 P: 5	1B: 6 2B: 5 3B: 0 HR: 1	SF: 0 SAC: 0 DP: 2 HBP: 0	WP: 0 PA: 39 PB: 0 SB: 0 CS: 0						
PITCHER	IP	WLS	BF	H	R	ER	SO	BB	IBB	HBP	BLK	WP	HR	S	P	ERA	WHIP										
Ernie Broglio, R (1, 1) ERA: 5.74	7.0	W	33	10	2	2	4	2	1	0	0	0	1	38	50	2.57	1.714										
Lindy McDaniel, R (8, 1) ERA: 3.25	2.0	S	6	1	0	0	1	0	0	0	0	0	0	8	8	0.00	0.500										

AB	36
R	2
H	11
RBI	2
BB	3
SO	5
LOB	22



Batter	1	2	3	4	5	6	7	8	9	AB	R	H	RBI	BB	SO	LOB	BOTTOM										
Don Blasingame, L (1, 4) OBP: 0.368, SLG: 0.362	HR BB		6-3		K		1B WP 1B			3	1	1	0	1	1	1	Philadelphia Phillies @ St. Louis Cardinals Sportsman's Park, St. Louis, MO Tue Jun 16 1959, 8:05 PM EDT Att: 17,068 - Unknown										
Gino Cimoli, R (1, 8) OBP: 0.367, SLG: 0.506	1-H HR		5-3		K		1-2 1B BB			3	1	1	2	1	1	1											
Bill White, L (1, 7) OBP: 0.379, SLG: 0.546	6-3		3-1		G3		1-2 2-3 1B			4	0	1	0	0	0	1											
Ken Boyer, R (1, 5) OBP: 0.388, SLG: 0.559										0	0	0	0	0	0	0											
Ray Jablonski, R (1, 5) OBP: 0.365, SLG: 0.556										3	2	1	0	1	1	3											
Lee Tate, R (9, 5) OBP: 0.240, SLG: 0.289										0	0	0	0	0	0	0											
Stan Musial, L (1, 3) OBP: 0.368, SLG: 0.409										3	1	2	1	0	0	0											
Curt Flood, R (7, 8) OBP: 0.310, SLG: 0.260	6-3									1	0	0	0	0	1	0											
Gene Oliver, R (1, 9) OBP: 0.205, SLG: 0.270		5-3			F2		G6-4-3 1B			4	0	1	0	0	0	2											
Ray Katt, R (1, 2) OBP: 0.375, SLG: 0.500							1-2 3-H 0-0			3	0	0	1	0	2	1											
Alex Grammas, R (1, 6) OBP: 0.355, SLG: 0.344										4	0	1	0	0	0	1											
Ernie Broglio, R (1, 1) OBP: 0.278, SLG: 0.133										2	0	0	0	0	0	1											
Jim O'Rourke, R (7, PH)										1	0	0	0	0	0	0											
Lindy McDaniel, R (8, 1) OBP: 0.200, SLG: 0.059										0	0	0	0	0	0	0											
Inning Stats	R: 2 E: 0 K: 1 S: 6	H: 1 LOB: 0 BB: 1 P: 10	R: 0 E: 0 K: 1 S: 6	H: 1 LOB: 0 BB: 0 P: 6	R: 0 E: 0 K: 0 S: 3	H: 0 LOB: 0 BB: 0 P: 3	R: 2 E: 0 K: 0 S: 5	H: 2 LOB: 0 BB: 0 P: 5	R: 0 E: 0 K: 2 S: 8	H: 0 LOB: 1 BB: 0 P: 8	R: 1 E: 0 K: 0 S: 3	H: 1 LOB: 0 BB: 1 P: 7	R: 0 E: 0 K: 0 S: 5	H: 2 LOB: 3 BB: 1 P: 9	R: 0 E: 0 K: 2 S: 8	H: 1 LOB: 1 BB: 0 P: 8	R: 0 E: 0 K: 1 S: 8	H: 1 LOB: 0 BB: 0 P: 8	1B: 6 2B: 0 3B: 1 HR: 1	SF: 0 SAC: 1 DP: 1 HBP: 0	WP: 1 PA: 35 PB: 0 SB: 1 CS: 0						
PITCHER	IP	WLS	BF	H	R	ER	SO	BB	IBB	HBP	BLK	WP	HR	S	P	ERA	WHIP										
Jim Owens, R (1, 1) ERA: 3.46	7.0	L	31	7	5	5	4	3	0	0	0	0	1	36	48	6.43	1.429										
Taylor Phillips, L (8, 1) ERA: 7.57	1.0		4	1	0	0	2	0	0	0	0	0	0	8	8	0.00	1.000										



Batter	1	2	3	4	5	6	7	8	9	AB	R	H	RBI	BB	SO	LOB	TOP					
Richie Ashburn, L OBP: 0.365, SLG: 0.292	0-0 FC6-4 1B	0-0 G3		0-0 BB 1B	0-0 1B 4-3	0-0 1B 4-3		0-0 FC6-4 BB		4	0	3	0	1	0	2						
Ed Bouchee, L OBP: 0.394, SLG: 0.455	0-0 FC6-4 1B	0-0		0-0 BB 1B	0-0 1B 4-3	0-0 4-3		0-0 F7		5	0	2	2	0	0	4						
Gene Freese, R OBP: 0.344, SLG: 0.613	0-3 K	0-0 F8		0-0 FC6-4 BB	0-0 1B	0-0 1B		0-0 L6		4	0	1	1	1	1	3						
Dave Philley, S OBP: 0.366, SLG: 0.492	0-0 1B		0-0 4-3	0-0 FC6-4	0-0 K			0-0 FC6-4		5	0	1	0	0	1	6						
Harry Anderson, L OBP: 0.336, SLG: 0.455	0-0 L8		0-0 4-3		0-3 K		4-0 2B BB		0-3 K	4	0	0	0	1	2	2						
Harry Hanebrink, L OBP: 0.304, SLG: 0.391		0-0 3-1	0-0		0-0 F7		0-0 F7		0-0 L7	3	0	1	0	0	0	0						
Jim Bolger, R OBP: 0.143, SLG: 0.154				1B						1	0	0	0	0	0	1						
Sparky Anderson, R OBP: 0.256, SLG: 0.231										1	0	0	0	0	0	0						
Joe Koppe, R OBP: 0.383, SLG: 0.404		0-0 1B 1B	0-0 F9		0-3 K		0-0 1-3 2B		0-0 1B	5	1	3	0	0	1	1						
Carl Sawatski, L OBP: 0.394, SLG: 0.482		0-0 G3 1B 1B		0-0 4-3		0-0 5-3		0-3 K		3	1	1	0	0	0	0						
Wally Post, R OBP: 0.315, SLG: 0.462									0-3 K	1	0	0	0	0	1	2						
Valmy Thomas, R OBP: 0.193, SLG: 0.148		0-0 G3 1B 1B							0-3 K	1	0	0	0	0	1	1						
Ray Semproch, R OBP: 0.227, SLG: 0.227										0	0	0	0	0	0	0						
Humberto Robinson, R OBP: 0.300, SLG: 0.500										2	1	2	1	0	0	0						
Taylor Phillips, L OBP: 0.125, SLG: 0.125										0	0	0	0	0	0	0						
Bob Bowyer, S OBP: 0.125, SLG: 0.125										1	1	1	0	0	0	0						
Turk Farrell, R OBP: 0.227, SLG: 0.227										0	0	0	0	0	0	0						
Solly Drake, S OBP: 0.227, SLG: 0.154		0-0 1B 1B				0-3 4-3 1B 1B				1	0	0	0	0	0	2						
Jack Meyer, R OBP: 0.200, SLG: 0.200										0	0	0	0	0	0	0						
Inning Stats	R: 0 E: 0 K: 1 S: 7	H: 2 LOB: 2 BB: 0 P: 7	R: 3 E: 0 K: 0 S: 7	H: 4 LOB: 1 BB: 0 P: 7	R: 0 E: 0 K: 0 S: 4	H: 1 LOB: 1 BB: 0 P: 4	R: 0 E: 0 K: 0 S: 5	H: 3 LOB: 3 BB: 1 P: 9	R: 0 E: 0 K: 2 S: 7	H: 0 LOB: 0 BB: 0 P: 7	R: 1 E: 0 K: 1 S: 8	H: 3 LOB: 2 BB: 0 P: 8	R: 0 E: 0 K: 1 S: 6	H: 1 LOB: 2 BB: 1 P: 10	R: 0 E: 0 K: 0 S: 3	H: 0 LOB: 1 BB: 0 P: 7	R: 0 E: 0 K: 2 S: 8	H: 1 LOB: 1 BB: 0 P: 8	1B: 14 2B: 1 3B: 0 HR: 0	SF: 0 SAC: 0 DP: 0 HBP: 0	WP: 0 PB: 0 SB: 0 CS: 0	PA: 44
PITCHER	IP	WLS	BF	H	R	ER	SO	BB	IBB	HBP	BLK	WP	HR	S	P	ERA	WHIP					
Larry Jackson, R ERA: 3.48	(1, 1)		3.2	21	10	3	3	1	1	0	0	0	0	22	26	7.36	3.000					
Marshall Bridges, L ERA: 1.69	(4, 1)	W	5.1	23	5	1	1	6	2	0	0	0	0	33	41	1.69	1.312					

Philadelphia Phillies @ St. Louis Cardinals
Sportsman's Park, St. Louis, MO
Wed Jun 17 1959, 8:05 PM EDT
Att: 16,765 - Unknown

AB 41
R 4
H 15
RBI 4
BB 3
SO 7
LOB 24



Batter	1	2	3	4	5	6	7	8	9	AB	R	H	RBI	BB	SO	LOB	BOTTOM				
Don Blasingame, L OBP: 0.368, SLG: 0.364	4-0 2B E	0-0 F2			0-0 2B	0-0 FC4-6		0-0 F7		4	2	1	0	1	0	4					
Gino Cimoli, R OBP: 0.371, SLG: 0.508	0-0 1B 2B	0-0 4-3			0-3 K	4-0 3B BB		4-0 6-3 BB		3	2	1	0	2	1	2					
Bill White, L OBP: 0.379, SLG: 0.553	0-0 E6 1B S		0-0 P3		0-0 1B 1B	0-0 SF9 3B		0-0 P6		5	3	2	3	0	0	2					
Ray Jablonski, R OBP: 0.393, SLG: 0.563	0-0 3H		0-3 K		0-0 E 1B	0-0 SF9		0-0 6-3		3	1	2	3	0	1	0					
Dick Gray, R OBP: 0.237, SLG: 0.283	0-0 G4-6-3 1B		0-0 K		0-0 E 1B	0-0 SF9		0-0 6-3		1	0	0	0	0	0	1					
Stan Musial, L OBP: 0.365, SLG: 0.401	0-0 G4-6-3		4-0 E4		0-0 E 1B	0-0 F9		0-0 6-3		3	1	0	0	1	0	2					
Curt Flood, R OBP: 0.305, SLG: 0.255	0-0 1-2 3H		0-0 BB		1-2 E			0-0 6-3		1	0	0	0	0	0	1					
Gene Oliver, R OBP: 0.233, SLG: 0.317	0-0 2B		0-0 L8		0-0 E8 3B 1B	0-3 K				4	1	2	1	0	1	1					
Hal Smith, R OBP: 0.313, SLG: 0.452	0-0 1-3			0-0 5-3	0-0 3B		0-3 K			4	0	1	1	0	1	1					
Alex Grammas, R OBP: 0.352, SLG: 0.336		4-0 BB		0-3 K	0-0 F9		0-0 6-3			3	0	0	0	1	1	1					
Larry Jackson, R OBP: 0.139, SLG: 0.143	(1, 1)		0-3 K		0-0 F7		0-0 FC4-6 BB		0-0 1B	1	0	0	0	0	1	1					
Marshall Bridges, L OBP: 0.697, SLG: 0.500	(4, 1)									2	0	1	0	1	0	0					
Inning Stats	R: 3 E: 1 K: 0 S: 6	H: 3 LOB: 1 BB: 1 P: 10	R: 0 E: 0 K: 1 S: 5	H: 0 LOB: 1 BB: 1 P: 9	R: 0 E: 0 K: 1 S: 5	H: 0 LOB: 0 BB: 0 P: 9	R: 0 E: 0 K: 1 S: 5	H: 0 LOB: 0 BB: 0 P: 5	R: 5 E: 2 K: 1 S: 11	H: 5 LOB: 2 BB: 1 P: 15	R: 2 E: 0 K: 1 S: 6	H: 1 LOB: 0 BB: 1 P: 10	R: 0 E: 0 K: 1 S: 6	H: 1 LOB: 1 BB: 0 P: 6	R: 0 E: 0 K: 0 S: 3	H: 0 LOB: 1 BB: 1 P: 7	1B: 5 2B: 3 3B: 2 HR: 0	SF: 1 SAC: 0 DP: 1 HBP: 0	WP: 0 PB: 0 SB: 1 CS: 0	PA: 41	
PITCHER	IP	WLS	BF	H	R	ER	SO	BB	IBB	HBP	BLK	WP	HR	S	P	ERA	WHIP				
Ray Semproch, R ERA: 4.5	(1, 1)		0.2	6	3	3	2	0	1	0	0	0	0	0	9	27.00	6.000				
Humberto Robinson, R ERA: 3.2	(1, 1)	L	3.2	18	4	5	4	4	2	0	0	0	0	24	32	9.82	1.636				
Taylor Phillips, L ERA: 7.43	(5, 1)		0.2	4	1	0	0	0	1	0	0	0	0	3	7	0.00	3.000				
Turk Farrell, R ERA: 6.0	(6, 1)		1.0	5	1	2	2	1	1	0	0	0	0	6	10	18.00	2.000				
Jack Meyer, R ERA: 4.2	(7, 1)		2.0	8	1	0	0	1	1	0	0	0	0	9	13	0.00	1.000				

Philadelphia Phillies @ St. Louis Cardinals
Sportsman's Park, St. Louis, MO
Wed Jun 17 1959, 8:05 PM EDT
Att: 16,765 - Unknown

AB 34
R 10
H 10
RBI 8
BB 6
SO 6
LOB 16



Batter	1	2	3	4	5	6	7	8	9	AB	R	H	RBI	BB	SO	LOB	TOP				
Dick Schofield, S OBP: 0.333, SLG: 0.333	6-3	F8			F7		1B 2B	K		5	1	1	0	0	1	2					
Dick Groat, R OBP: 0.310, SLG: 0.364	2B		G3		2-3		1B SF8 1B		6-3	5	1	2	1	0	0	0					
Roman Mejias, R OBP: 0.304, SLG: 0.307	5-3		G6-4-3 BB		1B		1B 1B 1B		5-3	4	0	2	0	1	0	1					
Dick Stuart, R OBP: 0.390, SLG: 0.605	BB		G6-4-3 1-2		F7		SF8		K	3	0	0	1	1	1	2					
Bob Skinner, L OBP: 0.355, SLG: 0.463	K			E3 G3-6		F7	1B 1-2 1B			4	0	1	0	0	1	2					
Bill Virdon, L OBP: 0.301, SLG: 0.356		BB BB		G3-6 1-2		1B BB	G6-4-3 1-2 2-3 1B			2	0	1	0	2	0	1					
Don Hoak, R OBP: 0.397, SLG: 0.462		BB 1-2 BB		E 1B		1B	G6-4-3 1-2 1B			3	0	2	0	1	0	3					
Hank Foiles, R OBP: 0.220, SLG: 0.298	K			E1 FC6-4		F3		F7		1	0	0	0	0	1	2					
Danny Kravitz, L OBP: 0.316, SLG: 0.444	K			1-2 1B		F7				3	0	0	0	0	0	3					
Bob Friend, R OBP: 0.344, SLG: 0.379	K			FC6-4		F7		G3		2	0	0	0	0	1	4					
Bob Porterfield, R OBP: 0.323, SLG: 0.632				1-2						0	0	0	0	0	0	0					
Harry Bright, R OBP: 0.303, SLG: 0.442										1	0	0	0	0	0	2					
Bennie Daniels, R OBP: 0.303, SLG: 0.442										0	0	0	0	0	0	0					
Ted Kuszewski, R OBP: 0.303, SLG: 0.517										1	0	0	0	0	0	0					
Ron Blackburn, R OBP: 0.220, SLG: 1.000										0	0	0	0	0	0	0					
Inning Stats	R: 0 E: 0 K: 1 S: 6	H: 1 LOB: 2 BB: 1 P: 10	R: 0 E: 0 K: 2 S: 7	H: 0 LOB: 2 BB: 2 P: 15	R: 0 E: 0 K: 0 S: 2	H: 0 LOB: 0 BB: 1 P: 6	R: 0 E: 2 K: 0 S: 5	H: 1 LOB: 2 BB: 0 P: 5	R: 0 E: 0 K: 0 S: 4	H: 1 LOB: 2 BB: 1 P: 8	R: 2 E: 0 K: 0 S: 7	H: 5 LOB: 0 BB: 0 P: 7	R: 0 E: 0 K: 1 S: 5	H: 0 LOB: 0 BB: 0 P: 5	R: 0 E: 0 K: 1 S: 5	H: 0 LOB: 0 BB: 0 P: 5	1B: 7 2B: 2 3B: 0 HR: 0	SF: 1 SAC: 0 DP: 3 HBP: 0	WP: 0 PB: 0 SB: 0 CS: 0	PA: 40	
PITCHER	IP WLS BF H R ER SO BB IBB HBP BLK WP HR S P ERA WHIP	IP WLS BF H R ER SO BB IBB HBP BLK WP HR S P ERA WHIP	IP WLS BF H R ER SO BB IBB HBP BLK WP HR S P ERA WHIP	IP WLS BF H R ER SO BB IBB HBP BLK WP HR S P ERA WHIP	IP WLS BF H R ER SO BB IBB HBP BLK WP HR S P ERA WHIP	IP WLS BF H R ER SO BB IBB HBP BLK WP HR S P ERA WHIP	IP WLS BF H R ER SO BB IBB HBP BLK WP HR S P ERA WHIP	IP WLS BF H R ER SO BB IBB HBP BLK WP HR S P ERA WHIP	IP WLS BF H R ER SO BB IBB HBP BLK WP HR S P ERA WHIP	IP WLS BF H R ER SO BB IBB HBP BLK WP HR S P ERA WHIP	IP WLS BF H R ER SO BB IBB HBP BLK WP HR S P ERA WHIP	IP WLS BF H R ER SO BB IBB HBP BLK WP HR S P ERA WHIP	IP WLS BF H R ER SO BB IBB HBP BLK WP HR S P ERA WHIP	IP WLS BF H R ER SO BB IBB HBP BLK WP HR S P ERA WHIP	IP WLS BF H R ER SO BB IBB HBP BLK WP HR S P ERA WHIP	IP WLS BF H R ER SO BB IBB HBP BLK WP HR S P ERA WHIP	IP WLS BF H R ER SO BB IBB HBP BLK WP HR S P ERA WHIP	IP WLS BF H R ER SO BB IBB HBP BLK WP HR S P ERA WHIP	IP WLS BF H R ER SO BB IBB HBP BLK WP HR S P ERA WHIP	IP WLS BF H R ER SO BB IBB HBP BLK WP HR S P ERA WHIP	IP WLS BF H R ER SO BB IBB HBP BLK WP HR S P ERA WHIP

Pittsburgh Pirates @ St. Louis Cardinals
Sportsman's Park, St. Louis, MO
Sat Jun 20 1959, 4:33 AM EDT
Att: 10,698 - Unknown

AB 34
R 2
H 9
RBI 2
BB 5
SO 5
LOB 22



Batter	1	2	3	4	5	6	7	8	9	AB	R	H	RBI	BB	SO	LOB	BOTTOM				
Don Blasingame, L OBP: 0.365, SLG: 0.360	5-3		4-3		1B 1B 1B		L8			4	1	1	0	0	0	0					
Gino Cimoli, R OBP: 0.379, SLG: 0.510	1B 2B BB		F8		1B 1B 1B		FC6-4 1B			3	1	2	0	1	0	0					
Bill White, L OBP: 0.393, SLG: 0.561	1-2 2B 1B		1B 2B		1B 1-2 2-H 3-H 1B		F7			4	2	3	2	0	0	1					
Ray Jablonski, R OBP: 0.365, SLG: 0.509	K		1B		F3		FC6-4			3	0	1	1	0	1	4					
Dick Gray, R OBP: 0.233, SLG: 0.278			2-H 1B		1-2 1B		1-2			1	0	0	0	0	0	1					
Joe Cunningham, L OBP: 0.449, SLG: 0.447			6-3					F7		4	0	2	2	0	0	1					
Stan Musial, L OBP: 0.396, SLG: 0.389	1-H 2-H 2B				1-3 2-H 1B					4	0	0	0	0	1	3					
Curt Flood, R OBP: 0.305, SLG: 0.255	4-3				6-3		L4			0	0	0	0	0	0	0					
Hal Smith, R OBP: 0.302, SLG: 0.436					6-3			K		4	0	0	0	0	1	0					
Alex Grammas, R OBP: 0.344, SLG: 0.323					5-3			P3		3	0	0	0	0	0	0					
Vinegar Bend Mizell, R OBP: 0.224, SLG: 0.271										3	1	1	0	0	2	0					
Lindy McDaniel, R OBP: 0.200, SLG: 0.069					1B 1B 1B			K		0	0	0	0	0	0	0					
Inning Stats	R: 2 E: 0 K: 1 S: 7	H: 2 LOB: 1 BB: 1 P: 11	R: 0 E: 0 K: 1 S: 5	H: 0 LOB: 0 BB: 0 P: 5	R: 1 E: 0 K: 0 S: 5	H: 2 LOB: 1 BB: 0 P: 5	R: 0 E: 0 K: 0 S: 3	H: 0 LOB: 0 BB: 0 P: 3	R: 2 E: 0 K: 0 S: 7	H: 5 LOB: 2 BB: 0 P: 7	R: 0 E: 0 K: 2 S: 7	H: 0 LOB: 0 BB: 0 P: 7	R: 0 E: 0 K: 0 S: 4	H: 1 LOB: 1 BB: 0 P: 4	R: 0 E: 0 K: 1 S: 5	H: 0 LOB: 0 BB: 0 P: 5	1B: 8 2B: 2 3B: 0 HR: 0	SF: 0 SAC: 0 DP: 0 HBP: 0	WP: 0 PB: 0 SB: 0 CS: 0	PA: 34	
PITCHER	IP WLS BF H R ER SO BB IBB HBP BLK WP HR S P ERA WHIP	IP WLS BF H R ER SO BB IBB HBP BLK WP HR S P ERA WHIP	IP WLS BF H R ER SO BB IBB HBP BLK WP HR S P ERA WHIP	IP WLS BF H R ER SO BB IBB HBP BLK WP HR S P ERA WHIP	IP WLS BF H R ER SO BB IBB HBP BLK WP HR S P ERA WHIP	IP WLS BF H R ER SO BB IBB HBP BLK WP HR S P ERA WHIP	IP WLS BF H R ER SO BB IBB HBP BLK WP HR S P ERA WHIP	IP WLS BF H R ER SO BB IBB HBP BLK WP HR S P ERA WHIP	IP WLS BF H R ER SO BB IBB HBP BLK WP HR S P ERA WHIP	IP WLS BF H R ER SO BB IBB HBP BLK WP HR S P ERA WHIP	IP WLS BF H R ER SO BB IBB HBP BLK WP HR S P ERA WHIP	IP WLS BF H R ER SO BB IBB HBP BLK WP HR S P ERA WHIP	IP WLS BF H R ER SO BB IBB HBP BLK WP HR S P ERA WHIP	IP WLS BF H R ER SO BB IBB HBP BLK WP HR S P ERA WHIP	IP WLS BF H R ER SO BB IBB HBP BLK WP HR S P ERA WHIP	IP WLS BF H R ER SO BB IBB HBP BLK WP HR S P ERA WHIP	IP WLS BF H R ER SO BB IBB HBP BLK WP HR S P ERA WHIP	IP WLS BF H R ER SO BB IBB HBP BLK WP HR S P ERA WHIP	IP WLS BF H R ER SO BB IBB HBP BLK WP HR S P ERA WHIP	IP WLS BF H R ER SO BB IBB HBP BLK WP HR S P ERA WHIP	IP WLS BF H R ER SO BB IBB HBP BLK WP HR S P ERA WHIP

Pittsburgh Pirates @ St. Louis Cardinals
Sportsman's Park, St. Louis, MO
Sat Jun 20 1959, 4:33 AM EDT
Att: 10,698 - Unknown

AB 33
R 5
H 10
RBI 5
BB 1
SO 5
LOB 10



Batter	1	2	3	4	5	6	7	8	9	AB	R	H	RBI	BB	SO	LOB	TOP								
Dick Schofield, S OBP: 0.311, SLG: 0.308	0-0 4-3		0-0 F2		0-0 G3		0-0 3-1		0-0 L8	5	0	0	0	0	0	4									
Dick Groat, R OBP: 0.309, SLG: 0.362	0-0 F7		0-0 4-3			0-0 1B		0-0 6-3		4	0	1	0	0	0	0									
Smoky Burgess, L OBP: 0.361, SLG: 0.580	0-0 3-1			0-0 6-3		0-0 F8		0-0 4-1		4	0	0	0	0	0	1									
Ted Kluszewski, L OBP: 0.347, SLG: 0.495		0-0 F7		0-0 4-3		0-3 K		0-0 G3		4	0	0	0	0	1	1									
Bob Skinner, L OBP: 0.362, SLG: 0.466		4-0 FC4-6 BB		0-0 1B 1B		0-0 F8			0-0 1B 1B	3	1	2	0	1	0	1									
Bill Virdon, L OBP: 0.301, SLG: 0.354		0-0 FC4-6 1B 1-2		0-0 1B			0-0 F8		0-0 L8	4	0	1	0	0	0	2									
Don Hoak, R OBP: 0.399, SLG: 0.463		0-0 1B		0-3 K			0-0 5-3		0-0 1B 1B	4	0	2	0	0	1	2									
Roman Mejias, R OBP: 0.303, SLG: 0.306		0-0 1-3			0-0 P3		0-0 1B 1B		0-3 K	4	0	1	0	0	1	4									
Harvey Haddix, L OBP: 0.179, SLG: 0.162			0-0 F7				0-0 6-3			2	0	0	0	0	0	0									
Bob Porterfield, R (5, 1)										0	0	0	0	0	0	0									
Harry Bright, R OBP: 0.364, SLG: 0.650										1	0	1	0	0	0	0									
George Witt, R (7, 1)										0	0	0	0	0	0	0									
Rocky Nelson, L OBP: 0.339, SLG: 0.306							1-2 1B		1-2 2-H 1B	1	0	1	1	0	0	0									
Inning Stats	R: 0 E: 0 K: 0 S: 3	H: 0 LOB: 0 BB: 0 P: 3	R: 0 E: 0 K: 0 S: 4	H: 1 LOB: 2 BB: 1 P: 8	R: 0 E: 0 K: 0 S: 3	H: 0 LOB: 0 BB: 0 P: 3	R: 0 E: 0 K: 1 S: 7	H: 2 LOB: 2 BB: 0 P: 7	R: 0 E: 0 K: 0 S: 3	H: 0 LOB: 0 BB: 0 P: 3	R: 0 E: 0 K: 1 S: 6	H: 1 LOB: 1 BB: 0 P: 6	R: 0 E: 0 K: 0 S: 5	H: 2 LOB: 2 BB: 0 P: 5	R: 0 E: 0 K: 0 S: 3	H: 0 LOB: 0 BB: 0 P: 3	R: 1 E: 0 K: 1 S: 8	H: 3 LOB: 2 BB: 0 P: 8	1B: 9 2B: 0 3B: 0 HR: 0	SF: 0 SAC: 0 DP: 0 HBP: 0	WP: 0 PB: 0 SB: 0 CS: 0	PA: 37			
PITCHER	IP	WLS	BF	H	R	ER	SO	BB	IBB	HBP	BLK	WP	HR	S	P	ERA	WHIP								
Larry Jackson, R ERA: 3.27	(1, 1)	8.2	W	36	9	1	1	3	1	0	0	0	0	41	45	1.04	1.154								
Lindy McDaniel, R ERA: 3.12	(9, 1)	0.1	S	1	0	0	0	0	0	0	0	0	0	1	1	0.00	0.000								

Pittsburgh Pirates @ St. Louis Cardinals
Sportsman's Park, St. Louis, MO
Sun Jun 21 1959, 4:33 AM EDT
Unknown

AB 36
R 1
H 9
RBI 1
BB 1
SO 3
LOB 15



Batter	1	2	3	4	5	6	7	8	9	AB	R	H	RBI	BB	SO	LOB	BOTTOM								
Don Blasingame, L OBP: 0.360, SLG: 0.355	0-0 F8		0-0 F7	0-0 G3			0-0 6-3			4	0	0	0	0	0	0									
Gino Cimoli, R OBP: 0.377, SLG: 0.510	0-0 5-3		0-0 2B		0-3 K		0-0 F8			4	0	1	0	0	1	0									
Bill White, L OBP: 0.395, SLG: 0.575	0-0 HR		0-0 P6		0-0 5-3 1B		0-0 1-3			4	2	2	1	0	0	1									
Ray Jablonski, R OBP: 0.364, SLG: 0.500	0-0 1B		0-0 5-3		0-0 5-3			4-0 2B BB		3	0	1	0	0	0	2									
Dick Gray, R OBP: 0.246, SLG: 0.278	0-0 1B				1-2 1B			0-0 F5		0	0	0	0	1	0	0									
Joe Cunningham, L OBP: 0.450, SLG: 0.449	0-0 1B			0-3 K	0-0 1B			0-0 F5		4	0	2	1	0	1	1									
Stan Musial, L OBP: 0.399, SLG: 0.404	0-0 F8			0-0 HR 2B		0-0 F9				4	1	2	0	0	0	3									
Curt Flood, R OBP: 0.305, SLG: 0.255	0-0 F8			0-0 HR 2B		0-0 F9				0	0	0	0	0	0	0									
Hal Smith, R OBP: 0.305, SLG: 0.447		0-0 P6		0-0 HR 2H		0-0 1-3		4-0 G5-4-3 IBB		3	1	1	2	1	0	0									
Alex Grammas, R OBP: 0.342, SLG: 0.343	0-0 F9			0-0 HR		0-0 P4		0-0 G5-4-3		4	1	1	1	0	0	3									
Larry Jackson, R OBP: 0.128, SLG: 0.132	0-0 3-1				0-0 F9					3	0	0	0	0	0	0									
Lindy McDaniel, R OBP: 0.200, SLG: 0.059						0-0 6-3				0	0	0	0	0	0	0									
Inning Stats	R: 1 E: 0 K: 0 S: 6	H: 3 LOB: 2 BB: 0 P: 6	R: 0 E: 0 K: 0 S: 3	H: 0 LOB: 0 BB: 0 P: 3	R: 0 E: 0 K: 0 S: 4	H: 1 LOB: 1 BB: 0 P: 4	R: 3 E: 0 K: 1 S: 8	H: 3 LOB: 0 BB: 0 P: 8	R: 1 E: 0 K: 1 S: 7	H: 2 LOB: 1 BB: 0 P: 7	R: 0 E: 0 K: 0 S: 3	H: 0 LOB: 0 BB: 0 P: 3	R: 0 E: 0 K: 0 S: 3	H: 0 LOB: 0 BB: 0 P: 3	R: 0 E: 0 K: 0 S: 3	H: 1 LOB: 2 BB: 2 P: 11	1B: 4 2B: 3 3B: 0 HR: 3	SF: 0 SAC: 0 DP: 1 HBP: 0	WP: 0 PB: 0 SB: 0 CS: 0	PA: 35					
PITCHER	IP	WLS	BF	H	R	ER	SO	BB	IBB	HBP	BLK	WP	HR	S	P	ERA	WHIP								
Harvey Haddix, L ERA: 2.98	(1, 1)	4.0	L	19	7	4	4	1	0	0	0	0	0	10	21	9.00	1.750								
Bob Porterfield, R ERA: 5.19	(5, 1)	2.0		8	2	1	1	1	0	0	0	0	0	6	14	4.50	1.000								
George Witt, R ERA: 8.61	(7, 1)	2.0		8	1	0	0	0	1	1	0	0	0	6	14	0.00	1.000								

Pittsburgh Pirates @ St. Louis Cardinals
Sportsman's Park, St. Louis, MO
Sun Jun 21 1959, 4:33 AM EDT
Unknown

AB 33
R 5
H 10
RBI 5
BB 2
SO 2
LOB 10




Batter	1	2	3	4	5	6	7	8	9	AB	R	H	RBI	BB	SO	LOB	TOP			
Don Blasingame, L (1, 4) OBP: 0.364, SLG: 0.362			6-3		F8		1-3			5	1	2	1	0	0	0	St. Louis Cardinals @ Milwaukee Braves Milwaukee County Stadium, Milwaukee, WI Tue Jun 23 1959, 8:05 PM EDT Att: 24,839 - Unknown livebaseballscorecards.com			
Gino Cimoli, R (1, 8) OBP: 0.374, SLG: 0.506					6-3		6-3			5	0	1	0	0	1	2				
Bill White, L (1, 7) OBP: 0.397, SLG: 0.570			FC4-6		K				K	4	1	1	1	0	2	1				
Ken Boyer, R (1, 5) OBP: 0.388, SLG: 0.569									5-3	4	1	2	2	0	0	1				
Joe Cunningham, L (1, 9) OBP: 0.450, SLG: 0.457			F7						2-3	3	0	0	0	1	0	1				
Stan Musial, L (1, 3) OBP: 0.355, SLG: 0.398	4-3				F8					4	0	1	0	0	0	2				
Hal Smith, R (1, 2) OBP: 0.307, SLG: 0.446			6-3							4	0	2	0	0	0	2				
Larry Jackson, R (9, PR) OBP: 0.128, SLG: 0.132										0	1	0	0	0	0	0				
Alex Grammas, R (1, 6) OBP: 0.338, SLG: 0.345			L7		4-3					2	0	0	0	0	0	1				
Gene Oliver, R (6, PH) OBP: 0.226, SLG: 0.294					4-3					1	0	0	0	0	0	2				
Lee Tate, R (6, 6) OBP: 0.240, SLG: 0.289					1-2					0	0	0	0	0	0	0				
George Crowe, L (9, PH) OBP: 0.354, SLG: 0.591					K					1	1	1	0	0	0	0				
Alex Kellner, R (1, 1) OBP: 0.227, SLG: 0.222										0	0	0	0	0	0	0				
Hal Jeffcoat, R (1, 1) OBP: 0.206, SLG: 0.687										2	0	0	0	0	2	1				
Tom Cheney, R (6, 1) OBP: 0.291, SLG: 0.354										0	0	0	0	0	0	0				
Bobby Gene Smith, R (7, PH) OBP: 0.291, SLG: 0.290										1	0	0	0	0	0	0				
Gary Blaylock, R (7, 1) OBP: 0.291, SLG: 0.290										0	0	0	0	0	0	0				
Ray Jablonski, R (9, PH) OBP: 0.291, SLG: 0.494										1	0	0	1	0	0	2				
Inning Stats	R: 1 E: 0 K: 1 S: 7	H: 2 LOB: 2 BB: 1 P: 11	R: 0 E: 0 K: 1 S: 5	H: 0 LOB: 0 BB: 0 P: 5	R: 2 E: 0 K: 0 S: 5	H: 2 LOB: 0 BB: 0 P: 5	R: 0 E: 0 K: 1 S: 6	H: 1 LOB: 1 BB: 0 P: 6	R: 0 E: 0 K: 0 S: 5	H: 2 LOB: 2 BB: 0 P: 5	R: 0 E: 0 K: 0 S: 3	H: 0 LOB: 0 BB: 0 P: 3	R: 0 E: 0 K: 1 S: 5	H: 0 LOB: 0 BB: 0 P: 5	R: 2 E: 0 K: 0 S: 6	H: 3 LOB: 1 BB: 0 P: 6	1B: 6 2B: 3 3B: 0 HR: 1	SF: 0 SAC: 0 DP: 0 HBP: 0	WP: 0 PB: 0 CS: 0	PA: 38
PITCHER Carl Willey, R (1, 1) ERA: 3.98	IP: 9.0 WLS: W BF: 38 H: 10 R: 5 ER: 5 SO: 5 BB: 1 IBB: 0 HBP: 0 BLK: 0 WP: 0 HR: 1 S: 47 P: 51 ERA: 5.00 WHIP: 1.222															PITCHER				

Batter	1	2	3	4	5	6	7	8	9	AB	R	H	RBI	BB	SO	LOB	BOTTOM											
Andy Pafko, R (1, 8) OBP: 0.291, SLG: 0.311						4-3				3	0	2	0	0	0	0	St. Louis Cardinals @ Milwaukee Braves Milwaukee County Stadium, Milwaukee, WI Tue Jun 23 1959, 8:05 PM EDT Att: 24,839 - Unknown livebaseballscorecards.com											
Bill Bruton, L (6, 8) OBP: 0.355, SLG: 0.473										2	1	1	0	0	0	0												
Eddie Mathews, L (1, 5) OBP: 0.376, SLG: 0.580										4	1	2	0	1	0	2												
Hank Aaron, R (1, 9) OBP: 0.433, SLG: 0.708					5-3					1	1	0	2	3	0	0												
Joe Adcock, R (1, 3) OBP: 0.349, SLG: 0.443										4	2	2	1	1	1	4												
Del Crandall, R (1, 2) OBP: 0.323, SLG: 0.473					F5					4	2	2	4	0	0	2												
Wes Covington, L (1, 7) OBP: 0.354, SLG: 0.426					L6					4	1	2	2	0	0	0												
Johnny Logan, R (1, 6) OBP: 0.404, SLG: 0.483					6-3					4	0	1	0	0	0	1												
Felix Mantilla, R (1, 4) OBP: 0.275, SLG: 0.195										4	0	1	0	0	1	1												
Carl Willey, R (1, 1) OBP: 0.059, SLG: 0.118	4-3				K					4	1	1	0	0	1	1												
Inning Stats	R: 3 E: 0 K: 0 S: 6	H: 3 LOB: 1 BB: 1 P: 10	R: 0 E: 0 K: 1 S: 7	H: 2 LOB: 3 BB: 1 P: 11	R: 0 E: 0 K: 0 S: 3	H: 0 LOB: 0 BB: 0 P: 3	R: 0 E: 0 K: 1 S: 6	H: 2 LOB: 1 BB: 0 P: 6	R: 3 E: 0 K: 0 S: 5	H: 2 LOB: 2 BB: 1 P: 9	R: 0 E: 0 K: 0 S: 3	H: 1 LOB: 0 BB: 0 P: 3	R: 2 E: 0 K: 1 S: 6	H: 2 LOB: 1 BB: 1 P: 10	1B: 10 2B: 2 3B: 0 HR: 2	SF: 1 SAC: 0 DP: 2 HBP: 0	WP: 1 PB: 1 SB: 0 CS: 1	PA: 41										
PITCHER Alex Kellner, L (1, 1) ERA: 2.92	IP: 0.2 WLS: L BF: 29 H: 11 R: 7 ER: 7 SO: 2 BB: 4 IBB: 0 HBP: 0 BLK: 0 WP: 1 HR: 2 S: 29 P: 45 ERA: 12.60 WHIP: 3.000															PITCHER												
Hal Jeffcoat, R (1, 1) ERA: 5.02	0.1	1	0	0	0	0	0	0	0	0	1	1	0.00	0.000														
Tom Cheney, R (6, 1) ERA: 8.22	0.1	1	0	0	0	0	0	0	0	0	1	1	0.00	0.000														
Gary Blaylock, R (7, 1) ERA: 4.16	2.0	8	3	2	2	1	1	0	0	0	9	13	9.00	2.000														

Batter	1	2	3	4	5	6	7	8	9	AB	R	H	RBI	BB	SO	LOB	TOP			
Don Blasingame, L (1,4) OBP: 0.365, SLG: 0.361	4-0 3-1 BB		0-0 1-3		0-0 1-3		0-0 1-3 FC4-6 1B			3	0	1	0	1	0	0	St. Louis Cardinals @ Milwaukee Braves Milwaukee County Stadium, Milwaukee, WI Wed Jun 24 1959, 8:05 PM EDT Att: 19,166 - Unknown livebaseballscorecards.com			
Joe Cunningham, L (1,9) OBP: 0.451, SLG: 0.455	0-0 3-1 1-2		0-0 1B		4-0 BB		0-0 FC4-6 1B 1-2			3	0	1	0	1	0	2				
Bill White, L (1,7) OBP: 0.395, SLG: 0.564	0-0 1-3		0-0 1-2 1B		0-0 1-3		0-0 F7			4	0	1	0	0	0	3				
Ken Boyer, R (1,5) OBP: 0.390, SLG: 0.566	0-0 5-3		0-0 G3			4-0 E E BB	0-0 1-2 1B			3	0	1	0	1	0	3				
Gino Cimoli, R (1,8) OBP: 0.372, SLG: 0.502		0-0 G3-6-3 1B		0-3 K		0-0 E5 E	0-0 F9			4	0	1	0	0	1	3				
Stan Musial, L (1,3) OBP: 0.354, SLG: 0.397		0-0 G3-6-3 1-2		0-0 1B 1B		0-0 F9				3	0	1	0	0	0	3				
Hal Smith, R (1,2) OBP: 0.311, SLG: 0.449		0-0 FC5-4 1B		0-0 1-2 G6-3 1B		0-0 L7				3	0	2	0	0	0	2				
Alex Grammas, R (1,6) OBP: 0.333, SLG: 0.340		0-0 FC5-4		0-0 G6-3		0-0 E6				2	0	0	0	0	0	3				
Gene Oliver, R (6,PH) OBP: 0.222, SLG: 0.288		0-0 FC5-4 1-2		0-0 G6-3 1-2		0-0 E6 1-2 2-3				1	0	0	0	0	0	2				
Tom Cheney, R (6,1)										0	0	0	0	0	0	0				
Dick Ricketts, L (1,1)			0-0 4-3		0-3 K		0-0 F9			2	0	0	0	0	1	0				
George Crowe, L (6,PH) OBP: 0.347, SLG: 0.578										1	0	0	0	0	0	3				
Lee Tate, R (6,6) OBP: 0.240, SLG: 0.289										0	0	0	0	0	0	0				
Inning Stats	R: 0 E: 0 K: 0 S: 3	H: 0 LOB: 1 BB: 1 P: 7	R: 0 E: 0 K: 0 S: 4	H: 2 LOB: 1 BB: 0 P: 4	R: 0 E: 0 K: 0 S: 5	H: 2 LOB: 2 BB: 0 P: 5	R: 0 E: 0 K: 1 S: 6	H: 0 LOB: 1 BB: 1 P: 9	R: 0 E: 2 K: 0 S: 5	H: 0 LOB: 3 BB: 1 P: 9	R: 0 E: 0 K: 0 S: 5	H: 2 LOB: 2 BB: 0 P: 5					1B: 8 2B: 0 3B: 0 HR: 0	SF: 0 SAC: 0 DP: 2 HBP: 0	WP: 0 PB: 0 CS: 0	PA: 32
PITCHER Joey Jay, R (1,1) ERA: 5.5	IP: 7.0 WLS: W BF: 32 H: 8 R: 0 ER: 0 SO: 2 BB: 3 IBB: 0 HBP: 0 BLK: 0 WP: 0 HR: 0 S: 33 P: 45 ERA: 0.00 WHIP: 1.571															PITCHER	IP: WLS: BF: H: R: ER: SO: BB: IBB: HBP: BLK: WP: HR: S: P: ERA: WHIP:			

Batter	1	2	3	4	5	6	7	8	9	AB	R	H	RBI	BB	SO	LOB	BOTTOM					
Bill Bruton, L (1,8) OBP: 0.355, SLG: 0.471	0-0 BB HR 1B			0-0 FC6 1-2			0-0 SH1-3 1-2			3	1	1	0	0	0	1	St. Louis Cardinals @ Milwaukee Braves Milwaukee County Stadium, Milwaukee, WI Wed Jun 24 1959, 8:05 PM EDT Att: 19,166 - Unknown livebaseballscorecards.com					
Eddie Mathews, L (1,5) OBP: 0.375, SLG: 0.586	4-0 HR BB	0-0 3B			0-0 4-3		0-0 PO 2-3			2	1	1	0	1	0	0						
Hank Aaron, R (1,9) OBP: 0.432, SLG: 0.714	0-0 HR	0-0 F2			0-0 F7		0-0 F7			3	1	1	3	0	0	1						
Wes Covington, L (1,7) OBP: 0.350, SLG: 0.421	0-0 5-3		0-0 F8		0-0 F7					3	0	0	0	0	0	0						
Joe Adcock, R (1,3) OBP: 0.341, SLG: 0.432	0-0 E6 FC6-4		0-0 5-3			0-0 5-3				3	0	0	0	0	0	0						
Del Crandall, R (1,2) OBP: 0.323, SLG: 0.469	0-0 FC6-4 1B E		0-0 L7			4-0 1B BB				2	1	0	0	1	0	1						
Johnny Logan, R (1,6) OBP: 0.407, SLG: 0.486	0-0 S 1B			0-0 6-3		0-0 G6-4-3 1B				3	0	2	0	0	0	0						
Felix Mantilla, R (1,4) OBP: 0.266, SLG: 0.188	0-0 4-3			0-0 6-3		0-0 G6-4-3 1-2				3	0	0	0	0	0	3						
Joey Jay, S (1,1) OBP: 0.286, SLG: 0.167		0-0 P4								2	0	1	0	0	0	0						
Frank Torre, L (7,PH) OBP: 0.325, SLG: 0.327				0-0 FC6 1B			0-0 PO SH1-3 1B			1	0	1	0	0	0	0						
Inning Stats	R: 4 E: 1 K: 0 S: 7	H: 3 LOB: 1 BB: 1 P: 11	R: 0 E: 0 K: 0 S: 4	H: 1 LOB: 0 BB: 0 P: 4	R: 0 E: 0 K: 0 S: 3	H: 0 LOB: 0 BB: 0 P: 3	R: 0 E: 0 K: 0 S: 4	H: 1 LOB: 1 BB: 0 P: 4	R: 0 E: 0 K: 0 S: 3	H: 0 LOB: 0 BB: 0 P: 3	R: 0 E: 0 K: 0 S: 3	H: 1 LOB: 1 BB: 1 P: 7	R: 0 E: 0 K: 0 S: 2	H: 1 LOB: 0 BB: 0 P: 2					1B: 5 2B: 0 3B: 1 HR: 1	SF: 0 SAC: 1 DP: 1 HBP: 0	WP: 0 PB: 0 CS: 0	PA: 29
PITCHER Dick Ricketts, R (1,1) ERA: 3.72	IP: 5.0 WLS: L BF: 22 H: 5 R: 4 ER: 3 SO: 3 BB: 1 IBB: 0 HBP: 0 BLK: 0 WP: 1 HR: 1 S: 21 P: 25 ERA: 5.40 WHIP: 1.200															PITCHER	IP: WLS: BF: H: R: ER: SO: BB: IBB: HBP: BLK: WP: HR: S: P: ERA: WHIP:					
PITCHER Tom Cheney, R (6,1) ERA: 6.75	IP: 1.2 WLS: L BF: 6 H: 2 R: 0 ER: 0 SO: 0 BB: 1 IBB: 0 HBP: 0 BLK: 0 WP: 0 HR: 0 S: 5 P: 9 ERA: 0.00 WHIP: 1.800															PITCHER	IP: WLS: BF: H: R: ER: SO: BB: IBB: HBP: BLK: WP: HR: S: P: ERA: WHIP:					

AB 29
R 0
H 8
RBI 0
BB 3
SO 2
LOB 24



AB 25
R 4
H 7
RBI 3
BB 2
SO 0
LOB 6



Batter	1	2	3	4	5	6	7	8	9	AB	R	H	RBI	BB	SO	LOB	TOP					
Don Blasingame, L (1,4) OBP: 0.368, SLG: 0.367	0-0 3-1 2B		0-3 K		0-0 G6-4-3 1B		4-0 CS BB		0-0 6-3	4	0	2	0	1	1	1	St. Louis Cardinals @ Milwaukee Braves Milwaukee County Stadium, Milwaukee, WI Thu Jun 25 1959, 4:33 AM EDT Att: 19,977 - Unknown livebaseballscorecards.com					
Joe Cunningham, L (1,9) OBP: 0.445, SLG: 0.448	0-3 K		0-3 K		0-0 G6-4-3 1-2		0-0 E9 1B		0-0 P6	5	1	1	0	0	2	3						
Bill White, L (1,7) OBP: 0.392, SLG: 0.556	0-0 3-1 2-3		4-0 1-2 BB		0-0 3-1		0-0 P6			3	0	0	0	1	0	2						
Ken Boyer, R (1,5)	0-0 G3		0-0 F3		0-0 FC4-6 1B		0-0 2H 1B			4	0	2	1	0	0	3						
Gino Cimoli, R (1,8) OBP: 0.371, SLG: 0.498		0-0 L9		0-0 FC6-4 1B		0-0 FC4-6 E 1B		0-0 L9		4	1	1	0	0	0	2						
Stan Musial, L (1,3) OBP: 0.348, SLG: 0.388		0-0 5-3		0-0 F3		0-0 E4 1B		0-0 P4		4	1	0	0	0	0	2						
Curt Flood, R (8,8) OBP: 0.305, SLG: 0.255						1-2 2B				0	0	0	0	0	0	0						
Hal Smith, R (1,2) OBP: 0.313, SLG: 0.450						1-3 2H 1B				2	0	1	0	0	0	1						
George Crowe, L (6, PH) OBP: 0.360, SLG: 0.587						1-3 2H 1B				1	0	1	1	0	0	0						
Larry Jackson, R (6, FR) OBP: 0.128, SLG: 0.132						1-3 2H 1B				0	0	0	0	0	0	0						
Ray Katt, R (6,2) OBP: 0.357, SLG: 0.500						1-3 3H 2B				1	0	0	0	0	0	0						
Alex Grammas, R (1,6) OBP: 0.329, SLG: 0.336										2	0	0	0	0	2	2						
Ray Jablonski, R (6, PH) OBP: 0.370, SLG: 0.508										1	0	1	1	0	0	0						
Lee Tate, R (6, FR) OBP: 0.235, SLG: 0.283										1	0	0	0	0	0	0						
Vinegar Bend Mizell, R (1,1) OBP: 0.235, SLG: 0.280										2	0	1	0	0	0	0						
Gene Oliver, R (6, PH) OBP: 0.219, SLG: 0.283										1	0	0	0	0	0	3						
Lindy McDaniel, R (6,1) OBP: 0.190, SLG: 0.056										1	0	0	0	0	0	0						
Inning Stats	R: 0 E: 0 K: 1 S: 6	H: 1 LOB: 1 BB: 0 P: 6	R: 0 E: 0 K: 1 S: 6	H: 1 LOB: 1 BB: 0 P: 6	R: 0 E: 0 K: 2 S: 8	H: 1 LOB: 2 BB: 1 P: 12	R: 0 E: 0 K: 1 S: 6	H: 1 LOB: 1 BB: 0 P: 6	R: 0 E: 0 K: 0 S: 3	H: 1 LOB: 0 BB: 0 P: 3	R: 2 E: 1 K: 0 S: 7	H: 3 LOB: 3 BB: 0 P: 7	R: 1 E: 1 K: 0 S: 4	H: 2 LOB: 1 BB: 1 P: 8	R: 0 E: 0 K: 0 S: 3	H: 0 LOB: 0 BB: 0 P: 3	R: 0 E: 0 K: 0 S: 3	H: 0 LOB: 0 BB: 0 P: 3	1B: 8 2B: 2 3B: 0 HR: 0	SF: 0 SAC: 0 DP: 1 HBP: 0	WP: 0 PB: 0 SB: 0 CS: 1	PA: 38
PITCHER Lew Burdette, R (1,1) ERA: 3.93	IP: 9.0 WLS: L BF: 38	H: 10 R: 3 ER: 0 SO: 5	BB: 2 IBB: 0 HBP: 0 BLK: 0	WP: 0 HR: 0 S: 46 P: 54	ERA: 0.00 WHIP: 1.333	PITCHER																

Batter	1	2	3	4	5	6	7	8	9	AB	R	H	RBI	BB	SO	LOB	BOTTOM						
Andy Pafko, R (1,8) OBP: 0.305, SLG: 0.329	0-0 E5 1B		4-0 HR BB		0-0 2B		0-3 K		0-0 4-3	2	1	1	0	1	0	0	St. Louis Cardinals @ Milwaukee Braves Milwaukee County Stadium, Milwaukee, WI Thu Jun 25 1959, 4:33 AM EDT Att: 19,977 - Unknown livebaseballscorecards.com						
Bill Bruton, L (7, PH) OBP: 0.352, SLG: 0.466										2	0	0	0	0	1	0							
Eddie Mathews, L (1,5) OBP: 0.374, SLG: 0.578	0-0 F2		0-3 K		0-0 F8		0-0 E4 FC5-4			4	0	0	0	0	1	3							
Hank Aaron, R (1,9) OBP: 0.433, SLG: 0.721	0-0 F5		0-0 1H HR		4-0 IBB		0-0 FC5-4 1-2			3	1	1	2	1	0	2							
Joe Adcock, R (1,3) OBP: 0.338, SLG: 0.426	0-0 1-2 1B		0-0 P4		0-0 L7		0-0 5-3			4	0	1	0	0	0	3							
Del Crandall, R (1,2) OBP: 0.322, SLG: 0.466	0-0 F9									4	0	1	0	0	0	2							
Wes Covington, L (1,7) OBP: 0.348, SLG: 0.415		0-0 F5		0-0 G4-6-3 1B		0-0 5-3		0-0 1-3		3	0	0	0	1	0	1							
Johnny Logan, R (1,6) OBP: 0.405, SLG: 0.481		0-3 K		0-0 1B		0-0 FC6-4 E		0-0 F9		4	0	1	0	0	1	1							
Felix Mantilla, R (1,4) OBP: 0.258, SLG: 0.181		0-0 P4		0-0 F8		0-0 E6 1-2		0-0 4-3		3	0	0	0	0	0	2							
Mickey Vernon, L (9, PH) OBP: 0.291, SLG: 0.407										1	0	0	0	0	0	0							
Lew Burdette, R (1,1) OBP: 0.218, SLG: 0.264										3	0	0	0	0	1	2							
Frank Torre, L (9, PH) OBP: 0.324, SLG: 0.324										1	0	0	0	0	0	0							
Inning Stats	R: 0 E: 1 K: 0 S: 5	H: 1 LOB: 2 BB: 0 P: 5	R: 0 E: 0 K: 1 S: 5	H: 0 LOB: 0 BB: 0 P: 5	R: 2 E: 0 K: 1 S: 6	H: 1 LOB: 0 BB: 1 P: 10	R: 0 E: 0 K: 0 S: 4	H: 2 LOB: 1 BB: 0 P: 4	R: 0 E: 0 K: 0 S: 4	H: 1 LOB: 2 BB: 1 P: 8	R: 0 E: 1 K: 1 S: 6	H: 0 LOB: 2 BB: 1 P: 10	R: 0 E: 1 K: 1 S: 6	H: 0 LOB: 1 BB: 0 P: 6	R: 0 E: 0 K: 0 S: 3	H: 0 LOB: 0 BB: 0 P: 3		R: 0 E: 0 K: 0 S: 3	H: 0 LOB: 0 BB: 0 P: 3	1B: 3 2B: 1 3B: 0 HR: 1	SF: 0 SAC: 0 DP: 1 HBP: 0	WP: 0 PB: 0 SB: 0 CS: 0	PA: 37
PITCHER Vinegar Bend Mizell, L (1,1) ERA: 3.08	IP: 5.0 WLS: W BF: 15	H: 5 R: 2 ER: 2 SO: 2	BB: 1 IBB: 0 HBP: 0 BLK: 0	WP: 0 HR: 1 S: 24 P: 32	ERA: 3.60 WHIP: 1.200	PITCHER																	
Lindy McDaniel, R (6,1) ERA: 2.87	IP: 4.0 WLS: W BF: 15	H: 0 R: 0 ER: 0 SO: 2	BB: 1 IBB: 0 HBP: 0 BLK: 0	WP: 0 HR: 0 S: 18 P: 22	ERA: 0.00 WHIP: 0.250	PITCHER																	

Batter	1	2	3	4	5	6	7	8	9	AB	R	H	RBI	BB	SO	LOB	TOP										
Don Blasingame, L (1, 4) OBP: 0.373, SLG: 0.375	0-3 K		0-0 FC1 1B	0-0 CS 1B			0-0 CS 1B		0-0 6-3	5	1	3	0	0	1	0											
Gino Cimoli, R (1, 8) OBP: 0.366, SLG: 0.493	0-0 6-3		0-0 FC1 1B	0-0 CS 1-2		0-0 FC6-5 2B	0-3 K			4	0	1	0	0	1	2											
Bill White, L (1, 3) OBP: 0.394, SLG: 0.574	0-0 HR		0-3 K			0-0 F7				4	1	1	1	0	2	3											
Ken Boyer, R (1, 5) OBP: 0.394, SLG: 0.571	0-3 K		0-0 FC6-5 1-3 2H 1B			0-0 FC6-5			0-0 F9	4	0	1	1	0	1	1											
Joe Cunningham, L (1, 9) OBP: 0.440, SLG: 0.456		0-0 HR 1B				0-0 F8			0-0 F9	3	1	1	0	1	0	1											
Gene Oliver, R (1, 7) OBP: 0.217, SLG: 0.328		0-0 HR					0-3 K		0-0 F7	4	1	1	2	0	2	3											
Curt Flood, R (8, 8) OBP: 0.300, SLG: 0.250		1-H HR		0-3 K						0	0	0	0	0	0	0											
Hal Smith, R (1, 2) OBP: 0.314, SLG: 0.455		0-0 F4		0-0 FC6-5			0-0 F2			4	1	1	1	0	0	3											
Alex Grammas, R (1, 6) OBP: 0.329, SLG: 0.336					0-0 5-3				0-0 L5	1	0	1	0	0	0	0											
Lee Tate, R (3, 6) OBP: 0.236, SLG: 0.265										2	0	0	0	1	0	0											
Ernie Broglio, R (1, 1) OBP: 0.227, SLG: 0.105			0-0 G6-4-3 1B						0-0 1-3	4	0	0	0	0	1	2											
Inning Stats	R: 1 E: 0 K: 2 S: 8	H: 1 LOB: 0 BB: 0 P: 8	R: 2 E: 0 K: 0 S: 5	H: 3 LOB: 0 BB: 0 P: 5	R: 1 E: 0 K: 2 S: 10	H: 2 LOB: 3 BB: 1 P: 14	R: 0 E: 0 K: 0 S: 3	H: 1 LOB: 0 BB: 0 P: 3	R: 0 E: 0 K: 0 S: 4	H: 0 LOB: 1 BB: 0 P: 11	R: 0 E: 0 K: 2 S: 7	H: 1 LOB: 0 BB: 0 P: 7	R: 0 E: 0 K: 0 S: 3	H: 0 LOB: 0 BB: 0 P: 3	R: 1 E: 0 K: 0 S: 4	H: 1 LOB: 0 BB: 0 P: 4	1B: 6 2B: 2 3B: 0 HR: 3	SF: 0 SAC: 0 DP: 2 HBP: 0	WP: 0 PB: 0 SB: 1 CS: 2	PA: 38							
PITCHER	IP	WLS	BF	H	R	ER	SO	BB	IBB	HBP	BLK	WP	HR	S	P	ERA	WHIP										
Jim O'Toole, L (1, 1) ERA: 6.48	2.1	L	13	6	4	4	3	0	0	0	0	0	2	19	19	15.43	2.571										
Tom Acker, R (3, 1) ERA: 3.52	3.2		14	2	0	0	3	2	0	0	0	0	0	18	26	0.00	1.091										
Orlando Pena, R (7, 1) ERA: 6.53	3.0		10	2	1	1	2	0	0	0	0	0	1	14	14	3.00	0.667										

St. Louis Cardinals @ Cincinnati Redlegs
Crosley Field, Cincinnati, OH
Sat Jun 27 1959, 3:33 AM EDT
Att: 5,868 - Unknown

AB 35
R 5
H 10
RBI 5
BB 2
SO 8
LOB 15



Batter	1	2	3	4	5	6	7	8	9	AB	R	H	RBI	BB	SO	LOB	BOTTOM										
Johnny Temple, R (1, 4) OBP: 0.405, SLG: 0.459	0-0 P4		0-0 5-3			0-0 L7			0-0 F8	4	0	0	0	0	0	0											
Whitey Lockman, L (1, 3) OBP: 0.311, SLG: 0.272	0-0 FC6 1B			0-0 5-3		0-0 P6			0-0 F3	4	0	1	0	0	0	0											
Vada Pinson, L (1, 8) OBP: 0.381, SLG: 0.540	0-0 FC6 1-2			0-3 K			0-0 4-3			3	0	0	0	0	1	1											
Gus Bell, L (1, 9) OBP: 0.296, SLG: 0.384	0-0 F7			0-0 4-3			0-0 4-3			3	0	0	0	0	0	1											
Jerry Lynch, L (1, 7) OBP: 0.309, SLG: 0.424		0-3 K				0-0 F2			0-0 P6	3	0	0	0	0	1	0											
Jim Pendleton, R (1, 5) OBP: 0.380, SLG: 0.391		0-0 F2				0-0 5-3			0-3 K	3	0	0	0	0	1	0											
Ed Bailey, L (1, 2) OBP: 0.368, SLG: 0.371		0-0 F5				0-0 FC5-4 1B			0-0 F5	3	0	1	0	0	0	0											
Eddie Kasko, R (1, 6) OBP: 0.309, SLG: 0.323			0-0 6-3			0-0 FC5-4			0-0 L7	3	0	0	0	0	0	1											
Jim O'Toole, S (1, 1) OBP: 0.429, SLG: 0.200							0-3 K			0	0	0	0	0	0	0											
Tom Acker, R (3, 1) OBP: 0.222, SLG: 0.125										1	0	0	0	0	1	0											
John Powers, L (6, PH) OBP: 0.231, SLG: 0.280										1	0	0	0	0	1	0											
Orlando Pena, R (7, 1) OBP: 0.176, SLG: 0.067										0	0	0	0	0	0	0											
Don Newcombe, L (9, PH) OBP: 0.426, SLG: 0.404										1	0	0	0	0	1	0											
Inning Stats	R: 0 E: 0 K: 0 S: 4	H: 1 LOB: 1 BB: 0 P: 4	R: 0 E: 0 K: 1 S: 5	H: 0 LOB: 0 BB: 0 P: 5	R: 0 E: 0 K: 1 S: 5	H: 0 LOB: 0 BB: 0 P: 5	R: 0 E: 0 K: 1 S: 5	H: 0 LOB: 0 BB: 0 P: 5	R: 0 E: 0 K: 1 S: 4	H: 1 LOB: 1 BB: 0 P: 4	R: 0 E: 0 K: 1 S: 5	H: 0 LOB: 0 BB: 0 P: 5	R: 0 E: 0 K: 1 S: 5	H: 0 LOB: 0 BB: 0 P: 5	R: 0 E: 0 K: 1 S: 5	H: 0 LOB: 0 BB: 0 P: 5	1B: 2 2B: 0 3B: 0 HR: 0	SF: 0 SAC: 0 DP: 0 HBP: 0	WP: 0 PB: 0 SB: 1 CS: 0	PA: 29							
PITCHER	IP	WLS	BF	H	R	ER	SO	BB	IBB	HBP	BLK	WP	HR	S	P	ERA	WHIP										
Ernie Broglio, R (1, 1) ERA: 5.57	9.0	W	29	2	0	0	6	0	0	0	0	0	0	41	41	0.00	0.222										

St. Louis Cardinals @ Cincinnati Redlegs
Crosley Field, Cincinnati, OH
Sat Jun 27 1959, 3:33 AM EDT
Att: 5,868 - Unknown

AB 29
R 0
H 2
RBI 0
BB 0
SO 6
LOB 3



Batter	1	2	3	4	5	6	7	8	9	AB	R	H	RBI	BB	SO	LOB	TOP										
Don Blasingame, L (1, 4) OBP: 0.370, SLG: 0.372										5	1	1	0	0	0	2											
Gino Cimoli, R (1, 8) OBP: 0.362, SLG: 0.484										5	0	0	0	0	0	1											
Bill White, L (1, 3) OBP: 0.390, SLG: 0.566										5	0	1	0	0	0	0											
Ken Boyer, R (1, 5) OBP: 0.390, SLG: 0.563										5	2	1	0	0	1	2											
Joe Cunningham, L (1, 9) OBP: 0.441, SLG: 0.454										3	1	1	0	1	0	2											
Gene Oliver, R (1, 7) OBP: 0.250, SLG: 0.355										4	1	3	2	0	0	0											
Curt Flood, R (8, PR) OBP: 0.300, SLG: 0.250										0	0	0	0	0	0	0											
Hal Smith, R (1, 2) OBP: 0.313, SLG: 0.456										4	1	1	2	0	0	3											
Dick Gray, R (1, 6) OBP: 0.262, SLG: 0.333										3	2	1	1	1	1	0											
Lee Tate, R (9, 6) OBP: 0.236, SLG: 0.265										0	0	0	0	0	0	0											
Marshall Bridges, S (1, 1) OBP: 0.571, SLG: 1.167										2	1	1	2	0	0	0											
Tom Cheney, R (5, 1)										0	0	0	0	0	0	0											
Gary Blaylock, R (5, 1) OBP: 0.591, SLG: 0.273										2	0	0	0	0	0	2											
Lindy McDaniel, R (8, 1) OBP: 0.190, SLG: 0.056										0	0	0	0	0	0	0											
Inning Stats	R: 7 E: 3 K: 0 S: 10	H: 5 LOB: 0 BB: 0 P: 10	R: 0 E: 0 K: 0 S: 3	H: 0 LOB: 0 BB: 0 P: 3	R: 0 E: 0 K: 0 S: 3	H: 0 LOB: 0 BB: 0 P: 3	R: 0 E: 0 K: 1 S: 5	H: 0 LOB: 0 BB: 0 P: 5	R: 1 E: 0 K: 0 S: 4	H: 2 LOB: 2 BB: 1 P: 9	R: 1 E: 0 K: 0 S: 4	H: 1 LOB: 0 BB: 0 P: 4	R: 0 E: 0 K: 1 S: 5	H: 1 LOB: 0 BB: 0 P: 5	R: 0 E: 0 K: 0 S: 4	H: 1 LOB: 2 BB: 1 P: 8	R: 0 E: 0 K: 0 S: 3	H: 0 LOB: 0 BB: 0 P: 3	1B: 7 2B: 1 3B: 0 HR: 2	SF: 0 SAC: 0 DP: 0 HBP: 0	WP: 0 PB: 0 CS: 1 PA: 41						
PITCHER	IP	WLS	BF	H	R	ER	SO	BB	IBB	HBP	BLK	WP	HR	S	P	ERA	WHIP										
Joe Nuxhall, L (1, 1) ERA: 4.66	0.2	L	7	4	5	0	0	0	0	0	0	0	0	7	7	0.00	6.000										
Orlando Pena, R (1, 1) ERA: 6.2	3.1		12	1	2	0	1	0	0	0	0	0	1	14	14	0.00	0.300										
Luis Arroyo, L (5, 1) ERA: 4.22	1.0		6	2	1	1	0	1	0	0	0	0	0	5	9	9.00	3.000										
Tom Acker, R (6, 1) ERA: 3.48	3.0		12	3	1	1	1	0	1	0	0	0	1	13	17	3.00	1.000										
Brooks Lawrence, R (9, 1) ERA: 5.4	1.0		3	0	0	0	0	0	0	0	0	0	0	3	3	0.00	0.000										

St. Louis Cardinals @ Cincinnati Redlegs
Crosley Field, Cincinnati, OH
Sun Jun 28 1959, 3:33 AM EDT
Unknown

AB 38
R 9
H 10
RBI 7
BB 2
SO 2
LOB 12



Batter	1	2	3	4	5	6	7	8	9	AB	R	H	RBI	BB	SO	LOB	BOTTOM										
Johnny Temple, R (1, 4) OBP: 0.399, SLG: 0.451										5	0	0	0	0	0	4											
Vada Pinson, L (1, 8) OBP: 0.381, SLG: 0.544										5	1	2	0	0	2	0											
Pete Whisenant, R (1, 9) OBP: 0.339, SLG: 0.549										3	2	2	2	0	1	1											
Gus Bell, L (6, PH) OBP: 0.302, SLG: 0.393										2	0	2	0	0	0	0											
Frank Robinson, R (1, 3) OBP: 0.399, SLG: 0.584										5	1	3	2	0	0	2											
Jim Pendleton, R (1, 7) OBP: 0.345, SLG: 0.360										4	1	0	0	1	2	4											
Dutch Dotterer, R (1, 2) OBP: 0.405, SLG: 0.480										5	1	2	0	0	0	0											
Frank Thomas, R (1, 5) OBP: 0.274, SLG: 0.367										4	1	1	1	0	2	2											
John Powers, L (9, PH) OBP: 0.231, SLG: 0.280										1	0	0	0	0	1	0											
Eddie Kasko, R (1, 6) OBP: 0.315, SLG: 0.333										4	0	1	0	1	2	2											
Joe Neenan, L (1, 1) ERA: 6.92										0	0	0	0	0	0	0											
Inning Stats	R: 1 E: 0 K: 2 S: 9	H: 2 LOB: 1 BB: 0 P: 9	R: 0 E: 0 K: 1 S: 6	H: 1 LOB: 1 BB: 0 P: 6	R: 0 E: 0 K: 1 S: 6	H: 1 LOB: 1 BB: 0 P: 6	R: 1 E: 0 K: 1 S: 7	H: 2 LOB: 2 BB: 1 P: 11	R: 4 E: 0 K: 0 S: 8	H: 5 LOB: 2 BB: 1 P: 12	R: 0 E: 0 K: 1 S: 6	H: 1 LOB: 1 BB: 0 P: 6	R: 0 E: 0 K: 2 S: 7	H: 0 LOB: 0 BB: 0 P: 7	R: 1 E: 0 K: 1 S: 8	H: 3 LOB: 2 BB: 0 P: 8	R: 0 E: 0 K: 2 S: 7	H: 0 LOB: 0 BB: 0 P: 7	1B: 7 2B: 4 3B: 1 HR: 3	SF: 0 SAC: 0 DP: 0 HBP: 0	WP: 0 PB: 0 CS: 0 PA: 44						
PITCHER	IP	WLS	BF	H	R	ER	SO	BB	IBB	HBP	BLK	WP	HR	S	P	ERA	WHIP										
Marshall Bridges, L (1, 1) ERA: 6.92	4.2		25	10	6	6	5	1	0	0	0	0	0	34	38	11.57	2.357										
Tom Cheney, R (5, 1) ERA: 6.75	0.0		2	1	0	0	0	1	0	0	0	0	0	1	5	-	-										
Gary Blaylock, R (5, 1) ERA: 4.36	3.0	W	13	4	1	1	3	0	0	0	0	0	0	19	19	3.00	1.333										
Lindy McDaniel, R (8, 1) ERA: 2.91	1.1	S	4	0	0	0	3	0	0	0	0	0	0	10	10	0.00	0.000										

St. Louis Cardinals @ Cincinnati Redlegs
Crosley Field, Cincinnati, OH
Sun Jun 28 1959, 3:33 AM EDT
Unknown

AB 42
R 7
H 15
RBI 7
BB 2
SO 11
LOB 16



Batter	1	2	3	4	5	6	7	8	9	AB	R	H	RBI	BB	SO	LOB	TOP					
Don Blasingame, L (1,4) OBP: 0.373, SLG: 0.375										6	2	3	0	0	0	3						
Joe Cunningham, L (1,9) OBP: 0.443, SLG: 0.471										6	3	3	2	0	0	2						
Bill White, L (1,7) OBP: 0.386, SLG: 0.558 (6,3)										3	1	0	1	1	0	2						
Ken Boyer, R (1,5) OBP: 0.395, SLG: 0.563										2	2	1	0	2	0	0						
Lee Tate, R (6,6) OBP: 0.236, SLG: 0.265										0	0	0	0	0	0	0						
Gino Cimoli, R (1,8) OBP: 0.369, SLG: 0.507 (6,7)										3	2	3	5	1	0	0						
Stan Musial, L (1,3) OBP: 0.358, SLG: 0.427										3	0	1	1	1	0	2						
Curt Flood, R (6,PR) OBP: 0.300, SLG: 0.250 (6,8)										3	0	0	0	0	0	0						
George Crowe, L (8,PH) OBP: 0.346, SLG: 0.563										1	0	0	0	0	0	1						
Bobby Gene Smith, R (8,8) OBP: 0.211, SLG: 0.304										0	0	0	0	0	0	0						
Ray Katt, R (1,2) OBP: 0.312, SLG: 0.368										4	0	0	0	0	2	4						
Hal Smith, R (7,2) OBP: 0.312, SLG: 0.454										1	0	0	0	0	1	1						
Dick Gray, R (1,6) OBP: 0.286, SLG: 0.355 (6,5)										5	1	3	1	0	0	0						
Dick Ricketts, L (1,1) OBP: 0.100, SLG: 0.100										3	0	1	0	0	1	1						
Hal Jeffcoat, R (7,1) OBP: 0.500, SLG: 0.667										0	0	0	0	0	0	0						
Lindy McDaniel, R (7,1) OBP: 0.182, SLG: 0.053										1	0	0	0	0	1	0						
Inning Stats	R: 2 E: 0 K: 0 S: 6	H: 3 LOB: 1 BB: 0 P: 6	R: 0 E: 0 K: 2 S: 8	H: 1 LOB: 1 BB: 0 P: 8	R: 0 E: 0 K: 0 S: 3	H: 1 LOB: 2 BB: 1 P: 11	R: 1 E: 0 K: 1 S: 7	H: 2 LOB: 2 BB: 1 P: 11	R: 1 E: 0 K: 0 S: 4	H: 1 LOB: 2 BB: 2 P: 12	R: 5 E: 1 K: 0 S: 8	H: 4 LOB: 1 BB: 1 P: 12	R: 0 E: 0 K: 0 S: 3	H: 0 LOB: 0 BB: 0 P: 3	R: 2 E: 0 K: 1 S: 7	H: 2 LOB: 1 BB: 0 P: 11	R: 0 E: 0 K: 1 S: 6	H: 1 LOB: 1 BB: 0 P: 6	1B: 10 2B: 2 3B: 3 HR: 0	SF: 2 SAC: 2 DP: 1 HBP: 0	WP: 1 PB: 0 SB: 2 CS: 0	PA: 47
PITCHER	IP: 3.2 WLS: L BF: 18	H: 7 R: 3 ER: 3 SO: 3	BB: 1 IBB: 0 HBP: 0 BLK: 0	WP: 0 HR: 0 S: 23 P: 27	ERA: 7.36 WHIP: 2.182	IP: 2.0 WLS: 8 BF: 8	H: 2 R: 0 ER: 0 SO: 2	BB: 0 IBB: 0 HBP: 0 BLK: 0	WP: 1 HR: 0 S: 12 P: 12	ERA: 0.00 WHIP: 1.000												
Willard Schmidt, R (1,1) ERA: 3.86	Brooks Lawrence, R (4,1) ERA: 5.42	Luis Arroyo, L (6,1) ERA: 4.76	Joe Nuxhall, L (6,1) ERA: 4.58	Jim O'Toole, L (8,1) ERA: 7.02	Bob Purkey, R (8,1) ERA: 4.76																	
Johnny Temple, R (1,4) OBP: 0.399, SLG: 0.451										5	1	2	0	0	0	0						
Vada Pinson, L (1,8) OBP: 0.376, SLG: 0.537										4	1	0	0	1	3	1						
Jerry Lynch, L (1,7) OBP: 0.322, SLG: 0.444										5	1	4	1	0	0	0						
Frank Robinson, R (1,3) OBP: 0.402, SLG: 0.583										4	1	2	1	1	0	2						
Gus Bell, L (1,9) OBP: 0.300, SLG: 0.390										5	1	1	1	0	0	4						
Ed Bailey, L (1,2) OBP: 0.367, SLG: 0.369										1	0	0	0	0	0	0						
Dutch Dotterer, R (4,2) OBP: 0.409, SLG: 0.474										3	2	1	1	1	0	2						
Jim Pendleton, R (1,5) OBP: 0.356, SLG: 0.426										4	1	2	3	0	0	0						
Eddie Kasko, R (1,6) OBP: 0.303, SLG: 0.319										3	0	0	0	0	1	0						
Don Newcombe, L (7,PH) OBP: 0.444, SLG: 0.444										1	0	1	1	0	0	0						
Jim O'Toole, S (8,1) OBP: 0.429, SLG: 0.200										0	0	0	0	0	0	0						
Bob Purkey, R (8,1) OBP: 0.276, SLG: 0.281										0	0	0	0	0	0	0						
Willard Schmidt, R (1,1) ERA: 3.86	Brooks Lawrence, R (4,1) ERA: 5.42	Luis Arroyo, L (6,1) ERA: 4.76	Joe Nuxhall, L (6,1) ERA: 4.58	Jim O'Toole, L (8,1) ERA: 7.02	Bob Purkey, R (8,1) ERA: 4.76																	
Inning Stats	R: 0 E: 0 K: 0 S: 4	H: 1 LOB: 0 BB: 0 P: 4	R: 0 E: 0 K: 0 S: 3	H: 0 LOB: 0 BB: 0 P: 3	R: 0 E: 0 K: 3 S: 10	H: 1 LOB: 1 BB: 0 P: 10	R: 0 E: 0 K: 0 S: 4	H: 1 LOB: 1 BB: 0 P: 4	R: 0 E: 0 K: 0 S: 3	H: 0 LOB: 0 BB: 0 P: 3	R: 8 E: 0 K: 1 S: 10	H: 8 LOB: 2 BB: 2 P: 18	R: 0 E: 0 K: 1 S: 5	H: 0 LOB: 0 BB: 0 P: 5	R: 0 E: 0 K: 0 S: 3	H: 0 LOB: 1 BB: 1 P: 7	1B: 9 2B: 3 3B: 0 HR: 1	SF: 0 SAC: 0 DP: 0 HBP: 0	WP: 0 PB: 0 SB: 0 CS: 0	PA: 42		
PITCHER	IP: 6.2 WLS: W BF: 30	H: 8 R: 5 ER: 5 SO: 4	BB: 2 IBB: 0 HBP: 0 BLK: 0	WP: 0 HR: 1 S: 36 P: 44	ERA: 6.75 WHIP: 1.500	IP: 1.0 WLS: S BF: 9	H: 2 R: 3 ER: 2 SO: 1	BB: 0 IBB: 0 HBP: 0 BLK: 0	WP: 0 HR: 0 S: 10 P: 14	ERA: 7.71 WHIP: 1.286												
Dick Ricketts, R (1,1) ERA: 4.5	Hal Jeffcoat, R (7,1) ERA: 5.97	Lindy McDaniel, R (7,1) ERA: 2.82																				

St. Louis Cardinals @ Cincinnati Redlegs
Crosley Field, Cincinnati, OH
Sun Jun 28 1959, 3:38 AM EDT
Att: 20,005 - Unknown

AB 38
R 11
H 15
RBI 10
BB 5
SO 5
LOB 16



St. Louis Cardinals @ Cincinnati Redlegs
Crosley Field, Cincinnati, OH
Sun Jun 28 1959, 3:38 AM EDT
Att: 20,005 - Unknown


AB 39
R 8
H 13
RBI 8
BB 3
SO 5
LOB 9



Batter	1	2	3	4	5	6	7	8	9	AB	R	H	RBI	BB	SO	LOB	TOP								
Don Blasingame, L (1, 4) OBP: 0.368, SLG: 0.370	4-0 1B BB		0-0 5-3	0-0 4-3		0-0 2H 2B		0-3 K		4	0	1	1	1	1	2									
Joe Cunningham, L (1, 9) OBP: 0.433, SLG: 0.462	0-3 K		0-0 1B 2B		0-0 L6	0-0 4-3		0-0 F8		5	1	1	0	0	1	4									
Bill White, L (1, 7) OBP: 0.396, SLG: 0.567	0-0 1B BB		0-0 E SF8 1B		0-0 BB 1B		0-3 K		0-0 F5	5	1	3	1	0	1	0									
Ken Boyer, R (1, 5) OBP: 0.397, SLG: 0.554	4-0 FC4-6 BB		0-0 E5 2B		4-0 G4-6-3 BB		0-0 6-3		0-0 F8	3	1	0	0	2	0	1									
Gino Cimoli, R (1, 8) OBP: 0.361, SLG: 0.503	0-3 K		0-0 SF8		0-0 G4-6-3 BB		0-0 3B		0-0 F7	4	0	1	1	0	1	5									
Stan Musial, L (1, 3) OBP: 0.367, SLG: 0.435	0-0 FC4-6		0-0 2B		0-0 2B 1B		0-0 4-3			4	1	2	1	0	0	4									
Curt Flood, R (7, 8) OBP: 0.300, SLG: 0.250	1-2 1-2		0-0 2B		0-0 2B 1B		0-0 4-3			0	0	0	0	0	0	0									
Hal Smith, R (1, 2) OBP: 0.313, SLG: 0.456		0-3 K	0-0 4-3		0-0 FC1-5-6 2B 1B		0-0 FC3-6 1B			4	0	2	1	0	1	1									
Dick Gray, R (1, 6) OBP: 0.289, SLG: 0.353		0-0 F8		0-0 5-3		0-0 FC1-5-6 SH1-4 2B		0-0 FC3-6 1B		3	1	0	0	0	0	1									
Alex Grammas, R (7, 6) OBP: 0.327, SLG: 0.333		0-0 F8		0-0 5-3		0-0 FC1-5-6 SH1-4 2B		0-0 FC3-6 1B		1	0	0	0	0	0	1									
Ernie Broglio, R (1, 1) OBP: 0.240, SLG: 0.136		0-0 F9		0-0 F8		0-0 SH1-4		0-0 1B		3	0	1	0	0	0	0									
Lindy McDaniel, R (8, 1) OBP: 0.182, SLG: 0.053		0-0 F9		0-0 F8		0-0 SH1-4		0-0 1B		0	0	0	0	0	0	0									
Inning Stats	R: 0 E: 0 K: 2 S: 8	H: 1 LOB: 3 BB: 2 P: 16	R: 0 E: 0 K: 1 S: 5	H: 0 LOB: 0 BB: 0 P: 5	R: 3 E: 1 K: 0 S: 7	H: 3 LOB: 1 BB: 0 P: 7	R: 0 E: 0 K: 0 S: 3	H: 0 LOB: 0 BB: 0 P: 3	R: 0 E: 0 K: 0 S: 3	H: 1 LOB: 1 BB: 1 P: 7	R: 0 E: 0 K: 0 S: 6	H: 3 LOB: 1 BB: 0 P: 6	R: 0 E: 0 K: 1 S: 6	H: 1 LOB: 1 BB: 0 P: 6	R: 0 E: 0 K: 1 S: 7	H: 2 LOB: 2 BB: 0 P: 7	R: 0 E: 0 K: 0 S: 3	H: 0 LOB: 0 BB: 0 P: 3	1B: 6 2B: 4 3B: 1 HR: 0	SF: 1 SAC: 1 DP: 1 HBP: 0	WP: 0 PB: 0 SB: 0 CS: 0	PA: 41			
PITCHER	IP	WLS	BF	H	R	ER	SO	BB	IBB	HBP	BLK	WP	HR	S	P	ERA	WHIP								
John Buzhardt, R (1, 1) ERA: 4.07	6.0		29	8	5	3	3	3	0	0	0	0	0	32	44	4.50	1.833								
Bill Henry, L (7, 1) ERA: 2.43	2.0		9	3	0	0	2	0	0	0	0	0	0	13	13	0.00	1.500								
Don Elston, R (9, 1) ERA: 2.65	1.0	W	3	0	0	0	0	0	0	0	0	0	0	3	3	0.00	0.000								

St. Louis Cardinals @ Chicago Cubs
Wrigley Field, Chicago, IL
Wed Jul 01 1959, 3:33 AM CDT
Att: 5,562 - Unknown

AB 36
R 5
H 11
RBI 5
BB 3
SO 5
LOB 19





Batter	1	2	3	4	5	6	7	8	9	AB	R	H	RBI	BB	SO	LOB	BOTTOM								
Tony Taylor, R (1, 4) OBP: 0.359, SLG: 0.421	0-0 F8	0-0 F7		0-0 1B		0-0 F7		0-0 1-3		5	0	1	0	0	0	4									
Alvin Dark, R (1, 5) OBP: 0.316, SLG: 0.348	0-0 5-3		0-0 BB 1B	0-0 F7		0-0 F6	0-0 2H 3H 1B	0-0 K		5	0	2	2	0	0	2									
Irv Noren, L (1, 7) OBP: 0.341, SLG: 0.324	4-0 14 3B BB		4-0 1-2 BB	0-0 L8		0-0 4-3	0-3 K			3	1	0	0	2	1	1									
14 Ernie Banks, R (1, 6) OBP: 0.369, SLG: 0.597	0-0 3B		0-0 P4	4-0 FC5-4 BB		0-0 F7		0-0 1-3 1B		4	1	2	1	1	0	2									
Dale Long, L (1, 3) OBP: 0.326, SLG: 0.465	4-0 BB		0-3 K	0-3 K		4-0 BB BB	0-0 1-3 1B		0-0 1-3	3	1	0	0	2	2	4									
Bobby Thomson, R (1, 8) OBP: 0.314, SLG: 0.421	0-3 K		0-3 K	0-0 FC5-4		4-0 F8 1B BB	0-0 1-2 2H 1B		0-0 1B	4	1	1	1	1	2	5									
Lee Walls, R (1, 9) OBP: 0.352, SLG: 0.393		0-0 2B		4-0 FC6-4 BB		0-0 FC1-6 1B	0-0 1-3 1B 1B			3	1	3	1	1	0	0									
Cal Neeman, R (1, 2) OBP: 0.231, SLG: 0.229		0-3 K		0-0 FC6-4 1B		0-0 FC1-6	0-0 F8			2	0	0	0	0	1	2									
George Altman, L (6, PH) OBP: 0.332, SLG: 0.345		0-0 K		0-0 FC6-4 1B		0-0 FC1-6	0-0 F8			1	0	0	0	0	0	1									
Sammy Taylor, L (7, 2) OBP: 0.305, SLG: 0.364		0-0 K		0-0 FC6-4 1B		0-0 FC1-6	0-0 F8			1	0	0	0	0	0	2									
John Buzhardt, R (1, 1) OBP: 0.125, SLG: 0.130		0-3 K		0-3 K		0-0 FC1-6	0-0 1-3 1B			2	0	0	0	0	2	2									
Jim Marshall, L (6, PH) OBP: 0.312, SLG: 0.424		0-0 K		0-0 K		0-0 FC1-6	0-0 1-3 1B			1	0	0	0	0	0	1									
Bill Henry, L (7, 1) OBP: 0.188, SLG: 0.133		0-0 K		0-0 K		0-0 FC1-6	0-0 1-3 1B			0	0	0	0	0	0	0									
Walt Moryn, L (8, PH) OBP: 0.306, SLG: 0.366		0-0 K		0-0 K		0-0 FC1-6	0-0 1-3 1B			1	1	1	1	0	0	0									
Don Elston, R (9, 1) OBP: 0.167, SLG: 0.167		0-0 K		0-0 K		0-0 FC1-6	0-0 1-3 1B			0	0	0	0	0	0	0									
Inning Stats	R: 1 E: 0 K: 1 S: 6	H: 1 LOB: 2 BB: 2 P: 14	R: 0 E: 0 K: 2 S: 8	H: 1 LOB: 1 BB: 0 P: 8	R: 0 E: 0 K: 2 S: 8	H: 1 LOB: 2 BB: 1 P: 12	R: 0 E: 0 K: 1 S: 6	H: 1 LOB: 2 BB: 1 P: 10	R: 0 E: 0 K: 0 S: 4	H: 0 LOB: 1 BB: 0 P: 4	R: 0 E: 0 K: 0 S: 3	H: 0 LOB: 0 BB: 0 P: 3	R: 4 E: 0 K: 1 S: 8	H: 3 LOB: 1 BB: 2 P: 16	R: 1 E: 0 K: 0 S: 3	H: 2 LOB: 1 BB: 0 P: 3	1B: 8 2B: 1 3B: 1 HR: 0	SF: 0 SAC: 0 DP: 0 HBP: 0	WP: 0 PB: 0 SB: 1 CS: 0	PA: 42					
PITCHER	IP	WLS	BF	H	R	ER	SO	BB	IBB	HBP	BLK	WP	HR	S	P	ERA	WHIP								
Ernie Broglio, R (1, 1) ERA: 5.53	7.0		34	6	4	4	7	7	0	0	0	0	0	41	69	5.14	1.857								
Lindy McDaniel, R (8, 1) ERA: 3.0	1.1	L	8	4	2	2	1	0	0	0	0	0	0	10	10	13.50	3.000								


St. Louis Cardinals @ Chicago Cubs
Wrigley Field, Chicago, IL
Wed Jul 01 1959, 3:33 AM CDT
Att: 5,562 - Unknown


AB 35
R 6
H 10
RBI 6
BB 7
SO 8
LOB 26



Batter	1	2	3	4	5	6	7	8	9	AB	R	H	RBI	BB	SO	LOB	TOP								
Jim Gilliam, S OBP: 0.460, SLG: 0.430	L8		BB			F6			1B SF7 2B	3	1	1	0	1	0	0	Los Angeles Dodgers @ St. Louis Cardinals Sportsman's Park, St. Louis, MO Fri Jul 03 1959, 4:33 AM EDT Att: 15,384 - Unknown AB 30 R 2 H 6 RBI 2 BB 2 SO 10 LOB 10 								
Charlie Neal, R OBP: 0.365, SLG: 0.473	L9		K			1B			2B 1B	4	1	2	0	0	1	2									
Don Demeter, R OBP: 0.322, SLG: 0.514	K			5-3		F9			SF7	3	0	0	1	0	1	1									
Gil Hodges, R OBP: 0.401, SLG: 0.570		K					K		3-H 1-H 2B	4	0	1	1	1	0	3									
Rip Repulski, R OBP: 0.381, SLG: 0.385	5-3								2-3 2B	3	0	1	0	0	1	0									
Duke Snider, L OBP: 0.340, SLG: 0.486									K	1	0	0	0	0	1	1									
Wally Moon, L OBP: 0.381, SLG: 0.445	G3					F2			F7	4	0	0	0	0	0	2									
Joe Pignatano, R OBP: 0.355, SLG: 0.316						6-3			FC1-6 BB	2	0	1	0	1	0	0									
Don Zimmer, R OBP: 0.278, SLG: 0.258						F2			FC1-6 CS	3	0	0	0	0	1	2									
Maury Willis, S OBP: 0.172, SLG: 0.179									1-2	0	0	0	0	0	0	0									
Sandy Koufax, R OBP: 0.138, SLG: 0.207									K	2	0	0	0	0	1	1									
Norm Larker, L OBP: 0.376, SLG: 0.423						6-3				1	0	0	0	0	1	1									
Clem Labine, R OBP: 0.172, SLG: 0.179									1-2	0	0	0	0	0	0	0									
Inning Stats	R: 0 H: 0 E: 0 K: 1 S: 7	H: 0 LOB: 0 BB: 0 P: 12	R: 0 H: 0 E: 0 K: 1 S: 5	H: 0 LOB: 0 BB: 0 P: 10	R: 0 H: 1 E: 0 K: 3 S: 15	H: 2 LOB: 2 BB: 1 P: 27	R: 0 H: 0 E: 0 K: 2 S: 8	H: 0 LOB: 0 BB: 0 P: 11	R: 0 H: 0 E: 0 K: 0 S: 6	H: 0 LOB: 0 BB: 0 P: 9	R: 0 H: 1 E: 0 K: 0 S: 9	H: 1 LOB: 1 BB: 0 P: 15	R: 0 H: 1 E: 0 K: 1 S: 6	H: 1 LOB: 0 BB: 0 P: 8	R: 0 H: 0 E: 0 K: 1 S: 7	H: 0 LOB: 1 BB: 1 P: 15	R: 2 H: 3 E: 0 K: 1 S: 10	H: 3 LOB: 1 BB: 0 P: 16	1B: 4 2B: 3 3B: 0 HR: 0	SF: 1 SAC: 0 DP: 2 HBP: 0	WP: 0 PB: 0 SB: 0 CS: 1	PA: 33			
PITCHER	IP	WLS	BF	H	R	ER	SO	BB	IBB	HBP	BLK	WP	HR	S	P	ERA	WHIP								
Marshall Bridges, L ERA: 5.08	(1, 1)	8.1	W	31	6	2	2	9	2	0	0	0	0	69	114	2.16	0.960								
Lindy McDaniel, R ERA: 2.98	(9, 1)	0.2	S	2	0	0	0	1	0	0	0	0	0	4	9	0.00	0.000								

Batter	1	2	3	4	5	6	7	8	9	AB	R	H	RBI	BB	SO	LOB	BOTTOM								
Don Blasingame, L OBP: 0.368, SLG: 0.368	4-3		6-3			L5			1B IBB	3	0	0	0	1	0	0	Los Angeles Dodgers @ St. Louis Cardinals Sportsman's Park, St. Louis, MO Fri Jul 03 1959, 4:33 AM EDT Att: 15,384 - Unknown AB 26 R 3 H 5 RBI 3 BB 3 SO 7 LOB 6 								
Gino Cimoli, R OBP: 0.362, SLG: 0.498	2B BB		K			K			G6-3 1B	3	1	1	2	1	2	0									
Bill White, L OBP: 0.392, SLG: 0.560	1-H 2B		K			K			G6-3	4	0	1	1	0	2	2									
Ken Boyer, R OBP: 0.391, SLG: 0.541	5-3					L5				3	0	0	0	0	1	1									
Lee Tate, R OBP: 0.232, SLG: 0.260										0	0	0	0	0	0	0									
Joe Cunningham, L OBP: 0.433, SLG: 0.459						F5				2	0	0	0	1	0	0									
Stan Musial, L OBP: 0.382, SLG: 0.428	F3					F5				3	0	0	0	0	0	2									
Curt Flood, R OBP: 0.300, SLG: 0.250										0	0	0	0	0	0	0									
Hal Smith, R OBP: 0.316, SLG: 0.455						G1-6-3 1B			SH1-4 1B 1B	3	1	2	0	0	0	0									
Alex Grammas, R OBP: 0.335, SLG: 0.342						G1-6-3			SH1-4 1B 1B	3	1	1	0	0	0	1									
Marshall Bridges, S OBP: 0.444, SLG: 0.875									SH1-4	2	0	0	0	0	2	0									
Lindy McDaniel, R OBP: 0.152, SLG: 0.053									1-2 2-3	0	0	0	0	0	0	0									
Inning Stats	R: 1 H: 1 E: 0 K: 0 S: 13	H: 1 LOB: 2 BB: 2 P: 26	R: 0 H: 0 E: 0 K: 1 S: 8	H: 0 LOB: 0 BB: 0 P: 11	R: 0 H: 0 E: 0 K: 2 S: 9	H: 0 LOB: 0 BB: 0 P: 15	R: 0 H: 0 E: 0 K: 1 S: 9	H: 0 LOB: 0 BB: 0 P: 14	R: 0 H: 1 E: 0 K: 1 S: 6	H: 1 LOB: 0 BB: 0 P: 8	R: 0 H: 0 E: 0 K: 2 S: 10	H: 0 LOB: 0 BB: 0 P: 13	R: 0 H: 0 E: 0 K: 0 S: 7	H: 0 LOB: 0 BB: 0 P: 11	R: 2 H: 3 E: 0 K: 0 S: 8	H: 3 LOB: 1 BB: 1 P: 15	1B: 4 2B: 1 3B: 0 HR: 0	SF: 0 SAC: 1 DP: 2 HBP: 0	WP: 0 PB: 0 SB: 0 CS: 0	PA: 30					
PITCHER	IP	WLS	BF	H	R	ER	SO	BB	IBB	HBP	BLK	WP	HR	S	P	ERA	WHIP								
Sandy Koufax, L ERA: 3.38	(1, 1)	7.0	L	24	1	1	1	7	2	0	0	0	0	62	98	1.29	0.571								
Clem Labine, R ERA: 4.14	(8, 1)	1.0		6	3	2	2	0	0	1	0	0	0	8	15	18.00	3.000								

Batter	1	2	3	4	5	6	7	8	9	AB	R	H	RBI	BB	SO	LOB	TOP										
Jim Davenport, R OBP: 0.278, SLG: 0.338 (1, 5)	0-0 FC5-4 1B		0-3 K	0-0 F8	4-0 BB		0-0 6-3		0-0 F7	5	0	1	0	1	1	3	San Francisco Giants @ St. Louis Cardinals Sportsman's Park, St. Louis, MO Sat Jul 04 1959, 4:33 AM EDT Att: 18,211 - Unknown livebaseballscorecards.com										
Willie Mays, R OBP: 0.369, SLG: 0.541 (1, 8)	0-0 FC5-4 1B		4-0 S 1B BB		1-2 2-3 BB		4-0 BB IBB		4-0 CS BB	2	3	1	1	4	0	1											
Willie Kirkland, L OBP: 0.382, SLG: 0.558 (1, 9)	0-3 K		0-0 S 1B		1-2 3-H HR		4-0 BB		0-3 K	5	1	2	2	1	2	5											
Orlando Cepeda, R OBP: 0.375, SLG: 0.588 (1, 3)	0-0 1B		0-3 K		0-0 E5 HR		0-3 K		0-0 F7	5	1	1	0	0	2	5											
Daryl Spencer, R OBP: 0.352, SLG: 0.395 (1, 4)	0-0 1B		6-3		0-0 1-3 3-H HR		0-0 1-3		0-0 HR	5	2	3	5	0	0	1											
Jackie Brandt, R OBP: 0.308, SLG: 0.391 (1, 7)	0-3 K				0-0 1B BB		0-0 6-3		0-3 K	4	1	1	0	1	2	2											
Hobie Landrith, L OBP: 0.370, SLG: 0.381 (1, 2)					0-0 1B		0-0 G6-3		0-0 1B BB	5	1	4	0	0	0	1											
Eddie Bressoud, R OBP: 0.258, SLG: 0.279 (1, 6)	0-3 K		0-0 1B		0-0 E6 BB 1B		0-0 BB 1-3 1B		0-0 F7	5	1	2	1	0	1	2											
Mike McCormick, L OBP: 0.171, SLG: 0.125 Stu Miller, R OBP: 0.094, SLG: 0.065 (1, 1) (8, 1)	0-0 4-3		0-0 B1-4		0-0 BB BB 1B		0-0 1-3		0-0 F7	5 0	0 0	1 0	0 0	0 0	0 0	5 0											
Inning Stats	R: 1 E: 0 K: 2 S: 10	H: 3 LOB: 2 BB: 0 P: 10	R: 0 E: 0 K: 1 S: 5	H: 1 LOB: 0 BB: 0 P: 5	R: 1 E: 0 K: 2 S: 8	H: 1 LOB: 1 BB: 1 P: 12	R: 1 E: 0 K: 0 S: 5	H: 3 LOB: 1 BB: 0 P: 5	R: 5 E: 2 K: 0 S: 8	H: 4 LOB: 3 BB: 3 P: 20	R: 0 E: 0 K: 1 S: 5	H: 0 LOB: 0 BB: 0 P: 5	R: 1 E: 0 K: 0 S: 5	H: 2 LOB: 2 BB: 2 P: 13	R: 1 E: 0 K: 1 S: 7	H: 2 LOB: 1 BB: 0 P: 7		R: 0 E: 0 K: 1 S: 4	H: 0 LOB: 1 BB: 1 P: 8	1B: 12 2B: 5 3B: 0 HR: 2	SF: 0 SAC: 0 DP: 4 HBP: 0	WP: 0 PB: 0 SB: 2 CS: 2	PA: 48				
PITCHER	IP	WLS	BF	H	R	ER	SO	BB	IBB	HBP	BLK	WP	HR	S	P	ERA	WHIP										
Larry Jackson, R ERA: 3.33 Hal Jeffcoat, R ERA: 5.83 Tom Cheney, R ERA: 6.94 Dick Ricketts, R ERA: 4.36 (1, 1) (5, 1) (8, 1) (9, 1)	4.2	L	28	12	8	6	5	3	0	0	0	0	1	35	47	11.57	3.214										

Batter	1	2	3	4	5	6	7	8	9	AB	R	H	RBI	BB	SO	LOB	BOTTOM										
Don Blasingame, L OBP: 0.371, SLG: 0.370 (1, 4)	0-3 K		4-0 2B BB		0-0 1B		0-0 BB 1B		0-0 F9	4	1	2	0	1	1	2	San Francisco Giants @ St. Louis Cardinals Sportsman's Park, St. Louis, MO Sat Jul 04 1959, 4:33 AM EDT Att: 18,211 - Unknown livebaseballscorecards.com										
Gino Cimoli, R OBP: 0.365, SLG: 0.503 (1, 8)	0-0 F9		0-0 1-H 2-H 2B		0-0 F4		0-0 1-2 2-H 1B		0-0 G6-4-3 1B	5	0	3	3	0	0	1											
Bill White, L OBP: 0.385, SLG: 0.549 (1, 7)	0-0 F7		0-0 G3		0-0 F4		0-0 F8		0-0 F2	5	0	0	0	0	0	5											
Ken Boyer, R OBP: 0.388, SLG: 0.533 (1, 5)			0-0 6-3		0-0 F8		0-0 6-3		0-0 G6-4-3	4	0	0	0	1	0	1											
Joe Cunningham, L OBP: 0.434, SLG: 0.457 (1, 9)			0-0 6-3		0-0 1B 1B		4-0 BB		0-0 F8	3	0	1	0	1	0	3											
Stan Musial, L OBP: 0.385, SLG: 0.429 (1, 3)			0-0 F6		0-0 FC4-6 1B		0-3 K		0-0 FC5-4 1B	4	0	2	0	0	1	1											
Hal Smith, R OBP: 0.312, SLG: 0.448 (1, 2)			0-0 F9		0-0 F5		0-0 F6		0-0 FC5-4 BB 1B	4	0	0	0	0	0	4											
Alex Grammas, R OBP: 0.337, SLG: 0.344 Dick Gray, R OBP: 0.304, SLG: 0.357 (1, 6) (7, PH) (8, 6)			0-0 BB 2B 1B		0-0 FC4-6		0-0 1B 1B		4-0 1-2 BB	2 1	1 1	1 0	0 1	0 0	0 0	2 0											
Larry Jackson, R ERA: 3.33 Hal Jeffcoat, R ERA: 5.83 Tom Cheney, R ERA: 6.94 Gene Oliver, R OBP: 0.343, SLG: 0.343 Dick Ricketts, L OBP: 0.094, SLG: 0.065 (1, 1) (5, 1) (7, PH) (8, 1) (9, 1)	7.1	W	35	9	3	3	5	4	0	0	0	0	0	0	0	0											
Inning Stats	R: 0 E: 0 K: 1 S: 5	H: 0 LOB: 0 BB: 0 P: 5	R: 0 E: 0 K: 0 S: 3	H: 0 LOB: 0 BB: 0 P: 3	R: 2 E: 0 K: 1 S: 7	H: 2 LOB: 1 BB: 1 P: 11	R: 0 E: 0 K: 0 S: 5	H: 2 LOB: 2 BB: 0 P: 5	R: 0 E: 0 K: 1 S: 6	H: 1 LOB: 1 BB: 0 P: 6	R: 0 E: 0 K: 1 S: 5	H: 0 LOB: 1 BB: 1 P: 9	R: 1 E: 0 K: 1 S: 8	H: 3 LOB: 3 BB: 1 P: 12	R: 0 E: 0 K: 0 S: 4	H: 1 LOB: 2 BB: 1 P: 8		R: 0 E: 0 K: 0 S: 3	H: 1 LOB: 0 BB: 0 P: 3	1B: 9 2B: 1 3B: 0 HR: 0	SF: 0 SAC: 0 DP: 1 HBP: 0	WP: 0 PB: 0 SB: 0 CS: 0	PA: 40				
PITCHER	IP	WLS	BF	H	R	ER	SO	BB	IBB	HBP	BLK	WP	HR	S	P	ERA	WHIP										
Mike McCormick, L ERA: 3.6 Stu Miller, R ERA: 2.52 (1, 1) (8, 1)	7.1	S	5	1	0	0	0	0	0	0	0	0	0	5	5	0.00	0.600										

Batter	1	2	3	4	5	6	7	8	9	AB	R	H	RBI	BB	SO	LOB	TOP					
Jim Davenport, R (1.5) OBP: 0.281, SLG: 0.338	0-3 K		0-0 1-3			0-0 G6-4-3 1B		4-0 2B 1-2 BB		3	0	1	0	1	1	0	San Francisco Giants @ St. Louis Cardinals Sportsman's Park, St. Louis, MO Sun Jul 05 1959, 4:33 AM EDT Unknown					
Willie Mays, R (1.8) OBP: 0.367, SLG: 0.540	0-0 6-3		0-0 F6			0-0 G6-4-3 1-2		0-0 1-3 2-H 2B		4	0	1	1	0	0	1						
Willie Kirkland, L (1.9) OBP: 0.376, SLG: 0.548	0-3 K		0-0 F9			0-0 F5		0-3 K2-3		4	0	0	0	0	2	2						
Orlando Cepeda, R (1.3) OBP: 0.371, SLG: 0.580		0-0 F7		0-0 F6			0-0 F9	0-0 F4		4	0	0	0	0	0	2						
Daryl Spencer, R (1.4) OBP: 0.350, SLG: 0.397		0-0 E 2B		0-0 F8			0-0 1-3		0-0 F4	4	1	1	0	0	0	0						
Jackie Brandt, R (1.7) OBP: 0.311, SLG: 0.397		0-0 E5 2-H 1B		0-0 4-3			0-0 2B		0-0 F9	4	0	2	1	0	0	0						
Bob Schmidt, R (1.2) OBP: 0.296, SLG: 0.397		0-0 F4			0-0 5-3		0-0 4-3		0-3 K	2	0	0	0	0	0	1						
Dusty Rhodes, L (7. PH) OBP: 0.381, SLG: 0.235										1	0	0	0	0	0	1						
Jim Hegan, R (7.2) OBP: 0.213, SLG: 0.196										0	0	0	0	0	0	0						
Al Worthington, R (8.1) OBP: 0.143, SLG: 0.143										0	0	0	0	0	0	0						
Felipe Alou, R (9. PH) OBP: 0.331, SLG: 0.490										1	0	0	0	0	1	0						
Eddie Bressoud, R (1.6) OBP: 0.265, SLG: 0.274		4-0 IBB			0-0 F7			0-0 BB 2B 1B		1	0	0	0	1	0	0						
Hobie Landrith, L (8. PH) OBP: 0.374, SLG: 0.386										1	1	1	0	0	0	0						
Jack Sanford, R (1.1) OBP: 0.150, SLG: 0.081		0-3 K			0-3 K			0-0 F9		2	0	0	0	0	2	2						
Leon Wagner, L (8. PH) OBP: 0.364, SLG: 0.480										1	0	0	0	0	0	1						
Andre Rodgers, R (8.6) OBP: 0.346, SLG: 0.396										0	0	0	0	0	0	0						
Inning Stats	R: 0 E: 0 K: 2 S: 7	H: 0 LOB: 0 BB: 0 P: 7	R: 1 E: 1 K: 1 S: 7	H: 2 LOB: 2 BB: 1 P: 11	R: 0 E: 0 K: 0 S: 3	H: 0 LOB: 0 BB: 0 P: 3	R: 0 E: 0 K: 0 S: 3	H: 0 LOB: 0 BB: 0 P: 3	R: 0 E: 0 K: 1 S: 5	H: 1 LOB: 0 BB: 0 P: 5	R: 0 E: 0 K: 0 S: 3	H: 1 LOB: 1 BB: 0 P: 3	R: 0 E: 0 K: 0 S: 4	H: 1 LOB: 2 BB: 1 P: 4	R: 1 E: 0 K: 1 S: 7	H: 2 LOB: 2 BB: 1 P: 11	R: 0 E: 0 K: 1 S: 5	H: 0 LOB: 0 BB: 0 P: 5	1B: 3 2B: 3 3B: 0 HR: 0	SF: 0 SAC: 0 DP: 1 HBP: 0	WP: 0 PB: 0 SB: 0 CS: 0	PA: 34
PITCHER Ernie Broglio, R (1.1) ERA: 5.13	IP: 9.0 WLS: W BF: 34 H: 6 R: 2 ER: 2 SO: 6 BB: 1 IBB: 1 HBP: 0 BLK: 0 WP: 0 HR: 0 S: 44 P: 52 ERA: 2.00 WHIP: 0.778																					

Batter	1	2	3	4	5	6	7	8	9	AB	R	H	RBI	BB	SO	LOB	BOTTOM				
Don Blasingame, L (1.4) OBP: 0.373, SLG: 0.370	4-0 FC3-6 BB		0-0 5-3		0-0 E9 BB HR 1B		0-0 G3			3	1	1	0	1	0	0	San Francisco Giants @ St. Louis Cardinals Sportsman's Park, St. Louis, MO Sun Jul 05 1959, 4:33 AM EDT Unknown				
Joe Cunningham, L (1.9) OBP: 0.431, SLG: 0.450	0-0 F7		0-0 6-3		4-0 1-2 HR BB		0-0 F4			3	1	0	0	1	0	1					
Bill White, L (1.7) OBP: 0.386, SLG: 0.559	0-0 FC3-6 1-2			0-0 4-3	0-0 1-H 2-H 3-H HR		4-0 E BB			3	1	1	4	1	0	1					
Ken Boyer, R (1.5) OBP: 0.386, SLG: 0.527	0-0 5-3			4-0 BB BB	0-0 F9		0-0 E6 1-2			3	0	0	0	1	0	2					
Gino Cimoli, R (1.8) OBP: 0.362, SLG: 0.498		0-0 5-3		0-3 K	0-3 K		0-0 F9			3	0	0	0	0	2	1					
Bobby Gene Smith, R (7. PH) OBP: 0.207, SLG: 0.298										1	0	0	0	0	0	2					
Stan Musial, L (1.3) OBP: 0.373, SLG: 0.440		0-0 2B		4-0 1-2 BB		0-0 CS 1B		0-0 6-3		2	0	2	0	1	0	0					
Curt Flood, R (6. FR) OBP: 0.295, SLG: 0.245										1	0	0	0	0	0	0					
Hal Smith, R (1.2) OBP: 0.311, SLG: 0.445		0-3 K		0-0 6-3		0-0 6-3 1-2		0-0 CS 1B		4	0	1	0	0	1	4					
Alex Grammas, R (1.6) OBP: 0.341, SLG: 0.348		0-0 5-3			0-0 E HR 1B	0-0 1B	0-0 1B	0-3 1-2 K		4	1	2	0	0	1	2					
Ernie Broglio, R (1.1) OBP: 0.214, SLG: 0.120			0-3 K		0-0 F2		0-0 1-3			3	0	0	0	0	1	2					
Inning Stats	R: 0 E: 0 K: 0 S: 3	H: 0 LOB: 1 BB: 1 P: 7	R: 0 E: 0 K: 1 S: 6	H: 1 LOB: 1 BB: 0 P: 6	R: 0 E: 0 K: 1 S: 5	H: 0 LOB: 0 BB: 0 P: 5	R: 0 E: 0 K: 1 S: 5	H: 0 LOB: 2 BB: 2 P: 13	R: 4 E: 1 K: 1 S: 8	H: 3 LOB: 0 BB: 1 P: 12	R: 0 E: 0 K: 0 S: 4	H: 2 LOB: 1 BB: 0 P: 4	R: 0 E: 1 K: 0 S: 4	H: 0 LOB: 2 BB: 1 P: 8	R: 0 E: 0 K: 1 S: 5	H: 1 LOB: 0 BB: 0 P: 5		1B: 5 2B: 1 3B: 0 HR: 1	SF: 0 SAC: 0 DP: 0 HBP: 0	WP: 0 PB: 0 SB: 0 CS: 2	PA: 35
PITCHER Jack Sanford, R (1.1) ERA: 3.29	IP: 7.0 WLS: L BF: 32 H: 6 R: 4 ER: 4 SO: 4 BB: 5 IBB: 0 HBP: 0 BLK: 0 WP: 0 HR: 1 S: 35 P: 55 ERA: 5.14 WHIP: 1.571																				
Al Worthington, R (8.1) ERA: 3.67	IP: 1.0 WLS: L BF: 3 H: 1 R: 0 ER: 0 SO: 1 BB: 0 IBB: 0 HBP: 0 BLK: 0 WP: 0 HR: 0 S: 5 P: 5 ERA: 0.00 WHIP: 1.000																				

Batter	1	2	3	4	5	6	7	8	9	AB	R	H	RBI	BB	SO	LOB	TOP										
Don Blasingame, L OBP: 0.370, SLG: 0.365 (1, 4)										5	1	2	0	0	0	3											
Joe Cunningham, L OBP: 0.431, SLG: 0.453 (1, 9)										5	1	1	1	0	1	1											
Bill White, L OBP: 0.361, SLG: 0.556 (1, 7) (7, 3)										5	1	1	0	0	1	0											
Ken Boyer, R OBP: 0.400, SLG: 0.544 (1, 5)										4	2	3	1	1	1	0											
Gino Cimoli, R OBP: 0.361, SLG: 0.497 (1, 8) (7, 7)										2	1	2	2	1	0	0											
Stan Musial, L OBP: 0.370, SLG: 0.431 (1, 3) Curt Flood, R OBP: 0.290, SLG: 0.241 (7, 8)										4	0	2	1	0	0	3											
Hal Smith, R OBP: 0.311, SLG: 0.443 (1, 2)										4	0	1	0	0	0	4											
Alex Grammas, R OBP: 0.328, SLG: 0.333 (1, 6)										4	0	0	0	0	0	4											
Larry Jackson, R OBP: 0.143, SLG: 0.146 (1, 1)										3	0	0	0	0	1	2											
Inning Stats	R: 0 E: 0 K: 0 S: 3	H: 0 LOB: 0 BB: 0 P: 3	R: 2 E: 0 K: 1 S: 9	H: 4 LOB: 2 BB: 0 P: 9	R: 1 E: 0 K: 0 S: 5	H: 2 LOB: 1 BB: 0 P: 5	R: 0 E: 0 K: 0 S: 3	H: 0 LOB: 0 BB: 0 P: 3	R: 3 E: 1 K: 0 S: 7	H: 4 LOB: 2 BB: 1 P: 11	R: 0 E: 0 K: 1 S: 6	H: 1 LOB: 2 BB: 1 P: 10	R: 0 E: 1 K: 0 S: 3	H: 0 LOB: 0 BB: 0 P: 3	R: 0 E: 0 K: 2 S: 7	H: 0 LOB: 0 BB: 0 P: 7	1B: 8 2B: 4 3B: 0 HR: 1	SF: 1 SAC: 1 DP: 1 HBP: 0	WP: 0 PB: 0 SB: 2 CS: 1	PA: 41							
PITCHER	IP	WLS	BF	H	R	ER	SO	BB	IBB	HBP	BLK	WP	HR	S	P	ERA	WHIP										
Robin Roberts, R ERA: 4.81 (1, 1)	4.0	L	20	8	5	5	1	0	0	0	0	0	1	22	22	11.25	2.000										
Jack Meyer, R ERA: 4.47 (5, 1)	1.0		6	2	1	0	0	1	0	0	0	0	0	5	9	0.00	3.000										
Taylor Phillips, L ERA: 6.75 (6, 1)	3.0		11	2	0	0	1	1	0	0	0	0	0	12	16	0.00	1.000										
Curt Simmons, L ERA: 5.0 (9, 1)	1.0		3	0	0	0	2	0	0	0	0	0	0	7	7	0.00	0.000										

St. Louis Cardinals @ Philadelphia Phillies
 Connie Mack Stadium, Philadelphia, PA
 Thu Jul 09 1959, 7:05 PM EDT
 Att: 20,282 - Unknown

AB 36
 R 6
 H 12
 RBI 5
 BB 2
 SO 4
 LOB 17



Batter	1	2	3	4	5	6	7	8	9	AB	R	H	RBI	BB	SO	LOB	BOTTOM										
Joe Koppe, R OBP: 0.324, SLG: 0.362 (1, 6)										4	1	1	0	0	1	0											
Richie Ashburn, L OBP: 0.346, SLG: 0.308 Curt Simmons, L (9, 1)										4	0	0	0	0	0	1											
Ed Bouchee, L OBP: 0.387, SLG: 0.469 (1, 3)										4	0	1	0	0	0	1											
Dave Philley, S OBP: 0.361, SLG: 0.475 (1, 9)										4	0	2	1	0	0	0											
Harry Anderson, L OBP: 0.318, SLG: 0.440 (1, 7)										4	0	0	0	0	3	3											
Gene Freese, R OBP: 0.331, SLG: 0.527 (1, 5)										4	0	2	0	0	1	0											
Sparky Anderson, R OBP: 0.250, SLG: 0.222 Harry Hanebrink, L OBP: 0.304, SLG: 0.375 (7, PH) (8, 4)										2	0	0	0	0	0	2											
Carl Sawatski, L OBP: 0.385, SLG: 0.451 (1, 2)										3	0	0	0	0	0	1											
Robin Roberts, S OBP: 0.214, SLG: 0.237 Jack Meyer, R OBP: 0.128, SLG: 0.125 Solly Drake, R OBP: 0.107, SLG: 0.091 Taylor Phillips, L OBP: 0.189, SLG: 0.275 (1, 1) (5, 1) (5, PH) (8, 1) (8, PH) (9, 8)										1	0	0	0	0	1	1											
Inning Stats	R: 1 E: 0 K: 1 S: 7	H: 2 LOB: 1 BB: 0 P: 7	R: 0 E: 0 K: 1 S: 6	H: 1 LOB: 0 BB: 0 P: 6	R: 0 E: 0 K: 0 S: 3	H: 0 LOB: 0 BB: 0 P: 3	R: 0 E: 0 K: 0 S: 4	H: 1 LOB: 1 BB: 0 P: 4	R: 0 E: 0 K: 0 S: 3	H: 0 LOB: 0 BB: 0 P: 3	R: 0 E: 0 K: 1 S: 6	H: 2 LOB: 1 BB: 0 P: 6	R: 0 E: 0 K: 0 S: 3	H: 0 LOB: 0 BB: 0 P: 3	R: 1 E: 0 K: 1 S: 6	H: 1 LOB: 0 BB: 0 P: 6	R: 0 E: 0 K: 2 S: 7	H: 0 LOB: 0 BB: 0 P: 7	1B: 6 2B: 0 3B: 0 HR: 1	SF: 0 SAC: 0 DP: 0 HBP: 0	WP: 0 PB: 0 SB: 0 CS: 0	PA: 34					
PITCHER	IP	WLS	BF	H	R	ER	SO	BB	IBB	HBP	BLK	WP	HR	S	P	ERA	WHIP										
Larry Jackson, R ERA: 3.25 (1, 1)	9.0	W	33	7	2	2	6	0	0	0	0	0	1	45	45	2.00	0.778										

St. Louis Cardinals @ Philadelphia Phillies
 Connie Mack Stadium, Philadelphia, PA
 Thu Jul 09 1959, 7:05 PM EDT
 Att: 20,282 - Unknown

AB 33
 R 2
 H 7
 RBI 2
 BB 0
 SO 6
 LOB 9



Batter	1	2	3	4	5	6	7	8	9	AB	R	H	RBI	BB	SO	LOB	TOP			
Don Blasingame, L (1,4) OBP: 0.376, SLG: 0.370										2	2	1	0	3	0	0				
Joe Cunningham, L (1,9) OBP: 0.433, SLG: 0.450										4	0	1	0	1	0	4				
Bill White, L (1,7) OBP: 0.375, SLG: 0.546										5	1	2	0	0	0	5				
Ken Boyer, R (1,5) OBP: 0.400, SLG: 0.540										3	1	1	0	2	1	2				
Gino Cimoli, R (1,8) OBP: 0.368, SLG: 0.505										4	0	2	1	1	0	2				
Stan Musial, L (1,3) OBP: 0.375, SLG: 0.427										2	0	0	1	3	0	2				
Curt Flood, R (9,8) OBP: 0.290, SLG: 0.241										0	0	0	0	0	0	0				
Hal Smith, R (1,2) OBP: 0.311, SLG: 0.448										5	0	0	0	0	0	9				
Alex Grammas, R (1,6) OBP: 0.338, SLG: 0.329										1	0	0	0	4	0	0				
Marshall Bridges, S (1,1) OBP: 0.333, SLG: 0.636										3	0	0	0	0	1	3				
Dean Stone, L (6,1)										2	0	0	0	0	1	3				
Inning Stats	R: 1 E: 0 K: 1 S: 6	H: 1 LOB: 3 BB: 3 P: 18	R: 0 E: 0 K: 0 S: 4	H: 1 LOB: 2 BB: 1 P: 8	R: 0 E: 0 K: 0 S: 3	H: 0 LOB: 1 BB: 1 P: 7	R: 0 E: 0 K: 1 S: 5	H: 0 LOB: 2 BB: 2 P: 13	R: 1 E: 0 K: 0 S: 4	H: 2 LOB: 2 BB: 3 P: 12	R: 2 E: 1 K: 0 S: 4	H: 1 LOB: 2 BB: 3 P: 16	R: 0 E: 0 K: 1 S: 3	H: 0 LOB: 0 BB: 0 P: 8	R: 0 E: 0 K: 0 S: 4	H: 1 LOB: 2 BB: 1 P: 8	1B: 5 2B: 3 3B: 0 HR: 0	SF: 0 SAC: 0 DP: 3 HBP: 0	WP: 0 PB: 0 SB: 2 CS: 1	PA: 45
PITCHER	IP WLS BF H R ER SO BB IBB HBP BLK WP HR S P ERA WHIP																			
Don Cardwell, R (1,1) ERA: 4.97	5.1 L 30 5 4 3 2 9 1 0 0 0 0 0 24 64 5.06 2.625																			
Humberto Robinson, R (6,1) ERA: 3.13	0.2 4 0 0 0 0 1 1 0 0 0 0 0 2 10 0.00 1.500																			
Taylor Phillips, L (7,1) ERA: 6.25	3.0 11 2 0 0 1 1 1 0 0 0 0 0 11 19 0.00 1.000																			

St. Louis Cardinals @ Philadelphia Phillies
 Connie Mack Stadium, Philadelphia, PA
 Sat Jul 11 1959, 3:33 AM EDT
 Att. 4,815 - Unknown

AB	31
R	4
H	7
RBI	2
BB	14
SO	3
LOB	30



Batter	1	2	3	4	5	6	7	8	9	AB	R	H	RBI	BB	SO	LOB	BOTTOM					
Joe Koppe, R (1,6) OBP: 0.362, SLG: 0.410										3	1	2	0	2	0	0						
Richie Ashburn, L (1,8) OBP: 0.351, SLG: 0.308										4	1	1	0	1	1	2						
Ed Bouchee, L (1,3) OBP: 0.388, SLG: 0.462										4	0	0	0	1	2	5						
Wally Post, R (1,9) OBP: 0.307, SLG: 0.453										4	0	1	2	0	1	2						
Bob Bowman, R (1,7) OBP: 0.164, SLG: 0.237										4	0	0	0	0	0	1						
Gene Freese, R (1,5) OBP: 0.331, SLG: 0.535										4	1	1	1	0	0	1						
Sparky Anderson, R (1,4) OBP: 0.262, SLG: 0.226										3	0	2	0	1	0	1						
Carl Sawatski, L (1,2) OBP: 0.368, SLG: 0.429										3	0	0	0	0	3	3						
Harry Anderson, L (9,PH) OBP: 0.125, SLG: 0.125										1	0	0	0	0	1	0						
Don Cardwell, R (1,1) ERA: 4.71										2	0	0	0	0	1	1						
Humberto Robinson, R (6,1) OBP: 0.560, SLG: 0.950										0	0	0	0	0	0	0						
Jim Bolger, R (6,PH) OBP: 0.183, SLG: 0.125										1	0	0	0	0	0	1						
Taylor Phillips, L (7,1) OBP: 0.125, SLG: 0.125										0	0	0	0	0	0	0						
Dave Philley, S (9,PH) OBP: 0.356, SLG: 0.467										1	0	0	0	0	0	0						
Inning Stats	R: 0 E: 0 K: 1 S: 6	H: 1 LOB: 0 BB: 0 P: 6	R: 0 E: 0 K: 1 S: 5	H: 0 LOB: 1 BB: 1 P: 9	R: 2 E: 0 K: 0 S: 4	H: 1 LOB: 1 BB: 2 P: 12	R: 0 E: 0 K: 2 S: 8	H: 1 LOB: 1 BB: 0 P: 8	R: 0 E: 0 K: 0 S: 2	H: 0 LOB: 1 BB: 2 P: 10	R: 1 E: 0 K: 1 S: 7	H: 2 LOB: 1 BB: 0 P: 7	R: 0 E: 0 K: 1 S: 5	H: 0 LOB: 0 BB: 0 P: 5	R: 0 E: 1 K: 1 S: 6	H: 0 LOB: 1 BB: 0 P: 6	R: 0 E: 0 K: 2 S: 9	H: 2 LOB: 2 BB: 0 P: 9	1B: 5 2B: 1 3B: 0 HR: 1	SF: 0 SAC: 0 DP: 1 HBP: 0	WP: 0 PB: 1 SB: 0 CS: 0	PA: 39
PITCHER	IP WLS BF H R ER SO BB IBB HBP BLK WP HR S P ERA WHIP																					
Marshall Bridges, L (1,1) ERA: 4.71	5.1 W 25 5 3 3 4 5 0 0 0 0 0 0 24 48 5.06 1.875																					
Dean Stone, L (6,1) ERA:	3.2 S 14 2 0 0 5 0 0 0 0 0 0 0 24 24 0.00 0.545																					

St. Louis Cardinals @ Philadelphia Phillies
 Connie Mack Stadium, Philadelphia, PA
 Sat Jul 11 1959, 3:33 AM EDT
 Att. 4,815 - Unknown

AB	34
R	3
H	7
RBI	3
BB	5
SO	9
LOB	17



Batter	1	2	3	4	5	6	7	8	9	10	11	AB	R	H	RBI	BB	SO	LOB	TOP										
Johnny Temple, R OBP: 0.397, SLG: 0.438	0-0 1B 3B		0-0 6-3	0-0 1B		0-0 F7			0-3 K			5	1	2	0	0	1	1											
Vada Pinson, L OBP: 0.374, SLG: 0.526	0-0 F8		0-0 1B HR	0-0 P3			0-3 K		0-3 K			5	1	1	0	0	2	3											
Gus Bell, L OBP: 0.306, SLG: 0.425	0-0 1B BB		0-0 1B HR	0-0 F8			0-0 1B		0-3 K			5	1	3	1	0	1	2											
Frank Robinson, R OBP: 0.413, SLG: 0.627	0-0 F5		0-0 1B HR	0-0 F7			0-0 L4			0-0 L8		5	1	1	3	0	0	3											
Ed Bailey, L OBP: 0.370, SLG: 0.419	0-0 1B BB		0-0 1B 2B		0-3 K		0-3 K			0-3 K		4	1	1	0	1	3	1											
Willie Jones, R OBP: 0.328, SLG: 0.429	0-3 K		0-0 1B 2B		0-0 P4			0-0 F2		0-0 5-3		5	0	1	0	0	1	2											
Frank Thomas, R OBP: 0.285, SLG: 0.373		0-0 6-3			0-3 K			0-0 5-3			0-0 1B	4	0	1	0	1	1	0	AB 43										
Roy McMillan, R OBP: 0.341, SLG: 0.480			0-0 1B IBB									0	0	0	0	0	0	0	R 5										
Jim Pendleton, R OBP: 0.314, SLG: 0.363												0	0	0	0	0	0	0	H 12										
Eddie Kasko, R OBP: 0.260, SLG: 0.258	0-0 F8		0-0 1B G6-4-3		0-0 5-3			0-0 P4		0-0 G1-6-3		5	0	1	1	0	0	1	RBI 5										
Don Newcombe, L OBP: 0.413, SLG: 0.435	0-3 K		0-3 G6-4-3		0-0 F7				0-0 1B		0-3 K	5	0	1	0	0	2	4	BB 2										
	R: 1 E: 0 K: 1 S: 7	H: 2 LOB: 2 BB: 1 P: 11	R: 0 E: 0 K: 1 S: 5	H: 0 LOB: 0 BB: 0 P: 5	R: 4 E: 0 K: 0 S: 8	H: 6 LOB: 2 BB: 1 P: 12	R: 0 E: 0 K: 0 S: 4	H: 1 LOB: 1 BB: 0 P: 4	R: 0 E: 0 K: 2 S: 7	H: 0 LOB: 0 BB: 0 P: 7	R: 0 E: 0 K: 0 S: 3	H: 0 LOB: 0 BB: 0 P: 3	R: 0 E: 0 K: 2 S: 8	H: 1 LOB: 1 BB: 0 P: 8	R: 0 E: 0 K: 0 S: 3	H: 0 LOB: 0 BB: 0 P: 3	R: 0 E: 0 K: 3 S: 10	H: 1 LOB: 1 BB: 0 P: 10	R: 0 E: 0 K: 1 S: 5	H: 0 LOB: 0 BB: 0 P: 5	R: 0 E: 0 K: 1 S: 5	H: 1 LOB: 1 BB: 0 P: 5	1B: 9 2B: 1 3B: 1 HR: 1	SF: 0 SAC: 0 DP: 2 HBP: 0	WP: 0 PB: 0 SB: 0 CS: 0	PA: 45			
	PITCHER											PITCHER																	
Larry Jackson, R ERA: 3.51	IP: 2.1	WLS: 15	BF: 7	H: 4	R: 5	ER: 5	SO: 2	BB: 1	IBB: 0	HBP: 0	BLK: 0	WP: 0	HR: 0	S: 18	P: 22	ERA: 0.00	WHIP: 0.600												
Marshall Bridges, L ERA: 3.75	IP: 3.1	WLS: 6	BF: 1	H: 0	R: 0	ER: 0	SO: 2	BB: 0	IBB: 0	HBP: 0	BLK: 0	WP: 0	HR: 0	S: 10	P: 10	ERA: 0.00	WHIP: 0.500												
Lindy McDaniel, R ERA: 2.8	IP: 10.1	WLS: 2	BF: 6	H: 1	R: 0	ER: 0	SO: 2	BB: 0	IBB: 0	HBP: 0	BLK: 0	WP: 0	HR: 0	S: 10	P: 10	ERA: 0.00	WHIP: 0.500												

Cincinnati Redlegs @ St. Louis Cardinals
Sportsman's Park, St. Louis, MO
Tue Jul 14 1959, 8:05 PM EDT
Att: 13,622 - Unknown

AB 43
R 5
H 12
RBI 5
BB 2
SO 11
LOB 17



Batter	1	2	3	4	5	6	7	8	9	10	11	AB	R	H	RBI	BB	SO	LOB	BOTTOM										
Don Blasingame, L OBP: 0.372, SLG: 0.365	0-0 3B 1B		0-0 F9		0-3 K		0-0 SH5-4		0-0 F3		0-0 1B	5	1	2	0	0	1	1											
Joe Cunningham, L OBP: 0.427, SLG: 0.449	0-0 6-3 3B		0-0 1B 1B		0-0 F7		0-0 FC1-5			0-0 1B FC6-2	0-0 1B	6	2	4	2	0	0	1											
Bill White, L OBP: 0.380, SLG: 0.551	0-0 6-3		0-0 1B 1B		0-0 3B		0-0 1-3			0-0 P4		5	1	2	1	0	0	2											
Ken Boyer, R OBP: 0.397, SLG: 0.529	0-0 L6		0-0 1B 1B		0-3 K			0-0 G4-3 1B		0-0 1B FC6-2	0-0 1B	5	0	3	0	0	1	1											
Gino Cimoli, R OBP: 0.368, SLG: 0.507	0-0 6-3		0-0 1B		0-0 1-3		0-0 G4-3		0-0 G4-3	0-0 FC6-2	0-0 1B	5	0	1	2	0	0	3											
Stan Mustaj, L OBP: 0.381, SLG: 0.440		0-0 F9	0-0 F8		0-0 HR			0-0 4-3		0-0 1B IBB	0-0 IBB	4	1	1	1	1	0	2											
Hal Smith, R OBP: 0.308, SLG: 0.443		0-0 6-3			0-0 G6-4-3 1B			0-0 F3		0-0 P5	0-0 5-3	3	0	1	0	0	0	0	AB 45										
Wally Shannon, L OBP: 0.250, SLG: 0.250												1	0	0	0	0	0	0	R 6										
Dick Gray, R OBP: 0.299, SLG: 0.338												1	0	0	0	0	0	3	H 17										
Alex Grammas, R OBP: 0.340, SLG: 0.331												3	0	0	0	0	0	1	RBI 6										
Ray Jablonski, R OBP: 0.358, SLG: 0.479					0-0 G6-4-3		0-0 6-3					1	0	0	0	0	0	0	BB 1										
Ray Katt, R OBP: 0.281, SLG: 0.348												1	0	1	0	0	0	0	SO 2										
Hal Jeffcoat, R OBP: 0.400, SLG: 0.500												0	0	0	0	0	0	0	LOB 15										
Larry Jackson, R OBP: 0.143, SLG: 0.146												0	0	0	0	0	0	0											
Marshall Bridges, S OBP: 0.333, SLG: 0.571												3	0	1	0	0	0	0											
George Crowe, L OBP: 0.333, SLG: 0.518												1	0	1	0	0	0	0											
Curt Flood, R OBP: 0.308, SLG: 0.298												0	0	0	0	0	0	0											
Lindy McDaniel, R OBP: 0.154, SLG: 0.043												1	1	0	0	0	0	1											
	R: 2 E: 0 K: 0 S: 5	H: 2 LOB: 0 BB: 0 P: 5	R: 0 E: 0 K: 0 S: 3	H: 0 LOB: 0 BB: 0 P: 3	R: 2 E: 0 K: 0 S: 7	H: 4 LOB: 2 BB: 0 P: 7	R: 0 E: 0 K: 0 S: 3	H: 1 LOB: 0 BB: 0 P: 3	R: 0 E: 0 K: 2 S: 8	H: 1 LOB: 1 BB: 0 P: 8	R: 0 E: 0 K: 0 S: 4	H: 1 LOB: 1 BB: 0 P: 4	R: 0 E: 0 K: 0 S: 3	H: 1 LOB: 1 BB: 0 P: 3	R: 0 E: 0 K: 0 S: 4	H: 1 LOB: 1 BB: 0 P: 4	R: 0 E: 0 K: 0 S: 5	H: 2 LOB: 3 BB: 1 P: 9	R: 1 E: 0 K: 0 S: 4	H: 3 LOB: 2 BB: 0 P: 4	1B: 14 2B: 0 3B: 2 HR: 1	SF: 0 SAC: 1 DP: 2 HBP: 0	WP: 0 PB: 0 SB: 0 CS: 0	PA: 47					
	PITCHER											PITCHER																	
Don Newcombe, R ERA: 3.17	IP: 10.1	WLS: L	BF: 47	H: 17	R: 6	ER: 6	SO: 2	BB: 0	IBB: 1	HBP: 0	BLK: 0	WP: 0	HR: 1	S: 50	P: 54	ERA: 5.23	WHIP: 1.645												

Cincinnati Redlegs @ St. Louis Cardinals
Sportsman's Park, St. Louis, MO
Tue Jul 14 1959, 8:05 PM EDT
Att: 13,622 - Unknown

AB 45
R 6
H 17
RBI 6
BB 1
SO 2
LOB 15



Batter	1	2	3	4	5	6	7	8	9	AB	R	H	RBI	BB	SO	LOB	TOP										
Bill Bruton, L OBP: 0.337, SLG: 0.417 (1, 8)	F7	G3		6-3		4-3		1B		5	0	1	0	0	0	2	Milwaukee Braves @ St. Louis Cardinals Sportsman's Park, St. Louis, MO Fri Jul 17 1959, 8:05 PM EDT Att: 22,612 - Unknown livebaseballscorecards.com										
Eddie Mathews, L OBP: 0.391, SLG: 0.595 (1, 5)	1B		2B	3B	1B	G6-4-3	1B	K		4	1	3	0	1	1												
Lee Maye, L OBP: 0.400, SLG: 0.400 (1, 7)	1B		K		F8				K	5	0	2	0	0	2												
Hank Aaron, R OBP: 0.410, SLG: 0.689 (1, 9)	K		2B	2B	1B	G6-4-3		K		5	1	2	1	0	2												
Frank Torre, L OBP: 0.325, SLG: 0.343 (1, 3)	G3		2B	2B	F8		HBP		6-3	4	0	1	1	1	0												
Del Crandall, R OBP: 0.305, SLG: 0.422 (1, 2)		K	4-3		F9		HBP			3	0	0	0	0	1												
Johnny Logan, R OBP: 0.408, SLG: 0.488 (1, 6)		6-3	L6			SH2-4	K			4	0	1	0	0	1												
Johnny O'Brien, R OBP: 0.270, SLG: 0.263 (1, 4)		E1			L8	SH2-4		K		2	1	0	0	0	0												
Wes Covington, L OBP: 0.339, SLG: 0.401 (8, PH)										1	0	0	0	0	1												
Felix Mantilla, R OBP: 0.244, SLG: 0.197 (8, 4)										0	0	0	0	0	0												
Warren Spahn, L OBP: 0.242, SLG: 0.276 (1, 1)		E4				4-3		F8		4	0	0	0	0	1												
Don McMahon, R OBP: 0.286, SLG: 0.167 (8, 1)										0	0	0	0	0	0												
Inning Stats	R: 0 E: 0 K: 1 S: 6	H: 1 LOB: 2 BB: 1 P: 10	R: 1 E: 2 K: 1 S: 7	H: 0 LOB: 1 BB: 0 P: 7	R: 2 E: 0 K: 1 S: 8	H: 3 LOB: 1 BB: 0 P: 8	R: 0 E: 0 K: 1 S: 5	H: 0 LOB: 0 BB: 0 P: 5	R: 0 E: 0 K: 0 S: 4	H: 2 LOB: 2 BB: 0 P: 5	R: 0 E: 0 K: 1 S: 6	H: 2 LOB: 3 BB: 1 P: 11	R: 0 E: 0 K: 2 S: 8	H: 1 LOB: 1 BB: 0 P: 8	R: 0 E: 0 K: 2 S: 7	H: 0 LOB: 0 BB: 0 P: 7	1B: 7 2B: 2 3B: 1 HR: 0	SF: 0 SAC: 1 DP: 1 HBP: 1	WP: 0 PB: 0 SB: 1 CS: 0	PA: 41							
PITCHER	IP	WLS	BF	H	R	ER	SO	BB	IBB	HBP	BLK	WP	HR	S	P	ERA	WHIP										
Larry Jackson, R ERA: 3.47 (1, 1)	7.0		34	9	3	2	5	1	1	1	0	0	0	41	50	2.57	1.429										
Lindy McDaniel, R ERA: 2.67 (8, 1)	2.0	W	7	1	0	0	4	0	0	0	0	0	0	15	15	0.00	0.500										

Batter	1	2	3	4	5	6	7	8	9	AB	R	H	RBI	BB	SO	LOB	BOTTOM										
Don Blasingame, L OBP: 0.368, SLG: 0.367 (1, 4)	2B	4-3			SH2-3		1-3			3	1	1	0	0	0	1	Milwaukee Braves @ St. Louis Cardinals Sportsman's Park, St. Louis, MO Fri Jul 17 1959, 8:05 PM EDT Att: 22,612 - Unknown livebaseballscorecards.com										
Gino Cimoli, R OBP: 0.357, SLG: 0.490 (1, 8)	6-3		E1		P6			1-3		4	1	0	0	0	2												
Bill White, L OBP: 0.382, SLG: 0.544 (1, 3)	BB		1B		4-3			F8		4	0	2	1	0	0												
Ken Boyer, R OBP: 0.398, SLG: 0.524 (1, 5)	G5-3	BB	P3			6-3		2B	1B	3	1	1	0	1	0												
Joe Cunningham, L OBP: 0.428, SLG: 0.447 (1, 9)			9-4-3-6-2					1B	2B	2	1	1	2	2	0												
Gene Oliver, R OBP: 0.286, SLG: 0.443 (1, 7)					P6					4	0	1	1	0	1												
Curt Flood, R OBP: 0.318, SLG: 0.345 (8, FR)	G5-3					K		BB	1B	0	0	0	0	0	0												
Hal Smith, R OBP: 0.306, SLG: 0.434 (1, 2)		4-3			6-3		5-3			3	0	0	0	1	0												
Alex Grammas, R OBP: 0.361, SLG: 0.344 (1, 6)					1-3					2	0	0	0	2	0												
Larry Jackson, R OBP: 0.160, SLG: 0.163 (1, 1)										1	0	1	0	0	0												
Dick Gray, R OBP: 0.295, SLG: 0.333 (7, PH)					SH2-4					1	0	0	0	0	0												
Lindy McDaniel, R OBP: 0.148, SLG: 0.042 (8, 1)										1	0	0	0	0	1												
Inning Stats	R: 1 E: 0 K: 0 S: 4	H: 2 LOB: 2 BB: 2 P: 12	R: 0 E: 0 K: 0 S: 3	H: 0 LOB: 1 BB: 1 P: 7	R: 1 E: 1 K: 0 S: 4	H: 1 LOB: 0 BB: 0 P: 4	R: 0 E: 0 K: 0 S: 3	H: 0 LOB: 0 BB: 0 P: 3	R: 0 E: 0 K: 1 S: 5	H: 1 LOB: 1 BB: 0 P: 4	R: 0 E: 0 K: 1 S: 3	H: 0 LOB: 0 BB: 0 P: 9	R: 0 E: 0 K: 1 S: 3	H: 3 LOB: 3 BB: 2 P: 16	R: 2 E: 0 K: 1 S: 8	H: 3 LOB: 3 BB: 2 P: 16	1B: 4 2B: 3 3B: 1 HR: 0	SF: 0 SAC: 2 DP: 2 HBP: 0	WP: 0 PB: 0 SB: 0 CS: 0	PA: 36							
PITCHER	IP	WLS	BF	H	R	ER	SO	BB	IBB	HBP	BLK	WP	HR	S	P	ERA	WHIP										
Warren Spahn, L ERA: 2.95 (1, 1)	7.2	L	34	7	4	3	1	5	0	0	0	0	0	31	51	3.52	1.565										
Don McMahon, R ERA: 2.03 (8, 1)	0.1		2	0	0	0	1	1	0	0	0	0	0	3	7	0.00	3.000										



Batter	1	2	3	4	5	6	7	8	9	AB	R	H	RBI	BB	SO	LOB	TOP										
Bill Bruton, L OBP: 0.334, SLG: 0.413 (1, 8)	F9		4-3			4-3	E9		P4	5	0	1	0	0	0	0	Milwaukee Braves @ St. Louis Cardinals Sportsman's Park, St. Louis, MO Sat Jul 18 1959, 8:05 PM EDT Att: 27,406 - Unknown livebaseballscorecards.com										
Eddie Mathews, L OBP: 0.392, SLG: 0.601 (1, 5)	HR		P6			1B	K			3	2	1	1	1	1	2											
Hank Aaron, R OBP: 0.411, SLG: 0.686 (1, 9)	F3			4-3		1B				3	1	1	0	1	0	0											
Frank Torre, L OBP: 0.328, SLG: 0.347 (1, 3)	L7			1B		E9	P6			4	0	2	1	0	0	3											
Lee Maye, L OBP: 0.500, SLG: 0.429 Andy Pafko, R OBP: 0.303, SLG: 0.317 (8, PH) (8, 7)	4-3			F7		FC6-4		F7		2	0	1	0	1	0	0											
Del Crandall, R OBP: 0.302, SLG: 0.417 (1, 2)	4-3			P6		FC6-4		F7		4	0	0	0	0	0	3											
Johnny Logan, R OBP: 0.406, SLG: 0.484 (1, 6)						K		F7		4	0	1	0	0	2	0											
Johnny O'Brien, R OBP: 0.266, SLG: 0.259 Mickey Vernon, L OBP: 0.290, SLG: 0.409 Felix Mantilla, R OBP: 0.242, SLG: 0.195 (7, FR) (7, 4)	F9			P5		E1	HR	L8		2	0	0	0	0	0	1											
Bob Rush, R OBP: 0.167, SLG: 0.167 Joey Jay, S OBP: 0.294, SLG: 0.200 Wes Covington, L OBP: 0.338, SLG: 0.401 Joe Adcock, R OBP: 0.344, SLG: 0.470 Bob Buhl, R OBP: 0.057, SLG: 0.057 (7, 1)			K			F9		K		0	0	0	0	0	0	0											
Inning Stats	R: 1 E: 0 K: 0 S: 4	H: 1 LOB: 0 BB: 0 P: 4	R: 0 E: 0 K: 0 S: 4	H: 2 LOB: 1 BB: 0 P: 4	R: 0 E: 0 K: 1 S: 5	H: 0 LOB: 0 BB: 0 P: 5	R: 0 E: 0 K: 0 S: 3	H: 1 LOB: 0 BB: 0 P: 3	R: 0 E: 0 K: 1 S: 5	H: 0 LOB: 0 BB: 0 P: 5	R: 2 E: 1 K: 0 S: 5	H: 2 LOB: 2 BB: 2 P: 13	R: 2 E: 2 K: 1 S: 8	H: 3 LOB: 3 BB: 1 P: 12	R: 0 E: 0 K: 1 S: 5	H: 0 LOB: 0 BB: 0 P: 5		R: 0 E: 0 K: 1 S: 5	H: 0 LOB: 0 BB: 0 P: 5	1B: 7 2B: 1 3B: 0 HR: 2	SF: 0 SAC: 0 DP: 1 HBP: 0	WP: 0 PB: 0 SB: 0 CS: 0	PA: 37				
PITCHER	IP	WLS	BF	H	R	ER	SO	BB	IBB	HBP	BLK	WP	HR	S	P	ERA	WHIP										
Dick Ricketts, R ERA: 4.92 Marshall Bridges, L ERA: 3.89	(1, 1)	6.1	26	7	4	3	2	1	1	0	0	0	1	28	36	4.26	1.263										

Batter	1	2	3	4	5	6	7	8	9	AB	R	H	RBI	BB	SO	LOB	BOTTOM										
Don Blasingame, L OBP: 0.363, SLG: 0.362 (1, 4)	6-3		L5						5-3	5	0	0	0	0	0	3	Milwaukee Braves @ St. Louis Cardinals Sportsman's Park, St. Louis, MO Sat Jul 18 1959, 8:05 PM EDT Att: 27,406 - Unknown livebaseballscorecards.com										
Joe Cunningham, L OBP: 0.437, SLG: 0.452 (1, 9)	FC6-4		1B			E1	E	1B	1B	2	2	2	1	3	0	0											
Bill White, L OBP: 0.388, SLG: 0.548 (1, 7)	FC6-4					1B	E	1B	E8	5	1	4	2	0	0	1											
Ken Boyer, R OBP: 0.398, SLG: 0.522 (1, 5)	F8		F8			1B	E	1B	FC6-4	5	1	2	1	0	0	5											
Gino Cimoli, R OBP: 0.356, SLG: 0.487 (1, 8)		3-1				E1			K	4	0	1	0	0	1	0											
Stan Musial, L OBP: 0.377, SLG: 0.437 (1, 3)						G3			G3	3	0	0	0	1	0	1											
Hal Smith, R OBP: 0.304, SLG: 0.431 George Crowe, L OBP: 0.333, SLG: 0.525 Ray Katt, R OBP: 0.292, SLG: 0.375 Gene Oliver, R OBP: 0.283, SLG: 0.438 (9, 2)	F7					L3			K	2	0	0	0	0	1	1											
Alex Grammas, R OBP: 0.361, SLG: 0.349 Wally Shannon, L OBP: 0.429, SLG: 0.429 Curt Flood, R OBP: 0.318, SLG: 0.345 (9, PH) (9, FR)	CS					6-3			F8	3	1	1	0	0	0	1											
Dick Ricketts, L OBP: 0.067, SLG: 0.067 Marshall Bridges, S OBP: 0.313, SLG: 0.333 Dick Gray, R OBP: 0.295, SLG: 0.333 (9, PH)			L1			L6			SH1-4	2	0	0	0	0	0	1											
Inning Stats	R: 0 E: 0 K: 0 S: 3	H: 0 LOB: 1 BB: 1 P: 7	R: 0 E: 0 K: 0 S: 2	H: 0 LOB: 0 BB: 1 P: 6	R: 1 E: 0 K: 0 S: 5	H: 2 LOB: 2 BB: 1 P: 9	R: 0 E: 0 K: 1 S: 5	H: 0 LOB: 0 BB: 0 P: 5	R: 0 E: 0 K: 0 S: 3	H: 0 LOB: 0 BB: 0 P: 3	R: 3 E: 2 K: 0 S: 7	H: 4 LOB: 1 BB: 0 P: 7	R: 0 E: 1 K: 1 S: 6	H: 1 LOB: 2 BB: 1 P: 10	R: 0 E: 0 K: 2 S: 7	H: 0 LOB: 0 BB: 0 P: 7		R: 2 E: 0 K: 0 S: 6	H: 4 LOB: 2 BB: 0 P: 6	1B: 10 2B: 1 3B: 0 HR: 0	SF: 0 SAC: 1 DP: 0 HBP: 0	WP: 0 PB: 0 SB: 0 CS: 1	PA: 41				
PITCHER	IP	WLS	BF	H	R	ER	SO	BB	IBB	HBP	BLK	WP	HR	S	P	ERA	WHIP										
Bob Rush, R ERA: 2.15 Joey Jay, R ERA: 5.34 Bob Buhl, R ERA: 2.72	(1, 1)	5.0	22	5	4	2	1	3	0	0	0	0	0	21	33	3.60	1.600										

Batter	1	2	3	4	5	6	7	8	9	AB	R	H	RBI	BB	SO	LOB	TOP																				
Felix Mantilla, R OBP: 0.248, SLG: 0.211 (1, 8)	E3 2B		K			F3		L7		5	1	2	0	0	1	1	Milwaukee Braves @ St. Louis Cardinals Sportsman's Park, St. Louis, MO Sun Jul 19 1959, 4:33 AM EDT Att: 27,559 - Unknown																				
Eddie Mathews, L OBP: 0.365, SLG: 0.609 (1, 5)	K		F8							5	1	3	2	0	1	1																					
Hank Aaron, R OBP: 0.406, SLG: 0.676 (1, 9)	F7		F9							5	1	0	0	0	0	4																					
Joe Adcock, R OBP: 0.351, SLG: 0.485 (1, 7)										3	1	1	1	2	0	1																					
Del Crandall, R OBP: 0.303, SLG: 0.417 (1, 2)	P6									5	0	2	2	0	1	2																					
Johnny Logan, R OBP: 0.409, SLG: 0.482 (1, 6)										3	0	1	0	2	0	4																					
Stan Lopata, R OBP: 0.097, SLG: 0.067 (1, 3)										5	0	1	0	0	0	4																					
Mel Roach, R OBP: 0.143, SLG: 0.077 (1, 4)	K									4	0	0	0	0	1	3																					
Juan Pizarro, L OBP: 0.180, SLG: 0.087 (5, PH) Johnny C. Brown, R OBP: 0.271, SLG: 0.259 (5, 1) Carl Willey, R OBP: 0.118, SLG: 0.294 (8, 1) Bob Trowbridge, R OBP: 0.211, SLG: 0.317 (8, 1) Andy Patko, R OBP: 0.296, SLG: 0.187 (8, 1)	G3									1	0	0	0	0	0	1																					
Inning Stats	R: 0 E: 1 K: 1 S: 6	H: 1 LOB: 2 BB: 1 P: 10	R: 0 E: 0 K: 1 S: 5	H: 0 LOB: 1 BB: 1 P: 9	R: 0 E: 0 K: 1 S: 5	H: 0 LOB: 0 BB: 0 P: 5	R: 0 E: 0 K: 1 S: 6	H: 1 LOB: 2 BB: 1 P: 10	R: 3 E: 0 K: 0 S: 6	H: 3 LOB: 2 BB: 2 P: 14	R: 0 E: 0 K: 1 S: 5	H: 0 LOB: 0 BB: 0 P: 5	R: 0 E: 0 K: 0 S: 5	H: 2 LOB: 2 BB: 0 P: 5	R: 0 E: 0 K: 0 S: 3	H: 0 LOB: 1 BB: 1 P: 7		R: 2 E: 0 K: 0 S: 6	H: 3 LOB: 1 BB: 0 P: 6	1B: 7 2B: 1 3B: 0 HR: 2	SF: 0 SAC: 0 DP: 0 HBP: 0	WP: 0 PA: 43 CS: 0															
PITCHER	IP	WLS	BF	H	R	ER	SO	BB	IBB	HBP	BLK	WP	HR	S	P	ERA	WHIP	PITCHER		IP	WLS	BF	H	R	ER	SO	BB	IBB	HBP	BLK	WP	HR	S	P	ERA	WHIP	
Vinegar Bend Mizell, L ERA: 3.49 Marshall Bridges, L ERA: 4.14	(1, 1)	7.0	W	33	7	3	3	5	5	0	0	0	0	38	58	3.86	1.714			(8, 1)	2.0	S	10	3	2	2	0	1	0	0	0	0	2	9	13	9.00	2.000

AB	37
R	5
H	10
RBI	5
BB	6
SO	5
LOB	21



Batter	1	2	3	4	5	6	7	8	9	AB	R	H	RBI	BB	SO	LOB	BOTTOM																				
Don Blasingame, L OBP: 0.369, SLG: 0.368 (1, 4)	K		E7 1B							5	2	4	0	0	1	0	Milwaukee Braves @ St. Louis Cardinals Sportsman's Park, St. Louis, MO Sun Jul 19 1959, 4:33 AM EDT Att: 27,559 - Unknown																				
Gino Cimoli, R OBP: 0.356, SLG: 0.486 (1, 7)	K		F3							5	0	2	1	0	1	3																					
Bill White, L OBP: 0.391, SLG: 0.556 (1, 3)	S BB		F9							3	1	2	2	1	0	1																					
Ken Boyer, R OBP: 0.398, SLG: 0.528 (1, 5)	S BB									4	1	1	1	1	2	4																					
Joe Cunningham, L OBP: 0.443, SLG: 0.458 (1, 9)	K									3	1	2	1	1	1	2																					
Alex Grammas, R OBP: 0.359, SLG: 0.347 (1, 6)			K							4	1	1	0	0	1	3																					
Curt Flood, R OBP: 0.338, SLG: 0.419 (1, 8)	P5									4	2	2	3	1	0	0																					
Hal Smith, R OBP: 0.302, SLG: 0.428 (1, 2)	K									5	1	1	0	0	1	3																					
Vinegar Bend Mizell, R OBP: 0.220, SLG: 0.259 (1, 1) George Crowe, L OBP: 0.344, SLG: 0.533 (7, PH) Gary Blaylock, R OBP: 0.118, SLG: 0.294 (7, PH) Marshall Bridges, S OBP: 0.313, SLG: 0.533 (8, 1)			K							3	0	0	0	0	2	1																					
Inning Stats	R: 0 E: 0 K: 3 S: 9	H: 0 LOB: 2 BB: 2 P: 17	R: 0 E: 0 K: 2 S: 7	H: 0 LOB: 0 BB: 0 P: 7	R: 0 E: 1 K: 1 S: 6	H: 1 LOB: 1 BB: 0 P: 6	R: 3 E: 0 K: 0 S: 5	H: 2 LOB: 0 BB: 0 P: 6	R: 1 E: 0 K: 1 S: 7	H: 2 LOB: 2 BB: 1 P: 11	R: 2 E: 0 K: 1 S: 9	H: 4 LOB: 0 BB: 0 P: 9	R: 2 E: 0 K: 0 S: 7	H: 4 LOB: 2 BB: 0 P: 7	R: 1 E: 0 K: 1 S: 7	H: 3 LOB: 2 BB: 1 P: 11		1B: 10 2B: 4 3B: 0 HR: 2	SF: 1 SAC: 1 DP: 0 HBP: 1	WP: 3 PA: 44 CS: 0																	
PITCHER	IP	WLS	BF	H	R	ER	SO	BB	IBB	HBP	BLK	WP	HR	S	P	ERA	WHIP	PITCHER		IP	WLS	BF	H	R	ER	SO	BB	IBB	HBP	BLK	WP	HR	S	P	ERA	WHIP	
Juan Pizarro, L ERA: 4.35 Carl Willey, R ERA: 4.5 Bob Trowbridge, R ERA: 5.66 Don McMahon, R ERA: 2.2	(1, 1)	4.0	L	18	6	3	3	2	0	1	0	0	2	0	15	19	16.20	3.600			(8, 1)	1.0	6	3	1	1	1	1	0	0	0	1	0	7	11	9.00	4.000

AB	37
R	9
H	16
RBI	9
BB	4
SO	9
LOB	17



Batter	1	2	3	4	5	6	7	8	9	AB	R	H	RBI	BB	SO	LOB	TOP			
Tony Taylor, R (1,4) OBP: 0.332, SLG: 0.374	0-0 6-3		0-0 6-3		0-0 6-3		0-3 K		0-0 1B	4	0	0	0	0	1	0	Chicago Cubs @ St. Louis Cardinals Sportsman's Park, St. Louis, MO Mon Jul 20 1959, 8:05 PM EDT Att: 15,008 - Unknown			
Irv Noren, L (9, PH) OBP: 0.356, SLG: 0.358										1	0	1	0	0	0	0				
Dave Hillman, R (9, PR) OBP: 0.205, SLG: 0.079										0	0	0	0	0	0	0				
Alvin Dark, R (1,5) OBP: 0.326, SLG: 0.352	0-0 1B		0-0 WP 1B		0-0 14 1B 2B		0-3 K		0-0 G3	5	0	3	0	0	1	1				
Walt Moryn, L (1,9) OBP: 0.309, SLG: 0.351	0-0 L8		0-0 P6		4-0 FC5 14 1B BB		0-0 1B			3	0	1	0	1	0	2				
14 Ernie Banks, R (1,6) OBP: 0.354, SLG: 0.580	0-0 F4			0-3 K	0-0 1-2 2-3 1B		0-3 K			4	0	1	0	0	2	2				
Bobby Thomson, R (1,7) OBP: 0.323, SLG: 0.403		4-0 S BB		0-0 1B 1B	0-0 FC5			0-3 K		3	0	1	0	1	1	3				
Dale Long, L (1,3) OBP: 0.321, SLG: 0.463	0-0 F8		0-0 F8		0-0 1-3 1B		0-0 4-3			4	0	1	0	0	0	2				
Sammy Taylor, L (1,2) OBP: 0.305, SLG: 0.371	0-3 K		0-0 1-3 1B		0-0 F7		0-0 4-3			4	0	1	0	0	1	2				
George Altman, L (1,8) OBP: 0.302, SLG: 0.355	0-0 3-1		0-0 F7		0-0 1-3 1-2 K		0-0 1-3		0-0 F2	4	0	0	0	0	0	4				
Glen Hobbie, R (1,1) OBP: 0.184, SLG: 0.170			0-0 5-3		0-0 P4		0-3 K		0-0 F9	3	0	0	0	0	1	1				
Jim Marshall, L (9, PH) OBP: 0.308, SLG: 0.374										1	0	0	0	0	0	0				
Inning Stats	R: 0 E: 0 K: 0 S: 4	H: 1 LOB: 1 BB: 0 P: 4	R: 0 E: 0 K: 1 S: 5	H: 0 LOB: 1 BB: 1 P: 9	R: 0 E: 0 K: 1 S: 4	H: 1 LOB: 1 BB: 0 P: 4	R: 0 E: 0 K: 1 S: 7	H: 2 LOB: 2 BB: 0 P: 7	R: 0 E: 0 K: 0 S: 5	H: 2 LOB: 3 BB: 1 P: 9	R: 0 E: 0 K: 1 S: 6	H: 1 LOB: 1 BB: 0 P: 6	R: 0 E: 0 K: 3 S: 10	H: 1 LOB: 0 BB: 0 P: 10	R: 0 E: 0 K: 1 S: 5	H: 1 LOB: 1 BB: 0 P: 4	1B: 8 2B: 1 3B: 0 HR: 0	SF: 0 SAC: 0 DP: 0 HBP: 0	WP: 1 PB: 0 SB: 1 CS: 0	PA: 38
PITCHER Ernie Broglio, R (1,1) ERA: 5.35	IP: 9.0 WLS: W BF: 38 H: 9 R: 0 ER: 0 SO: 7 BB: 2 IBB: 0 HBP: 0 BLK: 0 WP: 1 HR: 0 S: 50 P: 58 ERA: 0.00 WHIP: 1.222															PITCHER				

Batter	1	2	3	4	5	6	7	8	9	AB	R	H	RBI	BB	SO	LOB	BOTTOM
Don Blasingame, L (1,4) OBP: 0.365, SLG: 0.364	0-0 6-3		0-0 FC4-6 BB		0-0 5-3		0-0 SH1-4	0-0 F7		4	0	0	0	0	0	3	Chicago Cubs @ St. Louis Cardinals Sportsman's Park, St. Louis, MO Mon Jul 20 1959, 8:05 PM EDT Att: 15,008 - Unknown
Joe Cunningham, L (1,9) OBP: 0.444, SLG: 0.457	0-0 1-3		4-0 1-2 BB		0-0 BB 1B		0-0 F8			3	0	1	0	1	0	1	
Bill White, L (1,3) OBP: 0.392, SLG: 0.554	0-0 3-1		0-3 K		4-0 1-2 BB		0-0 1B 1B			3	1	1	0	1	1	3	
Ken Boyer, R (1,5) OBP: 0.397, SLG: 0.524		0-0 L6		0-0 P5	0-0 L8		0-0 1B 1B			4	0	1	1	0	0	2	
Gino Cimoli, R (1,7) OBP: 0.358, SLG: 0.486	0-0 L9		0-0 S 1B		0-3 K		0-0 3-H 1B			4	0	2	1	0	1	0	
Curt Flood, R (1,8) OBP: 0.333, SLG: 0.400	0-0 5-3		0-0 P5		4-0 S BB		0-0 G1			3	0	0	0	1	0	3	
Alex Grammas, R (1,6) OBP: 0.366, SLG: 0.352			0-0 FC4-6 1B 1B	4-0 1-2 BB		0-0 F3		0-0 SH1 1B		3	0	2	0	1	0	1	
Hal Smith, R (1,2) OBP: 0.302, SLG: 0.427			0-0 FC4-6 1B	0-0 5-3		0-3 K		0-0 SH1		3	0	1	0	0	1	3	
Ernie Broglio, R (1,1) OBP: 0.194, SLG: 0.121			0-3 K		0-0 1-3		0-0 E4 1B SH1-4 1B	0-0 F8		4	1	0	0	0	1	3	
Inning Stats	R: 0 E: 0 K: 0 S: 3	H: 0 LOB: 0 BB: 0 P: 3	R: 0 E: 0 K: 2 S: 9	H: 2 LOB: 3 BB: 1 P: 13	R: 0 E: 0 K: 0 S: 4	H: 1 LOB: 2 BB: 1 P: 8	R: 0 E: 0 K: 2 S: 7	H: 0 LOB: 1 BB: 1 P: 11	R: 2 E: 1 K: 0 S: 7	H: 3 LOB: 2 BB: 0 P: 7	R: 0 E: 0 K: 0 S: 4	H: 1 LOB: 1 BB: 0 P: 4	1B: 8 2B: 0 3B: 0 HR: 0	SF: 0 SAC: 2 DP: 0 HBP: 0	WP: 0 PB: 0 SB: 2 CS: 0	PA: 37	
PITCHER Glen Hobbie, R (1,1) ERA: 3.22	IP: 8.0 WLS: L BF: 37 H: 8 R: 2 ER: 0 SO: 4 BB: 4 IBB: 0 HBP: 0 BLK: 0 WP: 0 HR: 0 S: 41 P: 57 ERA: 0.00 WHIP: 1.500															PITCHER	

AB	36
R	0
H	9
RBI	0
BB	2
SO	7
LOB	17



AB	31
R	2
H	8
RBI	2
BB	4
SO	4
LOB	19



Batter	1	2	3	4	5	6	7	8	9	AB	R	H	RBI	BB	SO	LOB	TOP								
Tony Taylor, R OBP: 0.333, SLG: 0.375 (1,4)	3-1		K		6-3		S 1B		BB HR 1B	5	2	2	0	0	1	0									
Alvin Dark, R OBP: 0.330, SLG: 0.352 (1,5)	14 5-3 BB		5-3			FC5-4 1B	3-1 1B	F7	HR BB	3	2	1	0	2	0	1									
Jim Marshall, L OBP: 0.324, SLG: 0.409 (1,3)	14 5-3 BB		E8 1B			3-1	14 1B		HR	4	1	3	4	1	0	1									
14 Ernie Banks, R OBP: 0.357, SLG: 0.587 (1,6)	5-3		6-3			FC5-4 BB	1-2 1B		HR	4	1	2	1	1	0	3									
Art Schult, R OBP: 0.182, SLG: 0.300 (1,7)	1-3			5-3		FC5-4 1B	P6		HR 1B	5	1	1	0	0	0	6									
Walt Moryn, L OBP: 0.315, SLG: 0.371 (1,9)				G3					HR 1B	3	1	2	1	1	0	0									
Bobby Thomson, R OBP: 0.322, SLG: 0.401 (8, PR)									HR 2B	1	0	0	0	0	0	1									
Sammy Taylor, L OBP: 0.311, SLG: 0.373 (1,2)	4-3			5-3						4	0	2	2	1	0	0									
George Altman, L OBP: 0.296, SLG: 0.347 (1,8)	4-3				1-4-3				HR 1B	5	0	0	0	0	0	6									
Art Ceccarelli, R (1,1)	K			G3					HR K	5	0	0	0	0	3	4									
Inning Stats	R: 0 E: 0 K: 0 S: 3	H: 0 LOB: 2 BB: 2 P: 11	R: 1 E: 0 K: 1 S: 6	H: 1 LOB: 0 BB: 0 P: 6	R: 0 E: 1 K: 1 S: 6	H: 1 LOB: 1 BB: 0 P: 6	R: 0 E: 0 K: 0 S: 3	H: 0 LOB: 0 BB: 0 P: 3	R: 0 E: 0 K: 0 S: 3	H: 0 LOB: 0 BB: 0 P: 3	R: 2 E: 0 K: 0 S: 5	H: 2 LOB: 2 BB: 2 P: 13	R: 1 E: 0 K: 0 S: 6	H: 3 LOB: 2 BB: 0 P: 6	R: 0 E: 0 K: 1 S: 6	H: 2 LOB: 1 BB: 0 P: 6	R: 4 E: 0 K: 1 S: 9	H: 4 LOB: 2 BB: 2 P: 17	1B: 9 2B: 1 3B: 0 HR: 3	SF: 0 SAC: 0 DP: 0 HBP: 0	WP: 0 PB: 0 SB: 1 CS: 0	PA: 45			
PITCHER	IP	WLS	BF	H	R	ER	SO	BB	IBB	HBP	BLK	WP	HR	S	P	ERA	WHIP								
Larry Jackson, R ERA: 3.54 (1,1)	7.0	L	34	9	4	4	2	4	0	0	0	0	1	34	50	5.14	1.857								
Dean Stone, L ERA: 1.17 (8,1)	1.0		2	0	0	0	1	0	0	0	0	0	0	4	4	0.00	0.000								
Gary Blaylock, R ERA: 5.13 (9,1)	0.0		4	3	4	4	0	1	0	0	0	0	2	3	7	∞	∞								
Jack Urban, R ERA: 8.31 (9,1)	1.0		5	1	0	0	1	0	1	0	0	0	0	6	10	0.00	1.000								

Chicago Cubs @ St. Louis Cardinals
Sportsman's Park, St. Louis, MO
Tue Jul 21 1959, 8:05 PM EDT
Att: 25,585 - Unknown

AB 39
R 8
H 13
RBI 8
BB 6
SO 4
LOB 22



Batter	1	2	3	4	5	6	7	8	9	AB	R	H	RBI	BB	SO	LOB	BOTTOM								
Don Blasingame, L OBP: 0.365, SLG: 0.364 (1,4)	1-3									3	0	1	0	0	0	0									
Dick Gray, R OBP: 0.303, SLG: 0.333 (8, PH)				CS 1B						0	0	0	0	1	0	0									
Ray Katt, R OBP: 0.292, SLG: 0.375 (9,2)										0	0	0	0	0	0	0									
Gino Cimoli, R OBP: 0.354, SLG: 0.481 (1,7)	L8			P4		6-3		K		4	0	0	0	0	1	3									
Bill White, L OBP: 0.388, SLG: 0.547 (1,3)	F7			F8		F8			4-3	4	0	0	0	0	0	1									
Ken Boyer, R OBP: 0.395, SLG: 0.521 (1,5)			K						L9	4	0	1	0	0	1	0									
Joe Cunningham, L OBP: 0.444, SLG: 0.461 (1,9)	L7			G6-4-3						4	0	2	0	0	0	1									
Alex Grammas, R OBP: 0.384, SLG: 0.350 (1,6)	F7								2B	4	1	1	0	0	0	2									
Curt Flood, R OBP: 0.346, SLG: 0.448 (1,8)				F3						2	1	1	2	1	0	0									
Hal Smith, R OBP: 0.304, SLG: 0.427 (1,2)										2	0	1	0	0	0	0									
Ray Jablonski, R OBP: 0.357, SLG: 0.467 (8, PH)				F7						1	0	0	0	0	1	1									
Wally Shannon, L OBP: 0.429, SLG: 0.429 (9,4)										0	0	0	0	0	0	0									
Larry Jackson, R OBP: 0.154, SLG: 0.157 (8,1)										2	0	0	0	0	0	1									
Dean Stone, L (8,1)										0	0	0	0	0	0	0									
Gene Oliver, R OBP: 0.280, SLG: 0.433 (8, PH)										1	0	0	0	0	1	1									
Gary Blaylock, R OBP: 0.118, SLG: 0.294 (9,1)										0	0	0	0	0	0	0									
Jack Urban, R (9,1)										0	0	0	0	0	0	0									
Inning Stats	R: 0 E: 0 K: 0 S: 3	H: 0 LOB: 0 BB: 0 P: 3	R: 0 E: 0 K: 1 S: 5	H: 0 LOB: 0 BB: 0 P: 5	R: 0 E: 0 K: 0 S: 3	H: 0 LOB: 0 BB: 0 P: 3	R: 0 E: 0 K: 0 S: 3	H: 1 LOB: 0 BB: 0 P: 3	R: 2 E: 0 K: 0 S: 6	H: 4 LOB: 1 BB: 0 P: 6	R: 0 E: 0 K: 0 S: 3	H: 0 LOB: 0 BB: 0 P: 3	R: 0 E: 0 K: 0 S: 3	H: 1 LOB: 0 BB: 0 P: 3	R: 0 E: 0 K: 3 S: 9	H: 0 LOB: 2 BB: 2 P: 17	R: 0 E: 0 K: 0 S: 4	H: 1 LOB: 1 BB: 0 P: 4	1B: 5 2B: 1 3B: 0 HR: 1	SF: 0 SAC: 0 DP: 2 HBP: 0	WP: 0 PB: 0 SB: 0 CS: 1	PA: 33			
PITCHER	IP	WLS	BF	H	R	ER	SO	BB	IBB	HBP	BLK	WP	HR	S	P	ERA	WHIP								
Art Ceccarelli, L ERA: 2.52 (1,1)	9.0	W	33	7	2	2	4	2	0	0	0	0	1	39	47	2.00	1.000								

Chicago Cubs @ St. Louis Cardinals
Sportsman's Park, St. Louis, MO
Tue Jul 21 1959, 8:05 PM EDT
Att: 25,585 - Unknown

AB 31
R 2
H 7
RBI 2
BB 2
SO 4
LOB 10



Batter	1	2	3	4	5	6	7	8	9	AB	R	H	RBI	BB	SO	LOB	TOP								
Don Blasingame, L (1, 4) OBP: 0.362, SLG: 0.360	F8		4-3		F8		5-3			4	0	0	0	0	0	0	St. Louis Cardinals @ San Francisco Giants Seals Stadium, San Francisco, CA Wed Jul 22 1959, 10:05 PM EDT Att: 20,949 - Unknown								
Gino Cimoli, R (1, 8) OBP: 0.353, SLG: 0.481	6-3		2B		F8			6-3		4	0	1	0	0	0	0									
Bill White, L (1, 3) OBP: 0.386, SLG: 0.543	1B		F9		G3			6-3		4	0	1	0	0	0	1									
Ken Boyer, R (1, 5) OBP: 0.391, SLG: 0.515	K			F3		5-3		1-3		4	0	0	0	0	1	1									
Joe Cunningham, L (1, 9) OBP: 0.445, SLG: 0.460		1-3		1B 1-3		BB		5-3		3	0	1	0	1	0	0									
Gene Oliver, R (1, 7) OBP: 0.276, SLG: 0.426	K		1-3	1-2		K		FC3-6		4	0	1	0	0	2	2									
Alex Grammas, R (1, 6) OBP: 0.366, SLG: 0.350		BB		2-3		G3		FC3-6		3	1	1	0	1	0	2									
Hal Smith, R (1, 2) OBP: 0.306, SLG: 0.433	F8						6-3			3	0	1	1	1	0	1									
Dick Ricketts, L (1, 1) OBP: 0.059, SLG: 0.059			K				F1			2	0	0	0	0	2	3									
Curt Flood, R (7, PH) OBP: 0.342, SLG: 0.441										1	0	0	0	0	0	0									
Marshall Bridges, S (7, 1) OBP: 0.313, SLG: 0.533										0	0	0	0	0	0	0									
Ray Jablonski, R (9, PH) OBP: 0.353, SLG: 0.461										1	0	0	0	0	0	1									
Inning Stats	R: 0 E: 0 K: 1 S: 6	H: 1 LOB: 1 BB: 0 P: 6	R: 0 E: 0 K: 1 S: 5	H: 0 LOB: 1 BB: 1 P: 9	R: 0 E: 0 K: 1 S: 6	H: 1 LOB: 1 BB: 0 P: 6	R: 0 E: 0 K: 1 S: 7	H: 2 LOB: 3 BB: 1 P: 11	R: 0 E: 0 K: 0 S: 3	H: 0 LOB: 0 BB: 0 P: 3	R: 0 E: 0 K: 1 S: 5	H: 0 LOB: 1 BB: 1 P: 9	R: 0 E: 0 K: 0 S: 3	H: 0 LOB: 0 BB: 0 P: 3	R: 0 E: 0 K: 0 S: 3	H: 0 LOB: 0 BB: 0 P: 3	R: 1 E: 0 K: 0 S: 5	H: 2 LOB: 1 BB: 0 P: 5	1B: 4 2B: 1 3B: 1 HR: 0	SF: 0 SAC: 0 DP: 0 HBP: 0	WP: 0 PB: 0 SB: 0 CS: 0	PA: 36			
PITCHER	IP	WLS	BF	H	R	ER	SO	BB	IBB	HBP	BLK	WP	HR	S	P	ERA	WHIP								
Mike McCormick, L (1, 1) ERA: 3.32	9.0	W	36	6	1	1	5	2	1	0	0	0	0	43	55	1.00	0.889								

Batter	1	2	3	4	5	6	7	8	9	AB	R	H	RBI	BB	SO	LOB	BOTTOM								
Jackie Brandt, R (1, 7) OBP: 0.310, SLG: 0.399	2B	1B			1B	6-3		F9		4	2	2	0	1	0	3	St. Louis Cardinals @ San Francisco Giants Seals Stadium, San Francisco, CA Wed Jul 22 1959, 10:05 PM EDT Att: 20,949 - Unknown								
Jim Davenport, R (1, 5) OBP: 0.280, SLG: 0.331	1B	K			1B		F5	K		5	2	2	2	0	2	4									
Willie Kirkland, L (1, 9) OBP: 0.351, SLG: 0.518	1B				F3			HR		4	1	2	2	0	0	1									
Orlando Cepeda, R (1, 3) OBP: 0.362, SLG: 0.555	K				F8		E1	K		4	0	1	0	0	2	1									
Willie Mays, R (1, 8) OBP: 0.355, SLG: 0.528	K				F3			6-3		3	0	0	0	1	1	1									
Daryl Spencer, R (1, 4) OBP: 0.346, SLG: 0.390	K				F3		K	WP		4	1	1	0	0	2	3									
Hobie Landrith, L (1, 2) OBP: 0.352, SLG: 0.354		F8			4-3			F8		3	0	0	0	1	0	0									
Eddie Bressoud, R (1, 6) OBP: 0.317, SLG: 0.391		1B			F3			F9		3	0	0	0	1	1	2									
Mike McCormick, L (1, 1) OBP: 0.205, SLG: 0.175		K					K	SH		3	0	1	1	0	2	1									
Inning Stats	R: 2 E: 0 K: 3 S: 11	H: 2 LOB: 1 BB: 1 P: 15	R: 0 E: 0 K: 2 S: 8	H: 1 LOB: 2 BB: 1 P: 12	R: 0 E: 0 K: 0 S: 3	H: 0 LOB: 0 BB: 0 P: 3	R: 0 E: 0 K: 0 S: 3	H: 0 LOB: 0 BB: 0 P: 3	R: 2 E: 1 K: 2 S: 10	H: 3 LOB: 2 BB: 1 P: 14	R: 0 E: 0 K: 0 S: 4	H: 1 LOB: 1 BB: 0 P: 4	R: 1 E: 0 K: 1 S: 6	H: 1 LOB: 0 BB: 0 P: 6	R: 1 E: 0 K: 2 S: 9	H: 1 LOB: 2 BB: 1 P: 13	1B: 5 2B: 3 3B: 0 HR: 1	SF: 0 SAC: 1 DP: 0 HBP: 0	WP: 1 PB: 0 SB: 1 CS: 0	PA: 38					
PITCHER	IP	WLS	BF	H	R	ER	SO	BB	IBB	HBP	BLK	WP	HR	S	P	ERA	WHIP								
Dick Ricketts, R (1, 1) ERA: 4.88	6.0	L	28	7	4	3	7	2	1	0	0	0	0	39	51	9.00	1.500								
Marshall Bridges, L (7, 1) ERA: 4.36	2.0		10	2	2	2	3	1	0	0	0	1	1	15	19	9.00	1.500								

AB 33
R 1
H 6
RBI 1
BB 3
SO 5
LOB 11




AB 33
R 6
H 9
RBI 5
BB 4
SO 10
LOB 16




Batter	1	2	3	4	5	6	7	8	9	AB	R	H	RBI	BB	SO	LOB	TOP			
Don Blasingame, L (1.4) OBP: 0.361, SLG: 0.359										4	0	1	0	0	0	1	St. Louis Cardinals @ San Francisco Giants Seals Stadium, San Francisco, CA Thu Jul 23 1959, 6:33 AM EDT Att: 12,516 - Unknown			
Joe Cunningham, L (1.9) OBP: 0.446, SLG: 0.464										4	0	2	0	0	0	1				
Curt Flood, R (8, PR) OBP: 0.342, SLG: 0.441										0	0	0	0	0	0	0				
Bill White, L (1.7) OBP: 0.382, SLG: 0.537										4	0	0	0	0	0	3				
Ken Boyer, R (1.5) OBP: 0.392, SLG: 0.513										3	1	1	0	1	1	1				
Gino Cimoli, R (1.8) OBP: 0.355, SLG: 0.481										4	0	2	0	0	1	1				
Stan Musial, L (1.3) OBP: 0.375, SLG: 0.433										4	0	1	0	0	1	3				
Hal Smith, R (1.2) Dick Gray, R (9, PH) OBP: 0.300, SLG: 0.329										3	0	0	0	0	0	3				
Alex Grammas, R (1.6) Wally Shannon, L (8, PH) OBP: 0.363, SLG: 0.346 OBP: 0.556, SLG: 0.556										2	0	0	0	0	0	2				
Vinegar Bend Mizell, R (11.1) George Crowe, L (5, PH) Dean Stone, L (5.1) Marshall Bridges, S (7.1) Ray Jablonski, R (8, PH) Lindy McDaniel, R (8.1) Gene Oliver, R (9, PH) OBP: 0.217, SLG: 0.254 OBP: 0.338, SLG: 0.526 OBP: 0.276, SLG: 0.421										1	0	0	0	0	0	0				
Inning Stats	R: 0 E: 0 K: 0 S: 3	H: 1 LOB: 0 BB: 0 P: 3	R: 0 E: 0 K: 1 S: 5	H: 0 LOB: 1 BB: 1 P: 9	R: 0 E: 0 K: 0 S: 3	H: 0 LOB: 0 BB: 0 P: 3	R: 0 E: 0 K: 1 S: 5	H: 2 LOB: 2 BB: 0 P: 5	R: 0 E: 0 K: 0 S: 4	H: 1 LOB: 1 BB: 0 P: 4	R: 0 E: 0 K: 0 S: 3	H: 0 LOB: 0 BB: 0 P: 3	R: 0 E: 0 K: 0 S: 5	H: 2 LOB: 2 BB: 0 P: 5	R: 1 E: 0 K: 3 S: 12	H: 3 LOB: 2 BB: 0 P: 12	1B: 8 2B: 1 3B: 0 HR: 0	SF: 0 SAC: 0 DP: 2 HBP: 0	WP: 0 PB: 0 SB: 0 CS: 0	PA: 36
PITCHER Jack Sanford, R (1.1) ERA: 3.18	IP: 9.0 WLS: W BF: 36 H: 9 R: 1 ER: 1 SO: 5 BB: 1 IBB: 0 HBP: 0 BLK: 0 WP: 0 HR: 0 S: 45 P: 49 ERA: 1.00 WHIP: 1.111															PITCHER				

Batter	1	2	3	4	5	6	7	8	9	AB	R	H	RBI	BB	SO	LOB	BOTTOM	
Jackie Brandt, R (1.7) OBP: 0.314, SLG: 0.400										4	1	2	1	1	0	1	St. Louis Cardinals @ San Francisco Giants Seals Stadium, San Francisco, CA Thu Jul 23 1959, 6:33 AM EDT Att: 12,516 - Unknown	
Jim Davenport, R (1.5) OBP: 0.284, SLG: 0.331										3	0	1	1	2	0	0		
Willie Mays, R (1.8) Willie Kirkland, L (9.9) OBP: 0.526, SLG: 0.526 OBP: 0.351, SLG: 0.518										3	1	1	1	1	0	5		
Orlando Cepeda, R (1.3) OBP: 0.365, SLG: 0.554										4	1	2	0	1	1	2		
Daryl Spencer, R (1.4) OBP: 0.345, SLG: 0.388										4	0	1	0	0	0	2		
Felipe Alou, R (1.9) OBP: 0.318, SLG: 0.472										4	0	0	0	0	0	6		
Bob Schmidt, R (1.2) OBP: 0.293, SLG: 0.396										4	1	2	0	0	0	0		
Eddie Bressoud, R (1.6) OBP: 0.315, SLG: 0.386										4	0	1	0	0	0	1		
Jack Sanford, R (1.1) OBP: 0.182, SLG: 0.100										2	1	1	0	1	0	0		
Inning Stats	R: 2 E: 1 K: 0 S: 6	H: 2 LOB: 1 BB: 0 P: 6	R: 0 E: 0 K: 0 S: 4	H: 1 LOB: 3 BB: 2 P: 12	R: 0 E: 0 K: 0 S: 3	H: 0 LOB: 0 BB: 0 P: 3	R: 0 E: 0 K: 0 S: 3	H: 1 LOB: 1 BB: 1 P: 7	R: 0 E: 0 K: 0 S: 4	H: 0 LOB: 0 BB: 0 P: 3	R: 1 E: 1 K: 0 S: 4	H: 2 LOB: 2 BB: 2 P: 12	R: 2 E: 1 K: 1 S: 9	H: 4 LOB: 2 BB: 0 P: 9	1B: 10 2B: 2 3B: 0 HR: 0	SF: 1 SAC: 1 DP: 2 HBP: 0		WP: 0 PB: 0 SB: 2 CS: 0
PITCHER Vinegar Bend Mizell, L (1.1) Dean Stone, L (5.1) Marshall Bridges, L (7.1) Lindy McDaniel, R (8.1) ERA: 3.39 ERA: 0.9 ERA: 4.3 ERA: 2.74	IP: 4.0 WLS: L BF: 19 H: 4 R: 2 ER: 0 SO: 0 BB: 3 IBB: 0 HBP: 0 BLK: 0 WP: 0 HR: 0 S: 16 P: 28 ERA: 0.00 WHIP: 2.143															PITCHER		

AB 35
R 1
H 9
RBI 1
BB 1
SO 5
LOB 23



AB 32
R 5
H 11
RBI 3
BB 6
SO 1
LOB 17



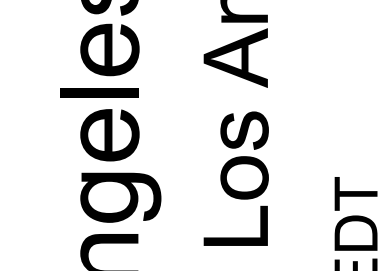
Batter	1	2	3	4	5	6	7	8	9	AB	R	H	RBI	BB	SO	LOB	TOP				
Don Blasingame, L (1,4) OBP: 0.360, SLG: 0.358										4	1	1	0	0	1	1	St. Louis Cardinals @ Los Angeles Dodgers Los Angeles Memorial Coliseum, Los Angeles, CA Fri Jul 24 1959, 10:05 PM EDT Att: 34,418 - Unknown livebaseballscorecards.com				
Alex Grammas, R (1,6) OBP: 0.361, SLG: 0.344										4	1	1	0	0	0	0					
Bill White, L (1,3) OBP: 0.366, SLG: 0.538										3	0	2	1	1	0	0					
Ken Boyer, R (1,5) OBP: 0.391, SLG: 0.510										4	0	1	0	0	0	4					
Gino Cimoli, R (1,9) OBP: 0.354, SLG: 0.479										4	0	1	1	0	0	2					
Gene Oliver, R (1,7) OBP: 0.277, SLG: 0.412										2	0	0	0	1	1	0					
Joe Cunningham, L (8, PH) OBP: 0.444, SLG: 0.462										1	0	0	0	0	1	2					
Curt Flood, R (1,8) OBP: 0.349, SLG: 0.437										3	0	1	0	1	2	0					
Hal Smith, R (1,2) OBP: 0.303, SLG: 0.425										3	0	0	0	1	0	3					
Ernie Broglio, R (1,1) OBP: 0.184, SLG: 0.114										2	0	0	0	0	1	2					
Ray Jablonski, R (8, PH) OBP: 0.345, SLG: 0.449										1	0	0	0	0	0	0					
Lindy McDaniel, R (8,1) OBP: 0.143, SLG: 0.040										1	0	0	0	0	1	0					
Inning Stats	R: 0 E: 0 K: 1 S: 7	H: 0 LOB: 0 BB: 0 P: 11	R: 0 E: 0 K: 1 S: 10	H: 1 LOB: 0 BB: 0 P: 13	R: 0 E: 0 K: 2 S: 8	H: 0 LOB: 1 BB: 1 P: 14	R: 0 E: 0 K: 0 S: 8	H: 1 LOB: 1 BB: 1 P: 12	R: 0 E: 0 K: 0 S: 7	H: 0 LOB: 1 BB: 1 P: 15	R: 0 E: 0 K: 0 S: 8	H: 0 LOB: 1 BB: 1 P: 13	R: 2 E: 0 K: 1 S: 12	H: 4 LOB: 2 BB: 0 P: 15	R: 0 E: 0 K: 2 S: 8	H: 0 LOB: 0 BB: 0 P: 9	1B: 7 2B: 1 3B: 0 HR: 0	SF: 0 SAC: 0 DP: 2 HBP: 0	WP: 0 PB: 0 SB: 0 CS: 0	PA: 36	
PITCHER	IP	WLS	BF	H	R	ER	SO	BB	IBB	HBP	BLK	WP	HR	S	P	ERA	WHIP				
Johanny Podres, L (1,1) ERA: 4.09	7.2	L	32	7	2	2	4	4	0	0	0	0	0	63	101	2.35	1.435				
Clem Labine, R (8,1) ERA: 3.7	1.1		4	0	0	0	3	0	0	0	0	0	0	11	13	0.00	0.000				

Batter	1	2	3	4	5	6	7	8	9	AB	R	H	RBI	BB	SO	LOB	BOTTOM					
Jim Gilliam, S (1,5) OBP: 0.437, SLG: 0.394										2	1	1	0	2	0	0	St. Louis Cardinals @ Los Angeles Dodgers Los Angeles Memorial Coliseum, Los Angeles, CA Fri Jul 24 1959, 10:05 PM EDT Att: 34,418 - Unknown livebaseballscorecards.com					
Charlie Neal, R (1,4) OBP: 0.352, SLG: 0.476										4	0	1	1	0	1	3						
Wally Moon, L (1,7) OBP: 0.378, SLG: 0.433										3	0	0	0	1	2	1						
Duke Snider, L (1,9) OBP: 0.347, SLG: 0.487										4	0	1	0	0	0	1						
Norm Larker, L (1,3) OBP: 0.376, SLG: 0.457										4	0	1	0	0	0	0						
Don Demeter, R (1,8) OBP: 0.302, SLG: 0.470										4	0	1	0	0	2	2						
John Roseboro, L (1,2) OBP: 0.321, SLG: 0.371										3	0	0	0	1	2	2						
Maury Wills, S (1,6) OBP: 0.230, SLG: 0.229										3	0	0	0	0	0	1						
Rip Repulski, R (9, PH) OBP: 0.345, SLG: 0.324										1	0	0	0	0	1	0						
Johanny Podres, L (1,1) ERA: 5.08										3	0	1	0	0	1	0						
Clem Labine, R (8,1) ERA: 2.69										0	0	0	0	0	0	0						
Inning Stats	R: 0 E: 0 K: 0 S: 5	H: 1 LOB: 1 BB: 1 P: 13	R: 0 E: 0 K: 0 S: 5	H: 0 LOB: 1 BB: 1 P: 10	R: 0 E: 0 K: 1 S: 7	H: 0 LOB: 0 BB: 0 P: 9	R: 0 E: 0 K: 3 S: 17	H: 2 LOB: 2 BB: 0 P: 23	R: 1 E: 0 K: 1 S: 10	H: 1 LOB: 1 BB: 1 P: 16	R: 0 E: 0 K: 0 S: 12	H: 1 LOB: 0 BB: 0 P: 18	R: 0 E: 0 K: 1 S: 10	H: 1 LOB: 2 BB: 1 P: 18	R: 0 E: 0 K: 1 S: 9	H: 0 LOB: 0 BB: 0 P: 13	R: 0 E: 0 K: 2 S: 7	H: 0 LOB: 0 BB: 0 P: 12	1B: 6 2B: 0 3B: 0 HR: 0	SF: 0 SAC: 0 DP: 1 HBP: 0	WP: 0 PB: 0 SB: 0 CS: 1	PA: 36
PITCHER	IP	WLS	BF	H	R	ER	SO	BB	IBB	HBP	BLK	WP	HR	S	P	ERA	WHIP					
Ernie Broglio, R (1,1) ERA: 5.08	7.0	W	29	6	1	1	6	4	0	0	0	0	0	66	107	1.29	1.429					
Lindy McDaniel, R (8,1) ERA: 2.69	2.0	S	6	0	0	0	3	0	0	0	0	0	0	16	25	0.00	0.000					

AB 32
R 2
H 7
RBI 2
BB 4
SO 7
LOB 14



AB 31
R 1
H 6
RBI 1
BB 4
SO 9
LOB 10



Batter	1	2	3	4	5	6	7	8	9	10	AB	R	H	RBI	BB	SO	LOB	TOP										
Don Blasingame, L (1.4) OBP: 0.360, SLG: 0.358	5-3		1B		1B		3-1			E2 G3 3B	5	1	2	1	0	0	1	St. Louis Cardinals @ Los Angeles Dodgers Los Angeles Memorial Coliseum, Los Angeles, CA Sat Jul 25 1959, 10:05 PM EDT Att: 31,105 - Unknown livebaseballscorecards.com										
Joe Cunningham, L (1.9) OBP: 0.444, SLG: 0.470	FC6-4 BB		4-3		F3			HR		G3	4	1	1	1	1	0	4											
Bill White, L (1.7) OBP: 0.384, SLG: 0.539	F8			E1 FC4-6	6-3			4-3		E	5	1	1	1	0	0	3											
Ken Boyer, R (1.5) OBP: 0.386, SLG: 0.503	FC6-4			FC4-6				5-3		FC1	5	0	0	0	0	1	2											
Gino Cimoli, R (1.8) OBP: 0.349, SLG: 0.473		6-3		F9		1-3		F4		F3	5	0	0	0	0	2												
Stan Musial, L (1.3) OBP: 0.376, SLG: 0.430		3-1		4-3		L8			1B		4	0	1	0	1	0	1											
Curt Flood, R (10. PR) OBP: 0.349, SLG: 0.437										IBB	0	0	0	0	0	0	0											
Alex Grammas, R (1.6) OBP: 0.358, SLG: 0.341					F9					K	2	0	0	0	0	0	0											
Wally Shannon, L (7. PH) OBP: 0.500, SLG: 0.500	F7									3-1	3	0	1	0	0	1	2											
Hal Smith, R (1.2) OBP: 0.305, SLG: 0.426			F4		1B			G6-4-3 1B			4	1	2	0	0	0	1											
Larry Jackson, R (1.1) OBP: 0.148, SLG: 0.151											2	0	0	0	0	0	1											
Gene Oliver, R (7. PH) OBP: 0.254, SLG: 0.429			6-3		E2						1	0	1	0	0	0	0											
Lindy McDaniel, R (7.1) OBP: 0.138, SLG: 0.038					1B						1	0	0	0	0	1	1											
Inning Stats	R: 0 E: 0 K: 0 S: 6	H: 0 LOB: 1 BB: 1 P: 14	R: 0 E: 0 K: 0 S: 5	H: 0 LOB: 0 BB: 0 P: 5	R: 0 E: 0 K: 0 S: 4	H: 1 LOB: 1 BB: 0 P: 6	R: 0 E: 1 K: 0 S: 7	H: 0 LOB: 1 BB: 0 P: 11	R: 1 E: 1 K: 0 S: 9	H: 2 LOB: 2 BB: 0 P: 15	R: 0 E: 0 K: 1 S: 5	H: 0 LOB: 0 BB: 0 P: 8	R: 0 E: 0 K: 0 S: 6	H: 2 LOB: 1 BB: 0 P: 10	R: 1 E: 0 K: 0 S: 4	H: 1 LOB: 0 BB: 0 P: 4	R: 0 E: 0 K: 2 S: 9	H: 2 LOB: 1 BB: 0 P: 13	R: 2 E: 2 K: 0 S: 10	H: 1 LOB: 2 BB: 1 P: 16	1B: 6 2B: 1 3B: 1 HR: 1	SF: 0 SAC: 0 DP: 1 HBP: 0	WP: 0 PA: 43 PB: 0 SB: 0 CS: 0					
PITCHER	IP 9.1	WLS L	BF 39	H 9	R 4	ER 1	SO 3	BB 1	IBB 0	HBP 0	BLK 0	WP 0	HR 1	S 58	P 89	ERA 0.96	WHIP 1.071											
Roger Craig, R (1.1) ERA: 1.8																												
Clem Labine, R (10.1) ERA: 3.66	0.2	4	0	0	0	0	0	0	1	0	0	0	0	0	7	13	0.00	0.000										

Batter	1	2	3	4	5	6	7	8	9	10	AB	R	H	RBI	BB	SO	LOB	BOTTOM										
Jim Gilliam, S (1.5) OBP: 0.432, SLG: 0.388	6-3		4-1		F4			6-3		6-3	5	0	0	0	0	0	1	St. Louis Cardinals @ Los Angeles Dodgers Los Angeles Memorial Coliseum, Los Angeles, CA Sat Jul 25 1959, 10:05 PM EDT Att: 31,105 - Unknown livebaseballscorecards.com										
Charlie Neal, R (1.4) OBP: 0.354, SLG: 0.480	1B BB		L5		3B			L7			3	1	1	0	1	0	0											
Wally Moon, L (1.7) OBP: 0.377, SLG: 0.431	1B 4-3 1B		4-3		4-3			K			4	1	1	0	0	1	1											
Duke Snider, L (1.8) OBP: 0.349, SLG: 0.487	4-3 1B			2-3		F5				4-3 1B	4	0	2	1	0	0	0											
Norm Larker, L (1.3) OBP: 0.366, SLG: 0.443	4-3			F6		3-1				F9	4	0	0	1	0	0	2											
Ron Fairly, L (1.9) OBP: 0.338, SLG: 0.357	K			2B		F4				1-3	4	0	1	0	0	1	2											
John Roseboro, L (1.2) OBP: 0.324, SLG: 0.375		B5-3						4-3		4-3 2B	3	0	1	0	1	0	0											
Don Zimmer, R (1.6) OBP: 0.276, SLG: 0.249											1	0	0	0	0	1	0											
Maury Willis, S (3.6) OBP: 0.225, SLG: 0.224											2	0	0	0	0	0	2											
Rip Repulski, R (10. PH) OBP: 0.341, SLG: 0.319											1	0	0	0	0	1	1											
Roger Craig, R (1.1) OBP: 0.080, SLG: 0.042											3	0	0	0	0	3	0											
Clem Labine, R (10.1) ERA: 3.52											0	0	0	0	0	0	0											
Don Demeter, R (10. PH) ERA: 2.58											1	0	0	0	0	1	1											
Inning Stats	R: 2 E: 0 K: 1 S: 13	H: 2 LOB: 1 BB: 1 P: 23	R: 0 E: 0 K: 2 S: 7	H: 0 LOB: 0 BB: 0 P: 10	R: 0 E: 0 K: 0 S: 7	H: 0 LOB: 0 BB: 0 P: 13	R: 0 E: 0 K: 0 S: 6	H: 1 LOB: 2 BB: 1 P: 13	R: 0 E: 0 K: 1 S: 9	H: 1 LOB: 1 BB: 0 P: 12	R: 0 E: 0 K: 0 S: 7	H: 0 LOB: 0 BB: 0 P: 10	R: 0 E: 0 K: 1 S: 7	H: 0 LOB: 0 BB: 0 P: 9	R: 0 E: 0 K: 1 S: 7	H: 1 LOB: 0 BB: 0 P: 10	R: 0 E: 0 K: 0 S: 9	H: 1 LOB: 1 BB: 0 P: 13	R: 0 E: 0 K: 1 S: 9	H: 1 LOB: 1 BB: 0 P: 14	1B: 3 2B: 2 3B: 1 HR: 0	SF: 0 SAC: 0 DP: 0 HBP: 0	WP: 0 PA: 37 PB: 0 SB: 0 CS: 0					
PITCHER	IP 6.0	WLS R	BF 24	H 4	R 2	ER 2	SO 4	BB 1	IBB 1	HBP 0	BLK 0	WP 0	HR 0	S 49	P 81	ERA 3.00	WHIP 0.833											
Larry Jackson, R (1.1) ERA: 3.52																												
Lindy McDaniel, R (7.1) ERA: 2.58	4.0	W	13	2	0	0	3	0	0	0	0	0	0	0	32	46	0.00	0.500										



Batter	1	2	3	4	5	6	7	8	9	AB	R	H	RBI	BB	SO	LOB	TOP					
Don Blasingame, L (1,4) OBP: 0.357, SLG: 0.355	2-2 1-3		0-1 6-3		0-0 G3		0-1 1-3			4	0	0	0	0	0	1	St. Louis Cardinals @ Los Angeles Dodgers Los Angeles Memorial Coliseum, Los Angeles, CA Sun Jul 26 1959, 6:33 AM EDT Att: 14,453 - Unknown livebaseballscorecards.com					
Joe Cunningham, L (1,9) OBP: 0.444, SLG: 0.468	1-0 FC3-6 1B			4-2 3-1 1B BB	1-1 F9		0-1 4-3			3	0	1	0	1	0	2						
Bill White, L (1,7) OBP: 0.382, SLG: 0.535	2-2 FC3-6 1-2 PO			2-2 F3		3-2 HR 1B		0-1 3-1		4	1	1	0	0	0	2						
Ken Boyer, R (1,5) OBP: 0.385, SLG: 0.500	1-2 PO 1-2	1-3 K		1-0 3-1 1B	1-2 3-1 1B	3-1 F6		0-2 5-3		4	0	1	0	0	1	1						
Gino Cimoli, R (1,8) OBP: 0.348, SLG: 0.472			3-1 F9		0-0 3-1		0-0 1-H HR	1-0 FC4-6 1B		1	0	0	0	0	0	0						
George Crowe, L (4,PH) OBP: 0.353, SLG: 0.578				1-2 2-3 BB						3	1	2	2	0	0	2						
Stan Musial, L (1,3) OBP: 0.381, SLG: 0.431		1-2 1B		4-1 BB		4-1 BB		2-1 FC4-6 1-2		2	0	1	0	2	0	1						
Alex Grammas, R (1,6) OBP: 0.357, SLG: 0.340			2-3 K		3-2 F8		0-2 F6		0-0 G5-4-3 1B	1	0	0	0	0	1	1						
Wally Shannon, L (4,PH) OBP: 0.467, SLG: 0.467										3	0	1	0	0	0	4						
Hal Smith, R (1,2) OBP: 0.306, SLG: 0.424			0-1 4-3		2-2 G3 HBP		1-2 F5		1-1 G5-4-3	1	0	0	0	0	0	0						
Gene Oliver, R (5,PR) OBP: 0.270, SLG: 0.420									1-2 1-2	2	0	0	0	0	0	2						
Dick Ricketts, L (1,1) OBP: 0.056, SLG: 0.056			2-3 K		1-2 L7				3-3 K	1	0	0	0	0	1	0						
Jack Urban, R (3,1)										1	0	0	0	0	0	1						
Curt Flood, R (7,PH) OBP: 0.345, SLG: 0.431										1	0	0	0	0	1	0						
Dean Stone, L (7,1)										0	0	0	0	0	0	0						
Ray Jablonski, R (9,PH) OBP: 0.341, SLG: 0.443										1	0	0	0	0	1	0						
Inning Stats	R: 0 E: 0 K: 0 S: 9	H: 1 LOB: 0 BB: 0 P: 15	R: 0 E: 0 K: 2 S: 11	H: 1 LOB: 1 BB: 0 P: 18	R: 0 E: 0 K: 1 S: 7	H: 0 LOB: 0 BB: 0 P: 9	R: 0 E: 0 K: 0 S: 15	H: 1 LOB: 3 BB: 2 P: 29	R: 0 E: 0 K: 0 S: 10	H: 0 LOB: 2 BB: 0 P: 14	R: 2 E: 0 K: 0 S: 13	H: 2 LOB: 1 BB: 1 P: 24	R: 0 E: 0 K: 1 S: 7	H: 0 LOB: 0 BB: 0 P: 9	R: 0 E: 0 K: 0 S: 8	H: 1 LOB: 1 BB: 0 P: 11	R: 0 E: 0 K: 1 S: 6	H: 1 LOB: 0 BB: 0 P: 10	1B: 6 2B: 0 3B: 0 HR: 1	SF: 0 SAC: 0 DP: 1 HBP: 1	WP: 0 PB: 0 SB: 0 CS: 0	PA: 37
PITCHER Don Drysdale, R (1,1) ERA: 2.88	IP: 9.0 WLS: W BF: 36 H: 7 R: 2 ER: 2 SO: 5 BB: 3 IBB: 0 HBP: 1 BLK: 0 WP: 0 HR: 1 S: 86 P: 139 ERA: 2.00 WHIP: 1.111															PITCHER						

Batter	1	2	3	4	5	6	7	8	9	AB	R	H	RBI	BB	SO	LOB	BOTTOM				
Jim Gilliam, S (1,5) OBP: 0.431, SLG: 0.389	1-2 F9 1B 2B	1-2 4-3	1-0 G4-6-3			3-2 4-3		4-2 E 1B BB		4	1	1	0	1	0	3	St. Louis Cardinals @ Los Angeles Dodgers Los Angeles Memorial Coliseum, Los Angeles, CA Sun Jul 26 1959, 6:33 AM EDT Att: 14,453 - Unknown livebaseballscorecards.com				
Charlie Neal, R (1,4) OBP: 0.356, SLG: 0.489	0-2 F9		3-2 HR	3-2 FC3-6 1B		2-1 1-3		1-0 E8 1B		5	1	3	2	0	0	1					
Wally Moon, L (1,7) OBP: 0.377, SLG: 0.429	4-2 1B BB		1-0 1B BB 1B	0-1 FC3-6 1-2		2-2 F4		0-0 L9		4	1	1	0	1	0	3					
Duke Snider, L (1,8) OBP: 0.355, SLG: 0.489	3-1 G4-6-3 1B		4-1 1B 1B BB	0-3 K		3-2 FC3-6 1B				3	1	2	1	1	1	1					
Norm Larker, L (1,3) OBP: 0.362, SLG: 0.437	0-0 G4-6-3 1-2		0-0 1B 1B 1B	1-0 F6		0-0 FC3-6 FC5-4				4	1	1	0	0	0	4					
Ron Fairly, L (1,9) OBP: 0.343, SLG: 0.362		2-2 3-1	3-2 1B 1B		2-0 CS 1B		0-1 FC5-4			3	0	2	1	0	0	0					
Don Demeter, R (7,PH) OBP: 0.300, SLG: 0.467			1-2 2-3 3-H 1B							1	0	0	0	0	0	1					
Joe Pignatano, R (1,2) OBP: 0.342, SLG: 0.333		2-0 5-3	0-2 F6		2-2 5-3			2-0 1B 2B		4	1	1	0	0	0	4					
Maury Wills, S (1,6) OBP: 0.237, SLG: 0.236		2-2 HR 1B	0-0 1B 1B	1-2 2-3 3-H 1B		3-1 4-3		0-0 B5		4	1	2	1	0	0	1					
Don Drysdale, R (1,1) OBP: 0.206, SLG: 0.409		0-1 HR	0-0 1B	1-2 2-3 3-H 1B		0-0 L8		0-0 5-3		4	1	2	3	0	0	1					
Inning Stats	R: 1 E: 0 K: 0 S: 12	H: 2 LOB: 1 BB: 1 P: 20	R: 2 E: 0 K: 0 S: 13	H: 2 LOB: 0 BB: 0 P: 20	R: 4 E: 0 K: 0 S: 16	H: 6 LOB: 2 BB: 1 P: 28	R: 0 E: 0 K: 1 S: 9	H: 1 LOB: 1 BB: 0 P: 13	R: 0 E: 0 K: 0 S: 7	H: 1 LOB: 0 BB: 0 P: 14	R: 0 E: 0 K: 0 S: 7	H: 0 LOB: 0 BB: 0 P: 12	R: 0 E: 0 K: 0 S: 9	H: 1 LOB: 1 BB: 0 P: 14	R: 1 E: 1 K: 0 S: 7	H: 2 LOB: 2 BB: 1 P: 14		1B: 11 2B: 2 3B: 0 HR: 2	SF: 0 SAC: 0 DP: 2 HBP: 0	WP: 0 PB: 0 SB: 0 CS: 1	PA: 39
PITCHER Dick Ricketts, R (1,1) ERA: 5.7	IP: 2.0 WLS: L BF: 13 H: 6 R: 6 ER: 6 SO: 0 BB: 2 IBB: 0 HBP: 0 BLK: 0 WP: 0 HR: 2 S: 30 P: 53 ERA: 27.00 WHIP: 4.000															PITCHER					
Jack Urban, R (3,1) ERA: 5.4	IP: 4.0 WLS: L BF: 16 H: 6 R: 1 ER: 1 SO: 1 BB: 0 IBB: 0 HBP: 0 BLK: 0 WP: 0 HR: 0 S: 34 P: 54 ERA: 2.25 WHIP: 1.500																				
Dean Stone, L (7,1) ERA: 1.5	IP: 2.0 WLS: L BF: 10 H: 3 R: 1 ER: 1 SO: 0 BB: 1 IBB: 0 HBP: 0 BLK: 0 WP: 0 HR: 0 S: 16 P: 28 ERA: 4.50 WHIP: 2.000																				

Batter	1	2	3	4	5	6	7	8	9	AB	R	H	RBI	BB	SO	LOB	TOP		
Don Blasingame, L (1.4)	1-3		3-1		1B				F7	5	1	2	1	0	0	1			
Joe Cunningham, L (1.9)	K		3-1		FC5					4	0	1	1	0	2	2			
Bill White, L (1.7)	FC6-4			5-3					1-3	4	0	2	0	0	0	1			
Ken Boyer, R (1.5)	FC6-4			G6-3					6-3	4	0	1	0	0	0	3			
Gino Cimoli, R (1.8)		4-3		G6-3					4-3	4	0	0	0	0	0	1			
George Crowe, L (1.3)		3-1			WP					2	1	1	0	2	0	0			
Alex Grammas, R (1.6)		6-3			F3				F9	4	0	0	0	0	0	3			
Hal Smith, R (1.2)			3-1						F9	3	1	2	1	0	0	1			
Jay Porter, R (8.2)			SH2-4							1	0	0	0	0	0	0			
Vinegar Bend Mizell, R (1.1)			SH2-4							0	0	0	0	0	0	0			
Marshall Bridges, S (4.1)										0	0	0	0	0	0	0			
Ray Jabonicki, R (5. PH)										1	0	0	0	0	0	1			
Dick Ricketts, L (5.1)										0	0	0	0	0	0	0			
Wally Shannon, L (7. PH)										1	0	0	0	0	0	0			
Hal Jeffcoat, R (7.1)										0	0	0	0	0	0	0			
Stan Musial, SLG: 0.429 (9. PH)										1	0	0	0	0	0	0			
Inning Stats	R: 0 E: 0 K: 1 S: 6	H: 1 LOB: 1 BB: 0 P: 6	R: 0 E: 0 K: 0 S: 3	H: 0 LOB: 0 BB: 0 P: 3	R: 0 E: 0 K: 0 S: 4	H: 1 LOB: 1 BB: 0 P: 4	R: 0 E: 0 K: 0 S: 3	H: 1 LOB: 0 BB: 0 P: 3	R: 3 E: 0 K: 1 S: 10	H: 5 LOB: 2 BB: 0 P: 10	R: 0 E: 0 K: 0 S: 3	H: 0 LOB: 1 BB: 1 P: 7	R: 0 E: 0 K: 1 S: 6	H: 1 LOB: 1 BB: 0 P: 6	R: 0 E: 0 K: 0 S: 3	H: 0 LOB: 0 BB: 0 P: 3	1B: 7 2B: 1 3B: 1 HR: 0	SF: 0 SAC: 1 DP: 1 HBP: 0	WP: 1 PA: 37 PB: 0 SB: 0 CS: 0
PITCHER Bob Purkey, R (1.1) ERA: 4.52	IP: 9.0 WLS: W BF: 37 H: 9 R: 3 ER: 3 SO: 3 BB: 2 IBB: 0 HBP: 0 BLK: 0 WP: 1 HR: 0 S: 41 P: 49 ERA: 3.00 WHIP: 1.222																		

St. Louis Cardinals @ Cincinnati Redlegs
Crosley Field, Cincinnati, OH
Mon Jul 27 1959, 7:05 PM EDT
Att: 8,911 - Unknown

AB 34
R 3
H 9
RBI 3
BB 2
SO 3
LOB 13



Batter	1	2	3	4	5	6	7	8	9	AB	R	H	RBI	BB	SO	LOB	BOTTOM		
Johnny Temple, R (1.4)	BB	6-3								4	3	3	3	1	0	0			
Vada Pinson, L (1.8)	BB	1B		4-3						4	1	1	0	1	1	2			
Gus Bell, L (1.9)	1B			K						4	0	1	1	1	2	2			
Frank Robinson, R (1.3)	SF7			P4						3	0	0	1	1	1	1			
Willie Jones, R (1.5)	1B			F2						3	1	1	0	1	0	2			
Frank Thomas, R (1.7)	FC6-4			F5						4	1	2	1	0	0	0			
Dutch Dotterer, R (1.2)	F8			SH5-4						3	1	1	1	0	0	3			
Eddie Kasko, R (1.6)	FC6-4			SH5-4						4	1	2	1	0	0	3			
Bob Purkey, R (1.1)		K		SH5-4						3	0	0	0	0	3	1			
Inning Stats	R: 2 E: 0 K: 0 S: 4	H: 1 LOB: 3 BB: 4 P: 20	R: 0 E: 0 K: 2 S: 8	H: 1 LOB: 0 BB: 0 P: 8	R: 0 E: 0 K: 0 S: 3	H: 1 LOB: 0 BB: 0 P: 3	R: 0 E: 0 K: 0 S: 3	H: 0 LOB: 0 BB: 0 P: 3	R: 1 E: 0 K: 3 S: 11	H: 2 LOB: 1 BB: 0 P: 11	R: 0 E: 0 K: 0 S: 4	H: 1 LOB: 2 BB: 1 P: 8	R: 0 E: 0 K: 0 S: 3	H: 0 LOB: 0 BB: 0 P: 3	R: 0 E: 0 K: 3 S: 11	H: 2 LOB: 1 BB: 0 P: 11	1B: 7 2B: 3 3B: 0 HR: 1	SF: 2 SAC: 1 DP: 0 HBP: 0	WP: 0 PA: 40 PB: 1 SB: 1 CS: 0
PITCHER Vinegar Bend Mizell, L (1.1) ERA: 3.62 Marshall Bridges, L (4.1) ERA: 4.23 Dick Ricketts, R (5.1) ERA: 5.93 Hal Jeffcoat, R (7.1) ERA: 5.02	IP: 3.1 WLS: L BF: 19 H: 5 R: 5 ER: 5 SO: 2 BB: 4 IBB: 0 HBP: 0 BLK: 0 WP: 0 HR: 1 S: 19 P: 35 ERA: 13.50 WHIP: 2.700																		

St. Louis Cardinals @ Cincinnati Redlegs
Crosley Field, Cincinnati, OH
Mon Jul 27 1959, 7:05 PM EDT
Att: 8,911 - Unknown

AB 32
R 8
H 11
RBI 8
BB 5
SO 7
LOB 14



Batter	1	2	3	4	5	6	7	8	9	AB	R	H	RBI	BB	SO	LOB	TOP					
Don Blasingame, L (1,4) OBP: 0.360, SLG: 0.362										3	2	1	0	2	0	0						
Joe Cunningham, L (1,9) OBP: 0.444, SLG: 0.466										4	0	2	0	1	0	1						
Bill White, L (1,7) OBP: 0.361, SLG: 0.532 (6,3)										4	1	1	2	0	0	2						
Ken Boyer, R (1,5) OBP: 0.382, SLG: 0.494										4	1	1	0	0	0	4						
Gino Cimoli, R (1,8) OBP: 0.344, SLG: 0.465 (6,7)										4	0	1	1	0	1	1						
Stan Musial, L (1,3) OBP: 0.379, SLG: 0.428										3	0	1	0	0	0	2						
Curt Flood, R (6,8) OBP: 0.341, SLG: 0.425										1	0	0	0	0	0	0						
Hal Smith, R (1,2) OBP: 0.311, SLG: 0.427										4	0	2	1	0	0	1						
Alex Grammas, R (1,6) OBP: 0.347, SLG: 0.329 (8,PH)										3	0	0	0	0	0	3						
Wally Shannon, L (8,PH) OBP: 0.471, SLG: 0.471 (8,6)										1	0	1	0	0	0	0						
Ernie Broglio, R (1,1) OBP: 0.171, SLG: 0.105										3	0	0	0	0	1	1						
Lindy McDaniel, R (7,1) OBP: 0.336, SLG: 0.038										0	0	0	0	0	0	0						
George Crowe, L (8,PH) OBP: 0.370, SLG: 0.562										1	0	0	0	0	1	2						
Marshall Bridges, S (8,1) OBP: 0.313, SLG: 0.533										0	0	0	0	0	0	0						
Inning Stats	R: 1 E: 0 K: 0 S: 4	H: 1 LOB: 1 BB: 1 P: 8	R: 0 E: 0 K: 0 S: 4	H: 1 LOB: 1 BB: 0 P: 4	R: 1 E: 0 K: 0 S: 4	H: 2 LOB: 0 BB: 0 P: 4	R: 0 E: 0 K: 0 S: 3	H: 0 LOB: 0 BB: 0 P: 3	R: 0 E: 0 K: 0 S: 3	H: 0 LOB: 0 BB: 0 P: 3	R: 2 E: 0 K: 0 S: 6	H: 3 LOB: 2 BB: 1 P: 10	R: 0 E: 0 K: 1 S: 6	H: 1 LOB: 2 BB: 1 P: 10	R: 0 E: 0 K: 2 S: 9	H: 2 LOB: 2 BB: 0 P: 9	R: 0 E: 0 K: 0 S: 3	H: 0 LOB: 0 BB: 0 P: 3	1B: 9 2B: 1 3B: 0 HR: 0	SF: 1 SAC: 0 DP: 0 HBP: 0	WP: 0 PB: 0 SB: 0 CS: 1	PA: 39
PITCHER	IP	WLS	BF	H	R	ER	SO	BB	IBB	HBP	BLK	WP	HR	S	P	ERA	WHIP					
Jay Hook, R (1,1) ERA: 2.66	6.0		26	7	4	4	0	2	0	0	0	0	0	24	32	6.00	1.500					
Orlando Pena, R (7,1) ERA: 5.4	1.0		5	1	0	0	1	1	0	0	0	0	0	6	10	0.00	2.000					
Jim Brosnan, R (8,1) ERA: 4.12	1.0	W	5	2	0	0	2	0	0	0	0	0	0	9	9	0.00	2.000					
Brooks Lawrence, R (9,1) ERA: 4.68	1.0	S	3	0	0	0	0	0	0	0	0	0	0	3	3	0.00	0.000					

St. Louis Cardinals @ Cincinnati Redlegs
Crosley Field, Cincinnati, OH
Tue Jul 28 1959, 7:05 PM EDT
Att: 9,084 - Unknown


AB	35
R	4
H	10
RBI	4
BB	3
SO	3
LOB	17



Batter	1	2	3	4	5	6	7	8	9	AB	R	H	RBI	BB	SO	LOB	BOTTOM				
Johnny Temple, R (1,4) OBP: 0.402, SLG: 0.449										4	0	1	3	0	0	0					
Vada Pinson, L (1,8) OBP: 0.371, SLG: 0.505										5	0	3	1	0	1	2					
Gus Bell, L (1,9) OBP: 0.316, SLG: 0.441										4	0	1	0	0	1	3					
Frank Robinson, R (1,3) OBP: 0.415, SLG: 0.603										4	0	0	0	0	0	5					
Jerry Lynch, L (1,7) OBP: 0.325, SLG: 0.450 (8,PH)										2	1	1	0	1	0	0					
Frank Thomas, R (8,PH) OBP: 0.287, SLG: 0.382 (9,7)										0	1	0	0	1	0	0					
Ed Bailey, L (1,2) OBP: 0.365, SLG: 0.396										2	1	2	1	1	0	0					
Willie Jones, R (1,5) OBP: 0.298, SLG: 0.458										3	0	0	0	1	1	4					
Eddie Kasko, R (8,PH) OBP: 0.287, SLG: 0.299 (9,5)										0	1	0	0	0	0	0					
Roy McMillan, R (1,6) OBP: 0.342, SLG: 0.476										3	1	1	1	1	0	3					
Jay Hook, L (1,1) ERA: 5.11										1	0	0	0	0	0	0					
Whitely Lockman, L (6,PH) OBP: 0.298, SLG: 0.286										1	0	0	0	0	0	0					
Orlando Pena, R (7,1) OBP: 0.325, SLG: 0.099										0	0	0	0	0	0	0					
John Powers, L (7,PH) OBP: 0.305, SLG: 0.448										1	1	1	0	0	0	0					
Jim Brosnan, R (8,1) OBP: 0.192, SLG: 0.250										0	0	0	0	0	0	0					
Jim Pendleton, R (8,PH) OBP: 0.303, SLG: 0.390										0	0	0	0	0	1	0					
Brooks Lawrence, R (9,1) OBP: 0.195, SLG: 0.175										0	0	0	0	0	0	0					
Inning Stats	R: 0 E: 0 K: 0 S: 4	H: 1 LOB: 1 BB: 0 P: 4	R: 0 E: 0 K: 0 S: 2	H: 0 LOB: 2 BB: 2 P: 10	R: 0 E: 0 K: 0 S: 3	H: 0 LOB: 0 BB: 0 P: 3	R: 0 E: 0 K: 0 S: 3	H: 0 LOB: 0 BB: 0 P: 3	R: 0 E: 0 K: 0 S: 5	H: 2 LOB: 2 BB: 0 P: 5	R: 4 E: 0 K: 2 S: 12	H: 5 LOB: 2 BB: 1 P: 16	R: 2 E: 0 K: 1 S: 6	H: 1 LOB: 2 BB: 3 P: 18	1B: 8 2B: 3 3B: 0 HR: 0	SF: 1 SAC: 1 DP: 2 HBP: 0	WP: 1 PB: 0 SB: 0 CS: 0	PA: 38			
PITCHER	IP	WLS	BF	H	R	ER	SO	BB	IBB	HBP	BLK	WP	HR	S	P	ERA	WHIP				
Ernie Broglio, R (1,1) ERA: 2.56	0.2		4	2	0	0	1	0	0	0	0	0	0	6	6	0.00	3.000				
Lindy McDaniel, R (7,1) ERA: 2.56	1.0	L	7	1	2	2	1	1	2	0	0	1	0	6	18	18.00	2.000				


St. Louis Cardinals @ Cincinnati Redlegs
Crosley Field, Cincinnati, OH
Tue Jul 28 1959, 7:05 PM EDT
Att: 9,084 - Unknown


AB	30
R	6
H	10
RBI	6
BB	6
SO	3
LOB	17





Batter	1	2	3	4	5	6	7	8	9	AB	R	H	RBI	BB	SO	LOB	TOP				
Don Blasingame, L (1,4) OBP: 0.361, SLG: 0.364										4	1	2	0	0	0	2	St. Louis Cardinals @ Cincinnati Redlegs Crosley Field, Cincinnati, OH Wed Jul 29 1959, 7:05 PM EDT Att: 8,909 - Unknown				
Alex Grammas, R (1,6) OBP: 0.346, SLG: 0.329										3	1	1	0	0	0	2					
Ray Jablonski, R (8, PH) OBP: 0.333, SLG: 0.432										1	0	0	0	0	0	0					
Lindy McDaniel, R (8, 1) OBP: 0.138, SLG: 0.038										0	0	0	0	0	0	0					
Jack Urban, R (8, 1)										0	0	0	0	0	0	0					
Bill White, L (1,3) OBP: 0.377, SLG: 0.526										4	0	0	0	0	1	3					
Ken Boyer, R (1,5) OBP: 0.381, SLG: 0.490										3	0	0	1	1	0	2					
Gino Cimoli, R (1,8) OBP: 0.343, SLG: 0.468										4	0	1	1	0	0	1					
Joe Cunningham, L (1,9) OBP: 0.442, SLG: 0.463										4	0	1	0	0	0	1					
Gene Oliver, R (1,7) OBP: 0.269, SLG: 0.404										4	0	0	0	0	2	2	AB 33 R 2 H 7 RBI 2 BB 1 SO 3 LOB 14				
Jay Porter, R (1,2) OBP: 0.304, SLG: 0.297										3	0	1	0	0	0	0					
Larry Jackson, R (1,1) OBP: 0.143, SLG: 0.145										2	0	0	0	0	0	1					
Dick Gray, R (8, PH) OBP: 0.308, SLG: 0.338										1	0	1	0	0	0	0					
Inning Stats	R: 2 E: 0 K: 0 S: 6	H: 3 LOB: 1 BB: 0 P: 6	R: 0 E: 0 K: 1 S: 5	H: 0 LOB: 0 BB: 0 P: 5	R: 0 E: 0 K: 1 S: 6	H: 1 LOB: 1 BB: 0 P: 6	R: 0 E: 0 K: 1 S: 5	H: 0 LOB: 0 BB: 0 P: 5	R: 0 E: 0 K: 0 S: 4	H: 1 LOB: 1 BB: 0 P: 4	R: 0 E: 0 K: 0 S: 3	H: 0 LOB: 0 BB: 0 P: 3	R: 0 E: 0 K: 0 S: 3	H: 1 LOB: 0 BB: 0 P: 3	R: 0 E: 0 K: 0 S: 3	H: 1 LOB: 2 BB: 1 P: 8		1B: 6 2B: 1 3B: 1 HR: 0	SF: 0 SAC: 0 DP: 1 HBP: 0	WP: 0 PB: 0 SB: 0 CS: 0	PA: 34
PITCHER Joe Nuxhall, L (1,1) ERA: 4.75	IP: 9.0 WLS: W BF: 34	H: 7 R: 2 ER: 2 SO: 3	BB: 1 IBB: 0 HBP: 0 BLK: 0	WP: 0 HR: 0 S: 39 P: 43	ERA: 2.00 WHIP: 0.889	PITCHER										IP: 9.0 WLS: W BF: 34		H: 7 R: 2 ER: 2 SO: 3	BB: 1 IBB: 0 HBP: 0 BLK: 0	WP: 0 HR: 0 S: 39 P: 43	ERA: 2.00 WHIP: 0.889

Batter	1	2	3	4	5	6	7	8	9	AB	R	H	RBI	BB	SO	LOB	BOTTOM			
Johnny Temple, R (1,4) OBP: 0.402, SLG: 0.452										4	0	2	1	0	1	0	St. Louis Cardinals @ Cincinnati Redlegs Crosley Field, Cincinnati, OH Wed Jul 29 1959, 7:05 PM EDT Att: 8,909 - Unknown			
Vada Pinson, L (1,8) OBP: 0.374, SLG: 0.505										4	1	2	2	1	0	1				
Gus Bell, L (1,9) OBP: 0.313, SLG: 0.436										4	0	0	0	0	0	4				
Frank Robinson, R (1,3) OBP: 0.416, SLG: 0.604										3	2	1	0	1	0	2				
Jerry Lynch, L (1,7) OBP: 0.324, SLG: 0.447										4	1	1	1	0	1	3				
Jim Pendleton, R (9, 7) OBP: 0.323, SLG: 0.360										0	0	0	0	0	0	0				
Ed Bailey, L (1,2) OBP: 0.367, SLG: 0.396										3	1	1	1	1	0	1				
Willie Jones, R (1,5) OBP: 0.346, SLG: 0.461										3	2	1	2	1	0	2				
Roy McMillan, R (1,6) OBP: 0.349, SLG: 0.476										2	2	1	0	1	0	0				
Joe Nuxhall, L (1,1) OBP: 0.235, SLG: 0.219										4	0	1	1	0	1	3				
Inning Stats	R: 0 E: 0 K: 0 S: 4	H: 1 LOB: 2 BB: 1 P: 8	R: 2 E: 0 K: 0 S: 4	H: 1 LOB: 1 BB: 1 P: 9	R: 1 E: 1 K: 1 S: 7	H: 2 LOB: 1 BB: 0 P: 7	R: 0 E: 0 K: 1 S: 5	H: 1 LOB: 0 BB: 0 P: 5	R: 0 E: 0 K: 0 S: 3	H: 0 LOB: 0 BB: 0 P: 3	R: 0 E: 1 K: 0 S: 3	H: 0 LOB: 1 BB: 0 P: 3	R: 0 E: 0 K: 0 S: 3	H: 0 LOB: 0 BB: 0 P: 3	R: 6 E: 0 K: 1 S: 10	H: 5 LOB: 3 BB: 3 P: 22	1B: 6 2B: 4 3B: 0 HR: 0	SF: 1 SAC: 1 DP: 1 HBP: 1	WP: 2 PB: 0 SB: 1 CS: 0	PA: 39
PITCHER Larry Jackson, R (1,1) ERA: 3.54	IP: 7.0 WLS: L BF: 29	H: 5 R: 3 ER: 3 SO: 2	BB: 2 IBB: 0 HBP: 1 BLK: 0	WP: 0 HR: 0 S: 29 P: 38	ERA: 3.86 WHIP: 1.000	PITCHER										IP: 7.0 WLS: L BF: 29	H: 5 R: 3 ER: 3 SO: 2	BB: 2 IBB: 0 HBP: 1 BLK: 0	WP: 0 HR: 0 S: 29 P: 38	ERA: 3.86 WHIP: 1.000
Lindy McDaniel, R (8, 1) ERA: 2.99	0.1	6	3	5	5	0	1	1	0	0	1	0	4	12	135.00	12.000				
Jack Urban, R (8, 1) ERA: 6.0	0.2	5	2	1	1	1	0	1	0	0	0	0	6	10	13.50	3.000				

Batter	1	2	3	4	5	6	7	8	9	AB	R	H	RBI	BB	SO	LOB	TOP			
Don Blasingame, L (1,4) OBP: 0.361, SLG: 0.365	4-3			4-3 1B		E5 4-3 1B			6-3	4	0	2	0	0	0	0	St. Louis Cardinals @ Milwaukee Braves Milwaukee County Stadium, Milwaukee, WI Fri Jul 31 1959, 8:05 PM EDT Att: 29,287 - Unknown AB 29 R 0 H 3 RBI 0 BB 1 SO 5 LOB 7 			
Joe Cunningham, L (1,9) OBP: 0.435, SLG: 0.455	F8			4-3 1-2		4-3 2-3			4-3	4	0	0	0	0	0	2				
Bill White, L (1,7) OBP: 0.373, SLG: 0.518	CS 1B			P6		1-3			4-3	4	0	1	0	0	0	2				
Ken Boyer, R (1,5) OBP: 0.384, SLG: 0.493	CS 1-2	5-3		K					G6-4-3 BB	2	0	0	0	1	1	1				
Gino Cimoli, R (1,8) OBP: 0.340, SLG: 0.461			K		4-3				G6-4-3 1-2	3	0	0	0	0	1	1				
Stan Musial, L (1,3) OBP: 0.374, SLG: 0.418			F7		K				F8	3	0	0	0	0	1	0				
Hal Smith, R (1,2) Wally Shannon, L (8, PH) OBP: 0.444, SLG: 0.444			P6		E5				K	2	0	0	0	0	0	0				
Alex Grammas, R (1,6) George Crowe, L (8, PH) Jay Porter, R (8, 2) OBP: 0.304, SLG: 0.297			4-3		4-3				F9	2	0	0	0	0	0	1				
Dean Stone, L (1,1) Ray Jablonski, R (8, PH) Hal Jeffcoat, R (8, 1) OBP: 0.400, SLG: 0.500			K		4-3				6-3	3	0	0	0	0	0	0				
Inning Stats	R: 0 E: 0 K: 0 S: 3	H: 1 LOB: 0 BB: 0 P: 3	R: 0 E: 0 K: 1 S: 5	H: 0 LOB: 0 BB: 0 P: 5	R: 0 E: 0 K: 1 S: 5	H: 0 LOB: 0 BB: 0 P: 5	R: 0 E: 0 K: 1 S: 6	H: 1 LOB: 1 BB: 0 P: 6	R: 0 E: 0 K: 0 S: 4	H: 0 LOB: 0 BB: 1 P: 4	R: 0 E: 0 K: 0 S: 2	H: 0 LOB: 0 BB: 1 P: 6	R: 0 E: 0 K: 1 S: 5	H: 0 LOB: 0 BB: 0 P: 5	R: 0 E: 0 K: 0 S: 3	H: 0 LOB: 0 BB: 0 P: 3		1B: 3 2B: 0 3B: 0 HR: 0	SF: 0 SAC: 0 DP: 1 HBP: 0	WP: 0 PB: 0 SB: 0 CS: 1
PITCHER Bob Buhl, R (1,1) ERA: 2.32	IP: 9.0 WLS: W BF: 30 H: 3 R: 0 ER: 0 SO: 5 BB: 1 IBB: 0 HBP: 0 BLK: 0 WP: 0 HR: 0 S: 39 P: 43 ERA: 0.00 WHIP: 0.444																			

Batter	1	2	3	4	5	6	7	8	9	AB	R	H	RBI	BB	SO	LOB	BOTTOM			
Bobby Avila, R (1,4) OBP: 0.295, SLG: 0.305	L3			6-3		1B 1B BB			P6	3	1	0	0	1	0	1	St. Louis Cardinals @ Milwaukee Braves Milwaukee County Stadium, Milwaukee, WI Fri Jul 31 1959, 8:05 PM EDT Att: 29,287 - Unknown AB 29 R 6 H 7 RBI 6 BB 2 SO 2 LOB 5 			
Felix Mantilla, R (1,5) OBP: 0.240, SLG: 0.223	1-3			L8		1B HR			6-3	4	1	1	1	0	0	0				
Hank Aaron, R (1,9) OBP: 0.409, SLG: 0.680	6-3			F8		HR 1B			HR	4	2	2	2	0	0	0				
Joe Adcock, R (1,3) Lew Burdette, R (8, PR) Frank Torre, L (9, 3) OBP: 0.319, SLG: 0.335		5-3			F8	HR 1B			G6-4-3 1B	4	1	2	3	0	0	0				
Johnny Logan, R (1,6) OBP: 0.391, SLG: 0.486		F8			FC5-4 BB	HR 1B			G6-4-3 1B	0	0	0	0	1	0	1				
Andy Pafo, R (1,7) OBP: 0.294, SLG: 0.340		F9			FC5-4 1-2	P6			G6-4-3 1-2	3	0	0	0	0	0	1				
Bill Bruton, L (1,8) OBP: 0.339, SLG: 0.408				4-3		P5			F8	3	0	0	0	0	0	1				
Del Crandall, R (1,2) OBP: 0.295, SLG: 0.396				6-3		1B 2B			SH3-4 1B	3	1	2	0	0	0	0				
Bob Buhl, R (1,1) OBP: 0.051, SLG: 0.051			K			K			SH3-4 1-2	2	0	0	0	0	2	1				
Inning Stats	R: 0 E: 0 K: 0 S: 3	H: 0 LOB: 0 BB: 0 P: 3	R: 0 E: 0 K: 0 S: 3	H: 0 LOB: 0 BB: 0 P: 3	R: 0 E: 0 K: 1 S: 5	H: 0 LOB: 0 BB: 0 P: 5	R: 0 E: 0 K: 0 S: 3	H: 0 LOB: 0 BB: 0 P: 3	R: 0 E: 0 K: 0 S: 3	H: 0 LOB: 0 BB: 0 P: 7	R: 5 E: 0 K: 1 S: 9	H: 4 LOB: 0 BB: 1 P: 13	R: 0 E: 0 K: 0 S: 4	H: 1 LOB: 1 BB: 0 P: 4	R: 1 E: 0 K: 0 S: 4	H: 2 LOB: 1 BB: 0 P: 4		1B: 4 2B: 1 3B: 0 HR: 2	SF: 0 SAC: 1 DP: 1 HBP: 0	WP: 0 PB: 0 SB: 0 CS: 0
PITCHER Dean Stone, L (1,1) ERA: 3.32 Hal Jeffcoat, R (8, 1) ERA: 5.12	IP: 7.0 WLS: L BF: 28 H: 5 R: 5 ER: 5 SO: 2 BB: 2 IBB: 0 HBP: 0 BLK: 0 WP: 0 HR: 1 S: 30 P: 38 ERA: 6.43 WHIP: 1.000																			

Batter	1	2	3	4	5	6	7	8	9	AB	R	H	RBI	BB	SO	LOB	TOP		
Don Blasingame, L (1,4) OBP: 0.358, SLG: 0.362	1-3		6-3		4-3			5-3		4	0	0	0	0	0	0	St. Louis Cardinals @ Milwaukee Braves Milwaukee County Stadium, Milwaukee, WI Sat Aug 01 1959, 4:33 AM EDT Att: 26,812 - Unknown 		
Alex Grammas, R (1,6) OBP: 0.343, SLG: 0.326	F8			E7 4-3 1B		F9		F9		4	1	1	0	0	0				
Gino Cimoli, R (1,8) OBP: 0.337, SLG: 0.456	K			4-3		P4		F8		4	0	0	0	0	1	1			
Ken Boyer, R (1,5) OBP: 0.383, SLG: 0.489		K		K		CS BB		K		3	0	0	0	1	3	1			
Joe Cunningham, L (1,9) OBP: 0.439, SLG: 0.456	4-3			1B 1B		CS	F7	1B 1B		4	0	2	1	0	0	0			
Bill White, L (1,3) OBP: 0.377, SLG: 0.519	WP 1B			3-H 1-2 1B			E BB	F5		3	0	2	0	1	0	1			
Gene Oliver, R (1,7) OBP: 0.254, SLG: 0.396	F8			P6			E5 1-2	FC6-4 1B		2	0	0	0	0	0	3			
Ray Jablonski, R (7,PH) OBP: 0.326, SLG: 0.422										1	0	0	0	0	0	1			
Curt Flood, R (7,PR) OBP: 0.349, SLG: 0.432										1	0	1	0	0	0	0			
Hal Smith, R (1,2) OBP: 0.308, SLG: 0.421			F9		G3		K	FC6-4 1-2		4	0	0	0	0	1	4			
Ernie Broglio, R (1,1) OBP: 0.163, SLG: 0.100			4-3		4-3		P4			2	0	0	0	0	0	0			
Dick Gray, R (7,PH) OBP: 0.204, SLG: 0.333										1	0	0	0	0	0	2			
Marshall Bridges, S (7,1) OBP: 0.313, SLG: 0.533										0	0	0	0	0	0	0			
Jack Urban, R (7,1)										0	0	0	0	0	0	0			
Inning Stats	R: 0 E: 0 K: 1 S: 5	H: 0 LOB: 0 BB: 0 P: 5	R: 0 E: 0 K: 1 S: 6	H: 1 LOB: 1 BB: 0 P: 6	R: 0 E: 0 K: 0 S: 3	H: 0 LOB: 0 BB: 0 P: 3	R: 1 E: 1 K: 1 S: 8	H: 3 LOB: 2 BB: 0 P: 8	R: 0 E: 0 K: 0 S: 3	H: 0 LOB: 0 BB: 1 P: 3	R: 0 E: 0 K: 1 S: 6	H: 0 LOB: 2 BB: 1 P: 10	R: 0 E: 0 K: 0 S: 3	H: 0 LOB: 0 BB: 0 P: 3	R: 0 E: 0 K: 1 S: 7	H: 2 LOB: 2 BB: 0 P: 7	1B: 6 2B: 0 3B: 0 HR: 0	SF: 0 SAC: 0 DP: 0 HBP: 0	WP: 1 PA: 36
PITCHER Juan Pizarro, L (1,1) ERA: 3.77	IP: 9.0 WLS: W BF: 35 H: 6 R: 1 ER: 1 SO: 5 BB: 2 IBB: 0 HBP: 0 BLK: 0 WP: 1 HR: 0 S: 43 P: 51 ERA: 1.00 WHIP: 0.889															PITCHER			

Batter	1	2	3	4	5	6	7	8	9	AB	R	H	RBI	BB	SO	LOB	BOTTOM		
Bobby Avila, R (1,4) OBP: 0.294, SLG: 0.304	F9		5-3			K	HR 1B			4	1	1	1	0	1	0	St. Louis Cardinals @ Milwaukee Braves Milwaukee County Stadium, Milwaukee, WI Sat Aug 01 1959, 4:33 AM EDT Att: 26,812 - Unknown 		
Eddie Mathews, L (1,5) OBP: 0.382, SLG: 0.603	E S 1B		5-3			F8	HR 1B			4	2	2	3	0	0	0			
Hank Aaron, R (1,9) OBP: 0.409, SLG: 0.686	K			1B G4-6-3 1B		HR	4-3			4	2	2	1	0	1	2			
Joe Adcock, R (1,3) OBP: 0.350, SLG: 0.512				G4-6-3 1B		6-3		F8		4	0	2	1	0	0	0			
Wes Covington, L (1,7) OBP: 0.331, SLG: 0.388	F7			G4-6-3 1-2 3-H			FC3-6 BB	G6-4-3 1B		2	0	0	0	1	0	2			
Lee Maye, L (7,PR) OBP: 0.400, SLG: 0.355				1-2 3-H			FC3-6 BB	G6-4-3 1B		1	0	1	0	0	0	0			
Bill Bruton, L (1,8) OBP: 0.335, SLG: 0.403	K			P6			FC3-6 1B SF9	G6-4-3 1-2		4	1	0	0	0	1	2			
Johnny Logan, R (1,6) OBP: 0.391, SLG: 0.485	F8						SF9 1B 1B			3	1	1	0	0	0	0			
Del Crandall, R (1,2) OBP: 0.296, SLG: 0.394	4-3						1B HR IBB			2	1	0	0	1	0	0			
Del Rice, R (8,2) OBP: 0.294, SLG: 0.214										0	0	0	0	0	0	0			
Juan Pizarro, L (1,1) OBP: 0.152, SLG: 0.100			K		K		SF9 2-3 3-H			2	0	0	1	0	2	0			
Inning Stats	R: 1 E: 1 K: 1 S: 7	H: 2 LOB: 1 BB: 0 P: 7	R: 0 E: 0 K: 1 S: 5	H: 0 LOB: 0 BB: 0 P: 5	R: 0 E: 0 K: 1 S: 5	H: 0 LOB: 0 BB: 0 P: 5	R: 1 E: 0 K: 0 S: 4	H: 2 LOB: 0 BB: 0 P: 4	R: 0 E: 0 K: 1 S: 5	H: 0 LOB: 0 BB: 0 P: 5	R: 1 E: 0 K: 1 S: 6	H: 1 LOB: 1 BB: 0 P: 6	R: 5 E: 0 K: 0 S: 6	H: 3 LOB: 1 BB: 2 P: 14	R: 0 E: 0 K: 0 S: 3	H: 1 LOB: 0 BB: 0 P: 3	1B: 7 2B: 0 3B: 0 HR: 2	SF: 1 SAC: 0 DP: 2 HBP: 0	WP: 0 PA: 33
PITCHER Ernie Broglio, R (1,1) ERA: 5.88	IP: 6.0 WLS: L BF: 22 H: 3 R: 3 ER: 3 SO: 3 BB: 0 IBB: 0 HBP: 0 BLK: 0 WP: 0 HR: 1 S: 32 P: 32 ERA: 4.50 WHIP: 0.833															PITCHER Marshall Bridges, L (7,1) ERA: 5.44			
Jack Urban, R (7,1) ERA: 5.23	IP: 1.1 WLS: 4 BF: 1 H: 0 R: 0 ER: 0 SO: 0 BB: 0 IBB: 0 HBP: 0 BLK: 0 WP: 0 HR: 0 S: 4 P: 4 ERA: 0.00 WHIP: 0.750															PITCHER			

Batter	1	2	3	4	5	6	7	8	9	AB	R	H	RBI	BB	SO	LOB	TOP			
Don Blasingame, L (1,4) OBP: 0.360, SLG: 0.368										4	1	2	0	0	0	0	St. Louis Cardinals @ Milwaukee Braves Milwaukee County Stadium, Milwaukee, WI Sun Aug 02 1959, 4:33 AM EDT Unknown livebaseballscorecards.com			
Gino Cimoli, R (1,8) OBP: 0.338, SLG: 0.455										5	1	2	0	0	0	2				
Curt Flood, R (8,8) OBP: 0.349, SLG: 0.432										0	0	0	0	0	0	0				
Bill White, L (1,7) OBP: 0.374, SLG: 0.515										5	1	1	1	0	0	1				
Ken Boyer, R (1,5) OBP: 0.387, SLG: 0.493										5	1	4	1	0	0	2				
Joe Cunningham, L (1,9) OBP: 0.438, SLG: 0.455										5	0	2	1	0	0	4				
Stan Musial, L (1,3) OBP: 0.371, SLG: 0.411										4	0	0	0	1	0	6				
Gene Oliver, R (9,7) OBP: 0.264, SLG: 0.396										0	0	0	0	0	0	0				
Jay Porter, R (1,2) OBP: 0.289, SLG: 0.289										3	0	0	0	0	1	5				
George Crowe, L (7,PH) OBP: 0.360, SLG: 0.565										1	0	0	0	1	2					
Hal Smith, R (7,2) OBP: 0.308, SLG: 0.421										0	0	0	0	0	0	0				
Alex Grammas, R (1,6) OBP: 0.338, SLG: 0.321											4	0	0	0	0	0				
Larry Jackson, R (1,1) OBP: 0.133, SLG: 0.136										4	0	0	0	0	3	0				
Lindy McDaniel, R (9,1) OBP: 0.138, SLG: 0.038										0	0	0	0	0	0	0				
Inning Stats	R: 1 E: 0 K: 1 S: 7	H: 2 LOB: 3 BB: 1 P: 12	R: 0 E: 0 K: 1 S: 6	H: 1 LOB: 1 BB: 0 P: 6	R: 0 E: 1 K: 0 S: 5	H: 1 LOB: 2 BB: 0 P: 5	R: 0 E: 0 K: 0 S: 3	H: 0 LOB: 0 BB: 0 P: 3	R: 0 E: 0 K: 1 S: 5	H: 2 LOB: 2 BB: 0 P: 5	R: 0 E: 0 K: 1 S: 9	H: 3 LOB: 2 BB: 0 P: 9	R: 0 E: 0 K: 1 S: 6	H: 1 LOB: 1 BB: 0 P: 6	R: 1 E: 2 K: 0 S: 4	H: 1 LOB: 0 BB: 0 P: 4	1B: 9 2B: 2 3B: 0 HR: 0	SF: 0 SAC: 0 DP: 0 HBP: 1	WP: 0 PB: 0 CS: 0	PA: 42
PITCHER	IP WLS BF H R ER SO BB IBB HBP BLK WP HR S P ERA WHIP																			
Joey Jay, R (1,1) ERA: 4.25	8.0 L 38 10 3 2 5 0 0 1 1 0 0 0 46 51 2.25 1.250																			
Don McMahon, R (9,1) ERA: 2.25	1.0 4 1 1 0 0 0 0 0 0 0 0 0 4 4 0.00 1.000																			

Batter	1	2	3	4	5	6	7	8	9	AB	R	H	RBI	BB	SO	LOB	BOTTOM			
Bobby Avila, R (1,4) OBP: 0.295, SLG: 0.304										3	1	1	0	0	1	1	St. Louis Cardinals @ Milwaukee Braves Milwaukee County Stadium, Milwaukee, WI Sun Aug 02 1959, 4:33 AM EDT Unknown livebaseballscorecards.com			
Mickey Vernon, L (8,PH) OBP: 0.288, SLG: 0.391										1	0	0	0	0	0	0				
Felix Mantilla, R (9,4) OBP: 0.240, SLG: 0.223										0	0	0	0	0	0	0				
Eddie Mathews, L (1,5) OBP: 0.375, SLG: 0.596										4	0	0	0	0	0	1				
Hank Aaron, R (1,9) OBP: 0.412, SLG: 0.685										2	1	1	0	2	0	0				
Joe Adcock, R (1,3) OBP: 0.349, SLG: 0.523										3	1	1	2	0	0	2				
Wes Covington, L (1,7) OBP: 0.331, SLG: 0.387										4	0	1	0	0	1	2				
Lew Burdette, R (9,PR) OBP: 0.214, SLG: 0.239										0	0	0	0	0	0	0				
Bill Bruton, L (1,8) OBP: 0.334, SLG: 0.401										4	0	1	1	0	1	1				
Johnny Logan, R (1,6) OBP: 0.386, SLG: 0.478										4	0	0	0	0	0	2				
Del Crandall, R (1,2) OBP: 0.296, SLG: 0.391										2	0	0	0	1	1	0				
Joey Jay, S (1,1) OBP: 0.217, SLG: 0.143										2	0	0	0	0	1	1				
Lee Maye, L (8,PH) OBP: 0.369, SLG: 0.344										1	0	0	0	0	0	0				
Don McMahon, R (9,1) OBP: 0.375, SLG: 0.286										0	0	0	0	0	0	0				
Inning Stats	R: 1 E: 0 K: 1 S: 6	H: 1 LOB: 1 BB: 1 P: 10	R: 0 E: 0 K: 0 S: 3	H: 0 LOB: 0 BB: 0 P: 3	R: 0 E: 0 K: 1 S: 5	H: 0 LOB: 0 BB: 0 P: 5	R: 0 E: 0 K: 0 S: 3	H: 0 LOB: 1 BB: 1 P: 7	R: 0 E: 0 K: 0 S: 4	H: 1 LOB: 0 BB: 0 P: 4	R: 0 E: 0 K: 2 S: 7	H: 0 LOB: 0 BB: 0 P: 7	R: 0 E: 0 K: 0 S: 3	H: 0 LOB: 0 BB: 0 P: 3	R: 1 E: 0 K: 0 S: 5	H: 3 LOB: 2 BB: 0 P: 5	1B: 4 2B: 0 3B: 0 HR: 1	SF: 1 SAC: 0 DP: 1 HBP: 0	WP: 1 PB: 1 CS: 0	PA: 34
PITCHER	IP WLS BF H R ER SO BB IBB HBP BLK WP HR S P ERA WHIP																			
Larry Jackson, R (1,1) ERA: 3.47	8.1 W 33 5 3 2 5 3 0 0 0 0 0 0 40 52 2.16 0.960																			
Lindy McDaniel, R (9,1) ERA: 2.99	0.2 S 1 0 0 0 0 0 0 0 0 0 0 1 1 0.00 0.000																			


Batter	1	2	3	4	5	6	7	8	9	AB	R	H	RBI	BB	SO	LOB	TOP					
Don Blasingame, L (1,4) OBP: 0.361, SLG: 0.368 Bob Miller, R (7,1)	FC6-4 BB		1B		F8		1-3		F5	3	0	1	0	1	0	1	St. Louis Cardinals @ Milwaukee Braves Milwaukee County Stadium, Milwaukee, WI Sun Aug 02 1959, 4:38 AM EDT Att: 42,732 - Unknown livebaseballscorecards.com					
Gino Cimoli, R (1,8) OBP: 0.338, SLG: 0.457 Curt Flood, R (7,8)	FC6-4 FC4-6 1-2		F7		E9				E5	3	0	1	0	0	2	1						
Bill White, L (1,7) OBP: 0.371, SLG: 0.509	FC4-6 E 1-2		G3		L3				FC6 HR	4	1	0	0	0	4	4						
Ken Boyer, R (1,5) OBP: 0.386, SLG: 0.499	E5 FC6 1-2				6-3				HR	4	1	1	2	0	2	4						
Joe Cunningham, L (1,9)	FC6 1-2				HR				FC6-4 1B	4	1	3	0	0	2	4						
George Crowe, L (1,3) OBP: 0.354, SLG: 0.589			F3		HR				F7	4	1	1	2	0	2	4						
Hal Smith, R (1,2) OBP: 0.305, SLG: 0.416			F9		6-3				FC6-4 1-2	4	0	0	0	0	1	4						
Alex Grammas, R (1,6) OBP: 0.338, SLG: 0.321 Wally Shannon, L (2,PH) OBP: 0.409, SLG: 0.409			L8		4-3				F8	0	0	0	0	0	0	4						
Vinegar Bend Mizell, R (1,1) OBP: 0.226, SLG: 0.262 Dean Stone, L (6,1) Dick Gray, R (7,PH) OBP: 0.298, SLG: 0.325			K						G5-4-3 1B	2	1	1	0	0	1	0						
Inning Stats	R: 0 E: 1 K: 0 S: 4	H: 0 LOB: 2 BB: 1 P: 8	R: 0 E: 0 K: 0 S: 3	H: 0 LOB: 0 BB: 0 P: 3	R: 0 E: 0 K: 1 S: 6	H: 1 LOB: 1 BB: 0 P: 6	R: 2 E: 0 K: 0 S: 5	H: 2 LOB: 0 BB: 0 P: 5	R: 1 E: 1 K: 0 S: 5	H: 2 LOB: 1 BB: 0 P: 5	R: 0 E: 0 K: 0 S: 3	H: 1 LOB: 0 BB: 0 P: 3	R: 0 E: 0 K: 1 S: 5	H: 0 LOB: 0 BB: 0 P: 5	R: 2 E: 1 K: 0 S: 6	H: 2 LOB: 1 BB: 0 P: 6		R: 0 E: 0 K: 0 S: 3	H: 1 LOB: 0 BB: 0 P: 3	1B: 6 2B: 1 3B: 0 HR: 2	SF: 0 SAC: 0 DP: 2 HBP: 0	WP: 0 PB: 0 SB: 0 CS: 0
PITCHER Lew Burdette, R (1,1) ERA: 3.95	IP: 9.0 WLS: W BF: 37 H: 9 R: 5 ER: 3 SO: 2 BB: 1 IBB: 0 HBP: 0 BLK: 0 WP: 0 HR: 2 S: 40 P: 44 ERA: 3.00 WHIP: 1.11															PITCHER						

Batter	1	2	3	4	5	6	7	8	9	AB	R	H	RBI	BB	SO	LOB	BOTTOM			
Felix Mantilla, R (1,4) OBP: 0.258, SLG: 0.259	1B 1B	HBP BB		E1 WP 1B	HR	3-1				4	2	3	3	1	0	1	St. Louis Cardinals @ Milwaukee Braves Milwaukee County Stadium, Milwaukee, WI Sun Aug 02 1959, 4:38 AM EDT Att: 42,732 - Unknown livebaseballscorecards.com			
Eddie Mathews, L (1,5) OBP: 0.375, SLG: 0.593	1B FC5-2 1-2	HBP		F2	F8				F9	4	0	1	0	0	2	4				
Hank Aaron, R (1,9) OBP: 0.414, SLG: 0.683	FC5-2 1-3 2-H 3B	F9		WP IBB		SH5-4 3B 1B			5-3	4	2	2	1	1	0	2		4		
Joe Adcock, R (1,3) OBP: 0.351, SLG: 0.520 Frank Torre, L (7,3) OBP: 0.317, SLG: 0.333	FC5-2 1-3 3-H 3B	L7		IBB		SH5-4 3B 1B			6-3	3	2	1	0	1	0	4		1		
Johnny Logan, R (1,6) OBP: 0.382, SLG: 0.472	5-3			F3	P4	SH5-4			L8	4	0	0	0	0	5	4				
Andy Pafko, R (1,7) OBP: 0.306, SLG: 0.340	3B IBB			6-3	5-3	3B BB			FC1-6 1B	3	2	1	0	2	0	0		3		
Bill Bruton, L (1,8) OBP: 0.336, SLG: 0.415	3B			FC6-4 BB	F8	SF7 3B			FC1-6 1-2	4	1	2	6	1	0	1		4		
Del Rice, R (1,2) OBP: 0.300, SLG: 0.235 Del Crandall, R (5,PR) OBP: 0.234, SLG: 0.350	5-3			FC6-4 1-2	HR	SF7			F8	3	0	1	0	0	2	1				
Lew Burdette, R (1,1) OBP: 0.230, SLG: 0.257				6-3	HR					3	1	1	0	1	1	0		3		
Inning Stats	R: 4 E: 0 K: 0 S: 7	H: 4 LOB: 1 BB: 1 P: 11	R: 0 E: 0 K: 1 S: 5	H: 0 LOB: 2 BB: 1 P: 10	R: 0 E: 0 K: 0 S: 3	H: 0 LOB: 1 BB: 1 P: 7	R: 0 E: 1 K: 0 S: 4	H: 1 LOB: 3 BB: 2 P: 12	R: 3 E: 0 K: 0 S: 5	H: 2 LOB: 1 BB: 1 P: 9	R: 4 E: 0 K: 0 S: 7	H: 4 LOB: 1 BB: 1 P: 11	R: 0 E: 0 K: 0 S: 3	H: 0 LOB: 0 BB: 0 P: 3	R: 0 E: 0 K: 0 S: 4	H: 1 LOB: 1 BB: 0 P: 4		1B: 8 2B: 1 3B: 2 HR: 1	SF: 1 SAC: 1 DP: 0 HBP: 1	WP: 1 PB: 0 SB: 0 CS: 0
PITCHER Vinegar Bend Mizell, L (1,1) ERA: 4.07 Dean Stone, L (6,1) ERA: 3.66 Bob Miller, R (7,1) ERA:	IP: 5.1 WLS: L BF: 33 H: 9 R: 10 ER: 10 SO: 10 BB: 4 IBB: 3 HBP: 0 BLK: 0 WP: 0 HR: 1 S: 27 P: 56 ERA: 16.88 WHIP: 2.438															PITCHER				

Batter	1	2	3	4	5	6	7	8	9	AB	R	H	RBI	BB	SO	LOB	TOP			
Bob Skinner, L (1.7) OBP: 0.359, SLG: 0.409 Roman Mejias, R (3.7) OBP: 0.302, SLG: 0.319	0-0 4-3 SF9 2B	4-0 BB		0-3 K		0-0 FC5-4 BB 1B		0-0 G6-4-3 1-2		1	1	1	0	1	0	0				
Dick Groat, R (1.6) OBP: 0.395, SLG: 0.361	0-0 4-3 2-3	0-0 F7			0-0 WP 1B 2B	4-0 FC5-4 BB 1-2			0-0 3B 1B	4	2	2	0	1	0	2				
Roberto Clemente, R (1.9) OBP: 0.399, SLG: 0.387	0-0 SF9 3-H		0-0 5-3		0-3 K 1-2 2-3	0-0 FC5-4 1-2			0-0 3B 1-H	4	0	1	2	0	1	3				
Rocky Nelson, L (1.3) OBP: 0.360, SLG: 0.391	4-0 2B BB		0-0 4-3		0-0 BB 1B HBP 2-H	0-3 K			0-3 K	4	2	1	1	1	2	3				
Smoky Burgess, L (1.2) OBP: 0.347, SLG: 0.500	0-0 1B 2B		0-0		1-0 1B BB E HBP 1-2		0-3 K		0-0 4-3	4	2	2	1	0	1	1				
Don Hoak, R (1.5) OBP: 0.361, SLG: 0.409	0-0 FC6-4 2-H 1B		0-0 4-3		4-0 E BB 1-2 2-3		0-0 F9		4-0 BB BB	3	0	1	1	2	0	1				
Bill Mazerolski, R (1.4) OBP: 0.305, SLG: 0.363	0-0 FC6-4 1-2			0-0 FC5-4 1B	0-0 E9 G4-6-3 1B 1-3 2-H 3-H		0-3 K		0-0 L8	5	0	2	1	0	1	3				
Bill Virdon, L (1.8) OBP: 0.293, SLG: 0.325		0-0 F8		0-3 K	0-0 G4-6-3 1-2			0-3 K		4	0	0	0	0	2	3				
Vern Law, R (1.1) OBP: 0.211, SLG: 0.261		0-0 1-3		0-0 FC5-4 1-2		0-3 K		0-0 G6-4-3 1B		4	0	1	0	0	1	1				
Inning Stats	R: 3 E: 0 K: 0 S: 6	H: 3 LOB: 1 BB: 1 P: 10	R: 0 E: 0 K: 0 S: 3	H: 0 LOB: 1 BB: 1 P: 7	R: 0 E: 0 K: 0 S: 4	H: 1 LOB: 1 BB: 0 P: 4	R: 0 E: 0 K: 2 S: 8	H: 1 LOB: 1 BB: 0 P: 8	R: 3 E: 1 K: 1 S: 7	H: 3 LOB: 1 BB: 1 P: 12	R: 0 E: 0 K: 2 S: 8	H: 0 LOB: 0 BB: 0 P: 7	R: 0 E: 0 K: 1 S: 5	H: 1 LOB: 0 BB: 0 P: 5	R: 1 E: 0 K: 1 S: 7	H: 2 LOB: 2 BB: 1 P: 11	1B: 8 2B: 3 3B: 1 HR: 0	SF: 1 SAC: 0 DP: 2 HBP: 1	WP: 1 PB: 0 CS: 0	PA: 43
PITCHER	IP WLS BF H R ER SO BB IBB HBP BLK WP HR S P ERA WHIP	IP WLS BF H R ER SO BB IBB HBP BLK WP HR S P ERA WHIP																		
Bob Gibson, R (1.1) ERA: 4.5	4.1 L 23 7 6 5 3 2 0 1 0 1 0 26 35 10.38 2.077																			
Dean Stone, L (5.1) ERA: 3.54	0.2 3 1 0 0 0 1 0 0 0 0 0 2 6 0.00 3.000																			
Marshall Bridges, L (6.1) ERA: 5.21	2.0 8 1 0 0 4 1 0 0 0 0 0 15 19 0.00 1.000																			
Lindy McDaniel, R (8.1) ERA: 2.99	2.0 9 3 1 1 2 1 0 0 0 0 0 12 16 4.50 2.000																			

Pittsburgh Pirates @ St. Louis Cardinals
Sportsman's Park, St. Louis, MO
Tue Aug 04 1959, 8:05 PM EDT
Att: 10,971 - Unknown


AB 36
R 7
H 12
RBI 6
BB 5
SO 9
LOB 19



Batter	1	2	3	4	5	6	7	8	9	AB	R	H	RBI	BB	SO	LOB	BOTTOM			
Don Blasingame, L (1.4) OBP: 0.358, SLG: 0.364	0-0 L6		0-0 FC5-4 1-2		0-0 F9		0-0 6-3			4	0	0	0	0	0	2				
Gino Cimoli, R (1.8) OBP: 0.337, SLG: 0.455	0-0 L8		0-0 P4		0-0 F8		0-0 1B			4	0	1	0	0	0	2				
Bill White, L (1.7) OBP: 0.367, SLG: 0.504	0-0 4-3			0-0 6-3		0-0 4-3	0-0 G3			4	0	0	0	0	0	1				
Ken Boyer, R (1.5) OBP: 0.385, SLG: 0.496		0-0 5-3		0-0 6-3		0-0 1B		0-0 P6		4	0	1	0	0	0	0				
Joe Cunningham, L (1.9) OBP: 0.439, SLG: 0.455		0-0 F7		4-0 BB BB		0-0 F8		0-0 3-1		3	0	0	0	1	0	1				
Stan Musial, L (1.3) OBP: 0.371, SLG: 0.420		0-0 HR		4-0 1-2 BB		0-0 G3		0-0 F8		3	1	1	1	1	0	1				
Alex Grammas, R (1.6) OBP: 0.339, SLG: 0.318 Marshall Bridges, S (6.1) OBP: 0.313, SLG: 0.533 Curt Flood, R (7. PH) OBP: 0.352, SLG: 0.434 Jay Porter, R (8.2) OBP: 0.297, SLG: 0.289 Dick Gray, R (9. PH) OBP: 0.295, SLG: 0.321	0-0 4-3			0-0 4-3			0-0 HR 1B		0-0 6-3	2	0	0	0	0	0	2				
Hal Smith, R (1.2) OBP: 0.306, SLG: 0.416 George Crowe, L (7. PH) OBP: 0.363, SLG: 0.635 Lindy McDaniel, R (8.1) OBP: 0.138, SLG: 0.038 Ray Jablonski, R (9. PH) OBP: 0.323, SLG: 0.417	0-0 4-3		0-0 FC1-8 1B		0-0 5-3		0-0 HR 1B		0-3 K	2	0	1	0	0	0	0				
Bob Gibson, R (1.1) Dean Stone, L (5.1) Wally Shannon, L (6. PH) OBP: 0.400, SLG: 0.400	0-0 FC1-6 FC5-4 1-2		0-0 FC1-6 FC5-4 1-2		0-0 1B		0-0 3-1		0-0 3-4-1	1	0	0	0	0	0	1				
Inning Stats	R: 0 E: 0 K: 0 S: 3	H: 0 LOB: 0 BB: 0 P: 3	R: 1 E: 0 K: 0 S: 4	H: 1 LOB: 0 BB: 0 P: 4	R: 0 E: 0 K: 0 S: 4	H: 1 LOB: 1 BB: 0 P: 4	R: 0 E: 0 K: 0 S: 3	H: 0 LOB: 2 BB: 2 P: 11	R: 0 E: 0 K: 0 S: 4	H: 1 LOB: 1 BB: 0 P: 4	R: 2 E: 0 K: 0 S: 6	H: 3 LOB: 1 BB: 0 P: 6	R: 0 E: 0 K: 0 S: 3	H: 0 LOB: 0 BB: 0 P: 3	R: 0 E: 0 K: 1 S: 5	H: 0 LOB: 0 BB: 0 P: 5	1B: 5 2B: 0 3B: 0 HR: 2	SF: 0 SAC: 0 DP: 0 HBP: 0	WP: 0 PB: 0 CS: 0	PA: 36
PITCHER	IP WLS BF H R ER SO BB IBB HBP BLK WP HR S P ERA WHIP	IP WLS BF H R ER SO BB IBB HBP BLK WP HR S P ERA WHIP																		
Vern Law, R (1.1) ERA: 3.37	9.0 W 36 7 3 3 1 2 0 0 0 0 2 36 3.00 1.000																			

Pittsburgh Pirates @ St. Louis Cardinals
Sportsman's Park, St. Louis, MO
Tue Aug 04 1959, 8:05 PM EDT
Att: 10,971 - Unknown


AB 34
R 3
H 7
RBI 3
BB 2
SO 1
LOB 10



Batter	1	2	3	4	5	6	7	8	9	AB	R	H	RBI	BB	SO	LOB	TOP					
Bill Virdon, L OBP: 0.293, SLG: 0.323 (1, 8)	4-0 FC3-6 BB		0-0 F8		0-3 K			0-3 K		3	0	0	0	1	2	3						
Dick Groat, R OBP: 0.306, SLG: 0.358 (1, 6)	0-0 FC3-6 FC5-4 1-2		0-0 4-3			0-0 4-3		0-0 F7		4	0	0	0	0	0	3						
Roberto Clemente, R OBP: 0.303, SLG: 0.381 (1, 9)	0-0 FC5-4 1-2			0-0 4-3		0-0 P4		0-0 E6 G3		4	0	0	0	0	0	1						
Rocky Nelson, L OBP: 0.356, SLG: 0.397 (1, 3)	0-3 K			0-0 2B		0-3 K		0-3 K		4	0	1	0	0	3	2						
Danny Kravitz, L OBP: 0.288, SLG: 0.390 (1, 2)		0-0 F5		0-0 F7			0-0 L9		0-0 G3	4	0	0	0	0	0	2						
Don Hoak, R OBP: 0.358, SLG: 0.405 (1, 5)		0-0 1-3		0-0 3-1			0-0 F8		0-0 6-3	4	0	0	0	0	0	2						
Bill Mazerowski, R OBP: 0.302, SLG: 0.360 (1, 4)		0-0 L8			0-0 F2		0-0 F2			3	0	0	0	0	0	0						
Roman Mejias, R OBP: 0.306, SLG: 0.332 (1, 7)			0-0 F8 SH3-4 1B		0-0 3B			0-0 5-3		3	0	2	0	0	0	0						
Bob Friend, R OBP: 0.220, SLG: 0.188 (8, PH)			0-0 SH3-4		0-3 K			0-0 1B		1	0	0	0	0	1	1						
Ted Kluszewski, L OBP: 0.299, SLG: 0.427 (8, PR)			1-2							1	0	1	0	0	0	0						
Dick Schofield, S OBP: 0.275, SLG: 0.259 (8, PR)										0	0	0	0	0	0	0						
Fred Green, R (8, 1)										0	0	0	0	0	0	0						
Inning Stats	R: 0 E: 0 K: 1 S: 5	H: 0 LOB: 1 BB: 1 P: 9	R: 0 E: 0 K: 0 S: 3	H: 0 LOB: 0 BB: 0 P: 3	R: 0 E: 0 K: 0 S: 4	H: 1 LOB: 1 BB: 0 P: 4	R: 0 E: 0 K: 0 S: 4	H: 1 LOB: 1 BB: 0 P: 4	R: 0 E: 0 K: 2 S: 8	H: 1 LOB: 1 BB: 0 P: 8	R: 0 E: 0 K: 1 S: 5	H: 0 LOB: 0 BB: 0 P: 5	R: 0 E: 0 K: 0 S: 3	H: 0 LOB: 0 BB: 0 P: 3	R: 0 E: 1 K: 1 S: 6	H: 1 LOB: 1 BB: 0 P: 6	R: 0 E: 1 K: 1 S: 6	H: 0 LOB: 1 BB: 0 P: 6	1B: 2 2B: 1 3B: 1 HR: 0	SF: 0 SAC: 1 DP: 0 HBP: 0	WP: 0 PB: 0 SB: 0 CS: 0	PA: 33
PITCHER Ernie Broglio, R ERA: 4.72 (1, 1)	IP: 9.0 WLS: W BF: 33 H: 4 R: 0 ER: 0 SO: 6 BB: 1 IBB: 0 HBP: 0 BLK: 0 WP: 0 HR: 0 S: 44 P: 48 ERA: 0.00 WHIP: 0.556															PITCHER	IP: 9.0 WLS: W BF: 33 H: 4 R: 0 ER: 0 SO: 6 BB: 1 IBB: 0 HBP: 0 BLK: 0 WP: 0 HR: 0 S: 44 P: 48 ERA: 0.00 WHIP: 0.556					

Pittsburgh Pirates @ St. Louis Cardinals
Sportsman's Park, St. Louis, MO
Wed Aug 05 1959, 8:05 PM EDT
Att: 8,079 - Unknown


AB 31
R 0
H 4
RBI 0
BB 1
SO 6
LOB 14



Batter	1	2	3	4	5	6	7	8	9	AB	R	H	RBI	BB	SO	LOB	BOTTOM			
Don Blasingame, L OBP: 0.361, SLG: 0.370 (1, 4)	0-0 4-3 2B		0-0 G6-3 1B		0-0 1B			0-0 E8 5-3 1B		4	1	3	0	0	0	0				
Gino Cimoli, R OBP: 0.334, SLG: 0.451 (1, 8) (9, 7)	0-0 4-3 2-3		0-0 G6-3 1-2			0-0 5-3		0-0 5-3 2-3		4	0	0	0	0	0	3				
Bill White, L OBP: 0.366, SLG: 0.501 (1, 7) (9, 3)	0-0 L4		0-0 L9			0-0 F8		0-0 1B SF8 1B		4	1	1	1	0	0	1				
Ken Boyer, R OBP: 0.384, SLG: 0.494 (1, 5)	0-0 6-3			0-0 5-3		0-3 K		0-0 1B 1-3 1B		4	0	1	0	0	1	1				
Joe Cunningham, L OBP: 0.440, SLG: 0.457 (1, 9)		0-0 1B FC5-4 1B		0-0 4-3			0-0 G4-6-3 1B	0-0 SF8 3-H 1B		3	1	2	1	0	0	0				
Stan Musial, L OBP: 0.370, SLG: 0.418 (1, 3)		0-0 F8		0-0 1B			0-0 G4-6-3 1-2	0-0 1-3 3		4	0	1	0	0	0	3				
Alex Grammas, R OBP: 0.336, SLG: 0.318 (9, 6)										0	0	0	0	0	0	0				
Wally Shannon, L OBP: 0.429, SLG: 0.429 (1, 6)		0-0 FC5-4 1-3 1B		0-0 P6			0-0 1B			3	0	2	0	0	0	1				
Curt Flood, R OBP: 0.352, SLG: 0.434 (9, 8)										0	0	0	0	0	0	0				
Hal Smith, R OBP: 0.306, SLG: 0.416 (1, 2)		0-0 FC5-4 1-2		0-0 6-3			0-0 1B			3	0	1	1	0	0	1				
Ernie Broglio, R OBP: 0.152, SLG: 0.093 (1, 1)		0-0 3-H L7		0-0 4-3			0-3 K			3	0	0	0	0	1	3				
Inning Stats	R: 0 E: 0 K: 0 S: 4	H: 1 LOB: 1 BB: 0 P: 4	R: 1 E: 0 K: 0 S: 5	H: 2 LOB: 1 BB: 0 P: 5	R: 0 E: 0 K: 0 S: 3	H: 1 LOB: 0 BB: 0 P: 3	R: 0 E: 0 K: 0 S: 4	H: 1 LOB: 1 BB: 0 P: 4	R: 0 E: 0 K: 1 S: 5	H: 3 LOB: 2 BB: 0 P: 7	R: 0 E: 0 K: 1 S: 7	H: 0 LOB: 0 BB: 0 P: 5	R: 0 E: 0 K: 0 S: 6	H: 2 LOB: 1 BB: 0 P: 6	R: 2 E: 1 K: 0 S: 6	H: 2 LOB: 1 BB: 0 P: 6	1B: 10 2B: 1 3B: 0 HR: 0	SF: 1 SAC: 0 DP: 2 HBP: 0	WP: 0 PB: 0 SB: 0 CS: 0	PA: 33
PITCHER Bob Friend, R ERA: 4.46 (1, 1)	IP: 7.0 WLS: L BF: 27 H: 9 R: 1 ER: 1 SO: 1 BB: 0 IBB: 0 HBP: 0 BLK: 0 WP: 0 HR: 0 S: 31 P: 31 ERA: 1.29 WHIP: 1.286															PITCHER	IP: 7.0 WLS: L BF: 27 H: 9 R: 1 ER: 1 SO: 1 BB: 0 IBB: 0 HBP: 0 BLK: 0 WP: 0 HR: 0 S: 31 P: 31 ERA: 1.29 WHIP: 1.286			
Fred Green, L ERA: 5.69 (8, 1)	IP: 1.0 WLS: L BF: 6 H: 2 R: 2 ER: 0 SO: 0 BB: 0 IBB: 0 HBP: 0 BLK: 0 WP: 0 HR: 0 S: 6 P: 6 ERA: 0.00 WHIP: 2.000															PITCHER	IP: 1.0 WLS: L BF: 6 H: 2 R: 2 ER: 0 SO: 0 BB: 0 IBB: 0 HBP: 0 BLK: 0 WP: 0 HR: 0 S: 6 P: 6 ERA: 0.00 WHIP: 2.000			

Pittsburgh Pirates @ St. Louis Cardinals
Sportsman's Park, St. Louis, MO
Wed Aug 05 1959, 8:05 PM EDT
Att: 8,079 - Unknown

AB 32
R 3
H 11
RBI 3
BB 0
SO 2
LOB 13



Batter	1	2	3	4	5	6	7	8	9	AB	R	H	RBI	BB	SO	LOB	TOP					
Bob Skinner, L OBP: 0.366, SLG: 0.415 Roman Mejias, R OBP: 0.306, SLG: 0.332	0-0 2B 6-3 1B	0-0 1B			0-0 1B 1B		0-0 FC6-4 1B	0-0 P5 BB	4-0 FC6-4 1B BB	5	2	4	0	1	0	1						
Dick Groat, R OBP: 0.309, SLG: 0.362	0-0 2B 1-3 2B	F9			1B 1-2 1B		F2	FC5-4	0-0 FC6-4 1B	6	1	3	0	0	0	3						
Roberto Clemente, R OBP: 0.307, SLG: 0.381	6-3				L3 BB		FC6-4		0-0 FC6-4 1B	5	2	2	3	1	0	4						
Rocky Nelson, L OBP: 0.375, SLG: 0.429	4-0 2B BB				L3 1-2		G4-6-3 1B		4-0 1B BB	4	4	2	2	2	0	3						
Smoky Burgess, L OBP: 0.358, SLG: 0.528	0-0 G3 1-1H 2-H 2B				4-3				0-0 1B 1B	6	3	5	6	0	0	0						
Don Hoak, R OBP: 0.359, SLG: 0.405	0-0 G3 2-3				K		F9		0-0 1B 1B	5	2	2	1	1	1	2						
Bill Mazerolski, R OBP: 0.303, SLG: 0.360	0-0 P3				L7		F7		0-0 1B WP 1B	6	1	2	1	0	0	4						
Bill Virdon, L OBP: 0.293, SLG: 0.330					K		3-1		0-0 FC1-6 1B	6	1	2	5	0	1	3						
Harvey Haddix, L OBP: 0.200, SLG: 0.210		4-3					P5		0-0 FC1-6 FC5-4 1B BB	5	1	1	0	0	0	1						
Inning Stats	R: 3 E: 0 K: 0 S: 6	H: 3 LOB: 1 BB: 1 P: 10	R: 0 E: 0 K: 1 S: 6	H: 1 LOB: 1 BB: 0 P: 6	R: 0 E: 0 K: 1 S: 2	H: 0 LOB: 0 BB: 1 P: 6	R: 0 E: 0 K: 1 S: 5	H: 0 LOB: 0 BB: 0 P: 5	R: 1 E: 0 K: 0 S: 5	H: 3 LOB: 1 BB: 0 P: 5	R: 0 E: 0 K: 0 S: 4	H: 1 LOB: 1 BB: 0 P: 4	R: 0 E: 0 K: 0 S: 4	H: 1 LOB: 1 BB: 0 P: 4	R: 4 E: 0 K: 0 S: 7	H: 4 LOB: 1 BB: 1 P: 11	R: 10 E: 0 K: 0 S: 13	H: 10 LOB: 2 BB: 2 P: 21	1B: 16 2B: 6 3B: 0 HR: 2	SF: 0 SAC: 0 DP: 2 HBP: 0	WP: 1 PB: 0 SB: 0 CS: 0	PA: 53
PITCHER	IP WLS BF H R ER SO BB IBB HBP BLK WP HR S P ERA WHIP	IP WLS BF H R ER SO BB IBB HBP BLK WP HR S P ERA WHIP																				
Larry Jackson, R ERA: 3.53	(1, 1)	7.0	L	30	9	4	4	2	2	0	0	0	0	0	0	32	40	5.14	1.571			
Lindy McDaniel, R ERA: 3.32	(8, 1)	0.0		5	4	4	4	0	1	0	0	0	0	1	0	4	8	∞	∞			
Dean Stone, L ERA: 3.38	(8, 1)	1.0		3	0	0	0	0	0	0	0	0	0	0	0	3	3	0.00	0.000			
Jack Urban, R ERA: 9.28	(9, 1)	0.1		6	4	5	5	0	1	0	0	0	0	0	1	5	9	135.00	15.000			
Hal Jeffcoat, R ERA: 6.19	(9, 1)	0.2		9	6	5	5	0	1	0	0	0	0	0	1	8	12	67.50	10.500			
Batter	1	2	3	4	5	6	7	8	9	AB	R	H	RBI	BB	SO	LOB	BOTTOM					
Don Blasingame, L OBP: 0.361, SLG: 0.369	0-0 F7		0-0 1-3		G1-6-3 1B		K			4	0	1	0	0	1	0						
Gino Cimoli, R OBP: 0.333, SLG: 0.449	0-0 5-3		BB BB 1B		G1-6-3 1-2		6-3			4	0	1	0	0	0	1						
Bill White, L OBP: 0.362, SLG: 0.496	0-0 4-3		0-0 F2		F6		K			4	0	0	0	0	1	1						
Ken Boyer, R OBP: 0.385, SLG: 0.492		0-0 G3 BB E 1B	4-0 BB BB 1B	1-2 BB	6-3		F9			3	1	1	0	1	0	0						
Joe Cunningham, L OBP: 0.446, SLG: 0.460		4-0 G3 E BB	4-0 BB BB 1B	1-2 2-3 BB	1B		1B			2	1	2	0	2	0	0						
Stan Musial, L OBP: 0.388, SLG: 0.415		0-0 G3	0-0 L8		1B		F9			4	0	1	0	0	0	6						
Alex Grammas, R OBP: 0.336, SLG: 0.317		0-0 E8 1B			L1		F8			4	0	1	2	0	0	2						
Hal Smith, R OBP: 0.305, SLG: 0.413		0-0 5-3			F8		P6			2	0	0	0	0	0	1						
Ray Jablonski, R OBP: 0.319, SLG: 0.412										1	0	0	0	0	0	2						
Jay Porter, R OBP: 0.295, SLG: 0.287										1	0	0	0	0	0	0						
Larry Jackson, R OBP: 0.329, SLG: 0.131	(1, 1)									2	0	0	0	0	1	1						
Dick Gray, R OBP: 0.267, SLG: 0.319	(7, PH)									1	0	0	0	0	0	0						
Lindy McDaniel, R OBP: 0.333, SLG: 0.449	(8, 1)									0	0	0	0	0	0	0						
Dean Stone, L OBP: 0.333, SLG: 0.449	(8, 1)									0	0	0	0	0	0	0						
Jack Urban, R OBP: 0.333, SLG: 0.449	(9, 1)									0	0	0	0	0	0	0						
Hal Jeffcoat, R OBP: 0.300, SLG: 0.500	(9, 1)									0	0	0	0	0	0	0						
Gene Oliver, R OBP: 0.251, SLG: 0.393	(9, PH)									1	0	0	0	0	1	0						
Inning Stats	R: 0 E: 0 K: 0 S: 3	H: 0 LOB: 0 BB: 0 P: 3	R: 2 E: 1 K: 0 S: 5	H: 2 LOB: 1 BB: 1 P: 9	R: 0 E: 0 K: 0 S: 4	H: 1 LOB: 3 BB: 2 P: 12	R: 0 E: 0 K: 1 S: 5	H: 0 LOB: 0 BB: 0 P: 5	R: 0 E: 0 K: 0 S: 3	H: 1 LOB: 0 BB: 0 P: 3	R: 0 E: 0 K: 0 S: 5	H: 2 LOB: 2 BB: 0 P: 5	R: 0 E: 0 K: 1 S: 5	H: 0 LOB: 0 BB: 0 P: 5	R: 0 E: 0 K: 1 S: 6	H: 1 LOB: 1 BB: 0 P: 6	R: 0 E: 0 K: 1 S: 5	H: 0 LOB: 0 BB: 0 P: 5	1B: 7 2B: 0 3B: 0 HR: 0	SF: 0 SAC: 0 DP: 1 HBP: 0	WP: 0 PB: 0 SB: 0 CS: 0	PA: 36
PITCHER	IP WLS BF H R ER SO BB IBB HBP BLK WP HR S P ERA WHIP	IP WLS BF H R ER SO BB IBB HBP BLK WP HR S P ERA WHIP																				
Harvey Haddix, L ERA: 3.1	(1, 1)	9.0	W	36	7	2	2	4	3	0	0	0	0	0	0	41	53	2.00	1.111			

Pittsburgh Pirates @ St. Louis Cardinals
Sportsman's Park, St. Louis, MO
Thu Aug 06 1959, 8:05 PM EDT
Att: 8,503 - Unknown

AB 48
R 18
H 23
RBI 18
BB 5
SO 2
LOB 21



Pittsburgh Pirates @ St. Louis Cardinals
Sportsman's Park, St. Louis, MO
Thu Aug 06 1959, 8:05 PM EDT
Att: 8,503 - Unknown

AB 33
R 2
H 7
RBI 2
BB 3
SO 4
LOB 14



Batter	1	2	3	4	5	6	7	8	9	AB	R	H	RBI	BB	SO	LOB	TOP																	
Joe Koppe, R OBP: 0.322, SLG: 0.353 (1, 6)										4	0	1	0	0	1	0	Philadelphia Phillies @ St. Louis Cardinals Sportsman's Park, St. Louis, MO Fri Aug 07 1959, 8:05 PM EDT Att: 8,764 - Unknown																	
Richie Ashburn, L OBP: 0.361, SLG: 0.319 (1, 8)										3	0	1	0	0	0	0																		
Ed Bouchee, L OBP: 0.369, SLG: 0.456 (1, 3)										3	0	0	0	1	1	1																		
Wally Post, R OBP: 0.302, SLG: 0.443 (1, 9)										4	1	1	1	0	0	2																		
Gene Freese, R OBP: 0.362, SLG: 0.545 (1, 5)										3	0	0	0	1	2	2																		
Harry Anderson, L OBP: 0.317, SLG: 0.431 (1, 7)										3	0	1	0	0	2	0																		
Sparky Anderson, R OBP: 0.279, SLG: 0.235 (1, 4)										3	0	1	0	1	0	3																		
Joe Lonnett, R OBP: 0.353, SLG: 0.286 (1, 2)										2	0	0	0	1	0	1																		
Dave Philley, S OBP: 0.394, SLG: 0.536 (9, PH)										1	0	1	0	0	0	0																		
Ruben Gomez, R OBP: 0.231, SLG: 0.167 (9, PH)										0	0	0	0	0	0	0																		
Don Cardwell, R (1, 1)										2	0	0	0	0	1	1																		
Jim Bolger, R OBP: 0.152, SLG: 0.116 (7, PH)										1	0	0	0	0	1	3																		
Turk Farrell, R (7, 1)										0	0	0	0	0	0	0																		
Carl Sawatski, L OBP: 0.353, SLG: 0.418 (9, 2)										1	0	0	0	0	0	2																		
Inning Stats	R: 0 E: 0 K: 0 S: 3	H: 0 LOB: 0 BB: 0 P: 3	R: 0 E: 0 K: 0 S: 3	H: 0 LOB: 1 BB: 0 P: 4	R: 0 E: 0 K: 1 S: 5	H: 0 LOB: 0 BB: 0 P: 5	R: 1 E: 0 K: 2 S: 8	H: 1 LOB: 0 BB: 0 P: 8	R: 0 E: 0 K: 0 S: 3	H: 1 LOB: 1 BB: 0 P: 3	R: 0 E: 0 K: 1 S: 6	H: 1 LOB: 3 BB: 2 P: 14	R: 0 E: 0 K: 1 S: 6	H: 1 LOB: 2 BB: 1 P: 10	R: 0 E: 0 K: 1 S: 5	H: 1 LOB: 1 BB: 1 P: 9	1B: 5 2B: 0 3B: 0 HR: 1	SF: 0 SAC: 1 DP: 1 HBP: 1	WP: 0 PB: 0 SB: 0 CS: 1	PA: 36														
PITCHER	IP WLS BF H R ER SO BB IBB HBP BLK WP HR S P ERA WHIP																																	
Vinegar Bend Mizell, L ERA: 3.92	(1, 1)	8.1	34	5	1	1	8	4	0	1	0	0	0	1	45	62	1.08	1.080																
Lindy McDaniel, R ERA: 3.3	(9, 1)	0.2	W	2	1	0	0	0	0	0	0	0	0	0	2	2	0.00	1.500																

AB	30
R	1
H	6
RBI	1
BB	4
SO	8
LOB	15



Batter	1	2	3	4	5	6	7	8	9	AB	R	H	RBI	BB	SO	LOB	BOTTOM																		
Don Blasingame, L OBP: 0.358, SLG: 0.366 (1, 4)										4	0	0	0	0	1	2	Philadelphia Phillies @ St. Louis Cardinals Sportsman's Park, St. Louis, MO Fri Aug 07 1959, 8:05 PM EDT Att: 8,764 - Unknown																		
Alex Grammas, R OBP: 0.335, SLG: 0.317 (9, 6)										0	0	0	0	0	0	0																			
Gino Cimoli, R OBP: 0.330, SLG: 0.445 (1, 8)										4	0	0	0	0	2	2																			
Bill White, L OBP: 0.361, SLG: 0.492 (1, 7)										3	0	0	0	1	2	1																			
Ken Boyer, R OBP: 0.388, SLG: 0.501 (1, 5)										3	1	2	1	1	0	0																			
Joe Cunningham, L OBP: 0.446, SLG: 0.462 (1, 9)										3	1	1	0	1	0	1																			
Stan Musial, L OBP: 0.370, SLG: 0.425 (1, 3)										3	1	1	2	1	1	1																			
Wally Shannon, L OBP: 0.419, SLG: 0.452 (9, 4)										3	0	1	0	0	2	3																			
Hal Smith, R OBP: 0.305, SLG: 0.413 (1, 2)										3	0	1	0	0	0	1																			
Vinegar Bend Mizell, R ERA: 3.87	(1, 1)	6.0	25	4	1	1	8	2	1	0	0	0	0	0	0	0		1.50	1.000																
Turk Farrell, R ERA: 5.02	(7, 1)	2.0	6	1	0	0	1	1	0	0	0	0	0	0	7	11	0.00	1.000																	
Ruben Gomez, R ERA: 6.55	(9, 1)	0.0	L	2	1	2	2	0	1	0	0	0	0	0	1	1	5	∞	∞																
PITCHER	IP WLS BF H R ER SO BB IBB HBP BLK WP HR S P ERA WHIP																																		
Inning Stats	R: 0 E: 0 K: 2 S: 7	H: 0 LOB: 0 BB: 0 P: 7	R: 1 E: 0 K: 1 S: 7	H: 2 LOB: 1 BB: 0 P: 7	R: 0 E: 0 K: 1 S: 5	H: 0 LOB: 1 BB: 1 P: 9	R: 0 E: 0 K: 1 S: 5	H: 0 LOB: 1 BB: 1 P: 9	R: 0 E: 0 K: 1 S: 6	H: 1 LOB: 0 BB: 0 P: 6	R: 0 E: 0 K: 2 S: 8	H: 1 LOB: 2 BB: 1 P: 12	R: 0 E: 0 K: 1 S: 5	H: 0 LOB: 0 BB: 0 P: 5	R: 0 E: 0 K: 0 S: 2	H: 1 LOB: 1 BB: 1 P: 6	R: 2 E: 0 K: 0 S: 1	H: 1 LOB: 0 BB: 1 P: 5	1B: 2 2B: 2 3B: 0 HR: 2	SF: 0 SAC: 0 DP: 0 HBP: 0	WP: 0 PB: 0 SB: 0 CS: 1	PA: 34													

AB	28
R	3
H	6
RBI	3
BB	5
SO	9
LOB	12



Batter	1	2	3	4	5	6	7	8	9	AB	R	H	RBI	BB	SO	LOB	TOP			
Joe Koppe, R OBP: 0.324, SLG: 0.353 Bob Bowman, R OBP: 0.162, SLG: 0.225	P6		BB 1B	BB 1B			4-3		FC6-4	3	1	1	0	1	0	0				
Richie Ashburn, L OBP: 0.361, SLG: 0.317	2-3		BB 1B	BB 1B			F8			3	0	0	0	1	0	3				
Dave Philley, S OBP: 0.376, SLG: 0.523	1-3						5-3			4	0	0	0	0	1	2				
Wally Post, R OBP: 0.305, SLG: 0.444		FC3-6 1B	FC6-4 1B				K			4	1	2	1	0	1	0				
Gene Freese, R OBP: 0.364, SLG: 0.542		FC3-6 1B	FC6-4				CS BB			3	0	1	0	1	0	2				
Ed Bouchee, L OBP: 0.366, SLG: 0.451	FC3-6 1B						F8			4	0	0	0	0	0	2				
Sparky Anderson, R OBP: 0.289, SLG: 0.235 Harry Hanebrink, L OBP: 0.274, SLG: 0.339	FC4-6						4-3			3	1	1	1	0	0	1				
Carl Sawatski, L OBP: 0.357, SLG: 0.416	F7						BB 1B			3	0	1	0	1	0	1				
Robin Roberts, S OBP: 0.210, SLG: 0.224 Harry Anderson, L OBP: 0.319, SLG: 0.432 Solly Drake, S OBP: 0.167, SLG: 0.118	F8						BB 1B			3	0	1	1	0	1	1				
Inning Stats	R: 0 E: 0 K: 0 S: 3	H: 0 LOB: 0 BB: 0 P: 3	R: 1 E: 0 K: 0 S: 5	H: 2 LOB: 1 BB: 0 P: 5	R: 1 E: 0 K: 1 S: 7	H: 2 LOB: 2 BB: 1 P: 11	R: 1 E: 0 K: 0 S: 5	H: 3 LOB: 2 BB: 1 P: 9	R: 0 E: 0 K: 1 S: 4	H: 0 LOB: 0 BB: 1 P: 8	R: 0 E: 0 K: 0 S: 3	H: 0 LOB: 0 BB: 0 P: 3	R: 0 E: 0 K: 0 S: 3	H: 0 LOB: 0 BB: 0 P: 3	R: 0 E: 0 K: 0 S: 4	H: 1 LOB: 1 BB: 0 P: 4	1B: 8 2B: 1 3B: 0 HR: 0	SF: 0 SAC: 0 DP: 1 HBP: 0	WP: 0 PB: 0 SB: 0 CS: 1	PA: 38
PITCHER Bob Miller, R ERA: 2.45	IP: 9.0 WLS: W BF: 37 H: 8 R: 3 ER: 3 SO: 3 BB: 4 IBB: 0 HBP: 0 BLK: 0 WP: 0 HR: 0 S: 39 P: 55 ERA: 3.00 WHIP: 1.333															PITCHER				

Philadelphia Phillies @ St. Louis Cardinals
Sportsman's Park, St. Louis, MO
Sat Aug 08 1959, 4:33 AM EDT
Unknown

AB 33
R 3
H 8
RBI 3
BB 4
SO 3
LOB 13



Batter	1	2	3	4	5	6	7	8	9	AB	R	H	RBI	BB	SO	LOB	BOTTOM			
Don Blasingame, L OBP: 0.357, SLG: 0.365	L9 S 1-3 1B		F8				4-3		FC6-2	4	1	1	0	0	0	3				
Gino Cimoli, R OBP: 0.326, SLG: 0.441	L9		K				P5		F8	4	0	0	0	0	1	4				
Bill White, L OBP: 0.358, SLG: 0.487	1-3						F8			4	0	0	1	0	1	0				
Ken Boyer, R OBP: 0.391, SLG: 0.504	F8						HR 1B			4	1	3	0	0	0	0				
Joe Cunningham, L OBP: 0.443, SLG: 0.458 Alex Grammas, R OBP: 0.333, SLG: 0.316		3-1					F5		4-3	3	0	0	0	0	0	2				
Stan Musial, L OBP: 0.372, SLG: 0.438 Gene Oliver, R OBP: 0.261, SLG: 0.393		K					HR		SH1-4 1B	4	2	2	2	0	2	1				
Wally Shannon, L OBP: 0.412, SLG: 0.441 Curt Flood, R OBP: 0.352, SLG: 0.434	F2						G3		1B SH1-4 FC6-2 1B	3	0	1	0	0	0	0				
Hal Smith, R OBP: 0.303, SLG: 0.410			F8				F7		SH1-4	2	0	0	0	0	0	0				
Bob Miller, R OBP: 0.667, SLG: 0.667							K		FC6-2 1B	3	0	2	1	0	1	0				
Inning Stats	R: 1 E: 0 K: 0 S: 4	H: 1 LOB: 0 BB: 0 P: 4	R: 0 E: 0 K: 1 S: 5	H: 0 LOB: 0 BB: 0 P: 5	R: 0 E: 0 K: 1 S: 6	H: 1 LOB: 1 BB: 0 P: 6	R: 2 E: 0 K: 1 S: 7	H: 2 LOB: 0 BB: 0 P: 7	R: 0 E: 0 K: 1 S: 5	H: 0 LOB: 0 BB: 0 P: 5	R: 0 E: 0 K: 0 S: 4	H: 1 LOB: 1 BB: 0 P: 4	R: 1 E: 0 K: 0 S: 6	H: 3 LOB: 2 BB: 0 P: 6	R: 0 E: 0 K: 1 S: 6	H: 1 LOB: 1 BB: 0 P: 6	1B: 8 2B: 0 3B: 0 HR: 1	SF: 0 SAC: 1 DP: 0 HBP: 0	WP: 0 PB: 0 SB: 2 CS: 0	PA: 33
PITCHER Robin Roberts, R ERA: 4.29	IP: 8.0 WLS: L BF: 33 H: 9 R: 4 ER: 4 SO: 5 BB: 0 IBB: 0 HBP: 0 BLK: 0 WP: 0 HR: 1 S: 43 P: 43 ERA: 4.50 WHIP: 1.125															PITCHER				

Philadelphia Phillies @ St. Louis Cardinals
Sportsman's Park, St. Louis, MO
Sat Aug 08 1959, 4:33 AM EDT
Unknown

AB 32
R 4
H 9
RBI 4
BB 0
SO 5
LOB 11



Batter	1	2	3	4	5	6	7	8	9	10	11	AB	R	H	RBI	BB	SO	LOB	TOP	
Joe Koppe, R OBP: 0.326, SLG: 0.358 (1, 6)												5	0	2	0	0	1	3		
Richie Ashburn, L OBP: 0.363, SLG: 0.317 (1, 8)												3	1	1	0	2	0	0		
Harry Anderson, L OBP: 0.318, SLG: 0.438 (1, 7)												5	1	1	2	0	0	3		
Wally Post, R OBP: 0.306, SLG: 0.448 (1, 9)												4	1	1	0	1	1	1		
Gene Freese, R OBP: 0.358, SLG: 0.531 (1, 5)												5	0	0	0	0	1	3		
Ed Bouches, L OBP: 0.389, SLG: 0.449 (1, 3)												2	1	0	0	3	0	0		
Sparky Anderson, R OBP: 0.276, SLG: 0.232 (1, 4)												5	0	0	0	0	2	5		
Joe Lonnett, R OBP: 0.343, SLG: 0.276 (6, PH)												2	0	0	0	0	2	0		
Dave Philley, S OBP: 0.379, SLG: 0.532 (6, PR)												1	0	1	2	0	0	0		
Ruben Gomez, R OBP: 0.231, SLG: 0.167 (6, PR)												0	0	0	0	0	0	0		
Valmy Thomas, R OBP: 0.237, SLG: 0.211 (6, 2)												2	0	0	0	0	0	0		
Taylor Phillips, L OBP: 0.091, SLG: 0.091 (5, PH)												1	0	0	0	0	1	0		
Harry Hanabrink, L OBP: 0.270, SLG: 0.333 (5, PH)												1	0	0	0	0	0	0		
Humberto Robinson, R OBP: 0.600, SLG: 0.500 (9, PH)												0	0	0	0	1	0	0		
Solly Drake, S OBP: 0.169, SLG: 0.118 (9, PH)												0	0	0	0	1	0	0		
Turk Farrell, R (9, 1)												0	0	0	0	0	0	0		
Inning Stats	R: 0 E: 0 K: 0 S: 3	H: 1 LOB: 1 BB: 1 P: 7	R: 0 E: 0 K: 2 S: 7	H: 0 LOB: 0 BB: 0 P: 7	R: 0 E: 0 K: 2 S: 8	H: 1 LOB: 2 BB: 1 P: 12	R: 0 E: 0 K: 0 S: 3	H: 1 LOB: 1 BB: 1 P: 7	R: 0 E: 0 K: 1 S: 5	H: 0 LOB: 0 BB: 0 P: 5	R: 0 E: 0 K: 0 S: 2	H: 0 LOB: 0 BB: 1 P: 6	R: 0 E: 0 K: 0 S: 3	H: 0 LOB: 1 BB: 1 P: 7	R: 0 E: 0 K: 0 S: 3	H: 0 LOB: 0 BB: 0 P: 3	1B: 2 2B: 2 3B: 1 HR: 1	SF: 0 SAC: 0 DP: 2 HBP: 0	WP: 0 PB: 0 SB: 0 CS: 1	PA: 44
PITCHER	IP ERA WLS BF H R ER SO BB IBB HBP BLK WP HR S P ERA WHIP	IP ERA WLS BF H R ER SO BB IBB HBP BLK WP HR S P ERA WHIP																		
Bob Gibson, R ERA: 3.46 (1, 1)	10.0	1.0	3	0	0	0	0	0	0	0	0	0	0	0	0	0	0	0	0	
Lindy McDaniel, R ERA: 3.27 (11, 1)	1.0	W	3	0	0	0	0	0	0	0	0	0	0	0	3	3	0.00	0.000		

Philadelphia Phillies @ St. Louis Cardinals
Sportsman's Park, St. Louis, MO
Sat Aug 08 1959, 4:38 AM EDT
Att: 11,296 - Unknown

livebaseballscorecards.com

AB 36
R 4
H 6
RBI 4
BB 8
SO 8
LOB 15

Batter	1	2	3	4	5	6	7	8	9	10	11	AB	R	H	RBI	BB	SO	LOB	BOTTOM			
Don Blasingame, L OBP: 0.355, SLG: 0.363 (1, 4)												5	1	1	1	0	0	1				
Alex Grammas, R OBP: 0.331, SLG: 0.313 (1, 6)												5	0	1	1	0	0	1				
Bill White, L OBP: 0.356, SLG: 0.486 (1, 3)												5	2	1	0	0	0	1				
Ken Boyer, R OBP: 0.393, SLG: 0.506 (1, 5)												4	0	2	2	1	1	0				
Gino Cimoli, R OBP: 0.327, SLG: 0.439 (1, 9)												4	0	1	0	0	0	2				
Curt Flood, R OBP: 0.337, SLG: 0.413 (1, 8)												4	0	0	0	0	1	2				
Gene Oliver, R OBP: 0.252, SLG: 0.378 (1, 7)												4	0	0	0	0	0	2				
Jay Porter, R OBP: 0.363, SLG: 0.322 (1, 2)												3	1	2	1	0	0	0				
Stan Mustil, L OBP: 0.370, SLG: 0.436 (9, PH)												1	0	0	0	0	0	0				
Hal Smith, R OBP: 0.303, SLG: 0.410 (10, 2)												0	0	0	0	0	0	0				
Bob Gibson, R OBP: 0.195, SLG: 0.250 (1, 1)												3	1	1	0	0	0	1				
Joe Cunningham, L OBP: 0.442, SLG: 0.456 (10, PH)												1	0	0	0	0	0	0				
Lindy McDaniel, R OBP: 0.138, SLG: 0.038 (11, 1)												0	0	0	0	0	0	0				
Inning Stats	R: 0 E: 0 K: 0 S: 3	H: 0 LOB: 0 BB: 0 P: 3	R: 0 E: 0 K: 1 S: 6	H: 1 LOB: 1 BB: 0 P: 6	R: 3 E: 2 K: 0 S: 7	H: 4 LOB: 1 BB: 0 P: 7	R: 1 E: 0 K: 0 S: 4	H: 1 LOB: 0 BB: 0 P: 4	R: 0 E: 0 K: 0 S: 3	H: 0 LOB: 0 BB: 0 P: 3	R: 0 E: 1 K: 1 S: 5	H: 1 LOB: 1 BB: 1 P: 9	R: 0 E: 0 K: 0 S: 3	H: 0 LOB: 0 BB: 0 P: 3	R: 0 E: 0 K: 0 S: 3	H: 0 LOB: 0 BB: 0 P: 3	R: 1 E: 0 K: 0 S: 2	H: 2 LOB: 1 BB: 0 P: 2	1B: 5 2B: 3 3B: 0 HR: 1	SF: 0 SAC: 0 DP: 0 HBP: 0	WP: 0 PB: 0 SB: 3 CS: 0	PA: 40
PITCHER	IP ERA WLS BF H R ER SO BB IBB HBP BLK WP HR S P ERA WHIP	IP ERA WLS BF H R ER SO BB IBB HBP BLK WP HR S P ERA WHIP																				
Taylor Phillips, L ERA: 5.61 (1, 1)	4.0	18	6	4	4	1	0	0	0	0	0	0	0	0	0	0	0	0	0			
Humberto Robinson, R ERA: 3.0 (5, 1)	4.0	14	1	0	0	1	1	0	0	15	19	0.00	0.500									
Turk Farrell, R ERA: 4.99 (9, 1)	2.0	L	8	2	1	1	0	0	0	0	8	4.50	1.000									

Philadelphia Phillies @ St. Louis Cardinals
Sportsman's Park, St. Louis, MO
Sat Aug 08 1959, 4:38 AM EDT
Att: 11,296 - Unknown

livebaseballscorecards.com

AB 39
R 5
H 9
RBI 5
BB 1
SO 2
LOB 10

Batter	1	2	3	4	5	6	7	8	9	AB	R	H	RBI	BB	SO	LOB	TOP			
Richie Ashburn, L (1, 8) OBP: 0.369, SLG: 0.324										3	1	2	0	1	0	0	Philadelphia Phillies @ St. Louis Cardinals Sportsman's Park, St. Louis, MO Sun Aug 09 1959, 4:38 AM EDT Att: 20,129 - Unknown			
Sparky Anderson, R (1, 4) OBP: 0.274, SLG: 0.229										4	0	1	1	0	0	2				
Ed Bouchee, L (1, 3) OBP: 0.369, SLG: 0.454										4	0	1	1	1	3	4				
Wally Post, R (1, 9) OBP: 0.307, SLG: 0.439										3	0	0	0	1	1	2				
Gene Freese, R (1, 5) OBP: 0.357, SLG: 0.526										3	0	0	0	1	1	3				
Jim Bolger, R (1, 7) OBP: 0.140, SLG: 0.106										4	0	0	0	0	2	4				
Joe Koppe, R (1, 6) OBP: 0.322, SLG: 0.357										4	1	1	0	0	2	4				
Joe Lonnett, R (1, 2) OBP: 0.338, SLG: 0.267										2	2	0	0	1	0	1				
Jim Owens, R (1, 1) OBP: 0.140, SLG: 0.058										2	0	0	0	0	0	0				
Dave Philley, S (9, PH) OBP: 0.362, SLG: 0.534										1	0	1	1	0	0	0				
Ruben Gomez, R (9, PR) OBP: 0.231, SLG: 0.167										0	0	0	0	0	0	0				
Turk Farrell, R (9, 1)										0	0	0	0	0	0	0				
Inning Stats	R: 1 E: 0 K: 3 S: 12	H: 3 LOB: 3 BB: 1 P: 16	R: 1 E: 1 K: 1 S: 6	H: 1 LOB: 2 BB: 2 P: 14	R: 0 E: 0 K: 1 S: 5	H: 0 LOB: 1 BB: 1 P: 9	R: 0 E: 1 K: 1 S: 6	H: 0 LOB: 0 BB: 0 P: 6	R: 0 E: 0 K: 0 S: 3	H: 0 LOB: 0 BB: 0 P: 3	R: 0 E: 0 K: 1 S: 4	H: 0 LOB: 1 BB: 1 P: 8	R: 0 E: 0 K: 1 S: 5	H: 0 LOB: 0 BB: 0 P: 5	R: 2 E: 0 K: 1 S: 8	H: 2 LOB: 2 BB: 0 P: 8	1B: 5 2B: 2 3B: 0 HR: 0	SF: 1 SAC: 3 DP: 1 HBP: 0	WP: 0 PB: 1 SB: 0 CS: 1	PA: 39
PITCHER Marshall Bridges, L (1, 1) ERA: 4.87	IP: 9.0 WLS: L BF: 39 H: 6 R: 4 ER: 3 SO: 9 BB: 5 IBB: 0 HBP: 0 BLK: 0 WP: 0 HR: 0 S: 52 P: 72 ERA: 3.00 WHIP: 1.222																			

Batter	1	2	3	4	5	6	7	8	9	AB	R	H	RBI	BB	SO	LOB	BOTTOM					
Don Blasingame, L (1, 4) OBP: 0.355, SLG: 0.363										4	0	0	0	1	0	5	Philadelphia Phillies @ St. Louis Cardinals Sportsman's Park, St. Louis, MO Sun Aug 09 1959, 4:38 AM EDT Att: 20,129 - Unknown					
Gino Cimoli, R (1, 9) OBP: 0.324, SLG: 0.433										4	0	0	0	0	1	3						
Bill White, L (1, 7) OBP: 0.352, SLG: 0.486										4	0	0	0	0	0	0						
Ken Boyer, R (1, 5) OBP: 0.393, SLG: 0.504										3	0	0	0	1	0	0						
Wally Shannon, L (1, 6) OBP: 0.381, SLG: 0.429										4	0	1	0	0	0	1						
George Crowe, L (1, 3) OBP: 0.376, SLG: 0.646										4	2	3	0	0	0	0						
Curt Flood, R (1, 8) OBP: 0.330, SLG: 0.398										4	0	2	0	0	1	3						
Jay Porter, R (1, 2) OBP: 0.298, SLG: 0.317										2	0	0	0	0	0	4						
Joe Cunningham, L (7, PH) OBP: 0.447, SLG: 0.423										1	0	0	1	0	0	1						
Bob Gibson, R (7, PH) OBP: 0.102, SLG: 0.250										0	0	0	0	0	0	0						
Hal Smith, R (8, 2) OBP: 0.200, SLG: 0.406										1	0	1	0	0	0	0						
Stan Musial, R (9, PH) OBP: 0.371, SLG: 0.439										1	0	1	0	0	0	0						
Larry Jackson, R (9, PH) OBP: 0.128, SLG: 0.131										0	0	0	0	0	0	0						
Marshall Bridges, S (1, 1) OBP: 0.283, SLG: 0.444										3	0	0	1	0	0	2						
Gene Oliver, R (9, PH) OBP: 0.250, SLG: 0.375										1	0	0	0	0	0	2						
Inning Stats	R: 0 E: 0 K: 0 S: 2	H: 0 LOB: 0 BB: 1 P: 6	R: 0 E: 0 K: 1 S: 7	H: 2 LOB: 2 BB: 0 P: 7	R: 0 E: 0 K: 0 S: 3	H: 0 LOB: 0 BB: 0 P: 3	R: 0 E: 0 K: 0 S: 3	H: 0 LOB: 0 BB: 0 P: 3	R: 1 E: 1 K: 1 S: 8	H: 2 LOB: 2 BB: 0 P: 8	R: 0 E: 0 K: 0 S: 3	H: 0 LOB: 0 BB: 0 P: 3	R: 1 E: 1 K: 0 S: 5	H: 1 LOB: 1 BB: 0 P: 5	R: 0 E: 0 K: 0 S: 3	H: 0 LOB: 1 BB: 1 P: 7	R: 0 E: 0 K: 0 S: 5	H: 2 LOB: 2 BB: 0 P: 5	1B: 5 2B: 3 3B: 0 HR: 0	SF: 0 SAC: 0 DP: 1 HBP: 0	WP: 0 PB: 0 SB: 0 CS: 0	PA: 37
PITCHER Jim Owens, R (1, 1) ERA: 3.6	IP: 8.0 WLS: W BF: 32 H: 5 R: 2 ER: 2 SO: 2 BB: 2 IBB: 0 HBP: 0 BLK: 0 WP: 0 HR: 0 S: 34 P: 42 ERA: 2.25 WHIP: 0.875																					
Turk Farrell, R (9, 1) ERA: 4.87	IP: 1.0 WLS: S BF: 5 H: 2 R: 0 ER: 0 SO: 0 BB: 0 IBB: 0 HBP: 0 BLK: 0 WP: 0 HR: 0 S: 5 P: 5 ERA: 0.00 WHIP: 2.000																					




Batter	1	2	3	4	5	6	7	8	9	10	AB	R	H	RBI	BB	SO	LOB	TOP			
Danny O'Connell, R OBP: 0.212, SLG: 0.212 (1.5)	4-3	K		FC4-6			CS 4-3 1B		E5		5	0	1	0	0	1	3	San Francisco Giants @ St. Louis Cardinals Sportsman's Park, St. Louis, MO Tue Aug 11 1959, 8:05 PM EDT Att: 16,526 - Unknown			
Jackie Brandt, R OBP: 0.303, SLG: 0.380 (1.7)	6-3		F8		K		4-3		4-3		5	0	0	0	0	1	2				
Willie Mays, R OBP: 0.359, SLG: 0.524 (1.8)	BB HR BB		F8		4-3		E S 1B		WP 1B		4	2	2	0	1	0	0				
Orlando Cepeda, R OBP: 0.359, SLG: 0.550 (1.3)	HR BB		CS 1B		1B		5-3		K		4	1	2	0	1	1	2				
Willie Kirkland, L OBP: 0.345, SLG: 0.509 (1.9)	HR		CS	E8 1B SF8	1B			K	G4-6-3 1B		5	2	3	4	0	1	0				
Daryl Spencer, R OBP: 0.335, SLG: 0.378 (1.4)	F8			1B	F1			1-3	G4-6-3		5	0	1	0	0	0	3				
Eddie Bressoud, R OBP: 0.322, SLG: 0.417 (1.6)		F4		F9		6-3		K			4	0	0	0	0	1	2				
Bob Schmidt, R OBP: 0.271, SLG: 0.364 (1.2)		FC1-6 1B		SF8		5-3			F4		3	0	1	1	0	0	0				
Johnny Antonelli, L OBP: 0.157, SLG: 0.160 Mike McCormick, L OBP: 0.188, SLG: 0.159 Bud Byerly, R OBP: 0.073, SLG: 0.050 (9.1)	FC1-6			FC4-6 1B		4-3			4-3		4	0	1	0	0	0	1				
Inning Stats	R: 3 E: 0 K: 0 S: 4	H: 1 LOB: 0 BB: 2 P: 12	R: 0 E: 0 K: 1 S: 6	H: 1 LOB: 1 BB: 0 P: 6	R: 0 E: 0 K: 0 S: 3	H: 1 LOB: 0 BB: 0 P: 3	R: 1 E: 1 K: 0 S: 6	H: 2 LOB: 2 BB: 0 P: 6	R: 0 E: 0 K: 1 S: 7	H: 0 LOB: 0 BB: 0 P: 3	R: 0 E: 0 K: 0 S: 4	H: 2 LOB: 1 BB: 0 P: 4	R: 0 E: 0 K: 2 S: 7	H: 0 LOB: 0 BB: 0 P: 7	R: 0 E: 1 K: 0 S: 4	H: 0 LOB: 1 BB: 0 P: 4	R: 1 E: 0 K: 1 S: 6		H: 2 LOB: 0 BB: 0 P: 6	1B: 9 2B: 1 3B: 0 HR: 1	SF: 1 SAC: 0 DP: 1 HBP: 0
PITCHER	IP WLS BF H R ER SO BB IBB HBP BLK WP HR S P ERA WHIP	Vinegar Bend Mizell, L ERA: 3.99 Bob Dulliba, R ERA: 3.95 Dean Stone, L ERA: 3.95 Lindy McDaniel, R ERA: 3.62	4.0 2.0 3.0 1.0	19 8 11 4	5 2 2 2	4 0 0 1	3 0 0 1	1 0 0 1	2 0 0 0	0 0 0 0	0 0 0 0	0 0 0 0	1 10 15 6	19 10 15 6	27 10 15 6	6.75 0.00 0.00 9.00	1.750 1.000 0.667 2.000				

Batter	1	2	3	4	5	6	7	8	9	10	AB	R	H	RBI	BB	SO	LOB	BOTTOM					
Don Blasingame, L OBP: 0.354, SLG: 0.362 (1.4)	F7	6-3		1-2 1B		K			5-3	4-3	6	0	1	1	0	1	6	San Francisco Giants @ St. Louis Cardinals Sportsman's Park, St. Louis, MO Tue Aug 11 1959, 8:05 PM EDT Att: 16,526 - Unknown					
Gino Cimoli, R OBP: 0.326, SLG: 0.438 (1.9)	1B		K	3-1			4-3 3B		1B		5	2	3	0	0	1	2						
Bill White, L OBP: 0.350, SLG: 0.482 Gene Oliver, R OBP: 0.283, SLG: 0.386 (9. PH)	K				F6		F2		1B		4	0	1	0	0	1	2						
Ken Boyer, R OBP: 0.392, SLG: 0.500 (1.5)	1B			F6		K	4-3		1B		5	0	2	2	0	1	1						
Stan Musial, L OBP: 0.368, SLG: 0.430 (1.3)	4-3			3-4-3		F2	4-3		1B		4	0	0	0	1	0	3						
Alex Grammas, R OBP: 0.332, SLG: 0.323 George Crowe, L OBP: 0.372, SLG: 0.638 Lindy McDaniel, R OBP: 0.138, SLG: 0.038 (10.1)		1B		5-3			5-3		K		4	0	1	0	0	0	0						
Curt Flood, R OBP: 0.339, SLG: 0.402 (1.8)		1B		1B		FC4-6 1B		4-3		3-1 SH3-4 1B	5	1	4	0	0	0	0						
Hal Smith, R OBP: 0.297, SLG: 0.401 (1.2)		F8		1B		E4 FC4-6		F5		SH3-4	4	0	1	0	0	0	3						
Vinegar Bend Mizell, R OBP: 0.227, SLG: 0.250 Ray Jaboniere, R OBP: 0.183, SLG: 0.402 Bob Dulliba, R OBP: 0.125, SLG: 0.250 Joe Cunningham, L OBP: 0.057, SLG: 0.402 Bob Gibson, R OBP: 0.304, SLG: 0.331 Dean Stone, L OBP: 0.304, SLG: 0.331 Jay Porter, R OBP: 0.292, SLG: 0.419 (10.8)	K			K		FC4-6			1B		1	0	0	0	0	1	2						
Inning Stats	R: 0 E: 0 K: 1 S: 7	H: 2 LOB: 2 BB: 0 P: 7	R: 0 E: 0 K: 1 S: 7	H: 2 LOB: 2 BB: 0 P: 7	R: 0 E: 0 K: 1 S: 6	H: 1 LOB: 1 BB: 0 P: 6	R: 1 E: 0 K: 1 S: 8	H: 3 LOB: 2 BB: 0 P: 8	R: 0 E: 0 K: 1 S: 5	H: 0 LOB: 0 BB: 0 P: 5	R: 0 E: 1 K: 0 S: 7	H: 1 LOB: 2 BB: 0 P: 7	R: 1 E: 0 K: 0 S: 4	H: 1 LOB: 0 BB: 0 P: 4	R: 0 E: 0 K: 0 S: 3	H: 0 LOB: 0 BB: 0 P: 3	R: 2 E: 0 K: 1 S: 8		H: 4 LOB: 2 BB: 1 P: 12	R: 0 E: 0 K: 0 S: 4	H: 1 LOB: 1 BB: 0 P: 4	1B: 13 2B: 1 3B: 1 HR: 0	SF: 0 SAC: 1 DP: 0 HBP: 0
PITCHER	IP WLS BF H R ER SO BB IBB HBP BLK WP HR S P ERA WHIP	Johnny Antonelli, L ERA: 2.84 Mike McCormick, L ERA: 3.62 Bud Byerly, R ERA: 3.00 Stu Miller, R ERA: 3.09	8.1 0.0 0.1 1.1	38 1 2 5	12 0 1 1	4 0 0 0	6 0 0 1	0 0 0 0	0 0 1 0	0 0 0 0	0 0 1 7	50 1 5 7	4.32 0.00 3.000 0.750	1.440 0.000 3.000 0.750									

Batter	1	2	3	4	5	6	7	8	9	10	11	AB	R	H	RBI	BB	SO	LOB	TOP								
Jim Gilliam, S OBP: 0.433, SLG: 0.380 (1, 5)	L7		F7		L4		5-3		G3			5	0	0	0	0	0	1									
Charlie Neal, R OBP: 0.348, SLG: 0.473 (1, 4)	F4		L1-6 1B				F2			K		4	0	1	0	1	1	1									
Wally Moon, L OBP: 0.384, SLG: 0.447 (1, 7)	4-3				G1							5	0	2	0	0	0	1									
Duke Snider, L OBP: 0.392, SLG: 0.563 (8, 9)		BB 1B	L1-6						SH5-4 2B			4	1	3	1	0	0	2									
Norm Larker, L OBP: 0.344, SLG: 0.441 (1, 3)		K					F6					4	0	1	0	1	1	2									
Ron Fairly, L OBP: 0.324, SLG: 0.335 Carl Furillo, R OBP: 0.379, SLG: 0.367 Joe Pignatano, R OBP: 0.315, SLG: 0.297 (8, 2)	F8				L3		4-3					3	0	0	0	0	0	2									
John Roseboro, L OBP: 0.329, SLG: 0.374 Don Demeter, R OBP: 0.292, SLG: 0.445 (8, 8)					K							3	0	1	0	0	2	1									
Maury Wills, S OBP: 0.254, SLG: 0.244 Don Zimmer, R OBP: 0.276, SLG: 0.251 (11, 6)					P6							4	0	1	0	1	0	1									
Don Drysdale, R OBP: 0.203, SLG: 0.368 Clem Labine, R OBP: 0.135, SLG: 0.162 (11, 1)	L8				5-3							3	0	0	0	0	1	3									
Inning Stats	R: 0 E: 0 K: 0 S: 5	H: 0 LOB: 0 BB: 0 P: 5	R: 0 E: 0 K: 1 S: 14	H: 2 LOB: 3 BB: 1 P: 25	R: 0 E: 0 K: 0 S: 7	H: 2 LOB: 0 BB: 0 P: 11	R: 0 E: 0 K: 0 S: 8	H: 0 LOB: 1 BB: 1 P: 15	R: 1 E: 0 K: 1 S: 11	H: 1 LOB: 0 BB: 0 P: 17	R: 0 E: 0 K: 0 S: 9	H: 1 LOB: 1 BB: 0 P: 13	R: 0 E: 0 K: 0 S: 8	H: 2 LOB: 2 BB: 1 P: 17	R: 0 E: 0 K: 1 S: 6	H: 0 LOB: 0 BB: 0 P: 8	R: 0 E: 0 K: 0 S: 10	H: 1 LOB: 1 BB: 0 P: 18	R: 0 E: 0 K: 0 S: 10	H: 0 LOB: 0 BB: 0 P: 16	1B: 6 2B: 3 3B: 0 HR: 1	SF: 0 SAC: 2 DP: 1 HBP: 0	WP: 0 PB: 0 SB: 0 CS: 0	PA: 44			
PITCHER	IP 7.0	WLS 0.2	BF 29	H 6	R 1	ER 1	SO 3	BB 3	IBB 0	HBP 0	BLK 0	WP 0	HR 0	S 67	P 107	ERA 1.29	WHIP 1.286										
Bob Gibson, R ERA: 3.0 Dean Stone, L ERA: 3.46 Lindy McDaniel, R ERA: 3.51	(1, 1)	(8, 1)	(8, 1)																								

Los Angeles Dodgers @ St. Louis Cardinals
Sportsman's Park, St. Louis, MO
Fri Aug 14 1959, 8:05 PM EDT
Att: 16,025 - Unknown

AB	38
R	1
H	9
RBI	1
BB	4
SO	5
LOB	16



Batter	1	2	3	4	5	6	7	8	9	10	11	AB	R	H	RBI	BB	SO	LOB	BOTTOM							
Don Blasingame, L OBP: 0.355, SLG: 0.359 (1, 4)	L6-4 1B BB		L9				6-3			4-3		4	0	0	0	1	0	1								
Wally Shannon, L OBP: 0.354, SLG: 0.396 (1, 6)	F9		F8									5	0	1	0	0	1	1								
Bill White, L OBP: 0.349, SLG: 0.477 (1, 7)												5	1	2	0	0	0	1								
Ken Boyer, R OBP: 0.394, SLG: 0.506 (1, 5)	L6-4											5	0	2	0	0	1	2								
Joe Cunningham, L OBP: 0.442, SLG: 0.464 (1, 9)												4	1	2	1	1	0	2								
Gene Oliver, R OBP: 0.256, SLG: 0.397 George Crowe, L OBP: 0.371, SLG: 0.663 (7, 3)												2	0	0	0	0	1	1								
Alex Grammas, R OBP: 0.333, SLG: 0.324 (11, PH)												2	0	0	0	0	0	3								
Curt Flood, R OBP: 0.350, SLG: 0.419 (1, 8)												4	0	3	0	0	0	0								
Hal Smith, R OBP: 0.298, SLG: 0.403 (1, 2)												3	0	1	0	0	0	3								
Bob Gibson, R OBP: 0.100, SLG: 0.200 Stan Musial, L OBP: 0.367, SLG: 0.428 Dean Stone, L OBP: 0.133, SLG: 0.037 (8, 1)												2	0	0	0	0	1	1								
Inning Stats	R: 0 E: 0 K: 0 S: 9	H: 1 LOB: 1 BB: 1 P: 17	R: 0 E: 0 K: 0 S: 5	H: 2 LOB: 1 BB: 0 P: 6	R: 0 E: 0 K: 0 S: 5	H: 0 LOB: 0 BB: 0 P: 6	R: 0 E: 0 K: 0 S: 6	H: 0 LOB: 0 BB: 0 P: 10	R: 0 E: 0 K: 0 S: 18	H: 2 LOB: 3 BB: 1 P: 28	R: 0 E: 0 K: 0 S: 11	H: 1 LOB: 1 BB: 0 P: 11	R: 0 E: 0 K: 1 S: 6	H: 0 LOB: 0 BB: 0 P: 11	R: 1 E: 0 K: 0 S: 10	H: 2 LOB: 0 BB: 0 P: 15	R: 0 E: 0 K: 2 S: 8	H: 0 LOB: 0 BB: 0 P: 10	R: 1 E: 1 K: 0 S: 13	H: 3 LOB: 3 BB: 0 P: 19	1B: 10 2B: 2 3B: 0 HR: 1	SF: 0 SAC: 1 DP: 3 HBP: 0	WP: 0 PB: 0 SB: 1 CS: 0	PA: 42		
PITCHER	IP 8.1	WLS 1.2	BF 34	H 9	R 2	ER 1	SO 3	BB 2	IBB 0	HBP 0	BLK 0	WP 0	HR 1	S 77	P 117	ERA 1.08	WHIP 1.320									
Don Drysdale, R ERA: 2.99 Clem Labine, R ERA: 3.69 Danny McDevitt, L ERA: 4.16	(1, 1)	(9, 1)	(11, 1)																							

Los Angeles Dodgers @ St. Louis Cardinals
Sportsman's Park, St. Louis, MO
Fri Aug 14 1959, 8:05 PM EDT
Att: 16,025 - Unknown

AB	39
R	2
H	12
RBI	2
BB	2
SO	5
LOB	16



Batter	1	2	3	4	5	6	7	8	9	AB	R	H	RBI	BB	SO	LOB	TOP						
Jim Gilliam, S OBP: 0.429, SLG: 0.375	0-1 F9	3-2 F9			0-0 4-3		2-1 F8		3-1 4-3	5	0	0	0	0	0	2							
Charlie Neal, R OBP: 0.347, SLG: 0.468	4-1 CS BB BB		1-2 6-3		3-2 F7		0-1 F8	1-3 K		4	0	0	0	1	1	1							
Wally Moon, L OBP: 0.385, SLG: 0.448	4-1 CS BB		0-0 F5		0-0 F4		2-2 F8			3	0	1	0	1	0	0							
Duke Snider, L OBP: 0.393, SLG: 0.571	3-3 K2		2-2 F8		1-2 HR		4-0 BB			3	1	1	1	1	1	2							
Norm Larker, L OBP: 0.338, SLG: 0.432	0-0 F7			1-2 3-1		1-3 K		3-2 F8		4	0	0	0	0	1	4							
Ron Fairly, L OBP: 0.327, SLG: 0.335		1-1 5-4-3 1B		1-1 G3		2-1 F5		4-2 BB		3	1	1	0	1	0	0							
John Roseboro, L OBP: 0.325, SLG: 0.369		3-2 F8		0-0 F6		0-0 L3		1-3 K		4	0	0	0	0	1	4							
Don Zimmer, R OBP: 0.276, SLG: 0.248		0-2 5-4-3			4-2 HR BB		0-0 B3		2-1 5-3	3	1	0	0	1	0	1							
Johnny Podres, L OBP: 0.302, SLG: 0.265		0-0 2H			0-0 1H		1-2 5-3		0-2 4-3 WP	0	0	0	0	0	0	0							
Larry Sherry, R OBP: 0.357, SLG: 0.571										4	1	3	3	0	0	0							
Inning Stats	R: 0 E: 0 K: 1 S: 8	H: 0 LOB: 2 BB: 2 P: 19	R: 1 E: 0 K: 0 S: 13	H: 2 LOB: 1 BB: 0 P: 20	R: 0 E: 0 K: 0 S: 7	H: 0 LOB: 0 BB: 0 P: 10	R: 0 E: 0 K: 0 S: 7	H: 0 LOB: 0 BB: 0 P: 9	R: 2 E: 0 K: 0 S: 8	H: 1 LOB: 0 BB: 1 P: 15	R: 1 E: 0 K: 1 S: 9	H: 1 LOB: 0 BB: 0 P: 13	R: 0 E: 0 K: 0 S: 8	H: 0 LOB: 0 BB: 0 P: 11	R: 0 E: 0 K: 1 S: 14	H: 1 LOB: 3 BB: 2 P: 28	R: 0 E: 0 K: 1 S: 10	H: 1 LOB: 1 BB: 0 P: 16	1B: 3 2B: 1 3B: 0 HR: 2	SF: 0 SAC: 0 DP: 0 HBP: 0	WP: 1 PB: 0 SB: 0 CS: 2	PA: 38	
PITCHER	IP	WLS	BF	H	R	ER	SO	BB	IBB	HBP	BLK	WP	HR	S	P	ERA	WHIP					ERA	WHIP
Ernie Broglio, R ERA: 4.58	(1, 1)	8.0	L	34	5	4	4	3	4	1	0	0	2	74	125	4.50	1.125						
Bob Duliba, R ERA:	(9, 1)	1.0		4	1	0	0	1	0	0	0	0	1	0	10	0.00	1.000						

Los Angeles Dodgers @ St. Louis Cardinals
Sportsman's Park, St. Louis, MO
Sat Aug 15 1959, 4:33 AM EDT
Att: 12,877 - Unknown

AB	33
R	4
H	6
RBI	4
BB	5
SO	4
LOB	14



Batter	1	2	3	4	5	6	7	8	9	AB	R	H	RBI	BB	SO	LOB	BOTTOM						
Don Blasingame, L OBP: 0.353, SLG: 0.357	0-1 L3		1-1 F7		0-0 L4	1-2 1B		1-2 FC6		5	0	1	0	0	0	1							
Alex Grammas, R OBP: 0.342, SLG: 0.332	0-1 HR		1-1 2B		2-1 BB 1B	0-0 1B			1-3 K	3	1	3	0	0	0	0							
Stan Musial, L OBP: 0.366, SLG: 0.427						1-2 2H				1	0	0	0	0	1	0							
Bill White, L OBP: 0.349, SLG: 0.486	2-0 1H		0-0 1-3		1-0 F4		2-0 F4		2-3 K	5	1	2	2	0	1	1							
Ken Boyer, R OBP: 0.394, SLG: 0.512	0-1 HR		0-0 F4		3-2 BB	1-2 1B		0-0 F2		5	1	2	1	0	1	2							
Joe Cunningham, L OBP: 0.447, SLG: 0.471	1-0 FC6-4		4-0 1B		4-2 FC6-4	1-2 BB		0-0 2B		2	0	2	0	2	0	0							
Gene Oliver, R OBP: 0.250, SLG: 0.387	0-0 FC6-4		1-1 F7		2-2 FC6-4	2-2 F2				3	0	0	0	0	0	7							
George Crowe, L OBP: 0.367, SLG: 0.655	1-2 CS				1-2 FC6-4					1	0	0	0	0	0	1							
Curt Flood, R OBP: 0.339, SLG: 0.404	3-2 CS	3-1 6-3		1-2 F9		0-3 K		2-2 6-3		4	0	0	0	0	1	0							
Hal Smith, R OBP: 0.298, SLG: 0.402			0-2 1-3		0-0 L5	1-0 FC1-8		1-0 4-3		3	0	1	0	0	0	0							
Wally Shannon, L OBP: 0.347, SLG: 0.388										1	0	0	0	0	0	0							
Bob Duliba, R ERA:										0	0	0	0	0	0	0							
Ernie Broglio, R OBP: 0.137, SLG: 0.083	(1, 1)		0-0 F5		1-3 K	1-1 FC1-6		4-0 FC6		3	0	0	0	0	1	1							
Jay Porter, R OBP: 0.309, SLG: 0.331	(8, PH)					1-2 1B				0	0	0	0	1	0	0							
Inning Stats	R: 3 E: 0 K: 0 S: 11	H: 4 LOB: 0 BB: 0 P: 17	R: 0 E: 0 K: 0 S: 6	H: 0 LOB: 0 BB: 0 P: 9	R: 0 E: 0 K: 1 S: 9	H: 0 LOB: 0 BB: 0 P: 11	R: 0 E: 0 K: 1 S: 13	H: 2 LOB: 3 BB: 1 P: 25	R: 0 E: 0 K: 1 S: 10	H: 3 LOB: 2 BB: 0 P: 13	R: 0 E: 0 K: 0 S: 6	H: 1 LOB: 1 BB: 0 P: 10	R: 0 E: 0 K: 0 S: 8	H: 0 LOB: 1 BB: 1 P: 16	R: 0 E: 0 K: 3 S: 9	H: 0 LOB: 0 BB: 0 P: 14	1B: 7 2B: 2 3B: 0 HR: 2	SF: 0 SAC: 0 DP: 0 HBP: 1	WP: 0 PB: 0 SB: 0 CS: 1	PA: 41			
PITCHER	IP	WLS	BF	H	R	ER	SO	BB	IBB	HBP	BLK	WP	HR	S	P	ERA	WHIP					ERA	WHIP
Johnny Podres, L ERA: 4.22	(1, 1)	0.1		4	3	3	0	0	0	0	0	0	0	71	118	0.00	1.038						
Larry Sherry, R ERA: 2.36	(1, 1)	8.2	W	35	7	0	5	2	1	1	0	0	0	71	118	0.00	1.038						

Los Angeles Dodgers @ St. Louis Cardinals
Sportsman's Park, St. Louis, MO
Sat Aug 15 1959, 4:33 AM EDT
Att: 12,877 - Unknown

AB	36
R	3
H	11
RBI	3
BB	3
SO	5
LOB	13



Batter	1	2	3	4	5	6	7	8	9	AB	R	H	RBI	BB	SO	LOB	TOP			
Jim Gilliam, S OBP: 0.426, SLG: 0.373	1-0 PB BB 1B		1-0 F4		0-2 F6		1-2 F9		1-3 K	5	0	1	0	0	1	1	Los Angeles Dodgers @ St. Louis Cardinals Sportsman's Park, St. Louis, MO Sun Aug 16 1959, 4:33 AM EDT Att: 17,944 - Unknown livebaseballscorecards.com			
Charlie Neal, R OBP: 0.347, SLG: 0.468	0-1 F8		2-2 E 4-3 1B		2-2 WP 4-3 1B		2-1 F4		0-0 5-3	5	1	2	0	0	0	2				
Wally Moon, L OBP: 0.381, SLG: 0.443	2-2 F6		1-2 4-3		0-2 4-3		0-1 4-3		3-2 L8	5	0	0	0	0	0	4				
Duke Snider, L OBP: 0.396, SLG: 0.570 Don Demeter, R OBP: 0.294, SLG: 0.446	4-1 PB 1-2 BB		2-2 E9 2H 1B		1-0 F8 2-3		0-0 PB 2B 1B			2	0	1	1	1	0	1				
Norm Larker, L OBP: 0.336, SLG: 0.429	1-1 6-3 1-2 2-3		1-2 L4		0-0 1B SF9 1B		3-3 K 1-2			4	1	1	0	0	1	4				
Ron Fairly, L OBP: 0.330, SLG: 0.343		2-2 4-3		1-3 K		0-2 1B		1-0 FC5 2H 2B		4	0	2	1	0	1	0				
John Roseboro, L OBP: 0.327, SLG: 0.370		4-2 BB		0-2 1B		0-1 SF9		1-1 6-3		2	0	1	1	1	0	1				
Don Zimmer, R OBP: 0.271, SLG: 0.243		0-0 F7		2-3 K		0-0 F4		0-0 FC5		4	0	0	0	0	1	4				
Roger Craig, R OBP: 0.061, SLG: 0.031 Clem Labine, R OBP: 0.333, SLG: 0.313 Rip Repulski, R OBP: 0.371, SLG: 0.446 Chuck Churn, R OBP: 0.191, SLG: 0.261	1-1 4-3		1-3 K		2-2 F7		1-1 5-3 1B			2	0	0	0	0	1	2				
Inning Stats	R: 0 E: 0 K: 0 S: 12	H: 1 LOB: 2 BB: 1 P: 20	R: 0 E: 0 K: 0 S: 8	H: 0 LOB: 1 BB: 1 P: 15	R: 1 E: 1 K: 0 S: 17	H: 2 LOB: 1 BB: 0 P: 24	R: 0 E: 0 K: 3 S: 14	H: 1 LOB: 1 BB: 0 P: 18	R: 0 E: 0 K: 0 S: 12	H: 1 LOB: 1 BB: 0 P: 15	R: 0 E: 0 K: 0 S: 8	H: 0 LOB: 0 BB: 0 P: 11	R: 1 E: 0 K: 1 S: 8	H: 2 LOB: 1 BB: 0 P: 13	R: 0 E: 0 K: 1 S: 9	H: 1 LOB: 1 BB: 0 P: 14		1B: 9 2B: 1 3B: 0 HR: 0	SF: 1 SAC: 0 DP: 0 HBP: 0	WP: 1 PB: 2 SB: 0 CS: 0
PITCHER Larry Jackson, R ERA: 3.5	IP: 9.0 WLS: W BF: 39 H: 10 R: 3 ER: 3 SO: 5	BB: 2 IBB: 0 HBP: 0 BLK: 0	WP: 1 HR: 0 S: 99 P: 143	ERA: 3.00 WHIP: 1.333																

Batter	1	2	3	4	5	6	7	8	9	AB	R	H	RBI	BB	SO	LOB	BOTTOM			
Don Blasingame, L OBP: 0.353, SLG: 0.356 Wally Shannon, L OBP: 0.346, SLG: 0.385	1-2 4-3		1-2 SH3-4 1B	1-1 PO 2-3	0-3 K		1-0 4-3			1	0	0	0	0	0	0	Los Angeles Dodgers @ St. Louis Cardinals Sportsman's Park, St. Louis, MO Sun Aug 16 1959, 4:33 AM EDT Att: 17,944 - Unknown livebaseballscorecards.com			
Alex Grammas, R OBP: 0.339, SLG: 0.328	2-1 F9		0-0 SH3-4 1-2		2-2 L1		2-2 4-3			3	0	0	0	0	0	0				
Bill White, L OBP: 0.351, SLG: 0.493	1-0 4-3		0-0 CS 2H 1B		1-1 HR		0-3 K			4	1	2	2	0	1	0				
Ken Boyer, R OBP: 0.394, SLG: 0.510 Dick Gray, R OBP: 0.293, SLG: 0.307		3-2 FC5-4 BB SF9 1B	3-3 K 1-2		3-3 K			1-0 F9		3	1	1	0	0	2	1				
Joe Cunningham, L OBP: 0.450, SLG: 0.472		4-2 FC5-4 1-2 BB		0-2 2B 1B 1B		1-1 1B HBP 1B		3-2 F8		3	1	2	0	1	0	0				
Jay Porter, R OBP: 0.314, SLG: 0.339 Hal Smith, R OBP: 0.298, SLG: 0.402		1-2 FC5-4 2B 1-2 2-3		0-0 1B 2B		1-2 1B HBP		3-1 5-3		3	1	1	0	0	0	2				
Gene Oliver, R OBP: 0.254, SLG: 0.392 Gino Cimoli, R OBP: 0.326, SLG: 0.435		2-1 SF9		2-1 PO SH2-4 2H 3H 1B		0-0 F7 1-2 2-3 1B				1	0	1	3	0	0	0				
Curt Flood, R OBP: 0.339, SLG: 0.411		1-0 2B		1-0 F6		1-0 F7				3	0	1	0	0	0	3				
Larry Jackson, R OBP: 0.119, SLG: 0.121		0-0 4-3		1-2 SH2-4 1-2		0-0 1-3				2	0	0	0	0	0	4				
Inning Stats	R: 0 E: 0 K: 0 S: 7	H: 0 LOB: 0 BB: 0 P: 11	R: 1 E: 0 K: 0 S: 15	H: 2 LOB: 2 BB: 1 P: 26	R: 1 E: 0 K: 1 S: 8	H: 2 LOB: 1 BB: 0 P: 12	R: 2 E: 0 K: 0 S: 15	H: 3 LOB: 0 BB: 0 P: 21	R: 1 E: 0 K: 2 S: 11	H: 1 LOB: 0 BB: 0 P: 17	R: 0 E: 0 K: 0 S: 7	H: 2 LOB: 2 BB: 0 P: 10	R: 0 E: 0 K: 1 S: 7	H: 0 LOB: 0 BB: 0 P: 10	R: 0 E: 0 K: 0 S: 7	H: 0 LOB: 0 BB: 0 P: 14		1B: 7 2B: 3 3B: 0 HR: 1	SF: 1 SAC: 2 DP: 1 HBP: 1	WP: 0 PB: 0 SB: 0 CS: 1
PITCHER Roger Craig, R ERA: 2.31 Clem Labine, R ERA: 3.71 Chuck Churn, R ERA:	IP: 3.0 WLS: L BF: 15 H: 6 R: 4 ER: 4 SO: 1	BB: 1 IBB: 0 HBP: 0 BLK: 0	WP: 0 HR: 0 S: 34 P: 53	ERA: 4.50 WHIP: 1.000																

Batter	1	2	3	4	5	6	7	8	9	AB	R	H	RBI	BB	SO	LOB	TOP			
Don Blasingame, L (1, 4) OBP: 0.350, SLG: 0.353	F8	L8		1-3			B3		6-3	5	0	0	0	0	0	2				
Alex Grammas, R (1, 6) OBP: 0.341, SLG: 0.332	2B BB		4-3 1B 2B		4-3		F8			3	1	1	0	1	0	0				
Bill White, L (1, 7) OBP: 0.350, SLG: 0.493	1-H WP 2B		4-3		F7		F7			4	1	1	0	0	0	1				
Ken Boyer, R (1, 5) OBP: 0.395, SLG: 0.510	E4 CS								6-3	4	0	2	1	0	0	0				
Joe Cunningham, L (1, 9) OBP: 0.451, SLG: 0.473	CS		3-H 1B		G1					4	0	2	0	0	0	2				
Jay Porter, R (1, 2) OBP: 0.313, SLG: 0.344										4	2	1	0	0	1	3				
Hal Smith, R (9, 2) OBP: 0.298, SLG: 0.402		FC3-6 2B			F7		G3 SF8 2B		K	0	0	0	0	0	0	0				
Gene Oliver, R (1, 3) OBP: 0.251, SLG: 0.403										4	1	2	0	0	0	2				
Gino Cimoli, R (9, 9) OBP: 0.326, SLG: 0.435		2B					G3		5-3	0	0	0	0	0	0	0				
Curt Flood, R (1, 8) OBP: 0.336, SLG: 0.417							SF8		6-3	3	0	1	3	0	1	1				
Vinegar Bend Mizell, R (1, 1) OBP: 0.217, SLG: 0.239										3	0	0	0	0	2	1				
Lindy McDaniel, R (9, 1) OBP: 0.153, SLG: 0.037							4-3		K	0	0	0	0	0	0	0				
Inning Stats	R: 1 E: 1 K: 0 S: 3	H: 1 LOB: 0 BB: 1 P: 7	R: 2 E: 0 K: 1 S: 8	H: 3 LOB: 1 BB: 0 P: 8	R: 1 E: 0 K: 1 S: 5	H: 2 LOB: 1 BB: 0 P: 5	R: 0 E: 0 K: 1 S: 6	H: 1 LOB: 1 BB: 0 P: 6	R: 0 E: 0 K: 0 S: 4	H: 1 LOB: 0 BB: 0 P: 4	R: 0 E: 0 K: 0 S: 3	H: 0 LOB: 0 BB: 0 P: 3	R: 0 E: 0 K: 1 S: 6	H: 1 LOB: 1 BB: 0 P: 6	R: 0 E: 0 K: 1 S: 5	H: 0 LOB: 0 BB: 5 P: 5	1B: 5 2B: 5 3B: 0 HR: 0	SF: 1 SAC: 1 DP: 0 HBP: 0	WP: 1 PB: 0 SB: 1 CS: 1	PA: 38
PITCHER	IP WLS BF H R ER SO BB IBB HBP BLK WP HR S P ERA WHIP																			
Ray Semproch, R (1, 1) ERA: 5.29	7.0 L 30 9 5 5 2 1 0 0 0 0 1 0 33 37 6.43 1.429																			
Humberto Robinson, R (8, 1) ERA: 3.14	2.0 7 1 0 0 2 0 0 0 0 0 0 0 11 11 0.00 0.500																			

St. Louis Cardinals @ Philadelphia Phillies
 Connie Mack Stadium, Philadelphia, PA
 Mon Aug 17 1959, 7:05 PM EDT
 Att: 6,178 - Unknown

AB	34
R	5
H	10
RBI	4
BB	1
SO	4
LOB	12



Batter	1	2	3	4	5	6	7	8	9	AB	R	H	RBI	BB	SO	LOB	BOTTOM					
Richie Ashburn, L (1, 8) OBP: 0.366, SLG: 0.318	F7		5-3		1-3		L6		1B	4	0	0	0	0	0	0						
Sparky Anderson, R (1, 4) OBP: 0.279, SLG: 0.239									1B HBP	3	0	0	0	1	0	0						
Harry Hanebrink, L (9, PH) OBP: 0.284, SLG: 0.338	CS BB		F2		L9				B3	1	0	1	2	0	0	0						
Ed Bouchee, L (1, 3) OBP: 0.373, SLG: 0.449	1-2 BB								F2	2	0	0	0	3	1	2						
Wally Post, R (1, 9) OBP: 0.313, SLG: 0.454	1-2 BB								F2	4	0	1	0	1	1	4						
Gene Freese, R (1, 5) OBP: 0.363, SLG: 0.540	F7								F8	5	0	1	0	0	0	5						
Harry Anderson, L (1, 7) OBP: 0.325, SLG: 0.447			L9						F9	4	1	2	0	0	0	2						
Joe Koppe, R (1, 6) OBP: 0.331, SLG: 0.376									1B 2B	3	1	0	0	1	1	4						
Valmy Thomas, R (1, 2) OBP: 0.259, SLG: 0.241			5-3		F9				E6 1B	4	1	1	1	0	0	2						
Ray Semproch, R (1, 1) OBP: 0.167, SLG: 0.167									1B	2	0	0	0	0	0	1						
Bob Bowman, R (7, PH) OBP: 0.158, SLG: 0.219									1B	1	0	0	0	0	0	0						
Humberto Robinson, R (8, 1) OBP: 0.350, SLG: 0.550									1B	0	0	0	0	0	0	0						
Dave Philley, S (9, PH) OBP: 0.380, SLG: 0.516									1B	1	0	1	1	0	0	0						
Solly Drake, S (9, PR) OBP: 0.214, SLG: 0.132									1B	0	1	0	0	0	0	0						
Inning Stats	R: 0 E: 0 K: 0 S: 2	H: 0 LOB: 2 BB: 3 P: 14	R: 0 E: 0 K: 0 S: 3	H: 0 LOB: 1 BB: 1 P: 7	R: 0 E: 0 K: 1 S: 5	H: 0 LOB: 1 BB: 1 P: 9	R: 0 E: 0 K: 1 S: 6	H: 1 LOB: 1 BB: 0 P: 6	R: 0 E: 0 K: 0 S: 3	H: 0 LOB: 0 BB: 0 P: 3	R: 0 E: 0 K: 0 S: 4	H: 1 LOB: 2 BB: 1 P: 8	R: 0 E: 0 K: 0 S: 3	H: 0 LOB: 0 BB: 0 P: 3	R: 0 E: 0 K: 0 S: 4	H: 1 LOB: 1 BB: 0 P: 4	R: 4 E: 1 K: 1 S: 10	H: 4 LOB: 2 BB: 0 P: 11	1B: 6 2B: 1 3B: 0 HR: 0	SF: 0 SAC: 0 DP: 0 HBP: 1	WP: 0 PB: 0 SB: 0 CS: 1	PA: 41
PITCHER	IP WLS BF H R ER SO BB IBB HBP BLK WP HR S P ERA WHIP																					
Vinegar Bend Mizell, L (1, 1) ERA: 3.98	8.0 W 37 6 4 3 2 6 0 0 1 0 0 0 34 59 3.38 1.500																					
Lindy McDaniel, R (9, 1) ERA: 3.48	1.0 S 4 1 0 0 1 0 0 0 0 0 0 0 6 6 0.00 1.000																					

St. Louis Cardinals @ Philadelphia Phillies
 Connie Mack Stadium, Philadelphia, PA
 Mon Aug 17 1959, 7:05 PM EDT
 Att: 6,178 - Unknown

AB	34
R	4
H	7
RBI	4
BB	6
SO	3
LOB	20



Batter	1	2	3	4	5	6	7	8	9	AB	R	H	RBI	BB	SO	LOB	TOP						
Don Blasingame, L (1,4) OBP: 0.350, SLG: 0.353										5	0	2	0	0	0	1							
Alex Grammas, R (1,6) OBP: 0.340, SLG: 0.331										4	0	1	0	0	0	1							
Bill White, L (1,3) OBP: 0.349, SLG: 0.493										4	0	1	0	0	0	2							
Ken Boyer, R (1,5) OBP: 0.394, SLG: 0.508										4	0	1	0	0	1	4							
Joe Cunningham, L (1,9) OBP: 0.449, SLG: 0.470										4	1	1	0	0	0	4							
Jay Porter, R (1,2) OBP: 0.306, SLG: 0.336										3	0	0	0	0	1	2							
George Crowe, L (8, PH) OBP: 0.363, SLG: 0.647										1	0	0	0	0	1	1							
Hal Smith, R (8, 2) OBP: 0.298, SLG: 0.402										0	0	0	0	0	0	0							
Gene Oliver, R (1,7) OBP: 0.268, SLG: 0.414										4	0	2	0	0	1	1							
Curt Flood, R (1,8) OBP: 0.341, SLG: 0.437										4	0	2	1	0	0	3							
Bob Miller, R (1,1) OBP: 0.333, SLG: 0.333										3	0	0	0	0	3	2							
Wally Shannon, L (9, PH) OBP: 0.340, SLG: 0.377										1	0	0	0	0	0	1							
Inning Stats	R: 0 E: 0 K: 0 S: 5	H: 2 LOB: 2 BB: 0 P: 5	R: 0 E: 0 K: 1 S: 6	H: 1 LOB: 1 BB: 0 P: 6	R: 0 E: 0 K: 0 S: 3	H: 0 LOB: 0 BB: 0 P: 3	R: 0 E: 1 K: 0 S: 5	H: 1 LOB: 2 BB: 0 P: 5	R: 0 E: 0 K: 2 S: 9	H: 2 LOB: 1 BB: 0 P: 9	R: 1 E: 0 K: 2 S: 9	H: 2 LOB: 1 BB: 0 P: 9	R: 0 E: 0 K: 0 S: 3	H: 0 LOB: 0 BB: 0 P: 3	R: 0 E: 0 K: 2 S: 8	H: 1 LOB: 1 BB: 0 P: 8	R: 0 E: 0 K: 0 S: 3	H: 1 LOB: 0 BB: 0 P: 3	R: 0 E: 0 K: 0 S: 3	H: 1 LOB: 0 BB: 0 P: 3	1B: 7 2B: 2 3B: 1 HR: 0	SF: 0 SAC: 0 DP: 1 HBP: 0	WP: 0 PA: 37 ERA: 3.54
PITCHER Jim Owens, R (1,1) ERA: 3.54	IP: 9.0 WLS: W BF: 37 H: 10 R: 1 ER: 1 SO: 7 BB: 0 IBB: 0 HBP: 0 BLK: 0 WP: 0 HR: 0 S: 51 P: 51 ERA: 1.00 WHIP: 1.111																	PITCHER Jim Owens, R (1,1) ERA: 3.54	IP: 9.0 WLS: W BF: 37 H: 10 R: 1 ER: 1 SO: 7 BB: 0 IBB: 0 HBP: 0 BLK: 0 WP: 0 HR: 0 S: 51 P: 51 ERA: 1.00 WHIP: 1.111				

St. Louis Cardinals @ Philadelphia Phillies
 Connie Mack Stadium, Philadelphia, PA
 Tue Aug 18 1959, 7:05 PM EDT
 Att: 8,641 - Unknown

AB 37
 R 1
 H 10
 RBI 1
 BB 0
 SO 7
 LOB 22



Batter	1	2	3	4	5	6	7	8	9	AB	R	H	RBI	BB	SO	LOB	BOTTOM		
Richie Ashburn, L (1,8) OBP: 0.365, SLG: 0.318										4	0	1	1	0	0	1			
Sparky Anderson, R (1,4) OBP: 0.276, SLG: 0.237										3	0	0	0	1	0	0			
Ed Bouchee, L (1,3) OBP: 0.372, SLG: 0.447										4	0	1	0	0	1	1			
Dave Philley, S (1,9) OBP: 0.373, SLG: 0.505										4	0	0	0	0	1	2			
Gene Freese, R (1,5) OBP: 0.359, SLG: 0.532										4	0	0	0	0	1	3			
Harry Anderson, L (1,7) OBP: 0.325, SLG: 0.446										3	1	1	0	0	0	0			
Joe Koppe, R (1,6) OBP: 0.335, SLG: 0.380										2	1	2	0	0	0	0			
Valmy Thomas, R (1,2) OBP: 0.254, SLG: 0.236										2	0	0	0	0	0	3			
Jim Owens, R (1,1) OBP: 0.145, SLG: 0.088										3	0	1	1	0	1	3			
Inning Stats	R: 0 E: 1 K: 1 S: 6	H: 0 LOB: 2 BB: 1 P: 10	R: 1 E: 0 K: 0 S: 5	H: 2 LOB: 1 BB: 0 P: 5	R: 0 E: 0 K: 0 S: 3	H: 0 LOB: 0 BB: 0 P: 3	R: 0 E: 1 K: 2 S: 9	H: 1 LOB: 2 BB: 0 P: 9	R: 0 E: 0 K: 0 S: 3	H: 0 LOB: 0 BB: 0 P: 3	R: 0 E: 0 K: 0 S: 3	H: 0 LOB: 0 BB: 0 P: 3	R: 1 E: 0 K: 0 S: 4	H: 2 LOB: 2 BB: 0 P: 4	R: 0 E: 0 K: 1 S: 6	H: 1 LOB: 1 BB: 0 P: 6	1B: 5 2B: 1 3B: 0 HR: 0	SF: 0 SAC: 2 DP: 0 HBP: 0	WP: 0 PA: 33 ERA: 4.15
PITCHER Bob Miller, R (1,1) ERA: 4.15	IP: 8.0 WLS: L BF: 32 H: 6 R: 2 ER: 2 SO: 4 BB: 1 IBB: 0 HBP: 0 BLK: 0 WP: 0 HR: 0 S: 39 P: 43 ERA: 2.25 WHIP: 0.875																	PITCHER Bob Miller, R (1,1) ERA: 4.15	IP: 8.0 WLS: L BF: 32 H: 6 R: 2 ER: 2 SO: 4 BB: 1 IBB: 0 HBP: 0 BLK: 0 WP: 0 HR: 0 S: 39 P: 43 ERA: 2.25 WHIP: 0.875

St. Louis Cardinals @ Philadelphia Phillies
 Connie Mack Stadium, Philadelphia, PA
 Tue Aug 18 1959, 7:05 PM EDT
 Att: 8,641 - Unknown

AB 29
 R 2
 H 6
 RBI 2
 BB 1
 SO 4
 LOB 13



Batter	1	2	3	4	5	6	7	8	9	AB	R	H	RBI	BB	SO	LOB	TOP			
Don Blasingame, L (1, 4) OBP: 0.353, SLG: 0.357										3	1	2	0	1	0	0	St. Louis Cardinals @ Pittsburgh Pirates Forbes Field, Pittsburgh, PA Wed Aug 19 1959, 7:05 PM EDT Att: 19,075 - Unknown livebaseballscorecards.com			
Curt Flood, R (1, 8) OBP: 0.336, SLG: 0.431										4	0	1	0	0	0	3				
Bill White, L (1, 3) OBP: 0.348, SLG: 0.490										3	0	0	1	1	0	1				
Ken Boyer, R (1, 5) OBP: 0.396, SLG: 0.516										3	1	2	1	1	0	1				
Joe Cunningham, L (1, 9) OBP: 0.445, SLG: 0.465										4	0	0	0	0	0	3				
Gene Oliver, R (1, 7) OBP: 0.282, SLG: 0.404										3	0	0	0	0	1	2				
Wally Shannon, L (8, PH) OBP: 0.333, SLG: 0.370										1	0	0	0	0	1	0				
Gino Cimoli, R (8, 7) OBP: 0.326, SLG: 0.435										0	0	0	0	0	0	0				
Alex Grammas, R (1, 6) OBP: 0.342, SLG: 0.333										4	0	2	0	0	0	0				
Jay Porter, R (1, 2) OBP: 0.300, SLG: 0.328										3	0	0	0	0	0	2				
Stan Mustaj, L (9, PH) OBP: 0.365, SLG: 0.425										1	0	0	0	0	1	0				
Bob Gibson, R (1, 1) OBP: 0.083, SLG: 0.167										2	0	0	0	0	2	2				
Marshall Bridges, S (7, 1) OBP: 0.238, SLG: 0.400										0	0	0	0	0	0	0				
George Crowe, L (9, PH) OBP: 0.359, SLG: 0.640										1	0	0	0	0	0	0				
Inning Stats	R: 1 E: 0 K: 0 S: 5	H: 2 LOB: 2 BB: 1 P: 9	R: 0 E: 0 K: 0 S: 4	H: 1 LOB: 2 BB: 1 P: 8	R: 1 E: 0 K: 1 S: 6	H: 1 LOB: 0 BB: 0 P: 6	R: 0 E: 0 K: 0 S: 5	H: 0 LOB: 0 BB: 1 P: 5	R: 0 E: 0 K: 0 S: 3	H: 1 LOB: 1 BB: 0 P: 7	R: 0 E: 0 K: 0 S: 3	H: 1 LOB: 0 BB: 0 P: 3	R: 0 E: 0 K: 1 S: 5	H: 1 LOB: 0 BB: 0 P: 5	R: 0 E: 0 K: 1 S: 5	H: 0 LOB: 0 BB: 0 P: 5	1B: 5 2B: 1 3B: 0 HR: 1	SF: 0 SAC: 1 DP: 2 HBP: 0	WP: 0 PB: 0 SB: 0 CS: 0	PA: 36
PITCHER Vern Law, R (1, 1) ERA: 3.18	IP: 9.0 WLS: W BF: 36 H: 7 R: 2 ER: 2 SO: 5 BB: 3 IBB: 0 HBP: 0 BLK: 0 WP: 0 HR: 1 S: 43 P: 55 ERA: 2.00 WHIP: 1.111																			


Batter	1	2	3	4	5	6	7	8	9	AB	R	H	RBI	BB	SO	LOB	BOTTOM			
Bob Skinner, L (1, 7) OBP: 0.355, SLG: 0.411										3	0	0	1	0	1	1	St. Louis Cardinals @ Pittsburgh Pirates Forbes Field, Pittsburgh, PA Wed Aug 19 1959, 7:05 PM EDT Att: 19,075 - Unknown livebaseballscorecards.com			
Dick Groat, R (1, 6) OBP: 0.308, SLG: 0.357										4	1	3	0	0	0	0				
Roberto Clemente, R (1, 9) OBP: 0.329, SLG: 0.404										4	1	2	0	0	0	1				
Rocky Nelson, L (1, 3) OBP: 0.380, SLG: 0.420										3	0	0	1	1	0	2				
Smoky Burgess, L (1, 2) OBP: 0.350, SLG: 0.500										4	0	1	1	0	0	3				
Don Hoak, R (1, 5) OBP: 0.368, SLG: 0.413										1	1	0	0	3	0	0				
Dick Schofield, S (1, 4) OBP: 0.295, SLG: 0.307										4	0	1	0	0	0	3				
Bill Virdon, L (1, 8) OBP: 0.292, SLG: 0.323										2	1	0	1	1	0	1				
Vern Law, R (1, 1) OBP: 0.195, SLG: 0.240										2	0	0	0	0	1	1				
Inning Stats	R: 0 E: 0 K: 0 S: 4	H: 1 LOB: 1 BB: 0 P: 4	R: 0 E: 0 K: 0 S: 3	H: 0 LOB: 1 BB: 1 P: 7	R: 0 E: 0 K: 1 S: 5	H: 0 LOB: 0 BB: 0 P: 5	R: 0 E: 0 K: 0 S: 3	H: 0 LOB: 0 BB: 0 P: 3	R: 1 E: 0 K: 1 S: 6	H: 1 LOB: 1 BB: 1 P: 10	R: 2 E: 1 K: 0 S: 5	H: 3 LOB: 1 BB: 1 P: 9	R: 1 E: 0 K: 0 S: 5	H: 2 LOB: 3 BB: 2 P: 13	R: 0 E: 0 K: 0 S: 3	H: 0 LOB: 0 BB: 0 P: 3		1B: 6 2B: 1 3B: 0 HR: 0	SF: 1 SAC: 2 DP: 1 HBP: 0	WP: 1 PB: 0 SB: 0 CS: 0
PITCHER Bob Gibson, R (1, 1) ERA: 3.4	IP: 6.2 WLS: L BF: 30 H: 7 R: 4 ER: 4 SO: 2 BB: 4 IBB: 0 HBP: 0 BLK: 0 WP: 1 HR: 0 S: 30 P: 46 ERA: 5.40 WHIP: 1.650																			
Marshall Bridges, L (7, 1) ERA: 4.57	IP: 1.1 WLS: L BF: 5 H: 0 R: 0 ER: 0 SO: 0 BB: 1 IBB: 0 HBP: 0 BLK: 0 WP: 0 HR: 0 S: 4 P: 8 ERA: 0.00 WHIP: 0.750																			

Batter	1	2	3	4	5	6	7	8	9	10	AB	R	H	RBI	BB	SO	LOB							
Don Blasingame, L (1.4) OBP: 0.372, SLG: 0.365											5	1	1	0	0	0	4							
Joe Cunningham, L (1.9) OBP: 0.422, SLG: 0.436											5	0	0	0	0	1	2							
Bill White, L (1.7) OBP: 0.379, SLG: 0.547											5	1	2	0	0	0	1							
Ken Boyer, R (1.5) OBP: 0.394, SLG: 0.528											5	1	1	0	0	1	1							
Gino Cimoli, R (1.8) OBP: 0.370, SLG: 0.512											5	1	3	2	0	0	0							
Stan Musial, L (1.3) OBP: 0.380, SLG: 0.430											3	1	2	0	1	0	0							
Larry Jackson, R (9. PR) OBP: 0.143, SLG: 0.146											0	1	0	0	0	0	0							
Jay Porter, R (9.2) OBP: 0.308, SLG: 0.291											1	0	1	1	0	0	0							
Gene Oliver, R (1.2) OBP: 0.282, SLG: 0.451											2	1	0	0	1	0	3							
Hal Smith, R (6.2) OBP: 0.308, SLG: 0.444											0	0	0	0	0	0	0							
George Crowe, L (9. PH) OBP: 0.322, SLG: 0.509											1	0	0	0	0	1	1							
Lindy McDaniel, R (9.1) OBP: 0.160, SLG: 0.045											0	0	0	0	0	0	0							
Alex Grammas, R (1.6) OBP: 0.345, SLG: 0.337											3	0	2	1	0	0	0							
Wally Shannon, L (9. PH) OBP: 0.333, SLG: 0.333											2	1	1	0	0	0	3							
Dick Ricketts, L (1.1) OBP: 0.077, SLG: 0.077											2	0	0	0	0	1	2							
Gary Blaylock, R (6.1) OBP: 0.142, SLG: 0.142											0	0	0	0	0	0	0							
Marshall Bridges, S (6.1) OBP: 0.142, SLG: 0.142											0	0	0	0	0	0	0							
Dick Gray, R (7. PH) OBP: 0.042, SLG: 0.042											1	0	0	0	0	0	0							
Jack Urban, R (7.1) OBP: 0.042, SLG: 0.042											0	0	0	0	0	0	0							
Hal Jeffcoat, R (8.1) OBP: 0.042, SLG: 0.042											0	0	0	0	0	0	0							
Curly Rice, R (8. PH) OBP: 0.042, SLG: 0.042											2	0	1	2	0	0	3							
Inning Stats	R: 1 E: 1 K: 2 S: 8	H: 1 LOB: 0 BB: 0 P: 8	R: 1 E: 1 K: 0 S: 5	H: 1 LOB: 2 BB: 1 P: 9	R: 0 E: 0 K: 1 S: 3	H: 1 LOB: 1 BB: 0 P: 7	R: 1 E: 0 K: 1 S: 7	H: 2 LOB: 1 BB: 0 P: 7	R: 0 E: 1 K: 0 S: 3	H: 0 LOB: 0 BB: 0 P: 3	R: 0 E: 0 K: 0 S: 3	H: 0 LOB: 0 BB: 0 P: 7	R: 0 E: 0 K: 0 S: 3	H: 0 LOB: 0 BB: 0 P: 3	R: 0 E: 0 K: 1 S: 9	H: 4 LOB: 2 BB: 0 P: 9	R: 2 E: 0 K: 0 S: 7	H: 4 LOB: 2 BB: 0 P: 7	1B: 12 2B: 1 3B: 1 HR: 1	SF: 0 SAC: 1 DP: 3 HBP: 0	WP: 1 PB: 1 SB: 0 CS: 1	PA: 46		
PITCHER	IP WLS BF H R ER SO ERA WHIP	6.0 2.0 8 2 2 0 0 1.50 1.167	6.0 2.0 8 2 2 0 0 1.50 1.167	6.0 2.0 8 2 2 0 0 1.50 1.167	6.0 2.0 8 2 2 0 0 1.50 1.167	6.0 2.0 8 2 2 0 0 1.50 1.167	6.0 2.0 8 2 2 0 0 1.50 1.167	6.0 2.0 8 2 2 0 0 1.50 1.167	6.0 2.0 8 2 2 0 0 1.50 1.167	6.0 2.0 8 2 2 0 0 1.50 1.167	6.0 2.0 8 2 2 0 0 1.50 1.167	6.0 2.0 8 2 2 0 0 1.50 1.167	6.0 2.0 8 2 2 0 0 1.50 1.167	6.0 2.0 8 2 2 0 0 1.50 1.167	6.0 2.0 8 2 2 0 0 1.50 1.167	6.0 2.0 8 2 2 0 0 1.50 1.167	6.0 2.0 8 2 2 0 0 1.50 1.167	6.0 2.0 8 2 2 0 0 1.50 1.167	6.0 2.0 8 2 2 0 0 1.50 1.167	6.0 2.0 8 2 2 0 0 1.50 1.167	6.0 2.0 8 2 2 0 0 1.50 1.167	6.0 2.0 8 2 2 0 0 1.50 1.167	6.0 2.0 8 2 2 0 0 1.50 1.167	6.0 2.0 8 2 2 0 0 1.50 1.167
George Witt, R (1.1) ERA: 6.48	Harvey Haddix, L (10.1) ERA: 2.83	Don Gross, L (7.1) ERA: 6.3	Roy Face, R (9.1) ERA: 1.35	Fred Green, L (9.1) ERA: 7.71	Bob Porterfield, R (10.1) ERA: 6.23	George Witt, R (1.1) ERA: 6.48	Harvey Haddix, L (10.1) ERA: 2.83	Don Gross, L (7.1) ERA: 6.3	Roy Face, R (9.1) ERA: 1.35	Fred Green, L (9.1) ERA: 7.71	Bob Porterfield, R (10.1) ERA: 6.23	George Witt, R (1.1) ERA: 6.48	Harvey Haddix, L (10.1) ERA: 2.83	Don Gross, L (7.1) ERA: 6.3	Roy Face, R (9.1) ERA: 1.35	Fred Green, L (9.1) ERA: 7.71	Bob Porterfield, R (10.1) ERA: 6.23							

TOP

St. Louis Cardinals @ Pittsburgh Pirates
Forbes Field, Pittsburgh, PA
Wed Aug 19 1959, 3:33 AM EDT
Att: 25,530 - Unknown

AB 42
R 8
H 14
RBI 6
BB 2
SO 4
LOB 20




Batter	1	2	3	4	5	6	7	8	9	10	AB	R	H	RBI	BB	SO	LOB							
Bill Virdon, L (1.8) OBP: 0.289, SLG: 0.321											5	0	0	0	1	2	5							
Bob Porterfield, R (10.1) OBP: 0.212, SLG: 0.240											0	0	0	0	0	0	0							
Harvey Haddix, L (10.1) OBP: 0.212, SLG: 0.240											0	0	0	0	0	0	0							
Dick Groat, R (1.6) OBP: 0.323, SLG: 0.379											4	1	1	1	2	0	2							
Bob Skinner, L (1.7) OBP: 0.356, SLG: 0.436											3	1	1	0	3	0	1							
Dick Stuart, R (1.3) OBP: 0.403, SLG: 0.583											5	0	2	2	0	1	5							
Danny Kravitz, L (1.2) OBP: 0.330, SLG: 0.460											4	0	0	0	1	0	2							
Roberto Clemente, R (9. PR) OBP: 0.282, SLG: 0.370											1	1	0	0	0	0	1							
Bill Mazerowski, R (1.4) OBP: 0.309, SLG: 0.386											3	1	1	0	1	0	2							
Dick Schofield, S (10.4) OBP: 0.282, SLG: 0.276											0	0	0	0	0	0	0							
Rocky Nelson, L (10. PH) OBP: 0.362, SLG: 0.352											1	0	0	0	0	0	2							
Don Hoak, R (1.5) OBP: 0.369, SLG: 0.435											5	1	2	1	0	0	2							
Roman Mejias, R (1.9) OBP: 0.304, SLG: 0.316											5	1	4	1	0	1	2							
George Witt, R (1.1) ERA: 6.48	Ted Kluszewski, L (6. PH) OBP: 0.142, SLG: 0.142	Ron Kline, R (6. PH) OBP: 0.142, SLG: 0.142	Don Gross, L (7.1) OBP: 0.042, SLG: 0.042	Roy Face, R (9.1) ERA: 1.35	Fred Green, R (9.1) ERA: 7.71	Smoky Burgess, L (9. PH) OBP: 0.308, SLG: 0.328	George Witt, R (1.1) ERA: 6.48	Harvey Haddix, L (10.1) ERA: 2.83	Don Gross, L (7.1) ERA: 6.3	Roy Face, R (9.1) ERA: 1.35	Fred Green, L (9.1) ERA: 7.71	Bob Porterfield, R (10.1) ERA: 6.23	George Witt, R (1.1) ERA: 6.48	Harvey Haddix, L (10.1) ERA: 2.83	Don Gross, L (7.1) ERA: 6.3	Roy Face, R (9.1) ERA: 1.35	Fred Green, L (9.1) ERA: 7.71	Bob Porterfield, R (10.1) ERA: 6.23						
Inning Stats	R: 2 E: 0 K: 0 S: 5	H: 3 LOB: 2 BB: 1 P: 9	R: 0 E: 0 K: 0 S: 4	H: 1 LOB: 1 BB: 0 P: 4	R: 0 E: 0 K: 1 S: 5	H: 0 LOB: 1 BB: 0 P: 9	R: 0 E: 0 K: 0 S: 4	H: 1 LOB: 1 BB: 0 P: 4	R: 0 E: 0 K: 0 S: 3	H: 0 LOB: 1 BB: 0 P: 7	R: 2 E: 0 K: 0 S: 8	H: 3 LOB: 2 BB: 1 P: 12	R: 0 E: 0 K: 0 S: 3	H: 0 LOB: 2 BB: 2 P: 11	R: 1 E: 0 K: 0 S: 4	H: 2 LOB: 2 BB: 2 P: 12	R: 1 E: 1 K: 2 S: 9	H: 1 LOB: 2 BB: 1 P: 13	R: 0 E: 1 K: 0 S: 5	H: 1 LOB: 2 BB: 0 P: 5	1B: 10 2B: 2 3B: 0 HR: 0	SF: 0 SAC: 4 DP: 1 HBP: 0	WP: 1 PB: 0 SB: 0 CS: 0	PA: 51
PITCHER	IP WLS BF H R ER SO ERA WHIP	5.1 5.1 26 7 4 4 0 6.75 2.062	5.1 5.1 26 7 4 4 0 6.75 2.062	5.1 5.1 26 7 4 4 0 6.75 2.062	5.1 5.1 26 7 4 4 0 6.75 2.062	5.1 5.1 26 7 4 4 0 6.75 2.062	5.1 5.1 26 7 4 4 0 6.75 2.062	5.1 5.1 26 7 4 4 0 6.75 2.062	5.1 5.1 26 7 4 4 0 6.75 2.062	5.1 5.1 26 7 4 4 0 6.75 2.062	5.1 5.1 26 7 4 4 0 6.75 2.062	5.1 5.1 26 7 4 4 0 6.75 2.062	5.1 5.1 26 7 4 4 0 6.75 2.062	5.1 5.1 26 7 4 4 0 6.75 2.062	5.1 5.1 26 7 4 4 0 6.75 2.062	5.1 5.1 26 7 4 4 0 6.75 2.062	5.1 5.1 26 7 4 4 0 6.75 2.062	5.1 5.1 26 7 4 4 0 6.75 2.062	5.1 5.1 26 7 4 4 0 6.75 2.062	5.1 5.1 26 7 4 4 0 6.75 2.062	5.1 5.1 26 7 4 4 0 6.75 2.062	5.1 5.1 26 7 4 4 0 6.75 2.062	5.1 5.1 26 7 4 4 0 6.75 2.062	5.1 5.1 26 7 4 4 0 6.75 2.062
Dick Ricketts, R (1.1) ERA: 4.7	Gary Blaylock, R (6.1) ERA: 4.7	Marshall Bridges, L (6.1) ERA: 4.6	Jack Urban, R (7.1) ERA: 2.7	Hal Jeffcoat, R (8.1) ERA: 5.19	Dick Ricketts, R (1.1) ERA: 4.7	Gary Blaylock, R (6.1) ERA: 4.7	Marshall Bridges, L (6.1) ERA: 4.6	Jack Urban, R (7.1) ERA: 2.7	Hal Jeffcoat, R (8.1) ERA: 5.19	Dick Ricketts, R (1.1) ERA: 4.7	Gary Blaylock, R (6.1) ERA: 4.7	Marshall Bridges, L (6.1) ERA: 4.6	Jack Urban, R (7.1) ERA: 2.7	Hal Jeffcoat, R (8.1) ERA: 5.19	Dick Ricketts, R (1.1) ERA: 4.7	Gary Blaylock, R (6.1) ERA: 4.7	Marshall Bridges, L (6.1) ERA: 4.6	Jack Urban, R (7.1) ERA: 2.7	Hal Jeffcoat, R (8.1) ERA: 5.19					

BOTTOM

St. Louis Cardinals @ Pittsburgh Pirates
Forbes Field, Pittsburgh, PA
Wed Aug 19 1959, 3:33 AM EDT
Att: 25,530 - Unknown

AB 38
R 6
H 12
RBI 6
BB 9
SO 4
LOB 25



Batter	1	2	3	4	5	6	7	8	9	AB	R	H	RBI	BB	SO	LOB	TOP					
Don Blasingame, L (1,4) OBP: 0.353, SLG: 0.357										5	0	2	0	0	1	2						
Gino Cimoli, R (1,9) OBP: 0.323, SLG: 0.432										4	0	0	0	0	1	4						
Bill White, L (1,3) OBP: 0.351, SLG: 0.491										3	1	2	0	1	0	2						
Ken Boyer, R (1,5)										4	0	1	0	0	1	2						
Joe Cunningham, L (1,7) OBP: 0.296, SLG: 0.462										4	0	1	1	0	1	2						
Curt Flood, R (1,8) OBP: 0.331, SLG: 0.421										3	0	0	0	0	2	2						
George Crowe, L (8, PH) OBP: 0.355, SLG: 0.632										1	0	0	0	0	1	1						
Dick Gray, R (8,7) OBP: 0.283, SLG: 0.307										0	0	0	0	0	0	0						
Jay Porter, R (1,2) OBP: 0.324, SLG: 0.324										2	0	0	0	0	1	1						
Stan Musial, L (6, PH) OBP: 0.364, SLG: 0.424										1	0	0	0	0	0	1						
Hal Smith, R (6,2) OBP: 0.300, SLG: 0.404										1	0	1	0	0	0	0						
Alex Grammas, R (1,6) OBP: 0.341, SLG: 0.336										4	0	1	0	0	0	1						
Ernie Broglio, R (1,1) OBP: 0.132, SLG: 0.080										2	0	0	0	0	2	1						
Wally Shannon, L (7, PH) OBP: 0.327, SLG: 0.364										1	0	0	0	0	1	1						
Lindy McDaniel, R (7,1) OBP: 0.133, SLG: 0.037										0	0	0	0	0	0	0						
Gene Oliver, R (8, PH) OBP: 0.268, SLG: 0.409										1	0	1	0	0	0	0						
Inning Stats	R: 0 E: 0 K: 1 S: 5	H: 0 LOB: 1 BB: 1 P: 9	R: 0 E: 0 K: 2 S: 7	H: 0 LOB: 0 BB: 0 P: 7	R: 0 E: 0 K: 2 S: 9	H: 2 LOB: 2 BB: 0 P: 9	R: 0 E: 0 K: 2 S: 8	H: 1 LOB: 1 BB: 0 P: 8	R: 0 E: 0 K: 1 S: 6	H: 1 LOB: 1 BB: 0 P: 6	R: 1 E: 0 K: 1 S: 7	H: 2 LOB: 1 BB: 0 P: 7	R: 0 E: 1 K: 1 S: 6	H: 0 LOB: 1 BB: 0 P: 6	R: 0 E: 0 K: 1 S: 6	H: 1 LOB: 1 BB: 0 P: 6	R: 0 E: 0 K: 0 S: 4	H: 2 LOB: 1 BB: 0 P: 4	1B: 8 2B: 2 3B: 0 HR: 0	SF: 0 SAC: 0 DP: 1 HBP: 0	WP: 0 PB: 0 SB: 0 CS: 0	PA: 37
PITCHER Bob Friend, R (1,1) ERA: 4.19	IP: 9.0 WLS: W BF: 37 H: 9 R: 1 ER: 1 SO: 11 BB: 1 IBB: 0 HBP: 0 BLK: 0 WP: 0 HR: 0 S: 58 P: 62 ERA: 1.00 WHIP: 1.111															PITCHER						

St. Louis Cardinals @ Pittsburgh Pirates
 Forbes Field, Pittsburgh, PA
 Thu Aug 20 1959, 3:33 AM EDT
 Att: 8,059 - Unknown



Batter	1	2	3	4	5	6	7	8	9	AB	R	H	RBI	BB	SO	LOB	BOTTOM			
Bob Skinner, L (1,7)										4	1	1	0	0	0	0				
Dick Groat, R (1,6) OBP: 0.310, SLG: 0.362										4	1	2	1	0	1	0				
Roberto Clemente, R (1,9) OBP: 0.331, SLG: 0.495										4	1	2	1	0	0	1				
Rocky Nelson, L (1,3) OBP: 0.383, SLG: 0.422										4	0	2	0	0	1	1				
Smoky Burgess, L (1,2) OBP: 0.348, SLG: 0.498										3	0	1	0	0	0	2				
Don Hoak, R (1,5) OBP: 0.367, SLG: 0.414										4	0	1	1	0	0	2				
Dick Schofield, S (1,4) OBP: 0.302, SLG: 0.314										4	0	2	0	0	1	2				
Bill Virdon, L (1,8) OBP: 0.292, SLG: 0.321										3	0	0	0	1	0	3				
Bob Friend, R (1,1) OBP: 0.190, SLG: 0.161										4	0	0	0	0	2	3				
Inning Stats	R: 0 E: 0 K: 1 S: 5	H: 0 LOB: 0 BB: 0 P: 5	R: 0 E: 0 K: 1 S: 7	H: 2 LOB: 2 BB: 0 P: 7	R: 0 E: 0 K: 1 S: 5	H: 0 LOB: 0 BB: 0 P: 5	R: 1 E: 0 K: 1 S: 7	H: 2 LOB: 1 BB: 0 P: 7	R: 2 E: 0 K: 0 S: 6	H: 3 LOB: 1 BB: 0 P: 6	R: 0 E: 0 K: 0 S: 4	H: 1 LOB: 2 BB: 1 P: 8	R: 0 E: 0 K: 0 S: 5	H: 2 LOB: 2 BB: 0 P: 5	R: 0 E: 0 K: 1 S: 6	H: 1 LOB: 1 BB: 0 P: 6	1B: 9 2B: 1 3B: 1 HR: 0	SF: 0 SAC: 1 DP: 0 HBP: 0	WP: 0 PB: 0 SB: 3 CS: 0	PA: 36
PITCHER Ernie Broglio, R (1,1) ERA: 4.58 Lindy McDaniel, R (7,1) ERA: 3.42	IP: 6.0 WLS: L BF: 27 H: 8 R: 3 ER: 3 SO: 4 BB: 0 IBB: 0 HBP: 0 BLK: 0 WP: 0 HR: 0 S: 34 P: 38 ERA: 4.50 WHIP: 1.333															PITCHER				

St. Louis Cardinals @ Pittsburgh Pirates
 Forbes Field, Pittsburgh, PA
 Thu Aug 20 1959, 3:33 AM EDT
 Att: 8,059 - Unknown



Batter	1	2	3	4	5	6	7	8	9	AB	R	H	RBI	BB	SO	LOB	TOP				
Don Blasingame, L (1,4) OBP: 0.353, SLG: 0.357	F9		3-1		4-3			1-2 1B		4	0	1	0	0	0	0					
Joe Cunningham, L (1,7) OBP: 0.441, SLG: 0.468	HR		P3		3-1			F7		4	1	1	1	0	0	2					
Bill White, L (1,3) OBP: 0.349, SLG: 0.487	F5			L8		P6		G3		4	0	0	0	0	0	1					
Ken Boyer, R (1,5) OBP: 0.394, SLG: 0.511	K			F8		1B			6-3	4	0	1	0	0	1	0					
Gino Cimoli, R (1,9) OBP: 0.327, SLG: 0.436		FC6-2 3B		1B BB		1-3				2	0	1	0	2	0	1					
Curt Flood, R (1,8) OBP: 0.331, SLG: 0.419	F7			1B			P6		F8	3	0	1	0	0	0	1					
George Crowe, L (9, PH) OBP: 0.351, SLG: 0.625										1	0	0	0	0	0	1					
Alex Grammas, R (1,6) OBP: 0.339, SLG: 0.333		FC6-2		1-3			P5		P4	2	0	0	0	0	0	3					
Wally Shannon, L (7, PH) OBP: 0.316, SLG: 0.351										2	0	0	0	0	0	1					
Hal Smith, R (1,2) OBP: 0.298, SLG: 0.401		3H 2-3					F7			3	0	0	0	0	0	1					
Larry Jackson, R (1,1) OBP: 0.116, SLG: 0.118										2	0	0	0	0	1	0					
Stan Mustaj, L (8, PH) OBP: 0.365, SLG: 0.424										0	0	0	0	1	0	0					
Bob Gibson, R (8, PH) OBP: 0.363, SLG: 0.167			K		4-3					0	0	0	0	0	0	0					
Marshall Bridges, S (8,1) OBP: 0.238, SLG: 0.400								F7 1B BB		0	0	0	0	0	0	0					
Inning Stats	R: 1 E: 0 K: 1 S: 6	H: 1 LOB: 0 BB: 0 P: 6	R: 0 E: 0 K: 0 S: 4	H: 1 LOB: 1 BB: 0 P: 4	R: 0 E: 0 K: 1 S: 5	H: 0 LOB: 0 BB: 0 P: 5	R: 0 E: 0 K: 0 S: 4	H: 1 LOB: 2 BB: 1 P: 8	R: 0 E: 0 K: 0 S: 3	H: 0 LOB: 0 BB: 0 P: 3	R: 0 E: 0 K: 0 S: 4	H: 1 LOB: 1 BB: 0 P: 4	R: 0 E: 0 K: 0 S: 3	H: 0 LOB: 0 BB: 0 P: 3	R: 0 E: 0 K: 0 S: 3	H: 1 LOB: 1 BB: 1 P: 7	R: 0 E: 0 K: 0 S: 3	H: 0 LOB: 1 BB: 1 P: 7	1B: 3 2B: 0 3B: 1 HR: 1	SF: 0 SAC: 0 DP: 0 HBP: 0	WP: 0 PA: 34 PB: 0 SB: 0 CS: 0
PITCHER Jay Hook, R (1,1) ERA: 3.53	IP: 9.0 WLS: W BF: 34 H: 5 R: 1 ER: 1 SO: 2 BB: 3 IBB: 0 HBP: 0 BLK: 0 WP: 0 HR: 1 S: 35 P: 47 ERA: 1.00 WHIP: 0.889															PITCHER	IP: 9.0 WLS: W BF: 34 H: 5 R: 1 ER: 1 SO: 2 BB: 3 IBB: 0 HBP: 0 BLK: 0 WP: 0 HR: 1 S: 35 P: 47 ERA: 1.00 WHIP: 0.889				

St. Louis Cardinals @ Cincinnati Redlegs
Crosley Field, Cincinnati, OH
Fri Aug 21 1959, 7:05 PM EDT
Att: 11,624 - Unknown

AB 31
R 1
H 5
RBI 1
BB 3
SO 2
LOB 11



Batter	1	2	3	4	5	6	7	8	9	AB	R	H	RBI	BB	SO	LOB	BOTTOM		
Johnny Temple, R (1,4) OBP: 0.396, SLG: 0.436	F9		K		4-6-3			F8		4	0	0	0	0	1	3			
Vada Pinson, L (1,8) OBP: 0.392, SLG: 0.543	6-3		1-3		1B			FC5-2-5 3B		4	0	2	1	0	0	1			
Gus Bell, L (1,9) OBP: 0.324, SLG: 0.462	1B		G3		2-3 3H 1B			F8		4	0	2	1	0	0	2			
Frank Robinson, R (1,3) OBP: 0.398, SLG: 0.582				5-3	3-1			FC5-2-5 1B IBB		3	0	1	0	1	0	2			
Whitey Lockman, L (9,3) OBP: 0.309, SLG: 0.306	1-2 1B							FC5-2-5 1B		0	0	0	0	0	0	0			
Jerry Lynch, L (1,7) OBP: 0.314, SLG: 0.452				F5			F8		FC5-2-5 1B	3	0	0	0	0	0	2			
Frank Thomas, R (8, PH) OBP: 0.274, SLG: 0.373	F2							1-2 3H 1B		1	0	0	0	0	0	2			
Ed Bailey, L (1,2) OBP: 0.372, SLG: 0.389		F5		P4			F7		1-2 2H 1B	4	0	1	0	0	0	0			
Willie Jones, R (1,5) OBP: 0.348, SLG: 0.440		1-3			4-3		P4			3	0	0	0	0	0	0			
Eddie Kasko, R (1,6) OBP: 0.279, SLG: 0.292		F7			4-6-3 1B 1B			4-3		3	1	1	0	0	0	0			
Jay Hook, L (1,1) OBP: 0.143, SLG: 0.077			4-0 BB		1B 4-6-3 1B 1B			4-3		2	1	1	0	1	0	0			
Inning Stats	R: 0 E: 0 K: 0 S: 5	H: 2 LOB: 2 BB: 0 P: 5	R: 0 E: 0 K: 0 S: 3	H: 0 LOB: 0 BB: 0 P: 3	R: 0 E: 0 K: 1 S: 5	H: 0 LOB: 1 BB: 1 P: 9	R: 0 E: 0 K: 0 S: 3	H: 0 LOB: 0 BB: 0 P: 3	R: 2 E: 0 K: 0 S: 7	H: 4 LOB: 2 BB: 0 P: 7	R: 0 E: 0 K: 0 S: 3	H: 0 LOB: 0 BB: 0 P: 3	R: 0 E: 0 K: 0 S: 3	H: 0 LOB: 0 BB: 0 P: 3	R: 0 E: 0 K: 0 S: 4	H: 2 LOB: 2 BB: 1 P: 8	1B: 7 2B: 0 3B: 1 HR: 0	SF: 0 SAC: 0 DP: 0 HBP: 0	WP: 0 PA: 33 PB: 0 SB: 0 CS: 0
PITCHER Larry Jackson, R (1,1) ERA: 3.47	IP: 7.0 WLS: L BF: 28 H: 6 R: 2 ER: 2 SO: 1 BB: 1 IBB: 0 HBP: 0 BLK: 0 WP: 0 HR: 0 S: 29 P: 33 ERA: 2.57 WHIP: 1.000															PITCHER Marshall Bridges, L (8,1) ERA: 4.5	IP: 1.0 WLS: 5 BF: 2 H: 2 R: 0 ER: 0 SO: 0 BB: 1 IBB: 0 HBP: 0 BLK: 0 WP: 0 HR: 0 S: 4 P: 8 ERA: 0.00 WHIP: 2.000		

St. Louis Cardinals @ Cincinnati Redlegs
Crosley Field, Cincinnati, OH
Fri Aug 21 1959, 7:05 PM EDT
Att: 11,624 - Unknown

AB 31
R 2
H 8
RBI 2
BB 2
SO 1
LOB 12




Batter	1	2	3	4	5	6	7	8	9	AB	R	H	RBI	BB	SO	LOB	TOP			
Don Blasingame, L (1,4) OBP: 0.397, SLG: 0.361			4-3		FC1-6-3 1B		HBP 1B		5-3	5	0	2	0	0	1	0	St. Louis Cardinals @ Cincinnati Redlegs Crosley Field, Cincinnati, OH Sun Aug 23 1959, 3:33 AM EDT Att: 13,985 - Unknown livebaseballscorecards.com			
Joe Cunningham, L (1,9) OBP: 0.445, SLG: 0.469	G3		L4		1-6-3 1-2		HBP		1B	4	0	1	0	0	0	1				
Stan Musial, L (1,3) OBP: 0.363, SLG: 0.420	4-3		1B		FC1-6-5 2-3		P4		F5	5	0	1	0	0	0	4				
Ken Boyer, R (1,5) OBP: 0.397, SLG: 0.511		1B	1B		L7		K		K	5	1	2	0	0	2	4				
Bill White, L (1,7) OBP: 0.349, SLG: 0.484		G4-3 1B	F8				1B		SH3-4 BB	3	2	2	0	1	0	2				
Dick Gray, R (1,6) OBP: 0.302, SLG: 0.319		G4-3 1B			5-3 1B		F9		SH3-4	3	0	2	1	0	0	1				
Curt Flood, R (1,8) OBP: 0.320, SLG: 0.404		G4-3 1B			5-3 1B		L7		1B	4	0	1	1	0	0	4				
Hal Smith, R (1,2) OBP: 0.296, SLG: 0.398					F8		F8		P5	3	0	1	1	0	0	2				
George Crowe, L (8, PH) OBP: 0.354, SLG: 0.656										1	0	0	0	0	0	1				
Jay Porter, R (8,2) OBP: 0.294, SLG: 0.321										0	0	0	0	0	0	0				
Bob Miller, R (1,1) OBP: 0.222, SLG: 0.222										3	0	0	0	0	3	2				
Ernie Broglio, R (7,1) OBP: 0.130, SLG: 0.078										1	0	0	0	0	1	1				
Inning Stats	R: 0 E: 0 K: 1 S: 5	H: 0 LOB: 0 BB: 0 P: 5	R: 2 E: 0 K: 1 S: 8	H: 4 LOB: 1 BB: 0 P: 8	R: 0 E: 0 K: 0 S: 5	H: 2 LOB: 2 BB: 0 P: 5	R: 0 E: 0 K: 1 S: 6	H: 1 LOB: 1 BB: 0 P: 6	R: 0 E: 0 K: 0 S: 4	H: 1 LOB: 1 BB: 0 P: 4	R: 0 E: 0 K: 0 S: 4	H: 1 LOB: 2 BB: 0 P: 9	R: 1 E: 0 K: 1 S: 6	H: 1 LOB: 1 BB: 1 P: 10	R: 0 E: 0 K: 1 S: 6	H: 1 LOB: 1 BB: 0 P: 6		1B: 12 2B: 0 3B: 0 HR: 0	SF: 0 SAC: 1 DP: 1 HBP: 1	WP: 0 PB: 0 SB: 0 CS: 0
PITCHER	IP WLS BF H R ER SO BB IBB HBP BLK WP HR S P ERA WHIP																			
Don Newcombe, R (1,1) ERA: 3.26	8.0 W 36 11 3 3 6 1 0 1 0 0 46 51 3.38 1.500																			
Brooks Lawrence, R (9,1) ERA: 4.74	1.0 S 4 1 0 0 1 0 0 0 0 0 0 6 6 0.00 1.000																			

Batter	1	2	3	4	5	6	7	8	9	AB	R	H	RBI	BB	SO	LOB	BOTTOM				
Johnny Temple, R (1,4) OBP: 0.397, SLG: 0.443	F7		F8			BB 1B	FC6-4 1-2			4	0	1	0	0	0	2	St. Louis Cardinals @ Cincinnati Redlegs Crosley Field, Cincinnati, OH Sun Aug 23 1959, 3:33 AM EDT Att: 13,985 - Unknown livebaseballscorecards.com				
Vada Pinson, L (1,8) OBP: 0.393, SLG: 0.540	F2				F2				K	3	0	0	0	1	1	0					
Gus Bell, L (1,9) OBP: 0.322, SLG: 0.458	F8				4-3		F7		5-3	4	0	0	0	0	0	2					
Frank Robinson, R (1,3) OBP: 0.399, SLG: 0.599		K			K		E SF7 1B		E6 HR	4	2	1	0	0	2	0					
Jerry Lynch, L (1,7) OBP: 0.316, SLG: 0.461										4	2	2	2	0	0	0					
Brooks Lawrence, R (9,1) OBP: 0.150, SLG: 0.175		F7			G3		1B E 1B		HR	0	0	0	0	0	0	0					
Ed Bailey, L (1,2) OBP: 0.397, SLG: 0.384										4	0	0	0	0	1	2					
Willie Jones, R (1,5) OBP: 0.345, SLG: 0.438										2	0	0	1	0	1	0					
Eddie Kasko, R (1,6) OBP: 0.283, SLG: 0.310										3	0	1	0	0	2	0					
Don Newcombe, L (1,1) OBP: 0.396, SLG: 0.418										3	1	2	2	0	0	0					
Jim Pendleton, R (9,7) OBP: 0.300, SLG: 0.324										0	0	0	0	0	0	0					
Inning Stats	R: 0 E: 0 K: 0 S: 3	H: 0 LOB: 0 BB: 0 P: 3	R: 0 E: 0 K: 1 S: 5	H: 0 LOB: 0 BB: 0 P: 5	R: 1 E: 0 K: 1 S: 6	H: 1 LOB: 0 BB: 0 P: 6	R: 0 E: 0 K: 1 S: 5	H: 0 LOB: 0 BB: 0 P: 5	R: 0 E: 0 K: 2 S: 7	H: 0 LOB: 0 BB: 0 P: 7	R: 0 E: 0 K: 1 S: 6	H: 1 LOB: 2 BB: 1 P: 10	R: 2 E: 1 K: 0 S: 7	H: 4 LOB: 2 BB: 0 P: 7	R: 2 E: 1 K: 1 S: 7	H: 1 LOB: 0 BB: 0 P: 7		1B: 5 2B: 0 3B: 0 HR: 2	SF: 1 SAC: 0 DP: 0 HBP: 0	WP: 0 PB: 0 SB: 0 CS: 0	PA: 33
PITCHER	IP WLS BF H R ER SO BB IBB HBP BLK WP HR S P ERA WHIP																				
Bob Miller, R (1,1) ERA: 4.13	6.2 L 26 5 3 3 6 1 0 0 0 0 0 1 37 41 4.05 0.900																				
Ernie Broglio, R (7,1) ERA: 4.54	1.1 L 7 2 2 0 1 0 0 0 0 0 0 1 9 9 0.00 1.500																				

Batter	1	2	3	4	5	6	7	8	9	10	AB	R	H	RBI	BB	SO	LOB							
Bobby Avila, R OBP: 0.326, SLG: 0.312 (1, 4)	0-0 1B		0-0 P4		0-0 E1		4-0 BB		4-0 BB		3	0	2	0	2	0	0							
Eddie Mathews, L OBP: 0.377, SLG: 0.568 (1, 5)	0-0 1B		0-0 1B		0-0 L6		0-0 F9		0-0 2-6		5	1	3	0	0	0	3							
Hank Aaron, R OBP: 0.408, SLG: 0.656 (1, 8)	0-3 K		0-0 4-3		0-0 FC5-4				0-0 F8		5	0	0	0	0	1	6							
Joe Adcock, R OBP: 0.342, SLG: 0.524 Andy Pafko, R OBP: 0.305, SLG: 0.331 (1, 7)	4-0 BB				0-0 1B				0-0 K		4	1	3	1	1	1	0							
Frank Torre, L OBP: 0.325, SLG: 0.329 (1, 3)	0-0 BB				0-0 SH1-4				0-0 4-3		3	0	0	0	1	1	4							
Les Maye, L OBP: 0.329, SLG: 0.319 Mickey Vernon, L OBP: 0.286, SLG: 0.397 Felix Mantilla, R OBP: 0.269, SLG: 0.272 (1, 9)		0-3 K			0-3 K				4-0 SH1-3		3	0	0	0	0	3	2							
Johnny Logan, R OBP: 0.379, SLG: 0.451 (1, 6)	0-0 5-3				0-0 P4				0-0 SH1-3		4	0	0	0	0	1	4							
Del Crandall, R OBP: 0.292, SLG: 0.388 (1, 2)	0-0 5-3				0-0 F7				0-0 L7		4	0	0	0	1	0	4							
Warren Spahn, L OBP: 0.233, SLG: 0.286 Ray Boone, R OBP: 0.402, SLG: 0.365 Don McMahon, R OBP: 0.375, SLG: 0.286 (1, 1)			0-3 K		0-0 E1				0-0 BB		3	0	1	0	0	1	1							
Inning Stats	R: 0 E: 0 K: 1 S: 6	H: 2 LOB: 2 BB: 1 P: 10	R: 0 E: 0 K: 1 S: 5	H: 0 LOB: 0 BB: 0 P: 5	R: 0 E: 0 K: 1 S: 6	H: 1 LOB: 1 BB: 0 P: 6	R: 0 E: 0 K: 0 S: 5	H: 2 LOB: 2 BB: 0 P: 5	R: 0 E: 0 K: 1 S: 6	H: 1 LOB: 1 BB: 0 P: 6	R: 0 E: 0 K: 0 S: 2	H: 0 LOB: 1 BB: 2 P: 10	R: 0 E: 0 K: 1 S: 5	H: 0 LOB: 0 BB: 0 P: 5	R: 1 E: 0 K: 0 S: 3	H: 1 LOB: 2 BB: 2 P: 11	R: 2 E: 0 K: 1 S: 8	H: 3 LOB: 2 BB: 1 P: 12	1B: 10 2B: 1 3B: 0 HR: 0	SF: 0 SAC: 2 DP: 2 HBP: 0	WP: 1 PB: 1 SB: 0 CS: 0	PA: 44		
PITCHER	IP	WLS	BF	H	R	ER	SO	BB	IBB	HBP	BLK	WP	HR	S	P	ERA	WHIP							
Bob Gibson, R ERA: 3.12 Lindy McDaniel, R ERA: 3.4 (1, 1)	9.1		41	10	3	2	7	5	0	0	0	1	0	49	69	1.93	1.607							
Lindy McDaniel, R ERA: 3.4 (10, 1)	0.2		4	1	0	0	1	0	1	0	0	0	0	5	9	0.00	1.500							

Milwaukee Braves @ St. Louis Cardinals
Sportsman's Park, St. Louis, MO
Tue Aug 25 1959, 8:05 PM EDT
Att. 17,311 - Unknown

AB 36
R 3
H 11
RBI 3
BB 6
SO 8
LOB 24



Batter	1	2	3	4	5	6	7	8	9	10	AB	R	H	RBI	BB	SO	LOB							
Don Blasingame, L OBP: 0.356, SLG: 0.359 (1, 4)	0-0 F7				0-0 6-3				0-0 L6		5	0	1	0	0	1	1							
Alex Grammas, R OBP: 0.334, SLG: 0.329 Dick Gray, R OBP: 0.299, SLG: 0.316 (1, 6)	0-0 F3				0-0 6-3				0-0 F8		4	0	0	0	0	0	1							
Joe Cunningham, L OBP: 0.444, SLG: 0.465 (1, 9)	0-0 F7				4-0 BB				0-0 3-1		3	0	0	0	2	0	0							
Ken Boyer, R OBP: 0.395, SLG: 0.512 (1, 5)		0-0 L7			0-0 L4				0-0 1-3		5	0	1	0	0	1	4							
Bill White, L OBP: 0.350, SLG: 0.485 (1, 3)		0-0 F7			0-0 F9				0-0 2B		3	1	1	0	1	0	2							
Gino Cimoli, R OBP: 0.323, SLG: 0.429 (1, 7)		0-0 F9				0-0 6-3			0-0 P3		3	0	0	0	1	0	1							
Curt Flood, R OBP: 0.327, SLG: 0.417 George Crowe, L OBP: 0.351, SLG: 0.648 Gene Oliver, R OBP: 0.266, SLG: 0.406 (1, 8)			0-3 K			0-0 6-3			0-0 1-2		3	0	2	1	0	1	0							
Hal Smith, R OBP: 0.294, SLG: 0.395 Stan Musial, L OBP: 0.362, SLG: 0.418 Jay Porter, R OBP: 0.294, SLG: 0.321 (1, 2)			0-0 K			0-0 PB			0-0 K		1	0	0	0	0	0	0							
Bob Gibson, R OBP: 0.067, SLG: 0.133 Lindy McDaniel, R OBP: 0.153, SLG: 0.037 Wally Shannon, L OBP: 0.317, SLG: 0.367 (1, 1)			0-0 P3			0-0 1B			0-0 G3		3	0	0	0	0	0	2							
Inning Stats	R: 0 E: 0 K: 0 S: 3	H: 0 LOB: 0 BB: 0 P: 3	R: 0 E: 0 K: 0 S: 3	H: 0 LOB: 0 BB: 0 P: 3	R: 0 E: 0 K: 1 S: 5	H: 0 LOB: 0 BB: 0 P: 5	R: 0 E: 0 K: 0 S: 4	H: 1 LOB: 2 BB: 1 P: 8	R: 0 E: 0 K: 1 S: 6	H: 1 LOB: 1 BB: 0 P: 6	R: 0 E: 0 K: 0 S: 3	H: 0 LOB: 0 BB: 0 P: 3	R: 1 E: 0 K: 0 S: 5	H: 2 LOB: 1 BB: 0 P: 5	R: 0 E: 0 K: 0 S: 3	H: 0 LOB: 0 BB: 0 P: 3	R: 0 E: 0 K: 1 S: 6	H: 1 LOB: 3 BB: 2 P: 14	R: 0 E: 0 K: 2 S: 8	H: 1 LOB: 2 BB: 1 P: 12	1B: 2 2B: 3 3B: 1 HR: 0	SF: 0 SAC: 0 DP: 0 HBP: 0	WP: 0 PB: 1 SB: 0 CS: 0	PA: 40
PITCHER	IP	WLS	BF	H	R	ER	SO	BB	IBB	HBP	BLK	WP	HR	S	P	ERA	WHIP							
Warren Spahn, L ERA: 2.87 Don McMahon, R ERA: 1.93 (1, 1)	8.0		29	4	1	1	2	1	0	0	0	0	0	32	36	1.12	0.625							
Don McMahon, R ERA: 1.93 (9, 1)	2.0	W	11	2	0	0	3	1	2	0	0	0	0	14	26	0.00	1.500							

Milwaukee Braves @ St. Louis Cardinals
Sportsman's Park, St. Louis, MO
Tue Aug 25 1959, 8:05 PM EDT
Att. 17,311 - Unknown

AB 36
R 1
H 6
RBI 1
BB 4
SO 5
LOB 19



Batter	1	2	3	4	5	6	7	8	9	AB	R	H	RBI	BB	SO	LOB	TOP					
Bobby Avila, R OBP: 0.333, SLG: 0.321 (1, 4)										4	1	3	0	0	0	0						
Eddie Mathews, L OBP: 0.376, SLG: 0.568 (1, 5)										4	0	1	0	0	1	3						
Hank Aaron, R OBP: 0.406, SLG: 0.653 (1, 8)										2	0	0	1	1	1							
Joe Adcock, R OBP: 0.340, SLG: 0.519 (1, 7)										3	0	0	0	1	0	2						
Frank Torre, L OBP: 0.324, SLG: 0.327 (1, 3)										4	0	1	0	0	0	3						
Felix Mantilla, R OBP: 0.269, SLG: 0.272 (9, PR)										0	1	0	0	0	0	0						
Lee Maye, L OBP: 0.321, SLG: 0.311 (1, 9)										2	0	0	0	0	0	0						
Mickey Vernon, L OBP: 0.291, SLG: 0.400 (6, PH) (6, 9)										2	0	1	0	0	1	1						
Johnny Logan, R OBP: 0.376, SLG: 0.446 (1, 6)										4	0	0	0	0	0	2						
Del Crandall, R OBP: 0.294, SLG: 0.388 (1, 2)										3	0	1	1	1	1	2						
Carl Willey, R OBP: 0.114, SLG: 0.118 (1, 1)										2	0	0	0	0	2	2						
Bob Rush, R OBP: 0.200, SLG: 0.200 (5, 1)										0	0	0	0	0	0	0						
Ray Boone, R OBP: 0.400, SLG: 0.363 (7, PH)										1	0	0	0	0	1	0						
Joey Jay, S OBP: 0.179, SLG: 0.115 (7, 1)										0	0	0	0	0	0	0						
Andy Paiko, R OBP: 0.303, SLG: 0.328 (9, PH)										1	0	0	0	0	0	2						
Inning Stats	R: 1 E: 0 K: 0 S: 5	H: 2 LOB: 1 BB: 0 P: 5	R: 0 E: 0 K: 1 S: 5	H: 0 LOB: 1 BB: 1 P: 9	R: 0 E: 0 K: 1 S: 5	H: 0 LOB: 0 BB: 0 P: 5	R: 0 E: 0 K: 0 S: 3	H: 0 LOB: 0 BB: 0 P: 3	R: 0 E: 0 K: 2 S: 9	H: 2 LOB: 2 BB: 0 P: 9	R: 0 E: 0 K: 1 S: 4	H: 0 LOB: 1 BB: 2 P: 12	R: 0 E: 0 K: 2 S: 7	H: 0 LOB: 0 BB: 0 P: 7	R: 0 E: 0 K: 0 S: 4	H: 1 LOB: 1 BB: 0 P: 4	R: 1 E: 0 K: 0 S: 5	H: 2 LOB: 2 BB: 0 P: 5	1B: 6 2B: 1 3B: 0 HR: 0	SF: 1 SAC: 0 DP: 1 HBP: 0	WP: 1 PB: 0 SB: 0 CS: 0	PA: 36
PITCHER Larry Jackson, R ERA: 3.41 (1, 1)	IP: 9.0 WLS: W BF: 36 H: 7 R: 2 ER: 2 SO: 7 BB: 3 IBB: 0 HBP: 0 BLK: 0 WP: 1 HR: 0 S: 47 P: 59 ERA: 2.00 WHIP: 1.111															PITCHER						

Milwaukee Braves @ St. Louis Cardinals
Sportsman's Park, St. Louis, MO
Wed Aug 26 1959, 8:05 PM EDT
Att: 13,759 - Unknown

AB 32
R 2
H 7
RBI 2
BB 3
SO 7
LOB 18



Batter	1	2	3	4	5	6	7	8	9	AB	R	H	RBI	BB	SO	LOB	BOTTOM			
Don Blasingame, L OBP: 0.356, SLG: 0.360 (1, 4)										5	1	2	1	0	0	3				
Joe Cunningham, L OBP: 0.444, SLG: 0.464 (1, 9)										5	2	2	0	0	0	2				
Bill White, L OBP: 0.347, SLG: 0.481 (1, 7) (9, 3)										4	0	0	0	0	0	3				
Ken Boyer, R OBP: 0.396, SLG: 0.516 (1, 5)										4	0	2	1	0	0	2				
Stan Musial, L OBP: 0.364, SLG: 0.419 (1, 3)										4	0	2	1	0	0	1				
Gino Cimoli, R OBP: 0.323, SLG: 0.429 (9, 7)										0	0	0	0	0	0	0				
Curt Flood, R OBP: 0.336, SLG: 0.448 (1, 8)										4	1	3	1	0	0	1				
Hal Smith, R OBP: 0.294, SLG: 0.393 (1, 2)										4	0	1	0	0	0	3				
Alex Grammas, R OBP: 0.336, SLG: 0.331 (1, 6)										4	1	2	0	0	1	1				
Larry Jackson, R OBP: 0.125, SLG: 0.127 (1, 1)										3	0	1	0	0	1	1				
Inning Stats	R: 2 E: 1 K: 0 S: 6	H: 3 LOB: 1 BB: 0 P: 6	R: 0 E: 0 K: 0 S: 4	H: 1 LOB: 1 BB: 0 P: 4	R: 0 E: 0 K: 0 S: 4	H: 1 LOB: 1 BB: 0 P: 4	R: 0 E: 0 K: 0 S: 5	H: 2 LOB: 2 BB: 0 P: 5	R: 1 E: 0 K: 0 S: 6	H: 4 LOB: 2 BB: 0 P: 6	R: 0 E: 0 K: 2 S: 7	H: 0 LOB: 0 BB: 0 P: 7	R: 0 E: 0 K: 0 S: 3	H: 0 LOB: 0 BB: 0 P: 3	R: 2 E: 0 K: 0 S: 7	H: 4 LOB: 2 BB: 0 P: 7	1B: 12 2B: 2 3B: 0 HR: 1	SF: 0 SAC: 1 DP: 0 HBP: 0	WP: 0 PB: 0 SB: 0 CS: 1	PA: 38
PITCHER Carl Willey, R ERA: 3.93 (1, 1)	IP: 4.2 WLS: L BF: 24 H: 11 R: 3 ER: 3 SO: 3 BB: 0 IBB: 0 HBP: 0 BLK: 0 WP: 0 HR: 0 S: 24 P: 24 ERA: 3.86 WHIP: 2.357															PITCHER				
Bob Rush, R ERA: 1.95 (5, 1)	IP: 1.1 WLS: L BF: 4 H: 0 R: 0 ER: 0 SO: 2 BB: 0 IBB: 0 HBP: 0 BLK: 0 WP: 0 HR: 0 S: 8 P: 8 ERA: 0.00 WHIP: 0.000															PITCHER				
Joey Jay, R ERA: 4.36 (7, 1)	IP: 2.0 WLS: L BF: 10 H: 4 R: 2 ER: 2 SO: 0 BB: 0 IBB: 0 HBP: 0 BLK: 0 WP: 0 HR: 1 S: 10 P: 10 ERA: 9.00 WHIP: 2.000															PITCHER				

Milwaukee Braves @ St. Louis Cardinals
Sportsman's Park, St. Louis, MO
Wed Aug 26 1959, 8:05 PM EDT
Att: 13,759 - Unknown

AB 37
R 5
H 15
RBI 4
BB 0
SO 2
LOB 17



Batter	1	2	3	4	5	6	7	8	9	AB	R	H	RBI	BB	SO	LOB	TOP										
Bobby Avila, R OBP: 0.330, SLG: 0.333 (1, 4)										5	1	1	1	0	2	2	Milwaukee Braves @ St. Louis Cardinals Sportsman's Park, St. Louis, MO Thu Aug 27 1959, 4:33 AM EDT Att: 13,772 - Unknown										
Eddie Mathews, L OBP: 0.391, SLG: 0.568 (1, 5)										1	2	1	0	2	0	0											
Hank Aaron, R OBP: 0.405, SLG: 0.650 (1, 8)										4	0	1	0	0	0	2											
Joe Adcock, R OBP: 0.342, SLG: 0.528 (1, 7)										4	1	2	3	0	0	1											
Ray Boone, R OBP: 0.401, SLG: 0.361 Frank Torre, L OBP: 0.322, SLG: 0.324 (6, PH) (6, 3)										1	0	0	0	1	0	2											
Andy Pafko, R OBP: 0.301, SLG: 0.325 (1, 9)										4	0	1	0	0	0	1											
Johnny Logan, R OBP: 0.374, SLG: 0.444 (1, 6)										4	0	1	0	0	0	1											
Del Crandall, R OBP: 0.292, SLG: 0.384 (1, 2)										4	0	0	0	0	1	2											
Bob Buhl, R OBP: 0.095, SLG: 0.095 (5, 1)										2	0	0	0	0	0	2											
Bob Rush, R OBP: 0.200, SLG: 0.200 (7, PH) Mickey Vernon, L OBP: 0.247, SLG: 0.295 (7, 1) Don McMahon, R OBP: 0.192, SLG: 0.106 (5, PH) Stan Lopata, R OBP: 0.299, SLG: 0.272 (5, PH)										0	0	0	0	0	0	0											
Inning Stats	R: 1 E: 0 K: 1 S: 6	H: 2 LOB: 1 BB: 1 P: 10	R: 0 E: 0 K: 0 S: 3	H: 0 LOB: 0 BB: 0 P: 3	R: 3 E: 0 K: 1 S: 7	H: 2 LOB: 1 BB: 1 P: 12	R: 0 E: 0 K: 1 S: 5	H: 0 LOB: 0 BB: 0 P: 5	R: 0 E: 0 K: 1 S: 6	H: 1 LOB: 1 BB: 0 P: 6	R: 0 E: 0 K: 2 S: 7	H: 1 LOB: 1 BB: 0 P: 7	R: 0 E: 0 K: 0 S: 3	H: 0 LOB: 0 BB: 0 P: 3	R: 0 E: 0 K: 0 S: 5	H: 2 LOB: 2 BB: 0 P: 5	1B: 6 2B: 0 3B: 0 HR: 2	SF: 0 SAC: 0 DP: 1 HBP: 1	WP: 0 PB: 0 SB: 0 CS: 0	PA: 37							
PITCHER	IP	WLS	BF	H	R	ER	SO	BB	IBB	HBP	BLK	WP	HR	S	P	ERA	WHIP										
Vinegar Bend Mizell, L ERA: 4.32 (1, 1)	3.0	15	4	4	4	2	2	0	1	0	0	0	2	16	25	12.00	2.000										
Bob Dulliba, R ERA: 1.13 (4, 1)	1.0	3	0	0	0	1	0	0	0	0	0	0	0	5	5	0.00	0.000										
Dean Stone, L ERA: 4.23 (5, 1)	1.0	4	0	0	0	0	1	0	0	0	0	0	0	3	7	0.00	1.000										
Lindy McDaniel, R ERA: 3.29 (6, 1)	4.0	W	15	4	0	0	3	0	0	0	0	0	0	21	21	0.00	1.000										

Batter	1	2	3	4	5	6	7	8	9	AB	R	H	RBI	BB	SO	LOB	BOTTOM										
Don Blasingame, L OBP: 0.355, SLG: 0.357 (1, 4)										4	0	0	0	1	0	5	Milwaukee Braves @ St. Louis Cardinals Sportsman's Park, St. Louis, MO Thu Aug 27 1959, 4:33 AM EDT Att: 13,772 - Unknown										
Joe Cunningham, L OBP: 0.445, SLG: 0.477 (1, 9)										5	3	4	0	0	1	1											
Bill White, L OBP: 0.350, SLG: 0.486 (1, 7) (9, 3)										5	1	3	1	0	0	2											
Ken Boyer, R OBP: 0.396, SLG: 0.521 (1, 5)										3	1	1	4	1	1	2											
Stan Mustil, L OBP: 0.361, SLG: 0.416 Gino Cimoli, R OBP: 0.323, SLG: 0.429 (8, FR) (9, 7)										5	0	1	0	0	0	4											
Curt Flood, R OBP: 0.352, SLG: 0.463 (1, 8)										4	0	3	0	1	0	0											
Hal Smith, R OBP: 0.293, SLG: 0.391 (1, 2)										5	0	1	0	0	0	5											
Alex Grammas, R OBP: 0.341, SLG: 0.337 (1, 6)										4	0	3	0	0	1	1											
Vinegar Bend Mizell, R ERA: 2.11, SLG: 0.232 (3, PH) Dick Gray, R OBP: 0.309, SLG: 0.323 (4, 1) Bob Dulliba, R ERA: 1.13 (4, PH) Wally Shannon, L OBP: 0.311, SLG: 0.361 (5, 1) Dean Stone, L ERA: 4.23 (5, PH) George Crowe, L OBP: 0.347, SLG: 0.641 Lindy McDaniel, R ERA: 3.29 (6, 1)										0	0	0	0	0	0	0											
Inning Stats	R: 0 E: 0 K: 2 S: 7	H: 0 LOB: 1 BB: 1 P: 11	R: 0 E: 0 K: 1 S: 6	H: 1 LOB: 0 BB: 0 P: 6	R: 0 E: 0 K: 0 S: 5	H: 3 LOB: 3 BB: 1 P: 9	R: 0 E: 0 K: 0 S: 5	H: 2 LOB: 2 BB: 0 P: 5	R: 3 E: 0 K: 0 S: 8	H: 5 LOB: 2 BB: 0 P: 8	R: 1 E: 0 K: 0 S: 5	H: 2 LOB: 1 BB: 0 P: 5	R: 0 E: 0 K: 0 S: 5	H: 2 LOB: 2 BB: 0 P: 5	R: 1 E: 0 K: 0 S: 5	H: 2 LOB: 2 BB: 1 P: 9		1B: 12 2B: 2 3B: 2 HR: 1	SF: 1 SAC: 0 DP: 1 HBP: 0	WP: 0 PB: 0 SB: 0 CS: 0	PA: 43						
PITCHER	IP	WLS	BF	H	R	ER	SO	BB	IBB	HBP	BLK	WP	HR	S	P	ERA	WHIP										
Bob Buhl, R ERA: 2.9 (1, 1)	4.2	26	11	3	3	3	2	0	0	0	0	0	1	30	38	5.79	2.786										
Bob Rush, R ERA: 2.02 (5, 1)	1.1	6	2	1	1	0	0	0	0	0	0	0	0	6	6	6.75	1.500										
Don McMahon, R ERA: 2.01 (7, 1)	2.0	L	11	4	1	1	0	1	0	0	0	0	0	10	14	4.50	2.500										



Batter	1	2	3	4	5	6	7	8	9	AB	R	H	RBI	BB	SO	LOB	TOP										
Johnny Temple, R (1,4) OBP: 0.396, SLG: 0.438 Whitey Lockman, L (5,4) OBP: 0.307, SLG: 0.305	4-3 BLK 1B	6-3			SH5-3 1-2 2-3		G4-6-3 1B			2	0	1	0	0	0	2											
Vada Pinson, L (1,8) OBP: 0.398, SLG: 0.530	F7		1-3		L7 1B		G4-6-3 1-2			4	0	1	1	0	0	2											
Gus Bell, L (1,9) OBP: 0.324, SLG: 0.457	4-3 1-3		3-1		1-2 3-H 1B			1-3		4	0	1	1	0	0	1											
Frank Robinson, R (1,3) OBP: 0.398, SLG: 0.592	4-3		K		L7 2-3			K		4	0	0	0	0	2	3											
Jerry Lynch, L (1,7) OBP: 0.320, SLG: 0.466		S 2B 1B		4-3		G6-4-3 1B		4-3		4	1	2	0	0	0	0											
Ed Bailey, L (1,2) OBP: 0.360, SLG: 0.373	F5 1-2		G3		G6-4-3 1B			F8		4	0	1	0	0	0	1											
Willie Jones, R (1,5) OBP: 0.343, SLG: 0.431	2B BB		6-3		G6-4-3 1-2 1B			K		3	0	0	0	1	1	2											
Eddie Kasko, R (1,6) OBP: 0.288, SLG: 0.322 Don Newcombe, L (9, PH) OBP: 0.391, SLG: 0.404	1-3 2-H 2B				SH5-3 1B 1B		F8	P4		3	1	2	1	0	0	1											
Bob Purkey, R (1,1) OBP: 0.295, SLG: 0.333 Jim Brosnan, R (6,1) OBP: 0.154, SLG: 0.200 John Powers, L (7, PH) OBP: 0.341, SLG: 0.525 Orlando Pena, R (7,1) OBP: 0.226, SLG: 0.148	K				1B SH5-3 1B		K			2	1	1	0	0	1	2											
Inning Stats	R: 0 E: 0 K: 0 S: 4	H: 1 LOB: 1 BB: 0 P: 4	R: 1 E: 0 K: 1 S: 7	H: 2 LOB: 2 BB: 1 P: 11	R: 0 E: 0 K: 1 S: 5	H: 0 LOB: 0 BB: 0 P: 5	R: 0 E: 0 K: 0 S: 3	H: 0 LOB: 0 BB: 0 P: 3	R: 2 E: 0 K: 0 S: 6	H: 4 LOB: 1 BB: 0 P: 6	R: 0 E: 0 K: 0 S: 4	H: 2 LOB: 1 BB: 0 P: 4	R: 0 E: 0 K: 1 S: 5	H: 1 LOB: 0 BB: 0 P: 5	R: 0 E: 0 K: 1 S: 5	H: 0 LOB: 0 BB: 0 P: 5	R: 0 E: 0 K: 1 S: 5	H: 0 LOB: 0 BB: 0 P: 5	1B: 9 2B: 1 3B: 0 HR: 0	SF: 0 SAC: 1 DP: 2 HBP: 0	WP: 0 PB: 0 SB: 1 CS: 0	PA: 35					
PITCHER	IP	WLS	BF	H	R	ER	SO	BB	IBB	HBP	BLK	WP	HR	S	P	ERA	WHIP										
Bob Miller, R (1,1) ERA: 4.19	6.0	W	26	9	3	3	2	1	0	0	1	0	0	29	33	4.50	1.667										
Bob Duliba, R (7,1) ERA: 0.82	3.0	S	9	1	0	0	3	0	0	0	0	0	0	15	15	0.00	0.333										

Cincinnati Redlegs @ St. Louis Cardinals
Sportsman's Park, St. Louis, MO
Sat Aug 29 1959, 4:33 AM EDT
Att: 12,660 - Unknown

AB 33
R 3
H 10
RBI 3
BB 1
SO 5
LOB 14



Batter	1	2	3	4	5	6	7	8	9	AB	R	H	RBI	BB	SO	LOB	BOTTOM										
Don Blasingame, L (1,4) OBP: 0.357, SLG: 0.357	F8		1B		FC6-4 HR G3	L9		1B 1B		5	2	2	0	0	0	4											
Joe Cunningham, L (1,9) OBP: 0.445, SLG: 0.478	L3 1B		1-3 1B		G3	1B		1B 1B		4	0	3	1	1	0	1											
Bill White, L (1,7) OBP: 0.350, SLG: 0.489	L3 1-2		F5		2-H HR	FC6-4 1B		1B 1B		5	1	3	4	0	0	3											
Ken Boyer, R (1,5) OBP: 0.393, SLG: 0.515		1-3		F5	1B	FC6-4 1-2		K		5	0	1	0	0	1	5											
Stan Musial, L (1,3) OBP: 0.364, SLG: 0.429 Gino Cimoli, R (9,7) OBP: 0.324, SLG: 0.430		HR		E 2B	P6		CS 1B			4	1	3	1	0	0	1											
Curt Flood, R (1,8) OBP: 0.341, SLG: 0.445		3-1		E5 2-3	G6-3	1B 5-3 1B	F9 1-2			4	1	1	0	0	0	2											
Hal Smith, R (1,2) OBP: 0.292, SLG: 0.388		6-3		G6-3 1-2		5-3	K			4	0	0	0	0	1	3											
Alex Grammas, R (1,6) OBP: 0.343, SLG: 0.337			P4		FC6-4 E G3	E 1B 1B		4-3		3	2	1	0	1	0	0											
Bob Miller, R (1,1) OBP: 0.182, SLG: 0.182 George Crowe, L (6, PH) OBP: 0.350, SLG: 0.638 Larry Jackson, R (6, PR) OBP: 0.125, SLG: 0.127 Bob Duliba, R (7,1) ERA: 4.85			K		E3 FC6-4	E3 1B 1B	F3			2	0	0	0	0	1	1											
Inning Stats	R: 0 E: 0 K: 0 S: 3	H: 1 LOB: 0 BB: 0 P: 3	R: 1 E: 0 K: 0 S: 4	H: 1 LOB: 0 BB: 0 P: 4	R: 0 E: 0 K: 1 S: 7	H: 2 LOB: 2 BB: 0 P: 7	R: 0 E: 1 K: 0 S: 4	H: 1 LOB: 1 BB: 0 P: 4	R: 3 E: 1 K: 0 S: 6	H: 2 LOB: 1 BB: 1 P: 10	R: 2 E: 1 K: 0 S: 7	H: 4 LOB: 3 BB: 1 P: 11	R: 0 E: 0 K: 1 S: 5	H: 1 LOB: 0 BB: 0 P: 5	R: 1 E: 0 K: 1 S: 8	H: 3 LOB: 2 BB: 0 P: 8	1B: 12 2B: 2 3B: 0 HR: 2	SF: 0 SAC: 0 DP: 2 HBP: 0	WP: 0 PB: 0 SB: 0 CS: 1	PA: 40							
PITCHER	IP	WLS	BF	H	R	ER	SO	BB	IBB	HBP	BLK	WP	HR	S	P	ERA	WHIP										
Bob Purkey, R (1,1) ERA: 4.68	5.2	L	30	11	6	3	1	1	0	0	0	0	0	1	1	0.00	0.000										
Jim Brosnan, R (6,1) ERA: 4.04	0.1		1	0	0	0	0	0	0	0	0	0	0	1	1	0.00	0.000										
Orlando Pena, R (7,1) ERA: 4.85	2.0		9	4	1	1	2	0	0	0	0	0	0	13	13	4.50	2.000										

Cincinnati Redlegs @ St. Louis Cardinals
Sportsman's Park, St. Louis, MO
Sat Aug 29 1959, 4:33 AM EDT
Att: 12,660 - Unknown

AB 38
R 7
H 15
RBI 7
BB 2
SO 3
LOB 20



Batter	1	2	3	4	5	6	7	8	9	AB	R	H	RBI	BB	SO	LOB	TOP									
Johnny Temple, R OBP: 0.394, SLG: 0.436	F9		6-3		F9		G6-4-3 1B		F8	5	0	1	0	0	0	0	Cincinnati Redlegs @ St. Louis Cardinals Sportsman's Park, St. Louis, MO Sun Aug 30 1959, 4:33 AM EDT Att: 11,694 - Unknown livebaseballscores.com									
Vada Pinson, L OBP: 0.388, SLG: 0.528	1B SF9		4-3		L4-3 BB		K		3-1	4	1	1	0	1	1											
Gus Bell, L OBP: 0.325, SLG: 0.457					L4-3		G6-4-3		3-1	5	0	2	0	0	2											
Frank Robinson, R OBP: 0.397, SLG: 0.590	SF9		FC6-4						F9	3	1	1	1	0	0	1										
Whitey Lockman, L OBP: 0.306, SLG: 0.311	4-3				G3				E1	4	2	1	1	0	0	1										
Willie Jones, R OBP: 0.344, SLG: 0.431					G3					4	2	2	0	0	0	1										
Ed Bailey, L OBP: 0.361, SLG: 0.375					G1					3	0	1	1	1	0	2										
Eddie Kasko, R OBP: 0.291, SLG: 0.327										3	0	2	3	0	1	1										
Jay Hook, L OBP: 0.105, SLG: 0.056					6-3					4	0	0	0	0	2	4										
Inning Stats	R: 1 E: 0 K: 0 S: 5	H: 2 LOB: 1 BB: 0 P: 5	R: 0 E: 0 K: 2 S: 7	H: 0 LOB: 1 BB: 1 P: 11	R: 0 E: 0 K: 0 S: 4	H: 1 LOB: 1 BB: 0 P: 4	R: 1 E: 0 K: 0 S: 5	H: 2 LOB: 1 BB: 0 P: 5	R: 0 E: 0 K: 0 S: 2	H: 0 LOB: 0 BB: 1 P: 6	R: 2 E: 0 K: 0 S: 6	H: 3 LOB: 1 BB: 0 P: 6	R: 0 E: 0 K: 1 S: 5	H: 1 LOB: 0 BB: 0 P: 5	R: 2 E: 1 K: 1 S: 8	H: 2 LOB: 1 BB: 0 P: 8		R: 0 E: 0 K: 0 S: 3	H: 0 LOB: 0 BB: 0 P: 3	1B: 9 2B: 3 3B: 0 HR: 0	SF: 2 SAC: 0 DP: 2 HBP: 0	WP: 0 PB: 0 SB: 0 CS: 0	PA: 39			
PITCHER	IP	WLS	BF	H	R	ER	SO	BB	IBB	HBP	BLK	WP	HR	S	P	ERA	WHIP									
Bob Gibson, R ERA: 3.36	(1, 1)	7.1	L	34	11	6	4	3	2	0	0	0	0	0	38	46	4.91	1.773								
Bob Duiba, R ERA: 0.71	(8, 1)	1.2		5	0	0	0	1	0	0	0	0	0	7	7	0.00	0.000									

Batter	1	2	3	4	5	6	7	8	9	AB	R	H	RBI	BB	SO	LOB	BOTTOM									
Don Blasingame, L OBP: 0.360, SLG: 0.362	4-3 HR						K			4	2	3	1	0	1	0	Cincinnati Redlegs @ St. Louis Cardinals Sportsman's Park, St. Louis, MO Sun Aug 30 1959, 4:33 AM EDT Att: 11,694 - Unknown livebaseballscores.com									
Joe Cunningham, L OBP: 0.445, SLG: 0.480	4-3	2B			SH5-3-6				4-3	3	0	1	1	0	0	1										
Bill White, L OBP: 0.349, SLG: 0.486	F5	P4			FC6-4 BB				F9	3	0	0	0	1	0	2										
Ken Boyer, R OBP: 0.392, SLG: 0.519	2B HR				5-3				5-3	4	1	1	2	0	0	1										
Stan Musial, L OBP: 0.363, SLG: 0.425					4-3				F5	3	0	0	0	1	0	0										
Curt Flood, R OBP: 0.333, SLG: 0.434	F3				K				F5	4	0	0	0	0	1	1										
Hal Smith, R OBP: 0.290, SLG: 0.386										3	0	0	0	0	1	0										
Wally Shannon, L OBP: 0.333, SLG: 0.397		L6			K					1	0	1	0	0	0	0										
Alex Grammas, R OBP: 0.343, SLG: 0.337		E1			F9				F5	3	1	1	0	0	0	0										
George Crowe, L OBP: 0.347, SLG: 0.632		2B							P4	1	0	0	0	0	0	1										
Bob Gibson, R OBP: 0.056, SLG: 0.111					4-3					3	0	0	0	0	1	1										
Bob Duiba, R ERA: 0.71									F7	0	0	0	0	0	0	0										
Inning Stats	R: 2 E: 0 K: 0 S: 5	H: 2 LOB: 1 BB: 1 P: 9	R: 2 E: 1 K: 1 S: 8	H: 3 LOB: 1 BB: 0 P: 8	R: 0 E: 0 K: 1 S: 5	H: 0 LOB: 0 BB: 0 P: 5	R: 0 E: 0 K: 1 S: 5	H: 0 LOB: 0 BB: 0 P: 5	R: 0 E: 0 K: 0 S: 3	H: 0 LOB: 0 BB: 0 P: 3	R: 0 E: 0 K: 1 S: 5	H: 0 LOB: 0 BB: 0 P: 5	R: 0 E: 0 K: 0 S: 3	H: 0 LOB: 0 BB: 0 P: 3	R: 0 E: 0 K: 0 S: 4	H: 1 LOB: 1 BB: 0 P: 4	R: 0 E: 0 K: 0 S: 4	H: 0 LOB: 0 BB: 0 P: 4	1B: 3 2B: 4 3B: 0 HR: 1	SF: 0 SAC: 1 DP: 1 HBP: 0	WP: 0 PB: 0 SB: 0 CS: 0	PA: 35				
PITCHER	IP	WLS	BF	H	R	ER	SO	BB	IBB	HBP	BLK	WP	HR	S	P	ERA	WHIP									
Jay Hook, R ERA: 3.75	(1, 1)	9.0	W	35	7	4	4	4	2	0	0	0	0	1	41	49	4.00	1.000								



Batter	1	2	3	4	5	6	7	8	9	AB	R	H	RBI	BB	SO	LOB	TOP	
Don Blasingame, L (1,4) OBP: 0.359, SLG: 0.363	1-1 F7		1-2 6-3			1-0 SH1-4 2B		1-2 4-3		4	1	1	0	0	0	0		
Alex Grammas, R (1,6) OBP: 0.343, SLG: 0.346	1-0 1-3			2-2 HR		3-1 SH1-4 2H		2-2 5-3		3	1	1	2	0	0	0		
Joe Cunningham, L (1,7) OBP: 0.444, SLG: 0.475	2-3 K			1-1 6-3		2-2 F4		2-1 1-3		4	0	0	0	0	1	0		
Ken Boyer, R (1,5) OBP: 0.393, SLG: 0.524		2-2 HR		0-0 5-3		1-0 F8		4-2 BB		3	1	1	1	1	0	0		
Bill White, L (1,3) OBP: 0.348, SLG: 0.484		2-2 4-3		3-2 F5		2-1 CS S 1B		1-3 K		4	0	1	0	0	1	1		
Gino Cimoli, R (1,9) OBP: 0.324, SLG: 0.428		0-0 F8			2-3 K2-3		4-2 FC6-4 BB			2	0	0	0	1	1	0		
Curt Flood, R (1,8) OBP: 0.328, SLG: 0.426		2-3 K			0-0 F7		0-0 FC6-4 1-2			3	0	0	0	0	1	1		
Hal Smith, R (1,2) OBP: 0.288, SLG: 0.383			2-2 F7		1-1 4-3		1-2 F7			3	0	0	0	0	0	0		
Larry Jackson, R (1,1) OBP: 0.120, SLG: 0.122			0-0 F3			3-2 6-3		0-0 4-3		3	0	0	0	0	0	0		
Inning Stats	R: 0 E: 0 K: 1 S: 6	H: 0 LOB: 0 BB: 0 P: 10	R: 1 E: 0 K: 1 S: 10	H: 1 LOB: 0 BB: 0 P: 16	R: 0 E: 0 K: 0 S: 7	H: 0 LOB: 0 BB: 0 P: 10	R: 1 E: 0 K: 0 S: 9	H: 1 LOB: 0 BB: 0 P: 15	R: 0 E: 0 K: 1 S: 6	H: 1 LOB: 1 BB: 1 P: 13	R: 0 E: 0 K: 0 S: 8	H: 0 LOB: 0 BB: 0 P: 10	R: 0 E: 0 K: 1 S: 16	H: 0 LOB: 1 BB: 1 P: 24	1B: 1 2B: 1 3B: 0 HR: 2	SF: 0 SAC: 1 DP: 0 HBP: 0	WP: 0 PA: 32 PB: 0 CS: 2	
PITCHER	IP	WLS	BF	H	R	ER	SO	BB	IBB	HBP	BLK	WP	HR	S	P	ERA	WHIP	
Johnny Podres, L (1,1) ERA: 3.98	6.0	L	21	3	3	3	3	0	0	0	0	0	2	48	79	4.50	0.500	
Stan Williams, R (7,1) ERA: 4.05	2.0		7	1	0	0	0	1	0	0	0	0	0	14	23	0.00	1.000	
Don Drysdale, R (9,1) ERA: 3.34	1.0		4	0	0	0	1	1	0	0	0	0	0	16	24	0.00	1.000	

St. Louis Cardinals @ Los Angeles Dodgers
Los Angeles Memorial Coliseum, Los Angeles, CA
Tue Sep 01 1959, 10:05 PM EDT
Att: 18,425 - Unknown

AB	29
R	3
H	4
RBI	3
BB	2
SO	4
LOB	2

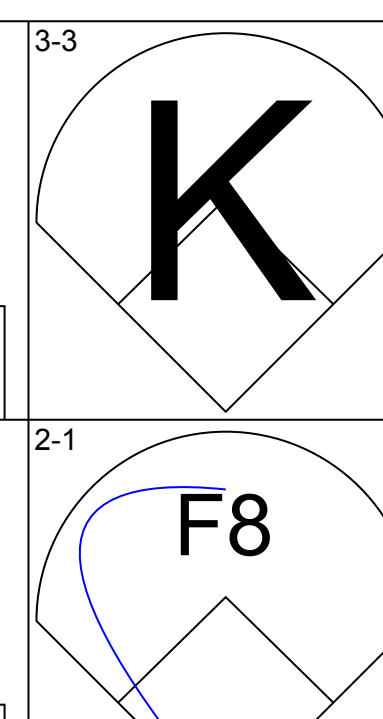
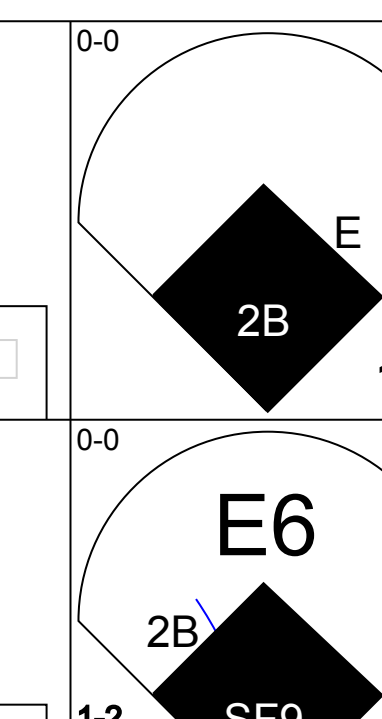
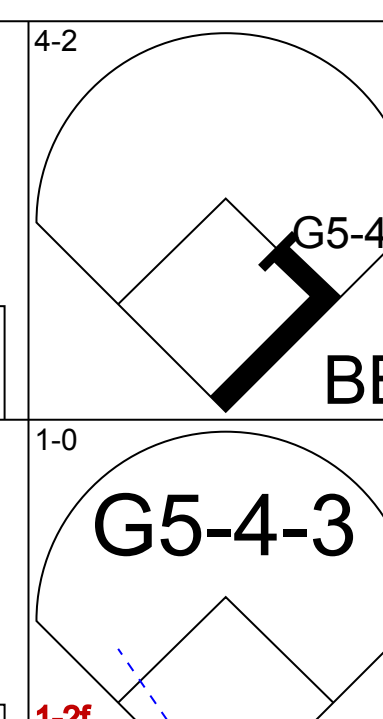
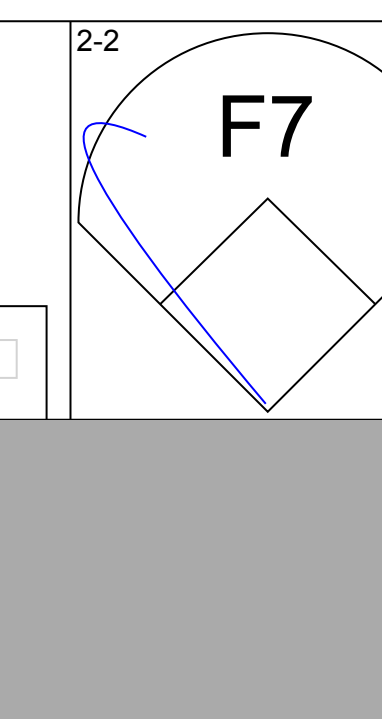
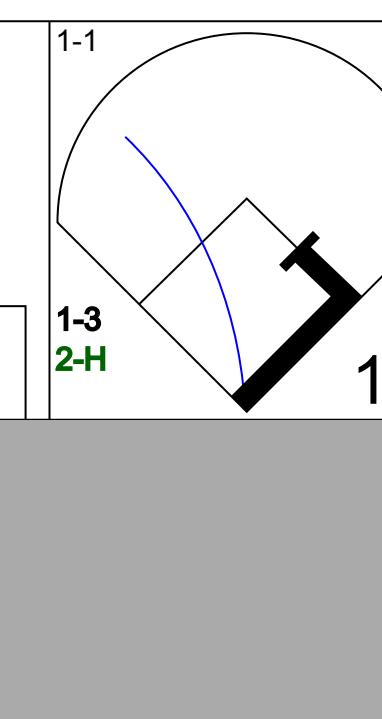
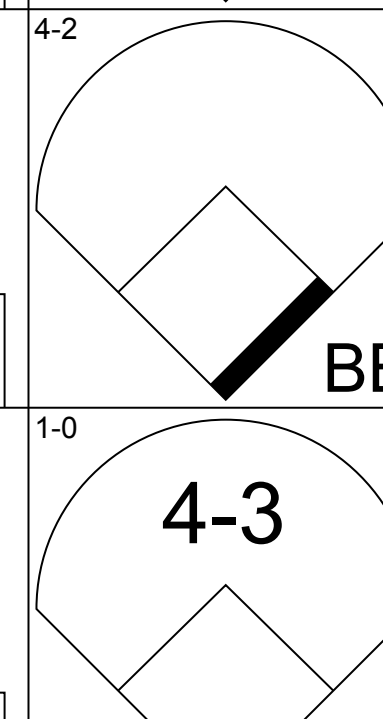
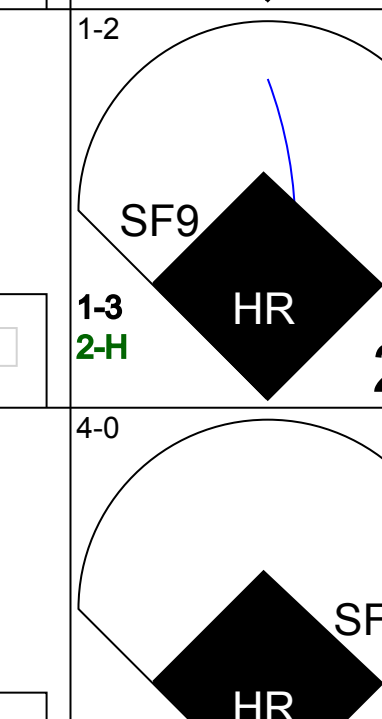

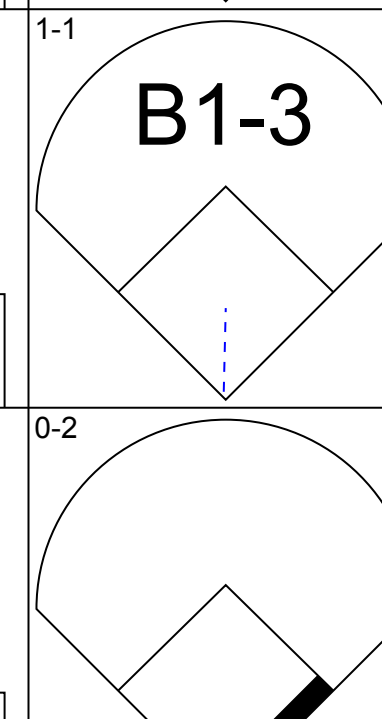
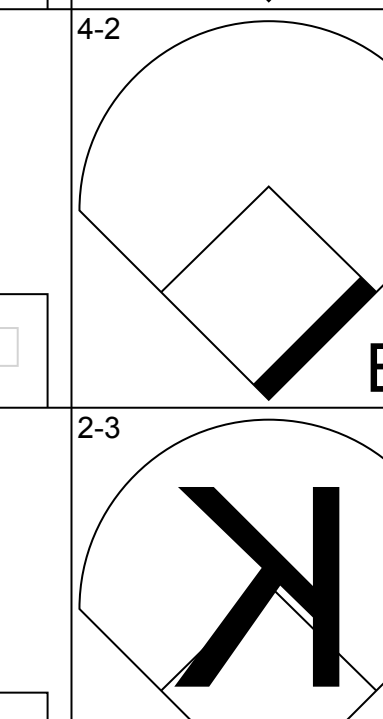

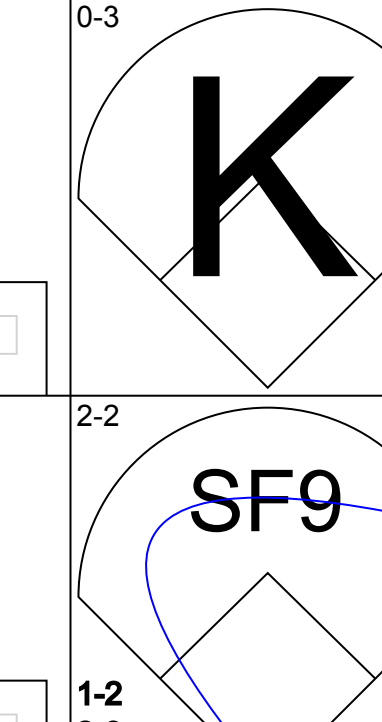
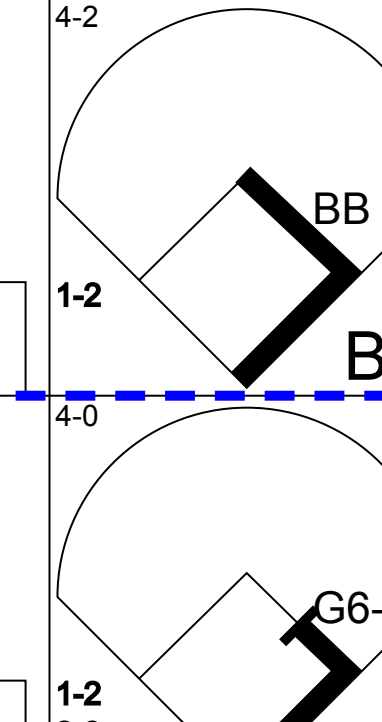
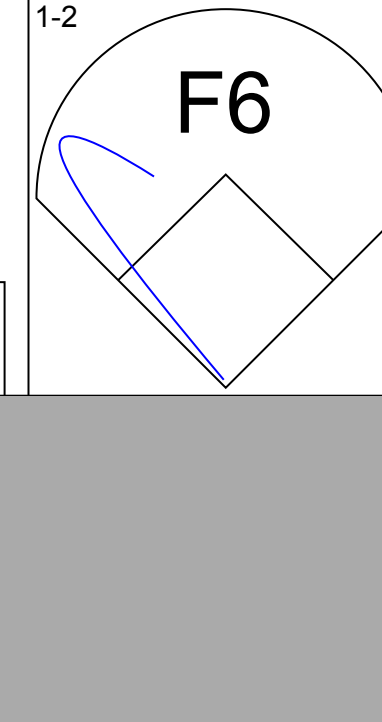
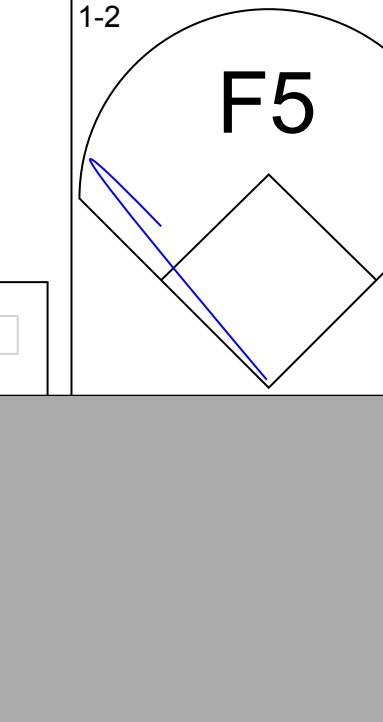

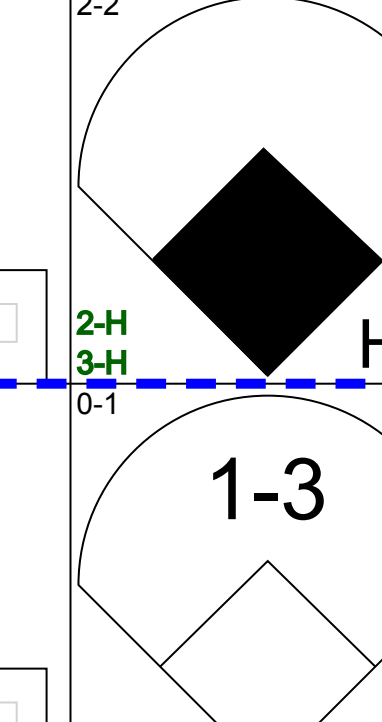
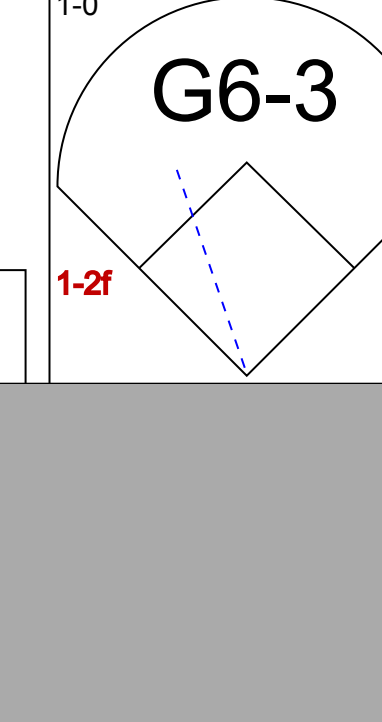


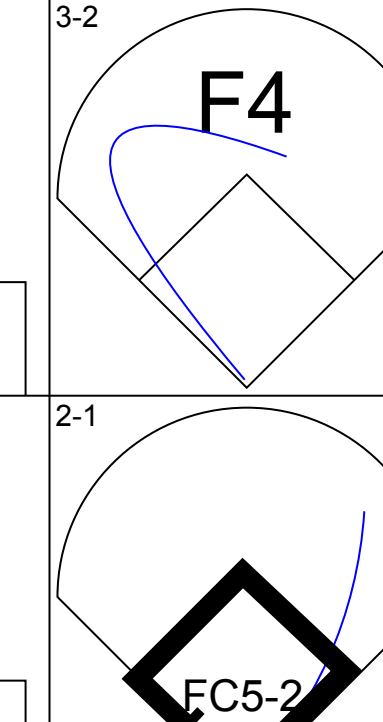
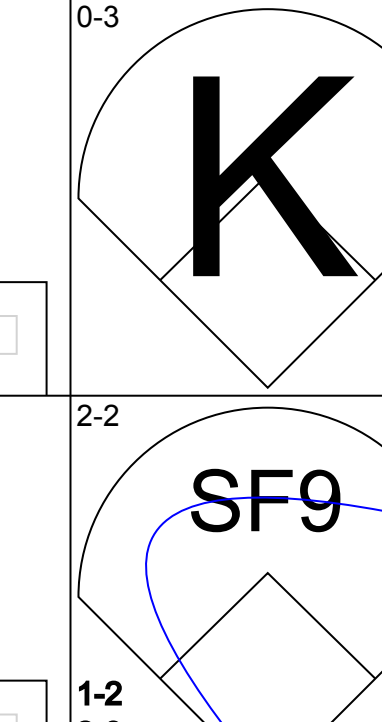
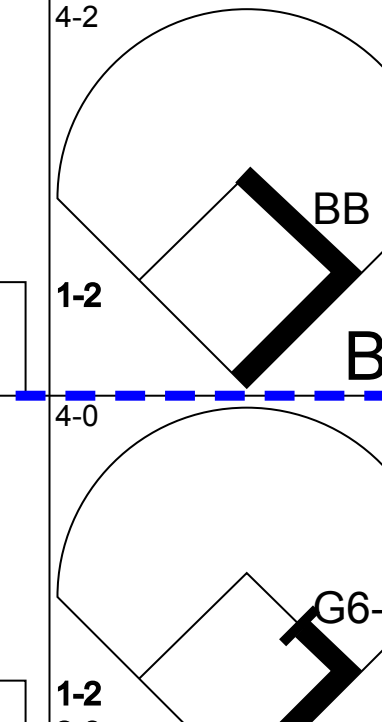
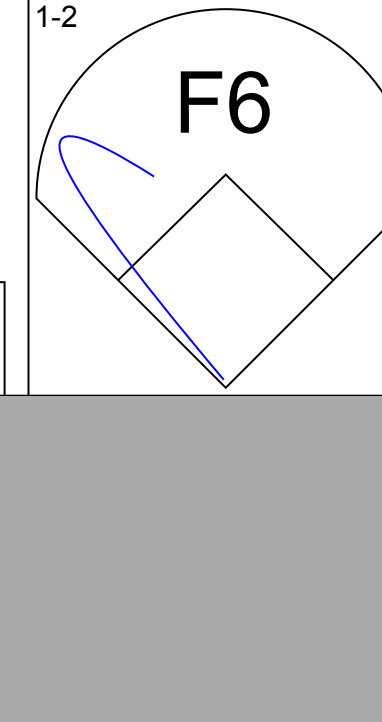
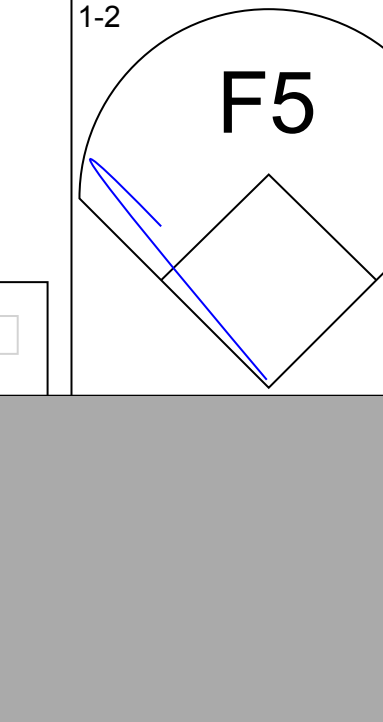
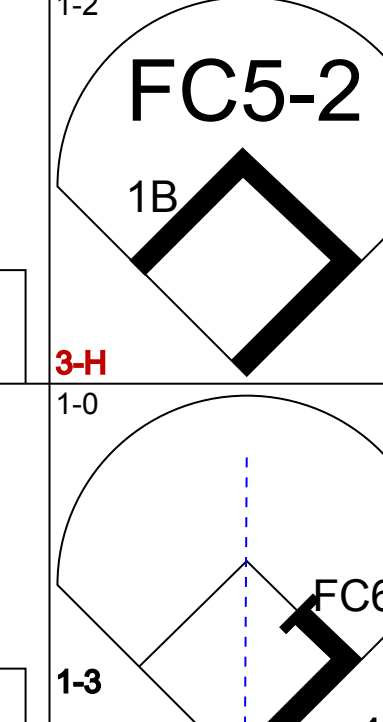
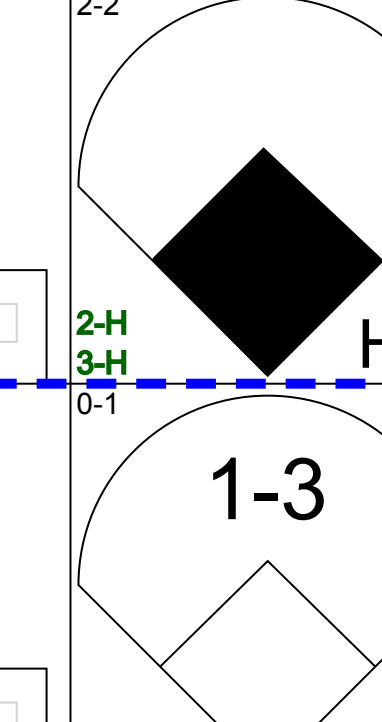
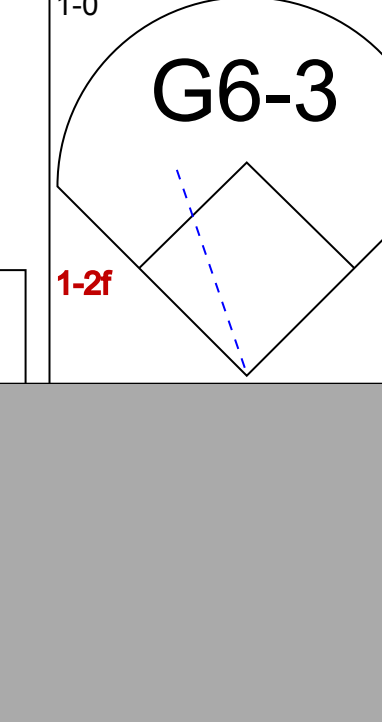
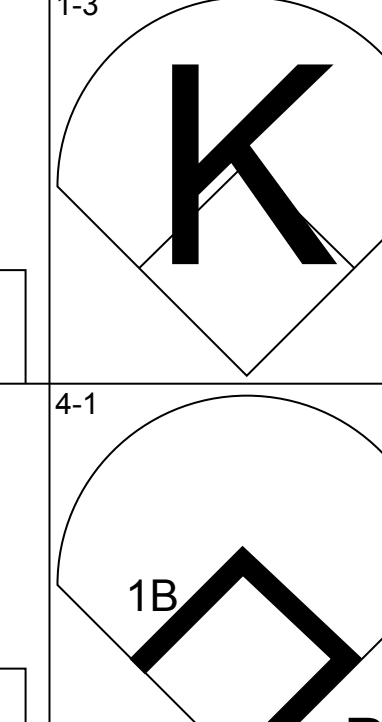
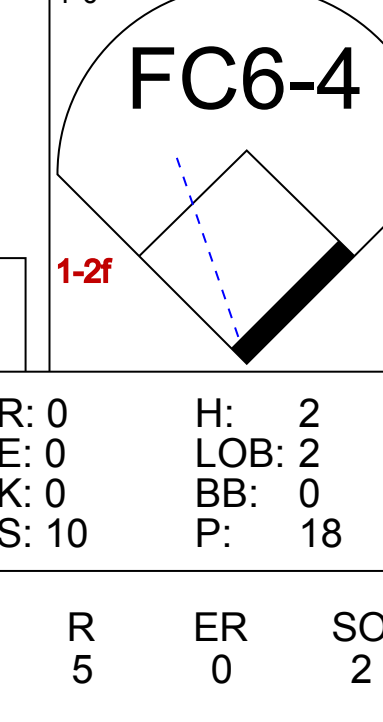
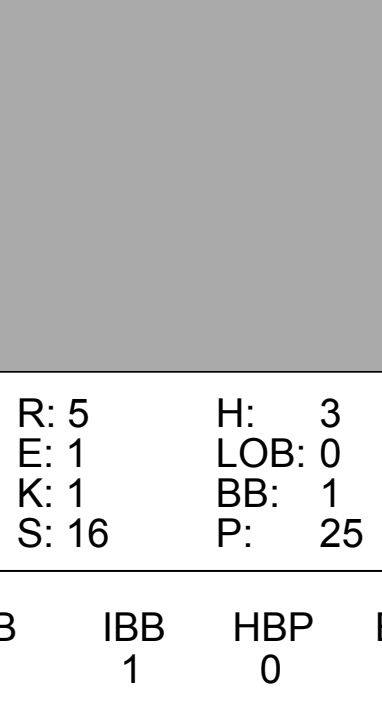

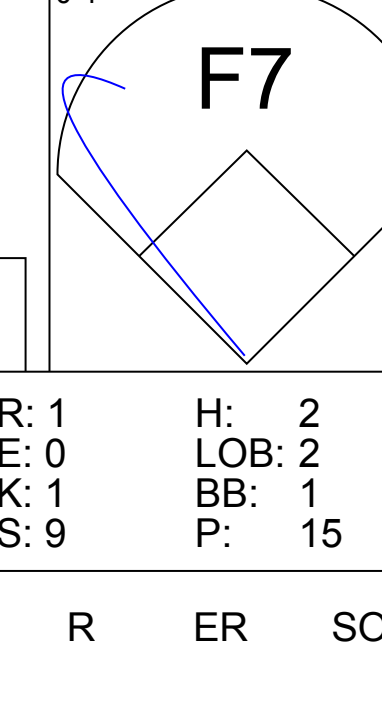
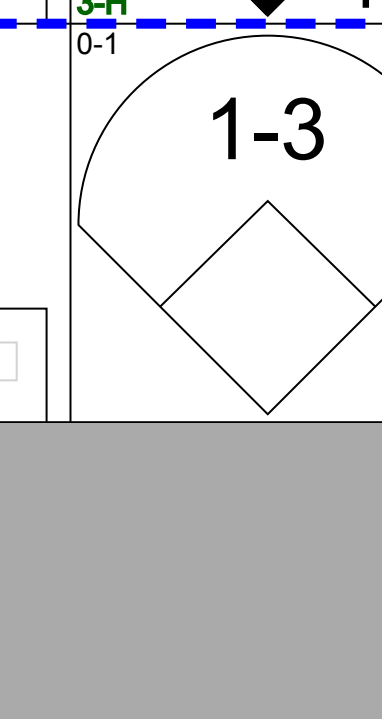


Batter	1	2	3	4	5	6	7	8	9	AB	R	H	RBI	BB	SO	LOB	BOTTOM				
Jim Gilliam, S (1,5) OBP: 0.405, SLG: 0.356	2-2 1-3		2-1 6-3			2-2 6-3			0-1 L3	4	0	0	0	0	0	1					
Wally Moon, L (1,9) OBP: 0.393, SLG: 0.472	4-1 L3 BB			0-0 G3		2-0 6-3			2-1 F8	3	0	0	0	1	0	0					
Norm Larker, L (1,7) OBP: 0.320, SLG: 0.413	1-0 L3 1-2			1-0 F9			0-0 F8		0-1 4-3	4	0	0	0	0	0	1					
Duke Snider, L (1,8) OBP: 0.397, SLG: 0.564		4-0 G5-4-3 BB		1-0 F9			1-2 F8 2B			2	0	1	0	1	0	0					
Gil Hodges, R (1,3) OBP: 0.387, SLG: 0.564		2-3 K			3-2 E6 F8		0-1 6-3			3	0	0	0	0	1	2					
Charlie Neal, R (1,4) OBP: 0.335, SLG: 0.451		1-0 G5-4-3 1-2			0-1 F8 1-2		0-3 K			3	0	0	0	0	1	3					
John Roseboro, L (1,2) OBP: 0.328, SLG: 0.360			2-3 K		0-0 L3			1-1 F9		3	0	0	0	0	1	1					
Maury Wills, S (1,6) OBP: 0.256, SLG: 0.244					1-0 L3			1-2 4-3		2	0	1	0	0	0	1					
Carl Furillo, R (8,PH) OBP: 0.355, SLG: 0.343										1	0	0	0	0	0	0					
Don Zimmer, R (9,6) OBP: 0.276, SLG: 0.251										0	0	0	0	0	0	0					
Johnny Podres, L (1,1) OBP: 0.295, SLG: 0.263					0-1 L3					1	0	0	0	0	0	1					
Chuck Essegian, R (6,PH) OBP: 0.299, SLG: 0.408										1	0	0	0	0	1	0					
Stan Williams, R (7,1) OBP: 0.270, SLG: 0.206										0	0	0	0	0	0	0					
Ron Fairly, L (8,PH) OBP: 0.332, SLG: 0.352										1	0	0	0	0	0	0					
Don Drysdale, R (9,1) OBP: 0.302, SLG: 0.350										0	0	0	0	0	0	0					
Inning Stats	R: 0 E: 0 K: 0 S: 5	H: 0 LOB: 0 BB: 1 P: 12	R: 0 E: 0 K: 1 S: 4	H: 0 LOB: 0 BB: 1 P: 11	R: 0 E: 0 K: 1 S: 10	H: 1 LOB: 1 BB: 0 P: 16	R: 0 E: 0 K: 0 S: 3	H: 0 LOB: 0 BB: 0 P: 5	R: 0 E: 0 K: 0 S: 11	H: 0 LOB: 1 BB: 0 P: 15	R: 0 E: 0 K: 1 S: 7	H: 0 LOB: 0 BB: 0 P: 14	R: 0 E: 0 K: 1 S: 9	H: 1 LOB: 1 BB: 0 P: 10	R: 0 E: 0 K: 0 S: 7	H: 0 LOB: 0 BB: 0 P: 11	R: 0 E: 0 K: 0 S: 6	H: 0 LOB: 0 BB: 0 P: 8	1B: 1 2B: 2 3B: 0 HR: 0	SF: 0 SAC: 0 DP: 2 HBP: 0	WP: 0 PA: 30 PB: 0 CS: 0
PITCHER	IP	WLS	BF	H	R	ER	SO	BB	IBB	HBP	BLK	WP	HR	S	P	ERA	WHIP				
Larry Jackson, R (1,1) ERA: 3.27	9.0	W	30	2	0	0	4	2	0	0	0	0	0	62	102	0.00	0.444				

St. Louis Cardinals @ Los Angeles Dodgers
Los Angeles Memorial Coliseum, Los Angeles, CA
Tue Sep 01 1959, 10:05 PM EDT
Att: 18,425 - Unknown

AB	28
R	0
H	2
RBI	0
BB	2
SO	4
LOB	10

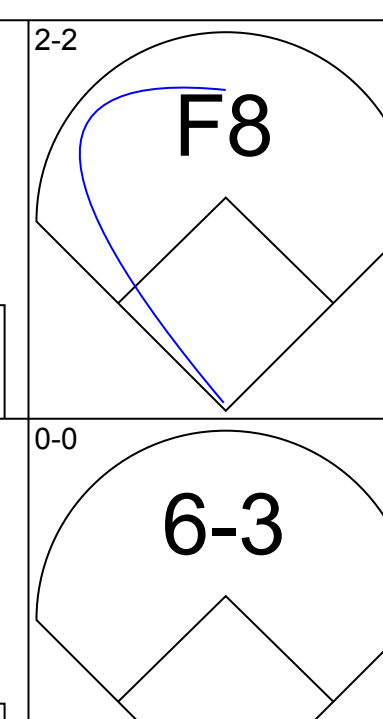
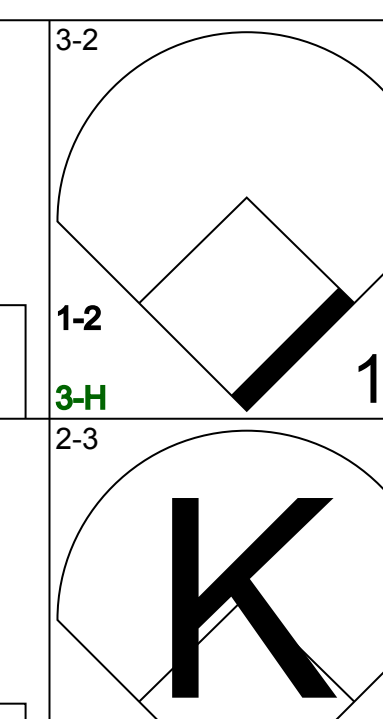
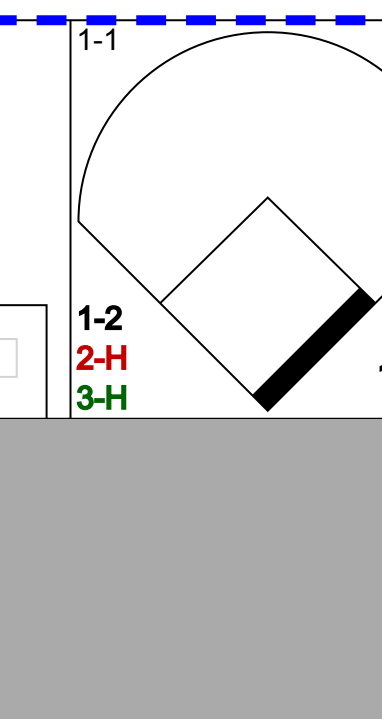
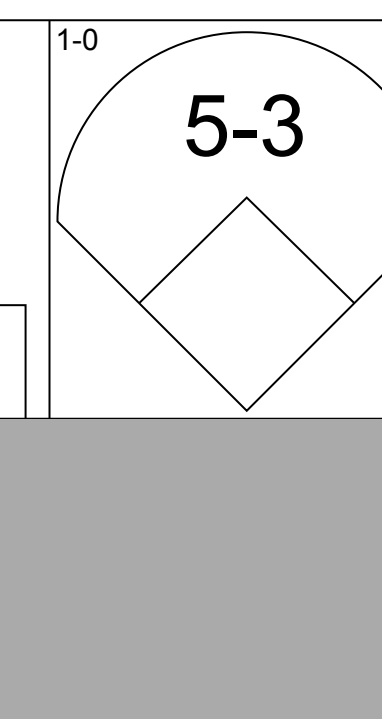

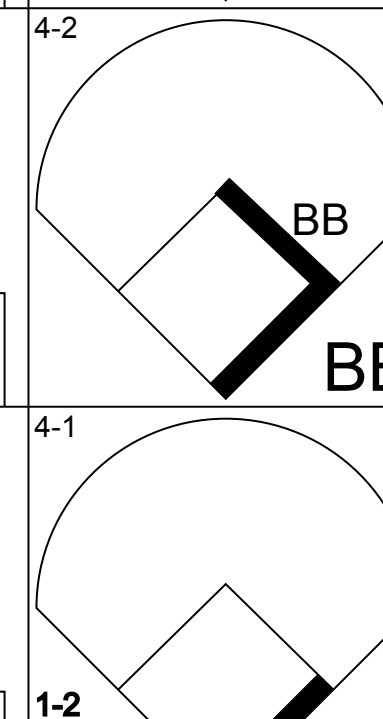

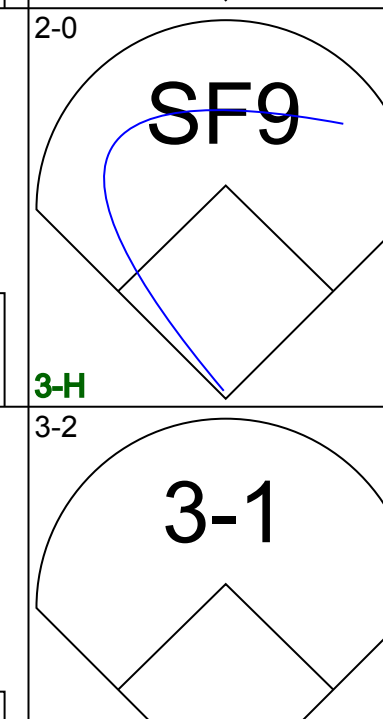
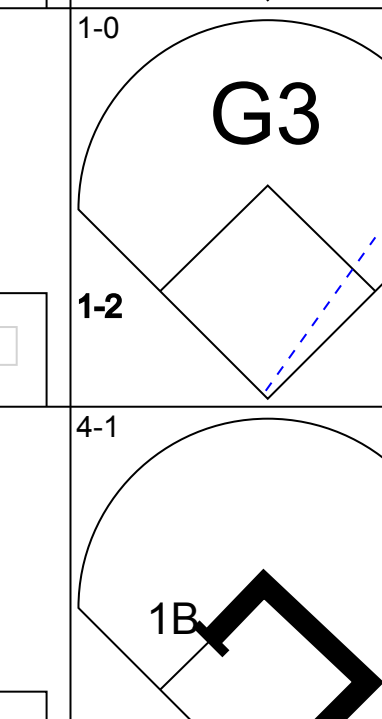
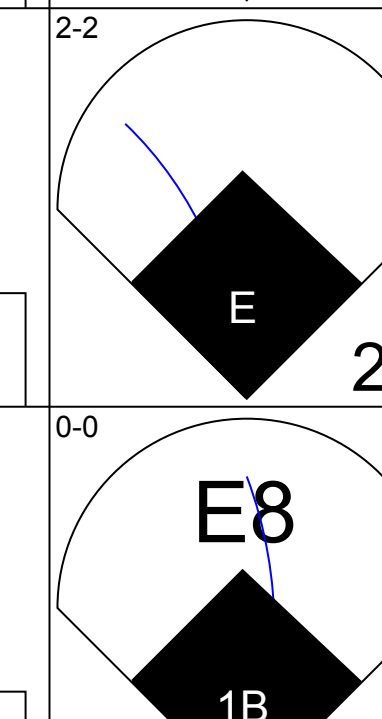
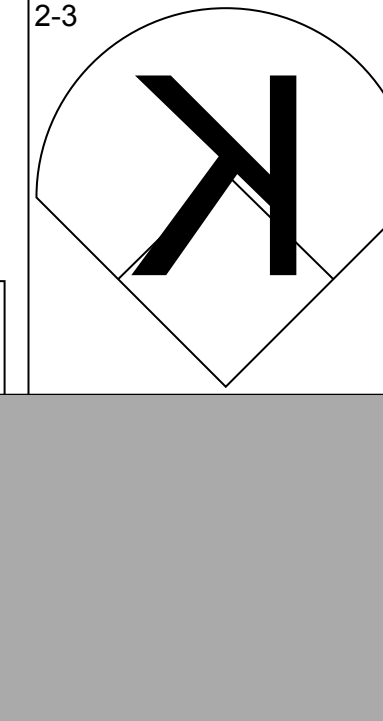
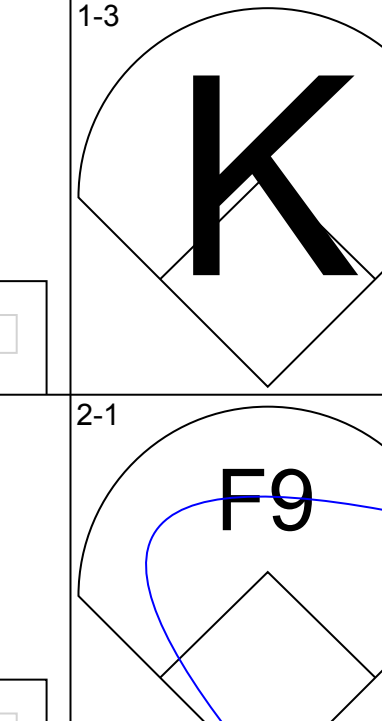
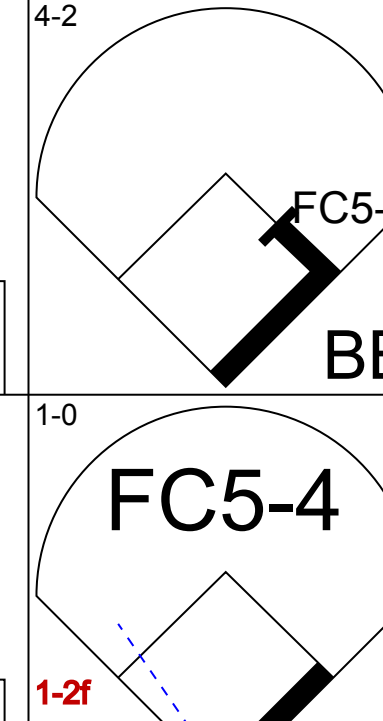
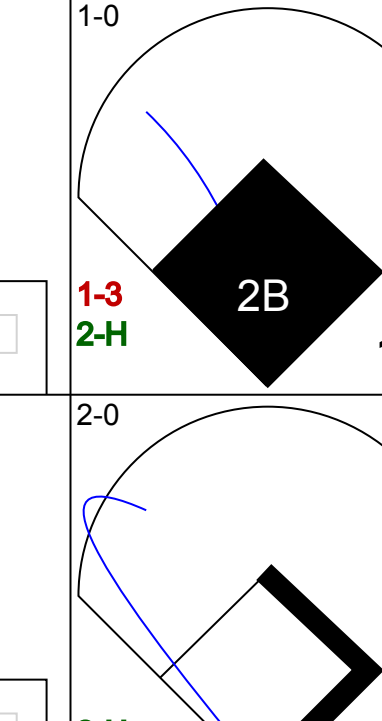
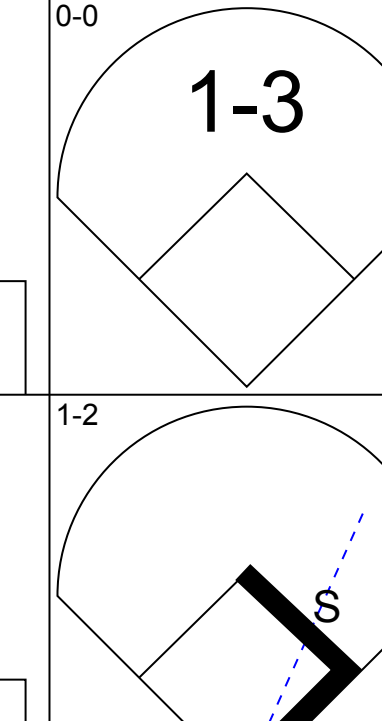

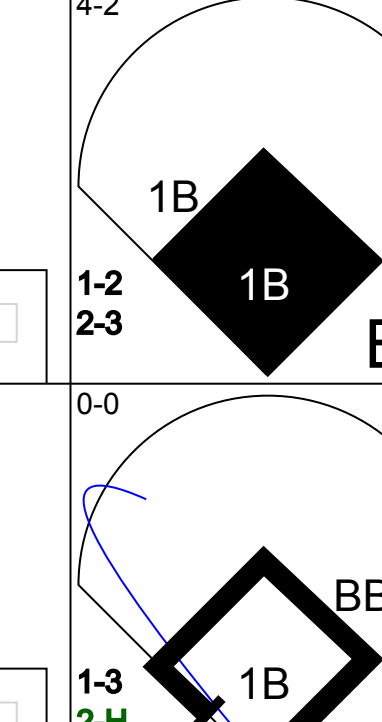

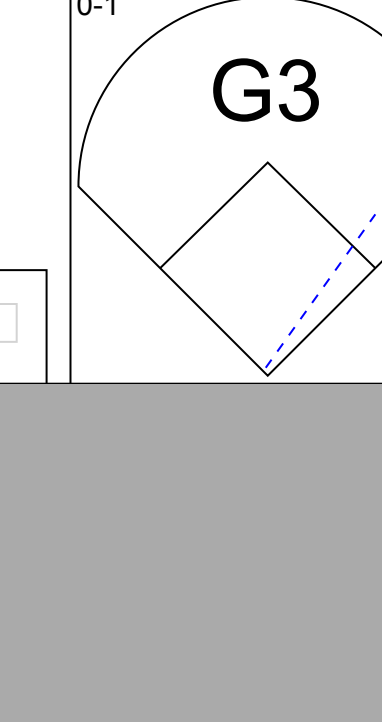
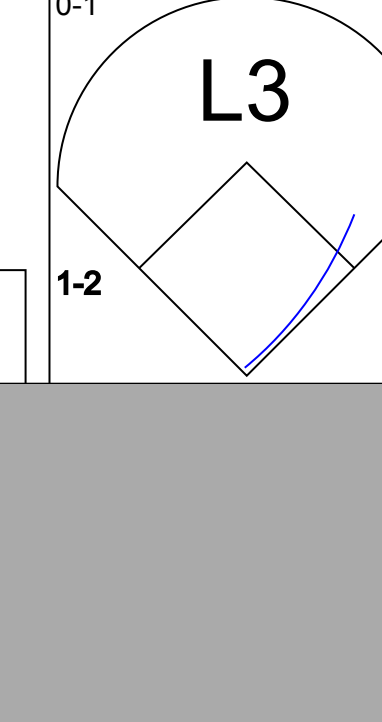

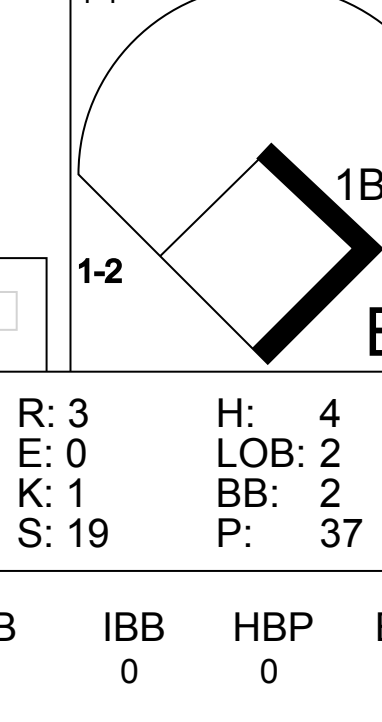

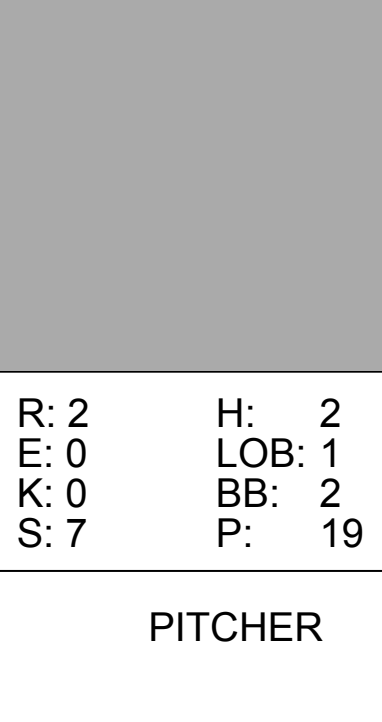
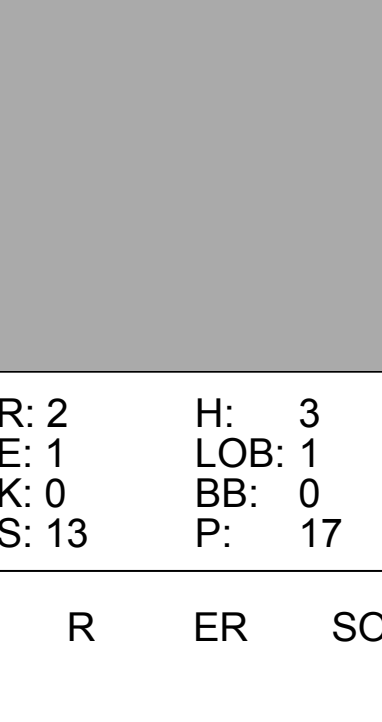







Batter	1	2	3	4	5	6	7	8	9	AB	R	H	RBI	BB	SO	LOB	TOP			
Don Blasingame, L (1, 4) OBP: 0.361, SLG: 0.364										4	1	2	1	1	1	0				
Alex Grammas, R (1, 6) OBP: 0.339, SLG: 0.342										4	1	0	0	0	1	2				
Wally Shannon, L (9, PH) OBP: 0.328, SLG: 0.391										1	0	0	0	0	0	0				
Joe Cunningham, L (1, 7) OBP: 0.448, SLG: 0.478										2	1	1	1	3	0	0				
Ken Boyer, R (1, 5) OBP: 0.393, SLG: 0.522										4	1	1	0	1	1	3				
Bill White, L (1, 3) OBP: 0.347, SLG: 0.480										4	0	0	0	1	1	5				
Gino Cimoli, R (1, 9) OBP: 0.326, SLG: 0.437										2	1	2	1	1	0	0				
Curt Flood, R (1, 8) OBP: 0.326, SLG: 0.440										4	1	1	3	0	1	5				
Hal Smith, R (1, 2) OBP: 0.290, SLG: 0.385										3	0	2	0	0	0	0				
Stan Mustaj, L (8, PH) OBP: 0.365, SLG: 0.425										0	0	0	0	1	0	0				
Bob Gibson, R (8, PH) OBP: 0.056, SLG: 0.111										0	0	0	0	0	0	0				
Jay Porter, R (8, 2) OBP: 0.294, SLG: 0.321										0	0	0	0	0	0	0				
Ernie Broglio, R (1, 1) OBP: 0.125, SLG: 0.075										1	0	0	0	0	0	2				
Bob Dilliba, R (3, 1) OBP: 0.238, SLG: 0.400										2	0	0	0	0	2	1				
Marshall Bridges, S (6, 1) OBP: 0.343, SLG: 0.625										0	0	0	0	0	0	0				
George Crowe, L (8, PH) OBP: 0.343, SLG: 0.625										1	0	0	0	0	0	2				
Lindy McDaniel, R (8, 1) OBP: 0.179, SLG: 0.036										0	0	0	0	0	0	0				
Inning Stats	R: 0 E: 0 K: 1 S: 8	H: 0 LOB: 1 BB: 1 P: 18	R: 0 E: 0 K: 0 S: 10	H: 2 LOB: 2 BB: 0 P: 18	R: 5 E: 1 K: 1 S: 16	H: 3 LOB: 0 BB: 1 P: 25	R: 0 E: 0 K: 1 S: 6	H: 0 LOB: 1 BB: 1 P: 12	R: 0 E: 0 K: 1 S: 7	H: 1 LOB: 0 BB: 0 P: 12	R: 0 E: 0 K: 1 S: 14	H: 1 LOB: 1 BB: 0 P: 19	R: 1 E: 0 K: 1 S: 9	H: 2 LOB: 2 BB: 1 P: 15	R: 0 E: 0 K: 1 S: 10	H: 0 LOB: 1 BB: 1 P: 17	1B: 5 2B: 2 3B: 1 HR: 1	SF: 1 SAC: 0 DP: 2 HBP: 0	WP: 0 PB: 0 SB: 0 CS: 1	PA: 41
PITCHER	IP WLS BF H R ER SO BB IBB HBP BLK WP HR S P ERA WHIP																			
Danny McDevitt, L (1, 1) ERA: 4.12	2.2 16 5 5 0 2 1 1 0 0 0 0 1 32 59 0.00 2.250																			
Roger Craig, R (3, 1) ERA: 2.49	0.1 1 0 0 0 0 0 0 0 0 0 0 0 2 2 0.00 0.000																			
Stan Williams, R (4, 1) ERA: 4.01	1.1 6 0 0 0 1 3 0 0 0 0 0 0 12 27 0.00 2.250																			
Chuck Churn, R (5, 1) ERA: 2.89	4.2 W 18 4 1 1 4 3 0 0 0 0 0 0 42 69 1.93 1.500																			

St. Louis Cardinals @ Los Angeles Dodgers
Los Angeles Memorial Coliseum, Los Angeles, CA
Wed Sep 02 1959, 10:05 PM EDT
Att: 15,671 - Unknown

AB	32
R	6
H	9
RBI	6
BB	8
SO	7
LOB	20



Batter	1	2	3	4	5	6	7	8	9	AB	R	H	RBI	BB	SO	LOB	BOTTOM			
Jim Gilliam, S (1, 5) OBP: 0.405, SLG: 0.357										5	0	2	2	0	1	1				
Wally Moon, L (1, 9) OBP: 0.393, SLG: 0.475										4	2	1	0	1	1	2				
Norm Larker, L (1, 7) OBP: 0.325, SLG: 0.420										3	2	2	1	1	0	1				
Rip Repulski, R (9, 7) OBP: 0.343, SLG: 0.363										2	1	1	0	2	0	0				
Duke Snider, L (1, 8) OBP: 0.401, SLG: 0.564										1	1	1	1	0	0	0				
Don Demeter, R (7, 8) OBP: 0.292, SLG: 0.441										4	1	1	1	1	2	5				
Gil Hodges, R (1, 3) OBP: 0.387, SLG: 0.560										4	1	1	1	1	2	5				
Charlie Neal, R (1, 4) OBP: 0.336, SLG: 0.453										5	0	2	2	0	0	3				
John Roseboro, L (1, 2) OBP: 0.332, SLG: 0.360										3	2	1	0	2	0	2				
Maury Wills, S (1, 6) OBP: 0.254, SLG: 0.242										1	0	0	0	0	0	1				
Carl Furillo, R (3, PH) OBP: 0.394, SLG: 0.352										1	0	1	2	0	0	0				
Don Zimmer, R (3, PR) OBP: 0.274, SLG: 0.249										2	0	0	0	0	0	1				
Danny McDevitt, L (1, 1) OBP: 0.143, SLG: 0.146										1	0	0	0	0	1	2				
Roger Craig, R (3, 1) OBP: 0.053, SLG: 0.027										0	0	0	0	0	0	0				
Ron Fairly, L (3, PH) OBP: 0.335, SLG: 0.352										0	0	0	0	1	0	0				
Stan Williams, R (4, 1) OBP: 0.270, SLG: 0.206										0	0	0	0	0	0	0				
Chuck Churn, R (5, 1) ERA: 2.89										2	0	0	0	0	2	1				
Inning Stats	R: 0 E: 0 K: 1 S: 11	H: 0 LOB: 2 BB: 2 P: 23	R: 1 E: 1 K: 2 S: 16	H: 1 LOB: 2 BB: 1 P: 28	R: 3 E: 0 K: 1 S: 19	H: 4 LOB: 2 BB: 2 P: 37	R: 1 E: 0 K: 0 S: 9	H: 1 LOB: 1 BB: 1 P: 20	R: 0 E: 0 K: 1 S: 6	H: 1 LOB: 1 BB: 0 P: 7	R: 2 E: 0 K: 0 S: 7	H: 2 LOB: 1 BB: 2 P: 19	R: 0 E: 0 K: 2 S: 8	H: 0 LOB: 0 BB: 0 P: 10	R: 2 E: 1 K: 0 S: 13	H: 3 LOB: 1 BB: 0 P: 17	1B: 9 2B: 2 3B: 1 HR: 0	SF: 1 SAC: 0 DP: 0 HBP: 0	WP: 1 PB: 0 SB: 1 CS: 0	PA: 43
PITCHER	IP WLS BF H R ER SO BB IBB HBP BLK WP HR S P ERA WHIP																			
Ernie Broglio, R (1, 1) ERA: 4.28	2.2 18 5 3 3 1 3 0 0 0 0 0 0 22 47 9.00 2.667																			
Bob Dilliba, R (3, 1) ERA: 2.3	3.0 L 15 5 3 3 1 3 0 0 0 0 0 0 22 47 9.00 2.667																			
Marshall Bridges, L (6, 1) ERA: 4.28	1.1 4 0 0 0 2 0 0 0 0 0 0 0 10 12 0.00 0.000																			
Lindy McDaniel, R (8, 1) ERA: 3.41	1.0 6 3 2 2 0 0 0 0 0 0 0 0 13 17 18.00 3.000																			

St. Louis Cardinals @ Los Angeles Dodgers
Los Angeles Memorial Coliseum, Los Angeles, CA
Wed Sep 02 1959, 10:05 PM EDT
Att: 15,671 - Unknown

AB	34
R	9
H	12
RBI	9
BB	8
SO	7
LOB	19



Batter	1	2	3	4	5	6	7	8	9	AB	R	H	RBI	BB	SO	LOB	TOP			
Don Blasingame, L (1,4) OBP: 0.358, SLG: 0.361	3-2 1-3		0-0 F5	0-2 6-3		3-3 K			1-0 L6	5	0	0	0	0	1	0				
Joe Cunningham, L (1,9) OBP: 0.450, SLG: 0.486 Gino Cimoli, R (3,FR) OBP: 0.326, SLG: 0.435	0-0		1-0 HR	1-1 4-3			1-0 6-3			1	1	1	1	0	0	0				
Bill White, L (1,7) OBP: 0.350, SLG: 0.482	1-0 PB 1B		4-2 HR		0-1 1-4-3 1B		0-0 F4			3	2	2	0	1	0	0				
Ken Boyer, R (1,5) OBP: 0.394, SLG: 0.527	4-2 PB 1B		0-0 HR		0-1 1-4-3		3-2 F8			3	1	1	3	1	0	1				
Stan Musial, L (1,3) OBP: 0.364, SLG: 0.423 Gene Oliver, R (8,7) OBP: 0.266, SLG: 0.406	2-3 K		3-2 F9		0-0 4-3 1B		1-2 6-3			4	0	1	1	0	1	3				
Wally Shannon, L (1,6) OBP: 0.328, SLG: 0.388 Alex Grammas, R (5,6) OBP: 0.338, SLG: 0.341	0-2 6-3		1-1 1B		2-1 4-3		2-2 F8			3	0	1	0	0	0	3				
Curt Flood, R (1,8)		1-3 K	4-0 1-2 BB		3-1 F8		0-0 F3			3	0	0	0	1	1	1				
Hal Smith, R (1,2) OBP: 0.288, SLG: 0.381		0-3 K	2-3 K		1-1 F3		2-0 F5			4	0	0	0	0	2	2				
Bob Miller, R (1,1) OBP: 0.133, SLG: 0.133		2-3 K		0-0 B1-3		1-3 K		3-3 K		4	0	0	0	0	3	0				
Inning Stats	R: 1 H: 2 E: 0 K: 1 S: 14	WLS: 2 BF: 15 L: 15 BB: 1 P: 24	H: 0 R: 0 ER: 0 SO: 0 S: 10	H: 0 R: 0 ER: 0 SO: 13 P: 13	R: 3 H: 2 E: 0 K: 1 S: 13	H: 2 R: 0 ER: 0 SO: 28 P: 28	R: 0 H: 0 E: 0 K: 0 S: 6	H: 0 R: 0 ER: 0 SO: 7 P: 7	R: 1 H: 2 E: 0 K: 0 S: 9	H: 2 R: 0 ER: 0 SO: 14 P: 14	R: 0 H: 0 E: 0 K: 0 S: 5	H: 0 R: 0 ER: 0 SO: 9 P: 9	R: 0 H: 0 E: 0 K: 0 S: 7	H: 0 R: 0 ER: 0 SO: 10 P: 10	R: 0 H: 0 E: 0 K: 1 S: 5	H: 0 R: 0 ER: 0 SO: 11 P: 11	1B: 4 2B: 0 3B: 0 HR: 2	SF: 0 SAC: 0 DP: 0 HBP: 1	WP: 0 PA: 37 PB: 4 CS: 0	
PITCHER	IP	WLS	BF	H	R	ER	SO	BB	IBB	HBP	BLK	WP	HR	S	P	ERA	WHIP			
Don Drysdale, R (1,1) ERA: 3.45	2.2	L	15	4	4	4	4	2	0	1	0	0	2	34	56	13.50	2.250			
Roger Craig, R (3,1) ERA: 2.49	4.1		16	2	1	1	3	1	0	0	0	0	0	31	52	2.08	0.692			
Larry Sherry, R (8,1) ERA: 2.56	2.0		6	0	0	0	1	0	0	0	0	0	0	12	21	0.00	0.000			

St. Louis Cardinals @ Los Angeles Dodgers
Los Angeles Memorial Coliseum, Los Angeles, CA
Thu Sep 03 1959, 10:05 PM EDT
Att: 21,308 - Unknown

AB 33
R 5
H 6
RBI 5
BB 3
SO 8
LOB 10



Batter	1	2	3	4	5	6	7	8	9	AB	R	H	RBI	BB	SO	LOB	BOTTOM			
Jim Gilliam, S (1,5) OBP: 0.404, SLG: 0.356	2-1 S 2B 1B		1-0 F8		1-1 6-3		2-1 FC4-6			4	1	1	0	0	0	2				
Wally Moon, L (1,9) OBP: 0.351, SLG: 0.473	0-3 K		3-2 FC4-6 1B		2-3 K		2-2 1-3			4	0	1	0	0	2	1				
Norm Larker, L (1,7) OBP: 0.327, SLG: 0.425	2-2 1H 2B		0-1 FC4-6 G4-6-3 1B		2-1 1B		1-2 G3			4	1	2	1	0	0	1				
Duke Snider, L (1,8) OBP: 0.402, SLG: 0.562	2-2 FC5-4 1B		1-1 G4-6-3 1-2		2-3 K		4-2 1B			3	0	1	1	1	1	2				
Gil Hodges, R (1,3) OBP: 0.385, SLG: 0.556	1-2 FC5-4 1-2		1-1 1B		1-3 K		1-2 F4			4	0	1	0	0	1	3				
Charlie Neal, R (1,4) OBP: 0.333, SLG: 0.449	1-1 1-3		1-1 F7		1-2 5-3		1-2 6-3			4	0	0	0	0	0	3				
John Roseboro, L (1,2) OBP: 0.333, SLG: 0.368		4-2 6-3 FC3 BB		1-3 K		1-2 4-3		3-2 HR		3	1	1	1	1	1	1				
Maury Wills, S (1,6) OBP: 0.251, SLG: 0.239 Chuck Essegian, R (7,PH) OBP: 0.296, SLG: 0.403 Don Zimmer, R (8,6) OBP: 0.274, SLG: 0.249 Carl Furillo, R (9,PH) OBP: 0.359, SLG: 0.347	1-2 FC3 6-3		0-1 4-3		0-3 K		0-0 1-3			2	0	0	0	0	0	2				
Don Drysdale, R (1,1) OBP: 0.200, SLG: 0.346 Roger Craig, R (3,1) OBP: 0.351, SLG: 0.026 Ron Fairly, L (7,PH) OBP: 0.333, SLG: 0.351 Larry Sherry, R (8,1) OBP: 0.227, SLG: 0.364 Don Demeter, R (9,PH) OBP: 0.291, SLG: 0.439	0-1 6-3		2-3 K		1-1 E6 FC4-6		1-1 6-3			1	0	0	0	0	0	2				
Inning Stats	R: 2 H: 3 E: 0 K: 1 S: 17	H: 3 R: 3 ER: 3 SO: 7 P: 25	R: 0 H: 0 E: 0 K: 0 S: 9	H: 0 R: 0 ER: 0 SO: 15 P: 15	R: 0 H: 1 E: 0 K: 0 S: 8	H: 1 R: 0 ER: 0 SO: 12 P: 12	R: 0 H: 0 E: 0 K: 2 S: 8	H: 0 R: 0 ER: 0 SO: 13 P: 13	R: 0 H: 1 E: 0 K: 2 S: 12	H: 1 R: 0 ER: 0 SO: 18 P: 18	R: 0 H: 0 E: 0 K: 1 S: 11	H: 0 R: 0 ER: 0 SO: 15 P: 15	R: 0 H: 0 E: 0 K: 0 S: 12	H: 0 R: 0 ER: 0 SO: 20 P: 20	R: 1 H: 1 E: 0 K: 0 S: 10	H: 1 R: 0 ER: 0 SO: 15 P: 15	1B: 5 2B: 1 3B: 0 HR: 1	SF: 0 SAC: 0 DP: 1 HBP: 0	WP: 0 PA: 36 PB: 1 CS: 0	
PITCHER	IP	WLS	BF	H	R	ER	SO	BB	IBB	HBP	BLK	WP	HR	S	P	ERA	WHIP			
Bob Miller, R (1,1) ERA: 3.95	9.0	W	36	7	3	3	7	2	0	0	0	0	1	96	145	3.00	1.000			

St. Louis Cardinals @ Los Angeles Dodgers
Los Angeles Memorial Coliseum, Los Angeles, CA
Thu Sep 03 1959, 10:05 PM EDT
Att: 21,308 - Unknown

AB 34
R 3
H 7
RBI 3
BB 2
SO 7
LOB 17



Batter	1	2	3	4	5	6	7	8	9	AB	R	H	RBI	BB	SO	LOB	TOP					
Don Blasingame, L (1,4) OBP: 0.359, SLG: 0.360	4-0 1B BB		0-0 G3	0-0 F8			0-0 FC3-6 1B		0-0 4-3	4	0	1	0	1	0	3	St. Louis Cardinals @ San Francisco Giants Seals Stadium, San Francisco, CA Sat Sep 05 1959, 6:33 AM EDT Att: 20,829 - Unknown livebaseballscorecards.com					
Alex Grammas, R (1,6) Dick Gray, R (9,PH) OBP: 0.334, SLG: 0.336 OBP: 0.303, SLG: 0.320	0-0 F5		0-0 6-3		0-0 F9		0-0 F7		0-0 6-3	4	0	0	0	0	0	2						
Joe Cunningham, L (1,7) OBP: 0.449, SLG: 0.489	0-3 K		0-0 3B		0-0 F3		0-0 FC3-6 1-2			4	0	1	0	0	1	2						
Ken Boyer, R (1,5) OBP: 0.393, SLG: 0.525	0-0 1-2 1B		0-0 F9		0-0 F8		0-0 F8			4	0	1	0	0	0	2						
Bill White, L (1,3) OBP: 0.349, SLG: 0.480	0-0 4-3			0-0 CS 1B		0-0 4-3		0-3 K		4	0	1	0	0	1	2						
Gino Cimoli, R (1,9) OBP: 0.324, SLG: 0.436		0-0 5-3		4-0 1B 1-2 BB		0-0 5-3 1B		0-0 1B		3	1	2	0	1	0	0						
Curt Flood, R (1,8) Gene Oliver, R (8,PH) OBP: 0.264, SLG: 0.403		0-0 F7		0-0 1B		0-0 5-3 1-2		0-0 F5		3	0	1	0	0	0	1						
Hal Smith, R (1,2) OBP: 0.292, SLG: 0.390		0-0 HR		4-0 IBB		0-0 1B 2H		0-0 F8		3	1	2	2	1	0	1						
Vinegar Bend Mizell, R (1,1) Stan Mustaj, L (9,PH) OBP: 0.203, SLG: 0.222 OBP: 0.363, SLG: 0.421		0-3 K		0-3 K		0-0 F8			0-0 6-3	3	0	0	0	0	2	4						
Inning Stats	R: 0 E: 0 K: 1 S: 6	H: 1 LOB: 2 BB: 1 P: 10	R: 1 E: 0 K: 1 S: 6	H: 1 LOB: 0 BB: 0 P: 6	R: 0 E: 0 K: 0 S: 4	H: 1 LOB: 1 BB: 0 P: 4	R: 0 E: 0 K: 1 S: 6	H: 2 LOB: 3 BB: 2 P: 14	R: 0 E: 0 K: 0 S: 3	H: 0 LOB: 0 BB: 0 P: 3	R: 1 E: 0 K: 0 S: 5	H: 2 LOB: 1 BB: 0 P: 5	R: 0 E: 0 K: 1 S: 4	H: 1 LOB: 1 BB: 0 P: 4	R: 0 E: 0 K: 1 S: 6	H: 1 LOB: 1 BB: 0 P: 6		R: 0 E: 0 K: 0 S: 3	H: 0 LOB: 0 BB: 0 P: 3	1B: 7 2B: 0 3B: 1 HR: 1	SF: 0 SAC: 0 DP: 0 HBP: 0	WP: 0 PB: 0 SB: 0 CS: 1
PITCHER Johnny Antonelli, L (1,1) ERA: 2.87	IP: 9.0 WLS: W BF: 38 H: 9 R: 2 ER: 2 SO: 4 BB: 2 IBB: 1 HBP: 0 BLK: 0 WP: 0 HR: 1 S: 43 P: 55 ERA: 2.00 WHIP: 1.222															PITCHER	IP: 9.0 WLS: W BF: 38 H: 9 R: 2 ER: 2 SO: 4 BB: 2 IBB: 1 HBP: 0 BLK: 0 WP: 0 HR: 1 S: 43 P: 55 ERA: 2.00 WHIP: 1.222					

Batter	1	2	3	4	5	6	7	8	9	AB	R	H	RBI	BB	SO	LOB	BOTTOM					
Jose Pagan, R (1,5) OBP: 0.176, SLG: 0.176	0-0 F8		0-0 F9			0-0 6-3		0-0 6-3		4	0	0	0	0	0	0	St. Louis Cardinals @ San Francisco Giants Seals Stadium, San Francisco, CA Sat Sep 05 1959, 6:33 AM EDT Att: 20,829 - Unknown livebaseballscorecards.com					
Willie McCovey, L (1,3) OBP: 0.432, SLG: 0.738	0-0 4-3		0-0 G3			0-0 HR		0-3 K		4	1	1	1	0	1	0						
Willie Mays, R (1,8) OBP: 0.365, SLG: 0.548	0-0 HR			1-0 G5-4-3 HBP		0-0 5-3				2	1	1	1	0	0	0						
Felipe Alou, R (1,9) OBP: 0.328, SLG: 0.481	0-0 4-3			0-0 G5-4-3 1-2		0-0 1B				3	0	1	0	0	0	1						
Jackie Brandt, R (1,7) OBP: 0.325, SLG: 0.417		0-0 F2		0-0 2B		0-0 F4				3	0	1	0	0	0	1						
Daryl Spencer, R (1,4) OBP: 0.331, SLG: 0.383		0-0 F8		4-0 PO BB		0-0 F8				2	0	0	0	1	0	0						
Eddie Bressoud, R (1,6) OBP: 0.308, SLG: 0.420		0-0 HR		0-0 PO 1-2	0-0 F5		0-0 F6			3	1	1	1	0	0	0						
Jim Hegan, R (1,2) OBP: 0.231, SLG: 0.222		0-3 K			0-0 F8		0-0 4-3			3	0	0	0	0	1	0						
Johnny Antonelli, L (1,1) OBP: 0.165, SLG: 0.232			0-0 F2		0-0 F6		0-0 F4			3	0	0	0	0	0	0						
Inning Stats	R: 1 E: 0 K: 0 S: 4	H: 1 LOB: 0 BB: 0 P: 4	R: 1 E: 0 K: 1 S: 6	H: 1 LOB: 0 BB: 0 P: 6	R: 0 E: 0 K: 0 S: 3	H: 0 LOB: 0 BB: 0 P: 3	R: 0 E: 0 K: 0 S: 2	H: 1 LOB: 1 BB: 1 P: 7	R: 0 E: 0 K: 0 S: 3	H: 0 LOB: 0 BB: 0 P: 3	R: 1 E: 0 K: 0 S: 5	H: 2 LOB: 1 BB: 0 P: 5	R: 0 E: 0 K: 1 S: 3	H: 0 LOB: 0 BB: 0 P: 3	R: 0 E: 0 K: 1 S: 5	H: 0 LOB: 0 BB: 0 P: 5		R: 0 E: 0 K: 0 S: 3	H: 0 LOB: 0 BB: 0 P: 3	1B: 1 2B: 1 3B: 0 HR: 3	SF: 0 SAC: 0 DP: 1 HBP: 1	WP: 0 PB: 0 SB: 0 CS: 0
PITCHER Vinegar Bend Mizell, L (1,1) ERA: 4.28	IP: 8.0 WLS: L BF: 29 H: 5 R: 3 ER: 3 SO: 2 BB: 1 IBB: 0 HBP: 1 BLK: 0 WP: 0 HR: 3 S: 31 P: 36 ERA: 3.38 WHIP: 0.750															PITCHER	IP: 8.0 WLS: L BF: 29 H: 5 R: 3 ER: 3 SO: 2 BB: 1 IBB: 0 HBP: 1 BLK: 0 WP: 0 HR: 3 S: 31 P: 36 ERA: 3.38 WHIP: 0.750					


Batter	1	2	3	4	5	6	7	8	9	AB	R	H	RBI	BB	SO	LOB	TOP		
Don Blasingame, L (1,4) OBP: 0.360, SLG: 0.361	F9			F7		FC6-4 1B		E7 SH1-4 1B		4	1	2	0	0	0	0	St. Louis Cardinals @ San Francisco Giants Seals Stadium, San Francisco, CA Sun Sep 06 1959, 6:33 AM EDT Att: 22,893 - Unknown		
Alex Grammas, R (1,6) OBP: 0.331, SLG: 0.333	F7			F3		FC6-4 1-2		SH1-4		3	0	0	1	0	0	1			
Joe Cunningham, L (1,7) OBP: 0.447, SLG: 0.485	K			6-3				SH3-4 1B BB		3	0	0	0	1	1	0			
Ken Boyer, R (1,5) OBP: 0.392, SLG: 0.523		F8			K			SH3-4 1B		4	0	1	0	0	1	0			
Bill White, L (1,3) OBP: 0.347, SLG: 0.477		F6			G3			SH3-4		3	0	0	0	0	0	0			
Gino Cimoli, R (1,9) OBP: 0.331, SLG: 0.436		6-3						1-2 2-3		3	0	1	0	1	0	0			
Curt Flood, R (1,8) OBP: 0.319, SLG: 0.423				5-3	F8			1B		3	0	0	0	0	0	4			
Hal Smith, R (1,2) OBP: 0.290, SLG: 0.387				F8		F9		K		3	0	0	0	0	1	3			
Larry Jackson, R (1,1) OBP: 0.115, SLG: 0.117				5-3		K		F8		3	0	0	0	0	1	0			
Inning Stats	R: 0 E: 0 K: 1 S: 5	H: 0 LOB: 0 BB: 0 P: 5	R: 0 E: 0 K: 0 S: 3	H: 0 LOB: 0 BB: 0 P: 3	R: 0 E: 0 K: 0 S: 3	H: 0 LOB: 0 BB: 0 P: 3	R: 0 E: 0 K: 0 S: 3	H: 0 LOB: 0 BB: 0 P: 3	R: 0 E: 0 K: 1 S: 6	H: 1 LOB: 1 BB: 0 P: 6	R: 0 E: 0 K: 1 S: 6	H: 1 LOB: 3 BB: 2 P: 14	R: 1 E: 1 K: 0 S: 4	H: 1 LOB: 0 BB: 0 P: 4	R: 0 E: 0 K: 0 S: 3	H: 0 LOB: 0 BB: 0 P: 3	1B: 4 2B: 0 3B: 0 HR: 0	SF: 0 SAC: 0 DP: 0 HBP: 0	WP: 0 PA: 33 PB: 0 SB: 0 CS: 0
PITCHER	IP	WLS	BF	H	R	ER	SO	BB	IBB	HBP	BLK	WP	HR	S	P	ERA	WHIP		
Mike McCormick, L (1,1) ERA: 4.07	8.0	L	30	4	1	0	4	1	1	0	0	0	0	36	44	0.00	0.625		
Stu Miller, R (9,1) ERA: 2.94	1.0		3	0	0	0	0	0	0	0	0	0	0	3	3	0.00	0.000		

Batter	1	2	3	4	5	6	7	8	9	AB	R	H	RBI	BB	SO	LOB	BOTTOM		
Jose Pagan, R (1,5) OBP: 0.150, SLG: 0.150	F2									3	0	0	0	0	1	1	St. Louis Cardinals @ San Francisco Giants Seals Stadium, San Francisco, CA Sun Sep 06 1959, 6:33 AM EDT Att: 22,893 - Unknown		
Dusty Rhodes, L (8,PH) OBP: 0.318, SLG: 0.282			FC6-4 1-2			K		F7		1	0	0	0	0	2	2			
Stu Miller, R (9,1) OBP: 0.087, SLG: 0.045										0	0	0	0	0	0	0			
Willie Mays, R (1,8) OBP: 0.363, SLG: 0.544	F5				F8			F9		4	0	0	0	0	0	0			
Willie McCovey, L (1,3) OBP: 0.427, SLG: 0.723										4	0	1	0	0	2	0			
Felipe Alou, R (9,PR) OBP: 0.328, SLG: 0.481	K				K			3-1		0	0	0	0	0	0	0			
Orlando Cepeda, R (1,7) OBP: 0.357, SLG: 0.540		K			5-3			E S 1B		4	0	1	0	0	1	1			
Willie Kirkland, L (1,9) OBP: 0.324, SLG: 0.473		4-3				K		4-3		4	0	0	0	0	1	3			
Daryl Spencer, R (1,4) OBP: 0.329, SLG: 0.380					6-3					3	0	0	0	0	0	0			
Hobie Landrith, L (1,2) OBP: 0.339, SLG: 0.326						6-3				3	0	1	0	0	0	0			
Eddie Bressoud, R (1,6) OBP: 0.309, SLG: 0.419										3	0	1	0	0	0	1			
Mike McCormick, L (1,1) OBP: 0.150, SLG: 0.125										2	0	0	0	0	1	1			
Leon Wagner, L (8,PH) OBP: 0.370, SLG: 0.432										1	0	1	0	0	0	0			
Danny O'Connell, R (9,5) OBP: 0.261, SLG: 0.273										0	0	0	0	0	0	0			
Inning Stats	R: 0 E: 0 K: 1 S: 5	H: 0 LOB: 0 BB: 0 P: 5	R: 0 E: 0 K: 1 S: 5	H: 0 LOB: 0 BB: 0 P: 5	R: 0 E: 0 K: 0 S: 4	H: 1 LOB: 1 BB: 0 P: 4	R: 0 E: 0 K: 1 S: 5	H: 0 LOB: 0 BB: 0 P: 5	R: 0 E: 0 K: 2 S: 7	H: 0 LOB: 0 BB: 0 P: 7	R: 0 E: 0 K: 0 S: 4	H: 1 LOB: 1 BB: 0 P: 4	R: 0 E: 0 K: 0 S: 5	H: 2 LOB: 2 BB: 0 P: 5	R: 0 E: 0 K: 0 S: 4	H: 1 LOB: 2 BB: 0 P: 4	1B: 5 2B: 0 3B: 0 HR: 0	SF: 0 SAC: 0 DP: 0 HBP: 0	WP: 0 PA: 32 PB: 0 SB: 1 CS: 0
PITCHER	IP	WLS	BF	H	R	ER	SO	BB	IBB	HBP	BLK	WP	HR	S	P	ERA	WHIP		
Larry Jackson, R (1,1) ERA: 3.14	9.0	W	32	5	0	0	6	0	0	0	0	0	0	44	44	0.00	0.556		

Batter	1	2	3	4	5	6	7	8	9	AB	R	H	RBI	BB	SO	LOB	TOP			
Don Blasingame, L (1.4) OBP: 0.361, SLG: 0.360	4-0 1B E BB		4-0 CS BB		0-0 F7		0-0 G6-3			2	1	0	0	2	0	1				
Joe Cunningham, L (1.9) OBP: 0.447, SLG: 0.484	0-0 FC1-4 1B		4-0 1-2 BB		0-0 4-3			0-0 2-3		3	0	1	0	1	0	0				
Bill White, L (1.7) OBP: 0.344, SLG: 0.473	0-0 4-3		0-0 F8		0-3 K			0-3 K		4	0	0	1	0	2	2				
Ken Boyer, R (1.5) OBP: 0.391, SLG: 0.521	0-0 FC1-4 PO			0-3 K		0-0 F6		0-0 1B		4	0	1	0	0	1	1				
Stan Musial, L (1.3) OBP: 0.359, SLG: 0.416	0-0 PO	0-0 4-3		0-0 4-3		0-3 K		0-0 F5		4	0	0	0	0	1	1				
Curt Flood, R (1.8) OBP: 0.323, SLG: 0.447		0-3 K		0-0 HR		0-0 2B		0-0 F9		4	1	2	1	0	1	0				
Alex Grammas, R (1.6) Wally Shannon, L (9, PH) OBP: 0.334, SLG: 0.340 OBP: 0.311, SLG: 0.382		0-0 2B		0-0 1B		0-0 3-1		0-3 K		3	0	2	0	0	0	1				
Hal Smith, R (1.2) George Crowe, L (9, PH) OBP: 0.292, SLG: 0.388 OBP: 0.340, SLG: 0.619		0-0 6-3		0-0 1B		4-0 S6-3 BB		0-3 K		2	0	1	0	1	0	1				
Bob Gibson, R (1.1) Lindy McDaniel, R (6.1) OBP: 0.050, SLG: 0.100 OBP: 0.125, SLG: 0.034			1-3	0-3 K		0-3 K				2	0	0	0	0	1	2				
										1	0	0	0	0	1	1				
Inning Stats	R: 1 E: 2 K: 0 S: 3	H: 1 LOB: 0 BB: 1 P: 7	R: 0 E: 0 K: 1 S: 6	H: 1 LOB: 1 BB: 0 P: 6	R: 0 E: 0 K: 0 S: 2	H: 0 LOB: 1 BB: 2 P: 10	R: 1 E: 0 K: 2 S: 10	H: 3 LOB: 2 BB: 0 P: 10	R: 0 E: 0 K: 1 S: 5	H: 1 LOB: 1 BB: 0 P: 6	R: 0 E: 0 K: 1 S: 4	H: 0 LOB: 0 BB: 1 P: 8	R: 0 E: 0 K: 1 S: 6	H: 1 LOB: 1 BB: 0 P: 6	R: 0 E: 0 K: 2 S: 7	H: 0 LOB: 0 BB: 0 P: 7	1B: 4 2B: 2 3B: 0 HR: 1	SF: 0 SAC: 0 DP: 1 HBP: 0	WP: 0 PB: 0 SB: 0 CS: 1	PA: 36
PITCHER Sam Jones, R (1.1) ERA: 2.89	IP: 9.0 WLS: W BF: 35 H: 7 R: 2 ER: 1 SO: 9 BB: 4 IBB: 0 HBP: 0 BLK: 0 WP: 0 HR: 1 S: 49 P: 65 ERA: 1.00 WHIP: 1.222															PITCHER				

St. Louis Cardinals @ San Francisco Giants
Seals Stadium, San Francisco, CA
Mon Sep 07 1959, 6:33 AM EDT
Att: 22,815 - Unknown


AB 31
R 2
H 7
RBI 2
BB 4
SO 9
LOB 10



Batter	1	2	3	4	5	6	7	8	9	AB	R	H	RBI	BB	SO	LOB	BOTTOM			
Danny O'Connell, R (1.5) Dusty Rhodes, L (4, PH) Jose Pagan, R (5.5) OBP: 0.271, SLG: 0.267 OBP: 0.311, SLG: 0.275 OBP: 0.136, SLG: 0.136	4-0 FC6-4 BB		0-0 5-3	0-3 K		0-0 FC5-6 1B	0-0 FC6-4			1	0	0	0	1	0	0				
Willie Mays, R (1.8) OBP: 0.361, SLG: 0.540	0-3 K		4-0 BB		0-0 6-3	0-0 F2		0-0 5-3		4	0	0	0	1	1	2				
Willie McCovey, L (1.3) Jackie Brandt, R (9.7) OBP: 0.426, SLG: 0.709 OBP: 0.325, SLG: 0.417	0-0 FC6-4 FC4-6		0-0 G3		0-3 K	0-0 WP 1B	0-0 1B	4-0 CS BB		4	0	1	0	1	1	2				
Orlando Cepeda, R (1.7) OBP: 0.359, SLG: 0.541	0-0 FC4-6			0-0 1B 1B	0-0 1B	0-0 WP 1B	1-2 3H 2-3 1B	0-0 F4		5	1	3	1	0	0	2				
Willie Kirkland, L (1.9) OBP: 0.326, SLG: 0.473		0-0 F8		0-0 WP 1B	0-0 BB	0-0 K	0-3 CS			4	0	2	0	0	1	2				
Daryl Spencer, R (1.4) OBP: 0.332, SLG: 0.381		4-0 S BB		0-0 FC1-2 WP 1B	4-0 1-2 BB		0-0 6-3			2	0	1	1	2	0	0				
Hobie Landrith, L (1.2) Leon Wagner, L (5, PH) Jim Hegan, R (6.2) OBP: 0.337, SLG: 0.324 OBP: 0.367, SLG: 0.429 OBP: 0.228, SLG: 0.219		0-3 K		0-0 K	0-0 F7		0-0 F5			2	0	0	0	0	2	3				
Eddie Bressoud, R (1.6) OBP: 0.315, SLG: 0.426		0-0 F9		4-0 FC1-2 IBB		0-0 SH 1B	0-0 1B			3	2	2	0	1	0	1				
Sam Jones, R (1.1) OBP: 0.148, SLG: 0.130			1-3	0-0 FC1-2		0-0 SH FC5-6	0-0 FC6-4			3	0	1	1	0	0	3				
										1B: 9 2B: 1 3B: 0 HR: 0	SF: 0 SAC: 1 DP: 0 HBP: 0	WP: 2 PB: 0 SB: 1 CS: 1	PA: 41							
Inning Stats	R: 0 E: 0 K: 1 S: 5	H: 0 LOB: 1 BB: 1 P: 9	R: 0 E: 0 K: 1 S: 5	H: 0 LOB: 1 BB: 1 P: 9	R: 0 E: 0 K: 0 S: 3	H: 0 LOB: 1 BB: 1 P: 7	R: 1 E: 0 K: 2 S: 10	H: 3 LOB: 3 BB: 1 P: 14	R: 0 E: 0 K: 1 S: 7	H: 2 LOB: 3 BB: 1 P: 11	R: 2 E: 1 K: 1 S: 9	H: 3 LOB: 2 BB: 0 P: 9	R: 1 E: 0 K: 0 S: 5	H: 2 LOB: 1 BB: 0 P: 5	R: 0 E: 0 K: 0 S: 2	H: 0 LOB: 1 BB: 1 P: 6	1B: 9 2B: 1 3B: 0 HR: 0	SF: 0 SAC: 1 DP: 0 HBP: 0	WP: 2 PB: 0 SB: 1 CS: 1	PA: 41
PITCHER Bob Gibson, R (1.1) Lindy McDaniel, R (6.1) ERA: 3.48 ERA: 3.42	IP: 5.2 WLS: L BF: 31 H: 8 R: 3 ER: 3 SO: 3 BB: 4 IBB: 0 HBP: 0 BLK: 0 WP: 1 HR: 0 S: 36 P: 56 ERA: 4.76 WHIP: 2.118															PITCHER				

St. Louis Cardinals @ San Francisco Giants
Seals Stadium, San Francisco, CA
Mon Sep 07 1959, 6:33 AM EDT
Att: 22,815 - Unknown

AB 33
R 4
H 10
RBI 3
BB 6
SO 6
LOB 23



Batter	1	2	3	4	5	6	7	8	9	AB	R	H	RBI	BB	SO	LOB	TOP					
Don Blasingame, L (1,4) OBP: 0.361, SLG: 0.360										5	0	2	0	0	0	3	St. Louis Cardinals @ Milwaukee Braves Milwaukee County Stadium, Milwaukee, WI Wed Sep 09 1959, 8:05 PM EDT Att: 19,888 - Unknown livebaseballscorecards.com					
Gino Cimoli, R (1,9) OBP: 0.326, SLG: 0.431										5	0	0	0	0	1	3						
Bill White, L (1,3) OBP: 0.343, SLG: 0.470										5	0	1	0	0	0	2						
Ken Boyer, R (1,5) OBP: 0.391, SLG: 0.520										4	2	2	0	0	0	1						
Joe Cunningham, L (1,7) OBP: 0.449, SLG: 0.484										2	1	1	0	1	1	0						
Gene Green, R (1,2) OBP: 0.275, SLG: 0.362										4	0	1	0	0	1	5						
Curt Flood, R (1,8) OBP: 0.327, SLG: 0.445										3	0	1	1	1	0	3						
Alex Grammas, R (1,6) OBP: 0.333, SLG: 0.336										3	0	0	0	1	0	4						
Ernie Broglio, R (1,1) OBP: 0.150, SLG: 0.105										4	0	2	2	0	1	2						
Inning Stats	R: 0 E: 0 K: 1 S: 5	H: 1 LOB: 0 BB: 0 P: 5	R: 2 E: 0 K: 0 S: 5	H: 2 LOB: 2 BB: 2 P: 13	R: 0 E: 0 K: 0 S: 3	H: 0 LOB: 0 BB: 0 P: 3	R: 0 E: 0 K: 2 S: 8	H: 1 LOB: 2 BB: 1 P: 12	R: 0 E: 0 K: 0 S: 3	H: 0 LOB: 0 BB: 0 P: 3	R: 0 E: 0 K: 1 S: 6	H: 1 LOB: 1 BB: 0 P: 6	R: 0 E: 0 K: 0 S: 4	H: 1 LOB: 1 BB: 0 P: 4	R: 1 E: 0 K: 0 S: 6	H: 3 LOB: 3 BB: 0 P: 6	R: 0 E: 0 K: 0 S: 4	H: 1 LOB: 1 BB: 0 P: 4	1B: 9 2B: 1 3B: 0 HR: 0	SF: 0 SAC: 1 DP: 1 HBP: 0	WP: 0 PB: 0 SB: 0 CS: 0	PA: 39
PITCHER Warren Spahn, L (1,1) ERA: 2.81	IP: 9.0 WLS: W BF: 39 H: 10 R: 3 ER: 3 SO: 4 BB: 2 IBB: 1 HBP: 0 BLK: 0 WP: 0 HR: 0 S: 44 P: 56 ERA: 3.00 WHIP: 1.333															PITCHER						


Batter	1	2	3	4	5	6	7	8	9	AB	R	H	RBI	BB	SO	LOB	BOTTOM			
Bill Bruton, L (1,8) OBP: 0.343, SLG: 0.413										4	0	0	0	0	2	3	St. Louis Cardinals @ Milwaukee Braves Milwaukee County Stadium, Milwaukee, WI Wed Sep 09 1959, 8:05 PM EDT Att: 19,888 - Unknown livebaseballscorecards.com			
Eddie Mathews, L (1,5) OBP: 0.394, SLG: 0.576										4	0	0	0	0	1	0				
Hank Aaron, R (1,9) OBP: 0.402, SLG: 0.658										3	0	0	0	1	2	0				
Joe Adcock, R (1,3) OBP: 0.348, SLG: 0.553										4	1	2	1	0	2	1				
John DeMerit, R (9, PR)										0	1	0	0	0	0	0				
Lee Maye, L (1,7) OBP: 0.304, SLG: 0.347										3	0	0	0	0	1	1				
Frank Torre, L (9, PH) OBP: 0.322, SLG: 0.315										1	0	0	0	0	0	1				
Johnny Logan, R (1,6) OBP: 0.289, SLG: 0.419										3	1	1	0	1	1	0				
Del Crandall, R (1,2) OBP: 0.306, SLG: 0.408										2	1	1	0	2	0	0				
Felix Mantilla, R (1,4) OBP: 0.265, SLG: 0.268										2	0	0	0	0	0	2				
Mickey Vernon, L (7, PH) OBP: 0.275, SLG: 0.376										1	0	0	0	0	0	1				
Bobby Avila, R (8,4) OBP: 0.326, SLG: 0.335										1	1	1	4	0	0	0				
Warren Spahn, L (1,1) OBP: 0.255, SLG: 0.316										3	0	1	0	0	1	1				
Inning Stats	R: 0 E: 0 K: 1 S: 5	H: 0 LOB: 0 BB: 0 P: 5	R: 1 E: 0 K: 2 S: 9	H: 2 LOB: 3 BB: 2 P: 17	R: 0 E: 0 K: 2 S: 7	H: 0 LOB: 1 BB: 1 P: 11	R: 0 E: 0 K: 0 S: 3	H: 0 LOB: 0 BB: 0 P: 3	R: 0 E: 0 K: 1 S: 5	H: 0 LOB: 0 BB: 0 P: 5	R: 0 E: 0 K: 1 S: 5	H: 0 LOB: 0 BB: 0 P: 5	R: 0 E: 0 K: 1 S: 7	H: 0 LOB: 1 BB: 1 P: 7	R: 4 E: 0 K: 0 S: 5	H: 4 LOB: 1 BB: 0 P: 5	1B: 4 2B: 0 3B: 0 HR: 2	SF: 0 SAC: 0 DP: 0 HBP: 0	WP: 0 PB: 0 SB: 1 CS: 0	PA: 35
PITCHER Ernie Broglio, R (1,1) ERA: 4.54	IP: 8.1 WLS: L BF: 35 H: 6 R: 5 ER: 5 SO: 10 BB: 4 IBB: 0 HBP: 0 BLK: 0 WP: 0 HR: 2 S: 51 P: 67 ERA: 5.40 WHIP: 1.200															PITCHER				



Batter	1	2	3	4	5	6	7	8	9	AB	R	H	RBI	BB	SO	LOB	TOP										
Don Blasingame, L (1,4) OBP: 0.364, SLG: 0.361	0-0 CS 1B		0-0 P5		4-0 1-2 BB		0-0 1-2 1B 1B	4-0 1-2 BB		3	1	2	0	2	0	0											
Curt Flood, R (1,8) OBP: 0.322, SLG: 0.438	0-3 K			0-0 F7		0-3 K		0-0 6-3		3	0	0	0	0	2	3											
Gino Cimoli, R (7,9) OBP: 0.327, SLG: 0.430	1-2 K									2	0	0	0	0	1	4											
Bill White, L (1,3) OBP: 0.344, SLG: 0.469	0-0 G3			0-3 K		0-0 P3		1-0 1B 1-2 2-3 HBP	0-0 6-3 1B	4	1	1	0	0	1	2											
Ken Boyer, R (1,5) OBP: 0.393, SLG: 0.520		4-0 FC3-6 BB		0-0 BB BB 1B		0-0 3-1		0-0 1B 1-3 2-H 3-H 1B	0-0 L9	4	0	2	2	1	0	1											
Joe Cunningham, L (1,9) OBP: 0.450, SLG: 0.483	0-0 FC3-6			4-0 BB 1-2 BB		4-0 WP SF8 BB		0-0 1-3 3-H 1B	0-0 6-3	3	1	1	1	2	0	2											
Gene Oliver, R (1,7) OBP: 0.255, SLG: 0.400	0-0 F7			4-0 BB BB		0-0 SF8		0-0 4-3	0-0 F9	1	0	0	1	1	0	1											
George Crowe, L (7,PH) OBP: 0.337, SLG: 0.612	1-2 F7			1-2 2-3 BB		1-2 2-3 BB		1-3 3-H 1B		1	0	0	0	0	0	2											
Lindy McDaniel, R (7,1) OBP: 0.125, SLG: 0.034	0-0 F7			1-2 2-3 BB		1-2 2-3 BB		1-3 3-H 1B		0	0	0	0	0	0	0											
Marshall Bridges, S (7,1) OBP: 0.238, SLG: 0.400	0-0 F7			1-2 2-3 BB		1-2 2-3 BB		1-3 3-H 1B		0	0	0	0	0	0	0											
Tim McCarver, L (9,PH) OBP: 0.294, SLG: 0.400	0-0 F7			1-2 2-3 BB		1-2 2-3 BB		1-3 3-H 1B		1	0	0	0	0	0	1											
Gene Green, R (1,2) OBP: 0.259, SLG: 0.340	0-3 K			0-0 5-3		0-3 K		0-3 K		3	0	0	0	0	2	4											
Duke Carmel, L (7,8) OBP: 0.259, SLG: 0.340	0-3 K			0-0 5-3		0-3 K		0-3 K		1	0	0	0	0	1	0											
Alex Grammas, R (1,6) OBP: 0.333, SLG: 0.336			0-0 P4		0-0 4-3		0-0 HBP 1B 1B		0-0 P6	3	1	1	0	0	0	0											
Wally Shannon, L (8,PH) OBP: 0.319, SLG: 0.377			0-0 P4		0-0 4-3		0-0 HBP 1B 1B		0-0 P6	1	0	0	0	0	0	0											
Larry Jackson, R (1,1) OBP: 0.125, SLG: 0.115			0-0 P4		4-0 BB		0-0 F9		4-0 BB	1	0	0	0	1	0	0											
Jay Porter, R (7,PH) OBP: 0.292, SLG: 0.319			0-0 P4		4-0 BB		0-0 F9		4-0 BB	1	0	0	0	0	0	1											
Hal Smith, R (7,2) OBP: 0.294, SLG: 0.388			0-0 P4		4-0 BB		0-0 F9		4-0 BB	0	0	0	0	1	0	0											
Inning Stats	R: 0 E: 0 K: 1 S: 5	H: 1 LOB: 0 BB: 0 P: 5	R: 0 E: 0 K: 1 S: 5	H: 0 LOB: 1 BB: 1 P: 9	R: 0 E: 0 K: 0 S: 3	H: 0 LOB: 0 BB: 0 P: 3	R: 0 E: 0 K: 1 S: 6	H: 1 LOB: 3 BB: 2 P: 14	R: 0 E: 0 K: 1 S: 5	H: 0 LOB: 2 BB: 1 P: 13	R: 1 E: 0 K: 1 S: 5	H: 0 LOB: 0 BB: 1 P: 9	R: 3 E: 0 K: 1 S: 9	H: 4 LOB: 0 BB: 0 P: 10	R: 0 E: 0 K: 1 S: 5	H: 0 LOB: 2 BB: 2 P: 13	R: 0 E: 0 K: 0 S: 4	H: 1 LOB: 1 BB: 0 P: 4	1B: 7 2B: 1 3B: 0 HR: 0	SF: 1 SAC: 0 DP: 1 HBP: 1	WP: 2 PB: 0 SB: 0 CS: 1	PA: 42					
PITCHER	IP	WLS	BF	H	R	ER	SO	BB	IBB	HBP	BLK	WP	HR	S	P	ERA	WHIP										
Juan Pizarro, L (1,1) ERA: 3.89	6.2		30	4	4	4	6	6	0	1	0	1	0	35	60	5.40	1.500										
Bob Rush, R (7,1) ERA: 2.25	0.1		3	2	0	0	0	0	0	0	0	0	0	3	3	0.00	6.000										
Don McMahon, R (8,1) ERA: 2.43	2.0	W	9	1	0	0	1	2	0	0	0	0	0	9	17	0.00	1.500										

St. Louis Cardinals @ Milwaukee Braves
Milwaukee County Stadium, Milwaukee, WI
Thu Sep 10 1959, 4:33 AM EDT
Att: 1,695 - Unknown

AB 32
R 4
H 7
RBI 4
BB 8
SO 7
LOB 21



Batter	1	2	3	4	5	6	7	8	9	AB	R	H	RBI	BB	SO	LOB	BOTTOM										
Bill Bruton, L (1,8) OBP: 0.344, SLG: 0.410	4-0 1B E BB		0-0 F5		0-0 1-3		4-0 1-2 E BB	0-3 K		3	2	0	0	2	1	2											
Eddie Mathews, L (1,5) OBP: 0.393, SLG: 0.573	0-0 P5		0-0 FC1-6		0-3 K		4-0 1-2 E BB			3	1	0	0	1	1	3											
Hank Aaron, R (1,9) OBP: 0.402, SLG: 0.659	0-0 E 1-2 1B		0-0 L7		0-0 F9		0-0 E7 1-3 2-H 3-H 4-0 2B			4	2	2	3	0	0	2											
Joe Adcock, R (1,3) OBP: 0.350, SLG: 0.559	0-0 E6 WP 1-3 2-H 1B		0-0 HR		0-0 F3		0-0 1B IBB			3	1	1	1	1	0	1											
Lee Maye, L (1,7) OBP: 0.295, SLG: 0.337	0-3 K		0-3 K		0-3 K		0-0 G3		0-3 K	3	0	0	0	0	2	2											
Ray Boone, R (7,PH) OBP: 0.369, SLG: 0.374	0-3 K		0-3 K		0-3 K		0-0 G3		0-3 K	1	0	0	0	0	1	2											
Don McMahon, R (8,1) OBP: 0.375, SLG: 0.286	0-3 K		0-3 K		0-3 K		0-0 G3		0-3 K	0	0	0	0	0	0	0											
Johnny Logan, R (1,6) OBP: 0.372, SLG: 0.422	0-0 WP 1-2 3-H 1B		0-0 1-3		0-0 1-3		0-0 L4-3 1B		0-0 1-2 3-H 1B	4	0	3	2	0	0	0											
Del Crandall, R (1,2) OBP: 0.303, SLG: 0.405	0-0 P4		0-0 6-3		0-0 6-3		0-0 L4-3		0-3 K	4	0	0	0	0	1	5											
Felix Mantilla, R (1,4) OBP: 0.265, SLG: 0.267		0-0 FC1-6 E 1B		0-0 F5		0-0 F5		0-0 4-3	0-3 K	4	0	1	0	0	1	0											
Juan Pizarro, L (1,1) OBP: 0.146, SLG: 0.132		0-0 E6		0-0 4-3		0-0 4-3		4-0 BB E BB	0-0 P3	2	0	0	0	0	0	1											
Bob Rush, R (7,1) OBP: 0.194, SLG: 0.194		0-0 E6		0-0 4-3		0-0 4-3		4-0 BB E BB	0-0 P3	0	0	0	0	0	0	0											
Frank Torre, L (7,PH) OBP: 0.324, SLG: 0.315		0-0 FC1-6		0-0 4-3		0-0 4-3		4-0 BB E BB	0-0 P3	0	0	0	0	1	0	0											
John DeMerit, R (7,FR) OBP: 0.324, SLG: 0.315		0-0 FC1-6		0-0 4-3		0-0 4-3		4-0 BB E BB	0-0 P3	0	0	0	0	0	0	0											
Andy Pafo, R (8,7) OBP: 0.297, SLG: 0.308		0-0 FC1-6		0-0 4-3		0-0 4-3		4-0 BB E BB	0-0 P3	1	0	0	0	0	0	0											
Inning Stats	R: 2 E: 1 K: 1 S: 8	H: 2 LOB: 2 BB: 1 P: 12	R: 0 E: 1 K: 0 S: 5	H: 1 LOB: 2 BB: 0 P: 5	R: 1 E: 0 K: 1 S: 6	H: 1 LOB: 0 BB: 0 P: 6	R: 0 E: 0 K: 0 S: 3	H: 0 LOB: 0 BB: 0 P: 3	R: 0 E: 0 K: 1 S: 5	H: 0 LOB: 0 BB: 0 P: 5	R: 0 E: 0 K: 0 S: 3	H: 1 LOB: 0 BB: 0 P: 3	R: 4 E: 1 K: 2 S: 9	H: 2 LOB: 2 BB: 4 P: 25	R: 0 E: 0 K: 2 S: 7	H: 0 LOB: 0 BB: 0 P: 7	1B: 5 2B: 2 3B: 0 HR: 1	SF: 0 SAC: 0 DP: 1 HBP: 0	WP: 1 PB: 0 SB: 0 CS: 0	PA: 37							
PITCHER	IP	WLS	BF	H	R	ER	SO	BB	IBB	HBP	BLK	WP	HR	S	P	ERA	WHIP										
Larry Jackson, R (1,1) ERA: 3.18	6.0		25	5	3	3	3	1	0	0	0	1	1	30	34	4.50	1.000										
Lindy McDaniel, R (7,1) ERA: 3.69	0.1	L	5	1	4	4	0	3	0	0	0	0	0	2	14	108.00	12.000										
Marshall Bridges, L (7,1) ERA: 4.17	1.2		7	1	0	0	4	0	1	0	0	0	0	14	18	0.00	0.600										

St. Louis Cardinals @ Milwaukee Braves
Milwaukee County Stadium, Milwaukee, WI
Thu Sep 10 1959, 4:33 AM EDT
Att: 1,695 - Unknown

AB 32
R 7
H 7
RBI 6
BB 5
SO 7
LOB 18



Batter	1	2	3	4	5	6	7	8	9	AB	R	H	RBI	BB	SO	LOB	TOP			
Don Blasingame, L (1,4) OBP: 0.362, SLG: 0.359	2-3		F8			6-3			6-3	4	0	0	0	0	0	1				
Tim McCarver, L (1,2)	6-3		1-3			G3			L3	4	0	0	0	0	0	1				
Joe Cunningham, L (1,3) OBP: 0.451, SLG: 0.482 Bill White, L (9, PR) OBP: 0.344, SLG: 0.469	4-3			1-3				G6-3 BB	PB S 1B	3	0	1	0	1	0	0				
Ken Boyer, R (1,5) OBP: 0.392, SLG: 0.518		5-3		K				G6-3 1-2	FC6-4 1B	4	0	1	1	0	1	1				
Gene Oliver, R (1,7) OBP: 0.265, SLG: 0.396 Curt Flood, R (9,7) OBP: 0.322, SLG: 0.438	E5		F3						FC6-4 1B	4	0	1	0	0	0	1				
Gene Green, R (1,9) OBP: 0.246, SLG: 0.321		K			K					3	0	0	0	0	3	2				
Duke Carmel, L (1,8)	4-3				L6				K	3	0	0	0	0	1	1				
Alex Grammas, R (1,6) OBP: 0.334, SLG: 0.335 Wally Shannon, L (8, PH) OBP: 0.314, SLG: 0.371			F8 SH3-4 BB		5-3				1-3	1	0	0	0	1	0	0				
Bob Miller, R (1,1) OBP: 0.125, SLG: 0.125 George Crowe, L (8, PH) OBP: 0.333, SLG: 0.606 Bob Blaylock, R (8,1) Marshall Bridges, S (9,1) OBP: 0.238, SLG: 0.400			SH3-4						F7	1	0	0	0	0	0	0				
Inning Stats	R: 0 E: 0 K: 0 S: 3	H: 0 LOB: 0 BB: 0 P: 3	R: 0 E: 1 K: 1 S: 6	H: 0 LOB: 1 BB: 0 P: 6	R: 0 E: 0 K: 0 S: 3	H: 0 LOB: 0 BB: 1 P: 7	R: 0 E: 0 K: 1 S: 5	H: 0 LOB: 0 BB: 0 P: 5	R: 0 E: 0 K: 0 S: 5	H: 0 LOB: 0 BB: 0 P: 3	R: 0 E: 0 K: 1 S: 5	H: 1 LOB: 1 BB: 1 P: 9	R: 0 E: 0 K: 1 S: 5	H: 0 LOB: 0 BB: 0 P: 5	R: 1 E: 0 K: 0 S: 5	H: 2 LOB: 1 BB: 0 P: 5	1B: 3 2B: 0 3B: 0 HR: 0	SF: 0 SAC: 1 DP: 1 HBP: 0	WP: 0 PB: 1 SB: 2 CS: 0	PA: 32
PITCHER Bob Anderson, R (1,1) ERA: 3.88	IP: 9.0 WLS: W BF: 32 H: 3 R: 1 ER: 1 SO: 5 BB: 2 IBB: 0 HBP: 0 BLK: 0 WP: 0 HR: 0 S: 40 P: 48 ERA: 1.00 WHIP: 0.556																			

St. Louis Cardinals @ Chicago Cubs
Wrigley Field, Chicago, IL
Fri Sep 11 1959, 3:33 AM CDT
Att: 1,662 - Unknown

AB 29
R 1
H 3
RBI 1
BB 2
SO 5
LOB 7



Batter	1	2	3	4	5	6	7	8	9	AB	R	H	RBI	BB	SO	LOB	BOTTOM			
Tony Taylor, R (1,4) OBP: 0.334, SLG: 0.396	P6	6-3			SH1-3			F8		3	0	0	0	0	0	3				
George Altman, L (1,8) OBP: 0.315, SLG: 0.370	4-3		3-1		P3			4-3		4	0	0	0	0	0	1				
Irv Noren, L (1,9) OBP: 0.360, SLG: 0.457 Lee Walls, R (9,9) OBP: 0.341, SLG: 0.391	K		K			5-3		F9		4	0	0	0	0	2	0				
14 Ernie Banks, R (1,6) OBP: 0.367, SLG: 0.581		F8 1B 2B 1B	K			G3-6-3 BB		1B WP 1B		3	2	2	0	1	1	0				
Walt Moryn, L (1,7) OBP: 0.327, SLG: 0.398		2B 1B		F7		G3-6-3 1-2		WP 1B		4	0	2	0	0	0	1				
Dale Long, L (1,3) OBP: 0.319, SLG: 0.457 Art Schult, R (9, PH) OBP: 0.305, SLG: 0.361		F8		6-3		1B 3-5 BB		WP		2	0	0	0	1	0	2				
Sammy Taylor, L (1,2) OBP: 0.330, SLG: 0.401				L4				FC6-4 1B		3	0	2	1	0	0	0				
Alvin Dark, R (1,5) OBP: 0.324, SLG: 0.359						FC1-8 BB		FC6-4 1-2		1	0	0	0	2	0	2				
Bob Anderson, R (1,1) OBP: 0.115, SLG: 0.093		K			FC1-6 SH1-3			3-5		3	0	0	0	1	6					
Inning Stats	R: 0 E: 0 K: 1 S: 5	H: 3 LOB: 3 BB: 1 P: 12	R: 0 E: 0 K: 2 S: 7	H: 0 LOB: 0 BB: 0 P: 7	R: 0 E: 0 K: 0 S: 3	H: 0 LOB: 0 BB: 0 P: 3	R: 0 E: 0 K: 0 S: 3	H: 0 LOB: 1 BB: 1 P: 7	R: 0 E: 0 K: 0 S: 2	H: 0 LOB: 0 BB: 1 P: 6	R: 0 E: 0 K: 0 S: 3	H: 1 LOB: 1 BB: 1 P: 7	R: 0 E: 0 K: 0 S: 3	H: 0 LOB: 0 BB: 0 P: 3	R: 1 E: 0 K: 0 S: 2	H: 2 LOB: 1 BB: 0 P: 2	1B: 5 2B: 2 3B: 0 HR: 0	SF: 0 SAC: 1 DP: 2 HBP: 0	WP: 1 PB: 0 SB: 0 CS: 0	PA: 33
PITCHER Bob Miller, R (1,1) ERA: 3.58 Bob Blaylock, R (8,1) ERA: 9.0 Marshall Bridges, L (9,1) ERA: 4.17	IP: 7.0 WLS: L BF: 5 H: 2 R: 1 ER: 1 SO: 4 BB: 3 IBB: 0 HBP: 0 BLK: 0 WP: 0 HR: 0 S: 31 P: 47 ERA: 1.29 WHIP: 2.000																			

St. Louis Cardinals @ Chicago Cubs
Wrigley Field, Chicago, IL
Fri Sep 11 1959, 3:33 AM CDT
Att: 1,662 - Unknown

AB 28
R 2
H 6
RBI 1
BB 4
SO 4
LOB 16



Batter	1	2	3	4	5	6	7	8	9	AB	R	H	RBI	BB	SO	LOB	TOP			
Tim McCarver, L (1,2) OBP: 0.077, SLG: 0.077 George Crowe, L (9, PH) OBP: 0.330, SLG: 0.600										3	0	1	0	0	0	1				
Wally Shannon, L (1,4) OBP: 0.297, SLG: 0.351										4	0	0	0	0	0	2				
Joe Cunningham, L (1,3) OBP: 0.452, SLG: 0.481										3	0	1	0	1	0	2				
Ken Boyer, R (1,5) OBP: 0.390, SLG: 0.523										4	0	0	0	0	0	2				
Duke Carmel, L (1,8) OBP: 0.091, SLG: 0.091										3	0	0	0	0	1	1				
Gene Oliver, R (1,7) OBP: 0.286, SLG: 0.387										3	0	1	0	0	1	0				
Gene Green, R (1,9) OBP: 0.250, SLG: 0.322										3	0	0	0	0	2	1				
Alex Grammas, R (1,6) OBP: 0.332, SLG: 0.335 Don Blasingame, L (8, PH) OBP: 0.362, SLG: 0.360										2	0	0	0	0	0	0				
Tom Hughes, L (1,1) Bob Dulliba, R (3,1) Stan Musial, L (6, PH) Bob Blaylock, R (6,1) Bill White, L (8, PH) Lindy McDaniel, R (8,1)										1	0	0	0	0	1	0				
Inning Stats	R: 0 E: 0 K: 0 S: 3	H: 1 LOB: 0 BB: 0 P: 3	R: 0 E: 0 K: 0 S: 4	H: 1 LOB: 1 BB: 0 P: 4	R: 0 E: 0 K: 1 S: 5	H: 0 LOB: 0 BB: 0 P: 5	R: 0 E: 0 K: 1 S: 6	H: 1 LOB: 1 BB: 0 P: 6	R: 0 E: 0 K: 2 S: 7	H: 0 LOB: 0 BB: 0 P: 7	R: 0 E: 0 K: 0 S: 3	H: 0 LOB: 0 BB: 0 P: 3	R: 0 E: 0 K: 1 S: 5	H: 0 LOB: 1 BB: 1 P: 5	R: 0 E: 0 K: 0 S: 3	H: 0 LOB: 1 BB: 1 P: 7	1B: 3 2B: 0 3B: 0 HR: 0	SF: 0 SAC: 0 DP: 1 HBP: 0	WP: 0 PB: 0 SB: 0 CS: 0	PA: 31
PITCHER Glen Hobbie, R (1,1) ERA: 3.66	IP: 9.0 WLS: W BF: 31 H: 3 R: 0 ER: 0 SO: 5 BB: 2 IBB: 0 HBP: 0 BLK: 0 WP: 0 HR: 0 S: 39 P: 47 ERA: 0.00 WHIP: 0.556																			

St. Louis Cardinals @ Chicago Cubs
Wrigley Field, Chicago, IL
Sun Sep 13 1959, 3:33 AM CDT
Att: 13,490 - Unknown

AB 29
R 0
H 3
RBI 0
BB 2
SO 5
LOB 9



Batter	1	2	3	4	5	6	7	8	9	AB	R	H	RBI	BB	SO	LOB	BOTTOM			
Tony Taylor, R (1,4) OBP: 0.334, SLG: 0.395										5	2	2	0	0	0	3				
George Altman, L (1,8) OBP: 0.318, SLG: 0.371										5	2	3	1	0	0	1				
Jim Marshall, L (1,3) OBP: 0.332, SLG: 0.410										3	2	1	0	2	0	2				
14 Ernie Banks, R (1,6) OBP: 0.365, SLG: 0.581										4	1	2	5	0	0	2				
Walt Moryn, L (1,7) OBP: 0.322, SLG: 0.399										5	0	0	0	0	1	3				
Irv Noren, L (1,9) OBP: 0.389, SLG: 0.470 Lee Walls, R (8,9) OBP: 0.341, SLG: 0.391										4	1	2	2	0	1	1				
Sammy Taylor, L (1,2) OBP: 0.334, SLG: 0.407										4	0	2	0	0	0	2				
Alvin Dark, R (1,5) OBP: 0.327, SLG: 0.361										2	0	0	0	2	0	1				
Glen Hobbie, R (1,1) OBP: 0.151, SLG: 0.141										4	0	0	0	0	2	5				
Inning Stats	R: 2 E: 1 K: 0 S: 6	H: 2 LOB: 1 BB: 0 P: 6	R: 0 E: 0 K: 1 S: 5	H: 0 LOB: 1 BB: 1 P: 9	R: 3 E: 0 K: 0 S: 6	H: 3 LOB: 2 BB: 2 P: 14	R: 2 E: 0 K: 0 S: 6	H: 3 LOB: 2 BB: 1 P: 10	R: 0 E: 0 K: 0 S: 4	H: 1 LOB: 1 BB: 0 P: 4	R: 0 E: 0 K: 0 S: 3	H: 0 LOB: 0 BB: 0 P: 3	R: 0 E: 1 K: 2 S: 9	H: 1 LOB: 2 BB: 0 P: 9	R: 1 E: 0 K: 1 S: 6	H: 2 LOB: 0 BB: 0 P: 6	1B: 10 2B: 0 3B: 0 HR: 2	SF: 1 SAC: 0 DP: 0 HBP: 0	WP: 0 PB: 1 SB: 2 CS: 0	PA: 41
PITCHER Tom Hughes, R (1,1) ERA: 10.13 Bob Dulliba, R (3,1) ERA: 3.0 Bob Blaylock, R (6,1) ERA: 3.0 Lindy McDaniel, R (8,1) ERA: 3.74	IP: 2.2 WLS: L BF: 16 H: 4 R: 2 ER: 2 SO: 3 BB: 2 IBB: 0 HBP: 0 BLK: 0 WP: 0 HR: 2 S: 16 P: 24 ERA: 10.12 WHIP: 2.625																			

St. Louis Cardinals @ Chicago Cubs
Wrigley Field, Chicago, IL
Sun Sep 13 1959, 3:33 AM CDT
Att: 13,490 - Unknown


AB 36
R 8
H 12
RBI 8
BB 4
SO 4
LOB 20



Batter	1	2	3	4	5	6	7	8	9	AB	R	H	RBI	BB	SO	LOB	TOP		
Richie Ashburn, L OBP: 0.356, SLG: 0.306 (1, 8)	0-0 E BB E 1B	0-0 F2		0-0 F9			0-0 F5		0-0 6-3	5	1	1	0	0	0	1			
Joe Koppe, R OBP: 0.329, SLG: 0.386 (1, 6)	4-0 E SF8 BB	0-0 FC6-4		0-0 5-3			4-0 2B 6-3 BB		4-0 BB	2	2	0	0	3	0	1			
Ed Bouchee, L OBP: 0.275, SLG: 0.457 Dave Philley, S OBP: 0.348, SLG: 0.472 (5, 3)	0-0 E4 1-3 2-H		4-0 E 1B BB	0-0 6-3			0-0 6-3 1-3 2B		0-0 4-3	2	1	0	0	1	0	1			
Harry Anderson, L OBP: 0.312, SLG: 0.411 (1, 7)	0-0 SF8		0-0 E9 G3 1B BB			0-0 F7			0-0 6-3	3	0	1	2	0	0	1			
Wally Post, R OBP: 0.311, SLG: 0.456 (1, 9)	0-0 5-3		0-0 G3 1B			0-0 F7			0-0 K	4	0	1	1	0	1	2			
Gene Freese, R OBP: 0.342, SLG: 0.491 (1, 5)	4-0 IBB		0-3 K			0-0 P6			0-0 G3	3	0	0	0	1	1	2			
Sparky Anderson, R OBP: 0.275, SLG: 0.241 Harry Hanebrink, L OBP: 0.283, SLG: 0.356 (8, PH) (8, 4)	0-0 4-3		0-0 G3			0-0 6-3			0-0 F5	3	0	0	0	0	0	4			
Carl Sawatski, L OBP: 0.383, SLG: 0.447 (1, 2)			0-0 FC3-6 1B IBB			0-0 F7			0-0 F7	3	0	1	0	1	0	0			
Ed Keegan, R (1, 1) Jim Bolger, R OBP: 0.138, SLG: 0.093 (6, PH) Taylor Phillips, L OBP: 0.067, SLG: 0.067 (6, 1) Solly Drake, S OBP: 0.254, SLG: 0.138 (9, PH)	0-0 FC3-6 FC6-4 1-2		0-3 K			0-0 K			0-3 K	2	0	0	0	0	1	4			
Inning Stats	R: 2 E: 1 K: 0 S: 5	H: 1 LOB: 2 BB: 2 P: 13	R: 0 E: 0 K: 0 S: 4	H: 1 LOB: 1 BB: 0 P: 4	R: 1 E: 1 K: 2 S: 9	H: 2 LOB: 3 BB: 2 P: 17	R: 0 E: 0 K: 0 S: 3	H: 0 LOB: 0 BB: 0 P: 3	R: 0 E: 0 K: 1 S: 5	H: 0 LOB: 0 BB: 0 P: 5	R: 1 E: 0 K: 1 S: 6	H: 1 LOB: 1 BB: 1 P: 10	R: 0 E: 0 K: 0 S: 3	H: 0 LOB: 0 BB: 0 P: 3	R: 0 E: 0 K: 1 S: 5	H: 0 LOB: 1 BB: 1 P: 9	1B: 4 2B: 1 3B: 0 HR: 0	SF: 1 SAC: 0 DP: 0 HBP: 0	WP: 0 PA: 39 PB: 0 SB: 0 CS: 0
PITCHER Ernie Broglio, R ERA: 4.46 (1, 1)	IP: 9.0 WLS: W BF: 39 H: 5 R: 4 ER: 3 SO: 5 BB: 4 IBB: 2 HBP: 0 BLK: 0 WP: 0 HR: 0 S: 43 P: 67 ERA: 3.00 WHIP: 1.000															PITCHER Ernie Broglio, R ERA: 4.46 (1, 1)	IP: 9.0 WLS: W BF: 39 H: 5 R: 4 ER: 3 SO: 5 BB: 4 IBB: 2 HBP: 0 BLK: 0 WP: 0 HR: 0 S: 43 P: 67 ERA: 3.00 WHIP: 1.000		

Philadelphia Phillies @ St. Louis Cardinals
Sportsman's Park, St. Louis, MO
Tue Sep 15 1959, 8:05 PM EDT
Att: 5,327 - Unknown


AB 32
R 4
H 5
RBI 3
BB 6
SO 5
LOB 17





Batter	1	2	3	4	5	6	7	8	9	AB	R	H	RBI	BB	SO	LOB	BOTTOM		
Tim McCarver, L OBP: 0.222, SLG: 0.176 (1, 2)	0-0 3B 1B	4-0 HBP BB		0-0 1B FC6-4 1B		0-0 F8		0-3 K		4	2	2	0	1	1	0			
Wally Shannon, L OBP: 0.304, SLG: 0.346 (1, 4)	0-0 F8	1-0 G4-6-3 HBP		0-0 F8		0-0 F8 BB 1B		0-0 4-3		4	0	1	0	0	0	2			
Joe Cunningham, L OBP: 0.455, SLG: 0.487 (1, 3)	0-0 1B 3B	0-0 G4-6-3		0-0 FC6-4 1B		4-0 F8 BB				3	1	2	1	1	0	3			
Ken Boyer, R OBP: 0.390, SLG: 0.521 (1, 5)	4-0 1B S BB		0-0 WP BB 1-3 1B	0-0 FC6-4		0-0 F8 1-2 2-3				3	2	1	1	1	0	3			
Duke Carmel, L OBP: 0.133, SLG: 0.071 (9, 9)	0-0 F5		4-0 1-3 WP 1B BB	0-0 4-3		0-0 G3				3	1	0	0	1	0	5			
Gene Oliver, R OBP: 0.285, SLG: 0.383 (1, 7)	0-0 S 1B		0-0 F8			0-0 F7		0-3 K		4	0	1	1	0	1	2			
Gene Green, R OBP: 0.250, SLG: 0.333 Curt Flood, R OBP: 0.322, SLG: 0.438 (9, 8)	0-3 K		0-0 1-3			0-0 2B				4	0	1	1	0	1	2			
Alex Grammas, R OBP: 0.333, SLG: 0.337 (1, 6)		0-0 HBP SH5-4 1B		0-0 1B		0-0 F7				4	0	2	1	0	0	1			
Ernie Broglio, R OBP: 0.143, SLG: 0.100 (1, 1)	0-0 SH5-4		0-0 P5			0-0 F3			0-0 6-3	3	0	0	0	0	0	2			
Inning Stats	R: 3 E: 0 K: 1 S: 8	H: 3 LOB: 1 BB: 1 P: 12	R: 0 E: 0 K: 0 S: 3	H: 1 LOB: 2 BB: 1 P: 8	R: 2 E: 0 K: 0 S: 5	H: 2 LOB: 1 BB: 1 P: 9	R: 1 E: 0 K: 0 S: 5	H: 2 LOB: 1 BB: 0 P: 5	R: 0 E: 0 K: 0 S: 4	H: 1 LOB: 2 BB: 1 P: 8	R: 0 E: 0 K: 1 S: 5	H: 0 LOB: 0 BB: 0 P: 5	R: 0 E: 0 K: 1 S: 5	H: 0 LOB: 0 BB: 0 P: 5	R: 0 E: 0 K: 1 S: 5	H: 0 LOB: 0 BB: 0 P: 5	1B: 8 2B: 1 3B: 1 HR: 0	SF: 0 SAC: 1 DP: 1 HBP: 1	WP: 1 PA: 38 PB: 0 SB: 2 CS: 0
PITCHER Ed Keegan, R ERA: 18.0 Taylor Phillips, L ERA: 5.09 (6, 1)	IP: 5.0 WLS: L BF: 27 H: 9 R: 6 ER: 6 SO: 1 BB: 3 IBB: 0 HBP: 1 BLK: 0 WP: 0 HR: 0 S: 25 P: 38 ERA: 10.80 WHIP: 2.400															PITCHER Ernie Broglio, R ERA: 4.46 (1, 1)	IP: 9.0 WLS: W BF: 39 H: 5 R: 4 ER: 3 SO: 5 BB: 4 IBB: 2 HBP: 0 BLK: 0 WP: 0 HR: 0 S: 43 P: 67 ERA: 3.00 WHIP: 1.000		

Philadelphia Phillies @ St. Louis Cardinals
Sportsman's Park, St. Louis, MO
Tue Sep 15 1959, 8:05 PM EDT
Att: 5,327 - Unknown

AB 32
R 6
H 10
RBI 5
BB 4
SO 3
LOB 20



Batter	1	2	3	4	5	6	7	8	9	AB	R	H	RBI	BB	SO	LOB	TOP						
Tony Taylor, R (1,4) OBP: 0.329, SLG: 0.386	4-0 BB G6-4-3		1-3			FC5-4 1-2		1-2 1B		3	0	1	0	1	0	2	Chicago Cubs @ St. Louis Cardinals Sportsman's Park, St. Louis, MO Sat Sep 19 1959, 4:33 AM EDT Att: 8,180 - Unknown AB 31 R 1 H 6 RBI 1 BB 2 SO 4 LOB 13 						
George Altman, L (1,8) OBP: 0.311, SLG: 0.361	0-3 K			5-3		1-3		G3		4	0	0	0	0	1	4							
Irv Noren, L (1,9) OBP: 0.380, SLG: 0.465	0-0 G6-4-3 1-2			F7			4-0 14 E 14 B SF8 BB		F7	3	1	0	0	1	0	1							
14 Ernie Banks, R (1,6) OBP: 0.367, SLG: 0.583		0-3 K		F8			0-0 E7 G1-6-3 1B		1-5-3	4	0	1	0	0	1	0							
Walt Moryn, L (1,7) OBP: 0.311, SLG: 0.383 Bobby Thomson, R (9, PR) OBP: 0.309, SLG: 0.390	0-3 K			F7			0-0 SF8		1B	3	0	1	1	0	1	0							
Dale Long, L (1,3) OBP: 0.308, SLG: 0.435 Earl Averill, R (9, PH) OBP: 0.313, SLG: 0.460 Don Eaddy, R (9, PR)	0-0 F8			3-1			3-H 0-0 G1-6-3 1-2		1B	3	0	0	0	0	0	1							
Sammy Taylor, L (1,2) OBP: 0.335, SLG: 0.426 Art Schult, R (9, PH) OBP: 0.303, SLG: 0.358				F7		5-3			6-3	3	0	0	0	0	1	0							
Alvin Dark, R (1,5) OBP: 0.331, SLG: 0.371				FC6-5 2B			0-0 FC5-4 1B		E6 FC6-4	3	0	2	0	0	0	0							
Bob Anderson, R (1,1) Bill Henry, L (5,1) Jim Marshall, L (6, PH) John Buzhardt, R (6,1) Billy Williams, L (8, PH) Ben Johnson, R (8,1)				FC6-5 2-3			0-0 F3		FC6-4 1B 1-2	1	0	0	0	0	0	1							
Inning Stats	R: 0 E: 0 K: 1 S: 4	H: 0 LOB: 0 BB: 1 P: 8	R: 0 E: 0 K: 2 S: 7	H: 0 LOB: 0 BB: 0 P: 7	R: 0 E: 0 K: 0 S: 4	H: 1 LOB: 1 BB: 0 P: 4	R: 0 E: 0 K: 0 S: 3	H: 0 LOB: 0 BB: 0 P: 3	R: 0 E: 0 K: 0 S: 3	H: 0 LOB: 0 BB: 0 P: 3	R: 0 E: 0 K: 0 S: 4	H: 1 LOB: 1 BB: 0 P: 4	R: 1 E: 1 K: 0 S: 3	H: 1 LOB: 0 BB: 1 P: 7	R: 0 E: 1 K: 1 S: 7	H: 1 LOB: 2 BB: 0 P: 7		R: 0 E: 0 K: 0 S: 5	H: 2 LOB: 2 BB: 0 P: 5	1B: 5 2B: 1 3B: 0 HR: 0	SF: 1 SAC: 0 DP: 2 HBP: 0	WP: 0 PB: 0 SB: 0 CS: 0	PA: 34
PITCHER	IP WLS BF H R ER SO BB IBB HBP BLK WP HR S P ERA WHIP																						
Bob Miller, R (1,1) ERA: 3.05	8.2 W 32 5 1 0 4 2 0 0 0 0 0 0 38 46 0.00 0.808																						
Marshall Bridges, L (9,1) ERA: 4.17	0.0 1 1 0 0 0 0 0 0 0 0 0 0 0 1 1 = =																						
Lindy McDaniel, R (9,1) ERA: 3.7	0.1 S 1 0 0 0 0 0 0 0 0 0 0 0 0 1 1 0.00 0.000																						

Batter	1	2	3	4	5	6	7	8	9	AB	R	H	RBI	BB	SO	LOB	BOTTOM						
Tim McCarver, L (1,2) OBP: 0.231, SLG: 0.208 Hal Smith, R (9,2) OBP: 0.294, SLG: 0.388	0-0 4-3		G3		F5		FC5-4 PO 2B			4	0	1	0	0	0	2	Chicago Cubs @ St. Louis Cardinals Sportsman's Park, St. Louis, MO Sat Sep 19 1959, 4:33 AM EDT Att: 8,180 - Unknown AB 33 R 2 H 11 RBI 2 BB 3 SO 5 LOB 22 						
Wally Shannon, L (1,4) OBP: 0.276, SLG: 0.318	0-0 F2		4-3		K		K			4	0	0	0	0	2	3							
Joe Cunningham, L (1,3) OBP: 0.455, SLG: 0.486	0-0 1B		4-3		1-2 3-H 1B		4-0 FC5-4 BB		FC5-4	3	0	2	1	1	0	0							
Ken Boyer, R (1,5) OBP: 0.389, SLG: 0.519	0-0 6-3			2B 2B	F9		FC5-4 1-2 2-3		FC5-4	4	1	1	0	0	0	5							
Duke Carmel, L (1,8) OBP: 0.182, SLG: 0.190 (9,7)		0-3 K		CS 2-H 2B	F9		PO		E 1B	4	0	2	1	0	1	0							
Gene Oliver, R (1,7) OBP: 0.285, SLG: 0.389 Gino Cimoli, R (9,9) OBP: 0.327, SLG: 0.430				L5			3-H 1B 2B		F3	4	0	2	0	0	0	2							
Gene Green, R (1,9) OBP: 0.240, SLG: 0.314 Curt Flood, R (6, PR) OBP: 0.322, SLG: 0.438 (9,8)		0-3 2B		1-3 2-3			6-3		E4	4	0	0	0	0	1	4							
Alex Grammas, R (1,6) OBP: 0.334, SLG: 0.334		4-0 IBB			1B 1B 1B		4-0 1B 1B		F8	2	1	1	0	2	0	2							
Bob Miller, R (1,1) OBP: 0.200, SLG: 0.200 Marshall Bridges, S (9,1) OBP: 0.238, SLG: 0.400 Lindy McDaniel, R (9,1) OBP: 0.125, SLG: 0.034		0-0 1-3			1-3 1B		1-2 2-H 1B		K	4	0	2	0	0	1	4							
Inning Stats	R: 0 E: 0 K: 0 S: 4	H: 1 LOB: 1 BB: 0 P: 4	R: 0 E: 0 K: 2 S: 8	H: 1 LOB: 2 BB: 1 P: 12	R: 0 E: 0 K: 0 S: 3	H: 0 LOB: 0 BB: 0 P: 3	R: 1 E: 0 K: 0 S: 4	H: 2 LOB: 0 BB: 0 P: 4	R: 1 E: 0 K: 1 S: 8	H: 3 LOB: 2 BB: 0 P: 8	R: 0 E: 0 K: 0 S: 4	H: 2 LOB: 1 BB: 1 P: 8	R: 0 E: 0 K: 1 S: 5	H: 1 LOB: 1 BB: 1 P: 9	R: 0 E: 1 K: 1 S: 7	H: 1 LOB: 2 BB: 0 P: 7		R: 0 E: 0 K: 0 S: 5	H: 0 LOB: 0 BB: 0 P: 5	1B: 6 2B: 5 3B: 0 HR: 0	SF: 0 SAC: 0 DP: 0 HBP: 0	WP: 0 PB: 0 SB: 1 CS: 1	PA: 37
PITCHER	IP WLS BF H R ER SO BB IBB HBP BLK WP HR S P ERA WHIP																						
Bob Anderson, R (1,1) ERA: 3.89	4.0 L 18 4 1 0 0 1 0 0 0 0 0 0 6 6 0.00 1.000																						
Bill Henry, L (5,1) ERA: 2.42	1.0 4 1 0 0 1 0 0 0 0 0 0 0 6 6 0.00 1.000																						
John Buzhardt, R (6,1) ERA: 4.88	2.0 9 3 0 0 1 1 1 0 0 0 0 0 9 17 0.00 2.000																						
Ben Johnson, R (8,1) ERA: 2.16	1.0 5 1 0 0 1 0 0 0 0 0 0 0 7 7 0.00 1.000																						

Batter	1	2	3	4	5	6	7	8	9	AB	R	H	RBI	BB	SO	LOB	TOP																		
Tony Taylor, R OBP: 0.329, SLG: 0.386 (1, 4)	E5 1B		1-3				6-3		6-3	4	1	1	0	1	0	1																			
George Altman, L OBP: 0.313, SLG: 0.362 Lee Walls, R OBP: 0.339, SLG: 0.389 (7, PH) (7, 9)	G3-6 2H 1B		4-3				5-3		F3	2	0	1	1	1	0	0																			
Jim Marshall, L OBP: 0.324, SLG: 0.401 Art Schult, R OBP: 0.300, SLG: 0.355 (7, PH) (7, 3)	G3-6 1-2						F9		K	2	1	0	0	1	0	2																			
14 Ernie Banks, R OBP: 0.366, SLG: 0.581 (1, 6)	E6						F2		5-3	4	1	1	0	0	0	0																			
Walt Moryn, L OBP: 0.313, SLG: 0.391 (1, 9) (7, 7)	4-3						3-1 1B BB		P5	3	1	1	3	1	0	1																			
Billy Williams, L OBP: 0.376, SLG: 0.212 Bobby Thomson, R OBP: 0.313, SLG: 0.394 (6, PH) (6, 7) (7, 8)			F7				3-1 1B		FC6-4 1B	2	0	0	0	0	0	0																			
Earl Averill, R OBP: 0.307, SLG: 0.450 (1, 2)			5-3				3-1		FC6-4 1-2	4	0	0	0	0	0	3																			
Alvin Dark, R OBP: 0.330, SLG: 0.368 (1, 5)			F7				F9		E4 5-3	3	0	0	0	1	0	0																			
Moe Drabowsky, R OBP: 0.149, SLG: 0.133 Don Eklston, R OBP: 0.226, SLG: 0.200 Dave Hillman, R OBP: 0.226, SLG: 0.132 Art Ceccarelli, L OBP: 0.291, SLG: 0.097 Ed Donnelly, R OBP: 0.300, SLG: 0.300 (1, 1) (6, 1) (6, 1) (7, 1) (8, PH) (8, PH)			K				F7		5-3	3	0	0	0	0	2	3																			
Inning Stats	R: 1 E: 2 K: 0 S: 5	H: 2 LOB: 1 BB: 0 P: 5	R: 0 E: 0 K: 0 S: 3	H: 0 LOB: 0 BB: 0 P: 3	R: 0 E: 0 K: 1 S: 5	H: 0 LOB: 0 BB: 1 P: 5	R: 3 E: 0 K: 0 S: 5	H: 2 LOB: 1 BB: 2 P: 9	R: 0 E: 0 K: 1 S: 6	H: 1 LOB: 3 BB: 2 P: 14	R: 0 E: 0 K: 1 S: 5	H: 0 LOB: 0 BB: 0 P: 5	R: 0 E: 0 K: 0 S: 4	H: 1 LOB: 1 BB: 0 P: 4	R: 0 E: 1 K: 0 S: 4	H: 0 LOB: 1 BB: 0 P: 4	1B: 5 2B: 0 3B: 0 HR: 1	SF: 0 SAC: 0 DP: 1 HBP: 0	WP: 0 PB: 0 SB: 0 CS: 0	PA: 38															
PITCHER	IP WLS BF H R ER SO BB IBB HBP BLK WP HR S P ERA WHIP																																		
Bob Blaylock, R ERA: 4.5	(1, 1)	5.0	21	4	4	3	1	3	0	0	0	0	0	1	20	32	5.40	1.400																	
Vinegar Bend Mizell, L ERA: 4.19	(6, 1)	4.0	W	17	2	0	0	2	1	1	0	0	0	0	19	27	0.00	0.750																	

Chicago Cubs @ St. Louis Cardinals
Sportsman's Park, St. Louis, MO
Sun Sep 20 1959, 4:33 AM EDT
Att: 9,922 - Unknown

AB 33
R 4
H 6
RBI 4
BB 5
SO 3
LOB 12



Batter	1	2	3	4	5	6	7	8	9	AB	R	H	RBI	BB	SO	LOB	BOTTOM																		
Don Blasingame, L OBP: 0.360, SLG: 0.359 (1, 4)	3-1						3-1		FC6-4	5	0	1	0	0	0	2																			
Joe Cunningham, L OBP: 0.455, SLG: 0.482 (1, 9) (8, 3)	6-3						L8		P6	4	1	0	0	1	0	2																			
Bill White, L OBP: 0.344, SLG: 0.471 (1, 7)	K						BB 1B 2B		G3	5	2	2	0	0	2	2																			
Ken Boyer, R OBP: 0.389, SLG: 0.518 (1, 5)			F7				FC6-4		BB 1B BB PB HR WP	3	2	1	1	1	0	1																			
Stan Musial, L OBP: 0.365, SLG: 0.428 Gino Cimoli, R OBP: 0.327, SLG: 0.430 (1, 3) (8, 9)			L6-3 1B				F8		1-2 2-3 BB 1B BB 1-2 2-3 3-H 3-H	3	2	2	2	1	0	0																			
Curt Flood, R OBP: 0.319, SLG: 0.433 George Crowe, L OBP: 0.336, SLG: 0.604 Tim McCarver, L OBP: 0.231, SLG: 0.208 Duke Carmel, L OBP: 0.174, SLG: 0.182 (1, 8) (6, PH) (6, PR) (7, 8)			L6-3				6-3		F5	2	0	0	0	0	0	1																			
Hal Smith, R OBP: 0.298, SLG: 0.400 (1, 2)			5-3				3B 1B		1-2 2-3 3-H 3-H 1B HR	4	2	3	3	0	0	0																			
Alex Grammas, R OBP: 0.333, SLG: 0.339 (1, 6)			5-3				1-2 2-3 3-H 3-H 1B 3B		F9 F3	4	1	1	1	0	0	2																			
Bob Blaylock, R Wally Shannon, L Larry Jackson, R Vinegar Bend Mizell, R OBP: 0.297, SLG: 0.326 OBP: 0.123, SLG: 0.114 OBP: 0.211, SLG: 0.230 (1, 1) (5, PH) (5, PR) (6, 1)			K				3-H 1B		FC6-4 1B	1	0	0	0	0	1	0																			
Inning Stats	R: 0 E: 0 K: 1 S: 5	H: 0 LOB: 0 BB: 0 P: 5	R: 0 E: 0 K: 0 S: 3	H: 1 LOB: 0 BB: 0 P: 3	R: 0 E: 0 K: 1 S: 5	H: 0 LOB: 0 BB: 0 P: 5	R: 0 E: 0 K: 1 S: 6	H: 1 LOB: 1 BB: 0 P: 6	R: 2 E: 0 K: 0 S: 6	H: 3 LOB: 1 BB: 0 P: 6	R: 4 E: 0 K: 0 S: 6	H: 3 LOB: 2 BB: 2 P: 14	R: 5 E: 0 K: 0 S: 7	H: 4 LOB: 0 BB: 1 P: 11	R: 0 E: 0 K: 0 S: 4	H: 1 LOB: 1 BB: 0 P: 4	1B: 7 2B: 4 3B: 1 HR: 2	SF: 0 SAC: 0 DP: 1 HBP: 0	WP: 1 PB: 1 SB: 0 CS: 0	PA: 39															
PITCHER	IP WLS BF H R ER SO BB IBB HBP BLK WP HR S P ERA WHIP																																		
Moe Drabowsky, R ERA: 4.14	(1, 1)	5.1		6	4	4	3	1	0	0	0	0	0	0	2	6	6.75	1.312																	
Don Eklston, R ERA: 3.29	(6, 1)	0.0	L	3	2	2	2	0	1	0	0	0	0	0	2	6	∞	∞																	
Dave Hillman, R ERA: 3.56	(6, 1)	1.0		6	2	3	3	0	1	0	0	0	0	0	5	9	27.00	3.000																	
Art Ceccarelli, L ERA: 4.76	(7, 1)	0.2		4	2	2	2	0	0	0	0	0	1	2	4	4	27.00	3.000																	
Ed Donnelly, R ERA: 3.14	(8, 1)	1.0		4	1	0	0	0	0	0	0	0	0	0	4	4	0.00	1.000																	

Chicago Cubs @ St. Louis Cardinals
Sportsman's Park, St. Louis, MO
Sun Sep 20 1959, 4:33 AM EDT
Att: 9,922 - Unknown

AB 36
R 11
H 13
RBI 10
BB 3
SO 3
LOB 12



Batter	1	2	3	4	5	6	7	8	9	AB	R	H	RBI	BB	SO	LOB	TOP				
Tony Taylor, R OBP: 0.328, SLG: 0.390 (1, 4)	0-3 K	0-0 HR 1B		0-0 HR	0-3 K		0-0 5-3	0-0 F8		6	2	2	2	0	2	3					
George Altman, L OBP: 0.314, SLG: 0.376 (1, 8)	0-0 G3	0-0 HR		0-3 K	0-0 1-3		0-0 HR	0-3 K		6	2	2	4	0	2	3					
Jim Marshall, L OBP: 0.325, SLG: 0.401 Lee Walls, R OBP: 0.338, SLG: 0.388 (9, PH) (9, 9)	0-0 F8	0-0 F5		0-0 WP 14 1B BB	0-0 14 BB 1B		0-3 K		0-3 K	5	1	2	0	0	1	0					
14 Ernie Banks, R OBP: 0.372, SLG: 0.592 (1, 6)		0-0 4-3 3B		0-0 HR	0-0 BB WP FC1-2 1B		4-0 BB		0-0 BB 1B	4	3	4	1	2	0	0					
Walt Moryn, L OBP: 0.315, SLG: 0.388 Dale Long, L OBP: 0.308, SLG: 0.435 (9, 3)		0-0 4-3		4-0 1-3 BB	4-0 FC1-2 BB 1-2 2-3 IBB		0-3 K		4-0 1B BB	3	1	0	1	3	1	3					
Bobby Thomson, R OBP: 0.316, SLG: 0.394 (1, 7)		0-0 2B 1B		0-3 K	4-0 BB FC1-2 BB 1-2 2-3 3-H		0-0 6-3		0-0 E5 1B	5	1	2	2	1	1	1					
Sammy Taylor, L OBP: 0.335, SLG: 0.427 (1, 2)		0-0 1B 2B		0-0 1-3	0-0 FC1-2 BB 1-2 3-H		0-0 P6		0-0 E 1B	6	1	2	1	0	1	6					
Alvin Dark, R OBP: 0.334, SLG: 0.368 (1, 5)		0-0 1B HR 1B		4-0 IBB	4-0 FC4 BB 1-2 2-3 3-H		4-0 BB		0-0 E6 1B	3	1	1	1	3	0	4					
Glen Hobbie, R OBP: 0.139, SLG: 0.130 (1, 1)	0-3 K	0-3 K		0-0 K	0-0 FC4		0-0 L9		0-3 K	5	0	0	0	0	3	11					
Inning Stats	R: 0 E: 0 K: 1 S: 5	H: 0 LOB: 0 BB: 0 P: 5	R: 6 E: 0 K: 1 S: 11	H: 6 LOB: 0 BB: 0 P: 11	R: 1 E: 0 K: 2 S: 8	H: 1 LOB: 2 BB: 2 P: 16	R: 3 E: 0 K: 1 S: 8	H: 3 LOB: 3 BB: 3 P: 20	R: 0 E: 0 K: 2 S: 8	H: 1 LOB: 2 BB: 1 P: 12	R: 1 E: 0 K: 1 S: 6	H: 1 LOB: 1 BB: 1 P: 10	R: 0 E: 2 K: 2 S: 10	H: 3 LOB: 3 BB: 0 P: 10	R: 1 E: 0 K: 2 S: 9	H: 2 LOB: 2 BB: 1 P: 13	1B: 9 2B: 1 3B: 1 HR: 4	SF: 0 SAC: 0 DP: 0 HBP: 0	WP: 1 PB: 0 CS: 0	PA: 53	
PITCHER	IP	WLS	BF	H	R	ER	SO	BB	IBB	HBP	BLK	WP	HR	S	P	ERA	WHIP				
Tom Hughes, R ERA: 15.75 (1, 1)	1.1	L	8	4	4	4	1	0	0	0	0	0	0	10	10	27.00	3.000				
Ernie Broglio, R ERA: 4.71 (2, 1)	2.0		14	6	6	6	4	1	1	0	0	0	3	20	28	27.00	3.500				
Bob Duliba, R ERA: 2.66 (4, 1)	3.2		19	2	1	1	3	5	1	0	0	1	1	19	43	2.46	1.909				
Dean Stone, L ERA: 4.2 (8, 1)	2.0		12	3	1	1	4	1	0	0	0	0	0	19	23	4.50	2.000				

Chicago Cubs @ St. Louis Cardinals
Sportsman's Park, St. Louis, MO
Mon Sep 21 1959, 8:05 PM EDT
Att: 4,083 - Unknown

AB 44
R 12
H 15
RBI 12
BB 9
SO 12
LOB 31



Batter	1	2	3	4	5	6	7	8	9	AB	R	H	RBI	BB	SO	LOB	BOTTOM				
Don Blasingame, L OBP: 0.361, SLG: 0.358 (1, 4)	0-0 2B 1B		0-0 4-3		0-0 6-3		0-0 F7		4-0 BB	4	1	1	0	1	0	1					
Joe Cunningham, L OBP: 0.495, SLG: 0.485 (1, 9) (9, 3)	0-0 3-1 2B		4-0 BB		4-0 WP BB			0-0 2B 5-3 1B	0-0 1-3	3	1	2	1	2	0	1					
Bill White, L OBP: 0.343, SLG: 0.470 Gino Cimoli, R OBP: 0.327, SLG: 0.431 (1, 7) (2, 7)	0-0 3-1		0-0 4-3		0-0 F8			0-0 2B	1-3 2B	1	0	0	0	0	0	1					
Ken Boyer, R OBP: 0.388, SLG: 0.518 (1, 5)	0-0 E6 G4-6-3			0-0 F9 2B 2B		0-0 P4		0-0 5-3		4	1	1	1	0	0	2					
Stan Musial, L OBP: 0.363, SLG: 0.424 Duke Carmel, L OBP: 0.174, SLG: 0.182 (1, 3) (9, 9)	0-0 G4-6-3			0-0 F9		0-0 F8		4-0 BB		3	0	0	0	1	0	3					
Curt Flood, R OBP: 0.313, SLG: 0.424 (1, 8)		0-0 5-3		0-0 P3		0-0 6-3		0-0 F3		4	0	0	0	0	0	3					
Hal Smith, R OBP: 0.299, SLG: 0.403 Gene Oliver, R OBP: 0.262, SLG: 0.384 (1, 2) (5, 2)		0-3 K		0-0 2B			0-3 K	0-0 F7		2	0	1	1	0	1	0					
Alex Grammas, R OBP: 0.330, SLG: 0.335 (1, 6)		0-0 3-1		0-0 6-3			0-0 6-3		0-0 E5 G4-6-3	4	0	0	0	0	0	1					
Tom Hughes, L (2, 1) Ernie Broglio, R (4, 1) Bob Duliba, R (7, PH) Wally Shannon, L OBP: 0.300, SLG: 0.333 (8, 1) Dean Stone, L OBP: 0.333, SLG: 0.298 (9, PH)			0-3 K		0-3 K			0-0 1B	0-0 G4-6-3	0	0	0	0	0	0	0					
Inning Stats	R: 1 E: 1 K: 0 S: 5	H: 2 LOB: 1 BB: 0 P: 5	R: 0 E: 0 K: 1 S: 5	H: 0 LOB: 0 BB: 0 P: 5	R: 0 E: 0 K: 1 S: 5	H: 0 LOB: 1 BB: 1 P: 9	R: 1 E: 0 K: 0 S: 5	H: 2 LOB: 1 BB: 0 P: 5	R: 0 E: 0 K: 1 S: 3	H: 1 LOB: 0 BB: 0 P: 3	R: 0 E: 0 K: 1 S: 6	H: 1 LOB: 1 BB: 0 P: 6	R: 1 E: 0 K: 0 S: 5	H: 2 LOB: 2 BB: 1 P: 9	R: 0 E: 1 K: 0 S: 3	H: 0 LOB: 1 BB: 1 P: 7	1B: 3 2B: 4 3B: 0 HR: 0	SF: 0 SAC: 0 DP: 2 HBP: 0	WP: 1 PB: 0 CS: 0	PA: 38	
PITCHER	IP	WLS	BF	H	R	ER	SO	BB	IBB	HBP	BLK	WP	HR	S	P	ERA	WHIP				
Glen Hobbie, R ERA: 3.71 (1, 1)	9.0	W	38	7	3	3	4	4	0	0	0	1	0	42	58	3.00	1.222				

Chicago Cubs @ St. Louis Cardinals
Sportsman's Park, St. Louis, MO
Mon Sep 21 1959, 8:05 PM EDT
Att: 4,083 - Unknown

AB 34
R 3
H 7
RBI 3
BB 4
SO 4
LOB 17



Batter	1	2	3	4	5	6	7	8	9	AB	R	H	RBI	BB	SO	LOB	TOP					
Jim Gilliam, S OBP: 0.394, SLG: 0.353 (1, 5)	2-1 L6	0-0 1B			1-1 3-1		1-0 G3		3-1 F6	5	0	1	0	0	0	1						
Charlie Neal, R OBP: 0.338, SLG: 0.454 (1, 4)	0-0 1B	0-0 L8			4-1 BB			0-1 BB 4-3 2B	1-3 K	4	2	2	0	1	1	1						
Wally Moon, L OBP: 0.393, SLG: 0.489 (1, 7)	2-1 F9		0-1 G3		0-0 L6			1-0 4-3	0-0 F7	5	0	0	0	0	0	3						
Duke Snider, L OBP: 0.400, SLG: 0.543 (1, 8) (7, 9)	1-0 1B 2H		1-2 G3		0-0 3-1			4-0 BB 2B		3	1	1	1	1	0	0						
Norm Larker, L OBP: 0.332, SLG: 0.414 (1, 9) (7, 3)	1-2 HBP 1-3 1B		1-0 F8		2-2 F7			4-1 2B 1-2 2-3 BB		3	0	1	0	1	0	0						
Gil Hodges, R OBP: 0.386, SLG: 0.514 Don Demeter, R OBP: 0.294, SLG: 0.440 (1, 3) (7, 8)	1-1 1-2 HBP		0-0 6-3		1-1 5-3			1-1 1-3 2-H 3-H 2B		2	0	0	0	0	0	0						
Maury Wills, S OBP: 0.305, SLG: 0.305 (1, 6)	2-2 F8		1-3 K		2-0 6-3			1-0 1-3		4	0	0	0	0	1	5						
John Roseboro, L OBP: 0.326, SLG: 0.373 (1, 2)		1-3 K		3-2 F8		0-0 1B		4-0 1B		3	0	1	0	1	1	0						
Roger Craig, R OBP: 0.060, SLG: 0.041 (1, 1)		0-3 K		0-3 K		0-3 K		0-2 1-3		4	0	0	0	0	3	4						
Inning Stats	R: 1 E: 0 K: 0 S: 15	H: 3 LOB: 3 BB: 0 P: 24	R: 0 E: 0 K: 2 S: 8	H: 1 LOB: 1 BB: 0 P: 9	R: 0 E: 0 K: 1 S: 6	H: 0 LOB: 0 BB: 0 P: 8	R: 0 E: 0 K: 1 S: 7	H: 0 LOB: 0 BB: 0 P: 11	R: 0 E: 0 K: 1 S: 7	H: 0 LOB: 1 BB: 1 P: 12	R: 0 E: 0 K: 0 S: 7	H: 0 LOB: 0 BB: 0 P: 10	R: 0 E: 0 K: 1 S: 6	H: 1 LOB: 1 BB: 0 P: 9	R: 2 E: 0 K: 0 S: 10	H: 2 LOB: 3 BB: 3 P: 25	R: 0 E: 0 K: 1 S: 7	H: 0 LOB: 0 BB: 0 P: 11	1B: 5 2B: 2 HR: 0	SF: 0 SAC: 0 DP: 0 HBP: 1	WP: 0 PB: 0 SB: 0 CS: 0	PA: 39
PITCHER	IP	WLS	BF	H	R	ER	SO	BB	IBB	HBP	BLK	WP	HR	S	P	ERA	WHIP					
Bob Miller, R ERA: 3.12 Larry Jackson, R ERA: 3.34 (1, 1) (8, 1)	7.1	L	33	7	3	3	5	2	1	1	0	0	0	62	99	3.68	1.227					

Los Angeles Dodgers @ St. Louis Cardinals
Sportsman's Park, St. Louis, MO
Wed Sep 23 1959, 8:05 PM EDT
Att: 10,715 - Unknown


AB 34
R 3
H 7
RBI 3
BB 4
SO 6
LOB 14



Batter	1	2	3	4	5	6	7	8	9	AB	R	H	RBI	BB	SO	LOB	BOTTOM					
Don Blasingame, L OBP: 0.364, SLG: 0.363 (1, 4)	1-1 4-3		1-1 2B		1-0 FC4			1-2 G3 1B		4	0	2	0	0	0	1						
Joe Cunningham, L OBP: 0.456, SLG: 0.481 (1, 9)	0-3 K		0-0 6-3		4-0 BB BB			0-0 G3		3	0	0	0	1	1	2						
Stan Musial, L OBP: 0.364, SLG: 0.419 (1, 3)	2-0 3-1		0-0 F3		1-2 F2			4-1 BB		3	0	0	0	1	0	2						
Ken Boyer, R OBP: 0.388, SLG: 0.513 (1, 5)		1-3 K		1-2 F9		1-3 K		0-3 K		4	0	0	0	0	3	3						
Gino Cimoli, R OBP: 0.329, SLG: 0.433 (1, 7)		0-1 1B		2-2 F8		4-2 FC5-4 BB		0-0 F8		3	0	1	0	1	0	2						
Hal Smith, R OBP: 0.300, SLG: 0.407 (1, 2)		1-1 1-3 1B		0-0 5-3		0-2 FC5-4		0-0 L7		4	0	1	0	0	0	2						
Curt Flood, R OBP: 0.306, SLG: 0.427 Wally Shannon, L OBP: 0.292, SLG: 0.330 (1, 8) (9, PH)		0-1 F9		2-0 5-3		0-0 F7		1-1 F4		3	0	0	0	0	0	2						
Alex Grammas, R OBP: 0.331, SLG: 0.337 George Crowe, L OBP: 0.330, SLG: 0.592 (1, 6) (9, PH)		3-1 F8		3-1 F7		0-1 F7		1-1 F7		3	0	0	0	0	0	2						
Bob Miller, R OBP: 0.217, SLG: 0.217 Larry Jackson, R OBP: 0.123, SLG: 0.114 (1, 1) (8, 1)			2-3 K		0-0 FC4 1B		1-2 F8			3	0	1	0	0	1	0						
Inning Stats	R: 0 E: 0 K: 1 S: 6	H: 0 LOB: 0 BB: 0 P: 9	R: 0 E: 0 K: 1 S: 11	H: 2 LOB: 2 BB: 0 P: 16	R: 0 E: 0 K: 1 S: 7	H: 1 LOB: 1 BB: 0 P: 10	R: 0 E: 0 K: 0 S: 7	H: 0 LOB: 0 BB: 0 P: 10	R: 0 E: 0 K: 1 S: 5	H: 1 LOB: 1 BB: 0 P: 11	R: 0 E: 0 K: 1 S: 11	H: 0 LOB: 2 BB: 2 P: 21	R: 0 E: 0 K: 0 S: 7	H: 0 LOB: 0 BB: 0 P: 8	R: 0 E: 0 K: 1 S: 12	H: 1 LOB: 2 BB: 1 P: 17	R: 0 E: 0 K: 0 S: 5	H: 0 LOB: 0 BB: 0 P: 7	1B: 4 2B: 1 HR: 0	SF: 0 SAC: 0 DP: 0 HBP: 0	WP: 0 PB: 0 SB: 0 CS: 0	PA: 35
PITCHER	IP	WLS	BF	H	R	ER	SO	BB	IBB	HBP	BLK	WP	HR	S	P	ERA	WHIP					
Roger Craig, R ERA: 2.13 (1, 1)	9.0	W	35	5	0	0	5	3	0	0	0	0	0	71	109	0.00	0.889					

Los Angeles Dodgers @ St. Louis Cardinals
Sportsman's Park, St. Louis, MO
Wed Sep 23 1959, 8:05 PM EDT
Att: 10,715 - Unknown

AB 32
R 0
H 5
RBI 0
BB 3
SO 5
LOB 16



Batter	1	2	3	4	5	6	7	8	9	AB	R	H	RBI	BB	SO	LOB	TOP			
Jose Pagan, R OBP: 0.231, SLG: 0.216 (1, 5)										4	0	1	0	0	1	1	San Francisco Giants @ St. Louis Cardinals Sportsman's Park, St. Louis, MO Sat Sep 26 1959, 8:05 PM EDT Att: 9,860 - Unknown			
Felipe Alou, R OBP: 0.317, SLG: 0.463 (1, 9)										4	0	0	0	0	1	1				
Willie Mays, R OBP: 0.379, SLG: 0.580 (1, 8)										3	2	2	1	1	0	0				
Willie McCovey, L OBP: 0.437, SLG: 0.674 (1, 3)										4	2	2	2	0	0	2				
Orlando Cepeda, R OBP: 0.355, SLG: 0.523 (1, 7)										2	0	1	1	0	0	0				
Daryl Spencer, R OBP: 0.331, SLG: 0.368 (1, 4)										3	0	0	0	1	0	1				
Eddie Bressoud, R OBP: 0.310, SLG: 0.402 (1, 6)										4	0	0	0	0	1	4				
Bob Schmidt, R OBP: 0.292, SLG: 0.376 (1, 2)										3	0	3	0	0	0	0				
Sam Jones, R OBP: 0.157, SLG: 0.141 (1, 1)										2	0	0	0	0	0	2				
Inning Stats	R: 1 E: 1 K: 0 S: 6	H: 3 LOB: 3 BB: 1 P: 10	R: 0 E: 0 K: 0 S: 3	H: 1 LOB: 0 BB: 0 P: 3	R: 1 E: 0 K: 0 S: 4	H: 1 LOB: 1 BB: 1 P: 8	R: 0 E: 0 K: 0 S: 4	H: 1 LOB: 1 BB: 0 P: 4	R: 0 E: 0 K: 0 S: 3	H: 1 LOB: 1 BB: 0 P: 4	R: 0 E: 0 K: 0 S: 4	H: 1 LOB: 1 BB: 0 P: 4	R: 2 E: 1 K: 2 S: 9	H: 1 LOB: 0 BB: 0 P: 9	R: 0 E: 1 K: 1 S: 4	H: 0 LOB: 0 BB: 0 P: 4	1B: 5 2B: 2 3B: 0 HR: 2	SF: 0 SAC: 1 DP: 2 HBP: 1	WP: 1 PB: 0 SB: 0 CS: 1	PA: 35
PITCHER	IP WLS BF H R ER SO BB IBB HBP BLK WP HR S P ERA WHIP																			
Vinegar Bend Mizell, L ERA: 4.16 (7, 1)	6.0 L 27 8 2 2 0 2 0 0 1 0 1 1 24 33 3.00 1.667																			
Ernie Broglio, R ERA: 4.87 (7, 1)	1.2 7 1 2 0 3 0 0 0 0 0 0 1 13 13 0.00 0.600																			

Batter	1	2	3	4	5	6	7	8	9	AB	R	H	RBI	BB	SO	LOB	BOTTOM			
Don Blasingame, L OBP: 0.363, SLG: 0.362 (1, 4)										2	0	0	0	0	0	0	San Francisco Giants @ St. Louis Cardinals Sportsman's Park, St. Louis, MO Sat Sep 26 1959, 8:05 PM EDT Att: 9,860 - Unknown			
Joe Cunningham, L OBP: 0.455, SLG: 0.479 (1, 9)										2	0	0	0	1	0	1				
Stan Musial, L OBP: 0.361, SLG: 0.415 (1, 3)										3	0	0	0	0	2	1				
Ken Boyer, R OBP: 0.386, SLG: 0.511 (1, 5)										3	0	0	0	0	1	1				
Gino Cimoli, R OBP: 0.327, SLG: 0.431 (1, 7)										3	0	0	0	0	1	0				
Hal Smith, R OBP: 0.298, SLG: 0.405 (1, 2)										2	0	0	0	0	0	0				
Curt Flood, R OBP: 0.303, SLG: 0.423 (1, 8)										2	0	0	0	0	0	0				
Alex Grammas, R OBP: 0.332, SLG: 0.336 (1, 6)										1	0	0	0	1	0	0				
Vinegar Bend Mizell, R OBP: 0.208, SLG: 0.227 (1, 1)										1	0	0	0	0	0	0				
Wally Shannon, L OBP: 0.259, SLG: 0.326 (6, PH)										1	0	0	0	0	1	1				
Ernie Broglio, R OBP: 0.141, SLG: 0.098 (7, 1)										0	0	0	0	0	0	0				
Inning Stats	R: 0 E: 0 K: 0 S: 3	H: 0 LOB: 1 BB: 1 P: 7	R: 0 E: 0 K: 0 S: 3	H: 0 LOB: 0 BB: 0 P: 3	R: 0 E: 0 K: 2 S: 7	H: 0 LOB: 0 BB: 0 P: 7	R: 0 E: 0 K: 0 S: 3	H: 0 LOB: 0 BB: 0 P: 3	R: 0 E: 0 K: 1 S: 5	H: 0 LOB: 1 BB: 1 P: 9	R: 0 E: 0 K: 2 S: 7	H: 0 LOB: 0 BB: 0 P: 7	R: 0 E: 0 K: 2 S: 7	H: 0 LOB: 0 BB: 0 P: 7	R: 0 E: 0 K: 0 S: 7	H: 0 LOB: 0 BB: 0 P: 7	1B: 0 2B: 0 3B: 0 HR: 0	SF: 0 SAC: 1 DP: 0 HBP: 0	WP: 0 PB: 0 SB: 0 CS: 0	PA: 23
PITCHER	IP WLS BF H R ER SO BB IBB HBP BLK WP HR S P ERA WHIP																			
Sam Jones, R ERA: 2.83 (1, 1)	7.0 W 23 0 0 0 5 2 0 0 0 0 0 0 31 39 0.00 0.286																			

Batter	1	2	3	4	5	6	7	8	9	AB	R	H	RBI	BB	SO	LOB	TOP							
Jose Pagan, R OBP: 0.233, SLG: 0.220	FC4-6 1B		F4		F8		K			4	0	1	0	0	1	2	San Francisco Giants @ St. Louis Cardinals Sportsman's Park, St. Louis, MO Sun Sep 27 1959, 4:33 AM EDT Unknown							
Willie Kirkland, L OBP: 0.330, SLG: 0.469	FC4-6 1B		F6					F9		4	0	1	0	0	0	2								
Willie Mays, R OBP: 0.381, SLG: 0.580	G4-6-3 1B			4-3 1B BB						3	1	2	0	1	0	1								
Willie McCovey, L OBP: 0.345, SLG: 0.660 Jackie Brandt, R OBP: 0.325, SLG: 0.417	G4-6-3			4-3		K		K		4	0	0	0	0	2	4								
Orlando Cepeda, R OBP: 0.354, SLG: 0.522		K		1B		6-3		G3		4	0	1	1	0	1	1								
Daryl Spencer, R OBP: 0.332, SLG: 0.369	K			1B		F3				4	0	2	0	0	1	0								
Hobie Landrith, L Leon Wagner, L OBP: 0.359, SLG: 0.422	1-3			K				K		2	0	0	0	1	1	2								
Eddie Bressoud, R Dusty Rhodes, L OBP: 0.294, SLG: 0.234			SH5-4 2B	F6		K		G6-4-3		3	0	1	0	0	1	3								
Mike McCormick, L Stu Miller, R OBP: 0.104, SLG: 0.044			SH5-4		K					2	0	1	0	0	1	0								
										0	0	0	0	0	0	0								
Inning Stats	R: 0 E: 0 K: 0 S: 4	H: 2 LOB: 1 BB: 0 P: 4	R: 0 E: 0 K: 2 S: 7	H: 0 LOB: 0 BB: 0 P: 7	R: 0 E: 0 K: 0 S: 4	H: 1 LOB: 1 BB: 0 P: 4	R: 1 E: 0 K: 1 S: 7	H: 2 LOB: 2 BB: 1 P: 11	R: 0 E: 0 K: 1 S: 6	H: 1 LOB: 1 BB: 0 P: 6	R: 0 E: 0 K: 2 S: 5	H: 0 LOB: 0 BB: 0 P: 5	R: 0 E: 0 K: 1 S: 7	H: 1 LOB: 1 BB: 1 P: 11	R: 0 E: 0 K: 1 S: 6	H: 1 LOB: 0 BB: 0 P: 6	R: 0 E: 0 K: 1 S: 5	H: 1 LOB: 0 BB: 0 P: 5	1B: 8 2B: 2 3B: 0 HR: 0	SF: 0 SAC: 1 DP: 3 HBP: 0	WP: 0 PB: 0 SB: 0 CS: 1	PA: 35		
PITCHER	IP WLS BF H R ER SO BB IBB HBP BLK WP HR S P ERA WHIP	IP WLS BF H R ER SO BB IBB HBP BLK WP HR S P ERA WHIP																						
Larry Jackson, R ERA: 3.27	(1, 1)	8.0	W	32	8	1	1	8	2	0	0	0	0	0	0	0	0	0	0	0	46	54	1.12	1.250
Lindy McDaniel, R ERA: 3.82	(9, 1)	1.0	S	3	1	0	0	1	0	0	0	0	0	0	0	0	0	0	0	0	5	5	0.00	1.000

Batter	1	2	3	4	5	6	7	8	9	AB	R	H	RBI	BB	SO	LOB	BOTTOM			
Don Blasingame, L OBP: 0.361, SLG: 0.359	6-3		K			F5		E6 1B BB		4	0	0	0	0	1	4	San Francisco Giants @ St. Louis Cardinals Sportsman's Park, St. Louis, MO Sun Sep 27 1959, 4:33 AM EDT Unknown			
Joe Cunningham, L OBP: 0.454, SLG: 0.476	4-3				5-3	4-3		1B BB		3	0	0	1	1	0	1				
Gino Cimoli, R OBP: 0.327, SLG: 0.429	F6				3-1			1-3		4	0	1	1	0	0	0				
Ken Boyer, R OBP: 0.384, SLG: 0.508		4-3			F6			F9		3	0	0	0	0	0	0				
Gene Oliver, R Lindy McDaniel, R OBP: 0.125, SLG: 0.034		K				K		K		3	0	0	0	0	3	0				
Hal Smith, R OBP: 0.296, SLG: 0.403		P3				F3				3	0	0	0	0	0	0				
Alex Grammas, R OBP: 0.332, SLG: 0.336						F9		3-1		3	1	1	0	0	0	0				
Curt Flood, R OBP: 0.308, SLG: 0.426						1-3		SH1-3 1B		3	1	2	0	0	0	0				
Larry Jackson, R Gene Green, R OBP: 0.237, SLG: 0.310						SH1-3 1B		SH1-3		1	0	1	0	0	0	0				
										1	0	0	0	0	1	2				
Inning Stats	R: 0 E: 0 K: 0 S: 3	H: 0 LOB: 0 BB: 0 P: 3	R: 0 E: 0 K: 1 S: 5	H: 0 LOB: 0 BB: 0 P: 5	R: 0 E: 0 K: 1 S: 6	H: 1 LOB: 0 BB: 0 P: 6	R: 0 E: 0 K: 0 S: 3	H: 0 LOB: 0 BB: 0 P: 3	R: 0 E: 0 K: 1 S: 5	H: 0 LOB: 0 BB: 0 P: 5	R: 0 E: 0 K: 0 S: 4	H: 1 LOB: 1 BB: 0 P: 4	R: 0 E: 0 K: 1 S: 5	H: 0 LOB: 0 BB: 0 P: 5	R: 2 E: 1 K: 1 S: 8	H: 3 LOB: 2 BB: 1 P: 12	1B: 5 2B: 0 3B: 0 HR: 0	SF: 0 SAC: 1 DP: 0 HBP: 0	WP: 0 PB: 0 SB: 0 CS: 0	PA: 30
PITCHER	IP WLS BF H R ER SO BB IBB HBP BLK WP HR S P ERA WHIP	IP WLS BF H R ER SO BB IBB HBP BLK WP HR S P ERA WHIP																		
Mike McCormick, L ERA: 3.99	(1, 1)	7.2	L	29	4	2	0	5	1	0	0	0	0	0	0	0	0.00	0.652		
Stu Miller, R ERA: 2.54	(8, 1)	0.1		1	1	0	0	0	0	0	0	0	0	0	0	0	0.00	3.000		

