

St. Louis Cardinals - 1960

Batter	1	2	3	4	5	6	7	8	9	AB	R	H	RBI	BB	SO	LOB	TOP			
Joe Cunningham, L (1,9)	F5		F8			4-3		G3		4	0	0	0	0	0	0				
Daryl Spencer, R (1,6)	K			6-3		F6		F5		4	0	0	0	0	1	0				
Bill White, L (1,8) OBP: 0.500, SLG: 0.500	1B			1-3		1-3		1B		4	0	2	0	0	0	0				
Ken Boyer, R (1,5)	F7			F9			F3		F9	4	0	0	0	0	0	2				
Stan Musial, L (1,3)		F9				G3		F8		3	0	0	0	0	0	0				
Leon Wagner, L (1,7) OBP: 0.333, SLG: 1.333		F5				HR		4-3		3	1	1	1	0	0	0				
Hal Smith, R (1,2) Bob Nieman, R (8, PH) Wally Shannon, L (8, 4)		F7				5-3		K		2	0	0	0	0	0	0	AB 30			
Alex Grammas, R (1,4) Carl Sawatski, L (8, PH) (8, 2)			F9					F4		1	0	0	0	1	0	0	R 1			
Larry Jackson, R (1, 1) George Crowe, L (8, PH) Bob Duliba, R (8, 1)			K			4-3		F6		1	0	0	0	0	0	0	H 3			
										2	0	0	0	0	0	1	RBI 1			
										1	0	0	0	0	0	0	BB 1			
										2	0	0	0	0	1	1	SO 3			
										1	0	0	0	0	0	0	LOB 3			
										0	0	0	0	0	0	0				
Inning Stats	R: 0 E: 0 K: 1 S: 6	H: 1 LOB: 1 BB: 0 P: 6	R: 0 E: 0 K: 0 S: 3	H: 0 LOB: 0 BB: 0 P: 3	R: 0 E: 0 K: 1 S: 5	H: 0 LOB: 0 BB: 0 P: 5	R: 0 E: 0 K: 0 S: 3	H: 0 LOB: 0 BB: 0 P: 3	R: 1 E: 0 K: 0 S: 4	H: 1 LOB: 1 BB: 1 P: 8	R: 0 E: 0 K: 0 S: 3	H: 0 LOB: 0 BB: 0 P: 3	R: 0 E: 0 K: 1 S: 5	H: 0 LOB: 0 BB: 0 P: 5	R: 0 E: 0 K: 0 S: 4	H: 1 LOB: 1 BB: 0 P: 4	1B: 2 2B: 0 3B: 0 HR: 1	SF: 0 SAC: 0 DP: 0 HBP: 0	WP: 0 PB: 0 SB: 1 CS: 0	PA: 31
PITCHER Sam Jones, R (1, 1) ERA: 1.0	IP: 9.0 WLS: W BF: 31 H: 3 R: 1 ER: 1 SO: 3 BB: 1 IBB: 0 HBP: 0 BLK: 0 WP: 0 HR: 1 S: 36 P: 40 ERA: 1.00 WHIP: 0.444															PITCHER	IP: WLS: BF: H: R: ER: SO: BB: IBB: HBP: BLK: WP: HR: S: P: ERA: WHIP:			

St. Louis Cardinals @ San Francisco Giants
Candlestick Park, San Francisco, CA
Tue Apr 12 1960, 6:33 AM EST
Att: 42,269 - Unknown

AB 30
R 1
H 3
RBI 1
BB 1
SO 3
LOB 3



Batter	1	2	3	4	5	6	7	8	9	AB	R	H	RBI	BB	SO	LOB	BOTTOM
Don Blasingame, L (1,4)	E4 SH1-3 3B	5-3		F3			4-3			4	1	0	0	0	0	1	
Jim Davenport, R (1,5) OBP: 0.333, SLG: 0.333	SH1-3	K			F3		G6-4-3 1B			3	0	1	0	0	1	0	
Willie Mays, R (1,8) OBP: 0.500, SLG: 0.667	3B BB			4-3 1B	F8		G6-4-3 1-2			3	2	1	0	1	0	1	
Willie McCovey, L (1,3) OBP: 0.500, SLG: 0.667	F2			4-3	E8 2B			FC4-6 BB		3	0	1	0	1	0	3	
Orlando Cepeda, R (1,7) OBP: 0.500, SLG: 1.000	3B			PO 1B	F8			F8		4	0	2	3	0	0	2	
Willie Kirkland, L (1,9) OBP: 0.500, SLG: 0.333	S BB			F9				FC4-6 1B		3	0	1	0	1	0	2	
Eddie Bressoud, R (1,6) OBP: 0.500, SLG: 0.333	BB			PO	F4			S 1B		3	0	1	0	1	0	1	AB 30
Bob Schmidt, R (1,2)	F7			K				S 1B		4	0	0	0	0	2	6	R 3
Sam Jones, R (1, 1) OBP: 0.333, SLG: 0.333		1-3								3	0	1	0	0	0	1	H 8
										4	0	0	0	0	2	6	RBI 3
										3	0	1	0	0	0	1	BB 4
										3	0	1	0	0	0	1	SO 3
										1B: 5 2B: 2 3B: 1 HR: 0	SF: 0 SAC: 1 DP: 1 HBP: 0	WP: 0 PB: 0 SB: 3 CS: 0	PA: 36				
Inning Stats	R: 2 E: 1 K: 0 S: 5	H: 1 LOB: 3 BB: 3 P: 17	R: 0 E: 0 K: 1 S: 5	H: 0 LOB: 0 BB: 0 P: 5	R: 1 E: 0 K: 0 S: 4	H: 2 LOB: 0 BB: 0 P: 4	R: 0 E: 0 K: 1 S: 6	H: 1 LOB: 1 BB: 0 P: 6	R: 0 E: 0 K: 1 S: 3	H: 1 LOB: 0 BB: 0 P: 3	R: 0 E: 0 K: 0 S: 4	H: 1 LOB: 2 BB: 1 P: 8	1B: 5 2B: 2 3B: 1 HR: 0	SF: 0 SAC: 1 DP: 1 HBP: 0	WP: 0 PB: 0 SB: 3 CS: 0	PA: 36	
PITCHER Larry Jackson, R (1, 1) ERA: 1.29 Bob Duliba, R (8, 1) ERA:	IP: 7.0 WLS: L BF: 30 H: 7 R: 3 ER: 1 SO: 3 BB: 3 IBB: 0 HBP: 0 BLK: 0 WP: 0 HR: 0 S: 33 P: 45 ERA: 1.29 WHIP: 1.429															PITCHER	IP: WLS: BF: H: R: ER: SO: BB: IBB: HBP: BLK: WP: HR: S: P: ERA: WHIP:

St. Louis Cardinals @ San Francisco Giants
Candlestick Park, San Francisco, CA
Tue Apr 12 1960, 6:33 AM EST
Att: 42,269 - Unknown

AB 30
R 3
H 8
RBI 3
BB 4
SO 3
LOB 17



Batter	1	2	3	4	5	6	7	8	9	AB	R	H	RBI	BB	SO	LOB	TOP		
Alex Grammas, R (1,4) OBP: 0.333, SLG: 0.200	F4			F3		4-3			WP 1B	4	0	1	0	0	0	1			
Daryl Spencer, R (1,6)	F8			F7			4-3		5-3	4	0	0	0	0	0	1			
Bill White, L (1,8) OBP: 0.250, SLG: 0.250	F4			G3			K		K	4	0	0	0	0	2	1			
Ken Boyer, R (1,5)					4-3					3	0	0	0	0	1	0			
Stan Musial, L (1,3) OBP: 0.167, SLG: 0.167		F8			L3				G6-3 1B	3	0	1	0	0	0	0			
Bob Nieman, R (1,7)		F9			6-3				G6-3 1-2	3	0	0	0	0	0	1			
Leon Wagner, L (1,9) OBP: 0.333, SLG: 1.333				4-3					K HR	3	1	1	1	0	1	0			
Hal Smith, R (1,2)				6-3					F9 1-3	3	0	0	0	0	0	0			
Vinegar Bend Mizell, R (1,1) Ernie Broglio, R (3,1) Ellis Burton, S (9,PH)				F8					E4 F8	1	0	0	0	0	0	0			
Inning Stats	R: 0 E: 0 K: 0 S: 3	H: 0 LOB: 0 BB: 0 P: 3	R: 0 E: 0 K: 0 S: 3	H: 0 LOB: 0 BB: 0 P: 3	R: 0 E: 0 K: 0 S: 3	H: 0 LOB: 0 BB: 0 P: 3	R: 0 E: 0 K: 0 S: 3	H: 0 LOB: 0 BB: 0 P: 3	R: 0 E: 1 K: 1 S: 6	H: 0 LOB: 1 BB: 0 P: 6	R: 0 E: 0 K: 2 S: 7	H: 0 LOB: 0 BB: 0 P: 7	R: 1 E: 0 K: 0 S: 4	H: 2 LOB: 2 BB: 0 P: 4	R: 0 E: 0 K: 1 S: 6	H: 1 LOB: 1 BB: 0 P: 6	1B: 2 2B: 0 3B: 0 HR: 1	SF: 0 SAC: 0 DP: 1 HBP: 0	WP: 1 PA: 30
PITCHER Mike McCormick, L (1,1) ERA: 1.0	IP: 9.0 WLS: W BF: 30 H: 3 R: 1 ER: 1 SO: 4 BB: 0 IBB: 0 HBP: 0 BLK: 0 WP: 1 HR: 1 S: 38 P: 38 ERA: 1.00 WHIP: 0.333															PITCHER			

St. Louis Cardinals @ San Francisco Giants
Candlestick Park, San Francisco, CA
Wed Apr 13 1960, 6:33 AM EST
Att: 17,736 - Unknown

AB	30
R	1
H	3
RBI	1
BB	0
SO	4
LOB	4



Batter	1	2	3	4	5	6	7	8	9	AB	R	H	RBI	BB	SO	LOB	BOTTOM		
Don Blasingame, L (1,4) OBP: 0.111, SLG: 0.222	1B 2B	F8	F8		F7			5-3		5	0	1	0	0	0	5			
Jim Davenport, R (1,5) OBP: 0.500, SLG: 0.429	1B BB			F9	F7					4	1	2	1	1	0	2			
Willie Mays, R (1,8) OBP: 0.887, SLG: 0.875										5	1	4	2	0	0	1			
Willie McCovey, L (1,3) OBP: 0.222, SLG: 0.250	1-2 2-3 1B	1-2 2-H 2B		E S 1B		G4-6-3 1B				5	0	0	0	0	3	7			
Orlando Cepeda, R (1,7) OBP: 0.500, SLG: 0.875	L5			HR 2B	2-H 1B					4	1	2	1	0	0	3			
Willie Kirkland, L (1,9) OBP: 0.500, SLG: 0.857	K			HR 2B	F7					4	1	2	2	0	1	4			
Eddie Bressoud, R (1,6) OBP: 0.500, SLG: 0.714				HR						4	1	2	0	0	0	1			
Bob Schmidt, R (1,2)		1B 2B BB	SH5-4 FC3-2 2B							1	1	0	0	2	1	1			
Mike McCormick, L (1,1)		B5	FC3-2							3	0	0	0	1	0	4			
Inning Stats	R: 0 E: 0 K: 1 S: 7	H: 2 LOB: 3 BB: 1 P: 11	R: 3 E: 0 K: 1 S: 8	H: 3 LOB: 1 BB: 1 P: 12	R: 2 E: 0 K: 0 S: 6	H: 3 LOB: 1 BB: 0 P: 6	R: 1 E: 1 K: 1 S: 7	H: 2 LOB: 1 BB: 0 P: 7	R: 0 E: 0 K: 0 S: 3	H: 0 LOB: 2 BB: 2 P: 11	R: 0 E: 0 K: 1 S: 6	H: 1 LOB: 1 BB: 0 P: 6	R: 0 E: 0 K: 1 S: 6	H: 1 LOB: 1 BB: 0 P: 6	R: 0 E: 0 K: 1 S: 6	H: 1 LOB: 1 BB: 0 P: 6	1B: 7 2B: 5 3B: 0 HR: 1	SF: 0 SAC: 1 DP: 1 HBP: 0	WP: 0 PA: 40
PITCHER Vinegar Bend Mizell, L (1,1) ERA: 22.5 Ernie Broglio, R (3,1) ERA: 1.5	IP: 2.0 WLS: L BF: 16 H: 8 R: 5 ER: 5 SO: 2 BB: 2 IBB: 0 HBP: 0 BLK: 0 WP: 0 HR: 1 S: 18 P: 26 ERA: 22.50 WHIP: 5.000															PITCHER			

St. Louis Cardinals @ San Francisco Giants
Candlestick Park, San Francisco, CA
Wed Apr 13 1960, 6:33 AM EST
Att: 17,736 - Unknown

AB	35
R	6
H	13
RBI	6
BB	4
SO	5
LOB	28



Batter	1	2	3	4	5	6	7	8	9	AB	R	H	RBI	BB	SO	LOB	TOP								
Alex Grammas, R OBP: 0.300, SLG: 0.222 (1, 4)	0-2 1B		1-0 5-3		0-2 5-3			2-2 L3		4	0	1	0	0	0	0									
Daryl Spencer, R (1, 6)	1-3 K			0-2 6-3		1-0 F6		4-2 1B BB		3	0	0	0	1	1	1									
Stan Musial, L Curt Flood, R (1, 3) (9, 8)	3-2 F5			2-2 5-3		0-0 1B 2B		1-1 1B G4-6-3		4	0	2	0	0	0	1									
Ken Boyer, R OBP: 0.182, SLG: 0.400 (1, 5)	2-1 1-3			2-1 HR		4-0 1B IBB		1-0 G4-6-3 1-2		3	1	1	1	1	0	3									
Bob Nieman, R Ellis Burton, S (1, 7) (9, 9)		0-1 L4		1-1 BB 1B		1-1 1-3 2-H 1B		3-2 5-3		4	0	2	0	0	0	0									
Bill White, L OBP: 0.417, SLG: 0.364 (1, 8) (9, 3)	1-1 G6-3 1B			4-2 1-2 BB		0-1 1-3		2-2 S 1B		3	1	2	0	1	0	2									
Leon Wagner, L OBP: 0.200, SLG: 0.800 (1, 9) (9, 7)	0-1 G6-3 1-2			2-3 K			0-1 F9		1-1 P6	4	0	0	0	0	1	4									
Hal Smith, R George Crowe, L Bob Miller, R Darrell Johnson, R (1, 2) (9, PH) (9, PR) (9, 2)			1-2 F8		0-0 4-3		0-0 F4		4-1 1B 1-2 IBB	3	0	0	0	0	0	0									
Ron Kline, R Lindy McDaniel, R Carl Sawatski, L Marshall Bridges, S Bob Duliba, R (1, 1) (7, 1) (9, PH) (9, 1) (9, 1)			2-3 K		2-3 K		1-3 K		0-0 1-3 2-H 1B	3	0	0	0	0	0	3									
Inning Stats	R: 0 E: 0 K: 1 S: 11	H: 1 LOB: 1 BB: 0 P: 17	R: 0 E: 0 K: 0 S: 6	H: 1 LOB: 0 BB: 0 P: 7	R: 0 E: 0 K: 1 S: 7	H: 0 LOB: 0 BB: 0 P: 11	R: 1 E: 0 K: 1 S: 17	H: 2 LOB: 2 BB: 1 P: 28	R: 0 E: 0 K: 0 S: 9	H: 0 LOB: 0 BB: 0 P: 11	R: 0 E: 0 K: 0 S: 6	H: 2 LOB: 2 BB: 1 P: 12	R: 0 E: 0 K: 1 S: 6	H: 0 LOB: 0 BB: 0 P: 7	R: 0 E: 0 K: 0 S: 8	H: 1 LOB: 1 BB: 1 P: 16	R: 1 E: 0 K: 0 S: 10	H: 2 LOB: 2 BB: 1 P: 20	1B: 7 2B: 1 3B: 0 HR: 1	SF: 0 SAC: 0 DP: 2 HBP: 0	WP: 0 PB: 0 CS: 1 SB: 0	PA: 36			
PITCHER	IP WLS BF H R ER SO BB IBB HBP BLK WP HR S P ERA WHIP	7.1 2 30 7 1 1 5 2 1 0 0 0 1 69 107 1.23 1.227	1.2 W 6 2 1 1 0 0 1 0 0 0 0 0 11 22 5.40 1.200																						

St. Louis Cardinals @ Los Angeles Dodgers
Los Angeles Memorial Coliseum, Los Angeles, CA
Thu Apr 14 1960, 9:05 PM EST
Att: 21,364 - Unknown

AB 32
R 2
H 9
RBI 2
BB 4
SO 5
LOB 11



Batter	1	2	3	4	5	6	7	8	9	AB	R	H	RBI	BB	SO	LOB	BOTTOM								
Jim Gilliam, S OBP: 0.429, SLG: 0.111 (1, 5)	1-0 4-3		2-0 4-3			2-1 1B		1-1 F8		4	0	1	0	0	0	0									
Charlie Neal, R OBP: 0.500, SLG: 0.167 (1, 4)	4-1 BB			4-2 G4-6-3 BB		3-2 F8		4-2 CS BB		1	0	0	0	3	0	1									
Wally Moon, L OBP: 0.308, SLG: 0.385 (1, 7)	3-1 F9			2-2 L8		1-1 L7		2-3 K		4	0	0	0	0	1	4									
Duke Snider, L Chuck Essegian, R Joe Pignatano, R (1, 9) (9, PH) (9, PR)	2-2 G3			1-1 G4-6-3 1-2		1-2 HR		2-0 CS 1-2		3	1	1	1	0	0	2									
Gil Hodges, R OBP: 0.231, SLG: 0.333 (1, 3)		3-3 K			1-3 K		0-0 FC5-4 SH1-4 1B		0-2 1-H WP 3B	4	1	2	1	0	2	0									
John Roseboro, L OBP: 0.250, SLG: 0.273 (1, 2)	2-0 F9				0-0 F8		0-1 SH1-4		4-0 WP IBB IBB	2	0	0	0	1	0	0									
Tommy Davis, R OBP: 0.500, SLG: 0.333 (1, 8)	0-0 L8				3-2 E6 1B		4-0 FC5-4 BB		0-0 F8	3	0	1	0	1	0	2									
Maury Wills, S Norm Larker, L Bob Lillis, R Sandy Amoros, L (1, 6) (7, PH) (7, PR) (9, PH)			0-1 6-3		1-1 L1-3		0-0 FC5-4 FC6-4 1-2 2-3		4-0 WP IBB	2	0	0	0	0	0	1									
Johnny Podres, L Ed Roebuck, R Carl Furillo, R (1, 1) (8, 1) (9, PH)			1-2 L1-3			0-0 F4		1-1 FC6-4 1-2		3-1 WP	3	0	0	0	0	2									
Inning Stats	R: 0 E: 0 K: 0 S: 7	H: 0 LOB: 1 BB: 1 P: 17	R: 0 E: 0 K: 1 S: 7	H: 0 LOB: 0 BB: 0 P: 12	R: 0 E: 0 K: 0 S: 7	H: 0 LOB: 0 BB: 0 P: 10	R: 0 E: 0 K: 0 S: 10	H: 0 LOB: 0 BB: 1 P: 17	R: 0 E: 0 K: 0 S: 9	H: 1 LOB: 1 BB: 0 P: 14	R: 0 E: 0 K: 0 S: 9	H: 1 LOB: 1 BB: 0 P: 15	R: 1 E: 0 K: 0 S: 9	H: 2 LOB: 2 BB: 1 P: 15	R: 0 E: 0 K: 1 S: 7	H: 0 LOB: 0 BB: 1 P: 16	R: 2 E: 0 K: 0 S: 7	H: 2 LOB: 3 BB: 2 P: 19	1B: 4 2B: 0 3B: 1 HR: 1	SF: 0 SAC: 1 DP: 1 HBP: 0	WP: 1 PB: 0 SB: 0 CS: 1	PA: 37			
PITCHER	IP WLS BF H R ER SO BB IBB HBP BLK WP HR S P ERA WHIP	6.1 25 5 0 0 0 1 3 0 0 0 0 0 1 10 20 0.00 0.600	1.2 L 5 1 1 1 0 0 2 0 0 0 1 0 5 16 27.00 3.000																						

St. Louis Cardinals @ Los Angeles Dodgers
Los Angeles Memorial Coliseum, Los Angeles, CA
Thu Apr 14 1960, 9:05 PM EST
Att: 21,364 - Unknown

AB 29
R 3
H 6
RBI 2
BB 6
SO 3
LOB 16




Batter	1	2	3	4	5	6	7	8	9	AB	R	H	RBI	BB	SO	LOB	TOP			
Ellis Burton, S OBP: 0.600, SLG: 0.750										3	1	2	0	1	1	0	St. Louis Cardinals @ Los Angeles Dodgers Los Angeles Memorial Coliseum, Los Angeles, CA Sat Apr 16 1960, 9:05 PM EST Att: 40,919 - Unknown livebaseballscorecards.com			
Daryl Spencer, R OBP: 0.111, SLG: 0.111										4	0	0	0	0	0	3				
Stan Musial, L OBP: 0.214, SLG: 0.286										4	0	0	0	0	0	2				
Ken Boyer, R OBP: 0.333, SLG: 0.667										2	1	1	1	2	0	0				
Bill White, L OBP: 0.313, SLG: 0.267										4	0	0	0	0	0	3				
Leon Wagner, L OBP: 0.143, SLG: 0.571										4	0	0	0	0	2	1				
Carl Sawatski, L OBP: 0.333, SLG: 0.200										3	0	0	0	1	0	0				
Alex Grammas, R OBP: 0.250, SLG: 0.182										2	0	0	0	0	1	1				
Wally Shannon, L OBP: 0.111, SLG: 0.111									1	0	0	0	1	0	0	0				
Larry Jackson, R OBP: 0.250, SLG: 0.250									2	0	1	0	0	0	0	0				
George Crowe, L OBP: 0.111, SLG: 0.111									1	0	0	0	0	0	0	1				
Lindy McDaniel, R OBP: 0.111, SLG: 0.111									0	0	0	0	0	0	0	0				
Inning Stats	R: 1 E: 1 K: 0 S: 10	H: 1 LOB: 0 BB: 0 P: 17	R: 0 E: 0 K: 0 S: 8	H: 0 LOB: 1 BB: 1 P: 13	R: 0 E: 0 K: 1 S: 8	H: 0 LOB: 0 BB: 0 P: 14	R: 1 E: 0 K: 1 S: 11	H: 1 LOB: 2 BB: 1 P: 16	R: 0 E: 0 K: 1 S: 11	H: 0 LOB: 1 BB: 1 P: 18	R: 0 E: 0 K: 0 S: 4	H: 0 LOB: 0 BB: 1 P: 10	R: 0 E: 0 K: 0 S: 10	H: 1 LOB: 2 BB: 1 P: 19	R: 0 E: 0 K: 0 S: 8	H: 0 LOB: 0 BB: 0 P: 12	1B: 2 2B: 1 3B: 0 HR: 1	SF: 0 SAC: 0 DP: 2 HBP: 0	WP: 0 PB: 0 SB: 0 CS: 0	PA: 35
PITCHER Don Drysdale, R ERA: 1.8	IP: 9.0 WLS: W BF: 35 H: 4 R: 2 ER: 2 SO: 4	BB: 5 IBB: 0 HBP: 0 BLK: 0	WP: 0 HR: 1 S: 78 P: 136	ERA: 2.00 WHIP: 1.000	PITCHER IP: 9.0 WLS: W BF: 35 H: 4 R: 2 ER: 2 SO: 4 BB: 5 IBB: 0 HBP: 0 BLK: 0 WP: 0 HR: 1 S: 78 P: 136 ERA: 2.00 WHIP: 1.000															

Batter	1	2	3	4	5	6	7	8	9	AB	R	H	RBI	BB	SO	LOB	BOTTOM			
Jim Gilliam, S OBP: 0.444, SLG: 0.250										3	1	1	0	1	0	1	St. Louis Cardinals @ Los Angeles Dodgers Los Angeles Memorial Coliseum, Los Angeles, CA Sat Apr 16 1960, 9:05 PM EST Att: 40,919 - Unknown livebaseballscorecards.com			
Charlie Neal, R OBP: 0.500, SLG: 0.300										4	1	2	0	0	0	1				
Wally Moon, L OBP: 0.294, SLG: 0.333										2	0	0	1	1	0	1				
Duke Snider, L OBP: 0.375, SLG: 0.417										3	1	1	0	1	0	2				
Gil Hodges, R OBP: 0.235, SLG: 0.313										4	0	1	1	0	0	2				
John Roseboro, L OBP: 0.250, SLG: 0.267										4	0	1	1	0	0	1				
Tommy Davis, R OBP: 0.429, SLG: 0.333										3	0	1	0	0	0	2				
Don Demeter, R OBP: 0.111, SLG: 0.111										1	0	0	0	0	0	0				
Maury Wills, S OBP: 0.286, SLG: 0.308										4	0	1	0	0	2	1				
Don Drysdale, R OBP: 0.143, SLG: 0.429										3	0	0	0	0	1	1				
Inning Stats	R: 0 E: 1 K: 0 S: 6	H: 1 LOB: 1 BB: 0 P: 10	R: 0 E: 0 K: 1 S: 10	H: 1 LOB: 0 BB: 0 P: 15	R: 3 E: 0 K: 0 S: 16	H: 5 LOB: 2 BB: 0 P: 24	R: 0 E: 0 K: 1 S: 11	H: 0 LOB: 1 BB: 1 P: 22	R: 0 E: 0 K: 0 S: 7	H: 0 LOB: 1 BB: 1 P: 13	R: 0 E: 0 K: 0 S: 6	H: 1 LOB: 1 BB: 0 P: 8	R: 0 E: 0 K: 0 S: 10	H: 0 LOB: 1 BB: 1 P: 19	R: 0 E: 0 K: 1 S: 8	H: 0 LOB: 0 BB: 0 P: 12	1B: 7 2B: 1 3B: 0 HR: 0	SF: 1 SAC: 0 DP: 0 HBP: 0	WP: 0 PB: 0 SB: 0 CS: 0	PA: 35
PITCHER Larry Jackson, R ERA: 2.77	IP: 6.0 WLS: L BF: 28 H: 8 R: 3 ER: 3 SO: 2	BB: 2 IBB: 0 HBP: 0 BLK: 0	WP: 0 HR: 0 S: 56 P: 92	ERA: 4.50 WHIP: 1.667	PITCHER IP: 6.0 WLS: L BF: 28 H: 8 R: 3 ER: 3 SO: 2 BB: 2 IBB: 0 HBP: 0 BLK: 0 WP: 0 HR: 0 S: 56 P: 92 ERA: 4.50 WHIP: 1.667															
Lindy McDaniel, R ERA:	IP: 2.0 WLS: 7 BF: 7 H: 0 R: 0 ER: 0 SO: 1	BB: 1 IBB: 0 HBP: 0 BLK: 0	WP: 0 HR: 0 S: 18 P: 31	ERA: 0.00 WHIP: 0.500																

Batter	1	2	3	4	5	6	7	8	9	AB R H RBI BB SO LOB													
Richie Ashburn, L (1, 8) <i>OBP: 0.497, SLG: 0.444</i>	0-0 SH5-3 14 1B 1B		0-0 6-3		4-0 14 L5-4 BB BB		0-3 K		0-0 L8	4 1 1 0 1 1 2													
Tony Taylor, R (1, 4) <i>OBP: 0.269, SLG: 0.273</i>	0-0 SH5-3 1-2		0-0 5-3		4-0 1-2 BB			0-0 F8		2 0 0 0 1 0 0													
14 Ernie Banks, R (1, 6) <i>OBP: 0.379, SLG: 0.625</i>	0-0 BB 2-H 1B		0-0 HR		0-0 L5-4 1-1 2-3			0-0 F4		4 1 2 2 0 0 2													
Frank Thomas, R (1, 7) <i>OBP: 0.333, SLG: 0.391</i>	4-0 1-2 BB		0-3 K		0-0 F7			0-0 1B		3 0 1 0 1 1 1													
Dick Gernert, R (1, 3) <i>OBP: 0.125, SLG: 0.125</i>	0-3 K		0-3 K		0-0 F8			0-0 F3		4 0 0 0 0 2 3													
Lou Johnson, R (1, 9) <i>OBP: 0.100, SLG: 0.100</i>	0-0 F7		0-3 K		0-0 F2			0-3 K		4 0 0 0 0 2 2													
Don Zimmer, R (1, 5) <i>OBP: 0.308, SLG: 0.348</i>		0-3 K		0-0 1B 1B		0-0 F7		4-0 1B BB		3 0 1 0 1 1 0													
Del Rice, R (1, 2) <i>OBP: 0.333, SLG: 0.350</i>		0-0 F8		0-0 1-3 1B			0-0 F3	0-0 1-3 1B		4 0 2 0 0 0 0 0 0 0 0 0 0 0													
Sammy Drake, S (9, PR)																							
Seth Morehead, L (1, 1) <i>OBP: 0.200, SLG: 0.200</i>		0-3 K		0-3 K			0-3 K	0-3 K		2 0 0 0 0 2 2 1 0 0 0 0 1 0 0 0 0 0 0 0 0 0 0 0 0 0 0 0 1 0 0 0 0 1 2													
Art Schult, R (7, PH)																							
Moe Drabowsky, R (7, 1)																							
Earl Averill, R (9, PH)																							
Walt Moryn, L (9, PH) <i>OBP: 0.333, SLG: 1.333</i>																							
Inning Stats	R: 1 E: 0 K: 1 S: 7	H: 2 LOB: 2 BB: 1 P: 11	R: 0 E: 0 K: 2 S: 7	H: 0 LOB: 0 BB: 0 P: 7	R: 1 E: 0 K: 1 S: 6	H: 1 LOB: 0 BB: 0 P: 6	R: 0 E: 0 K: 3 S: 11	H: 2 LOB: 2 BB: 0 P: 11	R: 0 E: 0 K: 0 S: 2	H: 0 LOB: 1 BB: 2 P: 10	R: 0 E: 0 K: 0 S: 3	H: 0 LOB: 0 BB: 0 P: 3	R: 0 E: 0 K: 2 S: 7	H: 0 LOB: 0 BB: 0 P: 7	R: 0 E: 0 K: 0 S: 4	H: 1 LOB: 1 BB: 0 P: 4	R: 0 E: 0 K: 2 S: 8	H: 1 LOB: 2 BB: 1 P: 12	R: 0 E: 0 K: 2 S: 8	H: 1 LOB: 0 BB: 1 P: 12	1B: 6 2B: 1 3B: 0 HR: 1	SF: 0 SAC: 1 DP: 1 HBP: 0	WP: 0 PA: 37 PB: 0 SB: 0 CS: 0
PITCHER	IP WLS BF H R ER SO BB IBB HBP BLK WP HR S P ERA WHIP	Vinegar Bend Mizell, L (1, 1) <i>ERA: 6.1</i> Lindy McDaniel, R (9, 1) <i>ERA: 0.2</i>										IP WLS BF H R ER SO BB IBB HBP BLK WP HR S P ERA WHIP											

Chicago Cubs @ St. Louis Cardinals
Sportsman's Park, St. Louis, MO
Tue Apr 19 1960, 7:05 PM EST
Att: 25,888 - Unknown


AB 32
R 2
H 7
RBI 2
BB 4
SO 11
LOB 14



Batter	1	2	3	4	5	6	7	8	9	AB R H RBI BB SO LOB											
Joe Cunningham, L (1, 9) <i>OBP: 0.333, SLG: 0.250</i>	0-0 CS 1B		0-0 4-3		0-0 BB 2B 1B		0-0 4-3		4-0 BB	4 1 2 0 1 0 1											
Daryl Spencer, R (1, 6) <i>OBP: 0.231, SLG: 0.136</i>	4-0 1-2 BB		0-0 L4-3 1B		4-0 1-2 2B BB		0-0 5-3		0-0 F9	3 1 1 0 2 0 2											
Stan Musial, L (1, 3) <i>OBP: 0.318, SLG: 0.524</i>	0-0 F9		0-0 L4-3 1-2 1B		0-0 1-H 2-H 2B		4-0 1B BB		0-0 BB	3 0 1 2 0 0 2 0 0 0 0 1 0 0											
Curt Flood, R (6, 8)																					
Ken Boyer, R (1, 5) <i>OBP: 0.375, SLG: 0.526</i>	0-0 F4		0-0 6-3		0-0 6-3		0-0 BB		0-0 1B	4 0 1 0 0 0 1											
Bob Nieman, R (1, 7) <i>OBP: 0.267, SLG: 0.214</i>																					
Ellis Burton, S (6, 7) <i>OBP: 0.273, SLG: 0.300</i>																					
Bill White, L (1, 8) <i>OBP: 0.360, SLG: 0.435</i>																					
Alex Grammas, R (1, 4) <i>OBP: 0.400, SLG: 0.526</i>																					
Hal Smith, R (1, 2)																					
Vinegar Bend Mizell, R (1, 1) <i>OBP: 0.250, SLG: 0.500</i>																					
Lindy McDaniel, R (9, 1) <i>ERA: 0.2</i>																					
Inning Stats	R: 0 E: 0 K: 0 S: 3	H: 1 LOB: 1 BB: 1 P: 7	R: 2 E: 0 K: 0 S: 5	H: 2 LOB: 1 BB: 1 P: 9	R: 0 E: 0 K: 0 S: 3	H: 1 LOB: 0 BB: 0 P: 3	R: 0 E: 0 K: 1 S: 6	H: 1 LOB: 2 BB: 1 P: 10	R: 2 E: 0 K: 0 S: 4	H: 2 LOB: 0 BB: 1 P: 8	R: 0 E: 0 K: 1 S: 6	H: 1 LOB: 0 BB: 0 P: 6	R: 0 E: 0 K: 0 S: 4	H: 1 LOB: 2 BB: 1 P: 8	R: 1 E: 0 K: 0 S: 5	H: 2 LOB: 2 BB: 1 P: 9	R: 0 E: 0 K: 0 S: 5	H: 0 LOB: 1 BB: 1 P: 9	1B: 8 2B: 3 3B: 0 HR: 1	SF: 0 SAC: 1 DP: 1 HBP: 0	WP: 0 PA: 38 PB: 0 SB: 0 CS: 1
PITCHER	IP WLS BF H R ER SO BB IBB HBP BLK WP HR S P ERA WHIP	Seth Morehead, L (1, 1) <i>ERA: 5.54</i> Moe Drabowsky, R (7, 1) <i>ERA: 4.5</i>										IP WLS BF H R ER SO BB IBB HBP BLK WP HR S P ERA WHIP									

Chicago Cubs @ St. Louis Cardinals
Sportsman's Park, St. Louis, MO
Tue Apr 19 1960, 7:05 PM EST
Att: 25,888 - Unknown

AB 31
R 5
H 11
RBI 5
BB 6
SO 2
LOB 17



Batter	1	2	3	4	5	6	7	8	9	AB	R	H	RBI	BB	SO	LOB	TOP								
Jim Gilliam, S OBP: 0.326, SLG: 0.216 (1, 5)	E4 G4-6-3 BB		K		F9		2B		4-3	5	0	1	1	0	1	1	Los Angeles Dodgers @ St. Louis Cardinals Sportsman's Park, St. Louis, MO Sun Apr 24 1960, 4:33 AM EDT Att: 16,368 - Unknown livebaseballscorecards.com								
Charlie Neal, R OBP: 0.396, SLG: 0.273 (1, 4)	G4-6-3 BB		G4-6-3			L8	F4			3	0	0	0	1	0	2									
Wally Moon, L OBP: 0.349, SLG: 0.474 (1, 7)	G4-6-3			FC4-6 1B		BB SF7 1B	BB			3	1	2	0	1	0	2									
Duke Snider, L OBP: 0.400, SLG: 0.522 Don Demeter, R OBP: 0.214, SLG: 0.214 Chuck Essegian, R OBP: 0.222, SLG: 0.556 (1, 8) (3, 8) (7, PH) (7, 9)	K		FC4-6 1B		WP BB 1B	L8				1	0	0	0	0	1	1									
Gil Hodges, R OBP: 0.310, SLG: 0.487 (1, 3)		1-3		1B		WP BB		6-3		3	0	1	0	1	0	0									
John Roseboro, L OBP: 0.390, SLG: 0.529 (1, 2)		BB		F7		SF7		4-3		2	0	0	1	1	0	2									
Sandy Amoros, L OBP: 0.286, SLG: 0.167 (7, 8)	F8		3-1			K		F8		4	0	0	0	0	1	5									
Maury Wills, S OBP: 0.320, SLG: 0.348 (1, 6)	F6		4-3			2B		K		4	1	1	0	0	1	1									
Johnny Podres, L Norm Larker, L Stan Williams, R Tommy Davis, R (7, PH) (7, 1) (9, PH)			G4-6-3 BB		F8	1-3		F6		1	0	0	0	1	0	0									
Inning Stats	R: 0 E: 1 K: 1 S: 12	H: 0 LOB: 1 BB: 1 P: 20	R: 0 E: 0 K: 0 S: 4	H: 0 LOB: 1 BB: 1 P: 10	R: 0 E: 0 K: 1 S: 4	H: 0 LOB: 0 BB: 1 P: 9	R: 0 E: 0 K: 0 S: 8	H: 2 LOB: 2 BB: 0 P: 17	R: 0 E: 0 K: 0 S: 10	H: 0 LOB: 0 BB: 0 P: 16	R: 1 E: 0 K: 1 S: 18	H: 2 LOB: 2 BB: 1 P: 28	R: 1 E: 0 K: 0 S: 10	H: 2 LOB: 2 BB: 1 P: 21	R: 0 E: 0 K: 0 S: 4	H: 0 LOB: 0 BB: 0 P: 8		R: 0 E: 0 K: 1 S: 9	H: 0 LOB: 0 BB: 0 P: 12	1B: 4 2B: 2 3B: 0 HR: 0	SF: 1 SAC: 0 DP: 2 HBP: 0	WP: 1 PB: 0 SB: 0 CS: 0	PA: 37		
PITCHER	IP	WLS	BF	H	R	ER	SO	BB	IBB	HBP	BLK	WP	HR	S	P	ERA	WHIP								
Bob Miller, R ERA: 2.84 Ron Kline, R ERA: 5.06 Lindy McDaniel, R ERA:	(1, 1) (7, 1) (7, 1)	6.1 0.1 2.1	W 2 S	28 0 7	6 0 0	2 0 0	3 0 1	4 1 0	0 0 0	0 0 0	0 0 0	0 0 0	1 0 0	0 2 15	109 9 23	2.84 0.00 0.00	1.579 3.000 0.000								

Batter	1	2	3	4	5	6	7	8	9	AB	R	H	RBI	BB	SO	LOB	BOTTOM								
Joe Cunningham, L OBP: 0.520, SLG: 0.333 (1, 9)	F4			4-3			BB HR BB	G4-3		3	1	0	0	2	0	3	Los Angeles Dodgers @ St. Louis Cardinals Sportsman's Park, St. Louis, MO Sun Apr 24 1960, 4:33 AM EDT Att: 16,368 - Unknown livebaseballscorecards.com								
Alex Grammas, R OBP: 0.333, SLG: 0.406 (1, 4)	6-3	F7			5-3		K			4	0	0	0	0	1	3									
Bill White, L OBP: 0.462, SLG: 0.543 (6, 3)	K		K		BB		HR BB			2	1	0	0	2	2	0									
Ken Boyer, R OBP: 0.421, SLG: 0.839 (1, 5)		BB E BB 1B	4-3		F8		HR	HR		4	2	2	3	0	0	1									
Stan Musial, L OBP: 0.424, SLG: 0.630 Curt Flood, R (6, 8)		BB E BB	HR		F8		BB			2	2	1	1	1	0	1									
Daryl Spencer, R OBP: 0.325, SLG: 0.441 (1, 6)		E SF8 BB	6-3			L5	K			3	1	0	0	1	1	1									
Leon Wagner, L OBP: 0.308, SLG: 0.522 Ellis Burton, S OBP: 0.333, SLG: 0.300 (1, 7) (8, 7)		E8 SH2-3 1B		K		CS 1B		1B BB		3	0	2	2	0	1	0									
Chris Cannizzaro, R OBP: 0.375, SLG: 0.333 (1, 2)		SF8			1B		F8	K		3	0	1	1	0	1	2									
Bob Miller, R Ron Kline, R Lindy McDaniel, R (1, 1) (7, 1) (7, 1)		SH2-3		K			K	G4-3 1B		1	0	0	0	0	1	1									
Inning Stats	R: 0 E: 0 K: 1 S: 7	H: 0 LOB: 0 BB: 0 P: 10	R: 3 E: 1 K: 0 S: 15	H: 2 LOB: 3 BB: 3 P: 37	R: 1 E: 0 K: 1 S: 8	H: 1 LOB: 0 BB: 0 P: 13	R: 0 E: 0 K: 2 S: 9	H: 1 LOB: 1 BB: 0 P: 12	R: 0 E: 0 K: 0 S: 5	H: 0 LOB: 1 BB: 1 P: 12	R: 0 E: 0 K: 0 S: 5	H: 1 LOB: 0 BB: 0 P: 9	R: 3 E: 0 K: 3 S: 17	H: 1 LOB: 1 BB: 3 P: 34	R: 0 E: 0 K: 1 S: 9	H: 1 LOB: 1 BB: 1 P: 14		1B: 5 2B: 0 3B: 0 HR: 2	SF: 1 SAC: 1 DP: 1 HBP: 0	WP: 0 PB: 0 SB: 0 CS: 1	PA: 37				
PITCHER	IP	WLS	BF	H	R	ER	SO	BB	IBB	HBP	BLK	WP	HR	S	P	ERA	WHIP								
Johnny Podres, L ERA: 2.08 Stan Williams, R ERA: 6.75	(1, 1) (7, 1)	6.0 2.0	L 11	26 2	4 3	4 3	4 3	4 4	0 0	0 0	0 0	0 0	1 26	49 48	6.00 13.50	1.500 3.000									


Batter	1	2	3	4	5	6	7	8	9	AB	R	H	RBI	BB	SO	LOB	TOP			
Don Blasingame, L (1, 4) OBP: 0.293, SLG: 0.235	4-3		G4-3		4-3			F8		4	0	0	0	0	0	2	San Francisco Giants @ St. Louis Cardinals Sportsman's Park, St. Louis, MO Tue Apr 26 1960, 8:05 PM EDT Att: 11,113 - Unknown			
Jim Davenport, R (1, 5) OBP: 0.413, SLG: 0.550				K				1B		0	0	0	0	0	0	0				
Joey Amalfitano, R (1, PR) OBP: 0.333, SLG: 0.583	HBP				2B			1B		3	0	2	1	0	1	0				
Willie Mays, R (1, 8) OBP: 0.519, SLG: 0.625	F8			FC5	4-3			F8		4	0	1	0	0	0	3				
Willie McCovey, L (1, 3) OBP: 0.407, SLG: 0.585	F9			FC5				1B		3	0	2	0	1	0	1				
Orlando Cepeda, R (1, 7) OBP: 0.321, SLG: 0.549		4-3		FC5				F3		4	0	0	0	0	0	5				
Willie Kirkland, L (1, 9) OBP: 0.423, SLG: 0.578	F4			K				F8		4	0	0	0	0	1	2				
Eddie Bressoud, R (1, 6) OBP: 0.400, SLG: 0.488								4-3		3	1	0	0	1	1	0				
Bob Schmidt, R (1, 2) OBP: 0.333, SLG: 0.360					F8			F4		1	0	0	0	0	0	0				
Jim Marshall, L (5, PH) Neil Wilson, L (5, 2) Dale Long, L (9, PH) OBP: 0.800, SLG: 1.333					F9			K		1	0	0	0	0	0	0				
Sam Jones, R (1, 1) Georges Maranda, R (1, 1) Andre Rodgers, R (5, PH) Bud Byerly, R (5, 1) Jose Pagan, R (7, PH) Billy O'Dell, S (7, 1)					G4-3			F3		0	0	0	0	0	0	0				
Inning Stats	R: 0 E: 0 K: 0 S: 3	H: 0 LOB: 1 BB: 0 P: 4	R: 0 E: 0 K: 1 S: 5	H: 0 LOB: 0 BB: 0 P: 5	R: 0 E: 0 K: 0 S: 3	H: 1 LOB: 0 BB: 0 P: 3	R: 0 E: 0 K: 2 S: 8	H: 1 LOB: 2 BB: 1 P: 12	R: 2 E: 1 K: 0 S: 5	H: 2 LOB: 1 BB: 1 P: 9	R: 0 E: 0 K: 0 S: 3	H: 0 LOB: 0 BB: 0 P: 3	R: 0 E: 0 K: 0 S: 5	H: 2 LOB: 2 BB: 0 P: 5	R: 0 E: 0 K: 1 S: 5	H: 0 LOB: 0 BB: 0 P: 5	1B: 5 2B: 3 3B: 0 HR: 0	SF: 0 SAC: 0 DP: 2 HBP: 1	WP: 0 PB: 0 SB: 0 CS: 0	PA: 35
PITCHER Larry Jackson, R (1, 1) ERA: 3.71	IP: 9.0 WLS: W BF: 35 H: 7 R: 2 ER: 2 SO: 4 BB: 2 IBB: 0 HBP: 1 BLK: 0 WP: 0 HR: 0 S: 40 P: 49 ERA: 2.00 WHIP: 1.000															PITCHER				

Batter	1	2	3	4	5	6	7	8	9	AB	R	H	RBI	BB	SO	LOB	BOTTOM			
Joe Cunningham, L (1, 9) OBP: 0.486, SLG: 0.429	1B		3-1			4-3		F2		5	1	2	0	0	0	4	San Francisco Giants @ St. Louis Cardinals Sportsman's Park, St. Louis, MO Tue Apr 26 1960, 8:05 PM EDT Att: 11,113 - Unknown			
Daryl Spencer, R (1, 6) OBP: 0.397, SLG: 0.524	3B			K		FC6-4		1B		4	1	2	0	1	2	1				
Bill White, L (1, 8) OBP: 0.408, SLG: 0.523	1B				4-3			F5		5	1	1	2	0	0	4				
Ken Boyer, R (1, 5) OBP: 0.426, SLG: 0.868	K				6-3			FC6-4		3	0	0	0	1	1	3				
Stan Musial, L (1, 3) OBP: 0.450, SLG: 0.697								4-3		4	1	2	1	0	0	1				
Curt Flood, R (8, 8)	1B				6-3					0	0	0	0	0	0	0				
Carl Sawatski, L (1, 2) OBP: 0.438, SLG: 0.714	3H							F9		3	0	1	0	0	1	1				
Hal Smith, R (7, PH) ERA:	K									1	0	0	0	0	0	0				
Leon Wagner, L (1, 7) OBP: 0.324, SLG: 0.484	1B				4-3			F8		4	0	1	0	0	0	2				
Wally Shannon, L (1, 4) OBP: 0.714, SLG: 0.600	FC6-4							PB		3	0	3	1	1	0	0				
Larry Jackson, R (1, 1) OBP: 0.222, SLG: 0.125	FC6-4							SH1-4		2	0	0	0	1	1	3				
Inning Stats	R: 4 E: 0 K: 2 S: 13	H: 6 LOB: 2 BB: 0 P: 13	R: 0 E: 0 K: 1 S: 6	H: 1 LOB: 1 BB: 0 P: 6	R: 0 E: 0 K: 0 S: 4	H: 2 LOB: 3 BB: 2 P: 12	R: 0 E: 0 K: 1 S: 5	H: 0 LOB: 1 BB: 1 P: 9	R: 0 E: 0 K: 0 S: 4	H: 1 LOB: 1 BB: 0 P: 4	R: 0 E: 0 K: 0 S: 3	H: 0 LOB: 0 BB: 0 P: 3	R: 0 E: 0 K: 0 S: 4	H: 1 LOB: 2 BB: 1 P: 8	R: 0 E: 0 K: 0 S: 4	H: 1 LOB: 2 BB: 1 P: 8	1B: 9 2B: 2 3B: 1 HR: 0	SF: 0 SAC: 1 DP: 0 HBP: 0	WP: 0 PB: 1 SB: 0 CS: 0	PA: 39
PITCHER Sam Jones, R (1, 1) ERA: 3.04 Georges Maranda, R (1, 1) ERA: Bud Byerly, R (5, 1) ERA: Billy O'Dell, L (7, 1) ERA: 2.37	IP: 0.2 WLS: L BF: 15 H: 3 R: 0 ER: 0 SO: 2 BB: 2 IBB: 0 HBP: 0 BLK: 0 WP: 0 HR: 0 S: 16 P: 28 ERA: 0.00 WHIP: 1.500															PITCHER				




Batter	1	2	3	4	5	6	7	8	9	AB	R	H	RBI	BB	SO	LOB	TOP								
Tony Taylor, R (1, 4) OBP: 0.310, SLG: 0.415	F9 WP 2B		BB	4-0 BB		FC1-2 1B 1B	FC5-4 1-2		F9	4	2	2	0	1	0	1	Chicago Cubs @ St. Louis Cardinals Sportsman's Park, St. Louis, MO Sat Apr 30 1960, 8:05 PM EDT Att: 7,592 - Unknown								
Richie Ashburn, L (1, 8) OBP: 0.410, SLG: 0.300	F9 2-3		F7		FC1-2 1B 1B		BB	4-3	4	1	0	0	1	0	4										
Lou Johnson, R (1, 9) OBP: 0.240, SLG: 0.333 Walt Moryn, L (7, PH) OBP: 0.286, SLG: 0.421 Don Elston, R (7, 1)	F3 3-H			5-3	14 1B 1B		K		3	1	1	0	0	0	0										
14 Ernie Banks, R (1, 6) OBP: 0.400, SLG: 0.563	F8			2B BB	1B 1B		G5-4-3 IBB		2	0	1	2	2	0	0										
Dick Gernert, R (1, 3) OBP: 0.231, SLG: 0.308		K		G5-3 2B	1-2 1B		G5-4-3		4	0	2	1	0	1	2										
Art Schult, R (1, 7)	F6			IBB	F3			4-1	3	0	0	0	1	0	2										
Don Zimmer, R (1, 5) OBP: 0.235, SLG: 0.234	5-3			G5-3 2-3f	F8		F8		4	0	0	0	0	0	3										
Moe Thacker, R (1, 2)			F7		1B FC1-2 BB		K	F9	3	0	0	0	1	1	0										
Bob Anderson, R (1, 1) OBP: 0.364, SLG: 0.364 George Altman, L (7, 9) OBP: 0.273, SLG: 0.289			K		K		FC5-4 1B	6-3	3	0	1	0	0	2	1										
Inning Stats	R: 1 E: 0 K: 0 S: 4	H: 1 LOB: 0 BB: 0 P: 4	R: 0 E: 0 K: 1 S: 5	H: 0 LOB: 0 BB: 0 P: 5	R: 0 E: 0 K: 1 S: 5	H: 1 LOB: 1 BB: 1 P: 9	R: 0 E: 0 K: 0 S: 3	H: 1 LOB: 2 BB: 2 P: 11	R: 3 E: 0 K: 1 S: 9	H: 4 LOB: 1 BB: 1 P: 13	R: 0 E: 0 K: 1 S: 6	H: 1 LOB: 1 BB: 0 P: 6	R: 0 E: 0 K: 0 S: 4	H: 0 LOB: 0 BB: 2 P: 12	R: 0 E: 0 K: 0 S: 3	H: 0 LOB: 0 BB: 0 P: 3		R: 0 E: 0 K: 0 S: 3	H: 0 LOB: 0 BB: 0 P: 3	1B: 5 2B: 2 3B: 0 HR: 0	SF: 0 SAC: 0 DP: 2 HBP: 0	WP: 1 PB: 0 SB: 1 CS: 0	PA: 38		
PITCHER	IP	WLS	BF	H	R	ER	SO	BB	IBB	HBP	BLK	WP	HR	S	P	ERA	WHIP								
Vinegar Bend Mizell, L (1, 1) ERA: 6.23	4.2		23	6	4	4	3	3	1	0	0	1	0	25	41	7.71	1.929								
Ernie Broglio, R (5, 1) ERA: 3.95	1.1		6	1	0	0	1	1	0	0	0	0	0	7	11	0.00	1.500								
Lindy McDaniel, R (7, 1) ERA:	3.0	W	9	0	0	0	1	0	1	0	0	0	0	10	14	0.00	0.000								

AB	32
R	4
H	7
RBI	3
BB	6
SO	5
LOB	14



Batter	1	2	3	4	5	6	7	8	9	AB	R	H	RBI	BB	SO	LOB	BOTTOM								
Joe Cunningham, L (1, 9) OBP: 0.467, SLG: 0.432	G4-6-3 1B	FC6 1-2f			F7	4-3				4	0	1	0	0	0	4	Chicago Cubs @ St. Louis Cardinals Sportsman's Park, St. Louis, MO Sat Apr 30 1960, 8:05 PM EDT Att: 7,592 - Unknown								
Daryl Spencer, R (1, 6) OBP: 0.379, SLG: 0.580	G4-6-3 1-2f		F7		5-3		K		4	0	0	0	0	1	1										
Bill White, L (1, 8) OBP: 0.441, SLG: 0.642	F8		5-3		HR		1-3		4	1	1	1	0	0	0										
Ken Boyer, R (1, 5) OBP: 0.439, SLG: 0.804		FC3-6 1B	BB		BB		F8		3	0	2	0	1	0	0										
Stan Musial, L (1, 3) OBP: 0.417, SLG: 0.600 Curt Flood, R (9, 8) OBP: 0.500, SLG: 0.250		FC3-6 1B	F9		F6		K		4	1	0	0	0	1	3										
Carl Sawatski, L (1, 2) OBP: 0.450, SLG: 0.833 Hal Smith, R (9, 2) OBP: 0.143, SLG: 0.100		HBP 1B		F8		HR	F8		4	1	2	1	0	0	0										
Leon Wagner, L (1, 7) OBP: 0.319, SLG: 0.684		HBP 1B		HR		3-1	HR		4	2	3	3	0	0	0										
Wally Shannon, L (1, 4) OBP: 0.545, SLG: 0.375		FC6 HBP		4-3		4-3	K		3	0	0	0	0	1	0										
Vinegar Bend Mizell, R (1, 1) OBP: 0.111, SLG: 0.222 Ernie Broglio, R (5, 1) Lindy McDaniel, R (7, 1) OBP: 0.333, SLG: 0.333		K		6-3		BB			2	0	0	0	0	1	3										
Inning Stats	R: 0 E: 0 K: 0 S: 3	H: 1 LOB: 3 BB: 0 P: 3	R: 1 E: 0 K: 1 S: 8	H: 3 LOB: 3 BB: 0 P: 9	R: 0 E: 0 K: 0 S: 3	H: 0 LOB: 1 BB: 1 P: 7	R: 1 E: 0 K: 0 S: 4	H: 1 LOB: 0 BB: 0 P: 4	R: 1 E: 0 K: 0 S: 5	H: 2 LOB: 1 BB: 0 P: 5	R: 1 E: 0 K: 0 S: 4	H: 1 LOB: 1 BB: 1 P: 8	R: 0 E: 0 K: 1 S: 5	H: 0 LOB: 0 BB: 0 P: 5	R: 1 E: 0 K: 2 S: 8	H: 1 LOB: 0 BB: 0 P: 8		1B: 5 2B: 0 3B: 0 HR: 4	SF: 0 SAC: 0 DP: 1 HBP: 1	WP: 0 PB: 0 SB: 0 CS: 0	PA: 35				
PITCHER	IP	WLS	BF	H	R	ER	SO	BB	IBB	HBP	BLK	WP	HR	S	P	ERA	WHIP								
Bob Anderson, R (1, 1) ERA: 3.95	6.0		28	8	4	4	3	2	0	1	0	0	1	27	36	6.00	1.667								
Don Elston, R (7, 1) ERA: 4.99	2.0	L	7	1	1	1	3	0	0	0	0	0	1	13	13	4.50	0.500								

AB	32
R	5
H	9
RBI	5
BB	2
SO	4
LOB	11



Batter	1	2	3	4	5	6	7	8	9	AB	R	H	RBI	BB	SO	LOB	TOP			
Don Hoak, R OBP: 0.370, SLG: 0.298 (1.5)										5	0	2	1	0	0	2				
Dick Groat, R OBP: 0.352, SLG: 0.412 (1.6)										5	0	0	0	0	1	3				
Bob Skinner, L OBP: 0.479, SLG: 0.696 (1.7)										4	0	2	0	0	0	1				
Dick Stuart, R OBP: 0.338, SLG: 0.361 (1.3)										4	0	0	0	0	2	4				
Roberto Clemente, R OBP: 0.377, SLG: 0.600 (1.9)										4	0	0	0	0	0	3				
Smoky Burgess, L OBP: 0.475, SLG: 0.694 (1.2)										4	1	1	1	0	0	0				
Bill Virdon, L OBP: 0.391, SLG: 0.250 (1.8)										3	1	0	0	1	0	0				
Bill Mazerowski, R OBP: 0.266, SLG: 0.450 (1.4)										3	0	1	0	1	0	1				
Harvey Haddix, L OBP: 0.250, SLG: 0.333 Roy Face, R (7.1)										2	1	1	1	1	0	1				
Inning Stats	R: 0 E: 1 K: 0 S: 5	H: 1 LOB: 2 BB: 0 P: 5	R: 2 E: 0 K: 1 S: 7	H: 2 LOB: 1 BB: 1 P: 11	R: 0 E: 0 K: 1 S: 5	H: 0 LOB: 0 BB: 0 P: 5	R: 1 E: 0 K: 0 S: 4	H: 1 LOB: 1 BB: 1 P: 8	R: 0 E: 0 K: 0 S: 3	H: 0 LOB: 1 BB: 0 P: 7	R: 0 E: 0 K: 1 S: 6	H: 1 LOB: 1 BB: 0 P: 6	R: 0 E: 0 K: 0 S: 3	H: 0 LOB: 0 BB: 0 P: 3	R: 0 E: 0 K: 0 S: 4	H: 1 LOB: 1 BB: 0 P: 4	1B: 4 2B: 1 3B: 1 HR: 1	SF: 0 SAC: 1 DP: 0 HBP: 0	WP: 0 PB: 0 SB: 0 CS: 0	PA: 38
PITCHER Ron Kline, R ERA: 4.12 (1.1)	IP: 9.0 WLS: W BF: 38 H: 7 R: 3 ER: 3 SO: 3 BB: 3 IBB: 0 HBP: 0 BLK: 0 WP: 0 HR: 1 S: 41 P: 53 ERA: 3.00 WHIP: 1.111																			

Pittsburgh Pirates @ St. Louis Cardinals
Sportsman's Park, St. Louis, MO
Mon May 02 1960, 8:05 PM EDT
Att: 10,590 - Unknown

AB	34
R	3
H	7
RBI	3
BB	3
SO	3
LOB	15



Batter	1	2	3	4	5	6	7	8	9	AB	R	H	RBI	BB	SO	LOB	BOTTOM			
Joe Cunningham, L OBP: 0.407, SLG: 0.391 (1.9)										4	0	0	0	0	1	1				
Alex Grammas, R OBP: 0.280, SLG: 0.327 (1.4)										4	0	1	0	0	0	0				
Bill White, L OBP: 0.412, SLG: 0.597 (1.8)										4	1	1	0	0	1	1				
Ken Boyer, R OBP: 0.419, SLG: 0.745 (1.5)										4	0	1	1	0	0	1				
Stan Mustil, L OBP: 0.446, SLG: 0.578 Curt Flood, R (9, PR) OBP: 0.500, SLG: 0.250										3	1	1	0	1	0	1				
Daryl Spencer, R OBP: 0.438, SLG: 0.719 (1.6)										4	1	4	0	0	0	0				
Leon Wagner, L OBP: 0.392, SLG: 0.605 (1.7)										2	0	0	1	1	1	3				
Hal Smith, R OBP: 0.190, SLG: 0.091 George Crowe, L OBP: 0.250, SLG: 0.167 Bob Gibson, R (7, PR)											2	0	0	0	0	0				
Chris Cannizzaro, R OBP: 0.273, SLG: 0.222 Carl Sawatski, L OBP: 0.480, SLG: 0.762 (8, PH)										3	0	0	0	0	1	1				
Ron Kline, R (1.1)										3	0	0	0	0	1	1				
Inning Stats	R: 0 E: 0 K: 1 S: 5	H: 0 LOB: 0 BB: 0 P: 5	R: 0 E: 0 K: 1 S: 6	H: 1 LOB: 1 BB: 0 P: 6	R: 0 E: 0 K: 2 S: 7	H: 0 LOB: 0 BB: 0 P: 7	R: 1 E: 0 K: 0 S: 6	H: 3 LOB: 2 BB: 0 P: 6	R: 0 E: 0 K: 0 S: 3	H: 0 LOB: 0 BB: 0 P: 3	R: 0 E: 0 K: 0 S: 3	H: 1 LOB: 1 BB: 1 P: 9	R: 0 E: 0 K: 0 S: 3	H: 0 LOB: 0 BB: 0 P: 3	R: 0 E: 0 K: 0 S: 2	H: 2 LOB: 3 BB: 2 P: 10	1B: 6 2B: 3 3B: 0 HR: 0	SF: 1 SAC: 0 DP: 1 HBP: 0	WP: 0 PB: 0 SB: 0 CS: 0	PA: 35
PITCHER Harvey Haddix, L ERA: 5.19 Roy Face, R ERA: 2.7 (7.1)	IP: 6.1 WLS: L BF: 25 H: 6 R: 3 ER: 3 SO: 4 BB: 1 IBB: 1 HBP: 0 BLK: 0 WP: 0 HR: 0 S: 32 P: 36 ERA: 4.26 WHIP: 1.105																			

Pittsburgh Pirates @ St. Louis Cardinals
Sportsman's Park, St. Louis, MO
Mon May 02 1960, 8:05 PM EDT
Att: 10,590 - Unknown


AB	31
R	4
H	9
RBI	4
BB	3
SO	4
LOB	8



Batter	1	2	3	4	5	6	7	8	9	AB	R	H	RBI	BB	SO	LOB	TOP										
Bobby Malkmus, R (1,4) OBP: 0.364, SLG: 0.600 Harry Anderson, L (9, PH) OBP: 0.341, SLG: 0.378	0-0 4-3	0-0 3B		0-0 E9 1B			0-0 3-1		0-3 K	4	0	1	2	0	0	0	1 1										
Alvin Dark, R (1,5) OBP: 0.305, SLG: 0.247	4-0 FC6-4 1B BB	0-0 L6		0-0 1B			0-0 5-3		0-0 F9	4	1	1	0	1	0	2											
Johnny Callison, L (1,7) OBP: 0.400, SLG: 0.500	4-0 FC6-4 1-2 BB	0-0 F5		0-3 K			0-3 K			3	0	0	0	1	2	3											
Ed Bouchee, L (1,3) OBP: 0.356, SLG: 0.353 Pancho Herrera, R (8, PH) OBP: 0.307, SLG: 0.379	0-0 FC6-4 1-2 2-3 1B			0-0 1B			0-0 F5		0-3 K	3	0	1	0	0	0	2	1 0										
Tony Curry, L (1,9) OBP: 0.421, SLG: 0.412 Bobby Del Greco, R (8, PH) OBP: 0.375, SLG: 0.453	0-0 1-2 1B			0-0 1-3 1B			0-3 K		0-0 1-3	3	0	2	1	0	1	0	1 0										
Clay Dalrymple, L (1,2) OBP: 0.400, SLG: 0.700	0-0 F8			0-0 4-3			0-0 F8			4	0	1	0	0	0	4											
Ken Walters, R (1,8) OBP: 0.346, SLG: 0.417				0-0 1B FC5-2 1B			0-0 F7		0-0 F5	4	0	1	0	0	0	2											
Joe Koppe, R (1,6) OBP: 0.260, SLG: 0.200				0-0 FC5-2 3B 1B			0-0 6-3		0-3 K	4	1	1	0	0	2	0											
John Buzhardt, R (1,1) OBP: 0.250, SLG: 0.250 Ruben Gomez, R (8,1) OBP: 0.400, SLG: 0.250 Dave Philley, S (9, PH) OBP: 0.423, SLG: 0.500				0-0 FC5-2 1-2 3-H 3B			0-0 F4		0-0 5-3	3	1	0	0	0	0	2											
Inning Stats	R: 1 E: 0 K: 0 S: 4	H: 1 LOB: 2 BB: 2 P: 12	R: 2 E: 0 K: 0 S: 6	H: 3 LOB: 1 BB: 0 P: 6	R: 0 E: 0 K: 0 S: 4	H: 2 LOB: 1 BB: 0 P: 4	R: 0 E: 1 K: 2 S: 9	H: 1 LOB: 2 BB: 0 P: 9	R: 0 E: 0 K: 1 S: 5	H: 0 LOB: 0 BB: 0 P: 5	R: 0 E: 0 K: 1 S: 5	H: 0 LOB: 0 BB: 0 P: 5	R: 0 E: 0 K: 1 S: 6	H: 1 LOB: 1 BB: 0 P: 6	R: 0 E: 0 K: 2 S: 8	H: 1 LOB: 0 BB: 0 P: 8	1B: 6 2B: 2 3B: 1 HR: 0	SF: 0 SAC: 0 DP: 0 HBP: 0	WP: 0 PB: 0 SB: 0 CS: 0	PA: 38							
PITCHER	IP	WLS	BF	H	R	ER	SO	BB	IBB	HBP	BLK	WP	HR	S	P	ERA	WHIP										
Bob Gibson, R (1,1) ERA: 10.8	1.1		10	4	3	3	0	2	0	0	0	0	0	8	16	20.25	4.500										
Larry Jackson, R (2,1) ERA: 3.52	5.2		20	3	0	0	4	0	0	0	0	0	0	28	28	0.00	0.529										
Marshall Bridges, L (8,1) ERA: 0.75	1.0	W	4	1	0	0	1	0	0	0	0	0	0	6	6	0.00	1.000										
Lindy McDaniel, R (9,1) ERA:	1.0	S	4	1	0	0	2	0	0	0	0	0	0	8	8	0.00	1.000										

Philadelphia Phillies @ St. Louis Cardinals
Sportsman's Park, St. Louis, MO
Wed May 04 1960, 8:05 PM EDT
Att: 6,226 - Unknown


AB 36
R 3
H 9
RBI 3
BB 2
SO 7
LOB 16

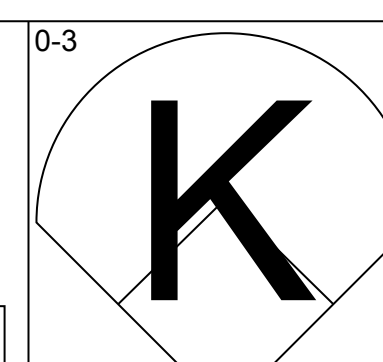
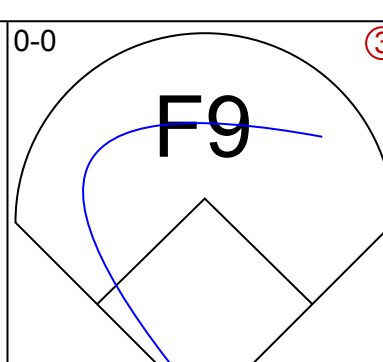
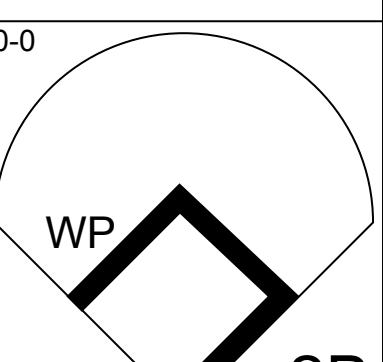
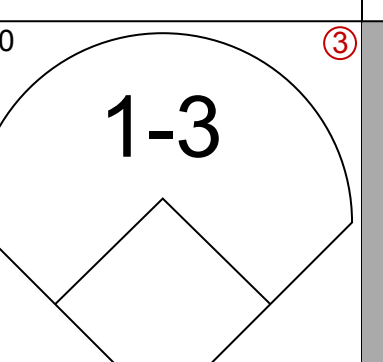
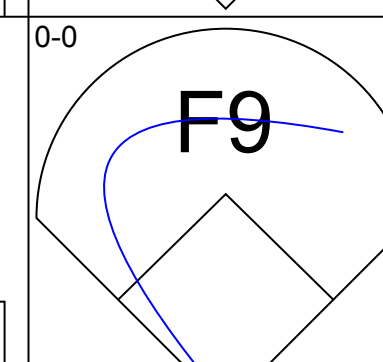
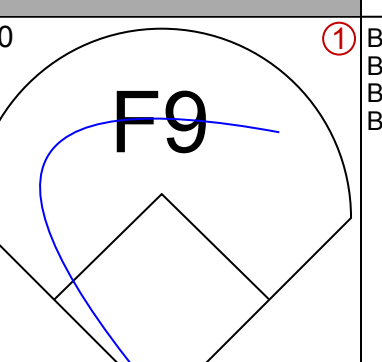
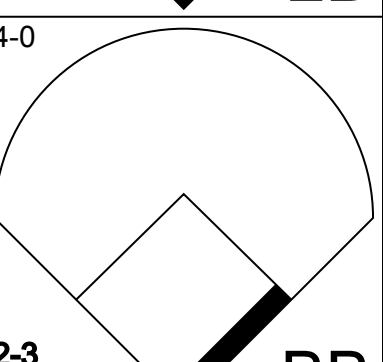
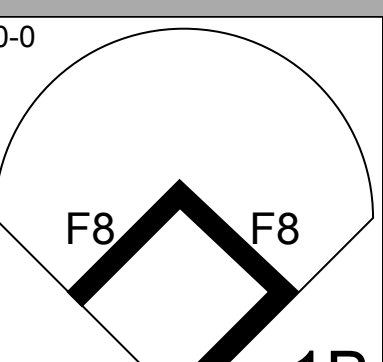
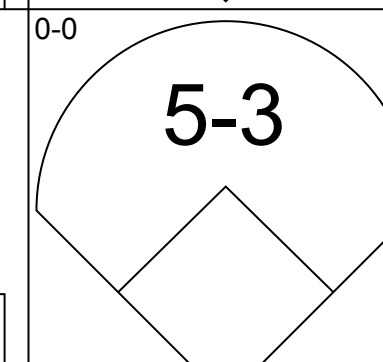
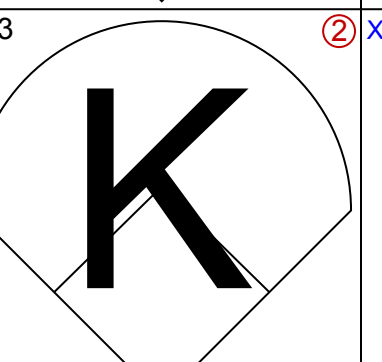
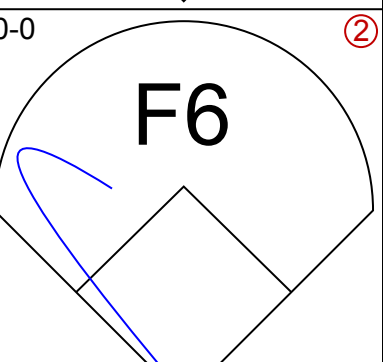
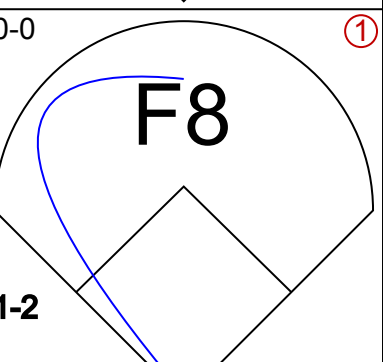
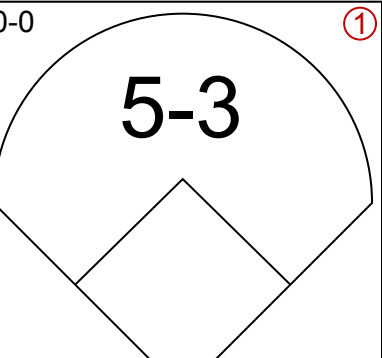
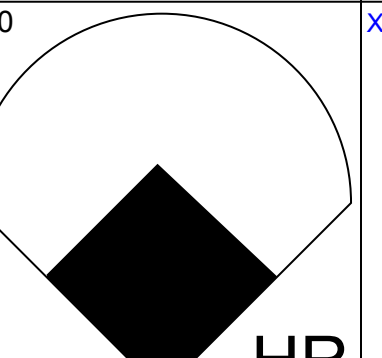
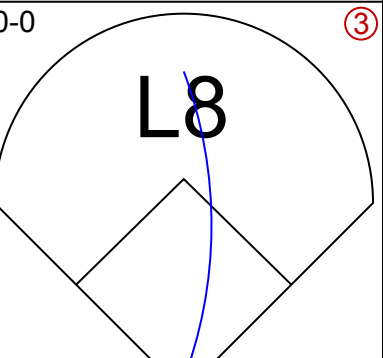
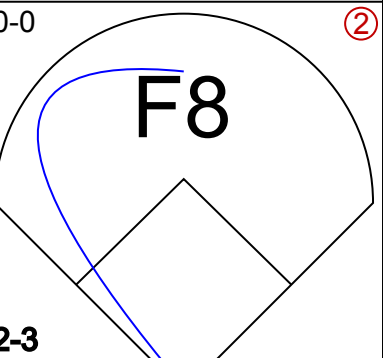
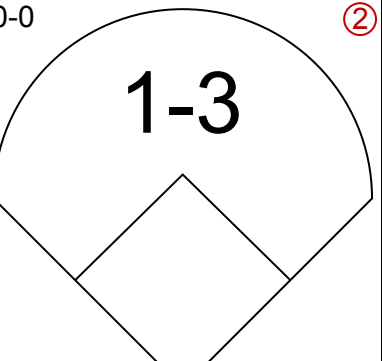
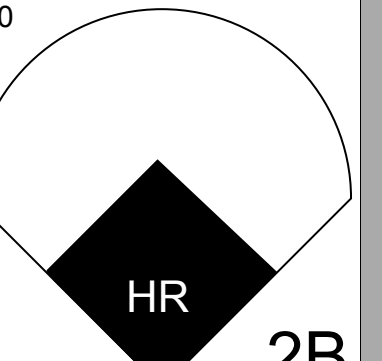
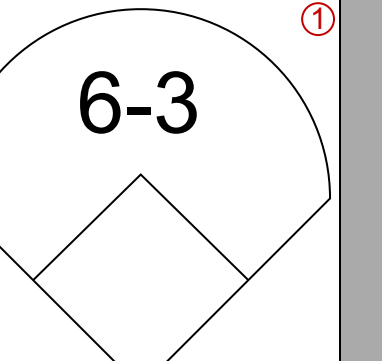
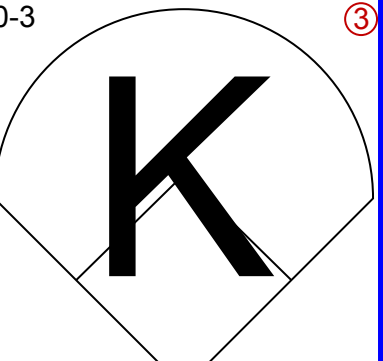

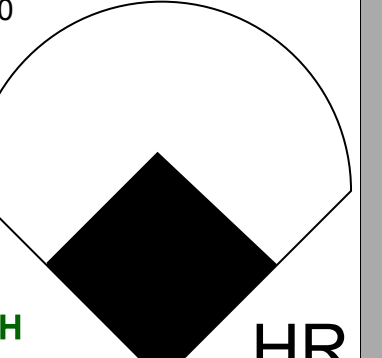
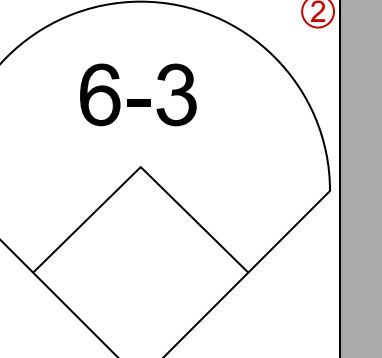
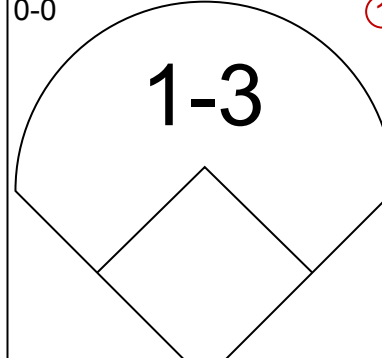
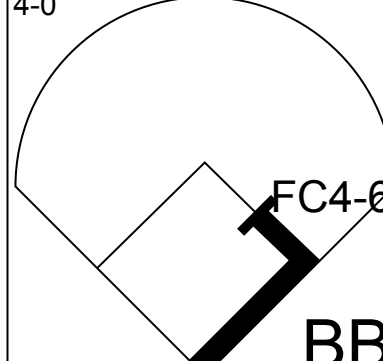
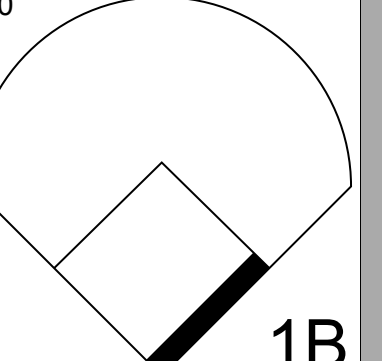
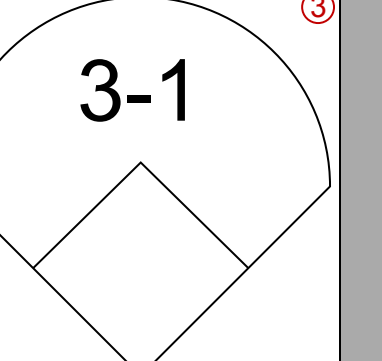
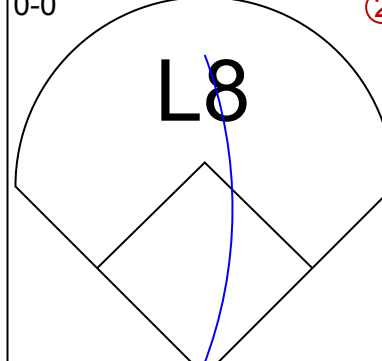
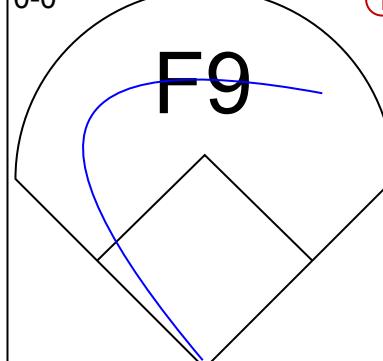
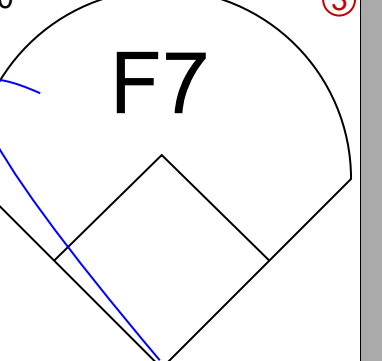
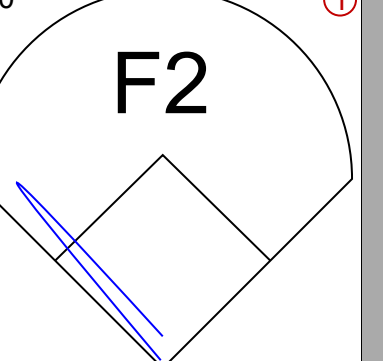
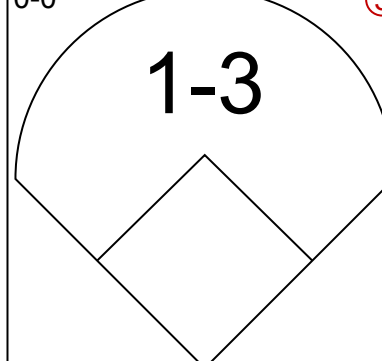
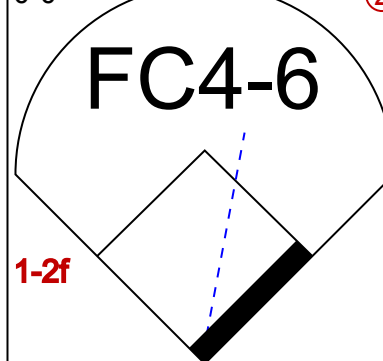
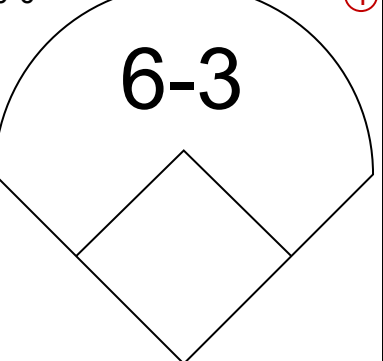
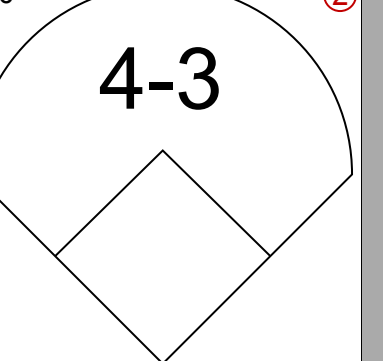


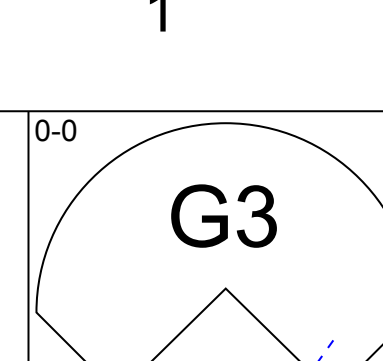
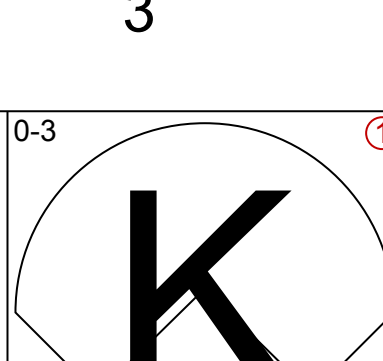
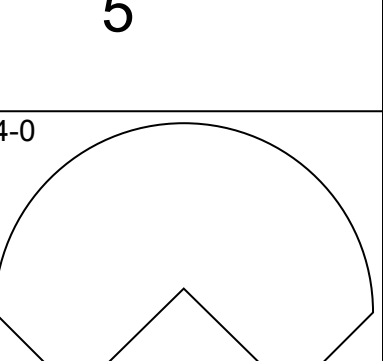
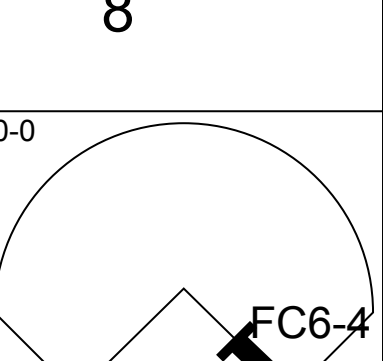
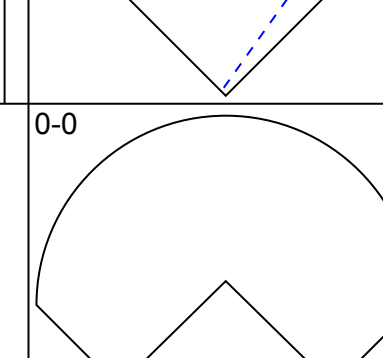
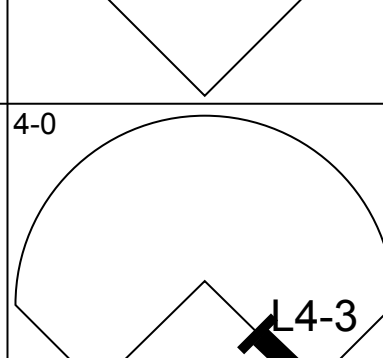
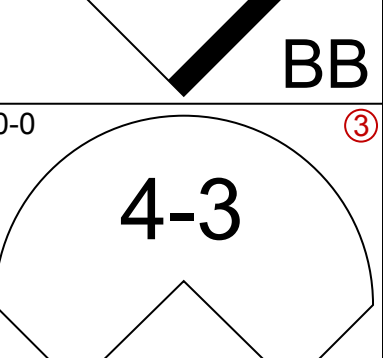
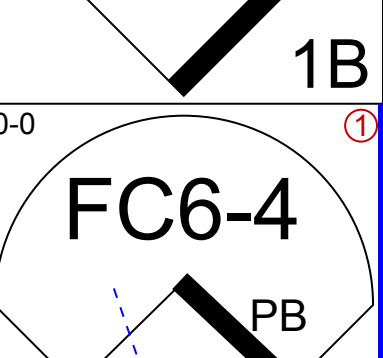
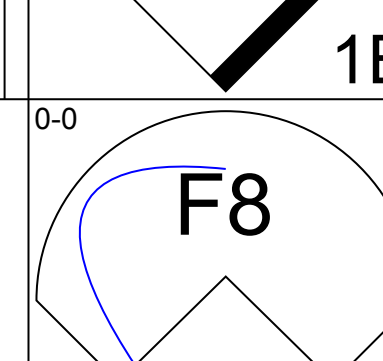
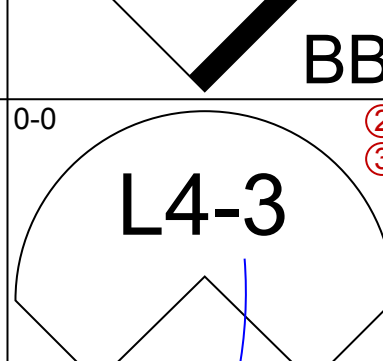
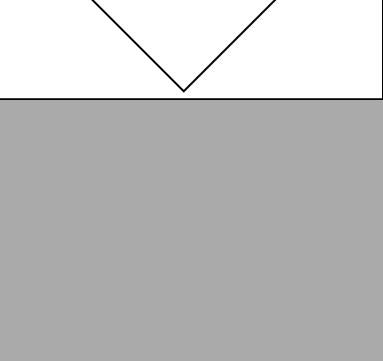
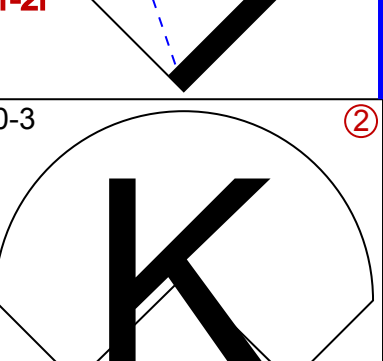
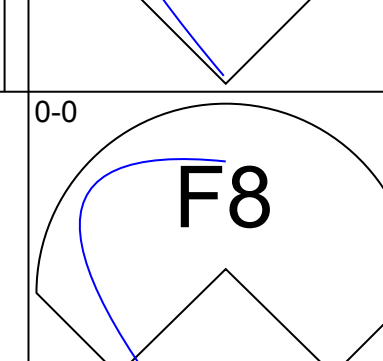
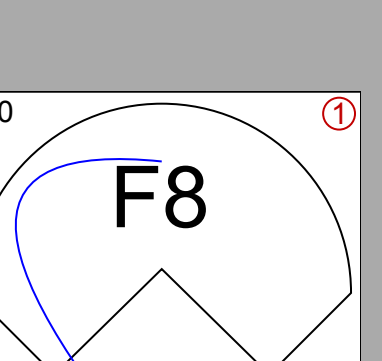
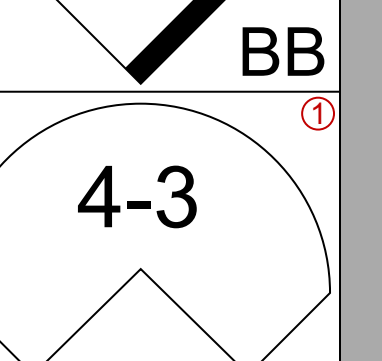
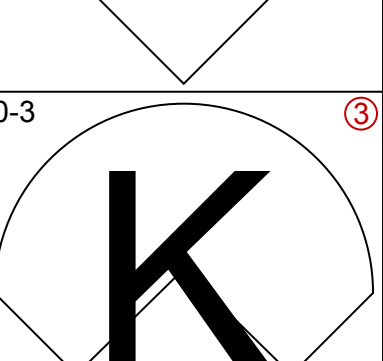
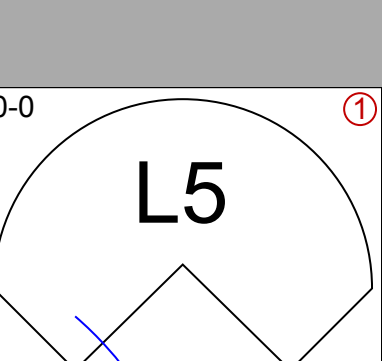
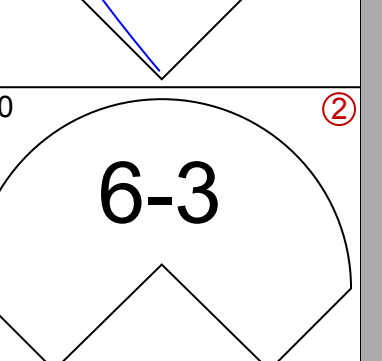
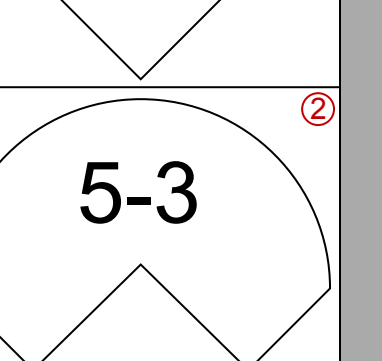
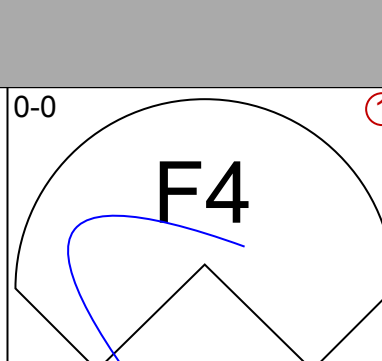
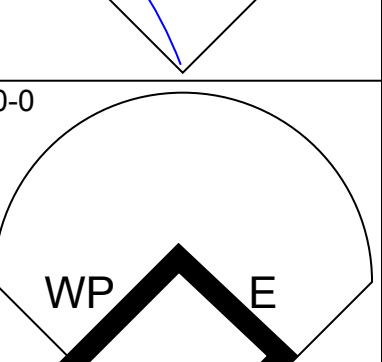
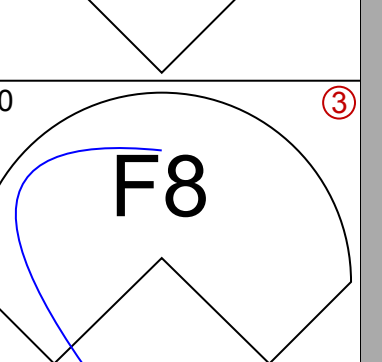
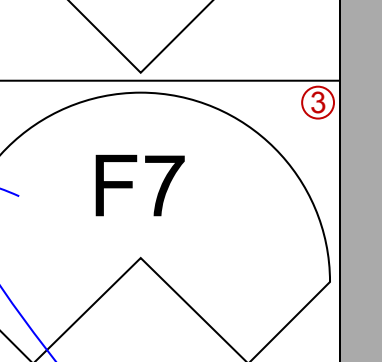
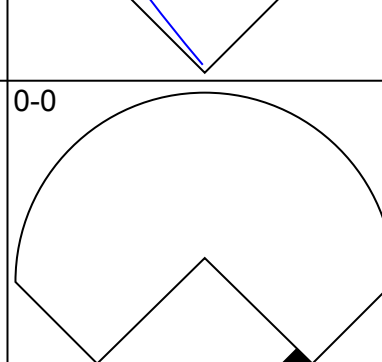
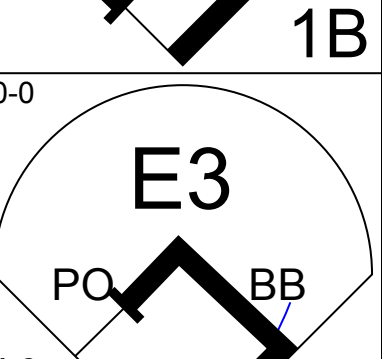
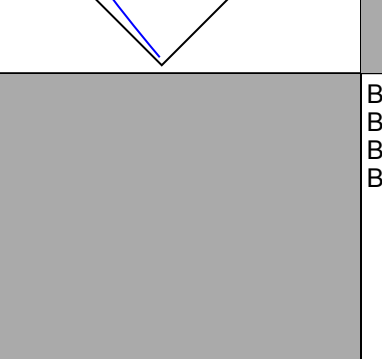
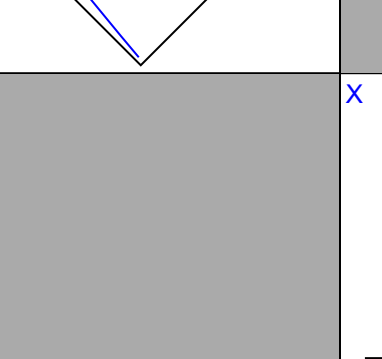
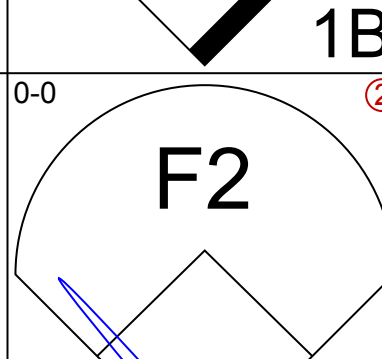
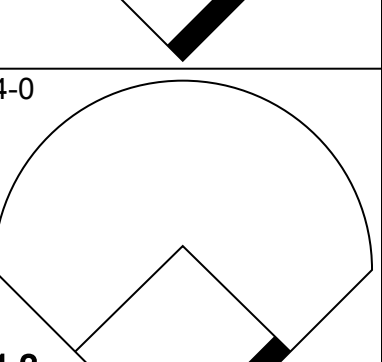


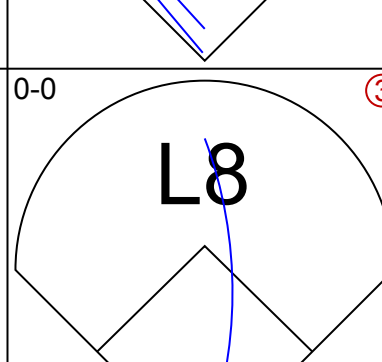
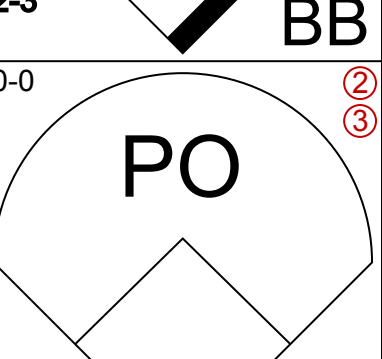


Batter	1	2	3	4	5	6	7	8	9	AB	R	H	RBI	BB	SO	LOB	BOTTOM										
Joe Cunningham, L (1,9) OBP: 0.431, SLG: 0.396	0-0 FC6-4		4-0 1B BB		4-0 E BB		0-0 SH5-4	0-0 E8 1B		2	1	1	2	2	0	0											
Alex Grammas, R (1,4) OBP: 0.364, SLG: 0.309 Marshall Bridges, S (8,1) OBP: 0.252, SLG: 0.143 Bob Nieman, R (8, PH) OBP: 0.319, SLG: 0.188 Curt Flood, R (9,8) OBP: 0.500, SLG: 0.250	0-0 FC6-4 1-2 FC4-6		0-0 4-3		0-0 F7		0-0 4-3	1-0 HBP		3	0	0	0	0	0	3											
Bill White, L (1,8) OBP: 0.397, SLG: 0.567	0-0 FC4-6 1-2 FC6-4		0-0 2-H 1B		0-0 E6 1-2		0-0 F7	0-0 4-1		5	0	1	1	0	0	6											
Ken Boyer, R (1,5) OBP: 0.394, SLG: 0.691	0-0 FC6-4 1-2		0-0 F8		0-0 F8			0-0 E6 L6		4	0	0	0	0	0	4											
Stan Musial, L (1,3) OBP: 0.417, SLG: 0.531 Hal Smith, R (9,2) OBP: 0.130, SLG: 0.091			0-0 G3		0-0 3-1		0-0 4-3	0-0 L8		4	0	0	0	0	0	3											
Daryl Spencer, R (1,6) OBP: 0.426, SLG: 0.683			0-0 5-3		1-0 1B SF9 HBP		0-0 L8	0-0 FC5-2-5 1B BB		3	2	0	0	0	1												
Leon Wagner, L (1,7) OBP: 0.318, SLG: 0.630			0-0 2B		0-0 1-3 1B		0-0 4-3	4-0 BB 1B BB		3	1	2	0	1	0												
Carl Sawatski, L (1,2) OBP: 0.448, SLG: 0.708 Lindy McDaniel, R (9,1) OBP: 0.333, SLG: 0.333			0-0 G3		0-0 SF9		0-0 F8	0-0 BB 1B 1B		3	1	1	2	0	1												
Bob Gibson, R (1,1) Larry Jackson, R (2,1) Ellis Burton, R (7, PH) Wally Shannon, L (8,4) OBP: 0.438, SLG: 0.250					0-0 3-H F4		4-0 4-3 SH5-4 BB	4-0 E 1B BB		0	0	0	0	0	0												
Inning Stats	R: 0 E: 1 K: 0 S: 4	H: 0 LOB: 1 BB: 0 P: 4	R: 0 E: 0 K: 0 S: 4	H: 1 LOB: 1 BB: 0 P: 4	R: 1 E: 0 K: 0 S: 4	H: 1 LOB: 1 BB: 1 P: 8	R: 1 E: 0 K: 0 S: 4	H: 1 LOB: 1 BB: 0 P: 5	R: 0 E: 1 K: 0 S: 4	H: 0 LOB: 2 BB: 1 P: 8	R: 0 E: 0 K: 0 S: 3	H: 0 LOB: 0 BB: 0 P: 3	R: 0 E: 0 K: 0 S: 3	H: 0 LOB: 1 BB: 1 P: 7	R: 3 E: 2 K: 0 S: 6	H: 2 LOB: 3 BB: 2 P: 15	1B: 4 2B: 1 3B: 0 HR: 0	SF: 1 SAC: 1 DP: 0 HBP: 2	WP: 0 PB: 0 SB: 0 CS: 0	PA: 39							
PITCHER	IP	WLS	BF	H	R	ER	SO	BB	IBB	HBP	BLK	WP	HR	S	P	ERA	WHIP										
John Buzhardt, R (1,1) ERA: 4.62	7.2	L	36	4	5	2	0	5	0	1	0	0	0	30	51	2.35	1.174										
Ruben Gomez, R (8,1) ERA: 3.92	0.1		3	1	0	0	0	0	0	1	0	0	0	2	3	0.00	3.000										

Philadelphia Phillies @ St. Louis Cardinals
Sportsman's Park, St. Louis, MO
Wed May 04 1960, 8:05 PM EDT
Att: 6,226 - Unknown

AB 30
R 5
H 5
RBI 5
BB 5
SO 0
LOB 20



Batter	1	2	3	4	5	6	7	8	9	AB	R	H	RBI	BB	SO	LOB	TOP			
Bobby Malkmus, R OBP: 0.333, SLG: 0.571 (1, 4)										4	0	1	0	0	1	1	Philadelphia Phillies @ St. Louis Cardinals Sportsman's Park, St. Louis, MO Thu May 05 1960, 8:05 PM EDT Att: 7,812 - Unknown			
Alvin Dark, R OBP: 0.314, SLG: 0.250 (1, 5)										3	0	1	0	1	0					
Bobby Del Greco, R OBP: 0.353, SLG: 0.421 (1, 8)										4	0	0	0	0	1	3				
Pancho Herrera, R OBP: 0.304, SLG: 0.414 (1, 3)										4	1	1	1	0	0	3				
Wally Post, R OBP: 0.300, SLG: 0.407 Bobby Gene Smith, R OBP: 0.400, SLG: 0.400 (1, 7) (8, 7)										4	1	1	0	0	1	1				
Ken Walters, R OBP: 0.333, SLG: 0.500 (1, 9)										4	1	1	2	0	0	0				
Jimmie Coker, R OBP: 0.328, SLG: 0.414 (1, 2)										3	0	1	0	1	0	0				
Joe Koppe, R OBP: 0.247, SLG: 0.188 (1, 6)										4	0	0	0	0	0	2				
Jim Owens, R (1, 1)										3	0	0	0	0	0	1				
Inning Stats	R: 0 E: 0 K: 1 S: 5	H: 0 LOB: 0 BB: 0 P: 5	R: 0 E: 0 K: 0 S: 3	H: 0 LOB: 0 BB: 0 P: 3	R: 0 E: 0 K: 0 S: 3	H: 0 LOB: 1 BB: 1 P: 7	R: 3 E: 0 K: 1 S: 9	H: 4 LOB: 1 BB: 0 P: 9	R: 0 E: 0 K: 0 S: 4	H: 1 LOB: 2 BB: 1 P: 8	R: 0 E: 0 K: 0 S: 3	H: 0 LOB: 0 BB: 0 P: 3	R: 0 E: 0 K: 1 S: 6	H: 1 LOB: 1 BB: 0 P: 6	R: 0 E: 0 K: 0 S: 3	H: 0 LOB: 0 BB: 0 P: 3		1B: 2 2B: 2 3B: 0 HR: 2	SF: 0 SAC: 0 DP: 0 HBP: 0	WP: 1 PB: 0 SB: 0 CS: 0
PITCHER	IP WLS BF H R ER SO BB IBB HBP BLK WP HR S P ERA WHIP																			
Vinegar Bend Mizell, L ERA: 5.48 Ernie Broglio, R ERA: 3.07 (1, 1) (9, 1)	8.0 L 32 6 3 3 3 2 0 0 0 0 1 2 36 44 3.38 1.000																			

Batter	1	2	3	4	5	6	7	8	9	AB	R	H	RBI	BB	SO	LOB	BOTTOM					
Joe Cunningham, L OBP: 0.419, SLG: 0.373 (1, 9)										3	0	0	0	1	0	2	Philadelphia Phillies @ St. Louis Cardinals Sportsman's Park, St. Louis, MO Thu May 05 1960, 8:05 PM EDT Att: 7,812 - Unknown					
Alex Grammas, R OBP: 0.286, SLG: 0.315 Bob Nieman, R OBP: 0.300, SLG: 0.176 Ernie Broglio, R (1, 4) (8, PH) (9, 1)										2	0	1	0	1	0	1						
Bill White, L OBP: 0.377, SLG: 0.535 (1, 8)										4	0	0	0	0	1	3						
Ken Boyer, R OBP: 0.371, SLG: 0.644 (1, 5)										4	0	0	0	0	0	2						
Stan Musial, L OBP: 0.406, SLG: 0.509 Curt Flood, R OBP: 0.500, SLG: 0.250 (1, 3) (9, PR)										4	0	1	0	0	0	1						
Daryl Spencer, R OBP: 0.432, SLG: 0.667 (1, 6)										3	1	1	0	1	0	1						
Leon Wagner, L OBP: 0.307, SLG: 0.600 (1, 7)										4	0	1	0	0	0	2						
Carl Sawatski, L OBP: 0.438, SLG: 0.654 (1, 2)										2	0	0	0	1	1	1						
Vinegar Bend Mizell, R OBP: 0.182, SLG: 0.200 Wally Shannon, L OBP: 0.471, SLG: 0.308 (1, 1) (8, PH) (9, 4)										1	0	0	0	1	1	0						
Inning Stats	R: 0 E: 0 K: 0 S: 4	H: 1 LOB: 1 BB: 0 P: 4	R: 0 E: 1 K: 0 S: 3	H: 1 LOB: 2 BB: 1 P: 7	R: 0 E: 0 K: 1 S: 4	H: 0 LOB: 0 BB: 1 P: 8	R: 0 E: 0 K: 0 S: 3	H: 0 LOB: 0 BB: 0 P: 3	R: 1 E: 0 K: 0 S: 3	H: 1 LOB: 1 BB: 2 P: 11	R: 0 E: 0 K: 0 S: 3	H: 0 LOB: 1 BB: 1 P: 7	R: 0 E: 0 K: 1 S: 5	H: 0 LOB: 0 BB: 0 P: 5	R: 0 E: 0 K: 2 S: 8	H: 1 LOB: 1 BB: 0 P: 8		R: 0 E: 0 K: 0 S: 4	H: 1 LOB: 1 BB: 0 P: 4	1B: 5 2B: 2 3B: 0 HR: 0	SF: 0 SAC: 0 DP: 3 HBP: 0	WP: 1 PB: 1 SB: 0 CS: 0
PITCHER	IP WLS BF H R ER SO BB IBB HBP BLK WP HR S P ERA WHIP																					
Jim Owens, R ERA: 5.04 (1, 1)	9.0 W 34 5 1 1 4 5 0 0 0 0 1 0 37 57 1.00 1.111																					

Batter	1	2	3	4	5	6	7	8	9	AB	R	H	RBI	BB	SO	LOB	TOP		
Joe Cunningham, L (1, 9) Dick Gray, R (9, PH)	0-0 G5-6-3 1B			0-0 4-3		0-0 4-3			0-3 K	3	0	1	0	0	0	0			
Alex Grammas, R (1, 4) OBP: 0.271, SLG: 0.298	0-0 G5-6-3 1-2			0-0 6-3			0-0 6-3			3	0	0	0	0	0	1			
Bill White, L (1, 8) OBP: 0.363, SLG: 0.514	0-0 F9			0-0 3-1			0-0 P5			3	0	0	0	0	0	0			
Ken Boyer, R (1, 5) OBP: 0.370, SLG: 0.645		0-0 F8			0-0 FC1-5 2B			0-0 G3		3	0	1	0	0	0	0			
Stan Musial, L (1, 3) OBP: 0.388, SLG: 0.482		0-3 K			0-0 F9			0-3 K		3	0	0	0	0	2	1			
Daryl Spencer, R (1, 6) OBP: 0.416, SLG: 0.636		0-0 5-3			0-0 FC1-5 2-3			0-0 6-3		3	0	0	0	0	0	1			
Leon Wagner, L (1, 7) OBP: 0.303, SLG: 0.585			0-0 G5-4-3 1B		0-0 F9			0-0 4-3		3	0	1	0	0	0	1			
Hal Smith, R (1, 2) OBP: 0.154, SLG: 0.120		0-0 G5-4-3 1-2						0-0 G5-4-3 1B		3	0	1	0	0	0	1			
Bob Miller, R (1, 1) Marshall Bridges, S (5, 1) Bob Nieman, R (9, PH) OBP: 0.286, SLG: 0.167			0-0 4-3					0-0 G5-4-3 1-2		1	0	0	0	0	0	0			
Inning Stats	R: 0 E: 0 K: 0 S: 3	H: 1 LOB: 0 BB: 0 P: 3	R: 0 E: 0 K: 1 S: 5	H: 0 LOB: 0 BB: 0 P: 5	R: 0 E: 0 K: 0 S: 3	H: 1 LOB: 0 BB: 0 P: 3	R: 0 E: 0 K: 0 S: 3	H: 0 LOB: 0 BB: 0 P: 3	R: 0 E: 0 K: 0 S: 4	H: 1 LOB: 1 BB: 0 P: 4	R: 0 E: 0 K: 0 S: 3	H: 0 LOB: 0 BB: 0 P: 3	R: 0 E: 0 K: 1 S: 5	H: 0 LOB: 0 BB: 0 P: 5	R: 0 E: 0 K: 1 S: 5	H: 0 LOB: 0 BB: 0 P: 5	1B: 3 2B: 1 3B: 0 HR: 0	SF: 0 SAC: 0 DP: 3 HBP: 0	WP: 0 PA: 28 ERA: 0.00 WHIP: 0.444
PITCHER Jim O'Toole, L (1, 1) ERA: 2.48	IP: 9.0 WLS: W BF: 28 H: 4 R: 0 ER: 0 SO: 3 BB: 0 IBB: 0 HBP: 0 BLK: 0 WP: 0 HR: 0 S: 34 P: 34																		

St. Louis Cardinals @ Cincinnati Reds
Crosley Field, Cincinnati, OH
Fri May 06 1960, 7:05 PM EDT
Att: 9,702 - Unknown

AB 28
R 0
H 4
RBI 0
BB 0
SO 3
LOB 6



Batter	1	2	3	4	5	6	7	8	9	AB	R	H	RBI	BB	SO	LOB	BOTTOM		
Eddie Kasko, R (1, 5) OBP: 0.395, SLG: 0.458	0-0 FC3-6 1B		4-0 1B S BB		0-0 4-1 2B	0-0 F9				3	0	2	0	1	0	2			
Vada Pinson, L (1, 8) OBP: 0.340, SLG: 0.373	0-0 FC3-6 1-2 1B		0-0 S 1B		0-0 F8		4-0 FC2-6 BB			3	0	1	0	1	0	2			
Gus Bell, L (1, 7) OBP: 0.304, SLG: 0.345	0-0 G5-4-3 1-2 1B		4-0 S 1B		0-0 4-1 2-3		0-0 FC2-6 FC6-4 1-2			3	0	1	0	1	0	2			
Frank Robinson, R (1, 3) OBP: 0.379, SLG: 0.606	0-0 G5-4-3 1-2		0-0 4-3		0-0 F3		0-3 K			4	0	0	0	0	1	7			
Tony Gonzalez, L (1, 9) Lee Walls, R (6, PH) OBP: 0.417, SLG: 0.436		0-0 1-3		0-0 4-3		0-3 K		0-0 FC6-4 1-2		2	0	0	0	0	0	0			
Ed Bailey, L (1, 2) OBP: 0.400, SLG: 0.492		0-3 K		0-0 1B		4-0 1-3 1B BB		0-0 4-3		3	1	1	0	1	1	0			
Roy McMillan, R (1, 6) OBP: 0.326, SLG: 0.494		0-3 K		0-0 L8		0-0 1-3		0-0 F7		4	0	0	0	0	1	2			
Billy Martin, R (1, 4) OBP: 0.314, SLG: 0.400			0-0 L8		0-0 1-2 1B		4-0 1B IBB		0-0 2B	3	0	2	0	1	0	0			
Jim O'Toole, S (1, 1) OBP: 0.071, SLG: 0.071			0-3 K		0-0 G3		0-0 1-2 2H 1B		0-0 6-3	4	0	1	1	0	1	3			
Inning Stats	R: 0 E: 0 K: 0 S: 4	H: 2 LOB: 1 BB: 0 P: 4	R: 0 E: 0 K: 2 S: 7	H: 0 LOB: 0 BB: 0 P: 7	R: 0 E: 0 K: 1 S: 6	H: 1 LOB: 3 BB: 2 P: 14	R: 0 E: 0 K: 0 S: 5	H: 2 LOB: 2 BB: 0 P: 5	R: 0 E: 0 K: 0 S: 4	H: 1 LOB: 1 BB: 0 P: 4	R: 1 E: 0 K: 1 S: 6	H: 1 LOB: 2 BB: 2 P: 14	R: 0 E: 0 K: 1 S: 5	H: 0 LOB: 1 BB: 1 P: 9	R: 0 E: 0 K: 0 S: 4	H: 1 LOB: 1 BB: 0 P: 4	1B: 6 2B: 2 3B: 0 HR: 0	SF: 0 SAC: 0 DP: 1 HBP: 0	WP: 0 PA: 36 ERA: 2.25 WHIP: 1.250
PITCHER Bob Miller, R (1, 1) Marshall Bridges, L (5, 1) ERA: 4.5	IP: 4.0 WLS: L BF: 18 H: 3 R: 1 ER: 1 SO: 2 BB: 2 IBB: 1 HBP: 0 BLK: 0 WP: 0 HR: 0 S: 19 P: 31																		

St. Louis Cardinals @ Cincinnati Reds
Crosley Field, Cincinnati, OH
Fri May 06 1960, 7:05 PM EDT
Att: 9,702 - Unknown

AB 31
R 1
H 8
RBI 1
BB 5
SO 5
LOB 19



Batter	1	2	3	4	5	6	7	8	9	AB	R	H	RBI	BB	SO	LOB	TOP			
Joe Cunningham, L (1, 3) OBP: 0.420, SLG: 0.368										3	0	1	0	1	0	0				
Daryl Spencer, R (1, 6) OBP: 0.407, SLG: 0.629										4	1	1	0	0	1	3				
Bill White, L (1, 8) OBP: 0.369, SLG: 0.513										4	0	2	1	0	0	1				
Ken Boyer, R (1, 5) OBP: 0.351, SLG: 0.615										3	0	0	1	0	0	2				
Leon Wagner, L (1, 9) OBP: 0.379, SLG: 0.544										4	0	0	0	0	1	1				
Carl Sawatski, L (1, 2) OBP: 0.417, SLG: 0.600										4	0	1	0	0	1	0				
Chris Cannizzaro, R (8, PR) OBP: 0.273, SLG: 0.222										0	0	0	0	0	0	0				
Bob Nieman, R (1, 7) OBP: 0.280, SLG: 0.182										4	0	1	0	0	1	2				
Alex Grammas, R (1, 4) OBP: 0.262, SLG: 0.288										2	0	0	0	0	0	1				
Wally Shannon, L (8, PH) OBP: 0.444, SLG: 0.286										1	0	0	0	0	0	0				
Ron Kline, R (1, 1) Frank Barnes, R (4, 1) Ellis Burton, S (8, PH) Bob Gibson, R (8, 1) George Crowe, L (8, PH) Bob Duibla, R (8, 1) OBP: 0.500, SLG: 0.500										1	0	0	0	0	0	0				
Inning Stats	R: 0 E: 0 K: 1 S: 5	H: 1 LOB: 1 BB: 1 P: 9	R: 0 E: 0 K: 1 S: 5	H: 0 LOB: 0 BB: 0 P: 5	R: 0 E: 0 K: 0 S: 3	H: 0 LOB: 0 BB: 0 P: 3	R: 0 E: 0 K: 0 S: 3	H: 0 LOB: 0 BB: 0 P: 3	R: 0 E: 0 K: 1 S: 6	H: 1 LOB: 1 BB: 0 P: 6	R: 0 E: 0 K: 1 S: 5	H: 0 LOB: 0 BB: 0 P: 5	R: 0 E: 0 K: 0 S: 3	H: 0 LOB: 0 BB: 0 P: 3	R: 1 E: 0 K: 0 S: 6	H: 3 LOB: 2 BB: 0 P: 6	1B: 6 2B: 1 3B: 0 HR: 0	SF: 1 SAC: 0 DP: 0 HBP: 0	WP: 1 PB: 0 SB: 0 CS: 1	PA: 34
PITCHER Jay Hook, R (1, 1) ERA: 5.88	IP: 9.0 WLS: W BF: 34 H: 7 R: 2 ER: 2 SO: 4 BB: 1 IBB: 0 HBP: 0 BLK: 0 WP: 1 HR: 0 S: 41 P: 45 ERA: 2.00 WHIP: 0.889											PITCHER	IP: WLS: BF: H: R: ER: SO: BB: IBB: HBP: BLK: WP: HR: S: P: ERA: WHIP:							

St. Louis Cardinals @ Cincinnati Reds
Crosley Field, Cincinnati, OH
Sat May 07 1960, 3:33 AM EDT
Att: 3,422 - Unknown

AB 32
R 2
H 7
RBI 2
BB 1
SO 4
LOB 10



Batter	1	2	3	4	5	6	7	8	9	AB	R	H	RBI	BB	SO	LOB	BOTTOM			
Eddie Kasko, R (1, 5) OBP: 0.407, SLG: 0.506										5	1	3	3	0	0	0				
Vada Pinson, L (1, 8) OBP: 0.354, SLG: 0.402										4	1	2	1	1	0	2				
Gus Bell, L (1, 7) OBP: 0.309, SLG: 0.359										5	0	2	2	0	1	4				
Frank Robinson, R (1, 3) OBP: 0.391, SLG: 0.589										2	0	0	0	3	0	4				
Tony Gonzalez, L (1, 9) OBP: 0.296, SLG: 0.404										5	0	1	0	0	0	6				
Ed Bailey, L (1, 2) OBP: 0.405, SLG: 0.493										4	0	2	0	0	0	1				
Roy McMillan, R (1, 6) OBP: 0.313, SLG: 0.471										4	1	0	0	0	0	3				
Billy Martin, R (1, 4) OBP: 0.338, SLG: 0.403										2	2	1	0	2	0	0				
Jay Hook, L (1, 1) OBP: 0.154, SLG: 0.083										2	1	0	0	1	0	5				
Inning Stats	R: 1 E: 0 K: 0 S: 4	H: 2 LOB: 0 BB: 0 P: 4	R: 0 E: 0 K: 0 S: 3	H: 0 LOB: 0 BB: 0 P: 3	R: 2 E: 0 K: 0 S: 6	H: 3 LOB: 2 BB: 1 P: 10	R: 0 E: 0 K: 1 S: 8	H: 2 LOB: 3 BB: 2 P: 16	R: 0 E: 0 K: 0 S: 4	H: 1 LOB: 2 BB: 1 P: 8	R: 0 E: 0 K: 0 S: 3	H: 0 LOB: 0 BB: 0 P: 3	R: 0 E: 0 K: 0 S: 3	H: 1 LOB: 1 BB: 1 P: 7	R: 1 E: 0 K: 0 S: 5	H: 2 LOB: 3 BB: 2 P: 13	1B: 5 2B: 5 3B: 1 HR: 0	SF: 0 SAC: 1 DP: 1 HBP: 0	WP: 1 PB: 0 SB: 0 CS: 1	PA: 42
PITCHER Ron Kline, R (1, 1) ERA: 5.09 Frank Barnes, R (4, 1) ERA: 5.79 Bob Gibson, R (6, 1) ERA: 7.71 Bob Duibla, R (8, 1) ERA: 5.4	IP: 3.1 WLS: L BF: 19 H: 7 R: 5 ER: 4 SO: 0 BB: 2 IBB: 0 HBP: 0 BLK: 0 WP: 0 HR: 0 S: 17 P: 25 ERA: 10.80 WHIP: 2.700											PITCHER	IP: WLS: BF: H: R: ER: SO: BB: IBB: HBP: BLK: WP: HR: S: P: ERA: WHIP:							


St. Louis Cardinals @ Cincinnati Reds
Crosley Field, Cincinnati, OH
Sat May 07 1960, 3:33 AM EDT
Att: 3,422 - Unknown


AB 33
R 6
H 11
RBI 6
BB 7
SO 1
LOB 25



Batter	1	2	3	4	5	6	7	8	9	AB	R	H	RBI	BB	SO	LOB	TOP			
Joe Cunningham, L (1,9) OBP: 0.418, SLG: 0.403	G4-6-3 2B	F9		P3			1B BB	L4	K	6	1	2	0	0	1	3	St. Louis Cardinals @ Milwaukee Braves Milwaukee County Stadium, Milwaukee, WI Wed May 11 1960, 8:05 PM EDT Att: 9,472 - Unknown AB 41 R 8 H 14 RBI 6 BB 5 SO 5 LOB 25			
Alex Grammas, R (1,6) OBP: 0.279, SLG: 0.281	G4-6-3 BB		5-3				1B BB	5-3		2	1	1	0	2	0	0				
Wally Shannon, L (8,PH) OBP: 0.400, SLG: 0.250	G4-6-3 BB						1B BB			1	0	0	0	0	0	0				
Bill White, L (1,8) OBP: 0.355, SLG: 0.483	G4-6-3 1-2 2-3		4-3				1B BB	E6		5	2	1	0	0	0	3				
Ken Boyer, R (1,5) OBP: 0.337, SLG: 0.562	F3			1B PB			P5	E 1B BB		4	2	1	0	1	0	5				
Stan Musial, L (1,3) OBP: 0.411, SLG: 0.492		K								5	1	3	3	0	1	1				
Curt Flood, R (8,PR) OBP: 0.429, SLG: 0.200				PB				E9		0	0	0	0	0	0	0				
Daryl Spencer, R (1,4) OBP: 0.422, SLG: 0.615			6-3				FC4-6 BB	1B		4	0	3	1	1	0	1				
Leon Wagner, L (1,7) OBP: 0.300, SLG: 0.516	FC1-6 1B E						4-3 1B	F2		4	1	1	1	1	0	4				
Hal Smith, R (1,2) OBP: 0.200, SLG: 0.143				G5-4-3			1-2 2-3 3-H			3	0	1	0	0	1	2				
Carl Sawatski, L (7,PH) OBP: 0.366, SLG: 0.514	E 1B			1-2			K	FC4-6		2	0	0	1	0	0	2				
Lindy McDaniel, R (1,1) OBP: 0.269, SLG: 0.287	E5						4-3	K		2	0	0	0	0	0	1				
Inning Stats	R: 0 E: 0 K: 0 S: 3	H: 1 LOB: 1 BB: 1 P: 7	R: 1 E: 1 K: 1 S: 8	H: 2 LOB: 2 BB: 0 P: 8	R: 1 E: 0 K: 0 S: 5	H: 2 LOB: 1 BB: 0 P: 5	R: 0 E: 0 K: 0 S: 4	H: 2 LOB: 1 BB: 0 P: 4	R: 0 E: 0 K: 1 S: 6	H: 1 LOB: 1 BB: 0 P: 6	R: 4 E: 0 K: 1 S: 8	H: 3 LOB: 2 BB: 3 P: 20	R: 2 E: 0 K: 2 S: 6	H: 2 LOB: 2 BB: 1 P: 10	R: 0 E: 0 K: 2 S: 7	H: 0 LOB: 0 BB: 0 P: 7	1B: 13 2B: 1 3B: 0 HR: 0	SF: 0 SAC: 0 DP: 2 HBP: 0	WP: 0 PB: 1 SB: 0 CS: 0	PA: 46
PITCHER	IP WLS BF H R ER SO BB IBB HBP BLK WP HR S P ERA WHIP																			
Warren Spahn, L (1,1) ERA: 3.21	6.1 W 33 12 6 4 2 3 0 0 0 0 0 0 34 46 5.68 2.368																			
Don McMahon, R (7,1) ERA: 9.39	1.1 8 1 2 0 1 2 0 0 0 0 0 0 8 16 0.00 2.250																			
Lew Burdette, R (8,1) ERA: 3.2	1.1 S 5 1 0 0 2 0 0 0 0 0 0 0 9 9 0.00 0.750																			

Batter	1	2	3	4	5	6	7	8	9	AB	R	H	RBI	BB	SO	LOB	BOTTOM			
Bill Bruton, L (1,8) OBP: 0.361, SLG: 0.433	E4 CS		K					BB 1B BB		4	2	2	0	1	1	0	St. Louis Cardinals @ Milwaukee Braves Milwaukee County Stadium, Milwaukee, WI Wed May 11 1960, 8:05 PM EDT Att: 9,472 - Unknown AB 34 R 12 H 13 RBI 12 BB 6 SO 8 LOB 11			
Red Schoendienst, S (1,4) OBP: 0.371, SLG: 0.415	WP 5-3 BB		1-3				E SF8 1B	BB BB		3	1	1	0	1	1	1				
Chuck Cottier, R (7,4) OBP: 0.333, SLG: 0.250	WP 5-3 BB						1-2 2-3 SF8 1B	1B BB		1	1	1	0	0	0	0				
Eddie Mathews, L (1,5) OBP: 0.449, SLG: 0.629	5-3						E9 2B 1B	SF8		4	3	3	5	0	0	1				
Hank Aaron, R (1,9) OBP: 0.416, SLG: 0.647	5-3						1-3 2-H 3-H 2B 1B	HR		3	1	0	0	2	1	1				
Frank Torre, L (1,3) OBP: 0.250, SLG: 0.235	4-3						SF8			4	0	1	3	0	0	0				
Wes Covington, L (1,7) OBP: 0.182, SLG: 0.545							3-H	FC4-6 1B		5	1	2	3	0	2	2				
Al Spangler, L (9,7) OBP: 0.333, SLG: 0.286	HR						FC6-4 2B	FC4-6		0	0	0	0	0	0	0				
Felix Mantilla, R (1,6) OBP: 0.250, SLG: 0.200	S 1B						6-3 FC6-4 BB			3	0	1	0	1	0	0				
Del Crandall, R (1,2) OBP: 0.262, SLG: 0.446		K					HR FC6-4	K		4	1	1	1	0	2	3				
Warren Spahn, L (1,1) OBP: 0.214, SLG: 0.385										2	1	0	0	1	1	3				
Don McMahon, R (7,1) ERA: 9.39										0	0	0	0	0	0	0				
Lew Burdette, R (8,1) OBP: 0.235, SLG: 0.200										1	1	1	0	0	0	0				
Inning Stats	R: 0 E: 1 K: 0 S: 3	H: 0 LOB: 1 BB: 1 P: 7	R: 1 E: 0 K: 2 S: 9	H: 2 LOB: 0 BB: 0 P: 9	R: 1 E: 0 K: 2 S: 8	H: 1 LOB: 0 BB: 0 P: 8	R: 0 E: 0 K: 1 S: 5	H: 0 LOB: 0 BB: 0 P: 5	R: 0 E: 0 K: 1 S: 6	H: 2 LOB: 0 BB: 0 P: 6	R: 0 E: 0 K: 1 S: 5	H: 0 LOB: 0 BB: 0 P: 5	R: 3 E: 0 K: 1 S: 8	H: 3 LOB: 2 BB: 2 P: 16	R: 0 E: 0 K: 2 S: 7	H: 0 LOB: 0 BB: 0 P: 7	1B: 8 2B: 2 3B: 0 HR: 4	SF: 2 SAC: 0 DP: 1 HBP: 0	WP: 1 PB: 0 SB: 1 CS: 2	PA: 42
PITCHER	IP WLS BF H R ER SO BB IBB HBP BLK WP HR S P ERA WHIP																			
Lindy McDaniel, R (1,1) ERA: 4.08	4.0 L 22 7 8 8 5 2 1 0 0 0 0 0 0 29 41 18.00 2.250																			
Marshall Bridges, L (5,1) ERA: 4.32	0.1 3 1 0 0 0 1 0 0 0 0 0 0 2 6 0.00 6.000																			
Ernie Broglio, R (5,1) ERA: 2.6	0.2 2 0 0 0 0 0 0 0 0 0 0 0 2 2 0.00 0.000																			
Bob Dilliba, R (6,1) ERA: 6.79	1.0 4 2 1 1 1 0 0 0 0 0 0 0 1 6 9.00 2.000																			
Bob Gibson, R (7,1) ERA: 9.72	1.1 7 2 3 3 2 1 0 0 0 0 0 0 10 14 20.25 2.250																			

Batter	1	2	3	4	5	6	7	8	9	AB	R	H	RBI	BB	SO	LOB	TOP					
Joe Cunningham, L (1, 9) OBP: 0.440, SLG: 0.429	L9		2B 1B		2B		2B BB	BB		3	1	2	0	2	0	0	St. Louis Cardinals @ Milwaukee Braves Milwaukee County Stadium, Milwaukee, WI Thu May 12 1960, 4:33 AM EDT Att: 9,919 - Unknown 					
Daryl Spencer, R (1, 4) (7, 6) OBP: 0.411, SLG: 0.602	2B		F8		P4		F9	5-3		5	0	1	0	0	0	7						
Bill White, L (1, 8) OBP: 0.357, SLG: 0.500	L6		2B				F9		BB	5	0	2	2	0	1	1						
Ken Boyer, R (1, 5) OBP: 0.330, SLG: 0.532	BB		5-3				G2	K		4	0	0	0	1	1	4						
Stan Mustil, L (1, 3) OBP: 0.397, SLG: 0.462	1-3						WP BB	1-3	F8	4	0	0	0	1	0	2						
Leon Wagner, L (1, 7) OBP: 0.305, SLG: 0.500		P6			F9			BB BB SF8		2	1	0	0	2	0	0						
Hal Smith, R (1, 2) OBP: 0.188, SLG: 0.133										2	0	0	0	0	0	0						
Carl Sawatski, L (6, PH) OBP: 0.372, SLG: 0.500	2-3				5-3					1	0	0	0	1	1	2						
Dick Gray, R (8, PR) (8, 4)										0	0	0	0	0	0	0						
Alex Grammas, R (1, 6) OBP: 0.271, SLG: 0.273										2	0	0	0	0	0	0						
Wally Shannon, L (7, PH) OBP: 0.391, SLG: 0.235	6-3									1	0	0	0	0	0	0						
Bob Nieman, R (8, PH)										0	0	0	0	1	0	0						
Darrell Johnson, R (8, 2)										0	0	0	0	0	0	0						
Vinegar Bend Mizell, R (7, PH) George Groves, L (7, PR) Bob Miller, R (7, 1) Ernie Broglio, R (7, 1) Curt Flood, R (8, PH) Larry Jackson, R (8, 1)										2	0	0	0	0	0	0						
										1	0	1	0	0	0	0						
										0	0	1	0	0	0	0						
										0	0	0	0	0	0	0						
										0	0	0	0	1	0	0						
										0	0	0	0	0	0	0						
Inning Stats	R: 0 E: 0 K: 0 S: 4	H: 1 LOB: 2 BB: 1 P: 8	R: 0 E: 0 K: 0 S: 3	H: 0 LOB: 0 BB: 0 P: 3	R: 1 E: 0 K: 0 S: 5	H: 2 LOB: 1 BB: 0 P: 5	R: 0 E: 0 K: 0 S: 3	H: 0 LOB: 0 BB: 0 P: 3	R: 0 E: 0 K: 1 S: 4	H: 1 LOB: 1 BB: 0 P: 4	R: 0 E: 0 K: 0 S: 5	H: 0 LOB: 2 BB: 2 P: 13	R: 1 E: 0 K: 1 S: 7	H: 2 LOB: 3 BB: 1 P: 11	R: 1 E: 0 K: 0 S: 3	H: 0 LOB: 3 BB: 4 P: 19	R: 0 E: 0 K: 1 S: 5	H: 0 LOB: 0 BB: 0 P: 5	1B: 2 2B: 4 3B: 0 HR: 0	SF: 1 SAC: 0 DP: 0 HBP: 0	WP: 1 PB: 0 SB: 0 CS: 0	PA: 41
PITCHER	IP	WLS	BF	H	R	ER	SO	BB	IBB	HBP	BLK	WP	HR	S	P	ERA	WHIP					
Bob Buhl, R ERA: 4.32	(1, 1)	7.1	35	6	3	3	2	7	0	0	0	1	0	32	60	3.68	1.773					
Ken MacKenzie, L ERA:	(8, 1)	0.1	2	0	0	0	0	1	0	0	0	0	0	1	5	0.00	3.000					
Bob Rush, R ERA:	(8, 1)	1.1	W	4	0	0	0	1	0	0	0	0	0	6	6	0.00	0.000					

Batter	1	2	3	4	5	6	7	8	9	AB	R	H	RBI	BB	SO	LOB	BOTTOM				
Bill Bruton, L (1, 8) OBP: 0.342, SLG: 0.408	K	4-3			K		K			4	0	0	0	0	3	0	St. Louis Cardinals @ Milwaukee Braves Milwaukee County Stadium, Milwaukee, WI Thu May 12 1960, 4:33 AM EDT Att: 9,919 - Unknown 				
Red Schoendienst, S (1, 4) OBP: 0.365, SLG: 0.397	1B BB	L9			6-3			4-3		3	1	0	0	1	0	0					
Eddie Mathews, L (1, 5) OBP: 0.463, SLG: 0.682	1B BB	1B							HR	4	2	3	1	0	1	0					
Hank Aaron, R (1, 9) OBP: 0.395, SLG: 0.611	P6	PO	6-3			F7		6-3		4	0	0	0	0	0	2					
Ray Boone, R (1, 3) OBP: 0.471, SLG: 0.333	1B									1	1	0	0	2	0	0					
Frank Torre, L (8, 3) OBP: 0.286, SLG: 0.278	2B BB				F7		1-4-3			1	0	1	0	0	0	0					
Wes Covington, L (1, 7) OBP: 0.200, SLG: 0.467										4	0	1	2	0	2	2					
Al Spangler, L (9, 7) OBP: 0.333, SLG: 0.286	2B									0	0	0	0	0	0	0					
Felix Mantilla, R (1, 6) OBP: 0.263, SLG: 0.278	1B				P4					3	0	1	1	0	0	1					
Del Crandall, R (1, 2) OBP: 0.266, SLG: 0.431										2	0	0	0	1	0	0					
Bob Buhl, R (1, 1) OBP: 0.077, SLG: 0.077										3	0	0	0	0	1	3					
Ken MacKenzie, R (8, 1)										0	0	0	0	0	0	0					
Bob Rush, R (8, 1)	K									0	0	0	0	0	0	0					
										0	0	0	0	0	0	0					
										1B: 4 2B: 1 3B: 0 HR: 1	SF: 0 SAC: 0 DP: 0 HBP: 0	WP: 0 PB: 0 SB: 0 CS: 0	PA: 34								
Inning Stats	R: 3 E: 0 K: 2 S: 10	H: 3 LOB: 3 BB: 3 P: 22	R: 0 E: 0 K: 0 S: 3	H: 1 LOB: 0 BB: 0 P: 3	R: 0 E: 0 K: 1 S: 5	H: 0 LOB: 0 BB: 0 P: 5	R: 0 E: 0 K: 0 S: 3	H: 0 LOB: 0 BB: 0 P: 3	R: 0 E: 0 K: 2 S: 7	H: 0 LOB: 0 BB: 0 P: 7	R: 0 E: 0 K: 0 S: 3	H: 0 LOB: 1 BB: 1 P: 7	R: 0 E: 0 K: 1 S: 5	H: 0 LOB: 0 BB: 0 P: 5	R: 1 E: 0 K: 1 S: 7	H: 2 LOB: 1 BB: 0 P: 7	1B: 4 2B: 1 3B: 0 HR: 1	SF: 0 SAC: 0 DP: 0 HBP: 0	WP: 0 PB: 0 SB: 0 CS: 0	PA: 34	
PITCHER	IP	WLS	BF	H	R	ER	SO	BB	IBB	HBP	BLK	WP	HR	S	P	ERA	WHIP				
Vinegar Bend Mizell, L ERA: 5.3	(1, 1)	6.0	25	4	3	3	5	3	1	0	0	0	0	31	47	4.50	1.167				
Ernie Broglio, R ERA: 2.45	(7, 1)	1.0	3	0	0	0	1	0	0	0	0	0	0	5	5	0.00	0.000				
Larry Jackson, R ERA: 4.11	(8, 1)	1.0	L	5	2	1	1	1	0	0	0	0	1	7	7	9.00	2.000				

Batter	1	2	3	4	5	6	7	8	9	AB	R	H	RBI	BB	SO	LOB	TOP					
Joe Cunningham, L (1, 9) OBP: 0.432, SLG: 0.419	L7		K				G6-4-3			4	0	1	0	0	1	1	St. Louis Cardinals @ Chicago Cubs Wrigley Field, Chicago, IL Fri May 13 1960, 3:33 AM CDT Att: 3,176 - Unknown					
Daryl Spencer, R (1, 4) OBP: 0.414, SLG: 0.593	BB		4-3					F5		3	0	1	0	1	1							
Stan Musial, L (1, 3) OBP: 0.390, SLG: 0.441	F5		4-3					1-6-3		3	0	0	0	1	0	2						
Bill White, L (1, 8) OBP: 0.373, SLG: 0.495	1-2		BB					1-3		1	0	0	0	3	0							
Ken Boyer, R (1, 5) OBP: 0.316, SLG: 0.506	K		F9							4	0	0	0	0	1	6						
Leon Wagner, L (1, 7) OBP: 0.386, SLG: 0.471		K								4	0	0	0	0	2	1						
Hal Smith, R (1, 2) OBP: 0.222, SLG: 0.206		FC4-6								4	1	2	0	0	1	0						
Alex Grammas, R (1, 6) OBP: 0.264, SLG: 0.265		FC4-6								2	0	0	0	0	0	1						
Wally Shannon, L (7, PH) OBP: 0.394, SLG: 0.222			F9							1	0	0	0	0	0	1						
Ron Kline, R (1, 1) OBP: 0.236, SLG: 0.250			L3-1							2	0	0	0	0	1	1						
George Crowe, L (7, PH) OBP: 0.133, SLG: 0.071										1	0	1	1	0	0	0						
Larry Jackson, R (7, FR) OBP: 0.333, SLG: 0.071										0	0	0	0	0	0	0						
Marshall Bridges, S (7, 1)										0	0	0	0	0	0	0						
Inning Stats	R: 0 E: 0 K: 1 S: 5	H: 0 LOB: 2 BB: 2 P: 13	R: 0 E: 0 K: 1 S: 6	H: 1 LOB: 1 BB: 0 P: 6	R: 0 E: 0 K: 1 S: 6	H: 1 LOB: 2 BB: 1 P: 10	R: 0 E: 0 K: 1 S: 5	H: 0 LOB: 0 BB: 0 P: 5	R: 0 E: 0 K: 2 S: 7	H: 1 LOB: 1 BB: 2 P: 7	R: 0 E: 0 K: 0 S: 2	H: 0 LOB: 1 BB: 2 P: 10	R: 0 E: 0 K: 0 S: 4	H: 2 LOB: 1 BB: 0 P: 4	R: 0 E: 0 K: 0 S: 3	H: 0 LOB: 0 BB: 0 P: 3	R: 0 E: 0 K: 1 S: 5	H: 0 LOB: 0 BB: 0 P: 5	1B: 4 2B: 1 3B: 0 HR: 0	SF: 0 SAC: 0 DP: 2 HBP: 0	WP: 0 PB: 0 SB: 0 CS: 1	PA: 35
PITCHER Glen Hobbie, R (1, 1) ERA: 5.5	IP: 9.0 WLS: W BF: 34 H: 5 R: 1 ER: 1 SO: 7 BB: 5 IBB: 0 HBP: 0 BLK: 0 WP: 0 HR: 0 S: 43 P: 63 ERA: 1.00 WHIP: 1.111															PITCHER						

Batter	1	2	3	4	5	6	7	8	9	AB	R	H	RBI	BB	SO	LOB	BOTTOM					
Richie Ashburn, L (1, 8) OBP: 0.435, SLG: 0.347			6-3							4	1	3	0	0	0	0	St. Louis Cardinals @ Chicago Cubs Wrigley Field, Chicago, IL Fri May 13 1960, 3:33 AM CDT Att: 3,176 - Unknown					
Bob Will, L (1, 9) OBP: 0.321, SLG: 0.365	1B		F7							4	0	1	1	0	0	2						
Walt Moryn, L (1, 7) OBP: 0.294, SLG: 0.419	F8		F8							4	0	0	0	0	1	3						
14 Ernie Banks, R (1, 6) OBP: 0.356, SLG: 0.500	5-3									4	1	1	1	0	0	1						
Frank Thomas, R (1, 5) OBP: 0.321, SLG: 0.541										3	1	1	1	0	0	0						
Don Zimmer, R (7, 5) OBP: 0.260, SLG: 0.273										1	0	0	0	0	0	0						
Sammy Taylor, L (1, 2) OBP: 0.291, SLG: 0.286										4	0	0	0	0	1	0						
Dick Gemert, R (1, 3) OBP: 0.346, SLG: 0.333										2	0	1	0	1	0	0						
Jerry Kindall, R (1, 4) OBP: 0.291, SLG: 0.286										3	0	0	0	0	0	2						
Glen Hobbie, R (1, 1) OBP: 0.308, SLG: 0.100										2	1	0	0	1	1	1						
Inning Stats	R: 0 E: 0 K: 0 S: 4	H: 1 LOB: 1 BB: 0 P: 4	R: 1 E: 0 K: 0 S: 4	H: 1 LOB: 1 BB: 1 P: 8	R: 0 E: 0 K: 0 S: 3	H: 0 LOB: 0 BB: 0 P: 3	R: 0 E: 0 K: 0 S: 3	H: 0 LOB: 0 BB: 0 P: 3	R: 2 E: 0 K: 0 S: 5	H: 2 LOB: 1 BB: 1 P: 9	R: 1 E: 0 K: 0 S: 5	H: 2 LOB: 1 BB: 0 P: 5	R: 0 E: 0 K: 2 S: 8	H: 1 LOB: 1 BB: 0 P: 8	R: 0 E: 0 K: 1 S: 5	H: 0 LOB: 0 BB: 0 P: 5	R: 0 E: 0 K: 1 S: 5	H: 0 LOB: 0 BB: 0 P: 5	1B: 4 2B: 1 3B: 0 HR: 2	SF: 0 SAC: 0 DP: 0 HBP: 0	WP: 0 PB: 0 SB: 2 CS: 0	PA: 33
PITCHER Ron Kline, R (1, 1) ERA: 5.28	IP: 6.0 WLS: L BF: 26 H: 6 R: 4 ER: 4 SO: 4 BB: 4 IBB: 0 HBP: 0 BLK: 0 WP: 0 HR: 2 S: 24 P: 32 ERA: 6.00 WHIP: 1.333															PITCHER						

Batter	1	2	3	4	5	6	7	8	9	AB	R	H	RBI	BB	SO	LOB	TOP		
Joe Cunningham, L (1,9) OBP: 0.406, SLG: 0.384	0-0 6-3		0-0 4-3			0-0 1-3			3-2 L7	4	0	0	0	0	0	0			
Alex Grammas, R (1,6) Wally Shannon, L (7,PH) OBP: 0.288, SLG: 0.263 OBP: 0.348, SLG: 0.211	4-0 BB					0-0 F9			0-0 F7	1	0	0	0	1	0	0			
Bill White, L (1,3) OBP: 0.382, SLG: 0.505	0-0 F7					0-0 1-3			0-0 F7	3	0	0	0	0	0	1			
Ken Boyer, R (1,5) OBP: 0.327, SLG: 0.544	0-3 K					0-0 F8			0-3 K	3	0	0	0	0	2	1			
Daryl Spencer, R (1,4) OBP: 0.409, SLG: 0.563			0-0 4-3			0-3 K			0-0 4-3	3	0	0	0	0	1	0			
Leon Wagner, L (1,7) OBP: 0.352, SLG: 0.421			0-0 F9			0-0 5-3			0-0 G3	3	0	0	0	0	0	0			
Curt Flood, R (1,8) Stan Musial, L (8,PH) OBP: 0.379, SLG: 0.425			0-0 6-3			0-3 K			0-3 K	2	0	0	0	0	1	0			
Hal Smith, R (1,2) Carl Sawatski, L (9,PH) OBP: 0.239, SLG: 0.214 OBP: 0.394, SLG: 0.486			0-3 K			0-0 6-3			1-2 L9	2	0	0	0	0	1	0			
Lindy McDaniel, R (1,1) George Crowe, L (9,PH) OBP: 0.286, SLG: 0.286 OBP: 0.267, SLG: 0.231			0-3 K			0-0 4-3			2-1 F8	2	0	0	0	0	1	0			
Inning Stats	R: 0 E: 0 K: 1 S: 5	H: 0 LOB: 1 BB: 1 P: 9	R: 0 E: 0 K: 0 S: 3	H: 0 LOB: 0 BB: 0 P: 3	R: 0 E: 0 K: 2 S: 7	H: 0 LOB: 0 BB: 0 P: 7	R: 0 E: 0 K: 0 S: 3	H: 0 LOB: 0 BB: 0 P: 3	R: 0 E: 0 K: 2 S: 7	H: 0 LOB: 0 BB: 0 P: 7	R: 0 E: 0 K: 1 S: 5	H: 0 LOB: 0 BB: 0 P: 5	R: 0 E: 0 K: 1 S: 5	H: 0 LOB: 0 BB: 0 P: 5	R: 0 E: 0 K: 0 S: 8	H: 0 LOB: 0 BB: 0 P: 14	1B: 0 2B: 0 3B: 0 HR: 0	SF: 0 SAC: 0 DP: 0 HBP: 0	WP: 0 PA: 28 PB: 0 SB: 0 CS: 0
PITCHER Don Cardwell, R (1,1) ERA: 3.38	IP: 9.0 WLS: W BF: 28 H: 0 R: 0 ER: 0 SO: 7 BB: 1 IBB: 0 HBP: 0 BLK: 0 WP: 0 HR: 0 S: 46 P: 56 ERA: 0.00 WHIP: 0.111															PITCHER			

St. Louis Cardinals @ Chicago Cubs
Wrigley Field, Chicago, IL
Sun May 15 1960, 3:38 AM CDT
Att: 33,543 - Unknown

AB 27
R 0
H 0
RBI 0
BB 1
SO 7
LOB 2



Batter	1	2	3	4	5	6	7	8	9	AB	R	H	RBI	BB	SO	LOB	BOTTOM		
Richie Ashburn, L (1,8) OBP: 0.467, SLG: 0.373	0-0 6-3		0-0 CS			4-0 14 HR			0-0 WP	3	1	2	1	1	0	0			
George Altman, L (1,9) OBP: 0.273, SLG: 0.292	0-0 1B		0-0 CS		0-0 F3	0-3 K			0-0 F7	4	0	1	0	0	1	2			
Ed Bouchee, L (1,3) OBP: 0.337, SLG: 0.299	0-0 1-2				0-0 1-3				0-0 F5	4	0	0	0	0	0	2			
14 Ernie Banks, R (1,6) OBP: 0.359, SLG: 0.500	0-0 F8				0-0 6-3				0-0 6-3	4	1	1	2	0	0	1			
Walt Moryn, L (1,7) OBP: 0.391, SLG: 0.436			0-3 K			0-0 6-3			0-0 1-6-3	3	0	0	0	1	1	0			
Frank Thomas, R (1,5) Don Zimmer, R (7,5) OBP: 0.293, SLG: 0.482 OBP: 0.257, SLG: 0.269			0-0 5-3			0-0 1B			0-0 F5	3	1	1	0	0	0	1			
Del Rice, R (1,2) OBP: 0.286, SLG: 0.350			0-0 5-3			0-0 1B			0-0 F6	3	0	1	0	0	0	0			
Jerry Kindall, R (1,4) OBP: 0.143, SLG: 0.154			0-3 K			0-0 FC6-4			0-0 2B	3	1	1	1	0	1	1			
Don Cardwell, R (1,1) OBP: 0.182, SLG: 0.727			0-3 K			0-3 K			0-0 6-3	3	0	0	0	0	2	2			
Inning Stats	R: 0 E: 0 K: 0 S: 4	H: 1 LOB: 1 BB: 0 P: 4	R: 0 E: 0 K: 1 S: 5	H: 0 LOB: 0 BB: 0 P: 5	R: 0 E: 0 K: 2 S: 7	H: 1 LOB: 0 BB: 0 P: 7	R: 0 E: 0 K: 0 S: 3	H: 0 LOB: 0 BB: 0 P: 3	R: 1 E: 0 K: 1 S: 7	H: 2 LOB: 1 BB: 0 P: 7	R: 2 E: 0 K: 1 S: 6	H: 1 LOB: 2 BB: 2 P: 14	R: 1 E: 0 K: 0 S: 5	H: 2 LOB: 1 BB: 0 P: 5	R: 0 E: 0 K: 0 S: 3	H: 0 LOB: 0 BB: 0 P: 3	1B: 5 2B: 1 3B: 0 HR: 1	SF: 0 SAC: 0 DP: 0 HBP: 0	WP: 1 PA: 33 PB: 0 SB: 1 CS: 1
PITCHER Lindy McDaniel, R (1,1) ERA: 4.21	IP: 8.0 WLS: L BF: 32 H: 7 R: 4 ER: 4 SO: 5 BB: 2 IBB: 0 HBP: 0 BLK: 0 WP: 1 HR: 1 S: 40 P: 48 ERA: 4.50 WHIP: 1.125															PITCHER			


St. Louis Cardinals @ Chicago Cubs
Wrigley Field, Chicago, IL
Sun May 15 1960, 3:38 AM CDT
Att: 33,543 - Unknown


AB 30
R 4
H 7
RBI 4
BB 2
SO 5
LOB 9



Batter	1	2	3	4	5	6	7	8	9	AB R H RBI BB SO LOB	TOP	
Joe Cunningham, L (1.9) OBP: 0.425, SLG: 0.400	4-0 BB		0-0 FC6-4 1B			0-0 4-3		0-0 SH1-3 1B	0-0 1B	4 0 3 1 1 0 0	St. Louis Cardinals @ Philadelphia Phillies Connie Mack Stadium, Philadelphia, PA Mon May 16 1960, 7:05 PM EDT Att: 11,321 - Unknown	
Alex Grammas, R (1.6) OBP: 0.297, SLG: 0.253	0-0 9-3 1-2		0-0 FC6-4 1-2			4-0 2B BB		0-0 SH1-3 1-2	0-0 F9 1-2	3 1 0 0 1 0 4		
Bill White, L (1.7) OBP: 0.386, SLG: 0.514	0-0 1B					0-0 1-H 2B		0-0 F8		4 0 2 1 0 0 1		
Ken Boyer, R (1.5) OBP: 0.324, SLG: 0.532		0-0 F8				0-0 6-3			0-0 1B 2B 1B	4 1 1 0 0 1 1		
George Crowe, L (1.3) OBP: 0.263, SLG: 0.235 Dick Gray, R (9, PR)		0-0 F7							0-0 2B SF8 1B	4 0 1 0 0 0 0 0 1 0 0 0 0 0 0 0 0 0 0 0 0		
Leon Wagner, L (9, 7) OBP: 0.352, SLG: 0.421		4-0 BB							0-0 SF8 1-3 1B	3 2 2 2 1 0 0		
Daryl Spencer, R (1.4) OBP: 0.421, SLG: 0.606		0-3 K							0-0 SF8 1-3 3-H 2B	3 0 0 0 0 2 1 0 0 0 0 1 0 0		
Curt Flood, R (1.8) Stan Musial, L (9, PH) OBP: 0.386, SLG: 0.425									0-0 1B IBB	3 0 0 0 0 0 0 0 0 0 1 0 0 0		
Hal Smith, R (1.2) Carl Sawatski, L (9, PH) OBP: 0.356, SLG: 0.486			0-0 5-3						0-0 SF8 2-3 3-H	3 0 0 0 0 0 0 0 0 0 1 0 0 0		
Vinegar Bend Mizell, R (1.1) Ernie Broglio, R (8, 1)			0-3 K						0-0 F8 2-3 3-H	3 0 0 0 0 2 0 1 0 0 0 0 1 2		
Inning Stats	R: 0 H: 1 E: 0 LOB: 1 K: 0 BB: 1 S: 2	R: 0 H: 0 E: 0 LOB: 1 K: 1 BB: 1 S: 5	R: 0 H: 1 E: 0 LOB: 1 K: 1 BB: 0 S: 6	R: 0 H: 0 E: 0 LOB: 0 K: 1 BB: 0 S: 5	R: 0 H: 0 E: 0 LOB: 0 K: 1 BB: 0 S: 5	R: 1 H: 1 E: 0 LOB: 1 K: 0 BB: 1 S: 6	R: 1 H: 1 E: 0 LOB: 0 K: 0 BB: 0 S: 4	R: 0 H: 1 E: 0 LOB: 1 K: 0 BB: 0 S: 4	R: 3 H: 4 E: 0 LOB: 2 K: 1 BB: 1 S: 9	1B: 6 SF: 1 2B: 3 SAC: 1 3B: 0 DP: 1 HR: 1 HBP: 0	WP: 0 PA: 38 PB: 0 SB: 0 CS: 0	
PITCHER	IP WLS BF H R ER SO BB IBB HBP BLK WP HR S P ERA WHIP	8.0 L 32 7 4 4 5 3 0 0 0 0 1 39 51 4.50 1.250	1.0 6 2 1 1 1 0 1 0 0 0 0 7 11 9.00 2.000	PITCHER								

Batter	1	2	3	4	5	6	7	8	9	AB R H RBI BB SO LOB	BOTTOM	
Tony Taylor, R (1.4) OBP: 0.349, SLG: 0.396	0-0 S 1B		0-0 F8			0-0 FC6-4 1B		0-0 4-3	4-0 F9 1B BB	4 0 2 0 1 0 0	St. Louis Cardinals @ Philadelphia Phillies Connie Mack Stadium, Philadelphia, PA Mon May 16 1960, 7:05 PM EDT Att: 11,321 - Unknown	
Alvin Dark, R (1.5) OBP: 0.319, SLG: 0.340	0-0 F9					0-0 FC6-4 1B 1-2		0-0 1B	0-0 1B	5 1 3 1 0 0 2		
Bobby Del Greco, R (1.8) OBP: 0.374, SLG: 0.459	4-0 1-2 BB		4-0 1B BB			0-0 1-2 1B			0-3 K	3 0 1 0 2 2 3		
Pancho Herrera, R (1.3) OBP: 0.348, SLG: 0.449	0-0 F3		0-0 FC5-4 1B			0-0 F9			0-0 F9 2-3	5 0 2 0 0 0 6		
Wally Post, R (1.7) OBP: 0.298, SLG: 0.419 Bobby Gene Smith, R (9, 7) Tony Curry, L (9, PH) OBP: 0.400, SLG: 0.567	0-3 K		0-0 FC5-4 1-2			0-0 SH1-4 1B 1B		0-0 F8	0-3 K	4 1 1 0 0 1 5 0 0 0 0 0 0 0 1 0 0 0 0 1 2		
Ken Walters, R (1.9) OBP: 0.296, SLG: 0.382		0-3 K				0-0 SH1-4 1-2			0-0 FC4-6 1B BB 1-2	3 1 0 0 0 1 1		
Cal Neeman, R (1.2) OBP: 0.300, SLG: 0.464		0-0 F2				0-0 G4-6-3 2-H 1B			4-0 1B BB	3 0 1 1 1 0 0		
Joe Koppe, R (1.6) OBP: 0.257, SLG: 0.214		0-3 K				0-0 G4-6-3 1-2			0-0 1-2 2-H 1B	4 0 1 1 0 2 1		
Jim Owens, R (1.1) Turk Farrell, R (9, 1)			0-0 4-3			0-0 K			0-0 F3	4 0 0 0 0 1 2 0 0 0 0 0 0 0		
Inning Stats	R: 0 H: 1 E: 0 LOB: 2 K: 1 BB: 1 S: 6	R: 0 H: 0 E: 0 LOB: 0 K: 2 BB: 0 S: 7	R: 1 H: 2 E: 0 LOB: 1 K: 0 BB: 1 S: 5	R: 0 H: 0 E: 0 LOB: 0 K: 1 BB: 0 S: 5	R: 0 H: 2 E: 0 LOB: 2 K: 1 BB: 0 S: 7	R: 1 H: 2 E: 0 LOB: 0 K: 0 BB: 0 S: 4	R: 0 H: 1 E: 0 LOB: 1 K: 1 BB: 0 S: 6	R: 1 H: 2 E: 0 LOB: 2 K: 0 BB: 1 S: 5	R: 0 H: 1 E: 0 LOB: 2 K: 2 BB: 1 S: 8	1B: 10 SF: 0 2B: 0 SAC: 1 3B: 0 DP: 1 HR: 1 HBP: 0		WP: 0 PA: 41 PB: 0 SB: 1 CS: 0
PITCHER	IP WLS BF H R ER SO BB IBB HBP BLK WP HR S P ERA WHIP	7.2 35 10 3 3 6 3 0 0 0 0 0 44 56 3.52 1.696	1.1 W 6 1 0 0 2 1 0 0 0 0 0 0 9 13 0.00 1.500	PITCHER								

Batter	1	2	3	4	5	6	7	8	9	AB	R	H	RBI	BB	SO	LOB	TOP						
Joe Cunningham, L (1.9) OBP: 0.418, SLG: 0.387	F9		FC4-6					K		3	0	0	0	1	1	4	<p>St. Louis Cardinals @ Pittsburgh Pirates Forbes Field, Pittsburgh, PA Wed May 18, 1960, 7:05 PM EDT Att: 14,615 - Unknown</p> <p>livebaseballscores.com</p> <p>AB 34 R 2 H 9 RBI 2 BB 1 SO 4 LOB 14</p> 						
Alex Grammas, R (1.6) OBP: 0.270, SLG: 0.256 Wally Shannon, L (8.4) OBP: 0.333, SLG: 0.200	K		F6					K		3	0	1	0	0	1	2							
Bill White, L (1.7) OBP: 0.361, SLG: 0.505	4-3									4	0	1	0	0	0	1							
Ken Boyer, R (1.5) OBP: 0.322, SLG: 0.520		5-3								4	1	1	0	0	0	1							
George Crowe, L (1.3) OBP: 0.261, SLG: 0.238		3-1								4	1	1	0	0	0	0							
Daryl Spencer, R (1.4) OBP: 0.415, SLG: 0.592										4	0	1	1	0	0	0							
Curt Flood, R (1.8) OBP: 0.167, SLG: 0.095 Stan Musial, L (8.4) OBP: 0.393, SLG: 0.432 Bob Duliba, R (8.1) OBP: 0.500, SLG: 0.500 Bob Nieman, R (9.4) OBP: 0.242, SLG: 0.138			F9							2	0	0	0	0	0	0							
Hal Smith, R (1.2) OBP: 0.235, SLG: 0.213 Leon Wagner, L (8.7) OBP: 0.355, SLG: 0.423										2	0	1	0	0	0	0							
Ron Kline, R (1.1) OBP: 0.083, SLG: 0.083 Marshall Bridges, S (7.1) OBP: 0.349, SLG: 0.474 Carl Sawatski, L (8.2) OBP: 0.349, SLG: 0.474										2	0	1	0	0	0	0							
Inning Stats	R: 0 E: 0 K: 1 S: 5	H: 0 LOB: 0 BB: 0 P: 5	R: 0 E: 0 K: 0 S: 3	H: 0 LOB: 0 BB: 0 P: 3	R: 0 E: 0 K: 0 S: 5	H: 2 LOB: 2 BB: 0 P: 5	R: 0 E: 0 K: 0 S: 3	H: 1 LOB: 0 BB: 0 P: 3	R: 0 E: 0 K: 0 S: 3	H: 0 LOB: 0 BB: 0 P: 3	R: 0 E: 0 K: 0 S: 3	H: 1 LOB: 1 BB: 1 P: 7	R: 0 E: 0 K: 0 S: 3	H: 0 LOB: 0 BB: 0 P: 3	R: 0 E: 0 K: 2 S: 9	H: 2 LOB: 2 BB: 0 P: 9		R: 2 E: 1 K: 1 S: 8	H: 3 LOB: 1 BB: 0 P: 8	1B: 9 2B: 0 3B: 0 HR: 0	SF: 0 SAC: 0 DP: 1 HBP: 0	WP: 0 PB: 0 SB: 0 CS: 1	PA: 35
PITCHER Vern Law, R (1.1) ERA: 2.31	IP: 9.0 WLS: W BF: 35	H: 9 R: 2 ER: 2 SO: 4	BB: 1 IBB: 0 HBP: 0 BLK: 0	WP: 0 HR: 0 S: 42 P: 46	ERA: 2.00 WHIP: 1.111																		

Batter	1	2	3	4	5	6	7	8	9	AB	R	H	RBI	BB	SO	LOB	BOTTOM						
Don Hoak, R (1.5) OBP: 0.360, SLG: 0.350	3B		K							3	2	2	0	1	1	0	<p>St. Louis Cardinals @ Pittsburgh Pirates Forbes Field, Pittsburgh, PA Wed May 18, 1960, 7:05 PM EDT Att: 14,615 - Unknown</p> <p>livebaseballscores.com</p> <p>AB 31 R 4 H 8 RBI 4 BB 2 SO 5 LOB 13</p> 						
Dick Groat, R (1.6) OBP: 0.346, SLG: 0.382	F8		F8							4	0	1	1	0	0	2							
Bob Skinner, L (1.7) OBP: 0.460, SLG: 0.670	L1-3		F9							3	1	2	2	0	0	0							
Dick Stuart, R (1.3) OBP: 0.317, SLG: 0.389	L1-3									3	0	0	1	1	0	2							
Roberto Clemente, R (1.9) OBP: 0.383, SLG: 0.581	6-3									4	0	1	0	0	1	1							
Smoky Burgess, L (1.2) OBP: 0.428, SLG: 0.552 Hal Smith, R (2.2) OBP: 0.318, SLG: 0.597	K									0	0	0	0	0	0	0							
Gino Cimoli, R (1.8) OBP: 0.391, SLG: 0.426										4	0	1	0	0	0	3							
Bill Mazaroski, R (1.4) OBP: 0.252, SLG: 0.459	K									3	0	0	0	0	1	1							
Vern Law, R (1.1) OBP: 0.207, SLG: 0.250	F3									3	1	1	0	0	1	1							
Inning Stats	R: 2 E: 0 K: 0 S: 5	H: 2 LOB: 0 BB: 0 P: 5	R: 0 E: 0 K: 2 S: 8	H: 1 LOB: 1 BB: 0 P: 8	R: 0 E: 0 K: 1 S: 5	H: 0 LOB: 0 BB: 0 P: 5	R: 0 E: 0 K: 1 S: 5	H: 0 LOB: 1 BB: 1 P: 9	R: 0 E: 0 K: 1 S: 6	H: 1 LOB: 0 BB: 0 P: 6	R: 0 E: 0 K: 0 S: 5	H: 2 LOB: 2 BB: 0 P: 5	R: 2 E: 0 K: 0 S: 5	H: 2 LOB: 1 BB: 1 P: 9	R: 0 E: 0 K: 0 S: 3	H: 0 LOB: 0 BB: 0 P: 3		R: 0 E: 0 K: 0 S: 3	H: 0 LOB: 0 BB: 0 P: 3	1B: 5 2B: 2 3B: 1 HR: 0	SF: 1 SAC: 0 DP: 0 HBP: 0	WP: 0 PB: 0 SB: 0 CS: 0	PA: 34
PITCHER Ron Kline, R (1.1) ERA: 5.38 Marshall Bridges, L (7.1) ERA: 2.92 Bob Duliba, R (8.1) ERA: 4.38	IP: 6.1 WLS: L BF: 29	H: 4 R: 4 ER: 4 SO: 5	BB: 2 IBB: 0 HBP: 0 BLK: 0	WP: 0 HR: 0 S: 37 P: 45	ERA: 5.68 WHIP: 1.579																		

Batter	1	2	3	4	5	6	7	8	9	AB	R	H	RBI	BB	SO	LOB	TOP			
Curt Flood, R OBP: 0.214, SLG: 0.125 (1, 8)	0-0 6-3			0-0 G6-4-3 1B		0-0 6-3		4-0 1B BB		3	0	1	0	1	0	0				
Joe Cunningham, L OBP: 0.377, SLG: 0.392 (1, 9)	0-3 K			0-0 G6-4-3 1-2			0-0 FC4-6 1B	0-0 BB 1-3 2-H		4	0	2	1	0	1	1				
Bill White, L OBP: 0.491, SLG: 0.491 Marshall Bridges, S (8, 1)	0-0 6-3			0-3 K			0-0 FC4-6 1B 1-2	4-0 BB 1-2		3	1	0	0	1	1	1				
Ken Boyer, R OBP: 0.319, SLG: 0.510 (1, 5)		0-0 1B			0-0 6-3			0-3 K	0-3 K	4	0	1	0	0	2	4				
Daryl Spencer, R OBP: 0.418, SLG: 0.589 (5, 6)		0-0 G4-6-3 1B			0-0 F5			0-0 1B 1-3	0-0 F4	4	0	2	0	0	0	3				
Bob Nieman, R OBP: 0.297, SLG: 0.333 (1, 7)		0-0 G4-6-3 1-2			0-0 3B			0-0 1B 1-3 3-H		4	1	3	1	0	0	1				
Alex Grammas, R OBP: 0.287, SLG: 0.253 Dick Gray, R (5, PH) (5, 4)			0-3 K			0-3 K			0-0 SF9	1	0	0	0	0	1	0				
Hal Smith, R OBP: 0.218, SLG: 0.196 (1, 2)			0-0 5-3			0-0 1-3			0-0 F7 3-H	4	0	0	0	0	0	0				
Ray Sadecki, L (1, 1) Ernie Broglio, R (3, 1) Leon Wagner, L OBP: 0.325, SLG: 0.418 (8, PH) Bob Dillba, R OBP: 0.325, SLG: 0.358 (8, 1) Stan Musial, L OBP: 0.396, SLG: 0.427 (8, PH) (8, 3)			0-0 F9			0-3 K			4-0 WP 1B BB	1	0	0	0	0	0	0				
Inning Stats	R: 0 E: 0 K: 1 S: 5	H: 0 LOB: 0 BB: 0 P: 5	R: 0 E: 0 K: 0 S: 3	H: 2 LOB: 0 BB: 0 P: 3	R: 0 E: 0 K: 1 S: 5	H: 0 LOB: 0 BB: 0 P: 5	R: 0 E: 0 K: 1 S: 5	H: 1 LOB: 1 BB: 0 P: 6	R: 0 E: 0 K: 1 S: 5	H: 0 LOB: 0 BB: 0 P: 5	R: 1 E: 0 K: 2 S: 10	H: 3 LOB: 2 BB: 0 P: 10	R: 1 E: 0 K: 1 S: 6	H: 1 LOB: 3 BB: 3 P: 18	R: 1 E: 0 K: 0 S: 4	H: 1 LOB: 0 BB: 0 P: 4	1B: 7 2B: 0 3B: 2 HR: 0	SF: 1 SAC: 0 DP: 2 HBP: 0	WP: 1 PA: 36 PB: 0 SB: 0 CS: 0	
PITCHER Joe Gibbon, L ERA: 3.44 Fred Green, L ERA: 3.97	IP: 7.1 WLS: W BF: 29	H: 8 R: 2 ER: 2 SO: 7	BB: 2 IBB: 0 HBP: 0 BLK: 0	WP: 1 HR: 0 S: 41 P: 49	ERA: 2.46 WHIP: 1.364	IP: 1.2 WLS: S BF: 7	H: 1 R: 1 ER: 1 SO: 1	BB: 1 IBB: 0 HBP: 0 BLK: 0	WP: 0 HR: 0 S: 8 P: 12	ERA: 5.40 WHIP: 1.200										

St. Louis Cardinals @ Pittsburgh Pirates
Forbes Field, Pittsburgh, PA
Thu May 19 1960, 7:05 PM EDT
Att: 15,810 - Unknown

AB 32
R 3
H 9
RBI 3
BB 3
SO 8
LOB 13





Batter	1	2	3	4	5	6	7	8	9	AB	R	H	RBI	BB	SO	LOB	BOTTOM			
Bob Skinner, L OBP: 0.458, SLG: 0.658 (1, 7)	0-0 1B 1B			0-0 F2		0-0 SH1-3 2B 1B		0-3 K		5	1	2	0	0	2	2				
Dick Groat, R OBP: 0.345, SLG: 0.373 (1, 6)	0-0 F9			0-0 6-3		4-0 BB		0-0 SH1-3 1-2	0-0 F8	3	0	0	0	1	0	3				
Roberto Clemente, R OBP: 0.399, SLG: 0.695 (1, 9)	0-0 G5-4-3 1B			0-0 E 1B 1B		0-3 K		0-0 4-3 2-H 1B 2B		5	2	4	1	0	1	1				
Dick Stuart, R OBP: 0.313, SLG: 0.381 (1, 3)	0-0 G5-4-3 1-2			0-0 E7 1B 1B		0-3 K		0-0 4-3 2-3	0-0 F7	5	1	1	0	0	1	4				
Don Hoak, R OBP: 0.362, SLG: 0.352 (1, 5)		0-0 HR 1B		0-0 E5 1B 1B		0-0 6-3		0-0 3-H 1B	0-0 5-3	5	2	2	1	0	0	2				
Hal Smith, R OBP: 0.338, SLG: 0.636 (1, 2)		0-0 HR		0-0 1B 1B		4-0 BB BB		0-0 F9	0-0 5-3	4	2	2	3	1	0	2				
Gino Cimoli, R OBP: 0.411, SLG: 0.438 (1, 8)		0-0 L8		0-0 1B 1B		4-0 E BB		0-0 WP 1B		3	0	2	1	1	0	0				
Bill Mazeroski, R OBP: 0.243, SLG: 0.441 (1, 4)		0-3 K		0-0 F7		0-0 E6		0-0 6-3		4	0	0	0	0	1	4				
Joe Gibbon, R Fred Green, R OBP: 0.667, SLG: 1.667 (8, 1)		0-0 1-5-3			0-0 4-3		0-0 5-3		4-0 BB	3	0	0	0	1	0	2				
Inning Stats	R: 0 E: 0 K: 0 S: 4	H: 2 LOB: 1 BB: 0 P: 4	R: 2 E: 0 K: 1 S: 7	H: 2 LOB: 0 BB: 0 P: 7	R: 3 E: 2 K: 1 S: 10	H: 4 LOB: 2 BB: 0 P: 10	R: 0 E: 0 K: 1 S: 5	H: 0 LOB: 1 BB: 1 P: 9	R: 1 E: 1 K: 1 S: 6	H: 0 LOB: 2 BB: 2 P: 14	R: 2 E: 0 K: 0 S: 6	H: 3 LOB: 1 BB: 0 P: 6	R: 0 E: 0 K: 1 S: 6	H: 1 LOB: 2 BB: 1 P: 10	R: 0 E: 0 K: 0 S: 4	H: 1 LOB: 1 BB: 0 P: 4	1B: 10 2B: 2 3B: 0 HR: 1	SF: 0 SAC: 1 DP: 1 HBP: 0	WP: 1 PA: 42 PB: 0 SB: 0 CS: 0	
PITCHER Ray Sadecki, L ERA: 6.75 Ernie Broglio, R ERA: 3.04 Bob Dillba, R ERA: 5.02 Marshall Bridges, L ERA: 2.7	IP: 2.2 WLS: L BF: 16	H: 8 R: 5 ER: 2 SO: 2	BB: 0 IBB: 0 HBP: 0 BLK: 0	WP: 0 HR: 1 S: 20 P: 20	ERA: 6.75 WHIP: 3.000	IP: 2.1 WLS: 11 BF: 11	H: 0 R: 1 ER: 0 SO: 2	BB: 3 IBB: 0 HBP: 0 BLK: 0	WP: 0 HR: 0 S: 12 P: 24	ERA: 0.00 WHIP: 1.286	IP: 2.0 WLS: 11 BF: 11	H: 4 R: 2 ER: 2 SO: 1	BB: 1 IBB: 0 HBP: 0 BLK: 0	WP: 1 HR: 0 S: 12 P: 16	ERA: 9.00 WHIP: 2.500	IP: 1.0 WLS: 4 BF: 1	H: 1 R: 0 ER: 0 SO: 0	BB: 0 IBB: 0 HBP: 0 BLK: 0	WP: 0 HR: 0 S: 4 P: 4	ERA: 0.00 WHIP: 1.000

St. Louis Cardinals @ Pittsburgh Pirates
Forbes Field, Pittsburgh, PA
Thu May 19 1960, 7:05 PM EDT
Att: 15,810 - Unknown

AB 37
R 8
H 13
RBI 6
BB 4
SO 5
LOB 20



Batter	1	2	3	4	5	6	7	8	9	AB	R	H	RBI	BB	SO	LOB	TOP	
Eddie Kasko, R OBP: 0.400, SLG: 0.448 Willie Jones, R OBP: 0.400, SLG: 0.750	5-3			FC3-6 BB		2B SF9 1B		F8		3	1	1	0	1	0	1	<p>Cincinnati Reds @ St. Louis Cardinals Sportsman's Park, St. Louis, MO Fri May 20 1960, 8:05 PM EDT Att: 8,800 - Unknown</p> <p>livebaseballscores.com</p> <p>AB 31 R 1 H 6 RBI 1 BB 2 SO 7 LOB 13</p> 	
Vada Pinson, L OBP: 0.346, SLG: 0.447	K			FC3-6 FC3-6 1-2f		SF9 1-3 2B		FC1-6		4	0	1	0	0	1	2		
Tony Gonzalez, L OBP: 0.280, SLG: 0.425	K			FC3-6 BB 1-2f		SF9 2-3 3-H		K		3	0	0	1	0	2	2		
Frank Robinson, R OBP: 0.404, SLG: 0.588		L7				L3			F2		3	0	0	1	0	1		
Lee Walls, R OBP: 0.373, SLG: 0.404	K					K			3-1 2B		4	0	1	0	0	3		3
Ed Bailey, L OBP: 0.427, SLG: 0.530		3-1									4	0	1	0	0	0		1
Roy McMillan, R OBP: 0.277, SLG: 0.352			F8			G5-4-3 1B					4	0	0	0	0	2		
Elio Chacon, R OBP: 0.389, SLG: 0.300			K								3	0	1	0	0	1		
Jim O'Toole, S OBP: 0.056, SLG: 0.059 Frank Houston, L OBP: 0.187, SLG: 0.250 Jim Brosnan, R OBP: 0.355, SLG: 0.607 Joe Nuxhall, L OBP: 0.349, SLG: 0.538 Jerry Lynch, L OBP: 0.288, SLG: 0.338 Bob Grim, R OBP: 0.227, SLG: 0.286				4-3							1	0	0	0	0	0		
Inning Stats	R: 0 H: 0 E: 0 K: 2 S: 7	H: 0 LOB: 0 BB: 0 P: 7	R: 0 H: 0 E: 0 K: 1 S: 5	H: 0 LOB: 0 BB: 0 P: 5	R: 0 H: 0 E: 0 K: 1 S: 5	H: 0 LOB: 2 BB: 2 P: 13	R: 0 H: 2 E: 0 K: 0 S: 4	H: 2 LOB: 1 BB: 0 P: 4	R: 0 H: 0 E: 0 K: 0 S: 3	H: 0 LOB: 0 BB: 0 P: 3	R: 0 H: 1 E: 0 K: 1 S: 6	H: 1 LOB: 1 BB: 0 P: 6	R: 0 H: 1 E: 0 K: 0 S: 4	H: 1 LOB: 1 BB: 0 P: 4	1B: 4 2B: 2 3B: 0 HR: 0	SF: 1 SAC: 0 DP: 1 HBP: 0		WP: 0 PA: 34 PB: 0 SB: 0 CS: 0
PITCHER Larry Jackson, R ERA: 3.23	IP: 9.0 WLS: W BF: 34 H: 6 R: 1 ER: 1 SO: 7 BB: 2 IBB: 0 HBP: 0 BLK: 0 WP: 0 HR: 0 S: 46 P: 54 ERA: 1.00 WHIP: 0.889											PITCHER						

Batter	1	2	3	4	5	6	7	8	9	AB	R	H	RBI	BB	SO	LOB	BOTTOM		
Curt Flood, R OBP: 0.188, SLG: 0.107	1-3		F4			FC6-4 1-2f				4	0	0	0	0	0	2	<p>Cincinnati Reds @ St. Louis Cardinals Sportsman's Park, St. Louis, MO Fri May 20 1960, 8:05 PM EDT Att: 8,800 - Unknown</p> <p>livebaseballscores.com</p> <p>AB 31 R 6 H 7 RBI 6 BB 2 SO 3 LOB 10</p> 		
Joe Cunningham, L OBP: 0.425, SLG: 0.400					6-3					3	2	1	0	1	0	0			
Bill White, L OBP: 0.389, SLG: 0.504										3	2	2	1	0	0	0			
Bob Nieman, R OBP: 0.325, SLG: 0.389 Leon Wagner, L OBP: 0.347, SLG: 0.413										3	0	2	2	0	0	1			
Ken Boyer, R OBP: 0.309, SLG: 0.491										1	1	0	0	0	0	0			
Daryl Spencer, R OBP: 0.413, SLG: 0.573										4	0	0	0	0	1	4			
Hal Smith, R OBP: 0.211, SLG: 0.189 Carl Sawatski, L OBP: 0.348, SLG: 0.474 Stan Musial, L OBP: 0.391, SLG: 0.421 Darrell Johnson, R										3	1	0	0	1	1	0			
Alex Grammas, R OBP: 0.269, SLG: 0.256										2	0	0	0	0	0	0			
Larry Jackson, R OBP: 0.227, SLG: 0.286										1	0	0	0	0	0	0			
Inning Stats	R: 1 H: 2 E: 0 K: 1 S: 7	H: 2 LOB: 1 BB: 0 P: 7	R: 0 H: 0 E: 0 K: 0 S: 3	H: 0 LOB: 0 BB: 0 P: 3	R: 2 H: 1 E: 0 K: 1 S: 6	H: 1 LOB: 1 BB: 1 P: 11	R: 0 H: 0 E: 0 K: 1 S: 5	H: 0 LOB: 0 BB: 0 P: 5	R: 0 H: 0 E: 0 K: 0 S: 3	H: 0 LOB: 0 BB: 0 P: 3	R: 3 H: 4 E: 0 K: 0 S: 7	H: 4 LOB: 2 BB: 1 P: 11	R: 0 H: 0 E: 0 K: 0 S: 3	H: 0 LOB: 0 BB: 0 P: 3	R: 0 H: 0 E: 0 K: 0 S: 3	H: 0 LOB: 0 BB: 0 P: 3		1B: 4 2B: 3 3B: 0 HR: 0	SF: 0 SAC: 0 DP: 0 HBP: 1
PITCHER Jim O'Toole, L ERA: 3.29 Jim Brosnan, R ERA: 6.63 Joe Nuxhall, L ERA: 3.48 Bob Grim, R ERA: 8.1	IP: 4.0 WLS: L BF: 17 H: 3 R: 3 ER: 3 SO: 3 BB: 1 IBB: 0 HBP: 0 BLK: 0 WP: 0 HR: 0 S: 21 P: 26 ERA: 6.75 WHIP: 1.000											PITCHER							

Batter	1	2	3	4	5	6	7	8	9	AB	R	H	RBI	BB	SO	LOB	TOP										
Eddie Kasko, R OBP: 0.408, SLG: 0.454 (1, 5)										3	1	2	0	1	1	0	Cincinnati Reds @ St. Louis Cardinals Sportsman's Park, St. Louis, MO Sun May 22 1960, 4:33 AM EDT Unknown										
Vada Pinson, L OBP: 0.346, SLG: 0.460 (1, 8)										4	1	1	1	0	0	2											
Gus Bell, L OBP: 0.304, SLG: 0.400 (1, 7)										4	0	0	0	0	1	3											
Frank Robinson, R OBP: 0.413, SLG: 0.656 (1, 3)										3	1	1	2	0	0	1											
Jerry Lynch, L OBP: 0.524, SLG: 0.647 (1, 9)										4	1	1	1	0	0	0											
Ed Bailey, L OBP: 0.418, SLG: 0.510 (1, 2)										3	0	0	0	1	0	0											
Elio Chacon, R OBP: 0.304, SLG: 0.289 (1, 4)										4	0	1	0	0	2	0											
Roy McMillan, R OBP: 0.270, SLG: 0.341 (1, 6)									3	0	0	0	0	0	2												
Jay Hook, L OBP: 0.150, SLG: 0.056 (1, 1)									3	0	0	0	0	1	1												
Bill Henry, L (8, 1)									0	0	0	0	0	0	0	0											
Inning Stats	R: 2 E: 0 K: 0 S: 5	H: 2 LOB: 0 BB: 0 P: 5	R: 0 E: 0 K: 1 S: 5	H: 0 LOB: 0 BB: 0 P: 5	R: 0 E: 0 K: 0 S: 3	H: 0 LOB: 1 BB: 1 P: 7	R: 0 E: 0 K: 0 S: 3	H: 0 LOB: 0 BB: 0 P: 3	R: 0 E: 0 K: 1 S: 5	H: 0 LOB: 0 BB: 0 P: 5	R: 2 E: 0 K: 1 S: 7	H: 3 LOB: 1 BB: 1 P: 11	R: 0 E: 0 K: 1 S: 6	H: 1 LOB: 1 BB: 0 P: 6	R: 0 E: 0 K: 0 S: 3	H: 0 LOB: 0 BB: 0 P: 3	1B: 3 2B: 2 3B: 0 HR: 2	SF: 1 SAC: 0 DP: 1 HBP: 0	WP: 0 PB: 0 SB: 1 CS: 0	PA: 34							
PITCHER	IP	WLS	BF	H	R	ER	SO	BB	IBB	HBP	BLK	WP	HR	S	P	ERA	WHIP										
Ron Kline, R ERA: 5.44 (1, 1)	6.0		24	4	4	4	3	2	0	0	0	0	2	28	36	6.00	1.000										
Lindy McDaniel, R ERA: 3.94 (7, 1)	3.0	W	10	2	0	0	2	0	0	0	0	0	0	14	14	0.00	0.667										

AB 31
R 4
H 6
RBI 4
BB 2
SO 5
LOB 9



Batter	1	2	3	4	5	6	7	8	9	AB	R	H	RBI	BB	SO	LOB	BOTTOM										
Joe Cunningham, L OBP: 0.438, SLG: 0.417 (1, 9)										4	1	0	0	1	1	4	Cincinnati Reds @ St. Louis Cardinals Sportsman's Park, St. Louis, MO Sun May 22 1960, 4:33 AM EDT Unknown										
Daryl Spencer, R OBP: 0.404, SLG: 0.575 (1, 4)										5	1	2	1	0	1	0											
Bill White, L OBP: 0.400, SLG: 0.500 (1, 8)									3	0	1	1	1	0	2												
Bob Nieman, R OBP: 0.367, SLG: 0.366 (1, 7)									3	0	0	0	1	2	3												
Stan Musial, L OBP: 0.376, SLG: 0.429 (1, 3)										4	1	1	1	0	0	3											
Ken Boyer, R OBP: 0.311, SLG: 0.496 (1, 5)										4	1	1	0	0	0	2											
Carl Sawatski, L OBP: 0.358, SLG: 0.545 (1, 2)										3	1	1	1	1	1	0											
Alex Grammas, R OBP: 0.273, SLG: 0.261 (1, 6)										4	0	2	1	0	0	0											
Ron Kline, R OBP: 0.067, SLG: 0.067 (1, 1)										3	0	0	0	0	1	2											
Lindy McDaniel, R OBP: 0.375, SLG: 0.286 (7, 1)									0	0	0	0	1	0	0												
Inning Stats	R: 0 E: 0 K: 2 S: 8	H: 1 LOB: 1 BB: 0 P: 8	R: 1 E: 0 K: 1 S: 7	H: 2 LOB: 2 BB: 1 P: 11	R: 0 E: 0 K: 1 S: 5	H: 0 LOB: 1 BB: 1 P: 9	R: 1 E: 0 K: 0 S: 4	H: 1 LOB: 0 BB: 0 P: 4	R: 1 E: 0 K: 0 S: 4	H: 1 LOB: 2 BB: 2 P: 12	R: 0 E: 0 K: 1 S: 5	H: 0 LOB: 0 BB: 0 P: 5	R: 0 E: 1 K: 1 S: 6	H: 0 LOB: 1 BB: 0 P: 6	R: 1 E: 0 K: 0 S: 5	H: 2 LOB: 2 BB: 1 P: 9	R: 1 E: 0 K: 0 S: 1	H: 1 LOB: 0 BB: 0 P: 1	1B: 4 2B: 0 3B: 1 HR: 3	SF: 0 SAC: 0 DP: 0 HBP: 0	WP: 0 PB: 0 SB: 0 CS: 0	PA: 38					
PITCHER	IP	WLS	BF	H	R	ER	SO	BB	IBB	HBP	BLK	WP	HR	S	P	ERA	WHIP										
Jay Hook, R ERA: 5.4 (1, 1)	7.2		36	7	4	4	6	5	0	0	0	0	1	43	63	4.70	1.565										
Bill Henry, L ERA: 5.4 (8, 1)	0.1	L	2	1	1	1	0	0	0	0	0	0	1	2	2	27.00	3.000										

AB 33
R 5
H 8
RBI 5
BB 5
SO 6
LOB 16



Batter	1	2	3	4	5	6	7	8	9	AB	R	H	RBI	BB	SO	LOB	TOP								
Eddie Kasko, R OBP: 0.414, SLG: 0.451 (1, 5)										3	2	1	0	1	1	2									
Vada Pinson, L OBP: 0.353, SLG: 0.461 (1, 8)										4	0	2	1	1	0	1									
Gus Bell, L OBP: 0.296, SLG: 0.388 Tony Gonzalez, L OBP: 0.263, SLG: 0.398 (1, 9) (7, 9)										4	0	0	0	0	1	5									
Frank Robinson, R OBP: 0.413, SLG: 0.651 (1, 3)										4	1	1	1	1	1	4									
Lee Walls, R OBP: 0.405, SLG: 0.444 Jerry Lynch, L OBP: 0.545, SLG: 0.667 (1, 7) (9, PH) (9, 7)										3	1	2	0	1	0	1									
Dutch Dotterer, R OBP: 0.240, SLG: 0.480 (1, 2)										5	0	2	2	0	1	3									
Elio Chacon, R OBP: 0.354, SLG: 0.293 (1, 4)										3	0	1	1	0	0	2									
Roy McMillan, R OBP: 0.263, SLG: 0.331 (1, 6)										4	1	0	0	0	1	2									
Don Newcombe, L OBP: 0.200, SLG: 0.077 Willie Jones, R OBP: 0.375, SLG: 0.500 Bob Grim, R (8, PH) (8, 1) Jim O'Toole, S OBP: 0.059, SLG: 0.059 (9, 1)										3	0	1	0	0	1	2									
Inning Stats	R: 2 E: 0 K: 0 S: 5	H: 2 LOB: 2 BB: 2 P: 13	R: 1 E: 1 K: 1 S: 7	H: 1 LOB: 2 BB: 0 P: 8	R: 1 E: 0 K: 2 S: 9	H: 2 LOB: 1 BB: 0 P: 9	R: 1 E: 0 K: 1 S: 6	H: 1 LOB: 1 BB: 0 P: 10	R: 0 E: 0 K: 0 S: 3	H: 0 LOB: 0 BB: 0 P: 3	R: 0 E: 0 K: 0 S: 3	H: 1 LOB: 0 BB: 0 P: 3	R: 0 E: 0 K: 1 S: 6	H: 1 LOB: 1 BB: 0 P: 6	R: 0 E: 0 K: 1 S: 5	H: 1 LOB: 2 BB: 1 P: 9	R: 0 E: 0 K: 0 S: 4	H: 2 LOB: 2 BB: 1 P: 8	1B: 8 2B: 4 3B: 0 HR: 0	SF: 1 SAC: 0 DP: 3 HBP: 1	WP: 0 PB: 0 SB: 1 CS: 0	PA: 42			
PITCHER	IP	WLS	BF	H	R	ER	SO	BB	IBB	HBP	BLK	WP	HR	S	P	ERA	WHIP								
Marshall Bridges, L ERA: 4.11 (1, 1)	2.0	L	15	5	4	3	1	2	0	1	0	0	0	14	23	13.50	3.500								
Ernie Broglio, R ERA: 2.83 (3, 1)	3.0		11	1	1	1	3	1	0	0	0	0	0	16	20	3.00	0.667								
Curt Simmons, L ERA: 10.29 (6, 1)	3.0		11	3	0	0	2	1	0	0	0	0	0	14	18	0.00	1.333								
Bob Duliba, R ERA: 4.96 (9, 1)	1.0		5	2	0	0	0	1	0	0	0	0	0	4	8	0.00	3.000								

Cincinnati Reds @ St. Louis Cardinals
Sportsman's Park, St. Louis, MO
Sun May 22 1960, 4:38 AM EDT
Att: 20,411 - Unknown

AB	35
R	5
H	11
RBI	5
BB	5
SO	6
LOB	23



Batter	1	2	3	4	5	6	7	8	9	AB	R	H	RBI	BB	SO	LOB	BOTTOM								
Joe Cunningham, L OBP: 0.424, SLG: 0.402 (1, 9)										4	1	0	0	0	0	1									
Daryl Spencer, R OBP: 0.414, SLG: 0.605 (1, 4) (8, 6)										4	2	3	2	0	0	0									
Bill White, L OBP: 0.396, SLG: 0.500 (1, 3)										4	0	1	1	0	0	1									
Bob Nieman, R OBP: 0.377, SLG: 0.422 (1, 7)										4	0	2	0	0	0	1									
Ken Boyer, R OBP: 0.309, SLG: 0.487 (1, 5)										4	0	1	0	0	0	2									
Carl Sawatski, L OBP: 0.357, SLG: 0.532 Hal Smith, R OBP: 0.203, SLG: 0.182 Larry Jackson, R OBP: 0.227, SLG: 0.286 (1, 2) (9, PH) (9, PR)										3	0	1	0	0	0	1									
Curt Flood, R OBP: 0.189, SLG: 0.121 (1, 8)										4	0	1	0	0	1	2									
Alex Grammas, R OBP: 0.267, SLG: 0.255 George Crowe, L OBP: 0.240, SLG: 0.217 Dick Gray, R (8, 4)										2	0	0	0	0	0	1									
Marshall Bridges, S Ernie Broglio, R Wally Shannon, L Curt Simmons, L Stan Musial, L Bob Duliba, R Leon Wagner, L (1, 1) (3, 1) (5, PH) (8, 1) (8, PH) (9, 1) (9, PH)										1	0	0	0	0	0	0									
Inning Stats	R: 2 E: 1 K: 0 S: 6	H: 2 LOB: 1 BB: 0 P: 6	R: 0 E: 0 K: 0 S: 3	H: 0 LOB: 0 BB: 0 P: 3	R: 0 E: 0 K: 0 S: 3	H: 0 LOB: 0 BB: 0 P: 3	R: 0 E: 0 K: 0 S: 4	H: 1 LOB: 1 BB: 0 P: 4	R: 0 E: 0 K: 0 S: 4	H: 2 LOB: 1 BB: 0 P: 4	R: 0 E: 0 K: 0 S: 3	H: 1 LOB: 1 BB: 0 P: 3	R: 1 E: 0 K: 0 S: 5	H: 2 LOB: 1 BB: 0 P: 5	R: 0 E: 0 K: 1 S: 6	H: 1 LOB: 2 BB: 1 P: 10	1B: 6 2B: 1 3B: 1 HR: 1	SF: 0 SAC: 0 DP: 2 HBP: 0	WP: 0 PB: 0 SB: 0 CS: 0	PA: 36					
PITCHER	IP	WLS	BF	H	R	ER	SO	BB	IBB	HBP	BLK	WP	HR	S	P	ERA	WHIP								
Don Newcombe, R ERA: 3.67 (1, 1)	7.0	W	26	6	2	1	0	0	0	0	0	0	0	6	6	9.00	3.000								
Bob Grim, R ERA: 8.31 (8, 1)	1.0		6	3	1	1	0	0	0	0	0	0	0	6	6	9.00	3.000								
Jim O'Toole, L ERA: 3.23 (9, 1)	1.0	S	4	0	0	0	1	1	0	0	0	0	0	5	9	0.00	1.000								

Cincinnati Reds @ St. Louis Cardinals
Sportsman's Park, St. Louis, MO
Sun May 22 1960, 4:38 AM EDT
Att: 20,411 - Unknown

AB	35
R	3
H	9
RBI	3
BB	1
SO	1
LOB	13



Batter	1	2	3	4	5	6	7	8	9	AB	R	H	RBI	BB	SO	LOB	TOP			
Bill Bruton, L OBP: 0.327, SLG: 0.411 (1, 8)	0-0 4-3		0-0 F9		0-0 4-3			0-0 E S 1B		4	0	1	0	0	0	0	Milwaukee Braves @ St. Louis Cardinals Sportsman's Park, St. Louis, MO Wed May 25 1960, 8:05 PM EDT Att: 8,173 - Unknown			
Red Schoendienst, S OBP: 0.319, SLG: 0.316 (1, 4)	0-0 G3		0-0 1B 2B 1B		0-0 F6			0-0 4-3		4	1	1	0	0	0	1				
Eddie Mathews, L OBP: 0.437, SLG: 0.606 (1, 5)	4-0 1B E BB		0-0 1-3 2B 1B		0-0 CS 1B			0-0 1B		3	2	3	0	1	0	0				
Hank Aaron, R OBP: 0.364, SLG: 0.613 (1, 9)	0-0 E8 1-H 1B		0-0 F5		0-0 CS 1-2		0-0 4-3	0-0 F2		4	0	1	0	0	0	4				
Joe Adcock, R OBP: 0.375, SLG: 0.642 (1, 3)	0-3 K		0-0 1-H 3-H 2B		0-0 K		0-3 K	0-0 6-3		4	0	1	2	0	2	3				
Johnny Logan, R OBP: 0.325, SLG: 0.342 (1, 6)		0-0 F3		0-0 5-3 1B		0-0 6-3			0-3 K	4	0	1	0	0	1	0				
Al Spangler, L OBP: 0.308, SLG: 0.343 (1, 7)		0-3 K		0-0 F8			0-0 F8		0-0 FC1-5 2B	4	0	1	0	0	1	1				
Del Crandall, R OBP: 0.256, SLG: 0.469 (1, 2)		4-0 FC6-4 BB		0-0 5-3 1-2			0-0 6-3		0-0 FC1-5 2-3	3	0	0	0	1	0	2				
Warren Spahn, L OBP: 0.158, SLG: 0.278 (1, 1)		0-0 FC6-4		0-0 4-3			0-0 3-1		0-0 3-1	3	0	0	0	0	0	2				
Wes Covington, L OBP: 0.240, SLG: 0.500 (9, PH)										1	0	0	0	0	0	1				
Don McMahon, R OBP: 0.299, SLG: 0.375 (9, 1)										0	0	0	0	0	0	0				
Inning Stats	R: 1 E: 1 K: 1 S: 6	H: 1 LOB: 1 BB: 1 P: 10	R: 0 E: 0 K: 1 S: 5	H: 0 LOB: 1 BB: 1 P: 9	R: 2 E: 0 K: 0 S: 5	H: 3 LOB: 1 BB: 0 P: 5	R: 0 E: 0 K: 0 S: 4	H: 1 LOB: 1 BB: 0 P: 4	R: 0 E: 0 K: 0 S: 3	H: 0 LOB: 0 BB: 0 P: 3	R: 0 E: 0 K: 0 S: 5	H: 0 LOB: 0 BB: 0 P: 5	R: 0 E: 0 K: 0 S: 3	H: 0 LOB: 2 BB: 0 P: 5	R: 0 E: 1 K: 1 S: 6	H: 1 LOB: 1 BB: 0 P: 6	1B: 7 2B: 2 3B: 0 HR: 0	SF: 0 SAC: 0 DP: 0 HBP: 0	WP: 0 PB: 0 SB: 1 CS: 1	PA: 37
PITCHER Larry Jackson, R ERA: 3.08 (1, 1)	IP: 9.0 WLS: W BF: 36 H: 9 R: 3 ER: 2 SO: 4 BB: 2 IBB: 0 HBP: 0 BLK: 0 WP: 0 HR: 0 S: 42 P: 50 ERA: 2.00 WHIP: 1.222																			



Batter	1	2	3	4	5	6	7	8	9	AB	R	H	RBI	BB	SO	LOB	BOTTOM					
Joe Cunningham, L OBP: 0.419, SLG: 0.391 (1, 9)	4-0 3-1 BB		0-0 F7		0-0 F4			0-3 K		3	0	0	0	1	1	0	Milwaukee Braves @ St. Louis Cardinals Sportsman's Park, St. Louis, MO Wed May 25 1960, 8:05 PM EDT Att: 8,173 - Unknown					
Daryl Spencer, R OBP: 0.403, SLG: 0.586 (1, 4)	0-0 3-1 1-2		0-0 2-3			0-0 4-3		0-0 F4		4	0	0	0	0	0	1						
Bill White, L OBP: 0.392, SLG: 0.488 (1, 8)	0-0 F9		0-0 G3			0-0 5-3		4-0 BB		3	0	0	0	1	0	1						
Ken Boyer, R OBP: 0.314, SLG: 0.537 (1, 5)	0-0 F8			0-0 HR		0-0 HR		0-0 F7		4	2	2	2	0	0	2						
Stan Musial, L OBP: 0.368, SLG: 0.409 (1, 3)		1-0 BB G4-6-3 HBP		0-0 3-1		0-0 F9			0-0 F5	3	1	0	0	0	0	0						
Bob Nieman, R OBP: 0.404, SLG: 0.438 (1, 7)		4-0 G4-6-3 1-2 BB		0-3 K			0-0 SH2-4 1B		0-0 HR 1B	3	1	2	0	1	1	0						
Hal Smith, R OBP: 0.213, SLG: 0.179 (1, 2)		4-0 G4-6-3 1-2 2-3 BB		0-0 4-3			0-0 SH2-4 1-2		0-0 F7	1	0	0	0	1	0	0						
Alex Grammas, R OBP: 0.260, SLG: 0.247 (1, 6)		0-0 G4-6-3			0-0 F7		0-0 F9		0-0 HR	3	0	0	0	0	0	3						
George Crowe, L OBP: 0.299, SLG: 0.375 (9, PH)		1-2 2-3 3-H			0-0 6-3					1	1	1	2	0	0	0						
Larry Jackson, R OBP: 0.200, SLG: 0.250 (1, 1)			0-3 K				0-0 L4			3	0	0	0	0	1	2						
Inning Stats	R: 0 E: 0 K: 0 S: 3	H: 0 LOB: 1 BB: 1 P: 7	R: 1 E: 0 K: 1 S: 4	H: 0 LOB: 2 BB: 2 P: 13	R: 0 E: 0 K: 0 S: 3	H: 0 LOB: 0 BB: 0 P: 3	R: 1 E: 0 K: 1 S: 6	H: 1 LOB: 0 BB: 0 P: 6	R: 0 E: 0 K: 0 S: 3	H: 0 LOB: 0 BB: 0 P: 3	R: 1 E: 0 K: 0 S: 4	H: 1 LOB: 0 BB: 0 P: 4	R: 0 E: 0 K: 0 S: 4	H: 1 LOB: 1 BB: 0 P: 4	R: 0 E: 0 K: 1 S: 5	H: 0 LOB: 1 BB: 1 P: 9	R: 2 E: 0 K: 0 S: 4	H: 2 LOB: 0 BB: 0 P: 4	1B: 2 2B: 0 3B: 0 HR: 3	SF: 0 SAC: 1 DP: 1 HBP: 1	WP: 0 PB: 0 SB: 0 CS: 0	PA: 35
PITCHER Warren Spahn, L ERA: 3.62 (1, 1)	IP: 8.0 WLS: L BF: 4 H: 3 R: 3 ER: 3 SO: 3 BB: 4 IBB: 1 HBP: 0 BLK: 0 WP: 0 HR: 2 S: 32 P: 49 ERA: 3.38 WHIP: 0.875																					
Don McMahon, R ERA: 7.02 (9, 1)	0.2 L 4 2 2 2 0 0 0 0 0 0 1 4 4 27.00 3.000																					



Batter	1	2	3	4	5	6	7	8	9	AB	R	H	RBI	BB	SO	LOB	TOP							
Bill Bruton, L OBP: 0.339, SLG: 0.420 (1, 8)										5	0	3	0	0	1	1	Milwaukee Braves @ St. Louis Cardinals Sportsman's Park, St. Louis, MO Thu May 26 1960, 8:05 PM EDT Att: 9,222 - Unknown livebaseballscores.com							
Red Schoendienst, S OBP: 0.315, SLG: 0.314 (1, 4)										4	0	1	1	0	0	2								
Eddie Mathews, L OBP: 0.419, SLG: 0.577 (1, 5)										5	0	0	0	0	3	4								
Hank Aaron, R OBP: 0.385, SLG: 0.633 (1, 9)										3	2	3	0	1	0	0								
Joe Adcock, R OBP: 0.382, SLG: 0.634 (1, 3)										4	1	2	1	0	0	3								
Mel Roach, R OBP: 0.273, SLG: 0.433 (1, 7)										2	1	1	1	0	0	0								
Al Spangler, L OBP: 0.300, SLG: 0.333 (8, 7)										1	0	0	0	0	1	0								
Johnny Logan, R OBP: 0.315, SLG: 0.325 (1, 6)										4	0	0	0	0	2	2								
Del Crandall, R OBP: 0.255, SLG: 0.471 (1, 2)										4	0	1	0	0	0	1								
Bob Buhl, R OBP: 0.150, SLG: 0.150 (1, 1)										4	0	1	1	0	2	2								
Inning Stats	R: 0 E: 0 K: 1 S: 5	H: 1 LOB: 1 BB: 0 P: 5	R: 3 E: 1 K: 2 S: 11	H: 4 LOB: 1 BB: 0 P: 11	R: 0 E: 0 K: 1 S: 6	H: 1 LOB: 1 BB: 0 P: 6	R: 0 E: 0 K: 1 S: 5	H: 0 LOB: 0 BB: 0 P: 5	R: 0 E: 0 K: 1 S: 6	H: 1 LOB: 1 BB: 0 P: 6	R: 1 E: 0 K: 1 S: 8	H: 3 LOB: 2 BB: 0 P: 8	R: 0 E: 0 K: 0 S: 4	H: 1 LOB: 2 BB: 1 P: 8	R: 0 E: 0 K: 1 S: 5	H: 0 LOB: 0 BB: 0 P: 5	R: 0 E: 0 K: 1 S: 6	H: 1 LOB: 1 BB: 0 P: 6	1B: 10 2B: 3 3B: 0 HR: 0	SF: 1 SAC: 1 DP: 1 HBP: 0	WP: 0 PB: 1 SB: 0 CS: 1	PA: 39		
PITCHER	IP WLS BF H R ER SO BB IBB HBP BLK WP HR S P ERA WHIP	7.0 L 32 11 4 3 7 0 1 0 0 0 0 0 45 49 3.86 1.571	2.0 7 1 0 0 2 0 0 0 0 0 0 0 0 11 11 0.00 0.500																					



Batter	1	2	3	4	5	6	7	8	9	AB	R	H	RBI	BB	SO	LOB	BOTTOM						
Joe Cunningham, L OBP: 0.421, SLG: 0.390 (1, 9)										3	0	1	0	1	0	0	Milwaukee Braves @ St. Louis Cardinals Sportsman's Park, St. Louis, MO Thu May 26 1960, 8:05 PM EDT Att: 9,222 - Unknown livebaseballscores.com						
Daryl Spencer, R OBP: 0.399, SLG: 0.573 (1, 4)										3	0	0	0	1	0	1							
Bill White, L OBP: 0.388, SLG: 0.489 (1, 8)										4	0	1	0	0	2	2							
Ken Boyer, R OBP: 0.306, SLG: 0.520 (1, 5)										4	0	0	0	0	1	3							
Stan Musial, L OBP: 0.373, SLG: 0.413 (1, 3)										4	0	2	0	0	0	2							
Bob Nieman, R OBP: 0.426, SLG: 0.519 (1, 7)										4	1	3	1	0	1	0							
Carl Sawatski, L OBP: 0.344, SLG: 0.490 (1, 2)										3	0	0	0	1	1	4							
Alex Grammas, R OBP: 0.255, SLG: 0.242 (1, 6)										2	0	0	0	0	1	1							
George Crowe, L OBP: 0.259, SLG: 0.360 (7, 7)										1	0	0	0	0	0	2							
Wally Shannon, L OBP: 0.296, SLG: 0.174 (8, 4)										1	0	0	0	0	1	2							
Vinegar Bend Mizell, R OBP: 0.158, SLG: 0.167 (1, 1)										2	0	0	0	0	2	0							
Leon Wagner, L OBP: 0.337, SLG: 0.398 (7, 7)										1	0	0	0	0	0	2							
Ernie Broglio, R OBP: 0.337, SLG: 0.398 (8, 1)										0	0	0	0	0	0	0							
Inning Stats	R: 0 E: 0 K: 1 S: 4	H: 0 LOB: 0 BB: 1 P: 8	R: 0 E: 0 K: 2 S: 7	H: 0 LOB: 0 BB: 0 P: 7	R: 0 E: 0 K: 1 S: 4	H: 0 LOB: 1 BB: 1 P: 8	R: 0 E: 0 K: 0 S: 4	H: 1 LOB: 2 BB: 1 P: 8	R: 1 E: 0 K: 2 S: 8	H: 1 LOB: 0 BB: 0 P: 8	R: 0 E: 0 K: 0 S: 4	H: 1 LOB: 1 BB: 0 P: 4	R: 0 E: 0 K: 0 S: 5	H: 2 LOB: 2 BB: 0 P: 5	R: 0 E: 0 K: 1 S: 5	H: 0 LOB: 0 BB: 0 P: 5	R: 0 E: 0 K: 2 S: 9	H: 2 LOB: 2 BB: 0 P: 9	1B: 5 2B: 1 3B: 0 HR: 1	SF: 0 SAC: 0 DP: 2 HBP: 0	WP: 0 PB: 0 SB: 0 CS: 0	PA: 35	
PITCHER	IP WLS BF H R ER SO BB IBB HBP BLK WP HR S P ERA WHIP	9.0 W 35 7 1 1 9 3 0 0 0 0 1 50 62 1.00 1.111																					



Batter	1	2	3	4	5	6	7	8	9	AB	R	H	RBI	BB	SO	LOB	TOP					
Don Blasingame, L (1,4) OBP: 0.296, SLG: 0.259	K																					
Joey Amalfitano, R (1,5) OBP: 0.306, SLG: 0.391	F4																					
Willie Mays, R (1,8) OBP: 0.420, SLG: 0.521	L1-3																					
Willie McCovey, L (1,3) OBP: 0.434, SLG: 0.628																						
Orlando Cepeda, R (1,7) OBP: 0.324, SLG: 0.573																						
Willie Kirkland, L (1,9) OBP: 0.376, SLG: 0.575																						
Hobie Landrith, L (1,2) Dale Long, L (8, PH) Bob Schmidt, R (8, 2) OBP: 0.217, SLG: 0.250																						
Eddie Bressoud, R (1,6) Dave Philley, S (9, PH) OBP: 0.364, SLG: 0.368																						
Johnny Antonelli, L (1,1) Stu Miller, R (5, 1) Jim Marshall, L (7, PH) Joe Shipley, R (7, 1) Andre Rodgers, R (9, PH) OBP: 0.231, SLG: 0.167																						
Inning Stats	R: 0 E: 0 K: 1 S: 5	H: 0 LOB: 0 BB: 0 P: 5	R: 1 E: 0 K: 0 S: 4	H: 2 LOB: 0 BB: 0 P: 4	R: 0 E: 0 K: 1 S: 7	H: 2 LOB: 2 BB: 0 P: 7	R: 0 E: 0 K: 0 S: 4	H: 1 LOB: 1 BB: 0 P: 4	R: 0 E: 0 K: 0 S: 3	H: 1 LOB: 0 BB: 0 P: 3	R: 1 E: 0 K: 1 S: 7	H: 2 LOB: 1 BB: 0 P: 7	R: 0 E: 0 K: 0 S: 4	H: 1 LOB: 1 BB: 1 P: 4	R: 2 E: 0 K: 0 S: 5	H: 2 LOB: 1 BB: 1 P: 9	R: 0 E: 0 K: 2 S: 8	H: 1 LOB: 1 BB: 0 P: 8	1B: 9 2B: 2 3B: 0 HR: 1	SF: 0 SAC: 0 DP: 2 HBP: 0	WP: 0 PB: 0 SB: 0 CS: 0	PA: 38
PITCHER	IP WLS BF H R ER SO BB IBB HBP BLK WP HR S P ERA WHIP																					
Ron Kline, R (1, 1) ERA: 5.33	7.2 W 32 10 4 4 3 1 0 0 0 0 1 37 41 4.70 1.435																					
Lindy McDaniel, R (8, 1) ERA: 3.77	1.1 S 6 2 0 0 2 0 0 0 0 0 0 10 10 0.00 1.500																					

San Francisco Giants @ St. Louis Cardinals
Sportsman's Park, St. Louis, MO
Fri May 27 1960, 8:05 PM EDT
Att: 13,226 - Unknown

AB 37
R 4
H 12
RBI 3
BB 1
SO 5
LOB 14



Batter	1	2	3	4	5	6	7	8	9	AB	R	H	RBI	BB	SO	LOB	BOTTOM					
Joe Cunningham, L (1,9) OBP: 0.417, SLG: 0.380	4-3																					
Bill White, L (1,3) OBP: 0.384, SLG: 0.482	F6																					
Bob Nieman, R (1,7) Leon Wagner, L (6, 7) OBP: 0.438, SLG: 0.564																						
Ken Boyer, R (1,5) OBP: 0.324, SLG: 0.566																						
Daryl Spencer, R (1,4) OBP: 0.395, SLG: 0.560																						
Curt Flood, R (1,8) OBP: 0.171, SLG: 0.108																						
Hal Smith, R (1,2) OBP: 0.215, SLG: 0.183																						
Alex Grammas, R (1,6) OBP: 0.255, SLG: 0.235																						
Ron Kline, R (1, 1) Lindy McDaniel, R (8, 1) OBP: 0.056, SLG: 0.056																						
Inning Stats	R: 0 E: 0 K: 1 S: 6	H: 1 LOB: 2 BB: 1 P: 10	R: 0 E: 0 K: 2 S: 8	H: 1 LOB: 0 BB: 0 P: 8	R: 0 E: 0 K: 2 S: 7	H: 0 LOB: 0 BB: 0 P: 7	R: 1 E: 1 K: 0 S: 5	H: 1 LOB: 1 BB: 0 P: 5	R: 4 E: 3 K: 0 S: 7	H: 3 LOB: 2 BB: 1 P: 12	R: 0 E: 0 K: 1 S: 5	H: 0 LOB: 0 BB: 0 P: 5	R: 0 E: 0 K: 0 S: 2	H: 0 LOB: 0 BB: 1 P: 6	R: 0 E: 0 K: 1 S: 5	H: 0 LOB: 1 BB: 1 P: 9	R: 0 E: 0 K: 1 S: 5	H: 0 LOB: 1 BB: 1 P: 9	1B: 2 2B: 2 3B: 1 HR: 1	SF: 0 SAC: 0 DP: 0 HBP: 1	WP: 0 PB: 0 SB: 0 CS: 0	PA: 36
PITCHER	IP WLS BF H R ER SO BB IBB HBP BLK WP HR S P ERA WHIP																					
Johnny Antonelli, L (1, 1) ERA: 2.37	4.1 L 22 6 5 3 5 1 0 1 0 0 0 1 30 35 6.23 1.615																					
Stu Miller, R (5, 1) ERA: 5.66	1.2 7 0 0 0 1 1 0 0 0 0 0 8 12 0.00 0.600																					
Joe Shipley, R (7, 1) ERA: 1.93	2.0 7 0 0 0 1 2 0 0 0 0 0 7 15 0.00 1.000																					

San Francisco Giants @ St. Louis Cardinals
Sportsman's Park, St. Louis, MO
Fri May 27 1960, 8:05 PM EDT
Att: 13,226 - Unknown

AB 31
R 5
H 6
RBI 3
BB 4
SO 7
LOB 14



Batter	1	2	3	4	5	6	7	8	9	AB	R	H	RBI	BB	SO	LOB	TOP		
Don Blasingame, L OBP: 0.301, SLG: 0.279 (1,4)										4	3	2	0	0	0	3	San Francisco Giants @ St. Louis Cardinals Sportsman's Park, St. Louis, MO Sat May 28 1960, 4:33 AM EDT Att: 10,037 - Unknown		
Joey Amalfitano, R OBP: 0.312, SLG: 0.405 (1,5)										5	1	2	2	0	0	4			
Willie Mays, R OBP: 0.419, SLG: 0.559 (1,8)										5	2	2	5	0	0	1			
Willie McCovey, L OBP: 0.419, SLG: 0.602 (1,3)										5	0	0	0	0	2	0			
Orlando Cepeda, R OBP: 0.326, SLG: 0.566 (1,7)										5	0	2	0	0	0	0			
Willie Kirkland, L OBP: 0.370, SLG: 0.583 (1,9)										5	1	1	1	0	1	2			
Bob Schmidt, R OBP: 0.352, SLG: 0.365 (1,2)										4	0	2	0	0	0	0			
Eddie Bressoud, R OBP: 0.305, SLG: 0.393 (1,6)										4	0	2	0	0	0	1			
Billy O'Dell, S OBP: 0.533, SLG: 0.300 (1,1)										3	1	2	0	1	0	2			
Inning Stats	R: 1 E: 0 K: 0 S: 4	H: 1 LOB: 0 BB: 0 P: 4	R: 0 E: 0 K: 1 S: 7	H: 2 LOB: 2 BB: 0 P: 7	R: 1 E: 0 K: 0 S: 4	H: 2 LOB: 0 BB: 0 P: 4	R: 0 E: 0 K: 0 S: 4	H: 1 LOB: 1 BB: 0 P: 4	R: 3 E: 0 K: 1 S: 9	H: 4 LOB: 1 BB: 0 P: 9	R: 0 E: 1 K: 0 S: 4	H: 1 LOB: 2 BB: 1 P: 8	R: 0 E: 0 K: 0 S: 4	H: 1 LOB: 1 BB: 0 P: 4	1B: 10 2B: 2 3B: 1 HR: 3	SF: 0 SAC: 1 DP: 1 HBP: 0		WP: 0 PA: 42 PB: 1 CS: 2	
PITCHER	IP	WLS	BF	H	R	ER	SO	BB	IBB	HBP	BLK	WP	HR	S	P	ERA	WHIP		
Ray Sadecki, L ERA: 7.27 (1,1)	6.0	L	26	9	5	5	2	0	0	0	0	0	2	30	30	7.50	1.500		
Curt Simmons, L ERA: 11.0 (7,1)	2.0		12	5	3	3	1	1	0	0	0	0	1	13	17	13.50	3.000		
Bob Duliba, R ERA: 4.67 (9,1)	1.0		4	1	0	0	0	0	0	0	0	0	0	4	4	0.00	1.000		

Batter	1	2	3	4	5	6	7	8	9	AB	R	H	RBI	BB	SO	LOB	BOTTOM		
Joe Cunningham, L OBP: 0.412, SLG: 0.384 (1,9)										4	0	1	0	0	1	2	San Francisco Giants @ St. Louis Cardinals Sportsman's Park, St. Louis, MO Sat May 28 1960, 4:33 AM EDT Att: 10,037 - Unknown		
Bill White, L OBP: 0.387, SLG: 0.482 (1,3)										4	0	2	0	0	1	2			
Bob Nieman, R OBP: 0.426, SLG: 0.542 (1,7)										4	0	1	0	0	0	2			
Ken Boyer, R OBP: 0.316, SLG: 0.549 (1,5)										4	0	0	0	0	0	1			
Daryl Spencer, R OBP: 0.391, SLG: 0.551 (1,6)										4	0	1	0	0	1	0			
Curt Flood, R OBP: 0.182, SLG: 0.150 (1,8)										3	0	1	0	0	0	1			
Hal Smith, R OBP: 0.206, SLG: 0.175 (1,2)										3	0	0	0	0	1	2			
Julian Javier, R OBP: 0.667, SLG: 0.667 (1,4)										3	0	2	0	0	0	0			
Ray Sadecki, L ERA: 7.27 (1,1)										1	0	0	0	0	0	1			
Stan Musial, L OBP: 0.369, SLG: 0.409 (6,PH)										1	0	0	0	0	1	0			
Curt Simmons, L ERA: 11.0 (7,1)										0	0	0	0	0	0	0			
Alex Grammas, R OBP: 0.252, SLG: 0.233 (8,PH)										1	0	0	0	0	0	1			
Bob Duliba, R OBP: 0.500, SLG: 0.500 (9,1)										0	0	0	0	0	0	0			
Inning Stats	R: 0 E: 0 K: 0 S: 3	H: 1 LOB: 1 BB: 0 P: 3	R: 0 E: 0 K: 0 S: 4	H: 1 LOB: 1 BB: 0 P: 4	R: 0 E: 0 K: 1 S: 5	H: 0 LOB: 0 BB: 0 P: 5	R: 0 E: 0 K: 2 S: 8	H: 1 LOB: 1 BB: 0 P: 8	R: 0 E: 0 K: 0 S: 4	H: 1 LOB: 1 BB: 0 P: 4	R: 0 E: 0 K: 0 S: 4	H: 2 LOB: 2 BB: 0 P: 4	R: 0 E: 0 K: 0 S: 3	H: 1 LOB: 0 BB: 0 P: 3	1B: 6 2B: 2 3B: 0 HR: 0	SF: 0 SAC: 0 DP: 2 HBP: 0	WP: 0 PA: 32 PB: 0 CS: 0		
PITCHER	IP	WLS	BF	H	R	ER	SO	BB	IBB	HBP	BLK	WP	HR	S	P	ERA	WHIP		
Billy O'Dell, L ERA: 1.82 (1,1)	9.0	W	32	8	0	0	5	0	0	0	0	0	0	42	42	0.00	0.889		

Batter	1	2	3	4	5	6	7	8	9	AB	R	H	RBI	BB	SO	LOB	TOP			
Don Blasingame, L (1,4) OBP: 0.301, SLG: 0.287	0-0 4-3		0-0 F8		0-0 2B					3	0	1	0	0	0	0	San Francisco Giants @ St. Louis Cardinals Sportsman's Park, St. Louis, MO Sun May 29 1960, 4:33 AM EDT Att: 17,369 - Unknown livebaseballscorecards.com			
Joey Amalfitano, R (1,5) OBP: 0.313, SLG: 0.403	0-0 E6 1B		0-0 1B 1B		0-3 K					3	1	1	0	0	1					
Willie Mays, R (1,8) OBP: 0.424, SLG: 0.561	0-0 G5-4-3 1B		0-0 1B 1B		0-0 1-4-3					3	0	2	0	0	1					
Willie McCovey, L (1,3) OBP: 0.420, SLG: 0.600	0-0 G5-4-3 1-2		0-0 1B 2H		0-0					3	0	1	1	0	2					
Orlando Cepeda, R (1,7) OBP: 0.322, SLG: 0.558		0-0 F9	0-0 F3							2	0	0	0	0	2					
Willie Kirkland, L (1,9) OBP: 0.372, SLG: 0.582		0-0 6-3 1B		0-0 F8						2	0	1	0	0	0					
Hobie Landrith, L (1,2) OBP: 0.267, SLG: 0.192		0-0 6-3 1-2		0-0 G3						2	0	0	0	0	1					
Eddie Bressoud, R (1,6) OBP: 0.301, SLG: 0.387		0-0 6-3		0-0 3-1						2	0	0	0	0	1					
Sam Jones, R (1,1) OBP: 0.167, SLG: 0.174			0-3 K		0-3 K					2	0	0	0	0	2	0				
Bud Byerly, R (5,1)										0	0	0	0	0	0	0				
Inning Stats	R: 0 E: 1 K: 0 S: 4	H: 1 LOB: 1 BB: 0 P: 4	R: 0 E: 0 K: 0 S: 4	H: 1 LOB: 1 BB: 0 P: 4	R: 1 E: 0 K: 1 S: 8	H: 3 LOB: 2 BB: 0 P: 8	R: 0 E: 0 K: 0 S: 3	H: 0 LOB: 0 BB: 0 P: 3	R: 0 E: 0 K: 2 S: 8	H: 1 LOB: 1 BB: 0 P: 8	R: 0 E: 0 K: 0 S: 0	H: 0 LOB: 0 BB: 0 P: 0					1B: 5 2B: 1 3B: 0 HR: 0	SF: 0 SAC: 0 DP: 1 HBP: 0	WP: 0 PB: 0 SB: 0 CS: 0	PA: 22
PITCHER Larry Jackson, R (1,1) ERA: 3.0	IP: 5.0 WLS: W BF: 22 H: 6 R: 1 ER: 1 SO: 3 BB: 0 IBB: 0 HBP: 0 BLK: 0 WP: 0 HR: 0 S: 27 P: 27 ERA: 1.80 WHIP: 1.200															PITCHER				

Batter	1	2	3	4	5	6	7	8	9	AB	R	H	RBI	BB	SO	LOB	BOTTOM					
Joe Cunningham, L (1,9) OBP: 0.411, SLG: 0.378	0-0 6-3		0-0 1-3		4-0 FC1-6 BB					2	0	0	0	1	0	0	San Francisco Giants @ St. Louis Cardinals Sportsman's Park, St. Louis, MO Sun May 29 1960, 4:33 AM EDT Att: 17,369 - Unknown livebaseballscorecards.com					
Bill White, L (1,3) OBP: 0.386, SLG: 0.493	0-0 3B		0-0 4-3		0-0 FC1-6 FC5-4 1-2 2-3					3	0	1	0	0	2							
Bob Nieman, R (1,7) OBP: 0.423, SLG: 0.548	0-3 K			0-0 1B 2B	0-0 FC5-4 WP 1B 1-2 3-H					3	2	1	1	0	1	2						
Ellis Burton, S (6,7) OBP: 0.353, SLG: 0.286					0-0 WP 1B BB					0	0	0	0	0	0	0						
Ken Boyer, R (1,5) OBP: 0.316, SLG: 0.541	0-0 5-3			0-0 F3	4-0 WP 1B BB					2	1	0	0	1	2							
Daryl Spencer, R (1,6) OBP: 0.403, SLG: 0.557		4-0 BB BB		0-0 BB BB 2H 1B	0-0 1H 2H 1B					2	0	2	3	1	0							
Carl Sawetski, L (1,2) OBP: 0.344, SLG: 0.472	0-0 F9		0-0 F9	4-0 FC5 BB 1-2	0-0 5-3					2	0	0	0	1	2							
Curt Flood, R (1,8) OBP: 0.196, SLG: 0.146	0-0 F7		0-0 F7	4-0 1-2 2-3 BB						1	0	0	0	1	1							
Julian Javier, R (1,4) OBP: 0.400, SLG: 0.400	0-3 K		0-3 K	0-0 FC5 2-3						2	0	0	0	0	1	3						
Larry Jackson, R (1,1) OBP: 0.222, SLG: 0.269			0-0 1-3		0-0 FC1-6 FC5-4 BB 1B					2	1	1	0	0	0							
Inning Stats	R: 0 E: 0 K: 1 S: 6	H: 1 LOB: 1 BB: 0 P: 6	R: 0 E: 0 K: 1 S: 5	H: 0 LOB: 1 BB: 1 P: 9	R: 0 E: 0 K: 0 S: 3	H: 0 LOB: 0 BB: 0 P: 3	R: 1 E: 0 K: 0 S: 4	H: 2 LOB: 2 BB: 2 P: 12	R: 3 E: 1 K: 0 S: 5	H: 2 LOB: 1 BB: 2 P: 13	R: 0 E: 0 K: 0 S: 0	H: 0 LOB: 0 BB: 0 P: 0					1B: 3 2B: 1 3B: 1 HR: 0	SF: 0 SAC: 0 DP: 0 HBP: 0	WP: 1 PB: 0 SB: 0 CS: 0	PA: 24		
PITCHER Sam Jones, R (1,1) ERA: 2.47	IP: 4.2 WLS: L BF: 22 H: 4 R: 4 ER: 4 SO: 2 BB: 5 IBB: 0 HBP: 0 BLK: 0 WP: 0 HR: 0 S: 21 P: 41 ERA: 7.71 WHIP: 1.929															PITCHER						
Bud Byerly, R (5,1)	0.1	2	1	0	0	0	0	0	0	0	0	0	0	0	0	0	1	0	2	2	0.00	3.000

Batter	1	2	3	4	5	6	7	8	9	AB	R	H	RBI	BB	SO	LOB	TOP										
Joe Cunningham, L OBP: 0.408, SLG: 0.382	1-1 1-3	0-0 6-3		4-0 FC6-4 BB		2-1 4-3	2-1 SF9	1-0 2B 2B		4	1	1	3	1	0	2											
Bill White, L OBP: 0.402, SLG: 0.550	0-0 HR	0-0 HR		0-3 K		2-0 FC5-4 1B	4-2 BB	3-2 2B		5	2	4	6	1	1	1											
Bob Nieman, R OBP: 0.522, SLG: 0.522	0-1 1-3	0-0 1B		0-1 FC6-4		1-1 FC5-4	2-2 F8	1-1 5-3		5	0	1	0	0	0	4											
Hal Smith, R OBP: 0.203, SLG: 0.172										1	0	0	0	0	0	1											
Ken Boyer, R OBP: 0.323, SLG: 0.550	1-1 3B	0-3 K			1-2 6-3		4-0 SH1-3 BB WP	2-1 PB S 1B	2-2 E6 1B 1B	5	1	2	0	1	1	1											
Darryl Spencer, R OBP: 0.406, SLG: 0.549	0-1 3-1		1-3 K		4-0 1B BB		4-1 WP SH1-3 1B BB	3-3 K	1-2 1B	4	1	1	0	2	2	2											
Carl Sawatski, L OBP: 0.343, SLG: 0.455		4-1 BB 1B 6-3		1-0 G3		2-1 F8	0-0 SH1-3	4-2 BB 1B	3-2 G4-3 1B	2	1	0	0	1	0	1											
Ellis Burton, S OBP: 0.421, SLG: 0.333										1	1	1	0	1	0	0											
Curt Flood, R OBP: 0.231, SLG: 0.174		0-1 6-3 HR 1B		1-0 5-3		0-0 1B	4-0 WP 1B IBB	0-1 FC5-2-6 1B 1B	0-3 K	5	3	2	0	1	1	5											
Julian Javier, R OBP: 0.455, SLG: 0.700		0-3 K		1-2 HR		0-1 6-3	4-2 1B SF9 BB	0-0 2B 1B	2-2 G4-3	5	3	2	2	1	1	7											
Ernie Broglio, R OBP: 0.364, SLG: 0.222		4-0 6-3 HR BB		1-0 1-3		1-0 6-3	2-1 BB 1B	0-0 2B 1B		4	2	2	3	1	0	0											
Inning Stats	R: 1 E: 0 K: 0 S: 9	H: 2 LOB: 1 BB: 0 P: 11	R: 4 E: 0 K: 2 S: 12	H: 3 LOB: 1 BB: 2 P: 20	R: 0 E: 0 K: 1 S: 5	H: 0 LOB: 0 BB: 0 P: 8	R: 1 E: 0 K: 1 S: 9	H: 1 LOB: 1 BB: 1 P: 15	R: 0 E: 0 K: 0 S: 6	H: 1 LOB: 1 BB: 0 P: 12	R: 4 E: 0 K: 0 S: 13	H: 1 LOB: 2 BB: 5 P: 39	R: 5 E: 0 K: 1 S: 20	H: 5 LOB: 1 BB: 1 P: 34	R: 0 E: 1 K: 1 S: 17	H: 2 LOB: 2 BB: 0 P: 25	1B: 10 2B: 2 3B: 1 HR: 3	SF: 1 SAC: 1 DP: 1 HBP: 0	WP: 1 PB: 1 SB: 1 CS: 0	PA: 53							
PITCHER	IP	WLS	BF	H	R	ER	SO	BB	IBB	HBP	BLK	WP	HR	S	P	ERA	WHIP										
Don Drysdale, R ERA: 2.88	1.2	L	12	5	5	5	1	2	0	0	0	0	2	18	28	27.00	4.200										
Clem Labine, R ERA: 5.4	3.1		14	2	1	1	3	2	0	0	0	0	1	25	41	2.70	1.200										
Danny McDevitt, L ERA: 8.64	1.0		6	1	2	2	0	2	0	0	0	0	0	7	21	18.00	3.000										
Ed Roebuck, R ERA: 3.44	0.2		6	1	2	2	0	2	1	0	0	1	0	9	25	27.00	4.500										
Ed Rakow, R ERA: 9.64	2.1		15	7	5	5	2	1	0	0	0	0	0	40	64	19.29	3.429										
Batter	1	2	3	4	5	6	7	8	9	AB	R	H	RBI	BB	SO	LOB	BOTTOM										
Jim Gilliam, S OBP: 0.372, SLG: 0.295	4-0 2B		2-2 F5		0-1 S 1B		0-3 K			3	1	1	1	1	1	0											
Wally Moon, L OBP: 0.361, SLG: 0.370	3-2 1-3		3-2 F3		3-2 F5			1-1 1-3		4	0	0	0	0	2												
Norm Larker, L OBP: 0.421, SLG: 0.455	0-0 2B		0-0 3-1		1-1 1-3			0-0 F8		4	0	1	1	0	0	1											
Duke Snider, L OBP: 0.344, SLG: 0.506	1-3 K			0-1 HR		1-3 K		3-2 3-1		4	1	1	1	0	2	1											
Don Demeter, R OBP: 0.296, SLG: 0.495										0	0	0	0	0	0	0											
Frank Howard, R OBP: 0.311, SLG: 0.439	1-1 G3			0-0 6-3		0-0 5-3				4	0	0	0	0	0	1											
John Roseboro, L OBP: 0.315, SLG: 0.385		2-3 K		0-3 K		4-1 BB		1-1 F5		3	0	0	0	1	2	0											
Charlie Neal, R OBP: 0.335, SLG: 0.360		0-0 G3 1B		1-1 4-3		3-3 K		0-0 6-3		4	0	1	0	0	1	1											
Maury Wills, S OBP: 0.318, SLG: 0.263		1-2 G3			4-2 SH1-3 1B BB		2-3 K			1	1	0	0	1	0	1											
Bob Aspromonte, R OBP: 0.206, SLG: 0.289										1	0	0	0	0	1	0											
Don Drysdale, R ERA: 2.72	9.0									0	0	0	0	0	0	0											
Clem Labine, R ERA: 5.4	3.1									1	0	0	0	0	1	1											
Tommy Davis, R ERA: 1.21	0.0									0	0	0	0	0	0	0											
Danny McDevitt, L ERA: 8.64	1.0									0	0	0	0	0	0	0											
Ed Roebuck, R ERA: 3.44	0.2									0	0	0	0	0	0	0											
Ed Rakow, R ERA: 9.64	2.1									1	0	0	0	0	0	0											
Inning Stats	R: 1 E: 0 K: 1 S: 9	H: 1 LOB: 1 BB: 1 P: 18	R: 0 E: 0 K: 2 S: 10	H: 1 LOB: 1 BB: 0 P: 14	R: 0 E: 0 K: 0 S: 9	H: 0 LOB: 0 BB: 0 P: 14	R: 1 E: 0 K: 1 S: 8	H: 1 LOB: 1 BB: 1 P: 26	R: 0 E: 0 K: 2 S: 8	H: 0 LOB: 1 BB: 1 P: 16	R: 0 E: 0 K: 2 S: 8	H: 0 LOB: 0 BB: 0 P: 11	R: 0 E: 0 K: 0 S: 8	H: 0 LOB: 0 BB: 0 P: 12	R: 0 E: 0 K: 0 S: 4	H: 0 LOB: 0 BB: 0 P: 6	1B: 2 2B: 1 3B: 0 HR: 1	SF: 0 SAC: 1 DP: 0 HBP: 0	WP: 0 PB: 0 SB: 1 CS: 0	PA: 34							
PITCHER	IP	WLS	BF	H	R	ER	SO	BB	IBB	HBP	BLK	WP	HR	S	P	ERA	WHIP										
Ernie Broglio, R ERA: 2.72	9.0	W	34	4	3	3	8	3	0	0	0	0	1	81	126	3.00	0.778										

St. Louis Cardinals @ Los Angeles Dodgers
Los Angeles Memorial Coliseum, Los Angeles, CA

Mon May 30 1960, 10:05 PM EDT
Att: 37,082 - Unknown

AB 41
R 15
H 16
RBI 14
BB 10
SO 6
LOB 24

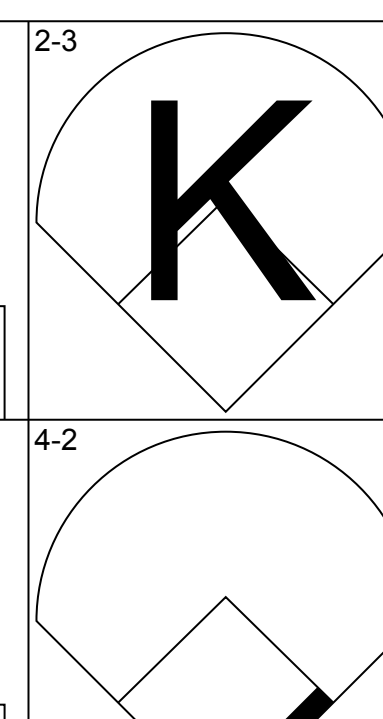
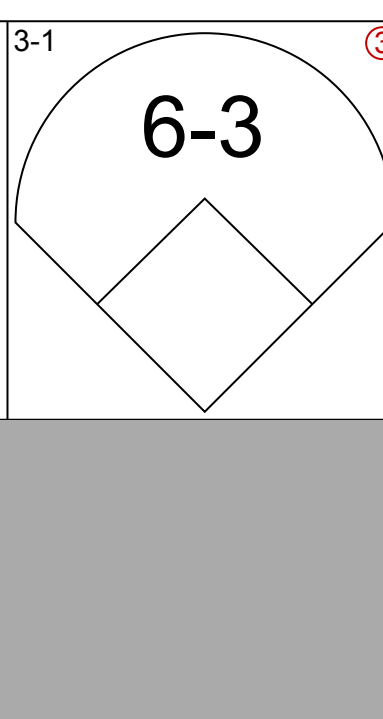
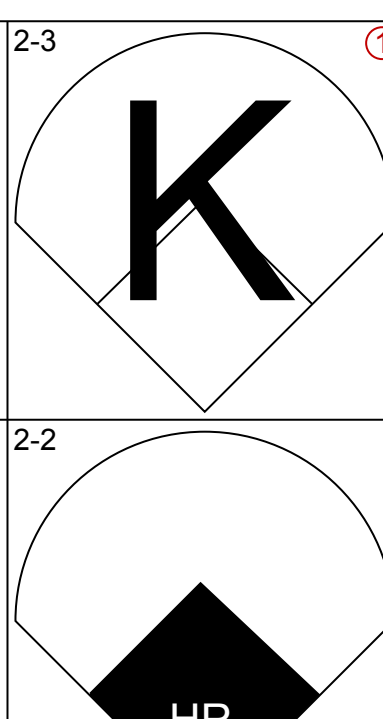
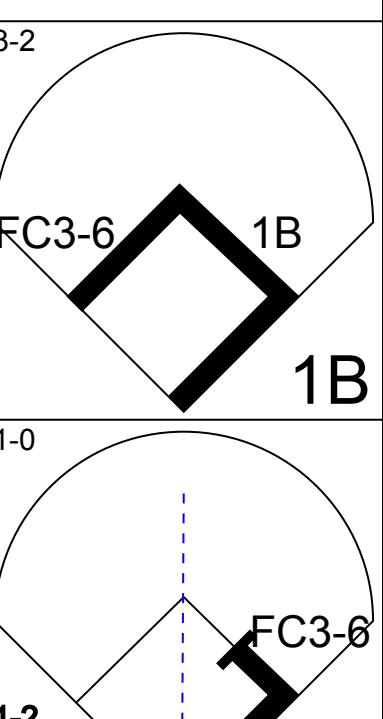
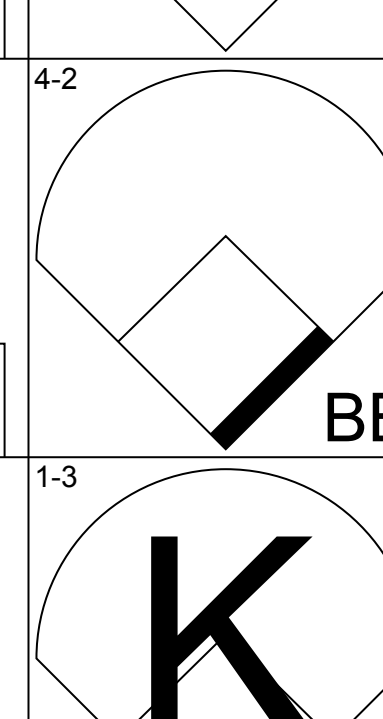
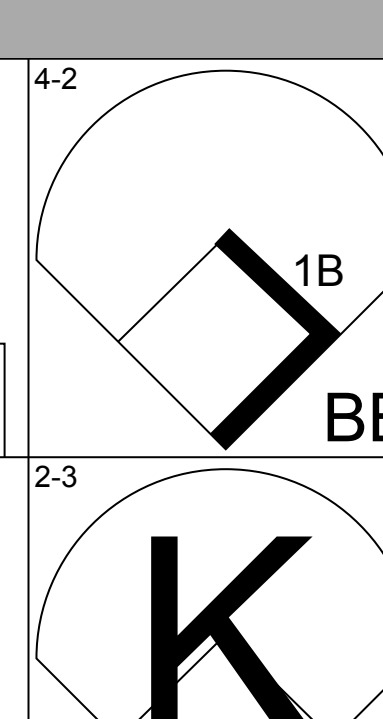
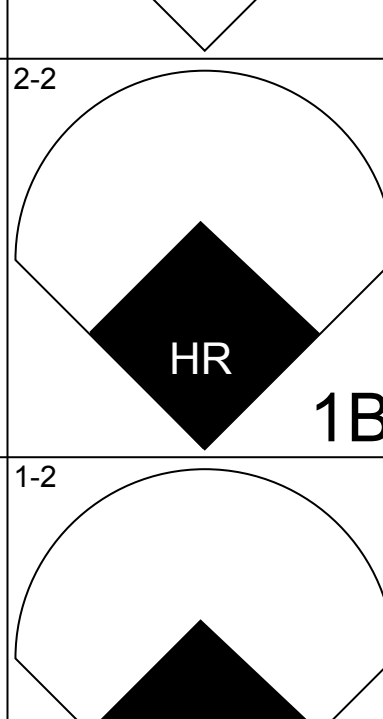
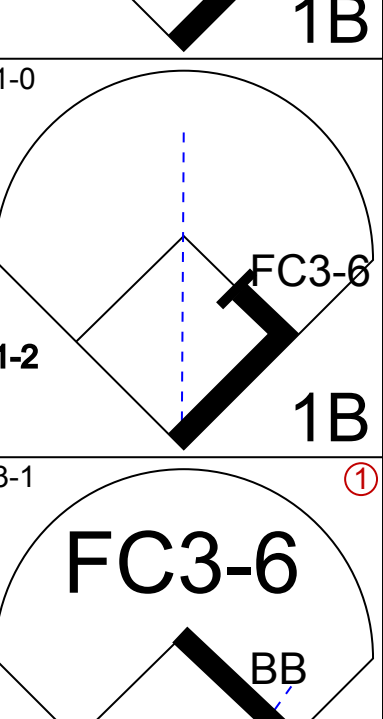
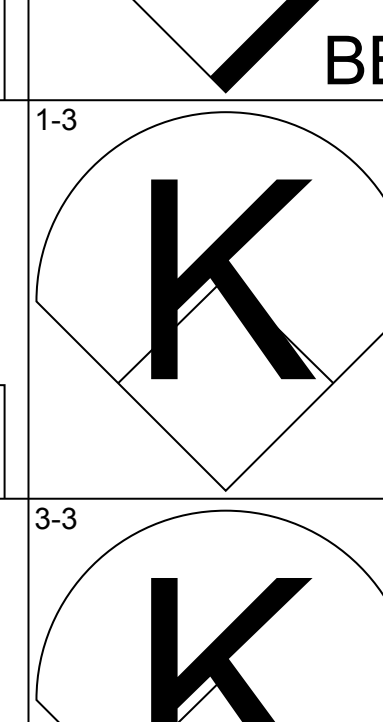
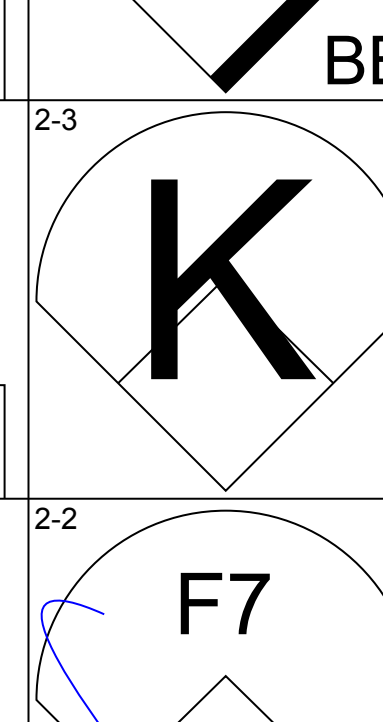
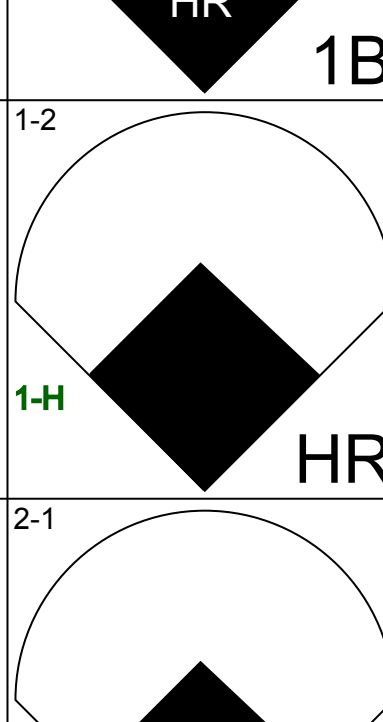
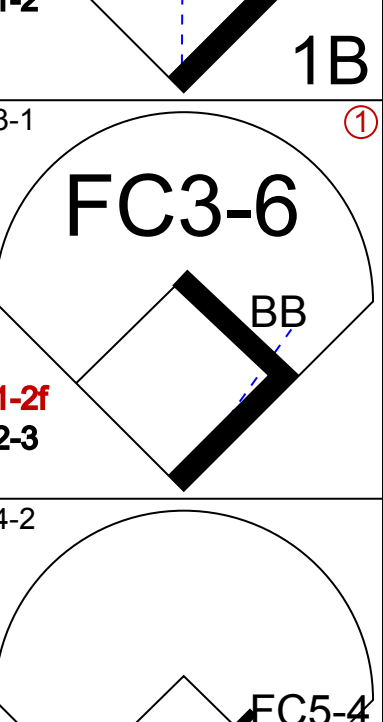
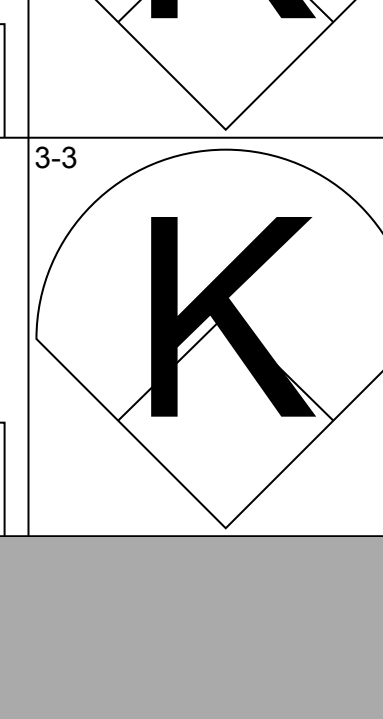
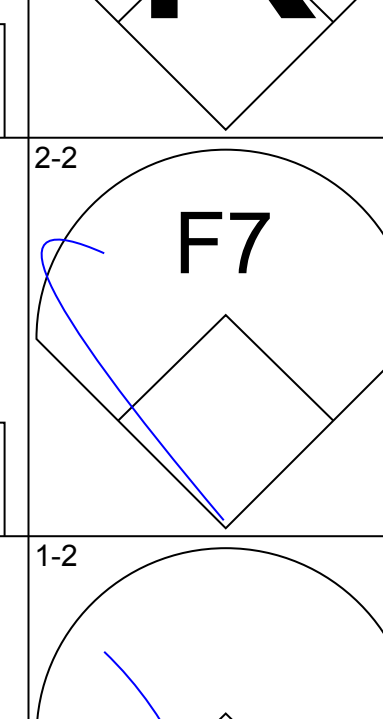
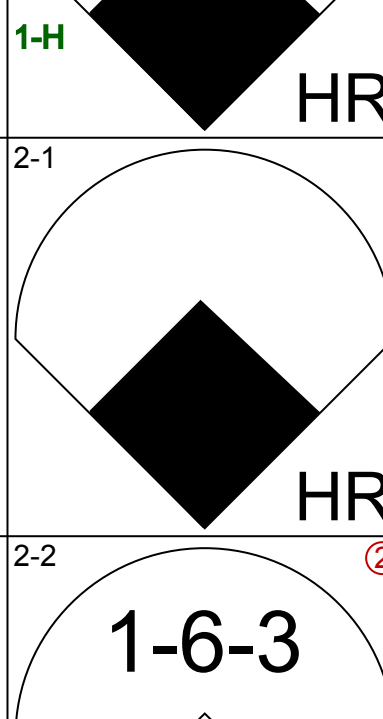
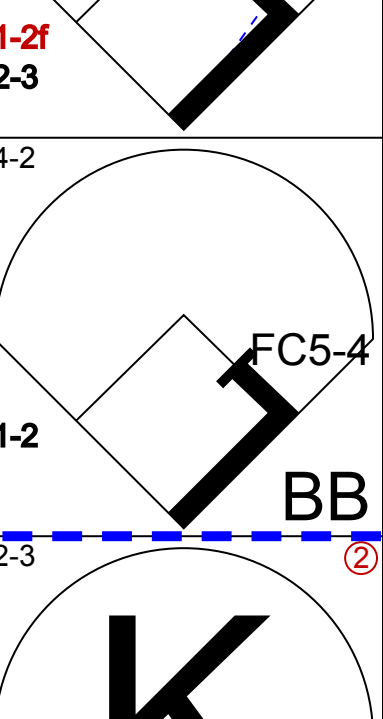
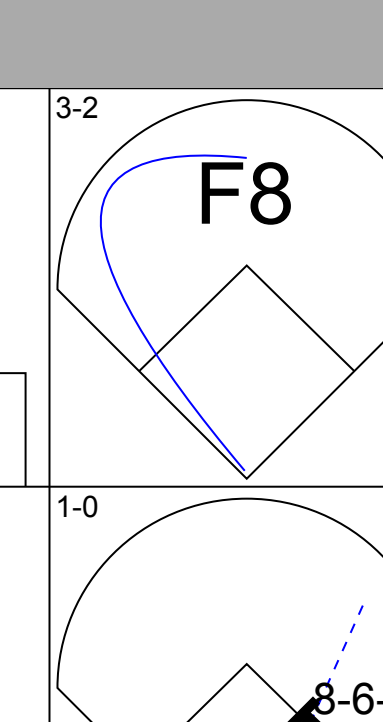
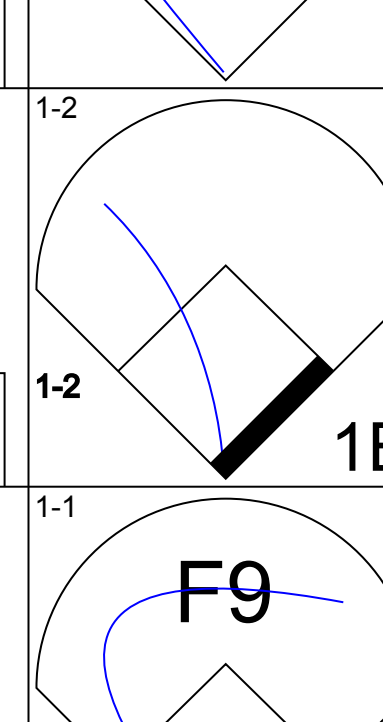
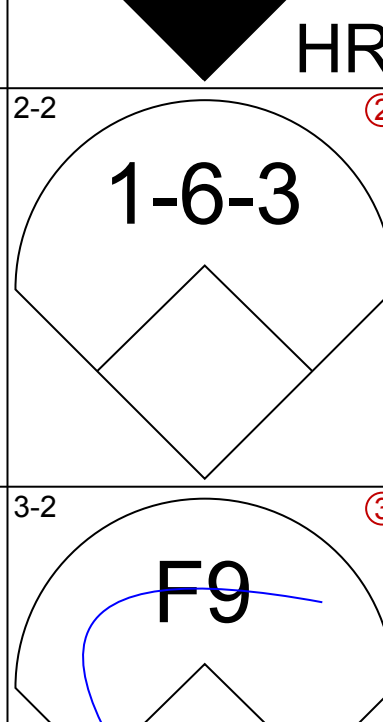
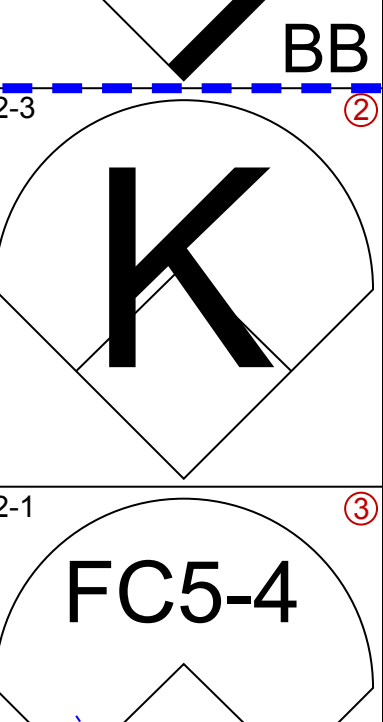
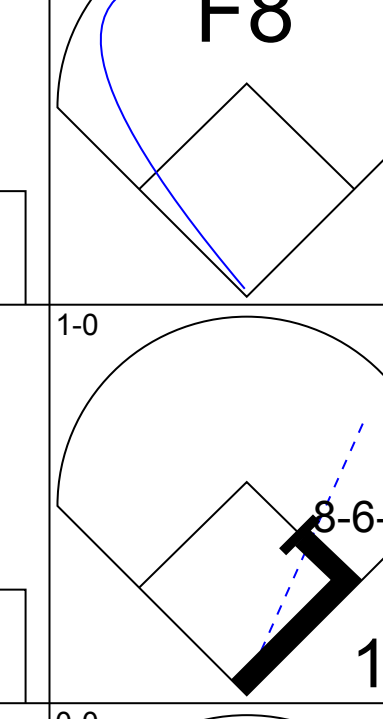
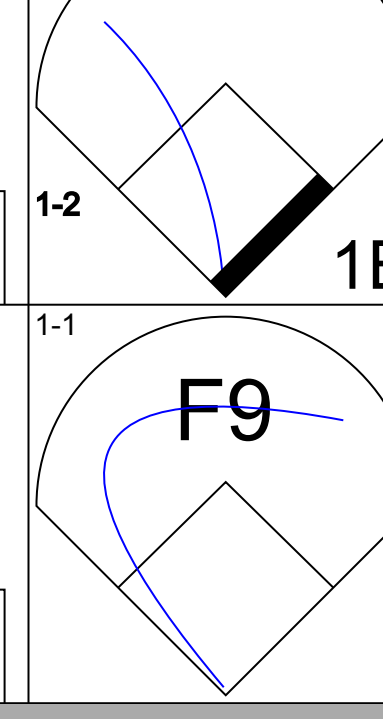
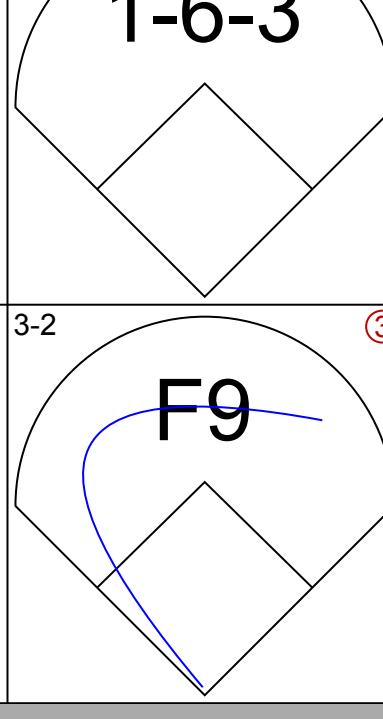
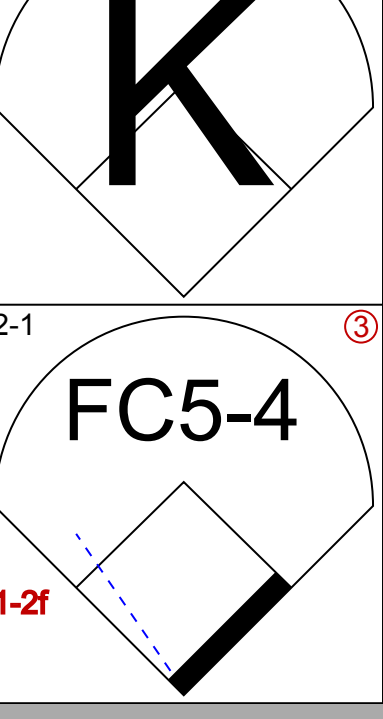
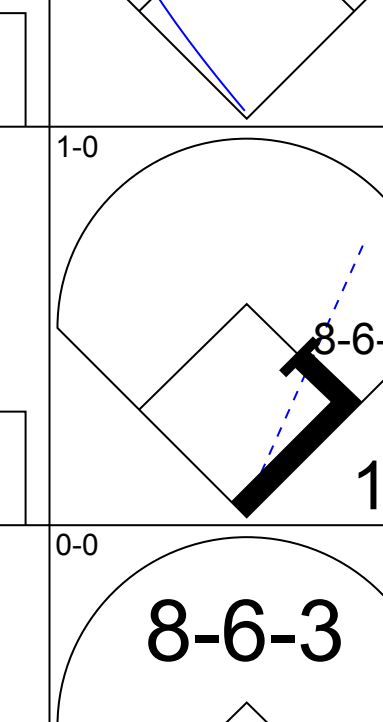
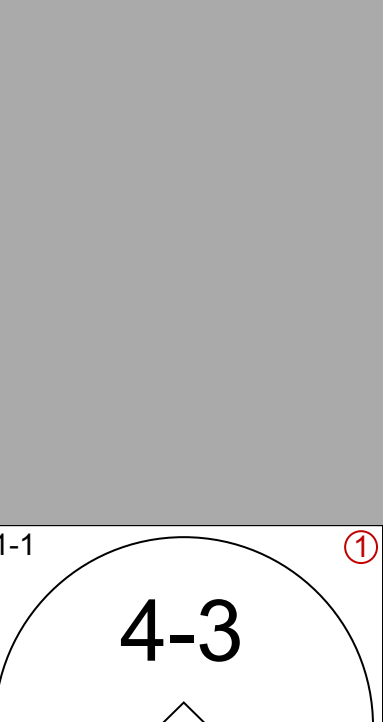



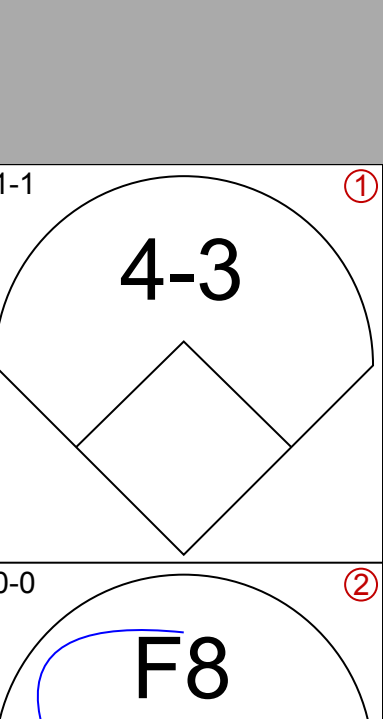
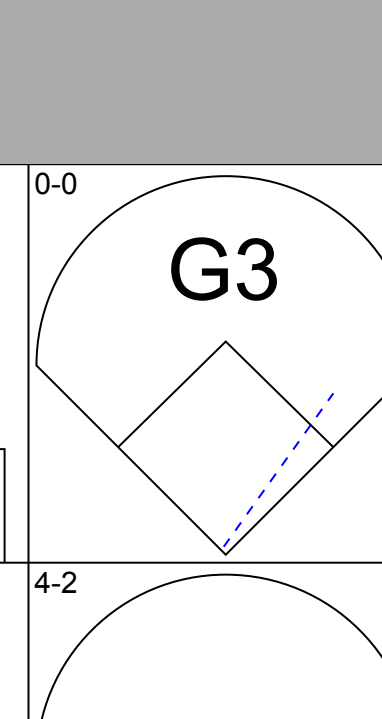
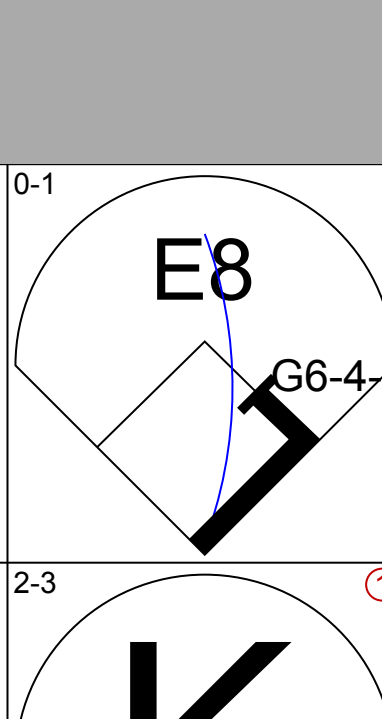


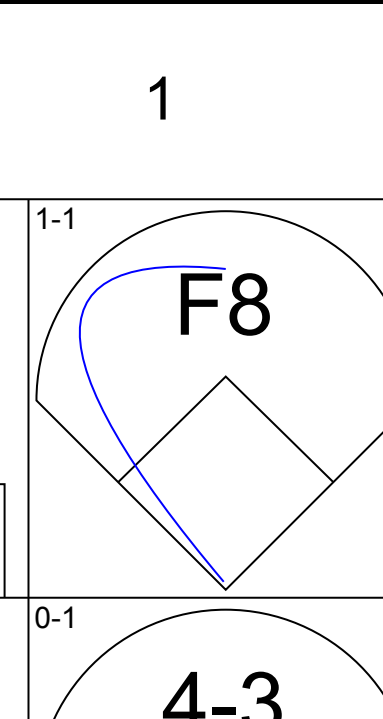
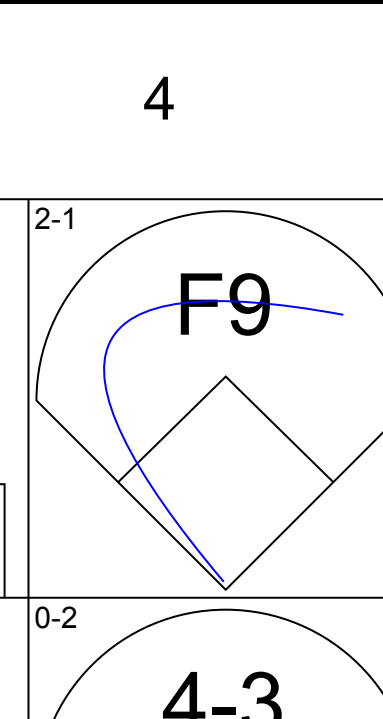
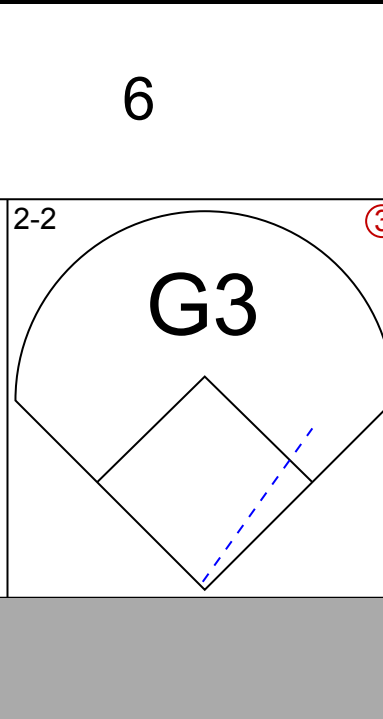

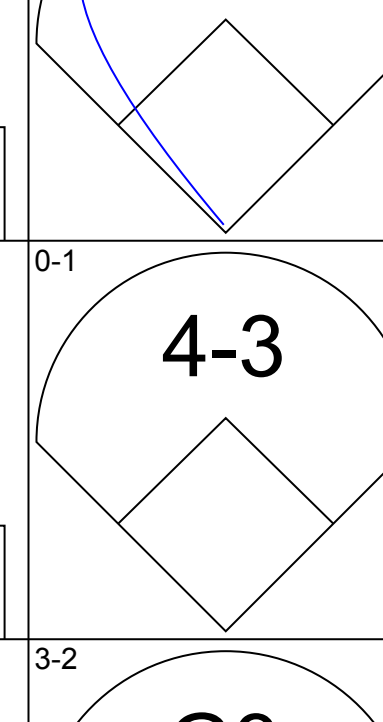
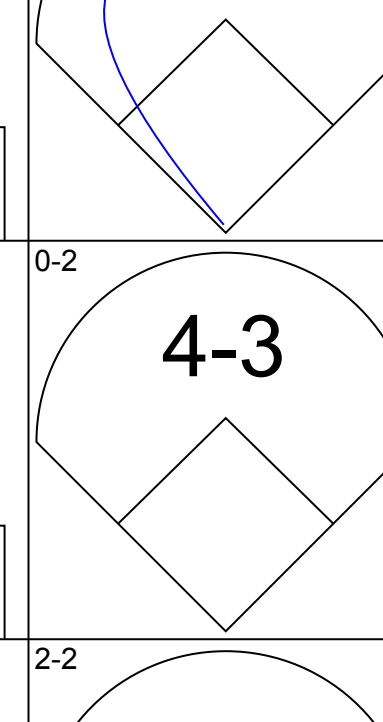
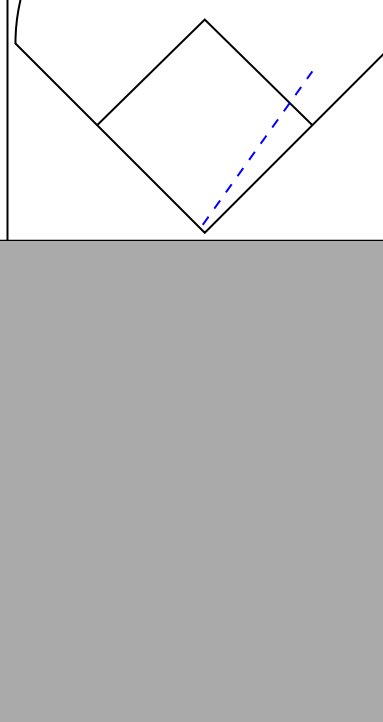

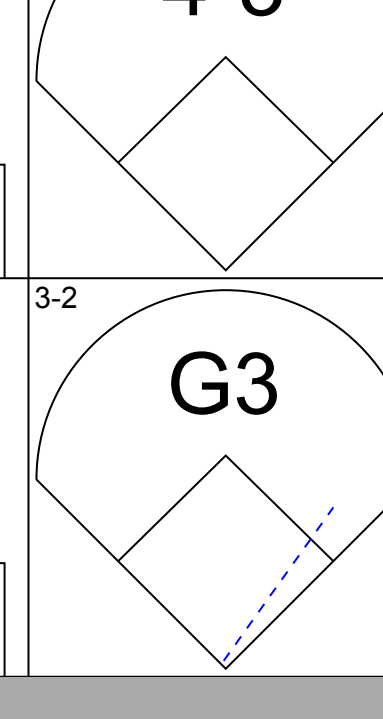
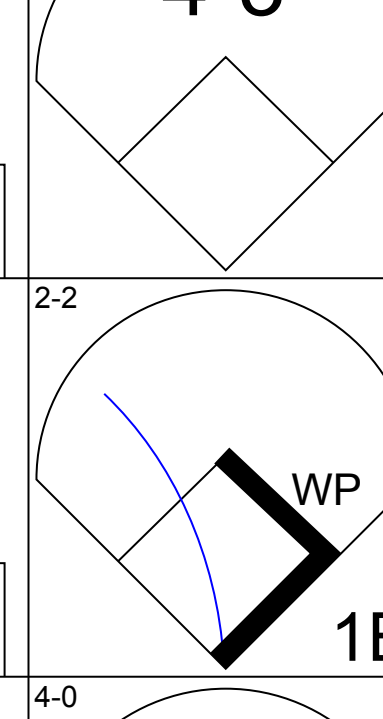


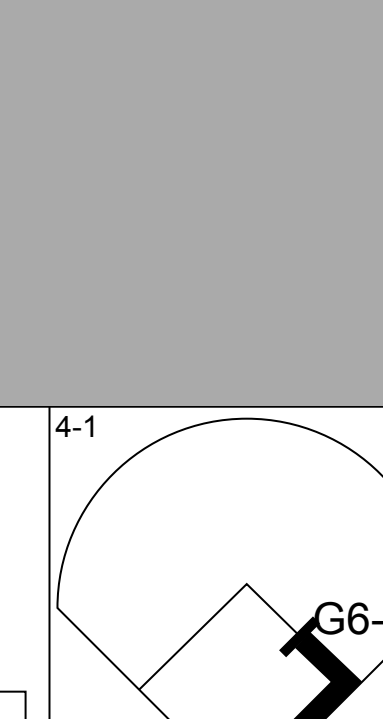
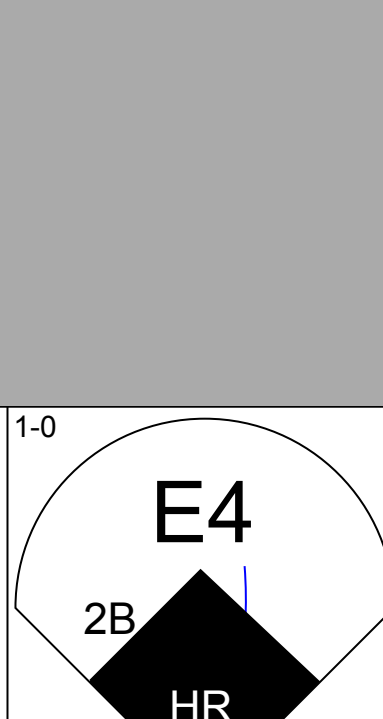

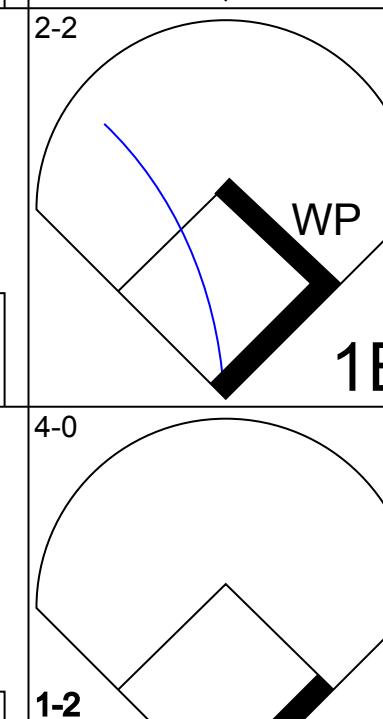

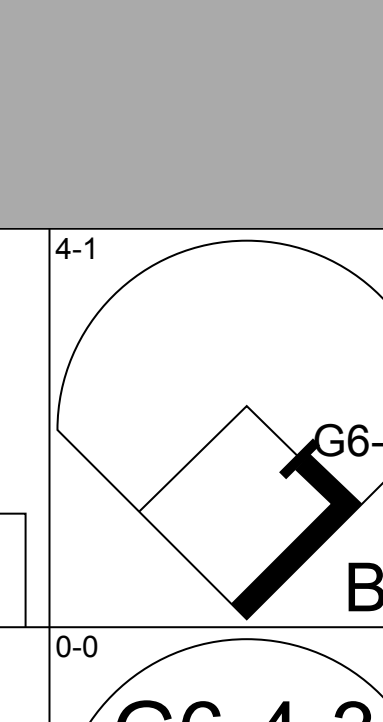
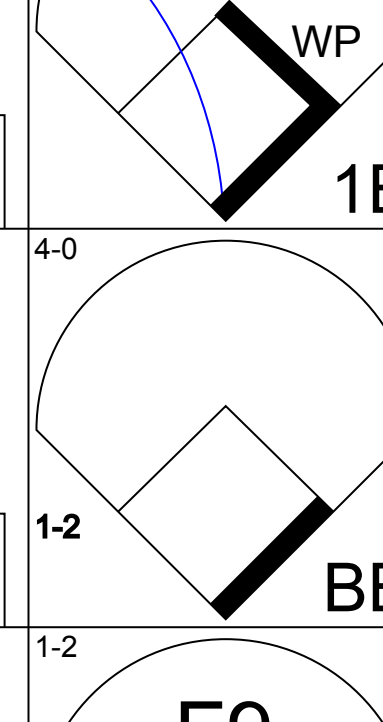
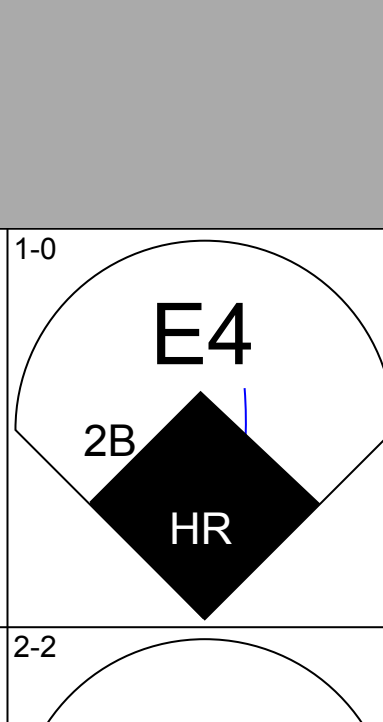

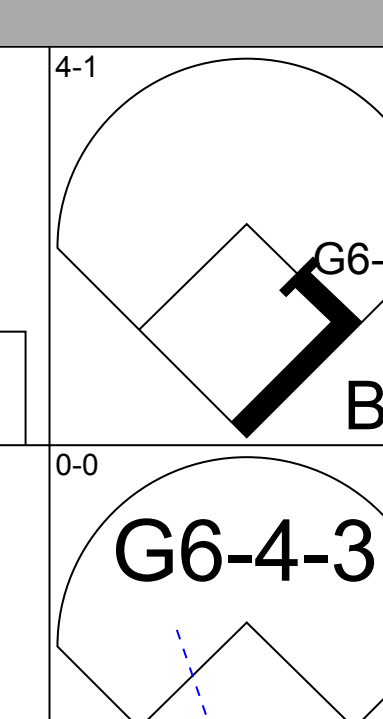

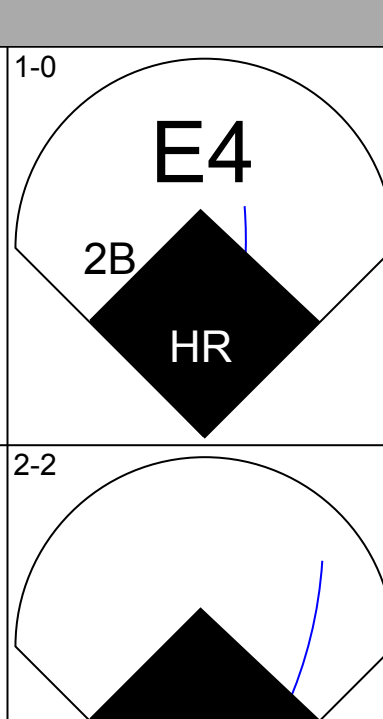



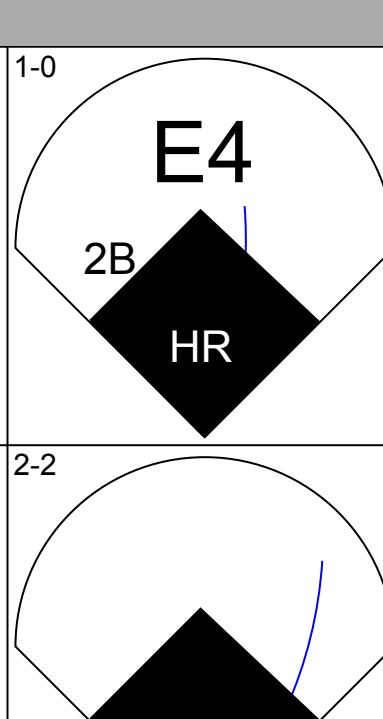



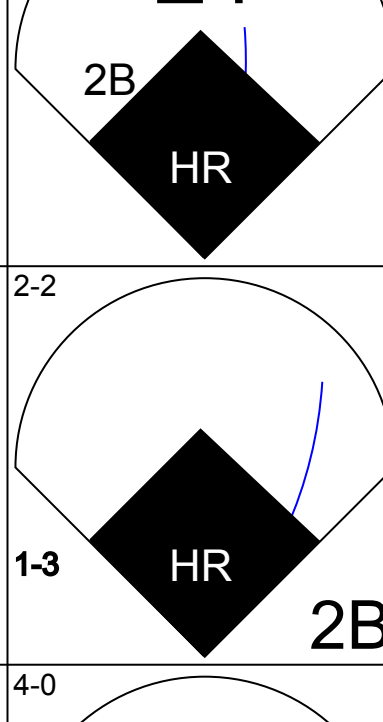


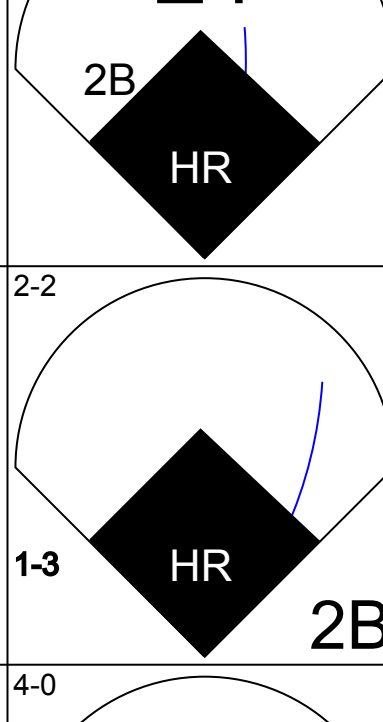
St. Louis Cardinals @ Los Angeles Dodgers
Los Angeles Memorial Coliseum, Los Angeles, CA

Mon May 30 1960, 10:05 PM EDT
Att: 37,082 - Unknown

AB 30
R 3
H 4
RBI 3
BB 3
SO 8
LOB 8



Batter	1	2	3	4	5	6	7	8	9	AB	R	H	RBI	BB	SO	LOB	TOP				
Julian Javier, R OBP: 0.400, SLG: 0.571 (1, 4)										4	0	1	0	0	2	0	St. Louis Cardinals @ Los Angeles Dodgers Los Angeles Memorial Coliseum, Los Angeles, CA Tue May 31 1960, 10:05 PM EDT Att: 15,229 - Unknown livebaseballscorecards.com				
Joe Cunningham, L OBP: 0.422, SLG: 0.391 (1, 9)										2	1	2	0	2	0	0					
Bill White, L OBP: 0.399, SLG: 0.562 (1, 3)										4	1	1	2	0	2	4					
Ken Boyer, R OBP: 0.327, SLG: 0.566 (1, 5)										3	1	1	1	1	1	2					
Daryl Spencer, R OBP: 0.402, SLG: 0.541 (1, 6)										4	0	1	0	0	1	3					
Bob Nieman, R OBP: 0.400, SLG: 0.507 (1, 7)										4	0	1	0	0	0	5					
Carl Sawatski, L OBP: 0.324, SLG: 0.424 (1, 2)											4	0	0	0	0	1					
Curt Flood, R OBP: 0.222, SLG: 0.167 (1, 8)											2	0	0	0	0	1		0			
Leon Wagner, L OBP: 0.340, SLG: 0.393 (7, PH)										0	0	0	0	1	0	0					
Ellis Burton, S OBP: 0.400, SLG: 0.313 (7, 8)										1	0	0	0	0	1	1					
Ron Kline, R OBP: 0.050, SLG: 0.050 (1, 1)										2	0	0	0	0	2	0					
Bob Daulton, R OBP: 0.500, SLG: 0.500 (6, 1)										0	0	0	0	0	0	0					
George Crowe, L OBP: 0.250, SLG: 0.346 (7, PH)										1	0	0	0	0	0	1					
Bob Miller, R OBP: 0.400, SLG: 0.250 (7, 1)										0	0	0	0	0	0	0					
Stan Mustaj, L OBP: 0.366, SLG: 0.404 (9, PH)										1	0	0	0	0	0	1					
Inning Stats	R: 0 E: 0 K: 3 S: 11	H: 0 LOB: 1 BB: 1 P: 21	R: 0 E: 0 K: 0 S: 6	H: 1 LOB: 0 BB: 0 P: 10	R: 0 E: 0 K: 2 S: 9	H: 0 LOB: 0 BB: 0 P: 14	R: 0 E: 0 K: 1 S: 18	H: 1 LOB: 2 BB: 1 P: 28	R: 3 E: 0 K: 1 S: 21	H: 3 LOB: 0 BB: 0 P: 33	R: 0 E: 0 K: 0 S: 5	H: 0 LOB: 0 BB: 1 P: 9	R: 0 E: 0 K: 1 S: 16	H: 2 LOB: 3 BB: 1 P: 31	R: 0 E: 1 K: 1 S: 7	H: 0 LOB: 0 BB: 0 P: 9	1B: 5 2B: 1 3B: 0 HR: 2	SF: 0 SAC: 0 DP: 3 HBP: 0	WP: 0 PB: 0 SB: 0 CS: 0	PA: 36	
PITCHER	IP	WLS	BF	H	R	ER	SO	BB	IBB	HBP	BLK	WP	HR	S	P	ERA	WHIP				
Stan Williams, R ERA: 2.81 (1, 1)	7.1	W	31	7	3	3	8	4	0	0	0	0	2	87	146	3.68	1.500				
Larry Sherry, R ERA: 4.96 (8, 1)	1.2	S	5	0	0	0	2	0	0	0	0	0	0	12	18	0.00	0.000				

Batter	1	2	3	4	5	6	7	8	9	AB	R	H	RBI	BB	SO	LOB	BOTTOM				
Jim Gilliam, S OBP: 0.369, SLG: 0.294 (1, 5)										4	1	1	2	0	0	0	St. Louis Cardinals @ Los Angeles Dodgers Los Angeles Memorial Coliseum, Los Angeles, CA Tue May 31 1960, 10:05 PM EDT Att: 15,229 - Unknown livebaseballscorecards.com				
Wally Moon, L OBP: 0.364, SLG: 0.374 (1, 9)										4	1	2	1	0	0	0					
Norm Larker, L OBP: 0.418, SLG: 0.449 (1, 3)										3	0	1	0	0	0	1					
Duke Snider, L OBP: 0.354, SLG: 0.500 (1, 8)										1	1	0	0	2	0	0					
Don Demeter, R OBP: 0.303, SLG: 0.500 (7, 8)										1	0	1	1	0	0	0					
Frank Howard, R OBP: 0.308, SLG: 0.443 (1, 7)										4	1	1	0	0	0	4					
Charlie Neal, R OBP: 0.333, SLG: 0.353 (1, 4)										3	1	0	0	1	1	0					
Norm Sherry, R OBP: 0.409, SLG: 0.857 (1, 2)										4	2	2	4	0	0	0					
Maury Wills, S OBP: 0.324, SLG: 0.283 (1, 6)										4	1	2	0	0	0	0					
Stan Williams, R OBP: 0.071, SLG: 0.071 (1, 1)										3	0	0	0	0	3	3					
Larry Sherry, R OBP: 0.188, SLG: 0.333 (8, 1)										0	0	0	0	0	0	0					
Inning Stats	R: 0 E: 0 K: 0 S: 7	H: 0 LOB: 0 BB: 0 P: 11	R: 0 E: 0 K: 1 S: 7	H: 0 LOB: 0 BB: 1 P: 13	R: 0 E: 0 K: 1 S: 6	H: 0 LOB: 0 BB: 0 P: 9	R: 3 E: 1 K: 1 S: 13	H: 4 LOB: 1 BB: 0 P: 15	R: 4 E: 1 K: 1 S: 13	H: 3 LOB: 0 BB: 1 P: 24	R: 1 E: 0 K: 0 S: 8	H: 2 LOB: 0 BB: 0 P: 11	R: 0 E: 0 K: 0 S: 5	H: 0 LOB: 0 BB: 0 P: 7	1B: 6 2B: 4 3B: 0 HR: 1	SF: 0 SAC: 1 DP: 2 HBP: 0	WP: 2 PB: 0 SB: 0 CS: 1	PA: 35			
PITCHER	IP	WLS	BF	H	R	ER	SO	BB	IBB	HBP	BLK	WP	HR	S	P	ERA	WHIP				
Ron Kline, R ERA: 5.83 (1, 1)	5.0	L	26	8	7	6	3	2	1	0	0	0	0	6	8	0.00	0.000				
Bob Daulton, R ERA: 4.42 (6, 1)	1.0		2	0	0	0	1	0	0	0	0	0	0	6	8	0.00	0.000				
Bob Miller, R ERA: 2.84 (7, 1)	2.0		7	2	1	1	0	0	0	0	0	0	0	13	18	4.50	1.000				

Batter	1	2	3	4	5	6	7	8	9	AB	R	H	RBI	BB	SO	LOB	TOP									
Julian Javier, R OBP: 0.400, SLG: 0.579 (1, 4)	0-1 SH1-4 FC3-2 1B		0-0 F4		1-1 1B 2B	2-3 K			3-3 K	5	1	2	0	0	2	1										
Joe Cunningham, L OBP: 0.422, SLG: 0.391 (1, 9)	1-0 FC3-2 SH1-4 1B		2-1 4-3		0-1 1B E	1-2 L6			1-2 F7	5	1	2	0	0	0	1										
Bill White, L OBP: 0.390, SLG: 0.548 (1, 3)	0-1 SH1-4 1-2 2-3		2-3 K		0-2 F6			1-0 L7	3-3 K	4	0	0	0	0	2	2										
Ken Boyer, R OBP: 0.337, SLG: 0.589 (1, 5)	4-0 FC3-2 IBB			1-3 K	0-1 1-2 3-H E 1B			3-1 HR		3	2	2	2	1	1	0										
Daryl Spencer, R OBP: 0.405, SLG: 0.546 (1, 6)	3-2 FC3-2 1-2 2-3 3-H			1-0 5-3	1-2 E4 1-H 2-H 2B			0-2 FC5-4 1B		4	0	2	2	0	0	3										
Bob Nieman, R OBP: 0.393, SLG: 0.493 (7, PR)	0-3 K			0-0 BB 2B 1B	0-3 K			3-2 FC5-4 CS		4	1	1	0	0	2	5										
Ellis Burton, S OBP: 0.400, SLG: 0.313 (7, 7)										0	0	0	0	0	0	0										
Curt Flood, R OBP: 0.224, SLG: 0.157 (1, 8)		0-0 L6		4-0 2B 1-2 BB	0-3 K			0-1 CS	1-0 6-3	3	0	0	0	1	1	1										
Hal Smith, R OBP: 0.205, SLG: 0.191 (1, 2)		0-1 5-3		0-0 1-3 2-H 2B				0-3 K	0-1 1-3	4	0	1	1	0	1	0										
Ray Sadecki, L (1, 1)		3-3 K		0-0 1-3				0-1 WP 1B	2-3 K	0	0	0	0	0	0	0										
Bob Dutilba, R OBP: 0.250, SLG: 0.250 (5, 1)										2	0	0	0	0	1	2										
Lindy McDaniel, R OBP: 0.364, SLG: 0.300 (5, 1)										2	0	1	0	0	1	0										
Inning Stats	R: 0 E: 0 K: 1 S: 11	H: 2 LOB: 3 BB: 1 P: 19	R: 0 E: 0 K: 1 S: 6	H: 0 LOB: 0 BB: 0 P: 9	R: 0 E: 0 K: 1 S: 6	H: 0 LOB: 0 BB: 0 P: 10	R: 1 E: 0 K: 1 S: 7	H: 2 LOB: 2 BB: 1 P: 13	R: 3 E: 1 K: 2 S: 18	H: 4 LOB: 1 BB: 0 P: 20	R: 0 E: 0 K: 0 S: 11	H: 1 LOB: 1 BB: 0 P: 14	R: 1 E: 0 K: 0 S: 12	H: 2 LOB: 1 BB: 0 P: 19	R: 0 E: 0 K: 1 S: 6	H: 0 LOB: 0 BB: 0 P: 9	R: 0 E: 0 K: 2 S: 10	H: 0 LOB: 0 BB: 0 P: 17	1B: 7 2B: 3 3B: 0 HR: 1	SF: 0 SAC: 1 DP: 0 HBP: 0	WP: 1 PB: 0 SB: 0 CS: 1	PA: 40				
PITCHER	IP	WLS	BF	H	R	ER	SO	BB	IBB	HBP	BLK	WP	HR	S	P	ERA	WHIP									
Sandy Koufax, L ERA: 3.86	(1, 1)	4.1	L	23	8	4	4	4	1	1	0	0	0	42	65	8.31	2.077									
Ed Roebuck, R ERA: 3.43	(5, 1)	2.2		10	3	1	1	4	0	0	0	0	1	1	29	39	3.38	1.125								
Clem Labine, R ERA: 4.5	(8, 1)	2.0		6	0	0	0	3	0	0	0	0	0	16	26	0.00	0.000									

St. Louis Cardinals @ Los Angeles Dodgers
Los Angeles Memorial Coliseum, Los Angeles, CA
Wed Jun 01 1960, 10:05 PM EDT
Att: 16,744 - Unknown

AB 36
R 5
H 11
RBI 5
BB 2
SO 11
LOB 15



Batter	1	2	3	4	5	6	7	8	9	AB	R	H	RBI	BB	SO	LOB	BOTTOM								
Jim Gilliam, S OBP: 0.375, SLG: 0.323 (1, 5)	1-0 HR	2-1 4-3			0-0 FC6-4 1B		3-2 1B		2-1 G3	5	1	3	1	0	0	0									
Charlie Neal, R OBP: 0.337, SLG: 0.352 (1, 4)	1-0 2B FC3-2 1B		4-0 1B BB		0-1 FC6-4 1B 1B 1-2		1-0 F9			3	0	1	0	1	0	2									
Tommy Davis, R OBP: 0.203, SLG: 0.253 (1, 7)	0-1 FC3-2 SF8 2B		0-0 1-3 1B		0-0 1B		0-0 1-3			4	1	3	0	0	0	1									
Frank Howard, R OBP: 0.319, SLG: 0.438 (1, 9)	4-0 SF8 FC3-2 BB		0-3 K		1-2 1B			2-3 K		3	0	1	0	1	2	1									
Gil Hodges, R OBP: 0.277, SLG: 0.364 (5, PH)	3-2 FC3-2 FC5-4		1-0 1-3		2-2 F8			2-2 4-3		2	0	0	0	0	0	4									
Norm Larker, L OBP: 0.407, SLG: 0.437 (6, 3)	1-2 2-3 3-H									2	0	0	0	0	0	3									
Don Demeter, R OBP: 0.301, SLG: 0.495 (1, 8)	1-2 SF8			0-0 5-3		0-0 6-3		1-1 FC6-4 1B		3	0	1	1	0	0	0									
Norm Sherry, R OBP: 0.346, SLG: 0.720 (1, 2)	2-3 3-H FC5-4			1-0 6-3		1-3 K		0-0 FC6-4		4	0	0	0	0	1	3									
Maury Wills, S OBP: 0.325, SLG: 0.277 (9, PH)		4-2 CS BB		0-0 4-3		1-3 K			0-0 1-3	2	0	0	0	1	1	0									
Wally Moon, L OBP: 0.362, SLG: 0.371 (9, PH)										1	0	0	0	0	0	0									
Sandy Koufax, R OBP: 0.143, SLG: 0.100 (5, 1)		3-3 K			1-3 K				1-1 5-3	1	0	0	0	0	1	1									
Ed Roebuck, R OBP: 0.500, SLG: 0.500 (7, PH)										1	0	0	0	0	1	0									
John Roseboro, L OBP: 0.313, SLG: 0.382 (8, 1)										1	0	0	0	0	0	0									
Clem Labine, R OBP: 0.500, SLG: 1.000 (9, PH)										0	0	0	0	0	0	0									
Duke Snider, L OBP: 0.351, SLG: 0.494 (9, PH)										1	0	0	0	0	0	0									
Inning Stats	R: 2 E: 0 K: 0 S: 11	H: 3 LOB: 2 BB: 1 P: 22	R: 0 E: 0 K: 1 S: 8	H: 0 LOB: 1 BB: 1 P: 16	R: 0 E: 0 K: 1 S: 7	H: 1 LOB: 1 BB: 1 P: 12	R: 0 E: 0 K: 0 S: 3	H: 0 LOB: 0 BB: 0 P: 4	R: 0 E: 0 K: 1 S: 14	H: 3 LOB: 3 BB: 0 P: 18	R: 0 E: 0 K: 2 S: 10	H: 0 LOB: 0 BB: 0 P: 12	R: 0 E: 0 K: 0 S: 6	H: 1 LOB: 1 BB: 0 P: 10	R: 0 E: 0 K: 1 S: 9	H: 1 LOB: 1 BB: 0 P: 14	R: 0 E: 0 K: 0 S: 5	H: 0 LOB: 0 BB: 0 P: 8	1B: 7 2B: 2 3B: 0 HR: 1	SF: 1 SAC: 0 DP: 1 HBP: 0	WP: 0 PB: 0 SB: 0 CS: 1	PA: 37			
PITCHER	IP	WLS	BF	H	R	ER	SO	BB	IBB	HBP	BLK	WP	HR	S	P	ERA	WHIP								
Ray Sadecki, L ERA: 9.35	(1, 1)	0.0	W	18	4	0	0	3	2	0	0	0	0	36	57	0.00	1.286								
Bob Dutilba, R ERA: 3.52	(5, 1)	4.1	S	15	2	0	0	3	0	0	0	0	0	33	49	0.00	0.462								
Lindy McDaniel, R ERA: 3.31	(5, 1)	4.1	S	15	2	0	0	3	0	0	0	0	0	33	49	0.00	0.462								

St. Louis Cardinals @ Los Angeles Dodgers
Los Angeles Memorial Coliseum, Los Angeles, CA
Wed Jun 01 1960, 10:05 PM EDT
Att: 16,744 - Unknown

AB 33
R 2
H 9
RBI 2
BB 3
SO 6
LOB 15



Batter	1	2	3	4	5	6	7	8	9	AB	R	H	RBI	BB	SO	LOB	TOP					
Julian Javier, R OBP: 0.360, SLG: 0.500 (1, 4)	0-0 5-3	0-0 F6		0-0 1B		0-0 1-3 2-H 3-H	0-3 K		0-3 K	5	0	1	2	0	2	4	St. Louis Cardinals @ San Francisco Giants Candlestick Park, San Francisco, CA Thu Jun 02 1960, 6:33 AM EDT Att: 10,584 - Unknown livebaseballscorecards.com					
Joe Cunningham, L OBP: 0.427, SLG: 0.413 Ellis Burton, S OBP: 0.400, SLG: 0.313 (9, FR)	0-0 E4		0-3 K	0-3 K		0-0 HR		0-0 1B	5	1	2	1	0	2	2	0						
Bill White, L OBP: 0.379, SLG: 0.531 (1, 3)	0-3 K		0-0 4-3		0-0 F2		0-3 K		0-0 4-3	5	0	0	0	0	2	3						
Ken Boyer, R OBP: 0.335, SLG: 0.600 (1, 5)	0-0 FC6-4		0-0 F5		0-0 HR		0-0 F4			4	1	1	1	0	0	1						
Daryl Spencer, R OBP: 0.395, SLG: 0.532 (1, 6)		0-0 F3		0-0 F6		0-3 K		0-0 F4	4	0	0	0	0	1	0							
Leon Wagner, L OBP: 0.337, SLG: 0.386 (1, 7)		0-0 2B		0-3 K		0-0 1-3		0-3 K	4	0	1	0	0	2	0							
Curt Flood, R OBP: 0.258, SLG: 0.204 (1, 8)		0-0 1B		4-0 E 1B BB		0-0 F8		0-0 CS 1B	3	1	2	0	1	0	0							
Hal Smith, R OBP: 0.221, SLG: 0.197 (1, 2)		4-0 2B		0-0 E 1B 1B		0-0 F8		0-0 CS 1-2	3	1	1	0	1	0	0							
Larry Jackson, R OBP: 0.226, SLG: 0.267 Lindy McDaniel, R OBP: 0.364, SLG: 0.300 (9, 1)	0-0 F4		0-0 E6		0-0 1B 1-2 2-3		0-0 F4		0-0 1B	4	0	1	0	0	0	5						
Inning Stats	R: 0 E: 1 K: 1 S: 6	H: 0 LOB: 1 BB: 0 P: 6	R: 0 E: 0 K: 0 S: 5	H: 2 LOB: 3 BB: 1 P: 9	R: 0 E: 0 K: 1 S: 5	H: 0 LOB: 0 BB: 0 P: 5	R: 2 E: 1 K: 2 S: 10	H: 2 LOB: 2 BB: 1 P: 14	R: 1 E: 0 K: 1 S: 6	H: 1 LOB: 0 BB: 0 P: 6	R: 0 E: 0 K: 0 S: 3	H: 0 LOB: 0 BB: 0 P: 3	R: 1 E: 0 K: 2 S: 8	H: 1 LOB: 0 BB: 0 P: 8	R: 0 E: 0 K: 1 S: 5	H: 1 LOB: 0 BB: 0 P: 5		R: 0 E: 0 K: 1 S: 7	H: 2 LOB: 2 BB: 0 P: 7	1B: 6 2B: 1 3B: 0 HR: 2	SF: 0 SAC: 0 DP: 0 HBP: 0	WP: 0 PB: 0 SB: 0 CS: 1
PITCHER Billy O'Dell, L ERA: 1.84 (1, 1)	IP: 9.0 WLS: L BF: 39	H: 9 R: 4 ER: 2 SO: 9	BB: 1 IBB: 1 HBP: 0 BLK: 0	WP: 0 HR: 2 S: 55 P: 63	ERA: 2.00 WHIP: 1.11	PITCHER																

Batter	1	2	3	4	5	6	7	8	9	AB	R	H	RBI	BB	SO	LOB	BOTTOM			
Don Blasingame, L OBP: 0.306, SLG: 0.276 (1, 4)	0-0 6-3	4-0 FC4-6		0-0 B2-3		0-0 5-3			0-0 SH3-4	3	0	1	0	1	0	2	St. Louis Cardinals @ San Francisco Giants Candlestick Park, San Francisco, CA Thu Jun 02 1960, 6:33 AM EDT Att: 10,584 - Unknown livebaseballscorecards.com			
Joey Amalfitano, R OBP: 0.297, SLG: 0.354 (1, 5)	0-0 6-3	0-0 FC4-6		0-0 3-H		0-0 FC5-4		0-0 F8	5	0	1	0	0	0	4					
Willie Mays, R OBP: 0.422, SLG: 0.545 (1, 8)	0-0 1B		0-3 K		0-0 FC5-4		0-0 5-3		0-0 F7	5	1	1	0	0	1	2				
Willie McCovey, L OBP: 0.404, SLG: 0.576 (1, 3)	0-0 1B		0-0 HR		0-3 K		0-0 F9			4	1	2	1	0	1	1				
Orlando Cepeda, R OBP: 0.309, SLG: 0.513 (1, 7)	0-0 1B		0-0 6-3		0-3 K			0-0 FC6-4	4	0	2	1	0	1	1					
Willie Kirkland, L OBP: 0.383, SLG: 0.600 (1, 9)	0-0 F9		0-0 3B		0-0 E 2B		0-0 F9		0-0 F9	4	1	2	0	0	0	3				
Bob Schmidt, R OBP: 0.337, SLG: 0.333 Dave Philley, S OBP: 0.320, SLG: 0.318 Andre Rodgers, R OBP: 0.440, SLG: 0.429 (9, 6)		0-0 F3		0-0 F2		0-0 4-3		0-0 FC6-4	3	0	0	0	0	0	2					
Eddie Bressoud, R OBP: 0.298, SLG: 0.406 Dale Long, L OBP: 0.200, SLG: 0.227 Hobie Landrith, L OBP: 0.258, SLG: 0.185 (9, 2)		0-0 2B		0-0 B2-3		0-0 E6		0-0 L3	3	0	2	0	0	0	0					
Billy O'Dell, S OBP: 0.444, SLG: 0.231 Jim Marshall, L OBP: 0.286, SLG: 0.333 (9, PH)	0-0 F9		0-0 4-3		0-0 3-H		0-0 F7		4-0 SH3-4	3	0	0	0	0	0	3				
Inning Stats	R: 1 E: 0 K: 0 S: 6	H: 4 LOB: 2 BB: 0 P: 6	R: 0 E: 0 K: 0 S: 4	H: 1 LOB: 2 BB: 1 P: 8	R: 1 E: 0 K: 1 S: 7	H: 2 LOB: 1 BB: 0 P: 7	R: 0 E: 0 K: 0 S: 3	H: 1 LOB: 0 BB: 0 P: 3	R: 0 E: 1 K: 0 S: 5	H: 1 LOB: 1 BB: 0 P: 5	R: 0 E: 0 K: 0 S: 3	H: 0 LOB: 0 BB: 0 P: 3	R: 0 E: 0 K: 0 S: 4	H: 1 LOB: 1 BB: 0 P: 4	R: 0 E: 0 K: 0 S: 3	H: 0 LOB: 1 BB: 1 P: 7		1B: 6 2B: 3 3B: 2 HR: 1	SF: 0 SAC: 1 DP: 1 HBP: 0	WP: 0 PB: 0 SB: 1 CS: 0
PITCHER Larry Jackson, R ERA: 2.93 Lindy McDaniel, R ERA: 3.22 (9, 1)	IP: 8.0 WLS: W BF: 36	H: 11 R: 3 ER: 2 SO: 3	BB: 2 IBB: 0 HBP: 0 BLK: 0	WP: 0 HR: 1 S: 40 P: 48	ERA: 2.25 WHIP: 1.625	PITCHER														


Batter	1	2	3	4	5	6	7	8	9	AB	R	H	RBI	BB	SO	LOB	TOP					
Julian Javier, R OBP: 0.414, SLG: 0.679 (1, 4)	0-0 5-3 1B		0-0 F3		0-0 FC3-2 3B		0-0 3B			4	0	3	1	0	0	0	St. Louis Cardinals @ San Francisco Giants Candlestick Park, San Francisco, CA Fri Jun 03 1960, 10:05 PM EDT Att: 27,256 - Unknown					
Joe Cunningham, L OBP: 0.411, SLG: 0.401 (1, 9)	0-0 5-3 1-2		0-0 F4		0-0 FC3-2		0-0 F4			4	0	0	0	0	0	3						
Bill White, L OBP: 0.370, SLG: 0.518 (1, 3)	0-0 F8		0-0 F3		0-0 F2			0-0 G3		4	0	0	0	0	0	2						
Ken Boyer, R OBP: 0.333, SLG: 0.597 (1, 5)	0-3 K			0-0 6-3		0-0 2B		0-0 F8		4	0	1	0	0	1	1						
Daryl Spencer, R OBP: 0.387, SLG: 0.519 (1, 6)		0-0 E5 4-3 E		0-0 6-3		0-0 1-3		0-0 6-3		4	1	0	0	0	0	1						
Leon Wagner, L OBP: 0.333, SLG: 0.374 (1, 7)		0-0 4-3		4-0 BB		0-0 F6		0-0 G3		3	0	0	0	1	0	2						
Curt Flood, R OBP: 0.242, SLG: 0.190 (1, 8)		0-0 FC6		0-0 F8		0-0 F8		0-3 K		4	0	0	0	0	1	2						
Hal Smith, R OBP: 0.235, SLG: 0.213 (1, 2)		0-0 F4			0-0 3-1 E 3B 1B		0-0 G6-3 1B		0-0 5-3	4	1	2	0	0	0	1						
Ernie Broglio, R OBP: 0.333, SLG: 0.200 Curt Simmons, L (3, 1)	0-3 K				0-0 3-1		0-0 G6-3 1-2			1	0	0	0	0	1	1						
Bob Nieman, R OBP: 0.380, SLG: 0.487 Marshall Bridges, S (7, 1)					1-3					1	0	0	0	0	0	1						
Inning Stats	R: 0 E: 0 K: 1 S: 6	H: 1 LOB: 1 BB: 0 P: 6	R: 1 E: 2 K: 1 S: 7	H: 0 LOB: 1 BB: 0 P: 7	R: 0 E: 0 K: 0 S: 3	H: 0 LOB: 0 BB: 0 P: 3	R: 0 E: 0 K: 0 S: 3	H: 0 LOB: 1 BB: 1 P: 7	R: 1 E: 1 K: 0 S: 5	H: 2 LOB: 1 BB: 0 P: 5	R: 0 E: 0 K: 0 S: 4	H: 1 LOB: 1 BB: 0 P: 4	R: 0 E: 0 K: 0 S: 4	H: 2 LOB: 1 BB: 0 P: 4	R: 0 E: 0 K: 1 S: 3	H: 0 LOB: 0 BB: 0 P: 3	R: 0 E: 0 K: 1 S: 5	H: 0 LOB: 0 BB: 0 P: 5	1B: 3 2B: 1 3B: 2 HR: 0	SF: 0 SAC: 0 DP: 1 HBP: 0	WP: 0 PB: 0 SB: 0 CS: 0	PA: 35
PITCHER Mike McCormick, L ERA: 1.52 (1, 1)	IP: 9.0 WLS: W BF: 35 H: 6 R: 2 ER: 1 SO: 3 BB: 1 IBB: 0 HBP: 0 BLK: 0 WP: 0 HR: 0 S: 40 P: 44 ERA: 1.00 WHIP: 0.778																					


AB	34
R	2
H	6
RBI	1
BB	1
SO	3
LOB	15





Batter	1	2	3	4	5	6	7	8	9	AB	R	H	RBI	BB	SO	LOB	BOTTOM		
Don Blasingame, L OBP: 0.316, SLG: 0.295 (1, 4)	0-0 E7 4-3 2B 1B		0-0 HR 3B	4-0 G1-6-3 BB		0-0 F7				3	2	2	0	1	0	1	St. Louis Cardinals @ San Francisco Giants Candlestick Park, San Francisco, CA Fri Jun 03 1960, 10:05 PM EDT Att: 27,256 - Unknown		
Joey Amalfitano, R OBP: 0.295, SLG: 0.380 (1, 5)	0-0 4-3		0-0 HR	0-0 G1-6-3		0-0 6-3				4	1	1	2	0	0	3			
Willie Mays, R OBP: 0.423, SLG: 0.548 (1, 8)	0-0 2B		0-0 F7	4-0 1B BB		0-0 F7		0-0 F8		3	0	1	1	1	0	0			
Willie McCovey, L OBP: 0.406, SLG: 0.567 (1, 3)	4-0 BB		4-0 1B BB	0-3 K		0-0 F8				2	0	0	0	2	1	1			
Orlando Cepeda, R OBP: 0.314, SLG: 0.513 (1, 7)	0-3 K		0-0 1B 1B	0-0 1B		0-0 1B		0-3 K		4	0	2	0	0	2	2			
Willie Kirkland, L OBP: 0.380, SLG: 0.591 (1, 9)	0-0 F4		0-0 1B	0-0 F9		0-0 F9		0-0 F5		4	0	1	0	0	0	3			
Bob Schmidt, R OBP: 0.333, SLG: 0.329 (1, 2)		0-3 K	0-0 F9		0-0 5-3			0-0 BB 1B		4	0	1	0	0	1	2			
Eddie Bressoud, R OBP: 0.303, SLG: 0.405 (1, 6)		0-3 K		0-0 SH3-4 1B		0-0 G3		4-0 1-2 BB		3	0	1	0	1	1	0			
Mike McCormick, L OBP: 0.323, SLG: 0.345 (1, 1)	0-0 F2			0-0 SH3-4		0-0 1B		0-0 F3		3	0	1	0	0	0	2			
Inning Stats	R: 1 E: 1 K: 1 S: 7	H: 2 LOB: 2 BB: 1 P: 11	R: 0 E: 0 K: 2 S: 7	H: 0 LOB: 0 BB: 0 P: 7	R: 2 E: 0 K: 0 S: 6	H: 4 LOB: 2 BB: 1 P: 10	R: 0 E: 0 K: 0 S: 3	H: 1 LOB: 1 BB: 1 P: 7	R: 0 E: 0 K: 1 S: 5	H: 1 LOB: 1 BB: 1 P: 9	R: 0 E: 0 K: 0 S: 4	H: 1 LOB: 1 BB: 0 P: 4	R: 0 E: 0 K: 0 S: 3	R: 0 E: 0 K: 1 S: 6	H: 1 LOB: 2 BB: 1 P: 10	1B: 7 2B: 1 3B: 1 HR: 1		SF: 0 SAC: 1 DP: 1 HBP: 0	WP: 0 PB: 0 SB: 0 CS: 0
PITCHER Ernie Broglio, R ERA: 3.00 (1, 1)	IP: 2.1 WLS: L BF: 14 H: 5 R: 3 ER: 2 SO: 3 BB: 2 IBB: 0 HBP: 0 BLK: 0 WP: 0 HR: 1 S: 18 P: 26 ERA: 7.71 WHIP: 3.000																		
Curt Simmons, L ERA: 7.82 (3, 1)	IP: 3.2 WLS: L BF: 14 H: 4 R: 0 ER: 0 SO: 1 BB: 2 IBB: 0 HBP: 0 BLK: 0 WP: 0 HR: 0 S: 14 P: 22 ERA: 0.00 WHIP: 1.636																		
Marshall Bridges, L ERA: 9.63 (7, 1)	IP: 2.0 WLS: L BF: 8 H: 1 R: 0 ER: 0 SO: 1 BB: 1 IBB: 0 HBP: 0 BLK: 0 WP: 0 HR: 0 S: 9 P: 13 ERA: 0.00 WHIP: 1.000																		



Batter	1	2	3	4	5	6	7	8	9	AB	R	H	RBI	BB	SO	LOB	TOP			
Julian Javier, R (1,4) OBP: 0.394, SLG: 0.625	0-3 K		0-0 5-3			0-0 FC6-4 1B			0-0 5-3	4	0	1	0	0	1	0	St. Louis Cardinals @ San Francisco Giants Candlestick Park, San Francisco, CA Sat Jun 04 1960, 6:33 AM EDT Att: 22,523 - Unknown AB 29 R 0 H 3 RBI 0 BB 1 SO 6 LOB 6 			
Joe Cunningham, L (1,9) OBP: 0.402, SLG: 0.391	0-0 3-1			0-0 5-3		0-0 FC6-4 1-2			0-0 F7	4	0	0	0	0	1					
Bill White, L (1,3) OBP: 0.368, SLG: 0.512	0-3 K			0-0 1B		0-3 K			0-0 F8	4	0	1	0	0	2	1				
Ken Boyer, R (1,5) OBP: 0.328, SLG: 0.586		0-3 K		0-0 L9-5-3 1-2					0-0 6-3	3	0	0	0	0	1	1				
Daryl Spencer, R (1,6) OBP: 0.386, SLG: 0.515		0-0 1B			0-0 F2				0-0 5-3	3	0	1	0	0	0	0				
Carl Sawatski, L (1,2) OBP: 0.311, SLG: 0.403		0-0 1B			0-0 4-3				0-0 F8	3	0	0	0	0	0	1				
Leon Wagner, L (1,7) OBP: 0.333, SLG: 0.366		0-0 4-3			4-0 BB				0-0 G3	2	0	0	0	1	0	1				
Curt Flood, R (1,8) OBP: 0.235, SLG: 0.183			0-0 4-3			0-0 FC5-4			0-3 K	2	0	0	0	0	0	1				
Ellis Burton, S (8,PH) OBP: 0.381, SLG: 0.294				0-0 4-3		0-0 FC5-4 1-2			0-0 K	1	0	0	0	0	1	0				
Ron Kline, R (1,1) OBP: 0.048, SLG: 0.048					0-0 L5-3				0-0 F8	1	0	0	0	0	0	0				
Stan Musial, L (6,PH) OBP: 0.363, SLG: 0.400										1	0	0	0	0	1	0				
Bob Miller, R (6,PH) OBP: 0.400, SLG: 0.250										0	0	0	0	0	0	0				
George Crowe, L (8,PH) OBP: 0.241, SLG: 0.333										1	0	0	0	0	0	0				
Ernie Broglio, R (8,1) OBP: 0.333, SLG: 0.200										0	0	0	0	0	0	0				
Inning Stats	R: 0 E: 0 K: 2 S: 7	H: 0 LOB: 0 BB: 0 P: 7	R: 0 E: 0 K: 1 S: 6	H: 1 LOB: 1 BB: 0 P: 6	R: 0 E: 0 K: 0 S: 3	H: 0 LOB: 0 BB: 0 P: 3	R: 0 E: 0 K: 0 S: 3	H: 1 LOB: 0 BB: 1 P: 3	R: 0 E: 0 K: 0 S: 3	H: 0 LOB: 1 BB: 1 P: 7	R: 0 E: 0 K: 0 S: 3	H: 0 LOB: 0 BB: 0 P: 3	R: 0 E: 0 K: 1 S: 5	H: 0 LOB: 0 BB: 0 P: 5	R: 0 E: 0 K: 0 S: 3	H: 0 LOB: 0 BB: 0 P: 3		1B: 3 2B: 1 3B: 0 HR: 0	SF: 0 SAC: 0 DP: 1 HBP: 0	WP: 0 PB: 0 SB: 0 CS: 0
PITCHER Jack Sanford, R (1,1) ERA: 2.41	IP: 9.0 WLS: W BF: 30 H: 3 R: 0 ER: 0 SO: 6 BB: 1 IBB: 0 HBP: 0 BLK: 0 WP: 0 HR: 0 S: 41 P: 45 ERA: 0.00 WHIP: 0.444															PITCHER				

Batter	1	2	3	4	5	6	7	8	9	AB	R	H	RBI	BB	SO	LOB	BOTTOM				
Don Blasingame, L (1,4) OBP: 0.311, SLG: 0.292	0-0 4-3		0-0 SF8			0-0 F8				2	0	0	1	0	0	0	St. Louis Cardinals @ San Francisco Giants Candlestick Park, San Francisco, CA Sat Jun 04 1960, 6:33 AM EDT Att: 22,523 - Unknown AB 24 R 2 H 3 RBI 2 BB 0 SO 2 LOB 0 				
Joey Amalfitano, R (1,5) OBP: 0.296, SLG: 0.388	0-3 K		0-0 2B			0-0 4-3				3	0	1	1	0	1	0					
Willie Mays, R (1,8) OBP: 0.417, SLG: 0.538	0-0 5-3			0-0 F8					0-0 4-3	3	0	0	0	0	0	0					
Willie McCovey, L (1,3) OBP: 0.399, SLG: 0.556		0-0 L1-5-3		0-0 4-3					0-0 4-3	3	0	0	0	0	0	0					
Orlando Cepeda, R (1,7) OBP: 0.308, SLG: 0.503		0-0 F8		0-0 F6					0-0 6-3	3	0	0	0	0	0	0					
Willie Kirkland, L (1,9) OBP: 0.374, SLG: 0.580		0-0 F3			0-0 4-3				0-0 F9	3	0	0	0	0	0	0					
Hobie Landrith, L (1,2) OBP: 0.262, SLG: 0.193			0-0 SH1-4 SF8 1B			0-0 F7			0-0 F5	3	1	1	0	0	0	0					
Eddie Bressoud, R (1,6) OBP: 0.303, SLG: 0.404			0-0 SF8 SH1-4 2B 1B			0-0 F7			0-3 K	3	1	1	0	0	1	0					
Jack Sanford, R (1,1) OBP: 0.267, SLG: 0.276			0-0 SH1-4			0-0 1-3				1	0	0	0	0	0	0					
Inning Stats	R: 0 E: 0 K: 1 S: 5	H: 0 LOB: 0 BB: 0 P: 5	R: 0 E: 0 K: 0 S: 3	H: 0 LOB: 0 BB: 0 P: 3	R: 2 E: 0 K: 0 S: 5	H: 3 LOB: 1 BB: 0 P: 5	R: 0 E: 0 K: 0 S: 3	H: 0 LOB: 0 BB: 0 P: 3	R: 0 E: 0 K: 0 S: 3	H: 0 LOB: 0 BB: 0 P: 3	R: 0 E: 0 K: 0 S: 3	H: 0 LOB: 0 BB: 0 P: 3	R: 0 E: 0 K: 1 S: 5	H: 0 LOB: 0 BB: 0 P: 5	R: 0 E: 0 K: 0 S: 5	H: 0 LOB: 0 BB: 0 P: 5		1B: 2 2B: 1 3B: 0 HR: 0	SF: 1 SAC: 1 DP: 0 HBP: 0	WP: 0 PB: 0 SB: 0 CS: 0	PA: 26
PITCHER Ron Kline, R (1,1) ERA: 5.64	IP: 5.0 WLS: L BF: 17 H: 3 R: 2 ER: 2 SO: 1 BB: 0 IBB: 0 HBP: 0 BLK: 0 WP: 0 HR: 0 S: 19 P: 19 ERA: 3.60 WHIP: 0.600															PITCHER					
Bob Miller, R (6,1) ERA: 2.57	IP: 2.0 WLS: L BF: 6 H: 0 R: 0 ER: 0 SO: 0 BB: 0 IBB: 0 HBP: 0 BLK: 0 WP: 0 HR: 0 S: 6 P: 6 ERA: 0.00 WHIP: 0.000															PITCHER					
Ernie Broglio, R (8,1) ERA: 2.93	IP: 1.0 WLS: L BF: 3 H: 0 R: 0 ER: 0 SO: 1 BB: 0 IBB: 0 HBP: 0 BLK: 0 WP: 0 HR: 0 S: 5 P: 5 ERA: 0.00 WHIP: 0.000															PITCHER					

Batter	1	2	3	4	5	6	7	8	9	AB	R	H	RBI	BB	SO	LOB	TOP																		
Julian Javier, R OBP: 0.368, SLG: 0.568 (1,4)	0-0 6-3		0-3 K		0-0 SH2-3	0-0 1B	0-3 K		0-0 F6	5	0	1	1	0	2	3	St. Louis Cardinals @ San Francisco Giants Candlestick Park, San Francisco, CA Sun Jun 05 1960, 6:33 AM EDT Att: 30,528 - Unknown AB 45 R 9 H 17 RBI 7 BB 0 SO 10 LOB 27 																		
Joe Cunningham, L OBP: 0.395, SLG: 0.382 (1,9)	0-0 F5		0-0 1B		0-0 F9	0-0 1-3		0-0 F5	0-0 G3	6	0	1	0	0	0	3																			
Bill White, L OBP: 0.379, SLG: 0.531 (1,3)	0-0 1B		0-3 K		0-0 1B	0-0 2B	0-0 1B	0-0 1B	0-0 FC3-2	5	2	4	0	0	1	1																			
Ken Boyer, R OBP: 0.335, SLG: 0.586 (1,5)	0-3 K			0-0 1B	0-0 1B	0-0 2B	0-0 2B	0-0 FC3-2	0-0 1B	5	3	3	0	0	1	2																			
Daryl Spencer, R OBP: 0.381, SLG: 0.506 (1,6)		0-0 5-3		0-0 F9	0-0 1B	0-0 P3	0-0 1B	0-0 FC3-2	0-0 1B	5	2	1	1	0	0	5																			
Carl Sawatski, L OBP: 0.333, SLG: 0.424 Larry Jackson, R OBP: 0.226, SLG: 0.267 Hal Smith, R OBP: 0.232, SLG: 0.211 (7, PR) (7, 2)		0-0 1B		0-0 F2	0-0 1B	0-0 1B	0-0 1B	0-0 E2	0-0 E2	4	1	3	2	0	0	1																			
Ellis Burton, S OBP: 0.233, SLG: 0.263 George Crowe, L OBP: 0.233, SLG: 0.321 Leon Wagner, L OBP: 0.336, SLG: 0.362 (6, PH) (6, 7)		0-3 K		0-3 K		0-3 K	0-3 K	1-0 HBP		2	0	0	0	0	2	2																			
Curt Flood, R OBP: 0.247, SLG: 0.200 (1,8)	0-0 F9			0-3 K	0-0 1B	0-0 1B	0-0 E5	0-0 4-3		5	1	2	2	0	1	3																			
Ray Sadecki, L OBP: 0.400, SLG: 0.400 Lindy McDaniel, R OBP: 0.308, SLG: 0.250 (1, 1) (6, 1)			0-3 K		0-0 SH2-3	0-0 1B	0-0 F8		0-0 5-3	3	0	2	1	0	1	0																			
										2	0	0	0	0	0	3																			
Inning Stats	R: 0 E: 0 K: 1 S: 6	H: 1 LOB: 1 BB: 0 P: 6	R: 0 E: 0 K: 1 S: 6	H: 1 LOB: 1 BB: 0 P: 6	R: 0 E: 0 K: 3 S: 10	H: 1 LOB: 1 BB: 0 P: 10	R: 0 E: 1 K: 1 S: 6	H: 1 LOB: 1 BB: 0 P: 6	R: 0 E: 0 K: 1 S: 6	H: 1 LOB: 1 BB: 0 P: 6	R: 4 E: 1 K: 1 S: 11	H: 5 LOB: 2 BB: 0 P: 11	R: 3 E: 1 K: 2 S: 12	H: 5 LOB: 3 BB: 0 P: 12	R: 2 E: 1 K: 0 S: 6	H: 2 LOB: 2 BB: 0 P: 7		R: 0 E: 0 K: 0 S: 3	H: 0 LOB: 0 BB: 0 P: 3	1B: 15 2B: 2 3B: 0 HR: 0	SF: 0 SAC: 1 DP: 0 HBP: 1	WP: 0 PB: 0 SB: 1 CS: 0	PA: 47												
PITCHER	IP WLS BF H R ER SO BB IBB HBP BLK WP HR S P ERA WHIP																	PITCHER	IP WLS BF H R ER SO BB IBB HBP BLK WP HR S P ERA WHIP																
Sam Jones, R ERA: 2.25 (1, 1)	5.2		28	10	4	1	8	0	0	0	0	0	0	0	44	44		1.59	1.765																
Billy O'Dell, L ERA: 1.53 (6, 1)	0.1	1	0	0	0	0	0	0	0	0	0	0	0	0	1	1		0.00	0.000																
Stu Miller, R ERA: 6.45 (7, 1)	0.0	L	3	3	3	3	0	0	0	0	0	0	0	0	3	3	∞	∞																	
Bud Byerly, R ERA: 2.61 (7, 1)	1.1	8	4	2	1	2	0	0	0	0	0	0	0	12	12	6.75	3.000																		
Joe Shipley, R ERA: 4.32 (8, 1)	1.2	7	0	0	0	0	0	0	0	1	0	0	0	6	7	0.00	0.000																		

Batter	1	2	3	4	5	6	7	8	9	AB	R	H	RBI	BB	SO	LOB	BOTTOM																	
Don Blasingame, L OBP: 0.308, SLG: 0.285 (1,4)	4-0 BB		0-0 FC4-6		0-0 1-3	0-0 5-3			0-0 F8	4	0	0	0	1	0	3	St. Louis Cardinals @ San Francisco Giants Candlestick Park, San Francisco, CA Sun Jun 05 1960, 6:33 AM EDT Att: 30,528 - Unknown AB 34 R 4 H 7 RBI 4 BB 5 SO 5 LOB 17 																	
Joey Amalfitano, R OBP: 0.295, SLG: 0.383 Dale Long, L OBP: 0.231, SLG: 0.261 (9, PH) (8, PH)	0-0 F4		0-0 FC6-4		0-3 K		0-0 F4		0-0 1B	4	0	1	1	0	1	1																		
Willie Mays, R OBP: 0.412, SLG: 0.526 (1,8)	0-0 G5-4-3		0-0 FC6-4		4-0 BB		0-0 E3		0-0 F8	4	0	0	0	1	0	4																		
Willie McCovey, L OBP: 0.396, SLG: 0.544 (1,3)		4-0 BB		0-0 F9	0-0 F5		0-0 F8			3	0	0	0	1	0	2																		
Orlando Cepeda, R OBP: 0.307, SLG: 0.515 (1,7)		0-0 G5-4-3		0-0 HR		0-3 K	0-3 K			4	1	1	1	0	2	2																		
Willie Kirkland, L OBP: 0.365, SLG: 0.565 (1,9)		0-0 F5		0-0 4-3		0-0 E4		0-0 4-3		4	1	0	0	0	0	0																		
Bob Schmidt, R OBP: 0.340, SLG: 0.341 (1,2)			0-0 FC2-5	4-0 BB	4-0 1B		0-0 F7		0-3 K	3	0	1	0	1	1	1																		
Eddie Bressoud, R OBP: 0.313, SLG: 0.415 (1,6)			4-0 FC4-6	0-0 BB	0-0 1B		0-0 FC2-5		0-0 F6	3	2	2	1	1	0	0																		
Sam Jones, R OBP: 0.179, SLG: 0.214 Billy O'Dell, L OBP: 0.444, SLG: 0.231 Andre Rodgers, R OBP: 0.249, SLG: 0.545 Stu Miller, R OBP: 0.231, SLG: 0.211 Bud Byerly, R OBP: 0.231, SLG: 0.211 Joe Shipley, R OBP: 0.231, SLG: 0.211 Dave Philley, S OBP: 0.231, SLG: 0.211 (1, 1) (6, PH) (7, 1) (7, 1) (8, 1) (8, PH)			0-0 FC2-5	0-3 K	0-0 K	0-0 2B	0-0 3B		0-0 4-3	2	0	0	0	0	1	4																		
										0	0	0	0	0	0	0																		
										0	0	0	0	0	0	0																		
										0	0	0	0	0	0	0																		
										0	0	0	0	0	0	0																		
										0	0	0	0	0	0	0																		
										0	0	0	0	0	0	0																		
										0	0	0	0	0	0	0																		
										0	0	0	0	0	0	0																		
										0	0	0	0	0	0	0																		
Inning Stats	R: 0 E: 0 K: 0 S: 2	H: 0 LOB: 0 BB: 1 P: 6	R: 0 E: 0 K: 0 S: 2	H: 0 LOB: 0 BB: 1 P: 6	R: 1 E: 0 K: 0 S: 5	H: 2 LOB: 2 BB: 1 P: 9	R: 1 E: 0 K: 1 S: 7	H: 2 LOB: 2 BB: 1 P: 11	R: 0 E: 0 K: 1 S: 5	H: 0 LOB: 1 BB: 1 P: 9	R: 2 E: 1 K: 1 S: 8	H: 2 LOB: 1 BB: 0 P: 8	R: 0 E: 1 K: 1 S: 6	H: 0 LOB: 1 BB: 0 P: 6	R: 0 E: 0 K: 1 S: 5	H: 0 LOB: 0 BB: 0 P: 5	R: 0 E: 0 K: 0 S: 4	H: 1 LOB: 1 BB: 0 P: 4	1B: 3 2B: 2 3B: 1 HR: 1	SF: 0 SAC: 0 DP: 2 HBP: 0	WP: 0 PB: 0 SB: 0 CS: 0	PA: 39												
PITCHER	IP WLS BF H R ER SO BB IBB HBP BLK WP HR S P ERA WHIP																	PITCHER	IP WLS BF H R ER SO BB IBB HBP BLK WP HR S P ERA WHIP															
Ray Sadecki, L ERA: 6.91 (1, 1)	5.2		27	6	4	2	3	5	0	0	0	0	0	0	28	48	3.18	1.941																
Lindy McDaniel, R ERA: 2.95 (6, 1)	3.1	W	12	1	0	0	2	0	0	0	0	0	0	0	16	16	0.00	0.300																

Batter	1	2	3	4	5	6	7	8	9	AB	R	H	RBI	BB	SO	LOB	TOP			
Bobby Del Greco, R OBP: 0.399, SLG: 0.513 (1, 8)										4	1	2	0	0	0	0	Philadelphia Phillies @ St. Louis Cardinals Sportsman's Park, St. Louis, MO Mon Jun 06 1960, 8:05 PM EDT Att: 9,908 - Unknown			
Tony Taylor, R OBP: 0.338, SLG: 0.416 (1, 4)										3	0	1	0	0	0	1				
Harry Anderson, L OBP: 0.344, SLG: 0.424 (1, 3)										4	0	0	0	0	1	3				
Wally Post, R OBP: 0.292, SLG: 0.417 (1, 9)										4	1	2	1	0	2	1				
Ken Walters, R OBP: 0.323, SLG: 0.421 (1, 7)										4	0	1	1	0	0	1				
Ted Lepcio, R OBP: 0.255, SLG: 0.250 (1, 5) (7, 6)										4	0	0	0	0	3	1				
Cal Neeman, R OBP: 0.295, SLG: 0.439 (1, 2)										3	0	1	0	0	0	0				
Bobby Malkmus, R OBP: 0.185, SLG: 0.220 (7, PH)										2	0	0	0	0	1	0				
Tony Curry, L OBP: 0.371, SLG: 0.527 (7, 1)										1	0	0	0	0	1	1				
Ruben Gomez, R OBP: 0.182, SLG: 0.100 (8, 1)										0	0	0	0	0	0	0				
Taylor Phillips, L OBP: 0.250, SLG: 0.250 (8, 1)										0	0	0	0	0	0	0				
Humberto Robinson, R OBP: 0.250, SLG: 0.250 (8, 1)										0	0	0	0	0	0	0				
Chris Short, R (1, 1)										2	0	0	0	0	1	0				
Alvin Dark, R OBP: 0.318, SLG: 0.342 (7, 5)										1	0	0	0	0	0	0				
Inning Stats	R: 2 E: 0 K: 1 S: 8	H: 3 LOB: 1 BB: 0 P: 8	R: 0 E: 0 K: 0 S: 3	H: 0 LOB: 0 BB: 0 P: 3	R: 0 E: 0 K: 0 S: 3	H: 0 LOB: 0 BB: 0 P: 3	R: 0 E: 0 K: 2 S: 7	H: 0 LOB: 0 BB: 0 P: 7	R: 0 E: 0 K: 2 S: 7	H: 1 LOB: 1 BB: 0 P: 7	R: 0 E: 0 K: 1 S: 6	H: 1 LOB: 1 BB: 0 P: 6	R: 0 E: 1 K: 0 S: 4	H: 1 LOB: 1 BB: 0 P: 4	R: 0 E: 0 K: 1 S: 5	H: 1 LOB: 0 BB: 0 P: 5	1B: 5 2B: 2 3B: 0 HR: 0	SF: 0 SAC: 1 DP: 1 HBP: 0	WP: 0 PB: 0 SB: 0 CS: 0	PA: 33
PITCHER Larry Jackson, R ERA: 2.84 (1, 1)	IP: 9.0 WLS: W BF: 33	H: 7 R: 2 ER: 2 SO: 9	BB: 0 IBB: 0 HBP: 0 BLK: 0	WP: 0 HR: 0 S: 51 P: 51	ERA: 2.00 WHIP: 0.778	PITCHER										IP: WLS: BF: H: R: ER: SO: BB: IBB: HBP: BLK: WP: HR: S: P: ERA: WHIP				

AB	32
R	2
H	7
RBI	2
BB	0
SO	9
LOB	8



Batter	1	2	3	4	5	6	7	8	9	AB	R	H	RBI	BB	SO	LOB	BOTTOM			
Julian Javier, R OBP: 0.405, SLG: 0.564 (1, 4)										2	0	1	1	2	1	0	Philadelphia Phillies @ St. Louis Cardinals Sportsman's Park, St. Louis, MO Mon Jun 06 1960, 8:05 PM EDT Att: 9,908 - Unknown			
Joe Cunningham, L OBP: 0.400, SLG: 0.385 (1, 9)										4	0	2	2	1	1	4				
Bill White, L OBP: 0.369, SLG: 0.517 (1, 3)											5	0	0	0	0	2		5		
Ken Boyer, R OBP: 0.347, SLG: 0.588 (1, 5)											3	1	2	0	2	0		2		
Daryl Spencer, R OBP: 0.376, SLG: 0.494 (1, 6)											4	1	0	0	1	0		5		
Bob Nieman, R OBP: 0.393, SLG: 0.474 ERA: 1.9 (1, 7)											2	1	0	0	2	0		3		
Ellis Burton, S OBP: 0.348, SLG: 0.263 (9, 7)										0	0	0	0	0	0	0				
Hal Smith, R OBP: 0.233, SLG: 0.213 (1, 2)										4	0	1	1	0	0	3				
Curt Flood, R OBP: 0.273, SLG: 0.235 (1, 8)										3	1	2	1	1	0	1				
Larry Jackson, R OBP: 0.229, SLG: 0.265 (1, 1)										4	1	1	0	0	0	2				
Inning Stats	R: 0 E: 0 K: 0 S: 3	H: 0 LOB: 2 BB: 2 P: 11	R: 0 E: 0 K: 0 S: 2	H: 0 LOB: 1 BB: 1 P: 6	R: 0 E: 0 K: 1 S: 6	H: 1 LOB: 1 BB: 1 P: 10	R: 1 E: 2 K: 1 S: 6	H: 0 LOB: 3 BB: 3 P: 18	R: 2 E: 0 K: 1 S: 7	H: 3 LOB: 2 BB: 1 P: 11	R: 0 E: 0 K: 0 S: 6	H: 1 LOB: 1 BB: 0 P: 6	R: 0 E: 0 K: 0 S: 4	H: 1 LOB: 1 BB: 0 P: 4	R: 2 E: 0 K: 0 S: 6	H: 3 LOB: 2 BB: 1 P: 10	1B: 8 2B: 1 3B: 0 HR: 0	SF: 0 SAC: 1 DP: 1 HBP: 0	WP: 1 PB: 0 SB: 3 CS: 0	PA: 41
PITCHER Chris Short, L ERA: 1.9 (1, 1)	IP: 6.0 WLS: L BF: 30	H: 5 R: 3 ER: 2 SO: 4	BB: 8 IBB: 0 HBP: 0 BLK: 0	WP: 0 HR: 0 S: 62 P: 62	ERA: 3.00 WHIP: 2.167	PITCHER										IP: WLS: BF: H: R: ER: SO: BB: IBB: HBP: BLK: WP: HR: S: P: ERA: WHIP				
Ruben Gomez, R ERA: 4.84 (7, 1)	1.1	7	3	2	2	0	0	0	0	0	0	7	7	13.50	2.250					
Taylor Phillips, L ERA: 15.43 (8, 1)	0.1	2	1	0	0	0	0	0	0	1	0	2	2	0.00	3.000					
Humberto Robinson, R ERA: 3.86 (8, 1)	0.1	2	0	0	0	0	0	1	0	0	1	5	0.00	0.000						

AB	31
R	5
H	9
RBI	5
BB	9
SO	4
LOB	25



Batter	1	2	3	4	5	6	7	8	9	AB	R	H	RBI	BB	SO	LOB	TOP				
Bobby Del Greco, R OBP: 0.399, SLG: 0.508 (1, 8)	L7		FC1-6 1B	F9			1B		F9	5	0	2	2	0	0	2	Philadelphia Phillies @ St. Louis Cardinals Sportsman's Park, St. Louis, MO Tue Jun 07 1960, 8:05 PM EDT Att: 9,635 - Unknown				
Tony Taylor, R OBP: 0.342, SLG: 0.414 (1, 4)	L6		FC1-6 1B		CS BB		1B			3	0	1	0	1	0	1					
Harry Anderson, L OBP: 0.340, SLG: 0.449 Pancho Herrera, R OBP: 0.320, SLG: 0.415 (1, 3) (7, 3)	HR		3-1				K		K	4	1	1	1	0	2	4					
Wally Post, R OBP: 0.290, SLG: 0.406 Bobby Gene Smith, R OBP: 0.280, SLG: 0.440 (1, 9) (7, 7)	F4			2B 1B			K		K	4	1	1	0	0	2	2					
Ken Walters, R OBP: 0.321, SLG: 0.423 (1, 7) (7, 9)		6-3		1B 2B			K		5-3	4	1	1	0	0	1	0					
Alvin Dark, R OBP: 0.316, SLG: 0.335 (1, 5)	6-3			1B IBB			F5		6-3	3	0	0	0	1	0	0					
Cal Neeman, R OBP: 0.277, SLG: 0.410 (1, 2)	L3						5-3		K	4	0	0	0	0	1	3					
Bobby Malkmus, R OBP: 0.207, SLG: 0.259 (1, 6)			4-3 1B 2B						K	4	2	2	0	0	1	3					
Robin Roberts, S OBP: 0.208, SLG: 0.174 Turk Farrell, R (7, 1)			4-3 2-3				SH2-4 1B		6-3	2	0	1	2	0	0	1					
Inning Stats	R: 1 E: 0 K: 0 S: 4	H: 1 LOB: 0 BB: 0 P: 4	R: 0 E: 0 K: 0 S: 3	H: 0 LOB: 0 BB: 0 P: 3	R: 1 E: 0 K: 0 S: 5	H: 2 LOB: 1 BB: 0 P: 5	R: 2 E: 0 K: 0 S: 6	H: 3 LOB: 2 BB: 1 P: 10	R: 0 E: 0 K: 1 S: 5	H: 0 LOB: 0 BB: 0 P: 5	R: 0 E: 0 K: 1 S: 10	H: 3 LOB: 2 BB: 0 P: 10	R: 0 E: 0 K: 1 S: 5	H: 0 LOB: 0 BB: 0 P: 5	R: 0 E: 0 K: 1 S: 5	H: 0 LOB: 0 BB: 0 P: 5		1B: 6 2B: 2 3B: 0 HR: 1	SF: 0 SAC: 1 DP: 0 HBP: 0	WP: 0 PB: 0 SB: 0 CS: 1	PA: 37
PITCHER	IP	WLS	BF	H	R	ER	SO	BB	IBB	HBP	BLK	WP	HR	S	P	ERA	WHIP				
Bob Miller, R ERA: 3.75 (1, 1)	3.0	L	15	5	4	4	0	0	1	0	0	0	1	14	18	12.00	1.667				
Ernie Broglio, R ERA: 2.87 (4, 1)	4.0		16	4	1	1	5	1	0	0	0	0	0	25	29	2.25	1.250				
Marshall Bridges, L ERA: 3.26 (8, 1)	2.0		6	0	0	0	2	0	0	0	0	0	0	10	10	0.00	0.000				

Batter	1	2	3	4	5	6	7	8	9	AB	R	H	RBI	BB	SO	LOB	BOTTOM				
Julian Javier, R OBP: 0.426, SLG: 0.568 (1, 4)	F8		E S 1B				HR 1B		G4-6-3 1-2	5	1	3	0	0	0	2	Philadelphia Phillies @ St. Louis Cardinals Sportsman's Park, St. Louis, MO Tue Jun 07 1960, 8:05 PM EDT Att: 9,635 - Unknown				
Joe Cunningham, L OBP: 0.397, SLG: 0.382 (1, 9)	5-3		K				F7			4	0	1	1	0	1	2					
Bill White, L OBP: 0.367, SLG: 0.527 (1, 3)	G3		3-1				HR		F9	4	1	1	2	0	0	3					
Ken Boyer, R OBP: 0.351, SLG: 0.586 (1, 5)							HR 1B			4	0	2	0	0	2	0					
Daryl Spencer, R OBP: 0.379, SLG: 0.491 (1, 6)							1B			3	0	1	0	1	1	1					
Carl Sawatski, L OBP: 0.317, SLG: 0.400 (1, 2)							HR		F9	4	0	0	0	0	0	4					
Bob Nieman, R OBP: 0.266, SLG: 0.229 Stan Musial, L OBP: 0.360, SLG: 0.396 Marshall Bridges, S (8, 1) Leon Wagner, L OBP: 0.342, SLG: 0.362 (9, PH)							HR			4	1	2	0	0	1	2					
Bob Miller, R OBP: 0.333, SLG: 0.200 Ernie Broglio, R OBP: 0.308, SLG: 0.182 George Crowe, L OBP: 0.226, SLG: 0.310 Ellis Burton, S OBP: 0.333, SLG: 0.250 (1, 1) (4, 1) (7, PH) (8, 8)							F8		1B 1B 2B	0	0	0	0	0	0	0					
Curt Flood, R OBP: 0.266, SLG: 0.229 Stan Musial, L OBP: 0.360, SLG: 0.396 Marshall Bridges, S (8, 1) Leon Wagner, L OBP: 0.342, SLG: 0.362 (9, PH)							F7		F4	2	0	0	0	0	0	2					
Bob Miller, R OBP: 0.333, SLG: 0.200 Ernie Broglio, R OBP: 0.308, SLG: 0.182 George Crowe, L OBP: 0.226, SLG: 0.310 Ellis Burton, S OBP: 0.333, SLG: 0.250 (1, 1) (4, 1) (7, PH) (8, 8)							F8		G4-6-3 BB	1	0	0	0	0	0	0					
Inning Stats	R: 0 E: 0 K: 0 S: 3	H: 0 LOB: 0 BB: 0 P: 3	R: 0 E: 0 K: 1 S: 6	H: 1 LOB: 2 BB: 1 P: 10	R: 0 E: 1 K: 1 S: 6	H: 1 LOB: 1 BB: 0 P: 6	R: 0 E: 0 K: 1 S: 5	H: 0 LOB: 0 BB: 0 P: 5	R: 0 E: 0 K: 1 S: 8	H: 3 LOB: 1 BB: 0 P: 8	R: 1 E: 0 K: 1 S: 8	H: 3 LOB: 2 BB: 0 P: 8	R: 0 E: 0 K: 1 S: 5	H: 1 LOB: 0 BB: 0 P: 5	R: 0 E: 0 K: 1 S: 5	H: 1 LOB: 2 BB: 1 P: 9	1B: 8 2B: 1 3B: 0 HR: 1	SF: 0 SAC: 0 DP: 2 HBP: 0	WP: 0 PB: 0 SB: 1 CS: 0	PA: 37	
PITCHER	IP	WLS	BF	H	R	ER	SO	BB	IBB	HBP	BLK	WP	HR	S	P	ERA	WHIP				
Robin Roberts, R ERA: 6.04 (7, 1)	6.2	W	29	8	3	3	6	1	0	0	0	0	0	11	15	0.00	1.286				
Turk Farrell, R ERA: 2.96 (7, 1)	2.1	S	8	2	0	0	2	1	0	0	0	0	0	11	15	0.00	1.286				

Batter	1	2	3	4	5	6	7	8	9	AB	R	H	RBI	BB	SO	LOB	TOP											
Bobby Del Greco, R OBP: 0.405, SLG: 0.500 (1, 8)										2	1	0	0	3	1	2	Philadelphia Phillies @ St. Louis Cardinals Sportsman's Park, St. Louis, MO Wed Jun 08 1960, 8:05 PM EDT Att: 8,263 - Unknown											
Tony Taylor, R OBP: 0.340, SLG: 0.410 (1, 4)										4	1	1	0	0	1	1												
Harry Anderson, L OBP: 0.301, SLG: 0.440 Pancho Herrera, R OBP: 0.320, SLG: 0.420 (3, 3)										2	0	0	0	0	2	0												
Wally Post, R OBP: 0.279, SLG: 0.412 Bobby Gene Smith, R OBP: 0.289, SLG: 0.423 (7, 7)										4	0	2	1	0	1	1												
Ken Walters, R OBP: 0.319, SLG: 0.418 (7, 9)										4	1	1	0	0	1	2												
Alvin Dark, R OBP: 0.326, SLG: 0.346 (1, 5)										4	1	3	0	0	0	1												
Cal Neeman, R OBP: 0.301, SLG: 0.406 Clay Dalrymple, L OBP: 0.366, SLG: 0.459 (8, PH)										3	0	1	0	0	2	2												
Bobby Malkmus, R OBP: 0.213, SLG: 0.250 Tony Cury, L OBP: 0.376, SLG: 0.541 Ted Lepcio, R OBP: 0.255, SLG: 0.250 (8, PH)										2	0	0	0	1	2	2												
John Buzhardt, R OBP: 0.150, SLG: 0.150 (1, 1)										4	0	0	0	0	1	5												
Inning Stats	R: 0 E: 0 K: 2 S: 6	H: 0 LOB: 0 BB: 1 P: 10	R: 0 E: 0 K: 2 S: 9	H: 2 LOB: 3 BB: 1 P: 13	R: 0 E: 0 K: 2 S: 7	H: 0 LOB: 0 BB: 0 P: 7	R: 0 E: 1 K: 2 S: 9	H: 2 LOB: 2 BB: 0 P: 9	R: 3 E: 0 K: 0 S: 6	H: 3 LOB: 1 BB: 1 P: 10	R: 0 E: 0 K: 1 S: 5	H: 0 LOB: 1 BB: 1 P: 9	R: 0 E: 0 K: 1 S: 5	H: 3 LOB: 1 BB: 1 P: 11	R: 0 E: 0 K: 1 S: 5	H: 0 LOB: 0 BB: 0 P: 5		1B: 8 2B: 3 3B: 0 HR: 0	SF: 0 SAC: 1 DP: 1 HBP: 0	WP: 1 PB: 0 SB: 0 CS: 1	PA: 40							
PITCHER	IP	WLS	BF	H	R	ER	SO	BB	IBB	HBP	BLK	WP	HR	S	P	ERA		WHIP										
Ron Kline, R ERA: 5.63 (1, 1)	5.0		24	7	3	3	8	3	0	0	0	0	0	37	49	5.40		2.000										
Lindy McDaniel, R ERA: 3.16 (6, 1)	3.0	L	13	3	2	2	4	1	1	0	0	1	0	19	27	6.00		1.333										
Bob Duliba, R ERA: 3.38 (9, 1)	1.0		3	0	0	0	1	0	0	0	0	0	0	5	5	0.00	0.000											

AB	34
R	5
H	10
RBI	5
BB	5
SO	13
LOB	17



Batter	1	2	3	4	5	6	7	8	9	AB	R	H	RBI	BB	SO	LOB	BOTTOM											
Julian Javier, R OBP: 0.400, SLG: 0.532 George Crowe, L OBP: 0.219, SLG: 0.300 Bob Duliba, R OBP: 0.250, SLG: 0.250 (1, 4)										3	0	0	0	0	3	1	Philadelphia Phillies @ St. Louis Cardinals Sportsman's Park, St. Louis, MO Wed Jun 08 1960, 8:05 PM EDT Att: 8,263 - Unknown											
Joe Cunningham, L OBP: 0.394, SLG: 0.385 (1, 9)										4	0	1	0	0	0	0												
Bill White, L OBP: 0.365, SLG: 0.521 (1, 3)										4	1	1	0	0	0	1												
Ken Boyer, R OBP: 0.348, SLG: 0.578 (1, 5)										4	0	1	0	0	0	2												
Daryl Spencer, R OBP: 0.381, SLG: 0.497 (1, 6)										4	2	2	0	0	1	1												
Carl Sawatski, L OBP: 0.326, SLG: 0.397 Larry Jackson, R OBP: 0.229, SLG: 0.265 (8, FR)										3	1	1	1	1	0	1												
Bob Nieman, R OBP: 0.396, SLG: 0.482 Ellis Burton, S OBP: 0.320, SLG: 0.238 (7, PR)										3	0	1	1	0	0	0												
Curt Flood, R OBP: 0.256, SLG: 0.222 (1, 8)										2	0	0	1	0	1	1												
Ron Kline, R OBP: 0.045, SLG: 0.045 Leon Wagner, L OBP: 0.339, SLG: 0.358 Lindy McDaniel, R OBP: 0.308, SLG: 0.250 Stan Musial, L OBP: 0.357, SLG: 0.392 Alex Grammas, R OBP: 0.252, SLG: 0.233 (1, 1)										1	0	0	0	0	0	1												
Inning Stats	R: 0 E: 0 K: 1 S: 6	H: 1 LOB: 1 BB: 0 P: 6	R: 2 E: 0 K: 1 S: 7	H: 2 LOB: 1 BB: 1 P: 11	R: 0 E: 0 K: 0 S: 3	H: 0 LOB: 0 BB: 0 P: 3	R: 0 E: 0 K: 1 S: 5	H: 0 LOB: 0 BB: 0 P: 5	R: 0 E: 0 K: 0 S: 3	H: 1 LOB: 0 BB: 0 P: 3	R: 1 E: 0 K: 1 S: 6	H: 1 LOB: 1 BB: 0 P: 6	R: 0 E: 0 K: 0 S: 3	H: 0 LOB: 0 BB: 0 P: 3	R: 0 E: 0 K: 0 S: 5	H: 2 LOB: 1 BB: 0 P: 5		1B: 5 2B: 2 3B: 0 HR: 0	SF: 1 SAC: 0 DP: 0 HBP: 0	WP: 0 PB: 0 SB: 0 CS: 2	PA: 35							
PITCHER	IP	WLS	BF	H	R	ER	SO	BB	IBB	HBP	BLK	WP	HR	S	P	ERA		WHIP										
John Buzhardt, R ERA: 3.42 (1, 1)	9.0	W	34	7	4	4	5	1	0	0	0	0	0	43	47	4.00		0.889										

AB	32
R	4
H	7
RBI	4
BB	1
SO	5
LOB	9



Batter	1	2	3	4	5	6	7	8	9	AB R H RBI BB SO LOB	TOP											
Bill Virdon, L OBP: 0.288, SLG: 0.211 (1, 8)	0-0 4-3		0-0 F7		0-0 4-3		0-0 6-3		0-0 1-2 2-H 1B	5 0 1 1 0 0 1	Pittsburgh Pirates @ St. Louis Cardinals Sportsman's Park, St. Louis, MO Fri Jun 10 1960, 8:05 PM EDT Att: 19,532 - Unknown											
Dick Groat, R OBP: 0.354, SLG: 0.388 (1, 6)	0-0 6-3			0-0 1B		0-0 1B SF9	0-0 6-3		0-0 4-3	5 1 2 0 0 0 3												
Bob Skinner, L OBP: 0.424, SLG: 0.564 (1, 7)	0-3 K			0-0 1B		0-0 SH5-3 HR		0-3 K		4 1 2 0 0 2 0												
Dick Stuart, R OBP: 0.295, SLG: 0.389 (1, 3)		0-0 F7		0-0 F2		0-0 SF9		0-3 K		3 0 0 1 0 1 2												
Roberto Clemente, R OBP: 0.377, SLG: 0.534 (1, 9)		0-0 6-3		0-0 F2		3-H SH5-3		0-0 F8		3 0 0 0 0 0 2												
Smoky Burgess, L OBP: 0.402, SLG: 0.480 (9, PR)		0-0 F8		0-0 4-3		0-0 HR		0-0 BB 1B		4 1 2 2 0 0 2 0 1 0 0 0 0 0												
Don Hoak, R OBP: 0.348, SLG: 0.354 (1, 5)			0-0 4-3 F7		0-0 HR	0-0 6-3		4-0 BB 1B		3 2 2 1 1 0 0												
Bill Mazerowski, R OBP: 0.271, SLG: 0.425 (1, 4)			0-0 4-3		0-0 5-3		0-0 2B	0-3 K		4 0 1 0 0 1 3												
Harvey Haddix, L OBP: 0.240, SLG: 0.227 (5, 1)			0-0 F7		0-3 K		0-3 K	0-0 F9		2 0 0 1 0 1 0 0 0 0 0 0 0 0 0 0 0 0 0 0 0 1 0 0 0 0 0 1 0 0 0 0 0 0 0 1 0 0 0 0 0 2												
Rocky Nelson, L OBP: 0.306, SLG: 0.373 (5, PR)			3-H F7																			
Inning Stats	R: 0 E: 0 K: 1 S: 5	H: 0 LOB: 0 BB: 0 P: 5	R: 0 E: 0 K: 0 S: 3	H: 0 LOB: 0 BB: 0 P: 3	R: 1 E: 0 K: 0 S: 4	H: 1 LOB: 0 BB: 0 P: 4	R: 0 E: 0 K: 0 S: 5	H: 2 LOB: 2 BB: 0 P: 5	R: 1 E: 0 K: 1 S: 6	H: 1 LOB: 0 BB: 0 P: 6	R: 3 E: 0 K: 0 S: 6	H: 3 LOB: 0 BB: 0 P: 6	R: 0 E: 0 K: 1 S: 6	H: 1 LOB: 1 BB: 0 P: 6	R: 0 E: 0 K: 2 S: 7	H: 0 LOB: 0 BB: 0 P: 7	R: 1 E: 0 K: 1 S: 7	H: 2 LOB: 2 BB: 1 P: 11	1B: 6 2B: 2 3B: 0 HR: 2	SF: 1 SAC: 1 DP: 0 HBP: 0	WP: 0 PB: 0 SB: 0 CS: 0	PA: 38
PITCHER	IP WLS BF H R ER SO BB IBB HBP BLK WP HR S P ERA WHIP											PITCHER	IP WLS BF H R ER SO BB IBB HBP BLK WP HR S P ERA WHIP									
Larry Jackson, R ERA: 3.12 (1, 1)	6.0 W 26 8 5 5 2 0 0 0 0 0 2 30 30 7.50 1.333																					
Bob Duiba, R ERA: 3.38 (7, 1)	2.2 11 2 1 1 4 1 0 0 0 0 0 18 22 3.38 1.125																					
Lindy McDaniel, R ERA: 3.14 (9, 1)	0.1 S 1 0 0 0 0 0 0 0 0 0 0 1 1 0.00 0.000																					

Batter	1	2	3	4	5	6	7	8	9	AB R H RBI BB SO LOB	BOTTOM									
Julian Javier, R OBP: 0.370, SLG: 0.490 (1, 4)	0-0 L8		0-0 F9		0-0 SH1-4	0-3 K		0-0 F9		4 0 0 0 0 1 0	Pittsburgh Pirates @ St. Louis Cardinals Sportsman's Park, St. Louis, MO Fri Jun 10 1960, 8:05 PM EDT Att: 19,532 - Unknown									
Joe Cunningham, L OBP: 0.394, SLG: 0.402 (1, 9)	0-0 2B		0-0 1-3		0-3 K	0-0 E		0-0 E5		5 2 2 0 0 1 1										
Bob Nieman, R OBP: 0.404, SLG: 0.511 (5, PR)	0-0 3B		0-0 F8		0-0 1B	0-0 E9		0-0 F5		3 0 2 2 0 0 0 2 1 1 1 0 0 1										
Ellis Burton, S OBP: 0.333, SLG: 0.261 (6, 7)	0-0 4-3				2-H 2B	2-H 1B		0-0 F8		5 2 2 2 0 1 3										
Ken Boyer, R OBP: 0.350, SLG: 0.590 (1, 5)	0-0 4-3			0-0 HR	2-H 1B	0-3 K				5 2 2 2 0 1 3										
Daryl Spencer, R OBP: 0.383, SLG: 0.495 (1, 6)	0-0 4-3			0-3 K	1-H 1B	0-0 BB				3 1 1 1 1 1 1										
Bill White, L OBP: 0.367, SLG: 0.521 (1, 3)		0-0 FC1-4 1B		0-0 F8	1-3 1B	0-0 L8				4 1 2 0 0 0 2										
Curt Flood, R OBP: 0.267, SLG: 0.250 (1, 8)		0-0 FC1-4 FC5-4		0-0 E9	1-2 2B	0-0 4-3				4 1 2 1 0 0 1										
Hal Smith, R OBP: 0.233, SLG: 0.214 (1, 2)		0-0 FC5-4		0-3 K	1-3 1B	0-0 F6				4 0 1 1 0 1 1										
Larry Jackson, R OBP: 0.237, SLG: 0.270 (1, 1)		0-3 K			SH5-3 1B	0-0 3-1				3 1 1 0 0 2 3 1 0 0 0 0 0 0 0 0 0 0 0 0 0										
Inning Stats	R: 1 E: 0 K: 0 S: 5	H: 2 LOB: 1 BB: 0 P: 5	R: 0 E: 0 K: 1 S: 6	H: 1 LOB: 0 BB: 0 P: 6	R: 0 E: 0 K: 0 S: 3	H: 0 LOB: 0 BB: 0 P: 3	R: 2 E: 1 K: 2 S: 9	H: 2 LOB: 0 BB: 0 P: 9	R: 5 E: 0 K: 2 S: 14	H: 7 LOB: 2 BB: 0 P: 14	R: 1 E: 1 K: 2 S: 9	H: 2 LOB: 1 BB: 1 P: 13	R: 0 E: 0 K: 0 S: 3	H: 0 LOB: 0 BB: 0 P: 3	R: 0 E: 1 K: 0 S: 4	H: 0 LOB: 1 BB: 0 P: 4	1B: 8 2B: 4 3B: 1 HR: 1	SF: 0 SAC: 1 DP: 0 HBP: 0	WP: 0 PB: 1 SB: 0 CS: 0	PA: 40
PITCHER	IP WLS BF H R ER SO BB IBB HBP BLK WP HR S P ERA WHIP											PITCHER	IP WLS BF H R ER SO BB IBB HBP BLK WP HR S P ERA WHIP							
Harvey Haddix, L ERA: 4.11 (1, 1)	4.2 L 21 7 5 4 4 0 0 0 0 0 0 0 3 3 4.11 1.500																			
Bennie Daniels, R ERA: 8.31 (5, 1)	0.0 3 3 1 1 0 0 0 0 0 0 0 3 3 8.31 1.500																			
Jim Umbricht, R ERA: 5.93 (5, 1)	1.1 9 4 3 3 3 1 0 0 0 0 0 0 14 18 20.25 3.750																			
Fred Green, L ERA: 2.7 (7, 1)	2.0 7 0 0 0 0 0 0 0 0 0 0 0 7 7 0.00 0.000																			

Batter	1	2	3	4	5	6	7	8	9	AB	R	H	RBI	BB	SO	LOB	TOP									
Bob Skinner, L (1, 7) OBP: 0.424, SLG: 0.560	6-3		K	1B		4-3		FC6-4		5	0	2	1	0	1	3	Pittsburgh Pirates @ St. Louis Cardinals Sportsman's Park, St. Louis, MO Sat Jun 11 1960, 4:33 AM EDT Att: 11,063 - Unknown									
Bill Virdon, L (8, 8) OBP: 0.289, SLG: 0.211				1B				1B		0	0	0	0	0	0	0										
Dick Groat, R (1, 6) OBP: 0.359, SLG: 0.390			1-2	1B			6-3	FC6-4		4	0	2	1	1	0	2										
Roberto Clemente, R (1, 9) OBP: 0.373, SLG: 0.526	E6		L4-3					HR		5	1	1	0	0	0	3										
Dick Stuart, R (1, 3) OBP: 0.293, SLG: 0.401	K			6-3				1B		5	1	1	2	0	1	2										
Rocky Nelson, L (9, 3) OBP: 0.356, SLG: 0.375								HR		0	0	0	0	0	0	0										
Gino Cimoli, R (1, 8) OBP: 0.370, SLG: 0.384	K			2B				K		5	1	1	0	0	2	2										
Hal Smith, R (1, 2) OBP: 0.374, SLG: 0.579				1B						4	1	1	0	0	1	0										
Don Hoak, R (1, 5) OBP: 0.350, SLG: 0.354				1B				F7		3	1	1	1	1	0	0										
Bill Mazerowski, R (1, 4) OBP: 0.276, SLG: 0.427				1B				FC4-6		4	0	2	1	0	0	1										
Joe Gibbon, R (1, 1) OBP: 0.333, SLG: 0.143				1B				1B		1	0	1	0	0	0	0										
Gene Baker, R (4, PH) OBP: 0.235, SLG: 0.168				1B				FC4-6		1	1	1	0	0	0	0										
Bennie Daniels, L (4, 1) OBP: 0.214, SLG: 0.214				1B				1B		2	0	0	0	0	1	3										
Fred Green, R (9, 1) OBP: 0.600, SLG: 1.800				1B				1B		0	0	0	0	0	0	0										
Roy Face, R (9, 1) OBP: 0.600, SLG: 1.800				1B				1B		0	0	0	0	0	0	0										
Inning Stats	R: 0 E: 1 K: 2 S: 9	H: 1 LOB: 2 BB: 0 P: 9	R: 0 E: 0 K: 1 S: 5	H: 0 LOB: 0 BB: 0 P: 5	R: 0 E: 0 K: 1 S: 5	H: 1 LOB: 1 BB: 1 P: 9	R: 4 E: 0 K: 0 S: 8	H: 6 LOB: 2 BB: 0 P: 8	R: 0 E: 0 K: 0 S: 3	H: 0 LOB: 0 BB: 0 P: 3	R: 0 E: 0 K: 1 S: 6	H: 1 LOB: 2 BB: 1 P: 10	R: 2 E: 0 K: 1 S: 7	H: 2 LOB: 0 BB: 0 P: 7	R: 0 E: 0 K: 0 S: 5	H: 2 LOB: 2 BB: 0 P: 5	R: 0 E: 0 K: 0 S: 3	H: 0 LOB: 0 BB: 0 P: 3	1B: 11 2B: 2 3B: 0 HR: 1	SF: 0 SAC: 0 DP: 1 HBP: 0	WP: 0 PB: 0 SB: 0 CS: 0	PA: 41				
PITCHER	IP WLS BF H R ER SO BB IBB HBP BLK WP HR S P ERA WHIP																									
Ray Sadecki, L (1, 1) ERA: 7.5	3.2	19	7	4	4	4	1	0	0	0	0	0	26	30	9.82	2.182										
Marshall Bridges, L (4, 1) ERA: 3.57	3.1	14	4	2	2	2	1	0	0	0	0	1	17	21	5.40	1.500										
Bob Duliba, R (8, 1) ERA: 3.14	2.0	W	8	2	0	0	0	0	0	0	0	0	8	8	0.00	1.000										

Batter	1	2	3	4	5	6	7	8	9	AB	R	H	RBI	BB	SO	LOB	BOTTOM									
Julian Javier, R (1, 4) OBP: 0.362, SLG: 0.473	5-3		6-3						FC3-2	4	0	1	0	0	1	0	Pittsburgh Pirates @ St. Louis Cardinals Sportsman's Park, St. Louis, MO Sat Jun 11 1960, 4:33 AM EDT Att: 11,063 - Unknown									
George Crowe, L (9, PH) OBP: 0.242, SLG: 0.323									1B	1	0	1	0	0	0	0										
Curt Simmons, L (9, PR)									2B	0	1	0	0	0	0	0										
Joe Cunningham, L (1, 9) OBP: 0.385, SLG: 0.391	6-3		F7						FC3-2	5	0	0	0	0	0	4										
Bob Nieman, R (1, 7) OBP: 0.404, SLG: 0.511	F7		HR						2B	4	1	1	2	1	0	0										
Ken Boyer, R (1, 5) OBP: 0.348, SLG: 0.599									2B	4	1	1	2	0	1	0										
Daryl Spencer, R (1, 6) OBP: 0.390, SLG: 0.522									1B	4	2	3	1	0	1	0										
Bill White, L (1, 3) OBP: 0.365, SLG: 0.515									1B	4	1	1	0	0	0	2										
Curt Flood, R (1, 8) OBP: 0.267, SLG: 0.263									1B	4	0	1	1	0	0	2										
Hal Smith, R (1, 2) OBP: 0.239, SLG: 0.212									1B	1	0	0	0	1	0	0										
Carl Sawatski, L (7, PH) OBP: 0.322, SLG: 0.392									1B	1	0	0	0	0	0	0										
Alex Grammas, R (9, PH) OBP: 0.259, SLG: 0.240									1B	1	0	1	0	0	0	0										
Ray Sadecki, L (1, 1) OBP: 0.333, SLG: 0.333									1B	1	0	0	0	0	0	2										
Marshall Bridges, S (4, 1)									1B	1	0	0	0	0	0	0										
Stan Musial, L (7, PH) OBP: 0.353, SLG: 0.388									1B	1	0	0	0	0	0	0										
Bob Duliba, R (8, 1) OBP: 0.200, SLG: 0.200									1B	1	0	0	0	0	0	0										
Ellis Burton, S (9, PH) OBP: 0.357, SLG: 0.292									1B	1	1	1	1	0	0	0										
Inning Stats	R: 0 E: 0 K: 0 S: 3	H: 0 LOB: 0 BB: 0 P: 3	R: 1 E: 0 K: 1 S: 7	H: 2 LOB: 2 BB: 1 P: 11	R: 3 E: 0 K: 0 S: 5	H: 2 LOB: 0 BB: 1 P: 9	R: 0 E: 0 K: 0 S: 3	H: 0 LOB: 0 BB: 0 P: 3	R: 0 E: 0 K: 1 S: 5	H: 0 LOB: 0 BB: 0 P: 5	R: 0 E: 0 K: 0 S: 4	H: 1 LOB: 1 BB: 0 P: 4	R: 0 E: 0 K: 0 S: 4	H: 1 LOB: 1 BB: 0 P: 4	R: 0 E: 0 K: 1 S: 5	H: 0 LOB: 0 BB: 0 P: 5	R: 3 E: 0 K: 0 S: 7	H: 5 LOB: 3 BB: 0 P: 7	1B: 6 2B: 3 3B: 0 HR: 2	SF: 0 SAC: 0 DP: 0 HBP: 0	WP: 0 PB: 0 SB: 0 CS: 0	PA: 39				
PITCHER	IP WLS BF H R ER SO BB IBB HBP BLK WP HR S P ERA WHIP																									
Joe Gibbon, L (1, 1) ERA: 4.44	3.0	15	4	4	4	4	1	1	0	0	0	0	23	23	1.69	0.562										
Bennie Daniels, R (4, 1) ERA: 7.32	5.1	19	3	1	1	2	0	0	0	0	0	0	23	23	1.69	0.562										
Fred Green, L (9, 1) ERA: 3.38	0.0	L	2	2	0	0	0	0	0	0	0	0	2	2	∞	∞										
Roy Face, R (9, 1) ERA: 2.61	0.1	3	2	2	2	0	0	0	0	0	0	0	3	3	54.00	6.000										

Batter	1	2	3	4	5	6	7	8	9	AB	R	H	RBI	BB	SO	LOB	TOP					
Bill Virdon, L OBP: 0.292, SLG: 0.232 (1, 8)										6	1	2	0	0	1	2	Pittsburgh Pirates @ St. Louis Cardinals Sportsman's Park, St. Louis, MO Sun Jun 12 1960, 4:33 AM EDT Unknown					
Dick Groat, R OBP: 0.367, SLG: 0.402 (1, 6)										6	3	4	1	0	0	1						
Bob Skinner, L Joe Christopher, R (5, 7)										3	2	1	2	1	0	2						
Dick Stuart, R OBP: 0.309, SLG: 0.449 (1, 3)										6	2	5	5	0	0	1						
Roberto Clemente, R OBP: 0.377, SLG: 0.523 (1, 9)										5	2	2	1	1	1	2						
Smoky Burgess, L OBP: 0.415, SLG: 0.491 (1, 2)										6	1	4	0	0	0	2						
Don Hoak, R Gene Baker, R (7, PH)										4	2	2	3	0	0	3						
Bill Mazerowski, R Dick Schofield, S (6, 4)										3	1	2	0	1	0	1						
Vern Law, R OBP: 0.190, SLG: 0.225 (1, 1)										5	1	1	2	0	0	4						
Inning Stats	R: 6 E: 0 K: 0 S: 9	H: 6 LOB: 1 BB: 1 P: 13	R: 2 E: 0 K: 0 S: 6	H: 3 LOB: 3 BB: 2 P: 14	R: 1 E: 0 K: 2 S: 9	H: 2 LOB: 1 BB: 0 P: 9	R: 4 E: 0 K: 0 S: 8	H: 5 LOB: 1 BB: 0 P: 8	R: 0 E: 1 K: 0 S: 4	H: 1 LOB: 1 BB: 0 P: 4	R: 0 E: 0 K: 0 S: 3	H: 0 LOB: 0 BB: 0 P: 3	R: 2 E: 0 K: 0 S: 6	H: 3 LOB: 1 BB: 0 P: 6	R: 0 E: 0 K: 0 S: 4	H: 1 LOB: 1 BB: 0 P: 4		R: 0 E: 0 K: 0 S: 4	H: 2 LOB: 1 BB: 0 P: 4	1B: 16 2B: 4 3B: 0 HR: 3	SF: 1 SAC: 0 DP: 0 HBP: 0	WP: 0 PB: 0 SB: 1 CS: 0
PITCHER	IP WLS BF H R ER SO BB IBB HBP BLK WP HR S P ERA WHIP																					
Ron Kline, R ERA: 6.3 (1, 1)	0.1 L 6 4 5 5 0 1 0 0 0 0 0 1 5 9 135.00 15.000																					
Cal Browning, L ERA: 40.5 (2, 1)	0.2 8 5 3 3 0 1 0 0 0 0 0 1 7 11 40.50 9.000																					
Curt Simmons, L ERA: 7.84 (2, 1)	8.0 38 14 7 7 2 1 0 0 0 0 0 1 41 45 7.88 1.875																					

livebaseballscores.com

AB 48
R 15
H 23
RBI 15
BB 3
SO 2
LOB 21



Batter	1	2	3	4	5	6	7	8	9	AB	R	H	RBI	BB	SO	LOB	BOTTOM					
Julian Javier, R OBP: 0.365, SLG: 0.467 (1, 4)										5	1	2	0	0	0	2	Pittsburgh Pirates @ St. Louis Cardinals Sportsman's Park, St. Louis, MO Sun Jun 12 1960, 4:33 AM EDT Unknown					
Joe Cunningham, L Ellis Burton, S (6, 9)										3	0	2	0	0	0	1						
Bill White, L OBP: 0.370, SLG: 0.515 (1, 3)										4	1	2	1	1	0	2						
Ken Boyer, R OBP: 0.351, SLG: 0.602 (1, 5)										4	1	2	0	0	1	3						
Daryl Spencer, R Alex Grammas, R (5, 6)										2	0	0	0	0	0	0						
Bob Nieman, R Leon Wagner, L (3, 7)										1	0	0	0	0	0	0						
Carl Sawatski, L OBP: 0.319, SLG: 0.385 (1, 2)										4	0	1	1	0	1	0						
Curt Flood, R OBP: 0.277, SLG: 0.274 (1, 8)										4	0	2	0	0	1	2						
Ron Kline, R Cal Browning, L Curt Simmons, L George Crowe, L (8, PH)										0	0	0	0	0	0	0						
Inning Stats	R: 0 E: 0 K: 0 S: 4	H: 1 LOB: 1 BB: 0 P: 4	R: 0 E: 0 K: 1 S: 5	H: 0 LOB: 0 BB: 0 P: 5	R: 1 E: 0 K: 1 S: 8	H: 4 LOB: 2 BB: 0 P: 8	R: 0 E: 0 K: 0 S: 3	H: 0 LOB: 0 BB: 0 P: 3	R: 0 E: 0 K: 0 S: 4	H: 1 LOB: 1 BB: 0 P: 4	R: 0 E: 0 K: 0 S: 4	H: 2 LOB: 1 BB: 0 P: 4	R: 0 E: 0 K: 0 S: 4	H: 1 LOB: 1 BB: 0 P: 4	R: 2 E: 0 K: 1 S: 8	H: 3 LOB: 2 BB: 1 P: 12		R: 0 E: 0 K: 1 S: 6	H: 1 LOB: 1 BB: 0 P: 6	1B: 11 2B: 2 3B: 0 HR: 0	SF: 0 SAC: 0 DP: 2 HBP: 0	WP: 0 PB: 0 SB: 0 CS: 0
PITCHER	IP WLS BF H R ER SO BB IBB HBP BLK WP HR S P ERA WHIP																					
Vern Law, R ERA: 2.7 (1, 1)	9.0 W 39 13 3 3 4 1 0 0 0 0 0 46 50 3.00 1.556																					


livebaseballscores.com


AB 38
R 3
H 13
RBI 3
BB 1
SO 4
LOB 17



Batter	1	2	3	4	5	6	7	8	9	AB	R	H	RBI	BB	SO	LOB	TOP			
Bill Virdon, L OBP: 0.300, SLG: 0.244 (1, 8)										4	0	2	0	0	1	0	Pittsburgh Pirates @ St. Louis Cardinals Sportsman's Park, St. Louis, MO Sun Jun 12 1960, 4:38 AM EDT Att: 29,605 - Unknown			
Dick Groat, R OBP: 0.361, SLG: 0.395 (1, 6)										4	0	0	0	0	0	4				
Bob Skinner, L OBP: 0.422, SLG: 0.560 (1, 7)										4	0	1	0	0	0	1				
Dick Stuart, R OBP: 0.303, SLG: 0.440 (1, 3)										4	0	0	0	0	2	2				
Gino Cimoli, R OBP: 0.366, SLG: 0.379 (1, 9)										4	0	1	0	0	0	0				
Hal Smith, R OBP: 0.376, SLG: 0.576 (1, 2)										4	0	2	0	0	1	0				
Don Hoak, R OBP: 0.351, SLG: 0.370 (1, 5)										4	1	1	0	0	0	3				
Bill Mazerowski, R OBP: 0.290, SLG: 0.444 (1, 4)										4	1	2	0	0	0	1				
Vinegar Bend Mizell, R OBP: 0.160, SLG: 0.130 (5, PH) Smoky Burgess, L OBP: 0.428, SLG: 0.506 (5, PH) Joe Christopher, R OBP: 0.333, SLG: 0.333 (5, PH) Jim Umbricht, R OBP: 0.333, SLG: 0.333 (7, PH) Rocky Nelson, L OBP: 0.349, SLG: 0.398 (7, PH) Roy Face, R OBP: 0.349, SLG: 0.398 (7, PH)										1	0	0	0	0	0	1	<div style="text-align: center;"> </div>			
Inning Stats	R: 0 E: 0 K: 1 S: 6	H: 1 LOB: 1 BB: 0 P: 6	R: 0 E: 0 K: 0 S: 3	H: 1 LOB: 0 BB: 0 P: 3	R: 0 E: 0 K: 1 S: 5	H: 0 LOB: 0 BB: 0 P: 5	R: 0 E: 0 K: 1 S: 5	H: 0 LOB: 0 BB: 0 P: 5	R: 2 E: 0 K: 1 S: 9	H: 4 LOB: 3 BB: 0 P: 9	R: 0 E: 0 K: 0 S: 4	H: 1 LOB: 1 BB: 0 P: 4	R: 0 E: 0 K: 0 S: 4	H: 1 LOB: 1 BB: 0 P: 4	R: 0 E: 0 K: 0 S: 4	H: 2 LOB: 1 BB: 0 P: 4		1B: 6 2B: 4 3B: 0 HR: 0	SF: 0 SAC: 0 DP: 2 HBP: 0	WP: 0 PB: 0 SB: 0 CS: 0
PITCHER	IP WLS BF H R ER SO BB IBB HBP BLK WP HR S P ERA WHIP																			
Ernie Broglio, R ERA: 2.78 (1, 1)	8.0 W 33 10 2 2 5 0 0 0 0 0 0 0 43 43 2.25 1.250																			
Lindy McDaniel, R ERA: 3.07 (9, 1)	1.0 S 2 0 0 0 0 0 0 0 0 0 0 0 2 2 0.00 0.000																			

Batter	1	2	3	4	5	6	7	8	9	AB	R	H	RBI	BB	SO	LOB	BOTTOM			
Julian Javier, R OBP: 0.358, SLG: 0.469 (1, 4)										4	1	1	0	0	0	2	Pittsburgh Pirates @ St. Louis Cardinals Sportsman's Park, St. Louis, MO Sun Jun 12 1960, 4:38 AM EDT Att: 29,605 - Unknown			
Joe Cunningham, L OBP: 0.391, SLG: 0.419 (1, 9)										4	1	2	1	0	0	1				
Bob Nieman, R OBP: 0.398, SLG: 0.500 (1, 7)										3	0	1	1	0	0	0				
Ellis Burton, S OBP: 0.333, SLG: 0.269 (7, 7)										0	0	0	0	0	0	0				
Ken Boyer, R OBP: 0.344, SLG: 0.589 (1, 5)										4	0	0	0	0	0	3				
Daryl Spencer, R OBP: 0.384, SLG: 0.508 (1, 6)										3	1	0	0	1	1	2				
Bill White, L OBP: 0.372, SLG: 0.512 (1, 3)										1	0	0	0	1	0	0				
Curt Flood, R OBP: 0.276, SLG: 0.287 (1, 8)										3	2	1	1	0	0	1				
Hal Smith, R OBP: 0.232, SLG: 0.205 (1, 2)										3	0	0	0	0	0	2				
Ernie Broglio, R OBP: 0.375, SLG: 0.286 (1, 1)										3	0	2	1	0	0	0	<div style="text-align: center;"> </div>			
Lindy McDaniel, R OBP: 0.308, SLG: 0.250 (9, 1)										0	0	0	0	0	0	0				
Inning Stats	R: 1 E: 0 K: 0 S: 4	H: 2 LOB: 0 BB: 0 P: 4	R: 2 E: 0 K: 0 S: 5	H: 2 LOB: 1 BB: 1 P: 9	R: 0 E: 0 K: 1 S: 5	H: 0 LOB: 0 BB: 0 P: 3	R: 0 E: 0 K: 1 S: 5	H: 0 LOB: 0 BB: 0 P: 5	R: 0 E: 0 K: 0 S: 3	H: 0 LOB: 0 BB: 0 P: 3	R: 1 E: 0 K: 0 S: 4	H: 1 LOB: 0 BB: 0 P: 4	R: 1 E: 0 K: 0 S: 4	H: 1 LOB: 1 BB: 1 P: 8	R: 0 E: 1 K: 0 S: 4	H: 1 LOB: 1 BB: 0 P: 4	1B: 3 2B: 3 3B: 0 HR: 1	SF: 0 SAC: 2 DP: 2 HBP: 0	WP: 0 PB: 1 SB: 0 CS: 0	PA: 32
PITCHER	IP WLS BF H R ER SO BB IBB HBP BLK WP HR S P ERA WHIP																			
Vinegar Bend Mizell, L ERA: 4.54 (1, 1)	4.0 L 16 4 3 3 1 1 0 0 0 0 0 0 1 7 7 4.50 0.500																			
Jim Umbricht, R ERA: 5.85 (5, 1)	2.0 7 1 1 1 0 0 0 0 0 0 1 7 7 4.50 0.500																			
Roy Face, R ERA: 2.48 (7, 1)	2.0 9 2 1 0 0 1 0 0 0 0 0 0 8 12 0.00 1.500																			

Batter	1	2	3	4	5	6	7	8	9	AB	R	H	RBI	BB	SO	LOB	TOP								
Julian Javier, R OBP: 0.347, SLG: 0.441 (1, 4)	4-0 BB 1B	0-0 F9		0-0 6-3		0-3 K		0-0 F9		4	0	0	0	1	1	2	St. Louis Cardinals @ Cincinnati Reds Crosley Field, Cincinnati, OH Tue Jun 14 1960, 7:05 PM EDT Att: 6,449 - Unknown AB 34 R 6 H 9 RBI 6 BB 5 SO 10 LOB 14 								
Joe Cunningham, L OBP: 0.391, SLG: 0.416 (1, 9)	0-0 FC5-4 1B	0-0 F7		0-0 4-3		4-0 BB		0-3 K		4	0	1	0	1	1	2									
Bob Nieman, R OBP: 0.384, SLG: 0.480 Ellis Burton, S OBP: 0.323, SLG: 0.259 (7, 7)	0-0 FC5-4 HR		0-0 F9		0-0 6-3		0-3 K		0-3 K	4	1	0	0	0	1	2									
Ken Boyer, R OBP: 0.347, SLG: 0.603 (1, 5)	0-0 HR		0-0 BB HR 1B		0-3 K		0-3 K			4	2	2	2	0	2	1									
Daryl Spencer, R OBP: 0.391, SLG: 0.518 (1, 6)	4-0 BB		4-0 HR BB		0-0 6-3			0-0 1B 3B		2	2	1	0	2	0	0									
Bill White, L OBP: 0.365, SLG: 0.502 (1, 3)	0-0 G3		0-0 L9		0-3 K		0-3 K			4	0	0	0	0	2	4									
Curt Flood, R OBP: 0.287, SLG: 0.330 (1, 8)		0-0 F8		0-0 HR		0-3 K		0-0 1B K2-5-2 1B		4	1	2	4	0	1	0									
Hal Smith, R OBP: 0.253, SLG: 0.220 (1, 2)		0-0 1B		0-0 F2		4-0 FC5-4 BB		0-0 1B		3	0	2	0	1	0	0									
Larry Jackson, R OBP: 0.238, SLG: 0.268 (1, 1)		0-0 1B		0-0 6-3		0-0 FC5-4 1-2		0-3 K2-5-2 3-3		4	0	1	0	0	1	3									
Inning Stats	R: 2 E: 0 K: 0 S: 4	H: 2 LOB: 1 BB: 2 P: 12	R: 0 E: 0 K: 0 S: 5	H: 2 LOB: 2 BB: 0 P: 5	R: 3 E: 0 K: 0 S: 5	H: 2 LOB: 0 BB: 1 P: 9	R: 0 E: 0 K: 0 S: 3	H: 0 LOB: 0 BB: 0 P: 3	R: 0 E: 0 K: 1 S: 5	H: 0 LOB: 0 BB: 0 P: 5	R: 0 E: 0 K: 2 S: 7	H: 0 LOB: 1 BB: 1 P: 11	R: 0 E: 0 K: 3 S: 9	H: 0 LOB: 1 BB: 1 P: 13	R: 1 E: 0 K: 2 S: 9	H: 3 LOB: 2 BB: 0 P: 9	R: 0 E: 0 K: 2 S: 7	H: 0 LOB: 0 BB: 0 P: 7	1B: 6 2B: 1 3B: 1 HR: 2	SF: 0 SAC: 0 DP: 1 HBP: 0	WP: 0 PB: 0 SB: 0 CS: 0	PA: 39			
PITCHER	IP	WLS	BF	H	R	ER	SO	BB	IBB	HBP	BLK	WP	HR	S	P	ERA	WHIP								
Jim O'Toole, L ERA: 3.76 (1, 1)	3.0	L	17	6	5	5	0	3	0	0	0	0	2	14	26	15.00	3.000								
Jim Brosnan, R ERA: 2.5 (4, 1)	2.0		6	0	0	0	1	0	0	0	0	0	0	8	8	0.00	0.000								
Bob Grim, R ERA: 3.6 (6, 1)	3.0		13	3	1	1	7	2	0	0	0	0	0	25	33	3.00	1.667								
Bill Henry, L ERA: 4.7 (9, 1)	1.0		3	0	0	0	2	0	0	0	0	0	0	7	7	0.00	0.000								

Batter	1	2	3	4	5	6	7	8	9	AB	R	H	RBI	BB	SO	LOB	BOTTOM								
Eddie Kasko, R OBP: 0.389, SLG: 0.408 (1, 5)	0-0 L5		0-0 L4-3 1B			4-0 FC4-6 BB		0-0 F8		3	0	1	2	1	0	1	St. Louis Cardinals @ Cincinnati Reds Crosley Field, Cincinnati, OH Tue Jun 14 1960, 7:05 PM EDT Att: 6,449 - Unknown AB 31 R 3 H 5 RBI 3 BB 3 SO 4 LOB 12 								
Vada Pinson, L OBP: 0.345, SLG: 0.491 (1, 8)	0-0 4-3		0-0 L4-3			0-0 F7		0-3 K		4	0	0	0	0	1	3									
Jerry Lynch, L OBP: 0.420, SLG: 0.535 (1, 7)	0-0 5-3			0-0 HR		0-0 FC4-6 1-2		0-0 4-3		4	1	1	1	0	0	1									
Ed Bailey, L OBP: 0.370, SLG: 0.462 (1, 2)		0-0 4-3		0-0 6-3		0-3 K		0-0 1B 1B		4	0	1	0	0	1	1									
Gus Bell, L OBP: 0.283, SLG: 0.354 (1, 9)		0-0 5-3		0-0 F5		0-3 K		0-0 F9		4	0	0	0	0	1	1									
Frank Robinson, R OBP: 0.378, SLG: 0.518 (1, 3)		0-0 P4		0-0 F7		0-0 3-1		0-0 1B		4	0	1	0	0	0	0									
Billy Martin, R OBP: 0.315, SLG: 0.358 (1, 4)			0-0 E6 WP BB 1B		0-0 L5		0-0 P3		0-0 L4	4	1	0	0	0	0	2									
Roy McMillan, R OBP: 0.299, SLG: 0.362 (1, 6)			0-0 F2		0-0 G3-6 1B		4-0 BB			2	0	1	0	1	0	1									
Jim O'Toole, S OBP: 0.126, SLG: 0.087 (3, PH)			4-0 WP BB 1B		0-0 L5		0-3 K			0	0	0	0	0	0	0									
Whitey Lockman, L OBP: 0.417, SLG: 0.556 (4, 1)			0-0 G3-6 1B		0-0 L5					0	1	0	0	0	0	0									
Jim Brosnan, R OBP: 0.296, SLG: 0.571 (5, PH)			0-0 WP 1B		0-0 L5					0	0	0	0	0	0	0									
Frank House, L OBP: 0.296, SLG: 0.571 (6, 1)			0-0 1B		0-0 L5					0	0	0	0	0	0	0									
Bob Grim, R OBP: 0.349, SLG: 0.371 (8, PH)			0-0 1B		0-0 L5					0	0	0	0	0	0	0									
Willie Jones, R OBP: 0.349, SLG: 0.371 (9, 1)			0-0 1B		0-0 L5					0	0	0	0	0	0	0									
Inning Stats	R: 0 E: 0 K: 0 S: 3	H: 0 LOB: 0 BB: 0 P: 3	R: 0 E: 0 K: 0 S: 3	H: 0 LOB: 0 BB: 0 P: 3	R: 2 E: 1 K: 0 S: 4	H: 1 LOB: 0 BB: 1 P: 8	R: 1 E: 0 K: 0 S: 4	H: 1 LOB: 0 BB: 0 P: 4	R: 0 E: 0 K: 1 S: 5	H: 0 LOB: 1 BB: 1 P: 9	R: 0 E: 0 K: 1 S: 5	H: 0 LOB: 0 BB: 0 P: 5	R: 0 E: 0 K: 2 S: 7	H: 0 LOB: 1 BB: 1 P: 11	R: 0 E: 0 K: 0 S: 5	H: 2 LOB: 2 BB: 0 P: 5	1B: 4 2B: 1 3B: 0 HR: 1	SF: 0 SAC: 0 DP: 2 HBP: 0	WP: 1 PB: 0 SB: 0 CS: 0	PA: 34					
PITCHER	IP	WLS	BF	H	R	ER	SO	BB	IBB	HBP	BLK	WP	HR	S	P	ERA	WHIP								
Larry Jackson, R ERA: 3.03 (1, 1)	9.0	W	34	5	3	2	4	3	0	0	0	1	1	39	51	2.00	0.889								

Batter	1	2	3	4	5	6	7	8	9	AB	R	H	RBI	BB	SO	LOB	TOP										
Julian Javier, R OBP: 0.338, SLG: 0.425 (1, 4)	0-0 FC1-6-5 5-3 1B	0-0 6-3		0-0 G3		0-3 K		0-0 F9		5	0	1	0	0	1	2											
Joe Cunningham, L OBP: 0.392, SLG: 0.405 (1, 9)	0-0 5-3 1-2		0-0 F2		0-0 4-3		0-0 F7	0-0 4-3		5	0	0	0	0	0	1											
Bob Nieman, R OBP: 0.371, SLG: 0.462 (1, 7)	0-0 FC1-6-5-4		0-0 E6 1B		0-0 6-3		0-3 K		0-3 K2-3	4	0	0	0	0	1	1											
Ellis Burton, S OBP: 0.313, SLG: 0.250 (7, 7)										1	0	0	0	0	1	0											
Ken Boyer, R OBP: 0.344, SLG: 0.593 (1, 5)	0-0 1-3		0-0 1-2 1B		0-0 1-3		0-0 E5 1B		0-0 L5	5	1	1	0	0	0	1											
Daryl Spencer, R OBP: 0.391, SLG: 0.513 (1, 6)		0-0 1B HR 1B		0-0 K		0-0 6-3		0-0 1B BB	0-0 F5	4	1	1	0	1	1	2											
Bill White, L OBP: 0.372, SLG: 0.507 (1, 3)		0-0 1-2 HR 1B		0-0 4-3		0-0 1B E 1B		0-0 1-3 2-H 1B		4	2	3	1	0	0	2											
Curt Flood, R OBP: 0.314, SLG: 0.415 (1, 8)		0-0 1-H 2-H HR		0-0 HR		0-0 E 1-3 1B		0-0 FC5-4 IBB 1B		3	2	3	4	1	0	0											
Hal Smith, R OBP: 0.243, SLG: 0.211 (1, 2)		0-0 F9		0-0 6-3		0-0 F8		0-0 FC5-4		4	0	0	0	0	0	5											
Ray Sadecki, L OBP: 0.200, SLG: 0.200 (1, 1)		0-3 K		0-0 P6		0-0 E4 1-3 3-H		0-0 3-1		4	0	0	0	0	1	1											
Inning Stats	R: 0 E: 0 K: 0 S: 4	H: 1 LOB: 1 BB: 0 P: 4	R: 3 E: 0 K: 1 S: 8	H: 3 LOB: 0 BB: 0 P: 8	R: 0 E: 1 K: 1 S: 7	H: 1 LOB: 2 BB: 0 P: 7	R: 1 E: 0 K: 0 S: 4	H: 1 LOB: 0 BB: 0 P: 4	R: 0 E: 0 K: 0 S: 3	H: 0 LOB: 0 BB: 0 P: 3	R: 1 E: 1 K: 1 S: 8	H: 2 LOB: 2 BB: 0 P: 8	R: 1 E: 0 K: 1 S: 7	H: 1 LOB: 3 BB: 2 P: 15	R: 0 E: 0 K: 0 S: 3	H: 0 LOB: 0 BB: 0 P: 3	R: 0 E: 0 K: 1 S: 5	H: 0 LOB: 0 BB: 0 P: 5	1B: 7 2B: 0 3B: 0 HR: 2	SF: 0 SAC: 0 DP: 0 HBP: 0	WP: 0 PB: 0 SB: 1 CS: 0	PA: 41					
PITCHER	IP	WLS	BF	H	R	ER	SO	BB	IBB	HBP	BLK	WP	HR	S	P	ERA	WHIP										
Joe Nuxhall, L ERA: 4.26 (1, 1)	4.0	L	19	6	4	4	2	0	0	0	0	0	2	23	23	9.00	1.500										
Cal McLish, R ERA: 5.03 (5, 1)	5.0		22	3	2	0	3	1	1	0	0	0	0	26	34	0.00	0.800										

St. Louis Cardinals @ Cincinnati Reds
Crosley Field, Cincinnati, OH
Wed Jun 15 1960, 7:05 PM EDT
Att: 8,062 - Unknown

AB 39
R 6
H 9
RBI 5
BB 2
SO 5
LOB 15



Batter	1	2	3	4	5	6	7	8	9	AB	R	H	RBI	BB	SO	LOB	BOTTOM										
Billy Martin, R OBP: 0.318, SLG: 0.362 (1, 4)	0-0 2B		4-0 4-3 BB BB	0-0 F7			0-0 F9		0-0 F2	4	0	1	0	1	0	3											
Eddie Kasko, R OBP: 0.386, SLG: 0.400 (1, 5)	0-0 P6		4-0 1-2 4-3 BB	0-3 K		0-3 K		0-0 1-3		4	0	0	0	1	2	1											
Vada Pinson, L OBP: 0.347, SLG: 0.485 (1, 8)	4-0 BB		0-0 4-3 1-2 2-3	0-0 L8		0-3 K				3	0	0	0	1	1	2											
Frank Robinson, R OBP: 0.380, SLG: 0.520 (1, 3)	0-0 F7		0-0 F9	4-0 BB				0-0 2B		3	0	1	0	1	0	4											
Lee Walls, R OBP: 0.392, SLG: 0.393 (1, 7)	0-3 K		0-0 5-3	0-3 K				4-0 BB		3	0	0	0	1	2	3											
Gus Bell, L OBP: 0.287, SLG: 0.358 (1, 9)		4-0 G5-4-3 BB	0-0 BB 2B	0-0 F8		0-0 F8		0-3 K		3	0	1	0	1	1	2											
Dutch Dotterer, R OBP: 0.217, SLG: 0.386 (1, 2)		0-0 G5-4-3 1-2	4-0 BB BB	0-0 3-1		0-0 3-1		0-0 P4		3	0	0	0	1	0	3											
Roy McMillan, R OBP: 0.294, SLG: 0.354 (1, 6)		0-3 K	0-0 P6	0-0 P6		0-0 E5		0-0 F9		4	0	0	0	0	1	4											
Joe Nuxhall, L OBP: 0.154, SLG: 0.250 (1, 1)			0-3 K	4-0 BB 2B		0-3 K			0-0 P4	1	0	0	0	0	1	0											
Willie Jones, R OBP: 0.364, SLG: 0.371 (4, PH)										0	0	0	0	1	0	0											
Cal McLish, S OBP: 0.364, SLG: 0.371 (5, 1)										1	0	0	0	0	1	1											
Elio Chacon, R OBP: 0.299, SLG: 0.246 (8, PH)				1-2 2-3 BB						1	0	0	0	0	0	0											
Inning Stats	R: 0 E: 0 K: 1 S: 6	H: 1 LOB: 2 BB: 1 P: 10	R: 0 E: 0 K: 1 S: 4	H: 0 LOB: 0 BB: 1 P: 8	R: 0 E: 0 K: 1 S: 5	H: 0 LOB: 2 BB: 2 P: 13	R: 0 E: 0 K: 0 S: 4	H: 1 LOB: 3 BB: 2 P: 12	R: 0 E: 0 K: 2 S: 7	H: 0 LOB: 1 BB: 1 P: 11	R: 0 E: 1 K: 1 S: 6	H: 0 LOB: 1 BB: 0 P: 6	R: 0 E: 0 K: 2 S: 7	H: 0 LOB: 0 BB: 0 P: 7	R: 0 E: 0 K: 1 S: 6	H: 1 LOB: 2 BB: 1 P: 10	R: 0 E: 0 K: 0 S: 3	H: 0 LOB: 0 BB: 0 P: 3	1B: 0 2B: 3 3B: 0 HR: 0	SF: 0 SAC: 0 DP: 1 HBP: 0	WP: 0 PB: 0 SB: 0 CS: 0	PA: 38					
PITCHER	IP	WLS	BF	H	R	ER	SO	BB	IBB	HBP	BLK	WP	HR	S	P	ERA	WHIP										
Ray Sadecki, L ERA: 5.0 (1, 1)	9.0	W	38	3	0	0	9	8	0	0	0	0	0	48	80	0.00	1.222										

St. Louis Cardinals @ Cincinnati Reds
Crosley Field, Cincinnati, OH
Wed Jun 15 1960, 7:05 PM EDT
Att: 8,062 - Unknown

AB 30
R 0
H 3
RBI 0
BB 8
SO 9
LOB 23



Batter	1	2	3	4	5	6	7	8	9	AB	R	H	RBI	BB	SO	LOB	TOP					
Julian Javier, R OBP: 0.333, SLG: 0.416 (1, 4)										4	2	1	0	0	0	3						
Joe Cunningham, L OBP: 0.383, SLG: 0.407 (1, 9)										4	1	1	1	1	0	1						
Bill White, L OBP: 0.372, SLG: 0.505 (1, 3)										5	0	2	0	0	0	3						
Ken Boyer, R OBP: 0.349, SLG: 0.596 (1, 5)										4	1	2	2	1	1	1						
Daryl Spencer, R OBP: 0.389, SLG: 0.505 (1, 6)										3	0	0	0	1	1	4						
Bob Nieman, R OBP: 0.388, SLG: 0.457 (1, 7)										1	0	0	1	0	0	1						
John Glenn, R OBP: 0.333, SLG: 0.333 (1, PR)										3	1	1	0	0	0	0						
Curt Flood, R OBP: 0.306, SLG: 0.402 (1, 8)										3	0	0	0	0	1	2						
Carl Sawatski, L OBP: 0.316, SLG: 0.378 (1, 2)										4	0	1	0	0	0	2						
Larry Jackson, R OBP: 0.298, SLG: 0.268 (8, PR)										0	0	0	0	0	0	0						
Hal Smith, R OBP: 0.243, SLG: 0.211 (8, 2)										0	0	0	0	0	0	0						
Ernie Broglio, R OBP: 0.421, SLG: 0.412 (1, 1)										3	1	2	0	0	0	0						
Lindy McDaniel, R OBP: 0.286, SLG: 0.231 (7, 1)										1	0	0	0	0	0	1						
Inning Stats	R: 3 E: 1 K: 0 S: 7	H: 3 LOB: 2 BB: 1 P: 11	R: 0 E: 0 K: 0 S: 4	H: 1 LOB: 3 BB: 2 P: 12	R: 0 E: 0 K: 0 S: 3	H: 0 LOB: 0 BB: 0 P: 3	R: 2 E: 0 K: 1 S: 8	H: 2 LOB: 1 BB: 0 P: 8	R: 1 E: 1 K: 0 S: 5	H: 2 LOB: 1 BB: 0 P: 5	R: 0 E: 0 K: 1 S: 5	H: 1 LOB: 0 BB: 0 P: 5	R: 0 E: 0 K: 1 S: 5	H: 0 LOB: 0 BB: 0 P: 5	R: 0 E: 0 K: 0 S: 3	H: 1 LOB: 1 BB: 0 P: 3	R: 0 E: 0 K: 0 S: 3	H: 0 LOB: 0 BB: 0 P: 3	1B: 7 2B: 3 3B: 0 HR: 0	SF: 0 SAC: 2 DP: 2 HBP: 0	WP: 0 PB: 0 SB: 0 CS: 1	PA: 40
PITCHER	IP	WLS	BF	H	R	ER	SO	BB	IBB	HBP	BLK	WP	HR	S	P	ERA	WHIP					
Bob Purkey, R ERA: 3.36 (1, 1)	5.0	L	28	8	6	5	1	2	1	0	0	0	0	27	39	9.00	2.000					
Jim Brosnan, R ERA: 2.98 (6, 1)	2.0		6	1	0	0	2	0	0	0	0	0	0	10	10	0.00	0.500					
Bob Grim, R ERA: 3.18 (8, 1)	2.0		6	1	0	0	0	0	0	0	0	0	0	6	6	0.00	0.500					

St. Louis Cardinals @ Cincinnati Reds
Crosley Field, Cincinnati, OH
Thu Jun 16 1960, 7:05 PM EDT
Att: 5,150 - Unknown

AB 35
R 6
H 10
RBI 4
BB 3
SO 3
LOB 18



Batter	1	2	3	4	5	6	7	8	9	AB	R	H	RBI	BB	SO	LOB	BOTTOM					
Eddie Kasko, R OBP: 0.383, SLG: 0.394 (1, 5)										3	0	0	0	1	1	2						
Vada Pinson, L OBP: 0.346, SLG: 0.485 (1, 8)										4	0	1	1	0	0	1						
Jerry Lynch, L OBP: 0.412, SLG: 0.520 (1, 7)										4	0	1	0	0	2	2						
Ed Bailey, L OBP: 0.367, SLG: 0.457 (1, 2)										4	0	1	0	0	1	3						
Whitney Lockman, L OBP: 0.417, SLG: 0.556 (8, PR)										0	0	0	0	0	0	0						
Dutch Dotterer, R OBP: 0.217, SLG: 0.386 (9, 2)										0	0	0	0	0	0	0						
Gus Bell, L OBP: 0.286, SLG: 0.356 (1, 9)										4	1	1	0	0	2	2						
Frank Robinson, R OBP: 0.378, SLG: 0.530 (1, 3)										4	1	1	2	0	0	1						
Billy Martin, R OBP: 0.316, SLG: 0.366 (1, 4)										4	1	1	0	0	0	0						
Roy McMillan, R OBP: 0.293, SLG: 0.352 (1, 6)										4	1	1	0	0	0	1						
Bob Purkey, R ERA: 3.36 (1, 1)										1	0	0	0	0	0	0						
Don Newcombe, L ERA: 2.27 (5, PR)										1	0	1	0	0	0	0						
Jim Brosnan, R ERA: 2.98 (6, 1)										0	0	0	0	0	0	0						
Frank House, L ERA: 2.98 (7, PR)										1	0	1	0	0	0	0						
Joe Nuxhall, L ERA: 2.98 (7, PR)										0	1	0	0	0	0	0						
Bob Grim, R ERA: 3.18 (8, 1)										1	0	0	0	0	0	0						
Willie Jones, R ERA: 2.89 (9, PR)										1	0	1	0	0	0	0						
Claude Osteen, L ERA: 2.89 (9, PR)										0	0	0	0	0	0	0						
Inning Stats	R: 0 E: 0 K: 0 S: 3	H: 1 LOB: 1 BB: 1 P: 7	R: 0 E: 0 K: 1 S: 5	H: 0 LOB: 0 BB: 0 P: 5	R: 0 E: 0 K: 0 S: 3	H: 0 LOB: 0 BB: 0 P: 3	R: 0 E: 0 K: 2 S: 8	H: 0 LOB: 1 BB: 0 P: 8	R: 1 E: 0 K: 0 S: 5	H: 2 LOB: 1 BB: 0 P: 5	R: 0 E: 0 K: 2 S: 7	H: 0 LOB: 0 BB: 0 P: 7	R: 4 E: 0 K: 0 S: 8	H: 5 LOB: 2 BB: 0 P: 8	R: 0 E: 0 K: 0 S: 3	H: 1 LOB: 1 BB: 0 P: 3	R: 0 E: 0 K: 1 S: 6	H: 1 LOB: 1 BB: 0 P: 6	1B: 6 2B: 3 3B: 0 HR: 1	SF: 0 SAC: 1 DP: 2 HBP: 0	WP: 0 PB: 1 SB: 0 CS: 0	PA: 37
PITCHER	IP	WLS	BF	H	R	ER	SO	BB	IBB	HBP	BLK	WP	HR	S	P	ERA	WHIP					
Ernie Broglio, R ERA: 3.23 (1, 1)	6.1		27	7	5	5	5	1	0	0	0	0	0	36	40	7.11	1.263					
Lindy McDaniel, R ERA: 2.89 (7, 1)	2.2	S	10	3	0	0	1	0	0	0	0	0	0	12	12	0.00	1.125					

St. Louis Cardinals @ Cincinnati Reds
Crosley Field, Cincinnati, OH
Thu Jun 16 1960, 7:05 PM EDT
Att: 5,150 - Unknown

AB 35
R 5
H 10
RBI 5
BB 1
SO 6
LOB 12



Batter	1	2	3	4	5	6	7	8	9	10	11	12	AB	R	H	RBI	BB	SO	LOB	TOP								
Julian Javier, R OBP: 0.326, SLG: 0.402 (1.4)	4-3		K			6-3			WP SF9 PB 1B		F9		5	1	1	0	0	1	0									
Joe Cunningham, L OBP: 0.383, SLG: 0.401 (1.9)	6-3			F7		K			BB BB 1-3		CS BB		3	0	0	0	2	1	0									
Bill White, L OBP: 0.373, SLG: 0.516 (1.3)	K				HR	F7			F5		1B 1B		5	1	2	1	0	1	2									
Ken Boyer, R OBP: 0.346, SLG: 0.589 (1.5)		F9		5-3			6-3		SF9		FC6-4 1B		4	0	1	1	0	0	0									
Daryl Spencer, R OBP: 0.389, SLG: 0.498 (1.6)		BB		K			F9		3+H BB		FC6-4 1B		3	0	0	0	2	1	2									
Walt Moryn, L OBP: 0.382, SLG: 0.368 (1.7)		K			3-1		K		K				5	0	0	0	0	4	3									
Curt Flood, R OBP: 0.301, SLG: 0.392 (1.8)		K			6-3			F8		F7		G3 1B	5	0	1	0	0	1	1									
Hal Smith, R OBP: 0.243, SLG: 0.212 Carl Sawatski, L OBP: 0.313, SLG: 0.373 (12.2)			K					K		F8		G3	4	0	1	0	0	2	0									
Ron Kline, R OBP: 0.250, SLG: 0.250 Lindy McDaniel, R OBP: 0.250, SLG: 0.250 Bob Dukes, R OBP: 0.250, SLG: 0.250 Marshall Bridges, S OBP: 0.250, SLG: 0.250 (12.1)			K			L6-3		K		6-3		F6	2	0	0	0	0	1	1									
Inning Stats	R: 0 E: 0 K: 1 S: 5	H: 0 LOB: 0 BB: 5 P: 5	R: 0 E: 0 K: 2 S: 7	H: 0 LOB: 1 BB: 1 P: 11	R: 0 E: 0 K: 3 S: 9	H: 0 LOB: 0 BB: 0 P: 9	R: 1 E: 0 K: 1 S: 6	H: 1 LOB: 0 BB: 0 P: 6	R: 0 E: 0 K: 0 S: 4	H: 1 LOB: 1 BB: 0 P: 4	R: 0 E: 0 K: 1 S: 5	H: 0 LOB: 0 BB: 0 P: 5	R: 0 E: 0 K: 1 S: 6	H: 0 LOB: 0 BB: 0 P: 5	R: 0 E: 0 K: 2 S: 7	H: 0 LOB: 0 BB: 0 P: 7	R: 1 E: 0 K: 1 S: 6	H: 1 LOB: 2 BB: 2 P: 14	R: 0 E: 0 K: 0 S: 3	H: 0 LOB: 0 BB: 0 P: 3	R: 0 E: 0 K: 0 S: 4	H: 2 LOB: 2 BB: 1 P: 8	R: 0 E: 0 K: 1 S: 6	H: 1 LOB: 1 BB: 0 P: 6	1B: 5 2B: 0 3B: 0 HR: 1	SF: 1 SAC: 0 DP: 0 HBP: 0	WP: 1 PB: 1 SB: 0 CS: 1	PA: 45
PITCHER	George Brunet, L ERA: 2.98 Bob Buhl, R ERA: 3.7 (11.1)	IP: 10.2 WLS: 10 BF: 40 H: 5 R: 2 ER: 0 SO: 12 BB: 4 IBB: 0 HBP: 0 BLK: 0 WP: 0 HR: 1 S: 60 P: 76 ERA: 0.84 WHIP: 0.844	IP: 1.1 WLS: 1 BF: 5 H: 1 R: 0 ER: 0 SO: 1 BB: 0 IBB: 0 HBP: 0 BLK: 0 WP: 0 HR: 0 S: 7 P: 7 ERA: 0.00 WHIP: 0.750	PITCHER																								

St. Louis Cardinals @ Milwaukee Braves
Milwaukee County Stadium, Milwaukee, WI
Fri Jun 17 1960, 8:05 PM EDT
Att. 19,167 - Unknown

AB 40
R 2
H 6
RBI 2
BB 4
SO 13
LOB 11



Batter	1	2	3	4	5	6	7	8	9	10	11	12	AB	R	H	RBI	BB	SO	LOB	BOTTOM				
Bill Bruton, L OBP: 0.324, SLG: 0.474 (1.8)	1B PB 5-3 1B		F8		4-3			SH2-4 1B			1B		5	1	3	0	0	0	0					
Johnny Logan, R OBP: 0.327, SLG: 0.352 (1.6)	5-3		F7			6-3		SH2-4		L6			4	0	0	0	0	0	2					
Eddie Mathews, L OBP: 0.445, SLG: 0.621 (1.5)	K		CS 1B		4-3			K			K		5	0	1	0	0	3	2					
Hank Aaron, R OBP: 0.342, SLG: 0.536 (1.9)	PB BB 1B		CS		F5		CS BB	F4		1-3			4	0	1	0	1	0	1					
Joe Adcock, R OBP: 0.388, SLG: 0.520 (1.3)	PB BB				HR		CS	K		F4		F7	4	1	1	1	1	1	0					
Wes Covington, L OBP: 0.330, SLG: 0.542 Al Spangler, L OBP: 0.315, SLG: 0.429 (9.7)	F8				F7		L1-3 2B	5-3				1B 3B	3	0	1	0	0	0	2					
Del Crandall, R OBP: 0.281, SLG: 0.443 (1.2)		L3-1			L7		L1-3	6-3				1B IBB IBB	4	0	0	0	1	0	1					
Red Schoendienst, S OBP: 0.280, SLG: 0.270 (1.4)		4-3			5-3		FC6 IBB	6-3				1B IBB	3	0	0	0	2	0	0					
George Brunet, R OBP: 0.143, SLG: 0.143 Bob Buhl, R OBP: 0.500, SLG: 0.667 Eddie Haas, L OBP: 0.500, SLG: 0.667 Felix Mantilla, R OBP: 0.279, SLG: 0.431 (12.1)		F6			L1-3		FC6	6-3				1-2 2-3 3+H 1B	4	0	0	0	0	2						
Inning Stats	R: 1 E: 0 K: 1 S: 7	H: 2 LOB: 2 BB: 11 P: 11	R: 0 E: 0 K: 0 S: 3	H: 0 LOB: 0 BB: 0 P: 3	R: 0 E: 0 K: 0 S: 3	H: 1 LOB: 0 BB: 0 P: 3	R: 1 E: 0 K: 0 S: 4	H: 1 LOB: 0 BB: 0 P: 4	R: 0 E: 0 K: 0 S: 3	H: 0 LOB: 0 BB: 0 P: 3	R: 0 E: 0 K: 0 S: 2	H: 1 LOB: 1 BB: 1 P: 6	R: 0 E: 0 K: 0 S: 3	H: 0 LOB: 0 BB: 0 P: 3	R: 0 E: 0 K: 0 S: 4	H: 1 LOB: 1 BB: 0 P: 4	R: 0 E: 0 K: 1 S: 5	H: 0 LOB: 0 BB: 0 P: 5	R: 0 E: 0 K: 0 S: 2	H: 2 LOB: 3 BB: 2 P: 10	1B: 6 2B: 1 3B: 1 HR: 1	SF: 0 SAC: 1 DP: 0 HBP: 0	WP: 0 PB: 1 SB: 0 CS: 2	PA: 47
PITCHER	Ron Kline, R ERA: 5.8 Lindy McDaniel, R ERA: 2.68 Bob Dukes, R ERA: 3.45 Marshall Bridges, L ERA: 3.57 (12.1)	IP: 7.0 WLS: 27 BF: 14 H: 2 R: 0 ER: 2 SO: 2 BB: 2 IBB: 0 HBP: 0 BLK: 0 WP: 0 HR: 0 S: 28 P: 40 ERA: 1.29 WHIP: 1.000	IP: 0.0 WLS: 1 BF: 3 H: 1 R: 1 ER: 1 SO: 0 BB: 0 IBB: 0 HBP: 0 BLK: 0 WP: 0 HR: 0 S: 1 P: 9 ERA: * WHIP: *	PITCHER																				

St. Louis Cardinals @ Milwaukee Braves
Milwaukee County Stadium, Milwaukee, WI
Fri Jun 17 1960, 8:05 PM EDT
Att. 19,167 - Unknown

AB 39
R 3
H 9
RBI 2
BB 5
SO 4
LOB 10



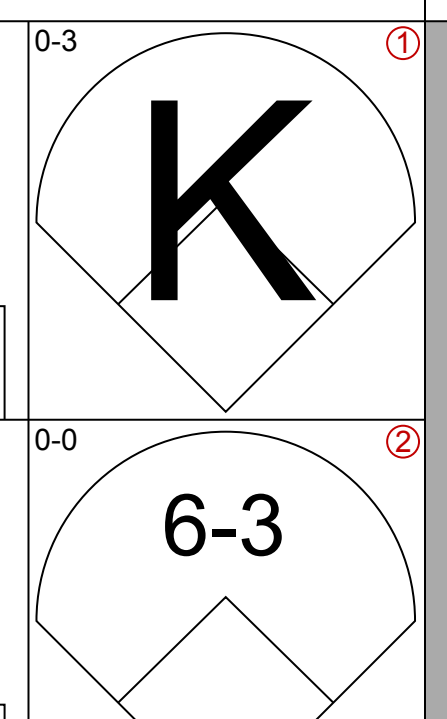
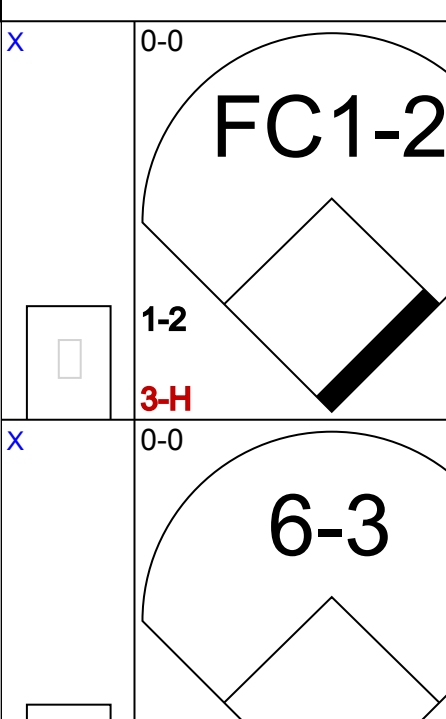
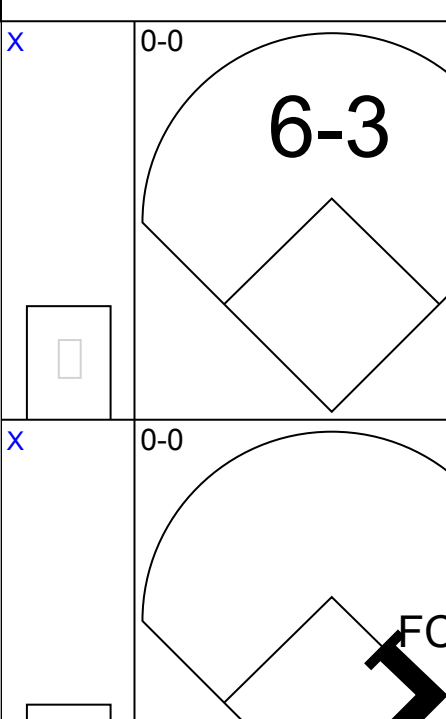
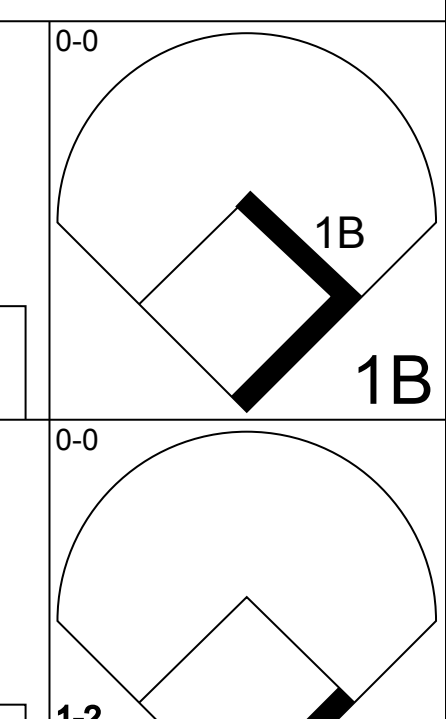
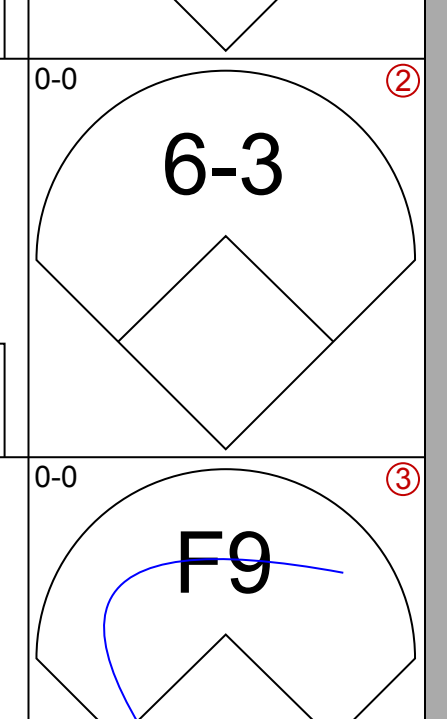
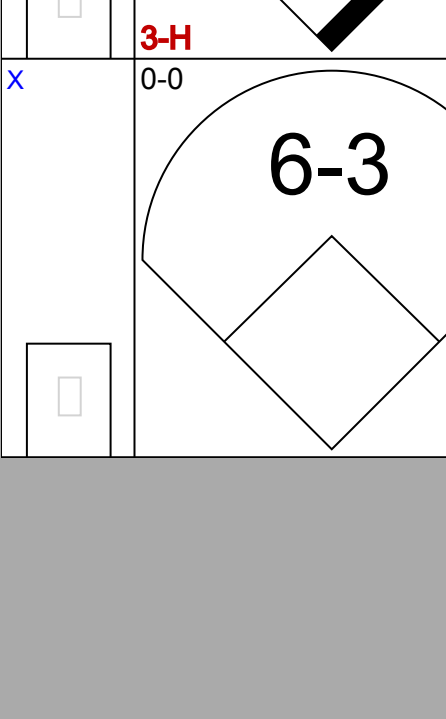
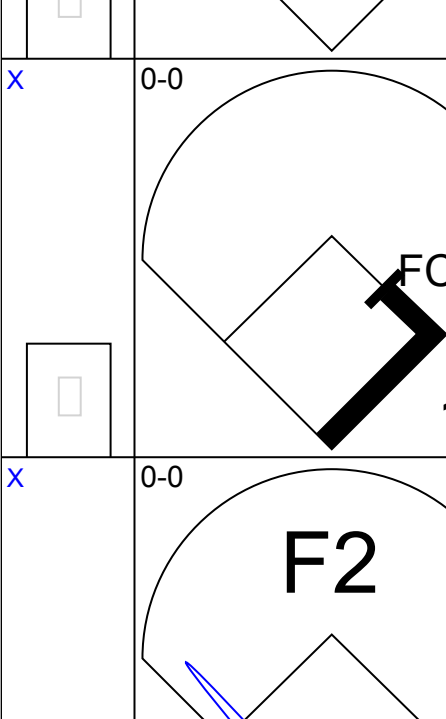
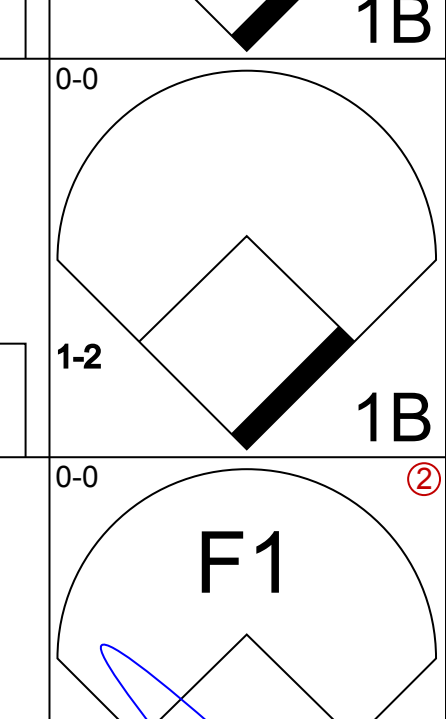
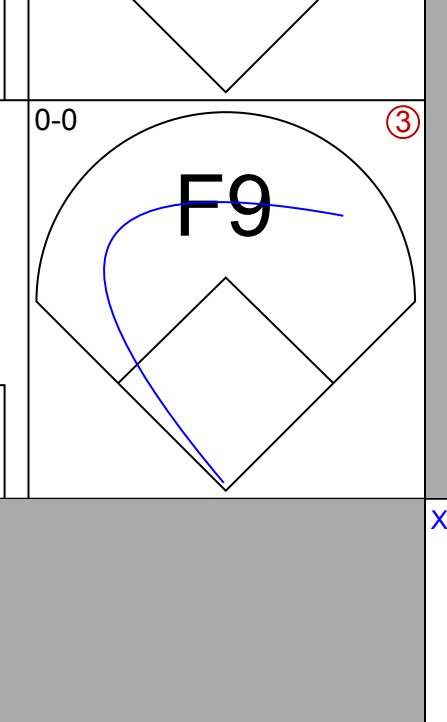
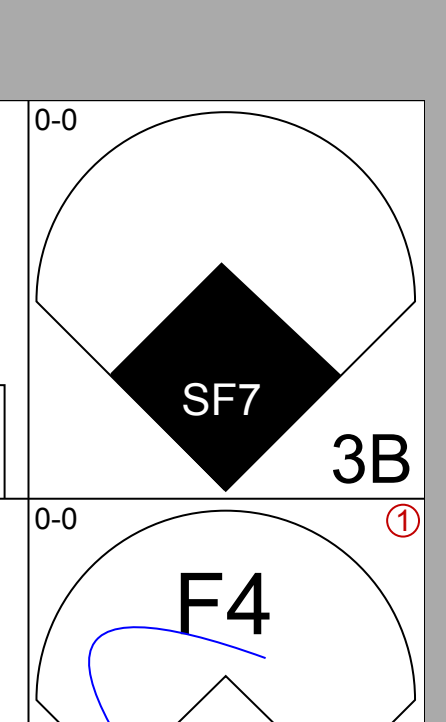
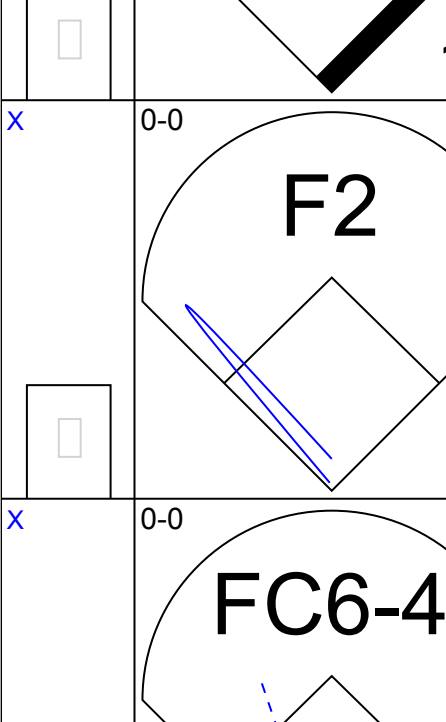
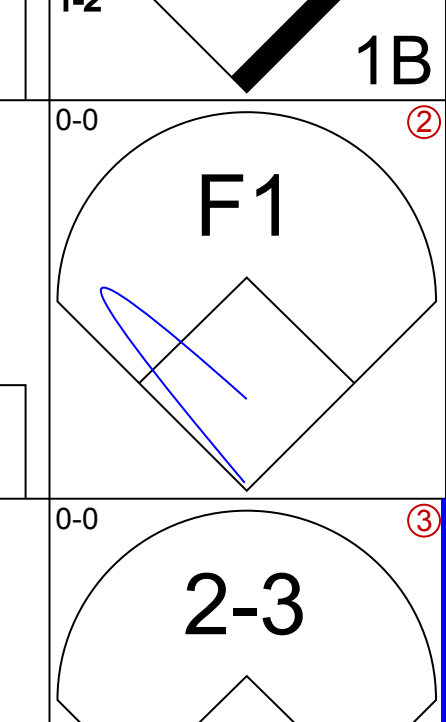
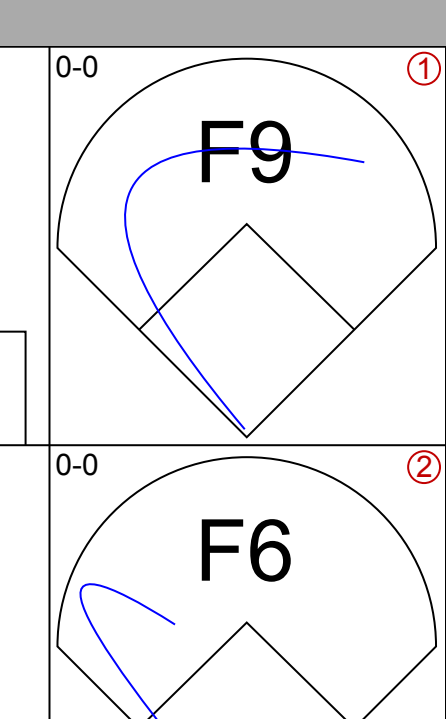
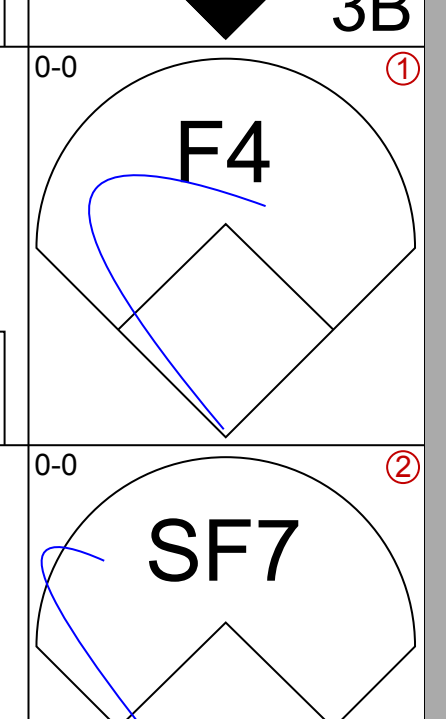
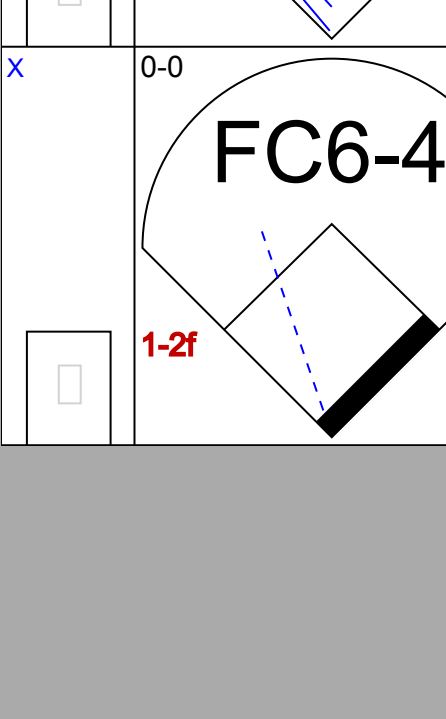
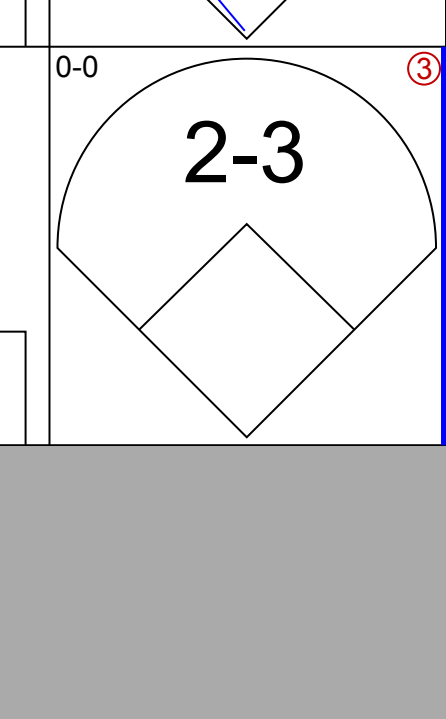
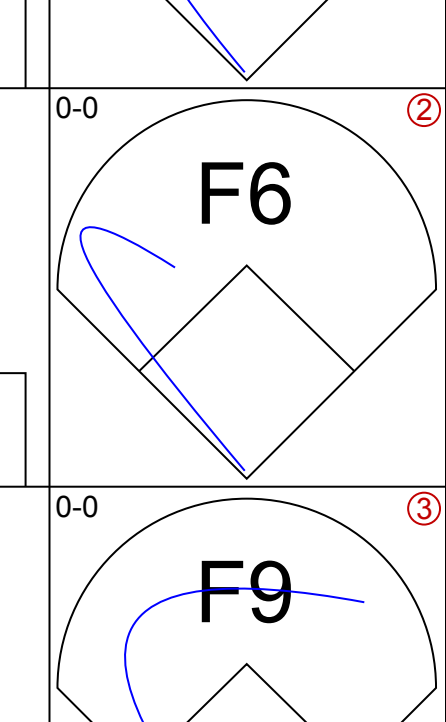
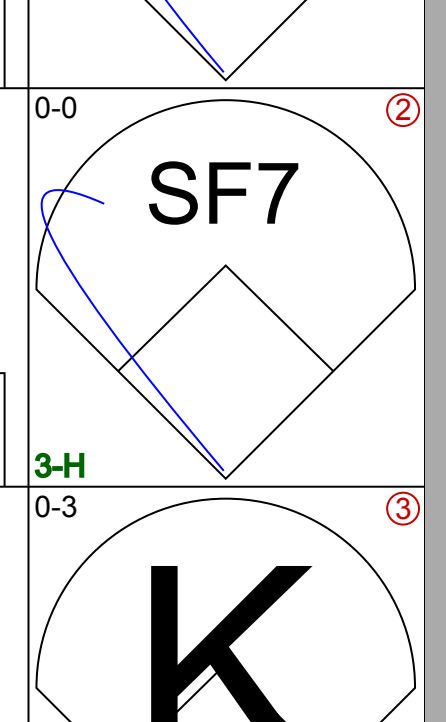
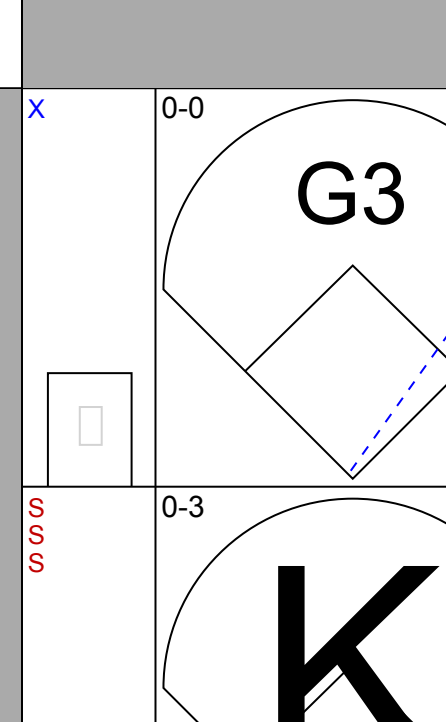
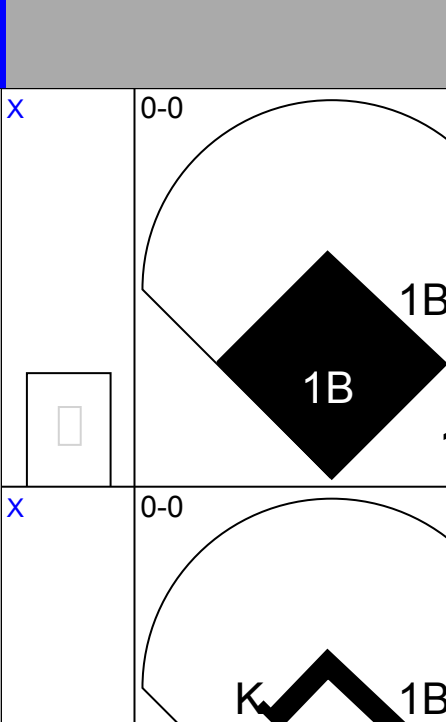
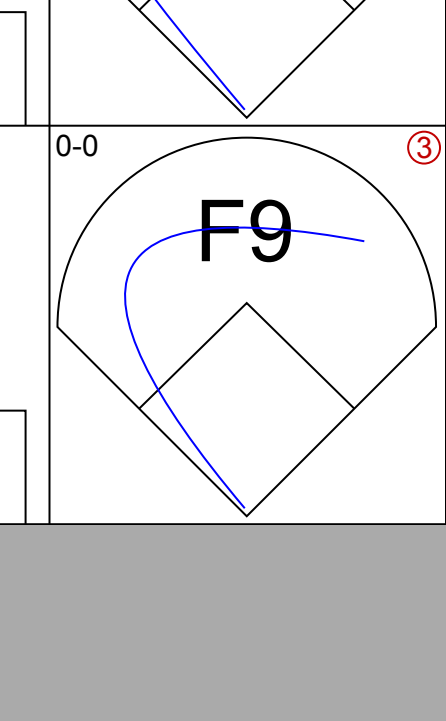
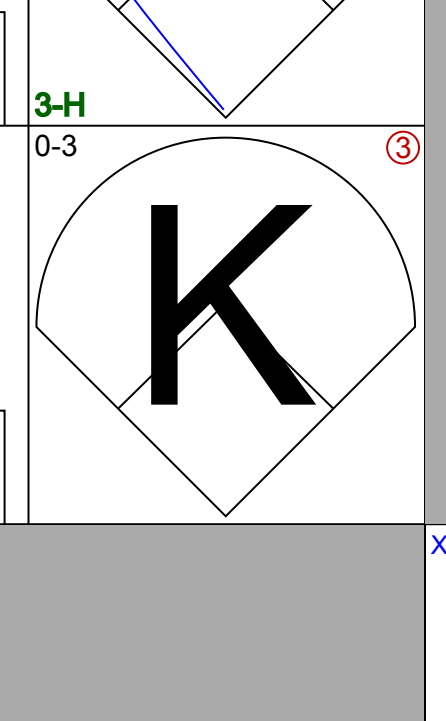
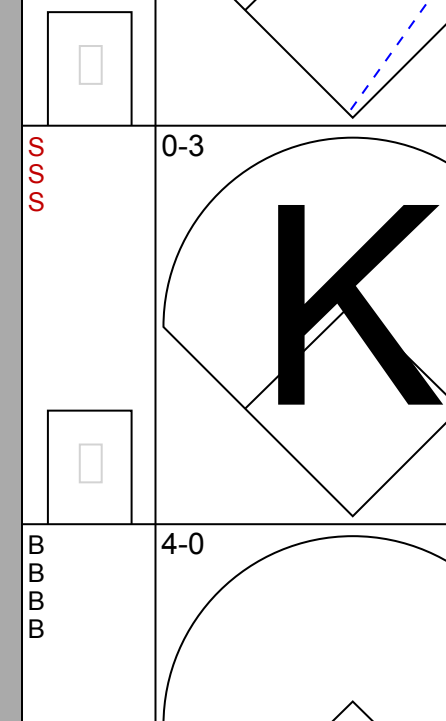
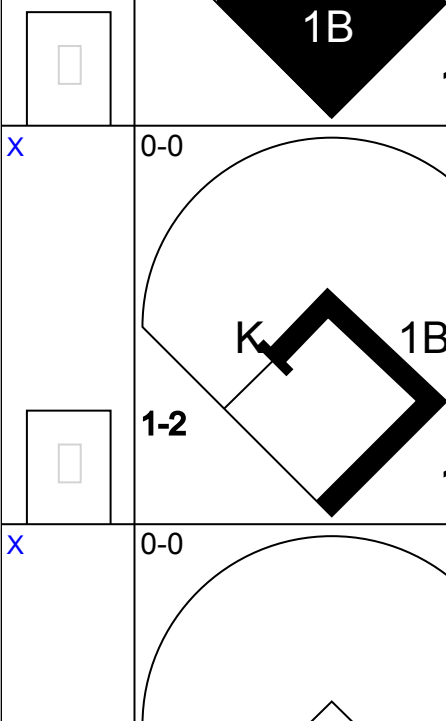
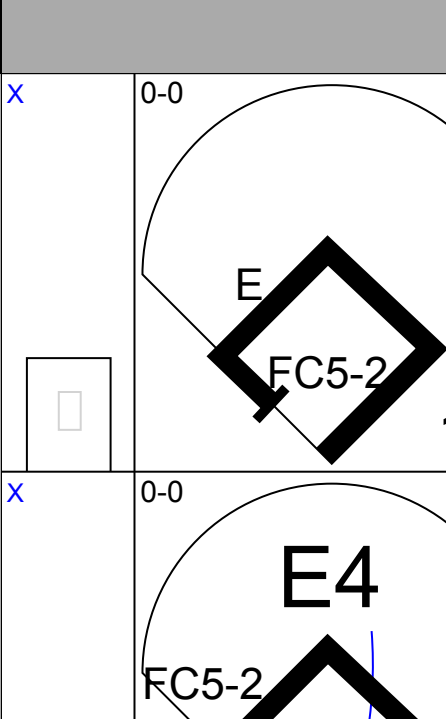
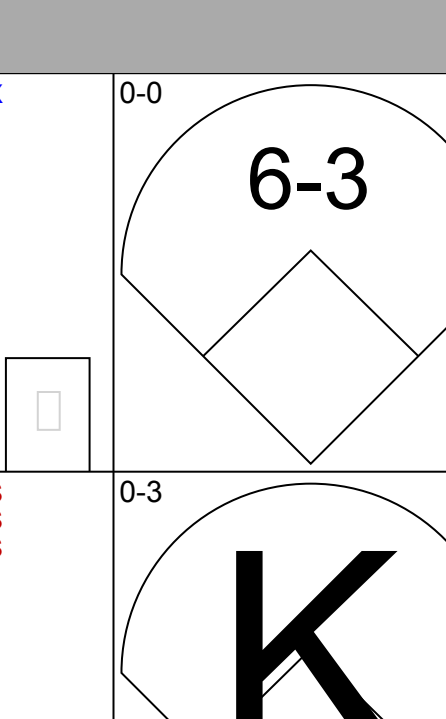
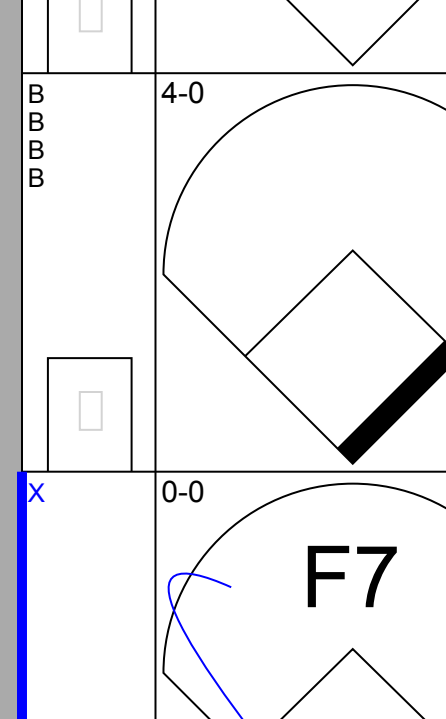
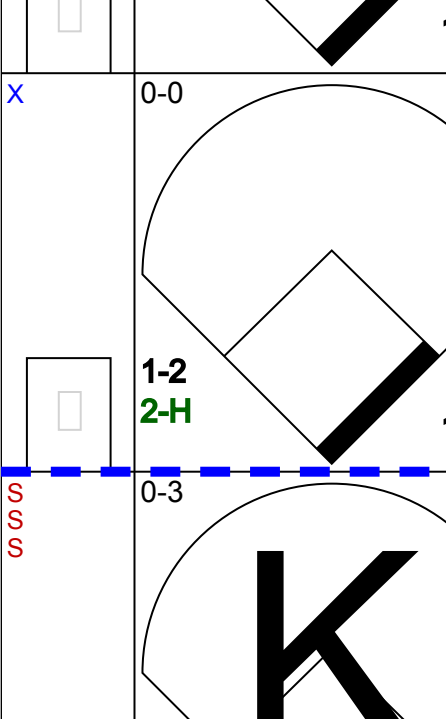
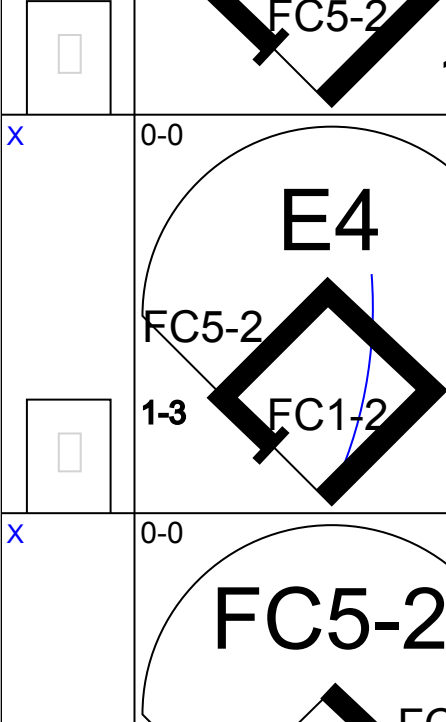
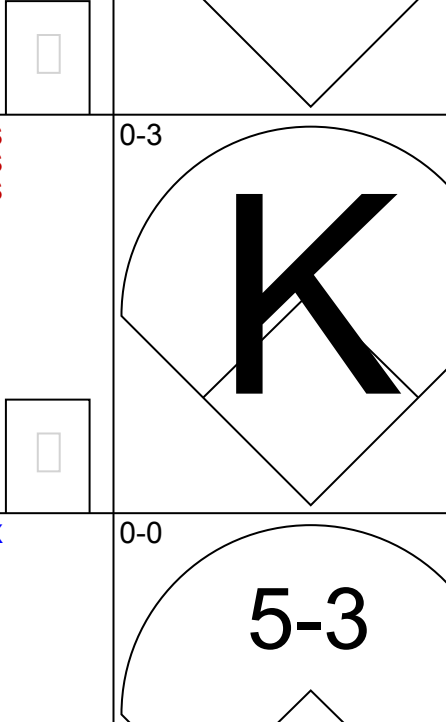
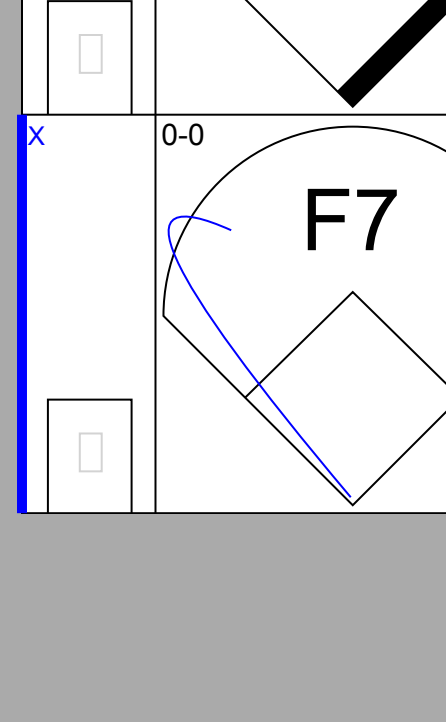
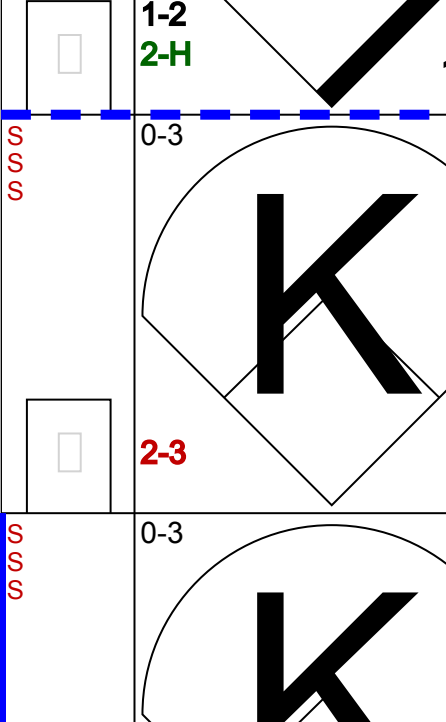
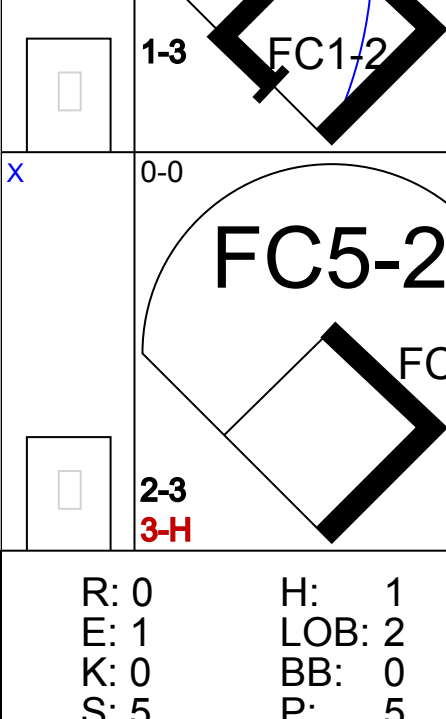
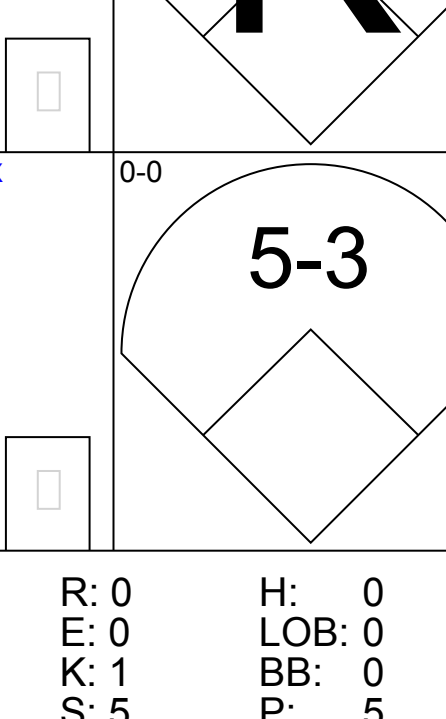
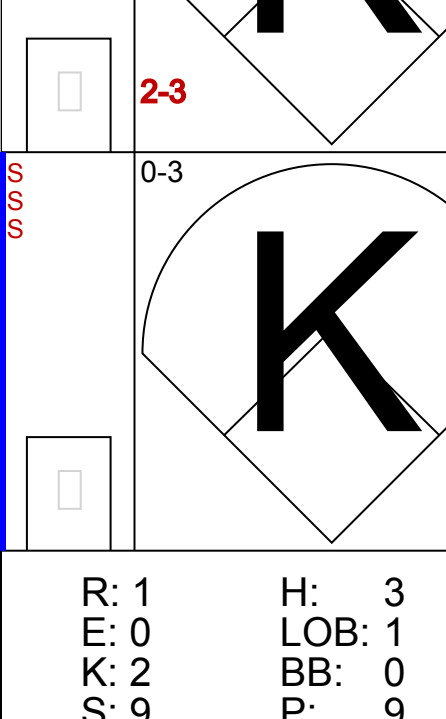
Batter	1	2	3	4	5	6	7	8	9	AB	R	H	RBI	BB	SO	LOB	TOP										
Julian Javier, R (1, 4) OBP: 0.322, SLG: 0.395										4	0	1	0	0	1	0	St. Louis Cardinals @ Milwaukee Braves Milwaukee County Stadium, Milwaukee, WI Sat Jun 18 1960, 4:33 AM EDT Att: 18,414 - Unknown										
Joe Cunningham, L (1, 9) OBP: 0.391, SLG: 0.398										4	0	1	0	0	2	1											
Bill White, L (1, 3) OBP: 0.371, SLG: 0.511										4	0	1	0	0	0	2											
Ken Boyer, R (1, 5) OBP: 0.340, SLG: 0.578										4	0	0	0	0	1	3											
Daryl Spencer, R (1, 6) OBP: 0.387, SLG: 0.493										4	0	1	0	0	0	0											
Walt Moryn, L (1, 7) OBP: 0.348, SLG: 0.364										4	0	1	0	0	0	1											
Carl Sawatski, L (1, 2) OBP: 0.300, SLG: 0.356										4	0	0	0	0	0	2											
Curt Flood, R (1, 8) OBP: 0.310, SLG: 0.400										3	0	2	0	0	0	0											
Larry Jackson, R (1, 1) OBP: 0.227, SLG: 0.256										2	0	0	0	0	1	2											
George Crowe, L (7, PH) OBP: 0.250, SLG: 0.353										1	0	0	0	0	0	2											
Bob Dulliba, R (7, 1) OBP: 0.200, SLG: 0.200										0	0	0	0	0	0	0											
Inning Stats	R: 0 E: 0 K: 2 S: 8	H: 1 LOB: 1 BB: 0 P: 8	R: 0 E: 0 K: 0 S: 3	H: 1 LOB: 0 BB: 0 P: 3	R: 0 E: 0 K: 1 S: 3	H: 0 LOB: 0 BB: 0 P: 3	R: 0 E: 0 K: 1 S: 5	H: 0 LOB: 0 BB: 0 P: 5	R: 0 E: 1 K: 1 S: 7	H: 1 LOB: 2 BB: 0 P: 7	R: 0 E: 0 K: 0 S: 4	H: 1 LOB: 1 BB: 0 P: 4	R: 0 E: 0 K: 0 S: 5	H: 2 LOB: 2 BB: 0 P: 5	R: 0 E: 0 K: 1 S: 6	H: 1 LOB: 1 BB: 0 P: 6	R: 0 E: 0 K: 0 S: 3	H: 0 LOB: 0 BB: 0 P: 3	1B: 7 2B: 0 3B: 0 HR: 0	SF: 0 SAC: 0 DP: 1 HBP: 0	WP: 0 PB: 0 SB: 0 CS: 0	PA: 34					
PITCHER	IP	WLS	BF	H	R	ER	SO	BB	IBB	HBP	BLK	WP	HR	S	P	ERA	WHIP										
Lew Burdette, R (1, 1) ERA: 3.58	9.0	W	34	7	0	0	5	0	0	0	0	0	0	44	44	0.00	0.778										

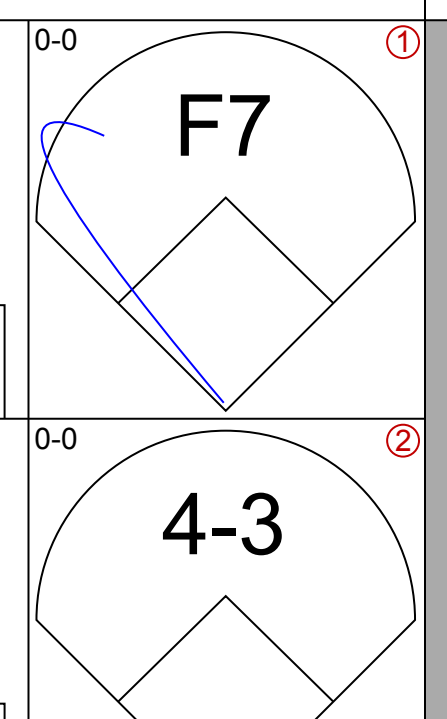
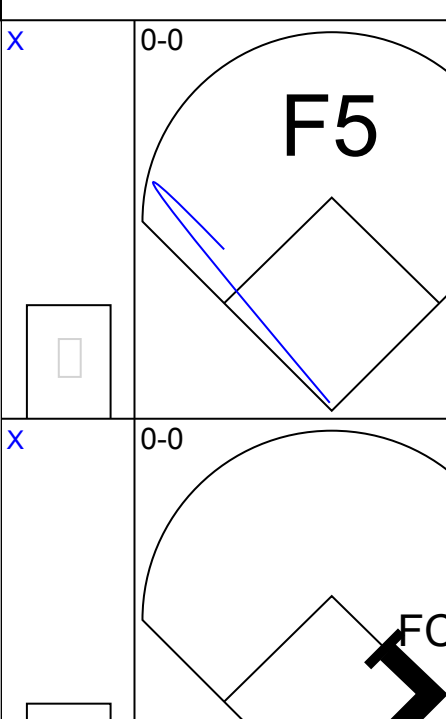
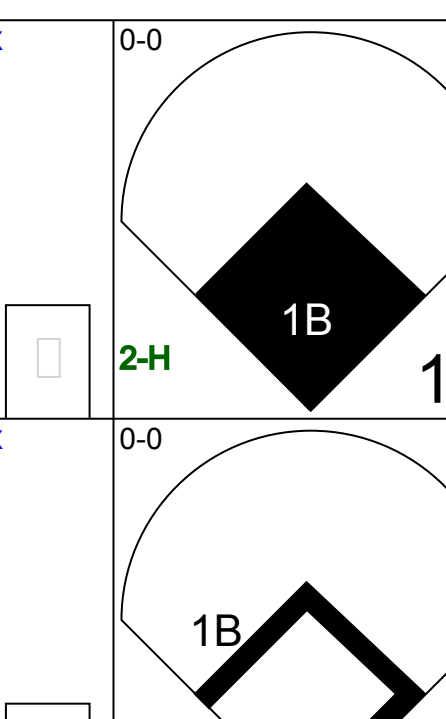
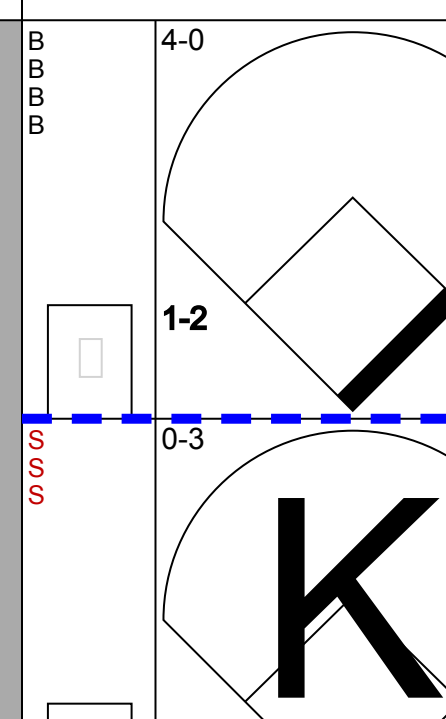
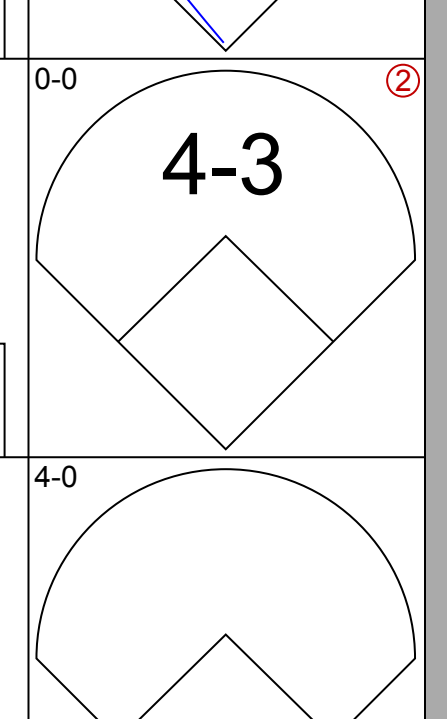
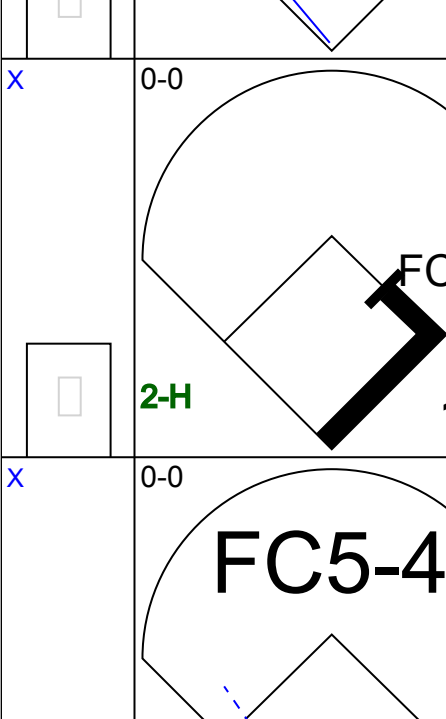
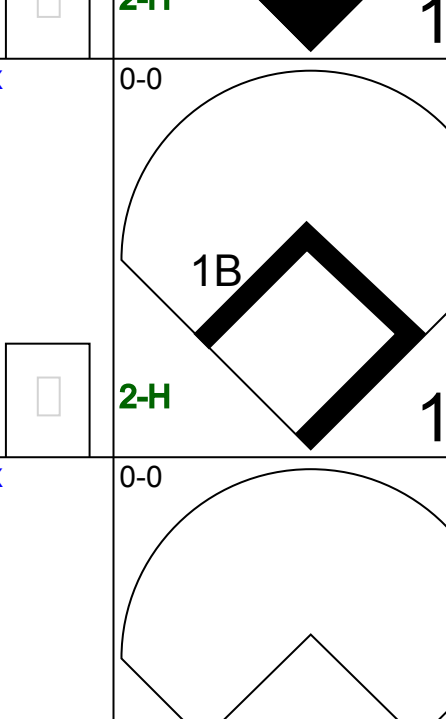
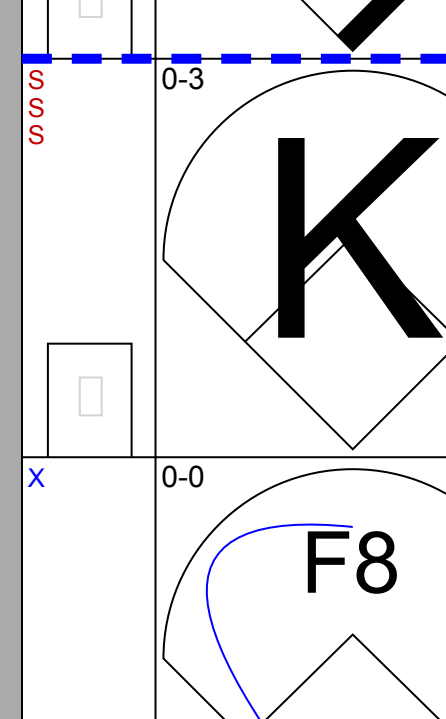
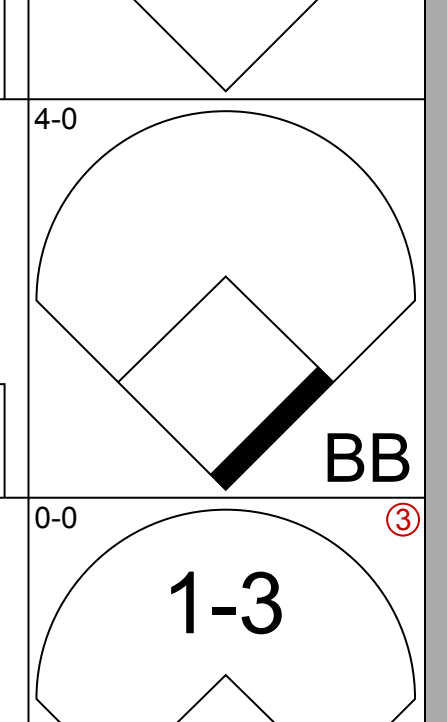
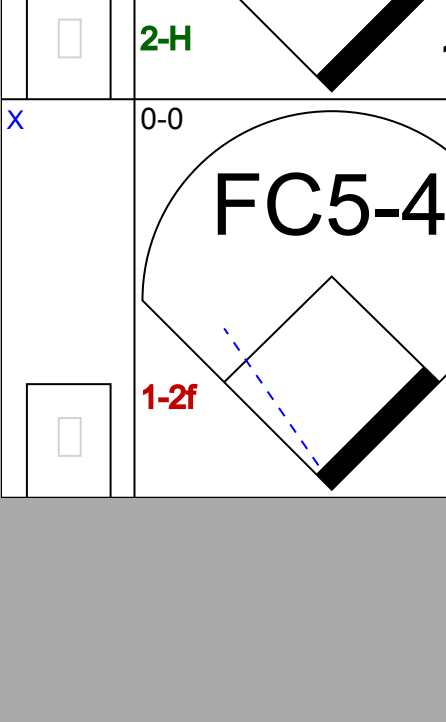
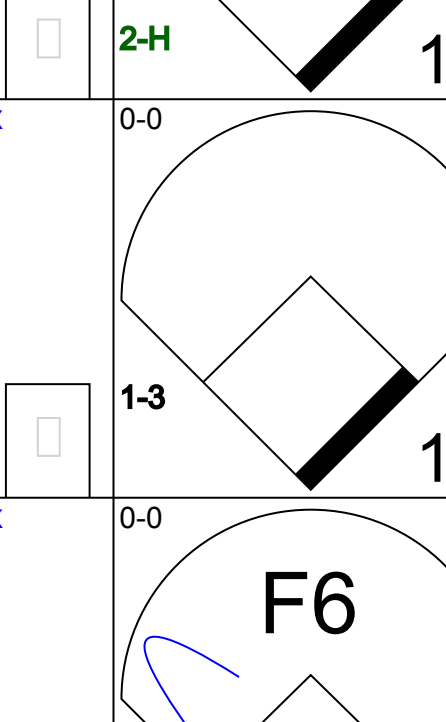
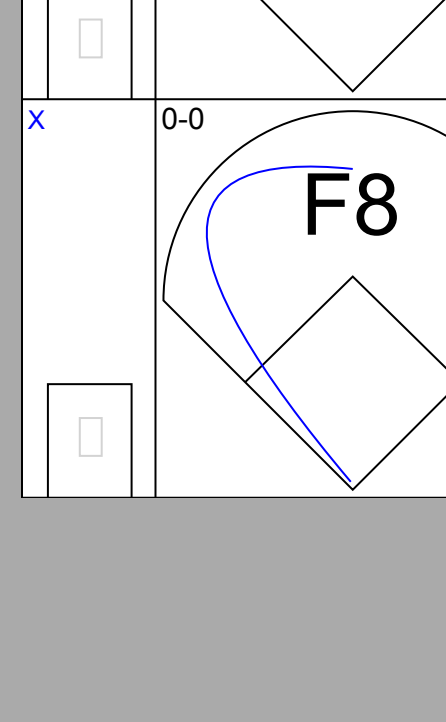
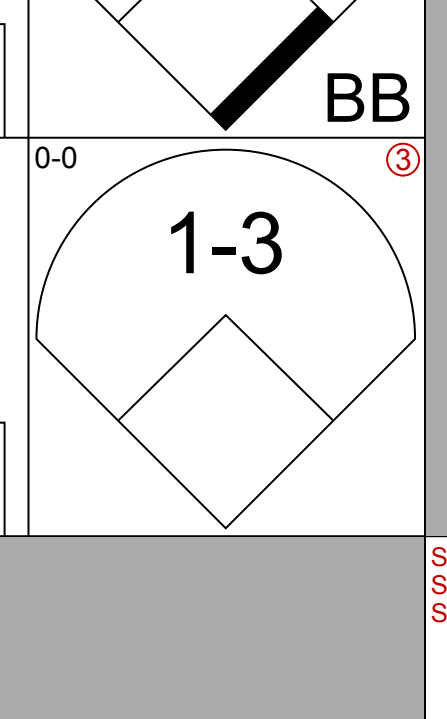
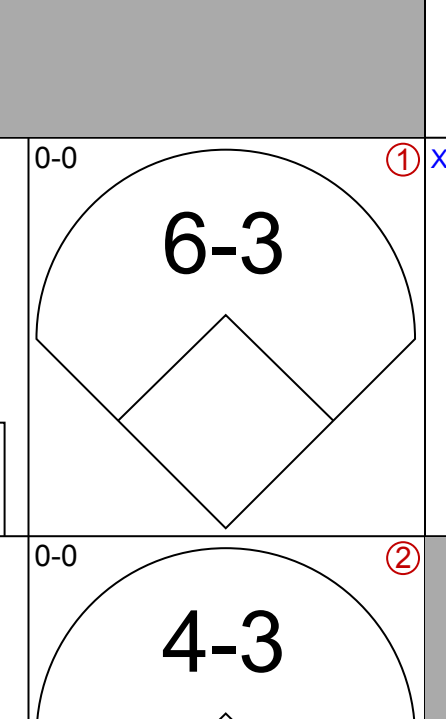
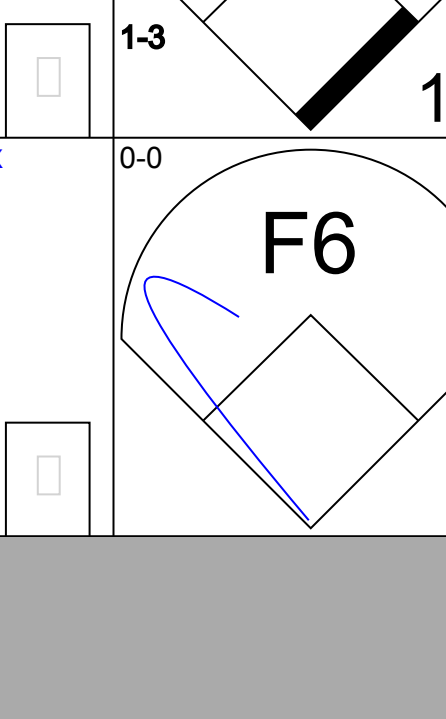
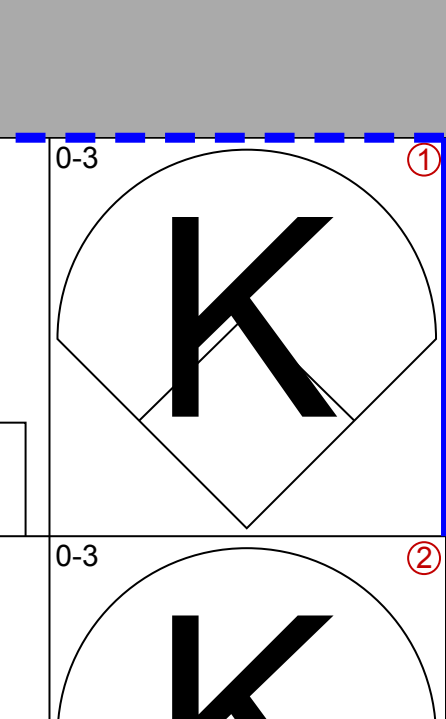
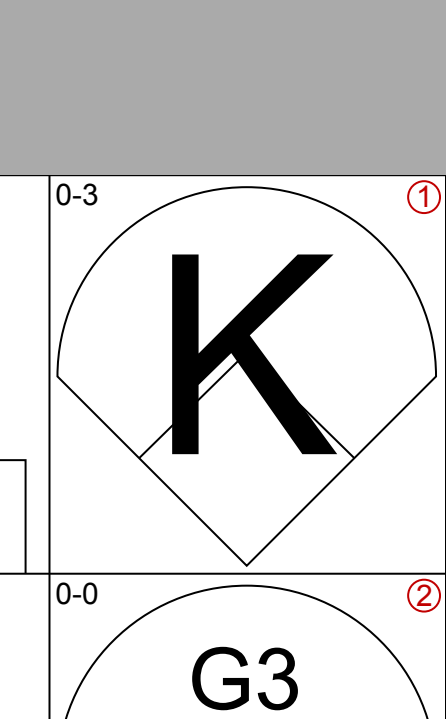
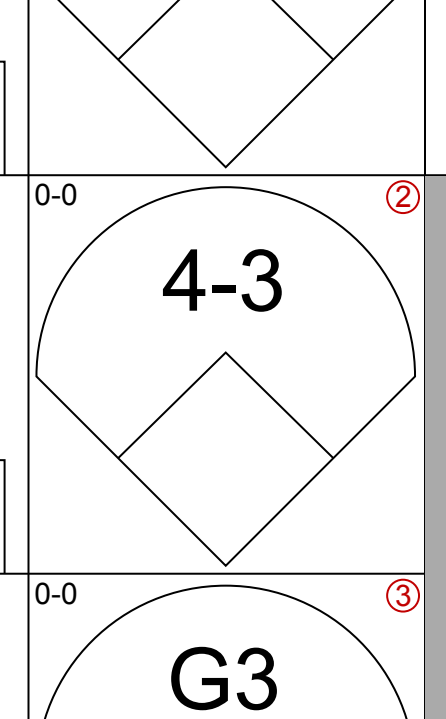
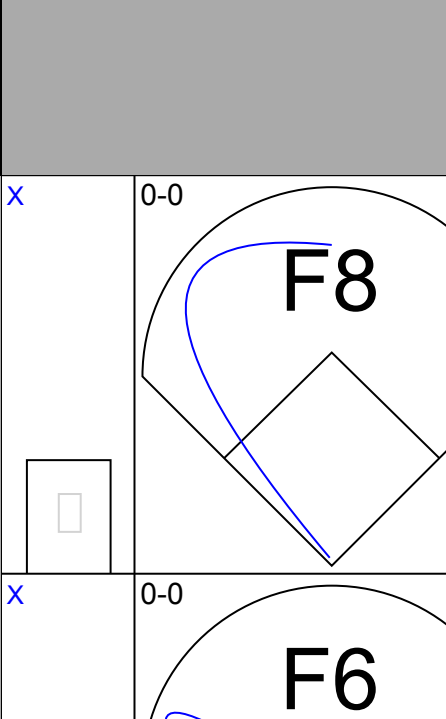
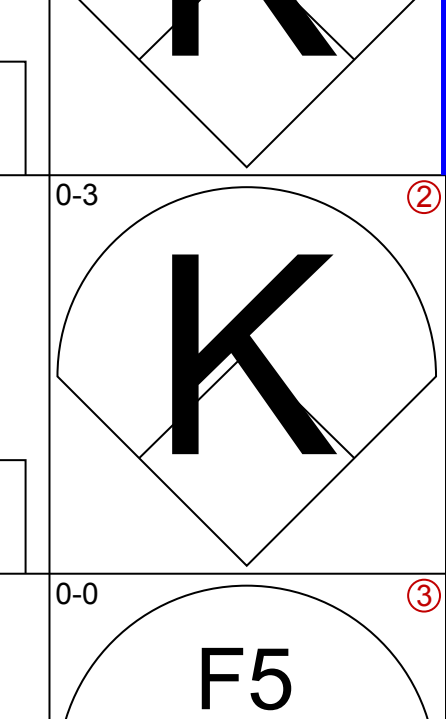
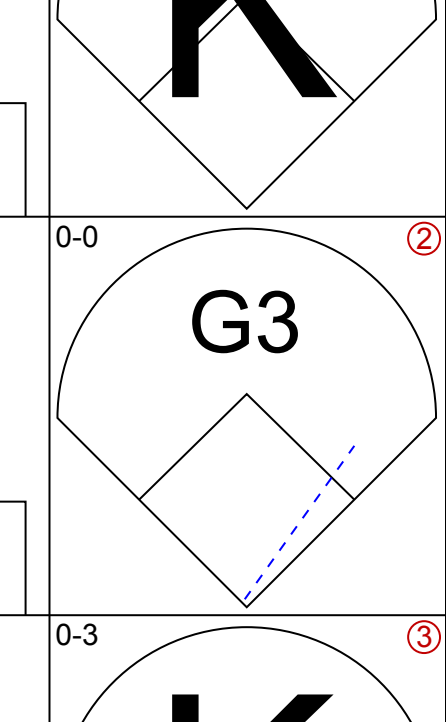
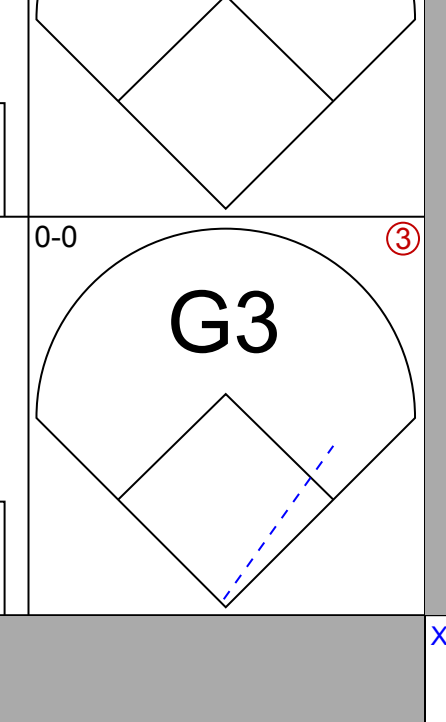
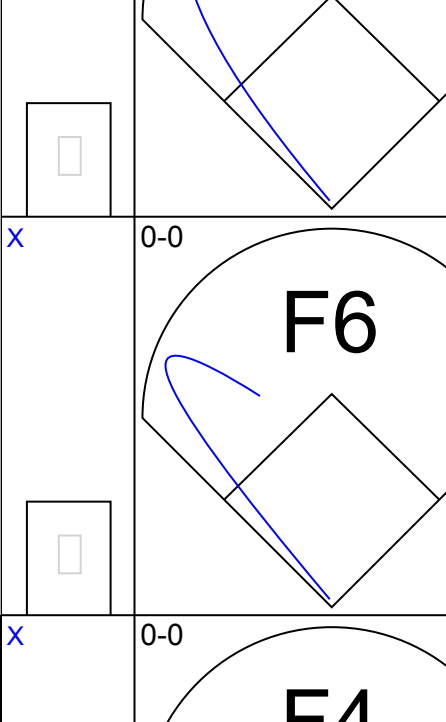
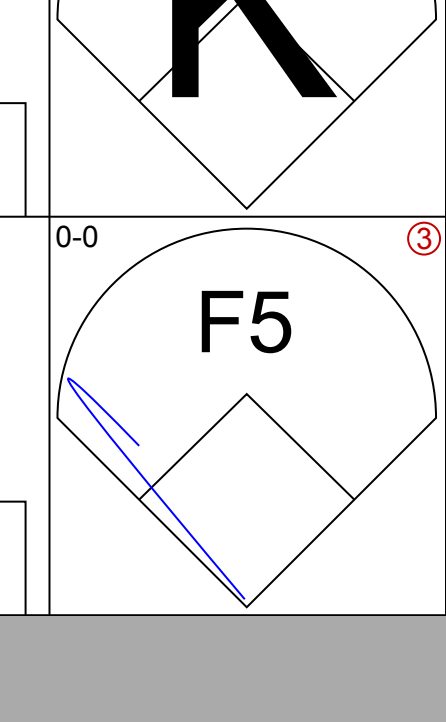
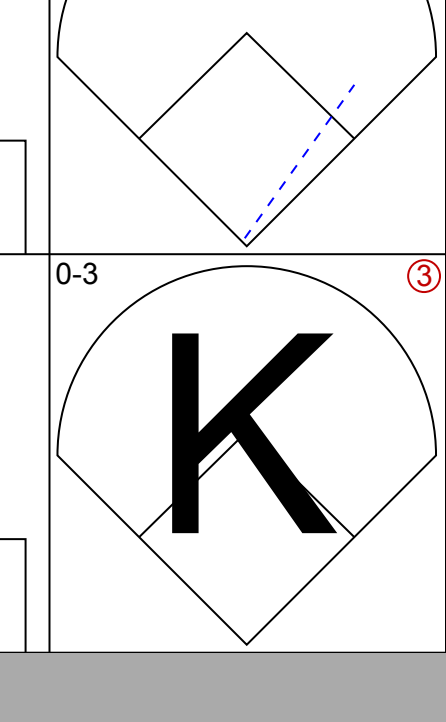
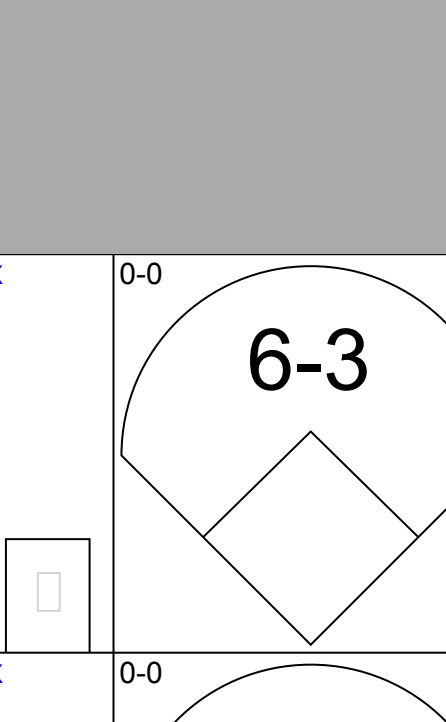
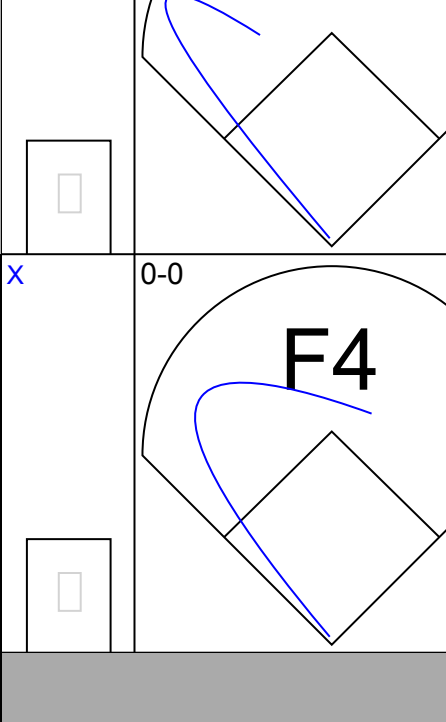
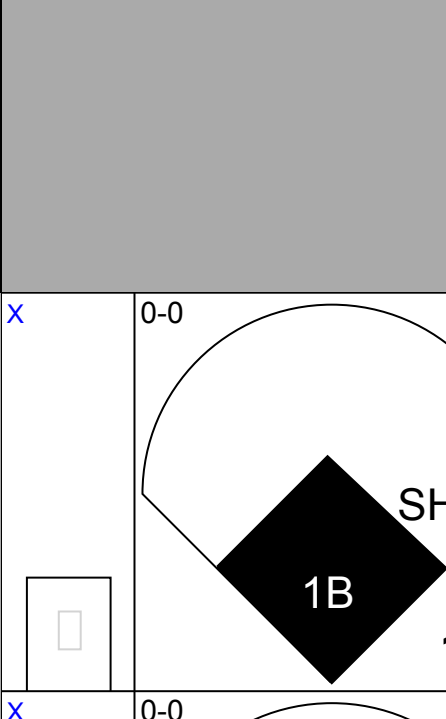
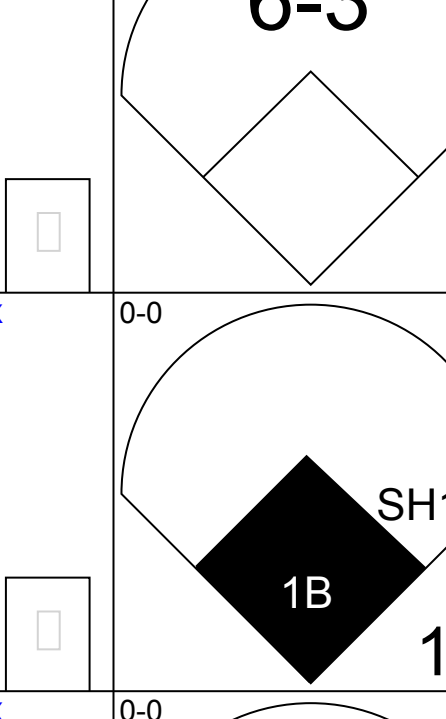
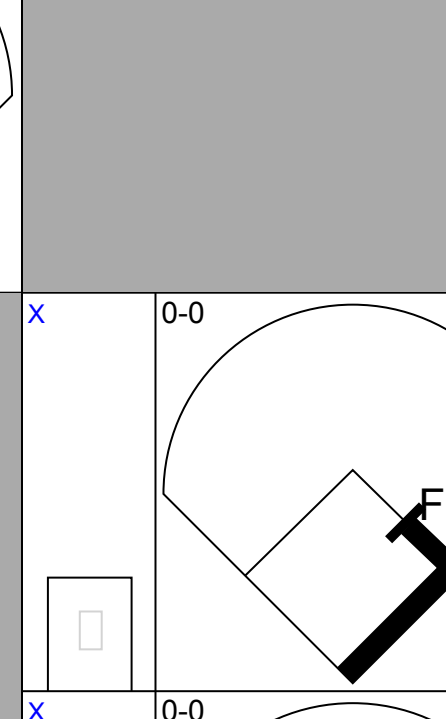
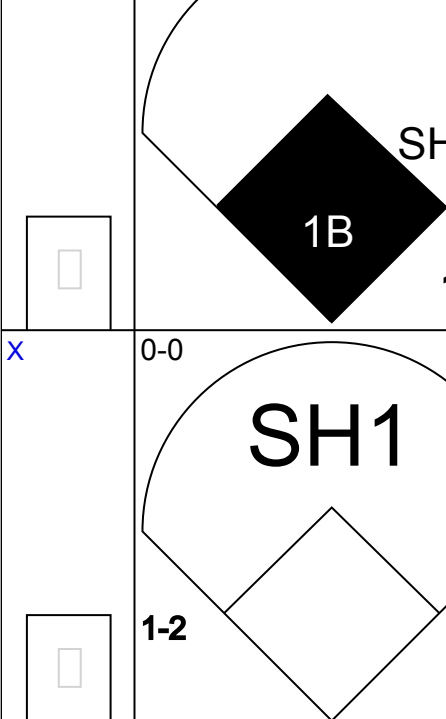
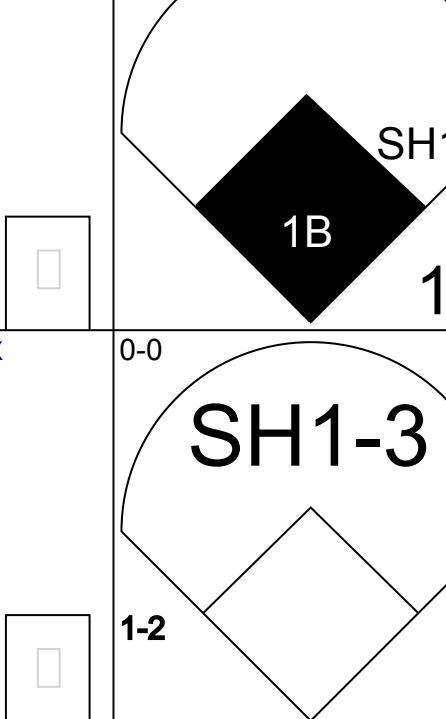
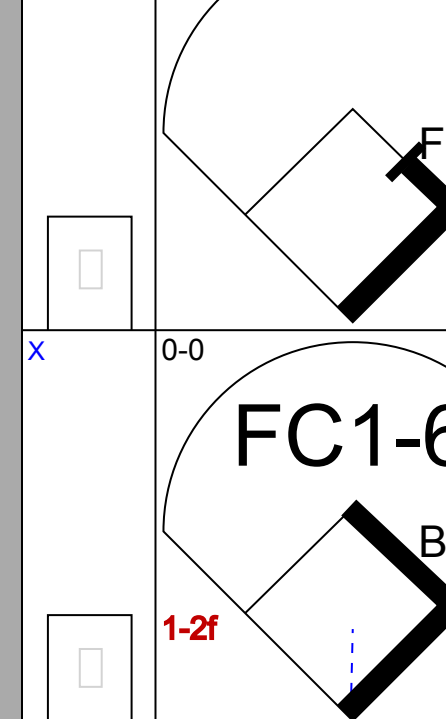
Batter	1	2	3	4	5	6	7	8	9	AB	R	H	RBI	BB	SO	LOB	BOTTOM										
Bill Bruton, L (1, 8) OBP: 0.327, SLG: 0.488										4	1	2	4	0	0	0	St. Louis Cardinals @ Milwaukee Braves Milwaukee County Stadium, Milwaukee, WI Sat Jun 18 1960, 4:33 AM EDT Att: 18,414 - Unknown										
Johnny Logan, R (1, 6) OBP: 0.320, SLG: 0.344										4	0	0	0	0	0	1											
Eddie Mathews, L (1, 5) OBP: 0.438, SLG: 0.608										4	0	0	0	0	2	0											
Hank Aaron, R (1, 9) OBP: 0.345, SLG: 0.535										4	1	2	0	0	0	0											
Joe Adcock, R (1, 3) OBP: 0.379, SLG: 0.506										4	0	0	0	0	0	2											
Wes Covington, L (1, 7) OBP: 0.330, SLG: 0.547										3	0	1	0	0	0	1											
Al Spangler, L (7, 7) OBP: 0.327, SLG: 0.440										1	0	1	0	0	0	0											
Del Crandall, R (1, 2) OBP: 0.288, SLG: 0.447										3	1	2	1	0	0	1											
Red Schoendienst, S (1, 4) OBP: 0.287, SLG: 0.273										2	1	1	0	1	0	1											
Lew Burdette, R (1, 1) OBP: 0.216, SLG: 0.212										3	1	1	0	0	1	3											
Inning Stats	R: 0 E: 0 K: 0 S: 3	H: 0 LOB: 0 BB: 0 P: 3	R: 1 E: 0 K: 1 S: 7	H: 2 LOB: 2 BB: 1 P: 11	R: 0 E: 0 K: 1 S: 5	H: 0 LOB: 0 BB: 0 P: 5	R: 0 E: 0 K: 0 S: 3	H: 0 LOB: 0 BB: 0 P: 3	R: 1 E: 1 K: 0 S: 5	H: 3 LOB: 1 BB: 0 P: 5	R: 0 E: 0 K: 1 S: 6	H: 1 LOB: 1 BB: 0 P: 6	R: 3 E: 0 K: 0 S: 6	H: 3 LOB: 0 BB: 0 P: 6	R: 0 E: 0 K: 0 S: 3	H: 1 LOB: 1 BB: 0 P: 3	1B: 8 2B: 1 3B: 0 HR: 1	SF: 0 SAC: 0 DP: 0 HBP: 0	WP: 0 PB: 0 SB: 0 CS: 1	PA: 33							
PITCHER	IP	WLS	BF	H	R	ER	SO	BB	IBB	HBP	BLK	WP	HR	S	P	ERA	WHIP										
Larry Jackson, R (1, 1) ERA: 3.03	6.0	L	24	4	2	2	3	0	0	0	0	0	0	29	33	3.00	1.000										
Bob Dulliba, R (7, 1) ERA: 4.11	2.0		9	4	3	3	0	0	0	0	0	0	1	9	9	13.50	2.000										

Batter	1	2	3	4	5	6	7	8	9	AB	R	H	RBI	BB	SO	LOB	TOP							
Julian Javier, R (1,4) OBP: 0.316, SLG: 0.385										5	0	1	1	0	1	3	St. Louis Cardinals @ Milwaukee Braves Milwaukee County Stadium, Milwaukee, WI Sun Jun 19 1960, 4:33 AM EDT Unknown							
Joe Cunningham, L (1,9) OBP: 0.395, SLG: 0.408										5	1	3	0	0	0	2								
Bill White, L (1,3) OBP: 0.373, SLG: 0.509										3	0	1	0	1	0	2								
Ken Boyer, R (1,5) OBP: 0.335, SLG: 0.567										4	1	0	0	0	0	5								
Daryl Spencer, R (1,6) OBP: 0.388, SLG: 0.490										3	1	1	1	1	1	1								
Curt Flood, R (1,8) OBP: 0.306, SLG: 0.394										4	0	1	1	0	1	3								
John Glenn, R (1,7) OBP: 0.125, SLG: 0.143										3	0	0	1	0	0	0								
Hal Smith, R (1,2) OBP: 0.245, SLG: 0.216										3	0	1	0	0	0	0								
Bob Gibson, R (7, PR)										0	1	0	0	0	0	0								
Darrell Johnson, R (7, 2)										1	0	0	0	0	0	1								
Curt Simmons, L (1,1) OBP: 0.167, SLG: 0.167										2	0	1	0	0	1	0								
Stan Musial, L (7, PH) OBP: 0.359, SLG: 0.404										1	0	1	0	0	0	0								
Ernie Broglio, R (7, 1) OBP: 0.400, SLG: 0.389										1	0	0	0	0	0	0								
Lindy McDaniel, R (9, 1) OBP: 0.267, SLG: 0.214										0	0	0	0	0	0	0								
Inning Stats	R: 0 E: 0 K: 0 S: 4	H: 2 LOB: 1 BB: 0 P: 4	R: 0 E: 0 K: 2 S: 7	H: 0 LOB: 0 BB: 0 P: 7	R: 0 E: 0 K: 1 S: 5	H: 0 LOB: 0 BB: 0 P: 5	R: 0 E: 0 K: 0 S: 4	H: 1 LOB: 2 BB: 1 P: 8	R: 0 E: 0 K: 0 S: 4	H: 1 LOB: 1 BB: 0 P: 4	R: 1 E: 0 K: 0 S: 5	H: 2 LOB: 1 BB: 0 P: 5	R: 1 E: 0 K: 0 S: 5	H: 2 LOB: 2 BB: 0 P: 5	R: 2 E: 0 K: 0 S: 5	H: 2 LOB: 1 BB: 1 P: 9	R: 0 E: 0 K: 1 S: 5	H: 0 LOB: 0 BB: 0 P: 5	1B: 8 2B: 2 3B: 0 HR: 0	SF: 1 SAC: 0 DP: 0 HBP: 0	WP: 0 PB: 0 SB: 0 CS: 0	PA: 38		
PITCHER Warren Spahn, L (1,1) ERA: 4.22	IP: 9.0 WLS: L BF: 38 H: 10 R: 4 ER: 4 SO: 4 BB: 2 IBB: 0 HBP: 0 BLK: 0 WP: 0 HR: 0 S: 44 P: 52 ERA: 4.00 WHIP: 1.333																							

Batter	1	2	3	4	5	6	7	8	9	AB	R	H	RBI	BB	SO	LOB	BOTTOM						
Bill Bruton, L (1,8) OBP: 0.330, SLG: 0.486										3	1	1	0	1	0	1	St. Louis Cardinals @ Milwaukee Braves Milwaukee County Stadium, Milwaukee, WI Sun Jun 19 1960, 4:33 AM EDT Unknown						
Johnny Logan, R (1,6) OBP: 0.324, SLG: 0.347										4	0	2	1	0	0	1							
Eddie Mathews, L (1,5) OBP: 0.439, SLG: 0.605										4	0	2	1	0	2	1							
Hank Aaron, R (1,9) OBP: 0.339, SLG: 0.525										4	0	0	0	0	1	4							
Joe Adcock, R (1,3) OBP: 0.376, SLG: 0.519										4	1	1	1	0	0	2							
Wes Covington, L (1,7) OBP: 0.326, SLG: 0.533										4	0	1	0	0	1	0							
Al Spangler, L (9, PR) OBP: 0.327, SLG: 0.440										0	0	0	0	0	0	0							
Felix Mantilla, R (1,4) OBP: 0.238, SLG: 0.412										3	0	0	0	0	0	0							
Eddie Haas, L (9, PH) OBP: 0.429, SLG: 0.571										1	0	0	0	0	1	1							
Del Crandall, R (1,2) OBP: 0.287, SLG: 0.439										3	0	0	0	1	0	2							
Warren Spahn, L (1,1) OBP: 0.171, SLG: 0.250										3	1	1	0	0	0	1							
Red Schoendienst, S (9, PH) OBP: 0.265, SLG: 0.271										1	0	0	0	0	0	2							
Inning Stats	R: 0 E: 0 K: 1 S: 6	H: 1 LOB: 2 BB: 1 P: 10	R: 0 E: 0 K: 0 S: 3	H: 0 LOB: 0 BB: 0 P: 3	R: 0 E: 0 K: 1 S: 6	H: 1 LOB: 0 BB: 0 P: 6	R: 0 E: 0 K: 1 S: 5	H: 0 LOB: 0 BB: 0 P: 5	R: 2 E: 0 K: 0 S: 7	H: 4 LOB: 2 BB: 0 P: 7	R: 0 E: 0 K: 0 S: 3	H: 0 LOB: 0 BB: 1 P: 3	R: 0 E: 0 K: 1 S: 5	H: 0 LOB: 0 BB: 0 P: 5	R: 1 E: 0 K: 1 S: 7	H: 2 LOB: 2 BB: 0 P: 7	1B: 7 2B: 0 3B: 0 HR: 1	SF: 0 SAC: 0 DP: 1 HBP: 0	WP: 0 PB: 0 SB: 1 CS: 0	PA: 36			
PITCHER Curt Simmons, L (1,1) ERA: 6.75	IP: 6.0 WLS: W BF: 25 H: 6 R: 2 ER: 2 SO: 3 BB: 1 IBB: 0 HBP: 0 BLK: 0 WP: 0 HR: 0 S: 30 P: 34 ERA: 3.00 WHIP: 1.167																						
Ernie Broglio, R (7, 1) ERA: 3.27	IP: 2.0 WLS: W BF: 8 H: 2 R: 1 ER: 1 SO: 1 BB: 0 IBB: 0 HBP: 0 BLK: 0 WP: 0 HR: 1 S: 9 P: 13 ERA: 4.50 WHIP: 1.500																						
Lindy McDaniel, R (9, 1) ERA: 2.61	IP: 1.0 WLS: S BF: 3 H: 0 R: 0 ER: 0 SO: 1 BB: 0 IBB: 0 HBP: 0 BLK: 0 WP: 0 HR: 0 S: 5 P: 5 ERA: 0.00 WHIP: 0.000																						



Batter	1	2	3	4	5	6	7	8	9	AB	R	H	RBI	BB	SO	LOB	TOP					
Julian Javier, R OBP: 0.320, SLG: 0.404 (1, 4)										4	0	1	0	0	1	2	St. Louis Cardinals @ Pittsburgh Pirates Forbes Field, Pittsburgh, PA Tue Jun 21 1960, 7:05 PM EDT Att: 21,292 - Unknown					
Joe Cunningham, L OBP: 0.395, SLG: 0.406 (1, 9)										4	0	2	0	0	0	2						
Bill White, L OBP: 0.369, SLG: 0.509 (1, 3)										4	1	1	0	0	0	3						
Ken Boyer, R OBP: 0.328, SLG: 0.550 Bob Duliba, R OBP: 0.200, SLG: 0.200 (8, 1)										4	0	0	0	0	0	4						
Walt Moryn, L OBP: 0.338, SLG: 0.355 (1, 7)										3	1	1	1	0	0	0						
Carl Sawatski, L OBP: 0.280, SLG: 0.340 Curt Simmons, L OBP: 0.167, SLG: 0.167 (9, PR)										4	0	1	0	0	2	0						
Curt Flood, R OBP: 0.317, SLG: 0.395 (8, 5)										3	0	2	1	1	0	0						
Alex Grammas, R OBP: 0.250, SLG: 0.231 Daryl Spencer, R OBP: 0.379, SLG: 0.477 (7, PH)										2	0	0	0	0	1	1						
Bob Gibson, R (1, 1) Ernie Broglio, R OBP: 0.400, SLG: 0.389 George Crowe, L OBP: 0.263, SLG: 0.361 John Glenn, R OBP: 0.125, SLG: 0.143 Stan Mustaj, L OBP: 0.353, SLG: 0.396 (9, PH)										2	0	0	0	0	0	2						
Inning Stats	R: 0 E: 0 K: 1 S: 5	H: 0 LOB: 0 BB: 0 P: 5	R: 0 E: 0 K: 0 S: 3	H: 0 LOB: 0 BB: 0 P: 3	R: 0 E: 1 K: 0 S: 5	H: 1 LOB: 2 BB: 0 P: 5	R: 1 E: 0 K: 1 S: 6	H: 1 LOB: 0 BB: 0 P: 6	R: 0 E: 0 K: 1 S: 5	H: 0 LOB: 2 BB: 0 P: 5	R: 0 E: 0 K: 0 S: 4	H: 1 LOB: 1 BB: 0 P: 4	R: 0 E: 0 K: 1 S: 5	H: 0 LOB: 1 BB: 1 P: 9	R: 0 E: 0 K: 1 S: 7	H: 2 LOB: 2 BB: 0 P: 7	R: 1 E: 0 K: 2 S: 9	H: 3 LOB: 1 BB: 0 P: 9	1B: 7 2B: 0 3B: 1 HR: 0	SF: 1 SAC: 0 DP: 0 HBP: 0	WP: 0 PB: 0 SB: 0 CS: 0	PA: 36
PITCHER	IP WLS BF H R ER SO BB IBB HBP BLK WP HR S P ERA WHIP	8.0 W 34 8 2 2 5 1 0 0 0 0 0 43 47 2.25 1.125	1.0 S 2 0 0 0 2 0 0 0 0 0 0 6 6 0.00 0.000	PITCHER IP WLS BF H R ER SO BB IBB HBP BLK WP HR S P ERA WHIP																		
Vern Law, R ERA: 2.54 Roy Face, R ERA: 2.6	(1, 1)	(9, 1)																				

Batter	1	2	3	4	5	6	7	8	9	AB	R	H	RBI	BB	SO	LOB	BOTTOM			
Bill Virdon, L OBP: 0.303, SLG: 0.272 (1, 8)										3	1	1	1	1	0	1	St. Louis Cardinals @ Pittsburgh Pirates Forbes Field, Pittsburgh, PA Tue Jun 21 1960, 7:05 PM EDT Att: 21,292 - Unknown			
Dick Groat, R OBP: 0.376, SLG: 0.415 (1, 6)										4	0	2	2	0	1	2				
Bob Skinner, L OBP: 0.413, SLG: 0.541 (1, 7)										3	0	1	0	1	0	3				
Dick Stuart, R OBP: 0.285, SLG: 0.417 Rocky Nelson, L OBP: 0.333, SLG: 0.373 (9, 3)										4	0	0	0	0	1	3				
Roberto Clemente, R OBP: 0.365, SLG: 0.490 (1, 9)										4	0	0	0	0	2	0				
Smoky Burgess, L OBP: 0.382, SLG: 0.452 (1, 2)										4	0	0	0	0	0	0				
Don Hoak, R OBP: 0.375, SLG: 0.417 (1, 5)										3	0	0	0	0	1	0				
Bill Mazerowski, R OBP: 0.299, SLG: 0.436 (1, 4)										3	2	3	0	0	0	0				
Vern Law, R OBP: 0.174, SLG: 0.205 Roy Face, R ERA: 3.23 (9, 1)										1	0	0	0	0	0	1				
Inning Stats	R: 0 E: 0 K: 0 S: 3	H: 0 LOB: 1 BB: 1 P: 7	R: 0 E: 0 K: 2 S: 7	H: 0 LOB: 0 BB: 0 P: 7	R: 1 E: 0 K: 0 S: 5	H: 2 LOB: 1 BB: 0 P: 5	R: 0 E: 0 K: 0 S: 3	H: 0 LOB: 0 BB: 0 P: 3	R: 2 E: 0 K: 0 S: 7	H: 4 LOB: 2 BB: 0 P: 7	R: 0 E: 0 K: 0 S: 3	H: 0 LOB: 0 BB: 0 P: 3	R: 0 E: 0 K: 1 S: 6	H: 1 LOB: 2 BB: 1 P: 10	R: 0 E: 0 K: 2 S: 7	H: 0 LOB: 0 BB: 0 P: 7	1B: 7 2B: 0 3B: 0 HR: 0	SF: 0 SAC: 2 DP: 0 HBP: 0	WP: 0 PB: 0 SB: 0 CS: 0	PA: 33
PITCHER	IP WLS BF H R ER SO BB IBB HBP BLK WP HR S P ERA WHIP	6.1 L 28 7 3 3 2 2 0 0 0 0 0 4 4 0.00 0.000	0.2 2 0 0 0 1 0 0 0 0 0 0 4 4 0.00 0.000	1.0 3 0 0 0 2 0 0 0 0 0 0 7 7 0.00 0.000	PITCHER IP WLS BF H R ER SO BB IBB HBP BLK WP HR S P ERA WHIP															
Bob Gibson, R ERA: 7.36 Ernie Broglio, R ERA: 3.23 Bob Duliba, R ERA: 3.98	(1, 1)	(7, 1)	(8, 1)																	

Batter	1	2	3	4	5	6	7	8	9	AB	R	H	RBI	BB	SO	LOB	TOP		
Julian Javier, R OBP: 0.318, SLG: 0.398 (1, 4)	0-0 6-3		0-0 6-3			0-0 6-3 1B			0-0 4-1	4	0	1	0	0	0	0			
Joe Cunningham, L OBP: 0.385, SLG: 0.404 (1, 9)	0-0 4-3			0-0 5-3		0-0 G6-3 1-2			0-0 1B	4	0	1	0	0	0	1			
Bill White, L OBP: 0.371, SLG: 0.508 (1, 3)	0-0 1-3			0-0 1B			0-0 F6		0-0 1-2 1B	4	0	2	0	0	0	0			
Ken Boyer, R OBP: 0.327, SLG: 0.544 (1, 5)		0-0 2B 1B		0-3 K			0-3 K		0-3 K	4	0	1	0	0	3	3			
Walt Moryn, L OBP: 0.331, SLG: 0.346 (1, 7)		0-0 F4		0-0 F8			0-0 F9			3	0	0	0	0	0	2			
Daryl Spencer, R OBP: 0.382, SLG: 0.484 (1, 6)		0-0 2B			0-0 G6-4-3 1B				0-0 6-3	3	0	2	0	0	0	0			
Curt Flood, R OBP: 0.310, SLG: 0.385 (1, 8)		0-0 4-3			0-0 G6-4-3 1-2				0-3 K	3	0	0	0	0	1	2			
Carl Sawatski, L OBP: 0.291, SLG: 0.340 (1, 2)			0-3 K		0-0 F8				0-0 1B	3	0	1	0	0	1	0			
Larry Jackson, R OBP: 0.217, SLG: 0.244 (1, 1)			0-0 4-3			0-0 5-3			0-0 F8	2	0	0	0	0	0	0			
Ernie Broglio, R OBP: 0.400, SLG: 0.389 (7, 1)										0	0	0	0	0	0	0			
George Crowe, L OBP: 0.256, SLG: 0.351 (9, PH)										1	0	0	0	0	0	0			
Inning Stats	R: 0 E: 0 K: 0 S: 3	H: 0 LOB: 0 BB: 0 P: 3	R: 0 E: 0 K: 0 S: 4	H: 2 LOB: 1 BB: 0 P: 4	R: 0 E: 0 K: 1 S: 5	H: 0 LOB: 0 BB: 0 P: 5	R: 0 E: 0 K: 1 S: 6	H: 1 LOB: 1 BB: 0 P: 6	R: 0 E: 0 K: 0 S: 3	H: 1 LOB: 0 BB: 0 P: 3	R: 0 E: 0 K: 1 S: 5	H: 0 LOB: 0 BB: 0 P: 5	R: 0 E: 0 K: 1 S: 5	H: 1 LOB: 1 BB: 0 P: 5	R: 0 E: 0 K: 1 S: 7	H: 2 LOB: 2 BB: 0 P: 7	1B: 7 2B: 1 3B: 0 HR: 0	SF: 0 SAC: 0 DP: 2 HBP: 0	WP: 0 PA: 31 PB: 0 SB: 0 CS: 0
PITCHER Bob Friend, R ERA: 2.25 (1, 1)	IP: 9.0 WLS: W BF: 31 H: 8 R: 0 ER: 0 SO: 5 BB: 0 IBB: 0 HBP: 0 BLK: 0 WP: 0 HR: 0 S: 41 P: 41 ERA: 0.00 WHIP: 0.889															PITCHER IP: WLS: BF: H: R: ER: SO: BB: IBB: HBP: BLK: WP: HR: S: P: ERA: WHIP			

St. Louis Cardinals @ Pittsburgh Pirates
Forbes Field, Pittsburgh, PA
Wed Jun 22 1960, 7:05 PM EDT
Att: 21,320 - Unknown

AB 31
R 0
H 8
RBI 0
BB 0
SO 5
LOB 8



Batter	1	2	3	4	5	6	7	8	9	AB	R	H	RBI	BB	SO	LOB	BOTTOM
Bill Virdon, L OBP: 0.306, SLG: 0.296 (1, 8)	0-0 1B 3B		0-0 1B	0-0 L4		0-0 F7	0-3 K			5	1	2	0	0	1	5	
Dick Groat, R OBP: 0.386, SLG: 0.423 (1, 6)	0-0 4-3		0-0 1B		0-0 BB HBP 1B		0-0 E 2B 1B		0-0 G3-6-1 1B	5	1	4	0	0	0	1	
Bob Skinner, L OBP: 0.413, SLG: 0.536 (1, 7)	0-0 FC4-6 1B		4-0 L3 BB		0-0 F8		0-0 E1 2B		0-0 G3-6-1 1-2	4	1	1	1	1	0	3	
Rocky Nelson, L OBP: 0.355, SLG: 0.358 (1, 3)	0-0 FC4-6 1-2		0-0 L3		1-0 BB HBP		4-0 2B SF9 IBB		4-0 BB	2	1	0	0	2	0	4	
Roberto Clemente, R OBP: 0.366, SLG: 0.490 (1, 9)	0-0 G3		0-0 F8		4-0 1-2 2-3 BB		0-0 SF9 1B 2B		0-0 G3	4	1	1	2	1	0	4	
Hal Smith, R OBP: 0.377, SLG: 0.578 (1, 2)		0-3 K		0-0 5-3		0-3 K			0-0 SF9	3	0	0	1	0	2	3	
Don Hoak, R OBP: 0.376, SLG: 0.421 (1, 5)		0-0 4-3		0-0 2B		0-0 F9			0-0 1B K BB	3	0	1	0	1	0	3	
Bill Mazeroski, R OBP: 0.302, SLG: 0.437 (1, 4)		0-0 1B		0-3 K		0-0 5-3			0-0 BB 1B	4	0	2	1	0	1	1	
Bob Friend, R OBP: 0.178, SLG: 0.075 (1, 1)		0-0 F8		4-0 BB		0-0 5-3			0-0 1-2 BB	2	0	0	0	2	0	1	
Inning Stats	R: 1 E: 0 K: 0 S: 5	H: 2 LOB: 1 BB: 0 P: 5	R: 0 E: 0 K: 1 S: 6	H: 1 LOB: 1 BB: 0 P: 6	R: 0 E: 0 K: 0 S: 4	H: 2 LOB: 2 BB: 1 P: 8	R: 0 E: 0 K: 1 S: 6	H: 1 LOB: 2 BB: 1 P: 10	R: 0 E: 0 K: 0 S: 3	H: 0 LOB: 0 BB: 0 P: 3	R: 4 E: 1 K: 1 S: 8	H: 3 LOB: 3 BB: 3 P: 20	R: 0 E: 0 K: 0 S: 3	H: 1 LOB: 1 BB: 1 P: 7	1B: 8 2B: 3 3B: 1 HR: 0	SF: 1 SAC: 0 DP: 2 HBP: 1	WP: 0 PA: 41 PB: 0 SB: 0 CS: 0
PITCHER Larry Jackson, R ERA: 3.25 (1, 1)	IP: 6.0 WLS: L BF: 32 H: 9 R: 5 ER: 5 SO: 3 BB: 3 IBB: 1 HBP: 1 BLK: 0 WP: 0 HR: 0 S: 33 P: 50 ERA: 7.50 WHIP: 2.000															PITCHER IP: WLS: BF: H: R: ER: SO: BB: IBB: HBP: BLK: WP: HR: S: P: ERA: WHIP	
PITCHER Ernie Broglio, R ERA: 3.14 (7, 1)	IP: 2.0 WLS: L BF: 9 H: 2 R: 0 ER: 0 SO: 1 BB: 3 IBB: 0 HBP: 0 BLK: 0 WP: 0 HR: 0 S: 8 P: 20 ERA: 0.00 WHIP: 2.500															PITCHER IP: WLS: BF: H: R: ER: SO: BB: IBB: HBP: BLK: WP: HR: S: P: ERA: WHIP	

St. Louis Cardinals @ Pittsburgh Pirates
Forbes Field, Pittsburgh, PA
Wed Jun 22 1960, 7:05 PM EDT
Att: 21,320 - Unknown

AB 32
R 5
H 11
RBI 5
BB 7
SO 4
LOB 25



Batter	1	2	3	4	5	6	7	8	9	AB	R	H	RBI	BB	SO	LOB	TOP					
Julian Javier, R OBP: 0.324, SLG: 0.411 (1, 4)	5-3		FC6-4 1B			L9	2B			4	0	2	1	0	0	1	St. Louis Cardinals @ Pittsburgh Pirates Forbes Field, Pittsburgh, PA Thu Jun 23 1960, 7:05 PM EDT Att: 21,151 - Unknown					
Joe Cunningham, L OBP: 0.377, SLG: 0.396 (1, 9)	F9		FC6-4			K	K			4	0	0	0	0	2	4						
Curt Flood, R OBP: 0.308, SLG: 0.397 (1, 8)	5-3			6-3		3B		L8		4	0	1	1	0	0	0						
Ken Boyer, R OBP: 0.326, SLG: 0.537 (1, 5)		G6-4-3 BB		F8		K		K		3	0	0	0	1	2	1						
Daryl Spencer, R OBP: 0.376, SLG: 0.475 (1, 6)		G6-4-3		5-3				E6 SH3-4 1B	K	4	1	0	0	0	1	1						
Bill White, L OBP: 0.375, SLG: 0.519 (1, 3)					F4			SH3-4 1-2	1B	3	0	2	0	0	0	0						
John Glenn, R OBP: 0.167, SLG: 0.182 (1, 7)					K				K	4	0	1	1	0	3	2						
Hal Smith, R OBP: 0.246, SLG: 0.217 (1, 2)			5-3		F5			1B 2B 1B	F8	4	1	1	0	0	0	1						
Ron Kline, R OBP: 0.111, SLG: 0.111 Lindy McDaniel, R OBP: 0.250, SLG: 0.200 (8, 1)			L8						5-3	3	1	2	0	0	0	0						
Inning Stats	R: 0 E: 0 K: 0 S: 3	H: 0 LOB: 0 BB: 0 P: 3	R: 0 E: 0 K: 1 S: 5	H: 1 LOB: 1 BB: 1 P: 9	R: 0 E: 0 K: 0 S: 4	H: 1 LOB: 1 BB: 0 P: 4	R: 0 E: 0 K: 0 S: 3	H: 0 LOB: 0 BB: 0 P: 3	R: 0 E: 0 K: 1 S: 5	H: 0 LOB: 0 BB: 0 P: 5	R: 1 E: 0 K: 2 S: 9	H: 2 LOB: 1 BB: 0 P: 9	R: 2 E: 1 K: 1 S: 9	H: 4 LOB: 2 BB: 0 P: 9	R: 0 E: 0 K: 2 S: 7	H: 0 LOB: 0 BB: 0 P: 7	R: 0 E: 0 K: 1 S: 6	H: 1 LOB: 1 BB: 0 P: 6	1B: 6 2B: 1 3B: 2 HR: 0	SF: 0 SAC: 1 DP: 1 HBP: 0	WP: 0 PB: 0 SB: 0 CS: 0	PA: 36
PITCHER	IP	WLS	BF	H	R	ER	SO	BB	IBB	HBP	BLK	WP	HR	S	P	ERA	WHIP					
Harvey Haddix, L ERA: 3.84 (1, 1)	6.2	L	28	8	3	1	4	1	0	0	0	0	0	35	39	1.35	1.350					
Fred Green, L ERA: 3.34 (7, 1)	1.1		4	0	0	0	3	0	0	0	0	0	0	10	10	0.00	0.000					
Roy Face, R ERA: 2.54 (9, 1)	1.0		4	1	0	0	1	0	0	0	0	0	0	6	6	0.00	1.000					

AB	34
R	3
H	9
RBI	3
BB	1
SO	8
LOB	11




Batter	1	2	3	4	5	6	7	8	9	AB	R	H	RBI	BB	SO	LOB	BOTTOM					
Bill Virdon, L OBP: 0.305, SLG: 0.288 (1, 8)	L7		K			E BB		4-3		3	0	0	0	1	1	1	St. Louis Cardinals @ Pittsburgh Pirates Forbes Field, Pittsburgh, PA Thu Jun 23 1960, 7:05 PM EDT Att: 21,151 - Unknown					
Dick Groat, R OBP: 0.384, SLG: 0.418 (1, 6)	L5		K			F3		1B BB		3	0	0	0	1	1	2						
Bob Skinner, L OBP: 0.414, SLG: 0.536 (1, 7)	L1			G6-4-3 1B		E4			1B	4	0	2	0	0	0	1						
Dick Stuart, R OBP: 0.284, SLG: 0.411 (1, 3)		G4-6-3 BB		G6-4-3		K		F3		3	0	0	0	1	1	5						
Roberto Clemente, R OBP: 0.364, SLG: 0.486 (1, 9)		G4-6-3				5-3			K	4	0	1	0	0	1	3						
Smoky Burgess, L OBP: 0.371, SLG: 0.438 (1, 2)		G3			L4					4	0	0	0	0	0	1						
Don Hoak, R OBP: 0.375, SLG: 0.422 (1, 5)					L9				1-3	4	1	1	0	0	0	0						
Bill Mazeroski, R OBP: 0.298, SLG: 0.431 (1, 4)					K					3	0	0	0	0	1	1						
Harvey Haddix, L OBP: 0.344, SLG: 0.379 Fred Green, R OBP: 0.600, SLG: 1.800 Dick Schofield, S OBP: 0.444, SLG: 0.318 Roy Face, R (9, 1)								F4		2	0	1	1	0	0	0						
Inning Stats	R: 0 E: 0 K: 0 S: 3	H: 0 LOB: 0 BB: 0 P: 3	R: 0 E: 0 K: 0 S: 2	H: 0 LOB: 1 BB: 1 P: 6	R: 1 E: 0 K: 3 S: 11	H: 2 LOB: 1 BB: 0 P: 11	R: 0 E: 0 K: 0 S: 4	H: 2 LOB: 1 BB: 0 P: 4	R: 0 E: 0 K: 0 S: 3	H: 0 LOB: 0 BB: 0 P: 3	R: 0 E: 1 K: 1 S: 6	H: 0 LOB: 2 BB: 1 P: 10	R: 0 E: 0 K: 0 S: 3	H: 0 LOB: 0 BB: 0 P: 3	R: 0 E: 0 K: 0 S: 4	H: 1 LOB: 2 BB: 1 P: 8	R: 0 E: 0 K: 1 S: 5	H: 0 LOB: 0 BB: 0 P: 5	1B: 4 2B: 1 3B: 0 HR: 0	SF: 0 SAC: 0 DP: 2 HBP: 0	WP: 0 PB: 0 SB: 0 CS: 0	PA: 34
PITCHER	IP	WLS	BF	H	R	ER	SO	BB	IBB	HBP	BLK	WP	HR	S	P	ERA	WHIP					
Ron Kline, R ERA: 5.35 (1, 1)	7.2	W	29	4	1	1	4	3	0	0	0	0	0	34	46	1.17	0.913					
Lindy McDaniel, R ERA: 2.55 (8, 1)	1.1	S	5	1	0	0	1	0	0	0	0	0	0	7	7	0.00	0.750					



Batter	1	2	3	4	5	6	7	8	9	AB	R	H	RBI	BB	SO	LOB	TOP		
Julian Javier, R (1, 4) OBP: 0.325, SLG: 0.409	0-0 1B	0-3 K			0-0 F8			0-0 2B		3	1	1	0	0	1	1	St. Louis Cardinals @ Philadelphia Phillies Connie Mack Stadium, Philadelphia, PA Fri Jun 24 1960, 7:05 PM EDT Att: 14,489 - Unknown		
George Crowe, L (8, PH) OBP: 0.275, SLG: 0.395										1	0	1	0	0	0	0			
Bob Gibson, R (8, PR) OBP: 0.250, SLG: 0.231										0	0	0	0	0	0	0			
Alex Grammas, R (8, 4)										0	0	0	0	0	0	0			
Joe Cunningham, L (1, 9) OBP: 0.375, SLG: 0.394	0-0 1B		0-0 4-3			0-0 F7		0-0 F5		4	0	1	0	0	0	1			
Bill White, L (1, 3) OBP: 0.369, SLG: 0.512	0-0 SF9-3-6-4		0-0 F8			0-0 F6			0-0 4-3	3	0	0	1	0	0	0			
Ken Boyer, R (1, 5) OBP: 0.324, SLG: 0.545	0-0 HR		0-0 6-3			0-0 6-3			0-0 6-3	4	1	1	1	0	0	0			
Stan Musial, L (1, 7) OBP: 0.350, SLG: 0.390	0-0 F2				0-0 F9			0-0 L8		4	0	1	0	0	0	0			
John Glenn, R (9, PR) OBP: 0.167, SLG: 0.182									0-0 1B	0	0	0	0	0	0	0			
Daryl Spencer, R (1, 6) OBP: 0.371, SLG: 0.467		0-0 5-3			0-0 5-3			0-0 F9		4	0	0	0	0	0	1			
Curt Flood, R (1, 8) OBP: 0.309, SLG: 0.395		0-0 2B			0-0 5-3			0-0 L8		3	1	1	0	0	0	0			
Hal Smith, R (1, 2) OBP: 0.248, SLG: 0.229		0-0 2B			0-0 6-3			0-0 L4		3	0	1	1	0	0	0			
Ray Sadecki, L (1, 1) OBP: 0.154, SLG: 0.154		0-0 F7			0-3 K			0-3 K		1	0	0	0	0	0	1			
Ernie Broglio, R (4, 1) OBP: 0.351, SLG: 0.368										1	0	0	0	0	1	0			
Walt Moryn, L (6, PH) OBP: 0.326, SLG: 0.344										1	0	0	0	0	1	0			
Lindy McDaniel, R (8, 1) OBP: 0.250, SLG: 0.200										0	0	0	0	0	0	0			
Inning Stats	R: 2 E: 0 K: 0 S: 5	H: 3 LOB: 0 BB: 0 P: 5	R: 1 E: 0 K: 1 S: 7	H: 2 LOB: 1 BB: 0 P: 7	R: 0 E: 0 K: 0 S: 3	H: 0 LOB: 0 BB: 0 P: 3	R: 0 E: 0 K: 1 S: 3	H: 0 LOB: 0 BB: 0 P: 3	R: 0 E: 0 K: 1 S: 5	H: 0 LOB: 0 BB: 0 P: 5	R: 0 E: 0 K: 0 S: 3	H: 0 LOB: 0 BB: 0 P: 3	R: 0 E: 0 K: 1 S: 6	H: 1 LOB: 1 BB: 0 P: 6	R: 0 E: 0 K: 0 S: 4	H: 1 LOB: 1 BB: 0 P: 4	1B: 4 2B: 3 3B: 0 HR: 1	SF: 1 SAC: 0 DP: 1 HBP: 0	WP: 0 PA: 33 PB: 0 SB: 0 CS: 0
PITCHER Robin Roberts, R (1, 1) ERA: 4.97	IP: 9.0 WLS: W BF: 33 H: 7 R: 3 ER: 3 SO: 3 BB: 0 IBB: 0 HBP: 0 BLK: 0 WP: 0 HR: 1 S: 39 P: 39 ERA: 3.00 WHIP: 0.778															PITCHER			

Batter	1	2	3	4	5	6	7	8	9	AB	R	H	RBI	BB	SO	LOB	BOTTOM		
Ted Lepcio, R (1, 5) OBP: 0.286, SLG: 0.244	4-0 1B	4-0 CS		4-0 BB		0-0 F9		0-0 F7		1	1	0	0	3	0	1	St. Louis Cardinals @ Philadelphia Phillies Connie Mack Stadium, Philadelphia, PA Fri Jun 24 1960, 7:05 PM EDT Att: 14,489 - Unknown		
Joe Morgan, L (8, PH) OBP: 0.243, SLG: 0.254										1	0	0	0	0	0	2			
Bobby Malkmus, R (9, 5)										0	0	0	0	0	0	0			
Bobby Del Greco, R (1, 8) OBP: 0.378, SLG: 0.428	4-0 1B	0-0 F4		0-0 F9		0-3 K				1	1	0	0	1	0	1			
Tony Gonzalez, L (4, PH) OBP: 0.262, SLG: 0.403	1-2 1B									2	0	0	0	0	1	3			
Tony Taylor, R (1, 4) OBP: 0.345, SLG: 0.392	0-3 K	0-0 CS	0-0 6-3		0-0 2B		0-0 2B			4	1	2	0	0	1	2			
Lee Walls, R (1, 7) OBP: 0.374, SLG: 0.371	0-0 1B				0-3 K		0-0 F8			2	1	1	1	0	0	0			
Tony Curry, L (6, PH) OBP: 0.359, SLG: 0.529	1-3 2H 1B									2	0	0	0	0	1	2			
Ken Walters, R (1, 9) OBP: 0.350, SLG: 0.489	0-0 SF7				0-0 5-3		0-0 5-3			3	0	1	2	0	0	1			
Pancho Herrera, R (1, 3) OBP: 0.372, SLG: 0.524	0-0 1B				4-0 1B		0-0 G5-4-3		4-0 SH1-4	2	0	1	0	2	0	1			
Cal Neeman, R (1, 2) OBP: 0.272, SLG: 0.354	4-0 1B				0-3 K		0-0 1B		0-0 SH1-4	2	0	1	0	1	1	1			
Ruben Amaro, R (1, 6) OBP: 0.276, SLG: 0.296	0-0 1B				0-0 FC1-2		0-0 FC1-6		4-0 BB	3	0	2	1	1	0	1			
Robin Roberts, S (1, 1) OBP: 0.171, SLG: 0.176		0-0 F2			0-0 FC1-2		0-3 K		0-3 K	4	0	0	0	0	2	5			
Inning Stats	R: 3 E: 0 K: 1 S: 7	H: 3 LOB: 3 BB: 3 P: 19	R: 0 E: 0 K: 0 S: 2	H: 0 LOB: 0 BB: 1 P: 6	R: 0 E: 0 K: 0 S: 3	H: 0 LOB: 0 BB: 0 P: 3	R: 0 E: 0 K: 1 S: 6	H: 1 LOB: 3 BB: 2 P: 14	R: 1 E: 0 K: 1 S: 6	H: 2 LOB: 0 BB: 0 P: 6	R: 0 E: 0 K: 1 S: 6	H: 1 LOB: 1 BB: 0 P: 6	R: 0 E: 0 K: 1 S: 6	H: 1 LOB: 1 BB: 0 P: 6	R: 0 E: 0 K: 1 S: 5	H: 0 LOB: 2 BB: 2 P: 13	1B: 6 2B: 2 3B: 0 HR: 0	SF: 1 SAC: 1 DP: 1 HBP: 0	WP: 0 PA: 38 PB: 0 SB: 0 CS: 1
PITCHER Ray Sadecki, L (1, 1) ERA: 4.89	IP: 3.2 WLS: L BF: 13 H: 4 R: 3 ER: 1 SO: 3 BB: 0 IBB: 0 HBP: 0 BLK: 0 WP: 0 HR: 0 S: 17 P: 17 ERA: 7.36 WHIP: 2.727															PITCHER			
Ernie Broglio, R (4, 1) ERA: 3.12	3.1 L 13 4 1 1 3 0 0 0 0 0 0 0 19 19 2.70 1.200																		
Lindy McDaniel, R (8, 1) ERA: 2.5	1.0 5 0 0 0 0 1 2 0 0 0 0 0 5 13 0.00 2.000																		

AB 32
R 3
H 7
RBI 3
BB 0
SO 3
LOB 4




AB 27
R 4
H 8
RBI 4
BB 8
SO 6
LOB 20




Batter	1	2	3	4	5	6	7	8	9	AB	R	H	RBI	BB	SO	LOB	TOP		
Julian Javier, R OBP: 0.316, SLG: 0.398 (1, 4)	F9		1-3		F9			SH3-4		3	0	0	0	0	0	1	St. Louis Cardinals @ Philadelphia Phillies Connie Mack Stadium, Philadelphia, PA Sat Jun 25 1960, 3:33 AM EDT Att: 7,660 - Unknown		
Joe Cunningham, L OBP: 0.365, SLG: 0.387 (1, 9)	F5		F5		L7			6-3		4	0	0	0	0	0	2			
Bill White, L OBP: 0.367, SLG: 0.508 (1, 3)	G3		K					4-3		4	0	1	0	0	1	1			
Ken Boyer, R OBP: 0.323, SLG: 0.553 (1, 5)		F8		F9		G4-6-3				4	1	1	1	0	0	1			
Stan Musial, L OBP: 0.339, SLG: 0.376 John Glenn, R OBP: 0.167, SLG: 0.182 (1, 7) (9, 7)	F3		K			5-3			HR	4	0	0	0	0	1	0			
Daryl Spencer, R OBP: 0.373, SLG: 0.468 (1, 6)	2B									4	0	2	0	0	0	0			
Curt Flood, R OBP: 0.314, SLG: 0.402 (1, 8)										3	0	1	0	1	0	1			
Hal Smith, R OBP: 0.258, SLG: 0.234 (1, 2)										2	0	1	0	1	0	1			
Curt Simmons, L OBP: 0.250, SLG: 0.250 Lindy McDaniel, R OBP: 0.250, SLG: 0.200 (1, 1) (9, 1)	F7									2	0	1	0	0	0	3			
Inning Stats	R: 0 E: 0 K: 0 S: 3	H: 0 LOB: 0 BB: 0 P: 3	R: 0 E: 0 K: 0 S: 5	H: 2 LOB: 3 BB: 1 P: 9	R: 0 E: 0 K: 1 S: 5	H: 0 LOB: 0 BB: 0 P: 5	R: 0 E: 0 K: 1 S: 6	H: 1 LOB: 1 BB: 0 P: 6	R: 0 E: 0 K: 0 S: 4	H: 1 LOB: 0 BB: 0 P: 3	R: 0 E: 0 K: 0 S: 2	H: 0 LOB: 0 BB: 1 P: 6	R: 0 E: 0 K: 0 S: 4	H: 1 LOB: 0 BB: 0 P: 4	R: 1 E: 0 K: 0 S: 4	H: 1 LOB: 0 BB: 0 P: 4		1B: 5 2B: 1 3B: 0 HR: 1	SF: 0 SAC: 2 DP: 2 HBP: 0
PITCHER Jim Owens, R ERA: 3.59 (1, 1)	IP: 9.0 WLS: L BF: 34 H: 7 R: 1 ER: 1 SO: 2 BB: 1 IBB: 1 HBP: 0 BLK: 0 WP: 0 HR: 1 S: 36 P: 44 ERA: 1.00 WHIP: 0.889															PITCHER Jim Owens, R ERA: 3.59 (1, 1)	IP: 9.0 WLS: L BF: 34 H: 7 R: 1 ER: 1 SO: 2 BB: 1 IBB: 1 HBP: 0 BLK: 0 WP: 0 HR: 1 S: 36 P: 44 ERA: 1.00 WHIP: 0.889		

Batter	1	2	3	4	5	6	7	8	9	AB	R	H	RBI	BB	SO	LOB	BOTTOM		
Ted Lepcio, R OBP: 0.284, SLG: 0.244 (1, 5)	6-3		F8					F9		4	0	1	0	0	0	0	St. Louis Cardinals @ Philadelphia Phillies Connie Mack Stadium, Philadelphia, PA Sat Jun 25 1960, 3:33 AM EDT Att: 7,660 - Unknown		
Bobby Del Greco, R OBP: 0.370, SLG: 0.417 (1, 8)	F9		K					F7		4	0	0	0	0	1	1			
Tony Taylor, R OBP: 0.344, SLG: 0.387 (1, 4)			1-3							3	0	0	0	1	1	0			
Lee Walls, R OBP: 0.378, SLG: 0.380 Bobby Gene Smith, R OBP: 0.320, SLG: 0.408 (1, 7) (9, PR)										3	0	1	0	1	0	0			
Ken Walters, R OBP: 0.348, SLG: 0.484 (1, 9)										0	0	0	0	0	0	0			
Ken Walters, R OBP: 0.348, SLG: 0.484 (1, 9)	5-3									4	0	1	0	0	0	3			
Pancho Herrera, R OBP: 0.379, SLG: 0.528 (1, 3)										4	0	3	0	0	0	1			
Cal Neeman, R OBP: 0.267, SLG: 0.347 (1, 2)										2	0	0	0	0	0	2			
Ruben Amaro, R OBP: 0.250, SLG: 0.267 (1, 6)										3	0	0	0	0	1	2			
Jim Owens, R OBP: 0.067, SLG: 0.034 (1, 1)										3	0	0	0	0	3	1			
Inning Stats	R: 0 E: 0 K: 0 S: 3	H: 0 LOB: 2 BB: 2 P: 11	R: 0 E: 0 K: 2 S: 8	H: 1 LOB: 1 BB: 0 P: 8	R: 0 E: 0 K: 1 S: 5	H: 0 LOB: 0 BB: 0 P: 5	R: 0 E: 0 K: 0 S: 4	H: 1 LOB: 1 BB: 0 P: 4	R: 0 E: 0 K: 1 S: 6	H: 1 LOB: 0 BB: 0 P: 6	R: 0 E: 0 K: 0 S: 3	H: 1 LOB: 0 BB: 0 P: 3	R: 0 E: 0 K: 1 S: 5	H: 0 LOB: 0 BB: 0 P: 5	R: 0 E: 0 K: 1 S: 6	H: 1 LOB: 1 BB: 0 P: 6	1B: 5 2B: 1 3B: 0 HR: 0	SF: 0 SAC: 1 DP: 0 HBP: 0	WP: 0 PA: 34 PB: 0 SB: 0 CS: 2
PITCHER Curt Simmons, L ERA: 5.09 Lindy McDaniel, R ERA: 2.45 (1, 1) (9, 1)	IP: 8.2 WLS: W BF: 32 H: 6 R: 0 ER: 0 SO: 6 BB: 2 IBB: 0 HBP: 0 BLK: 0 WP: 0 HR: 0 S: 42 P: 50 ERA: 0.00 WHIP: 0.923															PITCHER Curt Simmons, L ERA: 5.09 Lindy McDaniel, R ERA: 2.45 (1, 1) (9, 1)	IP: 8.2 WLS: W BF: 32 H: 6 R: 0 ER: 0 SO: 6 BB: 2 IBB: 0 HBP: 0 BLK: 0 WP: 0 HR: 0 S: 42 P: 50 ERA: 0.00 WHIP: 0.923		

AB 30
R 1
H 7
RBI 1
BB 2
SO 2
LOB 10



AB 30
R 0
H 6
RBI 0
BB 2
SO 6
LOB 10



Batter	1	2	3	4	5	6	7	8	9	10	11	12	AB	R	H	RBI	BB	SO	LOB	TOP		
Julian Javier, R OBP: 0.301, SLG: 0.378 (1.4)	6-3	6-3			5-3			F9		6-3		F8	6	0	0	0	0	0	3			
Curt Flood, R OBP: 0.310, SLG: 0.417 (1.8)	HR		6-3		F3			5-3		K			5	1	1	1	0	1	2			
Bill White, L OBP: 0.371, SLG: 0.504 (1.3)	1B	BB		FC5-4	BB	4-3		E	S	BB		F8	2	0	0	0	3	0	0			
Ken Boyer, R OBP: 0.317, SLG: 0.541 (1.5)	L8		FC5-4	BB	5-3	5-3		6-3		K			5	0	0	0	0	1	3			
Stan Musial, L OBP: 0.348, SLG: 0.381 (1.7)			F8										4	0	2	0	1	0	1			
Ray Sadecki, L OBP: 0.154, SLG: 0.154 (11, PR)													0	0	0	0	0	0	0			
Walt Moryn, L OBP: 0.329, SLG: 0.344 (11.7)	1B												0	0	0	0	0	0	0			
Daryl Spencer, R OBP: 0.366, SLG: 0.458 (1.6)	F9				F7			FC6-4		5-3		5-3	5	0	0	0	0	0	4			
Joe Cunningham, L OBP: 0.366, SLG: 0.396 (1.9)		HR			L9			F5		F8		F8	5	1	1	1	0	0	0			
Carl Sawatzki, L OBP: 0.289, SLG: 0.330 (1.2)		F8			F8			4-3					3	0	0	0	1	0	0			
John Glenn, R OBP: 0.167, SLG: 0.162 (10, PR)													0	0	0	0	0	0	0			
Hal Smith, R OBP: 0.264, SLG: 0.241 (10.2)										SH1-4	BB	FC1-6	1	0	1	0	0	0	0			
Larry Jackson, R OBP: 0.204, SLG: 0.229 (1.1)		4-3						F8					3	0	0	0	0	0	0			
Ernie Broglio, R OBP: 0.364, SLG: 0.350 (11.1)					6-3					SH1-4		FC1-6	1	0	0	0	0	0	1			
Inning Stats	R: 1 E: 0 K: 5 S: 5	H: 2 LOB: 2 BB: 1 P: 9	R: 1 E: 0 K: 4 S: 4	H: 1 LOB: 0 BB: 4 P: 4	R: 0 E: 0 K: 3 S: 3	H: 0 LOB: 1 BB: 1 P: 7	R: 0 E: 0 K: 0 S: 3	H: 0 LOB: 0 BB: 0 P: 3	R: 0 E: 0 K: 0 S: 3	H: 0 LOB: 1 BB: 1 P: 7	R: 0 E: 0 K: 0 S: 3	H: 0 LOB: 0 BB: 0 P: 3	R: 0 E: 0 K: 1 S: 5	H: 0 LOB: 2 BB: 1 P: 9	R: 0 E: 0 K: 1 S: 6	H: 1 LOB: 1 BB: 0 P: 6	R: 0 E: 0 K: 0 S: 4	H: 1 LOB: 1 BB: 0 P: 4	1B: 3 2B: 0 3B: 0 HR: 2	SF: 0 SAC: 1 DP: 0 HBP: 0	WP: 0 PB: 0 SB: 1 CS: 0	PA: 46
PITCHER John Buzhardt, R ERA: 3.73 (1.1)	IP: 12.0 WLS: 7 BF: 46 H: 5 R: 2 ER: 2 SO: 2	BB: 5 IBB: 0 HBP: 0 BLK: 0	WP: 0 HR: 2 S: 45 P: 65	ERA: 1.50 WHIP: 0.833	PITCHER	IP: 12.0 WLS: 7 BF: 46 H: 5 R: 2 ER: 2 SO: 2	BB: 5 IBB: 0 HBP: 0 BLK: 0	WP: 0 HR: 2 S: 45 P: 65	ERA: 1.50 WHIP: 0.833	PITCHER	IP: 12.0 WLS: 7 BF: 46 H: 5 R: 2 ER: 2 SO: 2	BB: 5 IBB: 0 HBP: 0 BLK: 0	WP: 0 HR: 2 S: 45 P: 65	ERA: 1.50 WHIP: 0.833								

St. Louis Cardinals @ Philadelphia Phillies
 Connie Mack Stadium, Philadelphia, PA
 Sun Jun 26 1960, 3:33 AM EDT
 Unknown

AB 40
 R 2
 H 5
 RBI 2
 BB 5
 SO 2
 LOB 14



Batter	1	2	3	4	5	6	7	8	9	10	11	12	AB	R	H	RBI	BB	SO	LOB	BOTTOM		
Tony Gonzalez, L OBP: 0.273, SLG: 0.440 (1.8)	1B	G3			G3			1B	K			HR	6	2	3	1	0	1	2			
Tony Taylor, R OBP: 0.348, SLG: 0.392 (1.4)	1B		K							K			5	0	3	1	0	2	0			
Tony Curry, L OBP: 0.347, SLG: 0.514 (1.7)	SF8	1B			4-3			G3-2		G3			4	0	0	1	0	0	3			
Ken Walters, R OBP: 0.350, SLG: 0.482 (1.9)	1B		F5					F2		F7			5	0	2	0	0	0	0			
Pancho Herrera, R OBP: 0.375, SLG: 0.530 (1.3)	K				5-3			F9		K			5	0	1	0	0	2	3			
Bobby Del Greco, R OBP: 0.370, SLG: 0.417 (11, PR)													0	0	0	0	0	0	0			
Lee Walls, R OBP: 0.378, SLG: 0.390 (12.3)													0	0	0	0	0	0	0			
Joe Morgan, L OBP: 0.311, SLG: 0.367 (1.5)	F7				K			K		4-3			4	0	0	0	1	2	3			
Jimmie Coker, R OBP: 0.311, SLG: 0.367 (1.2)		F4						F9		F6		K	4	0	0	0	1	1	3			
Ruben Amaro, R OBP: 0.226, SLG: 0.231 (7, PR)													2	0	1	0	0	0	0			
Clay Daryleaux, L OBP: 0.228, SLG: 0.230 (7, PR)													1	0	1	0	0	0	0			
Bobby Matkunas, R OBP: 0.228, SLG: 0.230 (8, PR)													1	0	0	0	0	0	0			
Bobby Gene Smith, R OBP: 0.214, SLG: 0.400 (11, PR)													1	0	0	0	0	1	2			
Tommy Lee, R OBP: 0.284, SLG: 0.244 (12, PH)													0	0	0	0	0	0	0			
John Buzhardt, R OBP: 0.136, SLG: 0.107 (1.1)													3	1	0	0	1	1	2			
Dallas Green, L OBP: 0.200, SLG: 0.400 (12, PH)	K				L1			FC1-6	1B			K	1	0	0	0	0	1	0			
Inning Stats	R: 1 E: 0 K: 1 S: 8	H: 3 LOB: 2 BB: 0 P: 8	R: 0 E: 0 K: 1 S: 6	H: 1 LOB: 1 BB: 0 P: 6	R: 0 E: 0 K: 1 S: 5	H: 0 LOB: 0 BB: 0 P: 5	R: 0 E: 0 K: 1 S: 5	H: 0 LOB: 1 BB: 0 P: 9	R: 0 E: 0 K: 0 S: 4	H: 1 LOB: 1 BB: 0 P: 4	R: 0 E: 0 K: 1 S: 6	H: 0 LOB: 0 BB: 0 P: 5	R: 0 E: 0 K: 1 S: 5	H: 0 LOB: 0 BB: 0 P: 5	R: 0 E: 0 K: 1 S: 7	H: 1 LOB: 2 BB: 1 P: 11	R: 0 E: 0 K: 1 S: 4	H: 1 LOB: 0 BB: 0 P: 4	1B: 8 2B: 3 3B: 1 HR: 1	SF: 1 SAC: 0 DP: 2 HBP: 0	WP: 0 PB: 0 SB: 1 CS: 1	PA: 46
PITCHER Larry Jackson, R ERA: 3.18 (1.1)	IP: 10.0 WLS: 4 BF: 41 H: 10 R: 2 ER: 2 SO: 8	BB: 2 IBB: 0 HBP: 0 BLK: 0	WP: 0 HR: 0 S: 55 P: 63	ERA: 1.80 WHIP: 1.200	PITCHER	IP: 12.0 WLS: 7 BF: 46 H: 5 R: 2 ER: 2 SO: 2	BB: 5 IBB: 0 HBP: 0 BLK: 0	WP: 0 HR: 2 S: 45 P: 65	ERA: 1.50 WHIP: 0.833	PITCHER	IP: 12.0 WLS: 7 BF: 46 H: 5 R: 2 ER: 2 SO: 2	BB: 5 IBB: 0 HBP: 0 BLK: 0	WP: 0 HR: 2 S: 45 P: 65	ERA: 1.50 WHIP: 0.833								

St. Louis Cardinals @ Philadelphia Phillies
 Connie Mack Stadium, Philadelphia, PA
 Sun Jun 26 1960, 3:33 AM EDT
 Unknown

AB 42
 R 3
 H 11
 RBI 3
 BB 3
 SO 11
 LOB 19



Batter	1	2	3	4	5	6	7	8	9	AB	R	H	RBI	BB	SO	LOB	TOP										
Julian Javier, R (1, 4) OBP: 0.313, SLG: 0.385										3	0	1	0	2	1	0	St. Louis Cardinals @ Philadelphia Phillies Connie Mack Stadium, Philadelphia, PA Sun Jun 26 1960, 3:38 AM EDT Att: 19,998 - Unknown										
Joe Cunningham, L (1, 9) OBP: 0.363, SLG: 0.389										4	0	0	0	1	1	3											
Curt Flood, R (1, 8) OBP: 0.302, SLG: 0.404										4	0	0	0	0	0	4											
Ken Boyer, R (1, 5) OBP: 0.324, SLG: 0.541										2	0	1	0	2	0	0											
Daryl Spencer, R (1, 6) OBP: 0.360, SLG: 0.450										4	0	0	0	0	1	4											
Bill White, L (1, 3) OBP: 0.370, SLG: 0.500										4	1	1	0	0	0	2											
John Glenn, R (1, 7) OBP: 0.290, SLG: 0.400										4	2	2	0	0	1	1											
Hal Smith, R (1, 2) OBP: 0.272, SLG: 0.284										4	1	2	4	0	0	0											
Bob Gibson, R (1, 1)										1	0	0	0	0	0	0											
Bob Nieman, R (5, PH) OBP: 0.364, SLG: 0.453										1	0	0	0	0	0	1											
Bob Dilliba, R (5, 1) OBP: 0.200, SLG: 0.200										0	0	0	0	0	0	0											
Alex Grammas, R (7, PH) OBP: 0.248, SLG: 0.229										1	0	0	0	0	0	0											
Ernie Broglio, R (7, 1) OBP: 0.346, SLG: 0.333										1	0	0	0	0	1	0											
Inning Stats	R: 0 E: 0 K: 0 S: 2	H: 0 LOB: 2 BB: 3 P: 14	R: 0 E: 0 K: 1 S: 5	H: 0 LOB: 0 BB: 0 P: 5	R: 0 E: 0 K: 0 S: 3	H: 0 LOB: 1 BB: 0 P: 3	R: 0 E: 0 K: 0 S: 3	H: 0 LOB: 1 BB: 1 P: 7	R: 1 E: 0 K: 0 S: 5	H: 2 LOB: 2 BB: 1 P: 9	R: 0 E: 0 K: 1 S: 6	H: 1 LOB: 1 BB: 0 P: 6	R: 0 E: 0 K: 0 S: 4	H: 1 LOB: 1 BB: 0 P: 4	R: 0 E: 0 K: 0 S: 3	H: 0 LOB: 0 BB: 0 P: 3	R: 3 E: 0 K: 3 S: 12	H: 3 LOB: 0 BB: 0 P: 12	1B: 3 2B: 2 3B: 1 HR: 1	SF: 0 SAC: 0 DP: 0 HBP: 0	WP: 0 PA: 38 PB: 0 SB: 0 CS: 2						
PITCHER	IP	WLS	BF	H	R	ER	SO	BB	IBB	HBP	BLK	WP	HR	S	P	ERA	WHIP										
Chris Short, L (1, 1) ERA: 3.02	8.0	L	35	7	4	4	2	5	0	0	0	0	1	34	54	4.50	1.500										
Gene Conley, R (9, 1) ERA: 3.62	1.0		3	0	0	0	3	0	0	0	0	0	0	9	9	0.00	0.000										

Batter	1	2	3	4	5	6	7	8	9	AB	R	H	RBI	BB	SO	LOB	BOTTOM										
Tony Gonzalez, L (1, 8) OBP: 0.277, SLG: 0.446										5	1	2	0	0	0	0	St. Louis Cardinals @ Philadelphia Phillies Connie Mack Stadium, Philadelphia, PA Sun Jun 26 1960, 3:38 AM EDT Att: 19,998 - Unknown										
Tony Taylor, R (1, 4) OBP: 0.347, SLG: 0.387										3	0	0	0	1	2	2											
Tony Curry, L (1, 7) OBP: 0.346, SLG: 0.511										1	0	0	0	0	0	0											
Bobby Gene Smith, R (3, PH) OBP: 0.315, SLG: 0.453										3	1	1	2	0	1	2											
Ken Walters, R (1, 9) OBP: 0.348, SLG: 0.475										3	0	0	0	1	0	1											
Pancho Herrera, R (1, 3) OBP: 0.373, SLG: 0.529										4	0	1	0	0	2	1											
Joe Morgan, L (1, 5) OBP: 0.400, SLG: 0.333										4	1	3	0	0	0	1											
Cal Neeman, R (1, 2) OBP: 0.275, SLG: 0.347										3	0	1	0	1	1	3											
Ruben Amaro, R (1, 6) OBP: 0.270, SLG: 0.286										3	0	1	1	0	1	4											
Clay Dainoff, L (9, PH) OBP: 0.400, SLG: 0.438										1	0	0	0	0	1	0											
Chris Short, R (1, 1) ERA: 3.02										3	0	0	0	0	2	3											
Gene Conley, R (9, 1) ERA: 3.62										0	0	0	0	0	0	0											
Lee Walls, R (9, PH) OBP: 0.375, SLG: 0.376										1	0	0	0	0	0	0											
Inning Stats	R: 0 E: 0 K: 1 S: 5	H: 0 LOB: 0 BB: 0 P: 5	R: 0 E: 0 K: 2 S: 8	H: 1 LOB: 2 BB: 1 P: 12	R: 2 E: 0 K: 2 S: 9	H: 2 LOB: 0 BB: 0 P: 9	R: 1 E: 0 K: 1 S: 6	H: 2 LOB: 1 BB: 1 P: 10	R: 0 E: 0 K: 1 S: 6	H: 1 LOB: 1 BB: 0 P: 6	R: 0 E: 0 K: 1 S: 7	H: 2 LOB: 2 BB: 0 P: 7	R: 0 E: 0 K: 0 S: 2	H: 0 LOB: 0 BB: 1 P: 6	R: 0 E: 0 K: 1 S: 6	H: 1 LOB: 1 BB: 0 P: 6	R: 0 E: 0 K: 1 S: 5	H: 0 LOB: 0 BB: 0 P: 5	1B: 6 2B: 2 3B: 0 HR: 1	SF: 0 SAC: 0 DP: 0 HBP: 0	WP: 0 PA: 37 PB: 0 SB: 0 CS: 1						
PITCHER	IP	WLS	BF	H	R	ER	SO	BB	IBB	HBP	BLK	WP	HR	S	P	ERA	WHIP										
Bob Gibson, R (1, 1) ERA: 7.23	4.0		18	5	3	3	0	2	0	0	0	0	0	13	36	6.75	1.750										
Bob Dilliba, R (5, 1) ERA: 3.74	2.0		9	3	0	0	2	0	0	0	0	0	0	13	13	0.00	1.500										
Ernie Broglio, R (7, 1) ERA: 3.05	3.0	W	10	1	0	0	2	1	0	0	0	0	0	13	17	0.00	0.667										

Batter	1	2	3	4	5	6	7	8	9	AB	R	H	RBI	BB	SO	LOB	TOP								
Eddie Kasko, R OBP: 0.400, SLG: 0.421 (1, 5)										5	2	3	0	0	0	0	Cincinnati Reds @ St. Louis Cardinals Sportsman's Park, St. Louis, MO Tue Jun 28 1960, 8:05 PM EDT Att: 14,899 - Unknown								
Vada Pinson, L OBP: 0.343, SLG: 0.484 (1, 8)										5	1	1	0	0	1	3									
Gus Bell, L OBP: 0.312, SLG: 0.394 (1, 9)										5	2	3	2	0	1	2									
Jerry Lynch, L OBP: 0.423, SLG: 0.559 (5, PH) Wally Post, R OBP: 0.350, SLG: 0.505 (5, 7)											2	1	1	0	0	1		1							
Harry Anderson, L OBP: 0.344, SLG: 0.411 Frank Robinson, R OBP: 0.378, SLG: 0.507 (5, 3)											2	1	1	2	0	1		0							
Ed Bailey, L OBP: 0.364, SLG: 0.478 (1, 2)										3	1	1	2	1	1	1									
Roy McMillan, R OBP: 0.304, SLG: 0.346 (1, 6)										4	0	1	2	0	1	0									
Elio Chacon, R OBP: 0.295, SLG: 0.220 (1, 4)										3	0	0	0	1	1	2									
Jim O'Toole, S OBP: 0.156, SLG: 0.129 Jim Brosnan, R OBP: 0.200, SLG: 0.444 Bill Henry, L (8, 1)										3	0	0	0	0	2	3									
Inning Stats	R: 5 E: 0 K: 1 S: 10	H: 5 LOB: 1 BB: 1 P: 14	R: 0 E: 0 K: 2 S: 8	H: 1 LOB: 1 BB: 0 P: 8	R: 0 E: 0 K: 2 S: 7	H: 0 LOB: 0 BB: 0 P: 7	R: 0 E: 0 K: 1 S: 5	H: 0 LOB: 0 BB: 0 P: 5	R: 3 E: 1 K: 2 S: 10	H: 2 LOB: 2 BB: 2 P: 18	R: 0 E: 0 K: 0 S: 3	H: 1 LOB: 0 BB: 0 P: 3	R: 0 E: 0 K: 0 S: 3	H: 1 LOB: 0 BB: 0 P: 3	R: 0 E: 0 K: 1 S: 5	H: 0 LOB: 0 BB: 0 P: 5		R: 2 E: 1 K: 1 S: 7	H: 2 LOB: 1 BB: 0 P: 7	1B: 8 2B: 4 3B: 0 HR: 1	SF: 1 SAC: 0 DP: 2 HBP: 0	WP: 0 PB: 0 SB: 1 CS: 2	PA: 42		
PITCHER	IP	WLS	BF	H	R	ER	SO	BB	IBB	HBP	BLK	WP	HR	S	P	ERA	WHIP								
Ron Kline, R ERA: 5.9 Marshall Bridges, L ERA: 3.38 Bob Duliba, R ERA: 3.79	(1, 1)	0.1	L	6	5	5	0	0	0	0	0	0	1	6	6	135.00	15.000								
	(1, 1)	6.2		27	5	3	2	8	3	0	0	0	0	40	52	2.70	1.200								
	(8, 1)	2.0		8	2	2	1	2	0	0	0	0	0	12	12	4.50	1.000								

Batter	1	2	3	4	5	6	7	8	9	AB	R	H	RBI	BB	SO	LOB	BOTTOM								
Julian Javier, R OBP: 0.316, SLG: 0.386 (1, 4)										5	1	2	0	0	1	3	Cincinnati Reds @ St. Louis Cardinals Sportsman's Park, St. Louis, MO Tue Jun 28 1960, 8:05 PM EDT Att: 14,899 - Unknown								
Alex Grammas, R OBP: 0.246, SLG: 0.254 (1, 6)										5	1	1	2	0	0	3									
Curt Flood, R OBP: 0.301, SLG: 0.421 (1, 8)										4	1	1	1	0	1	0									
Ken Boyer, R OBP: 0.319, SLG: 0.532 (1, 5)										4	0	0	0	0	2	0									
Stan Musial, L OBP: 0.360, SLG: 0.410 (1, 7)										4	1	3	0	0	0	0									
Bill White, L OBP: 0.371, SLG: 0.500 (1, 3)										4	0	2	0	0	0	2									
John Glenn, R OBP: 0.412 Walt Moryn, L OBP: 0.326, SLG: 0.341 (7, PH) Bob Nieman, R OBP: 0.361, SLG: 0.449 (8, PH) Hal Smith, R OBP: 0.271, SLG: 0.283 (1, 2)										2	0	1	1	0	0	1									
Ron Kline, R OBP: 0.111, SLG: 0.111 Marshall Bridges, S (1, 1) Joe Cunningham, L OBP: 0.362, SLG: 0.392 Bob Duliba, R OBP: 0.200, SLG: 0.200 Dary Spencer, R OBP: 0.263, SLG: 0.452 (9, PH)										0	0	0	0	0	0	0									
Inning Stats	R: 0 E: 0 K: 1 S: 5	H: 1 LOB: 0 BB: 0 P: 5	R: 1 E: 0 K: 1 S: 7	H: 2 LOB: 1 BB: 0 P: 7	R: 0 E: 0 K: 1 S: 5	H: 0 LOB: 0 BB: 0 P: 5	R: 0 E: 0 K: 0 S: 3	H: 0 LOB: 0 BB: 0 P: 3	R: 0 E: 0 K: 0 S: 4	H: 1 LOB: 1 BB: 0 P: 4	R: 2 E: 0 K: 0 S: 7	H: 4 LOB: 2 BB: 0 P: 7	R: 0 E: 0 K: 0 S: 4	H: 2 LOB: 1 BB: 0 P: 4	R: 0 E: 0 K: 1 S: 7	H: 2 LOB: 1 BB: 0 P: 7		R: 1 E: 0 K: 1 S: 6	H: 1 LOB: 1 BB: 0 P: 6	1B: 9 2B: 3 3B: 0 HR: 2	SF: 0 SAC: 0 DP: 2 HBP: 0	WP: 1 PB: 0 SB: 0 CS: 0	PA: 38		
PITCHER	IP	WLS	BF	H	R	ER	SO	BB	IBB	HBP	BLK	WP	HR	S	P	ERA		WHIP							
Jim O'Toole, L ERA: 3.97 Jim Brosnan, R ERA: 2.7 Bill Henry, L ERA: 3.72	(1, 1)	5.2	W	24	8	3	3	0	0	0	0	0	1	30	30	4.76	1.412								
	(6, 1)	1.2		8	4	1	1	1	0	0	0	0	0	10	10	5.40	2.400								
	(8, 1)	1.2	S	6	1	0	0	1	0	0	0	0	0	8	8	0.00	0.600								

Batter	1	2	3	4	5	6	7	8	9	AB	R	H	RBI	BB	SO	LOB	TOP					
Eddie Kasko, R OBP: 0.398, SLG: 0.418										4	0	1	0	0	0	3						
Vada Pinson, L OBP: 0.339, SLG: 0.477										4	0	0	0	0	0	2						
Gus Bell, L OBP: 0.311, SLG: 0.392										4	0	1	0	0	1	2						
Wally Post, R OBP: 0.354, SLG: 0.527										3	1	1	1	1	1	1						
Frank Robinson, R OBP: 0.376, SLG: 0.500										3	0	0	0	1	2	3						
Dutch Dotterer, R OBP: 0.288, SLG: 0.373										2	0	0	0	1	1	1						
Jerry Lynch, L OBP: 0.419, SLG: 0.553										1	0	0	0	0	0	0						
Roy McMillan, R OBP: 0.300, SLG: 0.341										3	1	0	0	0	0	2						
Harry Anderson, L OBP: 0.341, SLG: 0.407										1	0	0	0	0	1	0						
Elio Chacon, R OBP: 0.306, SLG: 0.226										2	0	1	1	1	0	0						
Jay Hook, L OBP: 0.135, SLG: 0.059										1	0	0	0	0	1	1						
Joe Collins, R OBP: 0.125, SLG: 0.200										1	0	0	0	0	1	1						
Joe Nuxhall, L OBP: 0.125, SLG: 0.200										0	0	0	0	0	0	0						
Willie Jones, L OBP: 0.083, SLG: 0.039										0	0	0	0	0	1	0						
Claude Osteen, L OBP: 0.083, SLG: 0.039										0	0	0	0	0	0	0						
Cal McLish, S OBP: 0.083, SLG: 0.039										0	0	0	0	0	0	0						
Inning Stats	R: 0 E: 0 K: 2 S: 8	H: 1 LOB: 2 BB: 1 P: 12	R: 1 E: 1 K: 1 S: 6	H: 1 LOB: 1 BB: 1 P: 10	R: 0 E: 0 K: 1 S: 5	H: 0 LOB: 0 BB: 0 P: 5	R: 0 E: 0 K: 1 S: 4	H: 0 LOB: 0 BB: 1 P: 8	R: 0 E: 0 K: 1 S: 4	H: 0 LOB: 0 BB: 1 P: 8	R: 0 E: 0 K: 1 S: 6	H: 1 LOB: 1 BB: 0 P: 6	R: 0 E: 0 K: 0 S: 3	H: 0 LOB: 0 BB: 0 P: 3	R: 0 E: 0 K: 0 S: 3	H: 0 LOB: 1 BB: 1 P: 7	R: 1 E: 0 K: 1 S: 6	H: 1 LOB: 0 BB: 0 P: 6	1B: 3 2B: 1 3B: 0 HR: 1	SF: 0 SAC: 0 DP: 2 HBP: 0	WP: 1 PB: 0 SB: 0 CS: 0	PA: 34
PITCHER	IP WLS BF H R ER SO BB IBB HBP BLK WP HR S P ERA WHIP																PITCHER	IP WLS BF H R ER SO BB IBB HBP BLK WP HR S P ERA WHIP				
Ray Sadecki, L ERA: 4.24	(1, 1) 8.0 W 31 4 2 1 7 5 0 0 0 1 1 40 60 1.12 1.125																					
Lindy McDaniel, R ERA: 2.44	(9, 1) 1.0 S 3 0 0 0 1 0 0 0 0 0 0 5 5 0.00 0.000																					

Cincinnati Reds @ St. Louis Cardinals
Sportsman's Park, St. Louis, MO
Wed Jun 29 1960, 8:05 PM EDT
Att: 8,648 - Unknown

AB 29
R 2
H 4
RBI 2
BB 5
SO 8
LOB 16



Batter	1	2	3	4	5	6	7	8	9	AB	R	H	RBI	BB	SO	LOB	BOTTOM					
Ken Boyer, R OBP: 0.320, SLG: 0.530										5	1	2	1	0	0	2						
Joe Cunningham, L OBP: 0.307, SLG: 0.391										3	1	1	0	0	0	1						
Bill White, L OBP: 0.366, SLG: 0.492										4	1	0	0	0	2	4						
Stan Musial, L OBP: 0.364, SLG: 0.421										4	0	2	2	0	0	1						
John Glenn, R OBP: 0.276, SLG: 0.412										0	0	0	0	0	0	0						
Curt Flood, R OBP: 0.306, SLG: 0.424										4	0	2	1	0	1	1						
Hal Smith, R OBP: 0.271, SLG: 0.290										4	1	1	0	0	0	5						
Julian Javier, R OBP: 0.314, SLG: 0.377										3	1	0	0	1	0	2						
Alex Grammas, R OBP: 0.246, SLG: 0.254										4	0	1	1	0	1	1						
Ray Sadecki, L OBP: 0.250, SLG: 0.250										3	0	2	0	0	0	1						
Lindy McDaniel, R OBP: 0.250, SLG: 0.200										0	0	0	0	0	0	0						
Inning Stats	R: 0 E: 0 K: 1 S: 5	H: 0 LOB: 0 BB: 0 P: 5	R: 0 E: 0 K: 1 S: 6	H: 1 LOB: 1 BB: 0 P: 6	R: 3 E: 0 K: 0 S: 7	H: 4 LOB: 2 BB: 0 P: 8	R: 1 E: 1 K: 0 S: 4	H: 1 LOB: 1 BB: 1 P: 8	R: 0 E: 0 K: 1 S: 5	H: 0 LOB: 0 BB: 0 P: 5	R: 1 E: 0 K: 0 S: 5	H: 2 LOB: 1 BB: 0 P: 5	R: 0 E: 0 K: 0 S: 5	H: 2 LOB: 2 BB: 0 P: 5	R: 0 E: 0 K: 1 S: 6	H: 1 LOB: 1 BB: 0 P: 6	R: 0 E: 0 K: 1 S: 6	H: 1 LOB: 0 BB: 0 P: 6	1B: 9 2B: 2 3B: 0 HR: 0	SF: 0 SAC: 1 DP: 0 HBP: 1	WP: 0 PB: 0 SB: 0 CS: 0	PA: 37
PITCHER	IP WLS BF H R ER SO BB IBB HBP BLK WP HR S P ERA WHIP																PITCHER	IP WLS BF H R ER SO BB IBB HBP BLK WP HR S P ERA WHIP				
Jay Hook, R ERA: 4.73	(1, 1) 4.0 L 20 6 4 4 2 1 0 0 0 0 0 0 15 15 3.00 1.333																					
Joe Nuxhall, L ERA: 3.73	(5, 1) 3.0 13 4 1 1 1 0 0 0 0 0 0 15 15 3.00 1.333																					
Cal McLish, R ERA: 5.48	(8, 1) 1.0 4 1 0 0 1 0 0 0 0 0 0 6 6 0.00 1.000																					

Cincinnati Reds @ St. Louis Cardinals
Sportsman's Park, St. Louis, MO
Wed Jun 29 1960, 8:05 PM EDT
Att: 8,648 - Unknown

AB 34
R 5
H 11
RBI 5
BB 1
SO 4
LOB 18



Batter	1	2	3	4	5	6	7	8	9	AB	R	H	RBI	BB	SO	LOB	TOP						
Bill Bruton, L OBP: 0.326, SLG: 0.465 (1, 8)										5	0	2	0	0	1	5							
Johnny Logan, R OBP: 0.325, SLG: 0.351 (1, 6)										4	1	2	0	1	0	1							
Eddie Mathews, L OBP: 0.423, SLG: 0.556 (1, 5)										5	1	2	1	0	0	2							
Hank Aaron, R OBP: 0.344, SLG: 0.563 (1, 9)										5	1	2	3	0	0	2							
Joe Adcock, R OBP: 0.362, SLG: 0.525 (8, PR)										3	0	1	0	1	0	0							
Ai Spangler, L OBP: 0.344, SLG: 0.448 (8, 1)										0	1	0	0	0	0	0							
Charlie Lau, L OBP: 0.281, SLG: 0.229 (8, PH)										1	0	0	0	0	1	1							
Wes Covington, L OBP: 0.347, SLG: 0.529 (1, 7)										4	0	0	0	0	1	4							
Del Crandall, R OBP: 0.279, SLG: 0.422 (1, 2)										3	0	0	0	1	0	3							
Chuck Cottier, R OBP: 0.368, SLG: 0.294 (8, PH)										3	0	0	0	0	0	3							
Eddie Haas, L OBP: 0.545, SLG: 0.556 (8, PR)										0	0	0	1	0	0	0							
Felix Mantilla, R OBP: 0.261, SLG: 0.375 (8, 4)										0	0	0	0	0	0	0							
George Brunet, R OBP: 0.083, SLG: 0.083 (8, PH)										2	0	1	0	0	1	0							
Alvin Dark, R OBP: 0.322, SLG: 0.328 (8, 3)										1	1	1	1	1	0	0							
Inning Stats	R: 0 E: 0 K: 0 S: 4	H: 2 LOB: 1 BB: 0 P: 4	R: 0 E: 0 K: 0 S: 3	H: 0 LOB: 0 BB: 0 P: 3	R: 0 E: 0 K: 1 S: 6	H: 1 LOB: 1 BB: 0 P: 6	R: 0 E: 0 K: 0 S: 3	H: 0 LOB: 0 BB: 0 P: 3	R: 0 E: 0 K: 0 S: 3	H: 0 LOB: 0 BB: 0 P: 3	R: 0 E: 0 K: 0 S: 3	H: 1 LOB: 0 BB: 0 P: 3	R: 0 E: 0 K: 0 S: 5	H: 2 LOB: 3 BB: 1 P: 9	R: 5 E: 0 K: 2 S: 12	H: 5 LOB: 3 BB: 3 P: 24	R: 0 E: 0 K: 1 S: 5	H: 0 LOB: 1 BB: 1 P: 9	1B: 9 2B: 2 3B: 0 HR: 1	SF: 0 SAC: 0 DP: 1 HBP: 0	WP: 2 PB: 0 SB: 0 CS: 1	PA: 41	
PITCHER	IP WLS BF H R ER SO BB IBB HBP BLK WP HR S P ERA WHIP	7.1 31 10 4 4 2 1 0 0 0 0 1 34 38 4.91 1.500	0.1 4 1 0 0 1 2 0 0 0 2 0 4 12 0.00 9.000	1.1 W 6 0 1 1 1 2 0 0 0 0 0 6 14 6.75 1.500																			

Milwaukee Braves @ St. Louis Cardinals
Sportsman's Park, St. Louis, MO

AB 36
R 5
H 11
RBI 5
BB 5
SO 4
LOB 21



WP: 2
PB: 0
SB: 0
CS: 1
PA: 41

Milwaukee Braves @ St. Louis Cardinals
Sportsman's Park, St. Louis, MO

AB 35
R 7
H 13
RBI 7
BB 3
SO 1
LOB 19



WP: 0
PB: 0
SB: 0
CS: 0
PA: 39

Batter	1	2	3	4	5	6	7	8	9	AB	R	H	RBI	BB	SO	LOB	BOTTOM					
Julian Javier, R OBP: 0.320, SLG: 0.372 (1, 4)										4	0	0	0	0	0	2						
George Crowe, L OBP: 0.293, SLG: 0.395 (8, PH)										0	0	0	0	1	0	0						
Larry Jackson, R OBP: 0.196, SLG: 0.220 (8, PR)										0	1	0	0	0	0	0						
Alex Grammas, R OBP: 0.252, SLG: 0.254 (9, 4)										0	0	0	0	0	0	0						
Joe Cunningham, L OBP: 0.375, SLG: 0.405 (1, 9)										5	1	3	2	0	0	0						
Curt Flood, R OBP: 0.299, SLG: 0.412 (1, 8)										5	1	1	0	0	0	4						
Ken Boyer, R OBP: 0.333, SLG: 0.538 (1, 5)										4	1	3	1	0	0	0						
Daryl Spencer, R OBP: 0.363, SLG: 0.449 (1, 6)										3	0	1	2	1	0	3						
Bill White, L OBP: 0.367, SLG: 0.494 (1, 3)										4	1	1	0	0	1	3						
John Glenn, R OBP: 0.348, SLG: 0.455 (1, 7)										4	1	2	0	0	0	2						
Hal Smith, R OBP: 0.284, SLG: 0.300 (8, PR)										3	0	1	1	1	0	2						
Bob Gibson, R (8, PR)										0	1	0	0	0	0	0						
Darrell Johnson, R (9, 2)										0	0	0	0	0	0	0						
Curt Simmons, L OBP: 0.273, SLG: 0.273 (1, 1)										3	0	1	1	0	0	3						
Lindy McDaniel, R OBP: 0.235, SLG: 0.188 (8, 1)										0	0	0	0	0	0	0						
Ernie Broglio, R OBP: 0.348, SLG: 0.333 (8, 1)										0	0	0	0	0	0	0						
Inning Stats	R: 0 E: 0 K: 0 S: 5	H: 2 LOB: 2 BB: 0 P: 5	R: 1 E: 0 K: 0 S: 5	H: 2 LOB: 1 BB: 0 P: 5	R: 1 E: 0 K: 0 S: 5	H: 2 LOB: 1 BB: 0 P: 5	R: 1 E: 0 K: 0 S: 4	H: 2 LOB: 0 BB: 0 P: 4	R: 0 E: 0 K: 0 S: 3	H: 0 LOB: 2 BB: 2 P: 11	R: 2 E: 0 K: 1 S: 8	H: 3 LOB: 1 BB: 0 P: 8	R: 2 E: 0 K: 0 S: 5	H: 2 LOB: 2 BB: 1 P: 9	R: 0 E: 0 K: 0 S: 5	H: 0 LOB: 1 BB: 1 P: 9	1B: 7 2B: 6 3B: 0 HR: 0	SF: 0 SAC: 1 DP: 1 HBP: 0	WP: 0 PB: 0 SB: 0 CS: 0	PA: 39		
PITCHER	IP WLS BF H R ER SO BB IBB HBP BLK WP HR S P ERA WHIP	7.0 33 11 5 5 1 1 0 0 0 0 0 33 41 6.43 1.714	1.0 L 6 2 2 2 0 1 0 0 0 0 0 5 9 18.00 3.000																			

Fri Jul 01 1960, 8:05 PM EDT
Att: 28,272 - Unknown

Batter	1	2	3	4	5	6	7	8	9	AB	R	H	RBI	BB	SO	LOB	TOP			
Bill Bruton, L OBP: 0.328, SLG: 0.463 (1, 8)	G1-6-3 BB		0-0 2B 1B		0-0 F7			0-3 K		3	1	1	0	1	1	2	Milwaukee Braves @ St. Louis Cardinals Sportsman's Park, St. Louis, MO Sat Jul 02 1960, 8:05 PM EDT Att: 20,464 - Unknown livebaseballscorecards.com			
Johnny Logan, R OBP: 0.328, SLG: 0.353 (1, 6)	G1-6-3 1-2f		0-0 1-H 2B		0-0 FC5 2-3f			0-0 6-3		4	0	1	1	0	0	3				
Eddie Mathews, L OBP: 0.420, SLG: 0.549 (1, 5)	4-0 BB		0-3 K					0-3 K		3	0	0	0	1	3	1				
Hank Aaron, R OBP: 0.339, SLG: 0.554 (1, 9)	0-3 K			0-0 4-3				0-0 2-3		4	0	0	0	0	1	1				
Wes Covington, L OBP: 0.338, SLG: 0.514 (1, 7)		0-0 E3 FC1-5 1B		0-0 4-1				0-0 4-3		4	0	0	0	0	0	0				
Joe Adcock, R OBP: 0.360, SLG: 0.519 (1, 3)		0-0 1-2 FC1-5-4 1B		0-3 K				0-0 F8		4	0	1	0	0	1	0				
Del Crandall, R OBP: 0.275, SLG: 0.415 (1, 2)		0-0 FC1-5-4 CS		0-0 4-3				0-0 L7		3	0	0	0	0	0	2				
Chuck Cottier, R OBP: 0.409, SLG: 0.350 (1, 4)		0-0 CS	0-0 6-3		0-0 FC5 1B			0-0 1B		3	0	2	0	0	0	0				
Warren Spahn, L OBP: 0.196, SLG: 0.256 (1, 1)			0-0 F7		0-0 1-2 1B			0-3 K		3	0	1	0	0	1	1				
Inning Stats	R: 0 E: 0 K: 1 S: 4	H: 0 LOB: 1 BB: 2 P: 12	R: 0 E: 1 K: 0 S: 3	H: 1 LOB: 0 BB: 0 P: 3	R: 1 E: 0 K: 1 S: 7	H: 2 LOB: 1 BB: 0 P: 7	R: 0 E: 0 K: 1 S: 5	H: 0 LOB: 0 BB: 0 P: 5	R: 0 E: 0 K: 1 S: 5	H: 2 LOB: 2 BB: 0 P: 5	R: 0 E: 0 K: 1 S: 6	H: 1 LOB: 1 BB: 0 P: 6	R: 0 E: 0 K: 2 S: 7	H: 0 LOB: 0 BB: 0 P: 7	R: 0 E: 0 K: 0 S: 3	H: 0 LOB: 0 BB: 0 P: 3	1B: 5 2B: 1 3B: 0 HR: 0	SF: 0 SAC: 0 DP: 2 HBP: 0	WP: 0 PB: 0 CS: 1	PA: 34
PITCHER Bob Gibson, R ERA: 5.2 (1, 1)	IP: 9.0 WLS: W BF: 33 H: 6 R: 1 ER: 1 SO: 7 BB: 2 IBB: 0 HBP: 0 BLK: 0 WP: 0 HR: 0 S: 45 P: 53 ERA: 1.00 WHIP: 0.889																			

Batter	1	2	3	4	5	6	7	8	9	AB	R	H	RBI	BB	SO	LOB	BOTTOM	
Julian Javier, R OBP: 0.316, SLG: 0.366 (1, 4)	G5-4-3 1B		0-0 F9	0-0 FC4-6 1-2f		0-0 6-3		0-0 L4		5	0	1	0	0	0	2	Milwaukee Braves @ St. Louis Cardinals Sportsman's Park, St. Louis, MO Sat Jul 02 1960, 8:05 PM EDT Att: 20,464 - Unknown livebaseballscorecards.com	
Joe Cunningham, L OBP: 0.376, SLG: 0.408 (1, 9)	0-3 K		0-0 FC6-4 1B		0-3 K	0-3 K		0-0 2B		5	0	2	0	0	3	1		
Curt Flood, R OBP: 0.297, SLG: 0.405 (1, 8)	G5-4-3 1-2f		0-0 F6		0-0 WP 2B 1B			0-0 L1		5	1	1	0	0	0	2		
Ken Boyer, R OBP: 0.336, SLG: 0.536 (1, 5)		0-3 K	0-0 FC6-4 1-2f		4-0 2B BB			0-0 3B 1B		3	2	1	0	1	1	1		
Stan Musial, L OBP: 0.383, SLG: 0.438 (1, 7)		0-0 1B 1B 1B		4-0 2B FC6-4 BB		0-0 1B 2B		0-3 K		3	3	2	2	1	1	1		
John Glenn, R OBP: 0.348, SLG: 0.455 (8, 7)					1-H 2-H 1B 2B					0	0	0	0	0	0	0		
Daryl Spencer, R OBP: 0.361, SLG: 0.446 (1, 6)		0-0 1B 1B		0-0 F9		0-3 K		0-0 F3		4	0	1	0	0	1	3		
Bill White, L OBP: 0.372, SLG: 0.509 (1, 3)		0-3 K		0-0 FC6-4 1-3 2B		0-0 2B 1B		0-0 1B 3B		4	1	3	2	0	1	2		
Hal Smith, R OBP: 0.303, SLG: 0.311 (1, 2)		0-0 1B		4-0 FC6-4 IBB		4-0 IBB		0-0 1B		2	0	2	2	2	0	0		
Bob Gibson, R (1, 1)	0-0 F8		0-0 FC6-4 FC4-6	0-0 L7				0-3 K		4	0	0	1	0	1	7		
Inning Stats	R: 0 E: 0 K: 1 S: 5	H: 1 LOB: 0 BB: 0 P: 5	R: 1 E: 0 K: 2 S: 10	H: 3 LOB: 0 BB: 0 P: 10	R: 0 E: 0 K: 0 S: 4	H: 1 LOB: 1 BB: 0 P: 4	R: 3 E: 0 K: 2 S: 10	H: 3 LOB: 2 BB: 2 P: 18	R: 0 E: 0 K: 1 S: 5	H: 0 LOB: 0 BB: 0 P: 5	R: 2 E: 0 K: 2 S: 10	H: 3 LOB: 1 BB: 0 P: 10	R: 0 E: 0 K: 0 S: 3	H: 1 LOB: 0 BB: 0 P: 3	1B: 9 2B: 3 3B: 1 HR: 0	SF: 0 SAC: 0 DP: 1 HBP: 0	WP: 1 PB: 0 CS: 0	PA: 39
PITCHER Warren Spahn, L ERA: 4.35 (1, 1)	IP: 8.0 WLS: L BF: 39 H: 13 R: 7 ER: 7 SO: 8 BB: 2 IBB: 2 HBP: 0 BLK: 0 WP: 1 HR: 0 S: 51 P: 67 ERA: 7.88 WHIP: 1.875																	

Batter	1	2	3	4	5	6	7	8	9	10	11	12	13	14	AB	R	H	RBI	BB	SO	LOB	TOP
Bill Bruton, L OBP: 0.325, SLG: 0.468 (1, 8)															6	1	1	1	0	0	1	
Chuck Cottier, R OBP: 0.321, SLG: 0.269 (1, 4)															6	0	0	0	0	0	0	
Eddie Mathews, L OBP: 0.419, SLG: 0.542 (1, 5)															5	0	1	0	1	1	0	
Hank Aaron, R OBP: 0.342, SLG: 0.574 (1, 9)															5	2	2	2	1	0	2	
Wes Covington, L OBP: 0.325, SLG: 0.500 Al Spangler, L OBP: 0.333, SLG: 0.433 (1, 7) (9, 7)															4	0	0	0	0	1	0	
Joe Adcock, R OBP: 0.355, SLG: 0.509 (1, 3)															6	0	1	0	0	0	0	
Johnny Logan, R OBP: 0.324, SLG: 0.346 (1, 6)															5	0	0	0	1	0	1	
Del Crandall, R OBP: 0.281, SLG: 0.418 (1, 2)															6	0	3	1	0	0	0	
Bob Buhl, R ERA: 3.4 Don Nottebart, R ERA: 5.85 Eddie Haas, L ERA: 5.99 Ron Piche, R ERA: 6.52 (1, 13) (10, PH) (10, 1) (14, PH) (14, 1)															3	0	0	0	0	2	4	
Inning Stats	R: 1 E: 0 K: 0 S: 4	H: 1 LOB: 0 BB: 0 P: 4	R: 0 E: 0 K: 0 S: 3	H: 0 LOB: 0 BB: 0 P: 3	R: 0 E: 0 K: 1 S: 5	H: 1 LOB: 0 BB: 0 P: 5	R: 0 E: 0 K: 1 S: 6	H: 1 LOB: 1 BB: 0 P: 6	R: 0 E: 0 K: 0 S: 3	H: 0 LOB: 1 BB: 1 P: 7	R: 0 E: 0 K: 0 S: 3	H: 0 LOB: 0 BB: 0 P: 3	R: 0 E: 0 K: 1 S: 5	H: 0 LOB: 0 BB: 0 P: 5	R: 1 E: 0 K: 0 S: 6	H: 3 LOB: 3 BB: 1 P: 10	1B: 5 2B: 0 3B: 0 HR: 3	SF: 0 SAC: 0 DP: 1 HBP: 0	WP: 0 PB: 0 SB: 0 CS: 0	PA: 54		
PITCHER	IP: 7.0 WLS: 2 BF: 27 ERA: 5.73	IP: 2.0 WLS: 1 BF: 7 ERA: 2.97	IP: 5.0 WLS: 1 BF: 20 ERA: 2.94																			

Milwaukee Braves @ St. Louis Cardinals
Sportsman's Park, St. Louis, MO
Sun Jul 03 1960, 4:33 AM EDT
Att: 19,348 - Unknown

AB 51
R 4
H 8
RBI 4
BB 3
SO 6
LOB 13



Batter	1	2	3	4	5	6	7	8	9	10	11	12	13	14	AB	R	H	RBI	BB	SO	LOB	BOTTOM
Julian Javier, R OBP: 0.316, SLG: 0.379 George Crowe, L OBP: 0.286, SLG: 0.385 Lindy McDaniel, R OBP: 0.235, SLG: 0.188 Stan Musial, L OBP: 0.380, SLG: 0.434 Larry Jackson, R OBP: 0.298, SLG: 0.231 (1, 4) (7, PH) (8, 1) (9, PH) (10, 1)															3	0	1	0	0	0	1	
Joe Cunningham, L OBP: 0.377, SLG: 0.410 (1, 9)															6	2	2	0	1	1	2	
Bill White, L OBP: 0.370, SLG: 0.507 (1, 3)															7	0	2	0	0	1	3	
Ken Boyer, R OBP: 0.334, SLG: 0.533 (1, 5)															5	0	1	1	1	0	3	
Bob Nieman, R OBP: 0.358, SLG: 0.436 John Glenn, R OBP: 0.308, SLG: 0.400 (1, 7) (8, PR) (9, 7)															3	0	0	0	1	1	1	
Daryl Spencer, R OBP: 0.368, SLG: 0.455 (1, 6)															4	1	2	1	2	0	1	
Curt Flood, R OBP: 0.303, SLG: 0.409 (1, 8)															6	0	3	1	0	0	6	
Hal Smith, R OBP: 0.298, SLG: 0.306 Carl Sawatski, L OBP: 0.277, SLG: 0.314 (1, 2) (7, PH) (8, 2)															2	0	0	0	0	0	3	
Ron Kline, R OBP: 0.107, SLG: 0.107 Walt Moryn, L OBP: 0.329, SLG: 0.338 Bob Gibson, R OBP: 0.240, SLG: 0.248 (1, 1) (7, PH) (7, PR) (8, 4)															1	0	0	0	0	0	0	
Inning Stats	R: 0 E: 0 K: 0 S: 3	H: 0 LOB: 0 BB: 0 P: 3	R: 0 E: 0 K: 0 S: 5	H: 2 LOB: 2 BB: 0 P: 5	R: 0 E: 0 K: 1 S: 6	H: 1 LOB: 1 BB: 0 P: 6	R: 0 E: 0 K: 0 S: 4	H: 0 LOB: 0 BB: 0 P: 4	R: 0 E: 0 K: 0 S: 4	H: 1 LOB: 1 BB: 1 P: 8	R: 0 E: 0 K: 0 S: 4	H: 0 LOB: 0 BB: 0 P: 3	R: 0 E: 0 K: 0 S: 3	H: 0 LOB: 0 BB: 0 P: 3	R: 0 E: 0 K: 1 S: 4	H: 1 LOB: 2 BB: 1 P: 8	1B: 7 2B: 3 3B: 2 HR: 0	SF: 1 SAC: 1 DP: 1 HBP: 0	WP: 0 PB: 0 SB: 0 CS: 0	PA: 59		
PITCHER	IP: 9.0 WLS: 3 BF: 37 ERA: 3.4	IP: 3.2 WLS: 1 BF: 15 ERA: 5.85	IP: 1.0 WLS: 0 BF: 4 ERA: 6.52																			

Milwaukee Braves @ St. Louis Cardinals
Sportsman's Park, St. Louis, MO
Sun Jul 03 1960, 4:33 AM EDT
Att: 19,348 - Unknown


AB 51
R 12
H 13
RBI 3
BB 6
SO 5
LOB 30



Batter	1	2	3	4	5	6	7	8	9	AB	R	H	RBI	BB	SO	LOB	TOP					
Jim Gilliam, S OBP: 0.401, SLG: 0.378	2-1 1B SF8	0-0 F5		3-0 L5		3-2 L8			0-0 FC4-6 1B	5	1	2	0	0	0	4						
Wally Moon, L OBP: 0.357, SLG: 0.441	1-2 1B		2-1 4-3	1-2 4-3		1-3 K			0-0 FC4-6 1-2f	5	0	1	0	0	1	4						
Norm Larker, L OBP: 0.383, SLG: 0.457	0-2 F6		2-0 2B 1B		0-1 E3 WP BB		0-1 G1-6-3 1B		2-1 F5	5	0	2	0	0	0	3						
Duke Snider, L OBP: 0.344, SLG: 0.481	2-0 SF8		0-2 1B	1-3 2B		2-3 K		0-2 G1-6-3 1-2f	1-3 K	4	0	1	1	0	2	3						
Frank Howard, R OBP: 0.340, SLG: 0.492	3-H K		1-3 K		4-0 WP BB		3-2 5-3			3	0	0	0	1	2	3						
John Roseboro, L OBP: 0.328, SLG: 0.401		0-1 F3	3-3 K		0-3 K				2-3 K	4	0	0	0	0	3	4						
Charlie Neal, R OBP: 0.328, SLG: 0.386		4-1 4-3 1B BB		0-0 SH5-4 1B	1-3 K			0-0 1B		3	1	2	0	1	1	2	AB 36					
Maury Wills, S OBP: 0.369, SLG: 0.362	3-2 4-3		2-1 SH5-4 1B	1-2 SH5-4 1B		1-2 S 1B		1-1 B2		4	0	2	0	0	0	2	R 2					
Sandy Koufax, R OBP: 0.242, SLG: 0.167	2-1 1B		0-0 SH5-4		1-0 F8			2-3 K		0	0	0	0	0	0	0	H 11					
Larry Sherry, R OBP: 0.211, SLG: 0.333			1-2 1B							2	0	1	1	0	0	1	RBI 2					
Irv Noren, L OBP: 0.286, SLG: 0.118										1	0	0	0	0	1	1	BB 2					
Danny McDevitt, L OBP: 0.429, SLG: 0.333		2-H 1B		1-2 2-3						0	0	0	0	0	0	0	SO 10					
Inning Stats	R: 1 E: 0 K: 1 S: 15	H: 2 LOB: 1 BB: 0 P: 21	R: 1 E: 0 K: 0 S: 9	H: 1 LOB: 1 BB: 1 P: 18	R: 0 E: 0 K: 2 S: 12	H: 2 LOB: 2 BB: 0 P: 20	R: 0 E: 0 K: 0 S: 8	H: 2 LOB: 2 BB: 0 P: 14	R: 0 E: 1 K: 3 S: 11	H: 0 LOB: 2 BB: 1 P: 18	R: 0 E: 0 K: 0 S: 13	H: 1 LOB: 1 BB: 0 P: 19	R: 0 E: 0 K: 0 S: 8	H: 1 LOB: 0 BB: 0 P: 11	R: 0 E: 0 K: 2 S: 10	H: 1 LOB: 1 BB: 0 P: 15	R: 0 E: 0 K: 1 S: 7	H: 1 LOB: 1 BB: 0 P: 10	1B: 10 2B: 1 3B: 0 HR: 0	SF: 1 SAC: 1 DP: 1 HBP: 0	WP: 1 PB: 0 SB: 1 CS: 0	PA: 40
PITCHER Ernie Broglio, R ERA: 2.86	(1, 1)	IP 9.0 WLS W BF 40	H 11 R 2 ER 2 SO 10	BB 2 IBB 0 HBP 0 BLK 0	WP 1 HR 0 S 93 P 146	ERA 2.00 WHIP 1.444																

Los Angeles Dodgers @ St. Louis Cardinals
Sportsman's Park, St. Louis, MO
Mon Jul 04 1960, 4:33 AM EDT
Unknown


AB	36
R	2
H	11
RBI	2
BB	2
SO	10
LOB	27



Batter	1	2	3	4	5	6	7	8	9	AB	R	H	RBI	BB	SO	LOB	BOTTOM			
Julian Javier, R OBP: 0.319, SLG: 0.383	1-1 1B 1B	4-1 BB		1-3 K		2-2 F8		1-0 L9		4	1	1	0	1	1	2				
Joe Cunningham, L OBP: 0.381, SLG: 0.410	0-0 1B BB	3-1 4-3		4-0 1B IBB			0-0 3-1	4-2 WP BB		3	1	1	0	2	0	1				
Curt Flood, R OBP: 0.306, SLG: 0.401	0-3 K		4-2 FC6-4 BB	1-0 F9			2-2 6-3	4-0 FC6-4 1-2 2-3 BB		3	0	0	0	2	1	4				
Ken Boyer, R OBP: 0.335, SLG: 0.529	1-0 BB BB 1B		0-0 FC6-4 1-2f HR		2-1 F6		1-1 HR HBP	0-1 FC6-4 1-2f		4	2	1	1	0	0	4				
Bob Nieman, R OBP: 0.357, SLG: 0.429	4-1 BB BB		2-3 K		2-3 K		0-1 HR			2	0	0	0	1	2	1				
Walt Moryn, L OBP: 0.333, SLG: 0.366	1-2 BB						1-H HR			1	1	1	2	0	0	0				
Daryl Spencer, R OBP: 0.376, SLG: 0.475	4-1 G4-6-3 1B BB		1-0 HR		1-0 2B		4-2 HR HBP			2	1	2	3	1	0	0				
Bill White, L OBP: 0.366, SLG: 0.500	1-2 3-H G4-6-3		1-2 F7		1-1 4-1		1-1 F7			4	0	0	0	0	0	5	AB 28			
Hal Smith, R OBP: 0.298, SLG: 0.299		2-1 5-3		0-0 5-3			0-0 F3	2-2 WP SH2-4 HBP		3	0	0	0	0	0	0	R 6			
Ernie Broglio, R OBP: 0.346, SLG: 0.304		2-3 K		4-2 WP BB			0-0 F3	0-0 SH2-4		2	0	0	0	1	1	0	H 6			
Inning Stats	R: 2 E: 0 K: 1 S: 10	H: 3 LOB: 2 BB: 2 P: 22	R: 0 E: 0 K: 1 S: 8	H: 0 LOB: 1 BB: 1 P: 19	R: 2 E: 1 K: 1 S: 10	H: 1 LOB: 0 BB: 1 P: 18	R: 0 E: 0 K: 1 S: 7	H: 0 LOB: 2 BB: 2 P: 17	R: 0 E: 0 K: 0 S: 6	H: 0 LOB: 0 BB: 0 P: 8	R: 2 E: 0 K: 0 S: 12	H: 1 LOB: 1 BB: 0 P: 20	R: 0 E: 0 K: 0 S: 8	H: 0 LOB: 3 BB: 2 P: 19	R: 0 E: 0 K: 0 S: 8	H: 0 LOB: 3 BB: 2 P: 19	1B: 2 2B: 2 3B: 0 HR: 2	SF: 0 SAC: 1 DP: 1 HBP: 3	WP: 2 PB: 0 SB: 0 CS: 0	PA: 40
PITCHER Sandy Koufax, L ERA: 4.83	(1, 1)	IP 6.2 WLS L BF 28	H 3 R 4 ER 4 SO 4	BB 3 IBB 1 HBP 2 BLK 0	WP 1 HR 2 S 52 P 99	ERA 5.40 WHIP 0.900														
Larry Sherry, R ERA: 4.89	(1, 1)	IP 6.2 WLS L BF 28	H 3 R 4 ER 4 SO 4	BB 3 IBB 1 HBP 2 BLK 0	WP 1 HR 2 S 52 P 99	ERA 5.40 WHIP 0.900														
Danny McDevitt, L ERA: 5.06	(8, 1)	IP 1.0 WLS BF 6	H 0 R 0 ER 0 SO 0	BB 2 IBB 0 HBP 1 BLK 0	WP 1 HR 0 S 8 P 19	ERA 0.00 WHIP 2.000														

Los Angeles Dodgers @ St. Louis Cardinals
Sportsman's Park, St. Louis, MO
Mon Jul 04 1960, 4:33 AM EDT
Unknown

AB	28
R	6
H	6
RBI	6
BB	8
SO	5
LOB	17



Batter	1	2	3	4	5	6	7	8	9	AB	R	H	RBI	BB	SO	LOB	TOP				
Maury Wills, S OBP: 0.374, SLG: 0.365 (1, 6)	F8		1B SF7		G4-3		K2-3		S BB	4	1	2	0	1	1	0	Los Angeles Dodgers @ St. Louis Cardinals Sportsman's Park, St. Louis, MO Mon Jul 04 1960, 4:38 AM EDT Att: 27,790 - Unknown				
Jim Gilliam, S OBP: 0.398, SLG: 0.375 (1, 5)	4-3		1B		G4-3			L7	5	0	1	0	0	0	2						
Charlie Neal, R OBP: 0.323, SLG: 0.382 (1, 4)	F9		SF7		6-3			E6 BB SF9	3	1	0	1	0	0	0						
Frank Howard, R OBP: 0.338, SLG: 0.483 (8, 7)		K	F8					5-3	3	0	0	0	1	1	1						
Gil Hodges, R OBP: 0.264, SLG: 0.359 (1, 3)	F8			L8		HR		BB	3	1	1	1	1	0	0						
Tommy Davis, R OBP: 0.255, SLG: 0.300 (1, 8)	1B			B1		L7		SF9	3	0	1	1	0	0	0						
Chuck Essegian, R OBP: 0.269, SLG: 0.343 (8, PH)	1B			HR		F7		4-3	2	1	1	0	1	0	0						
Wally Moon, L OBP: 0.356, SLG: 0.439 (8, 9)	1B			HR					1	0	0	0	0	0	2						
Norm Sherry, R OBP: 0.357, SLG: 0.562 (1, 2)	K			HR			K		4	1	1	2	0	3	2						
Roger Craig, R OBP: 0.182, SLG: 0.100 (9, 1)			K	K			K		4	0	0	0	0	4	0						
Ed Roebuck, R OBP: 0.333, SLG: 0.417 (9, 1)									0	0	0	0	0	0	0						
Inning Stats	R: 0 H: 0 E: 0 K: 0 S: 7	H: 0 LOB: 0 BB: 0 P: 11	R: 0 H: 2 E: 0 K: 2 S: 16	LOB: 2 BB: 2 P: 22	R: 1 H: 2 E: 0 K: 1 S: 13	LOB: 1 BB: 0 P: 21	R: 2 H: 1 E: 0 K: 1 S: 13	LOB: 0 BB: 1 P: 25	R: 0 H: 1 E: 0 K: 0 S: 7	LOB: 0 BB: 0 P: 10	R: 1 H: 1 E: 0 K: 0 S: 7	LOB: 0 BB: 0 P: 11	R: 0 H: 0 E: 0 K: 3 S: 13	LOB: 0 BB: 0 P: 19	R: 1 H: 0 E: 1 K: 0 S: 9	LOB: 2 BB: 2 P: 21	R: 0 H: 0 E: 0 K: 2 S: 10	LOB: 1 BB: 1 P: 16	1B: 5 SF: 2 2B: 0 3B: 0 HR: 2	SF: 2 SAC: 0 DP: 1 HBP: 0	WP: 0 PA: 38 FB: 0 SB: 1 CS: 0
PITCHER	IP WLS BF	H R ER SO	BB IBB HBP BLK	WP HR S P	ERA WHIP	PITCHER	IP WLS BF	H R ER SO	BB IBB HBP BLK	WP HR S P	ERA WHIP										
Ray Sadecki, L ERA: 4.36	(1, 1)	7.0	L 28	7 4 4 7	1 0 0 0	0 2 76 119	5.14 1.143														
Marshall Bridges, L ERA: 3.34	(8, 1)	0.1	4 0 1 0	0 0 0 2	0 0 0 0	0 0 4 13	0.00 6.000														
Bob Duliba, R ERA: 3.58	(8, 1)	1.2	6 0 0 2	1 0 0 0	0 0 0 0	0 0 15 24	0.00 0.600														

Los Angeles Dodgers @ St. Louis Cardinals
Sportsman's Park, St. Louis, MO
Mon Jul 04 1960, 4:38 AM EDT
Att: 27,790 - Unknown

AB 32
R 5
H 7
RBI 5
BB 4
SO 9
LOB 7

Batter	1	2	3	4	5	6	7	8	9	AB	R	H	RBI	BB	SO	LOB	BOTTOM				
Julian Javier, R OBP: 0.329, SLG: 0.392 (1, 4)	1B		F8		CS				1B	4	1	3	1	0	0	0	Los Angeles Dodgers @ St. Louis Cardinals Sportsman's Park, St. Louis, MO Mon Jul 04 1960, 4:38 AM EDT Att: 27,790 - Unknown				
Bob Nieman, R OBP: 0.362, SLG: 0.434 (9, PH)	4-3		1B		CS				1B	1	0	1	1	0	0	0					
Larry Jackson, R OBP: 0.208, SLG: 0.231 (9, PR)	1B								1B	0	0	0	0	0	0	0					
Joe Cunningham, L OBP: 0.365, SLG: 0.412 (8, 1)	1B		2B		CS				K	3	0	2	0	1	0	1					
Marshall Bridges, S OBP: 0.200, SLG: 0.200 (8, 1)	G3		4-3		BB					0	0	0	0	0	0	0					
Bob Duliba, R OBP: 0.200, SLG: 0.200 (8, PH)	4-3		1B		BB					0	0	0	0	0	0	0					
John Glenn, R OBP: 0.266, SLG: 0.385 (9, PH)	1B									1	0	0	0	0	1	2					
Bill White, L OBP: 0.361, SLG: 0.493 (1, 3)	4-3		F8						K	4	0	0	1	0	1	3					
Stan Musial, L OBP: 0.377, SLG: 0.436 (1, 7)	G3								F7	4	0	1	0	0	2						
Ken Boyer, R OBP: 0.332, SLG: 0.523 (1, 5)	6-3		5-3							3	0	0	0	0	0	3					
George Crowe, L OBP: 0.279, SLG: 0.375 (8, PH)										1	0	0	0	0	0	0					
Alex Grammas, R OBP: 0.246, SLG: 0.248 (9, 5)										0	0	0	0	0	0	0					
Daryl Spencer, R OBP: 0.375, SLG: 0.471 (1, 6)	F8				2B				5-3	4	1	1	0	0	0	0					
Curt Flood, R OBP: 0.305, SLG: 0.394 (1, 8)	5-3				BLK					3	1	0	0	1	0	1					
Carl Sawatski, L OBP: 0.285, SLG: 0.324 (1, 2)					L8				4-3	3	1	1	0	1	0	1					
Ray Sadecki, L OBP: 0.222, SLG: 0.222 (1, 1)					BB					2	0	0	0	0	2						
Walt Moryn, L OBP: 0.336, SLG: 0.368 (7, PH)	F4				BLK				4-3	2	0	1	0	0	0	0					
Bob Gibson, R (9, PR)					2B				1B	0	0	0	0	0	0	0					
Inning Stats	R: 1 H: 2 E: 0 K: 0 S: 6	H: 0 LOB: 1 BB: 0 P: 9	R: 0 H: 0 E: 0 K: 0 S: 7	LOB: 1 BB: 1 P: 15	R: 0 H: 1 E: 0 K: 0 S: 8	LOB: 2 BB: 1 P: 15	R: 2 H: 3 E: 0 K: 0 S: 7	LOB: 0 BB: 0 P: 12	R: 0 H: 0 E: 0 K: 0 S: 10	LOB: 0 BB: 0 P: 16	R: 0 H: 0 E: 0 K: 0 S: 6	LOB: 0 BB: 0 P: 8	R: 0 H: 1 E: 0 K: 1 S: 8	LOB: 1 BB: 0 P: 12	R: 0 H: 0 E: 0 K: 1 S: 8	LOB: 0 BB: 0 P: 13	R: 1 H: 2 E: 0 K: 1 S: 13	LOB: 2 BB: 1 P: 21	1B: 8 SF: 0 2B: 2 3B: 0 HR: 0	SF: 0 SAC: 0 DP: 1 HBP: 0	WP: 0 PA: 39 FB: 0 SB: 0 CS: 1
PITCHER	IP WLS BF	H R ER SO	BB IBB HBP BLK	WP HR S P	ERA WHIP	PITCHER	IP WLS BF	H R ER SO	BB IBB HBP BLK	WP HR S P	ERA WHIP										
Roger Craig, R ERA: 4.13	(1, 1)	8.2	W 37	10 4 4 1	3 0 0 1	0 0 69 116	4.15 1.500														
Ed Roebuck, R ERA: 2.28	(9, 1)	0.1	S 1	0 0 0 1	0 0 0 0	0 0 3 5	0.00 0.000														

Los Angeles Dodgers @ St. Louis Cardinals
Sportsman's Park, St. Louis, MO
Mon Jul 04 1960, 4:38 AM EDT
Att: 27,790 - Unknown

AB 35
R 4
H 10
RBI 3
BB 3
SO 2
LOB 15

Batter	1	2	3	4	5	6	7	8	9	AB	R	H	RBI	BB	SO	LOB	TOP								
Julian Javier, R OBP: 0.321, SLG: 0.382 (1, 4)	0-3 K			0-0 6-3		0-3 K		0-0 1-3		4	0	0	0	0	2	1	St. Louis Cardinals @ Chicago Cubs Wrigley Field, Chicago, IL Tue Jul 05 1960, 3:33 AM CDT Att: 11,383 - Unknown								
Joe Cunningham, L OBP: 0.390, SLG: 0.422 (1, 9)	0-0 F5			0-0 3-1 2B		0-0 1-H 2B		4-0 3B BB		3	2	2	1	1	0	0									
Bill White, L OBP: 0.360, SLG: 0.497 (1, 3)	0-3 K			0-0 3-1		0-0 F7		0-0 1-H 3B		4	0	1	1	0	1	2									
Stan Musial, L OBP: 0.380, SLG: 0.441 John Glenn, R OBP: 0.296, SLG: 0.385 (1, 7) (8, 7)		0-0 F7		0-0 2-3		4-0 IBB		0-0 4-3		3	0	1	1	1	0	1									
Daryl Spencer, R OBP: 0.370, SLG: 0.464 (1, 6)		0-0 6-3		0-3 3-H 2B		0-0 4-3			0-0 L4	4	0	0	0	0	1	3									
Curt Flood, R OBP: 0.296, SLG: 0.385 (1, 8)		0-3 K			0-3 K		0-0 F9		0-0 4-3	4	0	0	0	0	2	0									
Hal Smith, R OBP: 0.290, SLG: 0.291 (1, 2)			0-0 6-3		0-0 4-3		0-0 F8		0-0 5-3	4	0	0	0	0	0	0									
Alex Grammas, R OBP: 0.241, SLG: 0.242 (1, 5)			0-0 3-1		0-0 F9		0-0 F9			3	0	0	0	0	0	0									
Curt Simmons, L OBP: 0.308, SLG: 0.308 Lindy McDaniel, R OBP: 0.222, SLG: 0.176 (1, 1) (7, 1)			0-0 6-3			0-0 2B 1B		0-3 K		2	1	1	0	0	0	0									
										1	0	0	0	0	1	0									
Inning Stats	R: 0 E: 0 K: 2 S: 7	H: 0 LOB: 0 BB: 0 P: 7	R: 0 E: 0 K: 1 S: 5	H: 0 LOB: 0 BB: 0 P: 5	R: 0 E: 0 K: 0 S: 3	H: 0 LOB: 1 BB: 0 P: 3	R: 1 E: 0 K: 1 S: 7	H: 2 LOB: 1 BB: 0 P: 7	R: 0 E: 0 K: 0 S: 5	H: 0 LOB: 0 BB: 0 P: 5	R: 1 E: 0 K: 1 S: 7	H: 2 LOB: 2 BB: 1 P: 11	R: 0 E: 0 K: 0 S: 3	H: 0 LOB: 0 BB: 0 P: 3	R: 1 E: 0 K: 1 S: 6	H: 1 LOB: 1 BB: 1 P: 10	R: 0 E: 0 K: 0 S: 3	H: 0 LOB: 0 BB: 0 P: 3	1B: 1 2B: 3 3B: 1 HR: 0	SF: 0 SAC: 0 DP: 0 HBP: 0	WP: 0 PB: 0 SB: 0 CS: 0	PA: 34			
PITCHER	IP	WLS	BF	H	R	ER	SO	BB	IBB	HBP	BLK	WP	HR	S	P	ERA	WHIP								
Don Cardwell, R ERA: 4.91 Joe Schaffernoth, R ERA: 4.63 (1, 1) (9, 1)	8.0	L	31	5	3	3	7	1	1	0	0	0	0	43	51	3.38	0.750								

Batter	1	2	3	4	5	6	7	8	9	AB	R	H	RBI	BB	SO	LOB	BOTTOM								
Richie Ashburn, L OBP: 0.452, SLG: 0.375 (1, 8)	0-0 5-3		0-3 K			0-0 14 HR 1B		0-3 K		4	1	1	0	0	2	1	St. Louis Cardinals @ Chicago Cubs Wrigley Field, Chicago, IL Tue Jul 05 1960, 3:33 AM CDT Att: 11,383 - Unknown								
Bob Will, L OBP: 0.329, SLG: 0.414 (1, 9)	0-3 K		0-0 F7			0-0 F3		0-0 F7		4	0	0	0	0	1	2									
14 Ernie Banks, R OBP: 0.372, SLG: 0.598 (1, 6)	0-0 6-3			0-0 F9		0-0 1-H HR		0-3 K		4	1	1	2	0	1	0									
Ron Santo, R OBP: 0.306, SLG: 0.378 (1, 5)		0-0 F8		0-0 6-3		0-0 F8		0-0 L3		4	0	0	0	0	0	0									
Frank Thomas, R OBP: 0.292, SLG: 0.441 Danny Murphy, L OBP: 0.152, SLG: 0.129 (1, 7) (9, PR)		0-0 6-3		0-0 F4			0-0 E4 1B		0-0 1B	4	0	1	0	0	0	0									
Dick Gemert, R OBP: 0.319, SLG: 0.281 George Altman, L OBP: 0.344, SLG: 0.449 (1, 3) (9, PH)		4-0 BB			0-0 4-3		0-0 F8		0-3 K	2	0	0	0	1	0	1									
Jerry Kindall, R OBP: 0.304, SLG: 0.410 (1, 4)		0-3 K			0-0 6-3		0-0 1-2 1B			3	0	1	0	0	1	1									
El Tappe, R OBP: 0.421, SLG: 0.400 Earl Avenell, R OBP: 0.317, SLG: 0.315 (1, 2) (7, PH) (8, 2)			0-0 2B		0-0 F8		0-0 G5-4-3 1-2			2	0	1	0	0	0	0									
Don Cardwell, R OBP: 0.228, SLG: 0.419 Ed Bouches, L OBP: 0.339, SLG: 0.315 Joe Schaffernoth, R (1, 1) (8, PH) (9, 1)		0-3 K			0-0 5-3			0-3 K		2	0	0	0	0	1	1									
										1	0	0	0	0	1	0									
										0	0	0	0	0	0	0									
Inning Stats	R: 0 E: 0 K: 1 S: 5	H: 0 LOB: 0 BB: 0 P: 5	R: 0 E: 0 K: 1 S: 5	H: 0 LOB: 1 BB: 1 P: 9	R: 0 E: 0 K: 2 S: 8	H: 1 LOB: 0 BB: 0 P: 8	R: 0 E: 0 K: 0 S: 3	H: 0 LOB: 0 BB: 0 P: 3	R: 2 E: 0 K: 0 S: 5	H: 2 LOB: 0 BB: 0 P: 5	R: 0 E: 1 K: 0 S: 4	H: 1 LOB: 1 BB: 0 P: 4	R: 0 E: 0 K: 2 S: 7	H: 0 LOB: 0 BB: 0 P: 7	R: 0 E: 0 K: 2 S: 8	H: 1 LOB: 1 BB: 0 P: 8	1B: 3 2B: 1 3B: 0 HR: 1	SF: 0 SAC: 0 DP: 1 HBP: 0	WP: 0 PB: 0 SB: 0 CS: 0	PA: 33					
PITCHER	IP	WLS	BF	H	R	ER	SO	BB	IBB	HBP	BLK	WP	HR	S	P	ERA	WHIP								
Curt Simmons, L ERA: 4.78 Lindy McDaniel, R ERA: 2.74 (1, 1) (7, 1)	6.1		25	4	2	2	4	1	0	0	0	0	0	16	16	0.00	0.375								

AB 32
R 3
H 5
RBI 3
BB 2
SO 7
LOB 7



AB 32
R 2
H 5
RBI 2
BB 1
SO 8
LOB 9



Batter	1	2	3	4	5	6	7	8	9	AB	R	H	RBI	BB	SO	LOB	TOP			
Julian Javier, R OBP: 0.314, SLG: 0.373 (1, 4)	0-0 1-3		0-0 6-3		0-0 5-3			0-0 F8		4	0	0	0	0	0	0				
Joe Cunningham, L OBP: 0.365, SLG: 0.416 (1, 9)	0-0 4-3		0-0 F8		0-0 1-3			0-0 G3		4	0	0	0	0	0	0				
Bill White, L OBP: 0.361, SLG: 0.507 (1, 3)	0-3 K		0-0 1B		0-0 L9			0-0 HR		4	1	2	1	0	1	0				
Stan Musial, L OBP: 0.383, SLG: 0.439 (1, 7)		0-0 6-3	4-0 1-2 BB		0-3 K			0-0 1B		3	0	1	0	1	1	0				
Daryl Spencer, R OBP: 0.368, SLG: 0.459 (1, 6)		4-0 FC4 BB	0-3 K		0-0 F6			0-0 F3		3	0	0	0	1	1	3				
Curt Flood, R OBP: 0.297, SLG: 0.382 (1, 8)		0-0 FC4 1B 1-2		0-3 K			0-0 F4		0-0 G4-6-3 1B	4	0	1	0	0	1	1				
Hal Smith, R OBP: 0.289, SLG: 0.290 (1, 2)		0-0 FC5 1-3 1B		0-0 6-3			0-0 5-3		0-0 F9	4	0	1	0	0	0	1				
Alex Grammas, R OBP: 0.248, SLG: 0.252 (1, 5)		4-0 IBB		0-0 F8			0-0 2B		0-0 G4-6-3 1-2	3	0	1	0	1	0	1				
Bob Gibson, R Bob Dilliba, R Walt Moryn, L Ron Kline, R George Crowe, L Ed Bauta, R (1, 1) (3, 1) (5, PH) (5, 1) (7, PH) (7, 1)		0-0 FC5 2-3		0-3 K			0-0 F7			1	0	0	0	0	0	3				
Inning Stats	R: 0 E: 0 K: 1 S: 5	H: 0 LOB: 0 BB: 0 P: 5	R: 0 E: 0 K: 0 S: 4	H: 1 LOB: 3 BB: 2 P: 12	R: 0 E: 0 K: 1 S: 6	H: 1 LOB: 2 BB: 1 P: 10	R: 0 E: 0 K: 1 S: 5	H: 0 LOB: 0 BB: 0 P: 5	R: 0 E: 0 K: 1 S: 5	H: 0 LOB: 0 BB: 0 P: 5	R: 0 E: 0 K: 0 S: 4	H: 1 LOB: 1 BB: 0 P: 4	R: 1 E: 0 K: 0 S: 5	H: 2 LOB: 1 BB: 0 P: 5	R: 0 E: 0 K: 0 S: 3	H: 1 LOB: 0 BB: 0 P: 3	1B: 4 2B: 1 3B: 0 HR: 1	SF: 0 SAC: 0 DP: 1 HBP: 0	WP: 0 PB: 0 SB: 1 CS: 0	PA: 35
PITCHER Glen Hobbie, R ERA: 4.88 (1, 1)	IP: 9.0 WLS: W BF: 35 H: 6 R: 1 ER: 1 SO: 5 BB: 2 IBB: 1 HBP: 0 BLK: 0 WP: 0 HR: 1 S: 42 P: 54 ERA: 1.00 WHIP: 0.889															PITCHER				

St. Louis Cardinals @ Chicago Cubs
Wrigley Field, Chicago, IL
Wed Jul 06 1960, 3:33 AM CDT
Att: 17,141 - Unknown

AB 32
R 1
H 6
RBI 1
BB 3
SO 5
LOB 10



Batter	1	2	3	4	5	6	7	8	9	AB	R	H	RBI	BB	SO	LOB	BOTTOM	
Richie Ashburn, L OBP: 0.452, SLG: 0.371 (1, 7)	4-0 2B BB		0-0 F7		0-0 6-3			0-0 F6		3	1	0	0	2	0	3		
Danny Murphy, L OBP: 0.158, SLG: 0.167 (1, 8)	0-0 BB 1-H 2B		0-3 K		0-0 4-3			0-0 G4-6-3 1-2		5	0	1	1	0	2	4		
14 Ernie Banks, R OBP: 0.376, SLG: 0.607 (1, 6)	0-0 F7		0-0 1-H 2-H HR		0-0 F7			4-0 BB 1B HR BB		4	3	2	3	1	0	1		
Ed Bouchee, L OBP: 0.359, SLG: 0.314 (1, 3)	0-0 5-3		0-0 4-3		0-3 K			0-0 1B HR BB		4	2	1	0	1	1	1		
George Altman, L OBP: 0.360, SLG: 0.504 (1, 9)	4-0 BB BB		0-3 K		4-0 BB			0-0 1-H 2-H HR 1B HR		3	2	2	6	2	1	0		
Ron Santo, R OBP: 0.315, SLG: 0.388 (1, 5)	4-0 FC6-4 1-2 2-3 BB		0-0 1B 2B		0-0 F6			0-0 6-3 5-3		4	0	1	0	1	0	1		
Jerry Kindall, R OBP: 0.309, SLG: 0.408 (1, 4)	0-0 FC6-4 1-2		0-0 2-3 1B		0-0 F3			4-0 E4 E BB		3	0	1	0	1	0	4		
El Tappe, R OBP: 0.391, SLG: 0.333 (1, 2)		4-0 14 HR BB BB		0-0 F4				0-0 F6 1-3 E4		3	1	0	0	1	0	3		
Glen Hobbie, R OBP: 0.214, SLG: 0.108 (1, 1)		4-0 14 HR BB		0-3 K				0-0 1B 4-3		3	1	1	0	1	1	3		
Inning Stats	R: 1 E: 0 K: 0 S: 4	H: 1 LOB: 3 BB: 3 P: 16	R: 3 E: 0 K: 1 S: 6	H: 1 LOB: 0 BB: 2 P: 14	R: 0 E: 0 K: 2 S: 9	H: 2 LOB: 2 BB: 0 P: 9	R: 0 E: 0 K: 0 S: 3	H: 0 LOB: 0 BB: 0 P: 3	R: 0 E: 0 K: 1 S: 5	H: 1 LOB: 1 BB: 0 P: 6	R: 3 E: 1 K: 0 S: 5	H: 2 LOB: 1 BB: 2 P: 13	R: 3 E: 0 K: 0 S: 4	H: 2 LOB: 0 BB: 2 P: 12	1B: 4 2B: 2 3B: 0 HR: 3	SF: 0 SAC: 0 DP: 1 HBP: 0	WP: 0 PB: 0 SB: 0 CS: 0	PA: 42
PITCHER Bob Gibson, R ERA: 6.0 Bob Dilliba, R ERA: 3.43 Ron Kline, R ERA: 5.6 Ed Bauta, R ERA: 27.0 (1, 1) (3, 1) (5, 1) (7, 1)	IP: 2.1 WLS: L BF: 16 H: 4 R: 4 ER: 4 SO: 4 BB: 0 IBB: 0 HBP: 0 BLK: 0 WP: 0 HR: 1 S: 15 P: 35 ERA: 15.43 WHIP: 3.857															PITCHER		

St. Louis Cardinals @ Chicago Cubs
Wrigley Field, Chicago, IL
Wed Jul 06 1960, 3:33 AM CDT
Att: 17,141 - Unknown

AB 32
R 10
H 9
RBI 10
BB 10
SO 5
LOB 20



Batter	1	2	3	4	5	6	7	8	9	AB	R	H	RBI	BB	SO	LOB	TOP										
Julian Javier, R OBP: 0.313, SLG: 0.370 (1, 4)										4	1	1	0	0	1	2	St. Louis Cardinals @ San Francisco Giants Candlestick Park, San Francisco, CA Thu Jul 07 1960, 6:33 AM EDT Att: 14,614 - Unknown										
Joe Cunningham, L OBP: 0.385, SLG: 0.425 (1, 9)										4	2	2	0	1	0	1											
Bill White, L OBP: 0.360, SLG: 0.502 (1, 3)										3	2	0	1	1	0	2											
Stan Musial, L OBP: 0.386, SLG: 0.444 (1, 7)										3	0	2	3	0	1	0											
Ken Boyer, R OBP: 0.331, SLG: 0.520 (1, 5)										4	1	1	2	0	1	2											
Carl Sawatski, L OBP: 0.282, SLG: 0.321 Hal Smith, R OBP: 0.290, SLG: 0.291 (3, PH) (3, 2)										1	0	0	0	0	0	1											
Daryl Spencer, R OBP: 0.367, SLG: 0.458 (1, 6)										3	0	1	1	0	0	2											
Curt Flood, R OBP: 0.291, SLG: 0.374 (1, 8)										4	0	0	0	0	0	1											
Larry Jackson, R OBP: 0.228, SLG: 0.236 (1, 1)										3	1	1	0	1	1	1											
Inning Stats	R: 1 E: 0 K: 1 S: 6	H: 1 LOB: 0 BB: 0 P: 6	R: 1 E: 0 K: 0 S: 4	H: 1 LOB: 0 BB: 0 P: 4	R: 3 E: 0 K: 0 S: 5	H: 2 LOB: 2 BB: 3 P: 17	R: 0 E: 0 K: 0 S: 3	H: 0 LOB: 0 BB: 0 P: 3	R: 1 E: 0 K: 0 S: 5	H: 2 LOB: 1 BB: 0 P: 5	R: 0 E: 0 K: 2 S: 8	H: 1 LOB: 1 BB: 0 P: 8	R: 1 E: 0 K: 1 S: 6	H: 1 LOB: 0 BB: 0 P: 6	R: 0 E: 0 K: 0 S: 3	H: 0 LOB: 0 BB: 0 P: 3		R: 0 E: 0 K: 0 S: 3	H: 1 LOB: 0 BB: 0 P: 3	R: 0 E: 0 K: 0 S: 3	H: 0 LOB: 0 BB: 0 P: 3	1B: 8 2B: 0 3B: 1 HR: 0	SF: 2 SAC: 1 DP: 1 HBP: 0	WP: 0 PB: 0 SB: 2 CS: 0	PA: 38		
PITCHER	IP	WLS	BF	H	R	ER	SO	BB	IBB	HBP	BLK	WP	HR	S	P	ERA	WHIP										
Sam Jones, R ERA: 3.15 Johnny Antonelli, L ERA: 4.56	(1, 1)	2.1	L	13	3	5	4	1	3	0	0	0	0	12	24	15.43	2.571										
Johnny Antonelli, L ERA: 4.56	(3, 1)	6.2		25	6	2	2	3	0	0	0	0	0	31	31	2.70	0.900										

Batter	1	2	3	4	5	6	7	8	9	AB	R	H	RBI	BB	SO	LOB	BOTTOM										
Don Blasingame, L OBP: 0.314, SLG: 0.311 (1, 4)										5	0	2	1	0	0	1	St. Louis Cardinals @ San Francisco Giants Candlestick Park, San Francisco, CA Thu Jul 07 1960, 6:33 AM EDT Att: 14,614 - Unknown										
Andra Rodgers, R OBP: 0.316, SLG: 0.328 Jim Marshall, L OBP: 0.294, SLG: 0.387 Joey Amalfitano, R OBP: 0.309, SLG: 0.329 (1, 6) (7, PH) (8, 5)										1	0	0	0	2	1	1											
Willie Mays, R OBP: 0.426, SLG: 0.653 (1, 8)										4	0	1	0	0	0	4											
Willie Kirkland, L OBP: 0.359, SLG: 0.513 (1, 9)										4	0	0	0	0	2	6											
Orlando Cepeda, R OBP: 0.314, SLG: 0.533 (1, 7)										4	2	3	1	0	1	0											
Willie McCovey, L OBP: 0.377, SLG: 0.477 (1, 3)										4	0	1	0	0	1	2											
Jim Davenport, R OBP: 0.326, SLG: 0.392 (8, 6)										3	0	0	1	0	0	2											
Bob Schmidt, R OBP: 0.326, SLG: 0.386 (1, 2)										4	0	0	0	0	1	2											
Sam Jones, R OBP: 0.140, SLG: 0.167 Johnny Antonelli, L OBP: 0.304, SLG: 0.333 (1, 1) (3, 1)										0	0	0	0	0	0	0											
Inning Stats	R: 0 E: 0 K: 1 S: 5	H: 0 LOB: 1 BB: 1 P: 9	R: 0 E: 0 K: 1 S: 6	H: 1 LOB: 1 BB: 0 P: 6	R: 1 E: 0 K: 1 S: 6	H: 2 LOB: 0 BB: 0 P: 6	R: 1 E: 0 K: 0 S: 4	H: 1 LOB: 0 BB: 0 P: 4	R: 0 E: 0 K: 0 S: 7	H: 2 LOB: 3 BB: 1 P: 11	R: 0 E: 0 K: 1 S: 6	H: 1 LOB: 1 BB: 0 P: 6	R: 0 E: 0 K: 2 S: 8	H: 1 LOB: 2 BB: 1 P: 12	R: 1 E: 1 K: 0 S: 4	H: 1 LOB: 0 BB: 0 P: 4		R: 0 E: 0 K: 0 S: 3	H: 0 LOB: 0 BB: 0 P: 3	R: 0 E: 0 K: 0 S: 3	H: 0 LOB: 0 BB: 0 P: 3	1B: 7 2B: 0 3B: 1 HR: 1	SF: 1 SAC: 0 DP: 1 HBP: 0	WP: 0 PB: 0 SB: 0 CS: 0	PA: 38		
PITCHER	IP	WLS	BF	H	R	ER	SO	BB	IBB	HBP	BLK	WP	HR	S	P	ERA	WHIP										
Larry Jackson, R ERA: 2.89	(1, 1)	9.0	W	38	9	3	2	7	3	0	0	0	1	49	61	2.00	1.333										

Batter	1	2	3	4	5	6	7	8	9	AB	R	H	RBI	BB	SO	LOB	TOP				
Julian Javier, R OBP: 0.306, SLG: 0.361 (1,4)	F8		SH3-4	G3		K		F9		4	0	0	0	0	1	2	St. Louis Cardinals @ San Francisco Giants Candlestick Park, San Francisco, CA Fri Jul 08 1960, 10:05 PM EDT Att: 20,400 - Unknown				
Joe Cunningham, L OBP: 0.392, SLG: 0.426 (1,9)	BB		E7		F3			K		4	1	2	2	1	1	0					
Bill White, L OBP: 0.361, SLG: 0.497 (1,3)	BB		K		4-3		F8		K	3	1	0	0	2	2	2					
Stan Musial, L OBP: 0.392, SLG: 0.466 (1,7)	BB				4-3			F8		4	2	2	2	1	0	1					
Ken Boyer, R OBP: 0.330, SLG: 0.516 (1,5)	G6-4-3		F8		1B		K		K	4	0	1	1	0	1	4					
George Crowe, L OBP: 0.267, SLG: 0.357 (9, PH)					1B					1	0	0	0	0	1	0					
Alex Grammas, R OBP: 0.248, SLG: 0.252 (9,5)					1B					0	0	0	0	0	0	0					
Daryl Spencer, R OBP: 0.388, SLG: 0.458 (1,6)										4	1	2	0	0	2	1					
Curt Flood, R OBP: 0.292, SLG: 0.373 (1,8)										3	0	1	1	0	0	2					
Hal Smith, R OBP: 0.289, SLG: 0.289 (1,2)										4	1	1	0	0	0	2					
Ray Sadecki, L OBP: 0.286, SLG: 0.286 (1,1)										3	1	2	1	0	0	0					
Inning Stats	R: 0 E: 0 K: 0 S: 2	H: 0 LOB: 2 BB: 3 P: 14	R: 0 E: 0 K: 1 S: 5	H: 0 LOB: 0 BB: 0 P: 5	R: 3 E: 1 K: 1 S: 8	H: 3 LOB: 0 BB: 0 P: 8	R: 1 E: 0 K: 0 S: 5	H: 2 LOB: 1 BB: 0 P: 5	R: 1 E: 0 K: 1 S: 7	H: 2 LOB: 1 BB: 0 P: 7	R: 1 E: 0 K: 2 S: 9	H: 2 LOB: 1 BB: 0 P: 9	R: 0 E: 0 K: 1 S: 5	H: 0 LOB: 0 BB: 0 P: 5	R: 0 E: 0 K: 2 S: 7	H: 0 LOB: 0 BB: 0 P: 7		1B: 10 2B: 0 3B: 0 HR: 1	SF: 0 SAC: 3 DP: 1 HBP: 0	WP: 0 PB: 0 SB: 4 CS: 0	PA: 41
PITCHER	IP	WLS	BF	H	R	ER	SO	BB	IBB	HBP	BLK	WP	HR	S	P	ERA		WHIP			
Jack Sanford, R ERA: 3.16 (1,1)	4.2	L	24	7	5	5	2	4	0	0	0	0	1	24	40	9.64	2.357				
Stu Miller, R ERA: 5.08 (5,1)	2.1		11	4	2	2	3	0	0	0	0	0	0	17	17	7.71	1.714				
Billy Loes, R ERA: 7.62 (8,1)	2.0		6	0	0	0	3	0	0	0	0	0	0	12	12	0.00	0.000				

Batter	1	2	3	4	5	6	7	8	9	AB	R	H	RBI	BB	SO	LOB	BOTTOM					
Don Blasingame, L OBP: 0.316, SLG: 0.311 (1,4)	E	WP			F9		F4			3	1	1	0	1	0	1	St. Louis Cardinals @ San Francisco Giants Candlestick Park, San Francisco, CA Fri Jul 08 1960, 10:05 PM EDT Att: 20,400 - Unknown					
Andra Rodgers, R OBP: 0.307, SLG: 0.317 (1,6)	K	F4			F8		FC4-6			4	0	0	0	0	1	4						
Willie Mays, R OBP: 0.424, SLG: 0.646 (1,8)	1B				F2		4-3		K	3	0	0	0	1	1	0						
Orlando Cepeda, R OBP: 0.316, SLG: 0.531 (1,3)	FC6-4						K		6-3	3	0	1	1	1	1	0						
Willie Kirkland, L OBP: 0.355, SLG: 0.505 (1,9)	F6				F4		G3		4-3	4	0	0	0	0	0	3						
Felipe Alou, R OBP: 0.203, SLG: 0.297 (1,7)	FC6-4				F6					4	0	1	0	0	0	3						
Jim Davenport, R OBP: 0.326, SLG: 0.385 (1,5)		WP			5-3		F7		F5	3	0	0	0	1	0	1						
Bob Schmidt, R OBP: 0.324, SLG: 0.382 (1,2)	F5				F8		F7			4	0	1	0	0	0	1						
Jack Sanford, R OBP: 0.255, SLG: 0.227 (1,1)										1	0	0	0	0	1	0						
Stu Miller, R OBP: 0.250, SLG: 0.143 (5,1)										0	0	0	0	0	0	0						
Joey Amalfitano, R OBP: 0.313, SLG: 0.329 (7, PH)										0	0	0	0	1	0	0						
Billy Loes, R OBP: 0.250, SLG: 0.250 (8,1)										0	0	0	0	0	0	0						
Dave Philley, S OBP: 0.270, SLG: 0.265 (9, PH)										1	0	0	0	0	0	1						
Inning Stats	R: 1 E: 1 K: 1 S: 7	H: 2 LOB: 2 BB: 1 P: 11	R: 0 E: 0 K: 0 S: 3	H: 0 LOB: 2 BB: 2 P: 11	R: 0 E: 0 K: 0 S: 3	H: 0 LOB: 1 BB: 1 P: 7	R: 0 E: 0 K: 1 S: 5	H: 0 LOB: 0 BB: 0 P: 5	R: 0 E: 0 K: 0 S: 3	H: 1 LOB: 1 BB: 0 P: 3	R: 0 E: 0 K: 1 S: 6	H: 0 LOB: 0 BB: 0 P: 6	R: 0 E: 0 K: 0 S: 3	H: 0 LOB: 1 BB: 1 P: 7	R: 0 E: 0 K: 1 S: 5	H: 0 LOB: 0 BB: 0 P: 5	R: 0 E: 0 K: 0 S: 4	H: 1 LOB: 1 BB: 0 P: 4	1B: 4 2B: 0 3B: 0 HR: 0	SF: 0 SAC: 1 DP: 0 HBP: 0	WP: 1 PB: 0 SB: 0 CS: 0	PA: 36
PITCHER	IP	WLS	BF	H	R	ER	SO	BB	IBB	HBP	BLK	WP	HR	S	P	ERA	WHIP					
Ray Sadecki, L ERA: 3.88 (1,1)	9.0	W	36	4	1	1	4	5	0	0	0	1	0	39	59	1.00	1.000					

Batter	1	2	3	4	5	6	7	8	9	AB	R	H	RBI	BB	SO	LOB	TOP										
Julian Javier, R OBP: 0.306, SLG: 0.378 Walt Moryn, L OBP: 0.331, SLG: 0.363 Alex Grammas, R OBP: 0.246, SLG: 0.250	1-1 HR		0-0 4-3		3-2 6-3	1-3 K		3-2 F6		3	1	1	1	0	0	0	St. Louis Cardinals @ Los Angeles Dodgers Los Angeles Memorial Coliseum, Los Angeles, CA Sat Jul 09 1960, 10:05 PM EDT Att: 43,161 - Unknown livebaseballscores.com										
Joe Cunningham, L OBP: 0.392, SLG: 0.425	3-1 4-3		1-2 G3		0-0 1B		2-1 3B		0-0 F7	5	1	2	0	0	0	0											
Ken Boyer, R OBP: 0.334, SLG: 0.528	1-2 1B		2-2 6-3		1-0 1B		1-2 F7		3-2 HR	5	1	3	1	0	0	1											
Bob Nieman, R OBP: 0.364, SLG: 0.449 John Glenn, R OBP: 0.296, SLG: 0.385	1-2 1B			0-0 SH2-3 BB	2-2 FC6		3-0 3B		2-0 F8	5	0	2	1	0	0	2											
Daryl Spencer, R OBP: 0.369, SLG: 0.466	1-3 K			4-2 SH2-3 BB		2-2 HR		2-2 5-3	0-1 5-3	4	1	1	1	1	1	2											
Bill White, L OBP: 0.360, SLG: 0.498	2-2 G3			0-0 SH2-3		0-0 HR		0-0 4-3		3	0	1	0	0	0	2											
Curt Flood, R OBP: 0.301, SLG: 0.378		0-1 G6-4-3 1B		1-0 F9		4-2 3-1 BB		2-2 1B		3	0	2	0	1	0	2											
Hal Smith, R OBP: 0.284, SLG: 0.284 Carl Sawatski, L OBP: 0.288, SLG: 0.321		0-0 G6-4-3		1-0 5-3		0-3 K		4-2 1B		2	0	0	0	0	0	3											
Darrell Johnson, R OBP: 0.211, SLG: 0.167	1-2 F7				1-0 F5	1-2 3-1		0-3 K		0	0	0	0	0	0	0											
Ernie Broglio, R OBP: 0.321, SLG: 0.280 George Crowe, L OBP: 0.291, SLG: 0.349 Lindy McDaniel, R OBP: 0.211, SLG: 0.167		1-2 F7			1-0 F5	1-2 3-1		0-3 K		2	0	0	0	0	0	0											
Inning Stats	R: 1 E: 0 K: 1 S: 17	H: 3 LOB: 2 BB: 0 P: 26	R: 0 E: 0 K: 0 S: 7	H: 1 LOB: 0 BB: 0 P: 8	R: 0 E: 0 K: 0 S: 7	H: 0 LOB: 0 BB: 0 P: 10	R: 0 E: 1 K: 0 S: 9	H: 2 LOB: 2 BB: 0 P: 16	R: 1 E: 0 K: 2 S: 17	H: 2 LOB: 2 BB: 1 P: 25	R: 1 E: 0 K: 0 S: 10	H: 2 LOB: 0 BB: 0 P: 18	R: 0 E: 0 K: 1 S: 13	H: 1 LOB: 2 BB: 0 P: 22	R: 1 E: 0 K: 0 S: 8	H: 1 LOB: 0 BB: 0 P: 13	1B: 7 2B: 1 3B: 1 HR: 3	SF: 0 SAC: 1 DP: 1 HBP: 0	WP: 0 PB: 0 SB: 0 CS: 0	PA: 41							
PITCHER	IP	WLS	BF	H	R	ER	SO	BB	IBB	HBP	BLK	WP	HR	S	P	ERA	WHIP										
Johnny Podres, L ERA: 2.86	(1, 1)	5.0	25	8	2	2	1	2	0	0	0	0	2	54	86	3.60	2.000										
Larry Sherry, R ERA: 4.86	(6, 1)	4.0	L	16	4	2	2	3	1	0	0	0	1	41	65	4.50	1.250										

Batter	1	2	3	4	5	6	7	8	9	AB	R	H	RBI	BB	SO	LOB	BOTTOM										
Jim Gilliam, S OBP: 0.393, SLG: 0.370	4-1 HR	1-1 F7		3-1 F8		1-1 F9			1-0 FC5-6 1B	4	1	1	0	1	0	2	St. Louis Cardinals @ Los Angeles Dodgers Los Angeles Memorial Coliseum, Los Angeles, CA Sat Jul 09 1960, 10:05 PM EDT Att: 43,161 - Unknown livebaseballscores.com										
Wally Moon, L OBP: 0.358, SLG: 0.446	1-3 K	0-0 1B		0-0 E4 CS		0-0 F8			0-0 FC5-6 FC6-4	5	0	1	0	0	1	2											
Norm Larker, L OBP: 0.378, SLG: 0.454	1-1 4-3	0-0 G3		3-1 F9		0-1 L8			1-0 F9	5	0	0	0	0	0	5											
Frank Howard, R OBP: 0.362, SLG: 0.518	1-1 HR		1-3 K		1-3 K		1-0 1B		1-1 FC6-4	5	1	2	2	0	2	1											
Duke Snider, L OBP: 0.349, SLG: 0.521	4-1 BB		3-1 2B FC6-5 1B		3-3 K		2-3 K			3	1	1	0	1	2	1											
Charlie Neal, R OBP: 0.333, SLG: 0.388	4-1 FC5-4 BB		2-1 FC6-5 2B		1-1 L9			0-0 F7		3	0	1	0	1	0	0											
Norm Sherry, R OBP: 0.371, SLG: 0.549	1-0 FC5-4		4-0 FC6-5 IBB			1-2 L8			0-0 F9	3	0	0	0	1	0	2											
Maury Wills, S OBP: 0.358, SLG: 0.341		0-1 B5-3	1-1 FC6-5			0-0 5-3			2-1 E5	4	0	0	1	0	0	2											
Johnny Podres, L OBP: 0.239, SLG: 0.128 Lindy McDaniel, R OBP: 0.238, SLG: 0.450		1-0 1B	1-2 3-1			2-1 3B			3-1 F9	2	0	1	0	0	0	2											
		1-2 1B								2	0	1	0	0	0	1											
Inning Stats	R: 2 E: 0 K: 1 S: 11	H: 1 LOB: 2 BB: 3 P: 27	R: 0 E: 0 K: 0 S: 7	H: 2 LOB: 0 BB: 0 P: 9	R: 1 E: 0 K: 1 S: 12	H: 2 LOB: 1 BB: 1 P: 24	R: 0 E: 0 K: 0 S: 5	H: 0 LOB: 0 BB: 0 P: 11	R: 0 E: 1 K: 0 S: 8	H: 1 LOB: 1 BB: 0 P: 12	R: 0 E: 0 K: 1 S: 7	H: 1 LOB: 1 BB: 0 P: 10	R: 0 E: 1 K: 0 S: 6	H: 0 LOB: 1 BB: 0 P: 11	R: 0 E: 0 K: 0 S: 5	H: 1 LOB: 1 BB: 0 P: 8	1B: 5 2B: 1 3B: 1 HR: 1	SF: 0 SAC: 0 DP: 0 HBP: 0	WP: 0 PB: 0 SB: 0 CS: 1	PA: 40							
PITCHER	IP	WLS	BF	H	R	ER	SO	BB	IBB	HBP	BLK	WP	HR	S	P	ERA	WHIP										
Ernie Broglio, R ERA: 3.0	(1, 1)	5.0	24	5	3	3	4	3	1	0	0	0	1	43	84	5.40	1.600										
Lindy McDaniel, R ERA: 2.99	(6, 1)	4.0	W	16	3	0	0	1	0	0	0	0	0	26	41	0.00	0.750										

Batter	1	2	3	4	5	6	7	8	9	AB	R	H	RBI	BB	SO	LOB	TOP										
Julian Javier, R OBP: 0.303, SLG: 0.390 (1, 4)	1-1 F8	3-2 FC5		1-1 FC5-4		0-1 HR		1-0 6-3		5	1	1	1	0	0	3	St. Louis Cardinals @ Los Angeles Dodgers Los Angeles Memorial Coliseum, Los Angeles, CA Sun Jul 10 1960, 6:33 AM EDT Att: 26,653 - Unknown livebaseballscorecards.com										
Joe Cunningham, L OBP: 0.395, SLG: 0.427 Walt Moryn, L OBP: 0.323, SLG: 0.353 (1, 9)	2-2 1B HR	0-0 G3		0-0 F7		1-1 4-3		2-1 G3		1	1	1	0	0	0	0											
Bill White, L OBP: 0.358, SLG: 0.494 (1, 3)	0-2 HR		0-0 E8 WP 1B		1-1 G3	3-2 F8		1-1 F8		5	2	1	0	0	0	0											
Stan Musial, L OBP: 0.398, SLG: 0.487 (1, 7)	2-1 HR		3-1 F8 1B		4-2 BB 1B	1-1 F7			1-0 1-3	4	2	2	4	1	0	0											
Ken Boyer, R OBP: 0.332, SLG: 0.520 (1, 5)	2-3 HR		0-1 F9		4-1 BB 1B		3-2 E5 S BB		1-2 F7	4	1	0	0	1	1	1											
Daryl Spencer, R OBP: 0.365, SLG: 0.463 (1, 6)	1-3 K		0-0 F8		1-1 BB 1B		4-2 S BB		3-2 5-3	4	0	1	1	1	1	1											
Curt Flood, R OBP: 0.300, SLG: 0.372 (1, 8)		1-1 FC3-5 BB HBP		2-1 F6		1-3 K		0-1 F7		3	0	0	0	0	1	5											
Hal Smith, R OBP: 0.297, SLG: 0.284 Carl Sawatski, L OBP: 0.294, SLG: 0.321 (7, PH)		4-0 FC5 FC3-5 BB		4-0 FC5-4 BB				4-0 S BB IBB		0	0	0	0	3	0	0											
Ron Kline, R OBP: 0.183, SLG: 0.103 Larry Jackson, R OBP: 0.226, SLG: 0.228 Ernie Broglio, R OBP: 0.323, SLG: 0.326 Lindy McDaniel, R OBP: 0.255, SLG: 0.167 George Crowe, L OBP: 0.295, SLG: 0.349 Bob Dilliba, R OBP: 0.295, SLG: 0.290 Bob Gibson, R (8, 1)		0-0 FC3-5 FC5		0-3 K		3-2 5-3		3-1 S BB IBB		1	0	0	0	0	0	2											
Inning Stats	R: 3 E: 0 K: 2 S: 18	H: 3 LOB: 0 BB: 0 P: 26	R: 0 E: 0 K: 0 S: 6	H: 0 LOB: 2 BB: 1 P: 14	R: 1 E: 1 K: 0 S: 8	H: 1 LOB: 1 BB: 0 P: 13	R: 0 E: 0 K: 1 S: 6	H: 0 LOB: 1 BB: 1 P: 11	R: 1 E: 0 K: 1 S: 13	H: 1 LOB: 3 BB: 3 P: 31	R: 1 E: 1 K: 0 S: 9	H: 0 LOB: 1 BB: 2 P: 14	R: 1 E: 1 K: 0 S: 10	H: 0 LOB: 1 BB: 2 P: 24	R: 0 E: 0 K: 0 S: 5	H: 0 LOB: 0 BB: 0 P: 9		R: 0 E: 0 K: 0 S: 7	H: 0 LOB: 0 BB: 0 P: 12	1B: 4 2B: 1 3B: 0 HR: 2	SF: 1 SAC: 0 DP: 1 HBP: 1	WP: 1 PB: 0 SB: 2 CS: 0	PA: 42				
PITCHER	IP	WLS	BF	H	R	ER	SO	BB	IBB	HBP	BLK	WP	HR	S	P	ERA	WHIP										
Stan Williams, R ERA: 2.55 (1, 1)	4.1		24	5	5	4	3	4	0	1	0	1	1	45	81	8.31	2.077										
Ed Palmquist, R ERA: 2.31 (5, 1)	1.2		7	1	1	1	1	0	1	0	0	0	1	15	28	5.40	6.000										
Sandy Koufax, L ERA: 4.83 (7, 1)	0.0		2	0	1	0	0	1	0	0	0	0	0	6	13	∞	∞										
Ed Roebuck, R ERA: 1.94 (7, 1)	3.0	W	9	0	0	0	0	0	1	0	0	0	0	16	32	0.00	0.000										

Batter	1	2	3	4	5	6	7	8	9	AB	R	H	RBI	BB	SO	LOB	BOTTOM										
Jim Gilliam, S OBP: 0.391, SLG: 0.365 (1, 5)	3-2 5-3	2-1 FC5-2			0-0 F6	4-1 BB 1B	1-2 L6			4	1	0	0	1	0	4	St. Louis Cardinals @ Los Angeles Dodgers Los Angeles Memorial Coliseum, Los Angeles, CA Sun Jul 10 1960, 6:33 AM EDT Att: 26,653 - Unknown livebaseballscorecards.com										
Wally Moon, L OBP: 0.356, SLG: 0.445 (1, 7)	1-0 G3	0-3 K			1-2 BB 2B	1-0 F7		2-1 3-1		5	1	1	0	0	1	5											
Norm Larker, L OBP: 0.368, SLG: 0.463 Joe Pignatano, R OBP: 0.320, SLG: 0.333 Gil Hodges, R OBP: 0.252, SLG: 0.338 (1, 3)	4-0 HR BB		0-0 4-3		0-0 FC6-4 1B	4-1 BB 1B		2-0 2B		3	1	2	1	2	0	0											
Frank Howard, R OBP: 0.367, SLG: 0.539 (1, 9)	2-2 HR		1-0 5-3		2-3 K	2-0 FC5-4 1B		1-0 HR 2B		5	2	3	5	0	1	1											
Duke Snider, L OBP: 0.347, SLG: 0.517 Tommy Davis, R OBP: 0.263, SLG: 0.324 (1, 8)	1-2 5-3		1-1 1B		0-2 FC6-4	1-2 FC5-4		1-1 HR		1	0	0	0	0	0	0											
Charlie Neal, R OBP: 0.338, SLG: 0.389 (1, 4)		0-0 1B FC5-2 1B		2-2 2-3		4-0 FC3-6 BB 1B	1-0 5-3	0-1 PB 1B		4	1	2	0	1	0	1											
Norm Sherry, R OBP: 0.386, SLG: 0.589 (1, 2)		0-2 FC5-2 1B		0-1 5-3		0-1 FC3-6 1B	0-1 HR	1-0 PB 1B		5	1	4	1	0	0	0											
Maury Wills, S OBP: 0.354, SLG: 0.338 (1, 6)		3-2 FC5-2 1B		2-1 5-3		1-2 FC3-6 2B	0-2 1-3	2-3 K		5	1	1	0	0	1	4											
Stan Williams, R OBP: 0.086, SLG: 0.171 Ed Palmquist, R (1, 1)		1-3 K		2-2 4-3		3-2 BB 1B	4-0 BB	0-0 4-3		2	0	0	0	0	1	3											
Chuck Essegian, R OBP: 0.370, SLG: 0.415 Sandy Koufax, R OBP: 0.242, SLG: 0.167 Ed Roebuck, R OBP: 0.294, SLG: 0.313 (7, 1)										1	1	1	2	0	0	0											
Inning Stats	R: 2 E: 0 K: 0 S: 11	H: 1 LOB: 0 BB: 1 P: 22	R: 0 E: 0 K: 2 S: 17	H: 3 LOB: 3 BB: 0 P: 23	R: 0 E: 0 K: 0 S: 7	H: 0 LOB: 0 BB: 0 P: 11	R: 0 E: 0 K: 1 S: 12	H: 0 LOB: 1 BB: 0 P: 15	R: 4 E: 0 K: 0 S: 15	H: 3 LOB: 2 BB: 3 P: 35	R: 1 E: 0 K: 0 S: 12	H: 1 LOB: 1 BB: 1 P: 18	R: 3 E: 0 K: 1 S: 14	H: 5 LOB: 2 BB: 0 P: 23	1B: 9 2B: 4 3B: 0 HR: 3	SF: 0 SAC: 0 DP: 0 HBP: 0	WP: 0 PB: 1 SB: 0 CS: 0	PA: 45									
PITCHER	IP	WLS	BF	H	R	ER	SO	BB	IBB	HBP	BLK	WP	HR	S	P	ERA	WHIP										
Ron Kline, R ERA: 5.74 (1, 1)	1.0			3	2	2	0	1	0	0	0	0	0	15	26	18.00	4.000										
Larry Jackson, R ERA: 3.04 (2, 1)	4.1		20	6	4	4	3	1	0	0	0	0	0	47	72	8.31	1.615										
Ernie Broglio, R ERA: 3.09 (6, 1)	0.1		3	0	0	0	0	2	0	0	0	0	0	3	12	0.00	6.000										
Lindy McDaniel, R ERA: 2.57 Bob Dilliba, R ERA: 4.2 (7, 1)	0.1	L	2	1	1	1	0	0	0	0	0	0	0	4	7	27.00	3.000										
Bob Gibson, R ERA: 5.87 (8, 1)	0.2			0	0	0	1	0	0	0	0	0	2	21	34	27.00	5.250										



Batter	1	2	3	4	5	6	7	8	9	AB	R	H	RBI	BB	SO	LOB	TOP					
Richie Ashburn, L (1, 7) OBP: 0.459, SLG: 0.381	F9		K			BB			6-3	3	0	0	0	1	1	0						
Bob Will, L (1, 9) OBP: 0.322, SLG: 0.400	4-3			K		F7			1-3	4	0	0	0	0	1	1						
George Altman, L (1, 8) OBP: 0.344, SLG: 0.486	K			6-3					K	4	0	0	0	0	3	0						
14 Ernie Banks, R (1, 6) OBP: 0.385, SLG: 0.608		F7		K						2	0	0	0	1	1	0						
Ed Bouchee, L (1, 3) OBP: 0.354, SLG: 0.304		FC6-4 1B			F8		F6			3	0	1	0	0	0	1						
Ron Santo, R (1, 5) OBP: 0.347, SLG: 0.388		FC6-4 1-2			F7		K			3	0	0	0	0	1	2						
Jerry Kindall, R (1, 4) OBP: 0.286, SLG: 0.374				K	G3				K	3	0	0	0	0	2	1						
El Tappe, R (1, 2) OBP: 0.333, SLG: 0.357			K						K	2	0	0	0	0	2	0						
Danny Murphy, L (8, PH) OBP: 0.159, SLG: 0.167									K	1	0	0	0	0	1	0						
Moe Thacker, R (8, 2) OBP: 0.167, SLG: 0.074									K	0	0	0	0	0	0	0						
Don Cardwell, R (1, 1) OBP: 0.194, SLG: 0.361									K	2	0	0	0	0	1	0						
Frank Thomas, R (8, PH) OBP: 0.350, SLG: 0.441									K	1	0	0	0	0	1	0						
Joe Schaffernoth, R (8, 1)									K	0	0	0	0	0	0	0						
Inning Stats	R: 0 E: 0 K: 1 S: 5	H: 0 LOB: 0 BB: 0 P: 5	R: 0 E: 0 K: 1 S: 6	H: 1 LOB: 1 BB: 0 P: 6	R: 0 E: 0 K: 2 S: 7	H: 0 LOB: 0 BB: 0 P: 7	R: 0 E: 0 K: 2 S: 7	H: 0 LOB: 0 BB: 0 P: 7	R: 0 E: 0 K: 0 S: 3	H: 0 LOB: 0 BB: 0 P: 3	R: 0 E: 0 K: 2 S: 7	H: 0 LOB: 1 BB: 1 P: 11	R: 0 E: 0 K: 2 S: 7	H: 0 LOB: 1 BB: 1 P: 11	R: 0 E: 0 K: 3 S: 9	H: 0 LOB: 0 BB: 0 P: 9	R: 0 E: 0 K: 1 S: 5	H: 0 LOB: 0 BB: 0 P: 5	1B: 1 2B: 0 3B: 0 HR: 0	SF: 0 SAC: 0 DP: 0 HBP: 0	WP: 0 PB: 0 SB: 0 CS: 0	PA: 30
PITCHER Ernie Broglio, R (1, 1) ERA: 2.81	IP: 9.0 WLS: W BF: 30 H: 1 R: 0 ER: 0 SO: 14 BB: 2 IBB: 0 HBP: 0 BLK: 0 WP: 0 HR: 0 S: 56 P: 64 ERA: 0.00 WHIP: 0.333											PITCHER	IP: 9.0 WLS: W BF: 30 H: 1 R: 0 ER: 0 SO: 14 BB: 2 IBB: 0 HBP: 0 BLK: 0 WP: 0 HR: 0 S: 56 P: 64 ERA: 0.00 WHIP: 0.333									

Chicago Cubs @ St. Louis Cardinals
Sportsman's Park, St. Louis, MO
Fri Jul 15 1960, 8:05 PM EDT
Att: 19,315 - Unknown

AB	28
R	0
H	1
RBI	0
BB	2
SO	14
LOB	5



Batter	1	2	3	4	5	6	7	8	9	AB	R	H	RBI	BB	SO	LOB	BOTTOM	
Julian Javier, R (1, 4) OBP: 0.302, SLG: 0.383	4-3 1B	K			6-3		K			3	1	0	0	1	2	1		
Joe Cunningham, L (1, 9) OBP: 0.385, SLG: 0.421	4-3 1-2		L8		L9				4-3	4	0	0	0	0	0	1		
Bill White, L (1, 3) OBP: 0.360, SLG: 0.498	4-3 1B		K		G3				SF9 3B	3	2	1	0	1	1	0		
Stan Musial, L (1, 7) OBP: 0.400, SLG: 0.490					F6				SF9	3	0	2	2	0	0	0		
John Glenn, R (9, 7) OBP: 0.296, SLG: 0.385	4-3 1-3 2H						CS 1B		SF9	0	0	0	0	0	0	0		
Ken Boyer, R (1, 5) OBP: 0.334, SLG: 0.523	4-3 1-2 3H				1-3 1B		F7		2B	4	1	2	1	0	0	2		
Daryl Spencer, R (1, 6) OBP: 0.388, SLG: 0.463	G3				F3		K		1B	4	1	1	1	0	1	3		
Carl Sawatski, L (1, 2) OBP: 0.308, SLG: 0.351					1-3				1B	2	1	1	1	2	0	1		
Curt Flood, R (1, 8) OBP: 0.304, SLG: 0.371		HR			6-3				1B	3	0	1	1	1	1	1		
Ernie Broglio, R (1, 1) OBP: 0.290, SLG: 0.250					K				1B	3	0	0	0	0	3	3		
Inning Stats	R: 2 E: 0 K: 0 S: 4	H: 1 LOB: 1 BB: 2 P: 12	R: 1 E: 0 K: 2 S: 8	H: 1 LOB: 0 BB: 0 P: 8	R: 0 E: 0 K: 1 S: 5	H: 0 LOB: 0 BB: 0 P: 5	R: 0 E: 0 K: 1 S: 6	H: 1 LOB: 2 BB: 1 P: 10	R: 0 E: 0 K: 0 S: 3	H: 0 LOB: 0 BB: 0 P: 3	R: 0 E: 0 K: 3 S: 9	H: 1 LOB: 1 BB: 1 P: 13	R: 3 E: 0 K: 0 S: 6	H: 4 LOB: 2 BB: 1 P: 10	1B: 4 2B: 2 3B: 1 HR: 1	SF: 1 SAC: 0 DP: 0 HBP: 0	WP: 0 PB: 0 SB: 0 CS: 1	PA: 35
PITCHER Don Cardwell, R (1, 1) ERA: 4.5	IP: 7.0 WLS: L BF: 28 H: 4 R: 3 ER: 3 SO: 8 BB: 3 IBB: 1 HBP: 0 BLK: 0 WP: 0 HR: 1 S: 40 P: 56 ERA: 3.86 WHIP: 1.000											PITCHER Joe Schaffernoth, R (8, 1) ERA: 5.17	IP: 1.0 WLS: 7 BF: 4 H: 3 R: 3 ER: 3 SO: 0 BB: 0 IBB: 0 HBP: 0 BLK: 0 WP: 0 HR: 0 S: 6 P: 10 ERA: 27.00 WHIP: 4.000					

Chicago Cubs @ St. Louis Cardinals
Sportsman's Park, St. Louis, MO
Fri Jul 15 1960, 8:05 PM EDT
Att: 19,315 - Unknown

AB	29
R	6
H	8
RBI	6
BB	5
SO	8
LOB	12



Batter	1	2	3	4	5	6	7	8	9	AB	R	H	RBI	BB	SO	LOB	TOP					
Jerry Kindall, R OBP: 0.282, SLG: 0.370 Don Zimmer, R OBP: 0.316, SLG: 0.371	6-3		G6-3					F8		2	0	0	0	0	0	1						
George Altman, L OBP: 0.341, SLG: 0.476	3-1			K		FC5-6		1B		3	0	0	0	1	1							
Frank Thomas, R OBP: 0.299, SLG: 0.438	F6			F4		G5-4-3		BB		4	0	1	0	0	0	1						
14 Ernie Banks, R OBP: 0.384, SLG: 0.603		4-3		F7				1B		4	1	1	0	0	1	2						
Dick Gernert, R OBP: 0.317, SLG: 0.284 Bob Will, L OBP: 0.324, SLG: 0.403	F9				5-3			1B		3	0	0	0	0	0	1						
Ed Bouchee, L OBP: 0.356, SLG: 0.311		E4			1B		L4			4	0	2	0	0	1	2						
Ron Santo, R OBP: 0.342, SLG: 0.394		2B		L9			WP	2B		4	0	1	1	0	0	3						
El Tappe, R OBP: 0.333, SLG: 0.355 Richie Ashburn, L OBP: 0.456, SLG: 0.380			4-3					F4		3	0	1	0	0	0	1						
Glen Hobbie, R OBP: 0.234, SLG: 0.143					1B		6-3			1	0	0	0	0	0	1						
								F8		3	0	1	0	0	1	2						
Inning Stats	R: 0 E: 0 K: 0 S: 3	H: 0 LOB: 0 BB: 0 P: 3	R: 0 E: 1 K: 0 S: 4	H: 1 LOB: 2 BB: 0 P: 4	R: 0 E: 0 K: 0 S: 3	H: 1 LOB: 0 BB: 0 P: 3	R: 0 E: 0 K: 1 S: 5	H: 0 LOB: 0 BB: 0 P: 5	R: 0 E: 0 K: 1 S: 7	H: 2 LOB: 2 BB: 0 P: 7	R: 0 E: 0 K: 0 S: 3	H: 1 LOB: 0 BB: 0 P: 3	R: 1 E: 0 K: 0 S: 5	H: 2 LOB: 1 BB: 0 P: 5	R: 0 E: 0 K: 1 S: 6	H: 1 LOB: 2 BB: 0 P: 10	R: 0 E: 0 K: 1 S: 6	H: 1 LOB: 1 BB: 0 P: 6	1B: 7 2B: 2 3B: 0 HR: 0	SF: 0 SAC: 0 DP: 2 HBP: 0	WP: 1 PB: 0 SB: 0 CS: 0	PA: 35
PITCHER	IP	WLS	BF	H	R	ER	SO	BB	IBB	HBP	BLK	WP	HR	S	P	ERA	WHIP					
Curt Simmons, L ERA: 4.29	7.2		30	8	1	1	2	1	0	0	0	1	0	33	37	1.17	1.174					
Lindy McDaniel, R ERA: 2.55	0.1	W	1	0	0	0	1	0	0	0	0	0	0	3	3	0.00	0.000					
Ron Kline, R ERA: 5.68	1.0	S	4	1	0	0	1	0	0	0	0	0	0	6	6	0.00	1.000					

Chicago Cubs @ St. Louis Cardinals
Sportsman's Park, St. Louis, MO
Sat Jul 16 1960, 4:33 AM EDT
Att: 12,672 - Unknown

AB	34
R	1
H	9
RBI	1
BB	1
SO	4
LOB	15



Batter	1	2	3	4	5	6	7	8	9	AB	R	H	RBI	BB	SO	LOB	BOTTOM					
Julian Javier, R OBP: 0.296, SLG: 0.375	L5		F4			F2		E6		4	0	0	0	0	0	1						
Joe Cunningham, L OBP: 0.387, SLG: 0.419 Ron Kline, R OBP: 0.103, SLG: 0.103	3-1			4-3				6-3		4	0	1	0	0	0	1						
Bill White, L OBP: 0.357, SLG: 0.494	F7			4-3		FC3-6		1B		3	0	0	0	0	0	1						
Ken Boyer, R OBP: 0.331, SLG: 0.518		F7		L8				4-3		3	0	0	0	0	0	1						
Daryl Spencer, R OBP: 0.367, SLG: 0.460		G4-6-3			L6			1-3		2	0	0	0	1	0	1						
Walt Moryn, L OBP: 0.323, SLG: 0.352		G4-6-3			4-3			B1-6		3	0	1	0	0	0	1						
Curt Flood, R OBP: 0.309, SLG: 0.372					6-3			1B		2	1	1	0	1	0	0						
Hal Smith, R OBP: 0.291, SLG: 0.278			F7			F5		B1-6		3	0	0	0	0	0	3						
Curt Simmons, L OBP: 0.267, SLG: 0.267 Lindy McDaniel, R OBP: 0.211, SLG: 0.167 George Crowe, L OBP: 0.271, SLG: 0.432 John Glenn, R OBP: 0.296, SLG: 0.385			6-3			K				2	0	0	0	0	1	1						
										0	0	0	0	0	0	0						
										1	1	1	2	0	0	0						
										0	0	0	0	0	0	0						
Inning Stats	R: 0 E: 0 K: 0 S: 3	H: 0 LOB: 0 BB: 0 P: 3	R: 0 E: 0 K: 0 S: 2	H: 0 LOB: 0 BB: 1 P: 6	R: 0 E: 0 K: 0 S: 4	H: 1 LOB: 1 BB: 0 P: 4	R: 0 E: 0 K: 0 S: 3	H: 0 LOB: 0 BB: 0 P: 3	R: 0 E: 0 K: 1 S: 5	H: 0 LOB: 0 BB: 0 P: 5	R: 0 E: 0 K: 0 S: 4	H: 1 LOB: 1 BB: 0 P: 4	R: 0 E: 1 K: 0 S: 5	H: 2 LOB: 1 BB: 1 P: 9	R: 2 E: 1 K: 0 S: 5	H: 2 LOB: 1 BB: 1 P: 9	1B: 3 2B: 1 3B: 0 HR: 1	SF: 0 SAC: 0 DP: 2 HBP: 0	WP: 0 PB: 0 SB: 2 CS: 0	PA: 29		
PITCHER	IP	WLS	BF	H	R	ER	SO	BB	IBB	HBP	BLK	WP	HR	S	P	ERA	WHIP					
Glen Hobbie, R ERA: 4.76	8.0	L	29	4	2	2	1	2	0	0	0	0	1	29	37	2.25	0.750					

Chicago Cubs @ St. Louis Cardinals
Sportsman's Park, St. Louis, MO
Sat Jul 16 1960, 4:33 AM EDT
Att: 12,672 - Unknown

AB	27
R	2
H	4
RBI	2
BB	2
SO	1
LOB	10



Batter	1	2	3	4	5	6	7	8	9	AB	R	H	RBI	BB	SO	LOB	TOP			
Don Zimmer, R (1,4) OBP: 0.315, SLG: 0.365	L4-3 BB		L9		F7			K		3	0	0	0	1	1	2				
George Altman, L (1,7) OBP: 0.333, SLG: 0.464	L4-3		F7			4-3		F8		4	0	0	0	0	0	2				
Frank Thomas, R (1,9) OBP: 0.299, SLG: 0.435				6-3				K		2	0	0	0	1	0	0				
Mark Freeman, R (6,1) OBP: 0.235, SLG: 0.188						L8				0	0	0	0	0	0	0				
Danny Murphy, L (8, FH) OBP: 0.156, SLG: 0.163								K		1	0	0	0	0	1	0				
Dick Drott, R (8,1) OBP: 0.111, SLG: 0.111	BB									0	0	0	0	0	0	0				
14 Ernie Banks, R (1,6) OBP: 0.383, SLG: 0.602	F8					K				4	0	1	0	0	1	1				
Ed Bouchee, L (1,3) OBP: 0.352, SLG: 0.306		L9				K		G3		4	0	0	0	0	1	1				
Al Heist, R (1,8) OBP: 0.250, SLG: 0.250		F3			L6					4	0	1	0	0	0	1				
Ron Santo, R (1,5) OBP: 0.354, SLG: 0.419										3	0	2	0	0	0	0				
El Tappe, R (1,2) OBP: 0.324, SLG: 0.344										1	0	0	0	0	0	0				
Moe Thacker, R (6,2) OBP: 0.161, SLG: 0.071										1	0	0	0	0	0	2				
Dick Ellsworth, L (1,1) OBP: 0.214, SLG: 0.043										1	0	0	0	1	1	1				
Don Elston, R (5,1) OBP: 0.118, SLG: 0.118										0	0	0	0	0	0	0				
Bob Will, L (6,9) OBP: 0.323, SLG: 0.401										1	0	0	0	0	0	2				
Inning Stats	R: 0 E: 0 K: 0 S: 2	H: 0 LOB: 1 BB: 2 P: 10	R: 0 E: 0 K: 0 S: 3	H: 0 LOB: 0 BB: 0 P: 3	R: 0 E: 0 K: 0 S: 3	H: 0 LOB: 1 BB: 1 P: 7	R: 0 E: 0 K: 1 S: 6	H: 1 LOB: 1 BB: 0 P: 6	R: 0 E: 0 K: 1 S: 6	H: 1 LOB: 1 BB: 0 P: 6	R: 0 E: 0 K: 1 S: 5	H: 2 LOB: 2 BB: 0 P: 5	R: 0 E: 0 K: 0 S: 7	H: 0 LOB: 0 BB: 0 P: 7	R: 0 E: 0 K: 0 S: 3	H: 0 LOB: 0 BB: 0 P: 3	1B: 2 2B: 3 3B: 0 HR: 0	SF: 0 SAC: 1 DP: 1 HBP: 0	WP: 0 PB: 0 SB: 0 CS: 0	PA: 33
PITCHER Larry Jackson, R (1,1) ERA: 2.87	IP: 9.0 WLS: W BF: 33 H: 4 R: 0 ER: 0 SO: 5 BB: 3 IBB: 0 HBP: 0 BLK: 0 WP: 0 HR: 0 S: 40 P: 52 ERA: 0.00 WHIP: 0.778															PITCHER				

Chicago Cubs @ St. Louis Cardinals
Sportsman's Park, St. Louis, MO
Sun Jul 17 1960, 4:33 AM EDT
Unknown

AB 29
R 0
H 4
RBI 0
BB 3
SO 5
LOB 12



Batter	1	2	3	4	5	6	7	8	9	AB	R	H	RBI	BB	SO	LOB	BOTTOM												
Julian Javier, R (1,4) OBP: 0.295, SLG: 0.372	L7		F9					F5		4	1	1	2	0	0	0													
Joe Cunningham, L (1,9) OBP: 0.390, SLG: 0.423										2	1	1	0	1	0	0													
Walt Moryn, L (6,7) OBP: 0.321, SLG: 0.350	4-3							F8		1	0	0	0	0	0	0													
Bob Nieman, R (1,7) OBP: 0.363, SLG: 0.442										2	0	0	0	1	1	4													
John Glenn, R (6,9) OBP: 0.286, SLG: 0.370								K		1	0	0	0	0	1	0													
Ken Boyer, R (1,5) OBP: 0.331, SLG: 0.523										3	0	1	3	0	1	2													
Alex Grammas, R (7,5) OBP: 0.245, SLG: 0.248	FC5-4									1	0	0	0	0	0	0													
Daryl Spencer, R (1,6) OBP: 0.369, SLG: 0.461										4	0	2	0	0	0	2													
Bill White, L (1,3) OBP: 0.358, SLG: 0.502										3	1	1	1	1	0	2													
Curt Flood, R (1,8) OBP: 0.308, SLG: 0.370										4	1	1	0	0	0	1													
Hal Smith, R (1,2) OBP: 0.291, SLG: 0.278										4	1	1	0	0	1	2													
Larry Jackson, R (1,1) OBP: 0.226, SLG: 0.220										2	1	0	0	1	0	0													
Inning Stats	R: 0 E: 0 K: 0 S: 3	H: 0 LOB: 1 BB: 1 P: 7	R: 0 E: 0 K: 0 S: 3	H: 1 LOB: 0 BB: 0 P: 3	R: 0 E: 0 K: 0 S: 3	H: 0 LOB: 0 BB: 0 P: 3	R: 0 E: 0 K: 1 S: 6	H: 1 LOB: 1 BB: 0 P: 6	R: 0 E: 0 K: 1 S: 8	H: 3 LOB: 1 BB: 3 P: 20	R: 1 E: 0 K: 1 S: 6	H: 1 LOB: 0 BB: 0 P: 6	R: 0 E: 0 K: 1 S: 5	H: 0 LOB: 0 BB: 0 P: 5	R: 0 E: 0 K: 0 S: 5	H: 2 LOB: 2 BB: 0 P: 5	1B: 5 2B: 1 3B: 1 HR: 1	SF: 0 SAC: 0 DP: 1 HBP: 0	WP: 0 PB: 0 SB: 0 CS: 0	PA: 35									
PITCHER Dick Ellsworth, L (1,1) ERA: 3.38	IP: 4.1 WLS: L BF: 20 H: 4 R: 5 ER: 5 SO: 1 BB: 4 IBB: 5 HBP: 0 BLK: 0 WP: 0 HR: 0 S: 18 P: 34 ERA: 10.38 WHIP: 1.846															PITCHER													
Don Elston, R (5,1) ERA: 2.72	0.2	3	1	0	0	1	0	0	0	0	0	5	5	0.00	1.500														
Mark Freeman, R (6,1) ERA: 6.52	2.0	7	1	1	1	2	0	0	0	0	1	11	11	4.50	0.500														
Dick Drott, R (8,1) ERA: 7.07	1.0	5	2	0	0	0	0	0	0	0	0	5	5	0.00	2.000														

Chicago Cubs @ St. Louis Cardinals
Sportsman's Park, St. Louis, MO
Sun Jul 17 1960, 4:33 AM EDT
Unknown

AB 31
R 6
H 8
RBI 6
BB 4
SO 4
LOB 13



Batter	1	2	3	4	5	6	7	8	9	AB	R	H	RBI	BB	SO	LOB	TOP			
Al Heist, R OBP: 0.250, SLG: 0.143 (1, 8)	5-3				F9		1-3			3	0	0	0	1	0	2	Chicago Cubs @ St. Louis Cardinals Sportsman's Park, St. Louis, MO Sun Jul 17 1960, 4:38 AM EDT Att: 28,661 - Unknown livebaseballscores.com			
14 Ernie Banks, R OBP: 0.381, SLG: 0.597 (1, 6)	F7		F4		K			G5-4-3 1B		4	0	1	0	0	1	1				
Dick Gemert, R OBP: 0.314, SLG: 0.282 (1, 7)			6-3			F8		G5-4-3 1-2		4	0	1	0	0	0	2				
Frank Thomas, R OBP: 0.299, SLG: 0.432 (1, 9)	F9			FC1-5 1B		L5		F5		4	0	1	0	0	0	1				
Ron Santo, R OBP: 0.349, SLG: 0.403 (1, 5)		G1 1B BB		F7		L5		F8		3	1	0	0	1	0	1				
Don Zimmer, R OBP: 0.319, SLG: 0.364 (1, 4)		G1 1-2		FC1-5 1B			1B BB		K	3	0	1	0	1	1	1				
Ed Bouchee, L OBP: 0.354, SLG: 0.309 (1, 3)		WP B1-5 2-H		FC1-5 1-2 2-3			1-3 1B		4-3	4	0	2	1	0	0	2				
El Tappe, R OBP: 0.308, SLG: 0.324 (7, PH)							K			2	0	0	0	0	0	3				
Richie Ashburn, L OBP: 0.457, SLG: 0.378 (7, PH)										0	0	0	0	0	0	0				
Moe Thacker, R OBP: 0.161, SLG: 0.071 (7, 2)										1	0	0	0	0	1	2				
Bob Anderson, R OBP: 0.238, SLG: 0.205 (4, 1)										1	0	0	0	0	1	0				
Seth Morehead, L OBP: 0.150, SLG: 0.150 (7, PH)										1	0	0	0	0	0	0				
Bob Will, L OBP: 0.322, SLG: 0.399 (7, 1)										0	0	0	0	0	0	0				
Jim Brewer, L (7, 1)										0	0	0	0	0	0	0				
Joe Schaffernoth, R (8, 1)										0	0	0	0	0	0	0				
Inning Stats	R: 0 E: 0 K: 0 S: 4	H: 1 LOB: 1 BB: 0 P: 4	R: 1 E: 0 K: 0 S: 3	H: 1 LOB: 0 BB: 1 P: 7	R: 0 E: 0 K: 1 S: 5	H: 0 LOB: 1 BB: 1 P: 9	R: 0 E: 0 K: 0 S: 5	H: 2 LOB: 2 BB: 0 P: 5	R: 0 E: 0 K: 1 S: 5	H: 0 LOB: 0 BB: 0 P: 5	R: 0 E: 0 K: 0 S: 3	H: 0 LOB: 0 BB: 0 P: 3	R: 0 E: 0 K: 0 S: 6	H: 1 LOB: 2 BB: 1 P: 10	R: 0 E: 0 K: 0 S: 3	H: 1 LOB: 0 BB: 0 P: 5	1B: 6 2B: 1 3B: 0 HR: 0	SF: 0 SAC: 0 DP: 2 HBP: 0	WP: 1 PB: 0 SB: 0 CS: 0	PA: 34
PITCHER Ray Sadecki, L ERA: 3.52 (1, 1)	IP: 9.0 WLS: W BF: 34 H: 6 R: 1 ER: 1 SO: 4 BB: 3 IBB: 0 HBP: 0 BLK: 0 WP: 1 HR: 0 S: 39 P: 51 ERA: 1.00 WHIP: 1.000															PITCHER				

Batter	1	2	3	4	5	6	7	8	9	AB	R	H	RBI	BB	SO	LOB	BOTTOM				
Julian Javier, R OBP: 0.289, SLG: 0.365 (1, 4)	F8		E4 G6-3		FC4-6 S CS		K			4	0	0	1	0	1	5	Chicago Cubs @ St. Louis Cardinals Sportsman's Park, St. Louis, MO Sun Jul 17 1960, 4:38 AM EDT Att: 28,661 - Unknown livebaseballscores.com				
Joe Cunningham, L OBP: 0.385, SLG: 0.419 (1, 9)										3	0	0	1	0	1	3					
John Glenn, R OBP: 0.286, SLG: 0.370 (8, 9)	1-3		G6-3		K		2B HBP			0	0	0	0	0	0	0					
Bill White, L OBP: 0.360, SLG: 0.505 (1, 3)	L9				1B 1B		4-3			4	1	2	2	0	0	0					
Stan Musial, L OBP: 0.402, SLG: 0.490 (1, 7)					1B 1B		4-1			4	1	2	0	0	0	2					
Ken Boyer, R OBP: 0.330, SLG: 0.519 (1, 5)					1B SF7 1B		K			4	1	1	1	0	1	1					
Daryl Spencer, R OBP: 0.368, SLG: 0.458 (1, 6)										4	0	1	1	0	0	1					
Carl Sawatski, L OBP: 0.305, SLG: 0.348 (1, 2)										1	0	0	0	0	0	0					
Hal Smith, R OBP: 0.297, SLG: 0.293 (4, PH) (5, 2)			6-3		SF7		FC3-2 HBP 2B		S 2B 1B	2	2	2	1	0	0	0					
Curt Flood, R OBP: 0.316, SLG: 0.379 (1, 8)							HBP 2B FC3-2			3	2	2	1	1	0	0					
Ray Sadecki, L OBP: 0.320, SLG: 0.320 (1, 1)							FC3-2 HBP 2B		F9	4	1	2	0	0	0	4					
Inning Stats	R: 0 E: 0 K: 0 S: 3	H: 0 LOB: 0 BB: 0 P: 3	R: 0 E: 0 K: 0 S: 3	H: 1 LOB: 0 BB: 0 P: 3	R: 1 E: 1 K: 0 S: 5	H: 2 LOB: 1 BB: 0 P: 5	R: 3 E: 0 K: 0 S: 6	H: 4 LOB: 0 BB: 0 P: 6	R: 0 E: 0 K: 1 S: 5	H: 0 LOB: 0 BB: 0 P: 5	R: 0 E: 0 K: 1 S: 5	H: 0 LOB: 0 BB: 0 P: 5	R: 3 E: 1 K: 1 S: 8	H: 2 LOB: 2 BB: 1 P: 13	R: 1 E: 0 K: 0 S: 5	H: 2 LOB: 1 BB: 0 P: 5		1B: 9 2B: 3 3B: 0 HR: 0	SF: 1 SAC: 0 DP: 1 HBP: 1	WP: 0 PB: 0 SB: 3 CS: 2	PA: 36
PITCHER Bob Anderson, R ERA: 4.63 (1, 1)	IP: 3.1 WLS: L BF: 15 H: 7 R: 4 ER: 4 SO: 0 BB: 0 IBB: 0 HBP: 0 BLK: 0 WP: 0 HR: 0 S: 15 P: 15 ERA: 10.80 WHIP: 2.100															PITCHER					
Seth Morehead, L ERA: 3.5 (4, 1)	2.2	8	1	0	0	2	0	0	0	0	0	12	12	0.00	0.375						
Jim Brewer, L ERA: 27.0 (7, 1)	1.0	8	2	3	3	1	0	1	1	0	0	0	8	13	27.00	2.000					
Joe Schaffernoth, R ERA: 5.4 (8, 1)	1.0	5	2	1	1	0	0	0	0	0	0	5	5	9.00	2.000						

Batter	1	2	3	4	5	6	7	8	9	AB	R	H	RBI	BB	SO	LOB	TOP					
Julian Javier, R OBP: 0.293, SLG: 0.383 Walt Moryn, L OBP: 0.319, SLG: 0.347 Alex Grammas, R OBP: 0.245, SLG: 0.248	0-0 6-3	0-0 1-3	0-0 2-3	0-0 6-3 1B	0-0 6-3	0-0 HR	0-0 F7	0-0 F7	0-0 F7	4	1	2	1	0	0	2	St. Louis Cardinals @ Milwaukee Braves Milwaukee County Stadium, Milwaukee, WI Tue Jul 19 1960, 8:05 PM EDT Att: 28,718 - Unknown					
Joe Cunningham, L OBP: 0.385, SLG: 0.417	4-0 1B BB		0-0 6-3	0-0 6-3 1B	0-0 6-3	0-0 F7	0-0 F7	0-0 1B	4	0	1	0	1	0	2							
Bill White, L OBP: 0.360, SLG: 0.502	0-3 K		4-0 1B BB	0-0 F8	0-0 F8	0-0 F9 1B	0-0 F9	0-3 K	4	2	1	0	1	2	5							
Stan Musial, L OBP: 0.407, SLG: 0.509	0-0 1B		0-3 K	1-2 K	0-0 HR	0-0 HR	0-0 F9	4-0 FC5 1B BB	4	1	2	1	1	1	2							
Ken Boyer, R OBP: 0.329, SLG: 0.514	0-0 5-3		0-0 1B	0-0 1-3	0-0 1-3	0-0 1-3	0-3 K	0-0 F3	5	0	1	1	0	1	4							
Daryl Spencer, R OBP: 0.371, SLG: 0.460		0-0 HBP 1B	0-0 F3	0-0 5-3	0-0 5-3	0-0 5-3	0-0 1B	0-0 FC5 1B	5	0	3	1	0	0	1							
Curt Flood, R OBP: 0.317, SLG: 0.391	1-0 HBP	1-2 HBP		0-0 HR	0-0 3-1	0-0 3-1	0-0 4-3	0-0 FC5	4	1	1	1	0	0	3							
Hal Smith, R OBP: 0.292, SLG: 0.287 Carl Sawatski, L OBP: 0.301, SLG: 0.342	0-0 F6	0-0 F6	0-3 K	0-3 K	0-0 K	0-0 F8	0-0 F8	0-0 6-3	3	0	0	0	0	1	2							
Bob Gibson, R OBP: 0.083, SLG: 0.083 Lindy McDaniel, R OBP: 0.211, SLG: 0.167 George Crowe, L OBP: 0.286, SLG: 0.444 Curt Simmons, L OBP: 0.267, SLG: 0.267 Ron Kline, R OBP: 0.103, SLG: 0.103	0-3 K	0-3 K	0-0 K	0-0 6-3 1B	0-0 6-3 1B	0-3 K	0-0 K	0-0 1B	3	0	1	0	0	2	2							
Inning Stats	R: 0 E: 0 K: 1 S: 6	H: 1 LOB: 2 BB: 1 P: 10	R: 0 E: 0 K: 1 S: 6	H: 1 LOB: 2 BB: 0 P: 7	R: 1 E: 0 K: 1 S: 6	H: 1 LOB: 1 BB: 1 P: 10	R: 1 E: 0 K: 1 S: 8	H: 3 LOB: 2 BB: 0 P: 8	R: 1 E: 0 K: 0 S: 4	H: 1 LOB: 0 BB: 0 P: 4	R: 1 E: 0 K: 1 S: 6	H: 1 LOB: 0 BB: 0 P: 6	R: 1 E: 0 K: 1 S: 7	H: 2 LOB: 1 BB: 0 P: 7	R: 0 E: 0 K: 1 S: 7	H: 2 LOB: 2 BB: 1 P: 7		R: 0 E: 0 K: 0 S: 4	H: 1 LOB: 2 BB: 1 P: 8	1B: 10 2B: 0 3B: 0 HR: 3	SF: 0 SAC: 0 DP: 0 HBP: 1	WP: 0 PB: 0 SB: 1 CS: 0
PITCHER	IP WLS BF H R ER SO BB IBB HBP BLK WP HR S P ERA WHIP	6.2 33 10 5 5 6 2 0 1 0 0 3 42 51 6.75 1.800	7.1 W 11 3 0 0 1 1 0 0 0 0 12 16 0.00 1.714	PITCHER										IP WLS BF H R ER SO BB IBB HBP BLK WP HR S P ERA WHIP								

AB 40
R 5
H 13
RBI 5
BB 3
SO 7
LOB 26



Batter	1	2	3	4	5	6	7	8	9	AB	R	H	RBI	BB	SO	LOB	BOTTOM			
Bill Bruton, L OBP: 0.334, SLG: 0.451	0-0 BB 1B	4-0 SF9 BB		0-0 E4 1B	0-0 4-3	0-0 4-3	0-3 K		4	1	1	0	1	1	5	St. Louis Cardinals @ Milwaukee Braves Milwaukee County Stadium, Milwaukee, WI Tue Jul 19 1960, 8:05 PM EDT Att: 28,718 - Unknown				
Del Crandall, R OBP: 0.319, SLG: 0.465	0-0 BB 1B	0-0 SF9		0-0 1B	0-0 F3	0-0 F3	0-0 F3	0-0 F3	4	0	2	2	0	0	0					
Eddie Mathews, L OBP: 0.397, SLG: 0.532	4-0 1B BB	0-0 G3		0-0 1B	0-0 2B 1B	0-0 2B 1B	4-0 HR BB	4-0 HR BB	3	2	2	2	2	0	1					
Hank Aaron, R OBP: 0.356, SLG: 0.590	0-3 K		0-0 CS 1B	0-3 K	0-3 K	0-3 K	0-0 HR	0-0 HR	5	1	2	2	0	3	6					
Wes Covington, L OBP: 0.328, SLG: 0.511 Al Spangler, L OBP: 0.319, SLG: 0.409	0-0 F3	0-0 F3	0-0 F8	0-0 F8	0-0 F8	0-0 F8	0-0 6-3	0-0 6-3	4	0	1	1	0	0	6					
Joe Adcock, R OBP: 0.354, SLG: 0.511	0-0 F4		0-3 K	0-0 6-3	0-0 6-3	0-0 6-3	4-0 BB 1B IBB	0-3 K	4	0	0	0	1	2	4					
Johnny Logan, R OBP: 0.314, SLG: 0.325		0-0 E5 FC4-6		0-0 E 1B 2B	0-0 6-3	0-0 6-3	0-0 BB 1B	0-0 BB 1B	4	1	2	0	0	0	0					
Chuck Cottier, R OBP: 0.250, SLG: 0.324 Alvin Dark, R OBP: 0.312, SLG: 0.319 Felix Mantilla, R OBP: 0.255, SLG: 0.367		0-0 FC4-6		4-0 1B E 1B BB	0-0 5-3	0-0 5-3	0-0 SF8	0-0 SF8	2	2	0	0	1	0	1					
Bob Buhl, R OBP: 0.104, SLG: 0.104 Ron Piche, R	0-0 E5 WP	0-0 E5 WP		0-3 K	0-0 4-3	0-0 4-3	0-0 BB	0-0 BB	3	1	0	0	0	1	3					
Inning Stats	R: 0 E: 0 K: 1 S: 7	H: 2 LOB: 3 BB: 1 P: 11	R: 2 E: 2 K: 0 S: 5	H: 0 LOB: 1 BB: 1 P: 9	R: 0 E: 0 K: 1 S: 5	H: 1 LOB: 1 BB: 0 P: 5	R: 3 E: 1 K: 2 S: 11	H: 3 LOB: 2 BB: 1 P: 15	R: 0 E: 0 K: 0 S: 3	H: 0 LOB: 0 BB: 0 P: 3	R: 0 E: 0 K: 0 S: 3	H: 0 LOB: 0 BB: 0 P: 3	R: 2 E: 0 K: 2 S: 10	H: 3 LOB: 3 BB: 2 P: 18	R: 2 E: 0 K: 1 S: 6		H: 1 LOB: 0 BB: 1 P: 10	1B: 7 2B: 3 3B: 0 HR: 1	SF: 2 SAC: 0 DP: 1 HBP: 0	WP: 2 PB: 0 SB: 0 CS: 1
PITCHER	IP WLS BF H R ER SO BB IBB HBP BLK WP HR S P ERA WHIP	6.1 L 34 9 7 4 5 3 1 0 0 0 0 4 8 5.68 1.895	7.1 0 3 0 0 0 1 1 0 0 0 0 0 4 8 0.00 1.500	8.1 5 1 2 2 1 1 0 0 0 0 1 6 10 18.00 2.000	PITCHER										IP WLS BF H R ER SO BB IBB HBP BLK WP HR S P ERA WHIP					

AB 34
R 9
H 10
RBI 8
BB 6
SO 7
LOB 26



Batter	1	2	3	4	5	6	7	8	9	AB	R	H	RBI	BB	SO	LOB	TOP			
Julian Javier, R OBP: 0.288, SLG: 0.375 (1, 4)	F9		FC1-5		F4			L4		4	0	0	0	0	0	2	St. Louis Cardinals @ Milwaukee Braves Milwaukee County Stadium, Milwaukee, WI Wed Jul 20 1960, 8:05 PM EDT Att: 29,813 - Unknown livebaseballscorecards.com			
Joe Cunningham, L OBP: 0.397, SLG: 0.415 Ed Bauta, R (8, 1)	K		1-3		F6			1B		4	0	1	0	0	1	1				
Bill White, L OBP: 0.359, SLG: 0.498 (1, 3)	1B			1-3		4-3		F9		4	0	1	0	0	0	1				
Stan Musial, L OBP: 0.404, SLG: 0.509 (8, 9)	K			2B		6-3			G3	4	0	1	0	0	1	1				
Daryl Spencer, R OBP: 0.372, SLG: 0.459 (1, 6)		E4		BB			1-3			3	0	1	0	1	0	0				
Hal Smith, R OBP: 0.291, SLG: 0.287 (1, 2)	G4-3		G1-4-3	BB					1B	4	0	1	0	0	0	4				
Curt Flood, R OBP: 0.312, SLG: 0.384 (1, 8)	6-3		1-2			F4		FC6-4	1B	4	0	0	0	0	0	2				
Alex Grammas, R OBP: 0.254, SLG: 0.258 (1, 5)			FC1-5	SH1-3	1B		L4			3	0	2	0	0	0	1				
Ernie Broglio, R OBP: 0.281, SLG: 0.241 Bob Nieman, R OBP: 0.360, SLG: 0.438 (8, PH) (8, 7)			SH1-3		F9			L9		1	0	0	0	0	0	1				
			1-2							1	0	0	0	0	0	0				
Inning Stats	R: 0 E: 0 K: 2 S: 8	H: 1 LOB: 1 BB: 0 P: 8	R: 0 E: 1 K: 0 S: 3	H: 0 LOB: 0 BB: 0 P: 3	R: 0 E: 0 K: 0 S: 4	H: 1 LOB: 1 BB: 0 P: 4	R: 0 E: 0 K: 0 S: 3	H: 1 LOB: 1 BB: 1 P: 7	R: 0 E: 0 K: 0 S: 4	H: 1 LOB: 1 BB: 0 P: 4	R: 0 E: 0 K: 0 S: 4	H: 1 LOB: 1 BB: 0 P: 4	R: 0 E: 0 K: 0 S: 4	H: 1 LOB: 1 BB: 0 P: 4	R: 0 E: 0 K: 0 S: 4	H: 1 LOB: 1 BB: 0 P: 4	1B: 6 2B: 1 3B: 0 HR: 0	SF: 0 SAC: 1 DP: 2 HBP: 0	WP: 0 PB: 0 SB: 1 CS: 0	PA: 34
PITCHER Warren Spahn, L ERA: 3.79 (1, 1)	IP: 9.0 WLS: W BF: 34 H: 7 R: 0 ER: 0 SO: 2 BB: 1 IBB: 0 HBP: 0 BLK: 0 WP: 0 HR: 0 S: 37 P: 41 ERA: 0.00 WHIP: 0.889															PITCHER				

Batter	1	2	3	4	5	6	7	8	9	AB	R	H	RBI	BB	SO	LOB	BOTTOM			
Bill Bruton, L OBP: 0.336, SLG: 0.452 (1, 8)	1B		3-1		K			CS		4	1	2	0	0	1	0	St. Louis Cardinals @ Milwaukee Braves Milwaukee County Stadium, Milwaukee, WI Wed Jul 20 1960, 8:05 PM EDT Att: 29,813 - Unknown livebaseballscorecards.com			
Del Crandall, R OBP: 0.319, SLG: 0.463 (1, 2)	F3		F7		1B			CS		3	0	1	0	0	0	1				
Eddie Mathews, L OBP: 0.397, SLG: 0.530 (1, 5)	E9		4-3		K					3	0	1	0	0	1	1				
Hank Aaron, R OBP: 0.358, SLG: 0.599 (1, 9)	G4-3			HR		9-3				2	1	1	1	1	0	1				
Wes Covington, L OBP: 0.323, SLG: 0.503 Al Spangler, L OBP: 0.319, SLG: 0.409 (8, 7)	G4-3				K					3	0	0	0	0	2	2				
Joe Adcock, R OBP: 0.354, SLG: 0.521 (1, 3)					K					3	1	1	1	0	1	0				
Johnny Logan, R OBP: 0.311, SLG: 0.322 (1, 6)			HR		G1					3	0	0	0	0	0	0				
Chuck Cottier, R OBP: 0.241, SLG: 0.311 (1, 4)					F4					3	0	0	0	0	1	0				
Warren Spahn, L OBP: 0.158, SLG: 0.204 (1, 1)					F7					3	0	0	0	0	0	0				
Inning Stats	R: 1 E: 1 K: 0 S: 4	H: 2 LOB: 1 BB: 1 P: 8	R: 1 E: 0 K: 0 S: 4	H: 1 LOB: 0 BB: 0 P: 4	R: 0 E: 0 K: 0 S: 3	H: 0 LOB: 0 BB: 0 P: 3	R: 1 E: 0 K: 2 S: 8	H: 1 LOB: 0 BB: 0 P: 8	R: 0 E: 0 K: 1 S: 5	H: 0 LOB: 0 BB: 0 P: 5	R: 0 E: 0 K: 1 S: 5	H: 1 LOB: 0 BB: 0 P: 5	R: 0 E: 0 K: 1 S: 5	H: 1 LOB: 0 BB: 0 P: 5	R: 0 E: 0 K: 1 S: 5	H: 1 LOB: 0 BB: 0 P: 5	1B: 4 2B: 1 3B: 0 HR: 2	SF: 0 SAC: 0 DP: 2 HBP: 0	WP: 0 PB: 0 SB: 0 CS: 1	PA: 29
PITCHER Ernie Broglio, R ERA: 2.79 Ed Bauta, R ERA: 19.0 (8, 1)	IP: 7.0 WLS: L BF: 25 H: 5 R: 3 ER: 2 SO: 5 BB: 1 IBB: 0 HBP: 0 BLK: 0 WP: 0 HR: 2 S: 34 P: 38 ERA: 2.57 WHIP: 0.857															PITCHER				

Batter	1	2	3	4	5	6	7	8	9	AB	R	H	RBI	BB	SO	LOB	TOP								
Julian Javier, R (1,4) OBP: 0.281, SLG: 0.366	6-3		K			F4		1-3		5	0	0	0	0	2	6	St. Louis Cardinals @ Milwaukee Braves Milwaukee County Stadium, Milwaukee, WI Thu Jul 21 1960, 4:33 AM EDT Att: 25,620 - Unknown livebaseballscorecards.com								
Alex Grammas, R (1,5) OBP: 0.250, SLG: 0.254	K			6-3		2B	E5			2	0	0	0	0	1	0									
George Crowe, L (6, FH) OBP: 0.300, SLG: 0.444	K					1-2	2B			0	0	0	0	1	0	0									
Ken Boyer, R (6, FR) OBP: 0.330, SLG: 0.513						2B	HBP	2B		1	2	0	0	1	0	0									
Bill White, L (1,3) OBP: 0.360, SLG: 0.499	L7			K		BLK	2B			4	2	1	2	1	1	1									
Bob Nieman, R (1,7) OBP: 0.357, SLG: 0.440						1-3	2B			4	1	1	1	0	0	2									
John Glenn, R (7,7) OBP: 0.276, SLG: 0.357	6-3			5-3		2B	F4			1	0	0	0	0	0	0									
Daryl Spencer, R (1,6) OBP: 0.373, SLG: 0.456	F3					2B	E5			4	2	1	0	0	0	2									
Walt Moryn, L (1,9) OBP: 0.327, SLG: 0.354	F7					2B	BB			3	0	1	3	2	1	0									
Curt Flood, R (1,8) OBP: 0.310, SLG: 0.377				6-3		2B	BB			4	0	0	1	1	1	3									
Hal Smith, R (1,2) OBP: 0.288, SLG: 0.283				F3		E6				2	1	0	0	0	0	0									
Stan Mustaj, L (6, FH) OBP: 0.407, SLG: 0.509				F3		BB	BB			0	0	0	1	1	0	0									
Bob Gibson, R (6, FR) OBP: 0.083, SLG: 0.083						BB	BB			0	0	0	0	0	0	0									
Carl Sawatski, L (6,2) OBP: 0.296, SLG: 0.336						BB	BB			2	0	0	0	0	1	3									
Larry Jackson, R (1,1) OBP: 0.246, SLG: 0.242				E9		BB	BB			3	1	2	0	0	1	3									
Lindy McDaniel, R (7,1) OBP: 0.200, SLG: 0.158				1B		BB	BB			1	0	0	0	0	0	0									
Inning Stats	R: 0 E: 0 K: 1 S: 5	H: 0 LOB: 0 BB: 0 P: 5	R: 0 E: 0 K: 0 S: 3	H: 0 LOB: 0 BB: 0 P: 3	R: 0 E: 1 K: 1 S: 6	H: 1 LOB: 1 BB: 0 P: 6	R: 0 E: 0 K: 1 S: 5	H: 0 LOB: 0 BB: 0 P: 5	R: 0 E: 0 K: 1 S: 5	H: 0 LOB: 0 BB: 0 P: 5	R: 6 E: 2 K: 2 S: 12	H: 3 LOB: 3 BB: 4 P: 28	R: 3 E: 1 K: 2 S: 9	H: 1 LOB: 1 BB: 1 P: 14	R: 0 E: 0 K: 0 S: 3	H: 0 LOB: 1 BB: 1 P: 7	R: 0 E: 0 K: 0 S: 4	H: 1 LOB: 2 BB: 1 P: 8	1B: 3 2B: 3 3B: 0 HR: 0	SF: 0 SAC: 0 DP: 0 HBP: 1	WP: 0 PB: 0 SB: 0 CS: 0	PA: 44			
PITCHER	IP	WLS	BF	H	R	ER	SO	BB	IBB	HBP	BLK	WP	HR	S	P	ERA	WHIP								
Carl Willey, R (1,1) ERA: 3.84	5.1	L	22	4	6	3	4	1	0	0	1	0	0	29	33	5.06	0.938								
Don Nottesbart, R (6,1) ERA: 4.11	0.0		3	0	0	0	0	1	1	0	0	0	0	1	9	∞	∞								
Don McMahon, R (6,1) ERA: 6.81	1.2		10	1	3	2	4	2	0	1	0	0	0	15	24	10.80	1.800								
George Brunet, L (8,1) ERA: 4.34	2.0		9	1	0	0	0	2	0	0	0	0	0	7	15	0.00	1.500								

Batter	1	2	3	4	5	6	7	8	9	AB	R	H	RBI	BB	SO	LOB	BOTTOM								
Bill Bruton, L (1,8) OBP: 0.340, SLG: 0.461	E		SH2-3				F9		K	4	2	2	1	1	1	2	St. Louis Cardinals @ Milwaukee Braves Milwaukee County Stadium, Milwaukee, WI Thu Jul 21 1960, 4:33 AM EDT Att: 25,620 - Unknown livebaseballscorecards.com								
Del Crandall, R (1,2) OBP: 0.319, SLG: 0.462	K		SH2-3							3	0	1	1	0	1	1									
Eddie Mathews, L (1,5) OBP: 0.395, SLG: 0.527			F9				L7		F8	4	1	1	1	0	0	3									
Hank Aaron, R (1,9) OBP: 0.357, SLG: 0.594	6-3		1-3						6-3	4	0	1	0	0	0	2									
Wes Covington, L (1,7) OBP: 0.322, SLG: 0.497				F7			F6		4-3	4	0	1	1	0	0	1									
Joe Adcock, R (1,3) OBP: 0.359, SLG: 0.524							6-3			4	0	3	0	0	0	1									
Johnny Logan, R (1,6) OBP: 0.307, SLG: 0.317									5-3	4	0	0	0	0	0	3									
Chuck Cottier, R (1,4) OBP: 0.244, SLG: 0.303										2	1	0	0	1	0	1									
Red Schoendienst, S (9, PH) OBP: 0.291, SLG: 0.281										1	0	0	0	0	0	0									
Carl Willey, R (1,1) OBP: 0.303, SLG: 0.143										2	0	0	0	0	0	1									
Don Nottesbart, R (6,1) OBP: 0.307, SLG: 0.317										0	0	0	0	0	0	0									
Don McMahon, R (6,1) OBP: 0.307, SLG: 0.317										0	0	0	0	0	0	0									
Eddie Haas, L (7, PH) OBP: 0.333, SLG: 0.500										1	0	1	0	0	0	0									
George Brunet, R (8,1) OBP: 0.307, SLG: 0.317										0	0	0	0	0	0	0									
Alvin Dark, R (9, PH) OBP: 0.311, SLG: 0.318										1	0	0	0	0	0	0									
Inning Stats	R: 2 E: 1 K: 1 S: 6	H: 2 LOB: 1 BB: 1 P: 10	R: 0 E: 0 K: 1 S: 6	H: 1 LOB: 0 BB: 0 P: 6	R: 0 E: 0 K: 0 S: 4	H: 1 LOB: 1 BB: 0 P: 4	R: 0 E: 0 K: 0 S: 3	H: 1 LOB: 0 BB: 0 P: 3	R: 1 E: 0 K: 0 S: 4	H: 1 LOB: 0 BB: 0 P: 4	R: 0 E: 0 K: 0 S: 4	H: 1 LOB: 1 BB: 0 P: 4	R: 1 E: 0 K: 0 S: 5	H: 2 LOB: 2 BB: 1 P: 9	R: 0 E: 0 K: 0 S: 4	H: 1 LOB: 1 BB: 0 P: 4	R: 0 E: 0 K: 1 S: 5	H: 0 LOB: 0 BB: 0 P: 5	1B: 9 2B: 0 3B: 0 HR: 1	SF: 0 SAC: 1 DP: 0 HBP: 0	WP: 0 PB: 0 SB: 1 CS: 1	PA: 38			
PITCHER	IP	WLS	BF	H	R	ER	SO	BB	IBB	HBP	BLK	WP	HR	S	P	ERA	WHIP								
Larry Jackson, R (1,1) ERA: 2.97	6.2	W	29	9	4	4	2	2	0	0	0	0	0	31	39	5.40	1.650								
Lindy McDaniel, R (7,1) ERA: 2.44	2.1	S	8	1	0	0	1	0	0	0	0	0	0	10	10	0.00	0.429								



Batter	1	2	3	4	5	6	7	8	9	AB	R	H	RBI	BB	SO	LOB	TOP							
Julian Javier, R OBP: 0.285, SLG: 0.378 (1, 4)	0-0 1B 3B		0-3 K	0-0 E1 1B			0-0 6-3 3-1 1B		0-0 SH3-4	4	3	2	0	0	1	0								
Alex Grammas, R OBP: 0.288, SLG: 0.281 (1, 5)	0-0 1B G4-3 1B		0-0 2B 2B	0-0 1B			0-0 6-3 1-3		0-0 1B	5	2	4	2	0	0	1								
Bob Nieman, R OBP: 0.364, SLG: 0.453 Walt Moryn, L OBP: 0.323, SLG: 0.351 (4, 9)	0-0 1B G4-3 1B		0-0 2B	0-0 1-3			0-0 3-1		0-0 SF8	3	1	2	1	0	0	1								
Stan Musial, L OBP: 0.402, SLG: 0.500 (4, 7)	0-0 G4-3		0-0 WP 2H 1B	0-0 1-3			0-0 G3		0-0 F8	5	0	1	1	0	0	2								
John Glenn, R OBP: 0.276, SLG: 0.357 (9, 7)	0-0 1-2 3H 1B		0-0 2B	0-0 1-3			0-0 1-3		0-0 L4	4	1	1	1	0	0	1								
Daryl Spencer, R OBP: 0.372, SLG: 0.463 (1, 6)	0-0 HR		0-0 5-3	0-0 1-3			0-0 G3		0-0 F8	0	0	0	0	0	0	0								
Bill White, L OBP: 0.361, SLG: 0.497 (1, 3)	0-3 K		0-0 2B BB	0-0 F7			0-0 F7		0-0 E7 4-3 1B	3	0	1	0	1	1	0								
Curt Flood, R OBP: 0.305, SLG: 0.370 (1, 8)		0-0 1-3	0-0 F9	0-0 F8			0-0 F8		0-0 4-3	4	0	0	0	0	0	3								
Hal Smith, R OBP: 0.282, SLG: 0.277 (1, 2)		0-0 4-3	0-0 F7	0-0 5-3			0-0 5-3		0-0 F8	4	0	0	0	0	0	1								
Curt Simmons, L OBP: 0.263, SLG: 0.222 (1, 1)	0-3 K		0-0 F5	0-0 4-3			0-0 4-3		0-0 1B SH3-4 SF8 BB	3	1	0	0	1	1	0								
Inning Stats	R: 3 E: 0 K: 1 S: 8	H: 4 LOB: 0 BB: 0 P: 8	R: 0 E: 0 K: 1 S: 5	H: 0 LOB: 0 BB: 0 P: 5	R: 2 E: 0 K: 1 S: 8	H: 3 LOB: 2 BB: 1 P: 12	R: 1 E: 1 K: 0 S: 5	H: 1 LOB: 1 BB: 0 P: 5	R: 0 E: 0 K: 0 S: 3	H: 0 LOB: 0 BB: 0 P: 3	R: 0 E: 0 K: 0 S: 3	H: 0 LOB: 0 BB: 0 P: 3	R: 1 E: 0 K: 0 S: 4	H: 1 LOB: 0 BB: 0 P: 4	R: 0 E: 1 K: 0 S: 4	H: 1 LOB: 1 BB: 1 P: 4	R: 1 E: 0 K: 0 S: 4	H: 1 LOB: 1 BB: 1 P: 8	1B: 7 2B: 2 3B: 1 HR: 1	SF: 1 SAC: 1 DP: 1 HBP: 0	WP: 1 PB: 0 SB: 2 CS: 0	PA: 40		
PITCHER	IP	WLS	BF	H	R	ER	SO	BB	IBB	HBP	BLK	WP	HR	S	P	ERA	WHIP					ERA	WHIP	
Joe Nuxhall, L ERA: 4.5 Cal McLish, R ERA: 4.3 Bob Grim, R ERA: 4.6	(1, 1)	2.1	L	13	7	5	5	3	0	0	0	0	0	1	19	19	19.29	3.000						
Joe Nuxhall, L ERA: 4.5 Cal McLish, R ERA: 4.3 Bob Grim, R ERA: 4.6	(3, 1)	4.2		18	2	2	1	0	1	0	0	0	1	0	17	21	1.93	0.643						
Joe Nuxhall, L ERA: 4.5 Cal McLish, R ERA: 4.3 Bob Grim, R ERA: 4.6	(8, 1)	2.0		9	2	1	1	0	1	0	0	0	0	0	8	12	4.50	1.500						

St. Louis Cardinals @ Cincinnati Reds
Crosley Field, Cincinnati, OH
Fri Jul 22 1960, 7:05 PM EDT
Att: 15,045 - Unknown

AB 36
R 8
H 11
RBI 7
BB 2
SO 3
LOB 9



Batter	1	2	3	4	5	6	7	8	9	AB	R	H	RBI	BB	SO	LOB	BOTTOM						
Willie Jones, R OBP: 0.329, SLG: 0.387 (1, 5)	0-0 6-3		0-0 HR	0-0 F7			0-0 6-3		0-0 6-3	4	1	1	1	0	0	0							
Vada Pinson, L OBP: 0.337, SLG: 0.466 (1, 8)	0-0 F5		0-0 4-3	0-0 1-3			0-0 6-3		0-0 6-3	4	0	0	0	0	0	0							
Frank Robinson, R OBP: 0.376, SLG: 0.527 (1, 3)	0-0 HR		0-0 F9	0-0 1B			0-0 5-3		0-0 F5	4	1	2	1	0	0	0							
Wally Post, R OBP: 0.356, SLG: 0.587 (1, 9)	0-3 K		0-0 2B 4-3 1B	0-0 F2			0-0 F5		0-0 F7	4	1	1	0	0	1	1							
Dutch Dotterer, R OBP: 0.308, SLG: 0.377 (1, 2)		0-0 G6-4-3 BB 1B	0-0 4-3 2B	0-0 F9			0-0 F7		0-0 P5	4	0	2	0	0	0	1							
Jerry Lynch, L OBP: 0.397, SLG: 0.538 (1, 7)		4-0 G6-4-3 BB	0-0 4-3	0-0 G3			0-0 P5		0-0 L3	3	0	0	1	1	0	2							
Roy McMillan, R OBP: 0.294, SLG: 0.353 (1, 6)		0-0 G6-4-3	0-0 5-3	0-0 L3			0-0 6-3		0-0 6-3	3	0	0	0	0	0	3							
Elio Chacon, R OBP: 0.274, SLG: 0.194 (1, 4)		0-0 6-3	0-0 F9	0-0 6-3			0-0 1-3		0-0 P4	0	0	0	0	0	0	0							
Joe Nuxhall, L OBP: 0.111, SLG: 0.176 Cal McLish, S Eddie Kasko, R OBP: 0.367, SLG: 0.373 Bob Grim, R (7, PH)	(1, 1)	0-0 5-3	0-0 P4	0-0 1-3			0-0 1-3			0	0	0	0	0	0	0							
Inning Stats	R: 1 E: 0 K: 1 S: 6	H: 1 LOB: 1 BB: 1 P: 6	R: 0 E: 0 K: 0 S: 3	H: 1 LOB: 1 BB: 1 P: 7	R: 1 E: 0 K: 0 S: 4	H: 1 LOB: 0 BB: 0 P: 4	R: 1 E: 0 K: 0 S: 5	H: 2 LOB: 1 BB: 0 P: 5	R: 0 E: 0 K: 0 S: 3	H: 0 LOB: 0 BB: 0 P: 3	R: 0 E: 0 K: 0 S: 4	H: 1 LOB: 0 BB: 0 P: 4	R: 0 E: 0 K: 0 S: 3	H: 0 LOB: 0 BB: 0 P: 3	R: 0 E: 0 K: 0 S: 3	H: 0 LOB: 0 BB: 0 P: 3	R: 0 E: 0 K: 0 S: 3	H: 0 LOB: 0 BB: 0 P: 3	1B: 3 2B: 1 3B: 0 HR: 2	SF: 0 SAC: 0 DP: 1 HBP: 0	WP: 0 PB: 0 SB: 0 CS: 0	PA: 33	
PITCHER	IP	WLS	BF	H	R	ER	SO	BB	IBB	HBP	BLK	WP	HR	S	P	ERA	WHIP					ERA	WHIP
Curt Simmons, L ERA: 4.11	(1, 1)	9.0	W	33	6	3	3	1	1	0	0	0	2	34	38	3.00	0.778						

St. Louis Cardinals @ Cincinnati Reds
Crosley Field, Cincinnati, OH
Fri Jul 22 1960, 7:05 PM EDT
Att: 15,045 - Unknown

AB 32
R 3
H 6
RBI 3
BB 1
SO 1
LOB 9



Batter	1	2	3	4	5	6	7	8	9	AB	R	H	RBI	BB	SO	LOB	TOP					
Julian Javier, R OBP: 0.289, SLG: 0.377 (1, 4)										5	1	2	0	0	0	2	St. Louis Cardinals @ Cincinnati Reds Crosley Field, Cincinnati, OH Sun Jul 24 1960, 3:33 AM EDT Att: 11,343 - Unknown AB 37 R 6 H 12 RBI 6 BB 3 SO 0 LOB 15					
Joe Cunningham, L OBP: 0.395, SLG: 0.425 (1, 9)										4	1	2	2	1	0	2						
Bill White, L OBP: 0.360, SLG: 0.496 (1, 3)										5	0	1	1	0	0	3						
Stan Musial, L OBP: 0.395, SLG: 0.506 (1, 7)										5	1	1	1	0	0	4						
Daryl Spencer, R OBP: 0.378, SLG: 0.472 (1, 6)										3	1	1	1	1	0	0						
Alex Grammas, R OBP: 0.288, SLG: 0.281 (8, PH)										3	1	1	0	0	0	1						
Walt Moryn, L OBP: 0.325, SLG: 0.373 (8, 5)										1	0	0	0	0	0	0						
Ken Boyer, R OBP: 0.331, SLG: 0.514 (8, 5)										0	0	0	0	0	0	0						
Curt Flood, R OBP: 0.309, SLG: 0.375 (8, PH)										2	0	1	0	1	0	0						
George Crowe, L OBP: 0.294, SLG: 0.435 (8, 8)										1	0	0	0	0	0	0						
John Glenn, R OBP: 0.258, SLG: 0.333 (8, 8)										0	0	0	0	0	0	0						
Hal Smith, R OBP: 0.289, SLG: 0.301 (9, PH)										3	0	1	1	0	0	1						
Carl Sawatski, L OBP: 0.301, SLG: 0.342 (9, PH)										1	0	1	0	0	0	0						
Curt Simmons, L OBP: 0.263, SLG: 0.222 (9, 2)										0	1	0	0	0	0	0						
Darrell Johnson, R (9, 2)										0	0	0	0	0	0	0						
Ernie Broglio, R OBP: 0.286, SLG: 0.281 (7, 1)										3	0	1	0	0	0	1						
Lindy McDaniel, R OBP: 0.150, SLG: 0.150 (7, 1)										0	0	0	0	0	0	0						
Bob Gibson, R OBP: 0.383, SLG: 0.083 (9, PH)										0	0	0	0	0	0	0						
Bob Nieman, R OBP: 0.369, SLG: 0.447 (9, 1)										1	0	0	0	0	0	1						
Marshall Bridges, S (9, 1)										0	0	0	0	0	0	0						
Inning Stats	R: 0 E: 0 K: 0 S: 4	H: 1 LOB: 1 BB: 0 P: 4	R: 1 E: 0 K: 0 S: 6	H: 3 LOB: 2 BB: 0 P: 6	R: 1 E: 0 K: 0 S: 4	H: 1 LOB: 1 BB: 1 P: 8	R: 0 E: 0 K: 0 S: 3	H: 0 LOB: 0 BB: 0 P: 3	R: 0 E: 0 K: 0 S: 3	H: 0 LOB: 1 BB: 1 P: 7	R: 1 E: 0 K: 0 S: 4	H: 2 LOB: 1 BB: 1 P: 8	R: 0 E: 0 K: 0 S: 3	H: 1 LOB: 0 BB: 0 P: 3	R: 1 E: 0 K: 0 S: 4	H: 1 LOB: 0 BB: 0 P: 4	R: 2 E: 1 K: 0 S: 6	H: 3 LOB: 2 BB: 0 P: 6	1B: 3 2B: 6 3B: 0 HR: 3	SF: 0 SAC: 0 DP: 1 HBP: 0	WP: 1 PB: 1 SB: 0 CS: 0	PA: 40
PITCHER	IP WLS BF H R ER SO BB IBB HBP BLK WP HR S P ERA WHIP																					
Jay Hook, R ERA: 4.62 (1, 1)	8.1 L 37 11 6 6 0 3 0 0 0 0 1 3 34 46 6.48 1.680																					
Bill Henry, L ERA: 3.66 (9, 1)	0.2 3 1 0 0 0 0 0 0 0 0 0 0 3 3 0.00 1.500																					

Batter	1	2	3	4	5	6	7	8	9	AB	R	H	RBI	BB	SO	LOB	BOTTOM						
Eddie Kasko, R OBP: 0.366, SLG: 0.367 (1, 5)										4	0	0	1	0	0	2	St. Louis Cardinals @ Cincinnati Reds Crosley Field, Cincinnati, OH Sun Jul 24 1960, 3:33 AM EDT Att: 11,343 - Unknown AB 31 R 5 H 8 RBI 5 BB 5 SO 5 LOB 10						
Vada Pinson, L OBP: 0.337, SLG: 0.463 (1, 8)										4	1	2	0	0	0	1							
Gus Bell, L OBP: 0.293, SLG: 0.365 (1, 9)										4	0	1	1	0	0	1							
Frank Robinson, R OBP: 0.378, SLG: 0.543 (1, 7)										3	1	1	1	1	1	2							
Gordy Coleman, L OBP: 0.500, SLG: 1.250 (1, 3)										4	1	2	1	0	2	0							
Ed Bailey, L OBP: 0.362, SLG: 0.438 (1, 2)										2	0	0	1	2	0	0							
Roy McMillan, R OBP: 0.293, SLG: 0.348 (1, 6)										4	0	0	0	0	1	4							
Billy Martin, R OBP: 0.303, SLG: 0.346 (9, PH)										3	1	1	0	0	0	0							
Willie Jones, R OBP: 0.324, SLG: 0.381 (9, PH)										1	0	0	0	0	1	0							
Jay Hook, L OBP: 0.170, SLG: 0.071 (9, 1)										1	1	1	0	2	0	0							
Wally Post, R OBP: 0.351, SLG: 0.589 (9, PH)										1	0	0	0	0	0	0							
Inning Stats	R: 0 E: 0 K: 0 S: 3	H: 0 LOB: 0 BB: 0 P: 3	R: 1 E: 0 K: 1 S: 6	H: 1 LOB: 0 BB: 0 P: 6	R: 0 E: 0 K: 0 S: 2	H: 0 LOB: 0 BB: 1 P: 6	R: 1 E: 0 K: 0 S: 4	H: 2 LOB: 2 BB: 2 P: 12	R: 0 E: 0 K: 0 S: 3	H: 0 LOB: 1 BB: 1 P: 7	R: 1 E: 0 K: 0 S: 6	H: 1 LOB: 1 BB: 1 P: 10	R: 2 E: 0 K: 0 S: 6	H: 4 LOB: 1 BB: 0 P: 6	R: 0 E: 0 K: 2 S: 7	H: 0 LOB: 0 BB: 0 P: 7		R: 0 E: 0 K: 1 S: 5	H: 0 LOB: 0 BB: 0 P: 5	1B: 5 2B: 2 3B: 0 HR: 2	SF: 1 SAC: 0 DP: 3 HBP: 0	WP: 0 PB: 0 SB: 0 CS: 0	PA: 37
PITCHER	IP WLS BF H R ER SO BB IBB HBP BLK WP HR S P ERA WHIP																						
Ernie Broglio, R ERA: 3.36 (1, 1)	6.0 27 6 5 5 2 5 0 0 0 0 0 0 3 3 7.50 1.833																						
Lindy McDaniel, R ERA: 2.58 (7, 1)	0.1 3 2 0 0 0 0 0 0 0 0 0 0 3 3 0.00 6.000																						
Bob Gibson, R ERA: 5.69 (7, 1)	1.2 W 4 0 0 0 2 0 0 0 0 0 0 0 8 8 0.00 0.000																						
Marshall Bridges, L ERA: 3.23 (9, 1)	1.0 S 3 0 0 0 1 0 0 0 0 0 0 0 5 5 0.00 0.000																						

Batter	1	2	3	4	5	6	7	8	9	AB	R	H	RBI	BB	SO	LOB	TOP																					
Bill Virdon, L OBP: 0.348, SLG: 0.417 (1, 8)										4	1	2	1	0	0	1	Pittsburgh Pirates @ St. Louis Cardinals Sportsman's Park, St. Louis, MO Mon Jul 25 1960, 8:05 PM EDT Att: 23,641 - Unknown																					
Dick Groat, R OBP: 0.360, SLG: 0.379 (1, 6)										4	0	0	0	0	0	1																						
Bob Skinner, L OBP: 0.362, SLG: 0.493 Gino Cimoli, R OBP: 0.358, SLG: 0.344 (1, 7) (8, 7)										4	1	1	1	0	1	0																						
Rocky Nelson, L OBP: 0.419, SLG: 0.555 (1, 3)										4	1	1	0	0	0	1																						
Roberto Clemente, R OBP: 0.364, SLG: 0.452 (1, 9)										3	1	2	1	0	0	2																						
Smoky Burgess, L OBP: 0.356, SLG: 0.436 (1, 2)										3	0	0	0	1	0	1																						
Don Hoak, R OBP: 0.366, SLG: 0.399 (1, 5)										4	0	1	0	0	2	2																						
Bill Mazerolski, R OBP: 0.282, SLG: 0.373 (1, 4)										3	0	1	1	1	1	1																						
Bob Friend, R OBP: 0.161, SLG: 0.071 Roy Face, R OBP: 0.222, SLG: 0.222 (1, 1) (9, 1)										3	0	0	0	0	2	3																						
Inning Stats	R: 0 E: 0 K: 1 S: 5	H: 1 LOB: 0 BB: 0 P: 5	R: 0 E: 0 K: 0 S: 3	H: 1 LOB: 0 BB: 0 P: 3	R: 0 E: 0 K: 1 S: 6	H: 1 LOB: 1 BB: 0 P: 6	R: 0 E: 2 K: 0 S: 4	H: 0 LOB: 0 BB: 0 P: 4	R: 0 E: 0 K: 1 S: 5	H: 0 LOB: 0 BB: 0 P: 5	R: 1 E: 0 K: 1 S: 6	H: 1 LOB: 0 BB: 0 P: 6	R: 1 E: 0 K: 1 S: 7	H: 2 LOB: 2 BB: 1 P: 11	R: 1 E: 0 K: 0 S: 4	H: 1 LOB: 0 BB: 0 P: 4	R: 1 E: 0 K: 1 S: 6	H: 1 LOB: 1 BB: 1 P: 10	1B: 5 2B: 2 3B: 0 HR: 3	SF: 0 SAC: 2 DP: 3 HBP: 0	WP: 0 PB: 0 SB: 0 CS: 0	PA: 36																
PITCHER	IP	WLS	BF	H	R	ER	SO	BB	IBB	HBP	BLK	WP	HR	S	P	ERA	WHIP	PITCHER				IP	WLS	BF	H	R	ER	SO	BB	IBB	HBP	BLK	WP	HR	S	P	ERA	WHIP
Larry Jackson, R ERA: 2.96 Ron Kline, R ERA: 5.89 (1, 1) (8, 1)	7.0	L	27	6	2	2	5	1	0	0	0	0	1	36	40	2.57	1.000					2.0	L	9	2	2	2	1	1	0	0	0	0	2	10	14	9.00	1.500

AB 32
R 4
H 8
RBI 4
BB 2
SO 6
LOB 12



Batter	1	2	3	4	5	6	7	8	9	AB	R	H	RBI	BB	SO	LOB	BOTTOM																					
Julian Javier, R OBP: 0.288, SLG: 0.375 (1, 4)										4	0	1	0	0	0	0	Pittsburgh Pirates @ St. Louis Cardinals Sportsman's Park, St. Louis, MO Mon Jul 25 1960, 8:05 PM EDT Att: 23,641 - Unknown																					
Joe Cunningham, L OBP: 0.385, SLG: 0.419 (1, 9)										4	0	0	0	0	1	1																						
Bill White, L OBP: 0.356, SLG: 0.490 (1, 3)										4	0	0	0	0	1	1																						
Stan Musial, L OBP: 0.392, SLG: 0.517 (1, 7)										4	1	1	1	0	1	1																						
Daryl Spencer, R OBP: 0.376, SLG: 0.469 (1, 6)										4	1	1	0	0	2	0																						
Alex Grammas, R OBP: 0.280, SLG: 0.293 (1, 5)										4	0	3	0	0	0	1																						
Curt Flood, R OBP: 0.307, SLG: 0.372 George Crowe, L OBP: 0.308, SLG: 0.447 Ray Sadecki, L OBP: 0.286, SLG: 0.286 John Glenn, R OBP: 0.258, SLG: 0.333 Bob Nieman, R OBP: 0.367, SLG: 0.444 (1, 8) (7, PH) (7, PR) (8, 8) (9, PH)										2	0	0	0	0	0	2																						
Hal Smith, R OBP: 0.291, SLG: 0.299 Carl Sawatski, L OBP: 0.312, SLG: 0.353 (1, 2) (7, PH) (8, 2)										1	0	0	0	1	0	0																						
Larry Jackson, R OBP: 0.239, SLG: 0.234 Walt Moryn, L OBP: 0.324, SLG: 0.371 Ron Kline, R OBP: 0.103, SLG: 0.103 Ken Boyer, R OBP: 0.331, SLG: 0.513 (1, 1) (7, PH) (8, 1) (9, PH)										2	0	0	0	0	1	2																						
Inning Stats	R: 0 E: 0 K: 0 S: 3	H: 0 LOB: 0 BB: 0 P: 3	R: 1 E: 0 K: 1 S: 6	H: 2 LOB: 0 BB: 0 P: 6	R: 0 E: 0 K: 2 S: 7	H: 0 LOB: 0 BB: 0 P: 7	R: 0 E: 0 K: 2 S: 8	H: 0 LOB: 2 BB: 0 P: 12	R: 0 E: 0 K: 1 S: 5	H: 0 LOB: 0 BB: 0 P: 5	R: 1 E: 0 K: 1 S: 8	H: 3 LOB: 2 BB: 0 P: 8	R: 0 E: 0 K: 0 S: 4	H: 1 LOB: 1 BB: 0 P: 4	R: 0 E: 0 K: 1 S: 7	H: 2 LOB: 2 BB: 0 P: 7	1B: 8 2B: 0 3B: 0 HR: 1	SF: 0 SAC: 0 DP: 1 HBP: 0	WP: 0 PB: 0 SB: 0 CS: 0	PA: 36																		
PITCHER	IP	WLS	BF	H	R	ER	SO	BB	IBB	HBP	BLK	WP	HR	S	P	ERA	WHIP	PITCHER				IP	WLS	BF	H	R	ER	SO	BB	IBB	HBP	BLK	WP	HR	S	P	ERA	WHIP
Bob Friend, R ERA: 3.03 Roy Face, R ERA: 3.12 (1, 1) (9, 1)	8.2	W	35	9	2	2	8	0	0	0	0	0	1	50	54	2.08	1.038					0.1	S	1	0	0	0	0	0	0	0	0	1	1	0.00	0.000		


AB 35
R 2
H 9
RBI 2
BB 1
SO 8
LOB 13



Batter	1	2	3	4	5	6	7	8	9	AB	R	H	RBI	BB	SO	LOB	TOP			
Joe Christopher, R (1, 7) OBP: 0.194, SLG: 0.207 Bill Virdon, L (7, PH) OBP: 0.349, SLG: 0.433 (7, 8)										3	0	2	0	0	0	1				
Dick Groat, R (1, 6) OBP: 0.350, SLG: 0.378										4	0	1	0	0	0	1				
Roberto Clemente, R (1, 9) OBP: 0.361, SLG: 0.447										4	0	0	0	0	2	3				
Dick Stuart, R (1, 3) OBP: 0.295, SLG: 0.440 Rocky Nelson, L (9, 3) OBP: 0.419, SLG: 0.555										4	0	1	0	0	1	2				
Gino Cimoli, R (1, 8) OBP: 0.352, SLG: 0.337 (7, 7)										4	1	0	0	0	2	3				
Smoky Burgess, L (1, 2) OBP: 0.350, SLG: 0.427										4	0	0	0	0	0	1				
Don Hoak, R (1, 5) OBP: 0.365, SLG: 0.401										4	1	1	1	0	1	0				
Bill Mazerowski, R (1, 4) OBP: 0.288, SLG: 0.373										2	2	1	0	2	0	0				
Vern Law, R (1, 1) OBP: 0.206, SLG: 0.311 Fred Green, R (8, 1) OBP: 0.571, SLG: 1.500 Roy Face, R (8, 1) OBP: 0.200, SLG: 0.200										2	0	1	1	0	0	0				
Inning Stats	R: 0 E: 0 K: 1 S: 7	H: 2 LOB: 2 BB: 0 P: 7	R: 0 E: 0 K: 1 S: 5	H: 0 LOB: 0 BB: 0 P: 5	R: 0 E: 0 K: 1 S: 6	H: 1 LOB: 1 BB: 0 P: 6	R: 3 E: 1 K: 0 S: 6	H: 3 LOB: 1 BB: 1 P: 10	R: 0 E: 0 K: 0 S: 3	H: 0 LOB: 0 BB: 0 P: 3	R: 2 E: 0 K: 0 S: 5	H: 2 LOB: 0 BB: 0 P: 5	R: 0 E: 0 K: 2 S: 7	H: 0 LOB: 0 BB: 0 P: 7	R: 0 E: 0 K: 2 S: 7	H: 0 LOB: 1 BB: 1 P: 11	1B: 4 2B: 2 3B: 1 HR: 1	SF: 0 SAC: 1 DP: 0 HBP: 0	WP: 1 PB: 0 SB: 1 CS: 0	PA: 37
PITCHER	IP WLS BF H R ER SO BB IBB HBP BLK WP HR S P ERA WHIP																			
Curt Simmons, L (1, 1) ERA: 4.14	6.0 L 25 6 3 3 4 0 1 0 0 1 0 32 36 4.50 1.000																			
Bob Gibson, R (7, 1) ERA: 5.9	1.0 5 2 2 2 0 0 0 0 0 0 1 5 5 18.00 2.000																			
Lindy McDaniel, R (8, 1) ERA: 2.51	2.0 7 0 0 0 4 1 0 0 0 0 0 0 14 18 0.00 0.500																			

Pittsburgh Pirates @ St. Louis Cardinals
Sportsman's Park, St. Louis, MO
Tue Jul 26 1960, 8:05 PM EDT
Att: 20,899 - Unknown


AB 34
R 5
H 8
RBI 4
BB 2
SO 8
LOB 13



Batter	1	2	3	4	5	6	7	8	9	AB	R	H	RBI	BB	SO	LOB	BOTTOM					
Julian Javier, R (1, 4) OBP: 0.288, SLG: 0.373										4	0	1	0	0	1	0						
Joe Cunningham, L (1, 9) OBP: 0.385, SLG: 0.417										4	0	1	0	0	0	3						
Bill White, L (1, 3) OBP: 0.356, SLG: 0.489										3	0	1	0	0	1	2						
Stan Musial, L (1, 7) OBP: 0.394, SLG: 0.514										3	1	1	0	1	0	1						
Daryl Spencer, R (1, 6) OBP: 0.375, SLG: 0.466										4	0	1	0	0	0	3						
Carl Sawatski, L (1, 2) OBP: 0.310, SLG: 0.374										4	1	1	2	0	0	1						
Alex Grammas, R (1, 5) OBP: 0.280, SLG: 0.301 Ken Boyer, R (9, PH) OBP: 0.330, SLG: 0.511										3	1	1	0	0	0	0						
Curt Flood, R (1, 8) OBP: 0.307, SLG: 0.376 Bob Nieman, R (9, PH) OBP: 0.394, SLG: 0.440										3	0	1	0	0	1	1						
Curt Simmons, L (1, 1) OBP: 0.250, SLG: 0.211 Walt Moryn, L (6, PH) OBP: 0.322, SLG: 0.368 Bob Gibson, R (7, 1) OBP: 0.083, SLG: 0.083 George Crowe, L (7, PH) OBP: 0.321, SLG: 0.521 Lindy McDaniel, R (8, 1) OBP: 0.190, SLG: 0.150										1	0	0	0	0	0	0						
Inning Stats	R: 0 E: 1 K: 1 S: 5	H: 0 LOB: 0 BB: 0 P: 5	R: 0 E: 0 K: 0 S: 3	H: 1 LOB: 0 BB: 0 P: 3	R: 0 E: 0 K: 1 S: 5	H: 0 LOB: 0 BB: 0 P: 5	R: 0 E: 0 K: 0 S: 4	H: 1 LOB: 1 BB: 0 P: 4	R: 0 E: 0 K: 0 S: 3	H: 0 LOB: 0 BB: 0 P: 3	R: 0 E: 0 K: 1 S: 7	H: 2 LOB: 2 BB: 0 P: 7	R: 4 E: 0 K: 1 S: 9	H: 4 LOB: 0 BB: 0 P: 9	R: 0 E: 0 K: 0 S: 3	H: 1 LOB: 1 BB: 1 P: 7	R: 0 E: 0 K: 0 S: 3	H: 0 LOB: 0 BB: 0 P: 3	1B: 5 2B: 2 3B: 0 HR: 2	SF: 0 SAC: 1 DP: 3 HBP: 0	WP: 0 PB: 0 SB: 0 CS: 0	PA: 35
PITCHER	IP WLS BF H R ER SO BB IBB HBP BLK WP HR S P ERA WHIP																					
Vern Law, R (1, 1) ERA: 2.78	7.0 W 28 8 4 4 4 4 0 0 0 0 0 0 2 36 5.14 1.143																					
Fred Green, L (8, 1) ERA: 3.7	0.1 3 1 0 0 0 1 0 0 0 0 0 0 2 6 0.00 6.000																					
Roy Face, R (8, 1) ERA: 3.04	1.2 S 4 0 0 0 0 0 0 0 0 0 0 0 4 4 0.00 0.000																					

Pittsburgh Pirates @ St. Louis Cardinals
Sportsman's Park, St. Louis, MO
Tue Jul 26 1960, 8:05 PM EDT
Att: 20,899 - Unknown


AB 33
R 4
H 9
RBI 4
BB 1
SO 4
LOB 12



Batter	1	2	3	4	5	6	7	8	9	AB	R	H	RBI	BB	SO	LOB	TOP					
Joe Christopher, R (1.7) OBP: 0.222, SLG: 0.235 Bill Virdon, L (8.8) OBP: 0.349, SLG: 0.433	K		FC4		F8		1B FC4	SH2-3 1B		5	1	2	0	0	1	1						
Dick Groat, R (1.6) OBP: 0.363, SLG: 0.381	L7			BB 1B SF7 1B		1B WP 1B	1B FC4 1B	SH2-3 1B		4	3	3	1	0	0	0						
Roberto Clemente, R (1.9) OBP: 0.361, SLG: 0.446	F3			BB 1B		WP 1B	1B FC4 1B	4-3		5	2	2	1	0	0	2						
Dick Stuart, R (1.3) OBP: 0.290, SLG: 0.433		L7		K		P4	F8		5-3	5	0	0	0	0	1	6						
Gino Cimoli, R (1.8) OBP: 0.357, SLG: 0.337	4-3			FC6-4 BB		1B BB	1B 1B	4-3		3	0	1	1	2	0	0						
Hal Smith, R (1.2) OBP: 0.355, SLG: 0.551	F5			SF7		F3	FC4-6 1B	K		4	0	1	2	0	1	2						
Don Hoak, R (1.5) OBP: 0.363, SLG: 0.399			K	FC6-4		FC5-4 1B	FC4-6 1B			4	0	1	1	0	1	4						
Bill Mazerowski, R (1.4) OBP: 0.290, SLG: 0.381			FC4 1B		F9	FC5-4		SH2-3 3B		4	1	2	0	0	0	2						
George Witt, R (1.1) Earl Francis, R (2.1) Joe Gibbon, R (5.1) Fred Green, R (6.1) OBP: 0.444, SLG: 1.125			K		2-3		K	K		0	0	0	0	0	0	0						
Inning Stats	R: 0 E: 0 K: 1 S: 5	H: 0 LOB: 0 BB: 0 P: 5	R: 0 E: 0 K: 0 S: 3	H: 0 LOB: 0 BB: 0 P: 3	R: 0 E: 0 K: 2 S: 8	H: 1 LOB: 1 BB: 0 P: 8	R: 1 E: 0 K: 1 S: 7	H: 2 LOB: 2 BB: 1 P: 11	R: 0 E: 0 K: 0 S: 3	H: 0 LOB: 0 BB: 0 P: 3	R: 2 E: 0 K: 0 S: 6	H: 3 LOB: 2 BB: 1 P: 10	R: 3 E: 0 K: 1 S: 10	H: 4 LOB: 2 BB: 0 P: 10	R: 1 E: 0 K: 1 S: 7	H: 2 LOB: 1 BB: 0 P: 7	R: 0 E: 0 K: 1 S: 5	H: 0 LOB: 0 BB: 0 P: 5	1B: 11 2B: 0 3B: 1 HR: 0	SF: 1 SAC: 1 DP: 0 HBP: 0	WP: 2 PB: 0 SB: 0 CS: 0	PA: 42
PITCHER	IP	WLS	BF	H	R	ER	SO	BB	IBB	HBP	BLK	WP	HR	S	P	ERA	WHIP					
Ray Sadecki, L (1.1) ERA: 3.69	6.2	L	31	8	6	6	5	2	0	0	0	1	0	39	47	8.10	1.500					
Marshall Bridges, L (7.1) ERA: 3.45	0.2		6	4	1	1	1	0	0	0	0	0	0	8	8	13.50	6.000					
Ed Bauta, R (8.1) ERA: 11.57	1.2		5	0	0	0	1	0	0	0	0	0	0	7	7	0.00	0.000					

Pittsburgh Pirates @ St. Louis Cardinals
Sportsman's Park, St. Louis, MO
Wed Jul 27 1960, 8:05 PM EDT
Att: 17,236 - Unknown


AB 38
R 7
H 12
RBI 6
BB 2
SO 7
LOB 19



Batter	1	2	3	4	5	6	7	8	9	AB	R	H	RBI	BB	SO	LOB	BOTTOM					
Julian Javier, R (1.4) OBP: 0.290, SLG: 0.373	CS 1B		E6 1B		BB 1B		K		4-3	5	1	2	1	0	1	0						
Joe Cunningham, L (1.9) OBP: 0.385, SLG: 0.420	K		2H 1B		BB		BB		BB 1B	3	0	2	1	2	1	1						
Bill White, L (1.3) OBP: 0.356, SLG: 0.486	CS 1B		2H 1B		BB		BB		BB 1B	4	0	1	0	1	1	4						
Stan Musial, L (1.7) OBP: 0.385, SLG: 0.500	CS	E4 5-3		F7	F8		F5		F5	5	0	0	0	0	0	5						
Ken Boyer, R (1.5) OBP: 0.331, SLG: 0.508		K		G6-4-3 HBP		FC2-5 BB		K		2	0	0	0	1	2	1						
Daryl Spencer, R (1.6) OBP: 0.376, SLG: 0.464	5-3		G6-4-3		FC2-5 BB		FC6-4 BB			2	0	0	0	2	0	2						
Curt Flood, R (1.8) OBP: 0.306, SLG: 0.378	6-3				1B 2B		FC2-5		FC6-4	4	1	1	0	0	0	4						
Hal Smith, R (1.2) OBP: 0.290, SLG: 0.298			K2-3		PB 1B		P4		F9	4	1	1	1	0	1	3						
Ray Sadecki, L (1.1) OBP: 0.258, SLG: 0.258 Marshall Bridges, S (7.1) Ed Bauta, R (8.1) Bob Nieman, R (9. PH) OBP: 0.362, SLG: 0.437			K		F3		P5		K	3	0	0	0	0	1	3						
Inning Stats	R: 0 E: 0 K: 1 S: 5	H: 2 LOB: 0 BB: 0 P: 5	R: 0 E: 1 K: 1 S: 6	H: 0 LOB: 1 BB: 0 P: 6	R: 1 E: 1 K: 2 S: 9	H: 1 LOB: 1 BB: 0 P: 9	R: 0 E: 0 K: 0 S: 2	H: 0 LOB: 0 BB: 0 P: 3	R: 2 E: 0 K: 0 S: 6	H: 3 LOB: 2 BB: 1 P: 10	R: 0 E: 0 K: 2 S: 7	H: 0 LOB: 1 BB: 1 P: 11	R: 0 E: 0 K: 1 S: 5	H: 0 LOB: 1 BB: 1 P: 9	R: 0 E: 0 K: 1 S: 6	H: 1 LOB: 2 BB: 1 P: 10	R: 0 E: 0 K: 1 S: 5	H: 1 LOB: 2 BB: 1 P: 10	1B: 6 2B: 2 3B: 0 HR: 0	SF: 0 SAC: 0 DP: 2 HBP: 1	WP: 0 PB: 1 SB: 0 CS: 2	PA: 41
PITCHER	IP	WLS	BF	H	R	ER	SO	BB	IBB	HBP	BLK	WP	HR	S	P	ERA	WHIP					
George Witt, R (1.1) ERA: 4.73	1.0		12	1	1	0	3	0	0	1	0	0	0	17	18	0.00	0.333					
Earl Francis, R (2.1) ERA: 2.0	3.0													6	18	18.00	6.000					
Joe Gibbon, L (5.1) ERA: 4.53	1.0	W	9	3	2	2	0	3	0	0	0	0	0	6	18	18.00	6.000					
Fred Green, L (6.1) ERA: 3.38	4.0		16	1	0	0	4	3	0	0	0	0	0	21	33	0.00	1.000					

Pittsburgh Pirates @ St. Louis Cardinals
Sportsman's Park, St. Louis, MO
Wed Jul 27 1960, 8:05 PM EDT
Att: 17,236 - Unknown

AB 33
R 3
H 7
RBI 3
BB 6
SO 8
LOB 23



Batter	1	2	3	4	5	6	7	8	9	AB	R	H	RBI	BB	SO	LOB	TOP					
Tony Taylor, R (1,4) OBP: 0.348, SLG: 0.411 Bobby Malkmus, R (8,4) OBP: 0.227, SLG: 0.235	F3		K		K			K		4	0	0	0	0	3	1	Philadelphia Phillies @ St. Louis Cardinals Sportsman's Park, St. Louis, MO Fri Jul 29 1960, 8:05 PM EDT Att: 14,028 - Unknown					
Tony Gonzalez, L (1,8) OBP: 0.294, SLG: 0.418	K		K			F7		K		4	0	0	0	0	3	1						
Johnny Callison, L (1,7) OBP: 0.369, SLG: 0.436	4-3			F5			K		3-1	4	0	0	0	0	1	0						
Pancho Herrera, R (1,3) OBP: 0.367, SLG: 0.523		1B		1B	BB			5-3		3	0	2	0	1	0	0						
Joe Morgan, L (1,5) OBP: 0.190, SLG: 0.215	L7			F7				F7		4	0	0	0	0	0	3						
Ken Walters, R (1,9) OBP: 0.305, SLG: 0.395					FC6			K		4	0	2	0	0	1	1						
Clay Dalrymple, L (1,2) OBP: 0.375, SLG: 0.424				F5		FC6				3	0	0	0	0	0	4						
Ruben Amaro, R (1,6) OBP: 0.310, SLG: 0.280		6-3						K		3	0	1	0	0	1	2						
John Buzhardt, R (1,1) OBP: 0.158, SLG: 0.135 Tony Curry, L (8, PH) OBP: 0.322, SLG: 0.448 Turk Farrell, R (8,1) OBP: 0.333, SLG: 0.364			K					K		2	0	0	0	0	2	0						
								K		1	0	0	0	0	1	1						
								K		0	0	0	0	0	0	0						
Inning Stats	R: 0 E: 0 K: 1 S: 5	H: 0 LOB: 0 BB: 0 P: 5	R: 0 E: 0 K: 0 S: 5	H: 2 LOB: 2 BB: 0 P: 5	R: 0 E: 0 K: 3 S: 9	H: 0 LOB: 0 BB: 0 P: 9	R: 0 E: 0 K: 0 S: 4	H: 1 LOB: 2 BB: 1 P: 8	R: 0 E: 0 K: 3 S: 9	H: 0 LOB: 0 BB: 0 P: 9	R: 0 E: 0 K: 1 S: 5	H: 0 LOB: 0 BB: 0 P: 5	R: 0 E: 0 K: 1 S: 5	H: 0 LOB: 0 BB: 0 P: 5	R: 0 E: 0 K: 3 S: 10	H: 1 LOB: 1 BB: 0 P: 10	R: 0 E: 0 K: 0 S: 4	H: 1 LOB: 1 BB: 0 P: 4	1B: 5 2B: 0 3B: 0 HR: 0	SF: 0 SAC: 0 DP: 0 HBP: 0	WP: 0 PB: 0 SB: 0 CS: 0	PA: 33
PITCHER Ernie Broglio, R (1,1) ERA: 2.82	IP: 9.0 WLS: W BF: 33 H: 5 R: 0 ER: 0 SO: 12 BB: 1 IBB: 0 HBP: 0 BLK: 0 WP: 0 HR: 0 S: 56 P: 60 ERA: 0.00 WHIP: 0.667															PITCHER						

Batter	1	2	3	4	5	6	7	8	9	AB	R	H	RBI	BB	SO	LOB	BOTTOM			
Julian Javier, R (1,4) OBP: 0.290, SLG: 0.373	1B		SH3-4		F3		5-3			3	1	1	0	0	0	0	Philadelphia Phillies @ St. Louis Cardinals Sportsman's Park, St. Louis, MO Fri Jul 29 1960, 8:05 PM EDT Att: 14,028 - Unknown			
Joe Cunningham, L (1,9) OBP: 0.397, SLG: 0.416	F8		2B		F4		3-1			3	1	0	0	1	0	1				
Bill White, L (1,3) OBP: 0.358, SLG: 0.486	1B		F9		BLK		4-3			4	0	2	0	0	0	2				
Ken Boyer, R (1,5) OBP: 0.336, SLG: 0.514	1B				F9			G4-6-3		4	0	3	3	0	0	1				
Walt Moryn, L (1,7) OBP: 0.320, SLG: 0.365 John Glenn, R (8, PR) OBP: 0.258, SLG: 0.333	G4-6-3		1-3							4	0	1	0	0	0	3				
										0	0	0	0	0	0	0				
Daryl Spencer, R (1,6) OBP: 0.375, SLG: 0.459		K		G3		1B		G4-6-3		3	0	0	0	1	1	2				
Curt Flood, R (1,8) OBP: 0.309, SLG: 0.380		G3		CS		BB		5-3		4	0	2	0	0	0	2				
Hal Smith, R (1,2) OBP: 0.286, SLG: 0.293		K		E6		1B		F8		3	0	0	0	0	1	3				
Ernie Broglio, R (1,1) OBP: 0.289, SLG: 0.286			SH3-4		K			G3		3	1	1	0	0	1	4				
										1B: 9 2B: 2 3B: 0 HR: 0	SF: 0 SAC: 1 DP: 3 HBP: 0	WP: 0 PB: 0 SB: 0 CS: 1	PA: 34							
Inning Stats	R: 1 E: 0 K: 0 S: 5	H: 3 LOB: 1 BB: 0 P: 5	R: 0 E: 0 K: 2 S: 7	H: 0 LOB: 0 BB: 0 P: 7	R: 2 E: 0 K: 0 S: 5	H: 2 LOB: 1 BB: 1 P: 9	R: 0 E: 1 K: 1 S: 6	H: 1 LOB: 2 BB: 0 P: 6	R: 0 E: 0 K: 0 S: 4	H: 1 LOB: 2 BB: 1 P: 4	R: 0 E: 0 K: 0 S: 3	H: 0 LOB: 0 BB: 0 P: 3	R: 0 E: 0 K: 0 S: 4	H: 2 LOB: 2 BB: 0 P: 4	R: 0 E: 0 K: 0 S: 4	H: 0 LOB: 0 BB: 0 P: 4	1B: 9 2B: 2 3B: 0 HR: 0	SF: 0 SAC: 1 DP: 3 HBP: 0	WP: 0 PB: 0 SB: 0 CS: 1	PA: 34
PITCHER John Buzhardt, R (1,1) ERA: 3.9 Turk Farrell, R (8,1) ERA: 2.74	IP: 7.0 WLS: L BF: 30 H: 8 R: 3 ER: 3 SO: 3 BB: 2 IBB: 0 HBP: 0 BLK: 1 WP: 0 HR: 0 S: 34 P: 42 ERA: 3.86 WHIP: 1.429															PITCHER				

Batter	1	2	3	4	5	6	7	8	9	AB	R	H	RBI	BB	SO	LOB	TOP					
Tony Taylor, R OBP: 0.344, SLG: 0.407 (1, 4)	0-3 K		0-3 K		0-3 K		0-0 L9			4	0	0	0	0	3	0	Philadelphia Phillies @ St. Louis Cardinals Sportsman's Park, St. Louis, MO Sat Jul 30 1960, 4:33 AM EDT Att: 8,332 - Unknown					
Tony Gonzalez, L OBP: 0.293, SLG: 0.414 (1, 8)	0-0 F7		0-0 HR		0-0 4-3			0-0 3-1		4	1	1	0	0	0							
Johnny Callison, L OBP: 0.366, SLG: 0.451 (1, 7)	0-0 F9		0-0 HR			0-0 F5		0-0 4-3		4	1	1	2	0	0							
Pancho Herrera, R OBP: 0.366, SLG: 0.519 (1, 3)		0-0 6-3	0-3 K			0-0 FC5-4 1B		0-3 K		4	0	1	0	0	2	0						
Joe Morgan, L OBP: 0.193, SLG: 0.207 (1, 5)		0-3 K		4-0 1B BB		0-0 FC5-4 FC5-4 1-2		0-0 G3		3	0	0	0	1	1	1						
Ken Walters, R OBP: 0.307, SLG: 0.397 (1, 9)		0-0 BB 1B		0-0 B2		0-0 FC5-4 1-2		0-0 G4-6-3 1B		4	0	2	0	0	0	2						
Clay Dalrymple, L OBP: 0.389, SLG: 0.463 (1, 2)		4-0 1-2 BB		0-0 G4-6-3 1B			0-0 HR		0-0 G4-6-3 1-2	3	1	2	1	1	0	1						
Ruben Amaro, R OBP: 0.303, SLG: 0.273 (1, 6)		0-3 K		0-0 G4-6-3 1-2			0-0 6-3			3	0	0	0	0	1	4						
Chris Short, R (1, 1)			0-3 K		0-0 F9		0-0 F9			2	0	0	0	0	1	0						
Al Neiger, L (5, 1)										0	0	0	0	0	0	0						
Tony Curry, L OBP: 0.320, SLG: 0.445 (7, PH)										1	0	0	0	0	0	0						
Art Mahaffey, R (7, 1)										0	0	0	0	0	0	0						
Inning Stats	R: 0 E: 0 K: 1 S: 5	H: 0 LOB: 0 BB: 0 P: 5	R: 0 E: 0 K: 2 S: 8	H: 1 LOB: 2 BB: 1 P: 12	R: 2 E: 0 K: 3 S: 11	H: 2 LOB: 0 BB: 0 P: 11	R: 0 E: 0 K: 0 S: 3	H: 1 LOB: 1 BB: 0 P: 7	R: 0 E: 0 K: 1 S: 5	H: 0 LOB: 0 BB: 0 P: 5	R: 0 E: 0 K: 0 S: 4	H: 1 LOB: 1 BB: 0 P: 4	R: 1 E: 0 K: 0 S: 4	H: 1 LOB: 0 BB: 0 P: 4	R: 0 E: 0 K: 1 S: 5	H: 0 LOB: 0 BB: 0 P: 5	R: 0 E: 0 K: 0 S: 3	H: 1 LOB: 0 BB: 0 P: 3	1B: 5 2B: 0 3B: 0 HR: 2	SF: 0 SAC: 0 DP: 2 HBP: 0	WP: 0 PB: 0 SB: 0 CS: 0	PA: 34
PITCHER Larry Jackson, R ERA: 2.96 (1, 1)	IP: 9.0 WLS: W BF: 34 H: 7 R: 3 ER: 3 SO: 8 BB: 2 IBB: 0 HBP: 0 BLK: 0 WP: 0 HR: 2 S: 48 P: 56 ERA: 3.00 WHIP: 1.000															PITCHER	IP: 9.0 WLS: W BF: 34 H: 7 R: 3 ER: 3 SO: 8 BB: 2 IBB: 0 HBP: 0 BLK: 0 WP: 0 HR: 2 S: 48 P: 56 ERA: 3.00 WHIP: 1.000					

Batter	1	2	3	4	5	6	7	8	9	AB	R	H	RBI	BB	SO	LOB	BOTTOM			
Julian Javier, R OBP: 0.290, SLG: 0.375 (1, 4)	0-0 4-3	0-3 K			0-0 1B 2B	0-0 F9				4	1	1	0	0	1	2	Philadelphia Phillies @ St. Louis Cardinals Sportsman's Park, St. Louis, MO Sat Jul 30 1960, 4:33 AM EDT Att: 8,332 - Unknown			
Joe Cunningham, L OBP: 0.385, SLG: 0.415 (1, 9)	4-0 E BB		0-0 4-3		0-0 2B 2B 1B	0-0 L6				3	1	1	1	1	0	1				
Bob Nieman, R OBP: 0.361, SLG: 0.442 (1, 7)	0-0 F8		0-0 F5		0-0 2B		0-0 F9			3	1	1	0	0	0	1				
John Glenn, R OBP: 0.250, SLG: 0.323 (6, 7)					1-3 2B					1	0	0	0	0	0	0				
Ken Boyer, R OBP: 0.335, SLG: 0.509 (1, 5)	0-0 E4 FC6-4 1-2		0-0 L4		4-0 2B 1B IBB		0-3 K			3	1	0	0	1	1	1				
Daryl Spencer, R OBP: 0.374, SLG: 0.460 (1, 6)	0-0 FC6-4 1-2			0-0 6-3	0-0 1B 2B		0-3 K			4	0	1	2	0	1	2				
Bill White, L OBP: 0.362, SLG: 0.497 (1, 3)		0-0 F8		0-0 HR	0-0 1B 2B		0-0 1B		0-0 1B	4	1	3	2	0	0	0				
Curt Flood, R OBP: 0.312, SLG: 0.394 (1, 8)		0-0 HR		0-0 L9	0-0 6-3		0-0 1B		0-0 F7 1B	4	1	2	1	0	0	1				
Hal Smith, R OBP: 0.285, SLG: 0.289 (1, 2)		4-0 5-3 BB		0-0 L7		0-0 6-3		0-0 F7		3	0	0	0	1	0	1				
Larry Jackson, R OBP: 0.243, SLG: 0.239 (1, 1)		0-0 5-3			0-0 F3		0-0 1B			3	0	1	0	0	0	1				
Inning Stats	R: 0 E: 1 K: 0 S: 4	H: 0 LOB: 2 BB: 1 P: 8	R: 1 E: 0 K: 1 S: 6	H: 1 LOB: 1 BB: 1 P: 10	R: 0 E: 0 K: 0 S: 3	H: 0 LOB: 0 BB: 0 P: 3	R: 1 E: 0 K: 0 S: 4	H: 1 LOB: 0 BB: 0 P: 4	R: 4 E: 0 K: 0 S: 7	H: 5 LOB: 1 BB: 1 P: 11	R: 0 E: 0 K: 0 S: 4	H: 1 LOB: 1 BB: 0 P: 4	R: 0 E: 0 K: 2 S: 7	H: 0 LOB: 0 BB: 0 P: 7	R: 0 E: 0 K: 0 S: 3	H: 2 LOB: 2 BB: 0 P: 3	1B: 5 2B: 3 3B: 0 HR: 2	SF: 0 SAC: 0 DP: 0 HBP: 0	WP: 0 PB: 0 SB: 0 CS: 0	PA: 35
PITCHER Chris Short, L ERA: 4.48 (1, 1)	IP: 4.2 WLS: L BF: 24 H: 7 R: 6 ER: 6 SO: 1 BB: 2 IBB: 1 HBP: 0 BLK: 0 WP: 0 HR: 2 S: 23 P: 35 ERA: 11.57 WHIP: 1.929															PITCHER	IP: 4.2 WLS: L BF: 24 H: 7 R: 6 ER: 6 SO: 1 BB: 2 IBB: 1 HBP: 0 BLK: 0 WP: 0 HR: 2 S: 23 P: 35 ERA: 11.57 WHIP: 1.929			
Al Neiger, L ERA: (5, 1)	1.1 5 1 0 0 0																0 0 5 5 0.00 0.750			
Art Mahaffey, R ERA: (7, 1)	2.0 6 2 0 0 2																0 0 10 10 0.00 1.000			

Batter	1	2	3	4	5	6	7	8	9	AB	R	H	RBI	BB	SO	LOB	TOP		
Bobby Del Greco, R OBP: 0.362, SLG: 0.409 (1, 8)										4	0	0	0	0	0	4	Philadelphia Phillies @ St. Louis Cardinals Sportsman's Park, St. Louis, MO Sun Jul 31 1960, 4:33 AM EDT Unknown		
Tony Taylor, R OBP: 0.343, SLG: 0.405 (1, 4)										4	1	1	0	0	0	4			
Bobby Gene Smith, R OBP: 0.280, SLG: 0.390 (1, 7)										4	0	2	0	0	0	0			
Pancho Herrera, R OBP: 0.370, SLG: 0.522 (1, 3)										4	0	3	1	0	0	1			
Ken Walters, R OBP: 0.310, SLG: 0.398 (1, 9)										4	1	2	0	0	1	3			
Ted Lepcio, R OBP: 0.308, SLG: 0.310 (1, 5)										3	0	0	0	0	0	2			
Al Neiger, L OBP: 0.250, SLG: 0.328 (7, 1)										0	0	0	0	0	0	0			
Cal Neeman, R OBP: 0.250, SLG: 0.328 (8, PH)										1	0	0	0	0	0	2			
Dallas Green, L OBP: 0.143, SLG: 0.190 (8, 1)										0	0	0	0	0	0	0			
Jimmie Coker, R OBP: 0.291, SLG: 0.372 (1, 2)										3	0	1	1	0	0	0			
Ruben Amaro, R OBP: 0.309, SLG: 0.280 (1, 6)										4	0	2	0	0	0	0			
Gene Conley, R OBP: 0.179, SLG: 0.289 (1, 1)										2	0	1	0	0	0	1			
Lee Walls, R OBP: 0.340, SLG: 0.343 (7, PH)										2	0	1	0	0	0	0			
Inning Stats	R: 1 E: 0 K: 1 S: 7	H: 3 LOB: 1 BB: 0 P: 7	R: 0 E: 0 K: 1 S: 8	H: 3 LOB: 3 BB: 0 P: 8	R: 0 E: 0 K: 1 S: 6	H: 1 LOB: 1 BB: 0 P: 6	R: 0 E: 0 K: 0 S: 3	H: 1 LOB: 0 BB: 0 P: 3	R: 0 E: 0 K: 0 S: 4	H: 1 LOB: 0 BB: 0 P: 4	R: 0 E: 0 K: 0 S: 3	H: 1 LOB: 1 BB: 0 P: 3	R: 0 E: 0 K: 0 S: 4	H: 2 LOB: 1 BB: 0 P: 4	R: 0 E: 0 K: 0 S: 3	H: 0 LOB: 0 BB: 0 P: 3	1B: 13 2B: 1 3B: 0 HR: 0	SF: 1 SAC: 0 DP: 3 HBP: 0	WP: 0 PA: 37 PB: 1 CS: 0
PITCHER Curt Simmons, L ERA: 3.79 (1, 1)	IP: 9.0 WLS: W BF: 36	H: 13 R: 2 ER: 1 SO: 3	BB: 0 IBB: 0 HBP: 0 BLK: 0	WP: 0 HR: 0 S: 42 P: 42	ERA: 1.00 WHIP: 1.444														

Batter	1	2	3	4	5	6	7	8	9	AB	R	H	RBI	BB	SO	LOB	BOTTOM		
Julian Javier, R OBP: 0.285, SLG: 0.369 (1, 4)										4	0	0	0	0	0	5	Philadelphia Phillies @ St. Louis Cardinals Sportsman's Park, St. Louis, MO Sun Jul 31 1960, 4:33 AM EDT Unknown		
Joe Cunningham, L OBP: 0.397, SLG: 0.413 (1, 9)										2	1	0	2	1	1	0			
Bill White, L OBP: 0.365, SLG: 0.508 (1, 3)										4	2	3	4	0	0	1			
Ken Boyer, R OBP: 0.337, SLG: 0.518 (1, 5)										4	1	2	2	0	2	1			
Walt Moryn, L OBP: 0.313, SLG: 0.356 (1, 7)										4	0	0	0	0	0	1			
John Glenn, R OBP: 0.290, SLG: 0.323 (8, 7)										0	0	0	0	0	0	0			
Daryl Spencer, R OBP: 0.376, SLG: 0.462 (1, 6)										3	1	2	0	0	0	0			
Alex Grammas, R OBP: 0.279, SLG: 0.299 (8, 6)										1	0	0	0	0	0	0			
Carl Sawatski, L OBP: 0.315, SLG: 0.378 (1, 2)										4	1	2	0	0	2	1			
Curt Flood, R OBP: 0.311, SLG: 0.392 (1, 8)										4	1	1	1	0	2	1			
Curt Simmons, L OBP: 0.292, SLG: 0.304 (1, 1)										4	2	2	0	0	0	2			
Inning Stats	R: 0 E: 1 K: 1 S: 6	H: 0 LOB: 1 BB: 0 P: 6	R: 0 E: 0 K: 1 S: 5	H: 0 LOB: 0 BB: 0 P: 5	R: 0 E: 0 K: 1 S: 5	H: 0 LOB: 0 BB: 0 P: 5	R: 0 E: 0 K: 1 S: 6	H: 2 LOB: 1 BB: 0 P: 6	R: 0 E: 0 K: 1 S: 10	H: 4 LOB: 0 BB: 1 P: 14	R: 0 E: 0 K: 1 S: 5	H: 1 LOB: 0 BB: 0 P: 5	R: 3 E: 0 K: 0 S: 6	H: 3 LOB: 0 BB: 0 P: 6	R: 0 E: 0 K: 1 S: 7	H: 2 LOB: 2 BB: 0 P: 7	1B: 9 2B: 2 3B: 0 HR: 2	SF: 1 SAC: 1 DP: 1 HBP: 0	WP: 0 PA: 37 PB: 0 CS: 1
PITCHER Gene Conley, R ERA: 3.7 (1, 1)	IP: 6.0 WLS: L BF: 26	H: 7 R: 6 ER: 5 SO: 6	BB: 1 IBB: 0 HBP: 0 BLK: 0	WP: 0 HR: 1 S: 37 P: 41	ERA: 7.50 WHIP: 1.333														
Al Neiger, L ERA: 11.57 (7, 1)	IP: 1.0 WLS: L BF: 6	H: 3 R: 3 ER: 3 SO: 0	BB: 0 IBB: 0 HBP: 0 BLK: 0	WP: 0 HR: 0 S: 6 P: 6	ERA: 27.00 WHIP: 3.000														
Dallas Green, R ERA: 3.71 (8, 1)	IP: 1.0 WLS: L BF: 5	H: 2 R: 0 ER: 0 SO: 1	BB: 0 IBB: 0 HBP: 0 BLK: 0	WP: 0 HR: 0 S: 7 P: 7	ERA: 0.00 WHIP: 2.000														

Batter	1	2	3	4	5	6	7	8	9	AB	R	H	RBI	BB	SO	LOB	TOP		
Bobby Del Greco, R (1, 8) OBP: 0.356, SLG: 0.402	F8		FC5 1B		F2			L7		4	0	0	0	0	0	2	Philadelphia Phillies @ St. Louis Cardinals Sportsman's Park, St. Louis, MO Sun Jul 31 1960, 4:38 AM EDT Att: 20,061 - Unknown		
Tony Taylor, R (1, 4) OBP: 0.345, SLG: 0.404	6-3							K		3	0	1	1	1	1	0			
Bobby Gene Smith, R (1, 7) OBP: 0.270, SLG: 0.376 Turk Farrell, R (8, 1) OBP: 0.333, SLG: 0.364	6-3		K					5-3		4	0	0	0	0	1	3			
Pancho Herrera, R (1, 3) OBP: 0.369, SLG: 0.517		F8		5-3				F9		3	1	0	0	1	0	0			
Ken Walters, R (1, 9) OBP: 0.309, SLG: 0.396		F8		6-3				5-3		4	0	1	0	0	0	0			
Lee Walls, R (1, 5) OBP: 0.344, SLG: 0.362		F8						K		4	1	2	1	0	1	0			
Cal Neeman, R (1, 2) OBP: 0.245, SLG: 0.321 Tony Gonzalez, L (9, PH) OBP: 0.262, SLG: 0.412			K	E3				F8		3	0	0	0	0	1	0			
Ruben Amaro, R (1, 6) OBP: 0.309, SLG: 0.276 Clay Dainymple, L (9, PH) OBP: 0.365, SLG: 0.458			FC5 1B BB	K				1-3		2	0	0	0	1	1	1			
Robin Roberts, S (1, 1) OBP: 0.236, SLG: 0.196 Johnny Callison, L (8, 7) OBP: 0.366, SLG: 0.451			FC5 1B		K			6-3		3	1	1	0	0	1	0			
Inning Stats	R: 0 E: 0 K: 0 S: 3	H: 0 LOB: 0 BB: 0 P: 3	R: 0 E: 0 K: 0 S: 3	H: 0 LOB: 0 BB: 0 P: 3	R: 1 E: 0 K: 2 S: 9	H: 2 LOB: 2 BB: 1 P: 13	R: 1 E: 1 K: 1 S: 7	H: 1 LOB: 1 BB: 0 P: 7	R: 0 E: 0 K: 1 S: 5	H: 0 LOB: 0 BB: 0 P: 5	R: 0 E: 0 K: 0 S: 3	H: 0 LOB: 0 BB: 0 P: 3	R: 0 E: 0 K: 1 S: 5	H: 0 LOB: 0 BB: 0 P: 5	R: 1 E: 0 K: 1 S: 6	H: 2 LOB: 1 BB: 1 P: 10		1B: 4 2B: 0 3B: 1 HR: 0	SF: 0 SAC: 0 DP: 1 HBP: 0
PITCHER	IP	WLS	BF	H	R	ER	SO	BB	IBB	HBP	BLK	WP	HR	S	P	ERA	WHIP		
Ray Sadecki, L (1, 1) ERA: 3.57	8.0	W	33	5	3	2	6	3	0	0	0	0	0	42	54	2.25	1.000		
Lindy McDaniel, R (9, 1) ERA: 2.49	1.0	S	2	0	0	0	1	0	0	0	0	0	0	4	4	0.00	0.000		

Batter	1	2	3	4	5	6	7	8	9	AB	R	H	RBI	BB	SO	LOB	BOTTOM		
Julian Javier, R (1, 4) OBP: 0.285, SLG: 0.367	F7		L9					FC6-4 S		4	1	1	0	0	0	1	Philadelphia Phillies @ St. Louis Cardinals Sportsman's Park, St. Louis, MO Sun Jul 31 1960, 4:38 AM EDT Att: 20,061 - Unknown		
Joe Cunningham, L (1, 9) OBP: 0.385, SLG: 0.420	L6							G3		4	1	1	1	0	0	2			
Bill White, L (1, 3) OBP: 0.367, SLG: 0.515	F8		HR					4-3		3	2	1	2	1	0	0			
Ken Boyer, R (1, 5) OBP: 0.339, SLG: 0.520		6-3						4-3		3	0	1	1	1	1	0			
Stan Musial, L (1, 7) OBP: 0.383, SLG: 0.510 John Glenn, R (9, 7) OBP: 0.290, SLG: 0.323			HR					G3		4	1	1	1	0	0	2			
Daryl Spencer, R (1, 6) OBP: 0.375, SLG: 0.458		1-3						G3		3	0	0	0	0	1	0			
Curt Flood, R (1, 8) OBP: 0.310, SLG: 0.390								FC4-6 HBP		4	0	1	0	0	0	2			
Hal Smith, R (1, 2) OBP: 0.281, SLG: 0.284		F9						FC4-6 HBP		3	0	0	0	0	0	1			
Ray Sadecki, L (1, 1) ERA: 4.36 Lindy McDaniel, R (9, 1) ERA: 2.7			F2					G3		3	0	1	0	0	0	0			
Inning Stats	R: 0 E: 0 K: 0 S: 3	H: 0 LOB: 0 BB: 0 P: 3	R: 1 E: 0 K: 0 S: 5	H: 2 LOB: 1 BB: 0 P: 5	R: 2 E: 0 K: 0 S: 5	H: 2 LOB: 1 BB: 1 P: 9	R: 0 E: 0 K: 0 S: 3	H: 0 LOB: 0 BB: 0 P: 3	R: 2 E: 0 K: 1 S: 7	H: 2 LOB: 0 BB: 0 P: 7	R: 0 E: 0 K: 1 S: 5	H: 0 LOB: 0 BB: 0 P: 5	R: 0 E: 0 K: 0 S: 4	H: 1 LOB: 1 BB: 0 P: 4	R: 0 E: 0 K: 0 S: 3	H: 0 LOB: 2 BB: 1 P: 8		1B: 3 2B: 1 3B: 0 HR: 3	SF: 0 SAC: 0 DP: 0 HBP: 1
PITCHER	IP	WLS	BF	H	R	ER	SO	BB	IBB	HBP	BLK	WP	HR	S	P	ERA	WHIP		
Robin Roberts, R (1, 1) ERA: 4.36	7.0	L	29	7	5	5	2	1	0	0	0	0	0	3	32	6.43	1.143		
Turk Farrell, R (8, 1) ERA: 2.7	1.0		5	0	0	0	0	1	0	1	0	0	0	3	8	0.00	1.000		

Batter	1	2	3	4	5	6	7	8	9	AB	R	H	RBI	BB	SO	LOB	TOP					
Bill Bruton, L OBP: 0.333, SLG: 0.439 (1, 8)	F8		F8		F2			3-1		4	0	0	0	0	0	1	Milwaukee Braves @ St. Louis Cardinals Sportsman's Park, St. Louis, MO Tue Aug 02 1960, 8:05 PM EDT Att: 22,021 - Unknown					
Del Crandall, R OBP: 0.313, SLG: 0.438 (1, 2)	F8			BB		6-3		5-3		3	0	0	0	1	0							
Eddie Mathews, L OBP: 0.394, SLG: 0.525 (1, 5)	L3			BB			SF7	1B	2B	3	2	2	0	1	0	0						
Hank Aaron, R OBP: 0.345, SLG: 0.567 (1, 9)		G6-4-3		BB			SF7	2B	1B	1	0	1	1	2	0	0						
Joe Adcock, R OBP: 0.347, SLG: 0.518 (1, 3)	G6-4-3			BB			1-3	1B		4	0	1	1	0	1	4						
Lee Maye, L OBP: 0.375, SLG: 0.420 (1, 7)				K						4	0	1	0	0	3	3						
Felix Mantilla, R OBP: 0.271, SLG: 0.392 (7, 4)			6-3		K			F8		4	0	0	0	0	2	4						
Chuck Cottier, R OBP: 0.225, SLG: 0.255 (7, PH)					F2					2	0	0	0	0	0	0						
Eddie Haas, L OBP: 0.450, SLG: 0.588 (7, PH)										1	0	0	0	0	1	1						
Don McMahon, R OBP: 0.310, SLG: 0.317 (9, PH)										1	0	0	0	0	0	0						
Carl Willey, R OBP: 0.143, SLG: 0.152 (7, PH)										1	0	0	0	1	1	0						
Wes Covington, L OBP: 0.317, SLG: 0.503 (7, PH)										1	0	0	0	0	0	1						
Johnny Logan, R OBP: 0.306, SLG: 0.320 (7, 6)										0	0	0	0	0	0	0						
Inning Stats	R: 0 E: 0 K: 0 S: 3	H: 0 LOB: 0 BB: 0 P: 3	R: 0 E: 0 K: 1 S: 4	H: 0 LOB: 0 BB: 1 P: 8	R: 0 E: 0 K: 0 S: 3	H: 0 LOB: 1 BB: 1 P: 7	R: 0 E: 0 K: 3 S: 9	H: 0 LOB: 3 BB: 3 P: 21	R: 0 E: 0 K: 1 S: 5	H: 0 LOB: 0 BB: 0 P: 5	R: 1 E: 0 K: 0 S: 4	H: 1 LOB: 0 BB: 0 P: 4	R: 0 E: 0 K: 1 S: 6	H: 1 LOB: 1 BB: 0 P: 6	R: 1 E: 0 K: 0 S: 5	H: 3 LOB: 2 BB: 0 P: 5	R: 0 E: 0 K: 2 S: 7	H: 0 LOB: 0 BB: 0 P: 7	1B: 3 2B: 1 3B: 1 HR: 0	SF: 1 SAC: 0 DP: 1 HBP: 0	WP: 0 PB: 0 SB: 0 CS: 0	PA: 35
PITCHER	IP	WLS	BF	H	R	ER	SO	BB	IBB	HBP	BLK	WP	HR	S	P	ERA	WHIP					
Ernie Broglio, R ERA: 2.78 (1, 1)	8.0	W	32	5	2	2	6	5	0	0	0	0	0	39	59	2.25	1.250					
Lindy McDaniel, R ERA: 2.44 (9, 1)	1.0	S	3	0	0	0	2	0	0	0	0	0	0	7	7	0.00	0.000					

AB	29
R	2
H	5
RBI	2
BB	5
SO	8
LOB	14



Batter	1	2	3	4	5	6	7	8	9	AB	R	H	RBI	BB	SO	LOB	BOTTOM				
Julian Javier, R OBP: 0.284, SLG: 0.365 (1, 4)	6-3		6-3							4	1	1	0	0	1	2	Milwaukee Braves @ St. Louis Cardinals Sportsman's Park, St. Louis, MO Tue Aug 02 1960, 8:05 PM EDT Att: 22,021 - Unknown				
Joe Cunningham, L OBP: 0.385, SLG: 0.416 (1, 9)	6-3		K							3	0	0	0	0	2	2					
Bill White, L OBP: 0.366, SLG: 0.515 (1, 3)	F6									4	1	1	1	0	0	2					
Ken Boyer, R OBP: 0.340, SLG: 0.531 (1, 5)		F7								4	1	2	2	0	0	0					
Stan Musial, L OBP: 0.381, SLG: 0.503 (1, 7)										3	0	0	0	1	0	0					
Lindy McDaniel, R OBP: 0.190, SLG: 0.150 (9, 1)		F5								0	0	0	0	0	0	0					
Daryl Spencer, R OBP: 0.373, SLG: 0.454 (1, 6)										3	0	0	0	1	1	2					
Curt Flood, R OBP: 0.310, SLG: 0.386 (1, 8)										2	0	0	0	1	0	0					
Hal Smith, R OBP: 0.277, SLG: 0.280 (1, 2)										3	0	0	0	0	0	2					
Ernie Broglio, R OBP: 0.317, SLG: 0.324 (1, 1)										2	1	1	0	1	0	0					
Charlie James, R ERA: 6.65 (9, 7)										0	0	0	0	0	0	0					
Inning Stats	R: 0 E: 0 K: 0 S: 3	H: 0 LOB: 2 BB: 2 P: 11	R: 2 E: 0 K: 1 S: 8	H: 3 LOB: 2 BB: 1 P: 12	R: 0 E: 0 K: 0 S: 3	H: 0 LOB: 0 BB: 0 P: 3	R: 2 E: 0 K: 0 S: 5	H: 2 LOB: 0 BB: 0 P: 5	R: 0 E: 0 K: 0 S: 3	H: 0 LOB: 0 BB: 0 P: 3	R: 0 E: 0 K: 2 S: 7	H: 0 LOB: 1 BB: 1 P: 11	R: 0 E: 0 K: 1 S: 5	H: 0 LOB: 0 BB: 0 P: 5	R: 0 E: 0 K: 1 S: 5	H: 0 LOB: 0 BB: 0 P: 5	1B: 1 2B: 3 3B: 0 HR: 1	SF: 0 SAC: 1 DP: 0 HBP: 0	WP: 0 PB: 0 SB: 1 CS: 0	PA: 33	
PITCHER	IP	WLS	BF	H	R	ER	SO	BB	IBB	HBP	BLK	WP	HR	S	P	ERA	WHIP				
Carl Willey, R ERA: 4.16 (1, 1)	6.0	L	26	5	4	4	1	2	1	0	0	0	0	25	37	6.00	1.167				
Don McMahon, R ERA: 6.65 (7, 1)	2.0		7	0	0	0	3	1	0	0	0	0	0	12	16	0.00	0.500				



Batter	1	2	3	4	5	6	7	8	9	AB	R	H	RBI	BB	SO	LOB	TOP					
Bill Bruton, L OBP: 0.329, SLG: 0.432 (1, 8)	F8	K			FC4-6			K		4	0	0	0	0	2	2	Milwaukee Braves @ St. Louis Cardinals Sportsman's Park, St. Louis, MO Thu Aug 04 1960, 8:05 PM EDT Att: 19,274 - Unknown					
Del Crandall, R OBP: 0.317, SLG: 0.449 (1, 2)	1B BB		5-3		F9			F7		3	1	0	0	1	0	1						
Eddie Mathews, L OBP: 0.395, SLG: 0.529 (1, 5)	1B		K					G3		3	0	1	0	1	1	0						
Hank Aaron, R OBP: 0.345, SLG: 0.572 (1, 9)	1B		K					F7		4	1	2	2	0	1	1						
Joe Adcock, R OBP: 0.344, SLG: 0.523 (1, 3)	K				L8			G4-6-3		4	0	0	0	0	1	3						
Mel Roach, R OBP: 0.341, SLG: 0.474 (1, 7)	F8				F8			1B		4	0	1	0	0	0	2						
Felix Mantilla, R OBP: 0.270, SLG: 0.370 (1, 6)		6-3			6-3			F2		4	0	0	0	0	1	1						
Chuck Cottier, R OBP: 0.226, SLG: 0.264 (1, 4)					K			F7		3	0	1	0	0	1	1						
Bob Buhl, R OBP: 0.161, SLG: 0.161 (7, PH)								F3		2	0	1	0	0	1	1						
Alvin Dark, R OBP: 0.309, SLG: 0.315 (7, 1)					FC4-6					1	0	0	0	0	0	1						
Ron Piche, R (7, 1)					1B					0	0	0	0	0	0	0						
Inning Stats	R: 1 E: 0 K: 1 S: 7	H: 2 LOB: 2 BB: 1 P: 11	R: 0 E: 0 K: 2 S: 8	H: 1 LOB: 1 BB: 0 P: 8	R: 0 E: 0 K: 2 S: 7	H: 0 LOB: 0 BB: 0 P: 7	R: 0 E: 0 K: 0 S: 3	H: 0 LOB: 0 BB: 0 P: 3	R: 0 E: 0 K: 1 S: 6	H: 1 LOB: 1 BB: 0 P: 6	R: 0 E: 0 K: 0 S: 2	H: 0 LOB: 0 BB: 1 P: 6	R: 0 E: 0 K: 0 S: 4	H: 1 LOB: 1 BB: 0 P: 4	R: 0 E: 0 K: 1 S: 5	H: 0 LOB: 0 BB: 0 P: 5	R: 1 E: 0 K: 1 S: 6	H: 1 LOB: 0 BB: 0 P: 6	1B: 4 2B: 1 3B: 0 HR: 1	SF: 0 SAC: 0 DP: 1 HBP: 0	WP: 0 PB: 0 CS: 0	PA: 34
PITCHER Ray Sadecki, L ERA: 3.43 (1, 1)	IP: 9.0 WLS: W BF: 34 H: 6 R: 2 ER: 2 SO: 8 BB: 2 IBB: 0 HBP: 0 BLK: 0 WP: 0 HR: 1 S: 48 P: 56 ERA: 2.00 WHIP: 0.889															PITCHER						

AB 32
R 2
H 6
RBI 2
BB 2
SO 8
LOB 13



Batter	1	2	3	4	5	6	7	8	9	AB	R	H	RBI	BB	SO	LOB	BOTTOM					
Julian Javier, R OBP: 0.289, SLG: 0.377 (1, 4)	E				SH2-4			K		2	1	1	0	0	1	1	Milwaukee Braves @ St. Louis Cardinals Sportsman's Park, St. Louis, MO Thu Aug 04 1960, 8:05 PM EDT Att: 19,274 - Unknown					
Joe Cunningham, L OBP: 0.385, SLG: 0.413 (1, 9)	F8		FC3-6 1B					4-3		4	1	1	1	0	0	3						
Bill White, L OBP: 0.367, SLG: 0.517 (1, 3)	4-3		1B		F8			F7		4	0	1	1	0	0	1						
Ken Boyer, R OBP: 0.343, SLG: 0.538 (1, 5)	F7		1B		1-3			4-3		4	0	1	1	0	0	1						
Stan Musial, L OBP: 0.372, SLG: 0.502 (9, 7)		3-1	F8					F2		4	0	0	0	0	0	2						
Daryl Spencer, R OBP: 0.373, SLG: 0.449 (1, 6)		6-3			SH2-3 BB			F7		2	0	0	0	1	0	0						
Curt Flood, R OBP: 0.313, SLG: 0.385 (1, 8)		5-3			SH2-3			1-3		2	0	0	0	0	0	0						
Hal Smith, R OBP: 0.280, SLG: 0.288 (1, 2)			6-3		6-3			1B		3	0	1	0	0	0	1						
Ray Sadecki, L OBP: 0.297, SLG: 0.297 (1, 1)			FC3-6 1B		SH2-4 1B			F3		3	2	2	0	0	0	1						
Inning Stats	R: 1 E: 1 K: 0 S: 4	H: 1 LOB: 0 BB: 0 P: 4	R: 0 E: 0 K: 0 S: 3	H: 0 LOB: 0 BB: 0 P: 3	R: 2 E: 0 K: 0 S: 6	H: 3 LOB: 2 BB: 0 P: 7	R: 0 E: 0 K: 0 S: 2	H: 0 LOB: 0 BB: 1 P: 6	R: 1 E: 0 K: 0 S: 5	H: 2 LOB: 1 BB: 0 P: 5	R: 0 E: 0 K: 0 S: 3	H: 0 LOB: 0 BB: 0 P: 3	R: 0 E: 0 K: 1 S: 6	H: 1 LOB: 1 BB: 0 P: 6	R: 0 E: 0 K: 0 S: 3	H: 0 LOB: 0 BB: 0 P: 3		R: 1 E: 0 K: 0 S: 6	H: 1 LOB: 0 BB: 0 P: 6	1B: 6 2B: 0 3B: 1 HR: 0	SF: 0 SAC: 2 DP: 0 HBP: 1	WP: 0 PB: 0 CS: 0
PITCHER Bob Buhl, R ERA: 3.31 (7, 1)	IP: 6.0 WLS: L BF: 25 H: 6 R: 4 ER: 4 SO: 4 BB: 1 IBB: 0 HBP: 1 BLK: 0 WP: 0 HR: 0 S: 23 P: 28 ERA: 6.00 WHIP: 1.167															PITCHER						
Ron Piche, R ERA: 4.66 (7, 1)	IP: 2.0 WLS: 7 BF: 1 H: 1 R: 0 ER: 0 SO: 1 BB: 0 IBB: 0 HBP: 0 BLK: 0 WP: 0 HR: 0 S: 9 P: 9 ERA: 0.00 WHIP: 0.500															PITCHER						

AB 28
R 4
H 7
RBI 3
BB 1
SO 1
LOB 10



Batter	1	2	3	4	5	6	7	8	9	AB	R	H	RBI	BB	SO	LOB	TOP					
Eddie Kasko, R OBP: 0.355, SLG: 0.353 (1, 4)										4	1	2	1	0	0	0	Cincinnati Reds @ St. Louis Cardinals Sportsman's Park, St. Louis, MO Fri Aug 05 1960, 8:05 PM EDT Att: 15,474 - Unknown					
Vada Pinson, L OBP: 0.343, SLG: 0.463 (1, 8)										5	0	2	1	0	1	2						
Gus Bell, L OBP: 0.299, SLG: 0.388 (1, 9)										4	1	1	0	0	1	2						
Wally Post, R OBP: 0.337, SLG: 0.528 (1, 7)										1	0	0	0	3	0	0						
Cliff Cook, R OBP: 0.279, SLG: 0.293 (1, 5)										4	0	0	0	0	0	5						
Gordy Coleman, L OBP: 0.275, SLG: 0.490 (1, 3)										4	0	0	0	0	0	2						
Ed Bailey, L OBP: 0.352, SLG: 0.418 (1, 2)										4	1	1	0	0	2	4						
Leo Cardenas, R OBP: 0.200, SLG: 0.300 (9, PH)										3	0	0	0	0	0	1						
Jerry Lynch, L OBP: 0.366, SLG: 0.524 (9, PH)										1	0	1	0	0	0	0						
Roy McMillan, R OBP: 0.292, SLG: 0.347 (9, PH)										0	0	0	0	0	0	0						
Bob Purkey, R OBP: 0.231, SLG: 0.149 (9, PH)										3	0	0	0	0	1	1						
Harry Anderson, L OBP: 0.351, SLG: 0.388 (9, PH)										1	0	0	0	0	1	2						
Marshall Bridges, S (9, 1)										0	0	0	0	0	0	0						
Inning Stats	R: 0 E: 0 K: 1 S: 6	H: 1 LOB: 2 BB: 1 P: 10	R: 0 E: 0 K: 1 S: 5	H: 0 LOB: 0 BB: 0 P: 5	R: 0 E: 0 K: 1 S: 5	H: 1 LOB: 0 BB: 0 P: 5	R: 0 E: 0 K: 0 S: 2	H: 0 LOB: 0 BB: 1 P: 6	R: 0 E: 1 K: 0 S: 4	H: 0 LOB: 1 BB: 0 P: 4	R: 1 E: 2 K: 2 S: 10	H: 1 LOB: 3 BB: 1 P: 14	R: 1 E: 0 K: 0 S: 5	H: 2 LOB: 1 BB: 0 P: 5	R: 0 E: 0 K: 0 S: 3	H: 0 LOB: 0 BB: 0 P: 3	R: 1 E: 0 K: 1 S: 7	H: 2 LOB: 1 BB: 0 P: 7	1B: 4 2B: 4 3B: 0 HR: 0	SF: 1 SAC: 0 DP: 1 HBP: 0	WP: 0 PB: 0 SB: 1 CS: 1	PA: 39
PITCHER	IP WLS BF H R ER SO BB IBB HBP BLK WP HR S P ERA WHIP																					
Curt Simmons, L ERA: 3.55 Bob Grim, R ERA: 4.93	(1, 1) 8.0 L 33 5 2 1 5 2 1 0 0 0 0 0 0 7 7 1.12 0.875																					

AB	34
R	3
H	7
RBI	2
BB	3
SO	6
LOB	19




Batter	1	2	3	4	5	6	7	8	9	AB	R	H	RBI	BB	SO	LOB	BOTTOM					
Julian Javier, R OBP: 0.286, SLG: 0.373 (1, 4)										3	0	0	0	0	0	2	Cincinnati Reds @ St. Louis Cardinals Sportsman's Park, St. Louis, MO Fri Aug 05 1960, 8:05 PM EDT Att: 15,474 - Unknown					
Bob Nieman, R OBP: 0.359, SLG: 0.439 (8, PH)										1	0	0	0	0	0	1						
Alex Grammas, R OBP: 0.279, SLG: 0.299 (9, 4)										4	0	0	0	0	0	4						
Joe Cunningham, L OBP: 0.382, SLG: 0.409 (1, 9)										0	0	0	0	0	0	0						
Bob Grim, R (9, 1)										0	0	0	0	0	0	0						
Bill White, L OBP: 0.364, SLG: 0.512 (1, 3)										4	0	0	0	0	2	1						
Ken Boyer, R OBP: 0.347, SLG: 0.542 (1, 5)										3	0	2	0	1	0	0						
Stan Musial, L OBP: 0.366, SLG: 0.493 (1, 7)										4	0	0	0	0	1	3						
Daryl Spencer, R OBP: 0.372, SLG: 0.447 (1, 6)										4	0	1	0	0	1	2						
Curt Flood, R OBP: 0.311, SLG: 0.382 (1, 8)										2	0	0	0	0	0	1						
George Crowe, L OBP: 0.309, SLG: 0.500 (7, PH)										1	0	0	0	0	1	1						
Charlie James, R (8, 8)										1	0	0	0	0	0	2						
Hal Smith, R OBP: 0.282, SLG: 0.295 (1, 2)										2	0	1	0	0	0	0						
Walt Moryn, L OBP: 0.315, SLG: 0.358 (8, PH)										1	0	0	0	0	0	0						
Curt Simmons, L OBP: 0.308, SLG: 0.320 (1, 1)										2	0	1	0	0	0	1						
Carl Sawatski, L OBP: 0.327, SLG: 0.385 (8, PH)										0	0	0	0	1	0	0						
Tim McCarver, L (9, 2)										0	0	0	0	0	0	0						
Inning Stats	R: 0 E: 0 K: 1 S: 5	H: 0 LOB: 0 BB: 0 P: 5	R: 0 E: 0 K: 0 S: 4	H: 1 LOB: 1 BB: 0 P: 4	R: 0 E: 0 K: 0 S: 4	H: 1 LOB: 1 BB: 0 P: 4	R: 0 E: 0 K: 0 S: 3	H: 0 LOB: 0 BB: 0 P: 3	R: 0 E: 0 K: 0 S: 3	H: 0 LOB: 0 BB: 0 P: 3	R: 0 E: 0 K: 0 S: 4	H: 1 LOB: 1 BB: 0 P: 4	R: 0 E: 0 K: 2 S: 8	H: 1 LOB: 1 BB: 0 P: 8	R: 0 E: 0 K: 0 S: 3	H: 0 LOB: 2 BB: 1 P: 7	R: 0 E: 0 K: 2 S: 8	H: 1 LOB: 2 BB: 1 P: 12	1B: 3 2B: 2 3B: 0 HR: 0	SF: 0 SAC: 0 DP: 0 HBP: 0	WP: 0 PB: 0 SB: 1 CS: 0	PA: 34
PITCHER	IP WLS BF H R ER SO BB IBB HBP BLK WP HR S P ERA WHIP																					
Bob Purkey, R ERA: 3.86 Marshall Bridges, L ERA: 3.34	(1, 1) 8.0 W 29 4 0 0 3 1 0 0 0 0 0 0 8 12 0.00 0.625																					

AB	32
R	0
H	5
RBI	0
BB	2
SO	5
LOB	18




Batter	1	2	3	4	5	6	7	8	9	AB	R	H	RBI	BB	SO	LOB	TOP			
Eddie Kasko, R (1,4) Frank Robinson, R (8,PH) Willie Jones, R (8,4)	0-0 L8 1B 2B	0-0 1B 2B 1-H 2-H		0-0 1B	0-0 G3	0-0 F9 2		0-3 K 3		4	2	3	2	0	0	1	<p>Cincinnati Reds @ St. Louis Cardinals</p> <p>Sportsman's Park, St. Louis, MO</p> <p>Sat Aug 06 1960, 4:33 AM EDT</p> <p>Att: 10,374 - Unknown</p>			
Vada Pinson, L (1,8)	4-0 1B BB	0-0 1B 2B 2-H							0-3 K 1	4	0	2	1	1	1	1				
Gus Bell, L (1,9)	0-0 L8 2-3	0-0 1-3			0-0 1-3	0-0 F8 3			0-0 F6 2	5	0	0	0	0	0	5				
Wally Post, R (1,7)	0-0 1B 1-3 3-H			0-0 F5 1	0-0 4-3 BLK 1B		0-0 4-3 1		0-0 1B 3	5	0	3	1	0	0	0				
Gordy Coleman, L (1,3)	0-0 4-3			0-3 K 2	0-0 4-3 1-3	0-0 4-3 2	0-3 K 2		0-0 6-3 3	5	0	0	0	0	2	3				
Ed Bailey, L (1,2)		4-0 1B 2B BB		0-0 4-3		4-0 1B IBB	0-3 K 3			2	1	0	0	2	1	0				
Cliff Cook, R (1,5)		0-3 K 1			0-0 HR	0-0 F4 3		0-3 K 1		4	1	1	1	0	2	3				
Leo Cardenas, R (1,6) Harry Anderson, L (8,PH) Roy McMillan, R (8,6)		0-0 2B 1B 1-2		0-3 K 1		0-0 6-3 1		0-0 F6 2		3	1	1	0	0	1	0				
Jim Maloney, L (1,1) Joe Nuxhall, L (4,1) Bill Henry, L (6,1) Jerry Lynch, L (8,PH) Jim Brosnan, R (8,1)		0-3 K 2		0-0 G3 2		4-0 1B BB		0-0 1B 1B		0	0	0	0	0	0	0				
Inning Stats	R: 1 E: 0 K: 0 S: 4	H: 2 LOB: 1 BB: 1 P: 8	R: 3 E: 0 K: 2 S: 10	H: 3 LOB: 1 BB: 1 P: 14	R: 0 E: 0 K: 1 S: 5	H: 0 LOB: 0 BB: 0 P: 5	R: 1 E: 0 K: 1 S: 7	H: 2 LOB: 1 BB: 0 P: 7	R: 0 E: 0 K: 0 S: 4	H: 1 LOB: 2 BB: 1 P: 8	R: 0 E: 0 K: 2 S: 7	H: 0 LOB: 0 BB: 0 P: 7	R: 0 E: 0 K: 2 S: 8	H: 1 LOB: 1 BB: 0 P: 8	R: 0 E: 0 K: 1 S: 6	H: 1 LOB: 1 BB: 0 P: 6		1B: 8 2B: 2 3B: 0 HR: 1	SF: 0 SAC: 0 DP: 0 HBP: 0	WP: 0 PB: 0 SB: 0 CS: 0
PITCHER	IP WLS BF H R ER SO BB IBB HBP BLK WP HR S P ERA WHIP																			
Ernie Broglio, R (1,1) Ed Bauta, R (5,1) Lindy McDaniel, R (7,1)	4.0 2.0 3.0	0 0 W	20 10 11	7 2 2	5 0 0	5 0 5	4 0 5	2 1 0	0 1 0	0 0 0	0 0 0	0 1 21	26 8 21	34 16 21	0.00 0.00 0.00	2.250 1.500 0.667				

AB	37
R	5
H	11
RBI	5
BB	4
SO	9
LOB	16



Batter	1	2	3	4	5	6	7	8	9	AB	R	H	RBI	BB	SO	LOB	BOTTOM			
Julian Javier, R (1,4)	0-0 6-3 1			0-0 FC6-4 FC4-6 1-2F	0-0 F9 2	0-0 FC3-6 1-2F		0-0 FC1-5 1B 2-3		5	0	0	0	0	0	5				
Joe Cunningham, L (1,9)	4-0 FC6-4 BB			0-0 F7 2	0-0 L9 3	0-0 F8 2		0-0 FC6-4 1B		4	0	1	0	1	0	4				
Bill White, L (1,3)	0-0 FC6-4 1-2F			0-0 FC4-6 1-2F		0-3 K 3	0-3 K 3	0-0 F7 2		5	0	0	0	0	2	5				
Ken Boyer, R (1,5)	4-0 1B 1B 1-2 BB			0-0 1B 1B	0-0 3B 1B		0-0 L7 1	0-0 FC6-4 1-2F		4	2	2	0	1	0	2				
Walt Moryn, L (1,7) Charlie James, R (8,7)	0-0 4-3 3			0-0 1B 1B	0-0 1B 1B	0-0 3B 1-H		0-0 HR		4	2	3	2	0	0	2				
Alex Grammas, R (1,6)		0-0 6-3 1		0-3 K 3	0-3 K 2		0-0 CS 1B			4	0	1	0	0	2	3				
Curt Flood, R (1,8)		0-0 F9 2		4-0 1B 1B 1-2 BB	4-0 BB BB		0-0 HR 1-2			2	2	1	1	2	0	0				
Hal Smith, R (1,2) Carl Sawatski, L (4,PH)		0-0 6-3 3		0-0 1B 1B 1-3 2-H 3-H	0-0 1B 1B	0-0 F7 3		0-3 K 3		1	0	0	0	0	0	0				
Ernie Broglio, R (1,1) Stan Musial, R (4,PH) Ray Sadecki, R (4,PH) Ed Bauta, R (5,1) Julio Gotay, R (5,PH) Lindy McDaniel, R (7,1)				0-0 FC6-4 1B	0-0 1B 1B			0-0 FC3-6 1B		1	0	1	0	0	0	0				
Inning Stats	R: 0 E: 0 K: 0 S: 3	H: 0 LOB: 2 BB: 2 P: 11	R: 0 E: 0 K: 0 S: 3	H: 0 LOB: 0 BB: 0 P: 3	R: 0 E: 0 K: 0 S: 4	H: 1 LOB: 1 BB: 0 P: 4	R: 3 E: 0 K: 1 S: 9	H: 4 LOB: 2 BB: 1 P: 13	R: 1 E: 0 K: 2 S: 9	H: 2 LOB: 1 BB: 1 P: 13	R: 0 E: 0 K: 1 S: 6	H: 1 LOB: 1 BB: 0 P: 6	R: 2 E: 0 K: 1 S: 7	H: 3 LOB: 0 BB: 0 P: 7	R: 0 E: 0 K: 0 S: 5	H: 2 LOB: 2 BB: 0 P: 5	1B: 9 2B: 1 3B: 1 HR: 2	SF: 0 SAC: 0 DP: 0 HBP: 0	WP: 0 PB: 0 SB: 1 CS: 1	PA: 40
PITCHER	IP WLS BF H R ER SO BB IBB HBP BLK WP HR S P ERA WHIP																			
Jim Maloney, R (1,1) Joe Nuxhall, L (4,1) Bill Henry, L (6,1) Jim Brosnan, R (8,1)	3.1 2.0 1.2 1.0	0 0 L 0	18 10 7 5	3 1 2 2	3 1 2 0	3 1 2 0	3 0 0 0	1 0 0 0	0 0 2 0	0 0 11 5	17 17 11 5	29 17 11 5	8.10 4.50 10.80 0.00	2.400 2.000 1.800 2.000						



Batter	1	2	3	4	5	6	7	8	9	AB	R	H	RBI	BB	SO	LOB	TOP					
Eddie Kasko, R (1,4) OBP: 0.362, SLG: 0.366 Roy McMillan, R (7,4) OBP: 0.294, SLG: 0.349	K					F7		HR		5	1	3	3	0	1	0	Cincinnati Reds @ St. Louis Cardinals Sportsman's Park, St. Louis, MO Sun Aug 07 1960, 4:33 AM EDT Unknown					
Vada Pinson, L (1,8) OBP: 0.343, SLG: 0.461 Willie Jones, R (8,5) OBP: 0.312, SLG: 0.369	K					K		F9		6	1	1	0	0	2	4						
Gus Bell, L (1,9) OBP: 0.297, SLG: 0.383 Harry Anderson, L (7,9) OBP: 0.322, SLG: 0.383				K	K			F4	HR	3	1	1	2	1	2	0						
Wally Post, R (1,7) OBP: 0.349, SLG: 0.546 Jerry Lynch, L (7,7) OBP: 0.392, SLG: 0.550	F9							F7		4	3	3	0	0	0	1						
Gordy Coleman, L (1,3) OBP: 0.274, SLG: 0.450										4	2	2	1	1	0	2						
Ed Bailey, L (1,2) OBP: 0.359, SLG: 0.415 Joe Azcue, R (7,7) OBP: 0.200, SLG: 0.200	K							F8		2	2	1	1	2	1	1						
Cliff Cook, R (1,5) OBP: 0.340, SLG: 0.440										5	2	5	4	0	0	0						
Leo Cardenas, R (1,6) OBP: 0.224, SLG: 0.306	K									6	2	2	2	0	1	5						
Jay Hook, L (1,1) OBP: 0.145, SLG: 0.060 Frank Robinson, R (8,PH) OBP: 0.372, SLG: 0.532 Claude Osteen, L (8,PR) OBP: 0.372, SLG: 0.532 Bill Henry, L (8,1) OBP: 0.372, SLG: 0.532	5-3									3	0	0	0	0	1	5						
Inning Stats	R: 0 E: 0 K: 2 S: 7	H: 0 LOB: 1 BB: 1 P: 11	R: 0 E: 0 K: 2 S: 9	H: 2 LOB: 2 BB: 0 P: 9	R: 7 E: 0 K: 0 S: 10	H: 7 LOB: 1 BB: 1 P: 14	R: 2 E: 0 K: 1 S: 8	H: 3 LOB: 2 BB: 1 P: 12	R: 0 E: 0 K: 2 S: 7	H: 0 LOB: 0 BB: 0 P: 7	R: 4 E: 1 K: 1 S: 9	H: 3 LOB: 1 BB: 1 P: 13	R: 0 E: 0 K: 0 S: 4	H: 1 LOB: 1 BB: 0 P: 4	R: 5 E: 0 K: 0 S: 7	H: 4 LOB: 1 BB: 1 P: 11		R: 0 E: 0 K: 0 S: 4	H: 1 LOB: 1 BB: 0 P: 4	1B: 15 2B: 5 3B: 0 HR: 1	SF: 2 SAC: 1 DP: 0 HBP: 0	WP: 2 PB: 0 SB: 0 CS: 0
PITCHER	IP	WLS	BF	H	R	ER	SO	BB	IBB	HBP	BLK	WP	HR	S	P	ERA	WHIP					
Larry Jackson, R (1,1) ERA: 3.45	2.2	L	19	9	7	7	4	2	0	0	0	1	0	25	33	23.62	4.125					
Ron Kline, R (3,1) ERA: 8.39	5.1		31	11	11	9	4	3	0	0	0	1	1	36	48	15.19	2.625					
Bob Grim, R (9,1) ERA: 4.79	1.0		4	1	0	0	0	0	0	0	0	0	0	4	4	0.00	1.000					

AB	46
R	18
H	21
RBI	18
BB	5
SO	8
LOB	20



Batter	1	2	3	4	5	6	7	8	9	AB	R	H	RBI	BB	SO	LOB	BOTTOM				
Julian Javier, R (1,4) OBP: 0.276, SLG: 0.359	K		K	1-3				F4	FC4-6	5	0	0	1	0	2	4	Cincinnati Reds @ St. Louis Cardinals Sportsman's Park, St. Louis, MO Sun Aug 07 1960, 4:33 AM EDT Unknown				
Alex Grammas, R (1,6) OBP: 0.281, SLG: 0.296 Julio Gotay, R (5,6) OBP: 0.500, SLG: 0.500	5-3							F6		1	0	0	0	0	0	0					
Bill White, L (1,3) OBP: 0.357, SLG: 0.501 George Crowe, L (7,3) OBP: 0.298, SLG: 0.481	F3							K	F2	3	0	0	0	0	2	2					
Ken Boyer, R (1,5) OBP: 0.348, SLG: 0.537 Daryl Spencer, R (7,6) OBP: 0.374, SLG: 0.447										3	0	0	0	0	2	0					
Stan Mustail, L (1,7) OBP: 0.372, SLG: 0.495 Joe Cunningham, L (7,9) OBP: 0.384, SLG: 0.407								F9		2	2	1	0	1	0	0					
Walt Moryn, L (1,9) OBP: 0.335, SLG: 0.423 Charlie James, R (7,7)										2	1	2	2	1	0	0					
Carl Sawatski, L (1,2) OBP: 0.321, SLG: 0.375 Tim McCarver, L (8,2)	K									1	0	0	0	0	0	0					
Curt Flood, R (1,8) OBP: 0.320, SLG: 0.400	K									4	1	2	0	0	1	2					
Larry Jackson, R (1,1) OBP: 0.243, SLG: 0.239 Ron Kline, R (3,1) OBP: 0.156, SLG: 0.156 Bob Grim, R (9,1) OBP: 0.363, SLG: 0.443										0	0	0	0	0	0	0					
Inning Stats	R: 0 E: 0 K: 1 S: 5	H: 0 LOB: 0 BB: 0 P: 5	R: 2 E: 0 K: 2 S: 8	H: 1 LOB: 1 BB: 1 P: 12	R: 0 E: 0 K: 1 S: 6	H: 1 LOB: 2 BB: 0 P: 7	R: 1 E: 0 K: 0 S: 6	H: 3 LOB: 2 BB: 0 P: 6	R: 0 E: 0 K: 0 S: 2	H: 0 LOB: 0 BB: 1 P: 6	R: 0 E: 0 K: 0 S: 3	H: 1 LOB: 0 BB: 0 P: 3	R: 0 E: 0 K: 1 S: 5	H: 0 LOB: 2 BB: 2 P: 13	R: 1 E: 0 K: 0 S: 6	H: 3 LOB: 2 BB: 0 P: 6		1B: 7 2B: 1 3B: 0 HR: 1	SF: 0 SAC: 0 DP: 2 HBP: 1	WP: 0 PB: 0 SB: 0 CS: 0	PA: 39
PITCHER	IP	WLS	BF	H	R	ER	SO	BB	IBB	HBP	BLK	WP	HR	S	P	ERA	WHIP				
Jay Hook, R (1,1) ERA: 4.35	7.0		28	6	3	3	5	2	0	0	0	0	0	35	44	3.86	1.143				
Bill Henry, L (8,1) ERA: 3.53	2.0	S	11	3	1	1	1	2	0	0	0	0	0	11	19	4.50	2.500				

AB	34
R	4
H	9
RBI	4
BB	4
SO	6
LOB	18



Batter	1	2	3	4	5	6	7	8	9	AB	R	H	RBI	BB	SO	LOB	TOP								
Eddie Kasko, R OBP: 0.361, SLG: 0.367 (1,4)	6-3		K				F5			4	0	1	0	0	1	2	Cincinnati Reds @ St. Louis Cardinals Sportsman's Park, St. Louis, MO Sun Aug 07 1960, 4:38 AM EDT Att: 27,898 - Unknown								
Vada Pinson, L OBP: 0.342, SLG: 0.462 (1,8)	1B		E4				G6-4-3			4	1	1	0	0	0	3									
Gus Bell, L OBP: 0.301, SLG: 0.386 (1,9)	1B		G5-4-3				4-3			4	1	3	1	0	0	0									
Wally Post, R OBP: 0.351, SLG: 0.545 (1,7)	1B		G5-4-3				F7			4	0	2	0	0	0	2									
Gordy Coleman, L OBP: 0.258, SLG: 0.422 (1,3)	G4-3						4-3			4	0	0	0	0	0	4									
Ed Bailey, L OBP: 0.358, SLG: 0.413 (1,2)		K								4	0	1	1	0	2	0									
Cliff Cook, R OBP: 0.321, SLG: 0.415 (1,5)		K								3	0	0	0	0	3	1									
Jerry Lynch, L OBP: 0.389, SLG: 0.546 (9, PH)		K								1	0	0	0	0	0	0									
Leo Cardenas, R OBP: 0.250, SLG: 0.314 (1,6)										2	0	1	0	1	0	0									
Frank Robinson, R OBP: 0.374, SLG: 0.532 (9, PH)										0	0	0	0	1	0	0									
Roy McMillan, R OBP: 0.294, SLG: 0.349 (9, FR)										0	0	0	0	0	0	0									
Jim O'Toole, S OBP: 0.135, SLG: 0.100 (1,1)										2	0	0	0	1	0	1									
Harry Anderson, L OBP: 0.320, SLG: 0.380 (9, PH)										1	0	0	0	0	1	1									
Inning Stats	R: 1 E: 0 K: 0 S: 5	H: 3 LOB: 1 BB: 0 P: 5	R: 0 E: 0 K: 2 S: 8	H: 1 LOB: 1 BB: 0 P: 8	R: 0 E: 1 K: 1 S: 6	H: 1 LOB: 1 BB: 0 P: 6	R: 0 E: 0 K: 1 S: 5	H: 0 LOB: 0 BB: 0 P: 5	R: 0 E: 0 K: 0 S: 4	H: 1 LOB: 1 BB: 0 P: 4	R: 1 E: 0 K: 1 S: 7	H: 3 LOB: 1 BB: 0 P: 7	R: 0 E: 0 K: 0 S: 2	H: 0 LOB: 1 BB: 2 P: 10	R: 0 E: 0 K: 0 S: 3	H: 0 LOB: 0 BB: 0 P: 3	R: 0 E: 0 K: 2 S: 7	H: 0 LOB: 1 BB: 1 P: 11	1B: 7 2B: 2 3B: 0 HR: 0	SF: 0 SAC: 0 DP: 4 HBP: 0	WP: 0 PB: 0 SB: 0 CS: 0	PA: 36			
PITCHER	IP	WLS	BF	H	R	ER	SO	BB	IBB	HBP	BLK	WP	HR	S	P	ERA	WHIP								
Bob Gibson, R ERA: 5.51 (1,1)	6.0		27	9	2	2	5	2	0	0	0	0	0	35	43	3.00	1.833								
Ernie Broglio, R ERA: 2.97 (7,1)	3.0	W	9	0	0	0	2	1	0	0	0	0	0	12	16	0.00	0.333								

Batter	1	2	3	4	5	6	7	8	9	AB	R	H	RBI	BB	SO	LOB	BOTTOM								
Julian Javier, R OBP: 0.274, SLG: 0.356 (1,4)	F9									2	0	0	0	0	0	1	Cincinnati Reds @ St. Louis Cardinals Sportsman's Park, St. Louis, MO Sun Aug 07 1960, 4:38 AM EDT Att: 27,898 - Unknown								
Daryl Spencer, R OBP: 0.375, SLG: 0.447 (7, PH)	5-3									0	1	0	0	1	0	0									
Alex Grammas, R OBP: 0.286, SLG: 0.296 (1,6)	5-3									3	1	1	0	1	0	1									
Bob Nieman, R OBP: 0.360, SLG: 0.434 (1,7)										3	0	0	0	1	2	5									
Charlie James, R (8,7)										0	0	0	0	0	0	0									
Ken Boyer, R OBP: 0.354, SLG: 0.543 (1,5)										3	0	3	2	1	0	0									
Walt Moryn, L OBP: 0.328, SLG: 0.413 (1,9)	L4									4	0	0	0	0	1	5									
Bill White, L OBP: 0.358, SLG: 0.500 (1,3)										3	0	1	0	0	2	0									
Curt Flood, R OBP: 0.322, SLG: 0.399 (1,8)										3	1	1	0	0	1	2									
Hal Smith, R OBP: 0.280, SLG: 0.292 (1,2)										4	0	1	1	0	0	1									
Bob Gibson, R OBP: 0.188, SLG: 0.250 (1,1)										2	0	1	0	0	0	1									
Ernie Broglio, R OBP: 0.349, SLG: 0.385 (7,1)										1	1	1	0	0	0	0									
Inning Stats	R: 0 E: 0 K: 0 S: 3	H: 0 LOB: 2 BB: 2 P: 11	R: 1 E: 0 K: 0 S: 5	H: 3 LOB: 1 BB: 0 P: 5	R: 0 E: 0 K: 2 S: 4	H: 2 LOB: 1 BB: 0 P: 4	R: 0 E: 0 K: 2 S: 7	H: 0 LOB: 0 BB: 0 P: 7	R: 0 E: 0 K: 1 S: 6	H: 1 LOB: 1 BB: 0 P: 6	R: 0 E: 0 K: 0 S: 3	H: 1 LOB: 1 BB: 0 P: 4	R: 3 E: 0 K: 2 S: 9	H: 2 LOB: 1 BB: 2 P: 17	R: 0 E: 0 K: 1 S: 4	H: 0 LOB: 0 BB: 0 P: 5	1B: 6 2B: 4 3B: 0 HR: 0	SF: 0 SAC: 1 DP: 3 HBP: 2	WP: 1 PB: 0 SB: 0 CS: 0	PA: 35					
PITCHER	IP	WLS	BF	H	R	ER	SO	BB	IBB	HBP	BLK	WP	HR	S	P	ERA	WHIP								
Jim O'Toole, L ERA: 3.89 (1,1)	8.0	L	35	9	4	4	6	4	0	2	0	1	0	41	59	4.50	1.625								

Batter	1	2	3	4	5	6	7	8	9	AB	R	H	RBI	BB	SO	LOB	TOP										
Julian Javier, R OBP: 0.276, SLG: 0.361 (1,4)	F7			F3					F8	5	0	2	0	0	0	2	St. Louis Cardinals @ Philadelphia Phillies Connie Mack Stadium, Philadelphia, PA Tue Aug 09 1960, 7:05 PM EDT Unknown livebaseballscorecards.com										
Daryl Spencer, R OBP: 0.373, SLG: 0.442 (1,6)	2B	K			F3		6-3		K	4	1	0	0	1	2	3											
Bill White, L OBP: 0.360, SLG: 0.502 (1,3)	E				F8		F6			4	1	2	0	0	0	1											
Ken Boyer, R OBP: 0.353, SLG: 0.540 (1,5)	E8			5-3			L8		6-3	4	1	1	2	0	0	1											
Stan Musial, L OBP: 0.374, SLG: 0.507 (1,7)	SF7			F8			CS			3	2	2	1	0	0	0											
Walt Moryn, L OBP: 0.327, SLG: 0.406 (1,9)	6-3			K			L9			3	0	0	0	1	1	1											
Charlie James, R (8,9)										0	0	0	0	0	0	0											
Curt Flood, R OBP: 0.328, SLG: 0.404 (1,8)							SF9			2	0	2	2	1	0	0											
Hal Smith, R OBP: 0.284, SLG: 0.296 (1,2)							6-3		G4-6-3	4	0	2	0	0	0	2											
Ray Sadecki, L OBP: 0.282, SLG: 0.282 (1,1)				F7						2	0	0	0	0	0	3											
Bob Grim, R (5,1)					F8					1	0	0	0	0	0	0											
Lindy McDaniel, R OBP: 0.250, SLG: 0.261 (7,1)							5-3		K	1	0	0	0	0	1	0											
Inning Stats	R: 3 E: 1 K: 0 S: 5	H: 2 LOB: 0 BB: 1 P: 9	R: 0 E: 0 K: 1 S: 7	H: 3 LOB: 2 BB: 0 P: 7	R: 0 E: 0 K: 0 S: 3	H: 0 LOB: 0 BB: 0 P: 3	R: 0 E: 0 K: 1 S: 6	H: 1 LOB: 2 BB: 1 P: 10	R: 0 E: 0 K: 0 S: 3	H: 1 LOB: 0 BB: 0 P: 3	R: 1 E: 0 K: 0 S: 4	H: 1 LOB: 0 BB: 0 P: 4	R: 0 E: 0 K: 0 S: 4	H: 1 LOB: 1 BB: 0 P: 4	R: 1 E: 0 K: 0 S: 4	H: 2 LOB: 1 BB: 1 P: 8	R: 0 E: 0 K: 2 S: 7	H: 0 LOB: 0 BB: 0 P: 7	1B: 7 2B: 4 3B: 0 HR: 0	SF: 2 SAC: 0 DP: 1 HBP: 0	WP: 0 PB: 0 SB: 0 CS: 1	PA: 39					
PITCHER	IP	WLS	BF	H	R	ER	SO	BB	IBB	HBP	BLK	WP	HR	S	P	ERA	WHIP										
Art Mahaffey, R ERA: 3.0 (1,1)	6.0		26	8	4	3	2	2	0	0	0	0	0	28	36	4.50	1.667										
Dallas Green, R ERA: 3.81 (7,1)	3.0	L	12	3	1	1	2	0	1	0	0	0	0	15	19	3.00	1.000										

Batter	1	2	3	4	5	6	7	8	9	AB	R	H	RBI	BB	SO	LOB	BOTTOM										
Bobby Del Greco, R OBP: 0.361, SLG: 0.402 (1,8)	L4-3									2	1	1	0	1	0	0	St. Louis Cardinals @ Philadelphia Phillies Connie Mack Stadium, Philadelphia, PA Tue Aug 09 1960, 7:05 PM EDT Unknown livebaseballscorecards.com										
Tony Gonzalez, L OBP: 0.284, SLG: 0.443 (7,PH)			F9				5-3			2	0	1	0	0	0	0											
Lee Waits, R OBP: 0.337, SLG: 0.368 (1,5)	L4-3			K					L4	4	1	1	1	1	1	2											
Tony Taylor, R OBP: 0.349, SLG: 0.403 (1,4)										5	1	3	1	0	0	1											
Pancho Herrera, R OBP: 0.375, SLG: 0.506 (1,3)	F8									3	1	1	0	1	0	3											
Bobby Gene Smith, R OBP: 0.282, SLG: 0.377 (1,7)										2	0	1	1	0	0	0											
Johnny Callison, L OBP: 0.374, SLG: 0.447 (5,PH)										2	0	0	0	0	0	3											
Ken Walters, R OBP: 0.295, SLG: 0.370 (1,9)	F7									4	0	0	0	0	0	2											
Jimmie Coker, R OBP: 0.293, SLG: 0.369 (1,2)										4	0	2	1	0	0	0											
Ruben Amaro, R OBP: 0.315, SLG: 0.286 (1,6)										4	0	0	0	0	0	3											
Art Mahaffey, R (1,1)										2	0	0	0	0	0	0											
Tony Curry, L OBP: 0.322, SLG: 0.444 (6,PH)										1	0	0	0	0	0	1											
Dallas Green, L OBP: 0.192, SLG: 0.200 (7,1)										0	0	0	0	0	0	0											
Clay Dalrymple, L OBP: 0.364, SLG: 0.455 (8,PH)										1	0	0	0	0	1	0											
Inning Stats	R: 0 E: 0 K: 0 S: 3	H: 1 LOB: 1 BB: 1 P: 7	R: 0 E: 0 K: 0 S: 3	H: 0 LOB: 0 BB: 0 P: 3	R: 0 E: 0 K: 0 S: 3	H: 0 LOB: 0 BB: 0 P: 3	R: 2 E: 0 K: 1 S: 9	H: 4 LOB: 2 BB: 0 P: 9	R: 1 E: 0 K: 0 S: 5	H: 2 LOB: 1 BB: 1 P: 9	R: 0 E: 0 K: 0 S: 4	H: 1 LOB: 1 BB: 0 P: 4	R: 1 E: 0 K: 0 S: 4	H: 1 LOB: 1 BB: 1 P: 8	R: 0 E: 0 K: 0 S: 3	H: 0 LOB: 0 BB: 0 P: 3	R: 0 E: 0 K: 1 S: 6	H: 1 LOB: 1 BB: 0 P: 6	1B: 6 2B: 3 3B: 1 HR: 1	SF: 0 SAC: 0 DP: 1 HBP: 0	WP: 0 PB: 0 SB: 0 CS: 0	PA: 39					
PITCHER	IP	WLS	BF	H	R	ER	SO	BB	IBB	HBP	BLK	WP	HR	S	P	ERA	WHIP										
Ray Sadecki, L ERA: 3.54 (1,1)	4.1		20	6	3	3	1	2	0	0	0	0	0	20	28	6.23	1.846										
Bob Grim, R ERA: 4.74 (5,1)	2.1		11	3	1	1	0	1	0	0	0	0	1	10	14	3.86	1.714										
Lindy McDaniel, R ERA: 2.31 (7,1)	2.1	W	8	1	0	0	1	0	0	0	0	0	0	10	10	0.00	0.429										

Batter	1	2	3	4	5	6	7	8	9	AB R H RBI BB SO LOB	TOP								
Julian Javier, R (1,4) OBP: 0.275, SLG: 0.361	6-3		4-3 2B		5-3	K			F2	5 0 1 0 0 1 1	St. Louis Cardinals @ Philadelphia Phillies Connie Mack Stadium, Philadelphia, PA Tue Aug 09 1960, 7:05 PM EDT Att: 21,312 - Unknown								
Joe Cunningham, L (1,9) OBP: 0.391, SLG: 0.407	6-3		4-3		4-3			F7	5 1 1 0 0 0 1										
Bill White, L (1,3) OBP: 0.356, SLG: 0.496	E1 2B		F6		K			4-3	5 0 0 0 0 1 2										
Ken Boyer, R (1,5) OBP: 0.358, SLG: 0.552			6-3			SH BB BB			3 2 2 2 2 0 1										
Walt Moryn, L (1,7) OBP: 0.330, SLG: 0.410 Charlie James, R (8,7) OBP: 0.200, SLG: 0.400	F6				4-3 1B 2B	SH BB SF8 BB		4-3	3 2 1 0 1 0 3 1 0 1 0 0 0 0										
Daryl Spencer, R (1,6) OBP: 0.374, SLG: 0.444					4-3	SH SF8 BB WP		5-3	3 1 1 0 1 0 1										
Carl Sawatski, L (1,2) OBP: 0.323, SLG: 0.371					2-3	1-2 2-3 2-3		4-3	4 0 1 2 1 0 3										
Curt Flood, R (1,8) OBP: 0.327, SLG: 0.401					E 3-H	1-2 2-3 3-H		F3	2 0 0 1 1 1 2										
Curt Simmons, L (1,1) OBP: 0.267, SLG: 0.276					L6	SF8 2-3 3-H		BB	4 0 0 0 0 1 5										
					L6	L6		1-3											
Inning Stats	R: 0 E: 1 K: 0 S: 5	H: 1 LOB: 2 BB: 0 P: 5	R: 0 E: 0 K: 2 S: 8	H: 1 LOB: 1 BB: 0 P: 8	R: 0 E: 0 K: 0 S: 4	H: 1 LOB: 1 BB: 0 P: 4	R: 1 E: 1 K: 0 S: 5	H: 2 LOB: 1 BB: 0 P: 5	R: 0 E: 0 K: 1 S: 6	H: 0 LOB: 1 BB: 3 P: 18	R: 0 E: 0 K: 0 S: 3	H: 0 LOB: 1 BB: 1 P: 7	R: 0 E: 0 K: 0 S: 3	H: 0 LOB: 1 BB: 1 P: 7	R: 2 E: 0 K: 0 S: 6	H: 3 LOB: 2 BB: 1 P: 10	1B: 1 2B: 6 3B: 0 HR: 1	SF: 1 SAC: 1 DP: 0 HBP: 0	WP: 1 PA: 43 PB: 0 SB: 0 CS: 0
PITCHER	IP WLS BF H R ER SO BB IBB HBP BLK WP HR S P ERA WHIP											PITCHER	IP WLS BF H R ER SO BB IBB HBP BLK WP HR S P ERA WHIP						
Gene Conley, R (1,1) ERA: 3.85	6.0 L 28 5 4 2 4 3 0 0 0 1 0 33 45 3.00 1.333																		
Chris Short, L (7,1) ERA: 4.24	2.0 8 0 0 0 0 2 0 0 0 0 0 6 14 0.00 1.000																		
Al Neiger, L (9,1) ERA: 13.5	1.0 7 3 2 2 0 0 1 0 0 0 0 1 6 10 18.00 3.000																		

Batter	1	2	3	4	5	6	7	8	9	AB R H RBI BB SO LOB	BOTTOM								
Bobby Del Greco, R (1,8) OBP: 0.359, SLG: 0.399	G5-4-3 1B		F2			L4			F9	4 0 1 0 0 0 2	St. Louis Cardinals @ Philadelphia Phillies Connie Mack Stadium, Philadelphia, PA Tue Aug 09 1960, 7:05 PM EDT Att: 21,312 - Unknown								
Lee Walls, R (1,5) OBP: 0.330, SLG: 0.360	G5-4-3 1-2		5-3			L6			F5	4 0 0 0 0 0 1									
Tony Taylor, R (1,4) OBP: 0.352, SLG: 0.404						4-3			2B 1B	3 0 2 0 1 0 0									
Pancho Herrera, R (1,3) OBP: 0.374, SLG: 0.506						G6-4-3			5-3	4 0 1 0 0 1 2									
Bobby Gene Smith, R (1,7) OBP: 0.281, SLG: 0.368			6-3			F5			5-3	3 0 0 0 1 0 0									
Ken Walters, R (1,9) OBP: 0.291, SLG: 0.365						F8			F2 F3	4 0 0 0 0 0 3									
Cal Neeman, R (1,2) OBP: 0.252, SLG: 0.317						4-3			1B BB	2 0 0 0 2 0 3									
Ruben Amaro, R (1,6) OBP: 0.316, SLG: 0.287						F9			3-1	3 0 1 0 0 1 1									
Gene Conley, R (1,1) OBP: 0.186, SLG: 0.286 Joe Koppe, R (6,PH) OBP: 0.270, SLG: 0.220 Chris Short, R (7,1) OBP: 0.291, SLG: 0.367 Jimmie Coker, R (8,PH) OBP: 0.291, SLG: 0.367 Al Neiger, L (9,1)						6-3			F8	1 0 0 0 0 0 0 1 0 0 0 0 1 0 0 0 0 0 0 0 0 1 0 0 0 0 0 2 0 0 0 0 0 0 0									
									1B	1B: 4 2B: 1 3B: 0 HR: 0		SF: 0 SAC: 0 DP: 2 HBP: 0	WP: 0 PA: 34 PB: 0 SB: 1 CS: 0						
Inning Stats	R: 0 E: 0 K: 1 S: 5	H: 1 LOB: 1 BB: 1 P: 9	R: 0 E: 0 K: 1 S: 5	H: 0 LOB: 1 BB: 1 P: 9	R: 0 E: 0 K: 0 S: 3	H: 0 LOB: 0 BB: 0 P: 3	R: 0 E: 0 K: 0 S: 3	H: 1 LOB: 0 BB: 0 P: 3	R: 0 E: 0 K: 1 S: 5	H: 0 LOB: 0 BB: 0 P: 5	R: 0 E: 0 K: 0 S: 3	H: 0 LOB: 0 BB: 0 P: 3	R: 0 E: 0 K: 0 S: 4	H: 1 LOB: 2 BB: 1 P: 8	R: 0 E: 0 K: 0 S: 5	H: 2 LOB: 3 BB: 1 P: 9	1B: 4 2B: 1 3B: 0 HR: 0	SF: 0 SAC: 0 DP: 2 HBP: 0	WP: 0 PA: 34 PB: 0 SB: 1 CS: 0
PITCHER	IP WLS BF H R ER SO BB IBB HBP BLK WP HR S P ERA WHIP											PITCHER	IP WLS BF H R ER SO BB IBB HBP BLK WP HR S P ERA WHIP						
Curt Simmons, L (1,1) ERA: 3.23	9.0 W 34 5 0 0 3 4 0 0 0 0 0 36 52 0.00 1.000																		

AB 35
R 6
H 8
RBI 5
BB 6
SO 4
LOB 19




AB 30
R 0
H 5
RBI 0
BB 4
SO 3
LOB 14



Batter	1	2	3	4	5	6	7	8	9	10	AB	R	H	RBI	BB	SO	LOB	TOP						
Julian Javier, R OBP: 0.273, SLG: 0.357 (1,4)	0-0 6-3 1B		0-0 F8		0-0 FC1-5 HR	0-0 E3		0-0 4-3	0-0 FC6-4		6	1	1	0	0	0	7							
Daryl Spencer, R OBP: 0.372, SLG: 0.439 (1,6)	0-0 6-3		0-0 F8		0-0 F8	0-0 F8		0-0 F3			4	0	0	0	1	0	5							
Bill White, L OBP: 0.354, SLG: 0.500 (1,3)	0-0 F4		0-0 F5		0-0 HR		0-0 L8		0-0 F8		5	1	1	3	0	0	3							
Ken Boyer, R OBP: 0.361, SLG: 0.555 (1,5)	0-0 4-3			0-0 5-3	0-0 3B	0-0 2B		0-0 CS 1B		0-0 BB HBP 1B	5	2	3	0	0	0	1							
Stan Musial, L OBP: 0.376, SLG: 0.512 Charlie James, R OBP: 0.200, SLG: 0.400 (1,7) (10,8)		0-0 3-1		0-3 K	0-0 3B	0-0 3B		0-0 F4		1-0 BB HBP	4	0	1	1	0	1	1							
Walt Morin, L OBP: 0.332, SLG: 0.426 (10,7)		0-0 F9		0-0 HR	0-3 K					0-0 F7	5	1	2	1	0	1	3							
Curt Flood, R OBP: 0.323, SLG: 0.395 George Crowe, L OBP: 0.293, SLG: 0.472 Ed Bauta, R (1,8) (10,PH) (10,1)		0-0 6-3		0-0 F7			0-0 E6	0-0 F4		0-3 K	4	0	0	0	0	0	1	2						
Hal Smith, R OBP: 0.283, SLG: 0.295 Carl Sawatski, L OBP: 0.327, SLG: 0.371 (1,2) (10,PH) (10,2)			0-3 K		0-0 FC1-5 1B	0-0 E4		0-0 L7		4-0 BB	4	0	1	0	0	1	2							
Larry Jackson, R OBP: 0.257, SLG: 0.254 Lindy McDaniel, R OBP: 0.250, SLG: 0.261 Joe Cunningham, L OBP: 0.383, SLG: 0.407 (1,1) (8,1) (10,PH) (10,9)			0-0 1B		0-0 F8 FC1-5 1B	0-0 9-4		0-0 3-1		4-0 FC6-4 BB	4	1	2	0	0	0	3							
Inning Stats	R: 0 E: 0 K: 0 S: 4	H: 1 LOB: 1 BB: 0 P: 4	R: 0 E: 0 K: 0 S: 3	H: 0 LOB: 0 BB: 0 P: 3	R: 0 E: 0 K: 1 S: 6	H: 1 LOB: 2 BB: 1 P: 10	R: 1 E: 0 K: 1 S: 6	H: 1 LOB: 0 BB: 0 P: 6	R: 4 E: 0 K: 1 S: 10	H: 5 LOB: 1 BB: 0 P: 10	R: 0 E: 3 K: 0 S: 5	H: 0 LOB: 2 BB: 0 P: 5	R: 0 E: 0 K: 0 S: 3	H: 1 LOB: 0 BB: 0 P: 3	R: 0 E: 0 K: 0 S: 3	H: 0 LOB: 0 BB: 0 P: 3	R: 1 E: 0 K: 1 S: 6	H: 1 LOB: 3 BB: 2 P: 15	1B: 7 2B: 2 3B: 1 HR: 2	SF: 0 SAC: 0 DP: 1 HBP: 1	WP: 0 PA: 46			
PITCHER	IP 4.2	WLS L	BF 23	H 8	R 5	ER 5	SO 2	BB 1	IBB 0	HBP 0	BLK 0	WP 0	HR 2	S 26	P 30	ERA 9.64	WHIP 1.929							
PITCHER	IP 5.1	WLS L	BF 23	H 3	R 1	ER 1	SO 2	BB 2	IBB 0	HBP 1	BLK 0	WP 0	HR 0	S 24	P 33	ERA 1.69	WHIP 0.938							

St. Louis Cardinals @ Philadelphia Phillies
 Connie Mack Stadium, Philadelphia, PA
 Wed Aug 10 1960, 7:05 PM EDT
 Att: 12,176 - Unknown


AB 42
 R 6
 H 11
 RBI 6
 BB 3
 SO 4
 LOB 28



Batter	1	2	3	4	5	6	7	8	9	10	AB	R	H	RBI	BB	SO	LOB	BOTTOM					
Tony Taylor, R OBP: 0.351, SLG: 0.402 (1,4)	0-0 6-3		0-0 6-3		0-0 E6			0-0 E 1B 2B	0-0 5-3		5	1	1	0	0	0	0						
Tony Curry, L OBP: 0.324, SLG: 0.443 (1,7)	0-0 4-3		0-0 1B E 1B		0-0 F7			0-0 E9 2B FC1-6-2 1B		0-0 4-3	5	1	2	0	0	0	1						
Johnny Callison, L OBP: 0.380, SLG: 0.455 (1,9)	0-0 4-3		0-0 1B E 1B		0-0 F9			0-0 FC1-6-2 SF8 2B		4-0 BB 1B BB	4	1	2	1	1	0	1						
Pancho Herrera, R OBP: 0.374, SLG: 0.503 Bobby Malkmus, R OBP: 0.224, SLG: 0.232 (1,3) (10,PR)		0-0 E6 3B	0-0 F8		0-0 5-3			0-0 SF8 FC1-6-2 BB		0-0 BB 1B	4	1	1	0	1	0	1						
Tony Gonzalez, L OBP: 0.292, SLG: 0.447 (1,8)		0-0 E 3B	0-0 4-3		0-3 K			0-0 FC1-6-2 1-2 2-3 3-4		0-0 L7	5	1	1	1	0	1	6						
Lee Walls, R OBP: 0.332, SLG: 0.359 (1,5)		0-0 E7 1B		0-0 F8		0-0 F3		0-0 SF8		4-0 1-2 2-3	3	0	1	2	1	0	0						
Clay Dalrymple, L OBP: 0.351, SLG: 0.436 (1,2)		0-0 F7		0-0 G3			0-0 F9	0-0 F9		0-0 F8	5	0	0	0	0	0	6						
Ruben Amaro, R OBP: 0.309, SLG: 0.280 (1,6)		0-0 5-3		0-0 6-3			0-0 L9		0-0 6-3		4	0	0	0	0	0	1						
Jim Owens, R OBP: 0.083, SLG: 0.029 Turk Farrell, R OBP: 0.250, SLG: 0.267 (1,1) (5,1)		0-3 K		0-0 5-3			0-0 4-3		0-3 K		1	0	0	0	0	1	1						
Inning Stats	R: 0 E: 0 K: 0 S: 3	H: 0 LOB: 0 BB: 0 P: 3	R: 2 E: 2 K: 1 S: 8	H: 2 LOB: 1 BB: 0 P: 8	R: 1 E: 1 K: 0 S: 5	H: 2 LOB: 1 BB: 0 P: 5	R: 0 E: 0 K: 0 S: 3	H: 0 LOB: 0 BB: 0 P: 3	R: 0 E: 1 K: 0 S: 4	H: 0 LOB: 1 BB: 0 P: 4	R: 0 E: 0 K: 0 S: 5	H: 0 LOB: 0 BB: 0 P: 5	R: 2 E: 1 K: 0 S: 6	H: 3 LOB: 2 BB: 1 P: 10	R: 0 E: 0 K: 1 S: 5	H: 0 LOB: 0 BB: 0 P: 5	R: 0 E: 0 K: 0 S: 4	H: 1 LOB: 3 BB: 2 P: 12	1B: 6 2B: 1 3B: 1 HR: 0	SF: 1 SAC: 0 DP: 0 HBP: 0	WP: 0 PA: 43		
PITCHER	IP 7.0	WLS W	BF 29	H 6	R 5	ER 3	SO 2	BB 1	IBB 0	HBP 0	BLK 0	WP 0	HR 0	S 33	P 33	ERA 3.86	WHIP 0.857						
PITCHER	IP 2.0	WLS S	BF 6	H 1	R 0	ER 0	SO 0	BB 2	IBB 0	HBP 0	BLK 0	WP 0	HR 0	S 4	P 12	ERA 0.00	WHIP 3.000						

St. Louis Cardinals @ Philadelphia Phillies
 Connie Mack Stadium, Philadelphia, PA
 Wed Aug 10 1960, 7:05 PM EDT
 Att: 12,176 - Unknown

AB 39
 R 5
 H 8
 RBI 4
 BB 3
 SO 3
 LOB 17




Batter	1	2	3	4	5	6	7	8	9	10	11	12	AB	R	H	RBI	BB	SO	LOB			
Julian Javier, R (1.4) George Crowe, L (8, FH) Hal Smith, R (8.2) OBP: 0.270, SLG: 0.354 OBP: 0.288, SLG: 0.463 OBP: 0.262, SLG: 0.294	6-3		F7			5-3		K			L7		3 0 0 0 0 0 0 1 0 0 0 0 1 3 1 0 0 0 0 0 0									
Daryl Spencer, R (1.6) OBP: 0.368, SLG: 0.433	6-3			5-3			6-3		1-4-3		F7		5 0 0 0 0 0 0									
Bill White, L (1.3) OBP: 0.352, SLG: 0.496	K			L8			K		4-3			HR	5 1 1 0 0 2 0									
Ken Boyer, R (1.5) OBP: 0.359, SLG: 0.551		L8		F8			6-3		2B 1B		F8		5 0 1 0 0 0 1									
Stan Musial, L (1.7) Joe Cunningham, L (12, 9) OBP: 0.379, SLG: 0.536 OBP: 0.383, SLG: 0.407		F8 2B		F8				F9				HR	5 1 3 2 0 0 0 0 0 0 0 0 0 0									
Walt Morin, L (1.9) Charlie James, R (8, FR) OBP: 0.327, SLG: 0.435 OBP: 0.143, SLG: 0.286		F8				K		1B 3B			L4		3 0 1 0 0 0 1 2 1 0 0 0 1 0									
Carl Sawatski, L (1.2) Bob Gibson, R (8, FR) Alex Grammas, R (8.4) OBP: 0.188, SLG: 0.250 OBP: 0.262, SLG: 0.293		F8			4-3			BB 1B		6-3		F8	3 0 1 1 0 0 1 0 0 0 0 0 0 0 2 0 0 0 0 0 0									
Curt Flood, R (1.8) OBP: 0.318, SLG: 0.389			6-3			K		K			F8		4 0 0 0 0 2 2									
Ernie Broglio, R (1.1) OBP: 0.340, SLG: 0.357			K			K		BB 1-2			L9		3 0 0 0 1 2 0									
Inning Stats	R: 0 E: 0 K: 1 S: 5	H: 0 LOB: 0 BB: 0 P: 5	R: 0 E: 0 K: 0 S: 4	H: 1 LOB: 1 BB: 0 P: 4	R: 0 E: 0 K: 1 S: 5	H: 0 LOB: 0 BB: 0 P: 3	R: 0 E: 0 K: 0 S: 5	H: 0 LOB: 0 BB: 0 P: 5	R: 0 E: 0 K: 1 S: 5	H: 0 LOB: 0 BB: 0 P: 7	R: 0 E: 0 K: 2 S: 9	H: 2 LOB: 3 BB: 1 P: 13	R: 0 E: 0 K: 4 S: 5	H: 0 LOB: 0 BB: 0 P: 5	R: 0 E: 0 K: 0 S: 3	H: 0 LOB: 0 BB: 0 P: 3	R: 2 E: 0 K: 0 S: 6	H: 2 LOB: 0 BB: 0 P: 6	1B: 3 2B: 2 3B: 1 HR: 1	SF: 0 SAC: 0 DP: 0 HBP: 0	WP: 0 PB: 0 SB: 0 CS: 0	PA: 43
PITCHER Bob Friend, R (1.1) ERA: 2.92	IP: 12.0 WLS: 4 BF: 43 H: 7 R: 3 ER: 3 SO: 9 BB: 1 IBB: 0 HBP: 0 BLK: 0 WP: 0 HR: 1 S: 60 P: 64 ERA: 2.25 WHIP: 0.667											PITCHER	IP: 12.0 WLS: 4 BF: 43 H: 7 R: 3 ER: 3 SO: 9 BB: 1 IBB: 0 HBP: 0 BLK: 0 WP: 0 HR: 1 S: 60 P: 64 ERA: 2.25 WHIP: 0.667									

TOP

St. Louis Cardinals @ Pittsburgh Pirates
Forbes Field, Pittsburgh, PA
Thu Aug 11 1960, 7:05 PM EDT
Att. 34,212 - Unknown

livebaseballscorecards.com

AB 42
R 3
H 7
RBI 3
BB 1
SO 9
LOB 8




Batter	1	2	3	4	5	6	7	8	9	10	11	12	AB	R	H	RBI	BB	SO	LOB			
Bill Virdon, L (1.8) OBP: 0.351, SLG: 0.425	G3-6-1 1B		F8			K			F7			3-1 2B 1B	5 1 2 0 0 1 1									
Dick Groat, R (1.6) OBP: 0.355, SLG: 0.369	K		1-3			K			K			K	5 0 0 0 0 4 3									
Bob Skinner, L (1.7) OBP: 0.360, SLG: 0.463	G3-6-1 1-2r			E4 CS		L3			F8			3-1	5 0 0 0 0 0 2									
Rocky Nelson, L (1.3) Joe Christopher, R (12, PR) OBP: 0.390, SLG: 0.514 OBP: 0.244, SLG: 0.316		G1-6-3 1B		F5		G3			F9			2B	5 0 2 1 0 0 1 0 0 0 0 0 0 0									
Gino Cimoli, R (1.9) Dick Stuart, R (12, PH) OBP: 0.348, SLG: 0.352 OBP: 0.263, SLG: 0.427		G1-6-3 1-2r		K		L9			K			K	4 0 0 0 0 2 2 1 0 0 0 0 1 1									
Smoky Burgess, L (1.2) OBP: 0.302, SLG: 0.432		FC6-4 1B				4-1			L9				4 1 2 1 0 0 0									
Don Hoak, R (1.5) OBP: 0.360, SLG: 0.408		FC6-4 1-2r				HR		G6-3 1B				F8	4 0 1 0 0 1 1									
Bill Mazerowski, R (1.4) OBP: 0.302, SLG: 0.384			F8 SH3-4 1B			G6-3		F5				5-3	4 0 1 0 0 0 1									
Bob Friend, R (1.1) OBP: 0.141, SLG: 0.062			SH3-4 1-2			5-3		F8				5-3	3 0 0 0 0 0 0									
Inning Stats	R: 0 E: 0 K: 1 S: 5	H: 1 LOB: 0 BB: 0 P: 4	R: 0 E: 0 K: 0 S: 4	H: 2 LOB: 1 BB: 0 P: 4	R: 0 E: 0 K: 0 S: 4	H: 1 LOB: 1 BB: 0 P: 4	R: 0 E: 1 K: 0 S: 4	H: 0 LOB: 0 BB: 0 P: 6	R: 1 E: 0 K: 0 S: 4	H: 2 LOB: 0 BB: 0 P: 4	R: 0 E: 0 K: 1 S: 5	H: 0 LOB: 0 BB: 0 P: 5	R: 0 E: 0 K: 1 S: 5	H: 0 LOB: 0 BB: 0 P: 5	R: 0 E: 0 K: 0 S: 3	H: 0 LOB: 0 BB: 0 P: 3	R: 1 E: 0 K: 2 S: 9	H: 2 LOB: 1 BB: 0 P: 9	1B: 6 2B: 2 3B: 0 HR: 1	SF: 0 SAC: 1 DP: 4 HBP: 0	WP: 0 PB: 0 SB: 0 CS: 1	PA: 41
PITCHER Ernie Broglio, R (1.1) ERA: 2.85	IP: 12.0 WLS: 4 BF: 41 H: 8 R: 2 ER: 2 SO: 9 BB: 0 IBB: 0 HBP: 0 BLK: 0 WP: 0 HR: 1 S: 59 P: 59 ERA: 1.50 WHIP: 0.667											PITCHER	IP: 12.0 WLS: 4 BF: 41 H: 8 R: 2 ER: 2 SO: 9 BB: 0 IBB: 0 HBP: 0 BLK: 0 WP: 0 HR: 1 S: 59 P: 59 ERA: 1.50 WHIP: 0.667									

BOTTOM

St. Louis Cardinals @ Pittsburgh Pirates
Forbes Field, Pittsburgh, PA
Thu Aug 11 1960, 7:05 PM EDT
Att. 34,212 - Unknown

livebaseballscorecards.com

AB 40
R 2
H 8
RBI 2
BB 0
SO 9
LOB 12



Batter	1	2	3	4	5	6	7	8	9	AB	R	H	RBI	BB	SO	LOB	TOP					
Julian Javier, R (1, 4) OBP: 0.275, SLG: 0.356 Alex Grammas, R (3, 4) OBP: 0.289, SLG: 0.295	4-0 HR BB		0-0 1B		0-3 K		0-0 1B 1B	4-0 F9 1B BB		1	1	1	0	1	0	0	St. Louis Cardinals @ Pittsburgh Pirates Forbes Field, Pittsburgh, PA Fri Aug 12 1960, 7:05 PM EDT Att: 35,439 - Unknown					
Daryl Spencer, R (1, 6) OBP: 0.371, SLG: 0.432	4-0 HR BB		0-0 F8		4-0 1B IBB		0-3 K	0-0 1B		3	1	1	0	2	1	1						
Bill White, L (1, 3) OBP: 0.353, SLG: 0.495	0-0 F7		0-0 F5		0-0 1B		0-0 1B 1B	0-0 F5		5	1	2	1	0	0	4						
Ken Boyer, R (1, 5) OBP: 0.360, SLG: 0.555	0-0 HR			0-3 K	0-0 F9		4-0 1B 1B	0-0 F9		4	2	1	3	1	1	5						
Stan Musial, L (1, 7) OBP: 0.377, SLG: 0.531 Charlie James, R (7, PR) OBP: 0.250, SLG: 0.375	0-0 F3			0-0 F9		0-3 K	0-0 1B 1B	0-0 1B		4	0	1	2	0	1	0						
Walt Moryn, L (1, 9) OBP: 0.327, SLG: 0.429 Bob Nieman, R (7, PH) OBP: 0.358, SLG: 0.431 Joe Cunningham, L (7, 9) OBP: 0.352, SLG: 0.406	0-3 K			0-0 F7		0-0 4-3	0-3 K	0-0 F4		3	0	0	0	0	1	0						
Carl Sawatski, L (1, 2) Hal Smith, R (5, 2) OBP: 0.287, SLG: 0.296		0-3 K			0-0 2B 1B		4-0 1B BB	1-3 1B	0-0 F5	2	1	1	0	0	1	0						
Curt Flood, R (1, 8) OBP: 0.323, SLG: 0.396		0-0 L9			0-0 1B 2B		0-0 1B	1-2 1B	0-0 6-3	5	0	3	1	0	0	0						
Bob Gibson, R (1, 1) OBP: 0.143, SLG: 0.190		0-3 K			0-3 K		0-0 F8	0-0 FC5-4	0-0 F8	5	0	0	0	0	2	6						
Inning Stats	R: 3 E: 0 K: 1 S: 6	H: 1 LOB: 0 BB: 2 P: 14	R: 0 E: 0 K: 2 S: 7	H: 0 LOB: 0 BB: 0 P: 7	R: 0 E: 0 K: 0 S: 3	H: 1 LOB: 0 BB: 0 P: 3	R: 0 E: 0 K: 1 S: 5	H: 0 LOB: 0 BB: 0 P: 5	R: 1 E: 0 K: 2 S: 10	H: 3 LOB: 3 BB: 1 P: 14	R: 0 E: 0 K: 1 S: 6	H: 1 LOB: 2 BB: 1 P: 10	R: 4 E: 0 K: 2 S: 12	H: 5 LOB: 2 BB: 1 P: 16	R: 1 E: 0 K: 0 S: 5	H: 2 LOB: 2 BB: 1 P: 9		R: 0 E: 0 K: 0 S: 3	H: 0 LOB: 0 BB: 0 P: 3	1B: 11 2B: 1 3B: 0 HR: 1	SF: 0 SAC: 0 DP: 0 HBP: 0	WP: 0 PB: 0 SB: 1 CS: 0
PITCHER	IP WLS BF H R ER SO BB IBB HBP BLK WP HR S P ERA WHIP	IP WLS BF H R ER SO BB IBB HBP BLK WP HR S P ERA WHIP																				
George Witt, R (1, 1) ERA: 5.03	0.1	L	4	1	3	3	0	2	0	0	0	0	0	0	1	2	10	81.00	9.000			
Joe Gibbon, L (1, 1) ERA: 4.17	5.2		23	5	1	1	7	1	1	0	0	0	0	0	35	43	1.59	1.059				
Fred Green, L (7, 1) ERA: 3.81	3.0		18	7	5	5	2	1	1	0	0	0	0	0	20	28	15.00	2.667				

Batter	1	2	3	4	5	6	7	8	9	AB	R	H	RBI	BB	SO	LOB	BOTTOM					
Bill Virdon, L (1, 8) OBP: 0.352, SLG: 0.422	0-0 F7	4-0 BB BB			0-0 F2		0-0 G3		0-0 1B	4	0	1	0	1	0	0	St. Louis Cardinals @ Pittsburgh Pirates Forbes Field, Pittsburgh, PA Fri Aug 12 1960, 7:05 PM EDT Att: 35,439 - Unknown					
Dick Groat, R (1, 6) OBP: 0.357, SLG: 0.377	0-0 HR	4-0 1-2 2-3 BB			0-0 1B		0-3 K		0-0 F9	4	1	2	1	1	1	1						
Bob Skinner, L (1, 7) OBP: 0.357, SLG: 0.458	0-0 F8	0-0 F5			0-3 K		0-3 K			4	0	0	0	0	2	4						
Rocky Nelson, L (1, 3) OBP: 0.400, SLG: 0.513	0-0 1B		0-0 G6-3 1B		0-0 4-3			0-0 G3		4	0	2	0	0	0	1						
Roberto Clemente, R (1, 9) OBP: 0.352, SLG: 0.428	0-3 K		0-0 G6-3 1-2F		0-0 4-3		0-0 G3		0-0 G3	4	0	0	0	0	1	2						
Smoky Burgess, L (1, 2) OBP: 0.368, SLG: 0.438		0-0 1B FC6-4 1B		0-0 F7		0-0 1B		0-0 1B		4	1	3	0	0	0	0						
Don Hoak, R (1, 5) OBP: 0.361, SLG: 0.409		0-0 FC6-4 1B		0-3 K		0-0 1B		1-2 1B		4	0	2	0	0	1	1						
Bill Mazerowski, R (1, 4) OBP: 0.299, SLG: 0.380		0-0 FC6-4 BB SH1-4		0-0 F4		0-0 F8			0-0 5-3	4	0	0	1	0	0	3						
George Witt, R (1, 1) Joe Gibbon, R (1, 1) OBP: 0.313, SLG: 0.214 Dick Stuart, R (6, PH) OBP: 0.292, SLG: 0.426 Fred Green, R (7, 1) OBP: 0.444, SLG: 1.125 Dick Schofield, S (9, PH) OBP: 0.395, SLG: 0.219	0-0 SH1-4		0-0 K		0-3 K		0-3 K		0-0 3-1	0	0	0	0	0	0	0						
Inning Stats	R: 1 E: 0 K: 1 S: 7	H: 2 LOB: 1 BB: 0 P: 7	R: 1 E: 0 K: 0 S: 5	H: 2 LOB: 3 BB: 2 P: 13	R: 0 E: 0 K: 0 S: 3	H: 1 LOB: 0 BB: 0 P: 3	R: 0 E: 0 K: 2 S: 7	H: 0 LOB: 0 BB: 0 P: 7	R: 0 E: 0 K: 1 S: 6	H: 1 LOB: 1 BB: 0 P: 6	R: 0 E: 0 K: 1 S: 7	H: 2 LOB: 2 BB: 0 P: 7	R: 0 E: 0 K: 2 S: 7	H: 0 LOB: 0 BB: 0 P: 7	R: 0 E: 0 K: 0 S: 4	H: 1 LOB: 1 BB: 0 P: 4		R: 0 E: 0 K: 0 S: 4	H: 1 LOB: 1 BB: 0 P: 4	1B: 9 2B: 0 3B: 0 HR: 1	SF: 0 SAC: 1 DP: 1 HBP: 0	WP: 0 PB: 0 SB: 0 CS: 0
PITCHER	IP WLS BF H R ER SO BB IBB HBP BLK WP HR S P ERA WHIP	IP WLS BF H R ER SO BB IBB HBP BLK WP HR S P ERA WHIP																				
Bob Gibson, R (1, 1) ERA: 4.97	9.0	W	38	10	2	2	7	2	0	0	0	0	0	0	50	58	2.00	1.333				



Batter	1	2	3	4	5	6	7	8	9	AB	R	H	RBI	BB	SO	LOB	TOP			
Julian Javier, R OBP: 0.278, SLG: 0.359										3	1	1	0	1	0	0	St. Louis Cardinals @ Pittsburgh Pirates Forbes Field, Pittsburgh, PA Sat Aug 13 1960, 3:33 AM EDT Att: 24,620 - Unknown			
Curt Flood, R OBP: 0.322, SLG: 0.394										4	0	1	0	0	1	3				
Bob Nieman, R OBP: 0.361, SLG: 0.429										3	0	1	1	0	0	0				
Ken Boyer, R OBP: 0.359, SLG: 0.552										4	0	1	0	0	0	3				
Daryl Spencer, R OBP: 0.370, SLG: 0.430										4	0	1	0	0	0	1				
Bill White, L OBP: 0.354, SLG: 0.494										3	0	1	0	1	1	2				
Charlie James, R OBP: 0.250, SLG: 0.333										4	0	1	0	0	1	2				
Hal Smith, R OBP: 0.282, SLG: 0.291										4	0	0	0	0	1	2				
Ray Sadecki, L OBP: 0.275, SLG: 0.275										1	0	0	0	0	1	1				
Ron Kline, R OBP: 0.152, SLG: 0.152										1	0	0	0	0	0	0				
Alex Grammas, R OBP: 0.287, SLG: 0.293										1	0	0	0	0	0	0				
Bob Grim, R OBP: 0.287, SLG: 0.293										0	0	0	0	0	0	0				
Inning Stats	R: 1 E: 0 K: 1 S: 8	H: 3 LOB: 2 BB: 0 P: 8	R: 0 E: 0 K: 1 S: 6	H: 1 LOB: 2 BB: 1 P: 10	R: 0 E: 0 K: 0 S: 3	H: 0 LOB: 0 BB: 0 P: 3	R: 0 E: 0 K: 0 S: 2	H: 0 LOB: 1 BB: 1 P: 6	R: 0 E: 0 K: 0 S: 4	H: 1 LOB: 2 BB: 0 P: 5	R: 0 E: 0 K: 1 S: 5	H: 0 LOB: 0 BB: 0 P: 5	R: 0 E: 0 K: 0 S: 3	H: 1 LOB: 0 BB: 0 P: 3	R: 0 E: 0 K: 0 S: 3	H: 0 LOB: 0 BB: 0 P: 3	1B: 6 2B: 2 3B: 0 HR: 0	SF: 0 SAC: 0 DP: 2 HBP: 1	WP: 0 PB: 0 SB: 0 CS: 0	PA: 35
PITCHER Harvey Haddix, L ERA: 4.1	IP: 9.0 WLS: W BF: 35 H: 7 R: 1 ER: 1 SO: 5 BB: 2 IBB: 0 HBP: 1 BLK: 0 WP: 0 HR: 0 S: 42 P: 51 ERA: 1.00 WHIP: 1.000																			

Batter	1	2	3	4	5	6	7	8	9	AB	R	H	RBI	BB	SO	LOB	BOTTOM			
Bill Virdon, L OBP: 0.353, SLG: 0.420										4	1	1	0	1	0	2	St. Louis Cardinals @ Pittsburgh Pirates Forbes Field, Pittsburgh, PA Sat Aug 13 1960, 3:33 AM EDT Att: 24,620 - Unknown			
Dick Groat, R OBP: 0.364, SLG: 0.389										4	2	4	0	1	0	0				
Roberto Clemente, R OBP: 0.355, SLG: 0.438										5	1	3	4	0	1	4				
Dick Stuart, R OBP: 0.291, SLG: 0.421										3	0	0	0	1	0	2				
Gino Cimoli, R OBP: 0.342, SLG: 0.346										4	0	0	0	0	0	2				
Hal Smith, R OBP: 0.362, SLG: 0.542										3	0	1	0	1	0	2				
Don Hoak, R OBP: 0.358, SLG: 0.495										4	0	0	0	0	0	2				
Bill Mazerowski, R OBP: 0.299, SLG: 0.378										4	0	1	0	0	0	0				
Harvey Haddix, L OBP: 0.240, SLG: 0.277										4	0	1	0	0	2	1				
Inning Stats	R: 1 E: 0 K: 0 S: 5	H: 2 LOB: 1 BB: 1 P: 9	R: 0 E: 0 K: 0 S: 4	H: 1 LOB: 1 BB: 0 P: 4	R: 2 E: 0 K: 0 S: 5	H: 2 LOB: 1 BB: 1 P: 9	R: 1 E: 0 K: 1 S: 7	H: 2 LOB: 2 BB: 1 P: 11	R: 0 E: 0 K: 0 S: 3	H: 0 LOB: 0 BB: 0 P: 3	R: 0 E: 0 K: 0 S: 4	H: 1 LOB: 1 BB: 1 P: 8	R: 0 E: 0 K: 0 S: 4	H: 1 LOB: 0 BB: 0 P: 4	R: 0 E: 0 K: 2 S: 9	H: 2 LOB: 2 BB: 0 P: 9		1B: 7 2B: 2 3B: 1 HR: 1	SF: 0 SAC: 0 DP: 0 HBP: 0	WP: 1 PB: 0 SB: 0 CS: 0
PITCHER Ray Sadecki, L ERA: 3.75	IP: 3.2 WLS: L BF: 21 H: 7 R: 4 ER: 4 SO: 1 BB: 3 IBB: 0 HBP: 0 BLK: 0 WP: 1 HR: 1 S: 20 P: 32 ERA: 9.82 WHIP: 2.727																			
Ron Kline, R ERA: 6.24	2.1 9 1 0 0 0 1 0 0 0 0 0 8 12 0.00 0.857																			
Bob Grim, R ERA: 4.5	2.0 9 3 0 0 2 0 0 0 0 0 0 13 13 0.00 1.500																			

Batter	1	2	3	4	5	6	7	8	9	AB	R	H	RBI	BB	SO	LOB	TOP					
Julian Javier, R (1,4) OBP: 0.274, SLG: 0.354 George Crowe, L (9,PH) OBP: 0.300, SLG: 0.463 Bob Gibson, R (9,PR) OBP: 0.143, SLG: 0.190										4	0	0	0	0	1	0	St. Louis Cardinals @ Pittsburgh Pirates Forbes Field, Pittsburgh, PA Sun Aug 14 1960, 3:33 AM EDT Unknown					
Curt Flood, R (1,8) OBP: 0.323, SLG: 0.398										5	1	2	0	0	0	0						
Bill White, L (1,3) OBP: 0.359, SLG: 0.512										5	1	4	2	0	0	2						
Ken Boyer, R (1,5) OBP: 0.358, SLG: 0.549										4	0	1	0	0	0	2						
Stan Musial, L (1,7)										4	0	2	0	0	0	2						
Walt Moryn, L (1,9) OBP: 0.321, SLG: 0.420										4	0	0	0	0	1	4						
Daryl Spencer, R (1,6)										4	1	2	0	0	0	1						
Hal Smith, R (1,2) OBP: 0.286, SLG: 0.304										3	1	1	2	1	0	1						
Larry Jackson, R (1,1) OBP: 0.250, SLG: 0.247 Ron Kline, R (4,1) OBP: 0.152, SLG: 0.152 Tim McCarver, L (6,PH) OBP: 0.143, SLG: 0.143 Bob Grim, R (6,1) OBP: 0.143, SLG: 0.143 Joe Cunningham, L (9,PH) OBP: 0.143, SLG: 0.143										2	0	0	0	0	1	2						
Inning Stats	R: 0 E: 0 K: 1 S: 6	H: 1 LOB: 1 BB: 0 P: 6	R: 0 E: 0 K: 0 S: 4	H: 1 LOB: 2 BB: 1 P: 8	R: 0 E: 0 K: 0 S: 5	H: 2 LOB: 2 BB: 0 P: 5	R: 2 E: 0 K: 2 S: 9	H: 2 LOB: 0 BB: 0 P: 9	R: 1 E: 0 K: 0 S: 5	H: 3 LOB: 1 BB: 0 P: 5	R: 0 E: 0 K: 0 S: 3	H: 1 LOB: 0 BB: 0 P: 3	R: 1 E: 0 K: 0 S: 4	H: 1 LOB: 0 BB: 0 P: 4	R: 0 E: 1 K: 0 S: 3	H: 0 LOB: 0 BB: 0 P: 3		R: 0 E: 0 K: 0 S: 4	H: 1 LOB: 2 BB: 1 P: 8	1B: 6 2B: 4 3B: 1 HR: 2	SF: 0 SAC: 0 DP: 3 HBP: 0	WP: 0 PB: 0 SB: 0 CS: 0
PITCHER Vern Law, R (1,1) ERA: 2.81	IP: 9.0 WLS: W BF: 39 H: 12 R: 4 ER: 4 SO: 3 BB: 1 IBB: 1 HBP: 0 BLK: 0 WP: 0 HR: 2 S: 43 P: 51 ERA: 4.00 WHIP: 1.444															PITCHER						

Batter	1	2	3	4	5	6	7	8	9	AB	R	H	RBI	BB	SO	LOB	BOTTOM			
Bill Virdon, L (1,8) OBP: 0.361, SLG: 0.429										4	2	3	1	1	0	2	St. Louis Cardinals @ Pittsburgh Pirates Forbes Field, Pittsburgh, PA Sun Aug 14 1960, 3:33 AM EDT Unknown			
Dick Groat, R (1,6) OBP: 0.364, SLG: 0.391										5	1	2	2	0	0	4				
Bob Skinner, L (1,7) OBP: 0.360, SLG: 0.457										3	1	1	1	2	1	1				
Rocky Nelson, L (1,3) OBP: 0.394, SLG: 0.513										4	1	1	3	0	0	3				
Roberto Clemente, R (1,9) OBP: 0.353, SLG: 0.435										5	0	1	0	0	3	4				
Smoky Burgess, L (1,2) OBP: 0.366, SLG: 0.439										4	1	1	0	0	0	2				
Don Hoak, R (1,5) OBP: 0.357, SLG: 0.404										4	1	1	0	0	0	0				
Bill Mazeroski, R (1,4) OBP: 0.298, SLG: 0.380										4	1	1	0	0	1	1				
Vern Law, R (1,1) OBP: 0.208, SLG: 0.307										4	1	2	0	0	0	2				
Inning Stats	R: 0 E: 1 K: 0 S: 5	H: 1 LOB: 0 BB: 0 P: 5	R: 0 E: 0 K: 0 S: 3	H: 0 LOB: 0 BB: 0 P: 3	R: 4 E: 1 K: 1 S: 9	H: 4 LOB: 0 BB: 0 P: 9	R: 3 E: 0 K: 1 S: 8	H: 3 LOB: 2 BB: 2 P: 16	R: 1 E: 1 K: 1 S: 8	H: 2 LOB: 2 BB: 0 P: 8	R: 0 E: 0 K: 0 S: 3	H: 1 LOB: 1 BB: 1 P: 7	R: 1 E: 0 K: 0 S: 5	H: 2 LOB: 1 BB: 0 P: 5	R: 0 E: 0 K: 2 S: 7	H: 0 LOB: 0 BB: 0 P: 7		1B: 7 2B: 6 3B: 0 HR: 0	SF: 1 SAC: 0 DP: 1 HBP: 0	WP: 0 PB: 0 SB: 0 CS: 0
PITCHER Larry Jackson, R (1,1) ERA: 3.67 Ron Kline, R (4,1) ERA: 6.22 Bob Grim, R (6,1) ERA: 4.4	IP: 3.1 WLS: L BF: 20 H: 8 R: 7 ER: 6 SO: 1 BB: 0 IBB: 0 HBP: 0 BLK: 0 WP: 0 HR: 0 S: 12 P: 25 ERA: 16.20 WHIP: 2.400															PITCHER				



Batter	1	2	3	4	5	6	7	8	9	10	11	AB	R	H	RBI	BB	SO	LOB	TOP					
Julian Javier, R OBP: 0.280, SLG: 0.356 (1, 4)												4	0	2	0	1	0	0						
Joe Cunningham, L OBP: 0.319, SLG: 0.402 (1, 9)												5	0	1	0	0	0	3						
Bill White, L OBP: 0.357, SLG: 0.508 (1, 3)												5	0	1	0	0	2	4						
Ken Boyer, R OBP: 0.361, SLG: 0.555 (1, 5)												5	1	3	0	0	0	3						
Walt Moryn, L OBP: 0.230, SLG: 0.421 Charlie James, R OBP: 0.231, SLG: 0.308 (10, PH) (10, 7)												4	1	1	1	0	1	3						
Daryl Spencer, R OBP: 0.371, SLG: 0.429 (1, 6)												4	0	1	1	1	0	1						
Curt Flood, R OBP: 0.318, SLG: 0.391 (1, 8)												5	0	0	0	0	2	3						
Del Rice, R OBP: 0.259, SLG: 0.278 Stan Mustil OBP: 0.377, SLG: 0.532 Hal Smith, R OBP: 0.285, SLG: 0.303 (1, 2) (9, PH) (9, 2)												2	0	0	0	1	0	1						
Curt Simmons, L OBP: 0.259, SLG: 0.258 George Crowe, L OBP: 0.295, SLG: 0.455 Lindy McDaniel, R OBP: 0.250, SLG: 0.261 (1, 1) (9, PH) (9, 1)												2	0	0	0	1	0	2						
Inning Stats	R: 0 E: 0 K: 1 S: 6	H: 1 LOB: 2 BB: 1 P: 10	R: 0 E: 0 K: 1 S: 5	H: 0 LOB: 0 BB: 0 P: 5	R: 0 E: 1 K: 1 S: 7	H: 2 LOB: 2 BB: 0 P: 7	R: 0 E: 0 K: 0 S: 3	H: 0 LOB: 2 BB: 2 P: 11	R: 0 E: 0 K: 0 S: 5	H: 3 LOB: 0 BB: 0 P: 5	R: 0 E: 0 K: 0 S: 3	H: 1 LOB: 1 BB: 1 P: 7	R: 0 E: 0 K: 2 S: 8	H: 1 LOB: 1 BB: 0 P: 8	R: 0 E: 0 K: 0 S: 3	H: 0 LOB: 0 BB: 0 P: 3	R: 0 E: 0 K: 0 S: 4	H: 1 LOB: 0 BB: 0 P: 4	R: 0 E: 0 K: 0 S: 3	H: 0 LOB: 0 BB: 0 P: 3	1B: 6 2B: 3 3B: 0 HR: 0	SF: 0 SAC: 0 DP: 2 HBP: 0	WP: 0 PB: 0 SB: 0 CS: 0	PA: 44
PITCHER	IP ERA WLS BF H R ER SO BB IBB HBP BLK WP HR S P ERA WHIP	Tom Cheney, R ERA: 3.18 Joe Gibbon, L ERA: 4.1 Roy Face, R ERA: 3.15 Fred Green, L ERA: 3.67	(1, 1) (7, 1) (8, 1) (10, 1)	6.0 1.0 2.0 2.0	WLS 28 7 W	BF 28 0 7	H 7 0 1	R 2 0 0	ER 0 0 0	SO 3 0 2 0	BB 4 0 0 0	IBB 0 0 0 0	HBP 0 0 0 0	BLK 0 0 0 0	WP 0 0 0 0	HR 0 2 11 7	S 30 2 11 7	P 46 2 11 7	ERA 3.00 0.00 0.00 0.00	WHIP 1.833 0.000 0.500 0.500				

St. Louis Cardinals @ Pittsburgh Pirates
Forbes Field, Pittsburgh, PA
Sun Aug 14 1960, 3:38 AM EDT
Att: 36,775 - Unknown

AB 40
R 2
H 9
RBI 2
BB 4
SO 5
LOB 21



Batter	1	2	3	4	5	6	7	8	9	10	11	AB	R	H	RBI	BB	SO	LOB	BOTTOM					
Bill Virdon, L OBP: 0.355, SLG: 0.420 (1, 8)												5	0	0	0	2	2							
Dick Groat, R OBP: 0.362, SLG: 0.389 (1, 6)												5	1	1	1	0	0							
Gino Cimoli, R OBP: 0.340, SLG: 0.343 (1, 9)												5	0	1	0	0	2							
Dick Stuart, R OBP: 0.293, SLG: 0.422 Dick Schofield, S OBP: 0.359, SLG: 0.219 (1, 3) (11, PR)												4	0	1	1	1	0	1						
Joe Christopher, R OBP: 0.227, SLG: 0.293 Bob Skinner, L OBP: 0.381, SLG: 0.457 (1, 7) (9, PH) (10, 7)												2	1	1	0	0	0							
Hal Smith, R OBP: 0.358, SLG: 0.533 (1, 2)												5	0	1	0	0	1	4						
Don Hoak, R OBP: 0.355, SLG: 0.401 (1, 5)												5	0	1	1	0	0	3						
Bill Mazerowski, R OBP: 0.300, SLG: 0.381 (1, 4)												4	1	2	0	0	0							
Tom Cheney, R OBP: 0.250, SLG: 0.273 Joe Gibbon, L OBP: 0.315, SLG: 0.314 Roy Face, R OBP: 0.315, SLG: 0.434 Smoky Burgess, L OBP: 0.273, SLG: 0.273 Fred Green, R OBP: 0.444, SLG: 0.125 (1, 1) (7, 1) (8, 1) (8, PH) (10, 1)												1	0	0	0	0	0							
Inning Stats	R: 1 E: 1 K: 0 S: 5	H: 1 LOB: 1 BB: 0 P: 5	R: 0 E: 0 K: 0 S: 3	H: 0 LOB: 0 BB: 0 P: 3	R: 0 E: 0 K: 0 S: 3	H: 0 LOB: 0 BB: 0 P: 3	R: 0 E: 1 K: 1 S: 7	H: 1 LOB: 2 BB: 0 P: 7	R: 1 E: 1 K: 0 S: 5	H: 2 LOB: 1 BB: 0 P: 5	R: 0 E: 0 K: 0 S: 4	H: 1 LOB: 1 BB: 0 P: 4	R: 0 E: 0 K: 1 S: 5	H: 0 LOB: 0 BB: 0 P: 5	R: 0 E: 0 K: 0 S: 3	H: 0 LOB: 2 BB: 0 P: 5	R: 0 E: 0 K: 1 S: 5	H: 0 LOB: 0 BB: 0 P: 5	R: 1 E: 0 K: 0 S: 3	H: 2 LOB: 2 BB: 1 P: 7	1B: 7 2B: 1 3B: 0 HR: 0	SF: 0 SAC: 1 DP: 1 HBP: 0	WP: 1 PB: 0 SB: 0 CS: 0	PA: 43
PITCHER	IP ERA WLS BF H R ER SO BB IBB HBP BLK WP HR S P ERA WHIP	Curt Simmons, L ERA: 3.07 Lindy McDaniel, R ERA: 2.3	(1, 1) (9, 1)	8.0 2.1	L 12	H 5 3	R 2 1	ER 1 1	SO 2 1	BB 0 1	IBB 0 0	HBP 0 0	BLK 0 0	WP 0 1	HR 0 0	S 35 13	P 35 17	ERA 1.12 3.86	WHIP 0.625 1.714					

St. Louis Cardinals @ Pittsburgh Pirates
Forbes Field, Pittsburgh, PA
Sun Aug 14 1960, 3:38 AM EDT
Att: 36,775 - Unknown

AB 41
R 3
H 8
RBI 3
BB 1
SO 3
LOB 16



Batter	1	2	3	4	5	6	7	8	9	AB	R	H	RBI	BB	SO	LOB	TOP			
Joey Amalfitano, R (1.5) OBP: 0.318, SLG: 0.339										5	0	2	0	0	1	1				
Don Blasingame, L (1.4) OBP: 0.302, SLG: 0.303										5	1	1	0	0	0	4				
Willie Mays, R (1.8) OBP: 0.396, SLG: 0.598										5	2	2	3	0	1	3				
Willie Kirkland, L (1.9) OBP: 0.323, SLG: 0.456										5	1	2	1	0	0	0				
Orlando Cepeda, R (1.3) OBP: 0.321, SLG: 0.515										3	1	1	0	1	1	1				
Felipe Alou, R (1.7) OBP: 0.280, SLG: 0.375										3	0	1	0	1	0	2				
Hobie Landrith, L (1.2) OBP: 0.309, SLG: 0.298										3	0	2	1	1	0	1				
Andre Rodgers, R (1.6) OBP: 0.303, SLG: 0.298										4	0	0	0	0	2	3				
Billy O'Dell, S (1.1) OBP: 0.333, SLG: 0.150										2	0	0	0	2	1	1				
Stu Miller, R (8.1) OBP: 0.152, SLG: 0.100										0	0	0	0	0	0	0				
Johnny Antonelli, L (8.1) OBP: 0.276, SLG: 0.296										0	0	0	0	0	0	0				
Inning Stats	R: 3 E: 0 K: 1 S: 9	H: 4 LOB: 1 BB: 0 P: 9	R: 0 E: 0 K: 1 S: 5	H: 0 LOB: 1 BB: 1 P: 9	R: 1 E: 0 K: 0 S: 4	H: 2 LOB: 2 BB: 1 P: 8	R: 0 E: 0 K: 0 S: 4	H: 1 LOB: 2 BB: 1 P: 8	R: 0 E: 0 K: 2 S: 8	H: 1 LOB: 1 BB: 0 P: 8	R: 0 E: 0 K: 0 S: 2	H: 0 LOB: 0 BB: 1 P: 6	R: 0 E: 0 K: 1 S: 5	H: 1 LOB: 0 BB: 0 P: 5	R: 1 E: 0 K: 0 S: 4	H: 1 LOB: 0 BB: 0 P: 4	1B: 7 2B: 0 3B: 1 HR: 3	SF: 0 SAC: 0 DP: 2 HBP: 0	WP: 0 PB: 0 SB: 2 CS: 0	PA: 40
PITCHER	IP WLS BF H R ER SO BB IBB HBP BLK WP HR S P ERA WHIP																			
Ernie Broglio, R (1.1) ERA: 2.84	8.0 L 36 10 4 4 4 6 4 1 0 0 0 2 43 63 4.50 1.750																			
Lindy McDaniel, R (9.1) ERA: 2.37	1.0 4 1 1 1 0 0 0 0 0 0 1 4 4 9.00 1.000																			

San Francisco Giants @ St. Louis Cardinals
Sportsman's Park, St. Louis, MO
Mon Aug 15 1960, 8:05 PM EDT
Att: 16,632 - Unknown

AB	35
R	5
H	11
RBI	5
BB	5
SO	6
LOB	16



Batter	1	2	3	4	5	6	7	8	9	AB	R	H	RBI	BB	SO	LOB	BOTTOM					
Julian Javier, R (1.4) OBP: 0.278, SLG: 0.354										5	1	1	0	0	1	2						
Daryl Spencer, R (1.6) OBP: 0.374, SLG: 0.428										3	2	1	0	1	0	1						
Bob Nieman, R (1.7) OBP: 0.359, SLG: 0.424										4	0	1	1	0	0	2						
Tim McCarver, L (8. PR)										0	0	0	0	0	0	0						
Lindy McDaniel, R (9.1) OBP: 0.250, SLG: 0.261										0	0	0	0	0	0	0						
Ken Boyer, R (1.5) OBP: 0.362, SLG: 0.554										4	0	2	1	0	0	1						
Stan Musial, L (1.9) OBP: 0.379, SLG: 0.528										2	0	0	1	2	0	1						
Bill White, L (1.3) OBP: 0.354, SLG: 0.503										4	0	0	0	0	1	5						
Curt Flood, R (1.8) OBP: 0.318, SLG: 0.387										3	0	0	0	1	1	4						
Hal Smith, R (1.2) OBP: 0.284, SLG: 0.299										3	0	0	0	1	0	2						
Larry Jackson, R (9. PR) OBP: 0.250, SLG: 0.247										0	0	0	0	0	0	0						
Ernie Broglio, R (1.1) OBP: 0.327, SLG: 0.341										2	0	0	0	0	0	1						
Joe Cunningham, L (8. PH) OBP: 0.377, SLG: 0.400										2	0	0	0	0	0	1						
Inning Stats	R: 0 E: 0 K: 0 S: 3	H: 0 LOB: 0 BB: 0 P: 3	R: 0 E: 0 K: 1 S: 5	H: 0 LOB: 0 BB: 0 P: 5	R: 0 E: 0 K: 1 S: 5	H: 0 LOB: 1 BB: 1 P: 9	R: 1 E: 0 K: 0 S: 5	H: 2 LOB: 1 BB: 0 P: 5	R: 0 E: 0 K: 0 S: 3	H: 0 LOB: 0 BB: 0 P: 3	R: 0 E: 0 K: 0 S: 3	H: 0 LOB: 1 BB: 0 P: 4	R: 0 E: 0 K: 1 S: 5	H: 0 LOB: 3 BB: 2 P: 14	R: 2 E: 0 K: 0 S: 6	H: 3 LOB: 3 BB: 2 P: 14	R: 0 E: 0 K: 0 S: 3	H: 0 LOB: 1 BB: 1 P: 7	1B: 5 2B: 0 3B: 0 HR: 0	SF: 0 SAC: 0 DP: 0 HBP: 1	WP: 0 PB: 0 SB: 0 CS: 0	PA: 38
PITCHER	IP WLS BF H R ER SO BB IBB HBP BLK WP HR S P ERA WHIP																					
Billy O'Dell, L (1.1) ERA: 2.85	7.1 W 30 4 3 3 3 3 3 0 1 0 0 0 32 45 3.68 0.955																					
Stu Miller, R (8.1) ERA: 4.25	0.0 1 1 0 0 0 0 0 0 0 0 0 1 1 - - -																					
Johnny Antonelli, L (8.1) ERA: 4.3	1.2 S 7 0 0 0 0 2 0 0 0 0 0 5 13 0.00 1.200																					

San Francisco Giants @ St. Louis Cardinals
Sportsman's Park, St. Louis, MO
Mon Aug 15 1960, 8:05 PM EDT
Att: 16,632 - Unknown

AB	32
R	3
H	5
RBI	3
BB	5
SO	3
LOB	20



Batter	1	2	3	4	5	6	7	8	9	AB	R	H	RBI	BB	SO	LOB	TOP															
Joey Amalfitano, R OBP: 0.324, SLG: 0.339 (1, 5)	4-0 BB E BB	0-0 1-3	0-0 CS	0-0 4-3 1B		0-0 F4	1-0 E HBP			3	1	1	0	1	0	0	San Francisco Giants @ St. Louis Cardinals Sportsman's Park, St. Louis, MO Tue Aug 16 1960, 8:05 PM EDT Att: 16,936 - Unknown															
Don Blasingame, L OBP: 0.305, SLG: 0.305 (1, 4)	4-0 E BB BB	0-0 E S 1B		0-0 4-3		0-0 1B	0-0 E6			4	1	2	0	1	0	3																
Willie Mays, R OBP: 0.396, SLG: 0.594 (1, 8)	4-0 E 2B BB	4-0 FC4-6 BB		0-0 E6		0-0 F8	1-0 K			3	1	0	0	2	1	5																
Willie Kirkland, L OBP: 0.319, SLG: 0.449 (1, 9)	0-3 K	0-0 FC4-6		0-3 K		0-0 F8		0-0 4-3		5	0	0	0	0	2	8																
Orlando Cepeda, R OBP: 0.319, SLG: 0.513 (1, 3)	0-0 E6 2B		0-0 F6	0-0 F9			0-0 2B	0-3 K		5	1	1	1	0	1	4																
Felipe Alou, R OBP: 0.278, SLG: 0.370 (1, 7)	0-3 K		0-3 K		0-3 K		0-0 2B WP	0-0 F4		5	1	1	0	0	3	3																
Hobie Landrith, L OBP: 0.326, SLG: 0.341 (1, 2)	0-0 WP 1-H 2-H 3-H 2B		0-0 1B 1B		0-0 2B		0-0 WP E 2B	0-3 K2-3		5	2	4	3	0	1	0																
Andre Rodgers, R OBP: 0.305, SLG: 0.297 (1, 6)	0-0 5-3		0-0 1B 1B		0-0 5-3		4-0 E WP IBB	0-3 K		4	0	1	0	1	1	2																
Juan Marichal, R OBP: 0.158, SLG: 0.111 (1, 1)		0-3 K	0-0 CS 1B		0-0 F4		0-3 K	0-3 K		5	0	1	1	0	3	3																
Inning Stats	R: 4 E: 1 K: 2 S: 9	H: 1 LOB: 1 BB: 3 P: 21	R: 0 E: 0 K: 1 S: 6	H: 1 LOB: 2 BB: 1 P: 10	R: 1 E: 0 K: 1 S: 7	H: 3 LOB: 1 BB: 0 P: 7	R: 0 E: 1 K: 1 S: 7	H: 1 LOB: 2 BB: 0 P: 7	R: 0 E: 0 K: 1 S: 6	H: 1 LOB: 1 BB: 0 P: 6	R: 0 E: 0 K: 0 S: 4	H: 1 LOB: 1 BB: 0 P: 4	R: 2 E: 1 K: 2 S: 10	H: 3 LOB: 3 BB: 1 P: 15	R: 0 E: 0 K: 1 S: 5	H: 0 LOB: 0 BB: 0 P: 5	R: 0 E: 0 K: 3 S: 9	H: 0 LOB: 0 BB: 0 P: 9	1B: 7 2B: 4 3B: 0 HR: 0	SF: 0 SAC: 0 DP: 0 HBP: 1	WP: 2 PA: 46											
PITCHER	IP WLS BF H R ER SO BB IBB HBP BLK WP HR S P ERA WHIP	IP WLS BF H R ER SO BB IBB HBP BLK WP HR S P ERA WHIP																														
Bob Gibson, R ERA: 4.9 (1, 1)	6.1 L	35	11	7	3	6	4	1	0	0	1	0	42	62	4.26	2.368																
Ed Bauta, R ERA: 5.79 (7, 1)	1.2	7	0	0	0	3	0	0	1	0	1	0	12	13	0.00	0.000																
Bob Grim, R ERA: 4.3 (9, 1)	1.0	3	0	0	0	3	0	0	0	0	0	0	9	9	0.00	0.000																

AB	39
R	7
H	11
RBI	5
BB	5
SO	12
LOB	28



Batter	1	2	3	4	5	6	7	8	9	AB	R	H	RBI	BB	SO	LOB	BOTTOM																
Julian Javier, R OBP: 0.275, SLG: 0.349 (1, 4)	0-0 5-3		0-0 1-3		0-0 4-3			0-0 6-3		4	0	0	0	0	0	0	San Francisco Giants @ St. Louis Cardinals Sportsman's Park, St. Louis, MO Tue Aug 16 1960, 8:05 PM EDT Att: 16,936 - Unknown																
Daryl Spencer, R OBP: 0.375, SLG: 0.437 (1, 6)	0-0 HR		0-0 F7			0-0 6-3		0-0 1B		4	1	2	1	0	0	0																	
Bill White, L OBP: 0.353, SLG: 0.500 Bob Grim, R ERA: 4.3 (9, 1)	0-0 F8			4-0 3B BB		0-0 F4		0-0 F6		3	1	0	0	1	0	1																	
Ken Boyer, R OBP: 0.361, SLG: 0.556 (1, 5)	0-0 G3			1-0 SF8 3B		0-0 6-3			0-0 6-3	4	1	1	1	0	0	0																	
Stan Musial, L OBP: 0.374, SLG: 0.519 (1, 7)		0-0 4-3		0-0 1-3			0-0 E3 WP		0-0 F4	4	0	0	0	0	0	1																	
Walt Moryn, L OBP: 0.323, SLG: 0.422 (1, 9)		4-0 FC5-4 BB		0-0 SF8			0-0 F8		0-0 1B	2	0	1	1	1	0	1																	
Curt Flood, R OBP: 0.315, SLG: 0.384 George Crowe, L OBP: 0.290, SLG: 0.446 (9, PH)		0-0 FC5-4		0-0 4-3			0-0 6-3		0-3 K	3	0	0	0	0	0	2																	
Hal Smith, R OBP: 0.281, SLG: 0.295 (1, 2)		0-0 FC5-4			0-3 K		0-0 F6			3	0	0	0	0	1	2																	
Bob Gibson, R OBP: 0.130, SLG: 0.174 Ed Bauta, R Joe Cunningham, L OBP: 0.376, SLG: 0.399 (9, 3)			0-0 5-3		0-0 1-3			0-3 K		2	0	0	0	0	0	0																	
Inning Stats	R: 1 E: 0 K: 0 S: 4	H: 1 LOB: 0 BB: 0 P: 4	R: 0 E: 0 K: 0 S: 3	H: 0 LOB: 1 BB: 1 P: 7	R: 0 E: 0 K: 0 S: 3	H: 0 LOB: 0 BB: 0 P: 3	R: 2 E: 0 K: 0 S: 4	H: 1 LOB: 0 BB: 1 P: 8	R: 0 E: 0 K: 1 S: 5	H: 0 LOB: 0 BB: 0 P: 5	R: 0 E: 0 K: 0 S: 3	H: 0 LOB: 0 BB: 0 P: 3	R: 0 E: 1 K: 0 S: 4	H: 0 LOB: 1 BB: 0 P: 4	R: 0 E: 0 K: 1 S: 6	H: 1 LOB: 1 BB: 0 P: 6	R: 0 E: 0 K: 1 S: 6	H: 1 LOB: 1 BB: 0 P: 6	1B: 2 2B: 0 3B: 1 HR: 1	SF: 1 SAC: 0 DP: 0 HBP: 0	WP: 1 PA: 34												
PITCHER	IP WLS BF H R ER SO BB IBB HBP BLK WP HR S P ERA WHIP	IP WLS BF H R ER SO BB IBB HBP BLK WP HR S P ERA WHIP																															
Juan Marichal, R ERA: 2.36 (1, 1)	9.0	W	34	4	3	3	3	2	0	0	0	1	1	38	46	3.00	0.667																



Batter	1	2	3	4	5	6	7	8	9	AB	R	H	RBI	BB	SO	LOB	TOP					
Joey Amalfitano, R OBP: 0.329, SLG: 0.342										4	0	2	1	1	0	2	San Francisco Giants @ St. Louis Cardinals Sportsman's Park, St. Louis, MO Wed Aug 17 1960, 8:05 PM EDT Att: 15,062 - Unknown					
Don Blasingame, L OBP: 0.305, SLG: 0.305										4	1	1	0	0	1	2						
Willie Mays, R OBP: 0.396, SLG: 0.591										4	1	1	0	1	0	3						
Orlando Cepeda, R OBP: 0.323, SLG: 0.513										4	1	2	1	1	0	3						
Felipe Alou, R OBP: 0.281, SLG: 0.387										5	1	2	3	0	0	5						
Willie Kirkland, L OBP: 0.315, SLG: 0.443										5	1	0	0	0	1	1						
Bob Schmidt, R OBP: 0.321, SLG: 0.392										5	0	3	0	0	1	1						
Andre Rodgers, R OBP: 0.308, SLG: 0.296										4	0	1	0	1	1	3						
Jack Sanford, R OBP: 0.262, SLG: 0.228										1	1	0	0	1	1	1						
Sherman Jones, L OBP: 1.000, SLG: 1.000										1	0	1	1	0	0	0						
Johnny Antonelli, L OBP: 0.259, SLG: 0.276										2	0	0	0	0	1	1						
Inning Stats	R: 0 E: 0 K: 0 S: 4	H: 1 LOB: 2 BB: 1 P: 8	R: 0 E: 0 K: 1 S: 6	H: 1 LOB: 1 BB: 0 P: 6	R: 4 E: 0 K: 0 S: 7	H: 4 LOB: 1 BB: 0 P: 8	R: 1 E: 0 K: 1 S: 6	H: 1 LOB: 1 BB: 1 P: 10	R: 1 E: 0 K: 1 S: 7	H: 2 LOB: 2 BB: 1 P: 11	R: 0 E: 0 K: 0 S: 3	H: 1 LOB: 0 BB: 0 P: 3	R: 0 E: 0 K: 0 S: 4	H: 1 LOB: 1 BB: 2 P: 4	R: 0 E: 1 K: 0 S: 4	H: 1 LOB: 3 BB: 2 P: 12	R: 0 E: 0 K: 3 S: 10	H: 1 LOB: 1 BB: 0 P: 10	1B: 12 2B: 0 3B: 0 HR: 1	SF: 0 SAC: 0 DP: 0 HBP: 1	WP: 1 PB: 0 SB: 1 CS: 1	PA: 46
PITCHER	IP WLS BF H R ER SO BB IBB HBP BLK WP HR S P ERA WHIP	IP WLS BF H R ER SO BB IBB HBP BLK WP HR S P ERA WHIP																IP WLS BF H R ER SO BB IBB HBP BLK WP HR S P ERA WHIP				
Ray Sadecki, L ERA: 4.05	3.0 L 19 7 5 5 1 2 0 1 0 0 1 1 18 27 15.00 3.000																					
Ron Kline, R ERA: 8.13	3.0 12 3 1 1 2 0 1 0 0 0 0 0 15 19 3.00 1.000																					
Ed Bauta, R ERA: 5.23	1.0 4 1 0 0 0 0 0 0 0 0 0 0 4 4 0.00 1.000																					
Bob Grim, R ERA: 4.23	0.2 5 1 0 0 0 1 1 0 0 0 0 0 3 11 0.00 3.000																					
Lindy McDaniel, R ERA: 2.34	1.1 5 1 0 0 3 0 0 0 0 1 0 0 11 11 0.00 0.750																					
Batter	1	2	3	4	5	6	7	8	9	AB	R	H	RBI	BB	SO	LOB	BOTTOM					
Julian Javier, R OBP: 0.274, SLG: 0.350										5	1	1	0	0	1	1	San Francisco Giants @ St. Louis Cardinals Sportsman's Park, St. Louis, MO Wed Aug 17 1960, 8:05 PM EDT Att: 15,062 - Unknown					
Daryl Spencer, R OBP: 0.377, SLG: 0.443										3	2	1	1	2	0	0						
Bill White, L OBP: 0.352, SLG: 0.496										4	1	0	0	1	1	3						
Ken Boyer, R OBP: 0.363, SLG: 0.554										3	0	1	0	2	0	3						
Stan Musial, L OBP: 0.378, SLG: 0.517										3	0	1	1	2	0	4						
Bob Gibson, R OBP: 0.130, SLG: 0.174										0	0	0	0	0	0	0						
Walt Moryn, L OBP: 0.326, SLG: 0.441										5	1	3	3	0	1	4						
Curt Flood, R OBP: 0.315, SLG: 0.381										2	0	0	0	1	1	2						
Bob Nieman, R OBP: 0.357, SLG: 0.421										1	0	0	0	0	0	2						
Bob Grim, R ERA: 3.72										0	0	0	0	0	0	0						
Lindy McDaniel, R OBP: 0.250, SLG: 0.261										0	0	0	0	0	0	0						
Alex Grammas, R OBP: 0.286, SLG: 0.292										1	0	0	0	0	0	2						
Hal Smith, R OBP: 0.277, SLG: 0.290										4	0	0	0	0	0	3						
Ray Sadecki, L OBP: 0.268, SLG: 0.268										1	0	0	0	0	0	0						
Ron Kline, R OBP: 0.147, SLG: 0.147										1	0	0	0	0	1	0						
Tim McCarver, L OBP: 0.333, SLG: 0.333										1	0	1	0	0	0	0						
Ed Bauta, R ERA: 5.23										0	0	0	0	0	0	0						
Charlie James, R OBP: 0.214, SLG: 0.286										1	0	0	0	0	0	0						
Inning Stats	R: 0 E: 0 K: 1 S: 6	H: 1 LOB: 2 BB: 1 P: 10	R: 1 E: 0 K: 1 S: 6	H: 1 LOB: 0 BB: 0 P: 6	R: 2 E: 1 K: 1 S: 8	H: 2 LOB: 3 BB: 2 P: 16	R: 0 E: 0 K: 1 S: 5	H: 0 LOB: 0 BB: 0 P: 5	R: 0 E: 0 K: 0 S: 3	H: 1 LOB: 2 BB: 0 P: 3	R: 1 E: 1 K: 1 S: 7	H: 1 LOB: 2 BB: 1 P: 11	R: 0 E: 0 K: 0 S: 3	H: 0 LOB: 0 BB: 0 P: 3	R: 0 E: 0 K: 0 S: 4	H: 2 LOB: 2 BB: 2 P: 12	1B: 5 2B: 1 3B: 0 HR: 2	SF: 0 SAC: 0 DP: 2 HBP: 0	WP: 0 PB: 0 SB: 0 CS: 0	PA: 43		
PITCHER	IP WLS BF H R ER SO BB IBB HBP BLK WP HR S P ERA WHIP	IP WLS BF H R ER SO BB IBB HBP BLK WP HR S P ERA WHIP																IP WLS BF H R ER SO BB IBB HBP BLK WP HR S P ERA WHIP				
Jack Sanford, R ERA: 3.72	3.1 W 15 2 1 0 1 3 0 0 0 0 0 14 26 0.00 1.500																					
Sherman Jones, R ERA: 2.0	3.1 W 15 2 1 0 1 3 0 0 0 0 0 14 26 0.00 1.500																					
Johnny Antonelli, L ERA: 4.27	2.2 S 11 2 1 1 1 2 0 0 0 0 0 1 11 3.38 1.500																					

Batter	1	2	3	4	5	6	7	8	9	AB	R	H	RBI	BB	SO	LOB	TOP					
Jim Gilliam, S OBP: 0.361, SLG: 0.330 (1,5)	G3		G3			B2		F8		4	0	0	0	0	0	2	Los Angeles Dodgers @ St. Louis Cardinals Sportsman's Park, St. Louis, MO Fri Aug 19 1960, 8:05 PM EDT Att: 22,250 - Unknown livebaseballscorecards.com					
Wally Moon, L OBP: 0.371, SLG: 0.449 (1,7)	L8			K		FC4-6		2B		3	0	0	0	1	1							
Tommy Davis, R OBP: 0.307, SLG: 0.426 (1,8)	K			F2		FC5-4		2B		4	0	1	0	0	1							
Norm Larker, L OBP: 0.393, SLG: 0.446 (1,3)		4-3						F8		4	0	1	0	0	2							
Duke Snider, L OBP: 0.363, SLG: 0.495 (1,9)	6-3			FC4-6				F6		4	0	0	0	0	1							
Charlie Neal, R OBP: 0.337, SLG: 0.371 (1,4)	5-3							2B		4	0	1	0	0	0							
John Roseboro, L OBP: 0.324, SLG: 0.372 (1,2)			K			4-3		BB		3	0	0	0	1	1							
Bob Lillis, R OBP: 0.286, SLG: 0.333 (1,6)						6-3		5-3		3	0	1	0	0	2							
Johnny Podres, L OBP: 0.241, SLG: 0.157 (1,1)			B1					6-3		3	0	1	0	0	1							
Inning Stats	R: 0 E: 0 K: 1 S: 6	H: 0 LOB: 0 BB: 0 P: 8	R: 0 E: 0 K: 0 S: 8	H: 0 LOB: 0 BB: 0 P: 10	R: 0 E: 0 K: 1 S: 9	H: 1 LOB: 1 BB: 0 P: 13	R: 0 E: 0 K: 1 S: 9	H: 1 LOB: 1 BB: 0 P: 15	R: 0 E: 0 K: 0 S: 7	H: 0 LOB: 0 BB: 0 P: 11	R: 0 E: 0 K: 0 S: 7	H: 1 LOB: 1 BB: 0 P: 12	R: 0 E: 0 K: 0 S: 10	H: 1 LOB: 2 BB: 1 P: 18	R: 0 E: 0 K: 0 S: 7	H: 1 LOB: 2 BB: 1 P: 13	R: 0 E: 0 K: 0 S: 4	H: 0 LOB: 0 BB: 0 P: 5	1B: 3 2B: 2 3B: 0 HR: 0	SF: 0 SAC: 0 DP: 0 HBP: 0	WP: 0 PB: 0 SB: 0 CS: 0	PA: 34
PITCHER Larry Jackson, R ERA: 3.52 (1,1)	IP: 9.0 WLS: W BF: 34 H: 5 R: 0 ER: 0 SO: 3 BB: 2 IBB: 0 HBP: 0 BLK: 0 WP: 0 HR: 0 S: 67 P: 105 ERA: 0.00 WHIP: 0.778																					

Batter	1	2	3	4	5	6	7	8	9	AB	R	H	RBI	BB	SO	LOB	BOTTOM						
Julian Javier, R OBP: 0.271, SLG: 0.347 (1,4)	K									3	0	0	0	0	1	1	Los Angeles Dodgers @ St. Louis Cardinals Sportsman's Park, St. Louis, MO Fri Aug 19 1960, 8:05 PM EDT Att: 22,250 - Unknown livebaseballscorecards.com						
Joe Cunningham, L OBP: 0.378, SLG: 0.399 (9, FH)			F6			L3			E	0	0	0	0	1	0	0							
Bill White, L OBP: 0.349, SLG: 0.491 (1,3)	F9			5-3		4-3		F8		4	0	0	0	0	2								
Bob Nieman, R OBP: 0.349, SLG: 0.410 (1,7)	5-3			5-3		6-3		E5		4	0	0	0	0	1								
Ken Boyer, R OBP: 0.361, SLG: 0.550 (1,5)		5-3		F4		F6				3	0	0	0	0	0								
Stan Mustaj, L OBP: 0.377, SLG: 0.514 (1,9)	F2				1-3			G4-6-3		3	0	1	0	0	0								
Daryl Spencer, R OBP: 0.379, SLG: 0.444 (1,6)	WP					G6-4-3		G4-6-3		2	0	1	0	1	1								
Curt Flood, R OBP: 0.312, SLG: 0.377 (1,8)	L9				G6-4-3			6-3		3	0	0	0	0	2								
Hal Smith, R OBP: 0.277, SLG: 0.288 (1,2)			5-3			F6			F8	2	0	0	0	1	0	0							
Bob Gibson, R OBP: 0.130, SLG: 0.174 (9, PR)									SH3-4	0	1	0	0	0	0	0							
Larry Jackson, R OBP: 0.256, SLG: 0.253 (1,1)			K			L3		SH3-4		2	0	1	0	0	1	0							
Inning Stats	R: 0 E: 0 K: 1 S: 10	H: 0 LOB: 0 BB: 0 P: 15	R: 0 E: 0 K: 0 S: 10	H: 1 LOB: 1 BB: 0 P: 14	R: 0 E: 0 K: 1 S: 8	H: 0 LOB: 0 BB: 0 P: 12	R: 0 E: 0 K: 0 S: 6	H: 0 LOB: 0 BB: 0 P: 7	R: 0 E: 0 K: 0 S: 8	H: 0 LOB: 0 BB: 1 P: 15	R: 0 E: 0 K: 0 S: 7	H: 1 LOB: 0 BB: 0 P: 11	R: 0 E: 0 K: 0 S: 5	H: 0 LOB: 0 BB: 0 P: 9	R: 0 E: 0 K: 0 S: 10	H: 1 LOB: 0 BB: 0 P: 14		R: 1 E: 1 K: 0 S: 9	H: 0 LOB: 2 BB: 2 P: 20	1B: 3 2B: 1 3B: 0 HR: 0	SF: 0 SAC: 1 DP: 3 HBP: 0	WP: 1 PB: 0 SB: 0 CS: 0	PA: 30
PITCHER Johnny Podres, L ERA: 2.98 (1,1)	IP: 8.2 WLS: L BF: 30 H: 3 R: 1 ER: 0 SO: 2 BB: 2 IBB: 1 HBP: 0 BLK: 0 WP: 1 HR: 0 S: 73 P: 117 ERA: 0.00 WHIP: 0.577																						

Batter	1	2	3	4	5	6	7	8	9	AB	R	H	RBI	BB	SO	LOB	TOP					
Maury Wills, S (1, 6) OBP: 0.355, SLG: 0.338	2-1 CS 1B		1-0 S 1B		3-2 1-3			0-2 F9		4	0	2	0	0	0	0						
Jim Gilliam, S (1, 5) OBP: 0.360, SLG: 0.330	2-3 K 1-2		1-2 F6			2-1 F6			0-0 1B 2B	4	1	1	0	0	1	2						
Tommy Davis, R (1, 8) OBP: 0.306, SLG: 0.423	1-0 5-3		1-0 F2			1-0 F2			0-2 1B 2B	4	1	1	0	0	0	1						
Gil Hodges, R (1, 3) OBP: 0.262, SLG: 0.343		4-2 1B BB		2-1 F9		2-2 F3			1-0 1B 2B	3	0	1	2	1	0	0						
Frank Howard, R (1, 9) OBP: 0.315, SLG: 0.475		2-2 F4		0-1 F4			0-1 F2		0-0 L4	3	0	0	0	0	0	1						
Wally Moon, L (9, PH) OBP: 0.370, SLG: 0.448									1-0 L4	1	0	0	0	0	0	1						
Charlie Neal, R (1, 4) OBP: 0.336, SLG: 0.372		2-1 F9		1-0 2B			2-0 4-3		0-0 B1-5	4	0	1	0	0	0	2						
Chuck Essegian, R (1, 7) OBP: 0.296, SLG: 0.344		1-0 1B		1-2 F7			1-2 F8			3	0	1	0	0	0	1						
Duke Snider, L (9, 9) OBP: 0.363, SLG: 0.495										0	0	0	0	0	0	0						
Norm Sherry, R (1, 2) OBP: 0.349, SLG: 0.500		1-1 F4			2-2 B5-6-4 1B			0-0 6-3		3	0	1	0	0	0	2						
Danny McDevitt, L (1, 1) OBP: 0.333, SLG: 0.250										1	0	0	0	0	1	0						
Ed Roebuck, R (4, 1) OBP: 0.227, SLG: 0.238										1	0	0	0	0	0	1						
Bob Lillis, R (8, PH) OBP: 0.276, SLG: 0.321										1	0	0	0	0	0	0						
Larry Sherry, R (8, 1) OBP: 0.188, SLG: 0.323										0	0	0	0	0	0	0						
Inning Stats	R: 0 E: 0 K: 1 S: 6	H: 1 LOB: 0 BB: 0 P: 11	R: 0 E: 0 K: 0 S: 10	H: 1 LOB: 2 BB: 1 P: 20	R: 0 E: 0 K: 1 S: 9	H: 1 LOB: 1 BB: 0 P: 13	R: 0 E: 0 K: 0 S: 8	H: 1 LOB: 1 BB: 0 P: 12	R: 0 E: 0 K: 0 S: 8	H: 0 LOB: 0 BB: 0 P: 14	R: 0 E: 0 K: 0 S: 6	H: 0 LOB: 0 BB: 0 P: 11	R: 0 E: 0 K: 0 S: 7	H: 0 LOB: 0 BB: 0 P: 10	R: 0 E: 0 K: 0 S: 6	H: 0 LOB: 0 BB: 0 P: 6	R: 2 E: 0 K: 0 S: 9	H: 3 LOB: 0 BB: 0 P: 11	1B: 6 2B: 4 3B: 0 HR: 0	SF: 0 SAC: 0 DP: 3 HBP: 0	WP: 0 PB: 0 SB: 1 CS: 1	PA: 33
PITCHER	IP	WLS	BF	H	R	ER	SO	BB	IBB	HBP	BLK	WP	HR	S	P	ERA	WHIP					
Curt Simmons, L (1, 1) ERA: 3.01	8.0	L	31	8	2	2	2	1	0	0	0	0	0	67	105	2.25	1.125					
Lindy McDaniel, R (9, 1) ERA: 2.31	1.0		2	0	0	0	0	0	0	0	0	0	0	2	3	0.00	0.000					

Los Angeles Dodgers @ St. Louis Cardinals
Sportsman's Park, St. Louis, MO
Sat Aug 20 1960, 4:33 AM EDT
Att: 15,217 - Unknown

AB 32
R 2
H 8
RBI 2
BB 1
SO 2
LOB 11



Batter	1	2	3	4	5	6	7	8	9	AB	R	H	RBI	BB	SO	LOB	BOTTOM					
Julian Javier, R (1, 4) OBP: 0.271, SLG: 0.346	1-1 1-3		0-0 4-3		1-2 4-3			1-2 1B		4	0	1	0	0	0	0						
Charlie James, R (1, 9) OBP: 0.222, SLG: 0.444	2-1 HR		2-2 5-3			0-0 L7		1-2 F7		4	1	1	1	0	0	1						
Bob Nieman, R (1, 7) OBP: 0.356, SLG: 0.410		4-0 BB		4-0 WP BB			0-0 F7		0-0 1B	0	0	0	0	2	0	0						
Walt Moryn, L (5, 7) OBP: 0.330, SLG: 0.442										2	0	1	0	0	0	0						
Tim McCarver, L (9, PR) OBP: 0.333, SLG: 0.333										0	0	0	0	0	0	0						
Ken Boyer, R (1, 5) OBP: 0.360, SLG: 0.546	4-1 BB			1-3 K			2-3 K		0-3 K	3	0	0	0	1	3	2						
Daryl Spencer, R (1, 6) OBP: 0.379, SLG: 0.441					4-1 WP BB				1-1 F5	2	0	0	0	1	1	1						
Alex Grammas, R (9, 6) OBP: 0.286, SLG: 0.292										0	0	0	0	0	0	0						
George Crowe, L (9, PH) OBP: 0.286, SLG: 0.439										1	0	0	0	0	0	1						
Bill White, L (1, 3) OBP: 0.348, SLG: 0.488		1-0 6-3		4-2 G4-6-3 BB		2-3 K		2-3 K		3	0	0	0	1	2	1						
Curt Flood, R (1, 8) OBP: 0.312, SLG: 0.377		1-1 G5-4-3 1B		1-2 G4-6-3		1-1 6-3				3	0	1	0	0	0	3						
Hal Smith, R (1, 2) OBP: 0.274, SLG: 0.285		2-1 G5-4-3			1-3 K			1-0 F9		3	0	0	0	0	1	1						
Curt Simmons, L (1, 1) OBP: 0.250, SLG: 0.235										3	0	0	0	0	1	0						
Lindy McDaniel, R (9, 1) OBP: 0.250, SLG: 0.261										0	0	0	0	0	0	0						
Inning Stats	R: 1 E: 0 K: 0 S: 6	H: 1 LOB: 1 BB: 2 P: 17	R: 0 E: 0 K: 0 S: 5	H: 1 LOB: 0 BB: 0 P: 9	R: 0 E: 0 K: 0 S: 10	H: 0 LOB: 0 BB: 0 P: 15	R: 0 E: 0 K: 1 S: 10	H: 0 LOB: 2 BB: 3 P: 24	R: 0 E: 0 K: 1 S: 9	H: 0 LOB: 0 BB: 0 P: 12	R: 0 E: 0 K: 1 S: 5	H: 0 LOB: 0 BB: 0 P: 7	R: 0 E: 0 K: 2 S: 8	H: 0 LOB: 0 BB: 0 P: 12	R: 0 E: 0 K: 1 S: 10	H: 1 LOB: 1 BB: 0 P: 14	R: 0 E: 0 K: 2 S: 9	H: 1 LOB: 1 BB: 0 P: 12	1B: 3 2B: 0 3B: 0 HR: 1	SF: 0 SAC: 0 DP: 2 HBP: 0	WP: 1 PB: 0 SB: 0 CS: 0	PA: 33
PITCHER	IP	WLS	BF	H	R	ER	SO	BB	IBB	HBP	BLK	WP	HR	S	P	ERA	WHIP					
Danny McDevitt, L (1, 1) ERA: 4.5	3.1		15	2	1	1	1	5	0	0	0	0	0	28	61	2.70	2.100					
Ed Roebuck, R (4, 1) ERA: 2.39	3.2		10	0	0	0	4	0	0	0	0	0	0	25	35	0.00	0.000					
Larry Sherry, R (8, 1) ERA: 3.62	2.0	W	8	2	0	0	3	0	0	0	0	0	0	19	26	0.00	1.000					

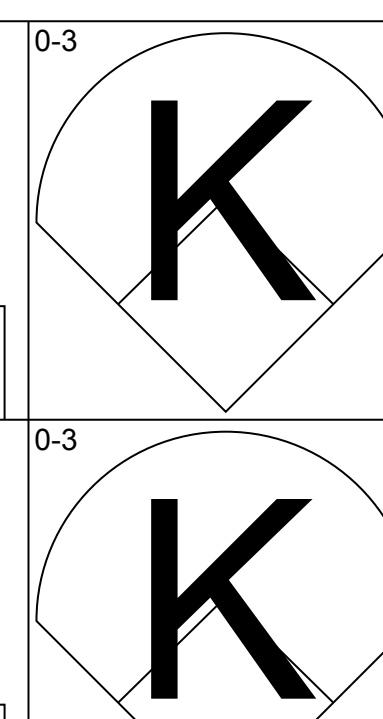
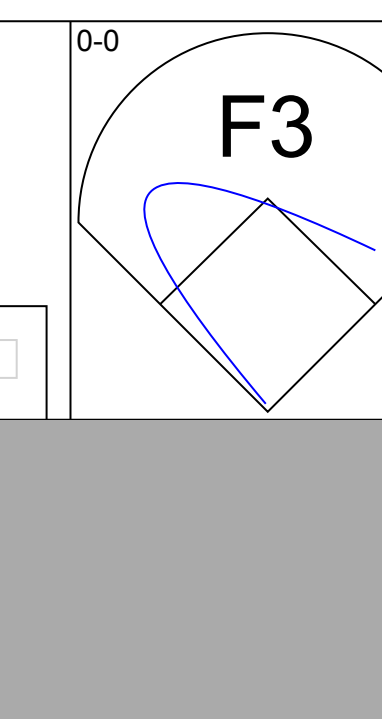
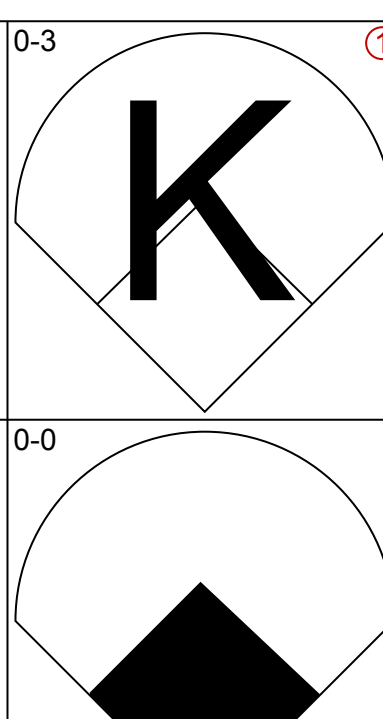
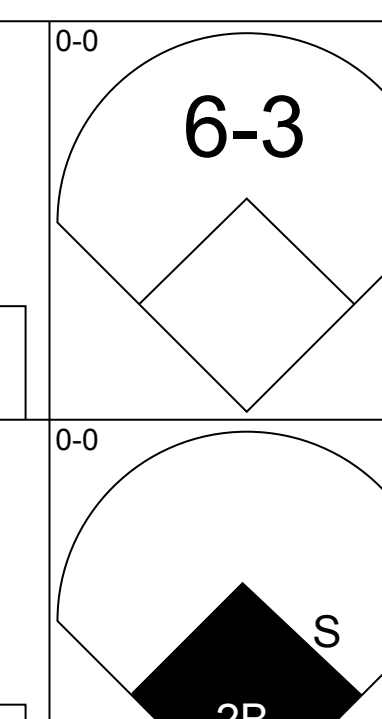
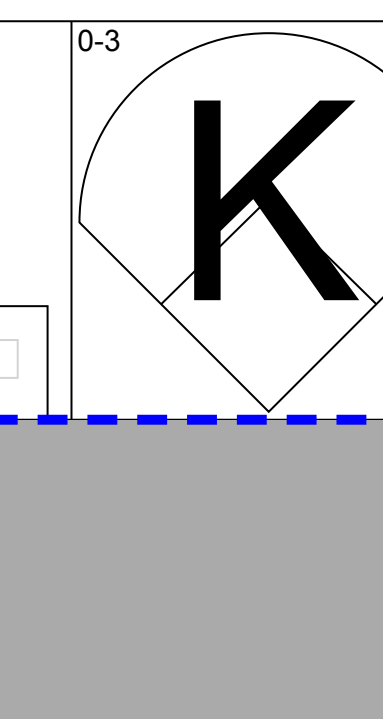
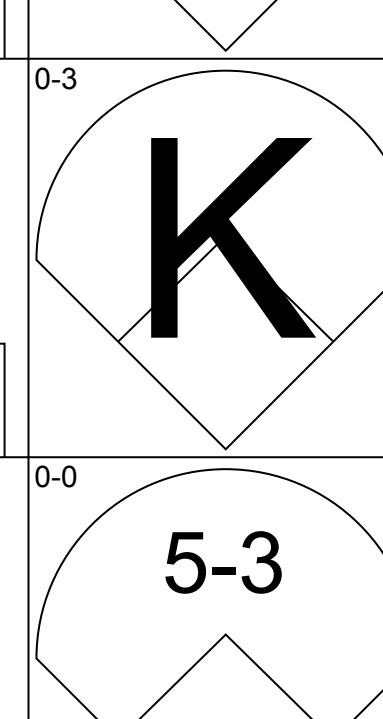
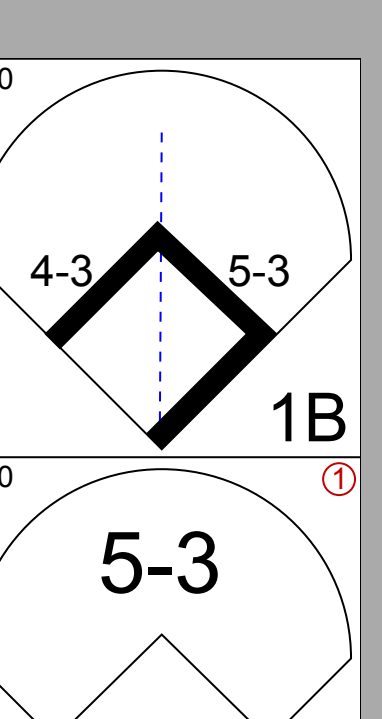
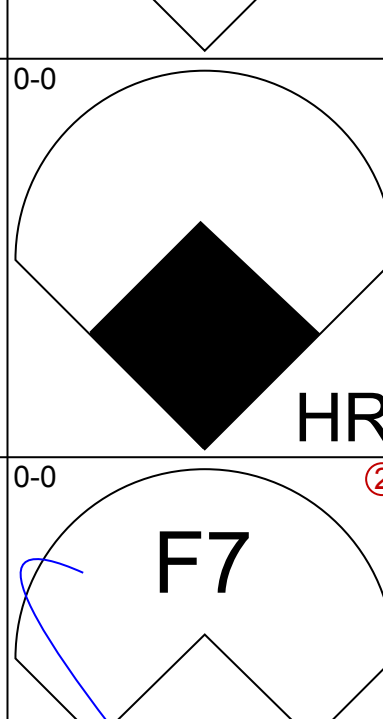
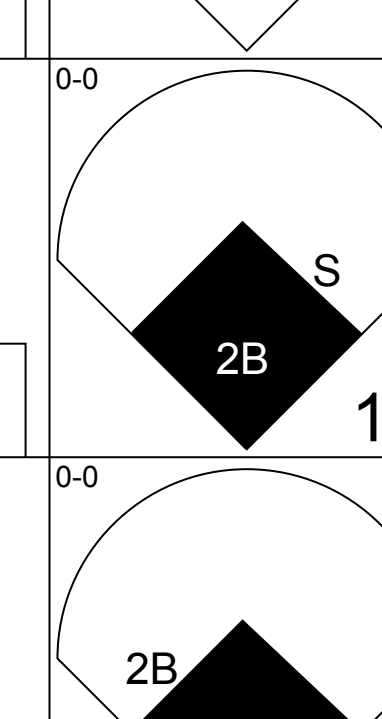
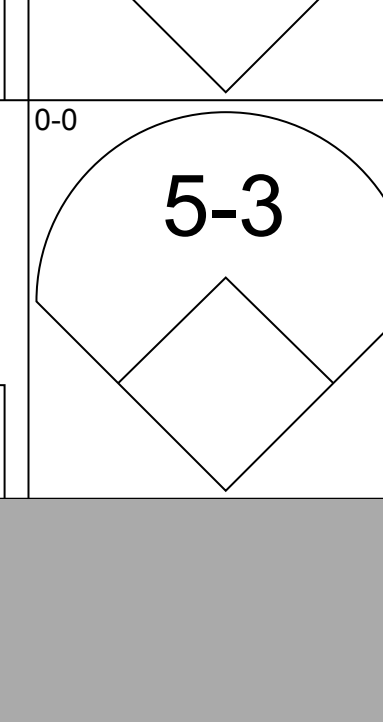
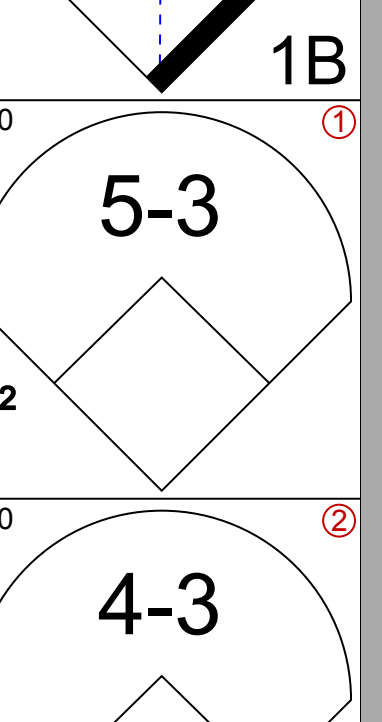
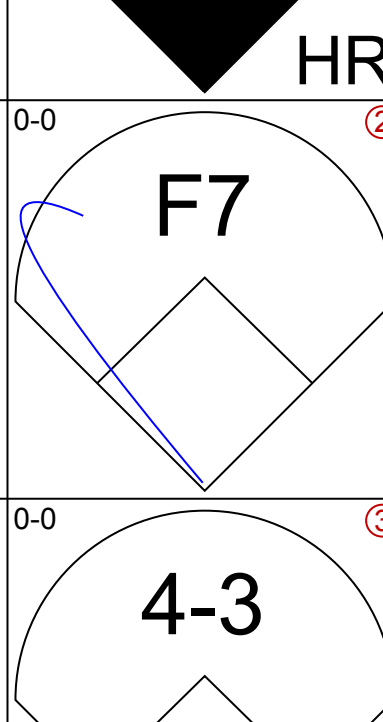
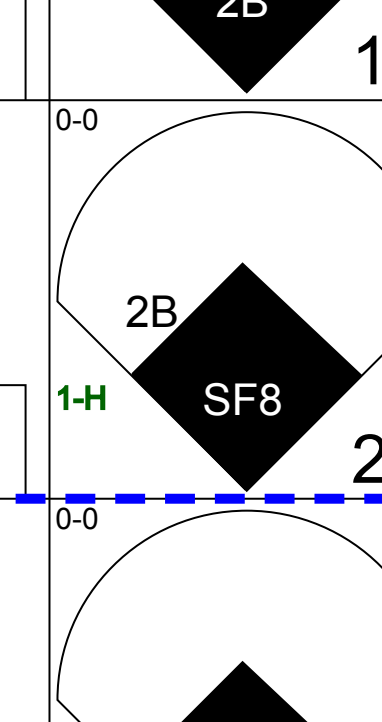
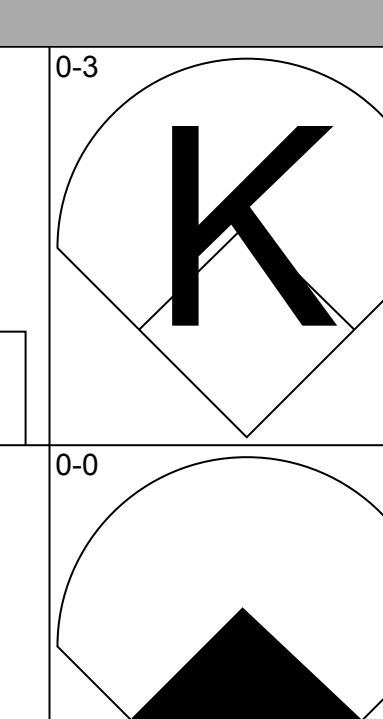
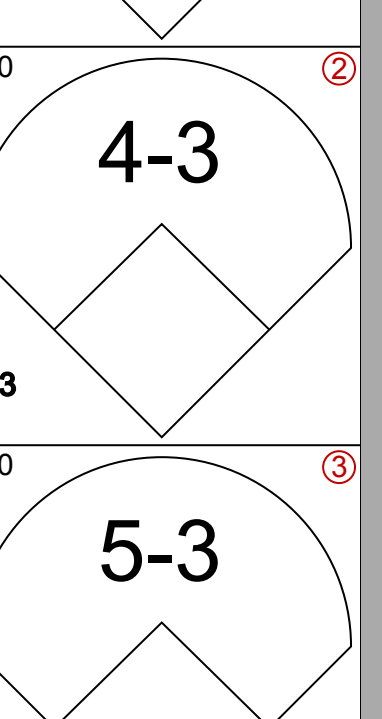
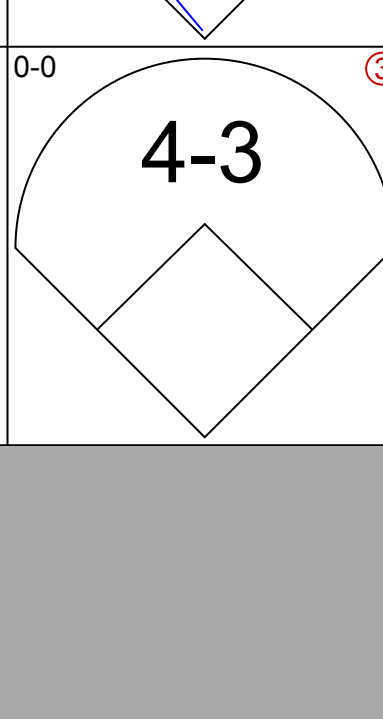
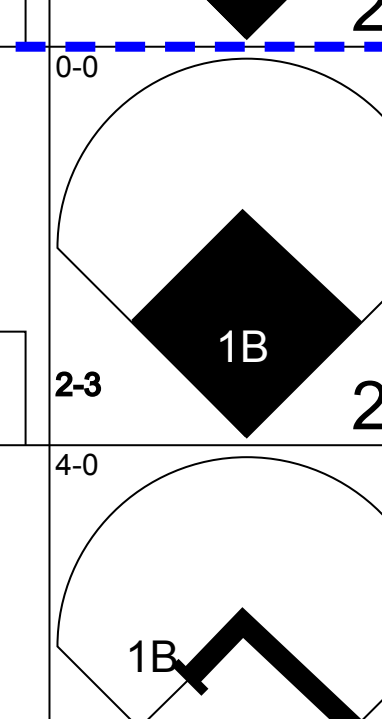
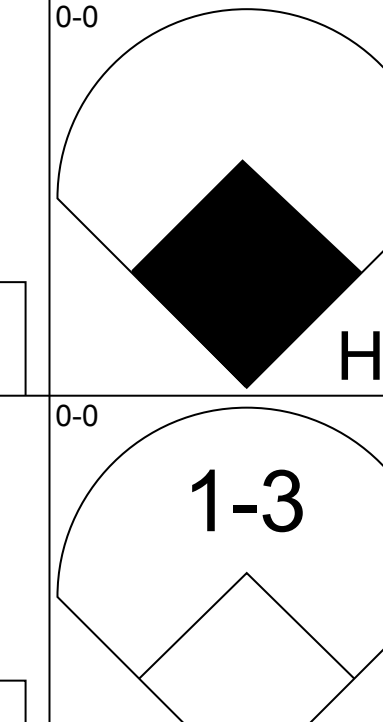
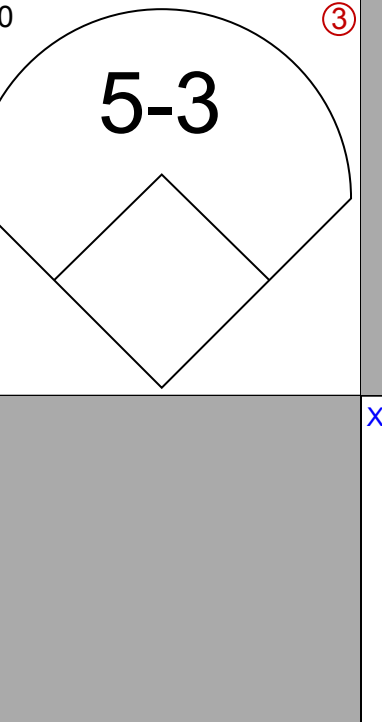
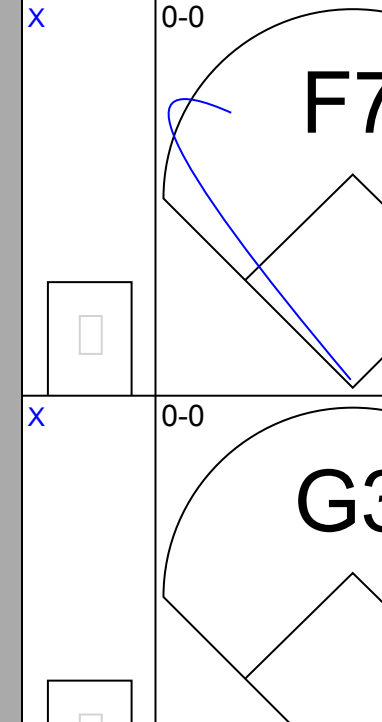
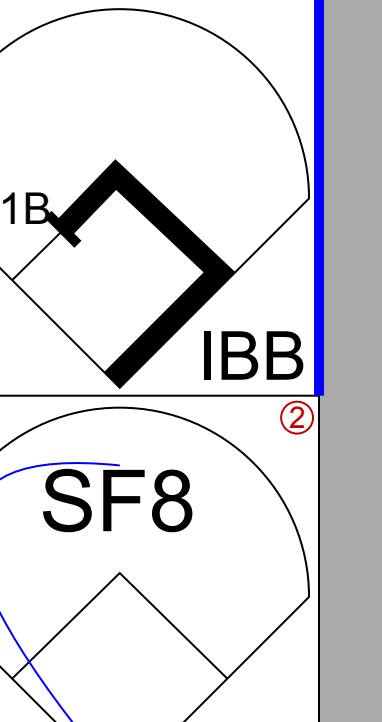
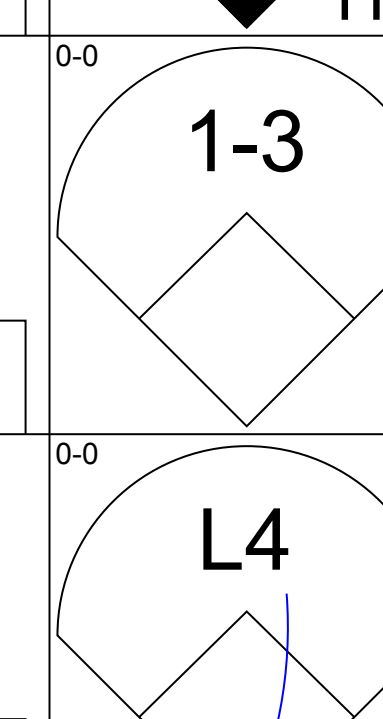
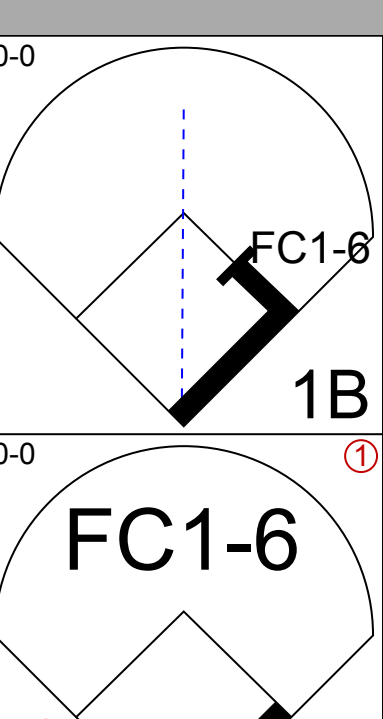
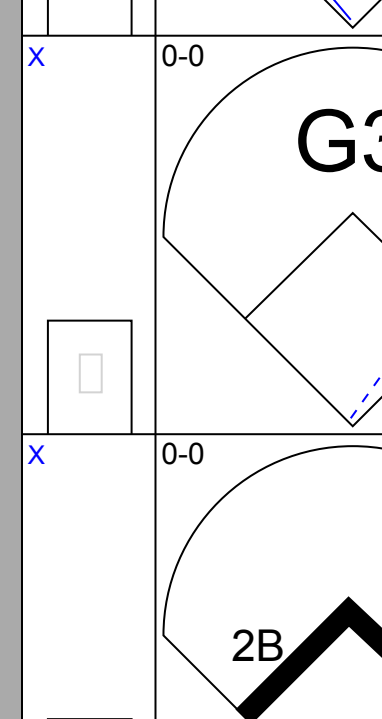
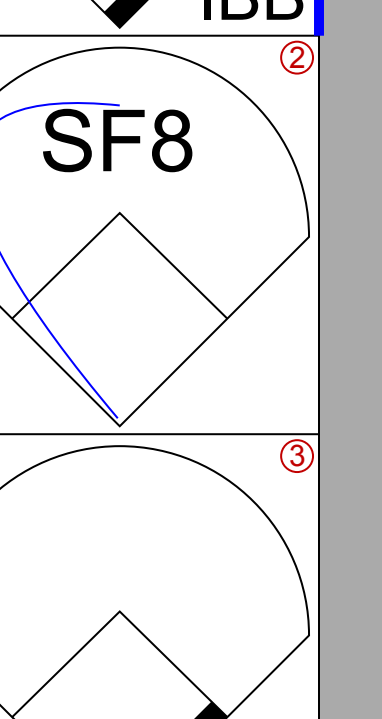
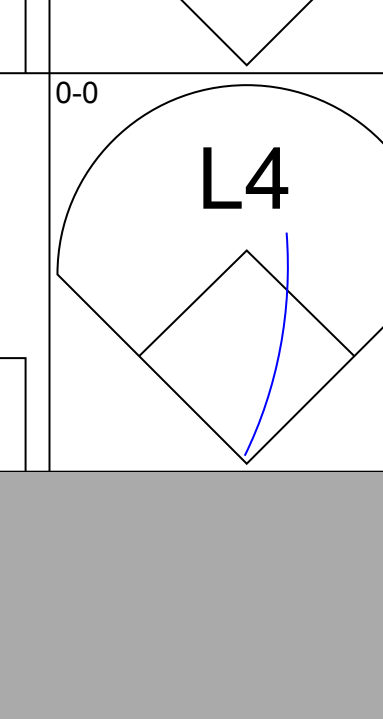
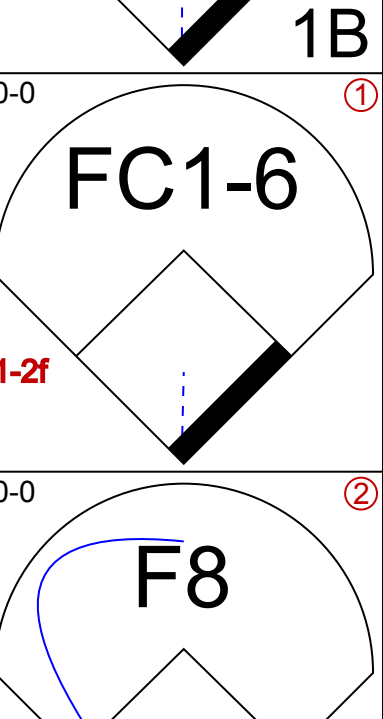
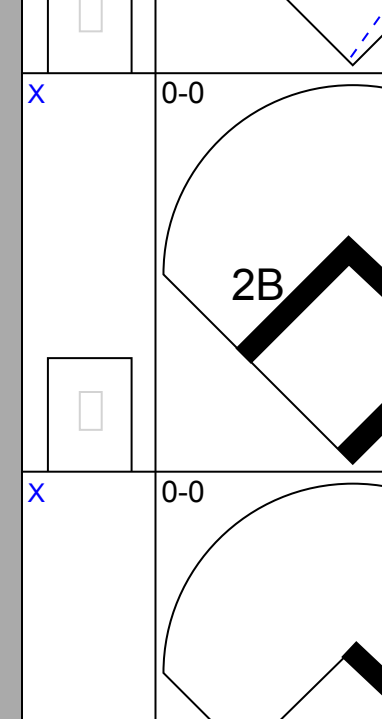
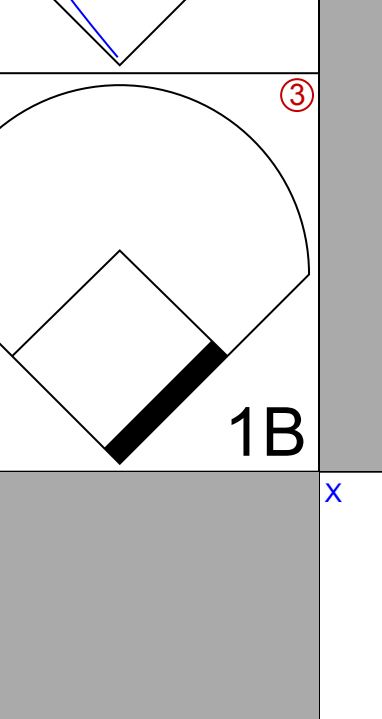
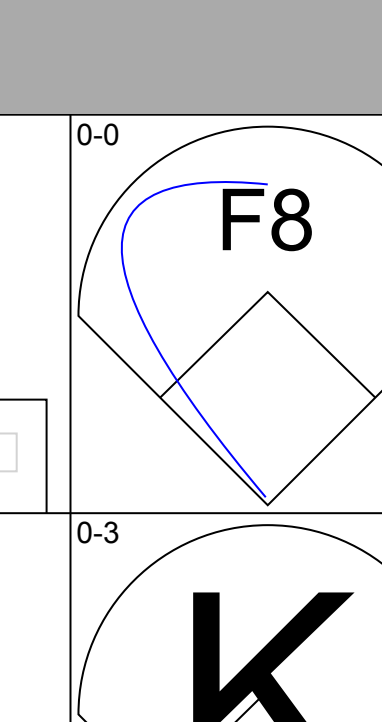
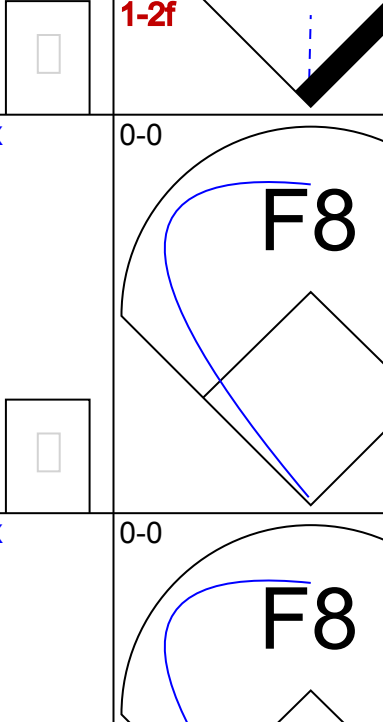
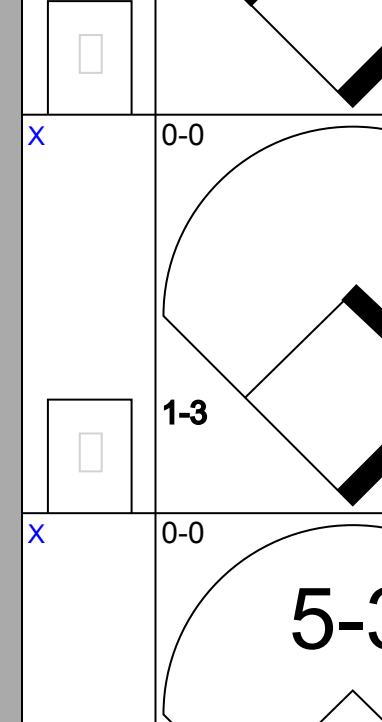
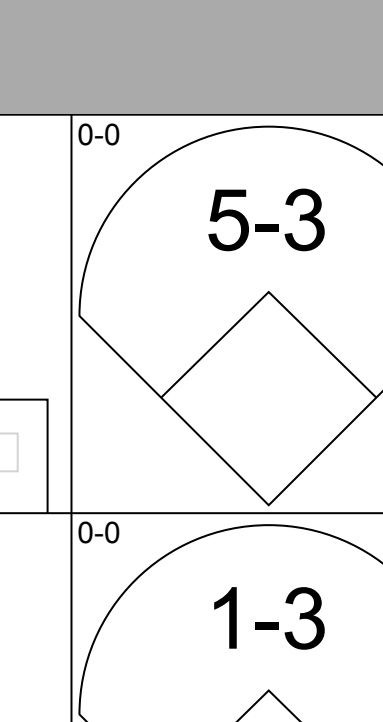
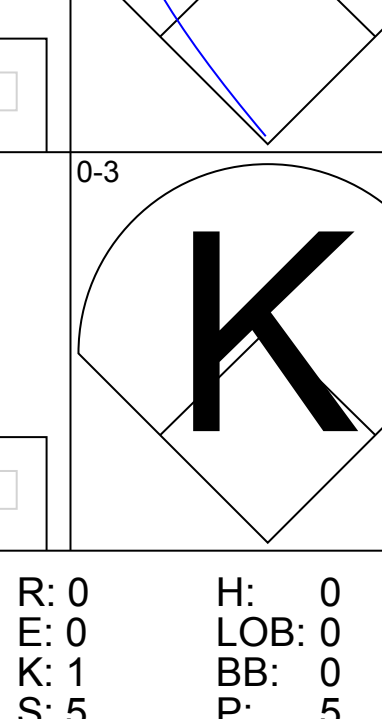
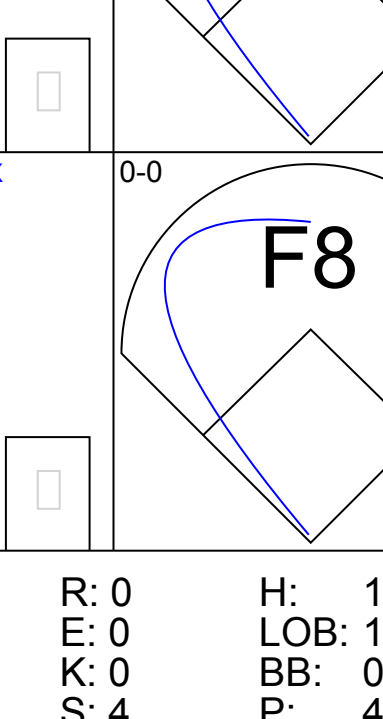
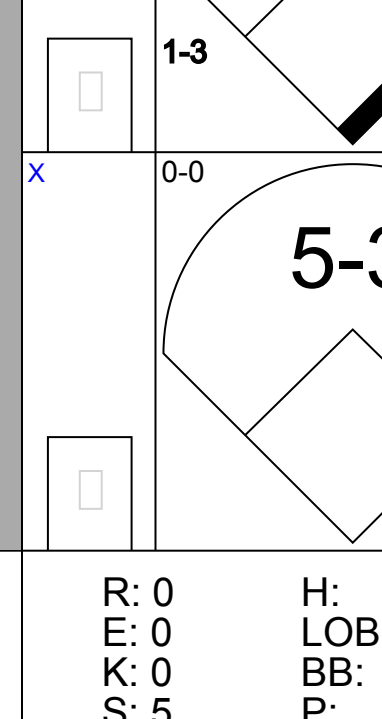
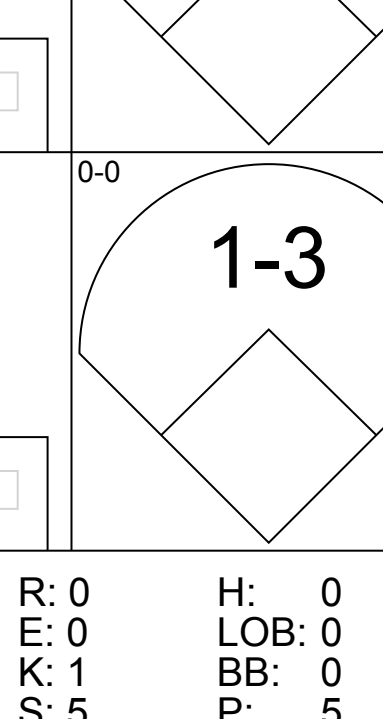
Los Angeles Dodgers @ St. Louis Cardinals
Sportsman's Park, St. Louis, MO
Sat Aug 20 1960, 4:33 AM EDT
Att: 15,217 - Unknown

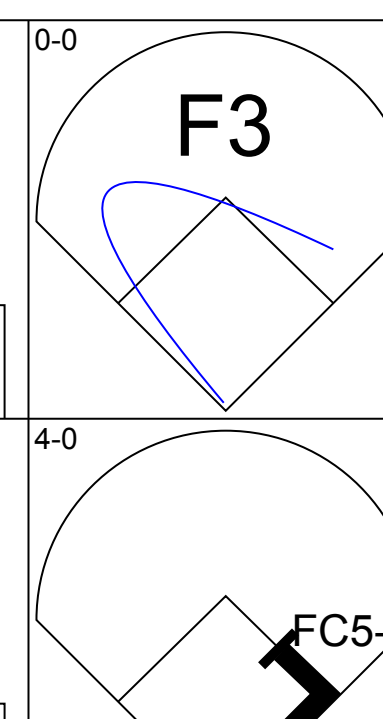
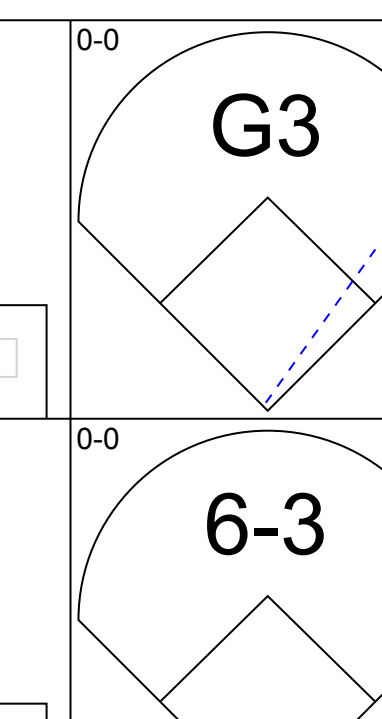
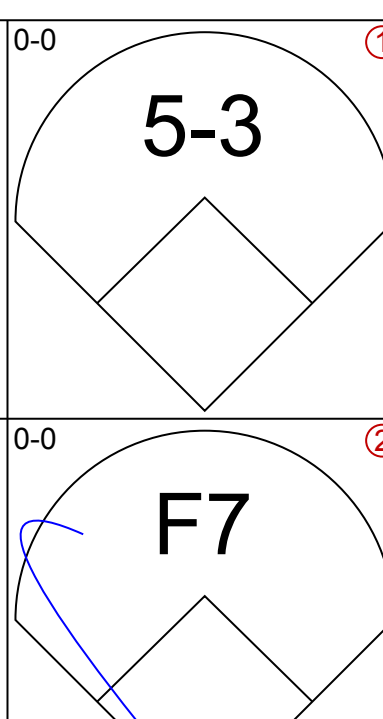
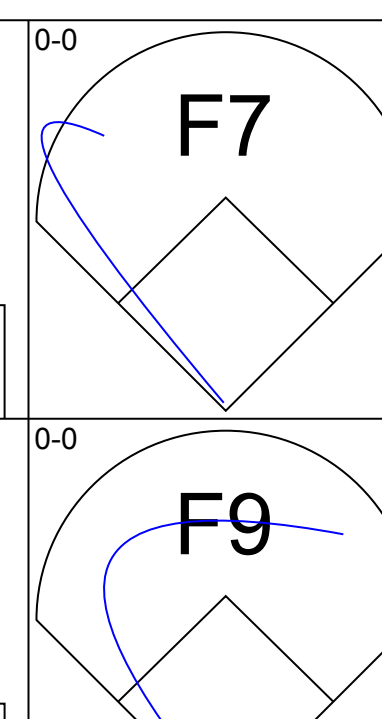
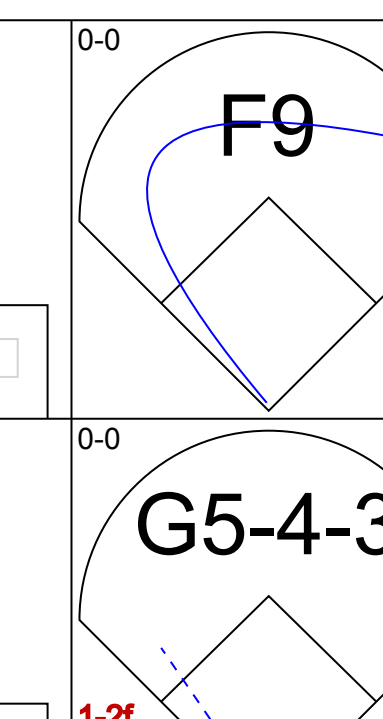
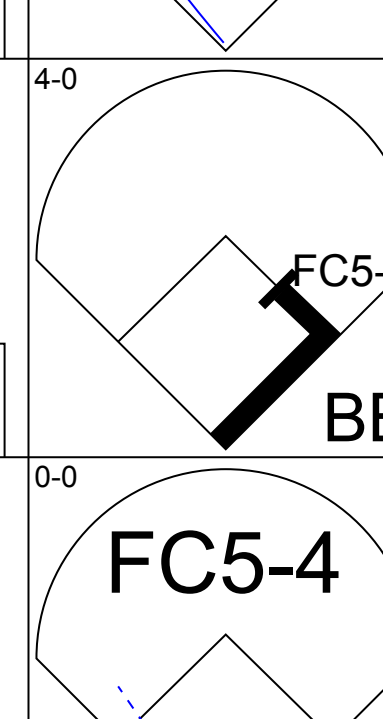
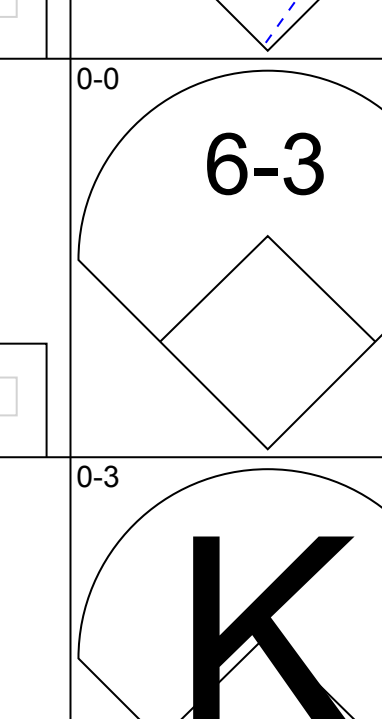
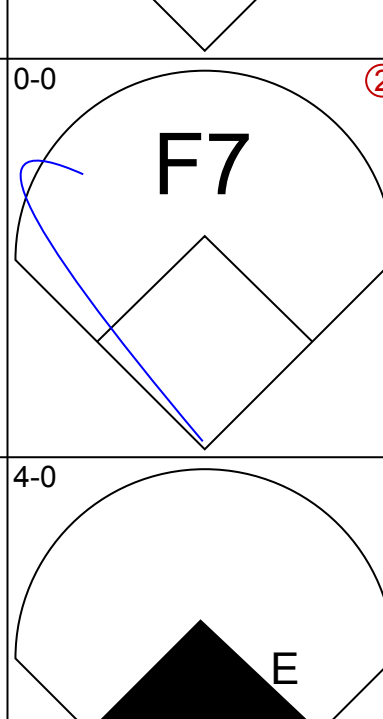
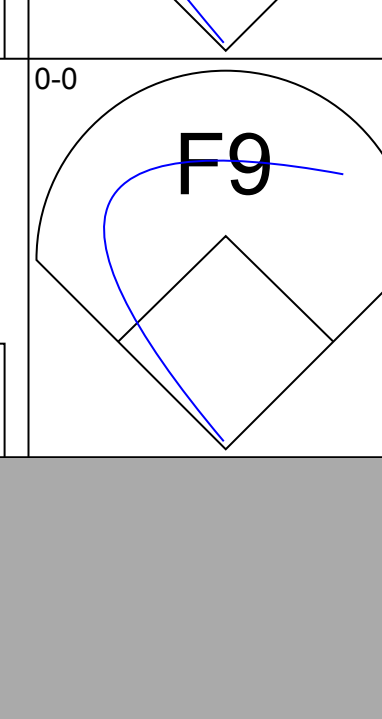
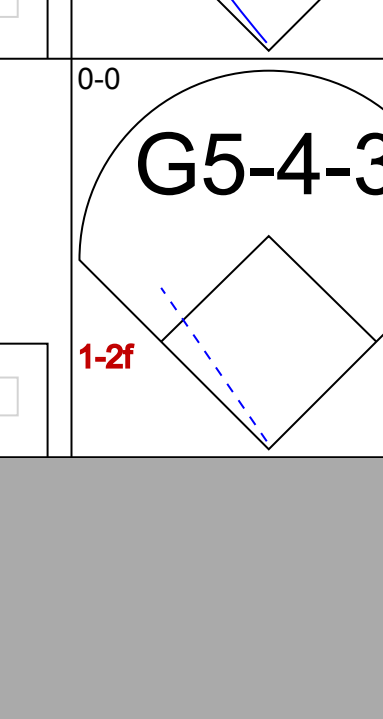
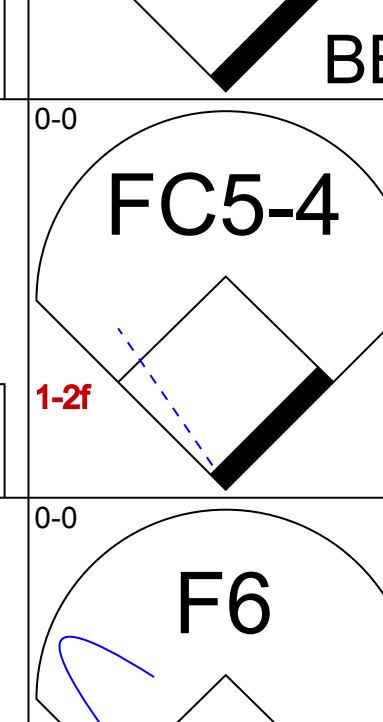
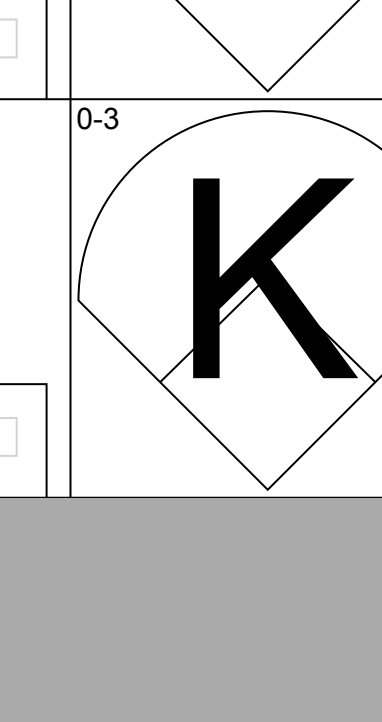
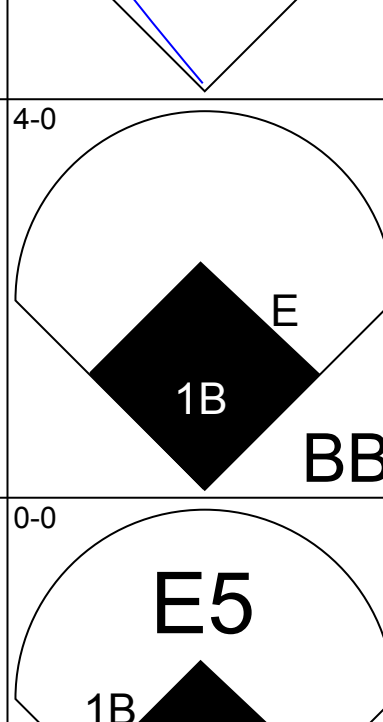
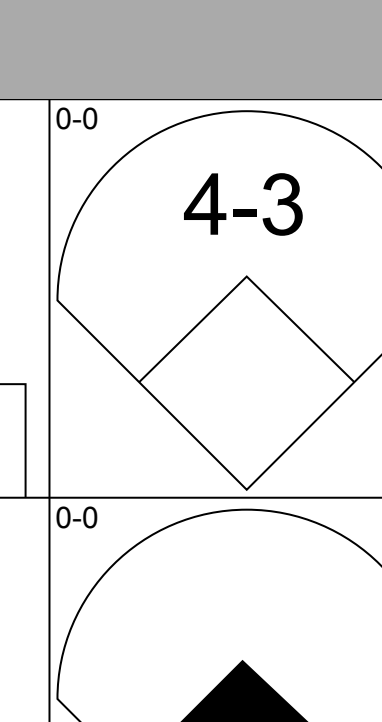
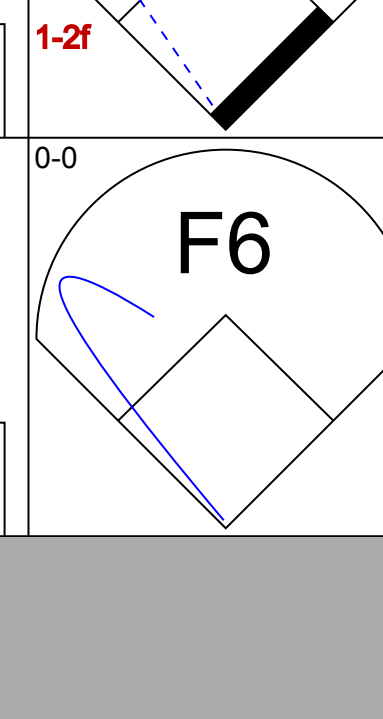
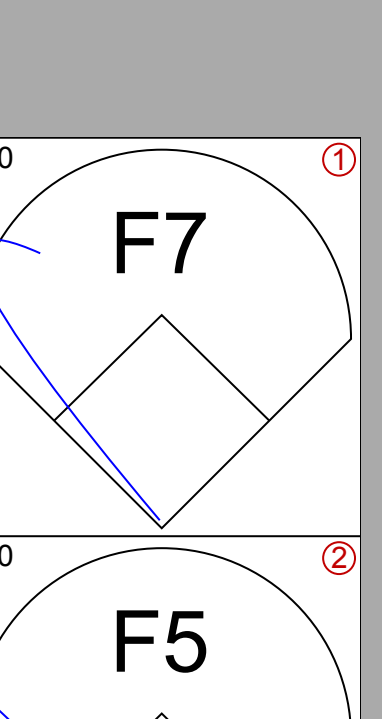
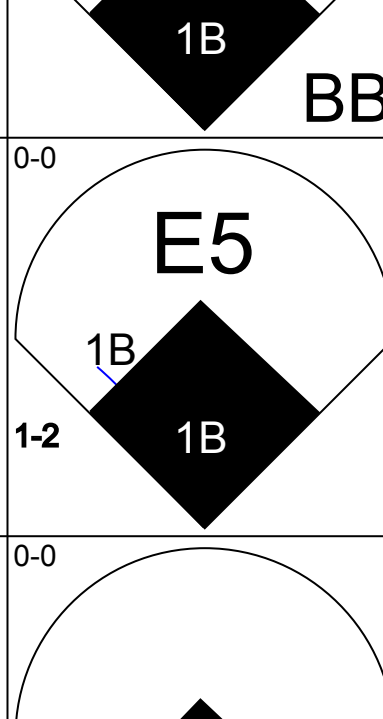
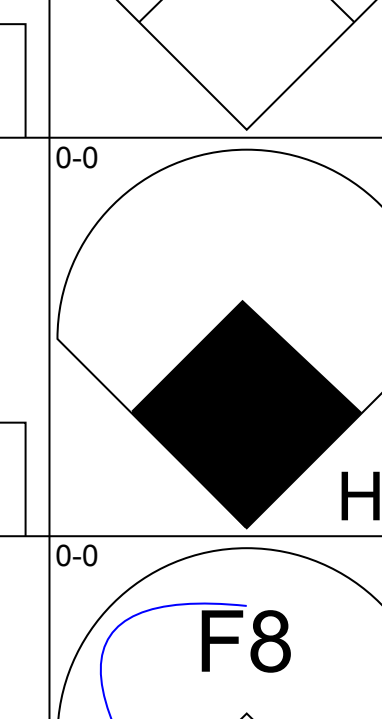
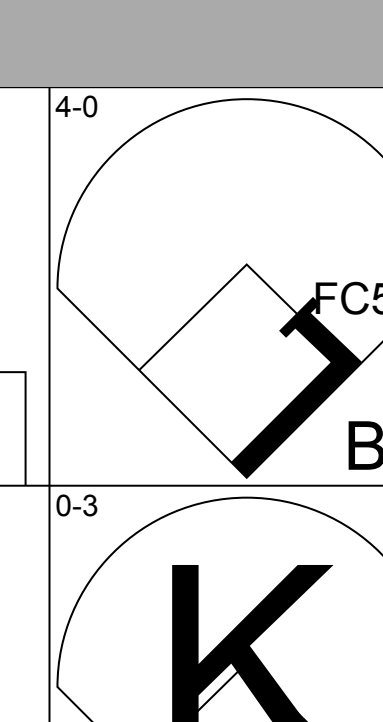
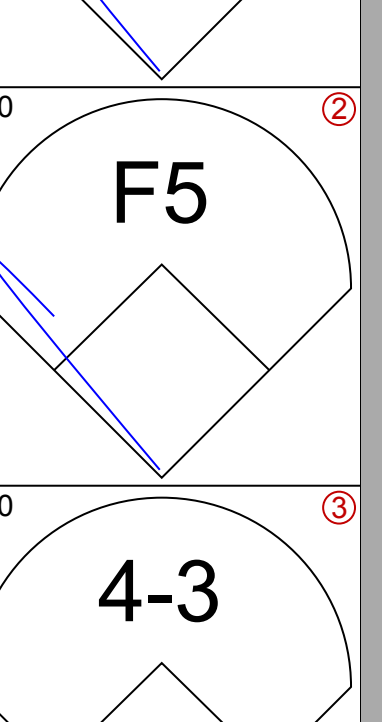
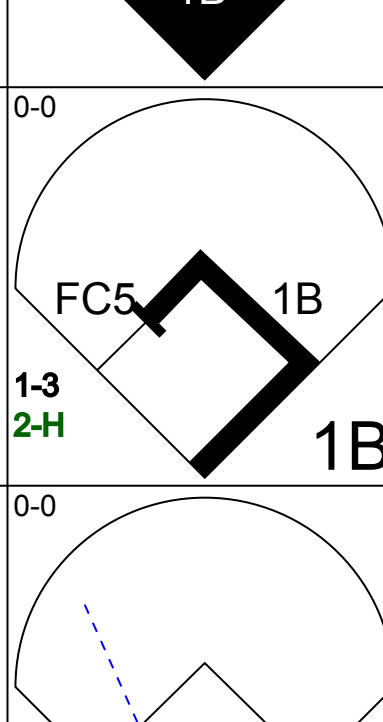
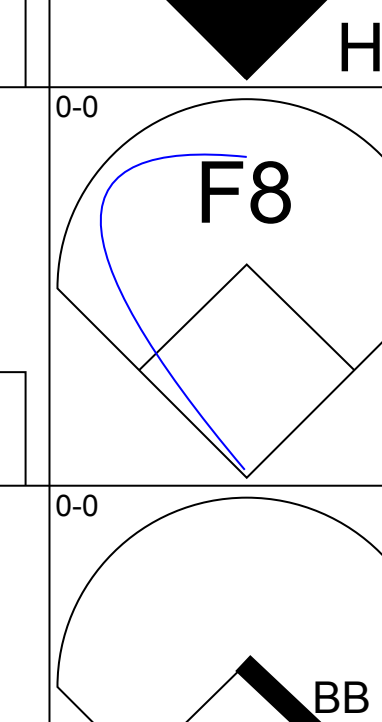
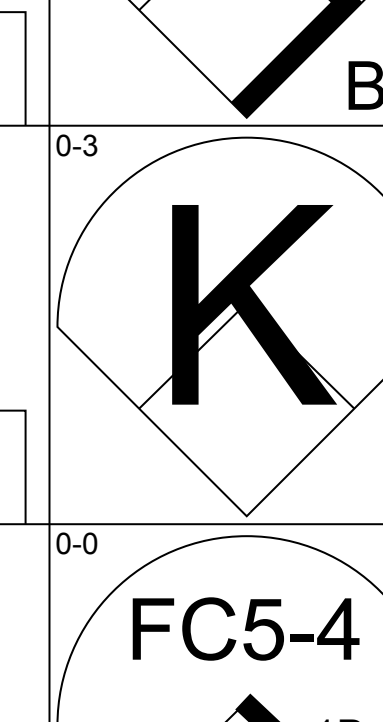
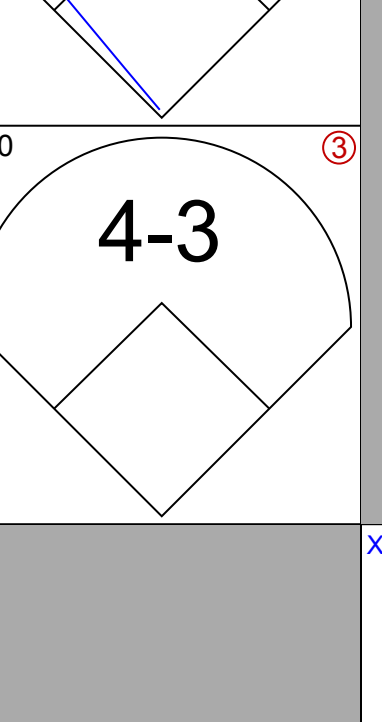
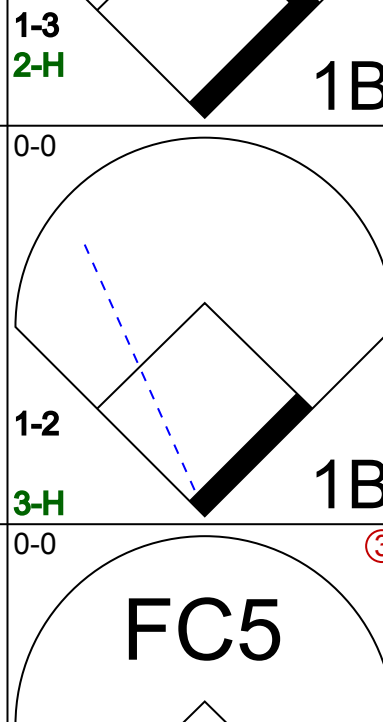
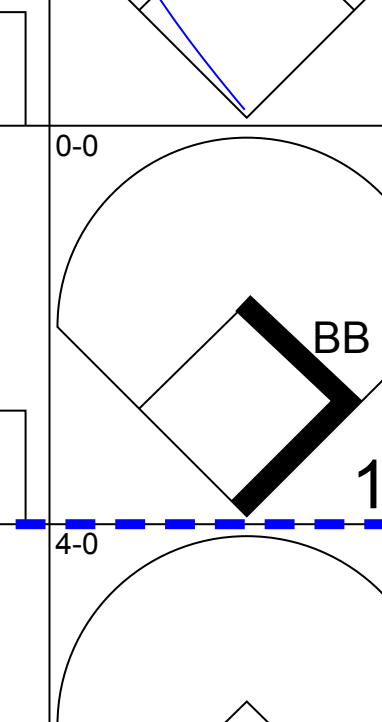
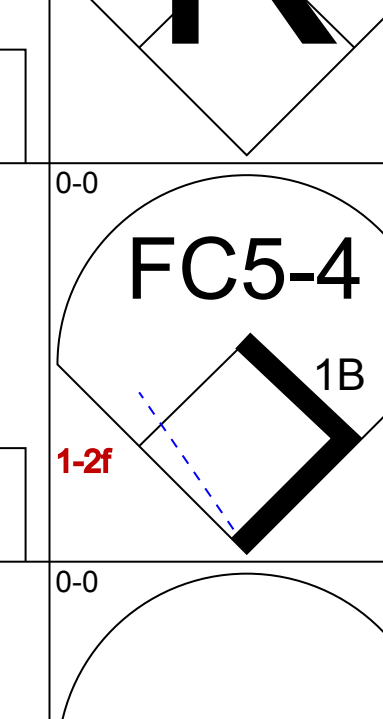
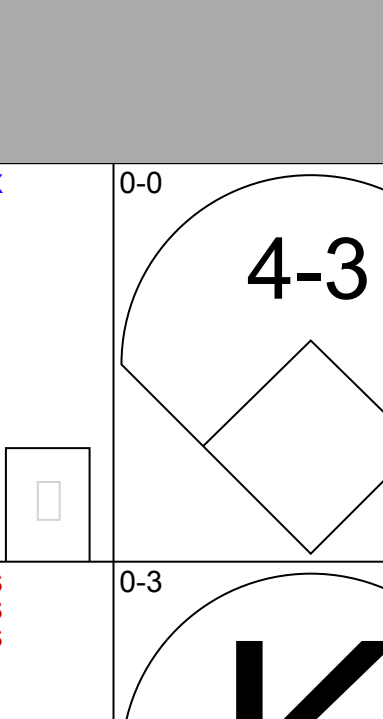
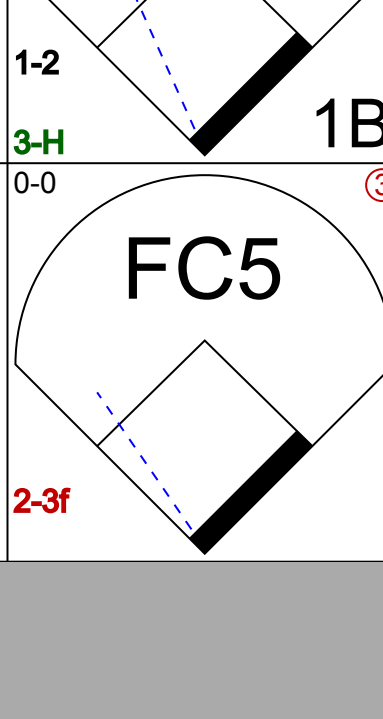
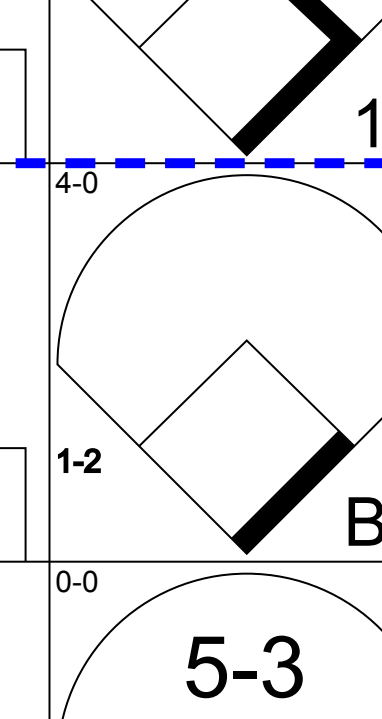
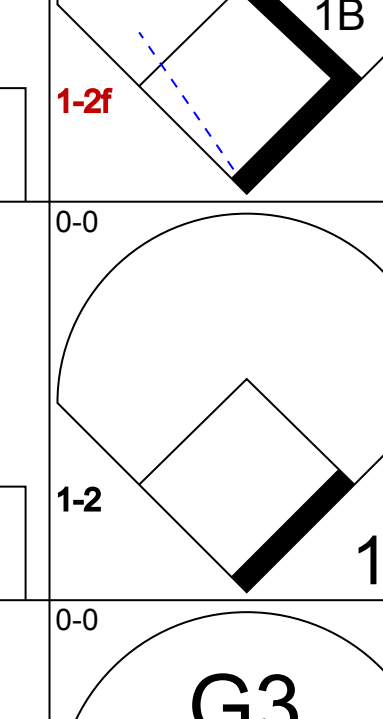
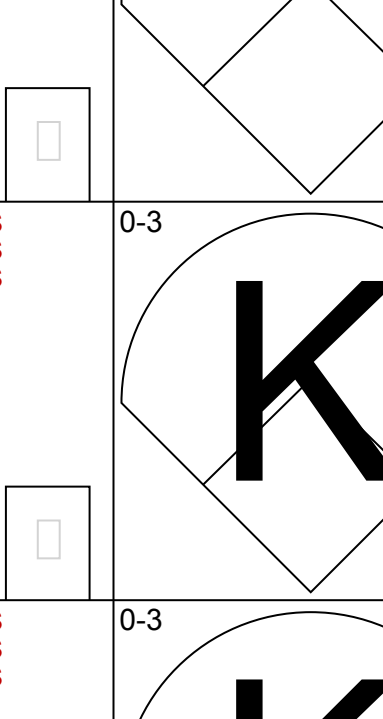
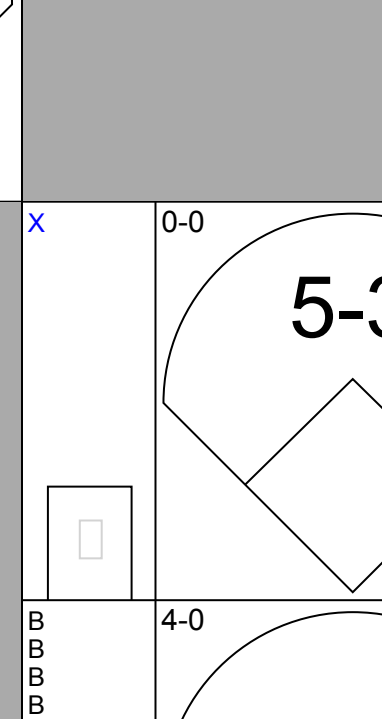
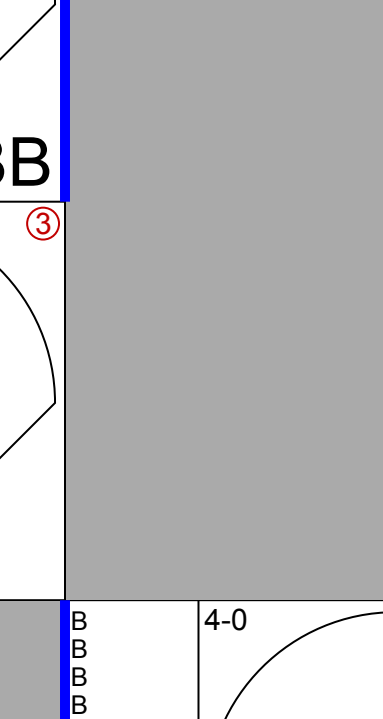
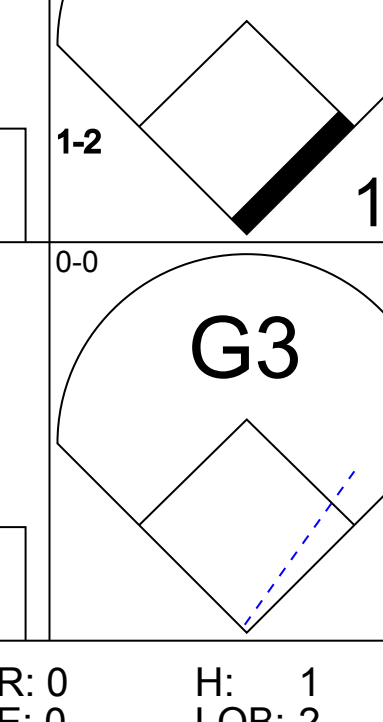
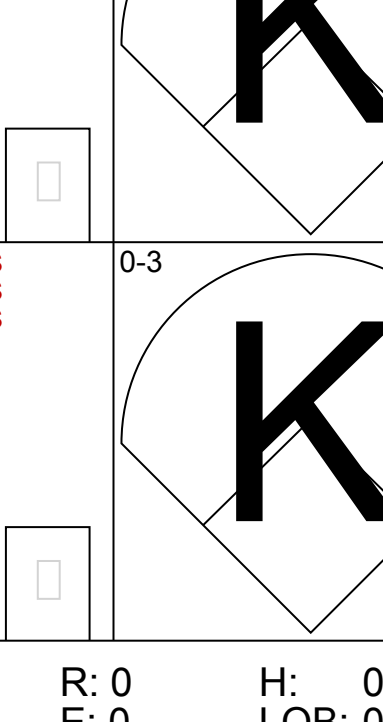
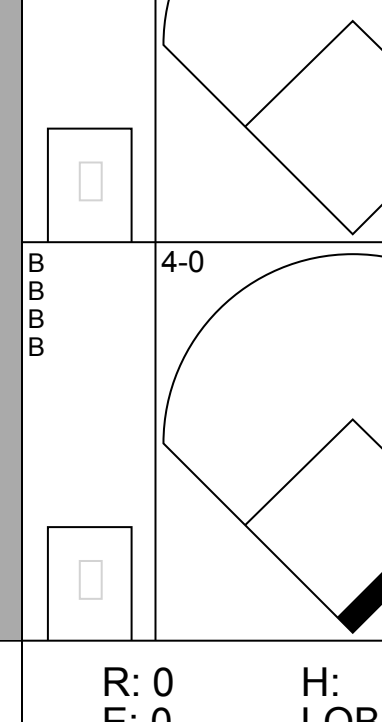
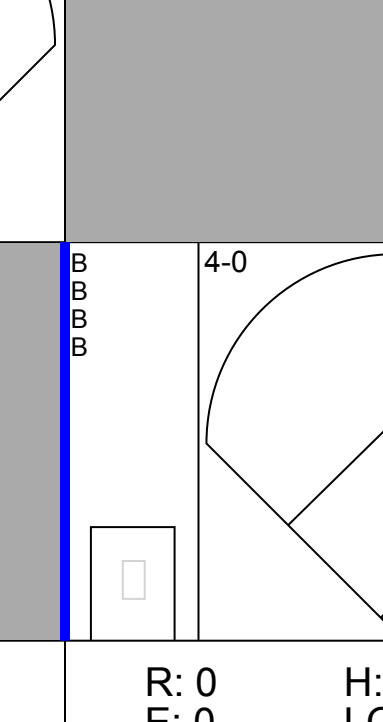
AB 28
R 1
H 4
RBI 1
BB 5
SO 8
LOB 10



Batter	1	2	3	4	5	6	7	8	9	AB	R	H	RBI	BB	SO	LOB	TOP			
Bobby Del Greco, R OBP: 0.347, SLG: 0.392 (1, 8)										4	0	2	0	0	0	0	Philadelphia Phillies @ St. Louis Cardinals Sportsman's Park, St. Louis, MO Tue Aug 23 1960, 8:05 PM EDT Att: 13,283 - Unknown			
Tony Taylor, R OBP: 0.339, SLG: 0.386 (1, 4)										4	0	0	0	0	0	3				
Lee Walls, R OBP: 0.321, SLG: 0.339 (1, 5)										3	0	0	0	1	1					
Bobby Gene Smith, R OBP: 0.302, SLG: 0.375 (1, 7)										3	1	0	0	1	1					
Ken Walters, R OBP: 0.289, SLG: 0.352 (1, 9)										3	1	1	0	1	1					
Pancho Herrera, R OBP: 0.374, SLG: 0.474 (1, 3)										3	0	2	1	0	2					
Cal Neeman, R OBP: 0.298, SLG: 0.306 (9, PH)										3	0	0	0	0	1					
Clay Dalrymple, L OBP: 0.359, SLG: 0.452 (9, PH)										1	0	1	0	0	0					
Joe Koppe, R OBP: 0.273, SLG: 0.224 (9, PR)										0	0	0	0	0	0					
Ruben Amaro, R OBP: 0.298, SLG: 0.269 (1, 6)										3	0	0	0	0	2					
Turk Farrell, R OBP: 0.250, SLG: 0.267 (7, 1)										0	0	0	0	0	0					
Johnny Callison, L OBP: 0.374, SLG: 0.449 (9, PH)										1	0	0	0	0	1					
Gene Conley, R OBP: 0.163, SLG: 0.250 (1, 1)										2	0	0	0	0	1					
Bobby Malkmus, R OBP: 0.220, SLG: 0.227 (7, 6)										1	0	1	0	0	0					
Tony Gonzalez, L OBP: 0.290, SLG: 0.450 (9, PH)										1	0	0	0	0	1					
Inning Stats	R: 0 E: 0 K: 1 S: 5	H: 0 LOB: 0 BB: 0 P: 5	R: 0 E: 0 K: 2 S: 8	H: 1 LOB: 1 BB: 0 P: 8	R: 0 E: 0 K: 0 S: 4	H: 1 LOB: 1 BB: 0 P: 4	R: 0 E: 0 K: 1 S: 6	H: 1 LOB: 2 BB: 1 P: 10	R: 0 E: 0 K: 0 S: 3	H: 0 LOB: 0 BB: 0 P: 3	R: 0 E: 0 K: 0 S: 3	H: 1 LOB: 1 BB: 1 P: 7	R: 0 E: 0 K: 0 S: 4	H: 2 LOB: 1 BB: 0 P: 4	R: 2 E: 1 K: 1 S: 7	H: 1 LOB: 1 BB: 1 P: 11	1B: 6 2B: 1 3B: 0 HR: 0	SF: 1 SAC: 0 DP: 2 HBP: 0	WP: 1 PB: 0 SB: 0 CS: 0	PA: 36
PITCHER	IP WLS BF H R ER SO BB IBB HBP BLK WP HR S P ERA WHIP																			
Ray Sadecki, L ERA: 3.86 (1, 1)	8.0 W 32 6 2 1 5 3 0 0 0 0 0 39 51 1.12 1.125																			
Lindy McDaniel, R ERA: 2.24 (9, 1)	1.0 S 4 1 0 0 1 0 0 0 0 0 1 0 6 6 0.00 1.000																			

Batter	1	2	3	4	5	6	7	8	9	AB	R	H	RBI	BB	SO	LOB	BOTTOM			
Julian Javier, R OBP: 0.271, SLG: 0.341 (1, 4)										4	0	1	0	0	1	2	Philadelphia Phillies @ St. Louis Cardinals Sportsman's Park, St. Louis, MO Tue Aug 23 1960, 8:05 PM EDT Att: 13,283 - Unknown			
Daryl Spencer, R OBP: 0.374, SLG: 0.434 (1, 6)										4	0	0	0	0	0	1				
Charlie James, R OBP: 0.238, SLG: 0.429 (9, 7)										0	0	0	0	0	0	0				
Bill White, L OBP: 0.347, SLG: 0.486 (1, 3)										4	0	1	0	0	2	0				
Ken Boyer, R OBP: 0.356, SLG: 0.541 (1, 5)										4	0	0	0	0	0	1				
Stan Musial, L OBP: 0.379, SLG: 0.512 (1, 7)										3	2	1	0	1	1	1				
Alex Grammas, R OBP: 0.286, SLG: 0.292 (9, 6)										0	0	0	0	0	0	0				
Walt Moryn, L OBP: 0.333, SLG: 0.457 (1, 9)										4	2	2	2	0	1	0				
Curt Flood, R OBP: 0.315, SLG: 0.381 (1, 8)										2	0	0	0	1	0	0				
Hal Smith, R OBP: 0.279, SLG: 0.290 (1, 2)										3	0	3	2	0	0	0				
Ray Sadecki, L OBP: 0.250, SLG: 0.250 (1, 1)										3	0	0	0	0	0	4				
Lindy McDaniel, R OBP: 0.250, SLG: 0.261 (9, 1)										0	0	0	0	0	0	0				
Inning Stats	R: 0 E: 0 K: 2 S: 7	H: 0 LOB: 0 BB: 0 P: 7	R: 2 E: 0 K: 0 S: 6	H: 3 LOB: 2 BB: 1 P: 10	R: 0 E: 0 K: 1 S: 6	H: 1 LOB: 1 BB: 0 P: 6	R: 0 E: 0 K: 1 S: 6	H: 1 LOB: 1 BB: 0 P: 6	R: 0 E: 0 K: 0 S: 5	H: 0 LOB: 0 BB: 0 P: 5	R: 2 E: 0 K: 0 S: 5	H: 2 LOB: 1 BB: 1 P: 9	R: 0 E: 0 K: 0 S: 3	H: 1 LOB: 0 BB: 0 P: 3	R: 0 E: 0 K: 0 S: 3	H: 0 LOB: 0 BB: 0 P: 3	1B: 7 2B: 0 3B: 0 HR: 1	SF: 0 SAC: 0 DP: 1 HBP: 0	WP: 0 PB: 0 SB: 0 CS: 0	PA: 33
PITCHER	IP WLS BF H R ER SO BB IBB HBP BLK WP HR S P ERA WHIP																			
Gene Conley, R ERA: 3.64 (1, 1)	6.0 L 27 7 4 4 4 2 0 0 0 0 0 35 43 6.00 1.500																			
Turk Farrell, R ERA: 2.46 (7, 1)	2.0 6 1 0 0 0 0 0 0 0 0 0 0 6 6 0.00 0.500																			

Batter	1	2	3	4	5	6	7	8	9	AB	R	H	RBI	BB	SO	LOB	TOP
Johnny Callison, L (1, 9) OBP: 0.366, SLG: 0.438										5	0	0	0	0	3	0	Philadelphia Phillies @ St. Louis Cardinals Sportsman's Park, St. Louis, MO Wed Aug 24 1960, 8:05 PM EDT Att: 10,636 - Unknown
Tony Taylor, R (1, 4) OBP: 0.342, SLG: 0.396										4	2	3	1	0	1	0	
Tony Curry, L (1, 7) Bobby Gene Smith, R (8, 7) OBP: 0.321, SLG: 0.448 OBP: 0.302, SLG: 0.375										4	1	1	1	0	0	1	
Tony Gonzalez, L (1, 8) OBP: 0.289, SLG: 0.451										4	1	1	0	0	1	1	
Lee Walls, R (1, 5) Ted Lepcio, R (8, 5) OBP: 0.324, SLG: 0.353 OBP: 0.312, SLG: 0.317										3	1	1	1	1	0	1	
Pancho Herrera, R (1, 3) OBP: 0.356, SLG: 0.473										3	0	1	1	0	0	0	
Jimmie Coker, R (1, 2) OBP: 0.282, SLG: 0.333										4	0	2	1	0	0	1	
Ruben Amaro, R (1, 6) OBP: 0.297, SLG: 0.274										4	0	1	0	0	0	1	
Art Mahaffey, R (1, 1) Chris Short, R (8, 1)										3	0	0	0	0	1	3	
										1	0	0	0	0	0	0	
Inning Stats	R: 0 E: 0 K: 2 S: 7	H: 0 LOB: 0 BB: 0 P: 7	R: 1 E: 0 K: 1 S: 6	H: 1 LOB: 0 BB: 0 P: 6	R: 0 E: 0 K: 1 S: 5	H: 0 LOB: 0 BB: 0 P: 5	R: 0 E: 0 K: 0 S: 4	H: 1 LOB: 1 BB: 0 P: 4	R: 0 E: 0 K: 0 S: 4	H: 2 LOB: 2 BB: 0 P: 5	R: 3 E: 0 K: 0 S: 6	H: 4 LOB: 2 BB: 1 P: 10	R: 0 E: 0 K: 1 S: 5	H: 0 LOB: 0 BB: 0 P: 5	1B: 5 2B: 3 3B: 0 HR: 2	SF: 1 SAC: 0 DP: 0 HBP: 0	WP: 0 PA: 37 PB: 0 SB: 1 CS: 0
PITCHER	IP WLS BF H R ER SO BB IBB HBP BLK WP HR S P ERA WHIP																
Larry Jackson, R (1, 1) ERA: 3.56	7.1 L 30 8 4 4 5 0 0 0 0 0 2 40 40 4.91 1.091																
Lindy McDaniel, R (8, 1) ERA: 2.3	1.2 7 2 1 1 1 0 1 0 0 0 0 8 12 5.40 1.200																

Batter	1	2	3	4	5	6	7	8	9	AB	R	H	RBI	BB	SO	LOB	BOTTOM				
Julian Javier, R (1, 4) Bob Nieman, R (9, PH) OBP: 0.268, SLG: 0.337 OBP: 0.357, SLG: 0.429										4	0	0	0	0	0	1	Philadelphia Phillies @ St. Louis Cardinals Sportsman's Park, St. Louis, MO Wed Aug 24 1960, 8:05 PM EDT Att: 10,636 - Unknown				
Daryl Spencer, R (1, 6) OBP: 0.373, SLG: 0.430										4	0	0	0	1	0	2					
Bill White, L (1, 3) OBP: 0.347, SLG: 0.483										3	1	0	0	1	1	1					
Ken Boyer, R (1, 5) OBP: 0.355, SLG: 0.545										4	2	1	1	0	0	2					
Stan Musial, L (1, 7) OBP: 0.381, SLG: 0.510										3	0	1	1	1	0	0					
Walt Moryn, L (1, 9) OBP: 0.336, SLG: 0.458										4	0	2	1	0	1	1					
Curt Flood, R (1, 8) George Crowe, L (8, PH) Charlie James, R (8, PH) OBP: 0.313, SLG: 0.377 OBP: 0.286, SLG: 0.439 OBP: 0.273, SLG: 0.429										3	0	0	0	0	0	3					
Hal Smith, R (1, 2) OBP: 0.279, SLG: 0.289										4	0	1	0	0	1	2					
Larry Jackson, R (1, 1) Lindy McDaniel, R (8, 1) Joe Cunningham, L (9, PH) OBP: 0.259, SLG: 0.247 OBP: 0.250, SLG: 0.261 OBP: 0.376, SLG: 0.395										2	0	0	0	1	1	2					
										0	0	0	0	0	0	0					
										0	0	0	0	1	0	0					
Inning Stats	R: 0 E: 0 K: 0 S: 3	H: 0 LOB: 1 BB: 1 P: 7	R: 0 E: 0 K: 1 S: 6	H: 1 LOB: 2 BB: 1 P: 10	R: 0 E: 0 K: 1 S: 5	H: 0 LOB: 0 BB: 0 P: 5	R: 0 E: 0 K: 0 S: 3	H: 0 LOB: 0 BB: 0 P: 3	R: 0 E: 0 K: 2 S: 7	H: 0 LOB: 0 BB: 0 P: 7	R: 2 E: 1 K: 0 S: 6	H: 2 LOB: 2 BB: 1 P: 10	R: 0 E: 0 K: 0 S: 3	H: 0 LOB: 1 BB: 1 P: 7	R: 1 E: 0 K: 0 S: 5	H: 2 LOB: 2 BB: 1 P: 9	R: 0 E: 0 K: 0 S: 2	H: 0 LOB: 0 BB: 1 P: 6	1B: 4 2B: 0 3B: 0 HR: 1	SF: 0 SAC: 0 DP: 1 HBP: 0	WP: 0 PA: 38 PB: 0 SB: 0 CS: 0
PITCHER	IP WLS BF H R ER SO BB IBB HBP BLK WP HR S P ERA WHIP																				
Art Mahaffey, R (1, 1) ERA: 2.59	7.2 W 33 5 0 0 0 4 0 0 0 0 1 37 53 1.17 1.174																				
Chris Short, L (8, 1) ERA: 4.21	1.1 S 5 0 0 0 0 2 0 0 0 0 0 3 11 0.00 1.500																				

Batter	1	2	3	4	5	6	7	8	9	AB	R	H	RBI	BB	SO	LOB	TOP			
Bill Virdon, L OBP: 0.346, SLG: 0.430 (1, 8)	0-0 6-3		0-0 4-3		0-0 SF7			0-0 F7		3	0	0	1	0	0	0	Pittsburgh Pirates @ St. Louis Cardinals Sportsman's Park, St. Louis, MO Fri Aug 26 1960, 8:05 PM EDT Att: 24,436 - Unknown			
Dick Groat, R OBP: 0.369, SLG: 0.388 (1, 6)	0-0 L9		0-0 1B		0-0 FC6-4			0-0 F9		4	0	1	0	0	0	1				
Gino Cimoli, R OBP: 0.350, SLG: 0.347 (1, 7)	4-0 FC5-4 BB		0-0 G3				0-0 L7		3	0	0	0	1	0	1					
Dick Stuart, R OBP: 0.304, SLG: 0.458 (1, 3)	0-0 FC5-4			0-3 K			0-3 K		4	0	0	0	0	2	1					
Roberto Clemente, R OBP: 0.359, SLG: 0.454 (1, 9)		0-0 E6 FC5-4		0-0 1-3			0-0 F7		4	0	0	0	0	0	0					
Smoky Burgess, L OBP: 0.347, SLG: 0.414 (1, 2)		0-0 F8		0-0 F5				0-0 4-3		4	0	0	0	0	1					
Don Hoak, R OBP: 0.350, SLG: 0.415 (1, 5)		0-0 F3			0-0 1B SF7 2B		0-3 K		3	1	1	0	0	1	1					
Bill Mazerowski, R OBP: 0.314, SLG: 0.391 (1, 4)		0-0 FC5-4			0-0 FC2-6 1B			0-0 1B		3	0	2	0	0	1					
Bob Friend, R OBP: 0.128, SLG: 0.056 (1, 1)			0-0 F9		0-0 FC2-6 FC6-4		0-3 K		3	0	0	0	0	1	3					
Inning Stats	R: 0 E: 0 K: 0 S: 3	H: 0 LOB: 1 BB: 1 P: 7	R: 0 E: 1 K: 0 S: 4	H: 0 LOB: 1 BB: 0 P: 4	R: 0 E: 0 K: 1 S: 5	H: 1 LOB: 0 BB: 0 P: 4	R: 0 E: 0 K: 1 S: 5	H: 0 LOB: 0 BB: 0 P: 5	R: 1 E: 0 K: 0 S: 5	H: 2 LOB: 1 BB: 0 P: 5	R: 0 E: 0 K: 2 S: 8	H: 1 LOB: 1 BB: 0 P: 8	R: 0 E: 0 K: 0 S: 3	H: 0 LOB: 0 BB: 0 P: 3	R: 0 E: 0 K: 0 S: 3	H: 0 LOB: 0 BB: 0 P: 3	1B: 3 2B: 1 3B: 0 HR: 0	SF: 1 SAC: 0 DP: 0 HBP: 0	WP: 0 PB: 0 SB: 0 CS: 0	PA: 33
PITCHER Ernie Broglio, R ERA: 2.72 (1, 1)	IP: 9.0 WLS: W BF: 33	H: 4 R: 1 ER: 1 SO: 4	BB: 1 IBB: 0 HBP: 0 BLK: 0	WP: 0 HR: 0 S: 40 P: 44	ERA: 1.00 WHIP: 0.556															

Batter	1	2	3	4	5	6	7	8	9	AB	R	H	RBI	BB	SO	LOB	BOTTOM			
Curt Flood, R OBP: 0.309, SLG: 0.371 (1, 8)	0-0 6-3		0-0 4-3		0-0 F6		0-0 F2	0-0 5-3		5	0	0	0	0	0	1	Pittsburgh Pirates @ St. Louis Cardinals Sportsman's Park, St. Louis, MO Fri Aug 26 1960, 8:05 PM EDT Att: 24,436 - Unknown			
Joe Cunningham, L OBP: 0.376, SLG: 0.393 (1, 3)	0-0 6-3		0-3 K		0-0 F9		0-0 HR 1B	4-0 FC6-4 IBB		4	1	1	0	1	1	0				
Stan Musial, L OBP: 0.518 (1, 7)	0-0 5-3		0-3 K		0-0 F2		0-0 HR	0-0 FC6-4		4	1	1	2	0	1	0				
Charlie James, R OBP: 0.261, SLG: 0.409 (8, 7)							1-2 HR	1-2		1	0	0	0	0	0	2				
Ken Boyer, R OBP: 0.354, SLG: 0.542 (1, 5)		0-0 F2		0-0 E 1B 1B		0-0 5-3	0-0 F8		4	0	1	0	0	0	0					
Walt Moryn, L OBP: 0.347, SLG: 0.468 (1, 9)		0-0 BB 1B 1B		0-0 E8 5-3 1B		0-0 1B	0-0 1B		4	1	4	0	0	0	0					
Daryl Spencer, R OBP: 0.376, SLG: 0.431 (1, 6)		4-0 1B BB		0-3 K		0-0 IBB 1B	0-0 1B		3	0	2	0	1	1	2					
Julian Javier, R OBP: 0.266, SLG: 0.335 (1, 4)		0-0 F8		0-0 5-3		0-0 F4	0-0 6-3		2	0	0	0	0	0	4					
George Crowe, L OBP: 0.281, SLG: 0.431 (6, PH)				1-2					1	0	0	0	0	0	2					
Alex Grammas, R OBP: 0.284, SLG: 0.290 (7, 4)									1	0	0	0	0	0	2					
Hal Smith, R OBP: 0.289, SLG: 0.295 (1, 2)		0-0 FC6-4 1B		4-0 IBB		4-0 IBB		0-0 5-3 1B		2	0	2	1	2	0					
Ernie Broglio, R OBP: 0.304, SLG: 0.314 (1, 1)		0-0 FC6-4		0-3 K		0-0 F3		0-0 F2		4	0	0	0	0	1	9				
Inning Stats	R: 0 E: 0 K: 0 S: 3	H: 0 LOB: 0 BB: 0 P: 3	R: 1 E: 0 K: 0 S: 5	H: 2 LOB: 2 BB: 1 P: 9	R: 0 E: 0 K: 2 S: 7	H: 0 LOB: 0 BB: 0 P: 7	R: 0 E: 1 K: 2 S: 9	H: 2 LOB: 3 BB: 1 P: 13	R: 0 E: 0 K: 0 S: 3	H: 0 LOB: 0 BB: 0 P: 3	R: 0 E: 0 K: 0 S: 5	H: 2 LOB: 1 BB: 1 P: 9	R: 2 E: 0 K: 0 S: 7	H: 4 LOB: 2 BB: 0 P: 7	R: 0 E: 0 K: 0 S: 4	H: 1 LOB: 2 BB: 1 P: 8	1B: 10 2B: 0 3B: 0 HR: 1	SF: 0 SAC: 0 DP: 0 HBP: 0	WP: 0 PB: 0 SB: 0 CS: 0	PA: 39
PITCHER Bob Friend, R ERA: 2.97 (1, 1)	IP: 8.0 WLS: L BF: 39	H: 11 R: 3 ER: 3 SO: 4	BB: 1 IBB: 3 HBP: 0 BLK: 0	WP: 0 HR: 1 S: 43 P: 59	ERA: 3.38 WHIP: 1.500															

Batter	1	2	3	4	5	6	7	8	9	AB	R	H	RBI	BB	SO	LOB	TOP				
Bill Virdon, L OBP: 0.347, SLG: 0.431 (1, 8) X										4	0	2	0	0	0	1					
Dick Groat, R OBP: 0.366, SLG: 0.387 (1, 6) X										4	0	1	0	0	2	2					
Bob Skinner, L OBP: 0.357, SLG: 0.465 (1, 7) S										4	1	1	0	0	2	2					
Rocky Nelson, L OBP: 0.371, SLG: 0.470 (1, 3) X										4	0	0	0	0	1	2					
Roberto Clemente, R OBP: 0.358, SLG: 0.451 (1, 9) X										3	1	0	0	1	2	1					
Smoky Burgess, L OBP: 0.348, SLG: 0.413 (1, 2) B										3	1	1	1	1	0	0					
Don Hoak, R OBP: 0.349, SLG: 0.413 (1, 5) X										4	1	1	0	0	0	1					
Bill Mazerolski, R OBP: 0.311, SLG: 0.388 (1, 4) X										3	0	0	1	0	0	0					
Tom Cheney, R OBP: 0.287, SLG: 0.286 (1, 1) X										1	0	0	0	0	0	0					
Fred Green, R OBP: 0.448, SLG: 1.125 (3, 1) X										0	0	0	0	0	0	0					
Dick Schofield, R OBP: 0.341, SLG: 0.296 (6, PH) X										1	0	0	0	0	0	0					
Joe Gibbon, L OBP: 0.300, SLG: 0.258 (6, 1) X										0	0	0	0	0	0	0					
Dick Stuart, R OBP: 0.300, SLG: 0.402 (7, PH) X										1	0	1	2	0	0	0					
Joe Christopher, R OBP: 0.222, SLG: 0.206 (7, PH) X										0	0	0	0	0	0	0					
Roy Face, R OBP: 0.308, SLG: 0.308 (7, 1) X										0	0	0	0	0	0	0					
Inning Stats	R: 0 E: 0 K: 1 S: 5	H: 1 LOB: 1 BB: 0 P: 5	R: 0 E: 0 K: 0 S: 3	H: 0 LOB: 1 BB: 1 P: 7	R: 0 E: 0 K: 0 S: 3	H: 0 LOB: 0 BB: 0 P: 3	R: 0 E: 0 K: 2 S: 7	H: 0 LOB: 0 BB: 0 P: 7	R: 0 E: 0 K: 1 S: 5	H: 0 LOB: 0 BB: 0 P: 5	R: 0 E: 0 K: 1 S: 6	H: 1 LOB: 1 BB: 0 P: 6	R: 4 E: 0 K: 0 S: 7	H: 4 LOB: 1 BB: 1 P: 11	R: 0 E: 0 K: 1 S: 8	H: 1 LOB: 1 BB: 0 P: 8	R: 0 E: 0 K: 0 S: 3	H: 0 LOB: 0 BB: 0 P: 3	1B: 5 2B: 3 3B: 0 HR: 0	SF: 1 SAC: 0 DP: 1 HBP: 0	WP: 0 PA: 35 PB: 0 SB: 0 CS: 1
PITCHER	IP	WLS	BF	H	R	ER	SO	BB	IBB	HBP	BLK	WP	HR	S	P	ERA	WHIP				
Bob Gibson, R ERA: 4.97 (1, 1)	6.1		25	5	4	4	5	2	0	0	0	0	0	33	41	5.68	1.105				
Lindy McDaniel, R ERA: 2.93 (7, 1)	1.2		7	2	0	0	2	0	0	0	0	0	0	11	11	0.00	1.200				
Ron Kline, R ERA: 6.08 (9, 1)	1.0	W	3	0	0	0	0	0	0	0	0	0	0	3	3	0.00	0.000				

Pittsburgh Pirates @ St. Louis Cardinals
Sportsman's Park, St. Louis, MO
Sat Aug 27 1960, 8:05 PM EDT
Att: 30,712 - Unknown

AB 32
R 4
H 7
RBI 4
BB 2
SO 7
LOB 9



Batter	1	2	3	4	5	6	7	8	9	AB	R	H	RBI	BB	SO	LOB	BOTTOM				
Curt Flood, R OBP: 0.304, SLG: 0.366 (1, 8) S										5	0	0	0	0	1	2					
Joe Cunningham, L OBP: 0.376, SLG: 0.396 (1, 3) X										5	2	2	0	0	2	0					
Stan Musial, L OBP: 0.383, SLG: 0.529 (1, 7) X										4	2	2	2	1	0	1					
Ken Boyer, R OBP: 0.356, SLG: 0.541 (1, 5) B										3	1	1	0	1	1	1					
Walt Moryn, L OBP: 0.350, SLG: 0.468 (1, 9) X										2	0	1	2	1	0	1					
Daryl Spencer, R OBP: 0.375, SLG: 0.430 (1, 6) X										1	0	0	0	0	0	1					
Alex Grammas, R OBP: 0.281, SLG: 0.287 (3, 6) X										2	0	0	0	0	0	2					
Julian Javier, R OBP: 0.283, SLG: 0.331 (1, 4) X										4	0	0	0	0	0	3					
Hal Smith, R OBP: 0.295, SLG: 0.303 (1, 2) X										3	0	2	0	1	0	0					
Bob Gibson, R OBP: 0.120, SLG: 0.160 (1, 1) X										2	0	0	0	0	2	1					
Lindy McDaniel, R OBP: 0.250, SLG: 0.261 (7, 1) X										0	0	0	0	0	0	0					
George Crowe, L OBP: 0.277, SLG: 0.424 (6, PH) X										1	0	0	0	0	1	2					
Ron Kline, R OBP: 0.147, SLG: 0.147 (9, 1) X										0	0	0	0	0	0	0					
Inning Stats	R: 2 E: 1 K: 1 S: 8	H: 2 LOB: 2 BB: 1 P: 12	R: 0 E: 0 K: 1 S: 5	H: 0 LOB: 0 BB: 0 P: 5	R: 1 E: 0 K: 0 S: 5	H: 2 LOB: 1 BB: 0 P: 5	R: 0 E: 0 K: 0 S: 4	H: 1 LOB: 1 BB: 0 P: 4	R: 1 E: 0 K: 0 S: 4	H: 1 LOB: 1 BB: 1 P: 8	R: 0 E: 0 K: 1 S: 6	H: 1 LOB: 1 BB: 0 P: 6	R: 0 E: 0 K: 2 S: 7	H: 0 LOB: 0 BB: 0 P: 7	R: 0 E: 0 K: 1 S: 5	H: 0 LOB: 2 BB: 2 P: 13	R: 1 E: 0 K: 1 S: 5	H: 1 LOB: 0 BB: 0 P: 5	1B: 5 2B: 2 3B: 0 HR: 1	SF: 1 SAC: 2 DP: 0 HBP: 0	WP: 0 PA: 39 PB: 0 SB: 0 CS: 0
PITCHER	IP	WLS	BF	H	R	ER	SO	BB	IBB	HBP	BLK	WP	HR	S	P	ERA	WHIP				
Tom Cheney, R ERA: 4.39 (1, 1)	2.1		13	4	3	2	2	1	0	0	0	0	0	10	14	3.38	1.125				
Fred Green, L ERA: 3.68 (3, 1)	2.2		11	2	1	1	0	1	0	0	0	0	0	6	6	0.00	1.000				
Joe Gibbon, L ERA: 4.15 (6, 1)	1.0		4	1	0	0	1	0	0	0	0	0	0	6	6	0.00	1.000				
Roy Face, R ERA: 2.93 (7, 1)	2.2	L	11	1	1	1	4	1	1	0	0	0	1	17	25	3.38	0.750				

Pittsburgh Pirates @ St. Louis Cardinals
Sportsman's Park, St. Louis, MO
Sat Aug 27 1960, 8:05 PM EDT
Att: 30,712 - Unknown

AB 32
R 5
H 8
RBI 4
BB 4
SO 7
LOB 14



Batter	1	2	3	4	5	6	7	8	9	AB	R	H	RBI	BB	SO	LOB	TOP			
Alex Grammas, R (1, 6) OBP: 0.295, SLG: 0.318	0-3 K			0-0 6-3			0-0 3-1 PB G3 1B	0-0 F6		4	1	1	0	0	1	2				
Joe Cunningham, L (1, 3) OBP: 0.376, SLG: 0.398	0-0 L9			0-0 CS 1B			0-0 3-1		0-0 E 2B	4	1	2	0	0	0	1				
Stan Musial, L (1, 7) OBP: 0.521, SLG: 0.521	0-0 4-3			0-3 K 1-2			0-0 G3		0-0 F7	4	0	0	1	0	1	2				
Charlie James, R (9, 7) OBP: 0.250, SLG: 0.370										0	0	0	0	0	0	0				
Ken Boyer, R (1, 5) OBP: 0.353, SLG: 0.532		0-0 F8			4-0 CS BB			0-0 L8		3	0	0	0	1	0	1				
Walt Moryn, L (1, 9) OBP: 0.355, SLG: 0.469		0-0 F4			0-0 F8				4-0 E IBB	3	1	1	0	1	0	1				
Julian Javier, R (1, 4) OBP: 0.283, SLG: 0.330		0-0 4-3			0-3 K 1-2				0-0 SH1-3 IBB	3	0	0	0	0	1	2				
Hal Smith, R (1, 2) OBP: 0.297, SLG: 0.302			0-0 6-3			0-0 5-3			0-0 F8	4	0	1	0	0	0	2				
Curt Flood, R (1, 8) OBP: 0.309, SLG: 0.369			0-0 F4			0-3 K			0-0 SH1-3 1B	3	0	1	1	0	1	0				
Larry Jackson, R (1, 1) OBP: 0.253, SLG: 0.241			0-0 4-3			0-0 F9			0-0 SH1-3	2	0	0	0	0	0	0				
Inning Stats	R: 0 E: 0 K: 1 S: 5	H: 0 LOB: 0 BB: 0 P: 5	R: 0 E: 0 K: 0 S: 3	H: 0 LOB: 0 BB: 0 P: 3	R: 0 E: 0 K: 0 S: 3	H: 0 LOB: 0 BB: 0 P: 3	R: 0 E: 0 K: 1 S: 5	H: 1 LOB: 1 BB: 0 P: 5	R: 0 E: 0 K: 1 S: 4	H: 0 LOB: 0 BB: 0 P: 8	R: 1 E: 0 K: 0 S: 4	H: 1 LOB: 0 BB: 0 P: 4	R: 1 E: 0 K: 0 S: 6	H: 3 LOB: 2 BB: 0 P: 6	R: 1 E: 1 K: 0 S: 5	H: 1 LOB: 2 BB: 1 P: 9	1B: 5 2B: 2 3B: 0 HR: 0	SF: 0 SAC: 2 DP: 1 HBP: 0	WP: 0 PB: 1 SB: 0 CS: 2	PA: 34
PITCHER	IP WLS BF H R ER SO BB IBB HBP BLK WP HR S P ERA WHIP																			
Joey Jay, R (1, 1) ERA: 3.12	8.0 L 28 5 2 1 4 1 0 0 0 0 0 35 39 1.12 0.750																			
Ron Piche, R (9, 1) ERA: 4.2	1.0 6 1 1 0 0 0 1 0 0 0 0 5 9 0.00 1.000																			

St. Louis Cardinals @ Milwaukee Braves
Milwaukee County Stadium, Milwaukee, WI
Mon Aug 29 1960, 8:05 PM EDT
Att: 23,253 - Unknown

AB 30
R 3
H 6
RBI 2
BB 2
SO 4
LOB 11



Batter	1	2	3	4	5	6	7	8	9	AB	R	H	RBI	BB	SO	LOB	BOTTOM					
Bill Bruton, L (1, 8) OBP: 0.317, SLG: 0.404	0-0 F7		0-0 4-3			0-0 F7		0-0 3-1		4	0	0	0	0	0	2						
Del Crandall, R (1, 2) OBP: 0.317, SLG: 0.420	0-0 F9			0-0 F3		0-0 1B			0-0 5-3	4	0	1	0	0	0	0						
Eddie Mathews, L (1, 5) OBP: 0.390, SLG: 0.545	0-3 K			4-0 CS-4-6 BB		0-0 F9			0-0 F5	3	0	0	0	1	1	1						
Hank Aaron, R (1, 9) OBP: 0.337, SLG: 0.552		0-3 K		0-0 FC1-4-6 1-2		0-0 F9			0-0 3-1	4	0	0	0	0	1	1						
Wes Covington, L (1, 7) OBP: 0.296, SLG: 0.468		0-0 F4		0-3 K		0-0 F7				3	0	0	0	0	1	1						
Joe Adcock, R (1, 3) OBP: 0.342, SLG: 0.483		0-0 L4				0-0 F8		0-0 5-3		3	0	0	0	0	0	0						
Mel Roach, R (1, 4) OBP: 0.331, SLG: 0.459			0-3 K			0-0 6-3			0-0 F2	3	0	0	0	0	1	0						
Johnny Logan, R (1, 6) OBP: 0.319, SLG: 0.348				0-0 FC1-8 1B		0-0 F5			0-0 6-3	3	0	1	0	0	0	0						
Joey Jay, S (1, 1) OBP: 0.167, SLG: 0.094				0-0 FC1-6		0-3 K			0-0 1B	2	0	0	0	0	1	1						
Lee Maye, L (8, PH) OBP: 0.393, SLG: 0.413										1	0	1	0	0	0	0						
Ron Piche, R (9, 1) ERA: 4.2										0	0	0	0	0	0	0						
Inning Stats	R: 0 E: 0 K: 1 S: 5	H: 0 LOB: 0 BB: 0 P: 5	R: 0 E: 0 K: 1 S: 5	H: 0 LOB: 0 BB: 0 P: 5	R: 0 E: 0 K: 1 S: 6	H: 1 LOB: 1 BB: 0 P: 6	R: 0 E: 0 K: 1 S: 5	H: 0 LOB: 1 BB: 1 P: 9	R: 0 E: 0 K: 0 S: 3	H: 0 LOB: 0 BB: 0 P: 3	R: 0 E: 0 K: 1 S: 6	H: 1 LOB: 1 BB: 0 P: 6	R: 0 E: 0 K: 0 S: 3	H: 0 LOB: 0 BB: 0 P: 3	R: 0 E: 0 K: 0 S: 4	H: 1 LOB: 1 BB: 0 P: 4	R: 0 E: 0 K: 0 S: 3	H: 0 LOB: 0 BB: 0 P: 3	1B: 3 2B: 0 3B: 0 HR: 0	SF: 0 SAC: 0 DP: 0 HBP: 0	WP: 0 PB: 0 SB: 0 CS: 0	PA: 31
PITCHER	IP WLS BF H R ER SO BB IBB HBP BLK WP HR S P ERA WHIP																					
Larry Jackson, R (1, 1) ERA: 3.42	9.0 W 31 3 0 0 5 1 0 0 0 0 0 40 44 0.00 0.444																					

St. Louis Cardinals @ Milwaukee Braves
Milwaukee County Stadium, Milwaukee, WI
Mon Aug 29 1960, 8:05 PM EDT
Att: 23,253 - Unknown

AB 30
R 0
H 3
RBI 0
BB 1
SO 5
LOB 6



Batter	1	2	3	4	5	6	7	8	9	AB	R	H	RBI	BB	SO	LOB	TOP					
Alex Grammas, R OBP: 0.294, SLG: 0.317	0-0 1B		0-0 F2		0-0 F9		0-0 F4			4	0	1	0	0	0	2						
Joe Cunningham, L OBP: 0.374, SLG: 0.397	0-3 K		0-0 4-3			0-0 G4-6-3 1B		0-0 F5		4	0	1	0	0	1	1						
Bill White, L OBP: 0.344, SLG: 0.479	0-0 F9			0-0 F6		0-0 G4-6-3 1B		0-0 G3		4	0	0	0	0	0	2						
Ken Boyer, R OBP: 0.354, SLG: 0.532	0-0 F3			0-0 FC6-4 1B		0-0 BB 1B		0-0 F6		4	0	2	0	0	0	1						
Stan Musial, L OBP: 0.376, SLG: 0.515		0-0 F8		0-0 F2		4-0 FC6-4 1B		0-0 5-3		3	0	0	0	1	0	1						
Hal Smith, R OBP: 0.293, SLG: 0.298		0-0 6-3		0-0 FC6-4		0-0 FC6-4		0-0 F4		4	0	0	0	0	0	3						
Julian Javier, R OBP: 0.265, SLG: 0.331		0-0 E5			0-0 E4 FC6-4		4-0 BB		0-0 1B	3	0	1	0	1	0	0						
Curt Flood, R OBP: 0.306, SLG: 0.365		0-0 F6			0-0 F4		0-0 L8		0-0 F8	4	0	0	0	0	0	4						
Ernie Broglio, R OBP: 0.293, SLG: 0.302			0-0 6-3			0-0 FC6-4		0-3 K		2	0	0	0	0	0	1						
Bob Nieman, R OBP: 0.353, SLG: 0.418										1	0	0	0	0	1	1						
Ron Kline, R OBP: 0.147, SLG: 0.147										0	0	0	0	0	0	0						
Ed Bauta, R OBP: 0.147, SLG: 0.147										0	0	0	0	0	0	0						
Inning Stats	R: 0 E: 0 K: 1 S: 6	H: 1 LOB: 1 BB: 0 P: 6	R: 0 E: 1 K: 0 S: 4	H: 0 LOB: 1 BB: 0 P: 4	R: 0 E: 0 K: 0 S: 3	H: 0 LOB: 0 BB: 0 P: 3	R: 0 E: 0 K: 0 S: 4	H: 1 LOB: 1 BB: 0 P: 4	R: 0 E: 1 K: 0 S: 4	H: 0 LOB: 1 BB: 0 P: 4	R: 0 E: 0 K: 0 S: 4	H: 2 LOB: 2 BB: 1 P: 8	R: 0 E: 0 K: 1 S: 5	H: 0 LOB: 1 BB: 1 P: 9	R: 0 E: 0 K: 0 S: 3	H: 0 LOB: 0 BB: 0 P: 3	R: 0 E: 0 K: 0 S: 4	H: 1 LOB: 1 BB: 0 P: 4	1B: 5 2B: 0 3B: 0 HR: 0	SF: 0 SAC: 0 DP: 1 HBP: 0	WP: 0 PB: 0 SB: 0 CS: 0	PA: 35
PITCHER Warren Spahn, L ERA: 3.41	IP: 9.0 WLS: W BF: 35 H: 5 R: 0 ER: 0 SO: 2 BB: 2 IBB: 0 HBP: 0 BLK: 0 WP: 0 HR: 0 S: 37 P: 45 ERA: 0.00 WHIP: 0.778															PITCHER	IP: 9.0 WLS: W BF: 35 H: 5 R: 0 ER: 0 SO: 2 BB: 2 IBB: 0 HBP: 0 BLK: 0 WP: 0 HR: 0 S: 37 P: 45 ERA: 0.00 WHIP: 0.778					

St. Louis Cardinals @ Milwaukee Braves
Milwaukee County Stadium, Milwaukee, WI
Tue Aug 30 1960, 8:05 PM EDT
Att: 24,808 - Unknown

AB 33
R 0
H 5
RBI 0
BB 2
SO 2
LOB 16



Batter	1	2	3	4	5	6	7	8	9	AB	R	H	RBI	BB	SO	LOB	BOTTOM					
Bill Bruton, L OBP: 0.319, SLG: 0.406	0-0 1B 6-3 1B		0-0 4-3	0-0 FC1-6 G4-3			0-0 SH3 1B	0-0 1-3 HR 1B		5	3	3	0	0	0	1						
Del Crandall, R OBP: 0.316, SLG: 0.418	0-0 6-3		0-0 BB BB 1B	0-0 G4-3		0-0 SH3	0-0 1-3			4	1	1	0	0	0	3						
Eddie Mathews, L OBP: 0.394, SLG: 0.544	4-0 1B BB		4-0 BB BB 1B		0-0 F9		4-0 1B IBB	4-0 HR BB		1	3	0	0	4	0	0						
Hank Aaron, R OBP: 0.340, SLG: 0.559	0-0 1B		0-0 F4		0-3 K		0-0 1B SH1-3	0-0 HR		5	2	3	4	0	1	2						
Wes Covington, L OBP: 0.299, SLG: 0.466	0-3 K		4-0 BB		0-0 4-3		0-0 SH1-3	0-0 F6		3	0	1	1	1	1	3						
Al Spangler, L OBP: 0.339, SLG: 0.354			1-2 2-3 BB				1-3 2-H 1B			1	1	0	0	0	0	0						
Joe Adcock, R OBP: 0.348, SLG: 0.485	0-0 1B		4-0 BB			0-0 1B	0-0 SH1-3	4-0 BB		2	0	2	4	2	0	0						
Johnny Logan, R OBP: 0.318, SLG: 0.346	1-2 2-H 3-H 0-0 F4		1-2 2-3 3-H 0-0 F4			0-3 K	0-0 1B	0-0 1-3 1B		5	0	1	1	0	1	7						
Chuck Cottler, R OBP: 0.234, SLG: 0.266		0-0 F7	0-0 F8			0-3 K	0-0 1B			4	0	1	0	0	1	4						
Warren Spahn, L OBP: 0.165, SLG: 0.205		0-3 K		4-0 FC1-6 BB		0-0 F8	0-0 L8			3	0	0	0	1	1	3						
Inning Stats	R: 2 E: 0 K: 1 S: 8	H: 3 LOB: 2 BB: 1 P: 12	R: 0 E: 0 K: 1 S: 5	H: 0 LOB: 0 BB: 0 P: 5	R: 1 E: 0 K: 0 S: 4	H: 1 LOB: 3 BB: 3 P: 16	R: 0 E: 0 K: 0 S: 2	H: 0 LOB: 0 BB: 1 P: 6	R: 0 E: 0 K: 1 S: 5	H: 0 LOB: 0 BB: 0 P: 5	R: 0 E: 0 K: 2 S: 8	H: 1 LOB: 1 BB: 0 P: 8	R: 4 E: 0 K: 0 S: 8	H: 5 LOB: 2 BB: 1 P: 12	R: 3 E: 0 K: 0 S: 5	H: 2 LOB: 1 BB: 2 P: 13	R: 0 E: 0 K: 0 S: 8	H: 1 LOB: 1 BB: 1 P: 13	1B: 11 2B: 0 3B: 0 HR: 1	SF: 0 SAC: 2 DP: 1 HBP: 0	WP: 0 PB: 0 SB: 0 CS: 0	PA: 43
PITCHER Ernie Broglio, R ERA: 2.78	IP: 6.0 WLS: L BF: 27 H: 5 R: 3 ER: 3 SO: 5 BB: 5 IBB: 0 HBP: 0 BLK: 0 WP: 0 HR: 0 S: 32 P: 52 ERA: 4.50 WHIP: 1.667															PITCHER	IP: 6.0 WLS: L BF: 27 H: 5 R: 3 ER: 3 SO: 5 BB: 5 IBB: 0 HBP: 0 BLK: 0 WP: 0 HR: 0 S: 32 P: 52 ERA: 4.50 WHIP: 1.667					
Ron Kline, R ERA: 6.37	0.2 8 5 4 4 0 0 1 0 0 0 0 7 11 54.00 7.500															PITCHER	IP: 0.2 WLS: L BF: 8 H: 5 R: 4 ER: 4 SO: 0 BB: 2 IBB: 0 HBP: 0 BLK: 0 WP: 1 HR: 6 S: 14 P: 14 ERA: 20.25 WHIP: 3.000					
Ed Bauta, R ERA: 6.94	1.1 8 2 3 3 0 2 0 0 0 0 1 6 14 20.25 3.000															PITCHER	IP: 1.1 WLS: L BF: 8 H: 2 R: 3 ER: 3 SO: 0 BB: 3 IBB: 0 HBP: 0 BLK: 0 WP: 0 HR: 1 S: 6 P: 6 ERA: 20.25 WHIP: 3.000					

St. Louis Cardinals @ Milwaukee Braves
Milwaukee County Stadium, Milwaukee, WI
Tue Aug 30 1960, 8:05 PM EDT
Att: 24,808 - Unknown

AB 33
R 10
H 12
RBI 10
BB 8
SO 5
LOB 23



Batter	1	2	3	4	5	6	7	8	9	AB	R	H	RBI	BB	SO	LOB	TOP					
Julian Javier, R OBP: 0.265, SLG: 0.330 (1, 4)	0-3 K		0-3 K		0-0 1B		0-3 K			4	0	1	0	0	3	3	St. Louis Cardinals @ Cincinnati Reds Crosley Field, Cincinnati, OH Wed Aug 31 1960, 7:05 PM EDT Att: 9,450 - Unknown					
Joe Cunningham, L OBP: 0.374, SLG: 0.393 (1, 3)	0-0 3-1		0-0 P6				0-0 F7		0-0 4-3	4	0	0	0	0	0	2						
Stan Musial, L OBP: 0.574, SLG: 0.509 Charlie James, R OBP: 0.250, SLG: 0.370 (9, 7)	0-0 P5			0-0 G3		4-0 2B BB		0-0 P3	3	0	0	0	1	0	0							
Ken Boyer, R OBP: 0.355, SLG: 0.536 (1, 5)		0-3 K		0-0 6-3		0-0 1H 2B HR		0-0 2B	4	1	2	0	0	1	0							
Walt Moryn, L OBP: 0.361, SLG: 0.485 (1, 9)	0-0 6-3			0-0 FC6-4 1B		0-0 3H HR		4-0 2B	3	1	2	2	1	0	0							
Alex Grammas, R OBP: 0.289, SLG: 0.310 (1, 6)	0-0 P5			0-0 FC6-4 1B		0-0 F7		0-0 F8	4	0	0	0	0	0	3							
Curt Flood, R OBP: 0.308, SLG: 0.366 (1, 8)			0-0 F8		0-0 FC4-6 1B		0-0 P4		0-0 G1-6-3 1B	4	0	2	0	0	0							
Hal Smith, R OBP: 0.296, SLG: 0.298 (1, 2)			0-0 1B 1B		0-0 F9		4-0 1-3 BB		0-0 G1-6-3 1-2	3	0	1	0	1	0	2						
Ray Sadecki, L OBP: 0.250, SLG: 0.250 (1, 1)			0-0 1-2 1B		0-0 FC4-6 1B		0-0 1-3		0-0 F9	4	0	1	0	0	0	2						
Inning Stats	R: 0 E: 0 K: 1 S: 5	H: 0 LOB: 0 BB: 0 P: 5	R: 0 E: 0 K: 1 S: 5	H: 0 LOB: 0 BB: 0 P: 5	R: 0 E: 0 K: 1 S: 7	H: 2 LOB: 2 BB: 0 P: 7	R: 0 E: 0 K: 0 S: 4	H: 1 LOB: 1 BB: 0 P: 4	R: 0 E: 0 K: 0 S: 4	H: 2 LOB: 2 BB: 0 P: 4	R: 2 E: 0 K: 0 S: 4	H: 2 LOB: 0 BB: 1 P: 8	R: 0 E: 0 K: 1 S: 5	H: 0 LOB: 1 BB: 1 P: 9	R: 0 E: 0 K: 0 S: 4	H: 1 LOB: 2 BB: 1 P: 8		R: 0 E: 0 K: 0 S: 3	H: 1 LOB: 0 BB: 0 P: 3	1B: 6 2B: 2 3B: 0 HR: 1	SF: 0 SAC: 0 DP: 1 HBP: 0	WP: 0 PB: 0 SB: 0 CS: 0
PITCHER Jay Hook, R ERA: 4.26 (1, 1)	IP: 9.0 WLS: L BF: 36 H: 9 R: 2 ER: 2 SO: 4 BB: 2 IBB: 1 HBP: 0 BLK: 0 WP: 0 HR: 1 S: 41 P: 53 ERA: 2.00 WHIP: 1.222															PITCHER						

Batter	1	2	3	4	5	6	7	8	9	AB	R	H	RBI	BB	SO	LOB	BOTTOM			
Roy McMillan, R OBP: 0.292, SLG: 0.353 (1, 6)	0-0 5-3		0-0 1-2 2H 1B		0-0 P5			0-0 L5		4	0	1	1	0	0	0	St. Louis Cardinals @ Cincinnati Reds Crosley Field, Cincinnati, OH Wed Aug 31 1960, 7:05 PM EDT Att: 9,450 - Unknown			
Vada Pinson, L OBP: 0.334, SLG: 0.459 (1, 8)	0-0 F8 1B		0-3 K		0-3 K			0-0 G5-3 1B 1B		4	0	2	0	0	2	2				
Frank Robinson, R OBP: 0.395, SLG: 0.585 (1, 7)	0-0 F8 1-2		0-0 F8		0-0 F3			0-0 1-2 1B		4	0	1	0	0	0	3				
Wally Post, R OBP: 0.363, SLG: 0.558 (1, 9)		0-0 6-3		0-0 P4		0-0 F9		0-0 G5-3 2-3F		4	0	0	0	0	0	2				
Willie Jones, R OBP: 0.350, SLG: 0.354 Cliff Cook, R OBP: 0.246, SLG: 0.298 (9, PR)		0-0 P3		4-0 BB BB		0-0 F7		4-0 BB		2	0	0	0	2	0	0				
Ed Bailey, L OBP: 0.349, SLG: 0.415 (1, 2)	0-0 3-1		0-3 K		0-3 K			0-0 P4		4	0	0	0	0	2	2				
Gordy Coleman, L OBP: 0.294, SLG: 0.399 (1, 3)			0-0 BB 1B 1B		4-0 1-2 BB		0-0 4-3		0-0 F7	3	1	1	0	1	0	1				
Billy Martin, R OBP: 0.304, SLG: 0.342 (1, 4)			0-3 K		0-0 6-3			0-0 F2		4	0	1	0	0	1	4				
Jay Hook, L OBP: 0.145, SLG: 0.063 (1, 1)			4-0 1-2 BB		0-0 4-3		0-3 K			2	0	0	0	1	1	1				
Inning Stats	R: 0 E: 0 K: 0 S: 3	H: 1 LOB: 0 BB: 0 P: 3	R: 0 E: 0 K: 0 S: 3	H: 0 LOB: 0 BB: 0 P: 3	R: 1 E: 0 K: 2 S: 9	H: 2 LOB: 2 BB: 1 P: 13	R: 0 E: 0 K: 1 S: 5	H: 0 LOB: 2 BB: 2 P: 13	R: 0 E: 0 K: 0 S: 3	H: 0 LOB: 0 BB: 0 P: 3	R: 0 E: 0 K: 2 S: 8	H: 1 LOB: 1 BB: 0 P: 8	R: 0 E: 0 K: 0 S: 4	H: 2 LOB: 1 BB: 0 P: 4	R: 0 E: 0 K: 0 S: 3	H: 0 LOB: 1 BB: 1 P: 7		1B: 6 2B: 0 3B: 0 HR: 0	SF: 0 SAC: 0 DP: 1 HBP: 0	WP: 0 PB: 0 SB: 0 CS: 0
PITCHER Ray Sadecki, L ERA: 3.66 (1, 1)	IP: 9.0 WLS: W BF: 35 H: 6 R: 1 ER: 1 SO: 6 BB: 4 IBB: 0 HBP: 0 BLK: 0 WP: 0 HR: 0 S: 43 P: 59 ERA: 1.00 WHIP: 1.111															PITCHER				

Batter	1	2	3	4	5	6	7	8	9	AB	R	H	RBI	BB	SO	LOB	TOP		
Julian Javier, R OBP: 0.265, SLG: 0.331 (1, 4)	5-3		2B		FC3-6			1-3		4	1	1	1	0	0	1	St. Louis Cardinals @ Cincinnati Reds Crosley Field, Cincinnati, OH Thu Sep 01 1960, 7:05 PM EDT Att: 6,184 - Unknown livebaseballscorecards.com		
Joe Cunningham, L OBP: 0.370, SLG: 0.394 (1, 3)	4-3		2B		G3-6			F9		4	0	1	1	0	0	1			
Stan Musial, L OBP: 0.369, SLG: 0.502 (1, 7)	E5		4-3					4-3		4	0	0	0	0	1	1			
Ken Boyer, R OBP: 0.355, SLG: 0.532 (1, 5)	FC6-4		L5							3	0	0	0	0	2				
Walt Moryn, L OBP: 0.363, SLG: 0.498 (1, 9)										4	1	2	1	0	0	1			
Hal Smith, R OBP: 0.293, SLG: 0.295 (1, 2)										3	0	0	0	0	1	1			
Bill White, L OBP: 0.343, SLG: 0.478 (9, PH)										1	0	0	0	0	0	0			
Curt Flood, R OBP: 0.308, SLG: 0.369 (1, 8)										3	0	1	0	0	1	0			
Alex Grammas, R OBP: 0.284, SLG: 0.305 (1, 6)										3	1	0	0	0	0	1			
Bob Gibson, R OBP: 0.148, SLG: 0.185 (1, 1)										2	0	1	0	0	0	1			
George Crowe, L OBP: 0.288, SLG: 0.483 (8, PH)										1	1	1	1	0	0	0			
Bob Grim, R (8, 1)										0	0	0	0	0	0	0			
Inning Stats	R: 0 E: 1 K: 0 S: 4	H: 0 LOB: 1 BB: 0 P: 4	R: 0 E: 0 K: 1 S: 5	H: 1 LOB: 0 BB: 5	R: 2 E: 1 K: 0 S: 6	H: 2 LOB: 1 BB: 0 P: 6	R: 1 E: 0 K: 0 S: 4	H: 1 LOB: 0 BB: 0 P: 4	R: 0 E: 0 K: 1 S: 3	H: 0 LOB: 0 BB: 0 P: 3	R: 0 E: 0 K: 1 S: 5	H: 1 LOB: 0 BB: 5	R: 1 E: 0 K: 0 S: 4	H: 1 LOB: 0 BB: 0 P: 4	R: 0 E: 0 K: 0 S: 3	H: 0 LOB: 0 BB: 3	1B: 2 2B: 4 3B: 0 HR: 2	SF: 0 SAC: 0 DP: 4 HBP: 1	WP: 0 PA: 33 PB: 0 SB: 0 CS: 0
PITCHER Bob Purkey, R ERA: 3.47 (1, 1)	IP: 9.0 WLS: W BF: 33 H: 7 R: 4 ER: 3 SO: 3	BB: 0 IBB: 0 HBP: 1 BLK: 0	WP: 0 HR: 2 S: 38 P: 39	ERA: 3.00 WHIP: 0.778															

Batter	1	2	3	4	5	6	7	8	9	AB	R	H	RBI	BB	SO	LOB	BOTTOM
Roy McMillan, R OBP: 0.292, SLG: 0.349 (1, 6)	1B									3	1	0	0	1	1	3	St. Louis Cardinals @ Cincinnati Reds Crosley Field, Cincinnati, OH Thu Sep 01 1960, 7:05 PM EDT Att: 6,184 - Unknown livebaseballscorecards.com
Vada Pinson, L OBP: 0.333, SLG: 0.463 (1, 8)	K									4	1	1	3	0	2	2	
Gus Bell, L OBP: 0.302, SLG: 0.374 (1, 9)	2B									4	1	1	0	0	0	0	
Frank Robinson, R OBP: 0.396, SLG: 0.586 (1, 7)	1B									3	2	1	1	1	0	0	
Ed Bailey, L OBP: 0.353, SLG: 0.419 (1, 2)	1B									4	0	3	1	0	0	1	
Gordy Coleman, L OBP: 0.293, SLG: 0.395 (1, 3)	FC4-6									4	0	1	1	0	0	2	
Willie Jones, R OBP: 0.350, SLG: 0.345 (1, 5)										2	1	0	0	1	0	1	
Jerry Lynch, L OBP: 0.363, SLG: 0.504 (8, PH)										0	0	0	1	0	0	0	
Cliff Cook, R OBP: 0.246, SLG: 0.298 (9, 5)										0	0	0	0	0	0	0	
Billy Martin, R OBP: 0.304, SLG: 0.342 (1, 4)										3	0	1	0	0	0	1	
Harry Anderson, L OBP: 0.318, SLG: 0.368 (8, PH)										1	0	0	0	0	1	2	
Leo Cardenas, R OBP: 0.260, SLG: 0.282 (9, 6)										0	0	0	0	0	0	0	
Bob Purkey, R OBP: 0.197, SLG: 0.123 (1, 1)										4	1	1	0	0	1	3	
Inning Stats	R: 3 E: 0 K: 1 S: 8	H: 3 LOB: 1 BB: 1 P: 12	R: 0 E: 0 K: 1 S: 6	H: 1 LOB: 1 BB: 0 P: 6	R: 0 E: 0 K: 0 S: 4	H: 1 LOB: 1 BB: 0 P: 4	R: 0 E: 0 K: 0 S: 3	H: 0 LOB: 0 BB: 0 P: 3	R: 0 E: 1 K: 0 S: 3	H: 0 LOB: 0 BB: 0 P: 3	R: 3 E: 0 K: 1 S: 7	H: 2 LOB: 1 BB: 1 P: 11	R: 1 E: 0 K: 2 S: 9	H: 2 LOB: 2 BB: 1 P: 13	1B: 7 2B: 1 3B: 0 HR: 1	SF: 1 SAC: 0 DP: 0 HBP: 0	WP: 0 PA: 36 PB: 0 SB: 0 CS: 1
PITCHER Bob Gibson, R ERA: 5.21 (1, 1)	IP: 7.0 WLS: L BF: 30 H: 7 R: 6 ER: 6 SO: 3	BB: 2 IBB: 0 HBP: 0 BLK: 0	WP: 0 HR: 1 S: 34 P: 42	ERA: 7.71 WHIP: 1.286													
Bob Grim, R ERA: 4.34 (8, 1)	IP: 1.0 WLS: L BF: 6 H: 2 R: 1 ER: 1 SO: 2	BB: 1 IBB: 0 HBP: 0 BLK: 0	WP: 0 HR: 0 S: 9 P: 13	ERA: 9.00 WHIP: 3.000													

Batter	1	2	3	4	5	6	7	8	9	AB	R	H	RBI	BB	SO	LOB	TOP								
Richie Ashburn, L (1, 8) OBP: 0.424, SLG: 0.354	0-0 1B	0-0 E8	0-0 E5			0-0 WP 14 1B 2B		0-0 G3 2B		3	0	2	0	0	0	1	Chicago Cubs @ St. Louis Cardinals Sportsman's Park, St. Louis, MO Fri Sep 02 1960, 8:05 PM EDT Att: 11,007 - Unknown								
Al Heist, R (3, 8) OBP: 0.283, SLG: 0.351	1-3 2-H 1B	0-3 K	1-3 2-H 1B			4-0 14 1B BB		0-0 G3		4	0	2	1	1	1	2									
Bob Will, L (1, 9) OBP: 0.327, SLG: 0.386	1-3 1B		2-3 3-H 1B			2-3 1B		0-3 K		5	1	2	2	0	1	3									
14 Ernie Banks, R (1, 6) OBP: 0.366, SLG: 0.599	0-0 F4		0-0 HR		0-0 5-3	0-3 FC5-4 1B		0-3 K		0	0	0	0	0	0	0									
Jerry Kindall, R (6, 6) OBP: 0.267, SLG: 0.360						0-3 3-H 1B		0-0 2B		5	1	1	1	0	2	4									
George Altman, L (1, 7) OBP: 0.324, SLG: 0.421	0-3 K		0-0 E4 HR		0-0 4-3	0-3 K		0-0 2B		5	1	1	1	0	2	4									
Ed Bouchee, L (1, 3) OBP: 0.342, SLG: 0.324	0-0 F5		1-3 HR		0-0 4-3	0-0 F5		3-H F3		5	1	1	2	0	0	5									
Ron Santo, R (1, 5) OBP: 0.306, SLG: 0.422		0-3 K2-3	0-0 FC5 2B		0-0 5-3	0-0 FC5-4 1-2		0-0 F9		5	0	1	0	0	1	2									
Don Zimmer, R (1, 4) OBP: 0.316, SLG: 0.382	0-0 F8		0-0 5-3		0-0 6-3			0-0 5-3		5	0	1	0	0	0	1									
Moe Thacker, R (1, 2) OBP: 0.279, SLG: 0.187	0-0 HR		0-0 FC5 WP 1B E		0-0 6-3			0-0 F9		5	2	1	0	0	0	2									
Don Cardwell, R (1, 1) OBP: 0.230, SLG: 0.492	1-3 HR		0-0 E WP 1B 1B			0-0 HR		0-0 F9		5	3	3	3	0	0	1									
Inning Stats	R: 0 E: 0 K: 1 S: 7	H: 2 LOB: 2 BB: 0 P: 7	R: 2 E: 1 K: 2 S: 10	H: 3 LOB: 1 BB: 0 P: 10	R: 5 E: 2 K: 0 S: 9	H: 5 LOB: 2 BB: 0 P: 9	R: 0 E: 0 K: 0 S: 3	H: 0 LOB: 0 BB: 0 P: 3	R: 0 E: 0 K: 0 S: 3	H: 0 LOB: 0 BB: 0 P: 3	R: 2 E: 0 K: 1 S: 8	H: 3 LOB: 2 BB: 1 P: 12	R: 0 E: 0 K: 0 S: 3	H: 0 LOB: 0 BB: 0 P: 3	R: 1 E: 0 K: 1 S: 7	H: 2 LOB: 1 BB: 0 P: 7	R: 0 E: 0 K: 0 S: 4	H: 1 LOB: 1 BB: 0 P: 4	1B: 7 2B: 5 3B: 0 HR: 4	SF: 0 SAC: 0 DP: 0 HBP: 0	WP: 2 PB: 2 SB: 0 CS: 0	PA: 45			
PITCHER	IP	WLS	BF	H	R	ER	SO	BB	IBB	HBP	BLK	WP	HR	S	P	ERA	WHIP								
Larry Jackson, R (1, 1) ERA: 3.55	2.0	L	14	7	5	4	3	0	0	0	0	0	3	20	20	18.00	3.500								
Ron Kline, R (3, 1) ERA: 6.31	1.0		6	3	2	0	0	0	0	0	0	1	0	6	6	0.00	3.000								
Ed Bauta, R (4, 1) ERA: 6.32	4.0		16	3	2	2	1	1	0	0	0	1	1	17	21	4.50	1.000								
Bob Miller, R (8, 1) ERA: 3.81	2.0		9	3	1	1	1	0	0	0	0	0	0	11	11	4.50	1.500								

AB	44
R	10
H	16
RBI	9
BB	1
SO	5
LOB	21



Batter	1	2	3	4	5	6	7	8	9	AB	R	H	RBI	BB	SO	LOB	BOTTOM								
Joe Cunningham, L (1, 3) OBP: 0.371, SLG: 0.393	0-3 K		0-0 PB 1B		4-0 BLK PB BB		0-0 F7			3	0	1	0	1	1	1	Chicago Cubs @ St. Louis Cardinals Sportsman's Park, St. Louis, MO Fri Sep 02 1960, 8:05 PM EDT Att: 11,007 - Unknown								
Daryl Spencer, R (1, 6) OBP: 0.372, SLG: 0.426	0-3 K		0-3 K		0-3 K			0-0 5-3		4	0	0	0	0	3	4									
Stan Musial, L (1, 7) OBP: 0.371, SLG: 0.502	0-0 F8		1-2 2-3		0-0 2B G4-6-3 1B			0-0 HR 1B		4	2	2	0	0	0	1									
Ken Boyer, R (1, 5) OBP: 0.356, SLG: 0.541		0-0 6-3		0-0 G4-6-3 1-3 2B		0-3 K		0-0 HR		4	1	2	2	0	1	0									
Walt Moryn, L (1, 9) OBP: 0.361, SLG: 0.491	0-0 F9		1-2 2-3		4-0 G4-6-3 BB		0-3 K		0-0 F3		3	0	0	0	1	1									
Carl Sawatski, L (1, 2) OBP: 0.322, SLG: 0.362	0-0 G3		0-0 G4-6-3		0-0 G4-6-3		0-3 K		0-0 F4		4	0	0	0	0	2									
Julian Javier, R (1, 4) OBP: 0.266, SLG: 0.332			0-0 1B		0-0 6-3		0-0 F3		0-3 K		3	0	1	0	0	1									
Bill White, L (9, PH) OBP: 0.342, SLG: 0.477			0-0 1B		0-0 6-3		0-0 F3		0-0 K		1	0	0	0	0	1									
Curt Flood, R (1, 8) OBP: 0.310, SLG: 0.369			0-0 PB 1B		1-0 PB BB BLK HBP		0-0 F9		0-0 L4		3	1	1	0	0	0									
Larry Jackson, R (1, 1) ERA: 3.55			0-3 K		0-0 F9		0-0 1B		0-0 6-3		0	0	0	0	0	0									
Ron Kline, R (3, 1) ERA: 6.31			0-0 K		0-0 F9		0-0 1B		0-0 6-3		0	0	0	0	0	0									
Ed Bauta, R (4, 1) ERA: 6.32			0-3 K		0-0 F9		0-0 1B		0-0 6-3		1	0	0	0	0	0									
Bob Miller, R (8, 1) ERA: 3.81			0-0 K		0-0 F9		0-0 1B		0-0 6-3		0	0	0	0	0	0									
Inning Stats	R: 0 E: 0 K: 2 S: 7	H: 0 LOB: 0 BB: 0 P: 7	R: 0 E: 0 K: 0 S: 3	H: 0 LOB: 0 BB: 0 P: 3	R: 0 E: 0 K: 2 S: 9	H: 3 LOB: 2 BB: 0 P: 9	R: 1 E: 0 K: 0 S: 4	H: 2 LOB: 1 BB: 1 P: 8	R: 1 E: 0 K: 1 S: 5	H: 0 LOB: 1 BB: 1 P: 10	R: 0 E: 0 K: 3 S: 9	H: 0 LOB: 0 BB: 0 P: 9	R: 0 E: 0 K: 0 S: 4	H: 1 LOB: 1 BB: 0 P: 4	R: 2 E: 0 K: 0 S: 5	H: 2 LOB: 2 BB: 0 P: 5	R: 0 E: 0 K: 1 S: 5	H: 0 LOB: 0 BB: 0 P: 5	1B: 6 2B: 1 3B: 0 HR: 1	SF: 0 SAC: 0 DP: 1 HBP: 1	WP: 0 PB: 2 SB: 0 CS: 0	PA: 36			
PITCHER	IP	WLS	BF	H	R	ER	SO	BB	IBB	HBP	BLK	WP	HR	S	P	ERA	WHIP								
Don Cardwell, R (1, 1) ERA: 4.82	9.0	W	36	8	4	3	9	2	0	1	1	0	1	51	60	3.00	1.111								

AB	33
R	4
H	8
RBI	2
BB	2
SO	9
LOB	11



Batter	1	2	3	4	5	6	7	8	9	AB	R	H	RBI	BB	SO	LOB	TOP			
Richie Ashburn, L OBP: 0.423, SLG: 0.354 (1, 8)	0-0 6-3		0-0 1B			0-0 4-3		0-0 F7		4	0	1	0	0	0	0				
Bob Will, L OBP: 0.324, SLG: 0.382 (1, 9)	0-0 F7		0-0 F3			0-0 F9			0-0 4-3	4	0	0	0	0	0	1				
14 Ernie Banks, R OBP: 0.367, SLG: 0.597 (1, 6)	4-0 WP BB			0-0 F5		4-0 PB BB			0-3 K	2	0	0	0	2	1	0				
George Altman, L OBP: 0.322, SLG: 0.418 Frank Thomas, R OBP: 0.296, SLG: 0.425 (6, PH) (6, 7)	0-0 F5 1-2			0-3 K		0-3 K 1-2			0-0 6-3	2	0	0	0	0	1	1				
Ed Bouchee, L OBP: 0.342, SLG: 0.325 (1, 3)		0-0 3-1		0-0 FC6-4 1B					0-0 4-3	3	0	1	0	0	0	0				
Ron Santo, R OBP: 0.307, SLG: 0.421 (1, 5)		0-0 G4-6-3 1B		0-0 FC6-4 1-2					0-3 K	3	0	1	0	0	1	1				
Don Zimmer, R OBP: 0.313, SLG: 0.378 (1, 4)		0-0 G4-6-3 1-2			0-0 F5				0-0 F8	3	0	0	0	0	0	1				
Moe Thacker, R OBP: 0.273, SLG: 0.182 Al Heist, R OBP: 0.279, SLG: 0.345 Mel Wright, R (8, PH) (8, 1)			0-3 K		0-0 6-3				0-3 K	2	0	0	0	0	1	0				
Glen Hobbie, R OBP: 0.231, SLG: 0.211 Sammy Taylor, L OBP: 0.255, SLG: 0.309 (8, PH) (8, 2)			0-3 K		0-0 L7				0-0 F8	2	0	0	0	0	1	0				
Inning Stats	R: 0 E: 0 K: 0 S: 3	H: 0 LOB: 1 BB: 1 P: 7	R: 0 E: 0 K: 0 S: 3	H: 1 LOB: 0 BB: 0 P: 3	R: 0 E: 0 K: 2 S: 8	H: 1 LOB: 1 BB: 0 P: 8	R: 0 E: 0 K: 1 S: 6	H: 1 LOB: 0 BB: 0 P: 6	R: 0 E: 0 K: 0 S: 3	H: 0 LOB: 0 BB: 0 P: 3	R: 0 E: 0 K: 1 S: 5	H: 0 LOB: 1 BB: 1 P: 9	R: 0 E: 0 K: 1 S: 5	H: 0 LOB: 0 BB: 0 P: 5	R: 0 E: 0 K: 1 S: 5	H: 0 LOB: 0 BB: 0 P: 5	1B: 3 2B: 0 3B: 0 HR: 0	SF: 0 SAC: 0 DP: 1 HBP: 0	WP: 1 PB: 1 SB: 0 CS: 0	PA: 31
PITCHER Ernie Broglio, R ERA: 2.64 (1, 1)	IP: 9.0 WLS: W BF: 31 H: 3 R: 0 ER: 0 SO: 7 BB: 2 IBB: 0 HBP: 0 BLK: 0 WP: 1 HR: 0 S: 43 P: 51 ERA: 0.00 WHIP: 0.556															PITCHER				

Chicago Cubs @ St. Louis Cardinals
Sportsman's Park, St. Louis, MO
Sat Sep 03 1960, 8:05 PM EDT
Att: 14,282 - Unknown

AB 29
R 0
H 3
RBI 0
BB 2
SO 7
LOB 5



Batter	1	2	3	4	5	6	7	8	9	AB	R	H	RBI	BB	SO	LOB	BOTTOM	
Joe Cunningham, L OBP: 0.372, SLG: 0.394 (1, 3)	0-0 G6-4-3 1B		0-0 6-3							4	0	2	0	0	1	2		
Daryl Spencer, R OBP: 0.385, SLG: 0.422 Alex Grammas, R OBP: 0.284, SLG: 0.305 (8, 6)	0-0 G6-4-3 1-2		0-3 K			0-0 5-3	0-0 L4			4	0	0	0	0	1	2		
Stan Musial, L OBP: 0.370, SLG: 0.498 Charlie James, R OBP: 0.241, SLG: 0.357 (8, PR) (9, 7)	0-0 F9			0-0 F9		0-0 L5		0-0 1B 1B		4	0	1	0	0	0	0		
Ken Boyer, R OBP: 0.357, SLG: 0.547 (1, 5)		0-0 F8		0-0 L6		0-0 HR		0-0 1B 1B		4	1	2	1	0	0	0		
Walt Moryn, L OBP: 0.363, SLG: 0.489 (1, 9)		0-0 HR 1B		0-3 K		4-0 1B 2B BB		0-3 K		3	2	1	0	1	2	2		
Carl Sawatski, L OBP: 0.331, SLG: 0.392 (1, 2)		0-0 HR 1B			0-0 FC1-5 1B	0-0 2B 1B		0-3 K		4	1	3	2	0	1	2		
Julian Javier, R OBP: 0.268, SLG: 0.336 (1, 4)		0-3 K			0-0 FC4-6 1B	0-0 FC1-5 1B 1-2 2B		0-0 5-3		4	0	2	1	0	1	2		
Curt Flood, R OBP: 0.310, SLG: 0.366 (1, 8)		0-0 L9			0-0 FC1-5 FC4-6 1-2 2-3			4-0 CS BB		2	0	0	0	1	0	2		
Ernie Broglio, R OBP: 0.279, SLG: 0.286 (1, 1)			0-0 F4		0-0 FC4-6 1-2 2-3			0-3 K		3	0	0	0	0	1	3		
Inning Stats	R: 0 E: 0 K: 0 S: 3	H: 1 LOB: 0 BB: 0 P: 3	R: 2 E: 0 K: 1 S: 7	H: 2 LOB: 0 BB: 0 P: 7	R: 0 E: 0 K: 1 S: 5	H: 0 LOB: 0 BB: 0 P: 5	R: 0 E: 0 K: 1 S: 5	H: 0 LOB: 0 BB: 0 P: 5	R: 2 E: 0 K: 0 S: 5	H: 3 LOB: 2 BB: 1 P: 9	R: 0 E: 0 K: 1 S: 5	H: 1 LOB: 1 BB: 1 P: 9	R: 0 E: 0 K: 2 S: 9	H: 2 LOB: 2 BB: 0 P: 9	1B: 8 2B: 1 3B: 0 HR: 2	SF: 0 SAC: 0 DP: 1 HBP: 0	WP: 0 PB: 0 SB: 0 CS: 1	PA: 34
PITCHER Glen Hobbie, R ERA: 4.19 Mel Wright, R ERA: 9.0 (8, 1)	IP: 7.0 WLS: L BF: 29 H: 9 R: 4 ER: 4 SO: 5 BB: 2 IBB: 0 HBP: 0 BLK: 0 WP: 0 HR: 2 S: 37 P: 45 ERA: 5.14 WHIP: 1.571															PITCHER		

Chicago Cubs @ St. Louis Cardinals
Sportsman's Park, St. Louis, MO
Sat Sep 03 1960, 8:05 PM EDT
Att: 14,282 - Unknown

AB 32
R 4
H 11
RBI 4
BB 2
SO 7
LOB 15



Batter	1	2	3	4	5	6	7	8	9	AB	R	H	RBI	BB	SO	LOB	TOP			
Richie Ashburn, L OBP: 0.421, SLG: 0.352 (1, 7)	6-3		E6 1B		L5		5-3		L9	5	1	1	0	0	0	1				
Al Heist, R OBP: 0.333, SLG: 0.435 (1, 8)	HR									4	1	4	2	1	0	0				
14 Ernie Banks, R OBP: 0.365, SLG: 0.593 (1, 6)	5-3		F3		FC1-4 BB		L7			5	0	1	1	0	0	3				
Frank Thomas, R OBP: 0.295, SLG: 0.423 (1, 3)	K				FC6-4					5	0	1	0	0	2	3				
Ron Santo, R OBP: 0.307, SLG: 0.424 (1, 5)		6-3								3	0	1	0	0	0	0				
Bob Will, L OBP: 0.321, SLG: 0.379 (1, 9)		L7			E6 2B					4	0	0	0	0	2	2				
Don Zimmer, R OBP: 0.312, SLG: 0.379 (1, 4)		3-1								4	0	1	0	0	1	2				
El Tappe, R OBP: 0.343, SLG: 0.333 (1, 2)			F8							2	0	0	0	1	1					
Grady Hatton, L OBP: 0.382, SLG: 0.375 (9, PH)										1	0	0	0	0	1	0				
Dick Ellsworth, L OBP: 0.178, SLG: 0.051 (1, 1)			K		4-3					3	0	0	0	0	2	3				
Sammy Taylor, L OBP: 0.255, SLG: 0.309 (9, PH)									CI 14 1B	0	1	0	0	0	0	0				
Inning Stats	R: 1 E: 0 K: 1 S: 6	H: 1 LOB: 0 BB: 0 P: 6	R: 0 E: 0 K: 0 S: 3	H: 0 LOB: 0 BB: 0 P: 3	R: 1 E: 1 K: 1 S: 7	H: 2 LOB: 1 BB: 0 P: 7	R: 0 E: 1 K: 0 S: 5	H: 1 LOB: 3 BB: 1 P: 9	R: 0 E: 0 K: 2 S: 8	H: 1 LOB: 1 BB: 0 P: 8	R: 0 E: 0 K: 1 S: 6	H: 1 LOB: 1 BB: 0 P: 6	R: 0 E: 0 K: 2 S: 8	H: 1 LOB: 1 BB: 0 P: 8	R: 1 E: 1 K: 2 S: 10	H: 2 LOB: 2 BB: 0 P: 10	1B: 6 2B: 2 3B: 0 HR: 1	SF: 0 SAC: 1 DP: 0 HBP: 0	WP: 0 PB: 0 SB: 0 CS: 0	PA: 40
PITCHER	IP	WLS	BF	H	R	ER	SO	BB	IBB	HBP	BLK	WP	HR	S	P	ERA	WHIP			
Curt Simmons, L ERA: 2.9	7.0	W	31	7	2	1	5	1	1	0	0	0	1	39	47	1.29	1.143			
Lindy McDaniel, R ERA: 2.25	2.0	S	9	2	1	0	4	0	0	0	0	0	0	17	17	0.00	1.000			

Chicago Cubs @ St. Louis Cardinals
Sportsman's Park, St. Louis, MO
Sun Sep 04 1960, 4:33 AM EDT
Att: 12,484 - Unknown

AB 36
R 3
H 9
RBI 3
BB 2
SO 9
LOB 15



Batter	1	2	3	4	5	6	7	8	9	AB	R	H	RBI	BB	SO	LOB	BOTTOM			
Julian Javier, R OBP: 0.273, SLG: 0.346 (1, 4)	F6		FC4-6 1B		3-1 3B 1B					4	1	3	0	0	0	0				
Joe Cunningham, L OBP: 0.395, SLG: 0.391 (1, 3)	K		FC4-6		3-1					4	0	0	0	0	2	5				
Bob Nieman, R OBP: 0.365, SLG: 0.467 (1, 7)			SF9							3	1	3	4	0	0	0				
Charlie James, R OBP: 0.241, SLG: 0.357 (9, 7)	2B									0	0	0	0	0	0	0				
Ken Boyer, R OBP: 0.354, SLG: 0.542 (1, 5)	F7		K		2H 3H 3B					4	0	0	0	0	2	3				
Daryl Spencer, R OBP: 0.366, SLG: 0.418 (1, 6)		K								4	0	0	0	0	2	0				
Alex Grammas, R OBP: 0.284, SLG: 0.305 (9, 6)					5-3					0	0	0	0	0	0	0				
Walt Moryn, L OBP: 0.358, SLG: 0.481 (1, 9)		L8			F8					4	0	0	0	0	0	0				
Curt Flood, R OBP: 0.311, SLG: 0.369 (1, 8)					K					3	0	1	0	0	1	0				
Hal Smith, R OBP: 0.290, SLG: 0.292 (1, 2)		F9								3	0	0	0	0	0	1				
Curt Simmons, L OBP: 0.286, SLG: 0.237 (1, 1)										1	2	0	0	2	1	0				
Lindy McDaniel, R OBP: 0.240, SLG: 0.250 (8, 1)			FC4-6 1B SF9 BB		3-1 1B 3B BB					0	0	0	0	0	0	0				
Inning Stats	R: 0 E: 0 K: 1 S: 6	H: 1 LOB: 1 BB: 0 P: 6	R: 0 E: 0 K: 1 S: 6	H: 1 LOB: 0 BB: 0 P: 6	R: 1 E: 0 K: 1 S: 6	H: 1 LOB: 1 BB: 1 P: 10	R: 0 E: 0 K: 1 S: 5	H: 0 LOB: 0 BB: 0 P: 5	R: 2 E: 0 K: 1 S: 7	H: 2 LOB: 1 BB: 1 P: 11	R: 0 E: 0 K: 0 S: 3	H: 0 LOB: 0 BB: 0 P: 3	R: 0 E: 0 K: 2 S: 8	H: 1 LOB: 1 BB: 0 P: 8	R: 1 E: 0 K: 1 S: 6	H: 1 LOB: 0 BB: 0 P: 6	1B: 2 2B: 2 3B: 2 HR: 1	SF: 1 SAC: 0 DP: 0 HBP: 0	WP: 0 PB: 0 SB: 0 CS: 0	PA: 33
PITCHER	IP	WLS	BF	H	R	ER	SO	BB	IBB	HBP	BLK	WP	HR	S	P	ERA	WHIP			
Dick Ellsworth, L ERA: 3.35	8.0	L	33	7	4	4	8	2	0	0	0	0	1	47	55	4.50	1.125			

Chicago Cubs @ St. Louis Cardinals
Sportsman's Park, St. Louis, MO
Sun Sep 04 1960, 4:33 AM EDT
Att: 12,484 - Unknown


AB 30
R 4
H 7
RBI 4
BB 2
SO 8
LOB 9




Batter	1	2	3	4	5	6	7	8	9	10	AB	R	H	RBI	BB	SO	LOB	TOP		
Julian Javier, R OBP: 0.273, SLG: 0.345 George Crowe, L OBP: 0.299, SLG: 0.508 Curt Simmons, L OBP: 0.286, SLG: 0.237 Alex Grammas, R OBP: 0.254, SLG: 0.305 (10, 4)	6-3		FC6-4			FC3-6 1B		FC4-6		FC4 2B	4	0	1	0	0	0	2	St. Louis Cardinals @ Chicago Cubs Wrigley Field, Chicago, IL Mon Sep 05 1960, 3:33 AM CDT Unknown livebaseballscorecards.com		
Joe Cunningham, L OBP: 0.368, SLG: 0.387 (1, 3)	L8		K			L8		K		FC4 HBP	4	0	0	0	0	2	3			
Stan Musial, L OBP: 0.364, SLG: 0.489 (1, 7)	F5			K		FC3-6 1-2f		K		FC4 FC6-4 1-2f 2-3 3-H	5	0	0	1	0	2	3			
Ken Boyer, R OBP: 0.355, SLG: 0.547 (1, 5)		HR		K		4-3				FC6-4 1B 1-2f	5	1	2	1	0	1	4			
Walt Moryn, L OBP: 0.300, SLG: 0.480 (1, 9)	F7						4-3			1B 1-2	3	0	1	0	1	0	0			
Daryl Spencer, R OBP: 0.365, SLG: 0.417 (1, 6)	K			1-3			F7			FC6 1B 1-2	4	0	1	0	0	1	1			
Curt Flood, R OBP: 0.308, SLG: 0.366 Bill White, L OBP: 0.342, SLG: 0.476 Charlie James, R OBP: 0.241, SLG: 0.357 (9, 8)	4-3						F9			FC6 1B 1-2f	3	0	0	0	0	0	0			
Hal Smith, R OBP: 0.288, SLG: 0.289 Carl Sawatski, L OBP: 0.335, SLG: 0.392 Tim McCarver, L OBP: 0.250, SLG: 0.250 (10, 2)			4-3				L3			2B FC4 BB	3	0	0	0	0	0	0			
Larry Jackson, R OBP: 0.267, SLG: 0.256 Lindy McDaniel, R OBP: 0.231, SLG: 0.240 (8, 1)					6-3			FC4-6 1B		F1	3	0	2	0	0	0	0			
											1	0	0	0	0	0	1			
Inning Stats	R: 0 E: 0 K: 0 S: 3	H: 0 LOB: 0 BB: 0 P: 3	R: 1 E: 0 K: 1 S: 6	H: 1 LOB: 0 BB: 0 P: 6	R: 0 E: 0 K: 1 S: 6	H: 1 LOB: 1 BB: 0 P: 6	R: 0 E: 0 K: 2 S: 7	H: 0 LOB: 1 BB: 1 P: 11	R: 0 E: 0 K: 0 S: 3	H: 0 LOB: 0 BB: 0 P: 3	R: 0 E: 0 K: 1 S: 6	H: 1 LOB: 1 BB: 0 P: 6	R: 0 E: 0 K: 0 S: 7	H: 3 LOB: 2 BB: 0 P: 7	R: 1 E: 0 K: 0 S: 4	H: 1 LOB: 3 BB: 1 P: 9	1B: 6 2B: 1 3B: 0 HR: 1	SF: 0 SAC: 0 DP: 0 HBP: 1	WP: 0 PB: 0 SB: 2 CS: 1	PA: 40
PITCHER	IP 8.0	WLS 29	BF 4	H 1	R 1	ER 1	SO 5	BB 1	IBB 0	HBP 0	BLK 0	WP 0	HR 1	S 38	P 42	ERA 1.12	WHIP 0.625			
Bob Anderson, R ERA: 4.08 Don Elston, R ERA: 3.21 (9, 1)	2.0	L	11	4	1	1	1	1	0	1	0	0	0	0	11	16	4.50	2.500		

Batter	1	2	3	4	5	6	7	8	9	10	AB	R	H	RBI	BB	SO	LOB	BOTTOM				
Richie Ashburn, L OBP: 0.419, SLG: 0.350 (9, 8)	F7		FC4-6			F7		F7 1-2f 2-3		L9	5	0	1	1	0	0	2	St. Louis Cardinals @ Chicago Cubs Wrigley Field, Chicago, IL Mon Sep 05 1960, 3:33 AM CDT Unknown livebaseballscorecards.com				
Al Heist, R OBP: 0.319, SLG: 0.415 Grady Hatton, L OBP: 0.371, SLG: 0.364 Don Elston, R OBP: 0.130, SLG: 0.130 (9, 1)	6-3		5-3			6-3		K			3	0	0	0	0	0	2					
14 Ernie Banks, R OBP: 0.365, SLG: 0.590 (1, 6)	F7					F9					4	0	1	0	0	0	0					
Frank Thomas, R OBP: 0.294, SLG: 0.421 (1, 3)						K				F2	4	0	1	0	0	2	1					
Ron Santo, R OBP: 0.306, SLG: 0.421 (1, 5)						F7					4	0	1	0	0	1	1					
Bob Will, L OBP: 0.318, SLG: 0.375 (1, 9)										1B 1-2	4	0	0	0	0	1	3					
Don Zimmer, R OBP: 0.314, SLG: 0.382 (1, 4)						L6				F5	4	0	0	0	0	1	3					
Moe Thacker, R OBP: 0.267, SLG: 0.177 Sammy Taylor, L OBP: 0.252, SLG: 0.306 Jerry Kindall, R OBP: 0.267, SLG: 0.380 El Tappe, R OBP: 0.340, SLG: 0.330 (9, 2)			FC4-6 2B			5-3		FC4-6 BB		4-3	3	0	1	0	1	0	2					
Bob Anderson, R OBP: 0.232, SLG: 0.175 Ed Bouchee, L OBP: 0.343, SLG: 0.325 George Altman, L OBP: 0.321, SLG: 0.416 (9, 7)			K			6-3		FC4-6 1B 1-2f		6-3	2	0	0	0	0	1	1					
											1	0	0	0	0	0	1					
Inning Stats	R: 0 E: 0 K: 0 S: 3	H: 0 LOB: 0 BB: 0 P: 3	R: 0 E: 0 K: 0 S: 3	H: 1 LOB: 0 BB: 0 P: 3	R: 0 E: 0 K: 1 S: 6	H: 1 LOB: 2 BB: 1 P: 10	R: 0 E: 0 K: 1 S: 5	H: 0 LOB: 0 BB: 0 P: 5	R: 0 E: 0 K: 1 S: 5	H: 0 LOB: 0 BB: 0 P: 5	R: 0 E: 0 K: 2 S: 7	H: 0 LOB: 0 BB: 0 P: 7	R: 1 E: 0 K: 1 S: 6	H: 1 LOB: 2 BB: 2 P: 14	R: 0 E: 0 K: 1 S: 7	H: 2 LOB: 2 BB: 0 P: 7	R: 0 E: 0 K: 0 S: 3	H: 0 LOB: 0 BB: 0 P: 3	1B: 4 2B: 1 3B: 0 HR: 0	SF: 0 SAC: 0 DP: 1 HBP: 0	WP: 0 PB: 0 SB: 0 CS: 0	PA: 37
PITCHER	IP 7.2	WLS 27	BF 2	H 1	R 1	ER 1	SO 5	BB 3	IBB 0	HBP 0	BLK 0	WP 0	HR 0	S 34	P 46	ERA 1.17	WHIP 0.652					
Larry Jackson, R ERA: 3.47 Lindy McDaniel, R ERA: 2.2 (8, 1)	2.1	W	10	3	0	0	2	0	0	0	0	0	0	14	14	0.00	1.286					



Batter	1	2	3	4	5	6	7	8	9	10	AB	R	H	RBI	BB	SO	LOB	TOP										
Julian Javier, R OBP: 0.273, SLG: 0.347 George Crowe, L OBP: 0.204, SLG: 0.500 Ron Kline, R OBP: 0.143, SLG: 0.143	0-0 2B		0-3 K		0-0 F8		0-0 L8		0-3 K	0-3 K	3	0	1	0	0	1	0	St. Louis Cardinals @ Chicago Cubs Wrigley Field, Chicago, IL Mon Sep 05 1960, 3:38 AM CDT Att: 24,895 - Unknown AB 39 R 4 H 10 RBI 3 BB 0 SO 6 LOB 11 										
Bill White, L OBP: 0.340, SLG: 0.475	0-0 F8		0-0 3B 2B		0-0 1-3		0-0 F7		0-3 K	0-3 K	5	1	1	0	0	1	1											
Bob Nieman, R OBP: 0.363, SLG: 0.465 Joe Cunningham, L OBP: 0.371, SLG: 0.395	0-3 K		0-0 3B		0-0 3B 1B		0-0 3B 1B		0-0 4-3	0-0 4-3	1	0	0	0	0	1	1											
Ken Boyer, R OBP: 0.356, SLG: 0.551	0-0 6-3		0-0 F4		0-0 3B 1B		0-0 3B 1B		0-0 FC4-6 1B	0-0 FC4-6 1B	4	0	2	1	0	0	2											
Walt Moryn, L OBP: 0.358, SLG: 0.484		0-0 F7		0-0 3B		0-0 6-3		0-0 FC4-6 1B		0-0 FC4-6 1B	4	1	1	1	0	0	2											
Daryl Spencer, R OBP: 0.382, SLG: 0.413		0-0 6-3		0-0 FC4		0-0 F8		0-0 G6-4-3		0-0 G6-4-3	4	0	0	0	0	0	1											
Carl Sawatski, L OBP: 0.333, SLG: 0.389		0-0 1B		0-0 F8		0-0 G3		0-0 F8		0-0 F8	4	0	1	0	0	0	1											
Curt Flood, R OBP: 0.308, SLG: 0.365		0-0 F7		0-3 K		0-0 1B		0-0 F6		0-0 F6	4	0	1	0	0	1	2											
Ray Sadecki, L OBP: 0.289, SLG: 0.240 Bob Grim, R OBP: 0.145, SLG: 0.185 Bob Miller, R OBP: 0.133, SLG: 0.200 Stan Musial, R OBP: 0.363, SLG: 0.488 Alex Grammas, R OBP: 0.285, SLG: 0.305 Charlie Jones, R OBP: 0.293, SLG: 0.345 Randy Bridges, R OBP: 0.238, SLG: 0.313			0-0 4-3		0-0 4-3		0-0 F7		0-3 K	0-3 K	2	0	0	0	0	0	1											
Inning Stats	R: 0 E: 0 K: 1 S: 6	H: 1 LOB: 1 BB: 0 P: 6	R: 0 E: 0 K: 0 S: 4	H: 1 LOB: 1 BB: 0 P: 4	R: 1 E: 0 K: 1 S: 7	H: 2 LOB: 1 BB: 0 P: 7	R: 1 E: 1 K: 1 S: 7	H: 1 LOB: 1 BB: 0 P: 7	R: 1 E: 0 K: 0 S: 5	H: 2 LOB: 1 BB: 0 P: 5	R: 0 E: 0 K: 0 S: 3	H: 0 LOB: 0 BB: 0 P: 3	R: 1 E: 0 K: 0 S: 4	H: 2 LOB: 0 BB: 0 P: 4	R: 0 E: 0 K: 2 S: 5	H: 0 LOB: 0 BB: 0 P: 5	R: 0 E: 0 K: 2 S: 7		H: 0 LOB: 0 BB: 0 P: 7	1B: 5 2B: 2 3B: 3 HR: 0	SF: 0 SAC: 0 DP: 1 HBP: 0	WP: 0 PA: 39 PB: 0 SB: 0 CS: 0						
PITCHER	IP 5.0	WLS 23	BF 7	H 3	R 2	ER 2	SO 3	BB 0	IBB 0	HBP 0	BLK 0	WP 0	HR 0	S 29	P 29	ERA 3.60	WHIP 1.400											
Moe Drabowsky, R ERA: 7.11																												
Joe Schaffernoth, R ERA: 3.12																												
Glen Hobbie, R ERA: 4.15																												

Batter	1	2	3	4	5	6	7	8	9	10	AB	R	H	RBI	BB	SO	LOB	BOTTOM										
Richie Ashburn, L OBP: 0.422, SLG: 0.350	4-0 1B BB		0-0 F6		4-0 FC6-4 BB	4-0 FC5 BB		4-0 1B BB		4-0 1B BB	1	0	0	0	4	0	0	St. Louis Cardinals @ Chicago Cubs Wrigley Field, Chicago, IL Mon Sep 05 1960, 3:38 AM CDT Att: 24,895 - Unknown AB 35 R 4 H 7 RBI 4 BB 9 SO 4 LOB 21 										
Al Heist, R OBP: 0.338, SLG: 0.412	0-0 1B			4-0 G5-3 BB	0-0 FC6-4 BB	4-0 1B BB		0-0 L1-3		0-0 L1-3	3	0	1	1	2	0	5											
14 Ernie Banks, R OBP: 0.363, SLG: 0.585	0-0 F7			0-0 F7		4-0 FC5 BB		0-3 K		0-3 K	4	1	0	0	1	1	5											
Ron Santo, R OBP: 0.308, SLG: 0.418	0-0 F4			0-0 1B		4-0 FC4-6 BB		0-0 F4		0-0 F4	4	1	1	0	1	0	1											
Frank Thomas, R OBP: 0.291, SLG: 0.416		0-0 5-3		0-0 G5-3		4-0 F7		0-0 L1-3		0-0 L1-3	5	0	0	0	0	0	4											
Bob Will, L OBP: 0.317, SLG: 0.373		0-3 K		0-0 E6 BB 1B		0-0 FC4-6 1B		0-0 F5		0-0 F5	5	0	1	1	0	1	0											
Don Zimmer, R OBP: 0.312, SLG: 0.380 Sammy Taylor, L OBP: 0.264, SLG: 0.327		0-0 F8		0-3 K		0-0 FC4-6 BB		0-0 FC2-5 2B		0-0 L1-4-3 1B	2	0	0	0	0	1	1											
Moe Thacker, R OBP: 0.261, SLG: 0.173 Ed Bouchee, L OBP: 0.345, SLG: 0.325 Jerry Kindall, R OBP: 0.265, SLG: 0.357		0-0 F4		0-0 F4		4-0 FC2-5 BB		0-0 L1-4-3		0-0 L1-4-3	2	0	0	0	0	0	1											
Moe Drabowsky, R OBP: 0.242, SLG: 0.500 Joe Schaffernoth, R OBP: 0.333, SLG: 0.333 George Altman, L OBP: 0.323, SLG: 0.418 Glen Hobbie, R OBP: 0.228, SLG: 0.208			0-3 K		0-0 1B	0-0 BB BB		0-0 F8		0-0 F8	1	0	0	0	0	1	0											
Inning Stats	R: 0 E: 0 K: 0 S: 3	H: 1 LOB: 1 BB: 1 P: 7	R: 0 E: 0 K: 1 S: 5	H: 0 LOB: 0 BB: 0 P: 5	R: 0 E: 0 K: 1 S: 5	H: 0 LOB: 0 BB: 0 P: 5	R: 0 E: 0 K: 0 S: 3	H: 1 LOB: 1 BB: 1 P: 7	R: 0 E: 1 K: 1 S: 7	H: 3 LOB: 3 BB: 1 P: 11	R: 4 E: 0 K: 0 S: 5	H: 2 LOB: 3 BB: 5 P: 25	R: 0 E: 0 K: 0 S: 3	H: 0 LOB: 0 BB: 0 P: 3	R: 0 E: 0 K: 0 S: 4	H: 1 LOB: 2 BB: 1 P: 8	R: 0 E: 0 K: 1 S: 5		H: 0 LOB: 0 BB: 0 P: 5	R: 0 E: 0 K: 0 S: 3	H: 1 LOB: 0 BB: 0 P: 3	1B: 6 2B: 1 3B: 0 HR: 0	SF: 0 SAC: 0 DP: 2 HBP: 0	WP: 0 PA: 44 PB: 0 SB: 1 CS: 0				
PITCHER	IP 5.1	WLS 4	BF 24	H 4	R 3	ER 3	SO 3	BB 5	IBB 0	HBP 0	BLK 0	WP 0	HR 0	S 25	P 45	ERA 5.06	WHIP 1.688											
Ray Sadecki, L ERA: 3.71																												
Bob Grim, R ERA: 4.5																												
Bob Gibson, R ERA: 5.21																												
Bob Miller, R ERA: 3.76																												
Ron Kline, R ERA: 6.00																												

Batter	1	2	3	4	5	6	7	8	9	AB	R	H	RBI	BB	SO	LOB	TOP			
Julian Javier, R (1,4) OBP: 0.272, SLG: 0.345										5	0	1	0	0	1	2				
Joe Cunningham, L (1,3) OBP: 0.372, SLG: 0.396										4	1	2	0	0	0	0				
Stan Musial, L (1,7) OBP: 0.361, SLG: 0.483										3	0	0	0	1	0	2				
Charlie James, R (8,7) OBP: 0.233, SLG: 0.345										0	0	0	0	0	0	0				
Ken Boyer, R (1,5) OBP: 0.357, SLG: 0.550										3	0	1	0	0	0	1				
Walt Moryn, L (1,9) OBP: 0.353, SLG: 0.476										4	0	0	0	0	0	4				
Daryl Spencer, R (1,6) OBP: 0.363, SLG: 0.412										3	0	1	1	1	1	0				
Gary Kolb, L (8, PR)										0	0	0	0	0	0	0				
Alex Grammas, R (8,6) OBP: 0.294, SLG: 0.305										0	0	0	0	0	0	0				
Curt Flood, R (1,8) OBP: 0.307, SLG: 0.363										4	1	1	0	0	1	5				
Hal Smith, R (1,2) OBP: 0.287, SLG: 0.288										4	0	1	0	0	0	0				
Ernie Broglio, R (1,1) OBP: 0.277, SLG: 0.283										4	0	1	0	0	1	0				
Lindy McDaniel, R (9,1) OBP: 0.231, SLG: 0.240										0	0	0	0	0	0	0				
Inning Stats	R: 0 E: 0 K: 0 S: 4	H: 2 LOB: 1 BB: 0 P: 4	R: 1 E: 0 K: 1 S: 8	H: 3 LOB: 2 BB: 0 P: 8	R: 0 E: 0 K: 0 S: 3	H: 0 LOB: 0 BB: 0 P: 3	R: 0 E: 0 K: 1 S: 5	H: 0 LOB: 0 BB: 0 P: 5	R: 0 E: 0 K: 0 S: 4	H: 1 LOB: 3 BB: 2 P: 12	R: 0 E: 0 K: 0 S: 3	H: 0 LOB: 0 BB: 0 P: 3	R: 1 E: 0 K: 0 S: 5	H: 2 LOB: 2 BB: 0 P: 6	R: 0 E: 0 K: 1 S: 5	H: 0 LOB: 0 BB: 0 P: 5	1B: 8 2B: 0 3B: 0 HR: 0	SF: 0 SAC: 0 DP: 0 HBP: 1	WP: 0 PB: 0 SB: 0 CS: 0	PA: 37
PITCHER Vern Law, R (1,1) ERA: 2.78	IP: 9.0	WLS: L	BF: 37	H: 8	R: 2	ER: 2	SO: 4	BB: 1	IBB: 1	HBP: 1	BLK: 0	WP: 0	HR: 0	S: 42	P: 51	ERA: 2.00	WHIP: 1.000			

St. Louis Cardinals @ Pittsburgh Pirates
Forbes Field, Pittsburgh, PA
Wed Sep 07 1960, 7:05 PM EDT
Att: 31,831 - Unknown

AB 34
R 2
H 8
RBI 2
BB 2
SO 4
LOB 14



Batter	1	2	3	4	5	6	7	8	9	AB	R	H	RBI	BB	SO	LOB	BOTTOM				
Bill Virdon, L (1,8) OBP: 0.338, SLG: 0.417										5	0	3	1	0	0	1					
Dick Schofield, S (1,6) OBP: 0.388, SLG: 0.268										3	0	1	0	1	1	2					
Hal Smith, R (9, PH) OBP: 0.365, SLG: 0.531										1	0	0	0	0	0	1					
Bob Skinner, L (1,7) OBP: 0.353, SLG: 0.449										3	0	0	0	1	0	4					
Dick Stuart, R (1,3) OBP: 0.315, SLG: 0.461										4	0	0	0	0	1	5					
Roberto Clemente, R (1,9) OBP: 0.363, SLG: 0.476										4	0	1	0	0	1	1					
Smoky Burgess, L (1,2) OBP: 0.344, SLG: 0.405										4	0	0	0	0	0	2					
Don Hoak, R (1,5) OBP: 0.359, SLG: 0.435										3	1	2	0	1	0	0					
Bill Mazerowski, R (1,4) OBP: 0.320, SLG: 0.387										4	0	2	0	0	0	2					
Vern Law, R (1,1) OBP: 0.211, SLG: 0.330										3	0	0	0	0	1	3					
Mickey Vernon, L (9, PH) OBP: 0.250, SLG: 0.250										1	0	0	0	0	0	1					
Inning Stats	R: 0 E: 0 K: 0 S: 4	H: 1 LOB: 1 BB: 0 P: 4	R: 0 E: 0 K: 1 S: 6	H: 1 LOB: 0 BB: 0 P: 6	R: 0 E: 0 K: 1 S: 6	H: 1 LOB: 2 BB: 1 P: 10	R: 0 E: 0 K: 0 S: 4	H: 2 LOB: 2 BB: 1 P: 8	R: 0 E: 0 K: 1 S: 6	H: 1 LOB: 1 BB: 0 P: 6	R: 0 E: 0 K: 0 S: 3	H: 0 LOB: 0 BB: 0 P: 3	R: 0 E: 0 K: 1 S: 6	H: 1 LOB: 1 BB: 0 P: 6	R: 1 E: 0 K: 0 S: 5	H: 2 LOB: 1 BB: 0 P: 5	1B: 8 2B: 0 3B: 1 HR: 0	SF: 0 SAC: 0 DP: 1 HBP: 0	WP: 0 PB: 0 SB: 0 CS: 0	PA: 38	
PITCHER Ernie Broglio, R (1,1) ERA: 2.57	IP: 8.2	WLS: W	BF: 37	H: 9	R: 1	ER: 1	SO: 4	BB: 3	IBB: 0	HBP: 0	BLK: 0	WP: 0	HR: 0	S: 42	P: 54	ERA: 1.04	WHIP: 1.385				
Lindy McDaniel, R (9,1) ERA: 2.19	0.1	S	1	0	0	0	0	0	0	0	0	0	0	0	1	1	0.00	0.000			

St. Louis Cardinals @ Pittsburgh Pirates
Forbes Field, Pittsburgh, PA
Wed Sep 07 1960, 7:05 PM EDT
Att: 31,831 - Unknown

AB 35
R 1
H 9
RBI 1
BB 3
SO 4
LOB 22




Batter	1	2	3	4	5	6	7	8	9	AB	R	H	RBI	BB	SO	LOB	TOP	
Julian Javier, R OBP: 0.273, SLG: 0.348 (1, 4)										3	1	1	0	0	0	2	St. Louis Cardinals @ Philadelphia Phillies Connie Mack Stadium, Philadelphia, PA Fri Sep 09 1960, 7:05 PM EDT Att: 18,677 - Unknown	
Joe Cunningham, L OBP: 0.370, SLG: 0.393 (1, 3)										3	0	0	0	0	1	1		
Stan Musial, L OBP: 0.367, SLG: 0.491 (1, 7)										3	1	3	1	0	0	0		
Ken Boyer, R OBP: 0.358, SLG: 0.550 (1, 5)										2	1	1	0	1	0	1		
Walt Moryn, L OBP: 0.353, SLG: 0.486 (1, 9)										3	1	1	3	0	1	3		
Daryl Spencer, R OBP: 0.363, SLG: 0.412 (1, 6)										3	0	1	0	0	0	2		
Curt Flood, R OBP: 0.306, SLG: 0.361 (1, 8)										2	0	0	0	0	1	1		
Hal Smith, R OBP: 0.288, SLG: 0.290 (1, 2)										2	0	1	0	0	0	0		
Larry Jackson, R OBP: 0.261, SLG: 0.250 (1, 1)										2	0	0	0	0	0	2		
Inning Stats	R: 1 E: 0 K: 0 S: 5	H: 2 LOB: 1 BB: 0 P: 5	R: 0 E: 0 K: 1 S: 7	H: 2 LOB: 2 BB: 0 P: 7	R: 0 E: 0 K: 2 S: 9	H: 2 LOB: 2 BB: 0 P: 9	R: 0 E: 0 K: 0 S: 3	H: 0 LOB: 0 BB: 0 P: 3	R: 3 E: 0 K: 0 S: 5	H: 2 LOB: 0 BB: 1 P: 9						1B: 5 2B: 2 3B: 0 HR: 1	SF: 0 SAC: 0 DP: 0 HBP: 0	WP: 0 PA: 24 PB: 0 SB: 0 CS: 0
PITCHER Robin Roberts, R ERA: 4.11 (1, 1)	IP: 5.0 WLS: L BF: 24	H: 8 R: 4 ER: 4 SO: 3	BB: 1 IBB: 0 HBP: 0 BLK: 0	WP: 0 HR: 1 S: 29 P: 33	ERA: 7.20 WHIP: 1.800													

Batter	1	2	3	4	5	6	7	8	9	AB	R	H	RBI	BB	SO	LOB	BOTTOM	
Bobby Malkmus, R OBP: 0.261, SLG: 0.248 (1, 5)										2	0	0	0	0	0	1	St. Louis Cardinals @ Philadelphia Phillies Connie Mack Stadium, Philadelphia, PA Fri Sep 09 1960, 7:05 PM EDT Att: 18,677 - Unknown	
Tony Taylor, R OBP: 0.337, SLG: 0.392 (1, 4)										2	0	0	0	0	1	0		
Johnny Callison, L OBP: 0.366, SLG: 0.429 (1, 9)										2	0	0	0	0	1	0		
Tony Curry, L OBP: 0.314, SLG: 0.418 (1, 7)										2	0	0	0	0	0	0		
Clay Dalrymple, L OBP: 0.346, SLG: 0.431 (1, 2)										2	0	1	0	0	1	0		
Pancho Herrera, R OBP: 0.344, SLG: 0.451 (1, 3)										2	0	0	0	0	0	1		
Bobby Del Greco, R OBP: 0.356, SLG: 0.493 (1, 8)										2	1	2	0	0	0	0		
Ruben Amaro, R OBP: 0.294, SLG: 0.273 (1, 6)										2	0	1	1	0	0	1		
Robin Roberts, S OBP: 0.205, SLG: 0.162 (1, 1)										2	0	0	0	0	0	2		
Inning Stats	R: 0 E: 0 K: 1 S: 5	H: 0 LOB: 0 BB: 0 P: 5	R: 0 E: 0 K: 0 S: 3	H: 1 LOB: 0 BB: 0 P: 3	R: 0 E: 0 K: 0 S: 4	H: 1 LOB: 1 BB: 0 P: 4	R: 0 E: 0 K: 1 S: 5	H: 0 LOB: 0 BB: 0 P: 5	R: 1 E: 0 K: 1 S: 7	H: 2 LOB: 1 BB: 0 P: 7						1B: 3 2B: 1 3B: 0 HR: 0	SF: 0 SAC: 0 DP: 1 HBP: 0	WP: 0 PA: 18 PB: 0 SB: 0 CS: 0
PITCHER Larry Jackson, R ERA: 3.44 (1, 1)	IP: 5.0 WLS: W BF: 18	H: 4 R: 1 ER: 1 SO: 3	BB: 0 IBB: 0 HBP: 0 BLK: 0	WP: 0 HR: 0 S: 24 P: 24	ERA: 1.80 WHIP: 0.800													

Batter	1	2	3	4	5	6	7	8	9	AB	R	H	RBI	BB	SO	LOB	TOP					
Julian Javier, R (1,4) OBP: 0.273, SLG: 0.348	0-0 4-3 PB 1B		0-0 4-3		0-0 FC5-4		0-0 CS		0-0 1B								3 1 1 0 0 0 2					
George Crowe, L (7,PH) OBP: 0.304, SLG: 0.508																	1 0 1 1 0 0 0					
Gary Kolb, L (7,PR) OBP: 0.284, SLG: 0.305																	0 0 0 0 0 0 0					
Bob Grim, R (7,1)																	0 0 0 0 0 0 0					
Joe Cunningham, L (1,9) OBP: 0.397, SLG: 0.390	0-0 4-3		0-0 F6		0-0 CS		0-3 K		0-0 4-3								4 0 0 0 0 1 3					
Alex Grammas, R (7,4)																	0 0 0 0 0 0 0					
Bill White, L (1,3) OBP: 0.342, SLG: 0.475	0-0 4-3			0-0 E4		0-0 F8		0-0 1B		0-0 1B							4 0 2 1 0 0 0					
Ken Boyer, R (1,5) OBP: 0.358, SLG: 0.547	0-0 F8			0-0 F3		0-0 1B		0-0 1B		0-0 L7							4 0 1 0 0 0 2					
Walt Moryn, L (1,7) OBP: 0.348, SLG: 0.479			0-0 F6		0-0 F8		0-0 F8		0-3 K								4 0 0 0 0 1 3					
Daryl Spencer, R (1,6) OBP: 0.382, SLG: 0.410			0-0 F8		0-3 K				0-0 K								4 1 1 0 0 2 2					
Curt Flood, R (1,8) OBP: 0.310, SLG: 0.366					0-0 1B		0-0 1B		0-0 1B								4 0 3 0 0 0 0					
Hal Smith, R (1,2) OBP: 0.290, SLG: 0.291			0-0 5-3		0-0 FC5-4		0-0 F2		0-0 3-1								2 0 1 0 0 0 1					
Carl Sawatski, L (7,PH) OBP: 0.330, SLG: 0.384					0-0 FC3-2		0-0 K		0-0 F9								2 0 0 0 0 0 2					
Ray Sadecki, L (1,1) OBP: 0.231, SLG: 0.231					0-0 FC3-2		0-3 K		0-0 F9								2 0 0 0 0 1 2					
Bob Miller, R (6,1) OBP: 0.333, SLG: 0.200					0-0 FC3-2												0 0 0 0 0 0 0					
Stan Musial, L (7,PH) OBP: 0.365, SLG: 0.488					0-0 FC5-4												2 0 0 0 0 1 2					
Inning Stats	R: 1 E: 0 K: 0 S: 4	H: 1 LOB: 0 BB: 0 P: 4	R: 0 E: 0 K: 0 S: 4	H: 1 LOB: 1 BB: 0 P: 4	R: 0 E: 0 K: 1 S: 5	H: 0 LOB: 0 BB: 0 P: 5	R: 0 E: 1 K: 1 S: 6	H: 1 LOB: 1 BB: 0 P: 6	R: 0 E: 0 K: 0 S: 4	H: 2 LOB: 1 BB: 0 P: 4	R: 0 E: 0 K: 1 S: 6	H: 1 LOB: 1 BB: 0 P: 6	R: 1 E: 0 K: 1 S: 8	H: 3 LOB: 2 BB: 0 P: 8	R: 0 E: 0 K: 2 S: 8	H: 1 LOB: 1 BB: 0 P: 8	R: 0 E: 0 K: 0 S: 3	H: 0 LOB: 0 BB: 0 P: 3	1B: 10 2B: 0 3B: 0 HR: 0	SF: 0 SAC: 0 DP: 0 HBP: 0	WP: 1 PB: 1 SB: 0 CS: 1	PA: 37
PITCHER Jim Owens, R (1,1) ERA: 4.71	IP: 9.0 WLS: W BF: 36 H: 10 R: 2 ER: 1 SO: 6 BB: 0 IBB: 0 HBP: 0 BLK: 0 WP: 1 HR: 0 S: 48 P: 48 ERA: 1.00 WHIP: 1.111															PITCHER	IP: 9.0 WLS: W BF: 36 H: 10 R: 2 ER: 1 SO: 6 BB: 0 IBB: 0 HBP: 0 BLK: 0 WP: 1 HR: 0 S: 48 P: 48 ERA: 1.00 WHIP: 1.111					

St. Louis Cardinals @ Philadelphia Phillies
 Connie Mack Stadium, Philadelphia, PA
 Sat Sep 10 1960, 3:33 AM EDT
 Att: 6,444 - Unknown


AB 36
 R 2
 H 10
 RBI 2
 BB 0
 SO 6
 LOB 19



Batter	1	2	3	4	5	6	7	8	9	AB	R	H	RBI	BB	SO	LOB	BOTTOM			
Bobby Malkmus, R (1,5) OBP: 0.258, SLG: 0.241	4-0 2-3 BB BB	0-0 SF9		0-0 F8		0-0 F4		0-0 L3									3 0 0 1 1 0 3			
Tony Taylor, R (1,4) OBP: 0.337, SLG: 0.390	4-0 2-3 BB BB	0-0 6-3			0-0 6-3		0-0 F8										3 0 0 0 1 0 0			
Ken Walters, R (1,9) OBP: 0.276, SLG: 0.337	0-0 2-3		0-0 F9		0-0 F8		0-3 K										4 0 0 0 0 1 2			
Bobby Gene Smith, R (1,7) OBP: 0.294, SLG: 0.362	0-0 5-3		0-0 6-3		0-0 4-3		0-0 G3										4 0 0 0 0 0 2			
Bobby Del Greco, R (1,8) OBP: 0.358, SLG: 0.416	0-0 F7							0-0 1-3									4 1 2 1 0 0 2			
Pancho Herrera, R (1,3) OBP: 0.347, SLG: 0.455		0-0 WP 2B 1B	0-0 F9			0-0 HR		0-0 2B 1B									4 3 3 0 0 0 1			
Cal Neeman, R (1,2) OBP: 0.255, SLG: 0.313		4-0 2B BB		0-0 F3		0-3 K		0-0 2B 1B									3 2 1 0 1 1 1			
Ruben Amaro, R (1,6) OBP: 0.297, SLG: 0.289		0-0 SH1-4 SF9 2B		0-0 F6		0-0 4-3		0-0 3B 1B									4 1 2 4 0 0 1			
Jim Owens, R (1,1) OBP: 0.095, SLG: 0.050		0-0 SH1-4		0-0 E1		0-0 1B		0-0 K									3 0 1 1 0 1 1			
Inning Stats	R: 0 E: 0 K: 0 S: 3	H: 0 LOB: 2 BB: 2 P: 11	R: 3 E: 0 K: 0 S: 5	H: 2 LOB: 0 BB: 1 P: 9	R: 0 E: 0 K: 0 S: 4	H: 1 LOB: 1 BB: 0 P: 4	R: 0 E: 1 K: 0 S: 4	H: 0 LOB: 1 BB: 0 P: 4	R: 0 E: 0 K: 0 S: 3	H: 0 LOB: 0 BB: 0 P: 3	R: 2 E: 0 K: 1 S: 5	H: 3 LOB: 1 BB: 0 P: 8	R: 0 E: 0 K: 1 S: 5	H: 0 LOB: 0 BB: 0 P: 5	R: 2 E: 0 K: 1 S: 8	H: 3 LOB: 1 BB: 0 P: 8	1B: 4 2B: 3 3B: 1 HR: 1	SF: 1 SAC: 1 DP: 0 HBP: 0	WP: 1 PB: 0 SB: 0 CS: 0	PA: 37
PITCHER Ray Sadecki, L (1,1) ERA: 3.5	IP: 5.0 WLS: L BF: 24 H: 5 R: 5 ER: 5 SO: 5 BB: 3 IBB: 0 HBP: 0 BLK: 0 WP: 1 HR: 1 S: 21 P: 33 ERA: 9.00 WHIP: 1.600															PITCHER	IP: 5.0 WLS: L BF: 24 H: 5 R: 5 ER: 5 SO: 5 BB: 3 IBB: 0 HBP: 0 BLK: 0 WP: 1 HR: 1 S: 21 P: 33 ERA: 9.00 WHIP: 1.600			
Bob Miller, R (6,1) ERA: 3.62	1.0 4 1 0 0 1 0 0 0 0 0 0 6 6 0.00 1.000															PITCHER	1.0 4 1 0 0 1 0 0 0 0 0 0 6 6 0.00 1.000			
Bob Grim, R (7,1) ERA: 4.69	2.0 9 3 2 2 2 0 0 0 0 0 0 13 13 9.00 1.500															PITCHER	2.0 9 3 2 2 2 0 0 0 0 0 0 13 13 9.00 1.500			

St. Louis Cardinals @ Philadelphia Phillies
 Connie Mack Stadium, Philadelphia, PA
 Sat Sep 10 1960, 3:33 AM EDT
 Att: 6,444 - Unknown

AB 32
 R 7
 H 9
 RBI 7
 BB 3
 SO 3
 LOB 13



Batter	1	2	3	4	5	6	7	8	9	AB	R	H	RBI	BB	SO	LOB	TOP								
Julian Javier, R OBP: 0.280, SLG: 0.354 (1, 4)										5	1	4	0	0	1	0	St. Louis Cardinals @ Philadelphia Phillies Connie Mack Stadium, Philadelphia, PA Sun Sep 11, 1960, 3:33 AM EDT Att: 3,722 - Unknown								
Bill White, L OBP: 0.340, SLG: 0.472 (1, 3)										5	0	1	1	0	0	3									
Stan Musial, L OBP: 0.367, SLG: 0.498 Charlie James, R OBP: 0.226, SLG: 0.333 (7, 7)										4	2	2	1	0	0	3									
Ken Boyer, R OBP: 0.358, SLG: 0.545 (1, 5)										4	2	1	1	1	1	2									
Walt Moryn, L OBP: 0.346, SLG: 0.473 (1, 9)										5	0	1	0	0	1	5									
Daryl Spencer, R OBP: 0.365, SLG: 0.412 Gary Kolb, L (8, PR)										3	1	2	2	1	0	0									
Alex Grammas, R OBP: 0.294, SLG: 0.305 (8, 6)										0	0	0	0	0	0	0									
Curt Flood, R OBP: 0.307, SLG: 0.362 (1, 8)										4	0	0	0	0	0	2									
Hal Smith, R OBP: 0.289, SLG: 0.288 (1, 2)										3	1	0	1	1	0	1									
Curt Simmons, L OBP: 0.267, SLG: 0.220 Lindy McDaniel, R OBP: 0.231, SLG: 0.240 (9, 1)										3	0	0	0	0	0	1									
Inning Stats	R: 1 E: 0 K: 1 S: 6	H: 1 LOB: 0 BB: 0 P: 6	R: 0 E: 0 K: 1 S: 5	H: 0 LOB: 0 BB: 0 P: 5	R: 0 E: 0 K: 0 S: 4	H: 1 LOB: 1 BB: 0 P: 4	R: 3 E: 1 K: 0 S: 7	H: 3 LOB: 1 BB: 0 P: 7	R: 2 E: 1 K: 0 S: 6	H: 3 LOB: 2 BB: 0 P: 6	R: 0 E: 0 K: 0 S: 3	H: 0 LOB: 0 BB: 0 P: 3	R: 0 E: 0 K: 1 S: 6	H: 1 LOB: 1 BB: 0 P: 6	R: 0 E: 0 K: 0 S: 2	H: 0 LOB: 1 BB: 1 P: 6	R: 1 E: 0 K: 0 S: 5	H: 2 LOB: 3 BB: 2 P: 13	1B: 10 2B: 0 3B: 0 HR: 1	SF: 0 SAC: 1 DP: 1 HBP: 0	WP: 1 PB: 1 SB: 1 CS: 0	PA: 41			
PITCHER	IP	WLS	BF	H	R	ER	SO	BB	IBB	HBP	BLK	WP	HR	S	P	ERA	WHIP								
John Buzhardt, R ERA: 4.01 Chris Short, L ERA: 4.09 Dallas Green, R ERA: 4.66	(1, 1) (7, 1) (9, 1)	6.0 2.0 1.0	L 7 7	27 1 2	8 0 1	6 0 1	2 1 0	2 1 0	0 0 2	0 0 0	0 0 0	0 0 0	1 0 0	1 8 5	31 12 13	3.00 0.00 9.00	1.333 1.000 4.000								

Batter	1	2	3	4	5	6	7	8	9	AB	R	H	RBI	BB	SO	LOB	BOTTOM									
Bobby Malkmus, R OBP: 0.250, SLG: 0.232 (1, 5)										4	0	0	0	0	0	1	St. Louis Cardinals @ Philadelphia Phillies Connie Mack Stadium, Philadelphia, PA Sun Sep 11, 1960, 3:33 AM EDT Att: 3,722 - Unknown									
Tony Taylor, R OBP: 0.335, SLG: 0.387 (1, 4)										4	0	0	0	0	0	1										
Ken Walters, R OBP: 0.274, SLG: 0.333 (1, 9)										4	0	0	0	0	0	0										
Bobby Gene Smith, R OBP: 0.293, SLG: 0.377 (1, 7)										4	1	1	1	0	0	0										
Bobby Del Greco, R OBP: 0.356, SLG: 0.413 (1, 8)										4	0	1	0	0	0	0										
Pancho Herrera, R OBP: 0.348, SLG: 0.456 (1, 3)										4	1	2	0	0	1	1										
Cal Neeman, R OBP: 0.256, SLG: 0.333 (1, 2)										3	1	1	2	0	0	1										
Ruben Amaro, R OBP: 0.294, SLG: 0.286 (1, 6)										3	0	0	0	0	0	1										
John Buzhardt, R OBP: 0.182, SLG: 0.204 Lee Walls, R OBP: 0.307, SLG: 0.340 Chris Short, R (7, 1) Jimmie Coker, R OBP: 0.282, SLG: 0.336 Dallas Green, L OBP: 0.226, SLG: 0.233 (9, 1)	(1, 1) (6, PH) (7, 1) (8, PH) (9, 1)	8.2 0.1	W S	32 1	5 0	3 0	3 0	0 1	0 0	0 0	0 0	0 0	0 0	0 0	0 3	3.12 0.000		0.692								
PITCHER	IP	WLS	BF	H	R	ER	SO	BB	IBB	HBP	BLK	WP	HR	S	P	ERA		WHIP								
Curt Simmons, L ERA: 2.91 Lindy McDaniel, R ERA: 2.19	(1, 1) (9, 1)	0.1	S 1	1 0	0 0	0 0	1 1	0 0	0 0	0 0	0 0	0 0	0 0	3 3	3 3	0.000 0.000	0.000									
Inning Stats	R: 0 E: 0 K: 0 S: 3	H: 0 LOB: 0 BB: 0 P: 3	R: 1 E: 0 K: 0 S: 4	H: 1 LOB: 0 BB: 0 P: 4	R: 0 E: 0 K: 0 S: 3	H: 0 LOB: 0 BB: 0 P: 3	R: 0 E: 0 K: 0 S: 3	H: 0 LOB: 0 BB: 0 P: 3	R: 0 E: 0 K: 0 S: 4	H: 1 LOB: 1 BB: 0 P: 4	R: 0 E: 0 K: 0 S: 3	H: 0 LOB: 0 BB: 0 P: 3	R: 0 E: 0 K: 0 S: 3	H: 0 LOB: 0 BB: 0 P: 3	R: 2 E: 0 K: 0 S: 5	H: 2 LOB: 1 BB: 1 P: 9	R: 0 E: 0 K: 1 S: 6	H: 1 LOB: 1 BB: 0 P: 6	1B: 3 2B: 0 3B: 0 HR: 2	SF: 0 SAC: 0 DP: 0 HBP: 0	WP: 0 PB: 0 SB: 0 CS: 0	PA: 33				

AB	37
R	7
H	11
RBI	6
BB	3
SO	3
LOB	19



Batter	1	2	3	4	5	6	7	8	9	AB	R	H	RBI	BB	SO	LOB	TOP					
Bill Bruton, L OBP: 0.322, SLG: 0.421 (1, 8)	G3		F9	G3			S 1B			4	0	1	0	0	0	1	Milwaukee Braves @ St. Louis Cardinals Sportsman's Park, St. Louis, MO Mon Sep 12 1960, 8:05 PM EDT Att: 13,633 - Unknown					
Del Crandall, R OBP: 0.321, SLG: 0.426 Charlie Lau, L OBP: 0.271, SLG: 0.226 (1, 2) (7, PH) (7, 2)	4-3		L9		F6		K 1-2			3	0	0	0	0	0	0						
Eddie Mathews, L OBP: 0.394, SLG: 0.557 (1, 5)	BB		FC6-4 BB		K			K		2	0	0	0	2	2	0						
Hank Aaron, R OBP: 0.348, SLG: 0.558 (1, 9)	F2		FC6-4 1-2		6-3			6-3		4	0	0	0	0	0	2						
Wes Covington, L OBP: 0.297, SLG: 0.450 Al Spangler, L OBP: 0.353, SLG: 0.356 (1, 7) (8, 7)		HR		2B SF8 BB		1-3		6-3		2	2	0	0	1	0	0						
Joe Adcock, R OBP: 0.354, SLG: 0.500 (1, 3)		HBP		BB		L4			F5	4	2	2	2	0	0	0						
Johnny Logan, R OBP: 0.315, SLG: 0.338 (1, 6)		HR		2B		L4				4	0	0	0	0	0	2						
Johnny Logan, R OBP: 0.315, SLG: 0.338 (1, 6)	L4			F3		6-3			F2	4	0	0	0	0	0	2						
Chuck Cottier, R OBP: 0.268, SLG: 0.328 (1, 4)				SF8				K	F3	3	0	1	1	0	1	0						
Warren Spahn, L OBP: 0.183, SLG: 0.267 (1, 1)		G6-4-3 1B		3-H				K		3	0	1	1	0	1	1						
Warren Spahn, L OBP: 0.183, SLG: 0.267 (1, 1)	G6-4-3 1-2			2-H				K		3	0	1	1	0	1	1						
Inning Stats	R: 0 E: 0 K: 0 S: 3	H: 0 LOB: 1 BB: 1 P: 7	R: 2 E: 0 K: 0 S: 4	H: 2 LOB: 0 BB: 0 P: 5	R: 0 E: 0 K: 0 S: 3	H: 0 LOB: 1 BB: 1 P: 7	R: 2 E: 0 K: 0 S: 5	H: 2 LOB: 1 BB: 0 P: 9	R: 0 E: 0 K: 1 S: 5	H: 0 LOB: 0 BB: 0 P: 5	R: 0 E: 0 K: 3 S: 10	H: 1 LOB: 1 BB: 0 P: 10	R: 0 E: 0 K: 1 S: 5	H: 0 LOB: 0 BB: 0 P: 5	R: 0 E: 0 K: 0 S: 3	H: 0 LOB: 0 BB: 0 P: 3	1B: 2 2B: 2 3B: 0 HR: 1	SF: 1 SAC: 0 DP: 1 HBP: 1	WP: 0 PB: 0 SB: 1 CS: 0	PA: 35		
PITCHER	IP WLS BF H R ER SO BB IBB HBP BLK WP HR S P ERA WHIP	IP WLS BF H R ER SO BB IBB HBP BLK WP HR S P ERA WHIP	IP WLS BF H R ER SO BB IBB HBP BLK WP HR S P ERA WHIP	IP WLS BF H R ER SO BB IBB HBP BLK WP HR S P ERA WHIP	IP WLS BF H R ER SO BB IBB HBP BLK WP HR S P ERA WHIP	IP WLS BF H R ER SO BB IBB HBP BLK WP HR S P ERA WHIP	IP WLS BF H R ER SO BB IBB HBP BLK WP HR S P ERA WHIP	IP WLS BF H R ER SO BB IBB HBP BLK WP HR S P ERA WHIP	IP WLS BF H R ER SO BB IBB HBP BLK WP HR S P ERA WHIP	IP WLS BF H R ER SO BB IBB HBP BLK WP HR S P ERA WHIP	IP WLS BF H R ER SO BB IBB HBP BLK WP HR S P ERA WHIP	IP WLS BF H R ER SO BB IBB HBP BLK WP HR S P ERA WHIP	IP WLS BF H R ER SO BB IBB HBP BLK WP HR S P ERA WHIP	IP WLS BF H R ER SO BB IBB HBP BLK WP HR S P ERA WHIP	IP WLS BF H R ER SO BB IBB HBP BLK WP HR S P ERA WHIP	IP WLS BF H R ER SO BB IBB HBP BLK WP HR S P ERA WHIP	IP WLS BF H R ER SO BB IBB HBP BLK WP HR S P ERA WHIP	IP WLS BF H R ER SO BB IBB HBP BLK WP HR S P ERA WHIP	IP WLS BF H R ER SO BB IBB HBP BLK WP HR S P ERA WHIP	IP WLS BF H R ER SO BB IBB HBP BLK WP HR S P ERA WHIP	IP WLS BF H R ER SO BB IBB HBP BLK WP HR S P ERA WHIP	IP WLS BF H R ER SO BB IBB HBP BLK WP HR S P ERA WHIP



Batter	1	2	3	4	5	6	7	8	9	AB	R	H	RBI	BB	SO	LOB	BOTTOM					
Julian Javier, R OBP: 0.279, SLG: 0.354 (1, 4)	1B 2B	F8			L8			L7	5-3	5	1	1	0	0	0	2	Milwaukee Braves @ St. Louis Cardinals Sportsman's Park, St. Louis, MO Mon Sep 12 1960, 8:05 PM EDT Att: 13,633 - Unknown					
Bill White, L OBP: 0.343, SLG: 0.474 (1, 3)	2H 1B		4-3					2B E 1B		4	1	3	1	0	0	0						
Stan Musial, L OBP: 0.362, SLG: 0.492 (1, 7) (9, 9)	F5		4-3		F3			F9		4	0	0	0	0	0	3						
Ken Boyer, R OBP: 0.357, SLG: 0.544 (1, 5)	F4		5-3					F8	E 2B	4	0	1	0	0	0	1						
Walt Moryn, L OBP: 0.344, SLG: 0.468 Gary Kolb, L (8, PR) (9, 7)	K				K			F9	E BB	3	0	0	0	1	2	1						
Daryl Spencer, R OBP: 0.364, SLG: 0.409 (1, 6)		BB BB			F7			F4	E6	3	0	0	0	1	0	2						
Curt Flood, R OBP: 0.310, SLG: 0.365 Bob Nieman, R OBP: 0.361, SLG: 0.462 Charlie James, R OBP: 0.226, SLG: 0.333 (1, 8) (6, PH) (9, 8)		BB BB 1-2						F8	K	2	0	1	0	1	0	0						
Hal Smith, R OBP: 0.286, SLG: 0.284 (1, 2)		F8			F8			F9		4	0	0	0	0	0	2						
Bob Gibson, R OBP: 0.179, SLG: 0.214 Bob Miller, R OBP: 0.286, SLG: 0.167 Joe Cunningham, L OBP: 0.366, SLG: 0.389 Ron Kline, R OBP: 0.143, SLG: 0.143 Alex Grammas, R OBP: 0.283, SLG: 0.304 (1, 1) (4, 1) (7, PH) (8, 1) (9, PH)					6-3			K	K	1	0	1	0	0	0	0						
Bob Gibson, R OBP: 0.179, SLG: 0.214 Bob Miller, R OBP: 0.286, SLG: 0.167 Joe Cunningham, L OBP: 0.366, SLG: 0.389 Ron Kline, R OBP: 0.143, SLG: 0.143 Alex Grammas, R OBP: 0.283, SLG: 0.304 (1, 1) (4, 1) (7, PH) (8, 1) (9, PH)								K	K	1	0	0	0	0	0	0						
Inning Stats	R: 1 E: 0 K: 1 S: 7	H: 2 LOB: 1 BB: 0 P: 7	R: 0 E: 0 K: 0 S: 3	H: 1 LOB: 2 BB: 2 P: 11	R: 0 E: 0 K: 0 S: 3	H: 0 LOB: 0 BB: 0 P: 3	R: 0 E: 0 K: 1 S: 6	H: 1 LOB: 1 BB: 0 P: 6	R: 0 E: 0 K: 0 S: 4	H: 1 LOB: 1 BB: 0 P: 4	R: 0 E: 0 K: 0 S: 3	H: 0 LOB: 0 BB: 0 P: 3	R: 0 E: 0 K: 1 S: 5	H: 0 LOB: 0 BB: 0 P: 5	R: 0 E: 0 K: 1 S: 8	H: 2 LOB: 3 BB: 1 P: 12	R: 0 E: 0 K: 1 S: 5	H: 0 LOB: 0 BB: 0 P: 5	1B: 4 2B: 3 3B: 0 HR: 0	SF: 0 SAC: 0 DP: 0 HBP: 0	WP: 0 PB: 0 SB: 0 CS: 0	PA: 37
PITCHER	IP WLS BF H R ER SO BB IBB HBP BLK WP HR S P ERA WHIP	IP WLS BF H R ER SO BB IBB HBP BLK WP HR S P ERA WHIP	IP WLS BF H R ER SO BB IBB HBP BLK WP HR S P ERA WHIP	IP WLS BF H R ER SO BB IBB HBP BLK WP HR S P ERA WHIP	IP WLS BF H R ER SO BB IBB HBP BLK WP HR S P ERA WHIP	IP WLS BF H R ER SO BB IBB HBP BLK WP HR S P ERA WHIP	IP WLS BF H R ER SO BB IBB HBP BLK WP HR S P ERA WHIP	IP WLS BF H R ER SO BB IBB HBP BLK WP HR S P ERA WHIP	IP WLS BF H R ER SO BB IBB HBP BLK WP HR S P ERA WHIP	IP WLS BF H R ER SO BB IBB HBP BLK WP HR S P ERA WHIP	IP WLS BF H R ER SO BB IBB HBP BLK WP HR S P ERA WHIP	IP WLS BF H R ER SO BB IBB HBP BLK WP HR S P ERA WHIP	IP WLS BF H R ER SO BB IBB HBP BLK WP HR S P ERA WHIP	IP WLS BF H R ER SO BB IBB HBP BLK WP HR S P ERA WHIP	IP WLS BF H R ER SO BB IBB HBP BLK WP HR S P ERA WHIP	IP WLS BF H R ER SO BB IBB HBP BLK WP HR S P ERA WHIP	IP WLS BF H R ER SO BB IBB HBP BLK WP HR S P ERA WHIP	IP WLS BF H R ER SO BB IBB HBP BLK WP HR S P ERA WHIP	IP WLS BF H R ER SO BB IBB HBP BLK WP HR S P ERA WHIP	IP WLS BF H R ER SO BB IBB HBP BLK WP HR S P ERA WHIP	IP WLS BF H R ER SO BB IBB HBP BLK WP HR S P ERA WHIP	IP WLS BF H R ER SO BB IBB HBP BLK WP HR S P ERA WHIP



Batter	1	2	3	4	5	6	7	8	9	10	11	AB	R	H	RBI	BB	SO	LOB	TOP						
Bill Bruton, L OBP: 0.321, SLG: 0.417 (1.8)	4-3		F7		L7		FC3-6		F9		BB	5	1	0	0	1	0	2							
Del Crandall, R OBP: 0.323, SLG: 0.426 (1.2)	F9		BB		FC6-4		1B		F7		BB	6	1	3	1	0	0	1							
Eddie Mathews, L OBP: 0.395, SLG: 0.554 (1.5)	6-3		1B		K		1B		BB		K	3	0	0	0	3	2	2							
Hank Aaron, R OBP: 0.362, SLG: 0.557 (1.9)		1-3	BB		FC6-4		BB		BB		BB	4	0	2	2	2	0	1							
Wes Covington, L OBP: 0.298, SLG: 0.451 (1.7)												4	1	1	0	0	3	5							
Al Spangler, L OBP: 0.355, SLG: 0.352 (7.7)	1B		K		K		K		K		BB	1	0	0	0	1	1	2							
Alvin Dark, R OBP: 0.315, SLG: 0.331 (1.3)		1-3	BB		FC6-4		1B		1B		BB	6	0	1	1	0	0	3							
Johnny Logan, R OBP: 0.315, SLG: 0.346 (1.6)	F8											5	1	2	1	0	0	0							
Chuck Cottier, R OBP: 0.276, SLG: 0.328 (1.4)			SH3-4		F8		FC3-6		5-3		BB	3	1	1	0	2	0	1							
Bob Buhl, R SLG: 0.139 (1.1)			SH3-4									0	0	0	0	0	0	0							
Terry Fox, R SLG: 0.383 (3.1)					K		K		K		F7	1	0	0	0	0	1	1							
Lee Maye, L OBP: 0.367, SLG: 0.383 (7. PH)												1	0	0	0	0	1	1							
Don McMahon, R SLG: 0.299 (9.1)												1	0	0	0	0	1	0							
Lew Burdette, R OBP: 0.229, SLG: 0.299 (9.1)												1	0	0	0	0	1	1							
Inning Stats	R: 0 E: 0 K: 0 S: 3	H: 0 LOB: 0 BB: 0 P: 3	R: 1 E: 0 K: 0 S: 4	H: 2 LOB: 0 BB: 0 P: 4	R: 2 E: 0 K: 1 S: 7	H: 2 LOB: 2 BB: 2 P: 15	R: 0 E: 0 K: 1 S: 6	H: 1 LOB: 1 BB: 0 P: 6	R: 0 E: 0 K: 1 S: 5	H: 0 LOB: 0 BB: 0 P: 5	R: 1 E: 0 K: 2 S: 10	H: 3 LOB: 3 BB: 1 P: 14	R: 1 E: 0 K: 1 S: 6	H: 1 LOB: 0 BB: 0 P: 6	R: 0 E: 0 K: 1 S: 5	H: 0 LOB: 2 BB: 2 P: 13	R: 0 E: 0 K: 0 S: 3	H: 0 LOB: 1 BB: 1 P: 7	R: 0 E: 0 K: 1 S: 5	H: 0 LOB: 3 BB: 3 P: 17	1B: 8 2B: 1 3B: 0 HR: 1	SF: 0 SAC: 1 DP: 0 HBP: 0	WP: 0 PB: 0 SB: 1 CS: 0	PA: 51	
PITCHER	IP ERA	WLS 3.49	BF 30	H 8	R 4	ER 4	SO 5	BB 3	IBB 0	HBP 0	BLK 0	WP 0	HR 0	S 37	P 49	ERA 5.40	WHIP 1.650								
Larry Jackson, R ERA: 3.49 (1.1)																									
Lindy McDaniel, R ERA: 2.16 (7.1)	0.1	2	1	0	0	1	0	0	0	0	0	0	0	4	4	0.00	3.000								
Ernie Broglio, R ERA: 2.57 (8.1)	4.0	W	19	1	1	1	3	5	1	0	0	0	1	19	43	2.25	1.500								

Milwaukee Braves @ St. Louis Cardinals
Sportsman's Park, St. Louis, MO
Tue Sep 13 1960, 8:05 PM EDT
Att: 12,128 - Unknown

AB 41
R 5
H 10
RBI 5
BB 9
SO 9
LOB 20



Batter	1	2	3	4	5	6	7	8	9	10	11	AB	R	H	RBI	BB	SO	LOB	BOTTOM						
Julian Javier, R OBP: 0.278, SLG: 0.351 (1.4)	6-3		3B		K		F8			1-3		3	1	0	0	1	1	0							
George Crowe, L OBP: 0.300, SLG: 0.500 (10. PH)			BB									1	0	0	0	0	0	0							
Alex Grammas, R OBP: 0.283, SLG: 0.304 (11.4)												0	0	0	0	0	0	0							
Bill White, L OBP: 0.344, SLG: 0.476 (1.3)	4-3		SF7		F7			HR		4-3		5	2	2	1	0	0	0							
Stan Musial, L OBP: 0.383, SLG: 0.502 (1.7)	K		SF7							F8		4	1	2	3	0	1	0							
Ken Boyer, R OBP: 0.358, SLG: 0.543 (1.5)	6-3		FC3-6		6-3			HR		5-3		5	1	2	0	0	0	2							
Walt Moryn, L OBP: 0.342, SLG: 0.474 (1.9)			FC3-6		F7			F9			3B	5	1	1	1	0	0	2							
Daryl Spencer, R OBP: 0.367, SLG: 0.414 (1.6)	4-3		HR		G6-4-3			F4				4	0	2	1	1	0	0							
Curt Flood, R OBP: 0.307, SLG: 0.361 (1.8)	6-3		PO		F8		G6-4-3		F3			4	0	0	0	0	0	1							
Hal Smith, R OBP: 0.287, SLG: 0.286 (1.2)												2	0	1	0	0	1	0							
Joe Cunningham, L OBP: 0.365, SLG: 0.388 (7. PH)					K					K		1	0	0	0	0	0	0							
Ernie Broglio, R OBP: 0.273, SLG: 0.279 (8.1)			FC4-6									1	0	0	0	0	1	0							
Larry Jackson, R OBP: 0.290, SLG: 0.244 (1.1)					F8					L9		2	0	0	0	0	0	0							
Lindy McDaniel, R OBP: 0.231, SLG: 0.240 (7.1)	FC4-6											0	0	0	0	0	0	0							
Carl Sawatsky, L OBP: 0.335, SLG: 0.379 (7. PH)												2	0	0	0	0	0	0							
Inning Stats	R: 0 E: 0 K: 1 S: 6	H: 0 LOB: 1 BB: 0 P: 6	R: 1 E: 0 K: 0 S: 5	H: 2 LOB: 1 BB: 0 P: 5	R: 2 E: 0 K: 0 S: 4	H: 2 LOB: 1 BB: 2 P: 12	R: 0 E: 0 K: 1 S: 5	H: 0 LOB: 0 BB: 0 P: 5	R: 0 E: 0 K: 0 S: 3	H: 0 LOB: 0 BB: 0 P: 3	R: 2 E: 0 K: 0 S: 5	H: 2 LOB: 0 BB: 0 P: 5	R: 0 E: 0 K: 1 S: 5	H: 0 LOB: 0 BB: 0 P: 5	R: 0 E: 0 K: 0 S: 3	H: 0 LOB: 0 BB: 0 P: 3	R: 1 E: 0 K: 0 S: 3	H: 2 LOB: 1 BB: 0 P: 3	1B: 6 2B: 0 3B: 2 HR: 2	SF: 1 SAC: 0 DP: 1 HBP: 0	WP: 0 PB: 1 SB: 0 CS: 0	PA: 43			
PITCHER	IP ERA	WLS 3.27	BF 15	H 4	R 3	ER 3	SO 2	BB 2	IBB 0	HBP 0	BLK 0	WP 0	HR 1	S 15	P 23	ERA 10.12	WHIP 2.250								
Bob Buhl, R ERA: 3.27 (3.1)																									
Terry Fox, R ERA: 0.600 (3.1)	3.1	10	2	0	0	2	0	0	0	0	0	0	0	14	14	0.00	0.600								
Don McMahon, R ERA: 8.2 (7.1)	2.0	8	2	2	2	0	0	0	0	0	0	0	1	8	8	9.00	1.000								
Lew Burdette, R ERA: 3.26 (9.1)	2.1	L	9	2	1	1	1	0	0	0	0	0	0	11	11	3.86	0.857								

Milwaukee Braves @ St. Louis Cardinals
Sportsman's Park, St. Louis, MO
Tue Sep 13 1960, 8:05 PM EDT
Att: 12,128 - Unknown

AB 39
R 6
H 10
RBI 6
BB 2
SO 4
LOB 6



Batter	1	2	3	4	5	6	7	8	9	AB	R	H	RBI	BB	SO	LOB	TOP				
Joey Amalfitano, R OBP: 0.334, SLG: 0.351 (1, 4)	F6					F9			F8	5	1	2	0	0	0	1	San Francisco Giants @ St. Louis Cardinals Sportsman's Park, St. Louis, MO Fri Sep 16 1960, 8:05 PM EDT Att: 14,436 - Unknown				
Jim Davenport, R OBP: 0.301, SLG: 0.345 (1, 5)	1B		F8	1B			1-3			4	0	2	1	1	0	1					
Willie Mays, R OBP: 0.385, SLG: 0.564 (1, 8)	G4-3		F9	F8			4-3		K	5	0	1	0	0	1	3					
Felipe Alou, R OBP: 0.310, SLG: 0.444 (1, 7)	G4-3			2B		F8				4	1	1	0	0	0	2					
Orlando Cepeda, R OBP: 0.336, SLG: 0.508 (1, 3)		HR		1B		F8			E4	4	2	2	2	0	0	0					
Bob Schmidt, R OBP: 0.307, SLG: 0.369 (1, 2)	FC4			HR		F8			K	4	1	2	1	0	1	1					
Willie Kirkland, L OBP: 0.313, SLG: 0.442 (1, 9)	FC4			HR		F9			G1-6-3	3	1	1	2	1	0	1					
Eddie Bressoud, R OBP: 0.292, SLG: 0.372 (1, 6)	6-3					1-3			G1-6-3	4	0	0	0	0	0	3					
Juan Marichal, R OBP: 0.192, SLG: 0.160 Stu Miller, R OBP: 0.269, SLG: 0.208 (4, 1)			K	4-3					5-3	2	0	0	0	0	1	0					
										1	0	0	0	1	0	0					
Inning Stats	R: 0 E: 0 K: 0 S: 4	H: 2 LOB: 1 BB: 0 P: 4	R: 1 E: 0 K: 0 S: 4	H: 2 LOB: 0 BB: 0 P: 4	R: 0 E: 0 K: 1 S: 6	H: 1 LOB: 1 BB: 0 P: 6	R: 5 E: 0 K: 0 S: 9	H: 6 LOB: 1 BB: 0 P: 9	R: 0 E: 0 K: 0 S: 3	H: 0 LOB: 0 BB: 0 P: 3	R: 0 E: 0 K: 0 S: 3	H: 0 LOB: 0 BB: 0 P: 3	R: 0 E: 1 K: 1 S: 5	H: 0 LOB: 1 BB: 1 P: 9	R: 0 E: 0 K: 1 S: 5	H: 0 LOB: 1 BB: 1 P: 9	1B: 5 2B: 4 3B: 0 HR: 2	SF: 0 SAC: 0 DP: 2 HBP: 0	WP: 0 PB: 0 SB: 1 CS: 1	PA: 39	
PITCHER	IP	WLS	BF	H	R	ER	SO	BB	IBB	HBP	BLK	WP	HR	S	P	ERA	WHIP				
Curt Simmons, L ERA: 3.17 (1, 1)	3.0	L	16	9	5	5	1	0	0	0	0	0	2	18	18	15.00	3.000				
Ron Kline, R ERA: 5.96 (4, 1)	2.0		8	2	1	1	0	0	0	0	0	0	0	8	8	4.50	1.000				
Bob Grim, R ERA: 4.5 (6, 1)	2.0		7	0	0	0	0	1	0	0	0	0	0	6	10	0.00	0.500				
Bob Gibson, R ERA: 5.29 (8, 1)	2.0		8	0	0	0	2	1	1	0	0	0	0	10	18	0.00	0.500				

Batter	1	2	3	4	5	6	7	8	9	AB	R	H	RBI	BB	SO	LOB	BOTTOM				
Julian Javier, R OBP: 0.281, SLG: 0.356 Bob Sadowski, L (6, 4)	G4-6-3		6-3			5-3				2	0	1	0	0	0	0	San Francisco Giants @ St. Louis Cardinals Sportsman's Park, St. Louis, MO Fri Sep 16 1960, 8:05 PM EDT Att: 14,436 - Unknown				
Bill White, L OBP: 0.343, SLG: 0.476 (1, 3)	F7					F4				4	0	0	0	0	1	2					
Stan Musial, L OBP: 0.360, SLG: 0.505 (1, 7)	G4-6-3					HR			F5	4	1	1	1	0	0	2					
Ken Boyer, R OBP: 0.360, SLG: 0.541 (1, 5)		F7				BB			F5	3	0	1	0	1	0	1					
Walt Moryn, L OBP: 0.340, SLG: 0.466 (1, 9)	F7					F8			G3	4	0	0	0	0	0	2					
Daryl Spencer, R OBP: 0.370, SLG: 0.422 (1, 6)						4-3			5-3	3	0	1	0	1	0	0					
Curt Flood, R OBP: 0.283, SLG: 0.357 Charlie James, R OBP: 0.235, SLG: 0.424 (5, PH) (6, 8)	F2					HR			K	1	0	0	0	0	0	1					
Hal Smith, R OBP: 0.284, SLG: 0.282 Carl Sawatski, L OBP: 0.323, SLG: 0.374 (5, PH) (6, 2)			F9			K			K	3	1	1	1	0	1	1					
Curt Simmons, L OBP: 0.283, SLG: 0.214 Ron Kline, R OBP: 0.143, SLG: 0.143 Joe Cunningham, L OBP: 0.348, SLG: 0.387 Bob Grim, R Ed Olivares, R Bob Gibson, R (8, 1)			K			K			K	1	0	0	0	0	1	0					
										0	0	0	0	0	0	0					
Inning Stats	R: 0 E: 0 K: 0 S: 3	H: 1 LOB: 0 BB: 0 P: 3	R: 0 E: 0 K: 0 S: 4	H: 1 LOB: 0 BB: 0 P: 4	R: 0 E: 0 K: 1 S: 5	H: 0 LOB: 0 BB: 0 P: 5	R: 0 E: 0 K: 2 S: 7	H: 0 LOB: 1 BB: 1 P: 11	R: 1 E: 0 K: 0 S: 4	H: 1 LOB: 1 BB: 1 P: 8	R: 1 E: 0 K: 2 S: 8	H: 1 LOB: 0 BB: 0 P: 8	R: 0 E: 0 K: 1 S: 5	H: 0 LOB: 1 BB: 1 P: 9	R: 0 E: 0 K: 1 S: 5	H: 0 LOB: 0 BB: 0 P: 5	1B: 3 2B: 0 3B: 0 HR: 2	SF: 0 SAC: 0 DP: 1 HBP: 0	WP: 0 PB: 0 SB: 0 CS: 0	PA: 34	
PITCHER	IP	WLS	BF	H	R	ER	SO	BB	IBB	HBP	BLK	WP	HR	S	P	ERA	WHIP				
Juan Marichal, R ERA: 2.58 Stu Miller, R ERA: 4.05 (4, 1)	5.2	W	23	3	2	2	6	3	0	0	0	0	2	32	44	3.18	1.059				

Batter	1	2	3	4	5	6	7	8	9	AB	R	H	RBI	BB	SO	LOB	TOP					
Don Blasingame, L (1,4) OBP: 0.301, SLG: 0.295	0-0 6-3		0-0 1B			0-0 1B 5-3		0-0 FC3-6 FC4-6		4	1	2	0	0	0	1	San Francisco Giants @ St. Louis Cardinals Sportsman's Park, St. Louis, MO Sat Sep 17 1960, 4:33 AM EDT Att: 12,031 - Unknown					
Joey Amalfitano, R (1,5) OBP: 0.334, SLG: 0.351	0-0 6-3		0-0 1-3			0-0 1B 5-3		0-0 FC4-6		3	0	1	0	0	0	1						
Willie McCovey, L (8,PH) OBP: 0.340, SLG: 0.461	0-0 6-3					1-3 1B		1-2		1	0	0	0	0	0	1						
Don Choate, R (8,1)								1-2		0	0	0	0	0	0	0						
Willie Mays, R (1,8) OBP: 0.382, SLG: 0.560	0-0 1-3					0-0 5-3		0-0 F8		4	0	0	1	0	0	2						
Felipe Alou, R (1,7) OBP: 0.309, SLG: 0.441		0-0 4-3				0-0 F9		0-0 F9		4	0	1	0	0	1	1						
Orlando Cepeda, R (1,3) OBP: 0.336, SLG: 0.505		1-0 1B HBP				G5-4-3 1B		0-3 K		3	0	0	0	0	1	2						
Willie Kirkland, L (1,9) OBP: 0.312, SLG: 0.441	0-0 1-2 1B					G4-6-3 1B		0-0 F8		4	0	1	0	0	1	0						
Hobie Landrith, L (1,2) OBP: 0.313, SLG: 0.318	0-0 G4-6-3					0-0 FC6-4 1B		0-0 F7		3	0	1	0	0	0	2						
Eddie Bressoud, R (1,6) OBP: 0.290, SLG: 0.369			0-3 K			0-0 FC6-4		0-0 6-3		3	0	0	0	0	1	1						
Jack Sanford, R (1,1) OBP: 0.234, SLG: 0.194			0-3 K			0-3 K		0-0 FC3-6 1B		2	0	0	0	0	2	1						
Jim Marshall, L (8,PH) OBP: 0.326, SLG: 0.339										1	0	1	0	0	0	0						
Jose Pagan, R (8,5)										0	0	0	0	0	0	0						
Inning Stats	R: 0 E: 0 K: 0 S: 3	H: 0 LOB: 0 BB: 0 P: 3	R: 0 E: 0 K: 0 S: 3	H: 1 LOB: 1 BB: 0 P: 4	R: 0 E: 0 K: 2 S: 8	H: 1 LOB: 1 BB: 0 P: 8	R: 0 E: 0 K: 0 S: 3	H: 1 LOB: 0 BB: 0 P: 3	R: 0 E: 0 K: 1 S: 6	H: 1 LOB: 1 BB: 0 P: 6	R: 1 E: 0 K: 0 S: 7	H: 2 LOB: 1 BB: 0 P: 7	R: 0 E: 0 K: 0 S: 3	H: 0 LOB: 0 BB: 0 P: 3	R: 0 E: 0 K: 0 S: 4	H: 1 LOB: 1 BB: 0 P: 4	R: 0 E: 0 K: 2 S: 7	H: 0 LOB: 0 BB: 0 P: 7	1B: 7 2B: 0 3B: 0 HR: 0	SF: 0 SAC: 0 DP: 2 HBP: 1	WP: 0 PB: 0 SB: 0 CS: 0	PA: 33
PITCHER Larry Jackson, R (1,1) ERA: 3.41	IP: 9.0 WLS: W BF: 33 H: 7 R: 1 ER: 1 SO: 6 BB: 0 IBB: 0 HBP: 1 BLK: 0 WP: 0 HR: 0 S: 44 P: 45 ERA: 1.00 WHIP: 0.778															PITCHER	IP: 9.0 WLS: W BF: 33 H: 7 R: 1 ER: 1 SO: 6 BB: 0 IBB: 0 HBP: 1 BLK: 0 WP: 0 HR: 0 S: 44 P: 45 ERA: 1.00 WHIP: 0.778					

Batter	1	2	3	4	5	6	7	8	9	AB	R	H	RBI	BB	SO	LOB	BOTTOM					
Julian Javier, R (1,4) OBP: 0.282, SLG: 0.361	0-0 4-3		0-0 WP 3B			0-0 SH 1B		0-0 F7		3	2	1	0	0	0	0	San Francisco Giants @ St. Louis Cardinals Sportsman's Park, St. Louis, MO Sat Sep 17 1960, 4:33 AM EDT Att: 12,031 - Unknown					
Joe Cunningham, L (1,9) OBP: 0.362, SLG: 0.384	0-0 G3		0-0 5-3			0-0 F2		0-0 5-3		4	0	0	0	0	0	3						
Charlie James, R (9,7) OBP: 0.235, SLG: 0.424	0-0 G3					0-0 SF8		0-0 5-3		0	0	0	0	0	0	0						
Bill White, L (1,3) OBP: 0.340, SLG: 0.473	0-3 K		0-3 K			0-0 SF8		0-0 5-3		3	0	0	1	0	2	0						
Ken Boyer, R (1,5) OBP: 0.363, SLG: 0.549		0-0 HR	0-0 1B			0-0 2H 1B		0-0 F8		4	1	3	2	0	0	0						
Walt Moryn, L (1,7) OBP: 0.339, SLG: 0.461	0-3 K		0-0 F8			0-0 G3		4-0 G1-6-3 BB		3	0	0	0	1	1	2						
Daryl Spencer, R (1,6) OBP: 0.370, SLG: 0.420		4-0 1B BB				0-0 K		0-0 F3		2	0	0	0	1	1	0						
Alex Grammas, R (7,6) OBP: 0.282, SLG: 0.302						0-0 K		0-0 G1-6-3		1	0	0	0	0	0	1						
Curt Flood, R (1,8) OBP: 0.301, SLG: 0.354	0-0 F3		0-0 K2-3			0-0 K		0-0 6-3		3	0	0	0	0	1	1						
Hal Smith, R (1,2) OBP: 0.287, SLG: 0.283	0-0 1-2 1B		0-3 K			0-0 K		4-0 BB		2	0	1	0	1	1	0						
Larry Jackson, R (1,1) OBP: 0.258, SLG: 0.239	0-0 5-3					4-0 SH SF8 BB		0-0 5-3		2	1	0	0	1	0	3						
Inning Stats	R: 0 E: 0 K: 1 S: 5	H: 0 LOB: 0 BB: 0 P: 5	R: 1 E: 0 K: 1 S: 7	H: 2 LOB: 2 BB: 1 P: 11	R: 1 E: 0 K: 1 S: 7	H: 2 LOB: 1 BB: 0 P: 7	R: 0 E: 0 K: 3 S: 9	H: 0 LOB: 0 BB: 0 P: 9	R: 2 E: 1 K: 0 S: 5	H: 1 LOB: 1 BB: 1 P: 9	R: 0 E: 0 K: 0 S: 3	H: 0 LOB: 1 BB: 1 P: 7	R: 0 E: 0 K: 0 S: 3	H: 0 LOB: 0 BB: 0 P: 3	R: 0 E: 0 K: 0 S: 2	H: 0 LOB: 0 BB: 1 P: 6	R: 0 E: 0 K: 0 S: 2	H: 0 LOB: 0 BB: 1 P: 6	1B: 3 2B: 0 3B: 1 HR: 1	SF: 1 SAC: 1 DP: 1 HBP: 0	WP: 1 PB: 0 SB: 0 CS: 0	PA: 33
PITCHER Jack Sanford, R (1,1) ERA: 3.72	IP: 7.0 WLS: L BF: 30 H: 4 R: 4 ER: 2 SO: 6 BB: 3 IBB: 0 HBP: 0 BLK: 0 WP: 1 HR: 1 S: 39 P: 51 ERA: 2.57 WHIP: 1.143															PITCHER	IP: 7.0 WLS: L BF: 30 H: 4 R: 4 ER: 2 SO: 6 BB: 3 IBB: 0 HBP: 0 BLK: 0 WP: 1 HR: 1 S: 39 P: 51 ERA: 2.57 WHIP: 1.143					
Don Choate, R (8,1) ERA: 2.25	1.0 L BF: 3 H: 0 R: 0 ER: 0 SO: 0 BB: 1 IBB: 0 HBP: 0 BLK: 0 WP: 0 HR: 0 S: 2 P: 6 ERA: 0.00 WHIP: 1.000															PITCHER	1.0 L BF: 3 H: 0 R: 0 ER: 0 SO: 0 BB: 1 IBB: 0 HBP: 0 BLK: 0 WP: 0 HR: 0 S: 2 P: 6 ERA: 0.00 WHIP: 1.000					



Batter	1	2	3	4	5	6	7	8	9	AB	R	H	RBI	BB	SO	LOB	TOP					
Don Blasingame, L (1,4) OBP: 0.299, SLG: 0.293	1-3		5-3			6-3		F7		4	0	0	0	0	0	1	San Francisco Giants @ St. Louis Cardinals Sportsman's Park, St. Louis, MO Sun Sep 18 1960, 4:33 AM EDT Att: 21,198 - Unknown					
Joey Amalfitano, R (1,5) OBP: 0.333, SLG: 0.353	F8			K		1-3			WP 1B 2B	4	1	1	0	0	1	0						
Willie Mays, R (1,8) OBP: 0.383, SLG: 0.563	F7			G5-4-3 BB					5-3	3	0	1	0	1	0	1						
Felipe Alou, R (1,7) OBP: 0.305, SLG: 0.435		5-3		G5-4-3 1-2		K			6-3	4	0	0	0	0	1	3						
Orlando Cepeda, R (1,3) OBP: 0.337, SLG: 0.504		CS BB			K					3	0	1	1	1	2	0						
Willie Kirkland, L (1,9) OBP: 0.310, SLG: 0.437			K		F8				4-3	4	0	0	0	0	1	2						
Hobie Landrith, L (1,2) OBP: 0.313, SLG: 0.315			6-3			HR BB			1-3	2	1	0	0	1	0	0						
Eddie Bressoud, R (1,6) OBP: 0.293, SLG: 0.378								K		2	1	1	2	1	1	0						
Mike McCormick, L (1,1) OBP: 0.179, SLG: 0.195									F7	2	0	0	0	0	2	1						
Jim Marshall, L (8, PH) OBP: 0.323, SLG: 0.336			K							1	0	0	0	0	0	0						
Sherman Jones, L (8, 1) OBP: 0.286, SLG: 0.286										0	0	0	0	0	0	0						
Inning Stats	R: 0 E: 0 K: 0 S: 3	H: 0 LOB: 0 BB: 0 P: 3	R: 0 E: 0 K: 1 S: 4	H: 0 LOB: 0 BB: 1 P: 8	R: 0 E: 0 K: 1 S: 5	H: 0 LOB: 1 BB: 1 P: 9	R: 0 E: 0 K: 1 S: 4	H: 0 LOB: 0 BB: 1 P: 8	R: 2 E: 0 K: 2 S: 8	H: 1 LOB: 0 BB: 1 P: 12	R: 0 E: 0 K: 1 S: 6	H: 1 LOB: 1 BB: 0 P: 6	R: 0 E: 0 K: 1 S: 5	H: 0 LOB: 0 BB: 0 P: 5	R: 0 E: 0 K: 1 S: 5	H: 0 LOB: 0 BB: 0 P: 5	R: 1 E: 0 K: 0 S: 5	H: 2 LOB: 1 BB: 0 P: 5	1B: 1 2B: 1 3B: 1 HR: 1	SF: 0 SAC: 0 DP: 1 HBP: 0	WP: 1 PB: 0 SB: 0 CS: 1	PA: 33
PITCHER Ernie Broglio, R (1,1) ERA: 2.88	IP: 9.0 WLS: W BF: 33	H: 4 R: 3 ER: 3 SO: 8	BB: 4 IBB: 0 HBP: 0 BLK: 0	WP: 1 HR: 1 S: 45 P: 61	ERA: 3.00 WHIP: 0.889	PITCHER										IP: 9.0 WLS: W BF: 33	H: 4 R: 3 ER: 3 SO: 8	BB: 4 IBB: 0 HBP: 0 BLK: 0	WP: 1 HR: 1 S: 45 P: 61	ERA: 3.00 WHIP: 0.889		

Batter	1	2	3	4	5	6	7	8	9	AB	R	H	RBI	BB	SO	LOB	BOTTOM			
Julian Javier, R (1,4) OBP: 0.281, SLG: 0.360	F8		6-3			F6				4	0	1	0	0	0	1	San Francisco Giants @ St. Louis Cardinals Sportsman's Park, St. Louis, MO Sun Sep 18 1960, 4:33 AM EDT Att: 21,198 - Unknown			
Bill White, L (1,3) OBP: 0.339, SLG: 0.472	F4		4-3					WP 2B 1B	F6	4	1	1	0	0	0	1				
Bob Nieman, R (1,7) OBP: 0.365, SLG: 0.459					F8					1	1	0	0	2	0	0				
Walt Moryn, L (7,9) OBP: 0.338, SLG: 0.459						2B 1B BB			K	1	0	0	0	0	1	1				
Ken Boyer, R (1,5) OBP: 0.365, SLG: 0.554	F2				E5 1B					4	2	3	1	0	0	1				
Stan Musial, L (1,9) OBP: 0.359, SLG: 0.502									F9 1B 2B	4	0	1	2	0	0	2				
Charlie James, R (9,7) OBP: 0.235, SLG: 0.424									F9	0	0	0	0	0	0	0				
Daryl Spencer, R (1,6) OBP: 0.369, SLG: 0.419										4	0	1	1	0	0	2				
Gary Kolb, L (8, FR) OBP: 0.292, SLG: 0.302										0	0	0	0	0	0	0				
Alex Grammas, R (9,6) OBP: 0.292, SLG: 0.302										0	0	0	0	0	0	0				
Curt Flood, R (1,8) OBP: 0.300, SLG: 0.353										4	0	1	0	0	1	1				
Hal Smith, R (1,2) OBP: 0.284, SLG: 0.280										4	0	0	0	0	0	4				
Ernie Broglio, R (1,1) OBP: 0.261, SLG: 0.266										3	0	0	0	0	0	1				
Inning Stats	R: 0 E: 0 K: 0 S: 3	H: 0 LOB: 1 BB: 1 P: 7	R: 0 E: 1 K: 0 S: 4	H: 0 LOB: 0 BB: 0 P: 4	R: 0 E: 1 K: 0 S: 4	H: 1 LOB: 1 BB: 0 P: 4	R: 0 E: 0 K: 1 S: 6	H: 0 LOB: 0 BB: 0 P: 6	R: 3 E: 0 K: 0 S: 6	H: 3 LOB: 1 BB: 1 P: 10	R: 0 E: 0 K: 1 S: 6	H: 1 LOB: 1 BB: 0 P: 6	R: 1 E: 0 K: 0 S: 5	H: 3 LOB: 2 BB: 0 P: 5	1B: 6 2B: 2 3B: 0 HR: 0	SF: 0 SAC: 0 DP: 1 HBP: 0	WP: 1 PB: 0 SB: 1 CS: 0	PA: 35		
PITCHER Mike McCormick, L (1,1) ERA: 2.81	IP: 7.0 WLS: L BF: 30	H: 5 R: 3 ER: 3 SO: 2	BB: 2 IBB: 0 HBP: 0 BLK: 0	WP: 1 HR: 0 S: 32 P: 40	ERA: 3.86 WHIP: 1.000	PITCHER										IP: 1.0 WLS: 5 BF: 3	H: 3 R: 1 ER: 1 SO: 0	BB: 0 IBB: 0 HBP: 0 BLK: 0	WP: 0 HR: 0 S: 5 P: 5	ERA: 9.00 WHIP: 3.000

Batter	1	2	3	4	5	6	7	8	9	AB	R	H	RBI	BB	SO	LOB	TOP
Maury Wills, S OBP: 0.344, SLG: 0.330 (1, 6)	G3		F9		K			L7		4	0	0	0	0	1	2	Los Angeles Dodgers @ St. Louis Cardinals Sportsman's Park, St. Louis, MO Mon Sep 19 1960, 8:05 PM EDT Att: 10,265 - Unknown livebaseballscorecards.com
Jim Gilliam, S OBP: 0.353, SLG: 0.314 (1, 4)	F7		L8			FC6-4 BB		1-3		3	0	0	0	1	0	1	
Willie Davis, L OBP: 0.261, SLG: 0.400 (1, 8)			F8			FC6-4 CS 1-2			F8	4	0	1	0	0	0	1	
Norm Larker, L OBP: 0.369, SLG: 0.436 (1, 3)	5-3				K			L8		4	0	1	0	0	1	2	
Bob Lillis, R OBP: 0.255, SLG: 0.286 (9, PR)									1B	0	0	0	0	0	0	0	
Tommy Davis, R OBP: 0.304, SLG: 0.413 (1, 7)		2-0								4	0	1	0	0	1	1	
Ron Fairly, L OBP: 0.214, SLG: 0.250 (1, 9)		1B															
Wally Moon, L OBP: 0.382, SLG: 0.456 (9, PH)	F8									3	0	0	0	0	1	1	
Charley Smith, R OBP: 0.139, SLG: 0.152 (1, 5)										1	0	0	0	0	1	1	
John Roseboro, L OBP: 0.324, SLG: 0.369 (1, 2)										3	0	1	0	0	1	1	
Stan Williams, R OBP: 0.179, SLG: 0.250 (1, 1)										2	0	0	0	0	2	3	
Duke Snider, L OBP: 0.367, SLG: 0.526 (8, PH)										0	0	0	0	1	0	0	
Joe Pignatano, R OBP: 0.347, SLG: 0.345 (8, PR)										0	0	0	0	0	0	0	
Larry Sherry, R OBP: 0.184, SLG: 0.297 (8, 1)										0	0	0	0	0	0	0	
Inning Stats	R: 0 H: 1 E: 0 LOB: 1 K: 0 BB: 0 S: 8	H: 1 R: 0 ER: 0 SO: 7 BB: 2 IBB: 0 HBP: 0 BLK: 0 WP: 1 HR: 0 S: 65 P: 101 ERA: 0.00 WHIP: 0.840	H: 2 R: 0 ER: 0 SO: 2 BB: 0 IBB: 0 HBP: 0 BLK: 0 WP: 0 HR: 0 S: 7 P: 16 ERA: 0.00 WHIP: 0.000	H: 0 R: 0 ER: 0 SO: 8 BB: 0 IBB: 0 HBP: 0 BLK: 0 WP: 0 HR: 0 S: 7 P: 8 ERA: 0.00 WHIP: 0.000	H: 0 R: 0 ER: 0 SO: 8 BB: 0 IBB: 0 HBP: 0 BLK: 0 WP: 0 HR: 0 S: 12 P: 16 ERA: 0.00 WHIP: 0.000	H: 0 R: 0 ER: 0 SO: 11 BB: 1 IBB: 0 HBP: 0 BLK: 0 WP: 0 HR: 0 S: 6 P: 11 ERA: 0.00 WHIP: 0.000	H: 0 R: 0 ER: 0 SO: 10 BB: 0 IBB: 0 HBP: 0 BLK: 0 WP: 0 HR: 0 S: 6 P: 10 ERA: 0.00 WHIP: 0.000	H: 0 R: 0 ER: 0 SO: 15 BB: 1 IBB: 0 HBP: 0 BLK: 0 WP: 0 HR: 0 S: 7 P: 15 ERA: 0.00 WHIP: 0.000	H: 1 R: 0 ER: 0 SO: 15 BB: 0 IBB: 0 HBP: 0 BLK: 0 WP: 0 HR: 0 S: 10 P: 15 ERA: 0.00 WHIP: 0.000	1B: 4 2B: 1 3B: 0 HR: 0 SF: 0 SAC: 0 DP: 0 HBP: 0	WP: 1 PB: 0 SB: 0 CS: 1 PA: 34						
PITCHER	IP WLS BF H R ER SO BB IBB HBP BLK WP HR S P ERA WHIP	8.1 W 31 5 0 0 7 2 0 0 0 0 1 0 65 101 0.00 0.840	0.2 S 2 0 0 0 2 0 0 0 0 0 0 0 0 7 10 0.00 0.000														

Batter	1	2	3	4	5	6	7	8	9	AB	R	H	RBI	BB	SO	LOB	BOTTOM
Don Landrum, L OBP: 0.750, SLG: 0.750 (1, 8)	FC6-4 1B				4-3					4	0	3	0	0	0	2	Los Angeles Dodgers @ St. Louis Cardinals Sportsman's Park, St. Louis, MO Mon Sep 19 1960, 8:05 PM EDT Att: 10,265 - Unknown livebaseballscorecards.com
Bill White, L OBP: 0.337, SLG: 0.468 (1, 3)	F5		5-3							4	0	0	0	0	2	3	
Stan Musial, L OBP: 0.358, SLG: 0.500 (1, 7)										1	0	0	0	0	0	1	
Joe Cunningham, L OBP: 0.362, SLG: 0.390 (4, PH) (5, 9)	F4									3	1	1	1	0	1	1	
Curt Flood, R OBP: 0.300, SLG: 0.353 (9, 7)										0	0	0	0	0	0	0	
Ken Boyer, R OBP: 0.366, SLG: 0.554 (1, 5)	FC6-4 1-2									4	0	2	0	0	1	1	
Walt Moryn, L OBP: 0.334, SLG: 0.455 (5, 7) (9, 9)										3	0	0	0	0	0	1	
Daryl Spencer, R OBP: 0.367, SLG: 0.416 (1, 6)										3	0	0	0	0	0	1	
Alex Grammas, R OBP: 0.282, SLG: 0.302 (9, 6)	F4									0	0	0	0	0	0	0	
Julian Javier, R OBP: 0.282, SLG: 0.360 (1, 4)										3	0	1	0	0	0	0	
Hal Smith, R OBP: 0.281, SLG: 0.277 (1, 2)										3	0	0	0	0	1	2	
Bob Miller, R OBP: 0.182, SLG: 0.100 (1, 1)										3	0	0	0	0	3	2	
Lindy McDaniel, R OBP: 0.259, SLG: 0.269 (9, 1)										0	0	0	0	0	0	0	
Inning Stats	R: 0 H: 1 E: 0 LOB: 1 K: 0 BB: 0 S: 8	H: 0 R: 0 ER: 0 SO: 5 BB: 0 IBB: 0 HBP: 0 BLK: 0 WP: 0 HR: 0 S: 5 P: 5 ERA: 0.00 WHIP: 0.000	H: 1 R: 0 ER: 0 SO: 15 BB: 0 IBB: 0 HBP: 0 BLK: 0 WP: 0 HR: 0 S: 12 P: 15 ERA: 0.00 WHIP: 0.000	H: 0 R: 0 ER: 0 SO: 9 BB: 0 IBB: 0 HBP: 0 BLK: 0 WP: 0 HR: 0 S: 6 P: 9 ERA: 0.00 WHIP: 0.000	H: 1 R: 0 ER: 1 SO: 18 BB: 0 IBB: 0 HBP: 0 BLK: 0 WP: 0 HR: 0 S: 14 P: 18 ERA: 1.29 WHIP: 0.714	H: 2 R: 0 ER: 0 SO: 19 BB: 0 IBB: 0 HBP: 0 BLK: 0 WP: 0 HR: 0 S: 14 P: 19 ERA: 0.00 WHIP: 2.000	H: 0 R: 0 ER: 0 SO: 11 BB: 0 IBB: 0 HBP: 0 BLK: 0 WP: 0 HR: 0 S: 7 P: 11 ERA: 0.00 WHIP: 0.000	H: 2 R: 0 ER: 0 SO: 14 BB: 0 IBB: 0 HBP: 0 BLK: 0 WP: 0 HR: 1 S: 11 P: 14 ERA: 0.00 WHIP: 0.000	H: 2 R: 0 ER: 0 SO: 14 BB: 0 IBB: 0 HBP: 0 BLK: 0 WP: 0 HR: 1 S: 11 P: 14 ERA: 0.00 WHIP: 0.000	1B: 6 2B: 0 3B: 0 HR: 1 SF: 0 SAC: 0 DP: 0 HBP: 0	WP: 0 PB: 0 SB: 1 CS: 0 PA: 31						
PITCHER	IP WLS BF H R ER SO BB IBB HBP BLK WP HR S P ERA WHIP	7.0 L 27 5 1 1 6 0 0 0 0 1 0 1 66 89 1.29 0.714	1.0 4 2 0 0 2 0 0 0 0 0 0 0 11 14 0.00 2.000														



Batter	1	2	3	4	5	6	7	8	9	AB	R	H	RBI	BB	SO	LOB	TOP									
Maury Wills, S OBP: 0.343, SLG: 0.330 (1, 6)	0-0 B1-3		2-1 BLK 1B		2-1 6-3			0-1 5-3		4	0	1	0	0	0	0	Los Angeles Dodgers @ St. Louis Cardinals Sportsman's Park, St. Louis, MO Tue Sep 20 1960, 8:05 PM EDT Att: 11,711 - Unknown livebaseballscorecards.com									
Charlie Neal, R OBP: 0.320, SLG: 0.357 (1, 4)	4-2 1B BB		1-0 B2		2-2 F8			0-0 4-3		3	0	0	0	1	0	1										
Willie Davis, L OBP: 0.265, SLG: 0.396 Chuck Essegian, R OBP: 0.287, SLG: 0.372 (8, PH) (8, 7)	0-1 1B		0-3 K		2-3 K			0-0 1-3		3	0	1	0	0	2	1										
Ron Fairly, L OBP: 0.214, SLG: 0.250 (9, 7)	1-2 1B		1-2 K							0	0	0	0	0	0	0										
Tommy Davis, R OBP: 0.303, SLG: 0.415 (8, 8)	3-2 F8		3-1 L9			1-1 F9				4	1	1	0	0	0	3										
Gil Hodges, R OBP: 0.293, SLG: 0.378 Bob Lillis, R OBP: 0.255, SLG: 0.286 (9, PR) (9, 5)	0-1 5-3			2-0 F9		1-3 K			0-0 1B 2B	4	0	1	0	0	1	2										
Frank Howard, R OBP: 0.318, SLG: 0.469 Wally Moon, L OBP: 0.384, SLG: 0.456 Larry Sherry, R OBP: 0.184, SLG: 0.297 Sandy Koufax, R OBP: 0.175, SLG: 0.130 (9, PH) (9, 1) (9, 1)		1-0 F4		0-1 1B		1-1 F3			4-2 FC1-5 1B BB	3	0	1	0	0	0	0										
Charley Smith, R OBP: 0.194 Norm Larker, L OBP: 0.370, SLG: 0.438 (9, PH) (9, 3)		3-2 FC6-4 1B		1-0 1B			2-3 K		2-2 FC1-5 1B	3	0	2	0	0	1	0										
Joe Pignatano, R OBP: 0.343, SLG: 0.333 (1, 2)		0-1 FC6-4		4-0 IBB			2-1 F8		0-1 FC1-5 G4-6-3	3	0	0	0	1	0	3										
Roger Craig, R OBP: 0.143, SLG: 0.063 Duke Snider, L OBP: 0.366, SLG: 0.524 (9, PH) (9, 9)		0-1 L9		1-0 F8			1-1 1-3		2-1 G4-6-3	3	0	0	0	0	0	3										
Inning Stats	R: 0 E: 0 K: 0 S: 11	H: 1 LOB: 2 BB: 1 P: 18	R: 0 E: 0 K: 0 S: 9	H: 1 LOB: 1 BB: 0 P: 13	R: 0 E: 0 K: 1 S: 10	H: 1 LOB: 1 BB: 0 P: 16	R: 0 E: 0 K: 0 S: 5	H: 2 LOB: 2 BB: 1 P: 13	R: 0 E: 0 K: 1 S: 12	H: 0 LOB: 0 BB: 0 P: 18	R: 0 E: 0 K: 1 S: 7	H: 0 LOB: 0 BB: 0 P: 10	R: 0 E: 0 K: 1 S: 8	H: 0 LOB: 0 BB: 0 P: 13	R: 0 E: 0 K: 0 S: 4	H: 0 LOB: 0 BB: 0 P: 4		R: 2 E: 0 K: 0 S: 11	H: 3 LOB: 2 BB: 1 P: 19	1B: 7 2B: 1 3B: 0 HR: 0	SF: 0 SAC: 0 DP: 1 HBP: 0	WP: 0 PB: 0 SB: 0 CS: 0	PA: 36			
PITCHER	IP	WLS	BF	H	R	ER	SO	BB	IBB	HBP	BLK	WP	HR	S	P	ERA		WHIP								
Curt Simmons, L ERA: 3.12 Lindy McDaniel, R ERA: 2.18 (1, 1) (9, 1)	8.0		32	7	2	2	4	1	1	0	1	0	0	68	107	2.25		1.000								

Batter	1	2	3	4	5	6	7	8	9	AB	R	H	RBI	BB	SO	LOB	BOTTOM									
Don Landrum, L OBP: 0.375, SLG: 0.375 (1, 8)	1-2 F5		2-1 G3			0-1 B2		0-0 G3		4	0	0	0	0	0	2	Los Angeles Dodgers @ St. Louis Cardinals Sportsman's Park, St. Louis, MO Tue Sep 20 1960, 8:05 PM EDT Att: 11,711 - Unknown livebaseballscorecards.com									
Joe Cunningham, L OBP: 0.365, SLG: 0.391 (1, 9)	2-2 4-3		0-2 4-3			0-0 1B		2-1 1B		4	0	2	0	0	0	1										
Bill White, L OBP: 0.335, SLG: 0.464 (1, 3)	0-0 1-3			0-0 6-3		0-0 3-2		0-0 L9		4	0	0	0	0	0	3										
Ken Boyer, R OBP: 0.367, SLG: 0.554 (1, 5)		0-0 F9		3-3 K		3-3 G4-6-3 1B			2-0 BB SH1-4 1B	4	1	2	0	0	1	0										
Walt Moryn, L OBP: 0.331, SLG: 0.450 Curt Flood, R OBP: 0.300, SLG: 0.353 (1, 7) (8, 7)		0-0 F6		1-0 L8		1-1 G4-6-3			2-1 SH1-4	3	0	0	0	0	0	1										
Daryl Spencer, R OBP: 0.369, SLG: 0.420 Alex Grammas, R OBP: 0.282, SLG: 0.302 George Crowe, L OBP: 0.310, SLG: 0.500 Gary Kolb, L (9, PH) (9, PR)		2-2 2B			2-0 L7		2-1 1B 1B		4-1 BB 1B BB	3	1	2	0	0	0	0										
Julian Javier, R OBP: 0.359 Stan Musial, L OBP: 0.357, SLG: 0.498 (1, 4) (9, PH)		2-2 F7			0-1 F5		0-0 1B 1B		3-2 L8	3	0	1	0	0	0	1										
Hal Smith, R OBP: 0.287, SLG: 0.281 Duke Carmel, L (9, PR)			0-0 6-3 1B		0-2 6-3		2-2 1B 1B		4-2 1B BB	3	0	2	1	1	0	0										
Curt Simmons, L OBP: 0.265, SLG: 0.222 Lindy McDaniel, R OBP: 0.259, SLG: 0.269 Charlie James, R OBP: 0.257, SLG: 0.441 (1, 1) (9, 1) (9, PH)			0-2 6-3			2-1 1B 3-2 1B		0-3 K	0-0 1B	3	0	1	0	0	1	1										
Inning Stats	R: 0 E: 0 K: 0 S: 7	H: 0 LOB: 0 BB: 0 P: 10	R: 0 E: 0 K: 0 S: 8	H: 1 LOB: 1 BB: 0 P: 12	R: 0 E: 0 K: 1 S: 9	H: 0 LOB: 0 BB: 0 P: 9	R: 0 E: 0 K: 0 S: 6	H: 2 LOB: 1 BB: 0 P: 8	R: 1 E: 0 K: 0 S: 10	H: 4 LOB: 2 BB: 0 P: 14	R: 0 E: 0 K: 1 S: 7	H: 1 LOB: 1 BB: 0 P: 9	R: 2 E: 0 K: 0 S: 11	H: 2 LOB: 2 BB: 2 P: 26	1B: 10 2B: 2 3B: 0 HR: 0	SF: 0 SAC: 1 DP: 2 HBP: 0		WP: 0 PB: 0 SB: 0 CS: 0	PA: 36							
PITCHER	IP	WLS	BF	H	R	ER	SO	BB	IBB	HBP	BLK	WP	HR	S	P	ERA		WHIP								
Roger Craig, R ERA: 3.59 Larry Sherry, R ERA: 3.73 Sandy Koufax, L ERA: 3.98 (1, 1) (9, 1) (9, 1)	0.1	L	3	1	2	2	0	1	0	0	0	0	0	4	12	54.00		6.000								

Batter	1	2	3	4	5	6	7	8	9	AB	R	H	RBI	BB	SO	LOB	TOP										
Don Landrum, L (1, 8) OBP: 0.333, SLG: 0.588	E4 FC4-6 1B		F7	F7	F4			F7		5	1	0	0	0	0	4	St. Louis Cardinals @ Chicago Cubs Wrigley Field, Chicago, IL Fri Sep 23 1960, 3:33 AM CDT Unknown										
Joe Cunningham, L (1, 9) OBP: 0.395, SLG: 0.395 Curt Flood, R (9, 8) OBP: 0.300, SLG: 0.352	FC4-6 1B		HR	WP 1B			F9	F5		5	1	3	0	0	0	1											
Bill White, L (1, 3) OBP: 0.335, SLG: 0.468	FC4-6 FC1-6 1-2 3-H		HR	WP 1B			4-3	F5		5	1	2	4	0	0	1											
Ken Boyer, R (1, 5) OBP: 0.364, SLG: 0.545	FC1-6 CS 1-2		F9				6-3	5-3		4	0	0	0	1	0	1											
Walt Moryn, L (1, 7) OBP: 0.332, SLG: 0.449	CS 1-2	1B 8-2 2B	BB PB 1B	G3			K	3B BB		4	1	2	0	1	1	3											
Daryl Spencer, R (1, 6) OBP: 0.368, SLG: 0.416 Duke Carmel, L (7, PR)		8-2 2B	BB BB		F9		CS BB	3B		2	0	1	0	2	0	0											
Alex Grammas, R (7, 6) OBP: 0.287, SLG: 0.318		2-3 1B	BB BB				CS BB	3B		1	0	1	1	0	0	0											
Carl Sawatski, L (1, 2) OBP: 0.321, SLG: 0.367		8-2	BB BB				F9 FC6-4 1B	F5		4	0	1	0	1	0	4											
Julian Javier, R (1, 4) OBP: 0.281, SLG: 0.357		2-3 3-H 0-3	BB BB		FC6-4 BB 1-2			SH2-4 1B		4	0	1	0	0	2	5											
Ernie Broglio, R (1, 1) OBP: 0.278, SLG: 0.273			HR 1B		6-3		1-2 BB	SH2-4		2	1	1	0	1	0	0											
Inning Stats	R: 1 E: 1 K: 0 S: 4	H: 1 LOB: 0 BB: 0 P: 4	R: 0 E: 0 K: 1 S: 6	H: 2 LOB: 1 BB: 0 P: 6	R: 3 E: 0 K: 1 S: 9	H: 4 LOB: 3 BB: 2 P: 17	R: 0 E: 0 K: 0 S: 5	H: 2 LOB: 3 BB: 1 P: 9	R: 0 E: 0 K: 0 S: 4	H: 1 LOB: 2 BB: 1 P: 8	R: 0 E: 0 K: 0 S: 3	H: 0 LOB: 0 BB: 0 P: 3	R: 0 E: 0 K: 1 S: 4	H: 0 LOB: 1 BB: 1 P: 8	R: 0 E: 0 K: 0 S: 4	H: 1 LOB: 1 BB: 0 P: 4	R: 1 E: 0 K: 0 S: 4	H: 1 LOB: 1 BB: 1 P: 8	1B: 9 2B: 2 3B: 1 HR: 1	SF: 0 SAC: 1 DP: 1 HBP: 0	WP: 1 PB: 1 SB: 0 CS: 2	PA: 44					
PITCHER	IP	WLS	BF	H	R	ER	SO	BB	IBB	HBP	BLK	WP	HR	S	P	ERA	WHIP										
Glen Hobbie, R (1, 1) ERA: 4.1	2.1	L	12	6	4	3	1	0	0	0	0	0	1	14	14	11.57	2.571										
Dick Burwell, R (3, 1) ERA: 7.04	2.2		16	4	0	0	1	4	0	0	0	1	0	14	30	0.00	3.000										
Joe Schaffernoth, R (6, 1) ERA: 2.63	2.0		6	0	0	0	1	1	0	0	0	0	0	7	11	0.00	0.500										
Don Elston, R (8, 1) ERA: 3.44	2.0		9	2	1	1	0	1	0	0	0	0	0	8	12	4.50	1.500										

Batter	1	2	3	4	5	6	7	8	9	AB	R	H	RBI	BB	SO	LOB	BOTTOM										
Danny Murphy, L (1, 8) OBP: 0.159, SLG: 0.197	FC1-6 BB				K			3-1		3	0	1	1	1	1	3	St. Louis Cardinals @ Chicago Cubs Wrigley Field, Chicago, IL Fri Sep 23 1960, 3:33 AM CDT Unknown										
Don Zimmer, R (1, 4) OBP: 0.309, SLG: 0.383	FC1-6 CS 1-2		5-3				1-3	F8		4	0	0	0	0	0	4											
Billy Williams, L (1, 7) OBP: 0.353, SLG: 0.438	14 PB BB 1-2				4-3		14 FC5-4 1B	K		3	0	1	0	1	1	0											
14 Ernie Banks, R (1, 6) OBP: 0.348, SLG: 0.557	5-3				F2		FC5-4 WP 1-2	K		4	0	0	0	0	1	2											
Ron Santo, R (1, 5) OBP: 0.305, SLG: 0.412		5-3					6-3	K		3	0	0	0	1	1	1											
George Altman, L (1, 3) OBP: 0.332, SLG: 0.442		K			F8			1B 3-1 1B		4	1	1	0	0	1	1											
Sammy Taylor, L (1, 2) OBP: 0.236, SLG: 0.287					F7		4-3	F8		4	0	0	0	0	0	1											
Lou Johnson, R (1, 9) OBP: 0.293, SLG: 0.302					L7			3-1 1B 1-2 1B		3	0	1	0	1	0	0											
Glen Hobbie, R (1, 1) ERA: 2.12, SLG: 0.192 Dick Burwell, R (3, 1) ERA: 7.03, SLG: 0.333 Bob Will, L (5, PR) OBP: 0.14, SLG: 0.098 Joe Schaffernoth, R (6, 1) ERA: 2.63, SLG: 0.343 Richie Ashburn, R (7, PR) OBP: 0.200, SLG: 0.130 Don Elston, R (8, 1) ERA: 3.44					K			F9		0	0	0	0	0	0	0											
Inning Stats	R: 0 E: 0 K: 0 S: 2	H: 0 LOB: 1 BB: 2 P: 10	R: 0 E: 0 K: 1 S: 5	H: 0 LOB: 0 BB: 0 P: 5	R: 0 E: 0 K: 1 S: 6	H: 1 LOB: 1 BB: 0 P: 6	R: 0 E: 0 K: 0 S: 3	H: 0 LOB: 1 BB: 1 P: 7	R: 0 E: 0 K: 0 S: 5	H: 0 LOB: 1 BB: 1 P: 9	R: 0 E: 0 K: 0 S: 4	H: 1 LOB: 1 BB: 0 P: 4	R: 1 E: 0 K: 0 S: 6	H: 3 LOB: 2 BB: 0 P: 6	R: 0 E: 0 K: 3 S: 9	H: 0 LOB: 0 BB: 0 P: 9		R: 0 E: 0 K: 0 S: 3	H: 0 LOB: 0 BB: 0 P: 3	1B: 5 2B: 0 3B: 0 HR: 0	SF: 0 SAC: 0 DP: 0 HBP: 0	WP: 1 PB: 1 SB: 0 CS: 1	PA: 35				
PITCHER	IP	WLS	BF	H	R	ER	SO	BB	IBB	HBP	BLK	WP	HR	S	P	ERA	WHIP										
Ernie Broglio, R (1, 1) ERA: 2.52	9.0	W	35	5	1	1	6	4	0	0	0	1	0	43	59	1.00	1.000										

AB	36
R	5
H	12
RBI	5
BB	6
SO	3
LOB	19



Batter	1	2	3	4	5	6	7	8	9	AB	R	H	RBI	BB	SO	LOB	TOP		
Don Landrum, L (1,8) OBP: 0.318, SLG: 0.500	F7		L8		1B WP BB		1-3			3	1	0	0	1	0	1	St. Louis Cardinals @ Chicago Cubs Wrigley Field, Chicago, IL Fri Sep 23 1960, 3:38 AM CDT Att: 2,061 - Unknown		
Joe Cunningham, L (1,9) OBP: 0.397, SLG: 0.394	4-3		K		F8		1B 3B 1B			4	1	1	0	0	1	3			
Bob Nieman, R (1,7) Gary Kolb, L (5, PR) Curt Flood, R (5, 8) OBP: 0.371, SLG: 0.480	F4			1B BB	1B WP		1B 3B 1B			3	0	2	1	0	0	0			
Ken Boyer, R (1,5) OBP: 0.367, SLG: 0.555		HR		K	1B		1B 3B 1B			3	1	2	3	1	1	1			
Daryl Spencer, R (1,6) Alex Grammas, R (7,6) OBP: 0.367, SLG: 0.413	6-3			1B BB	1-3		5-3			3	0	0	0	1	0	3			
Bill White, L (1,3) OBP: 0.333, SLG: 0.465	1-3			1-2 BB	1-3					0	0	0	0	0	0	0			
Julian Javier, R (1,4) OBP: 0.279, SLG: 0.354	F8		2-3		F8					3	0	0	0	0	0	2			
Hal Smith, R (1,2) OBP: 0.288, SLG: 0.283			1B		FC1-6 1B		5-3			3	0	2	0	0	0	0			
Ray Sadecki, L (1,1) OBP: 0.214, SLG: 0.214	F3		F3		FC1-6 1B		F4			3	1	0	0	0	0	2			
Inning Stats	R: 0 E: 0 K: 0 S: 3	H: 0 LOB: 0 BB: 0 P: 3	R: 1 E: 0 K: 0 S: 4	H: 1 LOB: 0 BB: 0 P: 4	R: 0 E: 0 K: 1 S: 6	H: 1 LOB: 1 BB: 0 P: 6	R: 0 E: 0 K: 1 S: 6	H: 1 LOB: 2 BB: 1 P: 10	R: 2 E: 0 K: 0 S: 5	H: 2 LOB: 2 BB: 2 P: 13	R: 0 E: 0 K: 0 S: 3	H: 0 LOB: 0 BB: 0 P: 3	R: 2 E: 0 K: 0 S: 6	H: 3 LOB: 1 BB: 0 P: 6					
PITCHER Seth Morehead, L (1,1) ERA: 3.94	IP: 7.0 WLS: L BF: 32	H: 8 R: 5 ER: 5 SO: 2	BB: 2 IBB: 1 HBP: 0 BLK: 0	WP: 1 HR: 1 S: 33 P: 45	ERA: 6.43 WHIP: 1.429	PITCHER										1B: 6 2B: 0 3B: 1 HR: 1	SF: 0 SAC: 0 DP: 0 HBP: 0	WP: 1 PB: 0 SB: 0 CS: 0	PA: 32

Batter	1	2	3	4	5	6	7	8	9	AB	R	H	RBI	BB	SO	LOB	BOTTOM		
Lou Johnson, R (1,8) OBP: 0.279, SLG: 0.286	F2		6-3		G6-4-3					3	0	0	0	0	0	2	St. Louis Cardinals @ Chicago Cubs Wrigley Field, Chicago, IL Fri Sep 23 1960, 3:38 AM CDT Att: 2,061 - Unknown		
Sammy Drake, S (1,4) OBP: 0.197, SLG: 0.091	F4		4-3				F7			3	0	0	0	0	0	0			
Billy Williams, L (1,7) OBP: 0.400, SLG: 0.474	14 2B 1B			14 FC4-6 1B			F8			3	1	2	0	0	0	0			
14 Ernie Banks, R (1,6) OBP: 0.349, SLG: 0.559	1-H 2B			FC4-6 1B			FC5-4 BB			2	0	1	1	1	0	1			
Ron Santo, R (1,5) OBP: 0.306, SLG: 0.411	L7			G6-4-3 1B			FC5-4			3	0	1	0	0	0	2			
Frank Thomas, R (1,3) OBP: 0.282, SLG: 0.400	F9		G6-4-3		G6-4-3		K			3	0	0	0	0	1	2			
Dick Bertell, R (1,2)	4-1			FC1-5 1B BB			F9			2	0	0	0	1	0	0			
Jim McKnight, R (1,9) OBP: 0.250, SLG: 0.250	5-3			FC1-5 1B			F4			3	0	1	0	0	0	0			
Seth Morehead, L (1,1) OBP: 0.167, SLG: 0.172	F9			FC1-5 G6-4-3						2	0	0	0	0	0	2			
Inning Stats	R: 1 E: 0 K: 0 S: 5	H: 2 LOB: 1 BB: 0 P: 5	R: 0 E: 0 K: 0 S: 3	H: 0 LOB: 0 BB: 0 P: 3	R: 0 E: 0 K: 0 S: 4	H: 2 LOB: 1 BB: 0 P: 4	R: 0 E: 0 K: 0 S: 3	H: 1 LOB: 1 BB: 1 P: 7	R: 0 E: 0 K: 0 S: 3	H: 0 LOB: 1 BB: 1 P: 7	R: 0 E: 0 K: 1 S: 5	H: 0 LOB: 0 BB: 0 P: 5	R: 0 E: 0 K: 1 S: 5	H: 0 LOB: 0 BB: 0 P: 5					
PITCHER Ray Sadecki, L (1,1) ERA: 3.83	IP: 7.0 WLS: W BF: 26	H: 5 R: 1 ER: 1 SO: 1	BB: 2 IBB: 0 HBP: 0 BLK: 0	WP: 0 HR: 0 S: 26 P: 34	ERA: 1.29 WHIP: 1.000	PITCHER										1B: 4 2B: 1 3B: 0 HR: 0	SF: 0 SAC: 0 DP: 2 HBP: 0	WP: 0 PB: 0 SB: 0 CS: 0	PA: 26

Batter	1	2	3	4	5	6	7	8	9	AB	R	H	RBI	BB	SO	LOB	TOP					
Don Landrum, L (1,8) OBP: 0.370, SLG: 0.520 (7,7)	1-3		E2 2B 1B						4-3	5	1	3	0	0	0	0						
Joe Cunningham, L (1,9) OBP: 0.365, SLG: 0.392			K							4	0	1	0	0	2	2						
Bob Nieman, R (1,7) Curt Flood, R (7, PR) OBP: 0.301, SLG: 0.354 (7,8)	G6-3									3	0	1	1	1	0	1						
Ken Boyer, R (1,5) OBP: 0.369, SLG: 0.564										3	2	2	0	1	0	2						
Daryl Spencer, R (1,6) Gary Kolb, L (8, PR) Alex Grammas, R (8,6) OBP: 0.287, SLG: 0.318										3	0	1	2	0	0	2						
Bill White, L (1,3) OBP: 0.330, SLG: 0.462										4	0	0	0	0	0	1						
Julian Javier, R (1,4) Stan Musial, L (8, PH) Rocky Bridges, R (8,4) OBP: 0.333, SLG: 0.313										2	0	0	0	1	0	0						
Hal Smith, R (1,2) George Crowe, L (9, PH) OBP: 0.291, SLG: 0.292 OBP: 0.301, SLG: 0.485										3	1	2	0	0	0	1						
Bob Miller, R (1,1) Curt Simmons, L (4,1) Carl Sawatski, L (9, PH) OBP: 0.320, SLG: 0.365										2	0	0	0	0	0	2						
Inning Stats	R: 0 E: 0 K: 0 S: 3	H: 1 LOB: 0 BB: 0 P: 3	R: 1 E: 0 K: 0 S: 4	H: 1 LOB: 0 BB: 0 P: 4	R: 2 E: 1 K: 1 S: 8	H: 3 LOB: 2 BB: 1 P: 12	R: 0 E: 0 K: 0 S: 4	H: 1 LOB: 0 BB: 0 P: 4	R: 0 E: 0 K: 1 S: 5	H: 1 LOB: 0 BB: 1 P: 5	R: 1 E: 0 K: 0 S: 4	H: 1 LOB: 1 BB: 1 P: 8	R: 0 E: 0 K: 0 S: 4	H: 1 LOB: 0 BB: 0 P: 8	R: 0 E: 0 K: 0 S: 3	H: 1 LOB: 1 BB: 0 P: 3	R: 0 E: 0 K: 0 S: 3	H: 0 LOB: 0 BB: 0 P: 3	1B: 5 2B: 4 3B: 2 HR: 0	SF: 1 SAC: 0 DP: 2 HBP: 0	WP: 1 PB: 0 SB: 0 CS: 0	PA: 37
PITCHER	IP	WLS	BF	H	R	ER	SO	BB	IBB	HBP	BLK	WP	HR	S	P	ERA	WHIP					
Dick Ellsworth, L (1,1) ERA: 3.62	5.2	W	25	8	4	2	2	1	1	0	0	0	0	27	35	3.18	1.588					
Mel Wright, R (6,1) ERA: 2.03	3.1	S	12	2	0	0	0	1	0	0	0	1	0	11	15	0.00	0.900					

St. Louis Cardinals @ Chicago Cubs
Wrigley Field, Chicago, IL
Sat Sep 24 1960, 3:33 AM CDT
Att: 6,633 - Unknown

AB 33
R 4
H 10
RBI 3
BB 3
SO 2
LOB 12



Batter	1	2	3	4	5	6	7	8	9	AB	R	H	RBI	BB	SO	LOB	BOTTOM					
Richie Ashburn, L (1,8) OBP: 0.413, SLG: 0.341	5-3		F3							3	0	0	0	1	0	0						
Don Zimmer, R (1,4) OBP: 0.306, SLG: 0.380			1-3							3	0	0	1	0	1	0						
Billy Williams, L (1,7) OBP: 0.375, SLG: 0.435										4	0	1	0	0	1	2						
14 Ernie Banks, R (1,6) OBP: 0.349, SLG: 0.557										4	0	1	0	0	0	1						
George Altman, L (1,3) OBP: 0.331, SLG: 0.440										4	2	1	0	0	1	1						
Ron Santo, R (1,5) OBP: 0.311, SLG: 0.414										3	2	2	0	1	1	0						
Bob Will, L (1,9) OBP: 0.315, SLG: 0.371										4	1	2	3	0	0	2						
Sammy Taylor, L (1,2) OBP: 0.236, SLG: 0.286										4	0	1	1	0	0	3						
Dick Ellsworth, L (1,1) Mel Wright, R (6,1) OBP: 0.154, SLG: 0.043 ERA: 3.02										2	0	0	0	0	1	3						
Inning Stats	R: 0 E: 0 K: 1 S: 5	H: 0 LOB: 0 BB: 0 P: 5	R: 2 E: 1 K: 0 S: 6	H: 2 LOB: 1 BB: 0 P: 6	R: 0 E: 0 K: 0 S: 4	H: 1 LOB: 1 BB: 0 P: 4	R: 3 E: 1 K: 1 S: 9	H: 4 LOB: 2 BB: 1 P: 13	R: 0 E: 0 K: 2 S: 7	H: 0 LOB: 0 BB: 0 P: 7	R: 0 E: 0 K: 0 S: 3	H: 0 LOB: 0 BB: 0 P: 3	R: 0 E: 0 K: 1 S: 5	H: 0 LOB: 0 BB: 0 P: 5	R: 0 E: 0 K: 0 S: 4	H: 1 LOB: 2 BB: 1 P: 8	R: 0 E: 0 K: 0 S: 4	H: 1 LOB: 2 BB: 1 P: 8	1B: 7 2B: 0 3B: 1 HR: 0	SF: 1 SAC: 0 DP: 0 HBP: 0	WP: 1 PB: 0 SB: 0 CS: 0	PA: 35
PITCHER	IP	WLS	BF	H	R	ER	SO	BB	IBB	HBP	BLK	WP	HR	S	P	ERA	WHIP					
Bob Miller, R (1,1) ERA: 3.13	3.0	L	17	7	5	4	1	0	0	0	0	1	0	19	19	12.00	2.333					
Curt Simmons, L (4,1) ERA: 3.02	5.0		18	1	0	0	4	1	1	0	0	1	0	24	32	0.00	0.400					

St. Louis Cardinals @ Chicago Cubs
Wrigley Field, Chicago, IL
Sat Sep 24 1960, 3:33 AM CDT
Att: 6,633 - Unknown

AB 32
R 5
H 8
RBI 5
BB 2
SO 5
LOB 12



Batter	1	2	3	4	5	6	7	8	9	AB	R	H	RBI	BB	SO	LOB	TOP		
Don Landrum, L (1, 8) OBP: 0.323, SLG: 0.448										4	0	0	0	0	2	3			
Joe Cunningham, L (1, 9) OBP: 0.363, SLG: 0.389										4	0	0	0	0	0	0			
Bill White, L (1, 3) OBP: 0.332, SLG: 0.462										4	0	2	0	0	0	0			
Ken Boyer, R (1, 5) OBP: 0.370, SLG: 0.563										4	0	2	0	0	0	2			
Walt Moryn, L (1, 7) OBP: 0.331, SLG: 0.447										4	0	1	0	0	0	3			
Daryl Spencer, R (1, 6) OBP: 0.368, SLG: 0.412										3	0	1	0	1	1	0			
Carl Sawatski, L (1, 2) OBP: 0.313, SLG: 0.356										4	0	0	0	0	0	4			
Julian Javier, R (1, 4) OBP: 0.280, SLG: 0.352										1	0	0	0	1	0	0			
Charlie James, R (7, PH) OBP: 0.354, SLG: 0.405										1	0	0	0	0	0	0			
Bob Grim, R (7, 1)										0	0	0	0	0	0	0			
George Crowe, L (9, PH) OBP: 0.297, SLG: 0.476										1	0	0	0	0	0	0			
Larry Jackson, R (1, 1) OBP: 0.247, SLG: 0.228										2	0	0	0	0	1	3			
Stan Musial, L (7, PH) OBP: 0.354, SLG: 0.494										1	0	0	0	0	0	0			
Alex Grammas, R (7, 4) OBP: 0.287, SLG: 0.318										0	0	0	0	0	0	0			
Inning Stats	R: 0 E: 0 K: 1 S: 6	H: 1 LOB: 1 BB: 0 P: 6	R: 0 E: 0 K: 2 S: 9	H: 2 LOB: 3 BB: 1 P: 13	R: 0 E: 0 K: 0 S: 4	H: 1 LOB: 1 BB: 0 P: 4	R: 0 E: 0 K: 1 S: 5	H: 0 LOB: 0 BB: 0 P: 5	R: 0 E: 0 K: 0 S: 3	H: 1 LOB: 2 BB: 1 P: 8	R: 0 E: 0 K: 0 S: 3	H: 0 LOB: 0 BB: 0 P: 3	R: 0 E: 0 K: 0 S: 4	H: 1 LOB: 1 BB: 0 P: 4	R: 0 E: 0 K: 0 S: 3	H: 0 LOB: 0 BB: 0 P: 3	1B: 6 2B: 0 3B: 0 HR: 0	SF: 0 SAC: 0 DP: 0 HBP: 0	WP: 0 PA: 35 PB: 0 SB: 0 CS: 0
PITCHER Glen Hobbie, R (1, 1) ERA: 3.96	IP: 9.0 WLS: W BF: 35 H: 6 R: 0 ER: 0 SO: 4 BB: 1 IBB: 1 HBP: 0 BLK: 0 WP: 0 HR: 0 S: 41 P: 49 ERA: 0.00 WHIP: 0.778															PITCHER			

St. Louis Cardinals @ Chicago Cubs
Wrigley Field, Chicago, IL
Sun Sep 25 1960, 3:33 AM CDT
Att: 8,558 - Unknown

AB 33
R 0
H 6
RBI 0
BB 2
SO 4
LOB 15



Batter	1	2	3	4	5	6	7	8	9	AB	R	H	RBI	BB	SO	LOB	BOTTOM		
Richie Ashburn, L (1, 8) OBP: 0.413, SLG: 0.339										3	1	0	0	2	0	2			
Don Zimmer, R (1, 4) OBP: 0.307, SLG: 0.383										5	1	2	1	0	0	3			
Billy Williams, L (1, 7) OBP: 0.357, SLG: 0.407										4	0	1	0	0	1	2			
14 Ernie Banks, R (1, 6) OBP: 0.350, SLG: 0.555										3	1	1	1	1	0	1			
George Altman, L (1, 3) OBP: 0.333, SLG: 0.443										4	0	2	0	0	0	1			
Ron Santo, R (1, 5) OBP: 0.307, SLG: 0.409										4	0	0	0	0	2	5			
Bob Will, L (1, 9) OBP: 0.319, SLG: 0.372										2	1	1	0	2	0	0			
Sammy Taylor, L (1, 2) OBP: 0.242, SLG: 0.291										1	1	1	0	0	0	0			
Dick Bertell, R (3, 2) OBP: 0.222, SLG: 0.143										3	0	1	1	0	0	2			
Glen Hobbie, R (1, 1) OBP: 0.202, SLG: 0.183										4	0	0	1	0	3	5			
Inning Stats	R: 0 E: 0 K: 1 S: 6	H: 1 LOB: 2 BB: 2 P: 14	R: 4 E: 1 K: 0 S: 7	H: 4 LOB: 1 BB: 1 P: 11	R: 0 E: 0 K: 1 S: 5	H: 0 LOB: 0 BB: 0 P: 5	R: 0 E: 0 K: 1 S: 6	H: 1 LOB: 1 BB: 0 P: 6	R: 1 E: 0 K: 1 S: 7	H: 2 LOB: 2 BB: 1 P: 11	R: 0 E: 0 K: 1 S: 5	H: 0 LOB: 0 BB: 0 P: 5	R: 0 E: 0 K: 0 S: 3	H: 0 LOB: 0 BB: 0 P: 3	R: 0 E: 0 K: 1 S: 6	H: 1 LOB: 2 BB: 1 P: 10	1B: 7 2B: 2 3B: 0 HR: 0	SF: 0 SAC: 0 DP: 0 HBP: 0	WP: 0 PA: 38 PB: 0 SB: 0 CS: 0
PITCHER Larry Jackson, R (1, 1) ERA: 3.49	IP: 6.0 WLS: L BF: 30 H: 8 R: 5 ER: 5 SO: 5 BB: 3 IBB: 1 HBP: 0 BLK: 0 WP: 0 HR: 0 S: 36 P: 52 ERA: 7.50 WHIP: 1.833															PITCHER			
Bob Grim, R (7, 1) ERA: 4.33	IP: 2.0 WLS: L BF: 8 H: 1 R: 0 ER: 0 SO: 1 BB: 1 IBB: 0 HBP: 0 BLK: 0 WP: 0 HR: 0 S: 9 P: 13 ERA: 0.00 WHIP: 1.000															PITCHER			

St. Louis Cardinals @ Chicago Cubs
Wrigley Field, Chicago, IL
Sun Sep 25 1960, 3:33 AM CDT
Att: 8,558 - Unknown

AB 33
R 5
H 9
RBI 4
BB 5
SO 6
LOB 21



Batter	1	2	3	4	5	6	7	8	9	AB	R	H	RBI	BB	SO	LOB	TOP			
Don Landrum, L (1, 8) OBP: 0.286, SLG: 0.394	1-2 1-3		0-1 4-3		2-1 F7			1-1 G3		4	0	0	0	0	0	3	St. Louis Cardinals @ Los Angeles Dodgers Los Angeles Memorial Coliseum, Los Angeles, CA Tue Sep 27 1960, 10:05 PM EDT Att: 12,878 - Unknown livebaseballscorecards.com			
Joe Cunningham, L (1, 9) Mel Nelson, R (8, 1)	1-0 4-3			4-2 L1-3 BB		2-2 4-3		2-1 1B 1B		3	1	1	0	1	0	0				
Bill White, L (1, 3) OBP: 0.333, SLG: 0.462	1-1 1-3			0-0 L1-3 1-2		1-0 1B		2-1 1B 1-2 1B		4	0	2	0	0	0	1				
Ken Boyer, R (1, 5) OBP: 0.370, SLG: 0.561		0-1 E6		3-1 F7		2-3 K		2-0 1-2 H 1B		4	0	1	1	0	1	1				
Stan Musial, L (1, 7) OBP: 0.353, SLG: 0.491	1-0 F9				0-2 BB BB 1B		1-1 G3		2-3 K		4	0	1	0	0	1		4		
Daryl Spencer, R (1, 6) OBP: 0.367, SLG: 0.410	0-1 F8				4-0 BB 1-2 BB		1-3 K		0-3 K		3	0	0	0	1	2		1		
Julian Javier, R (1, 4) Charlie James, R (9, PH) OBP: 0.231, SLG: 0.395	1-0 F7				1-2 F8		1-3 K		0-1 F8		3	0	0	0	0	1		3		
Hal Smith, R (1, 2) Carl Sawatski, L (7, PH) OBP: 0.310, SLG: 0.352			1-0 F4		0-2 F9		3-2 4-3		0-0 F8		2	0	0	0	0	0		2		
Ernie Broglio, R (1, 1) Bob Gibson, R (7, 1) Walt Moryn, L (8, PH) OBP: 0.330, SLG: 0.445			2-3 K		4-2 1-2 2-3 BB			1-1 F7		1	0	0	0	1	1	0				
Inning Stats	R: 0 E: 0 K: 0 S: 8	H: 0 LOB: 0 BB: 0 P: 11	R: 0 E: 1 K: 0 S: 6	H: 0 LOB: 1 BB: 0 P: 8	R: 0 E: 0 K: 1 S: 7	H: 0 LOB: 0 BB: 0 P: 10	R: 0 E: 0 K: 0 S: 5	H: 0 LOB: 0 BB: 1 P: 12	R: 0 E: 0 K: 0 S: 13	H: 1 LOB: 3 BB: 2 P: 24	R: 0 E: 0 K: 2 S: 10	H: 0 LOB: 0 BB: 0 P: 15	R: 0 E: 0 K: 1 S: 14	H: 3 LOB: 2 BB: 0 P: 24	R: 0 E: 0 K: 1 S: 6	H: 0 LOB: 0 BB: 0 P: 6		1B: 5 2B: 1 3B: 0 HR: 0	SF: 0 SAC: 0 DP: 1 HBP: 0	WP: 0 PB: 0 SB: 0 CS: 0
PITCHER Roger Craig, R (1, 1) ERA: 3.39	IP: 9.0 WLS: W BF: 35 H: 5 R: 1 ER: 1 SO: 6 BB: 3 IBB: 0 HBP: 0 BLK: 0 WP: 0 HR: 0 S: 78 P: 125 ERA: 1.00 WHIP: 0.889																			

Batter	1	2	3	4	5	6	7	8	9	AB	R	H	RBI	BB	SO	LOB	BOTTOM			
Maury Wills, S (1, 6) OBP: 0.340, SLG: 0.331	0-0 L1	0-1 F6		1-0 FC4-6 1-2		1-1 4-3		2-3 K2-3		5	0	0	0	0	1	2	St. Louis Cardinals @ Los Angeles Dodgers Los Angeles Memorial Coliseum, Los Angeles, CA Tue Sep 27 1960, 10:05 PM EDT Att: 12,878 - Unknown livebaseballscorecards.com			
Jim Gilliam, S (1, 4) Charlie Neal, R (8, 4) OBP: 0.320, SLG: 0.359	4-1 BB 1B		1-2 4-3		1-0 FC2-5 1B		2-2 F6	3-3 K		3	1	1	0	1	0	0				
Willie Davis, L (1, 8) OBP: 0.294, SLG: 0.463	1-3 K		1-1 CS 1B		0-0 1B FC2-5 1B		0-1 HR 1B	0-0 1B		5	1	4	0	0	1	1				
Norm Larker, L (1, 3) Gil Hodges, R (8, PH) OBP: 0.291, SLG: 0.371	4-2 1B BB		1-1 FC6-4 1B		0-1 FC2-5 1B		4-2 HR BB	3-2 6-3		2	2	1	0	2	0	2				
Tommy Davis, R (1, 7) OBP: 0.311, SLG: 0.435	2-2 1B		2-1 FC6-4 1-2		0-0 1B		2-2 HR			4	1	3	4	0	0	1				
Frank Howard, R (1, 9) OBP: 0.320, SLG: 0.473	0-2 1-2 3-H 1B			0-1 F8		0-3 K		1-2 1-3 1B		4	0	2	1	0	1	3				
Charley Smith, R (1, 5) Wally Moon, L (6, PH) OBP: 0.381, SLG: 0.453	1-0 F7			1-3 K		2-1 F8		3-2 1-3		2	0	0	0	0	1	2				
Bob Lillis, R (8, 5) OBP: 0.255, SLG: 0.286								1-2		2	0	0	0	0	0	4				
John Roseboro, L (1, 2) OBP: 0.324, SLG: 0.369		1-3 K		3-1 2B		2-2 F3		4-0 IBB		3	0	1	0	1	1	0				
Roger Craig, R (1, 1) OBP: 0.154, SLG: 0.057		2-0 5-3		4-2 FC4-6 BB		0-0 6-3		0-1 1-3		3	0	0	0	1	0	2				
Inning Stats	R: 2 E: 0 K: 1 S: 14	H: 2 LOB: 2 BB: 2 P: 26	R: 0 E: 0 K: 1 S: 6	H: 0 LOB: 0 BB: 0 P: 9	R: 0 E: 0 K: 0 S: 9	H: 2 LOB: 1 BB: 0 P: 14	R: 0 E: 0 K: 1 S: 11	H: 1 LOB: 2 BB: 1 P: 20	R: 0 E: 0 K: 0 S: 10	H: 3 LOB: 3 BB: 0 P: 13	R: 0 E: 0 K: 0 S: 7	H: 0 LOB: 0 BB: 0 P: 10	R: 3 E: 0 K: 0 S: 19	H: 3 LOB: 2 BB: 2 P: 35	R: 0 E: 0 K: 2 S: 11	H: 1 LOB: 1 BB: 0 P: 19	1B: 10 2B: 1 3B: 0 HR: 1	SF: 0 SAC: 0 DP: 0 HBP: 0	WP: 0 PB: 0 SB: 0 CS: 1	PA: 40
PITCHER Ernie Broglio, R (1, 1) ERA: 2.65 Bob Gibson, R (7, 1) ERA: 5.21 Mel Nelson, L (8, 1) ERA:	IP: 6.1 WLS: L BF: 33 H: 11 R: 5 ER: 5 SO: 4 BB: 4 IBB: 0 HBP: 0 BLK: 0 WP: 0 HR: 1 S: 71 P: 115 ERA: 7.11 WHIP: 2.368																			

AB 32
R 1
H 5
RBI 1
BB 3
SO 6
LOB 15



AB 35
R 5
H 12
RBI 5
BB 5
SO 6
LOB 18



Batter	1	2	3	4	5	6	7	8	9	AB	R	H	RBI	BB	SO	LOB	TOP					
Julian Javier, R (1,4) OBP: 0.276, SLG: 0.347	4-3		FC1-6		K		K			3	0	0	0	0	1	2	St. Louis Cardinals @ Los Angeles Dodgers Los Angeles Memorial Coliseum, Los Angeles, CA Wed Sep 28 1960, 10:05 PM EDT Att: 12,506 - Unknown livebaseballscorecards.com					
Joe Cunningham, L (7,PH) OBP: 0.364, SLG: 0.388										1	0	0	0	0	1	2						
Lindy McDaniel, R (7,1) OBP: 0.259, SLG: 0.269										0	0	0	0	0	0	0						
Bill White, L (1,3) OBP: 0.332, SLG: 0.461	3-1		4-3			F7		PB 1B		4	0	1	0	0	0	1						
Bob Nieman, R (1,7) OBP: 0.371, SLG: 0.478	F6			5-3		4-3		PB 1B		4	0	1	0	0	0	0						
Ken Boyer, R (1,5) OBP: 0.370, SLG: 0.566					HR	6-3		F9		4	1	2	1	0	0	2						
Daryl Spencer, R (1,6) OBP: 0.368, SLG: 0.409				L7				K		3	1	1	0	1	1	2						
Charlie James, R (1,9) OBP: 0.214, SLG: 0.366										3	0	0	0	0	1	3						
George Crowe, L (8,PH) OBP: 0.293, SLG: 0.471										1	0	0	0	0	0	2						
Curt Flood, R (8,8) OBP: 0.301, SLG: 0.354										0	0	0	0	0	0	0						
Hal Smith, R (1,2) OBP: 0.291										3	0	1	0	0	0	2						
Carl Sawatski, L (9,PH) OBP: 0.308, SLG: 0.350	L4-3									1	0	0	0	0	0	0						
Don Landrum, L (1,8) OBP: 0.333, SLG: 0.417										3	0	2	1	0	0	0						
Bob Miller, R (1,1) OBP: 0.200, SLG: 0.143										2	0	1	0	0	1	1						
Bob Gibson, R (6,1) OBP: 0.179, SLG: 0.214										0	0	0	0	0	0	0						
Stan Musial, L (7,PH) OBP: 0.352, SLG: 0.489										1	0	0	0	0	1	2						
Alex Grammas, R (7,4) OBP: 0.287, SLG: 0.318										0	0	0	0	0	0	0						
Walt Moryn, L (9,PH) OBP: 0.326, SLG: 0.444										1	0	0	0	0	0	1						
Inning Stats	R: 0 E: 0 K: 0 S: 6	H: 0 LOB: 0 BB: 0 P: 8	R: 1 E: 0 K: 1 S: 13	H: 2 LOB: 1 BB: 0 P: 17	R: 0 E: 0 K: 1 S: 6	H: 0 LOB: 1 BB: 0 P: 9	R: 1 E: 0 K: 0 S: 11	H: 1 LOB: 0 BB: 0 P: 17	R: 0 E: 0 K: 1 S: 8	H: 1 LOB: 1 BB: 0 P: 10	R: 0 E: 0 K: 0 S: 10	H: 0 LOB: 0 BB: 0 P: 16	R: 1 E: 0 K: 2 S: 15	H: 2 LOB: 2 BB: 1 P: 24	R: 0 E: 0 K: 1 S: 11	H: 2 LOB: 2 BB: 0 P: 20	R: 0 E: 0 K: 0 S: 6	H: 1 LOB: 0 BB: 0 P: 10	1B: 8 2B: 1 3B: 0 HR: 1	SF: 0 SAC: 0 DP: 2 HBP: 1	WP: 0 PB: 1 SB: 0 CS: 0	PA: 36
PITCHER	IP WLS BF H R ER SO BB IBB HBP BLK WP HR S P ERA WHIP																					
Johnny Podres, L (1,1) ERA: 3.08	7.0 W 30 8 2 2 5 1 0 1 0 0 1 1 73 109 2.57 1.286																					
Ed Roebuck, R (8,1) ERA: 2.79	2.0 S 6 1 0 0 1 0 0 0 0 0 0 0 13 22 0.00 0.500																					

Batter	1	2	3	4	5	6	7	8	9	AB	R	H	RBI	BB	SO	LOB	BOTTOM				
Maury Wills, S (1,6) OBP: 0.343, SLG: 0.331						E4				2	1	1	0	2	0	1	St. Louis Cardinals @ Los Angeles Dodgers Los Angeles Memorial Coliseum, Los Angeles, CA Wed Sep 28 1960, 10:05 PM EDT Att: 12,506 - Unknown livebaseballscorecards.com				
Charlie Neal, R (1,4) OBP: 0.321, SLG: 0.358										1	0	0	0	1	1	1					
Willie Davis, L (1,8) OBP: 0.306, SLG: 0.457										3	0	1	1	1	1	3					
Norm Larker, L (1,3) OBP: 0.371, SLG: 0.435										3	1	1	1	0	0	1					
Tommy Davis, R (1,7) OBP: 0.307, SLG: 0.430										4	0	0	0	0	2	4					
Frank Howard, R (1,9) OBP: 0.322, SLG: 0.476										4	1	2	1	0	1	0					
Charley Smith, R (1,5) OBP: 0.175, SLG: 0.185										4	0	1	0	0	0	1					
Doug Camilli, R (1,2) OBP: 0.333, SLG: 0.375										4	0	1	1	0	1	2					
Johnny Podres, L (1,1) OBP: 0.205, SLG: 0.136										3	1	1	0	0	1	3					
Ed Roebuck, R (8,1) OBP: 0.200, SLG: 0.208										1	0	0	0	0	1	0					
Inning Stats	R: 0 E: 0 K: 1 S: 6	H: 0 LOB: 0 BB: 1 P: 14	R: 1 E: 0 K: 2 S: 13	H: 3 LOB: 2 BB: 0 P: 20	R: 1 E: 1 K: 1 S: 14	H: 2 LOB: 1 BB: 0 P: 17	R: 0 E: 0 K: 0 S: 6	H: 0 LOB: 0 BB: 0 P: 7	R: 1 E: 0 K: 0 S: 9	H: 1 LOB: 2 BB: 2 P: 20	R: 1 E: 1 K: 2 S: 17	H: 2 LOB: 3 BB: 1 P: 26	R: 0 E: 0 K: 1 S: 8	H: 0 LOB: 0 BB: 0 P: 11	R: 0 E: 0 K: 1 S: 7	H: 0 LOB: 0 BB: 0 P: 10		1B: 5 2B: 3 3B: 0 HR: 0	SF: 1 SAC: 2 DP: 0 HBP: 0	WP: 0 PB: 0 SB: 1 CS: 0	PA: 36
PITCHER	IP WLS BF H R ER SO BB IBB HBP BLK WP HR S P ERA WHIP																				
Bob Miller, R (1,1) ERA: 3.48	5.2 L 29 8 4 4 4 3 1 0 0 0 0 0 62 101 6.35 1.941																				
Bob Gibson, R (6,1) ERA: 5.19	0.1 1 0 0 0 1 0 0 0 0 0 0 0 3 3 0.00 0.000																				
Lindy McDaniel, R (7,1) ERA: 2.11	2.0 6 0 0 0 2 0 0 0 0 0 0 0 15 21 0.00 0.000																				

Batter	1	2	3	4	5	6	7	8	9	10	AB	R	H	RBI	BB	SO	LOB	TOP	
Julian Javier, R OBP: 0.275, SLG: 0.345 Alex Grammas, R OBP: 0.290, SLG: 0.337 Joe Cunningham, L OBP: 0.365, SLG: 0.389	6-3		SH1-4		K			HR		2B 1B	2	0	0	0	0	1	1	St. Louis Cardinals @ Los Angeles Dodgers	
Bill White, L OBP: 0.333, SLG: 0.458	4-3		K		F6			1B BB		2B BB	3	1	0	0	2	1	2	Los Angeles Memorial Coliseum, Los Angeles, CA	
Bob Nieman, R OBP: 0.374, SLG: 0.476 Curt Flood, R OBP: 0.301, SLG: 0.354			K			L1		1B BB		F7	3	0	1	0	1	1	1	Thu Sep 29 1960, 10:05 PM EDT	
Stan Musial, L OBP: 0.351, SLG: 0.488 Walt Moryn, L OBP: 0.329, SLG: 0.444	BB					L3		1B			5	0	2	2	0	0	1	Att: 13,969 - Unknown	
Ken Boyer, R OBP: 0.371, SLG: 0.566	F8		F8		L3			1B			5	0	2	2	0	0	1		
Daryl Spencer, R OBP: 0.366, SLG: 0.406		K		4-3		1-3					4	0	0	0	1	2	2		
Charlie James, R OBP: 0.198, SLG: 0.333		F3			K						4	0	0	0	0	1	2		
George Crowe, L OBP: 0.289, SLG: 0.464 Rocky Bridges, R OBP: 0.333, SLG: 0.313										G4-6-3	4	0	0	0	0	1	2		
Hal Smith, R OBP: 0.292, SLG: 0.293		1B			4-3			WP 1B		K	4	0	2	0	0	1	0	AB 36	
Don Landrum, L OBP: 0.326, SLG: 0.475		K						L8		K	4	1	1	1	0	2	2	R 4	
Larry Jackson, R OBP: 0.257, SLG: 0.232 Lindy McDaniel, R OBP: 0.259, SLG: 0.269								K		G3	3	0	1	0	1	1	1	H 9	
Inning Stats	R: 0 E: 0 K: 0 S: 10	H: 0 LOB: 1 BB: 1 P: 19	R: 0 E: 0 K: 2 S: 12	H: 1 LOB: 1 BB: 0 P: 19	R: 0 E: 0 K: 2 S: 7	H: 0 LOB: 1 BB: 1 P: 14	R: 0 E: 0 K: 1 S: 7	H: 0 LOB: 0 BB: 0 P: 9	R: 0 E: 0 K: 1 S: 7	H: 1 LOB: 1 BB: 0 P: 10	R: 2 E: 0 K: 1 S: 8	H: 3 LOB: 2 BB: 1 P: 15	R: 0 E: 0 K: 2 S: 8	H: 0 LOB: 0 BB: 0 P: 11	R: 1 E: 0 K: 0 S: 10	H: 2 LOB: 2 BB: 2 P: 22	1B: 6 2B: 2 3B: 0 HR: 2	SF: 0 SAC: 1 DP: 2 HBP: 0	WP: 1 PA: 42
PITCHER	IP WLS BF H R ER SO BB IBB HBP BLK WP HR S P ERA WHIP																		
Sandy Koufax, L ERA: 3.95	(1, 1) 7.0	L 30	6 3 3 7	BB 3 IBB 0 HBP 0 BLK 0	WP 1 HR 2 S 63 P 107 ERA 3.86 WHIP 1.286														
Larry Sherry, R ERA: 3.85	(8, 1) 2.1	L 11	3 1 1 3	BB 1 IBB 0 HBP 0 BLK 0	WP 0 HR 0 S 23 P 40 ERA 3.86 WHIP 1.714														
Don Drysdale, R ERA: 2.89	(10, 1) 0.2	L 0	0 0 0 0	BB 0 IBB 0 HBP 0 BLK 0	WP 0 HR 1 S 2 P 000 ERA 0.00 WHIP 0.000														

St. Louis Cardinals @ Los Angeles Dodgers
Los Angeles Memorial Coliseum, Los Angeles, CA
Thu Sep 29 1960, 10:05 PM EDT
Att: 13,969 - Unknown

AB 36
R 4
H 9
RBI 4
BB 5
SO 10
LOB 17



Batter	1	2	3	4	5	6	7	8	9	10	AB	R	H	RBI	BB	SO	LOB	BOTTOM	
Maury Wills, S OBP: 0.341, SLG: 0.330	SH1 1B		1-3		6-3			F6		F4	5	1	1	0	0	0	1	St. Louis Cardinals @ Los Angeles Dodgers	
Charlie Neal, R OBP: 0.321, SLG: 0.364 Duke Snider, L OBP: 0.365, SLG: 0.521	SH1					F8		F9		6-3	3	1	1	1	0	0	0	Los Angeles Memorial Coliseum, Los Angeles, CA	
Willie Davis, L OBP: 0.316, SLG: 0.452			F4			1B BB		K			3	0	1	1	1	1	0	Thu Sep 29 1960, 10:05 PM EDT	
Norm Larker, L OBP: 0.370, SLG: 0.433	L7		L4					G4-6-3 1B		G1	4	0	1	0	0	0	1	Att: 13,969 - Unknown	
Tommy Davis, R OBP: 0.336, SLG: 0.437	F9				F4			G4-6-3 1B			4	1	1	1	0	0	3		
Frank Howard, R OBP: 0.321, SLG: 0.474		L7		4-3				SH2-4 1B		F5	4	0	1	0	0	0	0		
Charley Smith, R OBP: 0.167, SLG: 0.175		6-3			K			SH2-4		K	3	0	0	0	0	2	0	AB 33	
Doug Camilli, R OBP: 0.333, SLG: 0.364 Wally Moon, L OBP: 0.383, SLG: 0.453								F8		SH2-4 BB	3	0	1	0	0	0	1	R 3	
Sandy Koufax, R OBP: 0.167, SLG: 0.123 Larry Sherry, R OBP: 0.194, SLG: 0.297 Don Drysdale, R OBP: 0.213, SLG: 0.280 Jim Gilliam, S OBP: 0.358, SLG: 0.316			K					F9		SH2-4	0	0	0	0	0	0	0	H 7	
Inning Stats	R: 1 E: 1 K: 0 S: 8	H: 2 LOB: 1 BB: 0 P: 13	R: 0 E: 0 K: 1 S: 8	H: 1 LOB: 1 BB: 0 P: 13	R: 0 E: 0 K: 0 S: 6	H: 1 LOB: 0 BB: 1 P: 9	R: 0 E: 0 K: 1 S: 7	H: 0 LOB: 0 BB: 0 P: 9	R: 0 E: 0 K: 1 S: 8	H: 1 LOB: 1 BB: 1 P: 13	R: 0 E: 0 K: 1 S: 9	H: 0 LOB: 0 BB: 0 P: 13	R: 1 E: 0 K: 1 S: 9	H: 1 LOB: 0 BB: 0 P: 10	R: 0 E: 0 K: 0 S: 7	H: 0 LOB: 1 BB: 1 P: 13	1B: 5 2B: 0 3B: 0 HR: 2	SF: 0 SAC: 3 DP: 1 HBP: 0	WP: 0 PA: 38
PITCHER	IP WLS BF H R ER SO BB IBB HBP BLK WP HR S P ERA WHIP																		
Larry Jackson, R ERA: 3.48	(1, 1) 9.0	W 35	7 3 3 5	BB 2 IBB 0 HBP 0 BLK 0	WP 0 HR 2 S 73 P 107 ERA 3.00 WHIP 1.000														
Lindy McDaniel, R ERA: 2.09	(10, 1) 1.0	S 3	0 0 0 0	BB 0 IBB 0 HBP 0 BLK 0	WP 0 HR 0 S 5 P 7 000 ERA 0.000 WHIP 0.000														

St. Louis Cardinals @ Los Angeles Dodgers
Los Angeles Memorial Coliseum, Los Angeles, CA
Thu Sep 29 1960, 10:05 PM EDT
Att: 13,969 - Unknown

AB 33
R 3
H 7
RBI 3
BB 2
SO 5
LOB 9



Batter	1	2	3	4	5	6	7	8	9	AB	R	H	RBI	BB	SO	LOB	TOP					
Don Landrum, L (1, 8) OBP: 0.319, SLG: 0.442										3	1	0	0	1	1	1	St. Louis Cardinals @ San Francisco Giants Candlestick Park, San Francisco, CA Fri Sep 30 1960, 10:05 PM EDT Att: 11,110 - Unknown livebaseballscorecards.com					
Joe Cunningham, L (1, 9) OBP: 0.392, SLG: 0.386										4	0	0	0	0	0	2						
Bill White, L (1, 3) OBP: 0.334, SLG: 0.457										3	0	1	0	1	1	1						
Ken Boyer, R (1, 5) OBP: 0.370, SLG: 0.564										4	0	1	0	0	1	1						
Walt Moryn, L (1, 7) OBP: 0.326, SLG: 0.439										3	0	0	0	0	1	1						
Daryl Spencer, R (1, 6) OBP: 0.394, SLG: 0.404										3	0	0	0	0	0	0						
Julian Javier, R (1, 4) OBP: 0.274, SLG: 0.344										2	0	0	0	0	1	0						
Stan Musial, L (7, PH) OBP: 0.350, SLG: 0.486										1	0	0	0	0	0	0						
Alex Grammas, R (7, 4) OBP: 0.290, SLG: 0.337										0	0	0	0	0	0	0						
Hal Smith, R (1, 2) OBP: 0.293, SLG: 0.295										2	0	1	0	0	1	0						
Carl Sawatski, L (8, PH) OBP: 0.307, SLG: 0.348										1	0	0	0	0	1	0						
Ray Sadecki, L (1, 1) OBP: 0.224, SLG: 0.211										1	0	0	0	1	0	1						
George Crowe, L (8, PH) OBP: 0.286, SLG: 0.457										1	0	0	0	0	1	0						
Bob Miller, R (8, 1) OBP: 0.200, SLG: 0.143										0	0	0	0	0	0	0						
Inning Stats	R: 1 E: 0 K: 0 S: 3	H: 1 LOB: 1 BB: 2 P: 11	R: 0 E: 0 K: 2 S: 7	H: 0 LOB: 0 BB: 0 P: 7	R: 0 E: 0 K: 2 S: 7	H: 0 LOB: 1 BB: 1 P: 11	R: 0 E: 0 K: 1 S: 5	H: 0 LOB: 0 BB: 0 P: 5	R: 0 E: 0 K: 1 S: 3	H: 1 LOB: 0 BB: 0 P: 3	R: 0 E: 0 K: 0 S: 4	H: 1 LOB: 1 BB: 0 P: 4	R: 0 E: 0 K: 1 S: 5	H: 0 LOB: 0 BB: 0 P: 5	R: 0 E: 0 K: 2 S: 7	H: 0 LOB: 0 BB: 0 P: 7	R: 0 E: 0 K: 0 S: 3	H: 0 LOB: 0 BB: 0 P: 3	1B: 3 2B: 0 3B: 0 HR: 0	SF: 0 SAC: 0 DP: 1 HBP: 0	WP: 1 PB: 0 SB: 1 CS: 1	PA: 31
PITCHER Sam Jones, R (1, 1) ERA: 3.19	IP: 9.0 WLS: W BF: 31 H: 3 R: 1 ER: 1 SO: 8 BB: 3 IBB: 0 HBP: 0 BLK: 0 WP: 1 HR: 0 S: 44 P: 56 ERA: 1.00 WHIP: 0.667															PITCHER						

Batter	1	2	3	4	5	6	7	8	9	AB	R	H	RBI	BB	SO	LOB	BOTTOM					
Jose Pagan, R (1, 6) OBP: 0.293, SLG: 0.375										4	0	0	0	0	1	6	St. Louis Cardinals @ San Francisco Giants Candlestick Park, San Francisco, CA Fri Sep 30 1960, 10:05 PM EDT Att: 11,110 - Unknown livebaseballscorecards.com					
Joey Amalfitano, R (1, 4) OBP: 0.336, SLG: 0.356										3	0	1	0	1	0	2						
Willie Mays, R (1, 8) OBP: 0.381, SLG: 0.551										3	0	0	0	1	0	2						
Felipe Alou, R (1, 7) OBP: 0.298, SLG: 0.415										4	0	1	0	0	0	2						
Orlando Cepeda, R (1, 3) OBP: 0.343, SLG: 0.499										3	1	2	0	1	1	0						
Willie Kirkland, L (1, 9) OBP: 0.316, SLG: 0.459										4	1	2	0	0	0	3						
Jim Davenport, R (1, 5) OBP: 0.310, SLG: 0.360										2	0	1	1	1	1	0						
Bob Schmidt, R (1, 2) OBP: 0.316, SLG: 0.379										3	0	1	0	1	0	3						
Sam Jones, R (1, 1) OBP: 0.207, SLG: 0.225										2	0	0	1	0	2	2						
Inning Stats	R: 0 E: 0 K: 1 S: 6	H: 1 LOB: 1 BB: 0 P: 6	R: 1 E: 0 K: 1 S: 6	H: 1 LOB: 2 BB: 2 P: 14	R: 0 E: 0 K: 0 S: 3	H: 0 LOB: 0 BB: 0 P: 3	R: 1 E: 0 K: 1 S: 8	H: 3 LOB: 2 BB: 0 P: 8	R: 0 E: 0 K: 0 S: 3	H: 1 LOB: 2 BB: 2 P: 11	R: 0 E: 0 K: 1 S: 7	H: 1 LOB: 1 BB: 0 P: 7	R: 0 E: 0 K: 0 S: 3	H: 1 LOB: 1 BB: 1 P: 7	R: 0 E: 0 K: 1 S: 4	H: 0 LOB: 0 BB: 0 P: 5		R: 0 E: 0 K: 1 S: 4	H: 0 LOB: 0 BB: 0 P: 5	1B: 4 2B: 3 3B: 1 HR: 0	SF: 1 SAC: 1 DP: 3 HBP: 1	WP: 1 PB: 0 SB: 1 CS: 0
PITCHER Ray Sadecki, L (1, 1) ERA: 3.78	IP: 7.0 WLS: L BF: 33 H: 8 R: 2 ER: 2 SO: 4 BB: 4 IBB: 1 HBP: 0 BLK: 0 WP: 0 HR: 0 S: 36 P: 56 ERA: 2.57 WHIP: 1.714															PITCHER						
Bob Miller, R (8, 1) ERA: 3.42	IP: 1.0 WLS: L BF: 3 H: 0 R: 0 ER: 0 SO: 1 BB: 0 IBB: 0 HBP: 1 BLK: 0 WP: 0 HR: 0 S: 4 P: 5 ERA: 0.00 WHIP: 0.000															PITCHER						

Batter	1	2	3	4	5	6	7	8	9	AB	R	H	RBI	BB	SO	LOB	TOP					
Don Landrum, L (1, 8) OBP: 0.333, SLG: 0.435										3	0	1	0	1	0	1	St. Louis Cardinals @ San Francisco Giants Candlestick Park, San Francisco, CA Sat Oct 01 1960, 10:05 PM EDT Att: 13,624 - Unknown					
Joe Cunningham, L (1, 9) OBP: 0.365, SLG: 0.386										5	0	2	1	0	0	3						
Bill White, L (1, 3) OBP: 0.333, SLG: 0.455										3	0	0	0	1	0	3						
Alex Grammas, R (7, 4) OBP: 0.290, SLG: 0.337										0	0	0	0	0	0	0						
Charlie James, R (9, FH) OBP: 0.191, SLG: 0.326										1	0	0	0	0	1	1						
Ken Boyer, R (1, 5) OBP: 0.371, SLG: 0.563										3	0	1	0	1	1	2						
Walt Moryn, L (1, 7) OBP: 0.323, SLG: 0.434										4	0	0	0	0	2	3						
Daryl Spencer, R (1, 6) OBP: 0.364, SLG: 0.404										4	1	1	0	0	0	1						
Julian Javier, R (1, 4) OBP: 0.273, SLG: 0.342										2	0	0	0	0	1	0						
Stan Musial, L (7, FH) OBP: 0.349, SLG: 0.485										1	0	0	0	0	0	0						
Bob Gibson, R (7, 1) OBP: 0.179, SLG: 0.214										1	0	1	1	0	0	0						
Carl Sawatski, L (8, FH) OBP: 0.310, SLG: 0.352										0	0	0	0	0	0	0						
Bob Grim, R (8, 1)										1	0	0	0	0	0	0						
Hal Smith, R (1, 2) OBP: 0.293, SLG: 0.294										3	1	1	0	0	1	1						
Tim McCarver, L (5, FH) OBP: 0.286, SLG: 0.286										3	1	1	0	0	1	1						
Ernie Broglio, R (1, 1) OBP: 0.280, SLG: 0.265										1	0	0	0	0	1	0						
Curt Simmons, L (3, 1) OBP: 0.275, SLG: 0.234										1	0	1	0	0	0	0						
George Crowe, L (7, FH) OBP: 0.278, SLG: 0.444										2	0	0	0	0	1	1						
Inning Stats	R: 0 E: 0 K: 1 S: 5	H: 0 LOB: 2 BB: 2 P: 13	R: 0 E: 0 K: 1 S: 5	H: 0 LOB: 0 BB: 0 P: 5	R: 0 E: 0 K: 2 S: 8	H: 1 LOB: 2 BB: 1 P: 12	R: 0 E: 0 K: 1 S: 5	H: 0 LOB: 0 BB: 0 P: 5	R: 0 E: 0 K: 1 S: 6	H: 1 LOB: 1 BB: 0 P: 6	R: 0 E: 0 K: 0 S: 4	H: 1 LOB: 1 BB: 0 P: 4	R: 1 E: 1 K: 1 S: 8	H: 2 LOB: 2 BB: 0 P: 8	R: 1 E: 0 K: 0 S: 5	H: 2 LOB: 1 BB: 0 P: 5	R: 0 E: 0 K: 1 S: 6	H: 1 LOB: 1 BB: 0 P: 6	1B: 7 2B: 1 3B: 0 HR: 0	SF: 0 SAC: 1 DP: 0 HBP: 0	WP: 0 PB: 0 SB: 1 CS: 0	PA: 39
PITCHER Juan Marichal, R (1, 1) ERA: 2.66	IP: 9.0 WLS: W BF: 39 H: 8 R: 2 ER: 1 SO: 8 BB: 3 IBB: 0 HBP: 0 BLK: 0 WP: 0 HR: 0 S: 52 P: 64 ERA: 1.00 WHIP: 1.222																					

Batter	1	2	3	4	5	6	7	8	9	AB	R	H	RBI	BB	SO	LOB	BOTTOM				
Don Blasingame, L (1, 4) OBP: 0.301, SLG: 0.301										4	0	1	2	1	1	0	St. Louis Cardinals @ San Francisco Giants Candlestick Park, San Francisco, CA Sat Oct 01 1960, 10:05 PM EDT Att: 13,624 - Unknown				
Jose Pagan, R (1, 6) OBP: 0.297, SLG: 0.341										4	0	0	0	0	1	2					
Felipe Alou, R (1, 8) OBP: 0.297, SLG: 0.411										3	1	0	0	1	1	0					
Willie McCovey, L (1, 3) OBP: 0.349, SLG: 0.469										3	2	3	1	1	0	0					
Orlando Cepeda, R (1, 7) OBP: 0.342, SLG: 0.496										3	0	0	0	1	0	3					
Matty Alou, L (8, 7) OBP: 0.333, SLG: 0.333										0	0	0	0	0	0	0					
Willie Kirkland, L (1, 9) OBP: 0.316, SLG: 0.457										4	0	1	1	0	1	4					
Joey Amalfitano, R (1, 5) OBP: 0.335, SLG: 0.353										3	2	0	0	1	0	3					
Hobie Landrith, L (1, 2) OBP: 0.321, SLG: 0.311										3	1	1	2	1	1	2					
Juan Marichal, R (1, 1) OBP: 0.206, SLG: 0.129										3	1	0	0	0	0	3					
Inning Stats	R: 1 E: 1 K: 0 S: 4	H: 1 LOB: 2 BB: 2 P: 12	R: 3 E: 1 K: 1 S: 6	H: 1 LOB: 1 BB: 1 P: 11	R: 1 E: 0 K: 1 S: 6	H: 1 LOB: 2 BB: 2 P: 14	R: 0 E: 0 K: 1 S: 5	H: 0 LOB: 0 BB: 0 P: 5	R: 2 E: 0 K: 0 S: 5	H: 2 LOB: 1 BB: 1 P: 9	R: 0 E: 0 K: 1 S: 5	H: 0 LOB: 0 BB: 0 P: 5	R: 0 E: 0 K: 1 S: 6	H: 1 LOB: 1 BB: 0 P: 6	R: 0 E: 0 K: 0 S: 3	H: 0 LOB: 0 BB: 0 P: 3		1B: 4 2B: 2 3B: 0 HR: 0	SF: 0 SAC: 0 DP: 1 HBP: 1	WP: 0 PB: 0 SB: 0 CS: 1	PA: 37
PITCHER Ernie Broglio, R (1, 1) ERA: 2.74	IP: 2.0 WLS: L BF: 14 H: 2 R: 5 ER: 3 SO: 1 BB: 5 IBB: 0 HBP: 1 BLK: 0 WP: 0 HR: 0 S: 10 P: 31 ERA: 13.50 WHIP: 3.500																				
Curt Simmons, L (3, 1) ERA: 3.99	IP: 4.0 WLS: L BF: 16 H: 3 R: 2 ER: 2 SO: 3 BB: 0 IBB: 1 HBP: 0 BLK: 0 WP: 0 HR: 0 S: 21 P: 25 ERA: 4.50 WHIP: 0.750																				
Bob Gibson, R (7, 1) ERA: 5.13	IP: 1.0 WLS: L BF: 4 H: 1 R: 0 ER: 0 SO: 1 BB: 0 IBB: 0 HBP: 0 BLK: 0 WP: 0 HR: 0 S: 6 P: 6 ERA: 0.00 WHIP: 1.000																				
Bob Grim, R (8, 1) ERA: 4.25	IP: 1.0 WLS: L BF: 3 H: 0 R: 0 ER: 0 SO: 0 BB: 0 IBB: 0 HBP: 0 BLK: 0 WP: 0 HR: 0 S: 3 P: 3 ERA: 0.00 WHIP: 0.000																				



Batter	1	2	3	4	5	6	7	8	9	AB	R	H	RBI	BB	SO	LOB	TOP					
Bob Nieman, R (1, 9) OBP: 0.372, SLG: 0.473 Gary Kolb, L (1, 9) (6, 8)	0-0 1-4-3		0-0 F7		0-0 5-3			0-0 F4		1	0	0	0	0	0	0						
Don Landrum, L (1, 8) OBP: 0.315, SLG: 0.408 Doug Clemens, L (6, 9) Daryl Spencer, R (9, PH) OBP: 0.365, SLG: 0.404	0-3 K		0-0 F5			0-0 F9		4-0 BB		3	0	0	0	0	1	1						
Charlie James, R (1, 7) OBP: 0.196, SLG: 0.320	0-3 K			0-0 F7		4-3		1-2 1B		4	0	1	0	0	1	0						
Ed Olivares, R (1, 5) Ken Boyer, R (9, PH) OBP: 0.370, SLG: 0.562		0-3 K		0-0 F5		0-0 F8		0-3 K		3	0	0	0	0	1	0						
Julio Gotay, R (1, 6) OBP: 0.375, SLG: 0.375		0-0 E S 1B		0-0 F4			0-0 F9	0-3 K		4	1	1	0	0	1	2						
Julian Javier, R (1, 4) OBP: 0.273, SLG: 0.341		0-0 1-3 S PO 1B			0-3 K		0-0 F7	0-0 F4		4	0	1	1	0	1	2						
Tim McCarver, L (1, 2) OBP: 0.200, SLG: 0.200		0-0 1-3			0-0 E5 1B		0-0 F8			3	1	0	0	0	0	1						
Duke Carmel, L (1, 3)		0-0 PO 3-H	4-0 S BB		0-0 F9			0-3 K		2	0	0	0	1	1	1						
Mel Nelson, R (1, 1) OBP: 0.500, SLG: 0.500 Stan Musial, L (8, PH) OBP: 0.351, SLG: 0.486 Bill White, L (8, PR) OBP: 0.333, SLG: 0.455 Bob Gibson, R (8, 1) OBP: 0.179, SLG: 0.214 Bob Grim, R (8, 1)			0-3 K			0-0 1B		0-0 CS 1B		2	0	1	1	0	1	1						
Inning Stats	R: 0 E: 0 K: 2 S: 7	H: 0 LOB: 0 BB: 0 P: 7	R: 1 E: 0 K: 1 S: 6	H: 2 LOB: 0 BB: 0 P: 6	R: 0 E: 0 K: 1 S: 5	H: 0 LOB: 1 BB: 1 P: 9	R: 0 E: 0 K: 0 S: 3	H: 0 LOB: 0 BB: 0 P: 3	R: 1 E: 1 K: 1 S: 7	H: 1 LOB: 1 BB: 0 P: 7	R: 0 E: 0 K: 0 S: 3	H: 0 LOB: 0 BB: 0 P: 3	R: 0 E: 0 K: 0 S: 3	H: 0 LOB: 0 BB: 0 P: 3	R: 0 E: 0 K: 1 S: 5	H: 1 LOB: 1 BB: 0 P: 5	R: 0 E: 0 K: 2 S: 8	H: 1 LOB: 2 BB: 1 P: 12	1B: 5 2B: 0 3B: 0 HR: 0	SF: 0 SAC: 0 DP: 0 HBP: 0	WP: 0 PB: 0 SB: 3 CS: 1	PA: 34
PITCHER Mike McCormick, L (1, 1) ERA: 2.7	IP: 9.0 WLS: W BF: 33 H: 5 R: 2 ER: 0 SO: 8 BB: 2 IBB: 0 HBP: 0 BLK: 0 WP: 0 HR: 0 S: 47 P: 55 ERA: 0.00 WHIP: 0.778															PITCHER						

St. Louis Cardinals @ San Francisco Giants
Candlestick Park, San Francisco, CA
Sun Oct 02 1960, 7:33 AM EDT
Att: 28,861 - Unknown

AB 31
R 2
H 5
RBI 2
BB 2
SO 8
LOB 13



Batter	1	2	3	4	5	6	7	8	9	AB	R	H	RBI	BB	SO	LOB	BOTTOM			
Jose Pagan, R (1, 6) OBP: 0.300, SLG: 0.408	0-0 3B		0-0 IHR 1B	0-0 1-2			0-0 F8	0-0 BB 1B		5	1	3	1	0	0	1				
Joey Amalfitano, R (1, 4) OBP: 0.335, SLG: 0.351 Don Blasingame, L (5, 4) OBP: 0.302, SLG: 0.300	0-0 F3		4-0 IHR BB	0-0 F7			0-0 F9	4-0 1-2 BB		2	1	0	0	1	0	3				
Willie Mays, R (1, 8) OBP: 0.381, SLG: 0.555	0-3 K		0-0 IHR		0-0 F8 S 1B			F8 F7		5	1	2	3	0	1	3				
Felipe Alou, R (1, 7) OBP: 0.299, SLG: 0.410	0-0 F4		0-0 S 1B		0-3 K			4-0 2B SF8 BB		3	1	1	0	1	1	2				
Orlando Cepeda, R (1, 3) OBP: 0.343, SLG: 0.497		0-0 5-3	4-0 1-2 IBB		0-0 F8			0-0 1-3 1B 2B		3	1	1	0	1	0	1				
Willie Kirkland, L (1, 9) OBP: 0.315, SLG: 0.454	0-3 K		0-0 F3			0-0 6-3		4-0 1B 2B IBB		3	1	0	0	1	1	2				
Jim Davenport, R (1, 5) OBP: 0.369, SLG: 0.358 Andre Rodgers, R (5, 5) OBP: 0.325, SLG: 0.355		0-0 F9		0-0 F6		0-0 4-3		0-0 SF8		2	0	0	0	0	0	0				
Bob Schmidt, R (1, 2) OBP: 0.315, SLG: 0.378			0-0 1-3	0-3 K		0-0 F9		3-H 2B 1B		4	1	1	1	0	1	0				
Mike McCormick, L (1, 1) OBP: 0.200, SLG: 0.227			0-3 K		0-0 E 1B		0-0 F2	0-0 1-H 3-H 1B 2B		4	1	2	2	0	1	0				
Inning Stats	R: 0 E: 0 K: 1 S: 6	H: 1 LOB: 1 BB: 0 P: 6	R: 0 E: 0 K: 1 S: 5	H: 0 LOB: 0 BB: 0 P: 5	R: 3 E: 0 K: 1 S: 8	H: 3 LOB: 2 BB: 2 P: 16	R: 0 E: 1 K: 1 S: 7	H: 1 LOB: 2 BB: 0 P: 7	R: 0 E: 0 K: 0 S: 3	H: 0 LOB: 0 BB: 0 P: 3	R: 0 E: 0 K: 0 S: 3	H: 0 LOB: 0 BB: 0 P: 3	R: 0 E: 0 K: 0 S: 7	H: 4 LOB: 2 BB: 3 P: 19	R: 5 E: 0 K: 0 S: 7	H: 4 LOB: 2 BB: 3 P: 19	1B: 6 2B: 2 3B: 1 HR: 1	SF: 1 SAC: 0 DP: 0 HBP: 0	WP: 0 PB: 0 SB: 3 CS: 0	PA: 39
PITCHER Mel Nelson, L (1, 1) ERA: 3.38 Bob Gibson, R (8, 1) ERA: 5.61 Bob Grim, R (8, 1) ERA: 4.22	IP: 7.0 WLS: L BF: 29 H: 6 R: 3 ER: 3 SO: 5 BB: 1 IBB: 3 HBP: 0 BLK: 0 WP: 0 HR: 0 S: 37 P: 45 ERA: 3.86 WHIP: 1.000															PITCHER				

St. Louis Cardinals @ San Francisco Giants
Candlestick Park, San Francisco, CA
Sun Oct 02 1960, 7:33 AM EDT
Att: 28,861 - Unknown

AB 33
R 8
H 10
RBI 8
BB 5
SO 5
LOB 12

