St. Louis Cardinals - 1962

New York Mets @ St. Louis Cardinals

Sportsman's Park, St. Louis, MO

Wed Apr 11 1962, 7:05 PM EST

Att. 16,147 - Unknown - 55 F

TOP

livebaseballscorecards.com

Batter	1	2	3	4	5	6	7	8	9	AB	R	H	RBI	BB	SO	LOB
Richie Ashburn, L (1, 8) OBP: 0.200, SLG: 0.200	F8		BB, 1B	G3			F2		F8	5	1	1	0	0	0	2
Felix Mantilla, R (1, 6) OBP: 0.400, SLG: 0.500	5-3		BBBB, 1B, 1-2, SF8		L8		1B, 2B		5-3	4	1	1	0	1	0	1
Charlie Neal, R (1, 4) OBP: 0.750, SLG: 1.500	F9		1-3, 2-H, 1B		HR		G1-4-3, 2-3, 1B			4	1	3	2	0	0	0
Frank Thomas, R (1, 7)		6-3	SF8, 3-H		E5		G1-4-3, 1-2f			3	0	0	1	0	0	2
Gus Bell, L (1, 9) OBP: 0.500, SLG: 0.333		1B	F9		F7			BBBB, G6-4-3		3	0	1	0	1	0	2
Gil Hodges, R (1, 3) OBP: 0.250, SLG: 1.000		F5		HR	SSS, K			G6-4-3, 1-2f		4	1	1	1	0	1	3
Don Zimmer, R (1, 5) OBP: 0.250, SLG: 0.250		1-2, 1B		4-3		5-3		F7		4	0	1	0	0	0	0
Hobie Landrith, L (1, 2)		F4		F7		4-3			F8	4	0	0	0	0	0	2
Roger Craig, R (1, 1) Ed Bouchee, L (4, PH) Bob Moorhead, R (4, 1) Herb Moford, R (7, 1) Clem Labine, R (8, 1) Jim Marshall, L (9, PH)			SSS, K	BBBB, BB		F6			BBBB, BB	1 0 1 0 0 0	0 0 0 0 0 0	0 0 0 0 0 0	0 1 0 0 0 1	0 0 0 0 0 0	1 0 0 0 0 0	0 0 0 0 0 0
Inning Stats	R: 0 E: 0 K: 0 S: 3 H: 0 LOB: 0 BB: 0 P: 3	R: 0 E: 0 K: 0 S: 5 H: 2 LOB: 2 BB: 0 P: 5	R: 2 E: 0 K: 1 S: 7 H: 2 LOB: 1 BB: 1 P: 11	R: 1 E: 0 K: 0 S: 4 H: 1 LOB: 1 BB: 1 P: 8	R: 1 E: 1 K: 1 S: 7 H: 1 LOB: 1 BB: 0 P: 7	R: 0 E: 0 K: 0 S: 3 H: 0 LOB: 0 BB: 0 P: 3	R: 0 E: 0 K: 0 S: 4 H: 2 LOB: 1 BB: 0 P: 4	R: 0 E: 0 K: 0 S: 2 H: 0 LOB: 0 BB: 1 P: 6	R: 0 E: 0 K: 0 S: 3 H: 0 LOB: 1 BB: 1 P: 7	1B: 5 2B: 1 3B: 0 HR: 2 SF: 1 SAC: 0 DP: 2 HBP: 0	WP: 0 PB: 0 SB: 0 CS: 0 PA: 38					

	AB	33
	R	4
	H	8
	RBI	4
	BB	4
	SO	2
	LOB	12

PITCHER	IP	WLS	BF	H	R	ER	SO	BB	IBB	HBP	BLK	WP	HR	S	P	ERA	WHIP
Larry Jackson, R (1, 1) ERA: 4.0	9.0	W	38	8	4	4	2	4	0	0	0	0	2	38	54	4.00	1.333

PITCHER	IP	WLS	BF	H	R	ER	SO	BB	IBB	HBP	BLK	WP	HR	S	P	ERA	WHIP

Batter	1	2	3	4	5	6	7	8	9	AB	R	H	RBI	BB	SO	LOB
Curt Flood, R (1, 8) OBP: 0.400, SLG: 0.500	F8		1B S 1B 1B		G3 2B 1B	SF9 2-3 3-H		E6 1B S FC4-6		4	3	2	1	0	0	0
Julian Javier, R (1, 4) OBP: 0.800, SLG: 0.800	1B 1B 1B		1B 1-3 2B 1B		G3 1-2	E S SF9 3-H 1B		FC4-6 1-3 1B		5	3	4	1	0	0	1
Bill White, L (1, 3) OBP: 0.400, SLG: 0.500	BLK 1B 1-3 5-3 1B		1-3 2B 3-H 1B		F6	SF9 1-H		FC4-6 1-2f 3-H		4	1	2	3	0	0	2
Stan Musial, L (1, 9) OBP: 1.000, SLG: 1.333 Don Landrum, L (7, 9)	BLK 1-2 3-H 1B		1-H 1B 3-H 2B		BBBB 2B BB	1B		G3		3 1	1 0	3 0	2 0	1 0	0 0	0 1
Ken Boyer, R (1, 5) OBP: 0.250, SLG: 0.500	5-3 1-2 2-H		5-3		1-3 2-H 2B		L4			4	0	1	2	0	0	2
Minnie Minoso, R (1, 7) OBP: 0.250, SLG: 0.250	F2		2-H 1B		SSS K		6-3			4	0	1	1	0	1	3
Gene Oliver, R (1, 2) OBP: 0.500, SLG: 1.000		SSS K		L6		E 1B 2B	2B			4	1	2	0	0	1	0
Julio Gotay, R (1, 6)		5-3		4-3		E4 1B SF9 2-3	L3			4	1	0	0	0	0	2
Larry Jackson, R (1, 1) OBP: 0.250, SLG: 0.250		F7		F8		SF9 1-3 1B 3-H 1B		F8		4	1	1	1	0	0	0
Inning Stats	R: 2 H: 3 E: 0 LOB: 1 K: 0 BB: 0 S: 6 P: 6		R: 0 H: 0 E: 0 LOB: 0 K: 1 BB: 0 S: 5 P: 5		R: 3 H: 5 E: 0 LOB: 1 K: 0 BB: 0 S: 6 P: 6	R: 0 H: 0 E: 0 LOB: 0 K: 0 BB: 0 S: 3 P: 3	R: 1 H: 2 E: 0 LOB: 2 K: 1 BB: 1 S: 7 P: 11	R: 4 H: 4 E: 1 LOB: 1 K: 0 BB: 0 S: 7 P: 7	R: 0 H: 1 E: 0 LOB: 1 K: 0 BB: 0 S: 4 P: 4	R: 1 H: 1 E: 1 LOB: 1 K: 0 BB: 0 S: 5 P: 5		1B: 12 SF: 2 2B: 4 SAC: 0 3B: 0 DP: 0 HR: 0 HBP: 0					

BOTTOM

New York Mets @ St. Louis Cardinals

Sportsman's Park, St. Louis, MO

Wed Apr 11 1962, 7:05 PM EST

Att. 16,147 - Unknown - 55 F

livebaseballscorecards.com

AB	37
R	11
H	16
RBI	11
BB	1
SO	2
LOB	11

PITCHER		IP	WLS	BF	H	R	ER	SO	BB	IBB	HBP	BLK	WP	HR	S	P	ERA	WHIP
Roger Craig, R ERA: 15.0	(1, 1)	3.0	L	15	8	5	5	1	0	0	0	1	0	0	17	17	15.00	2.667
Bob Moorhead, R ERA: 6.0	(4, 1)	3.0		16	6	5	2	1	1	0	0	0	0	0	17	21	6.00	2.333
Herb Moford, R ERA:	(7, 1)	1.0		4	1	0	0	0	0	0	0	0	0	0	4	4	0.00	1.000
Clem Labine, R ERA:	(8, 1)	1.0		5	1	1	0	0	0	0	0	0	0	0	5	5	0.00	1.000

PITCHER	IP	WLS	BF	H	R	ER	SO	BB	IBB	HBP	BLK	WP	HR	S	P	ERA	WHIP

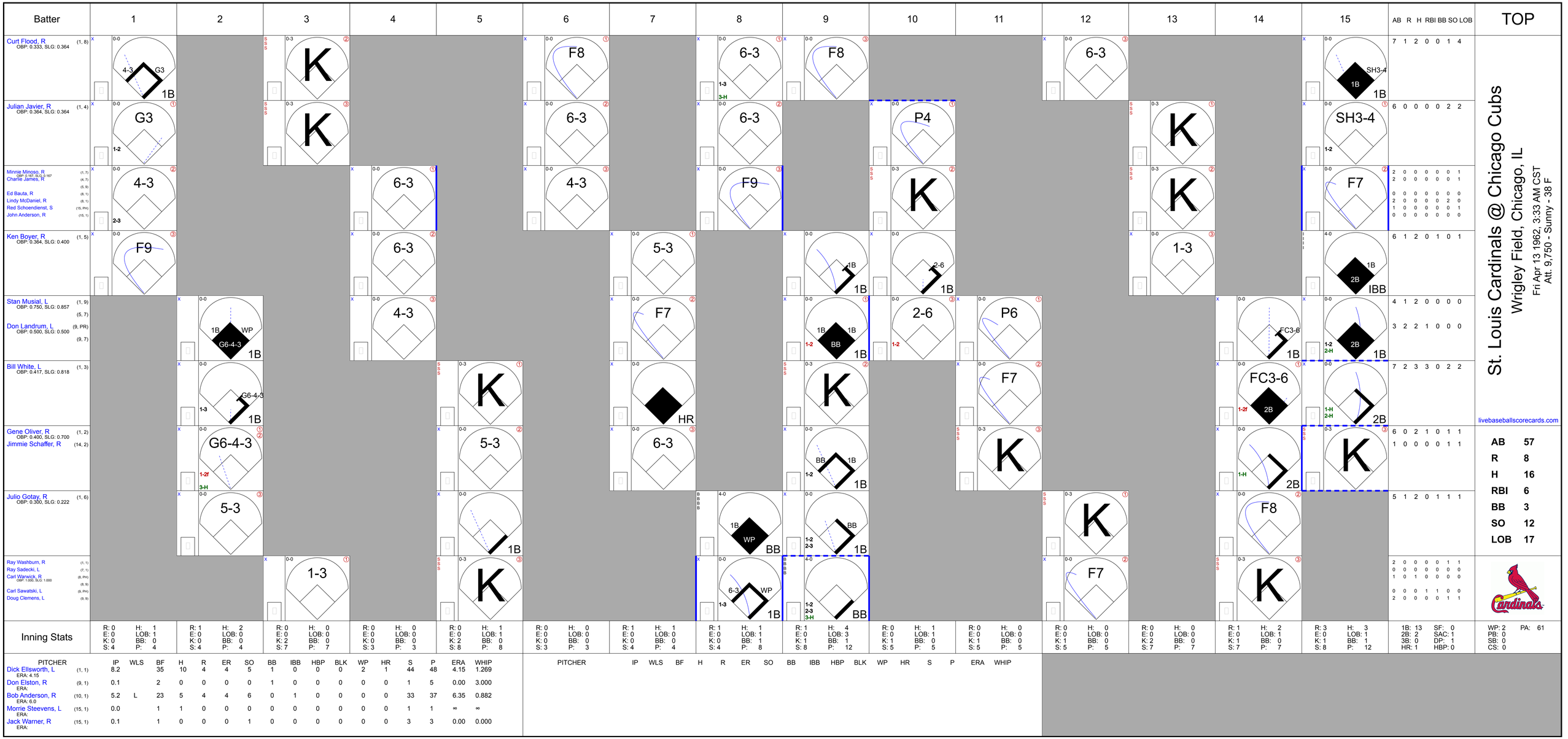
Batter
1
2
3
4
5
6
7
8
9
10
11
12
13
14
15
AB R H RBI BB SO LOB
TOP
Curt Flood, R (1, 8) OBP: 0.333, SLG: 0.364
4-3 G3 1B
K
F8
6-3 1-3 3-H
F8
6-3
SH3-4 1B
7 1 2 0 0 1 4
Julian Javier, R (1, 4) OBP: 0.364, SLG: 0.364
G3 1-2
K
6-3
6-3
P4
K
SH3-4 1-2
6 0 0 0 0 2 2
Minnie Minoso, R (1, 7) OBP: 0.167, SLG: 0.167
Charlie James, R (4, 7)
(5, 9)
Ed Bauta, R (6, 1)
Lindy McDaniel, R (8, 1)
Red Schoendienst, S (15, PH)
John Anderson, R (15, 1)
4-3 2-3
6-3
4-3
F9
K
K
F7
2 0 0 0 0 0 1
2 0 0 0 0 0 1
0 0 0 0 0 0 0
2 0 0 0 0 2 0
1 0 0 0 0 0 1
0 0 0 0 0 0 0
Ken Boyer, R (1, 5) OBP: 0.364, SLG: 0.400
F9
6-3
5-3
1B
2-6 1B
1-3
1B 2B IBB
6 1 2 0 1 0 1
Stan Musial, L (1, 9) OBP: 0.750, SLG: 0.857
(5, 7)
Don Landrum, L (9, PR) OBP: 0.500, SLG: 0.500
(9, 7)
1B WP G6-4-3 1B
4-3
F7
1B 1B BB 1B 1-2
2-6 1-2
P6
FC3-6 1B
1-2 2-H 2B 1B
4 1 2 0 0 0 0
3 2 2 1 0 0 0
Bill White, L (1, 3) OBP: 0.417, SLG: 0.818
1-3 G6-4-3 1B
K
HR
K
F7
FC3-6 1-2f 2B
1-H 2-H 2B
7 2 3 3 0 2 2
Gene Oliver, R (1, 2) OBP: 0.400, SLG: 0.700
Jimmie Schaffer, R (14, 2)
G6-4-3 1-2f 3-H
5-3
6-3
BB 1B 1-2
K
1-H 2B
K
6 0 2 1 0 1 1
1 0 0 0 0 1 1
Julio Gotay, R (1, 6) OBP: 0.300, SLG: 0.222
5-3
1B
1B WP BB
BB 1-2 2-3 1B
K
F8
5 1 2 0 1 1 1
Ray Washburn, R (1, 1)
Ray Sadecki, L (7, 1)
Carl Warwick, R (8, PH) OBP: 1.000, SLG: 1.000
(8, 9)
Carl Sawatski, L (9, PH)
Doug Clemens, L (9, 9)
1-3
K
6-3 WP 1-3 1B
BB 1-2 2-3 3-H
F7
K
2 0 0 0 0 1 1
0 0 0 0 0 0 0
1 0 1 0 0 0 0
0 0 0 1 1 0 0
2 0 0 0 0 1 1
Inning Stats
R: 0 E: 0 K: 0 S: 4 H: 1 LOB: 1 BB: 0 P: 4
R: 1 E: 0 K: 0 S: 4 H: 2 LOB: 0 BB: 0 P: 4
R: 0 E: 0 K: 2 S: 7 H: 0 LOB: 0 BB: 0 P: 7
R: 0 E: 0 K: 0 S: 3 H: 0 LOB: 0 BB: 0 P: 3
R: 0 E: 0 K: 2 S: 8 H: 1 LOB: 1 BB: 0 P: 8
R: 0 E: 0 K: 0 S: 3 H: 0 LOB: 0 BB: 0 P: 3
R: 1 E: 0 K: 0 S: 4 H: 1 LOB: 0 BB: 0 P: 4
R: 1 E: 0 K: 0 S: 4 H: 1 LOB: 1 BB: 1 P: 8
R: 1 E: 0 K: 1 S: 8 H: 4 LOB: 3 BB: 1 P: 12
R: 0 E: 0 K: 1 S: 5 H: 1 LOB: 1 BB: 0 P: 5
R: 0 E: 0 K: 1 S: 5 H: 0 LOB: 0 BB: 0 P: 5
R: 0 E: 0 K: 1 S: 5 H: 0 LOB: 0 BB: 0 P: 5
R: 0 E: 0 K: 2 S: 7 H: 0 LOB: 0 BB: 0 P: 7
R: 1 E: 0 K: 1 S: 7 H: 2 LOB: 1 BB: 0 P: 7
R: 3 E: 0 K: 1 S: 8 H: 3 LOB: 1 BB: 1 P: 12
1B: 13 2B: 2 3B: 0 HR: 1 SF: 0 SAC: 1 DP: 1 HBP: 0
WP: 2 PB: 0 SB: 0 CS: 0 PA: 61
PITCHER IP WLS BF H R ER SO BB IBB HBP BLK WP HR S P ERA WHIP
Dick Ellsworth, L (1, 1) ERA: 4.15 8.2 35 10 4 4 5 1 0 0 0 2 1 44 48 4.15 1.269
Don Elston, R (9, 1) ERA: 0.1 2 0 0 0 0 1 0 0 0 0 0 0 1 5 0.00 3.000
Bob Anderson, R (10, 1) ERA: 6.0 5.2 L 23 5 4 4 6 0 1 0 0 0 0 33 37 6.35 0.882
Morrie Steevens, L (15, 1) ERA: 0.0 1 1 0 0 0 0 0 0 0 0 0 0 1 1 ∞ ∞
Jack Warner, R (15, 1) ERA: 0.1 1 0 0 0 1 0 0 0 0 0 0 0 3 3 0.00 0.000
PITCHER IP WLS BF H R ER SO BB IBB HBP BLK WP HR S P ERA WHIP
St. Louis Cardinals @ Chicago Cubs
Wrigley Field, Chicago, IL
Fri Apr 13 1962, 3:33 AM CST
Att. 9,750 - Sunny - 38 F
livebaseballscorecards.com
AB 57
R 8
H 16
RBI 6
BB 3
SO 12
LOB 17

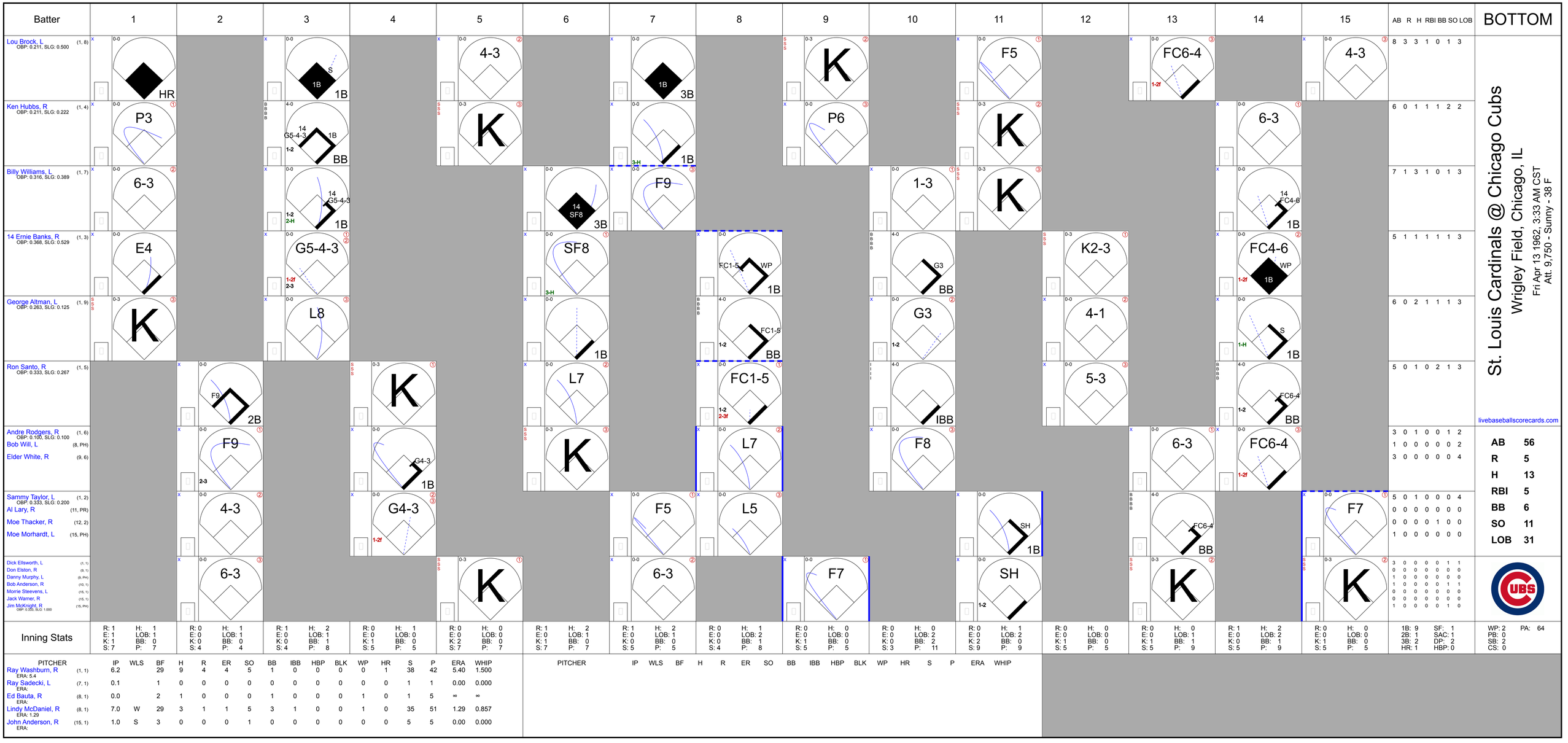
Batter
1
2
3
4
5
6
7
8
9
10
11
12
13
14
15
AB R H RBI BB SO LOB
BOTTOM
Lou Brock, L (1, 8) OBP: 0.211, SLG: 0.500
HR
1B
4-3
3B
F5
FC6-4
4-3
8 3 3 1 0 1 3
Ken Hubbs, R (1, 4) OBP: 0.211, SLG: 0.222
P3
G5-4-3
BB
1B
P6
6-3
6 0 1 1 1 2 2
Billy Williams, L (1, 7) OBP: 0.316, SLG: 0.389
6-3
G5-4-3
1B
F9
1-3
14 FC4-6
7 1 3 1 0 1 3
14 Ernie Banks, R (1, 3) OBP: 0.368, SLG: 0.529
E4
G5-4-3
SF8
3B
FC1-5
WP
1B
G3
BB
K2-3
FC4-6
WP
1B
5 1 1 1 1 1 3
George Altman, L (1, 9) OBP: 0.263, SLG: 0.125
L8
1B
G3
FC1-5
BB
4-1
S
1B
6 0 2 1 1 1 3
Ron Santo, R (1, 5) OBP: 0.333, SLG: 0.267
F9
2B
L7
FC1-5
IBB
5-3
FC6-4
BB
5 0 1 0 2 1 3
Andre Rodgers, R (1, 6) OBP: 0.100, SLG: 0.100
Bob Will, L (8, PH)
Elder White, R (9, 6)
F9
G4-3
1B
L7
F8
6-3
FC6-4
3 0 1 0 0 1 2
1 0 0 0 0 0 2
3 0 0 0 0 0 4
Sammy Taylor, L (1, 2) OBP: 0.333, SLG: 0.200
Al Lary, R (11, PR)
Moe Thacker, R (12, 2)
Moe Morhardt, L (15, PH)
4-3
G4-3
F5
L5
SH
1B
FC6-4
BB
F7
5 0 1 0 0 0 4
0 0 0 0 0 0 0
0 0 0 0 1 0 0
1 0 0 0 0 0 0
Dick Ellsworth, L (1, 1)
Don Elston, R (9, 1)
Danny Murphy, L (9, PH)
Bob Anderson, R (10, 1)
Morrie Stevens, L (15, 1)
Jack Warner, R (15, 1)
Jim McKnight, R (15, PH) OBP: 0.333, SLG: 1.000
6-3
K
6-3
F7
SH
1-2
K
K
3 0 0 0 0 1 1
0 0 0 0 0 0 0
1 0 0 0 0 0 0
1 0 0 0 0 1 1
0 0 0 0 0 0 0
0 0 0 0 0 0 0
1 0 0 0 0 1 0
St. Louis Cardinals @ Chicago Cubs
Wrigley Field, Chicago, IL
Fri Apr 13 1962, 3:33 AM CST
Att. 9,750 - Sunny - 38 F
livebaseballscorecards.com
AB 56
R 5
H 13
RBI 5
BB 6
SO 11
LOB 31
Inning Stats
R: 1 H: 1 E: 1 LOB: 1 K: 1 BB: 0 S: 7 P: 7
R: 0 H: 1 E: 0 LOB: 1 K: 0 BB: 0 S: 4 P: 4
R: 1 H: 2 E: 0 LOB: 1 K: 0 BB: 1 S: 4 P: 8
R: 0 H: 1 E: 0 LOB: 0 K: 1 BB: 0 S: 5 P: 5
R: 0 H: 0 E: 0 LOB: 0 K: 2 BB: 0 S: 7 P: 7
R: 1 H: 2 E: 0 LOB: 1 K: 1 BB: 0 S: 7 P: 7
R: 1 H: 2 E: 0 LOB: 1 K: 0 BB: 0 S: 5 P: 5
R: 0 H: 1 E: 0 LOB: 2 K: 0 BB: 1 S: 4 P: 8
R: 0 H: 0 E: 0 LOB: 0 K: 1 BB: 0 S: 5 P: 5
R: 0 H: 0 E: 0 LOB: 2 K: 0 BB: 2 S: 3 P: 11
R: 0 H: 1 E: 0 LOB: 2 K: 2 BB: 0 S: 9 P: 9
R: 0 H: 0 E: 0 LOB: 0 K: 1 BB: 0 S: 5
R: 0 H: 0 E: 0 LOB: 1 K: 1 BB: 1 S: 5 P: 9
R: 1 H: 2 E: 0 LOB: 2 K: 0 BB: 1 S: 5 P: 9
R: 0 H: 0 E: 0 LOB: 0 K: 1 BB: 0 S: 5
1B: 9 SF: 1 2B: 1 SAC: 1 3B: 2 DP: 2 HR: 1 HBP: 0
WP: 2 PA: 64 PB: 0 SB: 2 CS: 0
PITCHER IP WLS BF H R ER SO BB IBB HBP BLK WP HR S P ERA WHIP
Ray Washburn, R (1, 1) ERA: 5.4 6.2 29 9 4 4 5 1 0 0 0 0 0 1 38 42 5.40 1.500
Ray Sadecki, L (7, 1) ERA: 0.1 1 0 0 0 0 0 0 0 0 0 0 0 1 1 0.00 0.000
Ed Bauta, R (8, 1) ERA: 0.0 2 1 0 0 0 1 0 0 0 1 0 1 5 ∞ ∞
Lindy McDaniel, R (8, 1) ERA: 1.29 7.0 W 29 3 1 1 5 3 1 0 0 1 0 35 51 1.29 0.857
John Anderson, R (15, 1) ERA: 1.0 S 3 0 0 0 1 0 0 0 0 0 0 5 5 0.00 0.000
PITCHER IP WLS BF H R ER SO BB IBB HBP BLK WP HR S P ERA WHIP

Batter	1	2	3	4	5	6	7	8	9	AB	R	H	RBI	BB	SO	LOB
Don Landrum, L (1, 8) OBP: 0.500, SLG: 0.429	K	1-2 2-3 3-H IBB		1-2 1B		SH1-3 1-2 3-H		L5-3 1-2		3	0	1	1	1	1	1
Julian Javier, R (1, 4) OBP: 0.313, SLG: 0.313	1-3	P3-2 3-Hf		F8		E5 2-H 1B			K	5	1	1	1	0	1	5
Bill White, L (1, 3) OBP: 0.412, SLG: 0.667	HR 1B		F9	3-1		BB			F2	4	1	1	0	1	0	2
Stan Musial, L (1, 7) OBP: 0.615, SLG: 0.909 Charlie James, R (9, 7)	1-H HR		E S 3B BB		G3	P3			1-3	4 0	2 0	1 0	2 0	1 0	0 0	1 0
Ken Boyer, R (1, 5) OBP: 0.333, SLG: 0.500	K		1-H 3B		6-3		K			4	0	1	1	0	2	0
Carl Sawatski, L (1, 2) OBP: 0.600, SLG: 0.667 Bob Gibson, R (7, PR) Jimmie Schaffer, R (7, 2)		BB WP 2B	K		4-3		BB G6-3 BB			3 0 0	1 0 0	1 0 0	0 0 0	1 0 0	1 0 0	1 0 0
Doug Clemens, L (1, 9) Carl Warwick, R (3, PH) OBP: 0.500, SLG: 0.333 (3, 9)		WP BB P3-2 BB	P6			FC6-4 BB	G6-3 1-2f			0 2	0 0	0 0	0 0	1 1	0 0	0 2
Julio Gotay, R (1, 6) OBP: 0.214, SLG: 0.154	K		F7			FC6-4 1B 1-2f SH1-3		K		4	1	0	0	0	2	3
Curt Simmons, L (1, 1) OBP: 1.000, SLG: 1.000		WP 1-2 2-3 BB	1B			SH1-3 1-3 E 1B		L5-3 1B		3	1	3	0	1	0	0
Inning Stats	R: 2 E: 0 K: 2 S: 9 H: 2 LOB: 0 BB: 0 P: 9	R: 1 E: 0 K: 1 S: 5 H: 1 LOB: 2 BB: 3 P: 17	R: 1 E: 0 K: 1 S: 6 H: 1 LOB: 1 BB: 1 P: 10	R: 0 E: 0 K: 0 S: 5 H: 2 LOB: 2 BB: 0 P: 5	R: 0 E: 0 K: 0 S: 3 H: 0 LOB: 0 BB: 0 P: 3	R: 3 E: 1 K: 0 S: 5 H: 2 LOB: 1 BB: 2 P: 13	R: 0 E: 0 K: 1 S: 4 H: 0 LOB: 1 BB: 1 P: 8	R: 0 E: 0 K: 1 S: 5 H: 1 LOB: 0 BB: 0 P: 5	R: 0 E: 0 K: 1 S: 5 H: 0 LOB: 0 BB: 0 P: 5	1B: 6 2B: 3 3B: 1 HR: 1	SF: 0 SAC: 1 DP: 3 HBP: 0					

TOP

St. Louis Cardinals @ Chicago Cubs

Wrigley Field, Chicago, IL

Sat Apr 14 1962, 3:33 AM CST

Att. 10,806 - Sunny - 42 F

livebaseballscorecards.com

AB	32
R	7
H	9
RBI	5
BB	7
SO	7
LOB	15

		WP: 1	PA: 40
		PB: 0	
		SB: 1	
		CS: 0	

PITCHER		IP	WLS	BF	H	R	ER	SO	BB	IBB	HBP	BLK	WP	HR	S	P	ERA	WHIP
Don Cardwell, R ERA: 16.2	(1, 1)	2.1	L	14	4	4	4	3	3	1	0	0	1	1	16	32	15.43	3.000
Cal Koonce, R ERA: 5.4	(3, 1)	3.1		16	4	3	2	1	2	0	0	0	0	0	16	24	5.40	1.800
Morrie Steevens, L ERA:	(6, 1)	0.1		1	0	0	0	0	0	0	0	0	0	0	1	1	0.00	0.000
Tony Balsamo, R ERA:	(7, 1)	2.0		6	1	0	0	2	1	0	0	0	0	0	9	13	0.00	1.000
Jack Warner, R ERA:	(9, 1)	1.0		3	0	0	0	1	0	0	0	0	0	0	5	5	0.00	0.000

PITCHER		IP	WLS	BF	H	R	ER	SO	BB	IBB	HBP	BLK	WP	HR	S	P	ERA	WHIP

St. Louis Cardinals @ Chicago Cubs

Wrigley Field, Chicago, IL

Sat Apr 14 1962, 3:33 AM CST

Att. 10,806 - Sunny - 42 F

BOTTOM

Batter	1	2	3	4	5	6	7	8	9	AB	R	H	RBI	BB	SO	LOB
Lou Brock, L (1, 8) OBP: 0.190, SLG: 0.450 Jim McKnight, R (6, PH) OBP: 0.400, SLG: 0.800 (7, 9) (8, 5)	K			K		E6 2B SF8 1-2		1B 1B		2 2	0 1	0 1	0 0	0 0	2 0	0 1
Ken Hubbs, R (1, 4) OBP: 0.261, SLG: 0.318	G1			F9		SF8 14 5-3 1-3 2-H 2B		G4-3 1-3 1B		4	1	2	1	0	0	0
Ron Santo, R (1, 5) OBP: 0.318, SLG: 0.444 (8, 6)	P5			HR		SF8 2-3 3-H		G4-3 1-2f		3	1	1	2	0	0	2
14 Ernie Banks, R (1, 3) OBP: 0.348, SLG: 0.450		4-3		BB		5-3 3-H			G3	3	0	0	1	1	0	0
Billy Williams, L (1, 7) OBP: 0.304, SLG: 0.333		K		K		K			BB	3	0	0	0	1	3	1
George Altman, L (1, 9) OBP: 0.217, SLG: 0.100 (7, 8)		G3			K	F9			K	4	0	0	0	0	2	1
Andre Rodgers, R (1, 6) OBP: 0.250, SLG: 0.250 Danny Murphy, L (7, PH) (8, 9)			G1-4-3 1B		G4-6-3 1B		K		K	2 2	0 0	2 0	0 0	0 0	0 2	0 1
Moe Thacker, R (1, 2) Cuno Barragan, R (3, 2) OBP: 0.143, SLG: 0.143			G1-4-3 1-2f		G4-6-3 1-2f		K			0 3	0 0	0 0	0 0	0 0	0 1	0 2
Don Cardwell, R (1, 1) Cal Koonce, R (3, 1) Morrie Steevens, L (6, 1) Elder White, R (6, PH) OBP: 0.286, SLG: 0.167 Tony Balsamo, R (7, 1) Moe Morhardt, L (8, PH) Jack Warner, R (9, 1)			1-3			WP E 2B 1B		K		0 1 0 1 0 1 0	0 0 0 1 0 0 0	0 0 0 1 0 0 0	0 0 0 0 0 0 0	0 0 0 0 0 1 0	0 0 0 0 0 0 0	0 0 0 0 0 0 0
Inning Stats	R: 0 E: 0 K: 1 S: 5 H: 0 LOB: 0 BB: 0 P: 5	R: 0 E: 0 K: 1 S: 5 H: 0 LOB: 0 BB: 0 P: 5	R: 0 E: 0 K: 0 S: 3 H: 1 LOB: 0 BB: 0 P: 3	R: 1 E: 0 K: 2 S: 8 H: 1 LOB: 1 BB: 1 P: 12	R: 0 E: 0 K: 1 S: 5 H: 1 LOB: 0 BB: 0 P: 5	R: 3 E: 1 K: 1 S: 8 H: 2 LOB: 0 BB: 0 P: 8	R: 0 E: 0 K: 2 S: 7 H: 0 LOB: 0 BB: 0 P: 7	R: 0 E: 0 K: 1 S: 6 H: 2 LOB: 1 BB: 0 P: 6	R: 0 E: 0 K: 2 S: 7 H: 0 LOB: 1 BB: 1 P: 11	1B: 5 2B: 1 3B: 0 HR: 1	SF: 1 SAC: 0 DP: 3 HBP: 0			WP: 1 PB: 0 SB: 0 CS: 0	PA: 34		

PITCHER	IP	WLS	BF	H	R	ER	SO	BB	IBB	HBP	BLK	WP	HR	S	P	ERA	WHIP
Curt Simmons, L (1, 1) ERA: 2.0	9.0	W	34	7	4	2	11	2	0	0	0	1	1	54	62	2.00	1.000

PITCHER	IP	WLS	BF	H	R	ER	SO	BB	IBB	HBP	BLK	WP	HR	S	P	ERA	WHIP

AB	31
R	4
H	7
RBI	4
BB	2
SO	11
LOB	8

livebaseballscorecards.com

Batter	1	2	3	4	5	6	7	8	9	AB	R	H	RBI	BB	SO	LOB
Don Landrum, L (1, 8) OBP: 0.462, SLG: 0.364	BB 4-0 2B BB x 0-0 G6-3 1-2f			x 0-0 WP E 3B 1B	x 0-0 ② P4			x 0-0 ① G3		4	2	1	0	1	0	3
Julian Javier, R (1, 4) OBP: 0.286, SLG: 0.250	B B B B 4-0 2B 1-2 BB BB	S S S 0-3 ① K		x 0-0 E4 WP 1-2 3B	x 0-0 ③ P4			x 0-0 ② 6-3		4	2	0	0	1	1	2
Bill White, L (1, 3) OBP: 0.409, SLG: 0.750	x 0-0 BB 1-3 2-H 2B 2B	S S S 0-3 ② K		x 0-0 1-H 2-H SF8 3B		x 0-0 ① F5		S S S 0-3 ③ K		5	2	2	3	0	2	0
Stan Musial, L (1, 7) OBP: 0.556, SLG: 0.733 Carl Warwick, R (9, PR) OBP: 0.500, SLG: 0.333 (9, 7)	I I I I 4-0 BB 2B IBB	S S S 0-3 ③ K		x 0-0 ① L7		x 0-0 ② 4-3			x 0-0 FC5-4 1B	4 0	1 0	1 0	0 0	1 0	1 0	1 0
Ken Boyer, R (1, 5) OBP: 0.300, SLG: 0.412	B B B B 4-0 1-2 2-3 3-H 2B BB	x 0-0 ① L9		x 0-0 ② SF8 3-H		x 0-0 ③ F3			x 0-0 ① FC5-4 1-2f 2B	3	2	0	2	1	0	1
Gene Oliver, R (1, 2) OBP: 0.467, SLG: 0.933 Jimmie Schaffer, R (9, 2)	x 0-0 ① P5	x 0-0 HR		x 0-0 1B			x 0-0 ① F8		x 0-0 1-H 1B 2B	5 0	2 0	3 0	2 0	0 0	0 0	3 0
Doug Clemens, L (1, 9) OBP: 0.500, SLG: 0.400	x 0-0 1B E 1-H 2-H 3-H 2B	x 0-0 ② F7	x 0-0 ③ F8				B B B B 4-0 5-3 BB	B B B B 4-0 1B B1-5 BB		3	1	1	3	2	0	1
Julio Gotay, R (1, 6) OBP: 0.313, SLG: 0.214 Alex Grammas, R (3, 6) OBP: 0.333, SLG: 0.333	H 1-0 E HBP	x 0-0 1B		S S S 0-3 ① K		x 0-0 ② 5-3 1-2		x 0-0 1-3 2-H 1B		1 3	0 0	1 1	0 1	0 0	0 1	0 1
Bob Gibson, R (1, 1) OBP: 1.000, SLG: 1.000 Ernie Broglio, R (1, 1)	x 0-0 E6 G6-3 1-3 2-H 1B	S S S 0-3 ③ K		B B B 4-0 BB		x 0-0 ③ P6			x 0-0 ② ③ B1-5 3-Hf	1 3	0 0	1 0	0 0	0 1	0 1	0 4

Inning Stats										
	R: 6 E: 1 K: 0 S: 5	H: 3 LOB: 1 BB: 4 P: 22	R: 0 E: 0 K: 3 S: 9	H: 0 LOB: 0 BB: 0 P: 9	R: 1 E: 0 K: 1 S: 7	H: 2 LOB: 1 BB: 0 P: 7	R: 3 E: 1 K: 0 S: 7	H: 3 LOB: 1 BB: 0 P: 7	R: 0 E: 0 K: 1 S: 5	H: 0 LOB: 1 BB: 1 P: 9
	R: 0 E: 0 K: 0 S: 3	H: 0 LOB: 0 BB: 0 P: 3	R: 0 E: 0 K: 3 S: 3	H: 0 LOB: 1 BB: 1 P: 7	R: 0 E: 0 K: 1 S: 5	H: 0 LOB: 0 BB: 0 P: 5	R: 2 E: 0 K: 0 S: 5	H: 3 LOB: 1 BB: 1 P: 9	1B: 6 2B: 4 3B: 1 HR: 1	SF: 1 SAC: 0 DP: 2 HBP: 1

WP: 1 PB: 0 SB: 0 CS: 0 PA: 45

PITCHER		IP	WLS	BF	H	R	ER	SO	BB	IBB	HBP	BLK	WP	HR	S	P	ERA	WHIP
Cal McLish, R ERA: 135.0	(1, 1)	0.1		7	2	6	5	0	3	1	0	0	0	0	3	19	135.00	15.000
Dallas Green, R ERA:	(1, 1)	0.2		3	1	0	0	0	0	0	1	0	0	0	2	3	0.00	1.500
Don Ferrarese, L ERA: 7.71	(2, 1)	0.0	L	0	0	0	0	0	0	0	0	0	0	0	0	0	∞	∞
Frank Sullivan, R ERA:	(4, 1)	1.2		7	1	0	0	1	1	0	0	0	0	0	8	12	0.00	1.200
Paul Brown, R ERA:	(6, 1)	3.0		10	0	0	0	1	1	0	0	0	0	0	11	15	0.00	0.333

PITCHER		IP	WLS	BF	H	R	ER	SO	BB	IBB	HBP	BLK	WP	HR	S	P	ERA	WHIP
Jack Baldschun, R ERA: 6.0	(9, 1)	1.0		6	3	2	2	0	1	0	0	0	0	0	5	9	18.00	4.000

TOP

St. Louis Cardinals @ Philadelphia Phillies
Connie Mack Stadium, Philadelphia, PA
Mon Apr 16 1962, 6:05 PM EST
Att. 3,895 - Unknown

livebaseballscorecards.com

AB	36
R	12
H	11
RBI	11
BB	7
SO	6
LOB	16

BOTTOM

St. Louis Cardinals @ Philadelphia Phillies
Connie Mack Stadium, Philadelphia, PA
Mon Apr 16 1962, 6:05 PM EST
Att. 3,895 - Unknown

Batter	1	2	3	4	5	6	7	8	9	AB	R	H	RBI	BB	SO	LOB
Tony Taylor, R (1, 4) OBP: 0.261, SLG: 0.167	BB 1-2 2-H 3-H 1B		P4		F9			F8		4	1	1	2	1	0	3
Johnny Callison, L (1, 9) OBP: 0.217, SLG: 0.227	BB 1-2		P4			L9		5-3		4	1	0	0	1	0	3
Tony Gonzalez, L (1, 8) OBP: 0.391, SLG: 0.619	K	BB 3-1 S		3-1		1B			F8	4	0	1	0	1	1	2
Wes Covington, L (1, 7) OBP: 0.235, SLG: 0.188	F8 2-3	1-3 1-2		4-3		L8			G3	5	0	0	0	0	0	4
Billy Klaus, L (1, 5) OBP: 0.400, SLG: 0.143	BB 1-2 3-H 1B	3-1 2-3		1-3		G3			G3	5	1	1	1	0	0	2
Frank Torre, L (1, 3) OBP: 0.667, SLG: 0.333	1B 1-2 2-3 BB	BB			1-3		G4-6-3 1B			2	1	1	0	2	0	0
Clay Dalrymple, L (1, 2) OBP: 0.278, SLG: 0.412	BB BB 1-3 2-H 3-H 1B	1-3			2-3	G4-6-3 1-2f				4	1	1	2	0	0	3
Ruben Amaro, R (1, 6) OBP: 0.500, SLG: 0.357	BB 1-2 1B		F7		1B		5-3			2	1	0	0	2	0	0
Cal McLish, S (1, 1) Dallas Green, L (1, 1) Roy Sievers, R (1, PH) OBP: 0.400, SLG: 0.500 Ed Keegan, R (1, PR) Don Ferrarese, R (2, 1) Frank Sullivan, R (4, 1) Mel Roach, R (5, PH) OBP: 1.000, SLG: 1.000 Paul Brown, R (6, 1) Billy Consolo, R (8, PH) OBP: 0.000, SLG: 0.000 Jack Baldschun, R (9, 1)	1B 1-2 2-3 3-H BB		1B		1-2 1B			F8		0 0 0 0 1 0 1 0 1 0	0 0 0 0 0 0 0 0 0 0	0 0 0 1 0 0 0 0 0 0	0 0 0 1 0 0 0 0 0 0	0 0 0 0 0 0 0 0 0 0	0 0 0 0 0 0 0 0 0 0	0 0 0 0 0 0 0 0 0 0
Inning Stats	R: 6 E: 0 K: 1 S: 8 H: 3 LOB: 2 BB: 5 P: 28	R: 0 E: 0 K: 0 S: 3 H: 0 LOB: 2 BB: 2 P: 11	R: 0 E: 0 K: 0 S: 4 H: 1 LOB: 1 BB: 0 P: 4	R: 0 E: 0 K: 0 S: 3 H: 0 LOB: 0 BB: 0 P: 3	R: 0 E: 0 K: 0 S: 4 H: 1 LOB: 2 BB: 1 P: 8	R: 0 E: 0 K: 0 S: 4 H: 1 LOB: 1 BB: 0 P: 4	R: 0 E: 0 K: 0 S: 3 H: 1 LOB: 0 BB: 0 P: 3	R: 0 E: 0 K: 0 S: 3 H: 0 LOB: 0 BB: 0 P: 3	R: 0 E: 0 K: 0 S: 3 H: 0 LOB: 0 BB: 0 P: 3	1B: 7 2B: 0 3B: 0 HR: 0	SF: 0 SAC: 0 DP: 1 HBP: 0					

livebaseballscorecards.com

AB	33
R	6
H	7
RBI	6
BB	8
SO	1
LOB	17

WP: 1 PA: 41
PB: 0
SB: 1
CS: 0

PITCHER		IP	WLS	BF	H	R	ER	SO	BB	IBB	HBP	BLK	WP	HR	S	P	ERA	WHIP
Bob Gibson, R ERA: 81.0	(1, 1)	0.2		8	2	6	6	1	4	0	0	0	1	0	6	22	81.00	9.000
Ernie Broglio, R ERA:	(1, 1)	8.1	W	33	5	0	0	0	4	0	0	0	0	0	29	45	0.00	1.080

PITCHER	IP	WLS	BF	H	R	ER	SO	BB	IBB	HBP	BLK	WP	HR	S	P	ERA	WHIP

St. Louis Cardinals @ New York Mets

Polo Grounds, New York, NY

Wed Apr 18 1962, 3:33 AM EST

Att. 4,725 - Cloudy

TOP

livebaseballscorecards.com

Batter	1	2	3	4	5	6	7	8	9	AB	R	H	RBI	BB	SO	LOB
Don Landrum, L (1, 8) OBP: 0.421, SLG: 0.375	S S S 0-3 ① K		x 0-0 ② 1B 1-3 SF8 1B	x 0-0 ② SF7 3-H		x 0-0 ② P4		x 0-0 ② 1B E 1B	x 0-0 ② F7	5	2	2	1	0	1	0
Julian Javier, R (1, 4) OBP: 0.296, SLG: 0.385	x 0-0 ② G3		S S S 0-3 ① K	x 0-0 E5 S 2-3		x 0-0 HR		x 0-0 E7 1-H 1-3 1B	x 0-0 ③ 1-3	6	2	2	1	0	1	3
Bill White, L (1, 3) OBP: 0.444, SLG: 0.720	x 0-0 1B 1B		x 0-0 PO 1-3 3-H 1B	x 0-0 ③ F5 1-2 3-H		x 0-0 CS 1B		x 0-0 ① 4-3		5	0	3	1	0	0	2
Stan Musial, L (1, 7) OBP: 0.522, SLG: 0.684 Charlie James, R (8, 7)	x 0-0 1-3 1B		x 0-0 ② SF8 3-H		x 0-0 HR 1B	0-0 ③ CS 1-2	x 0-0 ① 3-1	x 0-0 ② 1-3 3-H		4 0	1 0	2 0	2 0	0 0	0 0	0 0
Ken Boyer, R (1, 5) OBP: 0.400, SLG: 0.762	x 0-0 ③ F8		0-0 ③ PO 1-2	x 0-0 1B BB 1B 1B	x 0-0 1-H HR		x 0-0 HR	B B B B 4-0 2B HR BB		4	4	3	3	1	0	2
Gene Oliver, R (1, 2) OBP: 0.450, SLG: 0.842 Jimmie Schaffer, R (8, 2)		x 0-0 ① 6-3		B B B B 4-0 1B 1-2 1B BB	x 0-0 ① 5-3		x 0-0 ② P6	x 0-0 1-3 HR 2B		4 0	2 0	1 0	0 0	1 0	0 0	0 0
Doug Clemens, L (1, 9) OBP: 0.455, SLG: 0.375 Carl Warwick, R (7, PH) OBP: 0.667, SLG: 1.200 (7, 9)	x 0-0 ② F7		x 0-0 WP 1B 1-2 SF7 2-3 1B	x 0-0 ② G3		x 0-0 BB 1B	x 0-0 2-H HR 3-H			3 2	1 1	1 2	0 3	0 0	0 0	0 0
Julio Gotay, R (1, 6) OBP: 0.350, SLG: 0.235 Alex Grammas, R (7, 6) OBP: 0.250, SLG: 0.250	x 0-0 ③ F9		x 0-0 E WP E 1-2 2-H 3-H 1B	x 0-0 ③ 5-3		B B B B 4-0 1-2 BB	x 0-0 ③ 5-3			3 1	1 0	1 0	2 0	1 0	0 0	0 0
Larry Jackson, R (1, 1) OBP: 0.222, SLG: 0.222 Ray Sadecki, L (9, 1)		x 0-0 1B 1B	x 0-0 ① F8 1-2 2-3		x 0-0 ① 4-3	x 0-0 ③ 4-3			x 0-0 ① 6-3	5 0	1 0	1 0	0 0	0 0	0 0	4 0

Inning Stats										
	R: 0 H: 2 E: 0 LOB: 2 K: 1 BB: 0 S: 7 P: 7	R: 0 H: 0 E: 0 LOB: 0 K: 0 BB: 0 S: 3 P: 3	R: 2 H: 3 E: 0 LOB: 0 K: 1 BB: 0 S: 7 P: 7	R: 4 H: 3 E: 1 LOB: 1 K: 0 BB: 1 S: 7 P: 11	R: 2 H: 2 E: 0 LOB: 0 K: 0 BB: 0 S: 5 P: 5	R: 1 H: 2 E: 0 LOB: 2 K: 0 BB: 1 S: 4 P: 9	R: 1 H: 2 E: 0 LOB: 0 K: 0 BB: 0 S: 5 P: 4	R: 5 H: 4 E: 1 LOB: 0 K: 0 BB: 1 S: 7 P: 11	R: 0 H: 0 E: 0 LOB: 0 K: 0 BB: 0 S: 3 P: 3	1B: 13 SF: 2 2B: 1 SAC: 0 3B: 0 DP: 0 HR: 4 HBP: 0	WP: 1 PA: 49 PB: 0 SB: 1 CS: 1

	AB	42
	R	15
	H	18
	RBI	13
	BB	3
	SO	2
	LOB	11

PITCHER		IP	WLS	BF	H	R	ER	SO	BB	IBB	HBP	BLK	WP	HR	S	P	ERA	WHIP
Sherman Jones, R ERA: 7.0	(1, 1)	4.0	L	21	8	6	5	2	1	0	0	0	1	0	24	28	11.25	2.250
Ray Daviault, R ERA: 9.0	(5, 1)	1.0		5	2	2	2	0	0	0	0	0	0	1	5	5	18.00	2.000
Ken MacKenzie, L ERA: 9.0	(6, 1)	2.0		10	4	2	2	0	1	0	0	0	0	2	9	13	9.00	2.500
Clem Labine, R ERA: 15.0	(8, 1)	2.0		11	4	5	5	0	1	0	0	0	0	1	10	14	22.50	2.500

PITCHER		IP	WLS	BF	H	R	ER	SO	BB	IBB	HBP	BLK	WP	HR	S	P	ERA	WHIP

Batter	1	2	3	4	5	6	7	8	9	AB	R	H	RBI	BB	SO	LOB
Felix Mantilla, R (1, 6) OBP: 0.385, SLG: 0.500	1-3		G5-4-3 1-2f		6-3			P4		4	0	0	0	0	0	1
Elio Chacon, R (1, 4) OBP: 0.333, SLG: 0.667	2B			5-3	F9			K		2	0	1	0	0	0	0
Rod Kanehl, R (5, PH) (6, 4)										2	0	0	0	0	1	0
Gus Bell, L (1, 9) OBP: 0.300, SLG: 0.389	BB G5-4-3			K		K		P4		3	0	0	0	1	2	0
Frank Thomas, R (1, 7) OBP: 0.280, SLG: 0.545	G5-4-3 1-2f			1-3		K			HR	4	1	1	1	0	1	2
Jim Marshall, L (1, 3) OBP: 0.438, SLG: 0.857		F9			BB BB SF8 1B	1B			K	4	1	2	0	0	1	0
Bobby Gene Smith, R (1, 8) OBP: 0.200, SLG: 0.077		K			SF8 BB 1-2 HR BB	F7			F8	3	1	0	0	1	1	1
Don Zimmer, R (1, 5) OBP: 0.160, SLG: 0.125		F8			HR 1-2 2-3 BB		5-3		P2	3	1	0	0	1	0	0
Hobie Landrith, L (1, 2) OBP: 0.143, SLG: 0.167			FC2-6 1B		SF8 2-3 3-H		1-3			2	0	1	1	0	0	0
Sherman Jones, L (1, 1) OBP: 0.500, SLG: 0.500 Ray Daviault, R (5, 1) Ed Bouchee, L (5, PH) OBP: 0.667, SLG: 1.200 Ken MacKenzie, R (6, 1) Richie Ashburn, L (7, PH) OBP: 0.231, SLG: 0.231 Clem Labine, R (8, 1)			FC2-6 G5-4-3 1-2f		HR 1-H 3-H		1-3			1 0 1 0 1 0	0 0 1 0 0 0	0 0 3 0 0 0	0 0 0 0 0 0	0 0 0 0 0 0	0 0 0 0 0 0	1 0 0 0 0 0
Inning Stats	R: 0 E: 0 K: 0 S: 3 H: 1 LOB: 1 BB: 1 P: 7	R: 0 E: 0 K: 1 S: 5 H: 0 LOB: 0 BB: 0 P: 5	R: 0 E: 0 K: 0 S: 3 H: 1 LOB: 0 BB: 0 P: 3	R: 0 E: 0 K: 1 S: 5 H: 0 LOB: 0 BB: 0 P: 5	R: 4 E: 0 K: 0 S: 5 H: 2 LOB: 0 BB: 2 P: 13	R: 0 E: 0 K: 2 S: 8 H: 1 LOB: 1 BB: 0 P: 8	R: 0 E: 0 K: 0 S: 3 H: 0 LOB: 0 BB: 0 P: 3	R: 0 E: 0 K: 1 S: 5 H: 0 LOB: 0 BB: 0 P: 5	R: 1 E: 0 K: 1 S: 6 H: 1 LOB: 0 BB: 0 P: 6	1B: 3 2B: 1 3B: 0 HR: 2	SF: 1 SAC: 0 DP: 2 HBP: 0			WP: 0 PB: 0 SB: 0 CS: 0	PA: 34		

PITCHER		IP	WLS	BF	H	R	ER	SO	BB	IBB	HBP	BLK	WP	HR	S	P	ERA	WHIP
Larry Jackson, R ERA: 4.24	(1, 1)	8.0	W	30	5	4	4	5	3	0	0	0	0	1	37	49	4.50	1.000
Ray Sadecki, L ERA: 6.75	(9, 1)	1.0	S	4	1	1	1	1	0	0	0	0	0	1	6	6	9.00	1.000

PITCHER	IP	WLS	BF	H	R	ER	SO	BB	IBB	HBP	BLK	WP	HR	S	P	ERA	WHIP

BOTTOM

St. Louis Cardinals @ New York Mets

Polo Grounds, New York, NY

Wed Apr 18 1962, 3:33 AM EST

Att. 4,725 - Cloudy

livebaseballscorecards.com

AB	30
R	5
H	6
RBI	5
BB	3
SO	6
LOB	5

Batter	1	2	3	4	5	6	7	8	9	AB	R	H	RBI	BB	SO	LOB
Curt Flood, R (1, 8) OBP: 0.500, SLG: 0.733	G3 1B		1B		HBP 1B 1B	SH1-4 1-2		1-H HR		4	2	4	2	0	0	0
Julian Javier, R (1, 4) OBP: 0.281, SLG: 0.333	F9		L7		1B 1B 1-2 HBP	F7		S S S K		4	1	0	0	0	1	3
Bill White, L (1, 3) OBP: 0.406, SLG: 0.633	G3 1-2		3-4-1		BB 1B 1B 1-3 2-H 1B	S S S K		P3		5	1	1	1	0	1	3
Ken Boyer, R (1, 5) OBP: 0.400, SLG: 0.808	1-3			HR	BB 1B 1-2 3-H 1B		S S S K		F8	5	2	2	2	0	1	1
Gene Oliver, R (1, 2) OBP: 0.458, SLG: 0.773 Jimmie Schaffer, R (7, 2)		6-3		WP 1B 1B	B B B B 1B 1-2 2-3 BB		6-3		1-3	3 1	1 0	1 0	0 0	1 0	0 0	0 0
Stan Musial, L (1, 7) OBP: 0.500, SLG: 0.625 Lindy McDaniel, R (9, 1)		4-3		G5-4-3 1-H 1B	1B 1-2 2-H 3-H 1B		4-3		F5	5 0	0 0	2 0	3 0	0 0	0 0	0 0
Carl Warwick, R (1, 9) OBP: 0.600, SLG: 0.889	1B		G5-4-3 1-2f		F7			5-3 S 1B 1B		4	1	2	0	0	0	3
Julio Gotay, R (1, 6) OBP: 0.292, SLG: 0.190 Don Landrum, L (9, 7) OBP: 0.421, SLG: 0.375	F8		5-3		1-3			5-3 1-3		4 0	0 0	0 0	0 0	0 0	0 0	4 0
Ray Washburn, R (1, 1) OBP: 0.333, SLG: 0.333 Alex Grammas, R (9, 6) OBP: 0.250, SLG: 0.250		6-3		G3	SH1-4 1B			WP HR 3-H 1B		4 0	1 0	2 0	1 0	0 0	0 0	0 0
Inning Stats	R: 0 E: 0 K: 0 S: 4 H: 1 LOB: 1 BB: 0 P: 4	R: 0 E: 0 K: 0 S: 4 H: 1 LOB: 1 BB: 0 P: 4	R: 0 E: 0 K: 0 S: 4 H: 1 LOB: 1 BB: 0 P: 4	R: 2 E: 0 K: 0 S: 5 H: 3 LOB: 0 BB: 0 P: 5	R: 4 E: 0 K: 0 S: 7 H: 4 LOB: 2 BB: 1 P: 12	R: 0 E: 0 K: 1 S: 6 H: 1 LOB: 1 BB: 0 P: 6	R: 0 E: 0 K: 1 S: 5 H: 0 LOB: 0 BB: 0 P: 5	R: 3 E: 0 K: 1 S: 8 H: 3 LOB: 0 BB: 0 P: 8	R: 0 E: 0 K: 0 S: 3 H: 0 LOB: 0 BB: 0 P: 3	1B: 12 2B: 0 3B: 0 HR: 2 SF: 0 SAC: 1 DP: 1 HBP: 1						

PITCHER	IP	WLS	BF	H	R	ER	SO	BB	IBB	HBP	BLK	WP	HR	S	P	ERA	WHIP
Al Jackson, L (1, 1) ERA: 9.53	4.1	L	24	10	6	6	0	1	0	1	0	1	1	22	27	12.46	2.538
Craig Anderson, R (5, 1) ERA:	2.2		9	1	0	0	2	0	0	0	0	0	0	13	13	0.00	0.375
Bob Moorhead, R (8, 1) ERA: 5.0	2.0		9	3	3	3	1	0	0	0	0	1	1	11	11	13.50	1.500

PITCHER	IP	WLS	BF	H	R	ER	SO	BB	IBB	HBP	BLK	WP	HR	S	P	ERA	WHIP

TOP

St. Louis Cardinals @ New York Mets

Polo Grounds, New York, NY

Thu Apr 19 1962, 3:33 AM EST

Att. 9,060 - Unknown

livebaseballscorecards.com

AB	39
R	9
H	14
RBI	9
BB	1
SO	3
LOB	14

WP: 2 PA: 42
PB: 0
SB: 1
CS: 0

BOTTOM

St. Louis Cardinals @ New York Mets

Polo Grounds, New York, NY

Thu Apr 19 1962, 3:33 AM EST

Att. 9,060 - Unknown

livebaseballscorecards.com

Batter	1	2	3	4	5	6	7	8	9	AB	R	H	RBI	BB	SO	LOB
Richie Ashburn, L (1, 8) OBP: 0.333, SLG: 0.200	BBBB 4-0 4-3 BB		x 0-0 F9 ②		BBBB 4-0 BB		BBBB 4-0 1-2 BB		x 0-0 6-3 ②	2	0	0	0	3	0	0
Don Zimmer, R (1, 5) OBP: 0.133, SLG: 0.103	SSS 0-3 K ①		x 0-0 F7 ③		SSS 0-3 K ③		x 0-0 F8 ②		x 0-0 F7 ③	5	0	0	0	0	2	4
Gus Bell, L (1, 9) OBP: 0.292, SLG: 0.333	x 0-0 4-3 ② 1-2			BBBB 4-0 HR BB		x 0-0 G3 ①	x 0-0 F7 ③			3	1	0	0	1	0	3
Frank Thomas, R (1, 7) OBP: 0.310, SLG: 0.769	x 0-0 5-3 ③			x 0-0 F5 ①		x 0-0 HR		x 0-0 HR		4	2	2	2	0	0	2
Ed Bouchee, L (1, 3) OBP: 0.700, SLG: 1.444		x 0-0 FC1-6 1B		x 0-0 1-H HR		x 0-0 2B		x 0-0 F7 ①		4	1	3	2	0	0	0
Charlie Neal, R (1, 4) OBP: 0.350, SLG: 0.412		x 0-0 FC1-6 ① WP 1-2f		SSS 0-3 K ②		x 0-0 5-3 ②		BBBB 4-0 1-3 BB		3	0	0	0	1	1	2
Felix Mantilla, R (1, 6) OBP: 0.333, SLG: 0.423		x 0-0 P4 ② 1-2		x 0-0 F8 ③		x 0-0 6-3 ③		x 0-0 1-3 ② 1-2		4	0	0	0	0	0	3
Chris Cannizzaro, R (1, 2) OBP: 0.182, SLG: 0.100 Jim Marshall, L (8, PH) OBP: 0.412, SLG: 0.800 Hobie Landrith, L (9, 2) OBP: 0.143, SLG: 0.167	SSS 0-3 K ③			x 0-0 F7 ①		x 0-0 BB 1B	x 0-0 L4 ③			3 1 0	0 0 0	1 0 0	0 0 0	0 0 0	1 0 0	1 1 0
Al Jackson, L (1, 1) Craig Anderson, R (5, 1) Elio Chacon, R (7, PH) OBP: 0.250, SLG: 0.500 Bob Moorhead, R (8, 1) Gil Hodges, R (9, PH) OBP: 0.167, SLG: 0.417			x 0-0 1-3 ①	x 0-0 1-3 ②		x 0-0 F5 ①	SSS 0-3 K ①			1 1 1 0 1	0 0 0 0 0	0 0 0 0 0	0 0 0 0 0	0 0 0 0 1	0 0 0 0 0	0 0 1 0 0
Inning Stats	R: 0 H: 0 E: 0 LOB: 1 K: 1 BB: 1 S: 5 P: 9	R: 0 H: 1 E: 0 LOB: 1 K: 1 BB: 0 S: 6 P: 6	R: 0 H: 0 E: 0 LOB: 0 K: 0 BB: 0 S: 3 P: 3	R: 2 H: 1 E: 0 LOB: 0 K: 1 BB: 1 S: 6 P: 10	R: 0 H: 0 E: 0 LOB: 1 K: 1 BB: 1 S: 5 P: 9	R: 1 H: 2 E: 0 LOB: 1 K: 0 BB: 0 S: 5 P: 5	R: 0 H: 1 E: 0 LOB: 2 K: 0 BB: 1 S: 4 P: 8	R: 1 H: 1 E: 0 LOB: 1 K: 0 BB: 1 S: 4 P: 8	R: 0 H: 0 E: 0 LOB: 0 K: 1 BB: 0 S: 5 P: 5	1B: 2 2B: 1 3B: 0 HR: 3	SF: 0 SAC: 0 DP: 0 HBP: 0					

AB	33
R	4
H	6
RBI	4
BB	5
SO	5
LOB	17

WP: 1 PA: 38
PB: 0
SB: 0
CS: 0

PITCHER		IP	WLS	BF	H	R	ER	SO	BB	IBB	HBP	BLK	WP	HR	S	P	ERA	WHIP
Ray Washburn, R ERA: 4.91	(1, 1)	8.0	W	35	6	4	4	4	5	0	0	0	1	3	38	58	4.50	1.375
Lindy McDaniel, R ERA: 1.13	(9, 1)	1.0	S	3	0	0	0	1	0	0	0	0	0	0	5	5	0.00	0.000

PITCHER	IP	WLS	BF	H	R	ER	SO	BB	IBB	HBP	BLK	WP	HR	S	P	ERA	WHIP

Chicago Cubs @ St. Louis Cardinals

Sportsman's Park, St. Louis, MO

Sat Apr 21 1962, 4:33 AM EST
Att. 14,601 - Sunny - 81 F

livebaseballscorecards.com

Batter	1	2	3	4	5	6	7	8	9	AB	R	H	RBI	BB	SO	LOB
Lou Brock, L (1, 8) OBP: 0.241, SLG: 0.571	G6-4-3 1B		F5			G3			2B	4	0	2	0	0	0	0
Ken Hubbs, R (1, 4) OBP: 0.326, SLG: 0.386	G6-4-3 1-2f		6-3			6-3			4-3	4	0	0	0	0	0	2
Billy Williams, L (1, 7) OBP: 0.304, SLG: 0.302	4-3			4-3			4-3		4-3	4	0	0	0	0	0	1
14 Ernie Banks, R (1, 3) OBP: 0.422, SLG: 0.641		BB 2B		1-3			F7			3	0	1	0	0	0	0
George Altman, L (1, 9) OBP: 0.238, SLG: 0.184		L9		3-1			P6			3	0	0	0	0	0	1
Ron Santo, R (1, 5) OBP: 0.310, SLG: 0.417		BB BB			F8			P3		2	0	0	0	1	0	0
Elder White, R (1, 6) OBP: 0.296, SLG: 0.136		G6-4-3 1-2 2-3 BB			6-3			F8		2	0	0	0	1	0	0
Moe Thacker, R (1, 2) OBP: 0.350, SLG: 0.333		G6-4-3 1-2f			5-3			K		3	0	0	0	0	1	3
Glen Hobbie, R (1, 1) OBP: 0.429, SLG: 0.333			K			P4			5-3	2	0	0	0	0	1	0
Morrie Steevens, L (6, 1)										0	0	0	0	0	0	0
Jim McKnight, R (9, PH) OBP: 0.200, SLG: 0.300										1	0	0	0	0	0	0

Inning Stats	1	2	3	4	5	6	7	8	9		
	R: 0 H: 1 E: 0 LOB: 0 K: 0 BB: 0 S: 3 P: 3	R: 0 H: 1 E: 0 LOB: 2 K: 0 BB: 2 S: 3 P: 11	R: 0 H: 0 E: 0 LOB: 0 K: 1 BB: 0 S: 5 P: 5	R: 0 H: 0 E: 0 LOB: 0 K: 0 BB: 0 S: 3 P: 3	R: 0 H: 0 E: 0 LOB: 0 K: 0 BB: 0 S: 3 P: 3	R: 0 H: 0 E: 0 LOB: 0 K: 0 BB: 0 S: 3 P: 3	R: 0 H: 0 E: 0 LOB: 0 K: 0 BB: 0 S: 3 P: 3	R: 0 H: 0 E: 0 LOB: 0 K: 1 BB: 0 S: 5 P: 5	R: 0 H: 1 E: 0 LOB: 1 K: 0 BB: 0 S: 4 P: 4	1B: 1 SF: 0 2B: 2 SAC: 0 3B: 0 DP: 2 HR: 0 HBP: 0	WP: 0 PA: 30 PB: 0 SB: 0 CS: 0

PITCHER	IP	WLS	BF	H	R	ER	SO	BB	IBB	HBP	BLK	WP	HR	S	P	ERA	WHIP
Curt Simmons, L (1, 1) ERA: 1.0	9.0	W	30	3	0	0	2	2	0	0	0	0	0	32	40	0.00	0.556

PITCHER	IP	WLS	BF	H	R	ER	SO	BB	IBB	HBP	BLK	WP	HR	S	P	ERA	WHIP

AB	28
R	0
H	3
RBI	0
BB	2
SO	2
LOB	7

Batter	1	2	3	4	5	6	7	8	9	AB	R	H	RBI	BB	SO	LOB
Curt Flood, R (1, 8) OBP: 0.524, SLG: 0.684	F5		E7 4-3 1B		5-3	E 1-2 SF9-3-6 BB		FC1-6 1B		4	1	2	0	1	0	0
Don Landrum, L (1, 9) OBP: 0.409, SLG: 0.368	1-3		4-3 2-3		1B E 1B	SF9 1-3 2-H 3-H		FC1-6 1-2f		3	1	1	0	0	0	1
Carl Warwick, R (6, PH) OBP: 0.500, SLG: 0.800 (7, 9)										1	0	0	1	0	0	1
Bill White, L (1, 3) OBP: 0.432, SLG: 0.706	HR		L9		E8 1-H 1B	HBP		G3		4	1	2	1	0	0	2
Stan Musial, L (1, 7) OBP: 0.469, SLG: 0.577	BBBB FC5-4 BB			P6	F8	SF9-3-6 1-2 3-H				2	0	0	1	1	0	1
Charlie James, R (7, 7)										0	0	0	0	0	0	0
Ken Boyer, R (1, 5) OBP: 0.412, SLG: 0.800	FC5-4 1-2f			P6		1B 2B 1B	F9 2B			4	1	2	0	0	0	1
Carl Sawatski, L (1, 2) OBP: 0.556, SLG: 0.571		F8		1B 1B		2B 1-3 1B 1B	F9 2-3			4	1	2	0	0	0	1
Julian Javier, R (1, 4) OBP: 0.306, SLG: 0.382		5-3		1-2 1B		1B 1-3 3-H 2B	6-3			4	1	2	1	0	0	1
Julio Gotay, R (1, 6) OBP: 0.286, SLG: 0.167		6-3		F3		1B SF9 IBB	F3			3	1	0	0	1	0	3
Curt Simmons, L (1, 1) OBP: 0.625, SLG: 0.571			1-3		P6	BB E 1-3 2-H 3-H 1B		P6		4	1	1	2	0	0	0
Inning Stats	R: 1 H: 1 E: 0 LOB: 1 K: 0 BB: 1 S: 4 P: 8	R: 0 H: 0 E: 0 LOB: 0 K: 0 BB: 0 S: 3 P: 3	R: 0 H: 1 E: 1 LOB: 1 K: 0 BB: 0 S: 4 P: 4	R: 0 H: 2 E: 0 LOB: 2 K: 0 BB: 0 S: 5 P: 5	R: 1 H: 2 E: 1 LOB: 1 K: 0 BB: 0 S: 5 P: 5	R: 6 H: 4 E: 1 LOB: 0 K: 0 BB: 2 S: 6 P: 15	R: 0 H: 1 E: 0 LOB: 1 K: 0 BB: 0 S: 4 P: 4	R: 0 H: 1 E: 0 LOB: 1 K: 0 BB: 0 S: 4 P: 4		1B: 9 SF: 2 2B: 3 SAC: 0 3B: 0 DP: 1 HR: 1 HBP: 1						

PITCHER		IP	WLS	BF	H	R	ER	SO	BB	IBB	HBP	BLK	WP	HR	S	P	ERA	WHIP
Glen Hobbie, R ERA: 6.23	(1, 1)	5.0	L	28	10	8	6	0	2	1	0	0	0	1	25	37	10.80	2.400
Morrie Steevens, L ERA:	(6, 1)	3.0		11	2	0	0	0	0	0	1	0	0	0	10	11	0.00	0.667

PITCHER	IP	WLS	BF	H	R	ER	SO	BB	IBB	HBP	BLK	WP	HR	S	P	ERA	WHIP

BOTTOM

Chicago Cubs @ St. Louis Cardinals

Sportsman's Park, St. Louis, MO

Sat Apr 21 1962, 4:33 AM EST
Att. 14,601 - Sunny - 81 F

livebaseballscorecards.com

AB	33
R	8
H	12
RBI	6
BB	3
SO	0
LOB	11

Batter	1	2	3	4	5	6	7	8	9	AB	R	H	RBI	BB	SO	LOB
Lou Brock, L (1, 8) OBP: 0.294, SLG: 0.656	3-1	BBBB S BB			1-3 1B 2B	1B 3B	FC4-6 1-2f			4	2	2	0	1	0	1
Ken Hubbs, R (1, 4) OBP: 0.353, SLG: 0.408	BB 14 HR 1B	L7 1-2			2-H 3-H WP 2B 1B	S HR 3-H 1B		F8		5	3	3	3	0	0	1
Ron Santo, R (1, 5) OBP: 0.362, SLG: 0.538	BBBB 14 HR 1-2 BB		6-3		14 PB 1-H 3B 2B	1-H HR		BBBB 14 WP BB		3	3	2	3	2	0	0
14 Ernie Banks, R (1, 3) OBP: 0.420, SLG: 0.682	1-H 2-H HR		G4-6-3 1B		L4 2-3	5-3		1-3 1-2		5	1	2	3	0	0	2
Billy Williams, L (1, 7) OBP: 0.314, SLG: 0.340	L9		G4-6-3 1-2f		SF8 3-H 3B	F9		BBBB BB		4	1	1	1	1	0	1
Bob Will, L (1, 9) OBP: 0.125, SLG: 0.143	1B			SSS K	SF8 3-H	SSS K		F8		4	0	1	1	0	2	2
Elder White, R (1, 6) OBP: 0.313, SLG: 0.222	F7			P4	WP S 1B		SSS K		F9 5-3 2B	5	0	2	0	0	1	1
Sammy Taylor, L (1, 2) OBP: 0.286, SLG: 0.091		SSS K		F5	1-3 IBB		L7		F9 2-3	4	0	0	0	1	1	1
Dick Ellsworth, L (1, 1) OBP: 0.182, SLG: 0.100		SSS K			2B 1B BB		FC4-6		5-3 3-H	3	1	1	0	1	2	2
Bob Anderson, R (7, 1)					SSS K					1	0	0	0	0	0	1
Inning Stats	R: 3 E: 0 K: 0 S: 6 H: 3 LOB: 1 BB: 1 P: 10	R: 0 E: 0 K: 2 S: 7 H: 0 LOB: 1 BB: 1 P: 11	R: 0 E: 0 K: 0 S: 3 H: 1 LOB: 0 BB: 0 P: 3	R: 0 E: 0 K: 1 S: 5 H: 0 LOB: 0 BB: 0 P: 5	R: 5 E: 0 K: 1 S: 10 H: 5 LOB: 2 BB: 2 P: 18	R: 3 E: 0 K: 1 S: 8 H: 3 LOB: 0 BB: 0 P: 8	R: 0 E: 0 K: 1 S: 6 H: 1 LOB: 1 BB: 0 P: 6	R: 0 E: 0 K: 0 S: 3 H: 0 LOB: 2 BB: 2 P: 11	R: 0 E: 0 K: 0 S: 3 H: 1 LOB: 1 BB: 0 P: 3	1B: 7 2B: 3 3B: 2 HR: 2 SF: 1 SAC: 0 DP: 1 HBP: 0						

TOP

Chicago Cubs @ St. Louis Cardinals

Sportsman's Park, St. Louis, MO

Sun Apr 22 1962, 4:33 AM EST

Cloudy - 66 F

livebaseballscorecards.com

AB	38
R	11
H	14
RBI	11
BB	6
SO	6
LOB	12

WP: 3 PB: 1 SB: 3 CS: 0 PA: 45

PITCHER		IP	WLS	BF	H	R	ER	SO	BB	IBB	HBP	BLK	WP	HR	S	P	ERA	WHIP
Ray Sadecki, L ERA: 13.5	(1, 1)	4.0	L	21	7	7	7	3	3	0	0	0	1	1	24	36	15.75	2.500
John Anderson, R ERA: 4.5	(5, 1)	1.0		6	2	1	1	1	0	1	0	0	1	0	7	11	9.00	2.000
Paul Toth, R ERA: 27.0	(6, 1)	1.0		6	3	3	3	1	0	0	0	0	0	1	8	8	27.00	3.000
Bobby Locke, R ERA:	(7, 1)	2.0		9	1	0	0	1	2	0	0	0	1	0	9	17	0.00	1.500
Ed Bauta, R ERA:	(9, 1)	1.0		3	1	0	0	0	0	0	0	0	0	0	3	3	0.00	1.000

PITCHER	IP	WLS	BF	H	R	ER	SO	BB	IBB	HBP	BLK	WP	HR	S	P	ERA	WHIP

Chicago Cubs @ St. Louis Cardinals

Sportsman's Park, St. Louis, MO

Sun Apr 22 1962, 4:33 AM EST

Cloudy - 66 F

livebaseballscorecards.com

BOTTOM

Batter	1	2	3	4	5	6	7	8	9	AB	R	H	RBI	BB	SO	LOB
Curt Flood, R (1, 8) OBP: 0.500, SLG: 0.708	K		L7		1-3 1B 2B	FC6-4 1-2f			6-3 2B	5	1	2	0	0	1	2
Julian Javier, R (1, 4) OBP: 0.341, SLG: 0.410	G3 PB 1B		1-2 1B		2-H 3-H WP 1B	6-3			2-3 6-3	5	1	3	2	0	0	2
Bill White, L (1, 3) OBP: 0.381, SLG: 0.615	G3 1-3		4-3		F9 1-2		B1		K	5	0	0	0	0	1	5
Ken Boyer, R (1, 5) OBP: 0.385, SLG: 0.714	P3			5-3	6-3		1B		F9	5	0	1	0	0	0	3
Gene Oliver, R (1, 2) OBP: 0.464, SLG: 0.720		G5-4-3 BB		F8	2-H 1B		F7			3	0	1	1	1	0	1
Stan Musial, L (1, 7) OBP: 0.444, SLG: 0.533	K			FC6 1B	K		F5			4	0	1	0	0	2	3
Don Landrum, L (8, 7) OBP: 0.409, SLG: 0.368										0	0	0	0	0	0	0
Carl Warwick, R (1, 9) OBP: 0.375, SLG: 0.571		G5-4-3 1-2f		FC6 1-2f		1-3		F8		4	0	0	0	0	0	2
Julio Gotay, R (1, 6) OBP: 0.323, SLG: 0.296			6-3		1B 2B	1B 2B		K		3	2	2	0	0	0	0
Alex Grammas, R (7, 6) OBP: 0.200, SLG: 0.200										1	0	0	0	0	1	0
Ray Sadecki, L (1, 1) OBP: 1.000, SLG: 1.000			1B 1B		2B 2-H 1B	FC6-4 2-H 1B		K		1	0	1	0	0	0	0
John Anderson, R (5, 1)										0	0	0	0	0	0	0
Red Schoendienst, S (5, PH) OBP: 0.500, SLG: 0.500										1	1	1	1	0	0	0
Paul Toth, R (6, 1)										0	0	0	0	0	0	0
Charlie James, R (6, PH) OBP: 0.333, SLG: 0.333										1	0	1	1	0	0	0
Bobby Locke, R (7, 1)										0	0	0	0	0	0	0
Doug Clemens, L (8, PH) OBP: 0.417, SLG: 0.333										1	0	0	0	0	1	0
Ed Bauta, R (9, 1)										0	0	0	0	0	0	0
Inning Stats	R: 0 E: 0 K: 1 S: 6 — H: 1 LOB: 1 BB: 0 P: 6	R: 0 E: 0 K: 1 S: 4 — H: 0 LOB: 0 BB: 1 P: 8	R: 0 E: 0 K: 0 S: 5 — H: 2 LOB: 2 BB: 0 P: 5	R: 0 E: 0 K: 0 S: 4 — H: 1 LOB: 1 BB: 0 P: 4	R: 4 E: 0 K: 1 S: 10 — H: 5 LOB: 1 BB: 0 P: 10	R: 1 E: 0 K: 0 S: 5 — H: 2 LOB: 1 BB: 0 P: 5	R: 0 E: 0 K: 0 S: 4 — H: 1 LOB: 1 BB: 0 P: 4	R: 0 E: 0 K: 2 S: 7 — H: 0 LOB: 0 BB: 0 P: 7	R: 0 E: 0 K: 1 S: 6 — H: 1 LOB: 1 BB: 0 P: 6	1B: 9 2B: 4 3B: 0 HR: 0 — SF: 0 SAC: 0 DP: 1 HBP: 0						

	AB	39
	R	5
	H	13
	RBI	5
	BB	1
	SO	6
	LOB	18

WP: 1 PB: 1 SB: 0 CS: 0 — PA: 40

PITCHER		IP	WLS	BF	H	R	ER	SO	BB	IBB	HBP	BLK	WP	HR	S	P	ERA	WHIP
Dick Ellsworth, L ERA: 3.91	(1, 1)	6.2	W	32	12	5	5	3	1	0	0	0	1	0	37	41	6.75	1.950
Bob Anderson, R ERA: 4.22	(7, 1)	2.1	S	8	1	0	0	3	0	0	0	0	0	0	14	14	0.00	0.429

PITCHER	IP	WLS	BF	H	R	ER	SO	BB	IBB	HBP	BLK	WP	HR	S	P	ERA	WHIP

Batter	1	2	3	4	5	6	7	8	9	AB	R	H	RBI	BB	SO	LOB
Lou Brock, L (1, 8) OBP: 0.308, SLG: 0.649	0-0 ③ 2B 2B	0-0 ③ F8 1-H			0-0 ① 5-3		S S S 0-3 ② K2-3		x 0-0 ① 2-3 1B	5	1	2	0	0	1	0
Ken Hubbs, R (1, 4) OBP: 0.339, SLG: 0.407	0-0 HR 2-H 2B		0-0 E4 BB		0-0 ② 5-3		0-0 ③ P6		0-0 ③ 5-3	5	1	1	1	0	0	2
Ron Santo, R (1, 5) OBP: 0.373, SLG: 0.524	0-0 ① P4		B B B B 4-0 FC6-4 1-2 BB		0-0 1B			S S S 0-3 ① K		3	0	1	0	1	1	1
14 Ernie Banks, R (1, 3) OBP: 0.389, SLG: 0.625	0-0 ② 1-3		0-0 ① F8		0-0 ③ P3			0-0 ② 5-3		4	0	0	0	0	0	4
Billy Williams, L (1, 7) OBP: 0.309, SLG: 0.392	0-0 2-H HR		0-0 ② F2			0-0 ① 6-3		S S S 0-3 ③ K		4	1	1	2	0	1	2
Danny Murphy, L (1, 9)	0-0 ③ P6		0-0 ③ FC6-4 1-2f			S S S 0-3 ② K			x 0-0 ① 1-3	4	0	0	0	0	1	2
Elder White, R (1, 6) OBP: 0.361, SLG: 0.276		B B B B 4-0 S WP BB		S S S 0-3 ① K		B B B B 4-0 BB			x 0-0 2B 2B	2	2	1	0	2	1	0
Sammy Taylor, L (1, 2) OBP: 0.278, SLG: 0.200		S S S 0-3 ① K		S S S 0-3 ② K		x 0-0 ③ 6-3			x 0-0 1B 2-H 2B	4	0	1	1	0	2	2
Cal Koonce, R (1, 1)		S S S 0-3 ② K		x 0-0 ③ 6-3			S S S 0-3 ① K		x 0-0 ② 6-3	4	0	0	0	0	2	2
Inning Stats	R: 3 E: 0 K: 0 S: 6 H: 3 LOB: 0 BB: 0 P: 6	R: 1 E: 0 K: 2 S: 7 H: 0 LOB: 0 BB: 1 P: 11	R: 0 E: 1 K: 0 S: 4 H: 0 LOB: 2 BB: 1 P: 8	R: 0 E: 0 K: 2 S: 7 H: 0 LOB: 0 BB: 0 P: 7	R: 0 E: 0 K: 0 S: 4 H: 1 LOB: 1 BB: 0 P: 4	R: 0 E: 0 K: 1 S: 5 H: 0 LOB: 1 BB: 1 P: 9	R: 0 E: 0 K: 2 S: 7 H: 0 LOB: 0 BB: 0 P: 7	R: 0 E: 0 K: 2 S: 7 H: 0 LOB: 0 BB: 0 P: 7	R: 1 E: 0 K: 0 S: 6 H: 3 LOB: 2 BB: 0 P: 6	1B: 2 2B: 4 3B: 0 HR: 1 SF: 0 SAC: 0 DP: 0 HBP: 0						

PITCHER		IP	WLS	BF	H	R	ER	SO	BB	IBB	HBP	BLK	WP	HR	S	P	ERA	WHIP
Bob Gibson, R ERA: 10.38	(1, 1)	8.0	L	32	4	4	4	9	3	0	0	0	1	1	47	59	4.50	0.875
Ernie Broglio, R ERA: 0.96	(9, 1)	1.0		6	3	1	1	0	0	0	0	0	0	0	6	6	9.00	3.000

PITCHER	IP	WLS	BF	H	R	ER	SO	BB	IBB	HBP	BLK	WP	HR	S	P	ERA	WHIP

TOP

Chicago Cubs @ St. Louis Cardinals

Sportsman's Park, St. Louis, MO

Sun Apr 22 1962, 7:05 PM EST
Att. 14,847 - Cloudy - 66 F

livebaseballscorecards.com

AB	35
R	5
H	7
RBI	4
BB	3
SO	9
LOB	15

1B: 2	SF: 0	WP: 1	PA: 38
2B: 4	SAC: 0	PB: 0	
3B: 0	DP: 0	SB: 1	
HR: 1	HBP: 0	CS: 0	

Batter	1	2	3	4	5	6	7	8	9	AB	R	H	RBI	BB	SO	LOB
Curt Flood, R (1, 8) OBP: 0.533, SLG: 0.704 Gene Oliver, R (9, PH) OBP: 0.448, SLG: 0.692	BBBB 4-0 BB BB		SSS 0-3 ② K			x 0-0 F8 1B 1B		x 0-0 1B	SSS 0-3 ③ K	3 1	0 0	2 0	0 0	1 0	1 1	1 3
Don Landrum, L (1, 7) OBP: 0.423, SLG: 0.364	BBBB 4-0 G1-4-3 1-2 BB		x 0-0 ③ 4-3			x 0-0 1-2 1B		x 0-0 ② F7		3	0	1	0	1	0	2
Bill White, L (1, 3) OBP: 0.348, SLG: 0.558	SSS 0-3 ① K			x 0-0 ① G3		x 0-0 ① P6		x 0-0 ③ 6-3		4	0	0	0	0	1	5
Ken Boyer, R (1, 5) OBP: 0.349, SLG: 0.641	x 0-0 ②③ G1-4-3 1-2f			x 0-0 ② F3		x 0-0 ② F8 2-3			x 0-0 ① 4-3	4	0	0	0	0	0	4
Carl Sawatski, L (1, 2) OBP: 0.538, SLG: 0.545 Carl Warwick, R (9, PR) OBP: 0.375, SLG: 0.571		x 0-0 ① G3		x 0-0 1B		SSS 0-3 ③ K			x 0-0 E 1B BB 1B	4 0	0 1	2 0	0 0	0 0	1 0	2 0
Charlie James, R (1, 9) OBP: 0.286, SLG: 0.286		x 0-0 8-6-4 1B		SSS 0-3 ③ K			x 0-0 ① 6-3		x 0-0 ② F8	4	0	1	0	0	1	2
Julian Javier, R (1, 4) OBP: 0.356, SLG: 0.419		x 0-0 ②③ 8-6-4 1-2f			x 0-0 ① F7		x 0-0 G6-3 1B		x 0-0 E1 BB BB 1-3 1B	4	0	2	0	0	0	1
Alex Grammas, R (1, 6) OBP: 0.250, SLG: 0.250 Doug Clemens, L (9, PH) OBP: 0.462, SLG: 0.333			x 0-0 1B		x 0-0 ② 4-3		x 0-0 ②③ G6-3 1-2f		BBBB 4-0 BB 1-2 BB	3 0	0 0	1 0	0 1	0 0	0 0	1 0
Bob Gibson, R (1, 1) OBP: 0.333, SLG: 0.333 Red Schoendienst, S (8, PH) OBP: 0.333, SLG: 0.333 Ernie Broglio, R (9, 1) Stan Musial, L (9, PH) OBP: 0.459, SLG: 0.533			x 0-0 ① F3		x 0-0 ③ P5			x 0-0 ① L5	BBBB 4-0 BB 1-2 2-3 3-H	2 1 0 0	0 0 0 0	0 0 0 1	0 0 0 1	0 0 0 1	0 0 0 0	1 0 0 0
Inning Stats	R: 0 H: 0 E: 0 LOB: 1 K: 1 BB: 2 S: 4 P: 12	R: 0 H: 1 E: 0 LOB: 0 K: 0 BB: 0 S: 3 P: 3	R: 0 H: 1 E: 0 LOB: 1 K: 1 BB: 0 S: 6 P: 6	R: 0 H: 1 E: 0 LOB: 1 K: 1 BB: 0 S: 6 P: 6	R: 0 H: 0 E: 0 LOB: 0 K: 0 BB: 0 S: 3 P: 3	R: 0 H: 2 E: 0 LOB: 2 K: 1 BB: 0 S: 7 P: 7	R: 0 H: 1 E: 0 LOB: 0 K: 0 BB: 0 S: 3 P: 3	R: 0 H: 1 E: 0 LOB: 1 K: 0 BB: 0 S: 4 P: 4	R: 1 H: 2 E: 1 LOB: 3 K: 1 BB: 2 S: 7 P: 15	1B: 9 2B: 1 3B: 0 HR: 0	SF: 0 SAC: 0 DP: 3 HBP: 0						

PITCHER		IP	WLS	BF	H	R	ER	SO	BB	IBB	HBP	BLK	WP	HR	S	P	ERA	WHIP
Cal Koonce, R ERA: 2.25	(1, 1)	9.0	W	37	9	1	1	5	4	0	0	0	0	0	43	59	1.00	1.444

PITCHER	IP	WLS	BF	H	R	ER	SO	BB	IBB	HBP	BLK	WP	HR	S	P	ERA	WHIP

BOTTOM

Chicago Cubs @ St. Louis Cardinals

Sportsman's Park, St. Louis, MO

Sun Apr 22 1962, 7:05 PM EST

Att. 14,847 - Cloudy - 66 F

livebaseballscorecards.com

AB	33
R	1
H	9
RBI	1
BB	4
SO	5
LOB	22

1B: 9 SF: 0 PA: 37
2B: 1 SAC: 0
3B: 0 DP: 3
HR: 0 HBP: 0

WP: 0
PB: 0
SB: 0
CS: 0

Batter	1	2	3	4	5	6	7	8	9	AB	R	H	RBI	BB	SO	LOB
Curt Flood, R (1, 8) OBP: 0.486, SLG: 0.656	x 0-0 ① P4	x 0-0 ③ 4-3		x 0-0 ③ F8			x 0-0 5-3 E 2B		x 0-0 ② 6-3	5	1	1	0	0	0	3
Julian Javier, R (1, 4) OBP: 0.347, SLG: 0.391	S 0-1 CI E S 1B		BBBB 4-0 E 6-3 BB		x 0-0 ① P1		x 0-0 ② 5-3 2-3		x 0-0 E6	3	2	0	0	1	0	1
Bill White, L (1, 3) OBP: 0.333, SLG: 0.521	SSS 0-3 ② K 1-3		SSS 0-3 ① K		x 0-0 ② 6-3		x 0-0 E1 3-H 1B		x 0-0 ③ F9	5	0	1	1	0	2	3
Ken Boyer, R (1, 5) OBP: 0.383, SLG: 0.667	x 0-0 3-H 1B		x 0-0 E5 1-3		x 0-0 2B		BBBB 4-0 S BB			3	0	2	1	1	0	1
Gene Oliver, R (1, 2) OBP: 0.394, SLG: 0.600	x 0-0 ③ F7		x 0-0 ② 6-3 3-H		x 0-0 ③ P4		x 0-0 ③ 5-3 1-2			4	0	0	1	0	0	5
Stan Musial, L (1, 7) OBP: 0.425, SLG: 0.485		SSS 0-3 ① K	x 0-0 ③ F7			x 0-0 ① 4-3		x 0-0 ① F5		3	0	0	0	0	1	1
Charlie James, R (6, 7) OBP: 0.250, SLG: 0.250										1	0	0	0	0	0	0
Carl Warwick, R (1, 9) OBP: 0.350, SLG: 0.500		x 0-0 FC6-4 1B		x 0-0 ① 6-3		SSS 0-3 ② K		x 0-0 ② F9		4	0	1	0	0	1	0
Julio Gotay, R (1, 6) OBP: 0.314, SLG: 0.290		x 0-0 ② FC6-4 BB 1-2f		x 0-0 1B		x 0-0 ③ P6		x 0-0 ③ 1-3		4	0	1	0	0	0	1
Larry Jackson, R (1, 1) OBP: 0.273, SLG: 0.200		BBBB 4-0 1-2 BB		SSS 0-3 ② K			SSS 0-3 ① K		SSS 0-3 ① K	1	0	0	0	1	1	1
Red Schoendienst, S (7, PH) OBP: 0.250, SLG: 0.250										1	0	0	0	0	1	0
Lindy McDaniel, R (7, 1)										0	0	0	0	0	0	0
Alex Grammas, R (9, PH) OBP: 0.222, SLG: 0.222										1	0	0	0	0	1	0
Inning Stats	R: 1 E: 1 K: 1 S: 7 H: 1 LOB: 1 BB: 0 P: 7	R: 0 E: 0 K: 1 S: 6 H: 1 LOB: 2 BB: 1 P: 10	R: 1 E: 1 K: 1 S: 6 H: 0 LOB: 1 BB: 1 P: 10	R: 0 E: 0 K: 1 S: 6 H: 1 LOB: 1 BB: 0 P: 6	R: 0 E: 0 K: 0 S: 4 H: 1 LOB: 1 BB: 0 P: 4	R: 0 E: 0 K: 1 S: 5 H: 0 LOB: 0 BB: 0 P: 5	R: 1 E: 1 K: 1 S: 7 H: 2 LOB: 2 BB: 1 P: 11	R: 0 E: 0 K: 0 S: 3 H: 0 LOB: 0 BB: 0 P: 3	R: 0 E: 1 K: 1 S: 6 H: 0 LOB: 1 BB: 0 P: 6	1B: 4 2B: 2 3B: 0 HR: 0	SF: 0 SAC: 0 DP: 0 HBP: 0						

TOP

St. Louis Cardinals @ Houston Colt 45's

Colt Stadium, Houston, TX

Tue Apr 24 1962, 7:05 PM EST
Att. 19,335 - Cloudy - 76 F

livebaseballscorecards.com

AB	35
R	3
H	6
RBI	3
BB	3
SO	7
LOB	16

WP: 0 PB: 0 SB: 2 CS: 0 PA: 39

PITCHER	IP	WLS	BF	H	R	ER	SO	BB	IBB	HBP	BLK	WP	HR	S	P	ERA	WHIP
Hal Woodeshick, L (1, 1) ERA: 1.13	9.0	W	39	6	3	1	7	3	0	0	0	0	0	50	62	1.00	1.000

PITCHER	IP	WLS	BF	H	R	ER	SO	BB	IBB	HBP	BLK	WP	HR	S	P	ERA	WHIP

Batter	1	2	3	4	5	6	7	8	9	AB	R	H	RBI	BB	SO	LOB
Bob Aspromonte, R (1, 5) OBP: 0.340, SLG: 0.302	WP WP 1B	1B 2B 2-H			G3		F2			4	1	2	1	0	0	0
Al Spangler, L (1, 8) OBP: 0.333, SLG: 0.333	F7 1-2	CS 1B 2-H			1B			L4		4	0	2	1	0	0	1
Johnny Weekly, R (1, 9) OBP: 0.250, SLG: 0.571	F9	CS 1-2	1-3		4-3			K		4	0	0	0	0	1	2
Norm Larker, L (1, 3) OBP: 0.419, SLG: 0.520	BBBB WP BB		BBBB G1-6-3 BB			4-1		K		2	0	0	0	2	1	0
Don Taussig, R (1, 7) OBP: 0.400, SLG: 1.000	P5 1-2 2-3		G1-6-3 1-2f			HR				3	1	1	1	0	0	3
Merritt Ranew, L (1, 2) OBP: 0.250, SLG: 0.333		E1 FC4-6		G3		6-3				3	0	0	0	0	0	0
Joey Amalfitano, R (1, 4) OBP: 0.318, SLG: 0.263		FC4-6 1B E 1-2f		F9		1-3				3	1	0	0	0	0	1
Bob Lillis, R (1, 6) OBP: 0.750, SLG: 0.750		E5 2B 1B 1-H		P4			B3-6-4 1B			3	1	2	0	0	0	0
Hal Woodeshick, R (1, 1)		K			4-3		B3-6-4 1-2f			3	0	0	0	0	1	2
Inning Stats	R: 0 E: 0 K: 0 S: 4 H: 1 LOB: 2 BB: 1 P: 8	R: 3 E: 2 K: 1 S: 8 H: 3 LOB: 0 BB: 0 P: 8	R: 0 E: 0 K: 0 S: 2 H: 0 LOB: 0 BB: 1 P: 6	R: 0 E: 0 K: 0 S: 3 H: 0 LOB: 0 BB: 0 P: 3	R: 0 E: 0 K: 0 S: 4 H: 1 LOB: 1 BB: 0 P: 4	R: 1 E: 0 K: 0 S: 4 H: 1 LOB: 0 BB: 0 P: 4	R: 0 E: 0 K: 0 S: 3 H: 1 LOB: 0 BB: 0 P: 3	R: 0 E: 0 K: 2 S: 7 H: 0 LOB: 0 BB: 0 P: 7		1B: 5 2B: 1 3B: 0 HR: 1	SF: 0 SAC: 0 DP: 2 HBP: 0						

PITCHER	IP	WLS	BF	H	R	ER	SO	BB	IBB	HBP	BLK	WP	HR	S	P	ERA	WHIP
Larry Jackson, R (1, 1) ERA: 3.52	6.0	L	25	6	4	1	1	2	0	0	0	2	1	25	33	1.50	1.333
Lindy McDaniel, R (7, 1) ERA: 0.9	2.0		6	1	0	0	2	0	0	0	0	0	0	10	10	0.00	0.500

PITCHER	IP	WLS	BF	H	R	ER	SO	BB	IBB	HBP	BLK	WP	HR	S	P	ERA	WHIP

BOTTOM

St. Louis Cardinals @ Houston Colt 45's

Colt Stadium, Houston, TX

Tue Apr 24 1962, 7:05 PM EST
Att. 19,335 - Cloudy - 76 F

livebaseballscorecards.com

AB	29
R	4
H	7
RBI	3
BB	2
SO	3
LOB	9

1B: 5	SF: 0	WP: 2	PA: 32
2B: 1	SAC: 0	PB: 0	
3B: 0	DP: 2	SB: 0	
HR: 1	HBP: 0	CS: 1	

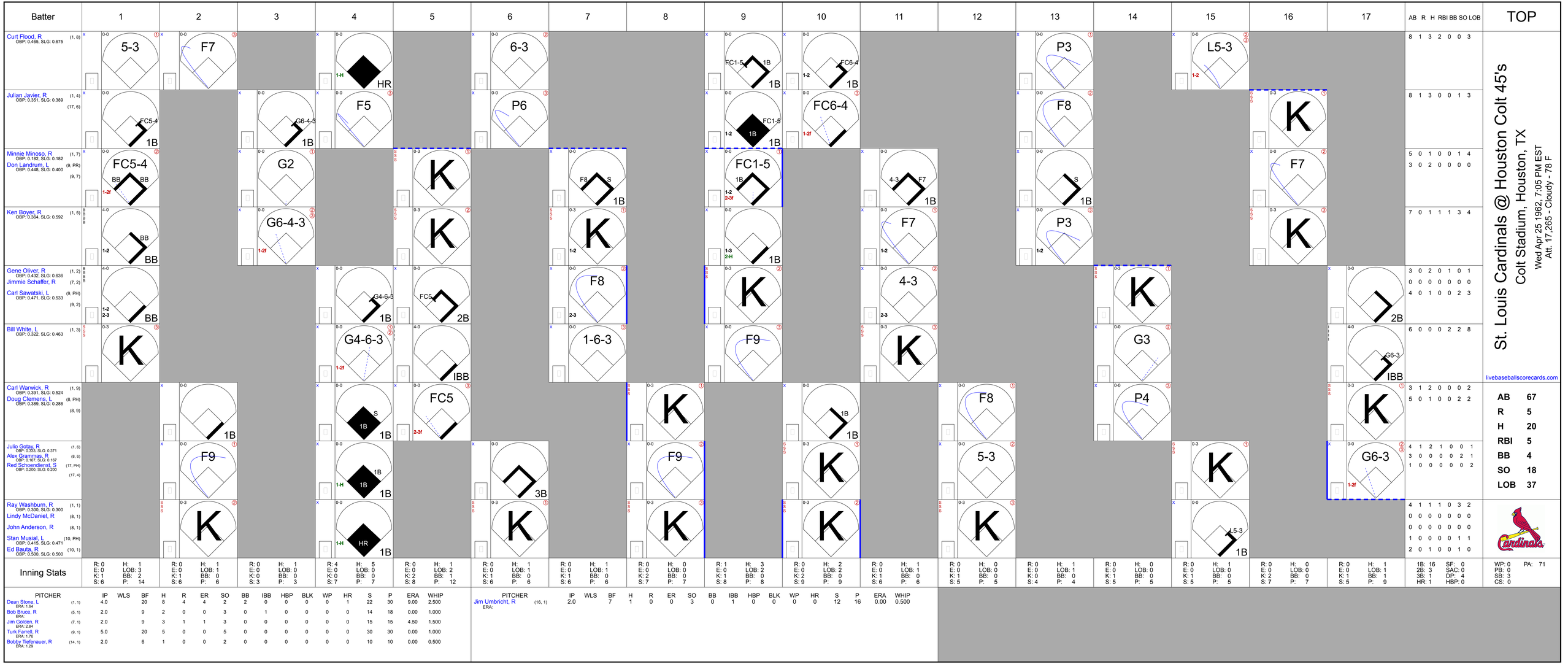
Batter
1
2
3
4
5
6
7
8
9
10
11
12
13
14
15
16
17
AB R H RBI BB SO LOB
TOP
Curt Flood, R (1, 8) OBP: 0.465, SLG: 0.675
5-3
F7
HR
6-3
FC1-5 1B
FC6-4 1B
P3
L5-3
8 1 3 2 0 0 3
Julian Javier, R (1, 4) (17, 6) OBP: 0.351, SLG: 0.389
FC5-4 1B
G6-4-3 1B
F5
P6
FC1-5 1B
FC6-4
F8
K
8 1 3 0 0 1 3
Minnie Minoso, R (1, 7) OBP: 0.182, SLG: 0.182
Don Landrum, L (9, PR) (9, 7) OBP: 0.448, SLG: 0.400
FC5-4 BB BB
G2
K
F8 S 1B
FC1-5 1B
4-3 F7 1B
S 1B
F7
5 0 1 0 0 1 4
3 0 2 0 0 0 0
Ken Boyer, R (1, 5) OBP: 0.364, SLG: 0.592
BB BB
G6-4-3
K
K
1-6-3
F7
P3
7 0 1 1 1 3 4
Gene Oliver, R (1, 2) OBP: 0.432, SLG: 0.636
Jimmie Schaffer, R (7, 2)
Carl Sawatski, L (9, PH) (9, 2) OBP: 0.471, SLG: 0.533
BB
G4-6-3 1B
FC5 2B
F8
F9
4-3
K
2B
3 0 2 0 1 0 1
0 0 0 0 0 0 0
4 0 1 0 0 2 3
Bill White, L (1, 3) OBP: 0.322, SLG: 0.463
K
G4-6-3
IBB
1-6-3
K
F9
K
G3
G6-3 IBB
6 0 0 0 2 2 8
Carl Warwick, R (1, 9) OBP: 0.391, SLG: 0.524
Doug Clemens, L (8, PH) (8, 9) OBP: 0.389, SLG: 0.286
1B
S 1B 1B
FC5
K
1B 1B
F8
K
3 1 2 0 0 0 2
5 0 1 0 0 2 2
Julio Gotay, R (1, 6) OBP: 0.333, SLG: 0.371
Alex Grammas, R (8, 6) OBP: 0.167, SLG: 0.167
Red Schoendienst, S (17, PH) (17, 4) OBP: 0.200, SLG: 0.200
F9
1B 1B 1B
3B
F9
K
5-3
K
G6-3
4 1 2 1 0 0 1
3 0 0 0 0 2 1
1 0 0 0 0 0 2
Ray Washburn, R (1, 1) OBP: 0.300, SLG: 0.300
Lindy McDaniel, R (8, 1)
John Anderson, R (8, 1)
Stan Musial, L (10, PH) OBP: 0.415, SLG: 0.471
Ed Bauta, R (10, 1) OBP: 0.500, SLG: 0.500
K
HR 1B
K
K
K
K
L5-3 1B
4 1 1 1 0 3 2
0 0 0 0 0 0 0
0 0 0 0 0 0 0
1 0 0 0 0 1 1
2 0 1 0 0 1 0
Inning Stats
R: 0 E: 0 K: 1 S: 6
H: 1 LOB: 3 BB: 2 P: 14
R: 0 E: 0 K: 1 S: 6
H: 1 LOB: 1 BB: 0 P: 6
R: 0 E: 0 K: 0 S: 3
H: 1 LOB: 0 BB: 0 P: 3
R: 4 E: 0 K: 0 S: 7
H: 5 LOB: 0 BB: 0 P: 7
R: 0 E: 0 K: 2 S: 8
H: 1 LOB: 2 BB: 1 P: 12
R: 0 E: 0 K: 1 S: 6
H: 1 LOB: 0 BB: 0 P: 6
R: 0 E: 0 K: 1 S: 6
H: 1 LOB: 1 BB: 0 P: 6
R: 0 E: 0 K: 2 S: 7
H: 0 LOB: 0 BB: 0 P: 7
R: 1 E: 0 K: 1 S: 8
H: 3 LOB: 2 BB: 0 P: 8
R: 0 E: 0 K: 2 S: 9
H: 2 LOB: 2 BB: 0 P: 9
R: 0 E: 0 K: 1 S: 6
H: 1 LOB: 1 BB: 0 P: 6
R: 0 E: 0 K: 1 S: 5
H: 0 LOB: 0 BB: 0 P: 5
R: 0 E: 0 K: 0 S: 4
H: 1 LOB: 1 BB: 0 P: 4
R: 0 E: 0 K: 1 S: 5
H: 0 LOB: 0 BB: 0 P: 5
R: 0 E: 0 K: 1 S: 5
H: 1 LOB: 0 BB: 0 P: 5
R: 0 E: 0 K: 2 S: 7
H: 0 LOB: 0 BB: 0 P: 7
R: 0 E: 0 K: 1 S: 5
H: 1 LOB: 1 BB: 1 P: 9
1B: 16 2B: 3 3B: 1 HR: 1
SF: 0 SAC: 0 DP: 4 HBP: 0
PA: 71
WP: 0 PB: 0 SB: 3 CS: 0
St. Louis Cardinals @ Houston Colt 45's
Colt Stadium, Houston, TX
Wed Apr 25 1962, 7:05 PM EST
Att. 17,265 - Cloudy - 78 F
livebaseballscorecards.com
AB 67
R 5
H 20
RBI 5
BB 4
SO 18
LOB 37
Cardinals
PITCHER IP WLS BF H R ER SO BB IBB HBP BLK WP HR S P ERA WHIP
Dean Stone, L (1, 1) ERA: 1.64 4.0 20 8 4 4 2 2 0 0 0 0 0 1 22 30 9.00 2.500
Bob Bruce, R (5, 1) ERA: 2.0 9 2 0 0 3 0 1 0 0 0 0 0 14 18 0.00 1.000
Jim Golden, R (7, 1) ERA: 2.84 2.0 9 3 1 1 3 0 0 0 0 0 0 0 15 15 4.50 1.500
Turk Farrell, R (9, 1) ERA: 1.76 5.0 20 5 0 0 5 0 0 0 0 0 0 0 30 30 0.00 1.000
Bobby Tiefenauer, R (14, 1) ERA: 1.29 2.0 6 1 0 0 2 0 0 0 0 0 0 0 10 10 0.00 0.500
PITCHER IP WLS BF H R ER SO BB IBB HBP BLK WP HR S P ERA WHIP
Jim Umbricht, R (16, 1) ERA: 2.0 7 1 0 0 3 0 0 1 0 0 0 0 12 16 0.00 0.500

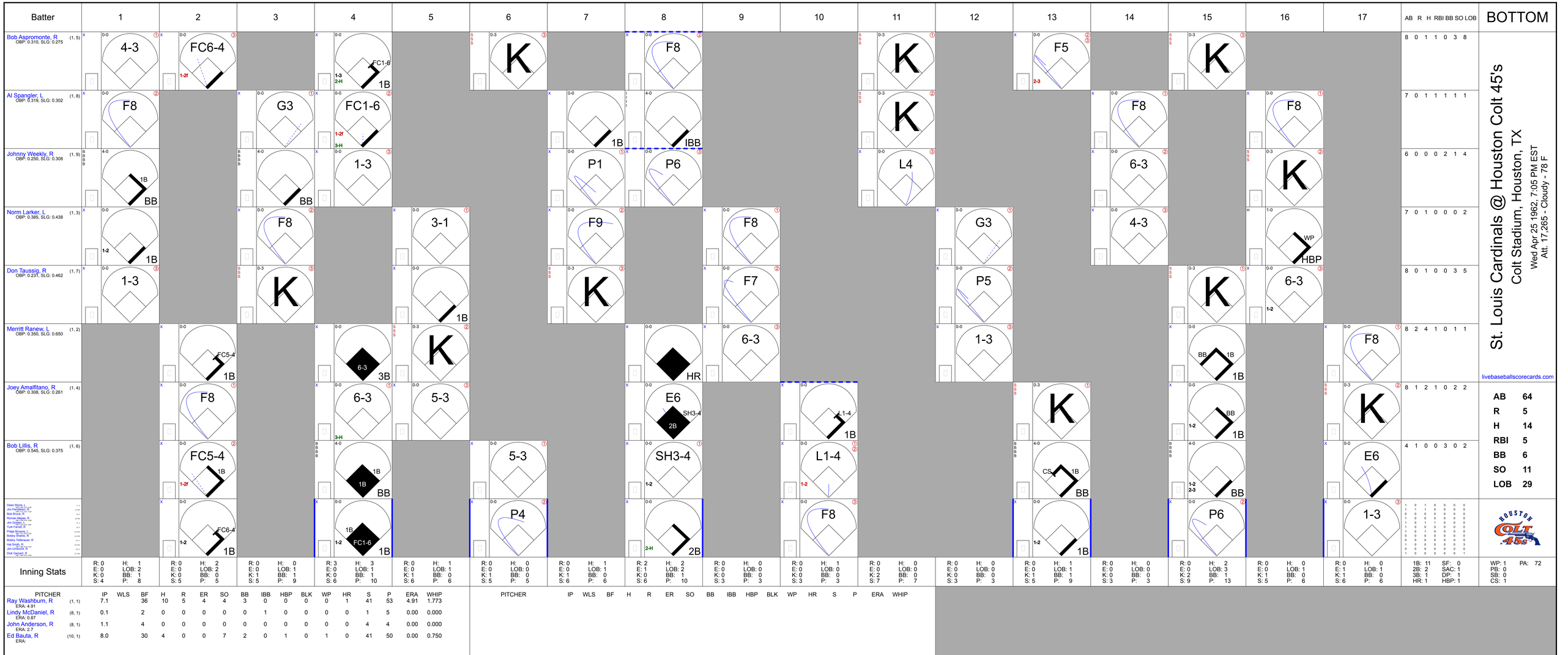
Batter
1
2
3
4
5
6
7
8
9
10
11
12
13
14
15
16
17
AB R H RBI BB SO LOB
BOTTOM
Bob Aspromonte, R (1, 5) OBP: 0.310, SLG: 0.275
4-3
FC6-4
1-2f
FC1-6
1-3
2-H
1B
K
F8
IBB
K
F5
2-3
K
F8
8 0 1 1 0 3 8
Al Spangler, L (1, 8) OBP: 0.319, SLG: 0.302
F8
G3
FC1-6
1-2f
3-H
1B
P1
F8
K
F8
F8
7 0 1 1 1 1 1
Johnny Weekly, R (1, 9) OBP: 0.250, SLG: 0.308
1B
BB
BB
1-3
P1
P6
L4
6-3
K
6 0 0 0 2 1 4
Norm Larker, L (1, 3) OBP: 0.385, SLG: 0.438
1-2
1B
F8
3-1
F9
F8
G3
4-3
WP
HBP
7 0 1 0 0 0 2
Don Taussig, R (1, 7) OBP: 0.237, SLG: 0.462
1-3
K
1B
K
F7
P5
K
6-3
1-2
8 0 1 0 0 3 5
Merritt Ranew, L (1, 2) OBP: 0.350, SLG: 0.650
FC5-4
1B
6-3
3B
K
6-3
HR
1-3
BB
1B
F8
8 2 4 1 0 1 1
Joey Amalfitano, R (1, 4) OBP: 0.308, SLG: 0.261
F8
6-3
3-H
5-3
E6
SH3-4
2B
L1-4
1B
K
BB
1B
K
8 1 2 1 0 2 2
Bob Lillis, R (1, 6) OBP: 0.545, SLG: 0.375
FC5-4
1-2f
1B
1B
1B
BB
5-3
SH3-4
1-2
L1-4
1-2
CS
1B
BB
1-2
2-3
BB
E6
4 1 0 0 3 0 2
FC6-4
1-2
1B
1B
1B
1-2
FC1-6
1B
P4
2-H
2B
F8
1-2
1B
P6
1-3
Dean Stone, L
Jim Pendleton, R
Bob Bruce, R
Roman Mejias, R
Jim Golden, L
Turk Farrell, R
Pidge Browne, L
Bobby Shantz, R
Bobby Tiefenauer, R
Hal Smith, R
Jim Umbricht, R
Dick Gernert, R
Inning Stats
R: 0 E: 0 K: 0 S: 4 H: 1 LOB: 2 BB: 1 P: 8
R: 0 E: 0 K: 0 S: 5 H: 2 LOB: 2 BB: 0 P: 5
R: 0 E: 0 K: 1 S: 5 H: 0 LOB: 1 BB: 1 P: 9
R: 3 E: 0 K: 0 S: 6 H: 3 LOB: 1 BB: 1 P: 10
R: 0 E: 0 K: 1 S: 6 H: 1 LOB: 1 BB: 0 P: 6
R: 0 E: 0 K: 1 S: 5 H: 0 LOB: 0 BB: 0 P: 5
R: 0 E: 0 K: 1 S: 6 H: 1 LOB: 1 BB: 0 P: 6
R: 2 E: 1 K: 0 S: 6 H: 2 LOB: 2 BB: 1 P: 10
R: 0 E: 0 K: 0 S: 3 H: 0 LOB: 0 BB: 0 P: 3
R: 0 E: 0 K: 0 S: 3 H: 1 LOB: 0 BB: 0 P: 3
R: 0 E: 0 K: 2 S: 7 H: 0 LOB: 0 BB: 0 P: 7
R: 0 E: 0 K: 0 S: 3 H: 0 LOB: 0 BB: 0 P: 3
R: 0 E: 0 K: 1 S: 5 H: 1 LOB: 1 BB: 1 P: 9
R: 0 E: 0 K: 0 S: 3 H: 0 LOB: 0 BB: 0 P: 3
R: 0 E: 0 K: 2 S: 9 H: 2 LOB: 3 BB: 1 P: 13
R: 0 E: 0 K: 1 S: 5 H: 0 LOB: 1 BB: 0 P: 6
R: 0 E: 1 K: 1 S: 6 H: 0 LOB: 1 BB: 0 P: 6
1B: 11 2B: 2 3B: 1 HR: 1 SF: 0 SAC: 1 DP: 1 HBP: 1
WP: 1 PB: 0 SB: 0 CS: 1 PA: 72
PITCHER IP WLS BF H R ER SO BB IBB HBP BLK WP HR S P ERA WHIP
Ray Washburn, R (1, 1) ERA: 4.91 7.1 36 10 5 4 4 3 0 0 0 0 1 41 53 4.91 1.773
Lindy McDaniel, R (8, 1) ERA: 0.87 0.1 2 0 0 0 0 1 0 0 0 0 0 1 5 0.00 0.000
John Anderson, R (8, 1) ERA: 2.7 1.1 4 0 0 0 0 0 0 0 0 0 0 4 4 0.00 0.000
Ed Bauta, R (10, 1) ERA: 8.0 30 4 0 0 7 2 0 1 0 1 0 41 50 0.00 0.750
PITCHER IP WLS BF H R ER SO BB IBB HBP BLK WP HR S P ERA WHIP
St. Louis Cardinals @ Houston Colt 45's
Colt Stadium, Houston, TX
Wed Apr 25 1962, 7:05 PM EST
Att. 17,265 - Cloudy - 78 F
livebaseballscorecards.com
AB 64
R 5
H 14
RBI 5
BB 6
SO 11
LOB 29
HOUSTON COLT 45s

Batter	1	2	3	4	5	6	7	8	9	AB	R	H	RBI	BB	SO	LOB
Curt Flood, R (1, 8) OBP: 0.458, SLG: 0.644	K		6-3 2-3			6-3		PB 1B 1B	S 1B	5	1	2	0	0	1	1
Julian Javier, R (1, 4) OBP: 0.339, SLG: 0.424	1-3			HR		1-3		1-3 1-3	K2-3 1-2	5	1	1	1	0	1	2
Bill White, L (1, 3) OBP: 0.317, SLG: 0.448	K			K FC5-4		PB 1B		K		4	0	1	0	0	3	1
Stan Musial, L (1, 9) OBP: 0.400, SLG: 0.447		1-3		L8		F7 1-2		HBP BB 1B 3-H		4	0	1	1	0	0	2
Don Landrum, L (8, PR) OBP: 0.448, SLG: 0.400 (8, 9)										0	0	0	0	0	0	0
Ken Boyer, R (1, 5) OBP: 0.356, SLG: 0.558		K2-3		FC5-4 FC5 S 1-2f			4-3	FC5 HBP BB 1-2		3	0	0	0	1	1	1
Gene Oliver, R (1, 2) OBP: 0.439, SLG: 0.639		2B		FC5 1-3			E5 6-3 1B	HBP 1-2 2-3		3	1	1	0	0	0	1
Jimmie Schaffer, R (8, 2)										0	0	0	0	0	0	0
Minnie Minoso, R (1, 7) OBP: 0.133, SLG: 0.133		F3			F8		6-3 2-3	FC5 2-3f		4	0	0	0	0	0	5
Julio Gotay, R (1, 6) OBP: 0.357, SLG: 0.395			6-3 SH1-4 1B		K		K 3-H 1B		K	3	0	2	1	0	1	0
Red Schoendienst, S (9, PH) OBP: 0.167, SLG: 0.167										1	0	0	0	0	1	0
Alex Grammas, R (9, 6) OBP: 0.167, SLG: 0.167										0	0	0	0	0	0	0
Bob Gibson, R (1, 1) OBP: 0.167, SLG: 0.167			SH1-4 1-2		K		K		K	3	0	0	0	0	3	1
Inning Stats	R: 0 E: 0 K: 2 S: 7 H: 0 LOB: 0 BB: 0 P: 7	R: 0 E: 0 K: 1 S: 6 H: 1 LOB: 1 BB: 0 P: 6	R: 0 E: 0 K: 0 S: 3 H: 1 LOB: 0 BB: 0 P: 3	R: 1 E: 0 K: 1 S: 7 H: 1 LOB: 1 BB: 0 P: 7	R: 0 E: 0 K: 2 S: 7 H: 0 LOB: 0 BB: 0 P: 7	R: 0 E: 0 K: 0 S: 4 H: 1 LOB: 1 BB: 0 P: 4	R: 1 E: 1 K: 1 S: 7 H: 1 LOB: 1 BB: 0 P: 7	R: 1 E: 0 K: 1 S: 7 H: 2 LOB: 3 BB: 1 P: 12	R: 0 E: 0 K: 3 S: 10 H: 1 LOB: 1 BB: 0 P: 10	1B: 6 2B: 1 3B: 0 HR: 1 SF: 0 SAC: 1 DP: 0 HBP: 1	WP: 0 PB: 4 SB: 2 CS: 0 PA: 38					

PITCHER		IP	WLS	BF	H	R	ER	SO	BB	IBB	HBP	BLK	WP	HR	S	P	ERA	WHIP
Ken Johnson, R ERA: 2.86	(1, 1)	8.0	L	34	7	3	2	8	1	0	1	0	0	1	48	53	2.25	1.000
Al Cicotte, R ERA:	(9, 1)	1.0		4	1	0	0	3	0	0	0	0	0	0	10	10	0.00	1.000

PITCHER		IP	WLS	BF	H	R	ER	SO	BB	IBB	HBP	BLK	WP	HR	S	P	ERA	WHIP

St. Louis Cardinals @ Houston Colt 45's

Colt Stadium, Houston, TX

Thu Apr 26 1962, 7:05 PM EST

Att. 15,129 - Cloudy - 72 F

TOP

livebaseballscorecards.com

AB	35
R	3
H	8
RBI	3
BB	1
SO	11
LOB	14

Batter	1	2	3	4	5	6	7	8	9	AB	R	H	RBI	BB	SO	LOB
Bob Aspromonte, R (1, 5) OBP: 0.290, SLG: 0.255	4-3		4-3			F8		F8		4	0	0	0	0	0	2
Joey Amalfitano, R (1, 4) OBP: 0.286, SLG: 0.240	4-3			G3			P3		P4	4	0	0	0	0	0	0
Norm Larker, L (1, 3) OBP: 0.349, SLG: 0.389	K			1-3			4-3		F3	4	0	0	0	0	1	0
Jim Pendleton, R (1, 7) OBP: 0.311, SLG: 0.310		BB 4-3 6-3 WP		L8			6-3		K	3	1	0	0	1	1	0
Roman Mejias, R (1, 9) OBP: 0.348, SLG: 0.609		6-3 1-2			E6 1-3			HR		3	1	1	1	0	0	1
Merritt Ranew, L (1, 2) OBP: 0.304, SLG: 0.565		4-3 2-3			1-3 1-2			1-3		3	0	0	0	0	0	2
Al Heist, R (1, 8) OBP: 0.300, SLG: 0.300		6-3 3-H			K			6-3 1B		3	0	1	0	0	1	0
Bob Lillis, R (1, 6) OBP: 0.429, SLG: 0.273			6-3			P4		6-3 1-2		3	0	0	0	0	0	1
Ken Johnson, R (1, 1)			K			K		BB		2	0	0	0	0	2	0
Pidge Browne, L (8, PH) OBP: 0.286, SLG: 0.333										0	0	0	0	1	0	0
Bobby Shantz, R (8, PR)										0	0	0	0	0	0	0
Al Cicotte, R (9, 1)										0	0	0	0	0	0	0
Inning Stats	R: 0 E: 0 K: 1 S: 5 H: 0 LOB: 0 BB: 0 P: 5	R: 1 E: 0 K: 0 S: 3 H: 0 LOB: 0 BB: 1 P: 7	R: 0 E: 0 K: 1 S: 5 H: 0 LOB: 0 BB: 0 P: 5	R: 0 E: 0 K: 0 S: 3 H: 0 LOB: 0 BB: 0 P: 3	R: 0 E: 1 K: 1 S: 5 H: 0 LOB: 0 BB: 0 P: 5	R: 0 E: 0 K: 1 S: 5 H: 0 LOB: 0 BB: 0 P: 5	R: 0 E: 0 K: 0 S: 3 H: 0 LOB: 0 BB: 0 P: 3	R: 1 E: 0 K: 0 S: 5 H: 2 LOB: 2 BB: 1 P: 9	R: 0 E: 0 K: 1 S: 5 H: 0 LOB: 0 BB: 0 P: 5	1B: 1 2B: 0 3B: 0 HR: 1		SF: 0 SAC: 0 DP: 0 HBP: 0		WP: 1 PB: 0 SB: 0 CS: 0		PA: 31

PITCHER	IP	WLS	BF	H	R	ER	SO	BB	IBB	HBP	BLK	WP	HR	S	P	ERA	WHIP
Bob Gibson, R (1, 1) ERA: 6.11	9.0	W	31	2	2	2	5	2	0	0	0	1	1	39	47	2.00	0.444

PITCHER	IP	WLS	BF	H	R	ER	SO	BB	IBB	HBP	BLK	WP	HR	S	P	ERA	WHIP

BOTTOM

St. Louis Cardinals @ Houston Colt 45's

Colt Stadium, Houston, TX

Thu Apr 26 1962, 7:05 PM EST

Att. 15,129 - Cloudy - 72 F

livebaseballscorecards.com

AB	29
R	2
H	2
RBI	1
BB	2
SO	5
LOB	6

Batter	1	2	3	4	5	6	7	8	9	AB	R	H	RBI	BB	SO	LOB
Leo Cardenas, R (1, 6) OBP: 0.302, SLG: 0.282	G6-4-3 1B		6-3			G6-4-3 1-2f		G4-6-3 1-2f		4	0	1	0	0	0	2
Eddie Kasko, R (1, 5) OBP: 0.306, SLG: 0.357	G6-4-3 1-2f			6-3		F8			4-3	4	0	0	0	0	0	1
Vada Pinson, L (1, 8) OBP: 0.380, SLG: 0.667	K			F7			4-3		L9	4	0	0	0	0	1	0
Frank Robinson, R (1, 7) OBP: 0.319, SLG: 0.345		1-3 1B		G3			1B		HR	4	1	3	1	0	0	0
Wally Post, R (1, 9) OBP: 0.417, SLG: 0.712		1-3 1-2			HR		K		5-3	4	1	1	1	0	1	2
Gordy Coleman, L (1, 3) OBP: 0.303, SLG: 0.344		K			6-3		5-3			3	0	0	0	0	1	2
Hank Foiles, R (1, 2) OBP: 0.143, SLG: 0.286		K			1-3			1B 2B		3	1	1	0	0	1	1
Cookie Rojas, R (1, 4) OBP: 0.160, SLG: 0.087			F9		L4			G4-6-3 2-H 1B		3	0	1	1	0	0	0
Joey Jay, S (1, 1) OBP: 0.222, SLG: 0.125			F9			G6-4-3 1B		P4		1	0	0	0	0	0	0
Joe Gaines, R (6, PH) OBP: 1.000, SLG: 1.000										1	0	1	0	0	0	0
Johnny Klippstein, R (6, 1)										0	0	0	0	0	0	0
Bob Miller, R (7, 1)										0	0	0	0	0	0	0
Howie Nunn, R (7, 1)										1	0	0	0	0	0	1

TOP

Cincinnati Reds @ St. Louis Cardinals

Sportsman's Park, St. Louis, MO

Fri Apr 27 1962, 7:05 PM EST

Att. 14,105 - Unknown - 72 F

livebaseballscorecards.com

	AB	R	H	RBI	BB	SO	LOB
	32	3	8	3	0	4	9

Inning Stats	1	2	3	4	5	6	7	8	9	1B	SF	WP	PA
R	0	0	0	0	1	0	0	1	1	5	0	0	32
E	0	0	0	0	0	0	0	0	0	2B	1	SAC	0	PB	0
K	1	2	0	0	0	0	1	0	0	3B	0	DP	3	SB	0
S	5	8	3	3	4	3	6	4	4	HR	2	HBP	0	CS	0
H	1	1	0	0	1	1	1	2	1						
LOB	0	1	0	0	0	0	0	0	0						
BB	0	0	0	0	0	0	0	0	0						
P	5	8	3	3	4	3	6	4	4						

PITCHER	IP	WLS	BF	H	R	ER	SO	BB	IBB	HBP	BLK	WP	HR	S	P	ERA	WHIP
Curt Simmons, L (1, 1) ERA: 1.67	9.0	W	32	8	3	3	4	0	0	0	0	0	2	40	40	3.00	0.889

PITCHER	IP	WLS	BF	H	R	ER	SO	BB	IBB	HBP	BLK	WP	HR	S	P	ERA	WHIP

Cincinnati Reds @ St. Louis Cardinals

Sportsman's Park, St. Louis, MO

Fri Apr 27 1962, 7:05 PM EST
Att. 14,105 - Unknown - 72 F

livebaseballscorecards.com

BOTTOM

Batter	1	2	3	4	5	6	7	8	9	AB	R	H	RBI	BB	SO	LOB
Curt Flood, R (1, 8) OBP: 0.442, SLG: 0.633	F9		FC6-4 1-2f FC5-2	E1 1-2 2-3 3-H		SH1-4 1-2	2B 1-H 3-H			4	2	1	2	0	0	3
Julian Javier, R (1, 4) OBP: 0.343, SLG: 0.444	K		FC5-2 1-3	SF8 3-H		K	1B 2-H			4	1	2	2	0	2	1
Ken Boyer, R (1, 5) OBP: 0.375, SLG: 0.596	2B		FC5-2 1-2 3-H	2B 1-H 2-H		K	1B 3-1 2-H			5	1	3	3	0	1	3
Stan Musial, L (1, 9) OBP: 0.388, SLG: 0.429	6-3		G3	L3			BB 2B 1B			4	0	1	0	0	0	4
Doug Clemens, L (7, PR) (8, 9) OBP: 0.421, SLG: 0.333							3-1 1-3			1	1	1	0	0	0	0
Bill White, L (1, 3) OBP: 0.309, SLG: 0.419		3-1		F9	F7		BB 2B 1-2 1B			4	1	0	1	1	0	1
Minnie Minoso, R (1, 7) OBP: 0.200, SLG: 0.300		F7		WP 2B	F7		3-1 1-2 3-H			5	2	2	1	0	0	2
Don Landrum, L (8, 7) OBP: 0.448, SLG: 0.400							1B 1-3 2-H 2B			0	0	0	0	0	0	0
Carl Sawatski, L (1, 2) OBP: 0.550, SLG: 0.824		BB		1B E 2-H	HR		6-3			2	2	2	2	1	0	0
Gene Oliver, R (7, PH) (8, 2) OBP: 0.442, SLG: 0.632				2B			1B PB 2-3 3-H 1B	K		2	1	1	1	0	1	0
Julio Gotay, R (1, 6) OBP: 0.348, SLG: 0.381		4-3		E9 E 1B SF8	F2		PB 2B 1-3 3-H 1B	P4		4	2	1	1	0	0	2
Alex Grammas, R (8, 6) OBP: 0.154, SLG: 0.154										1	0	0	0	0	0	0
Curt Simmons, L (1, 1) OBP: 0.615, SLG: 0.500			FC6-4 BB	E 2B 1-2 2-3 1B		SH1-4 BB	K	4-3		3	1	1	0	2	1	2

AB	39
R	14
H	15
RBI	13
BB	4
SO	5
LOB	18

Inning Stats	1	2	3	4	5	6	7	8	9
	R: 0 E: 0 K: 1 S: 6	H: 1 LOB: 1 BB: 0 P: 6	R: 0 E: 0 K: 0 S: 3	H: 0 LOB: 1 BB: 1 P: 7	R: 0 E: 0 K: 0 S: 4	H: 1 LOB: 2 BB: 1 P: 8	R: 5 E: 2 K: 0 S: 9	H: 4 LOB: 1 BB: 0 P: 9	R: 1 E: 0 K: 0 S: 4	H: 1 LOB: 0 BB: 0 P: 4	R: 0 E: 0 K: 2 S: 7	H: 0 LOB: 1 BB: 1 P: 11	R: 8 E: 0 K: 1 S: 13	H: 8 LOB: 2 BB: 1 P: 17	R: 0 E: 0 K: 1 S: 5	H: 0 LOB: 0 BB: 0 P: 5

| | | | | | | | | | |

Batter	1	2	3	4	5	6	7	8	9	AB	R	H	RBI	BB	SO	LOB
Leo Cardenas, R (1, 6) OBP: 0.271, SLG: 0.250	4-3		5-3		L6-4 2-3		4-3		G4-6-3 1-2f	5	0	0	0	0	0	6
Eddie Kasko, R (1, 5) OBP: 0.303, SLG: 0.342	6-3			F7		5-3		BBBB FC4-6 BB		3	0	0	0	1	0	0
Vada Pinson, L (1, 8) OBP: 0.373, SLG: 0.643	K			2B 1B		4-3		FC4-6 1-2f		4	1	1	0	0	1	1
Frank Robinson, R (1, 7) OBP: 0.315, SLG: 0.355		E6 PB SF7		1-H 2B		5-3		P3		4	1	1	0	0	0	1
Wally Post, R (1, 9) OBP: 0.406, SLG: 0.679		P4 1-3		F9			1B 1B 1B	5-3		4	1	1	0	0	0	3
Gordy Coleman, L (1, 3) OBP: 0.314, SLG: 0.333		BBBB CS BB		F8			F2		BBBB 2B SF8 BB	2	1	0	0	2	0	2
Johnny Edwards, L (1, 2) OBP: 0.377, SLG: 0.467		SF7 3-H			FC1-5 1B 1B		1B 1-2 1B		SF8 1-3 2B	3	0	3	1	0	0	0
Cookie Rojas, R (1, 4) OBP: 0.214, SLG: 0.154 Jerry Lynch, L (9, PH) OBP: 0.308, SLG: 0.833		CS 1-2	F7		L6-4 FC1-5 1-2 1B		1-3 2-H 1B		SF8 2-3 3-H	3 0	0 0	2 0	1 1	0 0	0 0	0 0
Jim O'Toole, S (1, 1) OBP: 0.300, SLG: 0.300 Don Pavletich, R (7, PH) Jim Brosnan, R (7, 1) Marty Keough, L (9, PH) OBP: 0.500, SLG: 0.333			SSS K		FC1-5 1-2 2-3f		P6		BBBB G4-6-3 BB	2 1 0 0	0 0 0 0	0 0 0 0	0 0 0 1	0 0 0 0	1 0 0 0	2 2 0 0
Inning Stats	R: 0 E: 0 K: 1 S: 5 H: 0 LOB: 0 BB: 0 P: 5	R: 1 E: 1 K: 0 S: 3 H: 0 LOB: 0 BB: 1 P: 7	R: 0 E: 0 K: 1 S: 5 H: 0 LOB: 0 BB: 0 P: 5	R: 1 E: 0 K: 0 S: 5 H: 2 LOB: 1 BB: 0 P: 5	R: 0 E: 0 K: 0 S: 4 H: 2 LOB: 1 BB: 0 P: 4	R: 0 E: 0 K: 0 S: 3 H: 0 LOB: 0 BB: 0 P: 3	R: 1 E: 0 K: 0 S: 6 H: 3 LOB: 2 BB: 0 P: 6	R: 0 E: 0 K: 0 S: 3 H: 0 LOB: 1 BB: 1 P: 7	R: 1 E: 0 K: 0 S: 3 H: 1 LOB: 1 BB: 2 P: 11	1B: 6 2B: 3 3B: 0 HR: 0 SF: 2 SAC: 0 DP: 2 HBP: 0						

TOP

Cincinnati Reds @ St. Louis Cardinals

Sportsman's Park, St. Louis, MO

Sat Apr 28 1962, 4:33 AM EST
Att. 7,277 - Unknown - 68 F

livebaseballscorecards.com

AB	31
R	4
H	8
RBI	3
BB	4
SO	2
LOB	17

WP: 0 PB: 2 SB: 0 CS: 1 PA: 38

PITCHER		IP	WLS	BF	H	R	ER	SO	BB	IBB	HBP	BLK	WP	HR	S	P	ERA	WHIP
Ray Sadecki, L ERA: 7.43	(1, 1)	8.0	W	34	8	4	3	2	3	0	0	0	0	0	35	47	3.38	1.375
Lindy McDaniel, R ERA: 0.79	(9, 1)	1.0	S	3	0	0	0	0	1	0	0	0	0	0	2	6	0.00	1.000

PITCHER		IP	WLS	BF	H	R	ER	SO	BB	IBB	HBP	BLK	WP	HR	S	P	ERA	WHIP

Batter	1	2	3	4	5	6	7	8	9	AB	R	H	RBI	BB	SO	LOB
Curt Flood, R (1, 8) OBP: 0.429, SLG: 0.604	P4		5-3		F8		FC4-6, 1B, 3-H			4	0	1	1	0	0	1
Julian Javier, R (1, 4) OBP: 0.366, SLG: 0.478	2B		CS, 1B		2B, 1B, 1-2		FC4-6, 1-2f			4	1	3	0	0	0	1
Minnie Minoso, R (1, 7) OBP: 0.250, SLG: 0.417	K, S S S		CS, 1-2	F9, 1B, 2B	E, 1-H, 2-H, 2B		P4			4	2	2	2	0	1	2
Ken Boyer, R (1, 5) OBP: 0.368, SLG: 0.567	BB, B B B B			F9, 2-3	E5, 3-H			F8		3	0	0	0	1	0	1
Gene Oliver, R (1, 2) OBP: 0.413, SLG: 0.585	6-3			K, S S S		5-3		1-3		3	0	0	0	0	1	3
Jimmie Schaffer, R (7, 2)										1	0	0	0	0	0	0
Bill White, L (1, 3) OBP: 0.319, SLG: 0.424		G4-6-3, 1B		1B, 3-H		P3		K, S S S		4	0	2	1	0	1	0
Charlie James, R (1, 9) OBP: 0.182, SLG: 0.182		P4		F8		6-3				3	0	0	0	0	0	2
Julio Gotay, R (1, 6) OBP: 0.367, SLG: 0.422		G4-6-3, 1-2f			FC1-6, 1B		F7, 1B, 2B			3	1	2	0	0	0	1
Ray Sadecki, L (1, 1) OBP: 0.250, SLG: 0.250		F2			FC1-6, 1B, 2B, 1-2f		F7, 2-3			3	1	0	0	0	0	2
Lindy McDaniel, R (9, 1)										0	0	0	0	0	0	0
Inning Stats	R: 0 E: 0 K: 1 S: 6 H: 1 LOB: 2 BB: 1 P: 10	R: 0 E: 0 K: 0 S: 3 H: 1 LOB: 0 BB: 0 P: 3	R: 0 E: 0 K: 0 S: 3 H: 1 LOB: 0 BB: 0 P: 3	R: 1 E: 0 K: 1 S: 7 H: 2 LOB: 1 BB: 0 P: 7	R: 3 E: 1 K: 0 S: 6 H: 3 LOB: 1 BB: 0 P: 6	R: 0 E: 0 K: 0 S: 3 H: 0 LOB: 0 BB: 0 P: 3	R: 1 E: 0 K: 0 S: 5 H: 2 LOB: 1 BB: 0 P: 5	R: 0 E: 0 K: 1 S: 5 H: 0 LOB: 0 BB: 0 P: 5		1B: 6 2B: 4 3B: 0 HR: 0 SF: 0 SAC: 0 DP: 1 HBP: 0						

PITCHER		IP	WLS	BF	H	R	ER	SO	BB	IBB	HBP	BLK	WP	HR	S	P	ERA	WHIP
Jim O'Toole, L ERA: 3.41	(1, 1)	6.0	L	25	8	4	3	2	1	0	0	0	0	0	28	32	4.50	1.500
Jim Brosnan, R ERA: 5.63	(7, 1)	2.0		8	2	1	1	1	0	0	0	0	0	0	10	10	4.50	1.000

PITCHER	IP	WLS	BF	H	R	ER	SO	BB	IBB	HBP	BLK	WP	HR	S	P	ERA	WHIP

BOTTOM

Cincinnati Reds @ St. Louis Cardinals

Sportsman's Park, St. Louis, MO

Sat Apr 28 1962, 4:33 AM EST

Att. 7,277 - Unknown - 68 F

livebaseballscorecards.com

AB	32
R	5
H	10
RBI	4
BB	1
SO	3
LOB	13

WP: 0 PB: 0 SB: 0 CS: 1 PA: 34

Batter	1	2	3	4	5	6	7	8	9	AB	R	H	RBI	BB	SO	LOB
Leo Cardenas, R (1, 6) OBP: 0.269, SLG: 0.313	6-3		F7			6-3		HR		4	1	1	1	0	0	0
Eddie Kasko, R (1, 5) OBP: 0.304, SLG: 0.333	P6			F8		BB		F9		2	0	0	0	1	0	0
Cliff Cook, R (6, PR) (6, 5)										1	0	0	0	0	0	0
Vada Pinson, L (1, 8) OBP: 0.367, SLG: 0.662	HR			K		F8		F9		4	1	1	1	0	1	1
Frank Robinson, R (1, 7) OBP: 0.299, SLG: 0.333	5-3			1-3		F9			F2	4	0	0	0	0	0	1
Gordy Coleman, L (1, 3) OBP: 0.311, SLG: 0.373		P6			6-3		HR		F8	4	1	1	1	0	0	0
Wally Post, R (1, 9) OBP: 0.397, SLG: 0.650		F3			F9		G5-4-3 1B		P6	4	0	1	0	0	0	0
Johnny Edwards, L (1, 2) OBP: 0.370, SLG: 0.457		6-3			1B 1B		K			1	0	0	0	0	0	0
Don Pavletich, R (4, 2) OBP: 0.200, SLG: 0.200										2	0	1	0	0	1	1
Cookie Rojas, R (1, 4) OBP: 0.226, SLG: 0.172			1-3		1-2 1B		G5-4-3 1-2f			3	0	1	0	0	0	1
Sammy Ellis, L (1, 1) OBP: 0.167, SLG: 0.167			L6		P5			5-3		1	0	0	0	0	0	0
Moe Drabowsky, R (3, 1)										0	0	0	0	0	0	0
Marty Keough, L (5, PH) OBP: 0.400, SLG: 0.250										1	0	0	0	0	0	2
Johnny Klippstein, R (5, 1)										0	0	0	0	0	0	0
Jerry Lynch, L (8, PH) OBP: 0.286, SLG: 0.769										1	0	0	0	0	0	0
Bob Miller, R (8, 1)										0	0	0	0	0	0	0
Inning Stats	R: 1 E: 0 K: 0 S: 4 H: 1 LOB: 0 BB: 0 P: 4	R: 0 E: 0 K: 0 S: 3 H: 0 LOB: 0 BB: 0 P: 3	R: 0 E: 0 K: 0 S: 3 H: 0 LOB: 0 BB: 0 P: 3	R: 0 E: 0 K: 1 S: 5 H: 0 LOB: 0 BB: 0 P: 5	R: 0 E: 0 K: 0 S: 5 H: 2 LOB: 2 BB: 0 P: 5	R: 0 E: 0 K: 0 S: 3 H: 0 LOB: 1 BB: 1 P: 7	R: 1 E: 0 K: 1 S: 6 H: 2 LOB: 0 BB: 0 P: 6	R: 1 E: 0 K: 0 S: 4 H: 1 LOB: 0 BB: 0 P: 4	R: 0 E: 0 K: 0 S: 3 H: 0 LOB: 0 BB: 0 P: 3	1B: 3 2B: 0 3B: 0 HR: 3 SF: 0 SAC: 0 DP: 1 HBP: 0						

PITCHER		IP	WLS	BF	H	R	ER	SO	BB	IBB	HBP	BLK	WP	HR	S	P	ERA	WHIP
Larry Jackson, R ERA: 3.38	(1, 1)	9.0	W	33	6	3	3	2	1	0	0	0	0	3	36	40	3.00	0.778

PITCHER	IP	WLS	BF	H	R	ER	SO	BB	IBB	HBP	BLK	WP	HR	S	P	ERA	WHIP

TOP

Cincinnati Reds @ St. Louis Cardinals

Sportsman's Park, St. Louis, MO

Sun Apr 29 1962, 4:33 AM EDT

Unknown - 73 F

livebaseballscorecards.com

AB	32
R	3
H	6
RBI	3
BB	1
SO	2
LOB	6

REDS

Batter	1	2	3	4	5	6	7	8	9	AB	R	H	RBI	BB	SO	LOB
Curt Flood, R (1, 8) OBP: 0.468, SLG: 0.690	E9 3B	FC6-4 1-2f	1-2 2-H 3-H 1B		SF9 BB 1-2 BB		1B SF7 1B	SF9 3B		5	3	4	2	1	0	1
Julian Javier, R (1, 4) OBP: 0.390, SLG: 0.486	CS 1B		BB BB 2B BB K		K 1-2 2-3 BB		FC3-6 1-3 1B	SF9 3-H		3	1	2	1	2	1	2
Bill White, L (1, 3) OBP: 0.321, SLG: 0.412	K 1-2		BB 2B 1-2 BB P4		SF9 2-3 3-H		SF7 3-H	BB 3B HBP		2	2	0	2	1	1	3
Stan Musial, L (1, 9) OBP: 0.423, SLG: 0.523 Don Landrum, L (5, 9) OBP: 0.438, SLG: 0.370 (7, 7)	3B 1B	2B 1B 1-2 2-3 BB		0-0 HR	0-3 K 1-2		FC3-6 WP S E 1-2f	4-0 3B 1-2 BB		2 2	3 2	2 0	1 0	1 1	0 1	0 3
Ken Boyer, R (1, 5) OBP: 0.405, SLG: 0.656	1-H 3B	1-3 2-H 3-H 1B 2B		F9		BB BB	E 1-3 1B BB	1-H 2-H 3B		4	2	3	5	2	0	0
Minnie Minoso, R (1, 7) OBP: 0.286, SLG: 0.385 Doug Clemens, L (7, 9) OBP: 0.381, SLG: 0.294	5-3		1B FC5-1-5 HBP	K2-3		1-2 BB	E4 1B 1-2 3-H	4-3		2 2	0 0	0 0	0 0	1 0	1 0	1 2
Carl Sawatski, L (1, 2) OBP: 0.542, SLG: 0.750 Jimmie Schaffer, R (7, 2) OBP: 0.250, SLG: 0.250		4-3	HBP FC5-1-5 1-3 2-H 3-H 1B	BB	F7	FC6-4 1-3 2-H 1B				3 1	1 0	1 1	2 1	1 0	0 0	2 0
Julio Gotay, R (1, 6) OBP: 0.358, SLG: 0.408 Alex Grammas, R (7, 6) OBP: 0.143, SLG: 0.143		FC6-4 1B	FC5-1-5 HBP 1-2 1B 3-H	F3	K	FC6-4 1-2f				4 1	1 0	1 0	0 0	0 0	1 0	5 2
Larry Jackson, R (1, 1) OBP: 0.313, SLG: 0.214		P6	1B 1-2 2-3 HBP		BB BB SF9 1B	F3		6-3		4	1	1	0	0	0	3
Inning Stats	R: 2 H: 4 E: 1 LOB: 1 K: 1 BB: 0 S: 8 P: 8	R: 0 H: 1 E: 0 LOB: 1 K: 0 BB: 0 S: 4 P: 4	R: 6 H: 3 E: 0 LOB: 2 K: 1 BB: 3 S: 8 P: 22	R: 1 H: 1 E: 0 LOB: 1 K: 1 BB: 1 S: 6 P: 10	R: 1 H: 1 E: 0 LOB: 1 K: 1 BB: 2 S: 5 P: 13	R: 0 H: 0 E: 0 LOB: 2 K: 1 BB: 2 S: 5 P: 13	R: 3 H: 3 E: 1 LOB: 2 K: 0 BB: 1 S: 7 P: 11	R: 3 H: 2 E: 0 LOB: 1 K: 0 BB: 1 S: 5 P: 10		1B: 9 SF: 3 2B: 1 SAC: 0 3B: 4 DP: 0 HR: 1 HBP: 3						

PITCHER		IP	WLS	BF	H	R	ER	SO	BB	IBB	HBP	BLK	WP	HR	S	P	ERA	WHIP
Sammy Ellis, R ERA: 7.98	(1, 1)	2.0	L	14	6	6	6	1	3	0	0	0	0	0	13	25	27.00	4.500
Moe Drabowsky, R ERA: 8.56	(3, 1)	2.0		12	3	3	3	2	1	0	2	0	0	1	13	19	13.50	2.000
Johnny Klippstein, R ERA: 7.27	(5, 1)	3.0		18	4	4	2	2	5	0	0	0	1	0	17	37	6.00	3.000
Bob Miller, L ERA: 21.94	(8, 1)	1.0		7	2	3	3	0	1	0	1	0	0	0	5	10	27.00	3.000

PITCHER	IP	WLS	BF	H	R	ER	SO	BB	IBB	HBP	BLK	WP	HR	S	P	ERA	WHIP

BOTTOM

Cincinnati Reds @ St. Louis Cardinals

Sportsman's Park, St. Louis, MO

Sun Apr 29 1962, 4:33 AM EDT

Unknown - 73 F

livebaseballscorecards.com

AB	35
R	16
H	15
RBI	14
BB	10
SO	5
LOB	24

Cincinnati Reds @ St. Louis Cardinals

Sportsman's Park, St. Louis, MO

Sun Apr 29 1962, 4:38 AM EDT

Att. 22,568 - Unknown - 77 F

TOP

livebaseballscorecards.com

Batter	1	2	3	4	5	6	7	8	9	AB	R	H	RBI	BB	SO	LOB
Leo Cardenas, R (1, 6) OBP: 0.281, SLG: 0.308	6-3		K		4-3 BB		WP 4-3 1B		5-3	4	0	1	0	1	1	0
Eddie Kasko, R (1, 5) OBP: 0.321, SLG: 0.413	2B		HR 2B		4-3 1-2		F7		HR	5	2	3	1	0	0	2
Vada Pinson, L (1, 8) OBP: 0.357, SLG: 0.671	F8		2-H HR		F8		4-3 1-2		3-1	5	1	1	2	0	0	3
Frank Robinson, R (1, 9) OBP: 0.293, SLG: 0.314	1-3		P4			F2	2-3 BB		5-3	4	0	0	0	1	0	1
Jerry Lynch, L (1, 7) OBP: 0.278, SLG: 0.647		5-3		4-3		5-3 1B	4-3			4	0	1	0	0	0	2
Marty Keough, L (7, 7) OBP: 0.400, SLG: 0.250										0	0	0	0	0	0	0
Gordy Coleman, L (1, 3) OBP: 0.333, SLG: 0.429		BB		HR		5-3 1-2 1B		3-1		3	1	2	1	1	0	0
Hank Foiles, R (1, 2) OBP: 0.091, SLG: 0.182		F8		K		5-3 1-2 2-3		L8		4	0	0	0	0	1	3
Cookie Rojas, R (1, 4) OBP: 0.257, SLG: 0.188		F9		K		IBB		1B		3	0	1	0	1	1	1
Bob Purkey, R (1, 1) OBP: 0.176, SLG: 0.125			F7		P4	K		1-3		4	0	0	0	0	1	4
Inning Stats	R: 0 E: 0 K: 0 S: 4 H: 1 LOB: 1 BB: 0 P: 4	R: 0 E: 0 K: 0 S: 3 H: 0 LOB: 1 BB: 1 P: 7	R: 2 E: 0 K: 1 S: 7 H: 2 LOB: 0 BB: 0 P: 7	R: 1 E: 0 K: 2 S: 8 H: 1 LOB: 0 BB: 0 P: 8	R: 0 E: 0 K: 0 S: 3 H: 0 LOB: 1 BB: 1 P: 7	R: 0 E: 0 K: 1 S: 7 H: 2 LOB: 3 BB: 1 P: 11	R: 0 E: 0 K: 0 S: 4 H: 1 LOB: 2 BB: 1 P: 8	R: 0 E: 0 K: 0 S: 4 H: 1 LOB: 1 BB: 0 P: 4	R: 1 E: 0 K: 0 S: 4 H: 1 LOB: 0 BB: 0 P: 4	1B: 4 2B: 2 3B: 0 HR: 3	SF: 0 SAC: 0 DP: 0 HBP: 0						

	AB	36
	R	4
	H	9
	RBI	4
	BB	4
	SO	4
	LOB	16

WP: 1 PB: 0 SB: 0 CS: 0 PA: 40

PITCHER		IP	WLS	BF	H	R	ER	SO	BB	IBB	HBP	BLK	WP	HR	S	P	ERA	WHIP
Ernie Broglio, R ERA: 2.7	(1, 1)	4.0		17	4	3	3	3	1	0	0	0	0	2	22	26	6.75	1.250
John Anderson, R ERA: 1.69	(5, 1)	2.0		10	2	0	0	1	1	1	0	0	0	0	10	18	0.00	1.500
Lindy McDaniel, R ERA: 1.26	(7, 1)	3.0	L	13	3	1	1	0	1	0	0	0	1	1	12	16	3.00	1.333

PITCHER	IP	WLS	BF	H	R	ER	SO	BB	IBB	HBP	BLK	WP	HR	S	P	ERA	WHIP

Batter	1	2	3	4	5	6	7	8	9	AB	R	H	RBI	BB	SO	LOB
Curt Flood, R (1, 8) OBP: 0.463, SLG: 0.661	P3		BBBB 4-0 1-2 BB	0-0 1-2 2-3 1B		F5			F8	4	0	1	0	1	0	1
Julian Javier, R (1, 4) OBP: 0.366, SLG: 0.453	5-3		0-0 L1-4 2-3	F2			5-3		F7	5	0	0	0	0	0	5
Bill White, L (1, 3) OBP: 0.313, SLG: 0.397	1B		0-0 G3	4-1			F9			5	0	1	0	0	0	4
Stan Musial, L (1, 9) OBP: 0.446, SLG: 0.604	L8			HR	0-0 G5-4-3 1B		1B 1B			4	1	3	1	0	0	1
Ken Boyer, R (1, 5) OBP: 0.410, SLG: 0.647		SSS 0-3 K		1B 1B 1B	F8		FC5-4 1-3 1B			4	1	2	0	0	1	1
Minnie Minoso, R (1, 7) OBP: 0.281, SLG: 0.367		E4		0-0 1B PB 1-2 1B	G5-4-3 1-2f		FC5-4 1-2f			4	1	1	0	0	0	3
Gene Oliver, R (1, 2) OBP: 0.400, SLG: 0.556		F2		0-0 1B PB 1-3 2-H 1B		F7		6-3		4	0	1	1	0	0	1
Julio Gotay, R (1, 6) OBP: 0.351, SLG: 0.396		1-3		SSS 0-3 K		0-0 1B		5-3		4	0	1	0	0	1	3
Ernie Broglio, R (1, 1)			E6 L1-4 BB	BBBB 4-0 1-2 3-H BB		P4		5-3		1	0	0	0	0	0	0
Red Schoendienst, S (4, PH) OBP: 0.286, SLG: 0.167										0	0	0	0	1	0	0
John Anderson, R (5, 1)										0	0	0	0	0	0	0
Carl Warwick, R (6, PH) OBP: 0.375, SLG: 0.500										1	0	0	0	0	0	1
Lindy McDaniel, R (7, 1)										1	0	0	0	0	0	0
Inning Stats	R: 0 E: 0 K: 0 S: 4 H: 1 LOB: 1 BB: 0 P: 4	R: 0 E: 1 K: 1 S: 6 H: 0 LOB: 1 BB: 0 P: 6	R: 0 E: 1 K: 0 S: 3 H: 0 LOB: 1 BB: 1 P: 7	R: 3 E: 0 K: 1 S: 10 H: 5 LOB: 3 BB: 1 P: 14	R: 0 E: 0 K: 0 S: 3 H: 1 LOB: 0 BB: 0 P: 3	R: 0 E: 0 K: 0 S: 4 H: 1 LOB: 1 BB: 0 P: 4	R: 0 E: 0 K: 0 S: 5 H: 2 LOB: 2 BB: 0 P: 5	R: 0 E: 0 K: 0 S: 3 H: 0 LOB: 0 BB: 0 P: 3	R: 0 E: 0 K: 0 S: 3 H: 0 LOB: 0 BB: 0 P: 3	1B: 9 2B: 1 3B: 0 HR: 1	SF: 0 SAC: 0 DP: 2 HBP: 0					

PITCHER	IP	WLS	BF	H	R	ER	SO	BB	IBB	HBP	BLK	WP	HR	S	P	ERA	WHIP
Bob Purkey, R (1, 1) ERA: 3.2	9.0	W	39	10	3	3	2	2	0	0	0	0	1	41	49	3.00	1.333

PITCHER	IP	WLS	BF	H	R	ER	SO	BB	IBB	HBP	BLK	WP	HR	S	P	ERA	WHIP

BOTTOM

Cincinnati Reds @ St. Louis Cardinals

Sportsman's Park, St. Louis, MO

Sun Apr 29 1962, 4:38 AM EDT
Att. 22,568 - Unknown - 77 F

livebaseballscorecards.com

AB	37
R	3
H	10
RBI	2
BB	2
SO	2
LOB	20

WP: 0 PB: 1 SB: 0 CS: 0 PA: 39

Houston Colt 45's @ St. Louis Cardinals

Sportsman's Park, St. Louis, MO

Tue May 01 1962, 8:05 PM EDT

Att. 4,924 - Unknown - 56 F

TOP

livebaseballscorecards.com

Batter	1	2	3	4	5	6	7	8	9	AB	R	H	RBI	BB	SO	LOB
Al Spangler, L (1, 8) OBP: 0.361, SLG: 0.375	K		FC4-6 1B		FC6-4 1B		G3	G3		5	0	2	0	0	1	3
Joey Amalfitano, R (1, 4) OBP: 0.257, SLG: 0.209	E4 1B		FC4-6 4-3		F7		2B BB		6-3	4	3	0	0	1	0	3
Pidge Browne, L (1, 3) OBP: 0.320, SLG: 0.391	F8 1B		4-3		F7		2B		4-3	5	0	2	2	0	0	3
Jim Pendleton, R (1, 7) OBP: 0.323, SLG: 0.448	1B		2B		FC6-4		BB		6-3	4	0	2	2	1	0	2
Roman Mejias, R (1, 9) OBP: 0.306, SLG: 0.548	F8		1-3			P4	K			4	0	0	0	0	1	5
Hal Smith, R (1, 2) OBP: 0.271, SLG: 0.435 Merritt Ranew, L (2, 2) OBP: 0.296, SLG: 0.500	K			4-3		G3		BB		1 2	0 0	0 0	0 0	0 1	1 0	2 0
Bob Lillis, R (1, 5) OBP: 0.321, SLG: 0.280 (8, 6)		G6-4-3 1B		L7		F8		F8		4	0	1	0	0	0	1
Don Buddin, R (1, 6) OBP: 0.350, SLG: 0.233 Bob Aspromonte, R (8, PH) OBP: 0.261, SLG: 0.226 (8, 5)	F2			K			K	F7		3 1	0 0	0 0	0 0	0 0	2 0	1 1
Dean Stone, L (1, 1) OBP: 0.250, SLG: 0.250 Jim Golden, L (1, 1) OBP: 0.400, SLG: 0.600 Norm Larker, L (7, PH) OBP: 0.308, SLG: 0.364 Bob Bruce, R (7, 1) Don Taussig, R (8, PH) OBP: 0.267, SLG: 0.429 Bobby Shantz, R (8, PR) Bobby Tiefenauer, R (8, 1)		G6-4-3			1B	G3 2B		BB		0 2 1 0 0 0 0 0	0 0 1 0 0 0 0 0	0 1 1 0 0 0 0 0	0 0 1 0 0 0 0 0	0 0 0 0 1 0 0 0	0 0 0 0 0 0 0 0	0 1 0 0 0 0 0 0
Inning Stats	R: 1 E: 1 K: 2 S: 10 H: 2 LOB: 2 BB: 0 P: 10	R: 0 E: 0 K: 0 S: 3 H: 1 LOB: 0 BB: 0 P: 3	R: 1 E: 0 K: 0 S: 5 H: 2 LOB: 1 BB: 0 P: 5	R: 0 E: 0 K: 1 S: 5 H: 0 LOB: 0 BB: 0 P: 5	R: 0 E: 0 K: 0 S: 5 H: 2 LOB: 2 BB: 0 P: 5	R: 0 E: 0 K: 0 S: 3 H: 0 LOB: 0 BB: 0 P: 3	R: 2 E: 0 K: 2 S: 9 H: 2 LOB: 2 BB: 2 P: 17	R: 0 E: 0 K: 0 S: 3 H: 0 LOB: 2 BB: 2 P: 11	R: 0 E: 0 K: 0 S: 3 H: 0 LOB: 0 BB: 0 P: 3	1B: 6 2B: 3 3B: 0 HR: 0	SF: 0 SAC: 0 DP: 1 HBP: 0				WP: 0 PB: 0 SB: 0 CS: 0	PA: 40	

	AB	36
	R	4
	H	9
	RBI	4
	BB	4
	SO	5
	LOB	22

PITCHER		IP	WLS	BF	H	R	ER	SO	BB	IBB	HBP	BLK	WP	HR	S	P	ERA	WHIP
Ray Washburn, R ERA: 4.71	(1, 1)	6.2	W	30	9	4	3	4	1	0	0	0	0	0	37	41	4.05	1.500
Ed Bauta, R ERA:	(7, 1)	2.1	S	10	0	0	0	1	3	0	0	0	0	0	9	21	0.00	1.286

PITCHER	IP	WLS	BF	H	R	ER	SO	BB	IBB	HBP	BLK	WP	HR	S	P	ERA	WHIP

Batter	1	2	3	4	5	6	7	8	9	AB	R	H	RBI	BB	SO	LOB
Curt Flood, R (1, 8) OBP: 0.444, SLG: 0.627	L7 FC6-4 (1-2f)			K (SSS 0-3 ③)		PB (1-3) 1B		F7 (0-0 ③)		5	0	1	0	0	1	3
Julian Javier, R (1, 4) OBP: 0.372, SLG: 0.462	(BBBB) 4-0 S 1B BB	0-0 ① F8			0-0 4-3 2B	0-0 ③ 1-3 (1-3, 3-H)				3	1	1	0	1	0	1
Minnie Minoso, R (1, 7) OBP: 0.306, SLG: 0.364	(BBBB) 4-0 1B E (1-2) BB	0-0 ② L7			0-0 ① 4-3 (2-3)		0-0 5-3-5 1B			3	1	1	0	1	0	1
Ken Boyer, R (1, 5) OBP: 0.402, SLG: 0.625	0-0 E7 2B 1B (1-H, 2-H)	0-0 ③ 1-3			(SSS 0-3 ②) K		0-0 ①② 5-3-5 (1-3f)			4	1	1	1	0	1	2
Gene Oliver, R (1, 2) OBP: 0.426, SLG: 0.574	0-0 1B 2B (3-H)		0-0 ① P5		(BBBB) 4-0 BB		(BBBB) 4-0 S BB			2	1	1	1	2	0	0
Bill White, L (1, 3) OBP: 0.322, SLG: 0.387	(BBBB) 4-0 1B 1B BB		4-0 5-3-6 BB		0-0 ③ F2		(SSS) 0-3 ③ K (1-2)			2	1	0	0	2	1	3
Charlie James, R (1, 9) OBP: 0.267, SLG: 0.214	0-0 1B FC1-2-5 1B (1-3, 2-H)		0-0 ②③ 5-3-6 (1-3f)			0-0 ① 6-3		(BBBB) 4-0 S BB		3	0	1	1	1	0	1
Julio Gotay, R (1, 6) OBP: 0.344, SLG: 0.386	0-0 FC1-2-5 1B (1-3, 3-H)			0-0 ① F9		0-0 ② 6-3		(SSS) 0-3 ① K (1-2)		4	0	1	1	0	1	1
Ray Washburn, R (1, 1) OBP: 0.308, SLG: 0.250 Ed Bauta, R (7, 1) OBP: 0.333, SLG: 0.333	0-0 ② FC1-2-5 FC6-4 (1-2, 3-H)			(SSS 0-3 ②) K		(BBBB) 4-0 1B PB BB		0-0 ② F7		2 1	1 0	0 0	1 0	1 0	1 0	2 1
Inning Stats	R: 5 E: 1 K: 0 S: 7 H: 4 LOB: 2 BB: 3 P: 19	R: 0 E: 0 K: 0 S: 3 H: 0 LOB: 0 BB: 0 P: 3	R: 0 E: 0 K: 0 S: 2 H: 0 LOB: 0 BB: 1 P: 6	R: 0 E: 0 K: 2 S: 7 H: 0 LOB: 0 BB: 0 P: 7	R: 0 E: 0 K: 1 S: 6 H: 1 LOB: 2 BB: 1 P: 10	R: 1 E: 0 K: 0 S: 4 H: 1 LOB: 1 BB: 1 P: 8	R: 0 E: 0 K: 1 S: 5 H: 1 LOB: 1 BB: 1 P: 9	R: 0 E: 0 K: 1 S: 5 H: 0 LOB: 1 BB: 1 P: 9		1B: 5 2B: 4 3B: 0 HR: 0	SF: 0 SAC: 0 DP: 2 HBP: 0					

BOTTOM

Houston Colt 45's @ St. Louis Cardinals

Sportsman's Park, St. Louis, MO

Tue May 01 1962, 8:05 PM EDT

Att. 4,924 - Unknown - 56 F

livebaseballscorecards.com

AB	29
R	6
H	7
RBI	4
BB	8
SO	5
LOB	15

WP: 0 PB: 2 SB: 3 CS: 0 PA: 37

PITCHER		IP	WLS	BF	H	R	ER	SO	BB	IBB	HBP	BLK	WP	HR	S	P	ERA	WHIP
Dean Stone, L ERA: 3.63	(1, 1)	0.1	L	7	3	5	5	0	3	0	0	0	0	0	4	16	135.00	18.000
Jim Golden, R ERA: 1.5	(1, 1)	5.2		22	3	1	0	3	3	0	0	0	0	0	25	37	0.00	1.059
Bob Bruce, R ERA:	(7, 1)	1.0		4	1	0	0	1	1	0	0	0	0	0	5	9	0.00	2.000
Bobby Tiefenauer, R ERA: 0.84	(8, 1)	1.0		4	0	0	0	1	1	0	0	0	0	0	5	9	0.00	1.000

PITCHER	IP	WLS	BF	H	R	ER	SO	BB	IBB	HBP	BLK	WP	HR	S	P	ERA	WHIP

Batter	1	2	3	4	5	6	7	8	9	AB	R	H	RBI	BB	SO	LOB
Al Spangler, L (1, 8) OBP: 0.338, SLG: 0.350	S S S 0-3 ① K		S S S 0-3 ② K			x 0-0 ① 4-3		S S S 0-3 ② K		4	0	0	0	0	3	2
Joey Amalfitano, R (1, 4) OBP: 0.244, SLG: 0.197	S S S 0-3 ② K		x 0-0 ③ F3			S S S 0-3 ② K		x 0-0 ③ FC5-4 1-2f		4	0	0	0	0	2	2
Pidge Browne, L (1, 3) OBP: 0.310, SLG: 0.346	x 0-0 ③ 6-3			x 0-0 ① 6-3		x 0-0 ③ F8			B B B B 4-0 FC6-4 BB	3	0	0	0	1	0	0
Jim Pendleton, R (1, 7) OBP: 0.318, SLG: 0.484		x 0-0 HR		S S S 0-3 ② K			x 0-0 ① 5-3		x 0-0 ① FC6-4 1B 1-2f	4	1	1	1	0	1	1
Roman Mejias, R (1, 9) OBP: 0.303, SLG: 0.530		x 0-0 ① 4-3		x 0-0 ③ 1-3			x 0-0 ② 4-3		x 0-0 FC6-4 1B 1-2	4	0	1	0	0	0	0
Merritt Ranew, L (1, 2) OBP: 0.290, SLG: 0.467		S S S 0-3 K FC4-6			x 0-0 1B		x 0-0 ③ 1-3		x 0-0 ② L9	4	0	1	0	0	1	2
Bob Aspromonte, R (1, 5) OBP: 0.260, SLG: 0.227		x 0-0 ② FC4-6 FC6-4 1-2f			x 0-0 ① F9			x 0-0 1B 4-3 1B	x 0-0 ③ FC6-4 1-2f	4	0	1	0	0	0	4
Bob Lillis, R (1, 6) OBP: 0.290, SLG: 0.250		x 0-0 ③ FC6-4 1-2f			x 0-0 ② F9			x 0-0 ① 4-3 1-2		3	0	0	0	0	0	3
Ken Johnson, R (1, 1)			S S S 0-3 ① K		S S S 0-3 ③ K			x 0-0 FC5-4 2-3		2	0	0	0	0	2	1
Norm Larker, L (8, PH) OBP: 0.321, SLG: 0.378										1	0	1	0	0	0	0
Bobby Shantz, R (8, PR)										0	0	0	0	0	0	0
Jim Umbricht, R (8, 1)										0	0	0	0	0	0	0
Inning Stats	R: 0 E: 0 K: 2 S: 7 H: 0 LOB: 0 BB: 0 P: 7	R: 1 E: 0 K: 1 S: 7 H: 1 LOB: 1 BB: 0 P: 7	R: 0 E: 0 K: 2 S: 7 H: 0 LOB: 0 BB: 0 P: 7	R: 0 E: 0 K: 1 S: 5 H: 0 LOB: 0 BB: 0 P: 5	R: 0 E: 0 K: 1 S: 6 H: 1 LOB: 1 BB: 0 P: 6	R: 0 E: 0 K: 1 S: 5 H: 0 LOB: 0 BB: 0 P: 5	R: 0 E: 0 K: 0 S: 3 H: 0 LOB: 0 BB: 0 P: 3	R: 0 E: 0 K: 1 S: 7 H: 2 LOB: 2 BB: 0 P: 7	R: 0 E: 0 K: 0 S: 4 H: 1 LOB: 2 BB: 1 P: 8	1B: 4 2B: 0 3B: 0 HR: 1	SF: 0 SAC: 0 DP: 0 HBP: 0						

PITCHER	IP	WLS	BF	H	R	ER	SO	BB	IBB	HBP	BLK	WP	HR	S	P	ERA	WHIP
Bob Gibson, R (1, 1) ERA: 4.39	9.0	W	34	5	1	1	9	1	0	0	0	1	1	51	55	1.00	0.667

PITCHER	IP	WLS	BF	H	R	ER	SO	BB	IBB	HBP	BLK	WP	HR	S	P	ERA	WHIP

TOP

Houston Colt 45's @ St. Louis Cardinals

Sportsman's Park, St. Louis, MO

Wed May 02 1962, 8:05 PM EDT

Att. 7,880 - Unknown - 72 F

livebaseballscorecards.com

AB	33
R	1
H	5
RBI	1
BB	1
SO	9
LOB	15

1B: 4	SF: 0	WP: 1	PA: 34
2B: 0	SAC: 0	PB: 0	
3B: 0	DP: 0	SB: 0	
HR: 1	HBP: 0	CS: 0	

Batter	1	2	3	4	5	6	7	8	9	AB	R	H	RBI	BB	SO	LOB
Curt Flood, R (1, 8) OBP: 0.429, SLG: 0.597	6-3		6-3	K		1B 2-H 1B		6-3		5	0	1	1	0	1	4
Julian Javier, R (1, 4) OBP: 0.367, SLG: 0.451	K		F7	K		G6-4-3 2-3 1B				4	0	1	0	0	2	4
Bill White, L (1, 3) OBP: 0.330, SLG: 0.430	1B			HR	F9	G6-4-3 1-2f				4	1	2	1	0	0	2
Stan Musial, L (1, 9) OBP: 0.433, SLG: 0.569	G3			F8	1B BB		K			3	0	0	0	1	1	1
Ken Boyer, R (1, 5) OBP: 0.407, SLG: 0.613		K2-3		E FC 1B	K		S BB			3	1	1	0	1	2	1
Minnie Minoso, R (1, 7) OBP: 0.300, SLG: 0.351		K		E8 FC 1-3 1B	1-2 1B		K 1-2			4	1	1	0	0	2	2
Carl Sawatski, L (1, 2) OBP: 0.464, SLG: 0.625		K2-3		FC BB 1B 2-3 3-H	K		3-1			4	0	0	1	0	2	4
Jimmie Schaffer, R (9, 2) OBP: 0.250, SLG: 0.250										0	0	0	0	0	0	0
Julio Gotay, R (1, 6) OBP: 0.369, SLG: 0.410			SH2-4 1B	1-2 3-H BB 1B		SH3-4 1B 1B		F3		4	1	3	1	0	0	0
Bob Gibson, R (1, 1) OBP: 0.250, SLG: 0.143			SH2-4 1-2	1-2 2-3 BB		SH3-4 1-2		4-3		1	0	0	0	1	0	0
Inning Stats	R: 0 E: 0 K: 1 S: 6 H: 1 LOB: 1 BB: 0 P: 6	R: 0 E: 0 K: 3 S: 9 H: 0 LOB: 0 BB: 0 P: 9	R: 0 E: 0 K: 0 S: 4 H: 1 LOB: 1 BB: 0 P: 4	R: 3 E: 1 K: 2 S: 12 H: 3 LOB: 3 BB: 1 P: 16	R: 0 E: 0 K: 2 S: 8 H: 1 LOB: 2 BB: 1 P: 12	R: 1 E: 0 K: 0 S: 5 H: 3 LOB: 1 BB: 0 P: 5	R: 0 E: 0 K: 2 S: 7 H: 0 LOB: 1 BB: 1 P: 11	R: 0 E: 0 K: 0 S: 3 H: 0 LOB: 0 BB: 0 P: 3		1B: 8 2B: 0 3B: 0 HR: 1 SF: 0 SAC: 2 DP: 1 HBP: 0					

PITCHER		IP	WLS	BF	H	R	ER	SO	BB	IBB	HBP	BLK	WP	HR	S	P	ERA	WHIP
Ken Johnson, R ERA: 2.79	(1, 1)	7.0	L	34	9	4	2	10	3	0	0	0	0	1	51	63	2.57	1.714
Jim Umbricht, R ERA:	(8, 1)	1.0		3	0	0	0	0	0	0	0	0	0	0	3	3	0.00	0.000

PITCHER	IP	WLS	BF	H	R	ER	SO	BB	IBB	HBP	BLK	WP	HR	S	P	ERA	WHIP

BOTTOM

Houston Colt 45's @ St. Louis Cardinals

Sportsman's Park, St. Louis, MO

Wed May 02 1962, 8:05 PM EDT

Att. 7,880 - Unknown - 72 F

livebaseballscorecards.com

AB	32
R	4
H	9
RBI	4
BB	3
SO	10
LOB	18

WP: 0 PA: 37
PB: 0
SB: 1
CS: 0

Batter	1	2	3	4	5	6	7	8	9	AB	R	H	RBI	BB	SO	LOB
Joey Amalfitano, R (1, 4) OBP: 0.244, SLG: 0.200	6-3		FC6-4 1-2 1B		5-3			5-3		4	0	1	0	0	0	0
Roman Mejias, R (1, 9) OBP: 0.286, SLG: 0.500	1-3		FC6-4 1-2f 2-3			P4		P4		4	0	0	0	0	0	2
Dick Gernert, R (1, 3) OBP: 0.429, SLG: 0.333	K		L8			FC6-4 1B		FC5-4 1B		4	0	2	0	0	1	2
Jim Pendleton, R (1, 8) OBP: 0.300, SLG: 0.455		F9		P4		FC6-4 1-2f		FC5-4 1-2f		4	0	0	0	0	0	2
Johnny Weekly, R (1, 7) OBP: 0.300, SLG: 0.412		6-3 1B		2B		K			F8	4	0	2	0	0	1	1
Bob Aspromonte, R (1, 5) OBP: 0.260, SLG: 0.217		6-3 1-2		F2			FC3-6 1B BB		F2	3	0	0	0	1	0	2
Bob Lillis, R (1, 6) OBP: 0.286, SLG: 0.250		L4		5-3			FC3-6 1-2 1B		6-3	4	0	1	0	0	0	2
Merritt Ranew, L (1, 2) OBP: 0.294, SLG: 0.455			1-3		G5-4-3 1B		FC3-6 G5-4-3 1-2f 2-3			3	0	1	0	0	0	2
Dave Giusti, R (1, 1) OBP: 0.500, SLG: 0.500 Al Heist, R (7, PH) OBP: 0.214, SLG: 0.214 Turk Farrell, R (7, 1)			E6 FC6-4 1B		G5-4-3 1-2f		G5-4-3 1-2f			2 1 0	0 0 0	0 0 0	0 0 0	0 0 0	0 0 0	1 2 0
Inning Stats	R: 0 H: 0 E: 0 LOB: 0 K: 1 BB: 0 S: 5 P: 5	R: 0 H: 1 E: 0 LOB: 1 K: 0 BB: 0 S: 4 P: 4	R: 0 H: 1 E: 1 LOB: 2 K: 0 BB: 0 S: 5 P: 5	R: 0 H: 1 E: 0 LOB: 1 K: 0 BB: 0 S: 4 P: 4	R: 0 H: 1 E: 0 LOB: 1 K: 0 BB: 0 S: 3 P: 3	R: 0 H: 1 E: 0 LOB: 1 K: 1 BB: 0 S: 6 P: 6	R: 0 H: 1 E: 0 LOB: 1 K: 0 BB: 1 S: 3 P: 7	R: 0 H: 1 E: 0 LOB: 1 K: 0 BB: 0 S: 4 P: 4	R: 0 H: 0 E: 0 LOB: 0 K: 0 BB: 0 S: 3 P: 3	1B: 6 SF: 0 2B: 1 SAC: 0 3B: 0 DP: 2 HR: 0 HBP: 0						

PITCHER	IP	WLS	BF	H	R	ER	SO	BB	IBB	HBP	BLK	WP	HR	S	P	ERA	WHIP
Curt Simmons, L (1, 1) ERA: 1.25	9.0	W	34	7	0	0	2	1	0	0	0	0	0	37	41	0.00	0.889

PITCHER	IP	WLS	BF	H	R	ER	SO	BB	IBB	HBP	BLK	WP	HR	S	P	ERA	WHIP

TOP

Houston Colt 45's @ St. Louis Cardinals

Sportsman's Park, St. Louis, MO

Thu May 03 1962, 8:05 PM EDT

Att. 6,436 - Unknown - 69 F

livebaseballscorecards.com

AB	33
R	0
H	7
RBI	0
BB	1
SO	2
LOB	16

WP: 0 PA: 34
PB: 0
SB: 0
CS: 0

BOTTOM

Batter	1	2	3	4	5	6	7	8	9	AB	R	H	RBI	BB	SO	LOB
Curt Flood, R (1, 8) OBP: 0.420, SLG: 0.618	5-3		HR		P4		4-3			4	1	1	1	0	0	1
Julian Javier, R (1, 4) OBP: 0.362, SLG: 0.435	HR BB		F9		K			K		3	1	0	0	1	2	0
Bill White, L (1, 3) OBP: 0.347, SLG: 0.469	1-H HR		G4-6-3 BB			G3		6-3 2B BB		2	2	1	2	2	0	0
Stan Musial, L (1, 9) OBP: 0.422, SLG: 0.537 Don Landrum, L (9, 9) OBP: 0.438, SLG: 0.370	1-3		G4-6-3 1-2f			FC5-4 BB		6-3 1-2		3 0	0 0	0 0	0 0	1 0	0 0	2 0
Ken Boyer, R (1, 5) OBP: 0.411, SLG: 0.615	F8			S BB		FC5-4 1-2f		2B 2-H		3	0	1	1	1	0	1
Minnie Minoso, R (1, 7) OBP: 0.273, SLG: 0.317		F2		L9 1-2		K		5-3		4	0	0	0	0	1	3
Gene Oliver, R (1, 2) OBP: 0.404, SLG: 0.540 Jimmie Schaffer, R (8, 2) OBP: 0.250, SLG: 0.250		L6		F8			K			3 0	0 0	0 0	0 0	0 0	1 0	1 0
Julio Gotay, R (1, 6) OBP: 0.382, SLG: 0.429		2B		4-3			1-3 BB			2	0	1	0	1	0	1
Curt Simmons, L (1, 1) OBP: 0.500, SLG: 0.385		4-3			F8		1-3			3	0	0	0	0	0	2
Inning Stats	R: 2 E: 0 K: 0 S: 4 H: 1 LOB: 0 BB: 1 P: 8	R: 0 E: 0 K: 0 S: 4 H: 1 LOB: 1 BB: 0 P: 4	R: 1 E: 0 K: 0 S: 3 H: 1 LOB: 0 BB: 1 P: 7	R: 0 E: 0 K: 0 S: 3 H: 0 LOB: 1 BB: 1 P: 7	R: 0 E: 0 K: 0 S: 5 H: 0 LOB: 0 BB: 0 P: 5	R: 0 E: 0 K: 1 S: 5 H: 0 LOB: 1 BB: 1 P: 9	R: 0 E: 0 K: 1 S: 5 H: 0 LOB: 1 BB: 1 P: 9	R: 1 E: 0 K: 1 S: 6 H: 1 LOB: 1 BB: 1 P: 10		1B: 0 2B: 2 3B: 0 HR: 2	SF: 0 SAC: 0 DP: 1 HBP: 0			WP: 0 PB: 0 SB: 2 CS: 0	PA: 33		

PITCHER		IP	WLS	BF	H	R	ER	SO	BB	IBB	HBP	BLK	WP	HR	S	P	ERA	WHIP
Dave Giusti, R ERA: 5.6	(1, 1)	6.0	L	24	3	3	3	2	4	0	0	0	0	2	24	40	4.50	1.167
Turk Farrell, R ERA: 2.04	(7, 1)	2.0		9	1	1	1	2	2	0	0	0	0	0	11	19	4.50	1.500

PITCHER	IP	WLS	BF	H	R	ER	SO	BB	IBB	HBP	BLK	WP	HR	S	P	ERA	WHIP

Houston Colt 45's @ St. Louis Cardinals

Sportsman's Park, St. Louis, MO

Thu May 03 1962, 8:05 PM EDT

Att. 6,436 - Unknown - 69 F

livebaseballscorecards.com

AB	27
R	4
H	4
RBI	4
BB	6
SO	4
LOB	11

Batter	1	2	3	4	5	6	7	8	9	AB	R	H	RBI	BB	SO	LOB
Curt Flood, R (1, 8) OBP: 0.412, SLG: 0.600	0-0 CS 1B			0-0 ① 6-3		0-0 ③ 6-3		0-0 ② F3		4	0	1	0	0	0	3
Julian Javier, R (1, 4) OBP: 0.347, SLG: 0.416	0-0 ① F4			0-0 ② F4			0-0 ① F5	0-0 ③ FC6-4 1-2f		4	0	0	0	0	0	3
Minnie Minoso, R (1, 7) OBP: 0.271, SLG: 0.295	0-0 ②③ F7 1-2			0-0 ③ F8			BBBB 4-0 BB		0-0 ① F6	3	0	0	0	1	0	1
Ken Boyer, R (1, 5) OBP: 0.394, SLG: 0.585		0-0 ① F9			0-0 ① F7		0-0 ② F7		0-0 ② F3	4	0	0	0	0	0	1
Gene Oliver, R (1, 2) OBP: 0.393, SLG: 0.574		SSS 0-3 ② K			0-0 ② 5-3		0-0 ③ 5-3		0-0 HR	4	1	1	1	0	1	1
Bill White, L (1, 3) OBP: 0.333, SLG: 0.447		0-0 ③ F6			0-0 ③ 1-3			0-0 ① F2	0-0 ③ F6	4	0	0	0	0	0	0
Charlie James, R (1, 9) OBP: 0.278, SLG: 0.294			0-0 ① F4			0-0 ① F2		0-0 1B 2B		3	1	1	0	0	0	0
Julio Gotay, R (1, 6) OBP: 0.380, SLG: 0.424			SSS 0-3 ② K			0-0 ② F2		0-0 2-H 1B 1B		3	0	1	1	0	1	0
Larry Jackson, R (1, 1) OBP: 0.294, SLG: 0.200 Carl Warwick, R (6, PH) OBP: 0.400, SLG: 0.500 Don Ferrarese, R (6, 1) OBP: 1.000, SLG: 1.000 Red Schoendienst, S (8, PH) OBP: 0.375, SLG: 0.286 Don Landrum, L (8, PR) OBP: 0.438, SLG: 0.370 Ed Bauta, R (8, 1) OBP: 0.333, SLG: 0.333			0-0 ③ 5-3			BBBB 4-0 BB		0-0 1-2 FC6-4 1B		1 0 0 1 0 0	0 0 0 0 0 0	0 0 0 1 0 0	0 0 0 0 0 0	0 1 0 0 0 0	0 0 0 0 0 0	0 0 0 0 0 0
Inning Stats	R: 0 H: 1 E: 0 LOB: 0 K: 0 BB: 0 S: 3 P: 3	R: 0 H: 0 E: 0 LOB: 0 K: 1 BB: 0 S: 5 P: 5	R: 0 H: 0 E: 0 LOB: 0 K: 1 BB: 0 S: 5 P: 5	R: 0 H: 0 E: 0 LOB: 0 K: 0 BB: 0 S: 3 P: 3	R: 0 H: 0 E: 0 LOB: 0 K: 0 BB: 0 S: 3 P: 3	R: 0 H: 0 E: 0 LOB: 1 K: 0 BB: 1 S: 3 P: 7	R: 0 H: 0 E: 0 LOB: 1 K: 0 BB: 1 S: 3 P: 7	R: 1 H: 3 E: 0 LOB: 2 K: 0 BB: 0 S: 6 P: 6	R: 1 H: 1 E: 0 LOB: 0 K: 0 BB: 0 S: 4 P: 4	1B: 3 SF: 0 2B: 1 SAC: 0 3B: 0 DP: 0 HR: 1 HBP: 0						

PITCHER	IP	WLS	BF	H	R	ER	SO	BB	IBB	HBP	BLK	WP	HR	S	P	ERA	WHIP
Jim O'Toole, L (1, 1) ERA: 3.08	9.0	W	33	5	2	2	2	2	0	0	0	0	1	35	43	2.00	0.778

PITCHER	IP	WLS	BF	H	R	ER	SO	BB	IBB	HBP	BLK	WP	HR	S	P	ERA	WHIP

TOP

St. Louis Cardinals @ Cincinnati Reds

Crosley Field, Cincinnati, OH

Fri May 04 1962, 7:05 PM EDT

Att. 10,790 - Unknown

livebaseballscorecards.com

AB	31
R	2
H	5
RBI	2
BB	2
SO	2
LOB	9

Batter	1	2	3	4	5	6	7	8	9	AB	R	H	RBI	BB	SO	LOB
Don Blasingame, L (1, 4) OBP: 0.396, SLG: 0.275	F8		6-3		BB		L4			3	0	0	0	1	0	0
Eddie Kasko, R (1, 5) OBP: 0.290, SLG: 0.371	F5		6-3		K			F6		4	0	0	0	0	1	2
Vada Pinson, L (1, 8) OBP: 0.359, SLG: 0.674	K			HR	F6			BB		3	1	1	1	1	1	2
Frank Robinson, R (1, 9) OBP: 0.311, SLG: 0.355		HR		4-3	F7			BB		3	1	1	1	1	0	2
Gordy Coleman, L (1, 3) OBP: 0.337, SLG: 0.416		4-3		FC1-6 BB 1B		F8		F8		4	0	1	0	0	0	2
Wally Post, R (1, 7) OBP: 0.413, SLG: 0.646		F8		4-0 FC1-6 1-2 BB		K		K		2	0	0	0	1	1	0
Jerry Lynch, L (8, PH) OBP: 0.263, SLG: 0.611										1	0	0	0	0	1	2
Marty Keough, L (9, 7) OBP: 0.400, SLG: 0.250										0	0	0	0	0	0	0
Johnny Edwards, L (1, 2) OBP: 0.344, SLG: 0.442		F6		FC1-6 1-2f 2-3		3-1				3	0	0	0	0	0	2
Leo Cardenas, R (1, 6) OBP: 0.281, SLG: 0.351			HR	L5			K			3	1	1	1	0	1	2
Jim O'Toole, S (1, 1) OBP: 0.308, SLG: 0.308			4-3		E9 1B		K			3	0	1	0	0	1	0
Inning Stats	R: 0 H: 0 E: 0 LOB: 0 K: 1 BB: 0 S: 5 P: 5	R: 1 H: 1 E: 0 LOB: 0 K: 0 BB: 0 S: 4 P: 4	R: 1 H: 1 E: 0 LOB: 0 K: 0 BB: 0 S: 4 P: 4	R: 1 H: 2 E: 0 LOB: 2 K: 0 BB: 1 S: 5 P: 9	R: 0 H: 1 E: 1 LOB: 2 K: 1 BB: 1 S: 6 P: 10	R: 0 H: 0 E: 0 LOB: 0 K: 1 BB: 0 S: 5 P: 5	R: 0 H: 0 E: 0 LOB: 0 K: 2 BB: 0 S: 7 P: 7	R: 0 H: 0 E: 0 LOB: 2 K: 1 BB: 2 S: 5 P: 13		1B: 2 SF: 0 2B: 0 SAC: 0 3B: 0 DP: 0 HR: 3 HBP: 0						

PITCHER		IP	WLS	BF	H	R	ER	SO	BB	IBB	HBP	BLK	WP	HR	S	P	ERA	WHIP
Larry Jackson, R ERA: 3.65	(1, 1)	5.0	L	22	5	3	3	2	2	0	0	0	0	3	24	32	5.40	1.400
Don Ferrarese, L ERA: 6.23	(6, 1)	2.0		6	0	0	0	3	0	0	0	0	0	0	12	12	0.00	0.000
Ed Bauta, R ERA:	(8, 1)	1.0		5	0	0	0	1	2	0	0	0	0	0	5	13	0.00	2.000

PITCHER	IP	WLS	BF	H	R	ER	SO	BB	IBB	HBP	BLK	WP	HR	S	P	ERA	WHIP

BOTTOM

St. Louis Cardinals @ Cincinnati Reds

Crosley Field, Cincinnati, OH

Fri May 04 1962, 7:05 PM EDT

Att. 10,790 - Unknown

livebaseballscorecards.com

AB	29
R	3
H	5
RBI	3
BB	4
SO	6
LOB	14

St. Louis Cardinals @ Cincinnati Reds

Crosley Field, Cincinnati, OH

Sat May 05 1962, 3:33 AM EDT

Att. 5,749 - Unknown

TOP

livebaseballscorecards.com

Batter	1	2	3	4	5	6	7	8	9	AB	R	H	RBI	BB	SO	LOB
Curt Flood, R (1, 8) OBP: 0.389, SLG: 0.565	1-3		6-3			6-3	FC6-4 1-2f 3-H		F9	5	0	0	1	0	0	2
Julian Javier, R (1, 4) OBP: 0.340, SLG: 0.404	5-3		1B			K	6-3		F5	5	0	1	0	0	1	2
Bill White, L (1, 3) OBP: 0.346, SLG: 0.467	PO 1B		F6			4-3		SH1-4 1B 2B	1-2 1B	5	1	3	0	0	0	1
Stan Musial, L (1, 9) OBP: 0.441, SLG: 0.544	PO 1-2	HR 1B		K			BLK 1B 1B	BBB 1B SH1-4 BB	SSS K	3	2	2	0	1	1	0
Don Landrum, L (8, PR) OBP: 0.438, SLG: 0.370 (8, 9)										0	0	0	0	0	0	0
Carl Warwick, R (9, PH) OBP: 0.385, SLG: 0.478 (9, 9)										1	0	0	0	0	1	2
Ken Boyer, R (1, 5) OBP: 0.402, SLG: 0.624		1-H HR		F7			PB 1B 1-H 2B 1B	1-2 2-3		3	2	2	3	0	0	0
Minnie Minoso, R (1, 7) OBP: 0.288, SLG: 0.313		5-3		6-3			2B PB 1-2 1B 1B	2-3 3-H S 1B		4	1	2	1	0	0	0
Carl Sawatski, L (1, 2) OBP: 0.452, SLG: 0.630		F4			F9		1B 1-3 2-H FC6-4 2B	1-2 F4		3	1	1	1	0	0	0
Charlie James, R (8, PH) OBP: 0.263, SLG: 0.278										1	0	0	0	0	0	2
Lindy McDaniel, R (8, 1)										0	0	0	0	0	0	0
Julio Gotay, R (1, 6) OBP: 0.370, SLG: 0.412		1-3			5-3		FC6-4 2-3 3-H 1B	6-3		2	0	0	0	0	0	0
Red Schoendienst, S (7, PH) OBP: 0.444, SLG: 0.375										1	0	1	1	0	0	0
Alex Grammas, R (7, PR) OBP: 0.133, SLG: 0.133 (7, 6)										1	0	0	0	0	0	3
Ray Sadecki, L (1, 1) OBP: 0.250, SLG: 0.250			F7		K		F8		1B 1B	0	0	0	0	0	0	0
Ray Washburn, R (1, 1) OBP: 0.267, SLG: 0.214										2	0	0	0	0	1	0
Paul Toth, R (6, 1)										0	0	0	0	0	0	0
Gene Oliver, R (7, PH) OBP: 0.387, SLG: 0.564										1	0	0	0	0	0	2
John Anderson, R (7, 1)										0	0	0	0	0	0	0
Jimmie Schaffer, R (8, 2) OBP: 0.400, SLG: 0.400										1	0	1	0	0	0	0
Inning Stats	R: 0 E: 0 K: 0 S: 3 H: 1 LOB: 0 BB: 0 P: 3	R: 2 E: 0 K: 0 S: 5 H: 2 LOB: 0 BB: 0 P: 5	R: 0 E: 0 K: 0 S: 4 H: 1 LOB: 1 BB: 0 P: 4	R: 0 E: 0 K: 1 S: 5 H: 0 LOB: 0 BB: 0 P: 5	R: 0 E: 0 K: 1 S: 5 H: 0 LOB: 0 BB: 0 P: 5	R: 0 E: 0 K: 1 S: 5 H: 0 LOB: 0 BB: 0 P: 5	R: 4 E: 0 K: 0 S: 8 H: 5 LOB: 1 BB: 0 P: 8	R: 1 E: 0 K: 0 S: 5 H: 2 LOB: 3 BB: 1 P: 9	R: 0 E: 0 K: 1 S: 7 H: 2 LOB: 2 BB: 0 P: 7	1B: 10 2B: 2 3B: 0 HR: 1 SF: 0 SAC: 1 DP: 0 HBP: 0	WP: 0 PB: 1 SB: 1 CS: 0 PA: 41					

	AB	38
	R	7
	H	13
	RBI	7
	BB	1
	SO	4
	LOB	14

PITCHER		IP	WLS	BF	H	R	ER	SO	BB	IBB	HBP	BLK	WP	HR	S	P	ERA	WHIP
Bob Purkey, R ERA: 3.97	(1, 1)	6.0		25	8	6	6	3	0	0	0	1	0	1	31	31	9.00	1.333
Jim Brosnan, R ERA: 5.79	(7, 1)	1.1		8	3	1	1	0	1	0	0	0	0	0	7	11	6.75	3.000
Bill Henry, L ERA: 2.7	(8, 1)	1.2	W	7	2	0	0	1	0	0	0	0	0	0	9	9	0.00	1.200

PITCHER		IP	WLS	BF	H	R	ER	SO	BB	IBB	HBP	BLK	WP	HR	S	P	ERA	WHIP

Batter	1	2	3	4	5	6	7	8	9	AB	R	H	RBI	BB	SO	LOB
Leo Cardenas, R (1, 6) OBP: 0.290, SLG: 0.371	2B	6-3		F8		6-3			1B	5	2	2	0	0	0	0
Eddie Kasko, R (1, 5) OBP: 0.296, SLG: 0.366	1B	F3		5-3		F2			BB	4	1	1	0	1	0	0
Vada Pinson, L (1, 8) OBP: 0.371, SLG: 0.733	BB	HR			HR		G3		K	4	3	2	2	1	1	2
Frank Robinson, R (1, 9) OBP: 0.326, SLG: 0.375	2B	F8			1B		E5		IBB	4	1	2	3	1	0	0
Wally Post, R (1, 7) OBP: 0.413, SLG: 0.638	SF		F4		1B		F7		1B	4	1	2	2	0	0	0
Gordy Coleman, L (1, 3) OBP: 0.333, SLG: 0.400	F7		BB		F7			4-3		3	0	0	0	1	0	3
Johnny Edwards, L (1, 2) OBP: 0.323, SLG: 0.411	K		F7		4-3			F7		4	0	0	0	0	1	4
Cookie Rojas, R (1, 4) OBP: 0.256, SLG: 0.194	1B		1-3		F6			6-3		4	0	1	1	0	0	3
Bob Purkey, R (1, 1) OBP: 0.150, SLG: 0.105 Jim Brosnan, R (7, 1) Bill Henry, L (8, 1) Jerry Lynch, L (9, PH) OBP: 0.250, SLG: 0.579	F3			F9		K			4-3	3 0 0 1	0 0 0 0	0 0 0 0	0 0 0 0	0 0 0 0	1 0 0 0	1 0 0 0
Inning Stats	R: 5 E: 1 K: 1 S: 10 H: 4 LOB: 1 BB: 1 P: 14	R: 1 E: 0 K: 0 S: 4 H: 1 LOB: 0 BB: 0 P: 4	R: 0 E: 0 K: 0 S: 3 H: 0 LOB: 1 BB: 1 P: 7	R: 0 E: 0 K: 0 S: 3 H: 0 LOB: 0 BB: 0 P: 3	R: 1 E: 0 K: 0 S: 6 H: 3 LOB: 2 BB: 0 P: 6	R: 0 E: 0 K: 1 S: 5 H: 0 LOB: 0 BB: 0 P: 5	R: 0 E: 1 K: 0 S: 3 H: 0 LOB: 0 BB: 0 P: 3	R: 0 E: 0 K: 0 S: 3 H: 0 LOB: 0 BB: 0 P: 3	R: 1 E: 0 K: 1 S: 6 H: 2 LOB: 3 BB: 2 P: 14	1B: 6 2B: 2 3B: 0 HR: 2 SF: 1 SAC: 0 DP: 0 HBP: 0				WP: 0 PB: 0 SB: 3 CS: 0	PA: 41	

PITCHER		IP	WLS	BF	H	R	ER	SO	BB	IBB	HBP	BLK	WP	HR	S	P	ERA	WHIP
Ray Sadecki, L ERA: 9.64	(1, 1)	0.2		8	4	5	4	1	1	0	0	0	0	0	9	13	54.00	7.500
Ray Washburn, R ERA: 4.64	(1, 1)	4.1		18	4	2	2	0	1	0	0	0	0	2	17	21	4.15	1.154
Paul Toth, R ERA: 13.5	(6, 1)	1.0		3	0	0	0	1	0	0	0	0	0	0	5	5	0.00	0.000
John Anderson, R ERA: 1.42	(7, 1)	1.0		3	0	0	0	0	0	0	0	0	0	0	3	3	0.00	0.000
Lindy McDaniel, R ERA: 1.69	(8, 1)	1.2	L	9	2	1	1	1	1	1	0	0	0	0	9	17	5.40	1.800

PITCHER	IP	WLS	BF	H	R	ER	SO	BB	IBB	HBP	BLK	WP	HR	S	P	ERA	WHIP

BOTTOM

St. Louis Cardinals @ Cincinnati Reds

Crosley Field, Cincinnati, OH

Sat May 05 1962, 3:33 AM EDT

Att. 5,749 - Unknown

livebaseballscorecards.com

AB	36
R	8
H	10
RBI	8
BB	4
SO	3
LOB	13

St. Louis Cardinals @ Cincinnati Reds

Crosley Field, Cincinnati, OH

Sun May 06 1962, 3:33 AM EDT

Unknown

TOP

livebaseballscorecards.com

Batter	1	2	3	4	5	6	7	8	9	AB	R	H	RBI	BB	SO	LOB
Curt Flood, R (1, 8) OBP: 0.389, SLG: 0.567	F9		F9			K		1B	2B	5	1	2	0	0	1	0
Julian Javier, R (1, 4) OBP: 0.343, SLG: 0.392	F8			5-3		F2		BB	BB	3	1	0	0	2	0	0
Bill White, L (1, 3) OBP: 0.358, SLG: 0.474	F8			1B			FC4-6 1B	K	1B	5	0	3	1	0	1	3
Stan Musial, L (1, 9) OBP: 0.425, SLG: 0.517		G5-4-3 BB		F9			F8	SF9	F2	3	0	0	1	1	0	5
Ken Boyer, R (1, 5) OBP: 0.402, SLG: 0.611		G5-4-3 1-2f		5-3			FC4-6 1-2	1B 1-2 2-H	F8	5	0	2	1	0	0	5
Minnie Minoso, R (1, 7) OBP: 0.304, SLG: 0.327		1B			F8		FC4-6 BB 1-2f 2-3	1-3 2-H 1B		4	0	2	1	0	0	2
Carl Sawatski, L (1, 2) OBP: 0.471, SLG: 0.607		G3			G6-4-3 BB		FC6-4 BB 1-2	F9		1	0	0	0	2	0	1
Charlie James, R (8, PH) OBP: 0.263, SLG: 0.278										0	0	0	0	0	0	0
Doug Clemens, L (8, PH) OBP: 0.364, SLG: 0.278										1	0	0	0	0	0	2
Don Ferrarese, R (8, 1) OBP: 1.000, SLG: 1.000										0	0	0	0	0	0	0
Lindy McDaniel, R (8, 1)										0	0	0	0	0	0	0
Julio Gotay, R (1, 6) OBP: 0.360, SLG: 0.400			G3		G6-4-3 1-2f		FC6-4 1-2f		F9	2	0	0	0	0	0	1
Gene Oliver, R (7, PH) OBP: 0.381, SLG: 0.554										1	0	0	0	0	0	3
Alex Grammas, R (7, 6) OBP: 0.125, SLG: 0.125										1	0	0	0	0	0	0
Ernie Broglio, R (1, 1)			G3			K		BB 1B SF9	2B 1B	2	0	0	0	0	1	0
Red Schoendienst, S (8, PH) OBP: 0.500, SLG: 0.444										1	1	1	0	0	0	0
Jimmie Schaffer, R (8, 2) OBP: 0.500, SLG: 0.500										1	1	1	0	0	0	0

	AB	35
	R	4
	H	11
	RBI	4
	BB	5
	SO	3
	LOB	22

Inning Stats	1	2	3	4	5	6	7	8	9
	R: 0 E: 0 K: 0 S: 3	H: 0 LOB: 0 BB: 0 P: 3	R: 0 E: 0 K: 0 S: 3	H: 1 LOB: 1 BB: 1 P: 7	R: 0 E: 0 K: 0 S: 3	H: 0 LOB: 0 BB: 0 P: 3	R: 0 E: 0 K: 0 S: 4	H: 1 LOB: 1 BB: 0 P: 4	R: 0 E: 0 K: 0 S: 2	H: 0 LOB: 0 BB: 1 P: 6
	R: 0 E: 0 K: 2 S: 7	H: 0 LOB: 0 BB: 0 P: 7	R: 0 E: 0 K: 0 S: 5	H: 2 LOB: 3 BB: 1 P: 9	R: 3 E: 0 K: 1 S: 9	H: 4 LOB: 2 BB: 1 P: 13	R: 1 E: 0 K: 0 S: 6	H: 3 LOB: 3 BB: 1 P: 10	1B: 10 2B: 1 3B: 0 HR: 0	SF: 1 SAC: 0 DP: 2 HBP: 0

WP: 0 PB: 0 SB: 0 CS: 0 PA: 41

PITCHER		IP	WLS	BF	H	R	ER	SO	BB	IBB	HBP	BLK	WP	HR	S	P	ERA	WHIP
Joey Jay, R ERA: 4.36	(1, 1)	7.0		29	6	3	3	2	4	0	0	0	0	0	29	45	3.86	1.429
Bill Henry, L ERA: 2.45	(8, 1)	0.2		4	2	0	0	1	0	0	0	0	0	0	6	6	0.00	3.000
Dave Sisler, R ERA: 3.38	(8, 1)	1.1	W	8	3	1	1	0	1	0	0	0	0	0	7	11	6.75	3.000

PITCHER	IP	WLS	BF	H	R	ER	SO	BB	IBB	HBP	BLK	WP	HR	S	P	ERA	WHIP

Batter	1	2	3	4	5	6	7	8	9	AB	R	H	RBI	BB	SO	LOB
Don Blasingame, L (1, 4) OBP: 0.404, SLG: 0.295	0-0 1B WP 1B		0-0 F9 1B		0-0 ① 6-3		0-0 ① F9			4	1	2	0	0	0	0
Eddie Kasko, R (1, 5) OBP: 0.304, SLG: 0.371	0-0 3-1 WP 1-3 1B		0-0 ① F2		0-0 1B		0-0 ② 6-3			4	0	2	0	0	0	1
Vada Pinson, L (1, 8) OBP: 0.366, SLG: 0.710	B B B B 4-0 3-1 1-2 3-H BB		0-0 ② ③ F9 1-2		0-0 ② F8		0-0 ③ F7			3	0	0	0	1	0	2
Frank Robinson, R (1, 9) OBP: 0.333, SLG: 0.386	0-0 ① F7			H 1-0 1B 1B HBP	0-0 ③ F8			0-0 3-4 1B 2B		3	2	1	0	0	0	3
Gordy Coleman, L (1, 3) OBP: 0.340, SLG: 0.440	0-0 ② 3-1 1-2 2-3			0-0 1B 1-2 1B		0-0 HR		0-0 ① 3-4 2-3		4	1	2	1	0	0	3
Wally Post, R (1, 7) OBP: 0.417, SLG: 0.625	0-0 ③ F8			0-0 1-3 2-H 1B	S S S 0-3 ① K			I I I 4-0 PB 1B WP IBB		3	1	1	1	1	1	2
Johnny Edwards, L (1, 2) OBP: 0.333, SLG: 0.417		0-0 ① F9		0-0 ① F9		0-0 1B		0-0 WP PB 1-2 3-H 1B		4	0	2	1	0	0	2
Leo Cardenas, R (1, 6) OBP: 0.274, SLG: 0.348		0-0 ② F5		S S S 0-3 ② K		0-0 ② F6		S S S 0-3 ② ③ K 1-3 2-H		4	0	0	0	0	2	4
Joey Jay, S (1, 1) OBP: 0.188, SLG: 0.333 Bill Henry, L (8, 1) Dave Sisler, R (8, 1)		S S S 0-3 ③ K		S S S 0-3 ③ K		S S S 0-3 ③ K				3 0 0	0 0 0	0 0 0	0 0 0	0 0 0	3 0 0	3 0 0
Inning Stats	R: 1 E: 0 K: 0 S: 5 H: 2 LOB: 2 BB: 1 P: 9	R: 0 E: 0 K: 1 S: 5 H: 0 LOB: 0 BB: 0 P: 5	R: 0 E: 0 K: 0 S: 3 H: 1 LOB: 1 BB: 0 P: 3	R: 1 E: 0 K: 2 S: 9 H: 2 LOB: 2 BB: 0 P: 10	R: 0 E: 0 K: 0 S: 4 H: 1 LOB: 1 BB: 0 P: 4	R: 1 E: 0 K: 2 S: 9 H: 2 LOB: 1 BB: 0 P: 9	R: 0 E: 0 K: 0 S: 3 H: 0 LOB: 0 BB: 0 P: 3	R: 2 E: 0 K: 1 S: 6 H: 2 LOB: 0 BB: 1 P: 10		1B: 8 2B: 1 3B: 0 HR: 1	SF: 0 SAC: 0 DP: 0 HBP: 1					

PITCHER		IP	WLS	BF	H	R	ER	SO	BB	IBB	HBP	BLK	WP	HR	S	P	ERA	WHIP
Ernie Broglio, R ERA: 3.1	(1, 1)	7.0		30	8	3	3	5	1	0	1	0	1	1	38	43	3.86	1.286
Don Ferrarese, L ERA: 7.0	(8, 1)	0.1	L	4	2	2	1	0	0	1	0	0	0	0	3	7	27.00	6.000
Lindy McDaniel, R ERA: 1.62	(8, 1)	0.2		1	0	0	0	1	0	0	0	0	1	0	3	3	0.00	0.000

PITCHER	IP	WLS	BF	H	R	ER	SO	BB	IBB	HBP	BLK	WP	HR	S	P	ERA	WHIP

BOTTOM

St. Louis Cardinals @ Cincinnati Reds

Crosley Field, Cincinnati, OH

Sun May 06 1962, 3:33 AM EDT

Unknown

livebaseballscorecards.com

AB	32
R	5
H	10
RBI	3
BB	2
SO	6
LOB	20

WP: 2 PB: 1 SB: 0 CS: 0 PA: 35

Batter	1	2	3	4	5	6	7	8	9	AB	R	H	RBI	BB	SO	LOB
Curt Flood, R (1, 8) OBP: 0.374, SLG: 0.543	1-3		6-3		6-3			F6		4	0	0	0	0	0	1
Julian Javier, R (1, 4) OBP: 0.339, SLG: 0.386	1-3		F8			F9			WP BB HR 1B	4	1	1	0	0	0	0
Bill White, L (1, 3) OBP: 0.354, SLG: 0.459	F9			F8		F9			BBBB 1-3 HR BB	3	1	0	0	1	0	0
Stan Musial, L (1, 9) OBP: 0.442, SLG: 0.578 Don Landrum, L (9, 9) OBP: 0.438, SLG: 0.370		SH3 BB 1B		FC6-4 1B		F5			1-H 3-H HR	4 0	1 0	3 0	3 0	0 0	0 0	0 0
Ken Boyer, R (1, 5) OBP: 0.396, SLG: 0.591		BBBB 1-2 SH3 BB		F9			F9		6-3	3	0	0	0	1	0	1
Minnie Minoso, R (1, 7) OBP: 0.288, SLG: 0.309		SH3 1-2 2-3		FC6-4 1-2f			SSS K		6-3	3	0	0	0	0	1	1
Gene Oliver, R (1, 2) OBP: 0.358, SLG: 0.517		SSS K			F7		F3		F2	4	0	0	0	0	1	2
Julio Gotay, R (1, 6) OBP: 0.359, SLG: 0.397		F2			SH1-3 1B			F6		3	0	1	0	0	0	2
Bob Gibson, R (1, 1) OBP: 0.200, SLG: 0.111			F8		SH1-3 1-2			SSS K		2	0	0	0	0	1	0
Inning Stats	R: 0 E: 0 K: 0 S: 3 H: 0 LOB: 0 BB: 0 P: 3	R: 0 E: 0 K: 1 S: 6 H: 1 LOB: 2 BB: 1 P: 10	R: 0 E: 0 K: 0 S: 3 H: 0 LOB: 0 BB: 0 P: 3	R: 0 E: 0 K: 0 S: 4 H: 1 LOB: 1 BB: 0 P: 4	R: 0 E: 0 K: 0 S: 4 H: 1 LOB: 1 BB: 0 P: 4	R: 0 E: 0 K: 0 S: 3 H: 0 LOB: 0 BB: 0 P: 3	R: 0 E: 0 K: 1 S: 5 H: 0 LOB: 0 BB: 0 P: 5	R: 0 E: 0 K: 1 S: 5 H: 0 LOB: 0 BB: 0 P: 5	R: 3 E: 0 K: 0 S: 5 H: 2 LOB: 0 BB: 1 P: 9	1B: 4 2B: 0 3B: 0 HR: 1	SF: 0 SAC: 2 DP: 0 HBP: 0						

TOP

St. Louis Cardinals @ Cincinnati Reds

Crosley Field, Cincinnati, OH

Sun May 06 1962, 3:38 AM EDT

Att. 19,823 - Unknown

livebaseballscorecards.com

AB	30
R	3
H	5
RBI	3
BB	2
SO	3
LOB	7

WP: 1 PB: 0 SB: 0 CS: 0 PA: 34

PITCHER	IP	WLS	BF	H	R	ER	SO	BB	IBB	HBP	BLK	WP	HR	S	P	ERA	WHIP
Moe Drabowsky, R (1, 1) ERA: 6.35	9.0	L	34	5	3	3	3	2	0	0	0	1	1	38	46	3.00	0.778

PITCHER	IP	WLS	BF	H	R	ER	SO	BB	IBB	HBP	BLK	WP	HR	S	P	ERA	WHIP

BOTTOM

St. Louis Cardinals @ Cincinnati Reds

Crosley Field, Cincinnati, OH

Sun May 06 1962, 3:38 AM EDT

Att. 19,823 - Unknown

livebaseballscorecards.com

Batter	1	2	3	4	5	6	7	8	9	AB	R	H	RBI	BB	SO	LOB
Don Blasingame, L (1, 4) OBP: 0.410, SLG: 0.298	BBBB 4-0 BB		x 0-0 1B		x 0-0 ② 1-3			x 0-0 ② F8		3	0	1	0	1	0	0
Eddie Kasko, R (1, 5) OBP: 0.292, SLG: 0.356	x 0-0 ① F9		SSS 0-3 ③ K		x 0-0 ③ F8			x 0-0 ③ 6-3		4	0	0	0	0	1	2
Vada Pinson, L (1, 8) OBP: 0.362, SLG: 0.691	SSS 0-3 ② K			SSS 0-3 ① K		x 0-0 ① 1-3			x 0-0 ① G6-4-3 1B	4	0	1	0	0	2	1
Frank Robinson, R (1, 9) OBP: 0.320, SLG: 0.368	x 0-0 ③ F8			x 0-0 ② F3		x 0-0 ② 1-3			x 0-0 ① F7	4	0	0	0	0	0	2
Gordy Coleman, L (1, 3) OBP: 0.337, SLG: 0.432		x 0-0 ① 6-3		x 0-0 1B 1B 1B		SSS 0-3 ③ K			x 0-0 ②③ G6-4-3 1-2f	4	0	1	0	0	1	1
Wally Post, R (1, 7) OBP: 0.414, SLG: 0.613		SSS 0-3 ② K		x 0-0 1B 1-2 1B			x 0-0 ① 4-3			3	0	1	0	0	1	0
Johnny Edwards, L (1, 2) OBP: 0.333, SLG: 0.413		x 0-0 ③ F7		x 0-0 1B 1-2 2-3			x 0-0 ② F5			3	0	1	0	0	0	0
Leo Cardenas, R (1, 6) OBP: 0.263, SLG: 0.333			x 0-0 ① 1-3	x 0-0 ③ F6			x 0-0 ③ F5			3	0	0	0	0	0	3
Moe Drabowsky, R (1, 1)			SSS 0-3 ② K		SSS 0-3 ① K			SSS 0-3 ① K		3	0	0	0	0	3	0

	AB	31
	R	0
	H	5
	RBI	0
	BB	1
	SO	8
	LOB	9

Inning Stats																																		
	R: 0	H: 0		R: 0	H: 0		R: 0	H: 1		R: 0	H: 3		R: 0	H: 0		R: 0	H: 0		R: 0	H: 0		R: 0	H: 1		1B: 5	SF: 0		WP: 0	PA: 32					
	E: 0	LOB: 1		E: 0	LOB: 0		E: 0	LOB: 1		E: 0	LOB: 3		E: 0	LOB: 0		E: 0	LOB: 0		E: 0	LOB: 0		E: 0	LOB: 0		2B: 0	SAC: 0		PB: 0						
	K: 1	BB: 1		K: 1	BB: 0		K: 2	BB: 0		K: 1	BB: 0		K: 1	BB: 0		K: 1	BB: 0		K: 0	BB: 0		K: 0	BB: 0		3B: 0	DP: 1		SB: 0						
	S: 5	P: 9		S: 5	P: 5		S: 8	P: 8		S: 8	P: 8		S: 5	P: 5		S: 5	P: 5		S: 3	P: 3		S: 5	P: 5		HR: 0	HBP: 0		CS: 0						

PITCHER	IP	WLS	BF	H	R	ER	SO	BB	IBB	HBP	BLK	WP	HR	S	P	ERA	WHIP
Bob Gibson, R (1, 1) ERA: 3.28	9.0	W	32	5	0	0	8	1	0	0	0	0	0	47	51	0.00	0.667

PITCHER	IP	WLS	BF	H	R	ER	SO	BB	IBB	HBP	BLK	WP	HR	S	P	ERA	WHIP

Batter	1	2	3	4	5	6	7	8	9	AB	R	H	RBI	BB	SO	LOB
Harvey Kuenn, R (1, 7) OBP: 0.459, SLG: 0.508 Tom Haller, L (8, 2) OBP: 0.455, SLG: 0.833	0-0 1B 2B 1B		BBBB 4-0 FC5 1B BB		x 0-0 ② 1-3		x 0-0 ② 6-3		SSS 0-3 ② K	3	1	1	0	1	0	1
										1	0	0	0	0	1	0
Chuck Hiller, L (1, 4) OBP: 0.342, SLG: 0.342	0-0 1-3 2B 1B		0-0 1-2 1B		x 0-0 ③ F8		x 0-0 ③ 6-3		x 0-0 ③ F8	5	1	2	0	0	0	1
Willie Mays, R (1, 8) OBP: 0.429, SLG: 0.670	0-0 ① F3		0-0 ① F9			BBBB 4-0 FC4-6 BB		0-0 ① F9		3	0	0	0	1	0	4
Orlando Cepeda, R (1, 3) OBP: 0.378, SLG: 0.619	0-0 1-H 3-H 2B		0-0 ② F8			0-0 ① FC4-6 1B 1-2f		0-0 2B 2B		4	1	2	2	0	0	3
Felipe Alou, R (1, 9) OBP: 0.385, SLG: 0.523	0-0 ② 5-3		0-0 ③ FC5 2-3f			0-0 1-2 1B		0-0 2-H 1B 2B		4	1	2	1	0	0	3
Ed Bailey, L (1, 2) OBP: 0.422, SLG: 0.643 Manny Mota, R (8, PR) OBP: 0.361, SLG: 0.333 (8, 7)	SSS 0-3 ③ K			0-0 ① F4		SSS 0-3 ② K		0-0 2-H BLK 1B		4	0	1	1	0	2	3
				0-3 ② K		0-0 ③ F9		0-0 ② F8 1-2		0	0	0	0	0	0	0
Jose Pagan, R (1, 6) OBP: 0.324, SLG: 0.422		0-0 ① 6-3								4	0	0	0	0	1	3
Jim Davenport, R (1, 5) OBP: 0.379, SLG: 0.465		SSS 0-3 ② K		0-0 ③ 6-3			x 0-0 SH3-4 1B	0-0 ③ 4-3		4	0	1	0	0	1	2
Juan Marichal, R (1, 1) OBP: 0.263, SLG: 0.235		SSS 0-3 ③ K			x 0-0 ① F4		x 0-0 ① SH3-4 1-2		x 0-0 ① F3	3	0	0	0	0	1	0
Inning Stats	R: 2 E: 0 K: 1 S: 8 H: 3 LOB: 1 BB: 0 P: 8	R: 0 E: 0 K: 2 S: 7 H: 0 LOB: 0 BB: 0 P: 7	R: 0 E: 0 K: 0 S: 4 H: 1 LOB: 2 BB: 1 P: 8	R: 0 E: 0 K: 1 S: 5 H: 0 LOB: 0 BB: 0 P: 5	R: 0 E: 0 K: 0 S: 3 H: 0 LOB: 0 BB: 0 P: 3	R: 0 E: 0 K: 1 S: 6 H: 1 LOB: 2 BB: 1 P: 10	R: 0 E: 0 K: 0 S: 4 H: 1 LOB: 1 BB: 0 P: 4	R: 2 E: 0 K: 0 S: 6 H: 3 LOB: 2 BB: 0 P: 6	R: 0 E: 0 K: 1 S: 5 H: 0 LOB: 0 BB: 0 P: 5	1B: 6 2B: 3 3B: 0 HR: 0	SF: 0 SAC: 1 DP: 0 HBP: 0						

TOP

San Francisco Giants @ St. Louis Cardinals
Sportsman's Park, St. Louis, MO
Tue May 08 1962, 8:05 PM EDT
Att. 14,618 - Unknown - 71 F

livebaseballscorecards.com

	AB	35
	R	4
	H	9
	RBI	4
	BB	2
	SO	6
	LOB	20

	WP: 0	PA: 38
	PB: 0	
	SB: 0	
	CS: 0	

PITCHER		IP	WLS	BF	H	R	ER	SO	BB	IBB	HBP	BLK	WP	HR	S	P	ERA	WHIP
Larry Jackson, R ERA: 3.86	(1, 1)	7.1	L	33	9	4	4	5	2	0	0	0	0	0	41	49	4.91	1.500
Ed Bauta, R ERA:	(8, 1)	1.2		5	0	0	0	1	0	0	0	1	0	0	7	7	0.00	0.000

PITCHER	IP	WLS	BF	H	R	ER	SO	BB	IBB	HBP	BLK	WP	HR	S	P	ERA	WHIP

Batter	1	2	3	4	5	6	7	8	9	AB	R	H	RBI	BB	SO	LOB
Curt Flood, R (1, 8) OBP: 0.356, SLG: 0.520	6-3		5-3		SF7 1-2 3-H		F2		K	4	0	0	1	0	1	1
Julian Javier, R (1, 4) OBP: 0.336, SLG: 0.375	6-3		1-3			6-3		BB FC6-5-4 BLK		3	0	0	0	1	0	0
Bill White, L (1, 3) OBP: 0.350, SLG: 0.446	BB BB			F6		F8		F7 1-2		3	0	0	0	1	0	1
Stan Musial, L (1, 9) OBP: 0.457, SLG: 0.642	BB 1-2 BB			PB 2B		HR		F5		3	1	2	1	1	0	1
Ken Boyer, R (1, 5) OBP: 0.391, SLG: 0.588	K			F8		2B		FC6-5-4 2-3		4	0	1	0	0	1	4
Minnie Minoso, R (1, 7) OBP: 0.286, SLG: 0.293		F9		F2 2-3		BB			5-3	3	0	0	0	1	0	1
Carl Sawatski, L (1, 2) OBP: 0.447, SLG: 0.656		F3			G3	F6			HR	4	1	1	1	0	0	2
Julio Gotay, R (1, 6) OBP: 0.358, SLG: 0.387 Doug Clemens, L (9, PH) OBP: 0.391, SLG: 0.316		F9			E S SF7 BB		F8		1B	2 1	1 0	0 1	0 0	1 0	0 0	0 0
Larry Jackson, R (1, 1) OBP: 0.300, SLG: 0.176 Ed Bauta, R (8, 1) OBP: 0.333, SLG: 0.333 Red Schoendienst, S (9, PH) OBP: 0.455, SLG: 0.400			F8		SF7 1-3 BB		F8		F7	2 0 1	0 0 0	0 0 0	0 0 0	1 0 0	0 0 0	0 0 1
Inning Stats	R: 0 E: 0 K: 1 S: 5 H: 0 LOB: 2 BB: 2 P: 13	R: 0 E: 0 K: 0 S: 3 H: 0 LOB: 0 BB: 0 P: 3	R: 0 E: 0 K: 0 S: 3 H: 0 LOB: 0 BB: 0 P: 3	R: 0 E: 0 K: 0 S: 4 H: 1 LOB: 1 BB: 0 P: 4	R: 1 E: 0 K: 0 S: 2 H: 0 LOB: 1 BB: 2 P: 10	R: 1 E: 0 K: 0 S: 5 H: 2 LOB: 2 BB: 1 P: 9	R: 0 E: 0 K: 0 S: 3 H: 0 LOB: 0 BB: 0 P: 3	R: 0 E: 0 K: 0 S: 3 H: 0 LOB: 1 BB: 1 P: 7	R: 1 E: 0 K: 1 S: 7 H: 2 LOB: 1 BB: 0 P: 7	1B: 1 2B: 2 3B: 0 HR: 2	SF: 1 SAC: 0 DP: 0 HBP: 0					

PITCHER	IP	WLS	BF	H	R	ER	SO	BB	IBB	HBP	BLK	WP	HR	S	P	ERA	WHIP
Juan Marichal, R (1, 1) ERA: 2.91	9.0	W	37	5	3	2	2	6	0	0	1	0	2	35	59	2.00	1.222

PITCHER	IP	WLS	BF	H	R	ER	SO	BB	IBB	HBP	BLK	WP	HR	S	P	ERA	WHIP

BOTTOM

San Francisco Giants @ St. Louis Cardinals

Sportsman's Park, St. Louis, MO

Tue May 08 1962, 8:05 PM EDT

Att. 14,618 - Unknown - 71 F

livebaseballscorecards.com

AB	30
R	3
H	5
RBI	3
BB	6
SO	2
LOB	11

1B: 1	SF: 1	WP: 0	PA: 37
2B: 2	SAC: 0	PB: 1	
3B: 0	DP: 0	SB: 1	
HR: 2	HBP: 0	CS: 0	

Batter	1	2	3	4	5	6	7	8	9	AB	R	H	RBI	BB	SO	LOB
Harvey Kuenn, R (1, 7) OBP: 0.436, SLG: 0.478	4-3		F7		4-3 1-2			4-3		4	0	0	0	0	0	2
Chuck Hiller, L (1, 4) OBP: 0.339, SLG: 0.339	1B		G4-6-3 1-2f			G3		G3		4	0	1	0	0	0	1
Willie Mays, R (1, 8) OBP: 0.423, SLG: 0.653	F8			K		F9		1B		4	0	1	0	0	1	1
Orlando Cepeda, R (1, 3) OBP: 0.374, SLG: 0.633	F2			HR		K		K		4	1	1	1	0	2	2
Felipe Alou, R (1, 9) OBP: 0.380, SLG: 0.522		FC1-5 2B		F8			F5		F9	4	0	1	0	0	0	0
Tom Haller, L (1, 2) OBP: 0.417, SLG: 0.750		FC1-5 1B 2-3		K			HR		F8	2	0	0	0	0	1	1
Jim Duffalo, R (4, 1)										0	0	0	0	0	0	0
Mike McCormick, L (5, 1) OBP: 0.500, SLG: 2.000										1	1	1	1	0	0	0
Bob Nieman, R (9, PH)										1	0	0	0	0	0	0
Jose Pagan, R (1, 6) OBP: 0.321, SLG: 0.415		G6-4-3 1B 1-2			5-3		F8		F6	4	0	1	0	0	0	0
Jim Davenport, R (1, 5) OBP: 0.388, SLG: 0.506		G6-4-3 1-2f			FC4-6 1B		HR			3	1	2	1	0	0	2
Jack Sanford, R (1, 1) OBP: 0.188, SLG: 0.200			G4-6-3 1B		FC4-6 PB 1-2f		4-3			1	0	1	0	0	0	0
Ed Bailey, L (4, 2) OBP: 0.413, SLG: 0.625										2	0	0	0	0	0	1
Inning Stats	R: 0 E: 0 K: 0 S: 4 H: 1 LOB: 1 BB: 0 P: 4	R: 0 E: 0 K: 0 S: 4 H: 2 LOB: 1 BB: 0 P: 4	R: 0 E: 0 K: 0 S: 3 H: 1 LOB: 0 BB: 0 P: 3	R: 1 E: 0 K: 2 S: 8 H: 1 LOB: 0 BB: 0 P: 8	R: 0 E: 0 K: 0 S: 4 H: 1 LOB: 1 BB: 0 P: 4	R: 0 E: 0 K: 1 S: 5 H: 0 LOB: 0 BB: 0 P: 5	R: 2 E: 0 K: 0 S: 5 H: 2 LOB: 0 BB: 0 P: 5	R: 0 E: 0 K: 1 S: 6 H: 1 LOB: 1 BB: 0 P: 6	R: 0 E: 0 K: 0 S: 3 H: 0 LOB: 0 BB: 0 P: 3	1B: 5 2B: 1 3B: 0 HR: 3 SF: 0 SAC: 0 DP: 2 HBP: 0						

PITCHER	IP	WLS	BF	H	R	ER	SO	BB	IBB	HBP	BLK	WP	HR	S	P	ERA	WHIP
Curt Simmons, L (1, 1) ERA: 1.6	9.0	W	34	9	3	3	4	0	0	0	0	0	3	42	42	3.00	1.000

PITCHER	IP	WLS	BF	H	R	ER	SO	BB	IBB	HBP	BLK	WP	HR	S	P	ERA	WHIP

TOP

San Francisco Giants @ St. Louis Cardinals
Sportsman's Park, St. Louis, MO
Wed May 09 1962, 8:05 PM EDT
Att. 12,421 - Unknown - 65 F

livebaseballscorecards.com

AB	34
R	3
H	9
RBI	3
BB	0
SO	4
LOB	10

WP: 0	PA: 34
PB: 1	
SB: 0	
CS: 0	

Batter	1	2	3	4	5	6	7	8	9	AB	R	H	RBI	BB	SO	LOB
Curt Flood, R (1, 8) OBP: 0.367, SLG: 0.544	4-3 3B	1-3		K		WP 2-H 1B		1B		5	1	3	1	0	1	1
Julian Javier, R (1, 4) OBP: 0.322, SLG: 0.358	4-3 3-H		K	F9		F7		F5		5	0	0	1	0	1	3
Bill White, L (1, 3) OBP: 0.364, SLG: 0.447	4-3		1B 1B		G4-3 E 1B BB	S 1-3 BB				2	1	1	0	2	0	0
Stan Musial, L (1, 9) OBP: 0.459, SLG: 0.634	WP BB 1B 1B		G4-3 1-3 1B		E4 G4-3 1-2	F9 1-2				4	1	2	0	0	0	3
Ken Boyer, R (1, 5) OBP: 0.386, SLG: 0.570	WP 1-2 1B BB		G4-3 1-2f		G4-3 1-2f 2-3		F8			3	1	0	0	1	0	4
Carl Sawatski, L (1, 2) OBP: 0.476, SLG: 0.750 Jimmie Schaffer, R (8, 2) OBP: 0.500, SLG: 0.500	1-H 2-H 1B			HR	3-H 1B		F9			4 0	1 0	3 0	4 0	0 0	0 0	0 0
Minnie Minoso, R (1, 7) OBP: 0.269, SLG: 0.274	K			F7	F8		K			4	0	0	0	0	2	2
Julio Gotay, R (1, 6) OBP: 0.365, SLG: 0.392		F8		S 2B 1B		SH1-4 1B 1B		5-3		4	2	2	0	0	0	0
Curt Simmons, L (1, 1) OBP: 0.474, SLG: 0.438		5-3		1-H 2B		SH1-4 1-2		4-3		3	0	1	1	0	0	0
Inning Stats	R: 3 E: 0 K: 1 S: 8 H: 3 LOB: 1 BB: 1 P: 12	R: 0 E: 0 K: 0 S: 3 H: 0 LOB: 0 BB: 0 P: 3	R: 0 E: 0 K: 1 S: 6 H: 2 LOB: 1 BB: 0 P: 6	R: 2 E: 0 K: 1 S: 8 H: 3 LOB: 1 BB: 0 P: 8	R: 1 E: 1 K: 0 S: 4 H: 1 LOB: 1 BB: 1 P: 8	R: 1 E: 0 K: 0 S: 5 H: 2 LOB: 2 BB: 1 P: 9	R: 0 E: 0 K: 1 S: 5 H: 0 LOB: 0 BB: 0 P: 5	R: 0 E: 0 K: 0 S: 4 H: 1 LOB: 1 BB: 0 P: 4		1B: 9 2B: 1 3B: 1 HR: 1 SF: 0 SAC: 1 DP: 2 HBP: 0						

PITCHER	IP	WLS	BF	H	R	ER	SO	BB	IBB	HBP	BLK	WP	HR	S	P	ERA	WHIP
Jack Sanford, R (1, 1) ERA: 4.58	3.1	L	17	7	5	5	2	1	0	0	0	1	1	20	24	13.50	2.400
Jim Duffalo, R (4, 1) ERA: 2.51	0.2		3	1	0	0	1	0	0	0	0	0	0	5	5	0.00	1.500
Mike McCormick, L (5, 1) ERA: 8.53	4.0		18	4	2	1	1	2	0	0	0	1	0	18	26	2.25	1.500

PITCHER	IP	WLS	BF	H	R	ER	SO	BB	IBB	HBP	BLK	WP	HR	S	P	ERA	WHIP

BOTTOM

San Francisco Giants @ St. Louis Cardinals

Sportsman's Park, St. Louis, MO

Wed May 09 1962, 8:05 PM EDT

Att. 12,421 - Unknown - 65 F

livebaseballscorecards.com

AB	34
R	7
H	12
RBI	7
BB	3
SO	4
LOB	13

WP: 3 PA: 38
PB: 0
SB: 2
CS: 0

Batter	1	2	3	4	5	6	7	8	9	AB	R	H	RBI	BB	SO	LOB
Chuck Hiller, L (1, 4) OBP: 0.349, SLG: 0.345	F7		1-6-3		HR HBP		S BB 1B		1-2 2-H 1B	4	1	2	1	0	0	1
Willie Mays, R (1, 8) OBP: 0.414, SLG: 0.629	F8			F3	F4		BBBB 1-2 BB		F9	4	0	0	0	1	0	4
Willie McCovey, L (1, 9) OBP: 0.529, SLG: 1.000	3-1			2B 2B 1B	1-H 2-H HR		SSS 0-3 K 2-3		G5-3 2-3f	3	2	2	3	0	0	0
Manny Mota, R (7, PH) OBP: 0.342, SLG: 0.314 (7, 7)										2	0	0	0	0	1	4
Orlando Cepeda, R (1, 3) OBP: 0.378, SLG: 0.637		G4-6-3 1B		1-3 2B 2B	1-3		F7			4	1	2	0	0	0	2
Felipe Alou, R (1, 7) OBP: 0.376, SLG: 0.521 (7, 9)		SSS K		4-3 2-H 3-H 2B		6-3		SSS K		4	0	1	2	0	2	1
Ed Bailey, L (1, 2) OBP: 0.406, SLG: 0.600		G4-6-3 1-2f		4-3 2-3		BBBB 4-0 S BB		SSS K		3	0	0	0	1	1	2
Jose Pagan, R (1, 6) OBP: 0.319, SLG: 0.409			F8	6-3		SSS K 1-2		CS 1B		4	0	1	0	0	1	2
Jim Davenport, R (1, 5) OBP: 0.392, SLG: 0.500			BBBB SH5-4 BB		F9	F8		CS 1-2	1B 1B 1B	3	1	1	0	1	0	1
Billy O'Dell, S (1, 1) OBP: 0.250, SLG: 0.167			SH5-4 1-2		E7 HR 1B		SSS K		G5-3 1-2 1B	3	1	2	0	0	1	0
Inning Stats	R: 0 E: 0 K: 0 S: 3 H: 0 LOB: 0 BB: 0 P: 3	R: 0 E: 0 K: 1 S: 5 H: 1 LOB: 0 BB: 0 P: 5	R: 0 E: 0 K: 0 S: 3 H: 0 LOB: 0 BB: 1 P: 7	R: 2 E: 0 K: 0 S: 6 H: 3 LOB: 1 BB: 0 P: 6	R: 3 E: 1 K: 0 S: 5 H: 2 LOB: 0 BB: 0 P: 6	R: 0 E: 0 K: 1 S: 5 H: 0 LOB: 1 BB: 1 P: 9	R: 0 E: 0 K: 2 S: 8 H: 1 LOB: 2 BB: 1 P: 12	R: 0 E: 0 K: 2 S: 7 H: 1 LOB: 0 BB: 0 P: 7	R: 1 E: 0 K: 0 S: 5 H: 3 LOB: 1 BB: 0 P: 5	1B: 8 2B: 2 3B: 0 HR: 1 SF: 0 SAC: 1 DP: 2 HBP: 1						

TOP

San Francisco Giants @ St. Louis Cardinals
Sportsman's Park, St. Louis, MO
Thu May 10 1962, 8:05 PM EDT
Att. 15,567 - Unknown - 85 F

livebaseballscorecards.com

AB	34
R	6
H	11
RBI	6
BB	3
SO	6
LOB	17

WP: 0 PB: 0 SB: 2 CS: 1 PA: 40

PITCHER		IP	WLS	BF	H	R	ER	SO	BB	IBB	HBP	BLK	WP	HR	S	P	ERA	WHIP
Bob Gibson, R ERA: 4.02	(1, 1)	4.2	L	21	6	5	5	1	1	0	1	0	0	1	21	26	9.64	1.500
Ray Washburn, R ERA: 4.46	(5, 1)	1.1		5	0	0	0	1	1	0	0	0	0	0	6	10	0.00	0.750
Bobby Shantz, L ERA: 1.19	(7, 1)	2.0		8	2	0	0	4	1	0	0	0	0	0	15	19	0.00	1.500
Lindy McDaniel, R ERA: 2.04	(9, 1)	1.0		5	3	1	1	0	0	0	0	0	0	0	5	5	9.00	3.000

PITCHER		IP	WLS	BF	H	R	ER	SO	BB	IBB	HBP	BLK	WP	HR	S	P	ERA	WHIP

Batter	1	2	3	4	5	6	7	8	9	AB	R	H	RBI	BB	SO	LOB
Curt Flood, R (1, 8) OBP: 0.372, SLG: 0.538	E4 G4-6-3		K			FC4 1B 1-2		BB		3	0	1	0	1	1	1
Julian Javier, R (1, 4) OBP: 0.312, SLG: 0.345	G4-6-3 1-2f		5-3			F4		F8		4	0	0	0	0	0	5
Ken Boyer, R (1, 5) OBP: 0.381, SLG: 0.558	S 1B			F9		FC4 1-2f 2-3			K	4	0	1	0	0	1	2
Stan Musial, L (1, 9) OBP: 0.438, SLG: 0.600	K 1-2			F3		5-3				4	0	0	0	0	1	3
Gene Oliver, R (1, 2) OBP: 0.343, SLG: 0.492		F9		F8			F7			3	0	0	0	0	0	0
Minnie Minoso, R (1, 7) OBP: 0.257, SLG: 0.262		F4			F7		F9			3	0	0	0	0	0	0
Bill White, L (1, 3) OBP: 0.355, SLG: 0.434		K			F8		4-3			3	0	0	0	0	1	0
Julio Gotay, R (1, 6) OBP: 0.352, SLG: 0.378			K		F8			K		3	0	0	0	0	2	0
Bob Gibson, R (1, 1) OBP: 0.273, SLG: 0.200 Ray Washburn, R (5, 1) OBP: 0.267, SLG: 0.214 Charlie James, R (6, PH) OBP: 0.300, SLG: 0.316 Bobby Shantz, R (7, 1) OBP: 0.417, SLG: 0.364 Red Schoendienst, S (8, PH) Lindy McDaniel, R (9, 1)			1B			FC4 1B		K2-3		1 0 1 0 1 0	0 0 0 0 0 0	1 0 1 0 0 0	0 0 0 0 0 0	0 0 0 0 1 0	0 0 0 0 0 0	0 0 0 0 0 0
Inning Stats	R: 0 E: 1 K: 1 S: 6 H: 1 LOB: 1 BB: 0 P: 6	R: 0 E: 0 K: 1 S: 5 H: 0 LOB: 0 BB: 0 P: 5	R: 0 E: 0 K: 2 S: 8 H: 1 LOB: 1 BB: 0 P: 8	R: 0 E: 0 K: 0 S: 3 H: 0 LOB: 0 BB: 0 P: 3	R: 0 E: 0 K: 0 S: 3 H: 0 LOB: 0 BB: 0 P: 3	R: 0 E: 0 K: 0 S: 5 H: 2 LOB: 2 BB: 0 P: 5	R: 0 E: 0 K: 0 S: 3 H: 0 LOB: 0 BB: 0 P: 3	R: 0 E: 0 K: 2 S: 7 H: 0 LOB: 1 BB: 1 P: 11	R: 0 E: 0 K: 1 S: 4 H: 0 LOB: 0 BB: 0 P: 4	1B: 4 2B: 0 3B: 0 HR: 0	SF: 0 SAC: 0 DP: 1 HBP: 0					

PITCHER	IP	WLS	BF	H	R	ER	SO	BB	IBB	HBP	BLK	WP	HR	S	P	ERA	WHIP
Billy O'Dell, L (1, 1) ERA: 3.29	8.2	W	31	4	0	0	7	1	0	0	0	0	0	44	48	0.00	0.577

PITCHER	IP	WLS	BF	H	R	ER	SO	BB	IBB	HBP	BLK	WP	HR	S	P	ERA	WHIP

BOTTOM

San Francisco Giants @ St. Louis Cardinals

Sportsman's Park, St. Louis, MO

Thu May 10 1962, 8:05 PM EDT

Att. 15,567 - Unknown - 85 F

livebaseballscorecards.com

AB	30
R	0
H	4
RBI	0
BB	1
SO	7
LOB	11

1B: 4	SF: 0	WP: 0	PA: 31
2B: 0	SAC: 0	PB: 0	
3B: 0	DP: 1	SB: 1	
HR: 0	HBP: 0	CS: 0	

Los Angeles Dodgers @ St. Louis Cardinals

Sportsman's Park, St. Louis, MO

Fri May 11 1962, 8:05 PM EDT

Att. 14,306 - Unknown

TOP

livebaseballscorecards.com

Batter	1	2	3	4	5	6	7	8	9	AB	R	H	RBI	BB	SO	LOB
Maury Wills, S (1, 6) OBP: 0.292, SLG: 0.285	BBCBBB 4-1 G5-4-3 BB		FBX 1-1 E5 1B		SFX 0-2 F8 5-3 1B	PBX 2-0 S S 3-H 1B	CX 0-1 G5-4-3 1-2f			4	0	3	1	1	0	2
Jim Gilliam, S (1, 5) OBP: 0.326, SLG: 0.316	CBBX 2-1 G5-4-3 1-2f		BX 1-0 FC5-4 1B		BX 1-0 5-3 1-2	BFFBBB 4-2 S 1-2 BB		BCX 1-1 F8		4	0	1	0	1	0	2
Willie Davis, L (1, 8) OBP: 0.411, SLG: 0.570	CBH 2-1 FC6-4 HBP		BX 1-0 FC5-4 1-2f		BBCX 2-1 F8 2-3	BFFFFX 1-2 F4 1-2 2-3		FBBFFX 2-2 1-3		0	0	0	0	0	0	0
Lee Walls, R (3, PH) OBP: 0.379, SLG: 0.360 (3, 7)										4	0	0	0	0	0	5
Tommy Davis, R (1, 7) OBP: 0.333, SLG: 0.574 (3, 8)	X 0-0 FC6-4 1-2f			BX 1-0 4-3	BSBSSX 2-2 6-3	BBBBCFX 3-2 5-3		SBX 1-1 6-3		5	0	0	0	0	0	4
Frank Howard, R (1, 9) OBP: 0.318, SLG: 0.465		CSS 0-3 K		SBBSS 2-3 K		X 0-0 BB 1B 3B 1B	X 0-0 1B 1B 1B 1B		FCBFX 1-2 1B	5	2	3	0	0	2	0
Wally Moon, L (1, 3) OBP: 0.389, SLG: 0.372 Tim Harkness, L (9, 3) OBP: 0.357, SLG: 0.440		CFBBBB 4-2 1B SF8 BB		X 0-0 1B 2B	X 0-0 F9	BBSLFX 2-2 1B 1-2 1B			BCBCBB 4-2 G1-6-3 BB	3	3	2	0	2	0	1
										0	0	0	0	0	0	0
John Roseboro, L (1, 2) OBP: 0.449, SLG: 0.491		BBX 2-0 SF8 CS 1-3 1B		X 0-0 1B 2-H 1B		BBCX 2-1 BB 3B 1-2 1B	CX 0-1 FC1-5 1B 1-2 2-3 1B		BBX 2-0 G1-6-3 1-2f	5	1	4	1	0	0	1
Larry Burright, R (1, 4) OBP: 0.321, SLG: 0.542		BX 1-0 SF8 2-3 3-H		BX 1-0 1-2 1B		BBBB 4-0 3B 1-2 2-3 BB	X 0-0 FC1-5 1-2 2-H 3-H 1B			2	1	2	3	1	0	0
Stan Williams, R (1, 1)		BSB 2-1 CS 3-H	BCX 1-1 5-3	SCBC 1-3 K		BX 1-0 1-H 2-H 3-H 1B 3B	FX 0-1 FC1-5 G5-4-3 1-2 2-3f			2	0	0	0	0	1	2
Daryl Spencer, R (6, PH) OBP: 0.375, SLG: 0.383										0	0	0	0	0	0	0
Duke Snider, L (6, PH) OBP: 0.462, SLG: 0.627										1	1	1	3	0	0	0
Ed Roebuck, R (6, 1)										0	0	0	0	0	0	0
Ron Perranoski, L (6, 1)										1	0	0	0	0	0	2
Inning Stats	R: 0 E: 0 K: 0 S: 5 H: 0 LOB: 1 BB: 1 P: 13	R: 1 E: 0 K: 1 S: 8 H: 1 LOB: 0 BB: 1 P: 17	R: 0 E: 1 K: 0 S: 6 H: 2 LOB: 2 BB: 0 P: 10	R: 1 E: 0 K: 2 S: 10 H: 3 LOB: 2 BB: 0 P: 15	R: 0 E: 0 K: 0 S: 9 H: 1 LOB: 1 BB: 0 P: 14	R: 4 E: 0 K: 0 S: 16 H: 4 LOB: 2 BB: 2 P: 32	R: 2 E: 0 K: 0 S: 12 H: 4 LOB: 1 BB: 0 P: 14	R: 0 E: 0 K: 0 S: 8 H: 0 LOB: 0 BB: 0 P: 12	R: 0 E: 0 K: 0 S: 7 H: 1 LOB: 0 BB: 1 P: 14	1B: 14 2B: 1 3B: 1 HR: 0		SF: 1 SAC: 0 DP: 3 HBP: 1				

	AB	36
	R	8
	H	16
	RBI	8
	BB	5
	SO	3
	LOB	19

WP: 0 PB: 0 SB: 3 CS: 1 PA: 44

PITCHER		IP	WLS	BF	H	R	ER	SO	BB	IBB	HBP	BLK	WP	HR	S	P	ERA	WHIP
Ray Sadecki, L (1, 1) ERA: 9.31		5.1	L	26	9	5	5	3	3	0	1	0	0	0	42	79	8.44	2.250
Ed Bauta, R (6, 1) ERA: 0.61		0.2		5	2	1	1	0	1	0	0	0	0	0	12	22	13.50	4.500
Don Ferrarese, L (7, 1) ERA: 6.75		3.0		12	5	2	2	0	1	0	0	0	0	0	27	40	6.00	2.000

PITCHER	IP	WLS	BF	H	R	ER	SO	BB	IBB	HBP	BLK	WP	HR	S	P	ERA	WHIP

Batter	1	2	3	4	5	6	7	8	9	AB	R	H	RBI	BB	SO	LOB
Curt Flood, R (1, 8) OBP: 0.364, SLG: 0.523	B C F B F X 2-2 ① 5-3		X 0-0 ② 1-3 1-2		X 0-0 1-3 3-H 1B		C B B S F X 2-2 ① 5-3		F X 0-1 ② 6-3	5	0	1	1	0	0	1
Julian Javier, R (1, 4) OBP: 0.300, SLG: 0.331	C B X 1-1 ② F7		S B B F B X 3-2 ③ 6-3 2-3		X 0-0 ② 1-3 1-2		C X 0-1 ② B1-3		F B F B X 2-2 ③ F9	5	0	0	0	0	0	2
Bill White, L (1, 3) OBP: 0.352, SLG: 0.436	B B X 2-0 ③ G3			B F X 1-1 1B 2B	C B B C S 2-3 ③ K		B X 1-0 ③ 4-3			4	1	1	0	0	1	1
Stan Musial, L (1, 9) OBP: 0.430, SLG: 0.577		B C F C 1-3 ① K	X 0-0 ① F4			C B F B F B B 4-2 BB 2B BB		F B B X 2-1 ① F9		3	1	0	0	1	1	1
Ken Boyer, R (1, 5) OBP: 0.385, SLG: 0.547		B B B B 4-0 S BB	B B X 2-0 ② 5-3			B F B B B 4-1 1-2 2B BB		B C F X 1-2 ② 5-3		2	1	0	0	2	0	1
Carl Sawatski, L (1, 2) OBP: 0.500, SLG: 0.775		B C C B F B S 3-3 ② K 1-2	B S B B X 3-1 2-H 1B			B B C X 2-1 1-H 2-H 1B 2B		F B F F B B X 3-2 1B 1B		4	1	3	3	0	1	1
Minnie Minoso, R (1, 7) OBP: 0.250, SLG: 0.254 Doug Clemens, L (6, 7) OBP: 0.440, SLG: 0.381		B B C B F S 3-3 ③ K	X 0-0 ③ L5			F C F B B B X 3-2 G5-4-3 2-H 1B		B X 1-0 FC5-4 1-2 1B		2	0	0	0	0	1	2
										2	0	2	1	0	0	0
Julio Gotay, R (1, 6) OBP: 0.348, SLG: 0.372			F B B B M X 3-2 ① F5		B X 1-0 E S 1B 1B	C B B L X 2-2 ① ② G5-4-3 1-2f		B B C X 2-1 ③ FC5-4 1-2f		4	1	1	0	0	0	3
Ray Sadecki, L (1, 1) OBP: 0.333, SLG: 0.333 Ed Bauta, R (6, 1) OBP: 0.333, SLG: 0.333 Red Schoendienst, S (6, PH) OBP: 0.385, SLG: 0.333 Don Ferrarese, R (7, 1) OBP: 1.000, SLG: 1.000 Gene Oliver, R (9, PH) OBP: 0.338, SLG: 0.484			B X 1-0 WP 1-3 1B		B X 1-0 ① F7 1-3	C B X 1-1 ③ F9			C B S B B X 3-2 ① F5	2	0	1	0	0	0	1
										0	0	0	0	0	0	0
										1	0	0	0	0	0	0
										0	0	0	0	0	0	0
										1	0	0	0	0	0	0
Inning Stats	R: 0 E: 0 K: 0 S: 7 H: 0 LOB: 0 BB: 0 P: 12	R: 0 E: 0 K: 3 S: 10 H: 0 LOB: 1 BB: 1 P: 21	R: 0 E: 0 K: 0 S: 8 H: 1 LOB: 1 BB: 0 P: 15	R: 1 E: 0 K: 0 S: 7 H: 2 LOB: 1 BB: 0 P: 13	R: 1 E: 0 K: 1 S: 7 H: 2 LOB: 1 BB: 0 P: 11	R: 3 E: 0 K: 0 S: 15 H: 2 LOB: 0 BB: 2 P: 31	R: 0 E: 0 K: 0 S: 7 H: 0 LOB: 0 BB: 0 P: 10	R: 0 E: 0 K: 0 S: 12 H: 2 LOB: 2 BB: 0 P: 21	R: 0 E: 0 K: 0 S: 8 H: 0 LOB: 0 BB: 0 P: 13	1B: 7 2B: 2 3B: 0 HR: 0	SF: 0 SAC: 0 DP: 1 HBP: 0						

BOTTOM

Los Angeles Dodgers @ St. Louis Cardinals

Sportsman's Park, St. Louis, MO

Fri May 11 1962, 8:05 PM EDT

Att. 14,306 - Unknown

livebaseballscorecards.com

AB	35
R	5
H	9
RBI	5
BB	3
SO	4
LOB	13

WP: 1 PA: 38
PB: 0
SB: 2
CS: 0

PITCHER		IP	WLS	BF	H	R	ER	SO	BB	IBB	HBP	BLK	WP	HR	S	P	ERA	WHIP
Stan Williams, R ERA: 6.27	(1, 1)	5.0	W	21	5	2	2	4	1	0	0	0	1	0	39	72	3.60	1.200
Ed Roebuck, R ERA: 4.41	(6, 1)	0.0		3	1	3	3	0	2	0	0	0	0	0	6	16	∞	∞
Ron Perranoski, L ERA: 1.56	(6, 1)	4.0	S	14	3	0	0	0	0	0	0	0	0	0	36	59	0.00	0.750

PITCHER	IP	WLS	BF	H	R	ER	SO	BB	IBB	HBP	BLK	WP	HR	S	P	ERA	WHIP

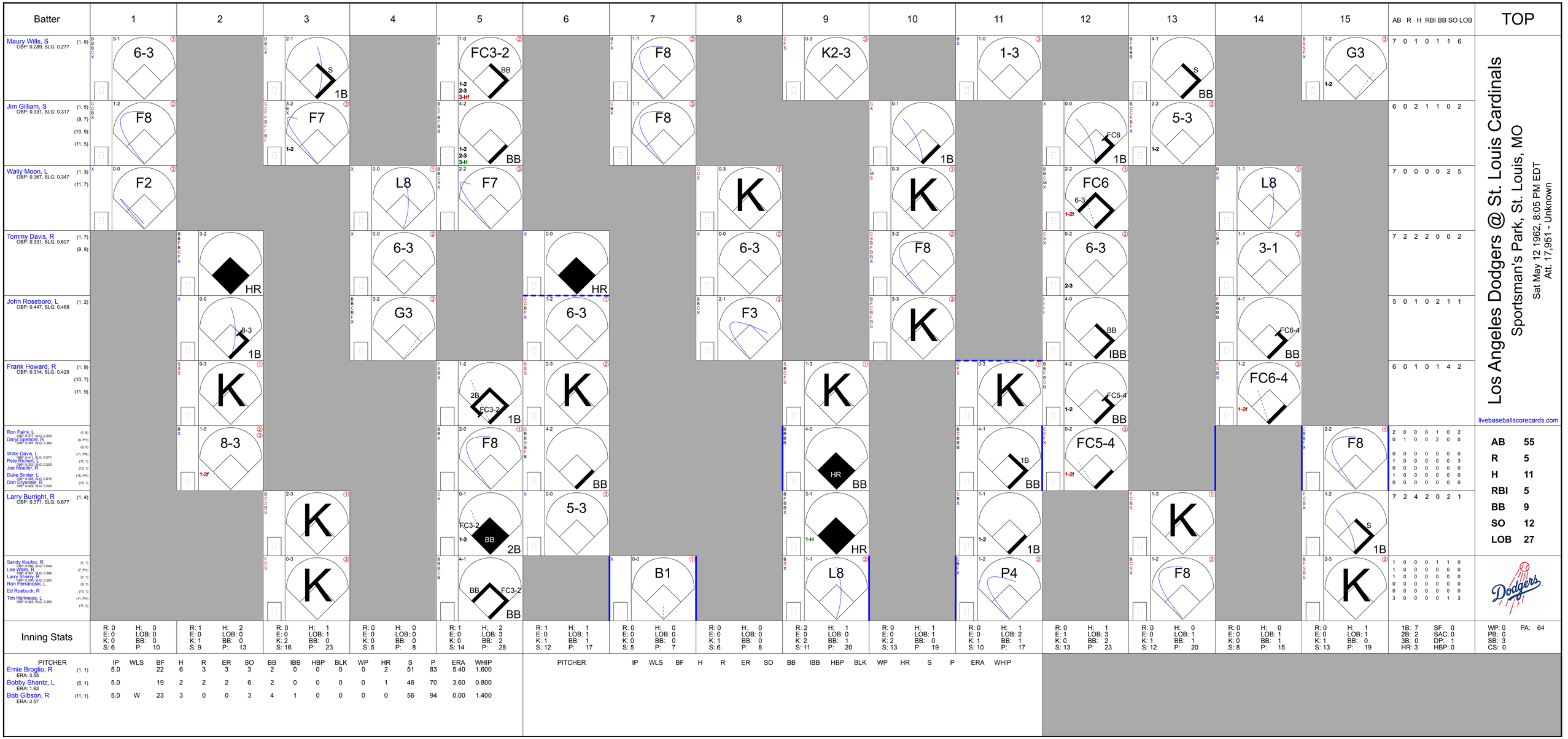
Batter
1
2
3
4
5
6
7
8
9
10
11
12
13
14
15
AB R H RBI BB SO LOB
TOP
Maury Wills, S
OBP: 0.289, SLG: 0.277
(1, 6)
6-3
F8
S
1B
FC3-2
BB
1-2
2-3
3-Hf
F8
K2-3
1-3
S
BB
G3
1-2
7 0 1 0 1 1 6
Jim Gilliam, S
OBP: 0.331, SLG: 0.317
(1, 5)
(9, 7)
(10, 9)
(11, 5)
F8
F7
1-2
F8
F8
1B
FC6
1B
5-3
1-2
6 0 2 1 1 0 2
Wally Moon, L
OBP: 0.367, SLG: 0.347
(1, 3)
(11, 7)
F2
L8
F7
K
K
K
FC6
6-3
1-2f
L8
7 0 0 0 0 2 5
Tommy Davis, R
OBP: 0.331, SLG: 0.607
(1, 7)
(9, 8)
HR
6-3
HR
6-3
F8
6-3
2-3
3-1
7 2 2 2 0 0 2
John Roseboro, L
OBP: 0.447, SLG: 0.468
(1, 2)
8-3
1B
G3
6-3
F3
K
BB
IBB
FC6-4
BB
5 0 1 0 2 1 1
Frank Howard, R
OBP: 0.314, SLG: 0.429
(1, 9)
(10, 7)
(11, 9)
K
2B
FC3-2
1B
K
K
K
FC5-4
BB
FC6-4
1-2f
6 0 1 0 1 4 2
Ron Fairly, L
OBP: 0.377, SLG: 0.243
Darryl Spencer, R
OBP: 0.397, SLG: 0.383
Willie Davis, L
OBP: 0.411, SLG: 0.570
Pete Richert, L
OBP: 0.333, SLG: 0.200
Joe Moeller, R
Duke Snider, L
OBP: 0.455, SLG: 0.615
Don Drysdale, R
OBP: 0.429, SLG: 0.500
(1, 8)
(9, PH)
(9, 5)
(11, PR)
(11, 1)
(13, 1)
(15, PH)
(15, 1)
8-3
1-2f
F8
BB
HR
BB
1B
BB
FC5-4
1-2f
F8
2 0 0 0 1 0 2
0 1 0 0 2 0 0
0 0 0 0 0 0 0
1 0 0 0 0 0 3
0 0 0 0 0 0 0
1 0 0 0 0 0 0
0 0 0 0 0 0 0
Larry Burright, R
OBP: 0.371, SLG: 0.677
(1, 4)
K
FC3-2
1-3
BB
2B
5-3
HR
1-H
1B
1-2
K
S
1B
7 2 4 2 0 2 1
Sandy Koufax, R
OBP: 0.069, SLG: 0.042
Lee Walls, R
OBP: 0.367, SLG: 0.346
Larry Sherry, R
OBP: 0.250, SLG: 0.250
Ron Perranoski, L
Ed Roebuck, R
Tim Harkness, L
OBP: 0.323, SLG: 0.393
(1, 1)
(7, PH)
(7, 1)
(9, 1)
(10, 1)
(11, PH)
(11, 3)
K
BB
FC3-2
BB
B1
L8
P4
F8
K
1 0 0 0 1 1 0
1 0 0 0 0 0 0
1 0 0 0 0 0 0
0 0 0 0 0 0 0
0 0 0 0 0 0 0
3 0 0 0 0 1 3
Los Angeles Dodgers @ St. Louis Cardinals
Sportsman's Park, St. Louis, MO
Sat May 12 1962, 8:05 PM EDT
Att. 17,951 - Unknown
livebaseballscorecards.com
AB 55
R 5
H 11
RBI 5
BB 9
SO 12
LOB 27
Inning Stats
R: 0 H: 0 E: 0 LOB: 0 K: 0 BB: 0 S: 6 P: 10
R: 1 H: 2 E: 0 LOB: 0 K: 1 BB: 0 S: 9 P: 13
R: 0 H: 1 E: 0 LOB: 1 K: 2 BB: 0 S: 16 P: 23
R: 0 H: 0 E: 0 LOB: 0 K: 0 BB: 0 S: 5 P: 8
R: 1 H: 2 E: 0 LOB: 3 K: 0 BB: 2 S: 14 P: 28
R: 1 H: 1 E: 0 LOB: 1 K: 1 BB: 1 S: 12 P: 17
R: 0 H: 0 E: 0 LOB: 0 K: 5 BB: 0 S: 5 P: 7
R: 0 H: 0 E: 0 LOB: 0 K: 1 BB: 0 S: 6 P: 8
R: 2 H: 1 E: 0 LOB: 0 K: 2 BB: 1 S: 11 P: 20
R: 0 H: 1 E: 0 LOB: 1 K: 2 BB: 0 S: 13 P: 19
R: 0 H: 1 E: 0 LOB: 1 K: 1 BB: 2 S: 10 P: 17
R: 0 H: 1 E: 1 LOB: 3 K: 0 BB: 2 S: 13 P: 23
R: 0 H: 0 E: 0 LOB: 1 K: 1 BB: 1 S: 12 P: 20
R: 0 H: 0 E: 0 LOB: 1 K: 0 BB: 1 S: 8 P: 15
R: 0 H: 1 E: 0 LOB: 1 K: 1 BB: 0 S: 13 P: 19
1B: 7 SF: 0
2B: 2 SAC: 0
3B: 0 DP: 1
HR: 3 HBP: 0
WP: 0 PA: 64
PB: 0
SB: 3
CS: 0
PITCHER IP WLS BF H R ER SO BB IBB HBP BLK WP HR S P ERA WHIP
Ernie Broglio, R (1, 1) ERA: 3.55 5.0 22 6 3 3 3 2 0 0 0 0 2 51 83 5.40 1.600
Bobby Shantz, L (6, 1) ERA: 1.63 5.0 19 2 2 2 6 2 0 0 0 0 1 46 70 3.60 0.800
Bob Gibson, R (11, 1) ERA: 3.57 5.0 W 23 3 0 0 3 4 1 0 0 0 0 56 94 0.00 1.400
PITCHER IP WLS BF H R ER SO BB IBB HBP BLK WP HR S P ERA WHIP

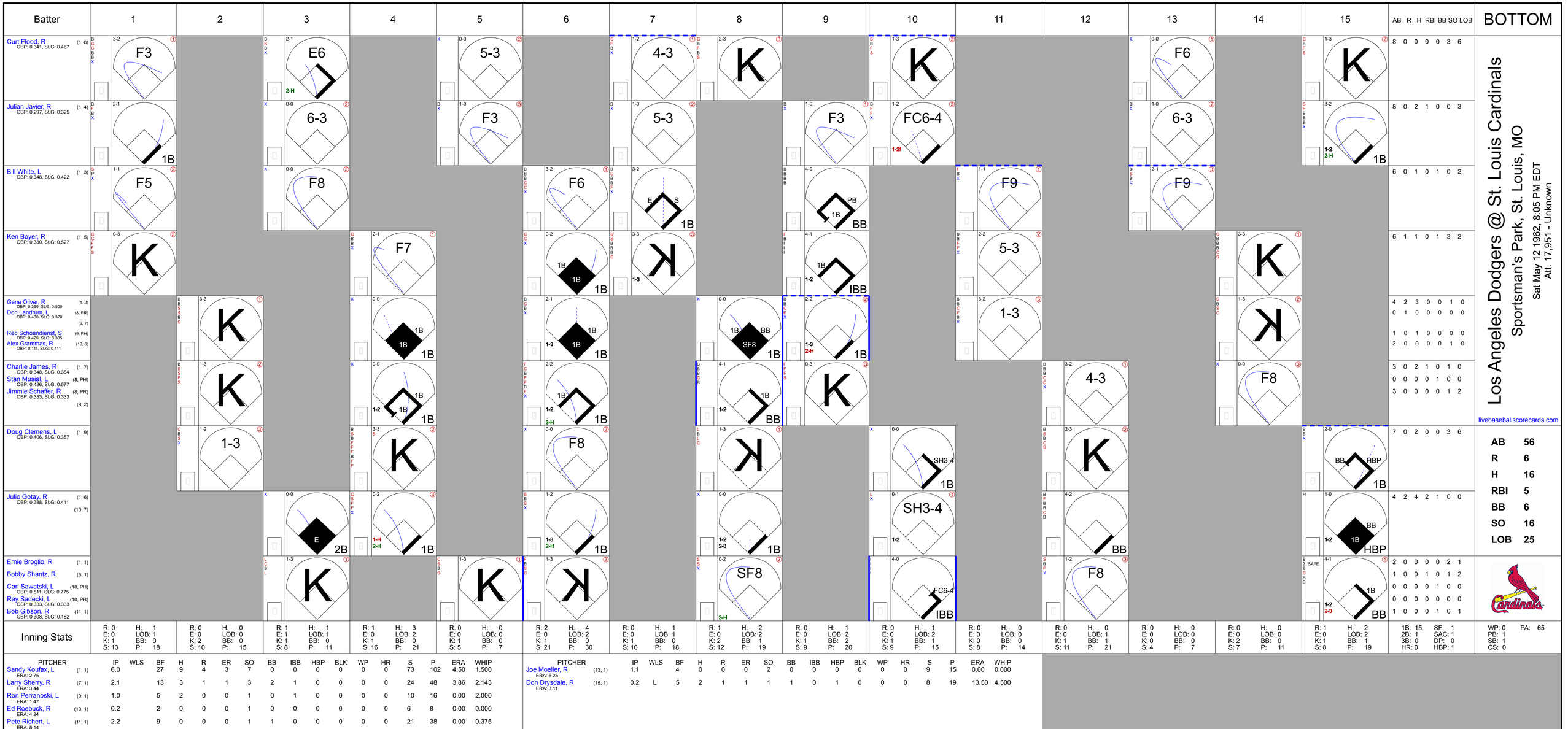
Batter
1
2
3
4
5
6
7
8
9
10
11
12
13
14
15
AB R H RBI BB SO LOB
BOTTOM
Curt Flood, R (1, 8) OBP: 0.341, SLG: 0.487
F3
E6
2-H
5-3
4-3
K
K
F6
6-3
K
8 0 0 0 0 3 6
Julian Javier, R (1, 4) OBP: 0.297, SLG: 0.325
1B
6-3
F3
5-3
F3
FC6-4
1-2f
6-3
1-2
2-H
1B
8 0 2 1 0 0 3
Bill White, L (1, 3) OBP: 0.348, SLG: 0.422
F5
F8
F6
E S
1B
F3
PB
1B
BB
F9
F9
6 0 1 0 1 0 2
Ken Boyer, R (1, 5) OBP: 0.380, SLG: 0.527
K
F7
1B
1B
1B
K
1-3
1B
1B
IBB
5-3
K
6 1 1 0 1 3 2
Gene Oliver, R (1, 2) OBP: 0.360, SLG: 0.500
Don Landrum, L (8, PR) OBP: 0.438, SLG: 0.370
(9, 7)
Red Schoendienst, S (9, PH) OBP: 0.429, SLG: 0.385
Alex Grammas, R (10, 6) OBP: 0.111, SLG: 0.111
K
1B
1B
1B
1B
1B
BB
SF8
1B
1-3
2-H
1B
1-3
4 2 3 0 0 1 0
0 1 0 0 0 0 0
1 0 1 0 0 0 0
2 0 0 0 0 1 0
Charlie James, R (1, 7) OBP: 0.348, SLG: 0.364
Stan Musial, L (8, PH) OBP: 0.436, SLG: 0.577
Jimmie Schaffer, R (8, PR) OBP: 0.333, SLG: 0.333
(9, 2)
K
1-2
1B
1B
1-2
3-H
1B
1B
BB
K
4-3
K
3 0 2 1 0 1 0
0 0 0 0 1 0 0
3 0 0 0 0 1 2
Doug Clemens, L (1, 9) OBP: 0.406, SLG: 0.357
1-3
K
F8
1-3
2-H
1B
K
SH3-4
1B
K
BB
HBP
1B
7 0 2 0 0 3 6
Julio Gotay, R (1, 6) OBP: 0.388, SLG: 0.411
(10, 7)
E
2B
1-H
2-H
1B
1-2
2-3
1B
SH3-4
1-2
BB
1B
HBP
4 2 4 2 1 0 0
Ernie Broglio, R (1, 1)
Bobby Shantz, R (6, 1)
Carl Sawatski, L (10, PH) OBP: 0.511, SLG: 0.775
Ray Sadecki, L (10, PR) OBP: 0.333, SLG: 0.333
Bob Gibson, R (11, 1) OBP: 0.308, SLG: 0.182
K
K
K
SF8
3-H
FC6-4
IBB
F8
BB
2 SAFE
1B
1-2
2-3
BB
2 0 0 0 0 2 1
1 0 0 1 0 1 2
0 0 0 0 1 0 0
0 0 0 0 0 0 0
1 0 0 0 1 0 1
Inning Stats
R: 0 H: 1 E: 0 LOB: 1 K: 1 BB: 0 S: 13 P: 18
R: 0 H: 0 E: 0 LOB: 0 K: 2 BB: 0 S: 10 P: 15
R: 1 H: 1 E: 1 LOB: 1 K: 1 BB: 0 S: 8 P: 11
R: 1 H: 3 E: 0 LOB: 2 K: 1 BB: 0 S: 16 P: 21
R: 0 H: 0 E: 0 LOB: 0 K: 1 BB: 0 S: 5 P: 7
R: 2 H: 4 E: 0 LOB: 2 K: 1 BB: 0 S: 21 P: 30
R: 0 H: 1 E: 0 LOB: 1 K: 1 BB: 0 S: 10 P: 18
R: 1 H: 2 E: 0 LOB: 2 K: 2 BB: 1 S: 12 P: 19
R: 0 H: 1 E: 0 LOB: 2 K: 1 BB: 2 S: 9 P: 20
R: 0 H: 1 E: 0 LOB: 2 K: 1 BB: 1 S: 9 P: 15
R: 0 H: 0 E: 0 LOB: 0 K: 0 BB: 0 S: 8 P: 14
R: 0 H: 0 E: 0 LOB: 0 K: 1 BB: 1 S: 11 P: 21
R: 0 H: 0 E: 0 LOB: 0 K: 0 BB: 0 S: 4 P: 7
R: 0 H: 0 E: 0 LOB: 0 K: 2 BB: 0 S: 7 P: 11
R: 1 H: 2 E: 0 LOB: 2 K: 1 BB: 1 S: 8 P: 19
1B: 15 SF: 1 2B: 1 SAC: 1 3B: 0 DP: 0 HR: 0 HBP: 1
WP: 0 PA: 65 PB: 1 SB: 1 CS: 0
Los Angeles Dodgers @ St. Louis Cardinals
Sportsman's Park, St. Louis, MO
Sat May 12 1962, 8:05 PM EDT
Att. 17,951 - Unknown
livebaseballscorecards.com
AB 56
R 6
H 16
RBI 5
BB 6
SO 16
LOB 25
PITCHER IP WLS BF H R ER SO BB IBB HBP BLK WP HR S P ERA WHIP
Sandy Koufax, L (1, 1) ERA: 2.75 6.0 27 9 4 3 7 0 0 0 0 0 0 73 102 4.50 1.500
Larry Sherry, R (7, 1) ERA: 3.44 2.1 13 3 1 1 3 2 1 0 0 0 0 24 48 3.86 2.143
Ron Perranoski, L (9, 1) ERA: 1.47 1.0 5 2 0 0 1 0 1 0 0 0 0 10 16 0.00 2.000
Ed Roebuck, R (10, 1) ERA: 4.24 0.2 2 0 0 0 1 0 0 0 0 0 0 6 8 0.00 0.000
Pete Richert, L (11, 1) ERA: 5.14 2.2 9 0 0 0 1 1 0 0 0 0 0 21 38 0.00 0.375
PITCHER IP WLS BF H R ER SO BB IBB HBP BLK WP HR S P ERA WHIP
Joe Moeller, R (13, 1) ERA: 5.25 1.1 4 0 0 0 2 0 0 0 0 0 0 9 15 0.00 0.000
Don Drysdale, R (15, 1) ERA: 3.11 0.2 L 5 2 1 1 1 1 0 1 0 0 0 8 19 13.50 4.500

Los Angeles Dodgers @ St. Louis Cardinals

Sportsman's Park, St. Louis, MO

Sun May 13 1962, 4:33 AM EDT

Att. 16,210 - Unknown

TOP

livebaseballscorecards.com

Batter	1	2	3	4	5	6	7	8	9	AB	R	H	RBI	BB	SO	LOB
Maury Wills, S (1, 6) OBP: 0.290, SLG: 0.279	1-3		1-3			G3 1B		SH SH1-3 1B		3	1	1	0	0	0	0
Jim Gilliam, S (1, 5) OBP: 0.324, SLG: 0.310	4-3			F8		F8		SH1-3		3	0	0	0	0	0	2
Wally Moon, L (1, 3) OBP: 0.371, SLG: 0.340	BB			3-1		G3		1B SF7 IBB		2	1	0	0	2	0	2
Tommy Davis, R (1, 7) (9, 9) OBP: 0.328, SLG: 0.595	F9			F8		4-3		CS 1B		4	0	1	1	0	0	3
John Roseboro, L (1, 2) OBP: 0.425, SLG: 0.446		K			6-3		G3	SF7		3	0	0	1	0	1	0
Frank Howard, R (1, 9) OBP: 0.315, SLG: 0.412		F8			BB		K	CS	FC5-6 1B	2	0	0	0	1	1	0
Larry Sherry, R (8, 1) OBP: 0.400, SLG: 0.400										1	0	1	0	0	0	0
Ron Perranoski, L (9, 1)										0	0	0	0	0	0	0
Ed Roebuck, R (9, 1)										0	0	0	0	0	0	0
Ron Fairly, L (1, 8) (8, 9) (9, 7) OBP: 0.351, SLG: 0.220		K			F8		F6		FC5-6	4	0	0	0	0	1	2
Larry Burright, R (1, 4) OBP: 0.359, SLG: 0.657			1-3		F6			SH 2B	L8	4	1	1	0	0	0	2
Johnny Podres, L (1, 1) OBP: 0.250, SLG: 0.316			F5			G3 1B		SH BB	K	2	0	1	0	0	0	0
Duke Snider, L (8, PH) OBP: 0.463, SLG: 0.615										0	0	0	0	1	0	0
Willie Davis, L (8, PR) OBP: 0.407, SLG: 0.564										1	1	0	0	0	1	1
(8, 8)																
Inning Stats	R: 0 E: 0 K: 0 S: 8 H: 0 LOB: 1 BB: 1 P: 16	R: 0 E: 0 K: 2 S: 9 H: 0 LOB: 0 BB: 0 P: 17	R: 0 E: 0 K: 0 S: 6 H: 0 LOB: 0 BB: 0 P: 9	R: 0 E: 0 K: 0 S: 7 H: 0 LOB: 0 BB: 0 P: 10	R: 0 E: 0 K: 0 S: 9 H: 0 LOB: 1 BB: 1 P: 19	R: 0 E: 0 K: 0 S: 10 H: 2 LOB: 2 BB: 0 P: 13	R: 0 E: 0 K: 1 S: 7 H: 0 LOB: 0 BB: 0 P: 8	R: 4 E: 1 K: 0 S: 11 H: 2 LOB: 1 BB: 2 P: 24	R: 0 E: 0 K: 1 S: 9 H: 1 LOB: 1 BB: 0 P: 13	1B: 4 2B: 1 3B: 0 HR: 0	SF: 1 SAC: 2 DP: 0 HBP: 0					

	AB	29
	R	4
	H	5
	RBI	2
	BB	4
	SO	4
	LOB	12

WP: 0 PB: 0 SB: 0 CS: 1 PA: 37

PITCHER	IP	WLS	BF	H	R	ER	SO	BB	IBB	HBP	BLK	WP	HR	S	P	ERA	WHIP
Larry Jackson, R (1, 1) ERA: 3.66	7.1	L	31	4	4	2	3	3	1	0	0	0	0	64	110	2.46	0.955
Don Ferrarese, L (8, 1) ERA: 6.57	0.1		1	0	0	0	0	0	0	0	0	0	0	1	2	0.00	0.000
Ray Washburn, R (8, 1) ERA: 4.41	0.1		0	0	0	0	0	0	0	0	0	0	0	2	4	0.00	0.000
Lindy McDaniel, R (9, 1) ERA: 1.93	1.0		4	1	0	0	1	0	0	0	0	0	0	9	13	0.00	1.000

PITCHER	IP	WLS	BF	H	R	ER	SO	BB	IBB	HBP	BLK	WP	HR	S	P	ERA	WHIP

Batter	1	2	3	4	5	6	7	8	9	AB	R	H	RBI	BB	SO	LOB
Curt Flood, R (1, 8) OBP: 0.338, SLG: 0.475 Doug Clemens, L (9, PH) OBP: 0.424, SLG: 0.379	B B B B 4-0 F8 BB		C B X 1-1 2-3 ①	S B X 1-1 6-3 ③		B B C B X 3-1 F8 ③			B X 1-0 1B FC5-4 1B	3 1	0 1	0 1	0 0	1 0	0 0	3 0
Julian Javier, R (1, 4) OBP: 0.296, SLG: 0.323 Carl Sawatski, L (9, PH) OBP: 0.521, SLG: 0.780 Don Landrum, L (9, PR) OBP: 0.438, SLG: 0.370	B B B C 1 X SAFE 3-1 F8 ① ② 1-2		C X 0-1 E3 BB		S X 0-1 1B		X 0-0 L7 ①		B X 1-0 FC5-4 1B 1-3	4 1 0	0 0 0	1 1 0	0 0 0	0 0 0	0 0 0	1 0 0
Ken Boyer, R (1, 5) OBP: 0.373, SLG: 0.521	B X 1-0 F9 ③		F X 0-1 F7 ②		C C B B F S 2-3 K ①		B C F B F X 2-2 2B		B X 1-0 FC5-4 BB ① 1-2f 3-H	5	0	1	1	0	1	3
Stan Musial, L (1, 9) OBP: 0.424, SLG: 0.549		B B S X 2-1 4-3 ①	B B C B S B 4-2 BB 1-2		C B X 1-1 F8 ②		B F X 1-1 F7 ②		X 0-0 L9 ②	4	0	0	0	1	0	3
Gene Oliver, R (1, 2) OBP: 0.363, SLG: 0.479		B B S X 2-1 5-3 ②	C X 0-1 F7 ③		S B C P S 2-3 K ③		B B B B 4-0 BB		B B B B 4-0 BB 1-2	3	0	0	0	2	1	3
Charlie James, R (1, 7) OBP: 0.357, SLG: 0.444		B C X 1-1 2B 2B		B B C S F S 2-3 K ①		B C B X 2-1 2B	X 0-0 F2 ③		S B F S 1-3 K ③	5	1	2	0	0	2	4
Bill White, L (1, 3) OBP: 0.345, SLG: 0.425		B X 1-0 2B 2-H		B X 1-0 G3 ②		B X 1-0 1-3 ①		B X 1-0 4-3 ①		4	0	1	1	0	0	1
Julio Gotay, R (1, 6) OBP: 0.402, SLG: 0.413		I I I I 4-0 FC6-4 IBB		C B C B F X 2-2 1B E 1B		B B B I 4-0 IBB		C F B F B B X 3-2 F8 ②		2	1	1	0	2	0	0
Larry Jackson, R (1, 1) OBP: 0.304, SLG: 0.200 Don Ferrarese, R (8, 1) OBP: 1.000, SLG: 1.000 Ray Washburn, R (8, 1) OBP: 0.267, SLG: 0.214 Red Schoendienst, S (8, PH) OBP: 0.400, SLG: 0.357 Lindy McDaniel, R (9, 1)		F C F B X 1-2 FC6-4 ③ 1-2f		X 0-0 E5 1-H 1B		S F S 0-3 K ②		X 0-0 L9 ③		3 0 0 1 0	0 0 0 0 0	1 0 0 0 0	0 0 0 0 0	0 0 0 0 0	1 0 0 0 0	4 0 0 0 0
Inning Stats	R: 0 H: 0 E: 0 LOB: 0 K: 0 BB: 1 S: 3 P: 11	R: 1 H: 2 E: 0 LOB: 2 K: 0 BB: 1 S: 11 P: 22	R: 0 H: 0 E: 1 LOB: 2 K: 0 BB: 1 S: 10 P: 15	R: 1 H: 2 E: 1 LOB: 1 K: 1 BB: 0 S: 12 P: 18	R: 0 H: 1 E: 0 LOB: 1 K: 2 BB: 0 S: 12 P: 16	R: 0 H: 1 E: 0 LOB: 2 K: 1 BB: 1 S: 8 P: 18	R: 0 H: 1 E: 0 LOB: 2 K: 0 BB: 1 S: 8 P: 15	R: 0 H: 0 E: 0 LOB: 0 K: 0 BB: 0 S: 6 P: 10	R: 1 H: 2 E: 0 LOB: 2 K: 1 BB: 1 S: 7 P: 15	1B: 5 SF: 0 2B: 4 SAC: 0 3B: 0 DP: 0 HR: 0 HBP: 0						

PITCHER		IP	WLS	BF	H	R	ER	SO	BB	IBB	HBP	BLK	WP	HR	S	P	ERA	WHIP
Johnny Podres, L ERA: 4.15	(1, 1)	7.0	W	33	7	2	1	4	3	2	0	0	0	0	64	115	1.29	1.429
Larry Sherry, R ERA: 3.66	(8, 1)	1.1		6	2	1	1	0	0	0	0	0	0	0	9	16	6.75	1.500
Ron Perranoski, L ERA: 1.45	(9, 1)	0.1		1	0	0	0	0	0	0	0	0	0	0	1	1	0.00	0.000
Ed Roebuck, R ERA: 4.15	(9, 1)	0.1	S	2	0	0	0	1	1	0	0	0	0	0	3	8	0.00	3.000

PITCHER	IP	WLS	BF	H	R	ER	SO	BB	IBB	HBP	BLK	WP	HR	S	P	ERA	WHIP

BOTTOM

Los Angeles Dodgers @ St. Louis Cardinals

Sportsman's Park, St. Louis, MO

Sun May 13 1962, 4:33 AM EDT

Att. 16,210 - Unknown

livebaseballscorecards.com

AB	36
R	3
H	9
RBI	2
BB	6
SO	5
LOB	22

WP: 0	PA: 42		
PB: 0			
SB: 0			
CS: 0			

TOP

St. Louis Cardinals @ San Francisco Giants
Candlestick Park, San Francisco, CA
Tue May 15 1962, 10:05 PM EDT
Att. 30,484 - Unknown

livebaseballscorecards.com

Batter	1	2	3	4	5	6	7	8	9	AB	R	H	RBI	BB	SO	LOB
Curt Flood, R (1, 8) OBP: 0.341, SLG: 0.480	G6-4-3 1B			F7	1-H 2B		5-3		K	5	0	2	1	0	1	0
Doug Clemens, L (1, 9) OBP: 0.395, SLG: 0.353	G6-4-3 1-2f			4-3	F6			1B 1B 1B	4-3	5	1	1	0	0	0	2
Ken Boyer, R (1, 5) OBP: 0.384, SLG: 0.529	F3			BB 1B		FC4-6 1B		BB 1-2 1B		4	0	3	0	0	0	0
Gene Oliver, R (1, 2) OBP: 0.393, SLG: 0.500		L4-3 1B		B B B 4-0 1-2 BB		FC4-6 1-2 1B		BB 1-2 2-H 1B		3	0	3	1	1	0	0
Charlie James, R (1, 7) OBP: 0.323, SLG: 0.400 Carl Sawatski, L (8, PH) OBP: 0.510, SLG: 0.762 Alex Grammas, R (8, 6) OBP: 0.111, SLG: 0.111		L4-3 1-2		F3		F8		F9		3 1 0	0 0 0	0 0 0	0 0 0	0 0 0	0 0 0	5 2 0
Bill White, L (1, 3) OBP: 0.343, SLG: 0.444		4-3			HR	FC4-6 1-2f 2-3		K		4	1	1	1	0	1	4
Julio Gotay, R (1, 6) OBP: 0.390, SLG: 0.400 Stan Musial, L (8, PH) OBP: 0.430, SLG: 0.549 Don Landrum, L (8, PR) OBP: 0.438, SLG: 0.370 (8, 7)			1-3		F9	K		BB 1-2 2-3		3 0 0	0 0 0	0 0 0	0 0 0	0 1 0	1 0 0	2 0 0
Julian Javier, R (1, 4) OBP: 0.290, SLG: 0.316 Red Schoendienst, S (8, PH) OBP: 0.375, SLG: 0.333 (8, 4)			4-3		F4		6-3	F8		3 1	0 0	0 0	0 0	0 0	0 0	0 3
Curt Simmons, L (1, 1) OBP: 0.450, SLG: 0.412 Ray Washburn, R (3, 1) OBP: 0.294, SLG: 0.250 Ray Sadecki, L (9, PH) OBP: 0.286, SLG: 0.286			6-3		2B 1B		K		G3	1 2 1	0 1 0	0 1 0	0 0 0	0 1 0	0 0 0	0 0 0

	AB	36
	R	3
	H	11
	RBI	3
	BB	2
	SO	4
	LOB	18

Inning Stats	1	2	3	4	5	6	7	8	9	1B: 9	SF: 0	WP: 0	PA: 38
	R: 0 E: 0 K: 0 S: 3	R: 0 E: 0 K: 0 S: 3	R: 0 E: 0 K: 0 S: 3	R: 0 E: 0 K: 0 S: 4	R: 2 E: 0 K: 0 S: 6	R: 0 E: 0 K: 1 S: 7	R: 0 E: 0 K: 1 S: 5	R: 1 E: 0 K: 1 S: 8	R: 0 E: 0 K: 1 S: 5	2B: 2 3B: 0 HR: 1	SAC: 0 DP: 2 HBP: 0	PB: 0 SB: 0 CS: 0	
	H: 1 LOB: 0 BB: 0 P: 3	H: 1 LOB: 0 BB: 0 P: 3	H: 0 LOB: 0 BB: 0 P: 3	H: 1 LOB: 2 BB: 1 P: 8	H: 3 LOB: 1 BB: 0 P: 6	H: 2 LOB: 2 BB: 0 P: 7	H: 0 LOB: 0 BB: 0 P: 5	H: 3 LOB: 3 BB: 1 P: 12	H: 0 LOB: 0 BB: 0 P: 5				

PITCHER		IP	WLS	BF	H	R	ER	SO	BB	IBB	HBP	BLK	WP	HR	S	P	ERA	WHIP
Billy Pierce, L ERA: 2.11	(1, 1)	7.0	W	30	10	3	3	2	1	0	0	0	0	1	33	37	3.86	1.571
Stu Miller, R ERA: 2.13	(8, 1)	2.0	S	8	1	0	0	2	1	0	0	0	0	0	11	15	0.00	1.000

PITCHER	IP	WLS	BF	H	R	ER	SO	BB	IBB	HBP	BLK	WP	HR	S	P	ERA	WHIP

Batter	1	2	3	4	5	6	7	8	9	AB	R	H	RBI	BB	SO	LOB
Harvey Kuenn, R (1, 7) OBP: 0.427, SLG: 0.479	0-0 1B 2B	0-0 F9		0-3 K		0-0 FC6 1-2f				4	1	1	0	0	1	2
Chuck Hiller, L (1, 4) OBP: 0.347, SLG: 0.338	0-0 F8 BB E 2-H 1B		0-0 F9	0-0 5-3			0-0 F8			4	1	1	1	0	0	0
Willie Mays, R (1, 8) OBP: 0.393, SLG: 0.583	BBBB 4-0 E S 1-2 BB		0-0 1B 2B		0-0 5-3		0-3 K			3	1	1	0	1	1	0
Orlando Cepeda, R (1, 3) OBP: 0.379, SLG: 0.615	0-0 F8 2-3		0-0 2B 2-H 1B		0-0 F3		0-0 6-3			4	1	1	1	0	0	2
Felipe Alou, R (1, 9) OBP: 0.378, SLG: 0.504	0-0 F2		0-0 2B 1-H 2B		0-0 5-3			0-0 6-3		4	1	1	1	0	0	2
Jim Davenport, R (1, 5) OBP: 0.403, SLG: 0.537	SSS 0-3 K 1-3 3-H		0-0 2B 2-H			0-0 6-3		0-0 CS 1B		4	0	2	1	0	1	1
Jose Pagan, R (1, 6) OBP: 0.316, SLG: 0.433		0-0 4-3 SH5-4 2B	SSS 0-3 K			0-0 4-3		0-0 F9 1-2		4	1	1	0	0	1	2
Ed Bailey, L (1, 2) OBP: 0.394, SLG: 0.561		0-0 4-3 2-3	SSS 0-3 K			H 1-0 WP HBP				2	0	0	0	0	1	2
Billy Pierce, L (1, 1) OBP: 0.357, SLG: 0.250 Stu Miller, R (8, 1) OBP: 0.500, SLG: 0.500		0-0 SH5-4 3-H		0-0 6-3		BBBB 4-0 FC6 1-2 BB				1 0	0 0	0 0	1 0	1 0	0 0	0 0
Inning Stats	R: 2 H: 2 E: 0 LOB: 1 K: 1 BB: 1 S: 7 P: 11	R: 1 H: 1 E: 0 LOB: 0 K: 0 BB: 0 S: 4 P: 4	R: 3 H: 4 E: 0 LOB: 1 K: 2 BB: 0 S: 11 P: 11	R: 0 H: 0 E: 0 LOB: 0 K: 1 BB: 0 S: 5 P: 5	R: 0 H: 0 E: 0 LOB: 0 K: 0 BB: 0 S: 3 P: 3	R: 0 H: 0 E: 0 LOB: 2 K: 0 BB: 1 S: 3 P: 8	R: 0 H: 0 E: 0 LOB: 0 K: 1 BB: 0 S: 5 P: 5	R: 0 H: 1 E: 0 LOB: 0 K: 0 BB: 0 S: 3 P: 3		1B: 3 SF: 0 2B: 5 SAC: 1 3B: 0 DP: 0 HR: 0 HBP: 1						

PITCHER		IP	WLS	BF	H	R	ER	SO	BB	IBB	HBP	BLK	WP	HR	S	P	ERA	WHIP
Curt Simmons, L ERA: 2.47	(1, 1)	2.1	L	14	6	6	5	1	1	0	0	0	0	0	15	19	19.29	3.000
Ray Washburn, R ERA: 3.79	(3, 1)	5.2		20	2	0	0	4	1	0	1	0	1	0	26	31	0.00	0.529

PITCHER	IP	WLS	BF	H	R	ER	SO	BB	IBB	HBP	BLK	WP	HR	S	P	ERA	WHIP

BOTTOM

St. Louis Cardinals @ San Francisco Giants
Candlestick Park, San Francisco, CA
Tue May 15 1962, 10:05 PM EDT
Att. 30,484 - Unknown

St.

livebaseballscorecards.com

AB	30
R	6
H	8
RBI	5
BB	2
SO	5
LOB	11

Batter	1	2	3	4	5	6	7	8	9	AB	R	H	RBI	BB	SO	LOB
Curt Flood, R (1, 8) OBP: 0.343, SLG: 0.500	SSS 0-3 ① K		x 0-0 ② 4-3 2-3			x 0-0 HR		x 0-0 G4-6-3 1B	x 0-0 ②③ G4-3 1-2f	5	1	2	1	0	1	4
Doug Clemens, L (1, 9) OBP: 0.357, SLG: 0.316	x 0-0 ② 6-3		x 0-0 ③ F7			x 0-0 ① F6		x 0-0 ①② G4-6-3 1-2f		4	0	0	0	0	0	2
Stan Musial, L (1, 7) OBP: 0.433, SLG: 0.541 Charlie James, R (8, PR) OBP: 0.323, SLG: 0.400 (8, 7)	x 0-0 ③ F3			x 0-0 ① F7		x 0-0 1B		BBBB 4-0 1B BB		3 0	0 0	1 0	0 0	1 0	0 0	0 0
Ken Boyer, R (1, 5) OBP: 0.394, SLG: 0.532		BBBB 4-0 1-3 1B BB		x 0-0 G4-6-3 1B		SSS 0-3 ② K		x 0-0 1-3 1B		3	1	2	0	1	1	1
Bill White, L (1, 3) OBP: 0.333, SLG: 0.430		x 0-0 ① F8		x 0-0 ②③ G4-6-3 1-2f		x 0-0 ③ 4-3		x 0-0 ③ 4-3		4	0	0	0	0	0	5
Carl Sawatski, L (1, 2) OBP: 0.528, SLG: 0.750 Alex Grammas, R (9, PR) OBP: 0.111, SLG: 0.111		x 0-0 ② 1-3 1-2			BBBB 4-0 FC6-4 BB		BBBB 4-0 BB		x 0-0 BB 1B 1B	2 0	0 0	1 0	0 0	2 0	0 0	1 0
Red Schoendienst, S (1, 4) OBP: 0.400, SLG: 0.368		x 0-0 PO 2-H 1B			x 0-0 ① F9		x 0-0 ① F5		x 0-0 BB 1-2 1B	4	0	2	1	0	0	2
Julio Gotay, R (1, 6) OBP: 0.385, SLG: 0.394		0-0 ③ PO 1-2	x 0-0 4-3 SH5-4 1B		x 0-0 ② FC6-4 1-2f		x 0-0 ② F8		x 0-0 ① F8	4	0	1	0	0	0	4
Ernie Broglio, R (1, 1) Don Landrum, L (7, PH) OBP: 0.424, SLG: 0.357 Lindy McDaniel, R (7, 1) Gene Oliver, R (9, PH) OBP: 0.400, SLG: 0.500			x 0-0 ① SH5-4 1-2		x 0-0 ③ F9		x 0-0 ③ F8		BBBB 4-0 G4-3 1-2 2-3 BB	1 1 0 0	0 0 0 0	0 0 0 0	0 0 0 0	0 0 0 1	0 0 0 0	1 1 0 0
Inning Stats	R: 0 E: 0 K: 1 S: 5 H: 0 LOB: 0 BB: 0 P: 5	R: 1 E: 0 K: 0 S: 3 H: 1 LOB: 0 BB: 1 P: 7	R: 0 E: 0 K: 0 S: 4 H: 1 LOB: 1 BB: 0 P: 4	R: 0 E: 0 K: 0 S: 3 H: 1 LOB: 0 BB: 0 P: 3	R: 0 E: 0 K: 0 S: 3 H: 0 LOB: 1 BB: 1 P: 7	R: 1 E: 0 K: 1 S: 7 H: 2 LOB: 1 BB: 0 P: 7	R: 0 E: 0 K: 0 S: 3 H: 0 LOB: 1 BB: 1 P: 7	R: 0 E: 0 K: 0 S: 4 H: 2 LOB: 2 BB: 1 P: 8	R: 0 E: 0 K: 0 S: 4 H: 2 LOB: 3 BB: 1 P: 8	1B: 8 2B: 0 3B: 0 HR: 1	SF: 0 SAC: 1 DP: 3 HBP: 0					

TOP

St. Louis Cardinals @ San Francisco Giants
Candlestick Park, San Francisco, CA
Wed May 16 1962, 6:33 AM EDT
Att. 12,925 - Unknown

livebaseballscorecards.com

AB	31
R	2
H	9
RBI	2
BB	5
SO	2
LOB	21

PITCHER	IP	WLS	BF	H	R	ER	SO	BB	IBB	HBP	BLK	WP	HR	S	P	ERA	WHIP
Juan Marichal, R (1, 1) ERA: 2.44	9.0	W	37	9	2	2	2	5	0	0	0	0	1	36	56	2.00	1.556

PITCHER	IP	WLS	BF	H	R	ER	SO	BB	IBB	HBP	BLK	WP	HR	S	P	ERA	WHIP

Batter	1	2	3	4	5	6	7	8	9	AB	R	H	RBI	BB	SO	LOB
Harvey Kuenn, R (1, 7) OBP: 0.430, SLG: 0.480	FC4-6 1B		F3 ②		F9 ③		1B HR 1B 1-2 3-H			4	1	2	1	0	0	2
Chuck Hiller, L (1, 4) OBP: 0.344, SLG: 0.336	FC4-6 ① 1-2f		G3 ③			F7 ①	HR 1B 1-3 2-H			4	1	1	1	0	0	2
Willie Mays, R (1, 8) OBP: 0.389, SLG: 0.569	F4 ②			BBBB S S BB		F8 ② SSS	K			3	0	0	0	1	1	4
Orlando Cepeda, R (1, 3) OBP: 0.383, SLG: 0.634	SSS K ③			F4 ① 1-2		HR 1B	1-H HR 3-H			4	2	2	3	0	1	2
Felipe Alou, R (1, 9) OBP: 0.374, SLG: 0.518		4-3 ①		5-3 ②		1-H HR	F7 ③			4	1	1	2	0	0	2
Jim Davenport, R (1, 5) OBP: 0.390, SLG: 0.518		SSS K ②		SSS K ③ 2-3		F6 ③		5-3 ①		4	0	0	0	0	2	1
Jose Pagan, R (1, 6) OBP: 0.307, SLG: 0.420		F9 ③			F8 ①		F8 ①	6-3 ②		4	0	0	0	0	0	0
Ed Bailey, L (1, 2) OBP: 0.411, SLG: 0.578			BBBB SH1-4 BB		BBBB BB		1B 1B 2B	4-3 ③		1	0	1	0	2	0	0
Ernie Bowman, R (7, PR)										0	1	0	0	0	0	0
Tom Haller, L (8, 2) OBP: 0.364, SLG: 0.571										1	0	0	0	0	0	0
Juan Marichal, R (1, 1) OBP: 0.320, SLG: 0.304			SH1-4 ① 1-2		SSS K ②		1B 1B 1B 2-3			2	1	1	0	0	1	1
Inning Stats	R: 0 H: 1 E: 0 LOB: 1 K: 1 BB: 0 S: 6 P: 6	R: 0 H: 0 E: 0 LOB: 0 K: 1 BB: 0 S: 5 P: 5	R: 0 H: 0 E: 0 LOB: 1 K: 0 BB: 1 S: 3 P: 7	R: 0 H: 0 E: 0 LOB: 1 K: 1 BB: 1 S: 5 P: 9	R: 0 H: 0 E: 0 LOB: 1 K: 1 BB: 1 S: 5 P: 9	R: 2 H: 2 E: 0 LOB: 0 K: 0 BB: 0 S: 5 P: 5	R: 5 H: 5 E: 0 LOB: 1 K: 1 BB: 0 S: 10 P: 10	R: 0 H: 0 E: 0 LOB: 0 K: 0 BB: 0 S: 3 P: 3		1B: 5 SF: 0 2B: 1 SAC: 1 3B: 0 DP: 0 HR: 2 HBP: 0						

PITCHER		IP	WLS	BF	H	R	ER	SO	BB	IBB	HBP	BLK	WP	HR	S	P	ERA	WHIP
Ernie Broglio, R ERA: 3.45	(1, 1)	6.0		24	3	2	2	4	3	0	0	0	0	1	29	41	3.00	1.000
Lindy McDaniel, R ERA: 3.92	(7, 1)	2.0	L	11	5	5	5	1	0	0	0	0	0	1	13	13	22.50	2.500

PITCHER	IP	WLS	BF	H	R	ER	SO	BB	IBB	HBP	BLK	WP	HR	S	P	ERA	WHIP

BOTTOM

St. Louis Cardinals @ San Francisco Giants
Candlestick Park, San Francisco, CA
Wed May 16 1962, 6:33 AM EDT
Att. 12,925 - Unknown

livebaseballscorecards.com

AB	31
R	7
H	8
RBI	7
BB	3
SO	5
LOB	14

Batter	1	2	3	4	5	6	7	8	9	AB	R	H	RBI	BB	SO	LOB
Curt Flood, R (1, 8) OBP: 0.333, SLG: 0.485	F4		F6			K		6-3		4	0	0	0	0	1	1
Red Schoendienst, S (1, 4) OBP: 0.417, SLG: 0.391	6-3			G5-4-3 1B		F9			E S 1B 1B	4	0	2	0	0	0	1
Julian Javier, R (9, PR) OBP: 0.290, SLG: 0.316										0	1	0	0	0	0	0
Alex Grammas, R (9, 4) OBP: 0.111, SLG: 0.111										0	0	0	0	0	0	0
Ken Boyer, R (1, 5) OBP: 0.390, SLG: 0.520	F8			G5-4-3 1-2f			SH BB		B1	3	0	0	0	1	0	2
Gene Oliver, R (1, 2) OBP: 0.386, SLG: 0.481		4-3		5-3			SH 1-2		K 1-3	3	0	0	0	0	1	1
Charlie James, R (1, 7) OBP: 0.343, SLG: 0.412		CS 1B 1B			F4		B3		3-H 1B	4	0	2	1	0	0	2
Bill White, L (1, 3) OBP: 0.331, SLG: 0.424		1-2 1B			4-3		F8		4-3	4	0	1	0	0	0	3
Julio Gotay, R (1, 6) OBP: 0.375, SLG: 0.382		K 2-3			K		F7			3	0	0	0	0	2	4
Doug Clemens, L (1, 9) OBP: 0.356, SLG: 0.317			K			SH1-4 1B			K	3	0	1	0	0	2	0
Bob Gibson, R (1, 1) OBP: 0.267, SLG: 0.154			F9			SH1-4 1-2			F6	2	0	0	0	0	0	0
Inning Stats	R: 0 E: 0 K: 0 S: 3 H: 0 LOB: 0 BB: 0 P: 3	R: 0 E: 0 K: 1 S: 6 H: 2 LOB: 2 BB: 0 P: 6	R: 0 E: 0 K: 1 S: 5 H: 0 LOB: 0 BB: 0 P: 5	R: 0 E: 0 K: 0 S: 3 H: 1 LOB: 0 BB: 0 P: 3	R: 0 E: 0 K: 1 S: 5 H: 0 LOB: 0 BB: 0 P: 5	R: 0 E: 0 K: 1 S: 6 H: 1 LOB: 1 BB: 0 P: 6	R: 0 E: 1 K: 0 S: 4 H: 0 LOB: 2 BB: 1 P: 8	R: 0 E: 0 K: 1 S: 5 H: 0 LOB: 0 BB: 0 P: 5	R: 1 E: 0 K: 1 S: 7 H: 2 LOB: 1 BB: 0 P: 7	1B: 6 2B: 1 3B: 0 HR: 0 SF: 0 SAC: 2 DP: 2 HBP: 0						

PITCHER	IP	WLS	BF	H	R	ER	SO	BB	IBB	HBP	BLK	WP	HR	S	P	ERA	WHIP
Billy O'Dell, L (1, 1) ERA: 2.83	9.0	L	33	6	1	0	6	1	0	0	0	0	0	44	48	0.00	0.778

PITCHER	IP	WLS	BF	H	R	ER	SO	BB	IBB	HBP	BLK	WP	HR	S	P	ERA	WHIP

TOP

St. Louis Cardinals @ San Francisco Giants
Candlestick Park, San Francisco, CA
Thu May 17 1962, 6:33 AM EDT
Att. 10,976 - Unknown

livebaseballscorecards.com

AB	30
R	1
H	6
RBI	1
BB	1
SO	6
LOB	14

WP: 0 PB: 0 SB: 1 CS: 1 PA: 33

Batter	1	2	3	4	5	6	7	8	9	AB	R	H	RBI	BB	SO	LOB
Harvey Kuenn, R (1, 7) OBP: 0.444, SLG: 0.487	BBBB 4-0 1B BB		x 0-0 ② 5-3			x 0-0 1B 1B		x 0-0 2B 1B		3	0	2	0	1	0	0
Chuck Hiller, L (1, 4) OBP: 0.348, SLG: 0.343	SSS 0-3 ① K		H 1-0 HBP			x 0-0 ① F7		x 0-0 1-3 2B		3	0	1	0	0	1	2
Willie Mays, R (1, 8) OBP: 0.399, SLG: 0.571	x 0-0 1-2 1B		x 0-0 ③ F7			x 0-0 1-2 1B		4-0 G6-4-3 IBB		3	0	2	0	1	0	1
Orlando Cepeda, R (1, 3) OBP: 0.373, SLG: 0.616	SSS 0-3 ② K			x 0-0 ① F2		x 0-0 ② F2		x 0-0 ②③ G6-4-3 1-2f		4	0	0	0	0	1	7
Felipe Alou, R (1, 9) OBP: 0.364, SLG: 0.504	SSS 0-3 ③ K			SSS 0-3 ② K		x 0-0 ③ F3			SSS 0-3 ① K	4	0	0	0	0	3	4
Ed Bailey, L (1, 2) OBP: 0.396, SLG: 0.552		SSS 0-3 ① K		SSS 0-3 ③ K			x 0-0 ① 4-3		x 0-0 ② F7	4	0	0	0	0	2	0
Jim Davenport, R (1, 5) OBP: 0.389, SLG: 0.522 Willie McCovey, L (9, PH) OBP: 0.481, SLG: 0.739		x 0-0 ② F3			x 0-0 ① F3		x 0-0 L4 2B		x 0-0 ③ 1-3	3 1	0 0	1 0	0 0	0 0	0 0	0 0
Jose Pagan, R (1, 6) OBP: 0.300, SLG: 0.410		x 0-0 ③ 6-3			SSS 0-3 ② K		x 0-0 ②③ L4 2-3			3	0	0	0	0	1	1
Billy O'Dell, S (1, 1) OBP: 0.217, SLG: 0.143			x 0-0 ① G3		SSS 0-3 ③ K			SSS 0-3 ① K		3	0	0	0	0	2	0
Inning Stats	R: 0 H: 1 E: 0 LOB: 2 K: 3 BB: 1 S: 10 P: 14	R: 0 H: 0 E: 0 LOB: 0 K: 1 BB: 0 S: 5 P: 5	R: 0 H: 0 E: 0 LOB: 1 K: 0 BB: 0 S: 3 P: 4	R: 0 H: 0 E: 0 LOB: 0 K: 2 BB: 0 S: 7 P: 7	R: 0 H: 0 E: 0 LOB: 0 K: 2 BB: 0 S: 7 P: 7	R: 0 H: 2 E: 0 LOB: 2 K: 0 BB: 0 S: 5 P: 5	R: 0 H: 1 E: 0 LOB: 0 K: 0 BB: 0 S: 3 P: 3	R: 0 H: 2 E: 0 LOB: 2 K: 1 BB: 1 S: 6 P: 10	R: 0 H: 0 E: 0 LOB: 0 K: 1 BB: 0 S: 5 P: 5	1B: 4 SF: 0 2B: 3 SAC: 0 3B: 0 DP: 2 HR: 0 HBP: 1						WP: 0 PA: 34 PB: 0 SB: 0 CS: 0	

PITCHER		IP	WLS	BF	H	R	ER	SO	BB	IBB	HBP	BLK	WP	HR	S	P	ERA	WHIP
Bob Gibson, R ERA: 2.98	(1, 1)	9.0	W	34	6	0	0	10	1	1	1	0	0	0	51	60	0.00	0.778

PITCHER	IP	WLS	BF	H	R	ER	SO	BB	IBB	HBP	BLK	WP	HR	S	P	ERA	WHIP

BOTTOM

St. Louis Cardinals @ San Francisco Giants
Candlestick Park, San Francisco, CA
Thu May 17 1962, 6:33 AM EDT
Att. 10,976 - Unknown

livebaseballscorecards.com

AB	31
R	0
H	6
RBI	0
BB	2
SO	10
LOB	15

St. Louis Cardinals @ Los Angeles Dodgers

Dodger Stadium, Los Angeles, CA

Fri May 18 1962, 7:05 PM PDT

Att. 38,951 - Unknown

TOP

livebaseballscorecards.com

Batter	1	2	3	4	5	6	7	8	9	AB	R	H	RBI	BB	SO	LOB
Curt Flood, R (1, 8) OBP: 0.333, SLG: 0.486	L7	F8	1B		F7		2B		L7	6	0	2	1	0	0	2
Red Schoendienst, S (1, 4) OBP: 0.414, SLG: 0.393	BB, 1B, 1B 1B	G3	1B		4-1		F2			5	1	2	1	0	0	2
Stan Musial, L (1, 7) Don Landrum, L (9, 7) OBP: 0.413, SLG: 0.511 OBP: 0.424, SLG: 0.357	F9	3-1 F9			G3		3-1			5 0	0 0	0 0	0 0	0 0	0 0	5 0
Ken Boyer, R (1, 5) OBP: 0.391, SLG: 0.511	BB, 1B 1B	BB, 1B BB	K			K		1-3		4	2	1	0	1	2	0
Gene Oliver, R (1, 2) OBP: 0.387, SLG: 0.469	1B BB	BB, 1B 1B	F8			6-3		K		4	1	1	0	1	1	0
Charlie James, R (1, 9) OBP: 0.400, SLG: 0.432	1B	1B BB	2B 1B			BLK WP BB		L8		3	3	2	2	2	0	0
Bill White, L (1, 3) OBP: 0.346, SLG: 0.437	K	1B, BB 1B	1B 2B			FC6-4 BB			BB	3	1	2	3	2	1	2
Julio Gotay, R (1, 6) OBP: 0.368, SLG: 0.374		F7	F4 1B			FC6-4			K	5	0	1	0	0	1	4
Larry Jackson, R (1, 1) OBP: 0.321, SLG: 0.250		2B	1B, 1B BB				6-3		K	4	0	1	0	1	1	3
Inning Stats	R: 2 E: 0 K: 1 S: 13 H: 3 LOB: 2 BB: 1 P: 19	R: 0 E: 0 K: 0 S: 7 H: 1 LOB: 1 BB: 0 P: 8	R: 4 E: 0 K: 0 S: 17 H: 4 LOB: 3 BB: 3 P: 37	R: 1 E: 0 K: 1 S: 15 H: 3 LOB: 2 BB: 0 P: 23	R: 0 E: 0 K: 0 S: 6 H: 0 LOB: 0 BB: 0 P: 9	R: 1 E: 0 K: 1 S: 8 H: 0 LOB: 1 BB: 2 P: 18	R: 0 E: 0 K: 0 S: 9 H: 1 LOB: 1 BB: 0 P: 12	R: 0 E: 0 K: 1 S: 8 H: 0 LOB: 0 BB: 0 P: 13	R: 0 E: 0 K: 2 S: 8 H: 0 LOB: 1 BB: 1 P: 14	1B: 9 2B: 3 3B: 0 HR: 0 SF: 0 SAC: 0 DP: 0 HBP: 0	WP: 2 PB: 0 SB: 0 CS: 0 PA: 46					

	AB	39
	R	8
	H	12
	RBI	7
	BB	7
	SO	6
	LOB	18

PITCHER		IP	WLS	BF	H	R	ER	SO	BB	IBB	HBP	BLK	WP	HR	S	P	ERA	WHIP
Johnny Podres, L ERA: 4.42	(1, 1)	0.2	L	4	2	2	2	0	0	0	0	0	0	0	7	9	27.00	3.000
Stan Williams, R ERA: 6.33	(1, 1)	4.1		26	9	5	5	2	4	0	0	0	0	0	51	87	10.38	3.000
Larry Sherry, R ERA: 3.97	(6, 1)	2.0		9	1	1	1	1	2	0	0	1	1	0	17	30	4.50	1.500
Ed Roebuck, R ERA: 3.18	(8, 1)	2.0		7	0	0	0	3	1	0	0	0	0	0	16	27	0.00	0.500

PITCHER	IP	WLS	BF	H	R	ER	SO	BB	IBB	HBP	BLK	WP	HR	S	P	ERA	WHIP

Batter	1	2	3	4	5	6	7	8	9	AB	R	H	RBI	BB	SO	LOB
Maury Wills, S (1, 6) OBP: 0.305, SLG: 0.293	L7		4-3 2-3 3-H		L6		F8			4	0	0	1	0	0	4
Jim Gilliam, S (1, 5) OBP: 0.331, SLG: 0.310	F6		G3		4-3 1-2 3-H		4-3			4	0	0	1	0	0	3
Willie Davis, L (1, 8) OBP: 0.382, SLG: 0.523	F5			6-3	4-3 2-3			L8		4	0	0	0	0	0	1
Wally Moon, L (1, 3) OBP: 0.366, SLG: 0.345		G3		K		4-3		F8		4	0	0	0	0	1	0
Tommy Davis, R (1, 7) OBP: 0.331, SLG: 0.574		G4-6-3 1B		3B		E4		6-3		4	0	2	0	0	0	0
John Roseboro, L (1, 2) OBP: 0.385, SLG: 0.388		G4-6-3 1-2f		F7		F8			3-1	4	0	0	0	0	0	3
Ron Fairly, L (1, 9) OBP: 0.377, SLG: 0.269			4-3 1B	1B 1B		F5			5-3 1B	4	2	3	0	0	0	1
Larry Burright, R (1, 4) OBP: 0.358, SLG: 0.571			4-3 1-3 1B	1B 1-2 4-3 1B			1B		5-3 1-2	4	1	3	0	0	0	1
Johnny Podres, L (1, 1) OBP: 0.250, SLG: 0.316 Stan Williams, R (1, 1) Duke Snider, L (5, PH) OBP: 0.459, SLG: 0.586 Larry Sherry, R (6, 1) OBP: 0.400, SLG: 0.400 Tim Harkness, L (7, PH) OBP: 0.324, SLG: 0.387 Ed Roebuck, R (8, 1) Doug Camilli, R (9, PH) OBP: 0.524, SLG: 0.850			K	WP 1-3 2-H 4-3 1B			L9		F9	0 1 1 0 1 0 1	0 0 0 0 0 0 0	0 0 1 0 0 0 0	0 0 1 0 0 0 0	0 1 0 0 0 0 0	0 2 0 0 0 0 0	0 1 0 0 1 0 1
Inning Stats	R: 0 H: 0 E: 0 LOB: 0 K: 0 BB: 0 S: 4 P: 7	R: 0 H: 1 E: 0 LOB: 0 K: 0 BB: 0 S: 7 P: 10	R: 1 H: 2 E: 0 LOB: 1 K: 1 BB: 0 S: 12 P: 16	R: 0 H: 1 E: 0 LOB: 1 K: 1 BB: 0 S: 10 P: 14	R: 2 H: 3 E: 0 LOB: 1 K: 0 BB: 0 S: 14 P: 20	R: 0 H: 0 E: 1 LOB: 1 K: 0 BB: 0 S: 8 P: 13	R: 0 H: 1 E: 0 LOB: 1 K: 0 BB: 0 S: 9 P: 13	R: 0 H: 0 E: 0 LOB: 0 K: 0 BB: 0 S: 4 P: 5	R: 0 H: 1 E: 0 LOB: 1 K: 0 BB: 0 S: 8 P: 11	1B: 8 SF: 0 2B: 0 SAC: 0 3B: 1 DP: 1 HR: 0 HBP: 0						

PITCHER	IP	WLS	BF	H	R	ER	SO	BB	IBB	HBP	BLK	WP	HR	S	P	ERA	WHIP
Larry Jackson, R (1, 1) ERA: 3.56	9.0	W	36	9	3	3	2	0	0	0	0	1	0	76	109	3.00	1.000

PITCHER	IP	WLS	BF	H	R	ER	SO	BB	IBB	HBP	BLK	WP	HR	S	P	ERA	WHIP

BOTTOM

St. Louis Cardinals @ Los Angeles Dodgers

Dodger Stadium, Los Angeles, CA

Fri May 18 1962, 7:05 PM PDT

Att. 38,951 - Unknown

livebaseballscorecards.com

AB	36
R	3
H	9
RBI	3
BB	0
SO	2
LOB	17

WP: 1	PA: 36		
PB: 0			
SB: 0			
CS: 0			

St. Louis Cardinals @ Los Angeles Dodgers

Dodger Stadium, Los Angeles, CA

Sat May 19 1962, 7:05 PM PDT

Att. 44,559 - Unknown

livebaseballscorecards.com

TOP

Batter	1	2	3	4	5	6	7	8	9	AB	R	H	RBI	BB	SO	LOB
Curt Flood, R (1, 8) OBP: 0.335, SLG: 0.483	C F B B F X 2-2 6-3 ①		X 0-0 F8 ②	X 0-0 E8 1-H 2-H 1B		B C X 1-1 1B		B B C C S 2-3 K ③		5	0	2	1	0	1	0
Red Schoendienst, S (1, 4) OBP: 0.382, SLG: 0.364 Alex Grammas, R (9, 4) OBP: 0.111, SLG: 0.111	C T B X 1-2 L7 ②		C C T X 0-2 1B	C F S 0-3 K ③		X 0-0 F5 ②			F X 0-1 L7 ①	5 0	0 0	1 0	0 0	0 0	1 0	2 0
Stan Musial, L (1, 7) OBP: 0.404, SLG: 0.495 Don Landrum, L (9, PR) OBP: 0.424, SLG: 0.357 (9, 7)	B F B S X 2-2 4-3 ③		X 0-0 L8 ③		B F X 1-1 E3 1B SF7	C C X 0-2 F7 ③			C X 0-1 BB BB SF8 1B	5 0	1 1	1 0	0 0	0 0	0 0	2 0
Ken Boyer, R (1, 5) OBP: 0.391, SLG: 0.504		C B X 1-1 6-3 ①		C F X 0-2 1B 1B 1B	X 0-0 F4 ①		X 0-0 F9 ①		B B B B 4-0 SF8 BB 1-2 E BB	4	2	1	0	1	0	1
Bill White, L (1, 3) OBP: 0.360, SLG: 0.442		C H 1-1 S HBP		F X 0-1 BB 1-3 1B 1B	C X 0-1 1B 1-3 1B		B F X 1-1 3-1 ②		B B C B B 4-1 S 1-2 2-3 E BB	3	2	2	0	1	0	0
Carl Sawatski, L (1, 2) OBP: 0.544, SLG: 0.750 Gene Oliver, R (9, PH) OBP: 0.383, SLG: 0.469 (9, 2)		B B B C B 4-1 1-2 BB		B C B F B B 4-2 1B 1-2 FC6-2 BB	B X 1-0 SF7 ② 3-H		B B B C B 4-1 FC5-4 BB		X 0-0 SF8 ② 2-3 3-H	0 0	0 0	0 0	1 1	3 0	0 0	0 0
Julio Gotay, R (1, 6) OBP: 0.361, SLG: 0.366		X 0-0 F3 ②		B B B C F F S 3-3 K ①	X 0-0 1-2 1B		B C X 1-1 FC5-4 ③ 1-2f		B B C X 2-1 E6 CS 1-H 3-H	5	0	1	0	0	1	6
Doug Clemens, L (1, 9) OBP: 0.347, SLG: 0.311		C B F B B S 3-3 K ③		B F B B B X 3-1 FC6-2 1B 1-3 2-H 3-H 1B	X 0-0 4-3 ③			C C B X 1-2 6-3 ①	B C S 1-2 CS ③ 1-2	4	1	1	2	0	1	4
Ray Sadecki, L (1, 1) OBP: 0.182, SLG: 0.182			S X 0-1 4-3 ①	S F X 0-2 FC6-2 1B E 1-2 3-H ②		X 0-0 F8 ①		B F X 1-1 3-1 ②		4	1	0	0	0	0	2

	AB	35
	R	8
	H	9
	RBI	5
	BB	5
	SO	4
	LOB	17

Inning Stats																																		
	R: 0 E: 0 K: 0 S: 10	H: 0 LOB: 0 BB: 0 P: 15	R: 0 E: 0 K: 1 S: 8	H: 0 LOB: 2 BB: 1 P: 17	R: 0 E: 0 K: 0 S: 8	H: 1 LOB: 1 BB: 0 P: 8	R: 4 E: 1 K: 2 S: 20	H: 4 LOB: 1 BB: 1 P: 30	R: 1 E: 1 K: 0 S: 8	H: 2 LOB: 2 BB: 0 P: 10	R: 0 E: 0 K: 0 S: 7	H: 1 LOB: 1 BB: 0 P: 8	R: 0 E: 0 K: 0 S: 6	H: 0 LOB: 1 BB: 1 P: 12	R: 0 E: 0 K: 1 S: 8	H: 0 LOB: 0 BB: 0 P: 12	R: 3 E: 1 K: 0 S: 10	H: 1 LOB: 1 BB: 2 P: 21	1B: 9 2B: 0 3B: 0 HR: 0	SF: 2 SAC: 0 DP: 0 HBP: 1	WP: 0 PB: 0 SB: 2 CS: 1	PA: 44

PITCHER		IP	WLS	BF	H	R	ER	SO	BB	IBB	HBP	BLK	WP	HR	S	P	ERA	WHIP
Don Drysdale, R ERA: 3.69	(1, 1)	4.2	L	25	7	5	3	3	2	0	1	0	0	0	53	79	5.79	1.929
Phil Ortega, R ERA: 5.68	(5, 1)	2.1		9	1	0	0	0	1	0	0	0	0	0	14	21	0.00	0.857
Ron Perranoski, L ERA: 1.59	(8, 1)	2.0		9	1	3	1	1	2	0	0	0	0	0	18	33	4.50	1.500

PITCHER	IP	WLS	BF	H	R	ER	SO	BB	IBB	HBP	BLK	WP	HR	S	P	ERA	WHIP

Batter	1	2	3	4	5	6	7	8	9	AB	R	H	RBI	BB	SO	LOB
Maury Wills, S (1, 6) OBP: 0.298, SLG: 0.286	5-3	FC6-4			6-3		G5-4-3			4	0	0	0	0	0	3
Jim Gilliam, S (1, 5) OBP: 0.329, SLG: 0.308	F8		F8		F8			E6		4	0	1	0	0	0	0
Willie Davis, L (1, 8) OBP: 0.386, SLG: 0.523	BLK		1B		K			F3		4	0	2	0	0	1	1
Tommy Davis, R (1, 7) OBP: 0.329, SLG: 0.566	6-3		1B			6-3		6-3		4	0	1	0	0	0	2
Frank Howard, R (1, 9) OBP: 0.322, SLG: 0.389		F8	G6-4-3 IBB			FC4-6 BB		6-3		2	0	0	0	2	0	1
Doug Camilli, R (1, 2) OBP: 0.480, SLG: 0.739		BB 1B BB	G6-4-3			F8			F7	3	1	0	0	1	0	4
Wally Moon, L (1, 3) OBP: 0.370, SLG: 0.344		1B BB	4-3			FC4-6			1B	3	0	1	0	1	0	1
Larry Burright, R (1, 4) OBP: 0.368, SLG: 0.558		FC6-4 1B	F8				FC6-4 BB		F7	3	0	1	1	1	0	1
Don Drysdale, R (1, 1) OBP: 0.375, SLG: 0.435		K	F7				FC6-4 G5-4-3		L7	2	0	0	0	0	1	2
Phil Ortega, R (5, 1)										0	0	0	0	0	0	0
Lee Walls, R (7, PH) OBP: 0.375, SLG: 0.333										1	0	0	0	0	0	1
Ron Perranoski, L (8, 1)										0	0	0	0	0	0	0
Andy Carey, R (9, PH) OBP: 0.362, SLG: 0.412										1	0	0	0	0	0	1
Inning Stats	R: 0 H: 1 E: 0 LOB: 1 K: 0 BB: 0 S: 8 P: 12	R: 1 H: 1 E: 0 LOB: 2 K: 1 BB: 2 S: 13 P: 24	R: 0 H: 2 E: 0 LOB: 2 K: 0 BB: 1 S: 6 P: 12	R: 0 H: 0 E: 0 LOB: 0 K: 0 BB: 0 S: 5 P: 7	R: 0 H: 0 E: 0 LOB: 0 K: 1 BB: 0 S: 6 P: 9	R: 0 H: 0 E: 0 LOB: 1 K: 0 BB: 1 S: 8 P: 16	R: 0 H: 0 E: 0 LOB: 0 K: 0 BB: 1 S: 4 P: 9	R: 0 H: 1 E: 1 LOB: 1 K: 0 BB: 0 S: 12 P: 15	R: 0 H: 1 E: 0 LOB: 1 K: 0 BB: 0 S: 10 P: 16							

PITCHER		IP	WLS	BF	H	R	ER	SO	BB	IBB	HBP	BLK	WP	HR	S	P	ERA	WHIP
Ray Sadecki, L ERA: 6.67	(1, 1)	9.0	W	36	6	1	1	2	4	1	0	1	0	0	72	120	1.00	1.111

PITCHER	IP	WLS	BF	H	R	ER	SO	BB	IBB	HBP	BLK	WP	HR	S	P	ERA	WHIP

BOTTOM

St. Louis Cardinals @ Los Angeles Dodgers

Dodger Stadium, Los Angeles, CA

Sat May 19 1962, 7:05 PM PDT

Att. 44,559 - Unknown

livebaseballscorecards.com

AB	31
R	1
H	6
RBI	1
BB	5
SO	2
LOB	17

1B: 6	SF: 0	WP: 0	PA: 36
2B: 0	SAC: 0	PB: 0	
3B: 0	DP: 2	SB: 0	
HR: 0	HBP: 0	CS: 0	

Batter	1	2	3	4	5	6	7	8	9	AB	R	H	RBI	BB	SO	LOB
Curt Flood, R (1, 8) OBP: 0.331, SLG: 0.470	B B B C B 4-1 F9 WP 1B BB		X 0-0 ① F7		C C B X 1-2 ① F4	F X 0-1 ③ FC5-4 1-2f			B B C X 2-1 ③ 6-3	4	1	0	0	1	0	1
Red Schoendienst, S (1, 4) OBP: 0.368, SLG: 0.351 Julian Javier, R (7, 4) OBP: 0.290, SLG: 0.316	C B F B B X 3-2 ① F9 1-3		F F X 0-2 ① 1B 1B 1B		X 0-0 ② G3	C B X 1-1 ① F8				4 0	1 0	1 0	0 0	0 0	0 0	1 0
Doug Clemens, L (1, 9) OBP: 0.377, SLG: 0.347	B B C B X 3-1 BB 1B 3-H 1B		B B B C X 3-1 1B 1-3 1B		B C S B X 2-2 1B	S B X 1-1 ② G3				4	0	3	1	0	0	0
Ken Boyer, R (1, 5) OBP: 0.394, SLG: 0.500	B B B B 4-0 1B 1-2 BB		X 0-0 1-2 3-H 1B		X 0-0 ③ F2	F X 0-1 ③ 6-3				3	0	1	1	1	0	1
Bill White, L (1, 3) OBP: 0.364, SLG: 0.440	B X 1-0 ② 1-2 2-H 1B		B B X 2-0 ② F7			C B B C B B 4-2 2B BB		B C X 1-1 ① 6-3		3	1	1	0	1	0	2
Carl Sawatski, L (1, 2) OBP: 0.525, SLG: 0.729	C S B B X 2-2 ③ F6		S B F X 1-2 ③ 4-3			B B X 2-0 SH2-4 1-H SF8 2B		B C B F B F C 3-3 ② K		4	1	1	1	0	1	4
Charlie James, R (1, 7) OBP: 0.372, SLG: 0.400		X 0-0 ① L7		C F X 0-2 ① F3		C B X 1-1 ① SH2-4 2-3		S C B S 1-3 ③ K		3	0	0	0	0	1	0
Julio Gotay, R (1, 6) OBP: 0.357, SLG: 0.357		C C X 0-2 ② 4-3		S C X 0-2 ② 5-3		F B B B B 4-1 FC5-4 BB			F C B S 1-3 ① K	3	0	0	0	1	1	0
Curt Simmons, L (1, 1) OBP: 0.375, SLG: 0.350		B C B C C 2-3 ③ K		C X 0-1 ③ F7		C B B X 2-1 ② SF8 3-H			S X 0-1 ② 3-1	3	0	0	1	0	1	0
Inning Stats	R: 1 H: 2 E: 0 LOB: 2 K: 0 BB: 2 S: 10 P: 27	R: 0 H: 0 E: 0 LOB: 0 K: 1 BB: 0 S: 7 P: 9	R: 1 H: 3 E: 0 LOB: 2 K: 0 BB: 0 S: 11 P: 17	R: 0 H: 0 E: 0 LOB: 0 K: 0 BB: 0 S: 8 P: 8	R: 0 H: 1 E: 0 LOB: 1 K: 0 BB: 0 S: 8 P: 11	R: 2 H: 1 E: 0 LOB: 0 K: 0 BB: 2 S: 10 P: 23	R: 0 H: 0 E: 0 LOB: 0 K: 0 BB: 0 S: 6 P: 8	R: 0 H: 0 E: 0 LOB: 0 K: 2 BB: 0 S: 9 P: 14	R: 0 H: 0 E: 0 LOB: 0 K: 1 BB: 0 S: 7 P: 10	1B: 6 SF: 1 2B: 1 SAC: 1 3B: 0 DP: 0 HR: 0 HBP: 0						WP: 1 PA: 37 PB: 0 SB: 0 CS: 0

St. Louis Cardinals @ Los Angeles Dodgers

Dodger Stadium, Los Angeles, CA

Sun May 20 1962, 3:33 AM PDT

Att. 38,474 - Unknown

TOP

livebaseballscorecards.com

AB	31
R	4
H	7
RBI	4
BB	4
SO	4
LOB	9

PITCHER		IP	WLS	BF	H	R	ER	SO	BB	IBB	HBP	BLK	WP	HR	S	P	ERA	WHIP
Joe Moeller, R ERA: 4.14	(1, 1)	5.0	L	22	6	2	2	1	2	0	0	0	1	0	44	72	3.60	1.600
Phil Ortega, R ERA: 8.1	(6, 1)	0.1		4	1	2	2	0	2	0	0	0	0	0	6	17	54.00	9.000
Ed Roebuck, R ERA: 2.96	(6, 1)	1.2		5	0	0	0	0	0	0	0	0	0	0	10	14	0.00	0.000
Larry Sherry, R ERA: 3.65	(8, 1)	2.0		6	0	0	0	3	0	0	0	0	0	0	16	24	0.00	0.000

PITCHER	IP	WLS	BF	H	R	ER	SO	BB	IBB	HBP	BLK	WP	HR	S	P	ERA	WHIP

BOTTOM

St. Louis Cardinals @ Los Angeles Dodgers

Dodger Stadium, Los Angeles, CA

Sun May 20 1962, 3:33 AM PDT

Att. 38,474 - Unknown

livebaseballscorecards.com

Batter	1	2	3	4	5	6	7	8	9	AB	R	H	RBI	BB	SO	LOB
Maury Wills, S (1, 6) OBP: 0.295, SLG: 0.279	C B B B X 3-1 F9 ①		X 0-0 6-3 ②			B B C B B 4-1 E 1B BB	C F B S 1-3 K ③		B X 1-0 F8 ③	4	1	0	0	1	1	3
Lee Walls, R (1, 3) OBP: 0.333, SLG: 0.290	F B X 1-1 F7 ②		C F B B B X 3-2 F7 ③			C X 0-1 FC4 1B 1-2 G6-4-3		B X 1-0 5-3 ①		4	1	0	0	0	0	1
Willie Davis, L (1, 8) OBP: 0.397, SLG: 0.530	B F F B F X 2-2 1B			C X 0-1 F4 ①		X 0-0 G6-4-3 1-3 2-H 1B		F X 0-1 FC5-4 BB 1B		4	0	3	1	0	0	0
Tommy Davis, R (1, 7) OBP: 0.327, SLG: 0.554	B X 1-0 F8 ③			F B X 1-1 4-3 ②		X 0-0 G6-4-3 ① ② 1-2f 3-H		B B B C B 4-1 FC5-4 1-2 BB		3	0	0	0	1	0	2
Frank Howard, R (1, 9) OBP: 0.317, SLG: 0.379		B B C B F X 3-2 S 1B		C B X 1-1 1-4-3 ③		B F X 1-1 5-3 ③		B X 1-0 FC5-4 ② ③ 1-2 2-3		4	0	1	0	0	0	2
Andy Carey, R (1, 5) OBP: 0.355, SLG: 0.400 Tim Harkness, L (9, PR) OBP: 0.324, SLG: 0.387		B B S S S B S 3-3 K ① 1-2			B X 1-0 F9 ①		B X 1-0 F8 ①		B C X 1-1 FC1-6 1B	4 0	0 0	1 0	0 0	0 0	1 0	1 0
John Roseboro, L (1, 2) OBP: 0.380, SLG: 0.373		B F B F T S 2-3 K ②			S C B B F C 2-3 K ②		B B B C B 4-1 2B E BB		X 0-0 FC1-6 ① 1-2f 1B	3	1	0	0	1	2	2
Larry Burright, R (1, 4) OBP: 0.393, SLG: 0.589		B X 1-0 F7 ③			X 0-0 PB 1B		C F B X 1-2 E4 1-H 2B		C C B X 1-2 1-2 1B	4	0	3	0	0	0	1
Joe Moeller, R (1, 1) Daryl Spencer, R (5, PH) OBP: 0.000, SLG: 0.375 Phil Ortega, R (6, 1) Ed Roebuck, R (6, 1) Jim Gilliam, S (7, PH) OBP: 0.327, SLG: 0.306 Larry Sherry, R (8, 1) OBP: 0.400, SLG: 0.400 Doug Camilli, R (9, PH) OBP: 0.462, SLG: 0.708			C X 0-1 4-3 ①		B B C F B X 2-2 L7 ③ 1-2		B B F B F C 3-3 K ②		B B X 2-0 L7 ②	1 1 0 0 1 0 1	0 0 0 0 0 0 0	0 0 0 0 0 0 2	0 0 0 0 1 0 1	0 1 0 0 1 0 0	0 0 0 0 0 0 2	0 1 0 0 1 0 2

| | | |

Batter	1	2	3	4	5	6	7	8	9	AB	R	H	RBI	BB	SO	LOB
Tony Taylor, R (1, 4) OBP: 0.348, SLG: 0.343	0-0 1B		0-0 1-3		0-3 K			0-0 6-3		4	0	1	0	0	1	1
Ted Savage, R (1, 7) OBP: 0.379, SLG: 0.455	0-0 F9		0-0 CS			0-3 K		0-0 2B		4	0	2	0	0	1	1
Johnny Callison, L (1, 9) OBP: 0.372, SLG: 0.520	0-0 BB 1-2		0-0 L7 1-2			0-0 S		0-0 L1-5 1-3		4	0	3	0	0	0	1
Tony Gonzalez, L (1, 8) OBP: 0.400, SLG: 0.510	B B B B 4-0 1-2 BB			0-0 F8		0-3 K 1-2		0-0 L1-5 2-3		3	0	0	0	1	1	3
Don Demeter, R (1, 5) OBP: 0.341, SLG: 0.512	0-0 L7			0-0 F9		0-0 6-3			0-0 5-3	4	0	0	0	0	0	3
Clay Dalrymple, L (1, 2) OBP: 0.414, SLG: 0.516		0-0 4-3		0-0 F8			0-0 1B		S S S 0-3 K	4	0	1	0	0	1	0
Roy Sievers, R (1, 3) OBP: 0.306, SLG: 0.230		0-0 HR			0-0 F8		0-0 L5		0-0 L4	4	1	1	1	0	0	1
Bobby Wine, R (1, 6) OBP: 0.231, SLG: 0.231 Billy Klaus, L (7, PH) OBP: 0.367, SLG: 0.367 (7, 6)		0-0 F5			0-0 1B		0-0 F9			2 1	0 0	1 0	0 0	0 0	0 0	0 1
Dennis Bennett, L (1, 1) Dallas Green, L (6, 1) OBP: 0.333, SLG: 0.333 Wes Covington, L (7, PH) OBP: 0.253, SLG: 0.338 Cal McLish, S (7, 1) OBP: 0.077, SLG: 0.077		S S S 0-3 K			0-0 L9		S S S 0-3 K			2 0 1 0	0 0 0 0	0 0 0 0	0 0 0 0	1 0 1 0	1 0 1 0	1 0 1 0
Inning Stats	R: 0 E: 0 K: 0 S: 4 H: 2 LOB: 2 BB: 1 P: 8	R: 1 E: 0 K: 1 S: 6 H: 1 LOB: 0 BB: 0 P: 6	R: 0 E: 0 K: 0 S: 3 H: 1 LOB: 0 BB: 0 P: 3	R: 0 E: 0 K: 0 S: 3 H: 0 LOB: 0 BB: 0 P: 3	R: 0 E: 0 K: 1 S: 6 H: 1 LOB: 1 BB: 0 P: 6	R: 0 E: 0 K: 2 S: 8 H: 1 LOB: 1 BB: 0 P: 8	R: 0 E: 0 K: 1 S: 6 H: 1 LOB: 1 BB: 0 P: 6	R: 0 E: 0 K: 0 S: 4 H: 2 LOB: 1 BB: 0 P: 4	R: 0 E: 0 K: 1 S: 5 H: 0 LOB: 0 BB: 0 P: 5	1B: 7 2B: 2 3B: 0 HR: 1	SF: 0 SAC: 0 DP: 1 HBP: 0			WP: 0 PB: 0 SB: 1 CS: 1	PA: 34		

TOP

Philadelphia Phillies @ St. Louis Cardinals

Sportsman's Park, St. Louis, MO

Mon May 21 1962, 8:05 PM EDT

Att. 6,956 - Unknown - 87 F

livebaseballscorecards.com

AB	33
R	1
H	9
RBI	1
BB	1
SO	6
LOB	13

PITCHER		IP	WLS	BF	H	R	ER	SO	BB	IBB	HBP	BLK	WP	HR	S	P	ERA	WHIP
Ernie Broglio, R ERA: 3.55	(1, 1)	1.2		8	3	1	1	0	1	0	0	0	0	1	7	11	5.40	2.400
Ray Washburn, R ERA: 3.33	(2, 1)	5.2	W	22	6	0	0	5	0	0	0	0	0	0	32	32	0.00	1.059
Bobby Shantz, L ERA: 1.53	(8, 1)	1.2	S	4	0	0	0	1	0	0	0	0	0	0	6	6	0.00	0.000

PITCHER		IP	WLS	BF	H	R	ER	SO	BB	IBB	HBP	BLK	WP	HR	S	P	ERA	WHIP

Batter	1	2	3	4	5	6	7	8	9	AB	R	H	RBI	BB	SO	LOB
Curt Flood, R (1, 8) OBP: 0.341, SLG: 0.477	BB, BB, 1B	CS, 1B 2-H 3-H			4-3	E, 1B 1-2				4	0	3	2	0	0	0
Julian Javier, R (1, 4) OBP: 0.295, SLG: 0.316	BB, BB 1-2	F9			2-3, 1B	E5, FC6-4 1-2 2-3				3	0	1	0	1	0	3
Ken Boyer, R (1, 5) OBP: 0.390, SLG: 0.489	BB 1-2 2-3	CS 1-2	6-3		2-3 1-3	FC6-4 1-2f				3	0	0	0	1	0	4
Stan Musial, L (1, 7) OBP: 0.390, SLG: 0.475 Don Landrum, L (8, 7) OBP: 0.424, SLG: 0.357	F2		K		6-3		G3			4 0	0 0	0 0	0 0	0 0	1 0	4 0
Gene Oliver, R (1, 2) OBP: 0.388, SLG: 0.458	K		BB			HR, BB	F8			2	1	0	0	2	1	3
Charlie James, R (1, 9) OBP: 0.340, SLG: 0.364	6-3		F8			K	P6			4	0	0	0	0	1	5
Bill White, L (1, 3) OBP: 0.367, SLG: 0.458		SH3-4, 1B, 1B, BB		K		1-H, HR	F7			3	2	1	2	1	1	0
Julio Gotay, R (1, 6) OBP: 0.354, SLG: 0.353		SH3-4, 1B 1-2 1B		5-3		1-3	5-3			4	1	1	0	0	0	0
Ernie Broglio, R (1, 1) Ray Washburn, R (2, 1) OBP: 0.316, SLG: 0.235 Bobby Shantz, R (8, 1)		SH3-4 1-2 2-3		P3		E, 1B, HBP	K			0 1 1	0 0 0	0 0 0	0 0 0	0 0 0	0 0 1	0 0 0
Inning Stats	R: 0 E: 0 K: 1 S: 6 H: 1 LOB: 3 BB: 2 P: 14	R: 2 E: 0 K: 0 S: 4 H: 2 LOB: 0 BB: 1 P: 8	R: 0 E: 0 K: 1 S: 5 H: 0 LOB: 1 BB: 1 P: 9	R: 0 E: 0 K: 1 S: 5 H: 0 LOB: 0 BB: 0 P: 5	R: 0 E: 0 K: 0 S: 4 H: 1 LOB: 1 BB: 0 P: 4	R: 2 E: 1 K: 1 S: 8 H: 2 LOB: 3 BB: 1 P: 13	R: 0 E: 0 K: 0 S: 3 H: 0 LOB: 0 BB: 0 P: 3	R: 0 E: 0 K: 1 S: 5 H: 0 LOB: 0 BB: 0 P: 5		1B: 5 2B: 0 3B: 0 HR: 1	SF: 0 SAC: 1 DP: 0 HBP: 1						

PITCHER		IP	WLS	BF	H	R	ER	SO	BB	IBB	HBP	BLK	WP	HR	S	P	ERA	WHIP
Dennis Bennett, L ERA: 7.94	(1, 1)	5.2	L	27	5	4	4	4	5	0	1	0	0	1	29	50	6.35	1.765
Dallas Green, R ERA: 3.12	(6, 1)	0.1		3	1	0	0	0	0	0	0	0	0	0	3	3	0.00	3.000
Cal McLish, R ERA: 4.54	(7, 1)	2.0		6	0	0	0	1	0	0	0	0	0	0	8	8	0.00	0.000

PITCHER	IP	WLS	BF	H	R	ER	SO	BB	IBB	HBP	BLK	WP	HR	S	P	ERA	WHIP

BOTTOM

Philadelphia Phillies @ St. Louis Cardinals
Sportsman's Park, St. Louis, MO
Mon May 21 1962, 8:05 PM EDT
Att. 6,956 - Unknown - 87 F

livebaseballscorecards.com

AB	29
R	4
H	6
RBI	4
BB	5
SO	5
LOB	19

WP: 0	PB: 0	SB: 0	CS: 1	PA: 37				

Batter	1	2	3	4	5	6	7	8	9	AB	R	H	RBI	BB	SO	LOB
Tony Taylor, R (1, 4) OBP: 0.345, SLG: 0.340	K		P4			F9			HR 1B	4	1	1	0	0	1	0
Billy Klaus, L (1, 5) (8, 6) OBP: 0.344, SLG: 0.340	K			1-3		K			F2	4	0	0	0	0	2	1
Johnny Callison, L (1, 9) OBP: 0.369, SLG: 0.535	K			3-1			F8		1-H HR	4	1	1	2	0	1	0
Tony Gonzalez, L (1, 8) OBP: 0.395, SLG: 0.495		BB		K			K		3-1	3	0	0	0	1	2	0
Roy Sievers, R (1, 3) OBP: 0.297, SLG: 0.222		F3			4-1		F9			3	0	0	0	0	0	1
Clay Dalrymple, L (1, 2) OBP: 0.412, SLG: 0.505		F9			BB 1B			L1		2	0	0	0	1	0	1
Ted Savage, R (1, 7) OBP: 0.387, SLG: 0.462		K			G6-3 1B 1-2			G4-6-3 1B		3	0	2	0	0	1	1
Bobby Wine, R (1, 6) OBP: 0.200, SLG: 0.200			K		G6-3 1-2f			G4-6-3 1-2f		2	0	0	0	0	1	2
Wes Covington, L (8, PH) OBP: 0.250, SLG: 0.333										1	0	0	0	0	0	1
Mel Roach, R (8, 5) OBP: 0.292, SLG: 0.286										0	0	0	0	0	0	0
Paul Brown, R (1, 1)			K			F7			L6	2	0	0	0	0	1	0
Chris Short, R (7, 1)										0	0	0	0	0	0	0
Jack Baldschun, R (8, 1)										0	0	0	0	0	0	0
Frank Torre, L (9, PH) OBP: 0.333, SLG: 0.295										1	0	0	0	0	0	0
Inning Stats	R: 0 E: 0 K: 3 S: 9 H: 0 LOB: 0 BB: 0 P: 9	R: 0 E: 0 K: 1 S: 5 H: 0 LOB: 1 BB: 1 P: 9	R: 0 E: 0 K: 2 S: 7 H: 0 LOB: 0 BB: 0 P: 7	R: 0 E: 0 K: 1 S: 5 H: 0 LOB: 0 BB: 0 P: 5	R: 0 E: 0 K: 0 S: 3 H: 1 LOB: 1 BB: 1 P: 7	R: 0 E: 0 K: 1 S: 5 H: 0 LOB: 0 BB: 0 P: 5	R: 0 E: 0 K: 1 S: 5 H: 0 LOB: 0 BB: 0 P: 5	R: 0 E: 0 K: 0 S: 3 H: 1 LOB: 0 BB: 0 P: 3	R: 2 E: 0 K: 0 S: 5 H: 2 LOB: 0 BB: 0 P: 5	1B: 3 2B: 0 3B: 0 HR: 1	SF: 0 SAC: 0 DP: 2 HBP: 0						

PITCHER		IP	WLS	BF	H	R	ER	SO	BB	IBB	HBP	BLK	WP	HR	S	P	ERA	WHIP
Bob Gibson, R ERA: 2.84	(1, 1)	9.0	W	31	4	2	2	9	2	0	0	0	0	1	47	55	2.00	0.667

PITCHER	IP	WLS	BF	H	R	ER	SO	BB	IBB	HBP	BLK	WP	HR	S	P	ERA	WHIP

TOP

Philadelphia Phillies @ St. Louis Cardinals
Sportsman's Park, St. Louis, MO
Tue May 22 1962, 8:05 PM EDT
Att. 7,270 - Unknown - 83 F

livebaseballscorecards.com

AB	29
R	2
H	4
RBI	2
BB	2
SO	9
LOB	7

PA: 31

WP: 0 PB: 0 SB: 0 CS: 0

Batter	1	2	3	4	5	6	7	8	9	AB	R	H	RBI	BB	SO	LOB
Curt Flood, R (1, 8) OBP: 0.349, SLG: 0.478	6-3		4-3 SH1-4 1B 1-2	F8		E 1B 1-2 2-3		HBP HBP BB BB		4	1	2	0	1	0	1
Don Landrum, L (1, 7) OBP: 0.417, SLG: 0.355 Charlie James, R (8, PH) OBP: 0.354, SLG: 0.364 Alex Grammas, R (8, PR) OBP: 0.111, SLG: 0.111 (9, 6)	F9		SH1-4 1-2 2-3		WP 1B	E5 1-3 2-H 3-H		BB HBP HBP 1-2 2-3		3 0 0	0 0 0	1 0 0	0 0 0	0 0 0	0 0 0	1 0 0
Bill White, L (1, 3) OBP: 0.362, SLG: 0.446	P4		4-3 2-3 3-H		P6 1-2	3-1		BB HBP 1-2 2-3 3-H		4	0	0	2	0	0	4
Ken Boyer, R (1, 5) OBP: 0.396, SLG: 0.483		BBBB 6-3 1B BB	BBBB BB		SSS K		6-3	BBBB BB 1-2 2-3 3-H		2	0	0	1	3	1	1
Carl Sawatski, L (1, 2) OBP: 0.508, SLG: 0.692 Jimmie Schaffer, R (8, 2) OBP: 0.300, SLG: 0.300		6-3 1-2	G3		F8		SSS K	SSS K		4 1	0 0	1 0	0 0	0 0	1 1	3 3
Doug Clemens, L (1, 9) OBP: 0.351, SLG: 0.321		6-3 1-2 2-3	F9			G3	SSS K			4	0	0	0	0	1	2
Julian Javier, R (1, 4) OBP: 0.301, SLG: 0.329		5-3	E S 4-3 1B			5-3		HBP HBP 2B		4	2	2	0	0	0	2
Julio Gotay, R (1, 6) OBP: 0.351, SLG: 0.344 (9, 7)		P6	4-3 1-H			1B BB E HBP		L1		3	1	0	1	0	0	3
Bob Gibson, R (1, 1) OBP: 0.316, SLG: 0.188			E6 SH1-4 1B 4-3			BBBB 1B E BB 1-2		SSS K		3	2	1	0	1	1	1
Inning Stats	R: 0 H: 0 E: 0 LOB: 0 K: 0 BB: 0 S: 3 P: 3	R: 0 H: 1 E: 0 LOB: 2 K: 0 BB: 1 S: 4 P: 8	R: 1 H: 1 E: 1 LOB: 2 K: 0 BB: 1 S: 5 P: 9	R: 1 H: 2 E: 0 LOB: 1 K: 0 BB: 0 S: 5 P: 5	R: 0 H: 1 E: 0 LOB: 1 K: 1 BB: 0 S: 6 P: 6	R: 2 H: 1 E: 1 LOB: 2 K: 0 BB: 1 S: 5 P: 10	R: 0 H: 0 E: 0 LOB: 0 K: 2 BB: 0 S: 7 P: 7	R: 2 H: 1 E: 0 LOB: 3 K: 2 BB: 2 S: 8 P: 18		1B: 6 SF: 0 2B: 1 SAC: 1 3B: 0 DP: 0 HR: 0 HBP: 3						

PITCHER		IP	WLS	BF	H	R	ER	SO	BB	IBB	HBP	BLK	WP	HR	S	P	ERA	WHIP
Paul Brown, R ERA: 2.16	(1, 1)	6.0	L	30	6	4	1	1	3	0	1	0	1	0	28	41	1.50	1.500
Chris Short, L ERA: 3.54	(7, 1)	1.2		9	1	2	2	3	1	0	2	0	0	0	12	18	10.80	1.200
Jack Baldschun, R ERA: 4.18	(8, 1)	0.1		2	0	0	0	1	1	0	0	0	0	0	3	7	0.00	3.000

PITCHER	IP	WLS	BF	H	R	ER	SO	BB	IBB	HBP	BLK	WP	HR	S	P	ERA	WHIP

BOTTOM

Philadelphia Phillies @ St. Louis Cardinals

Sportsman's Park, St. Louis, MO

Tue May 22 1962, 8:05 PM EDT

Att. 7,270 - Unknown - 83 F

livebaseballscorecards.com

AB	32
R	6
H	7
RBI	4
BB	5
SO	5
LOB	21

Pittsburgh Pirates @ St. Louis Cardinals

Sportsman's Park, St. Louis, MO

Wed May 23 1962, 8:05 PM EDT

Att. 9,147 - Unknown - 82 F

TOP

livebaseballscorecards.com

Batter	1	2	3	4	5	6	7	8	9	AB	R	H	RBI	BB	SO	LOB
Bill Virdon, L (1, 8) OBP: 0.318, SLG: 0.436	0-0 BB, E, 1B	0-0 WP, 1-3, 2B		0-0 4-3 ①		0-3 K ①		0-3 K ②		5	1	2	0	0	2	0
Dick Groat, R (1, 6) OBP: 0.381, SLG: 0.400	4-0 1-2, E, BB	0-0 SF9 ①, 3-H		0-0 4-3, 1B		0-0 G3 ②		0-0 1B		3	1	2	1	1	0	0
Bob Skinner, L (1, 7) OBP: 0.328, SLG: 0.425 Roberto Clemente, R (9, 9) OBP: 0.320, SLG: 0.390	0-0 E5, 1-H, 2-H, 3B	4-0 WP, BB		0-0 4-3 ②, 1-2		0-0 6-3 ③		0-0 F7 ③		4 0	1 0	1 0	2 0	1 0	0 0	2 0
Jim Marshall, L (1, 3) OBP: 0.351, SLG: 0.577	0-0 F8 ①	0-3 K ②		0-3 K ③			0-3 K ①		0-0 P6 ①	5	0	0	0	0	3	3
Smoky Burgess, L (1, 2) OBP: 0.368, SLG: 0.424	0-0 4-3 ②	4-0 1-2, 2-3, IBB			0-0 F7 ①		4-0 BB		0-0 FC5, BB, 1B	3	0	1	0	2	0	0
Don Hoak, R (1, 5) OBP: 0.346, SLG: 0.379	0-0 2B, 2B	0-0 P4 ③			0-3 K ②		4-0 1-2, BB		4-0 1-2, BB	3	1	1	0	2	1	3
Howie Goss, R (1, 9) OBP: 0.355, SLG: 0.444 (9, 7)	0-0 2-H, 2B		0-0 4-3 ①		0-0 E5, E		0-3 K ②		0-3 K ②	5	1	1	1	0	2	4
Bill Mazeroski, R (1, 4) OBP: 0.302, SLG: 0.455	0-0 6-3 ③		4-0 G1-6-3, BB		0-0 E3, 1-H, 2B		0-0 F9 ③		0-0 FC5, 2-3f ③	4	0	1	1	1	0	5
Harvey Haddix, L (1, 1) OBP: 0.250, SLG: 0.250 Tom Sturdivant, L (7, 1) OBP: 0.125, SLG: 0.125 Diomedes Olivo, L (8, 1) OBP: 0.333, SLG: 0.400		0-0 2B, SF9, 1B	0-0 G1-6-3 ②③, 1-2f		0-0 F8 ③			0-0 P5 ①		3 1 0	1 0 0	1 0 0	0 0 0	0 0 0	0 0 0	2 0 0
Inning Stats	R: 4 E: 1 K: 0 S: 7 H: 4 LOB: 1 BB: 1 P: 11	R: 1 E: 0 K: 1 S: 7 H: 2 LOB: 3 BB: 2 P: 15	R: 0 E: 0 K: 0 S: 2 H: 0 LOB: 0 BB: 1 P: 6	R: 0 E: 0 K: 1 S: 6 H: 1 LOB: 1 BB: 0 P: 6	R: 1 E: 2 K: 1 S: 7 H: 1 LOB: 1 BB: 0 P: 7	R: 0 E: 0 K: 1 S: 5 H: 0 LOB: 0 BB: 0 P: 5	R: 0 E: 0 K: 2 S: 7 H: 0 LOB: 2 BB: 2 P: 15	R: 0 E: 0 K: 1 S: 6 H: 1 LOB: 1 BB: 0 P: 6	R: 0 E: 0 K: 1 S: 6 H: 1 LOB: 2 BB: 1 P: 10	1B: 5 2B: 4 3B: 1 HR: 0	SF: 1 SAC: 0 DP: 1 HBP: 0						

	AB	36
	R	6
	H	10
	RBI	5
	BB	7
	SO	8
	LOB	19

WP: 1 PB: 0 SB: 0 CS: 0 PA: 44

PITCHER		IP	WLS	BF	H	R	ER	SO	BB	IBB	HBP	BLK	WP	HR	S	P	ERA	WHIP
Larry Jackson, R ERA: 4.23	(1, 1)	1.0	L	10	6	5	5	0	1	0	0	0	0	0	9	13	45.00	7.000
Lindy McDaniel, R ERA: 3.16	(2, 1)	5.0		20	2	1	0	4	2	1	0	0	1	0	25	37	0.00	0.800
Don Ferrarese, L ERA: 5.65	(7, 1)	2.0		9	1	0	0	3	2	0	0	0	0	0	13	21	0.00	1.500
Ed Bauta, R ERA: 0.57	(9, 1)	1.0		5	1	0	0	1	1	0	0	0	0	0	6	10	0.00	2.000

PITCHER	IP	WLS	BF	H	R	ER	SO	BB	IBB	HBP	BLK	WP	HR	S	P	ERA	WHIP

Batter	1	2	3	4	5	6	7	8	9	AB	R	H	RBI	BB	SO	LOB
Curt Flood, R (1, 8) OBP: 0.339, SLG: 0.463	6-3		F8		E6 1B 2-3		F2		F3	5	0	0	0	0	0	1
Julian Javier, R (1, 4) OBP: 0.291, SLG: 0.317	F8		F3		L9		1-3		1-3	5	0	0	0	0	0	2
Bill White, L (1, 3) OBP: 0.380, SLG: 0.474	2B			2B	FC5-4 1-3 3-H 1B		1B		BB	4	0	4	1	1	0	0
Gene Oliver, R (1, 7) OBP: 0.369, SLG: 0.432	4-3			P6	FC5-4 1-2f		4-3		6-3	5	0	0	0	0	0	6
Ken Boyer, R (1, 5) OBP: 0.410, SLG: 0.517		G5-4-3 2B		BB		FC4-6 BB		HR		2	1	2	1	2	0	0
Doug Clemens, L (1, 9) OBP: 0.344, SLG: 0.304		G5-4-3 BB		K		FC4-6 PB 1-2f 2B		P6		3	1	0	0	1	1	3
Julio Gotay, R (1, 6) OBP: 0.348, SLG: 0.341		G5-4-3 1-2f 2-3		F8		F8 1-2		FC5-4 1B		4	0	1	0	0	0	5
Jimmie Schaffer, R (1, 2) OBP: 0.385, SLG: 0.417 Carl Sawatski, L (8, PH) OBP: 0.500, SLG: 0.679 (9, 2)		F8			E 5-3 1B BB		2B		FC5-4 1-2f	2	1	1	1	1	0	1
										1	0	0	0	0	0	1
Larry Jackson, R (1, 1) OBP: 0.321, SLG: 0.250 Lindy McDaniel, R (2, 1) OBP: 0.359, SLG: 0.342 Red Schoendienst, S (6, PH) OBP: 1.000, SLG: 1.000 Don Ferrarese, R (7, 1) OBP: 0.387, SLG: 0.470 Stan Musial, L (8, PH) OBP: 0.333, SLG: 0.333 Ed Bauta, R (9, 1)			K2-3		5-3 1-2	5-3		F3		0 2 1 0 1 0	0 0 0 0 0 0	0 0 0 0 0 0	0 0 0 0 0 0	0 1 0 0 0 0	0 1 0 0 0 0	0 1 1 0 1 0
Inning Stats	R: 0 E: 0 K: 0 S: 4 H: 1 LOB: 1 BB: 0 P: 4	R: 0 E: 0 K: 0 S: 3 H: 1 LOB: 1 BB: 1 P: 7	R: 0 E: 0 K: 1 S: 5 H: 0 LOB: 0 BB: 0 P: 5	R: 0 E: 0 K: 1 S: 6 H: 1 LOB: 2 BB: 1 P: 10	R: 1 E: 1 K: 0 S: 5 H: 1 LOB: 2 BB: 1 P: 9	R: 1 E: 0 K: 0 S: 4 H: 1 LOB: 1 BB: 1 P: 8	R: 0 E: 0 K: 0 S: 4 H: 1 LOB: 1 BB: 0 P: 4	R: 1 E: 0 K: 0 S: 5 H: 2 LOB: 1 BB: 0 P: 5	R: 0 E: 0 K: 0 S: 3 H: 0 LOB: 1 BB: 1 P: 7	1B: 3 2B: 4 3B: 0 HR: 1	SF: 0 SAC: 0 DP: 1 HBP: 0						

PITCHER	IP	WLS	BF	H	R	ER	SO	BB	IBB	HBP	BLK	WP	HR	S	P	ERA	WHIP
Harvey Haddix, L (1, 1) ERA: 5.66	6.0	W	27	5	2	1	2	4	0	0	0	0	0	27	43	1.50	1.500
Tom Sturdivant, R (7, 1) ERA: 5.72	1.1		7	3	1	1	0	0	0	0	0	0	1	7	7	6.75	2.250
Diomedes Olivo, L (8, 1) ERA: 1.21	1.2	S	6	0	0	0	0	1	0	0	0	0	0	5	9	0.00	0.600

PITCHER	IP	WLS	BF	H	R	ER	SO	BB	IBB	HBP	BLK	WP	HR	S	P	ERA	WHIP

BOTTOM

Pittsburgh Pirates @ St. Louis Cardinals

Sportsman's Park, St. Louis, MO

Wed May 23 1962, 8:05 PM EDT

Att. 9,147 - Unknown - 82 F

livebaseballscorecards.com

AB	35
R	3
H	8
RBI	3
BB	5
SO	2
LOB	22

1B: 3	SF: 0	WP: 0	PA: 40
2B: 4	SAC: 0	PB: 1	
3B: 0	DP: 1	SB: 0	
HR: 1	HBP: 0	CS: 0	

Batter	1	2	3	4	5	6	7	8	9	AB	R	H	RBI	BB	SO	LOB
Bill Virdon, L (1, 8) OBP: 0.321, SLG: 0.450	SF9 3B		6-3		P4		K		F9	2	1	1	0	0	0	0
Donn Clendenon, R (4, 9) OBP: 0.286, SLG: 0.290										3	0	0	0	0	1	2
Roberto Clemente, R (9, 9) OBP: 0.320, SLG: 0.390										0	0	0	0	0	0	0
Dick Groat, R (1, 6) OBP: 0.372, SLG: 0.392	SF9 3-H		F7		P4			5-3		3	0	0	1	0	0	0
Howie Goss, R (1, 9) OBP: 0.343, SLG: 0.452	S 2B		K			K		5-3		4	0	1	0	0	2	0
(4, 8)																
Dick Stuart, R (1, 3) OBP: 0.308, SLG: 0.370	K			BB 1B 1B		HR		K		4	2	2	1	0	2	1
Bob Skinner, L (1, 7) OBP: 0.333, SLG: 0.417	L8 2-3			BB 1B G6-4-3 1-2		4-3			BB 1B 1B	2	2	0	0	2	0	1
Don Hoak, R (1, 5) OBP: 0.361, SLG: 0.389		F3		1B G6-4-3 1-3 2-H		BB			1B 1-2	3	0	2	1	1	0	0
Don Leppert, R (1, 2) OBP: 0.341, SLG: 0.474		F9		G6-4-3 1-2f 3-H		F9			F5	4	0	0	0	0	0	4
Bill Mazeroski, R (1, 4) OBP: 0.301, SLG: 0.456		2B		K			L8		F8	4	0	1	0	0	1	2
Al McBean, R (1, 1) OBP: 0.263, SLG: 0.368		K			K		F7		1-3 2-H 1B	4	0	1	1	0	2	1
Diomedes Olivo, L (9, 1) OBP: 0.333, SLG: 0.400										0	0	0	0	0	0	0
Roy Face, R (9, 1)										0	0	0	0	0	0	0
Inning Stats	R: 1 H: 2 E: 0 LOB: 1 K: 1 BB: 0 S: 7 P: 7	R: 0 H: 1 E: 0 LOB: 1 K: 1 BB: 0 S: 6 P: 6	R: 0 H: 0 E: 0 LOB: 0 K: 1 BB: 0 S: 5 P: 5	R: 2 H: 2 E: 0 LOB: 0 K: 1 BB: 1 S: 6 P: 10	R: 0 H: 0 E: 0 LOB: 0 K: 1 BB: 0 S: 5 P: 5	R: 1 H: 1 E: 0 LOB: 1 K: 1 BB: 1 S: 6 P: 10	R: 0 H: 0 E: 0 LOB: 0 K: 1 BB: 0 S: 5 P: 5	R: 0 H: 0 E: 0 LOB: 0 K: 1 BB: 0 S: 5 P: 5	R: 1 H: 2 E: 0 LOB: 2 K: 0 BB: 1 S: 5 P: 9	1B: 4 SF: 1 2B: 2 SAC: 0 3B: 1 DP: 1 HR: 1 HBP: 0						

PITCHER	IP	WLS	BF	H	R	ER	SO	BB	IBB	HBP	BLK	WP	HR	S	P	ERA	WHIP
Ray Sadecki, L (1, 1) ERA: 6.89	3.0	L	15	5	3	3	3	1	0	0	0	0	0	20	24	9.00	2.000
Ernie Broglio, R (4, 1) ERA: 3.32	5.0		16	1	1	1	5	1	0	0	0	0	1	25	29	1.80	0.400
Ed Bauta, R (9, 1) ERA: 1.08	1.0		6	2	1	1	0	1	0	0	0	0	0	5	9	9.00	3.000

PITCHER	IP	WLS	BF	H	R	ER	SO	BB	IBB	HBP	BLK	WP	HR	S	P	ERA	WHIP

TOP

Pittsburgh Pirates @ St. Louis Cardinals

Sportsman's Park, St. Louis, MO

Thu May 24 1962, 8:05 PM EDT

Att. 8,536 - Unknown - 84 F

livebaseballscorecards.com

AB	33
R	5
H	8
RBI	4
BB	3
SO	8
LOB	11

WP: 0	PA: 37
PB: 0	
SB: 1	
CS: 0	

Batter	1	2	3	4	5	6	7	8	9	AB	R	H	RBI	BB	SO	LOB
Curt Flood, R (1, 8) OBP: 0.341, SLG: 0.462	G4-3 1B	K 1-2			5-3			FC3-6 E 1B	FC6-4 1-2f	5	0	2	0	0	1	3
Julian Javier, R (1, 4) OBP: 0.284, SLG: 0.309	G4-3 1-2f		G3		K			E4 FC3-6 1-2		4	0	0	0	0	1	2
Bill White, L (1, 3) OBP: 0.377, SLG: 0.474	1B 2B		3-1			F7		FC3-6 1-2f 2-3		4	1	1	0	0	0	2
Stan Musial, L (1, 7) OBP: 0.382, SLG: 0.462	BB BB 2-H 1B		P4			G3		G3		4	0	1	1	0	0	2
Ken Boyer, R (1, 5) OBP: 0.412, SLG: 0.514	BB 1-2 BB			L9		K			PB BB 1B	3	1	1	0	1	1	0
Carl Sawatski, L (1, 2) OBP: 0.500, SLG: 0.655 Charlie James, R (9, PR) OBP: 0.354, SLG: 0.364	BB 1-2 2-3 BB			F7			F7		FC6-4 PB 1-2 BB	2 0	0 0	0 0	0 0	2 0	0 0	0 0
Doug Clemens, L (1, 9) OBP: 0.354, SLG: 0.305	K			BB			4-3		FC6-4 1-2 2-H 1B	3	0	1	1	1	1	3
Julio Gotay, R (1, 6) OBP: 0.345, SLG: 0.338		CS 1B		5-3			G3		FC6-4 1-2f 2-3 FC6-4	4	0	1	0	0	0	3
Ray Sadecki, L (1, 1) OBP: 0.167, SLG: 0.167 Ernie Broglio, R (4, 1) Red Schoendienst, S (8, PH) OBP: 0.350, SLG: 0.333 Ed Bauta, R (9, 1) OBP: 0.333, SLG: 0.333 Gene Oliver, R (9, PH) OBP: 0.365, SLG: 0.427		K			3-1			G3	P6	1 1 1 0 1	0 0 0 0 0	0 0 0 0 0	0 0 0 0 0	0 0 0 0 0	1 0 0 0 0	1 0 0 0 2
Inning Stats	R: 1 E: 0 K: 1 S: 7 H: 3 LOB: 3 BB: 2 P: 15	R: 0 E: 0 K: 2 S: 7 H: 1 LOB: 1 BB: 0 P: 7	R: 0 E: 0 K: 0 S: 3 H: 0 LOB: 0 BB: 0 P: 3	R: 0 E: 0 K: 0 S: 3 H: 0 LOB: 1 BB: 1 P: 7	R: 0 E: 0 K: 1 S: 5 H: 0 LOB: 0 BB: 0 P: 5	R: 0 E: 0 K: 1 S: 5 H: 0 LOB: 0 BB: 0 P: 5	R: 0 E: 0 K: 0 S: 3 H: 0 LOB: 0 BB: 0 P: 3	R: 0 E: 1 K: 0 S: 5 H: 1 LOB: 2 BB: 0 P: 5	R: 1 E: 0 K: 0 S: 5 H: 2 LOB: 2 BB: 1 P: 9	1B: 6 2B: 2 3B: 0 HR: 0 SF: 0 SAC: 0 DP: 2 HBP: 0						

PITCHER		IP	WLS	BF	H	R	ER	SO	BB	IBB	HBP	BLK	WP	HR	S	P	ERA	WHIP
Al McBean, R ERA: 2.39	(1, 1)	8.0	W	33	6	2	2	5	4	0	0	0	0	0	39	55	2.25	1.250
Diomedes Olivo, L ERA: 1.21	(9, 1)	0.0		1	1	0	0	0	0	0	0	0	0	0	1	1	∞	∞
Roy Face, R ERA: 2.45	(9, 1)	1.0	S	3	0	0	0	0	0	0	0	0	0	0	3	3	0.00	0.000

PITCHER	IP	WLS	BF	H	R	ER	SO	BB	IBB	HBP	BLK	WP	HR	S	P	ERA	WHIP

BOTTOM

Pittsburgh Pirates @ St. Louis Cardinals

Sportsman's Park, St. Louis, MO

Thu May 24 1962, 8:05 PM EDT

Att. 8,536 - Unknown - 84 F

livebaseballscorecards.com

AB	33
R	2
H	7
RBI	2
BB	4
SO	5
LOB	18

WP: 0	PB: 1	SB: 0	CS: 1
PA: 37			

Batter	1	2	3	4	5	6	7	8	9	AB	R	H	RBI	BB	SO	LOB
Tommie Aaron, R (1, 7) (8, 3) OBP: 0.295, SLG: 0.365	0-0 ① 6-3		BBB 4-0 G6-4-3 BB		x 0-0 4-3 2B		x 0-0 PB SH1-4 HR 1B	x 0-0 1B WP 2B	x 0-0 2B	5	2	4	0	1	0	0
Roy McMillan, R (1, 6) OBP: 0.363, SLG: 0.361	0-0 HR		x 0-0 ① ② G6-4-3 1-2f		x 0-0 ① 4-3 2-3		x 0-0 ① SH1-4 1-2	x 0-0 WP 2B 1B 2-3	x 0-0 ③ 5-3	5	2	2	1	0	0	3
Eddie Mathews, L (1, 5) OBP: 0.346, SLG: 0.487	0-0 ② F9		SSS 0-3 ③ K		SSS 0-3 ② K		BBBB 4-0 HR 2-3 BB	SSS 0-3 ② K 1-2 3-H		4	1	0	0	1	3	2
Hank Aaron, R (1, 8) OBP: 0.358, SLG: 0.532	0-0 ③ 4-3			x 0-0 HR	4-0 IBB		x 0-0 1-H 3-H HR	x 0-0 1B 2-H 2B		4	3	3	5	1	0	0
Mack Jones, L (1, 9) OBP: 0.392, SLG: 0.481		SSS 0-3 ① K		x 0-0 ① G3	x 0-0 ③ 1-3		SSS 0-3 ② K	x 0-0 1B 2-H 1B		5	1	1	1	0	2	2
Joe Adcock, R (1, 3) OBP: 0.358, SLG: 0.442 Howie Bedell, L (8, PR) OBP: 0.270, SLG: 0.263 (8, 7)		x 0-0 ② F7		x 0-0 HR		x 0-0 G4-6-3 1B	x 0-0 E6 1B	x 0-0 PB 2-H 1B		5 0	1 0	3 0	2 0	0 0	0 0	0 0
Del Crandall, R (1, 2) OBP: 0.370, SLG: 0.459		x 0-0 3B 1B		x 0-0 ② P6		x 0-0 ① ② G4-6-3 1-2f	x 0-0 1-2 1B	x 0-0 ③ F8 1-2		5	1	2	0	0	0	2
Denis Menke, R (1, 4) OBP: 0.323, SLG: 0.361		x 0-0 1-H 3B		x 0-0 1B		x 0-0 1B	x 0-0 ③ 1-3		x 0-0 ① 6-3	5	0	3	1	0	0	2
Jack Curtis, L (1, 1) OBP: 0.308, SLG: 0.250 Ron Piche, R (2, 1) Don Nottebart, R (5, 1) OBP: 0.667, SLG: 0.500 Lew Burdette, R (5, 1) OBP: 0.273, SLG: 0.273 Bob Shaw, R (8, 1) OBP: 0.231, SLG: 0.200		x 0-0 ③ F9		x 0-0 ③ G3	SSS 0-3 ③ K			x 0-0 ① 6-3	SSS 0-3 ② K	1 1 0 2 1	0 0 0 0 0	0 0 0 0 0	0 0 0 1 0	0 0 0 1 1	0 0 0 0 0	1 1 0 1 0
Inning Stats	R: 1 H: 1 E: 0 LOB: 0 K: 0 BB: 0 S: 4 P: 4	R: 1 H: 2 E: 0 LOB: 1 K: 1 BB: 0 S: 7 P: 7	R: 0 H: 0 E: 0 LOB: 0 K: 1 BB: 1 S: 4 P: 8	R: 2 H: 3 E: 0 LOB: 1 K: 0 BB: 0 S: 6 P: 6	R: 0 H: 1 E: 0 LOB: 2 K: 1 BB: 1 S: 6 P: 10	R: 0 H: 2 E: 0 LOB: 1 K: 1 BB: 0 S: 6 P: 6	R: 3 H: 3 E: 1 LOB: 2 K: 1 BB: 1 S: 9 P: 13	R: 4 H: 5 E: 0 LOB: 2 K: 1 BB: 0 S: 10 P: 10	R: 0 H: 1 E: 0 LOB: 1 K: 1 BB: 0 S: 6 P: 6	1B: 9 SF: 0 2B: 4 SAC: 1 3B: 1 DP: 2 HR: 4 HBP: 0						

TOP

Milwaukee Braves @ St. Louis Cardinals

Sportsman's Park, St. Louis, MO

Fri May 25 1962, 8:05 PM EDT

Att. 23,819 - Unknown - 84 F

livebaseballscorecards.com

AB	43
R	11
H	18
RBI	10
BB	3
SO	7
LOB	14

WP: 1 PB: 2 SB: 0 CS: 0 PA: 47

PITCHER		IP	WLS	BF	H	R	ER	SO	BB	IBB	HBP	BLK	WP	HR	S	P	ERA	WHIP
Curt Simmons, L ERA: 2.6	(1, 1)	6.0		28	10	5	5	4	1	1	0	0	0	3	34	42	7.50	1.833
Ray Washburn, R ERA: 3.66	(7, 1)	0.2	L	6	2	2	2	1	1	0	0	0	0	1	7	11	27.00	4.500
Lindy McDaniel, R ERA: 4.33	(7, 1)	1.1		9	5	4	4	1	0	0	0	0	1	0	11	11	27.00	3.750
Bobby Shantz, L ERA: 1.48	(9, 1)	1.0		4	1	0	0	1	0	0	0	0	0	0	6	6	0.00	1.000

PITCHER	IP	WLS	BF	H	R	ER	SO	BB	IBB	HBP	BLK	WP	HR	S	P	ERA	WHIP

BOTTOM

Milwaukee Braves @ St. Louis Cardinals

Sportsman's Park, St. Louis, MO

Fri May 25 1962, 8:05 PM EDT

Att. 23,819 - Unknown - 84 F

livebaseballscorecards.com

Batter	1	2	3	4	5	6	7	8	9	AB	R	H	RBI	BB	SO	LOB
Curt Flood, R (1, 8) OBP: 0.348, SLG: 0.466	F7	1-2 2-H 1B		FC5-4 1B		P4		1B FC6-4 2-3 1B		5	1	3	0	0	0	0
Bobby Shantz, R (9, 1)										0	0	0	0	0	0	0
Julian Javier, R (1, 4) OBP: 0.277, SLG: 0.301	2-3	L3		FC5-4 1-2f		K		FC6-4 1-3 3-H 1B		4	0	0	0	0	1	3
Stan Musial, L (8, PH) OBP: 0.387, SLG: 0.467										1	0	1	1	0	0	0
Bob Gibson, R (8, PR) OBP: 0.316, SLG: 0.188										0	0	0	0	0	0	0
Alex Grammas, R (9, 6) OBP: 0.111, SLG: 0.111										0	0	0	0	0	0	0
Bill White, L (1, 3) OBP: 0.383, SLG: 0.475	4-3		BB E S FC5-6-4		2B 6-3 1B	CS 1B		FC6-4 1-2f 3-H		4	2	2	1	1	0	1
Ken Boyer, R (1, 5) OBP: 0.418, SLG: 0.539		HR	BB FC5-6-4 1-3		6-3 1-3 2B	CS 1-2	5-3	1-3		4	1	2	1	1	0	1
Gene Oliver, R (1, 7) OBP: 0.358, SLG: 0.415	K	FC5-6-4 S 1-2f 3-H			6-3 3-H		6-3		1B	5	0	1	2	0	1	2
Charlie James, R (1, 9) OBP: 0.360, SLG: 0.391	1B 2B	F8 1-2			6-3 BB		HR		F8	2	1	1	0	0	0	1
Carl Sawatski, L (5, PH) OBP: 0.507, SLG: 0.702										2	1	1	1	1	0	1
(6, 2)																
Jimmie Schaffer, R (1, 2) OBP: 0.400, SLG: 0.385	1B PB BB	K			6-3 1-2 2-3		4-3		P4	1	1	0	0	1	1	1
Doug Clemens, L (5, PH) OBP: 0.338, SLG: 0.290										3	0	0	0	0	0	3
(6, 9)																
Julio Gotay, R (1, 6) OBP: 0.352, SLG: 0.341	PB 1-3 2-H 1B			F8	FC6-4 HBP			F2	1-3	2	0	1	1	0	0	0
Don Landrum, L (8, PH) OBP: 0.395, SLG: 0.333										2	0	0	0	0	0	1
(9, 8)																
Curt Simmons, L (1, 1) OBP: 0.370, SLG: 0.318	1B 1-2 3-H BB			6-3	FC6-4 1-2f			1B 1B 2B		2	0	0	0	1	0	3
Ray Washburn, R (7, 1) OBP: 0.316, SLG: 0.235										0	0	0	0	0	0	0
Lindy McDaniel, R (7, 1)										0	0	0	0	0	0	0
Red Schoendienst, S (8, PH) OBP: 0.366, SLG: 0.375										1	1	1	0	0	0	0
(9, 4)																
Inning Stats	R: 0 E: 0 K: 0 S: 3 H: 0 LOB: 0 BB: 0 P: 3	R: 3 E: 0 K: 1 S: 8 H: 4 LOB: 2 BB: 2 P: 16	R: 1 E: 0 K: 1 S: 5 H: 0 LOB: 1 BB: 2 P: 13	R: 0 E: 0 K: 0 S: 4 H: 1 LOB: 1 BB: 0 P: 4	R: 1 E: 0 K: 0 S: 5 H: 2 LOB: 3 BB: 1 P: 10	R: 0 E: 0 K: 1 S: 5 H: 1 LOB: 0 BB: 0 P: 5	R: 1 E: 0 K: 0 S: 4 H: 1 LOB: 0 BB: 0 P: 4	R: 2 E: 0 K: 0 S: 6 H: 3 LOB: 1 BB: 0 P: 6	R: 0 E: 0 K: 0 S: 4 H: 1 LOB: 1 BB: 0 P: 4	1B: 8 2B: 3 3B: 0 HR: 2	SF: 0 SAC: 0 DP: 0 HBP: 1			WP: 0 PB: 1 SB: 2 CS: 1	PA: 45		

PITCHER		IP	WLS	BF	H	R	ER	SO	BB	IBB	HBP	BLK	WP	HR	S	P	ERA	WHIP
Jack Curtis, L ERA: 4.58	(1, 1)	1.1		8	3	3	3	1	1	0	0	0	0	1	9	13	20.25	3.000
Ron Piche, R ERA: 3.19	(2, 1)	2.2		12	2	1	1	1	3	0	0	0	0	0	11	23	3.38	1.875
Don Nottebart, R ERA: 2.29	(5, 1)	0.2		6	2	1	1	0	1	0	1	0	0	0	4	9	13.50	4.500
Lew Burdette, R ERA: 6.44	(5, 1)	2.2	W	12	5	3	3	1	0	0	0	0	0	1	14	14	10.12	1.875
Bob Shaw, R ERA: 2.28	(8, 1)	1.2	S	6	1	0	0	0	0	0	0	0	0	0	6	6	0.00	0.600

PITCHER	IP	WLS	BF	H	R	ER	SO	BB	IBB	HBP	BLK	WP	HR	S	P	ERA	WHIP

AB	38
R	8
H	13
RBI	7
BB	5
SO	3
LOB	17

Batter	1	2	3	4	5	6	7	8	9	AB	R	H	RBI	BB	SO	LOB
Tommie Aaron, R (1, 3) OBP: 0.290, SLG: 0.356	6-3		L6-3 1-2		FC3-6 1-2f		FC6-4 1B		K 1-2	5	0	1	0	0	1	3
Roy McMillan, R (1, 6) OBP: 0.360, SLG: 0.357	5-3			G4-6-3 1B	K		FC6-4 1-2f			4	0	1	0	0	1	2
Eddie Mathews, L (1, 5) OBP: 0.343, SLG: 0.487	F7			G4-6-3 1-2f		FC4-6 2B		4-3		4	0	1	0	0	0	1
Hank Aaron, R (1, 8) OBP: 0.362, SLG: 0.526		F8		1B 1B BB		FC4-6 BB		F5		2	1	0	0	2	0	0
Mack Jones, L (1, 9) OBP: 0.389, SLG: 0.475		5-3		1B 1-3 1B		FC4-6 G3 1-2f 2-3		K2-3		4	0	1	0	0	1	2
Gus Bell, L (1, 7) OBP: 0.244, SLG: 0.234		1B		1-3 3-H 1B		G3 1-2			HR 2B	4	1	3	1	0	0	2
Denis Menke, R (1, 4) OBP: 0.313, SLG: 0.349		F8		F7		K			HR 2-H	3	0	0	0	0	1	5
Joe Adcock, R (9, PH) OBP: 0.363, SLG: 0.476										1	1	1	2	0	0	0
Bob Hendley, R (9, 1) OBP: 0.368, SLG: 0.267										0	0	0	0	0	0	0
Lew Burdette, R (9, 1) OBP: 0.273, SLG: 0.273										0	0	0	0	0	0	0
Joe Torre, R (1, 2) OBP: 0.314, SLG: 0.274			F9		L6		F8		F8	4	0	0	0	0	0	0
Carl Willey, R (1, 1) OBP: 0.400, SLG: 0.250										1	0	1	0	1	0	0
Warren Spahn, L (7, PH) OBP: 0.320, SLG: 0.391										1	0	0	0	0	0	0
Don Nottebart, R (7, 1) OBP: 0.750, SLG: 0.667										1	0	1	0	0	0	0
Amado Samuel, R (9, PR) (9, 4) OBP: 0.156, SLG: 0.159			L6-3 BB		FC3-6 1B		G3		CS 1B	0	0	0	0	0	0	0
Inning Stats	R: 0 E: 0 K: 0 S: 3 H: 0 LOB: 0 BB: 0 P: 3	R: 0 E: 0 K: 0 S: 4 H: 1 LOB: 1 BB: 0 P: 4	R: 0 E: 0 K: 0 S: 2 H: 0 LOB: 0 BB: 1 P: 6	R: 1 E: 0 K: 0 S: 5 H: 3 LOB: 2 BB: 1 P: 9	R: 0 E: 0 K: 1 S: 6 H: 1 LOB: 1 BB: 0 P: 6	R: 0 E: 0 K: 1 S: 6 H: 1 LOB: 2 BB: 1 P: 10	R: 0 E: 0 K: 0 S: 4 H: 1 LOB: 1 BB: 0 P: 4	R: 0 E: 0 K: 1 S: 5 H: 0 LOB: 0 BB: 0 P: 5	R: 2 E: 0 K: 1 S: 7 H: 3 LOB: 1 BB: 0 P: 7	1B: 7 2B: 4 3B: 0 HR: 1 SF: 0 SAC: 0 DP: 3 HBP: 0	WP: 0 PB: 0 SB: 0 CS: 1 PA: 37					

PITCHER		IP	WLS	BF	H	R	ER	SO	BB	IBB	HBP	BLK	WP	HR	S	P	ERA	WHIP
Larry Jackson, R ERA: 4.11	(1, 1)	8.1		36	10	3	3	3	3	0	0	0	0	1	39	51	3.24	1.560
Ed Bauta, R ERA: 1.04	(9, 1)	0.2	W	1	0	0	0	1	0	0	0	0	0	0	3	3	0.00	0.000

PITCHER	IP	WLS	BF	H	R	ER	SO	BB	IBB	HBP	BLK	WP	HR	S	P	ERA	WHIP

TOP

Milwaukee Braves @ St. Louis Cardinals

Sportsman's Park, St. Louis, MO

Sat May 26 1962, 8:05 PM EDT
Att. 15,355 - Unknown - 86 F

livebaseballscorecards.com

AB	34
R	3
H	10
RBI	3
BB	3
SO	4
LOB	15

BOTTOM

Milwaukee Braves @ St. Louis Cardinals

Sportsman's Park, St. Louis, MO

Sat May 26 1962, 8:05 PM EDT

Att. 15,355 - Unknown - 86 F

livebaseballscorecards.com

Batter	1	2	3	4	5	6	7	8	9	AB	R	H	RBI	BB	SO	LOB
Curt Flood, R (1, 8) OBP: 0.360, SLG: 0.475	2B 4-3 1B		4-3 4-3 1B		FC4-6 BB 1B		L3		1-2 2-3 3-H 1B	5	1	4	1	0	0	0
Red Schoendienst, S (1, 4) OBP: 0.378, SLG: 0.395 Julian Javier, R (9, 4) OBP: 0.277, SLG: 0.301	4-3 1B 1-3 2B		4-3 1-2		BBB FC4-6 1-2 BB		F9			3	1	1	0	1	0	1
										0	0	0	0	0	0	0
Bill White, L (1, 3) OBP: 0.375, SLG: 0.463	4-3 2-3 3-H		4-3 2-3		FC4-6 1-2f 2-3		P4			4	0	0	1	0	0	4
Ken Boyer, R (1, 5) OBP: 0.409, SLG: 0.526	L4		6-3		5-3			F9		4	0	0	0	0	0	4
Carl Sawatski, L (1, 2) OBP: 0.519, SLG: 0.750 Don Landrum, L (9, 7) OBP: 0.395, SLG: 0.333	3-H 1B			BBB F8 1B BB		HR		F8		3	1	2	2	1	0	0
										0	0	0	0	0	0	0
Stan Musial, L (1, 7) OBP: 0.383, SLG: 0.459 Jimmie Schaffer, R (9, 2) OBP: 0.400, SLG: 0.385	F8			1-2 1B		F8		P6		4	0	1	0	0	0	1
										0	0	0	0	0	0	0
Doug Clemens, L (1, 9) OBP: 0.333, SLG: 0.277		SSS K		F8 2-3		5-3			BBB 1B WP 1B BB	3	1	0	0	1	1	2
Julio Gotay, R (1, 6) OBP: 0.351, SLG: 0.341 Alex Grammas, R (9, PH) OBP: 0.158, SLG: 0.111		SSS K		6-3		1B			1B 1B 1-2 IBB	3	0	1	0	0	1	1
										0	0	0	0	1	0	0
Larry Jackson, R (1, 1) OBP: 0.290, SLG: 0.222 Ed Bauta, R (9, 1) OBP: 0.333, SLG: 0.333 Charlie James, R (9, PH) OBP: 0.373, SLG: 0.404		F9			6-3	P5			1B 1-2 2-3 1B	3	0	0	0	0	0	1
										0	0	0	0	0	0	0
										1	0	1	0	0	0	0

Inning Stats	1	2	3	4	5	6	7	8	9
	R: 2 H: 3	R: 0 H: 0	R: 0 H: 1	R: 0 H: 1	R: 0 H: 1	R: 1 H: 2	R: 0 H: 0	R: 0 H: 0	R: 1 H: 2
	E: 0 LOB: 1	E: 0 LOB: 0	E: 0 LOB: 1	E: 0 LOB: 1	E: 0 LOB: 2	E: 0 LOB: 1	E: 0 LOB: 0	E: 0 LOB: 0	E: 0 LOB: 3
	K: 0 BB: 0	K: 2 BB: 0	K: 0 BB: 0	K: 0 BB: 1	K: 0 BB: 1	K: 0 BB: 0	K: 0 BB: 0	K: 0 BB: 0	K: 0 BB: 2
	S: 6 P: 6	S: 7 P: 7	S: 4 P: 4	S: 3 P: 7	S: 4 P: 8	S: 5 P: 5	S: 3 P: 3	S: 3 P: 3	S: 2 P: 10

1B: 8	SF: 0
2B: 1	SAC: 0
3B: 0	DP: 0
HR: 1	HBP: 0
WP: 1	PA: 37
PB: 0	
SB: 0	
CS: 0	

AB	33
R	4
H	10
RBI	4
BB	4
SO	2
LOB	14

PITCHER		IP	WLS	BF	H	R	ER	SO	BB	IBB	HBP	BLK	WP	HR	S	P	ERA	WHIP
Carl Willey, R ERA: 5.14	(1, 1)	6.0		27	8	3	3	2	2	0	0	0	0	1	29	37	4.50	1.667
Don Nottebart, R ERA: 2.08	(7, 1)	2.0		6	0	0	0	0	0	0	0	0	0	0	6	6	0.00	0.000
Bob Hendley, L ERA: 3.79	(9, 1)	0.0	L	1	0	1	1	0	1	0	0	0	0	0	0	4	∞	∞
Lew Burdette, R ERA: 6.44	(9, 1)	0.0		3	2	0	0	0	0	1	0	0	1	0	2	6	∞	∞

PITCHER	IP	WLS	BF	H	R	ER	SO	BB	IBB	HBP	BLK	WP	HR	S	P	ERA	WHIP

Batter	1	2	3	4	5	6	7	8	9	AB	R	H	RBI	BB	SO	LOB
Tommie Aaron, R (1, 3) OBP: 0.305, SLG: 0.355	S S S 0-3 ① K		B B B B 4-0 1-2 BB		B B B B 4-0 BB 1B BB	x 0-0 ③ FC5-4 1-2f			x 0-0 1B	3	1	1	0	2	1	1
Roy McMillan, R (1, 6) OBP: 0.361, SLG: 0.354	x 0-0 ② L7		x 0-0 ③ P3		B B B B 4-0 1B 1-2 2B BB		x 0-0 1B		x 0-0 ② F8	4	1	1	0	1	0	3
Eddie Mathews, L (1, 5) OBP: 0.338, SLG: 0.475	x 0-0 ③ 4-3			x 0-0 ① F2	x 0-0 2B 1-3 2-H 2B 1B		x 0-0 ① F8		x 0-0 ③ F8	5	1	1	1	0	0	2
Hank Aaron, R (1, 8) OBP: 0.359, SLG: 0.525		S S S 0-3 ① K		x 0-0 ② F7	x 0-0 1-3 3-H 2B 2B		x 0-0 ② F8			4	1	1	1	0	1	1
Mack Jones, L (1, 9) OBP: 0.392, SLG: 0.482		x 0-0 ② 5-3		x 0-0 1B 1B	x 0-0 2-H 3-H 2B 2B		x 0-0 ③ F9			4	0	2	2	0	0	1
Gus Bell, L (1, 7) OBP: 0.244, SLG: 0.234 Howie Bedell, L (9, 7) OBP: 0.270, SLG: 0.263		S S S 0-3 ③ K		x 0-0 1-2 1B	x 0-0 ③ F8			x 0-0 ① F9		4 0	0 0	1 0	0 0	0 0	1 0	1 0
Del Crandall, R (1, 2) OBP: 0.354, SLG: 0.438			x 0-0 ① F9	x 0-0 ③ L6		x 0-0 ① L5		x 0-0 ② F9		4	0	0	0	0	0	2
Denis Menke, R (1, 4) OBP: 0.300, SLG: 0.333			S S S 0-3 ② K		x 0-0 ① 5-3	x 0-0 ② P6		x 0-0 ③ 6-3		4	0	0	0	0	1	0
Bob Shaw, R (1, 1) OBP: 0.267, SLG: 0.214			x 0-0 WP 1B		x 0-0 ② 5-3	H 1-0 FC5-4 HBP			S S S 0-3 ① K	3	0	1	0	0	1	0
Inning Stats	R: 0 E: 0 K: 1 S: 5 H: 0 LOB: 0 BB: 0 P: 5	R: 0 E: 0 K: 2 S: 7 H: 0 LOB: 0 BB: 0 P: 7	R: 0 E: 0 K: 1 S: 6 H: 1 LOB: 2 BB: 1 P: 10	R: 0 E: 0 K: 0 S: 5 H: 2 LOB: 2 BB: 0 P: 5	R: 4 E: 0 K: 0 S: 6 H: 3 LOB: 1 BB: 2 P: 14	R: 0 E: 0 K: 0 S: 3 H: 0 LOB: 1 BB: 0 P: 4	R: 0 E: 0 K: 0 S: 4 H: 1 LOB: 1 BB: 0 P: 4	R: 0 E: 0 K: 0 S: 3 H: 0 LOB: 0 BB: 0 P: 3	R: 0 E: 0 K: 1 S: 6 H: 1 LOB: 1 BB: 0 P: 6	1B: 6 2B: 2 3B: 0 HR: 0 SF: 0 SAC: 0 DP: 0 HBP: 1						

PITCHER	IP	WLS	BF	H	R	ER	SO	BB	IBB	HBP	BLK	WP	HR	S	P	ERA	WHIP
Bob Gibson, R (1, 1) ERA: 3.03	8.0	L	35	7	4	4	4	3	0	1	0	1	0	39	52	4.50	1.250
Don Ferrarese, L (9, 1) ERA: 5.28	1.0		4	1	0	0	1	0	0	0	0	0	0	6	6	0.00	1.000

PITCHER	IP	WLS	BF	H	R	ER	SO	BB	IBB	HBP	BLK	WP	HR	S	P	ERA	WHIP

TOP

Milwaukee Braves @ St. Louis Cardinals

Sportsman's Park, St. Louis, MO

Sun May 27 1962, 4:33 AM EDT

Att. 11,673 - Unknown - 75 F

livebaseballscorecards.com

AB	35
R	4
H	8
RBI	4
BB	3
SO	5
LOB	11

WP: 1	PA: 39		
PB: 0			
SB: 0			
CS: 0			

Batter	1	2	3	4	5	6	7	8	9	AB	R	H	RBI	BB	SO	LOB
Curt Flood, R (1, 8) OBP: 0.363, SLG: 0.473	L3 1B		BBBB 4-0 G3-6-3 BB			F7		G5-4-3 1-2f		3	0	1	0	1	0	1
Doug Clemens, L (1, 9) OBP: 0.316, SLG: 0.261	L3 1-2		G3-6-3 1-2f			F7		4-3		4	0	0	0	0	0	2
Bill White, L (1, 3) OBP: 0.367, SLG: 0.452	K		F9			G3			SSS 0-3 K	4	0	0	0	0	2	0
Ken Boyer, R (1, 5) OBP: 0.405, SLG: 0.531		SSS 0-3 K		5-3			F8		1B 3B	4	1	1	0	0	1	0
Carl Sawatski, L (1, 2) OBP: 0.506, SLG: 0.719		6-3		F7			4-3		G3-6-3 3-H 1B	4	0	1	1	0	0	0
Don Landrum, L (9, PR) OBP: 0.395, SLG: 0.333										0	0	0	0	0	0	0
Stan Musial, L (1, 7) OBP: 0.386, SLG: 0.460		E 2B 1B		3-1			E 1B		G3-6-3 1-2f	4	1	2	0	0	0	1
Julian Javier, R (1, 4) OBP: 0.274, SLG: 0.297		E4 1-2 2B			6-3		E1 1-2			2	1	0	0	0	0	1
Red Schoendienst, S (7, PH) OBP: 0.370, SLG: 0.386 (8, 4)										1	0	0	0	0	0	1
Julio Gotay, R (1, 6) OBP: 0.353, SLG: 0.350		1-H 2-H 2B			L6		SSS 0-3 K			2	0	1	2	0	0	0
Gene Oliver, R (7, PH) OBP: 0.355, SLG: 0.411										1	0	0	0	0	1	2
Alex Grammas, R (8, 6) OBP: 0.158, SLG: 0.111										0	0	0	0	0	0	0
Bob Gibson, R (1, 1) OBP: 0.286, SLG: 0.167		F7			F2			BBBB 4-0 G5-4-3 BB		2	0	0	0	0	0	1
Fred Whitfield, L (8, PH)										0	0	0	0	1	0	0
Don Ferrarese, R (9, 1) OBP: 1.000, SLG: 1.000										0	0	0	0	0	0	0
Inning Stats	R: 0 E: 0 K: 1 S: 5 H: 1 LOB: 0 BB: 0 P: 5	R: 2 E: 1 K: 1 S: 8 H: 2 LOB: 1 BB: 0 P: 8	R: 0 E: 0 K: 0 S: 2 H: 0 LOB: 0 BB: 1 P: 6	R: 0 E: 0 K: 0 S: 3 H: 0 LOB: 0 BB: 0 P: 3	R: 0 E: 0 K: 0 S: 3 H: 0 LOB: 0 BB: 0 P: 3	R: 0 E: 0 K: 0 S: 3 H: 0 LOB: 0 BB: 0 P: 3	R: 0 E: 1 K: 1 S: 7 H: 1 LOB: 2 BB: 0 P: 7	R: 0 E: 0 K: 0 S: 2 H: 0 LOB: 0 BB: 1 P: 6	R: 1 E: 0 K: 1 S: 6 H: 2 LOB: 1 BB: 0 P: 6	1B: 4 2B: 2 3B: 1 HR: 0	SF: 0 SAC: 0 DP: 4 HBP: 0						

PITCHER	IP	WLS	BF	H	R	ER	SO	BB	IBB	HBP	BLK	WP	HR	S	P	ERA	WHIP
Bob Shaw, R (1, 1) ERA: 2.13	9.0	W	33	6	3	1	4	2	0	0	0	0	0	39	47	1.00	0.889

PITCHER	IP	WLS	BF	H	R	ER	SO	BB	IBB	HBP	BLK	WP	HR	S	P	ERA	WHIP

BOTTOM

Milwaukee Braves @ St. Louis Cardinals

Sportsman's Park, St. Louis, MO

Sun May 27 1962, 4:33 AM EDT
Att. 11,673 - Unknown - 75 F

livebaseballscorecards.com

AB	31
R	3
H	6
RBI	3
BB	2
SO	4
LOB	9

1B: 4	SF: 0	WP: 0	PA: 33
2B: 2	SAC: 0	PB: 0	
3B: 1	DP: 4	SB: 0	
HR: 0	HBP: 0	CS: 0	

Batter	1	2	3	4	5	6	7	8	9	AB	R	H	RBI	BB	SO	LOB
Curt Flood, R (1, 8) OBP: 0.360, SLG: 0.468	5-3		F9			1B		F7		4	0	1	0	0	0	0
Julian Javier, R (1, 4) OBP: 0.267, SLG: 0.289	K			F7		F1		5-3		4	0	0	0	0	1	1
Bill White, L (1, 3) OBP: 0.365, SLG: 0.444	BB			K		K		3-1		3	0	0	0	1	2	1
Ken Boyer, R (1, 5) OBP: 0.402, SLG: 0.524	F8			F8			FC4-6 1B		5-3	4	0	1	0	0	0	1
Gene Oliver, R (1, 7) OBP: 0.351, SLG: 0.398		K			L5		FC4-6 1B 1B 1-2f		BB 1B	3	1	0	0	1	1	1
Charlie James, R (1, 9) OBP: 0.345, SLG: 0.373		K			5-3		F3		F5	4	0	0	0	0	1	2
Julio Gotay, R (1, 6) OBP: 0.364, SLG: 0.369		5-3			2B		1B 1-3 1B		1B 1-2	4	0	3	0	0	0	0
Jimmie Schaffer, R (1, 2) OBP: 0.353, SLG: 0.333			F6		6-3		1-3 3-H 1B		K	2	0	0	0	0	0	1
Red Schoendienst, S (7, PH) OBP: 0.383, SLG: 0.400										1	0	1	1	0	0	0
Carl Sawatski, L (7, 2) OBP: 0.500, SLG: 0.708										1	0	0	0	0	1	2
Ernie Broglio, R (1, 1)			6-3			6-3	2-3			3	0	0	0	0	0	2
Don Ferrarese, R (7, 1) OBP: 1.000, SLG: 1.000										0	0	0	0	0	0	0

TOP

St. Louis Cardinals @ Pittsburgh Pirates

Forbes Field, Pittsburgh, PA

Mon May 28 1962, 7:05 PM EDT

Att. 8,051 - Unknown

livebaseballscorecards.com

AB	33
R	1
H	6
RBI	1
BB	2
SO	6
LOB	11

Inning Stats	1	2	3	4	5	6	7	8	9
R	0	0	0	0	0	0	1	0	0
E	0	0	0	0	0	0	0	0	0
K	1	2	0	1	0	1	0	0	1
S	5	7	3	5	4	6	6	3	6
H	0	0	0	0	1	1	3	0	1
LOB	1	0	0	0	1	1	2	0	2
BB	1	0	0	0	0	0	0	0	1
P	9	7	3	5	4	6	6	3	10

1B	5
2B	1
3B	0
HR	0
SF	0
SAC	0
DP	0
HBP	0

WP	0
PB	0
SB	0
CS	0
PA	35

PITCHER	IP	WLS	BF	H	R	ER	SO	BB	IBB	HBP	BLK	WP	HR	S	P	ERA	WHIP
Harvey Haddix, L (1, 1) ERA: 4.25	9.0	W	35	6	1	1	6	2	0	0	0	0	0	45	53	1.00	0.889

PITCHER	IP	WLS	BF	H	R	ER	SO	BB	IBB	HBP	BLK	WP	HR	S	P	ERA	WHIP

Batter	1	2	3	4	5	6	7	8	9	AB	R	H	RBI	BB	SO	LOB
Bill Virdon, L (1, 8) OBP: 0.317, SLG: 0.439	F5		FC6-4 1-2f 2-3		FC6-4 BB		E1 FC2-5 1B 1-2	K		4	0	0	0	1	1	4
Dick Groat, R (1, 6) OBP: 0.355, SLG: 0.372	L9		4-3		FC6-4 BB 1-2f 3-H		FC2-5 1B 1-2 2-H			4	1	1	2	0	0	3
Bob Skinner, L (1, 7) OBP: 0.347, SLG: 0.438 Howie Goss, R (8, 7) OBP: 0.298, SLG: 0.357	K			FC5-4 BB	G4-6-3 BB 1-2		FC2-5 1B 1-2 2-3f			2 0	0 0	0 0	0 0	2 0	1 0	2 0
Dick Stuart, R (1, 3) OBP: 0.291, SLG: 0.343		F3		K	G4-6-3 1-2f		K			4	0	0	0	0	2	5
Roberto Clemente, R (1, 9) OBP: 0.303, SLG: 0.364		F8		FC5-4 1B 1-2f		1B	1B 1-2 2-H			4	0	2	1	0	0	1
Smoky Burgess, L (1, 2) OBP: 0.383, SLG: 0.423		F7		BB 1-3		G5-4-3 1-3	G3			4	0	2	0	0	0	2
Don Hoak, R (1, 5) OBP: 0.357, SLG: 0.362			FC1-5 1B	BB 1-2		F8		5-3		3	0	1	0	1	0	2
Bill Mazeroski, R (1, 4) OBP: 0.286, SLG: 0.429			FC6-4 FC1-5 1-2	F8		G5-4-3 1-2f		6-3		4	0	1	0	0	0	5
Harvey Haddix, L (1, 1) OBP: 0.417, SLG: 0.583			FC1-5 FC6-4 1-2 2-3f		FC6-4 3B		E 1B	1B		4	2	3	0	0	0	2
Inning Stats	R: 0 E: 0 K: 1 S: 5 H: 0 LOB: 0 BB: 0 P: 5	R: 0 E: 0 K: 0 S: 3 H: 0 LOB: 0 BB: 0 P: 3	R: 0 E: 0 K: 0 S: 5 H: 2 LOB: 2 BB: 0 P: 5	R: 0 E: 0 K: 1 S: 6 H: 1 LOB: 3 BB: 2 P: 14	R: 1 E: 0 K: 0 S: 3 H: 1 LOB: 1 BB: 2 P: 11	R: 0 E: 0 K: 0 S: 4 H: 2 LOB: 1 BB: 0 P: 4	R: 2 E: 1 K: 1 S: 9 H: 3 LOB: 2 BB: 0 P: 9	R: 0 E: 0 K: 1 S: 6 H: 1 LOB: 1 BB: 0 P: 6		1B: 9 2B: 0 3B: 1 HR: 0 SF: 0 SAC: 0 DP: 2 HBP: 0						

PITCHER		IP	WLS	BF	H	R	ER	SO	BB	IBB	HBP	BLK	WP	HR	S	P	ERA	WHIP
Ernie Broglio, R ERA: 3.02	(1, 1)	6.2	L	32	9	3	1	3	4	0	0	0	0	0	34	50	1.35	1.950
Don Ferrarese, L ERA: 4.86	(7, 1)	1.1		5	1	0	0	1	0	0	0	0	0	0	7	7	0.00	0.750

PITCHER	IP	WLS	BF	H	R	ER	SO	BB	IBB	HBP	BLK	WP	HR	S	P	ERA	WHIP

BOTTOM

St. Louis Cardinals @ Pittsburgh Pirates

Forbes Field, Pittsburgh, PA

Mon May 28 1962, 7:05 PM EDT

Att. 8,051 - Unknown

livebaseballscorecards.com

AB	33
R	3
H	10
RBI	3
BB	4
SO	4
LOB	26

WP: 0 PB: 0 SB: 0 CS: 0 PA: 37

Batter	1	2	3	4	5	6	7	8	9	AB	R	H	RBI	BB	SO	LOB
Curt Flood, R (1, 8) OBP: 0.371, SLG: 0.474	BBBB 4-0 BB BB	FC6-4 1-2f			F9 1B 1B 1B	G4-6-3 2-H 1B			IHR 1B	4	2	3	1	1	0	2
Bill White, L (1, 7) (9, 3) OBP: 0.371, SLG: 0.466	F8		G3-6-3 1B		1B 1-2 1B	G4-6-3 1-2f			1-H IHR	5	2	3	2	0	0	2
Ken Boyer, R (1, 5) OBP: 0.397, SLG: 0.512	BBBB 4-0 1-2 BB		F8		F9 2-3		SSS 0-3 K		SSS 0-3 K	4	0	0	0	1	2	3
Carl Sawatski, L (1, 2) OBP: 0.494, SLG: 0.686 Julian Javier, R (9, PR) OBP: 0.267, SLG: 0.289 (9, 4)	F9		G3-6-3 1-2f		BB 1B 1-3 3-H 1B		F8		S 1B	5 0	0 0	2 0	1 0	0 0	0 0	3 0
Red Schoendienst, S (1, 4) OBP: 0.385, SLG: 0.400 Jimmie Schaffer, R (9, 2) OBP: 0.353, SLG: 0.333	1-3			1B 1B	BB 1-2 3-H 1B		6-3		F9 1-2	5 0	1 0	2 0	1 0	0 0	0 0	3 0
Gene Oliver, R (1, 9) OBP: 0.364, SLG: 0.406 Don Landrum, L (9, 7) OBP: 0.395, SLG: 0.333		FC1-6 1B		1B 1-2 1B	BBBB 4-0 1-2 2-3 BB			F4		3 0	0 0	2 0	0 0	1 0	0 0	0 0
Fred Whitfield, L (1, 3) OBP: 0.400, SLG: 0.250 Bobby Shantz, R (9, 1)		FC1-6 1B 1-2f		G5-4-3 1-3 2-H 1B	F7			F5		4 0	0 0	1 0	1 0	0 0	0 0	4 0
Julio Gotay, R (1, 6) OBP: 0.367, SLG: 0.372		FC6-4 1-2 1B		G5-4-3 1-2f		SH3-4 1B 1B		SSS 0-3 K		4	1	2	0	0	1	1
Ray Sadecki, L (1, 1) OBP: 0.143, SLG: 0.143 Lindy McDaniel, R (8, 1) Doug Clemens, L (9, PH) OBP: 0.312, SLG: 0.257 (9, 9)		F9			F4	SH3-4 1-2		SSS 0-3 K		2 0 1	0 0 0	0 0 0	0 0 0	0 0 0	0 0 1	2 0 0
Inning Stats	R: 0 E: 0 K: 0 S: 3 H: 0 LOB: 2 BB: 2 P: 11	R: 0 E: 0 K: 0 S: 5 H: 2 LOB: 2 BB: 0 P: 5	R: 0 E: 0 K: 0 S: 3 H: 1 LOB: 0 BB: 0 P: 3	R: 1 E: 0 K: 0 S: 4 H: 3 LOB: 0 BB: 0 P: 4	R: 2 E: 0 K: 0 S: 7 H: 4 LOB: 3 BB: 1 P: 11	R: 1 E: 0 K: 0 S: 4 H: 2 LOB: 0 BB: 0 P: 4	R: 0 E: 0 K: 1 S: 5 H: 0 LOB: 0 BB: 0 P: 5	R: 0 E: 0 K: 1 S: 5 H: 0 LOB: 0 BB: 0 P: 5	R: 2 E: 0 K: 2 S: 10 H: 3 LOB: 2 BB: 0 P: 10	1B: 14 2B: 0 3B: 0 HR: 1 SF: 0 SAC: 1 DP: 3 HBP: 0						

PITCHER		IP	WLS	BF	H	R	ER	SO	BB	IBB	HBP	BLK	WP	HR	S	P	ERA	WHIP
Al McBean, R ERA: 2.68	(1, 1)	4.2		23	10	3	3	0	2	0	0	0	0	0	21	29	5.79	2.571
Tom Sturdivant, R ERA: 5.61	(5, 1)	4.1	W	18	5	3	3	4	1	0	0	0	0	0	25	29	6.23	1.385

PITCHER	IP	WLS	BF	H	R	ER	SO	BB	IBB	HBP	BLK	WP	HR	S	P	ERA	WHIP

TOP

St. Louis Cardinals @ Pittsburgh Pirates

Forbes Field, Pittsburgh, PA

Tue May 29 1962, 7:05 PM EDT

Att. 17,171 - Unknown

livebaseballscorecards.com

AB	37
R	6
H	15
RBI	6
BB	3
SO	4
LOB	20

WP: 0 PA: 41
PB: 0
SB: 1
CS: 0

Batter	1	2	3	4	5	6	7	8	9	AB	R	H	RBI	BB	SO	LOB
Bill Virdon, L (1, 8) OBP: 0.320, SLG: 0.444	S S S 0-3 K ①	x 0-0 4-3 ③		x 0-0 4-3 ①		x 0-0 4-3 SF9 2B		x 0-0 1B 1B		5	1	2	0	0	1	1
Dick Groat, R (1, 6) OBP: 0.362, SLG: 0.375	x 0-0 5-3 ②		x 0-0 1B 1B 1B	B B B B 4-0 FC6-4 BB		x 0-0 4-3 ① 2-3		x 0-0 1-3 1B		4	1	2	0	1	0	1
Roberto Clemente, R (1, 9) OBP: 0.306, SLG: 0.368	x 0-0 BB 1B 1B		x 0-0 SH1-4 1B 1-3 1B 1B	x 0-0 F7 ②		x 0-0 SF9 ② 3-H		S S S 0-3 K ③		4	2	2	1	0	1	3
Dick Stuart, R (1, 3) OBP: 0.294, SLG: 0.341	B B B B 4-0 1B 1-2 BB		x 0-0 SH1-4 1-2 1B 3-H 1B	x 0-0 FC6-4 ③ 1-2f		x 0-0 F8 ③			S S S 0-3 K ①	4	1	1	1	1	1	1
Bob Skinner, L (1, 7) OBP: 0.353, SLG: 0.444 Howie Goss, R (8, 7) OBP: 0.313, SLG: 0.357	x 0-0 1-2 2-H 1B		x 0-0 SH1-4 ① 1-2 2-3		x 0-0 FC6-4 1B FC3-2-5 1B		S S S 0-3 K ①		B B B B 4-0 1B 1B BB	3 0	0 1	2 0	1 0	0 1	1 0	0 0
Don Hoak, R (1, 5) OBP: 0.366, SLG: 0.367	x 0-0 5-3 ③		I I I 4-0 1B IBB		x 0-0 FC6-4 1-2 1B		S S S 0-3 K ②		x 0-0 1B 1-2 E 1B	4	1	2	0	1	1	2
Don Leppert, R (1, 2) OBP: 0.327, SLG: 0.435		S S S 0-3 K ①	S S S 0-3 K ②		x 0-0 FC6-4 ① 1-2f 2-3 FC3-2-5		x 0-0 F8 ③		x 0-0 E8 1-H 2-H 1B	5	0	1	1	0	2	5
Bill Mazeroski, R (1, 4) OBP: 0.291, SLG: 0.437		x 0-0 2B	x 0-0 1-2 2-H 3-H 1B		x 0-0 FC3-2-5 ② 1-2 FC6-4 3-H			x 0-0 F9 ①		4	0	2	2	0	0	2
Al McBean, R (1, 1) OBP: 0.238, SLG: 0.333 Tom Sturdivant, L (5, 1) OBP: 0.100, SLG: 0.100		S S S 0-3 K ②	S S S 0-3 K ③		x 0-0 FC6-4 ③ 1-2f			x 0-0 F5 ②		2 2	0 0	0 0	0 0	0 0	2 0	3 2
Inning Stats	R: 1 H: 2 E: 0 LOB: 2 K: 1 BB: 1 S: 7 P: 11	R: 0 H: 1 E: 0 LOB: 1 K: 2 BB: 0 S: 8 P: 8	R: 3 H: 4 E: 0 LOB: 2 K: 2 BB: 1 S: 11 P: 15	R: 0 H: 0 E: 0 LOB: 1 K: 0 BB: 1 S: 3 P: 7	R: 0 H: 2 E: 0 LOB: 2 K: 0 BB: 0 S: 5 P: 5	R: 1 H: 1 E: 0 LOB: 0 K: 0 BB: 0 S: 4 P: 4	R: 0 H: 0 E: 0 LOB: 0 K: 2 BB: 0 S: 7 P: 7	R: 0 H: 2 E: 0 LOB: 2 K: 1 BB: 0 S: 7 P: 7	R: 2 H: 2 E: 1 LOB: 1 K: 1 BB: 1 S: 5 P: 9	1B: 12 SF: 1 2B: 2 SAC: 1 3B: 0 DP: 0 HR: 0 HBP: 0						

PITCHER		IP	WLS	BF	H	R	ER	SO	BB	IBB	HBP	BLK	WP	HR	S	P	ERA	WHIP
Ray Sadecki, L ERA: 6.69	(1, 1)	7.2		38	12	5	5	7	2	1	0	0	0	0	49	61	5.87	1.826
Lindy McDaniel, R ERA: 4.28	(8, 1)	0.1		1	0	0	0	1	0	0	0	0	0	0	3	3	0.00	0.000
Bobby Shantz, L ERA: 1.76	(9, 1)	0.1	L	4	2	2	1	1	1	0	0	0	0	0	5	9	27.00	9.000

PITCHER	IP	WLS	BF	H	R	ER	SO	BB	IBB	HBP	BLK	WP	HR	S	P	ERA	WHIP

BOTTOM

St. Louis Cardinals @ Pittsburgh Pirates

Forbes Field, Pittsburgh, PA

Tue May 29 1962, 7:05 PM EDT

Att. 17,171 - Unknown

livebaseballscorecards.com

AB	37
R	7
H	14
RBI	6
BB	4
SO	9
LOB	20

Batter	1	2	3	4	5	6	7	8	9	AB	R	H	RBI	BB	SO	LOB
Curt Flood, R (1, 8) OBP: 0.369, SLG: 0.466	K		F3		6-3		HBP			3	0	0	0	0	1	1
Bill White, L (1, 7) OBP: 0.378, SLG: 0.469	1B, BB		WP, 1B		2-H, 1B		K			3	0	2	1	1	1	2
Ken Boyer, R (1, 5) OBP: 0.394, SLG: 0.506	S, 1B		K		F8			K		4	0	1	0	0	2	2
Carl Sawatski, L (1, 2) OBP: 0.484, SLG: 0.662	F4			FC3-6, 1B	3-1			F9		4	0	1	0	0	0	2
Red Schoendienst, S (1, 4) OBP: 0.357, SLG: 0.370	4-3			FC3-6, FC6-4	F3			F9		4	0	0	0	0	0	3
Gene Oliver, R (1, 9) OBP: 0.361, SLG: 0.400		K		FC6-4	5-3				G6-3, 1B	4	0	1	0	0	1	1
Julio Gotay, R (1, 6) OBP: 0.364, SLG: 0.369		6-3		K			G4-6-3, 1B		G6-3	4	0	1	0	0	1	2
Fred Whitfield, L (1, 3) OBP: 0.375, SLG: 0.286		K			6-3, 1B		G4-6-3		F8	3	1	1	0	0	1	1
Charlie James, R (9, PH) OBP: 0.339, SLG: 0.365										1	0	0	0	0	0	0
Ray Washburn, R (1, 1) OBP: 0.300, SLG: 0.222			4-3		F7		HBP, BB			1	0	0	0	0	0	0
Don Landrum, L (5, PH) OBP: 0.385, SLG: 0.324										1	0	0	0	0	0	1
Ed Bauta, R (5, 1) OBP: 0.333, SLG: 0.333										0	0	0	0	0	0	0
Doug Clemens, L (7, PH) OBP: 0.321, SLG: 0.257										0	0	0	0	1	0	0
Don Ferrarese, R (7, 1) OBP: 1.000, SLG: 1.000										0	0	0	0	0	0	0
Inning Stats	R: 0 E: 0 K: 1 S: 6 H: 1 LOB: 2 BB: 1 P: 10	R: 0 E: 0 K: 2 S: 7 H: 0 LOB: 0 BB: 0 P: 7	R: 0 E: 0 K: 1 S: 6 H: 1 LOB: 1 BB: 0 P: 6	R: 0 E: 0 K: 1 S: 6 H: 1 LOB: 1 BB: 0 P: 6	R: 1 E: 0 K: 0 S: 5 H: 2 LOB: 1 BB: 0 P: 5	R: 0 E: 0 K: 0 S: 3 H: 0 LOB: 0 BB: 0 P: 3	R: 0 E: 0 K: 1 S: 5 H: 1 LOB: 2 BB: 1 P: 10	R: 0 E: 0 K: 1 S: 5 H: 0 LOB: 0 BB: 0 P: 5	R: 0 E: 0 K: 0 S: 3 H: 1 LOB: 0 BB: 0 P: 3	1B: 7 2B: 0 3B: 0 HR: 0 SF: 0 SAC: 0 DP: 2 HBP: 1						

PITCHER		IP	WLS	BF	H	R	ER	SO	BB	IBB	HBP	BLK	WP	HR	S	P	ERA	WHIP
Earl Francis, R ERA: 3.33	(1, 1)	6.2	W	28	6	1	1	5	2	0	1	0	1	0	35	44	1.35	1.200
Diomedes Olivo, L ERA: 1.13	(7, 1)	2.1	S	7	1	0	0	2	0	0	0	0	0	0	11	11	0.00	0.429

PITCHER	IP	WLS	BF	H	R	ER	SO	BB	IBB	HBP	BLK	WP	HR	S	P	ERA	WHIP

TOP

St. Louis Cardinals @ Pittsburgh Pirates

Forbes Field, Pittsburgh, PA

Wed May 30 1962, 3:33 AM EDT

Att. 17,186 - Unknown

livebaseballscorecards.com

AB	32
R	1
H	7
RBI	1
BB	2
SO	7
LOB	15

WP: 1	PA: 35		
PB: 0			
SB: 1			
CS: 0			

St. Louis Cardinals @ Pittsburgh Pirates

Forbes Field, Pittsburgh, PA

Wed May 30 1962, 3:33 AM EDT

Att. 17,186 - Unknown

BOTTOM

Batter	1	2	3	4	5	6	7	8	9	AB	R	H	RBI	BB	SO	LOB
Bill Virdon, L (1, 8) OBP: 0.324, SLG: 0.442	BBBB 4-0 G6-3 BB	x 0-0 FC6-4 1B	x 0-0 ① 3-1				x 0-0 ② F7			3	0	1	0	1	0	1
Dick Groat, R (1, 6) OBP: 0.365, SLG: 0.378	x 0-0 ①② G6-3 1-2f	x 0-0 ① FC6-4 1-2f			x 0-0 G4-6-3 1B		x 0-0 1-2 1B			4	0	2	0	0	0	2
Bob Skinner, L (1, 7) OBP: 0.351, SLG: 0.434 Howie Goss, R (8, 7) OBP: 0.313, SLG: 0.357	BBBB 4-0 HR BB	x 0-0 ② F7			x 0-0 ②③ G4-6-3 1-2f		x 0-0 ③ F7			3 0	1 0	0 0	0 0	1 0	0 0	4 0
Dick Stuart, R (1, 3) OBP: 0.293, SLG: 0.359	x 0-0 1-H HR	x 0-0 ③ F4				x 0-0 ① F7		x 0-0 ① 5-3		4	1	1	2	0	0	1
Roberto Clemente, R (1, 9) OBP: 0.325, SLG: 0.396	x 0-0 FC5-4 1B			x 0-0 2B 3B		BBBB 4-0 S BB		x 0-0 5-3 BB 1B		3	1	3	0	1	0	0
Smoky Burgess, L (1, 2) OBP: 0.388, SLG: 0.432	x 0-0 ③ FC5-4 1-2f			x 0-0 5-3 3-H 2B		x 0-0 ② F9		BBBB 4-0 1-2 5-3 BB		3	0	1	1	1	0	2
Don Hoak, R (1, 5) OBP: 0.356, SLG: 0.354		SSS 0-3 ① K		x 0-0 ① 5-3 2-3		x 0-0 ③ 6-3 1-2		x 0-0 ② 5-3 1-2 2-3		4	0	0	0	0	1	4
Bill Mazeroski, R (1, 4) OBP: 0.290, SLG: 0.429		x 0-0 ② F4		x 0-0 ② F6			x 0-0 ① F7	4-0 IBB		3	0	0	0	1	0	1
Earl Francis, R (1, 1) OBP: 0.059, SLG: 0.059 Diomedes Olivo, L (7, 1) OBP: 0.375, SLG: 0.429		x 0-0 ③ 6-3		SSS 0-3 ③ K			x 0-0 1B 1B	x 0-0 ③ 4-3		2 2	0 0	0 1	0 0	0 0	1 0	1 3
Inning Stats	R: 2 H: 2 E: 0 LOB: 1 K: 0 BB: 2 S: 4 P: 12	R: 0 H: 0 E: 0 LOB: 0 K: 1 BB: 0 S: 5 P: 5	R: 0 H: 1 E: 0 LOB: 1 K: 0 BB: 0 S: 4 P: 4	R: 1 H: 2 E: 0 LOB: 1 K: 1 BB: 0 S: 7 P: 7	R: 0 H: 1 E: 0 LOB: 0 K: 0 BB: 0 S: 3 P: 3	R: 0 H: 0 E: 0 LOB: 1 K: 0 BB: 1 S: 3 P: 7	R: 0 H: 2 E: 0 LOB: 2 K: 0 BB: 0 S: 5 P: 5	R: 0 H: 1 E: 0 LOB: 3 K: 0 BB: 2 S: 4 P: 12		1B: 6 SF: 0 2B: 1 SAC: 0 3B: 1 DP: 2 HR: 1 HBP: 0						

livebaseballscorecards.com

	AB	31
	R	3
	H	9
	RBI	3
	BB	5
	SO	2
	LOB	19

WP: 0 PA: 36
PB: 0
SB: 1
CS: 0

PITCHER		IP	WLS	BF	H	R	ER	SO	BB	IBB	HBP	BLK	WP	HR	S	P	ERA	WHIP
Ray Washburn, R ERA: 3.91	(1, 1)	4.0	L	18	5	3	3	2	2	0	0	0	0	1	20	28	6.75	1.750
Ed Bauta, R ERA: 0.93	(5, 1)	2.0		7	1	0	0	0	1	0	0	0	0	0	6	10	0.00	1.000
Don Ferrarese, L ERA: 4.34	(7, 1)	2.0		11	3	0	0	0	1	1	0	0	0	0	9	17	0.00	2.000

PITCHER	IP	WLS	BF	H	R	ER	SO	BB	IBB	HBP	BLK	WP	HR	S	P	ERA	WHIP

Batter	1	2	3	4	5	6	7	8	9	AB	R	H	RBI	BB	SO	LOB
Curt Flood, R (1, 8) OBP: 0.370, SLG: 0.462	0-0 SH2-3 1B 1B	0-0 FC5-4 1-2f			0-0 L6		0-0 F8		BBBB 4-0 1B BB	4	1	1	0	1	0	2
Julian Javier, R (1, 4) OBP: 0.269, SLG: 0.290 Gene Oliver, R (9, PH) OBP: 0.366, SLG: 0.406	0-0 SH2-3 1-2		0-0 5-3		0-0 E SF7 1B		SSS 0-3 K		0-0 S 1-3 1B	3	1	1	0	0	1	0
										1	0	1	0	0	0	0
Bill White, L (1, 3) OBP: 0.374, SLG: 0.459	0-0 F8		BBBB 4-0 1B BB		0-0 E3 SF7 1-3 1B		0-0 F7		SSS 0-3 K 1-2	4	1	0	0	1	1	4
Stan Musial, L (1, 7) OBP: 0.390, SLG: 0.466	0-0 2-H 1B		0-0 1-3 1B		0-0 SF7 1-2 3-H			0-0 F8		3	0	2	2	0	0	0
Ken Boyer, R (1, 5) OBP: 0.391, SLG: 0.500	SSS 0-3 K		0-0 F5		0-0 2-H 1B			SSS 0-3 K		4	0	1	1	0	2	3
Carl Sawatski, L (1, 2) OBP: 0.463, SLG: 0.628		0-0 F6	0-0 F2		0-0 F7			0-0 1-3		4	0	0	0	0	0	3
Charlie James, R (1, 9) OBP: 0.350, SLG: 0.375		0-0 FC4-6 1B 1B		0-0 F8		0-0 F2			0-0 1B G3-6 1B	4	1	2	0	0	0	0
Julio Gotay, R (1, 6) OBP: 0.364, SLG: 0.368 Fred Whitfield, L (9, PH) OBP: 0.444, SLG: 0.375 Don Landrum, L (9, PR) OBP: 0.385, SLG: 0.324		0-0 FC4-6 1-2 1B		0-0 F8		0-0 F7			0-0 G3-6 1-3 1B	3	0	1	0	0	0	0
										1	0	1	0	0	0	0
										0	0	0	0	0	0	0
Curt Simmons, L (1, 1) OBP: 0.357, SLG: 0.304 Lindy McDaniel, R (2, 1) Red Schoendienst, S (9, PH) OBP: 0.351, SLG: 0.364		0-0 FC4-6 FC5-4 1-2f 2-3	SSS 0-3 K			0-0 F8			0-0 G3-6 1-2f 3-H	1	0	0	0	0	0	2
										2	0	0	0	0	1	0
										1	0	0	0	0	0	1
Inning Stats	R: 1 H: 2 E: 0 LOB: 1 K: 1 BB: 0 S: 7 P: 7	R: 0 H: 2 E: 0 LOB: 2 K: 0 BB: 0 S: 5 P: 5	R: 0 H: 1 E: 0 LOB: 2 K: 0 BB: 1 S: 4 P: 8	R: 0 H: 0 E: 0 LOB: 0 K: 1 BB: 0 S: 5 P: 5	R: 2 H: 2 E: 1 LOB: 1 K: 0 BB: 0 S: 6 P: 6	R: 0 H: 0 E: 0 LOB: 0 K: 0 BB: 0 S: 3 P: 3	R: 0 H: 0 E: 0 LOB: 0 K: 1 BB: 0 S: 5 P: 5	R: 0 H: 0 E: 0 LOB: 0 K: 1 BB: 0 S: 5 P: 5	R: 1 H: 3 E: 0 LOB: 3 K: 1 BB: 1 S: 7 P: 11	1B: 10 SF: 1 2B: 0 SAC: 1 3B: 0 DP: 1 HR: 0 HBP: 0						

PITCHER	IP	WLS	BF	H	R	ER	SO	BB	IBB	HBP	BLK	WP	HR	S	P	ERA	WHIP
Bob Friend, R (1, 1) ERA: 3.58	8.0	W	35	9	4	2	4	1	0	0	0	0	0	42	46	2.25	1.250
Roy Face, R (9, 1) ERA: 1.77	0.2		3	1	0	0	0	1	0	0	0	0	0	2	6	0.00	3.000
Diomedes Olivo, L ERA: 1.11	0.1	S	1	0	0	0	1	0	0	0	0	0	0	3	3	0.00	0.000

PITCHER	IP	WLS	BF	H	R	ER	SO	BB	IBB	HBP	BLK	WP	HR	S	P	ERA	WHIP

TOP

St. Louis Cardinals @ Pittsburgh Pirates

Forbes Field, Pittsburgh, PA

Thu May 31 1962, 7:05 PM EDT

Att. 10,466 - Unknown

livebaseballscorecards.com

AB	35
R	4
H	10
RBI	3
BB	2
SO	5
LOB	15

WP: 0	PA: 39
PB: 0	
SB: 1	
CS: 0	

Batter	1	2	3	4	5	6	7	8	9	AB	R	H	RBI	BB	SO	LOB
Bill Virdon, L (1, 8) OBP: 0.322, SLG: 0.449	SF8 3B	F8		K			6-3			4	1	1	0	0	1	1
Dick Groat, R (1, 6) OBP: 0.362, SLG: 0.377	SF8 3-H	1-3 1B		6-3			K			3	0	1	1	0	1	0
Roberto Clemente, R (1, 9) OBP: 0.316, SLG: 0.385	F9	F8			F8		6-3			4	0	0	0	0	0	2
Dick Stuart, R (1, 3) OBP: 0.292, SLG: 0.363	2B		F5		5-3			L6		4	0	1	0	0	0	0
Bob Skinner, L (1, 7) OBP: 0.348, SLG: 0.429	F8		FC4-6 1B		K			F7		4	0	1	0	0	1	1
Howie Goss, R (9, 7) OBP: 0.313, SLG: 0.357										0	0	0	0	0	0	0
Don Hoak, R (1, 5) OBP: 0.353, SLG: 0.350		2B 1B 1B	FC4-6 1-2f 2B			K		F6		4	2	1	0	0	1	1
Don Leppert, R (1, 2) OBP: 0.327, SLG: 0.449		F8	1-H 2B			F8				3	0	1	1	0	0	1
Bill Mazeroski, R (1, 4) OBP: 0.297, SLG: 0.459		1-3 1B 2B	F8							3	2	2	1	0	0	1
Bob Friend, R (1, 1) OBP: 0.148, SLG: 0.185		2-H 3-H 1B		6-3		5-3				3	0	1	2	0	0	0
Roy Face, R (9, 1)										0	0	0	0	0	0	0
Diomedes Olivo, L (9, 1) OBP: 0.375, SLG: 0.429										0	0	0	0	0	0	0
Inning Stats	R: 1 E: 0 K: 0 S: 5 H: 2 LOB: 1 BB: 0 P: 5	R: 2 E: 0 K: 0 S: 7 H: 4 LOB: 2 BB: 0 P: 7	R: 1 E: 0 K: 0 S: 5 H: 2 LOB: 1 BB: 0 P: 5	R: 0 E: 0 K: 1 S: 5 H: 0 LOB: 0 BB: 0 P: 5	R: 0 E: 0 K: 1 S: 5 H: 0 LOB: 0 BB: 0 P: 5	R: 1 E: 0 K: 1 S: 6 H: 1 LOB: 0 BB: 0 P: 6	R: 0 E: 0 K: 1 S: 5 H: 0 LOB: 0 BB: 0 P: 5	R: 0 E: 0 K: 0 S: 3 H: 0 LOB: 0 BB: 0 P: 3		1B: 4 2B: 3 3B: 1 HR: 1	SF: 1 SAC: 0 DP: 0 HBP: 0						

PITCHER		IP	WLS	BF	H	R	ER	SO	BB	IBB	HBP	BLK	WP	HR	S	P	ERA	WHIP
Curt Simmons, L ERA: 2.95	(1, 1)	1.2	L	11	6	3	3	0	0	0	0	0	0	0	11	11	16.20	3.600
Lindy McDaniel, R ERA: 4.01	(2, 1)	6.1		22	3	2	2	4	0	0	0	0	0	1	30	30	2.84	0.474

PITCHER	IP	WLS	BF	H	R	ER	SO	BB	IBB	HBP	BLK	WP	HR	S	P	ERA	WHIP

BOTTOM

St. Louis Cardinals @ Pittsburgh Pirates

Forbes Field, Pittsburgh, PA

Thu May 31 1962, 7:05 PM EDT

Att. 10,466 - Unknown

livebaseballscorecards.com

AB	32
R	5
H	9
RBI	5
BB	0
SO	4
LOB	7

Batter	1	2	3	4	5	6	7	8	9	AB	R	H	RBI	BB	SO	LOB
Curt Flood, R (1, 8) OBP: 0.363, SLG: 0.453	F8		F8			5-3			1-3	4	0	0	0	0	0	1
Julian Javier, R (1, 4) OBP: 0.274, SLG: 0.295	CS 1B			1B 1B		4-3			1-3	4	0	2	0	0	0	0
Bill White, L (1, 3) OBP: 0.367, SLG: 0.449	K 1-2			L4		4-3			F7	4	0	0	0	0	1	2
Stan Musial, L (1, 7) OBP: 0.388, SLG: 0.462		G3		G6-4-3 1-3 1B			F9			3	0	1	0	0	0	0
Ken Boyer, R (1, 5) OBP: 0.386, SLG: 0.492		6-3		G6-4-3 1-2f			4-3			3	0	0	0	0	0	2
Carl Sawatski, L (1, 2) OBP: 0.449, SLG: 0.605		G3			E5 G5-3 1B		F8			3	0	0	0	0	0	0
Charlie James, R (1, 9) OBP: 0.349, SLG: 0.373			K		G5-3 1-2 1B			K		3	0	1	0	0	2	0
Julio Gotay, R (1, 6) OBP: 0.363, SLG: 0.374			2B		G5-3 1-2 2-3f			K		3	0	1	0	0	1	2
Larry Jackson, R (1, 1) OBP: 0.281, SLG: 0.214			K		F7			4-3		1	0	0	0	0	1	1
Fred Whitfield, L (5, PH) OBP: 0.400, SLG: 0.333										1	0	0	0	0	0	1
Ed Bauta, R (5, 1) OBP: 0.333, SLG: 0.333										0	0	0	0	0	0	0
Doug Clemens, L (8, PH) OBP: 0.316, SLG: 0.254										1	0	0	0	0	0	0
Ray Sadecki, L (8, 1) OBP: 0.143, SLG: 0.143										0	0	0	0	0	0	0
Inning Stats	R: 0 E: 0 K: 1 S: 5 H: 1 LOB: 0 BB: 0 P: 5	R: 0 E: 0 K: 0 S: 3 H: 0 LOB: 0 BB: 0 P: 3	R: 0 E: 0 K: 2 S: 8 H: 1 LOB: 0 BB: 0 P: 8	R: 0 E: 0 K: 0 S: 4 H: 2 LOB: 1 BB: 0 P: 4	R: 0 E: 1 K: 0 S: 4 H: 1 LOB: 1 BB: 0 P: 4	R: 0 E: 0 K: 0 S: 3 H: 0 LOB: 0 BB: 0 P: 3	R: 0 E: 0 K: 0 S: 3 H: 0 LOB: 0 BB: 0 P: 3	R: 0 E: 0 K: 2 S: 7 H: 0 LOB: 0 BB: 0 P: 7	R: 0 E: 0 K: 0 S: 3 H: 0 LOB: 0 BB: 0 P: 3	1B: 4 2B: 1 3B: 0 HR: 0 SF: 0 SAC: 0 DP: 2 HBP: 0	WP: 0 PB: 0 SB: 0 CS: 1 PA: 30					

PITCHER	IP	WLS	BF	H	R	ER	SO	BB	IBB	HBP	BLK	WP	HR	S	P	ERA	WHIP
Bob Shaw, R (1, 1) ERA: 1.9	9.0	W	30	5	0	0	5	0	0	0	0	0	0	40	40	0.00	0.556

PITCHER	IP	WLS	BF	H	R	ER	SO	BB	IBB	HBP	BLK	WP	HR	S	P	ERA	WHIP

TOP

St. Louis Cardinals @ Milwaukee Braves

Milwaukee County Stadium, Milwaukee, WI

Fri Jun 01 1962, 8:05 PM EDT

Att. 7,977 - Unknown

livebaseballscorecards.com

AB	30
R	0
H	5
RBI	0
BB	0
SO	5
LOB	9

BOTTOM

St. Louis Cardinals @ Milwaukee Braves

Milwaukee County Stadium, Milwaukee, WI

Fri Jun 01 1962, 8:05 PM EDT

Att. 7,977 - Unknown

livebaseballscorecards.com

Batter	1	2	3	4	5	6	7	8	9	AB	R	H	RBI	BB	SO	LOB
Tommie Aaron, R (1, 3) OBP: 0.299, SLG: 0.336	F8	E5 1-2	FC6-4 1-2f			4-3		BLK BB		4	0	0	0	1	0	3
Roy McMillan, R (1, 6) OBP: 0.362, SLG: 0.349	1B BB	F4		L5			BB 3B 2B	6-3 1-2		4	1	1	0	1	0	3
Eddie Mathews, L (1, 5) OBP: 0.337, SLG: 0.453	F7		1B 3B 1B	G5-4-3 1B			BB 3B BB	K		4	2	2	0	1	1	2
Hank Aaron, R (1, 8) OBP: 0.386, SLG: 0.554	1-2 1B		1-2 3B 1B	G5-4-3 1-2f			1-2 2-3 3B BB			3	2	2	0	1	0	1
Mack Jones, L (1, 9) OBP: 0.379, SLG: 0.446	K		K		4-3		K			4	0	0	0	0	3	7
Gus Bell, L (1, 7) OBP: 0.234, SLG: 0.273 Howie Bedell, L (9, 7) OBP: 0.264, SLG: 0.256		1B 3B	1-H 2-H 1B 3B		5-3		F4			4 0	2 0	2 0	2 0	0 0	0 0	3 0
Del Crandall, R (1, 2) OBP: 0.330, SLG: 0.419		E 3-H 1B	BB 3-H 1B		K		1-H 2-H 3-H 3B			4	0	3	5	0	1	0
Denis Menke, R (1, 4) OBP: 0.282, SLG: 0.295		F8	F5			F9	5-3			4	0	0	0	0	0	3
Bob Shaw, R (1, 1) OBP: 0.265, SLG: 0.194		K	FC6-4 1-2 BB			K		L4		3	0	0	0	1	2	1
Inning Stats	R: 0 E: 0 K: 1 S: 6 H: 1 LOB: 2 BB: 1 P: 10	R: 1 E: 1 K: 1 S: 8 H: 2 LOB: 2 BB: 0 P: 8	R: 3 E: 0 K: 1 S: 9 H: 4 LOB: 2 BB: 1 P: 13	R: 0 E: 0 K: 0 S: 3 H: 1 LOB: 0 BB: 0 P: 3	R: 0 E: 0 K: 1 S: 5 H: 0 LOB: 0 BB: 0 P: 5	R: 0 E: 0 K: 1 S: 5 H: 0 LOB: 0 BB: 0 P: 5	R: 3 E: 0 K: 1 S: 7 H: 2 LOB: 1 BB: 2 P: 15	R: 0 E: 0 K: 1 S: 5 H: 0 LOB: 1 BB: 1 P: 9		1B: 6 2B: 1 3B: 3 HR: 0 SF: 0 SAC: 0 DP: 1 HBP: 0						

	AB	34
	R	7
	H	10
	RBI	7
	BB	5
	SO	7
	LOB	23

PITCHER		IP	WLS	BF	H	R	ER	SO	BB	IBB	HBP	BLK	WP	HR	S	P	ERA	WHIP
Larry Jackson, R ERA: 4.38	(1, 1)	4.0	L	22	8	4	4	3	2	0	0	0	0	0	26	34	9.00	2.500
Ed Bauta, R ERA: 2.01	(5, 1)	3.0		13	2	3	3	3	2	0	0	0	0	0	17	25	9.00	1.333
Ray Sadecki, L ERA: 6.53	(8, 1)	1.0		4	0	0	0	1	1	0	0	1	0	0	5	9	0.00	1.000

PITCHER	IP	WLS	BF	H	R	ER	SO	BB	IBB	HBP	BLK	WP	HR	S	P	ERA	WHIP

WP: 0 PB: 0 SB: 0 CS: 0 PA: 39

Batter	1	2	3	4	5	6	7	8	9	AB	R	H	RBI	BB	SO	LOB
Curt Flood, R (1, 8) OBP: 0.361, SLG: 0.449	F8	F9			F3		1B			4	0	1	0	0	0	2
Julian Javier, R (1, 4) OBP: 0.284, SLG: 0.302	BB		FC5 WP 1B		1B		F8			3	0	2	0	1	0	1
Ken Boyer, R (1, 5) OBP: 0.379, SLG: 0.481	F7		F7 1-2		5-3			K		4	0	0	0	0	1	3
Stan Musial, L (1, 7) OBP: 0.385, SLG: 0.455	G3		F8			FC5-4 1B		4-3		4	0	1	0	0	0	2
Gene Oliver, R (1, 2) OBP: 0.354, SLG: 0.391		F8	FC5 2-3			FC5-4 1-2f		F8		4	0	0	0	0	0	2
Bill White, L (1, 3) OBP: 0.360, SLG: 0.440		F8		3-1		K			F9	4	0	0	0	0	1	1
Charlie James, R (1, 9) OBP: 0.328, SLG: 0.349		E9 1B		4-3		K			5-3	4	1	0	0	0	1	1
Julio Gotay, R (1, 6) OBP: 0.360, SLG: 0.371		1B 2-H 1B		1-3			F3		F8	4	0	1	1	0	0	0
Ernie Broglio, R (1, 1) OBP: 0.125, SLG: 0.067			F8				6-3			2	0	1	0	0	0	0
Red Schoendienst, S (7, PH) OBP: 0.345, SLG: 0.357		1-2 1B								1	0	0	0	0	0	0
Don Ferrarese, R (7, 1) OBP: 1.000, SLG: 1.000										0	0	0	0	0	0	0
Inning Stats	R: 0 E: 0 K: 0 S: 3 H: 0 LOB: 1 BB: 1 P: 7	R: 1 E: 1 K: 0 S: 6 H: 2 LOB: 2 BB: 0 P: 6	R: 0 E: 0 K: 0 S: 4 H: 1 LOB: 1 BB: 0 P: 4	R: 0 E: 0 K: 0 S: 3 H: 0 LOB: 0 BB: 0 P: 3	R: 0 E: 0 K: 0 S: 4 H: 1 LOB: 1 BB: 0 P: 4	R: 0 E: 0 K: 2 S: 8 H: 1 LOB: 1 BB: 0 P: 8	R: 0 E: 0 K: 0 S: 4 H: 1 LOB: 1 BB: 0 P: 4	R: 0 E: 0 K: 1 S: 5 H: 0 LOB: 0 BB: 0 P: 5	R: 0 E: 0 K: 0 S: 3 H: 0 LOB: 0 BB: 0 P: 3	1B: 6 2B: 0 3B: 0 HR: 0 SF: 0 SAC: 0 DP: 0 HBP: 0						

PITCHER	IP	WLS	BF	H	R	ER	SO	BB	IBB	HBP	BLK	WP	HR	S	P	ERA	WHIP
Warren Spahn, L (1, 1) ERA: 3.23	9.0	W	35	6	1	0	3	1	0	0	0	1	0	40	44	0.00	0.778

PITCHER	IP	WLS	BF	H	R	ER	SO	BB	IBB	HBP	BLK	WP	HR	S	P	ERA	WHIP

TOP

St. Louis Cardinals @ Milwaukee Braves

Milwaukee County Stadium, Milwaukee, WI

Sat Jun 02 1962, 4:33 AM EDT

Att. 10,230 - Unknown

livebaseballscorecards.com

AB	34
R	1
H	6
RBI	1
BB	1
SO	3
LOB	12

WP: 1 PA: 35
PB: 0
SB: 0
CS: 0

BOTTOM

St. Louis Cardinals @ Milwaukee Braves

Milwaukee County Stadium, Milwaukee, WI

Sat Jun 02 1962, 4:33 AM EDT

Att. 10,230 - Unknown

livebaseballscorecards.com

Batter	1	2	3	4	5	6	7	8	9	AB	R	H	RBI	BB	SO	LOB
Roy McMillan, R (1, 6) OBP: 0.365, SLG: 0.353	FC1-6 1B	5-3		F5			FC3-6 1B			4	0	2	0	0	0	0
Mack Jones, L (1, 9) OBP: 0.376, SLG: 0.447	FC1-6 BB 3B 1-2f	F8 2B		4-3			FC3-6 PB BB 1-2f			4	1	1	0	0	0	2
Eddie Mathews, L (1, 5) OBP: 0.341, SLG: 0.447	BBBB 3B 1-2 BB	F8 2-3			1-3		BBBB PB 1-2 BB			2	1	0	0	2	0	1
Hank Aaron, R (1, 8) OBP: 0.393, SLG: 0.565	1B 1-H 2-H 3B	F3			BBBB CS BB		IIII 1-2 2-3 IBB			2	1	1	2	2	0	1
Gus Bell, L (1, 7) OBP: 0.235, SLG: 0.272	BB E SF7 3-H 1B	F8			F4 1-2		F8			4	1	1	1	0	0	4
Del Crandall, R (1, 3) OBP: 0.328, SLG: 0.407 Tommie Aaron, R (9, 3) OBP: 0.299, SLG: 0.336	E1 BB 1-2	BBBB 1B BB				L6		6-3		3 0	0 0	0 0	0 0	1 0	0 0	1 0
Joe Torre, R (1, 2) OBP: 0.371, SLG: 0.372	BBBB 1-2 2-3 BB		G6-4-3 1-2 1B			4-3		SSS K		3	0	1	0	1	1	0
Denis Menke, R (1, 4) OBP: 0.273, SLG: 0.287	SF7 3-H		G6-4-3 1-2f			F3		SSS K		3	0	0	1	0	1	2
Warren Spahn, L (1, 1) OBP: 0.258, SLG: 0.310	F5			1-3			SSS K			3	0	0	0	0	1	2
Inning Stats	R: 4 E: 1 K: 0 S: 7 H: 3 LOB: 2 BB: 2 P: 15	R: 0 E: 0 K: 0 S: 4 H: 1 LOB: 1 BB: 0 P: 4	R: 0 E: 0 K: 0 S: 3 H: 1 LOB: 1 BB: 1 P: 7	R: 0 E: 0 K: 0 S: 3 H: 0 LOB: 0 BB: 0 P: 3	R: 0 E: 0 K: 0 S: 2 H: 0 LOB: 0 BB: 1 P: 6	R: 0 E: 0 K: 0 S: 3 H: 0 LOB: 0 BB: 0 P: 3	R: 0 E: 0 K: 1 S: 6 H: 1 LOB: 3 BB: 2 P: 14	R: 0 E: 0 K: 2 S: 7 H: 0 LOB: 0 BB: 0 P: 7		1B: 4 2B: 1 3B: 1 HR: 0	SF: 1 SAC: 0 DP: 1 HBP: 0			WP: 0 PB: 1 SB: 0 CS: 1	PA: 35	

PITCHER		IP	WLS	BF	H	R	ER	SO	BB	IBB	HBP	BLK	WP	HR	S	P	ERA	WHIP	PITCHER	IP	WLS	BF	H	R	ER	SO	BB	IBB	HBP	BLK	WP	HR	S	P	ERA	WHIP
Ernie Broglio, R ERA: 3.2	(1, 1)	6.0	L	26	5	4	3	0	4	0	0	0	0	0	22	38	4.50	1.500																	
Don Ferrarese, L ERA: 3.92	(7, 1)	2.0		9	1	0	0	3	1	1	0	0	0	0	13	21	0.00	1.000																	

St. Louis Cardinals @ Milwaukee Braves

Milwaukee County Stadium, Milwaukee, WI

Sun Jun 03 1962, 4:33 AM EDT

Att. 10,770 - Unknown

TOP

livebaseballscorecards.com

Batter	1	2	3	4	5	6	7	8	9	AB	R	H	RBI	BB	SO	LOB
Curt Flood, R (1, 8) OBP: 0.359, SLG: 0.445	4-3		FC5-4 1-2f		5-3			FC1-6 1B		4	0	1	0	0	0	1
Julian Javier, R (1, 4) OBP: 0.278, SLG: 0.295	F8			E1 6-3		1-3		FC1-6 BB 1-2f		4	1	0	0	0	0	1
Ken Boyer, R (1, 5) OBP: 0.376, SLG: 0.473	F5			6-3 3-H		5-3		BBBB 4-0 1-2 BB		3	0	0	1	1	0	0
Gene Oliver, R (1, 7) OBP: 0.351, SLG: 0.412 Lindy McDaniel, R (8, 1)		5-3		HR		SSS 0-3 K		2-3		4 0	1 0	1 0	1 0	0 0	1 0	2 0
Charlie James, R (1, 9) OBP: 0.314, SLG: 0.333 Fred Whitfield, L (9, PH) OBP: 0.455, SLG: 0.400		1-3		F7			4-3		1B	3 1	0 0	0 1	0 0	0 0	0 0	0 0
Bill White, L (1, 3) OBP: 0.354, SLG: 0.431		3-1		SSS 0-3 K			3-1		F5	4	0	0	0	0	1	1
Julio Gotay, R (1, 6) OBP: 0.360, SLG: 0.377 Carl Sawatski, L (9, PH) OBP: 0.444, SLG: 0.598			5-3		6-3 SF9 2B		F3		F5	3 1	1 0	1 0	0 0	0 0	0 1	0 1
Jimmie Schaffer, R (1, 2) OBP: 0.300, SLG: 0.278 Doug Clemens, L (9, PH) OBP: 0.325, SLG: 0.264			6-3		6-3 2-3			F7	1B 1-2	3 1	0 0	0 1	0 0	0 0	0 0	1 0
Bob Gibson, R (1, 1) OBP: 0.304, SLG: 0.211 Red Schoendienst, S (8, PH) OBP: 0.356, SLG: 0.421 Don Landrum, L (8, 7) OBP: 0.375, SLG: 0.314			FC5-4 1B		SF9 3-H			HR	4-3	1 1 1	0 1 0	1 1 0	1 1 0	0 0 0	0 0 2	0 0 2
Inning Stats	R: 0 E: 0 K: 0 S: 3 H: 0 LOB: 0 BB: 0 P: 3	R: 0 E: 0 K: 0 S: 3 H: 0 LOB: 0 BB: 0 P: 3	R: 0 E: 0 K: 0 S: 4 H: 1 LOB: 1 BB: 0 P: 4	R: 2 E: 1 K: 1 S: 7 H: 1 LOB: 0 BB: 0 P: 7	R: 1 E: 0 K: 0 S: 4 H: 1 LOB: 0 BB: 0 P: 4	R: 0 E: 0 K: 1 S: 5 H: 0 LOB: 0 BB: 0 P: 5	R: 0 E: 0 K: 0 S: 3 H: 0 LOB: 0 BB: 0 P: 3	R: 1 E: 0 K: 0 S: 5 H: 2 LOB: 2 BB: 1 P: 9	R: 0 E: 0 K: 0 S: 5 H: 2 LOB: 2 BB: 0 P: 5	1B: 4 2B: 1 3B: 0 HR: 2 SF: 1 SAC: 0 DP: 0 HBP: 0						

	AB	34
	R	4
	H	7
	RBI	4
	BB	1
	SO	2
	LOB	9

WP: 0 PA: 36
PB: 0
SB: 0
CS: 0

PITCHER		IP	WLS	BF	H	R	ER	SO	BB	IBB	HBP	BLK	WP	HR	S	P	ERA	WHIP
Bob Hendley, L ERA: 3.74	(1, 1)	7.2	W	30	5	4	3	2	1	0	0	0	0	2	33	37	3.52	0.783
Hank Fischer, R ERA: 2.08	(8, 1)	1.1	S	6	2	0	0	0	0	0	0	0	0	0	6	6	0.00	1.500

PITCHER	IP	WLS	BF	H	R	ER	SO	BB	IBB	HBP	BLK	WP	HR	S	P	ERA	WHIP

BOTTOM

St. Louis Cardinals @ Milwaukee Braves

Milwaukee County Stadium, Milwaukee, WI

Sun Jun 03 1962, 4:33 AM EDT

Att. 10,770 - Unknown

livebaseballscorecards.com

Batter	1	2	3	4	5	6	7	8	9	AB	R	H	RBI	BB	SO	LOB
Tommie Aaron, R (1, 3) OBP: 0.290, SLG: 0.325	E8	5-3			G3		K			4	1	0	0	0	1	0
Roy McMillan, R (1, 6) OBP: 0.378, SLG: 0.362	BB, 1B 3-H 1B	FC4-6 BB			2B BB		FC5 BB 1B			2	2	2	1	2	0	0
Eddie Mathews, L (1, 5) OBP: 0.350, SLG: 0.454	BB, 1B 1-2 2B BB	FC4-6 1-2f			1-H 2B		1-2 BB			2	1	1	1	2	0	1
Hank Aaron, R (1, 8) OBP: 0.390, SLG: 0.558	BB 1-2 2-H 2B 1B		F4		F3		FC5 2-3f			4	1	1	1	0	0	3
Gus Bell, L (1, 7) OBP: 0.235, SLG: 0.266	K		G1-6-3 BB		6-3			6-3		3	0	0	0	1	1	3
Mack Jones, L (1, 9) OBP: 0.374, SLG: 0.440	2B WP 1-2 2-3 BB		G1-6-3 1-2f			4-3		K		3	1	0	0	1	1	1
Del Crandall, R (1, 2) OBP: 0.325, SLG: 0.411	1-3 2-H 3-H 2B			6-3		6-3		6-3		4	0	1	2	0	0	0
Denis Menke, R (1, 4) OBP: 0.266, SLG: 0.279	K 3-H			F8		F9				3	0	0	0	0	1	0
Bob Hendley, R (1, 1) OBP: 0.292, SLG: 0.200 Hank Fischer, R (8, 1)		5-3		K			F8			3 0	0 0	0 0	0 0	0 0	1 0	0 0
Inning Stats	R: 5 H: 3 E: 1 LOB: 0 K: 2 BB: 2 S: 10 P: 18	R: 0 H: 0 E: 0 LOB: 1 K: 0 BB: 1 S: 3 P: 7	R: 0 H: 0 E: 0 LOB: 0 K: 0 BB: 1 S: 2 P: 6	R: 0 H: 0 E: 0 LOB: 0 K: 1 BB: 0 S: 5 P: 5	R: 1 H: 1 E: 0 LOB: 1 K: 0 BB: 1 S: 4 P: 8	R: 0 H: 0 E: 0 LOB: 0 K: 0 BB: 0 S: 3 P: 3	R: 0 H: 1 E: 0 LOB: 2 K: 1 BB: 1 S: 6 P: 10	R: 0 H: 0 E: 0 LOB: 0 K: 1 BB: 0 S: 5 P: 5		1B: 3 SF: 0 2B: 2 SAC: 0 3B: 0 DP: 1 HR: 0 HBP: 0						

	AB	28
	R	6
	H	5
	RBI	5
	BB	6
	SO	5
	LOB	8

WP: 1 PA: 34
PB: 0
SB: 0
CS: 0

PITCHER		IP	WLS	BF	H	R	ER	SO	BB	IBB	HBP	BLK	WP	HR	S	P	ERA	WHIP
Bob Gibson, R ERA: 3.22	(1, 1)	7.0	L	31	5	6	4	4	6	0	0	0	1	0	33	57	5.14	1.571
Lindy McDaniel, R ERA: 3.89	(8, 1)	1.0		3	0	0	0	1	0	0	0	0	0	0	5	5	0.00	0.000

PITCHER	IP	WLS	BF	H	R	ER	SO	BB	IBB	HBP	BLK	WP	HR	S	P	ERA	WHIP

Batter	1	2	3	4	5	6	7	8	9	10	11	AB	R	H	RBI	BB	SO	LOB
Eddie Kasko, R (1, 6) OBP: 0.313, SLG: 0.357	FC5-4 1B		HBP 1B 1-2	BB BBBB		SH E 1B	G3			1-2 1B		5	2	4	0	1	0	0
Marty Keough, L (1, 8) (9, 9) OBP: 0.439, SLG: 0.400	FC5-4 1B 1-2f		BB 1B HBP 1-2 2-3	BB BBBB 1-2 2-3		SH E HR 1-2		SSS K		F2		3	2	0	0	1	1	3
Don Zimmer, R (1, 5) OBP: 0.282, SLG: 0.328	G5-4-3 1B 1-3		BB 1B 1B 1-2 2-H 3-H	7-2 3-Hf		E1 HR 1-3 2-H		F2		F5		6	2	2	2	0	0	6
Frank Robinson, R (1, 7) OBP: 0.379, SLG: 0.511	G5-4-3 1-2f		F8		FC6-4 1B	HR 1-H 3-H		K		P5		6	1	2	3	0	1	6
Wally Post, R (1, 9) OBP: 0.351, SLG: 0.522 Vada Pinson, L (9, PH) (9, 8) OBP: 0.358, SLG: 0.614		SSS K	BBBB 1B BB 1-2 2-3		FC6-4 S 1-2f	SSS K			SSS K		SSS K	3 2	0 0	0 0	0 0	1 0	2 2	1 0
Don Pavletich, R (1, 3) OBP: 0.364, SLG: 0.222 Gordy Coleman, L (5, PH) (5, 3) OBP: 0.330, SLG: 0.421		P4	FC6-4 1B 1-3 2-H 3-H		SSS K	F9			FC3-6 1B		F7	2 4	0 0	1 1	2 0	0 0	0 1	0 1
Johnny Edwards, L (1, 2) OBP: 0.323, SLG: 0.390	SSS K		FC6-4 1-2f	BBBB BB 1-2		G3			FC3-6 1-2f		F7	5	0	0	0	1	1	3
Cookie Rojas, R (1, 4) OBP: 0.307, SLG: 0.227 Jerry Lynch, L (9, PH) OBP: 0.324, SLG: 0.500 Don Blasingame, L (9, 4) OBP: 0.355, SLG: 0.349			P4	E6 BB SH1-4 7-2	6-3		L8		F9			4 1 0	0 0 0	0 0 0	0 0 0	0 0 0	0 0 0	2 1 0
Bob Purkey, R (1, 1) OBP: 0.133, SLG: 0.182 Ted Wills, L (7, 1) Leo Cardenas, R (10, PH) OBP: 0.310, SLG: 0.351 Dave Sisler, R (10, 1)			HBP 1B 1B	SH1-4 1-2		HR	SSS K			1B		3 0 1 0	2 0 0 0	2 0 1 0	1 0 0 0	0 0 0 0	1 0 0 0	0 0 0 0
Inning Stats	R: 0 E: 0 K: 0 S: 4 H: 2 LOB: 1 BB: 0 P: 4	R: 0 E: 0 K: 2 S: 7 H: 0 LOB: 0 BB: 0 P: 7	R: 4 E: 0 K: 0 S: 7 H: 4 LOB: 2 BB: 1 P: 12	R: 0 E: 1 K: 0 S: 3 H: 0 LOB: 2 BB: 2 P: 11	R: 0 E: 0 K: 1 S: 6 H: 1 LOB: 2 BB: 1 P: 10	R: 5 E: 2 K: 1 S: 10 H: 3 LOB: 0 BB: 0 P: 10	R: 0 E: 0 K: 1 S: 5 H: 0 LOB: 0 BB: 0 P: 5	R: 0 E: 0 K: 2 S: 7 H: 0 LOB: 0 BB: 0 P: 7	R: 0 E: 0 K: 1 S: 6 H: 1 LOB: 1 BB: 0 P: 6	R: 0 E: 0 K: 0 S: 5 H: 2 LOB: 2 BB: 0 P: 5	R: 0 E: 0 K: 1 S: 5 H: 0 LOB: 0 BB: 0 P: 5	1B: 11 2B: 1 3B: 0 HR: 2	SF: 0 SAC: 2 DP: 2 HBP: 1	WP: 0 PB: 0 SB: 1 CS: 0	PA: 52			

PITCHER	IP	WLS	BF	H	R	ER	SO	BB	IBB	HBP	BLK	WP	HR	S	P	ERA	WHIP
Curt Simmons, L (1, 1) ERA: 3.38	2.2		15	6	4	4	2	1	0	1	0	0	0	17	22	13.50	2.625
Ray Washburn, R (3, 1) ERA: 3.74	2.1		11	1	0	0	1	3	0	0	0	0	0	10	22	0.00	1.714
Ray Sadecki, L (6, 1) ERA: 7.2	0.0		5	3	5	3	0	0	0	0	0	0	2	5	5	∞	∞
Ed Bauta, R (6, 1) ERA: 1.93	1.0		3	0	0	0	1	0	0	0	0	0	0	5	5	0.00	0.000
Don Ferrarese, L (7, 1) ERA: 3.74	1.0		3	0	0	0	1	0	0	0	0	0	0	5	5	0.00	0.000

PITCHER	IP	WLS	BF	H	R	ER	SO	BB	IBB	HBP	BLK	WP	HR	S	P	ERA	WHIP
Lindy McDaniel, R (8, 1) ERA: 3.49	4.0	W	15	3	0	0	4	0	0	0	0	0	0	23	23	0.00	0.750

TOP

Cincinnati Reds @ St. Louis Cardinals

Sportsman's Park, St. Louis, MO

Tue Jun 05 1962, 8:05 PM EDT

Att. 10,104 - Unknown - 87 F

livebaseballscorecards.com

AB	45
R	9
H	13
RBI	8
BB	4
SO	9
LOB	23

Batter	1	2	3	4	5	6	7	8	9	10	11	AB	R	H	RBI	BB	SO	LOB
Curt Flood, R (1, 8) OBP: 0.357, SLG: 0.439 Charlie James, R (7, PR) OBP: 0.319, SLG: 0.338 (8, 8) (9, 9)	F8		4-3		P6		BB HR HBP	K		1-3 1B		3 2	0 1	0 1	0 0	0 0	0 1	1 0
Julian Javier, R (1, 4) OBP: 0.280, SLG: 0.288	S E BB		P6		L1-3 1-2		1-2 HR BB	F8		K		4	2	0	0	2	1	3
Bill White, L (1, 3) OBP: 0.353, SLG: 0.440	FC3-6 1-2 BB		K		K		1-H 2-H HR	P6			3-1 HR	5	1	1	3	1	2	0
Stan Musial, L (1, 7) OBP: 0.389, SLG: 0.481	FC3-6 1-2f 2-H			K		2B SF8 1B	WP HR 1B		K		HR	6	3	3	1	0	2	1
Ken Boyer, R (1, 5) OBP: 0.377, SLG: 0.492	F9			P4		SF8 1-3 E 2B	1-H HR		F8			5	2	2	2	0	0	1
Carl Sawatski, L (1, 2) OBP: 0.442, SLG: 0.605		3-1 2B		BB 1B		SF8 2-3 3-H	P4		K			4	0	2	1	0	1	1
Doug Clemens, L (1, 9) OBP: 0.318, SLG: 0.250 (9, 8)		3-1 2-3		BB 1-2		E4 3-H 2B	G3			4-3		4	1	0	0	1	0	2
Julio Gotay, R (1, 6) OBP: 0.361, SLG: 0.383		4-3		K		1-H 2B	1B WP 1B			K		5	0	2	1	0	2	3
Curt Simmons, L (1, 1) Ray Washburn, R (9, 1) OBP: 0.000, SLG: 0.222 Fred Whitfield, L (8, PH) OBP: 0.000, SLG: 0.000 Ray Sadecki, L (8, 1) OBP: 0.143, SLG: 0.143 Ed Bauta, R (8, 1) OBP: 0.000, SLG: 0.000 Gene Oliver, R (8, PH) OBP: 0.000, SLG: 0.000 Don Ferrarese, R (7, 1) OBP: 0.000, SLG: 0.000 Red Schoendienst, S (7, PH) OBP: 0.267, SLG: 0.333 Lindy McDaniel, R (8, 1)	L7				L1-3	L5	1-3 1B			1B BB		1 0 1 0 0 0 0 1 0 0	0 0 0 0 0 0 0 0 0 0	0 0 1 0 0 0 0 0 0 0	0 0 0 0 0 0 0 0 0 1	0 0 0 0 0 0 0 0 0 0	0 0 0 0 0 0 0 1 0 0	1 0 0 0 0 0 0 1 0 0
Inning Stats	R: 1 E: 1 K: 0 S: 3 H: 0 LOB: 1 BB: 2 P: 11	R: 0 E: 0 K: 0 S: 4 H: 1 LOB: 1 BB: 0 P: 4	R: 0 E: 0 K: 1 S: 5 H: 0 LOB: 0 BB: 0 P: 5	R: 0 E: 0 K: 2 S: 8 H: 1 LOB: 2 BB: 1 P: 12	R: 0 E: 0 K: 0 S: 3 H: 1 LOB: 0 BB: 0 P: 3	R: 3 E: 1 K: 1 S: 9 H: 3 LOB: 1 BB: 0 P: 9	R: 5 E: 0 K: 0 S: 7 H: 5 LOB: 2 BB: 1 P: 12	R: 0 E: 0 K: 1 S: 5 H: 0 LOB: 0 BB: 0 P: 5	R: 0 E: 0 K: 2 S: 7 H: 0 LOB: 0 BB: 0 P: 7	R: 0 E: 0 K: 2 S: 8 H: 1 LOB: 2 BB: 1 P: 12	R: 1 E: 0 K: 0 S: 2 H: 1 LOB: 0 BB: 0 P: 2	1B: 7 2B: 4 3B: 0 HR: 3 SF: 1 SAC: 0 DP: 1 HBP: 1	WP: 2 PB: 0 SB: 1 CS: 0 PA: 49					

PITCHER		IP	WLS	BF	H	R	ER	SO	BB	IBB	HBP	BLK	WP	HR	S	P	ERA	WHIP
Bob Purkey, R ERA: 3.15	(1, 1)	6.0		30	7	8	5	4	4	0	1	0	0	1	33	50	7.50	1.833
Ted Wills, L ERA: 5.4	(7, 1)	3.0		12	4	1	1	3	0	0	0	0	2	1	18	18	3.00	1.333
Dave Sisler, R ERA: 4.97	(10, 1)	1.1	L	7	2	1	1	2	1	0	0	0	0	1	10	14	6.75	2.250

PITCHER	IP	WLS	BF	H	R	ER	SO	BB	IBB	HBP	BLK	WP	HR	S	P	ERA	WHIP

BOTTOM

Cincinnati Reds @ St. Louis Cardinals

Sportsman's Park, St. Louis, MO

Tue Jun 05 1962, 8:05 PM EDT

Att. 10,104 - Unknown - 87 F

livebaseballscorecards.com

AB	42
R	10
H	13
RBI	8
BB	5
SO	9
LOB	14

Cincinnati Reds @ St. Louis Cardinals

Sportsman's Park, St. Louis, MO

Wed Jun 06 1962, 8:05 PM EDT

Att. 7,488 - Unknown - 78 F

livebaseballscorecards.com

TOP

Batter	1	2	3	4	5	6	7	8	9	AB	R	H	RBI	BB	SO	LOB
Eddie Kasko, R (1, 6) OBP: 0.310, SLG: 0.352	1B 2B 1B		6-3		K			6-3	G6-4-3 1-2f	5	1	1	0	0	1	3
Marty Keough, L (1, 9) OBP: 0.422, SLG: 0.368	F8		K			BB		4-3		3	0	0	0	1	1	1
Vada Pinson, L (1, 8) OBP: 0.360, SLG: 0.611	2B 3-1 1B 1-2		6-3			P6		1B		4	1	2	0	0	0	1
Frank Robinson, R (1, 7) OBP: 0.377, SLG: 0.511	3-1 2B 1-3 2-H			K		F2		4-3		4	0	1	1	0	1	2
Gordy Coleman, L (1, 3) OBP: 0.328, SLG: 0.417	3-1 2-3 3-H			L8		F4			E 1B 1B	4	1	1	1	0	0	2
Don Zimmer, R (1, 5) OBP: 0.281, SLG: 0.333	6-3			2B			6-3		E6 1B 1-2	4	0	1	0	0	0	2
Johnny Edwards, L (1, 2) OBP: 0.321, SLG: 0.387		G4-6-3 1B		P2			F7		K	4	0	1	0	0	1	3
Don Blasingame, L (1, 4) OBP: 0.359, SLG: 0.354		G4-6-3 1-2f			1-3		1B		1B 1-3 2-H	4	0	2	1	0	0	1
Joey Jay, S (1, 1) OBP: 0.222, SLG: 0.353		F7			F7		3-1		G6-4-3 IBB	3	0	0	0	0	0	1
Jerry Lynch, L (9, PH) OBP: 0.333, SLG: 0.500										0	0	0	0	1	0	0
Joe Gaines, R (9, PR) OBP: 0.583, SLG: 0.556										0	0	0	0	0	0	0

	AB	35
	R	3
	H	9
	RBI	3
	BB	2
	SO	4
	LOB	16

Inning Stats	1	2	3	4	5	6	7	8	9	1B: 7	SF: 0	WP: 0	PA: 37
R	2	0	0	0	0	0	0	0	1	2B: 2	SAC: 0	PB: 0	
E	0	0	0	0	0	0	0	0	1	3B: 0	DP: 2	SB: 0	
K	0	0	1	1	1	0	0	0	1	HR: 0	HBP: 0	CS: 0	
S	6	3	5	6	5	3	4	4	7				
H	3	1	0	1	0	0	1	1	2				
LOB	1	0	0	1	0	1	1	1	2				
BB	0	0	0	0	0	1	0	0	1				
P	6	3	5	6	5	7	4	4	11				

PITCHER	IP	WLS	BF	H	R	ER	SO	BB	IBB	HBP	BLK	WP	HR	S	P	ERA	WHIP
Larry Jackson, R (1, 1) ERA: 4.12	9.0	W	37	9	3	2	4	1	1	0	0	0	0	43	51	2.00	1.111

PITCHER	IP	WLS	BF	H	R	ER	SO	BB	IBB	HBP	BLK	WP	HR	S	P	ERA	WHIP

Batter	1	2	3	4	5	6	7	8	9	AB	R	H	RBI	BB	SO	LOB
Curt Flood, R (1, 8) OBP: 0.355, SLG: 0.440	5-3 3B 2B		F2		E5 L4-3		P5			4	1	1	0	0	0	2
Julian Javier, R (1, 4) OBP: 0.276, SLG: 0.283	5-3 2-3		P4		L4-3 1-2		2-H 1B			3	0	0	0	0	0	3
Red Schoendienst, S (7, PH) (8, 4) OBP: 0.377, SLG: 0.441										1	0	1	1	0	0	0
Bill White, L (1, 3) OBP: 0.352, SLG: 0.446	SF9-6-3 3B 3-H		F9			F7	F8			4	1	1	1	0	0	2
Stan Musial, L (1, 7) OBP: 0.399, SLG: 0.485	BBBB			F5		BB 1B		BB SH1-3 BB 1B		3	0	2	0	1	0	0
Bobby Gene Smith, R (8, PR) (9, 7) OBP: 0.228, SLG: 0.255	SF9-6-3 BB									0	1	0	0	0	0	0
Ken Boyer, R (1, 5) OBP: 0.372, SLG: 0.487	SF9-6-3 1-2 3-H			SSS K		F2		SH1-3 1-2		2	0	0	1	0	1	1
Carl Sawatski, L (1, 2) OBP: 0.454, SLG: 0.614		F7		2B		BBBB 1-2 BB		IIII BB BB FC6-2-3-2 IBB		2	0	1	0	2	0	0
Doug Clemens, L (1, 9) OBP: 0.326, SLG: 0.244		L3		BBBB BB		1-3		BBBB BB FC6-2-3-2 1-2 2-3 BB		2	0	0	0	2	0	2
Julio Gotay, R (1, 6) OBP: 0.364, SLG: 0.379		1-3		F8			BBBB 1B SH2-4 BB	BBBB FC6-2-3-2 1-2 2-3 3-H BB		2	1	0	1	2	0	2
Larry Jackson, R (1, 1) OBP: 0.286, SLG: 0.290			3B		1-3		SH2-4 1-2	FC6-2-3-2 1-2 2-H 3-H		3	0	1	0	0	0	3
Inning Stats	R: 2 E: 0 K: 0 S: 4 H: 2 LOB: 0 BB: 1 P: 8	R: 0 E: 0 K: 0 S: 3 H: 0 LOB: 0 BB: 0 P: 3	R: 0 E: 0 K: 0 S: 4 H: 1 LOB: 1 BB: 0 P: 4	R: 0 E: 0 K: 1 S: 6 H: 1 LOB: 2 BB: 1 P: 10	R: 0 E: 1 K: 0 S: 3 H: 0 LOB: 0 BB: 0 P: 3	R: 0 E: 0 K: 0 S: 4 H: 1 LOB: 2 BB: 1 P: 8	R: 1 E: 0 K: 0 S: 4 H: 1 LOB: 1 BB: 1 P: 8	R: 1 E: 0 K: 0 S: 3 H: 1 LOB: 2 BB: 3 P: 15		1B: 3 2B: 5 3B: 2 HR: 0	SF: 1 SAC: 2 DP: 3 HBP: 0					

PITCHER	IP	WLS	BF	H	R	ER	SO	BB	IBB	HBP	BLK	WP	HR	S	P	ERA	WHIP
Joey Jay, R (1, 1) ERA: 3.73	8.0	L	36	7	4	4	1	6	1	0	0	0	0	31	59	4.50	1.625

PITCHER	IP	WLS	BF	H	R	ER	SO	BB	IBB	HBP	BLK	WP	HR	S	P	ERA	WHIP

BOTTOM

Cincinnati Reds @ St. Louis Cardinals

Sportsman's Park, St. Louis, MO

Wed Jun 06 1962, 8:05 PM EDT

Att. 7,488 - Unknown - 78 F

livebaseballscorecards.com

AB	26
R	4
H	7
RBI	4
BB	7
SO	1
LOB	15

Batter	1	2	3	4	5	6	7	8	9	AB	R	H	RBI	BB	SO	LOB
Eddie Kasko, R (1, 6) OBP: 0.314, SLG: 0.362	6-3		F9			1B 2B 2-H		1B		4	1	2	1	0	0	1
Don Blasingame, L (1, 4) OBP: 0.356, SLG: 0.350	K			1-3		FC3-6 1B 2-H		4-3		4	0	1	1	0	1	1
Vada Pinson, L (1, 8) OBP: 0.353, SLG: 0.598	F8			4-3		FC3-6 1-2f			4-3	4	0	0	0	0	0	1
Frank Robinson, R (1, 7) OBP: 0.374, SLG: 0.505		F8		4-3		4-3			1B	4	0	1	0	0	0	1
Jerry Lynch, L (1, 9) OBP: 0.315, SLG: 0.470		F8			P4		L5		F2	4	0	0	0	0	0	1
Gordy Coleman, L (1, 3) OBP: 0.326, SLG: 0.413		1B			K		F7		4-3	4	0	1	0	0	1	1
Don Zimmer, R (1, 5) OBP: 0.275, SLG: 0.325			K		6-3		K			3	0	0	0	0	2	0
Johnny Edwards, L (1, 2) OBP: 0.327, SLG: 0.399			1B			2B		P5		3	1	2	0	0	0	0
Jim O'Toole, S (1, 1) OBP: 0.222, SLG: 0.222 Dave Sisler, R (5, 1) Joe Gaines, R (6, PH) OBP: 0.538, SLG: 0.500 Howie Nunn, R (6, 1) Marty Keough, L (8, PH) OBP: 0.413, SLG: 0.359 Jim Brosnan, R (8, 1)			K			6-3		K		1 0 1 0 1 0	0 0 0 0 0 0	0 0 0 0 0 0	0 0 0 0 0 0	1 0 0 0 1 0	1 0 0 0 0 0	1 0 1 0 0 0
Inning Stats	R: 0 E: 0 K: 1 S: 5 H: 0 LOB: 0 BB: 0 P: 5	R: 0 E: 0 K: 0 S: 3 H: 1 LOB: 1 BB: 0 P: 3	R: 0 E: 0 K: 2 S: 8 H: 1 LOB: 1 BB: 0 P: 8	R: 0 E: 0 K: 0 S: 3 H: 0 LOB: 0 BB: 0 P: 3	R: 0 E: 0 K: 1 S: 5 H: 0 LOB: 0 BB: 0 P: 5	R: 2 E: 0 K: 0 S: 6 H: 3 LOB: 1 BB: 0 P: 6	R: 0 E: 0 K: 1 S: 5 H: 0 LOB: 0 BB: 0 P: 5	R: 0 E: 0 K: 1 S: 6 H: 1 LOB: 1 BB: 0 P: 6	R: 0 E: 0 K: 0 S: 4 H: 1 LOB: 1 BB: 0 P: 4	1B: 5 2B: 2 3B: 0 HR: 0 SF: 0 SAC: 0 DP: 0 HBP: 0						

PITCHER	IP	WLS	BF	H	R	ER	SO	BB	IBB	HBP	BLK	WP	HR	S	P	ERA	WHIP
Ernie Broglio, R (1, 1) ERA: 3.02	9.0	W	33	7	2	2	6	0	0	0	0	0	0	45	45	2.00	0.778

PITCHER	IP	WLS	BF	H	R	ER	SO	BB	IBB	HBP	BLK	WP	HR	S	P	ERA	WHIP

TOP

Cincinnati Reds @ St. Louis Cardinals

Sportsman's Park, St. Louis, MO

Thu Jun 07 1962, 8:05 PM EDT

Att. 8,206 - Unknown - 81 F

livebaseballscorecards.com

AB	33
R	2
H	7
RBI	2
BB	0
SO	6
LOB	8

WP: 0	PA: 33
PB: 0	
SB: 0	
CS: 0	

Batter	1	2	3	4	5	6	7	8	9	AB	R	H	RBI	BB	SO	LOB
Curt Flood, R (1, 8) OBP: 0.360, SLG: 0.448	5-3		L3		E5 1B					5	1	3	1	0	0	0
Julian Javier, R (1, 4) OBP: 0.279, SLG: 0.297	F8			1B 1B	1B 3B	P4		F3		5	1	2	0	0	0	3
Ken Boyer, R (1, 5) OBP: 0.374, SLG: 0.487	K			G6-4-3 1B	CS 1B		5-3			4	0	2	1	0	1	0
Gene Oliver, R (1, 2) OBP: 0.353, SLG: 0.412		E5 1B		K	1B 1B		1B			4	1	2	0	0	1	2
Charlie James, R (1, 9) OBP: 0.329, SLG: 0.347		1B 1B		G6-4-3	1B		6-3			4	0	2	1	0	0	2
Bill White, L (1, 3) OBP: 0.354, SLG: 0.462		1B			HR F8			F2		4	1	2	1	0	0	2
Bobby Gene Smith, R (1, 7) OBP: 0.230, SLG: 0.273		6-3			5-3	G2		1B 2B		4	1	1	0	0	0	0
Julio Gotay, R (1, 6) OBP: 0.372, SLG: 0.393			6-3		1B 2B	1B 1B		SH1-3 2B 1B		4	2	3	1	0	0	0
Ernie Broglio, R (1, 1) OBP: 0.158, SLG: 0.111			6-3		E E 1B	K		SH1-3		3	1	1	1	0	1	1
Inning Stats	R: 0 E: 0 K: 1 S: 5 H: 0 LOB: 0 BB: 0 P: 5	R: 1 E: 1 K: 0 S: 4 H: 2 LOB: 0 BB: 0 P: 4	R: 0 E: 0 K: 0 S: 3 H: 0 LOB: 0 BB: 0 P: 3	R: 0 E: 0 K: 1 S: 6 H: 2 LOB: 1 BB: 0 P: 6	R: 5 E: 1 K: 0 S: 10 H: 8 LOB: 2 BB: 0 P: 10	R: 0 E: 0 K: 1 S: 7 H: 2 LOB: 2 BB: 0 P: 7	R: 0 E: 0 K: 0 S: 3 H: 1 LOB: 0 BB: 0 P: 3	R: 2 E: 0 K: 0 S: 6 H: 3 LOB: 1 BB: 0 P: 6		1B: 13 2B: 3 3B: 1 HR: 1 SF: 0 SAC: 1 DP: 1 HBP: 0						

PITCHER		IP	WLS	BF	H	R	ER	SO	BB	IBB	HBP	BLK	WP	HR	S	P	ERA	WHIP
Jim O'Toole, L ERA: 4.24	(1, 1)	4.1	L	21	10	6	5	2	0	0	0	0	0	1	25	25	10.38	2.308
Dave Sisler, R ERA: 4.73	(5, 1)	0.2		3	2	0	0	0	0	0	0	0	0	0	3	3	0.00	3.000
Howie Nunn, R ERA: 5.59	(6, 1)	2.0		8	3	0	0	1	0	0	0	0	0	0	10	10	0.00	1.500
Jim Brosnan, R ERA: 4.71	(8, 1)	1.0		6	3	2	2	0	0	0	0	0	0	0	6	6	18.00	3.000

PITCHER	IP	WLS	BF	H	R	ER	SO	BB	IBB	HBP	BLK	WP	HR	S	P	ERA	WHIP

BOTTOM

Cincinnati Reds @ St. Louis Cardinals

Sportsman's Park, St. Louis, MO

Thu Jun 07 1962, 8:05 PM EDT

Att. 8,206 - Unknown - 81 F

livebaseballscorecards.com

AB	37
R	8
H	18
RBI	6
BB	0
SO	3
LOB	10

WP: 0 PA: 38
PB: 0
SB: 0
CS: 1

Batter	1	2	3	4	5	6	7	8	9	AB	R	H	RBI	BB	SO	LOB
Chuck Hiller, L (1, 4) OBP: 0.348, SLG: 0.320	F8		HR 1B		F2		1-2 2-H 1B			4	1	2	1	0	0	0
Willie Mays, R (1, 8) OBP: 0.412, SLG: 0.664	K		1-H HR		K		F3 2-3			4	1	1	2	0	2	2
Willie McCovey, L (1, 9) OBP: 0.418, SLG: 0.776	1B		HR			F8	K			4	1	2	1	0	1	2
Orlando Cepeda, R (1, 3) OBP: 0.361, SLG: 0.570	6-3		F6			6-3		K		4	0	0	0	0	1	1
Felipe Alou, R (1, 7) OBP: 0.379, SLG: 0.537		K	CS 1B			2B		5-3		4	0	2	0	0	1	0
Jim Davenport, R (1, 5) OBP: 0.385, SLG: 0.508		PB 2B	CS 1-2	K		F7		K		4	0	1	0	0	2	1
Jose Pagan, R (1, 6) OBP: 0.306, SLG: 0.356		F4 2-3		K			F4		1-3	4	0	0	0	0	1	1
Tom Haller, L (1, 2) OBP: 0.383, SLG: 0.474		4-3		4-3			1B 1B BB		G3	3	1	0	0	1	0	1
Juan Marichal, R (1, 1) OBP: 0.306, SLG: 0.273			K		4-3				4-3	2	0	0	0	0	1	0
Bobby Bolin, R (5, 1)										0	0	0	0	0	0	0
Matty Alou, L (7, PH) OBP: 0.347, SLG: 0.318										1	0	1	0	0	0	0
Don Larsen, R (7, 1) OBP: 0.214, SLG: 0.214							F3 1B 1-2 1B			0	0	0	0	0	0	0
Ed Bailey, L (9, PH) OBP: 0.360, SLG: 0.488										1	0	0	0	0	0	0

TOP

San Francisco Giants @ St. Louis Cardinals
Sportsman's Park, St. Louis, MO
Fri Jun 08 1962, 8:05 PM EDT
Att. 16,209 - Unknown - 75 F

livebaseballscorecards.com

	AB	35
	R	4
	H	9
	RBI	4
	BB	1
	SO	9
	LOB	8

Inning Stats	1	2	3	4	5	6	7	8	9	1B: 5	SF: 0	WP: 0	PA: 37
R:	0	0	3	0	0	0	1	0	0	2B: 2	SAC: 0	PB: 1	
E:	0	0	0	0	0	1	0	0	0	3B: 0	DP: 0	SB: 0	
K:	1	1	1	2	1	0	1	2	0	HR: 2	HBP: 0	CS: 1	
S:	6	6	8	7	5	4	7	7	3				
H:	1	1	4	0	0	1	2	0	0				
LOB:	1	1	0	0	0	1	2	0	0				
BB:	0	0	0	0	0	0	1	0	0				
P:	6	6	8	7	5	4	11	7	3				

PITCHER		IP	WLS	BF	H	R	ER	SO	BB	IBB	HBP	BLK	WP	HR	S	P	ERA	WHIP
Bob Gibson, R ERA: 3.4	(1, 1)	6.1	W	28	9	4	4	6	1	0	0	0	0	2	39	43	5.68	1.579
Lindy McDaniel, R ERA: 3.27	(7, 1)	2.2	S	8	0	0	0	3	0	0	0	0	0	0	14	14	0.00	0.000

PITCHER	IP	WLS	BF	H	R	ER	SO	BB	IBB	HBP	BLK	WP	HR	S	P	ERA	WHIP

Batter	1	2	3	4	5	6	7	8	9	AB	R	H	RBI	BB	SO	LOB
Curt Flood, R (1, 8) OBP: 0.365, SLG: 0.444	BBBB 4-0 4-3 BB		x 0-0 ① F8		SSS 0-3 ① K	H 1-0 4-3 SH1-4 HBP		H 1-0 1B 1B HBP		2	1	0	0	1	1	1
Julian Javier, R (1, 4) OBP: 0.283, SLG: 0.302	x 0-0 ① 4-3 1-2		x 0-0 ② 5-3		x 0-0 1B FC1-5 1-3 1B	x 0-0 ① SH1-4 1-2		x 0-0 1B 1B 1-2 1B		4	1	2	0	0	0	1
Bill White, L (1, 3) OBP: 0.359, SLG: 0.479	x 0-0 ② L1		x 0-0 HR		x 0-0 FC1-5 HR 1-3 3-H 1B	x 0-0 ② 4-3 2-3		x 0-0 G4-6-3 1B 1-3 2-H 1B		5	2	3	3	0	0	2
Stan Musial, L (1, 7) OBP: 0.399, SLG: 0.482 Bobby Gene Smith, R (8, PR) OBP: 0.230, SLG: 0.273 (9, 7)	x 0-0 ③ F6		x 0-0 1B		x 0-0 ② FC1-5 HR 1-2 3-H	SSS 0-3 ③ K		x 0-0 G4-6-3 1-2 3-H 1B		5 0	1 0	2 0	1 0	0 0	1 0	4 0
Ken Boyer, R (1, 5) OBP: 0.374, SLG: 0.500		x 0-0 ① 4-3	SSS 0-3 ③ K		x 0-0 1-H 2-H HR		x 0-0 ① 5-3 1B	x 0-0 ① ② G4-6-3 1-2f 2-3		5	1	2	3	0	1	3
Carl Sawatski, L (1, 2) OBP: 0.442, SLG: 0.591		x 0-0 ② G3		x 0-0 ① F8	x 0-0 BB 1B 1B		SSS 0-3 ① K	x 0-0 ③ F8		5	0	1	0	0	1	3
Julio Gotay, R (1, 6) OBP: 0.375, SLG: 0.395		x 0-0 3B 1B	SSS 0-3 ② K		x 0-0 BB 1-2 1B		x 0-0 ② 5-3 1-2			4	1	2	0	0	1	1
Doug Clemens, L (1, 9) OBP: 0.344, SLG: 0.275		x 0-0 1-H 3B	x 0-0 ③ F8		BBB 4-0 1-2 2-3 BB		III 4-0 IBB			2	0	1	1	2	0	0
Bob Gibson, R (1, 1) OBP: 0.308, SLG: 0.227 Lindy McDaniel, R (7, 1)	SSS 0-3 ③ K				x 0-0 1B 1B 1B x 0-0 ③ F7		SSS 0-3 ③ K			3 1	1 0	1 0	0 0	0 0	1 1	4 2
Inning Stats	R: 0 E: 0 K: 0 S: 3 H: 0 LOB: 1 BB: 1 P: 7	R: 1 E: 0 K: 1 S: 7 H: 2 LOB: 1 BB: 0 P: 7	R: 1 E: 0 K: 1 S: 7 H: 2 LOB: 1 BB: 0 P: 7	R: 0 E: 0 K: 1 S: 5 H: 0 LOB: 0 BB: 0 P: 5	R: 4 E: 0 K: 1 S: 11 H: 6 LOB: 3 BB: 1 P: 15	R: 0 E: 0 K: 1 S: 5 H: 0 LOB: 1 BB: 0 P: 6	R: 0 E: 0 K: 2 S: 8 H: 1 LOB: 2 BB: 1 P: 12	R: 2 E: 0 K: 0 S: 5 H: 3 LOB: 2 BB: 0 P: 6		1B: 11 2B: 0 3B: 1 HR: 2	SF: 0 SAC: 1 DP: 1 HBP: 2			WP: 0 PB: 0 SB: 0 CS: 0	PA: 42	

PITCHER		IP	WLS	BF	H	R	ER	SO	BB	IBB	HBP	BLK	WP	HR	S	P	ERA	WHIP
Juan Marichal, R ERA: 2.86	(1, 1)	4.2	L	25	10	6	6	4	1	0	0	0	0	2	32	36	11.57	2.357
Bobby Bolin, R ERA: 3.65	(5, 1)	1.1		6	0	0	0	1	1	0	1	0	0	0	6	11	0.00	0.750
Don Larsen, R ERA: 4.82	(7, 1)	2.0		11	4	2	2	2	0	1	1	0	0	0	13	18	9.00	2.000

PITCHER	IP	WLS	BF	H	R	ER	SO	BB	IBB	HBP	BLK	WP	HR	S	P	ERA	WHIP

BOTTOM

San Francisco Giants @ St. Louis Cardinals

Sportsman's Park, St. Louis, MO

Fri Jun 08 1962, 8:05 PM EDT

Att. 16,209 - Unknown - 75 F

livebaseballscorecards.com

AB	36
R	8
H	14
RBI	8
BB	3
SO	7
LOB	21

Batter	1	2	3	4	5	6	7	8	9	AB	R	H	RBI	BB	SO	LOB
Harvey Kuenn, R (1, 7) OBP: 0.394, SLG: 0.433	F8	F7		4-3			F8, 1-H, 2B		6-3	5	0	1	1	0	0	2
Jose Pagan, R (1, 6) OBP: 0.304, SLG: 0.353	HR, 1B	FC6-4, FC6-4, 1-2f			6-3		F8, 2-3		4-3	5	1	1	0	0	0	2
Willie Mays, R (1, 8) OBP: 0.409, SLG: 0.670	1-H, HR	FC6-4, 1-2f			5-3		4-3			4	1	1	2	0	0	2
Felipe Alou, R (1, 9) OBP: 0.381, SLG: 0.550	HR		6-3		PO, 1B		5-3			4	1	2	1	0	0	1
Orlando Cepeda, R (1, 3) OBP: 0.359, SLG: 0.564	1B, 1B		SSS, K		PO, 1-2	F9		5-3		4	0	1	0	0	1	0
Jim Davenport, R (1, 5) OBP: 0.388, SLG: 0.508	1-2, 1B		6-3			F7		4-3, 1-2, 1B		4	0	2	0	0	0	0
Chuck Hiller, L (1, 4) OBP: 0.350, SLG: 0.323	F9			SH3-4, 1B		FC4-6, 1B		4-3, 1-2		4	0	2	0	0	0	3
Tom Haller, L (1, 2) OBP: 0.375, SLG: 0.462	SSS, K			SH3-4, 1-2		FC4-6, 1-2f		SSS, K		2	0	0	0	0	1	3
Gaylord Perry, R (6, 1)										0	0	0	0	0	0	0
Bobby Bolin, R (7, 1)										0	0	0	0	0	0	0
Bob Nieman, R (8, PH) OBP: 0.222, SLG: 0.375										1	0	0	0	0	1	1
Don Larsen, R (8, 1) OBP: 0.214, SLG: 0.214										0	0	0	0	0	0	0
Jack Sanford, R (1, 1) OBP: 0.235, SLG: 0.250				SSS, K			BBB, 2B, BB			2	0	1	0	0	1	1
Joe Pignatano, R (6, 2)		FC6-4, 1B							5-3	1	1	0	0	1	0	0

TOP

San Francisco Giants @ St. Louis Cardinals
Sportsman's Park, St. Louis, MO
Sat Jun 09 1962, 4:33 AM EDT
Att. 17,368 - Unknown - 85 F

livebaseballscorecards.com

AB	36
R	4
H	11
RBI	4
BB	1
SO	4
LOB	15

Inning Stats	1	2	3	4	5	6	7	8	9
	R: 3 E: 0 K: 1 S: 10	R: 0 E: 0 K: 0 S: 4	R: 0 E: 0 K: 1 S: 5	R: 0 E: 0 K: 1 S: 6	R: 0 E: 0 K: 0 S: 3	R: 0 E: 0 K: 0 S: 4	R: 1 E: 0 K: 0 S: 4	R: 0 E: 0 K: 1 S: 6	R: 0 E: 0 K: 0 S: 3
	H: 5 LOB: 2 BB: 0 P: 10	H: 1 LOB: 1 BB: 0 P: 4	H: 0 LOB: 0 BB: 0 P: 5	H: 1 LOB: 1 BB: 0 P: 6	H: 1 LOB: 0 BB: 0 P: 3	H: 1 LOB: 1 BB: 0 P: 4	H: 1 LOB: 1 BB: 1 P: 8	H: 1 LOB: 1 BB: 0 P: 6	H: 0 LOB: 0 BB: 0 P: 3

| | | | | | | | | | |

Batter	1	2	3	4	5	6	7	8	9	AB	R	H	RBI	BB	SO	LOB
Curt Flood, R (1, 8) OBP: 0.358, SLG: 0.434	F5	6-3			F6		5-3	F6		5	0	0	0	0	0	0
Julian Javier, R (1, 4) OBP: 0.295, SLG: 0.320	BLK		F2		HR					5	3	4	0	0	0	0
Bill White, L (1, 3) OBP: 0.364, SLG: 0.500	F5		G3		1-H		2-H	F7		5	2	3	3	0	0	2
Stan Musial, L (1, 7) OBP: 0.401, SLG: 0.489	1-H		G3		F2					4	1	2	2	0	0	1
Doug Clemens, L (7, PR) OBP: 0.344, SLG: 0.275 (8, 9)			1-3				2-H			0	0	0	0	0	0	0
Ken Boyer, R (1, 5) OBP: 0.377, SLG: 0.498	BB		F8		F8		1-2			3	1	1	0	1	0	1
Carl Sawatski, L (1, 2) OBP: 0.436, SLG: 0.588	1-H 2-H			K		3-1	F5			4	0	1	2	0	1	2
Julio Gotay, R (1, 6) OBP: 0.372, SLG: 0.392	F8			F8		F8	1-2 2-3			4	0	1	0	0	0	1
Bobby Gene Smith, R (1, 9) OBP: 0.234, SLG: 0.263		5-3		BB		F6	F7			2	0	0	0	1	0	0
Red Schoendienst, S (7, PH) OBP: 0.371, SLG: 0.433										1	0	0	0	0	0	3
Charlie James, R (8, 7) OBP: 0.329, SLG: 0.347										0	0	0	0	0	0	0
Ray Sadecki, L (1, 1) OBP: 0.167, SLG: 0.333		F8		F4			HR	6-3		4	1	1	1	0	0	1
Inning Stats	R: 3 E: 0 K: 0 S: 6 H: 3 LOB: 1 BB: 1 P: 10	R: 0 E: 0 K: 0 S: 3 H: 0 LOB: 0 BB: 0 P: 3	R: 0 E: 0 K: 0 S: 4 H: 1 LOB: 1 BB: 0 P: 4	R: 0 E: 0 K: 1 S: 5 H: 0 LOB: 1 BB: 1 P: 9	R: 2 E: 0 K: 0 S: 5 H: 2 LOB: 0 BB: 0 P: 5	R: 0 E: 0 K: 0 S: 3 H: 0 LOB: 0 BB: 0 P: 3	R: 3 E: 0 K: 0 S: 9 H: 6 LOB: 3 BB: 0 P: 9	R: 0 E: 0 K: 0 S: 4 H: 1 LOB: 1 BB: 0 P: 4		1B: 7 2B: 4 3B: 0 HR: 2 SF: 0 SAC: 0 DP: 0 HBP: 0				WP: 0 PB: 0 SB: 0 CS: 0	PA: 39	

BOTTOM

San Francisco Giants @ St. Louis Cardinals

Sportsman's Park, St. Louis, MO

Sat Jun 09 1962, 4:33 AM EDT

Att. 17,368 - Unknown - 85 F

livebaseballscorecards.com

AB	37
R	8
H	13
RBI	8
BB	2
SO	1
LOB	11

PITCHER		IP	WLS	BF	H	R	ER	SO	BB	IBB	HBP	BLK	WP	HR	S	P	ERA	WHIP
Jack Sanford, R ERA: 3.48	(1, 1)	5.0	L	23	6	5	5	1	2	0	0	1	0	1	23	31	9.00	1.600
Gaylord Perry, R ERA: 6.33	(6, 1)	1.1		7	3	3	3	0	0	0	0	0	0	1	7	7	20.25	2.250
Bobby Bolin, R ERA: 3.46	(7, 1)	0.2		5	3	0	0	0	0	0	0	0	0	0	5	5	0.00	4.500
Don Larsen, R ERA: 4.7	(8, 1)	1.0		4	1	0	0	0	0	0	0	0	0	0	4	4	0.00	1.000

PITCHER	IP	WLS	BF	H	R	ER	SO	BB	IBB	HBP	BLK	WP	HR	S	P	ERA	WHIP

Batter	1	2	3	4	5	6	7	8	9	AB	R	H	RBI	BB	SO	LOB
Harvey Kuenn, R (1, 9) (5, 7) (7, 9) OBP: 0.395, SLG: 0.432	CS 1B	F8 1-2		4-3 2-3		G6-4-3 2-3 3-H 1B		1-3		5	0	2	1	0	0	4
Chuck Hiller, L (1, 4) OBP: 0.347, SLG: 0.325	4-3 1-2		1B BB 2B	F7		G6-4-3 1-2f			K	5	1	1	0	0	1	4
Willie Mays, R (1, 8) OBP: 0.413, SLG: 0.668	1B		BB HBP 2-3 1B		4-3		5-3		G5-4-3 1B	5	0	3	0	0	0	0
Willie McCovey, L (1, 3) (5, 9) OBP: 0.414, SLG: 0.754 Manny Mota, R (7, PH) (7, 7) OBP: 0.254, SLG: 0.203	F3		K		G6-4-3 1-2f 1B		4-3 6-3		G5-4-3 1-2f	3 2	0 0	1 0	0 0	0 0	1 0	3 1
Felipe Alou, R (1, 7) OBP: 0.382, SLG: 0.548 Orlando Cepeda, R (5, PH) (5, 3) OBP: 0.356, SLG: 0.560		G3	BB 1-2 HBP		G6-4-3 1-2f					1 2	0 0	0 0	0 0	0 0	0 0	0 1
Ed Bailey, L (1, 2) OBP: 0.377, SLG: 0.524		HR	G5-4-3 1-2 2-3 3-H BB			2B 1B		CS 1B		3	2	3	2	1	0	0
Jim Davenport, R (1, 5) OBP: 0.394, SLG: 0.518		E4 6-3 1B	G5-4-3 1-2f			1B 1-3 2B		E CS 1-2 1B		4	2	3	0	0	0	3
Jose Pagan, R (1, 6) OBP: 0.307, SLG: 0.355		6-3 2-3		4-3 SH1-4 1B		1B SH1-4 2-3 3-H 1B		K 1-2 2-3		4	0	2	1	0	1	3
Billy O'Dell, S (1, 1) OBP: 0.194, SLG: 0.138		S 3-H 1B		SH1-4 1-2		SH1-4 1-2		E6 2-3		2	0	1	1	0	0	1
Inning Stats	R: 0 H: 2 E: 0 LOB: 1 K: 0 BB: 0 S: 4 P: 4	R: 2 H: 3 E: 1 LOB: 1 K: 0 BB: 0 S: 6 P: 6	R: 1 H: 2 E: 0 LOB: 2 K: 1 BB: 1 S: 6 P: 11	R: 0 H: 1 E: 0 LOB: 1 K: 0 BB: 0 S: 4 P: 4	R: 0 H: 1 E: 0 LOB: 0 K: 0 BB: 0 S: 3 P: 3	R: 2 H: 4 E: 0 LOB: 1 K: 0 BB: 0 S: 6 P: 6	R: 0 H: 0 E: 0 LOB: 0 K: 0 BB: 0 S: 3 P: 3	R: 0 H: 2 E: 1 LOB: 2 K: 1 BB: 0 S: 7 P: 7	R: 0 H: 1 E: 0 LOB: 0 K: 1 BB: 0 S: 5 P: 5	1B: 13 SF: 0 2B: 3 SAC: 2 3B: 0 DP: 5 HR: 1 HBP: 1						

TOP

San Francisco Giants @ St. Louis Cardinals

Sportsman's Park, St. Louis, MO

Sun Jun 10 1962, 4:33 AM EDT

Unknown - 85 F

livebaseballscorecards.com

AB	36
R	5
H	16
RBI	5
BB	1
SO	3
LOB	20

WP: 0 PA: 40
PB: 0
SB: 1
CS: 3

PITCHER		IP	WLS	BF	H	R	ER	SO	BB	IBB	HBP	BLK	WP	HR	S	P	ERA	WHIP
Larry Jackson, R ERA: 4.38	(1, 1)	5.1		28	13	5	5	1	1	0	1	0	0	1	28	33	8.44	2.625
Ed Bauta, R ERA: 1.88	(6, 1)	0.2		1	0	0	0	0	0	0	0	0	0	0	1	1	0.00	0.000
Bobby Shantz, L ERA: 1.6	(7, 1)	3.0	W	11	3	0	0	2	0	0	0	0	0	0	15	15	0.00	1.000

PITCHER	IP	WLS	BF	H	R	ER	SO	BB	IBB	HBP	BLK	WP	HR	S	P	ERA	WHIP

Batter	1	2	3	4	5	6	7	8	9	AB	R	H	RBI	BB	SO	LOB
Curt Flood, R (1, 8) OBP: 0.359, SLG: 0.446	1B	F9		G4-3-6 1-2f		F9			1-H HR	5	2	2	2	0	0	3
Julian Javier, R (1, 4) OBP: 0.294, SLG: 0.318	E 1B 1-2 1B	F2		F8			F8			4	1	1	0	0	0	1
Ken Boyer, R (1, 5) OBP: 0.383, SLG: 0.502	E 1-2 2-H 1B	1-3			G5-4-3 1B		G5-4-3 1B			4	1	3	1	0	0	1
Gene Oliver, R (1, 2) OBP: 0.350, SLG: 0.402	F3		B B B B FC1-5 G3 BB		G5-4-3 1-2f		G5-4-3 1-2f			3	0	0	0	1	0	4
Bill White, L (1, 3) OBP: 0.358, SLG: 0.491	E4 1B 1-2 2-3		G3 1-2		F8			1-3		4	0	0	0	0	0	3
Charlie James, R (1, 9) OBP: 0.325, SLG: 0.342	1-2 2-H 3-H 1B		FC1-5 2-3			F8		F7		4	0	1	2	0	0	1
Julio Gotay, R (1, 6) OBP: 0.370, SLG: 0.386	F7		B B B B BB			6-3		F8		3	0	0	0	1	0	2
Bobby Gene Smith, R (1, 7) OBP: 0.250, SLG: 0.295	5-3		S S S K2-3			1B 2B			HR 1B	4	2	2	0	0	1	4
Larry Jackson, R (1, 1) OBP: 0.324, SLG: 0.313 Ed Bauta, R (6, 1) OBP: 0.333, SLG: 0.333 Red Schoendienst, S (6, PH) OBP: 0.381, SLG: 0.443 Bobby Shantz, R (7, 1) Dal Maxvill, R (9, PH)		B B B B BB		G4-3-6 1B		2-H 1B			P1	1 0 1 0 1	0 0 0 0 0	1 0 1 0 0	0 0 1 0 1	1 0 0 0 0	0 0 0 0 0	0 0 0 0 1
Inning Stats	R: 3 E: 1 K: 0 S: 8 H: 4 LOB: 2 BB: 0 P: 8	R: 0 E: 0 K: 0 S: 3 H: 0 LOB: 1 BB: 1 P: 7	R: 0 E: 0 K: 1 S: 5 H: 0 LOB: 2 BB: 2 P: 13	R: 0 E: 0 K: 0 S: 3 H: 1 LOB: 0 BB: 0 P: 3	R: 0 E: 0 K: 0 S: 3 H: 1 LOB: 0 BB: 0 P: 3	R: 1 E: 0 K: 0 S: 5 H: 2 LOB: 1 BB: 0 P: 5	R: 0 E: 0 K: 0 S: 3 H: 1 LOB: 0 BB: 0 P: 3	R: 0 E: 0 K: 0 S: 3 H: 0 LOB: 0 BB: 0 P: 3	R: 2 E: 0 K: 0 S: 3 H: 2 LOB: 0 BB: 0 P: 3	1B: 9 2B: 1 3B: 0 HR: 1	SF: 0 SAC: 0 DP: 3 HBP: 0						

PITCHER	IP	WLS	BF	H	R	ER	SO	BB	IBB	HBP	BLK	WP	HR	S	P	ERA	WHIP
Billy O'Dell, L (1, 1) ERA: 3.32	8.1	L	37	11	6	6	1	3	0	0	0	0	1	36	48	6.48	1.680

PITCHER	IP	WLS	BF	H	R	ER	SO	BB	IBB	HBP	BLK	WP	HR	S	P	ERA	WHIP

BOTTOM

San Francisco Giants @ St. Louis Cardinals

Sportsman's Park, St. Louis, MO

Sun Jun 10 1962, 4:33 AM EDT

Unknown - 85 F

livebaseballscorecards.com

AB	34
R	6
H	11
RBI	6
BB	3
SO	1
LOB	20

1B: 9	SF: 0	WP: 0	PA: 37
2B: 1	SAC: 0	PB: 0	
3B: 0	DP: 3	SB: 0	
HR: 1	HBP: 0	CS: 0	

Batter	1	2	3	4	5	6	7	8	9	AB	R	H	RBI	BB	SO	LOB
Chuck Hiller, L (1, 4) OBP: 0.346, SLG: 0.328	S S S 0-3 ① K		x 0-0 4-3 2B 2B	x 0-0 ②③ G3-2-3 3-Hf			x 0-0 ② F9			4	1	1	0	0	1	3
Matty Alou, L (1, 7) OBP: 0.340, SLG: 0.375 Gaylord Perry, R (7, 1)	x 0-0 HR		x 0-0 ② 4-3 2-3		x 0-0 ① F3		x 0-0 ③ 4-3			4	1	1	1	0	0	1
										0	0	0	0	0	0	0
Willie Mays, R (1, 8) OBP: 0.410, SLG: 0.665 Manny Mota, R (8, 8) OBP: 0.254, SLG: 0.203	S S S 0-3 ② K		x 0-0 E 2B 3-H		x 0-0 ② F4			x 0-0 ① F9		4	1	1	1	0	1	0
										0	0	0	0	0	0	0
Willie McCovey, L (1, 9) OBP: 0.419, SLG: 0.734	B B B B 4-0 BB		x 0-0 E9 1B 2-H		x 0-0 ③ G3			x 0-0 ② F8		3	0	1	1	1	0	0
Orlando Cepeda, R (1, 3) OBP: 0.351, SLG: 0.551	x 0-0 ③ F9		x 0-0 ③ F8			x 0-0 ① F8		x 0-0 ③ 6-3		4	0	0	0	0	0	2
Jim Davenport, R (1, 5) OBP: 0.387, SLG: 0.508		x 0-0 ① G3		x 0-0 ① 6-3		x 0-0 ② F9			x 0-0 ① F2	4	0	0	0	0	0	0
Ed Bailey, L (1, 2) OBP: 0.380, SLG: 0.535		x 0-0 ② F2		B B B B 4-0 SH 1B G3-2-3 BB		x 0-0 3B			x 0-0 ② F8	3	0	1	0	1	0	0
Jose Pagan, R (1, 6) OBP: 0.306, SLG: 0.353		S S S 0-3 ③ K		x 0-0 SH 1-2 1B		x 0-0 ③ F9			x 0-0 ③ F7	4	0	1	0	0	1	1
Jim Duffalo, R (1, 1) Stu Miller, R (4, 1) OBP: 0.200, SLG: 0.200 Billy Pierce, L (6, 1) OBP: 0.360, SLG: 0.273 Bob Nieman, R (7, PH) OBP: 0.200, SLG: 0.333 (7, 7)			S S S 0-3 ① K	x 0-0 SH 1-2 2-3			S S S 0-3 ① K			1	0	0	0	0	1	0
										0	0	0	0	0	0	0
										0	0	0	0	0	0	0
										1	0	0	0	0	1	0

TOP

San Francisco Giants @ St. Louis Cardinals
Sportsman's Park, St. Louis, MO
Sun Jun 10 1962, 4:38 AM EDT
Att. 33,679 - Unknown

livebaseballscorecards.com

AB	32
R	3
H	6
RBI	3
BB	2
SO	5
LOB	7

Inning Stats	1	2	3	4	5	6	7	8	9
	R: 1 H: 1 E: 0 LOB: 1 K: 2 BB: 1 S: 8 P: 12	R: 0 H: 0 E: 0 LOB: 0 K: 1 BB: 0 S: 5 P: 5	R: 2 H: 3 E: 1 LOB: 1 K: 1 BB: 0 S: 8 P: 8	R: 0 H: 1 E: 1 LOB: 2 K: 0 BB: 1 S: 4 P: 8	R: 0 H: 0 E: 0 LOB: 0 K: 0 BB: 0 S: 3 P: 3	R: 0 H: 1 E: 0 LOB: 1 K: 0 BB: 0 S: 4 P: 4	R: 0 H: 0 E: 0 LOB: 0 K: 1 BB: 0 S: 5 P: 5	R: 0 H: 0 E: 0 LOB: 0 K: 0 BB: 0 S: 3 P: 3	R: 0 H: 0 E: 0 LOB: 0 K: 0 BB: 0 S: 3 P: 3

| | | | | | | | | | |

BOTTOM

San Francisco Giants @ St. Louis Cardinals

Sportsman's Park, St. Louis, MO

Sun Jun 10 1962, 4:38 AM EDT

Att. 33,679 - Unknown

livebaseballscorecards.com

Batter	1	2	3	4	5	6	7	8	9	AB	R	H	RBI	BB	SO	LOB
Curt Flood, R (1, 8) OBP: 0.359, SLG: 0.443	F2	F7		FC5-4 1-2 2-H 3-H 1B		BBBB SH3-4 HR BB		E5 1B 1-2 G4-6-3		4	2	1	2	1	0	3
Julian Javier, R (1, 4) OBP: 0.294, SLG: 0.317	1-3		G3	FC5-4 1B HR 1-2f 2-3		SH3-4 1-2 2-3		G4-6-3 1-3 2-H 1B		4	1	1	1	0	0	2
Bill White, L (1, 3) OBP: 0.357, SLG: 0.489 Fred Whitfield, L (2, 3) OBP: 0.500, SLG: 0.667	K2-3		K	HR 1-2 3-H 1B		HR 2-H 3-H		G4-6-3 1-2f 3-H		1 4	0 2	0 2	0 4	0 0	1 1	0 1
Stan Musial, L (1, 7) OBP: 0.410, SLG: 0.514 Bobby Gene Smith, R (7, 7) OBP: 0.246, SLG: 0.290		BBBB BB 1B BB BB	1B	HR 1-H 2-H		F6		F8		3 1	2 0	2 0	3 0	1 0	0 0	0 0
Ken Boyer, R (1, 5) OBP: 0.377, SLG: 0.493	K		5-3	K		F9				4	0	0	0	0	2	2
Carl Sawatski, L (1, 2) OBP: 0.438, SLG: 0.580 Jimmie Schaffer, R (8, 2) OBP: 0.300, SLG: 0.278	FC6-4 BB BB 1-2 1B			1B 1B BB	F4		F7			3 0	2 0	1 0	0 0	1 0	0 0	0 0
Julio Gotay, R (1, 6) OBP: 0.373, SLG: 0.385 Dal Maxvill, R (8, 6)	BBBB FC6-4 BB 1-2 2-3 BB			BB 1-3 1B 1B	K		6-3			3 0	1 0	1 0	0 0	1 0	1 0	0 0
Doug Clemens, L (1, 9) OBP: 0.351, SLG: 0.268		BBBB FC6-4 1-2 2-3 3-H BB		BBBB FC5-4 1B 1-2 1B BB	K		K2-3			2	1	0	1	2	2	0
Ray Washburn, R (1, 1) OBP: 0.333, SLG: 0.318		FC6-4 1-2f 2-3 3-H		K		SH3-4 HR 2B		E 1B 1B		4	2	2	1	0	1	5
Inning Stats	R: 0 E: 0 K: 1 S: 5 H: 0 LOB: 0 BB: 0 P: 5	R: 2 E: 0 K: 1 S: 6 H: 1 LOB: 2 BB: 3 P: 18	R: 0 E: 0 K: 1 S: 6 H: 1 LOB: 1 BB: 0 P: 6	R: 6 E: 0 K: 2 S: 11 H: 4 LOB: 0 BB: 2 P: 19	R: 0 E: 0 K: 2 S: 7 H: 0 LOB: 0 BB: 0 P: 7	R: 3 E: 0 K: 0 S: 5 H: 2 LOB: 0 BB: 1 P: 9	R: 0 E: 0 K: 1 S: 5 H: 0 LOB: 0 BB: 0 P: 5	R: 2 E: 1 K: 0 S: 5 H: 2 LOB: 0 BB: 0 P: 5		1B: 7 2B: 1 3B: 0 HR: 2 SF: 0 SAC: 1 DP: 1 HBP: 0					

	AB	33
	R	13
	H	10
	RBI	12
	BB	6
	SO	8
	LOB	13

PITCHER		IP	WLS	BF	H	R	ER	SO	BB	IBB	HBP	BLK	WP	HR	S	P	ERA	WHIP
Jim Duffalo, R ERA: 4.56	(1, 1)	3.0	L	17	3	5	5	3	5	0	0	0	0	0	18	38	15.00	2.667
Stu Miller, R ERA: 2.76	(4, 1)	2.1		12	4	5	5	4	1	0	0	0	0	1	19	23	19.29	2.143
Billy Pierce, L ERA: 3.69	(6, 1)	0.2		3	1	1	1	0	0	0	0	0	0	1	3	3	13.50	1.500
Gaylord Perry, R ERA: 5.9	(7, 1)	2.0		8	2	2	0	1	0	0	0	0	0	0	10	10	0.00	1.000

PITCHER	IP	WLS	BF	H	R	ER	SO	BB	IBB	HBP	BLK	WP	HR	S	P	ERA	WHIP

TOP

Philadelphia Phillies @ St. Louis Cardinals
Sportsman's Park, St. Louis, MO
Mon Jun 11 1962, 8:05 PM EDT
Att. 6,954 - Unknown - 74 F

livebaseballscorecards.com

Batter	1	2	3	4	5	6	7	8	9	AB	R	H	RBI	BB	SO	LOB
Tony Taylor, R (1, 4) OBP: 0.353, SLG: 0.399	4-3	1-2 3-H 1B			6-3	F9		5-3		5	0	1	1	0	0	3
Ted Savage, R (1, 8) OBP: 0.369, SLG: 0.417	S 1B 2B	L6			HR 1B		B B B B 4-0 SH1-4 HR BB	2-H 1B 1B		4	3	3	1	1	0	2
Don Demeter, R (1, 9) (7, 7) OBP: 0.348, SLG: 0.494	2B 9-2 2-H 1B		5-3		1-H HR		SH1-4 1-2	1-2 1B		4	1	3	3	0	0	0
Roy Sievers, R (1, 3) OBP: 0.319, SLG: 0.320 Frank Torre, L (8, 3) OBP: 0.387, SLG: 0.349	1-3 2B		F7		F9		L4	P6		5 0	0 0	1 0	0 0	0 0	0 0	3 0
Mel Roach, R (1, 5) OBP: 0.259, SLG: 0.280	9-2 3-Hf		P3		L7		B B B B 4-0 HR BB		S S S 0-3 K	4	1	0	0	1	1	2
Jacke Davis, R (1, 7) OBP: 0.288, SLG: 0.339 Johnny Callison, L (7, PH) (7, 9) OBP: 0.379, SLG: 0.540		F9		4-3		F9	1-H 2-H HR		3-1	3 2	0 1	0 1	0 3	0 0	0 0	0 0
Sammy White, R (1, 2) OBP: 0.196, SLG: 0.302		E6 1B 1B		2B		F8	F8		6-3	5	1	1	0	0	0	0
Bobby Wine, R (1, 6) OBP: 0.253, SLG: 0.325		F7		L5		E 1B		B B B B 4-0 SH1-4 1B BB		3	1	1	0	1	0	2
Cal McLish, S (1, 1) OBP: 0.182, SLG: 0.100 Jack Hamilton, R (3, 1) OBP: 0.143, SLG: 0.077 Chris Short, R (8, 1) OBP: 0.100, SLG: 0.111 Dallas Green, L (9, 1) OBP: 0.333, SLG: 0.143		1B 2-3 1B		S S S 0-3 K		E3 1-3		SH1-4 1-2		1 2 0 0	0 0 0 0	1 0 0 0	0 0 0 0	0 0 0 0	0 1 0 0	0 2 0 0
Inning Stats	R: 1 E: 0 K: 0 S: 5 H: 3 LOB: 1 BB: 0 P: 5	R: 1 E: 1 K: 0 S: 6 H: 2 LOB: 2 BB: 0 P: 6	R: 0 E: 0 K: 0 S: 3 H: 0 LOB: 0 BB: 0 P: 3	R: 0 E: 0 K: 1 S: 6 H: 1 LOB: 1 BB: 0 P: 6	R: 2 E: 0 K: 0 S: 5 H: 2 LOB: 0 BB: 0 P: 5	R: 0 E: 1 K: 0 S: 5 H: 1 LOB: 2 BB: 0 P: 5	R: 3 E: 0 K: 0 S: 4 H: 1 LOB: 0 BB: 2 P: 12	R: 1 E: 0 K: 0 S: 5 H: 2 LOB: 2 BB: 1 P: 9	R: 0 E: 0 K: 1 S: 5 H: 0 LOB: 0 BB: 0 P: 5	1B: 7 2B: 4 3B: 0 HR: 2	SF: 0 SAC: 2 DP: 1 HBP: 0						

AB	38
R	8
H	12
RBI	8
BB	3
SO	2
LOB	14

WP: 0 PB: 0 SB: 1 CS: 0 PA: 43

PITCHER		IP	WLS	BF	H	R	ER	SO	BB	IBB	HBP	BLK	WP	HR	S	P	ERA	WHIP
Curt Simmons, L ERA: 3.47	(1, 1)	6.0	L	28	9	4	3	1	0	0	0	0	0	1	30	30	4.50	1.500
Ed Bauta, R ERA: 3.16	(7, 1)	1.2		11	3	4	4	0	3	0	0	0	0	1	8	20	21.60	3.600
Lindy McDaniel, R ERA: 3.24	(8, 1)	0.1		1	0	0	0	0	0	0	0	0	0	0	1	1	0.00	0.000
Don Ferrarese, L ERA: 3.57	(9, 1)	0.0		0	0	0	0	0	0	0	0	0	0	0	0	0	∞	∞

PITCHER	IP	WLS	BF	H	R	ER	SO	BB	IBB	HBP	BLK	WP	HR	S	P	ERA	WHIP

Batter	1	2	3	4	5	6	7	8	9	AB	R	H	RBI	BB	SO	LOB
Curt Flood, R (1, 8) OBP: 0.363, SLG: 0.442	FC5-4 1B		1B 2B 1B	FC4-6 E 1-2f		K		BB 1B	G3	5	1	2	0	1	1	4
Julian Javier, R (1, 4) (9, 6) OBP: 0.300, SLG: 0.324	FC5-4 S 2B 1-2f		1-3 2B 1B	E4 G4-6-3 1-2			WP 4-3 1B	1-3 2-H S 1B		5	2	3	1	0	0	2
Fred Whitfield, L (1, 3) OBP: 0.429, SLG: 0.600 Don Ferrarese, R (9, 1) OBP: 1.000, SLG: 1.000	K 1-2		FC6-4 1-H 3-H 2B	G4-6-3 1-2f			L7	1-2 K		5 0	0 0	1 0	2 0	0 0	2 0	6 0
Stan Musial, L (1, 7) OBP: 0.404, SLG: 0.510	2-H 2B		P6	L8			4-3 1-2		F7	5	0	1	1	0	0	2
Ken Boyer, R (1, 5) OBP: 0.381, SLG: 0.491	BB		FC6-4 BB BB 2-3	L8			BB 2-3		1B S BB 1B	3	1	1	0	2	0	1
Carl Sawatski, L (1, 2) OBP: 0.440, SLG: 0.573 Charlie James, R (9, PH) OBP: 0.321, SLG: 0.338	4-3		BB 1-2 BB	FC6-4 1B			F9		F8	3 1	0 0	1 0	0 0	1 0	0 0	4 1
Julio Gotay, R (1, 6) OBP: 0.372, SLG: 0.381 Red Schoendienst, S (8, PH) (9, 4) OBP: 0.400, SLG: 0.452		4-3	1-2 2-3 BB	FC6-4 1-2f				F8 1B BB	BB PB 1-3 1B	2 1	0 1	0 1	0 0	1 1	0 0	1 0
Bobby Gene Smith, R (1, 9) OBP: 0.257, SLG: 0.288		F8	4-3			K2-6-2 1B		F8	BB 1-2 BB	4	0	1	0	1	0	4
Curt Simmons, L (1, 1) OBP: 0.355, SLG: 0.308 Doug Clemens, L (6, PH) OBP: 0.347, SLG: 0.265 Ed Bauta, R (7, 1) OBP: 0.333, SLG: 0.333 Lindy McDaniel, R (8, 1) Gene Oliver, R (8, PH) OBP: 0.352, SLG: 0.398 (9, 3)		F7		FC4-6 1B		K2-6-2 1-2f		F8 1-2	1-2 2-3 3-H BB	2 1 0 0 1	0 0 0 0 0	1 0 0 0 0	0 0 1 0 1	0 1 0 0 1	0 1 0 0 0	0 1 0 0 1
Inning Stats	R: 1 E: 0 K: 1 S: 7 H: 2 LOB: 2 BB: 1 P: 11	R: 0 E: 0 K: 0 S: 3 H: 0 LOB: 0 BB: 0 P: 3	R: 2 E: 0 K: 0 S: 6 H: 3 LOB: 3 BB: 2 P: 14	R: 0 E: 1 K: 0 S: 4 H: 1 LOB: 1 BB: 0 P: 4	R: 0 E: 0 K: 0 S: 4 H: 1 LOB: 1 BB: 0 P: 4	R: 0 E: 0 K: 2 S: 7 H: 1 LOB: 0 BB: 0 P: 7	R: 0 E: 0 K: 0 S: 4 H: 1 LOB: 2 BB: 1 P: 8	R: 1 E: 0 K: 1 S: 6 H: 1 LOB: 2 BB: 2 P: 14	R: 1 E: 0 K: 0 S: 5 H: 2 LOB: 3 BB: 2 P: 13	1B: 10 2B: 3 3B: 0 HR: 0 SF: 0 SAC: 0 DP: 2 HBP: 0						

PITCHER		IP	WLS	BF	H	R	ER	SO	BB	IBB	HBP	BLK	WP	HR	S	P	ERA	WHIP
Cal McLish, R ERA: 4.57	(1, 1)	2.2		16	5	3	3	1	3	0	0	0	0	0	15	27	10.12	3.000
Jack Hamilton, R ERA: 5.76	(3, 1)	5.0	W	22	5	1	1	2	3	0	0	0	1	0	23	35	1.80	1.600
Chris Short, L ERA: 3.72	(8, 1)	1.0		6	2	1	1	1	1	0	0	0	0	0	7	11	9.00	3.000
Dallas Green, R ERA: 4.62	(9, 1)	0.1	S	2	0	0	0	0	1	0	0	0	0	0	1	5	0.00	3.000

PITCHER	IP	WLS	BF	H	R	ER	SO	BB	IBB	HBP	BLK	WP	HR	S	P	ERA	WHIP

BOTTOM

Philadelphia Phillies @ St. Louis Cardinals
Sportsman's Park, St. Louis, MO
Mon Jun 11 1962, 8:05 PM EDT
Att. 6,954 - Unknown - 74 F

livebaseballscorecards.com

AB	38
R	5
H	12
RBI	5
BB	8
SO	4
LOB	27

WP: 1 PA: 46
PB: 1
SB: 3
CS: 0

Batter	1	2	3	4	5	6	7	8	9	AB	R	H	RBI	BB	SO	LOB
Tony Taylor, R (1, 4) OBP: 0.361, SLG: 0.402	S S S 0-3 ① K		B B B B 4-0 BB		B B B B 4-0 BB		x 0-0 1B 1B L5 2-3 1B		x 0-0 WP 1B	3	0	2	0	2	1	0
Johnny Callison, L (1, 9) OBP: 0.383, SLG: 0.537	B B B B 4-0 FC6-4 BB		S S S 0-3 ② K		x 0-0 ③ 4-3		x 0-0 1B 1-2 3-H 1B		B B B B 4-0 1-2 BB	3	0	1	1	2	1	4
Tony Gonzalez, L (1, 8) OBP: 0.380, SLG: 0.500	x 0-0 ② F9		x 0-0 ③ F8			x 0-0 ① G3	x 0-0 1-2 2-3 1B		S S S 0-3 ③ K	5	0	1	0	0	1	5
Roy Sievers, R (1, 3) OBP: 0.317, SLG: 0.318	x 0-0 ③ FC6-4 1-2f			S S S 0-3 ① K		x 0-0 ② WP 1-5-3 E 1B	x 0-0 ②③ L5 3-H			4	1	1	0	0	1	4
Wes Covington, L (1, 7) OBP: 0.306, SLG: 0.421 Jacke Davis, R (7, 7) OBP: 0.283, SLG: 0.333		x 0-0 ① P4		x 0-0 ② F8		x 0-0 ② 1-5-3 1-2		S S S 0-3 ① K		3 1	0 0	0 0	0 0	0 0	0 1	1 0
Don Demeter, R (1, 5) OBP: 0.342, SLG: 0.483		x 0-0 ② P6		x 0-0 ③ F8		x 0-0 E5 2-H		x 0-0 ② 6-3		4	0	0	0	0	0	0
Clay Dalrymple, L (1, 2) OBP: 0.421, SLG: 0.434		x 0-0 ③ F3			x 0-0 SH1-3 1B	x 0-0 ③ G3		S S S 0-3 ③ K		4	0	1	0	0	1	1
Bobby Wine, R (1, 6) OBP: 0.256, SLG: 0.325			x 0-0 SH1-4 1B		x 0-0 ① SH1-3 1-2		x 0-0 ① 5-3		x 0-0 ① L3	3	0	1	0	0	0	0
Paul Brown, R (1, 1) OBP: 0.333, SLG: 0.375 Jack Baldschun, R (8, 1) Ted Savage, R (8, 7) OBP: 0.367, SLG: 0.414			x 0-0 ① SH1-4 1-2		S S S 0-3 ② K		x 0-0 1B 1B 2B		S S S 0-3 ② K	2 0 1	1 0 0	1 0 0	0 0 0	0 0 0	1 0 0	1 0 0
Inning Stats	R: 0 E: 0 K: 1 S: 5 H: 0 LOB: 1 BB: 1 P: 9	R: 0 E: 0 K: 0 S: 3 H: 0 LOB: 0 BB: 0 P: 3	R: 0 E: 0 K: 1 S: 6 H: 1 LOB: 2 BB: 1 P: 10	R: 0 E: 0 K: 1 S: 5 H: 0 LOB: 0 BB: 0 P: 5	R: 0 E: 0 K: 1 S: 6 H: 1 LOB: 2 BB: 1 P: 10	R: 1 E: 1 K: 0 S: 5 H: 1 LOB: 1 BB: 0 P: 5	R: 1 E: 0 K: 0 S: 6 H: 4 LOB: 2 BB: 0 P: 6	R: 0 E: 0 K: 2 S: 7 H: 0 LOB: 0 BB: 0 P: 7	R: 0 E: 0 K: 2 S: 8 H: 1 LOB: 2 BB: 1 P: 12	1B: 7 2B: 2 3B: 0 HR: 0 SF: 0 SAC: 2 DP: 1 HBP: 0						

TOP

Philadelphia Phillies @ St. Louis Cardinals
Sportsman's Park, St. Louis, MO
Tue Jun 12 1962, 8:05 PM EDT
Att. 8,092 - Unknown - 68 F

livebaseballscorecards.com

AB	33
R	2
H	8
RBI	1
BB	4
SO	8
LOB	16

WP: 2 PA: 39
PB: 0
SB: 0
CS: 0

PITCHER		IP	WLS	BF	H	R	ER	SO	BB	IBB	HBP	BLK	WP	HR	S	P	ERA	WHIP
Ernie Broglio, R ERA: 2.86	(1, 1)	6.1		30	7	2	1	4	3	0	0	0	1	0	35	47	1.42	1.579
Lindy McDaniel, R ERA: 3.19	(7, 1)	0.2		1	0	0	0	0	0	0	0	0	0	0	1	1	0.00	0.000
Don Ferrarese, L ERA: 3.28	(8, 1)	0.0	W	0	0	0	0	0	0	0	0	0	0	0	0	0	∞	∞

PITCHER		IP	WLS	BF	H	R	ER	SO	BB	IBB	HBP	BLK	WP	HR	S	P	ERA	WHIP

Batter	1	2	3	4	5	6	7	8	9	AB	R	H	RBI	BB	SO	LOB
Curt Flood, R (1, 8) OBP: 0.361, SLG: 0.439	F9		BB, FC5, 2-3, 1B		6-3		6-3			4	0	1	0	0	0	1
Julian Javier, R (1, 4) (7, 6) (9, 4) OBP: 0.300, SLG: 0.319	L5		FC5, BB, 1-2, 3-H		5-3			BBBB, HR, BB		3	1	0	1	1	0	1
Fred Whitfield, L (1, 3) OBP: 0.400, SLG: 0.667	SSS, K		L9			L3		1-H, HR		4	1	1	2	0	1	2
Stan Musial, L (1, 7) OBP: 0.411, SLG: 0.507		BBBB, 1B, BB	BBBB, 1-2, 2-3, BB			BBBB, PO, 1B, BB		4-3		1	0	0	0	3	0	0
Jimmie Schaffer, R (9, 2) OBP: 0.300, SLG: 0.278										0	0	0	0	0	0	0
Ken Boyer, R (1, 5) OBP: 0.383, SLG: 0.491		G4-3, 1-2, 1B	F3			1-2, 1B		5-3		4	0	2	0	0	0	3
Carl Sawatski, L (1, 2) OBP: 0.426, SLG: 0.551		F8	F9			F7		F8		4	0	0	0	0	0	4
Dal Maxvill, R (9, 6)										0	0	0	0	0	0	0
Julio Gotay, R (1, 6) OBP: 0.368, SLG: 0.377		G4-3, 1-2f	SSS, K			PO, 2-3	SH3-4, 1B			2	0	0	0	0	1	2
Red Schoendienst, S (6, PH) (7, 4) OBP: 0.409, SLG: 0.460										1	0	1	0	0	0	0
Bobby Gene Smith, R (9, 7) OBP: 0.257, SLG: 0.288										0	0	0	0	0	0	0
Doug Clemens, L (1, 9) OBP: 0.350, SLG: 0.262			BBBB, 1B, SH1-4, FC5, BB	F9			SH3-4, 1-2			1	1	0	0	1	0	0
Ernie Broglio, R (1, 1) OBP: 0.150, SLG: 0.105			SH1-4, 1-2		1-3		SSS, K			1	0	0	0	0	0	0
Lindy McDaniel, R (7, 1)										0	0	0	0	0	0	0
Bill White, L (7, PH) OBP: 0.355, SLG: 0.487										1	0	0	0	0	1	1
Don Ferrarese, R (8, 1) OBP: 1.000, SLG: 1.000										0	0	0	0	0	0	0
Inning Stats	R: 0 E: 0 K: 1 S: 5 H: 0 LOB: 0 BB: 0 P: 5	R: 0 E: 0 K: 0 S: 3 H: 1 LOB: 1 BB: 1 P: 7	R: 1 E: 0 K: 0 S: 5 H: 1 LOB: 3 BB: 2 P: 13	R: 0 E: 0 K: 1 S: 5 H: 0 LOB: 0 BB: 0 P: 5	R: 0 E: 0 K: 0 S: 3 H: 0 LOB: 0 BB: 0 P: 3	R: 0 E: 0 K: 0 S: 3 H: 1 LOB: 1 BB: 1 P: 7	R: 0 E: 0 K: 1 S: 6 H: 1 LOB: 1 BB: 0 P: 6	R: 2 E: 0 K: 0 S: 4 H: 1 LOB: 0 BB: 1 P: 8		1B: 4 2B: 0 3B: 0 HR: 1	SF: 0 SAC: 2 DP: 1 HBP: 0					

PITCHER		IP	WLS	BF	H	R	ER	SO	BB	IBB	HBP	BLK	WP	HR	S	P	ERA	WHIP
Paul Brown, R ERA: 4.58	(1, 1)	7.0	L	30	5	3	3	3	5	0	0	0	0	1	31	51	3.86	1.429
Jack Baldschun, R ERA: 3.74	(8, 1)	1.0		3	0	0	0	0	0	0	0	0	0	0	3	3	0.00	0.000

PITCHER	IP	WLS	BF	H	R	ER	SO	BB	IBB	HBP	BLK	WP	HR	S	P	ERA	WHIP

BOTTOM

Philadelphia Phillies @ St. Louis Cardinals
Sportsman's Park, St. Louis, MO
Tue Jun 12 1962, 8:05 PM EDT
Att. 8,092 - Unknown - 68 F

livebaseballscorecards.com

AB	26
R	3
H	5
RBI	3
BB	5
SO	3
LOB	14

WP: 0	PA: 34		
PB: 0			
SB: 0			
CS: 0			

TOP

Philadelphia Phillies @ St. Louis Cardinals
Sportsman's Park, St. Louis, MO
Wed Jun 13 1962, 8:05 PM EDT
Att. 10,933 - Unknown - 71 F

livebaseballscorecards.com

Batter	1	2	3	4	5	6	7	8	9	AB	R	H	RBI	BB	SO	LOB
Tony Taylor, R (1, 4) OBP: 0.355, SLG: 0.394	6-3	K			6-3		6-3		4-3	5	0	0	0	0	1	2
Johnny Callison, L (1, 9) OBP: 0.385, SLG: 0.536	BB 1B		K		K			E 1B 1B 1B		4	1	2	0	0	2	0
Tony Gonzalez, L (1, 8) OBP: 0.382, SLG: 0.497	1-2 BB		K		K			E8 1B 1B 1-3 G1-2-3 1B		3	0	1	0	1	2	0
Wes Covington, L (1, 7) OBP: 0.313, SLG: 0.424	F5		1B 1B			K		G1-2-3 1B 1-2 3-H 1B		4	0	2	1	0	1	2
Frank Torre, L (1, 3) OBP: 0.405, SLG: 0.373	K		1-2 1B			FC4-6 1B		G1-2-3 1-2 2-3 1B		4	0	3	0	0	1	2
Clay Dalrymple, L (1, 2) OBP: 0.417, SLG: 0.424		SH1 1B BB	F7			F7		G1-2-3 1-2 2-3 3-Hf		3	0	0	0	1	0	6
Billy Klaus, L (1, 5) OBP: 0.286, SLG: 0.266		1-2 SH1 1B		F5		FC4-6 1-2f		F8		4	0	1	0	0	0	3
Bobby Wine, R (1, 6) OBP: 0.247, SLG: 0.314		SH1 1-2 2-3		K			6-3		K	3	0	0	0	0	2	0
Dennis Bennett, L (1, 1) OBP: 0.200, SLG: 0.077		K		K			K		P6	2	0	0	0	0	2	2
Dallas Green, L (5, 1) OBP: 0.333, SLG: 0.143										0	0	0	0	0	0	0
Ted Savage, R (7, PH) OBP: 0.364, SLG: 0.411										1	0	0	0	0	1	0
Jim Owens, R (7, 1) OBP: 0.143, SLG: 0.143										0	0	0	0	0	0	0
Roy Sievers, R (9, PH) OBP: 0.316, SLG: 0.316										1	0	0	0	0	0	0

	AB	34
	R	1
	H	9
	RBI	1
	BB	2
	SO	12
	LOB	17

Inning Stats	1	2	3	4	5	6	7	8	9
	R: 0 E: 0 K: 1 S: 6	H: 1 LOB: 2 BB: 1 P: 10	R: 0 E: 0 K: 2 S: 8	H: 1 LOB: 2 BB: 1 P: 12	R: 0 E: 0 K: 2 S: 9	H: 2 LOB: 2 BB: 0 P: 9	R: 0 E: 0 K: 2 S: 7	H: 0 LOB: 0 BB: 0 P: 7	R: 0 E: 0 K: 2 S: 7	H: 0 LOB: 0 BB: 0 P: 7	R: 0 E: 0 K: 1 S: 6	H: 1 LOB: 1 BB: 0 P: 6	R: 0 E: 0 K: 1 S: 5	H: 0 LOB: 0 BB: 0 P: 5	R: 1 E: 1 K: 0 S: 6	H: 4 LOB: 2 BB: 0 P: 6	R: 0 E: 0 K: 1 S: 5	H: 0 LOB: 0 BB: 0 P: 5

1B: 9	SF: 0	WP: 0	PA: 37
2B: 0	SAC: 1	PB: 0	
3B: 0	DP: 1	SB: 0	
HR: 0	HBP: 0	CS: 0	

PITCHER	IP	WLS	BF	H	R	ER	SO	BB	IBB	HBP	BLK	WP	HR	S	P	ERA	WHIP
Bob Gibson, R (1, 1) ERA: 3.17	9.0	W	37	9	1	1	12	2	0	0	0	0	0	59	67	1.00	1.222

PITCHER	IP	WLS	BF	H	R	ER	SO	BB	IBB	HBP	BLK	WP	HR	S	P	ERA	WHIP

Batter	1	2	3	4	5	6	7	8	9	AB	R	H	RBI	BB	SO	LOB
Curt Flood, R (1, 8) OBP: 0.365, SLG: 0.444	1-3		1-2 2-3 1B		2B 2B		2B BB	P6		4	2	2	0	1	0	1
Julian Javier, R (1, 4) OBP: 0.297, SLG: 0.322	6-3		SF9 2-3 3-H		1B 2-H 2B		F9	K		4	1	1	2	0	1	2
Fred Whitfield, L (1, 3) OBP: 0.414, SLG: 0.679	F7		G3-2 3-Hf		4-3 1B 2-H 1B		BB 1-H 2B			4	1	2	2	0	0	2
Ken Boyer, R (1, 5) OBP: 0.385, SLG: 0.486		K		E BB 5-3 BB	4-3 2-3		BB BB			2	1	0	0	2	1	1
Gene Oliver, R (1, 2) OBP: 0.356, SLG: 0.397		K		5-3 F9 1-2 BB	1B 3-H		F7			3	0	1	1	1	1	2
Julio Gotay, R (1, 6) OBP: 0.371, SLG: 0.376 Dal Maxvill, R (8, 6)	1B		F9 1-2 2-3	F9	BB 1-2 2-3 BB					3 0	0 0	1 0	0 0	1 0	0 0	3 0
Bobby Gene Smith, R (1, 7) OBP: 0.244, SLG: 0.271	K2-3			5-3 2-3 3-H	F9	P6				4	0	0	1	0	1	6
Charlie James, R (1, 9) OBP: 0.341, SLG: 0.350			1B HBP SF9 1B	L6	K 1B			SH3-4 BB		3	1	2	0	1	0	1
Bob Gibson, R (1, 1) OBP: 0.310, SLG: 0.208			SF9 1B 1-2 G3-2 HBP		K	K 1-2		SH3-4 1-2		2	0	0	0	0	2	1
Inning Stats	R: 0 E: 0 K: 0 S: 3 H: 0 LOB: 0 BB: 0 P: 3	R: 0 E: 0 K: 3 S: 10 H: 1 LOB: 1 BB: 0 P: 10	R: 1 E: 0 K: 0 S: 4 H: 2 LOB: 1 BB: 0 P: 5	R: 1 E: 1 K: 0 S: 3 H: 0 LOB: 1 BB: 2 P: 11	R: 3 E: 0 K: 1 S: 9 H: 4 LOB: 1 BB: 0 P: 9	R: 0 E: 0 K: 1 S: 5 H: 1 LOB: 1 BB: 0 P: 5	R: 1 E: 0 K: 0 S: 4 H: 1 LOB: 3 BB: 3 P: 16	R: 0 E: 0 K: 1 S: 5 H: 0 LOB: 1 BB: 1 P: 9		1B: 6 2B: 3 3B: 0 HR: 0	SF: 1 SAC: 1 DP: 1 HBP: 1					

PITCHER		IP	WLS	BF	H	R	ER	SO	BB	IBB	HBP	BLK	WP	HR	S	P	ERA	WHIP
Dennis Bennett, L ERA: 5.0	(1, 1)	4.1	L	21	6	5	4	4	2	0	1	0	0	0	26	35	8.31	1.846
Dallas Green, R ERA: 4.42	(5, 1)	1.2		6	2	0	0	1	0	0	0	0	0	0	8	8	0.00	1.200
Jim Owens, R ERA: 7.12	(7, 1)	2.0		11	1	1	1	1	4	0	0	0	0	0	9	25	4.50	2.500

PITCHER	IP	WLS	BF	H	R	ER	SO	BB	IBB	HBP	BLK	WP	HR	S	P	ERA	WHIP

BOTTOM

Philadelphia Phillies @ St. Louis Cardinals
Sportsman's Park, St. Louis, MO
Wed Jun 13 1962, 8:05 PM EDT
Att. 10,933 - Unknown - 71 F

livebaseballscorecards.com

AB	29
R	6
H	9
RBI	6
BB	6
SO	6
LOB	19

WP: 0 PB: 0 SB: 0 CS: 0 PA: 38

Batter	1	2	3	4	5	6	7	8	9	AB	R	H	RBI	BB	SO	LOB
Curt Flood, R (1, 8) OBP: 0.364, SLG: 0.441	0-0 1B HR 1B	0-0 ③ F9			0-0 ② F9			0-0 ① F8		4	1	1	0	0	0	1
Julian Javier, R (1, 4) OBP: 0.297, SLG: 0.321	0-3 ① K		0-0 ① F9		0-0 ③ 5-3			0-0 G3 S WP 1B		4	1	1	0	0	1	2
Fred Whitfield, L (1, 3) OBP: 0.406, SLG: 0.645 Bill White, L (7, 3) OBP: 0.354, SLG: 0.484	0-0 1-3 HR 1B		0-0 ② F8			0-0 ① F8		0-0 ② G3 1-3		3 1	1 0	1 0	0 0	0 0	0 0	0 1
Ken Boyer, R (1, 5) OBP: 0.379, SLG: 0.478	0-0 ② F5		0-0 ③ 6-3			0-0 ② F6		0-0 E5 S 3-H		4	0	0	0	0	0	2
Charlie James, R (1, 9) OBP: 0.360, SLG: 0.405	0-0 1-H 3-H HR			0-0 G5-4-3 1B		0-0 S 1B 1B		0-3 ③ K 1-2		4	2	3	3	0	1	1
Gene Oliver, R (1, 2) OBP: 0.360, SLG: 0.395	B B B B 4-0 FC6-4 BB			0-0 ① ② G5-4-3 1-2f		0-0 CS 1-H 1B			0-0 ① 6-3	3	0	1	1	1	0	1
Julio Gotay, R (1, 6) OBP: 0.364, SLG: 0.369	0-0 ③ FC6-4 1-2f			0-0 ③ F8		0-0 ③ CS 1-2	0-0 ① 4-3		0-0 ② 2-3	4	0	0	0	0	0	1
Bobby Gene Smith, R (1, 7) OBP: 0.256, SLG: 0.274		0-0 ① 5-3			B B B B 4-0 SH1-4 BB		0-0 ② F3		0-0 1B	3	0	1	0	1	0	0
Ray Sadecki, L (1, 1) OBP: 0.143, SLG: 0.286		0-0 ② 4-3			0-0 ① SH1-4 1-2		S S S 0-3 ③ K		0-0 ③ 6-3	3	0	0	0	0	1	1
Inning Stats	R: 3 H: 3 E: 0 LOB: 1 K: 1 BB: 1 S: 8 P: 12	R: 0 H: 0 E: 0 LOB: 0 K: 0 BB: 0 S: 3 P: 3	R: 0 H: 0 E: 0 LOB: 0 K: 0 BB: 0 S: 3 P: 3	R: 0 H: 1 E: 0 LOB: 0 K: 0 BB: 0 S: 3 P: 3	R: 0 H: 0 E: 0 LOB: 1 K: 0 BB: 1 S: 3 P: 7	R: 1 H: 2 E: 0 LOB: 0 K: 0 BB: 0 S: 4 P: 4	R: 0 H: 0 E: 0 LOB: 0 K: 1 BB: 0 S: 5 P: 5	R: 1 H: 1 E: 1 LOB: 1 K: 1 BB: 0 S: 7 P: 7	R: 0 H: 1 E: 0 LOB: 1 K: 0 BB: 0 S: 4 P: 4	1B: 7 SF: 0 2B: 0 SAC: 1 3B: 0 DP: 1 HR: 1 HBP: 0						WP: 1 PA: 37 PB: 0 SB: 3 CS: 1	

TOP

St. Louis Cardinals @ San Francisco Giants
Candlestick Park, San Francisco, CA
Fri Jun 15 1962, 10:05 PM EDT
Att. 23,427 - Unknown

livebaseballscorecards.com

AB	33
R	5
H	8
RBI	4
BB	2
SO	3
LOB	10

PITCHER		IP	WLS	BF	H	R	ER	SO	BB	IBB	HBP	BLK	WP	HR	S	P	ERA	WHIP
Billy O'Dell, L ERA: 3.44	(1, 1)	7.0	L	27	6	4	4	2	2	0	0	0	0	1	29	37	5.14	1.143
Stu Miller, R ERA: 2.95	(8, 1)	2.0		9	2	1	1	1	0	0	0	0	1	0	11	11	4.50	1.000

PITCHER	IP	WLS	BF	H	R	ER	SO	BB	IBB	HBP	BLK	WP	HR	S	P	ERA	WHIP

BOTTOM

Batter	1	2	3	4	5	6	7	8	9	AB	R	H	RBI	BB	SO	LOB
Harvey Kuenn, R (1, 7) OBP: 0.371, SLG: 0.399	SSS 0-3 ① K		x 0-0 ② 1-3		BBB 4-0 1B BB		x 0-0 ① F7		x 0-0 ③ 6-3	4	0	0	0	1	1	1
Jose Pagan, R (1, 6) OBP: 0.313, SLG: 0.359	x 0-0 ② 4-3		x 0-0 BB 1B 1B		x 0-0 ② F8		x 0-0 ② F8			4	1	1	0	0	0	2
Willie Mays, R (1, 8) OBP: 0.408, SLG: 0.646	x 0-0 E6		BBB 4-0 1B 1-2 2B BB		x 0-0 1-3 1B		x 0-0 1-3 2B			3	1	2	0	1	0	0
Orlando Cepeda, R (1, 3) OBP: 0.350, SLG: 0.557 Willie McCovey, L (4, 3) OBP: 0.407, SLG: 0.681	x 0-0 ③ F2		x 0-0 1-3 2-H 2B 1B		x 0-0 ③ F8		SSS 0-3 ③ K			2	0	1	1	0	0	1
										2	0	0	0	0	1	4
Felipe Alou, R (1, 9) OBP: 0.379, SLG: 0.538		x 0-0 ① 1-3	x 0-0 ③ 1-H 3-H 2B			BBB 4-0 G1-6-3 BB		x 0-0 ① F2		3	0	1	1	1	0	0
Jim Davenport, R (1, 5) OBP: 0.374, SLG: 0.495		x 0-0 L3-6 BB 1B		x 0-0 ① 6-3		x 0-0 ① ② G1-6-3 1-2f		x 0-0 ② F3		4	0	1	0	0	0	1
Joe Pignatano, R (1, 2) OBP: 0.571, SLG: 0.250		BBB 4-0 1-2 BB		BBB 4-0 G6-3 BB		x 0-0 1B		x 0-0 ③ 5-3		2	0	1	0	2	0	0
Chuck Hiller, L (1, 4) OBP: 0.336, SLG: 0.317 Bob Nieman, R (9, PH) OBP: 0.182, SLG: 0.300		x 0-0 ② ③ L3-6 2-3		x 0-0 ② ③ G6-3 1-2f		x 0-0 ③ F9			x 0-0 ① F8	3	0	0	0	0	0	4
										1	0	0	0	0	0	0
Billy O'Dell, S (1, 1) OBP: 0.182, SLG: 0.129 Manny Mota, R (7, PH) OBP: 0.264, SLG: 0.203 Stu Miller, R (8, 1) OBP: 0.200, SLG: 0.200 Ernie Bowman, R (9, PH) OBP: 0.167, SLG: 0.167			x 0-0 ① 1-3		x 0-0 ① 6-3		BBB 4-0 2B BB		x 0-0 ② F7	2	0	0	0	0	0	0
										0	0	0	0	1	0	0
										0	0	0	0	0	0	0
										1	0	0	0	0	0	0
Inning Stats	R: 0 E: 1 K: 1 S: 6 H: 0 LOB: 1 BB: 0 P: 6	R: 0 E: 0 K: 0 S: 3 H: 1 LOB: 1 BB: 1 P: 7	R: 2 E: 0 K: 0 S: 5 H: 3 LOB: 2 BB: 1 P: 9	R: 0 E: 0 K: 0 S: 2 H: 0 LOB: 0 BB: 1 P: 6	R: 0 E: 0 K: 0 S: 4 H: 1 LOB: 2 BB: 1 P: 8	R: 0 E: 0 K: 0 S: 3 H: 1 LOB: 1 BB: 1 P: 7	R: 0 E: 0 K: 1 S: 6 H: 1 LOB: 2 BB: 1 P: 10	R: 0 E: 0 K: 0 S: 3 H: 0 LOB: 0 BB: 0 P: 3	R: 0 E: 0 K: 0 S: 3 H: 0 LOB: 0 BB: 0 P: 3	1B: 5 2B: 3 3B: 0 HR: 0	SF: 0 SAC: 0 DP: 3 HBP: 0						

PITCHER	IP	WLS	BF	H	R	ER	SO	BB	IBB	HBP	BLK	WP	HR	S	P	ERA	WHIP
Ray Sadecki, L (1, 1) ERA: 5.9	9.0	W	37	7	2	2	2	6	0	0	0	0	0	35	59	2.00	1.444

PITCHER	IP	WLS	BF	H	R	ER	SO	BB	IBB	HBP	BLK	WP	HR	S	P	ERA	WHIP

St. Louis Cardinals @ San Francisco Giants
Candlestick Park, San Francisco, CA
Fri Jun 15 1962, 10:05 PM EDT
Att. 23,427 - Unknown

St.

livebaseballscorecards.com

AB	31
R	2
H	7
RBI	2
BB	6
SO	2
LOB	13

GIANTS

Batter	1	2	3	4	5	6	7	8	9	AB	R	H	RBI	BB	SO	LOB
Curt Flood, R (1, 8) OBP: 0.358, SLG: 0.434	5-3		6-3			3-1		1-3		4	0	0	0	0	0	1
Julian Javier, R (1, 4) OBP: 0.292, SLG: 0.315	6-3		4-3			F9			6-3	4	0	0	0	0	0	0
Fred Whitfield, L (1, 3) OBP: 0.389, SLG: 0.588	F8			F7		F5			BB	3	0	0	0	1	0	0
Julio Gotay, R (9, PR) OBP: 0.364, SLG: 0.369										0	0	0	0	0	0	0
Stan Musial, L (1, 7) OBP: 0.402, SLG: 0.494		F3		5-3			F6		F9	4	0	0	0	0	0	1
Ken Boyer, R (1, 5) OBP: 0.373, SLG: 0.470		K		K			6-3		F5	4	0	0	0	0	2	1
Carl Sawatski, L (1, 2) OBP: 0.432, SLG: 0.550		PB 1B			BB		F3			2	0	1	0	1	0	0
Charlie James, R (1, 9) OBP: 0.370, SLG: 0.419		1-2 BB			F8			6-3 2B		2	0	1	0	1	0	1
Dal Maxvill, R (1, 6)		K			F9			6-3 2-3		3	0	0	0	0	1	4
Larry Jackson, R (1, 1) OBP: 0.308, SLG: 0.294			F3		K			F6		2	0	0	0	0	1	1
Red Schoendienst, S (8, PH) OBP: 0.403, SLG: 0.453										1	0	0	0	0	0	1
Ray Washburn, R (8, 1) OBP: 0.333, SLG: 0.318										0	0	0	0	0	0	0
Inning Stats	R: 0 E: 0 K: 0 S: 3 H: 0 LOB: 0 BB: 0 P: 3	R: 0 E: 0 K: 2 S: 8 H: 1 LOB: 2 BB: 1 P: 12	R: 0 E: 0 K: 0 S: 3 H: 0 LOB: 0 BB: 0 P: 3	R: 0 E: 0 K: 1 S: 5 H: 0 LOB: 0 BB: 0 P: 5	R: 0 E: 0 K: 1 S: 5 H: 0 LOB: 1 BB: 1 P: 9	R: 0 E: 0 K: 0 S: 3 H: 0 LOB: 0 BB: 0 P: 3	R: 0 E: 0 K: 0 S: 3 H: 0 LOB: 0 BB: 0 P: 3	R: 0 E: 0 K: 0 S: 4 H: 1 LOB: 1 BB: 0 P: 4	R: 0 E: 0 K: 0 S: 3 H: 0 LOB: 1 BB: 1 P: 7	1B: 1 2B: 1 3B: 0 HR: 0 SF: 0 SAC: 0 DP: 0 HBP: 0						

PITCHER	IP	WLS	BF	H	R	ER	SO	BB	IBB	HBP	BLK	WP	HR	S	P	ERA	WHIP
Juan Marichal, R (1, 1) ERA: 2.52	9.0	W	32	2	0	0	4	3	0	0	0	0	0	37	49	0.00	0.556

PITCHER	IP	WLS	BF	H	R	ER	SO	BB	IBB	HBP	BLK	WP	HR	S	P	ERA	WHIP

TOP

St. Louis Cardinals @ San Francisco Giants
Candlestick Park, San Francisco, CA
Sat Jun 16 1962, 6:33 AM EDT
Att. 24,844 - Unknown

livebaseballscorecards.com

AB	29
R	0
H	2
RBI	0
BB	3
SO	4
LOB	10

PA: 32
WP: 0
PB: 1
SB: 0
CS: 0

BOTTOM

St. Louis Cardinals @ San Francisco Giants
Candlestick Park, San Francisco, CA
Sat Jun 16 1962, 6:33 AM EDT
Att. 24,844 - Unknown

Batter	1	2	3	4	5	6	7	8	9	AB	R	H	RBI	BB	SO	LOB
Chuck Hiller, L (1, 4) OBP: 0.334, SLG: 0.316	S S S 0-3 K ①		x 0-0 4-3 ②		x 0-0 1-2 2B 1B		x 0-0 F7 ②			4	1	1	0	0	1	0
Willie Mays, R (1, 8) OBP: 0.413, SLG: 0.655	B B B B 4-0 HR BB		x 0-0 2B		x 0-0 1-H 2-H 2B		x 0-0 5-3 ③			3	1	2	2	1	0	0
Matty Alou, L (1, 7) OBP: 0.286, SLG: 0.310	x 0-0 F3 ②		x 0-0 4-3 ③		x 0-0 F8 ③			x 0-0 G3 ①		4	0	0	0	0	0	3
Felipe Alou, R (1, 9) OBP: 0.381, SLG: 0.551	x 0-0 1-H HR			x 0-0 6-3 ①		x 0-0 S 1B 1B		x 0-0 6-3 ②		4	2	2	2	0	0	0
Willie McCovey, L (1, 3) OBP: 0.412, SLG: 0.667	x 0-0 G3 ③			x 0-0 F8 ②		x 0-0 1-H 1B		B B B B 4-0 S BB		3	0	1	1	1	0	0
Jim Davenport, R (1, 5) OBP: 0.368, SLG: 0.486		x 0-0 F4 ①		S S S 0-3 K ③		x 0-0 6-3 ①		S S S 0-3 1-2 K ③		4	0	0	0	0	2	2
Tom Haller, L (1, 2) OBP: 0.363, SLG: 0.434		x 0-0 6-3 ②			x 0-0 F5 ①	S S S 0-3 K ②				3	0	0	0	0	1	1
Jose Pagan, R (1, 6) OBP: 0.310, SLG: 0.355		x 0-0 6-3 ③			x 0-0 5-3 ②	x 0-0 F9 ③				3	0	0	0	0	0	1
Juan Marichal, R (1, 1) OBP: 0.310, SLG: 0.282			x 0-0 4-3 ①		s 0-1 CI 1B 2B		x 0-0 F9 ①			2	1	0	0	0	0	0
Inning Stats	R: 2 E: 0 K: 1 S: 6 H: 1 LOB: 0 BB: 1 P: 10	R: 0 E: 0 K: 0 S: 3 H: 0 LOB: 0 BB: 0 P: 3	R: 0 E: 0 K: 0 S: 4 H: 1 LOB: 1 BB: 0 P: 4	R: 0 E: 0 K: 1 S: 5 H: 0 LOB: 0 BB: 0 P: 5	R: 2 E: 1 K: 0 S: 6 H: 2 LOB: 1 BB: 0 P: 6	R: 1 E: 0 K: 1 S: 7 H: 2 LOB: 1 BB: 0 P: 7	R: 0 E: 0 K: 0 S: 3 H: 0 LOB: 0 BB: 0 P: 3	R: 0 E: 0 K: 1 S: 5 H: 0 LOB: 1 BB: 1 P: 9		1B: 3 2B: 2 3B: 0 HR: 1 SF: 0 SAC: 0 DP: 0 HBP: 0						

livebaseballscorecards.com

	AB	30
	R	5
	H	6
	RBI	5
	BB	2
	SO	4
	LOB	7

WP: 0 PB: 0 SB: 2 CS: 0 PA: 33

PITCHER		IP	WLS	BF	H	R	ER	SO	BB	IBB	HBP	BLK	WP	HR	S	P	ERA	WHIP
Larry Jackson, R ERA: 4.44	(1, 1)	7.0	L	29	6	5	4	3	1	0	0	0	0	1	34	38	5.14	1.000
Ray Washburn, R ERA: 3.57	(8, 1)	1.0		4	0	0	0	1	1	0	0	0	0	0	5	9	0.00	1.000

PITCHER	IP	WLS	BF	H	R	ER	SO	BB	IBB	HBP	BLK	WP	HR	S	P	ERA	WHIP

Batter	1	2	3	4	5	6	7	8	9	AB	R	H	RBI	BB	SO	LOB
Curt Flood, R (1, 8) OBP: 0.360, SLG: 0.437	2B		K		G1			HR BB		3	1	1	0	1	1	1
Red Schoendienst, S (1, 4) OBP: 0.394, SLG: 0.485	K			F9	F5			HR		4	1	1	2	0	1	2
Bill White, L (1, 3) OBP: 0.356, SLG: 0.489	K			1B 2B		F8		BB 1B		4	1	2	0	0	1	1
Stan Musial, L (1, 7) OBP: 0.399, SLG: 0.484	F8			1B BB		6-3		K		3	0	0	0	1	1	2
Ken Boyer, R (1, 5) OBP: 0.379, SLG: 0.470		G6-4-3 BB		FC4-6 1B		4-3		BB		2	0	1	1	2	0	0
Carl Sawatski, L (1, 2) OBP: 0.422, SLG: 0.536 Julian Javier, R (7, PR) OBP: 0.292, SLG: 0.315 Gene Oliver, R (7, 2) OBP: 0.358, SLG: 0.392		F8		F8			E1 F6	F2		3 0 1	0 0 0	0 0 0	0 0 0	0 0 0	0 0 0	3 0 2
Charlie James, R (1, 9) OBP: 0.354, SLG: 0.400		G6-4-3		FC4-6			F4		F6	4	0	0	0	0	0	4
Julio Gotay, R (1, 6) OBP: 0.362, SLG: 0.363			4-3		G1 SH1-3 BB		F6		6-3	3	0	0	0	1	0	1
Ernie Broglio, R (1, 1) OBP: 0.150, SLG: 0.105 Lindy McDaniel, R (2, 1) Fred Whitfield, L (8, PH) OBP: 0.378, SLG: 0.571 Ed Bauta, R (8, 1) OBP: 0.333, SLG: 0.333 Doug Clemens, L (9, PH) OBP: 0.347, SLG: 0.259 Ray Washburn, R (9, 1) OBP: 0.333, SLG: 0.318			K		SH1-3			F4	F7	0 1 1 0 1 0	0 0 0 0 0 0	0 0 0 0 0 0	0 0 0 0 0 0	0 1 0 0 0 0	0 0 0 0 0 0	0 0 0 0 0 0

TOP

St. Louis Cardinals @ San Francisco Giants
Candlestick Park, San Francisco, CA
Sun Jun 17 1962, 6:33 AM EDT
Att. 40,533 - Unknown

livebaseballscorecards.com

AB	30
R	3
H	5
RBI	3
BB	5
SO	5
LOB	16

Inning Stats	1	2	3	4	5	6	7	8	9
	R: 0 E: 0 K: 2 S: 8	R: 0 E: 0 K: 0 S: 2	R: 0 E: 0 K: 2 S: 7	R: 1 E: 0 K: 0 S: 5	R: 0 E: 0 K: 0 S: 3	R: 0 E: 0 K: 0 S: 3	R: 0 E: 1 K: 0 S: 3	R: 2 E: 0 K: 1 S: 7	R: 0 E: 0 K: 0 S: 3
	H: 1 LOB: 1 BB: 0 P: 8	H: 0 LOB: 0 BB: 1 P: 6	H: 0 LOB: 0 BB: 0 P: 7	H: 2 LOB: 2 BB: 1 P: 9	H: 0 LOB: 1 BB: 1 P: 7	H: 0 LOB: 0 BB: 0 P: 3	H: 0 LOB: 1 BB: 0 P: 3	H: 2 LOB: 2 BB: 2 P: 15	H: 0 LOB: 0 BB: 0 P: 3

1B: 2	SF: 0	WP: 0
2B: 2	SAC: 1	PB: 0
3B: 0	DP: 1	SB: 0
HR: 1	HBP: 0	CS: 0

PA: 36

PITCHER	IP	WLS	BF	H	R	ER	SO	BB	IBB	HBP	BLK	WP	HR	S	P	ERA	WHIP
Jack Sanford, R (1, 1) ERA: 3.53	9.0	W	36	5	3	3	5	5	0	0	0	0	1	41	61	3.00	1.111

PITCHER	IP	WLS	BF	H	R	ER	SO	BB	IBB	HBP	BLK	WP	HR	S	P	ERA	WHIP

St. Louis Cardinals @ San Francisco Giants

Candlestick Park, San Francisco, CA

Sun Jun 17 1962, 6:33 AM EDT

Att. 40,533 - Unknown

BOTTOM

livebaseballscorecards.com

Batter	1	2	3	4	5	6	7	8	9	AB	R	H	RBI	BB	SO	LOB
Chuck Hiller, L (1, 4) OBP: 0.333, SLG: 0.312	G3	2B, 1-2, BB			F7		3-1			3	1	0	0	1	0	0
Willie Mays, R (1, 8) OBP: 0.414, SLG: 0.656	K	2B, 1-H, 2-H			FC6-4, 1B			K		4	0	2	2	0	2	0
Matty Alou, L (1, 7) OBP: 0.299, SLG: 0.300	1B, BB, BB	G3			F6			BB		2	1	0	0	2	0	2
Felipe Alou, R (1, 9) OBP: 0.379, SLG: 0.543	1B, 1-2, BB		F9		FC6-4, 1-2f			F5		3	0	0	0	1	0	2
Willie McCovey, L (1, 3) OBP: 0.404, SLG: 0.645	1B, 1-3, 2-H		6-3			F8		K		4	0	1	1	0	1	1
Jim Davenport, R (1, 5) OBP: 0.366, SLG: 0.480	F6		F9			K			1B, HR, BB	3	0	0	0	1	1	2
Ernie Bowman, R (9, PR) OBP: 0.167, SLG: 0.167										0	1	0	0	0	0	0
Jose Pagan, R (1, 6) OBP: 0.313, SLG: 0.357		F7		F9		CS, 1B			1-3, HR, 1B	4	1	2	0	0	0	0
Tom Haller, L (1, 2) OBP: 0.368, SLG: 0.471		BB, 2B, 1B		K	CS, 1-2		K		1-H, 3-H, HR	4	2	2	3	0	2	0
Jack Sanford, R (1, 1) OBP: 0.211, SLG: 0.222		K		1-3			F8			3	0	0	0	0	1	1
Inning Stats	R: 1 E: 0 K: 1 S: 6 H: 1 LOB: 2 BB: 2 P: 14	R: 2 E: 0 K: 1 S: 7 H: 2 LOB: 1 BB: 1 P: 11	R: 0 E: 0 K: 0 S: 3 H: 0 LOB: 0 BB: 0 P: 3	R: 0 E: 0 K: 1 S: 5 H: 0 LOB: 0 BB: 0 P: 5	R: 0 E: 0 K: 0 S: 4 H: 1 LOB: 1 BB: 0 P: 4	R: 0 E: 0 K: 1 S: 5 H: 1 LOB: 0 BB: 0 P: 5	R: 0 E: 0 K: 1 S: 5 H: 0 LOB: 0 BB: 0 P: 5	R: 0 E: 0 K: 2 S: 7 H: 0 LOB: 1 BB: 1 P: 11	R: 3 E: 0 K: 0 S: 2 H: 2 LOB: 1 BB: 1 P: 6	1B: 5 2B: 1 3B: 0 HR: 1	SF: 0 SAC: 0 DP: 0 HBP: 0			WP: 0 PB: 0 SB: 0 CS: 1		PA: 36	

	AB	30
	R	6
	H	7
	RBI	6
	BB	5
	SO	7
	LOB	8

PITCHER		IP	WLS	BF	H	R	ER	SO	BB	IBB	HBP	BLK	WP	HR	S	P	ERA	WHIP
Ernie Broglio, R ERA: 3.19	(1, 1)	1.2		11	3	3	3	2	3	0	0	0	0	0	12	24	16.20	3.600
Lindy McDaniel, R ERA: 2.83	(2, 1)	5.1		17	2	0	0	3	0	0	0	0	0	0	23	23	0.00	0.375
Ed Bauta, R ERA: 3.04	(8, 1)	1.0		4	0	0	0	2	1	0	0	0	0	0	7	11	0.00	1.000
Ray Washburn, R ERA: 4.0	(9, 1)	0.0	L	3	2	3	3	0	1	0	0	0	0	1	2	6	∞	∞

PITCHER	IP	WLS	BF	H	R	ER	SO	BB	IBB	HBP	BLK	WP	HR	S	P	ERA	WHIP

Batter	1	2	3	4	5	6	7	8	9	AB	R	H	RBI	BB	SO	LOB
Julian Javier, R (1, 4) OBP: 0.295, SLG: 0.319	C B B B C F F F F 3-2 X 1-3		X 0-0 S 1B			X 0-0 FC3-6 1B		B S C S 1-3 K2-3		4	0	2	0	0	1	0
Charlie James, R (1, 9) OBP: 0.340, SLG: 0.383	S X 0-1 5-3		B S S B S 2-3 K 1-2			F B X 1-1 FC3-6 1-2f			X 0-0 F9	4	0	0	0	0	1	2
Curt Flood, R (1, 8) OBP: 0.355, SLG: 0.430	C F B X 1-2 5-3			X 0-0 F4		C X 0-1 6-3			C S B X 1-2 1-3	4	0	0	0	0	0	1
Ken Boyer, R (1, 5) OBP: 0.377, SLG: 0.466		S S B B S 2-3 K		B F B C F F X 2-2 5-3			B B F C X 2-2 5-3		B X 1-0 CS 1B	4	0	1	0	0	1	0
Stan Musial, L (1, 7) OBP: 0.403, SLG: 0.488		X 0-0 1B		B C C B X 2-2 5-3			B B F X 2-1 FC6-4 1B		B C B 2-1 CS 1-2	3	0	2	0	0	0	0
Gene Oliver, R (1, 2) OBP: 0.351, SLG: 0.383		C C B F F X 1-2 F2			B F X 1-1 F3		B B X 2-0 FC6-4 1-2f			3	0	0	0	0	0	2
Bill White, L (1, 3) OBP: 0.352, SLG: 0.483		B C S B X 2-2 G3			B F C B F C 2-3 K		B X 1-0 5-3			3	0	0	0	0	1	2
Julio Gotay, R (1, 6) OBP: 0.357, SLG: 0.358			B F C B B S 3-3 K		B B F F X 2-2 5-3			F F B F S 1-3 K		3	0	0	0	0	2	0
Bob Gibson, R (1, 1) OBP: 0.281, SLG: 0.185			C B B S S S 2-3 K			S C S 0-3 K		S L S 0-3 K		3	0	0	0	0	3	0
Inning Stats	R: 0 H: 0 E: 0 LOB: 0 K: 0 BB: 0 S: 12 P: 16	R: 0 H: 1 E: 0 LOB: 1 K: 1 BB: 0 S: 12 P: 17	R: 0 H: 1 E: 0 LOB: 1 K: 3 BB: 0 S: 10 P: 17	R: 0 H: 0 E: 0 LOB: 0 K: 0 BB: 0 S: 9 P: 13	R: 0 H: 0 E: 0 LOB: 0 K: 1 BB: 0 S: 9 P: 14	R: 0 H: 1 E: 0 LOB: 1 K: 1 BB: 0 S: 8 P: 9	R: 0 H: 1 E: 0 LOB: 1 K: 0 BB: 0 S: 7 P: 14	R: 0 H: 0 E: 0 LOB: 0 K: 3 BB: 0 S: 10 P: 12	R: 0 H: 1 E: 0 LOB: 0 K: 0 BB: 0 S: 6 P: 10	1B: 5 SF: 0 2B: 0 SAC: 0 3B: 0 DP: 0 HR: 0 HBP: 0						

PITCHER	IP	WLS	BF	H	R	ER	SO	BB	IBB	HBP	BLK	WP	HR	S	P	ERA	WHIP
Sandy Koufax, L (1, 1) ERA: 2.66	9.0	W	31	5	0	0	9	0	0	0	0	0	0	83	122	0.00	0.556

PITCHER	IP	WLS	BF	H	R	ER	SO	BB	IBB	HBP	BLK	WP	HR	S	P	ERA	WHIP

TOP

St. Louis Cardinals @ Los Angeles Dodgers

Dodger Stadium, Los Angeles, CA

Mon Jun 18 1962, 7:05 PM PDT

Att. 33,477 - Unknown

livebaseballscorecards.com

AB	31
R	0
H	5
RBI	0
BB	0
SO	9
LOB	7

WP: 0 PA: 32
PB: 0
SB: 1
CS: 1

Batter	1	2	3	4	5	6	7	8	9	AB	R	H	RBI	BB	SO	LOB
Maury Wills, S (1, 6) OBP: 0.318, SLG: 0.331	B B B C B 4-1 5-3 S BB		C B B F F X 2-2 ② 6-3		C X 0-1 ③ 5-3			L F B B S 2-3 ① K		3	0	0	0	1	1	0
Jim Gilliam, S (1, 4) OBP: 0.348, SLG: 0.319	F F B S 1-3 ① K 1-2		B F F B B B 4-2 FC4-6 BB			B X 1-0 ① F5		B B S X 2-1 ② 3-1		3	0	0	0	1	1	1
Willie Davis, L (1, 8) OBP: 0.368, SLG: 0.502	C B X 1-1 ② 5-3 2-3		F B F S X 2-2 ③ FC4-6 1-2f			C X 0-1 ② G3		F B B C F F B X 3-2 ③ L9		4	0	0	0	0	0	2
Ron Fairly, L (1, 3) OBP: 0.402, SLG: 0.497	B B B X 3-0 ③ F8			X 0-0 ① F3		C F B X 1-2 ③ 4-3			X 0-0 ① F4	4	0	0	0	0	0	1
Tommy Davis, R (1, 7) OBP: 0.361, SLG: 0.544		C S S 0-3 ① K	B S S S F S 1-3 ② K				C B B B F X 3-2 ① 6-3		B X 1-0 HR	4	1	1	1	0	2	0
Wally Moon, L (1, 9) OBP: 0.368, SLG: 0.368		X 0-0 ② 4-3	B B C F F F B X 3-2 1B				C B B X 2-1 S 1B			3	0	2	0	0	0	0
John Roseboro, L (1, 2) OBP: 0.368, SLG: 0.394 Doug Camilli, R (4, 2) OBP: 0.371, SLG: 0.531	B B B B 4-0 BB		C S S 0-3 ③ K				F S S 0-3 ② K 1-2			0 2	0 0	0 0	0 0	1 0	0 2	0 2
Daryl Spencer, R (1, 5) OBP: 0.372, SLG: 0.356	B X 1-0 ③ F8				B B B C C X 3-2 ① 6-3		I I I I 4-0 IBB			2	0	0	0	1	0	1
Sandy Koufax, R (1, 1) OBP: 0.140, SLG: 0.167			X 0-0 ① F9		S B C B F C 2-3 ② K		S F B F B F S 2-3 ③ K			3	0	0	0	0	2	2
Inning Stats	R: 0 H: 0 E: 0 LOB: 1 K: 1 BB: 1 S: 7 P: 16	R: 0 H: 0 E: 0 LOB: 1 K: 1 BB: 1 S: 5 P: 10	R: 0 H: 0 E: 0 LOB: 1 K: 0 BB: 1 S: 12 P: 19	R: 0 H: 1 E: 0 LOB: 1 K: 2 BB: 0 S: 13 P: 17	R: 0 H: 0 E: 0 LOB: 0 K: 1 BB: 0 S: 9 P: 14	R: 0 H: 0 E: 0 LOB: 0 K: 0 BB: 0 S: 6 P: 8	R: 0 H: 1 E: 0 LOB: 2 K: 2 BB: 1 S: 13 P: 24	R: 0 H: 0 E: 0 LOB: 0 K: 1 BB: 0 S: 10 P: 17	R: 1 H: 1 E: 0 LOB: 0 K: 0 BB: 0 S: 2 P: 3	1B: 2 SF: 0 2B: 0 SAC: 0 3B: 0 DP: 0 HR: 1 HBP: 0						WP: 0 PA: 32 PB: 0 SB: 2 CS: 0	

PITCHER	IP	WLS	BF	H	R	ER	SO	BB	IBB	HBP	BLK	WP	HR	S	P	ERA	WHIP
Bob Gibson, R (1, 1) ERA: 3.0	8.1	L	32	3	1	1	8	3	1	0	0	0	1	77	128	1.08	0.720

PITCHER	IP	WLS	BF	H	R	ER	SO	BB	IBB	HBP	BLK	WP	HR	S	P	ERA	WHIP

BOTTOM

St. Louis Cardinals @ Los Angeles Dodgers

Dodger Stadium, Los Angeles, CA

Mon Jun 18 1962, 7:05 PM PDT

Att. 33,477 - Unknown

livebaseballscorecards.com

AB	28
R	1
H	3
RBI	1
BB	4
SO	8
LOB	9

Batter	1	2	3	4	5	6	7	8	9	AB	R	H	RBI	BB	SO	LOB
Curt Flood, R (1, 8) OBP: 0.356, SLG: 0.441	C B X 1-1 ① F7		S B F X 1-2 1B		X 0-0 HR		C X 0-1 ① 4-3		B C X 1-1 ③ 6-3	5	1	2	1	0	0	2
Julian Javier, R (1, 4) OBP: 0.294, SLG: 0.314	S B B B B 4-1 S BB		S F F C 0-3 ③ K		F C B X 1-2 ③ 1-3		F B B B C X 3-2 ② 6-3			3	0	0	0	1	1	1
Fred Whitfield, L (1, 3) OBP: 0.366, SLG: 0.538	F S B B X 2-2 ② F7 1-2			B F X 1-1 1B 1B		X 0-0 ① 1-3	B F X 1-1 ③ F7			4	0	1	0	0	0	1
Stan Musial, L (1, 7) OBP: 0.400, SLG: 0.482	C F S 0-3 ③ K			C F B X 1-2 ① F8		C X 0-1 1B 1B 1B		X 0-0 6-3		4	1	1	0	0	1	2
Ken Boyer, R (1, 5) OBP: 0.379, SLG: 0.467		B X 1-0 ① 4-3		C X 0-1 1-2 1B		S B F F B X 2-2 4-3 1B 1-2 1B		C S C 0-3 ② K		4	0	2	0	0	1	0
Carl Sawatski, L (1, 2) OBP: 0.417, SLG: 0.526		C B B S B F F X 3-2 ② F9		B F B B B X 3-1 ② F5		C F F F X 0-2 4-3 1B 1-2 2-H		B S F F B B X 3-2 ③ L9		4	0	1	1	0	0	2
Bill White, L (1, 9) OBP: 0.351, SLG: 0.479 Bobby Gene Smith, R (9, PR) OBP: 0.256, SLG: 0.274		B X 1-0 ③ 4-3		X 0-0 ③ 6-3		S B X 1-1 ② 4-3 1-2 2-3			B F X 1-1 CS 1B	4 0	0 0	1 0	0 0	0 0	0 0	4 0
Julio Gotay, R (1, 6) OBP: 0.354, SLG: 0.354 Red Schoendienst, S (6, PH) OBP: 0.403, SLG: 0.485 Dal Maxvill, R (6, 6) Doug Clemens, L (9, PH) OBP: 0.343, SLG: 0.256			X 0-0 ① F4		X 0-0 ① B1-3		4-0 IBB		L P C C 1-3 ① ② K 1-2	2 0 0 1	0 0 0 0	0 0 0 0	0 0 0 0	0 1 0 0	0 0 0 1	0 0 0 1
Curt Simmons, L (1, 1) OBP: 0.324, SLG: 0.276 Lindy McDaniel, R (7, 1) Gene Oliver, R (9, PH) OBP: 0.355, SLG: 0.396			B B B C C X 3-2 ② 5-3		C B C F C 1-3 ② K	B C F F S 1-3 ③ K			X 0-0 2B	3 0 1	0 0 0	0 0 1	0 0 0	0 0 0	2 0 0	3 0 0
Inning Stats	R: 0 E: 0 K: 1 S: 9 H: 0 LOB: 1 BB: 1 P: 16	R: 0 E: 0 K: 0 S: 7 H: 0 LOB: 0 BB: 0 P: 12	R: 0 E: 0 K: 1 S: 11 H: 1 LOB: 1 BB: 0 P: 15	R: 0 E: 0 K: 0 S: 10 H: 2 LOB: 2 BB: 0 P: 15	R: 1 E: 0 K: 1 S: 9 H: 1 LOB: 0 BB: 0 P: 11	R: 1 E: 0 K: 1 S: 18 H: 3 LOB: 3 BB: 1 P: 26	R: 0 E: 0 K: 0 S: 7 H: 0 LOB: 0 BB: 0 P: 11	R: 0 E: 0 K: 1 S: 8 H: 0 LOB: 0 BB: 0 P: 11	R: 0 E: 0 K: 1 S: 9 H: 2 LOB: 2 BB: 0 P: 11	1B: 7 2B: 1 3B: 0 HR: 1 SF: 0 SAC: 0 DP: 0 HBP: 0						

TOP

St. Louis Cardinals @ Los Angeles Dodgers

Dodger Stadium, Los Angeles, CA

Tue Jun 19 1962, 7:05 PM PDT

Att. 33,986 - Unknown

livebaseballscorecards.com

AB	35
R	2
H	9
RBI	2
BB	2
SO	6
LOB	16

PITCHER		IP	W	L	S	BF	H	R	ER	SO	BB	IBB	HBP	BLK	WP	HR	P	ERA	WHIP
Don Drysdale, R ERA: 3.15	(1, 1)	9.0	W			37	9	2	2	6	1	1	0	0	0	1	128	2.00	1.111

PITCHER	IP	W	L	S	BF	H	R	ER	SO	BB	IBB	HBP	BLK	WP	HR	P	ERA	WHIP

Batter	1	2	3	4	5	6	7	8	9	AB	R	H	RBI	BB	SO	LOB
Maury Wills, S (1, 6) OBP: 0.320, SLG: 0.333	L B B B C X 3-2 G6-4-3 HBP HR 1B		B C B M F X 2-2 ② 6-3			L F B B X 2-2 ① FC6-4 S 1-2f		C B F X 1-2 S 1B		4	1	2	0	0	0	1
Willie Davis, L (1, 8) OBP: 0.366, SLG: 0.496	L H 1-1 G6-4-3 1-2 HBP		C C B F B X 1-2 ③ 4-3			X 0-0 ② F5		B F S B X 2-2 ② L8 1-2		3	0	0	0	0	0	2
Tommy Davis, R (1, 7) OBP: 0.356, SLG: 0.536	B X 1-0 ① ② G6-4-3 1-2f 2-3			B X 1-0 ① F7		B B X 2-0 ③ 5-3 1-2		B C B F B F X 3-2 ③ 1-3		4	0	0	0	0	0	4
Frank Howard, R (1, 9) OBP: 0.340, SLG: 0.453	B F X 1-1 HR 3-H			C B B B S X 3-2 ② 5-3			X 0-0 SH 1-3 2B			3	2	2	2	0	0	0
Ron Fairly, L (1, 3) OBP: 0.398, SLG: 0.491	C B F X 1-2 ③ 1-3			X 0-0 ③ L6			X 0-0 SH 1-3 2-3			2	0	0	0	0	0	0
Daryl Spencer, R (1, 5) OBP: 0.375, SLG: 0.360 Wally Moon, L (7, PH) OBP: 0.366, SLG: 0.366 Jim Gilliam, S (8, 5) OBP: 0.348, SLG: 0.319		C F C 0-3 ① K	C B X 1-1 L9-3 1B				S B B S S 2-3 ① K			2 0 1 0 0 1 0 1 0 0 0 0 1 2 0 0 0 0 0 0 0						
Doug Camilli, R (1, 2) OBP: 0.351, SLG: 0.500 Duke Snider, L (7, PH) OBP: 0.446, SLG: 0.542 Norm Sherry, R (8, 2) OBP: 0.262, SLG: 0.286		B C B S F X 2-2 ② F3	F X 0-1 ① ② L9-3 1-2				C B B S X 2-2 ② 1-3 1-2 3-H			2 0 0 0 0 0 1 1 0 0 1 0 0 1 0 0 0 0 0 0 0						
Larry Burright, R (1, 4) OBP: 0.306, SLG: 0.401		B X 1-0 ③ 4-3	X 0-0 ③ 6-3				B C X 1-1 ③ L6			3	0	0	0	0	0	1
Don Drysdale, R (1, 1) OBP: 0.304, SLG: 0.356			B S X 1-1 ① 5-3			S X 0-1 FC6-4 1B		C C F S 0-3 ① K		3	0	1	0	0	1	0
Inning Stats	R: 2 H: 2 E: 0 LOB: 0 K: 0 BB: 0 S: 10 P: 17	R: 0 H: 0 E: 0 LOB: 0 K: 1 BB: 0 S: 8 P: 11	R: 0 H: 0 E: 0 LOB: 0 K: 0 BB: 0 S: 11 P: 15	R: 0 H: 0 E: 0 LOB: 0 K: 0 BB: 0 S: 5 P: 9	R: 0 H: 1 E: 0 LOB: 0 K: 0 BB: 0 S: 5 P: 6	R: 0 H: 1 E: 0 LOB: 1 K: 0 BB: 0 S: 7 P: 11	R: 1 H: 1 E: 0 LOB: 1 K: 1 BB: 0 S: 10 P: 15	R: 0 H: 1 E: 0 LOB: 1 K: 1 BB: 0 S: 14 P: 20		1B: 4 SF: 0 2B: 2 SAC: 1 3B: 0 DP: 2 HR: 1 HBP: 1						

PITCHER		IP	WLS	BF	H	R	ER	SO	BB	IBB	HBP	BLK	WP	HR	S	P	ERA	WHIP
Curt Simmons, L ERA: 3.55	(1, 1)	6.0	L	23	5	3	3	1	0	0	1	0	0	1	48	71	4.50	0.833
Lindy McDaniel, R ERA: 2.72	(7, 1)	2.0		7	1	0	0	2	0	0	0	0	0	0	22	33	0.00	0.500

PITCHER	IP	WLS	BF	H	R	ER	SO	BB	IBB	HBP	BLK	WP	HR	S	P	ERA	WHIP

BOTTOM

St. Louis Cardinals @ Los Angeles Dodgers

Dodger Stadium, Los Angeles, CA

Tue Jun 19 1962, 7:05 PM PDT

Att. 33,986 - Unknown

livebaseballscorecards.com

AB	28
R	3
H	6
RBI	3
BB	0
SO	3
LOB	12

1B: 4	SF: 0	WP: 0	PA: 30
2B: 2	SAC: 1	PB: 0	
3B: 0	DP: 2	SB: 2	
HR: 1	HBP: 1	CS: 0	

Batter	1	2	3	4	5	6	7	8	9	10	11	AB	R	H	RBI	BB	SO	LOB
Curt Flood, R (1, 8) OBP: 0.360, SLG: 0.445	6-3			G3 1B 2B		F6		FC3-6 BB		4-3 1B		4	1	2	0	1	0	0
Julian Javier, R (1, 4) OBP: 0.292, SLG: 0.309	6-3			G3 2-3			1B 1B BB	FC3-6 1B 1-2f		4-3 1-2		4	2	0	0	1	0	3
Charlie James, R (1, 9) OBP: 0.352, SLG: 0.394	F9			G4-6-3 1B 3-H			E 1B 1B 1-3	2-3 1B 1-H		F6		5	1	3	2	0	0	1
Stan Musial, L (1, 7) OBP: 0.404, SLG: 0.485 Bobby Gene Smith, R (7, PR) OBP: 0.250, SLG: 0.267 (7, 7)		G4-3 1B		G4-6-3 1-2f			E8 G3 1B 1-3 3-H	2-3 1-2			1-3	3 2	0 0	2 0	1 0	0 0	0 0	1 1
Ken Boyer, R (1, 5) OBP: 0.379, SLG: 0.465		G4-3 1-2f			F8		G3 1B 1-2 3-H	K			1B 1B	5	1	2	1	0	1	2
Gene Oliver, R (1, 2) OBP: 0.346, SLG: 0.384 Jimmie Schaffer, R (9, 2) OBP: 0.333, SLG: 0.316		5-3			5-3		K		K		1B 1-2 1B	4 1	0 0	0 1	0 0	0 0	2 0	2 0
Bill White, L (1, 3) OBP: 0.348, SLG: 0.473			K		6-3		G3 1-2 2-3		K		G4-6-3 1-2 2-H 1B	5	0	1	1	0	2	2
Julio Gotay, R (1, 6) OBP: 0.352, SLG: 0.349 Dal Maxvill, R (9, 6)			1-3			6-3	IBB		6-3		G4-6-3 1-2f	3 1	0 0	0 0	0 0	1 0	0 0	0 2
Ray Sadecki, L (1, 1) OBP: 0.125, SLG: 0.250 Ed Bauta, R (8, 1) OBP: 0.333, SLG: 0.333 Bobby Shantz, R (8, 1)			F8			6-3	F3			5-3		3 0 1	0 0 0	0 0 0	0 0 0	0 0 0	0 0 0	3 0 0
Inning Stats	R: 0 E: 0 K: 0 S: 8 H: 0 LOB: 0 BB: 0 P: 10	R: 0 E: 0 K: 0 S: 5 H: 1 LOB: 0 BB: 0 P: 6	R: 0 E: 0 K: 1 S: 7 H: 0 LOB: 0 BB: 0 P: 9	R: 1 E: 0 K: 0 S: 7 H: 2 LOB: 0 BB: 0 P: 12	R: 0 E: 0 K: 0 S: 6 H: 0 LOB: 0 BB: 0 P: 9	R: 0 E: 0 K: 0 S: 9 H: 0 LOB: 0 BB: 0 P: 13	R: 2 E: 1 K: 1 S: 17 H: 3 LOB: 3 BB: 2 P: 33	R: 1 E: 0 K: 1 S: 11 H: 1 LOB: 1 BB: 1 P: 22	R: 0 E: 0 K: 2 S: 8 H: 0 LOB: 0 BB: 0 P: 16	R: 0 E: 0 K: 0 S: 6 H: 1 LOB: 1 BB: 0 P: 8	R: 1 E: 0 K: 0 S: 6 H: 3 LOB: 1 BB: 0 P: 8	1B: 10 2B: 1 3B: 0 HR: 0 SF: 0 SAC: 0 DP: 3 HBP: 0						

PITCHER		IP	WLS	BF	H	R	ER	SO	BB	IBB	HBP	BLK	WP	HR	S	P	ERA	WHIP
Johnny Podres, L ERA: 4.93	(1, 1)	6.0		22	5	3	3	1	1	0	0	0	0	0	48	69	4.50	1.000
Larry Sherry, R ERA: 2.51	(7, 1)	2.0		10	2	1	1	2	1	1	0	0	0	0	22	45	4.50	1.500
Ron Perranoski, L ERA: 1.49	(9, 1)	3.0	L	12	4	1	1	2	0	0	0	0	0	0	20	32	3.00	1.333

PITCHER	IP	WLS	BF	H	R	ER	SO	BB	IBB	HBP	BLK	WP	HR	S	P	ERA	WHIP

TOP

St. Louis Cardinals @ Los Angeles Dodgers

Dodger Stadium, Los Angeles, CA

Wed Jun 20 1962, 7:05 PM PDT

Att. 34,441 - Unknown

livebaseballscorecards.com

AB	41
R	5
H	11
RBI	5
BB	3
SO	5
LOB	17

WP: 0 PB: 0 SB: 0 CS: 0 PA: 44

St. Louis Cardinals @ Los Angeles Dodgers

Dodger Stadium, Los Angeles, CA

Wed Jun 20 1962, 7:05 PM PDT

Att. 34,441 - Unknown

livebaseballscorecards.com

BOTTOM

Batter	1	2	3	4	5	6	7	8	9	10	11	AB	R	H	RBI	BB	SO	LOB
Maury Wills, S (1, 6) OBP: 0.317, SLG: 0.330	L4		1B		5-3		6-3	F7			F8	6	0	1	0	0	0	3
Jim Gilliam, S (1, 4) (9, 5) OBP: 0.355, SLG: 0.324	5-3		L7		1B		BB		FC5-6 1B		G5-4-3 1B	5	0	3	0	1	0	1
Lee Walls, R (1, 7) (9, 9) OBP: 0.269, SLG: 0.234	6-3		K 1-2			5-3	L7		FC5-6 1B 1-2f		G5-4-3 1B 1-2f	6	0	0	0	0	1	4
Tommy Davis, R (1, 8) (9, 7) OBP: 0.353, SLG: 0.530		4-3		F7		4-3		2B FC4-2 1B	K			5	0	1	0	0	1	1
Frank Howard, R (1, 9) OBP: 0.351, SLG: 0.466 Willie Davis, L (8, PR) OBP: 0.368, SLG: 0.498 (9, 8)		5-3		4-3 WP 1B BB		1B		FC4-2 1-3 BB 2B	1-3 1B			3 1	1 1	2 1	0 1	1 0	0 0	0 0
Ron Fairly, L (1, 3) OBP: 0.398, SLG: 0.482		E BB		4-3 1-3		4-3		BB FC4-2 IBB	F6			3	0	0	0	2	0	4
Daryl Spencer, R (1, 5) Wally Moon, L (8, PH) OBP: 0.365, SLG: 0.364 Larry Burright, R (9, 4) OBP: 0.304, SLG: 0.399	E4 1-2			1B 3-H			HR 1B	FC4-2 BB 1-2 2-3 3-Hf		K		3 1 1	1 0 0	2 0 0	1 0 0	0 0 0	0 3 1	1 3 0
Norm Sherry, R (1, 2) OBP: 0.273, SLG: 0.333	L9			K			HR 1-H	BB 1-2 2-3 3-H		K	K	4	1	1	3	1	2	3
Johnny Podres, L (1, 1) OBP: 0.182, SLG: 0.194 Larry Sherry, R (7, 1) OBP: 0.200, SLG: 0.200 Doug Camilli, R (8, PH) OBP: 0.342, SLG: 0.486 Ron Perranoski, L (9, 1)			4-3		4-3		F9	K			K	2 1 1 1	0 0 0 0	0 0 0 0	0 0 0 0	0 0 1 1	0 0 3 0	0 0 0 0
Inning Stats	R: 0 E: 0 K: 0 S: 4 H: 0 LOB: 0 BB: 0 P: 6	R: 0 E: 1 K: 0 S: 7 H: 0 LOB: 2 BB: 1 P: 15	R: 0 E: 0 K: 1 S: 11 H: 1 LOB: 1 BB: 0 P: 16	R: 1 E: 0 K: 1 S: 10 H: 1 LOB: 1 BB: 1 P: 20	R: 0 E: 0 K: 0 S: 9 H: 1 LOB: 1 BB: 0 P: 13	R: 0 E: 0 K: 0 S: 7 H: 1 LOB: 1 BB: 0 P: 8	R: 2 E: 0 K: 0 S: 10 H: 2 LOB: 1 BB: 1 P: 21	R: 1 E: 0 K: 1 S: 10 H: 2 LOB: 3 BB: 2 P: 21	R: 0 E: 0 K: 1 S: 12 H: 2 LOB: 2 BB: 0 P: 17	R: 0 E: 0 K: 3 S: 9 H: 0 LOB: 0 BB: 0 P: 13	R: 0 E: 0 K: 0 S: 5 H: 1 LOB: 0 BB: 0 P: 8	1B: 9 2B: 1 3B: 0 HR: 1 SF: 0 SAC: 0 DP: 1 HBP: 0						

PITCHER		IP	WLS	BF	H	R	ER	SO	BB	IBB	HBP	BLK	WP	HR	S	P	ERA	WHIP
Ray Sadecki, L ERA: 5.82	(1, 1)	7.0		31	7	4	4	2	3	0	0	0	1	1	59	100	5.14	1.429
Ed Bauta, R ERA: 3.04	(8, 1)	0.0		2	1	0	0	0	0	1	0	0	0	0	2	8	∞	∞
Bobby Shantz, L ERA: 1.43	(8, 1)	4.0	W	15	3	0	0	5	1	0	0	0	0	0	33	50	0.00	1.000

PITCHER	IP	WLS	BF	H	R	ER	SO	BB	IBB	HBP	BLK	WP	HR	S	P	ERA	WHIP

AB	43
R	4
H	11
RBI	4
BB	5
SO	7
LOB	23

WP: 1	PA: 48		
PB: 0			
SB: 1			
CS: 0			

TOP

St. Louis Cardinals @ Philadelphia Phillies
Connie Mack Stadium, Philadelphia, PA
Fri Jun 22 1962, 7:05 PM EDT
Unknown

livebaseballscorecards.com

Batter	1	2	3	4	5	6	7	8	9	AB	R	H	RBI	BB	SO	LOB
Curt Flood, R (1, 8) OBP: 0.361, SLG: 0.444	6-3	FC6-2 1-2 2-3 3-H		1B	WP S 2B 1B				P4	5	2	2	0	0	0	3
Julian Javier, R (1, 4) OBP: 0.295, SLG: 0.315	6-3	1B 1-2 2-3 3-H 1B		F8	1-H 2B				P4	5	0	2	2	0	0	1
Bill White, L (1, 9) OBP: 0.345, SLG: 0.465	K	F3		F8			3-1		BB	4	0	0	0	1	1	4
Stan Musial, L (1, 7) OBP: 0.411, SLG: 0.509 Bobby Gene Smith, R (7, 7) OBP: 0.247, SLG: 0.263	HR 1-3 2-H 3-H 1B				FC3-6 1B		6-3		F9	4 1	1 0	3 0	3 0	0 0	0 0	0 1
Ken Boyer, R (1, 5) OBP: 0.377, SLG: 0.460	1B 1B BB F7				K		E6			3	1	0	0	1	1	3
Fred Whitfield, L (1, 3) OBP: 0.356, SLG: 0.512	1B 1-3 1B	1-3			FC3-6 1-2f		F8			4	1	1	0	0	0	2
Carl Sawatski, L (1, 2) OBP: 0.413, SLG: 0.513	1B 1B FC6-2 BB	L4			4-3			P5		3	0	0	0	1	0	1
Dal Maxvill, R (1, 6) OBP: 0.111, SLG: 0.111	FC6-2 1-2 2-3 3-H 1B	F7				5-3		F7		4	1	1	1	0	0	0
Larry Jackson, R (1, 1) OBP: 0.302, SLG: 0.289 Lindy McDaniel, R (9, 1)	1B FC6-2 1-2 2-3 3-H 1B			6-3		1-3		4-3		4 0	1 0	1 0	1 0	0 0	0 0	0 0
Inning Stats	R: 0 E: 0 K: 1 S: 5 H: 0 LOB: 0 BB: 0 P: 5	R: 6 E: 0 K: 0 S: 9 H: 6 LOB: 2 BB: 2 P: 17	R: 0 E: 0 K: 0 S: 3 H: 0 LOB: 0 BB: 0 P: 3	R: 0 E: 0 K: 0 S: 4 H: 1 LOB: 1 BB: 0 P: 4	R: 0 E: 0 K: 1 S: 6 H: 1 LOB: 1 BB: 0 P: 6	R: 1 E: 0 K: 0 S: 4 H: 2 LOB: 1 BB: 0 P: 4	R: 0 E: 1 K: 0 S: 4 H: 0 LOB: 1 BB: 0 P: 4	R: 0 E: 0 K: 0 S: 3 H: 0 LOB: 0 BB: 0 P: 3	R: 0 E: 0 K: 0 S: 3 H: 0 LOB: 1 BB: 1 P: 7	1B: 8 2B: 1 3B: 0 HR: 1 SF: 0 SAC: 0 DP: 0 HBP: 0	WP: 1 PB: 0 SB: 1 CS: 0 PA: 40					

	AB	37
	R	7
	H	10
	RBI	7
	BB	3
	SO	2
	LOB	15

PITCHER		IP	WLS	BF	H	R	ER	SO	BB	IBB	HBP	BLK	WP	HR	S	P	ERA	WHIP
Paul Brown, R ERA: 5.79	(1, 1)	1.0	L	9	4	6	6	1	2	0	0	0	0	1	9	17	54.00	6.000
Dallas Green, R ERA: 4.03	(2, 1)	6.0		24	6	1	1	1	0	0	0	0	1	0	26	26	1.50	1.000
Jack Hamilton, R ERA: 5.61	(8, 1)	2.0		7	0	0	0	0	1	0	0	0	0	0	6	10	0.00	0.500

PITCHER	IP	WLS	BF	H	R	ER	SO	BB	IBB	HBP	BLK	WP	HR	S	P	ERA	WHIP

Batter	1	2	3	4	5	6	7	8	9	AB	R	H	RBI	BB	SO	LOB
Tony Taylor, R (1, 4) OBP: 0.365, SLG: 0.393	1-3		G4-6-3 1B		K			F3	FC5 2-3f	5	0	1	0	0	1	3
Johnny Callison, L (1, 9) OBP: 0.389, SLG: 0.522	F9		G4-6-3 1-2f			K2-3		5-3		4	0	0	0	0	1	1
Tony Gonzalez, L (1, 8) OBP: 0.392, SLG: 0.517	3B 1B			6-3		G3		HR		4	2	2	1	0	0	0
Roy Sievers, R (1, 3) OBP: 0.332, SLG: 0.389	1-H 3B			K		F8		6-3		4	0	1	1	0	1	0
Wes Covington, L (1, 7) OBP: 0.321, SLG: 0.430	4-3			1B			E 2B		1B PB 1B 1B	4	1	3	0	0	0	1
Don Demeter, R (1, 5) OBP: 0.345, SLG: 0.488		G6-4-3 1B		P4			E6 HBP 2-3		F8	4	0	1	0	0	0	3
Sammy White, R (1, 2) OBP: 0.211, SLG: 0.340	G6-4-3 1-2f				4-3 BB		G4-3 HBP 1-2		FC5 1B 1-3 1B	1	0	0	0	0	0	1
Clay Dalrymple, L (5, PH) OBP: 0.441, SLG: 0.438										1	0	1	0	1	0	0
(6, 2)																
Bobby Wine, R (1, 6) OBP: 0.245, SLG: 0.302	1-3				4-3 1-2		F5		1-2 3-H 1B	1	0	0	0	0	0	0
Billy Klaus, L (5, PH) OBP: 0.287, SLG: 0.268										3	0	1	1	0	0	4
(6, 6)																
Paul Brown, R (1, 1) OBP: 0.300, SLG: 0.333										0	0	0	0	0	0	0
Dallas Green, L (2, 1) OBP: 0.273, SLG: 0.111										2	0	0	0	0	1	1
Frank Torre, L (7, PH) OBP: 0.410, SLG: 0.371										1	0	0	0	0	0	3
Jack Hamilton, R (8, 1) OBP: 0.143, SLG: 0.077										0	0	0	0	0	0	0
Ted Savage, R (9, PH) OBP: 0.371, SLG: 0.414			G3		K		G4-3 1-2f		P4	1	0	0	0	0	0	2
Inning Stats	R: 1 E: 0 K: 0 S: 5 H: 2 LOB: 1 BB: 0 P: 5	R: 0 E: 0 K: 0 S: 3 H: 1 LOB: 0 BB: 0 P: 3	R: 0 E: 0 K: 0 S: 3 H: 1 LOB: 0 BB: 0 P: 3	R: 0 E: 0 K: 1 S: 6 H: 1 LOB: 1 BB: 0 P: 6	R: 0 E: 0 K: 2 S: 7 H: 0 LOB: 1 BB: 1 P: 11	R: 0 E: 0 K: 1 S: 5 H: 0 LOB: 0 BB: 0 P: 5	R: 0 E: 1 K: 0 S: 4 H: 1 LOB: 2 BB: 0 P: 5	R: 1 E: 0 K: 0 S: 4 H: 1 LOB: 0 BB: 0 P: 4	R: 1 E: 0 K: 0 S: 6 H: 3 LOB: 2 BB: 0 P: 6							

PITCHER	IP	WLS	BF	H	R	ER	SO	BB	IBB	HBP	BLK	WP	HR	S	P	ERA	WHIP
Larry Jackson, R (1, 1) ERA: 4.34	8.1	W	35	10	3	3	4	1	0	1	0	0	1	41	46	3.24	1.320
Lindy McDaniel, R (9, 1) ERA: 2.68	0.2	S	2	0	0	0	0	0	0	0	0	0	0	2	2	0.00	0.000

PITCHER	IP	WLS	BF	H	R	ER	SO	BB	IBB	HBP	BLK	WP	HR	S	P	ERA	WHIP

BOTTOM

St. Louis Cardinals @ Philadelphia Phillies
Connie Mack Stadium, Philadelphia, PA
Fri Jun 22 1962, 7:05 PM EDT
Unknown

livebaseballscorecards.com

AB	35
R	3
H	10
RBI	3
BB	1
SO	4
LOB	19

1B: 7	SF: 0	WP: 0	PA: 37
2B: 1	SAC: 0	PB: 1	
3B: 1	DP: 3	SB: 0	
HR: 1	HBP: 1	CS: 0	

Batter	1	2	3	4	5	6	7	8	9	AB	R	H	RBI	BB	SO	LOB
Curt Flood, R (1, 8) OBP: 0.362, SLG: 0.444	L9		6-3		WP BB 1B		1B		6-3 1-3	5	0	2	0	0	0	1
Julian Javier, R (1, 4) OBP: 0.302, SLG: 0.317	6-3		BBBB BB		1-2 WP BB			G3 1B		2	0	1	0	2	0	0
Bill White, L (1, 3) OBP: 0.340, SLG: 0.458 Fred Whitfield, L (8, 3) OBP: 0.356, SLG: 0.512	F8		F2		1-2 2-3 5-3			G3 1-2		4	0	0	0	0	0	4
										0	0	0	0	0	0	0
Stan Musial, L (1, 7) OBP: 0.410, SLG: 0.506 Doug Clemens, L (6, 7) OBP: 0.340, SLG: 0.253		6-3		FC5-4 1B		SSS K		P4		3	0	1	0	0	1	0
										1	0	0	0	0	0	1
Ken Boyer, R (1, 5) OBP: 0.375, SLG: 0.456		4-3		L9		1B		6-3		4	0	1	0	0	0	2
Charlie James, R (1, 9) OBP: 0.339, SLG: 0.379		F9		F5		P5			L7	4	0	0	0	0	0	2
Gene Oliver, R (1, 2) OBP: 0.344, SLG: 0.401			P6	FC5-4 1-2f		F8			HR	4	1	1	1	0	0	2
Dal Maxvill, R (1, 6) OBP: 0.154, SLG: 0.154			HR 1B	5-3			5-3		L7	4	1	1	0	0	0	0
Ernie Broglio, R (1, 1) OBP: 0.150, SLG: 0.105 Don Ferrarese, R (2, 1) OBP: 0.667, SLG: 1.667 Ed Bauta, R (6, 1) OBP: 0.250, SLG: 0.250 Red Schoendienst, S (9, PH) OBP: 0.411, SLG: 0.493			1-H HR	SSS K			L3		DI 1B	0	0	0	0	0	0	0
										0	1	0	0	0	0	0
										1	0	0	0	0	0	0
										1	0	1	0	0	0	0
Inning Stats	R: 0 E: 0 K: 0 S: 3 H: 0 LOB: 0 BB: 0 P: 3	R: 0 E: 0 K: 0 S: 3 H: 0 LOB: 0 BB: 0 P: 3	R: 2 E: 0 K: 0 S: 5 H: 2 LOB: 1 BB: 1 P: 9	R: 0 E: 0 K: 0 S: 4 H: 1 LOB: 1 BB: 0 P: 4	R: 0 E: 0 K: 1 S: 6 H: 1 LOB: 2 BB: 1 P: 10	R: 0 E: 0 K: 1 S: 6 H: 1 LOB: 1 BB: 0 P: 6	R: 0 E: 0 K: 0 S: 3 H: 1 LOB: 1 BB: 0 P: 3	R: 0 E: 0 K: 0 S: 4 H: 1 LOB: 1 BB: 0 P: 4	R: 1 E: 0 K: 0 S: 5 H: 2 LOB: 1 BB: 0 P: 5	1B: 7 2B: 0 3B: 0 HR: 2	SF: 0 SAC: 0 DP: 0 HBP: 0						

TOP

St. Louis Cardinals @ Philadelphia Phillies
Connie Mack Stadium, Philadelphia, PA
Fri Jun 22 1962, 7:05 PM EDT
Att. 27,069 - Unknown

livebaseballscorecards.com

AB	33
R	3
H	8
RBI	1
BB	2
SO	1
LOB	12

Inning Stats	WP: 1	PA: 37
	PB: 0	
	SB: 0	
	CS: 0	

PITCHER	IP	WLS	BF	H	R	ER	SO	BB	IBB	HBP	BLK	WP	HR	S	P	ERA	WHIP
Jim Owens, R (1, 1) ERA: 6.18	9.0	W	37	9	3	3	2	2	0	0	0	1	2	39	47	3.00	1.222

PITCHER	IP	WLS	BF	H	R	ER	SO	BB	IBB	HBP	BLK	WP	HR	S	P	ERA	WHIP

Batter	1	2	3	4	5	6	7	8	9	AB	R	H	RBI	BB	SO	LOB
Tony Taylor, R (1, 4) OBP: 0.362, SLG: 0.387	BBBB 4-0 BB BB 2B BB	x 0-0 ② F8	x 0-0 ③ L8		x 0-0 ① F8		SSS 0-3 ① K			4	1	0	0	1	1	3
Johnny Callison, L (1, 9) OBP: 0.393, SLG: 0.520	BBBB 4-0 BB 1-2 2B BB	BBBB 4-0 BB HR BB		x 0-0 SH1-3 2B 1B	SSS 0-3 ② K		x 0-0 ② 1-3			3	3	1	0	2	1	1
Tony Gonzalez, L (1, 8) OBP: 0.390, SLG: 0.510	x 0-0 ① F7	BBBB 4-0 1-2 HR BB		x 0-0 ① SH1-3 1-2	x 0-0 ③ G3		x 0-0 ③ G3			3	1	0	0	1	0	3
Roy Sievers, R (1, 3) OBP: 0.338, SLG: 0.413 Dallas Green, L (8, PR) OBP: 0.273, SLG: 0.111 Frank Torre, L (9, 3) OBP: 0.410, SLG: 0.371	x 0-0 ② F7	x 0-0 1-H 2-H HR		x 0-0 2-H 2B 2B		x 0-0 ① F2		BBBB 4-0 HR BB		4 0 0	2 1 0	2 0 0	4 0 0	1 0 0	0 0 0	2 0 0
Wes Covington, L (1, 7) OBP: 0.324, SLG: 0.426 Ted Savage, R (4, PH) OBP: 0.376, SLG: 0.422 (5, 7)	BBBB 4-0 2B 1-2 2-3 BB	SSS 0-3 ③ K		x 0-0 2-H 2B 2B		BBBB 4-0 WP HBP SF7 BB		SSS 0-3 ① K		1 2	0 2	0 1	0 1	1 1	1 1	0 1
Don Demeter, R (1, 5) OBP: 0.359, SLG: 0.522	x 0-0 1-3 2-H 3-H 2B	x 0-0 SH2-4 WP 1B	x 0-0 2-H 2B		H 1-0 SF7 WP 1-2 HBP		x 0-0 1-H HR			4	1	4	5	0	0	0
Clay Dalrymple, L (1, 2) OBP: 0.445, SLG: 0.432	IIII 4-0 IBB	BBBB 4-0 SH2-4 1-2 BB	x 0-0 ② 6-3		BBBB 4-0 1-2 2-3 BB		x 0-0 ② 4-3			2	0	0	0	3	0	2
Bobby Wine, R (1, 6) OBP: 0.235, SLG: 0.291	x 0-0 ③ F7	x 0-0 ① F8	x 0-0 ③ L4		x 0-0 ② SF7 2-3 3-H		x 0-0 ③ 5-3			4	0	0	1	0	0	7
Jim Owens, R (1, 1) OBP: 0.200, SLG: 0.111		SSS 0-3 ① K	x 0-0 ② SH2-4 1-2 2-3		BBBB 4-0 BB	SSS 0-3 ③ K				2	0	0	0	1	2	2
Inning Stats	R: 2 E: 0 K: 0 S: 4 H: 1 LOB: 3 BB: 4 P: 20	R: 3 E: 0 K: 2 S: 8 H: 1 LOB: 0 BB: 2 P: 16	R: 0 E: 0 K: 0 S: 4 H: 1 LOB: 2 BB: 1 P: 8	R: 3 E: 0 K: 0 S: 7 H: 4 LOB: 1 BB: 0 P: 7	R: 0 E: 0 K: 1 S: 5 H: 0 LOB: 1 BB: 1 P: 9	R: 1 E: 0 K: 1 S: 5 H: 0 LOB: 2 BB: 2 P: 14	R: 0 E: 0 K: 1 S: 5 H: 0 LOB: 0 BB: 0 P: 5	R: 2 E: 0 K: 1 S: 6 H: 1 LOB: 1 BB: 1 P: 10							

PITCHER		IP	WLS	BF	H	R	ER	SO	BB	IBB	HBP	BLK	WP	HR	S	P	ERA	WHIP
Ernie Broglio, R ERA: 3.76	(1, 1)	1.2	L	13	2	5	5	1	5	1	0	0	0	1	9	33	27.00	4.200
Don Ferrarese, L ERA: 4.13	(2, 1)	3.2		21	5	4	4	2	4	0	1	0	2	0	20	37	9.82	2.455
Ed Bauta, R ERA: 3.38	(6, 1)	2.2		10	1	2	2	3	1	0	0	0	0	1	15	19	6.75	0.750

PITCHER	IP	WLS	BF	H	R	ER	SO	BB	IBB	HBP	BLK	WP	HR	S	P	ERA	WHIP

BOTTOM

St. Louis Cardinals @ Philadelphia Phillies
Connie Mack Stadium, Philadelphia, PA
Fri Jun 22 1962, 7:05 PM EDT
Att. 27,069 - Unknown

livebaseballscorecards.com

AB	29
R	11
H	8
RBI	11
BB	11
SO	6
LOB	21

1B: 2	SF: 1	WP: 2	PA: 44
2B: 4	SAC: 2	PB: 0	
3B: 0	DP: 0	SB: 0	
HR: 2	HBP: 1	CS: 0	

Batter	1	2	3	4	5	6	7	8	9	AB	R	H	RBI	BB	SO	LOB
Curt Flood, R (1, 8) OBP: 0.364, SLG: 0.448	5-3		L9		SH1-3, 1B	2-H, 2B		1B, SH3-4, 1-2, FC4-6, 3-H, 1B	SSS, K	6	2	3	2	0	1	2
Julian Javier, R (1, 4) OBP: 0.298, SLG: 0.313	P4		G5-4-3, 1-2f		SH1-3, 1-2	4-3		SH3-4, 1-2, 2-3		3	0	0	0	0	0	2
Charlie James, R (1, 9) OBP: 0.342, SLG: 0.380	4-3			E6, E, 2B	HR, 2-H, 1B		F8	FC4-6, 2-3, 3-H, 1B		5	2	2	2	0	0	0
Ken Boyer, R (1, 5) OBP: 0.372, SLG: 0.463		P3		F8	HR, 1-H		F9	FC4-6, BB, 1-2f, 3-H		5	1	1	3	0	0	2
Gene Oliver, R (1, 2) (5, 3) Dal Maxvill, R (8, PR) OBP: 0.154, SLG: 0.154 (8, 6)	1B, 2B		E7, 2B, 1-2, G3		BBBB, FC6-4, BB		BBBB, S, 1B, BB	BBBB, 1-2, BB		2 0	1 0	1 0	0 0	3 0	0 0	1 0
Bobby Gene Smith, R (1, 7) OBP: 0.267, SLG: 0.296	2-3, 1B		G3, 1-3, 2-H, 2B		FC6-4, 1-2f		E, 1-2, 1B	5-3		5	0	3	1	0	0	3
Bill White, L (1, 3) OBP: 0.338, SLG: 0.454 Jimmie Schaffer, R (5, 2) OBP: 0.375, SLG: 0.300	SSS, K		G3, 2-3, 3-H		BBBB, FC2-6, BB		F7, 1-2, 2-3	BBBB	BBBB, BB	2 1	0 0	0 0	1 0	0 2	1 0	3 2
Julio Gotay, R (1, 6) OBP: 0.350, SLG: 0.347 Fred Whitfield, L (8, 3) OBP: 0.348, SLG: 0.500	P3		F8	FC2-6, S, 1-2f, 2B		1B, 1B		SSS, K		4 1	2 0	1 0	0 0	0 0	0 1	4 1
Bob Gibson, R (1, 1) OBP: 0.297, SLG: 0.219			G5-4-3, 1B	P6	6-3, 1-2			SH3-4, 1B, 1-3, 1B	SSS, K	5	1	2	0	0	1	2
Inning Stats	R: 0 E: 0 K: 0 S: 3 H: 0 LOB: 0 BB: 0 P: 3	R: 0 E: 0 K: 1 S: 7 H: 2 LOB: 2 BB: 0 P: 7	R: 0 E: 0 K: 0 S: 3 H: 1 LOB: 0 BB: 0 P: 3	R: 2 E: 2 K: 0 S: 6 H: 1 LOB: 1 BB: 0 P: 6	R: 3 E: 0 K: 0 S: 6 H: 3 LOB: 1 BB: 1 P: 10	R: 1 E: 0 K: 0 S: 4 H: 1 LOB: 1 BB: 1 P: 8	R: 0 E: 0 K: 0 S: 4 H: 1 LOB: 2 BB: 1 P: 8	R: 3 E: 0 K: 0 S: 7 H: 4 LOB: 2 BB: 1 P: 11	R: 0 E: 0 K: 3 S: 9 H: 0 LOB: 1 BB: 1 P: 13	1B: 9 2B: 3 3B: 0 HR: 1 SF: 0 SAC: 2 DP: 1 HBP: 0						

TOP

St. Louis Cardinals @ Philadelphia Phillies
Connie Mack Stadium, Philadelphia, PA
Sat Jun 23 1962, 3:33 AM EDT
Att. 5,893 - Unknown

livebaseballscorecards.com

AB	39
R	9
H	13
RBI	9
BB	5
SO	4
LOB	22

WP: 0 PB: 0 SB: 2 CS: 0 PA: 46

PITCHER		IP	WLS	BF	H	R	ER	SO	BB	IBB	HBP	BLK	WP	HR	S	P	ERA	WHIP
Bill Smith, L ERA: 5.4	(1, 1)	5.0	L	24	7	5	3	1	1	0	0	0	0	1	25	29	5.40	1.600
Paul Brown, R ERA: 6.2	(6, 1)	3.0		18	6	4	4	0	3	0	0	0	0	0	15	27	12.00	3.000
Jack Hamilton, R ERA: 5.54	(9, 1)	1.0		4	0	0	0	3	1	0	0	0	0	0	9	13	0.00	1.000

PITCHER	IP	WLS	BF	H	R	ER	SO	BB	IBB	HBP	BLK	WP	HR	S	P	ERA	WHIP

Batter	1	2	3	4	5	6	7	8	9	AB	R	H	RBI	BB	SO	LOB
Tony Taylor, R (1, 4) OBP: 0.364, SLG: 0.388	S 1B		FC6-4 1B 1-2 2-3		6-3			F9		4	0	2	0	0	0	0
Johnny Callison, L (1, 9) OBP: 0.387, SLG: 0.512	K 1-2		FC6-4 1-2f 2-3 3-H			K			6-3	4	0	0	1	0	2	3
Tony Gonzalez, L (1, 8) OBP: 0.392, SLG: 0.509	K		K			G6-4-3 1B			1B	4	0	2	0	0	2	3
Roy Sievers, R (1, 3) OBP: 0.332, SLG: 0.404	F8		F7			G6-4-3 1-2f			F8	4	0	0	0	0	0	5
Wes Covington, L (1, 7) OBP: 0.315, SLG: 0.414		6-3		3-1			F8		F8	4	0	0	0	0	0	1
Don Demeter, R (1, 5) OBP: 0.359, SLG: 0.519		G4-6-3 1B		6-3			K			3	0	1	0	0	1	0
Clay Dalrymple, L (1, 2) OBP: 0.438, SLG: 0.423		G4-6-3 1-2f		P4			L1			3	0	0	0	0	0	1
Bobby Wine, R (1, 6) OBP: 0.237, SLG: 0.292			1B E FC6-4 1B		6-3			F4		3	1	1	0	0	0	0
Bill Smith, L (1, 1)			FC1 FC6-4 1B 1-2		K			4-3		1	0	0	0	0	0	1
Jacke Davis, R (5, PH) OBP: 0.274, SLG: 0.322										1	0	0	0	0	1	0
Paul Brown, R (6, 1) OBP: 0.300, SLG: 0.333										0	0	0	0	0	0	0
Frank Torre, L (8, PH) OBP: 0.405, SLG: 0.366										1	0	0	0	0	0	0
Jack Hamilton, R (9, 1) OBP: 0.143, SLG: 0.077										0	0	0	0	0	0	0
Inning Stats	R: 0 E: 0 K: 2 S: 8 H: 1 LOB: 1 BB: 0 P: 8	R: 0 E: 0 K: 0 S: 3 H: 1 LOB: 0 BB: 0 P: 3	R: 1 E: 1 K: 1 S: 8 H: 2 LOB: 2 BB: 0 P: 8	R: 0 E: 0 K: 0 S: 3 H: 0 LOB: 0 BB: 0 P: 3	R: 0 E: 0 K: 1 S: 5 H: 0 LOB: 0 BB: 0 P: 5	R: 0 E: 0 K: 1 S: 5 H: 1 LOB: 0 BB: 0 P: 5	R: 0 E: 0 K: 1 S: 5 H: 0 LOB: 0 BB: 0 P: 5	R: 0 E: 0 K: 0 S: 3 H: 0 LOB: 0 BB: 0 P: 3	R: 0 E: 0 K: 0 S: 4 H: 1 LOB: 1 BB: 0 P: 4	1B: 6 2B: 0 3B: 0 HR: 0 SF: 0 SAC: 0 DP: 2 HBP: 0						

PITCHER	IP	WLS	BF	H	R	ER	SO	BB	IBB	HBP	BLK	WP	HR	S	P	ERA	WHIP
Bob Gibson, R (1, 1) ERA: 2.76	9.0	W	32	6	1	0	6	0	0	0	0	0	0	44	44	0.00	0.667

PITCHER	IP	WLS	BF	H	R	ER	SO	BB	IBB	HBP	BLK	WP	HR	S	P	ERA	WHIP

BOTTOM

St. Louis Cardinals @ Philadelphia Phillies
Connie Mack Stadium, Philadelphia, PA
Sat Jun 23 1962, 3:33 AM EDT
Att. 5,893 - Unknown

livebaseballscorecards.com

AB	32
R	1
H	6
RBI	1
BB	0
SO	6
LOB	14

WP: 0 PB: 0 SB: 1 CS: 0 PA: 32

Batter	1	2	3	4	5	6	7	8	9	AB	R	H	RBI	BB	SO	LOB
Curt Flood, R (1, 8) OBP: 0.365, SLG: 0.447	x 0-0 SH3 WP 1B		SSS 0-3 ① K		x 0-0 F9 BB 1B		x 0-0 ① 5-3		x 0-0 ③ F9	5	0	2	0	0	1	1
Julian Javier, R (1, 4) OBP: 0.305, SLG: 0.314	BBBB 4-0 SH3 1-2 BB		x 0-0 ② 6-3		BBBB 4-0 1-2 BB		x 0-0 G1-4-3 1B			2	0	1	0	2	0	0
Charlie James, R (1, 9) OBP: 0.342, SLG: 0.396	x 0-0 ① SH3 1-2 2-3		x 0-0 3B		x 0-0 ② F9 2-3		x 0-0 ②③ G1-4-3 1-2f			3	0	1	0	0	0	3
Ken Boyer, R (1, 5) OBP: 0.371, SLG: 0.458	III 4-0 FC5-4 IBB		SSS 0-3 ③ K		x 0-0 ③ F8			x 0-0 E5 G6-4-3		3	0	0	0	1	1	3
Gene Oliver, R (1, 3) OBP: 0.360, SLG: 0.404	x 0-0 ② P4			BBBB 4-0 F9 6-3 BB		BBBB 4-0 1B G6-4-3 BB		x 0-0 ①② G6-4-3 1-2f		2	1	0	0	2	0	4
Bobby Gene Smith, R (1, 7) OBP: 0.269, SLG: 0.298 Bobby Shantz, R (6, 1)	x 0-0 ③ FC5-4 1-2f			x 0-0 ① 6-3 1-2		x 0-0 G6-4-3 1-3 1B		SSS 0-3 ③ K		3 1	0 0	1 0	0 0	0 0	0 1	4 0
Jimmie Schaffer, R (1, 2) OBP: 0.357, SLG: 0.292		x 0-0 ① F8		x 0-0 ② F9 2-3		x 0-0 ①② G6-4-3 1-2f 3-H			x 0-0 WP 1B	4	0	1	0	0	0	2
Julio Gotay, R (1, 6) OBP: 0.347, SLG: 0.344 Stan Musial, L (6, PH) (6, 7) OBP: 0.411, SLG: 0.506		x 0-0 ② 5-3		x 0-0 ③ 5-3		x 0-0 FC5-4 1B			x 0-0 ① 6-3 1-2	2 2	0 0	0 1	0 0	0 0	0 0	1 1
Ray Sadecki, L (1, 1) OBP: 0.115, SLG: 0.231 Dal Maxvill, R (6, PH) (6, 6) OBP: 0.143, SLG: 0.143 Red Schoendienst, S (9, PH) OBP: 0.405, SLG: 0.486		x 0-0 ③ 3-1			SSS 0-3 ① K	x 0-0 ③ FC5-4 1-2f			x 0-0 ② 1-3	2 1 1	0 0 0	0 0 0	0 0 0	1 0 0	0 0 0	0 1 1
Inning Stats	R: 0 H: 1 E: 0 LOB: 3 K: 0 BB: 2 S: 4 P: 12	R: 0 H: 0 E: 0 LOB: 0 K: 0 BB: 0 S: 3 P: 3	R: 0 H: 1 E: 0 LOB: 1 K: 2 BB: 0 S: 8 P: 8	R: 0 H: 0 E: 0 LOB: 1 K: 0 BB: 1 S: 3 P: 7	R: 0 H: 1 E: 0 LOB: 2 K: 1 BB: 1 S: 6 P: 10	R: 1 H: 2 E: 0 LOB: 1 K: 0 BB: 1 S: 4 P: 8	R: 0 H: 1 E: 0 LOB: 0 K: 0 BB: 0 S: 3 P: 3	R: 0 H: 0 E: 1 LOB: 0 K: 1 BB: 0 S: 5 P: 5	R: 0 H: 1 E: 0 LOB: 1 K: 0 BB: 0 S: 4 P: 4	1B: 6 2B: 0 3B: 1 HR: 0	SF: 0 SAC: 1 DP: 3 HBP: 0					

PITCHER	IP	WLS	BF	H	R	ER	SO	BB	IBB	HBP	BLK	WP	HR	S	P	ERA	WHIP
Chris Short, L (1, 1) ERA: 3.34	9.0	W	37	7	1	1	4	4	1	0	0	2	0	40	60	1.00	1.222

PITCHER	IP	WLS	BF	H	R	ER	SO	BB	IBB	HBP	BLK	WP	HR	S	P	ERA	WHIP

TOP

St. Louis Cardinals @ Philadelphia Phillies
Connie Mack Stadium, Philadelphia, PA
Sun Jun 24 1962, 3:33 AM EDT
Unknown

livebaseballscorecards.com

AB	31
R	1
H	7
RBI	0
BB	5
SO	4
LOB	21

WP: 2 PA: 37
PB: 0
SB: 0
CS: 0

Batter	1	2	3	4	5	6	7	8	9	AB	R	H	RBI	BB	SO	LOB
Tony Taylor, R (1, 4) OBP: 0.366, SLG: 0.388	BBBB 4-0 SH1-3 E BB		x 0-0 FC1-6 1B		x 0-0 ③ 5-3			x 0-0 ② L7		3	1	1	0	1	0	0
Johnny Callison, L (1, 9) OBP: 0.383, SLG: 0.506	x 0-0 ① SH1-3 1-2		x 0-0 ① FC1-6 G4-3 1-2f			x 0-0 ① G3		x 0-0 ③ L7		3	0	0	0	0	0	1
Ted Savage, R (1, 7) OBP: 0.376, SLG: 0.420	x 0-0 E1 CS 2-H 1B		x 0-0 ②③ G4-3 1-2f			SSS 0-3 ② K				3	0	1	0	0	1	1
Roy Sievers, R (1, 3) OBP: 0.332, SLG: 0.400	BBBB 4-0 ② HR 2-3 BB			x 0-0 ① 6-3		x 0-0 ③ 5-3				2	1	0	0	1	0	0
Don Demeter, R (1, 5) OBP: 0.358, SLG: 0.531	x 0-0 1-H HR			x 0-0 E5 F7			x 0-0 ① P6			3	1	1	2	0	0	0
Tony Gonzalez, L (1, 8) OBP: 0.387, SLG: 0.502	x 0-0 ③ 4-3			x 0-0 ② F7 1-2			x 0-0 ② F8			3	0	0	0	0	0	1
Bob Oldis, R (1, 2) OBP: 0.294, SLG: 0.143		x 0-0 ① G3		x 0-0 ③ F9			BBBB 4-0 BB			2	0	0	0	1	0	1
Bobby Wine, R (1, 6) OBP: 0.231, SLG: 0.284		x 0-0 ② 4-3			x 0-0 ① F8		x 0-0 ③ F7			3	0	0	0	0	0	1
Chris Short, R (1, 1) OBP: 0.143, SLG: 0.231		x 0-0 ③ F9			x 0-0 ② F9			x 0-0 ① 4-3		3	0	0	0	0	0	0
Inning Stats	R: 3 H: 2 E: 1 LOB: 0 K: 0 BB: 2 S: 4 P: 12	R: 0 H: 0 E: 0 LOB: 0 K: 0 BB: 0 S: 3 P: 3	R: 0 H: 1 E: 0 LOB: 0 K: 0 BB: 0 S: 3 P: 3	R: 0 H: 0 E: 1 LOB: 1 K: 0 BB: 0 S: 4 P: 4	R: 0 H: 0 E: 0 LOB: 0 K: 0 BB: 0 S: 3 P: 3	R: 0 H: 0 E: 0 LOB: 0 K: 1 BB: 0 S: 5 P: 5	R: 0 H: 0 E: 0 LOB: 1 K: 0 BB: 1 S: 3 P: 7	R: 0 H: 0 E: 0 LOB: 0 K: 0 BB: 0 S: 3 P: 3		1B: 2 SF: 0 2B: 0 SAC: 1 3B: 0 DP: 1 HR: 1 HBP: 0						

PITCHER		IP	WLS	BF	H	R	ER	SO	BB	IBB	HBP	BLK	WP	HR	S	P	ERA	WHIP
Ray Sadecki, L ERA: 5.79	(1, 1)	5.0	L	19	3	3	3	0	2	0	0	0	0	1	17	25	5.40	1.000
Bobby Shantz, L ERA: 1.33	(6, 1)	3.0		10	0	0	0	1	1	0	0	0	0	0	11	15	0.00	0.333

PITCHER	IP	WLS	BF	H	R	ER	SO	BB	IBB	HBP	BLK	WP	HR	S	P	ERA	WHIP

BOTTOM

St. Louis Cardinals @ Philadelphia Phillies
Connie Mack Stadium, Philadelphia, PA
Sun Jun 24 1962, 3:33 AM EDT
Unknown

livebaseballscorecards.com

AB	25
R	3
H	3
RBI	2
BB	3
SO	1
LOB	5

Batter	1	2	3	4	5	6	7	8	9	AB	R	H	RBI	BB	SO	LOB
Julian Javier, R (1, 4) OBP: 0.307, SLG: 0.320	5-3		F8		G6-4-3 1-2f		1-3 3-H 1B 2B		S 1B	5	1	2	1	0	0	3
Bill White, L (1, 3) OBP: 0.339, SLG: 0.451	P4		BBBB 4-0 PO BB			P6	2-H 3-H WP 1B		1-2 F9	4	0	1	2	1	0	1
Ken Boyer, R (1, 5) OBP: 0.373, SLG: 0.454	BBBB 4-0 2B BB		0-0 PO 1-2	SSS 0-3 K		SSS 0-3 K	BBBB 4-0 1-2 BB			2	1	0	0	2	2	0
Stan Musial, L (1, 7) OBP: 0.408, SLG: 0.506 Lindy McDaniel, R (7, 1)	1-H 2B			1-3		SSS 0-3 K	4-3			4 0	0 0	1 0	1 0	0 0	1 0	2 0
Curt Flood, R (1, 8) OBP: 0.360, SLG: 0.441	5-3			L5			P4	4-3		4	0	0	0	0	0	1
Charlie James, R (1, 9) OBP: 0.355, SLG: 0.426		CS 1B			1B FC5-2 2B		WP 2B	6-3		4	1	3	0	0	0	0
Gene Oliver, R (1, 2) OBP: 0.360, SLG: 0.403 Jimmie Schaffer, R (7, 2) OBP: 0.345, SLG: 0.280		SSS 0-3 K			FC5-2 1B 2-3 1B		L5	SSS 0-3 K		3 1	0 0	1 0	0 0	0 0	1 1	2 0
Dal Maxvill, R (1, 6) OBP: 0.188, SLG: 0.188 Red Schoendienst, S (7, PH) OBP: 0.413, SLG: 0.486 Julio Gotay, R (7, 6) OBP: 0.346, SLG: 0.343		SSS 0-3 K 1-2			FC5-2 1-2 1B		IIII 4-0 WP 2B IBB		F9	2 0 1	0 1 0	1 0 0	0 0 0	0 1 0	1 0 0	1 0 0
Curt Simmons, L (1, 1) OBP: 0.306, SLG: 0.258 Bobby Gene Smith, R (7, PH) OBP: 0.274, SLG: 0.294 (7, 7)			SSS 0-3 K		FC5-2 G6-4-3 1-2 2-3 3-Hf		BBBB 4-0 2B 1B 1-3 2-H BB		F7	2 1	0 1	0 0	0 0	0 1	1 0	3 0
Inning Stats	R: 1 E: 0 K: 0 S: 4 H: 1 LOB: 1 BB: 1 P: 8	R: 0 E: 0 K: 2 S: 7 H: 1 LOB: 0 BB: 0 P: 7	R: 0 E: 0 K: 1 S: 4 H: 0 LOB: 0 BB: 1 P: 8	R: 0 E: 0 K: 1 S: 5 H: 0 LOB: 0 BB: 0 P: 5	R: 0 E: 0 K: 0 S: 5 H: 3 LOB: 2 BB: 0 P: 5	R: 0 E: 0 K: 2 S: 7 H: 0 LOB: 0 BB: 0 P: 7	R: 4 E: 0 K: 0 S: 6 H: 3 LOB: 2 BB: 3 P: 18	R: 0 E: 0 K: 1 S: 5 H: 0 LOB: 0 BB: 0 P: 5	R: 0 E: 0 K: 0 S: 4 H: 1 LOB: 1 BB: 0 P: 4	1B: 5 2B: 4 3B: 0 HR: 0 SF: 0 SAC: 0 DP: 1 HBP: 0						

PITCHER		IP	WLS	BF	H	R	ER	SO	BB	IBB	HBP	BLK	WP	HR	S	P	ERA	WHIP
Dennis Bennett, L ERA: 4.97	(1, 1)	6.2	L	27	6	4	4	6	3	1	0	0	1	0	35	51	5.40	1.350
Jack Baldschun, R ERA: 3.64	(7, 1)	2.1		11	3	1	1	1	1	0	0	0	1	0	12	16	3.86	1.714

PITCHER	IP	WLS	BF	H	R	ER	SO	BB	IBB	HBP	BLK	WP	HR	S	P	ERA	WHIP

TOP

St. Louis Cardinals @ Philadelphia Phillies
Connie Mack Stadium, Philadelphia, PA
Sun Jun 24 1962, 3:38 AM EDT
Att. 20,561 - Unknown

livebaseballscorecards.com

AB	33
R	5
H	9
RBI	4
BB	5
SO	7
LOB	13

Batter	1	2	3	4	5	6	7	8	9	AB	R	H	RBI	BB	SO	LOB
Tony Taylor, R (1, 4) OBP: 0.364, SLG: 0.386	F9 ①		5-3 ② 1-2		E6 1B		1-3 1B			4	1	1	0	0	0	1
Ted Savage, R (1, 8) OBP: 0.386, SLG: 0.424	F8 BB		FC5-4 BB		8-6-4 2-H 1B		1-3 ② 1-2			1	0	1	1	2	0	0
Johnny Callison, L (7, PH) OBP: 0.382, SLG: 0.504 (8, 9)										1	0	0	0	0	0	1
Don Demeter, R (1, 9) OBP: 0.352, SLG: 0.521 (8, 8) (9, 5)	F8 ② 1-2		FC5-4 ③ 1-2f		8-6-4 ②③ 1-2f		6-3 ③			4	0	0	0	0	0	5
Roy Sievers, R (1, 3) OBP: 0.330, SLG: 0.397	K ③			F7 ①		1B 1B		F2 ①		4	0	1	0	0	1	1
Mel Roach, R (1, 5) OBP: 0.246, SLG: 0.264		5-3 ①		K ②		P4 ①		K ②		3	0	0	0	0	1	1
Wes Covington, L (8, PH) OBP: 0.313, SLG: 0.410 (9, 7)										1	0	0	0	0	1	0
Jacke Davis, R (1, 7) OBP: 0.277, SLG: 0.323		4-3 ②		1B 1B 1B		P4 ②		K ③		3	0	1	0	0	0	1
Tony Gonzalez, L (8, PH) OBP: 0.386, SLG: 0.500 (9, 8)										1	0	0	0	0	1	0
Sammy White, R (1, 2) OBP: 0.233, SLG: 0.357		4-3 ③		1B 1-2 1B		1-2 1B			P6 ①	3	0	2	0	0	0	0
Jack Baldschun, R (7, 1)										0	0	0	0	0	0	0
Frank Torre, L (9, PH) OBP: 0.400, SLG: 0.361										1	0	0	0	0	0	0
Bobby Wine, R (1, 6) OBP: 0.240, SLG: 0.292			5-3 1B	1B 1-2 2-H 1B		L4 ③			F8 ②	4	0	2	0	0	0	2
Dennis Bennett, L (1, 1) OBP: 0.190, SLG: 0.105			F3 ①		L8 ①		1-3 ①		4-3 ③	2	0	0	0	0	0	1
Clay Dalrymple, L (7, 2) OBP: 0.434, SLG: 0.417										2	0	0	0	0	0	0
Inning Stats	R: 0 H: 0 E: 0 LOB: 1 K: 1 BB: 1 S: 5 P: 9	R: 0 H: 0 E: 0 LOB: 0 K: 0 BB: 0 S: 3 P: 3	R: 0 H: 1 E: 0 LOB: 2 K: 0 BB: 1 S: 4 P: 8	R: 0 H: 3 E: 0 LOB: 2 K: 1 BB: 0 S: 7 P: 7	R: 1 H: 1 E: 1 LOB: 0 K: 0 BB: 0 S: 4 P: 4	R: 0 H: 2 E: 0 LOB: 2 K: 0 BB: 0 S: 5 P: 5	R: 0 H: 1 E: 0 LOB: 1 K: 0 BB: 0 S: 4 P: 4	R: 0 H: 0 E: 0 LOB: 0 K: 2 BB: 0 S: 7 P: 7	R: 0 H: 0 E: 0 LOB: 0 K: 0 BB: 0 S: 3 P: 3	1B: 8 SF: 0 2B: 1 SAC: 0 3B: 0 DP: 1 HR: 0 HBP: 0							

PITCHER		IP	WLS	BF	H	R	ER	SO	BB	IBB	HBP	BLK	WP	HR	S	P	ERA	WHIP
Curt Simmons, L ERA: 3.3	(1, 1)	6.0	W	26	7	1	0	2	2	0	0	0	0	0	28	36	0.00	1.500
Lindy McDaniel, R ERA: 2.53	(7, 1)	3.0	S	10	1	0	0	2	0	0	0	0	0	0	14	14	0.00	0.333

PITCHER	IP	WLS	BF	H	R	ER	SO	BB	IBB	HBP	BLK	WP	HR	S	P	ERA	WHIP

BOTTOM

St. Louis Cardinals @ Philadelphia Phillies
Connie Mack Stadium, Philadelphia, PA
Sun Jun 24 1962, 3:38 AM EDT
Att. 20,561 - Unknown

livebaseballscorecards.com

AB	34
R	1
H	8
RBI	1
BB	2
SO	4
LOB	13

WP: 0 PA: 36
PB: 0
SB: 0
CS: 0

Batter	1	2	3	4	5	6	7	8	9	AB	R	H	RBI	BB	SO	LOB
Julian Javier, R (1, 4) OBP: 0.312, SLG: 0.325	5-3			WP BLK 4-3 1B	2-3 1B 1B	5-3			PB S 1B	5	2	3	0	0	0	2
Bill White, L (1, 3) OBP: 0.344, SLG: 0.463	4-3			4-3 1-H	1-3 3-H 1B		HR		B B B B 4-0 G6-4-3 1-3 BB	4	1	2	3	1	0	0
Curt Flood, R (1, 8) OBP: 0.358, SLG: 0.438	S S S 0-3 K			5-3	1-2 3-H 1B		F9		G6-4-3 1-2f	5	0	1	1	0	1	2
Stan Musial, L (1, 7) OBP: 0.405, SLG: 0.500		6-3		1B 1B	L6		6-3			4	0	1	0	0	0	2
Ken Boyer, R (1, 5) OBP: 0.374, SLG: 0.459		6-3		1-2 1B		3B 2B	S S S K			4	1	2	0	0	1	0
Carl Sawatski, L (1, 2) OBP: 0.411, SLG: 0.525 Bob Gibson, R (6, PR) OBP: 0.297, SLG: 0.219 Jimmie Schaffer, R (6, 2) OBP: 0.333, SLG: 0.269		4-3		4-3		2-H WP 3B		F5		3 0 1	0 1 0	1 0 0	1 0 0	0 0 0	0 0 0	2 0 0
Charlie James, R (1, 9) OBP: 0.344, SLG: 0.412			F8		6-3	S S S K		S S S K		4	0	0	0	0	2	1
Julio Gotay, R (1, 6) OBP: 0.344, SLG: 0.341			S S S K		1B SH3-4 1B 1B	E6 G3 3-H		P6		4	1	1	0	0	1	0
Ray Washburn, R (1, 1) OBP: 0.308, SLG: 0.292 Lindy McDaniel, R (6, 1)			S S S K		SH3-4 1-2	G3 1-2			S S S K	2 1	0 0	0 0	0 0	0 0	1 1	2 0
Inning Stats	R: 0 E: 0 K: 1 S: 5 H: 0 LOB: 0 BB: 0 P: 5	R: 0 E: 0 K: 0 S: 3 H: 0 LOB: 0 BB: 0 P: 3	R: 0 E: 0 K: 2 S: 7 H: 0 LOB: 0 BB: 0 P: 7	R: 1 E: 0 K: 0 S: 6 H: 3 LOB: 2 BB: 0 P: 6	R: 2 E: 0 K: 0 S: 7 H: 4 LOB: 2 BB: 0 P: 7	R: 2 E: 1 K: 1 S: 8 H: 2 LOB: 2 BB: 0 P: 8	R: 1 E: 0 K: 1 S: 6 H: 1 LOB: 0 BB: 0 P: 6	R: 0 E: 0 K: 1 S: 5 H: 0 LOB: 0 BB: 0 P: 5	R: 0 E: 0 K: 1 S: 5 H: 1 LOB: 1 BB: 1 P: 9	1B: 8 2B: 1 3B: 1 HR: 1	SF: 0 SAC: 1 DP: 1 HBP: 0						

TOP

St. Louis Cardinals @ Chicago Cubs

Wrigley Field, Chicago, IL

Mon Jun 25 1962, 3:33 AM CDT

Att. 9,881 - Unknown

livebaseballscorecards.com

AB	37
R	6
H	11
RBI	5
BB	1
SO	7
LOB	11

WP: 2 PB: 1 SB: 1 CS: 0 PA: 39

PITCHER		IP	WLS	BF	H	R	ER	SO	BB	IBB	HBP	BLK	WP	HR	S	P	ERA	WHIP
Glen Hobbie, R ERA: 5.4	(1, 1)	6.0	L	28	9	5	5	4	0	0	0	1	2	0	36	36	7.50	1.500
Barney Schultz, R ERA: 4.84	(7, 1)	2.0		7	1	1	1	2	0	0	0	0	0	1	11	11	4.50	0.500
Dave Gerard, R ERA: 3.22	(9, 1)	1.0		4	1	0	0	1	1	0	0	0	0	0	5	9	0.00	2.000

PITCHER	IP	WLS	BF	H	R	ER	SO	BB	IBB	HBP	BLK	WP	HR	S	P	ERA	WHIP

Batter	1	2	3	4	5	6	7	8	9	AB	R	H	RBI	BB	SO	LOB
Lou Brock, L (1, 8) OBP: 0.315, SLG: 0.447	F9		FC1-6 1B 14 HR 1-2f	G3		FC6-4 FC6-4 1-2f 3-H			6-3	5	1	0	1	0	0	4
Ken Hubbs, R (1, 4) OBP: 0.290, SLG: 0.351	K		14 HR 1-3 1B		K	FC6-4 1-2f			1B	5	1	2	0	0	2	1
Billy Williams, L (1, 7) OBP: 0.398, SLG: 0.559	F8		K		F2		1-6-3		F9	5	0	0	0	0	1	3
14 Ernie Banks, R (1, 3) OBP: 0.310, SLG: 0.544		1-3	1-H 3-H HR		E5 1B		1B		6-3	5	1	2	3	0	0	1
Ron Santo, R (1, 5) OBP: 0.329, SLG: 0.422		1B S BB	G3		1-2 1B		P6			3	0	1	0	1	0	1
George Altman, L (1, 9) OBP: 0.401, SLG: 0.538		S 1-3 1B	G3 2B		F8		4-3			4	0	2	0	0	0	3
Andre Rodgers, R (1, 6) OBP: 0.358, SLG: 0.431		K 1-2	G3 2-3		1B FC6-4 1B			1-3		4	1	1	0	0	1	3
Moe Thacker, R (1, 2) OBP: 0.314, SLG: 0.290		K	BB		K			K		3	0	0	0	1	3	3
Glen Hobbie, R (1, 1) OBP: 0.207, SLG: 0.148			E6 FC1-6	K		FC6-4 1-3 1B		6-3		2	0	0	0	0	1	2
Bob Will, L (6, PH) OBP: 0.339, SLG: 0.392										1	0	1	0	0	0	0
Barney Schultz, R (7, 1)										0	0	0	0	0	0	0
Don Landrum, L (8, PH) OBP: 0.429, SLG: 0.319										1	0	0	0	0	0	0
Dave Gerard, R (9, 1) OBP: 0.400, SLG: 0.250										0	0	0	0	0	0	0
Inning Stats	R: 0 E: 0 K: 1 S: 5 H: 0 LOB: 0 BB: 0 P: 5	R: 0 E: 0 K: 2 S: 8 H: 1 LOB: 2 BB: 1 P: 12	R: 3 E: 1 K: 1 S: 8 H: 2 LOB: 0 BB: 0 P: 8	R: 0 E: 0 K: 1 S: 6 H: 1 LOB: 2 BB: 1 P: 10	R: 0 E: 1 K: 1 S: 7 H: 1 LOB: 2 BB: 0 P: 7	R: 1 E: 0 K: 1 S: 7 H: 2 LOB: 1 BB: 0 P: 7	R: 0 E: 0 K: 0 S: 4 H: 1 LOB: 1 BB: 0 P: 4	R: 0 E: 0 K: 1 S: 5 H: 0 LOB: 0 BB: 0 P: 5	R: 0 E: 0 K: 0 S: 4 H: 1 LOB: 1 BB: 0 P: 4	1B: 7 2B: 1 3B: 0 HR: 1 SF: 0 SAC: 0 DP: 0 HBP: 0						

PITCHER	IP	WLS	BF	H	R	ER	SO	BB	IBB	HBP	BLK	WP	HR	S	P	ERA	WHIP
Ray Washburn, R (1, 1) ERA: 3.82	5.1	W	27	7	4	1	7	2	0	0	0	0	1	39	47	1.69	1.688
Lindy McDaniel, R (6, 1) ERA: 2.37	3.2	S	13	2	0	0	1	0	0	0	0	0	0	15	15	0.00	0.545

PITCHER	IP	WLS	BF	H	R	ER	SO	BB	IBB	HBP	BLK	WP	HR	S	P	ERA	WHIP

BOTTOM

St. Louis Cardinals @ Chicago Cubs

Wrigley Field, Chicago, IL

Mon Jun 25 1962, 3:33 AM CDT

Att. 9,881 - Unknown

St.

livebaseballscorecards.com

AB	38
R	4
H	9
RBI	4
BB	2
SO	8
LOB	21

PA: 40

WP: 0
PB: 0
SB: 2
CS: 0

Batter	1	2	3	4	5	6	7	8	9	AB	R	H	RBI	BB	SO	LOB
Julian Javier, R (1, 4) OBP: 0.320, SLG: 0.336	1B 1B 2B	CS 1-2 1B			BBB F7 SH1-3 CS BB		F3	1-2 HR 3-H 1B		4	3	3	1	1	0	0
Curt Flood, R (1, 8) OBP: 0.356, SLG: 0.435 Doug Clemens, L (9, 7) OBP: 0.340, SLG: 0.253	SSS WP 1B HR 2-3 1B	0-3 K 1-2 2-3			SH1-3 1-2		6-3	F7		4 0	1 0	1 0	0 0	0 0	1 0	4 0
Charlie James, R (1, 9) OBP: 0.354, SLG: 0.444	WP HR 1-2 3-H 1B		4-3		F7 2-3			WP 1B 1B 1-H 2-H HR		5	3	3	4	0	0	1
Ken Boyer, R (1, 5) OBP: 0.378, SLG: 0.468	SSS K 1-2 2-3		6-3		BBB CS BB			BBB 1B 1B 1-2 BB HR		3	2	1	1	2	1	2
Gene Oliver, R (1, 2) OBP: 0.356, SLG: 0.416 Jimmie Schaffer, R (8, 2) OBP: 0.333, SLG: 0.269	2-H 3-H HR		6-3		CS 1-2 3-H	5-3		P3 K		5 0	1 0	1 0	3 0	0 0	1 0	2 0
Bill White, L (1, 3) OBP: 0.346, SLG: 0.475 Fred Whitfield, L (8, 3) OBP: 0.362, SLG: 0.533	E3 G4-6-3			HR		G3		1B 1-3 2-H 1B	2B	4 1	2 0	2 1	2 0	0 0	0 0	0 0
Bobby Gene Smith, R (1, 7) OBP: 0.280, SLG: 0.292 (9, 8)	G4-6-3 1-2f			6-3	BBB BB			1B 1-3 3-H 1B	6-3	4	1	1	1	1	0	2
Dal Maxvill, R (1, 6) OBP: 0.238, SLG: 0.200		CS 1B 1B		6-3	SSS K			1B 1B IBB	6-3	4	1	1	0	1	1	2
Ernie Broglio, R (1, 1) OBP: 0.160, SLG: 0.125		SSS K		SSS K			F8	1B HR 1-3 2-H 3-H 1B	SSS K	5	1	1	2	0	3	2
Inning Stats	R: 4 H: 4 E: 1 LOB: 0 K: 1 BB: 0 S: 9 P: 9	R: 0 H: 2 E: 0 LOB: 1 K: 2 BB: 0 S: 8 P: 8	R: 0 H: 0 E: 0 LOB: 0 K: 0 BB: 0 S: 3 P: 3	R: 1 H: 1 E: 0 LOB: 0 K: 1 BB: 0 S: 6 P: 6	R: 1 H: 0 E: 0 LOB: 0 K: 0 BB: 2 S: 2 P: 10	R: 0 H: 0 E: 0 LOB: 1 K: 1 BB: 1 S: 5 P: 9	R: 0 H: 0 E: 0 LOB: 0 K: 0 BB: 0 S: 3 P: 3	R: 9 H: 7 E: 0 LOB: 0 K: 1 BB: 2 S: 12 P: 20	R: 0 H: 1 E: 0 LOB: 1 K: 1 BB: 0 S: 6 P: 6	1B: 9 SF: 0 2B: 2 SAC: 1 3B: 0 DP: 1 HR: 4 HBP: 0						

TOP

St. Louis Cardinals @ Chicago Cubs

Wrigley Field, Chicago, IL

Tue Jun 26 1962, 3:33 AM CDT

Att. 6,998 - Unknown

livebaseballscorecards.com

AB	39
R	15
H	15
RBI	14
BB	5
SO	7
LOB	15

WP: 2 PA: 46
PB: 0
SB: 0
CS: 4

PITCHER		IP	WLS	BF	H	R	ER	SO	BB	IBB	HBP	BLK	WP	HR	S	P	ERA	WHIP
Dick Ellsworth, L ERA: 5.77	(1, 1)	7.0	L	29	7	6	6	5	3	0	0	0	1	2	36	48	7.71	1.429
Tony Balsamo, R ERA: 6.44	(8, 1)	0.1		5	3	4	4	0	1	0	0	0	1	0	4	8	108.00	12.000
Dave Gerard, R ERA: 5.09	(8, 1)	0.2		7	4	5	5	1	0	1	0	0	0	2	8	12	67.50	6.000
Glen Hobbie, R ERA: 5.34	(9, 1)	1.0		4	1	0	0	1	0	0	0	0	0	0	6	6	0.00	1.000

PITCHER	IP	WLS	BF	H	R	ER	SO	BB	IBB	HBP	BLK	WP	HR	S	P	ERA	WHIP

Batter	1	2	3	4	5	6	7	8	9	AB	R	H	RBI	BB	SO	LOB
Lou Brock, L (1, 8) OBP: 0.316, SLG: 0.444	S S S 0-3 ① K	B B B B 4-0 1-2 BB		x 0-0 ③ G3			x 0-0 1B 1B		x 0-0 ① 4-3	4	0	1	0	1	1	1
Ken Hubbs, R (1, 4) OBP: 0.291, SLG: 0.350	x 0-0 ② F9	S S S 0-3 ② K			B B B B 4-0 G4-6-3 BB		x 0-0 ② F9		x 0-0 1B 14 1B 1B	4	1	1	0	1	1	3
Billy Williams, L (1, 7) OBP: 0.401, SLG: 0.560	x 0-0 14 BB 2B 1B	S S S 0-3 ③ K			x 0-0 ① ② G4-6-3 1-2f		x 0-0 1-2 1B		x 0-0 14 1B 1-3 1B 1B	5	2	3	0	0	1	3
14 Ernie Banks, R (1, 3) OBP: 0.312, SLG: 0.540	B B B B 4-0 2B 1-2 BB		x 0-0 ① 6-3		x 0-0 ③ 5-3		x 0-0 ③ F7		x 0-0 1B 1-2 3-H 1B	4	0	1	1	1	0	2
Ron Santo, R (1, 5) OBP: 0.331, SLG: 0.425 Alex Grammas, R (9, 5) OBP: 0.200, SLG: 0.208	x 0-0 1-3 2-H 2B		x 0-0 ② F8			B B B B 4-0 G3 BB		S S S 0-3 ① K	x 0-0 ② F7	3 1	0 0	1 0	1 0	1 0	1 0	0 2
George Altman, L (1, 9) OBP: 0.404, SLG: 0.537	I I I 4-0 FC6-4 IBB		x 0-0 ③ F8			x 0-0 ① G3 1-2		x 0-0 1B 1B	x 0-0 1-2 2-H 1B	4	0	2	1	1	0	1
Andre Rodgers, R (1, 6) OBP: 0.354, SLG: 0.424	x 0-0 ③ FC6-4 1-2f			x 0-0 ① 6-3		S S S 0-3 ② K		x 0-0 ③ 1-3 1B	x 0-0 ③ F7	5	0	1	0	0	1	6
Moe Thacker, R (1, 2) OBP: 0.311, SLG: 0.277		x 0-0 ① P6		B B B B 4-0 BB		x 0-0 ③ F7		x 0-0 ② F7		3	0	0	0	1	0	3
Dick Ellsworth, L (1, 1) OBP: 0.289, SLG: 0.069 Don Landrum, L (7, PH) OBP: 0.424, SLG: 0.314 Tony Balsamo, R (8, 1) OBP: 0.200, SLG: 0.400 Dave Gerard, R (8, 1) OBP: 0.400, SLG: 0.250 Bob Will, L (8, PH) OBP: 0.333, SLG: 0.385 Glen Hobbie, R (9, 1) OBP: 0.207, SLG: 0.148		B B B B 4-0 BB BB		S S S 0-3 ② K			x 0-0 ① F7	x 0-0 ③ F8		1 1 0 0 1 0	0 0 0 0 0 0	0 0 0 0 0 0	0 0 0 0 0 0	1 0 0 0 0 0	1 0 0 0 2 0	1 0 0 0 0 0
Inning Stats	R: 1 H: 2 E: 0 LOB: 3 K: 1 BB: 2 S: 7 P: 15	R: 0 H: 0 E: 0 LOB: 2 K: 2 BB: 2 S: 7 P: 15	R: 0 H: 0 E: 0 LOB: 0 K: 0 BB: 0 S: 3 P: 3	R: 0 H: 0 E: 0 LOB: 1 K: 1 BB: 1 S: 5 P: 9	R: 0 H: 0 E: 0 LOB: 0 K: 0 BB: 1 S: 2 P: 6	R: 0 H: 0 E: 0 LOB: 1 K: 1 BB: 1 S: 5 P: 9	R: 0 H: 2 E: 0 LOB: 2 K: 0 BB: 0 S: 5 P: 5	R: 0 H: 2 E: 0 LOB: 2 K: 1 BB: 0 S: 7 P: 7	R: 2 H: 4 E: 0 LOB: 2 K: 0 BB: 0 S: 7 P: 7	1B: 9 SF: 0 2B: 1 SAC: 0 3B: 0 DP: 1 HR: 0 HBP: 0						

PITCHER		IP	WLS	BF	H	R	ER	SO	BB	IBB	HBP	BLK	WP	HR	S	P	ERA	WHIP
Ernie Broglio, R ERA: 3.68	(1, 1)	9.0	W	43	10	3	3	6	6	1	0	0	0	0	48	76	3.00	1.778

PITCHER	IP	WLS	BF	H	R	ER	SO	BB	IBB	HBP	BLK	WP	HR	S	P	ERA	WHIP

BOTTOM

St. Louis Cardinals @ Chicago Cubs

Wrigley Field, Chicago, IL

Tue Jun 26 1962, 3:33 AM CDT

Att. 6,998 - Unknown

livebaseballscorecards.com

AB	36
R	3
H	10
RBI	3
BB	7
SO	6
LOB	24

PA: 43

Batter	1	2	3	4	5	6	7	8	9	AB	R	H	RBI	BB	SO	LOB
Julian Javier, R (1, 4) OBP: 0.316, SLG: 0.331	1-3	4-3			6-3		F9			4	0	0	0	0	0	0
Curt Flood, R (1, 8) OBP: 0.352, SLG: 0.429	1-3		6-3		6-3		K			4	0	0	0	0	1	0
Bill White, L (1, 3) OBP: 0.348, SLG: 0.476	1B		4-3			HBP	4-3			4	2	2	0	0	0	0
Stan Musial, L (1, 7) OBP: 0.411, SLG: 0.503 Bobby Gene Smith, R (8, 7) OBP: 0.280, SLG: 0.292	WP 1B 1-2		1B			1B 2B HBP 1-2		F8		3 0	1 0	2 0	0 0	0 0	0 0	0 0
Ken Boyer, R (1, 5) OBP: 0.379, SLG: 0.469	WP 1-2 2-H		F7			2B 1-3 2-H		P6		4	1	2	2	0	0	1
Carl Sawatski, L (1, 2) OBP: 0.413, SLG: 0.520	IBB 1-2 2-3			FC4 1B		P6		G3		3	0	1	0	1	0	2
Charlie James, R (1, 9) OBP: 0.351, SLG: 0.445	6-3			FC4 CS 1-2f		FC1-5 2B 1-H 3-H			K	4	0	1	2	0	1	4
Dal Maxvill, R (1, 6) OBP: 0.200, SLG: 0.167		K		K 1-2		FC1-5 2-3			5-3	4	0	0	0	0	2	2
Larry Jackson, R (1, 1) OBP: 0.277, SLG: 0.262		4-3			6-3	F9			K	4	0	0	0	0	1	1
Inning Stats	R: 1 E: 0 K: 0 S: 6 H: 3 LOB: 3 BB: 1 P: 10	R: 0 E: 0 K: 1 S: 5 H: 0 LOB: 0 BB: 0 P: 5	R: 0 E: 0 K: 0 S: 4 H: 1 LOB: 1 BB: 0 P: 4	R: 0 E: 0 K: 1 S: 5 H: 1 LOB: 0 BB: 0 P: 5	R: 0 E: 0 K: 0 S: 3 H: 0 LOB: 0 BB: 0 P: 3	R: 3 E: 0 K: 0 S: 6 H: 3 LOB: 1 BB: 0 P: 7	R: 0 E: 0 K: 1 S: 5 H: 0 LOB: 0 BB: 0 P: 5	R: 0 E: 0 K: 0 S: 3 H: 0 LOB: 0 BB: 0 P: 3	R: 0 E: 0 K: 2 S: 7 H: 0 LOB: 0 BB: 0 P: 7	1B: 7 2B: 1 3B: 0 HR: 0 SF: 0 SAC: 0 DP: 0 HBP: 1						

PITCHER		IP	WLS	BF	H	R	ER	SO	BB	IBB	HBP	BLK	WP	HR	S	P	ERA	WHIP
Don Cardwell, R ERA: 5.55	(1, 1)	8.0	L	33	8	4	4	3	0	1	1	0	1	0	37	42	4.50	1.000
Don Elston, R ERA: 1.88	(9, 1)	1.0		3	0	0	0	2	0	0	0	0	0	0	7	7	0.00	0.000

PITCHER	IP	WLS	BF	H	R	ER	SO	BB	IBB	HBP	BLK	WP	HR	S	P	ERA	WHIP

TOP

St. Louis Cardinals @ Chicago Cubs

Wrigley Field, Chicago, IL

Wed Jun 27 1962, 3:33 AM CDT

Unknown

livebaseballscorecards.com

AB	34
R	4
H	8
RBI	4
BB	1
SO	5
LOB	10

Batter	1	2	3	4	5	6	7	8	9	AB	R	H	RBI	BB	SO	LOB
Lou Brock, L (1, 8) OBP: 0.312, SLG: 0.438	4-3		G4-6-3 1-2f			1-3		4-3		4	0	0	0	0	0	3
Ken Hubbs, R (1, 4) OBP: 0.288, SLG: 0.345	5-3			4-3		6-3			6-3	4	0	0	0	0	0	0
George Altman, L (1, 9) OBP: 0.402, SLG: 0.532	F7			F9			F7		1B 1B	4	0	1	0	0	0	0
14 Ernie Banks, R (1, 3) OBP: 0.311, SLG: 0.536		F9		1B			4-3		F7	4	0	1	0	0	0	1
Billy Williams, L (1, 7) OBP: 0.399, SLG: 0.556		K		K			6-3		FC5-4 1-2 1B	4	0	1	0	0	2	1
Ron Santo, R (1, 5) OBP: 0.333, SLG: 0.422		HBP			F9			G4-3 BB	FC5-4 1-2f	2	0	0	0	1	0	2
Andre Rodgers, R (1, 6) OBP: 0.349, SLG: 0.417		K			P3			G4-3 1-2f		3	0	0	0	0	1	2
Moe Thacker, R (1, 2) OBP: 0.303, SLG: 0.269			K		4-3			1B BB		2	0	0	0	0	1	0
Don Landrum, L (8, PH) OBP: 0.430, SLG: 0.314										0	0	0	0	1	0	0
El Tappe, R (9, 2) OBP: 0.324, SLG: 0.265										0	0	0	0	0	0	0
Don Cardwell, R (1, 1) OBP: 0.125, SLG: 0.034			G4-6-3 BB			F7		1-2 1B		1	0	0	0	1	0	0
Bob Will, L (8, PH) OBP: 0.344, SLG: 0.396										1	0	1	0	0	0	0
Don Elston, R (9, 1)										0	0	0	0	0	0	0
Inning Stats	R: 0 E: 0 K: 0 S: 3 H: 0 LOB: 0 BB: 0 P: 3	R: 0 E: 0 K: 2 S: 7 H: 0 LOB: 1 BB: 0 P: 8	R: 0 E: 0 K: 1 S: 4 H: 0 LOB: 0 BB: 1 P: 8	R: 0 E: 0 K: 1 S: 6 H: 1 LOB: 1 BB: 0 P: 6	R: 0 E: 0 K: 0 S: 3 H: 0 LOB: 0 BB: 0 P: 3	R: 0 E: 0 K: 0 S: 3 H: 0 LOB: 0 BB: 0 P: 3	R: 0 E: 0 K: 0 S: 3 H: 0 LOB: 0 BB: 0 P: 3	R: 0 E: 0 K: 0 S: 3 H: 1 LOB: 2 BB: 2 P: 11	R: 0 E: 0 K: 0 S: 5 H: 2 LOB: 2 BB: 0 P: 5	1B: 4 2B: 0 3B: 0 HR: 0 SF: 0 SAC: 0 DP: 2 HBP: 1						

PITCHER	IP	WLS	BF	H	R	ER	SO	BB	IBB	HBP	BLK	WP	HR	S	P	ERA	WHIP
Larry Jackson, R (1, 1) ERA: 3.99	9.0	W	33	4	0	0	4	3	0	1	0	0	0	37	50	0.00	0.778

PITCHER	IP	WLS	BF	H	R	ER	SO	BB	IBB	HBP	BLK	WP	HR	S	P	ERA	WHIP

BOTTOM

St. Louis Cardinals @ Chicago Cubs

Wrigley Field, Chicago, IL

Wed Jun 27 1962, 3:33 AM CDT

Unknown

livebaseballscorecards.com

AB	29
R	0
H	4
RBI	0
BB	3
SO	4
LOB	9

PB: 0
SB: 0
CS: 0

PA: 33

St. Louis Cardinals @ Chicago Cubs

Wrigley Field, Chicago, IL

Wed Jun 27 1962, 3:38 AM CDT

Att. 17,556 - Unknown

TOP

livebaseballscorecards.com

Batter	1	2	3	4	5	6	7	8	9	AB	R	H	RBI	BB	SO	LOB
Julian Javier, R (1, 4) OBP: 0.321, SLG: 0.345	0-0 2B 5-3 1B	0-0 ③ 5-3		4-0 S BB		0-0 1-H HR		0-0 ① 6-3		4	2	2	2	1	0	0
Curt Flood, R (1, 8) OBP: 0.356, SLG: 0.445	0-0 5-3 1-3 FC1-5 2B		0-0 FC6-4 1B	0-3 ③ K 1-2		0-0 HR		0-0 ② L5		5	1	3	1	0	1	1
Bill White, L (1, 3) OBP: 0.345, SLG: 0.471	0-0 ① 5-3 2-3 3-H		0-0 ① FC6-4 1B 1-2f		0-0 ① G3	0-0 BB 1B		0-0 ③ G3		5	0	1	1	0	0	2
Stan Musial, L (1, 7) OBP: 0.413, SLG: 0.500 Bobby Gene Smith, R (6, PR) (6, 7) OBP: 0.277, SLG: 0.289	0-0 ② FC1-5 2B 3-H		0-0 BB 1-3 1B		0-0 ② 4-1	4-0 1-2 BB			0-0 ① F9	3	1	1	0	1	0	1
										1	0	0	0	0	0	0
Ken Boyer, R (1, 5) OBP: 0.383, SLG: 0.471	0-0 1-H 2B		4-0 1-2 BB		0-3 ③ K	0-0 ③ 6-3			4-0 HR BB	3	1	1	1	2	1	2
Gene Oliver, R (1, 2) OBP: 0.357, SLG: 0.413 Carl Sawatski, L (3, 2) OBP: 0.425, SLG: 0.575	4-0 BB		0-3 ② K			0-0 HR	4-0 6-3 BB		0-0 1-H HR	1	0	0	0	1	1	3
										2	2	2	3	1	0	0
Charlie James, R (1, 9) OBP: 0.338, SLG: 0.429	0-0 ③ 1-3		0-0 ③ F7			0-3 ① K	0-0 ① 6-3 1-2		0-3 ② K	5	0	0	0	0	2	6
Dal Maxvill, R (1, 6) OBP: 0.200, SLG: 0.172		0-3 ① K		0-0 ① 6-3		0-0 FC6-4 1B	0-0 ② F7		0-0 ③ 6-3	5	0	1	0	0	1	1
Ray Sadecki, L (1, 1) OBP: 0.100, SLG: 0.200		0-3 ② K		0-0 ② F8		0-0 ② FC6-4 1-2f HR	0-0 ③ G3			4	1	0	0	0	1	2
Inning Stats	R: 2 E: 0 K: 0 S: 6 H: 3 LOB: 2 BB: 1 P: 10	R: 0 E: 0 K: 2 S: 7 H: 0 LOB: 0 BB: 0 P: 7	R: 0 E: 0 K: 1 S: 7 H: 2 LOB: 3 BB: 1 P: 11	R: 0 E: 0 K: 1 S: 5 H: 0 LOB: 1 BB: 1 P: 9	R: 0 E: 0 K: 1 S: 5 H: 0 LOB: 0 BB: 0 P: 5	R: 4 E: 0 K: 1 S: 10 H: 5 LOB: 2 BB: 1 P: 14	R: 0 E: 0 K: 0 S: 3 H: 0 LOB: 1 BB: 1 P: 7	R: 0 E: 0 K: 0 S: 3 H: 0 LOB: 0 BB: 0 P: 3	R: 2 E: 0 K: 1 S: 6 H: 1 LOB: 0 BB: 1 P: 10	1B: 5 2B: 2 3B: 0 HR: 4 SF: 0 SAC: 0 DP: 0 HBP: 0							

	AB	38
	R	8
	H	11
	RBI	8
	BB	6
	SO	7
	LOB	18

WP: 0 PB: 0 SB: 1 CS: 0 PA: 44

PITCHER	IP	WLS	BF	H	R	ER	SO	BB	IBB	HBP	BLK	WP	HR	S	P	ERA	WHIP
Bob Anderson, R (1, 1) ERA: 4.78	5.2	L	31	10	6	6	6	4	0	0	0	0	3	39	55	9.53	2.471
Barney Schultz, R (6, 1) ERA: 4.62	2.1		8	0	0	0	0	1	0	0	0	0	0	7	11	0.00	0.429
Don Elston, R (9, 1) ERA: 2.29	1.0		5	1	2	2	1	1	0	0	0	0	1	6	10	18.00	2.000

PITCHER	IP	WLS	BF	H	R	ER	SO	BB	IBB	HBP	BLK	WP	HR	S	P	ERA	WHIP

Batter	1	2	3	4	5	6	7	8	9	AB	R	H	RBI	BB	SO	LOB
Ron Santo, R (1, 5) OBP: 0.332, SLG: 0.419	4-3		1-2 1B		1-3			6-3		4	0	1	0	0	0	1
Ken Hubbs, R (1, 4) OBP: 0.290, SLG: 0.345	14 FC6-4 1B		2-3 F9			G1-6-3 HBP		F9		3	0	1	0	0	0	2
Billy Williams, L (1, 7) OBP: 0.398, SLG: 0.552	F7		F7			G1-6-3 1-2f			14 G5-4-3 1B	4	0	1	0	0	0	4
14 Ernie Banks, R (1, 3) OBP: 0.307, SLG: 0.529	FC6-4 1-2f			4-3		F7			G5-4-3 1-2f	4	0	0	0	0	0	2
George Altman, L (1, 9) OBP: 0.396, SLG: 0.524		K		K			F8		F8	4	0	0	0	0	2	0
Lou Brock, L (1, 8) OBP: 0.309, SLG: 0.433		L5		K			K			3	0	0	0	0	2	0
Andre Rodgers, R (1, 6) OBP: 0.354, SLG: 0.418		F8			FC4-6 1B		BB			2	0	1	0	1	0	0
El Tappe, R (1, 2) OBP: 0.300, SLG: 0.243			F8		FC4-6 1-2f		L6			3	0	0	0	0	0	2
Bob Anderson, R (1, 1) OBP: 0.176, SLG: 0.294										2	0	1	0	0	1	1
Barney Schultz, R (6, 1)			F9 1B 1B		K			F8		0	0	0	0	0	0	0
Jim McKnight, R (8, PH) OBP: 0.279, SLG: 0.288										1	0	0	0	0	0	0
Don Elston, R (9, 1)										0	0	0	0	0	0	0
Inning Stats	R: 0 E: 0 K: 0 S: 4 H: 1 LOB: 1 BB: 0 P: 4	R: 0 E: 0 K: 1 S: 5 H: 0 LOB: 0 BB: 0 P: 5	R: 0 E: 0 K: 0 S: 5 H: 2 LOB: 2 BB: 0 P: 5	R: 0 E: 0 K: 2 S: 7 H: 0 LOB: 0 BB: 0 P: 7	R: 0 E: 0 K: 1 S: 6 H: 1 LOB: 1 BB: 0 P: 6	R: 0 E: 0 K: 0 S: 2 H: 0 LOB: 0 BB: 0 P: 3	R: 0 E: 0 K: 1 S: 5 H: 0 LOB: 1 BB: 1 P: 9	R: 0 E: 0 K: 0 S: 3 H: 0 LOB: 0 BB: 0 P: 3	R: 0 E: 0 K: 0 S: 3 H: 1 LOB: 0 BB: 0 P: 3	1B: 5 2B: 0 3B: 0 HR: 0 SF: 0 SAC: 0 DP: 2 HBP: 1	WP: 0 PB: 0 SB: 0 CS: 0 PA: 32					

PITCHER	IP	WLS	BF	H	R	ER	SO	BB	IBB	HBP	BLK	WP	HR	S	P	ERA	WHIP
Ray Sadecki, L (1, 1) ERA: 5.13	9.0	W	32	5	0	0	5	1	0	1	0	0	0	40	45	0.00	0.667

PITCHER	IP	WLS	BF	H	R	ER	SO	BB	IBB	HBP	BLK	WP	HR	S	P	ERA	WHIP

BOTTOM

St. Louis Cardinals @ Chicago Cubs

Wrigley Field, Chicago, IL

Wed Jun 27 1962, 3:38 AM CDT

Att. 17,556 - Unknown

livebaseballscorecards.com

AB	30
R	0
H	5
RBI	0
BB	1
SO	5
LOB	12

Batter	1	2	3	4	5	6	7	8	9	AB	R	H	RBI	BB	SO	LOB
Curt Flood, R (1, 8) OBP: 0.355, SLG: 0.442	S S S 0-3 ① K		x 0-0 ③ FC4-6 1-2f		x 0-0 ③ F7			x 0-0 1-2 1B		4	0	1	0	0	1	3
Red Schoendienst, S (1, 4) OBP: 0.405, SLG: 0.473	x 0-0 ② F9			x 0-0 ① G3		x 0-0 G6-3 1B		x 0-0 ① F9		4	0	1	0	0	0	2
Bill White, L (1, 3) (7, 9) OBP: 0.344, SLG: 0.467	x 0-0 ③ 4-3			x 0-0 1B		x 0-0 ① F9		x 0-0 ② F9		4	0	1	0	0	0	3
Stan Musial, L (1, 7) OBP: 0.405, SLG: 0.490 Bobby Shantz, R (8, 1)		x 0-0 ① F7		x 0-0 ② P6		x 0-0 ② ③ G6-3 1-2f		x 0-0 ③ 1-3		4 0	0 0	0 0	0 0	0 0	0 0	4 0
Ken Boyer, R (1, 5) OBP: 0.384, SLG: 0.482		x 0-0 ② F9		x 0-0 ③ F8			x 0-0 HR		x 0-0 4-3 2B 1B	4	2	2	1	0	0	1
Carl Sawatski, L (1, 2) OBP: 0.414, SLG: 0.557		S S S 0-3 ③ K			x 0-0 ① G3		x 0-0 ① 3-1		x 0-0 ① 4-3 1-2	4	0	0	0	0	1	1
Charlie James, R (1, 9) OBP: 0.331, SLG: 0.419 Julio Gotay, R (7, 6) OBP: 0.343, SLG: 0.339			S S S 0-3 ① K		S S S 0-3 ② K		x 0-0 ② 6-3		x 0-0 ② F8	3 1	0 0	0 0	0 0	0 0	2 0	0 1
Dal Maxvill, R (1, 6) OBP: 0.219, SLG: 0.194 Fred Whitfield, L (7, PH) (7, 3) OBP: 0.367, SLG: 0.553			S S S 0-3 ② K		x 0-0 1B		x 0-0 ③ F9		x 0-0 2-H 2B	2 2	0 0	1 1	0 1	0 0	1 0	0 0
Bob Gibson, R (1, 1) OBP: 0.333, SLG: 0.265 Ed Bauta, R (7, 1) OBP: 0.250, SLG: 0.250 Doug Clemens, L (8, PH) (8, 7) OBP: 0.343, SLG: 0.258			x 0-0 FC4-6 1B		x 0-0 1-2 1B			x 0-0 1B 1B	x 0-0 ③ F8	2 0 2	0 0 0	2 0 1	0 0 0	0 0 0	0 0 1	0 0 1
Inning Stats	R: 0 E: 0 K: 1 S: 5 H: 0 LOB: 0 BB: 0 P: 5	R: 0 E: 0 K: 1 S: 5 H: 0 LOB: 0 BB: 0 P: 5	R: 0 E: 0 K: 2 S: 8 H: 1 LOB: 1 BB: 0 P: 8	R: 0 E: 0 K: 0 S: 4 H: 1 LOB: 1 BB: 0 P: 4	R: 0 E: 0 K: 1 S: 7 H: 2 LOB: 2 BB: 0 P: 7	R: 0 E: 0 K: 0 S: 3 H: 1 LOB: 0 BB: 0 P: 3	R: 1 E: 0 K: 0 S: 4 H: 1 LOB: 0 BB: 0 P: 4	R: 0 E: 0 K: 0 S: 5 H: 2 LOB: 2 BB: 0 P: 5	R: 1 E: 0 K: 0 S: 5 H: 2 LOB: 1 BB: 0 P: 5	1B: 8 2B: 1 3B: 0 HR: 1	SF: 0 SAC: 0 DP: 1 HBP: 0						

PITCHER		IP	WLS	BF	H	R	ER	SO	BB	IBB	HBP	BLK	WP	HR	S	P	ERA	WHIP
Cal Koonce, R ERA: 4.32	(1, 1)	9.0	W	36	10	2	2	5	0	0	0	0	0	1	46	46	2.00	1.111

PITCHER	IP	WLS	BF	H	R	ER	SO	BB	IBB	HBP	BLK	WP	HR	S	P	ERA	WHIP

TOP

St. Louis Cardinals @ Chicago Cubs

Wrigley Field, Chicago, IL

Thu Jun 28 1962, 3:33 AM CDT

Att. 5,314 - Unknown

livebaseballscorecards.com

AB	36
R	2
H	10
RBI	2
BB	0
SO	5
LOB	16

1B: 8	SF: 0	WP: 0	PA: 36
2B: 1	SAC: 0	PB: 0	
3B: 0	DP: 1	SB: 0	
HR: 1	HBP: 0	CS: 0	

BOTTOM

St. Louis Cardinals @ Chicago Cubs

Wrigley Field, Chicago, IL

Thu Jun 28 1962, 3:33 AM CDT

Att. 5,314 - Unknown

Batter	1	2	3	4	5	6	7	8	9	AB	R	H	RBI	BB	SO	LOB
Don Landrum, L (1, 8) OBP: 0.440, SLG: 0.315	FC4-6 1B		BBB 4-0 E 14 2B 1B BB	0-0 ① FC3-6 1-2f 2-3		0-0 ② P6		H 1-0 E HBP		3	1	1	0	1	0	2
Ken Hubbs, R (1, 4) OBP: 0.289, SLG: 0.343	0-0 ① FC4-6 1-2f 3B		0-0 E 14 2B 1-2 1B	SSS 0-3 ② K		0-0 ③ F8		0-0 ① P5		5	2	1	0	0	1	4
Billy Williams, L (1, 7) OBP: 0.398, SLG: 0.556	0-0 1-H 3B		0-0 E6 14 2B 1-2 2-3	0-0 ③ 4-3			0-0 14 2B 1B	0-0 ② F8 1-2		5	1	2	1	0	0	5
14 Ernie Banks, R (1, 3) OBP: 0.312, SLG: 0.535	SSS 0-3 ② K		0-0 1-3 2-H 3-H 2B		0-0 E6 G6-4-3 1B 1B		0-0 1-H HR 2B	BBBB 4-0 FC5-4 BB		4	2	2	3	1	1	1
Ron Santo, R (1, 5) OBP: 0.333, SLG: 0.429	0-0 ③ F8		0-0 ② F3		0-0 G6-4-3 1-2 1B		0-0 2-H HR	0-0 ③ FC5-4 1-2f		5	1	2	2	0	0	5
George Altman, L (1, 9) OBP: 0.394, SLG: 0.518		SSS 0-3 ① K	III 4-0 IBB		0-0 ①② G6-4-3 1-2f 2-3		SSS 0-3 ① K			3	0	0	0	1	2	2
Andre Rodgers, R (1, 6) OBP: 0.351, SLG: 0.414		0-0 ② 5-3	SSS 0-3 ③ K		0-0 PB 3-H 1B		SSS 0-3 ② K			4	0	1	1	0	2	3
El Tappe, R (1, 2) OBP: 0.318, SLG: 0.231		0-0 ③ F9		BBBB 4-0 FC3-6 E BB	0-0 ③ 4-3 1-2		BBBB 4-0 FC4-6 BB			2	0	0	0	2	0	1
Cal Koonce, R (1, 1) OBP: 0.114, SLG: 0.143			SSS 0-3 ① K	0-0 E6 FC3-6 1-2		SSS 0-3 ① K	0-0 ③ FC4-6 1-2f			4	0	0	0	0	2	2
Inning Stats	R: 1 E: 0 K: 1 S: 7 H: 2 LOB: 1 BB: 0 P: 7	R: 0 E: 0 K: 1 S: 5 H: 0 LOB: 0 BB: 0 P: 5	R: 2 E: 1 K: 2 S: 10 H: 2 LOB: 3 BB: 2 P: 18	R: 0 E: 1 K: 1 S: 6 H: 0 LOB: 2 BB: 1 P: 10	R: 1 E: 1 K: 0 S: 5 H: 2 LOB: 1 BB: 0 P: 5	R: 0 E: 0 K: 1 S: 5 H: 0 LOB: 0 BB: 0 P: 5	R: 3 E: 0 K: 2 S: 10 H: 3 LOB: 1 BB: 1 P: 14	R: 0 E: 1 K: 0 S: 3 H: 0 LOB: 2 BB: 1 P: 8		1B: 5 2B: 2 3B: 1 HR: 1	SF: 0 SAC: 0 DP: 1 HBP: 1					

livebaseballscorecards.com

	AB	35
	R	7
	H	9
	RBI	7
	BB	5
	SO	8
	LOB	25

WP: 0 PB: 1 SB: 0 CS: 0 PA: 41

PITCHER		IP	WLS	BF	H	R	ER	SO	BB	IBB	HBP	BLK	WP	HR	S	P	ERA	WHIP
Bob Gibson, R ERA: 2.92	(1, 1)	6.0	L	31	8	6	4	6	2	1	0	0	0	0	40	52	6.00	1.667
Ed Bauta, R ERA: 3.56	(7, 1)	1.0		5	1	1	1	2	1	0	0	0	0	1	8	12	9.00	2.000
Bobby Shantz, L ERA: 1.3	(8, 1)	1.0		5	0	0	0	0	1	0	1	0	0	0	3	8	0.00	1.000

PITCHER	IP	WLS	BF	H	R	ER	SO	BB	IBB	HBP	BLK	WP	HR	S	P	ERA	WHIP

Batter	1	2	3	4	5	6	7	8	9	AB	R	H	RBI	BB	SO	LOB
Bill Virdon, L (1, 8) OBP: 0.306, SLG: 0.407	0-0 5-3 1B		0-0 ② P6			0-3 ① K		0-0 1-3 1B		4	0	2	0	0	1	0
Dick Groat, R (1, 6) OBP: 0.353, SLG: 0.349	0-0 ① 5-3 1-2		0-3 ③ K			0-0 ② 6-3		0-3 ② K		4	0	0	0	0	2	3
Bob Skinner, L (1, 7) OBP: 0.394, SLG: 0.488	0-0 ② P3			0-0 ① 4-3		4-0 FC6-4 BB		0-0 ③ 1-3		3	0	0	0	1	0	3
Roberto Clemente, R (1, 9) OBP: 0.353, SLG: 0.449	0-0 ③ 4-3			0-0 ② F2		0-0 ③ FC6-4 1-2f			0-0 ① 6-3	4	0	0	0	0	0	2
Don Hoak, R (1, 5) OBP: 0.340, SLG: 0.396		0-0 1B 1B		0-0 ③ L4			0-0 G4-6-3 1B		0-0 ② F7	4	0	2	0	0	0	0
Donn Clendenon, R (1, 3) OBP: 0.328, SLG: 0.411		0-3 ① K			0-0 ① L8		0-0 ①② G4-6-3 1-2f		0-0 ③ F8	4	0	0	0	0	1	2
Don Leppert, R (1, 2) OBP: 0.272, SLG: 0.360		0-0 L3 1-2 1B			0-0 1B		0-0 ③ 6-3			3	0	2	0	0	0	0
Bill Mazeroski, R (1, 4) OBP: 0.292, SLG: 0.419		0-0 ②③ L3 1-2			0-0 ② L9			0-0 ① P6		3	0	0	0	0	0	3
Harvey Haddix, L (1, 1) OBP: 0.304, SLG: 0.591			0-0 ① F9		0-3 ③ K			0-0 1B 1B		2	0	0	0	0	1	1
Diomedes Olivo, L (6, 1) OBP: 0.300, SLG: 0.333										0	0	0	0	0	0	0
Johnny Logan, R (8, PH) OBP: 0.467, SLG: 0.385										1	0	1	0	0	0	0
Tom Sturdivant, L (8, 1) OBP: 0.083, SLG: 0.083										0	0	0	0	0	0	0
Inning Stats	R: 0 E: 0 K: 0 S: 4 H: 1 LOB: 1 BB: 0 P: 4	R: 0 E: 0 K: 1 S: 6 H: 2 LOB: 1 BB: 0 P: 6	R: 0 E: 0 K: 1 S: 5 H: 0 LOB: 0 BB: 0 P: 5	R: 0 E: 0 K: 0 S: 3 H: 0 LOB: 0 BB: 0 P: 3	R: 0 E: 0 K: 1 S: 6 H: 1 LOB: 1 BB: 0 P: 6	R: 0 E: 0 K: 1 S: 5 H: 0 LOB: 1 BB: 1 P: 9	R: 0 E: 0 K: 0 S: 3 H: 1 LOB: 0 BB: 0 P: 3	R: 0 E: 0 K: 1 S: 7 H: 2 LOB: 2 BB: 0 P: 7	R: 0 E: 0 K: 0 S: 3 H: 0 LOB: 0 BB: 0 P: 3	1B: 7 2B: 1 3B: 0 HR: 0	SF: 0 SAC: 0 DP: 2 HBP: 0					

PITCHER		IP	WLS	BF	H	R	ER	SO	BB	IBB	HBP	BLK	WP	HR	S	P	ERA	WHIP
Curt Simmons, L ERA: 2.98	(1, 1)	9.0	W	33	7	0	0	5	1	0	0	0	0	0	42	46	0.00	0.889

PITCHER	IP	WLS	BF	H	R	ER	SO	BB	IBB	HBP	BLK	WP	HR	S	P	ERA	WHIP

TOP

Pittsburgh Pirates @ St. Louis Cardinals

Sportsman's Park, St. Louis, MO

Fri Jun 29 1962, 8:05 PM EDT
Att. 18,531 - Unknown - 84 F

livebaseballscorecards.com

AB	32
R	0
H	7
RBI	0
BB	1
SO	5
LOB	14

PA: 33

WP: 0 PB: 0 SB: 0 CS: 0

Batter	1	2	3	4	5	6	7	8	9	AB	R	H	RBI	BB	SO	LOB
Curt Flood, R (1, 8) OBP: 0.356, SLG: 0.441	HR 1B		F2			BB BB	K2-3			3	2	1	0	1	1	0
Julian Javier, R (1, 4) OBP: 0.318, SLG: 0.341	F9		F3			SH1-4 1-2	6-3			3	0	0	0	0	0	1
Charlie James, R (1, 9) OBP: 0.336, SLG: 0.443	1-H HR		6-3			BB 2B S 1B	6-3			4	2	2	2	0	0	0
Ken Boyer, R (1, 5) OBP: 0.386, SLG: 0.482	K			G5-4-3 1B		K		G4-6-3 1B		4	0	2	0	0	2	2
Gene Oliver, R (1, 2) OBP: 0.362, SLG: 0.414 Red Schoendienst, S (8, PH) OBP: 0.400, SLG: 0.467 Jimmie Schaffer, R (9, 2) OBP: 0.333, SLG: 0.269	1B			G5-4-3 1-2f		BB 2B 1-2 2-3 IBB		G4-6-3 1-2f		2 1 0	1 0 0	1 0 0	0 0 0	1 0 0	0 0 0	1 1 0
Bill White, L (1, 3) OBP: 0.346, SLG: 0.464	1-3			G3		2B 1-2 2-3 3-H BB		FC5-4 BB		2	0	0	1	2	0	1
Bobby Gene Smith, R (1, 7) OBP: 0.276, SLG: 0.298		F8			5-3	1-3 2-H 3-H 2B		FC5-4 1-2f		4	0	1	2	0	0	1
Dal Maxvill, R (1, 6) OBP: 0.229, SLG: 0.182		P4			F9	IBB				2	0	0	0	1	0	0
Curt Simmons, L (1, 1) OBP: 0.282, SLG: 0.235		F7			1-3	6-3				3	0	0	0	0	0	3
Inning Stats	R: 2 E: 0 K: 1 S: 8 H: 3 LOB: 1 BB: 0 P: 8	R: 0 E: 0 K: 0 S: 3 H: 0 LOB: 0 BB: 0 P: 3	R: 0 E: 0 K: 0 S: 3 H: 0 LOB: 0 BB: 0 P: 3	R: 0 E: 0 K: 0 S: 3 H: 1 LOB: 0 BB: 0 P: 3	R: 0 E: 0 K: 0 S: 3 H: 0 LOB: 0 BB: 0 P: 3	R: 3 E: 0 K: 1 S: 7 H: 2 LOB: 3 BB: 4 P: 23	R: 0 E: 0 K: 1 S: 5 H: 0 LOB: 0 BB: 0 P: 5	R: 0 E: 0 K: 0 S: 3 H: 1 LOB: 1 BB: 1 P: 7		1B: 5 2B: 1 3B: 0 HR: 1	SF: 0 SAC: 1 DP: 2 HBP: 0						

PITCHER		IP	WLS	BF	H	R	ER	SO	BB	IBB	HBP	BLK	WP	HR	S	P	ERA	WHIP
Harvey Haddix, L ERA: 4.38	(1, 1)	5.2	L	24	5	5	5	2	2	1	0	0	0	1	25	37	7.94	1.235
Diomedes Olivo, L ERA: 2.06	(6, 1)	1.1		6	1	0	0	1	0	1	0	0	0	0	7	11	0.00	0.750
Tom Sturdivant, R ERA: 6.02	(8, 1)	1.0		4	1	0	0	0	1	0	0	0	0	0	3	7	0.00	2.000

PITCHER	IP	WLS	BF	H	R	ER	SO	BB	IBB	HBP	BLK	WP	HR	S	P	ERA	WHIP

BOTTOM

Pittsburgh Pirates @ St. Louis Cardinals

Sportsman's Park, St. Louis, MO

Fri Jun 29 1962, 8:05 PM EDT

Att. 18,531 - Unknown - 84 F

livebaseballscorecards.com

AB	28
R	5
H	7
RBI	5
BB	5
SO	3
LOB	10

PA: 34

WP: 0
PB: 0
SB: 2
CS: 0

Pittsburgh Pirates @ St. Louis Cardinals

Sportsman's Park, St. Louis, MO

Sat Jun 30 1962, 8:05 PM EDT

Att. 22,527 - Unknown

TOP

livebaseballscorecards.com

Batter	1	2	3	4	5	6	7	8	9	AB	R	H	RBI	BB	SO	LOB
Bill Virdon, L (1, 8) OBP: 0.304, SLG: 0.402	K	1B 1B 1B 1-2	P6			3-1	F8	5-3		6	1	1	0	0	1	3
Dick Groat, R (1, 6) OBP: 0.356, SLG: 0.352	3-1	1B HR 1B 1-2 2-3	8-3 1-2f			6-3		2B 1B 1B	G5-4-3 1B	6	2	3	0	0	0	1
Bob Skinner, L (1, 7) OBP: 0.404, SLG: 0.502	1B 1B 2B BB	HR 1B 1-3 2-H 3-H		4-3 1B BB		1B 2B		2B 2B 1-3	G5-4-3 1-2f	3	4	3	2	2	0	0
Howie Goss, R (8, 7) OBP: 0.313, SLG: 0.368										1	0	0	0	0	0	1
Dick Stuart, R (1, 3) OBP: 0.285, SLG: 0.392	1B 2B 1B 1-2	P5		4-3 1-2		2-3 1B		2B HR 1B 3-H	6-3	6	2	3	1	0	0	3
Roberto Clemente, R (1, 9) OBP: 0.361, SLG: 0.471	2B 1B 1-2 2-3	1-H 3-H HR		8-3 1B 2-H		F8		1-3 2-H HR 2B		5	3	4	5	0	0	2
Smoky Burgess, L (1, 2) OBP: 0.407, SLG: 0.506	2B 1-H 2-H 3-H	4-3		8-3 1-2f			HR	2-H 3-H HR		5	2	3	7	0	0	1
Don Hoak, R (1, 5) OBP: 0.341, SLG: 0.397	P4		HR 1B		K2-3		K	SH1-3 1B		2	1	1	0	0	0	1
Dick Schofield, S (3, 5) OBP: 0.400, SLG: 0.462										3	0	1	0	0	2	0
Bill Mazeroski, R (1, 4) OBP: 0.291, SLG: 0.426		P5	1-H HR		F2		F5	K		5	1	1	2	0	1	1
Vern Law, R (1, 1) OBP: 0.231, SLG: 0.304		1B 1B 1B 1B	E4 8-3		5-3		1B	SH1-3 1-2		4	1	2	0	0	0	0
Diomedes Olivo, L (8, 1) OBP: 0.300, SLG: 0.333										0	0	0	0	0	0	0

	AB	46
	R	17
	H	22
	RBI	17
	BB	2
	SO	4
	LOB	13

Inning Stats	1	2	3	4	5	6	7	8	9
	R: 3 E: 0 K: 1 S: 8 H: 3 LOB: 1 BB: 1 P: 12	R: 5 E: 0 K: 0 S: 8 H: 5 LOB: 0 BB: 0 P: 8	R: 2 E: 1 K: 0 S: 5 H: 2 LOB: 0 BB: 0 P: 5	R: 1 E: 0 K: 0 S: 3 H: 1 LOB: 0 BB: 1 P: 7	R: 0 E: 0 K: 1 S: 5 H: 0 LOB: 0 BB: 0 P: 5	R: 0 E: 0 K: 0 S: 5 H: 2 LOB: 2 BB: 0 P: 5	R: 1 E: 0 K: 1 S: 7 H: 2 LOB: 1 BB: 0 P: 7	R: 5 E: 0 K: 1 S: 11 H: 6 LOB: 1 BB: 0 P: 11	R: 0 E: 0 K: 0 S: 3 H: 1 LOB: 0 BB: 0 P: 3

	1B	14	SF:	0	WP:	0	PA:	49
	2B:	6	SAC:	1	PB:	0		
	3B:	0	DP:	3	SB:	0		
	HR:	4	HBP:	0	CS:	0		

PITCHER		IP	WLS	BF	H	R	ER	SO	BB	IBB	HBP	BLK	WP	HR	S	P	ERA	WHIP
Ray Washburn, R ERA: 4.76	(1, 1)	1.2	L	14	8	8	8	1	1	0	0	0	0	1	15	19	43.20	5.400
Bobby Shantz, L ERA: 1.76	(2, 1)	4.1		18	5	3	3	1	1	0	0	0	0	1	19	23	6.23	1.385
Ed Bauta, R ERA: 5.01	(7, 1)	2.0		14	8	6	6	2	0	0	0	0	0	2	18	18	27.00	4.000
Don Ferrarese, L ERA: 3.99	(9, 1)	1.0		3	1	0	0	0	0	0	0	0	0	0	3	3	0.00	1.000

PITCHER		IP	WLS	BF	H	R	ER	SO	BB	IBB	HBP	BLK	WP	HR	S	P	ERA	WHIP

Batter	1	2	3	4	5	6	7	8	9	AB	R	H	RBI	BB	SO	LOB
Curt Flood, R (1, 8) OBP: 0.351, SLG: 0.435	P4	FC6-4 1-2f		6-3		K		FC6-4 FC5 1B 1-2f 3-H		5	0	0	1	0	1	4
Julian Javier, R (1, 4) OBP: 0.323, SLG: 0.350	6-3		E 1B 1B 1B				F8 HR 2B	F8		4	1	3	0	0	0	0
Julio Gotay, R (7, PR) OBP: 0.342, SLG: 0.338 (8, 4)				1B						1	1	0	0	0	0	1
Bill White, L (1, 3) OBP: 0.345, SLG: 0.462	K		E9 BB 1-3 1B	F8			F8 2-3			1	0	0	0	0	1	0
Fred Whitfield, L (3, 3) OBP: 0.377, SLG: 0.549			1B					1-2 1B		4	1	2	0	0	0	2
Stan Musial, L (1, 7) OBP: 0.404, SLG: 0.485		F7	1B 1-2 BB		K		HR 3-H	FC5 2-3f		2	0	0	0	1	1	0
Doug Clemens, L (6, 7) OBP: 0.346, SLG: 0.297										2	1	1	2	0	0	2
Ken Boyer, R (1, 5) OBP: 0.386, SLG: 0.491		HR	FC5-4 1-2 2-H 3-H 1B		F7		P3		K	5	1	2	3	0	1	1
Carl Sawatski, L (1, 2) OBP: 0.414, SLG: 0.548		1B E BB	K		FC5-4 1B		F7		3-1	4	0	1	0	1	1	3
Charlie James, R (1, 9) OBP: 0.338, SLG: 0.441		E7 1B 1-2	K		FC5-4 1-2f			2B 1B 1B	FC5-4 1B	5	1	2	0	0	1	4
Dal Maxvill, R (1, 6) OBP: 0.250, SLG: 0.237		FC6-4 1-2 2-3 1B	FC5-4 1-2f			K		1B 1-3 FC6-4 2B	FC5-4 1-2f	5	1	2	0	0	1	3
Ray Washburn, R (1, 1) OBP: 0.308, SLG: 0.292 Bobby Shantz, R (2, 1) Bobby Gene Smith, R (6, PH) OBP: 0.274, SLG: 0.295 Ed Bauta, R (7, 1) OBP: 0.250, SLG: 0.250 Gene Oliver, R (8, PH) OBP: 0.366, SLG: 0.418 Don Ferrarese, R (9, 1) OBP: 0.667, SLG: 1.667		K		4-3		F7		FC6-4 2-3 3-H 1B		0 2 1 0 1 0	0 0 0 0 0 0	0 0 0 0 1 0	0 0 0 0 0 0	0 1 0 0 0 0	0 0 0 0 0 0	0 3 0 0 0 0
Inning Stats	R: 0 E: 0 K: 1 S: 5 H: 0 LOB: 0 BB: 0 P: 5	R: 1 E: 1 K: 1 S: 8 H: 2 LOB: 3 BB: 1 P: 12	R: 2 E: 1 K: 2 S: 10 H: 3 LOB: 2 BB: 1 P: 14	R: 0 E: 0 K: 0 S: 4 H: 1 LOB: 1 BB: 0 P: 4	R: 0 E: 0 K: 1 S: 6 H: 1 LOB: 1 BB: 0 P: 6	R: 0 E: 0 K: 2 S: 7 H: 0 LOB: 0 BB: 0 P: 7	R: 2 E: 0 K: 0 S: 5 H: 2 LOB: 1 BB: 0 P: 5	R: 2 E: 0 K: 0 S: 7 H: 4 LOB: 2 BB: 0 P: 7	R: 0 E: 0 K: 1 S: 6 H: 1 LOB: 1 BB: 0 P: 6	1B: 10 2B: 2 3B: 0 HR: 2 SF: 0 SAC: 0 DP: 0 HBP: 0						

PITCHER		IP	WLS	BF	H	R	ER	SO	BB	IBB	HBP	BLK	WP	HR	S	P	ERA	WHIP
Vern Law, R ERA: 3.34	(1, 1)	7.2	W	38	12	7	7	7	2	0	0	0	0	2	50	58	8.22	1.826
Diomedes Olivo, L ERA: 2.01	(8, 1)	1.1	S	6	2	0	0	1	0	0	0	0	0	0	8	8	0.00	1.500

PITCHER	IP	WLS	BF	H	R	ER	SO	BB	IBB	HBP	BLK	WP	HR	S	P	ERA	WHIP

BOTTOM

Pittsburgh Pirates @ St. Louis Cardinals

Sportsman's Park, St. Louis, MO

Sat Jun 30 1962, 8:05 PM EDT

Att. 22,527 - Unknown

livebaseballscorecards.com

AB	42
R	7
H	14
RBI	7
BB	2
SO	8
LOB	23

WP: 0 PA: 44
PB: 0
SB: 0
CS: 0

Pittsburgh Pirates @ St. Louis Cardinals

Sportsman's Park, St. Louis, MO

Sun Jul 01 1962, 4:33 AM EDT

Att. 25,977 - Unknown

TOP

livebaseballscorecards.com

Batter	1	2	3	4	5	6	7	8	9	AB	R	H	RBI	BB	SO	LOB
Bill Virdon, L (1, 8) OBP: 0.305, SLG: 0.408	L3-6 2B	F7			1-6-3		SH1-3 SF8 2B		4-3	5	1	2	0	0	0	1
Dick Groat, R (1, 6) OBP: 0.354, SLG: 0.351	L3-6 2-3		F9			2B 3B 1B	SH1-3 2-3		5-3	4	1	1	0	0	0	1
Bob Skinner, L (1, 7) OBP: 0.409, SLG: 0.506 Howie Goss, R (9, 7) OBP: 0.313, SLG: 0.368	BB FC4 BB	G3				1-3 3B 2B	BB			2 0	1 0	1 0	0 0	2 0	0 0	0 0
Dick Stuart, R (1, 3) OBP: 0.281, SLG: 0.387	FC4 1-2f		4-3			P4	SF8 3-H			3	0	0	1	0	0	3
Roberto Clemente, R (1, 9) OBP: 0.359, SLG: 0.468		HR 1B		K		K	K			4	1	1	0	0	3	3
Smoky Burgess, L (1, 2) OBP: 0.409, SLG: 0.522		HR 1-H		F7		3B IBB		5-3		3	2	1	2	1	0	0
Don Hoak, R (1, 5) OBP: 0.340, SLG: 0.404		1-3		5-3		1B 3B 1-H 2-H 3-H		K		4	1	1	3	0	1	0
Bill Mazeroski, R (1, 4) OBP: 0.290, SLG: 0.423		F8			F8	1B 3-H		F9		4	0	1	1	0	0	0
Al McBean, R (1, 1) OBP: 0.212, SLG: 0.303		1B			F8	K			K	4	0	1	0	0	2	1
Inning Stats	R: 0 E: 0 K: 0 S: 3 H: 1 LOB: 1 BB: 1 P: 7	R: 2 E: 0 K: 0 S: 6 H: 3 LOB: 1 BB: 0 P: 6	R: 0 E: 0 K: 0 S: 3 H: 0 LOB: 0 BB: 0 P: 3	R: 0 E: 0 K: 1 S: 5 H: 0 LOB: 0 BB: 0 P: 5	R: 0 E: 0 K: 0 S: 3 H: 0 LOB: 0 BB: 0 P: 3	R: 4 E: 0 K: 2 S: 11 H: 4 LOB: 1 BB: 1 P: 15	R: 1 E: 0 K: 1 S: 6 H: 1 LOB: 1 BB: 1 P: 10	R: 0 E: 0 K: 1 S: 5 H: 0 LOB: 0 BB: 0 P: 5	R: 0 E: 0 K: 1 S: 5 H: 0 LOB: 0 BB: 0 P: 5	1B: 4 2B: 4 3B: 1 HR: 1 SF: 1 SAC: 1 DP: 1 HBP: 0						

AB	33
R	7
H	9
RBI	7
BB	3
SO	6
LOB	9

WP: 0 PA: 38
PB: 0
SB: 0
CS: 0

PITCHER		IP	WLS	BF	H	R	ER	SO	BB	IBB	HBP	BLK	WP	HR	S	P	ERA	WHIP
Larry Jackson, R ERA: 4.31	(1, 1)	6.1	L	30	9	7	7	3	2	1	0	0	0	1	33	45	9.95	1.737
Lindy McDaniel, R ERA: 2.34	(7, 1)	0.2		2	0	0	0	1	0	0	0	0	0	0	4	4	0.00	0.000
Don Ferrarese, L ERA: 3.73	(8, 1)	2.0		6	0	0	0	2	0	0	0	0	0	0	10	10	0.00	0.000

PITCHER	IP	WLS	BF	H	R	ER	SO	BB	IBB	HBP	BLK	WP	HR	S	P	ERA	WHIP

Batter	1	2	3	4	5	6	7	8	9	AB	R	H	RBI	BB	SO	LOB
Curt Flood, R (1, 8) OBP: 0.349, SLG: 0.431	E 1B	FC4-6 1-2f 2-3 3-H			4-3		K		F9	5	0	1	1	0	1	4
Julian Javier, R (1, 4) OBP: 0.319, SLG: 0.345	F7	5-3			K 1B		FC6-4 1-2f			4	0	0	0	0	1	4
Bill White, L (1, 3) OBP: 0.350, SLG: 0.465	G3-6-3 1-2 BB		CS 1B		1-2 1B			F8		3	0	2	0	1	0	0
Stan Musial, L (1, 7) OBP: 0.397, SLG: 0.475 Doug Clemens, L (9, 7) OBP: 0.346, SLG: 0.297	G3-6-3 1-2f		F5		F7			4-3		4 0	0 0	0 0	0 0	0 0	0 0	5 0
Ken Boyer, R (1, 5) OBP: 0.387, SLG: 0.490		F8 1B PB 1B	K			F7		FC4-6 BB		3	1	1	0	1	1	1
Charlie James, R (1, 9) OBP: 0.335, SLG: 0.436		SH PB FC4-6 1-2 1B	CS 1-2	K		6-3		FC4-6 1-2f		4	1	1	0	0	1	1
Carl Sawatski, L (1, 2) OBP: 0.404, SLG: 0.532		F8 2-3		F7		F6			6-3	4	0	0	0	0	0	2
Julio Gotay, R (1, 6) OBP: 0.340, SLG: 0.333		FC4-6 SH 1-2 3-H BB		K			F8		1-3	3	0	0	0	1	1	0
Larry Jackson, R (1, 1) OBP: 0.271, SLG: 0.256 Lindy McDaniel, R (7, 1) Red Schoendienst, S (7, PH) OBP: 0.407, SLG: 0.474 Don Ferrarese, R (8, 1) OBP: 0.667, SLG: 1.667 Fred Whitfield, L (9, PH) OBP: 0.370, SLG: 0.538		SH FC4-6 1-2 2-3			F9		FC6-4 1B		E6	1 0 1 0 1	0 0 0 0 0	0 0 1 0 0	0 0 0 0 0	0 0 0 0 0	0 0 0 0 0	0 0 0 0 0
Inning Stats	R: 0 E: 1 K: 0 S: 3 H: 1 LOB: 1 BB: 1 P: 7	R: 2 E: 1 K: 0 S: 6 H: 2 LOB: 2 BB: 1 P: 10	R: 0 E: 0 K: 1 S: 5 H: 1 LOB: 0 BB: 0 P: 5	R: 0 E: 0 K: 2 S: 7 H: 0 LOB: 0 BB: 0 P: 7	R: 0 E: 0 K: 1 S: 7 H: 1 LOB: 2 BB: 0 P: 7	R: 0 E: 0 K: 0 S: 3 H: 0 LOB: 0 BB: 0 P: 3	R: 0 E: 0 K: 1 S: 6 H: 1 LOB: 1 BB: 0 P: 6	R: 0 E: 0 K: 0 S: 3 H: 0 LOB: 1 BB: 1 P: 7	R: 0 E: 1 K: 0 S: 4 H: 0 LOB: 1 BB: 0 P: 4	1B: 6 2B: 0 3B: 0 HR: 0 SF: 0 SAC: 1 DP: 1 HBP: 0						

PITCHER	IP	WLS	BF	H	R	ER	SO	BB	IBB	HBP	BLK	WP	HR	S	P	ERA	WHIP
Al McBean, R (1, 1) ERA: 3.24	9.0	W	37	6	2	1	5	3	0	0	0	0	0	44	56	1.00	1.000

PITCHER	IP	WLS	BF	H	R	ER	SO	BB	IBB	HBP	BLK	WP	HR	S	P	ERA	WHIP

BOTTOM

Pittsburgh Pirates @ St. Louis Cardinals

Sportsman's Park, St. Louis, MO

Sun Jul 01 1962, 4:33 AM EDT

Att. 25,977 - Unknown

livebaseballscorecards.com

AB	33
R	2
H	6
RBI	1
BB	3
SO	5
LOB	17

WP: 0	PA: 38
PB: 2	
SB: 0	
CS: 1	

Batter	1	2	3	4	5	6	7	8	9	AB	R	H	RBI	BB	SO	LOB
Roy McMillan, R (1, 6) OBP: 0.346, SLG: 0.369	K		4-3		E HR 1B 1-2	2B		E5		5	1	2	0	0	1	0
Gus Bell, L (1, 7) OBP: 0.263, SLG: 0.323	E3 FC		P5		E4 HR 1-2 2-3	F9		K		5	2	0	0	0	1	4
Eddie Mathews, L (1, 5) OBP: 0.369, SLG: 0.471	FC 1B 3-H		K		HR 1-H 2-H 3-H	P3			L9	5	2	1	5	0	1	1
Hank Aaron, R (1, 8) OBP: 0.390, SLG: 0.603	S 1B 2-H			F7	WP 1B 1B		L7		S BB	4	1	2	1	1	0	0
Joe Adcock, R (1, 3) OBP: 0.327, SLG: 0.448 Tommie Aaron, R (5, PR) OBP: 0.279, SLG: 0.342 (5, 3)	K 1-2			FC5-4 1B	FC5 1B 1-H		4-3 2B		K 1-2	3 2	0 0	2 1	1 0	0 0	1 1	1 1
Mack Jones, L (1, 9) OBP: 0.364, SLG: 0.440	K			K	K		4-3 2-3		K	5	0	0	0	0	4	5
Del Crandall, R (1, 2) OBP: 0.337, SLG: 0.405		4-3		FC5-4 1-2f	1B 1-2		P2			4	0	1	0	0	0	2
Frank Bolling, R (1, 4) OBP: 0.328, SLG: 0.430		5-3	5-3		FC5 2-3f			K		4	0	0	0	0	1	2
Lew Burdette, R (1, 1) OBP: 0.242, SLG: 0.242 Claude Raymond, R (7, 1)		5-3			E 1B HR 1B	P3		K		3 1	1 0	1 0	0 0	0 0	0 1	0 0
Inning Stats	R: 2 E: 2 K: 3 S: 12 H: 1 LOB: 1 BB: 0 P: 12	R: 0 E: 0 K: 0 S: 3 H: 0 LOB: 0 BB: 0 P: 3	R: 0 E: 0 K: 1 S: 5 H: 0 LOB: 0 BB: 0 P: 5	R: 0 E: 0 K: 1 S: 6 H: 1 LOB: 1 BB: 0 P: 6	R: 5 E: 1 K: 1 S: 12 H: 6 LOB: 2 BB: 0 P: 12	R: 0 E: 0 K: 0 S: 4 H: 1 LOB: 1 BB: 0 P: 4	R: 0 E: 0 K: 0 S: 4 H: 1 LOB: 1 BB: 0 P: 4	R: 0 E: 1 K: 3 S: 10 H: 0 LOB: 1 BB: 0 P: 10	R: 0 E: 0 K: 2 S: 7 H: 0 LOB: 1 BB: 1 P: 11	1B: 7 2B: 2 3B: 0 HR: 1	SF: 0 SAC: 0 DP: 0 HBP: 0						

PITCHER	IP	WLS	BF	H	R	ER	SO	BB	IBB	HBP	BLK	WP	HR	S	P	ERA	WHIP
Ray Sadecki, L (1, 1) ERA: 5.29	4.1	L	23	7	7	4	5	0	0	0	0	1	1	33	33	8.31	1.615
Don Ferrarese, L (5, 1) ERA: 3.44	2.2		11	3	0	0	1	0	0	0	0	0	0	13	13	0.00	1.125
Lindy McDaniel, R (8, 1) ERA: 2.26	2.0		8	0	0	0	5	1	0	0	0	0	0	17	21	0.00	0.500

PITCHER	IP	WLS	BF	H	R	ER	SO	BB	IBB	HBP	BLK	WP	HR	S	P	ERA	WHIP

TOP

Milwaukee Braves @ St. Louis Cardinals

Sportsman's Park, St. Louis, MO

Mon Jul 02 1962, 8:05 PM EDT

Att. 11,396 - Unknown

livebaseballscorecards.com

AB	41
R	7
H	10
RBI	7
BB	1
SO	11
LOB	16

WP: 1 PA: 42
PB: 0
SB: 2
CS: 0

Batter	1	2	3	4	5	6	7	8	9	AB	R	H	RBI	BB	SO	LOB
Curt Flood, R (1, 8) OBP: 0.347, SLG: 0.428	G4-6-3 1B 1B		1-3			6-3	K		L7	5	0	1	0	0	1	2
Julian Javier, R (1, 4) OBP: 0.319, SLG: 0.345	1-2 G4-6-3 1B		1-3			F9	1-2 BB			3	0	1	0	0	0	0
Stan Musial, L (7, PH) OBP: 0.400, SLG: 0.475										0	0	0	0	1	0	0
Dal Maxvill, R (7, PR) OBP: 0.250, SLG: 0.237										0	0	0	0	0	0	0
(8, 6)																
Fred Whitfield, L (1, 3) OBP: 0.362, SLG: 0.509	G4-6-3 1-2f 2-3		1-3			BB	F5			3	0	0	0	1	0	4
Ken Boyer, R (1, 5) OBP: 0.383, SLG: 0.483	5-3			F9		F5		F8		4	0	0	0	0	0	2
Bill White, L (1, 9) OBP: 0.352, SLG: 0.466		E 1B FC1-2 1B		4-3			1B HR 2B	F2		1	0	1	0	0	0	0
Bobby Gene Smith, R (3, 7) OBP: 0.275, SLG: 0.306										3	1	1	0	0	0	0
Carl Sawatski, L (1, 2) OBP: 0.406, SLG: 0.531		E8 1-3 FC1-2 1B		P3			2-3 HR 1B	K		4	1	2	0	0	1	0
Charlie James, R (1, 7) OBP: 0.340, SLG: 0.458		P4			6-3		1-H 3-H HR		G6-4-3 1B	4	1	2	3	0	0	2
(3, 9)																
Julio Gotay, R (1, 6) OBP: 0.335, SLG: 0.328		FC1-2 1-2 FC6 3-H			4-3		F9		G6-4-3 1-2f	4	0	0	0	0	0	3
(8, 4)																
Ray Sadecki, L (1, 1) OBP: 0.097, SLG: 0.194		FC6 1-2f			K		BB 1B		1B	1	0	0	0	0	0	2
Don Ferrarese, R (5, 1) OBP: 0.500, SLG: 1.250										1	0	0	0	0	1	0
Doug Clemens, L (7, PH) OBP: 0.352, SLG: 0.304										1	0	1	0	0	0	0
Lindy McDaniel, R (8, 1)										0	0	0	0	0	0	0
Red Schoendienst, S (9, PH) OBP: 0.415, SLG: 0.481										1	0	1	0	0	0	0
Inning Stats	R: 0 E: 0 K: 0 S: 4 H: 2 LOB: 1 BB: 0 P: 4	R: 0 E: 1 K: 0 S: 5 H: 2 LOB: 2 BB: 0 P: 5	R: 0 E: 0 K: 0 S: 3 H: 0 LOB: 0 BB: 0 P: 3	R: 0 E: 0 K: 0 S: 3 H: 0 LOB: 0 BB: 0 P: 3	R: 0 E: 0 K: 1 S: 5 H: 0 LOB: 0 BB: 0 P: 5	R: 0 E: 0 K: 0 S: 3 H: 0 LOB: 1 BB: 1 P: 7	R: 3 E: 0 K: 1 S: 9 H: 4 LOB: 2 BB: 1 P: 13	R: 0 E: 0 K: 1 S: 5 H: 0 LOB: 0 BB: 0 P: 5	R: 0 E: 0 K: 0 S: 4 H: 2 LOB: 1 BB: 0 P: 4	1B: 8 2B: 1 3B: 0 HR: 1	SF: 0 SAC: 0 DP: 2 HBP: 0	WP: 0 PB: 0 SB: 0 CS: 0	PA: 37				

PITCHER		IP	WLS	BF	H	R	ER	SO	BB	IBB	HBP	BLK	WP	HR	S	P	ERA	WHIP
Lew Burdette, R ERA: 4.41	(1, 1)	6.1	W	27	8	3	3	1	1	0	0	0	0	1	28	32	4.26	1.421
Claude Raymond, R ERA:	(7, 1)	2.2	S	10	2	0	0	2	1	0	0	0	0	0	13	17	0.00	1.125

PITCHER	IP	WLS	BF	H	R	ER	SO	BB	IBB	HBP	BLK	WP	HR	S	P	ERA	WHIP

BOTTOM

Milwaukee Braves @ St. Louis Cardinals

Sportsman's Park, St. Louis, MO

Mon Jul 02 1962, 8:05 PM EDT

Att. 11,396 - Unknown

livebaseballscorecards.com

AB	35
R	3
H	10
RBI	3
BB	2
SO	3
LOB	15

Batter	1	2	3	4	5	6	7	8	9	AB	R	H	RBI	BB	SO	LOB
Roy McMillan, R (1, 6) OBP: 0.345, SLG: 0.367	5-3		2B E 1B 3-H		F8		FC6-4 1-2f			4	1	1	1	0	0	3
Mack Jones, L (1, 9) OBP: 0.363, SLG: 0.441	K		E 2B 1-3		CS 1-2	F8		G3		4	0	1	0	0	1	0
Eddie Mathews, L (1, 5) OBP: 0.365, SLG: 0.464	P4		FC6 G4-6-3 2-3 3-H			F7		K		4	0	0	0	0	1	1
Hank Aaron, R (1, 8) OBP: 0.385, SLG: 0.595		6-3	G4-6-3 1-2f			F9		K2-3		4	0	0	0	0	1	2
Joe Adcock, R (1, 3) OBP: 0.330, SLG: 0.449 Amado Samuel, R (9, PR) OBP: 0.217, SLG: 0.218		4-3	6-3				WP 1B 1B		E 1B G6-4-3 1B	4 0	1 1	2 0	0 0	0 0	0 0	0 0
Lee Maye, L (1, 7) OBP: 0.266, SLG: 0.276		P6	K				P6 1-2		G6-4-3 E 1-2 1B	4	0	1	0	0	1	1
Del Crandall, R (1, 2) OBP: 0.335, SLG: 0.399 Tommie Aaron, R (9, PR) OBP: 0.279, SLG: 0.342			E6 1B E	F8			BB 1B		E5 G6-4-3 1-2 2-3	3 0	1 0	0 0	0 0	1 0	0 0	2 0
Ken Aspromonte, R (1, 4) OBP: 0.308, SLG: 0.250			E9 1B 1-H 1B		CS 1B		F2		G6-4-3 1-2f 2-3 3-H	4	1	2	0	0	0	4
Bob Shaw, R (1, 1) OBP: 0.216, SLG: 0.167 Cecil Butler, R (6, 1) Gus Bell, L (7, PH) OBP: 0.267, SLG: 0.326 Don Nottebart, R (7, 1) OBP: 0.750, SLG: 0.667 Frank Bolling, R (9, PH) OBP: 0.327, SLG: 0.428			K	K			FC6-4 1-3 2-H 1B		F3	2 0 1 0 1	0 0 0 0 0	0 0 1 0 0	0 0 1 0 0	2 0 0 0 0	2 0 0 0 2	2 0 0 0 2
Inning Stats	R: 0 E: 0 K: 1 S: 5 H: 0 LOB: 0 BB: 0 P: 5	R: 0 E: 0 K: 0 S: 3 H: 0 LOB: 0 BB: 0 P: 3	R: 3 E: 3 K: 1 S: 9 H: 3 LOB: 1 BB: 0 P: 9	R: 0 E: 0 K: 1 S: 5 H: 0 LOB: 0 BB: 0 P: 5	R: 0 E: 0 K: 1 S: 5 H: 1 LOB: 0 BB: 0 P: 5	R: 0 E: 0 K: 0 S: 3 H: 0 LOB: 0 BB: 0 P: 3	R: 1 E: 0 K: 0 S: 5 H: 2 LOB: 2 BB: 1 P: 9	R: 0 E: 0 K: 2 S: 7 H: 0 LOB: 0 BB: 0 P: 7	R: 1 E: 1 K: 0 S: 5 H: 2 LOB: 2 BB: 0 P: 5	1B: 7 2B: 1 3B: 0 HR: 0 SF: 0 SAC: 0 DP: 2 HBP: 0						

TOP

Milwaukee Braves @ St. Louis Cardinals

Sportsman's Park, St. Louis, MO

Tue Jul 03 1962, 8:05 PM EDT

Unknown

livebaseballscorecards.com

AB	35
R	5
H	8
RBI	2
BB	1
SO	6
LOB	17

WP: 1 PB: 0 SB: 0 CS: 1 PA: 37

PITCHER		IP	WLS	BF	H	R	ER	SO	BB	IBB	HBP	BLK	WP	HR	S	P	ERA	WHIP
Ray Washburn, R ERA: 4.58	(1, 1)	6.2	W	27	6	4	2	4	1	0	0	0	1	0	34	38	2.70	1.050
Lindy McDaniel, R ERA: 2.18	(7, 1)	2.1	S	9	2	1	0	2	0	0	0	0	0	0	13	13	0.00	0.857

PITCHER	IP	WLS	BF	H	R	ER	SO	BB	IBB	HBP	BLK	WP	HR	S	P	ERA	WHIP

Batter	1	2	3	4	5	6	7	8	9	AB	R	H	RBI	BB	SO	LOB
Curt Flood, R (1, 8) OBP: 0.349, SLG: 0.431	L1		BB, 1B		6-3	2-H, 2B				4	0	2	1	0	0	1
Julian Javier, R (1, 4) OBP: 0.315, SLG: 0.340	P4		SSS, K		F7	P6				4	0	0	0	0	1	3
Bill White, L (1, 3) OBP: 0.354, SLG: 0.476	F8		BBB, 1-2, G4-6-3, BB			HR	3-1			3	1	1	1	1	0	0
Stan Musial, L (1, 9) OBP: 0.393, SLG: 0.466 Bobby Gene Smith, R (8, 7) OBP: 0.275, SLG: 0.306		4-3	G4-6-3, 1-2f			3-1	4-3			4 0	0 0	0 0	0 0	0 0	0 0	2 0
Ken Boyer, R (1, 5) OBP: 0.381, SLG: 0.490		F7		F8		HR	4-3			4	1	1	1	0	0	0
Charlie James, R (1, 7) OBP: 0.337, SLG: 0.452 (8, 9)		1B, 1B, 1B		F8		SSS, K		4-3		4	1	1	0	0	1	0
Gene Oliver, R (1, 2) OBP: 0.368, SLG: 0.420 Jimmie Schaffer, R (9, 2) OBP: 0.333, SLG: 0.269		1B, 1-2, 1B		P5		1B, 2B, 1B		SSS, K		4 0	1 0	2 0	0 0	0 0	1 0	0 0
Julio Gotay, R (1, 6) OBP: 0.345, SLG: 0.333		1-2, 2-H, 1B			BBB, 4-3, BB	1-3, 2B, 1B		BBB, BB		2	1	2	1	2	0	0
Ray Washburn, R (1, 1) OBP: 0.310, SLG: 0.333 Lindy McDaniel, R (7, 1)		L9			4-3, 1-2	1-H, 3-H, 2B		4-3		3 1	1 0	1 0	2 0	0 0	0 0	3 1
Inning Stats	R: 0 E: 0 K: 0 S: 3 H: 0 LOB: 0 BB: 0 P: 3	R: 1 E: 0 K: 0 S: 6 H: 3 LOB: 2 BB: 0 P: 6	R: 0 E: 0 K: 1 S: 5 H: 1 LOB: 1 BB: 1 P: 9	R: 0 E: 0 K: 0 S: 3 H: 0 LOB: 0 BB: 0 P: 3	R: 0 E: 0 K: 0 S: 3 H: 0 LOB: 1 BB: 1 P: 7	R: 5 E: 0 K: 1 S: 11 H: 6 LOB: 1 BB: 0 P: 11	R: 0 E: 0 K: 0 S: 3 H: 0 LOB: 0 BB: 0 P: 3	R: 0 E: 0 K: 1 S: 5 H: 0 LOB: 1 BB: 1 P: 9		1B: 6 2B: 2 3B: 0 HR: 2 SF: 0 SAC: 0 DP: 1 HBP: 0				WP: 0 PB: 0 SB: 0 CS: 0 PA: 36		

PITCHER		IP	WLS	BF	H	R	ER	SO	BB	IBB	HBP	BLK	WP	HR	S	P	ERA	WHIP
Bob Shaw, R ERA: 2.41	(1, 1)	5.2	L	27	9	6	6	2	2	0	0	0	0	2	29	37	9.53	1.941
Cecil Butler, R ERA: 2.61	(6, 1)	0.1		2	1	0	0	0	0	0	0	0	0	0	2	2	0.00	3.000
Don Nottebart, R ERA: 4.01	(7, 1)	2.0		7	0	0	0	1	1	0	0	0	0	0	8	12	0.00	0.500

PITCHER	IP	WLS	BF	H	R	ER	SO	BB	IBB	HBP	BLK	WP	HR	S	P	ERA	WHIP

BOTTOM

Milwaukee Braves @ St. Louis Cardinals

Sportsman's Park, St. Louis, MO

Tue Jul 03 1962, 8:05 PM EDT

Unknown

livebaseballscorecards.com

AB	33
R	6
H	10
RBI	6
BB	3
SO	3
LOB	10

Milwaukee Braves @ St. Louis Cardinals

Sportsman's Park, St. Louis, MO

Tue Jul 03 1962, Postponed

Att. 28,953 - Unknown

TOP

livebaseballscorecards.com

Batter	1	2	3	4	5	6	7	8	9	AB	R	H	RBI	BB	SO	LOB
Amado Samuel, R (1, 6) OBP: 0.230, SLG: 0.222	P6		FC6-4 1B		WP 1B 1B 1-2 BB	P4		K		3	1	1	0	1	0	1
Gus Bell, L (8, PH) OBP: 0.266, SLG: 0.324										1	0	0	0	0	1	3
Jack Curtis, L (8, 1) OBP: 0.222, SLG: 0.176										0	0	0	0	0	0	0
Lew Burdette, R (9, 1) OBP: 0.242, SLG: 0.242										0	0	0	0	0	0	0
Lee Maye, L (1, 7) OBP: 0.290, SLG: 0.306	BB		FC6-4 1-2f		WP 1B 1-2 2-3 1B		P4		HR 2B	4	2	2	0	1	0	1
Eddie Mathews, L (1, 5) OBP: 0.368, SLG: 0.486	K			HR 3B	G5-3 BB 1-H 2-H 3-H 1B		6-3		2-H HR	5	2	3	4	0	1	1
Hank Aaron, R (1, 8) OBP: 0.388, SLG: 0.607	L6			HR 3-H	G5-3 1-2 BB		K		FC1-5 2B	4	1	2	2	1	1	1
Joe Adcock, R (1, 3) OBP: 0.329, SLG: 0.444		K	K	K	G5-3 1-2 2-3f			PB BB 1B	FC1-5 FC6-4 2-3	4	0	1	0	0	2	2
Tommie Aaron, R (8, PR) OBP: 0.277, SLG: 0.340 (8, 3)										1	0	0	0	0	0	1
Mack Jones, L (1, 9) OBP: 0.360, SLG: 0.436		K	1B		K			F5	K	5	0	1	0	0	3	3
Frank Bolling, R (1, 4) OBP: 0.324, SLG: 0.419		K	K	K		CS 1B BB		K	FC6-4 1-2f	4	0	0	0	1	3	3
Joe Torre, R (1, 2) OBP: 0.336, SLG: 0.317		K	K	F8		CS 1-2 1B		PB 1-2 BB		3	0	1	0	1	1	1
Tony Cloninger, R (1, 1) OBP: 0.071, SLG: 0.071		K			1B BB WP BB					0	0	0	0	0	0	0
Hank Fischer, R (2, 1)										2	1	0	0	1	2	2
Claude Raymond, R (7, 1)										0	0	0	0	0	0	0
Ken Aspromonte, R (8, PH) OBP: 0.325, SLG: 0.250										0	0	0	0	1	0	0
Roy McMillan, R (8, 6) OBP: 0.345, SLG: 0.367										0	0	0	0	0	0	0

	AB	36
	R	7
	H	11
	RBI	6
	BB	7
	SO	14
	LOB	19

Inning Stats										
	R: 0 E: 0 K: 1 S: 5	H: 0 LOB: 1 BB: 1 P: 9	R: 0 E: 0 K: 3 S: 9	H: 0 LOB: 0 BB: 0 P: 9	R: 0 E: 0 K: 2 S: 8	H: 1 LOB: 1 BB: 0 P: 8	R: 2 E: 0 K: 2 S: 10	H: 3 LOB: 1 BB: 0 P: 10	R: 3 E: 0 K: 1 S: 6	H: 2 LOB: 1 BB: 3 P: 18
	R: 0 E: 0 K: 1 S: 5	H: 1 LOB: 1 BB: 1 P: 9	R: 0 E: 0 K: 1 S: 5	H: 0 LOB: 0 BB: 0 P: 5	R: 0 E: 0 K: 2 S: 8	H: 1 LOB: 3 BB: 2 P: 16	R: 2 E: 0 K: 1 S: 8	H: 3 LOB: 1 BB: 0 P: 8		

	1B: 6	SF: 0	WP: 1	PA: 43
	2B: 2	SAC: 0	PB: 1	
	3B: 1	DP: 1	SB: 0	
	HR: 2	HBP: 0	CS: 2	

PITCHER		IP	WLS	BF	H	R	ER	SO	BB	IBB	HBP	BLK	WP	HR	S	P	ERA	WHIP
Bob Gibson, R ERA: 3.2	(1, 1)	4.0		21	6	5	5	8	3	0	0	0	1	1	34	46	11.25	2.250
Bob Duliba, R ERA:	(5, 1)	2.0		7	1	0	0	2	2	0	0	0	0	0	9	17	0.00	1.500
Bobby Shantz, L ERA: 1.72	(7, 1)	1.0		3	0	0	0	1	0	0	0	0	0	0	5	5	0.00	0.000
Don Ferrarese, L ERA: 3.38	(8, 1)	0.2		5	1	0	0	1	2	0	0	0	0	0	5	13	0.00	4.500
Larry Jackson, R ERA: 4.3	(8, 1)	0.1		1	0	0	0	1	0	0	0	0	0	0	3	3	0.00	0.000

PITCHER		IP	WLS	BF	H	R	ER	SO	BB	IBB	HBP	BLK	WP	HR	S	P	ERA	WHIP
Curt Simmons, L ERA: 3.14	(9, 1)	1.0	L	6	3	2	2	1	0	0	0	0	0	1	8	8	18.00	3.000

Batter	1	2	3	4	5	6	7	8	9	AB	R	H	RBI	BB	SO	LOB
Curt Flood, R (1, 8) OBP: 0.345, SLG: 0.427	6-3		F8			K	FC6-4 1-2f			4	0	0	0	0	1	2
Julian Javier, R (1, 4) OBP: 0.311, SLG: 0.336	6-3			L8			K	6-3		4	0	0	0	0	1	0
Bill White, L (1, 3) OBP: 0.350, SLG: 0.469	F8			K			G3	F9		4	0	0	0	0	1	0
Ken Boyer, R (1, 5) OBP: 0.382, SLG: 0.488		3-1		F9			1B 1B BB	BB		3	1	1	0	1	0	0
Carl Sawatski, L (1, 2) OBP: 0.405, SLG: 0.524 Gene Oliver, R (8, PH) OBP: 0.366, SLG: 0.417 Curt Simmons, L (9, 1) OBP: 0.282, SLG: 0.235		F9			K		1B 1B 1-2 BB	G3		2 1 0	1 0 0	0 0 0	0 0 0	1 0 0	1 0 0	0 1 0
Charlie James, R (1, 9) OBP: 0.335, SLG: 0.447		P4			K		1B HR 1-3 2-H 1B		P4	4	1	1	1	0	1	0
Bobby Gene Smith, R (1, 7) OBP: 0.283, SLG: 0.307			BB		4-3		HR 1-2 3-H 1B		P4	3	1	1	1	1	0	0
Julio Gotay, R (1, 6) OBP: 0.342, SLG: 0.330 Fred Whitfield, L (7, PH) OBP: 0.373, SLG: 0.571 Dal Maxvill, R (8, 6) OBP: 0.244, SLG: 0.231			F9		4-3		HR 1-H 2-H		5-3	2 1 1	0 1 0	0 1 0	0 3 0	0 0 0	0 0 0	1 0 0
Bob Gibson, R (1, 1) OBP: 0.325, SLG: 0.257 Bob Duliba, R (5, 1) Red Schoendienst, S (6, PH) OBP: 0.410, SLG: 0.474 Bobby Shantz, R (7, 1) Doug Clemens, L (7, PH) OBP: 0.368, SLG: 0.304 Don Ferrarese, R (8, 1) OBP: 0.500, SLG: 1.250 Larry Jackson, R (8, 1) OBP: 0.271, SLG: 0.256 Jimmie Schaffer, R (9, 2) OBP: 0.333, SLG: 0.269			K			F7	FC6-4 BB			1 0 1 0 0 0 0 0	0 0 0 0 0 0 0 0	0 0 0 0 0 0 0 0	0 0 0 0 1 0 0 0	0 0 0 0 0 0 0 0	1 0 0 0 0 0 0 0	1 0 0 0 0 0 0 0
Inning Stats	R: 0 E: 0 K: 0 S: 3 H: 0 LOB: 0 BB: 0 P: 3	R: 0 E: 0 K: 0 S: 3 H: 0 LOB: 0 BB: 0 P: 3	R: 0 E: 0 K: 1 S: 5 H: 0 LOB: 1 BB: 1 P: 9	R: 0 E: 0 K: 1 S: 5 H: 0 LOB: 0 BB: 0 P: 5	R: 0 E: 0 K: 2 S: 7 H: 0 LOB: 0 BB: 0 P: 7	R: 0 E: 0 K: 1 S: 5 H: 0 LOB: 0 BB: 0 P: 5	R: 5 E: 0 K: 1 S: 9 H: 4 LOB: 1 BB: 2 P: 17	R: 0 E: 0 K: 0 S: 3 H: 0 LOB: 1 BB: 1 P: 7	R: 0 E: 0 K: 0 S: 3 H: 0 LOB: 0 BB: 0 P: 3	1B: 3 2B: 0 3B: 0 HR: 1	SF: 0 SAC: 0 DP: 0 HBP: 0			WP: 0 PB: 0 SB: 0 CS: 0		PA: 35	

PITCHER		IP	WLS	BF	H	R	ER	SO	BB	IBB	HBP	BLK	WP	HR	S	P	ERA	WHIP
Tony Cloninger, R ERA: 5.06	(1, 1)	1.0		3	0	0	0	0	0	0	0	0	0	0	3	3	0.00	0.000
Hank Fischer, R ERA: 3.86	(2, 1)	5.2		22	3	4	4	6	2	0	0	0	0	0	32	40	6.35	0.882
Claude Raymond, R ERA: 2.08	(7, 1)	0.1		3	1	1	1	0	1	0	0	0	0	1	2	6	27.00	6.000
Jack Curtis, L ERA: 3.7	(8, 1)	1.0	W	4	0	0	0	0	1	0	0	0	0	0	3	7	0.00	1.000
Lew Burdette, R ERA: 4.35	(9, 1)	1.0	S	3	0	0	0	0	0	0	0	0	0	0	3	3	0.00	0.000

PITCHER	IP	WLS	BF	H	R	ER	SO	BB	IBB	HBP	BLK	WP	HR	S	P	ERA	WHIP

BOTTOM

Milwaukee Braves @ St. Louis Cardinals

Sportsman's Park, St. Louis, MO

Tue Jul 03 1962, Postponed
Att. 28,953 - Unknown

livebaseballscorecards.com

AB	31
R	5
H	4
RBI	5
BB	4
SO	6
LOB	5

Batter	1	2	3	4	5	6	7	8	9	AB	R	H	RBI	BB	SO	LOB
Roy McMillan, R (1, 6) OBP: 0.340, SLG: 0.361	F8		6-3		F7			1-3		4	0	0	0	0	0	1
Ken Aspromonte, R (1, 4) OBP: 0.364, SLG: 0.286	F7			2-3, 1B		G4-6-3, HBP		1B		3	0	2	0	0	0	0
Amado Samuel, R (8, PR) OBP: 0.230, SLG: 0.222										0	0	0	0	0	0	0
Eddie Mathews, L (1, 5) OBP: 0.367, SLG: 0.480	BB			2-3 1-2		G4-6-3 1-2f		3-1		3	0	0	0	1	0	3
Hank Aaron, R (1, 8) OBP: 0.387, SLG: 0.601	F8			BB		F6			5-3	3	0	0	0	1	0	1
Joe Adcock, R (1, 3) OBP: 0.327, SLG: 0.437		F7		K			F4		FC6, BB	3	0	0	0	1	1	2
Tommie Aaron, R (9, PR) OBP: 0.277, SLG: 0.340										0	0	0	0	0	0	0
Lee Maye, L (1, 7) OBP: 0.274, SLG: 0.288		F9		L9			F5		FC6 1-2f	4	0	0	0	0	0	3
Del Crandall, R (1, 2) OBP: 0.333, SLG: 0.393		F7			L5		BB		F6	3	0	0	0	1	0	1
Mack Jones, L (1, 9) OBP: 0.357, SLG: 0.432			F8		3-1		1-3			3	0	0	0	0	0	1
Warren Spahn, L (1, 1) OBP: 0.277, SLG: 0.279			6-3		1B			F5		3	0	1	0	0	0	0
Inning Stats	R: 0 H: 0 E: 0 LOB: 1 K: 0 BB: 1 S: 3 P: 7	R: 0 H: 0 E: 0 LOB: 0 K: 0 BB: 0 S: 3 P: 3	R: 0 H: 0 E: 0 LOB: 0 K: 0 BB: 0 S: 3 P: 3	R: 0 H: 1 E: 0 LOB: 2 K: 1 BB: 1 S: 6 P: 10	R: 0 H: 1 E: 0 LOB: 1 K: 0 BB: 0 S: 4 P: 4	R: 0 H: 0 E: 0 LOB: 0 K: 0 BB: 0 S: 2 P: 3	R: 0 H: 0 E: 0 LOB: 1 K: 0 BB: 1 S: 3 P: 7	R: 0 H: 1 E: 0 LOB: 1 K: 0 BB: 0 S: 4 P: 4	R: 0 H: 0 E: 0 LOB: 1 K: 0 BB: 1 S: 3 P: 7	1B: 3 SF: 0 2B: 0 SAC: 0 3B: 0 DP: 1 HR: 0 HBP: 1						

TOP

Milwaukee Braves @ St. Louis Cardinals

Sportsman's Park, St. Louis, MO

Wed Jul 04 1962, 8:05 PM EDT

Att. 12,204 - Unknown

livebaseballscorecards.com

AB	29
R	0
H	3
RBI	0
BB	4
SO	1
LOB	12

PITCHER		IP	WLS	BF	H	R	ER	SO	BB	IBB	HBP	BLK	WP	HR	S	P	ERA	WHIP
Ernie Broglio, R ERA: 3.3	(1, 1)	9.0	W	34	3	0	0	1	4	0	1	0	0	0	31	48	0.00	0.778

PITCHER	IP	WLS	BF	H	R	ER	SO	BB	IBB	HBP	BLK	WP	HR	S	P	ERA	WHIP

Batter	1	2	3	4	5	6	7	8	9	AB	R	H	RBI	BB	SO	LOB
Curt Flood, R (1, 8) OBP: 0.344, SLG: 0.427	4-3		F9			1B 2B	F6			4	1	1	0	0	0	2
Julian Javier, R (1, 4) OBP: 0.313, SLG: 0.336	5-3			5-3		BBBB 1B BB		FC4-6 1B		3	0	1	0	1	0	0
Bill White, L (1, 3) OBP: 0.345, SLG: 0.463	6-3			4-3		F2		P1		4	0	0	0	0	0	3
Ken Boyer, R (1, 5) OBP: 0.387, SLG: 0.500		HR		BBBB BB		S 1-3 2-H 1B		FC4-6 1-2f		3	1	2	2	1	0	1
Charlie James, R (1, 9) OBP: 0.327, SLG: 0.436		F4		4-3		F8 1-2		F7		4	0	0	0	0	0	4
Bobby Gene Smith, R (1, 7) OBP: 0.293, SLG: 0.317		G4-6-3 1B	F7				1B			3	0	2	0	0	0	0
Gene Oliver, R (1, 2) OBP: 0.361, SLG: 0.410		G4-6-3 1-2f	F8				F7			3	0	0	0	0	0	2
Jimmie Schaffer, R (9, 2) OBP: 0.333, SLG: 0.269										0	0	0	0	0	0	0
Julio Gotay, R (1, 6) OBP: 0.338, SLG: 0.326			F8		1-3		F8			3	0	0	0	0	0	1
Ernie Broglio, R (1, 1) OBP: 0.179, SLG: 0.148			F8			F8	1-2 1B			3	0	1	0	0	0	0
Inning Stats	R: 0 H: 0 E: 0 LOB: 0 K: 0 BB: 0 S: 3 P: 3	R: 1 H: 2 E: 0 LOB: 0 K: 0 BB: 0 S: 4 P: 4	R: 0 H: 0 E: 0 LOB: 0 K: 0 BB: 0 S: 3 P: 3	R: 0 H: 0 E: 0 LOB: 1 K: 0 BB: 1 S: 3 P: 7	R: 0 H: 0 E: 0 LOB: 0 K: 0 BB: 0 S: 3 P: 3	R: 1 H: 2 E: 0 LOB: 2 K: 0 BB: 1 S: 5 P: 9	R: 0 H: 2 E: 0 LOB: 2 K: 0 BB: 0 S: 5 P: 5	R: 0 H: 1 E: 0 LOB: 1 K: 0 BB: 0 S: 4 P: 4		1B: 5 SF: 0 2B: 1 SAC: 0 3B: 0 DP: 1 HR: 1 HBP: 0				WP: 0 PA: 32 PB: 0 SB: 1 CS: 0		

PITCHER	IP	WLS	BF	H	R	ER	SO	BB	IBB	HBP	BLK	WP	HR	S	P	ERA	WHIP
Warren Spahn, L (1, 1) ERA: 3.21	8.0	L	32	7	2	2	0	2	0	0	0	0	1	30	38	2.25	1.125

PITCHER	IP	WLS	BF	H	R	ER	SO	BB	IBB	HBP	BLK	WP	HR	S	P	ERA	WHIP

BOTTOM

Milwaukee Braves @ St. Louis Cardinals

Sportsman's Park, St. Louis, MO

Wed Jul 04 1962, 8:05 PM EDT

Att. 12,204 - Unknown

livebaseballscorecards.com

AB	30
R	2
H	7
RBI	2
BB	2
SO	0
LOB	13

Batter	1	2	3	4	5	6	7	8	9	AB	R	H	RBI	BB	SO	LOB
Curt Flood, R (1, 8) OBP: 0.345, SLG: 0.427	S S S 0-3 K	x 0-0 1-2 2-3 1B		x 0-0 6-3			x 0-0 G6-4-3 1-3 1B		x 0-0 6-3	5	0	2	0	0	1	1
Julian Javier, R (1, 4) OBP: 0.315, SLG: 0.345	B B B B 4-0 BB BB	x 0-0 F8			S S S 0-3 K		x 0-0 G6-4-3 1-2f 3-H		x 0-0 2-H HR	4	1	1	2	1	1	4
Bill White, L (1, 3) OBP: 0.346, SLG: 0.460	B B B B 4-0 1-2 BB		x 0-0 F8		x 0-0 3-1		x 0-0 1B		x 0-0 G3	4	0	1	0	1	0	0
Stan Musial, L (1, 7) OBP: 0.391, SLG: 0.459	x 0-0 F7		B B B B 4-0 FC4-6 HBP BB		x 0-0 2-3		x 0-0 F9			3	0	0	0	1	0	3
Ken Boyer, R (1, 5) OBP: 0.385, SLG: 0.495	x 0-0 6-3		H 1-0 1-2 FC4-6 HBP			x 0-0 P4		x 0-0 6-3		3	0	0	0	0	0	2
Carl Sawatski, L (1, 2) OBP: 0.401, SLG: 0.514		B B B B 4-0 1B 1B BB	x 0-0 1-2f 2-3 FC4-6			x 0-0 4-1		S S S 0-3 K		3	0	0	0	1	1	2
Charlie James, R (1, 9) OBP: 0.326, SLG: 0.432		x 0-0 F7	x 0-0 P3			x 0-0 1B		S S S 0-3 K		4	0	1	0	0	1	3
Julio Gotay, R (1, 6) OBP: 0.341, SLG: 0.329		x 0-0 1-2 1B 1B		x 0-0 4-3		x 0-0 4-1			x 0-0 3-1 HR 1B	4	1	2	0	0	0	1
Ray Sadecki, L (1, 1) OBP: 0.094, SLG: 0.188 Bob Duliba, R (3, 1) Red Schoendienst, S (7, PH) OBP: 0.417, SLG: 0.481 Bobby Shantz, R (7, 1) Fred Whitfield, L (9, PH) OBP: 0.367, SLG: 0.561		S S S 0-3 K		S S S 0-3 K			x 0-0 1B G6-4-3 1B		x 0-0 1-2 3-1	1 1 1 0 1	0 0 1 0 0	0 0 1 0 0	0 0 0 0 0	0 0 0 0 0	1 1 0 0 0	2 0 0 0 1
Inning Stats	R: 0 E: 0 K: 1 S: 5 H: 0 LOB: 2 BB: 2 P: 13	R: 0 E: 0 K: 1 S: 7 H: 2 LOB: 3 BB: 1 P: 11	R: 0 E: 0 K: 0 S: 3 H: 0 LOB: 2 BB: 1 P: 8	R: 0 E: 0 K: 1 S: 5 H: 0 LOB: 0 BB: 0 P: 5	R: 0 E: 0 K: 1 S: 5 H: 0 LOB: 0 BB: 0 P: 5	R: 0 E: 0 K: 0 S: 4 H: 1 LOB: 1 BB: 0 P: 4	R: 1 E: 0 K: 0 S: 5 H: 3 LOB: 1 BB: 0 P: 5	R: 0 E: 0 K: 2 S: 7 H: 0 LOB: 0 BB: 0 P: 7	R: 2 E: 0 K: 0 S: 5 H: 2 LOB: 0 BB: 0 P: 5	1B: 7 2B: 0 3B: 0 HR: 1	SF: 0 SAC: 0 DP: 1 HBP: 1						

PITCHER	IP	WLS	BF	H	R	ER	SO	BB	IBB	HBP	BLK	WP	HR	S	P	ERA	WHIP
Roger Craig, R (1, 1) ERA: 4.69	9.0	W	39	8	3	3	6	4	0	1	0	0	1	46	63	3.00	1.333

PITCHER	IP	WLS	BF	H	R	ER	SO	BB	IBB	HBP	BLK	WP	HR	S	P	ERA	WHIP

TOP

St. Louis Cardinals @ New York Mets

Polo Grounds, New York, NY

Fri Jul 06 1962, 7:05 PM EDT

Att. 14,515 - Unknown

livebaseballscorecards.com

AB	34
R	3
H	8
RBI	2
BB	4
SO	6
LOB	19

WP: 0 PA: 39
PB: 0
SB: 0
CS: 0

Batter	1	2	3	4	5	6	7	8	9	AB	R	H	RBI	BB	SO	LOB
Elio Chacon, R (1, 6) OBP: 0.355, SLG: 0.289	B B B B 4-0 G3 BB	x 0-0 ③ F9		x 0-0 ② 4-3		x 0-0 ② 6-3		x 0-0 E6 1B FC1-5 HR 3-H		4	1	0	0	1	0	3
Joe Christopher, R (1, 8) OBP: 0.270, SLG: 0.339	x 0-0 ① G3 1-2		x 0-0 ① 6-3	x 0-0 2B		x 0-0 ③ P3		x 0-0 ① FC1-5 1B HR 1-2 2-3f		5	1	1	0	0	0	3
Cliff Cook, R (1, 9) OBP: 0.256, SLG: 0.351 Jim Hickman, R (8, 9) OBP: 0.341, SLG: 0.443	S S S 0-3 ② K		x 0-0 1B WP 1B	x 0-0 ③ F7			x 0-0 ① F7	x 0-0 HR 1-2 2-3 1B		4 1	1 1	1 1	0 0	0 0	1 0	2 0
Frank Thomas, R (1, 7) OBP: 0.361, SLG: 0.517 Rod Kanehl, R (8, 7) OBP: 0.316, SLG: 0.378	S S S 0-3 ③ K		x 0-0 WP PB 2B 1-3 1B		S S S 0-3 ① K		x 0-0 ② 1-3	x 0-0 HR 1-H 2-H 3-H		4 1	1 1	1 1	0 4	0 0	2 0	1 0
Charlie Neal, R (1, 4) OBP: 0.337, SLG: 0.389		x 0-0 ① F8	x 0-0 ② F2 1-2		x 0-0 HR		x 0-0 S 1B	x 0-0 5-3		5	1	2	1	0	0	2
Gil Hodges, R (1, 3) OBP: 0.344, SLG: 0.527		x 0-0 HR	I I I I 4-0 2B 2-3 3-H IBB		x 0-0 ② 4-3		S S S 0-3 ③ K 1-2	x 0-0 ③ F9		4	1	1	1	1	1	1
Felix Mantilla, R (1, 5) OBP: 0.325, SLG: 0.403		x 0-0 1B 1B	x 0-0 1-3 3-H 2B		x 0-0 1B			x 0-0 1B SH 1B		4	1	4	1	0	0	0
Chris Cannizzaro, R (1, 2) OBP: 0.355, SLG: 0.224		x 0-0 1-3 1B	x 0-0 ③ F8		x 0-0 ③ F9			x 0-0 SH 1-3 E 1B		4	1	2	0	0	0	3
Roger Craig, R (1, 1) OBP: 0.135, SLG: 0.059		S S S 0-3 ② K		x 0-0 ① 6-3		S S S 0-3 ① K		x 0-0 SH FC1-5 1-3 3-H		3	0	0	0	0	2	2
Inning Stats	R: 0 E: 0 K: 2 S: 7 H: 0 LOB: 1 BB: 1 P: 11	R: 1 E: 0 K: 1 S: 8 H: 3 LOB: 2 BB: 0 P: 8	R: 2 E: 0 K: 0 S: 6 H: 3 LOB: 2 BB: 1 P: 10	R: 0 E: 0 K: 0 S: 4 H: 1 LOB: 1 BB: 0 P: 4	R: 1 E: 0 K: 1 S: 7 H: 2 LOB: 1 BB: 0 P: 7	R: 0 E: 0 K: 1 S: 5 H: 0 LOB: 0 BB: 0 P: 5	R: 0 E: 0 K: 1 S: 6 H: 1 LOB: 1 BB: 0 P: 6	R: 6 E: 2 K: 0 S: 9 H: 4 LOB: 0 BB: 0 P: 9		1B: 9 2B: 2 3B: 0 HR: 3 SF: 0 SAC: 1 DP: 0 HBP: 0					WP: 1 PB: 1 SB: 1 CS: 0 PA: 42	

PITCHER		IP	WLS	BF	H	R	ER	SO	BB	IBB	HBP	BLK	WP	HR	S	P	ERA	WHIP
Ray Sadecki, L ERA: 5.44	(1, 1)	2.2	L	16	6	3	3	3	1	1	0	0	1	1	20	28	10.12	2.625
Bob Duliba, R ERA: 1.69	(3, 1)	3.1		13	3	1	1	2	0	0	0	0	0	1	17	17	2.70	0.900
Bobby Shantz, L ERA: 1.84	(7, 1)	2.0		13	5	6	1	1	0	0	0	0	0	1	15	15	4.50	2.500

PITCHER	IP	WLS	BF	H	R	ER	SO	BB	IBB	HBP	BLK	WP	HR	S	P	ERA	WHIP

BOTTOM

St. Louis Cardinals @ New York Mets

Polo Grounds, New York, NY

Fri Jul 06 1962, 7:05 PM EDT

Att. 14,515 - Unknown

livebaseballscorecards.com

AB	39
R	10
H	14
RBI	7
BB	2
SO	6
LOB	17

St. Louis Cardinals @ New York Mets

Polo Grounds, New York, NY

Sat Jul 07 1962, 3:33 AM EDT

Unknown

TOP

livebaseballscorecards.com

Batter	1	2	3	4	5	6	7	8	9	AB	R	H	RBI	BB	SO	LOB
Curt Flood, R (1, 8) OBP: 0.343, SLG: 0.432	F8		E6 F8 1B 1-2		F9	F7			HR	5	2	1	1	0	0	4
Julian Javier, R (1, 4) OBP: 0.313, SLG: 0.346	2B		F8 1-2 2-3		K		6-3		K	5	0	1	0	0	2	2
Bobby Gene Smith, R (1, 7) OBP: 0.281, SLG: 0.303	6-3		P6		6-3		F9		K	5	0	0	0	0	1	3
Ken Boyer, R (1, 5) OBP: 0.385, SLG: 0.494	F9		2-H 3-H 1B			FC1-5 1B 1B	F7		K	5	0	2	2	0	1	1
Charlie James, R (1, 9) OBP: 0.324, SLG: 0.428		5-3	L3			1-2 FC1-5 1B 1B		K		4	1	1	0	0	1	1
Bill White, L (1, 3) OBP: 0.348, SLG: 0.460		1B 1B		1B		FC1-5 1B 1-2 2-3f		P6		4	0	2	0	0	0	2
Jimmie Schaffer, R (1, 2) OBP: 0.364, SLG: 0.310		G5-4-3 1-2 1B		K		IBB 1-3 2-H 1B		BB FC9-2-5 1B		3	0	2	1	0	1	1
Stan Musial, L (8, PH) OBP: 0.393, SLG: 0.462										1	0	1	0	0	0	0
Dal Maxvill, R (8, PR) OBP: 0.244, SLG: 0.231										0	0	0	0	0	0	0
(8, 6)																
Julio Gotay, R (1, 6) OBP: 0.341, SLG: 0.326		G5-4-3 1-2f		P6		IBB 1-2		BB 1-2		2	0	0	0	1	0	3
Carl Sawatski, L (8, PH) OBP: 0.404, SLG: 0.514										0	0	0	0	1	0	0
(8, 2)																
Larry Jackson, R (1, 1) OBP: 0.275, SLG: 0.261			F8 E 1B 1B	5-3		K		FC9-2-5 2-3f		3	1	1	0	0	1	4
Lindy McDaniel, R (7, 1)										0	0	0	0	0	0	0
Red Schoendienst, S (8, PH) OBP: 0.412, SLG: 0.475										1	0	0	0	0	0	2
Curt Simmons, L (8, 1) OBP: 0.282, SLG: 0.235										0	0	0	0	0	0	0
Ernie Broglio, R (9, 1) OBP: 0.179, SLG: 0.148										0	0	0	0	0	0	0
Inning Stats	R: 0 E: 0 K: 0 S: 4 H: 1 LOB: 1 BB: 0 P: 4	R: 0 E: 0 K: 0 S: 4 H: 2 LOB: 1 BB: 0 P: 4	R: 2 E: 1 K: 0 S: 6 H: 2 LOB: 1 BB: 0 P: 6	R: 0 E: 0 K: 1 S: 6 H: 1 LOB: 1 BB: 0 P: 6	R: 0 E: 0 K: 1 S: 5 H: 0 LOB: 0 BB: 0 P: 5	R: 1 E: 0 K: 1 S: 8 H: 3 LOB: 3 BB: 1 P: 12	R: 0 E: 0 K: 0 S: 3 H: 0 LOB: 0 BB: 0 P: 3	R: 0 E: 0 K: 1 S: 6 H: 1 LOB: 2 BB: 1 P: 10	R: 1 E: 0 K: 3 S: 10 H: 1 LOB: 0 BB: 0 P: 10	1B: 9 2B: 1 3B: 0 HR: 1 SF: 0 SAC: 0 DP: 1 HBP: 0						

	AB	38
	R	4
	H	11
	RBI	4
	BB	2
	SO	7
	LOB	23

WP: 0 PB: 0 SB: 0 CS: 0 PA: 40

PITCHER		IP	WLS	BF	H	R	ER	SO	BB	IBB	HBP	BLK	WP	HR	S	P	ERA	WHIP
Al Jackson, L ERA: 4.4	(1, 1)	7.0		31	9	3	1	3	0	1	0	0	0	0	36	40	1.29	1.286
Ray Daviault, R ERA: 6.03	(8, 1)	2.0	W	9	2	1	1	4	1	0	0	0	0	1	16	20	4.50	1.500

PITCHER		IP	WLS	BF	H	R	ER	SO	BB	IBB	HBP	BLK	WP	HR	S	P	ERA	WHIP

St. Louis Cardinals @ New York Mets

Polo Grounds, New York, NY

Sat Jul 07 1962, 3:33 AM EDT

Unknown

BOTTOM

Batter	1	2	3	4	5	6	7	8	9	AB	R	H	RBI	BB	SO	LOB
Richie Ashburn, L (1, 9) OBP: 0.415, SLG: 0.446	G3		6-3		P6		SF7 1-2 3-H			3	0	0	1	0	0	0
Felix Mantilla, R (1, 5) (1, 4) OBP: 0.324, SLG: 0.400	F9		FC4-6 1B			F7 S S S	K			4	0	1	0	0	1	2
Gene Woodling, L (1, 7) OBP: 0.390, SLG: 0.411	B B B B BB		FC4-6 1-2f			G3		F9		3	0	0	0	1	0	1
Sammy Taylor, L (1, 2) OBP: 0.318, SLG: 0.320	1-3		1-3			HR		P6		4	1	1	1	0	0	2
Charlie Neal, R (1, 4) OBP: 0.337, SLG: 0.389		4-3		K 1B		6-3		P3		0	0	0	0	0	0	0
Rod Kanehl, R (1, 5) OBP: 0.313, SLG: 0.372										4	0	1	0	0	0	0
Joe Christopher, R (1, 8) OBP: 0.286, SLG: 0.348	B B B B 1B BB			1-2 K 1B			S S S K		HR 1B	3	1	2	0	1	1	0
Gil Hodges, R (1, 3) OBP: 0.341, SLG: 0.518	F9		S S S 1-2 2-3 K				BB 1B		F7	4	1	1	0	0	1	4
Elio Chacon, R (1, 6) OBP: 0.358, SLG: 0.291					4-3		B B B B 1B 1-2 SF7 BB		1-H HR	2	1	1	0	1	0	0
Marv Throneberry, L (9, PH) OBP: 0.303, SLG: 0.350										1	1	1	2	0	0	0
Al Jackson, L (1, 1) OBP: 0.128, SLG: 0.108		S S S K								2	0	0	0	0	1	2
Frank Thomas, R (7, PH) OBP: 0.363, SLG: 0.519										1	0	1	1	0	0	0
Jim Hickman, R (7, PR) OBP: 0.341, SLG: 0.443										0	0	0	0	0	0	0
Ray Daviault, R (8, 1)										0	0	0	0	0	0	0
Inning Stats	R: 0 E: 0 K: 0 S: 3 H: 0 LOB: 1 BB: 1 P: 7	R: 0 E: 0 K: 1 S: 6 H: 1 LOB: 2 BB: 1 P: 10	R: 0 E: 0 K: 0 S: 4 H: 1 LOB: 1 BB: 0 P: 4	R: 0 E: 0 K: 1 S: 5 H: 2 LOB: 1 BB: 0 P: 5	R: 0 E: 0 K: 0 S: 3 H: 0 LOB: 0 BB: 0 P: 3	R: 1 E: 0 K: 0 S: 4 H: 1 LOB: 0 BB: 0 P: 4	R: 2 E: 0 K: 2 S: 9 H: 2 LOB: 2 BB: 1 P: 13	R: 0 E: 0 K: 0 S: 3 H: 0 LOB: 0 BB: 0 P: 3	R: 2 E: 0 K: 0 S: 3 H: 2 LOB: 0 BB: 0 P: 3	1B: 7 2B: 0 3B: 0 HR: 2 SF: 1 SAC: 0 DP: 0 HBP: 0						

	AB	31
	R	5
	H	9
	RBI	5
	BB	3
	SO	4
	LOB	11

WP: 0 PA: 35
PB: 0
SB: 0
CS: 0

livebaseballscorecards.com

PITCHER		IP	WLS	BF	H	R	ER	SO	BB	IBB	HBP	BLK	WP	HR	S	P	ERA	WHIP
Larry Jackson, R ERA: 4.3	(1, 1)	6.1		27	7	3	3	3	3	0	0	0	0	1	30	42	4.26	1.579
Lindy McDaniel, R ERA: 2.15	(7, 1)	0.2		2	0	0	0	1	0	0	0	0	0	0	4	4	0.00	0.000
Curt Simmons, L ERA: 3.2	(8, 1)	1.0		4	1	1	1	0	0	0	0	0	0	0	4	4	9.00	1.000
Ernie Broglio, R ERA: 3.39	(9, 1)	0.1	L	2	1	1	1	0	0	0	0	0	0	1	2	2	27.00	3.000

PITCHER		IP	WLS	BF	H	R	ER	SO	BB	IBB	HBP	BLK	WP	HR	S	P	ERA	WHIP

Batter	1	2	3	4	5	6	7	8	9	AB	R	H	RBI	BB	SO	LOB
Curt Flood, R (1, 8) OBP: 0.339, SLG: 0.427	6-3		1-3		4-3		F8			4	0	0	0	0	0	0
Red Schoendienst, S (1, 4) OBP: 0.404, SLG: 0.464	1B		F9		G3			F9		4	0	1	0	0	0	0
Julian Javier, R (8, 4) OBP: 0.313, SLG: 0.346										0	0	0	0	0	0	0
Bill White, L (1, 3) OBP: 0.347, SLG: 0.458	F9			F8		BB 1B		3-1		4	0	1	0	0	0	1
Stan Musial, L (1, 7) OBP: 0.395, SLG: 0.476	P4			HR 1B		F9		HR		4	2	2	1	0	0	2
Bobby Gene Smith, R (8, 7) OBP: 0.281, SLG: 0.303										0	0	0	0	0	0	0
Ken Boyer, R (1, 5) OBP: 0.389, SLG: 0.503		5-3		1-H HR	BBBB	1-2 FC6-4 BB		BBBB CS BB		2	1	1	2	2	0	0
Charlie James, R (1, 9) OBP: 0.322, SLG: 0.420		6-3		6-3		F9		1-2 CS	BBBB FC3-6 BB	3	0	0	0	1	0	2
Gene Oliver, R (1, 2) OBP: 0.360, SLG: 0.405		E5 FC6-*4*	BBBB	4-0 BB		1-2f FC6-4			FC3-6 SH1-*3*	2	0	0	0	1	0	2
Jimmie Schaffer, R (6, 2) OBP: 0.353, SLG: 0.300									1-2f	1	0	0	0	0	0	1
Julio Gotay, R (1, 6) OBP: 0.337, SLG: 0.322		1-2f FC6-4		P3			SSS K		1-2 SH1-3	3	0	0	0	0	1	2
Ray Washburn, R (1, 1) OBP: 0.273, SLG: 0.290			1-3		G3		6-3		SSS K	4	0	0	0	0	1	1
Lindy McDaniel, R (9, 1)										0	0	0	0	0	0	0
Inning Stats	R: 0 E: 0 K: 0 S: 4 H: 1 LOB: 1 BB: 0 P: 4	R: 0 E: 1 K: 0 S: 4 H: 0 LOB: 1 BB: 0 P: 4	R: 0 E: 0 K: 0 S: 3 H: 0 LOB: 0 BB: 0 P: 3	R: 2 E: 0 K: 0 S: 5 H: 2 LOB: 1 BB: 1 P: 9	R: 0 E: 0 K: 0 S: 3 H: 0 LOB: 0 BB: 0 P: 3	R: 0 E: 0 K: 0 S: 4 H: 1 LOB: 2 BB: 1 P: 8	R: 0 E: 0 K: 1 S: 5 H: 0 LOB: 0 BB: 0 P: 5	R: 1 E: 0 K: 0 S: 3 H: 1 LOB: 0 BB: 1 P: 7	R: 0 E: 0 K: 1 S: 5 H: 0 LOB: 1 BB: 1 P: 9	1B: 3 2B: 0 3B: 0 HR: 2 SF: 0 SAC: 1 DP: 0 HBP: 0						

TOP

St. Louis Cardinals @ New York Mets

Polo Grounds, New York, NY

Sat Jul 07 1962, 3:38 AM EDT

Att. 16,530 - Unknown

livebaseballscorecards.com

AB	31
R	3
H	5
RBI	3
BB	4
SO	2
LOB	11

PITCHER		IP	WLS	BF	H	R	ER	SO	BB	IBB	HBP	BLK	WP	HR	S	P	ERA	WHIP
Craig Anderson, R ERA: 4.32	(1, 1)	9.0	L	36	5	3	3	2	4	0	0	0	0	2	36	52	3.00	1.000

PITCHER	IP	WLS	BF	H	R	ER	SO	BB	IBB	HBP	BLK	WP	HR	S	P	ERA	WHIP

Batter	1	2	3	4	5	6	7	8	9	AB	R	H	RBI	BB	SO	LOB
Richie Ashburn, L (1, 9) OBP: 0.407, SLG: 0.435	F9		F7		4-3			P6		4	0	0	0	0	0	1
Rod Kanehl, R (1, 5) OBP: 0.310, SLG: 0.366	5-3		F8			FC3-6, 1B		F8		4	0	1	0	0	0	0
Felix Mantilla, R (1, 4) OBP: 0.319, SLG: 0.393	6-3			F8		FC3-6 1-2f		F8		4	0	0	0	0	0	1
Frank Thomas, R (1, 7) OBP: 0.361, SLG: 0.515		1-3		1B		L6			F3	4	0	1	0	0	0	1
Sammy Taylor, L (1, 2) OBP: 0.317, SLG: 0.338		HR		F7		F3			F8	4	1	1	1	0	0	2
Marv Throneberry, L (1, 3) OBP: 0.308, SLG: 0.394		3-1		G3			HR		3B	4	1	2	1	0	0	1
Joe Christopher, R (1, 8) OBP: 0.287, SLG: 0.342 Gene Woodling, L (9, PH) OBP: 0.388, SLG: 0.408	BBBB S, BB		F3				K		1-3	2 1	0 0	0 0	0 0	1 0	1 0	0 1
Elio Chacon, R (1, 6) OBP: 0.358, SLG: 0.289	SSS K 1-2		H SH3, HBP				K			2	0	0	0	0	2	1
Craig Anderson, R (1, 1)			F8		SH3 1-2		K			2	0	0	0	0	1	0
Inning Stats	R: 0 E: 0 K: 0 S: 3 H: 0 LOB: 0 BB: 0 P: 3	R: 1 E: 0 K: 1 S: 6 H: 1 LOB: 1 BB: 1 P: 10	R: 0 E: 0 K: 0 S: 3 H: 0 LOB: 0 BB: 0 P: 3	R: 0 E: 0 K: 0 S: 4 H: 1 LOB: 1 BB: 1 P: 4	R: 0 E: 0 K: 0 S: 3 H: 0 LOB: 1 BB: 0 P: 4	R: 0 E: 0 K: 0 S: 4 H: 1 LOB: 1 BB: 0 P: 4	R: 1 E: 0 K: 3 S: 10 H: 1 LOB: 0 BB: 0 P: 10	R: 0 E: 0 K: 0 S: 3 H: 0 LOB: 0 BB: 0 P: 3	R: 0 E: 0 K: 0 S: 4 H: 1 LOB: 1 BB: 0 P: 4	1B: 2 2B: 0 3B: 1 HR: 2 SF: 0 SAC: 1 DP: 0 HBP: 1						

PITCHER	IP	WLS	BF	H	R	ER	SO	BB	IBB	HBP	BLK	WP	HR	S	P	ERA	WHIP
Ray Washburn, R (1, 1) ERA: 4.32	8.2	W	33	5	2	2	4	1	0	1	0	0	2	39	44	2.08	0.692
Lindy McDaniel, R (9, 1) ERA: 2.14	0.1	S	1	0	0	0	0	0	0	0	0	0	0	1	1	0.00	0.000

PITCHER	IP	WLS	BF	H	R	ER	SO	BB	IBB	HBP	BLK	WP	HR	S	P	ERA	WHIP

BOTTOM

St. Louis Cardinals @ New York Mets

Polo Grounds, New York, NY

Sat Jul 07 1962, 3:38 AM EDT

Att. 16,530 - Unknown

livebaseballscorecards.com

AB	31
R	2
H	5
RBI	2
BB	1
SO	4
LOB	8

WP: 0 PB: 0 SB: 1 CS: 0 PA: 34

St. Louis Cardinals @ New York Mets

Polo Grounds, New York, NY

Sun Jul 08 1962, 3:33 AM EDT

Att. 12,460 - Unknown

TOP

livebaseballscorecards.com

Batter	1	2	3	4	5	6	7	8	9	AB	R	H	RBI	BB	SO	LOB
Curt Flood, R (1, 8) OBP: 0.342, SLG: 0.429	1-3		F8 S 1B 1B	5-3 2-3		1B		HR 1B	E4 1B 1-2 2-H	6	2	3	0	0	0	2
Julian Javier, R (1, 4) OBP: 0.307, SLG: 0.339	1-3		F8 1-3	E5 2B 3-H		F8		K	K	6	1	0	0	0	2	5
Bill White, L (1, 3) OBP: 0.350, SLG: 0.472 Fred Whitfield, L (4, 3) OBP: 0.381, SLG: 0.617	HR		K	HR 2B 2-H		K		HR 1-H	1B 1-2 2-H	3 3	2 1	2 2	2 3	0 0	1 1	1 1
Stan Musial, L (1, 7) OBP: 0.403, SLG: 0.523 Bobby Gene Smith, R (8, PR) (8, 7) OBP: 0.279, SLG: 0.300	HR		1B BB	HR 2-H			HR	K	F7	4 1	3 0	3 0	4 0	1 0	1 0	0 2
Ken Boyer, R (1, 5) OBP: 0.389, SLG: 0.502	K		1B 1-2 3-H	P3			1B	K		5	0	2	1	0	2	1
Carl Sawatski, L (1, 2) OBP: 0.396, SLG: 0.500 Jimmie Schaffer, R (7, 2) OBP: 0.343, SLG: 0.290		F9	5-3		K		F8		5-3	4 1	0 0	0 0	0 0	0 0	1 0	3 0
Charlie James, R (1, 9) OBP: 0.319, SLG: 0.425		6-3		6-3	F7		F7		1B 3B	5	1	1	0	0	0	1
Dal Maxvill, R (1, 6) OBP: 0.222, SLG: 0.209 Julio Gotay, R (7, 6) OBP: 0.339, SLG: 0.322		K	E6 E	3-1		F3			1B E HBP	4 0	1 1	0 0	0 0	0 0	1 0	1 0
Bob Gibson, R (1, 1) OBP: 0.356, SLG: 0.375			HR	E5 5-3 E 1B 2-H		P3		P7	E 1B 1B 1-2 3-H	5	3	3	2	0	0	0

Inning Stats	R: 2 E: 0 K: 1 S: 7	H: 2 LOB: 0 BB: 0 P: 7	R: 0 E: 0 K: 1 S: 5	H: 0 LOB: 0 BB: 0 P: 5	R: 2 E: 0 K: 1 S: 8	H: 3 LOB: 2 BB: 1 P: 12	R: 5 E: 3 K: 0 S: 8	H: 3 LOB: 0 BB: 0 P: 8	R: 0 E: 0 K: 1 S: 5	H: 0 LOB: 0 BB: 0 P: 5	R: 0 E: 0 K: 1 S: 6	H: 1 LOB: 1 BB: 0 P: 6	R: 1 E: 0 K: 0 S: 5	H: 2 LOB: 1 BB: 0 P: 5	R: 2 E: 0 K: 3 S: 12	H: 2 LOB: 1 BB: 0 P: 12	R: 3 E: 1 K: 1 S: 9	H: 3 LOB: 2 BB: 0 P: 10	1B: 8 2B: 1 3B: 1 HR: 6	SF: 0 SAC: 0 DP: 0 HBP: 1	WP: 1 PB: 0 SB: 1 CS: 0	PA: 49

	AB	47
	R	15
	H	16
	RBI	12
	BB	1
	SO	9
	LOB	17

PITCHER		IP	WLS	BF	H	R	ER	SO	BB	IBB	HBP	BLK	WP	HR	S	P	ERA	WHIP
Jay Hook, R ERA: 5.84	(1, 1)	4.0	L	23	8	9	4	3	1	0	0	0	0	4	28	32	9.00	2.250
Willard Hunter, L ERA: 8.36	(5, 1)	3.0		12	3	1	1	2	0	0	0	0	0	1	16	16	3.00	1.000
Bob Miller, R ERA: 5.17	(8, 1)	2.0		14	5	5	3	4	0	0	1	0	1	1	21	22	13.50	2.500

PITCHER	IP	WLS	BF	H	R	ER	SO	BB	IBB	HBP	BLK	WP	HR	S	P	ERA	WHIP

BOTTOM

St. Louis Cardinals @ New York Mets

Polo Grounds, New York, NY

Sun Jul 08 1962, 3:33 AM EDT

Att. 12,460 - Unknown

livebaseballscorecards.com

Batter	1	2	3	4	5	6	7	8	9	AB	R	H	RBI	BB	SO	LOB
Richie Ashburn, L (1, 9) OBP: 0.402, SLG: 0.425	SSS 0-3 ① K		BBBB 4-0 1-3 HBP BB		x 0-0 ① 4-3		x 0-0 ① F8		x 0-0 ③ F8	4	0	0	0	1	1	2
Rod Kanehl, R (1, 4) OBP: 0.308, SLG: 0.353	x 0-0 ② 6-3		H 1-0 1-3 1-2 HBP		x 0-0 ② 4-3		x 0-0 ② F3			3	0	0	0	0	0	2
Gene Woodling, L (1, 7) OBP: 0.386, SLG: 0.401 Jim Hickman, R (8, 7) OBP: 0.341, SLG: 0.443	BBBB 4-0 BB		x 0-0 ① 1-3 1-2 2-3		x 0-0 ③ 1-3		x 0-0 ③ 1-3			3 0	0 0	0 0	0 0	1 0	0 0	4 0
Frank Thomas, R (1, 5) OBP: 0.357, SLG: 0.508	x 0-0 ③ L7		x 0-0 ② F3			x 0-0 ① 5-3		SSS 0-3 ① K		4	0	0	0	0	1	3
Sammy Taylor, L (1, 2) OBP: 0.317, SLG: 0.333 Chris Cannizzaro, R (7, 2) OBP: 0.349, SLG: 0.220		x 0-0 ① F8	x 0-0 ③ L4			BBBB 4-0 PB 1-3 BB		x 0-0 ② 6-3		2 1	0 0	0 0	0 0	1 0	0 0	2 0
Marv Throneberry, L (1, 3) OBP: 0.307, SLG: 0.389		x 0-0 ② F9		x 0-0 FC6-4 1B		x 0-0 ② 1-3 1-2		x 0-0 ③ 4-3		4	0	1	0	0	0	1
Felix Mantilla, R (1, 6) OBP: 0.322, SLG: 0.401		BBBB 4-0 1B BB	x 0-0 ① FC6-4 1-2f			x 0-0 ③ F5 2-3			x 0-0 4-3 3B	3	1	1	0	1	0	2
Joe Christopher, R (1, 8) OBP: 0.293, SLG: 0.342		x 0-0 1-3 1B	x 0-0 ② F9				BBBB 4-0 BB		x 0-0 ① 4-3 3-H	3	0	1	1	1	0	1
Jay Hook, L (1, 1) OBP: 0.342, SLG: 0.265 Willard Hunter, R (5, 1) OBP: 0.273, SLG: 0.273 Gil Hodges, R (7, PH) OBP: 0.346, SLG: 0.518 Bob Miller, R (8, 1) OBP: 0.227, SLG: 0.318 Cliff Cook, R (9, PH) OBP: 0.254, SLG: 0.348		x 0-0 ③ 6-3		SSS 0-3 ③ K			BBBB 4-0 1-2 BB		SSS 0-3 ② K	2 0 0 0 1	0 0 0 0 0	0 0 0 0 0	0 0 1 0 0	0 0 0 0 1	1 0 0 0 0	3 0 0 0 0

	AB	30
	R	1
	H	3
	RBI	1
	BB	6
	SO	4
	LOB	20

Inning Stats	1	2	3	4	5	6	7	8	9
	R: 0 E: 0 K: 1 S: 5	H: 0 LOB: 1 BB: 1 P: 9	R: 0 E: 0 K: 0 S: 4	H: 1 LOB: 2 BB: 1 P: 8	R: 0 E: 0 K: 0 S: 3	H: 0 LOB: 2 BB: 1 P: 8	R: 0 E: 0 K: 1 S: 6	H: 1 LOB: 1 BB: 0 P: 6	R: 0 E: 0 K: 0 S: 3	H: 0 LOB: 0 BB: 0 P: 3	R: 0 E: 0 K: 0 S: 3	H: 0 LOB: 1 BB: 1 P: 7	R: 0 E: 0 K: 0 S: 3	H: 0 LOB: 2 BB: 2 P: 11	R: 0 E: 0 K: 1 S: 5	H: 0 LOB: 0 BB: 0 P: 5	R: 1 E: 0 K: 1 S: 6	H: 1 LOB: 0 BB: 0 P: 6

	1B: 2	SF: 0	WP: 0	PA: 37
	2B: 0	SAC: 0	PB: 1	
	3B: 1	DP: 0	SB: 0	
	HR: 0	HBP: 1	CS: 0	

PITCHER	IP	WLS	BF	H	R	ER	SO	BB	IBB	HBP	BLK	WP	HR	S	P	ERA	WHIP
Bob Gibson, R (1, 1) ERA: 3.05	9.0	W	37	3	1	1	4	6	0	1	0	0	0	38	63	1.00	1.000

PITCHER	IP	WLS	BF	H	R	ER	SO	BB	IBB	HBP	BLK	WP	HR	S	P	ERA	WHIP

Batter	1	2	3	4	5	6	7	8	9	AB	R	H	RBI	BB	SO	LOB
Julian Javier, R (1, 4) OBP: 0.312, SLG: 0.341	F7	F8			1B SF8 BB		1-3 1B	1-3 2-H 1B		4	1	2	1	1	0	0
Bill White, L (1, 3) OBP: 0.353, SLG: 0.481	FC 1B 2B	1-3			6-3 BB 1-3 1B		1-3 1-2		2B	5	1	3	0	0	0	1
Curt Flood, R (1, 8) OBP: 0.338, SLG: 0.424	FC 1B 1B 2-3		F8		SF8 3-H		6-3		1-3	4	1	0	1	0	0	3
Ken Boyer, R (1, 5) OBP: 0.395, SLG: 0.506	1B 1B 1-2 3-H 1B		WP 2B		6-3 1-2 BB		K		IBB	3	1	2	1	2	1	1
Charlie James, R (1, 9) OBP: 0.313, SLG: 0.416	L4		FC 2-3		6-3 1-2 2-3			F4	F8	4	0	0	0	0	0	5
Stan Musial, L (9, PH) OBP: 0.402, SLG: 0.521										1	0	0	0	0	0	2
Doug Clemens, L (9, 9) OBP: 0.358, SLG: 0.304										0	0	0	0	0	0	0
Bobby Gene Smith, R (1, 7) OBP: 0.283, SLG: 0.304	1B 1-3 2-H 1B		F9		4-3			1B 1B	1-3	5	1	2	1	0	0	5
Julio Gotay, R (1, 6) OBP: 0.349, SLG: 0.331	1-3 3-H 1B			0-0 G6-4-3 1B		BB CS		1B 1-3 1B		3	1	3	1	1	0	0
Jimmie Schaffer, R (1, 2) OBP: 0.316, SLG: 0.265	5-3			0-0 G6-4-3 1-2f		K 1-2		K		3	0	0	0	0	1	4
Carl Sawatski, L (8, PH) OBP: 0.393, SLG: 0.497										1	0	0	0	0	1	2
Larry Jackson, R (1, 1) OBP: 0.273, SLG: 0.260		4-3		1-3		K		1B 1-2 3-H 1B		4	0	1	1	0	1	0
Lindy McDaniel, R (9, 1)										0	0	0	0	0	0	0
Inning Stats	R: 3 E: 0 K: 0 S: 8 / H: 4 LOB: 2 BB: 0 P: 8	R: 0 E: 0 K: 0 S: 3 / H: 0 LOB: 0 BB: 0 P: 3	R: 0 E: 0 K: 0 S: 6 / H: 1 LOB: 1 BB: 0 P: 6	R: 0 E: 0 K: 0 S: 3 / H: 1 LOB: 0 BB: 0 P: 3	R: 1 E: 0 K: 0 S: 4 / H: 1 LOB: 2 BB: 2 P: 12	R: 0 E: 0 K: 2 S: 6 / H: 0 LOB: 0 BB: 1 P: 10	R: 0 E: 0 K: 1 S: 6 / H: 1 LOB: 1 BB: 0 P: 6	R: 2 E: 0 K: 1 S: 8 / H: 4 LOB: 2 BB: 0 P: 8	R: 0 E: 0 K: 0 S: 4 / H: 1 LOB: 2 BB: 1 P: 8							

TOP

St. Louis Cardinals @ Milwaukee Braves

Milwaukee County Stadium, Milwaukee, WI

Thu Jul 12 1962, 8:05 PM EDT

Att. 13,426 - Unknown

livebaseballscorecards.com

AB	37
R	6
H	13
RBI	6
BB	4
SO	4
LOB	23

Inning Stats	1B	SF	WP	PA
	10	1	1	42
	2B: 3	SAC: 0	PB: 0	
	3B: 0	DP: 1	SB: 0	
	HR: 0	HBP: 0	CS: 1	

PITCHER	IP	WLS	BF	H	R	ER	SO	BB	IBB	HBP	BLK	WP	HR	S	P	ERA	WHIP
Bob Hendley, L (1, 1) ERA: 3.67	0.2		7	4	3	3	0	0	0	0	0	0	0	7	7	40.50	6.000
Carl Willey, R (1, 1) ERA: 5.63	4.1		17	3	1	1	1	2	0	0	0	1	0	17	25	2.08	1.154
Hank Fischer, R (6, 1) ERA: 4.41	2.0		7	1	0	0	3	1	0	0	0	0	0	12	16	0.00	1.000
Claude Raymond, R (8, 1) ERA: 3.52	2.0	W	11	5	2	2	1	0	1	0	0	0	0	12	16	9.00	2.500

PITCHER	IP	WLS	BF	H	R	ER	SO	BB	IBB	HBP	BLK	WP	HR	S	P	ERA	WHIP

Batter	1	2	3	4	5	6	7	8	9	AB	R	H	RBI	BB	SO	LOB
Roy McMillan, R (1, 6) OBP: 0.334, SLG: 0.349	F7		K		6-3		F3		BB 1B HR 1B	5	1	1	0	0	1	2
Mack Jones, L (1, 9) OBP: 0.364, SLG: 0.437	K		4-3			K	4-3		1-2 BB HR 1B	5	1	1	0	0	2	1
Eddie Mathews, L (1, 5) OBP: 0.369, SLG: 0.496	1B 1B			HR		1B E 1B		4-3	1-2 2-3 HR BB	4	3	3	1	1	0	0
Hank Aaron, R (1, 8) OBP: 0.395, SLG: 0.632	1-2 FC4-6 1B			K		E 1-2 FC3-6 1B		1B	1-H 2-H 3-H HR	5	2	4	4	0	1	0
Joe Adcock, R (1, 3) OBP: 0.322, SLG: 0.446	FC4-6 1-2f			F8		E5 FC3-6 1-3 2-H		FC6-4 1-2 1B		4	0	1	0	0	0	3
Gus Bell, L (1, 7) OBP: 0.261, SLG: 0.315		F8		F7		FC3-6 FC4-6 1-2f 3-H		F5		4	0	0	1	0	0	3
Joe Torre, R (1, 2) OBP: 0.325, SLG: 0.333		5-3			5-3	FC4-6 1-2f		FC6-4 1-2f		4	0	0	0	0	0	3
Frank Bolling, R (1, 4) OBP: 0.321, SLG: 0.417		1-6-3			4-3		WP 2B		K	4	0	1	0	0	1	0
Bob Hendley, R (1, 1) OBP: 0.250, SLG: 0.161			K		2B		1-3 2-3		HR	0	0	0	0	0	0	0
Carl Willey, R (1, 1) OBP: 0.375, SLG: 0.429										1	0	0	0	0	1	0
Bob Uecker, R (5, PH) OBP: 0.409, SLG: 0.294										1	0	1	0	0	0	0
Hank Fischer, R (6, 1)										0	0	0	0	0	0	0
Ken Aspromonte, R (7, PH) OBP: 0.339, SLG: 0.261										1	0	0	0	0	0	1
Claude Raymond, R (8, 1)										0	0	0	0	0	0	0
Tommie Aaron, R (9, PH) OBP: 0.274, SLG: 0.352										1	1	1	1	0	0	0
Inning Stats	R: 0 E: 0 K: 1 S: 7 H: 2 LOB: 2 BB: 0 P: 7	R: 0 E: 0 K: 0 S: 3 H: 0 LOB: 0 BB: 0 P: 3	R: 0 E: 0 K: 2 S: 7 H: 0 LOB: 0 BB: 0 P: 7	R: 1 E: 0 K: 1 S: 6 H: 1 LOB: 0 BB: 0 P: 6	R: 0 E: 0 K: 0 S: 4 H: 1 LOB: 1 BB: 0 P: 4	R: 2 E: 1 K: 1 S: 8 H: 2 LOB: 1 BB: 0 P: 8	R: 0 E: 0 K: 0 S: 4 H: 1 LOB: 1 BB: 0 P: 4	R: 0 E: 0 K: 0 S: 5 H: 2 LOB: 2 BB: 0 P: 5	R: 5 E: 0 K: 1 S: 7 H: 4 LOB: 0 BB: 1 P: 11	1B: 8 2B: 2 3B: 0 HR: 3	SF: 0 SAC: 0 DP: 0 HBP: 0						

PITCHER	IP	WLS	BF	H	R	ER	SO	BB	IBB	HBP	BLK	WP	HR	S	P	ERA	WHIP
Larry Jackson, R (1, 1) ERA: 4.23	8.1		37	11	5	3	6	0	0	0	0	1	2	49	49	3.24	1.320
Lindy McDaniel, R (9, 1) ERA: 2.57	0.0	L	3	2	3	3	0	1	0	0	0	0	1	2	6	∞	∞

PITCHER	IP	WLS	BF	H	R	ER	SO	BB	IBB	HBP	BLK	WP	HR	S	P	ERA	WHIP

BOTTOM

St. Louis Cardinals @ Milwaukee Braves

Milwaukee County Stadium, Milwaukee, WI

Thu Jul 12 1962, 8:05 PM EDT

Att. 13,426 - Unknown

livebaseballscorecards.com

AB	39
R	8
H	13
RBI	7
BB	1
SO	6
LOB	13

1B: 8	SF: 0	WP: 1	PA: 40
2B: 2	SAC: 0	PB: 0	
3B: 0	DP: 0	SB: 0	
HR: 3	HBP: 0	CS: 0	

Batter	1	2	3	4	5	6	7	8	9	AB	R	H	RBI	BB	SO	LOB
Julian Javier, R (1, 4) OBP: 0.313, SLG: 0.342	6-3		1B 6-3 1B		CS 1B			F4	S S S K	5	1	2	0	0	1	1
Bill White, L (1, 3) OBP: 0.355, SLG: 0.481	G3		WP 1-3 1B 1B		4-3 1-2			IBB 1-3 3B 1B		4	2	2	0	0	0	1
Curt Flood, R (1, 8) OBP: 0.337, SLG: 0.422	PO 1B		6-3 1-2 3-H			5-3		F7		4	0	1	1	0	0	3
Ken Boyer, R (1, 5) OBP: 0.398, SLG: 0.508	PO 1-2	G3 1B	2-H 1B			L5		1-2 3B IBB		3	1	2	1	1	0	0
Stan Musial, L (1, 9) OBP: 0.397, SLG: 0.514 Charlie James, R (6, 9) OBP: 0.316, SLG: 0.430		S S S K	F3			S S S K		1-H 2-H 3-H 3B		3 1	0 0	0 1	0 3	0 0	2 0	2 0
Bobby Gene Smith, R (1, 7) OBP: 0.282, SLG: 0.303		G3 1-2		G1-4-3 1B			1-3	6-3		4	0	1	0	0	0	2
Gene Oliver, R (1, 2) OBP: 0.363, SLG: 0.421		B B B BB		G1-4-3 1-2f			F9		HR	3	1	1	1	1	0	1
Julio Gotay, R (1, 6) OBP: 0.344, SLG: 0.325		F5		6-3			F8		F6	4	0	0	0	0	0	2
Bob Gibson, R (1, 1) OBP: 0.347, SLG: 0.364			S S S K		S S S K			1B 3B 1B	S S S K	4	1	1	0	0	3	0
Inning Stats	R: 0 E: 0 K: 0 S: 3 H: 1 LOB: 0 BB: 0 P: 3	R: 0 E: 0 K: 1 S: 6 H: 1 LOB: 2 BB: 1 P: 10	R: 2 E: 0 K: 1 S: 8 H: 3 LOB: 1 BB: 0 P: 8	R: 0 E: 0 K: 0 S: 3 H: 1 LOB: 0 BB: 0 P: 3	R: 0 E: 0 K: 1 S: 5 H: 1 LOB: 0 BB: 0 P: 5	R: 0 E: 0 K: 1 S: 5 H: 0 LOB: 0 BB: 0 P: 5	R: 0 E: 0 K: 0 S: 3 H: 0 LOB: 0 BB: 0 P: 3	R: 3 E: 0 K: 0 S: 6 H: 3 LOB: 1 BB: 1 P: 10	R: 1 E: 0 K: 2 S: 8 H: 1 LOB: 0 BB: 0 P: 8	1B: 9 2B: 0 3B: 1 HR: 1	SF: 0 SAC: 0 DP: 1 HBP: 0						

PITCHER	IP	WLS	BF	H	R	ER	SO	BB	IBB	HBP	BLK	WP	HR	S	P	ERA	WHIP
Warren Spahn, L (1, 1) ERA: 3.34	7.2	L	32	10	5	5	4	1	1	0	0	1	0	38	46	5.87	1.435
Don Nottebart, R (8, 1) ERA: 3.93	1.1		5	1	1	1	2	0	0	0	0	0	1	9	9	6.75	0.750

PITCHER	IP	WLS	BF	H	R	ER	SO	BB	IBB	HBP	BLK	WP	HR	S	P	ERA	WHIP

TOP

St. Louis Cardinals @ Milwaukee Braves

Milwaukee County Stadium, Milwaukee, WI

Fri Jul 13 1962, 8:05 PM EDT

Att. 13,023 - Unknown

livebaseballscorecards.com

AB	35
R	6
H	11
RBI	6
BB	2
SO	6
LOB	12

1B: 9	SF: 0	WP: 1	PA: 38
2B: 0	SAC: 0	PB: 0	
3B: 1	DP: 1	SB: 0	
HR: 1	HBP: 0	CS: 1	

Batter	1	2	3	4	5	6	7	8	9	AB	R	H	RBI	BB	SO	LOB
Roy McMillan, R (1, 6) OBP: 0.333, SLG: 0.346	4-3		HBP (G6-4-3)		1-3			5-3		3	0	0	0	0	0	1
Mack Jones, L (1, 8) OBP: 0.360, SLG: 0.432	6-3		G6-4-3 (1-2f)			5-3		G3		4	0	0	0	0	0	1
Eddie Mathews, L (1, 5) OBP: 0.371, SLG: 0.495	BB (FC6-4)		F5			F7		1B (FC6-4)		3	0	1	0	1	0	0
Hank Aaron, R (1, 9) OBP: 0.394, SLG: 0.626	FC6-4 (1-2f)			F5		BB		FC6-4 (1-2f)		3	0	0	0	1	0	2
Joe Adcock, R (1, 3) OBP: 0.316, SLG: 0.438		K		K		F8			6-3	4	0	0	0	0	2	1
Gus Bell, L (1, 7) OBP: 0.257, SLG: 0.309		K		F9			1-5-3		G3	4	0	0	0	0	1	0
Del Crandall, R (1, 2) OBP: 0.341, SLG: 0.389	BB (1B)				5-3		BB (FC6)		F2	2	0	0	0	2	0	0
Amado Samuel, R (1, 4) OBP: 0.253, SLG: 0.280	1B (1-2)				2B		K			3	0	2	0	0	1	1
Warren Spahn, L (1, 1) OBP: 0.259, SLG: 0.260 Don Nottebart, R (8, 1) OBP: 0.750, SLG: 0.667	K				4-3		FC6 (1-2f)			3 0	0 0	0 0	0 0	0 0	1 0	4 0
Inning Stats	R: 0 H: 0 E: 0 LOB: 1 K: 0 BB: 1 S: 3 P: 7	R: 0 H: 1 E: 0 LOB: 2 K: 3 BB: 1 S: 10 P: 14	R: 0 H: 0 E: 0 LOB: 0 K: 0 BB: 0 S: 2 P: 3	R: 0 H: 0 E: 0 LOB: 0 K: 1 BB: 0 S: 5 P: 5	R: 0 H: 1 E: 0 LOB: 1 K: 0 BB: 0 S: 4 P: 4	R: 0 H: 0 E: 0 LOB: 1 K: 0 BB: 1 S: 3 P: 7	R: 0 H: 0 E: 0 LOB: 1 K: 1 BB: 1 S: 5 P: 9	R: 0 H: 1 E: 0 LOB: 1 K: 0 BB: 0 S: 4 P: 4	R: 0 H: 0 E: 0 LOB: 0 K: 0 BB: 0 S: 3 P: 3	1B: 2 SF: 0 2B: 1 SAC: 0 3B: 0 DP: 1 HR: 0 HBP: 1						WP: 0 PA: 34 PB: 0 SB: 0 CS: 0	

PITCHER	IP	WLS	BF	H	R	ER	SO	BB	IBB	HBP	BLK	WP	HR	S	P	ERA	WHIP
Bob Gibson, R (1, 1) ERA: 2.85	9.0	W	34	3	0	0	5	4	0	1	0	0	0	39	56	0.00	0.778

PITCHER	IP	WLS	BF	H	R	ER	SO	BB	IBB	HBP	BLK	WP	HR	S	P	ERA	WHIP

BOTTOM

St. Louis Cardinals @ Milwaukee Braves

Milwaukee County Stadium, Milwaukee, WI

Fri Jul 13 1962, 8:05 PM EDT

Att. 13,023 - Unknown

livebaseballscorecards.com

AB	29
R	0
H	3
RBI	0
BB	4
SO	5
LOB	10

Batter	1	2	3	4	5	6	7	8	9	AB	R	H	RBI	BB	SO	LOB
Julian Javier, R (1, 4) OBP: 0.309, SLG: 0.338	F7		F7		F8			F7		4	0	0	0	0	0	1
Bill White, L (1, 9) (6, 3) OBP: 0.354, SLG: 0.478	K		F7			4-3		2B FC5-2 1B		4	0	1	0	0	1	0
Fred Whitfield, L (1, 3) OBP: 0.364, SLG: 0.587	4-3			F7		F7		FC5-2 1-3 2B		3	0	0	0	0	0	0
Charlie James, R (6, 9) OBP: 0.320, SLG: 0.439										1	0	1	0	0	0	0
Ken Boyer, R (1, 5) OBP: 0.394, SLG: 0.502		E5 1B SF8		K		K		FC5-2 2-3 3-H		4	1	0	0	0	2	2
Stan Musial, L (1, 7) OBP: 0.402, SLG: 0.516		BB 1-3 1B		4-3			SH5-3 1B	IBB		3	0	2	0	1	0	0
Bobby Gene Smith, R (8, PR) (8, 7) OBP: 0.282, SLG: 0.303										0	0	0	0	0	0	0
Curt Flood, R (1, 8) OBP: 0.334, SLG: 0.420		SF8 3-H			F3		SH5-3 1-2	K		2	0	0	1	0	1	3
Carl Sawatski, L (1, 2) OBP: 0.390, SLG: 0.487		BBBB G5-4-3 1-2 BB			G3		1-3		K	3	0	0	0	1	1	1
Julio Gotay, R (1, 6) OBP: 0.346, SLG: 0.337		G5-4-3 1-2f			HR		IBB		F6	3	1	1	1	1	0	2
Ernie Broglio, R (1, 1) OBP: 0.188, SLG: 0.161			1-3		1B		4-3		K	4	0	1	0	0	1	2
Inning Stats	R: 0 E: 0 K: 1 S: 5 H: 0 LOB: 0 BB: 0 P: 5	R: 1 E: 1 K: 0 S: 4 H: 1 LOB: 1 BB: 1 P: 8	R: 0 E: 0 K: 0 S: 3 H: 0 LOB: 0 BB: 0 P: 3	R: 0 E: 0 K: 1 S: 5 H: 0 LOB: 0 BB: 0 P: 5	R: 1 E: 0 K: 0 S: 5 H: 2 LOB: 1 BB: 0 P: 5	R: 0 E: 0 K: 1 S: 5 H: 0 LOB: 0 BB: 0 P: 5	R: 0 E: 0 K: 0 S: 4 H: 1 LOB: 2 BB: 1 P: 8	R: 0 E: 0 K: 1 S: 7 H: 2 LOB: 3 BB: 1 P: 11	R: 0 E: 0 K: 2 S: 7 H: 0 LOB: 0 BB: 0 P: 7	1B: 4 2B: 1 3B: 0 HR: 1	SF: 1 SAC: 1 DP: 1 HBP: 0						

TOP

St. Louis Cardinals @ Milwaukee Braves

Milwaukee County Stadium, Milwaukee, WI

Sat Jul 14 1962, 4:33 AM EDT

Att. 12,309 - Unknown

livebaseballscorecards.com

AB	31
R	2
H	6
RBI	2
BB	3
SO	6
LOB	11

WP: 0 PB: 0 SB: 0 CS: 0 PA: 36

PITCHER		IP	WLS	BF	H	R	ER	SO	BB	IBB	HBP	BLK	WP	HR	S	P	ERA	WHIP
Bob Shaw, R ERA: 2.32	(1, 1)	7.0	L	27	4	2	1	3	1	1	0	0	0	1	31	39	1.29	0.714
Claude Raymond, R ERA: 2.79	(8, 1)	2.0		9	2	0	0	3	0	1	0	0	0	0	14	18	0.00	1.000

PITCHER	IP	WLS	BF	H	R	ER	SO	BB	IBB	HBP	BLK	WP	HR	S	P	ERA	WHIP

Batter	1	2	3	4	5	6	7	8	9	AB	R	H	RBI	BB	SO	LOB
Amado Samuel, R (1, 6) OBP: 0.245, SLG: 0.271	F8		F6		K		FC4-6 1-2f			3	0	0	0	0	1	3
Tommie Aaron, R (7, PH) OBP: 0.272, SLG: 0.350										1	0	0	0	0	0	3
Roy McMillan, R (8, 6) OBP: 0.333, SLG: 0.346										0	0	0	0	0	0	0
Mack Jones, L (1, 8) OBP: 0.356, SLG: 0.426	K		K			F8		5-3		4	0	0	0	0	2	1
Eddie Mathews, L (1, 5) OBP: 0.372, SLG: 0.493	F8			G1-4-3 BB		F7		FC6-4 1B		3	0	1	0	1	0	0
Hank Aaron, R (1, 9) OBP: 0.390, SLG: 0.618		1-3		G1-4-3 1-2f		K		FC6-4 1-2f		4	0	0	0	0	1	2
Joe Adcock, R (1, 3) OBP: 0.315, SLG: 0.434		1B		6-3			K	K		4	0	1	0	0	2	1
Lee Maye, L (1, 7) OBP: 0.292, SLG: 0.299		F9			F8		1B 2B		K	4	0	1	0	0	1	1
Joe Torre, R (1, 2) OBP: 0.331, SLG: 0.342		F6			E5 2B		1B BB		K	3	0	1	0	1	1	1
Frank Bolling, R (1, 4) OBP: 0.329, SLG: 0.426		2B			E BB		FC4-6 1-2 2-3 1B		6-3	3	0	2	0	1	0	0
Bob Shaw, R (1, 1) OBP: 0.228, SLG: 0.170			K		E5 1-2 2-H		F9			2	0	0	0	0	1	3
Gus Bell, L (7, PH) OBP: 0.256, SLG: 0.308										1	0	0	0	0	0	3
Claude Raymond, R (8, 1)										0	0	0	0	0	0	0
Inning Stats	R: 0 E: 0 K: 1 S: 5 H: 0 LOB: 0 BB: 0 P: 5	R: 0 E: 0 K: 0 S: 4 H: 1 LOB: 1 BB: 0 P: 4	R: 0 E: 0 K: 2 S: 8 H: 1 LOB: 1 BB: 0 P: 8	R: 0 E: 0 K: 0 S: 2 H: 0 LOB: 0 BB: 1 P: 6	R: 0 E: 1 K: 1 S: 6 H: 1 LOB: 2 BB: 1 P: 10	R: 0 E: 0 K: 1 S: 5 H: 0 LOB: 0 BB: 0 P: 5	R: 0 E: 0 K: 1 S: 7 H: 2 LOB: 3 BB: 1 P: 11	R: 0 E: 0 K: 1 S: 6 H: 1 LOB: 1 BB: 0 P: 6	R: 0 E: 0 K: 2 S: 7 H: 0 LOB: 0 BB: 0 P: 7	1B: 3 2B: 3 3B: 0 HR: 0	SF: 0 SAC: 0 DP: 1 HBP: 0						

PITCHER	IP	WLS	BF	H	R	ER	SO	BB	IBB	HBP	BLK	WP	HR	S	P	ERA	WHIP
Ernie Broglio, R (1, 1) ERA: 3.07	9.0	W	35	6	0	0	9	3	0	0	0	0	0	50	62	0.00	1.000

PITCHER	IP	WLS	BF	H	R	ER	SO	BB	IBB	HBP	BLK	WP	HR	S	P	ERA	WHIP

BOTTOM

St. Louis Cardinals @ Milwaukee Braves

Milwaukee County Stadium, Milwaukee, WI

Sat Jul 14 1962, 4:33 AM EDT

Att. 12,309 - Unknown

livebaseballscorecards.com

AB	32
R	0
H	6
RBI	0
BB	3
SO	9
LOB	18

1B: 3	SF: 0	WP: 0	PA: 35
2B: 3	SAC: 0	PB: 0	
3B: 0	DP: 1	SB: 0	
HR: 0	HBP: 0	CS: 0	

Batter	1	2	3	4	5	6	7	8	9	10	AB	R	H	RBI	BB	SO	LOB
Julian Javier, R (1, 4) OBP: 0.308, SLG: 0.335	K		F9			FC4-6 1B		4-3		6-3	5	0	1	0	0	1	0
Curt Flood, R (1, 8) OBP: 0.330, SLG: 0.415	F7		5-3			F9		6-3		5-3	5	0	0	0	0	0	1
Bill White, L (1, 3) OBP: 0.351, SLG: 0.474	F4			K		FC4-6 BB 1B 1-2f		2B 1B		F4	5	1	1	0	0	1	1
Ken Boyer, R (1, 5) OBP: 0.399, SLG: 0.505 Dal Maxvill, R (7, 5) OBP: 0.222, SLG: 0.209 Red Schoendienst, S (8, PH) OBP: 0.411, SLG: 0.482 (8, 5)		1B SF7 1B		G4-6-3 1B		1B 1-2 BB		1-3 2B			2 0 1	1 0 0	2 0 1	0 0 0	1 0 0	0 0 0	0 0 0
Charlie James, R (1, 9) OBP: 0.323, SLG: 0.440		1-3 1B		G4-6-3 1-2f		1-3 2-H 1B		K			4	0	2	1	0	1	3
Gene Oliver, R (1, 2) OBP: 0.361, SLG: 0.416		SF7 3-H				F9			F8		2	0	0	1	1	0	2
Bobby Gene Smith, R (1, 7) OBP: 0.276, SLG: 0.295		K		SH3-4 1-2		F2			4-3		3	0	0	0	0	1	1
Julio Gotay, R (1, 6) OBP: 0.341, SLG: 0.332		F4		F4		5-3			F6		4	0	0	0	0	0	2
Ray Washburn, R (1, 1) OBP: 0.250, SLG: 0.265 Fred Whitfield, L (10, PH) OBP: 0.373, SLG: 0.641 Lindy McDaniel, R (10, 1)			K	F9			K			HR	3 1 0	0 1 0	0 1 0	0 1 0	0 0 0	2 0 0	1 0 0
Inning Stats	R: 0 E: 0 K: 1 S: 5 H: 0 LOB: 0 BB: 0 P: 5	R: 1 E: 0 K: 1 S: 7 H: 2 LOB: 1 BB: 0 P: 7	R: 0 E: 0 K: 1 S: 5 H: 0 LOB: 0 BB: 0 P: 5	R: 0 E: 0 K: 1 S: 5 H: 1 LOB: 0 BB: 0 P: 5	R: 0 E: 0 K: 0 S: 3 H: 0 LOB: 1 BB: 1 P: 7	R: 1 E: 0 K: 0 S: 5 H: 2 LOB: 2 BB: 1 P: 9	R: 0 E: 0 K: 1 S: 5 H: 0 LOB: 0 BB: 0 P: 5	R: 0 E: 0 K: 1 S: 7 H: 2 LOB: 2 BB: 0 P: 7	R: 0 E: 0 K: 0 S: 3 H: 0 LOB: 0 BB: 0 P: 3	R: 1 E: 0 K: 0 S: 4 H: 1 LOB: 0 BB: 0 P: 4	1B: 6 2B: 1 3B: 0 HR: 1 SF: 1 SAC: 1 DP: 1 HBP: 0						

PITCHER		IP	WLS	BF	H	R	ER	SO	BB	IBB	HBP	BLK	WP	HR	S	P	ERA	WHIP
Harvey Haddix, L ERA: 4.09	(1, 1)	7.0		27	5	2	2	5	2	0	0	0	0	0	35	43	2.57	1.000
Roy Face, R ERA: 1.54	(8, 1)	3.0	L	12	3	1	1	1	0	0	0	0	0	1	14	14	3.00	1.000

PITCHER	IP	WLS	BF	H	R	ER	SO	BB	IBB	HBP	BLK	WP	HR	S	P	ERA	WHIP

TOP

St. Louis Cardinals @ Pittsburgh Pirates

Forbes Field, Pittsburgh, PA

Sun Jul 15 1962, 3:33 AM EDT

Unknown

livebaseballscorecards.com

AB	35
R	3
H	8
RBI	3
BB	2
SO	6
LOB	11

1B: 6	SF: 1	WP: 0	PA: 39
2B: 1	SAC: 1	PB: 0	
3B: 0	DP: 1	SB: 0	
HR: 1	HBP: 0	CS: 0	

Batter	1	2	3	4	5	6	7	8	9	10	AB	R	H	RBI	BB	SO	LOB
Bill Virdon, L (1, 8) OBP: 0.292, SLG: 0.383	G4-6-3 1B		F9		FC6 1-2f		F8			4-3	5	0	1	0	0	0	3
Dick Groat, R (1, 6) OBP: 0.351, SLG: 0.357	G4-6-3 1-2f		1B			5-3		4-3		F4	5	0	1	0	0	0	1
Bob Skinner, L (1, 7) OBP: 0.413, SLG: 0.524	F9		K			L4		4-3 1B		K	5	0	1	0	0	2	1
Dick Stuart, R (1, 3) OBP: 0.285, SLG: 0.415		2B 2B		K		1B		4-3 1-2			4	1	2	0	0	1	1
Roberto Clemente, R (1, 9) OBP: 0.387, SLG: 0.510		4-3 2-H 2B		L1		F9		4-0 IBB			3	0	1	1	1	0	1
Smoky Burgess, L (1, 2) OBP: 0.405, SLG: 0.533 Howie Goss, R (7, PR) OBP: 0.308, SLG: 0.362 Don Leppert, R (8, 2) OBP: 0.287, SLG: 0.375		K		6-3			SH SF8 2B				3 0 1	0 1 0	1 0 0	0 0 0	0 0 1	1 0 2	1 0 2
Johnny Logan, R (1, 5) OBP: 0.429, SLG: 0.378		4-3 2-3			FC1-6 WP 1B		SH 2-3		4-3		3	0	1	0	0	0	1
Bill Mazeroski, R (1, 4) OBP: 0.276, SLG: 0.403		6-3			FC1-6 FC6 1-2		L6		F8		4	0	0	0	0	0	5
Harvey Haddix, L (1, 1) OBP: 0.267, SLG: 0.483 Jim Marshall, L (7, PH) OBP: 0.304, SLG: 0.446 Roy Face, R (8, 1)			4-3		F7		SF8 3-H		K		2 0 1	0 0 0	0 0 0	0 1 0	0 0 0	0 0 1	1 0 0
Inning Stats	R: 0 E: 0 K: 0 S: 3 H: 1 LOB: 0 BB: 0 P: 3	R: 1 E: 0 K: 1 S: 7 H: 2 LOB: 1 BB: 0 P: 7	R: 0 E: 0 K: 1 S: 6 H: 1 LOB: 1 BB: 0 P: 6	R: 0 E: 0 K: 1 S: 5 H: 0 LOB: 0 BB: 0 P: 5	R: 0 E: 0 K: 0 S: 4 H: 1 LOB: 1 BB: 0 P: 4	R: 0 E: 0 K: 0 S: 4 H: 1 LOB: 1 BB: 0 P: 4	R: 1 E: 0 K: 0 S: 5 H: 1 LOB: 2 BB: 0 P: 5	R: 0 E: 0 K: 1 S: 6 H: 1 LOB: 2 BB: 1 P: 10	R: 0 E: 0 K: 1 S: 5 H: 0 LOB: 0 BB: 0 P: 5	R: 0 E: 0 K: 1 S: 5 H: 0 LOB: 0 BB: 0 P: 5	1B: 5 2B: 3 3B: 0 HR: 0	SF: 1 SAC: 1 DP: 1 HBP: 0					

PITCHER	IP	WLS	BF	H	R	ER	SO	BB	IBB	HBP	BLK	WP	HR	S	P	ERA	WHIP
Ray Washburn, R (1, 1) ERA: 4.1	9.0	W	36	8	2	2	5	0	1	0	0	1	0	45	49	2.00	0.889
Lindy McDaniel, R (10, 1) ERA: 2.53	1.0	S	3	0	0	0	1	0	0	0	0	0	0	5	5	0.00	0.000

PITCHER	IP	WLS	BF	H	R	ER	SO	BB	IBB	HBP	BLK	WP	HR	S	P	ERA	WHIP

BOTTOM

St. Louis Cardinals @ Pittsburgh Pirates

Forbes Field, Pittsburgh, PA

Sun Jul 15 1962, 3:33 AM EDT

Unknown

livebaseballscorecards.com

AB	36
R	2
H	8
RBI	2
BB	1
SO	6
LOB	17

WP: 1 PA: 39
PB: 0
SB: 0
CS: 0

Batter	1	2	3	4	5	6	7	8	9	AB	R	H	RBI	BB	SO	LOB
Curt Flood, R (1, 8) OBP: 0.333, SLG: 0.418	BBBB 4-0 FC4-6 BB	x 0-0 ② 6-3			SSS 0-3 ① K	x 0-0 1-2 2-3 1B		x 0-0 2-H 2B		4	0	2	1	1	1	0
Red Schoendienst, S (1, 4) OBP: 0.400, SLG: 0.467	x 0-0 ① FC4-6 1B 1-2f 1B	x 0-0 ③ F8			x 0-0 G6-4-1 1B	x 0-0 ③ F7		x 0-0 ③ 5-3		5	1	1	0	0	0	5
Bill White, L (1, 3) OBP: 0.352, SLG: 0.473	x 0-0 1B 1-2 1B 1B	x 0-0 ① 4-3			x 0-0 ②③ G6-4-1 1-2f		x 0-0 ① F9		x 0-0 HR 1B	5	2	2	0	0	0	1
Ken Boyer, R (1, 5) OBP: 0.399, SLG: 0.512	SSS 0-3 ② K	SSS 0-3 ② K				x 0-0 2B 1B 1B	x 0-0 ② F9		x 0-0 1-H HR	5	2	2	2	0	2	2
Stan Musial, L (1, 7) OBP: 0.410, SLG: 0.524 Bob Gibson, R (9, PR) OBP: 0.347, SLG: 0.364 Julian Javier, R (9, PR) OBP: 0.308, SLG: 0.335 Doug Clemens, L (9, 7) OBP: 0.358, SLG: 0.304	x 0-0 E 1B 1-2 2-H 1B	x 0-0 ③ 4-3				x 0-0 1B 1-3 SF8 2B	x 0-0 FC5-4 1B		BBBB 4-0 BB	4 0 0 0	1 0 0 0	3 0 0 0	1 0 0 0	1 0 0 0	0 0 0 0	0 0 0 0
Charlie James, R (1, 9) OBP: 0.330, SLG: 0.441	x 0-0 E9 1-3 2-H 1B		BBBB 4-0 FC6-4 BB			x 0-0 1B BB 2-3 3-H 1B	x 0-0 ③ FC5-4 1-2f		SSS 0-3 ① K	4	0	2	2	1	1	2
Carl Sawatski, L (1, 2) OBP: 0.385, SLG: 0.478	III 4-0 FC6-4 IBB		x 0-0 ① FC6-4 1-2f			x 0-0 ① SF8 3-H		x 0-0 ① 3-1	x 0-0 ② F8	3	0	0	1	1	0	2
Julio Gotay, R (1, 6) OBP: 0.339, SLG: 0.330	x 0-0 ③ FC6-4 1-2f		SSS 0-3 ② K			x 0-0 ② F7		x 0-0 S 2B 1B	x 0-0 ③ F8	5	1	1	0	0	1	6
Curt Simmons, L (1, 1) OBP: 0.275, SLG: 0.229 Fred Whitfield, L (4, PH) OBP: 0.368, SLG: 0.631 Bobby Shantz, R (4, 1) Gene Oliver, R (6, PH) OBP: 0.384, SLG: 0.416 Bob Duliba, R (6, 1) Bobby Gene Smith, R (8, PH) OBP: 0.274, SLG: 0.293 Don Ferrarese, R (8, 1) OBP: 0.500, SLG: 1.250 Lindy McDaniel, R (9, 1)		x 0-0 ① 6-3		x 0-0 ③ 4-3		BBBB 4-0 1B 1-2 BB		SSS 0-3 ② K 1-2		1 1 0 0 0 1 0 0	0 0 0 0 0 0 0 0	0 0 0 0 0 0 0 0	0 0 0 1 0 0 1 0	0 0 0 0 0 1 0 0	0 1 0 0 0 0 1 0	0 1 0 0 0 1 1 0
Inning Stats	R: 2 E: 1 K: 1 S: 8 H: 3 LOB: 3 BB: 2 P: 16	R: 0 E: 0 K: 0 S: 3 H: 0 LOB: 0 BB: 0 P: 3	R: 0 E: 0 K: 1 S: 5 H: 0 LOB: 0 BB: 0 P: 5	R: 0 E: 0 K: 1 S: 5 H: 0 LOB: 1 BB: 1 P: 9	R: 0 E: 0 K: 1 S: 5 H: 1 LOB: 0 BB: 0 P: 5	R: 2 E: 0 K: 0 S: 7 H: 4 LOB: 3 BB: 1 P: 11	R: 0 E: 0 K: 0 S: 4 H: 1 LOB: 1 BB: 0 P: 4	R: 1 E: 0 K: 1 S: 7 H: 2 LOB: 1 BB: 0 P: 7	R: 2 E: 0 K: 1 S: 7 H: 2 LOB: 1 BB: 1 P: 11	1B: 10 2B: 2 3B: 0 HR: 1 SF: 1 SAC: 0 DP: 1 HBP: 0						

TOP

St. Louis Cardinals @ Pittsburgh Pirates

Forbes Field, Pittsburgh, PA

Sun Jul 15 1962, 3:38 AM EDT

Att. 26,905 - Unknown

livebaseballscorecards.com

AB	38
R	7
H	13
RBI	7
BB	5
SO	6
LOB	20

PITCHER		IP	WLS	BF	H	R	ER	SO	BB	IBB	HBP	BLK	WP	HR	S	P	ERA	WHIP	PITCHER	IP	WLS	BF	H	R	ER	SO	BB	IBB	HBP	BLK	WP	HR	S	P	ERA	WHIP
Earl Francis, R ERA: 3.2	(1, 1)	5.0		24	7	4	4	4	2	1	0	0	0	0	29	41	7.20	1.800																	
Diomedes Olivo, L ERA: 2.47	(6, 1)	3.0		17	6	3	3	1	2	0	0	0	0	1	17	25	9.00	2.667																	
Roy Face, R ERA: 1.51	(9, 1)	1.0	W	3	0	0	0	1	0	0	0	0	0	0	5	5	0.00	0.000																	

WP: 0	PA: 44
PB: 0	
SB: 1	
CS: 0	

BOTTOM

Batter	1	2	3	4	5	6	7	8	9	AB	R	H	RBI	BB	SO	LOB
Bill Virdon, L (1, 8) OBP: 0.294, SLG: 0.384	F6	G3 2-3		F4		CS 1B			1B 1B	5	1	2	0	0	0	2
Dick Groat, R (1, 6) OBP: 0.355, SLG: 0.361	6-3 1B	FC4-6 3-H 1B			5-3	CS 1-2	F9		1B 1-2 1B	5	0	3	1	0	0	0
Roberto Clemente, R (1, 9) OBP: 0.387, SLG: 0.511	6-3 1-2	FC4-6 1-2f			1B 2B		5-3		1-2 2-H 1B	5	1	2	1	0	0	2
Dick Stuart, R (1, 3) OBP: 0.285, SLG: 0.413	5-3		6-3		HR 2-H 1B		S S S K			4	1	1	1	0	1	1
Bob Skinner, L (1, 7) OBP: 0.417, SLG: 0.535		PB 1B 1B	F6		HR 1-H			B B B B CS BB		3	2	2	2	1	0	0
Johnny Logan, R (1, 5) OBP: 0.391, SLG: 0.341	S S S K 1-2		F8		F7			F9 1-2		4	0	0	0	0	1	2
Don Leppert, R (1, 2) OBP: 0.306, SLG: 0.371	B B B 1B 2B BB			FC6-4 BB	F6			B B B FC5-4 BB		1	1	0	0	3	0	0
Bill Mazeroski, R (1, 4) OBP: 0.276, SLG: 0.401		2B 1-2 2-H 1B		FC6-4 FC5-4 1-2f		F8		FC5-4 1-2f		4	1	1	1	0	0	2
Earl Francis, R (1, 1) OBP: 0.194, SLG: 0.250 Diomedes Olivo, L (6, 1) OBP: 0.273, SLG: 0.300 Roy Face, R (9, 1) Howie Goss, R (9, PH) OBP: 0.303, SLG: 0.356		G3 1B 1-H 2-H 2B		FC5-4 1-2f		4-3			S S S K	2 1 0 1	1 0 0 0	1 0 0 0	2 0 0 0	0 0 0 0	0 0 0 1	1 0 0 0
Inning Stats	R: 0 E: 0 K: 0 S: 4 H: 1 LOB: 1 BB: 0 P: 4	R: 4 E: 0 K: 1 S: 9 H: 4 LOB: 1 BB: 1 P: 13	R: 0 E: 0 K: 0 S: 3 H: 0 LOB: 0 BB: 0 P: 3	R: 0 E: 0 K: 0 S: 3 H: 0 LOB: 1 BB: 1 P: 7	R: 3 E: 0 K: 0 S: 6 H: 3 LOB: 0 BB: 0 P: 6	R: 0 E: 0 K: 0 S: 3 H: 1 LOB: 0 BB: 0 P: 3	R: 0 E: 0 K: 1 S: 5 H: 0 LOB: 0 BB: 0 P: 5	R: 0 E: 0 K: 0 S: 2 H: 0 LOB: 1 BB: 2 P: 10	R: 1 E: 0 K: 1 S: 6 H: 3 LOB: 2 BB: 0 P: 6	1B: 9 2B: 2 3B: 0 HR: 1	SF: 0 SAC: 0 DP: 0 HBP: 0			WP: 0 PB: 1 SB: 0 CS: 2	PA: 40		

PITCHER		IP	WLS	BF	H	R	ER	SO	BB	IBB	HBP	BLK	WP	HR	S	P	ERA	WHIP
Curt Simmons, L ERA: 3.47	(1, 1)	3.0		15	5	4	4	1	1	0	0	0	0	0	16	20	12.00	2.000
Bobby Shantz, L ERA: 2.29	(4, 1)	2.0		10	3	3	3	0	1	0	0	0	0	1	9	13	13.50	2.000
Bob Duliba, R ERA: 1.23	(6, 1)	2.0		6	1	0	0	1	0	0	0	0	0	0	8	8	0.00	0.500
Don Ferrarese, L ERA: 3.5	(8, 1)	1.1	L	6	1	1	1	1	2	0	0	0	0	0	6	14	6.75	2.250
Lindy McDaniel, R ERA: 2.53	(9, 1)	0.0		2	2	0	0	0	0	0	0	0	0	0	2	2	∞	∞

PITCHER	IP	WLS	BF	H	R	ER	SO	BB	IBB	HBP	BLK	WP	HR	S	P	ERA	WHIP

St. Louis Cardinals @ Pittsburgh Pirates

Forbes Field, Pittsburgh, PA

Sun Jul 15 1962, 3:38 AM EDT

Att. 26,905 - Unknown

livebaseballscorecards.com

AB	35
R	8
H	12
RBI	8
BB	4
SO	3
LOB	10

Batter	1	2	3	4	5	6	7	8	9	AB	R	H	RBI	BB	SO	LOB
Curt Flood, R (1, 8) OBP: 0.333, SLG: 0.415	BBBB 4-0 E BB		SSS 0-3 ② K		x 0-0 ② FC6-4 1B 1B 1-2f		x 0-0 ③ 6-3			3	0	0	0	1	1	1
Julian Javier, R (1, 4) OBP: 0.311, SLG: 0.338	x 0-0 SH G6-4-3 1-3		x 0-0 1B		x 0-0 1B 1-2 1B			SSS 0-3 ① K		3	0	2	0	0	1	0
Bill White, L (1, 3) OBP: 0.354, SLG: 0.473	SSS 0-3 ① K		x 0-0 ③ G3		x 0-0 FC4-6 1-2 2-3 1B			x 0-0 BB 1B		4	0	2	0	0	1	3
Ken Boyer, R (1, 5) OBP: 0.398, SLG: 0.509	x 0-0 ②③ G6-4-3 1-2f			x 0-0 1B G4-6-3 1B	x 0-0 ③ FC4-6 1-2f			x 0-0 ② F8		4	1	1	0	0	0	6
Stan Musial, L (1, 7) OBP: 0.419, SLG: 0.535		x 0-0 1B 2B		x 0-0 G4-6-3 1-3 1B		x 0-0 FC4-6 1B		BBBB 4-0 1-2 BB		3	1	3	0	1	0	0
Charlie James, R (1, 9) OBP: 0.329, SLG: 0.437		x 0-0 L5-3 2-H 1B		x 0-0 ①② G4-6-3 1-2f 3-H		x 0-0 ① FC4-6 CS 1-2f		SSS 0-3 ③ K		4	0	1	1	0	1	4
Gene Oliver, R (1, 2) OBP: 0.359, SLG: 0.409 Carl Sawatski, L (9, PH) OBP: 0.383, SLG: 0.475		SSS 0-3 ① K		SSS 0-3 ③ K		SSS 0-3 ②③ K 1-2			x 0-0 ① 4-3	3 1	0 0	0 0	0 0	0 0	3 0	2 0
Julio Gotay, R (1, 6) OBP: 0.339, SLG: 0.327 Doug Clemens, L (9, PH) OBP: 0.355, SLG: 0.301		x 0-0 ②③ L5-3 1-2			H 1-0 FC6-4 HBP		SSS 0-3 ① K		x 0-0 ② 4-3	2 1	0 0	0 0	0 0	0 0	1 0	1 0
Ray Sadecki, L (1, 1) OBP: 0.088, SLG: 0.176 Red Schoendienst, S (7, PH) OBP: 0.396, SLG: 0.462 Bob Duliba, R (7, 1) Fred Whitfield, L (9, PH) OBP: 0.362, SLG: 0.621			x 0-0 ① G3		x 0-0 ① FC6-4 FC6-4 1-2f		SSS 0-3 ② K		x 0-0 ③ F7	2 1 0 1	0 0 0 0	0 0 0 0	0 0 0 0	0 1 0 0	0 0 0 0	1 0 0 0
Inning Stats	R: 0 E: 1 K: 1 S: 5 H: 0 LOB: 1 BB: 1 P: 9	R: 1 E: 0 K: 1 S: 6 H: 2 LOB: 0 BB: 0 P: 6	R: 0 E: 0 K: 1 S: 6 H: 1 LOB: 1 BB: 0 P: 6	R: 1 E: 0 K: 1 S: 6 H: 2 LOB: 0 BB: 0 P: 6	R: 0 E: 0 K: 0 S: 5 H: 2 LOB: 3 BB: 0 P: 6	R: 0 E: 0 K: 1 S: 5 H: 1 LOB: 1 BB: 0 P: 5	R: 0 E: 0 K: 2 S: 7 H: 0 LOB: 0 BB: 0 P: 7	R: 0 E: 0 K: 2 S: 8 H: 1 LOB: 2 BB: 1 P: 12	R: 0 E: 0 K: 0 S: 3 H: 0 LOB: 0 BB: 0 P: 3	1B: 8 2B: 3 3B: 0 HR: 0 SF: 0 SAC: 1 DP: 4 HBP: 1						

PITCHER		IP	W	L	S	BF	H	R	ER	SO	BB	IBB	HBP	BLK	WP	HR	P	ERA	WHIP
Al McBean, R ERA: 2.82	(1, 1)	9.0	W			36	9	2	2	9	2	0	1	0	0	0	60	2.00	1.222

PITCHER		IP	W	L	S	BF	H	R	ER	SO	BB	IBB	HBP	BLK	WP	HR	P	ERA	WHIP

TOP

St. Louis Cardinals @ Pittsburgh Pirates

Forbes Field, Pittsburgh, PA

Mon Jul 16 1962, 7:05 PM EDT

Att. 16,747 - Unknown

livebaseballscorecards.com

AB	32
R	2
H	9
RBI	1
BB	2
SO	9
LOB	18

WP: 0 PA: 36
PB: 0
SB: 0
CS: 1

Batter	1	2	3	4	5	6	7	8	9	AB	R	H	RBI	BB	SO	LOB
Bill Virdon, L (1, 8) OBP: 0.291, SLG: 0.380	E1 1B		6-3			F6	4-3			4	0	0	0	0	0	0
Dick Groat, R (1, 6) OBP: 0.356, SLG: 0.360	1-3 1B			6-3		BBBB BB 1B HR		4-3		3	1	1	0	1	0	0
Roberto Clemente, R (1, 9) OBP: 0.386, SLG: 0.508	F4			5-3		1-2 BB HR 1B		SSS K		4	1	1	0	0	1	1
Dick Stuart, R (1, 3) OBP: 0.284, SLG: 0.409	5-3			F9		F8		BBBB BB		3	0	0	0	1	0	3
Bob Skinner, L (1, 7) OBP: 0.418, SLG: 0.533		G6-4-3 1B			4-3	1-2 2-3 BBBB HR BB		F2		3	1	1	0	1	0	1
Johnny Logan, R (1, 5) OBP: 0.408, SLG: 0.432		1-2f G6-4-3			1B SF8 1B	1-H 2-H 3-H HR				3	2	2	4	0	0	1
Don Leppert, R (1, 2) OBP: 0.307, SLG: 0.370		F9			1-3 1B	F8				3	0	1	0	0	0	0
Bill Mazeroski, R (1, 4) OBP: 0.274, SLG: 0.399			F3		SF8 3-H		F9			2	0	0	1	0	0	0
Al McBean, R (1, 1) OBP: 0.220, SLG: 0.293			SSS K		F7		5-3			3	0	0	0	0	1	1
Inning Stats	R: 0 H: 1 E: 1 LOB: 1 K: 0 BB: 0 S: 4 P: 4	R: 0 H: 1 E: 0 LOB: 0 K: 0 BB: 0 S: 3 P: 3	R: 0 H: 0 E: 0 LOB: 0 K: 1 BB: 0 S: 5 P: 5	R: 0 H: 0 E: 0 LOB: 0 K: 0 BB: 0 S: 3 P: 3	R: 1 H: 2 E: 0 LOB: 1 K: 0 BB: 0 S: 5 P: 5	R: 4 H: 2 E: 0 LOB: 0 K: 0 BB: 2 S: 5 P: 13	R: 0 H: 0 E: 0 LOB: 0 K: 0 BB: 0 S: 3 P: 3	R: 0 H: 0 E: 0 LOB: 1 K: 1 BB: 1 S: 5 P: 9		1B: 5 SF: 1 2B: 0 SAC: 0 3B: 0 DP: 1 HR: 1 HBP: 0				WP: 0 PA: 32 PB: 0 SB: 0 CS: 0		

PITCHER		IP	WLS	BF	H	R	ER	SO	BB	IBB	HBP	BLK	WP	HR	S	P	ERA	WHIP
Ray Sadecki, L ERA: 5.58	(1, 1)	6.0	L	25	6	5	5	1	2	0	0	0	0	1	25	33	7.50	1.333
Bob Duliba, R ERA: 0.96	(7, 1)	2.0		7	0	0	0	1	1	0	0	0	0	0	8	12	0.00	0.500

PITCHER	IP	WLS	BF	H	R	ER	SO	BB	IBB	HBP	BLK	WP	HR	S	P	ERA	WHIP

BOTTOM

St. Louis Cardinals @ Pittsburgh Pirates

Forbes Field, Pittsburgh, PA

Mon Jul 16 1962, 7:05 PM EDT

Att. 16,747 - Unknown

livebaseballscorecards.com

AB	28
R	5
H	6
RBI	5
BB	3
SO	2
LOB	7

Chicago Cubs @ St. Louis Cardinals

Sportsman's Park, St. Louis, MO

Tue Jul 17 1962, 8:05 PM EDT

Att. 14,449 - Unknown

TOP

Batter	1	2	3	4	5	6	7	8	9	AB	R	H	RBI	BB	SO	LOB
Lou Brock, L (1, 8) OBP: 0.323, SLG: 0.428	1B	K		FC6-4 1B		E4			1-6-3	5	1	3	0	0	1	2
Ken Hubbs, R (1, 4) OBP: 0.299, SLG: 0.354	1B	1-3		FC6-4		K			1-6-3	5	1	1	0	0	1	6
Billy Williams, L (1, 7) OBP: 0.390, SLG: 0.522	FC4-6 CS 1B		3-1		P6		G3		K	5	0	1	0	0	1	1
14 Ernie Banks, R (1, 3) OBP: 0.306, SLG: 0.515	P4		K		6-3		HR		1-3	5	1	1	1	0	1	4
Ron Santo, R (1, 5) OBP: 0.313, SLG: 0.388	FC4-6		5-3		4-3		K			4	0	1	2	0	1	0
George Altman, L (1, 9) OBP: 0.400, SLG: 0.500	FC4-6			E 1B		K	F7			4	1	1	0	0	1	2
Andre Rodgers, R (1, 6) OBP: 0.353, SLG: 0.426	CS	1B		E3		5-3			6-3	4	1	1	0	0	0	0
Dick Bertell, R (1, 2) OBP: 0.318, SLG: 0.359		FC1-6		F7		E 1B			6-3	4	1	2	1	0	0	1
El Tappe, R (8, 2) OBP: 0.288, SLG: 0.208										0	0	0	0	0	0	0
Don Cardwell, R (1, 1) OBP: 0.143, SLG: 0.053		FC1-6		K		E			F7	1	0	0	0	0	0	1
Bob Anderson, R (3, 1) OBP: 0.167, SLG: 0.278										1	0	0	0	0	1	1
Dave Gerard, R (4, 1) OBP: 0.429, SLG: 0.333										1	0	1	0	0	0	0
Bob Will, L (8, PH) OBP: 0.342, SLG: 0.377										1	0	0	0	0	0	0
Barney Schultz, R (8, 1)										0	0	0	0	0	0	0
Inning Stats	R: 2 E: 0 K: 0 S: 6 H: 4 LOB: 1 BB: 0 P: 6	R: 1 E: 0 K: 1 S: 7 H: 2 LOB: 1 BB: 0 P: 7	R: 0 E: 0 K: 1 S: 5 H: 0 LOB: 0 BB: 0 P: 5	R: 1 E: 1 K: 1 S: 8 H: 2 LOB: 2 BB: 0 P: 8	R: 0 E: 0 K: 0 S: 3 H: 0 LOB: 0 BB: 0 P: 3	R: 1 E: 1 K: 2 S: 10 H: 2 LOB: 2 BB: 0 P: 10	R: 1 E: 0 K: 1 S: 6 H: 1 LOB: 0 BB: 0 P: 6	R: 0 E: 0 K: 0 S: 3 H: 0 LOB: 0 BB: 0 P: 3	R: 0 E: 0 K: 1 S: 6 H: 1 LOB: 1 BB: 0 P: 6	1B: 10 2B: 1 3B: 0 HR: 1	SF: 0 SAC: 0 DP: 0 HBP: 0						

	AB	40
	R	6
	H	12
	RBI	4
	BB	0
	SO	7
	LOB	18

WP: 0 PB: 0 SB: 0 CS: 1 PA: 41

livebaseballscorecards.com

PITCHER		IP	WLS	BF	H	R	ER	SO	BB	IBB	HBP	BLK	WP	HR	S	P	ERA	WHIP
Larry Jackson, R ERA: 4.24	(1, 1)	6.0	W	29	10	5	3	5	0	0	0	0	0	0	39	39	4.50	1.667
Lindy McDaniel, R ERA: 2.55	(7, 1)	3.0	S	11	2	1	1	2	0	0	0	0	0	1	15	15	3.00	0.667

PITCHER		IP	WLS	BF	H	R	ER	SO	BB	IBB	HBP	BLK	WP	HR	S	P	ERA	WHIP

Batter	1	2	3	4	5	6	7	8	9	AB	R	H	RBI	BB	SO	LOB
Curt Flood, R (1, 8) OBP: 0.333, SLG: 0.413	0-0 ① 4-3		0-0 ① 1B; 1-3 1B 1B	4-0 BBBB FC4-6 BB BB		0-3 ① SSS K		0-0 ① 4-3		4	1	1	0	1	1	1
Julian Javier, R (1, 4) OBP: 0.312, SLG: 0.343	0-0 ② 6-3		0-3 ① SSS K	4-0 BBBB FC4-6 1-2 2-3 BB		0-0 ② FC4-6 1B; 1-2f HR		0-0 1B 3B		4	2	1	0	1	1	3
Bill White, L (1, 3) OBP: 0.360, SLG: 0.478	0-0 1B		0-0 BB 1B; 1-3 3-H 1B	0-0 ② FC4-6; 1-2f 2-3 3-H		0-0 HR; 1-3 1B		0-0 3-4-3; 3-H 1B		5	2	4	3	0	0	2
Stan Musial, L (1, 7) OBP: 0.419, SLG: 0.543 Bobby Gene Smith, R (9, 7) OBP: 0.274, SLG: 0.293	0-0 ③ F7		4-0 BBBB 1B; 1-2 BB	0-0 ③ G3		0-0 1-H 3-H HR		0-0 ② 3-4-3; 1-2		4 0	1 0	1 0	3 0	1 0	0 0	4 0
Ken Boyer, R (1, 5) OBP: 0.395, SLG: 0.504		0-0 ① F9	0-0 ② P6		0-3 ① SSS K	0-0 1B		0-0 ③ L5		5	0	1	0	0	1	4
Charlie James, R (1, 9) OBP: 0.327, SLG: 0.433		0-0 ② 6-3	0-0 1-2 2-H 3-H 1B		0-0 ② F8	0-0 ③ 1-3				4	0	1	2	0	0	1
Gene Oliver, R (1, 2) OBP: 0.362, SLG: 0.419		0-0 3B	0-0 ③ P3		4-0 BBBB FC6-4 BB		0-3 ① SSS K			3	0	1	0	1	1	2
Julio Gotay, R (1, 6) OBP: 0.338, SLG: 0.323		0-0 ③ 5-3		4-0 BBBB BB SH3-4 FC4-6 BB	0-0 ③ FC6-4; 1-2f		0-0 ② 5-3			3	1	0	0	1	0	2
Larry Jackson, R (1, 1) OBP: 0.286, SLG: 0.275 Red Schoendienst, S (6, PH) OBP: 0.402, SLG: 0.462 Lindy McDaniel, R (7, 1)			0-0 1B 1B	0-0 ① SH3-4; 1-2		4-0 BBBB FC4-6 BB	0-3 ③ SSS K			1 0 1	1 0 0	1 0 0	0 0 0	0 1 0	0 0 1	0 0 0
Inning Stats	R: 0 E: 0 K: 0 S: 4 H: 1 LOB: 1 BB: 0 P: 4	R: 0 E: 0 K: 0 S: 4 H: 1 LOB: 1 BB: 0 P: 4	R: 3 E: 0 K: 1 S: 9 H: 4 LOB: 2 BB: 1 P: 13	R: 1 E: 0 K: 0 S: 3 H: 0 LOB: 2 BB: 3 P: 15	R: 0 E: 0 K: 1 S: 5 H: 0 LOB: 1 BB: 1 P: 9	R: 3 E: 0 K: 1 S: 8 H: 3 LOB: 1 BB: 1 P: 12	R: 0 E: 0 K: 2 S: 7 H: 0 LOB: 0 BB: 0 P: 7	R: 1 E: 0 K: 0 S: 5 H: 2 LOB: 1 BB: 0 P: 5		1B: 8 2B: 0 3B: 2 HR: 1	SF: 0 SAC: 1 DP: 0 HBP: 0					

BOTTOM

Chicago Cubs @ St. Louis Cardinals

Sportsman's Park, St. Louis, MO

Tue Jul 17 1962, 8:05 PM EDT

Att. 14,449 - Unknown

livebaseballscorecards.com

AB	34
R	8
H	11
RBI	8
BB	6
SO	5
LOB	19

PITCHER		IP	WLS	BF	H	R	ER	SO	BB	IBB	HBP	BLK	WP	HR	S	P	ERA	WHIP
Don Cardwell, R ERA: 5.02	(1, 1)	2.2		15	6	3	3	1	1	0	0	0	0	0	16	20	10.12	2.625
Bob Anderson, R ERA: 4.56	(3, 1)	0.2		5	0	1	1	0	3	0	0	0	0	0	2	14	13.50	4.500
Dave Gerard, R ERA: 5.35	(4, 1)	3.2	L	16	3	3	3	4	2	0	0	0	0	1	22	30	7.36	1.364
Barney Schultz, R ERA: 4.58	(8, 1)	1.0		5	2	1	1	0	0	0	0	0	0	0	5	5	9.00	2.000

PITCHER	IP	WLS	BF	H	R	ER	SO	BB	IBB	HBP	BLK	WP	HR	S	P	ERA	WHIP

Batter	1	2	3	4	5	6	7	8	9	AB	R	H	RBI	BB	SO	LOB
Lou Brock, L (1, 8) OBP: 0.320, SLG: 0.422	K			F7		6-3		K		4	0	0	0	0	2	1
Ken Hubbs, R (1, 4) OBP: 0.296, SLG: 0.350	4-3			K			K		1-3	4	0	0	0	0	2	0
Billy Williams, L (1, 7) OBP: 0.389, SLG: 0.527	F8			HR			6-3		6-3	4	1	1	1	0	0	0
14 Ernie Banks, R (1, 3) OBP: 0.305, SLG: 0.511		K		K			1B HBP		K	3	0	0	0	0	3	0
Ron Santo, R (1, 5) OBP: 0.313, SLG: 0.387		5-3			K		1-2 1B			3	0	1	0	0	1	0
George Altman, L (1, 9) OBP: 0.399, SLG: 0.497		L4			G6-4-3 BB		F5			2	0	0	0	1	0	2
Andre Rodgers, R (1, 6) OBP: 0.349, SLG: 0.421			K		G6-4-3 1-2f			4-3		3	0	0	0	0	1	1
Dick Bertell, R (1, 2) OBP: 0.319, SLG: 0.368			K			F3		FC6-5 2B		3	0	1	0	0	1	0
Cal Koonce, R (1, 1) OBP: 0.111, SLG: 0.133			K			K		FC6-5 2-3		2	0	0	0	0	2	0
Bob Will, L (8, PH) OBP: 0.338, SLG: 0.371										1	0	0	0	0	0	1
Don Elston, R (8, 1)										0	0	0	0	0	0	0
Inning Stats	R: 0 E: 0 K: 1 S: 5 H: 0 LOB: 0 BB: 0 P: 5	R: 0 E: 0 K: 1 S: 5 H: 0 LOB: 0 BB: 0 P: 5	R: 0 E: 0 K: 3 S: 9 H: 0 LOB: 0 BB: 0 P: 9	R: 1 E: 0 K: 2 S: 8 H: 1 LOB: 0 BB: 0 P: 8	R: 0 E: 0 K: 1 S: 4 H: 0 LOB: 0 BB: 1 P: 8	R: 0 E: 0 K: 1 S: 5 H: 0 LOB: 0 BB: 0 P: 5	R: 0 E: 0 K: 1 S: 6 H: 1 LOB: 2 BB: 0 P: 7	R: 0 E: 0 K: 1 S: 6 H: 1 LOB: 1 BB: 0 P: 6	R: 0 E: 0 K: 1 S: 5 H: 0 LOB: 0 BB: 0 P: 5	1B: 1 2B: 1 3B: 0 HR: 1 SF: 0 SAC: 0 DP: 1 HBP: 1						

PITCHER	IP	WLS	BF	H	R	ER	SO	BB	IBB	HBP	BLK	WP	HR	S	P	ERA	WHIP
Bob Gibson, R (1, 1) ERA: 2.74	9.0	W	31	3	1	1	12	1	0	1	0	0	1	53	58	1.00	0.444

PITCHER	IP	WLS	BF	H	R	ER	SO	BB	IBB	HBP	BLK	WP	HR	S	P	ERA	WHIP

TOP

Chicago Cubs @ St. Louis Cardinals

Sportsman's Park, St. Louis, MO

Wed Jul 18 1962, 8:05 PM EDT

Att. 13,096 - Unknown

livebaseballscorecards.com

AB	29
R	1
H	3
RBI	1
BB	1
SO	12
LOB	5

Batter	1	2	3	4	5	6	7	8	9	AB	R	H	RBI	BB	SO	LOB
Curt Flood, R (1, 8) OBP: 0.330, SLG: 0.409	4-3			4-3	F8		L6			4	0	0	0	0	0	3
Julian Javier, R (1, 4) OBP: 0.311, SLG: 0.342	K			BB 1B 2B 1B		F7		F8		4	1	1	0	0	1	0
Bill White, L (1, 3) OBP: 0.361, SLG: 0.481	4-3			BB 2B 1B 1-2		2B		F8		4	1	2	0	0	0	0
Stan Musial, L (1, 7) OBP: 0.420, SLG: 0.540 Bobby Gene Smith, R (9, 7) OBP: 0.274, SLG: 0.293		G6-4-3 1B		2B L5 BB 1-2 2-3		K		G3		3 0	0 0	1 0	0 0	1 0	1 0	1 0
Ken Boyer, R (1, 5) OBP: 0.395, SLG: 0.506		G6-4-3 1-2f		2B 1-3 2-H 3-H		1-3				3	0	1	2	0	0	2
Charlie James, R (1, 9) OBP: 0.322, SLG: 0.427		K		L5 3-H			F7			3	0	0	0	0	1	2
Gene Oliver, R (1, 2) OBP: 0.361, SLG: 0.418 Jimmie Schaffer, R (9, 2) OBP: 0.316, SLG: 0.265			5-3		FC6-4 1B		6-3			3 0	0 0	1 0	0 0	0 0	0 0	0 0
Julio Gotay, R (1, 6) OBP: 0.338, SLG: 0.324			L7		FC6-4 1-2f		1B 1B			3	0	1	0	0	0	1
Bob Gibson, R (1, 1) OBP: 0.346, SLG: 0.362			K		K		1-2 1B			3	0	1	0	0	2	1
Inning Stats	R: 0 E: 0 K: 1 S: 5 H: 0 LOB: 0 BB: 0 P: 5	R: 0 E: 0 K: 1 S: 5 H: 1 LOB: 0 BB: 0 P: 5	R: 0 E: 0 K: 1 S: 5 H: 0 LOB: 0 BB: 0 P: 5	R: 2 E: 0 K: 0 S: 5 H: 3 LOB: 1 BB: 1 P: 9	R: 0 E: 0 K: 1 S: 6 H: 1 LOB: 1 BB: 0 P: 6	R: 0 E: 0 K: 1 S: 6 H: 1 LOB: 1 BB: 0 P: 6	R: 0 E: 0 K: 0 S: 5 H: 2 LOB: 2 BB: 0 P: 5	R: 0 E: 0 K: 0 S: 3 H: 0 LOB: 0 BB: 0 P: 3		1B: 6 2B: 3 3B: 0 HR: 0 SF: 0 SAC: 0 DP: 2 HBP: 0				WP: 0 PB: 0 SB: 0 CS: 0 PA: 31		

PITCHER		IP	WLS	BF	H	R	ER	SO	BB	IBB	HBP	BLK	WP	HR	S	P	ERA	WHIP
Cal Koonce, R ERA: 3.73	(1, 1)	7.0	L	28	8	2	2	5	1	0	0	0	0	0	37	41	2.57	1.286
Don Elston, R ERA: 2.35	(8, 1)	1.0		3	0	0	0	0	0	0	0	0	0	0	3	3	0.00	0.000

PITCHER	IP	WLS	BF	H	R	ER	SO	BB	IBB	HBP	BLK	WP	HR	S	P	ERA	WHIP

BOTTOM

Chicago Cubs @ St. Louis Cardinals

Sportsman's Park, St. Louis, MO

Wed Jul 18 1962, 8:05 PM EDT

Att. 13,096 - Unknown

livebaseballscorecards.com

AB	30
R	2
H	8
RBI	2
BB	1
SO	5
LOB	10

Chicago Cubs @ St. Louis Cardinals

Sportsman's Park, St. Louis, MO

Thu Jul 19 1962, 4:33 AM EDT

Att. 13,230 - Unknown

TOP

livebaseballscorecards.com

Batter	1	2	3	4	5	6	7	8	9	AB	R	H	RBI	BB	SO	LOB
Lou Brock, L (1, 8) OBP: 0.321, SLG: 0.431	P4		HR (2-H)		K		P6		1B (1-2)	5	1	2	2	0	1	0
Ken Hubbs, R (1, 4) OBP: 0.293, SLG: 0.346	K		K		K		6-3		K	5	0	0	0	0	4	2
Billy Williams, L (1, 7) OBP: 0.387, SLG: 0.524	L9		1-3		1B			F8		4	0	1	0	0	0	0
14 Ernie Banks, R (1, 3) OBP: 0.304, SLG: 0.508		K		1B (1B, 1B)	5-3			6-3		4	1	1	0	0	1	1
Ron Santo, R (1, 5) OBP: 0.317, SLG: 0.398		P5		1B (1-2)		HR		BB		3	1	2	1	1	0	0
George Altman, L (1, 9) OBP: 0.398, SLG: 0.497		2B		F8		L9		K		4	0	1	0	0	1	3
Andre Rodgers, R (1, 6) OBP: 0.348, SLG: 0.418		K		K		F3			G5-4-3	4	0	1	0	0	2	3
Dick Bertell, R (1, 2) OBP: 0.325, SLG: 0.382			HR	1-2, 2-H		L5			G5-4-3 (1-2f)	4	1	2	1	0	0	1
Glen Hobbie, R (1, 1) OBP: 0.171, SLG: 0.121 Don Elston, R (5, 1) Jim McKnight, R (7, PH) OBP: 0.283, SLG: 0.270 Barney Schultz, R (7, 1) Cuno Barragan, R (9, PH) OBP: 0.315, SLG: 0.292 Don Landrum, L (9, PR) OBP: 0.415, SLG: 0.337			6-3	K			6-3		1B	2 0 1 0 0 0	0 0 0 0 0 0	0 0 0 0 1 0	0 0 0 0 0 0	0 0 0 0 0 0	1 0 0 0 0 0	3 0 0 0 0 0

	AB	36
	R	4
	H	10
	RBI	4
	BB	2
	SO	10
	LOB	13

Inning Stats	1	2	3	4	5	6	7	8	9	1B: 6	SF: 0	WP: 0	PA: 38
R	0	0	2	1	0	1	0	0	0	2B: 2	SAC: 0	PB: 0	
E	0	0	0	0	0	0	0	0	0	3B: 0	DP: 1	SB: 0	
K	1	2	1	2	2	0	0	1	1	HR: 2	HBP: 0	CS: 0	
S	5	8	7	10	8	4	3	5	6				
H	0	1	2	3	1	1	0	0	2				
LOB	0	1	0	2	1	0	0	1	2				
BB	0	0	0	0	0	0	0	1	1				
P	5	8	7	10	8	4	3	9	10				

PITCHER		IP	WLS	BF	H	R	ER	SO	BB	IBB	HBP	BLK	WP	HR	S	P	ERA	WHIP
Ernie Broglio, R ERA: 3.24	(1, 1)	6.0		26	8	4	4	8	0	0	0	0	0	2	42	42	6.00	1.333
Ray Sadecki, L ERA: 5.42	(7, 1)	2.2	W	11	2	0	0	1	2	0	0	0	0	0	11	19	0.00	1.500
Bob Duliba, R ERA: 0.93	(9, 1)	0.1	S	1	0	0	0	1	0	0	0	0	0	0	3	3	0.00	0.000

PITCHER	IP	WLS	BF	H	R	ER	SO	BB	IBB	HBP	BLK	WP	HR	S	P	ERA	WHIP

Batter	1	2	3	4	5	6	7	8	9	AB	R	H	RBI	BB	SO	LOB
Curt Flood, R (1, 8) OBP: 0.329, SLG: 0.406	4-3		F9		1B 1B BB	5-3				3	1	0	0	1	0	2
Julian Javier, R (1, 4) OBP: 0.311, SLG: 0.341	6-3		K		1B 1-2 3B 1B		K			4	1	1	0	0	2	0
Bill White, L (1, 7) OBP: 0.365, SLG: 0.487 (8, 3)	2B		1B		1-3 2-H 3B 1B		4-3			4	1	3	1	0	0	0
Fred Whitfield, L (1, 3) OBP: 0.356, SLG: 0.629 Bobby Gene Smith, R (8, 7) OBP: 0.274, SLG: 0.293	4-3		F7		1-H 3-H 1B 3B		K PB S PB			4 0	2 0	1 0	2 0	0 0	1 0	2 0
Ken Boyer, R (1, 5) OBP: 0.398, SLG: 0.506		FC5-4 BB	K		3-H CS 1B		1-3 PB BB			2	0	1	1	2	1	0
Charlie James, R (1, 9) OBP: 0.321, SLG: 0.424		FC5-4 1-2f 1B	1B		1-2 5-3		1-2 3-H K			4	0	1	0	0	1	3
Carl Sawatski, L (1, 2) OBP: 0.383, SLG: 0.469 Bob Gibson, R (6, PR) OBP: 0.346, SLG: 0.362 Jimmie Schaffer, R (7, 2) OBP: 0.308, SLG: 0.257		F8	P5			SH2-4 BB		K		2 0 1	0 0 0	0 0 0	0 0 0	1 0 1	0 0 0	2 0 0
Julio Gotay, R (1, 6) OBP: 0.338, SLG: 0.324	1-2 1B		L6			1-2 SH2-4		F8		3	0	1	0	0	0	1
Ernie Broglio, R (1, 1) OBP: 0.176, SLG: 0.152 Red Schoendienst, S (6, PH) OBP: 0.398, SLG: 0.457 Ray Sadecki, L (7, 1) OBP: 0.086, SLG: 0.171 Bob Duliba, R (9, 1)	K				6-3	L8		K		2 1 1 0	0 0 0 0	0 0 0 0	0 0 0 0	0 0 0 0	1 0 1 0	2 2 0 0
Inning Stats	R: 0 E: 0 K: 0 S: 4 H: 1 LOB: 1 BB: 0 P: 4	R: 0 E: 0 K: 1 S: 6 H: 1 LOB: 2 BB: 1 P: 10	R: 0 E: 0 K: 1 S: 6 H: 1 LOB: 1 BB: 0 P: 6	R: 0 E: 0 K: 1 S: 6 H: 1 LOB: 1 BB: 0 P: 6	R: 4 E: 0 K: 0 S: 6 H: 4 LOB: 0 BB: 1 P: 10	R: 0 E: 0 K: 0 S: 3 H: 0 LOB: 2 BB: 1 P: 7	R: 1 E: 0 K: 3 S: 10 H: 0 LOB: 1 BB: 1 P: 14	R: 0 E: 0 K: 2 S: 7 H: 0 LOB: 0 BB: 0 P: 7		1B: 6 2B: 1 3B: 1 HR: 0	SF: 0 SAC: 1 DP: 0 HBP: 0					

PITCHER		IP	WLS	BF	H	R	ER	SO	BB	IBB	HBP	BLK	WP	HR	S	P	ERA	WHIP
Glen Hobbie, R ERA: 5.52	(1, 1)	4.1		22	7	4	4	3	2	0	0	0	0	0	26	34	8.31	2.077
Don Elston, R ERA: 2.27	(5, 1)	1.2		6	1	0	0	0	1	0	0	0	0	0	5	9	0.00	1.200
Barney Schultz, R ERA: 4.42	(7, 1)	2.0	L	8	0	1	0	5	1	0	0	0	0	0	17	21	0.00	0.500

PITCHER	IP	WLS	BF	H	R	ER	SO	BB	IBB	HBP	BLK	WP	HR	S	P	ERA	WHIP

BOTTOM

Chicago Cubs @ St. Louis Cardinals

Sportsman's Park, St. Louis, MO

Thu Jul 19 1962, 4:33 AM EDT

Att. 13,230 - Unknown

livebaseballscorecards.com

AB	31
R	5
H	8
RBI	4
BB	4
SO	8
LOB	14

Batter	1	2	3	4	5	6	7	8	9	AB	R	H	RBI	BB	SO	LOB
Curt Flood, R (1, 8) OBP: 0.329, SLG: 0.404	x 0-0 WP 1B 2B 1B	x 0-0 ③ F8			x 0-0 ③ F8			S S S 0-3 K ①		4	1	1	0	0	1	1
Julian Javier, R (1, 4) OBP: 0.310, SLG: 0.340	x 0-0 WP 1-2 2B 1B		x 0-0 ① F6			x 0-0 ① 5-3		S S S 0-3 K S 1B		4	2	1	0	0	1	0
Bill White, L (1, 3) OBP: 0.364, SLG: 0.484	S S S 0-3 K ①		x 0-0 ② 1-3			S S S 0-3 K ②		x 0-0 1-H 1B		4	0	1	1	0	2	2
Stan Musial, L (1, 7) OBP: 0.421, SLG: 0.544 Bobby Gene Smith, R (8, 7) OBP: 0.274, SLG: 0.293	x 0-0 1-H 2-H 2B		x 0-0 ③ F9			x 0-0 1B		x 0-0 ② F4		4 0	0 0	2 0	2 0	0 0	0 0	1 0
Ken Boyer, R (1, 5) OBP: 0.394, SLG: 0.500	x 0-0 ② 6-3			x 0-0 ① 1-3		S S S 0-3 K ③		S S S 0-3 K ③		4	0	0	0	0	2	3
Charlie James, R (1, 9) OBP: 0.320, SLG: 0.421	S S S 0-3 K ③			x 0-0 ② F2			x 0-0 1B		x 0-0 ① F3	4	0	1	0	0	1	1
Gene Oliver, R (1, 2) OBP: 0.362, SLG: 0.418 Red Schoendienst, S (7, PH) OBP: 0.394, SLG: 0.452 Jimmie Schaffer, R (7, 2) OBP: 0.300, SLG: 0.250		x 0-0 FC4-6 1B		S S S 0-3 K ③			S S S 0-3 K ①		x 0-0 ② L4	2 1 1	0 0 0	1 0 0	0 0 0	0 0 0	1 1 0	0 1 0
Julio Gotay, R (1, 6) OBP: 0.333, SLG: 0.319		x 0-0 ① FC4-6 SH3-4 1-2f			x 0-0 ① 6-3		S S S 0-3 K ②		x 0-0 ③ F8	4	0	0	0	0	1	2
Ray Washburn, R (1, 1) OBP: 0.250, SLG: 0.265 Bob Duliba, R (2, 1) Minnie Minoso, R (7, PH) OBP: 0.247, SLG: 0.250 Lindy McDaniel, R (7, 1)		x 0-0 ② SH3-4 1-2			S S S 0-3 K ②		S S S 0-3 K ③			0 1 1 0	0 0 0 0	0 0 0 0	0 0 0 0	0 0 0 0	0 1 1 0	0 0 1 0
Inning Stats	R: 2 E: 0 K: 2 S: 10 H: 3 LOB: 1 BB: 0 P: 10	R: 0 E: 0 K: 0 S: 4 H: 1 LOB: 1 BB: 0 P: 4	R: 0 E: 0 K: 0 S: 3 H: 0 LOB: 0 BB: 0 P: 3	R: 0 E: 0 K: 1 S: 5 H: 0 LOB: 0 BB: 0 P: 5	R: 0 E: 0 K: 1 S: 5 H: 0 LOB: 0 BB: 0 P: 5	R: 0 E: 0 K: 2 S: 8 H: 1 LOB: 1 BB: 0 P: 8	R: 0 E: 0 K: 3 S: 10 H: 1 LOB: 1 BB: 0 P: 10	R: 1 E: 0 K: 3 S: 11 H: 1 LOB: 1 BB: 0 P: 11	R: 0 E: 0 K: 0 S: 3 H: 0 LOB: 0 BB: 0 P: 3	1B: 6 2B: 1 3B: 0 HR: 0	SF: 0 SAC: 1 DP: 0 HBP: 0					

PITCHER	IP	WLS	BF	H	R	ER	SO	BB	IBB	HBP	BLK	WP	HR	S	P	ERA	WHIP
Turk Farrell, R (1, 1) ERA: 2.85	9.0	W	35	7	3	2	12	0	0	0	0	1	0	59	59	2.00	0.778

PITCHER	IP	WLS	BF	H	R	ER	SO	BB	IBB	HBP	BLK	WP	HR	S	P	ERA	WHIP

TOP

St. Louis Cardinals @ Houston Colt 45's

Colt Stadium, Houston, TX

Fri Jul 20 1962, 8:05 PM EDT

Att. 15,422 - Unknown

livebaseballscorecards.com

AB	34
R	3
H	7
RBI	3
BB	0
SO	12
LOB	12

Batter	1	2	3	4	5	6	7	8	9	AB	R	H	RBI	BB	SO	LOB
Joey Amalfitano, R (1, 4) OBP: 0.296, SLG: 0.279	E1 BB 1B	5-3			K		1B		SH5-4 1-2 2-3	4	0	1	0	0	1	1
Al Spangler, L (1, 7) OBP: 0.362, SLG: 0.378	BB 1-2 1B		FC5-4 1B		4-3		K		1B IBB	4	0	2	0	1	1	1
Roman Mejias, R (1, 9) OBP: 0.341, SLG: 0.522	K		FC5-4 1-2 1B		K		6-3		1-2 2-H 3-H 1B	5	0	2	2	0	2	3
Norm Larker, L (1, 3) OBP: 0.357, SLG: 0.390	G4-6-3 1-2 2-3 BB		F6			SH 1B		G3		3	0	1	0	1	0	2
Bob Aspromonte, R (1, 5) OBP: 0.371, SLG: 0.430	G4-6-3 1-2f		FC5-4 1-2f 2-3			SH 1-2		HR		3	1	1	1	0	0	5
Carl Warwick, R (1, 8) OBP: 0.302, SLG: 0.412		PB 1B WP 1B	1-3			F8		F8		4	1	1	0	0	0	4
Jim Campbell, R (1, 2) OBP: 0.250, SLG: 0.143		K		5-3		F8		5-3		4	0	0	0	0	1	3
Bob Lillis, R (1, 6) OBP: 0.256, SLG: 0.237 Billy Goodman, L (9, PH) OBP: 0.314, SLG: 0.310 Jim Golden, L (9, PR) OBP: 0.211, SLG: 0.342		WP PB 1-2 1B		5-3		4-3			SH5-4 BB 1B 1B	3 1 0	0 0 1	1 1 0	0 0 0	0 0 0	0 0 0	2 0 0
Turk Farrell, R (1, 1) OBP: 0.125, SLG: 0.200 Pidge Browne, L (9, PH) OBP: 0.309, SLG: 0.333 Jim Pendleton, R (9, PR) OBP: 0.279, SLG: 0.411		K 1-3 2-H		5-3			5-3		SH5-4 1-2 1B BB	3 0 0	0 0 1	0 0 0	0 0 0	0 1 0	1 0 0	1 0 0
Inning Stats	R: 0 H: 1 E: 1 LOB: 2 K: 1 BB: 1 S: 6 P: 10	R: 1 H: 2 E: 0 LOB: 1 K: 2 BB: 0 S: 9 P: 9	R: 0 H: 2 E: 0 LOB: 2 K: 0 BB: 0 S: 5 P: 5	R: 0 H: 0 E: 0 LOB: 0 K: 0 BB: 0 S: 3 P: 3	R: 0 H: 0 E: 0 LOB: 0 K: 2 BB: 0 S: 7 P: 7	R: 0 H: 1 E: 1 LOB: 2 K: 0 BB: 0 S: 5 P: 5	R: 0 H: 1 E: 0 LOB: 1 K: 1 BB: 0 S: 6 P: 6	R: 1 H: 1 E: 0 LOB: 0 K: 0 BB: 0 S: 4 P: 4	R: 2 H: 2 E: 0 LOB: 2 K: 0 BB: 2 S: 3 P: 11	1B: 9 2B: 0 3B: 0 HR: 1	SF: 0 SAC: 2 DP: 1 HBP: 0						

PITCHER	IP	WLS	BF	H	R	ER	SO	BB	IBB	HBP	BLK	WP	HR	S	P	ERA	WHIP
Ray Washburn, R (1, 1) ERA: 4.05	1.1		8	3	1	0	2	1	0	0	0	0	0	11	15	0.00	3.000
Bob Duliba, R (2, 1) ERA: 0.63	4.2		18	3	0	0	3	0	0	0	0	1	0	24	24	0.00	0.643
Lindy McDaniel, R (7, 1) ERA: 2.86	2.1	L	13	4	3	3	1	1	1	0	0	0	1	13	21	11.57	2.143

PITCHER	IP	WLS	BF	H	R	ER	SO	BB	IBB	HBP	BLK	WP	HR	S	P	ERA	WHIP

BOTTOM

St. Louis Cardinals @ Houston Colt 45's

Colt Stadium, Houston, TX

Fri Jul 20 1962, 8:05 PM EDT

Att. 15,422 - Unknown

livebaseballscorecards.com

AB	34
R	4
H	10
RBI	3
BB	3
SO	6
LOB	22

WP: 1	PA: 39		
PB: 1			
SB: 0			
CS: 0			

Batter	1	2	3	4	5	6	7	8	9	AB	R	H	RBI	BB	SO	LOB
Red Schoendienst, S (1, 4) OBP: 0.398, SLG: 0.454 Julian Javier, R (6, PR) (6, 4) OBP: 0.309, SLG: 0.339	1B	4-3		F9		G4-6-3 2-H		F3		4	0	2	1	0	0	1
						1B				1	0	0	0	0	0	1
Bobby Gene Smith, R (1, 8) OBP: 0.271, SLG: 0.289	K		5-3	F8		G4-6-3 1-2f		2-H 1B		5	0	1	1	0	1	3
Bill White, L (1, 7) OBP: 0.364, SLG: 0.482	G1-6-3 1-2 1B		5-3		WP 1B BB		F8	F7		4	1	1	0	1	0	1
Fred Whitfield, L (1, 3) OBP: 0.372, SLG: 0.627	G1-6-3 1-2f		HBP 1B		F9		1B		G6-4-3 1B	5	0	3	0	0	0	3
Ken Boyer, R (1, 5) OBP: 0.397, SLG: 0.510		HR	HBP 1-2 1B		WP 1-3 1B		K		F7	5	1	3	1	0	1	2
Charlie James, R (1, 9) OBP: 0.322, SLG: 0.417		HR 1B	1-2 2-3 HBP		6-3 1-2 3-H		F4		G6-4-3 1-2f	4	1	1	0	0	0	3
Carl Sawatski, L (1, 2) OBP: 0.385, SLG: 0.485		1-H HR	K		K			4-3 BB		3	2	1	2	1	2	4
Julio Gotay, R (1, 6) OBP: 0.339, SLG: 0.325		6-3			1B	2B 1B		4-3 1-3 1B		4	1	3	0	0	0	0
Larry Jackson, R (1, 1) OBP: 0.283, SLG: 0.291		F9		F2		1B 1-2 2B		4-3 1-2 3-H		4	1	1	1	0	0	2
Inning Stats	R: 0 E: 0 K: 1 S: 6 H: 2 LOB: 1 BB: 0 P: 6	R: 3 E: 0 K: 0 S: 6 H: 3 LOB: 0 BB: 0 P: 6	R: 0 E: 0 K: 1 S: 7 H: 2 LOB: 3 BB: 0 P: 8	R: 0 E: 0 K: 0 S: 4 H: 1 LOB: 1 BB: 0 P: 4	R: 1 E: 0 K: 1 S: 6 H: 1 LOB: 1 BB: 1 P: 10	R: 1 E: 0 K: 0 S: 4 H: 3 LOB: 1 BB: 0 P: 4	R: 0 E: 0 K: 1 S: 6 H: 1 LOB: 1 BB: 0 P: 6	R: 2 E: 0 K: 0 S: 5 H: 2 LOB: 1 BB: 1 P: 9	R: 0 E: 0 K: 0 S: 3 H: 1 LOB: 0 BB: 0 P: 3	1B: 13 2B: 1 3B: 0 HR: 2 SF: 0 SAC: 0 DP: 3 HBP: 1						

PITCHER		IP	WLS	BF	H	R	ER	SO	BB	IBB	HBP	BLK	WP	HR	S	P	ERA	WHIP
Russ Kemmerer, R ERA: 4.27	(1, 1)	2.2	L	15	7	3	3	1	0	0	1	0	0	2	16	17	10.12	2.625
Jim Umbricht, R ERA: 3.79	(3, 1)	5.1		24	8	4	4	3	2	0	0	0	1	0	28	36	6.75	1.875
Bobby Tiefenauer, R ERA: 3.52	(9, 1)	1.0		3	1	0	0	0	0	0	0	0	0	0	3	3	0.00	1.000

PITCHER	IP	WLS	BF	H	R	ER	SO	BB	IBB	HBP	BLK	WP	HR	S	P	ERA	WHIP

TOP

St. Louis Cardinals @ Houston Colt 45's

Colt Stadium, Houston, TX

Sat Jul 21 1962, 4:33 AM EDT

Att. 4,580 - Unknown - 96 F

livebaseballscorecards.com

AB	39
R	7
H	16
RBI	6
BB	2
SO	4
LOB	20

WP: 1 PA: 42
PB: 0
SB: 0
CS: 0

Batter	1	2	3	4	5	6	7	8	9	AB	R	H	RBI	BB	SO	LOB
Joey Amalfitano, R (1, 4) OBP: 0.296, SLG: 0.277	B B B B 4-0 BB		x 0-0 ② 1-3			S S S 0-3 ① K		x 0-0 ② F4		3	0	0	0	1	1	2
Al Spangler, L (1, 7) OBP: 0.361, SLG: 0.376	x 0-0 ① F9		x 0-0 1B			x 0-0 ② F7		x 0-0 ③ 4-3		4	0	1	0	0	0	3
Roman Mejias, R (1, 9) OBP: 0.338, SLG: 0.517	x 0-0 ② F7		x 0-0 ③ F4			x 0-0 ③ F7			x 0-0 ① F8	4	0	0	0	0	0	2
Norm Larker, L (1, 3) OBP: 0.356, SLG: 0.388	x 0-0 ③ 4-3			x 0-0 ① F9			x 0-0 ① F5		x 0-0 1B	4	0	1	0	0	0	1
Bob Aspromonte, R (1, 5) OBP: 0.368, SLG: 0.426 J C Hartman, R (8, 6)		x 0-0 ① F3		x 0-0 ② F9			x 0-0 ② F7		S S S 0-3 ② K	3 1	0 0	0 0	0 0	0 0	0 1	0 1
Carl Warwick, R (1, 8) OBP: 0.298, SLG: 0.406		x 0-0 ② 6-3		x 0-0 ③ F8			x 0-0 ③ F7		x 0-0 ③ 1-3	4	0	0	0	0	0	1
Jim Campbell, R (1, 2) OBP: 0.263, SLG: 0.176		x 0-0 1B			S S S 0-3 ① K			x 0-0 ① 4-3		3	0	1	0	0	1	0
Bob Lillis, R (1, 6) OBP: 0.257, SLG: 0.238 (8, 5) Bobby Tiefenauer, R (9, 1)		x 0-0 ③ 4-3			x 0-0 ② L5			x 0-0 E 1B		3 0	0 0	1 0	0 0	0 0	0 0	1 0
Russ Kemmerer, R (1, 1) OBP: 0.800, SLG: 0.667 Jim Umbricht, R (3, 1) Hal Smith, R (8, PH) OBP: 0.272, SLG: 0.379 (9, 5)			x 0-0 ① 3-1		x 0-0 ③ F3			x 0-0 E6 1-2		0 2 1	0 0 0	0 0 0	0 0 0	0 0 0	0 0 0	0 0 1
Inning Stats	R: 0 H: 0 E: 0 LOB: 1 K: 0 BB: 1 S: 3 P: 7	R: 0 H: 1 E: 0 LOB: 1 K: 0 BB: 0 S: 4 P: 4	R: 0 H: 1 E: 0 LOB: 1 K: 0 BB: 0 S: 4 P: 4	R: 0 H: 0 E: 0 LOB: 0 K: 0 BB: 0 S: 3 P: 3	R: 0 H: 0 E: 0 LOB: 0 K: 1 BB: 0 S: 5 P: 5	R: 0 H: 0 E: 0 LOB: 0 K: 1 BB: 0 S: 5 P: 5	R: 0 H: 0 E: 0 LOB: 0 K: 0 BB: 0 S: 3 P: 3	R: 0 H: 1 E: 1 LOB: 2 K: 0 BB: 0 S: 5 P: 5	R: 0 H: 1 E: 0 LOB: 1 K: 1 BB: 0 S: 6 P: 6	1B: 4 SF: 0 2B: 0 SAC: 0 3B: 0 DP: 0 HR: 0 HBP: 0						WP: 0 PA: 33 PB: 0 SB: 0 CS: 0	

PITCHER	IP	WLS	BF	H	R	ER	SO	BB	IBB	HBP	BLK	WP	HR	S	P	ERA	WHIP
Larry Jackson, R (1, 1) ERA: 3.99	9.0	W	33	4	0	0	3	1	0	0	0	0	0	38	42	0.00	0.556

PITCHER	IP	WLS	BF	H	R	ER	SO	BB	IBB	HBP	BLK	WP	HR	S	P	ERA	WHIP

BOTTOM

St. Louis Cardinals @ Houston Colt 45's

Colt Stadium, Houston, TX

Sat Jul 21 1962, 4:33 AM EDT

Att. 4,580 - Unknown - 96 F

livebaseballscorecards.com

AB	32
R	0
H	4
RBI	0
BB	1
SO	3
LOB	12

Batter	1	2	3	4	5	6	7	8	9	AB	R	H	RBI	BB	SO	LOB
Julian Javier, R (1, 4) OBP: 0.317, SLG: 0.341	BBBB 4-0 1-3 1B BB	BBBB 4-0 PO BB			BBB 4-0 3B BB		x 0-0 1B 1B			1	2	1	0	3	0	0
Curt Flood, R (1, 8) OBP: 0.330, SLG: 0.410	x 0-0 ① 1-3 1-2	0-0 ③ PO 1-2	x 0-0 ① 4-3		x 0-0 1-H 3B		x 0-0 G4-6-3 1-3 1B			4	0	2	1	0	0	1
Bill White, L (1, 9) OBP: 0.361, SLG: 0.476	x 0-0 ② F9		x 0-0 ② F7		x 0-0 ③ 1-3		x 0-0 ②③ G4-6-3 1-2f			4	0	0	0	0	0	4
Stan Musial, L (1, 7) OBP: 0.418, SLG: 0.539	x 0-0 WP 1B 2-H 1B		x 0-0 ③ F3			SSS 0-3 ① K		SSS 0-3 ① K		4	0	1	1	0	2	0
Ken Boyer, R (1, 5) OBP: 0.398, SLG: 0.518	x 0-0 WP 1-2 1B			SSS 0-3 ① K		x 0-0 HR		x 0-0 ② 6-3		4	1	2	1	0	1	0
Fred Whitfield, L (1, 3) OBP: 0.354, SLG: 0.595	SSS 0-3 K 1-2 2-3			SSS 0-3 ② K		x 0-0 ② L1		SSS 0-3 ③ K		4	0	0	0	0	3	2
Gene Oliver, R (1, 2) OBP: 0.360, SLG: 0.415	x 0-0 ③ 1-3			x 0-0 ③ F8		x 0-0 1B			x 0-0 ① F7	4	0	1	0	0	0	3
Julio Gotay, R (1, 6) OBP: 0.334, SLG: 0.321		SSS 0-3 ① K			x 0-0 ① 5-3	x 0-0 ③ F5			x 0-0 ② 5-3	4	0	0	0	0	1	1
Curt Simmons, L (1, 1) OBP: 0.262, SLG: 0.216 Don Ferrarese, R (6, 1) OBP: 0.500, SLG: 1.250 Red Schoendienst, S (7, PH) OBP: 0.394, SLG: 0.449 Bobby Shantz, R (7, 1) Minnie Minoso, R (9, PH) OBP: 0.243, SLG: 0.246		SSS 0-3 ② K			x 0-0 ② 1-3		x 0-0 ① 4-3		SSS 0-3 ③ K	2 0 1 0 1	0 0 0 0 0	0 0 0 0 0	0 0 0 0 0	0 0 0 0 0	1 0 0 0 1	0 0 0 0 0
Inning Stats	R: 1 E: 0 K: 1 S: 8 H: 2 LOB: 3 BB: 1 P: 12	R: 0 E: 0 K: 2 S: 6 H: 0 LOB: 0 BB: 1 P: 10	R: 0 E: 0 K: 0 S: 3 H: 0 LOB: 0 BB: 0 P: 3	R: 0 E: 0 K: 2 S: 7 H: 0 LOB: 0 BB: 0 P: 7	R: 1 E: 0 K: 0 S: 4 H: 1 LOB: 1 BB: 1 P: 8	R: 1 E: 0 K: 1 S: 7 H: 2 LOB: 1 BB: 0 P: 7	R: 0 E: 0 K: 0 S: 4 H: 2 LOB: 1 BB: 0 P: 4	R: 0 E: 0 K: 2 S: 7 H: 0 LOB: 0 BB: 0 P: 7	R: 0 E: 0 K: 1 S: 5 H: 0 LOB: 0 BB: 0 P: 5	1B: 5 2B: 0 3B: 1 HR: 1 SF: 0 SAC: 0 DP: 1 HBP: 0						

PITCHER		IP	WLS	BF	H	R	ER	SO	BB	IBB	HBP	BLK	WP	HR	S	P	ERA	WHIP
Ken Johnson, R ERA: 4.18	(1, 1)	5.2	W	25	5	3	3	6	3	0	0	0	1	1	34	46	4.76	1.412
Jim Golden, R ERA: 3.59	(6, 1)	3.1	S	11	2	0	0	3	0	0	0	0	0	0	17	17	0.00	0.600

PITCHER	IP	WLS	BF	H	R	ER	SO	BB	IBB	HBP	BLK	WP	HR	S	P	ERA	WHIP

TOP

St. Louis Cardinals @ Houston Colt 45's

Colt Stadium, Houston, TX

Sat Jul 21 1962, 8:05 PM EDT

Att. 12,742 - Unknown

livebaseballscorecards.com

AB	33
R	3
H	7
RBI	3
BB	3
SO	9
LOB	11

WP: 1 PA: 37
PB: 0
SB: 0
CS: 0

Batter	1	2	3	4	5	6	7	8	9	AB	R	H	RBI	BB	SO	LOB
Joey Amalfitano, R (1, 4) OBP: 0.294, SLG: 0.279	F4		5-3		1B 2B 1-3	K		5-3		5	1	1	0	0	1	4
Jim Pendleton, R (1, 7) OBP: 0.283, SLG: 0.413	K		G1-6-3 1B		1B 2-H 3-H		F8			4	0	2	2	0	1	0
Roman Mejias, R (1, 9) OBP: 0.339, SLG: 0.515	6-3		G1-6-3 1-2f			1B 1B 1B	4-0 BB			3	1	1	0	1	0	1
Norm Larker, L (1, 3) OBP: 0.355, SLG: 0.386		4-3		K		1B 1B 1-3	K			4	1	1	0	0	2	1
Bob Aspromonte, R (1, 5) OBP: 0.370, SLG: 0.430		2B 2B		F8		SH 1B 1B 1-3 3-H	1-3			4	2	2	1	0	0	1
Carl Warwick, R (1, 8) OBP: 0.298, SLG: 0.403		2B BB		5-3		SH FC1-5 1B 1-2		K		2	1	0	0	1	1	0
Hal Smith, R (1, 2) OBP: 0.282, SLG: 0.389		1B 8-2 2B 1-H 2-H		3-1		FC1-5 1-2 2-H 3-H 1B		1B BB		3	0	2	4	1	0	0
Bob Lillis, R (1, 6) OBP: 0.257, SLG: 0.239		1B 2-3		F8		F4		F3		4	0	1	0	0	0	3
Ken Johnson, R (1, 1) OBP: 0.108, SLG: 0.135 Jim Golden, L (6, 1) OBP: 0.225, SLG: 0.350		8-2 3-Hf			2B 1B 1B	FC1-5 1-2 2-3f		1B 1-2		2 2	1 0	1 1	0 0	0 0	0 0	2 2
Inning Stats	R: 0 H: 0 E: 0 LOB: 0 K: 1 BB: 0 S: 5 P: 5	R: 2 H: 3 E: 0 LOB: 1 K: 0 BB: 1 S: 5 P: 9	R: 0 H: 1 E: 0 LOB: 0 K: 0 BB: 0 S: 3 P: 3	R: 0 H: 0 E: 0 LOB: 0 K: 1 BB: 0 S: 5 P: 5	R: 2 H: 3 E: 0 LOB: 1 K: 0 BB: 0 S: 5 P: 5	R: 3 H: 4 E: 0 LOB: 2 K: 1 BB: 0 S: 10 P: 10	R: 0 H: 0 E: 0 LOB: 1 K: 1 BB: 1 S: 5 P: 9	R: 0 H: 1 E: 0 LOB: 2 K: 1 BB: 1 S: 6 P: 10		1B: 9 SF: 0 2B: 4 SAC: 1 3B: 0 DP: 2 HR: 0 HBP: 0						

PITCHER		IP	WLS	BF	H	R	ER	SO	BB	IBB	HBP	BLK	WP	HR	S	P	ERA	WHIP
Curt Simmons, L ERA: 3.91	(1, 1)	5.0	L	23	10	7	7	2	1	0	0	0	0	0	26	30	12.60	2.200
Don Ferrarese, L ERA: 3.41	(6, 1)	1.0		5	1	0	0	1	0	0	0	0	0	0	7	7	0.00	1.000
Bobby Shantz, L ERA: 2.21	(7, 1)	2.0		9	1	0	0	2	2	0	0	0	0	0	11	19	0.00	1.500

PITCHER	IP	WLS	BF	H	R	ER	SO	BB	IBB	HBP	BLK	WP	HR	S	P	ERA	WHIP

BOTTOM

St. Louis Cardinals @ Houston Colt 45's

Colt Stadium, Houston, TX

Sat Jul 21 1962, 8:05 PM EDT

Att. 12,742 - Unknown

livebaseballscorecards.com

AB	33
R	7
H	12
RBI	7
BB	3
SO	5
LOB	14

St. Louis Cardinals @ Houston Colt 45's

Colt Stadium, Houston, TX

Sun Jul 22 1962, 4:33 AM EDT

Att. 8,685 - Unknown - 95 F

TOP

livebaseballscorecards.com

Batter	1	2	3	4	5	6	7	8	9	AB	R	H	RBI	BB	SO	LOB
Julian Javier, R (1, 4) OBP: 0.316, SLG: 0.340	F4	FC6-4 1-2 3-H 1B		K			F6			4	0	1	1	0	1	3
Curt Flood, R (1, 8) OBP: 0.327, SLG: 0.406	F8	FC6-4 1-2f		6-3			6-3			4	0	0	0	0	0	5
Bill White, L (1, 7) (8, 3) OBP: 0.357, SLG: 0.471	K		4-3		F8			F5		4	0	0	0	0	1	0
Fred Whitfield, L (1, 3) OBP: 0.337, SLG: 0.566 Bobby Gene Smith, R (8, 7) OBP: 0.271, SLG: 0.289		F8	K		K2-3			K		4 0	0 0	0 0	0 0	0 0	3 0	0 0
Ken Boyer, R (1, 5) OBP: 0.396, SLG: 0.518		2B 2B	K		6-3			F4		4	1	1	0	0	1	0
Charlie James, R (1, 9) OBP: 0.325, SLG: 0.423		1B 2-H 2B		1B 1B 1B		6-3			F7	4	1	2	1	0	0	0
Gene Oliver, R (1, 2) OBP: 0.364, SLG: 0.416 Jimmie Schaffer, R (7, 2) OBP: 0.293, SLG: 0.243	BBB 1B 1B BB			1-2 1B	F8				K	2 1	1 0	1 0	0 0	1 0	0 1	0 0
Julio Gotay, R (1, 6) OBP: 0.333, SLG: 0.320	F5			1-2 2-3	3-1				6-3	4	0	1	0	0	0	2
Bob Gibson, R (1, 1) OBP: 0.345, SLG: 0.360 Lindy McDaniel, R (9, 1)	1B 1-3 2-H 1B			F3			F8			3 0	0 0	1 0	1 0	0 0	0 0	3 0
Inning Stats	R: 0 E: 0 K: 1 S: 5 H: 0 LOB: 0 BB: 0 P: 5	R: 3 E: 0 K: 0 S: 7 H: 4 LOB: 2 BB: 1 P: 11	R: 0 E: 0 K: 2 S: 7 H: 0 LOB: 0 BB: 0 P: 7	R: 0 E: 0 K: 1 S: 8 H: 3 LOB: 3 BB: 0 P: 8	R: 0 E: 0 K: 1 S: 5 H: 0 LOB: 0 BB: 0 P: 5	R: 0 E: 0 K: 0 S: 3 H: 0 LOB: 0 BB: 0 P: 3	R: 0 E: 0 K: 0 S: 3 H: 0 LOB: 0 BB: 0 P: 3	R: 0 E: 0 K: 1 S: 5 H: 0 LOB: 0 BB: 0 P: 5	R: 0 E: 0 K: 1 S: 5 H: 0 LOB: 0 BB: 0 P: 5	1B: 5 2B: 2 3B: 0 HR: 0 SF: 0 SAC: 0 DP: 0 HBP: 0						

	AB	34
	R	3
	H	7
	RBI	3
	BB	1
	SO	7
	LOB	13

WP: 0 PB: 0 SB: 0 CS: 0 PA: 35

PITCHER	IP	WLS	BF	H	R	ER	SO	BB	IBB	HBP	BLK	WP	HR	S	P	ERA	WHIP
Bob Bruce, R (1, 1) ERA: 4.65	7.0	L	29	7	3	3	5	1	0	0	0	0	0	38	42	3.86	1.143
Don McMahon, R (8, 1) ERA: 1.55	2.0		6	0	0	0	2	0	0	0	0	0	0	10	10	0.00	0.000

PITCHER	IP	WLS	BF	H	R	ER	SO	BB	IBB	HBP	BLK	WP	HR	S	P	ERA	WHIP

Batter	1	2	3	4	5	6	7	8	9	AB	R	H	RBI	BB	SO	LOB
Joey Amalfitano, R (1, 4) OBP: 0.297, SLG: 0.279	BBBB 4-0 1B SH5-3 1B BB		x 0-0 1B 1B		SSS 0-3 ② K			x 0-0 ① 3-1		3	1	1	0	1	1	0
Al Spangler, L (1, 7) OBP: 0.367, SLG: 0.384	x 0-0 ① SH5-3 1-2		x 0-0 1-3 1B		x 0-0 1B			x 0-0 1B		3	0	3	0	0	0	0
Roman Mejias, R (1, 9) OBP: 0.338, SLG: 0.512	x 0-0 1B 2-3 1B		x 0-0 ① F7		x 0-0 ③ F4			x 0-0 ② F9		4	0	1	0	0	0	4
Norm Larker, L (1, 3) OBP: 0.353, SLG: 0.384	x 0-0 G5-4-3 1-2 3-H 1B		x 0-0 ② F5			x 0-0 ① F8		x 0-0 ③ F9		4	0	1	1	0	0	3
Bob Aspromonte, R (1, 5) OBP: 0.368, SLG: 0.426	x 0-0 ② ③ G5-4-3 1-2f		SSS 0-3 ③ K			x 0-0 ② 1-3		BBBB 4-0 4-3 1B BB		3	0	0	0	1	1	4
Carl Warwick, R (1, 8) OBP: 0.298, SLG: 0.399		x 0-0 ① 4-3		BBBB 4-0 G1-6-3 BB		x 0-0 ③ F7		x 0-0 ① F8		3	0	0	0	1	0	1
Hal Smith, R (1, 2) OBP: 0.281, SLG: 0.386 J C Hartman, R (9, PR)		SSS 0-3 ② K	x 0-0 ① ② G1-6-3 1-2f			x 0-0 ① 5-3		x 0-0 4-3 1-2 1B		4 0	0 0	1 0	0 0	0 0	1 0	1 0
Bob Lillis, R (1, 6) OBP: 0.258, SLG: 0.237 Pidge Browne, L (9, PH) OBP: 0.306, SLG: 0.330		BBBB 4-0 BB	x 0-0 ③ 6-3			x 0-0 ② 5-3		x 0-0 ② 4-3 1-2 2-3		2 1	0 0	0 0	0 0	1 0	0 0	0 2
Bob Bruce, R (1, 1) OBP: 0.405, SLG: 0.194 Bob Cerv, R (7, PH) OBP: 0.286, SLG: 0.395 Don McMahon, R (8, 1) OBP: 0.167, SLG: 0.167 Billy Goodman, L (9, PH) OBP: 0.311, SLG: 0.307		SSS 0-3 ③ K			x 0-0 ① 4-3		x 0-0 ③ F9	x 0-0 ③ 6-3		2 1 0 1	0 0 0 0	0 0 0 0	0 0 0 0	1 0 0 0	1 0 0 3	
Inning Stats	R: 1 E: 0 K: 0 S: 4 H: 2 LOB: 1 BB: 1 P: 8	R: 0 E: 0 K: 2 S: 7 H: 0 LOB: 1 BB: 1 P: 11	R: 0 E: 0 K: 1 S: 7 H: 2 LOB: 2 BB: 0 P: 7	R: 0 E: 0 K: 0 S: 2 H: 0 LOB: 0 BB: 1 P: 6	R: 0 E: 0 K: 1 S: 6 H: 1 LOB: 1 BB: 0 P: 6	R: 0 E: 0 K: 0 S: 3 H: 0 LOB: 0 BB: 0 P: 3	R: 0 E: 0 K: 0 S: 3 H: 0 LOB: 0 BB: 0 P: 3	R: 0 E: 0 K: 0 S: 4 H: 1 LOB: 1 BB: 0 P: 4	R: 0 E: 0 K: 0 S: 4 H: 1 LOB: 3 BB: 1 P: 8	1B: 7 2B: 0 3B: 0 HR: 0 SF: 0 SAC: 1 DP: 2 HBP: 0						

PITCHER	IP	WLS	BF	H	R	ER	SO	BB	IBB	HBP	BLK	WP	HR	S	P	ERA	WHIP
Bob Gibson, R (1, 1) ERA: 2.64	8.2	W	35	7	1	1	4	4	0	0	0	0	0	39	55	1.04	1.269
Lindy McDaniel, R (9, 1) ERA: 2.84	0.1	S	1	0	0	0	0	0	0	0	0	0	0	1	1	0.00	0.000

PITCHER	IP	WLS	BF	H	R	ER	SO	BB	IBB	HBP	BLK	WP	HR	S	P	ERA	WHIP

BOTTOM

St. Louis Cardinals @ Houston Colt 45's

Colt Stadium, Houston, TX

Sun Jul 22 1962, 4:33 AM EDT

Att. 8,685 - Unknown - 95 F

livebaseballscorecards.com

AB	31
R	1
H	7
RBI	1
BB	4
SO	4
LOB	19

WP: 0 PB: 0 SB: 0 CS: 0 PA: 36

Batter	1	2	3	4	5	6	7	8	9	AB	R	H	RBI	BB	SO	LOB
Maury Wills, S (1, 6) OBP: 0.330, SLG: 0.367	C S B B B F X 3-2 ① 4-3	B B X 2-0 E5 BB 1-2 3-H		F X 0-1 1-H 3-H HR	C X 0-1 CS 1B		B X 1-0 ② B5-3			5	1	2	3	0	0	1
Jim Gilliam, S (1, 5) OBP: 0.373, SLG: 0.359	X 0-0 ② 6-3	B F B B B 4-1 1-2 2-3 BB		C B X 1-1 ① L9	B B X 2-0 ① 1-2 HR		F B B C X 2-2 ③ 6-3			4	1	1	1	1	0	0
Willie Davis, L (1, 8) OBP: 0.347, SLG: 0.499	C B X 1-1 ③ F9	F F B X 1-2 ③ F3		F X 0-1 ② 4-3	F B B X 2-1 ② F8			X 0-0 ① F3		5	0	0	0	0	0	3
Tommy Davis, R (1, 7) OBP: 0.380, SLG: 0.537		B F X 1-1 HR 1B	X 0-0 ① F4	B B B C B 4-1 BB BB 1B BB	C F B X 1-2 1B			F B X 1-1 ② 6-3		4	2	2	0	1	0	0
Frank Howard, R (1, 9) OBP: 0.359, SLG: 0.569		X 0-0 1-H HR	C B B B B 4-1 G3 BB	B B S F B B 4-2 BB 1B 1-2 BB	F B X 1-1 ③ F7			B X 1-0 ③ F3		3	2	1	2	2	0	1
Ron Fairly, L (1, 3) OBP: 0.401, SLG: 0.491		B B B B 4-0 1B E BB	C S B X 1-2 ② G3 1-2	B B C C B B 4-2 1B 1B 1-2 2-3 BB		B C X 1-1 ① L7			B C B C S 3-3 ① K	3	1	0	0	2	1	1
John Roseboro, L (1, 2) OBP: 0.361, SLG: 0.417		C B F S 1-3 ① K	C S B S S 2-3 ③ K	F B X 1-1 1B 1-2 2-H 3-H 1B		C B B S S 2-3 ② K			F B X 1-1 ② G3	5	0	1	2	0	3	2
Larry Burright, R (1, 4) OBP: 0.268, SLG: 0.349		B S X 1-1 ② L8		X 1-1 E1 SH HR x 0-0 1-2 2-3 1B		C C B B B S 3-3 ③ K			B F B C B S 3-3 ③ K	5	1	1	0	0	2	1
Johnny Podres, L (1, 1) OBP: 0.196, SLG: 0.204		B X 1-0 BB E 1-3 1B		x 0-1 SH HR 2-3 x 0-1 ③ L7			C B S S 1-3 ① K			3	1	1	0	0	1	3
Inning Stats	R: 0 E: 0 K: 0 S: 7 H: 0 LOB: 0 BB: 0 P: 11	R: 3 E: 1 K: 1 S: 14 H: 3 LOB: 3 BB: 2 P: 29	R: 0 E: 0 K: 1 S: 8 H: 0 LOB: 1 BB: 1 P: 15	R: 5 E: 1 K: 0 S: 20 H: 3 LOB: 3 BB: 3 P: 35	R: 1 E: 0 K: 0 S: 10 H: 3 LOB: 1 BB: 0 P: 16	R: 0 E: 0 K: 2 S: 8 H: 0 LOB: 0 BB: 0 P: 14	R: 0 E: 0 K: 1 S: 7 H: 0 LOB: 0 BB: 0 P: 11	R: 0 E: 0 K: 0 S: 4 H: 0 LOB: 0 BB: 0 P: 6	R: 0 E: 0 K: 2 S: 8 H: 0 LOB: 0 BB: 0 P: 15	1B: 6 2B: 0 3B: 0 HR: 3 SF: 0 SAC: 1 DP: 0 HBP: 0						

PITCHER		IP	WLS	BF	H	R	ER	SO	BB	IBB	HBP	BLK	WP	HR	S	P	ERA	WHIP
Ray Sadecki, L ERA: 5.49	(1, 1)	3.2	L	22	4	7	3	2	4	0	0	0	0	2	40	72	7.36	2.182
Bob Duliba, R ERA: 1.15	(4, 1)	1.1		10	5	2	1	0	2	0	0	0	0	1	19	34	6.75	5.250
Don Ferrarese, L ERA: 3.15	(6, 1)	3.0		9	0	0	0	3	0	0	0	0	0	0	19	31	0.00	0.000
Bobby Shantz, L ERA: 2.17	(9, 1)	1.0		3	0	0	0	2	0	0	0	0	0	0	8	15	0.00	0.000

PITCHER	IP	WLS	BF	H	R	ER	SO	BB	IBB	HBP	BLK	WP	HR	S	P	ERA	WHIP

TOP

Los Angeles Dodgers @ St. Louis Cardinals

Sportsman's Park, St. Louis, MO

Mon Jul 23 1962, 8:05 PM EDT

Att. 22,400 - Unknown

livebaseballscorecards.com

AB	37
R	9
H	9
RBI	8
BB	6
SO	7
LOB	12

WP: 0	PA: 44		
PB: 0			
SB: 0			
CS: 1			

Batter	1	2	3	4	5	6	7	8	9	AB	R	H	RBI	BB	SO	LOB
Curt Flood, R (1, 8) OBP: 0.331, SLG: 0.412	C B F B X 2-2 CS 1B			B B C F X 2-2 3B 1B		C X 0-1 ① F8		C X 0-1 1B 2B		4	1	3	0	0	0	0
Julian Javier, R (1, 4) OBP: 0.318, SLG: 0.347	F X 0-1 ① F3			F B B X 2-1 1B 1-H 3B		B B C X 2-1 ② F8		C F X 0-2 S 2-3 1B		4	1	2	1	0	0	1
Bill White, L (1, 3) OBP: 0.356, SLG: 0.469	X 0-0 ② L9			C B F S 1-3 ① K		B B B C X 3-1 FC5-4 1B		F X 0-1 ② P3		4	0	1	0	0	1	4
Ken Boyer, R (1, 5) OBP: 0.395, SLG: 0.515	B B C B 3-1 ③ CS 1-2	X 0-0 ① F8		B B S F F F X 2-2 1B 3-H 1B		C B X 1-1 ③ FC5-4 1-2f		B C B C B S 3-3 ③ K 1-2		4	0	1	1	0	1	3
Stan Musial, L (1, 9) OBP: 0.418, SLG: 0.536 Bobby Gene Smith, R (8, 7) OBP: 0.270, SLG: 0.287		C B B S F X 2-2 ② F5		B X 1-0 G4-6-3 1-3 1B			S C S 1-3 ① K		C F B B F X 2-2 ① F3	3 1	0 0	1 0	0 0	0 0	1 0	0 0
Charlie James, R (1, 7) OBP: 0.319, SLG: 0.416 (8, 9)		F B F F S 1-3 ③ K		F B X 1-1 ②③ G4-6-3 1-2f			X 0-0 ② 4-3		B X 1-0 ② F5	4	0	0	0	0	1	2
Gene Oliver, R (1, 2) OBP: 0.362, SLG: 0.412		X 0-0 ① 6-3			C X 0-1 ① F2		B C B F F B X 3-2 FC6-4 1B		C X 0-1 ③ F2	4	0	1	0	0	0	0
Julio Gotay, R (1, 6) OBP: 0.330, SLG: 0.316		B S B X 2-1 ② F2			B F F X 1-2 ② F5		F F X 0-2 ③ FC6-4 1-2f			3	0	0	0	0	0	1
Ray Sadecki, L (1, 1) OBP: 0.083, SLG: 0.167 Bob Duliba, R (4, 1) Minnie Minoso, R (5, PH) OBP: 0.240, SLG: 0.243 Don Ferrarese, R (6, 1) OBP: 0.500, SLG: 1.250 Red Schoendienst, S (8, PH) OBP: 0.390, SLG: 0.444 Bobby Shantz, R (9, 1)		X 0-0 ③ F5			B C B S X 2-2 ③ 4-3			C X 0-1 ① 5-3		1 0 1 0 1 0	0 0 0 0 0 0	0 0 0 0 0 0	0 0 0 0 0 0	0 0 0 0 0 0	0 0 0 0 0 0	0 0 0 0 0 0
Inning Stats	R: 0 H: 1 E: 0 LOB: 0 K: 0 BB: 0 S: 7 P: 12	R: 0 H: 0 E: 0 LOB: 0 K: 1 BB: 0 S: 9 P: 12	R: 0 H: 0 E: 0 LOB: 0 K: 0 BB: 0 S: 4 P: 6	R: 2 H: 4 E: 0 LOB: 1 K: 1 BB: 0 S: 16 P: 25	R: 0 H: 0 E: 0 LOB: 0 K: 0 BB: 0 S: 8 P: 11	R: 0 H: 1 E: 0 LOB: 1 K: 0 BB: 0 S: 8 P: 14	R: 0 H: 1 E: 0 LOB: 1 K: 1 BB: 0 S: 11 P: 15	R: 0 H: 2 E: 0 LOB: 2 K: 1 BB: 0 S: 12 P: 15	R: 0 H: 0 E: 0 LOB: 0 K: 0 BB: 0 S: 7 P: 10	1B: 7 2B: 1 3B: 1 HR: 0	SF: 0 SAC: 0 DP: 1 HBP: 0			WP: 0 PB: 0 SB: 1 CS: 1	PA: 35		

PITCHER	IP	WLS	BF	H	R	ER	SO	BB	IBB	HBP	BLK	WP	HR	S	P	ERA	WHIP
Johnny Podres, L (1, 1) ERA: 4.26	9.0	W	34	9	2	2	4	0	0	0	0	0	0	82	120	2.00	1.000

PITCHER	IP	WLS	BF	H	R	ER	SO	BB	IBB	HBP	BLK	WP	HR	S	P	ERA	WHIP

BOTTOM

Los Angeles Dodgers @ St. Louis Cardinals

Sportsman's Park, St. Louis, MO

Mon Jul 23 1962, 8:05 PM EDT

Att. 22,400 - Unknown

livebaseballscorecards.com

AB	34
R	2
H	9
RBI	2
BB	0
SO	4
LOB	11

Batter	1	2	3	4	5	6	7	8	9	AB	R	H	RBI	BB	SO	LOB
Maury Wills, S (1, 6) OBP: 0.328, SLG: 0.364	B C X 1-1 ① F8		B X 1-0 ② F5		B X 1-0 ② 4-3			F F B X 1-2 ② F5		4	0	0	0	0	0	0
Jim Gilliam, S (1, 5) (7, 4) OBP: 0.374, SLG: 0.364	C B B B X 3-1 4-3 3B		C C B B B B 4-2 E S BB		X 0-0 ③ 3-1			B C S B X 2-2 ③ 4-3		3	1	1	0	1	0	0
Willie Davis, L (1, 8) OBP: 0.343, SLG: 0.493	X 0-0 ② 4-3 3-H		B S S B S 2-3 ③ K 1-3			F B B B X 3-1 ① 4-3			F B B S S 2-3 ① K	4	0	0	1	0	2	1
Tommy Davis, R (1, 7) OBP: 0.379, SLG: 0.534	B C F B X 2-2 ③ 4-3			B B B C S X 3-2 BB 2B 1B		S B X 1-1 ② 4-3			B B X 2-0 ② 6-3	4	1	1	0	0	0	0
Ron Fairly, L (1, 3) OBP: 0.405, SLG: 0.489		C B B B C F B 4-2 BB BB		F B B C B B 4-2 1-2 2B BB		B X 1-0 ③ F3			B B B C B 4-1 2B BB	1	0	0	0	3	0	0
Frank Howard, R (1, 9) OBP: 0.364, SLG: 0.578		B B 1 SAFE B B 4-0 ① FC6-4 1-2 BB		C X 0-1 ① 1-H 2-H 2B			X 0-0 ① F7		B X 1-0 ③ 1-H 2B	3	0	2	1	1	0	0
John Roseboro, L (1, 2) OBP: 0.357, SLG: 0.412		C B C B S 2-3 ② K		F B S F S 1-3 ② K			F C X 0-2 ② F9			3	0	0	0	0	2	2
Larry Burright, R (1, 4) OBP: 0.266, SLG: 0.346 Duke Snider, L (7, PH) OBP: 0.441, SLG: 0.525 Daryl Spencer, R (7, 5) OBP: 0.388, SLG: 0.375		C X 0-1 ③ FC6-4 1-2f		B C S B S 2-3 ③ K			B B C X 2-1 ③ F2			2 1 0	0 0 0	0 0 0	0 0 0	0 0 0	1 0 0	2 0 0
Stan Williams, R (1, 1) OBP: 0.132, SLG: 0.250 Wally Moon, L (8, PH) OBP: 0.367, SLG: 0.370 Larry Sherry, R (8, 1) OBP: 0.273, SLG: 0.200			C C B B F B F X 3-2 ① 5-3		F C C 0-3 ① K			C B F S 1-3 ① K		2 1 0	0 0 0	0 0 0	0 0 0	0 0 0	1 1 0	0 0 0
Inning Stats	R: 1 E: 0 K: 0 S: 8 H: 1 LOB: 0 BB: 0 P: 14	R: 0 E: 0 K: 1 S: 8 H: 0 LOB: 1 BB: 2 P: 18	R: 0 E: 0 K: 1 S: 11 H: 0 LOB: 1 BB: 1 P: 21	R: 1 E: 0 K: 2 S: 14 H: 2 LOB: 1 BB: 1 P: 24	R: 0 E: 0 K: 1 S: 5 H: 0 LOB: 0 BB: 0 P: 6	R: 0 E: 0 K: 0 S: 5 H: 0 LOB: 0 BB: 0 P: 10	R: 0 E: 0 K: 0 S: 6 H: 0 LOB: 0 BB: 0 P: 8	R: 0 E: 0 K: 1 S: 9 H: 0 LOB: 0 BB: 0 P: 13	R: 0 E: 0 K: 1 S: 6 H: 1 LOB: 2 BB: 1 P: 15	1B: 1 2B: 2 3B: 1 HR: 0	SF: 0 SAC: 0 DP: 0 HBP: 0						

PITCHER		IP	W/L/S	BF	H	R	ER	SO	BB	IBB	HBP	BLK	WP	HR	S	P	ERA	WHIP
Ernie Broglio, R ERA: 3.14	(1, 1)	9.0	W	33	4	2	2	7	5	0	0	0	0	0	72	129	2.00	1.000

PITCHER		IP	W/L/S	BF	H	R	ER	SO	BB	IBB	HBP	BLK	WP	HR	S	P	ERA	WHIP

TOP

Los Angeles Dodgers @ St. Louis Cardinals

Sportsman's Park, St. Louis, MO

Tue Jul 24 1962, 8:05 PM EDT

Att. 20,005 - Unknown

livebaseballscorecards.com

AB	28
R	2
H	4
RBI	2
BB	5
SO	7
LOB	5

1B: 1	SF: 0	WP: 0	PA: 33
2B: 2	SAC: 0	PB: 0	
3B: 1	DP: 0	SB: 1	
HR: 0	HBP: 0	CS: 0	

Batter	1	2	3	4	5	6	7	8	9	AB	R	H	RBI	BB	SO	LOB
Curt Flood, R (1, 8) OBP: 0.335, SLG: 0.416	B B B B 4-0 4-3 1B BB		B X 1-0 1B 1B		B B C F X 2-2 ① 6-3	C B F X 1-2 2-H 2B				3	1	2	1	1	0	0
Julian Javier, R (1, 4) OBP: 0.317, SLG: 0.345	X 0-0 ① 4-3 1-2		F X 0-1 ② F9		F B B F B F B 4-2 E 2B BB	B B F X 2-2 ③ L4				3	1	0	0	1	0	3
Bill White, L (1, 7) OBP: 0.357, SLG: 0.469 (8, 3)	X 0-0 4-3 2-H 1B		F F B B B X 3-2 BB 1-3 1B		F X 0-1 E3 2B 1-3		X 0-0 ① 4-3			4	0	2	1	0	0	1
Stan Musial, L (1, 9) OBP: 0.422, SLG: 0.542 Bobby Gene Smith, R (7, PR) OBP: 0.270, SLG: 0.287 (8, 7)	C B X 1-1 ② 4-3 1-2		B B B B 4-0 1-2 BB		B S X 1-1 PO 1-3 3-H 2B		B X 1-0 1B			3 0	0 0	2 0	1 0	1 0	0 0	1 0
Ken Boyer, R (1, 5) OBP: 0.394, SLG: 0.511	B B B C S X 3-2 ③ 6-3		F X 0-1 ③ F4		I I I I 4-0 IBB		X 0-0 ② F9			3	0	0	0	1	0	5
Fred Whitfield, L (1, 3) OBP: 0.322, SLG: 0.540 Charlie James, R (8, 9) OBP: 0.319, SLG: 0.416	S T F S 0-3 ① K		B F X 1-1 ① F8		S C S 0-3 ② K		S X 0-1 ③ 4-3			4 0	0 0	0 0	0 0	0 0	2 0	4 0
Gene Oliver, R (1, 2) OBP: 0.359, SLG: 0.408 Red Schoendienst, S (5, PH) OBP: 0.390, SLG: 0.444 Jimmie Schaffer, R (6, 2) OBP: 0.279, SLG: 0.231	F B B T F B X 3-2 ② F2		S C C 0-3 ② K	1 SAFE	0-0 ③ PO 2-3	X 0-0 ① F2		F X 0-1 ① 1-3		2 0 2	0 0 0	0 0 0	0 0 0	1 0 0	0 0 0	0 0 0
Julio Gotay, R (1, 6) OBP: 0.329, SLG: 0.315	F X 0-1 ③ 1-3		C X 0-1 1B		B C C B B X 3-2 ② F7			B X 1-0 ② 4-3		4	0	1	0	0	0	0
Ernie Broglio, R (1, 1) OBP: 0.158, SLG: 0.135			C X 0-1 ① 6-3	C S S 0-3 ③ K	B X 1-0 E2 2B			C X 0-1 ③ G3		4	1	0	0	0	1	1
Inning Stats	R: 1 E: 0 K: 0 S: 7 H: 1 LOB: 1 BB: 1 P: 15	R: 0 E: 0 K: 1 S: 10 H: 0 LOB: 0 BB: 0 P: 13	R: 0 E: 0 K: 0 S: 11 H: 2 LOB: 3 BB: 1 P: 18	R: 0 E: 0 K: 2 S: 10 H: 1 LOB: 1 BB: 0 P: 11	R: 1 E: 1 K: 1 S: 13 H: 1 LOB: 2 BB: 2 P: 24	R: 1 E: 1 K: 0 S: 11 H: 1 LOB: 1 BB: 0 P: 18	R: 0 E: 0 K: 0 S: 5 H: 1 LOB: 1 BB: 0 P: 6	R: 0 E: 0 K: 0 S: 5 H: 0 LOB: 0 BB: 0 P: 6		1B: 5 2B: 2 3B: 0 HR: 0 SF: 0 SAC: 0 DP: 0 HBP: 0						

PITCHER		IP	WLS	BF	H	R	ER	SO	BB	IBB	HBP	BLK	WP	HR	S	P	ERA	WHIP
Stan Williams, R ERA: 4.75	(1, 1)	7.0	L	33	7	3	2	4	3	1	0	0	0	0	67	105	2.57	1.429
Larry Sherry, R ERA: 2.85	(8, 1)	1.0		3	0	0	0	0	0	0	0	0	0	0	5	6	0.00	0.000

PITCHER	IP	WLS	BF	H	R	ER	SO	BB	IBB	HBP	BLK	WP	HR	S	P	ERA	WHIP

BOTTOM

Los Angeles Dodgers @ St. Louis Cardinals

Sportsman's Park, St. Louis, MO

Tue Jul 24 1962, 8:05 PM EDT

Att. 20,005 - Unknown

livebaseballscorecards.com

AB	32
R	3
H	7
RBI	3
BB	4
SO	4
LOB	15

1B: 5	SF: 0	WP: 0	PA: 37
2B: 2	SAC: 0	PB: 0	
3B: 0	DP: 0	SB: 0	
HR: 0	HBP: 0	CS: 0	

Batter	1	2	3	4	5	6	7	8	9	AB	R	H	RBI	BB	SO	LOB
Maury Wills, S (1, 6) OBP: 0.331, SLG: 0.378	6-3		E 1B 1B 1B		F6		1B 3B		HR	5	3	3	1	0	0	0
Jim Gilliam, S (1, 5) (6, 4) OBP: 0.376, SLG: 0.365	3-1		E4 1-3 1B 1B		F8		1B SF8 3-H 1B		1B BB	4	2	2	1	1	0	0
Willie Davis, L (1, 8) OBP: 0.346, SLG: 0.495	1B		2-H 3-H 1B		6-3		1-3 1B		K	5	0	3	2	0	1	1
Tommy Davis, R (1, 7) OBP: 0.377, SLG: 0.532	F5		6-3			F3	SF8 3-H		G4-6-3 1-2 1B	4	0	1	1	0	0	1
Ron Fairly, L (1, 3) OBP: 0.405, SLG: 0.487		1B 1B	6-3			FC5-4 1B	3-1		G4-6-3 1-2f	5	0	2	0	0	0	3
Frank Howard, R (1, 9) OBP: 0.366, SLG: 0.584		F3		3B		FC5-4 1-2f HBP		L9 SH1-4 1B		4	0	2	0	0	0	2
John Roseboro, L (1, 2) OBP: 0.361, SLG: 0.413		1-2 1B		F9		1-1 1-2 HBP		SH1-4 1-2		2	0	1	0	0	0	1
Larry Burright, R (1, 4) OBP: 0.264, SLG: 0.343 Duke Snider, L (6, PH) OBP: 0.437, SLG: 0.519 Daryl Spencer, R (6, 5) OBP: 0.385, SLG: 0.372		K		K		6-3		L9 2-3		2 1 1	0 0 0	0 0 0	0 0 0	0 0 0	2 0 0	3 2 1
Don Drysdale, R (1, 1) OBP: 0.257, SLG: 0.282 Ron Perranoski, L (8, 1) Ed Roebuck, R (8, 1) OBP: 0.313, SLG: 0.313		5-3		5-3			L4		F9	4 0 0	0 0 0	0 0 0	0 0 0	0 0 0	0 0 0	4 0 0
Inning Stats	R: 0 E: 0 K: 0 S: 7 H: 1 LOB: 1 BB: 0 P: 8	R: 0 E: 0 K: 1 S: 9 H: 2 LOB: 2 BB: 0 P: 12	R: 2 E: 1 K: 0 S: 10 H: 3 LOB: 0 BB: 0 P: 16	R: 0 E: 0 K: 1 S: 9 H: 1 LOB: 1 BB: 0 P: 12	R: 0 E: 0 K: 0 S: 7 H: 0 LOB: 0 BB: 0 P: 11	R: 0 E: 0 K: 0 S: 6 H: 1 LOB: 2 BB: 0 P: 7	R: 2 E: 0 K: 0 S: 10 H: 3 LOB: 1 BB: 0 P: 15	R: 0 E: 0 K: 0 S: 5 H: 1 LOB: 1 BB: 0 P: 9	R: 1 E: 0 K: 1 S: 13 H: 2 LOB: 1 BB: 1 P: 20	1B: 11 2B: 0 3B: 2 HR: 1 SF: 1 SAC: 1 DP: 1 HBP: 1						WP: 0 PB: 0 SB: 0 CS: 0 PA: 41

PITCHER		IP	WLS	BF	H	R	ER	SO	BB	IBB	HBP	BLK	WP	HR	S	P	ERA	WHIP
Ray Washburn, R ERA: 4.15	(1, 1)	6.1	L	30	11	4	4	2	0	0	1	0	0	0	54	75	5.68	1.737
Lindy McDaniel, R ERA: 2.82	(7, 1)	0.2		2	0	0	0	0	0	0	0	0	0	0	4	6	0.00	0.000
Don Ferrarese, L ERA: 3.21	(8, 1)	2.0		9	3	1	1	1	1	0	0	0	0	1	18	29	4.50	2.000

PITCHER	IP	WLS	BF	H	R	ER	SO	BB	IBB	HBP	BLK	WP	HR	S	P	ERA	WHIP

TOP

Los Angeles Dodgers @ St. Louis Cardinals

Sportsman's Park, St. Louis, MO

Wed Jul 25 1962, 8:05 PM EDT

Att. 24,942 - Unknown

livebaseballscorecards.com

AB	37
R	5
H	14
RBI	5
BB	1
SO	3
LOB	18

Batter	1	2	3	4	5	6	7	8	9	AB	R	H	RBI	BB	SO	LOB
Curt Flood, R (1, 8) OBP: 0.336, SLG: 0.416	X 0-0 ① G3		X 0-0 1B		B S B F F X 2-2 ③ FC5 2-3f		S F F B B B X 3-2 ③ F8		B C F B F X 2-2 1B	5	0	2	0	0	0	3
Julian Javier, R (1, 4) OBP: 0.316, SLG: 0.343	C S C 0-3 ② K		S F S 0-3 ③ K			S X 0-1 ① F5		B C B X 2-1 BB BB 1B	L C B S 1-3 ③ K	5	0	1	0	0	3	2
Bill White, L (1, 7) OBP: 0.359, SLG: 0.472	B B X 2-0 2B			F B C B X 2-2 ① F4		B B X 2-0 HR 1B		S X 0-1 ① F5		4	1	2	0	0	0	1
Stan Musial, L (1, 9) OBP: 0.423, SLG: 0.551 Bobby Gene Smith, R (8, PR) OBP: 0.270, SLG: 0.287 Gene Oliver, R (9, 2) OBP: 0.359, SLG: 0.408	X 0-0 ③ F3			B B B C X 3-1 ② F3		X 0-0 1-H HR		C B B B B 4-1 BB 1-2 BB		3 0 0	1 0 0	1 0 0	2 0 0	1 0 0	0 0 0	1 0 0
Ken Boyer, R (1, 5) OBP: 0.392, SLG: 0.507		B C F S 1-3 ① K		B C B F X 2-2 ③ 4-3		X 0-0 ② 6-3		B F B F B F B 4-2 1-2 2-3 BB		3	0	0	0	1	1	0
Fred Whitfield, L (1, 3) OBP: 0.309, SLG: 0.516		C S B B B X 2-2 ② F6			F X 0-1 ① F6	B B X 2-0 ③ F6		F X 0-1 ② P4		4	0	0	0	0	0	3
Carl Sawatski, L (1, 2) OBP: 0.384, SLG: 0.482 Minnie Minoso, R (7, PR) OBP: 0.240, SLG: 0.243 Jimmie Schaffer, R (8, 2) OBP: 0.279, SLG: 0.231 Charlie James, R (8, PH) OBP: 0.318, SLG: 0.414 (9, 9)		B X 1-0 ③ F2			C X 0-1 ② 6-3		B X 1-0 1B	B S F S 1-3 ③ K		3 0 0 1	0 0 0 0	1 0 0 0	0 0 0 0	0 0 0 1	0 0 0 3	0 0 0 3
Julio Gotay, R (1, 6) OBP: 0.328, SLG: 0.315			C S C 0-3 ① K		X 0-0 FC5 1B 1B		X 0-0 ① F5		F F F B F B B S 3-3 ① K	4	0	1	0	0	2	1
Ray Washburn, R (1, 1) OBP: 0.263, SLG: 0.278 Lindy McDaniel, R (7, 1) Red Schoendienst, S (7, PH) OBP: 0.387, SLG: 0.440 Don Ferrarese, R (8, 1) OBP: 0.500, SLG: 1.250 Dal Maxvill, R (9, PH) OBP: 0.217, SLG: 0.205			C C S 0-3 ② K		C B F B F X 2-2 1-2 1B		F S B S 1-3 ② K		B F X 1-1 ② 5-3	2 0 1 0 1	0 0 0 0 0	1 0 0 0 0	0 0 0 0 0	0 0 1 0 0	1 0 1 0 0	0 0 1 0 0
Inning Stats	R: 0 E: 0 K: 1 S: 6 H: 1 LOB: 1 BB: 0 P: 8	R: 0 E: 0 K: 1 S: 7 H: 0 LOB: 0 BB: 0 P: 11	R: 0 E: 0 K: 3 S: 10 H: 1 LOB: 1 BB: 0 P: 10	R: 0 E: 0 K: 0 S: 8 H: 0 LOB: 0 BB: 0 P: 15	R: 0 E: 0 K: 0 S: 13 H: 2 LOB: 2 BB: 0 P: 17	R: 2 E: 0 K: 0 S: 6 H: 2 LOB: 0 BB: 0 P: 10	R: 0 E: 0 K: 1 S: 9 H: 1 LOB: 1 BB: 0 P: 14	R: 0 E: 0 K: 1 S: 13 H: 1 LOB: 3 BB: 2 P: 24	R: 0 E: 0 K: 2 S: 14 H: 1 LOB: 1 BB: 0 P: 21	1B: 7 2B: 1 3B: 0 HR: 1	SF: 0 SAC: 0 DP: 0 HBP: 0					WP: 0 PB: 0 SB: 0 CS: 0	PA: 38

PITCHER		IP	WLS	BF	H	R	ER	SO	BB	IBB	HBP	BLK	WP	HR	S	P	ERA	WHIP
Don Drysdale, R ERA: 2.89	(1, 1)	7.0	W	29	8	2	2	6	0	0	0	0	0	1	61	89	2.57	1.143
Ron Perranoski, L ERA: 2.15	(8, 1)	0.2		4	0	0	0	0	2	0	0	0	0	0	8	16	0.00	3.000
Ed Roebuck, R ERA: 3.43	(8, 1)	1.1	S	5	1	0	0	3	0	0	0	0	0	0	17	25	0.00	0.750

PITCHER	IP	WLS	BF	H	R	ER	SO	BB	IBB	HBP	BLK	WP	HR	S	P	ERA	WHIP

BOTTOM

Los Angeles Dodgers @ St. Louis Cardinals

Sportsman's Park, St. Louis, MO

Wed Jul 25 1962, 8:05 PM EDT

Att. 24,942 - Unknown

livebaseballscorecards.com

AB	36
R	2
H	9
RBI	2
BB	2
SO	9
LOB	15

Batter	1	2	3	4	5	6	7	8	9	AB	R	H	RBI	BB	SO	LOB
Richie Ashburn, L (1, 8) OBP: 0.416, SLG: 0.409	K		K2-3		1B		FC6 IBB		5-3 2-3	4	0	1	0	1	2	2
Rod Kanehl, R (1, 4) OBP: 0.326, SLG: 0.393	F8		E6 2-H		1-3		P4		1-3	5	0	1	0	0	0	4
Felix Mantilla, R (1, 5) OBP: 0.327, SLG: 0.418	1B		1-3		5-3		FC6 1-2f			4	0	1	0	0	0	6
Frank Thomas, R (1, 7) OBP: 0.345, SLG: 0.508	K			P4		F7		5-3		4	0	0	0	0	1	1
Joe Christopher, R (8, 7) OBP: 0.272, SLG: 0.307										0	0	0	0	0	0	0
Marv Throneberry, L (1, 3) OBP: 0.312, SLG: 0.376		K		1B		F8		BB		3	0	1	0	1	1	0
Jim Hickman, R (1, 9) OBP: 0.349, SLG: 0.453		P6		G4-6-3 1-2		K2-3		F8		4	0	1	0	0	1	1
Elio Chacon, R (1, 6) OBP: 0.350, SLG: 0.287		P3		G4-6-3 1-2f			E1 SH1-4	K		3	0	1	0	0	0	2
Charlie Neal, R (7, PR) OBP: 0.317, SLG: 0.365							1B			1	0	0	0	0	1	1
										(7, 6)						
Choo-Choo Coleman, L (1, 2) OBP: 0.286, SLG: 0.167			SH3-4 E 1B		F7		FC SH1-4		5-3 1-3 BB	3	1	1	0	1	0	1
Al Jackson, L (1, 1) OBP: 0.128, SLG: 0.133			SH3-4 1-2		K		SH1-4 1-2 2-3		1-3 1-2	2	0	0	0	0	1	1
Inning Stats	R: 0 E: 0 K: 2 S: 8 H: 1 LOB: 1 BB: 0 P: 8	R: 0 E: 0 K: 1 S: 5 H: 0 LOB: 0 BB: 0 P: 5	R: 1 E: 1 K: 1 S: 7 H: 1 LOB: 1 BB: 0 P: 7	R: 0 E: 0 K: 0 S: 4 H: 2 LOB: 1 BB: 0 P: 4	R: 0 E: 0 K: 1 S: 7 H: 2 LOB: 2 BB: 0 P: 7	R: 0 E: 0 K: 1 S: 5 H: 0 LOB: 0 BB: 0 P: 5	R: 0 E: 1 K: 0 S: 5 H: 1 LOB: 3 BB: 1 P: 9	R: 0 E: 0 K: 1 S: 5 H: 0 LOB: 1 BB: 1 P: 9	R: 0 E: 0 K: 0 S: 3 H: 0 LOB: 1 BB: 1 P: 7	1B: 7 2B: 0 3B: 0 HR: 0 SF: 0 SAC: 2 DP: 1 HBP: 0						

PITCHER		IP	WLS	BF	H	R	ER	SO	BB	IBB	HBP	BLK	WP	HR	S	P	ERA	WHIP
Bob Gibson, R ERA: 2.51	(1, 1)	8.0	L	34	7	1	0	7	1	1	0	0	0	0	46	54	0.00	1.000
Lindy McDaniel, R ERA: 2.78	(9, 1)	1.0		4	0	0	0	0	1	0	0	0	0	0	3	7	0.00	1.000

PITCHER	IP	WLS	BF	H	R	ER	SO	BB	IBB	HBP	BLK	WP	HR	S	P	ERA	WHIP

TOP

New York Mets @ St. Louis Cardinals

Sportsman's Park, St. Louis, MO

Fri Jul 27 1962, 8:05 PM EDT

Unknown - 79 F

livebaseballscorecards.com

AB	33
R	1
H	7
RBI	0
BB	3
SO	7
LOB	19

WP: 0 PA: 38
PB: 0
SB: 0
CS: 0

BOTTOM

New York Mets @ St. Louis Cardinals

Sportsman's Park, St. Louis, MO

Fri Jul 27 1962, 8:05 PM EDT

Unknown - 79 F

livebaseballscorecards.com

Batter	1	2	3	4	5	6	7	8	9	AB	R	H	RBI	BB	SO	LOB
Curt Flood, R (1, 8) OBP: 0.335, SLG: 0.414	4-3			5-3		1B		G5-4-3		4	0	1	0	0	0	1
Julian Javier, R (1, 4) OBP: 0.315, SLG: 0.340	1-4-3			6-3		F7		1B BB		3	0	0	0	1	0	2
Bill White, L (1, 3) OBP: 0.358, SLG: 0.470	4-3			1-3		K		FC6-4 1B		4	0	1	0	0	1	2
Ken Boyer, R (1, 5) OBP: 0.391, SLG: 0.507		F8			FC4-5 2B		F8	FC6-4		4	0	1	0	0	0	2
Charlie James, R (1, 9) OBP: 0.321, SLG: 0.416		G4-6-3 1B			FC4-5 PB 5-3		2B 1B		6-3	4	0	2	0	0	0	1
Bobby Gene Smith, R (1, 7) OBP: 0.276, SLG: 0.308		G4-6-3			5-3		1-3 2B		2B	4	0	2	0	0	0	2
Gene Oliver, R (1, 2) OBP: 0.357, SLG: 0.402			6-3		5-3		G6-4-3 IBB		P5	3	0	0	0	1	0	2
Julio Gotay, R (1, 6) OBP: 0.326, SLG: 0.313 Red Schoendienst, S (7, PH) OBP: 0.383, SLG: 0.436 Dal Maxvill, R (8, 6) OBP: 0.213, SLG: 0.200			K			L9	G6-4-3		1-3	2 1 1	0 0 0	0 0 0	0 0 0	0 0 0	1 0 0	0 3 1
Bob Gibson, R (1, 1) OBP: 0.351, SLG: 0.365 Stan Musial, L (8, PH) OBP: 0.425, SLG: 0.553 Minnie Minoso, R (8, PR) OBP: 0.240, SLG: 0.243 Lindy McDaniel, R (9, 1)			P4			1B		G5-4-3		2 1 0 0	0 0 0 0	1 1 0 0	0 0 0 0	0 0 0 0	0 0 0 0	0 0 0 0
Inning Stats	R: 0 E: 0 K: 0 S: 3 H: 0 LOB: 0 BB: 0 P: 3	R: 0 E: 0 K: 0 S: 3 H: 1 LOB: 0 BB: 0 P: 3	R: 0 E: 0 K: 1 S: 5 H: 0 LOB: 0 BB: 0 P: 5	R: 0 E: 0 K: 0 S: 3 H: 0 LOB: 0 BB: 0 P: 3	R: 0 E: 0 K: 0 S: 4 H: 1 LOB: 1 BB: 0 P: 4	R: 0 E: 0 K: 1 S: 7 H: 2 LOB: 2 BB: 0 P: 7	R: 0 E: 0 K: 0 S: 4 H: 2 LOB: 2 BB: 1 P: 8	R: 0 E: 0 K: 0 S: 4 H: 2 LOB: 2 BB: 1 P: 8	R: 0 E: 0 K: 0 S: 4 H: 1 LOB: 1 BB: 0 P: 4	1B: 6 2B: 3 3B: 0 HR: 0	SF: 0 SAC: 0 DP: 3 HBP: 0						

	AB	33
	R	0
	H	9
	RBI	0
	BB	2
	SO	2
	LOB	16

PITCHER	IP	WLS	BF	H	R	ER	SO	BB	IBB	HBP	BLK	WP	HR	S	P	ERA	WHIP
Al Jackson, L (1, 1) ERA: 4.39	9.0	W	35	9	0	0	2	1	1	0	0	0	0	37	45	0.00	1.111

PITCHER	IP	WLS	BF	H	R	ER	SO	BB	IBB	HBP	BLK	WP	HR	S	P	ERA	WHIP

WP: 0 PB: 1 SB: 0 CS: 0 PA: 35

New York Mets @ St. Louis Cardinals

Sportsman's Park, St. Louis, MO

Fri Jul 27 1962, 8:05 PM EDT

Att. 18,722 - Unknown - 79 F

TOP

livebaseballscorecards.com

Batter	1	2	3	4	5	6	7	8	9	AB	R	H	RBI	BB	SO	LOB
Richie Ashburn, L (1, 8) OBP: 0.423, SLG: 0.412	5-3		BBBB 4-0 1B SF9 BB		0-0 1B FC5-2-5-1 1B	BBBB 4-0 1-2 BB		0-0 BB 1B 2-3 1B		3	1	2	0	2	0	0
Rod Kanehl, R (1, 4) OBP: 0.336, SLG: 0.400	SSS 0-3 K2-3		0-0 1B SF8 1-3 1B		0-0 FC5-2-5-1 1-3 1B	0-0 F7		0-0 BB 1-2 3-H 1B		5	1	3	1	0	1	2
Felix Mantilla, R (1, 5) OBP: 0.325, SLG: 0.413	0-0 4-3		0-0 SF9 3-H		0-0 FC5-2-5-1 G3 1-3 3-H		0-0 F8	BBBB 4-0 1-2 2-3 BB		3	0	0	1	1	0	2
Gene Woodling, L (1, 7) OBP: 0.379, SLG: 0.395 Joe Christopher, R (8, 7) OBP: 0.272, SLG: 0.307		0-0 4-3	0-0 FC5-4 1-3 1B		0-0 G3 1-2		0-0 FC5-4 1B	0-0 F9		5 0	0 0	2 0	0 0	0 0	0 0	5 0
Marv Throneberry, L (1, 3) OBP: 0.314, SLG: 0.387		0-0 6-3 3B	0-0 SF8 3-H		4-0 FC6-4 IBB		0-0 F8		0-0 P4	3	1	1	1	1	0	1
Jim Hickman, R (1, 9) OBP: 0.346, SLG: 0.452		0-0 6-3 3-H	0-0 FC5-4 1-2f		0-0 FC6-4 1-2f		0-0 FC5-4 1-2f		0-0 3-1 2B	5	0	1	1	0	0	5
Choo-Choo Coleman, L (1, 2) OBP: 0.273, SLG: 0.400 Ed Bouchee, L (9, PH) OBP: 0.298, SLG: 0.291		0-0 1B 3B		0-0 G3		0-0 L4		0-0 1-3	0-0 3-1 2-3	4 1	1 0	1 0	0 0	0 0	0 0	0 1
Charlie Neal, R (1, 6) OBP: 0.317, SLG: 0.364 Frank Thomas, R (9, PH) OBP: 0.344, SLG: 0.507		0-0 1B 3-H		0-0 6-3		0-0 L9		0-0 E4 1B WP 1B	0-0 5-3	4 1	1 0	1 0	1 0	0 0	0 0	0 1
Bob Moorhead, R (1, 1) OBP: 0.286, SLG: 0.063 Ray Daviault, R (6, 1)		SSS 0-3 K		SSS 0-3 K		0-0 BB 1B		0-0 F9 1-2		3 1	0 0	1 0	0 0	0 0	2 0	1 1
Inning Stats	R: 0 E: 0 K: 1 S: 5 H: 0 LOB: 0 BB: 0 P: 5	R: 2 E: 0 K: 1 S: 8 H: 3 LOB: 1 BB: 0 P: 8	R: 2 E: 0 K: 0 S: 5 H: 2 LOB: 1 BB: 1 P: 9	R: 0 E: 0 K: 1 S: 5 H: 0 LOB: 0 BB: 0 P: 5	R: 0 E: 0 K: 0 S: 5 H: 2 LOB: 3 BB: 1 P: 9	R: 0 E: 0 K: 0 S: 4 H: 1 LOB: 2 BB: 1 P: 8	R: 0 E: 0 K: 0 S: 4 H: 1 LOB: 1 BB: 0 P: 4	R: 1 E: 1 K: 0 S: 6 H: 2 LOB: 3 BB: 1 P: 10	R: 0 E: 0 K: 0 S: 4 H: 1 LOB: 1 BB: 0 P: 4	1B: 9 2B: 1 3B: 2 HR: 0 SF: 2 SAC: 0 DP: 0 HBP: 0						

	AB	38
	R	5
	H	12
	RBI	5
	BB	4
	SO	3
	LOB	19

WP: 1 PB: 0 SB: 0 CS: 0 PA: 44

PITCHER		IP	WLS	BF	H	R	ER	SO	BB	IBB	HBP	BLK	WP	HR	S	P	ERA	WHIP
Larry Jackson, R ERA: 4.04	(1, 1)	7.0		33	9	4	4	3	2	1	0	0	0	0	36	48	5.14	1.571
Bob Duliba, R ERA: 1.06	(8, 1)	1.1	W	9	3	1	0	0	1	0	0	0	1	0	8	12	0.00	3.000
Lindy McDaniel, R ERA: 2.75	(9, 1)	0.2	S	2	0	0	0	0	0	0	0	0	0	0	2	2	0.00	0.000

PITCHER		IP	WLS	BF	H	R	ER	SO	BB	IBB	HBP	BLK	WP	HR	S	P	ERA	WHIP

Batter	1	2	3	4	5	6	7	8	9	AB	R	H	RBI	BB	SO	LOB
Julian Javier, R (1, 4) OBP: 0.312, SLG: 0.336	P4	F5			K		6-3			4	0	0	0	0	1	0
Bill White, L (1, 3) OBP: 0.357, SLG: 0.468	1-3	F7			1B		P3			4	0	1	0	0	0	0
Curt Flood, R (1, 8) OBP: 0.338, SLG: 0.422	E 1B BB	6-3 3B			K			HR 1B BB		4	3	3	0	0	1	1
Stan Musial, L (1, 7) OBP: 0.426, SLG: 0.549	E 1B BB 1-2	6-3 3-H				BB BB		F8		2	1	0	1	2	0	1
Carl Sawatski, L (1, 2) OBP: 0.386, SLG: 0.476	E8 1B 1-3 2-H	4-3				BB 1-2		HR BB 1-2		2	0	0	0	2	0	1
Minnie Minoso, R (8, PR) OBP: 0.240, SLG: 0.243										0	1	0	0	0	0	0
Jimmie Schaffer, R (9, 2) OBP: 0.279, SLG: 0.231										0	0	0	0	0	0	0
Charlie James, R (1, 9) OBP: 0.324, SLG: 0.430	1B 1-2 3-H			P4	K			HR 1-H 2-H		4	1	2	4	0	1	2
Ken Boyer, R (1, 5) OBP: 0.392, SLG: 0.508	P5			G4-6-3 BB	F7			2B		3	0	1	0	1	0	4
Julio Gotay, R (1, 6) OBP: 0.324, SLG: 0.310		F8		G4-6-3 1-2f	K			5-3		2	0	0	0	0	0	1
Red Schoendienst, S (6, PH) OBP: 0.380, SLG: 0.431										1	0	0	0	0	1	2
Dal Maxvill, R (7, 6) OBP: 0.208, SLG: 0.196										1	0	0	0	0	0	2
Larry Jackson, R (1, 1) OBP: 0.274, SLG: 0.281		F7			K		K	K		2	0	0	0	0	1	0
Bobby Gene Smith, R (7, PH) OBP: 0.274, SLG: 0.306										1	0	0	0	0	1	0
Bob Duliba, R (8, 1)										1	0	0	0	0	1	2
Lindy McDaniel, R (9, 1)										0	0	0	0	0	0	0
Inning Stats	R: 2 E: 1 K: 0 S: 6 H: 2 LOB: 2 BB: 1 P: 10	R: 0 E: 0 K: 0 S: 3 H: 0 LOB: 0 BB: 0 P: 3	R: 1 E: 0 K: 0 S: 4 H: 1 LOB: 0 BB: 0 P: 4	R: 0 E: 0 K: 0 S: 2 H: 0 LOB: 0 BB: 1 P: 6	R: 0 E: 0 K: 3 S: 10 H: 1 LOB: 1 BB: 0 P: 10	R: 0 E: 0 K: 2 S: 7 H: 0 LOB: 2 BB: 2 P: 15	R: 0 E: 0 K: 1 S: 5 H: 0 LOB: 0 BB: 0 P: 5	R: 3 E: 0 K: 1 S: 8 H: 3 LOB: 2 BB: 1 P: 12		1B: 4 2B: 1 3B: 1 HR: 1 SF: 0 SAC: 0 DP: 1 HBP: 0						

PITCHER		IP	WLS	BF	H	R	ER	SO	BB	IBB	HBP	BLK	WP	HR	S	P	ERA	WHIP
Bob Moorhead, R ERA: 4.28	(1, 1)	5.0		23	4	3	1	3	4	0	0	0	0	0	25	41	1.80	1.600
Ray Daviault, R ERA: 6.69	(6, 1)	3.0	L	13	3	3	3	4	1	0	0	0	0	1	20	24	9.00	1.333

PITCHER		IP	WLS	BF	H	R	ER	SO	BB	IBB	HBP	BLK	WP	HR	S	P	ERA	WHIP

BOTTOM

New York Mets @ St. Louis Cardinals

Sportsman's Park, St. Louis, MO

Fri Jul 27 1962, 8:05 PM EDT

Att. 18,722 - Unknown - 79 F

livebaseballscorecards.com

AB	31
R	6
H	7
RBI	5
BB	5
SO	7
LOB	16

New York Mets @ St. Louis Cardinals

Sportsman's Park, St. Louis, MO

Sat Jul 28 1962, 8:05 PM EDT

Att. 15,008 - Unknown

TOP

livebaseballscorecards.com

Batter	1	2	3	4	5	6	7	8	9	AB	R	H	RBI	BB	SO	LOB
Richie Ashburn, L (1, 8) OBP: 0.432, SLG: 0.420	FC1-5 1B 1B	E3 S FC5-4-2-5 2-3 3-H 1B		WP S 3B 1B	1B			F8	BBBB FC6-4 1-2 BB	5	1	4	1	1	0	0
Rod Kanehl, R (1, 4) OBP: 0.342, SLG: 0.418	FC1-5 1-2 1B 1B	FC5-4-2-5 S 1-2 3-H		1-H 3B		CS 1B		E6 1B E	FC6-4 1-2f	6	2	3	1	0	0	4
Felix Mantilla, R (1, 5) OBP: 0.323, SLG: 0.410	FC1-5 1B 1-2 2-3f	5-3 1-2 2-3		6-3		F5 1-2		S 1-3 1B		5	0	1	0	0	0	6
Frank Thomas, R (1, 3) OBP: 0.342, SLG: 0.501 Marv Throneberry, L (9, 3) OBP: 0.314, SLG: 0.387	F3	5-3		F8 BBBB BB		P4 1-3 3-H				4 0	0 0	0 0	0 0	1 0	0 0	3 0
Jim Hickman, R (1, 9) OBP: 0.347, SLG: 0.450	1-3 2-H 1B	FC6 1B		E5 2B PB		P4		5-3		5	1	2	1	0	0	2
Joe Christopher, R (1, 7) OBP: 0.276, SLG: 0.317	5-3	SSS K		PB 1-3 SF9 2B			SSS K		E6 1B 1B	5	2	2	0	0	2	3
Charlie Neal, R (1, 6) OBP: 0.318, SLG: 0.365		SH2-4 1B 2B	FC6 1-2f	BBBB PB HR 2-3 3-H BB			G3		F2	4	2	1	0	1	0	2
Chris Cannizzaro, R (1, 2) OBP: 0.350, SLG: 0.235		H E SH2-4 FC5-4-2-5 HBP	SSS K	SF9 3-H			P4			3	0	1	1	0	1	1
Jay Hook, L (1, 1) OBP: 0.292, SLG: 0.209 Gene Woodling, L (5, PH) OBP: 0.382, SLG: 0.413 Ken MacKenzie, R (5, 1) OBP: 0.143, SLG: 0.143 Willard Hunter, R (9, 1) OBP: 0.273, SLG: 0.273 Craig Anderson, R (9, 1) OBP: 0.111, SLG: 0.111		SH2-4 1-2 2-3		4-3	HR 1-H		SSS K		BB 2-H 1B	1 1 2 0 0	0 1 0 0 0	0 1 1 0 0	0 2 1 0 0	0 0 1 0 0	0 0 1 0 0	0 0 1 0 0
Inning Stats	R: 1 E: 0 K: 0 S: 6 H: 3 LOB: 2 BB: 0 P: 6	R: 1 E: 1 K: 0 S: 5 H: 2 LOB: 2 BB: 0 P: 6	R: 0 E: 0 K: 1 S: 6 H: 1 LOB: 1 BB: 0 P: 6	R: 1 E: 0 K: 1 S: 7 H: 2 LOB: 1 BB: 0 P: 7	R: 4 E: 1 K: 0 S: 6 H: 3 LOB: 1 BB: 1 P: 10	R: 0 E: 0 K: 0 S: 3 H: 1 LOB: 1 BB: 1 P: 7	R: 0 E: 0 K: 2 S: 8 H: 1 LOB: 1 BB: 0 P: 8	R: 1 E: 1 K: 0 S: 5 H: 1 LOB: 1 BB: 0 P: 5	R: 1 E: 1 K: 0 S: 5 H: 2 LOB: 2 BB: 1 P: 9	1B: 12 2B: 2 3B: 1 HR: 1 SF: 1 SAC: 1 DP: 0 HBP: 1						

	AB	41
	R	9
	H	16
	RBI	7
	BB	3
	SO	4
	LOB	22

WP: 1 PB: 2 SB: 5 CS: 1 PA: 47

PITCHER		IP	WLS	BF	H	R	ER	SO	BB	IBB	HBP	BLK	WP	HR	S	P	ERA	WHIP
Ray Sadecki, L ERA: 5.54	(1, 1)	4.0		21	8	3	3	2	0	0	1	0	1	0	24	25	6.75	2.000
Curt Simmons, L ERA: 3.88	(5, 1)	0.2	L	6	2	4	0	0	1	0	0	0	0	1	5	9	0.00	4.500
Bob Duliba, R ERA: 0.98	(5, 1)	1.1		5	2	0	0	0	1	0	0	0	0	0	4	8	0.00	2.250
Lindy McDaniel, R ERA: 2.68	(7, 1)	2.0		9	2	1	0	2	0	0	0	0	0	0	13	13	0.00	1.000
Don Ferrarese, L ERA: 3.14	(9, 1)	1.0		6	2	1	0	0	1	0	0	0	0	0	5	9	0.00	3.000

PITCHER		IP	WLS	BF	H	R	ER	SO	BB	IBB	HBP	BLK	WP	HR	S	P	ERA	WHIP

Batter	1	2	3	4	5	6	7	8	9	AB	R	H	RBI	BB	SO	LOB
Julian Javier, R (1, 4) OBP: 0.311, SLG: 0.342	P4		E5 G3	HR		P4		6-3		5	1	1	1	0	0	2
Bill White, L (1, 3) OBP: 0.355, SLG: 0.463	F8		G3 2-3	1-3			F7		BB HR	4	1	0	0	1	0	1
Curt Flood, R (1, 8) OBP: 0.339, SLG: 0.429	K		F9		2B 6-3 1B		P6		HR 1-H	5	2	2	2	0	1	1
Stan Musial, L (1, 7) OBP: 0.429, SLG: 0.552		6-3		4-3	1-3 2B		FC5-4 1B		BB	4	0	2	0	1	0	0
Ken Boyer, R (1, 5) OBP: 0.388, SLG: 0.501		P6		P5	L6		FC5-4 1-2f		F8	5	0	0	0	0	0	4
Charlie James, R (1, 9) OBP: 0.329, SLG: 0.433		2B 1B		1B 1B	6-3 3-H			4-3 1B	F2	5	1	3	1	0	0	2
Gene Oliver, R (1, 2) OBP: 0.363, SLG: 0.412		1-3 2B		1B HR 1-2 1B	5-3			4-3 1-2 1B	P6	5	1	3	0	0	0	2
Julio Gotay, R (1, 6) OBP: 0.324, SLG: 0.310		F9		HR 1-3 2-H 1B		F9		4-3 1-2 2-3		4	1	1	1	0	0	4
Ray Sadecki, L (1, 1) OBP: 0.081, SLG: 0.162 Fred Whitfield, L (4, PH) OBP: 0.316, SLG: 0.554 Curt Simmons, L (5, 1) OBP: 0.282, SLG: 0.216 Bob Duliba, R (5, 1) Bobby Gene Smith, R (6, PH) OBP: 0.272, SLG: 0.304 Lindy McDaniel, R (7, 1) Red Schoendienst, S (8, PH) OBP: 0.376, SLG: 0.427 Don Ferrarese, R (9, 1) OBP: 0.500, SLG: 1.250			F8	HR 1-H 3-H		P3		F3		1 1 0 0 1 0 1 0	0 1 0 0 0 0 0 0	0 1 0 0 0 0 0 0	0 1 0 0 0 0 0 0	0 0 0 0 0 0 0 0	0 0 0 0 0 0 0 0	0 1 0 0 0 2 0 0
Inning Stats	R: 0 E: 0 K: 1 S: 5 H: 0 LOB: 0 BB: 0 P: 5	R: 0 E: 0 K: 0 S: 5 H: 2 LOB: 2 BB: 0 P: 5	R: 0 E: 1 K: 0 S: 4 H: 0 LOB: 1 BB: 0 P: 4	R: 5 E: 0 K: 0 S: 8 H: 5 LOB: 0 BB: 0 P: 8	R: 1 E: 0 K: 0 S: 5 H: 2 LOB: 1 BB: 0 P: 5	R: 0 E: 0 K: 0 S: 3 H: 0 LOB: 0 BB: 0 P: 3	R: 0 E: 0 K: 0 S: 4 H: 1 LOB: 1 BB: 0 P: 4	R: 0 E: 0 K: 0 S: 5 H: 2 LOB: 2 BB: 0 P: 5	R: 2 E: 0 K: 0 S: 4 H: 1 LOB: 1 BB: 2 P: 12	1B: 8 2B: 2 3B: 0 HR: 3 SF: 0 SAC: 0 DP: 0 HBP: 0						

PITCHER		IP	WLS	BF	H	R	ER	SO	BB	IBB	HBP	BLK	WP	HR	S	P	ERA	WHIP
Jay Hook, R ERA: 5.68	(1, 1)	4.0		20	7	5	5	1	0	0	0	0	0	2	22	22	11.25	1.750
Ken MacKenzie, L ERA: 5.6	(5, 1)	4.0	W	19	6	3	3	0	1	0	0	0	0	1	18	22	6.75	1.750
Willard Hunter, L ERA: 8.06	(9, 1)	0.0		1	0	0	0	0	1	0	0	0	0	0	0	4	∞	∞
Craig Anderson, R ERA: 5.0	(9, 1)	1.0	S	3	0	0	0	0	0	0	0	0	0	0	3	3	0.00	0.000

PITCHER	IP	WLS	BF	H	R	ER	SO	BB	IBB	HBP	BLK	WP	HR	S	P	ERA	WHIP

BOTTOM

New York Mets @ St. Louis Cardinals

Sportsman's Park, St. Louis, MO

Sat Jul 28 1962, 8:05 PM EDT

Att. 15,008 - Unknown

livebaseballscorecards.com

AB	41
R	8
H	13
RBI	8
BB	2
SO	1
LOB	18

WP: 0 PA: 43
PB: 0
SB: 0
CS: 0

New York Mets @ St. Louis Cardinals

Sportsman's Park, St. Louis, MO

Sun Jul 29 1962, 4:33 AM EDT

Unknown

TOP

livebaseballscorecards.com

Batter	1	2	3	4	5	6	7	8	9	AB	R	H	RBI	BB	SO	LOB
Richie Ashburn, L (1, 8) OBP: 0.431, SLG: 0.420	F9		2B 1B 1B		1-3			SH1 1B 1B	FC3-2-5 FC6-5-4 2-3 3-H	5	2	2	0	0	0	2
Rod Kanehl, R (1, 4) OBP: 0.346, SLG: 0.427	6-3		1-3 1B 2B			L4-3 1B		SH1 1-2	FC6-5-4 2-3 3-H	4	1	2	1	0	0	1
Felix Mantilla, R (1, 5) OBP: 0.324, SLG: 0.409	5-3		L3 2-H 3-H 1B			S S S K		1B 2-H 1B	S S S K	5	0	2	3	0	2	2
Gene Woodling, L (1, 7) OBP: 0.379, SLG: 0.410		BB 1B	L3 1-2			L4-3 1-2		L7		4	0	1	0	0	0	3
Marv Throneberry, L (1, 3) OBP: 0.322, SLG: 0.391		B B B B 1-2 BB		CS 1B			P6	FC6-4 1-3 1B		3	0	2	0	1	0	0
Jim Hickman, R (1, 9) OBP: 0.341, SLG: 0.442		F5		F8 1-2			S S S K	FC6-4 1-2f		4	0	0	0	0	1	5
Charlie Neal, R (1, 6) OBP: 0.320, SLG: 0.370		F7		6-3			BB 1B		1B 2B	4	1	2	0	0	0	2
Chris Cannizzaro, R (1, 2) OBP: 0.343, SLG: 0.229 Ed Bouchee, L (7, PH) OBP: 0.305, SLG: 0.291 Choo-Choo Coleman, L (7, PR) OBP: 0.333, SLG: 0.455 (7, 2)		1-3			S S S K		B B B B 1-2 BB		2B FC3-2-5 2-H 1B	2	0	0	0	0	1	2
										0	0	0	0	1	0	0
										1	0	1	1	0	0	0
Bob Miller, R (1, 1) OBP: 0.208, SLG: 0.292 Frank Thomas, R (7, PH) OBP: 0.342, SLG: 0.500 Ray Daviault, R (7, 1) Joe Christopher, R (9, PH) OBP: 0.280, SLG: 0.329			S S S K		F8		F8		FC3-2-5 1-3 FC6-5-4 2B	2	0	0	0	0	1	0
										1	0	0	0	0	0	2
										0	0	0	0	0	0	0
										1	1	1	0	0	0	0
Inning Stats	R: 0 E: 0 K: 0 S: 3 H: 0 LOB: 0 BB: 0 P: 3	R: 0 E: 0 K: 0 S: 4 H: 1 LOB: 2 BB: 1 P: 8	R: 2 E: 0 K: 1 S: 7 H: 3 LOB: 0 BB: 0 P: 7	R: 0 E: 0 K: 0 S: 3 H: 1 LOB: 0 BB: 0 P: 3	R: 0 E: 0 K: 1 S: 5 H: 0 LOB: 0 BB: 0 P: 5	R: 0 E: 0 K: 1 S: 5 H: 1 LOB: 0 BB: 0 P: 5	R: 0 E: 0 K: 1 S: 6 H: 1 LOB: 2 BB: 1 P: 10	R: 1 E: 0 K: 0 S: 6 H: 3 LOB: 2 BB: 0 P: 6	R: 2 E: 0 K: 1 S: 8 H: 3 LOB: 1 BB: 0 P: 8	1B: 10 2B: 5 3B: 0 HR: 0	SF: 0 SAC: 1 DP: 2 HBP: 0						

	AB	36
	R	5
	H	13
	RBI	5
	BB	2
	SO	5
	LOB	19

WP: 0 PB: 0 SB: 0 CS: 1 PA: 39

PITCHER		IP	WLS	BF	H	R	ER	SO	BB	IBB	HBP	BLK	WP	HR	S	P	ERA	WHIP
Ernie Broglio, R ERA: 3.16	(1, 1)	8.0	W	33	10	3	3	4	2	0	0	0	0	0	39	47	3.38	1.500
Bob Gibson, R ERA: 2.61	(9, 1)	1.0	S	6	3	2	2	1	0	0	0	0	0	0	8	8	18.00	3.000

PITCHER	IP	WLS	BF	H	R	ER	SO	BB	IBB	HBP	BLK	WP	HR	S	P	ERA	WHIP

Batter	1	2	3	4	5	6	7	8	9	AB	R	H	RBI	BB	SO	LOB
Curt Flood, R (1, 8) OBP: 0.338, SLG: 0.426	1-3		4-3			P4		BB		3	1	0	0	1	0	0
Julian Javier, R (1, 4) OBP: 0.312, SLG: 0.349	E6			3-1 3B		E E E 1B		FC3-5 1-2 2-3f		4	4	2	0	0	0	2
Bill White, L (1, 3) OBP: 0.354, SLG: 0.459	F7 1-3			3-1 3-H		E 1-2 BB		G3 1-2 2-3		3	0	0	1	1	0	3
Stan Musial, L (1, 7) OBP: 0.430, SLG: 0.549 Bob Gibson, R (9, 1) OBP: 0.351, SLG: 0.365	1B 3-H			K		F9 1-3 2-H		1B IBB		3 0	1 0	1 0	1 0	1 0	1 0	1 0
Ken Boyer, R (1, 5) OBP: 0.386, SLG: 0.499		4-3		K		F8		CS 1-H 2-H 3-H		4	0	1	2	0	1	1
Charlie James, R (1, 9) OBP: 0.325, SLG: 0.428		4-3			P4		L8	CS 1-2		3	0	0	0	0	0	0
Jimmie Schaffer, R (1, 2) OBP: 0.261, SLG: 0.214		K			1-3		5-3			3	0	0	0	0	1	0
Dal Maxvill, R (1, 6) OBP: 0.216, SLG: 0.204			1-3		1B		K			3	0	1	0	0	1	0
Ernie Broglio, R (1, 1) OBP: 0.150, SLG: 0.128 Fred Whitfield, L (8, PH) OBP: 0.323, SLG: 0.570 Minnie Minoso, R (8, PR) OBP: 0.240, SLG: 0.243 Bobby Gene Smith, R (9, 7) OBP: 0.272, SLG: 0.304			G3		K			FC3-5 2B		2 1 0 0	0 0 0 0	0 1 0 0	0 0 0 0	0 0 0 0	1 0 0 0	1 0 0 0
Inning Stats	R: 1 E: 1 K: 0 S: 4 H: 1 LOB: 1 BB: 0 P: 4	R: 0 E: 0 K: 1 S: 5 H: 0 LOB: 0 BB: 0 P: 5	R: 0 E: 0 K: 0 S: 3 H: 0 LOB: 0 BB: 0 P: 3	R: 1 E: 0 K: 2 S: 8 H: 1 LOB: 0 BB: 0 P: 8	R: 0 E: 0 K: 1 S: 6 H: 1 LOB: 1 BB: 0 P: 6	R: 1 E: 2 K: 0 S: 4 H: 1 LOB: 1 BB: 1 P: 8	R: 0 E: 0 K: 1 S: 5 H: 0 LOB: 0 BB: 0 P: 5	R: 3 E: 0 K: 0 S: 4 H: 2 LOB: 1 BB: 2 P: 12		1B: 4 2B: 1 3B: 1 HR: 0	SF: 0 SAC: 0 DP: 0 HBP: 0						

PITCHER		IP	WLS	BF	H	R	ER	SO	BB	IBB	HBP	BLK	WP	HR	S	P	ERA	WHIP
Bob Miller, R ERA: 5.03	(1, 1)	6.0		23	4	3	1	4	1	0	0	0	0	0	30	34	1.50	0.833
Ray Daviault, R ERA: 7.02	(7, 1)	2.0	L	9	2	3	3	1	1	1	0	0	0	0	9	17	13.50	1.500

PITCHER	IP	WLS	BF	H	R	ER	SO	BB	IBB	HBP	BLK	WP	HR	S	P	ERA	WHIP

BOTTOM

New York Mets @ St. Louis Cardinals

Sportsman's Park, St. Louis, MO

Sun Jul 29 1962, 4:33 AM EDT

Unknown

livebaseballscorecards.com

AB	29
R	6
H	6
RBI	4
BB	3
SO	5
LOB	8

1B: 4 2B: 1 3B: 1 HR: 0 SF: 0 SAC: 0 DP: 0 HBP: 0

WP: 0 PB: 0 SB: 1 CS: 1 PA: 33

New York Mets @ St. Louis Cardinals

Sportsman's Park, St. Louis, MO

Sun Jul 29 1962, 4:38 AM EDT

Att. 15,443 - Unknown

TOP

livebaseballscorecards.com

Batter	1	2	3	4	5	6	7	8	9	AB	R	H	RBI	BB	SO	LOB
Richie Ashburn, L (1, 8) (2, 9) OBP: 0.439, SLG: 0.427	4-3 BB 1B		SH1-3 1B		G6-3 BB		CS 1B			3	0	3	0	1	0	0
Felix Mantilla, R (1, 5) OBP: 0.324, SLG: 0.407	4-3 BB 1-2		SH1-3 1-2		G6-3 1-2f		K 1-2			2	0	0	0	1	1	2
Gene Woodling, L (1, 9) OBP: 0.378, SLG: 0.408	4-3 1-2 2-3		F3		2B BB			F8		1	0	0	0	0	0	2
Jim Hickman, R (2, 8) OBP: 0.341, SLG: 0.439										2	1	0	0	1	0	1
Frank Thomas, R (1, 7) OBP: 0.341, SLG: 0.500	P6		6-3		1-H 1B 2B			L4		4	0	1	1	0	0	3
Marv Throneberry, L (1, 3) OBP: 0.321, SLG: 0.388	K			6-3	2-H 1B			L8		4	0	1	0	0	1	2
Rod Kanehl, R (1, 4) OBP: 0.350, SLG: 0.429		F9 S 1B		1B 1B		4-3			6-3	4	0	2	0	0	0	0
Charlie Neal, R (1, 6) OBP: 0.319, SLG: 0.369		K 1-2		F9		G6-4-3 1B			6-3	4	0	1	0	0	1	2
Joe Pignatano, R (1, 2) OBP: 0.406, SLG: 0.370		F9 2-3		1-3 1B		G6-4-3 1-2f			3-1	3	0	1	0	0	0	2
Ed Bouchee, L (9, PH) OBP: 0.302, SLG: 0.287										1	0	0	0	0	0	0
Roger Craig, R (1, 1) OBP: 0.120, SLG: 0.043		6-3		F9			F2			3	0	0	0	0	0	3
Bob Miller, R (8, 1) OBP: 0.208, SLG: 0.292										0	0	0	0	0	0	0

	AB	31
	R	1
	H	9
	RBI	1
	BB	3
	SO	3
	LOB	17

Inning Stats	1	2	3	4	5	6	7	8	9					
	R: 0 H: 1	R: 0 H: 1	R: 0 H: 1	R: 0 H: 2	R: 1 H: 2	R: 0 H: 1	R: 0 H: 1	R: 0 H: 0	R: 0 H: 0	1B: 8	SF: 0	WP: 0	PA: 35	
	E: 0 LOB: 2	E: 0 LOB: 1	E: 0 LOB: 1	E: 0 LOB: 2	E: 0 LOB: 2	E: 0 LOB: 0	E: 0 LOB: 0	E: 0 LOB: 0	E: 0 LOB: 0	2B: 1	SAC: 1	PB: 0		
	K: 1 BB: 1	K: 1 BB: 0	K: 0 BB: 0	K: 0 BB: 0	K: 0 BB: 2	K: 0 BB: 0	K: 1 BB: 0	K: 0 BB: 0	K: 0 BB: 0	3B: 0	DP: 2	SB: 1		
	S: 6 P: 10	S: 6 P: 6	S: 4 P: 4	S: 5 P: 5	S: 3 P: 11	S: 3 P: 3	S: 5 P: 5	S: 3 P: 3	S: 3 P: 3	HR: 0	HBP: 0	CS: 1		

PITCHER		IP	WLS	BF	H	R	ER	SO	BB	IBB	HBP	BLK	WP	HR	S	P	ERA	WHIP
Ray Washburn, R ERA: 3.96	(1, 1)	7.0	W	29	9	1	1	3	3	0	0	0	0	0	32	44	1.29	1.714
Bob Duliba, R ERA: 0.89	(8, 1)	2.0	S	6	0	0	0	0	0	0	0	0	0	0	6	6	0.00	0.000

PITCHER	IP	WLS	BF	H	R	ER	SO	BB	IBB	HBP	BLK	WP	HR	S	P	ERA	WHIP

BOTTOM

New York Mets @ St. Louis Cardinals

Sportsman's Park, St. Louis, MO

Sun Jul 29 1962, 4:38 AM EDT

Att. 15,443 - Unknown

livebaseballscorecards.com

Batter	1	2	3	4	5	6	7	8	9	AB	R	H	RBI	BB	SO	LOB
Curt Flood, R (1, 8) OBP: 0.338, SLG: 0.424	1-3		F9			F2	1-3, 2-H, 3-H: 1B 1B			4	1	1	2	0	0	0
Julian Javier, R (1, 4) OBP: 0.314, SLG: 0.353	F8		F7			3-1 2B	CS 2-H, 3-H: 1B			4	0	2	2	0	0	0
Bill White, L (1, 7) (9, 3) OBP: 0.355, SLG: 0.467	HR			L4		3-1 2-3	CS 1-2	G6-4-3 1B		4	1	2	1	0	0	1
Ken Boyer, R (1, 5) OBP: 0.385, SLG: 0.499	K			4-3 2B		F2		G6-4-3 1-2f		4	0	1	0	0	1	2
Fred Whitfield, L (1, 3) OBP: 0.310, SLG: 0.546 Bobby Gene Smith, R (9, 7) OBP: 0.272, SLG: 0.304		G3		4-3 2-3			P6	K		4 0	0 0	0 0	0 0	0 0	1 0	1 0
Charlie James, R (1, 9) OBP: 0.322, SLG: 0.423		4-3		K			6-3			3	0	0	0	0	1	1
Jimmie Schaffer, R (1, 2) OBP: 0.286, SLG: 0.267		1B			K		BB 1B 2B			3	1	2	0	0	1	0
Dal Maxvill, R (1, 6) OBP: 0.208, SLG: 0.196 Red Schoendienst, S (7, PH) OBP: 0.382, SLG: 0.427 Julio Gotay, R (8, 6) OBP: 0.324, SLG: 0.310		1-3			F7		BB 1B BB			2 0 0	0 1 0	0 0 0	0 0 0	0 1 0	0 0 0	1 0 0
Ray Washburn, R (1, 1) OBP: 0.250, SLG: 0.263 Stan Musial, L (7, PH) OBP: 0.432, SLG: 0.549 Minnie Minoso, R (7, PR) OBP: 0.240, SLG: 0.243 Bob Duliba, R (8, 1)			F8		F3		1B 1-2, 2-3: 1B BB			2 0 0 0	0 0 1 0	0 0 0 0	0 0 0 0	0 1 0 0	0 0 0 0	0 0 0 0
Inning Stats	R: 1 E: 0 K: 1 S: 6 H: 1 LOB: 0 BB: 0 P: 6	R: 0 E: 0 K: 0 S: 4 H: 1 LOB: 1 BB: 0 P: 4	R: 0 E: 0 K: 0 S: 3 H: 0 LOB: 0 BB: 0 P: 3	R: 0 E: 0 K: 1 S: 6 H: 1 LOB: 1 BB: 0 P: 6	R: 0 E: 0 K: 1 S: 5 H: 0 LOB: 0 BB: 0 P: 5	R: 0 E: 0 K: 0 S: 4 H: 1 LOB: 1 BB: 0 P: 4	R: 4 E: 0 K: 0 S: 5 H: 3 LOB: 1 BB: 2 P: 13	R: 0 E: 0 K: 1 S: 5 H: 1 LOB: 0 BB: 0 P: 5		1B: 4 2B: 3 3B: 0 HR: 1 SF: 0 SAC: 0 DP: 1 HBP: 0						

	AB	30
	R	5
	H	8
	RBI	5
	BB	2
	SO	4
	LOB	6

WP: 0 PA: 33
PB: 0
SB: 0
CS: 1

PITCHER		IP	WLS	BF	H	R	ER	SO	BB	IBB	HBP	BLK	WP	HR	S	P	ERA	WHIP
Roger Craig, R ERA: 4.64	(1, 1)	7.0	L	29	7	5	5	3	2	0	0	0	0	1	33	41	6.43	1.286
Bob Miller, R ERA: 5.03	(8, 1)	0.0		0	0	0	0	0	0	0	0	0	0	0	0	0	∞	∞

PITCHER		IP	WLS	BF	H	R	ER	SO	BB	IBB	HBP	BLK	WP	HR	S	P	ERA	WHIP

Batter	1	2	3	4	5	6	7	8	9	AB	R	H	RBI	BB	SO	LOB
Curt Flood, R (1, 8) OBP: 0.337, SLG: 0.423	F4		6-3			K		G6-4-3 1B		4	0	1	0	0	1	1
Julian Javier, R (1, 4) OBP: 0.316, SLG: 0.360	F7			1B 3B		G3-6 1B		G6-4-3		4	1	2	0	0	0	3
Bill White, L (1, 3) OBP: 0.352, SLG: 0.463	1-3			F6		G3-6			F9	4	0	0	0	0	0	2
Ken Boyer, R (1, 5) OBP: 0.382, SLG: 0.494		F4		K			F3		F4	4	0	0	0	0	1	1
Stan Musial, L (1, 7) OBP: 0.429, SLG: 0.545		4-3		3-H 1B			3-1		K	4	0	1	1	0	1	0
Charlie James, R (1, 9) OBP: 0.318, SLG: 0.418		F4		K			F3			3	0	0	0	0	1	1
Jimmie Schaffer, R (1, 2) OBP: 0.275, SLG: 0.255			F5		K			1B BB BB		2	0	0	0	0	1	0
Minnie Minoso, R (8, PH) OBP: 0.250, SLG: 0.243										0	0	0	0	1	0	0
Gene Oliver, R (8, 2) OBP: 0.363, SLG: 0.412										0	0	0	0	0	0	0
Dal Maxvill, R (1, 6) OBP: 0.232, SLG: 0.226			2B		F6			1-2 1B BB		2	0	1	0	1	0	0
Larry Jackson, R (1, 1) OBP: 0.266, SLG: 0.271			K		F9			K		2	0	0	0	0	1	1
Red Schoendienst, S (8, PH) OBP: 0.378, SLG: 0.423										1	0	0	0	0	1	2
Bobby Shantz, R (8, 1)										0	0	0	0	0	0	0
Inning Stats	R: 0 H: 0 E: 0 LOB: 0 K: 0 BB: 0 S: 3 P: 3	R: 0 H: 0 E: 0 LOB: 0 K: 0 BB: 0 S: 3 P: 3	R: 0 H: 1 E: 0 LOB: 1 K: 1 BB: 0 S: 6 P: 6	R: 1 H: 2 E: 0 LOB: 1 K: 2 BB: 0 S: 9 P: 9	R: 0 H: 0 E: 0 LOB: 0 K: 1 BB: 0 S: 5 P: 5	R: 0 H: 1 E: 0 LOB: 0 K: 1 BB: 0 S: 5 P: 5	R: 0 H: 0 E: 0 LOB: 0 K: 0 BB: 0 S: 3 P: 3	R: 0 H: 1 E: 0 LOB: 2 K: 1 BB: 2 S: 5 P: 13	R: 0 H: 0 E: 0 LOB: 0 K: 1 BB: 0 S: 5 P: 5	1B: 3 SF: 0 2B: 1 SAC: 0 3B: 1 DP: 2 HR: 0 HBP: 0						

PITCHER	IP	WLS	BF	H	R	ER	SO	BB	IBB	HBP	BLK	WP	HR	S	P	ERA	WHIP
Jim O'Toole, L (1, 1) ERA: 3.48	9.0	W	32	5	1	1	7	2	0	0	0	0	0	44	52	1.00	0.778

PITCHER	IP	WLS	BF	H	R	ER	SO	BB	IBB	HBP	BLK	WP	HR	S	P	ERA	WHIP

TOP

St. Louis Cardinals @ Cincinnati Reds

Crosley Field, Cincinnati, OH

Wed Aug 01 1962, 7:05 PM EDT

Att. 18,745 - Unknown

livebaseballscorecards.com

AB	30
R	1
H	5
RBI	1
BB	2
SO	7
LOB	11

WP: 0 PA: 32
PB: 0
SB: 0
CS: 0

St. Louis Cardinals @ Cincinnati Reds

Crosley Field, Cincinnati, OH

Wed Aug 01 1962, 7:05 PM EDT

Att. 18,745 - Unknown

BOTTOM

Batter	1	2	3	4	5	6	7	8	9	AB	R	H	RBI	BB	SO	LOB
Eddie Kasko, R (1, 5) OBP: 0.289, SLG: 0.332	F8		5-3		FC6-4 1-2f 2-3		CS 1B			4	0	1	0	0	0	3
Don Blasingame, L (1, 4) OBP: 0.349, SLG: 0.330	F9		3-1		FC6-4 S 1B 1-2f 3-H		4-3 1-2			4	1	0	1	0	0	3
Vada Pinson, L (1, 8) OBP: 0.335, SLG: 0.501	1B			4-3	1-H 1B			F8		4	0	2	1	0	0	0
Jerry Lynch, L (1, 7) OBP: 0.352, SLG: 0.516	K			HR 1B		1B 2B		3-1		4	2	2	0	0	1	1
Frank Robinson, R (1, 9) OBP: 0.412, SLG: 0.591		3-1		1-H HR		F7		P4		4	1	1	2	0	0	1
Gordy Coleman, L (1, 3) OBP: 0.333, SLG: 0.485		3-1		4-3		F4				3	0	0	0	0	0	1
Johnny Edwards, L (1, 2) OBP: 0.339, SLG: 0.418		F5		4-3		2-H 1B				3	0	1	1	0	0	0
Leo Cardenas, R (1, 6) OBP: 0.328, SLG: 0.397			3B		BBB FC6-4 E FC6-4 BB		SSS K			2	1	1	0	1	1	1
Jim O'Toole, S (1, 1) OBP: 0.167, SLG: 0.153			SSS K		E1 FC6-4 1-2		F8			3	0	0	0	0	1	2
Inning Stats	R: 0 E: 0 K: 1 S: 6 H: 1 LOB: 1 BB: 0 P: 6	R: 0 E: 0 K: 0 S: 3 H: 0 LOB: 0 BB: 0 P: 3	R: 0 E: 0 K: 1 S: 6 H: 1 LOB: 1 BB: 0 P: 6	R: 2 E: 0 K: 0 S: 5 H: 2 LOB: 0 BB: 0 P: 5	R: 2 E: 1 K: 0 S: 4 H: 1 LOB: 1 BB: 1 P: 8	R: 1 E: 0 K: 1 S: 7 H: 2 LOB: 1 BB: 0 P: 7	R: 0 E: 0 K: 0 S: 3 H: 1 LOB: 0 BB: 0 P: 3	R: 0 E: 0 K: 0 S: 3 H: 0 LOB: 0 BB: 0 P: 3		1B: 5 2B: 1 3B: 1 HR: 1 SF: 0 SAC: 0 DP: 0 HBP: 0				WP: 0 PB: 0 SB: 1 CS: 1 PA: 32		

livebaseballscorecards.com

	AB	31
	R	5
	H	8
	RBI	5
	BB	1
	SO	3
	LOB	12

PITCHER		IP	WLS	BF	H	R	ER	SO	BB	IBB	HBP	BLK	WP	HR	S	P	ERA	WHIP
Larry Jackson, R ERA: 4.03	(1, 1)	7.0	L	29	8	5	3	3	1	0	0	0	0	1	34	38	3.86	1.286
Bobby Shantz, L ERA: 2.13	(8, 1)	1.0		3	0	0	0	0	0	0	0	0	0	0	3	3	0.00	0.000

PITCHER		IP	WLS	BF	H	R	ER	SO	BB	IBB	HBP	BLK	WP	HR	S	P	ERA	WHIP

Batter	1	2	3	4	5	6	7	8	9	AB	R	H	RBI	BB	SO	LOB
Curt Flood, R (1, 8) OBP: 0.342, SLG: 0.426	FC5-4 1B		H 1-0 E S 1B HBP		H 1-0 SH3-4 HBP		SH3-4 WP 2B		L8	3	2	2	0	0	0	0
Julian Javier, R (1, 4) OBP: 0.314, SLG: 0.357	0-0 FC5-4 PB S 1-2f		0-0 L9		0-0 SH3-4 1-2		0-0 SH3-4 2-3		0-0 F2	3	0	0	0	0	0	2
Bill White, L (1, 9) (7, 3) OBP: 0.350, SLG: 0.459	0-3 K		0-0 1B FC6-4 1-H 1B		0-3 K		0-3 K 3-H		0-0 1-3	5	1	1	1	0	3	2
Stan Musial, L (1, 7) OBP: 0.430, SLG: 0.544 Charlie James, R (9, 9) OBP: 0.318, SLG: 0.418	0-0 1-3 1-3		0-0 FC6-4 1-3 1B		0-3 K		0-0 1B 1B			4 0	0 0	2 0	0 0	0 0	1 0	2 0
Ken Boyer, R (1, 5) OBP: 0.383, SLG: 0.494		0-0 FC6 1B	0-0 FC6-4 1-2f 3-H			0-0 P4	0-0 1-2 1B			4	0	2	1	0	0	1
Fred Whitfield, L (1, 3) OBP: 0.311, SLG: 0.540 Red Schoendienst, S (7, PH) OBP: 0.375, SLG: 0.419 Bobby Gene Smith, R (7, 9) OBP: 0.272, SLG: 0.304 (9, 7)		0-0 FC6 1B E 1-2f	0-0 P6			0-0 2B 1B	0-0 F8			3 1 0	2 0 0	1 0 0	0 0 0	0 0 0	0 0 0	2 2 0
Carl Sawatski, L (1, 2) OBP: 0.384, SLG: 0.471		0-0 E1 1B 1-H		0-3 K		0-0 F5		0-3 K		4	0	1	0	0	2	1
Dal Maxvill, R (1, 6) OBP: 0.233, SLG: 0.246		0-3 K		0-0 F9		0-0 2B 1-H		0-0 5-3		4	0	1	1	0	1	1
Ernie Broglio, R (1, 1) OBP: 0.136, SLG: 0.116		0-0 L9		0-0 F8		0-0 6-3		0-3 K		4	0	0	0	0	1	2
Inning Stats	R: 0 H: 1 E: 0 LOB: 1 K: 1 BB: 0 S: 6 P: 6	R: 1 H: 2 E: 1 LOB: 1 K: 1 BB: 0 S: 7 P: 7	R: 2 H: 2 E: 0 LOB: 1 K: 0 BB: 0 S: 5 P: 6	R: 0 H: 0 E: 0 LOB: 0 K: 1 BB: 0 S: 5 P: 5	R: 0 H: 0 E: 0 LOB: 1 K: 2 BB: 0 S: 7 P: 8	R: 1 H: 2 E: 0 LOB: 1 K: 0 BB: 0 S: 5 P: 5	R: 1 H: 3 E: 0 LOB: 2 K: 1 BB: 0 S: 8 P: 8	R: 0 H: 0 E: 0 LOB: 0 K: 2 BB: 0 S: 7 P: 7	R: 0 H: 0 E: 0 LOB: 0 K: 0 BB: 0 S: 3 P: 3	1B: 8 SF: 0 2B: 2 SAC: 2 3B: 0 DP: 0 HR: 0 HBP: 2						

TOP

St. Louis Cardinals @ Cincinnati Reds

Crosley Field, Cincinnati, OH

Thu Aug 02 1962, 7:05 PM EDT

Att. 15,996 - Unknown

livebaseballscorecards.com

AB	35
R	5
H	10
RBI	3
BB	0
SO	8
LOB	15

WP: 1 PB: 1 SB: 2 CS: 0 PA: 39

PITCHER		IP	WLS	BF	H	R	ER	SO	BB	IBB	HBP	BLK	WP	HR	S	P	ERA	WHIP
Bob Purkey, R ERA: 3.06	(1, 1)	6.2	L	32	10	5	4	6	0	0	2	0	1	0	42	44	5.40	1.500
Ted Wills, L ERA: 6.09	(7, 1)	1.1		4	0	0	0	2	0	0	0	0	0	0	8	8	0.00	0.000
Dave Sisler, R ERA: 4.11	(9, 1)	1.0		3	0	0	0	0	0	0	0	0	0	0	3	3	0.00	0.000

PITCHER	IP	WLS	BF	H	R	ER	SO	BB	IBB	HBP	BLK	WP	HR	S	P	ERA	WHIP

Batter	1	2	3	4	5	6	7	8	9	AB	R	H	RBI	BB	SO	LOB
Eddie Kasko, R (1, 5) OBP: 0.289, SLG: 0.329	BBBB 4-0 FC5 1B BB		x 0-0 ② L9		SSS 0-3 ③ K			x 0-0 ② F8		3	0	0	0	1	1	0
Don Blasingame, L (1, 4) OBP: 0.354, SLG: 0.336	x 0-0 FC5 1-2 1B		x 0-0 ③ P5			x 0-0 1B		x 0-0 1B		4	0	3	0	0	0	0
Vada Pinson, L (1, 8) OBP: 0.332, SLG: 0.496	x 0-0 ① FC5 FC6-4 1-2 2-3f			x 0-0 ① 4-1		x 0-0 ① F7		x 0-0 ③ 1-3		4	0	0	0	0	0	4
Jerry Lynch, L (1, 7) OBP: 0.355, SLG: 0.519	x 0-0 ② F7			BBBB 4-0 BB BB		x 0-0 ② P4			x 0-0 3-1 WP 2B	3	1	1	0	1	0	3
Frank Robinson, R (1, 9) OBP: 0.411, SLG: 0.586	x 0-0 ③ FC6-4 1-2f			BBBB 4-0 1-2 BB		x 0-0 ③ L8			x 0-0 ① L7	3	0	0	0	1	0	4
Gordy Coleman, L (1, 3) OBP: 0.330, SLG: 0.480		SSS 0-3 ① K		x 0-0 ② P2			x 0-0 ① F7		x 0-0 ② 3-1 2-3	4	0	0	0	0	1	3
Johnny Edwards, L (1, 2) OBP: 0.334, SLG: 0.413		x 0-0 ② 4-3		x 0-0 ③ 4-3			x 0-0 ② F2		x 0-0 ③ 1-3 3-H	4	0	0	0	0	0	2
Leo Cardenas, R (1, 6) OBP: 0.326, SLG: 0.393		SSS 0-3 ③ K			x 0-0 ① F7		x 0-0 ③ F8			3	0	0	0	0	1	0
Bob Purkey, R (1, 1) OBP: 0.139, SLG: 0.211 Ted Wills, L (7, 1) OBP: 0.250, SLG: 0.250 Marty Keough, L (8, PH) OBP: 0.377, SLG: 0.422 Dave Sisler, R (9, 1)			x 0-0 ① 5-3		x 0-0 ② F7			x 0-0 ① F3		2 0 1 0	0 0 0 0	0 0 0 0	0 0 0 0	0 0 0 0	0 0 0 0	0 0 0 0
Inning Stats	R: 0 H: 1 E: 0 LOB: 2 K: 0 BB: 1 S: 4 P: 8	R: 0 H: 0 E: 0 LOB: 0 K: 2 BB: 0 S: 7 P: 7	R: 0 H: 0 E: 0 LOB: 0 K: 0 BB: 0 S: 3 P: 3	R: 0 H: 0 E: 0 LOB: 2 K: 0 BB: 2 S: 3 P: 11	R: 0 H: 0 E: 0 LOB: 0 K: 1 BB: 0 S: 5 P: 5	R: 0 H: 1 E: 0 LOB: 1 K: 0 BB: 0 S: 4 P: 4	R: 0 H: 0 E: 0 LOB: 0 K: 0 BB: 0 S: 3 P: 3	R: 0 H: 1 E: 0 LOB: 1 K: 0 BB: 0 S: 4 P: 4	R: 1 H: 1 E: 0 LOB: 0 K: 0 BB: 0 S: 4 P: 4	1B: 3 SF: 0 2B: 1 SAC: 0 3B: 0 DP: 0 HR: 0 HBP: 0						WP: 1 PA: 34 PB: 0 SB: 0 CS: 0	

PITCHER		IP	WLS	BF	H	R	ER	SO	BB	IBB	HBP	BLK	WP	HR	S	P	ERA	WHIP
Ernie Broglio, R ERA: 3.01	(1, 1)	9.0	W	34	4	1	1	3	3	0	0	0	1	0	37	49	1.00	0.778

PITCHER	IP	WLS	BF	H	R	ER	SO	BB	IBB	HBP	BLK	WP	HR	S	P	ERA	WHIP

BOTTOM

St. Louis Cardinals @ Cincinnati Reds

Crosley Field, Cincinnati, OH

Thu Aug 02 1962, 7:05 PM EDT

Att. 15,996 - Unknown

livebaseballscorecards.com

AB	31
R	1
H	4
RBI	0
BB	3
SO	3
LOB	16

Batter	1	2	3	4	5	6	7	8	9	AB	R	H	RBI	BB	SO	LOB
Bob Lillis, R (1, 4) OBP: 0.274, SLG: 0.257	0-0 1B 2B 1B	0-0 1-3 1-2		0-0 P6	0-0 3-1			0-0 SH 5-3 E 1-2	0-3 K	5	2	1	0	0	1	2
Al Spangler, L (1, 7) OBP: 0.380, SLG: 0.389 Jim Pendleton, R (6, PH) OBP: 0.271, SLG: 0.389 (6, 9)	0-0 2B 1B 1-2	0-0 F8		0-0 HR 1B		0-0 6-3		0-0 5-3 1-2 2-3		3 2	2 0	2 0	0 0	0 0	0 0	1 2
Carl Warwick, R (1, 9) OBP: 0.306, SLG: 0.422 (6, 7)	0-0 1B 2B 1-H 2-H	0-0 2B 1B		0-0 HR 1-H		0-0 0-3 1B		4-0 E 1B IBB		4	3	4	4	1	0	0
Norm Larker, L (1, 3) OBP: 0.352, SLG: 0.367	0-0 F8 BB 1B 2-H	0-0 4-3		0-0 1B		0-0 9-3 1-2f		0-0 E3 1-3 2-H 3-H		5	0	2	2	0	0	4
Bob Aspromonte, R (1, 5) OBP: 0.360, SLG: 0.417	B B B B 4-0 FC6-4 BB 1-2		0-3 K	0-0 P4			0-0 G1-4-3 1B	0-0 1B 1B 3-H		4	0	2	1	1	1	1
Jim Campbell, R (1, 2) OBP: 0.278, SLG: 0.242	0-0 F8 2-3		B B B B 4-0 1B BB	0-3 K			0-0 G1-4-3 1-2f	0-0 FC6-4 1B 1-2		4	0	1	0	1	1	4
Ron Davis, R (1, 8) OBP: 0.250, SLG: 0.182	0-3 K		0-3 K		0-0 SH1-4 1B		B B B B 4-0 S BB	0-0 FC6-4 1-2f		4	0	1	0	1	2	5
J C Hartman, R (1, 6) OBP: 0.261, SLG: 0.261	0-0 FC6-4 1-2f		0-0 1B 1-2		0-0 F8		0-0 5-3 1-2		0-0 L1	5	0	1	0	0	0	4
Ken Johnson, R (1, 1) OBP: 0.128, SLG: 0.132 George Brunet, R (7, 1) OBP: 1.000, SLG: 1.000 Don McMahon, R (8, 1) OBP: 0.143, SLG: 0.143		B B B B 4-0 1B 1-3 BB	0-3 K		0-0 SH1-4 1-2			0-0 5-3 SH E 1B	0-0 F7	1 1 1	0 1 0	0 1 0	0 0 0	1 0 0	1 0 0	2 0 0
Inning Stats	R: 3 E: 0 K: 1 S: 9 H: 4 LOB: 2 BB: 1 P: 13	R: 0 E: 0 K: 0 S: 4 H: 1 LOB: 2 BB: 1 P: 8	R: 0 E: 0 K: 3 S: 10 H: 1 LOB: 2 BB: 1 P: 14	R: 2 E: 0 K: 1 S: 8 H: 3 LOB: 1 BB: 0 P: 8	R: 0 E: 0 K: 0 S: 4 H: 1 LOB: 1 BB: 0 P: 4	R: 0 E: 0 K: 0 S: 3 H: 1 LOB: 0 BB: 0 P: 3	R: 0 E: 0 K: 0 S: 3 H: 1 LOB: 1 BB: 1 P: 7	R: 3 E: 2 K: 0 S: 7 H: 3 LOB: 2 BB: 1 P: 11	R: 0 E: 0 K: 1 S: 5 H: 0 LOB: 0 BB: 0 P: 5	1B: 13 2B: 2 3B: 0 HR: 1	SF: 0 SAC: 2 DP: 2 HBP: 0						

PITCHER		IP	WLS	BF	H	R	ER	SO	BB	IBB	HBP	BLK	WP	HR	S	P	ERA	WHIP
Bob Gibson, R ERA: 2.82	(1, 1)	3.1	L	22	9	5	5	4	3	0	0	0	0	1	27	39	13.50	3.600
Bob Duliba, R ERA: 0.86	(4, 1)	0.2		2	0	0	0	1	0	0	0	0	0	0	4	4	0.00	0.000
Don Ferrarese, L ERA: 2.93	(5, 1)	3.0		11	3	0	0	0	1	0	0	0	0	0	10	14	0.00	1.333
Curt Simmons, L ERA: 3.84	(8, 1)	1.0		8	3	3	0	0	0	1	0	0	0	0	7	11	0.00	3.000
Bobby Shantz, L ERA: 2.09	(9, 1)	1.0		3	0	0	0	1	0	0	0	0	0	0	5	5	0.00	0.000

PITCHER	IP	WLS	BF	H	R	ER	SO	BB	IBB	HBP	BLK	WP	HR	S	P	ERA	WHIP

TOP

Houston Colt 45's @ St. Louis Cardinals

Sportsman's Park, St. Louis, MO

Fri Aug 03 1962, 8:05 PM EDT

Att. 11,853 - Unknown

livebaseballscorecards.com

AB	39
R	8
H	15
RBI	7
BB	5
SO	6
LOB	25

WP: 0 PA: 46
PB: 0
SB: 1
CS: 0

BOTTOM

Houston Colt 45's @ St. Louis Cardinals

Sportsman's Park, St. Louis, MO

Fri Aug 03 1962, 8:05 PM EDT

Att. 11,853 - Unknown

livebaseballscorecards.com

Batter	1	2	3	4	5	6	7	8	9	AB	R	H	RBI	BB	SO	LOB
Curt Flood, R (1, 8) OBP: 0.340, SLG: 0.430	K		HR		6-3		6-3		4-3	5	1	1	1	0	1	0
Julian Javier, R (1, 4) OBP: 0.312, SLG: 0.355	5-3		6-3		K		FC6-4 1B		5-3	5	0	1	0	0	1	0
Bill White, L (1, 9) OBP: 0.355, SLG: 0.466 (9, 3)	1B		2B		1B		FC6-4 1B 1-2f		1B	5	0	4	0	0	0	1
Stan Musial, L (1, 7) OBP: 0.433, SLG: 0.543	1-2 1B		BB		K		1-2 1B		5-3	4	0	2	0	1	1	2
Ken Boyer, R (1, 5) OBP: 0.380, SLG: 0.489	4-3		F8			K	5-3			4	0	0	0	0	1	6
Fred Whitfield, L (1, 3) OBP: 0.302, SLG: 0.524 Bobby Gene Smith, R (8, PH) OBP: 0.277, SLG: 0.309 (9, 9)		K		K		F5		1B 1B		3 1	0 0	0 1	0 0	0 0	2 0	0 0
Carl Sawatski, L (1, 2) OBP: 0.379, SLG: 0.463 Gene Oliver, R (8, PH) OBP: 0.365, SLG: 0.415 (9, 2)		3-1		4-3		K		G6-4-3 1-2 1B		3 1	0 0	0 1	0 0	0 0	1 0	0 0
Dal Maxvill, R (1, 6) OBP: 0.250, SLG: 0.262		4-3		1B			HR 1B	K		4	1	2	0	0	1	2
Bob Gibson, R (1, 1) OBP: 0.345, SLG: 0.358 Bob Duliba, R (4, 1) Minnie Minoso, R (4, PH) OBP: 0.247, SLG: 0.239 Don Ferrarese, R (5, 1) OBP: 0.500, SLG: 1.250 Charlie James, R (7, PH) OBP: 0.320, SLG: 0.432 Curt Simmons, L (8, 1) OBP: 0.262, SLG: 0.216 Red Schoendienst, S (8, PH) OBP: 0.372, SLG: 0.415 Bobby Shantz, R (9, 1)			6-3	K			1-H HR	G6-4-3 1-2f		1 0 1 0 1 0 0 1 0	0 0 0 0 1 0 0 0 0	0 0 0 0 1 0 2 0 0	0 0 0 0 1 0 0 0 0	0 0 0 0 0 0 0 0 0	0 0 0 0 1 0 0 0 0	0 0 0 0 1 0 2 0 0
Inning Stats	R: 0 E: 0 K: 1 S: 7 H: 2 LOB: 2 BB: 0 P: 7	R: 0 E: 0 K: 1 S: 5 H: 0 LOB: 0 BB: 0 P: 5	R: 1 E: 0 K: 0 S: 5 H: 2 LOB: 2 BB: 1 P: 9	R: 0 E: 0 K: 2 S: 8 H: 1 LOB: 1 BB: 0 P: 8	R: 0 E: 0 K: 2 S: 8 H: 1 LOB: 1 BB: 0 P: 8	R: 0 E: 0 K: 2 S: 7 H: 0 LOB: 0 BB: 0 P: 7	R: 2 E: 0 K: 0 S: 7 H: 4 LOB: 2 BB: 0 P: 7	R: 0 E: 0 K: 1 S: 6 H: 2 LOB: 1 BB: 0 P: 6	R: 0 E: 0 K: 0 S: 4 H: 1 LOB: 1 BB: 0 P: 4	1B: 10 2B: 1 3B: 0 HR: 2	SF: 0 SAC: 0 DP: 1 HBP: 0						

AB	39
R	3
H	13
RBI	3
BB	1
SO	9
LOB	14

WP: 0 PB: 0 SB: 0 CS: 0 PA: 40

PITCHER		IP	WLS	BF	H	R	ER	SO	BB	IBB	HBP	BLK	WP	HR	S	P	ERA	WHIP
Ken Johnson, R ERA: 3.92	(1, 1)	6.1	W	29	9	3	3	8	1	0	0	0	0	2	44	48	4.26	1.579
George Brunet, L ERA:	(7, 1)	0.2		5	3	0	0	0	0	0	0	0	0	0	5	5	0.00	4.500
Don McMahon, R ERA: 1.33	(8, 1)	2.0	S	6	1	0	0	1	0	0	0	0	0	0	8	8	0.00	0.500

PITCHER		IP	WLS	BF	H	R	ER	SO	BB	IBB	HBP	BLK	WP	HR	S	P	ERA	WHIP

Batter	1	2	3	4	5	6	7	8	9	AB	R	H	RBI	BB	SO	LOB
Bob Lillis, R (1, 5) (8, 6) OBP: 0.271, SLG: 0.253	1-3		1-3			6-3			P4	4	0	0	0	0	0	0
Joey Amalfitano, R (1, 4) OBP: 0.307, SLG: 0.292 Billy Goodman, L (7, PH) (7, 4) OBP: 0.310, SLG: 0.306	BBBB S BB			1-3			F5		FC4-6 1B	1 2	0 0	0 1	0 0	1 0	0 0	0 0
Carl Warwick, R (1, 7) (4, 9) (8, 8) OBP: 0.306, SLG: 0.420	SSS K			SSS K			G3-6-3 1B		FC4-6 1-2f	4	0	1	0	0	2	2
Norm Larker, L (1, 3) OBP: 0.348, SLG: 0.363	P6 1-2			L9			G3-6-3 1-2f		P4	4	0	0	0	0	0	3
Don Taussig, R (1, 9) (4, 7) OBP: 0.211, SLG: 0.333 Al Spangler, L (8, PH) (8, 7) OBP: 0.382, SLG: 0.391		SSS K			5-3			2B 1B		2 1	0 0	0 1	0 0	0 0	1 0	0 0
Jim Campbell, R (1, 2) OBP: 0.256, SLG: 0.222		F9			5-3			F9		3	0	0	0	0	0	1
Ron Davis, R (1, 8) OBP: 0.214, SLG: 0.154 Roman Mejias, R (8, PH) (8, 9) OBP: 0.339, SLG: 0.497		SSS K			SSS K			F9		2 1	0 0	0 0	0 0	0 0	2 0	0 1
J C Hartman, R (1, 6) OBP: 0.269, SLG: 0.308 Hal Smith, R (8, 5) OBP: 0.269, SLG: 0.361			1-3			SSS K		1-3 2B		3 0	0 0	1 0	0 0	0 0	1 0	0 0
Bob Bruce, R (1, 1) OBP: 0.378, SLG: 0.176 Jim Pendleton, R (8, PH) OBP: 0.270, SLG: 0.387 Russ Kemmerer, R (8, 1) OBP: 0.667, SLG: 0.500			SSS K			SSS K		4-3		2 1 0	0 0 0	0 0 0	0 0 0	0 0 0	2 0 0	0 2 0
Inning Stats	R: 0 E: 0 K: 1 S: 5 H: 0 LOB: 1 BB: 1 P: 9	R: 0 E: 0 K: 2 S: 7 H: 0 LOB: 0 BB: 0 P: 7	R: 0 E: 0 K: 1 S: 5 H: 0 LOB: 0 BB: 0 P: 5	R: 0 E: 0 K: 1 S: 5 H: 0 LOB: 0 BB: 0 P: 5	R: 0 E: 0 K: 1 S: 5 H: 0 LOB: 0 BB: 0 P: 5	R: 0 E: 0 K: 2 S: 7 H: 0 LOB: 0 BB: 0 P: 7	R: 0 E: 0 K: 0 S: 3 H: 1 LOB: 0 BB: 0 P: 3	R: 0 E: 0 K: 0 S: 5 H: 2 LOB: 2 BB: 0 P: 5	R: 0 E: 0 K: 0 S: 4 H: 1 LOB: 1 BB: 0 P: 4	1B: 3 2B: 1 3B: 0 HR: 0	SF: 0 SAC: 0 DP: 1 HBP: 0						

PITCHER	IP	WLS	BF	H	R	ER	SO	BB	IBB	HBP	BLK	WP	HR	S	P	ERA	WHIP
Ray Washburn, R (1, 1) ERA: 3.66	9.0	W	31	4	0	0	8	1	0	0	0	0	0	46	50	0.00	0.556

PITCHER	IP	WLS	BF	H	R	ER	SO	BB	IBB	HBP	BLK	WP	HR	S	P	ERA	WHIP

TOP

Houston Colt 45's @ St. Louis Cardinals

Sportsman's Park, St. Louis, MO

Sat Aug 04 1962, 4:33 AM EDT

Att. 9,390 - Unknown

livebaseballscorecards.com

AB	30
R	0
H	4
RBI	0
BB	1
SO	8
LOB	9

1B: 3	SF: 0	WP: 0	PA: 31		
2B: 1	SAC: 0	PB: 0			
3B: 0	DP: 1	SB: 1			
HR: 0	HBP: 0	CS: 0			

Batter	1	2	3	4	5	6	7	8	9	AB	R	H	RBI	BB	SO	LOB
Curt Flood, R (1, 8) OBP: 0.337, SLG: 0.427	F9		F3		K		P6			4	0	0	0	0	1	1
Julian Javier, R (1, 4) OBP: 0.314, SLG: 0.359	6-3		S 1B		2B			5-3		4	0	2	0	0	0	0
Bill White, L (1, 3) OBP: 0.357, SLG: 0.471	2B		F8 1-2		1-6-3			9-4 2B		4	0	2	0	0	0	2
Ken Boyer, R (1, 5) OBP: 0.379, SLG: 0.486	BB			K		L8		9-4 2-3f		3	0	0	0	1	1	1
Charlie James, R (1, 9) OBP: 0.321, SLG: 0.429	K			2B HBP		F9				2	1	0	0	0	1	2
Minnie Minoso, R (1, 7) OBP: 0.238, SLG: 0.230		5-3		F2		F7				3	0	0	0	0	0	1
Bobby Gene Smith, R (7, 7) OBP: 0.277, SLG: 0.309										0	0	0	0	0	0	0
Gene Oliver, R (1, 2) OBP: 0.369, SLG: 0.423		F9		1-H 1B 2B						3	1	2	1	0	0	0
Bob Gibson, R (7, PR) OBP: 0.345, SLG: 0.358							1B			0	0	0	0	0	0	0
Jimmie Schaffer, R (8, 2) OBP: 0.275, SLG: 0.255										0	0	0	0	0	0	0
Dal Maxvill, R (1, 6) OBP: 0.254, SLG: 0.266		F8		2-H 1B			K			3	0	1	1	0	1	1
Ray Washburn, R (1, 1) OBP: 0.233, SLG: 0.244			6-3		P4		F7			3	0	0	0	0	0	1
Inning Stats	R: 0 E: 0 K: 1 S: 6 H: 1 LOB: 2 BB: 1 P: 10	R: 0 E: 0 K: 0 S: 3 H: 0 LOB: 0 BB: 0 P: 3	R: 0 E: 0 K: 0 S: 4 H: 1 LOB: 1 BB: 0 P: 4	R: 2 E: 0 K: 1 S: 6 H: 2 LOB: 1 BB: 0 P: 7	R: 0 E: 0 K: 1 S: 6 H: 1 LOB: 1 BB: 0 P: 6	R: 0 E: 0 K: 0 S: 3 H: 0 LOB: 0 BB: 0 P: 3	R: 0 E: 0 K: 1 S: 6 H: 1 LOB: 1 BB: 0 P: 6	R: 0 E: 0 K: 0 S: 3 H: 1 LOB: 0 BB: 0 P: 3		1B: 3 2B: 5 3B: 0 HR: 0	SF: 0 SAC: 0 DP: 1 HBP: 1					

PITCHER	IP	WLS	BF	H	R	ER	SO	BB	IBB	HBP	BLK	WP	HR	S	P	ERA	WHIP
Bob Bruce, R (1, 1) ERA: 4.4	7.0	L	28	6	2	2	4	1	0	1	0	0	0	34	39	2.57	1.000
Russ Kemmerer, R (8, 1) ERA: 3.94	1.0		3	1	0	0	0	0	0	0	0	0	0	3	3	0.00	1.000

PITCHER	IP	WLS	BF	H	R	ER	SO	BB	IBB	HBP	BLK	WP	HR	S	P	ERA	WHIP

BOTTOM

Houston Colt 45's @ St. Louis Cardinals

Sportsman's Park, St. Louis, MO

Sat Aug 04 1962, 4:33 AM EDT

Att. 9,390 - Unknown

livebaseballscorecards.com

AB	29
R	2
H	7
RBI	2
BB	1
SO	4
LOB	9

1B: 3	SF: 0	WP: 0	PA: 31
2B: 5	SAC: 0	PB: 0	
3B: 0	DP: 1	SB: 1	
HR: 0	HBP: 1	CS: 0	

Batter	1	2	3	4	5	6	7	8	9	AB	R	H	RBI	BB	SO	LOB
Bob Lillis, R (1, 5) (9, 4) OBP: 0.279, SLG: 0.262	BLK 1B 1B		E5 WP 1-3		FC6-4 1-2 1B			G3-6 1B	WP 2-H 3-H 1B	5	1	4	2	0	0	0
Al Spangler, L (1, 7) OBP: 0.383, SLG: 0.389	BLK 1-2 1B		L4		9-6 2-3f			G3-6 1-2f	1B BB BB	4	1	1	0	1	0	4
Don McMahon, R (9, 1) OBP: 0.143, SLG: 0.143										0	0	0	0	0	0	0
Roman Mejias, R (1, 9) OBP: 0.340, SLG: 0.496	P6 1-2 2-3		1-3 1-2		FC6-4 1-2f			3B 1B	BB WP 1-3 2-H 1B	5	2	2	1	0	0	4
Norm Larker, L (1, 3) OBP: 0.349, SLG: 0.368	F7		K 2-3			4-3		1B 1-H 3B	BB 1-2 1B BB	4	1	1	1	1	1	3
Carl Warwick, R (1, 8) (9, 7) OBP: 0.304, SLG: 0.416	6-3			K		F9		1B 3-H	F9	5	0	1	1	0	1	5
Hal Smith, R (1, 2) OBP: 0.268, SLG: 0.354		6-3		6-3		P5		K	1B 1-2 2-3 3-H BB	4	0	0	1	1	1	1
Joey Amalfitano, R (1, 4) OBP: 0.310, SLG: 0.293		FC6-4 1B		FC6-4 BB			F8		SH1-3 1B 1B 1-2 2-H 3-H 1B	2	0	1	0	1	0	0
Billy Goodman, L (9, PH) OBP: 0.315, SLG: 0.311										1	0	1	0	0	0	0
Ron Davis, R (9, PR) OBP: 0.267, SLG: 0.214										1	1	1	1	0	0	0
(9, 8)																
J C Hartman, R (1, 6) OBP: 0.267, SLG: 0.300		FC6-4 FC6 1-2f		FC6-4 1-2f			L7		SH1-3 1-2 1B 1B	4	1	1	0	0	0	2
George Brunet, R (1, 1) OBP: 1.000, SLG: 1.000										0	0	0	0	0	0	0
Jim Umbricht, R (1, 1)										1	0	0	0	0	0	1
Don Taussig, R (5, PH) OBP: 0.250, SLG: 0.333										0	0	0	0	1	0	0
Russ Kemmerer, R (5, 1) OBP: 0.571, SLG: 0.400										1	0	0	0	0	0	0
Jim Pendleton, R (9, PH) OBP: 0.270, SLG: 0.387		FC6 1-2f			9-6 1B BB		6-3		SH1-3 1-2 2-3 1B	0	0	0	0	0	0	0
(9, 5)																

Inning Stats									
	R: 0 H: 2 E: 0 LOB: 2 K: 0 BB: 0 S: 5 P: 5	R: 0 H: 1 E: 0 LOB: 1 K: 0 BB: 0 S: 4 P: 4	R: 0 H: 0 E: 1 LOB: 1 K: 1 BB: 0 S: 6 P: 6	R: 0 H: 0 E: 0 LOB: 1 K: 1 BB: 1 S: 5 P: 9	R: 0 H: 1 E: 0 LOB: 1 K: 0 BB: 1 S: 3 P: 7	R: 0 H: 0 E: 0 LOB: 0 K: 0 BB: 0 S: 3 P: 3	R: 0 H: 0 E: 0 LOB: 0 K: 0 BB: 0 S: 3 P: 3	R: 2 H: 4 E: 0 LOB: 1 K: 1 BB: 0 S: 8 P: 8	R: 5 H: 5 E: 0 LOB: 2 K: 0 BB: 3 S: 7 P: 19

1B: 12 SF: 0
2B: 1 SAC: 1
3B: 1 DP: 2
HR: 0 HBP: 0

WP: 3 PA: 43
PB: 0
SB: 0
CS: 0

PITCHER		IP	WLS	BF	H	R	ER	SO	BB	IBB	HBP	BLK	WP	HR	S	P	ERA	WHIP
Larry Jackson, R ERA: 3.96	(1, 1)	7.2		32	8	2	2	2	2	0	0	1	1	0	34	42	2.35	1.304
Lindy McDaniel, R ERA: 3.25	(8, 1)	0.2	L	7	4	5	5	1	1	0	0	0	1	0	8	12	67.50	7.500
Don Ferrarese, L ERA: 2.93	(9, 1)	0.0		1	0	0	0	0	1	0	0	0	1	0	0	4	∞	∞
Bob Duliba, R ERA: 0.83	(9, 1)	0.2		3	1	0	0	0	1	0	0	0	0	0	2	6	0.00	3.000

PITCHER	IP	WLS	BF	H	R	ER	SO	BB	IBB	HBP	BLK	WP	HR	S	P	ERA	WHIP

TOP

Houston Colt 45's @ St. Louis Cardinals

Sportsman's Park, St. Louis, MO

Sun Aug 05 1962, 4:33 AM EDT

Unknown

livebaseballscorecards.com

AB	37
R	7
H	13
RBI	7
BB	5
SO	3
LOB	20

Batter	1	2	3	4	5	6	7	8	9	AB	R	H	RBI	BB	SO	LOB
Curt Flood, R (1, 8) OBP: 0.340, SLG: 0.425	BBBB 4-0 SH3 1B 1B BB	x 0-0 ① 1-3		x 0-0 ③ 5-3			BBBB 4-0 1B BB		BBBB 4-0 G3 1B 1-2 BB	2	1	0	0	3	0	0
Julian Javier, R (1, 4) OBP: 0.317, SLG: 0.362	x 0-0 SH3 1-2 1B 1B	x 0-0 ② F8			x 0-0 ① 5-3		x 0-0 G4-6-3 1-3 1B		x 0-0 G3 1-2 2-3 1B	5	1	3	0	0	0	0
Bill White, L (1, 3) OBP: 0.356, SLG: 0.469	x 0-0 ① SH3 1-2 2-3	x 0-0 ③ F7			x 0-0 F8 1B 2-4-2 1B		x 0-0 ② ③ G4-6-3 1-2f		x 0-0 ② G3 1-2 2-3 3-H	4	0	1	1	0	0	4
Ken Boyer, R (1, 5) OBP: 0.381, SLG: 0.486	BBBB 4-0 1B E BB		x 0-0 G3 1B		x 0-0 1-2 1B			x 0-0 ① 6-3	SSS 0-3 ③ K2-3	4	1	2	0	1	1	2
Stan Musial, L (1, 7) OBP: 0.434, SLG: 0.546 Bobby Gene Smith, R (8, PR) OBP: 0.277, SLG: 0.309 (9, 7)	x 0-0 BB E 1-3 2-H 3-H 1B		x 0-0 ① G3 1-2		x 0-0 ② F8 2-3			x 0-0 2B		4 0	0 0	2 0	2 0	0 0	0 0	3 0
Charlie James, R (1, 9) OBP: 0.316, SLG: 0.422	x 0-0 E4 BB 1-2 3-H		SSS 0-3 ② K		0-0 ③ 2-4-2 3-H	x 0-0 ① 6-3		x 0-0 ② F7		4	0	0	1	0	1	3
Gene Oliver, R (1, 2) OBP: 0.367, SLG: 0.417 Jimmie Schaffer, R (9, 2) OBP: 0.275, SLG: 0.255	BBBB 4-0 1-2 2-3 BB		SSS 0-3 ③ K			x 0-0 ② F9		x 0-0 ③ 6-3		3 0	0 0	0 0	0 0	1 0	1 0	2 0
Dal Maxvill, R (1, 6) OBP: 0.243, SLG: 0.254 Red Schoendienst, S (9, PH) OBP: 0.377, SLG: 0.415	x 0-0 ② F3			x 0-0 ① P6		x 0-0 ③ L7			H 1-0 1B BB G3 HBP	3 0	0 1	0 0	0 0	0 0	0 0	3 0
Larry Jackson, R (1, 1) OBP: 0.254, SLG: 0.258 Lindy McDaniel, R (8, 1) Don Ferrarese, R (9, 1) OBP: 0.500, SLG: 1.250 Bob Duliba, R (9, 1) Fred Whitfield, L (9, PH) OBP: 0.299, SLG: 0.519	SSS 0-3 ③ K			SSS 0-3 ② K			x 0-0 ① 6-3		SSS 0-3 ① K	3 0 0 0 1	0 0 0 0 0	0 0 0 0 0	0 0 0 0 0	0 0 0 0 1	2 0 0 0 1	3 0 0 0 1
Inning Stats	R: 3 H: 2 E: 1 LOB: 3 K: 1 BB: 3 S: 8 P: 20	R: 0 H: 0 E: 0 LOB: 0 K: 0 BB: 0 S: 3 P: 3	R: 0 H: 1 E: 0 LOB: 1 K: 2 BB: 0 S: 8 P: 8	R: 0 H: 0 E: 0 LOB: 0 K: 1 BB: 0 S: 5 P: 5	R: 0 H: 2 E: 0 LOB: 2 K: 0 BB: 0 S: 4 P: 4	R: 0 H: 0 E: 0 LOB: 0 K: 0 BB: 0 S: 3 P: 3	R: 0 H: 1 E: 0 LOB: 1 K: 0 BB: 1 S: 3 P: 7	R: 0 H: 1 E: 0 LOB: 1 K: 0 BB: 0 S: 4 P: 4	R: 1 H: 1 E: 0 LOB: 2 K: 2 BB: 1 S: 8 P: 13	1B: 7 2B: 1 3B: 0 HR: 0	SF: 0 SAC: 1 DP: 1 HBP: 1					

PITCHER		IP	WLS	BF	H	R	ER	SO	BB	IBB	HBP	BLK	WP	HR	S	P	ERA	WHIP
George Brunet, L ERA: 13.5	(1, 1)	0.1		7	2	3	3	0	3	0	0	0	0	0	4	16	81.00	15.000
Jim Umbricht, R ERA: 2.86	(1, 1)	3.2		12	1	0	0	4	0	0	0	0	0	0	20	20	0.00	0.273
Russ Kemmerer, R ERA: 3.7	(5, 1)	4.0	W	16	4	0	0	0	1	0	0	0	0	0	14	18	0.00	1.250
Don McMahon, R ERA: 1.49	(9, 1)	1.0	S	6	1	1	1	2	1	0	1	0	0	0	8	13	9.00	2.000

PITCHER	IP	WLS	BF	H	R	ER	SO	BB	IBB	HBP	BLK	WP	HR	S	P	ERA	WHIP

BOTTOM

Houston Colt 45's @ St. Louis Cardinals

Sportsman's Park, St. Louis, MO

Sun Aug 05 1962, 4:33 AM EDT

Unknown

livebaseballscorecards.com

AB	33
R	4
H	8
RBI	4
BB	5
SO	6
LOB	21

1B: 7 SF: 0 WP: 0 PA: 40
2B: 1 SAC: 1 PB: 0
3B: 0 DP: 1 SB: 0
HR: 0 HBP: 1 CS: 0

Batter	1	2	3	4	5	6	7	8	9	AB	R	H	RBI	BB	SO	LOB
Bob Lillis, R (1, 5) OBP: 0.275, SLG: 0.259	x 0-0 ① P6		x 0-0 ③ 6-3		x 0-0 ② 6-3		x 0-0 ② F9			4	0	0	0	0	0	1
Al Spangler, L (1, 7) OBP: 0.383, SLG: 0.388	x 0-0 ② F7			B B B B 4-0 1B 1B BB	x 0-0 ③ F3		x 0-0 ③ F3			1	1	0	0	1	0	0
Jim Pendleton, R (4, 7) OBP: 0.268, SLG: 0.384										2	0	0	0	0	0	1
Roman Mejias, R (1, 9) OBP: 0.341, SLG: 0.496	x 0-0 ③ P6			x 0-0 1B 1B 1-2 1B		x 0-0 1B FC6-4 1B		x 0-0 ① P6		4	2	2	0	0	0	0
Norm Larker, L (1, 3) OBP: 0.353, SLG: 0.370		B B B B 4-0 G4-6-3 1B BB		x 0-0 1B BB G6-4-3 1-3 2-H 1B		x 0-0 FC6-4 1-3 1B		x 0-0 ② F7		3	1	2	1	1	0	0
Carl Warwick, R (1, 8) OBP: 0.306, SLG: 0.416		x 0-0 G4-6-3 1-2 1B		B B B B 4-0 G6-4-3 1B 1-2 BB		x 0-0 ① FC6-4 G3 1-2f 3-H		x 0-0 ③ P2		3	0	1	1	1	0	1
Billy Goodman, L (1, 4) OBP: 0.313, SLG: 0.310		x 0-0 ① ② G4-6-3 1-2f 2-3		x 0-0 G6-4-3 1-2 2-3 3-H 1B		x 0-0 ② G3 1-2			x 0-0 ① L6	4	0	1	1	0	0	3
Jim Campbell, R (1, 2) OBP: 0.233, SLG: 0.200		S S S 0-3 ③ K		x 0-0 ① ② G6-4-3 1-2f 2-3 3-H		S S S 0-3 ③ K			x 0-0 ② F7	4	0	0	0	0	2	4
J C Hartman, R (1, 6) OBP: 0.235, SLG: 0.265			x 0-0 ① 6-3	x 0-0 ③ 5-3			x 0-0 ① P3		x 0-0 ③ P5	4	0	0	0	0	0	1
Hal Woodeshick, R (1, 1) OBP: 0.097, SLG: 0.067			x 0-0 ② F3		x 0-0 ① F9		x 0-0 1B			2	0	0	0	0	0	0
Bobby Tiefenauer, R (5, 1)										0	0	0	0	0	0	0
Don Taussig, R (7, PH) OBP: 0.286, SLG: 0.368										1	0	1	0	0	0	0
Jim Umbricht, R (7, 1)										0	0	0	0	0	0	0
Inning Stats	R: 0 H: 0 E: 0 LOB: 0 K: 0 BB: 0 S: 3 P: 3	R: 0 H: 1 E: 0 LOB: 1 K: 1 BB: 1 S: 5 P: 9	R: 0 H: 0 E: 0 LOB: 0 K: 0 BB: 0 S: 3 P: 3	R: 3 H: 3 E: 0 LOB: 1 K: 0 BB: 2 S: 5 P: 13	R: 0 H: 0 E: 0 LOB: 0 K: 0 BB: 0 S: 3 P: 3	R: 1 H: 2 E: 0 LOB: 1 K: 1 BB: 0 S: 7 P: 7	R: 0 H: 1 E: 0 LOB: 1 K: 0 BB: 0 S: 4 P: 4	R: 0 H: 0 E: 0 LOB: 0 K: 0 BB: 0 S: 3 P: 3	R: 0 H: 0 E: 0 LOB: 0 K: 0 BB: 0 S: 3 P: 3	1B: 7 SF: 0 2B: 0 SAC: 0 3B: 0 DP: 2 HR: 0 HBP: 0						

PITCHER		IP	WLS	BF	H	R	ER	SO	BB	IBB	HBP	BLK	WP	HR	S	P	ERA	WHIP
Paul Toth, R ERA: 5.73	(1, 1)	9.0	W	35	7	4	4	2	3	0	0	0	0	0	36	48	4.00	1.111

PITCHER	IP	WLS	BF	H	R	ER	SO	BB	IBB	HBP	BLK	WP	HR	S	P	ERA	WHIP

TOP

Houston Colt 45's @ St. Louis Cardinals

Sportsman's Park, St. Louis, MO

Sun Aug 05 1962, 4:38 AM EDT

Att. 14,954 - Unknown

livebaseballscorecards.com

AB	32
R	4
H	7
RBI	3
BB	3
SO	2
LOB	11

HOUSTON COLT 45s

Batter	1	2	3	4	5	6	7	8	9	AB	R	H	RBI	BB	SO	LOB
Curt Flood, R (1, 8) OBP: 0.343, SLG: 0.430	1B	FC6-4 1-2f			SH3-4 1B 1-2 1B	2B				4	1	3	0	0	0	2
Julian Javier, R (1, 4) OBP: 0.315, SLG: 0.360	P6		5-3		SH3-4 1-2 2-3	F9				3	0	0	0	0	0	2
Minnie Minoso, R (1, 7) OBP: 0.238, SLG: 0.231 Bobby Gene Smith, R (8, 7) OBP: 0.277, SLG: 0.309	F9		6-3		F8 1B HR 2-H 3-H 1B		F3			4 0	1 0	1 0	2 0	0 0	0 0	1 0
Ken Boyer, R (1, 5) OBP: 0.384, SLG: 0.488	2-3		1B		HR 1-2 1B		G5-4-3 1B			4	1	3	0	0	0	1
Charlie James, R (1, 9) OBP: 0.315, SLG: 0.419		5-3		G3 WP SF9 1B	F8 2-3		G5-4-3 1-2f			4	1	1	0	0	0	3
Bill White, L (1, 3) OBP: 0.359, SLG: 0.481		PB SF9 2B		G3 1-3	HR 1-H 3-H			SH1-4 1B		4	2	3	3	0	0	1
Jimmie Schaffer, R (1, 2) OBP: 0.278, SLG: 0.250		1B 2-3 BB		SF9 3-H	K			SH1-4 1-2		1	0	0	1	1	1	0
Dal Maxvill, R (1, 6) OBP: 0.230, SLG: 0.243		SF9 3-H		5-3		4-3		F8		3	0	0	1	0	0	1
Paul Toth, R (1, 1) OBP: 0.500, SLG: 0.500		FC6-4 1-2 1B			SH3-4 1B 1B 1B	P4		K		4	1	2	0	0	1	1
Inning Stats	R: 0 E: 0 K: 0 S: 4 H: 1 LOB: 1 BB: 0 P: 4	R: 1 E: 0 K: 0 S: 5 H: 2 LOB: 2 BB: 1 P: 9	R: 0 E: 0 K: 0 S: 3 H: 1 LOB: 1 BB: 0 P: 3	R: 1 E: 0 K: 0 S: 4 H: 1 LOB: 0 BB: 0 P: 4	R: 5 E: 0 K: 1 S: 10 H: 5 LOB: 0 BB: 0 P: 10	R: 0 E: 0 K: 0 S: 4 H: 1 LOB: 1 BB: 0 P: 4	R: 0 E: 0 K: 0 S: 3 H: 1 LOB: 0 BB: 0 P: 3	R: 0 E: 0 K: 1 S: 6 H: 1 LOB: 1 BB: 0 P: 6		1B: 10 2B: 2 3B: 0 HR: 1 SF: 2 SAC: 2 DP: 1 HBP: 0						

PITCHER	IP	WLS	BF	H	R	ER	SO	BB	IBB	HBP	BLK	WP	HR	S	P	ERA	WHIP
Hal Woodeshick, L (1, 1) ERA: 4.14	4.1	L	21	8	5	5	0	1	0	0	0	1	0	20	24	10.38	2.077
Bobby Tiefenauer, R (5, 1) ERA: 3.61	1.2		8	3	2	2	1	0	0	0	0	0	1	10	10	10.80	1.800
Jim Umbricht, R (7, 1) ERA: 2.67	2.0		7	2	0	0	1	0	0	0	0	0	0	9	9	0.00	1.000

PITCHER	IP	WLS	BF	H	R	ER	SO	BB	IBB	HBP	BLK	WP	HR	S	P	ERA	WHIP

BOTTOM

Houston Colt 45's @ St. Louis Cardinals

Sportsman's Park, St. Louis, MO

Sun Aug 05 1962, 4:38 AM EDT

Att. 14,954 - Unknown

livebaseballscorecards.com

AB	31
R	7
H	13
RBI	7
BB	1
SO	2
LOB	12

WP: 1 PA: 36
PB: 1
SB: 0
CS: 0

Batter	1	2	3	4	5	6	7	8	9	AB	R	H	RBI	BB	SO	LOB
Julian Javier, R (1, 4) OBP: 0.316, SLG: 0.363	6-3	F9		5-3			WP 2B 2B	1B		5	1	2	0	0	0	4
Curt Flood, R (1, 8) OBP: 0.342, SLG: 0.429	F7		F8		6-3		1-3 BB 2-H 2B	F9		5	1	1	1	0	0	0
Ken Boyer, R (1, 5) OBP: 0.384, SLG: 0.488	F9		BBBB FC4-6 1B BB		2B		1-3 2-3	F8		4	0	1	0	1	0	1
Stan Musial, L (1, 7) OBP: 0.436, SLG: 0.546 Bobby Gene Smith, R (9, PR) (9, 7) OBP: 0.277, SLG: 0.309		1-3	FC4-6 1-2 1B		F8		IBB BB BB BB		G3 SH1-3 1B	4 0	1 0	2 0	0 0	1 0	0 0	1 0
Charlie James, R (1, 9) OBP: 0.314, SLG: 0.417		BB 1B SF9 1B	FC4-6 FC4-6 1-2f 2-3		1-3		SSS K		SH1-3 1-2	4	1	1	0	0	1	5
Bill White, L (1, 3) OBP: 0.362, SLG: 0.484		SF9 BB 1-2 1B	FC4-6 1-2f			6-3 PB 2B	BBBB BB BB 1-2 BB		G3 2-3	4	1	2	0	1	0	4
Gene Oliver, R (1, 2) OBP: 0.368, SLG: 0.411		BBBB SF9 1-2 2-3 BB		F8		BBBB 6-3 2-3	BB 1-2 2-3 3-H BB		F8	3	0	0	1	2	0	3
Dal Maxvill, R (1, 6) OBP: 0.244, SLG: 0.250		SF9 1-2 2-3 3-H		SH1-4 1B		BBBB 6-3	BB 1-2 2-3 3-H BB			2	0	1	2	1	0	1
Ernie Broglio, R (1, 1) OBP: 0.149, SLG: 0.111		BBBB BB		SH1-4 1-2		SSS P4 3-H	K			2	0	0	0	1	1	3
Inning Stats	R: 0 E: 0 K: 0 S: 3 H: 0 LOB: 0 BB: 0 P: 3	R: 1 E: 0 K: 0 S: 5 H: 2 LOB: 3 BB: 2 P: 13	R: 0 E: 0 K: 0 S: 4 H: 1 LOB: 2 BB: 1 P: 8	R: 0 E: 0 K: 0 S: 4 H: 1 LOB: 1 BB: 0 P: 4	R: 0 E: 0 K: 0 S: 4 H: 1 LOB: 1 BB: 0 P: 4	R: 1 E: 0 K: 0 S: 4 H: 1 LOB: 0 BB: 0 P: 4	R: 3 E: 0 K: 2 S: 9 H: 2 LOB: 3 BB: 4 P: 25	R: 0 E: 0 K: 0 S: 3 H: 1 LOB: 0 BB: 0 P: 3	R: 0 E: 0 K: 0 S: 4 H: 1 LOB: 2 BB: 0 P: 4	1B: 6 2B: 4 3B: 0 HR: 0 SF: 1 SAC: 2 DP: 0 HBP: 0						

PITCHER		IP	WLS	BF	H	R	ER	SO	BB	IBB	HBP	BLK	WP	HR	S	P	ERA	WHIP
Joe Gibbon, L ERA: 3.52	(1, 1)	6.0	L	29	8	4	3	0	3	0	0	0	1	0	26	38	4.50	1.833
Earl Francis, R ERA: 3.72	(7, 1)	0.2		5	0	0	0	1	2	1	0	0	0	0	4	16	0.00	3.000
Tom Sturdivant, R ERA: 5.1	(7, 1)	0.1		2	0	1	1	1	1	0	0	0	0	0	3	7	27.00	3.000
Diomedes Olivo, L ERA: 2.7	(8, 1)	2.0		7	2	0	0	0	0	0	0	0	0	0	7	7	0.00	1.000

PITCHER	IP	WLS	BF	H	R	ER	SO	BB	IBB	HBP	BLK	WP	HR	S	P	ERA	WHIP

TOP

St. Louis Cardinals @ Pittsburgh Pirates

Forbes Field, Pittsburgh, PA

Tue Aug 07 1962, 7:05 PM EDT

Att. 17,294 - Unknown

livebaseballscorecards.com

AB	33
R	5
H	10
RBI	4
BB	7
SO	2
LOB	22

WP: 1 PA: 43
PB: 1
SB: 0
CS: 0

Batter	1	2	3	4	5	6	7	8	9	AB	R	H	RBI	BB	SO	LOB
Bill Virdon, L (1, 8) OBP: 0.287, SLG: 0.369	F7		F8		F7			P5		4	0	0	0	0	0	1
Dick Groat, R (1, 6) OBP: 0.341, SLG: 0.350	6-3		L7			K		F9		4	0	0	0	0	1	0
Bob Skinner, L (1, 7) OBP: 0.405, SLG: 0.526	6-3		K			P5		F9		4	0	0	0	0	1	0
Dick Stuart, R (1, 3) OBP: 0.283, SLG: 0.394		5-3		P3		5-3			F5	4	0	0	0	0	0	0
Roberto Clemente, R (1, 9) OBP: 0.365, SLG: 0.480		BBBB 4-0 1B BB		F8			4-3		5-3	3	0	0	0	1	0	0
Dick Schofield, S (1, 5) OBP: 0.392, SLG: 0.422		BB 1-3 1B		K			FC6-4 1B		F3	4	0	2	0	0	1	0
Bill Mazeroski, R (1, 4) OBP: 0.289, SLG: 0.411		K			F8		FC6-4 1B 1-2f			3	0	0	0	0	1	3
Don Leppert, R (1, 2) OBP: 0.308, SLG: 0.336		BBBB 4-0 FC6 1-2 BB			K		1-2 1B			2	0	1	0	1	1	0
Joe Gibbon, R (1, 1) OBP: 0.231, SLG: 0.231		FC6 1-2f			1B		L6			2	0	1	0	0	0	3
Earl Francis, R (7, 1) OBP: 0.184, SLG: 0.237										0	0	0	0	0	0	0
Tom Sturdivant, L (7, 1) OBP: 0.071, SLG: 0.071										0	0	0	0	0	0	0
Jim Marshall, L (7, PH) OBP: 0.339, SLG: 0.486										1	0	0	0	0	0	2
Diomedes Olivo, L (8, 1) OBP: 0.250, SLG: 0.273										0	0	0	0	0	0	0
Inning Stats	R: 0 E: 0 K: 0 S: 3 H: 0 LOB: 0 BB: 0 P: 3	R: 0 E: 0 K: 1 S: 6 H: 1 LOB: 3 BB: 2 P: 14	R: 0 E: 0 K: 1 S: 5 H: 0 LOB: 0 BB: 0 P: 5	R: 0 E: 0 K: 1 S: 5 H: 0 LOB: 0 BB: 0 P: 5	R: 0 E: 0 K: 1 S: 6 H: 1 LOB: 1 BB: 0 P: 6	R: 0 E: 0 K: 1 S: 5 H: 0 LOB: 0 BB: 0 P: 5	R: 0 E: 0 K: 0 S: 5 H: 2 LOB: 2 BB: 0 P: 5	R: 0 E: 0 K: 0 S: 3 H: 0 LOB: 0 BB: 0 P: 3	R: 0 E: 0 K: 0 S: 3 H: 0 LOB: 0 BB: 0 P: 3	1B: 4 2B: 0 3B: 0 HR: 0 SF: 0 SAC: 0 DP: 0 HBP: 0						

PITCHER		IP	WLS	BF	H	R	ER	SO	BB	IBB	HBP	BLK	WP	HR	S	P	ERA	WHIP
Ernie Broglio, R ERA: 2.81	(1, 1)	9.0	W	33	4	0	0	5	2	0	0	0	0	0	41	49	0.00	0.667

PITCHER	IP	WLS	BF	H	R	ER	SO	BB	IBB	HBP	BLK	WP	HR	S	P	ERA	WHIP

BOTTOM

St. Louis Cardinals @ Pittsburgh Pirates

Forbes Field, Pittsburgh, PA

Tue Aug 07 1962, 7:05 PM EDT

Att. 17,294 - Unknown

livebaseballscorecards.com

AB	31
R	0
H	4
RBI	0
BB	2
SO	5
LOB	9

Batter	1	2	3	4	5	6	7	8	9	AB	R	H	RBI	BB	SO	LOB
Julian Javier, R (1, 4) OBP: 0.313, SLG: 0.359	K		FC6 1B 1-2f		F9		K			4	0	0	0	0	2	3
Curt Flood, R (1, 8) OBP: 0.343, SLG: 0.430	6-3		1-3 1B		K		CS 1B			4	0	2	0	0	1	2
Bill White, L (1, 3) OBP: 0.359, SLG: 0.479	6-3		F7			4-3	CS 1-2	F8		4	0	0	0	0	0	2
Stan Musial, L (1, 7) OBP: 0.431, SLG: 0.538 Bobby Gene Smith, R (8, 7) OBP: 0.277, SLG: 0.309		P4	K			4-3		P4		4 0	0 0	0 0	0 0	0 0	1 0	0 0
Ken Boyer, R (1, 5) OBP: 0.385, SLG: 0.488		1-3	L4			E 1B		1B		4	1	2	0	0	0	0
Charlie James, R (1, 9) OBP: 0.317, SLG: 0.418		1B	K			E8 1-H		K		4	1	2	0	0	2	1
Gene Oliver, R (1, 2) OBP: 0.366, SLG: 0.408		5-3			1B	E5			2-3	4	0	1	0	0	0	1
Dal Maxvill, R (1, 6) OBP: 0.232, SLG: 0.237			K		K	K			F9	4	0	0	0	0	3	2
Bob Gibson, R (1, 1) OBP: 0.355, SLG: 0.368			FC6 1B		1-2 1B		4-3		K	4	0	2	0	0	1	0
Inning Stats	R: 0 E: 0 K: 1 S: 5 H: 0 LOB: 0 BB: 0 P: 5	R: 0 E: 0 K: 0 S: 4 H: 1 LOB: 1 BB: 0 P: 4	R: 0 E: 0 K: 1 S: 7 H: 2 LOB: 2 BB: 0 P: 7	R: 0 E: 0 K: 2 S: 7 H: 0 LOB: 0 BB: 0 P: 7	R: 0 E: 0 K: 2 S: 9 H: 2 LOB: 2 BB: 0 P: 9	R: 2 E: 2 K: 1 S: 8 H: 2 LOB: 1 BB: 0 P: 8	R: 0 E: 0 K: 1 S: 5 H: 1 LOB: 0 BB: 0 P: 5	R: 0 E: 0 K: 1 S: 6 H: 1 LOB: 1 BB: 0 P: 6	R: 0 E: 0 K: 1 S: 5 H: 0 LOB: 0 BB: 0 P: 5	1B: 9 2B: 0 3B: 0 HR: 0 SF: 0 SAC: 0 DP: 0 HBP: 0						

PITCHER		IP	WLS	BF	H	R	ER	SO	BB	IBB	HBP	BLK	WP	HR	S	P	ERA	WHIP
Al McBean, R ERA: 3.37	(1, 1)	8.0	L	33	9	2	0	9	0	0	0	0	0	0	51	51	0.00	1.125
Roy Face, R ERA: 1.32	(9, 1)	1.0		3	0	0	0	1	0	0	0	0	0	0	5	5	0.00	0.000

PITCHER	IP	WLS	BF	H	R	ER	SO	BB	IBB	HBP	BLK	WP	HR	S	P	ERA	WHIP

TOP

St. Louis Cardinals @ Pittsburgh Pirates

Forbes Field, Pittsburgh, PA

Wed Aug 08 1962, 7:05 PM EDT

Att. 11,267 - Unknown

livebaseballscorecards.com

AB	36
R	2
H	9
RBI	0
BB	0
SO	10
LOB	11

1B: 9	SF: 0	WP: 0	PA: 37
2B: 0	SAC: 0	PB: 0	
3B: 0	DP: 0	SB: 0	
HR: 0	HBP: 0	CS: 1	

Batter	1	2	3	4	5	6	7	8	9	AB	R	H	RBI	BB	SO	LOB
Bill Virdon, L (1, 8) OBP: 0.284, SLG: 0.366	K	K				F7		L7		4	0	0	0	0	2	0
Dick Groat, R (1, 6) OBP: 0.340, SLG: 0.351	5-3		4-3			2B		6-3		4	0	1	0	0	0	0
Bob Skinner, L (1, 7) OBP: 0.406, SLG: 0.524	5-3		G1-6-3 1B			BB			K	3	0	1	0	1	1	0
Smoky Burgess, L (1, 2) OBP: 0.400, SLG: 0.547		K	G1-6-3 1-2f			K			4-3	4	0	0	0	0	2	3
Roberto Clemente, R (1, 9) OBP: 0.362, SLG: 0.475		K		K			1-3		4-3	4	0	0	0	0	2	0
Jim Marshall, L (1, 3) OBP: 0.339, SLG: 0.482		1B		P4			6-3			3	0	1	0	0	0	0
Dick Schofield, S (1, 5) OBP: 0.390, SLG: 0.412		K		BB			E4			2	0	0	0	1	1	1
Bill Mazeroski, R (1, 4) OBP: 0.287, SLG: 0.408			P4		K		1-3			3	0	0	0	0	1	2
Al McBean, R (1, 1) OBP: 0.204, SLG: 0.265			G3			K		1-3		2	0	0	0	0	1	0
Johnny Logan, R (8, PH) OBP: 0.367, SLG: 0.382										1	0	0	0	0	0	0
Roy Face, R (9, 1)										0	0	0	0	0	0	0
Inning Stats	R: 0 E: 0 K: 1 S: 5	H: 0 LOB: 0 BB: 0 P: 5	R: 0 E: 0 K: 3 S: 10	H: 1 LOB: 1 BB: 0 P: 10	R: 0 E: 0 K: 1 S: 5	H: 0 LOB: 0 BB: 0 P: 5	R: 0 E: 0 K: 0 S: 3	H: 1 LOB: 0 BB: 0 P: 3	R: 0 E: 0 K: 2 S: 7	H: 0 LOB: 1 BB: 1 P: 11	R: 0 E: 0 K: 2 S: 8	H: 1 LOB: 2 BB: 1 P: 12	R: 0 E: 1 K: 0 S: 4	H: 0 LOB: 1 BB: 0 P: 4	R: 0 E: 0 K: 0 S: 3	H: 0 LOB: 0 BB: 0 P: 3	R: 0 E: 0 K: 1 S: 5	H: 0 LOB: 0 BB: 0 P: 5	1B: 2 2B: 1 3B: 0 HR: 0	SF: 0 SAC: 0 DP: 1 HBP: 0	WP: 0 PB: 0 SB: 0 CS: 0	PA: 32

PITCHER	IP	WLS	BF	H	R	ER	SO	BB	IBB	HBP	BLK	WP	HR	S	P	ERA	WHIP
Bob Gibson, R (1, 1) ERA: 2.68	9.0	W	32	3	0	0	10	2	0	0	0	0	0	50	58	0.00	0.556

PITCHER	IP	WLS	BF	H	R	ER	SO	BB	IBB	HBP	BLK	WP	HR	S	P	ERA	WHIP

BOTTOM

St. Louis Cardinals @ Pittsburgh Pirates

Forbes Field, Pittsburgh, PA

Wed Aug 08 1962, 7:05 PM EDT

Att. 11,267 - Unknown

livebaseballscorecards.com

AB	30
R	0
H	3
RBI	0
BB	2
SO	10
LOB	6

Batter	1	2	3	4	5	6	7	8	9	AB	R	H	RBI	BB	SO	LOB
Tony Taylor, R (1, 4) OBP: 0.329, SLG: 0.352	WP 4-3 1B		4-3		F3		K			4	1	1	0	0	1	2
Johnny Callison, L (1, 9) OBP: 0.360, SLG: 0.454	4-3 1-H		L6		4-3			G5-3 BB 1B		4	0	1	1	0	0	0
Tony Gonzalez, L (1, 8) OBP: 0.378, SLG: 0.508	4-3 2B			6-3		HR		P6		4	1	2	1	0	0	1
Wes Covington, L (1, 7) OBP: 0.314, SLG: 0.402	4-3 2-3			2B 1B 1B		P4		1-2 BB		3	1	1	0	0	0	1
Roy Sievers, R (8, PH) OBP: 0.343, SLG: 0.463 (8, 3)										0	0	0	0	1	0	0
Clay Dalrymple, L (1, 2) OBP: 0.411, SLG: 0.430	1-3			K		4-3		G5-3 2-3f		3	0	0	0	0	1	2
Don Demeter, R (8, PH) OBP: 0.340, SLG: 0.471										1	0	0	0	0	0	2
Sammy White, R (8, 2) OBP: 0.240, SLG: 0.323										0	0	0	0	0	0	0
Billy Klaus, L (1, 5) OBP: 0.295, SLG: 0.348		CS 1B		1-3 1B 2B		1-3			6-3	3	1	2	0	0	0	0
Bob Oldis, R (9, PH) OBP: 0.357, SLG: 0.360										1	0	0	0	0	0	0
Frank Torre, L (1, 3) OBP: 0.407, SLG: 0.408		F5 1-2		2-H 3-H 1B					6-3	3	0	2	2	0	0	1
Bobby Wine, R (7, PR) OBP: 0.267, SLG: 0.338										0	0	0	0	0	0	0
Mel Roach, R (7, 3) OBP: 0.247, SLG: 0.253 (8, 7)							FC1-4-1-6 2B			1	0	0	0	0	0	0
Ruben Amaro, R (1, 6) OBP: 0.363, SLG: 0.326		G3		F3			FC1-4-1-6 5-3 2-2		BB	3	0	0	0	1	0	2
Jim Owens, R (1, 1) OBP: 0.231, SLG: 0.250			K		L9		5-3 2-3		P5	2	0	0	0	0	1	0
Chris Short, R (6, 1) OBP: 0.118, SLG: 0.188										1	0	0	0	0	0	1
Jack Baldschun, R (7, 1)										0	0	0	0	0	0	0
Bill Smith, L (7, 1) OBP: 0.308, SLG: 0.273										0	0	0	0	0	0	0
Ted Savage, R (9, PH) OBP: 0.337, SLG: 0.390										1	0	0	0	0	0	1
Inning Stats	R: 1 E: 0 K: 0 S: 5 H: 2 LOB: 1 BB: 0 P: 5	R: 0 E: 0 K: 0 S: 3 H: 1 LOB: 0 BB: 0 P: 3	R: 0 E: 0 K: 1 S: 5 H: 0 LOB: 0 BB: 0 P: 5	R: 2 E: 0 K: 1 S: 8 H: 3 LOB: 1 BB: 0 P: 8	R: 0 E: 0 K: 0 S: 3 H: 0 LOB: 0 BB: 0 P: 3	R: 1 E: 0 K: 0 S: 4 H: 1 LOB: 0 BB: 0 P: 4	R: 0 E: 0 K: 1 S: 6 H: 1 LOB: 2 BB: 0 P: 6	R: 0 E: 0 K: 0 S: 3 H: 1 LOB: 1 BB: 1 P: 7	R: 0 E: 0 K: 0 S: 3 H: 0 LOB: 1 BB: 1 P: 7	1B: 5 2B: 3 3B: 0 HR: 1 SF: 0 SAC: 0 DP: 1 HBP: 0	WP: 2 PB: 0 SB: 0 CS: 1 PA: 36					

PITCHER		IP	WLS	BF	H	R	ER	SO	BB	IBB	HBP	BLK	WP	HR	S	P	ERA	WHIP
Ray Washburn, R ERA: 3.73	(1, 1)	5.0		20	6	3	3	2	0	0	0	0	1	0	24	24	5.40	1.200
Bobby Shantz, L ERA: 2.1	(6, 1)	4.0	W	16	3	1	1	1	2	0	0	0	0	1	16	24	2.25	1.250

PITCHER	IP	WLS	BF	H	R	ER	SO	BB	IBB	HBP	BLK	WP	HR	S	P	ERA	WHIP

TOP

Philadelphia Phillies @ St. Louis Cardinals

Sportsman's Park, St. Louis, MO

Fri Aug 10 1962, 8:05 PM EDT

Att. 13,408 - Unknown

livebaseballscorecards.com

AB	34
R	4
H	9
RBI	4
BB	2
SO	3
LOB	13

Batter	1	2	3	4	5	6	7	8	9	AB	R	H	RBI	BB	SO	LOB
Julian Javier, R (1, 4) OBP: 0.315, SLG: 0.361	B B B B 4-0 CS BB			x 0-0 1B 2B		x 0-0 ① 5-3	s 0-1 CI 1-2 2-3 3-H	x 0-0 ③ F8		3	1	1	1	1	0	3
Curt Flood, R (1, 8) OBP: 0.344, SLG: 0.436	x 0-0 ① ② L3 1-2			B B B B 4-0 1B 1B BB		x 0-0 HR	x 0-0 ① F3			3	2	1	1	1	0	4
Bill White, L (1, 3) OBP: 0.358, SLG: 0.477	x 0-0 ③ L6			x 0-0 F9 1-3 2-H 1B		x 0-0 ② B3 S S S	0-3 ② K			4	1	1	1	0	1	3
Stan Musial, L (1, 7) OBP: 0.426, SLG: 0.531 Bobby Gene Smith, R (8, 7) OBP: 0.277, SLG: 0.309		x 0-0 ① L5		x 0-0 ① F9 1-2		x 0-0 ③ P3	x 0-0 ③ G3			4 0	0 0	0 0	0 0	0 0	0 0	5 0
Ken Boyer, R (1, 5) OBP: 0.386, SLG: 0.488		x 0-0 ② 1-3		x 0-0 G3-6-3 2-H 3-H 1B			x 0-0 1B 1B 1B	x 0-0 ① F9		4	1	2	2	0	0	0
Carl Sawatski, L (1, 2) OBP: 0.375, SLG: 0.458 Gene Oliver, R (7, PH) OBP: 0.371, SLG: 0.414 (8, 2)		x 0-0 ③ F8		x 0-0 ② ③ G3-6-3 1-2f			x 0-0 1B 1B 1B 1-3 1B	x 0-0 1B 1B 1B		2 2	0 1	0 2	0 0	0 0	0 0	1 0
Charlie James, R (1, 9) OBP: 0.319, SLG: 0.419		x 0-0 ① F7			x 0-0 ① L6		x 0-0 1B CI 2-3 3-H 1B	x 0-0 1B 1-2 1B		4	1	2	1	0	0	0
Dal Maxvill, R (1, 6) OBP: 0.233, SLG: 0.228		x 0-0 ② 6-3			x 0-0 ② 5-3		B B B B 4-0 CI 1B BB	x 0-0 ② F9		3	0	0	0	1	0	2
Ray Washburn, R (1, 1) OBP: 0.250, SLG: 0.262 Fred Whitfield, L (5, PH) OBP: 0.296, SLG: 0.514 Bobby Shantz, R (6, 1) OBP: 0.118, SLG: 0.125		x 0-0 ③ 1B			x 0-0 ③ G3		x 0-0 CI 1-2 2-3 3-H 1B	x 0-0 1-2 2-3 1B		1 1 2	0 0 0	1 0 2	0 0 1	0 0 0	0 0 0	0 0 0
Inning Stats	R: 0 E: 0 K: 0 S: 2 H: 0 LOB: 0 BB: 1 P: 6	R: 0 E: 0 K: 0 S: 3 H: 0 LOB: 0 BB: 0 P: 3	R: 0 E: 0 K: 0 S: 3 H: 1 LOB: 1 BB: 0 P: 3	R: 3 E: 0 K: 0 S: 5 H: 3 LOB: 0 BB: 1 P: 9	R: 0 E: 0 K: 0 S: 3 H: 0 LOB: 0 BB: 0 P: 3	R: 1 E: 0 K: 0 S: 4 H: 1 LOB: 0 BB: 0 P: 4	R: 3 E: 1 K: 1 S: 10 H: 4 LOB: 3 BB: 1 P: 14	R: 0 E: 0 K: 0 S: 6 H: 3 LOB: 3 BB: 0 P: 6		1B: 10 2B: 1 3B: 0 HR: 1	SF: 0 SAC: 0 DP: 1 HBP: 0					

BOTTOM

Philadelphia Phillies @ St. Louis Cardinals
Sportsman's Park, St. Louis, MO
Fri Aug 10 1962, 8:05 PM EDT
Att. 13,408 - Unknown

livebaseballscorecards.com

AB	33
R	7
H	12
RBI	7
BB	3
SO	1
LOB	18

WP: 0 PB: 0 SB: 0 CS: 1 PA: 37

PITCHER		IP	WLS	BF	H	R	ER	SO	BB	IBB	HBP	BLK	WP	HR	S	P	ERA	WHIP
Jim Owens, R ERA: 6.16	(1, 1)	5.1		20	5	4	4	0	2	0	0	0	0	1	18	26	6.75	1.312
Chris Short, L ERA: 4.01	(6, 1)	0.2	L	5	3	3	2	0	0	0	0	0	0	0	5	5	27.00	4.500
Jack Baldschun, R ERA: 3.54	(7, 1)	0.1		4	1	0	0	0	1	0	0	0	0	0	3	7	0.00	6.000
Bill Smith, L ERA: 4.46	(7, 1)	1.2		8	3	0	0	1	0	0	0	0	0	0	10	10	0.00	1.800

PITCHER	IP	WLS	BF	H	R	ER	SO	BB	IBB	HBP	BLK	WP	HR	S	P	ERA	WHIP

Batter	1	2	3	4	5	6	7	8	9	AB	R	H	RBI	BB	SO	LOB
Tony Taylor, R (1, 4) OBP: 0.331, SLG: 0.353	P1	1B BB	1B 2-H 1B		4-3		S 1B		5-3	5	1	2	1	1	0	0
Billy Klaus, L (1, 5) OBP: 0.303, SLG: 0.362	1B 2B	1B HR 1B 1-3 2-H	FC6-4 1B 1-3		F7		L7 1B 1-2		6-3	6	2	3	1	0	0	1
Johnny Callison, L (1, 9) OBP: 0.364, SLG: 0.456	1B BB	1B HR 1B 1-2 3-H	FC6-4 1B 1-2f			SH1-3 BB 2B 1B	4-3		1B 1B	5	2	3	1	1	0	3
Tony Gonzalez, L (1, 8) OBP: 0.379, SLG: 0.514	K	HR 1-H 2-H		4-3		SH1-3 BB 2B 1-2		K	1B 1-2	5	2	2	3	1	2	2
Don Demeter, R (1, 7) OBP: 0.346, SLG: 0.474	FC4-6 1B 1-3 2-H	1B		1B 1B		SH1-3 1-2 2-3		BB 1B BB	5-3	4	2	3	1	1	0	2
Frank Torre, L (1, 3) OBP: 0.415, SLG: 0.421	FC4-6 1-2f	K		1B CS 1B 1-3		2B 2-H 3-H		1B BB 1-2		4	0	2	2	1	1	3
Clay Dalrymple, L (1, 2) OBP: 0.408, SLG: 0.426		4-3	F3	1B 1-3 3-H		F7		F7		5	0	1	1	0	0	3
Ruben Amaro, R (1, 6) OBP: 0.371, SLG: 0.336		SH1-4 1B 1B	SH2-3 1B 1B	K 3-H		6-3		1B 1-3 2-H		5	2	3	1	0	1	3
Art Mahaffey, R (1, 1) OBP: 0.195, SLG: 0.260		SH1-4 1-2	SH2-3 1-2		5-3		6-3	F2		3	0	0	0	0	0	2
Inning Stats	R: 1 H: 2 E: 0 LOB: 2 K: 1 BB: 1 S: 7 P: 11	R: 5 H: 5 E: 0 LOB: 1 K: 1 BB: 1 S: 10 P: 14	R: 1 H: 3 E: 0 LOB: 2 K: 0 BB: 0 S: 6 P: 6	R: 1 H: 3 E: 0 LOB: 2 K: 1 BB: 0 S: 7 P: 7	R: 0 H: 0 E: 0 LOB: 0 K: 0 BB: 0 S: 3 P: 3	R: 2 H: 2 E: 0 LOB: 1 K: 0 BB: 1 S: 5 P: 9	R: 0 H: 1 E: 0 LOB: 1 K: 0 BB: 0 S: 4 P: 4	R: 1 H: 1 E: 0 LOB: 2 K: 1 BB: 2 S: 6 P: 14	R: 0 H: 2 E: 0 LOB: 2 K: 0 BB: 0 S: 5 P: 5	1B: 16 SF: 0 2B: 3 SAC: 3 3B: 0 DP: 1 HR: 1 HBP: 0						

TOP

Philadelphia Phillies @ St. Louis Cardinals

Sportsman's Park, St. Louis, MO

Sat Aug 11 1962, 4:33 AM EDT

Att. 9,216 - Unknown

livebaseballscorecards.com

AB	42
R	11
H	19
RBI	11
BB	5
SO	4
LOB	19

PITCHER		IP	WLS	BF	H	R	ER	SO	BB	IBB	HBP	BLK	WP	HR	S	P	ERA	WHIP
Larry Jackson, R ERA: 4.23	(1, 1)	1.2	L	14	7	6	6	1	2	0	0	0	0	1	14	22	32.40	5.400
Don Ferrarese, L ERA: 3.04	(2, 1)	0.0		0	0	0	0	0	0	0	0	0	0	0	0	0	∞	∞
Paul Toth, R ERA: 6.0	(4, 1)	4.0		18	6	3	3	1	1	0	0	0	0	0	19	23	6.75	1.750
Bob Duliba, R ERA: 1.19	(8, 1)	1.0		6	1	1	1	1	2	0	0	0	0	0	6	14	9.00	3.000
Lindy McDaniel, R ERA: 3.21	(9, 1)	1.0		5	2	0	0	0	0	0	0	0	0	0	5	5	0.00	2.000

PITCHER	IP	WLS	BF	H	R	ER	SO	BB	IBB	HBP	BLK	WP	HR	S	P	ERA	WHIP

BOTTOM

Philadelphia Phillies @ St. Louis Cardinals

Sportsman's Park, St. Louis, MO

Sat Aug 11 1962, 4:33 AM EDT

Att. 9,216 - Unknown

Batter	1	2	3	4	5	6	7	8	9	AB	R	H	RBI	BB	SO	LOB
Julian Javier, R (1, 4) OBP: 0.313, SLG: 0.359	5-3		F7			K		K		3	0	0	0	0	1	0
Julio Gotay, R (7, 4) OBP: 0.323, SLG: 0.309										1	0	0	0	0	1	0
Red Schoendienst, S (1, 5) OBP: 0.373, SLG: 0.418	4-3			HR 2B		F2		F7		4	1	1	0	0	0	0
Stan Musial, L (1, 7) OBP: 0.424, SLG: 0.527	F8			F7		2B 1B		E3 1B		4	1	1	0	0	0	1
Bobby Gene Smith, R (8, PR) OBP: 0.277, SLG: 0.309 (9, 7)										0	0	0	0	0	0	0
Bill White, L (1, 3) OBP: 0.361, SLG: 0.482		1B		F7		1B 1-H 2B		FC6-4 1-2 1B		4	0	3	1	0	0	1
Curt Flood, R (1, 8) OBP: 0.345, SLG: 0.442		K		2-H HR		2-3 1B		FC6-4 1-2f		4	1	2	2	0	1	3
Charlie James, R (1, 9) OBP: 0.315, SLG: 0.413		K		P3		K			F7	4	0	0	0	0	2	3
Gene Oliver, R (1, 2) OBP: 0.366, SLG: 0.408		K			K		5-3		L8	3	0	0	0	0	2	1
Jimmie Schaffer, R (9, 2) OBP: 0.273, SLG: 0.245										1	0	0	0	0	0	0
Dal Maxvill, R (1, 6) OBP: 0.222, SLG: 0.217			K		K		F8		6-3	4	0	0	0	0	2	0
Larry Jackson, R (1, 1) OBP: 0.254, SLG: 0.258			P6		3-1		3-1			0	0	0	0	0	0	0
Don Ferrarese, R (2, 1) OBP: 0.500, SLG: 1.250										0	0	0	0	0	0	0
Minnie Minoso, R (3, PH) OBP: 0.235, SLG: 0.228										1	0	0	0	0	0	0
Paul Toth, R (4, 1) OBP: 0.400, SLG: 0.400										1	0	0	0	0	0	0
Fred Whitfield, L (7, PH) OBP: 0.294, SLG: 0.509										1	0	0	0	0	0	0
Bob Duliba, R (8, 1)										0	0	0	0	0	0	0
Lindy McDaniel, R (9, 1)										0	0	0	0	0	0	0
Inning Stats	R: 0 E: 0 K: 0 S: 3 H: 0 LOB: 0 BB: 0 P: 3	R: 0 E: 0 K: 3 S: 10 H: 1 LOB: 1 BB: 0 P: 10	R: 0 E: 0 K: 1 S: 5 H: 0 LOB: 0 BB: 0 P: 5	R: 2 E: 0 K: 0 S: 5 H: 2 LOB: 0 BB: 0 P: 5	R: 0 E: 0 K: 2 S: 7 H: 0 LOB: 0 BB: 0 P: 7	R: 1 E: 0 K: 2 S: 10 H: 3 LOB: 2 BB: 0 P: 10	R: 0 E: 0 K: 0 S: 3 H: 0 LOB: 0 BB: 0 P: 3	R: 0 E: 1 K: 1 S: 7 H: 1 LOB: 2 BB: 0 P: 7	R: 0 E: 0 K: 0 S: 3 H: 0 LOB: 0 BB: 0 P: 3	1B: 4 2B: 2 3B: 0 HR: 1	SF: 0 SAC: 0 DP: 0 HBP: 0						

PITCHER	IP	WLS	BF	H	R	ER	SO	BB	IBB	HBP	BLK	WP	HR	S	P	ERA	WHIP
Art Mahaffey, R (1, 1) ERA: 3.34	9.0	W	35	7	3	3	9	0	0	0	0	0	1	53	53	3.00	0.778

PITCHER	IP	WLS	BF	H	R	ER	SO	BB	IBB	HBP	BLK	WP	HR	S	P	ERA	WHIP

AB	35
R	3
H	7
RBI	3
BB	0
SO	9
LOB	9

WP: 0 PA: 35
PB: 0
SB: 0
CS: 0

livebaseballscorecards.com

Batter	1	2	3	4	5	6	7	8	9	AB	R	H	RBI	BB	SO	LOB
Tony Taylor, R (1, 4) OBP: 0.334, SLG: 0.352	L9		1B 2B BB	BLK BB 1-2 2-3		1B 3B 1B		F7		3	2	1	0	2	0	0
Billy Klaus, L (1, 5) OBP: 0.300, SLG: 0.357	K		K	F8 1-2 2-3 3-H		1-3 3B 1B		K		5	1	1	0	0	3	4
Johnny Callison, L (1, 9) OBP: 0.364, SLG: 0.459	G3		2B 1B 1-3 2-H		L4	1-H 3-H 3B		K		5	0	2	3	0	1	0
Tony Gonzalez, L (1, 8) OBP: 0.379, SLG: 0.515		K	1-3 3-H 2B		F7	3-1			S G3-1 1B	5	1	2	1	0	1	1
Don Demeter, R (1, 7) OBP: 0.349, SLG: 0.478		4-3 1B	K		1B		4-3 2B		F9	5	0	3	0	0	1	3
Frank Torre, L (1, 3) OBP: 0.398, SLG: 0.402		4-3 1-2		P6	F8		4-3 2-3		G3-1 1-H	5	0	0	1	0	0	3
Clay Dalrymple, L (1, 2) OBP: 0.414, SLG: 0.442		6-3		BB 1B BLK 1B		HR	BB		BB 1B	4	2	3	1	1	0	1
Ruben Amaro, R (1, 6) OBP: 0.372, SLG: 0.328			S 1B BB	P4		F2	L4		1-2 BB	3	1	0	0	2	0	3
Cal McLish, S (1, 1) OBP: 0.186, SLG: 0.128			K 1-2	BLK BB 1-2 1B		K	K		K	5	0	1	0	0	4	5
Inning Stats	R: 0 E: 0 K: 1 S: 5 H: 0 LOB: 0 BB: 0 P: 5	R: 0 E: 0 K: 1 S: 6 H: 1 LOB: 1 BB: 0 P: 6	R: 2 E: 0 K: 3 S: 11 H: 2 LOB: 2 BB: 2 P: 19	R: 1 E: 0 K: 0 S: 5 H: 2 LOB: 2 BB: 1 P: 9	R: 0 E: 0 K: 0 S: 4 H: 1 LOB: 1 BB: 0 P: 4	R: 3 E: 0 K: 1 S: 9 H: 4 LOB: 1 BB: 0 P: 9	R: 0 E: 0 K: 1 S: 6 H: 1 LOB: 2 BB: 1 P: 10	R: 0 E: 0 K: 2 S: 7 H: 0 LOB: 0 BB: 0 P: 7	R: 1 E: 0 K: 1 S: 7 H: 2 LOB: 2 BB: 1 P: 11	1B: 9 2B: 2 3B: 1 HR: 1	SF: 0 SAC: 0 DP: 0 HBP: 0					

TOP

Philadelphia Phillies @ St. Louis Cardinals

Sportsman's Park, St. Louis, MO

Sun Aug 12 1962, 4:33 AM EDT

Unknown

livebaseballscorecards.com

AB	40
R	7
H	13
RBI	6
BB	5
SO	10
LOB	20

WP: 0 PB: 0 SB: 2 CS: 0 PA: 45

PITCHER		IP	WLS	BF	H	R	ER	SO	BB	IBB	HBP	BLK	WP	HR	S	P	ERA	WHIP
Ernie Broglio, R ERA: 3.07	(1, 1)	6.0	L	31	10	6	6	6	3	0	0	1	0	1	40	52	9.00	2.167
Don Ferrarese, L ERA: 3.06	(7, 1)	0.0		0	0	0	0	0	0	0	0	0	0	0	0	0	∞	∞
Bob Duliba, R ERA: 1.17	(9, 1)	0.1		1	0	0	0	1	0	0	0	0	0	0	3	3	0.00	0.000

PITCHER	IP	WLS	BF	H	R	ER	SO	BB	IBB	HBP	BLK	WP	HR	S	P	ERA	WHIP

BOTTOM

Philadelphia Phillies @ St. Louis Cardinals
Sportsman's Park, St. Louis, MO
Sun Aug 12 1962, 4:33 AM EDT
Unknown

livebaseballscorecards.com

Batter	1	2	3	4	5	6	7	8	9	AB	R	H	RBI	BB	SO	LOB
Julian Javier, R (1, 4) OBP: 0.314, SLG: 0.359	P6		5-3		G5-3, E, 1B		6-3		1B	5	0	2	0	0	0	0
Red Schoendienst, S (1, 5) OBP: 0.358, SLG: 0.400	F7		4-3		E6, G5-3, 1B 1-2		3-1		P4	5	1	0	0	0	0	2
Stan Musial, L (1, 7) OBP: 0.422, SLG: 0.522	G3		BBB, 4-0, BB		G5-3 1-2 2-3f		1-3			3	0	0	0	1	0	2
Bill White, L (1, 3) OBP: 0.362, SLG: 0.481		E3, 2B, FC6-4	L3		BBBB, 4-0, 1B, BB			FC6-4, 1B		3	1	1	0	1	0	1
Curt Flood, R (1, 8) OBP: 0.347, SLG: 0.445		FC6-4 1-3, 2B		6-3	1-2 2-H, 1B			FC6-4 1-2f		4	0	2	1	0	0	1
Carl Sawatski, L (1, 2) OBP: 0.373, SLG: 0.470		1-3		HR	SSS, 0-3, K			F8		4	1	1	1	0	1	5
Charlie James, R (1, 9) OBP: 0.317, SLG: 0.412		IIII, 4-0, FC6-4, IBB		FC6-4, 1B	P6			P5		3	0	1	0	1	0	1
Dal Maxvill, R (1, 6) OBP: 0.215, SLG: 0.209 Bobby Gene Smith, R (9, PH) OBP: 0.275, SLG: 0.307		FC6-4 1-2f 2-3 3-H		FC6-4 1-2f	SSS, 0-3, K				P6	3 1	0 0	0 0	1 0	0 0	1 0	3 0
Ernie Broglio, R (1, 1) OBP: 0.143, SLG: 0.106 Minnie Minoso, R (6, PH) OBP: 0.233, SLG: 0.225 Don Ferrarese, R (7, 1) OBP: 0.500, SLG: 1.250 Bob Duliba, R (9, 1) Fred Whitfield, L (9, PH) OBP: 0.291, SLG: 0.505		F8		5-3	SSS, 0-3, K				4-3	2 1 0 0 1	0 0 0 0 0	0 0 0 0 0	0 0 0 0 0	0 1 0 0 0	0 0 0 0 0	3 0 0 0 0
Inning Stats	R: 0 E: 0 K: 0 S: 3 H: 0 LOB: 0 BB: 0 P: 3	R: 1 E: 1 K: 0 S: 5 H: 1 LOB: 2 BB: 1 P: 9	R: 0 E: 0 K: 0 S: 3 H: 0 LOB: 1 BB: 1 P: 7	R: 1 E: 0 K: 0 S: 5 H: 2 LOB: 1 BB: 0 P: 5	R: 1 E: 1 K: 1 S: 7 H: 2 LOB: 2 BB: 1 P: 11	R: 0 E: 0 K: 2 S: 7 H: 0 LOB: 0 BB: 0 P: 7	R: 0 E: 0 K: 0 S: 3 H: 0 LOB: 0 BB: 0 P: 3	R: 0 E: 0 K: 0 S: 4 H: 1 LOB: 1 BB: 0 P: 4	R: 0 E: 0 K: 0 S: 4 H: 1 LOB: 1 BB: 0 P: 4	1B: 5 2B: 1 3B: 0 HR: 1	SF: 0 SAC: 0 DP: 1 HBP: 0			WP: 0 PB: 0 SB: 0 CS: 0		PA: 38	

	AB	35
	R	3
	H	7
	RBI	3
	BB	3
	SO	3
	LOB	18

PITCHER	IP	WLS	BF	H	R	ER	SO	BB	IBB	HBP	BLK	WP	HR	S	P	ERA	WHIP
Cal McLish, R (1, 1) ERA: 4.44	9.0	W	38	7	3	1	3	2	1	0	0	0	1	41	53	1.00	1.000

PITCHER	IP	WLS	BF	H	R	ER	SO	BB	IBB	HBP	BLK	WP	HR	S	P	ERA	WHIP

Batter	1	2	3	4	5	6	7	8	9	AB	R	H	RBI	BB	SO	LOB
Tony Taylor, R (1, 4) OBP: 0.333, SLG: 0.352	4-3	1B 2-3 3-H 1B		FC6-4 FC4-6 1-2f		F9		BBBB HR BB		4	0	1	1	0	0	1
Frank Torre, L (8, PH) OBP: 0.403, SLG: 0.402										0	0	0	0	1	0	0
Art Mahaffey, R (8, PR) OBP: 0.195, SLG: 0.260										0	1	0	0	0	0	0
Dennis Bennett, L (8, 1) OBP: 0.220, SLG: 0.158										0	0	0	0	0	0	0
Johnny Callison, L (1, 9) OBP: 0.367, SLG: 0.468	F9 BB 2B 1B	S 1-3 3-H 1B		FC4-6 1-2f		L5		1-H 3-H HR		5	2	3	4	0	0	1
Ted Savage, R (1, 7) OBP: 0.341, SLG: 0.391	BBBB 1-2 2B BB	P4 1-2			HBP BB SH1-3 1B		6-3 1B	4-3		4	2	2	0	1	0	3
Roy Sievers, R (1, 3) OBP: 0.341, SLG: 0.458	F9 2-3		1-3		BBBB SH1-3 HBP 1-2 BB		6-3 1-2		P3	4	0	0	0	1	0	3
Don Demeter, R (1, 5) OBP: 0.351, SLG: 0.489	1-H 3-H 2B		HR		H SH1-3 1-2 2-3 HBP		5-3	SSS	K	4	1	2	3	0	1	1
Tony Gonzalez, L (1, 8) OBP: 0.377, SLG: 0.511		SH3-4 1B 1B	SSS K		SSS K		3-1		F9	5	1	1	0	0	2	4
Bob Oldis, R (1, 2) OBP: 0.345, SLG: 0.346		F8	6-3		SH1-3 1-2 2-3 3-H			3-1 SH5-3 HR 1B		2	0	0	1	0	0	1
Wes Covington, L (8, PH) OBP: 0.317, SLG: 0.405										1	0	1	0	0	0	0
Ruben Amaro, R (8, PR) OBP: 0.372, SLG: 0.328										0	1	0	0	0	0	0
(8, 6)																
Bobby Wine, R (1, 6) OBP: 0.272, SLG: 0.346		1B SH3-4 1-2 1B 1B		FC3-5 2B	F3			SH5-3 1-2		3	1	2	0	0	0	2
Billy Klaus, L (8, PH) OBP: 0.300, SLG: 0.357										0	0	0	0	0	0	0
(8, 4)																
Jack Hamilton, R (1, 1) OBP: 0.085, SLG: 0.044		SH3-4 1-2 2-3		FC3-5 FC6-4 2-3		6-3		3-1 2-3		2	0	0	0	0	0	1
Bill Smith, L (6, 1) OBP: 0.308, SLG: 0.273										0	0	0	0	0	0	0
Dallas Green, L (6, 1) OBP: 0.200, SLG: 0.091										0	0	0	0	0	0	0
Clay Dalrymple, L (8, PH) OBP: 0.413, SLG: 0.441										1	0	0	0	0	0	2
(8, 2)																
Inning Stats	R: 2 E: 0 K: 0 S: 4 H: 2 LOB: 1 BB: 1 P: 8	R: 2 E: 0 K: 0 S: 7 H: 4 LOB: 2 BB: 0 P: 7	R: 1 E: 0 K: 1 S: 6 H: 1 LOB: 0 BB: 0 P: 6	R: 0 E: 0 K: 0 S: 4 H: 1 LOB: 1 BB: 0 P: 4	R: 1 E: 0 K: 1 S: 6 H: 1 LOB: 2 BB: 1 P: 11	R: 0 E: 0 K: 0 S: 3 H: 0 LOB: 0 BB: 0 P: 3	R: 0 E: 0 K: 0 S: 4 H: 1 LOB: 1 BB: 0 P: 4	R: 3 E: 0 K: 0 S: 5 H: 2 LOB: 1 BB: 1 P: 9	R: 0 E: 0 K: 1 S: 5 H: 0 LOB: 0 BB: 0 P: 5	1B: 8 2B: 2 3B: 0 HR: 2 SF: 0 SAC: 3 DP: 0 HBP: 1						

PITCHER		IP	WLS	BF	H	R	ER	SO	BB	IBB	HBP	BLK	WP	HR	S	P	ERA	WHIP
Curt Simmons, L ERA: 4.15	(1, 1)	3.0		17	8	5	5	1	1	0	0	0	0	1	18	22	15.00	3.000
Lindy McDaniel, R ERA: 3.42	(4, 1)	6.0	L	25	4	4	4	2	2	0	1	0	0	1	26	35	6.00	1.000

PITCHER	IP	WLS	BF	H	R	ER	SO	BB	IBB	HBP	BLK	WP	HR	S	P	ERA	WHIP

TOP

Philadelphia Phillies @ St. Louis Cardinals
Sportsman's Park, St. Louis, MO
Sun Aug 12 1962, 4:38 AM EDT
Att. 17,088 - Unknown

livebaseballscorecards.com

AB	35
R	9
H	12
RBI	9
BB	3
SO	3
LOB	19

Batter	1	2	3	4	5	6	7	8	9	AB	R	H	RBI	BB	SO	LOB
Julian Javier, R (1, 4) OBP: 0.319, SLG: 0.364	BBBB 4-0 1B 1B BB	x 0-0 1-3 2B			x 0-0 FC6-4 1B	BBBB 4-0 1-2 2-3 HR BB	SSS 0-3 ③ K 2-3			3	2	2	0	2	1	2
Red Schoendienst, S (1, 5) OBP: 0.359, SLG: 0.395	x 0-0 1B 1-3 PB 1B	x 0-0 ③ 3-1			x 0-0 ① FC6-4 FC3-6 1B 1-2f 1B	x 0-0 ② F8		BBBB 4-0 2B FC6-2-5-2-4 BB		4	2	1	0	1	0	6
Fred Whitfield, L (1, 3) OBP: 0.313, SLG: 0.554	x 0-0 PB 1-3 3-H 1B		x 0-0 ① 3-1		x 0-0 FC3-6 1-2 1B	x 0-0 1-H 2-H 3-H HR		x 0-0 FC6-2-5-2-4 1-3 2B		5	1	4	5	0	0	0
Bill White, L (1, 9) OBP: 0.360, SLG: 0.478	x 0-0 ① 1-3 1-2 3-H		x 0-0 ② F8		x 0-0 ② FC3-6 1B 1-2f 2-3	x 0-0 1B		x 0-0 ① P6		5	0	1	0	0	0	5
Curt Flood, R (1, 8) OBP: 0.345, SLG: 0.442	x 0-0 ② 6-3		SSS 0-3 ③ K		x 0-0 1-2 3-H 1B	x 0-0 ③ G3		x 0-0 ② ③ FC6-2-5-2-4 2-3 3-H		5	0	1	1	0	1	4
Minnie Minoso, R (1, 7) OBP: 0.233, SLG: 0.217 Dal Maxvill, R (8, 6) OBP: 0.215, SLG: 0.209 Charlie James, R (9, PH) OBP: 0.316, SLG: 0.411	x 0-0 ③ F7			x 0-0 ① F9	x 0-0 ③ 1-3	H 1-0 S 4-3 HBP			x 0-0 ① 6-3	3 0 1	0 0 0	0 0 0	0 0 0	0 0 0	0 0 0	3 0 0
Julio Gotay, R (1, 6) OBP: 0.326, SLG: 0.312 Stan Musial, L (7, PH) OBP: 0.420, SLG: 0.518 (8, 7)		x 0-0 ① F5		x 0-0 WP 5-3 1B	x 0-0 BB HBP HR 1B	x 0-0 ① 4-3 1-2			x 0-0 ② F5	3 2	1 0	2 0	0 0	0 0	0 0	0 1
Jimmie Schaffer, R (1, 2) OBP: 0.263, SLG: 0.235 Carl Sawatski, L (6, PH) OBP: 0.374, SLG: 0.467 (7, 2) Gene Oliver, R (9, PH) OBP: 0.365, SLG: 0.406		x 0-0 ② 5-3		x 0-0 ② 5-3 1-2	SSS 0-3 ① K	I I I 4-0 IBB			SSS 0-3 ③ K	2 1 1	0 0 0	0 0 0	0 1 0	0 1 0	0 1 0	1 1 0
Curt Simmons, L (1, 1) OBP: 0.279, SLG: 0.237 Lindy McDaniel, R (4, 1)		x 0-0 2B 1B	SSS 0-3 ③ K 2-3		H 1-0 1-2 BB HR HBP	SSS 0-3 ② K				1 2	0 1	1 0	0 0	0 0	0 2	0 3
Inning Stats	R: 2 E: 0 K: 0 S: 5 H: 2 LOB: 1 BB: 1 P: 9	R: 0 E: 0 K: 0 S: 5 H: 2 LOB: 2 BB: 0 P: 5	R: 0 E: 0 K: 1 S: 5 H: 0 LOB: 0 BB: 0 P: 5	R: 0 E: 0 K: 1 S: 6 H: 1 LOB: 1 BB: 0 P: 6	R: 1 E: 0 K: 0 S: 6 H: 3 LOB: 2 BB: 0 P: 6	R: 4 E: 0 K: 1 S: 8 H: 3 LOB: 1 BB: 1 P: 13	R: 0 E: 0 K: 2 S: 7 H: 0 LOB: 2 BB: 1 P: 12	R: 0 E: 0 K: 0 S: 3 H: 1 LOB: 1 BB: 1 P: 7	R: 0 E: 0 K: 1 S: 5 H: 0 LOB: 0 BB: 0 P: 5	1B: 9 2B: 3 3B: 0 HR: 1	SF: 0 SAC: 0 DP: 1 HBP: 2					

PITCHER		IP	WLS	BF	H	R	ER	SO	BB	IBB	HBP	BLK	WP	HR	S	P	ERA	WHIP
Jack Hamilton, R ERA: 5.22	(1, 1)	5.1		28	9	6	6	3	2	0	1	0	1	0	31	40	10.12	2.062
Bill Smith, L ERA: 4.65	(6, 1)	0.1		3	2	1	1	0	0	0	0	0	0	1	3	3	27.00	6.000
Dallas Green, R ERA: 4.53	(6, 1)	1.1	W	6	0	0	0	2	0	1	1	0	0	0	8	13	0.00	0.000
Dennis Bennett, L ERA: 5.16	(8, 1)	2.0	S	7	1	0	0	1	1	0	0	0	0	0	8	12	0.00	1.000

PITCHER	IP	WLS	BF	H	R	ER	SO	BB	IBB	HBP	BLK	WP	HR	S	P	ERA	WHIP

BOTTOM

Philadelphia Phillies @ St. Louis Cardinals

Sportsman's Park, St. Louis, MO

Sun Aug 12 1962, 4:38 AM EDT

Att. 17,088 - Unknown

livebaseballscorecards.com

AB	38
R	7
H	12
RBI	6
BB	4
SO	6
LOB	26

1B: 9 SF: 0 WP: 1 PA: 44
2B: 3 SAC: 0 PB: 1
3B: 0 DP: 1 SB: 1
HR: 1 HBP: 2 CS: 0

Batter	1	2	3	4	5	6	7	8	9	10	AB	R	H	RBI	BB	SO	LOB
Julian Javier, R (1, 4) OBP: 0.322, SLG: 0.367	F5		K2-5-2		K			5-3		2-4	4	1	2	0	1	1	1
Curt Flood, R (1, 8) OBP: 0.342, SLG: 0.438	K		K2-5-2 2-3f			K2-3		K		F9	5	0	0	0	0	4	3
Stan Musial, L (1, 7) OBP: 0.418, SLG: 0.513 Bobby Gene Smith, R (8, 7) OBP: 0.275, SLG: 0.307	BB			L8		G3		5-3 1-2		2-4 1-2	3 0	0 0	0 0	0 0	1 0	0 0	1 0
Fred Whitfield, L (1, 3) OBP: 0.314, SLG: 0.548 Charlie James, R (6, PR) OBP: 0.318, SLG: 0.416 (6, 9)	K2-3			K		1B		2B 2-H			3 1	0 0	1 1	0 1	0 0	2 0	1 0
Bill White, L (1, 9) OBP: 0.360, SLG: 0.476 (6, 3)		K2-4-2 1B		L9		1-3		6-3			4	0	1	0	0	0	2
Ken Boyer, R (1, 5) OBP: 0.385, SLG: 0.485		K			FC6-4 1B BB		5-3		F9		3	1	0	0	1	1	1
Gene Oliver, R (1, 2) OBP: 0.368, SLG: 0.410 Jimmie Schaffer, R (7, 2) OBP: 0.259, SLG: 0.231		K2-4-2 1-2f			FC6-4 1-3 1B		S 1B		K		3 1	0 0	2 0	0 0	0 0	1 1	1 0
Dal Maxvill, R (1, 6) OBP: 0.206, SLG: 0.200			1-3		FC6-4 S 1-2f 3-H		K 1-2		K		4	0	0	1	0	2	2
Bob Gibson, R (1, 1) OBP: 0.348, SLG: 0.410			HR		K 1-2		K			K	4	1	1	1	0	3	2

Inning Stats	1	2	3	4	5	6	7	8	9	10
	R: 0 E: 0 K: 2 S: 7	H: 0 LOB: 1 BB: 1 P: 11	R: 0 E: 0 K: 2 S: 7	H: 1 LOB: 1 BB: 0 P: 7	R: 1 E: 0 K: 1 S: 6	H: 2 LOB: 1 BB: 0 P: 6	R: 0 E: 0 K: 1 S: 5	H: 0 LOB: 0 BB: 0 P: 5	R: 1 E: 0 K: 2 S: 8	H: 1 LOB: 1 BB: 1 P: 12
	R: 0 E: 0 K: 1 S: 6	H: 1 LOB: 1 BB: 0 P: 6	R: 0 E: 0 K: 2 S: 8	H: 1 LOB: 1 BB: 0 P: 8	R: 1 E: 0 K: 1 S: 6	H: 1 LOB: 1 BB: 1 P: 10	R: 0 E: 0 K: 2 S: 7	H: 0 LOB: 0 BB: 0 P: 7	R: 0 E: 0 K: 1 S: 5	H: 1 LOB: 1 BB: 0 P: 5

PITCHER		IP	WLS	BF	H	R	ER	SO	BB	IBB	HBP	BLK	WP	HR	S	P	ERA	WHIP
Ken Johnson, R ERA: 3.88	(1, 1)	8.0		32	7	3	3	12	3	0	0	0	0	1	53	65	3.38	1.250
Don McMahon, R ERA: 1.5	(9, 1)	2.0	W	7	1	0	0	3	0	0	0	0	0	0	12	12	0.00	0.500

PITCHER	IP	WLS	BF	H	R	ER	SO	BB	IBB	HBP	BLK	WP	HR	S	P	ERA	WHIP

TOP

St. Louis Cardinals @ Houston Colt 45's

Colt Stadium, Houston, TX

Tue Aug 14 1962, 8:05 PM EDT

Att. 9,604 - Unknown

livebaseballscorecards.com

AB	35
R	3
H	8
RBI	3
BB	3
SO	15
LOB	14

1B: 5	SF: 0	WP: 0	PA: 38
2B: 4	SAC: 0	PB: 0	
3B: 0	DP: 2	SB: 2	
HR: 1	HBP: 0	CS: 0	

St. Louis Cardinals @ Houston Colt 45's

Colt Stadium, Houston, TX

Tue Aug 14 1962, 8:05 PM EDT

Att. 9,604 - Unknown

BOTTOM

livebaseballscorecards.com

Batter	1	2	3	4	5	6	7	8	9	10	AB	R	H	RBI	BB	SO	LOB
Bob Lillis, R (1, 6) OBP: 0.278, SLG: 0.272	K		G3-6-1 1-2f		6-3		6-3		6-3		5	0	0	0	0	1	1
Al Spangler, L (1, 7) OBP: 0.389, SLG: 0.392	L9			1B 2B	S 1B		P6		F9		5	1	2	0	0	0	0
Jim Pendleton, R (1, 8) OBP: 0.268, SLG: 0.369	BB			F3	K 1-2		K		K		4	0	0	0	1	3	2
Roman Mejias, R (1, 9) OBP: 0.342, SLG: 0.487	K			E FC1-2 2-H 1B	6-3			1B 6-3 1B		SH3 E BB	4	2	2	1	1	1	2
Norm Larker, L (1, 3) OBP: 0.354, SLG: 0.379		F3 1B		E1 BB E 1-3		5-3 BB		6-3 1-3 1B		SH3 1-2	3	1	2	0	1	0	1
Bob Aspromonte, R (1, 5) OBP: 0.359, SLG: 0.409		F3 1-2		E 1-2 BB	5-3 1-2			6-3 1-2 3-H		FC5-4 IBB	3	0	0	1	2	0	3
Hal Smith, R (1, 2) OBP: 0.256, SLG: 0.335		K		FC1-2 1-3 2-H 3-Hf	K			5-3		FC5-4 1-2f 2-H	5	0	0	0	0	2	5
Joey Amalfitano, R (1, 4) OBP: 0.320, SLG: 0.299			G3-6-1 1B	IBB	IBB			IBB			1	0	1	0	3	0	0
Ken Johnson, R (1, 1) OBP: 0.116, SLG: 0.119			K	K	K			P5			3	0	0	0	0	3	6
Billy Goodman, L (8, PH) OBP: 0.303, SLG: 0.299											1	0	0	0	0	0	2
Don McMahon, R (9, 1) OBP: 0.143, SLG: 0.143											0	0	0	0	0	0	0
Inning Stats	R: 0 E: 0 K: 2 S: 7 H: 0 LOB: 1 BB: 1 P: 11	R: 0 E: 0 K: 1 S: 5 H: 1 LOB: 0 BB: 0 P: 5	R: 0 E: 0 K: 1 S: 5 H: 1 LOB: 0 BB: 0 P: 5	R: 2 E: 2 K: 1 S: 8 H: 2 LOB: 3 BB: 2 P: 16	R: 0 E: 0 K: 1 S: 6 H: 1 LOB: 1 BB: 0 P: 6	R: 0 E: 0 K: 2 S: 7 H: 0 LOB: 2 BB: 2 P: 15	R: 0 E: 0 K: 1 S: 5 H: 0 LOB: 0 BB: 0 P: 5	R: 1 E: 0 K: 0 S: 5 H: 2 LOB: 2 BB: 1 P: 9	R: 0 E: 0 K: 1 S: 5 H: 0 LOB: 0 BB: 0 P: 5	R: 1 E: 1 K: 0 S: 2 H: 0 LOB: 2 BB: 2 P: 10	1B: 6 2B: 1 3B: 0 HR: 0 SF: 0 SAC: 1 DP: 1 HBP: 0				WP: 0 PB: 0 SB: 1 CS: 0		PA: 43

PITCHER	IP	WLS	BF	H	R	ER	SO	BB	IBB	HBP	BLK	WP	HR	S	P	ERA	WHIP
Bob Gibson, R (1, 1) ERA: 2.64	9.2	L	43	7	4	2	10	4	4	0	0	0	0	55	87	1.86	1.138

PITCHER	IP	WLS	BF	H	R	ER	SO	BB	IBB	HBP	BLK	WP	HR	S	P	ERA	WHIP

AB	34
R	4
H	7
RBI	2
BB	8
SO	10
LOB	22

Batter	1	2	3	4	5	6	7	8	9	AB	R	H	RBI	BB	SO	LOB
Julian Javier, R (1, 4) OBP: 0.321, SLG: 0.366	F2		1-3		1-2 2-3 1B			L1		4	0	1	0	0	0	0
Curt Flood, R (1, 8) OBP: 0.339, SLG: 0.435	6-3			5-3	1-3			F7		4	0	0	0	0	0	3
Ken Boyer, R (1, 5) OBP: 0.384, SLG: 0.485	5-3			6-3		2B		F9		4	0	1	0	0	0	0
Bill White, L (1, 3) OBP: 0.361, SLG: 0.476		E1		FC6-4 1B		K			FC6-4 1B	4	0	2	0	0	1	1
Charlie James, R (1, 9) OBP: 0.314, SLG: 0.411		K		FC6-4 1-2f		5-3			FC6-4 1B 1-2f 1B	4	1	0	0	0	1	4
Minnie Minoso, R (1, 7) OBP: 0.245, SLG: 0.230		6-3			1B 1B 1B	4-3			1B 1-3 1B	4	0	2	0	0	0	2
Gene Oliver, R (1, 2) OBP: 0.364, SLG: 0.404		5-3			F8		K			3	0	0	0	0	1	2
Julio Gotay, R (7, 6) OBP: 0.328, SLG: 0.314									G4-6-3 1-3 3-H 1B	1	0	1	1	0	0	0
Dal Maxvill, R (1, 6) OBP: 0.212, SLG: 0.207			6-3		1B 1-2 1B		4-3		G4-6-3 1-2f	2	0	1	0	0	0	0
Red Schoendienst, S (7, PH) OBP: 0.357, SLG: 0.392										1	0	0	0	0	0	0
Jimmie Schaffer, R (7, 2) OBP: 0.259, SLG: 0.231										0	0	0	0	0	0	0
Stan Musial, L (9, PH) OBP: 0.416, SLG: 0.511										1	0	0	0	0	0	2
Ray Washburn, R (1, 1) OBP: 0.239, SLG: 0.250			6-3		K		5-3			2	0	0	0	0	1	2
Bobby Gene Smith, R (7, PH) OBP: 0.273, SLG: 0.304										1	0	0	0	0	0	0
Bob Duliba, R (7, 1)										0	0	0	0	0	0	0
Paul Toth, R (8, 1) OBP: 0.400, SLG: 0.400										0	0	0	0	0	0	0

Inning Stats	1	2	3	4	5	6	7	8	9
R:	0	0	0	0	0	0	0	0	1
E:	0	1	0	0	0	0	0	0	0
K:	0	1	0	0	1	1	1	0	0
S:	3	6	3	4	8	6	5	3	5
H:	0	0	0	1	3	1	0	0	3
LOB:	0	1	0	1	3	1	0	0	1
BB:	0	0	0	0	0	0	0	0	0
P:	3	6	3	4	8	6	5	3	5

1B:	7	SF: 0
2B:	1	SAC: 0
3B:	0	DP: 1
HR:	0	HBP: 0

WP:	0	PA: 35
PB:	0	
SB:	0	
CS:	0	

PITCHER		IP	WLS	BF	H	R	ER	SO	BB	IBB	HBP	BLK	WP	HR	S	P	ERA	WHIP
Hal Woodeshick, L ERA: 4.08	(1, 1)	8.1	W	34	8	1	1	4	0	0	0	0	0	0	42	42	1.08	0.960
Russ Kemmerer, R ERA: 3.34	(9, 1)	0.2	S	1	0	0	0	0	0	0	0	0	0	0	1	1	0.00	0.000

PITCHER	IP	WLS	BF	H	R	ER	SO	BB	IBB	HBP	BLK	WP	HR	S	P	ERA	WHIP

TOP

St. Louis Cardinals @ Houston Colt 45's

Colt Stadium, Houston, TX

Wed Aug 15 1962, 8:05 PM EDT

Att. 8,843 - Unknown

livebaseballscorecards.com

AB	35
R	1
H	8
RBI	1
BB	0
SO	4
LOB	16

Batter	1	2	3	4	5	6	7	8	9	AB	R	H	RBI	BB	SO	LOB
Bob Lillis, R (1, 6) OBP: 0.280, SLG: 0.273	6-3		BB, 1B		G6-3, 1-2f			BBBB, SH3-4, 1B, BB		3	1	1	0	1	0	1
Al Spangler, L (1, 7) OBP: 0.389, SLG: 0.389 Jim Pendleton, R (9, 7) OBP: 0.268, SLG: 0.369	4-3		BBBB, 4-0, 1-2, BB			3-1		SH3-4, 1-2		2 0	0 0	0 0	0 0	1 0	0 0	0 0
Carl Warwick, R (1, 8) OBP: 0.301, SLG: 0.405	P4		F7			HR		BBBB, 1B, BB		3	1	1	1	1	0	2
Roman Mejias, R (1, 9) OBP: 0.343, SLG: 0.487		1-3	P4			1B		1-3, 2-H, 1B		4	0	2	1	0	0	0
Norm Larker, L (1, 3) OBP: 0.353, SLG: 0.381		G3	2B			F8		4-3		4	0	1	0	0	0	1
Bob Aspromonte, R (1, 5) OBP: 0.357, SLG: 0.406		SSS, K	F9				6-3			3	0	0	0	0	1	1
Hal Smith, R (1, 2) OBP: 0.257, SLG: 0.347			HR	SSS, K			SSS, K			3	1	1	1	0	2	1
Joey Amalfitano, R (1, 4) OBP: 0.320, SLG: 0.299			P3		P6		1B			3	0	1	0	0	0	0
Hal Woodeshick, R (1, 1) OBP: 0.118, SLG: 0.091 Russ Kemmerer, R (9, 1) OBP: 0.571, SLG: 0.400			SSS, K		G6-3, 1B		SSS, K			3 0	0 0	1 0	0 0	0 0	2 0	1 0
Inning Stats	R: 0 E: 0 K: 0 S: 3 H: 0 LOB: 0 BB: 0 P: 3	R: 0 E: 0 K: 1 S: 5 H: 0 LOB: 0 BB: 0 P: 5	R: 1 E: 0 K: 1 S: 7 H: 2 LOB: 2 BB: 1 P: 11	R: 0 E: 0 K: 1 S: 6 H: 1 LOB: 1 BB: 0 P: 6	R: 0 E: 0 K: 0 S: 3 H: 1 LOB: 0 BB: 0 P: 3	R: 1 E: 0 K: 0 S: 4 H: 2 LOB: 0 BB: 0 P: 4	R: 0 E: 0 K: 2 S: 8 H: 1 LOB: 1 BB: 0 P: 8	R: 1 E: 0 K: 0 S: 3 H: 1 LOB: 1 BB: 2 P: 11		1B: 5 2B: 1 3B: 0 HR: 2 SF: 0 SAC: 1 DP: 1 HBP: 0						

PITCHER		IP	WLS	BF	H	R	ER	SO	BB	IBB	HBP	BLK	WP	HR	S	P	ERA	WHIP
Ray Washburn, R ERA: 3.7	(1, 1)	6.0	L	23	6	2	2	3	1	0	0	0	0	2	28	32	3.00	1.167
Bob Duliba, R ERA: 1.48	(7, 1)	1.1		7	1	1	1	2	2	0	0	0	0	0	9	17	6.75	2.250
Paul Toth, R ERA: 5.74	(8, 1)	0.2		2	1	0	0	0	0	0	0	0	0	0	2	2	0.00	1.500

PITCHER	IP	WLS	BF	H	R	ER	SO	BB	IBB	HBP	BLK	WP	HR	S	P	ERA	WHIP

BOTTOM

St. Louis Cardinals @ Houston Colt 45's

Colt Stadium, Houston, TX

Wed Aug 15 1962, 8:05 PM EDT

Att. 8,843 - Unknown

livebaseballscorecards.com

AB	28
R	3
H	8
RBI	3
BB	3
SO	5
LOB	7

WP: 0 PA: 32
PB: 0
SB: 0
CS: 0

Batter	1	2	3	4	5	6	7	8	9	AB	R	H	RBI	BB	SO	LOB
Julian Javier, R (1, 4) OBP: 0.322, SLG: 0.365	6-3			F8		P4		SH5-4 1B BB	1B	4	1	1	0	1	0	0
Curt Flood, R (1, 8) OBP: 0.337, SLG: 0.431	5-3			5-3		F9		SH5-4 1-2	G3	4	0	0	0	0	0	1
Bill White, L (1, 3) OBP: 0.364, SLG: 0.478	K			BB 1B			1B BB WP 1B	BB 1B 2-H 1B		4	2	3	1	0	1	0
Stan Musial, L (1, 9) OBP: 0.420, SLG: 0.510 Bobby Gene Smith, R (8, PR) OBP: 0.273, SLG: 0.304 (8, 7)		F8		1-2 BB			WP 1B 1-2 BB	1B 1-2 BB		1 0	0 0	0 0	0 0	3 0	0 0	0 0
Ken Boyer, R (1, 5) OBP: 0.383, SLG: 0.483		K		F7			WP 1-2 2-3 1B	F8		4	0	1	0	0	1	4
Minnie Minoso, R (1, 7) OBP: 0.245, SLG: 0.231 Charlie James, R (8, 9) OBP: 0.314, SLG: 0.411		4-3			P6		F3	S 1-3 2-H 1B		4 0	0 0	1 0	1 0	0 0	0 0	3 0
Carl Sawatski, L (1, 2) OBP: 0.369, SLG: 0.460 Jimmie Schaffer, R (7, 2) OBP: 0.254, SLG: 0.226			F5		P6		K	K 1-2		3 1	0 0	0 0	0 0	0 0	1 1	3 2
Julio Gotay, R (1, 6) OBP: 0.326, SLG: 0.312 Fred Whitfield, L (7, PH) OBP: 0.319, SLG: 0.548 Dal Maxvill, R (7, 6) OBP: 0.210, SLG: 0.204			5-3		F7		1-2 2-3 3-H IBB		K	2 0 1	0 0 0	0 0 0	0 1 0	0 0 0	0 0 1	0 0 0
Larry Jackson, R (1, 1) OBP: 0.239, SLG: 0.242			5-3			F8	K		K	4	0	0	0	0	2	3
Inning Stats	R: 0 E: 0 K: 1 S: 5 H: 0 LOB: 0 BB: 0 P: 5	R: 0 E: 0 K: 1 S: 5 H: 0 LOB: 0 BB: 0 P: 5	R: 0 E: 0 K: 0 S: 3 H: 0 LOB: 0 BB: 0 P: 3	R: 0 E: 0 K: 0 S: 4 H: 1 LOB: 2 BB: 1 P: 8	R: 0 E: 0 K: 0 S: 3 H: 0 LOB: 0 BB: 0 P: 3	R: 0 E: 0 K: 0 S: 3 H: 0 LOB: 0 BB: 0 P: 3	R: 1 E: 0 K: 2 S: 9 H: 2 LOB: 3 BB: 2 P: 17	R: 2 E: 0 K: 1 S: 7 H: 2 LOB: 3 BB: 2 P: 15	R: 0 E: 0 K: 2 S: 8 H: 1 LOB: 1 BB: 0 P: 8	1B: 6 2B: 0 3B: 0 HR: 0	SF: 0 SAC: 1 DP: 0 HBP: 0						

PITCHER		IP	WLS	BF	H	R	ER	SO	BB	IBB	HBP	BLK	WP	HR	S	P	ERA	WHIP
Turk Farrell, R ERA: 2.63	(1, 1)	7.1	L	30	4	3	3	4	3	1	0	0	1	0	34	50	3.68	0.955
Jim Umbricht, R ERA: 2.91	(8, 1)	0.2		4	1	0	0	1	1	0	0	0	0	0	5	9	0.00	3.000
Don McMahon, R ERA: 1.47	(9, 1)	1.0		4	1	0	0	2	0	0	0	0	0	0	8	8	0.00	1.000

PITCHER	IP	WLS	BF	H	R	ER	SO	BB	IBB	HBP	BLK	WP	HR	S	P	ERA	WHIP

TOP

St. Louis Cardinals @ Houston Colt 45's

Colt Stadium, Houston, TX

Thu Aug 16 1962, 8:05 PM EDT

Att. 9,159 - Unknown

livebaseballscorecards.com

AB	32
R	3
H	6
RBI	2
BB	5
SO	7
LOB	16

WP: 1 PA: 38
PB: 0
SB: 1
CS: 0

St. Louis Cardinals @ Houston Colt 45's

Colt Stadium, Houston, TX

Thu Aug 16 1962, 8:05 PM EDT

Att. 9,159 - Unknown

livebaseballscorecards.com

Batter	1	2	3	4	5	6	7	8	9	AB	R	H	RBI	BB	SO	LOB
Bob Lillis, R (1, 6) OBP: 0.280, SLG: 0.272	5-3		F9			FC3-6 2B E 1-2f		L6 HBP 1B		4	1	1	0	0	0	1
Al Spangler, L (1, 7) OBP: 0.396, SLG: 0.399	BB			F8 2B		E6 1B 2B 1-H		HBP 1-2		2	0	2	0	1	0	0
Jim Pendleton, R (8, PR) OBP: 0.268, SLG: 0.369 (9, 7)										0	0	0	0	0	0	0
Carl Warwick, R (1, 8) OBP: 0.297, SLG: 0.401	F9			F8 2-3		K		L6 2-3		4	0	0	0	0	1	5
Roman Mejias, R (1, 9) OBP: 0.343, SLG: 0.485	P4			5-3		1B 2-3			F3	4	0	1	0	0	0	2
Norm Larker, L (1, 3) OBP: 0.349, SLG: 0.377		K		K		3-1			4-3	4	0	0	0	0	2	3
Bob Aspromonte, R (1, 5) OBP: 0.353, SLG: 0.402		5-3			5-3		6-3		5-3	4	0	0	0	0	0	0
Jim Campbell, R (1, 2) OBP: 0.216, SLG: 0.208		6-3			F8		L9			3	0	0	0	0	0	0
Joey Amalfitano, R (1, 4) OBP: 0.318, SLG: 0.297			6-3		P6		5-3			3	0	0	0	0	0	0
Turk Farrell, R (1, 1) OBP: 0.170, SLG: 0.212			4-3			FC3-6 1B		F8		2	0	1	0	0	0	0
Jim Umbricht, R (8, 1)										0	0	0	0	0	0	0
Billy Goodman, L (8, PH) OBP: 0.301, SLG: 0.296										1	0	0	0	0	0	0
Don McMahon, R (9, 1) OBP: 0.143, SLG: 0.143										0	0	0	0	0	0	0

Inning Stats	1	2	3	4	5	6	7	8	9	1B	SF	WP	PA
	R: 0 H: 0 E: 0 LOB: 1 K: 0 BB: 1 S: 3 P: 7	R: 0 H: 0 E: 0 LOB: 0 K: 1 BB: 0 S: 5 P: 5	R: 0 H: 0 E: 0 LOB: 0 K: 0 BB: 0 S: 3 P: 3	R: 0 H: 1 E: 0 LOB: 1 K: 1 BB: 0 S: 6 P: 6	R: 0 H: 0 E: 0 LOB: 0 K: 0 BB: 0 S: 3 P: 3	R: 1 H: 3 E: 1 LOB: 2 K: 1 BB: 0 S: 8 P: 8	R: 0 H: 0 E: 0 LOB: 0 K: 0 BB: 0 S: 3 P: 3	R: 0 H: 1 E: 0 LOB: 1 K: 0 BB: 0 S: 3 P: 4	R: 0 H: 0 E: 0 LOB: 0 K: 0 BB: 0 S: 3 P: 3	1B: 3 2B: 3 3B: 0 HR: 0	SF: 0 SAC: 0 DP: 1 HBP: 1	WP: 0 PB: 0 SB: 0 CS: 0	PA: 33

PITCHER	IP	WLS	BF	H	R	ER	SO	BB	IBB	HBP	BLK	WP	HR	S	P	ERA	WHIP
Larry Jackson, R (1, 1) ERA: 4.02	9.0	W	33	5	1	0	3	1	0	1	0	0	0	37	42	0.00	0.667

PITCHER	IP	WLS	BF	H	R	ER	SO	BB	IBB	HBP	BLK	WP	HR	S	P	ERA	WHIP

St. Louis Cardinals @ New York Mets

Polo Grounds, New York, NY

Sat Aug 18 1962, 3:33 AM EDT

Att. 9,715 - Unknown

TOP

livebaseballscorecards.com

Batter	1	2	3	4	5	6	7	8	9	AB	R	H	RBI	BB	SO	LOB
Julian Javier, R (1, 4) OBP: 0.325, SLG: 0.369	5-3		FC5-4 (FC6-4, 1B) 1-2f 2-3		BBB 4-0 FC5-6 BB		6-3, 1B 1B		2B 2B	4	1	2	0	1	0	2
Bill White, L (1, 3) OBP: 0.368, SLG: 0.488	3B		FC6-4 1B 1-2 3-H		FC5-6 (1B) 1-2f HR		6-3 1B 1-2		S 6-3 2B 2-H	5	2	4	2	0	0	1
Stan Musial, L (1, 7) OBP: 0.420, SLG: 0.506 Bobby Gene Smith, R (9, PR) (9, 7) OBP: 0.273, SLG: 0.304	F7		FC6-4 1-2f 2-3		HR 1B 1-2		6-3 1-2 2-3		BBBB 4-0 6-3 S BB	4 0	1 0	1 0	0 0	1 0	0 0	5 0
Ken Boyer, R (1, 5) OBP: 0.381, SLG: 0.487	SSS 0-3 K		4-3		HR 1-H 2-H		SSS 0-3 K		6-3 1-3 2-H	5	1	1	4	0	2	6
Curt Flood, R (1, 8) OBP: 0.336, SLG: 0.429		1B 1B		6-3	P4		5-3		F8	5	0	1	0	0	0	4
Carl Sawatski, L (1, 2) OBP: 0.371, SLG: 0.461 Jimmie Schaffer, R (9, 2) OBP: 0.254, SLG: 0.226		G1-4-3 1-2 1B		1B E 1B	SSS 0-3 K			P4		4 0	1 0	2 0	0 0	0 0	1 0	0 0
Charlie James, R (1, 9) OBP: 0.313, SLG: 0.408		G1-4-3 1-2f		FC5-4 1-2 1B		L5		1-3		4	0	1	0	0	0	1
Dal Maxvill, R (1, 6) OBP: 0.212, SLG: 0.206			FC5-4 (E) 1B 1B	FC5-4 1-2f 2-H		SSS 0-3 K		L7		4	1	1	0	0	1	1
Ernie Broglio, R (1, 1) OBP: 0.132, SLG: 0.098			FC3 FC5-4 1-2	4-3		P5			6-3	4	0	0	0	0	0	2

	AB	39
	R	7
	H	13
	RBI	6
	BB	2
	SO	4
	LOB	22

Inning Stats																				
	R: 0	H: 1	R: 0	H: 2	R: 1	H: 2	R: 1	H: 2	R: 3	H: 2	R: 0	H: 0	R: 0	H: 2	R: 0	H: 0	R: 2	H: 2	1B: 9	SF: 0	WP: 0	PA: 41
	E: 0	LOB: 1	E: 0	LOB: 0	E: 1	LOB: 2	E: 1	LOB: 1	E: 0	LOB: 0	E: 0	LOB: 0	E: 0	LOB: 2	E: 0	LOB: 0	E: 0	LOB: 2	2B: 2	SAC: 0	PB: 0	
	K: 1	BB: 0	K: 0	BB: 0	K: 0	BB: 0	K: 0	BB: 0	K: 1	BB: 1	K: 1	BB: 0	K: 1	BB: 0	K: 0	BB: 0	K: 0	BB: 1	3B: 1	DP: 1	SB: 2	
	S: 6	P: 6	S: 3	P: 3	S: 6	P: 6	S: 5	P: 5	S: 7	P: 11	S: 5	P: 5	S: 7	P: 7	S: 3	P: 3	S: 5	P: 9	HR: 1	HBP: 0	CS: 0	

PITCHER	IP	WLS	BF	H	R	ER	SO	BB	IBB	HBP	BLK	WP	HR	S	P	ERA	WHIP
Roger Craig, R (1, 1) ERA: 4.51	9.0	L	41	13	7	5	4	2	0	0	0	0	1	47	55	5.00	1.667

PITCHER	IP	WLS	BF	H	R	ER	SO	BB	IBB	HBP	BLK	WP	HR	S	P	ERA	WHIP

St. Louis Cardinals @ New York Mets

Polo Grounds, New York, NY

Sat Aug 18 1962, 3:33 AM EDT

Att. 9,715 - Unknown

BOTTOM

livebaseballscorecards.com

Batter	1	2	3	4	5	6	7	8	9	AB	R	H	RBI	BB	SO	LOB
Richie Ashburn, L (1, 8) OBP: 0.429, SLG: 0.399	BBBB 4-0 CS BB		0-0 G3 S 1B 1B		SSS 0-3 ① K	BBBB 4-0 BB			x 0-0 ③ G3	3	1	1	0	2	1	1
Charlie Neal, R (1, 6) OBP: 0.319, SLG: 0.396	x 0-0 ① F9		x 0-0 ② G3 1-3		SSS 0-3 ② K	x 0-0 ② F8				4	0	0	0	0	1	4
Felix Mantilla, R (1, 5) OBP: 0.329, SLG: 0.404	x 0-0 ②③ G3 1-2		x 0-0 HR 3-H 1B		x 0-0 ③ 5-3		x 0-0 ③ L4			4	1	1	1	0	0	3
Gene Woodling, L (1, 9) OBP: 0.389, SLG: 0.427		x 0-0 BB 1B	x 0-0 1-H HR			x 0-0 ① F9		x 0-0 ① G3		4	1	2	2	0	0	0
Frank Thomas, R (1, 7) OBP: 0.333, SLG: 0.524		x 0-0 ① P5	SSS 0-3 ③ K			x 0-0 ② F7		x 0-0 ② 4-3		4	0	0	0	0	1	1
Marv Throneberry, L (1, 3) OBP: 0.316, SLG: 0.442	SSS 0-3 ② K		x 0-0 HR			x 0-0 E3		x 0-0 ③ F8		4	1	1	1	0	1	1
Choo-Choo Coleman, L (1, 2) OBP: 0.315, SLG: 0.510	BBBB 4-0 FC6-4 1-2 BB		x 0-0 ① 5-3			SSS 0-3 ③ K			x 0-0 ① F8	3	0	0	0	1	1	1
Rod Kanehl, R (1, 4) OBP: 0.329, SLG: 0.362	x 0-0 ③ FC6-4 1-2f		SSS 0-3 ② K				x 0-0 SH1-4 1B		x 0-0 FC6-4 1B	4	0	2	0	0	1	2
Roger Craig, R (1, 1) OBP: 0.111, SLG: 0.051			x 0-0 ① 6-3							2	0	0	0	0	0	0
Jim Hickman, R (9, PH) OBP: 0.330, SLG: 0.434			x 0-0 ③ P6				x 0-0 ① SH1-4 1-2		x 0-0 ② FC6-4 1-2f	1	0	0	0	0	0	1

	AB	R	H	RBI	BB	SO	LOB
	33	4	7	4	3	6	14

Inning Stats	1	2	3	4	5	6	7	8	9	1B	SF	WP	PA
R	0	0	3	1	0	0	0	0	0	5	0	0	37
E	0	0	0	0	0	1	0	0	0	2B: 0	SAC: 1	PB: 0	
K	0	1	1	1	2	0	0	0	0	3B: 0	DP: 0	SB: 1	
S	2	6	8	6	7	6	4	3	4	HR: 2	HBP: 0	CS: 1	
H	0	1	3	1	0	0	1	0	1				
LOB	0	2	0	0	0	1	2	0	1				
BB	1	1	0	0	0	0	1	0	0				
P	6	10	8	6	7	6	8	3	4				

PITCHER	IP	WLS	BF	H	R	ER	SO	BB	IBB	HBP	BLK	WP	HR	S	P	ERA	WHIP
Ernie Broglio, R (1, 1) ERA: 3.12	9.0	W	37	7	4	4	6	3	0	0	0	0	2	46	58	4.00	1.111

PITCHER	IP	WLS	BF	H	R	ER	SO	BB	IBB	HBP	BLK	WP	HR	S	P	ERA	WHIP

St. Louis Cardinals @ New York Mets

Polo Grounds, New York, NY

Sat Aug 18 1962, 7:05 PM EDT

Att. 14,309 - Unknown

TOP

livebaseballscorecards.com

Batter	1	2	3	4	5	6	7	8	9	AB	R	H	RBI	BB	SO	LOB
Julian Javier, R (1, 4) OBP: 0.325, SLG: 0.373	BBBB 4-0 BB	SSS 0-3 ② K		x 0-0 ② L8		SSS 0-3 ② K		x 0-0 ① 1-3	x 0-0 HR	5	1	1	1	1	2	4
Curt Flood, R (1, 8) OBP: 0.336, SLG: 0.427	x 0-0 ① L9	x 0-0 1-3 2-H 1B		x 0-0 ③ FC6 1-2f		x 0-0 ③ F9		BBBB 4-0 S 1B BB	x 0-0 ③ F7	4	1	1	1	1	0	3
Bobby Gene Smith, R (8, 8) OBP: 0.272, SLG: 0.302										1	0	0	0	0	0	1
Minnie Minoso, R (1, 7) OBP: 0.252, SLG: 0.263	x 0-0 ② F2	SSS 0-3 ③ K			x 0-0 HR		BBBB 4-0 1B BB FC6-4 BB	SSS 0-3 ② K 1-2		4	2	1	1	1	2	4
Ken Boyer, R (1, 5) OBP: 0.383, SLG: 0.487	x 0-0 ③ F9		x 0-0 G4 1B		x 0-0 ① 4-3		BBBB 4-0 FC6-4 1B BB 1-2 E	x 0-0 S HR 2-H 1B		4	2	2	1	1	0	1
Bill White, L (1, 3) OBP: 0.368, SLG: 0.494		x 0-0 ① P4	x 0-0 ① G4 1-2		x 0-0 ② 3-1		x 0-0 FC6-4 1B 1-2 2-3	x 0-0 1-H HR		5	1	2	2	0	0	1
Charlie James, R (1, 9) OBP: 0.318, SLG: 0.410		x 0-0 2B E 1B	x 0-0 ② F2		H 1-0 HBP		x 0-0 ① FC6-4 E 1-2f 2-3 3-H	x 0-0 1B		4	1	2	1	0	0	3
Gene Oliver, R (1, 2) OBP: 0.363, SLG: 0.406	x 0-0 E8 1-H 1B 2B	SSS 0-3 ③ K			SSS 0-3 ③ K		x 0-0 E6 1-2 3-H	SSS 0-3 ③ K		4	1	1	1	0	2	3
Jimmie Schaffer, R (7, 2) OBP: 0.250, SLG: 0.222										1	0	0	0	0	1	1
Dal Maxvill, R (1, 6) OBP: 0.222, SLG: 0.218	x 0-0 1B 1B 3-H 1B			SSS 0-3 ① K		x 0-0 1B	x 0-0 ② F3		BBBB 4-0 G5-4-3 BB	4	1	2	1	0	1	2
Stan Musial, L (9, PH) OBP: 0.421, SLG: 0.506										0	0	0	0	1	0	0
Julio Gotay, R (9, PR) (9, 6) OBP: 0.326, SLG: 0.312										0	0	0	0	0	0	0
Bob Gibson, R (1, 1) OBP: 0.352, SLG: 0.400	x 0-0 1B 1-2 1B			BBBB 4-0 FC6 BB		SSS 0-3 ① K	x 0-0 ③ 5-3		x 0-0 ① ② G5-4-3 1-2f	4	0	1	0	1	1	4
Inning Stats	R: 0 E: 0 K: 0 S: 3 H: 0 LOB: 1 BB: 1 P: 7	R: 3 E: 1 K: 2 S: 12 H: 5 LOB: 2 BB: 0 P: 12	R: 0 E: 0 K: 1 S: 6 H: 1 LOB: 1 BB: 0 P: 6	R: 0 E: 0 K: 1 S: 5 H: 0 LOB: 1 BB: 1 P: 9	R: 1 E: 0 K: 1 S: 6 H: 1 LOB: 1 BB: 0 P: 7	R: 0 E: 0 K: 2 S: 8 H: 1 LOB: 1 BB: 0 P: 8	R: 2 E: 1 K: 0 S: 5 H: 1 LOB: 2 BB: 2 P: 13	R: 3 E: 0 K: 2 S: 10 H: 3 LOB: 1 BB: 1 P: 14	R: 1 E: 0 K: 0 S: 3 H: 1 LOB: 1 BB: 1 P: 7	1B: 9 2B: 1 3B: 0 HR: 3	SF: 0 SAC: 0 DP: 1 HBP: 1						

AB	40
R	10
H	13
RBI	9
BB	6
SO	9
LOB	27

WP: 0 PB: 0 SB: 2 CS: 0 PA: 47

PITCHER		IP	WLS	BF	H	R	ER	SO	BB	IBB	HBP	BLK	WP	HR	S	P	ERA	WHIP
Ken MacKenzie, L ERA: 5.17	(1, 1)	1.2	L	11	5	3	3	1	1	0	0	0	0	0	12	16	16.20	3.600
Ray Daviault, R ERA: 6.52	(2, 1)	5.1		25	4	3	3	6	3	0	1	0	0	1	33	46	5.06	1.312
Bob Moorhead, R ERA: 4.47	(8, 1)	2.0		11	4	4	4	2	2	0	0	0	0	2	13	21	18.00	3.000

PITCHER	IP	WLS	BF	H	R	ER	SO	BB	IBB	HBP	BLK	WP	HR	S	P	ERA	WHIP

Batter	1	2	3	4	5	6	7	8	9	AB	R	H	RBI	BB	SO	LOB
Joe Christopher, R (1, 9) OBP: 0.286, SLG: 0.304	6-3	L1			E 2B		5-3		K	5	0	1	0	0	1	3
Felix Mantilla, R (1, 5) OBP: 0.325, SLG: 0.398	F8		P4		E6 2-3		K		FC5-4 1-2f	5	0	0	0	0	1	2
Marv Throneberry, L (1, 3) OBP: 0.315, SLG: 0.437	1B BB		L7		K			K		3	0	0	0	1	2	2
Frank Thomas, R (1, 7) OBP: 0.335, SLG: 0.522	1-3 1B		P4			FC5 1B BB		F2		3	0	1	0	1	0	0
Charlie Neal, R (1, 6) OBP: 0.320, SLG: 0.394	K			G4-3 BB		K		BB BB		2	0	0	0	2	2	3
Jim Hickman, R (1, 8) OBP: 0.332, SLG: 0.431		WP 5-3 BB		G4-3 1-2f		K		FC4-6 1-2 BB		2	0	0	0	2	1	2
Rod Kanehl, R (1, 4) OBP: 0.328, SLG: 0.360		5-3 1-2		K		1-2 1B		FC4-6 1-2f		4	0	1	0	0	1	3
Chris Cannizzaro, R (1, 2) OBP: 0.331, SLG: 0.262 Choo-Choo Coleman, L (9, PH) OBP: 0.309, SLG: 0.500		6-3			5-3	FC5 2-3f			F7	3 1	0 0	0 0	0 0	0 0	0 0	3 0
Ken MacKenzie, R (1, 1) OBP: 0.100, SLG: 0.100 Ray Daviault, R (2, 1) OBP: 0.154, SLG: 0.083 Richie Ashburn, L (7, PH) OBP: 0.428, SLG: 0.397 Bob Moorhead, R (8, 1) OBP: 0.250, SLG: 0.053 Gene Woodling, L (9, PH) OBP: 0.391, SLG: 0.427		2-3 BB			6-3		K		FC5-4 BB	0 1 1 0 0	0 0 0 0 0	0 0 0 0 0	0 0 0 0 0	0 1 0 0 1	0 0 1 0 0	0 0 0 0 0
Inning Stats	R: 0 H: 1 E: 0 LOB: 2 K: 1 BB: 1 S: 6 P: 10	R: 0 H: 0 E: 0 LOB: 2 K: 0 BB: 2 S: 3 P: 11	R: 0 H: 0 E: 0 LOB: 0 K: 0 BB: 0 S: 3 P: 3	R: 0 H: 0 E: 0 LOB: 0 K: 1 BB: 1 S: 4 P: 8	R: 0 H: 1 E: 1 LOB: 2 K: 1 BB: 0 S: 7 P: 7	R: 0 H: 1 E: 0 LOB: 2 K: 2 BB: 1 S: 8 P: 12	R: 0 H: 0 E: 0 LOB: 0 K: 2 BB: 0 S: 7 P: 7	R: 0 H: 0 E: 0 LOB: 2 K: 1 BB: 2 S: 5 P: 13	R: 0 H: 0 E: 0 LOB: 1 K: 1 BB: 1 S: 5 P: 9	1B: 2 2B: 1 3B: 0 HR: 0	SF: 0 SAC: 0 DP: 1 HBP: 0					

PITCHER	IP	WLS	BF	H	R	ER	SO	BB	IBB	HBP	BLK	WP	HR	S	P	ERA	WHIP
Bob Gibson, R (1, 1) ERA: 2.52	9.0	W	38	3	0	0	9	8	0	0	0	1	0	48	80	0.00	1.222

PITCHER	IP	WLS	BF	H	R	ER	SO	BB	IBB	HBP	BLK	WP	HR	S	P	ERA	WHIP

BOTTOM

St. Louis Cardinals @ New York Mets

Polo Grounds, New York, NY

Sat Aug 18 1962, 7:05 PM EDT

Att. 14,309 - Unknown

livebaseballscorecards.com

AB	30
R	0
H	3
RBI	0
BB	8
SO	9
LOB	18

St. Louis Cardinals @ New York Mets

Polo Grounds, New York, NY

Sun Aug 19 1962, 3:33 AM EDT

Att. 10,182 - Unknown

TOP

livebaseballscorecards.com

Batter	1	2	3	4	5	6	7	8	9	AB	R	H	RBI	BB	SO	LOB
Julian Javier, R (1, 4) OBP: 0.325, SLG: 0.378	HR		F7	K		6-3	BB		F8	5	1	1	1	1	1	0
Curt Flood, R (1, 8) OBP: 0.338, SLG: 0.426	WP 1-3 4-3 BB		6-3	F2		HBP 1B BB	P6		1B	4	2	1	0	2	0	2
Minnie Minoso, R (1, 7) OBP: 0.271, SLG: 0.278	1-3 1-2		BB		2B	1B 1-2 HBP	F7		4-3	2	1	1	0	1	0	1
Bobby Gene Smith, R (6, PR) (6, 7) OBP: 0.268, SLG: 0.298			BB		2B					2	0	0	0	0	0	3
Ken Boyer, R (1, 5) OBP: 0.389, SLG: 0.492	4-3 WP BB		1-2 BB		2-H 2B	1-2 2-H 1B		3B 1B		3	1	3	2	2	0	0
Bill White, L (1, 3) OBP: 0.365, SLG: 0.488	4-3 1-3 2-H		K		K	L6		1-3 1-2		5	0	0	1	0	2	7
Charlie James, R (1, 9) OBP: 0.316, SLG: 0.413	K			E6 BB HR	F3		1B 3B	F9		5	2	1	0	0	1	3
Gene Oliver, R (1, 2) OBP: 0.366, SLG: 0.404		K		HR BB 1-2	IBB		WP E 1B 3-H	2-H 3B		1	1	0	0	2	1	0
Jimmie Schaffer, R (5, 2) OBP: 0.274, SLG: 0.286										2	1	2	2	0	0	0
Dal Maxvill, R (1, 6) OBP: 0.221, SLG: 0.245		K		HR 1-H 2-H	5-3		P4 1-3	P4		5	1	1	3	0	1	4
Lindy McDaniel, R (1, 1) OBP: 0.143, SLG: 0.053		5-3		F8		K	E7 1B 3-H		F8	5	0	1	1	0	1	0
Bobby Shantz, R (9, 1) OBP: 0.118, SLG: 0.125										0	0	0	0	0	0	0

	AB	39
	R	10
	H	11
	RBI	10
	BB	8
	SO	7
	LOB	20

Inning Stats										
	R: 2 E: 0 K: 1 S: 6	H: 1 LOB: 1 BB: 2 P: 14	R: 0 E: 0 K: 2 S: 7	H: 0 LOB: 0 BB: 0 P: 7	R: 0 E: 0 K: 1 S: 5	H: 0 LOB: 2 BB: 2 P: 13	R: 3 E: 1 K: 1 S: 7	H: 1 LOB: 0 BB: 1 P: 11	R: 1 E: 0 K: 1 S: 7	H: 2 LOB: 2 BB: 1 P: 11
	R: 1 E: 0 K: 1 S: 6	H: 1 LOB: 2 BB: 1 P: 11	R: 2 E: 1 K: 0 S: 6	H: 3 LOB: 2 BB: 1 P: 10	R: 1 E: 0 K: 0 S: 5	H: 2 LOB: 1 BB: 0 P: 5	R: 0 E: 0 K: 0 S: 4	H: 1 LOB: 1 BB: 0 P: 4	1B: 5 2B: 2 3B: 2 HR: 2	SF: 0 SAC: 0 DP: 0 HBP: 1
	WP: 3 PB: 0 SB: 0 CS: 0	PA: 48								

PITCHER		IP	WLS	BF	H	R	ER	SO	BB	IBB	HBP	BLK	WP	HR	S	P	ERA	WHIP
Al Jackson, L ERA: 4.48	(1, 1)	5.0	L	26	4	6	5	6	5	1	0	0	1	2	32	56	9.00	1.800
Craig Anderson, R ERA: 5.84	(6, 1)	1.0		6	1	1	1	1	1	0	1	0	0	0	6	11	9.00	2.000
Willard Hunter, L ERA: 7.57	(7, 1)	0.1		4	3	2	2	0	0	0	0	0	1	0	4	4	54.00	9.000
Bob Miller, R ERA: 5.16	(7, 1)	0.0		0	0	0	0	0	0	0	0	0	0	0	0	0	∞	∞

PITCHER		IP	WLS	BF	H	R	ER	SO	BB	IBB	HBP	BLK	WP	HR	S	P	ERA	WHIP

BOTTOM

St. Louis Cardinals @ New York Mets

Polo Grounds, New York, NY

Sun Aug 19 1962, 3:33 AM EDT

Att. 10,182 - Unknown

Batter	1	2	3	4	5	6	7	8	9	AB	R	H	RBI	BB	SO	LOB
Richie Ashburn, L (1, 8) OBP: 0.430, SLG: 0.406	B B B B 4-0 3B BB		x 0-0 ① 6-3		x 0-0 HR		x 0-0 ① F8		B B B B 4-0 FC5 BB	3	2	1	1	2	0	0
Charlie Neal, R (1, 6) OBP: 0.323, SLG: 0.400	x 0-0 1-H FC6-5 3B		B B B B 4-0 2B BB		x 0-0 1B 1B		x 0-0 ② G3		x 0-0 ① FC5 1-2 2-3f 3-H	4	1	2	2	1	0	2
Marv Throneberry, L (1, 3) OBP: 0.313, SLG: 0.436	S S S 0-3 ① K		x 0-0 1-H 2B		S S S 0-3 ② K		x 0-0 ③ 4-3		S S S 0-3 ② K	5	0	1	1	0	3	4
Gene Woodling, L (1, 9) OBP: 0.387, SLG: 0.423	x 0-0 ② FC6-5 3-H		S S S 0-3 ② K		x 0-0 1-3 1B			x 0-0 ① 4-3	x 0-0 ③ F9	5	0	1	0	0	1	4
Frank Thomas, R (1, 7) OBP: 0.332, SLG: 0.518	x 0-0 ③ P5		x 0-0 ③ F7		S S S 0-3 ③ K			x 0-0 ② 6-3		4	0	0	0	0	1	4
Felix Mantilla, R (1, 5) OBP: 0.322, SLG: 0.394		x 0-0 ① 5-3		x 0-0 ① F7		x 0-0 ① 5-3		x 0-0 ③ P4		4	0	0	0	0	0	0
Choo-Choo Coleman, L (1, 2) OBP: 0.305, SLG: 0.537		x 0-0 ② F8		x 0-0 ② G3		x 0-0 ② 4-3			x 0-0 HR	4	1	1	1	0	0	0
Rod Kanehl, R (1, 4) OBP: 0.331, SLG: 0.362		x 0-0 E4		x 0-0 ③ 1-3		x 0-0 1B			x 0-0 2B FC5 1B	4	1	2	0	0	0	0
Al Jackson, L (1, 1) OBP: 0.103, SLG: 0.107 Joe Christopher, R (5, PH) OBP: 0.294, SLG: 0.302 Craig Anderson, R (6, 1) OBP: 0.100, SLG: 0.100 Jim Hickman, R (6, PH) OBP: 0.331, SLG: 0.430 Willard Hunter, R (7, 1) OBP: 0.250, SLG: 0.250 Bob Miller, R (7, 1) OBP: 0.172, SLG: 0.241 Rick Herrscher, R (9, PH) OBP: 0.150, SLG: 0.350		x 0-0 ③ F7			x 0-0 ① 5-3	S S S 0-3 ③ K			x 0-0 FC5 1-3 2B	1 1 0 1 0 0 1	0 0 0 0 0 0 0	0 0 0 0 0 0 1	0 0 0 0 0 0 0	0 0 0 1 0 0 0	0 0 0 0 0 0 0	1 0 0 1 0 0 0
Inning Stats	R: 1 H: 1 E: 0 LOB: 1 K: 1 BB: 1 S: 6 P: 10	R: 0 H: 0 E: 1 LOB: 1 K: 0 BB: 0 S: 4 P: 4	R: 1 H: 1 E: 0 LOB: 1 K: 1 BB: 1 S: 6 P: 10	R: 0 H: 0 E: 0 LOB: 0 K: 0 BB: 0 S: 3 P: 3	R: 1 H: 3 E: 0 LOB: 2 K: 2 BB: 0 S: 10 P: 10	R: 0 H: 1 E: 0 LOB: 1 K: 1 BB: 0 S: 6 P: 6	R: 0 H: 0 E: 0 LOB: 0 K: 0 BB: 0 S: 3 P: 3	R: 0 H: 0 E: 0 LOB: 0 K: 0 BB: 0 S: 3 P: 3	R: 2 H: 3 E: 0 LOB: 2 K: 1 BB: 1 S: 8 P: 12	1B: 4 SF: 0 2B: 2 SAC: 0 3B: 1 DP: 0 HR: 2 HBP: 0						WP: 0 PA: 40 PB: 0 SB: 0 CS: 0

	AB	37
	R	5
	H	9
	RBI	5
	BB	3
	SO	6
	LOB	16

livebaseballscorecards.com

PITCHER		IP	WLS	BF	H	R	ER	SO	BB	IBB	HBP	BLK	WP	HR	S	P	ERA	WHIP
Lindy McDaniel, R ERA: 3.61	(1, 1)	8.0	W	36	9	5	5	5	2	0	0	0	0	2	44	52	5.62	1.375
Bobby Shantz, L ERA: 2.07	(9, 1)	1.0	S	4	0	0	0	1	1	0	0	0	0	0	5	9	0.00	1.000

PITCHER	IP	WLS	BF	H	R	ER	SO	BB	IBB	HBP	BLK	WP	HR	S	P	ERA	WHIP

Batter	1	2	3	4	5	6	7	8	9	10	AB	R	H	RBI	BB	SO	LOB
Julian Javier, R (1, 4) OBP: 0.327, SLG: 0.380	CS 1B		F7		G6-4-3 1B		5-3	K		G5-6-3 1B	6	0	3	0	0	1	4
Curt Flood, R (1, 8) OBP: 0.337, SLG: 0.424	K		F5		G6-4-3		BB 1B	6-3		G5-6-3	5	0	1	1	0	1	4
Don Ferrarese, R (8, 1) OBP: 0.400, SLG: 1.000											1	0	0	0	0	0	1
Stan Musial, L (1, 7) OBP: 0.420, SLG: 0.502	K		6-3			6-3	FC6-4 BB		4-3 1B 2B		3	0	0	0	1	1	0
Bobby Gene Smith, R (7, PR) (7, 7) (8, 8) OBP: 0.273, SLG: 0.310											1	1	1	0	0	0	0
Ken Boyer, R (1, 5) OBP: 0.387, SLG: 0.489		5-3		BB 1B		5-3	FC6-4		4-3		5	0	1	0	0	0	4
Bill White, L (1, 3) OBP: 0.369, SLG: 0.488		CS 1B		BB		BB		4-3	1B BB		2	0	1	0	3	0	0
Charlie James, R (1, 9) OBP: 0.321, SLG: 0.416		2B 1B		F2		K		HR 1B	1B 1B		5	2	3	1	0	1	3
Gene Oliver, R (1, 2) (9, 7) OBP: 0.367, SLG: 0.421		2B		K			5-3	HR	F5		5	1	2	3	0	1	4
Dal Maxvill, R (1, 6) OBP: 0.233, SLG: 0.250		BB		6-3			5-3 HBP 1B	1B 1B	K		2	1	1	0	1	0	2
Fred Whitfield, L (8, PH) OBP: 0.325, SLG: 0.552											1	0	1	0	0	0	0
Bob Gibson, R (8, PR) OBP: 0.392, SLG: 0.400											0	0	0	0	0	0	0
Minnie Minoso, R (8, 7) OBP: 0.271, SLG: 0.278											0	0	0	0	0	0	0
Carl Sawatski, L (9, PH) OBP: 0.370, SLG: 0.458											1	0	0	0	0	1	2
Jimmie Schaffer, R (9, 2) OBP: 0.274, SLG: 0.286											0	0	0	0	0	0	0
Larry Jackson, R (1, 1) OBP: 0.243, SLG: 0.235		K			F8					F7	2	0	0	0	0	1	2
Bob Duliba, R (7, 1)											0	0	0	0	0	0	0
Bobby Shantz, R (7, 1) OBP: 0.118, SLG: 0.125											0	0	0	0	0	0	0
Red Schoendienst, S (8, PH) OBP: 0.362, SLG: 0.397							1B 5-3 HBP				1	0	1	0	0	0	0
Julio Gotay, R (8, 6) OBP: 0.325, SLG: 0.311											1	0	0	0	0	0	0
Inning Stats	R: 0 E: 0 K: 2 S: 7 H: 1 LOB: 0 BB: 0 P: 7	R: 1 E: 0 K: 1 S: 7 H: 3 LOB: 2 BB: 1 P: 11	R: 0 E: 0 K: 0 S: 3 H: 0 LOB: 0 BB: 0 P: 3	R: 0 E: 0 K: 1 S: 6 H: 1 LOB: 2 BB: 1 P: 10	R: 0 E: 0 K: 0 S: 3 H: 1 LOB: 0 BB: 0 P: 3	R: 0 E: 0 K: 1 S: 5 H: 0 LOB: 1 BB: 1 P: 9	R: 1 E: 0 K: 0 S: 5 H: 2 LOB: 3 BB: 1 P: 10	R: 2 E: 0 K: 1 S: 9 H: 4 LOB: 2 BB: 0 P: 9	R: 1 E: 0 K: 1 S: 7 H: 2 LOB: 2 BB: 1 P: 11	R: 0 E: 0 K: 0 S: 3 H: 1 LOB: 0 BB: 0 P: 3	1B: 12 2B: 2 3B: 0 HR: 1	SF: 0 SAC: 0 DP: 2 HBP: 1					

PITCHER		IP	WLS	BF	H	R	ER	SO	BB	IBB	HBP	BLK	WP	HR	S	P	ERA	WHIP
Denny Lemaster, L ERA: 3.2	(1, 1)	6.2		30	8	2	2	5	4	0	1	0	0	0	35	52	2.70	1.800
Lew Burdette, R ERA: 5.08	(7, 1)	0.2		6	4	2	2	0	0	0	0	0	0	1	6	6	27.00	6.000
Claude Raymond, R ERA: 1.93	(8, 1)	2.2	W	11	3	1	1	2	1	0	0	0	0	0	14	18	3.38	1.500

PITCHER	IP	WLS	BF	H	R	ER	SO	BB	IBB	HBP	BLK	WP	HR	S	P	ERA	WHIP

TOP

St. Louis Cardinals @ Milwaukee Braves

Milwaukee County Stadium, Milwaukee, WI

Tue Aug 21 1962, 8:05 PM EDT
Att. 11,645 - Unknown

livebaseballscorecards.com

AB	41
R	5
H	15
RBI	5
BB	5
SO	7
LOB	26

WP: 0 PB: 0 SB: 0 CS: 2 PA: 47

Batter	1	2	3	4	5	6	7	8	9	10	AB	R	H	RBI	BB	SO	LOB
Amado Samuel, R (1, 6) OBP: 0.235, SLG: 0.273	4-3		F7		1-3		1B 2B	P6		6-3	6	1	1	0	0	0	1
Gus Bell, L (1, 7) Lou Johnson, R (8, 7) OBP: 0.282, SLG: 0.352 OBP: 0.329, SLG: 0.449	FC4-6 1B		BB 1B FC5-2 1B		2B		1B 2B 2-H 1B	3B		SSS K	4 2	1 0	4 1	1 0	0 0	0 1	0 1
Lee Maye, L (1, 8) OBP: 0.300, SLG: 0.400	FC4-6 FC4-6 1-2f		FC5-2 BB 1-2 1B		P4		SSS K	P6		2-H 1B	6	0	2	1	0	1	4
Hank Aaron, R (1, 9) OBP: 0.404, SLG: 0.627	FC4-6 1-2f		BBB FC5-2 1-2 2-3 BB		IBB		2B E 1-3 1B	IBB			2	1	1	0	3	0	1
Del Crandall, R (1, 2) OBP: 0.346, SLG: 0.405		1-3	FC5-2 FC6-4 1-2 2-3 3-Hf		F8		E4 WP 1-H 3-H 2B	F9			5	1	1	1	0	0	7
Frank Bolling, R (1, 4) OBP: 0.328, SLG: 0.397		4-3	FC6-4 1-2f				F8 BBB WP BB		G6-4-3 1B		4	0	1	0	1	0	3
Tommie Aaron, R (1, 3) OBP: 0.312, SLG: 0.387		E 1B	5-3				HR BBB 1-2 3-H BB		P6		4	1	2	1	1	0	1
Ken Aspromonte, R (1, 5) OBP: 0.350, SLG: 0.310		E5 1-2	5-3				F7 F8		G6-4-3 1-2f		5	0	0	0	0	0	4
Denny Lemaster, R (1, 1) OBP: 0.200, SLG: 0.143 Lew Burdette, R (7, 1) OBP: 0.208, SLG: 0.176 Claude Raymond, R (8, 1) Joe Torre, R (10, PH) OBP: 0.347, SLG: 0.351 Eddie Mathews, L (10, PR) OBP: 0.371, SLG: 0.475	1-3		SSS K				SSS K F7			1B 2B	3 1 0 1 0	0 0 0 0 1	0 0 0 0 0	0 0 0 0 0	2 0 0 0 0	2 0 0 0 0	2 2 0 0 0
Inning Stats	R: 0 H: 1 E: 0 LOB: 1 K: 0 BB: 0 S: 4 P: 4	R: 0 H: 1 E: 1 LOB: 2 K: 0 BB: 0 S: 5 P: 5	R: 0 H: 2 E: 0 LOB: 3 K: 0 BB: 1 S: 5 P: 9	R: 0 H: 0 E: 0 LOB: 0 K: 1 BB: 0 S: 5 P: 5	R: 0 H: 1 E: 0 LOB: 2 K: 0 BB: 1 S: 4 P: 8	R: 1 H: 1 E: 0 LOB: 0 K: 1 BB: 0 S: 6 P: 6	R: 4 H: 4 E: 1 LOB: 2 K: 1 BB: 2 S: 9 P: 17	R: 0 H: 1 E: 0 LOB: 2 K: 0 BB: 1 S: 4 P: 8	R: 0 H: 1 E: 0 LOB: 0 K: 0 BB: 0 S: 3 P: 3	R: 1 H: 2 E: 0 LOB: 2 K: 1 BB: 0 S: 6 P: 6	1B: 8 2B: 4 3B: 1 HR: 1	SF: 0 SAC: 0 DP: 1 HBP: 0					

PITCHER		IP	WLS	BF	H	R	ER	SO	BB	IBB	HBP	BLK	WP	HR	S	P	ERA	WHIP
Larry Jackson, R ERA: 4.08	(1, 1)	6.1		32	10	5	4	3	1	1	0	0	0	1	36	44	5.68	1.737
Bob Duliba, R ERA: 1.48	(7, 1)	0.0		1	0	0	0	0	1	0	0	0	0	0	0	4	∞	∞
Bobby Shantz, L ERA: 2.04	(7, 1)	0.2		3	0	0	0	0	1	0	0	0	1	0	2	6	0.00	1.500
Don Ferrarese, L ERA: 3.08	(8, 1)	2.2	L	12	4	1	1	1	0	1	0	0	0	0	13	17	3.38	1.500

PITCHER	IP	WLS	BF	H	R	ER	SO	BB	IBB	HBP	BLK	WP	HR	S	P	ERA	WHIP

BOTTOM

St. Louis Cardinals @ Milwaukee Braves

Milwaukee County Stadium, Milwaukee, WI

Tue Aug 21 1962, 8:05 PM EDT
Att. 11,645 - Unknown

livebaseballscorecards.com

AB	43
R	6
H	14
RBI	4
BB	5
SO	4
LOB	26

WP: 1 PA: 48
PB: 0
SB: 0
CS: 0

Batter	1	2	3	4	5	6	7	8	9	AB	R	H	RBI	BB	SO	LOB
Julian Javier, R (1, 4) OBP: 0.324, SLG: 0.376	S S S 0-3 ① K		x 0-0 ② F7	x 0-0 ③ FC6-4 1-2f			S S S 0-3 ① K		x 0-0 ② F7	5	0	0	0	0	2	3
Bill White, L (1, 9) (8, 3) OBP: 0.371, SLG: 0.489	x 0-0 CS 1B		x 0-0 ③ 1-3		x 0-0 ① F7		B B B B 4-0 G3-6-3 BB		x 0-0 1-2 1B	4	0	2	0	1	0	1
Stan Musial, L (1, 7) OBP: 0.419, SLG: 0.506	x 0-0 ②③ P4 1-2			x 0-0 E 1B 1B 1B	x 0-0 3B		x 0-0 ②③ G3-6-3 1-2f		x 0-0 ③ L6	5	1	2	0	0	0	4
Ken Boyer, R (1, 5) OBP: 0.386, SLG: 0.487		S S S 0-3 ① K		x 0-0 1B E 1-2 1B 1B	x 0-0 ② 6-3			S S S 0-3 ① K		4	1	1	0	0	2	1
Fred Whitfield, L (1, 3) OBP: 0.331, SLG: 0.546 Charlie James, R (8, 9) OBP: 0.321, SLG: 0.416		x 0-0 1B		x 0-0 E3 1B 1-2 2-3 1B	H 1-0 HBP			x 0-0 ② 1-3		3 0	1 0	1 0	0 0	0 0	0 0	2 0
Bobby Gene Smith, R (1, 8) OBP: 0.278, SLG: 0.315		S S S 0-3 ② K		x 0-0 ③ 1B SF9 1-2 2-3 3-H 1B	x 0-0 ③ 2-3			x 0-0 FC5-4 1B		4	1	2	1	0	1	3
Carl Sawatski, L (1, 2) OBP: 0.366, SLG: 0.454 Gene Oliver, R (6, PH) (6, 2) OBP: 0.364, SLG: 0.417		S S S 0-3 ③ K		x 0-0 ① P5		S S S 0-3 ① K		x 0-0 ③ FC5-4 1-2f		2 2	0 0	0 0	0 0	0 0	1 1	4 1
Julio Gotay, R (1, 6) OBP: 0.328, SLG: 0.315 Dal Maxvill, R (6, 6) OBP: 0.239, SLG: 0.250			x 0-0 SH1-4 1B	x 0-0 FC6-4 1B 1-3 2-H 3-H		x 0-0 ② F7			B B B B 4-0 1B BB	3 0	0 0	2 0	2 0	0 1	0 0	0 0
Ray Washburn, R (1, 1) OBP: 0.229, SLG: 0.244 Lindy McDaniel, R (6, 1) OBP: 0.143, SLG: 0.053 Curt Simmons, L (8, 1) OBP: 0.279, SLG: 0.237 Red Schoendienst, S (9, PH) OBP: 0.359, SLG: 0.393			x 0-0 ① SH1-4 1-2	x 0-0 ② SF9 3-H		S S S 0-3 ③ K			x 0-0 ① P5	1 0 0 1	0 0 0 0	0 0 0 0	1 0 0 0	0 0 0 0	1 0 0 0	0 0 0 1
Inning Stats	R: 0 H: 1 E: 0 LOB: 0 K: 1 BB: 0 S: 5 P: 5	R: 0 H: 1 E: 0 LOB: 1 K: 3 BB: 0 S: 10 P: 10	R: 0 H: 1 E: 0 LOB: 1 K: 0 BB: 0 S: 4 P: 4	R: 4 H: 4 E: 1 LOB: 1 K: 0 BB: 0 S: 8 P: 8	R: 0 H: 1 E: 0 LOB: 2 K: 0 BB: 0 S: 4 P: 5	R: 0 H: 0 E: 0 LOB: 0 K: 2 BB: 0 S: 7 P: 7	R: 0 H: 0 E: 0 LOB: 0 K: 1 BB: 1 S: 4 P: 8	R: 0 H: 1 E: 0 LOB: 1 K: 1 BB: 0 S: 6 P: 6	R: 0 H: 1 E: 0 LOB: 2 K: 0 BB: 1 S: 4 P: 8	1B: 9 2B: 0 3B: 1 HR: 0	SF: 1 SAC: 1 DP: 1 HBP: 1					

PITCHER		IP	WLS	BF	H	R	ER	SO	BB	IBB	HBP	BLK	WP	HR	S	P	ERA	WHIP
Bob Shaw, R ERA: 2.32	(1, 1)	4.2		23	8	4	2	4	0	0	1	0	0	0	30	31	3.86	1.714
Jack Curtis, L ERA: 3.44	(5, 1)	3.1	W	11	1	0	0	4	1	0	0	0	0	0	18	22	0.00	0.600
Carl Willey, R ERA: 5.81	(9, 1)	1.0	S	5	1	0	0	0	1	0	0	0	0	0	4	8	0.00	2.000

PITCHER	IP	WLS	BF	H	R	ER	SO	BB	IBB	HBP	BLK	WP	HR	S	P	ERA	WHIP

TOP

St. Louis Cardinals @ Milwaukee Braves

Milwaukee County Stadium, Milwaukee, WI

Wed Aug 22 1962, 8:05 PM EDT
Att. 14,481 - Unknown

livebaseballscorecards.com

AB	34
R	4
H	10
RBI	4
BB	2
SO	8
LOB	20

1B: 9	SF: 1	WP: 0	PA: 39
2B: 0	SAC: 1	PB: 0	
3B: 1	DP: 1	SB: 0	
HR: 0	HBP: 1	CS: 1	

BOTTOM

St. Louis Cardinals @ Milwaukee Braves

Milwaukee County Stadium, Milwaukee, WI

Wed Aug 22 1962, 8:05 PM EDT

Att. 14,481 - Unknown

livebaseballscorecards.com

Batter	1	2	3	4	5	6	7	8	9	AB	R	H	RBI	BB	SO	LOB
Amado Samuel, R (1, 6) OBP: 0.237, SLG: 0.274 Del Crandall, R (8, PH) OBP: 0.348, SLG: 0.407 Carl Willey, R (9, 1) OBP: 0.333, SLG: 0.364	F7		SH1-4 1-2		G1-6-3 1-2f		FC3-2 2-3 1B	1B 1-2 2-H 3-H		3 1 0	0 0 0	1 1 0	0 2 0	0 0 0	0 0 0	1 0 0
Gus Bell, L (1, 7) OBP: 0.285, SLG: 0.354 Lou Johnson, R (8, PH) OBP: 0.325, SLG: 0.443 (9, 7)	1B		K			WP 1B 1B	FC3-2 1-2 3-H	P4		4 1	1 0	2 0	0 0	0 0	1 0	3 1
Lee Maye, L (1, 8) OBP: 0.299, SLG: 0.397	P4			F2		WP E 1-2 1B	F9			4	1	1	0	0	0	3
Hank Aaron, R (1, 9) OBP: 0.403, SLG: 0.624	K			E 1B SF6-2-4 1B		F3 1-2 2-3	K			4	1	1	0	0	2	5
Joe Torre, R (1, 2) OBP: 0.350, SLG: 0.354		F9		SF6-2-4 E 1-2 1B		E7 1B 2-H 3-H 1B		K		4	0	2	1	0	1	0
Tommie Aaron, R (1, 3) OBP: 0.311, SLG: 0.382		F3		E6 SF6-2-4 1-2 2-3		F8		1B 1B BB		3	1	0	0	1	0	3
Ken Aspromonte, R (1, 5) OBP: 0.356, SLG: 0.322		6-3		SF6-2-4 1-2 2-3 3-H		2-3 1B		1B 1B 1-2 1B		3	1	2	1	0	0	0
Frank Bolling, R (1, 4) OBP: 0.327, SLG: 0.395			6-3		6-3	F9		1B 1-3 2-H 1B		4	1	1	1	0	0	2
Bob Shaw, R (1, 1) OBP: 0.250, SLG: 0.149 Jack Curtis, L (5, 1) OBP: 0.360, SLG: 0.286 Eddie Mathews, L (8, PH) OBP: 0.373, SLG: 0.475 Roy McMillan, R (9, 6) OBP: 0.338, SLG: 0.366			SH1-4 BB		G1-6-3 BB		1B FC3-2 2B	1B IBB		0 1 0 0	0 0 0 0	0 1 0 0	0 0 0 0	1 1 1 0	0 0 0 0	0 0 0 0
Inning Stats	R: 0 H: 1 E: 0 LOB: 1 K: 1 BB: 0 S: 6 P: 6	R: 0 H: 0 E: 0 LOB: 0 K: 0 BB: 0 S: 3 P: 3	R: 0 H: 0 E: 0 LOB: 1 K: 1 BB: 1 S: 5 P: 9	R: 1 H: 2 E: 1 LOB: 1 K: 0 BB: 0 S: 5 P: 5	R: 0 H: 0 E: 0 LOB: 0 K: 0 BB: 1 S: 2 P: 6	R: 2 H: 4 E: 1 LOB: 2 K: 0 BB: 0 S: 7 P: 7	R: 0 H: 2 E: 0 LOB: 2 K: 1 BB: 0 S: 7 P: 7	R: 3 H: 3 E: 0 LOB: 1 K: 1 BB: 2 S: 7 P: 15		1B: 11 2B: 2 3B: 0 HR: 0	SF: 1 SAC: 1 DP: 2 HBP: 0					

	AB	32
	R	6
	H	12
	RBI	5
	BB	4
	SO	4
	LOB	18

WP: 1 PA: 38
PB: 0
SB: 0
CS: 0

PITCHER		IP	WLS	BF	H	R	ER	SO	BB	IBB	HBP	BLK	WP	HR	S	P	ERA	WHIP
Ray Washburn, R ERA: 3.68	(1, 1)	5.2		25	7	3	2	2	2	0	0	0	1	0	27	35	3.18	1.588
Lindy McDaniel, R ERA: 3.83	(6, 1)	2.0	L	12	5	3	3	2	1	1	0	0	0	0	14	22	13.50	3.000
Curt Simmons, L ERA: 4.14	(8, 1)	0.1		1	0	0	0	0	0	0	0	0	0	0	1	1	0.00	0.000

PITCHER		IP	WLS	BF	H	R	ER	SO	BB	IBB	HBP	BLK	WP	HR	S	P	ERA	WHIP

Batter	1	2	3	4	5	6	7	8	9	AB	R	H	RBI	BB	SO	LOB
Julian Javier, R (1, 4) OBP: 0.322, SLG: 0.372 Red Schoendienst, S (9, PH) OBP: 0.356, SLG: 0.390	1-3		F7	FC6-4 1-2f			5-3		G4-6-3 1-2f	4 1	0 0	0 0	0 0	0 0	0 0	1 1
Bill White, L (1, 3) OBP: 0.372, SLG: 0.491	4-3		2B 1B		1-3		2B			4	1	2	0	0	0	0
Charlie James, R (1, 9) OBP: 0.323, SLG: 0.420	1B		1-H 2B		F8		6-3			4	0	2	1	0	0	1
Ken Boyer, R (1, 5) OBP: 0.387, SLG: 0.486	P4		BBB FC6-4 BB		1B			P4		3	0	1	0	1	0	1
Gene Oliver, R (1, 7) OBP: 0.362, SLG: 0.419		E3 1B	FC6-4 1-2f		F3			6-3 2B		4	0	1	0	0	0	3
Bobby Gene Smith, R (1, 8) OBP: 0.278, SLG: 0.313		G4-6-3 1-2 1B		L4		4-3		6-3 2-3		4	0	1	0	0	0	1
Jimmie Schaffer, R (1, 2) OBP: 0.273, SLG: 0.283		F9		1-3 1B		6-3		F3		4	1	1	0	0	0	3
Dal Maxvill, R (1, 6) OBP: 0.233, SLG: 0.243 Fred Whitfield, L (9, PH) OBP: 0.328, SLG: 0.542		G4-6-3 1-2f		1-3 1-2		1-3			K	3 1	0 0	0 0	0 0	0 1	0 0	3 0
Ernie Broglio, R (1, 1) OBP: 0.143, SLG: 0.111 Stan Musial, L (9, PH) OBP: 0.421, SLG: 0.508 Bob Gibson, R (9, PR) OBP: 0.352, SLG: 0.400			4-3	FC6-4 2-H 1B			P4		G4-6-3 1B	3 1 0	0 0 0	1 0 0	1 0 0	0 0 0	0 0 0	0 0 0
Inning Stats	R: 0 E: 0 K: 0 S: 4 H: 1 LOB: 1 BB: 0 P: 4	R: 0 E: 1 K: 0 S: 4 H: 1 LOB: 1 BB: 0 P: 4	R: 1 E: 0 K: 0 S: 5 H: 2 LOB: 2 BB: 1 P: 9	R: 1 E: 0 K: 0 S: 5 H: 2 LOB: 1 BB: 0 P: 5	R: 0 E: 0 K: 0 S: 4 H: 1 LOB: 1 BB: 0 P: 4	R: 0 E: 0 K: 0 S: 3 H: 0 LOB: 0 BB: 0 P: 3	R: 0 E: 0 K: 0 S: 4 H: 1 LOB: 1 BB: 0 P: 4	R: 0 E: 0 K: 0 S: 4 H: 1 LOB: 1 BB: 0 P: 4	R: 0 E: 0 K: 1 S: 5 H: 1 LOB: 1 BB: 0 P: 5	1B: 7 2B: 3 3B: 0 HR: 0 SF: 0 SAC: 0 DP: 2 HBP: 0						

PITCHER	IP	WLS	BF	H	R	ER	SO	BB	IBB	HBP	BLK	WP	HR	S	P	ERA	WHIP
Bob Hendley, L (1, 1) ERA: 3.59	8.0	W	34	9	2	2	0	1	0	0	0	0	0	33	37	2.25	1.250
Claude Raymond, R (9, 1) ERA: 1.87	1.0	S	3	1	0	0	1	0	0	0	0	0	0	5	5	0.00	1.000

PITCHER	IP	WLS	BF	H	R	ER	SO	BB	IBB	HBP	BLK	WP	HR	S	P	ERA	WHIP

TOP

St. Louis Cardinals @ Milwaukee Braves

Milwaukee County Stadium, Milwaukee, WI

Thu Aug 23 1962, 8:05 PM EDT
Att. 11,363 - Unknown

livebaseballscorecards.com

AB	36
R	2
H	10
RBI	2
BB	1
SO	1
LOB	14

WP	0
PB	0
SB	0
CS	0
PA	37

BOTTOM

St. Louis Cardinals @ Milwaukee Braves

Milwaukee County Stadium, Milwaukee, WI

Thu Aug 23 1962, 8:05 PM EDT

Att. 11,363 - Unknown

livebaseballscorecards.com

Batter	1	2	3	4	5	6	7	8	9	AB	R	H	RBI	BB	SO	LOB
Amado Samuel, R (1, 6) OBP: 0.233, SLG: 0.268	F8		K			5-3		F9		3	0	0	0	0	1	1
Joe Torre, R (8, PH) OBP: 0.348, SLG: 0.352										1	0	0	0	0	0	1
Claude Raymond, R (9, 1)										0	0	0	0	0	0	0
Gus Bell, L (1, 7) OBP: 0.291, SLG: 0.366	4-3			HR		BB		4-3 IBB 2-3		2	1	1	1	2	0	0
Lou Johnson, R (8, PR) OBP: 0.325, SLG: 0.443										0	0	0	0	0	0	0
(9, 7)																
Lee Maye, L (1, 8) OBP: 0.294, SLG: 0.391	G3			F8		F8		4-3 1-2 3-H		4	0	0	1	0	0	2
Hank Aaron, R (1, 9) OBP: 0.404, SLG: 0.622		K		K			1B	FC6-4 IBB		3	0	1	0	1	2	0
Del Crandall, R (1, 2) OBP: 0.349, SLG: 0.408		G5-4-3 1B		5-3			G6-4-3 1B 1-3	FC6-4 1-2f		4	0	2	0	0	0	2
Tommie Aaron, R (1, 3) OBP: 0.307, SLG: 0.377		G5-4-3 1-2f			P6		F3			3	0	0	0	0	0	3
Ken Aspromonte, R (1, 5) OBP: 0.346, SLG: 0.312			6-3		5-3		G6-4-3 1-2f			3	0	0	0	0	0	2
Frank Bolling, R (1, 4) OBP: 0.330, SLG: 0.401			2B		F9			2B		3	1	2	0	0	0	0
Bob Hendley, R (1, 1) OBP: 0.245, SLG: 0.217			5-3			6-3		WP 4-3 2B 1-H		2	0	0	0	0	0	1
Roy McMillan, R (8, PH) OBP: 0.340, SLG: 0.370										1	1	1	1	0	0	0
(9, 6)																
Inning Stats	R: 0 E: 0 K: 0 S: 3 H: 0 LOB: 0 BB: 0 P: 3	R: 0 E: 0 K: 1 S: 5 H: 1 LOB: 0 BB: 0 P: 5	R: 0 E: 0 K: 1 S: 6 H: 1 LOB: 1 BB: 0 P: 6	R: 1 E: 0 K: 1 S: 6 H: 1 LOB: 0 BB: 0 P: 6	R: 0 E: 0 K: 0 S: 3 H: 0 LOB: 0 BB: 0 P: 3	R: 0 E: 0 K: 0 S: 3 H: 0 LOB: 1 BB: 1 P: 7	R: 0 E: 0 K: 0 S: 4 H: 2 LOB: 1 BB: 0 P: 4	R: 2 E: 0 K: 0 S: 5 H: 2 LOB: 2 BB: 2 P: 13		1B: 4 2B: 2 3B: 0 HR: 1 SF: 0 SAC: 0 DP: 2 HBP: 0						

	AB	29
	R	3
	H	7
	RBI	3
	BB	3
	SO	3
	LOB	12

WP: 1 PA: 32
PB: 0
SB: 0
CS: 0

PITCHER	IP	WLS	BF	H	R	ER	SO	BB	IBB	HBP	BLK	WP	HR	S	P	ERA	WHIP
Ernie Broglio, R (1, 1) ERA: 3.14	8.0	L	32	7	3	3	3	1	2	0	0	1	1	35	47	3.38	1.000

PITCHER	IP	WLS	BF	H	R	ER	SO	BB	IBB	HBP	BLK	WP	HR	S	P	ERA	WHIP

Batter	1	2	3	4	5	6	7	8	9	AB	R	H	RBI	BB	SO	LOB
Bill Virdon, L (1, 8) OBP: 0.280, SLG: 0.357	1B		F8		FC1-5 1-2 2-3f 2B		F9		F8	5	1	1	0	0	0	2
Dick Groat, R (1, 6) OBP: 0.340, SLG: 0.362	1-3		1-3		1-H 2-H 2B		4-3			4	0	1	2	0	0	0
Bob Skinner, L (1, 7) OBP: 0.399, SLG: 0.534	G3		G3		BBBB BB		F9			3	0	0	0	1	0	0
Smoky Burgess, L (1, 2) OBP: 0.393, SLG: 0.531		WP 2B		FC6 1B	F7			L4		4	0	2	0	0	0	2
Roberto Clemente, R (1, 9) OBP: 0.353, SLG: 0.454		F3		SSS K	L9			4-3		4	0	0	0	0	1	4
Jim Marshall, L (1, 3) OBP: 0.351, SLG: 0.466		BBBB S 2-3 BB		SSS K		4-3		BBBB BB		2	0	0	0	2	1	1
Don Hoak, R (1, 5) OBP: 0.319, SLG: 0.361		SSS K 1-2		FC6 1-2f		BBBB BB		F9		3	0	0	0	1	1	4
Bill Mazeroski, R (1, 4) OBP: 0.298, SLG: 0.415		IIII FC6-4 IBB			FC1-5 SH 1B	F2			F7	3	0	1	0	1	0	1
Bob Friend, R (1, 1) OBP: 0.093, SLG: 0.107		FC6-4 1-2f			SH FC1-5 1-2 2B	F9			6-3	3	1	0	0	0	0	4
Inning Stats	R: 0 E: 0 K: 0 S: 3 H: 1 LOB: 0 BB: 0 P: 3	R: 0 E: 0 K: 1 S: 6 H: 1 LOB: 3 BB: 2 P: 14	R: 0 E: 0 K: 0 S: 3 H: 0 LOB: 0 BB: 0 P: 3	R: 0 E: 0 K: 2 S: 8 H: 1 LOB: 1 BB: 0 P: 8	R: 2 E: 0 K: 0 S: 6 H: 2 LOB: 2 BB: 1 P: 10	R: 0 E: 0 K: 0 S: 3 H: 0 LOB: 1 BB: 1 P: 7	R: 0 E: 0 K: 0 S: 3 H: 0 LOB: 0 BB: 0 P: 3	R: 0 E: 0 K: 0 S: 3 H: 0 LOB: 1 BB: 1 P: 7	R: 0 E: 0 K: 0 S: 3 H: 0 LOB: 0 BB: 0 P: 3	1B: 3 2B: 2 3B: 0 HR: 0 SF: 0 SAC: 1 DP: 0 HBP: 0						

PITCHER	IP	WLS	BF	H	R	ER	SO	BB	IBB	HBP	BLK	WP	HR	S	P	ERA	WHIP
Larry Jackson, R (1, 1) ERA: 3.98	9.0	W	37	5	2	2	3	4	1	0	0	1	0	38	58	2.00	1.000

PITCHER	IP	WLS	BF	H	R	ER	SO	BB	IBB	HBP	BLK	WP	HR	S	P	ERA	WHIP

TOP

Pittsburgh Pirates @ St. Louis Cardinals

Sportsman's Park, St. Louis, MO

Sat Aug 25 1962, 4:33 AM EDT

Att. 15,369 - Unknown - 80 F

livebaseballscorecards.com

AB	31
R	2
H	5
RBI	2
BB	5
SO	3
LOB	18

1B: 3	SF: 0	WP: 1	PA: 37
2B: 2	SAC: 1	PB: 0	
3B: 0	DP: 0	SB: 1	
HR: 0	HBP: 0	CS: 0	

BOTTOM

Pittsburgh Pirates @ St. Louis Cardinals

Sportsman's Park, St. Louis, MO

Sat Aug 25 1962, 4:33 AM EDT

Att. 15,369 - Unknown - 80 F

livebaseballscorecards.com

Batter	1	2	3	4	5	6	7	8	9	AB	R	H	RBI	BB	SO	LOB
Julian Javier, R (1, 4) OBP: 0.322, SLG: 0.373	1B		1-3 ②		6-3 ③		6-3 ③		1B 1-2 2-H	5	0	2	1	0	0	3
Bob Burda, L (1, 9)	F5 ①		P3 ③			1-3 ①		4-3 ①		4	0	0	0	0	0	1
Stan Musial, L (1, 7) OBP: 0.416, SLG: 0.502	L9 ②			1-3 ①		L8 ②		P4 ②		4	0	0	0	0	0	1
Ken Boyer, R (1, 5) OBP: 0.390, SLG: 0.490	5-3 ③			1B 2B		CS 1B		1B		4	1	3	0	0	0	1
Bill White, L (1, 3) OBP: 0.375, SLG: 0.493		3-4-1 F8 1B		2-H 1B		CS ③ 1-2	1B SH1-4 2B 1B	F8 ③		4	1	3	1	0	0	1
Bobby Gene Smith, R (1, 8) OBP: 0.273, SLG: 0.307		F8 ① 1-2		S S S 0-3 K ②			SH1-4 ① 1-2		P2 ①	3	0	0	0	0	1	2
Carl Sawatski, L (1, 2) OBP: 0.366, SLG: 0.452 Dal Maxvill, R (7, PR) OBP: 0.231, SLG: 0.241 (8, 6)		3-4-1 ② 2-3		6-3 ③			2B 1B 2-3		P6 ②	3 1	0 0	1 0	0 0	0 0	0 0	2 0
Julio Gotay, R (1, 6) OBP: 0.326, SLG: 0.313 Fred Whitfield, L (7, PH) OBP: 0.333, SLG: 0.554 Jimmie Schaffer, R (8, 2) OBP: 0.284, SLG: 0.295		F2 ③			F9 ①		1-3 2B 3-H		1B 1B 1B	2 1 1	0 0 1	0 1 1	0 1 0	0 0 0	0 0 0	1 0 0
Larry Jackson, R (1, 1) OBP: 0.234, SLG: 0.225 Red Schoendienst, S (9, PH) OBP: 0.361, SLG: 0.395			S S S 0-3 K ①		6-3 ②		5-3 ②		1B 1-2	3 1	0 0	0 1	0 0	0 0	1 0	3 0
Inning Stats	R: 0 H: 1 E: 0 LOB: 1 K: 0 BB: 0 S: 4 P: 4	R: 0 H: 1 E: 0 LOB: 1 K: 0 BB: 0 S: 4 P: 4	R: 0 H: 0 E: 0 LOB: 0 K: 1 BB: 0 S: 5 P: 5	R: 1 H: 2 E: 0 LOB: 1 K: 1 BB: 0 S: 7 P: 7	R: 0 H: 0 E: 0 LOB: 0 K: 0 BB: 0 S: 3 P: 3	R: 0 H: 1 E: 0 LOB: 0 K: 0 BB: 0 S: 3 P: 3	R: 1 H: 3 E: 0 LOB: 3 K: 0 BB: 0 S: 6 P: 6	R: 0 H: 1 E: 0 LOB: 1 K: 0 BB: 0 S: 4 P: 4	R: 1 H: 3 E: 0 LOB: 2 K: 0 BB: 0 S: 5 P: 5	1B: 10 2B: 2 3B: 0 HR: 0	SF: 0 SAC: 1 DP: 0 HBP: 0						

PITCHER	IP	WLS	BF	H	R	ER	SO	BB	IBB	HBP	BLK	WP	HR	S	P	ERA	WHIP
Bob Friend, R (1, 1) ERA: 3.2	8.2	L	37	12	3	3	2	0	0	0	0	0	0	41	41	3.12	1.385

PITCHER	IP	WLS	BF	H	R	ER	SO	BB	IBB	HBP	BLK	WP	HR	S	P	ERA	WHIP

AB	36
R	3
H	12
RBI	3
BB	0
SO	2
LOB	15

WP: 0 PA: 38
PB: 0
SB: 0
CS: 1

Batter	1	2	3	4	5	6	7	8	9	AB	R	H	RBI	BB	SO	LOB
Bill Virdon, L (1, 8) OBP: 0.277, SLG: 0.353	S S S 0-3 ① K		x 0-0 ① F9		x 0-0 ② 3-1		x 0-0 ② 1-3		x 0-0 ② L5	5	0	0	0	0	1	1
Dick Groat, R (1, 6) OBP: 0.339, SLG: 0.366	x 0-0 HR		S S S 0-3 ② K		x 0-0 E7 E 2B		x 0-0 ③ L9		x 0-0 ③ 6-3	5	2	1	1	0	1	1
Roberto Clemente, R (1, 9) OBP: 0.352, SLG: 0.452	x 0-0 ② F9		x 0-0 1B		x 0-0 E1 2B 2-3			x 0-0 ① L5		4	1	1	0	0	0	1
Dick Stuart, R (1, 3) OBP: 0.290, SLG: 0.408 Howie Goss, R (8, 7) OBP: 0.306, SLG: 0.371	B B B B 4-0 1B BB		x 0-0 ③ F8		x 0-0 1-H 3-H 2B			x 0-0 HR		3 0	1 0	2 0	3 0	1 0	0 0	1 0
Donn Clendenon, R (1, 7) (8, 3) OBP: 0.362, SLG: 0.413	x 0-0 1-2 FC6 1B			x 0-0 ① 1-3	x 0-0 ③ P5			x 0-0 ② 5-3		4	0	1	0	0	0	1
Bill Mazeroski, R (1, 4) OBP: 0.300, SLG: 0.416	x 0-0 ③ 1-2f FC6			x 0-0 ② P6		x 0-0 G6-4-3 1B		x 0-0 1B		4	0	2	0	0	0	2
Johnny Logan, R (1, 5) OBP: 0.347, SLG: 0.364		x 0-0 ① 6-3		x 0-0 2B		x 0-0 ① ② G6-4-3 1-2f		x 0-0 ③ G3		4	0	1	0	0	0	2
Don Leppert, R (1, 2) OBP: 0.303, SLG: 0.347		x 0-0 ② 6-3		S S S 0-3 ③ K		x 0-0 ③ 6-3			x 0-0 E6 SH3	4	0	0	0	0	1	1
Earl Francis, R (1, 1) OBP: 0.167, SLG: 0.214		S S S 0-3 ③ K			x 0-0 ① P4		x 0-0 ① P6		x 0-0 ① 1-2 SH3	3	0	0	0	0	1	0
Inning Stats	R: 1 H: 2 E: 0 LOB: 2 K: 1 BB: 1 S: 7 P: 11	R: 0 H: 0 E: 0 LOB: 0 K: 1 BB: 0 S: 5 P: 5	R: 0 H: 1 E: 0 LOB: 1 K: 1 BB: 0 S: 6 P: 6	R: 0 H: 1 E: 0 LOB: 1 K: 1 BB: 0 S: 6 P: 6	R: 2 H: 1 E: 2 LOB: 1 K: 0 BB: 0 S: 6 P: 6	R: 0 H: 1 E: 0 LOB: 0 K: 0 BB: 0 S: 3 P: 3	R: 0 H: 0 E: 0 LOB: 0 K: 0 BB: 0 S: 3 P: 3	R: 1 H: 2 E: 0 LOB: 1 K: 0 BB: 0 S: 5 P: 5	R: 0 H: 0 E: 1 LOB: 1 K: 0 BB: 0 S: 4 P: 4	1B: 4 SF: 0 2B: 2 SAC: 1 3B: 0 DP: 1 HR: 2 HBP: 0							

PITCHER		IP	WLS	BF	H	R	ER	SO	BB	IBB	HBP	BLK	WP	HR	S	P	ERA	WHIP
Curt Simmons, L ERA: 4.01	(1, 1)	8.0	L	34	8	4	2	4	1	0	0	0	0	2	41	45	2.25	1.125
Bob Duliba, R ERA: 1.42	(9, 1)	1.0		4	0	0	0	0	0	0	0	0	0	0	4	4	0.00	0.000

PITCHER	IP	WLS	BF	H	R	ER	SO	BB	IBB	HBP	BLK	WP	HR	S	P	ERA	WHIP

TOP

Pittsburgh Pirates @ St. Louis Cardinals

Sportsman's Park, St. Louis, MO

Sat Aug 25 1962, 8:05 PM EDT

Att. 8,959 - Unknown

livebaseballscorecards.com

AB	36
R	4
H	8
RBI	4
BB	1
SO	4
LOB	10

WP: 0 PA: 38
PB: 0
SB: 0
CS: 0

Batter	1	2	3	4	5	6	7	8	9	AB	R	H	RBI	BB	SO	LOB
Julian Javier, R (1, 4) OBP: 0.322, SLG: 0.374	S S S 0-3 ① K		x 0-0 ① P4			x 0-0 ① 2B		x 0-0 ③ 5-3		4	0	1	0	0	1	0
Bob Burda, L (1, 7)	x 0-0 ② F8		x 0-0 ② 6-3			x 0-0 ② P6			B B B B 4-0 G6-4-3 BB	3	0	0	0	1	0	0
Bill White, L (1, 9) OBP: 0.376, SLG: 0.491	B B B B 4-0 FC5-4 BB		x 0-0 ③ F8			B B B B 4-0 BB			x 0-0 ① P4	2	0	0	0	2	0	1
Ken Boyer, R (1, 5) OBP: 0.387, SLG: 0.486	x 0-0 ③ FC5-4 1-2f			x 0-0 ① L7		S S S 0-3 ③ K			x 0-0 ② ③ G6-4-3 1-2f	4	0	0	0	0	1	3
Fred Whitfield, L (1, 3) OBP: 0.326, SLG: 0.540		S S S S 0-3 ① K		x 0-0 ② F8			x 0-0 ① F9			3	0	0	0	0	1	0
Bobby Gene Smith, R (1, 8) OBP: 0.268, SLG: 0.301		x 0-0 ② F9		x 0-0 ③ F8			S S S 0-3 ② K			3	0	0	0	0	1	0
Gene Oliver, R (1, 2) OBP: 0.362, SLG: 0.418		x 0-0 1B 1B			x 0-0 ① F5		x 0-0 ③ 5-3			3	0	1	0	0	0	0
Julio Gotay, R (1, 6) OBP: 0.327, SLG: 0.314		x 0-0 1-2 1B			x 0-0 ② 6-3			x 0-0 ① F5		2	0	1	0	0	0	0
Carl Sawatski, L (8, PH) OBP: 0.364, SLG: 0.449										1	0	0	0	0	0	0
Dal Maxvill, R (9, 6) OBP: 0.231, SLG: 0.241										0	0	0	0	0	0	0
Curt Simmons, L (1, 1) OBP: 0.267, SLG: 0.225		S S S 0-3 ③ K			x 0-0 ③ F7			x 0-0 ② F2		2	0	0	0	0	1	2
Red Schoendienst, S (8, PH) OBP: 0.358, SLG: 0.392										1	0	0	0	0	0	0
Bob Duliba, R (9, 1)										0	0	0	0	0	0	0
Inning Stats	R: 0 E: 0 K: 1 S: 5 H: 0 LOB: 1 BB: 1 P: 9	R: 0 E: 0 K: 2 S: 9 H: 2 LOB: 2 BB: 0 P: 9	R: 0 E: 0 K: 0 S: 3 H: 0 LOB: 0 BB: 0 P: 3	R: 0 E: 0 K: 0 S: 3 H: 0 LOB: 0 BB: 0 P: 3	R: 0 E: 0 K: 0 S: 3 H: 0 LOB: 0 BB: 0 P: 3	R: 0 E: 0 K: 1 S: 5 H: 1 LOB: 1 BB: 1 P: 9	R: 0 E: 0 K: 1 S: 5 H: 0 LOB: 0 BB: 0 P: 5	R: 0 E: 0 K: 0 S: 3 H: 0 LOB: 0 BB: 0 P: 3	R: 0 E: 0 K: 0 S: 2 H: 0 LOB: 0 BB: 1 P: 6	1B: 2 2B: 1 3B: 0 HR: 0 SF: 0 SAC: 0 DP: 1 HBP: 0						

PITCHER	IP	WLS	BF	H	R	ER	SO	BB	IBB	HBP	BLK	WP	HR	S	P	ERA	WHIP
Earl Francis, R (1, 1) ERA: 3.65	9.0	W	31	3	0	0	5	3	0	0	0	0	0	38	50	0.00	0.667

PITCHER	IP	WLS	BF	H	R	ER	SO	BB	IBB	HBP	BLK	WP	HR	S	P	ERA	WHIP

BOTTOM

Pittsburgh Pirates @ St. Louis Cardinals

Sportsman's Park, St. Louis, MO

Sat Aug 25 1962, 8:05 PM EDT

Att. 8,959 - Unknown

livebaseballscorecards.com

AB	28
R	0
H	3
RBI	0
BB	3
SO	5
LOB	6

PA: 31

Pittsburgh Pirates @ St. Louis Cardinals

Sportsman's Park, St. Louis, MO

Sun Aug 26 1962, 4:33 AM EDT

Unknown

TOP

livebaseballscorecards.com

Batter	1	2	3	4	5	6	7	8	9	AB	R	H	RBI	BB	SO	LOB
Bill Virdon, L (1, 8) OBP: 0.276, SLG: 0.357	4-3		HR	K			G3		6-3	5	1	1	2	0	1	0
Dick Groat, R (1, 6) OBP: 0.337, SLG: 0.364	6-3		BB	6-3			F3		F9	4	1	0	0	1	0	0
Bob Skinner, L (1, 7) OBP: 0.399, SLG: 0.539	K		BB		3-1		HR		K	4	1	1	1	1	2	0
Smoky Burgess, L (1, 2) OBP: 0.388, SLG: 0.524		6-3	F7		4-3		K			4	0	0	0	0	1	2
Roberto Clemente, R (1, 9) OBP: 0.351, SLG: 0.453		1B 2B	F7		F9			L3		4	1	1	0	0	0	2
Dick Stuart, R (1, 3) OBP: 0.297, SLG: 0.418		2-H 1B	1-3 2-H 2B			BB		2B		3	0	3	2	1	0	0
Donn Clendenon, R (8, PR) OBP: 0.362, SLG: 0.413 (8, 3)										0	0	0	0	0	0	0
Don Hoak, R (1, 5) OBP: 0.319, SLG: 0.358		K	BB			F9		L5		3	0	0	0	1	1	3
Bill Mazeroski, R (1, 4) OBP: 0.301, SLG: 0.415		1-3	K			1B		FC6-4 IBB		3	0	1	0	1	1	4
Harvey Haddix, L (1, 1) OBP: 0.224, SLG: 0.340			HR 1B	1-3		K		FC6-4 1-2f		3	1	1	0	0	1	1
Joe Gibbon, R (6, 1) OBP: 0.176, SLG: 0.176										0	0	0	0	0	0	0
Roy Face, R (7, 1)										1	0	0	0	0	0	2
Diomedes Olivo, L (8, 1) OBP: 0.308, SLG: 0.333										0	0	0	0	0	0	0

	AB	34
	R	5
	H	8
	RBI	5
	BB	5
	SO	7
	LOB	14

Inning Stats																												
	R: 0	H: 0	R: 1	H: 2	R: 3	H: 3	R: 0	H: 0	R: 0	H: 0	R: 0	H: 1	R: 1	H: 1	R: 0	H: 1	R: 0	H: 0	1B: 3	SF: 0	WP: 0	PA: 39
	E: 0	LOB: 0	E: 0	LOB: 1	E: 0	LOB: 3	E: 0	LOB: 0	E: 0	LOB: 0	E: 0	LOB: 1	E: 0	LOB: 0	E: 0	LOB: 2	E: 0	LOB: 0	2B: 3	SAC: 0	PB: 0	
	K: 1	BB: 0	K: 1	BB: 0	K: 1	BB: 3	K: 1	BB: 0	K: 0	BB: 0	K: 1	BB: 1	K: 1	BB: 0	K: 0	BB: 1	K: 1	BB: 0	3B: 0	DP: 0	SB: 0	
	S: 5	P: 5	S: 7	P: 7	S: 8	P: 20	S: 5	P: 5	S: 3	P: 3	S: 5	P: 9	S: 6	P: 6	S: 4	P: 8	S: 5	P: 5	HR: 2	HBP: 0	CS: 0	

PITCHER		IP	WLS	BF	H	R	ER	SO	BB	IBB	HBP	BLK	WP	HR	S	P	ERA	WHIP
Ray Washburn, R ERA: 3.87	(1, 1)	2.2		15	5	4	4	2	2	0	0	0	0	1	17	25	13.50	2.625
Bob Duliba, R ERA: 1.4	(3, 1)	0.1		2	0	0	0	1	1	0	0	0	0	0	3	7	0.00	3.000
Bobby Shantz, L ERA: 2.0	(4, 1)	6.0	W	22	3	1	1	4	1	1	0	0	0	1	28	36	1.50	0.667

PITCHER	IP	WLS	BF	H	R	ER	SO	BB	IBB	HBP	BLK	WP	HR	S	P	ERA	WHIP

Batter	1	2	3	4	5	6	7	8	9	AB	R	H	RBI	BB	SO	LOB
Julian Javier, R (1, 4) OBP: 0.323, SLG: 0.375	F8		K		G6-4-3 1B		FC1-6 1B			4	0	2	0	0	1	0
Bobby Gene Smith, R (1, 8) OBP: 0.267, SLG: 0.300	1B 1B		F8		G6-4-3 1-2f		FC1-6 G6-4-3 1-2f			4	0	1	0	0	0	2
Charlie James, R (1, 7) (7, 9) OBP: 0.319, SLG: 0.415	F8			6-3		F8	G6-4-3 1-2f			4	0	0	0	0	0	2
Ken Boyer, R (1, 5) OBP: 0.389, SLG: 0.489	1-3 1B			E6 G3 WP 2B		2B 1B 1B		HR 1B		4	3	3	0	0	0	0
Bill White, L (1, 3) OBP: 0.377, SLG: 0.499	4-3			G3 1-3		1-3 1B 2B		1-H HR		4	2	2	2	0	0	3
Gene Oliver, R (1, 2) OBP: 0.364, SLG: 0.421		L4		3-H 2B		B B B B 4-0 1B E BB		P5		3	1	1	1	1	0	0
Bob Burda, L (1, 9) Stan Musial, L (6, PH) (7, 7) OBP: 0.420, SLG: 0.503		5-3		B B B B 4-0 BB		1-3 2-H 3-H 1B		B B B B 4-0 L3 BB		1 1	0 0	0 1	0 2	1 1	0 0	0 0
Julio Gotay, R (1, 6) OBP: 0.324, SLG: 0.311 Fred Whitfield, L (8, PH) OBP: 0.323, SLG: 0.536 Dal Maxvill, R (9, 6) OBP: 0.231, SLG: 0.241		F8		K		F9 3-H		L3 1-2		3 1 0	0 0 0	0 0 0	0 0 0	0 0 0	1 0 0	3 1 0
Ray Washburn, R (1, 1) OBP: 0.229, SLG: 0.244 Bob Duliba, R (3, 1) Red Schoendienst, S (3, PH) OBP: 0.356, SLG: 0.389 Bobby Shantz, R (4, 1) OBP: 0.105, SLG: 0.111			P3		F7	P6				0 0 1 2	0 0 0 0	0 0 0 0	0 0 0 0	0 0 0 0	0 0 0 0	0 0 0 1
Inning Stats	R: 0 E: 0 K: 0 S: 5 H: 2 LOB: 2 BB: 0 P: 5	R: 0 E: 0 K: 0 S: 3 H: 0 LOB: 0 BB: 0 P: 3	R: 0 E: 0 K: 1 S: 5 H: 0 LOB: 0 BB: 0 P: 5	R: 1 E: 1 K: 1 S: 7 H: 1 LOB: 2 BB: 1 P: 11	R: 0 E: 0 K: 0 S: 3 H: 1 LOB: 0 BB: 0 P: 3	R: 3 E: 1 K: 0 S: 6 H: 3 LOB: 1 BB: 1 P: 10	R: 0 E: 0 K: 0 S: 3 H: 1 LOB: 0 BB: 0 P: 3	R: 2 E: 0 K: 0 S: 4 H: 2 LOB: 0 BB: 1 P: 8		1B: 7 2B: 3 3B: 0 HR: 1	SF: 0 SAC: 0 DP: 3 HBP: 0					

PITCHER		IP	WLS	BF	H	R	ER	SO	BB	IBB	HBP	BLK	WP	HR	S	P	ERA	WHIP
Harvey Haddix, L ERA: 4.48	(1, 1)	5.1		24	6	4	2	2	2	0	0	0	1	0	26	34	3.38	1.500
Joe Gibbon, L ERA: 3.94	(6, 1)	0.2		3	1	0	0	0	0	0	0	0	0	0	3	3	0.00	1.500
Roy Face, R ERA: 1.76	(7, 1)	1.1	L	7	3	2	2	0	1	0	0	0	0	1	6	10	13.50	3.000
Diomedes Olivo, L ERA: 2.68	(8, 1)	0.2		1	0	0	0	0	0	0	0	0	0	0	1	1	0.00	0.000

PITCHER	IP	WLS	BF	H	R	ER	SO	BB	IBB	HBP	BLK	WP	HR	S	P	ERA	WHIP

BOTTOM

Pittsburgh Pirates @ St. Louis Cardinals

Sportsman's Park, St. Louis, MO

Sun Aug 26 1962, 4:33 AM EDT

Unknown

livebaseballscorecards.com

AB	32
R	6
H	10
RBI	5
BB	3
SO	2
LOB	12

1B: 7 2B: 3 3B: 0 HR: 1 SF: 0 SAC: 0 DP: 3 HBP: 0

WP: 1 PB: 0 SB: 0 CS: 0 PA: 35

Pittsburgh Pirates @ St. Louis Cardinals

Sportsman's Park, St. Louis, MO

Sun Aug 26 1962, 4:38 AM EDT

Att. 25,556 - Unknown

TOP

livebaseballscorecards.com

Batter	1	2	3	4	5	6	7	8	9	AB	R	H	RBI	BB	SO	LOB
Bill Virdon, L (1, 8) OBP: 0.277, SLG: 0.357	HR 1B	K		BB	4-3			F5-3 1-1		4	1	1	0	1	1	3
Dick Groat, R (1, 6) OBP: 0.336, SLG: 0.362	F8		F9	K		5-3			FC4-6 1B	5	0	1	0	0	1	4
Bob Skinner, L (1, 7) OBP: 0.399, SLG: 0.544	1-H HR		G3		1B 1B 1B	K			FC4-6 1-2f	5	2	2	2	0	1	1
Dick Stuart, R (1, 3) OBP: 0.296, SLG: 0.415 Al McBean, R (9, 1) OBP: 0.182, SLG: 0.236 Joe Gibbon, R (9, 1) OBP: 0.176, SLG: 0.176 Jack Lamabe, R (9, 1)	K		5-3		1B 1-2 1B	K			K	5 0 0 0	1 0 0 0	1 0 0 0	0 0 0 0	0 0 0 0	3 0 0 0	1 0 0 0
Roberto Clemente, R (1, 9) OBP: 0.356, SLG: 0.456	1B			1B SF7 1B	1B SF9 1-2 2-3 1B		G1-6-3 BB		1-3	4	2	3	0	1	0	1
Bill Mazeroski, R (1, 4) OBP: 0.303, SLG: 0.416	F9			E 1B 1-2 1B	SF9 1-3 2-H 3-H 1B		P6			4	1	2	2	0	0	2
Johnny Logan, R (1, 5) OBP: 0.342, SLG: 0.362		F9		E 1-2 2-3 1B	SF9 2-3 3-H		G1-6-3 1-2f			3	0	1	1	0	0	1
Don Leppert, R (1, 2) OBP: 0.309, SLG: 0.352 Howie Goss, R (8, PR) OBP: 0.306, SLG: 0.371 Cal Neeman, R (8, 2) OBP: 0.300, SLG: 0.579		5-3		F2	SH3-4 3-H 1B			F5-3 1B		4 0 0	0 0 0	2 0 0	1 0 0	0 0 0	0 0 0	3 0 0
Tom Sturdivant, L (1, 1) OBP: 0.130, SLG: 0.182 Diomedes Olivo, L (6, 1) OBP: 0.286, SLG: 0.308 Roy Face, R (8, 1) Donn Clendenon, R (9, 3) OBP: 0.362, SLG: 0.413		1B		SF7 1-2 2-3 3-H	SH3-4 1-2			P1		1 1 0 0	0 0 0 0	1 0 0 0	1 0 0 0	0 0 0 0	0 0 0 0	0 1 0 0
Inning Stats	R: 2 E: 0 K: 1 S: 8 H: 3 LOB: 1 BB: 0 P: 8	R: 0 E: 0 K: 1 S: 6 H: 1 LOB: 1 BB: 0 P: 6	R: 0 E: 0 K: 0 S: 3 H: 0 LOB: 0 BB: 0 P: 3	R: 1 E: 1 K: 1 S: 8 H: 3 LOB: 3 BB: 1 P: 12	R: 4 E: 0 K: 0 S: 8 H: 5 LOB: 1 BB: 0 P: 8	R: 0 E: 0 K: 2 S: 7 H: 0 LOB: 0 BB: 0 P: 7	R: 0 E: 0 K: 0 S: 2 H: 0 LOB: 0 BB: 1 P: 6	R: 0 E: 0 K: 0 S: 3 H: 1 LOB: 1 BB: 0 P: 3	R: 0 E: 0 K: 1 S: 6 H: 1 LOB: 1 BB: 0 P: 6	1B: 13 2B: 1 3B: 0 HR: 1 SF: 2 SAC: 1 DP: 2 HBP: 0						

	AB	36
	R	7
	H	14
	RBI	7
	BB	2
	SO	6
	LOB	17

WP: 0 PB: 0 SB: 0 CS: 0 PA: 41

PITCHER	IP	WLS	BF	H	R	ER	SO	BB	IBB	HBP	BLK	WP	HR	S	P	ERA	WHIP
Lindy McDaniel, R (1, 1) ERA: 4.33	4.0	L	24	11	7	7	3	1	0	0	0	0	1	29	33	15.75	3.000
Paul Toth, R (5, 1) ERA: 5.4	1.0		4	1	0	0	0	0	0	0	0	0	0	4	4	0.00	1.000
Don Ferrarese, L (6, 1) ERA: 2.96	2.0		6	0	0	0	2	1	0	0	0	0	0	9	13	0.00	0.500
Bob Duliba, R (8, 1) ERA: 1.3	2.0		7	2	0	0	1	0	0	0	0	0	0	9	9	0.00	1.000

PITCHER	IP	WLS	BF	H	R	ER	SO	BB	IBB	HBP	BLK	WP	HR	S	P	ERA	WHIP

Batter	1	2	3	4	5	6	7	8	9	AB	R	H	RBI	BB	SO	LOB
Julian Javier, R (1, 4) OBP: 0.324, SLG: 0.374	BBBB 4-0 E 4-3 2B BB		x 0-0 ① 6-3		SSS 0-3 ① K		x 0-0 ② FC1-6 1-2f		x 0-0 1B 1B	4	1	1	0	1	1	2
Bob Burda, L (1, 9) OBP: 0.231, SLG: 0.091 Fred Whitfield, L (7, PH) OBP: 0.321, SLG: 0.532 Bob Duliba, R (8, 1) Jimmie Schaffer, R (9, PH) OBP: 0.279, SLG: 0.290	x 0-0 ① 4-3 1-2		x 0-0 S 1B		x 0-0 ② 3-4-1 1-2		x 0-0 ③ G3		x 0-0 ② F2	3 1 0 1	0 0 0 0	1 0 0 0	0 0 0 0	0 0 0 0	0 0 0 0	2 1 0 1
Bill White, L (1, 3) OBP: 0.377, SLG: 0.498	x 0-0 E3 2B 2-3		x 0-0 ② L9		x 0-0 2-H 1B			x 0-0 ① 6-3	x 0-0 1-2 1B	5	1	2	1	0	0	2
Ken Boyer, R (1, 5) OBP: 0.388, SLG: 0.485	SSS 0-3 ② K		SSS 0-3 ③ K 1-2		x 0-0 ③ F5			BBBB 4-0 6-3 BB 2B BB	x 0-0 ③ F9	4	1	0	0	1	2	6
Stan Musial, L (1, 7) OBP: 0.423, SLG: 0.508	x 0-0 ③ 1-H 3-H 2B		x 0-0 S 1B		SSS 0-3 ① K			BBBBB 4-0 6-3 1-2 2B BB		3	1	2	2	1	1	0
Carl Sawatski, L (1, 2) OBP: 0.366, SLG: 0.465 Gene Oliver, R (6, PH) OBP: 0.361, SLG: 0.417 (7, 2)		x 0-0 HR	SSS 0-3 ① K 1-2		SSS 0-3 ② K			x 0-0 ② 6-3 1-2 2-3		2 2	1 0	1 0	1 0	0 0	1 1	1 2
Bobby Gene Smith, R (1, 8) OBP: 0.267, SLG: 0.305		x 0-0 ① P3	x 0-0 ② 1-3		SSS 0-3 ③ K			x 0-0 2-H 3-H 2B		4	0	1	2	0	1	1
Julio Gotay, R (1, 6) OBP: 0.320, SLG: 0.307		x 0-0 ② F2	x 0-0 ③ 6-3				x 0-0 ① 5-3	x 0-0 ③ F9		4	0	0	0	0	0	2
Lindy McDaniel, R (1, 1) OBP: 0.136, SLG: 0.050 Paul Toth, R (5, 1) OBP: 0.400, SLG: 0.400 Red Schoendienst, S (5, PH) OBP: 0.360, SLG: 0.394 Don Ferrarese, R (6, 1) OBP: 0.400, SLG: 1.000 Charlie James, R (7, PH) OBP: 0.320, SLG: 0.413 (8, 9)		x 0-0 ③ P6			x 0-0 3-4-1 1B 1B		BBBB 4-0 FC1-6 BB		SSS 0-3 ① K	1 0 1 0 1	0 0 1 0 0	0 0 1 0 0	0 0 0 0 1	0 0 0 0 1	0 0 0 0 1	0 0 0 0 0
Inning Stats	R: 2 E: 1 K: 1 S: 6 H: 1 LOB: 1 BB: 1 P: 10	R: 1 E: 0 K: 0 S: 4 H: 1 LOB: 0 BB: 0 P: 4	R: 0 E: 0 K: 1 S: 6 H: 1 LOB: 1 BB: 0 P: 6	R: 0 E: 0 K: 1 S: 6 H: 1 LOB: 1 BB: 0 P: 6	R: 1 E: 0 K: 1 S: 7 H: 2 LOB: 1 BB: 0 P: 7	R: 0 E: 0 K: 3 S: 9 H: 0 LOB: 0 BB: 0 P: 9	R: 0 E: 0 K: 0 S: 3 H: 0 LOB: 1 BB: 1 P: 7	R: 2 E: 0 K: 0 S: 4 H: 1 LOB: 1 BB: 2 P: 12	R: 0 E: 0 K: 1 S: 7 H: 2 LOB: 2 BB: 0 P: 7	1B: 6 2B: 2 3B: 0 HR: 1	SF: 0 SAC: 0 DP: 0 HBP: 0						

PITCHER		IP	WLS	BF	H	R	ER	SO	BB	IBB	HBP	BLK	WP	HR	S	P	ERA	WHIP
Tom Sturdivant, R ERA: 4.43	(1, 1)	5.0	W	22	6	4	2	4	1	0	0	0	0	1	29	33	3.60	1.400
Diomedes Olivo, L ERA: 2.83	(6, 1)	2.1		10	0	2	2	3	3	0	0	0	0	0	13	25	7.71	1.286
Roy Face, R ERA: 1.75	(8, 1)	0.2		3	1	0	0	0	0	0	0	0	0	0	3	3	0.00	1.500
Al McBean, R ERA: 3.25	(9, 1)	0.2		3	1	0	0	1	0	0	0	0	0	0	5	5	0.00	1.500
Joe Gibbon, L ERA: 3.94	(9, 1)	0.0		1	1	0	0	0	0	0	0	0	0	0	1	1	∞	∞

PITCHER		IP	WLS	BF	H	R	ER	SO	BB	IBB	HBP	BLK	WP	HR	S	P	ERA	WHIP
Jack Lamabe, R ERA: 3.14	(9, 1)	0.1	S	1	0	0	0	0	0	0	0	0	0	0	1	1	0.00	0.000

BOTTOM

Pittsburgh Pirates @ St. Louis Cardinals

Sportsman's Park, St. Louis, MO

Sun Aug 26 1962, 4:38 AM EDT

Att. 25,556 - Unknown

livebaseballscorecards.com

AB	36
R	6
H	9
RBI	6
BB	4
SO	8
LOB	20

WP: 0 PB: 0 SB: 2 CS: 0 PA: 40

Batter	1	2	3	4	5	6	7	8	9	AB	R	H	RBI	BB	SO	LOB
Carl Warwick, R (1, 8) OBP: 0.306, SLG: 0.409	HR	6-3 1-2 2-3		4-3		2-3			K	5	1	1	1	0	1	2
Al Spangler, L (1, 7) OBP: 0.388, SLG: 0.381	4-3	BB			SH1-3 1B 2B BB	P4			K	3	1	0	0	2	1	0
Johnny Temple, R (1, 4) OBP: 0.346, SLG: 0.306 J C Hartman, R (9, 6) OBP: 0.235, SLG: 0.242	F8	K			SH1-3 1-2 2B 1B	6-3				4 0	1 0	1 0	0 0	0 0	1 0	3 0
Norm Larker, L (1, 3) OBP: 0.353, SLG: 0.381	1B BB		3-1		SH1-3 1-2 2-3		K			2	0	0	0	1	1	0
Roman Mejias, R (1, 9) OBP: 0.337, SLG: 0.465	1-2 1B		K		1B 2-H 3-H 2B		F8			4	1	2	2	0	1	0
Bob Aspromonte, R (1, 5) OBP: 0.345, SLG: 0.391	F7		BB		1B IBB			6-3		2	0	0	0	2	0	2
Jim Campbell, R (1, 2) OBP: 0.260, SLG: 0.333		K	F8		F7			F9		4	0	0	0	0	1	3
Bob Lillis, R (1, 6) (9, 4) OBP: 0.282, SLG: 0.275		6-3 1B 1B		F8	1-3 2-H 1B			6-3		4	0	2	1	0	0	0
Bob Bruce, R (1, 1) OBP: 0.364, SLG: 0.186 Don McMahon, R (6, 1) OBP: 0.111, SLG: 0.111		6-3 1-2 1B		4-3		G3			F3	3 1	0 0	1 0	0 0	0 0	0 0	0 0
Inning Stats	R: 1 H: 2 E: 0 LOB: 2 K: 0 BB: 1 S: 5 P: 9	R: 0 H: 2 E: 0 LOB: 3 K: 2 BB: 1 S: 9 P: 13	R: 0 H: 0 E: 0 LOB: 1 K: 1 BB: 1 S: 5 P: 9	R: 0 H: 0 E: 0 LOB: 0 K: 0 BB: 0 S: 3 P: 3	R: 3 H: 3 E: 0 LOB: 2 K: 0 BB: 2 S: 5 P: 13	R: 0 H: 0 E: 0 LOB: 0 K: 0 BB: 0 S: 3 P: 3	R: 0 H: 0 E: 0 LOB: 0 K: 1 BB: 0 S: 5 P: 5	R: 0 H: 0 E: 0 LOB: 0 K: 0 BB: 0 S: 3 P: 3	R: 0 H: 0 E: 0 LOB: 0 K: 2 BB: 0 S: 7 P: 7	1B: 5 SF: 0 2B: 1 SAC: 1 3B: 0 DP: 0 HR: 1 HBP: 0						

PITCHER	IP	WLS	BF	H	R	ER	SO	BB	IBB	HBP	BLK	WP	HR	S	P	ERA	WHIP
Ernie Broglio, R (1, 1) ERA: 3.26	5.0	L	26	7	4	4	3	4	1	0	0	0	1	27	47	7.20	2.200
Bob Duliba, R (6, 1) ERA: 1.26	1.0		3	0	0	0	0	0	0	0	0	0	0	3	3	0.00	0.000
Curt Simmons, L (7, 1) ERA: 3.91	3.0		9	0	0	0	3	0	0	0	0	0	0	15	15	0.00	0.000

PITCHER	IP	WLS	BF	H	R	ER	SO	BB	IBB	HBP	BLK	WP	HR	S	P	ERA	WHIP

TOP

Houston Colt 45's @ St. Louis Cardinals

Sportsman's Park, St. Louis, MO

Tue Aug 28 1962, 8:05 PM EDT
Att. 9,510 - Unknown

livebaseballscorecards.com

AB	32
R	4
H	7
RBI	4
BB	5
SO	6
LOB	10

WP: 0	PA: 38		
PB: 0			
SB: 0			
CS: 0			

Batter	1	2	3	4	5	6	7	8	9	AB	R	H	RBI	BB	SO	LOB
Julian Javier, R (1, 4) OBP: 0.323, SLG: 0.372	K		F8		E 1B 1B	P5			P6	5	1	1	0	0	1	2
Bob Burda, L (1, 9) OBP: 0.250, SLG: 0.077 Julio Gotay, R (7, 6) OBP: 0.320, SLG: 0.306	FC1-6 BB		6-3		E6 1B 1-3		K			2 1	0 0	0 0	0 0	1 0	0 0	1 0
Stan Musial, L (1, 7) OBP: 0.419, SLG: 0.502	FC1-6 1B 1-2f		4-3		P6		6-3			4	0	0	0	0	0	3
Bill White, L (1, 3) OBP: 0.380, SLG: 0.499 (7, 9)	1B 1-3			1B E BB	1B 1-3 3-H		K			3	1	2	1	1	1	0
Ken Boyer, R (1, 5) OBP: 0.387, SLG: 0.483	K			FC6-4 1B 1-2	F9			K2-3		4	0	1	0	0	2	4
Bobby Gene Smith, R (1, 8) OBP: 0.267, SLG: 0.299		F8		FC6-4 1-2f 2-H		1B G3 BB		5-3		3	0	0	0	1	0	1
Gene Oliver, R (1, 2) OBP: 0.357, SLG: 0.411		F8		P4		G3 1-2		6-3		4	0	0	0	0	0	2
Dal Maxvill, R (1, 6) OBP: 0.236, SLG: 0.239 Fred Whitfield, L (6, PH) OBP: 0.323, SLG: 0.531 (7, 3)		BB		K		1B 2-3			F5	1 2	0 0	0 1	0 0	1 0	1 0	1 0
Ernie Broglio, R (1, 1) OBP: 0.140, SLG: 0.105 Red Schoendienst, S (5, PH) OBP: 0.359, SLG: 0.391 Bob Duliba, R (6, 1) Carl Sawatski, L (6, PH) OBP: 0.364, SLG: 0.463 Curt Simmons, L (7, 1) OBP: 0.267, SLG: 0.225 Charlie James, R (9, PH) OBP: 0.319, SLG: 0.412		F9			K	K			K	1 1 0 1 0 0 1	0 0 0 0 0 0 0	0 0 0 0 0 0 0	0 0 0 0 0 0 0	0 1 0 0 0 0 1	1 0 0 1 0 0 0	1 0 0 2 0 0 0
Inning Stats	R: 0 H: 1 E: 0 LOB: 2 K: 2 BB: 1 S: 8 P: 12	R: 0 H: 0 E: 0 LOB: 1 K: 0 BB: 1 S: 3 P: 7	R: 0 H: 0 E: 0 LOB: 0 K: 0 BB: 0 S: 3 P: 3	R: 1 H: 1 E: 1 LOB: 1 K: 1 BB: 1 S: 6 P: 10	R: 1 H: 2 E: 1 LOB: 2 K: 1 BB: 0 S: 8 P: 8	R: 0 H: 1 E: 0 LOB: 2 K: 1 BB: 1 S: 6 P: 10	R: 0 H: 0 E: 0 LOB: 0 K: 2 BB: 0 S: 7 P: 7	R: 0 H: 0 E: 0 LOB: 0 K: 1 BB: 0 S: 5 P: 5	R: 0 H: 0 E: 0 LOB: 0 K: 1 BB: 0 S: 5 P: 5	1B: 5 2B: 0 3B: 0 HR: 0	SF: 0 SAC: 0 DP: 0 HBP: 0			WP: 0 PB: 0 SB: 0 CS: 0	PA: 37		

PITCHER	IP	WLS	BF	H	R	ER	SO	BB	IBB	HBP	BLK	WP	HR	S	P	ERA	WHIP
Bob Bruce, R (1, 1) ERA: 4.14	5.1	W	26	5	2	0	4	4	0	0	0	0	0	30	46	0.00	1.688
Don McMahon, R (6, 1) ERA: 1.38	3.2	S	11	0	0	0	5	0	0	0	0	0	0	21	21	0.00	0.000

PITCHER	IP	WLS	BF	H	R	ER	SO	BB	IBB	HBP	BLK	WP	HR	S	P	ERA	WHIP

BOTTOM

Houston Colt 45's @ St. Louis Cardinals

Sportsman's Park, St. Louis, MO

Tue Aug 28 1962, 8:05 PM EDT

Att. 9,510 - Unknown

livebaseballscorecards.com

AB	33
R	2
H	5
RBI	1
BB	4
SO	9
LOB	17

Batter	1	2	3	4	5	6	7	8	9	AB	R	H	RBI	BB	SO	LOB
Carl Warwick, R (1, 8) OBP: 0.307, SLG: 0.409	0-0 1B	0-3 K			0-0 FC5-4 1B			0-0 F8		4	0	2	0	0	1	2
Al Spangler, L (1, 7) OBP: 0.384, SLG: 0.376	0-0 F9	0-0 FC4-6 1-2f			0-0 P1			0-0 F8		4	0	0	0	0	0	4
Johnny Temple, R (1, 4) OBP: 0.344, SLG: 0.304 Joey Amalfitano, R (4, 4) OBP: 0.319, SLG: 0.296	0-0 F8		0-3 K		0-0 FC5-4 CS 1-2f			4-0 BB		2 1	0 0	0 0	0 0	0 1	1 0	1 1
Norm Larker, L (1, 3) OBP: 0.356, SLG: 0.382	0-0 FC6-4 1-3 1B		0-0 3-1		0-0 CS 1-2	4-0 G4-6-3 BB		4-0 BB 1-2		2	0	1	0	2	0	0
Roman Mejias, R (1, 9) OBP: 0.337, SLG: 0.470	0-0 FC6-4 1-2f		0-0 HR			0-0 F9		0-0 6-3		4	1	1	1	0	0	5
Bob Aspromonte, R (1, 5) OBP: 0.342, SLG: 0.388 J C Hartman, R (9, 6) OBP: 0.235, SLG: 0.242		0-0 E6 FC3-6 WP 1B	0-0 3-1			0-0 G4-6-3 1-2f			0-0 F7	4 0	1 0	0 0	0 0	0 0	0 0	1 0
Jim Campbell, R (1, 2) OBP: 0.272, SLG: 0.373	4-0 FC3-6 BB 1-2		0-3 K	0-3 K			0-3 K		0-0 HR	3	1	1	1	1	2	0
Bob Lillis, R (1, 6) OBP: 0.279, SLG: 0.273 (9, 5)	0-0 FC3-6 1B 1-2f 2-3		0-3 K				0-0 4-3		0-0 5-3	4	0	0	0	0	1	2
Turk Farrell, R (1, 1) OBP: 0.180, SLG: 0.217	0-0 FC4-6 1-2 3-H 1B		0-0 2-3				0-3 K		0-0 6-3	4	0	1	1	0	1	0
Inning Stats	R: 0 H: 2 E: 0 LOB: 2 K: 0 BB: 0 S: 5 P: 5	R: 1 H: 1 E: 1 LOB: 2 K: 1 BB: 1 S: 7 P: 11	R: 1 H: 1 E: 0 LOB: 0 K: 1 BB: 0 S: 6 P: 6	R: 0 H: 0 E: 0 LOB: 0 K: 2 BB: 0 S: 7 P: 7	R: 0 H: 1 E: 0 LOB: 0 K: 0 BB: 0 S: 3 P: 3	R: 0 H: 0 E: 0 LOB: 0 K: 0 BB: 1 S: 2 P: 6	R: 0 H: 0 E: 0 LOB: 0 K: 2 BB: 0 S: 7 P: 7	R: 0 H: 0 E: 0 LOB: 2 K: 0 BB: 2 S: 3 P: 11	R: 1 H: 1 E: 0 LOB: 0 K: 0 BB: 0 S: 4 P: 4	1B: 4 SF: 0 2B: 0 SAC: 0 3B: 0 DP: 1 HR: 2 HBP: 0						WP: 1 PA: 37 PB: 0 SB: 0 CS: 1	

PITCHER	IP	WLS	BF	H	R	ER	SO	BB	IBB	HBP	BLK	WP	HR	S	P	ERA	WHIP
Bob Gibson, R (1, 1) ERA: 2.49	9.0	L	36	6	3	2	6	4	0	0	0	1	2	44	60	2.00	1.111

PITCHER	IP	WLS	BF	H	R	ER	SO	BB	IBB	HBP	BLK	WP	HR	S	P	ERA	WHIP

TOP

Houston Colt 45's @ St. Louis Cardinals

Sportsman's Park, St. Louis, MO

Wed Aug 29 1962, 8:05 PM EDT

Att. 8,295 - Unknown

livebaseballscorecards.com

AB	32
R	3
H	6
RBI	3
BB	4
SO	6
LOB	16

Batter	1	2	3	4	5	6	7	8	9	AB	R	H	RBI	BB	SO	LOB
Julian Javier, R (1, 4) OBP: 0.320, SLG: 0.369	6-3		F9		6-3		1-3			4	0	0	0	0	0	1
Bobby Gene Smith, R (1, 8) OBP: 0.261, SLG: 0.292	K		K		5-3			F8		4	0	0	0	0	2	0
Stan Musial, L (1, 7) OBP: 0.417, SLG: 0.501	2B		K			F2		F8		4	0	1	0	0	1	0
Bill White, L (1, 3) OBP: 0.379, SLG: 0.497	4-3			2B 1B 1B		F3		F8		4	1	1	0	0	0	1
Ken Boyer, R (1, 5) OBP: 0.388, SLG: 0.485		F8		1-3 1B 2B		1B			L4	4	1	2	0	0	0	0
Charlie James, R (1, 9) OBP: 0.316, SLG: 0.408 Red Schoendienst, S (9, PH) OBP: 0.362, SLG: 0.395	K	K	K		L5				BB 1B	3 1	0 0	0 1	0 0	0 0	2 0	3 0
Gene Oliver, R (1, 2) OBP: 0.363, SLG: 0.418 Jimmie Schaffer, R (8, 2) OBP: 0.279, SLG: 0.290 Fred Whitfield, L (9, PH) OBP: 0.321, SLG: 0.527	BB 1B		2-H 3-H 1B				E 1B		K	3 0 1	0 0 0	3 0 0	2 0 0	0 0 1	0 0 1	0 0 1
Julio Gotay, R (1, 6) OBP: 0.320, SLG: 0.304 Carl Sawatski, L (9, PH) OBP: 0.367, SLG: 0.463	1-2 BB		6-3				K		1-2 BB	2 0	0 0	0 0	0 0	1 1	1 0	1 0
Bob Gibson, R (1, 1) OBP: 0.338, SLG: 0.382 Bob Burda, L (9, PH) OBP: 0.235, SLG: 0.071	P5				K		1-2 K		K	3 1	0 0	0 0	0 0	0 0	2 1	3 2
Inning Stats	R: 0 E: 0 K: 1 S: 6 H: 1 LOB: 1 BB: 0 P: 6	R: 0 E: 0 K: 1 S: 6 H: 1 LOB: 2 BB: 1 P: 10	R: 0 E: 0 K: 2 S: 7 H: 0 LOB: 0 BB: 0 P: 7	R: 2 E: 0 K: 1 S: 7 H: 3 LOB: 0 BB: 0 P: 7	R: 0 E: 0 K: 1 S: 5 H: 0 LOB: 0 BB: 0 P: 5	R: 0 E: 0 K: 0 S: 4 H: 1 LOB: 1 BB: 0 P: 4	R: 0 E: 1 K: 2 S: 8 H: 1 LOB: 1 BB: 0 P: 8	R: 0 E: 0 K: 0 S: 3 H: 0 LOB: 0 BB: 0 P: 3	R: 0 E: 0 K: 2 S: 8 H: 1 LOB: 2 BB: 1 P: 12	1B: 6 2B: 2 3B: 0 HR: 0	SF: 0 SAC: 0 DP: 0 HBP: 0						

PITCHER	IP	WLS	BF	H	R	ER	SO	BB	IBB	HBP	BLK	WP	HR	S	P	ERA	WHIP
Turk Farrell, R (1, 1) ERA: 2.9	9.0	W	36	8	2	2	10	2	0	0	0	0	0	54	62	2.00	1.111

PITCHER	IP	WLS	BF	H	R	ER	SO	BB	IBB	HBP	BLK	WP	HR	S	P	ERA	WHIP

BOTTOM

Houston Colt 45's @ St. Louis Cardinals

Sportsman's Park, St. Louis, MO

Wed Aug 29 1962, 8:05 PM EDT

Att. 8,295 - Unknown

livebaseballscorecards.com

AB	34
R	2
H	8
RBI	2
BB	2
SO	10
LOB	12

1B: 6	SF: 0	WP: 0	PA: 36
2B: 2	SAC: 0	PB: 0	
3B: 0	DP: 0	SB: 0	
HR: 0	HBP: 0	CS: 0	

New York Mets @ St. Louis Cardinals

Sportsman's Park, St. Louis, MO

Fri Aug 31 1962, 8:05 PM EDT

Att. 11,347 - Unknown

TOP

livebaseballscorecards.com

Batter	1	2	3	4	5	6	7	8	9	AB	R	H	RBI	BB	SO	LOB
Richie Ashburn, L (1, 7) OBP: 0.429, SLG: 0.401	6-3	PO 1-2	2B 1B		3-1		4-3 1-2		FC G6-4-3 1-2 2-3	5	1	1	0	0	0	3
Rod Kanehl, R (1, 4) OBP: 0.315, SLG: 0.346	K		P3		L9		4-3		G6-4-3 1-2f	5	0	0	0	0	1	5
Gene Woodling, L (1, 9) OBP: 0.389, SLG: 0.438	1B		1-H 2B		4-3		4-3			4	0	2	1	0	0	1
Marv Throneberry, L (1, 3) OBP: 0.301, SLG: 0.424	F8		3-1			F9 6-3 1B		3-1		4	0	1	0	0	0	2
Charlie Neal, R (1, 5) OBP: 0.319, SLG: 0.384		4-3	L8			6-3 1-2		5-3		4	0	0	0	0	0	2
Choo-Choo Coleman, L (1, 2) OBP: 0.297, SLG: 0.488		BBBB 4-0 BB 1B BB		1-3		F9 2-3		H 1-0 CS HBP		2	1	0	0	1	0	1
Jim Hickman, R (1, 8) OBP: 0.333, SLG: 0.418 Felix Mantilla, R (9, PH) OBP: 0.328, SLG: 0.397		BBBB 4-0 1B 1-2 BB		6-3		BBBB 4-0 BB		0-0 CS 1-2	6-3	1 1	0 0	0 0	0 0	2 0	0 0	0 0
Elio Chacon, R (1, 6) OBP: 0.353, SLG: 0.286 Frank Thomas, R (9, PH) OBP: 0.325, SLG: 0.496 Joe Christopher, R (9, PR) OBP: 0.301, SLG: 0.317		PO 1-3 2-H 1B		1B		F3			FC BB 1B	3 1 0	0 0 0	2 1 0	1 0 0	0 0 0	0 0 0	2 0 0
Craig Anderson, R (1, 1) OBP: 0.138, SLG: 0.107 Bob Moorhead, R (8, 1) OBP: 0.222, SLG: 0.045 Willard Hunter, R (8, 1) OBP: 0.250, SLG: 0.250 Sammy Taylor, L (9, PH) OBP: 0.323, SLG: 0.327 Rick Herrscher, R (9, PR) OBP: 0.235, SLG: 0.344		K		K			4-3 1B		FC 1-2 BB	3 0 0 0 0	0 0 0 0 0	1 0 0 0 0	0 0 0 0 0	0 0 0 1 0	2 0 0 0 0	3 0 0 0 0

AB	**33**
R	**2**
H	**8**
RBI	**2**
BB	**4**
SO	**3**
LOB	**19**

Inning Stats	1	2	3	4	5	6	7	8	9	1B: 7	SF: 0	WP: 0	PA: 40
	R: 0 E: 0 K: 1 S: 6 H: 1 LOB: 1 BB: 0 P: 6	R: 1 E: 0 K: 1 S: 5 H: 1 LOB: 1 BB: 2 P: 13	R: 1 E: 0 K: 0 S: 5 H: 2 LOB: 1 BB: 0 P: 5	R: 0 E: 0 K: 1 S: 6 H: 1 LOB: 1 BB: 0 P: 6	R: 0 E: 0 K: 0 S: 3 H: 0 LOB: 0 BB: 0 P: 3	R: 0 E: 0 K: 0 S: 4 H: 1 LOB: 2 BB: 1 P: 8	R: 0 E: 0 K: 0 S: 4 H: 1 LOB: 1 BB: 0 P: 4	R: 0 E: 0 K: 0 S: 2 H: 0 LOB: 0 BB: 0 P: 3	R: 0 E: 0 K: 0 S: 4 H: 1 LOB: 3 BB: 1 P: 8	2B: 1 3B: 0 HR: 0	SAC: 0 DP: 1 HBP: 1	PB: 0 SB: 0 CS: 1	

PITCHER	IP	WLS	BF	H	R	ER	SO	BB	IBB	HBP	BLK	WP	HR	S	P	ERA	WHIP
Larry Jackson, R (1, 1) ERA: 3.91	8.1	W	36	8	2	2	3	4	0	1	0	0	0	37	54	2.16	1.440
Bobby Shantz, L (9, 1) ERA: 1.98	0.2	S	2	0	0	0	0	0	0	0	0	0	0	2	2	0.00	0.000

PITCHER	IP	WLS	BF	H	R	ER	SO	BB	IBB	HBP	BLK	WP	HR	S	P	ERA	WHIP

BOTTOM

New York Mets @ St. Louis Cardinals

Sportsman's Park, St. Louis, MO

Fri Aug 31 1962, 8:05 PM EDT

Att. 11,347 - Unknown

Batter	1	2	3	4	5	6	7	8	9	AB	R	H	RBI	BB	SO	LOB
Julian Javier, R (1, 4) OBP: 0.320, SLG: 0.368	F8		L9		3-1 BB 1B BB		G1-6-3 1B	K		1	0	0	0	0	0	0
Dal Maxvill, R (2, 6) OBP: 0.244, SLG: 0.241										3	1	1	0	1	1	2
Curt Flood, R (1, 8) OBP: 0.339, SLG: 0.425	E6		1B 1B		3-1 1-2 1B BB		G1-6-3 1-2f	1-3 2-H 1B		4	1	2	1	1	0	1
Stan Musial, L (1, 7) OBP: 0.417, SLG: 0.500	F8		FC6-4 1-3 1B		3-1 1-2 2-3		1B 1B	P4		5	0	2	0	0	0	5
Bobby Gene Smith, R (9, 7) OBP: 0.261, SLG: 0.292										0	0	0	0	0	0	0
Bill White, L (1, 3) OBP: 0.381, SLG: 0.498	BB		F3		FC5-4 1B 2-H 3-H 1B		1-3 1B			3	0	2	2	1	0	2
Ken Boyer, R (1, 5) OBP: 0.387, SLG: 0.483	F9		FC6-4 1-2f		FC5-4 1-2 1B		F7			4	0	1	0	0	0	6
Gene Oliver, R (1, 2) OBP: 0.362, SLG: 0.413		K		FC5-4 BB	FC5-4 1-2f 2-3			K		3	0	0	0	1	2	2
Charlie James, R (1, 9) OBP: 0.315, SLG: 0.416		6-3		K		6-3		HR		4	1	1	1	0	1	1
Julio Gotay, R (1, 6) OBP: 0.322, SLG: 0.307 (2, 4)		FC6-4 1B		FC5-4 FC6-4 1-2f		1-6-3		S 1B 1B		4	1	2	0	0	0	1
Larry Jackson, R (1, 1) OBP: 0.235, SLG: 0.216		FC6-4 1-2f		FC6-4 1-2f		6-3		1B 1-2 BB		3	0	0	0	1	0	2
Bobby Shantz, R (9, 1) OBP: 0.105, SLG: 0.111										0	0	0	0	0	0	0
Inning Stats	R: 0 E: 1 K: 0 S: 4 H: 0 LOB: 2 BB: 1 P: 8	R: 0 E: 0 K: 1 S: 6 H: 1 LOB: 1 BB: 0 P: 6	R: 0 E: 0 K: 0 S: 5 H: 2 LOB: 2 BB: 0 P: 5	R: 0 E: 0 K: 1 S: 5 H: 0 LOB: 1 BB: 1 P: 9	R: 2 E: 0 K: 0 S: 4 H: 2 LOB: 1 BB: 2 P: 12	R: 0 E: 0 K: 0 S: 3 H: 0 LOB: 0 BB: 0 P: 3	R: 0 E: 0 K: 0 S: 5 H: 3 LOB: 2 BB: 0 P: 5	R: 2 E: 0 K: 2 S: 10 H: 3 LOB: 2 BB: 1 P: 14		1B: 10 2B: 0 3B: 0 HR: 1 SF: 0 SAC: 0 DP: 1 HBP: 0					

livebaseballscorecards.com

AB	34
R	4
H	11
RBI	4
BB	5
SO	4
LOB	22

WP: 0 PB: 0 SB: 1 CS: 0 PA: 39

PITCHER	IP	WLS	BF	H	R	ER	SO	BB	IBB	HBP	BLK	WP	HR	S	P	ERA	WHIP
Craig Anderson, R (1, 1) ERA: 5.53	7.1	L	35	10	4	4	3	4	0	0	0	0	1	37	53	4.91	1.909
Bob Moorhead, R (8, 1) ERA: 4.49	0.1		3	1	0	0	1	1	0	0	0	0	0	4	8	0.00	6.000
Willard Hunter, L (8, 1) ERA: 7.64	0.1		1	0	0	0	0	0	0	0	0	0	0	1	1	0.00	0.000

PITCHER	IP	WLS	BF	H	R	ER	SO	BB	IBB	HBP	BLK	WP	HR	S	P	ERA	WHIP

Batter	1	2	3	4	5	6	7	8	9	AB	R	H	RBI	BB	SO	LOB
Richie Ashburn, L (1, 7) OBP: 0.425, SLG: 0.396 Joe Christopher, R (6, 8) OBP: 0.304, SLG: 0.317	0-0 4-3		0-0 F8	0-0 F8		S S S 0-3 K		B B B 4-0 1B 1B BB		4 0	0 0	0 0	0 0	0 1	1 0	3 0
Rod Kanehl, R (1, 4) OBP: 0.313, SLG: 0.344	0-0 4-3	S S S 0-3 K			0-0 G3		0-0 F8	0-0 1B 1-2 2-H 1B		5	0	1	1	0	1	0
Gene Woodling, L (1, 9) OBP: 0.389, SLG: 0.448	S S S 0-3 K		0-0 HR		0-0 P6		0-0 F9	0-0 1-2 2-3 1B		5	1	2	1	0	1	0
Marv Throneberry, L (1, 3) OBP: 0.305, SLG: 0.423		0-0 L9	B B B B 4-0 BB		0-0 1B 1B		B B B 4-0 FC5 1B BB	S S S 0-3 K		3	0	1	0	2	1	3
Charlie Neal, R (1, 5) OBP: 0.322, SLG: 0.385		B B B B 4-0 FC4-6 BB	S S S 0-3 K		0-0 1-2 1B		0-0 1-2 1B		S S S 0-3 K	4	0	2	0	1	2	1
Choo-Choo Coleman, L (1, 2) OBP: 0.298, SLG: 0.494 Sammy Taylor, L (5, 2) OBP: 0.321, SLG: 0.325 Joe Pignatano, R (8, 2) OBP: 0.316, SLG: 0.275		0-0 FC4-6 1-2f HR		0-0 CS 2B	0-0 4-3		0-0 FC5 2-3f		0-0 6-3	3 1 1	1 0 0	1 0 0	0 0 0	0 0 0	0 0 0	3 2 0
Jim Hickman, R (1, 8) OBP: 0.340, SLG: 0.442 (6, 7)		0-0 1-H HR		B B B B 4-0 BB 2-3 BB		0-0 F8		0-0 G6-4-3 1B	0-0 HR	4	2	3	3	1	0	0
Elio Chacon, R (1, 6) OBP: 0.359, SLG: 0.291 Frank Thomas, R (8, PH) OBP: 0.324, SLG: 0.495 Rick Herrscher, R (8, 6) OBP: 0.229, SLG: 0.333		0-0 S 1B		B B B B 4-0 1-2 BB		0-0 4-3 1B		0-0 G6-4-3 1-2f	0-0 E1	2 1 1	0 0 0	2 0 0	0 0 0	1 0 0	0 0 0	0 1 0
Ray Daviault, R (1, 1) OBP: 0.133, SLG: 0.071 Bob Miller, R (4, 1) OBP: 0.147, SLG: 0.206 Willard Hunter, R (4, 1) OBP: 0.231, SLG: 0.231 Felix Mantilla, R (8, PH) OBP: 0.329, SLG: 0.400 Bob Moorhead, R (8, 1) OBP: 0.222, SLG: 0.045 Chris Cannizzaro, R (9, PH) OBP: 0.314, SLG: 0.248		S S S 0-3 K 1-2		S S S 0-3 K		0-0 4-3 1-2		S S S 0-0 1B 2B	S S S 0-3 K	2 0 1 1 0 1	0 0 0 1 0 0	0 0 0 1 0 0	0 0 0 0 0 0	0 0 0 0 0 1	2 0 0 0 0 0	3 0 1 0 0 1
Inning Stats	R: 0 E: 0 K: 1 S: 5 H: 0 LOB: 0 BB: 0 P: 5	R: 2 E: 0 K: 1 S: 7 H: 2 LOB: 1 BB: 1 P: 11	R: 1 E: 0 K: 2 S: 8 H: 1 LOB: 1 BB: 1 P: 12	R: 0 E: 0 K: 1 S: 5 H: 1 LOB: 2 BB: 2 P: 13	R: 0 E: 0 K: 0 S: 5 H: 2 LOB: 2 BB: 0 P: 5	R: 0 E: 0 K: 1 S: 6 H: 1 LOB: 2 BB: 1 P: 6	R: 0 E: 0 K: 0 S: 4 H: 1 LOB: 2 BB: 1 P: 8	R: 1 E: 0 K: 1 S: 8 H: 4 LOB: 3 BB: 1 P: 12	R: 1 E: 1 K: 2 S: 9 H: 1 LOB: 1 BB: 0 P: 9	1B: 8 2B: 2 3B: 0 HR: 3	SF: 0 SAC: 0 DP: 1 HBP: 0				WP: 0 PB: 0 SB: 1 CS: 1	PA: 45	

TOP

New York Mets @ St. Louis Cardinals

Sportsman's Park, St. Louis, MO

Sat Sep 01 1962, 8:05 PM EDT

Att. 7,961 - Unknown

livebaseballscorecards.com

AB	39
R	5
H	13
RBI	5
BB	6
SO	9
LOB	18

PITCHER		IP	WLS	BF	H	R	ER	SO	BB	IBB	HBP	BLK	WP	HR	S	P	ERA	WHIP
Ray Washburn, R ERA: 3.91	(1, 1)	7.2	W	39	12	4	4	6	6	0	0	0	0	2	45	69	4.70	2.348
Don Ferrarese, L ERA: 2.95	(8, 1)	0.1		1	0	0	0	1	0	0	0	0	0	0	3	3	0.00	0.000
Lindy McDaniel, R ERA: 4.38	(9, 1)	1.0	S	5	1	1	1	2	0	0	0	0	0	1	9	9	9.00	1.000

PITCHER	IP	WLS	BF	H	R	ER	SO	BB	IBB	HBP	BLK	WP	HR	S	P	ERA	WHIP

New York Mets @ St. Louis Cardinals

Sportsman's Park, St. Louis, MO

Sat Sep 01 1962, 8:05 PM EDT

Att. 7,961 - Unknown

livebaseballscorecards.com

Batter	1	2	3	4	5	6	7	8	9	AB	R	H	RBI	BB	SO	LOB
Curt Flood, R (1, 8) OBP: 0.341, SLG: 0.428	F8	FC6-4 1-2f		BB, 2B 1-3 2-H 3-H	1B			BB, 1B		5	2	3	2	0	0	2
Julio Gotay, R (1, 4) OBP: 0.323, SLG: 0.304	K2-3		F8	BB, 2B	5-3			1B 1-2 BB		3	1	0	0	2	1	1
Stan Musial, L (1, 7) OBP: 0.418, SLG: 0.501 Bobby Gene Smith, R (7, 7) OBP: 0.259, SLG: 0.291	WP, 2B		3-1	2B, 1B 1-2 2-3 3-H BB		P4		P6		3 1	1 0	1 0	1 0	1 0	0 0	0 2
Bill White, L (1, 3) OBP: 0.382, SLG: 0.499	5-3 2-3		F8	1B, S 1-3 2-H 3-H 2B		P5		1-3 2-H 1B		5	1	2	3	0	0	1
Ken Boyer, R (1, 5) OBP: 0.387, SLG: 0.488		HR		F9 S 2-3 3-H 1B		4-3		F8		5	1	2	2	0	0	2
Charlie James, R (1, 9) OBP: 0.318, SLG: 0.420		1B, CS 2B		BB, 1B 1B K			F2			4	1	2	0	0	1	2
Gene Oliver, R (1, 2) OBP: 0.360, SLG: 0.408 Jimmie Schaffer, R (8, 2) OBP: 0.279, SLG: 0.290	6-3			1B, 2B 1-2 BB K 1-2 3-H			F7			3 0	1 0	0 0	0 0	1 0	1 0	2 0
Dal Maxvill, R (1, 6) OBP: 0.252, SLG: 0.250		CS 2-3 1B		BB, 2B 1-3 2-H 1B	6-3		F8			4	1	2	1	0	0	0
Ray Washburn, R (1, 1) OBP: 0.255, SLG: 0.239 Don Ferrarese, R (8, 1) OBP: 0.400, SLG: 1.000 Red Schoendienst, S (8, PH) OBP: 0.360, SLG: 0.392 Lindy McDaniel, R (9, 1) OBP: 0.136, SLG: 0.050		FC6-4 1-2 3-H BB		2B 1-2 BB	K			K		1 0 1 0	1 0 0 0	0 0 0 0	0 0 0 0	2 0 0 0	1 0 0 0	0 0 0 0
Inning Stats	R: 0 E: 0 K: 1 S: 6 H: 1 LOB: 1 BB: 0 P: 6	R: 1 E: 0 K: 0 S: 5 H: 3 LOB: 2 BB: 1 P: 9	R: 0 E: 0 K: 0 S: 3 H: 0 LOB: 0 BB: 0 P: 3	R: 8 E: 0 K: 2 S: 12 H: 5 LOB: 1 BB: 4 P: 28	R: 0 E: 0 K: 1 S: 6 H: 1 LOB: 1 BB: 0 P: 6	R: 0 E: 0 K: 0 S: 3 H: 0 LOB: 0 BB: 0 P: 3	R: 0 E: 0 K: 0 S: 3 H: 0 LOB: 0 BB: 0 P: 3	R: 1 E: 0 K: 1 S: 7 H: 2 LOB: 2 BB: 1 P: 11		1B: 7 2B: 4 3B: 0 HR: 1 SF: 0 SAC: 0 DP: 0 HBP: 0						

	AB	35
	R	10
	H	12
	RBI	9
	BB	6
	SO	5
	LOB	12

WP: 1 PA: 41
PB: 0
SB: 2
CS: 2

PITCHER		IP	WLS	BF	H	R	ER	SO	BB	IBB	HBP	BLK	WP	HR	S	P	ERA	WHIP
Ray Daviault, R ERA: 6.85	(1, 1)	3.1	L	18	6	5	5	1	3	0	0	0	1	1	17	29	13.50	2.700
Bob Miller, R ERA: 5.31	(4, 1)	0.0		0	0	0	0	0	0	0	0	0	0	0	0	0	∞	∞
Willard Hunter, L ERA: 7.31	(4, 1)	3.2		14	3	4	4	3	0	0	0	0	0	0	20	20	9.82	0.818
Bob Moorhead, R ERA: 4.53	(8, 1)	1.0		6	2	1	1	1	1	0	0	0	0	0	7	11	9.00	3.000

PITCHER	IP	WLS	BF	H	R	ER	SO	BB	IBB	HBP	BLK	WP	HR	S	P	ERA	WHIP

New York Mets @ St. Louis Cardinals

Sportsman's Park, St. Louis, MO

Sun Sep 02 1962, 4:33 AM EDT

Att. 9,169 - Unknown

TOP

livebaseballscorecards.com

Batter	1	2	3	4	5	6	7	8	9	AB	R	H	RBI	BB	SO	LOB
Richie Ashburn, L (1, 9) OBP: 0.424, SLG: 0.395	F8		G3			4-3		5-3 1B	1B BB	4	0	1	0	1	0	0
Elio Chacon, R (1, 6) OBP: 0.358, SLG: 0.288	K			FC5 1B BB		5-3		5-3 1-2	1B 1-2 2-H 3-H	3	0	0	0	1	1	1
Joe Pignatano, R (8, 2) OBP: 0.316, SLG: 0.275										0	0	0	0	0	0	0
Joe Christopher, R (9, PH) (9, 7) OBP: 0.307, SLG: 0.321										1	0	1	2	0	0	0
Marv Throneberry, L (1, 3) OBP: 0.306, SLG: 0.423	G1			FC5 1-2 1B		FC6-4 1B		K	K	5	0	2	0	0	2	3
Frank Thomas, R (1, 7) OBP: 0.325, SLG: 0.500		HR		FC5 1-2 2-3f		FC6-4 1-2f		IBB		3	1	1	1	1	0	3
Sammy Taylor, L (9, 2) OBP: 0.321, SLG: 0.325										0	0	0	0	0	0	0
Chris Cannizzaro, R (9, 2) OBP: 0.314, SLG: 0.248										0	0	0	0	0	0	0
Choo-Choo Coleman, L (1, 2) OBP: 0.299, SLG: 0.489		P6		5-3			SH3-4 1B	L5		3	1	1	0	0	0	1
Felix Mantilla, R (8, PH) (8, 6) OBP: 0.328, SLG: 0.400										1	0	0	0	0	0	2
Charlie Neal, R (1, 5) OBP: 0.322, SLG: 0.385		CS 1B			K		SH3-4 1-2		F3	3	0	1	0	0	1	0
Jim Hickman, R (1, 8) OBP: 0.342, SLG: 0.443		K 1-2			F8		2-H 1B		SH1-3 E 1B 1B	4	1	2	1	0	1	1
Rod Kanehl, R (1, 4) OBP: 0.312, SLG: 0.342			F8		1B		5-3		E4 SH1-3 1-2 1B	4	1	1	0	0	0	2
Al Jackson, L (1, 1) OBP: 0.088, SLG: 0.091			4-3		F8		4-3		SH1-3 1-2 2-3	3	0	0	0	0	0	2
Inning Stats	R: 0 E: 0 K: 1 S: 5 H: 0 LOB: 0 BB: 0 P: 5	R: 1 E: 0 K: 1 S: 6 H: 2 LOB: 0 BB: 0 P: 6	R: 0 E: 0 K: 0 S: 3 H: 0 LOB: 0 BB: 0 P: 3	R: 0 E: 0 K: 0 S: 3 H: 1 LOB: 1 BB: 1 P: 7	R: 0 E: 0 K: 1 S: 6 H: 1 LOB: 1 BB: 0 P: 6	R: 0 E: 0 K: 0 S: 4 H: 1 LOB: 1 BB: 0 P: 4	R: 1 E: 0 K: 0 S: 5 H: 2 LOB: 1 BB: 0 P: 5	R: 0 E: 0 K: 1 S: 6 H: 1 LOB: 2 BB: 1 P: 10	R: 2 E: 1 K: 1 S: 8 H: 2 LOB: 2 BB: 1 P: 12	1B: 9 2B: 0 3B: 0 HR: 1 SF: 0 SAC: 2 DP: 0 HBP: 0							

	AB	34
	R	4
	H	10
	RBI	4
	BB	3
	SO	5
	LOB	15

WP: 0 PB: 0 SB: 0 CS: 1 PA: 39

PITCHER		IP	WLS	BF	H	R	ER	SO	BB	IBB	HBP	BLK	WP	HR	S	P	ERA	WHIP
Ernie Broglio, R ERA: 3.23	(1, 1)	7.0		27	7	2	2	3	1	0	0	0	0	1	32	36	2.57	1.143
Bobby Shantz, L ERA: 1.92	(8, 1)	2.0	L	12	3	2	0	2	1	1	0	0	0	0	14	22	0.00	2.000

PITCHER	IP	WLS	BF	H	R	ER	SO	BB	IBB	HBP	BLK	WP	HR	S	P	ERA	WHIP

BOTTOM

New York Mets @ St. Louis Cardinals

Sportsman's Park, St. Louis, MO

Sun Sep 02 1962, 4:33 AM EDT

Att. 9,169 - Unknown

livebaseballscorecards.com

Batter	1	2	3	4	5	6	7	8	9	AB	R	H	RBI	BB	SO	LOB
Curt Flood, R (1, 8) OBP: 0.344, SLG: 0.429	WP 1B		H 1-0 2B HBP		1-3		3-H 1B		4-3 1-2	4	1	2	1	0	0	1
Julio Gotay, R (1, 4) OBP: 0.325, SLG: 0.309	6-3 1-2		1B 1-H 2B		G5-4-3 1B		SSS K			4	0	2	1	0	1	2
Bobby Gene Smith, R (1, 7) OBP: 0.259, SLG: 0.290	1-3		2-3 1B		G5-4-3 1-2f			6-3		4	0	1	0	0	0	2
Bill White, L (1, 3) OBP: 0.381, SLG: 0.497	F7		L4			F9		6-4-3 1B		4	0	1	0	0	0	3
Ken Boyer, R (1, 5) OBP: 0.384, SLG: 0.484		P4	G1			SSS K		6-4-3 1-2		4	0	0	0	0	1	3
Charlie James, R (1, 9) OBP: 0.317, SLG: 0.418		1B 1B		F7		F9		5-3		4	0	1	0	0	0	1
Jimmie Schaffer, R (1, 2) OBP: 0.310, SLG: 0.313 Bob Gibson, R (7, PR) OBP: 0.338, SLG: 0.382 Gene Oliver, R (8, 2) OBP: 0.362, SLG: 0.422		1-3 1B		BBB 4-0 S 1B BB			PB SH1-4 1B 1B		HR	2 0 1	0 1 1	2 0 1	0 0 1	1 0 0	0 0 0	0 0 0
Dal Maxvill, R (1, 6) OBP: 0.256, SLG: 0.254 Fred Whitfield, L (9, PH) OBP: 0.319, SLG: 0.523		F8		1-H 1B			SH1-4 1-2		F7	2 1	0 0	1 0	0 0	0 0	0 0	1 0
Ernie Broglio, R (1, 1) OBP: 0.136, SLG: 0.105 Red Schoendienst, S (7, PH) OBP: 0.357, SLG: 0.389 Bobby Shantz, R (8, 1) OBP: 0.105, SLG: 0.111 Stan Musial, L (9, PH) OBP: 0.419, SLG: 0.503 Julian Javier, R (9, PR) OBP: 0.320, SLG: 0.368			3-1	SSS K			5-3 2-3		CS 1B	2 1 0 1 0	0 0 0 0 0	0 0 0 1 0	0 0 0 0 0	1 0 0 0 0	1 0 0 0 0	1 2 0 0 0
Inning Stats	R: 0 H: 1 E: 0 LOB: 1 K: 0 BB: 0 S: 4 P: 4	R: 0 H: 2 E: 0 LOB: 1 K: 0 BB: 0 S: 4 P: 4	R: 1 H: 2 E: 0 LOB: 2 K: 0 BB: 0 S: 5 P: 6	R: 0 H: 1 E: 0 LOB: 1 K: 1 BB: 1 S: 5 P: 9	R: 0 H: 1 E: 0 LOB: 0 K: 0 BB: 0 S: 3 P: 3	R: 0 H: 0 E: 0 LOB: 0 K: 1 BB: 0 S: 5 P: 5	R: 1 H: 2 E: 0 LOB: 1 K: 1 BB: 0 S: 7 P: 7	R: 0 H: 1 E: 0 LOB: 1 K: 0 BB: 0 S: 4 P: 4	R: 1 H: 2 E: 0 LOB: 1 K: 0 BB: 0 S: 4 P: 4	1B: 10 2B: 1 3B: 0 HR: 1	SF: 0 SAC: 1 DP: 1 HBP: 1						WP: 1 PB: 1 SB: 1 CS: 1	PA: 37

PITCHER	IP	WLS	BF	H	R	ER	SO	BB	IBB	HBP	BLK	WP	HR	S	P	ERA	WHIP
Al Jackson, L (1, 1) ERA: 4.1	9.0	W	37	12	3	3	3	1	0	1	0	1	1	41	46	3.00	1.444

PITCHER	IP	WLS	BF	H	R	ER	SO	BB	IBB	HBP	BLK	WP	HR	S	P	ERA	WHIP

AB	34
R	3
H	12
RBI	3
BB	1
SO	3
LOB	16

Chicago Cubs @ St. Louis Cardinals

Sportsman's Park, St. Louis, MO

Mon Sep 03 1962, 4:33 AM EDT

Unknown

Batter	1	2	3	4	5	6	7	8	9	AB	R	H	RBI	BB	SO	LOB
Don Landrum, L (1, 8) OBP: 0.385, SLG: 0.342	P6		1B 2B HBP	1B 1B 1-2 1B		K			1B	4	2	2	0	0	1	0
Ken Hubbs, R (1, 4) OBP: 0.295, SLG: 0.353	4-3-4		2B 1-2 1B	1B 1-3 2-H 1B		K			F3	5	1	2	1	0	1	1
Billy Williams, L (1, 7) OBP: 0.378, SLG: 0.487	4-3		14 2B 1-H 2-H 2B	1-2 3-H 1B			1-3		G3	5	1	2	3	0	0	1
George Altman, L (1, 9) OBP: 0.385, SLG: 0.511		K	K	K			P6			4	0	0	0	0	3	3
14 Ernie Banks, R (1, 3) OBP: 0.310, SLG: 0.510		K	WP 1B 2-H 2B	F8			P5			4	1	1	1	0	1	2
Ron Santo, R (1, 5) OBP: 0.302, SLG: 0.375		E1 1B	1B 2-3 BB		F8			K		3	0	0	0	1	1	0
Andre Rodgers, R (1, 6) OBP: 0.343, SLG: 0.381		1-2 1B	1-3 3-H 1B		G5-4-3 BB			K		3	0	2	1	1	1	0
Dick Bertell, R (1, 2) OBP: 0.330, SLG: 0.381		P4		FC1-6 1B	G5-4-3 1-2f			K		4	0	1	0	0	1	3
Glen Hobbie, R (1, 1) OBP: 0.176, SLG: 0.125			K	FC1-6 1B 1-2f 1B		P5			K	4	1	0	0	0	2	1

Inning Stats	1	2	3	4	5	6	7	8	9	1B	2B	3B	HR	SF	SAC	DP	HBP	WP	PB	SB	CS	PA
	R: 0 E: 0 K: 0 S: 3	H: 0 LOB: 0 BB: 0 P: 3	R: 0 E: 1 K: 2 S: 9	H: 1 LOB: 2 BB: 0 P: 9	R: 4 E: 0 K: 2 S: 10	H: 4 LOB: 2 BB: 1 P: 15	R: 2 E: 0 K: 1 S: 9	H: 4 LOB: 2 BB: 0 P: 9	R: 0 E: 0 K: 0 S: 2	H: 0 LOB: 0 BB: 1 P: 6	R: 0 E: 0 K: 2 S: 7	H: 0 LOB: 0 BB: 0 P: 7	R: 0 E: 0 K: 0 S: 3	H: 0 LOB: 0 BB: 0 P: 3	R: 0 E: 0 K: 3 S: 9	H: 0 LOB: 0 BB: 0 P: 9	R: 0 E: 0 K: 1 S: 6	H: 1 LOB: 1 BB: 0 P: 6	1B: 8 2B: 2 3B: 0 HR: 0	SF: 0 SAC: 0 DP: 1 HBP: 1	WP: 1 PB: 0 SB: 0 CS: 0	PA: 39

PITCHER		IP	WLS	BF	H	R	ER	SO	BB	IBB	HBP	BLK	WP	HR	S	P	ERA	WHIP
Bob Gibson, R ERA: 2.71	(1, 1)	3.1	L	20	8	6	6	4	1	0	1	0	1	0	26	31	16.20	2.700
Don Ferrarese, L ERA: 2.93	(4, 1)	0.1		2	1	0	0	1	0	0	0	0	0	0	4	4	0.00	3.000
Bob Duliba, R ERA: 1.24	(4, 1)	0.1		1	0	0	0	0	0	0	0	0	0	0	1	1	0.00	0.000
Lindy McDaniel, R ERA: 4.16	(5, 1)	5.0		16	1	0	0	6	1	0	0	0	0	0	27	31	0.00	0.400

PITCHER	IP	WLS	BF	H	R	ER	SO	BB	IBB	HBP	BLK	WP	HR	S	P	ERA	WHIP

TOP	
AB	36
R	6
H	10
RBI	6
BB	2
SO	11
LOB	11

livebaseballscorecards.com

Batter	1	2	3	4	5	6	7	8	9	AB	R	H	RBI	BB	SO	LOB
Curt Flood, R (1, 8) OBP: 0.344, SLG: 0.430	2B		F8	FC6-4 1-2f			G4-6-3 1-2 1B		F2	5	1	2	0	0	0	3
Stan Musial, L (1, 7) OBP: 0.417, SLG: 0.503	FC6-2-5-2-5 2-H 2B		G3		4-3		G4-6-3 1-2f			4	0	1	1	0	0	2
Bill White, L (1, 3) OBP: 0.383, SLG: 0.498	L9		1B		BBB G6-4-3 BB			1B 1B		3	0	2	0	1	0	1
Ken Boyer, R (1, 5) OBP: 0.381, SLG: 0.480	FC6-2-5-2-5 FC6-5 2-3		F9		G6-4-3 1-2f			F7		4	0	0	0	0	0	4
Charlie James, R (1, 9) OBP: 0.313, SLG: 0.413	FC6-5 2-3			F7		6-3		F2		4	0	0	0	0	0	2
Carl Sawatski, L (1, 2) OBP: 0.369, SLG: 0.478		HR		4-1		4-3		1B 1-2		4	1	2	1	0	0	0
Julio Gotay, R (1, 4) OBP: 0.324, SLG: 0.309		K S S S		1B BB		P3		P4		4	0	1	0	0	1	2
Dal Maxvill, R (1, 6) OBP: 0.255, SLG: 0.254		5-3		BB 1-2			F8		4-3	4	0	1	0	0	0	0
Bob Gibson, R (1, 1) OBP: 0.333, SLG: 0.377 Don Ferrarese, R (4, 1) OBP: 0.400, SLG: 1.000 Bob Duliba, R (4, 1) Fred Whitfield, L (4, PH) OBP: 0.324, SLG: 0.523 Lindy McDaniel, R (5, 1) OBP: 0.174, SLG: 0.095 Red Schoendienst, S (9, PH) OBP: 0.355, SLG: 0.386		K S S S		BBB FC6-4 1-2 2-3 BB			1B		F8	1 0 0 0 1 1	0 0 0 0 0 0	0 0 0 0 1 0	0 0 0 0 0 0	0 0 0 1 0 0	1 0 0 0 0 0	0 0 0 0 0 0
Inning Stats	R: 1 H: 2 E: 0 LOB: 1 K: 0 BB: 0 S: 5 P: 5	R: 1 H: 1 E: 0 LOB: 0 K: 2 BB: 0 S: 8 P: 8	R: 0 H: 1 E: 0 LOB: 1 K: 0 BB: 0 S: 4 P: 4	R: 0 H: 2 E: 0 LOB: 3 K: 0 BB: 1 S: 5 P: 9	R: 0 H: 0 E: 0 LOB: 0 K: 0 BB: 1 S: 2 P: 6	R: 0 H: 0 E: 0 LOB: 0 K: 0 BB: 0 S: 3 P: 3	R: 0 H: 2 E: 0 LOB: 1 K: 0 BB: 0 S: 4 P: 4	R: 0 H: 2 E: 0 LOB: 2 K: 0 BB: 0 S: 5 P: 5	R: 0 H: 0 E: 0 LOB: 0 K: 0 BB: 0 S: 3 P: 3	1B: 7 2B: 2 3B: 0 HR: 1	SF: 0 SAC: 0 DP: 2 HBP: 0			WP: 0 PB: 0 SB: 0 CS: 0	PA: 37	

PITCHER	IP	WLS	BF	H	R	ER	SO	BB	IBB	HBP	BLK	WP	HR	S	P	ERA	WHIP
Glen Hobbie, R (1, 1) ERA: 5.28	9.0	W	37	10	2	2	2	2	0	0	0	0	1	39	47	2.00	1.333

PITCHER	IP	WLS	BF	H	R	ER	SO	BB	IBB	HBP	BLK	WP	HR	S	P	ERA	WHIP

BOTTOM

Chicago Cubs @ St. Louis Cardinals

Sportsman's Park, St. Louis, MO

Mon Sep 03 1962, 4:33 AM EDT

Unknown

livebaseballscorecards.com

AB	35
R	2
H	10
RBI	2
BB	2
SO	2
LOB	14

Batter	1	2	3	4	5	6	7	8	9	AB	R	H	RBI	BB	SO	LOB
Don Landrum, L (1, 8) OBP: 0.384, SLG: 0.342	F9	1-3		G3 1B		1-3		SH1-3 1B	4-1 2-3	6	0	2	0	0	0	2
Ken Hubbs, R (1, 4) OBP: 0.295, SLG: 0.351	F8		P6	G3 1-2		14 2B 1B		SH1-3 1-2	F8	5	0	1	0	0	0	2
Billy Williams, L (1, 7) OBP: 0.380, SLG: 0.493	14 1B 1B		HR	BBB 14 G6-4-3 BB		F8		6-3		4	1	2	1	1	0	2
14 Ernie Banks, R (1, 3) OBP: 0.310, SLG: 0.511	HBP 1-3 1B		6-3	G6-4-3 1-2f		1-3 2B		P3		5	0	2	0	0	0	3
George Altman, L (1, 9) OBP: 0.390, SLG: 0.519	1-2 HBP		1B BB 2B		S 1B	BBB BB			2B 2B	3	2	3	0	1	0	0
Ron Santo, R (1, 5) OBP: 0.303, SLG: 0.376	F9		BBB BB 1B BB		SSS K 1B	F2			1B 1B 2-H 2B	4	1	1	1	1	1	7
Andre Rodgers, R (1, 6) OBP: 0.346, SLG: 0.386		2B	BB 1-2 2-3 1B		F4 1-2		G3		1B 2-3 1B	5	1	3	0	0	0	1
Moe Thacker, R (1, 2) OBP: 0.308, SLG: 0.253		SSS K	BBB 1-2 2-3 3-H BB		BBB BB		4-3		PB SH1-4 2-H 3-H 1B	3	0	1	3	2	1	1
Don Cardwell, R (1, 1) OBP: 0.153, SLG: 0.091		L7	SSS K		P3		L6		SH1-4 1-2	4	0	0	0	0	1	6
Inning Stats	R: 0 H: 2 E: 0 LOB: 3 K: 0 BB: 0 S: 5 P: 6	R: 0 H: 1 E: 0 LOB: 1 K: 1 BB: 0 S: 6 P: 6	R: 2 H: 3 E: 0 LOB: 3 K: 1 BB: 2 S: 8 P: 16	R: 0 H: 1 E: 0 LOB: 1 K: 0 BB: 1 S: 3 P: 7	R: 0 H: 1 E: 0 LOB: 2 K: 1 BB: 1 S: 6 P: 10	R: 0 H: 2 E: 0 LOB: 3 K: 0 BB: 1 S: 5 P: 9	R: 0 H: 0 E: 0 LOB: 0 K: 0 BB: 0 S: 3 P: 3	R: 0 H: 1 E: 0 LOB: 1 K: 0 BB: 0 S: 4 P: 4	R: 3 H: 4 E: 0 LOB: 1 K: 0 BB: 0 S: 7 P: 7	1B: 9 SF: 0 2B: 5 SAC: 2 3B: 0 DP: 1 HR: 1 HBP: 1						

TOP

Chicago Cubs @ St. Louis Cardinals

Sportsman's Park, St. Louis, MO

Mon Sep 03 1962, 4:38 AM EDT

Att. 10,662 - Unknown

livebaseballscorecards.com

AB	39
R	5
H	15
RBI	5
BB	5
SO	3
LOB	24

WP: 0 PA: 47
PB: 1
SB: 1
CS: 0

PITCHER		IP	WLS	BF	H	R	ER	SO	BB	IBB	HBP	BLK	WP	HR	S	P	ERA	WHIP
Curt Simmons, L ERA: 3.88	(1, 1)	5.2		32	10	2	2	3	5	0	1	0	0	1	32	53	3.18	2.647
Bob Duliba, R ERA: 1.15	(6, 1)	2.1		8	1	0	0	0	0	0	0	0	0	0	8	8	0.00	0.429
Don Ferrarese, L ERA: 3.42	(9, 1)	0.0	L	3	3	3	3	0	0	0	0	0	0	0	3	3	∞	∞
Lindy McDaniel, R ERA: 4.12	(9, 1)	1.0		4	1	0	0	0	0	0	0	0	0	0	4	4	0.00	1.000

PITCHER	IP	WLS	BF	H	R	ER	SO	BB	IBB	HBP	BLK	WP	HR	S	P	ERA	WHIP

Batter	1	2	3	4	5	6	7	8	9	AB	R	H	RBI	BB	SO	LOB
Curt Flood, R (1, 8) OBP: 0.345, SLG: 0.431	G3-6-1 1B		F8			F7		HR 1B		4	1	2	0	0	0	0
Stan Musial, L (1, 7) OBP: 0.418, SLG: 0.514	G3-6-1 1-2f		L4-6 2B			F9		1-H HR		4	1	2	2	0	0	1
Bill White, L (1, 9) OBP: 0.384, SLG: 0.500	2B		L4-6 2-3			E6		1B		4	0	2	0	0	0	1
Ken Boyer, R (1, 5) OBP: 0.379, SLG: 0.477	F9			K		4-3		F8		4	0	0	0	0	1	3
Fred Whitfield, L (1, 3) OBP: 0.314, SLG: 0.507		6-3		K			F8		6-3	4	0	0	0	0	1	0
Gene Oliver, R (1, 2) OBP: 0.364, SLG: 0.421		HBP BB		F7			F7		1B	3	0	1	0	1	0	0
Julio Gotay, R (1, 4) OBP: 0.320, SLG: 0.305 (9, 6)		K			F8		4-3		F3	4	0	0	0	0	1	2
Dal Maxvill, R (1, 6) OBP: 0.259, SLG: 0.252 Red Schoendienst, S (8, PH) OBP: 0.350, SLG: 0.381 (9, 4)	1-2 HBP				F9			4-3	F8	1 2	0 0	0 0	0 0	0 0	0 0	0 1
Curt Simmons, L (1, 1) OBP: 0.255, SLG: 0.214 Bob Duliba, R (6, 1) Carl Sawatski, L (8, PH) OBP: 0.367, SLG: 0.476 Don Ferrarese, R (9, 1) OBP: 0.400, SLG: 1.000 Lindy McDaniel, R (9, 1) OBP: 0.174, SLG: 0.095		5-3			4-3			4-3		2 0 1 0 0	0 0 0 0 0	0 0 0 0 0	0 0 0 0 0	0 0 0 0 0	0 0 0 0 0	2 0 0 0 0
Inning Stats	R: 0 E: 0 K: 0 S: 4 H: 2 LOB: 1 BB: 0 P: 4	R: 0 E: 0 K: 1 S: 5 H: 0 LOB: 2 BB: 1 P: 10	R: 0 E: 0 K: 0 S: 3 H: 1 LOB: 0 BB: 0 P: 3	R: 0 E: 0 K: 2 S: 7 H: 0 LOB: 0 BB: 0 P: 7	R: 0 E: 0 K: 0 S: 3 H: 0 LOB: 0 BB: 0 P: 3	R: 0 E: 1 K: 0 S: 4 H: 0 LOB: 1 BB: 0 P: 4	R: 0 E: 0 K: 0 S: 3 H: 0 LOB: 0 BB: 0 P: 3	R: 2 E: 0 K: 0 S: 6 H: 3 LOB: 1 BB: 0 P: 6	R: 0 E: 0 K: 0 S: 4 H: 1 LOB: 1 BB: 0 P: 4	1B: 4 2B: 3 3B: 0 HR: 1 SF: 0 SAC: 0 DP: 2 HBP: 1						

PITCHER	IP	WLS	BF	H	R	ER	SO	BB	IBB	HBP	BLK	WP	HR	S	P	ERA	WHIP
Don Cardwell, R (1, 1) ERA: 4.78	9.0	W	35	7	2	2	3	1	0	1	0	0	1	39	44	2.00	0.889

PITCHER	IP	WLS	BF	H	R	ER	SO	BB	IBB	HBP	BLK	WP	HR	S	P	ERA	WHIP

BOTTOM

Chicago Cubs @ St. Louis Cardinals

Sportsman's Park, St. Louis, MO

Mon Sep 03 1962, 4:38 AM EDT

Att. 10,662 - Unknown

livebaseballscorecards.com

AB	33
R	2
H	7
RBI	2
BB	1
SO	3
LOB	10

Batter	1	2	3	4	5	6	7	8	9	AB	R	H	RBI	BB	SO	LOB
Don Landrum, L (1, 8) OBP: 0.378, SLG: 0.336	x 0-0 ① F8			S S S 0-3 ① K		x 0-0 ① 3-1 2-3		x 0-0 ① 4-3		4	0	0	0	0	1	1
Ken Hubbs, R (1, 4) OBP: 0.294, SLG: 0.351	x 0-0 ② 6-3			x 0-0 ② 6-3		x 0-0 ② 1B 3-H 1B		x 0-0 ② 6-3		4	0	1	1	0	0	0
Billy Williams, L (1, 7) OBP: 0.379, SLG: 0.491	S S S 0-3 ③ K			x 0-0 1B		S S S 0-3 ② K		x 0-0 ③ L6		4	0	1	0	0	2	1
George Altman, L (1, 9) OBP: 0.389, SLG: 0.516		S S S 0-3 ① K		x 0-0 ③ P6		x 0-0 1-3 1B			x 0-0 ① G3	4	0	1	0	0	1	1
14 Ernie Banks, R (1, 3) OBP: 0.310, SLG: 0.509		x 0-0 G6-4-3 1B			x 0-0 ① L5	S S S 0-3 ③ K			x 0-0 ② 5-3	4	0	1	0	0	1	2
Ron Santo, R (1, 5) OBP: 0.301, SLG: 0.373		x 0-0 ② ③ G6-4-3 1-2f			x 0-0 ② 5-3		x 0-0 ① F9		x 0-0 ③ P4	4	0	0	0	0	0	1
Andre Rodgers, R (1, 6) OBP: 0.343, SLG: 0.383			S S S 0-3 ① K		x 0-0 E5		x 0-0 E6			3	0	0	0	0	1	0
Moe Thacker, R (1, 2) OBP: 0.301, SLG: 0.247		x 0-0 ② 1-3			x 0-0 ③ L8		S S S 0-3 ② K			2	0	0	0	0	0	1
Billy Ott, S (7, PH)										1	0	0	0	0	1	1
Dick Bertell, R (7, 2) OBP: 0.330, SLG: 0.381										0	0	0	0	0	0	0
Cal Koonce, R (1, 1) OBP: 0.117, SLG: 0.119		x 0-0 ③ 4-3				x 0-0 E6 3-1 1B 1B	x 0-0 ③ P6			1	0	0	0	0	0	0
Bob Will, L (6, PH) OBP: 0.340, SLG: 0.349										1	1	1	0	0	0	0
Morrie Steevens, L (6, 1)										0	0	0	0	0	0	0
Lou Brock, L (7, PH) OBP: 0.325, SLG: 0.427										1	0	0	0	0	0	1
Bob Anderson, R (7, 1) OBP: 0.167, SLG: 0.217										0	0	0	0	0	0	0
Inning Stats	R: 0 E: 0 K: 1 S: 5 H: 0 LOB: 0 BB: 0 P: 5	R: 0 E: 0 K: 1 S: 5 H: 1 LOB: 0 BB: 0 P: 5	R: 0 E: 0 K: 1 S: 5 H: 0 LOB: 0 BB: 0 P: 5	R: 0 E: 0 K: 1 S: 6 H: 1 LOB: 1 BB: 0 P: 6	R: 0 E: 1 K: 0 S: 4 H: 0 LOB: 1 BB: 0 P: 4	R: 1 E: 1 K: 2 S: 10 H: 3 LOB: 2 BB: 0 P: 10	R: 0 E: 1 K: 1 S: 6 H: 0 LOB: 1 BB: 0 P: 6	R: 0 E: 0 K: 0 S: 3 H: 0 LOB: 0 BB: 0 P: 3	R: 0 E: 0 K: 0 S: 3 H: 0 LOB: 0 BB: 0 P: 3	1B: 5 2B: 0 3B: 0 HR: 0	SF: 0 SAC: 0 DP: 1 HBP: 0						

TOP

Chicago Cubs @ St. Louis Cardinals

Sportsman's Park, St. Louis, MO

Tue Sep 04 1962, 8:05 PM EDT

Att. 4,066 - Unknown

livebaseballscorecards.com

AB	33
R	1
H	5
RBI	1
BB	0
SO	7
LOB	9

PITCHER	IP	WLS	BF	H	R	ER	SO	BB	IBB	HBP	BLK	WP	HR	S	P	ERA	WHIP
Larry Jackson, R (1, 1) ERA: 3.79	9.0	W	33	5	1	1	7	0	0	0	0	0	0	47	47	1.00	0.556

PITCHER	IP	WLS	BF	H	R	ER	SO	BB	IBB	HBP	BLK	WP	HR	S	P	ERA	WHIP

WP: 0 PB: 0 SB: 0 CS: 0 PA: 33

Batter	1	2	3	4	5	6	7	8	9	AB	R	H	RBI	BB	SO	LOB
Julian Javier, R (1, 4) OBP: 0.323, SLG: 0.370	5-3		HR, BB		S, 1B		BB, 1B, 1B			3	2	2	0	1	0	0
Stan Musial, L (1, 7) OBP: 0.421, SLG: 0.523 Bobby Gene Smith, R (8, 7) OBP: 0.259, SLG: 0.290	S, BB		1-H, 2-H, HR		P6, 1-2		1B, 2B, 1-2, BB			2 0	2 0	1 0	3 0	2 0	0 0	1 0
Curt Flood, R (1, 8) OBP: 0.346, SLG: 0.433	L8, 1-2		2B		F9		2B, 1-3, 2-H, 1B			4	1	2	1	0	0	2
Bill White, L (1, 3) OBP: 0.383, SLG: 0.500	L8		5-3		5-3		1-H, 3-H, 2B			4	0	1	2	0	0	3
Ken Boyer, R (1, 5) OBP: 0.376, SLG: 0.473		6-3	P5			1-3	5-3			4	0	0	0	0	0	2
Charlie James, R (1, 9) OBP: 0.309, SLG: 0.408		F2		5-3		F9		5-3		4	0	0	0	0	0	0
Gene Oliver, R (1, 2) OBP: 0.363, SLG: 0.429		K		HR		F5		K		4	1	1	1	0	2	0
Dal Maxvill, R (1, 6) OBP: 0.259, SLG: 0.246			HR, SH2-4, BB	5-3			K	K		3	1	0	0	1	2	0
Larry Jackson, R (1, 1) OBP: 0.229, SLG: 0.211			SH2-4, 1-2	5-3			F3			2	0	0	0	0	0	0
Inning Stats	R: 0 E: 0 K: 0 S: 3 H: 0 LOB: 1 BB: 1 P: 7	R: 0 E: 0 K: 1 S: 5 H: 0 LOB: 0 BB: 0 P: 5	R: 3 E: 0 K: 0 S: 5 H: 2 LOB: 1 BB: 2 P: 13	R: 1 E: 0 K: 0 S: 4 H: 1 LOB: 0 BB: 0 P: 4	R: 0 E: 0 K: 0 S: 4 H: 1 LOB: 1 BB: 0 P: 4	R: 0 E: 0 K: 0 S: 3 H: 0 LOB: 0 BB: 0 P: 3	R: 3 E: 0 K: 1 S: 8 H: 3 LOB: 1 BB: 1 P: 12	R: 0 E: 0 K: 2 S: 7 H: 0 LOB: 0 BB: 0 P: 7		1B: 3 2B: 2 3B: 0 HR: 2 SF: 0 SAC: 1 DP: 0 HBP: 0						

PITCHER		IP	WLS	BF	H	R	ER	SO	BB	IBB	HBP	BLK	WP	HR	S	P	ERA	WHIP
Cal Koonce, R ERA: 4.21	(1, 1)	5.0	L	22	4	4	4	1	3	0	0	0	0	2	21	33	7.20	1.400
Morrie Steevens, L ERA:	(6, 1)	1.0		3	0	0	0	0	0	0	0	0	0	0	3	3	0.00	0.000
Bob Anderson, R ERA: 4.9	(7, 1)	2.0		10	3	3	3	3	1	0	0	0	0	0	15	19	13.50	2.000

PITCHER	IP	WLS	BF	H	R	ER	SO	BB	IBB	HBP	BLK	WP	HR	S	P	ERA	WHIP

BOTTOM

Chicago Cubs @ St. Louis Cardinals

Sportsman's Park, St. Louis, MO

Tue Sep 04 1962, 8:05 PM EDT

Att. 4,066 - Unknown

livebaseballscorecards.com

AB	30
R	7
H	7
RBI	7
BB	4
SO	4
LOB	8

WP: 0	PB: 0	SB: 2	CS: 0
PA: 35			

Batter	1	2	3	4	5	6	7	8	9	AB	R	H	RBI	BB	SO	LOB
Roy McMillan, R (1, 6) OBP: 0.334, SLG: 0.358	6-3		F2			BB FC1-6		1B		3	0	1	0	1	0	0
Hawk Taylor, R (1, 7) Lou Johnson, R (8, 7) OBP: 0.167, SLG: 0.167 OBP: 0.356, SLG: 0.478	K		5-3			FC1-6 1-2f		K		4 0	0 0	0 0	0 0	0 0	2 0	2 0
Eddie Mathews, L (1, 5) OBP: 0.379, SLG: 0.478	F7		K			F3			F8	4	0	0	0	0	1	1
Hank Aaron, R (1, 9) OBP: 0.393, SLG: 0.606		6-3		F9		K			BB CS	3	0	0	0	1	1	1
Joe Adcock, R (1, 3) Tommie Aaron, R (7, 3) OBP: 0.330, SLG: 0.506 OBP: 0.312, SLG: 0.374		6-3		F3			K		K 1-2	3 1	0 0	0 0	0 0	0 0	1 1	0 1
Lee Maye, L (1, 8) OBP: 0.291, SLG: 0.375		E S 1B 1B		K			F8			3	1	1	0	0	1	0
Joe Torre, R (1, 2) Bob Uecker, R (1, 2) OBP: 0.350, SLG: 0.356 OBP: 0.333, SLG: 0.233		BB 1B 1-3			5-3		P4			0 2	0 0	0 0	0 0	0 1	0 0	0 0
Amado Samuel, R (1, 4) OBP: 0.243, SLG: 0.289		1B 1-3 3-H			K			5-3		3	0	1	1	0	1	0
Tony Cloninger, R (1, 1) OBP: 0.067, SLG: 0.067		K			F7			3-1		3	0	0	0	0	1	2
Inning Stats	R: 0 E: 0 K: 1 S: 5 H: 0 LOB: 0 BB: 0 P: 5	R: 1 E: 0 K: 1 S: 7 H: 2 LOB: 2 BB: 1 P: 11	R: 0 E: 0 K: 1 S: 5 H: 0 LOB: 0 BB: 0 P: 5	R: 0 E: 0 K: 1 S: 5 H: 0 LOB: 0 BB: 0 P: 5	R: 0 E: 0 K: 1 S: 5 H: 0 LOB: 0 BB: 0 P: 5	R: 0 E: 0 K: 1 S: 5 H: 0 LOB: 1 BB: 1 P: 9	R: 0 E: 0 K: 1 S: 5 H: 0 LOB: 0 BB: 0 P: 5	R: 0 E: 0 K: 1 S: 6 H: 1 LOB: 1 BB: 0 P: 6	R: 0 E: 0 K: 1 S: 4 H: 0 LOB: 0 BB: 1 P: 8	1B: 3 2B: 0 3B: 0 HR: 0 SF: 0 SAC: 0 DP: 0 HBP: 0						

TOP

Milwaukee Braves @ St. Louis Cardinals

Sportsman's Park, St. Louis, MO

Wed Sep 05 1962, 8:05 PM EDT

Att. 4,973 - Unknown

livebaseballscorecards.com

AB	29
R	1
H	3
RBI	1
BB	3
SO	9
LOB	7

PITCHER		IP	WLS	BF	H	R	ER	SO	BB	IBB	HBP	BLK	WP	HR	S	P	ERA	WHIP
Ray Washburn, R ERA: 3.79	(1, 1)	7.0	L	25	2	1	1	7	2	0	0	0	0	0	37	45	1.29	0.571
Bob Duliba, R ERA: 1.08	(8, 1)	2.0		7	1	0	0	2	1	0	0	0	0	0	10	14	0.00	1.000

PITCHER	IP	WLS	BF	H	R	ER	SO	BB	IBB	HBP	BLK	WP	HR	S	P	ERA	WHIP

Milwaukee Braves @ St. Louis Cardinals

Sportsman's Park, St. Louis, MO

Wed Sep 05 1962, 8:05 PM EDT

Att. 4,973 - Unknown

livebaseballscorecards.com

BOTTOM

Batter	1	2	3	4	5	6	7	8	9	AB	R	H	RBI	BB	SO	LOB
Julian Javier, R (1, 4) OBP: 0.322, SLG: 0.369	0-0 1B FC1-6-2 1B		0-3 K		0-0 P4		0-0 F7			4	0	1	0	0	1	1
Stan Musial, L (1, 7) OBP: 0.422, SLG: 0.521	0-0 1-3 FC1-6-2 1B		4-0 FC6-4 BB			0-0 F3		0-0 6-3		3	0	1	0	1	0	0
Curt Flood, R (1, 8) OBP: 0.347, SLG: 0.431	0-0 FC1-6-2 1-2 3-H		0-0 FC6-4 1-2f			4-0 CS BB		4-0 1B BB		2	0	0	0	2	0	3
Bill White, L (1, 9) OBP: 0.384, SLG: 0.502	0-0 F7			0-0 P4		0-0 1-2 2B		0-0 1-3 1B		4	0	2	0	0	0	1
Ken Boyer, R (1, 5) OBP: 0.377, SLG: 0.472		0-0 E6		0-0 FC3-6 1B		4-0 BB		0-0 P6		3	0	1	0	1	0	2
Fred Whitfield, L (1, 3) OBP: 0.306, SLG: 0.493		0-0 P6		0-0 FC3-6 1-2f		0-0 P6		0-0 G3		4	0	0	0	0	0	6
Gene Oliver, R (1, 2) OBP: 0.359, SLG: 0.424		0-0 P4		0-0 G1			0-0 E7		0-0 F3	3	0	0	0	0	0	2
Bob Gibson, R (7, PR) OBP: 0.333, SLG: 0.377										0	0	0	0	0	0	0
Julio Gotay, R (8, 6) OBP: 0.320, SLG: 0.304										1	0	0	0	0	0	0
Dal Maxvill, R (1, 6) OBP: 0.255, SLG: 0.242		0-0 F8			0-0 F7		0-0 P4		0-0 F9	2	0	0	0	0	0	1
Red Schoendienst, S (7, PH) OBP: 0.347, SLG: 0.378										1	0	0	0	0	0	1
Bob Duliba, R (8, 1)										0	0	0	0	0	0	0
Bobby Gene Smith, R (9, PH) OBP: 0.258, SLG: 0.288										1	0	0	0	0	0	0
Ray Washburn, R (1, 1) OBP: 0.245, SLG: 0.229			0-3 K		0-3 K		0-3 K		0-0 6-3	2	0	0	0	0	2	0
Carl Sawatski, L (7, PH) OBP: 0.364, SLG: 0.471										2	0	0	0	0	1	1
(8, 2)																

	AB	32
	R	0
	H	5
	RBI	0
	BB	4
	SO	4
	LOB	18

Inning Stats	1	2	3	4	5	6	7	8	9
	R: 0 H: 2 E: 0 LOB: 1 K: 0 BB: 0 S: 4 P: 4	R: 0 H: 0 E: 1 LOB: 1 K: 0 BB: 0 S: 4 P: 4	R: 0 H: 0 E: 0 LOB: 1 K: 2 BB: 1 S: 7 P: 11	R: 0 H: 1 E: 1 LOB: 1 K: 0 BB: 0 S: 4 P: 4	R: 0 H: 0 E: 0 LOB: 0 K: 1 BB: 0 S: 5 P: 5	R: 0 H: 1 E: 0 LOB: 2 K: 0 BB: 2 S: 3 P: 11	R: 0 H: 0 E: 1 LOB: 1 K: 1 BB: 0 S: 6 P: 6	R: 0 H: 1 E: 0 LOB: 2 K: 0 BB: 1 S: 4 P: 8	R: 0 H: 0 E: 0 LOB: 0 K: 0 BB: 0 S: 3 P: 3

	1B: 4	SF: 0	WP: 0	PA: 36
	2B: 1	SAC: 0	PB: 0	
	3B: 0	DP: 1	SB: 0	
	HR: 0	HBP: 0	CS: 1	

PITCHER	IP	WLS	BF	H	R	ER	SO	BB	IBB	HBP	BLK	WP	HR	S	P	ERA	WHIP
Tony Cloninger, R (1, 1) ERA: 4.74	9.0	W	36	5	0	0	4	4	0	0	0	0	0	40	56	0.00	1.000

PITCHER	IP	WLS	BF	H	R	ER	SO	BB	IBB	HBP	BLK	WP	HR	S	P	ERA	WHIP

Batter	1	2	3	4	5	6	7	8	9	AB	R	H	RBI	BB	SO	LOB
Amado Samuel, R (1, 6) OBP: 0.242, SLG: 0.287	S S S 0-3 ① K		S S S 0-3 ① K		S S S 0-3 ① K		x 0-0 1B		S S S 0-3 ③ K	5	0	1	0	0	4	3
Frank Bolling, R (1, 4) OBP: 0.327, SLG: 0.401	x 0-0 HR		x 0-0 1-2 3-1 1B		x 0-0 ② 6-3		x 0-0 ③ F3			4	1	2	1	0	0	1
Eddie Mathews, L (1, 5) OBP: 0.380, SLG: 0.481	x 0-0 3B		x 0-0 ② 3-1 1-2 2-3		B B B B 4-0 FC4-6 BB			S S S 0-3 ① K		3	0	1	0	1	1	2
Hank Aaron, R (1, 9) OBP: 0.391, SLG: 0.602	x 0-0 ② F5		x 0-0 ③ F5		x 0-0 ③ FC4-6 1-2f			x 0-0 ② P5		4	0	0	0	0	0	4
Joe Adcock, R (1, 3) OBP: 0.326, SLG: 0.500	x 0-0 ③ F2			x 0-0 ① 1-3		x 0-0 ① 5-3		x 0-0 ③ F7		4	0	0	0	0	0	1
Lee Maye, L (1, 8) OBP: 0.291, SLG: 0.373		x 0-0 ① 3-1		S S S 0-3 ② K		x 0-0 ② F8			x 0-0 1B 2B	4	0	1	0	0	1	0
Bob Uecker, R (1, 2) OBP: 0.333, SLG: 0.242 Ethan Blackaby, L (9, PH) OBP: 1.000, SLG: 2.000		S S S 0-3 ② K		x 0-0 1B 1B		x 0-0 ③ L3			x 0-0 1-3 2B	3 1	0 0	1 1	0 0	0 0	1 0	0 0
Hawk Taylor, R (1, 7) OBP: 0.188, SLG: 0.188		x 0-0 ③ P6		x 0-0 1-2 1B			S S S 0-3 ① K		x 0-0 ① 5-3	4	0	1	0	0	1	2
Denny Lemaster, R (1, 1) OBP: 0.174, SLG: 0.136 Lew Burdette, R (8, 1) OBP: 0.208, SLG: 0.176 Gus Bell, L (9, PH) OBP: 0.285, SLG: 0.349			x 0-0 3-1 1B 1B	S S S 0-3 ③ K			S S S 0-3 ② K		x 0-0 ② F9	3 0 1	0 0 0	1 0 0	0 0 0	0 0 0	2 0 0	2 0 2
Inning Stats	R: 1 E: 0 K: 1 S: 7 H: 2 LOB: 1 BB: 0 P: 7	R: 0 E: 0 K: 1 S: 5 H: 0 LOB: 0 BB: 0 P: 5	R: 0 E: 0 K: 1 S: 7 H: 2 LOB: 2 BB: 0 P: 7	R: 0 E: 0 K: 2 S: 9 H: 2 LOB: 2 BB: 0 P: 9	R: 0 E: 0 K: 1 S: 5 H: 0 LOB: 1 BB: 1 P: 9	R: 0 E: 0 K: 0 S: 3 H: 0 LOB: 0 BB: 0 P: 3	R: 0 E: 0 K: 2 S: 8 H: 1 LOB: 1 BB: 0 P: 8	R: 0 E: 0 K: 1 S: 5 H: 0 LOB: 0 BB: 0 P: 5	R: 0 E: 0 K: 1 S: 7 H: 2 LOB: 2 BB: 0 P: 7	1B: 6 2B: 1 3B: 1 HR: 1	SF: 0 SAC: 0 DP: 0 HBP: 0						

PITCHER	IP	WLS	BF	H	R	ER	SO	BB	IBB	HBP	BLK	WP	HR	S	P	ERA	WHIP
Ernie Broglio, R (1, 1) ERA: 3.12	9.0	W	37	9	1	1	10	1	0	0	0	0	1	56	60	1.00	1.111

PITCHER	IP	WLS	BF	H	R	ER	SO	BB	IBB	HBP	BLK	WP	HR	S	P	ERA	WHIP

TOP

Milwaukee Braves @ St. Louis Cardinals

Sportsman's Park, St. Louis, MO

Thu Sep 06 1962, 8:05 PM EDT

Att. 4,925 - Unknown

livebaseballscorecards.com

AB	36
R	1
H	9
RBI	1
BB	1
SO	10
LOB	17

WP: 0 PB: 0 SB: 0 CS: 0 PA: 37

Batter	1	2	3	4	5	6	7	8	9	AB	R	H	RBI	BB	SO	LOB
Julian Javier, R (1, 4) OBP: 0.321, SLG: 0.367	K			5-3		P4 1-2		SH 2B 1B 1-2		3	1	0	0	0	1	1
Stan Musial, L (1, 7) OBP: 0.420, SLG: 0.517 Bobby Gene Smith, R (9, 7) OBP: 0.258, SLG: 0.288	F8			F9 1B BB		K		F7		3 0	0 0	0 0	0 0	1 0	1 0	3 0
Curt Flood, R (1, 8) OBP: 0.348, SLG: 0.434	4-3			WP 1-2 1B		F7		1B 1-3 2-H 2B		4	1	2	1	0	0	1
Bill White, L (1, 3) OBP: 0.383, SLG: 0.499		F5		F9 2-3			6-3	1B 1B IBB 4-0		3	1	0	0	1	0	2
Ken Boyer, R (1, 5) OBP: 0.378, SLG: 0.474		5-3		K 1-2			HR 2B	E 1B 1-2 2-H 3-H		4	2	2	2	0	1	2
Gene Oliver, R (1, 2) OBP: 0.361, SLG: 0.436		F9			F8		HR 2-H	E 1B 1B 1-2 2-H		4	1	2	3	0	0	0
Charlie James, R (1, 9) OBP: 0.309, SLG: 0.406			K2-6-2 1B		L8		6-3	P3		4	0	1	0	0	0	2
Dal Maxvill, R (1, 6) OBP: 0.255, SLG: 0.243			K2-6-2 1-1		5-3		6-3	E9 1B 1-H 2-H		4	0	1	1	0	1	1
Ernie Broglio, R (1, 1) OBP: 0.145, SLG: 0.117			F8			PB 1B		E1 SH 2B		3	1	1	0	0	0	0
Inning Stats	R: 0 E: 0 K: 1 S: 5 H: 0 LOB: 0 BB: 0 P: 5	R: 0 E: 0 K: 0 S: 3 H: 0 LOB: 0 BB: 0 P: 3	R: 0 E: 0 K: 1 S: 5 H: 1 LOB: 0 BB: 0 P: 5	R: 0 E: 0 K: 1 S: 6 H: 1 LOB: 2 BB: 1 P: 10	R: 0 E: 0 K: 0 S: 3 H: 0 LOB: 0 BB: 0 P: 3	R: 0 E: 0 K: 1 S: 6 H: 1 LOB: 1 BB: 0 P: 6	R: 2 E: 0 K: 0 S: 5 H: 2 LOB: 0 BB: 0 P: 5	R: 5 E: 3 K: 0 S: 8 H: 4 LOB: 1 BB: 1 P: 12		1B: 6 2B: 3 3B: 0 HR: 1	SF: 0 SAC: 1 DP: 1 HBP: 0		WP: 1 PB: 1 SB: 0 CS: 0	PA: 35		

PITCHER		IP	WLS	BF	H	R	ER	SO	BB	IBB	HBP	BLK	WP	HR	S	P	ERA	WHIP
Denny Lemaster, L ERA: 3.56	(1, 1)	7.1	L	30	6	5	2	4	1	0	0	0	1	1	37	41	2.46	0.955
Lew Burdette, R ERA: 4.94	(8, 1)	0.2		5	3	2	0	0	0	1	0	0	0	0	4	8	0.00	4.500

PITCHER	IP	WLS	BF	H	R	ER	SO	BB	IBB	HBP	BLK	WP	HR	S	P	ERA	WHIP

BOTTOM

Milwaukee Braves @ St. Louis Cardinals

Sportsman's Park, St. Louis, MO

Thu Sep 06 1962, 8:05 PM EDT

Att. 4,925 - Unknown

livebaseballscorecards.com

AB	32
R	7
H	9
RBI	7
BB	2
SO	4
LOB	12

Batter	1	2	3	4	5	6	7	8	9	10	11	AB	R	H	RBI	BB	SO	LOB
Julian Javier, R (1, 4) OBP: 0.319, SLG: 0.365	F7	F9			1B HBP E 1B		6-3		4-3		FC1-6 1-2f	6	1	1	0	0	0	3
Stan Musial, L (1, 7) OBP: 0.420, SLG: 0.515	PB E 1B	4-3			K		F8			SH5-4 1B 1B	4-3	5	1	2	0	0	1	1
Charlie James, R (10, PR) OBP: 0.308, SLG: 0.405 (10, 9)												1	0	0	0	0	0	1
Curt Flood, R (1, 8) OBP: 0.349, SLG: 0.433	K	1B			1B E HBP 1-2		5-3			SH5-4 1-2		3	0	1	0	0	1	1
Bill White, L (1, 9) OBP: 0.385, SLG: 0.499 (7, 3)	E 1B BB 1-2	K			E3 1-3 2-H 1B			F8		1B 2-H 1B		4	2	2	0	1	1	1
Ken Boyer, R (1, 5) OBP: 0.376, SLG: 0.471	E5 1B PO 1-3 2-H	F9			5-3			F4		BB 1B		4	0	0	0	1	0	3
Fred Whitfield, L (1, 3) OBP: 0.313, SLG: 0.518	1B 1-3 3-H			K		HR		1-3		1B 1-2 2-H		3	1	2	2	0	1	0
Bobby Gene Smith, R (7, 9) (10, 7) OBP: 0.260, SLG: 0.291												2	0	1	1	0	0	0
Gene Oliver, R (1, 2) OBP: 0.361, SLG: 0.436	PO 3-H	SH3-4 1B		6-3		L4-6 SH2-4 1B			F4	F8		5	0	2	0	0	0	2
Dal Maxvill, R (1, 6) OBP: 0.263, SLG: 0.246		SH3-4 1-2		FC6-4 1B		SH2-4 1-2			BB		F4	2	0	1	0	1	0	0
Bob Gibson, R (1, 1) OBP: 0.316, SLG: 0.356		F7		FC6-4 1-2f		L4-6 2-3			K		FC1-6 1B	4	0	0	0	0	1	4
Bobby Shantz, R (10, 1) OBP: 0.105, SLG: 0.111												0	0	0	0	0	0	0
Lindy McDaniel, R (10, 1) OBP: 0.174, SLG: 0.095												0	0	0	0	0	0	0
Red Schoendienst, S (11, PH) OBP: 0.352, SLG: 0.382												1	0	1	0	0	0	0
Curt Simmons, L (11, 1) OBP: 0.255, SLG: 0.214												0	0	0	0	0	0	0
Inning Stats	R: 2 E: 1 K: 1 S: 7 H: 2 LOB: 1 BB: 1 P: 11	R: 0 E: 0 K: 0 S: 4 H: 1 LOB: 1 BB: 0 P: 4	R: 0 E: 0 K: 1 S: 6 H: 1 LOB: 1 BB: 0 P: 6	R: 0 E: 0 K: 1 S: 6 H: 1 LOB: 1 BB: 0 P: 6	R: 1 E: 1 K: 1 S: 6 H: 2 LOB: 1 BB: 0 P: 7	R: 1 E: 0 K: 0 S: 4 H: 2 LOB: 0 BB: 0 P: 4	R: 0 E: 0 K: 0 S: 3 H: 0 LOB: 0 BB: 0 P: 3	R: 0 E: 0 K: 0 S: 3 H: 0 LOB: 0 BB: 0 P: 3	R: 0 E: 0 K: 1 S: 5 H: 0 LOB: 1 BB: 1 P: 9	R: 1 E: 0 K: 0 S: 5 H: 3 LOB: 2 BB: 1 P: 9	R: 0 E: 0 K: 0 S: 4 H: 1 LOB: 1 BB: 0 P: 4	1B: 12 2B: 1 3B: 0 HR: 1 SF: 0 SAC: 3 DP: 1 HBP: 1						

TOP

St. Louis Cardinals @ Cincinnati Reds

Crosley Field, Cincinnati, OH

Fri Sep 07 1962, 7:05 PM EDT

Att. 15,997 - Unknown

livebaseballscorecards.com

AB	40
R	5
H	13
RBI	3
BB	3
SO	5
LOB	16

WP: 0 PB: 1 SB: 0 CS: 0 PA: 48

PITCHER		IP	WLS	BF	H	R	ER	SO	BB	IBB	HBP	BLK	WP	HR	S	P	ERA	WHIP
Bob Purkey, R ERA: 2.9	(1, 1)	7.0		30	9	4	1	4	1	0	1	0	0	1	36	41	1.29	1.429
Jim Brosnan, R ERA: 3.0	(8, 1)	2.0		7	0	0	0	1	1	0	0	0	0	0	8	12	0.00	0.500
Johnny Klippstein, R ERA: 4.62	(10, 1)	1.0		6	3	1	1	0	1	0	0	0	0	0	5	9	9.00	4.000
Dave Sisler, R ERA: 4.54	(11, 1)	1.0	W	4	1	0	0	0	0	0	0	0	0	0	4	4	0.00	1.000

PITCHER	IP	WLS	BF	H	R	ER	SO	BB	IBB	HBP	BLK	WP	HR	S	P	ERA	WHIP

St. Louis Cardinals @ Cincinnati Reds

Crosley Field, Cincinnati, OH

Fri Sep 07 1962, 7:05 PM EDT

Att. 15,997 - Unknown

BOTTOM

Batter	1	2	3	4	5	6	7	8	9	10	11	AB	R	H	RBI	BB	SO	LOB
Eddie Kasko, R (1, 5) OBP: 0.318, SLG: 0.353	6-3		F6			6-3	G6-4-3 1-2f		1-2 2-3 1B		SH1-4 2B 1B	6	1	2	0	0	0	2
Don Blasingame, L (1, 4) OBP: 0.363, SLG: 0.345	6-3			F6		PB 2B BB		K	F9		SH1-4 1-2	4	1	0	0	1	1	3
Vada Pinson, L (1, 8) OBP: 0.340, SLG: 0.481	L6			1B 3B		1-3 2B BB		F9		F8	2-H 2B	5	2	2	1	1	0	0
Frank Robinson, R (1, 9) OBP: 0.412, SLG: 0.609		3-1		S 3-H 1B		F9		K		HR		5	1	2	2	0	1	2
Gordy Coleman, L (1, 3) OBP: 0.329, SLG: 0.482		1-3		F9		1-H 3-H 2B			1B 1B 1B	5-3 1B 1B		2	0	0	0	0	0	1
Jerry Lynch, L (5, 7) OBP: 0.347, SLG: 0.488												3	1	3	2	0	0	0
Marty Keough, L (1, 7) OBP: 0.362, SLG: 0.456 (5, 3)		HBP		K 1-2		K2-3			F2	5-3 1-2 1B		4	0	1	0	0	2	3
Johnny Edwards, L (1, 2) OBP: 0.326, SLG: 0.403		4-3		K			4-0 1B S BB		1B 1B 1-3 1B	5-3 1-2 2-3		3	0	1	0	1	1	1
Joe Gaines, R (9, PR) OBP: 0.339, SLG: 0.367												0	0	0	0	0	0	0
Hank Foiles, R (10, 2) OBP: 0.340, SLG: 0.496												1	0	0	0	0	0	2
Leo Cardenas, R (1, 6) OBP: 0.333, SLG: 0.406			F9				G6-4-3 1-3 1B		1B 1-2 3-H 1B		IBB	4	0	2	1	1	1	0
Bob Purkey, R (1, 1) OBP: 0.133, SLG: 0.191			K		K		K		K	K	K	2	0	0	0	0	2	0
Gene Freese, R (7, PH) OBP: 0.353, SLG: 0.214												1	0	0	0	0	1	2
Jim Brosnan, R (8, 1)												0	0	0	0	0	0	0
Don Zimmer, R (9, PH) OBP: 0.267, SLG: 0.303												1	0	0	0	0	1	2
Johnny Klippstein, R (10, 1) OBP: 0.200, SLG: 0.261												0	0	0	0	0	0	0
Wally Post, R (10, PH) OBP: 0.316, SLG: 0.469												1	0	0	0	0	1	3
Dave Sisler, R (11, 1)												0	0	0	0	0	0	0
Inning Stats	R: 0 E: 0 K: 0 S: 3 H: 0 LOB: 0 BB: 0 P: 3	R: 0 E: 0 K: 0 S: 3 H: 0 LOB: 1 BB: 0 P: 4	R: 0 E: 0 K: 1 S: 5 H: 0 LOB: 0 BB: 0 P: 5	R: 1 E: 0 K: 1 S: 7 H: 2 LOB: 1 BB: 0 P: 7	R: 0 E: 0 K: 3 S: 9 H: 0 LOB: 0 BB: 0 P: 9	R: 2 E: 0 K: 1 S: 6 H: 1 LOB: 1 BB: 2 P: 14	R: 0 E: 0 K: 1 S: 5 H: 1 LOB: 1 BB: 1 P: 9	R: 0 E: 0 K: 2 S: 7 H: 0 LOB: 0 BB: 0 P: 7	R: 1 E: 0 K: 1 S: 9 H: 4 LOB: 3 BB: 0 P: 9	R: 1 E: 0 K: 1 S: 8 H: 3 LOB: 3 BB: 1 P: 12	R: 1 E: 0 K: 0 S: 3 H: 2 LOB: 1 BB: 0 P: 3						

livebaseballscorecards.com

AB	42
R	6
H	13
RBI	6
BB	4
SO	11
LOB	21

1B: 9 SF: 0
2B: 2 SAC: 1
3B: 1 DP: 1
HR: 1 HBP: 1

WP: 0 PA: 48
PB: 2
SB: 2
CS: 0

PITCHER		IP	WLS	BF	H	R	ER	SO	BB	IBB	HBP	BLK	WP	HR	S	P	ERA	WHIP
Bob Gibson, R ERA: 2.8	(1, 1)	9.1		41	10	5	5	10	3	0	1	0	0	1	57	70	4.82	1.393
Bobby Shantz, L ERA: 1.92	(10, 1)	0.0		1	1	0	0	0	0	0	0	0	0	0	1	1	∞	∞
Lindy McDaniel, R ERA: 4.09	(10, 1)	0.2		3	0	0	0	1	0	1	0	0	0	0	4	8	0.00	0.000
Curt Simmons, L ERA: 3.94	(11, 1)	0.1	L	3	2	1	1	0	0	0	0	0	0	0	3	3	27.00	6.000

PITCHER	IP	WLS	BF	H	R	ER	SO	BB	IBB	HBP	BLK	WP	HR	S	P	ERA	WHIP

St. Louis Cardinals @ Cincinnati Reds

Crosley Field, Cincinnati, OH

Sat Sep 08 1962, 7:05 PM EDT

Att. 20,585 - Unknown

TOP

livebaseballscorecards.com

Batter	1	2	3	4	5	6	7	8	9	AB	R	H	RBI	BB	SO	LOB
Julian Javier, R (1, 4) OBP: 0.319, SLG: 0.364	F9	1B SF8 1B 1-2		SSS K			SH1-3 2-3		F8	4	1	1	0	0	1	1
Stan Musial, L (1, 7) OBP: 0.421, SLG: 0.514	4-3	SF8 1B 1-3 2-H		CS 1-2	3-1		BBBB SF7 BB 4-0			3	0	1	1	1	0	0
Charlie James, R (9, 7) OBP: 0.308, SLG: 0.405										0	0	0	0	0	0	0
Curt Flood, R (1, 8) OBP: 0.349, SLG: 0.433	1B E 1B	SF8 1-2 3-H			5-3		SF7 1-2 3-H			2	1	1	2	0	0	0
Bill White, L (1, 9) OBP: 0.384, SLG: 0.497 (8, 3)	E 1B 1-2	F9			G3		F7			4	0	1	0	0	0	2
Ken Boyer, R (1, 5) OBP: 0.376, SLG: 0.469	E3 1-3 2-H		L4			FC3-6 1B		6-3		4	0	1	0	0	0	1
Fred Whitfield, L (1, 3) OBP: 0.305, SLG: 0.503	G3		SSS K			FC3-6 1-3 1-2f		F7		4	0	0	0	0	1	3
Bobby Gene Smith, R (8, 9) OBP: 0.260, SLG: 0.291										0	0	0	0	0	0	0
Gene Oliver, R (1, 2) OBP: 0.361, SLG: 0.445		HR	6-3			1-3 1-2		F2		3	1	1	1	0	0	1
Jimmie Schaffer, R (7, 2) OBP: 0.306, SLG: 0.308										1	0	0	0	0	0	0
Dal Maxvill, R (1, 6) OBP: 0.263, SLG: 0.241		6-3		BBBB CS BB 4-0		F8			6-3	3	0	0	0	1	0	1
Larry Jackson, R (1, 1) OBP: 0.241, SLG: 0.228		BBBB 1B 1B BB 4-0		F3			SH1-3 SF7 2B		F9	3	2	1	0	1	0	1
Don Ferrarese, R (9, 1) OBP: 0.400, SLG: 1.000										0	0	0	0	0	0	0

Inning Stats																															
	R: 1	H: 2	R: 3	H: 3	R: 0	H: 0	R: 0	H: 0	R: 0	H: 0	R: 0	H: 1	R: 1	H: 1	R: 0	H: 0	R: 0	H: 0	1B: 5	SF: 2	WP: 0	PA: 38
	E: 1	LOB: 2	E: 0	LOB: 1	E: 0	LOB: 0	E: 0	LOB: 0	E: 0	LOB: 0	E: 1	LOB: 1	E: 0	LOB: 1	E: 0	LOB: 0	E: 0	LOB: 0	2B: 1	SAC: 1	PB: 0	
	K: 0	BB: 0	K: 0	BB: 1	K: 1	BB: 0	K: 1	BB: 1	K: 0	BB: 0	K: 0	BB: 0	K: 0	BB: 1	K: 0	BB: 0	K: 0	BB: 0	3B: 0	DP: 0	SB: 0	
	S: 6	P: 6	S: 6	P: 10	S: 5	P: 5	S: 4	P: 8	S: 3	P: 3	S: 4	P: 4	S: 4	P: 8	S: 3	P: 3	S: 3	P: 3	HR: 1	HBP: 0	CS: 1	

PITCHER		IP	WLS	BF	H	R	ER	SO	BB	IBB	HBP	BLK	WP	HR	S	P	ERA	WHIP
Joey Jay, R ERA: 3.52	(1, 1)	7.0	L	31	7	5	4	2	3	0	0	0	0	1	32	44	5.14	1.429
Dave Sisler, R ERA: 4.31	(8, 1)	2.0		6	0	0	0	0	0	0	0	0	0	0	6	6	0.00	0.000

PITCHER		IP	WLS	BF	H	R	ER	SO	BB	IBB	HBP	BLK	WP	HR	S	P	ERA	WHIP

AB	31
R	5
H	7
RBI	4
BB	3
SO	2
LOB	10

Batter	1	2	3	4	5	6	7	8	9	AB	R	H	RBI	BB	SO	LOB
Eddie Kasko, R (1, 5) OBP: 0.317, SLG: 0.351	F8		F2		K		1-3 1B		1-3 1-2	5	0	1	0	0	1	3
Don Blasingame, L (1, 4) OBP: 0.361, SLG: 0.343	4-3		1-3		FC6-4 1-2f 3-H		F6		WP 2-H 1B	5	0	1	2	0	0	3
Vada Pinson, L (1, 8) OBP: 0.337, SLG: 0.476	4-3			6-3	5-3		G3		K 1-2	5	0	0	0	0	1	4
Frank Robinson, R (1, 9) OBP: 0.414, SLG: 0.613		F8		1B 2B		PB BB		4-3 2B		3	1	2	0	1	0	0
Jerry Lynch, L (1, 7) OBP: 0.349, SLG: 0.500		HR		2-H 1B		F6 1-2		4-3 2-3		4	1	2	2	0	0	2
Marty Keough, L (1, 3) OBP: 0.360, SLG: 0.452		1B		K		F8		K		4	0	1	0	0	2	3
Johnny Edwards, L (1, 2) OBP: 0.323, SLG: 0.399		F6		G3		F8		K		4	0	0	0	0	1	4
Leo Cardenas, R (1, 6) OBP: 0.336, SLG: 0.410		F6			1B FC6-4 2B		1B 1B		1-3 1B 1B	4	2	3	0	0	0	1
Joey Jay, S (1, 1) OBP: 0.240, SLG: 0.239 Joe Gaines, R (7, PH) OBP: 0.333, SLG: 0.360 Dave Sisler, R (8, 1) Rogelio Alvarez, R (9, PH)			K		FC6-4 2-3 1B		F9		K	2	0	1	0	0	1	0
										1	0	0	0	0	0	1
										0	0	0	0	0	0	0
										1	0	0	0	0	1	1
Inning Stats	R: 0 E: 0 K: 0 S: 3 H: 0 LOB: 0 BB: 0 P: 3	R: 1 E: 0 K: 0 S: 5 H: 2 LOB: 1 BB: 0 P: 5	R: 0 E: 0 K: 1 S: 5 H: 0 LOB: 0 BB: 0 P: 5	R: 1 E: 0 K: 1 S: 7 H: 2 LOB: 1 BB: 0 P: 7	R: 1 E: 0 K: 1 S: 7 H: 2 LOB: 1 BB: 0 P: 7	R: 0 E: 0 K: 0 S: 3 H: 0 LOB: 1 BB: 1 P: 7	R: 0 E: 0 K: 0 S: 5 H: 2 LOB: 2 BB: 0 P: 5	R: 0 E: 0 K: 2 S: 8 H: 1 LOB: 1 BB: 0 P: 8	R: 1 E: 0 K: 2 S: 9 H: 2 LOB: 1 BB: 0 P: 9	1B: 7 2B: 3 3B: 0 HR: 1	SF: 0 SAC: 0 DP: 0 HBP: 0						

PITCHER	IP	WLS	BF	H	R	ER	SO	BB	IBB	HBP	BLK	WP	HR	S	P	ERA	WHIP
Larry Jackson, R (1, 1) ERA: 3.8	8.2	W	38	11	4	4	6	1	0	0	0	0	1	49	53	4.15	1.385
Don Ferrarese, L (9, 1) ERA: 3.4	0.1	S	1	0	0	0	1	0	0	0	0	1	0	3	3	0.00	0.000

PITCHER	IP	WLS	BF	H	R	ER	SO	BB	IBB	HBP	BLK	WP	HR	S	P	ERA	WHIP

BOTTOM

St. Louis Cardinals @ Cincinnati Reds

Crosley Field, Cincinnati, OH

Sat Sep 08 1962, 7:05 PM EDT

Att. 20,585 - Unknown

livebaseballscorecards.com

AB	38
R	4
H	11
RBI	4
BB	1
SO	7
LOB	22

1B: 7	SF: 0	WP: 1	PA: 39
2B: 3	SAC: 0	PB: 1	
3B: 0	DP: 0	SB: 0	
HR: 1	HBP: 0	CS: 0	

Batter	1	2	3	4	5	6	7	8	9	AB	R	H	RBI	BB	SO	LOB
Julian Javier, R (1, 4) OBP: 0.318, SLG: 0.365	6-3		K			2B		6-3		4	0	1	0	0	1	0
Stan Musial, L (1, 7) OBP: 0.424, SLG: 0.514	SH2-3 1B		K			G4-6-3 HBP			BB 1B BB	2	0	1	0	1	1	0
Bobby Gene Smith, R (9, PR) OBP: 0.260, SLG: 0.291 (9, 7)										0	1	0	0	0	0	0
Curt Flood, R (1, 8) OBP: 0.349, SLG: 0.433	SH2-3 1-2			FC1-6 1B		F8			F7	3	0	1	0	0	0	3
Bill White, L (1, 3) OBP: 0.383, SLG: 0.495	5-3			FC1-6 L4-3 1-2f		G4-6-3 1-2f			BB 1B HR 1-2 BB	3	1	0	0	1	0	4
Ken Boyer, R (1, 5) OBP: 0.376, SLG: 0.468		1B BB		L4-3 1-2			F9		BB HR 1-2 2-H 1B	3	1	1	1	1	0	1
Gene Oliver, R (1, 2) OBP: 0.360, SLG: 0.442		F7			FC5-4 1B		K		F2	4	0	1	0	0	1	3
Charlie James, R (1, 9) OBP: 0.308, SLG: 0.404							F9			3	0	1	0	0	0	1
Fred Whitfield, L (9, PH) OBP: 0.309, SLG: 0.503		9-3 1-2 1B			FC5-4 1B 1-2f				HR 1-2 2-3 BB	0	1	0	0	1	0	0
Bob Burda, L (9, 9) OBP: 0.235, SLG: 0.071										0	0	0	0	0	0	0
Dal Maxvill, R (1, 6) OBP: 0.264, SLG: 0.243		9-3 1-2f			1B 1-3			1-3		3	0	1	0	0	0	2
Carl Sawatski, L (9, PH) OBP: 0.367, SLG: 0.488									HR 1-H 2-H 3-H	1	1	1	4	0	0	0
Julio Gotay, R (9, 6) OBP: 0.320, SLG: 0.304										0	0	0	0	0	0	0
Ray Washburn, R (1, 1) OBP: 0.236, SLG: 0.220			F4		K			6-3	K	2	0	0	0	0	1	1
Red Schoendienst, S (8, PH) OBP: 0.349, SLG: 0.380										1	0	0	0	0	0	0
Bobby Shantz, R (8, 1) OBP: 0.100, SLG: 0.105										1	0	0	0	0	1	1
Lindy McDaniel, R (9, 1) OBP: 0.174, SLG: 0.095										0	0	0	0	0	0	0
Inning Stats	R: 0 E: 0 K: 0 S: 4 H: 1 LOB: 1 BB: 0 P: 4	R: 0 E: 0 K: 0 S: 3 H: 1 LOB: 1 BB: 1 P: 7	R: 0 E: 0 K: 2 S: 7 H: 0 LOB: 0 BB: 0 P: 7	R: 0 E: 0 K: 0 S: 3 H: 1 LOB: 0 BB: 0 P: 3	R: 0 E: 0 K: 1 S: 6 H: 2 LOB: 1 BB: 0 P: 6	R: 0 E: 0 K: 0 S: 3 H: 1 LOB: 1 BB: 0 P: 4	R: 0 E: 0 K: 1 S: 5 H: 0 LOB: 0 BB: 0 P: 5	R: 0 E: 0 K: 0 S: 3 H: 0 LOB: 0 BB: 0 P: 3	R: 5 E: 0 K: 1 S: 7 H: 2 LOB: 1 BB: 3 P: 19	1B: 6 2B: 3 3B: 0 HR: 1 SF: 0 SAC: 1 DP: 3 HBP: 1						

PITCHER		IP	WLS	BF	H	R	ER	SO	BB	IBB	HBP	BLK	WP	HR	S	P	ERA	WHIP
Jim O'Toole, L ERA: 3.59	(1, 1)	8.1		32	7	3	3	4	3	0	1	0	0	0	36	49	3.24	1.200
Jim Brosnan, R ERA: 3.26	(9, 1)	0.2	L	4	1	2	2	1	1	0	0	0	0	1	5	9	27.00	3.000

PITCHER	IP	WLS	BF	H	R	ER	SO	BB	IBB	HBP	BLK	WP	HR	S	P	ERA	WHIP

TOP

St. Louis Cardinals @ Cincinnati Reds

Crosley Field, Cincinnati, OH

Sun Sep 09 1962, 3:33 AM EDT

Att. 14,484 - Unknown

livebaseballscorecards.com

AB	30
R	5
H	8
RBI	5
BB	4
SO	5
LOB	16

St. Louis Cardinals @ Cincinnati Reds

Crosley Field, Cincinnati, OH

Sun Sep 09 1962, 3:33 AM EDT

Att. 14,484 - Unknown

BOTTOM

Batter	1	2	3	4	5	6	7	8	9	AB	R	H	RBI	BB	SO	LOB
Eddie Kasko, R (1, 5) OBP: 0.314, SLG: 0.348	4-3			5-3		4-3		K		4	0	0	0	0	1	1
Don Blasingame, L (1, 4) OBP: 0.361, SLG: 0.342	K			F7		F8 1B		L1		4	0	1	0	0	1	1
Vada Pinson, L (1, 8) OBP: 0.336, SLG: 0.474	4-3			BB		F8 1-2			F5	3	0	0	0	1	0	1
Frank Robinson, R (1, 9) OBP: 0.414, SLG: 0.612		CS 1B		1B			F7		L6	4	0	2	0	0	0	0
Jerry Lynch, L (1, 7) OBP: 0.346, SLG: 0.494 Rogelio Alvarez, R (8, 3) OBP: 0.500, SLG: 0.500	K 1-2				F7		F8		1B 1B	3 1	0 0	0 1	0 0	0 0	1 0	1 0
Marty Keough, L (1, 3) (8, 7) OBP: 0.358, SLG: 0.448	F7				1-3		F9		1B 1-2	4	0	1	0	0	0	0
Johnny Edwards, L (1, 2) OBP: 0.325, SLG: 0.408		6-3			HR 1B			HR	G3	4	2	2	1	0	0	2
Leo Cardenas, R (1, 6) OBP: 0.337, SLG: 0.418		F4			1-H HR			1B		3	1	2	2	0	0	0
Jim O'Toole, S (1, 1) OBP: 0.118, SLG: 0.107 Jim Brosnan, R (9, 1)		K			4-3			F2		3 0	0 0	0 0	0 0	0 0	1 0	1 0
Inning Stats	R: 0 H: 0 E: 0 LOB: 0 K: 1 BB: 0 S: 5 P: 5	R: 0 H: 1 E: 0 LOB: 0 K: 1 BB: 0 S: 5 P: 5	R: 0 H: 0 E: 0 LOB: 0 K: 1 BB: 0 S: 5 P: 5	R: 0 H: 1 E: 0 LOB: 1 K: 0 BB: 1 S: 3 P: 7	R: 2 H: 2 E: 0 LOB: 0 K: 0 BB: 0 S: 5 P: 5	R: 0 H: 1 E: 0 LOB: 1 K: 0 BB: 0 S: 3 P: 3	R: 0 H: 0 E: 0 LOB: 0 K: 0 BB: 0 S: 3 P: 3	R: 1 H: 2 E: 0 LOB: 1 K: 1 BB: 0 S: 7 P: 7	R: 0 H: 2 E: 0 LOB: 2 K: 0 BB: 0 S: 5 P: 5	1B: 7 SF: 0 2B: 1 SAC: 0 3B: 0 DP: 1 HR: 2 HBP: 0						WP: 0 PA: 34 PB: 0 SB: 0 CS: 1	

livebaseballscorecards.com

	AB	33
	R	3
	H	9
	RBI	3
	BB	1
	SO	4
	LOB	7

PITCHER		IP	WLS	BF	H	R	ER	SO	BB	IBB	HBP	BLK	WP	HR	S	P	ERA	WHIP
Ray Washburn, R ERA: 3.74	(1, 1)	7.0		24	5	2	2	3	1	0	0	0	0	1	29	33	2.57	0.857
Bobby Shantz, L ERA: 2.0	(8, 1)	1.2	W	8	3	1	1	1	0	0	0	0	0	1	10	10	5.40	1.800
Lindy McDaniel, R ERA: 4.08	(9, 1)	0.1	S	2	1	0	0	0	0	0	0	0	0	0	2	2	0.00	3.000

PITCHER	IP	WLS	BF	H	R	ER	SO	BB	IBB	HBP	BLK	WP	HR	S	P	ERA	WHIP

Batter	1	2	3	4	5	6	7	8	9	10	11	AB	R	H	RBI	BB	SO	LOB
Eddie Kasko, R (1, 5) OBP: 0.317, SLG: 0.349	G1-6-3 1B		6-3			1B 1B	F5			BBBB FC4-6 BB		4	0	2	0	1	0	3
Don Blasingame, L (1, 4) OBP: 0.359, SLG: 0.341	P4		F8			1-3 L3 1B		4-3		FC4-6 1-2f		5	0	1	0	0	0	3
Vada Pinson, L (1, 8) OBP: 0.335, SLG: 0.473	G1-6-3 1-2f			1B 2B		L3 1-2		G3		F7		5	1	1	0	0	0	4
Frank Robinson, R (1, 7) OBP: 0.416, SLG: 0.623		HR		2-H CS 1B		F3		L4			HR	5	2	3	3	0	0	1
Jerry Lynch, L (1, 9) OBP: 0.345, SLG: 0.490		BBBB G3-6 BB		SSS K 1-2			P6		6-3		6-3	2	0	0	0	1	1	1
Rogelio Alvarez, R (7, 3) OBP: 0.250, SLG: 0.250												2	0	0	0	0	0	0
Marty Keough, L (1, 3) (7, 9) OBP: 0.355, SLG: 0.447		G3-6 1-2f		SSS K			2B 2B		SSS K		SSS K	5	1	1	0	0	3	1
Johnny Edwards, L (1, 2) OBP: 0.326, SLG: 0.409		P6			F9		2-H 1B FC1-2-5 2B		BBBB BB		F8	4	0	1	1	1	0	0
Leo Cardenas, R (1, 6) OBP: 0.339, SLG: 0.417			BBBB SH1-4 BB		F8		2-3 FC1-2-5 1B		F6			3	0	1	0	1	0	1
Joe Nuxhall, L (1, 1) OBP: 0.292, SLG: 0.304			SH1-4 1-2		F8		1-2 FC1-2-5 3-H				F3	2	0	0	0	0	0	2
Joe Gaines, R (10, PH) OBP: 0.328, SLG: 0.353												1	0	0	0	0	0	0
Johnny Klippstein, R (10, 1) OBP: 0.200, SLG: 0.261												0	0	0	0	0	0	0
Inning Stats	R: 0 E: 0 K: 0 S: 3 H: 1 LOB: 0 BB: 0 P: 3	R: 1 E: 0 K: 0 S: 3 H: 1 LOB: 0 BB: 1 P: 7	R: 0 E: 0 K: 0 S: 3 H: 0 LOB: 1 BB: 1 P: 7	R: 1 E: 0 K: 2 S: 8 H: 2 LOB: 0 BB: 0 P: 8	R: 0 E: 0 K: 0 S: 3 H: 0 LOB: 0 BB: 0 P: 3	R: 0 E: 0 K: 0 S: 4 H: 2 LOB: 1 BB: 0 P: 4	R: 1 E: 0 K: 0 S: 6 H: 3 LOB: 2 BB: 0 P: 6	R: 0 E: 0 K: 0 S: 3 H: 0 LOB: 0 BB: 0 P: 3	R: 0 E: 0 K: 1 S: 5 H: 0 LOB: 1 BB: 1 P: 9	R: 0 E: 0 K: 0 S: 3 H: 0 LOB: 1 BB: 1 P: 7	R: 1 E: 0 K: 1 S: 6 H: 1 LOB: 0 BB: 0 P: 6	1B: 5 2B: 4 3B: 0 HR: 2 SF: 0 SAC: 1 DP: 3 HBP: 0						

PITCHER		IP	WLS	BF	H	R	ER	SO	BB	IBB	HBP	BLK	WP	HR	S	P	ERA	WHIP
Ernie Broglio, R ERA: 3.14	(1, 1)	10.1	L	41	10	4	4	3	4	0	0	0	0	2	43	59	3.48	1.355
Don Ferrarese, L ERA: 3.36	(11, 1)	0.2		2	0	0	0	1	0	0	0	0	0	0	4	4	0.00	0.000

PITCHER	IP	WLS	BF	H	R	ER	SO	BB	IBB	HBP	BLK	WP	HR	S	P	ERA	WHIP

TOP

Cincinnati Reds @ St. Louis Cardinals

Sportsman's Park, St. Louis, MO

Mon Sep 10 1962, 8:05 PM EDT

Att. 5,858 - Unknown

livebaseballscorecards.com

AB	38
R	4
H	10
RBI	4
BB	4
SO	4
LOB	16

WP: 0 PB: 0 SB: 0 CS: 1 PA: 43

Batter	1	2	3	4	5	6	7	8	9	10	11	AB	R	H	RBI	BB	SO	LOB
Julian Javier, R (1, 4) OBP: 0.319, SLG: 0.367	F2		P3	1B 2-H 1B			4-3		2B			5	0	2	1	0	0	0
Stan Musial, L (1, 7) OBP: 0.424, SLG: 0.511 Bobby Gene Smith, R (10, 7) OBP: 0.260, SLG: 0.291	BB 1B G3-2 BB		K	1-3 1B			K		L9			4 0	0 0	1 0	0 0	1 0	2 0	1 0
Curt Flood, R (1, 8) OBP: 0.351, SLG: 0.432	1-2 BB 1B		1B 1B BB	F8			F8			PB BB		3	1	1	0	2	0	2
Ken Boyer, R (1, 5) OBP: 0.377, SLG: 0.467	1-2 2-3 BB		1B 1-3 1B		P3			F9		K 1-2		4	0	1	0	1	1	1
Bill White, L (1, 3) OBP: 0.382, SLG: 0.492	G3-2 3-Hf		FC6-4 1-3 3-H 1B		P3			4-3		F7		5	0	1	1	0	0	4
Gene Oliver, R (1, 2) OBP: 0.358, SLG: 0.448		F8	FC6-4 1-2f		K			HR		K		5	1	1	1	0	2	3
Charlie James, R (1, 9) OBP: 0.307, SLG: 0.401		1B 1B		P4		F7		5-3			F3	5	0	1	0	0	0	0
Dal Maxvill, R (1, 6) OBP: 0.270, SLG: 0.250 Fred Whitfield, L (11, PH) OBP: 0.307, SLG: 0.500	1-2 G5-4-3 1B			1B SH1-4 1B		F9			L4		K	4 1	1 0	2 0	0 0	0 0	0 1	0 0
Ernie Broglio, R (1, 1) OBP: 0.138, SLG: 0.111 Don Ferrarese, R (11, 1) OBP: 0.400, SLG: 1.000 Carl Sawatski, L (11, PH) OBP: 0.365, SLG: 0.486	1-2f G5-4-3			1-2 SH1-4		K			F8		4-3	3 0 1	0 0 0	0 0 0	0 0 0	0 0 0	1 0 0	2 0 0
Inning Stats	R: 0 H: 1 E: 0 LOB: 2 K: 0 BB: 2 S: 3 P: 11	R: 0 H: 2 E: 0 LOB: 1 K: 0 BB: 0 S: 4 P: 4	R: 1 H: 2 E: 0 LOB: 2 K: 1 BB: 1 S: 7 P: 11	R: 1 H: 3 E: 0 LOB: 2 K: 0 BB: 0 S: 6 P: 6	R: 0 H: 0 E: 0 LOB: 0 K: 1 BB: 0 S: 5 P: 5	R: 0 H: 0 E: 0 LOB: 0 K: 1 BB: 0 S: 5 P: 5	R: 0 H: 0 E: 0 LOB: 0 K: 1 BB: 0 S: 5 P: 5	R: 1 H: 1 E: 0 LOB: 0 K: 0 BB: 0 S: 4 P: 4	R: 0 H: 1 E: 0 LOB: 1 K: 0 BB: 0 S: 4 P: 4	R: 0 H: 0 E: 0 LOB: 1 K: 2 BB: 1 S: 7 P: 11	R: 0 H: 0 E: 0 LOB: 0 K: 1 BB: 0 S: 5 P: 5	1B: 8 2B: 1 3B: 0 HR: 1	SF: 0 SAC: 1 DP: 2 HBP: 0					

PITCHER	IP	WLS	BF	H	R	ER	SO	BB	IBB	HBP	BLK	WP	HR	S	P	ERA	WHIP
Joe Nuxhall, L (1, 1) ERA: 2.33	9.0		38	10	3	3	4	3	0	0	0	0	1	43	55	3.00	1.444
Johnny Klippstein, R (10, 1) ERA: 4.53	2.0	W	7	0	0	0	3	1	0	0	0	0	0	12	16	0.00	0.500

PITCHER	IP	WLS	BF	H	R	ER	SO	BB	IBB	HBP	BLK	WP	HR	S	P	ERA	WHIP

BOTTOM

Cincinnati Reds @ St. Louis Cardinals

Sportsman's Park, St. Louis, MO

Mon Sep 10 1962, 8:05 PM EDT

Att. 5,858 - Unknown

livebaseballscorecards.com

AB	40
R	3
H	10
RBI	3
BB	4
SO	7
LOB	13

WP: 0 PA: 45
PB: 1
SB: 0
CS: 0

Batter	1	2	3	4	5	6	7	8	9	AB	R	H	RBI	BB	SO	LOB
Eddie Kasko, R (1, 5) OBP: 0.320, SLG: 0.357	H 3B HBP		x 0-0 FC3-6 1B		x 0-0 ① P4		S S S 0-3 ② K		x 0-0 1-H 2-H HR	4	2	2	3	0	1	2
Don Blasingame, L (1, 4) OBP: 0.361, SLG: 0.347	x 0-0 1-H SF9 3B		x 0-0 ② FC3-6 1-2f		x 0-0 BB 1-2 3-H 1B		B B B B 4-0 BB		x 0-0 ② F9	4	1	2	2	1	0	1
Vada Pinson, L (1, 8) OBP: 0.332, SLG: 0.470	x 0-0 ① SF9 3-H		x 0-0 ③ 1-3		x 0-0 ② F8		x 0-0 ③ G3		S S S 0-3 ③ K	4	0	0	1	0	1	4
Frank Robinson, R (1, 7) OBP: 0.415, SLG: 0.620	x 0-0 ② 4-3			x 0-0 ① P4	B B B 4-0 1-2 2-3 BB			x 0-0 ① 6-3		3	0	0	0	1	0	0
Jerry Lynch, L (1, 9) OBP: 0.341, SLG: 0.482	S S S 0-3 ③ K			x 0-0 ② 4-3	S S S 0-3 ③ K			x 0-0 ② G3		4	0	0	0	0	2	3
Rogelio Alvarez, R (8, 3) OBP: 0.250, SLG: 0.250										0	0	0	0	0	0	0
Marty Keough, L (1, 3) (8, 9) OBP: 0.353, SLG: 0.443		x 0-0 ① 4-3		x 0-0 1B		S S S 0-3 ① K		x 0-0 ③ L8		4	0	1	0	0	1	0
Johnny Edwards, L (1, 2) OBP: 0.323, SLG: 0.404		x 0-0 ② F7		x 0-0 ③ L8		S S S 0-3 ② K			x 0-0 E6 1B HR	4	1	0	0	0	1	1
Leo Cardenas, R (1, 6) OBP: 0.340, SLG: 0.420		S S S 0-3 ③ K			x 0-0 SH 1B 2B	x 0-0 ③ 4-3			x 0-0 1-2 HR 1B	4	2	2	0	0	1	0
Bob Purkey, R (1, 1) OBP: 0.129, SLG: 0.186			S S S 0-3 ① K		x 0-0 SH BB 1B 2-3		x 0-0 ① P1		S S S 0-3 ① K	3	0	0	0	0	2	2

TOP

Cincinnati Reds @ St. Louis Cardinals

Sportsman's Park, St. Louis, MO

Tue Sep 11 1962, 8:05 PM EDT

Att. 6,498 - Unknown

livebaseballscorecards.com

AB	34
R	6
H	7
RBI	6
BB	2
SO	9
LOB	13

Inning Stats	1	2	3	4	5	6	7	8	9
	R: 2 E: 0 K: 1 S: 6	R: 0 E: 0 K: 1 S: 5	R: 0 E: 0 K: 1 S: 6	R: 0 E: 0 K: 0 S: 4	R: 1 E: 1 K: 1 S: 8	R: 0 E: 0 K: 2 S: 7	R: 0 E: 0 K: 1 S: 5	R: 0 E: 0 K: 0 S: 3	R: 3 E: 1 K: 2 S: 10
	H: 1 LOB: 0 BB: 0 P: 7	H: 0 LOB: 0 BB: 0 P: 5	H: 1 LOB: 1 BB: 0 P: 6	H: 1 LOB: 1 BB: 0 P: 4	H: 2 LOB: 3 BB: 1 P: 12	H: 0 LOB: 0 BB: 0 P: 7	H: 0 LOB: 1 BB: 1 P: 9	H: 0 LOB: 0 BB: 0 P: 3	H: 2 LOB: 0 BB: 0 P: 10

1B: 4	SF: 1	WP: 0
2B: 1	SAC: 1	PB: 0
3B: 1	DP: 0	SB: 0
HR: 1	HBP: 1	CS: 0

PA: 39

PITCHER		IP	WLS	BF	H	R	ER	SO	BB	IBB	HBP	BLK	WP	HR	S	P	ERA	WHIP
Bob Gibson, R ERA: 2.9	(1, 1)	8.1	L	37	7	6	5	8	2	0	1	0	0	1	50	59	5.40	1.080
Don Ferrarese, L ERA: 3.32	(9, 1)	0.2		2	0	0	0	1	0	0	0	0	0	0	4	4	0.00	0.000

PITCHER	IP	WLS	BF	H	R	ER	SO	BB	IBB	HBP	BLK	WP	HR	S	P	ERA	WHIP

Batter	1	2	3	4	5	6	7	8	9	AB	R	H	RBI	BB	SO	LOB
Julian Javier, R (1, 4) OBP: 0.317, SLG: 0.364	F8	FC5-2 1-2 2-3 3-Hf		K			4-3			4	0	0	0	0	1	4
Stan Musial, L (1, 7) OBP: 0.424, SLG: 0.517	HR	F2			F9			G6-4-3 BB		3	1	1	1	1	0	3
Bobby Gene Smith, R (8, PR) (9, 7) OBP: 0.260, SLG: 0.291										0	0	0	0	0	0	0
Curt Flood, R (1, 8) OBP: 0.348, SLG: 0.429	3-1		6-3		6-3			G6-4-3 1-2f		4	0	0	0	0	0	1
Bill White, L (1, 3) OBP: 0.381, SLG: 0.489	BB		4-3		K			P3		3	0	0	0	1	1	1
Ken Boyer, R (1, 5) OBP: 0.376, SLG: 0.471	F7		HR			4-3			P6	4	1	1	1	0	0	1
Gene Oliver, R (1, 2) OBP: 0.354, SLG: 0.444		E6 4-3 FC5-2	5-3			K			E3 FC1-6	3	0	0	0	0	1	0
Jimmie Schaffer, R (7, 2) OBP: 0.301, SLG: 0.303										1	0	0	0	0	0	0
Mike Shannon, R (1, 9) OBP: 0.250, SLG: 0.250		4-3 2-3		SH3-4 1B		6-3			FC1-6 1-2f	4	0	1	0	0	0	2
Dal Maxvill, R (1, 6) OBP: 0.268, SLG: 0.248		E5 FC5-2 HBP		SH3-4 1-2			P4		1-3	1	0	0	0	0	0	1
Fred Whitfield, L (7, PH) OBP: 0.305, SLG: 0.497										1	0	0	0	0	0	0
Julio Gotay, R (8, 6) OBP: 0.319, SLG: 0.303										1	0	0	0	0	0	1
Bob Gibson, R (1, 1) OBP: 0.317, SLG: 0.347		1-0 FC5-2 1-2 HBP		6-3			F8			2	0	0	0	0	0	1
Don Ferrarese, R (9, 1) OBP: 0.400, SLG: 1.000										0	0	0	0	0	0	0
Inning Stats	R: 1 E: 0 K: 0 S: 4 H: 1 LOB: 1 BB: 1 P: 8	R: 0 E: 2 K: 0 S: 5 H: 0 LOB: 3 BB: 0 P: 6	R: 1 E: 0 K: 0 S: 4 H: 1 LOB: 0 BB: 0 P: 4	R: 0 E: 0 K: 1 S: 6 H: 1 LOB: 1 BB: 0 P: 6	R: 0 E: 0 K: 1 S: 5 H: 0 LOB: 0 BB: 0 P: 5	R: 0 E: 0 K: 1 S: 5 H: 0 LOB: 0 BB: 0 P: 5	R: 0 E: 0 K: 0 S: 3 H: 0 LOB: 0 BB: 0 P: 3	R: 0 E: 0 K: 0 S: 2 H: 0 LOB: 1 BB: 1 P: 6	R: 0 E: 1 K: 0 S: 4 H: 0 LOB: 1 BB: 0 P: 4	1B: 1 2B: 0 3B: 0 HR: 2 SF: 0 SAC: 1 DP: 1 HBP: 1						

PITCHER	IP	WLS	BF	H	R	ER	SO	BB	IBB	HBP	BLK	WP	HR	S	P	ERA	WHIP
Bob Purkey, R (1, 1) ERA: 2.87	9.0	W	35	3	2	2	3	2	0	1	0	0	2	38	47	2.00	0.556

PITCHER	IP	WLS	BF	H	R	ER	SO	BB	IBB	HBP	BLK	WP	HR	S	P	ERA	WHIP

BOTTOM

Cincinnati Reds @ St. Louis Cardinals

Sportsman's Park, St. Louis, MO

Tue Sep 11 1962, 8:05 PM EDT

Att. 6,498 - Unknown

livebaseballscorecards.com

AB	31
R	2
H	3
RBI	2
BB	2
SO	3
LOB	15

Batter	1	2	3	4	5	6	7	8	9	AB	R	H	RBI	BB	SO	LOB
Julian Javier, R (1, 4) OBP: 0.318, SLG: 0.365	F8			1B			1B		FC1-6 1B 1-2f	4	1	2	0	0	0	1
Stan Musial, L (1, 7) OBP: 0.423, SLG: 0.514	K			F8			K		1-3 1B	4	0	1	0	0	2	1
Curt Flood, R (1, 8) OBP: 0.346, SLG: 0.426	K			F2			K		FC1-4-6 1-2f 3-H	4	0	0	1	0	2	2
Ken Boyer, R (1, 5) OBP: 0.375, SLG: 0.469		F9			5-3		1-2 1B		K	4	0	1	0	0	1	1
Bill White, L (1, 3) OBP: 0.379, SLG: 0.487		F8			K		G3			3	0	0	0	0	1	2
Gene Oliver, R (1, 2) OBP: 0.351, SLG: 0.439		K			5-3			F5		3	0	0	0	0	1	0
Mike Shannon, R (1, 9) OBP: 0.167, SLG: 0.167			K			K		5-3		2	0	0	0	0	2	0
Charlie James, R (8, PH) OBP: 0.306, SLG: 0.400 (8, 9)										1	0	0	0	0	0	0
Dal Maxvill, R (1, 6) OBP: 0.265, SLG: 0.245			F2			K		K		2	0	0	0	0	1	0
Bobby Gene Smith, R (8, PH) OBP: 0.259, SLG: 0.289										1	0	0	0	0	1	0
Julio Gotay, R (8, 6) OBP: 0.319, SLG: 0.303										0	0	0	0	0	0	0
Larry Jackson, R (1, 1) OBP: 0.236, SLG: 0.222			K			K			FC1-6 1B	2	0	0	0	0	2	0
Red Schoendienst, S (9, PH) OBP: 0.354, SLG: 0.384										1	0	1	0	0	0	0
Bob Gibson, R (9, PR) OBP: 0.317, SLG: 0.347										0	0	0	0	0	0	0
Lindy McDaniel, R (9, 1) OBP: 0.174, SLG: 0.095										0	0	0	0	0	0	0
Inning Stats	R: 0 E: 0 K: 2 S: 7 H: 0 LOB: 0 BB: 0 P: 7	R: 0 E: 0 K: 1 S: 5 H: 0 LOB: 0 BB: 0 P: 5	R: 0 E: 0 K: 2 S: 7 H: 0 LOB: 0 BB: 0 P: 7	R: 0 E: 0 K: 0 S: 3 H: 1 LOB: 0 BB: 0 P: 3	R: 0 E: 0 K: 1 S: 5 H: 0 LOB: 0 BB: 0 P: 5	R: 0 E: 0 K: 3 S: 9 H: 0 LOB: 0 BB: 0 P: 9	R: 0 E: 0 K: 2 S: 9 H: 2 LOB: 2 BB: 0 P: 9	R: 0 E: 0 K: 1 S: 5 H: 0 LOB: 0 BB: 0 P: 5	R: 1 E: 0 K: 1 S: 7 H: 2 LOB: 1 BB: 0 P: 7	1B: 5 2B: 0 3B: 0 HR: 0 SF: 0 SAC: 0 DP: 0 HBP: 0						

PITCHER	IP	WLS	BF	H	R	ER	SO	BB	IBB	HBP	BLK	WP	HR	S	P	ERA	WHIP
Dennis Bennett, L (1, 1) ERA: 4.22	9.0	W	31	5	1	1	13	0	0	0	0	0	0	57	57	1.00	0.556

PITCHER	IP	WLS	BF	H	R	ER	SO	BB	IBB	HBP	BLK	WP	HR	S	P	ERA	WHIP

TOP

St. Louis Cardinals @ Philadelphia Phillies
Connie Mack Stadium, Philadelphia, PA
Fri Sep 14 1962, 7:05 PM EDT
Att. 7,262 - Unknown

livebaseballscorecards.com

AB	31
R	1
H	5
RBI	1
BB	0
SO	13
LOB	7

WP: 0 PA: 31
PB: 0
SB: 0
CS: 0

BOTTOM

St. Louis Cardinals @ Philadelphia Phillies
Connie Mack Stadium, Philadelphia, PA
Fri Sep 14 1962, 7:05 PM EDT
Att. 7,262 - Unknown

Batter	1	2	3	4	5	6	7	8	9	AB	R	H	RBI	BB	SO	LOB
Tony Taylor, R (1, 4) OBP: 0.330, SLG: 0.339	S 1B 1B		6-3			L8			5-3	4	1	1	0	0	0	0
Billy Klaus, L (1, 5) OBP: 0.291, SLG: 0.329	F9 1-2		F8			P6			K	4	0	0	0	0	1	1
Johnny Callison, L (1, 9) OBP: 0.364, SLG: 0.492	2-H 1B			K			5-3		HR	4	1	2	2	0	1	0
Wes Covington, L (1, 7) OBP: 0.321, SLG: 0.416	F9			G3			F7			3	0	0	0	0	0	1
Ted Savage, R (8, 7) OBP: 0.342, SLG: 0.368										0	0	0	0	0	0	0
Clay Dalrymple, L (1, 2) OBP: 0.391, SLG: 0.422	L7			4-3			K			3	0	0	0	0	1	1
Don Demeter, R (1, 8) OBP: 0.362, SLG: 0.519		F8			F9			G3 1B		3	0	1	0	0	0	0
Frank Torre, L (1, 3) OBP: 0.405, SLG: 0.392		L5			F7			G3 1-2		3	0	0	0	0	0	1
Ruben Amaro, R (1, 6) OBP: 0.345, SLG: 0.302		F8			F8			F7		3	0	0	0	0	0	1
Dennis Bennett, L (1, 1) OBP: 0.186, SLG: 0.196			K			P4		F8		3	0	0	0	0	1	1
Inning Stats	R: 1 E: 0 K: 0 S: 5 H: 2 LOB: 1 BB: 0 P: 5	R: 0 E: 0 K: 0 S: 3 H: 0 LOB: 0 BB: 0 P: 3	R: 0 E: 0 K: 1 S: 5 H: 0 LOB: 0 BB: 0 P: 5	R: 0 E: 0 K: 1 S: 5 H: 0 LOB: 0 BB: 0 P: 5	R: 0 E: 0 K: 0 S: 3 H: 0 LOB: 0 BB: 0 P: 3	R: 0 E: 0 K: 0 S: 3 H: 0 LOB: 0 BB: 0 P: 3	R: 0 E: 0 K: 1 S: 5 H: 0 LOB: 0 BB: 0 P: 5	R: 0 E: 0 K: 0 S: 4 H: 1 LOB: 1 BB: 0 P: 4	R: 1 E: 0 K: 1 S: 5 H: 1 LOB: 0 BB: 0 P: 5	1B: 3 2B: 0 3B: 0 HR: 1	SF: 0 SAC: 0 DP: 0 HBP: 0						

livebaseballscorecards.com

	AB	30
	R	2
	H	4
	RBI	2
	BB	0
	SO	4
	LOB	6

WP: 0 PB: 0 SB: 1 CS: 0 PA: 30

PITCHER		IP	WLS	BF	H	R	ER	SO	BB	IBB	HBP	BLK	WP	HR	S	P	ERA	WHIP
Larry Jackson, R ERA: 3.71	(1, 1)	8.0		27	3	1	1	3	0	0	0	0	0	0	33	33	1.12	0.375
Lindy McDaniel, R ERA: 4.14	(9, 1)	0.2	L	3	1	1	1	1	0	0	0	0	0	1	5	5	13.50	1.500

PITCHER	IP	WLS	BF	H	R	ER	SO	BB	IBB	HBP	BLK	WP	HR	S	P	ERA	WHIP

TOP

St. Louis Cardinals @ Philadelphia Phillies
Connie Mack Stadium, Philadelphia, PA
Sat Sep 15 1962, 3:33 AM EDT
Att. 4,503 - Unknown

livebaseballscorecards.com

Batter	1	2	3	4	5	6	7	8	9	AB	R	H	RBI	BB	SO	LOB
Julian Javier, R (1, 4) OBP: 0.318, SLG: 0.364	F9	FC6-4 1-2f		S 1B		BBBB G4-6-3 BB			SSS K	4	0	1	0	1	1	1
Stan Musial, L (1, 7) OBP: 0.420, SLG: 0.509 Charlie James, R (9, 9) OBP: 0.306, SLG: 0.400	BBBB 1B 1B SF9 BB		P6	P6 1-2		G4-6-3 1-2f			P5	4 0	1 0	0 0	0 0	1 0	0 0	2 0
Bill White, L (1, 9) OBP: 0.381, SLG: 0.488 (7, 3)	SF9 1B 1-2 1B		E S 1B 1B		4-3		CS 1B			4	1	3	0	0	0	0
Ken Boyer, R (1, 5) OBP: 0.376, SLG: 0.475	SF9 1-2 2-3 1B		SSS K 1B 1-3 FC1-4		HR		SSS K 1-2			4	2	2	1	0	2	2
Fred Whitfield, L (1, 3) OBP: 0.310, SLG: 0.497 Bobby Gene Smith, R (7, 9) OBP: 0.259, SLG: 0.289 (9, 7)	SF9 1-2 2-3 3-H		FC1-4 1-3 3-H 1B		BBBB 4-3 BB		3-1			2 0	0 0	1 0	2 0	1 0	0 0	0 0
Curt Flood, R (1, 8) OBP: 0.344, SLG: 0.423	SSS K	FC1-4 1-2f 3-H		4-3 1-2				L5		4	0	0	1	0	1	4
Gene Oliver, R (1, 2) OBP: 0.350, SLG: 0.435		5-3	F7	FC5-4 IBB				5-3		3	0	0	0	1	0	1
Dal Maxvill, R (1, 6) OBP: 0.259, SLG: 0.239		P4		6-3	FC5-4 1-2f			P6		4	0	0	0	0	0	2
Ernie Broglio, R (1, 1) OBP: 0.147, SLG: 0.121 Don Ferrarese, R (8, 1) OBP: 0.400, SLG: 1.000 Bob Duliba, R (8, 1) Bobby Shantz, R (9, 1) OBP: 0.100, SLG: 0.105		FC6-4 1B		1-5-3		P2			SSS K	3 0 1 0	0 0 0 0	1 0 0 0	0 0 0 0	0 0 1 0	0 0 0 0	0 0 0 0
Inning Stats	R: 1 E: 0 K: 1 S: 7 H: 2 LOB: 2 BB: 1 P: 11	R: 0 E: 0 K: 0 S: 4 H: 1 LOB: 1 BB: 0 P: 4	R: 2 E: 0 K: 1 S: 8 H: 2 LOB: 1 BB: 0 P: 8	R: 0 E: 0 K: 0 S: 4 H: 1 LOB: 1 BB: 0 P: 4	R: 1 E: 0 K: 0 S: 4 H: 1 LOB: 2 BB: 2 P: 12	R: 0 E: 0 K: 0 S: 2 H: 0 LOB: 0 BB: 1 P: 6	R: 0 E: 0 K: 1 S: 5 H: 1 LOB: 0 BB: 0 P: 5	R: 0 E: 0 K: 0 S: 3 H: 0 LOB: 0 BB: 0 P: 3	R: 0 E: 0 K: 2 S: 7 H: 0 LOB: 0 BB: 0 P: 7	1B: 7 2B: 1 3B: 0 HR: 1 SF: 1 SAC: 0 DP: 2 HBP: 0						

	AB	33
	R	4
	H	8
	RBI	4
	BB	4
	SO	5
	LOB	12

		WP: 0	PA: 38
		PB: 0	
		SB: 2	
		CS: 1	

PITCHER		IP	WLS	BF	H	R	ER	SO	BB	IBB	HBP	BLK	WP	HR	S	P	ERA	WHIP
Jack Hamilton, R ERA: 5.16	(1, 1)	5.1		28	7	4	3	2	3	1	0	0	0	1	28	44	5.06	1.875
Bill Smith, L ERA: 4.63	(6, 1)	0.2		1	0	0	0	0	0	0	0	0	0	0	1	1	0.00	0.000
Dallas Green, R ERA: 3.91	(7, 1)	2.0		6	1	0	0	1	0	0	0	0	0	0	8	8	0.00	0.500
Jack Baldschun, R ERA: 2.98	(9, 1)	1.0	W	3	0	0	0	2	0	0	0	0	0	0	7	7	0.00	0.000

PITCHER	IP	WLS	BF	H	R	ER	SO	BB	IBB	HBP	BLK	WP	HR	S	P	ERA	WHIP

BOTTOM

St. Louis Cardinals @ Philadelphia Phillies
Connie Mack Stadium, Philadelphia, PA
Sat Sep 15 1962, 3:33 AM EDT
Att. 4,503 - Unknown

Batter	1	2	3	4	5	6	7	8	9	AB	R	H	RBI	BB	SO	LOB
Tony Taylor, R (1, 4) OBP: 0.332, SLG: 0.345	6-3		K			3B		BB, 1B	1B	5	1	3	1	0	1	1
Billy Klaus, L (1, 5) Mel Roach, R (9, PH) OBP: 0.229, SLG: 0.233	K		G3			1-3		1B, BB	1B	3 1	0 0	0 1	0 1	1 0	1 0	2 0
Johnny Callison, L (1, 9) OBP: 0.365, SLG: 0.495	3B			G3-6-3, BB		3-1		L9		3	0	1	0	1	0	3
Roy Sievers, R (1, 3) Ted Savage, R (9, 7) OBP: 0.342, SLG: 0.368	K			K			HR	1B		4 0	1 0	2 0	2 0	0 0	2 0	2 0
Wes Covington, L (1, 7) Jack Baldschun, R (9, 1) OBP: 0.320, SLG: 0.411		4-3		G3-6-3, 1-2f			G6-4-3, BB	1-3		3 0	0 0	0 0	0 0	1 0	0 0	3 0
Don Demeter, R (1, 8) OBP: 0.361, SLG: 0.517		K			F8		G6-4-3, 1-2f		1B, SF9	4	1	1	0	0	1	1
Clay Dalrymple, L (1, 2) Bobby Wine, R (9, PR) OBP: 0.271, SLG: 0.333		F8			4-3		1B		1B	4 0	0 1	2 0	0 0	0 0	0 0	0 0
Ruben Amaro, R (1, 6) OBP: 0.343, SLG: 0.300			SH1-3, BB		6-3		F3		SF9	2	0	0	1	1	0	1
Jack Hamilton, R (1, 1) Bill Smith, L (6, 1) John Herrnstein, L (6, PH) Dallas Green, L (7, 1) Frank Torre, L (8, PH) (9, 3) Bob Oldis, R (9, PH) OBP: 0.093, SLG: 0.058 OBP: 0.309, SLG: 0.273 OBP: 0.167, SLG: 0.063 OBP: 0.402, SLG: 0.389 OBP: 0.360, SLG: 0.312			SH1-3, 1-2			K		F7	1B, 1-3	0 0 1 0 1 1	0 0 0 0 0 1	0 0 0 0 0 0	0 0 0 0 0 0	0 0 0 0 0 0	0 0 1 0 0 0	0 0 0 0 0 0
Inning Stats	R: 0 E: 0 K: 2 S: 8 H: 1 LOB: 1 BB: 0 P: 8	R: 0 E: 0 K: 1 S: 5 H: 0 LOB: 0 BB: 0 P: 5	R: 0 E: 0 K: 1 S: 5 H: 0 LOB: 1 BB: 1 P: 9	R: 0 E: 0 K: 1 S: 4 H: 0 LOB: 0 BB: 1 P: 8	R: 0 E: 0 K: 0 S: 3 H: 0 LOB: 0 BB: 0 P: 3	R: 0 E: 0 K: 1 S: 6 H: 1 LOB: 1 BB: 0 P: 6	R: 1 E: 0 K: 0 S: 4 H: 2 LOB: 1 BB: 1 P: 8	R: 1 E: 0 K: 0 S: 5 H: 2 LOB: 2 BB: 1 P: 9	R: 3 E: 0 K: 0 S: 6 H: 5 LOB: 2 BB: 0 P: 6	1B: 8 2B: 0 3B: 2 HR: 1	SF: 1 SAC: 1 DP: 2 HBP: 0				WP: 0 PB: 0 SB: 0 CS: 0	PA: 38	

livebaseballscorecards.com

	AB	32
	R	5
	H	11
	RBI	5
	BB	4
	SO	6
	LOB	13

PITCHER		IP	WLS	BF	H	R	ER	SO	BB	IBB	HBP	BLK	WP	HR	S	P	ERA	WHIP
Ernie Broglio, R ERA: 3.12	(1, 1)	7.1		29	5	2	2	6	4	0	0	0	0	1	37	53	2.46	1.227
Don Ferrarese, L ERA: 3.3	(8, 1)	0.1		1	0	0	0	0	0	0	0	0	0	0	1	1	0.00	0.000
Bob Duliba, R ERA: 1.59	(8, 1)	0.2		5	3	2	2	0	0	0	0	0	0	0	5	5	27.00	4.500
Bobby Shantz, L ERA: 2.13	(9, 1)	0.0	L	3	3	1	1	0	0	0	0	0	0	0	3	3	∞	∞

PITCHER	IP	WLS	BF	H	R	ER	SO	BB	IBB	HBP	BLK	WP	HR	S	P	ERA	WHIP

TOP

St. Louis Cardinals @ Philadelphia Phillies
Connie Mack Stadium, Philadelphia, PA
Sun Sep 16 1962, 3:33 AM EDT
Att. 6,388 - Unknown

livebaseballscorecards.com

Batter	1	2	3	4	5	6	7	8	9	AB	R	H	RBI	BB	SO	LOB
Julian Javier, R (1, 4) OBP: 0.316, SLG: 0.362	L6		6-3		FC5-2 1-2 2-3 3-Hf			5-3		4	0	0	0	0	0	3
Stan Musial, L (1, 7) OBP: 0.417, SLG: 0.504	6-3			F8	4-3			P6		4	0	0	0	0	0	3
Mike Shannon, R (8, 7) OBP: 0.167, SLG: 0.167										0	0	0	0	0	0	0
Bill White, L (1, 9) OBP: 0.382, SLG: 0.488	E7 1B			1B		F7			4-3	4	0	2	0	0	0	0
Ken Boyer, R (1, 5) OBP: 0.375, SLG: 0.473	F9			L7		2-3			E9 1B 1B	4	1	1	0	0	0	2
Fred Whitfield, L (1, 3) OBP: 0.302, SLG: 0.484		F2		L7		P5			K	4	0	0	0	0	1	2
Curt Flood, R (1, 8) OBP: 0.346, SLG: 0.426		L4			HBP 1B FC5-2 1B		G3-6-1 1B		DI 3-H 1B	4	0	3	1	0	0	0
Carl Sawatski, L (1, 2) OBP: 0.360, SLG: 0.477		4-3			F8		G3-6-1 1-2f		K 1-3	4	0	0	0	0	1	3
Dal Maxvill, R (1, 6) OBP: 0.262, SLG: 0.242			F8		FC5-2 1-2 HBP 1B		P3			2	0	1	0	0	0	0
Red Schoendienst, S (7, PH) OBP: 0.351, SLG: 0.381										1	0	0	0	0	0	0
Julio Gotay, R (7, 6) OBP: 0.319, SLG: 0.303										0	0	0	0	0	0	0
Bob Gibson, R (1, 1) OBP: 0.321, SLG: 0.342			6-3		FC5-2 1-2 2-3 HBP			K		1	0	0	0	0	0	0
Gene Oliver, R (8, PH) OBP: 0.349, SLG: 0.434										1	0	0	0	0	1	0
Don Ferrarese, R (8, 1) OBP: 0.400, SLG: 1.000										0	0	0	0	0	0	0
Inning Stats	R: 0 E: 1 K: 0 S: 4 H: 1 LOB: 1 BB: 0 P: 4	R: 0 E: 0 K: 0 S: 3 H: 0 LOB: 0 BB: 0 P: 3	R: 0 E: 0 K: 0 S: 3 H: 0 LOB: 0 BB: 0 P: 3	R: 0 E: 0 K: 0 S: 4 H: 1 LOB: 1 BB: 0 P: 4	R: 0 E: 0 K: 0 S: 5 H: 2 LOB: 3 BB: 0 P: 6	R: 0 E: 0 K: 0 S: 3 H: 0 LOB: 0 BB: 0 P: 3	R: 0 E: 0 K: 0 S: 3 H: 1 LOB: 0 BB: 0 P: 3	R: 0 E: 0 K: 1 S: 5 H: 0 LOB: 0 BB: 0 P: 5	R: 1 E: 1 K: 2 S: 9 H: 2 LOB: 1 BB: 0 P: 9	1B: 7 2B: 0 3B: 0 HR: 0 SF: 0 SAC: 0 DP: 1 HBP: 1						

	AB	33
	R	1
	H	7
	RBI	1
	BB	0
	SO	3
	LOB	13

PITCHER	IP	WLS	BF	H	R	ER	SO	BB	IBB	HBP	BLK	WP	HR	S	P	ERA	WHIP
Art Mahaffey, R (1, 1) ERA: 3.66	9.0	W	34	7	1	0	3	0	0	1	0	0	0	39	40	0.00	0.778

PITCHER	IP	WLS	BF	H	R	ER	SO	BB	IBB	HBP	BLK	WP	HR	S	P	ERA	WHIP

WP: 0 PB: 0 SB: 0 CS: 0 PA: 34

Batter	1	2	3	4	5	6	7	8	9	AB	R	H	RBI	BB	SO	LOB
Tony Taylor, R (1, 4) OBP: 0.333, SLG: 0.345	WP 2B 1B		BB HBP		K		4-3			3	1	1	0	0	1	2
Billy Klaus, L (1, 5) OBP: 0.295, SLG: 0.323	B3		G1-6-3 1-2 BB			1B BB		HR BB		1	0	0	0	2	0	1
Roy Sievers, R (8, PH) OBP: 0.339, SLG: 0.458										0	1	0	0	1	0	0
(9, 3)																
Johnny Callison, L (1, 9) OBP: 0.364, SLG: 0.498	6-3 1-2		P4			K		1-H HR		4	1	1	2	0	1	4
Wes Covington, L (1, 7) OBP: 0.323, SLG: 0.418	2-H 2B		G1-6-3 1-2f			1-3 1B		1B		3	0	2	1	0	0	2
Ted Savage, R (6, PR) OBP: 0.344, SLG: 0.370										1	0	1	0	0	0	0
(7, 7)																
Clay Dalrymple, L (1, 2) OBP: 0.388, SLG: 0.418	F8			4-3		F7		F9		4	0	0	0	0	0	3
Don Demeter, R (1, 8) OBP: 0.361, SLG: 0.515		F3		G4-6-3 1B		K		K		4	0	1	0	0	2	2
Frank Torre, L (1, 3) OBP: 0.407, SLG: 0.387		1B BB		G4-6-3 1-2f			SH1-3 BB			1	0	0	0	2	0	1
Ruben Amaro, R (7, PR) OBP: 0.343, SLG: 0.300										0	0	0	0	0	0	0
(8, 3)																
(9, 6)																
Bobby Wine, R (1, 6) OBP: 0.272, SLG: 0.334		G5-4-3 1-2 1B			6-3		SH1-3 1-2			2	0	1	0	0	0	0
(9, 5)																
Art Mahaffey, R (1, 1) OBP: 0.165, SLG: 0.218		G5-4-3 1-2f			K		K			3	0	0	0	0	2	4
Inning Stats	R: 1 E: 0 K: 0 S: 5 H: 2 LOB: 1 BB: 0 P: 5	R: 0 E: 0 K: 0 S: 3 H: 1 LOB: 1 BB: 1 P: 7	R: 0 E: 0 K: 0 S: 2 H: 0 LOB: 1 BB: 1 P: 7	R: 0 E: 0 K: 0 S: 3 H: 1 LOB: 0 BB: 0 P: 3	R: 0 E: 0 K: 2 S: 7 H: 0 LOB: 0 BB: 0 P: 7	R: 0 E: 0 K: 2 S: 8 H: 1 LOB: 2 BB: 1 P: 12	R: 0 E: 0 K: 1 S: 5 H: 0 LOB: 2 BB: 1 P: 9	R: 2 E: 0 K: 1 S: 6 H: 2 LOB: 0 BB: 1 P: 10		1B: 5 2B: 1 3B: 0 HR: 1 SF: 0 SAC: 1 DP: 3 HBP: 1						

BOTTOM

St. Louis Cardinals @ Philadelphia Phillies
Connie Mack Stadium, Philadelphia, PA
Sun Sep 16 1962, 3:33 AM EDT
Att. 6,388 - Unknown

livebaseballscorecards.com

AB	26
R	3
H	7
RBI	3
BB	5
SO	6
LOB	19

PITCHER		IP	WLS	BF	H	R	ER	SO	BB	IBB	HBP	BLK	WP	HR	S	P	ERA	WHIP
Bob Gibson, R ERA: 2.85	(1, 1)	7.0	L	28	5	1	1	5	4	0	1	0	1	0	33	50	1.29	1.286
Don Ferrarese, L ERA: 3.55	(8, 1)	1.0		5	2	2	2	1	1	0	0	0	0	1	6	10	18.00	3.000

PITCHER	IP	WLS	BF	H	R	ER	SO	BB	IBB	HBP	BLK	WP	HR	S	P	ERA	WHIP

St. Louis Cardinals @ Chicago Cubs

Wrigley Field, Chicago, IL

Mon Sep 17 1962, 3:33 AM CDT

Att. 1,603 - Unknown

livebaseballscorecards.com

Batter	1	2	3	4	5	6	7	8	9	AB	R	H	RBI	BB	SO	LOB
Julian Javier, R (1, 4) OBP: 0.321, SLG: 0.365	x 0-0 FC6-4 1B	BBBB 4-0 CS BB			x 0-0 5-3 1B		x 0-0 1B			3	0	3	0	1	0	0
Curt Flood, R (1, 8) OBP: 0.344, SLG: 0.423	x 0-0 ① FC6-4 HBP HR 1-2f	0-0 ③ CS 1-2	x 0-0 ① F8		x 0-0 ② 5-3 1-2		x 0-0 ③ 4-3			4	1	0	0	0	0	3
Bill White, L (1, 3) OBP: 0.381, SLG: 0.486	H 1-0 HR HBP 1-2		SSS 0-3 ② K		x 0-0 ③ P6			x 0-0 ① G3		3	1	0	0	0	1	1
Ken Boyer, R (1, 5) OBP: 0.376, SLG: 0.479	x 0-0 HR 1-H 2-H		x 0-0 1B			SSS 0-3 ① K		x 0-0 ② 6-3		4	1	2	3	0	1	0
Charlie James, R (1, 9) OBP: 0.305, SLG: 0.398	x 0-0 FC6-4 1B		SSS 0-3 ③ K			x 0-0 ② F8		x 0-0 ③ F8		4	0	1	0	0	1	1
Gene Oliver, R (1, 2) OBP: 0.351, SLG: 0.438	SSS 0-3 ② K			x 0-0 FC5-4 1B		x 0-0 ③ 6-3			x 0-0 2B	4	0	2	0	0	1	1
Mike Shannon, R (1, 7) OBP: 0.100, SLG: 0.100	x 0-0 ③ FC6-4 1-2f			x 0-0 ① FC5-4 G6-4-3 1-2f			SSS 0-3 ① K		x 0-0 ① L4	4	0	0	0	0	1	3
Julio Gotay, R (1, 6) OBP: 0.318, SLG: 0.311		x 0-0 ① 5-3		x 0-0 ② ③ G6-4-3 1-2f			x 0-0 HR		x 0-0 ② 6-3	4	1	1	1	0	0	2
Ray Washburn, R (1, 1) OBP: 0.224, SLG: 0.208 Lindy McDaniel, R (7, 1) OBP: 0.174, SLG: 0.095 Curt Simmons, L (7, 1) OBP: 0.255, SLG: 0.214 Red Schoendienst, S (9, PH) OBP: 0.349, SLG: 0.379		x 0-0 ② F8			SSS 0-3 ① K		x 0-0 ② 6-3		x 0-0 ③ 5-3	3 0 0 1	0 0 0 0	0 0 0 0	0 0 0 0	0 0 0 0	1 0 0 0	0 0 0 1

Inning Stats	1	2	3	4	5	6	7	8	9			
	R: 3 H: 3 E: 0 LOB: 1 K: 1 BB: 0 S: 8 P: 9	R: 0 H: 0 E: 0 LOB: 0 K: 0 BB: 1 S: 2 P: 6	R: 0 H: 1 E: 0 LOB: 1 K: 2 BB: 0 S: 8 P: 8	R: 0 H: 1 E: 0 LOB: 0 K: 0 BB: 0 S: 3 P: 3	R: 0 H: 1 E: 0 LOB: 1 K: 1 BB: 0 S: 6 P: 6	R: 0 H: 0 E: 0 LOB: 0 K: 1 BB: 0 S: 5 P: 5	R: 1 H: 2 E: 0 LOB: 1 K: 1 BB: 0 S: 7 P: 7	R: 0 H: 0 E: 0 LOB: 0 K: 0 BB: 0 S: 3 P: 3	R: 0 H: 1 E: 0 LOB: 1 K: 0 BB: 0 S: 4 P: 4	1B: 6 SF: 0 2B: 1 SAC: 0 3B: 0 DP: 1 HR: 2 HBP: 1	WP: 0 PA: 37 PB: 0 SB: 0 CS: 1	

PITCHER	IP	WLS	BF	H	R	ER	SO	BB	IBB	HBP	BLK	WP	HR	S	P	ERA	WHIP
Dick Ellsworth, L (1, 1) ERA: 5.19	9.0	W	36	9	4	4	6	1	0	1	0	0	2	46	51	4.00	1.111

PITCHER	IP	WLS	BF	H	R	ER	SO	BB	IBB	HBP	BLK	WP	HR	S	P	ERA	WHIP

AB	34
R	4
H	9
RBI	4
BB	1
SO	6
LOB	12

BOTTOM

Batter	1	2	3	4	5	6	7	8	9	AB	R	H	RBI	BB	SO	LOB
Billy Ott, S (1, 9) OBP: 0.200, SLG: 0.316	K		BB	F9			HR, F8			4	2	1	1	1	1	3
Ken Hubbs, R (1, 4) OBP: 0.301, SLG: 0.351	14 FC6-4 1B		2B 1B, 1-2	FC5-4, 1-2f			E 14 HR 1B	CS 1B		5	2	4	0	0	0	1
Danny Murphy, L (1, 7) OBP: 0.071, SLG: 0.143	K		1B 2B, 1-3 2-H		1-3		E3 14 HR, 1-2	K		5	2	1	1	0	2	3
14 Ernie Banks, R (1, 3) OBP: 0.311, SLG: 0.515	FC6-4, 1-2f		BB		K		1-H 2-H HR	F7		4	1	1	3	1	1	2
Nelson Mathews, R (1, 8) OBP: 0.231, SLG: 0.462		1-3	P5		G3		F8	CS, 1-2		4	0	0	0	0	0	3
Ron Santo, R (1, 5) OBP: 0.302, SLG: 0.364		6-3	FC6, 1-2 2-H 3-H 1B		K		5-3			4	0	1	2	0	1	0
Andre Rodgers, R (1, 6) OBP: 0.343, SLG: 0.384		1B	FC6, 1-2f		F8		1B BB			3	1	1	0	1	0	2
Moe Thacker, R (1, 2) OBP: 0.296, SLG: 0.253		K		K			BB	1B, 1-3 1B		3	0	1	0	1	2	1
Dick Ellsworth, L (1, 1) OBP: 0.284, SLG: 0.133			K	FC5-4 BB			K	1-3 3-H 1B		3	0	1	1	1	2	1
Inning Stats	R: 0 E: 0 K: 2 S: 8 / H: 1 LOB: 1 BB: 0 P: 8	R: 0 E: 0 K: 1 S: 6 / H: 1 LOB: 1 BB: 0 P: 6	R: 3 E: 0 K: 1 S: 8 / H: 3 LOB: 2 BB: 2 P: 16	R: 0 E: 0 K: 1 S: 5 / H: 0 LOB: 1 BB: 1 P: 9	R: 0 E: 0 K: 1 S: 5 / H: 0 LOB: 0 BB: 0 P: 5	R: 0 E: 0 K: 2 S: 7 / H: 0 LOB: 1 BB: 1 P: 11	R: 5 E: 1 K: 0 S: 9 / H: 5 LOB: 2 BB: 1 P: 13	R: 0 E: 0 K: 1 S: 5 / H: 1 LOB: 0 BB: 0 P: 5		1B: 8 2B: 1 3B: 0 HR: 2 / SF: 0 SAC: 0 DP: 0 HBP: 0						

PITCHER		IP	WLS	BF	H	R	ER	SO	BB	IBB	HBP	BLK	WP	HR	S	P	ERA	WHIP
Ray Washburn, R ERA: 3.93	(1, 1)	6.0	L	31	8	7	6	8	4	0	0	0	0	2	43	59	9.00	2.000
Lindy McDaniel, R ERA: 4.11	(7, 1)	0.2		5	2	1	0	0	1	0	0	0	0	0	4	8	0.00	4.500
Curt Simmons, L ERA: 3.9	(7, 1)	1.1		4	1	0	0	1	0	0	0	0	0	0	6	6	0.00	0.750

PITCHER	IP	WLS	BF	H	R	ER	SO	BB	IBB	HBP	BLK	WP	HR	S	P	ERA	WHIP

St. Louis Cardinals @ Chicago Cubs

Wrigley Field, Chicago, IL

Mon Sep 17 1962, 3:33 AM CDT

Att. 1,603 - Unknown

livebaseballscorecards.com

AB	35
R	8
H	11
RBI	8
BB	5
SO	9
LOB	16

WP: 0 PB: 0 SB: 0 CS: 1 PA: 41

Batter	1	2	3	4	5	6	7	8	9	AB	R	H	RBI	BB	SO	LOB
Julian Javier, R (1, 4) OBP: 0.320, SLG: 0.364	4-3		5-3			L4			FC6, 1B	4	0	1	0	0	0	0
Curt Flood, R (1, 8) OBP: 0.342, SLG: 0.420	5-3			6-3		6-3			FC6, 1-2f, HR	4	1	0	0	0	0	1
Stan Musial, L (1, 7) OBP: 0.415, SLG: 0.509	F8			3-1			F2		1-H, HR	4	1	1	2	0	0	0
Bill White, L (1, 3) OBP: 0.380, SLG: 0.484		F8		F6			4-3		1B	4	0	1	0	0	0	0
Ken Boyer, R (1, 5) OBP: 0.373, SLG: 0.475		F8			K		5-3		P6	4	0	0	0	0	1	1
Carl Sawatski, L (1, 2) OBP: 0.359, SLG: 0.488 Jimmie Schaffer, R (8, 2) OBP: 0.301, SLG: 0.303		HR			F5			G3		3 0	1 0	1 0	1 0	0 0	0 0	0 0
Gary Kolb, L (1, 9) OBP: 0.667, SLG: 0.667		G3			FC6-4, 1B			G5-4-3, 1B		3	0	2	0	0	0	0
Julio Gotay, R (1, 6) OBP: 0.316, SLG: 0.309			K		FC6-4, 1-2f			G5-4-3, 1-2f		3	0	0	0	0	1	2
Harvey Branch, R (1, 1) Red Schoendienst, S (6, PH) OBP: 0.347, SLG: 0.376 Bob Duliba, R (6, 1) Fred Whitfield, L (9, PH) OBP: 0.301, SLG: 0.481			K			F6			4-3	1 1 0 1	0 0 0 0	0 0 0 0	0 0 0 0	0 0 0 0	1 0 0 0	0 0 0 0
Inning Stats	R: 0 E: 0 K: 0 S: 3 H: 0 LOB: 0 BB: 0 P: 3	R: 1 E: 0 K: 0 S: 4 H: 1 LOB: 0 BB: 0 P: 4	R: 0 E: 0 K: 2 S: 7 H: 0 LOB: 0 BB: 0 P: 7	R: 0 E: 0 K: 0 S: 3 H: 0 LOB: 0 BB: 0 P: 3	R: 0 E: 0 K: 1 S: 6 H: 1 LOB: 1 BB: 0 P: 6	R: 0 E: 0 K: 0 S: 3 H: 0 LOB: 0 BB: 0 P: 3	R: 0 E: 0 K: 0 S: 3 H: 0 LOB: 0 BB: 0 P: 3	R: 0 E: 0 K: 0 S: 3 H: 1 LOB: 0 BB: 0 P: 3	R: 2 E: 0 K: 0 S: 6 H: 3 LOB: 1 BB: 0 P: 6	1B: 4 2B: 0 3B: 0 HR: 2 SF: 0 SAC: 0 DP: 1 HBP: 0						

PITCHER		IP	WLS	BF	H	R	ER	SO	BB	IBB	HBP	BLK	WP	HR	S	P	ERA	WHIP
Paul Toth, R ERA: 6.06	(1, 1)	8.2	W	31	6	3	3	3	0	0	0	0	0	2	37	37	3.12	0.692
Barney Schultz, R ERA: 3.91	(9, 1)	0.1	S	1	0	0	0	0	0	0	0	0	0	0	1	1	0.00	0.000

PITCHER	IP	WLS	BF	H	R	ER	SO	BB	IBB	HBP	BLK	WP	HR	S	P	ERA	WHIP

TOP

St. Louis Cardinals @ Chicago Cubs

Wrigley Field, Chicago, IL

Tue Sep 18 1962, 3:33 AM CDT

Att. 2,004 - Unknown

livebaseballscorecards.com

AB	32
R	3
H	6
RBI	3
BB	0
SO	3
LOB	4

BOTTOM

St. Louis Cardinals @ Chicago Cubs

Wrigley Field, Chicago, IL

Tue Sep 18 1962, 3:33 AM CDT

Att. 2,004 - Unknown

Batter	1	2	3	4	5	6	7	8	9	AB	R	H	RBI	BB	SO	LOB
Billy Ott, S (1, 9) OBP: 0.250, SLG: 0.318 Don Landrum, L (7, PR) OBP: 0.374, SLG: 0.333 (8, 9)	6-3		3-1	1B			PB, 1B, BB			3 0	0 1	1 0	0 0	1 0	0 0	0 0
Ken Hubbs, R (1, 4) OBP: 0.301, SLG: 0.349	K		14 BB, 1B, BB, BB	K			6-3, 1-2			3	1	0	0	1	2	2
Danny Murphy, L (1, 7) OBP: 0.278, SLG: 0.412	BB		BB, 14 BB, 1-2, 1B	14 6-3, 3B			14 1B, 2-H, 1B			3	1	3	1	1	0	0
14 Ernie Banks, R (1, 3) OBP: 0.313, SLG: 0.514	P4		BB, 1-2, 2-3, BB	6-3, 3-H			G4-6-3, 1-3, 1B			3	0	1	1	1	0	1
Nelson Mathews, R (1, 8) OBP: 0.176, SLG: 0.353		F8	P4	F8			G4-6-3, 1-2f			4	0	0	0	0	0	5
Ron Santo, R (1, 5) OBP: 0.303, SLG: 0.369		HR	1-2, 2-3, 3-H, BB	1-3				K		3	1	1	2	1	1	0
Andre Rodgers, R (1, 6) OBP: 0.342, SLG: 0.382		1B	F7			6-3		5-3		4	0	1	0	0	0	3
Moe Thacker, R (1, 2) OBP: 0.295, SLG: 0.245		F8		G6-3, BB		K		F9		3	0	0	0	1	1	1
Paul Toth, R (1, 1) OBP: 0.455, SLG: 0.400 Barney Schultz, R (9, 1)		4-3		G6-3, 1-2f		1-3				3 0	0 0	0 0	0 0	0 0	0 0	2 0
Inning Stats	R: 0 E: 0 K: 1 S: 5 H: 0 LOB: 1 BB: 1 P: 9	R: 1 E: 0 K: 0 S: 5 H: 2 LOB: 1 BB: 0 P: 5	R: 1 E: 0 K: 0 S: 4 H: 1 LOB: 3 BB: 3 P: 16	R: 0 E: 0 K: 1 S: 5 H: 1 LOB: 1 BB: 1 P: 9	R: 1 E: 0 K: 0 S: 4 H: 1 LOB: 0 BB: 0 P: 4	R: 0 E: 0 K: 1 S: 5 H: 0 LOB: 0 BB: 0 P: 5	R: 1 E: 0 K: 0 S: 4 H: 2 LOB: 2 BB: 1 P: 8	R: 0 E: 0 K: 1 S: 5 H: 0 LOB: 0 BB: 0 P: 5		1B: 5 2B: 0 3B: 1 HR: 1	SF: 0 SAC: 0 DP: 2 HBP: 0					

PITCHER	IP	WLS	BF	H	R	ER	SO	BB	IBB	HBP	BLK	WP	HR	S	P	ERA	WHIP
Harvey Branch, L (1, 1) ERA: 5.4	5.0	L	24	5	3	3	2	5	0	0	0	0	1	23	43	5.40	2.000
Bob Duliba, R (6, 1) ERA: 1.7	3.0		11	2	1	1	2	1	0	0	0	0	0	14	18	3.00	1.000

PITCHER	IP	WLS	BF	H	R	ER	SO	BB	IBB	HBP	BLK	WP	HR	S	P	ERA	WHIP

livebaseballscorecards.com

AB	29
R	4
H	7
RBI	4
BB	6
SO	4
LOB	14

Batter	1	2	3	4	5	6	7	8	9	AB	R	H	RBI	BB	SO	LOB
Harvey Kuenn, R (1, 5) (7, 9) OBP: 0.380, SLG: 0.452	WP 1B 1B	6-3		BBBB SH1-4 BB		1B 1B		F5		4	1	2	0	1	0	1
Chuck Hiller, L (1, 4) OBP: 0.334, SLG: 0.332	5-3 1-2		BB HR 1B	SH1-4 1-2		FC5-4 1-2 1B		F9		4	1	2	0	0	0	1
Felipe Alou, R (1, 7) OBP: 0.353, SLG: 0.522	2-H 1B		SSS K	SSS K2-3		FC5-4 1-2f			SSS K	5	0	1	1	0	3	4
Willie McCovey, L (1, 9) OBP: 0.361, SLG: 0.591 Jim Davenport, R (7, PH) (7, 5) OBP: 0.355, SLG: 0.461	F8		BBB 1-2 HR BB	SSS K			F3		6-3	2 2	1 0	0 0	0 0	1 0	1 0	2 0
Willie Mays, R (1, 8) OBP: 0.374, SLG: 0.609	F9		1-H 2-H HR		G6-4-3 1B		BBBB BB		F7	4	1	2	3	1	0	1
Orlando Cepeda, R (1, 3) OBP: 0.348, SLG: 0.519		6-3	HR 1B		G6-4-3 1-2f		F3			4	1	1	0	0	0	2
Tom Haller, L (1, 2) OBP: 0.380, SLG: 0.502		HR	1-H HR		BBBB CS BB		BBBB 1-2 BB			2	2	2	3	2	0	0
Jose Pagan, R (1, 6) OBP: 0.312, SLG: 0.357		1B	5-3		CS 1-2	F9	F8			4	0	1	0	0	0	2
Billy O'Dell, S (1, 1) OBP: 0.191, SLG: 0.133		SSS K	SSS K			5-3		SSS K		4	0	0	0	0	3	1
Inning Stats	R: 1 E: 0 K: 0 S: 5 H: 2 LOB: 1 BB: 0 P: 5	R: 1 E: 0 K: 1 S: 7 H: 2 LOB: 1 BB: 0 P: 7	R: 5 E: 0 K: 2 S: 11 H: 4 LOB: 0 BB: 1 P: 15	R: 0 E: 0 K: 2 S: 7 H: 0 LOB: 1 BB: 1 P: 11	R: 0 E: 0 K: 0 S: 2 H: 1 LOB: 0 BB: 1 P: 6	R: 0 E: 0 K: 0 S: 5 H: 2 LOB: 2 BB: 0 P: 5	R: 0 E: 0 K: 0 S: 3 H: 0 LOB: 2 BB: 2 P: 11	R: 0 E: 0 K: 1 S: 5 H: 0 LOB: 0 BB: 0 P: 5	R: 0 E: 0 K: 1 S: 5 H: 0 LOB: 0 BB: 0 P: 5	1B: 8 2B: 0 3B: 0 HR: 3	SF: 0 SAC: 1 DP: 1 HBP: 0						

TOP

San Francisco Giants @ St. Louis Cardinals

Sportsman's Park, St. Louis, MO

Wed Sep 19 1962, 8:05 PM EDT

Att. 8,314 - Unknown - 65 F

livebaseballscorecards.com

AB	35
R	7
H	11
RBI	7
BB	5
SO	7
LOB	14

		WP: 1	PA: 42
		PB: 0	
		SB: 0	
		CS: 1	

PITCHER		IP	WLS	BF	H	R	ER	SO	BB	IBB	HBP	BLK	WP	HR	S	P	ERA	WHIP
Larry Jackson, R ERA: 3.93	(1, 1)	2.2	L	17	8	7	7	2	1	0	0	0	1	3	20	24	23.62	3.375
Don Ferrarese, L ERA: 3.3	(3, 1)	4.1		18	3	0	0	3	4	0	0	0	0	0	20	36	0.00	1.615
Curt Simmons, L ERA: 3.84	(8, 1)	2.0		6	0	0	0	2	0	0	0	0	0	0	10	10	0.00	0.000

PITCHER	IP	WLS	BF	H	R	ER	SO	BB	IBB	HBP	BLK	WP	HR	S	P	ERA	WHIP

Batter	1	2	3	4	5	6	7	8	9	AB	R	H	RBI	BB	SO	LOB
Julian Javier, R (1, 4) OBP: 0.321, SLG: 0.366	F9	6-3			S 1B		2B		F9	5	0	2	0	0	0	1
Curt Flood, R (1, 8) OBP: 0.341, SLG: 0.420	4-3 HR 2B	F9			F8		5-3		F6	5	1	1	0	0	0	3
Stan Musial, L (1, 7) OBP: 0.412, SLG: 0.504 Gary Kolb, L (9, 7) OBP: 0.667, SLG: 0.667	4-3 2-3	F4			K			K		4 0	0 0	0 0	0 0	0 0	2 0	2 0
Ken Boyer, R (1, 5) OBP: 0.376, SLG: 0.482	HR 3-H		L3 1B		6-3 1-2			1B 1B		4	1	3	2	0	0	1
Bill White, L (1, 3) OBP: 0.381, SLG: 0.484	BB BB 1B 1B		L3 1-2			F8		1-3 1B		4	1	2	0	0	0	1
Charlie James, R (1, 9) OBP: 0.305, SLG: 0.395	BB 1B 1-2 BB		1-3			4-3		K		3	1	0	0	1	1	2
Gene Oliver, R (1, 2) OBP: 0.350, SLG: 0.434	1B 1-2 2-3 BB			F7		F3		F7		3	0	0	0	1	0	2
Dal Maxvill, R (1, 6) OBP: 0.264, SLG: 0.245 Bobby Gene Smith, R (7, PH) OBP: 0.258, SLG: 0.287 Curt Simmons, L (8, 1) OBP: 0.255, SLG: 0.214 Red Schoendienst, S (9, PH) OBP: 0.344, SLG: 0.373	1-2 2-H 3-H 1B			5-3			K		4-3	2 1 0 1	0 0 0 0	1 0 0 0	2 0 0 0	0 0 0 0	0 1 0 0	0 0 0 0
Larry Jackson, R (1, 1) OBP: 0.233, SLG: 0.220 Don Ferrarese, R (3, 1) OBP: 0.333, SLG: 0.833 Julio Gotay, R (7, PH) OBP: 0.317, SLG: 0.310 (8, 6)	K			K			F4		1B	1 1 2	0 0 0	0 0 1	0 0 0	0 0 0	1 1 0	2 0 0
Inning Stats	R: 4 E: 0 K: 1 S: 9 H: 4 LOB: 2 BB: 2 P: 17	R: 0 E: 0 K: 0 S: 3 H: 0 LOB: 0 BB: 0 P: 3	R: 0 E: 0 K: 0 S: 3 H: 1 LOB: 0 BB: 0 P: 3	R: 0 E: 0 K: 1 S: 5 H: 0 LOB: 0 BB: 0 P: 5	R: 0 E: 0 K: 1 S: 6 H: 1 LOB: 1 BB: 0 P: 6	R: 0 E: 0 K: 0 S: 3 H: 0 LOB: 0 BB: 0 P: 3	R: 0 E: 0 K: 1 S: 6 H: 1 LOB: 1 BB: 0 P: 6	R: 0 E: 0 K: 2 S: 9 H: 2 LOB: 2 BB: 0 P: 9	R: 0 E: 0 K: 0 S: 4 H: 1 LOB: 1 BB: 0 P: 4	1B: 7 2B: 3 3B: 0 HR: 1 SF: 0 SAC: 0 DP: 1 HBP: 0						

PITCHER	IP	WLS	BF	H	R	ER	SO	BB	IBB	HBP	BLK	WP	HR	S	P	ERA	WHIP
Billy O'Dell, L (1, 1) ERA: 3.5	9.0	W	38	10	4	4	6	2	0	0	0	0	1	48	56	4.00	1.333

PITCHER	IP	WLS	BF	H	R	ER	SO	BB	IBB	HBP	BLK	WP	HR	S	P	ERA	WHIP

BOTTOM

San Francisco Giants @ St. Louis Cardinals

Sportsman's Park, St. Louis, MO

Wed Sep 19 1962, 8:05 PM EDT

Att. 8,314 - Unknown - 65 F

livebaseballscorecards.com

AB	36
R	4
H	10
RBI	4
BB	2
SO	6
LOB	14

1B: 7	SF: 0	WP: 0	PA: 38
2B: 3	SAC: 0	PB: 0	
3B: 0	DP: 1	SB: 1	
HR: 1	HBP: 0	CS: 0	

Batter	1	2	3	4	5	6	7	8	9	AB	R	H	RBI	BB	SO	LOB
Harvey Kuenn, R (1, 5) (8, 9) OBP: 0.378, SLG: 0.449	SSS 0-3 ① K	x 0-0 1-2 3-H 1B			x 0-0 ① 5-3		x 0-0 ① 6-3		x 0-0 ② FC1-6 CS 1-2f	5	0	1	1	0	1	1
Chuck Hiller, L (1, 4) OBP: 0.332, SLG: 0.329	x 0-0 ② F4	x 0-0 ③ F8			x 0-0 ② F8		x 0-0 ② F5		0-0 ③ CS 1-2	4	0	0	0	0	0	2
Felipe Alou, R (1, 7) OBP: 0.354, SLG: 0.521	x 0-0 BB 1B		x 0-0 ① F8		BBBB 4-0 CS BB		x 0-0 ③ F5			3	0	1	0	1	0	0
Willie McCovey, L (1, 9) OBP: 0.368, SLG: 0.590 Jim Davenport, R (8, 5) OBP: 0.355, SLG: 0.461	BBBB 4-0 1-2 BB		x 0-0 1B		0-0 ③ CS 1-2	BBBB 4-0 1B SH BB		SSS 0-3 ① K		2 0	1 0	1 0	0 0	2 0	1 0	0 0
Willie Mays, R (1, 8) OBP: 0.375, SLG: 0.608	x 0-0 ③ F9		x 0-0 ② F9			x 0-0 1-2 SH 1B		x 0-0 E S 1B		4	1	2	0	0	0	3
Orlando Cepeda, R (1, 3) OBP: 0.347, SLG: 0.516		x 0-0 ① F3	x 0-0 ③ 6-3			x 0-0 1-H 2-H SH SF8		SSS 0-3 ② K 1-3		3	1	0	0	0	1	2
Tom Haller, L (1, 2) OBP: 0.378, SLG: 0.498		BBBB 4-0 1B 1B BB		x 0-0 ① L1		x 0-0 ① SF8 3-H		SSS 0-3 ③ K		2	1	0	1	1	1	1
Jose Pagan, R (1, 6) OBP: 0.312, SLG: 0.356		SSS 0-3 ② K		x 0-0 ② F8		x 0-0 B1-6-4 1B			x 0-0 ① 6-3	4	0	1	0	0	1	1
Jack Sanford, R (1, 1) OBP: 0.200, SLG: 0.202 Billy Pierce, L (7, 1) OBP: 0.288, SLG: 0.245 Bobby Bolin, R (7, 1) OBP: 0.292, SLG: 0.348 Richard LeMay, L (8, 1) Don Larsen, R (9, 1) OBP: 0.208, SLG: 0.292		x 0-0 1B 1-3 1B		x 0-0 ③ F9		x 0-0 ② ③ B1-6-4 1-2f			BBBB 4-0 FC1-6 BB	3 0 0 0 0	0 0 0 0 0	1 0 0 0 0	0 0 0 0 1	0 0 0 0 0	0 0 0 1 0	1 0 0 0 0
Inning Stats	R: 0 H: 1 E: 0 LOB: 2 K: 1 BB: 1 S: 6 P: 10	R: 1 H: 2 E: 0 LOB: 2 K: 1 BB: 1 S: 7 P: 11	R: 0 H: 1 E: 0 LOB: 1 K: 0 BB: 0 S: 4 P: 4	R: 0 H: 0 E: 0 LOB: 0 K: 0 BB: 0 S: 3 P: 3	R: 0 H: 0 E: 0 LOB: 0 K: 0 BB: 1 S: 2 P: 6	R: 3 H: 2 E: 1 LOB: 0 K: 0 BB: 1 S: 5 P: 9	R: 0 H: 0 E: 0 LOB: 0 K: 0 BB: 0 S: 3 P: 3	R: 0 H: 1 E: 0 LOB: 1 K: 3 BB: 0 S: 10 P: 10	R: 0 H: 0 E: 0 LOB: 0 K: 0 BB: 1 S: 2 P: 6	1B: 7 SF: 1 2B: 0 SAC: 1 3B: 0 DP: 1 HR: 0 HBP: 0						

PITCHER		IP	WLS	BF	H	R	ER	SO	BB	IBB	HBP	BLK	WP	HR	S	P	ERA	WHIP
Ernie Broglio, R ERA: 3.1	(1, 1)	7.0		30	6	4	2	2	4	0	0	0	0	0	30	46	2.57	1.429
Lindy McDaniel, R ERA: 4.08	(8, 1)	1.0		4	1	0	0	3	0	0	0	0	0	0	10	10	0.00	1.000
Bob Duliba, R ERA: 1.66	(9, 1)	1.0	W	3	0	0	0	0	1	0	0	0	0	0	2	6	0.00	1.000

PITCHER	IP	WLS	BF	H	R	ER	SO	BB	IBB	HBP	BLK	WP	HR	S	P	ERA	WHIP

TOP

San Francisco Giants @ St. Louis Cardinals
Sportsman's Park, St. Louis, MO
Thu Sep 20 1962, 8:05 PM EDT
Att. 6,497 - Unknown

livebaseballscorecards.com

AB	30
R	4
H	7
RBI	2
BB	5
SO	5
LOB	11

1B: 7	SF: 1	WP: 0	PA: 39
2B: 0	SAC: 1	PB: 0	
3B: 0	DP: 1	SB: 1	
HR: 0	HBP: 0	CS: 2	

Batter	1	2	3	4	5	6	7	8	9	AB	R	H	RBI	BB	SO	LOB
Julian Javier, R (1, 4) OBP: 0.320, SLG: 0.365	F8		HBP 1B 1-2		1-3		F3	5-3		5	0	1	0	0	0	3
Curt Flood, R (1, 8) OBP: 0.345, SLG: 0.420	5-3		HBP 1-2 2-3		E BB BBBB		E BB 1-2 2-3		1B BLK 1B	2	1	1	0	2	0	0
Stan Musial, L (1, 7) OBP: 0.414, SLG: 0.504 Mike Shannon, R (9, PR) OBP: 0.100, SLG: 0.100	BB BBBB		SF9 3-H		G3 1-3		E 1-2 2-3 3-H BBBB		BLK 1B 1-3	2 0	0 1	1 0	2 0	2 0	0 0	1 0
Bill White, L (1, 3) OBP: 0.380, SLG: 0.481	G3		6-3			4-3	F6		1B IBB 1-2 3-H	4	0	0	0	1	0	6
Ken Boyer, R (1, 5) OBP: 0.376, SLG: 0.482		6-3		K SSS		1B	E4 1-2 2-3 3-H		1B 1-2 2-H	5	0	2	1	0	1	2
Gene Oliver, R (1, 2) OBP: 0.347, SLG: 0.429 Fred Whitfield, L (7, PH) OBP: 0.299, SLG: 0.477 Jimmie Schaffer, R (8, 2) OBP: 0.301, SLG: 0.303		K SSS		F7		F9	F8			3 1 0	0 0 0	0 0 0	0 0 0	0 0 0	1 0 0	1 3 0
Gary Kolb, L (1, 9) OBP: 0.571, SLG: 0.500		K SSS		1B		4-3		F8 SH1-4 BBBB	BB	3	0	1	0	1	1	1
Julio Gotay, R (1, 6) OBP: 0.317, SLG: 0.310			F4	5-3			BB BB BB 1B	SH1-4 1-2		3	1	1	0	0	0	1
Ernie Broglio, R (1, 1) OBP: 0.143, SLG: 0.118 Red Schoendienst, S (7, PH) OBP: 0.349, SLG: 0.373 Lindy McDaniel, R (8, 1) OBP: 0.174, SLG: 0.095 Carl Sawatski, L (8, PH) OBP: 0.359, SLG: 0.488 Charlie James, R (8, PH) OBP: 0.304, SLG: 0.394 Bob Duliba, R (9, 1)			E4 HBP 1B SF9		K SSS		BB BB 1-2 E BB BBBB		F8 2-3	2 0 0 0 1 0	1 1 0 0 0 0	0 0 0 0 0 0	0 0 0 0 0 0	1 0 0 0 0 0	0 0 0 0 0 0	0 1 0 0 1 0
Inning Stats	R: 0 H: 0 E: 0 LOB: 1 K: 0 BB: 1 S: 3 P: 7	R: 0 H: 0 E: 0 LOB: 0 K: 2 BB: 0 S: 7 P: 7	R: 1 H: 1 E: 1 LOB: 2 K: 0 BB: 0 S: 5 P: 6	R: 0 H: 1 E: 0 LOB: 1 K: 1 BB: 0 S: 6 P: 6	R: 0 H: 0 E: 1 LOB: 1 K: 1 BB: 1 S: 5 P: 9	R: 0 H: 1 E: 0 LOB: 1 K: 0 BB: 0 S: 4 P: 4	R: 2 H: 1 E: 1 LOB: 3 K: 0 BB: 3 S: 5 P: 17	R: 0 H: 0 E: 0 LOB: 1 K: 0 BB: 1 S: 3 P: 7	R: 2 H: 3 E: 0 LOB: 2 K: 0 BB: 1 S: 3 P: 7	1B: 7 2B: 0 3B: 0 HR: 0	SF: 1 SAC: 1 DP: 0 HBP: 1					

PITCHER		IP	WLS	BF	H	R	ER	SO	BB	IBB	HBP	BLK	WP	HR	S	P	ERA	WHIP
Jack Sanford, R ERA: 3.41	(1, 1)	6.1		29	4	3	1	4	4	0	1	0	0	0	32	49	1.42	1.263
Billy Pierce, L ERA: 3.72	(7, 1)	0.1		2	0	0	0	0	1	0	0	0	0	0	1	5	0.00	3.000
Bobby Bolin, R ERA: 3.57	(7, 1)	0.2		4	0	0	0	0	1	0	0	0	0	0	3	7	0.00	1.500
Richard LeMay, L ERA: 7.71	(8, 1)	0.2	L	4	2	2	2	0	0	0	0	0	0	0	4	4	27.00	3.000
Don Larsen, R ERA: 4.52	(9, 1)	0.0		2	1	0	0	0	0	1	0	1	0	0	1	5	∞	∞

PITCHER	IP	WLS	BF	H	R	ER	SO	BB	IBB	HBP	BLK	WP	HR	S	P	ERA	WHIP

BOTTOM

San Francisco Giants @ St. Louis Cardinals

Sportsman's Park, St. Louis, MO

Thu Sep 20 1962, 8:05 PM EDT

Att. 6,497 - Unknown

livebaseballscorecards.com

AB	31
R	5
H	7
RBI	3
BB	7
SO	4
LOB	19

WP: 0 PA: 41
PB: 0
SB: 0
CS: 0

Batter	1	2	3	4	5	6	7	8	9	AB	R	H	RBI	BB	SO	LOB
Maury Wills, S (1, 6) OBP: 0.345, SLG: 0.372	C L B B B X 3-2 ① 1-3		B C X 1-1 ② 4-3			B C B B C F F B 4-2 SH1-3 S 1B BB	F F B X 1-2 ③ 6-3			3	1	0	0	1	0	3
Jim Gilliam, S (1, 4) OBP: 0.377, SLG: 0.345 Larry Burright, R (8, 4) OBP: 0.263, SLG: 0.321	C B B X 2-1 ② 4-3		X 0-0 ③ F3			B X 1-0 ② SH1-3 1-3		C B C X 1-2 ① 4-3		3 0	0 0	0 0	0 0	0 0	0 0	0 0
Willie Davis, L (1, 8) OBP: 0.339, SLG: 0.470 Lee Walls, R (6, PH) OBP: 0.315, SLG: 0.296 (6, 7) Wally Moon, L (8, 7) OBP: 0.331, SLG: 0.345	C X 0-1 ③ F1			F F C 0-3 ① K		B X 1-0 3-H 1B		B C B F F C 2-3 ② K		2 2 0	0 0 0	0 1 0	0 1 0	0 0 0	1 1 0	0 0 0
Tommy Davis, R (1, 7) OBP: 0.369, SLG: 0.531 (6, 8)		B C B X 2-1 F8 2B 2B		B B X 2-0 ② L8		C C F F X 0-2 ③ F9		B B B C X 3-1 1B		4	1	2	0	0	0	1
Frank Howard, R (1, 9) OBP: 0.356, SLG: 0.583		X 0-0 ① F8 2-3		F B X 1-1 ③ 5-3			B S X 1-1 ① 6-3	B X 1-0 ③ F6		4	0	0	0	0	0	2
Ron Fairly, L (1, 3) OBP: 0.391, SLG: 0.451		B F X 1-1 ② F2			C C B B S 2-3 ① K		B F B B B 4-1 BB 1B BB		B B C C S 3-3 ① K	3	0	0	0	1	2	1
Andy Carey, R (1, 5) OBP: 0.336, SLG: 0.367		B F F B X 2-2 3-H 2B			B B B C X 3-1 ② B1-3		X 0-0 1-2 BB 1B		B C S S B X 2-2 ② L3	4	0	2	1	0	0	0
John Roseboro, L (1, 2) OBP: 0.349, SLG: 0.390		B C B F S 2-3 ③ K			B C B C C X 2-2 ③ F8		B C S S S 1-3 ② K		X 0-0 ③ F3	4	0	0	0	0	2	3
Sandy Koufax, R (1, 1) OBP: 0.116, SLG: 0.134 Ed Roebuck, R (1, 1) OBP: 0.240, SLG: 0.240 Ken McMullen, R (6, PH) OBP: 0.222, SLG: 0.222 Stan Williams, R (6, 1) OBP: 0.104, SLG: 0.169 Ron Perranoski, L (6, 1) OBP: 0.143, SLG: 0.077 Jack Smith, R (6, 1) Daryl Spencer, R (7, PH) OBP: 0.369, SLG: 0.323 Phil Ortega, R (7, 1)			B X 1-0 ① F9			B S X 1-1 ① F9	B F F B B B 1-2 2-3 4-2 BB			0 1 1 0 0 0 0 0	0 0 0 0 0 0 0 0	0 0 0 0 0 0 0 1	0 0 0 0 0 0 0 0	0 0 0 0 0 0 0 0	0 0 0 0 0 0 0 0	0 0 0 0 0 0 0 0
Inning Stats	R: 0 E: 0 K: 0 S: 7 H: 0 LOB: 0 BB: 0 P: 12	R: 1 E: 0 K: 1 S: 11 H: 2 LOB: 1 BB: 0 P: 18	R: 0 E: 0 K: 0 S: 4 H: 0 LOB: 0 BB: 0 P: 6	R: 0 E: 0 K: 1 S: 6 H: 0 LOB: 0 BB: 0 P: 9	R: 0 E: 0 K: 1 S: 8 H: 0 LOB: 0 BB: 0 P: 15	R: 1 E: 0 K: 0 S: 13 H: 1 LOB: 1 BB: 1 P: 20	R: 0 E: 0 K: 1 S: 12 H: 1 LOB: 3 BB: 2 P: 23	R: 0 E: 0 K: 1 S: 10 H: 1 LOB: 1 BB: 0 P: 17	R: 0 E: 0 K: 1 S: 7 H: 0 LOB: 0 BB: 0 P: 12	1B: 3 2B: 2 3B: 0 HR: 0	SF: 0 SAC: 1 DP: 0 HBP: 0			WP: 0 PB: 0 SB: 1 CS: 0	PA: 35	

PITCHER	IP	WLS	BF	H	R	ER	SO	BB	IBB	HBP	BLK	WP	HR	S	P	ERA	WHIP
Curt Simmons, L (1, 1) ERA: 3.72	9.0	W	35	5	2	2	6	3	0	0	0	0	0	78	132	2.00	0.889

PITCHER	IP	WLS	BF	H	R	ER	SO	BB	IBB	HBP	BLK	WP	HR	S	P	ERA	WHIP

TOP

Los Angeles Dodgers @ St. Louis Cardinals

Sportsman's Park, St. Louis, MO

Fri Sep 21 1962, 8:05 PM EDT

Att. 13,529 - Unknown

livebaseballscorecards.com

AB	31
R	2
H	5
RBI	2
BB	3
SO	6
LOB	10

Batter	1	2	3	4	5	6	7	8	9	AB	R	H	RBI	BB	SO	LOB
Julian Javier, R (1, 4) OBP: 0.325, SLG: 0.368	BBBB 4-0 BB BB HR BB	BBFX 2-1 4-3 S 1B		CBBCBFB 4-2 S BB		X 0-0 2B 1-3 2-H 3-H 2B	BBBCB 4-1 FC4-6 BB	FX 0-1 ③ P6		3	2	2	2	3	0	2
Curt Flood, R (1, 8) OBP: 0.346, SLG: 0.419 Red Schoendienst, S (7, PH) OBP: 0.346, SLG: 0.371 Bobby Gene Smith, R (8, 8) OBP: 0.258, SLG: 0.287	CBBBCFB 4-2 BB HR 1-2 BB	CFBX 1-2 ② 4-3 1-3		BPSX 2-1 ③ F8 1-2		BBBB 4-0 2B 1B BB	BBX 2-0 ① FC4-6 E 1-2f			2 1 0	2 0 0	0 0 0	0 0 0	2 0 0	0 0 0	2 1 0
Stan Musial, L (1, 7) OBP: 0.412, SLG: 0.504 Mike Shannon, R (6, PR) OBP: 0.091, SLG: 0.091 (7, 7)	CCC 0-3 ① K	BFBX 2-1 ③ 4-3			BBBCCX 3-2 ① 3-1	CBFX 1-2 1B 1-3 2-H 3-H 2B	X 0-0 E5 1-2			4 1	0 1	1 1	2 0	0 0	1 0	3 1
Ken Boyer, R (1, 5) OBP: 0.376, SLG: 0.479	FBBX 2-1 ② F7		BBSFBFFB 4-2 FC1-4 BB		X 0-0 ② 6-3	IIII 4-0 1B 2B IBB	FBX 1-1 ② L9			3	1	0	0	2	0	4
Bill White, L (1, 3) OBP: 0.381, SLG: 0.480	BBBBB 4-0 1-2 2-3 HR BB		BX 1-0 ① F5		BH 2-0 HBP	FX 0-1 2B 1-2 2-H 3-H 1B	BBBCFFS 3-3 ③ K			3	1	1	2	1	1	3
Charlie James, R (1, 9) OBP: 0.305, SLG: 0.402	BBCFFFX 2-2 1-H 2-H 3-H HR		BFX 1-1 ② FC1-4 1-2f		CBFC 1-3 ③ K	BX 1-0 ① F9		BFBX 2-1 1B 1B		5	1	2	4	0	1	4
Gene Oliver, R (1, 2) OBP: 0.350, SLG: 0.433	BBBBB 4-0 BB		FX 0-1 ③ F8			BBBX 3-1 BB 1B 2B 1B 1-3 2-H 2B	X 0-0 ① F7			4	1	2	1	1	0	2
Dal Maxvill, R (1, 6) OBP: 0.268, SLG: 0.250	SFBBS 2-3 ③ K		CSBS 1-3 ① K			CFBX 1-2 BB 2B 1B 1-2 X 1-0 F9		X 0-0 1-2 1B		5	1	2	0	0	2	3
Curt Simmons, L (1, 1) OBP: 0.250, SLG: 0.196		X 0-0 ① F8		BBCX 2-1 ② 6-3		BBBSFB 4-2 2B 1-2 2-3 2B BB 1-3		BFFBFFC 2-3 ② K		4	1	0	0	1	2	4
Inning Stats	R: 4 H: 1 E: 0 LOB: 1 K: 2 BB: 4 S: 16 P: 38	R: 0 H: 1 E: 0 LOB: 1 K: 0 BB: 0 S: 8 P: 13	R: 0 H: 0 E: 0 LOB: 1 K: 0 BB: 1 S: 9 P: 15	R: 0 H: 0 E: 0 LOB: 1 K: 1 BB: 1 S: 11 P: 19	R: 0 H: 0 E: 0 LOB: 1 K: 1 BB: 0 S: 7 P: 13	R: 7 H: 6 E: 0 LOB: 2 K: 1 BB: 3 S: 21 P: 41	R: 0 H: 0 E: 1 LOB: 2 K: 1 BB: 1 S: 9 P: 19	R: 0 H: 2 E: 0 LOB: 2 K: 1 BB: 0 S: 11 P: 15		1B: 6 SF: 0 2B: 3 SAC: 0 3B: 0 DP: 0 HR: 1 HBP: 1						

PITCHER		IP	WLS	BF	H	R	ER	SO	BB	IBB	HBP	BLK	WP	HR	S	P	ERA	WHIP
Sandy Koufax, L ERA: 2.35	(1, 1)	0.2	L	7	1	4	4	1	4	0	0	0	0	1	13	33	54.00	7.500
Ed Roebuck, R ERA: 2.77	(1, 1)	4.1		17	1	0	0	3	2	0	1	0	0	0	38	65	0.00	0.692
Stan Williams, R ERA: 4.53	(6, 1)	0.0		3	2	3	3	0	1	0	0	0	0	0	8	16	∞	∞
Ron Perranoski, L ERA: 2.59	(6, 1)	0.0		5	3	3	3	0	1	1	0	0	0	0	6	15	∞	∞
Jack Smith, R ERA: 6.75	(6, 1)	1.0		4	1	1	1	1	0	0	0	0	0	0	7	10	9.00	1.000

PITCHER		IP	WLS	BF	H	R	ER	SO	BB	IBB	HBP	BLK	WP	HR	S	P	ERA	WHIP
Phil Ortega, R ERA: 6.58	(7, 1)	2.0		10	2	0	0	2	1	0	0	0	0	0	20	34	0.00	1.500

BOTTOM

Los Angeles Dodgers @ St. Louis Cardinals

Sportsman's Park, St. Louis, MO

Fri Sep 21 1962, 8:05 PM EDT

Att. 13,529 - Unknown

livebaseballscorecards.com

AB	35
R	11
H	10
RBI	11
BB	10
SO	7
LOB	29

WP: 0 PA: 46
PB: 0
SB: 2
CS: 0

Los Angeles Dodgers @ St. Louis Cardinals

Sportsman's Park, St. Louis, MO

Sat Sep 22 1962, 4:33 AM EDT

Att. 17,215 - Unknown

TOP

livebaseballscorecards.com

Batter	1	2	3	4	5	6	7	8	9	AB	R	H	RBI	BB	SO	LOB
Maury Wills, S (1, 6) OBP: 0.344, SLG: 0.370	C S B X 1-2 ① G3			C B B B B 4-1 1B 1B BB	B C S B F X 2-2 ② 5-3		B X 1-0 ③ 1-3			3	1	0	0	1	0	1
Jim Gilliam, S (1, 4) (7, 5) OBP: 0.377, SLG: 0.344	C B X 1-1 ② G3			C B F B X 2-2 1B 1-2 HR 1B	B C B X 2-1 ③ 5-3			B X 1-0 ① F7		4	1	1	0	0	0	0
Duke Snider, L (1, 7) OBP: 0.407, SLG: 0.465 Larry Burright, R (7, 4) OBP: 0.262, SLG: 0.320	B B C X 2-1 ③ 3-1			C X 0-1 1-3 2-H HR 1B	B B C B C F B 4-2 BB			C F B B S 2-3 ② K		2 1	1 0	1 0	1 0	1 0	0 1	0 0
Tommy Davis, R (1, 5) (7, 7) OBP: 0.370, SLG: 0.535		B B C F B X 3-2 G6-3 1B		C X 0-1 1-H 3-H HR	B C B F S 2-3 ① K			B C S F X 1-2 ③ F2		4	1	2	3	0	1	1
Ron Fairly, L (1, 3) OBP: 0.390, SLG: 0.448 Dick Tracewski, R (9, PR) Tim Harkness, L (9, 3) OBP: 0.382, SLG: 0.414		B B C S F X 2-2 ① F8		B F B F F B X 3-2 ① F8	C B C F B S 2-3 ② K				B B B C B 4-1 FC1-5 1B BB	3 0 0	0 0 0	0 0 0	0 0 0	1 0 0	1 0 0	2 0 0
Frank Howard, R (1, 9) OBP: 0.355, SLG: 0.580		X 0-0 ② ③ G6-3 1-2f		B X 1-0 ② 6-3	B S B X 2-1 ③ 1-3				S S B X 1-2 FC1-5 1-2 1B	4	0	1	0	0	0	2
Willie Davis, L (1, 8) OBP: 0.339, SLG: 0.470			X 0-0 ① B1-3	X 0-0 2B			X 0-0 ① F3		X 0-0 ① FC1-5 1-2 2-3f	4	0	1	0	0	0	2
John Roseboro, L (1, 2) OBP: 0.345, SLG: 0.385 Doug Camilli, R (9, 2) OBP: 0.361, SLG: 0.512			B B X 2-0 ② F4	B X 1-0 ③ F7			B X 1-0 ② 5-3		B C B F F X 2-2 ② F8	4 0	0 0	0 0	0 0	0 0	0 0	3 0
Johnny Podres, L (1, 1) OBP: 0.181, SLG: 0.213 Larry Sherry, R (7, 1) OBP: 0.167, SLG: 0.118			X 0-0 ③ G3		C B B C S 2-3 ① K		S X 0-1 E9		C B B X 2-1 ③ G3	3 1	0 0	0 0	0 0	0 0	1 0	0 2

	AB	33
	R	4
	H	6
	RBI	4
	BB	3
	SO	4
	LOB	13

Inning Stats																				
	R: 0	H: 0	R: 0	H: 1	R: 0	H: 0	R: 4	H: 4	R: 0	H: 0	R: 0	H: 0	R: 0	H: 0	R: 0	H: 1	1B: 4	SF: 0	WP: 0	PA: 36
	E: 0	LOB: 0	E: 0	LOB: 0	E: 0	LOB: 0	E: 0	LOB: 1	E: 0	LOB: 0	E: 0	LOB: 1	E: 1	LOB: 1	E: 0	LOB: 2	2B: 1	SAC: 0	PB: 0	
	K: 0	BB: 0	K: 0	BB: 0	K: 0	BB: 0	K: 0	BB: 1	K: 1	BB: 0	K: 2	BB: 1	K: 0	BB: 0	K: 1	BB: 0	3B: 0	DP: 1	SB: 0	
	S: 7	P: 11	S: 8	P: 13	S: 3	P: 5	S: 15	P: 26	S: 9	P: 15	S: 12	P: 22	S: 5	P: 7	S: 8	P: 12	HR: 1	HBP: 0	CS: 0	

PITCHER		IP	WLS	BF	H	R	ER	SO	BB	IBB	HBP	BLK	WP	HR	S	P	ERA	WHIP
Ray Washburn, R ERA: 4.05	(1, 1)	4.0	L	17	5	4	4	0	1	0	0	0	0	1	33	55	9.00	1.500
Bobby Shantz, L ERA: 2.01	(5, 1)	4.0		14	0	0	0	4	1	0	0	0	0	0	34	56	0.00	0.250
Don Ferrarese, L ERA: 3.27	(9, 1)	0.2		4	1	0	0	0	1	0	0	0	0	0	9	16	0.00	3.000
Bob Duliba, R ERA: 1.64	(9, 1)	0.1		1	0	0	0	0	0	0	0	0	0	0	2	4	0.00	0.000

PITCHER		IP	WLS	BF	H	R	ER	SO	BB	IBB	HBP	BLK	WP	HR	S	P	ERA	WHIP

Batter	1	2	3	4	5	6	7	8	9	AB	R	H	RBI	BB	SO	LOB
Julian Javier, R (1, 4) OBP: 0.324, SLG: 0.369	F3		4-3 2B	K			F4	1-3		5	0	1	0	0	1	3
Curt Flood, R (1, 8) OBP: 0.346, SLG: 0.418	F8		4-3 2-3		6-3		FC5-4 1B 1B		1B	5	0	2	0	0	0	1
Stan Musial, L (1, 7) OBP: 0.414, SLG: 0.504	1B HBP		L9		FC4-6 1B		FC5-4 1-2		K	4	0	2	0	0	1	2
Ken Boyer, R (1, 5) OBP: 0.375, SLG: 0.477	1-2 1B		F7		FC4-6 FC5 1B 1-2f		FC5-4 BB 1-2f 2-3		L8	5	0	1	0	0	0	5
Bill White, L (1, 3) OBP: 0.385, SLG: 0.482	F9			3B 1B	1-2 1B		1-2 BB		1-2 1B	4	1	3	0	1	0	2
Charlie James, R (1, 9) OBP: 0.304, SLG: 0.399		L6-4 E 1B		F6	FC5 2-3f		L8		F6	5	0	1	0	0	0	8
Gene Oliver, R (1, 2) OBP: 0.347, SLG: 0.428	E5 1-2			L8	6-3			F2		4	0	0	0	0	0	2
Dal Maxvill, R (1, 6) OBP: 0.273, SLG: 0.268	L6-4 2-3			1-H 3B	5-3			1B		4	0	2	1	0	0	2
Ray Washburn, R (1, 1) OBP: 0.220, SLG: 0.204	K			BB	K			F9		1	0	0	0	0	1	1
Mike Shannon, R (4, PH) OBP: 0.167, SLG: 0.091										0	0	0	0	1	0	0
Bobby Shantz, R (5, 1) OBP: 0.095, SLG: 0.100										1	0	0	0	0	1	0
Fred Whitfield, L (8, PH) OBP: 0.297, SLG: 0.474										1	0	0	0	0	0	1
Don Ferrarese, R (9, 1) OBP: 0.333, SLG: 0.833										0	0	0	0	0	0	0
Bob Duliba, R (9, 1)										0	0	0	0	0	0	0
Inning Stats	R: 0 E: 0 K: 0 S: 14 H: 1 LOB: 2 BB: 0 P: 22	R: 0 E: 1 K: 1 S: 10 H: 1 LOB: 1 BB: 0 P: 15	R: 0 E: 0 K: 0 S: 5 H: 1 LOB: 1 BB: 0 P: 7	R: 1 E: 0 K: 1 S: 12 H: 2 LOB: 2 BB: 1 P: 21	R: 0 E: 0 K: 0 S: 6 H: 2 LOB: 2 BB: 0 P: 9	R: 0 E: 0 K: 1 S: 9 H: 0 LOB: 0 BB: 0 P: 14	R: 0 E: 0 K: 0 S: 21 H: 2 LOB: 3 BB: 1 P: 32	R: 0 E: 0 K: 0 S: 6 H: 1 LOB: 1 BB: 0 P: 13	R: 0 E: 0 K: 1 S: 11 H: 2 LOB: 2 BB: 0 P: 13	1B: 10 2B: 2 3B: 1 HR: 0 SF: 0 SAC: 0 DP: 1 HBP: 1						

PITCHER		IP	WLS	BF	H	R	ER	SO	BB	IBB	HBP	BLK	WP	HR	S	P	ERA	WHIP
Johnny Podres, L ERA: 4.04	(1, 1)	6.1	W	30	9	1	1	3	1	0	1	0	0	0	72	108	1.42	1.579
Larry Sherry, R ERA: 3.03	(7, 1)	2.2	S	12	3	0	0	1	1	0	0	0	0	0	22	38	0.00	1.500

PITCHER	IP	WLS	BF	H	R	ER	SO	BB	IBB	HBP	BLK	WP	HR	S	P	ERA	WHIP

BOTTOM

Los Angeles Dodgers @ St. Louis Cardinals

Sportsman's Park, St. Louis, MO

Sat Sep 22 1962, 4:33 AM EDT

Att. 17,215 - Unknown

livebaseballscorecards.com

AB	39
R	1
H	12
RBI	1
BB	2
SO	4
LOB	27

WP: 0	PA: 42		
PB: 0			
SB: 0			
CS: 0			

Los Angeles Dodgers @ St. Louis Cardinals

Sportsman's Park, St. Louis, MO

Sun Sep 23 1962, 4:33 AM EDT

Att. 20,743 - Unknown

livebaseballscorecards.com

Batter	1	2	3	4	5	6	7	8	9	AB	R	H	RBI	BB	SO	LOB
Maury Wills, S (1, 6) OBP: 0.345, SLG: 0.370	5-3		FC6-5 S 1B		B1-3		S 1B		4-3	5	0	2	0	0	0	0
Jim Gilliam, S (1, 4) OBP: 0.380, SLG: 0.349	2B 2B		FC6-5 1B 1-3		1B 1B		4-2 1-2 BB		1B 1B	4	1	3	0	1	0	1
Duke Snider, L (1, 7) OBP: 0.412, SLG: 0.476	1B 2B 2-H		FC4-6 1-3 1B		F8		G3		1-2 1-3 1B	5	1	3	1	0	0	3
Tommy Davis, R (1, 5) OBP: 0.371, SLG: 0.536	3-2 2-H 1B		K		PO 1-3 1B			HBP 1B	F9	5	0	3	1	0	1	4
Ron Fairly, L (1, 3) OBP: 0.387, SLG: 0.444	K		FC4-6 1-2f		PO 1-2	F9		K		4	0	0	0	0	2	4
Frank Howard, R (1, 9) OBP: 0.352, SLG: 0.575	6-3			K		1-3		F6		4	0	0	0	0	1	2
Willie Davis, L (1, 8) OBP: 0.340, SLG: 0.469		F8		1B		1-3		1-2 HBP		3	0	1	0	0	0	0
John Roseboro, L (1, 2) OBP: 0.342, SLG: 0.381		5-3		L7			F6	4-3		4	0	0	0	0	0	3
Don Drysdale, R (1, 1) OBP: 0.259, SLG: 0.267 Ron Perranoski, L (4, 1) OBP: 0.143, SLG: 0.077 Jack Smith, R (5, 1) Pete Richert, L (5, 1) OBP: 0.120, SLG: 0.083 Tim Harkness, L (7, PH) OBP: 0.377, SLG: 0.407 Sandy Koufax, R (7, 1) OBP: 0.116, SLG: 0.134 Wally Moon, L (9, PH) OBP: 0.330, SLG: 0.343		5-3		K			G3		K	2 0 0 0 1 0 0 1	0 0 0 0 0 0 0 0	0 0 0 0 0 0 0 0	0 0 0 0 0 0 0 0	0 0 0 0 0 0 0 0	1 0 0 0 0 0 0 1	1 0 0 0 0 0 0 0
Inning Stats	R: 2 E: 0 K: 1 S: 14 H: 3 LOB: 1 BB: 0 P: 21	R: 0 E: 0 K: 0 S: 6 H: 0 LOB: 0 BB: 0 P: 7	R: 0 E: 0 K: 1 S: 14 H: 2 LOB: 2 BB: 0 P: 19	R: 0 E: 0 K: 2 S: 10 H: 1 LOB: 1 BB: 0 P: 14	R: 0 E: 0 K: 0 S: 14 H: 2 LOB: 1 BB: 0 P: 21	R: 0 E: 0 K: 0 S: 5 H: 0 LOB: 0 BB: 0 P: 5	R: 0 E: 0 K: 0 S: 6 H: 1 LOB: 2 BB: 1 P: 13	R: 0 E: 0 K: 1 S: 8 H: 1 LOB: 2 BB: 0 P: 15	R: 0 E: 0 K: 1 S: 10 H: 2 LOB: 2 BB: 0 P: 14	1B: 10 2B: 2 3B: 0 HR: 0 SF: 0 SAC: 0 DP: 0 HBP: 1						

	AB	38
	R	2
	H	12
	RBI	2
	BB	1
	SO	6
	LOB	18

WP: 0 PB: 0 SB: 2 CS: 0 PA: 41

PITCHER	IP	WLS	BF	H	R	ER	SO	BB	IBB	HBP	BLK	WP	HR	S	P	ERA	WHIP
Larry Jackson, R (1, 1) ERA: 3.86	9.0	W	40	12	2	2	6	1	0	1	0	0	0	87	129	2.00	1.444

PITCHER	IP	WLS	BF	H	R	ER	SO	BB	IBB	HBP	BLK	WP	HR	S	P	ERA	WHIP

Batter	1	2	3	4	5	6	7	8	9	AB	R	H	RBI	BB	SO	LOB
Julian Javier, R (1, 4) OBP: 0.326, SLG: 0.370	1-0 BB 1B 2B 1B	1-3 K ③		4-1 HBP 1B 1-2 2-3 BB	0-0 WP 2B 2-3 3-H 1B		3-3 K ①			4	3	2	1	1	2	2
Curt Flood, R (1, 8) OBP: 0.349, SLG: 0.422	0-0 BB 2B 1-2 1B		1-1 1B 2B	1-2 FC4-6 1B 2B 1-2 2-3 3-H HBP	0-0 F3 ②		2-2 1-3 2-H 1B			4	3	3	2	0	0	2
Stan Musial, L (1, 7) OBP: 0.417, SLG: 0.507 Mike Shannon, R (5, PR) OBP: 0.154, SLG: 0.083 (6, 7)	4-2 2B SF8 1-2 2-3 BB		1-2 4-3 ①	1-2 FC4-6 1-2 2-H 3-H 1B	2-0 2-H 3-H 2B		2-0 F2 ②			3 1	1 0	2 0	3 0	1 0	0 0	1 2
Bill White, L (1, 3) OBP: 0.385, SLG: 0.483	1-2 1-3 2-H 3-H 2B		0-1 FC5-4 2-H 1B	0-0 FC4-6 2B 1-2f 2-3 ②	1-1 G3 ③		1-2 G3 ③			5	0	2	3	0	0	5
Ken Boyer, R (1, 5) OBP: 0.377, SLG: 0.480	0-0 F5 ①		1-0 FC5-4 ② 1-2f	1-0 1-3 3-H 2B		0-2 G6-3 1B		1-1 BB 1B		5	0	3	1	0	0	3
Carl Sawatski, L (1, 2) OBP: 0.352, SLG: 0.480	0-2 SF8 ② 3-H		1-1 F2 ③	2-3 K ③		0-1 F5 ①		2-1 F5 ①		4	0	0	1	0	1	5
Gary Kolb, L (1, 9) OBP: 0.417, SLG: 0.364	2-0 G3 ③			0-2 6-3 ①	2-2 SH1-4 1B 1B 1B	2-2 G6-3 ② ③ 1-2f		0-3 K ②		5	1	1	0	0	1	3
Dal Maxvill, R (1, 6) OBP: 0.282, SLG: 0.269		0-3 K ①		0-0 E5 BB 1B HBP	0-0 1B SH1-4 1-2 WP 1B		4-2 BB 1B BB	4-2 1-2 BB		3	3	1	0	2	1	0
Larry Jackson, R (1, 1) OBP: 0.245, SLG: 0.224		3-1 6-3 ②		0-1 HBP BB 1-2 1B 1B	0-1 SH1-4 ① 1-2 2-3		4-1 1B 1-2 BB	0-0 F8 ③		3	1	1	0	1	0	2
Inning Stats	R: 3 E: 0 K: 0 S: 12 H: 3 LOB: 1 BB: 1 P: 20	R: 0 E: 0 K: 2 S: 9 H: 0 LOB: 0 BB: 0 P: 13	R: 1 E: 0 K: 0 S: 10 H: 2 LOB: 1 BB: 0 P: 14	R: 4 E: 1 K: 1 S: 17 H: 3 LOB: 2 BB: 1 P: 26	R: 3 E: 0 K: 0 S: 11 H: 4 LOB: 1 BB: 0 P: 16	R: 0 E: 0 K: 0 S: 8 H: 1 LOB: 0 BB: 0 P: 10	R: 1 E: 0 K: 1 S: 13 H: 1 LOB: 2 BB: 2 P: 29	R: 0 E: 0 K: 1 S: 11 H: 1 LOB: 2 BB: 1 P: 18		1B: 11 2B: 4 3B: 0 HR: 0	SF: 1 SAC: 1 DP: 1 HBP: 1					

PITCHER		IP	WLS	BF	H	R	ER	SO	BB	IBB	HBP	BLK	WP	HR	S	P	ERA	WHIP
Don Drysdale, R ERA: 2.91	(1, 1)	3.1	L	20	6	8	6	2	2	0	1	0	0	0	40	61	16.20	2.400
Ron Perranoski, L ERA: 2.84	(4, 1)	1.0		8	5	3	3	1	0	0	0	0	0	0	15	21	27.00	5.000
Jack Smith, R ERA: 6.43	(5, 1)	0.1		1	0	0	0	0	0	0	0	0	0	0	1	1	0.00	0.000
Pete Richert, L ERA: 3.92	(5, 1)	1.1		5	2	0	0	0	0	0	0	0	1	0	11	16	0.00	1.500
Sandy Koufax, L ERA: 2.37	(7, 1)	2.0		11	2	1	1	2	3	0	0	0	0	0	24	47	4.50	2.500

PITCHER	IP	WLS	BF	H	R	ER	SO	BB	IBB	HBP	BLK	WP	HR	S	P	ERA	WHIP

BOTTOM

Los Angeles Dodgers @ St. Louis Cardinals

Sportsman's Park, St. Louis, MO

Sun Sep 23 1962, 4:33 AM EDT

Att. 20,743 - Unknown

livebaseballscorecards.com

AB	37
R	12
H	15
RBI	11
BB	5
SO	5
LOB	25

1B: 11 SF: 1 WP: 1 PA: 45
2B: 4 SAC: 1 PB: 0
3B: 0 DP: 1 SB: 0
HR: 0 HBP: 1 CS: 0

Batter	1	2	3	4	5	6	7	8	9	AB	R	H	RBI	BB	SO	LOB
Julian Javier, R (1, 4) OBP: 0.324, SLG: 0.367	F9		F9			F6		F9 3-H		4	0	0	0	0	0	3
Curt Flood, R (1, 8) OBP: 0.349, SLG: 0.421	CS 1B			F4		F5			5-3	4	0	1	0	0	0	0
Stan Musial, L (1, 7) OBP: 0.414, SLG: 0.502	F6			F3			F6		F4	4	0	0	0	0	0	1
Bill White, L (1, 3) OBP: 0.385, SLG: 0.488	CS 1-2	F9		6-3			1B		HR	4	1	2	1	0	0	0
Ken Boyer, R (1, 5) OBP: 0.376, SLG: 0.479		F9			1B G6-4-3 1B		SSS K		4-3	3	1	1	0	0	1	1
Julio Gotay, R (8, 5) OBP: 0.316, SLG: 0.309										1	0	0	0	0	0	0
Gary Kolb, L (1, 9) OBP: 0.400, SLG: 0.357		F7			G6-4-3 1-3 1B		SSS K			3	0	1	0	0	1	1
Gene Oliver, R (1, 2) OBP: 0.344, SLG: 0.424			6-3		G6-4-3 1-2f 3-H			F7		3	0	0	0	0	0	1
Dal Maxvill, R (1, 6) OBP: 0.288, SLG: 0.272			BBBB SH3-4 BB		F4			1B F9 1B		2	0	1	0	1	0	0
Ernie Broglio, R (1, 1) OBP: 0.141, SLG: 0.116			SH3-4 1-2			6-3		1-3 1B		1	0	0	0	0	0	0
Fred Whitfield, L (8, PH) OBP: 0.301, SLG: 0.478										1	0	1	0	0	0	0
Mike Shannon, R (8, PR) OBP: 0.154, SLG: 0.083										0	0	0	0	0	0	0
Lindy McDaniel, R (8, 1) OBP: 0.174, SLG: 0.095										0	0	0	0	0	0	0
Inning Stats	R: 0 H: 1 E: 0 LOB: 0 K: 0 BB: 0 S: 3 P: 3	R: 0 H: 0 E: 0 LOB: 0 K: 0 BB: 0 S: 3 P: 3	R: 0 H: 0 E: 0 LOB: 1 K: 0 BB: 1 S: 3 P: 7	R: 0 H: 0 E: 0 LOB: 0 K: 0 BB: 0 S: 3 P: 3	R: 1 H: 2 E: 0 LOB: 0 K: 0 BB: 0 S: 4 P: 4	R: 0 H: 0 E: 0 LOB: 0 K: 0 BB: 0 S: 3 P: 3	R: 0 H: 1 E: 0 LOB: 1 K: 2 BB: 0 S: 8 P: 8	R: 0 H: 2 E: 0 LOB: 2 K: 0 BB: 0 S: 4 P: 4	R: 1 H: 1 E: 0 LOB: 0 K: 0 BB: 0 S: 4 P: 4	1B: 6 SF: 0 2B: 0 SAC: 1 3B: 0 DP: 1 HR: 1 HBP: 0						

PITCHER	IP	WLS	BF	H	R	ER	SO	BB	IBB	HBP	BLK	WP	HR	S	P	ERA	WHIP
Jack Sanford, R (1, 1) ERA: 3.36	9.0	W	32	7	2	2	2	1	0	0	0	0	1	35	39	2.00	0.889

PITCHER	IP	WLS	BF	H	R	ER	SO	BB	IBB	HBP	BLK	WP	HR	S	P	ERA	WHIP

TOP

St. Louis Cardinals @ San Francisco Giants
Candlestick Park, San Francisco, CA
Tue Sep 25 1962, 10:05 PM EDT
Att. 10,965 - Unknown

livebaseballscorecards.com

AB	30
R	2
H	7
RBI	1
BB	1
SO	2
LOB	7

BOTTOM

Batter	1	2	3	4	5	6	7	8	9	AB	R	H	RBI	BB	SO	LOB
Harvey Kuenn, R (1, 5) OBP: 0.374, SLG: 0.447	F8			F4		5-3	1B 3-H			4	0	1	1	0	0	0
Jim Davenport, R (8, 5) OBP: 0.356, SLG: 0.459										0	0	0	0	0	0	0
Chuck Hiller, L (1, 4) OBP: 0.336, SLG: 0.331	F4			WP 3-1 BB		1B 1B	3-1			3	1	1	0	1	0	1
Matty Alou, L (1, 9) OBP: 0.337, SLG: 0.352	1-3			3-1 1-2		1B 1B 1-3		G3 FC3-6-1-2 1B		4	2	2	0	0	0	1
Willie Mays, R (1, 8) OBP: 0.382, SLG: 0.616		F9		2-3 BB		1B 1-2 3-H		FC3-6-1-2 G3 1-2 1B		3	0	2	1	1	0	0
Willie McCovey, L (1, 7) OBP: 0.363, SLG: 0.588		K		F7		F9		G3 1-2 2-3		4	0	0	0	0	1	6
Felipe Alou, R (9, 9) OBP: 0.354, SLG: 0.517										0	0	0	0	0	0	0
Orlando Cepeda, R (1, 3) OBP: 0.348, SLG: 0.513		4-3			F9	1B 1-H 2-H		IBB FC3-6-1-2		3	0	1	1	1	0	0
Tom Haller, L (1, 2) OBP: 0.382, SLG: 0.502			L4-3 1B		FC1-6 BB		SH5-4 1B 2B	FC3-6-1-2 1-2 2-3 3-H		3	1	2	1	1	0	2
Jose Pagan, R (1, 6) OBP: 0.308, SLG: 0.353			L4-3 1-2		FC1-6 1-2f		SH5-4 2-3			2	0	0	0	0	0	2
Jack Sanford, R (1, 1) OBP: 0.194, SLG: 0.196			F3		F3		K			3	0	0	0	0	1	2
Inning Stats	R: 0 E: 0 K: 0 S: 3 H: 0 LOB: 0 BB: 0 P: 3	R: 0 E: 0 K: 1 S: 5 H: 0 LOB: 0 BB: 0 P: 5	R: 0 E: 0 K: 0 S: 3 H: 1 LOB: 0 BB: 0 P: 3	R: 0 E: 0 K: 0 S: 3 H: 0 LOB: 2 BB: 2 P: 11	R: 0 E: 0 K: 0 S: 3 H: 0 LOB: 1 BB: 1 P: 7	R: 2 E: 0 K: 0 S: 6 H: 4 LOB: 2 BB: 0 P: 6	R: 1 E: 0 K: 1 S: 7 H: 2 LOB: 1 BB: 0 P: 7	R: 1 E: 0 K: 0 S: 4 H: 2 LOB: 1 BB: 1 P: 8		1B: 8 2B: 3 3B: 0 HR: 0 SF: 0 SAC: 1 DP: 2 HBP: 0						

St. Louis Cardinals @ San Francisco Giants
Candlestick Park, San Francisco, CA
Tue Sep 25 1962, 10:05 PM EDT
Att. 10,965 - Unknown

livebaseballscorecards.com

AB	29
R	4
H	9
RBI	4
BB	4
SO	2
LOB	14

WP: 1 PB: 0 SB: 0 CS: 0 PA: 34

PITCHER		IP	WLS	BF	H	R	ER	SO	BB	IBB	HBP	BLK	WP	HR	S	P	ERA	WHIP
Ernie Broglio, R ERA: 3.12	(1, 1)	7.0	L	29	7	3	3	2	3	0	0	0	1	0	30	42	3.86	1.429
Lindy McDaniel, R ERA: 4.12	(8, 1)	1.0		5	2	1	1	0	0	1	0	0	0	0	4	8	9.00	2.000

PITCHER	IP	WLS	BF	H	R	ER	SO	BB	IBB	HBP	BLK	WP	HR	S	P	ERA	WHIP

Batter	1	2	3	4	5	6	7	8	9	AB	R	H	RBI	BB	SO	LOB
Julian Javier, R (1, 4) OBP: 0.322, SLG: 0.364	F3		F7			F8		F5		4	0	0	0	0	0	1
Curt Flood, R (1, 8) OBP: 0.348, SLG: 0.419	5-3			E5 FC6-4		F4		BB		3	0	0	0	1	0	0
Charlie James, R (1, 9) OBP: 0.301, SLG: 0.396	6-3			FC6-4 1B 1-2f			4-3	G3		3	0	0	0	0	0	1
Fred Whitfield, L (8, PH) OBP: 0.299, SLG: 0.475										1	0	0	0	0	0	1
Gary Kolb, L (8, 9) OBP: 0.400, SLG: 0.357										0	0	0	0	0	0	0
Ken Boyer, R (1, 5) OBP: 0.376, SLG: 0.477		F9		G1-6-3 1-2 1B			K		6-3	4	0	1	0	0	1	0
Bill White, L (1, 3) OBP: 0.386, SLG: 0.487		G5-4-3 1B		G1-6-3 1-2f			F9		BB	3	0	1	0	1	0	2
Gene Oliver, R (1, 2) OBP: 0.340, SLG: 0.419		G5-4-3 1-2f			F3			5-3	F4	4	0	0	0	0	0	2
Mike Shannon, R (1, 7) OBP: 0.188, SLG: 0.133			5-3		4-3			BB HR 1B	K	3	1	1	0	0	0	0
Carl Sawatski, L (9, PH) OBP: 0.351, SLG: 0.477										1	0	0	0	0	1	1
Dal Maxvill, R (1, 6) OBP: 0.294, SLG: 0.274			SH5-4 1B		5-3			1-2 HR BB		2	1	1	0	1	0	0
Curt Simmons, L (1, 1) OBP: 0.245, SLG: 0.191						6-3				1	0	0	0	0	0	0
Stan Musial, L (8, PH) OBP: 0.415, SLG: 0.511										1	1	1	3	0	0	0
Bob Duliba, R (8, 1)			SH5-4 1-2					1-H 2-H HR		0	0	0	0	0	0	0
Inning Stats	R: 0 E: 0 K: 0 S: 3 H: 0 LOB: 0 BB: 0 P: 3	R: 0 E: 0 K: 0 S: 3 H: 1 LOB: 0 BB: 0 P: 3	R: 0 E: 0 K: 0 S: 4 H: 1 LOB: 1 BB: 0 P: 4	R: 0 E: 1 K: 0 S: 4 H: 1 LOB: 1 BB: 0 P: 4	R: 0 E: 0 K: 0 S: 3 H: 0 LOB: 0 BB: 0 P: 3	R: 0 E: 0 K: 0 S: 3 H: 0 LOB: 0 BB: 0 P: 3	R: 0 E: 0 K: 1 S: 5 H: 0 LOB: 0 BB: 0 P: 5	R: 3 E: 0 K: 0 S: 5 H: 2 LOB: 1 BB: 2 P: 13	R: 0 E: 0 K: 1 S: 5 H: 0 LOB: 1 BB: 1 P: 9	1B: 4 2B: 0 3B: 0 HR: 1 SF: 0 SAC: 1 DP: 2 HBP: 0						

TOP

St. Louis Cardinals @ San Francisco Giants
Candlestick Park, San Francisco, CA
Wed Sep 26 1962, 6:33 AM EDT
Att. 6,247 - Unknown

livebaseballscorecards.com

AB	30
R	3
H	5
RBI	3
BB	3
SO	2
LOB	8

WP: 0 PB: 0 SB: 0 CS: 0 PA: 34

PITCHER		IP	WLS	BF	H	R	ER	SO	BB	IBB	HBP	BLK	WP	HR	S	P	ERA	WHIP
Billy Pierce, L ERA: 3.72	(1, 1)	7.1	W	27	5	3	3	1	1	0	0	0	0	1	28	32	3.68	0.818
Don Larsen, R ERA: 4.43	(8, 1)	1.2	S	7	0	0	0	1	2	0	0	0	0	0	7	15	0.00	1.200

PITCHER	IP	WLS	BF	H	R	ER	SO	BB	IBB	HBP	BLK	WP	HR	S	P	ERA	WHIP

Batter	1	2	3	4	5	6	7	8	9	AB	R	H	RBI	BB	SO	LOB
Harvey Kuenn, R (1, 7) OBP: 0.371, SLG: 0.443	F9		5-3		6-3		F9			4	0	0	0	0	0	0
Chuck Hiller, L (1, 4) OBP: 0.336, SLG: 0.330	F3		4-3		E4 S 1B		1B			4	1	1	0	0	0	0
Felipe Alou, R (1, 9) OBP: 0.355, SLG: 0.516	5-3		FC4-6 1B		1-H 1B		1-4-3			4	0	2	1	0	0	1
Willie Mays, R (1, 8) OBP: 0.381, SLG: 0.612		BBBB 1B 2B BB	FC4-6 1-2f		F8			6-3		3	1	0	0	1	0	2
Orlando Cepeda, R (1, 3) OBP: 0.349, SLG: 0.517		F6		F9		HR		HR 1B		4	2	2	1	0	0	1
Jim Davenport, R (1, 5) OBP: 0.358, SLG: 0.458		1-3 2B 1B		BBBB BB		5-3		SSS K		3	1	1	0	1	1	1
Tom Haller, L (1, 2) OBP: 0.383, SLG: 0.517		1-H 3-H 2B		SSS K		SSS K		1-H HR		4	1	2	4	0	2	1
Jose Pagan, R (1, 6) OBP: 0.308, SLG: 0.354		6-3		F7		5-3		2B		4	0	1	0	0	0	2
Billy Pierce, L (1, 1) OBP: 0.273, SLG: 0.231		F3			F7		6-3	4-3		3	0	0	0	0	0	1
Don Larsen, R (8, 1) OBP: 0.200, SLG: 0.280										1	0	0	0	0	0	1
Inning Stats	R: 0 E: 0 K: 0 S: 3 H: 0 LOB: 0 BB: 0 P: 3	R: 2 E: 0 K: 0 S: 5 H: 2 LOB: 1 BB: 1 P: 9	R: 0 E: 0 K: 0 S: 4 H: 1 LOB: 1 BB: 0 P: 4	R: 0 E: 0 K: 1 S: 5 H: 0 LOB: 1 BB: 1 P: 9	R: 1 E: 1 K: 0 S: 5 H: 1 LOB: 1 BB: 0 P: 5	R: 1 E: 0 K: 1 S: 6 H: 1 LOB: 0 BB: 0 P: 6	R: 0 E: 0 K: 0 S: 4 H: 1 LOB: 1 BB: 0 P: 4	R: 2 E: 0 K: 1 S: 8 H: 3 LOB: 1 BB: 0 P: 8		1B: 5 2B: 2 3B: 0 HR: 2	SF: 0 SAC: 0 DP: 0 HBP: 0			WP: 0 PB: 0 SB: 1 CS: 0	PA: 36		

PITCHER	IP	WLS	BF	H	R	ER	SO	BB	IBB	HBP	BLK	WP	HR	S	P	ERA	WHIP
Curt Simmons, L (1, 1) ERA: 3.72	7.0	L	30	6	4	3	2	2	0	0	0	0	1	32	40	3.86	1.143
Bob Duliba, R (8, 1) ERA: 2.06	1.0		6	3	2	2	1	0	0	0	0	0	1	8	8	18.00	3.000

PITCHER	IP	WLS	BF	H	R	ER	SO	BB	IBB	HBP	BLK	WP	HR	S	P	ERA	WHIP

BOTTOM

St. Louis Cardinals @ San Francisco Giants
Candlestick Park, San Francisco, CA
Wed Sep 26 1962, 6:33 AM EDT
Att. 6,247 - Unknown

St.

livebaseballscorecards.com

AB	34
R	6
H	9
RBI	6
BB	2
SO	3
LOB	10

Batter	1	2	3	4	5	6	7	8	9	AB	R	H	RBI	BB	SO	LOB
Julian Javier, R (1, 4) OBP: 0.320, SLG: 0.361	F4	G6-4-3 1-2f		G6-4-3 1-2f		F4		1-3		5	0	0	0	0	0	4
Curt Flood, R (1, 8) OBP: 0.347, SLG: 0.417	1B 1B 1B		F8 1B		F7 1B	G4-6-3 1-2f			5-3	5	1	1	0	0	0	1
Stan Musial, L (1, 7) OBP: 0.421, SLG: 0.517 Bobby Gene Smith, R (9, PR) OBP: 0.258, SLG: 0.287 (9, 7)	1B 1B 1-3 1B		1B		1B 1B 1B		1B 1B		1B 1B	5 0	2 0	5 0	0 0	0 0	0 0	0 0
Ken Boyer, R (1, 5) OBP: 0.374, SLG: 0.475	K	F5		F9		F9	1-3 1B		1-3 1B	5	0	1	0	0	1	5
Bill White, L (1, 3) OBP: 0.389, SLG: 0.489	1B 1-2 3-H 1B	K		1B HR 1-3 1B		FC6-4 1-2 1B			FC6 IBB	4	1	3	1	1	1	1
Charlie James, R (1, 9) OBP: 0.303, SLG: 0.396	1-2 2-H 1B		F7	HR 1-2 3-H 1B		F2			K	5	1	2	2	0	1	5
Gene Oliver, R (1, 2) OBP: 0.341, SLG: 0.431	K		E 1B 2B	1-H 2-H HR		FC6-4 1-2f			FC6 1-2f	5	2	2	3	0	1	7
Dal Maxvill, R (1, 6) OBP: 0.288, SLG: 0.268		F9	E5 1B 2-3	K				K		4	0	0	0	0	2	1
Ray Washburn, R (1, 1) OBP: 0.242, SLG: 0.214 Bobby Shantz, R (7, 1) OBP: 0.091, SLG: 0.095		E1 G6-4-3	G6-4-3 1-2 3-H 1B			G4-6-3 BB		K		2 1	0 0	1 0	1 0	1 0	0 1	0 0
Inning Stats	R: 2 E: 0 K: 2 S: 11 H: 4 LOB: 2 BB: 0 P: 11	R: 0 E: 1 K: 0 S: 3 H: 0 LOB: 0 BB: 0 P: 3	R: 0 E: 0 K: 1 S: 6 H: 1 LOB: 1 BB: 0 P: 6	R: 1 E: 1 K: 0 S: 5 H: 2 LOB: 1 BB: 0 P: 5	R: 4 E: 0 K: 1 S: 9 H: 4 LOB: 0 BB: 0 P: 9	R: 0 E: 0 K: 0 S: 2 H: 0 LOB: 0 BB: 1 P: 6	R: 0 E: 0 K: 0 S: 5 H: 2 LOB: 2 BB: 0 P: 5	R: 0 E: 0 K: 2 S: 7 H: 0 LOB: 0 BB: 0 P: 7	R: 0 E: 0 K: 1 S: 7 H: 2 LOB: 3 BB: 1 P: 11	1B: 13 2B: 1 3B: 0 HR: 1 SF: 0 SAC: 0 DP: 3 HBP: 0						

PITCHER		IP	WLS	BF	H	R	ER	SO	BB	IBB	HBP	BLK	WP	HR	S	P	ERA	WHIP
Billy O'Dell, L ERA: 3.52	(1, 1)	4.2	L	24	10	6	6	3	0	0	0	0	0	0	30	30	11.57	2.143
Don Larsen, R ERA: 4.52	(5, 1)	0.1		2	1	1	1	1	0	0	0	0	0	1	4	4	27.00	3.000
Jim Duffalo, R ERA: 3.64	(6, 1)	2.0		8	2	0	0	0	1	0	0	0	0	0	7	11	0.00	1.500
Stu Miller, R ERA: 4.2	(8, 1)	2.0		9	2	0	0	3	0	1	0	0	0	0	14	18	0.00	1.000

PITCHER	IP	WLS	BF	H	R	ER	SO	BB	IBB	HBP	BLK	WP	HR	S	P	ERA	WHIP

TOP

St. Louis Cardinals @ San Francisco Giants

Candlestick Park, San Francisco, CA

Thu Sep 27 1962, 6:33 AM EDT

Att. 6,812 - Unknown

livebaseballscorecards.com

AB	41
R	7
H	15
RBI	7
BB	2
SO	7
LOB	24

WP: 0	PA: 43
PB: 0	
SB: 0	
CS: 0	

Batter	1	2	3	4	5	6	7	8	9	AB	R	H	RBI	BB	SO	LOB
Harvey Kuenn, R (1, 5) OBP: 0.372, SLG: 0.444	1-3		FC4-6, 1B 1B		5-3		F9		1B 2B	5	0	2	0	0	0	0
Chuck Hiller, L (1, 4) OBP: 0.338, SLG: 0.332	1-3		1-2 FC4-6 1B		4-3	BBBB	4-0 BB BB		2-3 1B	4	0	2	0	1	0	0
Matty Alou, L (1, 9) (8, 7) OBP: 0.338, SLG: 0.354	1B		1-2f 2-3 FC4-6			2B 1B	F9		F8	5	1	2	0	0	0	5
Willie Mays, R (1, 8) OBP: 0.381, SLG: 0.612	F3		4-3			1-H 4-3 K2-5-2 2B	BBBB 1-2 FC6-4 BB		SSS K	4	0	1	1	1	1	5
Willie McCovey, L (1, 7) Felipe Alou, R (7, PH) (8, 9) OBP: 0.354, SLG: 0.516		2B		F2		2-3 4-3	1-2f FC6-4			3 1	0 0	1 0	0 0	0 0	0 0	1 2
Orlando Cepeda, R (1, 3) OBP: 0.348, SLG: 0.515	BBB G4-6-3 BB			SSS K		SSS 3-3 K2-5-2		SSS K		3	0	0	0	1	3	1
Tom Haller, L (1, 2) OBP: 0.385, SLG: 0.513	F9			BBBB BB			BBBB 1B HR BB	SSS K		2	1	0	0	2	1	2
Jose Pagan, R (1, 6) OBP: 0.308, SLG: 0.353	1-2f G4-6-3			SSS K			1-2 HR 1B	SSS K		4	1	1	0	0	2	3
Billy O'Dell, S (1, 1) OBP: 0.191, SLG: 0.136 Don Larsen, R (5, 1) OBP: 0.200, SLG: 0.280 Carl Boles, R (5, PH) OBP: 0.375, SLG: 0.375 Jim Duffalo, R (6, 1) Ed Bailey, L (7, PH) OBP: 0.338, SLG: 0.465 Stu Miller, R (8, 1) OBP: 0.188, SLG: 0.133 Cap Peterson, R (9, PH) OBP: 0.286, SLG: 0.167			F8		6-3		1-H 2-H HR		SSS K	1 0 1 0 1 0 1	0 0 0 0 1 0 0	0 0 0 0 1 0 0	0 0 0 0 3 0 0	0 0 0 0 0 0 1	0 0 0 0 0 0 0	0 0 0 0 0 0 0
Inning Stats	R: 0 E: 0 K: 0 S: 4 H: 1 LOB: 1 BB: 0 P: 4	R: 0 E: 0 K: 0 S: 3 H: 1 LOB: 1 BB: 1 P: 7	R: 0 E: 0 K: 0 S: 5 H: 2 LOB: 2 BB: 0 P: 5	R: 0 E: 0 K: 2 S: 7 H: 0 LOB: 1 BB: 1 P: 11	R: 0 E: 0 K: 0 S: 3 H: 0 LOB: 0 BB: 0 P: 3	R: 1 E: 0 K: 1 S: 6 H: 2 LOB: 1 BB: 0 P: 6	R: 3 E: 0 K: 0 S: 5 H: 2 LOB: 2 BB: 3 P: 17	R: 0 E: 0 K: 3 S: 9 H: 0 LOB: 0 BB: 0 P: 9	R: 0 E: 0 K: 2 S: 9 H: 2 LOB: 2 BB: 0 P: 9	1B: 6 2B: 4 3B: 0 HR: 1 SF: 0 SAC: 0 DP: 2 HBP: 0						

PITCHER	IP	WLS	BF	H	R	ER	SO	BB	IBB	HBP	BLK	WP	HR	S	P	ERA	WHIP
Ray Washburn, R (1, 1) ERA: 4.1	6.2	W	31	8	4	4	3	5	0	0	0	0	1	32	52	5.40	1.950
Bobby Shantz, L (7, 1) ERA: 1.95	2.1	S	9	2	0	0	5	0	0	0	0	0	0	19	19	0.00	0.857

PITCHER	IP	WLS	BF	H	R	ER	SO	BB	IBB	HBP	BLK	WP	HR	S	P	ERA	WHIP

BOTTOM

St. Louis Cardinals @ San Francisco Giants

Candlestick Park, San Francisco, CA

Thu Sep 27 1962, 6:33 AM EDT

Att. 6,812 - Unknown

livebaseballscorecards.com

AB	35
R	4
H	10
RBI	4
BB	5
SO	8
LOB	19

WP: 0	PB: 0	SB: 0	CS: 0
PA: 40			

Batter	1	2	3	4	5	6	7	8	9	10	AB	R	H	RBI	BB	SO	LOB
Julian Javier, R (1, 4) OBP: 0.319, SLG: 0.360	F9		6-3		SH1-3 1B	F8			F8		5	1	1	0	0	0	2
Curt Flood, R (1, 8) OBP: 0.349, SLG: 0.419	F8		1B		SH1-3 1-2		G4-6-3 BB			1B FC5-2 1B	3	0	2	0	1	0	0
Stan Musial, L (1, 7) OBP: 0.421, SLG: 0.515 Bobby Gene Smith, R (10, PR) (10, 7) OBP: 0.258, SLG: 0.287	F7		F9		2-H 1B		G4-6-3 1-2f			FC3-6 FC5-2 1-3 1B 1B	5 0	0 1	2 0	1 0	0 0	0 0	2 0
Ken Boyer, R (1, 5) OBP: 0.372, SLG: 0.471		F8		F9	L7		K			FC5-2 FC3-6 1-2 3-H	5	0	0	0	0	1	3
Bill White, L (1, 3) OBP: 0.389, SLG: 0.488		1B 1B BB		BB 1B 1B	4-3			G3		FC3-6 S 1-2f 2-3 1B	4	1	1	0	1	0	3
Charlie James, R (1, 9) OBP: 0.304, SLG: 0.396		F4		BB 1-2 1B		6-3		F4		1-H 3-H 1B	5	0	2	1	0	0	1
Gene Oliver, R (1, 2) OBP: 0.345, SLG: 0.431		1B 1-2 1B		1-2 2-3 BB		E 1B BB		5-3			2	0	1	0	2	0	0
Dal Maxvill, R (1, 6) OBP: 0.287, SLG: 0.268		1-3 2-H 1B		K		K			F8		4	0	1	1	0	2	4
Larry Jackson, R (1, 1) OBP: 0.245, SLG: 0.225			F6	G1		E5 1-3 1B			K		4	0	1	0	0	1	3
Inning Stats	R: 0 E: 0 K: 0 S: 7 H: 0 LOB: 0 BB: 0 P: 9	R: 1 E: 0 K: 0 S: 12 H: 2 LOB: 2 BB: 1 P: 20	R: 0 E: 0 K: 0 S: 7 H: 1 LOB: 1 BB: 0 P: 13	R: 0 E: 0 K: 1 S: 17 H: 2 LOB: 3 BB: 1 P: 24	R: 1 E: 0 K: 0 S: 8 H: 2 LOB: 1 BB: 0 P: 12	R: 0 E: 1 K: 1 S: 8 H: 1 LOB: 2 BB: 1 P: 16	R: 0 E: 0 K: 1 S: 8 H: 0 LOB: 0 BB: 1 P: 15	R: 0 E: 0 K: 0 S: 5 H: 0 LOB: 0 BB: 0 P: 11	R: 0 E: 0 K: 1 S: 6 H: 0 LOB: 0 BB: 0 P: 9	R: 1 E: 0 K: 0 S: 9 H: 3 LOB: 2 BB: 0 P: 11	1B: 11 2B: 0 3B: 0 HR: 0 SF: 0 SAC: 1 DP: 1 HBP: 0						

PITCHER	IP	WLS	BF	H	R	ER	SO	BB	IBB	HBP	BLK	WP	HR	S	P	ERA	WHIP
Pete Richert, L (1, 1) ERA: 3.87	3.1		15	5	1	1	0	1	0	0	0	0	0	33	50	2.70	1.800
Ed Roebuck, R (4, 1) ERA: 3.09	1.2		8	2	1	1	1	1	0	0	0	0	0	18	28	5.40	1.800
Larry Sherry, R (6, 1) ERA: 3.02	2.0		8	1	0	0	2	2	0	0	0	0	0	16	31	0.00	1.500
Ron Perranoski, L (8, 1) ERA: 2.82	3.0	L	11	3	1	1	1	0	0	0	0	0	0	20	31	3.00	1.000

PITCHER	IP	WLS	BF	H	R	ER	SO	BB	IBB	HBP	BLK	WP	HR	S	P	ERA	WHIP

TOP

St. Louis Cardinals @ Los Angeles Dodgers

Dodger Stadium, Los Angeles, CA

Fri Sep 28 1962, 7:05 PM PDT

Att. 51,064 - Unknown

livebaseballscorecards.com

AB	37
R	3
H	11
RBI	3
BB	4
SO	4
LOB	18

WP: 0 PB: 0 SB: 1 CS: 0 PA: 42

Batter	1	2	3	4	5	6	7	8	9	10	AB	R	H	RBI	BB	SO	LOB
Maury Wills, S (1, 6) OBP: 0.351, SLG: 0.378	FC1-5 E 1B	4-3			G6-3 1B		1-2 3-H 1B			B1	5	0	3	1	0	0	1
Jim Gilliam, S (1, 4) (8, 5) OBP: 0.374, SLG: 0.344	E3 FC1-5 1B 1-2		F7		G6-3 1-2f		4-3			FC3-6 1B	5	1	1	0	0	0	4
Willie Davis, L (1, 8) OBP: 0.337, SLG: 0.462	FC1-5 1B 1-2 2-3f		B5-3			F8		4-3		FC3-6 1-2f	5	0	0	0	0	0	3
Tommy Davis, R (1, 7) OBP: 0.376, SLG: 0.539	1-3 2-H 1B		WP 2B			F9		FC5-4 1B		5-3	5	0	3	1	0	0	1
Frank Howard, R (1, 9) OBP: 0.353, SLG: 0.575	K		1-3 2-3			5-3		FC5-4 1-2f			4	0	0	0	0	1	4
Ron Fairly, L (1, 3) OBP: 0.379, SLG: 0.432	F4		4-3				F2	6-3			4	0	0	0	0	0	3
John Roseboro, L (1, 2) OBP: 0.350, SLG: 0.394		4-3 F9 1B		5-3-5-4 2B			FC6-4 BB 1B BB		F4		3	1	2	0	1	0	0
Andy Carey, R (1, 5) OBP: 0.328, SLG: 0.358		F9 1-2		5-3-5-4 2-3f			FC6-4 1-2 BB		6-3		2	0	0	0	0	0	2
Duke Snider, L (7, PH) OBP: 0.411, SLG: 0.470											0	0	0	0	1	0	0
Larry Burright, R (8, 4) OBP: 0.262, SLG: 0.319											1	0	0	0	0	0	0
Pete Richert, L (1, 1) OBP: 0.115, SLG: 0.080		4-3 2-3			K		FC6-4 1B 1-2f 2-3		4-3		1	0	0	0	0	0	1
Ed Roebuck, R (4, 1) OBP: 0.240, SLG: 0.240											0	0	0	0	0	0	0
Tim Harkness, L (5, PH) OBP: 0.370, SLG: 0.387											1	0	0	0	1	0	0
Larry Sherry, R (6, 1) OBP: 0.167, SLG: 0.118											0	0	0	0	0	0	0
Wally Moon, L (7, PH) OBP: 0.326, SLG: 0.339											1	0	0	0	0	0	2
Ron Perranoski, L (8, 1) OBP: 0.133, SLG: 0.071											1	0	0	0	0	0	0
Inning Stats	R: 1 E: 1 K: 1 S: 16 H: 2 LOB: 2 BB: 0 P: 25	R: 0 E: 0 K: 0 S: 5 H: 1 LOB: 1 BB: 0 P: 6	R: 0 E: 0 K: 0 S: 7 H: 1 LOB: 1 BB: 0 P: 11	R: 0 E: 0 K: 0 S: 8 H: 1 LOB: 0 BB: 0 P: 10	R: 0 E: 0 K: 1 S: 10 H: 1 LOB: 0 BB: 0 P: 14	R: 0 E: 0 K: 0 S: 5 H: 0 LOB: 0 BB: 0 P: 8	R: 1 E: 0 K: 0 S: 14 H: 1 LOB: 2 BB: 2 P: 26	R: 0 E: 0 K: 0 S: 7 H: 1 LOB: 1 BB: 0 P: 8	R: 0 E: 0 K: 0 S: 5 H: 0 LOB: 0 BB: 0 P: 8	R: 0 E: 0 K: 0 S: 7 H: 1 LOB: 1 BB: 0 P: 7	1B: 7 2B: 3 3B: 0 HR: 0	SF: 0 SAC: 0 DP: 2 HBP: 0					

PITCHER	IP	WLS	BF	H	R	ER	SO	BB	IBB	HBP	BLK	WP	HR	S	P	ERA	WHIP
Larry Jackson, R (1, 1) ERA: 3.75	10.0	W	40	9	2	1	2	2	0	0	0	1	0	84	123	0.90	1.100

PITCHER	IP	WLS	BF	H	R	ER	SO	BB	IBB	HBP	BLK	WP	HR	S	P	ERA	WHIP

BOTTOM

St. Louis Cardinals @ Los Angeles Dodgers

Dodger Stadium, Los Angeles, CA

Fri Sep 28 1962, 7:05 PM PDT

Att. 51,064 - Unknown

livebaseballscorecards.com

AB	38
R	2
H	9
RBI	2
BB	2
SO	2
LOB	21

WP: 1 PB: 0 SB: 0 CS: 0

PA: 40

St. Louis Cardinals @ Los Angeles Dodgers

Dodger Stadium, Los Angeles, CA

Sat Sep 29 1962, 7:05 PM PDT

Att. 49,012 - Unknown

TOP

livebaseballscorecards.com

Batter	1	2	3	4	5	6	7	8	9	AB	R	H	RBI	BB	SO	LOB
Julian Javier, R (1, 4) OBP: 0.316, SLG: 0.357	4-3	F9		G4-6-3 1-2f			K		FC6-2 1-2 2-3 3-Hf	5	0	0	0	0	1	6
Curt Flood, R (1, 8) OBP: 0.348, SLG: 0.418	E5		1B G5-2-3 2B		L7		1-3		FC5 2-3f	5	0	1	0	0	0	3
Stan Musial, L (1, 7) OBP: 0.419, SLG: 0.513 Bobby Gene Smith, R (8, 7) OBP: 0.258, SLG: 0.287	K		G5-2-3 2-3 1B		F3			K		4 0	0 0	1 0	0 0	0 0	2 0	1 0
Bill White, L (1, 3) OBP: 0.388, SLG: 0.485	5-3		G5-2-3 IBB		3-1			5-3		3	0	0	0	1	0	1
Ken Boyer, R (1, 5) OBP: 0.369, SLG: 0.468		6-3	G5-2-3 1-2 2-3 3-Hf			5-3		4-3		4	0	0	0	0	0	3
Charlie James, R (1, 9) OBP: 0.303, SLG: 0.395		E 1B	6-3			5-3			5-3	4	1	1	0	0	0	2
Gene Oliver, R (1, 2) OBP: 0.349, SLG: 0.430		F9		FC1-6 BB		BB			BB FC6-2 CS	1	0	0	0	3	0	1
Dal Maxvill, R (1, 6) OBP: 0.286, SLG: 0.263		E9 1-H 1B		FC1-6 1-2f 1B		K			FC6-2 1-2 BB SAFE	3	1	0	0	1	1	2
Ernie Broglio, R (1, 1) OBP: 0.173, SLG: 0.139		3-H 1B		G4-6-3 1-2 1B			K		FC5 FC6-2 1-2 2-3 BB	3	0	2	1	1	1	0

	AB	32
	R	2
	H	5
	RBI	1
	BB	6
	SO	5
	LOB	19

Inning Stats										
	R: 0 E: 1 K: 1 S: 9	H: 0 LOB: 1 BB: 0 P: 14	R: 2 E: 1 K: 0 S: 9	H: 2 LOB: 1 BB: 0 P: 11	R: 0 E: 0 K: 0 S: 7	H: 2 LOB: 2 BB: 1 P: 15	R: 0 E: 0 K: 0 S: 8	H: 1 LOB: 1 BB: 1 P: 13	R: 0 E: 0 K: 0 S: 7	H: 0 LOB: 0 BB: 0 P: 11
	R: 0 E: 0 K: 1 S: 9	H: 0 LOB: 1 BB: 1 P: 15	R: 0 E: 0 K: 2 S: 10	H: 0 LOB: 0 BB: 0 P: 11	R: 0 E: 0 K: 1 S: 9	H: 0 LOB: 0 BB: 0 P: 12	R: 0 E: 0 K: 0 S: 12	H: 0 LOB: 3 BB: 3 P: 24	1B: 4 2B: 1 3B: 0 HR: 0	SF: 0 SAC: 0 DP: 2 HBP: 0

	WP: 0	PA: 38
	PB: 0	
	SB: 0	
	CS: 1	

PITCHER		IP	WLS	BF	H	R	ER	SO	BB	IBB	HBP	BLK	WP	HR	S	P	ERA	WHIP
Don Drysdale, R ERA: 2.8	(1, 1)	8.0	L	32	5	2	0	5	2	1	0	0	0	0	68	102	0.00	0.875
Larry Sherry, R ERA: 3.01	(9, 1)	0.1		3	0	0	0	0	2	0	0	0	0	0	6	14	0.00	6.000
Ed Roebuck, R ERA: 3.07	(9, 1)	0.2		3	0	0	0	0	1	0	0	0	0	0	6	10	0.00	1.500

PITCHER		IP	WLS	BF	H	R	ER	SO	BB	IBB	HBP	BLK	WP	HR	S	P	ERA	WHIP

Batter	1	2	3	4	5	6	7	8	9	AB	R	H	RBI	BB	SO	LOB
Maury Wills, S (1, 6) OBP: 0.349, SLG: 0.376	1-3	F8			4-3			K2-3		4	0	0	0	0	1	3
Jim Gilliam, S (1, 4) OBP: 0.374, SLG: 0.342	BB		F8			1-3		G3		3	0	0	0	1	0	1
Duke Snider, L (1, 7) OBP: 0.413, SLG: 0.467	1B		K			4-3			G4-6-3	3	0	1	0	1	1	0
Tommy Davis, R (1, 5) OBP: 0.374, SLG: 0.535	K		F8			F8			F7	4	0	0	0	0	1	3
Frank Howard, R (1, 9) OBP: 0.351, SLG: 0.570	K			K			K		G4-6-3	4	0	0	0	0	3	3
John Roseboro, L (1, 2) OBP: 0.348, SLG: 0.391		4-3		5-3			F3			3	0	0	0	0	0	0
Wally Moon, L (1, 3) OBP: 0.326, SLG: 0.339		1B		L4			F9			3	0	1	0	0	0	0
Willie Davis, L (1, 8) OBP: 0.337, SLG: 0.460		E4			3-1			BB		2	0	0	0	1	0	1
Don Drysdale, R (1, 1) OBP: 0.250, SLG: 0.257		K			K				K	2	0	0	0	0	2	2
Ron Fairly, L (8, PH) OBP: 0.378, SLG: 0.431										1	0	0	0	0	1	1
Larry Sherry, R (9, 1) OBP: 0.167, SLG: 0.118										0	0	0	0	0	0	0
Ed Roebuck, R (9, 1) OBP: 0.240, SLG: 0.240										0	0	0	0	0	0	0
Inning Stats	R: 0 E: 0 K: 2 S: 16 H: 1 LOB: 2 BB: 1 P: 27	R: 0 E: 1 K: 1 S: 7 H: 1 LOB: 2 BB: 0 P: 11	R: 0 E: 0 K: 1 S: 6 H: 0 LOB: 0 BB: 0 P: 9	R: 0 E: 0 K: 1 S: 7 H: 0 LOB: 0 BB: 0 P: 13	R: 0 E: 0 K: 1 S: 8 H: 0 LOB: 0 BB: 0 P: 11	R: 0 E: 0 K: 0 S: 6 H: 0 LOB: 0 BB: 0 P: 7	R: 0 E: 0 K: 1 S: 8 H: 0 LOB: 0 BB: 0 P: 12	R: 0 E: 0 K: 2 S: 10 H: 0 LOB: 1 BB: 1 P: 19	R: 0 E: 0 K: 0 S: 4 H: 0 LOB: 0 BB: 1 P: 9	1B: 2 2B: 0 3B: 0 HR: 0 SF: 0 SAC: 0 DP: 1 HBP: 0						

PITCHER	IP	WLS	BF	H	R	ER	SO	BB	IBB	HBP	BLK	WP	HR	S	P	ERA	WHIP
Ernie Broglio, R (1, 1) ERA: 3.0	9.0	W	32	2	0	0	9	3	0	0	0	0	0	72	118	0.00	0.556

PITCHER	IP	WLS	BF	H	R	ER	SO	BB	IBB	HBP	BLK	WP	HR	S	P	ERA	WHIP

BOTTOM

St. Louis Cardinals @ Los Angeles Dodgers

Dodger Stadium, Los Angeles, CA

Sat Sep 29 1962, 7:05 PM PDT

Att. 49,012 - Unknown

livebaseballscorecards.com

AB	29
R	0
H	2
RBI	0
BB	3
SO	9
LOB	14

WP: 0 PA: 32
PB: 0
SB: 2
CS: 0

Batter	1	2	3	4	5	6	7	8	9	AB	R	H	RBI	BB	SO	LOB
Julian Javier, R (1, 4) OBP: 0.316, SLG: 0.356	F F X 0-2 F7 ①		X 0-0 F4 ③			S L X 0-2 1B		S X 0-1 F3 ③		4	0	1	0	0	0	2
Curt Flood, R (1, 8) OBP: 0.346, SLG: 0.416	B F F X 1-2 6-3 ②			C X 0-1 G3 ①		X 0-0 1-3 ③			B C X 1-1 F7 ①	4	0	0	0	0	0	1
Stan Musial, L (1, 7) OBP: 0.416, SLG: 0.508 Bobby Gene Smith, R (9, 7) OBP: 0.258, SLG: 0.287	S X 0-1 F7 ③			B S F X 1-2 4-3 ②			F C B X 1-2 F5 ①		F C F B X 1-2 F3 ②	4 0	0 0	0 0	0 0	0 0	0 0	0 0
Ken Boyer, R (1, 5) OBP: 0.369, SLG: 0.470		B S B T F S 2-3 K ①		F C B S 1-3 K ③			F C S 0-3 K ②		B F X 1-1 3B	4	0	1	0	0	3	0
Bill White, L (1, 3) OBP: 0.386, SLG: 0.482		B C F B F B S 3-3 K ②			C B X 1-1 3-1 ①		X 0-0 4-3 ③		X 0-0 F6 ③	4	0	0	0	0	1	1
Charlie James, R (1, 9) OBP: 0.301, SLG: 0.392		B C F F B B F X 3-2 6-3 ③			B F X 1-1 F7 ②			C X 0-1 L8 ①		3	0	0	0	0	0	0
Gene Oliver, R (1, 2) OBP: 0.352, SLG: 0.441			C B F X 1-2 FC5-4 1B		B B C F F S 2-3 K ③			C B C X 1-2 HR		3	1	2	1	0	1	0
Dal Maxvill, R (1, 6) OBP: 0.287, SLG: 0.265			X 0-0 FC5-4 FC1-6 1-2f ①			C B F B X 2-2 F9 ①		C C B B X 2-2 1B		3	0	1	0	0	0	1
Curt Simmons, L (1, 1) OBP: 0.232, SLG: 0.180			X 0-0 FC1-6 1-2f ②			C B S S 1-3 K ②		L L L 0-3 K ②		3	0	0	0	0	2	2
Inning Stats	R: 0 E: 0 K: 0 S: 9 H: 0 LOB: 0 BB: 0 P: 10	R: 0 E: 0 K: 2 S: 13 H: 0 LOB: 0 BB: 0 P: 21	R: 0 E: 0 K: 0 S: 6 H: 1 LOB: 1 BB: 0 P: 7	R: 0 E: 0 K: 1 S: 8 H: 0 LOB: 0 BB: 0 P: 10	R: 0 E: 0 K: 1 S: 8 H: 0 LOB: 0 BB: 0 P: 12	R: 0 E: 0 K: 1 S: 10 H: 1 LOB: 1 BB: 0 P: 13	R: 0 E: 0 K: 1 S: 7 H: 0 LOB: 0 BB: 0 P: 8	R: 1 E: 0 K: 1 S: 13 H: 2 LOB: 1 BB: 0 P: 16	R: 0 E: 0 K: 0 S: 9 H: 1 LOB: 1 BB: 0 P: 12	1B: 3 2B: 0 3B: 1 HR: 1	SF: 0 SAC: 0 DP: 0 HBP: 0						

TOP

St. Louis Cardinals @ Los Angeles Dodgers

Dodger Stadium, Los Angeles, CA

Sun Sep 30 1962, 3:33 AM PDT

Att. 42,325 - Unknown

livebaseballscorecards.com

AB	32
R	1
H	5
RBI	1
BB	0
SO	7
LOB	7

WP: 0 PB: 0 SB: 0 CS: 0 PA: 32

PITCHER	IP	WLS	BF	H	R	ER	SO	BB	IBB	HBP	BLK	WP	HR	S	P	ERA	WHIP
Johnny Podres, L (1, 1) ERA: 3.85	9.0	L	32	5	1	1	7	0	0	0	0	0	1	83	109	1.00	0.556

Batter	1	2	3	4	5	6	7	8	9	AB	R	H	RBI	BB	SO	LOB
Maury Wills, S (1, 6) OBP: 0.347, SLG: 0.374	C B S B F B X 3-2 ① F9		F C C 0-3 ③ K			C B B X 2-1 ② 6-3			C X 0-1 ② L9	4	0	0	0	0	1	0
Jim Gilliam, S (1, 4) OBP: 0.373, SLG: 0.341	C B X 1-1 S 1B			C B C X 1-2 ① 6-3		C X 0-1 ③ F5			C C B F X 1-2 ③ F4	4	0	1	0	0	0	0
Tommy Davis, R (1, 7) OBP: 0.374, SLG: 0.534	C B B C C 2-3 ② K 1-2			X 0-0 ② F3			C B X 1-1 F5 1B			3	0	1	0	0	1	1
Frank Howard, R (1, 9) OBP: 0.350, SLG: 0.571	B X 1-0 ③ 4-3			B B C X 2-1 2B			L B F F S 1-3 ① K			3	0	1	0	0	1	2
Lee Walls, R (1, 3) OBP: 0.330, SLG: 0.308		C C B B X 2-2 ① 1B		B C X 1-1 ③ L8			1 SAFE C X 0-1 ② ③ F5 1-2			3	0	1	0	0	0	2
John Roseboro, L (1, 2) OBP: 0.346, SLG: 0.388 Daryl Spencer, R (8, PH) OBP: 0.365, SLG: 0.318 Doug Camilli, R (9, 2) OBP: 0.357, SLG: 0.506		C F S 0-3 ② K			B F X 1-1 ① F9			S B B F X 2-2 ① 6-3		2 1 0	0 0 0	0 0 0	0 0 0	0 0 0	1 0 0	0 0 0
Andy Carey, R (1, 5) OBP: 0.328, SLG: 0.352		X 0-0 ③ 5-3			B B B C F B 4-2 G1-6-3 BB			B X 1-0 ② F8		2	0	0	0	1	0	0
Willie Davis, L (1, 8) OBP: 0.337, SLG: 0.459			X 0-0 P3-4 1B		B B X 2-0 ② ③ G1-6-3 1-2f			F X 0-1 ③ 4-3		3	0	1	0	0	0	1
Johnny Podres, L (1, 1) OBP: 0.191, SLG: 0.221 Ken McMullen, R (9, PH) OBP: 0.200, SLG: 0.200			C L F X 0-2 ① ② P3-4 1-2f			C X 0-1 ① F2			B X 1-0 ① F9	2 1	0 0	0 0	0 0	0 0	0 0	1 0
Inning Stats	R: 0 H: 1 E: 0 LOB: 1 K: 1 BB: 0 S: 10 P: 17	R: 0 H: 1 E: 0 LOB: 0 K: 1 BB: 0 S: 7 P: 9	R: 0 H: 1 E: 0 LOB: 0 K: 1 BB: 0 S: 8 P: 8	R: 0 H: 1 E: 0 LOB: 1 K: 0 BB: 0 S: 8 P: 12	R: 0 H: 0 E: 0 LOB: 0 K: 0 BB: 1 S: 5 P: 12	R: 0 H: 0 E: 0 LOB: 0 K: 0 BB: 0 S: 6 P: 8	R: 0 H: 1 E: 0 LOB: 0 K: 1 BB: 0 S: 8 P: 10	R: 0 H: 0 E: 0 LOB: 0 K: 0 BB: 0 S: 6 P: 9	R: 0 H: 0 E: 0 LOB: 0 K: 0 BB: 0 S: 7 P: 9	1B: 4 SF: 0 2B: 2 SAC: 0 3B: 0 DP: 2 HR: 0 HBP: 0						

PITCHER	IP	WLS	BF	H	R	ER	SO	BB	IBB	HBP	BLK	WP	HR	S	P	ERA	WHIP
Curt Simmons, L (1, 1) ERA: 3.51	9.0	W	29	5	0	0	4	1	0	0	0	0	0	65	94	0.00	0.667

PITCHER	IP	WLS	BF	H	R	ER	SO	BB	IBB	HBP	BLK	WP	HR	S	P	ERA	WHIP

BOTTOM

St. Louis Cardinals @ Los Angeles Dodgers

Dodger Stadium, Los Angeles, CA

Sun Sep 30 1962, 3:33 AM PDT

Att. 42,325 - Unknown

livebaseballscorecards.com

AB	28
R	0
H	5
RBI	0
BB	1
SO	4
LOB	7