

St. Louis Cardinals - 1962

Batter	1	2	3	4	5	6	7	8	9	AB	R	H	RBI	BB	SO	LOB	TOP										
Don Landrum, L (1, 8) OBP: 0.500, SLG: 0.429	0-3 K	4-0 IBB		0-0 1B		0-0 SH1-3		0-0 L5-3		3	0	1	1	1	1	1											
Julian Javier, R (1, 4) OBP: 0.313, SLG: 0.313	0-0 1-3	0-0 P3-2		0-0 F8		0-0 E5			0-3 K	5	1	1	1	0	1	5											
Bill White, L (1, 3) OBP: 0.412, SLG: 0.667	0-0 HR		0-0 F9	0-0 3-1		4-0 BB			0-0 F2	4	1	1	0	1	0	2											
Stan Musial, L (1, 7) OBP: 0.615, SLG: 0.909 Charlie James, R (9, 7)	0-0 HR		4-0 E S 3B BB		0-0 G3	0-0 P3			0-0 1-3	4	2	1	2	1	0	1											
Ken Boyer, R (1, 5) OBP: 0.333, SLG: 0.500	0-3 K		0-0 1-H 3B		0-0 6-3					4	0	1	1	0	2	0											
Carl Sawatski, L (1, 2) OBP: 0.600, SLG: 0.667 Bob Gibson, R (7, PR)		0-0 BB 2B	0-3 K		0-0 4-3					3	1	1	0	1	1	1											
Jimmie Schaffer, R (7, 2)										0	0	0	0	0	0	0											
Doug Clemens, L (1, 9) Carl Warwick, R (3, PH) OBP: 0.500, SLG: 0.333		4-0 WP P3-2 BB	0-0 P6			4-0 FC6-4 BB			4-0 G6-3	0	0	0	0	1	0	0											
Julio Gotay, R (1, 6) OBP: 0.214, SLG: 0.154	0-3 K		0-0 F7			0-0 FC6-4 1B SH1-3		0-3 K		4	1	0	0	0	2	3											
Curt Simmons, L (1, 1) OBP: 1.000, SLG: 1.000	4-0 WP 1-2 2-3 BB		0-0 1B			0-0 SH1-3 E 1B			0-0 L5-3 1B	3	1	3	0	1	0	0											
Inning Stats	R: 2 E: 0 K: 2 S: 9	H: 2 LOB: 0 BB: 0 P: 9	R: 1 E: 0 K: 1 S: 5	H: 1 LOB: 2 BB: 3 P: 17	R: 1 E: 0 K: 1 S: 6	H: 1 LOB: 1 BB: 1 P: 10	R: 0 E: 0 K: 0 S: 5	H: 2 LOB: 0 BB: 0 P: 5	R: 0 E: 0 K: 0 S: 3	H: 0 LOB: 0 BB: 0 P: 3	R: 3 E: 1 K: 0 S: 5	H: 2 LOB: 1 BB: 2 P: 13	R: 0 E: 0 K: 1 S: 4	H: 0 LOB: 1 BB: 1 P: 8	R: 0 E: 0 K: 1 S: 5	H: 1 LOB: 0 BB: 0 P: 5	R: 0 E: 0 K: 1 S: 5	H: 0 LOB: 0 BB: 0 P: 5	1B: 6 2B: 3 3B: 1 HR: 1	SF: 0 SAC: 1 DP: 3 HBP: 0	WP: 1 PB: 0 SB: 1 CS: 0	PA: 40					
PITCHER	IP	WLS	BF	H	R	ER	SO	BB	IBB	HBP	BLK	WP	HR	S	P	ERA	WHIP										
Don Cardwell, R (1, 1) ERA: 16.2	2.1	L	14	4	4	4	3	3	1	0	0	1	1	16	32	15.43	3.000										
Cal Koonce, R (3, 1) ERA: 5.4	3.1		16	4	3	2	1	2	0	0	0	0	0	16	24	5.40	1.800										
Morrie Steevens, L (6, 1) ERA:	0.1		1	0	0	0	0	0	0	0	0	0	0	1	1	0.00	0.000										
Tony Balsamo, R (7, 1) ERA:	2.0		6	1	0	0	2	1	0	0	0	0	0	9	13	0.00	1.000										
Jack Warner, R (9, 1) ERA:	1.0		3	0	0	0	1	0	0	0	0	0	0	5	5	0.00	0.000										

St. Louis Cardinals @ Chicago Cubs
Wrigley Field, Chicago, IL
Sat Apr 14 1962, 3:33 AM CST
Att: 10,806 - Sunny - 42 F

AB 32
R 7
H 9
RBI 5
BB 7
SO 7
LOB 15



Batter	1	2	3	4	5	6	7	8	9	AB	R	H	RBI	BB	SO	LOB	BOTTOM										
Lou Brock, L (1, 8) OBP: 0.190, SLG: 0.450 Jim McKnight, R (6, PH) OBP: 0.400, SLG: 0.800	0-3 K			0-3 K		0-0 E6 2B SF8		0-0 1B		2	0	0	0	0	2	0											
Ken Hubbs, R (1, 4) OBP: 0.281, SLG: 0.318	0-0 G1			0-0 F9		0-0 SF8 14 5-3 2B		0-0 G4-3 1B		4	1	2	1	0	0	0											
Ron Santo, R (1, 5) OBP: 0.318, SLG: 0.444	0-0 P5			0-0 HR		0-0 SF8		0-0 G4-3		3	1	1	2	0	0	2											
14 Ernie Banks, R (1, 3) OBP: 0.348, SLG: 0.450		0-0 4-3		4-0 BB		0-0 5-3			0-0 G3	3	0	0	1	1	0	0											
Billy Williams, L (1, 7) OBP: 0.304, SLG: 0.333	0-3 K			0-3 K		0-3 K			4-0 BB	3	0	0	0	1	3	1											
George Altman, L (1, 9) OBP: 0.217, SLG: 0.100	0-0 G3				0-3 K			0-0 F9		4	0	0	0	0	2	1											
Andre Rodgers, R (1, 6) OBP: 0.250, SLG: 0.250 Danny Murphy, L (7, PH)				0-0 G1-4-3 1B		0-0 G4-6-3 1B		0-3 K		2	0	2	0	0	0	0											
Moe Thacker, R (1, 2) Cuno Barragan, R (3, 2) OBP: 0.145, SLG: 0.143				0-0 G1-4-3		0-0 G4-6-3		0-3 K		0	0	0	0	0	0	0											
Don Cardwell, R (1, 1) Cal Koonce, R (3, 1) Morrie Steevens, L (6, 1) Eider White, R (6, PH) Tony Balsamo, R (7, 1) Moe Morhardt, L (8, PH) Jack Warner, R (9, 1)				0-0 1-3		0-0 WP E 2B 1B		0-3 K		0	0	0	0	0	0	0											
Inning Stats	R: 0 E: 0 K: 1 S: 5	H: 0 LOB: 0 BB: 0 P: 5	R: 0 E: 0 K: 1 S: 5	H: 0 LOB: 0 BB: 0 P: 5	R: 0 E: 0 K: 0 S: 3	H: 1 LOB: 0 BB: 0 P: 3	R: 1 E: 0 K: 2 S: 8	H: 1 LOB: 1 BB: 1 P: 12	R: 0 E: 0 K: 1 S: 5	H: 1 LOB: 0 BB: 0 P: 5	R: 3 E: 1 K: 1 S: 8	H: 2 LOB: 0 BB: 0 P: 8	R: 0 E: 0 K: 2 S: 7	H: 0 LOB: 0 BB: 0 P: 7	R: 0 E: 0 K: 1 S: 6	H: 2 LOB: 1 BB: 0 P: 6	R: 0 E: 0 K: 2 S: 7	H: 0 LOB: 1 BB: 1 P: 11	1B: 5 2B: 1 3B: 0 HR: 1	SF: 1 SAC: 0 DP: 3 HBP: 0	WP: 1 PB: 0 SB: 0 CS: 0	PA: 34					
PITCHER	IP	WLS	BF	H	R	ER	SO	BB	IBB	HBP	BLK	WP	HR	S	P	ERA	WHIP										
Curt Simmons, L (1, 1) ERA: 2.0	9.0	W	34	7	4	2	11	2	0	0	0	1	1	54	62	2.00	1.000										

St. Louis Cardinals @ Chicago Cubs
Wrigley Field, Chicago, IL
Sat Apr 14 1962, 3:33 AM CST
Att: 10,806 - Sunny - 42 F

AB 31
R 4
H 7
RBI 4
BB 2
SO 11
LOB 8



Batter	1	2	3	4	5	6	7	8	9	AB	R	H	RBI	BB	SO	LOB	TOP					
Don Landrum, L (1, 8) OBP: 0.482, SLG: 0.364										4	2	1	0	1	0	3	St. Louis Cardinals @ Philadelphia Phillies Connie Mack Stadium, Philadelphia, PA Mon Apr 16 1962, 6:05 PM EST Att: 3,895 - Unknown					
Julian Javier, R (1, 4) OBP: 0.286, SLG: 0.250										4	2	0	0	1	1	2						
Bill White, L (1, 3) OBP: 0.409, SLG: 0.750										5	2	2	3	0	2	0						
Stan Musial, L (1, 7) OBP: 0.556, SLG: 0.733										4	1	1	0	1	1	1						
Carl Warwick, R (9, PR) OBP: 0.500, SLG: 0.333										0	0	0	0	0	0	0						
Ken Boyer, R (1, 5) OBP: 0.300, SLG: 0.412										3	2	0	2	1	0	1						
Gene Oliver, R (1, 2) OBP: 0.487, SLG: 0.933										5	2	3	2	0	0	3						
Jimmie Schaffer, R (9, 2)										0	0	0	0	0	0	0						
Doug Clemens, L (1, 9) OBP: 0.500, SLG: 0.400										3	1	1	3	2	0	1						
Julio Gotay, R (1, 6) OBP: 0.313, SLG: 0.214										1	0	1	0	0	0	0						
Alex Grammas, R (3, 6) OBP: 0.333, SLG: 0.333										3	0	1	1	0	1	1						
Bob Gibson, R (1, 1) OBP: 1.000, SLG: 1.000										1	0	1	0	0	0	0						
Ernie Broglio, R (1, 1)										3	0	0	0	1	1	4						
Inning Stats	R: 6 E: 1 K: 0 S: 5	H: 3 LOB: 1 BB: 4 P: 22	R: 0 E: 0 K: 0 S: 9	H: 0 LOB: 0 BB: 0 P: 9	R: 1 E: 0 K: 1 S: 7	H: 2 LOB: 1 BB: 0 P: 7	R: 3 E: 1 K: 0 S: 7	H: 3 LOB: 1 BB: 0 P: 7	R: 0 E: 0 K: 1 S: 5	H: 0 LOB: 1 BB: 0 P: 9	R: 0 E: 0 K: 0 S: 3	H: 0 LOB: 1 BB: 1 P: 7	R: 0 E: 0 K: 1 S: 5	H: 0 LOB: 0 BB: 0 P: 5	R: 2 E: 0 K: 0 S: 5	H: 3 LOB: 1 BB: 1 P: 9	1B: 6 2B: 4 3B: 1 HR: 1	SF: 1 SAC: 0 DP: 2 HBP: 1	WP: 1 PB: 0 SB: 0 CS: 0	PA: 45		
PITCHER	IP WLS BF H R ER SO BB IBB HBP BLK WP HR S P ERA WHIP	IP WLS BF H R ER SO BB IBB HBP BLK WP HR S P ERA WHIP	IP WLS BF H R ER SO BB IBB HBP BLK WP HR S P ERA WHIP	IP WLS BF H R ER SO BB IBB HBP BLK WP HR S P ERA WHIP	IP WLS BF H R ER SO BB IBB HBP BLK WP HR S P ERA WHIP	IP WLS BF H R ER SO BB IBB HBP BLK WP HR S P ERA WHIP	IP WLS BF H R ER SO BB IBB HBP BLK WP HR S P ERA WHIP	IP WLS BF H R ER SO BB IBB HBP BLK WP HR S P ERA WHIP	IP WLS BF H R ER SO BB IBB HBP BLK WP HR S P ERA WHIP	IP WLS BF H R ER SO BB IBB HBP BLK WP HR S P ERA WHIP	IP WLS BF H R ER SO BB IBB HBP BLK WP HR S P ERA WHIP	IP WLS BF H R ER SO BB IBB HBP BLK WP HR S P ERA WHIP	IP WLS BF H R ER SO BB IBB HBP BLK WP HR S P ERA WHIP	IP WLS BF H R ER SO BB IBB HBP BLK WP HR S P ERA WHIP	IP WLS BF H R ER SO BB IBB HBP BLK WP HR S P ERA WHIP	IP WLS BF H R ER SO BB IBB HBP BLK WP HR S P ERA WHIP	IP WLS BF H R ER SO BB IBB HBP BLK WP HR S P ERA WHIP	IP WLS BF H R ER SO BB IBB HBP BLK WP HR S P ERA WHIP	IP WLS BF H R ER SO BB IBB HBP BLK WP HR S P ERA WHIP	IP WLS BF H R ER SO BB IBB HBP BLK WP HR S P ERA WHIP	IP WLS BF H R ER SO BB IBB HBP BLK WP HR S P ERA WHIP	IP WLS BF H R ER SO BB IBB HBP BLK WP HR S P ERA WHIP
Cal McLish, R (1, 1) ERA: 135.0	0.1	7	2	6	5	0	3	1	0	0	0	0	0	0	0	0	135.00	15.000				
Dallas Green, R (1, 1) ERA: 135.0	0.2	3	1	0	0	0	0	0	1	0	0	0	0	0	2	3	0.00	1.500				
Don Ferrarese, L (2, 1) ERA: 7.71	0.0	L	0	0	0	0	0	0	0	0	0	0	0	0	0	0	∞	∞				
Frank Sullivan, R (4, 1) ERA: 7.71	1.2	7	1	0	0	1	1	0	0	0	0	0	0	8	12	0.00	1.200					
Paul Brown, R (6, 1) ERA: 7.71	3.0	10	0	0	0	1	1	0	0	0	0	0	0	11	15	0.00	0.333					

Batter	1	2	3	4	5	6	7	8	9	AB	R	H	RBI	BB	SO	LOB	BOTTOM					
Tony Taylor, R (1, 4) OBP: 0.261, SLG: 0.167										4	1	1	2	1	0	3	St. Louis Cardinals @ Philadelphia Phillies Connie Mack Stadium, Philadelphia, PA Mon Apr 16 1962, 6:05 PM EST Att: 3,895 - Unknown					
Johnny Callison, L (1, 9) OBP: 0.217, SLG: 0.227										4	1	0	0	1	0	3						
Tony Gonzalez, L (1, 8) OBP: 0.391, SLG: 0.619										4	0	1	0	1	1	2						
Wes Covington, L (1, 7) OBP: 0.235, SLG: 0.188										5	0	0	0	0	0	4						
Billy Klaus, L (1, 5) OBP: 0.400, SLG: 0.143										5	1	1	1	0	0	2						
Frank Torre, L (1, 3) OBP: 0.667, SLG: 0.333										2	1	1	0	2	0	0						
Clay Dalrymple, L (1, 2) OBP: 0.278, SLG: 0.412										4	1	1	2	0	0	3						
Ruben Amaro, R (1, 6) OBP: 0.500, SLG: 0.357										2	1	0	0	2	0	0						
Cal McLish, S (1, 1) ERA: 135.0										0	0	0	0	0	0	0						
Dallas Green, L (1, 1) ERA: 135.0										0	0	0	0	0	0	0						
Roy Sperry, R (1, 1) ERA: 135.0										0	0	0	0	0	0	0						
Don Ferrarese, L (2, 1) ERA: 7.71										0	0	0	0	0	0	0						
Frank Sullivan, R (4, 1) ERA: 7.71										0	0	0	0	0	0	0						
Paul Brown, R (6, 1) ERA: 7.71										0	0	0	0	0	0	0						
Inning Stats	R: 6 E: 0 K: 1 S: 8	H: 3 LOB: 5 BB: 5 P: 28	R: 0 E: 0 K: 0 S: 3	H: 0 LOB: 2 BB: 2 P: 11	R: 0 E: 0 K: 0 S: 4	H: 1 LOB: 1 BB: 0 P: 4	R: 0 E: 0 K: 0 S: 3	H: 0 LOB: 0 BB: 0 P: 3	R: 0 E: 0 K: 0 S: 4	H: 1 LOB: 1 BB: 0 P: 4	R: 0 E: 0 K: 0 S: 3	H: 1 LOB: 0 BB: 0 P: 3	R: 0 E: 0 K: 0 S: 3	H: 0 LOB: 0 BB: 0 P: 3	R: 0 E: 0 K: 0 S: 3	H: 0 LOB: 0 BB: 0 P: 3	1B: 7 2B: 0 3B: 0 HR: 0	SF: 0 SAC: 0 DP: 1 HBP: 0	WP: 1 PB: 0 SB: 1 CS: 0	PA: 41		
PITCHER	IP WLS BF H R ER SO BB IBB HBP BLK WP HR S P ERA WHIP	IP WLS BF H R ER SO BB IBB HBP BLK WP HR S P ERA WHIP	IP WLS BF H R ER SO BB IBB HBP BLK WP HR S P ERA WHIP	IP WLS BF H R ER SO BB IBB HBP BLK WP HR S P ERA WHIP	IP WLS BF H R ER SO BB IBB HBP BLK WP HR S P ERA WHIP	IP WLS BF H R ER SO BB IBB HBP BLK WP HR S P ERA WHIP	IP WLS BF H R ER SO BB IBB HBP BLK WP HR S P ERA WHIP	IP WLS BF H R ER SO BB IBB HBP BLK WP HR S P ERA WHIP	IP WLS BF H R ER SO BB IBB HBP BLK WP HR S P ERA WHIP	IP WLS BF H R ER SO BB IBB HBP BLK WP HR S P ERA WHIP	IP WLS BF H R ER SO BB IBB HBP BLK WP HR S P ERA WHIP	IP WLS BF H R ER SO BB IBB HBP BLK WP HR S P ERA WHIP	IP WLS BF H R ER SO BB IBB HBP BLK WP HR S P ERA WHIP	IP WLS BF H R ER SO BB IBB HBP BLK WP HR S P ERA WHIP	IP WLS BF H R ER SO BB IBB HBP BLK WP HR S P ERA WHIP	IP WLS BF H R ER SO BB IBB HBP BLK WP HR S P ERA WHIP	IP WLS BF H R ER SO BB IBB HBP BLK WP HR S P ERA WHIP	IP WLS BF H R ER SO BB IBB HBP BLK WP HR S P ERA WHIP	IP WLS BF H R ER SO BB IBB HBP BLK WP HR S P ERA WHIP	IP WLS BF H R ER SO BB IBB HBP BLK WP HR S P ERA WHIP	IP WLS BF H R ER SO BB IBB HBP BLK WP HR S P ERA WHIP	IP WLS BF H R ER SO BB IBB HBP BLK WP HR S P ERA WHIP
Bob Gibson, R (1, 1) ERA: 81.0	0.2	6	2	6	1	0	4	0	0	0	0	0	0	0	0	0	81.00	9.000				
Ernie Broglio, R (1, 1) ERA: 81.0	8.1	W	33	5	0	0	4	0	0	0	0	0	0	29	45	0.00	1.080					

AB 36
R 12
H 11
RBI 11
BB 7
SO 6
LOB 16



AB 33
R 6
H 7
RBI 6
BB 8
SO 1
LOB 17



Batter	1	2	3	4	5	6	7	8	9	AB	R	H	RBI	BB	SO	LOB	TOP					
Don Landrum, L OBP: 0.421, SLG: 0.375	K		SF8 1B	SF7		P4		E 1B	F7	5	2	1	0	1	0		St. Louis Cardinals @ New York Mets Polo Grounds, New York, NY Wed Apr 18 1962, 3:33 AM EST Att: 4,725 - Cloudy					
Julian Javier, R OBP: 0.296, SLG: 0.385	G3		K	E5		HR		E7 1-3 1B	1-3	6	2	2	1	0	1	3						
Bill White, L OBP: 0.444, SLG: 0.720	1B		PO 1B	F5		CS 1B		4-3		5	0	3	1	0	0	2						
Stan Musial, L OBP: 0.522, SLG: 0.684 Charlie James, R	1B		SF8		HR	CS	3-1	1-3		4	1	2	2	0	0	0						
Ken Boyer, R OBP: 0.400, SLG: 0.762	F8		PO	1B BB 1B	HR			2B HR BB		4	4	3	3	1	0	2						
Gene Oliver, R OBP: 0.450, SLG: 0.842 Jimmie Schaffer, R	6-3			1B BB	5-3		P6	HR 2B		4	2	1	0	1	0	0						
Doug Clemens, L OBP: 0.350, SLG: 0.375 Carl Warwick, R OBP: 0.667, SLG: 1.200	F7		WP SF7 1B	G3		BB 1B		HR		3	1	1	0	0	0	0						
Julio Gotay, R OBP: 0.350, SLG: 0.235 Alex Grammas, R OBP: 0.250, SLG: 0.250	F9		E WP E 1B	5-3		BB		5-3		3	1	1	2	1	0	0						
Larry Jackson, R OBP: 0.222, SLG: 0.222 Ray Sadecki, L			1B 1B	F8		4-3		4-3	6-3	5	1	1	0	0	0	4						
										0	0	0	0	0	0	0						
Inning Stats	R: 0 E: 0 K: 1 S: 7	H: 2 LOB: 2 BB: 0 P: 7	R: 0 E: 0 K: 0 S: 3	H: 0 LOB: 0 BB: 0 P: 3	R: 2 E: 0 K: 1 S: 7	H: 3 LOB: 0 BB: 0 P: 7	R: 4 E: 1 K: 0 S: 7	H: 3 LOB: 1 BB: 1 P: 11	R: 2 E: 0 K: 0 S: 5	H: 2 LOB: 0 BB: 0 P: 5	R: 1 E: 0 K: 0 S: 4	H: 2 LOB: 0 BB: 0 P: 4	R: 1 E: 0 K: 0 S: 5	H: 2 LOB: 2 BB: 1 P: 9	R: 5 E: 1 K: 0 S: 7	H: 4 LOB: 0 BB: 1 P: 11	R: 0 E: 0 K: 0 S: 3	H: 0 LOB: 0 BB: 0 P: 3	1B: 13 2B: 1 3B: 0 HR: 4	SF: 2 SAC: 0 DP: 0 HBP: 0	WP: 1 PB: 0 SB: 1 CS: 1	PA: 49
PITCHER	IP WLS BF H R ER SO BB IBB HBP BLK WP HR S P ERA WHIP	IP WLS BF H R ER SO BB IBB HBP BLK WP HR S P ERA WHIP																				
Sherman Jones, R ERA: 7.0	4.0 L 21 8 6 5 2 1 0 0 0 1 0 24 28 11.25 2.250																					
Ray Davault, L ERA: 9.0	1.0 5 2 2 2 0 0 0 0 0 0 1 5 5 18.00 2.000																					
Ken MacKenzie, L ERA: 9.0	2.0 10 4 2 2 0 1 0 0 0 0 2 9 13 9.00 2.500																					
Clem Labine, R ERA: 15.0	2.0 11 4 5 5 0 1 0 0 0 0 0 1 10 14 22.50 2.500																					
Batter	1	2	3	4	5	6	7	8	9	AB	R	H	RBI	BB	SO	LOB	BOTTOM					
Felix Mantilla, R OBP: 0.385, SLG: 0.500	1-3		G5-4-3 1-2		6-3			P4		4	0	0	0	0	0	1	St. Louis Cardinals @ New York Mets Polo Grounds, New York, NY Wed Apr 18 1962, 3:33 AM EST Att: 4,725 - Cloudy					
Elio Chacon, R OBP: 0.333, SLG: 0.667 Rod Kanehl, R				5-3	F9			K		2	0	1	0	0	0	0						
Gus Bell, L OBP: 0.300, SLG: 0.389				K				P4		3	0	0	0	1	2	0						
Frank Thomas, R OBP: 0.280, SLG: 0.545			G5-4-3 1-2	1-3				K	HR	4	1	1	1	0	1	2						
Jim Marshall, L OBP: 0.438, SLG: 0.857									K	4	1	2	0	0	1	0						
Bobby Gene Smith, R OBP: 0.200, SLG: 0.977					SF8 1B			1B		3	1	0	0	1	1	1						
Don Zimmer, R OBP: 0.160, SLG: 0.125					SF8 HR BB			F7		3	1	0	0	1	1	0						
Hobie Landrith, L OBP: 0.143, SLG: 0.167					HR BB					3	1	0	0	1	0	0						
Sherman Jones, L OBP: 0.500, SLG: 0.500 Ray Davault, R Ed Bouchee, L OBP: 0.250, SLG: 1.200 Ken MacKenzie, R Richie Ashburn, L OBP: 0.221, SLG: 0.221 Clem Labine, R			FC2-6 1B		SF8			1-3		1	0	0	0	0	0	1						
			FC2-6 1B		HR			1-3		0	0	0	0	0	0	0						
Inning Stats	R: 0 E: 0 K: 0 S: 3	H: 1 LOB: 1 BB: 1 P: 7	R: 0 E: 0 K: 1 S: 5	H: 0 LOB: 0 BB: 0 P: 5	R: 0 E: 0 K: 1 S: 5	H: 1 LOB: 0 BB: 0 P: 3	R: 0 E: 0 K: 1 S: 5	H: 0 LOB: 0 BB: 0 P: 5	R: 4 E: 0 K: 0 S: 5	H: 2 LOB: 0 BB: 2 P: 13	R: 0 E: 0 K: 2 S: 8	H: 1 LOB: 1 BB: 0 P: 8	R: 0 E: 0 K: 1 S: 5	H: 0 LOB: 0 BB: 0 P: 5	R: 1 E: 0 K: 1 S: 6	H: 1 LOB: 0 BB: 0 P: 6	1B: 3 2B: 1 3B: 0 HR: 2	SF: 1 SAC: 0 DP: 2 HBP: 0	WP: 0 PB: 0 SB: 0 CS: 0	PA: 34		
PITCHER	IP WLS BF H R ER SO BB IBB HBP BLK WP HR S P ERA WHIP	IP WLS BF H R ER SO BB IBB HBP BLK WP HR S P ERA WHIP																				
Larry Jackson, R ERA: 4.24	8.0 W 30 5 4 4 5 3 0 0 0 0 0 1 37 49 4.50 1.000																					
Ray Sadecki, L ERA: 6.75	1.0 S 4 1 1 1 1 0 0 0 0 0 0 1 6 6 9.00 1.000																					

Batter	1	2	3	4	5	6	7	8	9	AB	R	H	RBI	BB	SO	LOB	TOP					
Curt Flood, R OBP: 0.500, SLG: 0.733 (1, 8)										4	2	4	2	0	0	0						
Julian Javier, R OBP: 0.281, SLG: 0.333 (1, 4)										4	1	0	0	0	1	3						
Bill White, L OBP: 0.406, SLG: 0.633 (1, 3)										5	1	1	1	0	1	3						
Ken Boyer, R OBP: 0.400, SLG: 0.808 (1, 5)										5	2	2	2	0	1	1						
Gene Oliver, R OBP: 0.458, SLG: 0.773 (1, 2)										3	1	1	0	1	0	0						
Jimmie Schaffer, R (7, 2)										1	0	0	0	0	0	0						
Stan Mustaj, L OBP: 0.500, SLG: 0.625 (1, 7)										5	0	2	3	0	0	0						
Lindy McDaniel, R (9, 1)										0	0	0	0	0	0	0						
Carl Warwick, R OBP: 0.600, SLG: 0.889 (1, 9)										4	1	2	0	0	0	3						
Julio Gotay, R OBP: 0.292, SLG: 0.190 (1, 6)										4	0	0	0	0	0	4						
Don Landrum, L OBP: 0.421, SLG: 0.375 (9, 7)										0	0	0	0	0	0	0						
Ray Washburn, R OBP: 0.333, SLG: 0.333 (1, 1)										4	1	2	1	0	0	0						
Alex Grammas, R OBP: 0.250, SLG: 0.250 (9, 6)										0	0	0	0	0	0	0						
Inning Stats	R: 0 E: 0 K: 0 S: 4	H: 1 LOB: 1 BB: 0 P: 4	R: 0 E: 0 K: 0 S: 4	H: 1 LOB: 1 BB: 0 P: 4	R: 0 E: 0 K: 0 S: 4	H: 1 LOB: 1 BB: 0 P: 4	R: 2 E: 0 K: 0 S: 5	H: 3 LOB: 0 BB: 0 P: 5	R: 4 E: 0 K: 1 S: 7	H: 4 LOB: 2 BB: 1 P: 12	R: 0 E: 0 K: 1 S: 6	H: 1 LOB: 1 BB: 0 P: 6	R: 0 E: 0 K: 1 S: 5	H: 0 LOB: 0 BB: 0 P: 5	R: 3 E: 0 K: 1 S: 8	H: 3 LOB: 0 BB: 0 P: 8	R: 0 E: 0 K: 0 S: 3	H: 0 LOB: 0 BB: 0 P: 3	1B: 12 2B: 0 3B: 0 HR: 2	SF: 0 SAC: 1 DP: 1 HBP: 1	WP: 2 PB: 0 SB: 1 CS: 0	PA: 42
PITCHER	IP	WLS	BF	H	R	ER	SO	BB	IBB	HBP	BLK	WP	HR	S	P	ERA	WHIP					
Al Jackson, L ERA: 9.53 (1, 1)	4.1	L	24	10	6	6	0	1	0	1	0	1	1	22	27	12.46	2.538					
Craig Anderson, R ERA: (5, 1)	2.2		9	1	0	0	2	0	0	0	0	0	0	13	13	0.00	0.375					
Bob Moorhead, R ERA: 5.0 (8, 1)	2.0		9	3	3	3	1	0	0	0	0	1	1	11	11	13.50	1.500					

St. Louis Cardinals @ New York Mets
Polo Grounds, New York, NY
Thu Apr 19 1962, 3:33 AM EST
Att: 9,060 - Unknown

AB 39
R 9
H 14
RBI 9
BB 1
SO 3
LOB 14



Batter	1	2	3	4	5	6	7	8	9	AB	R	H	RBI	BB	SO	LOB	BOTTOM					
Richie Ashburn, L OBP: 0.333, SLG: 0.200 (1, 8)										2	0	0	0	3	0	0						
Don Zimmer, R OBP: 0.133, SLG: 0.103 (1, 5)										5	0	0	0	0	2	4						
Gus Bell, L OBP: 0.292, SLG: 0.333 (1, 9)										3	1	0	0	1	0	3						
Frank Thomas, R OBP: 0.310, SLG: 0.769 (1, 7)										4	2	2	2	0	0	2						
Ed Bouchee, L OBP: 0.700, SLG: 1.444 (1, 3)										4	1	3	2	0	0	0						
Charlie Neal, R OBP: 0.350, SLG: 0.412 (1, 4)										3	0	0	0	1	1	2						
Felix Mantilla, R OBP: 0.333, SLG: 0.423 (1, 6)										4	0	0	0	0	0	3						
Chris Cannizzaro, R OBP: 0.182, SLG: 0.100 (1, 2)										3	0	1	0	0	1	1						
Jim Marshall, L OBP: 0.412, SLG: 0.800 (8, PH)										1	0	0	0	0	0	1						
Hobie Landrith, L OBP: 0.143, SLG: 0.167 (9, 2)										0	0	0	0	0	0	0						
Al Jackson, L (1, 1)										1	0	0	0	0	0	0						
Craig Anderson, R (5, 1)										1	0	0	0	0	0	0						
Elio Chacon, R OBP: 0.250, SLG: 0.500 (7, PH)										1	0	0	0	0	0	1						
Bob Moorhead, R (8, 1)										0	0	0	0	0	0	0						
Gil Hodges, R OBP: 0.167, SLG: 0.417 (9, PH)										1	0	0	0	0	1	0						
Inning Stats	R: 0 E: 0 K: 1 S: 5	H: 0 LOB: 1 BB: 1 P: 9	R: 0 E: 0 K: 1 S: 6	H: 1 LOB: 0 BB: 0 P: 6	R: 0 E: 0 K: 0 S: 3	H: 0 LOB: 0 BB: 0 P: 3	R: 2 E: 0 K: 1 S: 6	H: 1 LOB: 0 BB: 1 P: 10	R: 0 E: 0 K: 1 S: 5	H: 0 LOB: 1 BB: 1 P: 9	R: 1 E: 0 K: 0 S: 5	H: 2 LOB: 1 BB: 0 P: 5	R: 0 E: 0 K: 0 S: 4	H: 1 LOB: 2 BB: 1 P: 8	R: 1 E: 0 K: 0 S: 4	H: 1 LOB: 1 BB: 1 P: 8	R: 0 E: 0 K: 1 S: 5	H: 0 LOB: 0 BB: 0 P: 5	1B: 2 2B: 1 3B: 0 HR: 3	SF: 0 SAC: 0 DP: 0 HBP: 0	WP: 1 PB: 0 SB: 0 CS: 0	PA: 38
PITCHER	IP	WLS	BF	H	R	ER	SO	BB	IBB	HBP	BLK	WP	HR	S	P	ERA	WHIP					
Ray Washburn, R ERA: 4.91 (1, 1)	8.0	W	35	6	4	4	4	5	0	0	0	0	3	38	58	4.50	1.375					
Lindy McDaniel, R ERA: 1.13 (9, 1)	1.0	S	3	0	0	0	1	0	0	0	0	0	0	5	5	0.00	0.000					

St. Louis Cardinals @ New York Mets
Polo Grounds, New York, NY
Thu Apr 19 1962, 3:33 AM EST
Att: 9,060 - Unknown

AB 33
R 4
H 6
RBI 4
BB 5
SO 5
LOB 17



Batter	1	2	3	4	5	6	7	8	9	AB	R	H	RBI	BB	SO	LOB	TOP		
Lou Brock, L OBP: 0.241, SLG: 0.571 (1, 8)										4	0	2	0	0	0	0			
Ken Hubbs, R OBP: 0.326, SLG: 0.386 (1, 4)										4	0	0	0	0	0	2			
Billy Williams, L OBP: 0.304, SLG: 0.302 (1, 7)										4	0	0	0	0	0	1			
14 Ernie Banks, R OBP: 0.422, SLG: 0.641 (1, 3)										3	0	1	0	0	0	0			
George Altman, L OBP: 0.238, SLG: 0.184 (1, 9)										3	0	0	0	0	0	1			
Ron Santo, R OBP: 0.310, SLG: 0.417 (1, 5)										2	0	0	0	1	0	0			
Elder White, R OBP: 0.296, SLG: 0.136 (1, 6)										2	0	0	0	1	0	0			
Moe Thacker, R OBP: 0.350, SLG: 0.333 (1, 2)										3	0	0	0	0	1	3			
Glen Hobbie, R OBP: 0.429, SLG: 0.333 (1, 1)										2	0	0	0	0	1	0			
Morrie Steevens, L (6, 1)										0	0	0	0	0	0	0			
Jim McKnight, R OBP: 0.200, SLG: 0.300 (9, PH)										1	0	0	0	0	0	0			
										2	0	0	0	0	0	0			
										0	0	0	0	0	0	0			
										1	0	0	0	0	0	0			
Inning Stats	R: 0 E: 0 K: 0 S: 3	H: 1 LOB: 0 BB: 0 P: 3	R: 0 E: 0 K: 0 S: 3	H: 1 LOB: 2 BB: 2 P: 11	R: 0 E: 0 K: 1 S: 5	H: 0 LOB: 0 BB: 0 P: 5	R: 0 E: 0 K: 0 S: 3	H: 0 LOB: 0 BB: 0 P: 3	R: 0 E: 0 K: 0 S: 3	H: 0 LOB: 0 BB: 0 P: 3	R: 0 E: 0 K: 0 S: 3	H: 0 LOB: 0 BB: 0 P: 3	R: 0 E: 0 K: 1 S: 5	H: 0 LOB: 1 BB: 0 P: 5	R: 0 E: 0 K: 0 S: 4	H: 1 LOB: 1 BB: 0 P: 4	1B: 1 2B: 2 3B: 0 HR: 0	SF: 0 SAC: 0 DP: 2 HBP: 0	WP: 0 PA: 30 PB: 0 SB: 0 CS: 0
PITCHER Curt Simmons, L ERA: 1.0 (1, 1)	IP: 9.0 WLS: W BF: 30 H: 3 R: 0 ER: 0 SO: 2 BB: 2 IBB: 0 HBP: 0 BLK: 0 WP: 0 HR: 0 S: 32 P: 40 ERA: 0.00 WHIP: 0.556																		

Chicago Cubs @ St. Louis Cardinals
Sportsman's Park, St. Louis, MO
Sat Apr 21 1962, 4:33 AM EST
Att: 14,601 - Sunny - 81 F

AB 28
R 0
H 3
RBI 0
BB 2
SO 2
LOB 7



Batter	1	2	3	4	5	6	7	8	9	AB	R	H	RBI	BB	SO	LOB	BOTTOM		
Curt Flood, R OBP: 0.524, SLG: 0.684 (1, 8)										4	1	2	0	1	0	0			
Don Landrum, L OBP: 0.409, SLG: 0.368 (1, 9)										3	1	1	0	0	0	1			
Carl Warwick, R OBP: 0.500, SLG: 0.800 (6, PH) (7, 9)										1	0	0	1	0	0	1			
Bill White, L OBP: 0.432, SLG: 0.706 (1, 3)										4	1	2	1	0	0	2			
Stan Musial, L OBP: 0.469, SLG: 0.577 (1, 7)										2	0	0	1	1	0	1			
Charlie James, R (7, 7)										0	0	0	0	0	0	0			
Ken Boyer, R OBP: 0.412, SLG: 0.800 (1, 5)										4	1	2	0	0	0	1			
Carl Sawetski, L OBP: 0.556, SLG: 0.571 (1, 2)										4	1	2	0	0	0	1			
Julian Javier, R OBP: 0.306, SLG: 0.382 (1, 4)										4	1	2	1	0	0	1			
Julio Gotay, R OBP: 0.286, SLG: 0.167 (1, 6)										3	1	0	0	1	0	3			
Curt Simmons, L OBP: 0.625, SLG: 0.571 (1, 1)										4	1	1	2	0	0	0			
Inning Stats	R: 1 E: 0 K: 0 S: 4	H: 1 LOB: 1 BB: 1 P: 8	R: 0 E: 0 K: 0 S: 3	H: 0 LOB: 0 BB: 0 P: 3	R: 0 E: 1 K: 0 S: 4	H: 1 LOB: 1 BB: 0 P: 4	R: 0 E: 0 K: 0 S: 5	H: 2 LOB: 2 BB: 0 P: 5	R: 1 E: 1 K: 0 S: 5	H: 2 LOB: 1 BB: 0 P: 5	R: 6 E: 1 K: 0 S: 6	H: 4 LOB: 0 BB: 2 P: 15	R: 0 E: 0 K: 0 S: 4	H: 1 LOB: 1 BB: 0 P: 4	R: 0 E: 0 K: 0 S: 4	H: 1 LOB: 1 BB: 0 P: 4	1B: 9 2B: 3 3B: 0 HR: 1	SF: 2 SAC: 0 DP: 1 HBP: 1	WP: 0 PA: 39 PB: 0 SB: 0 CS: 0
PITCHER Glen Hobbie, R ERA: 6.23 (1, 1)	IP: 5.0 WLS: L BF: 28 H: 10 R: 8 ER: 6 SO: 8 BB: 2 IBB: 1 HBP: 0 BLK: 0 WP: 0 HR: 1 S: 25 P: 37 ERA: 10.80 WHIP: 2.400																		
Morrie Steevens, L ERA: (6, 1)	IP: 3.0 WLS: L BF: 11 H: 2 R: 0 ER: 0 SO: 0 BB: 0 IBB: 0 HBP: 1 BLK: 0 WP: 0 HR: 0 S: 10 P: 11 ERA: 0.00 WHIP: 0.667																		

Chicago Cubs @ St. Louis Cardinals
Sportsman's Park, St. Louis, MO
Sat Apr 21 1962, 4:33 AM EST
Att: 14,601 - Sunny - 81 F

AB 33
R 8
H 12
RBI 6
BB 3
SO 0
LOB 11



Batter	1	2	3	4	5	6	7	8	9	AB	R	H	RBI	BB	SO	LOB	TOP																					
Lou Brock, L OBP: 0.308, SLG: 0.649 (1, 8)										5	1	2	0	0	1	0	Chicago Cubs @ St. Louis Cardinals Sportsman's Park, St. Louis, MO Sun Apr 22 1962, 7:05 PM EST Att: 14,847 - Cloudy - 66 F																					
Ken Hubbs, R OBP: 0.339, SLG: 0.407 (1, 4)										5	1	1	1	0	0	2																						
Ron Santo, R OBP: 0.373, SLG: 0.524 (1, 5)										3	0	1	0	1	1	1																						
14 Ernie Banks, R OBP: 0.389, SLG: 0.625 (1, 3)										4	0	0	0	0	0	4																						
Billy Williams, L OBP: 0.309, SLG: 0.392 (1, 7)										4	1	1	2	0	1	2																						
Danny Murphy, L (1, 9)										4	0	0	0	0	1	2																						
Elder White, R OBP: 0.361, SLG: 0.276 (1, 6)										2	2	1	0	2	1	0																						
Sammy Taylor, L OBP: 0.276, SLG: 0.200 (1, 2)										4	0	1	1	0	2	2																						
Cal Koonce, R (1, 1)									4	0	0	0	0	2	2																							
Inning Stats	R: 3 E: 0 K: 0 S: 6	H: 3 LOB: 0 BB: 0 P: 6	R: 1 E: 0 K: 2 S: 7	H: 0 LOB: 0 BB: 1 P: 11	R: 0 E: 1 K: 0 S: 4	H: 0 LOB: 2 BB: 1 P: 8	R: 0 E: 0 K: 2 S: 7	H: 0 LOB: 0 BB: 0 P: 7	R: 0 E: 0 K: 1 S: 5	H: 1 LOB: 1 BB: 1 P: 9	R: 0 E: 0 K: 2 S: 7	H: 0 LOB: 0 BB: 0 P: 7	R: 0 E: 0 K: 2 S: 7	H: 0 LOB: 0 BB: 0 P: 7	R: 1 E: 0 K: 0 S: 6	H: 3 LOB: 2 BB: 0 P: 6		1B: 2 2B: 4 3B: 0 HR: 1	SF: 0 SAC: 0 DP: 0 HBP: 0	WP: 1 PB: 0 SB: 1 CS: 0	PA: 38																	
PITCHER	IP	WLS	BF	H	R	ER	SO	BB	IBB	HBP	BLK	WP	HR	S	P	ERA	WHIP	PITCHER				IP	WLS	BF	H	R	ER	SO	BB	IBB	HBP	BLK	WP	HR	S	P	ERA	WHIP
Bob Gibson, R ERA: 10.38 (1, 1)	8.0	L	32	4	4	4	9	3	0	0	0	1	1	47	59	4.50	0.875																					
Ernie Broglio, R ERA: 0.96 (9, 1)	1.0		6	3	1	1	0	0	0	0	0	0	0	6	6	9.00	3.000																					

Chicago Cubs @ St. Louis Cardinals
Sportsman's Park, St. Louis, MO
Sun Apr 22 1962, 7:05 PM EST
Att: 14,847 - Cloudy - 66 F

AB 35
R 5
H 7
RBI 4
BB 3
SO 9
LOB 15



Batter	1	2	3	4	5	6	7	8	9	AB	R	H	RBI	BB	SO	LOB	BOTTOM																					
Curt Flood, R OBP: 0.533, SLG: 0.704 (1, 8)										3	0	2	0	1	1	1	Chicago Cubs @ St. Louis Cardinals Sportsman's Park, St. Louis, MO Sun Apr 22 1962, 7:05 PM EST Att: 14,847 - Cloudy - 66 F																					
Gene Oliver, R OBP: 0.448, SLG: 0.692 (9, FH)										1	0	0	0	0	1	3																						
Don Landrum, L OBP: 0.423, SLG: 0.364 (1, 7)										3	0	1	0	1	0	2																						
Bill White, L OBP: 0.348, SLG: 0.558 (1, 3)										4	0	0	0	0	1	5																						
Ken Boyer, R OBP: 0.349, SLG: 0.641 (1, 5)										4	0	0	0	0	0	4																						
Carl Sawatski, L OBP: 0.538, SLG: 0.545 (1, 2)										4	0	2	0	0	1	2																						
Carl Warwick, R OBP: 0.375, SLG: 0.571 (9, PR)										0	1	0	0	0	0	0																						
Charlie James, R OBP: 0.286, SLG: 0.286 (1, 9)										4	0	1	0	0	1	2																						
Julian Javier, R OBP: 0.356, SLG: 0.419 (1, 4)										4	0	2	0	0	0	1																						
Alex Grammas, R OBP: 0.250, SLG: 0.250 (1, 6)										3	0	1	0	0	0	1																						
Doug Clemens, L OBP: 0.462, SLG: 0.333 (9, PH)										0	0	0	0	1	0	0																						
Bob Gibson, R OBP: 0.333, SLG: 0.333 (1, 1)										2	0	0	0	0	0	1																						
Red Schoendienst, S OBP: 0.333, SLG: 0.333 (8, PH)										1	0	0	0	0	0	0																						
Ernie Broglio, R (9, 1)										0	0	0	0	0	0	0																						
Stan Musial, L OBP: 0.459, SLG: 0.533 (9, PH)										0	0	0	1	1	0	0																						
Inning Stats	R: 0 E: 0 K: 1 S: 4	H: 0 LOB: 1 BB: 2 P: 12	R: 0 E: 0 K: 0 S: 3	H: 1 LOB: 0 BB: 0 P: 3	R: 0 E: 0 K: 1 S: 6	H: 1 LOB: 1 BB: 0 P: 6	R: 0 E: 0 K: 1 S: 6	H: 1 LOB: 1 BB: 0 P: 6	R: 0 E: 0 K: 1 S: 7	H: 2 LOB: 2 BB: 0 P: 7	R: 0 E: 0 K: 0 S: 3	H: 1 LOB: 0 BB: 0 P: 3	R: 0 E: 0 K: 0 S: 4	H: 1 LOB: 1 BB: 0 P: 4	R: 1 E: 1 K: 1 S: 7	H: 2 LOB: 3 BB: 2 P: 15	1B: 9 2B: 1 3B: 0 HR: 0	SF: 0 SAC: 0 DP: 3 HBP: 0	WP: 0 PB: 0 SB: 0 CS: 0	PA: 37																		
PITCHER	IP	WLS	BF	H	R	ER	SO	BB	IBB	HBP	BLK	WP	HR	S	P	ERA	WHIP	PITCHER				IP	WLS	BF	H	R	ER	SO	BB	IBB	HBP	BLK	WP	HR	S	P	ERA	WHIP
Cal Koonce, R ERA: 2.25 (1, 1)	9.0	W	37	9	1	1	5	4	0	0	0	0	0	43	59	1.00	1.444																					

Chicago Cubs @ St. Louis Cardinals
Sportsman's Park, St. Louis, MO
Sun Apr 22 1962, 7:05 PM EST
Att: 14,847 - Cloudy - 66 F

AB 33
R 1
H 9
RBI 1
BB 4
SO 5
LOB 22




Batter	1	2	3	4	5	6	7	8	9	AB	R	H	RBI	BB	SO	LOB	TOP					
Curt Flood, R OBP: 0.486, SLG: 0.656 (1, 8)										5	1	1	0	0	0	3	St. Louis Cardinals @ Houston Colt 45's Colt Stadium, Houston, TX Tue Apr 24 1962, 7:05 PM EST Att: 19,335 - Cloudy - 76 F					
Julian Javier, R OBP: 0.347, SLG: 0.391 (1, 4)										3	2	0	0	1	0	1						
Bill White, L OBP: 0.333, SLG: 0.521 (1, 3)										5	0	1	1	0	2	3						
Ken Boyer, R OBP: 0.383, SLG: 0.667 (1, 5)										3	0	2	1	1	0	1						
Gene Oliver, R OBP: 0.394, SLG: 0.600 (1, 2)										4	0	0	1	0	0	5						
Stan Musial, L OBP: 0.425, SLG: 0.485 (1, 7)										3	0	0	0	0	1	1						
Charlie James, R OBP: 0.250, SLG: 0.250 (6, 7)										1	0	0	0	0	0	0						
Carl Warwick, R OBP: 0.350, SLG: 0.500 (1, 9)										4	0	1	0	0	1	0						
Julio Gotay, R OBP: 0.314, SLG: 0.290 (1, 6)										4	0	1	0	0	0	1						
Larry Jackson, R OBP: 0.273, SLG: 0.200 (1, 1)										1	0	0	0	1	1	1						
Red Schoendienst, S OBP: 0.250, SLG: 0.250 (7, PH)										1	0	0	0	0	1	0						
Lindy McDaniel, R OBP: 0.222, SLG: 0.222 (9, PH)										1	0	0	0	0	0	0						
Alex Grammas, R OBP: 0.222, SLG: 0.222 (9, PH)										1	0	0	0	0	1	0						
Inning Stats	R: 1 E: 1 K: 1 S: 7	H: 1 LOB: 1 BB: 0 P: 7	R: 0 E: 0 K: 1 S: 6	H: 1 LOB: 2 BB: 1 P: 10	R: 1 E: 1 K: 1 S: 6	H: 0 LOB: 1 BB: 1 P: 10	R: 0 E: 0 K: 1 S: 6	H: 1 LOB: 1 BB: 0 P: 6	R: 0 E: 0 K: 0 S: 4	H: 0 LOB: 0 BB: 0 P: 4	R: 0 E: 0 K: 1 S: 5	H: 0 LOB: 0 BB: 0 P: 5	R: 1 E: 1 K: 1 S: 7	H: 2 LOB: 2 BB: 1 P: 11	R: 0 E: 0 K: 0 S: 3	H: 0 LOB: 0 BB: 0 P: 3	R: 0 E: 1 K: 1 S: 6	H: 0 LOB: 1 BB: 0 P: 6	1B: 4 2B: 2 3B: 0 HR: 0	SF: 0 SAC: 0 DP: 0 HBP: 0	WP: 0 PB: 0 SB: 2 CS: 0	PA: 39
PITCHER Hal Woodeshick, L ERA: 1.13 (1, 1)	IP: 9.0 WLS: W BF: 39 H: 6 R: 3 ER: 1 SO: 7 BB: 3 IBB: 0 HBP: 0 BLK: 0 WP: 0 HR: 0 S: 50 P: 62 ERA: 1.00 WHIP: 1.000															PITCHER						

AB	35
R	3
H	6
RBI	3
BB	3
SO	7
LOB	16



Batter	1	2	3	4	5	6	7	8	9	AB	R	H	RBI	BB	SO	LOB	BOTTOM			
Bob Aspromonte, R OBP: 0.340, SLG: 0.302 (1, 5)										4	1	2	1	0	0	0	St. Louis Cardinals @ Houston Colt 45's Colt Stadium, Houston, TX Tue Apr 24 1962, 7:05 PM EST Att: 19,335 - Cloudy - 76 F			
Al Spangler, L OBP: 0.333, SLG: 0.333 (1, 8)										4	0	2	1	0	0	1				
Johnny Weekly, R OBP: 0.250, SLG: 0.571 (1, 9)										4	0	0	0	0	1	2				
Norm Larker, L OBP: 0.419, SLG: 0.520 (1, 3)										2	0	0	0	2	1	0				
Don Taussig, R OBP: 0.400, SLG: 1.000 (1, 7)										3	1	1	1	0	0	3				
Merritt Ranew, L OBP: 0.250, SLG: 0.333 (1, 2)										3	0	0	0	0	0	0				
Joey Amalfitano, R OBP: 0.318, SLG: 0.283 (1, 4)										3	1	0	0	0	0	1				
Bob Lillis, R OBP: 0.750, SLG: 0.750 (1, 6)										3	1	2	0	0	0	0				
Hal Woodeshick, R OBP: 0.318, SLG: 0.283 (1, 1)										3	0	0	0	0	1	2				
Inning Stats	R: 0 E: 0 K: 0 S: 4	H: 1 LOB: 2 BB: 1 P: 8	R: 3 E: 2 K: 1 S: 8	H: 3 LOB: 0 BB: 0 P: 8	R: 0 E: 0 K: 0 S: 3	H: 0 LOB: 0 BB: 0 P: 3	R: 0 E: 0 K: 0 S: 4	H: 1 LOB: 1 BB: 0 P: 4	R: 1 E: 0 K: 0 S: 4	H: 1 LOB: 0 BB: 0 P: 4	R: 0 E: 0 K: 2 S: 7	H: 1 LOB: 0 BB: 0 P: 7	R: 0 E: 0 K: 2 S: 7	H: 0 LOB: 0 BB: 0 P: 7	R: 0 E: 0 K: 2 S: 7	H: 0 LOB: 0 BB: 0 P: 7		1B: 5 2B: 1 3B: 0 HR: 1	SF: 0 SAC: 0 DP: 2 HBP: 0	WP: 2 PB: 0 SB: 0 CS: 1
PITCHER Larry Jackson, R ERA: 3.52 (1, 1)	IP: 6.0 WLS: L BF: 25 H: 6 R: 4 ER: 1 SO: 1 BB: 2 IBB: 0 HBP: 0 BLK: 0 WP: 2 HR: 1 S: 25 P: 33 ERA: 1.50 WHIP: 1.333															PITCHER				
Lindy McDaniel, R ERA: 0.0 (7, 1)	IP: 2.0 WLS: L BF: 6 H: 1 R: 0 ER: 0 SO: 2 BB: 0 IBB: 0 HBP: 0 BLK: 0 WP: 0 HR: 0 S: 10 P: 10 ERA: 0.00 WHIP: 0.500															PITCHER				

AB	29
R	4
H	7
RBI	3
BB	2
SO	3
LOB	9



Batter	1	2	3	4	5	6	7	8	9	AB	R	H	RBI	BB	SO	LOB	TOP		
Leo Cardenas, R OBP: 0.302, SLG: 0.282										4	0	1	0	0	0	2	Cincinnati Reds @ St. Louis Cardinals Sportsman's Park, St. Louis, MO Fri Apr 27 1962, 7:05 PM EST Att: 14,105 - Unknown - 72 F		
Eddie Kasko, R OBP: 0.306, SLG: 0.357										4	0	0	0	0	0	1			
Vada Pinson, L OBP: 0.380, SLG: 0.667										4	0	0	0	0	1	0			
Frank Robinson, R OBP: 0.319, SLG: 0.345										4	1	3	1	0	0	0			
Wally Post, R OBP: 0.417, SLG: 0.712										4	1	1	1	0	1	2			
Gordy Coleman, L OBP: 0.303, SLG: 0.344										3	0	0	0	0	1	2			
Hank Foiles, R OBP: 0.143, SLG: 0.286										3	1	1	0	0	1	1			
Cookie Rojas, R OBP: 0.160, SLG: 0.087										3	0	1	1	0	0	0			
Joey Jay, S OBP: 0.222, SLG: 0.125										1	0	0	0	0	0	0			
Joe Gaines, R OBP: 1.000, SLG: 1.000										1	0	1	0	0	0	0			
Johnny Klippstein, R OBP: 0.303, SLG: 0.344										0	0	0	0	0	0	0			
Bob Miller, R OBP: 0.303, SLG: 0.344										0	0	0	0	0	0	0			
Howie Nunn, R OBP: 0.303, SLG: 0.344										1	0	0	0	0	0	1			
Inning Stats	R: 0 E: 0 K: 1 S: 5	H: 1 LOB: 0 BB: 0 P: 5	R: 0 E: 0 K: 2 S: 8	H: 1 LOB: 1 BB: 0 P: 8	R: 0 E: 0 K: 0 S: 3	H: 0 LOB: 0 BB: 0 P: 3	R: 0 E: 0 K: 0 S: 3	H: 0 LOB: 0 BB: 0 P: 3	R: 1 E: 0 K: 0 S: 4	H: 1 LOB: 0 BB: 0 P: 4	R: 0 E: 0 K: 1 S: 6	H: 1 LOB: 1 BB: 0 P: 6	R: 0 E: 0 K: 0 S: 4	H: 2 LOB: 0 BB: 0 P: 4	R: 1 E: 0 K: 0 S: 4	H: 1 LOB: 0 BB: 0 P: 4	1B: 5 2B: 1 3B: 0 HR: 2	SF: 0 SAC: 0 DP: 3 HBP: 0	WP: 0 PA: 32 PB: 0 SB: 0 CS: 0
PITCHER Curt Simmons, L ERA: 1.67	IP: 9.0 WLS: W BF: 32 H: 8 R: 3 ER: 3 SO: 4 BB: 0 IBB: 0 HBP: 0 BLK: 0 WP: 0 HR: 2 S: 40 P: 40 ERA: 3.00 WHIP: 0.889															PITCHER Curt Simmons, L ERA: 1.67	IP: 9.0 WLS: W BF: 32 H: 8 R: 3 ER: 3 SO: 4 BB: 0 IBB: 0 HBP: 0 BLK: 0 WP: 0 HR: 2 S: 40 P: 40 ERA: 3.00 WHIP: 0.889		

AB	32
R	3
H	8
RBI	3
BB	0
SO	4
LOB	9



Batter	1	2	3	4	5	6	7	8	9	AB	R	H	RBI	BB	SO	LOB	BOTTOM		
Curt Flood, R OBP: 0.442, SLG: 0.633										4	2	1	2	0	0	3	Cincinnati Reds @ St. Louis Cardinals Sportsman's Park, St. Louis, MO Fri Apr 27 1962, 7:05 PM EST Att: 14,105 - Unknown - 72 F		
Julian Javier, R OBP: 0.343, SLG: 0.444										4	1	2	2	0	2	1			
Ken Boyer, R OBP: 0.375, SLG: 0.596										5	1	3	3	0	1	3			
Stan Musial, L OBP: 0.388, SLG: 0.429										4	0	1	0	0	0	4			
Doug Clemens, L OBP: 0.421, SLG: 0.333										1	1	1	0	0	0	0			
Bill White, L OBP: 0.309, SLG: 0.419										4	1	0	1	1	0	1			
Minnie Minoso, R OBP: 0.200, SLG: 0.300										5	2	2	1	0	0	2			
Don Landrum, L OBP: 0.448, SLG: 0.400										0	0	0	0	0	0	0			
Carl Sawatski, L OBP: 0.550, SLG: 0.824										2	2	2	2	1	0	0			
Gene Oliver, R OBP: 0.442, SLG: 0.632										2	1	1	1	0	1	0			
Julio Gotay, R OBP: 0.348, SLG: 0.381										4	2	1	1	0	0	2			
Alex Grammas, R OBP: 0.154, SLG: 0.154										1	0	0	0	0	0	0			
Curt Simmons, L OBP: 0.615, SLG: 0.500										3	1	1	0	2	1	2			
Inning Stats	R: 0 E: 0 K: 1 S: 6	H: 1 LOB: 1 BB: 0 P: 6	R: 0 E: 0 K: 0 S: 3	H: 0 LOB: 1 BB: 1 P: 7	R: 0 E: 0 K: 0 S: 4	H: 1 LOB: 2 BB: 1 P: 8	R: 0 E: 2 K: 0 S: 9	H: 4 LOB: 1 BB: 0 P: 9	R: 1 E: 0 K: 0 S: 4	H: 1 LOB: 0 BB: 0 P: 4	R: 0 E: 0 K: 2 S: 7	H: 0 LOB: 1 BB: 1 P: 11	R: 8 E: 0 K: 1 S: 13	H: 8 LOB: 2 BB: 1 P: 17	R: 0 E: 0 K: 1 S: 5	H: 0 LOB: 0 BB: 0 P: 5	1B: 7 2B: 7 3B: 0 HR: 1	SF: 1 SAC: 1 DP: 0 HBP: 0	WP: 1 PA: 45 PB: 1 SB: 0 CS: 0
PITCHER Joey Jay, R ERA: 5.27	IP: 5.0 WLS: L BF: 26 H: 7 R: 6 ER: 2 SO: 1 BB: 2 IBB: 0 HBP: 0 BLK: 0 WP: 0 HR: 1 S: 26 P: 34 ERA: 3.60 WHIP: 1.800															PITCHER Joey Jay, R ERA: 5.27	IP: 5.0 WLS: L BF: 26 H: 7 R: 6 ER: 2 SO: 1 BB: 2 IBB: 0 HBP: 0 BLK: 0 WP: 0 HR: 1 S: 26 P: 34 ERA: 3.60 WHIP: 1.800		
PITCHER Johnny Klippstein, R ERA: 7.54	IP: 1.0 WLS: W BF: 7 H: 2 R: 4 ER: 4 SO: 2 BB: 0 IBB: 0 HBP: 0 BLK: 0 WP: 0 HR: 0 S: 9 P: 17 ERA: 36.00 WHIP: 4.000															PITCHER Johnny Klippstein, R ERA: 7.54	IP: 1.0 WLS: W BF: 7 H: 2 R: 4 ER: 4 SO: 2 BB: 0 IBB: 0 HBP: 0 BLK: 0 WP: 0 HR: 0 S: 9 P: 17 ERA: 36.00 WHIP: 4.000		
PITCHER Bob Miller, L ERA: 20.77	IP: 0.1 WLS: W BF: 5 H: 4 R: 2 ER: 2 SO: 1 BB: 0 IBB: 0 HBP: 0 BLK: 0 WP: 0 HR: 0 S: 7 P: 7 ERA: 54.00 WHIP: 12.000															PITCHER Bob Miller, L ERA: 20.77	IP: 0.1 WLS: W BF: 5 H: 4 R: 2 ER: 2 SO: 1 BB: 0 IBB: 0 HBP: 0 BLK: 0 WP: 0 HR: 0 S: 7 P: 7 ERA: 54.00 WHIP: 12.000		
PITCHER Howie Nunn, R ERA: 6.75	IP: 1.2 WLS: W BF: 7 H: 2 R: 2 ER: 2 SO: 1 BB: 0 IBB: 0 HBP: 0 BLK: 0 WP: 0 HR: 0 S: 9 P: 9 ERA: 10.80 WHIP: 1.200															PITCHER Howie Nunn, R ERA: 6.75	IP: 1.2 WLS: W BF: 7 H: 2 R: 2 ER: 2 SO: 1 BB: 0 IBB: 0 HBP: 0 BLK: 0 WP: 0 HR: 0 S: 9 P: 9 ERA: 10.80 WHIP: 1.200		

AB	39
R	14
H	15
RBI	13
BB	4
SO	5
LOB	18

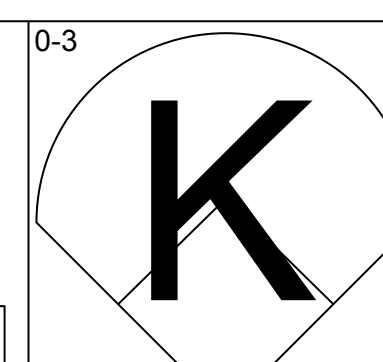
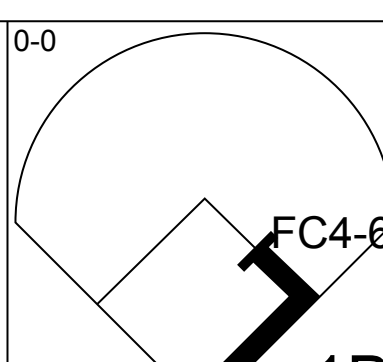
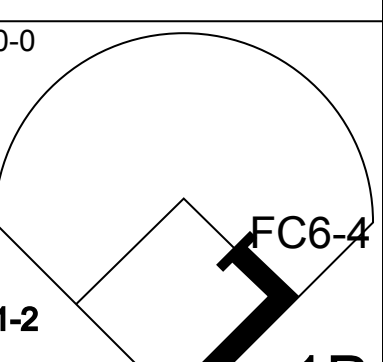
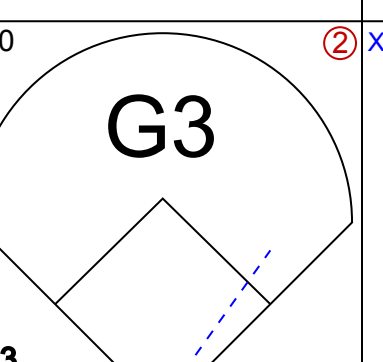
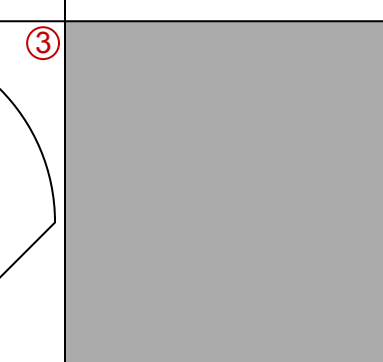
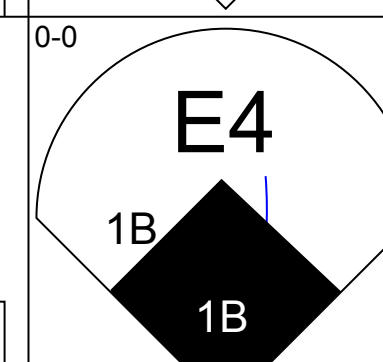
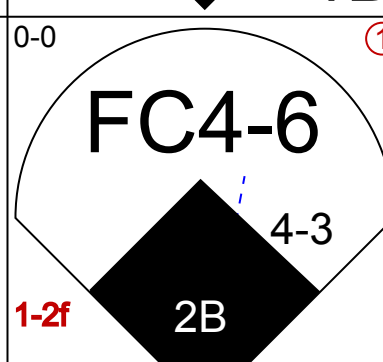
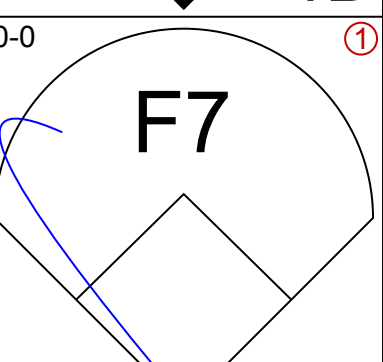
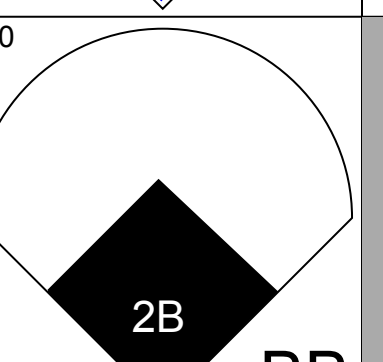
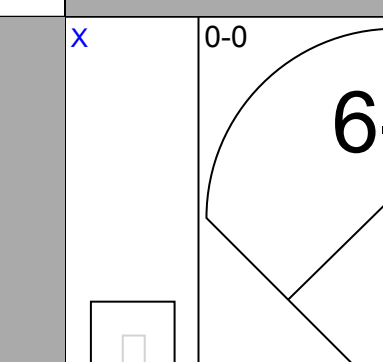
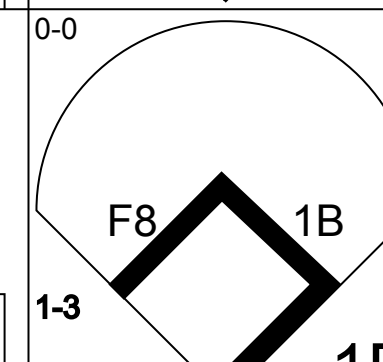
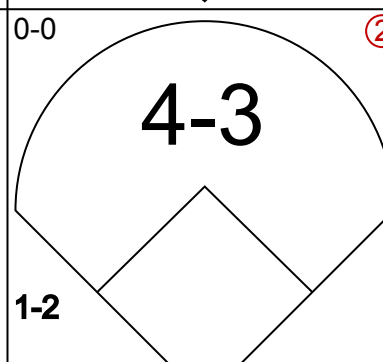
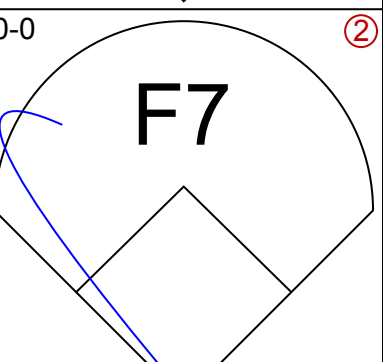
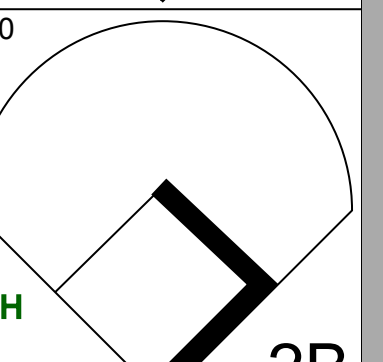
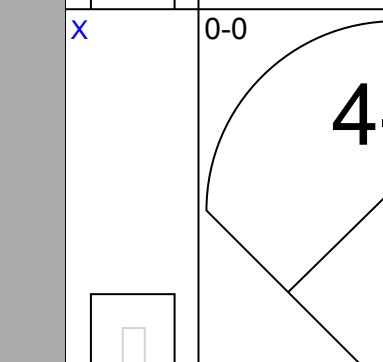
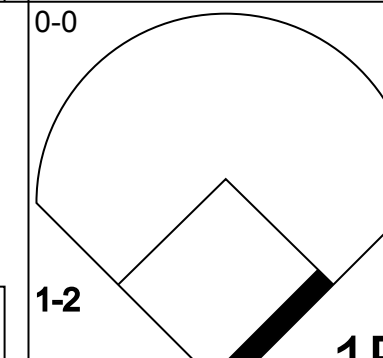
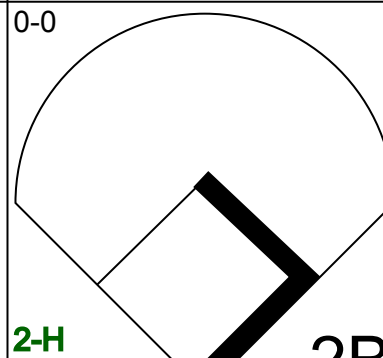
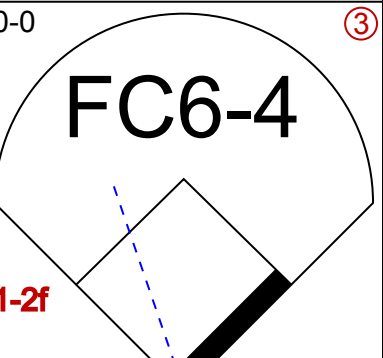
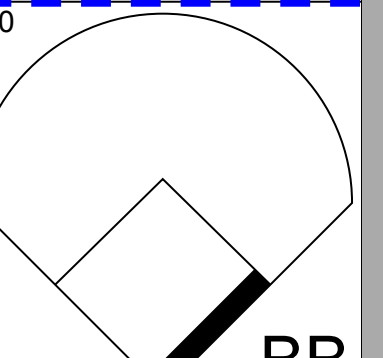
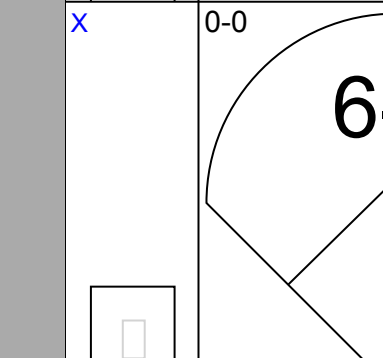
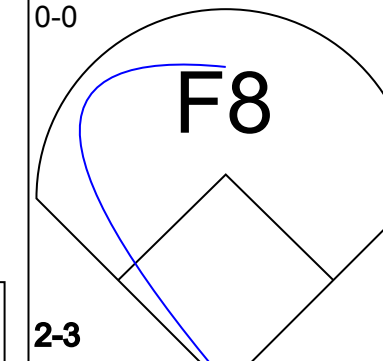
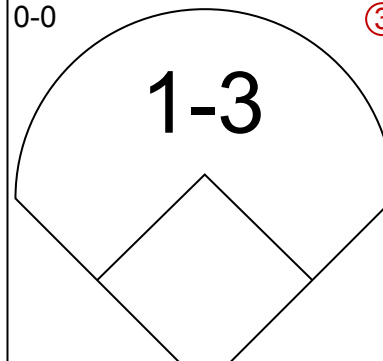
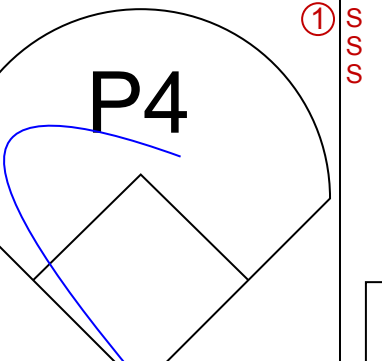

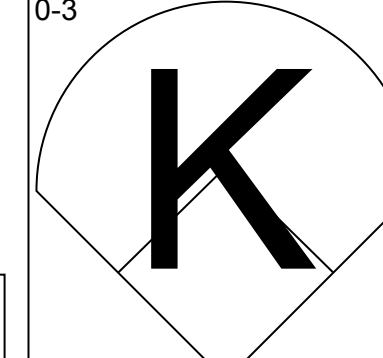
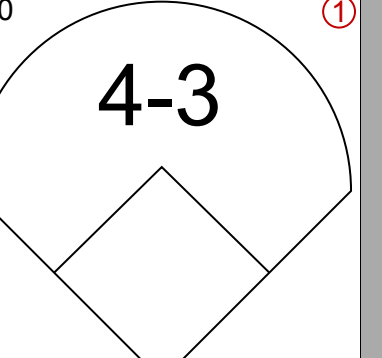
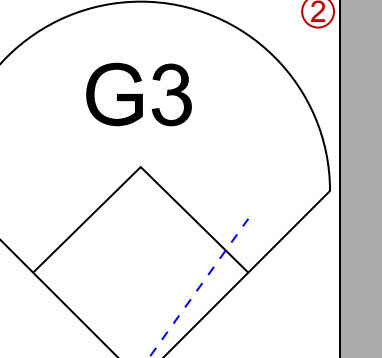
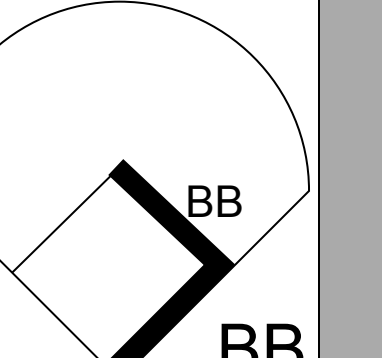
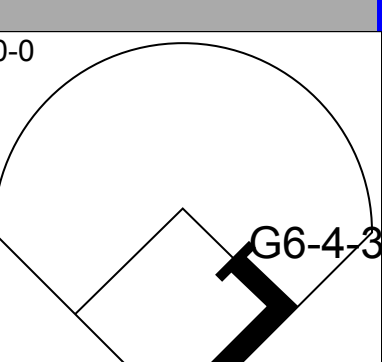
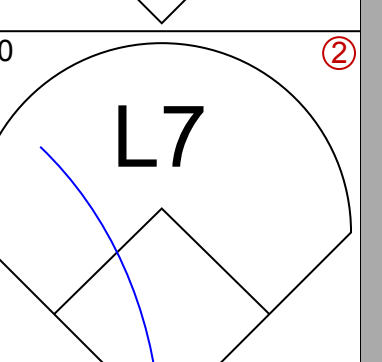
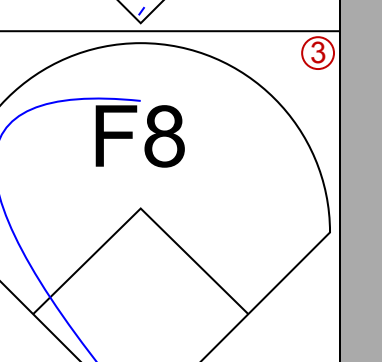
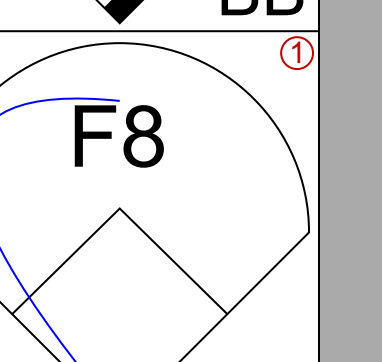
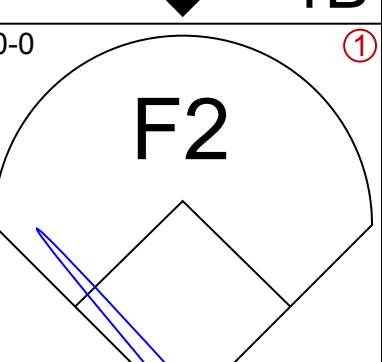
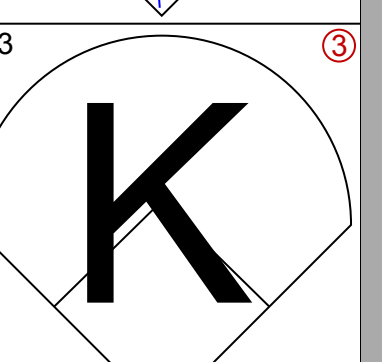
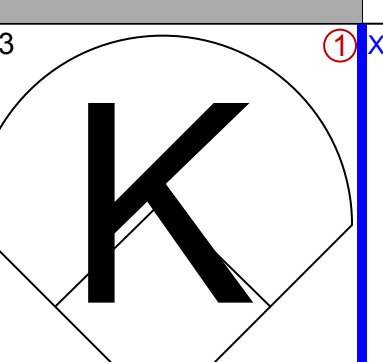
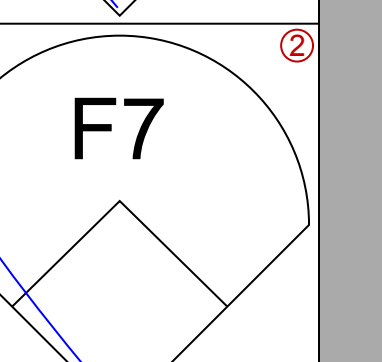
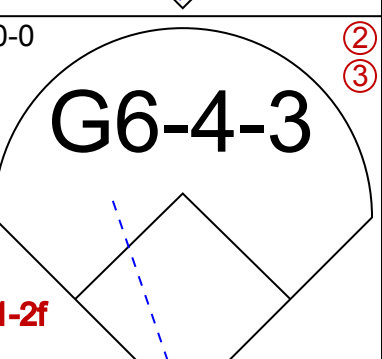
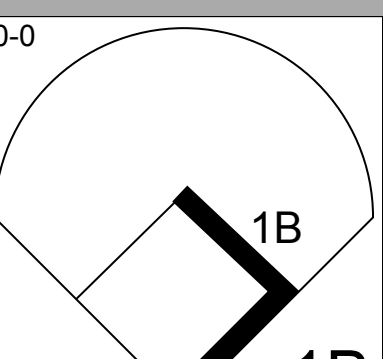
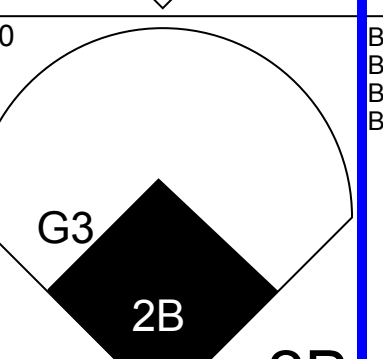
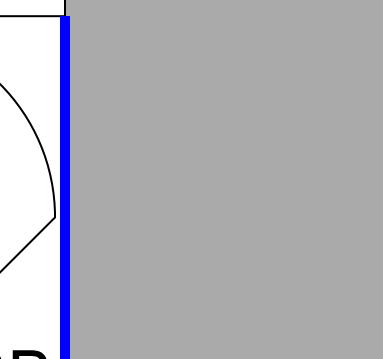


Batter	1	2	3	4	5	6	7	8	9	AB	R	H	RBI	BB	SO	LOB	TOP
Leo Cardenas, R OBP: 0.289, SLG: 0.313	6-3		F7			6-3		HR		4	1	1	1	0	0	0	Cincinnati Reds @ St. Louis Cardinals Sportsman's Park, St. Louis, MO Sun Apr 29 1962, 4:33 AM EDT Unknown - 73 F
Eddie Kaso, R Cliff Cook, R	P6			F8		BB		F9		2	0	0	0	1	0	0	
Vada Pinson, L	HR			K		F8		F9		4	1	1	1	0	1	1	
Frank Robinson, R	5-3			1-3		F9			F2	4	0	0	0	0	0	1	
Gordy Coleman, L		P6				6-3		HR	F8	4	1	1	1	0	0	0	
Wally Post, R		F3				F9		G5-4-3 1B	P6	4	0	1	0	0	0	0	
Johnny Edwards, L Don Pavletich, R		6-3				1B 1B		K		1	0	0	0	0	0	0	
Cookie Rojas, R				1-3		1-2 1B		G5-4-3 1-2		3	0	1	0	0	0	1	
Sammy Ellis, L Moe Drabowsky, R Marty Keough, L Johnny Klippstein, R Jerry Lynch, L Bob Miller, R			L6			P5			5-3	1	0	0	0	0	0	0	
Inning Stats	R: 1 E: 0 K: 0 S: 4	H: 1 LOB: 0 BB: 0 P: 4	R: 0 E: 0 K: 0 S: 3	H: 0 LOB: 0 BB: 0 P: 3	R: 0 E: 0 K: 1 S: 5	H: 0 LOB: 0 BB: 0 P: 5	R: 0 E: 0 K: 0 S: 5	H: 2 LOB: 2 BB: 0 P: 5	R: 1 E: 0 K: 1 S: 6	H: 2 LOB: 0 BB: 0 P: 6	R: 1 E: 0 K: 0 S: 4	H: 1 LOB: 0 BB: 0 P: 4	R: 0 E: 0 K: 0 S: 3	H: 0 LOB: 0 BB: 0 P: 3	1B: 3 2B: 0 3B: 0 HR: 3	SF: 0 SAC: 0 DP: 1 HBP: 0	
PITCHER Larry Jackson, R	IP: 9.0 WLS: W BF: 33 ERA: 3.38	H: 6 R: 3 ER: 3 SO: 2	BB: 1 IBB: 0 HBP: 0 BLK: 0	WP: 0 HR: 3 S: 36 P: 40	ERA: 3.00 WHIP: 0.778	PITCHER											

Batter	1	2	3	4	5	6	7	8	9	AB	R	H	RBI	BB	SO	LOB	BOTTOM
Curt Flood, R	E9	FC6-4			SF9 BB		1B SF7	SF9		5	3	4	2	1	0	1	Cincinnati Reds @ St. Louis Cardinals Sportsman's Park, St. Louis, MO Sun Apr 29 1962, 4:33 AM EDT Unknown - 73 F
Julian Javier, R					BB		BB	SF9		3	1	2	1	2	1	2	
Bill White, L	K				BB		BB	FC3-6 1B		2	2	0	2	1	1	3	
Stan Musial, L Don Landrum, L	3B 1B				2B 1B BB		HR	FC3-6 E		2	3	2	1	1	0	0	
Ken Boyer, R					1B 2B		F9	BB		4	2	3	5	2	0	0	
Minnie Minoso, R Doug Clemens, L	5-3				1B HBP		K2-3	E4		2	0	0	0	1	1	1	
Carl Sawatski, L Jimmie Schaffer, R					4-3			F7		3	1	1	2	1	0	2	
Julio Gotay, R Alex Grammas, R					HBP 1B 1B		F3	FC6-4		4	1	1	0	0	1	5	
Larry Jackson, R					P6			F3		4	1	1	0	0	0	3	
Inning Stats	R: 2 E: 1 K: 1 S: 8	H: 4 LOB: 1 BB: 0 P: 8	R: 0 E: 0 K: 0 S: 4	H: 1 LOB: 1 BB: 0 P: 4	R: 6 E: 0 K: 1 S: 8	H: 3 LOB: 2 BB: 3 P: 22	R: 1 E: 0 K: 1 S: 6	H: 1 LOB: 1 BB: 1 P: 10	R: 1 E: 0 K: 1 S: 5	H: 1 LOB: 2 BB: 2 P: 13	R: 3 E: 1 K: 0 S: 7	H: 3 LOB: 2 BB: 1 P: 11	R: 3 E: 0 K: 0 S: 5	H: 2 LOB: 1 BB: 1 P: 10	1B: 9 2B: 1 3B: 4 HR: 1	SF: 3 SAC: 0 DP: 0 HBP: 3	
PITCHER Sammy Ellis, R Moe Drabowsky, R Johnny Klippstein, R Bob Miller, L	IP: 2.0 WLS: L BF: 14 ERA: 7.88 ERA: 8.56	H: 6 R: 6 ER: 6 SO: 1	BB: 3 IBB: 0 HBP: 0 BLK: 0	WP: 0 HR: 0 S: 13 P: 25	ERA: 13.50 WHIP: 2.000	PITCHER											

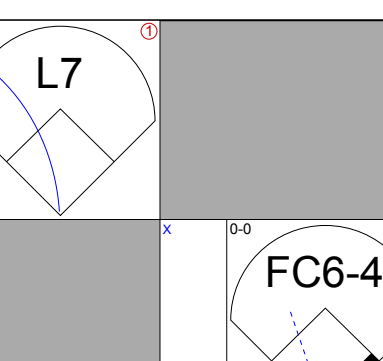
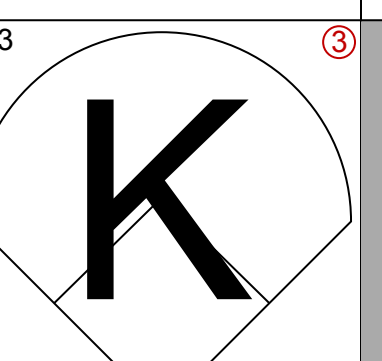
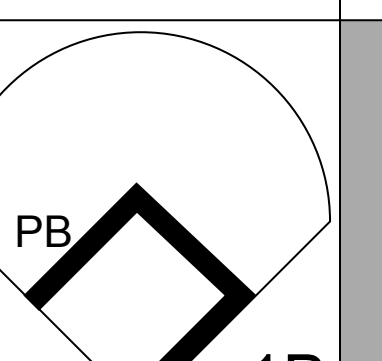
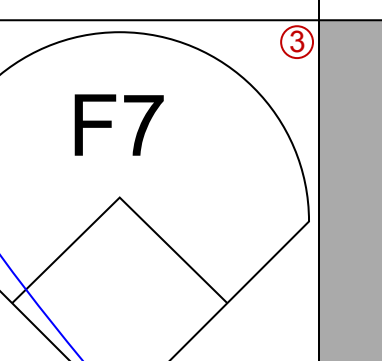
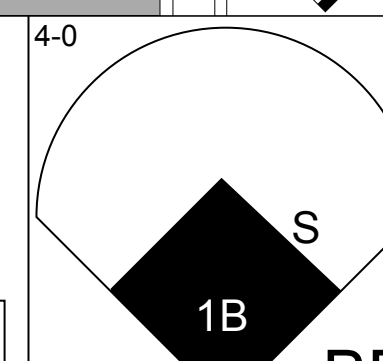
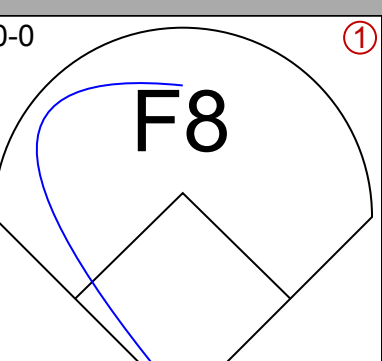
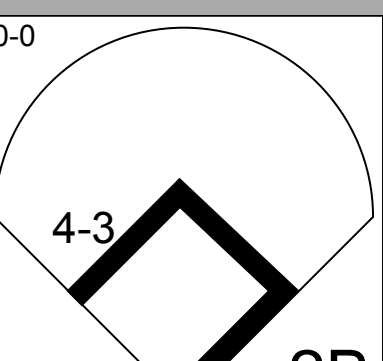
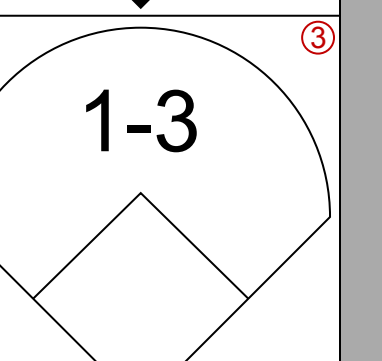
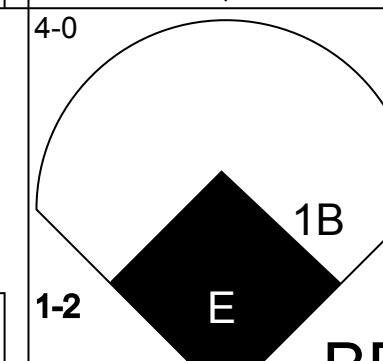
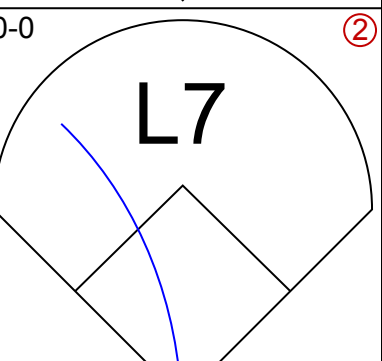
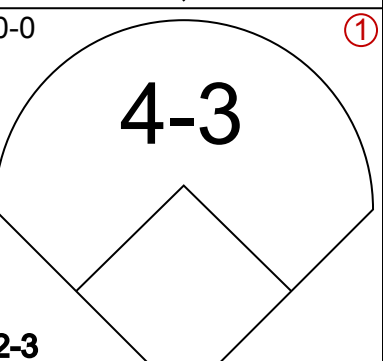
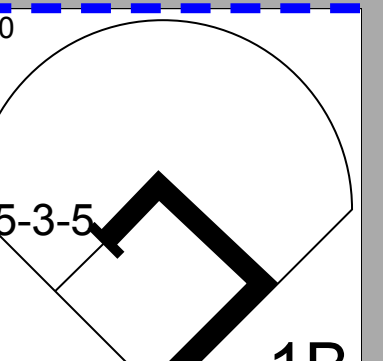
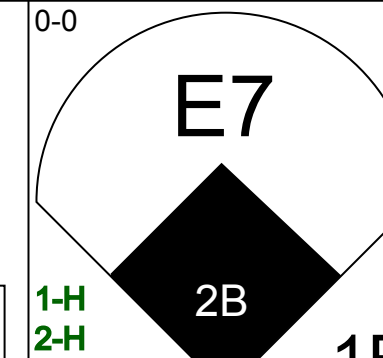
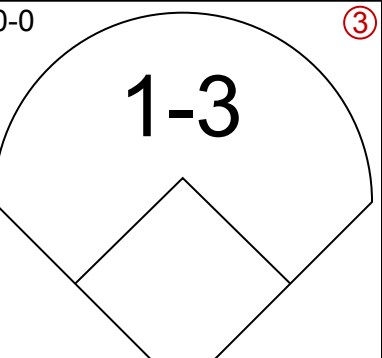
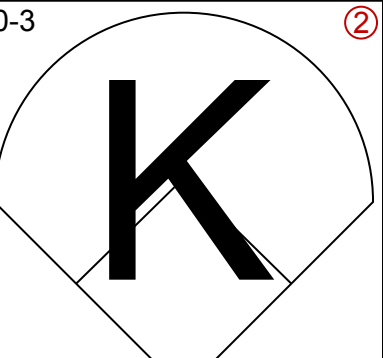
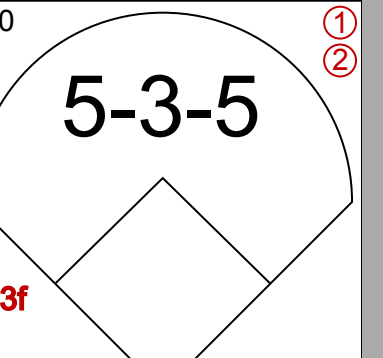
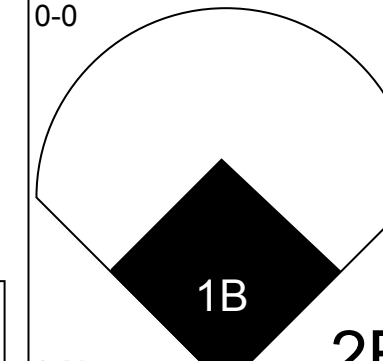
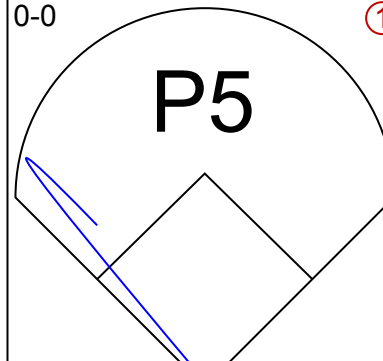
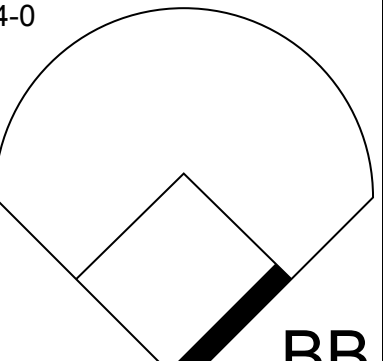
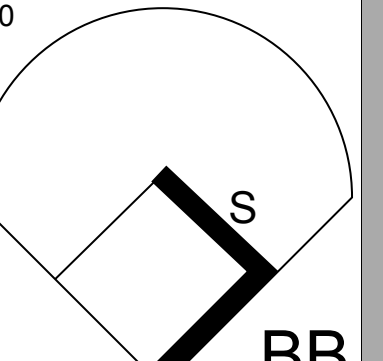
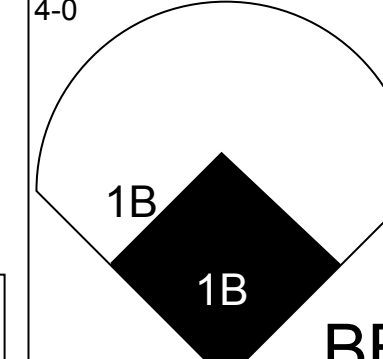
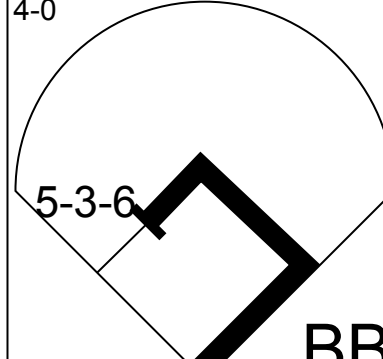
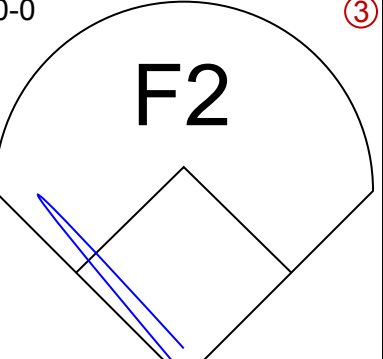
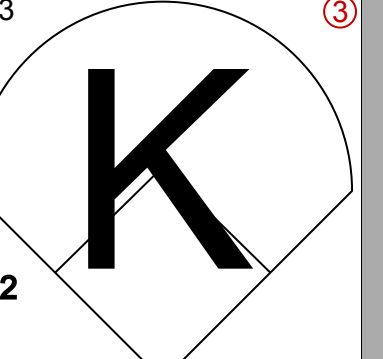
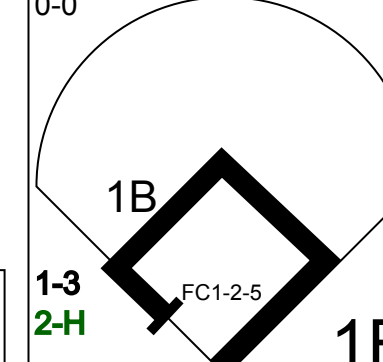
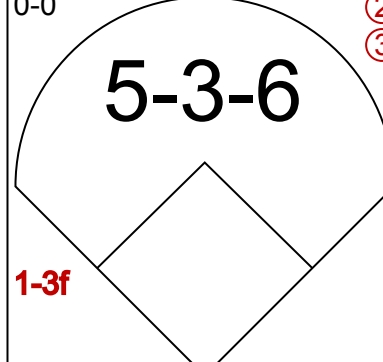
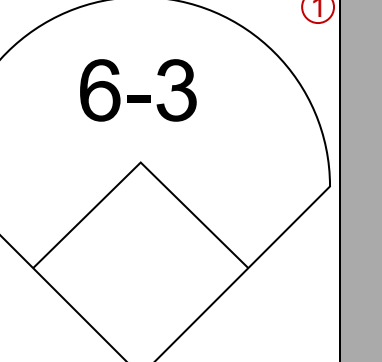
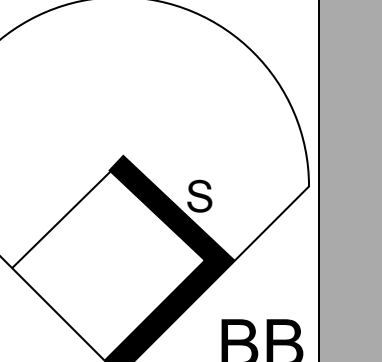
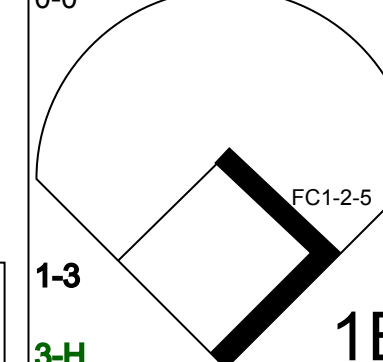
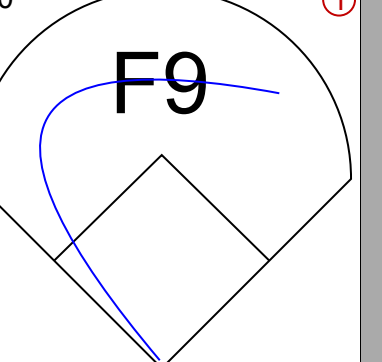
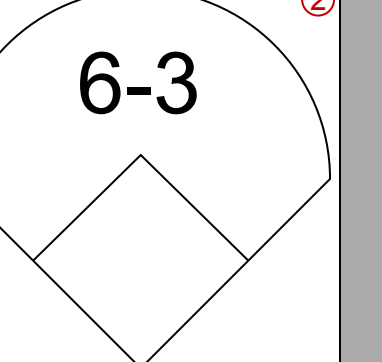

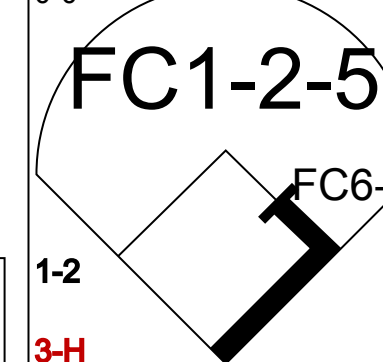

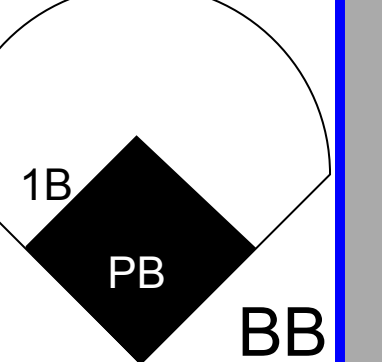
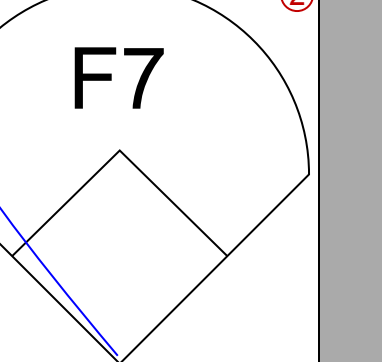
Batter	1	2	3	4	5	6	7	8	9	AB	R	H	RBI	BB	SO	LOB	TOP	
Leo Cardenas, R (1.6)	6-3		K						5-3	4	0	1	0	1	1	0	Cincinnati Reds @ St. Louis Cardinals Sportsman's Park, St. Louis, MO Sun Apr 29 1962, 4:38 AM EDT Att: 22,568 - Unknown - 77 F	
Eddie Kasko, R (1.5)			HR				F7		HR	5	2	3	1	0	0	2		
Vada Pinson, L (1.8)	F8		HR				4-3		3-1	5	1	1	2	0	0	3		
Frank Robinson, R (1.9)	1-3		P4				F2		5-3	4	0	0	0	1	0	1		
Jerry Lynch, L (1.7)		5-3					5-3			4	0	1	0	0	0	2		
Marty Keough, L (7.7)					4-3		4-3			0	0	0	0	0	0	0		
Gordy Coleman, L (1.3)							5-3			3	1	2	1	1	0	0		
Hank Foiles, R (1.2)					HR		5-3		L8	4	0	0	0	0	1	3		
Cookie Rojas, R (1.4)					K					3	0	1	0	1	1	1		
Bob Purkey, R (1.1)			F7				P4		1-3	4	0	0	0	0	1	4		
Inning Stats	R: 0 E: 0 K: 0 S: 4	H: 1 LOB: 1 BB: 0 P: 4	R: 0 E: 0 K: 0 S: 3	H: 0 LOB: 1 BB: 7 P: 7	R: 2 E: 0 K: 1 S: 7	H: 2 LOB: 0 BB: 0 P: 7	R: 1 E: 0 K: 2 S: 8	H: 1 LOB: 3 BB: 1 P: 8	R: 0 E: 0 K: 0 S: 3	H: 1 LOB: 2 BB: 1 P: 8	R: 0 E: 0 K: 0 S: 4	H: 1 LOB: 1 BB: 0 P: 4	R: 1 E: 0 K: 0 S: 4	H: 1 LOB: 0 BB: 0 P: 4	1B: 4 2B: 2 3B: 0 HR: 3	SF: 0 SAC: 0 DP: 0 HBP: 0	WP: 1 PB: 0 SB: 0 CS: 0	PA: 40
PITCHER	IP WLS BF H R ER SO BB IBB HBP BLK WP HR S P ERA WHIP																	
Ernie Broglio, R (1.1)	4.0	17	4	3	3	3	1	0	0	0	0	0	2	22	26	6.75	1.250	
John Anderson, R (5.1)	2.0	10	2	0	0	1	1	1	0	0	0	0	0	10	18	0.00	1.500	
Lindy McDaniel, R (7.1)	3.0	L 13	3	1	1	0	1	0	0	0	1	1	12	16	3.00	1.333		

Batter	1	2	3	4	5	6	7	8	9	AB	R	H	RBI	BB	SO	LOB	BOTTOM					
Curt Flood, R (1.8)	P3					F5			F8	4	0	1	0	1	0	1	Cincinnati Reds @ St. Louis Cardinals Sportsman's Park, St. Louis, MO Sun Apr 29 1962, 4:38 AM EDT Att: 22,568 - Unknown - 77 F					
Julian Javier, R (1.4)	5-3		L1-4		F2		5-3		F7	5	0	0	0	0	0	5						
Bill White, L (1.3)			G3		4-1		F9		F7	5	0	1	0	0	0	4						
Stan Musial, L (1.9)	L8				HR		1B		1B	4	1	3	1	0	0	1						
Ken Boyer, R (1.5)			K		1B		F8		FC5-4	4	1	2	0	0	1	1						
Minnie Minoso, R (1.7)	E4				1B		G5-4-3		FC5-4	4	1	1	0	0	0	3						
Gene Oliver, R (1.2)	F2				1B		F7		6-3	4	0	1	1	0	0	1						
Julio Gotay, R (1.6)	1-3				K				5-3	4	0	1	0	0	1	3						
Ernie Broglio, R (1.1)					E6		P4		5-3	1	0	0	0	0	0	0						
Red Schoendienst, S (4. PH)										0	0	0	0	1	0	0						
John Anderson, R (5.1)										0	0	0	0	0	0	0						
Carl Warwick, R (6. PH)										1	0	0	0	0	0	1						
Lindy McDaniel, R (7.1)										1	0	0	0	0	0	0						
Inning Stats	R: 0 E: 0 K: 0 S: 4	H: 1 LOB: 1 BB: 0 P: 4	R: 0 E: 1 K: 1 S: 6	H: 0 LOB: 1 BB: 0 P: 6	R: 0 E: 1 K: 0 S: 3	H: 0 LOB: 1 BB: 1 P: 7	R: 3 E: 0 K: 1 S: 10	H: 5 LOB: 3 BB: 1 P: 14	R: 0 E: 0 K: 0 S: 3	H: 1 LOB: 1 BB: 0 P: 3	R: 0 E: 0 K: 0 S: 4	H: 1 LOB: 2 BB: 0 P: 4	R: 0 E: 0 K: 0 S: 5	H: 2 LOB: 2 BB: 0 P: 5	R: 0 E: 0 K: 0 S: 3	H: 0 LOB: 0 BB: 0 P: 3	R: 0 E: 0 K: 0 S: 3	H: 0 LOB: 0 BB: 0 P: 3	1B: 9 2B: 1 3B: 0 HR: 1	SF: 0 SAC: 0 DP: 2 HBP: 0	WP: 0 PB: 1 SB: 0 CS: 0	PA: 39
PITCHER	IP WLS BF H R ER SO BB IBB HBP BLK WP HR S P ERA WHIP																					
Bob Purkey, R (1.1)	9.0	W 39	10	3	3	2	2	0	0	0	0	1	41	49	3.00	1.333						

Batter	1	2	3	4	5	6	7	8	9	AB	R	H	RBI	BB	SO	LOB	TOP			
Al Spangler, L OBP: 0.361, SLG: 0.375 (1, 8)										5	0	2	0	0	1	3	Houston Colt 45's @ St. Louis Cardinals Sportsman's Park, St. Louis, MO Tue May 01 1962, 8:05 PM EDT Att. 4,924 - Unknown - 56 F			
Joey Amalfitano, R OBP: 0.297, SLG: 0.209 (1, 4)										4	3	0	0	1	0	3				
Pidge Browne, L OBP: 0.320, SLG: 0.391 (1, 3)										5	0	2	2	0	0	3				
Jim Pendleton, R OBP: 0.323, SLG: 0.448 (1, 7)										4	0	2	2	1	0	2				
Roman Mejias, R OBP: 0.306, SLG: 0.548 (1, 9)										4	0	0	0	0	1	5				
Hal Smith, R OBP: 0.271, SLG: 0.435 Merritt Ranew, L OBP: 0.296, SLG: 0.500 (1, 2) (2, 2)										1	0	0	0	0	1	2				
Bob Lillis, R OBP: 0.321, SLG: 0.280 (8, 6)										4	0	1	0	0	0	1				
Don Buddin, R OBP: 0.350, SLG: 0.233 Bob Aspromonte, R OBP: 0.291, SLG: 0.226 (8, PH) (8, 5)										3	0	0	0	0	2	1				
Dean Stone, L OBP: 0.260, SLG: 0.250 Jim Golden, L OBP: 0.400, SLG: 0.600 Norm Lattin, L OBP: 0.240, SLG: 0.364 Bob Bruce, R OBP: 0.300, SLG: 0.420 Don Taussig, R OBP: 0.300, SLG: 0.420 Bobby Shantz, R OBP: 0.300, SLG: 0.420 Bobby Tiefenauer, R OBP: 0.300, SLG: 0.420 (1, 1) (1, 1) (7, PH) (7, 1) (8, PH) (8, PH) (8, 1)										0	0	0	0	0	0	0				
Inning Stats	R: 1 E: 1 K: 2 S: 10	H: 2 LOB: 2 BB: 0 P: 10	R: 0 E: 0 K: 0 S: 3	H: 1 LOB: 0 BB: 0 P: 3	R: 1 E: 0 K: 0 S: 5	H: 2 LOB: 1 BB: 0 P: 5	R: 0 E: 0 K: 1 S: 5	H: 0 LOB: 0 BB: 0 P: 5	R: 0 E: 0 K: 0 S: 3	H: 0 LOB: 0 BB: 0 P: 3	R: 2 E: 0 K: 2 S: 9	H: 2 LOB: 2 BB: 2 P: 17	R: 0 E: 0 K: 0 S: 3	H: 0 LOB: 2 BB: 2 P: 11	R: 0 E: 0 K: 0 S: 3	H: 0 LOB: 0 BB: 0 P: 3		1B: 6 2B: 3 3B: 0 HR: 0	SF: 0 SAC: 0 DP: 1 HBP: 0	WP: 0 PB: 0 SB: 0 CS: 0
PITCHER	IP WLS BF H R ER SO BB IBB HBP BLK WP HR S P ERA WHIP	IP WLS BF H R ER SO BB IBB HBP BLK WP HR S P ERA WHIP																		
Ray Washburn, R ERA: 4.71 Ed Bauta, R ERA:	(1, 1) 6.2 W 30 9 4 3 4 1 0 0 0 0 0 0 37 41 4.05 1.500	(7, 1) 2.1 S 10 0 0 0 1 3 0 0 0 0 0 0 9 21 0.00 1.286																		

AB	36
R	4
H	9
RBI	4
BB	4
SO	5
LOB	22



Batter	1	2	3	4	5	6	7	8	9	AB	R	H	RBI	BB	SO	LOB	BOTTOM			
Curt Flood, R OBP: 0.444, SLG: 0.627 (1, 8)										5	0	1	0	0	1	3	Houston Colt 45's @ St. Louis Cardinals Sportsman's Park, St. Louis, MO Tue May 01 1962, 8:05 PM EDT Att. 4,924 - Unknown - 56 F			
Julian Javier, R OBP: 0.372, SLG: 0.462 (1, 4)										3	1	1	0	1	0	1				
Minnie Minoso, R OBP: 0.306, SLG: 0.364 (1, 7)										3	1	1	0	1	0	1				
Ken Boyer, R OBP: 0.402, SLG: 0.625 (1, 5)										4	1	1	1	0	1	2				
Gene Oliver, R OBP: 0.426, SLG: 0.574 (1, 2)										2	1	1	1	2	0	0				
Bill White, L OBP: 0.322, SLG: 0.387 (1, 3)										2	1	0	0	2	1	3				
Charlie James, R OBP: 0.267, SLG: 0.214 (1, 9)										3	0	1	1	1	0	1				
Julio Gotay, R OBP: 0.344, SLG: 0.386 (1, 6)										4	0	1	1	0	1	1				
Ray Washburn, R OBP: 0.308, SLG: 0.250 Ed Bauta, R OBP: 0.333, SLG: 0.333 (1, 1) (7, 1)										2	1	0	0	1	1	2				
Inning Stats	R: 5 E: 1 K: 0 S: 7	H: 4 LOB: 3 BB: 3 P: 19	R: 0 E: 0 K: 0 S: 3	H: 0 LOB: 0 BB: 0 P: 3	R: 0 E: 0 K: 2 S: 7	H: 0 LOB: 0 BB: 0 P: 7	R: 0 E: 0 K: 1 S: 6	H: 1 LOB: 2 BB: 1 P: 10	R: 1 E: 0 K: 0 S: 4	H: 1 LOB: 1 BB: 1 P: 8	R: 0 E: 0 K: 1 S: 5	H: 1 LOB: 1 BB: 1 P: 9	R: 0 E: 0 K: 1 S: 5	H: 0 LOB: 1 BB: 1 P: 9	R: 0 E: 0 K: 1 S: 5	H: 0 LOB: 1 BB: 1 P: 9		1B: 5 2B: 4 3B: 0 HR: 0	SF: 0 SAC: 0 DP: 2 HBP: 0	WP: 0 PB: 2 SB: 3 CS: 0
PITCHER	IP WLS BF H R ER SO BB IBB HBP BLK WP HR S P ERA WHIP	IP WLS BF H R ER SO BB IBB HBP BLK WP HR S P ERA WHIP																		
Dean Stone, L ERA: 3.63 Jim Golden, R ERA: 1.5 Bob Bruce, R ERA: Bobby Tiefenauer, R ERA: 0.84	(1, 1) 0.1 L 7 3 5 5 0 3 0 0 0 0 0 0 25 37 0.00 1.059	(7, 1) 1.0 4 1 0 0 1 1 0 0 0 0 0 0 5 9 0.00 2.000	(8, 1) 1.0 4 0 0 0 1 1 0 0 0 0 0 0 5 9 0.00 1.000																	

AB	29
R	6
H	7
RBI	4
BB	8
SO	5
LOB	15



Batter	1	2	3	4	5	6	7	8	9	AB	R	H	RBI	BB	SO	LOB	TOP			
Al Spangler, L (1, 8) OBP: 0.338, SLG: 0.350	0-3 K		0-3 K			0-0 4-3		0-3 K		4	0	0	0	0	3	2				
Joey Amalfitano, R (1, 4) OBP: 0.244, SLG: 0.197	0-3 K		0-0 F3			0-3 K		0-0 FC5-4		4	0	0	0	0	2	2				
Pidge Browne, L (1, 3) OBP: 0.310, SLG: 0.346	0-0 6-3			0-0 6-3		0-0 F8			4-0 FC6-4 BB	3	0	0	0	1	0	0				
Jim Pendleton, R (1, 7) OBP: 0.318, SLG: 0.484		0-0 HR		0-3 K			0-0 5-3		0-0 FC6-4 1B	4	1	1	1	0	1	1				
Roman Mejias, R (1, 9) OBP: 0.303, SLG: 0.530		0-0 4-3		0-0 1-3			0-0 4-3		0-0 FC6-4 1B	4	0	1	0	0	0	0				
Merritt Ranew, L (1, 2) OBP: 0.290, SLG: 0.467		0-3 K FC4-6			0-0 1B		0-0 1-3		0-0 L9	4	0	1	0	0	1	2				
Bob Aspromonte, R (1, 5) OBP: 0.260, SLG: 0.227		0-0 FC4-6 FC6-4			0-0 F9			0-0 1B 4-3 1B	0-0 FC6-4	4	0	1	0	0	0	4				
Bob Lillis, R (1, 6) OBP: 0.290, SLG: 0.250		0-0 FC6-4			0-0 F9			0-0 4-3		3	0	0	0	0	0	3				
Ken Johnson, R (1, 1) Norm Larker, L (8, PH) Bobby Shantz, R (8, PR) Jim Umbricht, R (8, 1)			0-3 K			0-3 K			0-0 FC5-4 1B	2	0	0	0	0	2	1				
Inning Stats	R: 0 E: 0 K: 2 S: 7	H: 0 LOB: 0 BB: 0 P: 7	R: 1 E: 0 K: 1 S: 7	H: 1 LOB: 1 BB: 0 P: 7	R: 0 E: 0 K: 2 S: 5	H: 0 LOB: 0 BB: 0 P: 5	R: 0 E: 0 K: 1 S: 6	H: 1 LOB: 1 BB: 0 P: 6	R: 0 E: 0 K: 1 S: 5	H: 0 LOB: 0 BB: 0 P: 5	R: 0 E: 0 K: 0 S: 3	H: 0 LOB: 0 BB: 0 P: 3	R: 0 E: 0 K: 1 S: 7	H: 2 LOB: 2 BB: 0 P: 7	R: 0 E: 0 K: 0 S: 4	H: 1 LOB: 2 BB: 1 P: 8	1B: 4 2B: 0 3B: 0 HR: 1	SF: 0 SAC: 0 DP: 0 HBP: 0	WP: 1 PB: 0 SB: 0 CS: 0	PA: 34
PITCHER Bob Gibson, R (1, 1) ERA: 4.39	IP: 9.0 WLS: W BF: 34 H: 5 R: 1 ER: 1 SO: 9 BB: 1 IBB: 0 HBP: 0 BLK: 0 WP: 1 HR: 1 S: 51 P: 55 ERA: 1.00 WHIP: 0.667																			

Houston Colt 45's @ St. Louis Cardinals
Sportsman's Park, St. Louis, MO
Wed May 02 1962, 8:05 PM EDT
Alt. 7,880 - Unknown - 72 F

AB	33
R	1
H	5
RBI	1
BB	1
SO	9
LOB	15



Batter	1	2	3	4	5	6	7	8	9	AB	R	H	RBI	BB	SO	LOB	BOTTOM			
Curt Flood, R (1, 8) OBP: 0.429, SLG: 0.597	0-0 6-3		0-0 6-3	0-3 K		0-0 1B		0-0 6-3		5	0	1	1	0	1	4				
Julian Javier, R (1, 4) OBP: 0.367, SLG: 0.451	0-3 K		0-0 F7	0-3 K		0-0 2H 1B				4	0	1	0	0	2	4				
Bill White, L (1, 3) OBP: 0.330, SLG: 0.430				0-0 1B	0-0 F9	0-0 G6-4-3 1B				4	1	2	1	0	0	2				
Stan Musial, L (1, 9) OBP: 0.433, SLG: 0.569			0-0 G3	0-0 F8	4-0 1B BB		0-3 K			3	0	0	0	1	1	1				
Ken Boyer, R (1, 5) OBP: 0.407, SLG: 0.613		0-3 K2-3		0-0 E FC 1B	0-3 K		4-0 S BB			3	1	1	0	1	2	1				
Minnie Minoza, R (1, 7) OBP: 0.300, SLG: 0.351		0-3 K		0-0 E8 FC 1B	0-0 1B		0-3 K			4	1	1	0	0	2	2				
Carl Sawatski, L (1, 2) OBP: 0.464, SLG: 0.625 Jimmie Schaffer, R (9, 2) OBP: 0.250, SLG: 0.250		0-3 K2-3		0-0 FC BB 1B	0-3 K		0-0 3-1			4	0	0	1	0	2	4				
Julio Gotay, R (1, 6) OBP: 0.369, SLG: 0.410			0-0 SH2-4 1B	0-0 SH2-4 1B	0-0 SH3-4 1B			0-0 F3		4	1	3	1	0	0	0				
Bob Gibson, R (1, 1) OBP: 0.250, SLG: 0.143			0-0 SH2-4 1B	0-0 SH2-4 1B	0-0 SH3-4 1B			0-0 4-3		1	0	0	0	1	0	0				
Inning Stats	R: 0 E: 0 K: 1 S: 6	H: 1 LOB: 1 BB: 0 P: 6	R: 0 E: 0 K: 3 S: 9	H: 0 LOB: 0 BB: 0 P: 9	R: 0 E: 0 K: 0 S: 4	H: 1 LOB: 1 BB: 0 P: 4	R: 3 E: 1 K: 2 S: 12	H: 3 LOB: 3 BB: 1 P: 16	R: 0 E: 0 K: 2 S: 8	H: 1 LOB: 2 BB: 1 P: 12	R: 1 E: 0 K: 0 S: 5	H: 3 LOB: 1 BB: 0 P: 5	R: 0 E: 0 K: 2 S: 7	H: 0 LOB: 1 BB: 1 P: 11	R: 0 E: 0 K: 0 S: 3	H: 0 LOB: 0 BB: 0 P: 3	1B: 8 2B: 0 3B: 0 HR: 1	SF: 0 SAC: 2 DP: 1 HBP: 0	WP: 0 PB: 0 SB: 1 CS: 0	PA: 37
PITCHER Ken Johnson, R (1, 1) ERA: 2.79 Jim Umbricht, R (8, 1) ERA:	IP: 7.0 WLS: L BF: 34 H: 9 R: 4 ER: 2 SO: 10 BB: 3 IBB: 0 HBP: 0 BLK: 0 WP: 0 HR: 1 S: 51 P: 63 ERA: 2.57 WHIP: 1.714																			

Houston Colt 45's @ St. Louis Cardinals
Sportsman's Park, St. Louis, MO
Wed May 02 1962, 8:05 PM EDT
Alt. 7,880 - Unknown - 72 F

AB	32
R	4
H	9
RBI	4
BB	3
SO	10
LOB	18



Batter	1	2	3	4	5	6	7	8	9	AB	R	H	RBI	BB	SO	LOB	TOP			
Joey Amalfitano, R (1, 4) OBP: 0.244, SLG: 0.200	0-0 6-3		0-0 FC6-4 1-2 1B		0-0 5-3			0-0 5-3		4	0	1	0	0	0	0	Houston Colt 45's @ St. Louis Cardinals Sportsman's Park, St. Louis, MO Thu May 03 1962, 8:05 PM EDT Att: 6,436 - Unknown - 69 F			
Roman Mejias, R (1, 9) OBP: 0.296, SLG: 0.500	0-0 1-3		0-0 FC6-4 1-2 2-3			0-0 P4		0-0 P4		4	0	0	0	0	0	2				
Dick Gemert, R (1, 3) OBP: 0.429, SLG: 0.333	0-3 K		0-0 L8			0-0 FC6-4 1B		0-0 FC5-4 1B		4	0	2	0	0	1	2				
Jim Pendleton, R (1, 8) OBP: 0.300, SLG: 0.455		0-0 F9		0-0 P4		0-0 FC6-4 1-2		0-0 FC5-4 1-2		4	0	0	0	0	0	2				
Johnny Weekly, R (1, 7) OBP: 0.300, SLG: 0.412		0-0 6-3 1B		0-0 2B		0-3 K		0-0 F8		4	0	2	0	0	1	1				
Bob Aspromonte, R (1, 5) OBP: 0.260, SLG: 0.217		0-0 6-3 1-2		0-0 F2		4-0 FC3-6 1B BB		0-0 F2		3	0	0	0	1	0	2				
Bob Lillis, R (1, 6) OBP: 0.286, SLG: 0.250		0-0 L4		0-0 5-3		0-0 FC3-6 1-2 1B		0-0 6-3		4	0	1	0	0	0	2				
Merritt Ranew, L (1, 2) OBP: 0.294, SLG: 0.455			0-0 1-3		0-0 G5-4-3 1B		0-0 FC3-6 1-2 2-3			3	0	1	0	0	0	2				
Dave Giusti, R (1, 1) OBP: 0.500, SLG: 0.500 (7, PH)			0-0 E6 FC6-4 1B		0-0 G5-4-3		0-0 G5-4-3 1-2			2	0	0	0	0	0	1				
Al Heist, R (7, PH) OBP: 0.214, SLG: 0.214										1	0	0	0	0	0	2				
Turk Farrell, R (7, 1)										0	0	0	0	0	0	0				
Inning Stats	R: 0 E: 0 K: 1 S: 5	H: 0 LOB: 0 BB: 0 P: 5	R: 0 E: 0 K: 0 S: 4	H: 1 LOB: 1 BB: 0 P: 4	R: 0 E: 1 K: 0 S: 5	H: 1 LOB: 2 BB: 0 P: 5	R: 0 E: 0 K: 0 S: 4	H: 1 LOB: 1 BB: 0 P: 4	R: 0 E: 0 K: 1 S: 6	H: 1 LOB: 1 BB: 0 P: 6	R: 0 E: 0 K: 0 S: 3	H: 1 LOB: 1 BB: 1 P: 7	R: 0 E: 0 K: 0 S: 4	H: 1 LOB: 0 BB: 0 P: 4	R: 0 E: 0 K: 0 S: 3	H: 0 LOB: 0 BB: 0 P: 3	1B: 6 2B: 1 3B: 0 HR: 0	SF: 0 SAC: 0 DP: 2 HBP: 0	WP: 0 PB: 0 SB: 0 CS: 0	PA: 34
PITCHER Curt Simmons, L (1, 1) ERA: 1.25	IP: 9.0 WLS: W BF: 34 H: 7 R: 0 ER: 0 SO: 2 BB: 1 IBB: 0 HBP: 0 BLK: 0 WP: 0 HR: 0 S: 37 P: 41 ERA: 0.00 WHIP: 0.889																			

AB	33
R	0
H	7
RBI	0
BB	1
SO	2
LOB	16



Batter	1	2	3	4	5	6	7	8	9	AB	R	H	RBI	BB	SO	LOB	BOTTOM			
Curt Flood, R (1, 8) OBP: 0.420, SLG: 0.618	0-0 5-3		0-0 HR		0-0 P4		0-0 4-3			4	1	1	1	0	0	1	Houston Colt 45's @ St. Louis Cardinals Sportsman's Park, St. Louis, MO Thu May 03 1962, 8:05 PM EDT Att: 6,436 - Unknown - 69 F			
Julian Javier, R (1, 4) OBP: 0.362, SLG: 0.435	4-0 HR BB		0-0 F9		0-3 K		0-3 K			3	1	0	0	1	2	0				
Bill White, L (1, 3) OBP: 0.347, SLG: 0.469	0-0 1-H HR		4-0 G4-6-3 BB		0-0 G3		4-0 6-3 2B BB			2	2	1	2	2	0	0				
Stan Musial, L (1, 9) OBP: 0.422, SLG: 0.537	0-0 1-3		0-0 G4-6-3 1-2		4-0 FC5-4 BB		0-0 6-3			3	0	0	0	1	0	2				
Don Landrum, L (9, 9) OBP: 0.436, SLG: 0.370							1-2			0	0	0	0	0	0	0				
Ken Boyer, R (1, 5) OBP: 0.411, SLG: 0.615	0-0 F8			4-0 S BB		0-0 FC5-4 1-2		0-0 2B		3	0	1	1	1	0	1				
Minnie Minoso, R (1, 7) OBP: 0.273, SLG: 0.317		0-0 F2		0-0 L9 1-2		0-3 K		0-0 5-3		4	0	0	0	0	1	3				
Gene Oliver, R (1, 2) OBP: 0.404, SLG: 0.540		0-0 L6		0-0 F8		0-3 K				3	0	0	0	0	1	1				
Jimmie Schaffer, R (8, 2) OBP: 0.250, SLG: 0.250										0	0	0	0	0	0	0				
Julio Gotay, R (1, 6) OBP: 0.382, SLG: 0.429		0-0 2B		0-0 4-3		4-0 1-3 S BB				2	0	1	0	1	0	1				
Curt Simmons, L (1, 1) OBP: 0.500, SLG: 0.385		0-0 4-3			0-0 F8		0-0 1-3			3	0	0	0	0	0	2				
Inning Stats	R: 2 E: 0 K: 0 S: 4	H: 1 LOB: 0 BB: 1 P: 8	R: 0 E: 0 K: 0 S: 4	H: 1 LOB: 0 BB: 0 P: 4	R: 1 E: 0 K: 0 S: 3	H: 1 LOB: 0 BB: 1 P: 7	R: 0 E: 0 K: 0 S: 3	H: 0 LOB: 1 BB: 1 P: 7	R: 0 E: 0 K: 1 S: 5	H: 0 LOB: 0 BB: 0 P: 5	R: 0 E: 0 K: 1 S: 5	H: 0 LOB: 1 BB: 1 P: 9	R: 0 E: 0 K: 1 S: 5	H: 0 LOB: 1 BB: 1 P: 9	R: 1 E: 0 K: 1 S: 6	H: 1 LOB: 1 BB: 1 P: 10	1B: 0 2B: 2 3B: 0 HR: 2	SF: 0 SAC: 0 DP: 1 HBP: 0	WP: 0 PB: 0 SB: 2 CS: 0	PA: 33
PITCHER Dave Giusti, R (1, 1) ERA: 5.6	IP: 6.0 WLS: L BF: 24 H: 3 R: 3 ER: 3 SO: 3 BB: 3 IBB: 0 HBP: 0 BLK: 0 WP: 0 HR: 2 S: 24 P: 40 ERA: 4.50 WHIP: 1.167																			
PITCHER Turk Farrell, R (7, 1) ERA: 2.04	IP: 2.0 WLS: L BF: 9 H: 1 R: 1 ER: 1 SO: 2 BB: 2 IBB: 0 HBP: 0 BLK: 0 WP: 0 HR: 0 S: 11 P: 19 ERA: 4.50 WHIP: 1.500																			


AB	27
R	4
H	4
RBI	4
BB	6
SO	4
LOB	11



Batter	1	2	3	4	5	6	7	8	9	AB	R	H	RBI	BB	SO	LOB	TOP		
Curt Flood, R OBP: 0.412, SLG: 0.600 (1, 8)										4	0	1	0	0	0	3	St. Louis Cardinals @ Cincinnati Reds Crosley Field, Cincinnati, OH Fri May 04 1962, 7:05 PM EDT Att: 10,790 - Unknown		
Julian Javier, R OBP: 0.347, SLG: 0.416 (1, 4)										4	0	0	0	0	3				
Minnie Minoso, R OBP: 0.271, SLG: 0.295 (1, 7)										3	0	0	0	1	0	1			
Ken Boyer, R OBP: 0.394, SLG: 0.585 (1, 5)										4	0	0	0	0	1				
Gene Oliver, R OBP: 0.393, SLG: 0.574 (1, 2)										4	1	1	1	0	1	1			
Bill White, L OBP: 0.333, SLG: 0.447 (1, 3)										4	0	0	0	0	0	0			
Charlie James, R OBP: 0.278, SLG: 0.294 (1, 9)										3	1	1	0	0	0	0			
Julio Gotay, R OBP: 0.380, SLG: 0.424 (1, 6)										3	0	1	1	0	1	0			
Larry Jackson, R OBP: 0.254, SLG: 0.300 (5, PH)										1	0	0	0	0	0	0			
Ed Bauta, R OBP: 0.333, SLG: 0.333 (8, 1)										0	0	0	0	0	0	0			
Inning Stats	R: 0 E: 0 K: 0 S: 3	H: 1 LOB: 0 BB: 0 P: 3	R: 0 E: 0 K: 1 S: 5	H: 0 LOB: 0 BB: 0 P: 5	R: 0 E: 0 K: 1 S: 5	H: 0 LOB: 0 BB: 0 P: 5	R: 0 E: 0 K: 0 S: 3	H: 0 LOB: 0 BB: 0 P: 3	R: 0 E: 0 K: 0 S: 3	H: 0 LOB: 1 BB: 1 P: 7	R: 0 E: 0 K: 0 S: 3	H: 0 LOB: 1 BB: 1 P: 7	R: 1 E: 0 K: 0 S: 6	H: 3 LOB: 2 BB: 0 P: 6	R: 1 E: 0 K: 0 S: 4	H: 1 LOB: 0 BB: 0 P: 4	1B: 3 2B: 1 3B: 0 HR: 1	SF: 0 SAC: 0 DP: 0 HBP: 0	WP: 0 PA: 33 PB: 0 SB: 0 CS: 1
PITCHER Jim O'Toole, L ERA: 3.08 (1, 1)	IP: 9.0 WLS: W BF: 33 H: 5 R: 2 ER: 2 SO: 2 BB: 2 IBB: 0 HBP: 0 BLK: 0 WP: 0 HR: 1 S: 35 P: 43 ERA: 2.00 WHIP: 0.778															PITCHER IP: WLS: BF: H: R: ER: SO: BB: IBB: HBP: BLK: WP: HR: S: P: ERA: WHIP			

St. Louis Cardinals @ Cincinnati Reds
 Crosley Field, Cincinnati, OH
 Fri May 04 1962, 7:05 PM EDT
 Att: 10,790 - Unknown


AB 31
R 2
H 5
RBI 2
BB 2
SO 2
LOB 9



Batter	1	2	3	4	5	6	7	8	9	AB	R	H	RBI	BB	SO	LOB	BOTTOM		
Don Blasingame, L OBP: 0.396, SLG: 0.275 (1, 4)										3	0	0	0	1	0	0	St. Louis Cardinals @ Cincinnati Reds Crosley Field, Cincinnati, OH Fri May 04 1962, 7:05 PM EDT Att: 10,790 - Unknown		
Eddie Kasko, R OBP: 0.290, SLG: 0.371 (1, 5)										4	0	0	0	0	1	2			
Vada Pinson, L OBP: 0.359, SLG: 0.674 (1, 8)										3	1	1	1	1	1	2			
Frank Robinson, R OBP: 0.311, SLG: 0.355 (1, 9)										3	1	1	1	1	0	2			
Gordy Coleman, L OBP: 0.337, SLG: 0.416 (1, 3)										4	0	1	0	0	0	2			
Wally Post, R OBP: 0.413, SLG: 0.646 (1, 7)										2	0	0	0	1	1	0			
Jerry Lynch, L OBP: 0.263, SLG: 0.611 (8, PH)										1	0	0	0	0	1	2			
Marty Keough, L OBP: 0.400, SLG: 0.250 (9, 7)										0	0	0	0	0	0	0			
Johnny Edwards, L OBP: 0.344, SLG: 0.442 (1, 2)										3	0	0	0	0	0	2			
Leo Cardenas, R OBP: 0.281, SLG: 0.351 (1, 6)										3	1	1	1	0	1	2			
Jim O'Toole, S OBP: 0.308, SLG: 0.308 (1, 1)										3	0	1	0	0	1	0			
Inning Stats	R: 0 E: 0 K: 1 S: 5	H: 0 LOB: 0 BB: 0 P: 5	R: 1 E: 0 K: 0 S: 4	H: 1 LOB: 0 BB: 0 P: 4	R: 1 E: 0 K: 0 S: 4	H: 1 LOB: 0 BB: 0 P: 4	R: 1 E: 0 K: 0 S: 5	H: 2 LOB: 2 BB: 1 P: 9	R: 0 E: 1 K: 1 S: 6	H: 1 LOB: 2 BB: 1 P: 10	R: 0 E: 0 K: 2 S: 7	H: 0 LOB: 0 BB: 0 P: 7	R: 0 E: 0 K: 1 S: 5	H: 0 LOB: 2 BB: 2 P: 13	R: 0 E: 0 K: 1 S: 5	H: 0 LOB: 0 BB: 0 P: 7	1B: 2 2B: 0 3B: 0 HR: 3	SF: 0 SAC: 0 DP: 0 HBP: 0	WP: 0 PA: 33 PB: 0 SB: 1 CS: 0
PITCHER Larry Jackson, R ERA: 3.85 (1, 1)	IP: 5.0 WLS: L BF: 22 H: 5 R: 3 ER: 3 SO: 2 BB: 2 IBB: 0 HBP: 0 BLK: 0 WP: 0 HR: 3 S: 24 P: 32 ERA: 5.40 WHIP: 1.400															PITCHER IP: WLS: BF: H: R: ER: SO: BB: IBB: HBP: BLK: WP: HR: S: P: ERA: WHIP			
Don Ferrarese, L ERA: 6.23 (6, 1)	2.0 6 0 0 0 3 0 0 0 0 0 0 12 12 0.00 0.000																		
Ed Bauta, R ERA: (8, 1)	1.0 5 0 0 0 1 2 0 0 0 0 0 5 13 0.00 2.000																		

St. Louis Cardinals @ Cincinnati Reds
 Crosley Field, Cincinnati, OH
 Fri May 04 1962, 7:05 PM EDT
 Att: 10,790 - Unknown

AB 29
R 3
H 5
RBI 3
BB 4
SO 6
LOB 14



Batter	1	2	3	4	5	6	7	8	9	AB	R	H	RBI	BB	SO	LOB	TOP										
Curt Flood, R OBP: 0.389, SLG: 0.565 (1, 8)	0-0 1-3		0-0 6-3			0-0 6-3	0-0 FC6-4		0-0 F9	5	0	0	1	0	0	2											
Julian Javier, R OBP: 0.340, SLG: 0.404 (1, 4)	0-0 5-3		0-0 1B			0-3 K	0-0 6-3		0-0 F5	5	0	1	0	0	1	2											
Bill White, L OBP: 0.346, SLG: 0.467 (1, 3)	0-0 1B		0-0 F6			0-0 4-3		0-0 SH1-4 1B 2B	0-0 1B	5	1	3	0	0	0	1											
Stan Musial, L OBP: 0.441, SLG: 0.544 (8, PR)	0-0 PO			0-3 K				4-0 1B SH1-4 BB	0-3 K	3	2	2	0	1	1	0											
Don Landrum, L OBP: 0.436, SLG: 0.370 (8, 9)		0-0 HR 1B								0	0	0	0	0	0	0											
Carl Warwick, R OBP: 0.385, SLG: 0.478 (9, PH)	1-2									1	0	0	0	0	1	2											
Ken Boyer, R OBP: 0.402, SLG: 0.624 (1, 5)		0-0 HR 1B		0-0 F7				0-0 SH1-4		3	2	2	3	0	0	0											
Minnie Minoso, R OBP: 0.288, SLG: 0.313 (1, 7)		0-0 HR 1B		0-0 F7						3	2	2	3	0	0	0											
Minnie Minoso, R OBP: 0.288, SLG: 0.313 (1, 7)		0-0 5-3		0-0 6-3						4	1	2	1	0	0	0											
Carl Sawatski, L OBP: 0.432, SLG: 0.630 (8, PH)		0-0 F4								3	1	1	1	0	0	0											
Charlie James, R OBP: 0.263, SLG: 0.278 (8, 1)		0-0 F4				0-0 F9		0-0 F4		1	0	0	0	0	0	2											
Lindy McDaniel, R (8, 1)										0	0	0	0	0	0	0											
Julio Gotay, R OBP: 0.370, SLG: 0.412 (7, PH)		0-0 1-3				0-0 5-3		0-0 6-3		2	0	0	0	0	0	0											
Red Schoendienst, S OBP: 0.444, SLG: 0.375 (7, PR)										1	0	1	1	0	0	0											
Alex Grammas, R OBP: 0.133, SLG: 0.133 (7, 6)										1	0	0	0	0	0	3											
Ray Sadecki, L OBP: 0.260, SLG: 0.260 (8, 1)			0-0 F7							0	0	0	0	0	0	0											
Ray Washburn, R OBP: 0.262, SLG: 0.214 (8, 1)										2	0	0	0	0	1	0											
Paul Toth, R OBP: 0.262, SLG: 0.214 (8, 1)										0	0	0	0	0	0	0											
Gene Oliver, R OBP: 0.262, SLG: 0.214 (7, PH)										1	0	0	0	0	0	2											
John Anderson, R OBP: 0.262, SLG: 0.214 (7, 1)										0	0	0	0	0	0	0											
Jimmie Schaffer, R OBP: 0.262, SLG: 0.214 (8, 2)										1	0	1	0	0	0	0											
Inning Stats	R: 0 E: 0 K: 0 S: 3	H: 1 LOB: 0 BB: 0 P: 3	R: 2 E: 0 K: 0 S: 5	H: 2 LOB: 0 BB: 0 P: 5	R: 0 E: 0 K: 0 S: 4	H: 1 LOB: 1 BB: 0 P: 4	R: 0 E: 0 K: 1 S: 5	H: 0 LOB: 0 BB: 0 P: 5	R: 0 E: 0 K: 1 S: 5	H: 0 LOB: 0 BB: 0 P: 5	R: 0 E: 0 K: 1 S: 5	H: 0 LOB: 0 BB: 0 P: 5	R: 4 E: 0 K: 0 S: 8	H: 5 LOB: 1 BB: 0 P: 8	R: 1 E: 0 K: 0 S: 5	H: 2 LOB: 3 BB: 1 P: 9	R: 0 E: 0 K: 1 S: 7	H: 2 LOB: 2 BB: 0 P: 7	1B: 10 2B: 2 3B: 0 HR: 1	SF: 0 SAC: 1 DP: 0 HBP: 0	WP: 0 PB: 1 SB: 1 CS: 0	PA: 41					
PITCHER	IP	WLS	BF	H	R	ER	SO	BB	IBB	HBP	BLK	WP	HR	S	P	ERA	WHIP										
Bob Purkey, R ERA: 3.97 (1, 1)	6.0		25	8	6	6	3	0	0	0	1	0	1	31	31	9.00	1.333										
Jim Brosnan, R ERA: 5.73 (7, 1)	1.1		8	3	1	1	0	1	0	0	0	0	0	7	11	6.75	3.000										
Bill Henry, L ERA: 2.7 (8, 1)	1.2	W	7	2	0	0	1	0	0	0	0	0	0	9	9	0.00	1.200										

St. Louis Cardinals @ Cincinnati Reds
Crosley Field, Cincinnati, OH
Sat May 05 1962, 3:33 AM EDT
Att: 5,749 - Unknown

AB	38
R	7
H	13
RBI	7
BB	1
SO	4
LOB	14



Batter	1	2	3	4	5	6	7	8	9	AB	R	H	RBI	BB	SO	LOB	BOTTOM										
Leo Cardenas, R OBP: 0.290, SLG: 0.371 (1, 6)	0-0 1B 2B	0-0 6-3		0-0 F8		0-0 6-3			0-0 S S 1B	5	2	2	0	0	0	0											
Eddie Kasko, R OBP: 0.296, SLG: 0.366 (1, 5)	0-0 2B 1B	0-0 F3		0-0 5-3		0-0 F2			4-0 1B S BB	4	1	1	0	1	0	0											
Vada Pinson, L OBP: 0.371, SLG: 0.733 (1, 8)	4-0 2B BB	0-0 HR							0-3 K	4	3	2	2	1	1	2											
Frank Robinson, R OBP: 0.326, SLG: 0.375 (1, 9)	0-0 SF 2B	0-0 F8							4-0 1B IBB	4	1	2	3	1	0	0											
Wally Post, R OBP: 0.413, SLG: 0.638 (1, 7)	0-0 SF 1B			0-0 F4		0-0 4-3 1B		0-0 F7		4	1	2	2	0	0	0											
Gordy Coleman, L OBP: 0.333, SLG: 0.400 (1, 3)	0-0 F7			0-0 BB		0-0 F7		0-0 4-3		3	0	0	0	1	0	3											
Johnny Edwards, L OBP: 0.323, SLG: 0.411 (1, 2)	0-3 K			0-0 F7		0-0 4-3		0-0 F7		4	0	0	0	0	1	4											
Cookie Rojas, R OBP: 0.256, SLG: 0.194 (1, 4)	0-0 2H 1B			0-0 1-3		0-0 F6		0-0 6-3		4	0	1	1	0	0	3											
Bob Purkey, R OBP: 0.150, SLG: 0.105 (7, 1)	0-0 F3			0-0 F9		0-3 K			0-0 4-3	3	0	0	0	0	1	1											
Bill Henry, L (8, 1)										0	0	0	0	0	0	0											
Jerry Lynch, L OBP: 0.250, SLG: 0.579 (8, PH)										1	0	0	0	0	0	0											
Inning Stats	R: 5 E: 1 K: 1 S: 10	H: 4 LOB: 1 BB: 1 P: 14	R: 1 E: 0 K: 0 S: 4	H: 1 LOB: 0 BB: 0 P: 4	R: 0 E: 0 K: 0 S: 3	H: 0 LOB: 1 BB: 1 P: 7	R: 0 E: 0 K: 0 S: 3	H: 0 LOB: 0 BB: 0 P: 3	R: 1 E: 0 K: 0 S: 6	H: 3 LOB: 2 BB: 0 P: 6	R: 0 E: 0 K: 1 S: 5	H: 0 LOB: 0 BB: 0 P: 5	R: 0 E: 0 K: 0 S: 3	H: 0 LOB: 0 BB: 0 P: 3	R: 0 E: 0 K: 0 S: 3	H: 0 LOB: 0 BB: 0 P: 3	R: 1 E: 0 K: 1 S: 6	H: 2 LOB: 3 BB: 2 P: 14	1B: 6 2B: 2 3B: 0 HR: 2	SF: 1 SAC: 0 DP: 0 HBP: 0	WP: 0 PB: 0 SB: 3 CS: 0	PA: 41					
PITCHER	IP	WLS	BF	H	R	ER	SO	BB	IBB	HBP	BLK	WP	HR	S	P	ERA	WHIP										
Ray Sadecki, L ERA: 9.64 (1, 1)	0.2		8	4	5	4	1	1	0	0	0	0	2	17	21	4.15	1.154										
Ray Washburn, R ERA: 4.64 (6, 1)	4.1		18	4	2	2	0	1	0	0	0	0	0	5	5	0.00	0.000										
Paul Toth, R ERA: 13.5 (7, 1)	1.0		3	0	0	0	1	0	0	0	0	0	0	3	3	0.00	0.000										
John Anderson, R ERA: 1.42 (8, 1)	1.0		3	0	0	0	0	0	0	0	0	0	0	3	3	0.00	0.000										
Lindy McDaniel, R ERA: 1.69 (8, 1)	1.2	L	9	2	1	1	1	1	1	0	0	0	0	9	17	5.40	1.800										

St. Louis Cardinals @ Cincinnati Reds
Crosley Field, Cincinnati, OH
Sat May 05 1962, 3:33 AM EDT
Att: 5,749 - Unknown

AB	36
R	8
H	10
RBI	8
BB	4
SO	3
LOB	13



Batter	1	2	3	4	5	6	7	8	9	AB	R	H	RBI	BB	SO	LOB	TOP					
Curt Flood, R OBP: 0.389, SLG: 0.567 (1,8)										5	1	2	0	0	1	0						
Julian Javier, R OBP: 0.343, SLG: 0.392 (1,4)										3	1	0	0	2	0	0						
Bill White, L OBP: 0.358, SLG: 0.474 (1,3)										5	0	3	1	0	1	3						
Stan Musial, L OBP: 0.425, SLG: 0.517 (1,9)										3	0	0	1	1	0	5						
Ken Boyer, R OBP: 0.402, SLG: 0.611 (1,5)										5	0	2	1	0	0	5						
Minnie Minoso, R OBP: 0.304, SLG: 0.327 (1,7)										4	0	2	1	0	0	2						
Carl Sawatski, L OBP: 0.471, SLG: 0.607 (1,2)										1	0	0	0	2	0	1						
Charlie James, R OBP: 0.263, SLG: 0.278 (8, PH)										0	0	0	0	0	0	0	AB 35					
Doug Clemens, L OBP: 0.364, SLG: 0.278 (8, PH)										0	0	0	0	0	0	2	R 4					
Don Ferrarese, R OBP: 1.000, SLG: 1.000 (8, 1)										0	0	0	0	0	0	0	H 11					
Lindy McDaniel, R OBP: 1.000, SLG: 1.000 (8, 1)										0	0	0	0	0	0	0	RBI 4					
Julio Gotay, R OBP: 0.360, SLG: 0.400 (1,6)										2	0	0	0	0	0	1	BB 5					
Gene Oliver, R OBP: 0.391, SLG: 0.554 (7, PH)										1	0	0	0	0	3							
Alex Grammas, R OBP: 0.125, SLG: 0.125 (7, 6)										1	0	0	0	0	0	0	SO 3					
Ernie Broglio, R OBP: 0.500, SLG: 0.500 (1,1)										2	0	0	0	0	1	0	LOB 22					
Red Schoendienst, S OBP: 0.500, SLG: 0.444 (8, PH)										1	1	1	0	0	0	0						
Jimmie Schaffer, R OBP: 0.500, SLG: 0.500 (8, 2)										1	1	1	0	0	0	0						
Inning Stats	R: 0 E: 0 K: 0 S: 3	H: 0 LOB: 0 BB: 0 P: 3	R: 0 E: 0 K: 0 S: 3	H: 1 LOB: 1 BB: 1 P: 7	R: 0 E: 0 K: 0 S: 3	H: 0 LOB: 0 BB: 0 P: 3	R: 0 E: 0 K: 0 S: 4	H: 1 LOB: 1 BB: 0 P: 4	R: 0 E: 0 K: 0 S: 2	H: 0 LOB: 0 BB: 1 P: 6	R: 0 E: 0 K: 2 S: 7	H: 0 LOB: 0 BB: 0 P: 7	R: 0 E: 0 K: 0 S: 5	H: 2 LOB: 3 BB: 1 P: 9	R: 3 E: 0 K: 1 S: 9	H: 4 LOB: 2 BB: 1 P: 13	R: 1 E: 0 K: 0 S: 6	H: 3 LOB: 3 BB: 1 P: 10	1B: 10 2B: 1 3B: 0 HR: 0	SF: 1 SAC: 0 DP: 2 HBP: 0	WP: 0 PB: 0 SB: 0 CS: 0	PA: 41
PITCHER	IP	WLS	BF	H	R	ER	SO	BB	IBB	HBP	BLK	WP	HR	S	P	ERA	WHIP					
Joey Jay, R ERA: 4.36 (1, 1)	7.0		29	6	3	3	2	4	0	0	0	0	0	29	45	3.86	1.429					
Bill Henry, L ERA: 2.45 (8, 1)	0.2	L	4	2	0	0	1	0	0	0	0	0	0	6	6	0.00	3.000					
Dave Sisler, R ERA: 3.38 (8, 1)	1.1	W	8	3	1	1	0	1	0	0	0	0	0	7	11	6.75	3.000					

St. Louis Cardinals @ Cincinnati Reds
Crosley Field, Cincinnati, OH
Sun May 06 1962, 3:33 AM EDT
Unknown

AB 35
R 4
H 11
RBI 4
BB 5
SO 3
LOB 22



Batter	1	2	3	4	5	6	7	8	9	AB	R	H	RBI	BB	SO	LOB	BOTTOM				
Don Blasingame, L OBP: 0.404, SLG: 0.295 (1,4)										4	1	2	0	0	0	0					
Eddie Kasko, R OBP: 0.304, SLG: 0.371 (1,5)										4	0	2	0	0	0	1					
Vada Pinson, L OBP: 0.366, SLG: 0.710 (1,8)										3	0	0	0	1	0	2					
Frank Robinson, R OBP: 0.333, SLG: 0.386 (1,9)										3	2	1	0	0	0	3					
Gordy Coleman, L OBP: 0.340, SLG: 0.440 (1,3)										4	1	2	1	0	0	3					
Wally Post, R OBP: 0.417, SLG: 0.625 (1,7)										3	1	1	1	1	1	2					
Johnny Edwards, L OBP: 0.333, SLG: 0.417 (1,2)										4	0	2	1	0	0	2	AB 32				
Leo Cardenas, R OBP: 0.274, SLG: 0.348 (1,6)										4	0	0	0	0	2	4	R 5				
Joey Jay, S OBP: 0.188, SLG: 0.333 (1,1)										3	0	0	0	0	3	3	H 10				
Bill Henry, L ERA: 7.0 (8, 1)										0	0	0	0	0	0	0	RBI 3				
Dave Sisler, R ERA: 1.62 (8, 1)										0	0	0	0	0	0	0	BB 2				
Inning Stats	R: 1 E: 0 K: 0 S: 5	H: 2 LOB: 2 BB: 1 P: 9	R: 0 E: 0 K: 1 S: 5	H: 0 LOB: 0 BB: 0 P: 5	R: 0 E: 0 K: 0 S: 3	H: 1 LOB: 1 BB: 0 P: 3	R: 1 E: 0 K: 2 S: 9	H: 2 LOB: 2 BB: 0 P: 10	R: 0 E: 0 K: 0 S: 4	H: 1 LOB: 1 BB: 0 P: 4	R: 1 E: 0 K: 2 S: 9	H: 2 LOB: 1 BB: 0 P: 9	R: 0 E: 0 K: 0 S: 3	H: 0 LOB: 0 BB: 0 P: 3	R: 2 E: 0 K: 1 S: 6	H: 2 LOB: 0 BB: 1 P: 10	1B: 8 2B: 1 3B: 0 HR: 1	SF: 0 SAC: 0 DP: 0 HBP: 1	WP: 2 PB: 1 SB: 0 CS: 0	PA: 35	
PITCHER	IP	WLS	BF	H	R	ER	SO	BB	IBB	HBP	BLK	WP	HR	S	P	ERA	WHIP				
Ernie Broglio, R ERA: 3.1 (1, 1)	7.0		30	8	3	3	5	1	0	1	0	0	0	38	43	3.86	1.286				
Don Ferrarese, L ERA: 7.0 (8, 1)	0.1	L	4	2	2	1	0	0	1	0	0	0	0	3	7	27.00	6.000				
Lindy McDaniel, R ERA: 1.62 (8, 1)	0.2		1	0	0	0	1	0	0	0	0	1	0	3	3	0.00	0.000				

St. Louis Cardinals @ Cincinnati Reds
Crosley Field, Cincinnati, OH
Sun May 06 1962, 3:33 AM EDT
Unknown

AB 32
R 5
H 10
RBI 3
BB 2
SO 6
LOB 20



Batter	1	2	3	4	5	6	7	8	9	AB	R	H	RBI	BB	SO	LOB	TOP			
Curt Flood, R OBP: 0.374, SLG: 0.543 (1,8)	0-0 1-3		0-0 6-3		0-0 6-3			0-0 F6		4	0	0	0	0	0	1				
Julian Javier, R OBP: 0.339, SLG: 0.386 (1,4)	0-0 1-3		0-0 F8			0-0 F9			0-0 WP BB HR 1B	4	1	1	0	0	0	0				
Bill White, L OBP: 0.354, SLG: 0.459 (1,3)	0-0 F9			0-0 F8		0-0 F9			4-0 BB BB BB 1-3 HR BB	3	1	0	0	1	0	0				
Stan Musial, L OBP: 0.442, SLG: 0.578 (1,9)		0-0 SH3 BB 1B		0-0 FC6-4 1B		0-0 F5			0-0 1-H 3-H HR	4	1	3	3	0	0	0				
Don Landrum, L OBP: 0.339, SLG: 0.370 (9,9)										0	0	0	0	0	0	0				
Ken Boyer, R OBP: 0.396, SLG: 0.591 (1,5)		4-0 SH3 BB 1-2		0-0 F9				0-0 F9	0-0 6-3	3	0	0	0	1	0	1				
Minnie Minoso, R OBP: 0.288, SLG: 0.309 (1,7)		0-0 SH3 1-2 2-3		0-0 FC6-4 1-2				0-3 K	0-0 6-3	3	0	0	0	0	1	1				
Gene Oliver, R OBP: 0.356, SLG: 0.517 (1,2)		0-3 K				0-0 F7		0-0 F3	0-0 F2	4	0	0	0	0	1	2				
Julio Gotay, R OBP: 0.359, SLG: 0.397 (1,6)		0-0 F2				0-0 SH1-3 1B		0-0 F6		3	0	1	0	0	0	2				
Bob Gibson, R OBP: 0.200, SLG: 0.111 (1,1)			0-0 F8		0-0 SH1-3 1-2			0-3 K		2	0	0	0	0	1	0				
Inning Stats	R: 0 E: 0 K: 1 S: 3	H: 0 LOB: 0 BB: 0 P: 3	R: 0 E: 0 K: 1 S: 6	H: 1 LOB: 2 BB: 1 P: 10	R: 0 E: 0 K: 0 S: 3	H: 0 LOB: 0 BB: 0 P: 3	R: 0 E: 0 K: 0 S: 4	H: 1 LOB: 1 BB: 0 P: 4	R: 0 E: 0 K: 0 S: 4	H: 0 LOB: 0 BB: 0 P: 3	R: 0 E: 0 K: 1 S: 5	H: 0 LOB: 0 BB: 0 P: 5	R: 0 E: 0 K: 1 S: 5	H: 0 LOB: 0 BB: 0 P: 5	R: 3 E: 0 K: 0 S: 5	H: 2 LOB: 0 BB: 1 P: 9	1B: 4 2B: 0 3B: 0 HR: 1	SF: 0 SAC: 2 DP: 0 HBP: 0	WP: 1 PB: 0 SB: 0 CS: 0	PA: 34
PITCHER Moe Drabowsky, R ERA: 6.35 (1,1)	IP: 9.0 WLS: L BF: 34	H: 5 R: 3 ER: 3 SO: 3	BB: 2 IBB: 0 HBP: 0 BLK: 0	WP: 1 HR: 1 S: 38 P: 46	ERA: 3.00 WHIP: 0.778															

St. Louis Cardinals @ Cincinnati Reds
Crosley Field, Cincinnati, OH
Sun May 06 1962, 3:38 AM EDT
Att: 19,823 - Unknown

AB 30
R 3
H 5
RBI 3
BB 2
SO 3
LOB 7



Batter	1	2	3	4	5	6	7	8	9	AB	R	H	RBI	BB	SO	LOB	BOTTOM			
Don Blasingame, L OBP: 0.410, SLG: 0.298 (1,4)	4-0 BB		0-0 1B		0-0 1-3			0-0 F8		3	0	1	0	1	0	0				
Eddie Kasko, R OBP: 0.292, SLG: 0.356 (1,5)	0-0 F9		0-3 K		0-0 F8			0-0 6-3		4	0	0	0	0	1	2				
Vada Pinson, L OBP: 0.362, SLG: 0.691 (1,8)	0-3 K			0-3 K		0-0 1-3			0-0 G6-4-3 1B	4	0	1	0	0	2	1				
Frank Robinson, R OBP: 0.320, SLG: 0.368 (1,9)	0-0 F8			0-0 F3		0-0 1-3			0-0 F7	4	0	0	0	0	0	2				
Gordy Coleman, L OBP: 0.337, SLG: 0.432 (1,3)		0-0 6-3		0-0 1B 1B 1B		0-3 K			0-0 G6-4-3 1-2	4	0	1	0	0	1	1				
Wally Post, R OBP: 0.414, SLG: 0.613 (1,7)		0-3 K		0-0 1B 1-2 1B			0-0 4-3			3	0	1	0	0	1	0				
Johnny Edwards, L OBP: 0.333, SLG: 0.413 (1,2)		0-0 F7		0-0 1-2 2-3 1B		0-0 F5				3	0	1	0	0	0	0				
Leo Cardenas, R OBP: 0.263, SLG: 0.333 (1,6)			0-0 1-3		0-0 F6		0-0 F5			3	0	0	0	0	0	3				
Moe Drabowsky, R (1,1)			0-3 K		0-3 K			0-3 K		3	0	0	0	0	3	0				
Inning Stats	R: 0 E: 0 K: 1 S: 5	H: 0 LOB: 1 BB: 1 P: 9	R: 0 E: 0 K: 1 S: 5	H: 0 LOB: 0 BB: 0 P: 5	R: 0 E: 0 K: 2 S: 8	H: 1 LOB: 1 BB: 0 P: 8	R: 0 E: 0 K: 1 S: 8	H: 3 LOB: 3 BB: 0 P: 8	R: 0 E: 0 K: 1 S: 5	H: 0 LOB: 0 BB: 0 P: 5	R: 0 E: 0 K: 1 S: 5	H: 0 LOB: 0 BB: 0 P: 5	R: 0 E: 0 K: 1 S: 5	H: 0 LOB: 0 BB: 0 P: 5	R: 0 E: 0 K: 0 S: 3	H: 1 LOB: 0 BB: 0 P: 3	1B: 5 2B: 0 3B: 0 HR: 0	SF: 0 SAC: 0 DP: 1 HBP: 0	WP: 0 PB: 0 SB: 0 CS: 0	PA: 32
PITCHER Bob Gibson, R ERA: 3.28 (1,1)	IP: 9.0 WLS: W BF: 32	H: 5 R: 0 ER: 0 SO: 8	BB: 1 IBB: 0 HBP: 0 BLK: 0	WP: 0 HR: 0 S: 47 P: 51	ERA: 0.00 WHIP: 0.667															

St. Louis Cardinals @ Cincinnati Reds
Crosley Field, Cincinnati, OH
Sun May 06 1962, 3:38 AM EDT
Att: 19,823 - Unknown

AB 31
R 0
H 5
RBI 0
BB 1
SO 8
LOB 9




Batter	1	2	3	4	5	6	7	8	9	AB	R	H	RBI	BB	SO	LOB	TOP			
Harvey Kuenn, R (1, 7) OBP: 0.459, SLG: 0.508 Tom Haller, L (8, 2) OBP: 0.455, SLG: 0.833	0-0 1B 2B 1B		4-0 FC5 1B BB		0-0 1-3		0-0 6-3		0-3 K	3	1	1	0	1	0	1	San Francisco Giants @ St. Louis Cardinals Sportsman's Park, St. Louis, MO Tue May 08 1962, 8:05 PM EDT Att: 14,618 - Unknown - 71 F			
Chuck Hiller, L (1, 4) OBP: 0.342, SLG: 0.342	0-0 1-3 2B 1B		0-0 1-2 1B		0-0 F8		0-0 6-3		0-0 F8	5	1	2	0	0	0	1				
Willie Mays, R (1, 8) OBP: 0.429, SLG: 0.670	0-0 F3		0-0 F9			4-0 FC4-6 BB		0-0 F9		3	0	0	0	1	0	4				
Orlando Cepeda, R (1, 3) OBP: 0.378, SLG: 0.619	0-0 1-H 3-H 2B		0-0 F8			0-0 FC4-6 1B		0-0 2B 2B		4	1	2	2	0	0	3				
Felipe Alou, R (1, 9) OBP: 0.385, SLG: 0.523	0-0 5-3		0-0 FC5 2-SF			0-0 1-2 1B		0-0 2-H 2B		4	1	2	1	0	0	3				
Ed Bailey, L (1, 2) OBP: 0.422, SLG: 0.643 Manny Mota, R (8, PR) OBP: 0.361, SLG: 0.333	0-3 K		0-0 F4			0-3 K		0-0 2-H 1B		4	0	1	1	0	2	3				
Jose Pagan, R (1, 6) OBP: 0.324, SLG: 0.422		0-0 6-3		0-3 K		0-0 F9		0-0 1-2 F8		4	0	0	0	0	1	3				
Jim Davenport, R (1, 5) OBP: 0.379, SLG: 0.465		0-3 K		0-0 6-3			0-0 SH3-4 1B	0-0 4-3		4	0	1	0	0	1	2				
Juan Marichal, R (1, 1) OBP: 0.263, SLG: 0.235		0-3 K		0-0 F4			0-0 SH3-4 1-2	0-0 F3		3	0	0	0	0	1	0				
Inning Stats	R: 2 E: 0 K: 1 S: 8	H: 3 LOB: 1 BB: 0 P: 8	R: 0 E: 0 K: 0 S: 7	H: 0 LOB: 0 BB: 0 P: 7	R: 0 E: 0 K: 0 S: 4	H: 1 LOB: 2 BB: 1 P: 8	R: 0 E: 0 K: 1 S: 5	H: 0 LOB: 0 BB: 0 P: 5	R: 0 E: 0 K: 0 S: 3	H: 1 LOB: 2 BB: 1 P: 10	R: 0 E: 0 K: 0 S: 4	H: 1 LOB: 1 BB: 0 P: 4	R: 2 E: 0 K: 0 S: 6	H: 3 LOB: 3 BB: 0 P: 6	R: 0 E: 0 K: 1 S: 5	H: 0 LOB: 0 BB: 0 P: 5	1B: 6 2B: 3 3B: 0 HR: 0	SF: 0 SAC: 1 DP: 0 HBP: 0	WP: 0 PB: 0 SB: 0 CS: 0	PA: 38
PITCHER	IP WLS BF H R ER SO BB IBB HBP BLK WP HR S P ERA WHIP	IP WLS BF H R ER SO BB IBB HBP BLK WP HR S P ERA WHIP																		
Larry Jackson, R (1, 1) ERA: 3.86 Ed Bauta, R (8, 1) ERA:	7.1 L 33 9 4 4 5 2 0 0 0 0 0 0 41 49 4.91 1.500	1.2 5 0 0 0 1 0 0 0 0 1 0 0 7 7 0.00 0.000																		


Batter	1	2	3	4	5	6	7	8	9	AB	R	H	RBI	BB	SO	LOB	BOTTOM					
Curt Flood, R (1, 8) OBP: 0.356, SLG: 0.520	0-0 6-3		0-0 5-3		0-0 SF7 1-2 3-H		0-0 F2		0-3 K	4	0	0	1	0	1	1	San Francisco Giants @ St. Louis Cardinals Sportsman's Park, St. Louis, MO Tue May 08 1962, 8:05 PM EDT Att: 14,618 - Unknown - 71 F					
Julian Javier, R (1, 4) OBP: 0.336, SLG: 0.375	0-0 6-3		0-0 1-3			0-0 6-3		4-0 FC6-5 BLK BB		3	0	0	0	1	0	0						
Bill White, L (1, 3) OBP: 0.350, SLG: 0.446	4-0 BB BB			0-0 F6		0-0 F8		0-0 1-2 F7		3	0	0	0	1	0	1						
Stan Musial, L (1, 9) OBP: 0.457, SLG: 0.642	4-0 1-2 BB			0-0 PB 2B		0-0 HR		0-0 F5		3	1	2	1	1	0	1						
Ken Boyer, R (1, 5) OBP: 0.391, SLG: 0.588	0-3 K			0-0 F8		0-0 2B		0-0 FC6-5-4 2-3		4	0	1	0	0	1	4						
Minnie Minoso, R (1, 7) OBP: 0.286, SLG: 0.293		0-0 F9		0-0 F2 2-3		4-0 BB		0-0 5-3		3	0	0	0	1	0	1						
Carl Sawatski, L (1, 2) OBP: 0.447, SLG: 0.656	0-0 F3				0-0 G3		0-0 F6		0-0 HR	4	1	1	1	0	0	2						
Julio Gotay, R (1, 6) OBP: 0.358, SLG: 0.387 Doug Clemens, L (9, PH) OBP: 0.391, SLG: 0.316	0-0 F9				4-0 E S SF7 BB		0-0 F8		0-0 1B	2	1	0	0	1	0	0						
Larry Jackson, R (1, 1) OBP: 0.300, SLG: 0.176 Ed Bauta, R (8, 1) OBP: 0.333, SLG: 0.333 Red Schoendienst, S (9, PH) OBP: 0.455, SLG: 0.400	0-0 F8				4-0 1-3 BB		0-0 F8		0-0 F7	2	0	0	0	1	0	0						
Inning Stats	R: 0 E: 0 K: 1 S: 5	H: 0 LOB: 2 BB: 2 P: 13	R: 0 E: 0 K: 0 S: 3	H: 0 LOB: 0 BB: 0 P: 3	R: 0 E: 0 K: 0 S: 3	H: 0 LOB: 0 BB: 0 P: 3	R: 0 E: 0 K: 0 S: 4	H: 1 LOB: 1 BB: 0 P: 4	R: 1 E: 0 K: 0 S: 2	H: 0 LOB: 1 BB: 2 P: 10	R: 1 E: 0 K: 0 S: 5	H: 2 LOB: 2 BB: 1 P: 9	R: 0 E: 0 K: 0 S: 3	H: 0 LOB: 0 BB: 0 P: 3	R: 0 E: 0 K: 0 S: 3	H: 0 LOB: 1 BB: 1 P: 7	R: 1 E: 0 K: 1 S: 7	H: 2 LOB: 1 BB: 0 P: 7	1B: 1 2B: 2 3B: 0 HR: 2	SF: 1 SAC: 0 DP: 0 HBP: 0	WP: 0 PB: 1 SB: 1 CS: 0	PA: 37
PITCHER	IP WLS BF H R ER SO BB IBB HBP BLK WP HR S P ERA WHIP	IP WLS BF H R ER SO BB IBB HBP BLK WP HR S P ERA WHIP																				
Juan Marichal, R (1, 1) ERA: 2.91	9.0 W 37 5 3 2 2 6 0 0 1 0 0 2 35 59 2.00 1.222																					



Batter	1	2	3	4	5	6	7	8	9	AB	R	H	RBI	BB	SO	LOB	TOP					
Harvey Kuenn, R OBP: 0.436, SLG: 0.478 (1, 7)	0-0 4-3		0-0 F7		0-0 4-3			0-0 4-3		4	0	0	0	0	0	2	San Francisco Giants @ St. Louis Cardinals Sportsman's Park, St. Louis, MO Wed May 09 1962, 8:05 PM EDT Att: 12,421 - Unknown - 65 F livebaseballscorecards.com					
Chuck Hiller, L OBP: 0.339, SLG: 0.339 (1, 4)	0-0 1B		0-0 G4-6-3			0-0 G3		0-0 G3		4	0	1	0	0	0	1						
Willie Mays, R OBP: 0.423, SLG: 0.653 (1, 8)	0-0 F8			0-3 K		0-0 F9		0-0 1B		4	0	1	0	0	1	1						
Orlando Cepeda, R OBP: 0.374, SLG: 0.633 (1, 3)	0-0 F2			0-0 HR		0-3 K		0-3 K		4	1	1	1	0	2	2						
Felipe Alou, R OBP: 0.380, SLG: 0.522 (1, 9)		0-0 FC1-5 2B		0-0 F8			0-0 F5		0-0 F9	4	0	1	0	0	0	0						
Tom Haller, L OBP: 0.417, SLG: 0.750 Jim Duffalo, R (4, 1)	0-0 FC1-5 1B			0-3 K					0-0 F8	2	0	0	0	0	0	1						
Mike McCormick, L OBP: 0.500, SLG: 2.000 Bob Nieman, R (9, FH)	2-3 1B								0-0 HR	1	1	1	1	0	0	0						
Jose Pagan, R OBP: 0.321, SLG: 0.415 (1, 6)	0-0 G6-4-3 1B				0-0 5-3		0-0 F8		0-0 F6	4	0	1	0	0	0	0						
Jim Davenport, R OBP: 0.388, SLG: 0.506 (1, 5)	0-0 G6-4-3				0-0 FC4-6 1B					3	1	2	1	0	0	2						
Jack Sanford, R OBP: 0.188, SLG: 0.200 Ed Bailey, L OBP: 0.413, SLG: 0.625 (4, 2)	0-0 G4-6-3 1B				0-0 FC4-6 PB		0-0 4-3			1	0	1	0	0	0	0						
2	0	0	0	0	0	0	0	0	0	0	0	0	0	0	0	0		1				
Inning Stats	R: 0 E: 0 K: 0 S: 4	H: 1 LOB: 1 BB: 0 P: 4	R: 0 E: 0 K: 0 S: 4	H: 2 LOB: 1 BB: 0 P: 4	R: 0 E: 0 K: 0 S: 3	H: 1 LOB: 0 BB: 0 P: 3	R: 1 E: 0 K: 2 S: 8	H: 1 LOB: 0 BB: 0 P: 8	R: 0 E: 0 K: 0 S: 4	H: 1 LOB: 1 BB: 0 P: 4	R: 0 E: 0 K: 1 S: 5	H: 0 LOB: 0 BB: 0 P: 5	R: 2 E: 0 K: 0 S: 5	H: 2 LOB: 0 BB: 0 P: 5	R: 0 E: 0 K: 1 S: 6	H: 1 LOB: 1 BB: 0 P: 6		R: 0 E: 0 K: 0 S: 3	H: 0 LOB: 0 BB: 0 P: 3	1B: 5 2B: 1 3B: 0 HR: 3	SF: 0 SAC: 0 DP: 2 HBP: 0	WP: 0 PB: 1 SB: 0 CS: 0
PITCHER Curt Simmons, L ERA: 1.6 (1, 1)	IP: 9.0 WLS: W BF: 34 H: 9 R: 3 ER: 3 SO: 4 BB: 0 IBB: 0 HBP: 0 BLK: 0 WP: 0 HR: 3 S: 42 P: 42 ERA: 3.00 WHIP: 1.000															PITCHER						

Batter	1	2	3	4	5	6	7	8	9	AB	R	H	RBI	BB	SO	LOB	BOTTOM						
Curt Flood, R OBP: 0.367, SLG: 0.544 (1, 8)	0-0 4-3 3B	0-0 1-3		0-3 K		0-0 WP 2H 1B		0-0 1B		5	1	3	1	0	1	1	San Francisco Giants @ St. Louis Cardinals Sportsman's Park, St. Louis, MO Wed May 09 1962, 8:05 PM EDT Att: 12,421 - Unknown - 65 F livebaseballscorecards.com						
Julian Javier, R OBP: 0.322, SLG: 0.358 (1, 4)	0-0 4-3		0-3 K	0-0 F9		0-0 F7		0-0 F5		5	0	0	1	0	1	3							
Bill White, L OBP: 0.364, SLG: 0.447 (1, 3)	0-0 4-3		0-0 1B		4-0 G4-3 1B BB	4-0 S BB				2	1	1	0	2	0	0							
Stan Musial, L OBP: 0.459, SLG: 0.634 (1, 9)	0-0 WP 1B BB		0-0 G4-3 1B	0-0 E4	0-0 G4-3	0-0 F9				4	1	2	0	0	0	3							
Ken Boyer, R OBP: 0.386, SLG: 0.570 (1, 5)	4-0 1B WP BB		0-0 G4-3	0-0 G4-3			0-0 F8			3	1	0	0	1	0	4							
Carl Sawatski, L OBP: 0.476, SLG: 0.750 Jimmie Schaffer, R OBP: 0.500, SLG: 0.500 (8, 2)	0-0 1B			0-0 HR	0-0 1B		0-0 F9			4	1	3	4	0	0	0							
Minnie Minoza, R OBP: 0.269, SLG: 0.274 (1, 7)	0-3 K			0-0 F7	0-0 F8		0-3 K			4	0	0	0	0	2	2							
Julio Gotay, R OBP: 0.365, SLG: 0.392 (1, 6)		0-0 F8		0-0 S 2B 1B		0-0 SH1-4 1B 1B		0-0 5-3		4	2	2	0	0	0	0							
Curt Simmons, L OBP: 0.474, SLG: 0.438 (1, 1)	0-0 5-3			0-0 1H 2B		0-0 SH1-4		0-0 4-3		3	0	1	1	0	0	0							
3	0	0	0	0	0	0	0	0	0	0	0	0	0	0	0	0		0					
Inning Stats	R: 3 E: 0 K: 1 S: 8	H: 3 LOB: 1 BB: 1 P: 12	R: 0 E: 0 K: 0 S: 3	H: 0 LOB: 0 BB: 0 P: 3	R: 0 E: 0 K: 1 S: 6	H: 2 LOB: 1 BB: 0 P: 6	R: 2 E: 0 K: 1 S: 8	H: 3 LOB: 1 BB: 0 P: 8	R: 1 E: 1 K: 0 S: 4	H: 1 LOB: 1 BB: 1 P: 8	R: 1 E: 0 K: 0 S: 5	H: 2 LOB: 2 BB: 1 P: 9	R: 0 E: 0 K: 1 S: 5	H: 0 LOB: 0 BB: 0 P: 5	R: 0 E: 0 K: 0 S: 4	H: 1 LOB: 1 BB: 0 P: 4		R: 0 E: 0 K: 0 S: 3	H: 0 LOB: 0 BB: 0 P: 3	1B: 9 2B: 1 3B: 1 HR: 1	SF: 0 SAC: 1 DP: 2 HBP: 0	WP: 3 PB: 0 SB: 2 CS: 0	PA: 38
PITCHER Jack Sanford, R ERA: 4.58 Jim Duffalo, R ERA: 2.51 Mike McCormick, L ERA: 8.53 (1, 1)	IP: 3.1 WLS: L BF: 17 H: 7 R: 5 ER: 5 SO: 2 BB: 1 IBB: 0 HBP: 0 BLK: 0 WP: 0 HR: 1 S: 20 P: 24 ERA: 13.50 WHIP: 2.400															PITCHER							

Batter	1	2	3	4	5	6	7	8	9	AB	R	H	RBI	BB	SO	LOB	TOP											
Chuck Hiller, L <small>(1, 4)</small> <small>OBP: 0.349, SLG: 0.345</small>	F7		1-6-3		HR		S		1-2	4	1	2	1	0	0	1	San Francisco Giants @ St. Louis Cardinals Sportsman's Park, St. Louis, MO <small>Thu May 10 1962, 8:05 PM EDT</small> <small>Att: 15,567 - Unknown - 85 F</small>											
Willie Mays, R <small>(1, 8)</small> <small>OBP: 0.414, SLG: 0.629</small>	F8			F3	F4		BB		F9	4	0	0	0	1	0	4												
Willie McCovey, L <small>(1, 9)</small> <small>OBP: 0.529, SLG: 1.000</small> Manny Mota, R <small>(7, PH)</small> <small>(7, 7)</small> <small>OBP: 0.342, SLG: 0.314</small>	3-1			2B	HR		K		G5-3	3	2	2	3	0	0	0												
Orlando Cepeda, R <small>(1, 3)</small> <small>OBP: 0.378, SLG: 0.637</small>		G4-6-3		2B	1-3		F7			4	1	2	0	0	0	2												
Felipe Alou, R <small>(1, 7)</small> <small>(7, 9)</small> <small>OBP: 0.376, SLG: 0.521</small>		K		4-3		6-3			K	4	0	1	2	0	2	1												
Ed Bailey, L <small>(1, 2)</small> <small>OBP: 0.406, SLG: 0.600</small>		G4-6-3		4-3			S		K	3	0	0	0	1	1	2												
Jose Pagan, R <small>(1, 6)</small> <small>OBP: 0.319, SLG: 0.409</small>			F8	6-3			K		CS	4	0	1	0	0	1	2												
Jim Davenport, R <small>(1, 5)</small> <small>OBP: 0.392, SLG: 0.500</small>			SH5-4		F9		F8		CS	3	1	1	0	1	0	1												
Billy O'Dell, S <small>(1, 1)</small> <small>OBP: 0.250, SLG: 0.167</small>			SH5-4		E7		K		G5-3	3	1	2	0	0	1	0												
Inning Stats	R: 0 E: 0 K: 0 S: 3	H: 0 LOB: 0 BB: 0 P: 3	R: 0 E: 0 K: 1 S: 5	H: 1 LOB: 0 BB: 0 P: 5	R: 0 E: 0 K: 0 S: 3	H: 0 LOB: 1 BB: 1 P: 7	R: 2 E: 0 K: 0 S: 6	H: 3 LOB: 1 BB: 0 P: 6	R: 3 E: 1 K: 0 S: 5	H: 2 LOB: 0 BB: 0 P: 6	R: 0 E: 0 K: 1 S: 5	H: 0 LOB: 1 BB: 1 P: 9	R: 0 E: 0 K: 2 S: 8	H: 1 LOB: 2 BB: 1 P: 12	R: 0 E: 0 K: 2 S: 7	H: 1 LOB: 0 BB: 0 P: 7		R: 1 E: 0 K: 0 S: 5	H: 3 LOB: 1 BB: 0 P: 5	1B: 8 2B: 2 3B: 0 HR: 1	SF: 0 SAC: 1 DP: 2 HBP: 1	WP: 0 PB: 0 CS: 2 CS: 1	PA: 40					
PITCHER	IP	WLS	BF	H	R	ER	SO	BB	IBB	HBP	BLK	WP	HR	S	P	ERA	WHIP											
Bob Gibson, R <small>(1, 1)</small> <small>ERA: 4.02</small>	4.2	L	21	6	5	5	1	1	0	1	0	0	0	1	21	26	9.64	1.500										
Ray Washburn, R <small>(5, 1)</small> <small>ERA: 4.46</small>	1.1		5	0	0	0	1	1	0	0	0	0	0	6	10	0.00	0.750											
Bobby Shantz, L <small>(7, 1)</small> <small>ERA: 1.19</small>	2.0		8	2	0	0	4	1	0	0	0	0	0	15	19	0.00	1.500											
Lindy McDaniel, R <small>(9, 1)</small> <small>ERA: 2.04</small>	1.0		5	3	1	1	0	0	0	0	0	0	0	5	5	9.00	3.000											

Batter	1	2	3	4	5	6	7	8	9	AB	R	H	RBI	BB	SO	LOB	BOTTOM										
Curt Flood, R <small>(1, 8)</small> <small>OBP: 0.372, SLG: 0.538</small>	E4		K			FC4				3	0	1	0	1	1	1	San Francisco Giants @ St. Louis Cardinals Sportsman's Park, St. Louis, MO <small>Thu May 10 1962, 8:05 PM EDT</small> <small>Att: 15,567 - Unknown - 85 F</small>										
Julian Javier, R <small>(1, 4)</small> <small>OBP: 0.312, SLG: 0.345</small>	G4-6-3		5-3			F4		F8		4	0	0	0	0	0	5											
Ken Boyer, R <small>(1, 5)</small> <small>OBP: 0.381, SLG: 0.558</small>				F9		FC4		K		4	0	1	0	0	1	2											
Stan Musial, L <small>(1, 9)</small> <small>OBP: 0.438, SLG: 0.600</small>				F3		5-3				4	0	0	0	0	1	3											
Gene Oliver, R <small>(1, 2)</small> <small>OBP: 0.343, SLG: 0.492</small>		F9		F8			F7			3	0	0	0	0	0	0											
Minnie Minoza, R <small>(1, 7)</small> <small>OBP: 0.257, SLG: 0.262</small>		F4			F7		F9			3	0	0	0	0	0	0											
Bill White, L <small>(1, 3)</small> <small>OBP: 0.355, SLG: 0.434</small>					F8		4-3			3	0	0	0	0	1	0											
Julio Gotay, R <small>(1, 6)</small> <small>OBP: 0.352, SLG: 0.378</small>			K			F8		K		3	0	0	0	0	2	0											
Bob Gibson, R <small>(1, 1)</small> <small>OBP: 0.273, SLG: 0.200</small> Ray Washburn, R <small>(5, 1)</small> <small>OBP: 0.207, SLG: 0.214</small> Charlie James, R <small>(6, PH)</small> <small>OBP: 0.300, SLG: 0.316</small> Bobby Shantz, R <small>(7, 1)</small> <small>OBP: 0.270, SLG: 0.282</small> Red Schoendienst, S <small>(8, PH)</small> <small>OBP: 0.170, SLG: 0.182</small> Lindy McDaniel, R <small>(9, 1)</small> <small>OBP: 0.250, SLG: 0.167</small>						FC4		K2-3		1	0	1	0	0	0	0											
Inning Stats	R: 0 E: 1 K: 1 S: 6	H: 1 LOB: 1 BB: 0 P: 6	R: 0 E: 0 K: 1 S: 5	H: 0 LOB: 0 BB: 0 P: 5	R: 0 E: 0 K: 2 S: 8	H: 1 LOB: 1 BB: 0 P: 8	R: 0 E: 0 K: 0 S: 3	H: 0 LOB: 0 BB: 0 P: 3	R: 0 E: 0 K: 0 S: 3	H: 0 LOB: 0 BB: 0 P: 3	R: 0 E: 0 K: 0 S: 5	H: 2 LOB: 2 BB: 0 P: 5	R: 0 E: 0 K: 0 S: 3	H: 0 LOB: 0 BB: 0 P: 3	R: 0 E: 0 K: 2 S: 7	H: 0 LOB: 1 BB: 1 P: 11		R: 0 E: 0 K: 1 S: 4	H: 0 LOB: 0 BB: 0 P: 4	1B: 4 2B: 0 3B: 0 HR: 0	SF: 0 SAC: 0 DP: 1 HBP: 0	WP: 0 PB: 0 CS: 0	PA: 31				
PITCHER	IP	WLS	BF	H	R	ER	SO	BB	IBB	HBP	BLK	WP	HR	S	P	ERA	WHIP										
Billy O'Dell, L <small>(1, 1)</small> <small>ERA: 3.29</small>	8.2	W	31	4	0	0	7	1	0	0	0	0	0	44	48	0.00	0.577										

Batter	1	2	3	4	5	6	7	8	9	AB	R	H	RBI	BB	SO	LOB	TOP						
Maury Wills, S OBP: 0.292, SLG: 0.285 (1, 6)										4	0	3	1	1	0	2	Los Angeles Dodgers @ St. Louis Cardinals Sportsman's Park, St. Louis, MO Fri May 11 1962, 8:05 PM EDT Att: 14,306 - Unknown livebaseballscorecards.com						
Jim Gilliam, S OBP: 0.326, SLG: 0.316 (1, 5)										4	0	1	0	1	0	2							
Willie Davis, L OBP: 0.411, SLG: 0.570 (3, PH)										0	0	0	0	0	0	0							
Lee Walls, R OBP: 0.379, SLG: 0.360 (3, 7)										4	0	0	0	0	0	5							
Tommy Davis, R OBP: 0.333, SLG: 0.574 (3, 8)										5	0	0	0	0	0	4							
Frank Howard, R OBP: 0.318, SLG: 0.465 (1, 9)										5	2	3	0	0	2	0							
Wally Moon, L OBP: 0.389, SLG: 0.372 (1, 3)										3	3	2	0	2	0	1							
Tim Harkness, L OBP: 0.357, SLG: 0.440 (9, 3)										0	0	0	0	0	0	0							
John Roseboro, L OBP: 0.449, SLG: 0.491 (1, 2)										5	1	4	1	0	0	1							
Larry Burditt, R OBP: 0.321, SLG: 0.542 (1, 4)										2	1	2	3	1	0	0							
Stan Williams, R (1, 1)										2	0	0	0	0	1	2							
Daryl Spencer, R OBP: 0.375, SLG: 0.383 (6, PH)										0	0	0	0	0	0	0							
Duke Snider, L OBP: 0.462, SLG: 0.627 (6, PH)										1	1	1	3	0	0	0							
Ed Roebuck, R (6, 1)										0	0	0	0	0	0	0							
Ron Perranoski, L (6, 1)										1	0	0	0	0	0	2							
Inning Stats	R: 0 E: 0 K: 0 S: 5	H: 0 LOB: 1 BB: 1 P: 13	R: 1 E: 0 K: 1 S: 8	H: 1 LOB: 0 BB: 1 P: 17	R: 0 E: 1 K: 0 S: 6	H: 2 LOB: 2 BB: 0 P: 10	R: 1 E: 0 K: 2 S: 10	H: 3 LOB: 2 BB: 0 P: 15	R: 0 E: 0 K: 0 S: 9	H: 1 LOB: 1 BB: 0 P: 14	R: 4 E: 0 K: 0 S: 16	H: 4 LOB: 2 BB: 2 P: 32	R: 2 E: 0 K: 0 S: 12	H: 4 LOB: 1 BB: 0 P: 14	R: 0 E: 0 K: 0 S: 8	H: 0 LOB: 0 BB: 0 P: 12	R: 0 E: 0 K: 0 S: 7	H: 1 LOB: 0 BB: 1 P: 14	1B: 14 2B: 1 3B: 1 HR: 0	SF: 1 SAC: 0 DP: 3 HBP: 1	WP: 0 PB: 0 CS: 3 SB: 1	PA: 44	
PITCHER	IP WLS BF H R ER SO BB IBB HBP BLK WP HR S P ERA WHIP	IP WLS BF H R ER SO BB IBB HBP BLK WP HR S P ERA WHIP	IP WLS BF H R ER SO BB IBB HBP BLK WP HR S P ERA WHIP	IP WLS BF H R ER SO BB IBB HBP BLK WP HR S P ERA WHIP	IP WLS BF H R ER SO BB IBB HBP BLK WP HR S P ERA WHIP	IP WLS BF H R ER SO BB IBB HBP BLK WP HR S P ERA WHIP	IP WLS BF H R ER SO BB IBB HBP BLK WP HR S P ERA WHIP	IP WLS BF H R ER SO BB IBB HBP BLK WP HR S P ERA WHIP	IP WLS BF H R ER SO BB IBB HBP BLK WP HR S P ERA WHIP	IP WLS BF H R ER SO BB IBB HBP BLK WP HR S P ERA WHIP	IP WLS BF H R ER SO BB IBB HBP BLK WP HR S P ERA WHIP	IP WLS BF H R ER SO BB IBB HBP BLK WP HR S P ERA WHIP	IP WLS BF H R ER SO BB IBB HBP BLK WP HR S P ERA WHIP	IP WLS BF H R ER SO BB IBB HBP BLK WP HR S P ERA WHIP	IP WLS BF H R ER SO BB IBB HBP BLK WP HR S P ERA WHIP	IP WLS BF H R ER SO BB IBB HBP BLK WP HR S P ERA WHIP	IP WLS BF H R ER SO BB IBB HBP BLK WP HR S P ERA WHIP	IP WLS BF H R ER SO BB IBB HBP BLK WP HR S P ERA WHIP	IP WLS BF H R ER SO BB IBB HBP BLK WP HR S P ERA WHIP	1B: 7 2B: 2 3B: 0 HR: 0	SF: 0 SAC: 0 DP: 1 HBP: 0	WP: 1 PB: 0 CS: 0 SB: 2	PA: 38
Ray Sadecki, L ERA: 9.31 (1, 1)	5.1 L	26 9	5 5	3 3	0 0	1 0	0 0	0 0	0 0	0 0	12 22	13.50 4.500	6.00 2.000										
Ed Bauta, R ERA: 0.51 (6, 1)	0.2	5	2	1	1	0	1	0	0	0	0	0	0										
Don Ferrarese, L ERA: 6.75 (7, 1)	3.0	12	5	2	2	0	1	0	0	0	0	0	0										

Batter	1	2	3	4	5	6	7	8	9	AB	R	H	RBI	BB	SO	LOB	BOTTOM						
Curt Flood, R OBP: 0.364, SLG: 0.523 (1, 8)										5	0	1	1	0	0	1	Los Angeles Dodgers @ St. Louis Cardinals Sportsman's Park, St. Louis, MO Fri May 11 1962, 8:05 PM EDT Att: 14,306 - Unknown livebaseballscorecards.com						
Julian Javier, R OBP: 0.300, SLG: 0.331 (1, 4)										5	0	0	0	0	0	2							
Bill White, L OBP: 0.352, SLG: 0.436 (1, 3)										4	1	1	0	0	1	1							
Stan Musial, L OBP: 0.430, SLG: 0.577 (1, 9)										3	1	0	0	1	1	1							
Ken Boyer, R OBP: 0.385, SLG: 0.547 (1, 5)										2	1	0	0	2	0	1							
Carl Sawetski, L OBP: 0.500, SLG: 0.775 (1, 2)										4	1	3	3	0	1	1							
Minnie Minoso, R OBP: 0.250, SLG: 0.254 (1, 7)										2	0	0	0	0	1	2							
Doug Clemens, L OBP: 0.440, SLG: 0.381 (6, 7)										2	0	2	1	0	0	0							
Julio Gotay, R OBP: 0.348, SLG: 0.372 (1, 6)										4	1	1	0	0	0	3							
Ray Sadecki, L OBP: 0.333, SLG: 0.333 (1, 1)										2	0	1	0	0	0	1							
Ed Bauta, R OBP: 0.333, SLG: 0.333 (6, 1)										0	0	0	0	0	0	0							
Red Schoendienst, S OBP: 0.353, SLG: 0.333 (6, PH)										1	0	0	0	0	0	0							
Don Ferrarese, R OBP: 1.000, SLG: 1.000 (7, 1)										0	0	0	0	0	0	0							
Gene Oliver, R OBP: 0.336, SLG: 0.484 (9, PH)										1	0	0	0	0	0	0							
Inning Stats	R: 0 E: 0 K: 0 S: 7	H: 0 LOB: 0 BB: 0 P: 12	R: 0 E: 0 K: 3 S: 10	H: 0 LOB: 1 BB: 1 P: 21	R: 0 E: 0 K: 0 S: 8	H: 1 LOB: 1 BB: 0 P: 15	R: 1 E: 0 K: 0 S: 7	H: 2 LOB: 1 BB: 0 P: 13	R: 1 E: 0 K: 1 S: 7	H: 2 LOB: 1 BB: 0 P: 11	R: 3 E: 0 K: 0 S: 15	H: 2 LOB: 0 BB: 2 P: 31	R: 0 E: 0 K: 0 S: 7	H: 0 LOB: 0 BB: 0 P: 10	R: 0 E: 0 K: 0 S: 12	H: 2 LOB: 2 BB: 0 P: 21	R: 0 E: 0 K: 0 S: 8	H: 0 LOB: 0 BB: 0 P: 13	1B: 7 2B: 2 3B: 0 HR: 0	SF: 0 SAC: 0 DP: 1 HBP: 0	WP: 1 PB: 0 CS: 0 SB: 2	PA: 38	
PITCHER	IP WLS BF H R ER SO BB IBB HBP BLK WP HR S P ERA WHIP	IP WLS BF H R ER SO BB IBB HBP BLK WP HR S P ERA WHIP	IP WLS BF H R ER SO BB IBB HBP BLK WP HR S P ERA WHIP	IP WLS BF H R ER SO BB IBB HBP BLK WP HR S P ERA WHIP	IP WLS BF H R ER SO BB IBB HBP BLK WP HR S P ERA WHIP	IP WLS BF H R ER SO BB IBB HBP BLK WP HR S P ERA WHIP	IP WLS BF H R ER SO BB IBB HBP BLK WP HR S P ERA WHIP	IP WLS BF H R ER SO BB IBB HBP BLK WP HR S P ERA WHIP	IP WLS BF H R ER SO BB IBB HBP BLK WP HR S P ERA WHIP	IP WLS BF H R ER SO BB IBB HBP BLK WP HR S P ERA WHIP	IP WLS BF H R ER SO BB IBB HBP BLK WP HR S P ERA WHIP	IP WLS BF H R ER SO BB IBB HBP BLK WP HR S P ERA WHIP	IP WLS BF H R ER SO BB IBB HBP BLK WP HR S P ERA WHIP	IP WLS BF H R ER SO BB IBB HBP BLK WP HR S P ERA WHIP	IP WLS BF H R ER SO BB IBB HBP BLK WP HR S P ERA WHIP	IP WLS BF H R ER SO BB IBB HBP BLK WP HR S P ERA WHIP	IP WLS BF H R ER SO BB IBB HBP BLK WP HR S P ERA WHIP	IP WLS BF H R ER SO BB IBB HBP BLK WP HR S P ERA WHIP	IP WLS BF H R ER SO BB IBB HBP BLK WP HR S P ERA WHIP	1B: 7 2B: 2 3B: 0 HR: 0	SF: 0 SAC: 0 DP: 1 HBP: 0	WP: 1 PB: 0 CS: 0 SB: 2	PA: 38
Stan Williams, R ERA: 6.27 (1, 1)	5.0	21	5	2	2	4	1	0	0	0	39	72	3.60	1.200									
Ed Roebuck, R ERA: 4.41 (6, 1)	0.0	3	1	3	3	0	2	0	0	0	6	16	∞	∞									
Ron Perranoski, L ERA: 1.56 (6, 1)	4.0	S	14	3	0	0	0	0	0	0	36	59	0.00	0.750									

Batter	1	2	3	4	5	6	7	8	9	10	11	12	13	14	15	AB	R	H	RBI	BB	SO	LOB	TOP									
Maury Wills, S OBP: 0.289, SLG: 0.277 (1.6)	6-3				FC3-2		F8		K2-3		1-3				G3	7	0	1	0	1	1	6										
Jim Gilliam, S OBP: 0.331, SLG: 0.317 (1.9)	F8		F7				F8						5-3			6	0	2	1	1	0	2										
Wally Moon, L OBP: 0.367, SLG: 0.347 (1.3)	F2			L8	F7											7	0	0	0	0	2	5										
Tommy Davis, R OBP: 0.331, SLG: 0.607 (1.7)		HR		6-3				6-3		F8					3-1	7	2	2	2	0	0	2										
John Roseboro, L OBP: 0.447, SLG: 0.468 (1.2)				G3				F3								5	0	1	0	2	1	1										
Frank Howard, R OBP: 0.314, SLG: 0.429 (1.9)		K														6	0	1	0	1	4	2										
Ron Fardy, L OBP: 0.292, SLG: 0.243 (1.8)																																
Willie Davis, L OBP: 0.325, SLG: 0.344 (1.1)	8-3				F8											2	0	0	0	1	0	2										
Joe Mauer, R OBP: 0.333, SLG: 0.333 (1.1)																0	1	0	0	0	0	0										
Dave Stenstrom, L OBP: 0.289, SLG: 0.289 (1.6)																0	0	0	0	0	0	0										
Larry Burdett, R OBP: 0.371, SLG: 0.677 (1.4)			K													7	2	4	2	0	2	1										
Sandy Koufax, R OBP: 0.325, SLG: 0.325 (1.3)																1	0	0	0	1	1	0										
Les Williams, L OBP: 0.289, SLG: 0.289 (1.6)																1	0	0	0	0	0	0										
Larry Sherry, R OBP: 0.289, SLG: 0.289 (1.6)																1	0	0	0	0	0	0										
Ron Perranoski, L OBP: 0.289, SLG: 0.289 (1.6)																0	0	0	0	0	0	0										
Ed Roebuck, R OBP: 0.289, SLG: 0.289 (1.6)																3	0	0	0	0	0	0										
Tim Harkness, L OBP: 0.289, SLG: 0.289 (1.6)																0	0	0	0	0	0	0										
Inning Stats	R: 0 E: 0 K: 5 S: 6	H: 0 LOB: 0 BB: 0 P: 10	R: 1 E: 0 K: 1 S: 9	H: 2 LOB: 0 BB: 0 P: 13	R: 0 E: 0 K: 2 S: 16	H: 1 LOB: 1 BB: 0 P: 23	R: 0 E: 0 K: 0 S: 5	H: 0 LOB: 0 BB: 0 P: 8	R: 1 E: 0 K: 1 S: 12	H: 1 LOB: 1 BB: 1 P: 17	R: 0 E: 0 K: 1 S: 5	H: 0 LOB: 0 BB: 0 P: 7	R: 0 E: 0 K: 1 S: 6	H: 0 LOB: 0 BB: 0 P: 8	R: 2 E: 0 K: 2 S: 11	H: 1 LOB: 2 BB: 1 P: 20	R: 0 E: 0 K: 1 S: 13	H: 1 LOB: 1 BB: 0 P: 19	R: 0 E: 1 K: 0 S: 13	H: 1 LOB: 3 BB: 2 P: 23	R: 0 E: 0 K: 1 S: 12	H: 0 LOB: 1 BB: 1 P: 20	R: 0 E: 0 K: 0 S: 8	H: 0 LOB: 1 BB: 1 P: 15	R: 0 E: 0 K: 1 S: 13	H: 1 LOB: 1 BB: 0 P: 19	R: 0 E: 0 K: 1 S: 13	H: 1 LOB: 1 BB: 0 P: 19	1B: 7 2B: 2 3B: 0 HR: 3	SF: 0 SAC: 0 DP: 1 HBP: 0	WP: 0 PB: 0 CS: 0	PA: 64
Ernie Broglio, R ERA: 3.55 (1.1)	IP: 5.0	WLS: 5.0	BF: 22	H: 6	R: 3	ER: 3	SO: 3	BB: 2	IBB: 0	HBP: 0	BLK: 0	WP: 0	HR: 2	S: 51	P: 83	ERA: 5.40	WHIP: 1.600															
Bobby Shantz, L ERA: 1.63 (6.1)	5.0	19	2	2	2	6	2	0	0	0	0	0	1	46	70	3.60	0.800															
Bob Gibson, R ERA: 3.57 (11.1)	5.0	W: 23	3	0	0	3	4	1	0	0	0	0	0	56	94	0.00	1.400															

Los Angeles Dodgers @ St. Louis Cardinals
Sportsman's Park, St. Louis, MO
Sat May 12 1962, 8:05 PM EDT
Att: 17,951 - Unknown

AB	55
R	5
H	11
RBI	5
BB	9
SO	12
LOB	27



Batter	1	2	3	4	5	6	7	8	9	10	11	12	13	14	15	AB	R	H	RBI	BB	SO	LOB	BOTTOM											
Curt Flood, R OBP: 0.341, SLG: 0.487 (1.8)	F3		E6		5-3		4-3									8	0	0	0	0	3	6												
Julian Javier, R OBP: 0.297, SLG: 0.325 (1.4)				6-3			5-3			F3						8	0	2	1	0	0	3												
Bill White, L OBP: 0.348, SLG: 0.422 (1.3)	F5															6	0	1	0	1	0	2												
Ken Boyer, R OBP: 0.360, SLG: 0.527 (1.5)	K															6	1	1	0	1	3	2												
Gene Oliver, R OBP: 0.360, SLG: 0.500 (1.2)																4	2	3	0	0	1	0												
Don Letchum, L OBP: 0.438, SLG: 0.370 (8.9)																0	1	0	0	0	0	0												
Red Schoendienst, S OBP: 0.428, SLG: 0.365 (9.7)																1	0	1	0	0	0	0												
Alex Grammas, R OBP: 0.111, SLG: 0.111 (10.6)																2	0	0	0	0	1	0												
Charlie James, R OBP: 0.348, SLG: 0.364 (1.7)																3	0	2	1	0	1	0												
Stan Musial, L OBP: 0.436, SLG: 0.577 (8.9)																0	0	0	0	1	0	0												
Jimmie Schaffer, R OBP: 0.333, SLG: 0.333 (9.2)																3	0	0	0	0	1	2												
Doug Clemens, L OBP: 0.408, SLG: 0.357 (1.9)																7	0	2	0	0	3	6												
Julio Gotay, R OBP: 0.388, SLG: 0.411 (1.6)																4	2	4	2	1	0	0												
Ernie Broglio, R ERA: 3.55 (1.1)	IP: 6.0	WLS: 6.0	BF: 27	H: 9	R: 4	ER: 3	SO: 7	BB: 0	IBB: 0	HBP: 0	BLK: 0	WP: 0	HR: 0	S: 73	P: 102	ERA: 4.50	WHIP: 1.500																	
Bobby Shantz, R ERA: 1.63 (6.1)	6.0	13	3	1	1	3	2	1	0	0	0	0	0	24	48	3.86	2.143																	
Carl Sawatski, L OBP: 0.511, SLG: 0.775 (10.9)	2.1	13	3	1	1	3	2	1	0	0	0	0	0	24	48	3.86	2.143																	
Ray Sadecki, L OBP: 0.333, SLG: 0.333 (10.9)	1.0	5	2	0	0	1	0	0	1	0	0	0	0	16	16	0.00	2.000																	
Bob Gibson, R ERA: 3.57 (11.1)	0.2	2	0	0	0	1	0	0	0	0	0	0	0	6	8	0.00	0.000																	
Pete Richert, L ERA: 5.14 (11.1)	2.2	9	0	0	0	1	1	0	0	0	0	0	0	21	38	0.00	0.375																	
Inning Stats	R: 0 E: 0 K: 1 S: 13	H: 1 LOB: 1 BB: 0 P: 18	R: 0 E: 0 K: 2 S: 10	H: 0 LOB: 0 BB: 0 P: 15	R: 1 E: 1 K: 1 S: 8	H: 1 LOB: 1 BB: 0 P: 11	R: 1 E: 0 K: 1 S: 16	H: 3 LOB: 2 BB: 0 P: 21	R: 0 E: 0 K: 1 S: 5	H: 0 LOB: 0 BB: 0 P: 7	R: 2 E: 0 K: 1 S: 21	H: 4 LOB: 2 BB: 0 P: 30	R: 0 E: 0 K: 1 S: 10	H: 1 LOB: 1 BB: 0 P: 18	R: 1 E: 0 K: 1 S: 12	H: 2 LOB: 2 BB: 1 P: 19	R: 0 E: 0 K: 1 S: 9	H: 1 LOB: 2 BB: 1 P: 20	R: 0 E: 0 K: 1 S: 9	H: 0 LOB: 0 BB: 0 P: 15	R: 0 E: 0 K: 1 S: 8	H: 0 LOB: 0 BB: 0 P: 14	R: 0 E: 0 K: 1 S: 11	H: 0 LOB: 1 BB: 0 P: 21	R: 0 E: 0 K: 0 S: 4	H: 0 LOB: 0 BB: 0 P: 7	R: 0 E: 0 K: 2 S: 7	H: 0 LOB: 0 BB: 0 P: 11	R: 1 E: 0 K: 1 S: 8	H: 2 LOB: 2 BB: 0 P: 19	1B: 15 2B: 1 3B: 0 HR: 0	SF: 1 SAC: 1 DP: 0 HBP: 1	WP: 0 PB: 1 CS: 0	PA: 65
Sandy Koufax, L ERA: 2.75 (1.1)	IP: 6.0	WLS: 6.0	BF: 27	H: 9	R: 4	ER: 3	SO: 7	BB: 0	IBB: 0	HBP: 0	BLK: 0	WP: 0	HR: 0	S: 73	P: 102	ERA: 4.50	WHIP: 1.500																	
Larry Sherry, R ERA: 3.44 (9.1)	2.1	13	3	1	1	3	2	1	0	0	0	0	0	24	48	3.86	2.143																	
Ron Perranoski, L ERA: 1.47 (10.1)	1.0	5	2	0	0	1	0	0	1	0	0	0	0	16	16	0.00	2.000																	
Ed Roebuck, R ERA: 4.24 (10.1)	0.2	2	0	0	0	1	0	0	0	0	0	0	0	6	8	0.00	0.000																	
Pete Richert, L ERA: 5.14 (11.1)	2.2	9	0	0	0	1	1	0	0	0	0	0	0	21	38	0.00	0.375																	
Joe Moeller, R ERA: 5.25 (13.1)	IP: 1.1	WLS: 1.1	BF: 4	H: 0	R: 0	ER: 0	SO: 2	BB: 0	IBB: 0	HBP: 0	BLK: 0	WP: 0	HR: 0	S: 9	P: 15	ERA: 0.00	WHIP: 0.000																	
Don Drysdale, R ERA: 3.11 (15.1)	0.2	L: 5	2	1	1	1	1	0	1	0	0	0	0	8	19	13.50	4.500																	

Los Angeles Dodgers @ St. Louis Cardinals
Sportsman's Park, St. Louis, MO
Sat May 12 1962, 8:05 PM EDT
Att: 17,951 - Unknown

AB	56
R	6
H	16
RBI	5
BB	6
SO	16
LOB	25



Batter	1	2	3	4	5	6	7	8	9	AB	R	H	RBI	BB	SO	LOB	TOP			
Maury Wills, S OBP: 0.290, SLG: 0.279	1-1 1-3		2-1 1-3			1-1 G3 1-2 1B		2-0 SH SH1-3 1B 1-H 2-H		3	1	1	0	0	0	0				
Jim Gilliam, S OBP: 0.324, SLG: 0.310	0-1 4-3			2-2 F8		1-2 F8		0-1 SH1-3		3	0	0	0	0	0	2				
Wally Moon, L OBP: 0.371, SLG: 0.340	4-0 BB			0-0 3-1		0-1 G3 1-2 2-3		4-0 1B SF7 IBB		2	1	0	0	2	0	2				
Tommy Davis, R OBP: 0.328, SLG: 0.595	3-2 F9			1-2 F8		1-1 4-3		0-1 CS 1-3 1B		4	0	1	1	0	0	3				
John Roseboro, L OBP: 0.425, SLG: 0.446		3-3 K			3-2 6-3		0-0 G3	3-H 1-0 SF7		3	0	0	1	0	1	0				
Frank Howard, R OBP: 0.315, SLG: 0.412	2-2 F8			4-0 BB		1-3 K	3-H 2-2 CS	1-0 FC5-6 1B		2	0	0	0	1	1	0				
Larry Sherry, R OBP: 0.400, SLG: 0.400										1	0	1	0	0	0	0				
Ron Perranoski, L OBP: 0.351, SLG: 0.220	3-3 K			3-2 F8		0-1 F6		1-0 FC5-6 1-2 1B		4	0	0	0	0	1	2				
Ron Fairly, L OBP: 0.351, SLG: 0.220				1-2 1-3		0-0 F6		0-0 SH 2B		4	1	1	0	0	0	2				
Larry Burright, R OBP: 0.359, SLG: 0.657					0-0 F5		0-0 G3 1B	4-2 SH BB		2	0	1	0	0	0	0				
Johnny Podres, L OBP: 0.250, SLG: 0.316										0	0	0	0	1	0	0				
Duke Snider, L OBP: 0.463, SLG: 0.615										0	0	0	0	1	0	0				
Willie Davis, L OBP: 0.407, SLG: 0.564										1	1	0	0	0	1	1				
Inning Stats	R: 0 E: 0 K: 0 S: 8	H: 0 LOB: 1 BB: 1 P: 16	R: 0 E: 0 K: 2 S: 9	H: 0 LOB: 0 BB: 0 P: 17	R: 0 E: 0 K: 0 S: 6	H: 0 LOB: 0 BB: 0 P: 9	R: 0 E: 0 K: 0 S: 7	H: 0 LOB: 0 BB: 0 P: 10	R: 0 E: 0 K: 0 S: 10	H: 2 LOB: 2 BB: 0 P: 13	R: 0 E: 0 K: 1 S: 7	H: 0 LOB: 0 BB: 0 P: 8	R: 4 E: 1 K: 0 S: 11	H: 2 LOB: 1 BB: 2 P: 24	R: 0 E: 0 K: 1 S: 9	H: 1 LOB: 1 BB: 0 P: 13	1B: 4 2B: 1 3B: 0 HR: 0	SF: 1 SAC: 2 DP: 0 HBP: 0	WP: 0 PA: 37 PB: 0 CS: 1	
PITCHER	IP	WLS	BF	H	R	ER	SO	BB	IBB	HBP	BLK	WP	HR	S	P	ERA	WHIP			
Larry Jackson, R ERA: 3.66	7.1	L	31	4	4	2	3	3	1	0	0	0	0	64	110	2.46	0.955			
Don Ferrarese, L ERA: 6.57	0.1		1	0	0	0	0	0	0	0	0	0	0	1	2	0.00	0.000			
Ray Washburn, R ERA: 4.41	0.1		0	0	0	0	0	0	0	0	0	0	0	2	4	0.00	0.000			
Lindy McDaniel, R ERA: 1.93	1.0		4	1	0	0	1	0	0	0	0	0	0	9	13	0.00	1.000			

Los Angeles Dodgers @ St. Louis Cardinals
Sportsman's Park, St. Louis, MO
Sun May 13 1962, 4:33 AM EDT
Att: 16,210 - Unknown

AB	29
R	4
H	5
RBI	2
BB	4
SO	4
LOB	12



Batter	1	2	3	4	5	6	7	8	9	AB	R	H	RBI	BB	SO	LOB	BOTTOM			
Curt Flood, R OBP: 0.338, SLG: 0.475	4-0 F8 BB		1-1 2-3	1-1 6-3		3-1 F8			1-0 1B FC5-4 1B	3	0	0	0	1	0	3				
Doug Clemens, L OBP: 0.424, SLG: 0.379										1	1	1	0	0	0	0				
Julian Javier, R OBP: 0.296, SLG: 0.323	3-1 F8		0-1 E3 BB		0-1 1B		0-0 L7		1-0 FC5-4 1B	4	0	1	0	0	0	1				
Carl Sawatski, L OBP: 0.521, SLG: 0.780	1-2 F8								1-3 FC5-4 1B	1	0	1	0	0	0	0				
Don Landrum, L OBP: 0.438, SLG: 0.370										0	0	0	0	0	0	0				
Ken Boyer, R OBP: 0.373, SLG: 0.521	1-0 F9		0-1 F7		2-3 K		2-2 2B		1-0 FC5-4 BB	5	0	1	1	0	1	3				
Stan Musial, L OBP: 0.424, SLG: 0.549		2-1 4-3	4-2 BB		1-1 F8		1-1 F7		0-0 L9	4	0	0	0	1	0	3				
Gene Oliver, R OBP: 0.363, SLG: 0.479		2-1 5-3	0-1 F7		2-3 K		4-0 BB		4-0 BB	3	0	0	0	2	1	3				
Charlie James, R OBP: 0.357, SLG: 0.444		1-1 2B		2-3 K		2-1 2B		0-0 F2		1-3 K	5	1	2	0	0	2	4			
Bill White, L OBP: 0.345, SLG: 0.425	1-0 2B			1-0 G3		1-0 1-3		1-0 4-3		4	0	1	1	0	0	1				
Julio Gotay, R OBP: 0.402, SLG: 0.413		4-0 FC6-4 IBB		2-2 1B E		4-0 IBB		3-2 F8		2	1	1	0	2	0	0				
Larry Jackson, R OBP: 0.304, SLG: 0.200			1-2 FC6-4		0-0 E5		0-3 K		0-0 L9	3	0	1	0	0	1	4				
Don Ferrarese, R OBP: 1.000, SLG: 1.000										0	0	0	0	0	0	0				
Ray Washburn, R OBP: 0.257, SLG: 0.214										0	0	0	0	0	0	0				
Red Schoendienst, S OBP: 0.400, SLG: 0.357										1	0	0	0	0	0	0				
Lindy McDaniel, R ERA: 4.15										0	0	0	0	0	0	0				
Inning Stats	R: 0 E: 0 K: 0 S: 3	H: 0 LOB: 0 BB: 1 P: 11	R: 1 E: 0 K: 0 S: 11	H: 2 LOB: 2 BB: 1 P: 22	R: 0 E: 1 K: 1 S: 10	H: 0 LOB: 1 BB: 0 P: 15	R: 1 E: 1 K: 1 S: 12	H: 2 LOB: 1 BB: 0 P: 18	R: 0 E: 0 K: 2 S: 12	H: 1 LOB: 1 BB: 0 P: 16	R: 0 E: 0 K: 1 S: 8	H: 1 LOB: 2 BB: 1 P: 15	R: 0 E: 0 K: 0 S: 6	H: 0 LOB: 0 BB: 0 P: 10	R: 1 E: 0 K: 1 S: 7	H: 2 LOB: 2 BB: 1 P: 15	1B: 5 2B: 4 3B: 0 HR: 0	SF: 0 SAC: 0 DP: 0 HBP: 0	WP: 0 PA: 42 PB: 0 CS: 0	
PITCHER	IP	WLS	BF	H	R	ER	SO	BB	IBB	HBP	BLK	WP	HR	S	P	ERA	WHIP			
Johnny Podres, L ERA: 4.15	7.0	W	33	7	2	1	4	3	2	0	0	0	0	64	115	1.29	1.429			
Larry Sherry, R ERA: 3.66	1.1		6	2	1	1	0	0	0	0	0	0	0	9	16	6.75	1.500			
Ron Perranoski, L ERA: 1.45	0.1		1	0	0	0	0	0	0	0	0	0	0	1	1	0.00	0.000			
Ed Roebuck, R ERA: 4.15	0.1	S	2	0	0	0	1	1	0	0	0	0	0	3	8	0.00	3.000			

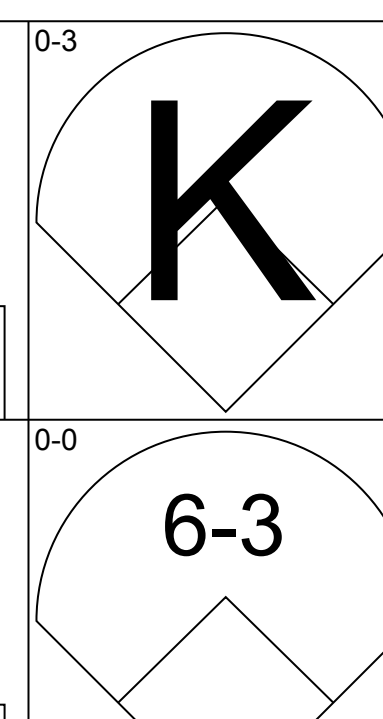
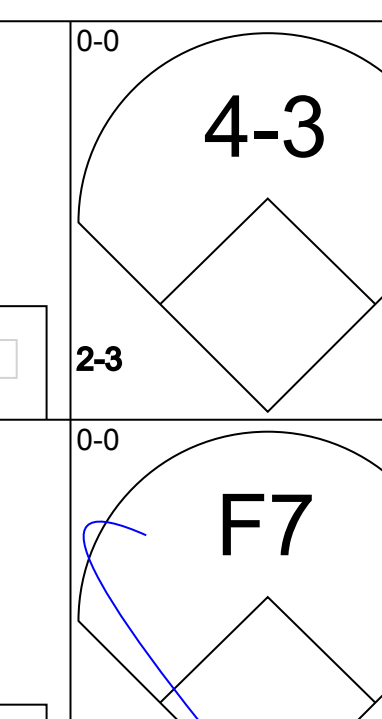
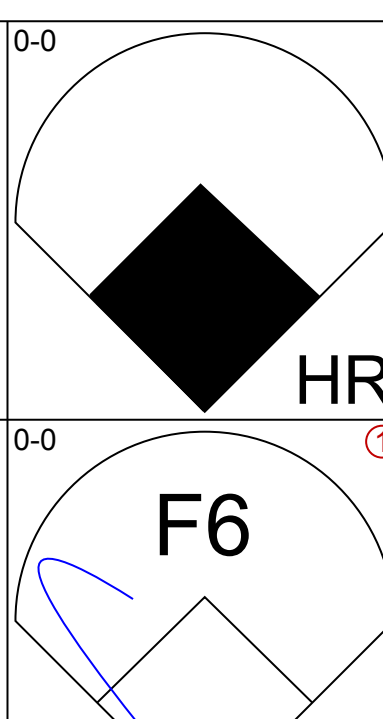
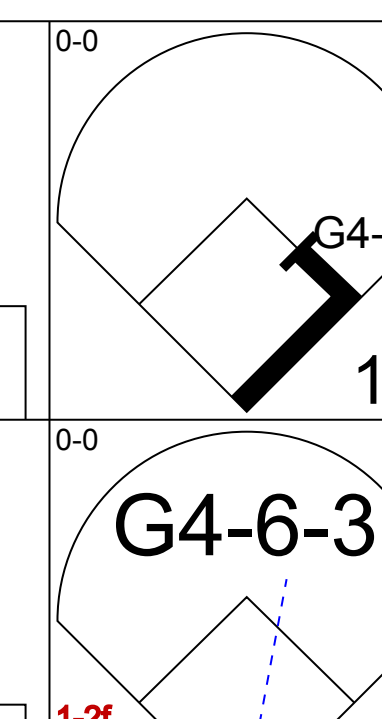
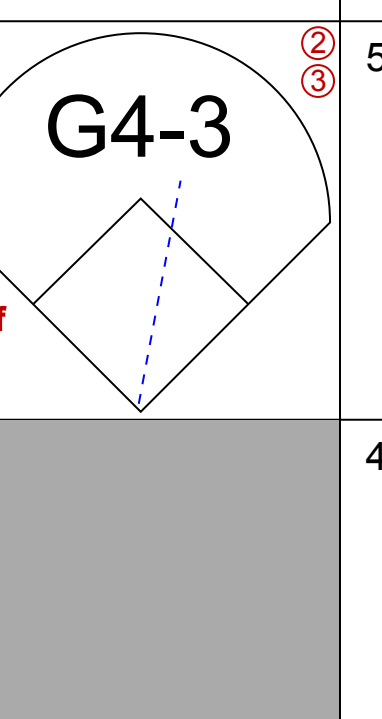
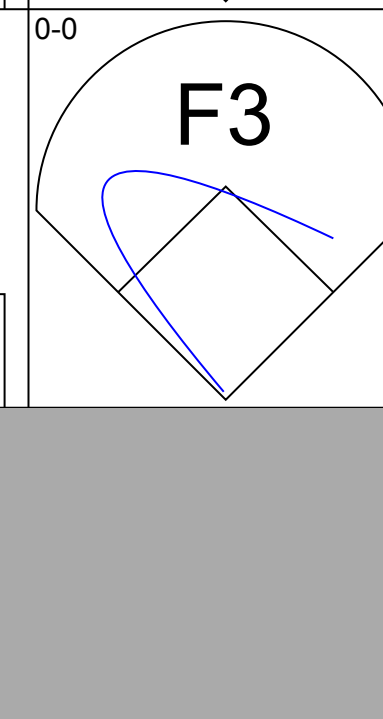

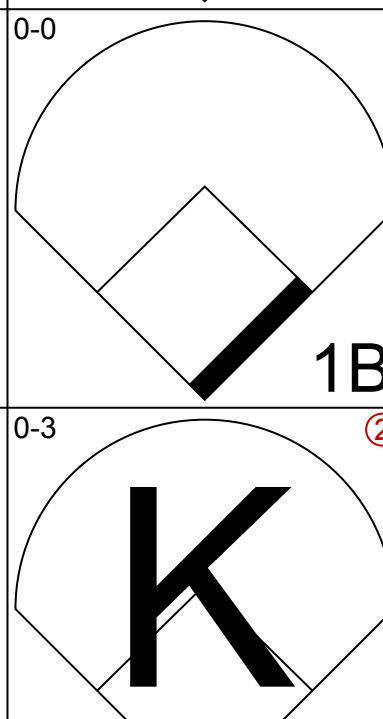
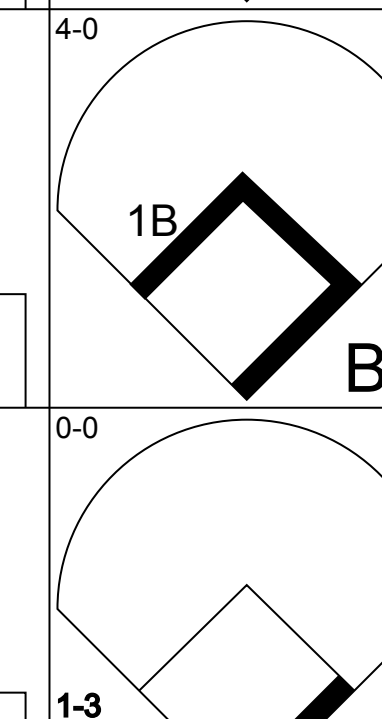

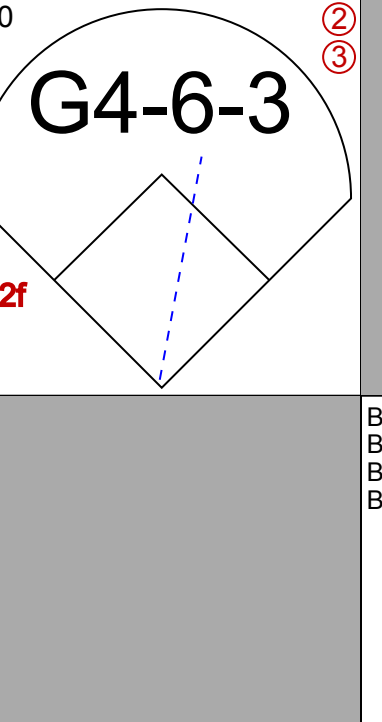
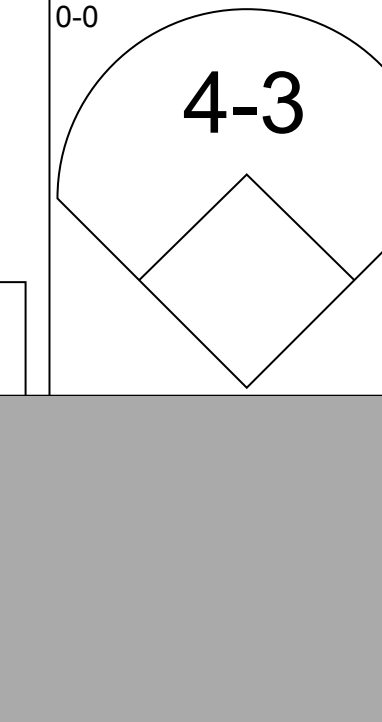

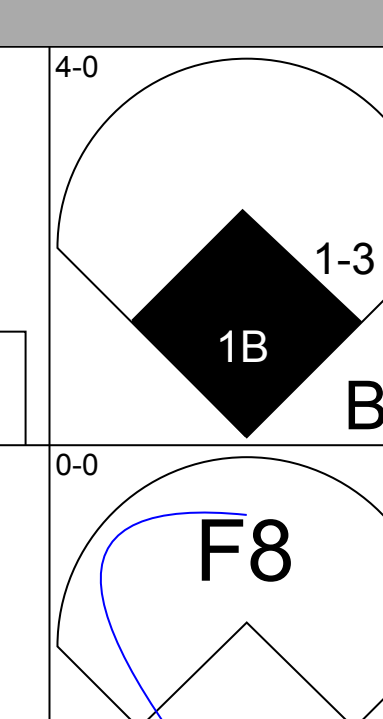
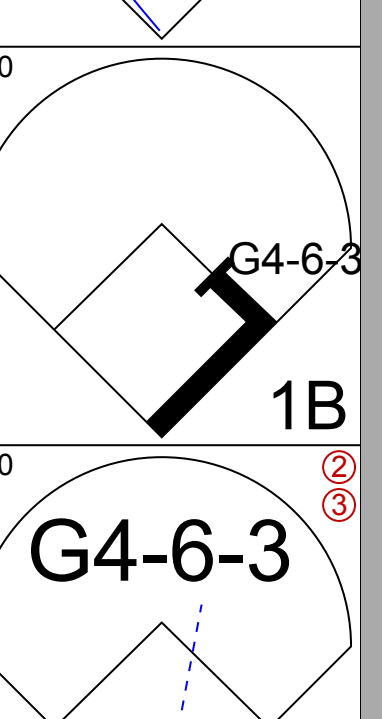
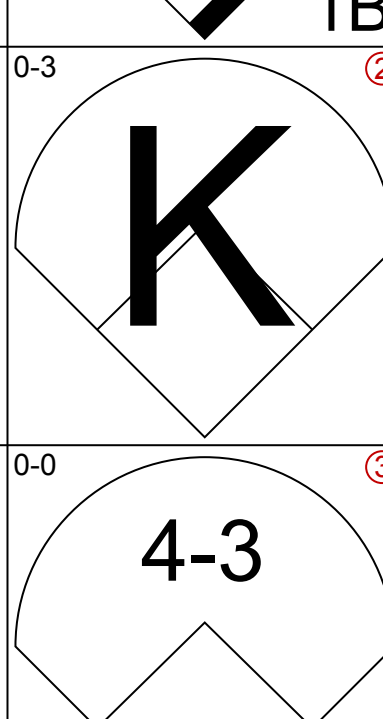
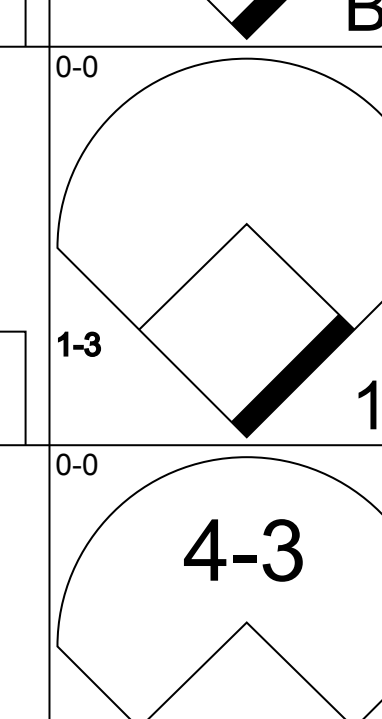







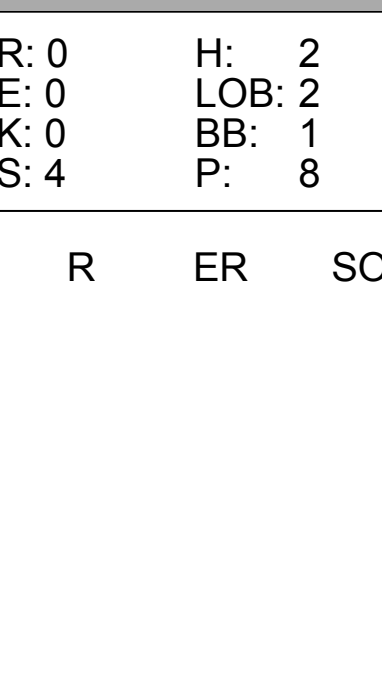
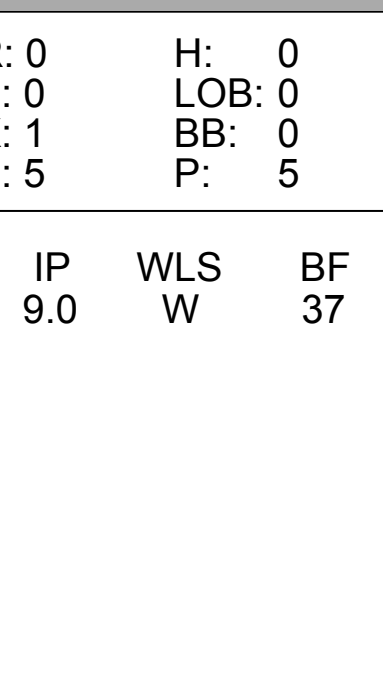
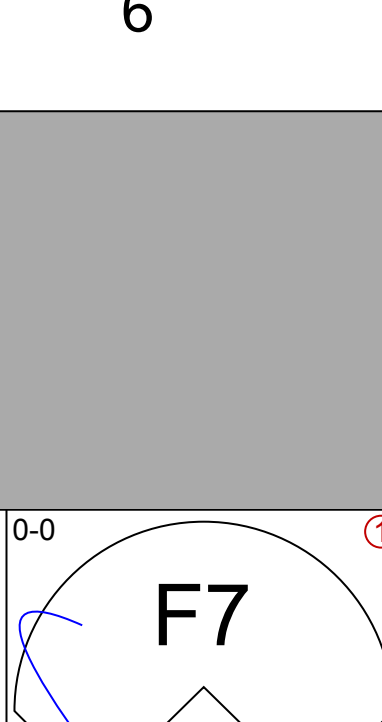
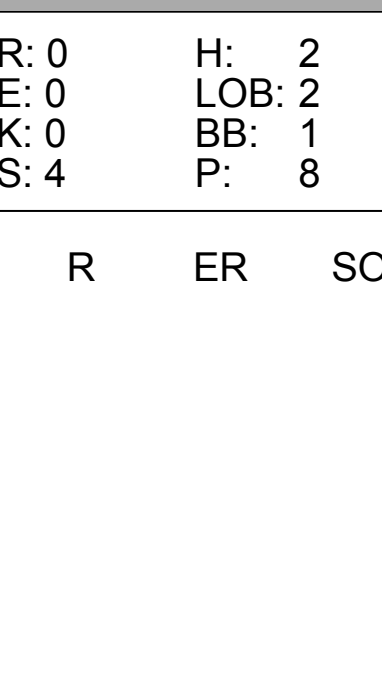
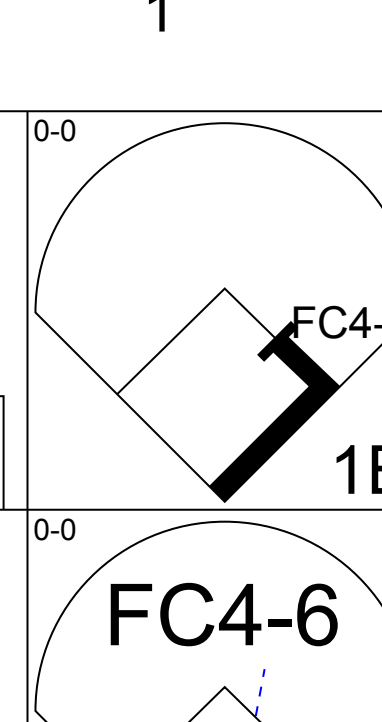
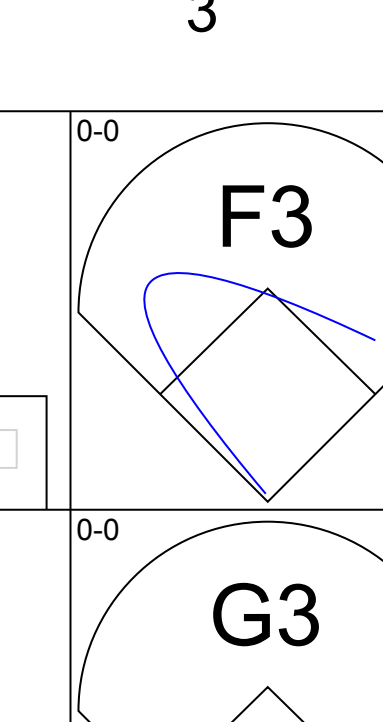
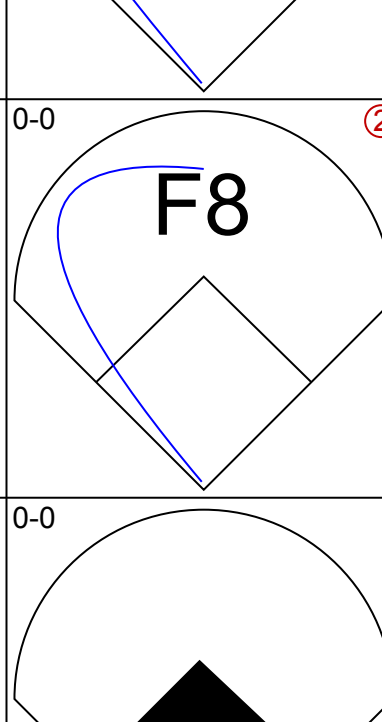

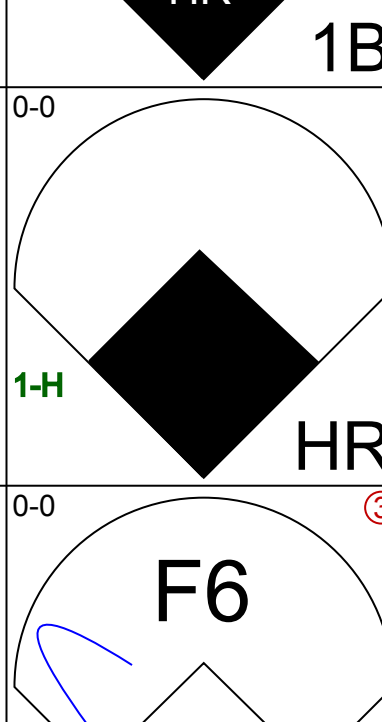



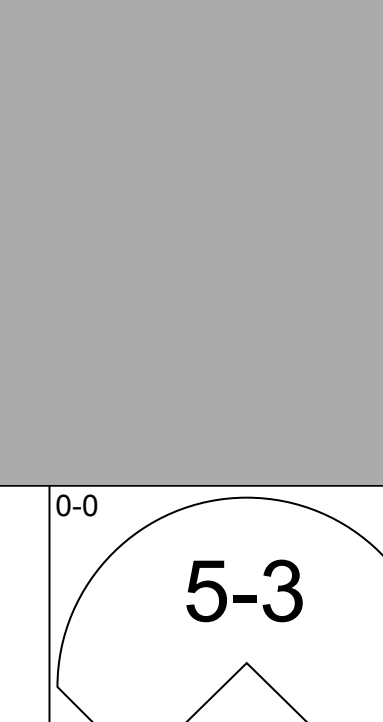
Los Angeles Dodgers @ St. Louis Cardinals
Sportsman's Park, St. Louis, MO
Sun May 13 1962, 4:33 AM EDT
Att: 16,210 - Unknown

AB	36
R	3
H	9
RBI	2
BB	6
SO	5
LOB	22



Batter	1	2	3	4	5	6	7	8	9	AB	R	H	RBI	BB	SO	LOB	TOP				
Curt Flood, R OBP: 0.341, SLG: 0.480 (1, 8)										5	0	2	1	0	1	0	St. Louis Cardinals @ San Francisco Giants Candlestick Park, San Francisco, CA Tue May 15 1962, 10:05 PM EDT Att: 30,484 - Unknown				
Doug Clemens, L OBP: 0.395, SLG: 0.353 (1, 9)										5	1	1	0	0	0	2					
Ken Boyer, R OBP: 0.384, SLG: 0.529 (1, 5)										4	0	3	0	0	0	0					
Gene Oliver, R OBP: 0.393, SLG: 0.500 (1, 2)										3	0	3	1	1	0	0					
Charlie James, R OBP: 0.323, SLG: 0.400 (1, 7)										3	0	0	0	0	0	5					
Carl Sawatski, L OBP: 0.510, SLG: 0.762 (8, PH)										1	0	0	0	0	0	2					
Alex Grammas, R OBP: 0.111, SLG: 0.111 (8, 6)										0	0	0	0	0	0	0					
Bill White, L OBP: 0.343, SLG: 0.444 (1, 3)										4	1	1	1	0	1	4					
Julio Gotay, R OBP: 0.390, SLG: 0.400 (1, 6)										3	0	0	0	0	1	2					
Stan Musial, L OBP: 0.430, SLG: 0.549 (8, PH)										0	0	0	0	1	0	0					
Don Landrum, L OBP: 0.438, SLG: 0.370 (8, 7)										0	0	0	0	0	0	0					
Julian Javier, R OBP: 0.290, SLG: 0.316 (8, PH)										3	0	0	0	0	0	0					
Red Schoendienst, S OBP: 0.375, SLG: 0.333 (8, 4)										1	0	0	0	0	0	3					
Curt Simmons, L OBP: 0.450, SLG: 0.412 (1, 1)										1	0	0	0	0	0	0					
Ray Washburn, R OBP: 0.284, SLG: 0.250 (3, 1)										2	1	1	0	0	1	0					
Ray Sadecki, L OBP: 0.286, SLG: 0.286 (9, PH)										1	0	0	0	0	0	0					
Inning Stats	R: 0 E: 0 K: 0 S: 3	H: 1 LOB: 0 BB: 0 P: 3	R: 0 E: 0 K: 0 S: 3	H: 1 LOB: 0 BB: 0 P: 3	R: 0 E: 0 K: 0 S: 3	H: 0 LOB: 0 BB: 0 P: 3	R: 0 E: 0 K: 0 S: 4	H: 1 LOB: 2 BB: 0 P: 8	R: 2 E: 0 K: 1 S: 7	H: 3 LOB: 1 BB: 0 P: 6	R: 0 E: 0 K: 1 S: 5	H: 0 LOB: 0 BB: 0 P: 5	R: 1 E: 0 K: 1 S: 8	H: 3 LOB: 3 BB: 1 P: 12	R: 0 E: 0 K: 1 S: 5	H: 0 LOB: 0 BB: 0 P: 5	1B: 9 2B: 2 3B: 0 HR: 1	SF: 0 SAC: 0 DP: 2 HBP: 0	WP: 0 PB: 0 SB: 0 CS: 0	PA: 38	
PITCHER	IP	WLS	BF	H	R	ER	SO	BB	IBB	HBP	BLK	WP	HR	S	P	ERA	WHIP				
Billy Pierce, L ERA: 2.11 (1, 1)	7.0	W	30	10	3	3	2	1	0	0	0	0	1	33	37	3.86	1.571				
Stu Miller, R ERA: 2.13 (8, 1)	2.0	S	8	1	0	0	2	1	0	0	0	0	0	11	15	0.00	1.000				

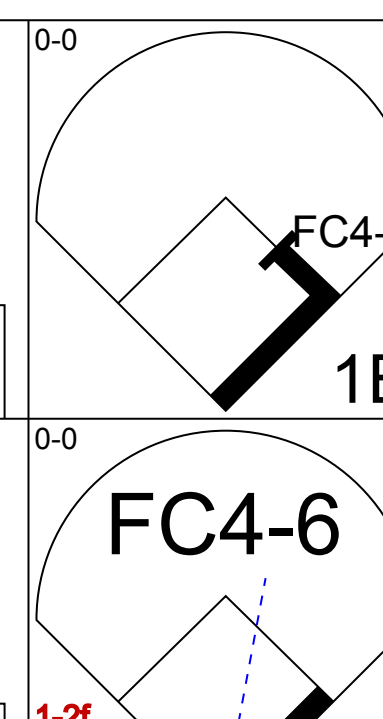
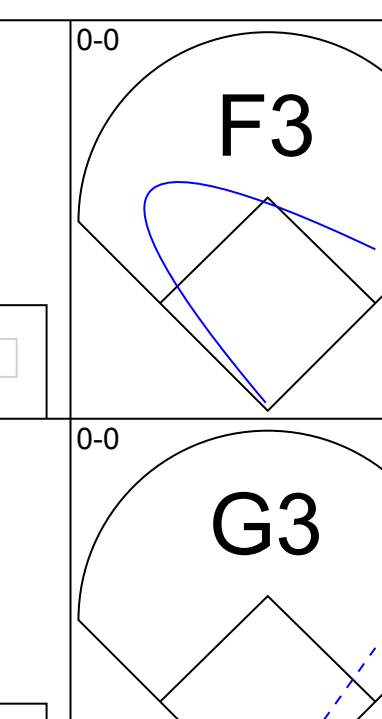
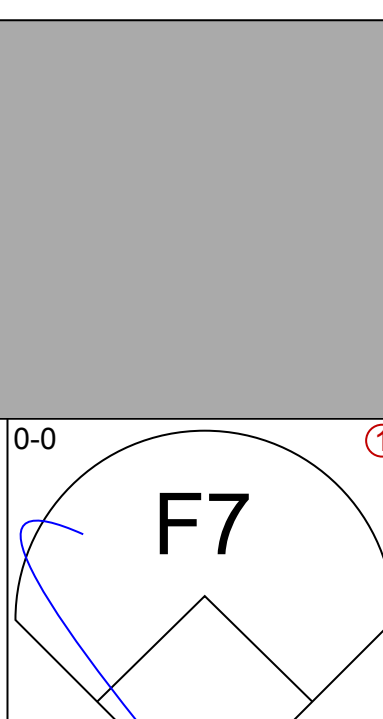

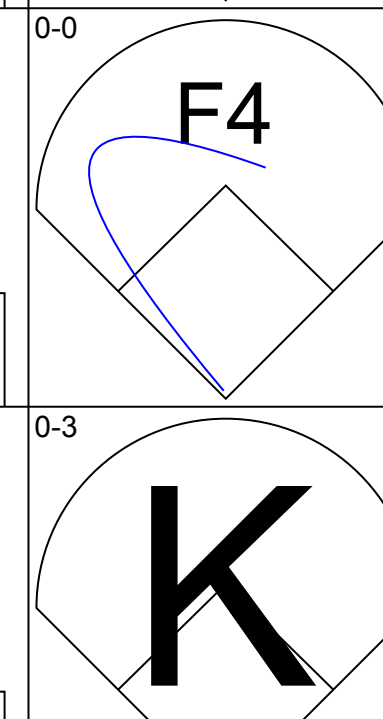

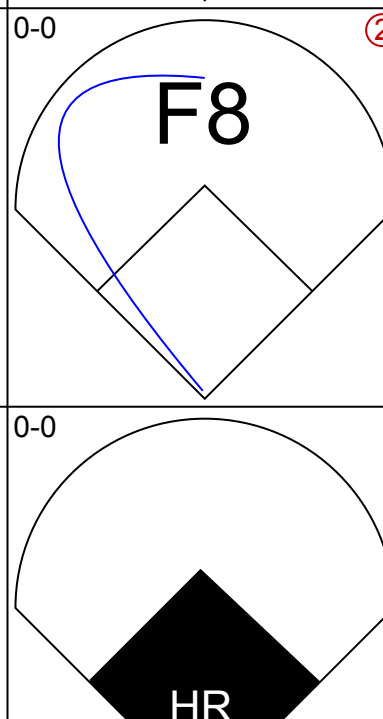


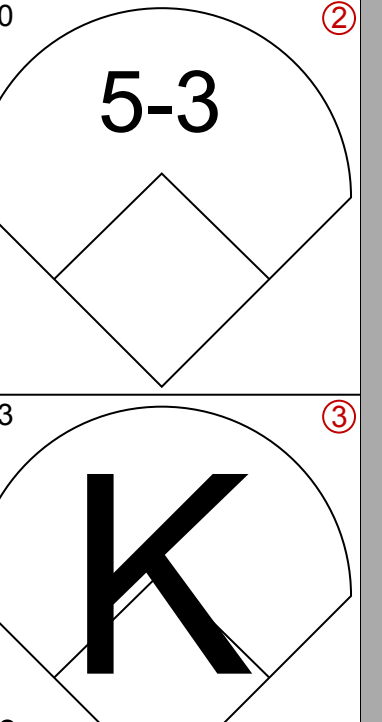
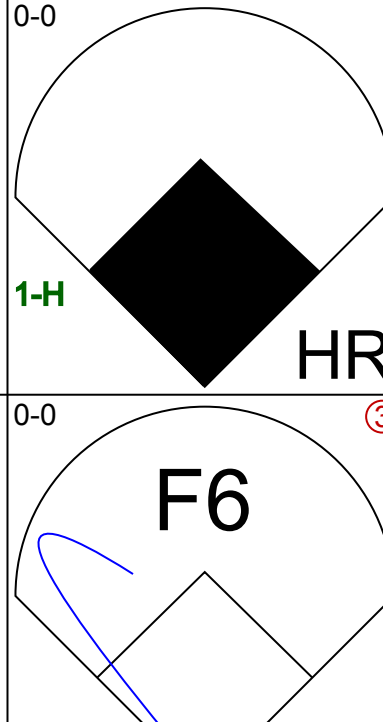
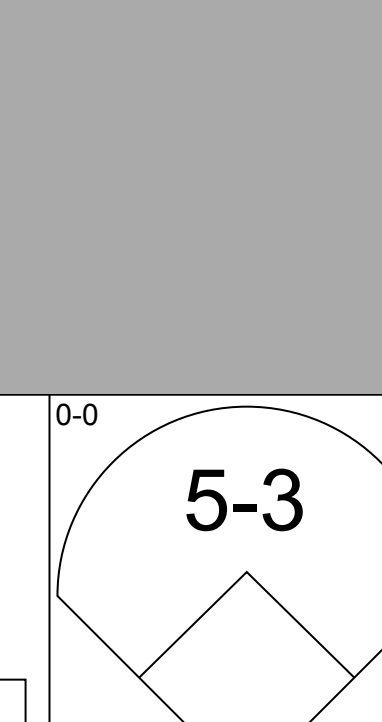



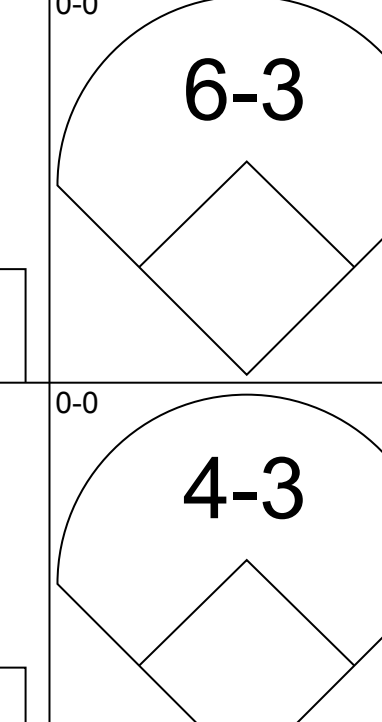
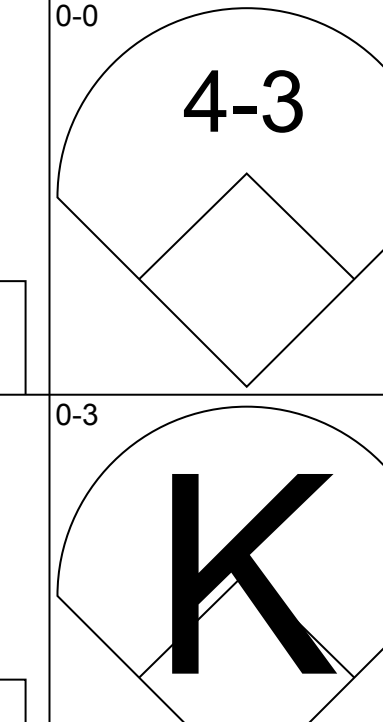
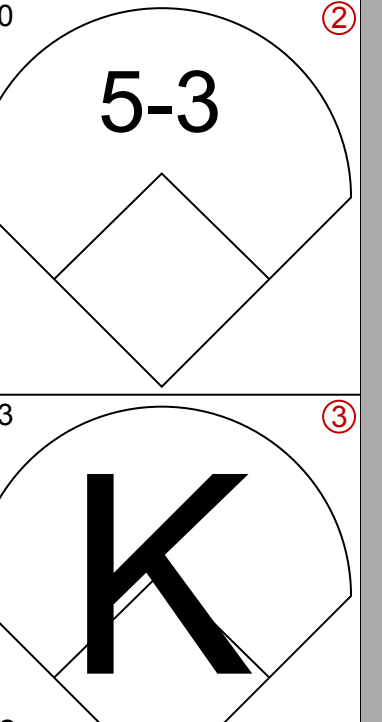
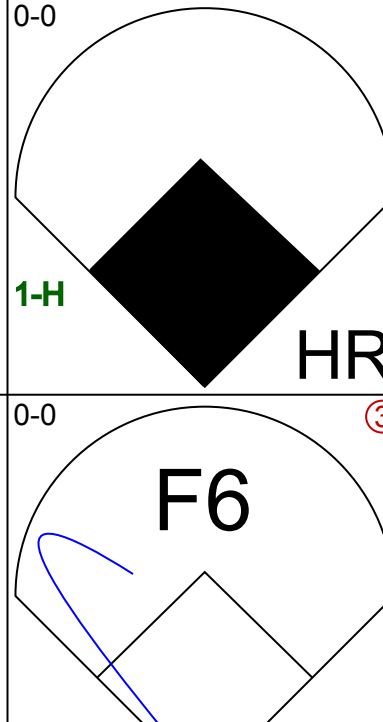
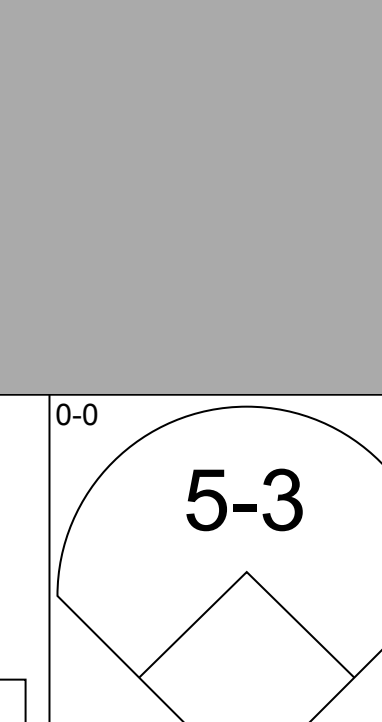

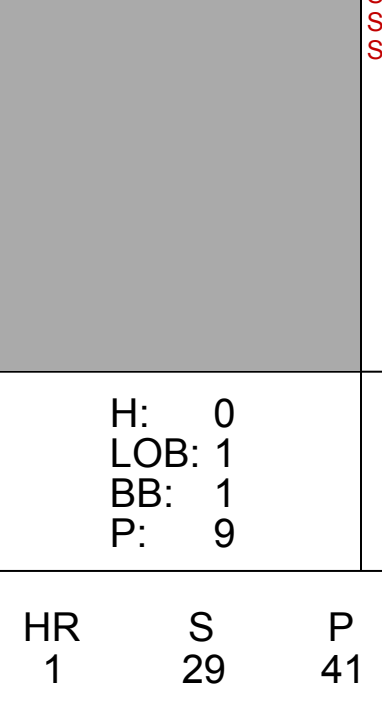





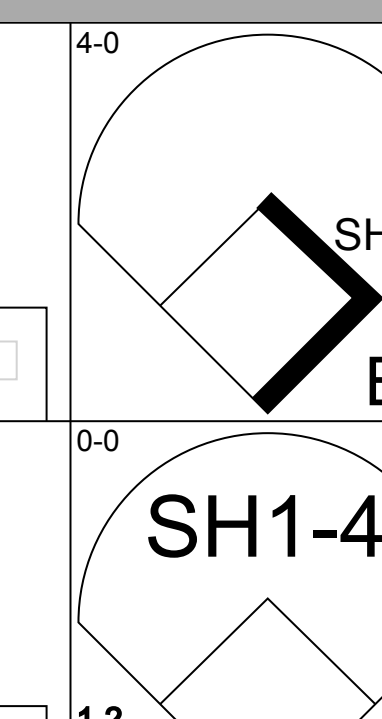

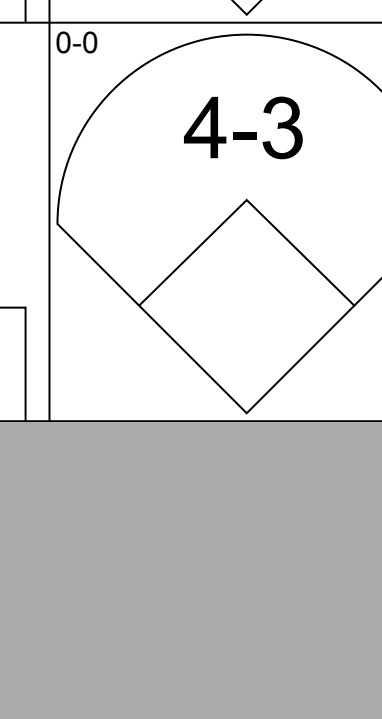
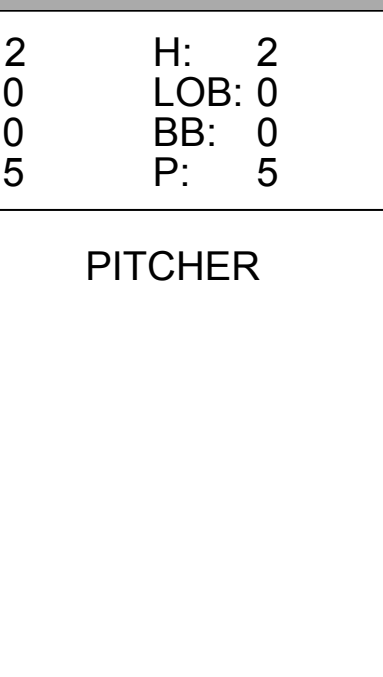
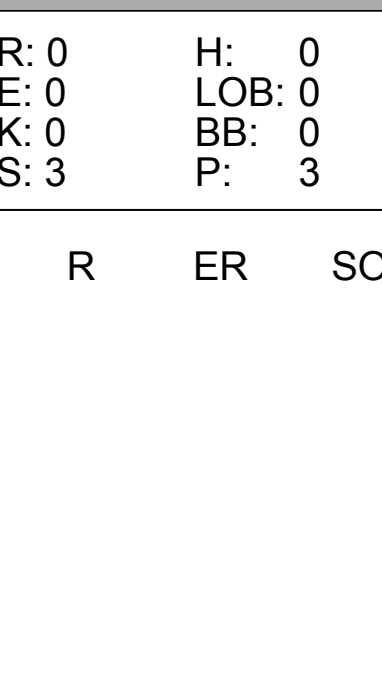

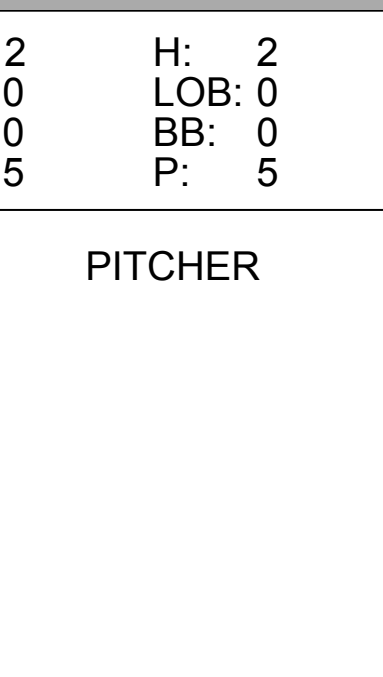
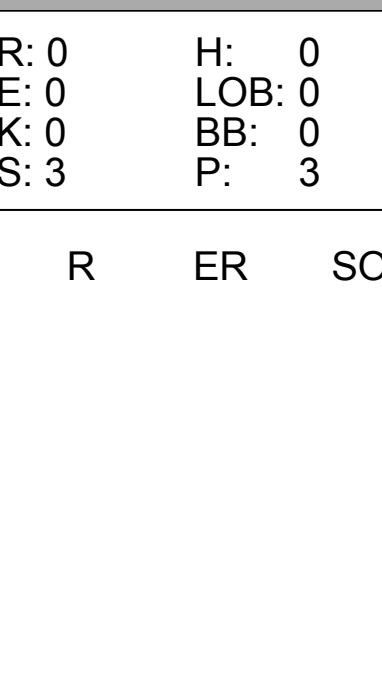
Batter	1	2	3	4	5	6	7	8	9	AB	R	H	RBI	BB	SO	LOB	BOTTOM				
Harvey Kuenn, R OBP: 0.427, SLG: 0.479 (1, 7)										4	1	1	0	0	1	2	St. Louis Cardinals @ San Francisco Giants Candlestick Park, San Francisco, CA Tue May 15 1962, 10:05 PM EDT Att: 30,484 - Unknown				
Chuck Hiller, L OBP: 0.347, SLG: 0.338 (1, 4)										4	1	1	1	0	0	0					
Willie Mays, R OBP: 0.393, SLG: 0.583 (1, 8)										3	1	1	0	1	1	0					
Orlando Cepeda, R OBP: 0.379, SLG: 0.615 (1, 3)										4	1	1	1	0	0	2					
Felipe Alou, R OBP: 0.378, SLG: 0.504 (1, 9)										4	1	1	1	0	0	2					
Jim Davenport, R OBP: 0.403, SLG: 0.537 (1, 5)										4	0	2	1	0	1	1					
Jose Pagan, R OBP: 0.316, SLG: 0.433 (1, 6)										4	1	1	0	0	1	2					
Ed Bailey, L OBP: 0.394, SLG: 0.561 (1, 2)										2	0	0	0	0	1	2					
Billy Pierce, L OBP: 0.357, SLG: 0.250 (1, 1)										1	0	0	1	1	0	0					
Stu Miller, R OBP: 0.500, SLG: 0.500 (8, 1)										0	0	0	0	0	0	0					
Inning Stats	R: 2 E: 0 K: 1 S: 7	H: 2 LOB: 1 BB: 1 P: 11	R: 1 E: 0 K: 0 S: 4	H: 1 LOB: 0 BB: 0 P: 4	R: 3 E: 0 K: 2 S: 11	H: 4 LOB: 1 BB: 0 P: 11	R: 0 E: 0 K: 1 S: 5	H: 0 LOB: 0 BB: 0 P: 5	R: 0 E: 0 K: 0 S: 3	H: 0 LOB: 2 BB: 1 P: 8	R: 0 E: 0 K: 1 S: 5	H: 0 LOB: 0 BB: 0 P: 5	R: 0 E: 0 K: 0 S: 3	H: 1 LOB: 0 BB: 0 P: 3	1B: 3 2B: 5 3B: 0 HR: 0	SF: 0 SAC: 1 DP: 0 HBP: 1	WP: 1 PB: 0 SB: 1 CS: 1	PA: 34			
PITCHER	IP	WLS	BF	H	R	ER	SO	BB	IBB	HBP	BLK	WP	HR	S	P	ERA	WHIP				
Curt Simmons, L ERA: 2.47 (1, 1)	2.1	L	14	6	6	5	1	1	0	0	0	1	0	15	19	19.29	3.000				
Ray Washburn, R ERA: 3.79 (3, 1)	5.2		20	2	0	0	4	1	0	1	0	1	0	26	31	0.00	0.529				

Batter	1	2	3	4	5	6	7	8	9	AB	R	H	RBI	BB	SO	LOB	TOP		
Curt Flood, R OBP: 0.343, SLG: 0.500 (1, 8)										5	1	2	1	0	1	4			
Doug Clemens, L OBP: 0.357, SLG: 0.316 (1, 9)										4	0	0	0	0	0	2			
Stan Musial, L OBP: 0.433, SLG: 0.541 (1, 7)										3	0	1	0	1	0	0			
Charlie James, R OBP: 0.323, SLG: 0.400 (8, PR) (8, 7)										0	0	0	0	0	0	0			
Ken Boyer, R OBP: 0.394, SLG: 0.532 (1, 5)										3	1	2	0	1	1	1			
Bill White, L OBP: 0.333, SLG: 0.430 (1, 3)										4	0	0	0	0	0	5			
Carl Sawatski, L OBP: 0.528, SLG: 0.750 (1, 2)										2	0	1	0	2	0	1			
Alex Grammas, R OBP: 0.111, SLG: 0.111 (9, PR)										0	0	0	0	0	0	0			
Red Schoendienst, S OBP: 0.400, SLG: 0.368 (1, 4)										4	0	2	1	0	0	2			
Julio Gotay, R OBP: 0.385, SLG: 0.394 (1, 6)										4	0	1	0	0	0	4			
Ernie Broglio, R OBP: 0.424, SLG: 0.357 (7, PH)										1	0	0	0	0	0	1			
Lindy McDaniel, R OBP: 0.400, SLG: 0.500 (7, 1)										1	0	0	0	0	0	1			
Gene Oliver, R OBP: 0.400, SLG: 0.500 (9, PH)										0	0	0	0	0	0	0			
Inning Stats	R: 0 E: 0 K: 1 S: 5	H: 0 LOB: 0 BB: 0 P: 5	R: 1 E: 0 K: 0 S: 3	H: 1 LOB: 0 BB: 1 P: 7	R: 0 E: 0 K: 0 S: 4	H: 1 LOB: 1 BB: 0 P: 4	R: 0 E: 0 K: 0 S: 3	H: 0 LOB: 1 BB: 1 P: 3	R: 1 E: 0 K: 1 S: 7	H: 2 LOB: 1 BB: 0 P: 7	R: 0 E: 0 K: 0 S: 3	H: 0 LOB: 1 BB: 1 P: 7	R: 0 E: 0 K: 0 S: 4	H: 2 LOB: 2 BB: 1 P: 8	R: 0 E: 0 K: 0 S: 4	H: 2 LOB: 3 BB: 1 P: 8	1B: 8 2B: 0 3B: 0 HR: 1	SF: 0 SAC: 1 DP: 3 HBP: 0	WP: 0 PA: 38 PB: 0 SB: 0 CS: 0
PITCHER Juan Marichal, R ERA: 2.44 (1, 1)	IP: 9.0 WLS: W BF: 37 H: 9 R: 2 ER: 2 SO: 2 BB: 5 IBB: 0 HBP: 0 BLK: 0 WP: 0 HR: 1 S: 36 P: 56 ERA: 2.00 WHIP: 1.556																		

St. Louis Cardinals @ San Francisco Giants
Candlestick Park, San Francisco, CA
Wed May 16 1962, 6:33 AM EDT
Att: 12,925 - Unknown

AB 31
R 2
H 9
RBI 2
BB 5
SO 2
LOB 21



Batter	1	2	3	4	5	6	7	8	9	AB	R	H	RBI	BB	SO	LOB	BOTTOM
Harvey Kuenn, R OBP: 0.430, SLG: 0.480 (1, 7)										4	1	2	1	0	0	2	
Chuck Hillier, L OBP: 0.344, SLG: 0.336 (1, 4)										4	1	1	1	0	0	2	
Willie Mays, R OBP: 0.389, SLG: 0.569 (1, 8)										3	0	0	0	1	1	4	
Orlando Cepeda, R OBP: 0.383, SLG: 0.634 (1, 3)										4	2	2	3	0	1	2	
Felipe Alou, R OBP: 0.374, SLG: 0.518 (1, 9)										4	1	1	2	0	0	2	
Jim Davenport, R OBP: 0.390, SLG: 0.518 (1, 5)										4	0	0	0	0	2	1	
Jose Pagan, R OBP: 0.307, SLG: 0.420 (1, 6)										4	0	0	0	0	0	0	
Ed Bailey, L OBP: 0.411, SLG: 0.578 (1, 2)										1	0	1	0	2	0	0	
Ernie Bowman, R OBP: 0.364, SLG: 0.571 (7, PR) (8, 2)										0	1	0	0	0	0	0	
Tom Haller, L OBP: 0.364, SLG: 0.571 (8, 2)										1	0	0	0	0	0	0	
Juan Marichal, R OBP: 0.320, SLG: 0.304 (1, 1)										2	1	1	0	0	1	1	
Inning Stats	R: 0 E: 0 K: 1 S: 6	H: 1 LOB: 1 BB: 0 P: 6	R: 0 E: 0 K: 1 S: 5	H: 0 LOB: 0 BB: 0 P: 5	R: 0 E: 0 K: 0 S: 3	H: 0 LOB: 1 BB: 1 P: 7	R: 0 E: 0 K: 1 S: 5	H: 0 LOB: 1 BB: 1 P: 9	R: 2 E: 0 K: 0 S: 5	H: 2 LOB: 0 BB: 0 P: 5	R: 5 E: 0 K: 1 S: 10	H: 5 LOB: 1 BB: 0 P: 10	R: 0 E: 0 K: 0 S: 3	H: 0 LOB: 0 BB: 0 P: 3	1B: 5 2B: 1 3B: 0 HR: 2	SF: 0 SAC: 1 DP: 0 HBP: 0	WP: 0 PA: 35 PB: 0 SB: 2 CS: 0
PITCHER Ernie Broglio, R ERA: 3.45 (1, 1)	IP: 6.0 WLS: L BF: 24 H: 3 R: 2 ER: 2 SO: 4 BB: 3 IBB: 0 HBP: 0 BLK: 0 WP: 0 HR: 1 S: 29 P: 41 ERA: 3.00 WHIP: 1.000																
Lindy McDaniel, R ERA: 3.92 (7, 1)	IP: 2.0 WLS: L BF: 11 H: 5 R: 5 ER: 5 SO: 1 BB: 0 IBB: 0 HBP: 0 BLK: 0 WP: 0 HR: 1 S: 13 P: 13 ERA: 22.50 WHIP: 2.500																

St. Louis Cardinals @ San Francisco Giants
Candlestick Park, San Francisco, CA
Wed May 16 1962, 6:33 AM EDT
Att: 12,925 - Unknown

AB 31
R 7
H 8
RBI 7
BB 3
SO 5
LOB 14



Batter	1	2	3	4	5	6	7	8	9	AB	R	H	RBI	BB	SO	LOB	TOP			
Curt Flood, R OBP: 0.333, SLG: 0.485 (1, 8)										4	0	0	0	0	1	1	St. Louis Cardinals @ San Francisco Giants Candlestick Park, San Francisco, CA Thu May 17 1962, 6:33 AM EDT Att: 10,976 - Unknown			
Red Schoendienst, S OBP: 0.477, SLG: 0.391 (1, 4)										4	0	2	0	0	0	1				
Julian Javier, R OBP: 0.290, SLG: 0.316 (9, PR)										0	1	0	0	0	0	0				
Alex Grammas, R OBP: 0.111, SLG: 0.111 (9, 4)										0	0	0	0	0	0	0				
Ken Boyer, R OBP: 0.390, SLG: 0.520 (1, 5)										3	0	0	0	1	0	2				
Gene Oliver, R OBP: 0.386, SLG: 0.481 (1, 2)										3	0	0	0	0	1	1				
Charlie James, R OBP: 0.343, SLG: 0.412 (1, 7)										4	0	2	1	0	0	2				
Bill White, L OBP: 0.331, SLG: 0.424 (1, 3)										4	0	1	0	0	0	3				
Julio Gotay, R OBP: 0.375, SLG: 0.382 (1, 6)										3	0	0	0	0	2	4				
Doug Clemens, L OBP: 0.356, SLG: 0.317 (1, 9)										3	0	1	0	0	2	0				
Bob Gibson, R OBP: 0.267, SLG: 0.154 (1, 1)										2	0	0	0	0	0	0				
Inning Stats	R: 0 E: 0 K: 0 S: 3	H: 0 LOB: 0 BB: 0 P: 3	R: 0 E: 0 K: 1 S: 6	H: 2 LOB: 2 BB: 0 P: 6	R: 0 E: 0 K: 1 S: 5	H: 0 LOB: 0 BB: 0 P: 5	R: 0 E: 0 K: 0 S: 3	H: 1 LOB: 0 BB: 0 P: 3	R: 0 E: 0 K: 1 S: 5	H: 0 LOB: 0 BB: 0 P: 5	R: 0 E: 1 K: 0 S: 4	H: 0 LOB: 2 BB: 1 P: 8	R: 0 E: 0 K: 1 S: 5	H: 0 LOB: 0 BB: 0 P: 5	R: 1 E: 0 K: 1 S: 7	H: 2 LOB: 1 BB: 0 P: 7	1B: 6 2B: 1 3B: 0 HR: 0	SF: 0 SAC: 2 DP: 2 HBP: 0	WP: 0 PB: 0 SB: 1 CS: 1	PA: 33
PITCHER Billy O'Dell, L ERA: 2.83 (1, 1)	IP: 9.0 WLS: L BF: 33 H: 6 R: 1 ER: 0 SO: 6 BB: 1 IBB: 0 HBP: 0 BLK: 0 WP: 0 HR: 0 S: 44 P: 48 ERA: 0.00 WHIP: 0.778															PITCHER				

Batter	1	2	3	4	5	6	7	8	9	AB	R	H	RBI	BB	SO	LOB	BOTTOM			
Harvey Kuenn, R OBP: 0.444, SLG: 0.487 (1, 7)										3	0	2	0	1	0	0	St. Louis Cardinals @ San Francisco Giants Candlestick Park, San Francisco, CA Thu May 17 1962, 6:33 AM EDT Att: 10,976 - Unknown			
Chuck Hillier, L OBP: 0.348, SLG: 0.343 (1, 4)										3	0	1	0	0	1	2				
Willie Mays, R OBP: 0.399, SLG: 0.571 (1, 8)										3	0	2	0	1	0	1				
Orlando Cepeda, R OBP: 0.373, SLG: 0.616 (1, 3)										4	0	0	0	0	1	7				
Felipe Alou, R OBP: 0.364, SLG: 0.504 (1, 9)										4	0	0	0	0	3	4				
Ed Bailey, L OBP: 0.396, SLG: 0.552 (1, 2)										4	0	0	0	0	2	0				
Jim Davenport, R OBP: 0.369, SLG: 0.522 (1, 5)										3	0	1	0	0	0	0				
Willie McCovey, L OBP: 0.481, SLG: 0.739 (9, PH)										3	0	0	0	0	1	1				
Jose Pagan, R OBP: 0.300, SLG: 0.410 (1, 6)										3	0	0	0	0	2	0				
Billy O'Dell, S OBP: 0.217, SLG: 0.143 (1, 1)										3	0	0	0	0	2	0				
Inning Stats	R: 0 E: 0 K: 3 S: 10	H: 1 LOB: 2 BB: 1 P: 14	R: 0 E: 0 K: 1 S: 5	H: 0 LOB: 0 BB: 0 P: 5	R: 0 E: 0 K: 2 S: 7	H: 0 LOB: 0 BB: 0 P: 7	R: 0 E: 0 K: 2 S: 7	H: 0 LOB: 0 BB: 0 P: 7	R: 0 E: 0 K: 0 S: 5	H: 2 LOB: 2 BB: 0 P: 5	R: 0 E: 0 K: 0 S: 3	H: 1 LOB: 0 BB: 0 P: 3	R: 0 E: 0 K: 1 S: 6	H: 2 LOB: 1 BB: 1 P: 10	R: 0 E: 0 K: 1 S: 5	H: 0 LOB: 0 BB: 0 P: 5	1B: 4 2B: 3 3B: 0 HR: 0	SF: 0 SAC: 0 DP: 2 HBP: 1	WP: 0 PB: 0 SB: 0 CS: 0	PA: 34
PITCHER Bob Gibson, R ERA: 2.98 (1, 1)	IP: 9.0 WLS: W BF: 34 H: 6 R: 0 ER: 0 SO: 10 BB: 1 IBB: 1 HBP: 1 BLK: 0 WP: 0 HR: 0 S: 51 P: 60 ERA: 0.00 WHIP: 0.778															PITCHER				

Batter	1	2	3	4	5	6	7	8	9	AB R H RBI BB SO LOB	TOP										
Curt Flood, R OBP: 0.333, SLG: 0.486	L7	F8	1B		F7		2B		L7	6 0 2 1 0 0 2	St. Louis Cardinals @ Los Angeles Dodgers Dodger Stadium, Los Angeles, CA Fri May 18 1962, 7:05 PM PDT Att: 38,951 - Unknown										
Red Schoendienst, S OBP: 0.414, SLG: 0.393	BB 1B	G3	1B		4-1		F2			5 1 2 1 0 0 2											
Stan Musial, L OBP: 0.413, SLG: 0.511	F9				G3					5 0 0 0 0 0 5											
Don Landrum, L OBP: 0.424, SLG: 0.357										0 0 0 0 0 0 0											
Ken Boyer, R OBP: 0.391, SLG: 0.511	BB 1B		BB 1B	K		K			1-3	4 2 1 0 1 2 0											
Gene Oliver, R OBP: 0.387, SLG: 0.469	1B		BB 1B		F8	6-3			K	4 1 1 0 1 1 0											
Charlie James, R OBP: 0.400, SLG: 0.432			1B				BLK WP		L8	3 3 2 2 2 0 0											
Bill White, L OBP: 0.346, SLG: 0.437	K		1B				FC6-4			3 1 2 3 2 1 2											
Julio Gotay, R OBP: 0.368, SLG: 0.374		F7	F4			FC6-4				5 0 1 0 0 1 4											
Larry Jackson, R OBP: 0.321, SLG: 0.250			1B		F8		6-3		K	4 0 1 0 1 1 3											
Inning Stats	R: 2 H: 3 E: 0 K: 1 S: 13	H: 3 LOB: 2 BB: 1 P: 19	R: 0 H: 1 E: 0 K: 0 S: 7	LOB: 1 BB: 0 P: 8	R: 4 H: 4 E: 0 K: 0 S: 17	H: 4 LOB: 3 BB: 3 P: 37	R: 1 H: 3 E: 0 K: 1 S: 15	H: 3 LOB: 2 BB: 0 P: 23	R: 0 H: 0 E: 0 K: 0 S: 6	H: 0 LOB: 0 BB: 0 P: 9	R: 1 H: 0 E: 0 K: 1 S: 8	H: 0 LOB: 1 BB: 2 P: 18	R: 0 H: 1 E: 0 K: 0 S: 9	H: 1 LOB: 0 BB: 0 P: 12	R: 0 H: 0 E: 0 K: 1 S: 8	H: 0 LOB: 0 BB: 0 P: 13	R: 0 H: 0 E: 0 K: 2 S: 8	H: 0 LOB: 1 BB: 1 P: 14	1B: 9 2B: 3 3B: 0 HR: 0	SF: 0 SAC: 0 DP: 0 HBP: 0	WP: 2 PA: 46 PB: 0 SB: 0 CS: 0
PITCHER	IP WLS BF H R ER SO BB IBB HBP BLK WP HR S P ERA WHIP											PITCHER	IP WLS BF H R ER SO BB IBB HBP BLK WP HR S P ERA WHIP								
Johnny Podres, L ERA: 4.42	(1, 1) 0.2 L 4 2 2 2 0 0 0 0 0 0 0 0 7 9 27.00 3.000																				
Stan Williams, R ERA: 6.33	(1, 1) 4.1 26 9 5 5 2 4 0 0 0 0 0 0 51 87 10.38 3.000																				
Larry Sherry, R ERA: 3.97	(6, 1) 2.0 9 1 1 1 1 2 0 0 0 1 1 0 17 30 4.50 1.500																				
Ed Roebuck, R ERA: 3.18	(8, 1) 2.0 7 0 0 0 3 1 0 0 0 0 0 0 16 27 0.00 0.500																				

Batter	1	2	3	4	5	6	7	8	9	AB R H RBI BB SO LOB	BOTTOM										
Maury Wills, S OBP: 0.305, SLG: 0.293	L7		4-3		L6		F8			4 0 0 1 0 0 4	St. Louis Cardinals @ Los Angeles Dodgers Dodger Stadium, Los Angeles, CA Fri May 18 1962, 7:05 PM PDT Att: 38,951 - Unknown										
Jim Gilliam, S OBP: 0.331, SLG: 0.310	F6		G3		4-3		4-3			4 0 0 1 0 0 3											
Willie Davis, L OBP: 0.382, SLG: 0.523	F5				6-3		4-3		L8	4 0 0 0 0 0 1											
Wally Moon, L OBP: 0.366, SLG: 0.345		G3					4-3		F8	4 0 0 0 0 1 0											
Tommy Davis, R OBP: 0.331, SLG: 0.574							E4		6-3	4 0 2 0 0 0 0											
John Roseboro, L OBP: 0.385, SLG: 0.388							F8		3-1	4 0 0 0 0 0 3											
Ron Fairly, L OBP: 0.377, SLG: 0.269							F5			4 2 3 0 0 0 1											
Larry Burright, R OBP: 0.358, SLG: 0.571									5-3	4 1 3 0 0 0 1											
Johnny Podres, L ERA: 4.42	(1, 1) 0.2 L 4 2 2 2 0 0 0 0 0 0 0 0 7 9 27.00 3.000																				
Stan Williams, R ERA: 6.33	(1, 1) 4.1 26 9 5 5 2 4 0 0 0 0 0 0 51 87 10.38 3.000																				
Larry Sherry, R ERA: 3.97	(6, 1) 2.0 9 1 1 1 1 2 0 0 0 1 1 0 17 30 4.50 1.500																				
Ed Roebuck, R ERA: 3.18	(8, 1) 2.0 7 0 0 0 3 1 0 0 0 0 0 0 16 27 0.00 0.500																				
Inning Stats	R: 0 H: 0 E: 0 K: 0 S: 4	H: 0 LOB: 0 BB: 0 P: 7	R: 0 H: 1 E: 0 K: 0 S: 7	H: 1 LOB: 0 BB: 0 P: 10	R: 1 H: 2 E: 0 K: 1 S: 12	H: 2 LOB: 1 BB: 0 P: 16	R: 0 H: 1 E: 0 K: 1 S: 10	H: 1 LOB: 1 BB: 0 P: 14	R: 2 H: 3 E: 0 K: 0 S: 14	H: 3 LOB: 1 BB: 0 P: 20	R: 0 H: 0 E: 0 K: 0 S: 8	H: 0 LOB: 1 BB: 0 P: 13	R: 0 H: 1 E: 0 K: 0 S: 9	H: 1 LOB: 0 BB: 0 P: 13	R: 0 H: 0 E: 0 K: 0 S: 4	H: 0 LOB: 0 BB: 0 P: 5	R: 0 H: 1 E: 0 K: 0 S: 8	H: 1 LOB: 1 BB: 0 P: 11	1B: 8 2B: 0 3B: 1 HR: 0	SF: 0 SAC: 0 DP: 1 HBP: 0	WP: 1 PA: 36 PB: 0 SB: 0 CS: 0
PITCHER	IP WLS BF H R ER SO BB IBB HBP BLK WP HR S P ERA WHIP											PITCHER	IP WLS BF H R ER SO BB IBB HBP BLK WP HR S P ERA WHIP								
Larry Jackson, R ERA: 3.56	(1, 1) 9.0 W 36 9 3 3 2 0 0 0 0 0 1 0 76 109 3.00 1.000																				

Batter	1	2	3	4	5	6	7	8	9	AB	R	H	RBI	BB	SO	LOB	TOP		
Curt Flood, R OBP: 0.335, SLG: 0.483 (1, 8)	2-2 6-3		0-0 F8	0-0 E8		1-1 1B		2-3 K		5	0	2	1	0	1	0			
Red Schoendienst, S OBP: 0.382, SLG: 0.364 (1, 4) Alex Grammas, R OBP: 0.111, SLG: 0.111 (9, 4)	1-2 L7		0-2 1B	0-3 K		0-0 1B		0-1 L7		5	0	1	0	0	1	2			
Stan Musial, L OBP: 0.404, SLG: 0.495 (1, 7) Don Landrum, L OBP: 0.424, SLG: 0.357 (9, PR) (9, 7)	2-2 4-3		0-0 L8		1-1 E3 1B SF7		0-2 F7		0-1 BB SF8 1B	5	1	1	0	0	0	2			
Ken Boyer, R OBP: 0.391, SLG: 0.504 (1, 5)		1-1 6-3		0-2 1B 1B		0-0 F4		4-0 SF8 BB E BB	4	2	1	0	1	0	1				
Bill White, L OBP: 0.360, SLG: 0.442 (1, 3)		1-1 HBP		0-1 BB 1B		0-1 1B		4-1 E BB	3	2	2	0	1	0	0				
Carl Sawatski, L OBP: 0.544, SLG: 0.750 (1, 2) Gene Oliver, R OBP: 0.383, SLG: 0.469 (9, PH) (9, 2)		4-1 BB		4-2 BB FC6-2		1-0 SF7		0-0 FC5-4 BB	0	0	0	1	3	0	0				
Julio Gotay, R OBP: 0.361, SLG: 0.366 (1, 6)		0-0 F3		3-3 K		0-0 1B		2-3 3-H E6 CS	5	0	1	0	0	1	6				
Doug Clemens, L OBP: 0.347, SLG: 0.311 (1, 9)		3-3 K		3-1 BB FC6-2 1B		0-0 4-3		1-2 6-3 CS	4	1	1	2	0	1	4				
Ray Sadecki, L OBP: 0.182, SLG: 0.182 (1, 1)		0-1 4-3		0-2 BB E 1B		0-0 F8		1-1 3-1	4	1	0	0	0	0	2				
Inning Stats	R: 0 E: 0 K: 0 S: 10	H: 0 LOB: 0 BB: 0 P: 15	R: 0 E: 0 K: 1 S: 8	H: 0 LOB: 2 BB: 1 P: 17	R: 0 E: 0 K: 0 S: 8	H: 1 LOB: 1 BB: 0 P: 8	R: 4 E: 1 K: 2 S: 20	H: 4 LOB: 1 BB: 1 P: 30	R: 1 E: 1 K: 0 S: 8	H: 2 LOB: 2 BB: 0 P: 10	R: 0 E: 0 K: 0 S: 6	H: 0 LOB: 1 BB: 1 P: 12	R: 0 E: 0 K: 1 S: 8	H: 0 LOB: 0 BB: 0 P: 12	R: 3 E: 1 K: 0 S: 10	H: 1 LOB: 1 BB: 2 P: 21	1B: 9 2B: 0 3B: 0 HR: 0	SF: 2 SAC: 0 DP: 0 HBP: 1	WP: 0 PB: 0 CS: 2 PA: 44
PITCHER	IP WLS BF H R ER SO	IP WLS BF H R ER SO	IP WLS BF H R ER SO	IP WLS BF H R ER SO	IP WLS BF H R ER SO	IP WLS BF H R ER SO	IP WLS BF H R ER SO	IP WLS BF H R ER SO	IP WLS BF H R ER SO	IP WLS BF H R ER SO	IP WLS BF H R ER SO	IP WLS BF H R ER SO	IP WLS BF H R ER SO	IP WLS BF H R ER SO	IP WLS BF H R ER SO	IP WLS BF H R ER SO	ERA WHIP	ERA WHIP	
Don Drysdale, R ERA: 3.69 (1, 1)	4.2 L	2.1 9	2.0 9	4.2 L	2.1 9	2.0 9	4.2 L	2.1 9	2.0 9	4.2 L	2.1 9	2.0 9	4.2 L	2.1 9	2.0 9	4.2 L	5.79	1.929	
Phil Ortega, R ERA: 5.69 (5, 1)	2.1 9	1.0 1	1.0 1	2.1 9	1.0 1	1.0 1	2.1 9	1.0 1	1.0 1	2.1 9	1.0 1	1.0 1	2.1 9	1.0 1	1.0 1	2.1 9	0.00	0.857	
Ron Perranoski, L ERA: 1.59 (8, 1)	2.0 9	1.0 1	1.0 1	2.0 9	1.0 1	1.0 1	2.0 9	1.0 1	1.0 1	2.0 9	1.0 1	1.0 1	2.0 9	1.0 1	1.0 1	2.0 9	4.50	1.500	

St. Louis Cardinals @ Los Angeles Dodgers
Dodger Stadium, Los Angeles, CA
 Sat May 19 1962, 7:05 PM PDT
 Att: 44,559 - Unknown

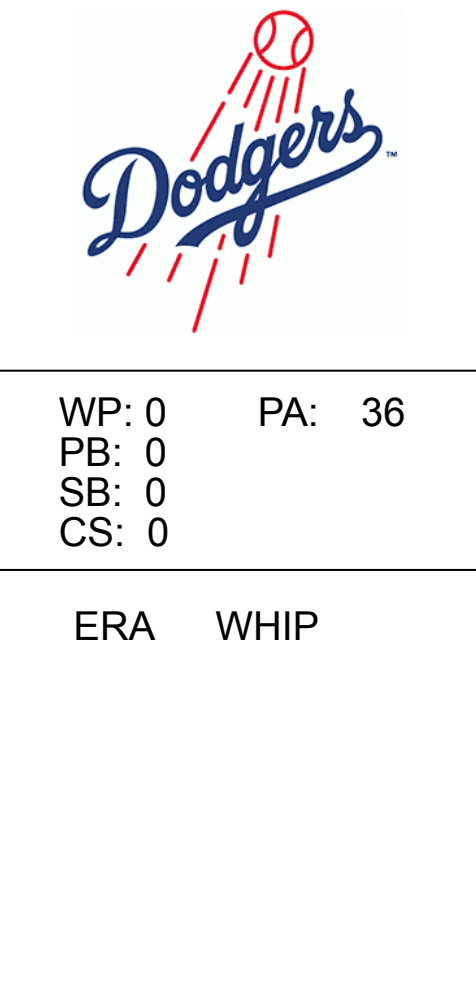
AB 35
R 8
H 9
RBI 5
BB 5
SO 4
LOB 17



Batter	1	2	3	4	5	6	7	8	9	AB	R	H	RBI	BB	SO	LOB	BOTTOM				
Maury Wills, S OBP: 0.298, SLG: 0.286 (1, 6)	3-2 5-3		0-1 FC6-4		0-0 6-3		0-1 G5-4-3			4	0	0	0	0	0	3					
Jim Gilliam, S OBP: 0.329, SLG: 0.308 (1, 5)	0-1 F8		0-0 F8		2-1 F8			1-2 E6 1B		4	0	1	0	0	0	0					
Willie Davis, L OBP: 0.386, SLG: 0.523 (1, 8)	0-0 BLK 1B		1-1 1B		1-3 K			2-2 F3		4	0	2	0	0	1	1					
Tommy Davis, R OBP: 0.329, SLG: 0.566 (1, 7)	1-1 6-3		1-1 1B		1-1 6-3		1-1 6-3		0-0 6-3	4	0	1	0	0	0	2					
Frank Howard, R OBP: 0.322, SLG: 0.389 (1, 9)		1-1 F8		4-0 BB FC6-4		4-0 BB FC4-6		0-2 6-3		2	0	0	0	2	0	1					
Doug Camilli, R OBP: 0.480, SLG: 0.739 (1, 2)		4-2 BB 1B		0-0 G6-4-3		2-2 F8		2-2 F7		3	1	0	0	1	0	4					
Wally Moon, L OBP: 0.370, SLG: 0.344 (1, 3)		4-2 BB 1B		2-2 4-3		1-2 FC4-6		2-1 1B		3	0	1	0	1	0	1					
Larry Burditt, R OBP: 0.368, SLG: 0.558 (1, 4)		2-1 FC6-4 1B		0-0 F8		4-0 FC6-4 BB		1-0 F7		3	0	1	1	1	0	1					
Don Drysdale, R OBP: 0.375, SLG: 0.435 (1, 1) Phil Ortega, R OBP: 0.375, SLG: 0.333 (7, PH) (5, 1) Ron Perranoski, L OBP: 0.375, SLG: 0.333 (8, 1) Andy Carey, R OBP: 0.362, SLG: 0.412 (9, PH) (9, 7)		0-3 K		0-0 F7		1-1 FC6-4		1-2 L7		2	0	0	0	0	1	2					
Inning Stats	R: 0 E: 0 K: 0 S: 8	H: 1 LOB: 1 BB: 0 P: 12	R: 1 E: 0 K: 0 S: 13	H: 1 LOB: 2 BB: 2 P: 24	R: 0 E: 0 K: 0 S: 6	H: 2 LOB: 0 BB: 1 P: 12	R: 0 E: 0 K: 0 S: 5	H: 0 LOB: 0 BB: 0 P: 7	R: 0 E: 0 K: 1 S: 6	H: 0 LOB: 0 BB: 0 P: 9	R: 0 E: 0 K: 0 S: 8	H: 0 LOB: 1 BB: 1 P: 16	R: 0 E: 0 K: 0 S: 4	H: 0 LOB: 0 BB: 1 P: 9	R: 0 E: 1 K: 0 S: 12	H: 1 LOB: 1 BB: 0 P: 15	R: 0 E: 0 K: 0 S: 10	H: 1 LOB: 1 BB: 0 P: 16	1B: 6 2B: 0 3B: 0 HR: 0	SF: 0 SAC: 0 DP: 2 HBP: 0	WP: 0 PB: 0 CS: 0 PA: 36
PITCHER	IP WLS BF H R ER SO	IP WLS BF H R ER SO	IP WLS BF H R ER SO	IP WLS BF H R ER SO	IP WLS BF H R ER SO	IP WLS BF H R ER SO	IP WLS BF H R ER SO	IP WLS BF H R ER SO	IP WLS BF H R ER SO	IP WLS BF H R ER SO	IP WLS BF H R ER SO	IP WLS BF H R ER SO	IP WLS BF H R ER SO	IP WLS BF H R ER SO	IP WLS BF H R ER SO	IP WLS BF H R ER SO	ERA WHIP	ERA WHIP			
Ray Sadecki, L ERA: 6.67 (1, 1)	9.0 W	3.6 6	3.6 6	9.0 W	3.6 6	3.6 6	9.0 W	3.6 6	9.0 W	3.6 6	3.6 6	9.0 W	3.6 6	3.6 6	9.0 W	3.6 6	1.00	1.111			

St. Louis Cardinals @ Los Angeles Dodgers
Dodger Stadium, Los Angeles, CA
 Sat May 19 1962, 7:05 PM PDT
 Att: 44,559 - Unknown

AB 31
R 1
H 6
RBI 1
BB 5
SO 2
LOB 17



Batter	1	2	3	4	5	6	7	8	9	AB	R	H	RBI	BB	SO	LOB	TOP							
Curt Flood, R OBP: 0.331, SLG: 0.470 (1, 8)	4-1 F9 WP 1B BB		0-0 F7		1-2 F4	0-1 FC5-4			2-1 6-3	4	1	0	0	1	0	1								
Red Schoendienst, S OBP: 0.369, SLG: 0.351 (1, 4)	3-2 F9		0-2 1B		0-0 G3				1-1 F8	4	1	1	0	0	0	1								
Julian Javier, R OBP: 0.290, SLG: 0.316 (7, 4)	1-3		1B							0	0	0	0	0	0	0								
Doug Clemens, L OBP: 0.377, SLG: 0.347 (1, 9)	3-1 BB 1B		3-1 1B		2-2 1B				1-1 G3	4	0	3	1	0	0	0								
Ken Boyer, R OBP: 0.394, SLG: 0.500 (1, 5)	4-0 1B		4-0 1B		0-0 F2				0-1 6-3	3	0	1	1	1	0	1								
Bill White, L OBP: 0.364, SLG: 0.440 (1, 3)	1-0 1-2 2H 1B		2-0 F7			4-2 2B BB			1-1 6-3	3	1	1	0	1	0	2								
Carl Sawatski, L OBP: 0.525, SLG: 0.729 (1, 2)	2-2 F6		2-2 4-3			2-0 SH2-4 1H SF8			3-3 K	4	1	1	1	0	1	4								
Charlie James, R OBP: 0.372, SLG: 0.400 (1, 7)		0-0 L7		0-2 F3		1-1 SH2-4			1-3 K	3	0	0	0	0	1	0								
Julio Gotay, R OBP: 0.357, SLG: 0.357 (1, 6)		0-2 4-3		0-2 5-3		4-1 FC5-4 BB			1-3 K	3	0	0	0	1	1	0								
Curt Simmons, L OBP: 0.375, SLG: 0.350 (1, 1)		2-3 K		0-1 F7		2-1 SF8			0-1 3-1	3	0	0	1	0	1	0								
Inning Stats	R: 1 E: 0 K: 0 S: 10	H: 2 LOB: 2 BB: 2 P: 27	R: 0 E: 0 K: 1 S: 7	H: 0 LOB: 0 BB: 0 P: 9	R: 1 E: 0 K: 0 S: 11	H: 3 LOB: 2 BB: 0 P: 17	R: 0 E: 0 K: 0 S: 8	H: 0 LOB: 0 BB: 0 P: 8	R: 0 E: 0 K: 0 S: 8	H: 1 LOB: 1 BB: 0 P: 11	R: 2 E: 0 K: 0 S: 10	H: 1 LOB: 1 BB: 2 P: 23	R: 0 E: 0 K: 0 S: 6	H: 0 LOB: 0 BB: 0 P: 8	R: 0 E: 0 K: 2 S: 9	H: 0 LOB: 0 BB: 0 P: 14	R: 0 E: 0 K: 1 S: 7	H: 0 LOB: 0 BB: 0 P: 10	1B: 6 2B: 1 3B: 0 HR: 0	SF: 1 SAC: 1 DP: 0 HBP: 0	WP: 1 PB: 0 SB: 0 CS: 0	PA: 37		
PITCHER	IP	WLS	BF	H	R	ER	SO	BB	IBB	HBP	BLK	WP	HR	S	P	ERA	WHIP							
Joe Moeller, R ERA: 4.14 (1, 1)	5.0	L	22	6	2	2	1	2	0	0	0	1	0	44	72	3.60	1.600							
Phil Ortega, R ERA: 8.1 (6, 1)	0.1		4	1	2	2	0	2	0	0	0	0	0	6	17	54.00	9.000							
Ed Roebuck, R ERA: 2.96 (6, 1)	1.2		5	0	0	0	0	0	0	0	0	0	0	10	14	0.00	0.000							
Larry Sherry, R ERA: 3.65 (8, 1)	2.0		6	0	0	0	3	0	0	0	0	0	0	16	24	0.00	0.000							

St. Louis Cardinals @ Los Angeles Dodgers
Dodger Stadium, Los Angeles, CA
 Sun May 20 1962, 3:33 AM PDT
 Att: 38,474 - Unknown

AB	31
R	4
H	7
RBI	4
BB	4
SO	4
LOB	9



Batter	1	2	3	4	5	6	7	8	9	AB	R	H	RBI	BB	SO	LOB	BOTTOM							
Maury Wills, S OBP: 0.295, SLG: 0.279 (1, 6)	3-1 F9		0-0 6-3			4-1 E 1B BB			1-0 F8	4	1	0	0	1	1	3								
Lee Walls, R OBP: 0.333, SLG: 0.290 (1, 3)	1-1 F7		3-2 F7			0-1 FC4 1B G6-4-3			1-0 5-3	4	1	0	0	0	0	1								
Willie Davis, L OBP: 0.397, SLG: 0.530 (1, 8)	2-2 1B			0-1 F4		0-0 G6-4-3 1B			0-1 FC5-4 BB 1B	4	0	3	1	0	0	0								
Tommy Davis, R OBP: 0.327, SLG: 0.554 (1, 7)	1-0 F8			1-1 4-3		0-0 G6-4-3			4-1 FC5-4 BB	3	0	0	0	1	0	2								
Frank Howard, R OBP: 0.317, SLG: 0.379 (1, 9)		3-2 S 1B		1-1 1-4-3		1-1 5-3			1-0 FC5-4	4	0	1	0	0	0	2								
Andy Carey, R OBP: 0.325, SLG: 0.400 (1, 5)		3-3 K			1-0 F9				1-1 FC1-6 1B	4	0	1	0	0	1	1								
Tim Harkness, L OBP: 0.324, SLG: 0.387 (9, FR)		1-2 K								0	0	0	0	0	0	0								
John Roseboro, L OBP: 0.380, SLG: 0.373 (1, 2)		2-3 K			2-3 K				0-0 FC1-6 1B	3	1	0	0	1	2	2								
Larry Burright, R OBP: 0.393, SLG: 0.589 (1, 4)		1-0 F7			0-0 PB 1B				1-2 E4 2B	4	0	3	0	0	0	1								
Joe Moeller, R OBP: 0.077, SLG: 0.077 (1, 1)			0-1 4-3							1	0	0	0	0	0	0								
Dary Schoendienst, R OBP: 0.327, SLG: 0.375 (5, PH)										0	0	0	0	0	0	0								
Phil Ortega, R OBP: 0.326, SLG: 0.375 (6, 1)										0	0	0	0	0	0	0								
Ed Roebuck, R OBP: 0.327, SLG: 0.375 (6, 1)										0	0	0	0	0	0	0								
Jim Gilliam, S OBP: 0.327, SLG: 0.375 (7, PH)										0	0	0	0	0	0	0								
Larry Sherry, R OBP: 0.327, SLG: 0.375 (8, 1)										0	0	0	0	0	0	0								
Doug Carmelli, R OBP: 0.327, SLG: 0.375 (9, PH)										0	0	0	0	0	0	0								
Inning Stats	R: 0 E: 0 K: 0 S: 9	H: 1 LOB: 1 BB: 0 P: 16	R: 0 E: 0 K: 2 S: 12	H: 1 LOB: 0 BB: 0 P: 21	R: 0 E: 0 K: 0 S: 6	H: 0 LOB: 0 BB: 0 P: 9	R: 0 E: 0 K: 0 S: 6	H: 0 LOB: 0 BB: 0 P: 8	R: 0 E: 0 K: 1 S: 9	H: 1 LOB: 1 BB: 0 P: 14	R: 2 E: 1 K: 0 S: 7	H: 1 LOB: 0 BB: 1 P: 12	R: 1 E: 1 K: 2 S: 11	H: 1 LOB: 1 BB: 1 P: 21	R: 0 E: 0 K: 0 S: 5	H: 1 LOB: 1 BB: 1 P: 11	R: 0 E: 0 K: 0 S: 8	H: 2 LOB: 2 BB: 0 P: 13	1B: 7 2B: 1 3B: 0 HR: 0	SF: 0 SAC: 0 DP: 2 HBP: 0	WP: 0 PB: 1 SB: 1 CS: 0	PA: 37		
PITCHER	IP	WLS	BF	H	R	ER	SO	BB	IBB	HBP	BLK	WP	HR	S	P	ERA	WHIP							
Curt Simmons, L ERA: 2.08 (1, 1)	9.0	W	37	8	3	0	5	3	0	0	0	0	0	73	125	0.00	1.222							

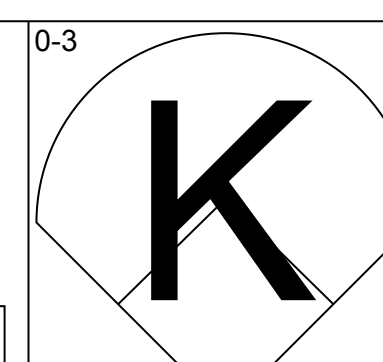
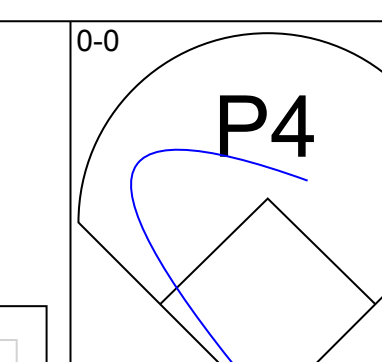
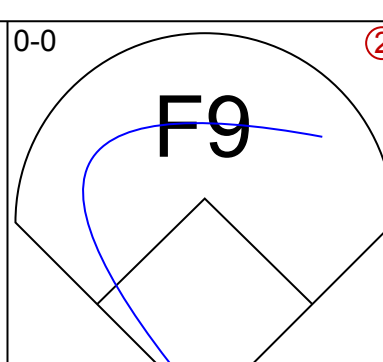
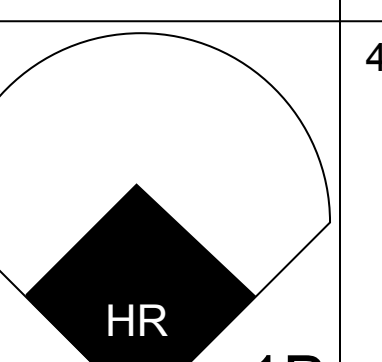
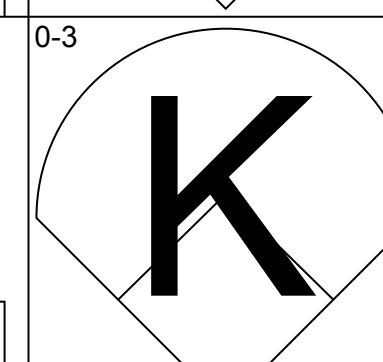
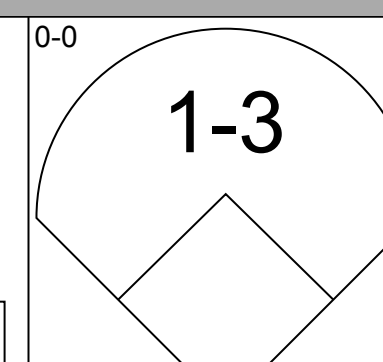
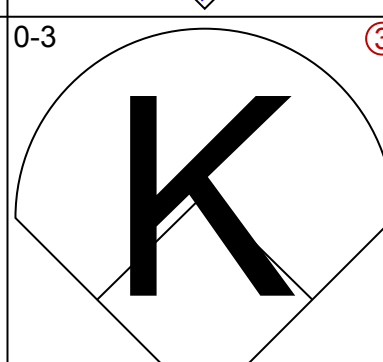
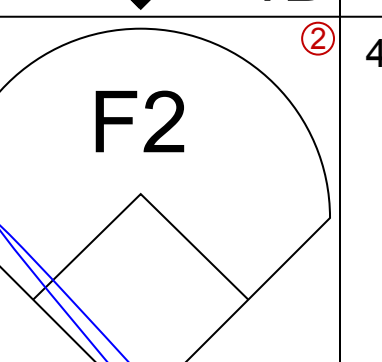
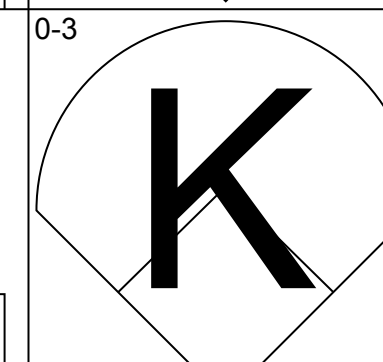
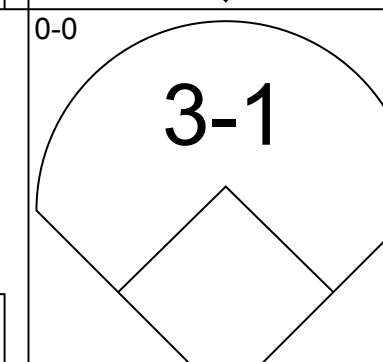
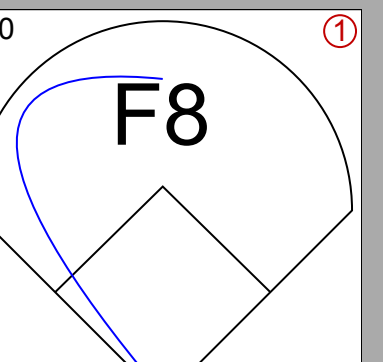
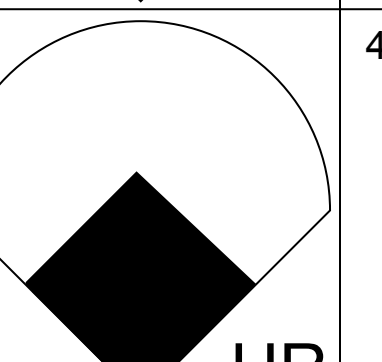
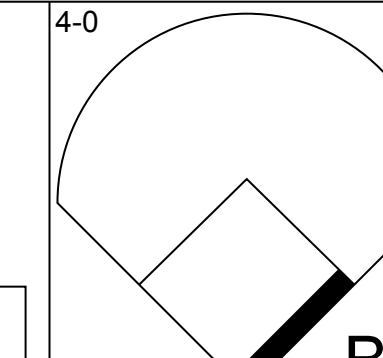
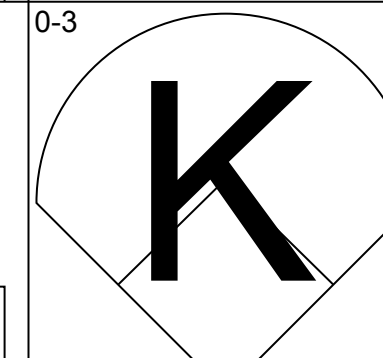

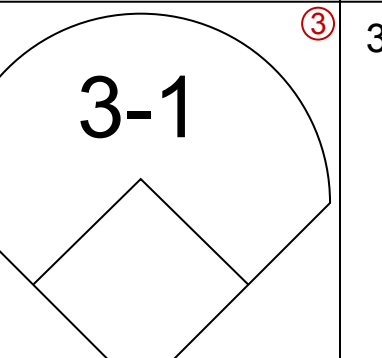
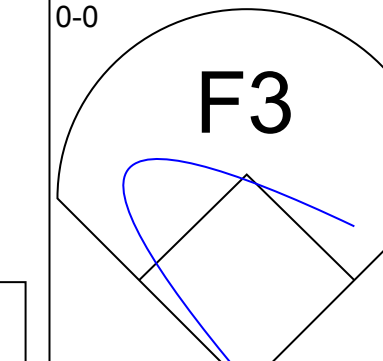
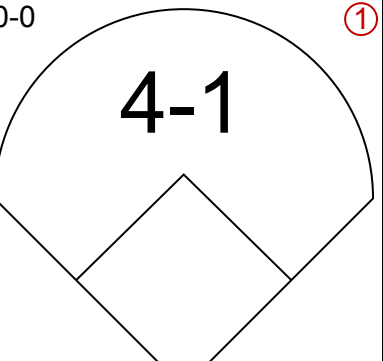
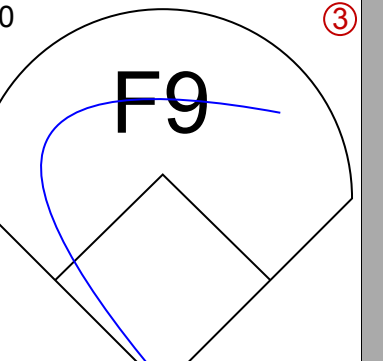
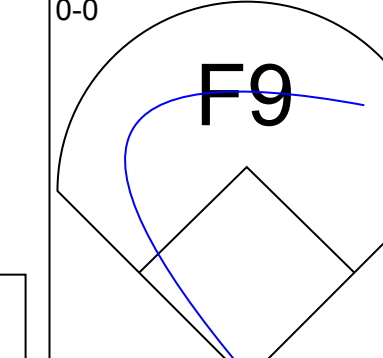
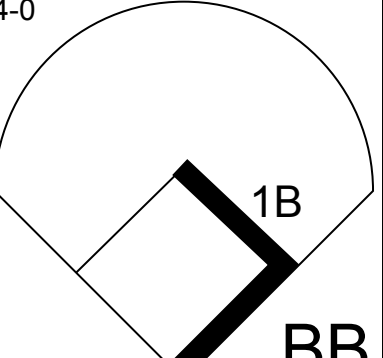
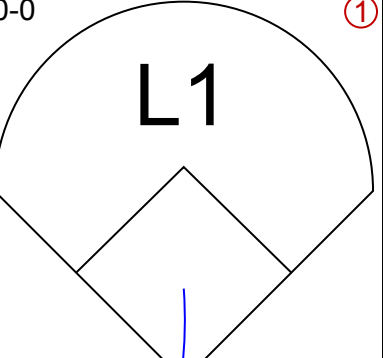
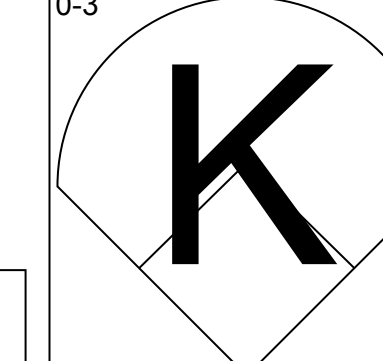
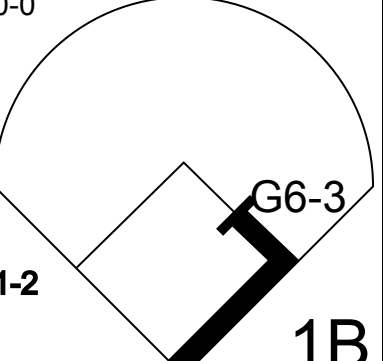
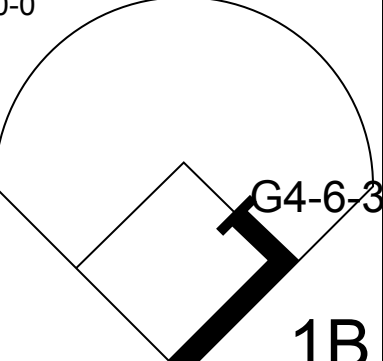
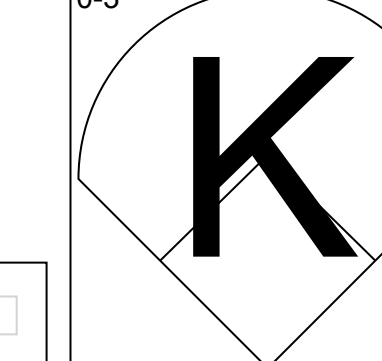
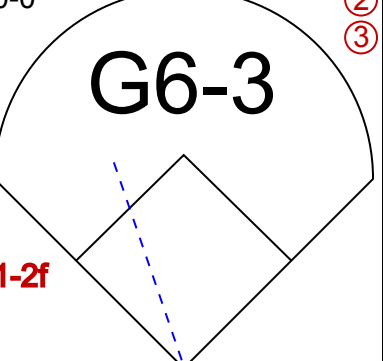
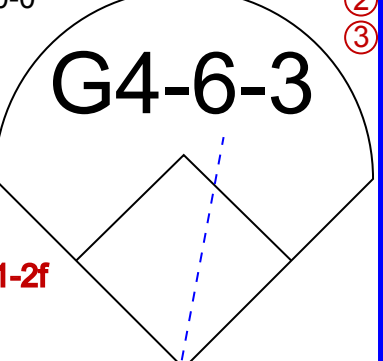
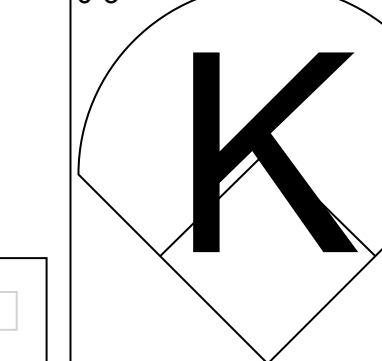
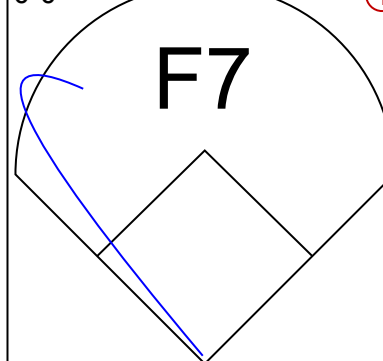
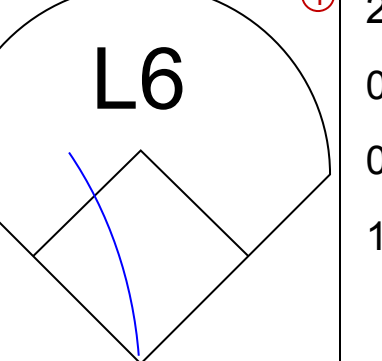
St. Louis Cardinals @ Los Angeles Dodgers
Dodger Stadium, Los Angeles, CA
 Sun May 20 1962, 3:33 AM PDT
 Att: 38,474 - Unknown

AB	34
R	3
H	8
RBI	1
BB	3
SO	5
LOB	16



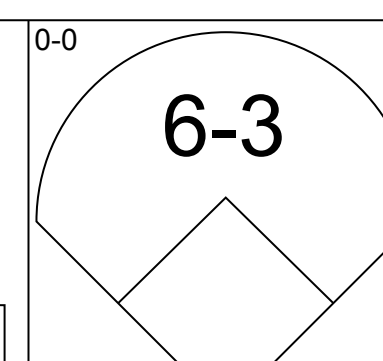
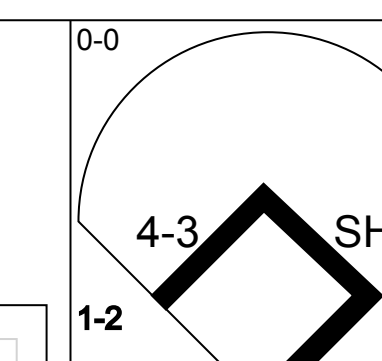
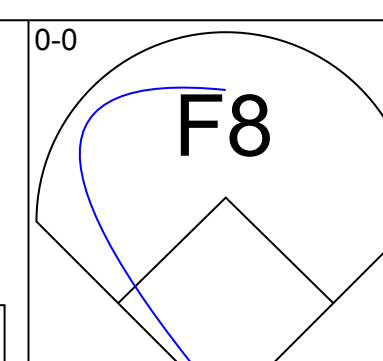
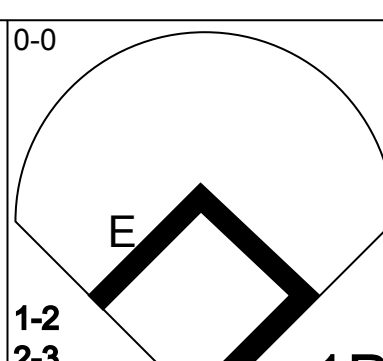
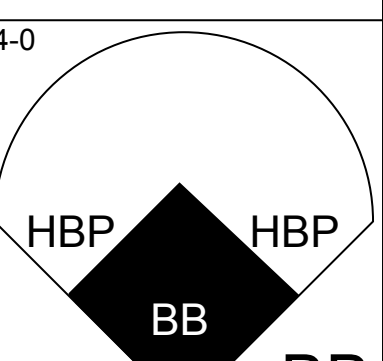
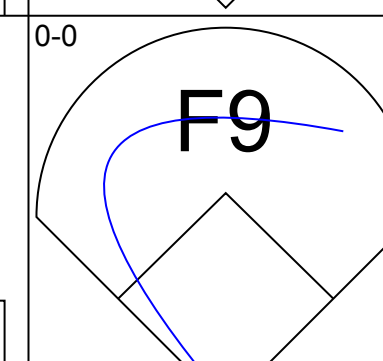
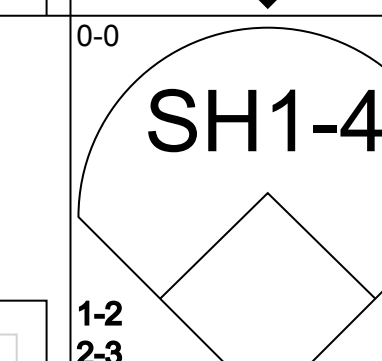
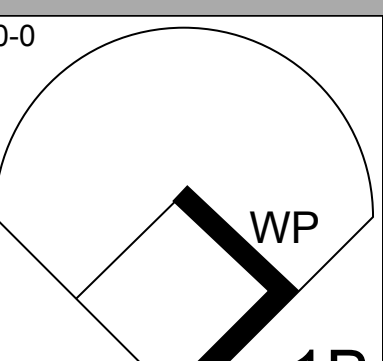
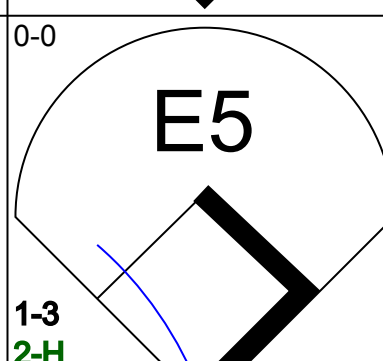
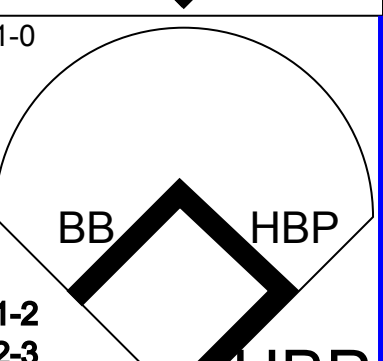
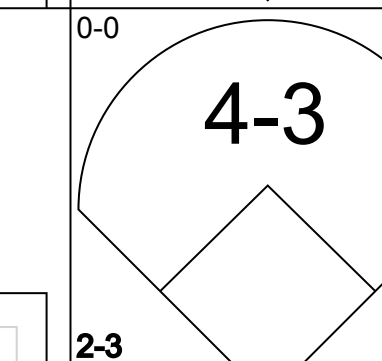
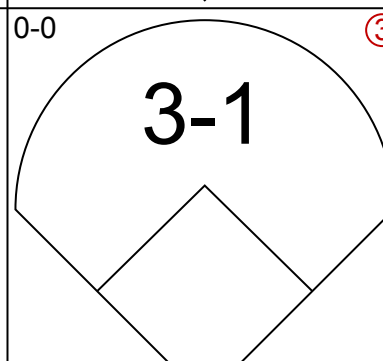
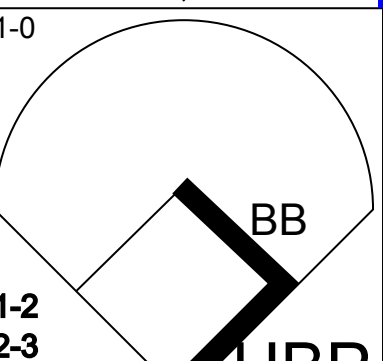
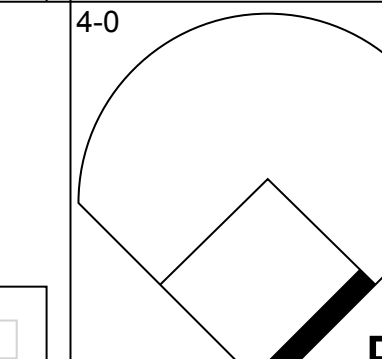

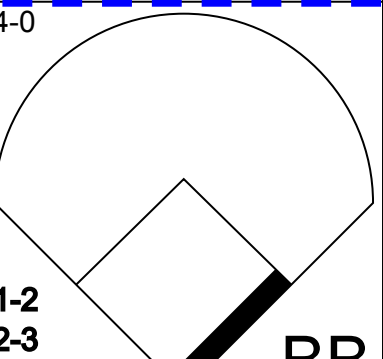

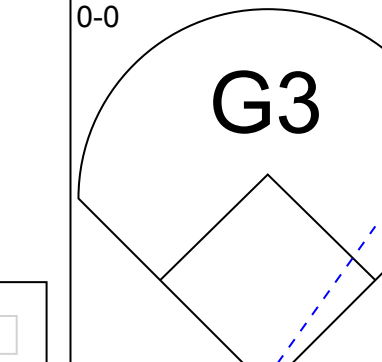
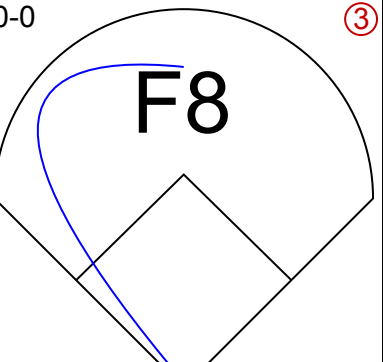

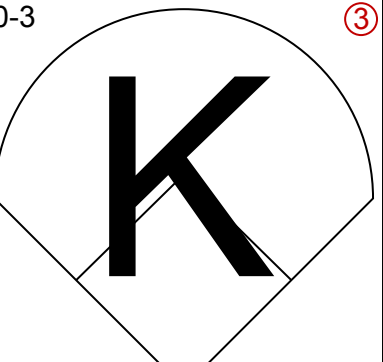
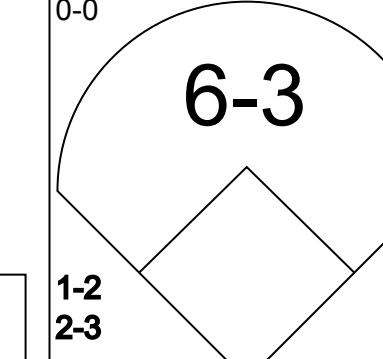




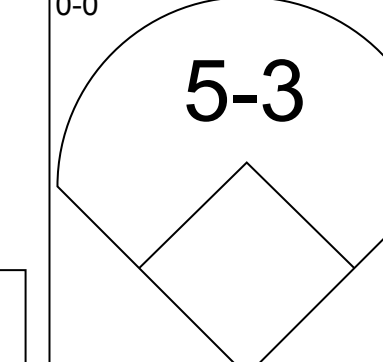



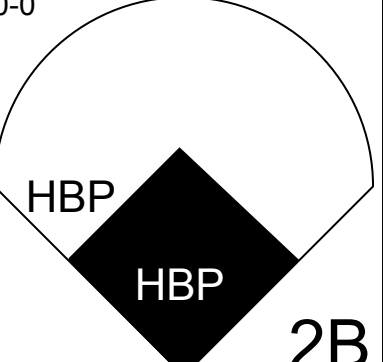
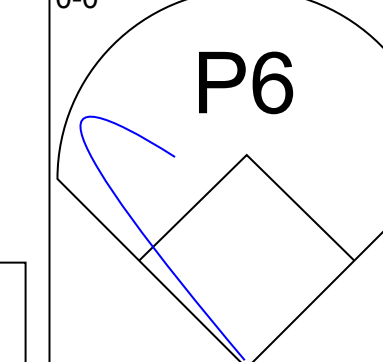

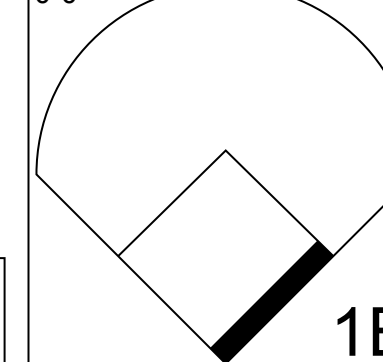
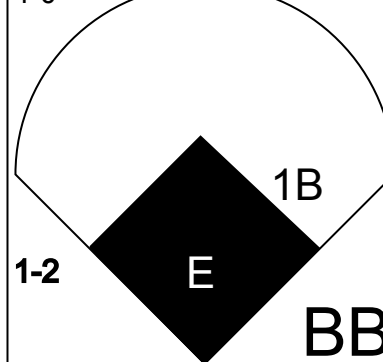

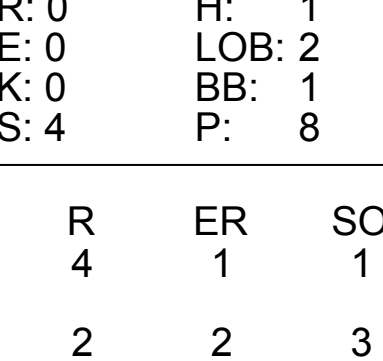
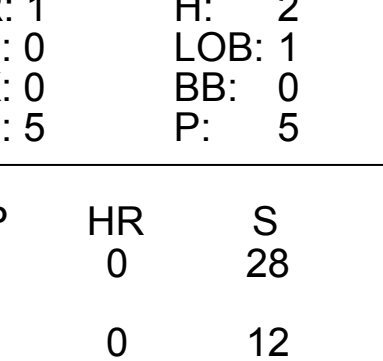
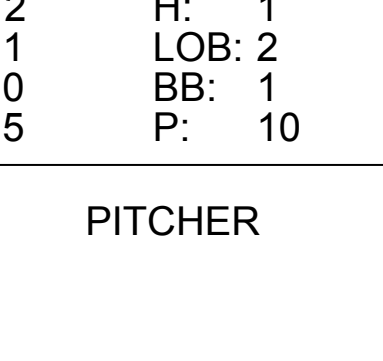
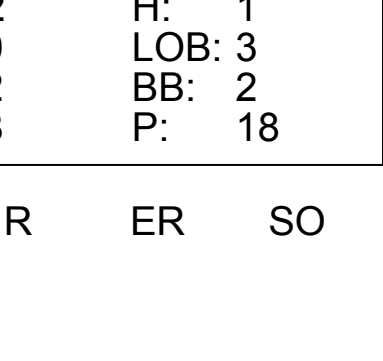




Batter	1	2	3	4	5	6	7	8	9	AB	R	H	RBI	BB	SO	LOB	TOP	
Tony Taylor, R (1.4) OBP: 0.348, SLG: 0.343	0-0 1B		0-0 1-3		0-3 K			0-0 6-3		4	0	1	0	0	1	1	Philadelphia Phillies @ St. Louis Cardinals Sportsman's Park, St. Louis, MO Mon May 21 1962, 8:05 PM EDT Att. 6,956 - Unknown - 87 F	
Ted Savage, R (1.7) OBP: 0.375, SLG: 0.455	0-0 F9		0-0 CS 1B		0-3 K			0-0 2B 1B		4	0	2	0	0	1	1		
Johnny Callison, L (1.9) OBP: 0.372, SLG: 0.520	0-0 BB 1B		0-0 L7		0-0 S 1B			0-0 L1-5 1-3 2B		4	0	3	0	0	0	1		
Tony Gonzalez, L (1.8) OBP: 0.400, SLG: 0.510	4-0 1-2 BB		0-0 F8		0-3 K			0-0 L1-5 2-3		3	0	0	0	1	1	3		
Don Demeter, R (1.5) OBP: 0.341, SLG: 0.512	0-0 L7		0-0 F9		0-0 6-3			0-0 5-3		4	0	0	0	0	0	3		
Clay Dalrymple, L (1.2) OBP: 0.414, SLG: 0.516		0-0 4-3		0-0 F8			0-0 1B	0-3 K		4	0	1	0	0	1	0		
Roy Sievers, R (1.3) OBP: 0.306, SLG: 0.230		0-0 HR		0-0 F8		0-0 L5		0-0 L4		4	1	1	1	0	0	1		
Bobby Wine, R (1.6) OBP: 0.231, SLG: 0.231		0-0 F5		0-0 1B		0-0 F9				2	0	1	0	0	0	0		
Billy Klaus, L (7.7, PH) OBP: 0.367, SLG: 0.367		0-0 F5		0-0 1B		0-0 F9				1	0	0	0	0	0	1		
Dennis Bennett, L (1.1) OBP: 0.333, SLG: 0.333		0-3 K		0-0 L9		0-3 K				2	0	0	0	0	1	1		
Dallas Green, L (6.1) OBP: 0.253, SLG: 0.338										0	0	0	0	0	0	0		
Wes Covington, L (7.7, PH) OBP: 0.253, SLG: 0.338										1	0	0	0	0	1	1		
Cal McLish, S (7.1) OBP: 0.077, SLG: 0.077										0	0	0	0	0	0	0		
Inning Stats	R: 0 E: 0 K: 0 S: 4	H: 2 LOB: 2 BB: 1 P: 8	R: 1 E: 0 K: 1 S: 6	H: 1 LOB: 0 BB: 0 P: 6	R: 0 E: 0 K: 0 S: 3	H: 1 LOB: 0 BB: 0 P: 3	R: 0 E: 0 K: 1 S: 6	H: 1 LOB: 1 BB: 0 P: 6	R: 0 E: 0 K: 1 S: 6	H: 1 LOB: 1 BB: 0 P: 6	R: 0 E: 0 K: 0 S: 4	H: 2 LOB: 1 BB: 0 P: 4	R: 0 E: 0 K: 1 S: 5	H: 0 LOB: 0 BB: 0 P: 5	1B: 7 2B: 2 3B: 0 HR: 1	SF: 0 SAC: 0 DP: 1 HBP: 0	WP: 0 PB: 0 SB: 1 CS: 1	PA: 34
PITCHER	IP WLS BF H R ER SO BB IBB HBP BLK WP HR S P ERA WHIP																	
Ernie Broglio, R (1.1) ERA: 3.55	1.2	8	3	1	1	0	1	0	0	0	0	0	0	1	7	11	5.40	2.400
Ray Washburn, R (2.1) ERA: 3.33	5.2	W	22	6	0	0	5	0	0	0	0	0	0	0	32	32	0.00	1.059
Bobby Shantz, L (8.1) ERA: 1.53	1.2	S	4	0	0	0	1	0	0	0	0	0	0	0	6	6	0.00	0.000

Batter	1	2	3	4	5	6	7	8	9	AB	R	H	RBI	BB	SO	LOB	BOTTOM	
Curt Flood, R (1.8) OBP: 0.341, SLG: 0.477	0-0 BB 1B	0-0 CS 1B			0-0 4-3	0-0 E 1B				4	0	3	2	0	0	0	Philadelphia Phillies @ St. Louis Cardinals Sportsman's Park, St. Louis, MO Mon May 21 1962, 8:05 PM EDT Att. 6,956 - Unknown - 87 F	
Julian Javier, R (1.4) OBP: 0.295, SLG: 0.316	4-0 BB 1B	0-0 F9			0-0 2-3 1B	0-0 E5 FC6-4				3	0	1	0	1	0	3		
Ken Boyer, R (1.5) OBP: 0.390, SLG: 0.489	4-0 1-2 2-3 BB	0-0 CS	0-0 6-3		0-0 2-3 1B	0-0 FC6-4				3	0	0	0	1	0	4		
Stan Musial, L (1.7) OBP: 0.390, SLG: 0.475	0-0 F2		0-3 K		0-0 6-3		0-0 G3			4	0	0	0	0	1	4		
Don Landrum, L (8.7) OBP: 0.424, SLG: 0.357										0	0	0	0	0	0	0		
Gene Oliver, R (1.2) OBP: 0.388, SLG: 0.458	0-3 K		4-0 BB		0-0 HR BB	0-0 F8				2	1	0	0	2	1	3		
Charlie James, R (1.9) OBP: 0.340, SLG: 0.364	0-0 6-3		0-0 F8		0-3 K	0-0 P6				4	0	0	0	0	1	5		
Bill White, L (1.3) OBP: 0.367, SLG: 0.458		4-0 SH3-4 1B BB		0-3 K		0-0 HR		0-0 F7		3	2	1	2	1	1	0		
Julio Gotay, R (1.6) OBP: 0.354, SLG: 0.353		0-0 SH3-4 1B 1B		0-0 5-3		0-0 1-3		0-0 5-3		4	1	1	0	0	0	0		
Ernie Broglio, R (1.1) OBP: 0.316, SLG: 0.235		0-0 SH3-4		0-0 P3		0-0 E 1B HBP		0-3 K		0	0	0	0	0	0	0		
Ray Washburn, R (2.1) OBP: 0.316, SLG: 0.235		0-0 SH3-4								1	0	0	0	0	0	0		
Bobby Shantz, R (8.1) ERA: 4.54		1-2 2-3								1	0	0	0	0	1	0		
Inning Stats	R: 0 E: 0 K: 1 S: 6	H: 1 LOB: 3 BB: 2 P: 14	R: 2 E: 0 K: 0 S: 4	H: 2 LOB: 0 BB: 1 P: 8	R: 0 E: 0 K: 1 S: 5	H: 0 LOB: 1 BB: 1 P: 9	R: 0 E: 0 K: 1 S: 5	H: 0 LOB: 0 BB: 0 P: 5	R: 0 E: 1 K: 1 S: 8	H: 2 LOB: 3 BB: 1 P: 13	R: 0 E: 0 K: 0 S: 3	H: 0 LOB: 0 BB: 0 P: 3	R: 0 E: 0 K: 1 S: 5	H: 0 LOB: 0 BB: 0 P: 5	1B: 5 2B: 0 3B: 0 HR: 1	SF: 0 SAC: 1 DP: 0 HBP: 1	WP: 0 PB: 0 SB: 0 CS: 1	PA: 37
PITCHER	IP WLS BF H R ER SO BB IBB HBP BLK WP HR S P ERA WHIP																	
Dennis Bennett, L (1.1) ERA: 7.94	5.2	L	27	5	4	4	4	5	0	1	0	0	0	0	29	50	6.35	1.765
Dallas Green, R (6.1) ERA: 3.12	0.1		3	1	0	0	0	0	0	0	0	0	0	3	3	0.00	3.000	
Cal McLish, R (7.1) ERA: 4.54	2.0		6	0	0	0	1	0	0	0	0	0	0	8	8	0.00	0.000	

Batter	1	2	3	4	5	6	7	8	9	AB	R	H	RBI	BB	SO	LOB	TOP							
Tony Taylor, R (1,4) OBP: 0.345, SLG: 0.340									 1B	4	1	1	0	0	1	0	Philadelphia Phillies @ St. Louis Cardinals Sportsman's Park, St. Louis, MO Tue May 22 1962, 8:05 PM EDT Att. 7,270 - Unknown - 83 F							
Billy Klaus, L (1,5) OBP: 0.344, SLG: 0.340										4	0	0	0	0	2	1								
Johnny Callison, L (1,9) OBP: 0.369, SLG: 0.535									 1H	4	1	1	2	0	1	0								
Tony Gonzalez, L (1,8) OBP: 0.395, SLG: 0.495										3	0	0	0	1	2	0								
Roy Sievers, R (1,3) OBP: 0.297, SLG: 0.222										3	0	0	0	0	0	1								
Clay Dalrymple, L (1,2) OBP: 0.412, SLG: 0.505										2	0	0	0	1	0	1								
Ted Savage, R (1,7) OBP: 0.367, SLG: 0.462										3	0	2	0	0	1	1								
Bobby Wine, R (1,6) OBP: 0.200, SLG: 0.200										2	0	0	0	0	1	2								
Wes Covington, L (8, PH) OBP: 0.250, SLG: 0.333										1	0	0	0	0	0	1								
Mel Roach, R (8,5) OBP: 0.292, SLG: 0.286										0	0	0	0	0	0	0								
Paul Brown, R (1,1) Chris Short, R (7,1) Jack Baldschun, R (8,1) Frank Torre, L (8, PH) OBP: 0.333, SLG: 0.295										2	0	0	0	0	1	0								
Inning Stats	R: 0 E: 0 K: 3 S: 9	H: 0 LOB: 0 BB: 0 P: 9	R: 0 E: 0 K: 2 S: 5	H: 0 LOB: 1 BB: 1 P: 9	R: 0 E: 0 K: 2 S: 7	H: 0 LOB: 0 BB: 0 P: 7	R: 0 E: 0 K: 1 S: 5	H: 0 LOB: 0 BB: 0 P: 5	R: 0 E: 0 K: 1 S: 5	H: 0 LOB: 0 BB: 0 P: 5	R: 0 E: 0 K: 1 S: 5	H: 0 LOB: 0 BB: 0 P: 5	R: 0 E: 0 K: 0 S: 3	H: 1 LOB: 1 BB: 1 P: 7	R: 0 E: 0 K: 1 S: 5	H: 0 LOB: 0 BB: 0 P: 5	R: 0 E: 0 K: 0 S: 3	H: 1 LOB: 0 BB: 0 P: 3	R: 2 E: 0 K: 0 S: 5	H: 2 LOB: 0 BB: 0 P: 5	1B: 3 2B: 0 3B: 0 HR: 1	SF: 0 SAC: 0 DP: 2 HBP: 0	WP: 0 PB: 0 SB: 0 CS: 0	PA: 31
PITCHER Bob Gibson, R (1,1) ERA: 2.84	IP: 9.0 WLS: W BF: 31	H: 4 R: 2 ER: 2 SO: 9	BB: 2 IBB: 0 HBP: 0 BLK: 0	WP: 0 HR: 1 S: 47 P: 55	ERA: 2.00 WHIP: 0.667	PITCHER																		

AB	29
R	2
H	4
RBI	2
BB	2
SO	9
LOB	7



Batter	1	2	3	4	5	6	7	8	9	AB	R	H	RBI	BB	SO	LOB	BOTTOM			
Curt Flood, R (1,8) OBP: 0.349, SLG: 0.478										4	1	2	0	1	0	1	Philadelphia Phillies @ St. Louis Cardinals Sportsman's Park, St. Louis, MO Tue May 22 1962, 8:05 PM EDT Att. 7,270 - Unknown - 83 F			
Don Landrum, L (1,7) OBP: 0.417, SLG: 0.355										3	0	1	0	0	0	1				
Charlie James, R (8, PH) OBP: 0.354, SLG: 0.364										0	0	0	0	0	0	0				
Alex Grammas, R (8, PR) OBP: 0.111, SLG: 0.111										0	0	0	0	0	0	0				
Bill White, L (1,3) OBP: 0.362, SLG: 0.446										4	0	0	2	0	0	4				
Ken Boyer, R (1,5) OBP: 0.396, SLG: 0.483										2	0	0	1	3	1	1				
Carl Sawatski, L (1,2) OBP: 0.508, SLG: 0.692										4	0	1	0	0	1	3				
Jimmie Schaffer, R (8,2) OBP: 0.300, SLG: 0.300										1	0	0	0	0	1	3				
Doug Clemens, L (1,9) OBP: 0.351, SLG: 0.321										4	0	0	0	0	1	2				
Julian Javier, R (1,4) OBP: 0.301, SLG: 0.329										4	2	2	0	0	0	2				
Julio Gotay, R (1,6) OBP: 0.351, SLG: 0.344										3	1	0	1	0	0	3				
Bob Gibson, R (1,1) OBP: 0.316, SLG: 0.188										3	2	1	0	1	1	1				
Inning Stats	R: 0 E: 0 K: 0 S: 3	H: 0 LOB: 0 BB: 0 P: 3	R: 0 E: 0 K: 0 S: 4	H: 1 LOB: 2 BB: 1 P: 8	R: 1 E: 1 K: 0 S: 5	H: 1 LOB: 2 BB: 1 P: 9	R: 1 E: 0 K: 0 S: 5	H: 2 LOB: 1 BB: 0 P: 5	R: 0 E: 0 K: 1 S: 6	H: 1 LOB: 1 BB: 0 P: 6	R: 2 E: 1 K: 0 S: 5	H: 1 LOB: 2 BB: 1 P: 10	R: 0 E: 0 K: 2 S: 7	H: 0 LOB: 0 BB: 0 P: 7	R: 2 E: 0 K: 2 S: 8	H: 1 LOB: 3 BB: 2 P: 18	1B: 6 2B: 1 3B: 0 HR: 0	SF: 0 SAC: 1 DP: 0 HBP: 3	WP: 1 PB: 0 SB: 1 CS: 0	PA: 41
PITCHER Paul Brown, R (1,1) ERA: 2.16 Chris Short, L (7,1) ERA: 3.54 Jack Baldschun, R (8,1) ERA: 4.18	IP: 6.0 WLS: L BF: 30	H: 4 R: 4 ER: 1 SO: 1	BB: 3 IBB: 0 HBP: 1 BLK: 0	WP: 1 HR: 0 S: 28 P: 41	ERA: 1.50 WHIP: 1.500	PITCHER														

AB	32
R	6
H	7
RBI	4
BB	5
SO	5
LOB	21



Batter	1	2	3	4	5	6	7	8	9	AB	R	H	RBI	BB	SO	LOB	TOP				
Bill Virdon, L (1, 8) <small>OBP: 0.321, SLG: 0.450</small> Donn Clendenon, R (4, 9) <small>OBP: 0.299, SLG: 0.290</small> Roberto Clemente, R (9, 9) <small>OBP: 0.320, SLG: 0.390</small>										2	1	1	0	0	0	0	Pittsburgh Pirates @ St. Louis Cardinals Sportsman's Park, St. Louis, MO Thu May 24 1962, 8:05 PM EDT Alt. 8,536 - Unknown - 84 F				
Dick Groat, R (1, 6) <small>OBP: 0.372, SLG: 0.392</small>										3	0	0	1	0	0						
Howie Goss, R (1, 9) <small>OBP: 0.343, SLG: 0.452</small>										4	0	1	0	0	2						
Dick Stuart, R (1, 3) <small>OBP: 0.308, SLG: 0.370</small>										4	2	2	1	0	2						
Bob Skinner, L (1, 7) <small>OBP: 0.333, SLG: 0.417</small>										2	2	0	0	2	0						
Don Hoak, R (1, 5) <small>OBP: 0.361, SLG: 0.389</small>										3	0	2	1	1	0						
Don Leppert, R (1, 2) <small>OBP: 0.341, SLG: 0.474</small>										4	0	0	0	0	4						
Bill Mazerowski, R (1, 4) <small>OBP: 0.301, SLG: 0.456</small>										4	0	1	0	0	1						
Al McBean, R (1, 1) <small>OBP: 0.263, SLG: 0.368</small> Diomedes Olivo, L (9, 1) <small>OBP: 0.333, SLG: 0.400</small> Roy Face, R (9, 1)										4	0	1	1	0	2						
Inning Stats	R: 1 E: 0 K: 1 S: 7	H: 2 LOB: 1 BB: 7	R: 0 E: 0 K: 1 S: 6	H: 1 LOB: 1 BB: 0 P: 6	R: 0 E: 0 K: 1 S: 5	H: 0 LOB: 0 BB: 0 P: 5	R: 2 E: 0 K: 1 S: 6	H: 2 LOB: 0 BB: 1 P: 10	R: 0 E: 0 K: 1 S: 5	H: 0 LOB: 0 BB: 0 P: 5	R: 1 E: 0 K: 1 S: 6	H: 1 LOB: 1 BB: 1 P: 10	R: 0 E: 0 K: 1 S: 5	H: 0 LOB: 0 BB: 0 P: 5	R: 0 E: 0 K: 1 S: 5	H: 0 LOB: 0 BB: 0 P: 5	R: 1 E: 0 K: 0 S: 5	H: 2 LOB: 2 BB: 1 P: 9	1B: 4 2B: 2 3B: 1 HR: 1	SF: 1 SAC: 0 DP: 1 HBP: 0	WP: 0 PA: 37 PB: 0 SB: 1 CS: 0
PITCHER	IP WLS BF H R ER SO BB IBB HBP BLK WP HR S P ERA WHIP																				
Ray Sadecki, L (1, 1) <small>ERA: 6.89</small>	3.0	L	15	5	3	3	3	1	0	0	0	0	0	0	20	24	9.00	2.000			
Ernie Broglio, R (4, 1) <small>ERA: 3.32</small>	5.0		16	1	1	1	5	1	0	0	0	0	0	1	25	29	1.80	0.400			
Ed Bauta, R (9, 1) <small>ERA: 1.08</small>	1.0		6	2	1	1	0	1	0	0	0	0	0	0	5	9	9.00	3.000			

Batter	1	2	3	4	5	6	7	8	9	AB	R	H	RBI	BB	SO	LOB	BOTTOM	
Curt Flood, R (1, 8) <small>OBP: 0.341, SLG: 0.462</small>										5	0	2	0	0	1	3	Pittsburgh Pirates @ St. Louis Cardinals Sportsman's Park, St. Louis, MO Thu May 24 1962, 8:05 PM EDT Alt. 8,536 - Unknown - 84 F	
Julian Javier, R (1, 4) <small>OBP: 0.284, SLG: 0.309</small>										4	0	0	0	0	1			
Bill White, L (1, 3) <small>OBP: 0.377, SLG: 0.474</small>										4	1	1	0	0	2			
Stan Musial, L (1, 7) <small>OBP: 0.382, SLG: 0.462</small>										4	0	1	1	0	2			
Ken Boyer, R (1, 5) <small>OBP: 0.412, SLG: 0.514</small>										3	1	1	0	1	1			
Carl Sawetski, L (1, 2) <small>OBP: 0.500, SLG: 0.655</small> Charlie James, R (9, FR)										2	0	0	0	2	0			
Doug Clemens, L (1, 9) <small>OBP: 0.354, SLG: 0.305</small>										3	0	1	1	1	1			
Julio Gotay, R (1, 6) <small>OBP: 0.345, SLG: 0.338</small>										4	0	1	0	0	3			
Ray Sadecki, L (1, 1) <small>OBP: 0.167, SLG: 0.167</small> Ernie Broglio, R (4, 1) <small>OBP: 0.350, SLG: 0.333</small> Ed Bauta, R (9, PH) <small>OBP: 0.333, SLG: 0.333</small> Gene Oliver, R (9, PH) <small>OBP: 0.360, SLG: 0.427</small>										1	0	0	0	0	1			
Inning Stats	R: 1 E: 0 K: 1 S: 7	H: 3 LOB: 3 BB: 2 P: 15	R: 0 E: 0 K: 2 S: 7	H: 1 LOB: 1 BB: 0 P: 7	R: 0 E: 0 K: 0 S: 3	H: 0 LOB: 0 BB: 1 P: 7	R: 0 E: 0 K: 1 S: 5	H: 0 LOB: 0 BB: 0 P: 5	R: 0 E: 0 K: 1 S: 5	H: 0 LOB: 0 BB: 0 P: 5	R: 0 E: 1 K: 0 S: 5	H: 1 LOB: 2 BB: 0 P: 5	R: 1 E: 0 K: 0 S: 5	H: 2 LOB: 2 BB: 1 P: 9	1B: 6 2B: 2 3B: 0 HR: 0	SF: 0 SAC: 0 DP: 2 HBP: 0	WP: 0 PA: 37 PB: 1 SB: 0 CS: 1	
PITCHER	IP WLS BF H R ER SO BB IBB HBP BLK WP HR S P ERA WHIP																	
Al McBean, R (1, 1) <small>ERA: 2.39</small>	8.0	W	33	6	2	2	5	4	0	0	0	0	0	0	39	55	2.25	1.250
Diomedes Olivo, L (9, 1) <small>ERA: 1.21</small>	0.0		1	1	0	0	0	0	0	0	0	0	0	1	1	∞	∞	
Roy Face, R (9, 1) <small>ERA: 2.45</small>	1.0	S	3	0	0	0	0	0	0	0	0	0	0	3	3	0.00	0.000	

Batter	1	2	3	4	5	6	7	8	9	AB	R	H	RBI	BB	SO	LOB	TOP										
Tommie Aaron, R OBP: 0.295, SLG: 0.365 (1, 7)	6-3		G6-4-3 BB		4-3 2B		PB SH1-4 HR 1B	1B WP 2B		5	2	4	0	1	0	0	Milwaukee Braves @ St. Louis Cardinals Sportsman's Park, St. Louis, MO Fri May 25 1962, 8:05 PM EDT Att: 23,819 - Unknown - 84 F										
Roy McMillan, R OBP: 0.363, SLG: 0.361 (1, 6)	HR		G6-4-3 1-2		4-3 2-3		SH1-4 1-2	WP 2B 1B	5-3	5	2	2	1	0	0	3											
Eddie Mathews, L OBP: 0.346, SLG: 0.487 (1, 5)	F9		K		K		HR BB	K 1-2 3-H		4	1	0	0	1	3	2											
Hank Aaron, R OBP: 0.358, SLG: 0.532 (1, 8)	4-3			HR	1B		HR	1B 2B		4	3	3	5	1	0	0											
Mack Jones, L OBP: 0.392, SLG: 0.481 (1, 9)		K		G3	1-3		K	1B 1B		5	1	1	1	0	2	2											
Joe Adcock, R OBP: 0.358, SLG: 0.442 Howie Bedell, L OBP: 0.270, SLG: 0.263 (8, PR)	F7			HR			E6 1B	PB 1B		5	1	3	2	0	0	0											
Del Crandall, R OBP: 0.370, SLG: 0.459 (1, 2)		3B 1B		P6			G4-6-3 1B	F8		0	0	0	0	0	0	0											
Denis Menke, R OBP: 0.323, SLG: 0.361 (1, 4)		1-H 3B			1B		1-3		6-3	5	0	3	1	0	0	2											
Jack Curtis, L OBP: 0.308, SLG: 0.250 Ron Piche, R (2, 1)	F9			G3			K	6-3	K	1	0	0	0	0	0	1											
Don Nottebart, R OBP: 0.667, SLG: 0.500 Lew Burdette, R OBP: 0.273, SLG: 0.273 Bob Shaw, R OBP: 0.231, SLG: 0.200 (8, 1)										1	0	0	0	0	0	1											
Inning Stats	R: 1 E: 0 K: 0 S: 4	H: 1 LOB: 0 BB: 0 P: 4	R: 1 E: 0 K: 1 S: 7	H: 2 LOB: 1 BB: 0 P: 7	R: 0 E: 0 K: 1 S: 4	H: 0 LOB: 0 BB: 1 P: 8	R: 2 E: 0 K: 0 S: 6	H: 3 LOB: 1 BB: 0 P: 6	R: 0 E: 0 K: 1 S: 6	H: 2 LOB: 2 BB: 1 P: 10	R: 3 E: 1 K: 1 S: 9	H: 3 LOB: 2 BB: 1 P: 13	R: 4 E: 0 K: 1 S: 10	H: 5 LOB: 2 BB: 0 P: 10	R: 0 E: 0 K: 1 S: 6	H: 1 LOB: 1 BB: 0 P: 6	1B: 9 2B: 4 3B: 1 HR: 4	SF: 0 SAC: 1 DP: 2 HBP: 0	WP: 1 PB: 2 SB: 0 CS: 0	PA: 47							
PITCHER	IP	WLS	BF	H	R	ER	SO	BB	IBB	HBP	BLK	WP	HR	S	P	ERA	WHIP										
Curt Simmons, L ERA: 2.6 (1, 1)	6.0		28	10	5	5	4	1	1	0	0	0	3	34	42	7.50	1.833										
Ray Washburn, R ERA: 3.66 (7, 1)	0.2	L	6	2	2	2	1	1	0	0	0	0	1	7	11	27.00	4.500										
Lindy McDaniel, R ERA: 4.33 (7, 1)	1.1		9	5	4	4	1	0	0	0	0	1	0	11	11	27.00	3.750										
Bobby Shantz, L ERA: 1.48 (9, 1)	1.0		4	1	0	0	1	0	0	0	0	0	0	6	6	0.00	1.000										
Batter	1	2	3	4	5	6	7	8	9	AB	R	H	RBI	BB	SO	LOB	BOTTOM										
Curt Flood, R OBP: 0.348, SLG: 0.466 Bobby Shantz, R (9, 1)	F7			FC5-4 1B			P4	1B FC6-4		5	1	3	0	0	0	0	Milwaukee Braves @ St. Louis Cardinals Sportsman's Park, St. Louis, MO Fri May 25 1962, 8:05 PM EDT Att: 23,819 - Unknown - 84 F										
Julian Javier, R OBP: 0.277, SLG: 0.301 Stan Musial, L OBP: 0.387, SLG: 0.467 Bob Gibson, R OBP: 0.316, SLG: 0.188 Alex Grammas, R OBP: 0.111, SLG: 0.111 (8, PH)	2-3	L3		FC5-4			K	FC6-4 1B		4	0	0	0	0	1	3											
Bill White, L OBP: 0.383, SLG: 0.475 (1, 3)	4-3			E S FC5-4 BB			2B 6-3 1B	CS 1B	FC6-4	4	2	2	1	1	0	1											
Ken Boyer, R OBP: 0.418, SLG: 0.539 (1, 5)		HR		FC5-4 BB			6-3 2B	CS 1-2	5-3 1-3	4	1	2	1	1	0	1											
Gene Oliver, R OBP: 0.358, SLG: 0.415 (1, 7)		K		FC5-6-4 S			6-3		6-3	5	0	1	2	0	1	2											
Charlie James, R OBP: 0.360, SLG: 0.391 Carl Sawatski, L OBP: 0.507, SLG: 0.702 (5, PH)		1B 2B		F8			6-3 BB	HR	F8	2	1	1	0	0	0	1											
Jimmie Schaffer, R OBP: 0.400, SLG: 0.385 Doug Clemens, L OBP: 0.338, SLG: 0.290 (5, PH)		1B PB BB		K			6-3		4-3	1	1	0	0	1	1	1											
Julio Gotay, R OBP: 0.352, SLG: 0.341 Don Landrum, L OBP: 0.395, SLG: 0.333 (8, PH)		PB 1B 1B		F8			F8	FC6-4 HBP	F2	2	0	1	1	0	0	0											
Curt Simmons, L OBP: 0.370, SLG: 0.318 Ray Washburn, R OBP: 0.316, SLG: 0.235 Lindy McDaniel, R Red Schoendienst, S OBP: 0.366, SLG: 0.375 (8, PH)		1B BB		6-3			6-3 FC6-4		1B 1B 2B	2	0	0	0	1	0	3											
Inning Stats	R: 0 E: 0 K: 0 S: 3	H: 0 LOB: 0 BB: 0 P: 3	R: 3 E: 0 K: 1 S: 8	H: 4 LOB: 2 BB: 2 P: 16	R: 1 E: 0 K: 1 S: 5	H: 0 LOB: 1 BB: 2 P: 13	R: 0 E: 0 K: 0 S: 4	H: 1 LOB: 1 BB: 0 P: 4	R: 1 E: 0 K: 0 S: 5	H: 2 LOB: 3 BB: 1 P: 10	R: 0 E: 0 K: 1 S: 5	H: 1 LOB: 0 BB: 0 P: 5	R: 1 E: 0 K: 0 S: 4	H: 1 LOB: 0 BB: 0 P: 4	R: 2 E: 0 K: 0 S: 6	H: 3 LOB: 1 BB: 0 P: 6		R: 0 E: 0 K: 0 S: 4	H: 1 LOB: 1 BB: 0 P: 4	1B: 8 2B: 3 3B: 0 HR: 2	SF: 0 SAC: 0 DP: 0 HBP: 1	WP: 0 PB: 1 SB: 2 CS: 1	PA: 45				
PITCHER	IP	WLS	BF	H	R	ER	SO	BB	IBB	HBP	BLK	WP	HR	S	P	ERA	WHIP										
Jack Curtis, L ERA: 4.58 (1, 1)	1.1		12	3	3	3	1	3	0	0	0	0	0	11	23	3.38	1.875										
Ron Piche, R ERA: 3.19 (2, 1)	2.2		12	2	1	1	1	3	0	0	0	0	0	11	23	3.38	1.875										
Don Nottebart, R ERA: 2.29 (5, 1)	0.2		6	2	1	1	0	1	0	1	0	0	0	4	9	13.50	4.500										
Lew Burdette, R ERA: 6.44 (5, 1)	2.2	W	12	5	3	3	1	0	0	0	0	0	1	14	14	10.12	1.875										
Bob Shaw, R ERA: 2.29 (8, 1)	1.2	S	6	1	0	0	0	0	0	0	0	0	0	6	6	0.00	0.600										

Batter	1	2	3	4	5	6	7	8	9	AB	R	H	RBI	BB	SO	LOB	TOP					
Tommie Aaron, R OBP: 0.290, SLG: 0.356	6-3		L6-3		FC3-6		FC6-4 1B		K	5	0	1	0	0	1	3						
Roy McMillan, R OBP: 0.360, SLG: 0.357	5-3				G4-6-3 1B		FC6-4			4	0	1	0	0	1	2						
Eddie Mathews, L OBP: 0.343, SLG: 0.487	F7				G4-6-3 1-2		FC4-6 2B		4-3	4	0	1	0	0	0	1						
Hank Aaron, R OBP: 0.362, SLG: 0.526					F8 1B BB		FC4-6 BB		F5	2	1	0	0	2	0	0						
Mack Jones, L OBP: 0.389, SLG: 0.475	5-3				1B 1-3 1B		FC4-6 G3		K2-3	4	0	1	0	0	1	2						
Gus Bell, L OBP: 0.244, SLG: 0.234					1B 1-3 1B		G3 1-2		HR 2B	4	1	3	1	0	0	2						
Denis Menke, R OBP: 0.313, SLG: 0.349	F8								HR	3	0	0	0	0	1	5						
Joe Adcock, R OBP: 0.363, SLG: 0.476										1	1	1	2	0	0	0						
Bob Hendley, R OBP: 0.368, SLG: 0.267										0	0	0	0	0	0	0						
Lew Burdette, R OBP: 0.273, SLG: 0.273										0	0	0	0	0	0	0						
Joe Torre, R OBP: 0.314, SLG: 0.274					F9		L6		F8	4	0	0	0	0	0	0						
Carl Willey, R OBP: 0.400, SLG: 0.250										1	0	1	0	1	0	0						
Warren Spahn, L OBP: 0.320, SLG: 0.391										1	0	0	0	0	0	0						
Don Nottebart, R OBP: 0.750, SLG: 0.667										1	0	1	0	0	0	0						
Amado Samuel, R OBP: 0.156, SLG: 0.159					L6-3 BB		FC3-6 1B		CS 1B	0	0	0	0	0	0	0						
Inning Stats	R: 0 E: 0 K: 0 S: 3	H: 0 LOB: 0 BB: 0 P: 3	R: 0 E: 0 K: 0 S: 4	H: 1 LOB: 1 BB: 0 P: 4	R: 0 E: 0 K: 0 S: 2	H: 0 LOB: 0 BB: 1 P: 6	R: 1 E: 0 K: 0 S: 5	H: 3 LOB: 2 BB: 1 P: 9	R: 0 E: 0 K: 1 S: 6	H: 1 LOB: 1 BB: 1 P: 6	R: 0 E: 0 K: 0 S: 6	H: 1 LOB: 2 BB: 1 P: 10	R: 0 E: 0 K: 0 S: 4	H: 1 LOB: 0 BB: 0 P: 4	R: 0 E: 0 K: 1 S: 5	H: 0 LOB: 0 BB: 0 P: 5	R: 2 E: 0 K: 1 S: 7	H: 3 LOB: 1 BB: 0 P: 7	1B: 7 2B: 4 3B: 0 HR: 1	SF: 0 SAC: 0 DP: 3 HBP: 0	WP: 0 PB: 0 CS: 1	PA: 37
PITCHER	IP	WLS	BF	H	R	ER	SO	BB	IBB	HBP	BLK	WP	HR	S	P	ERA	WHIP					
Larry Jackson, R ERA: 4.11	8.1		36	10	3	3	3	3	0	0	0	0	1	39	51	3.24	1.560					
Ed Bauta, R ERA: 1.04	0.2	W	1	0	0	0	1	0	0	0	0	0	0	3	3	0.00	0.000					

Milwaukee Braves @ St. Louis Cardinals
Sportsman's Park, St. Louis, MO

AB 34
R 3
H 10
RBI 3
BB 3
SO 4
LOB 15



Sat May 26 1962, 8:05 PM EDT
Att: 15,355 - Unknown - 86 F

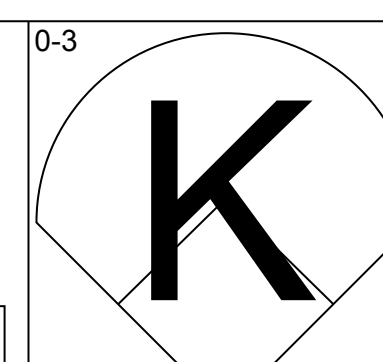
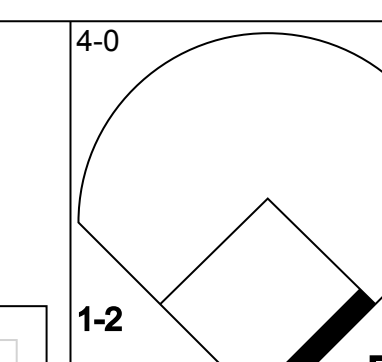
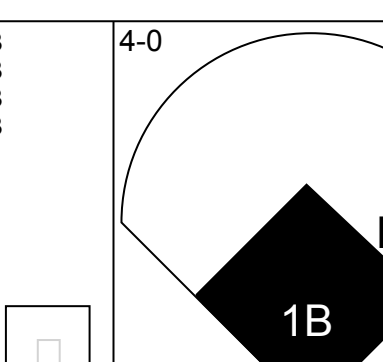
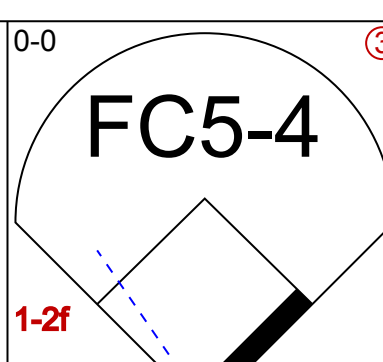
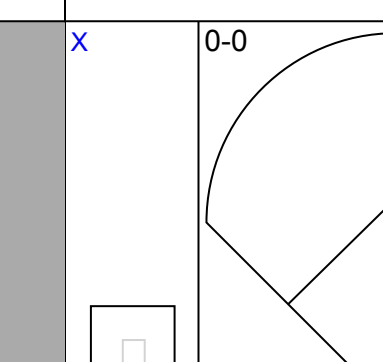
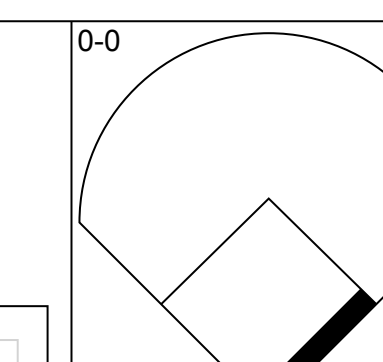
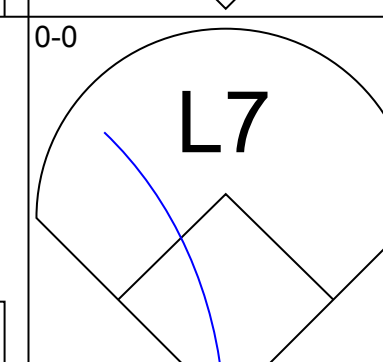
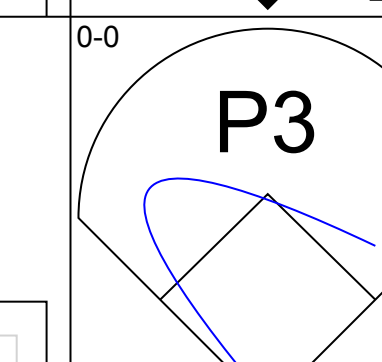
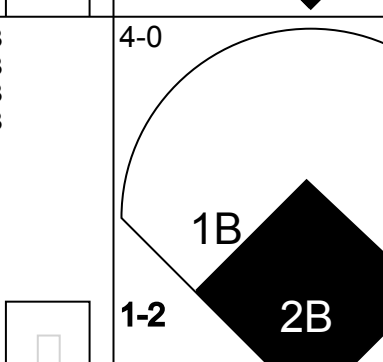
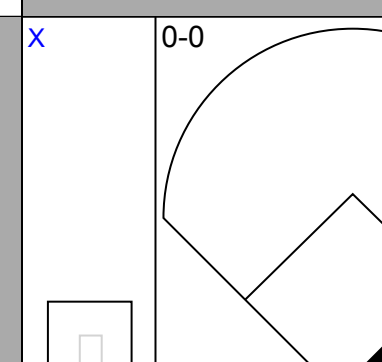
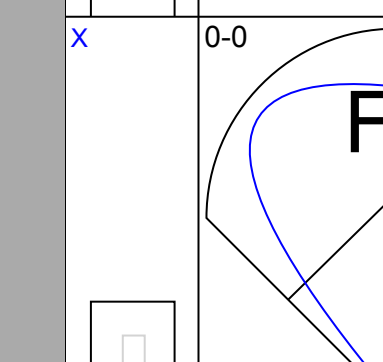
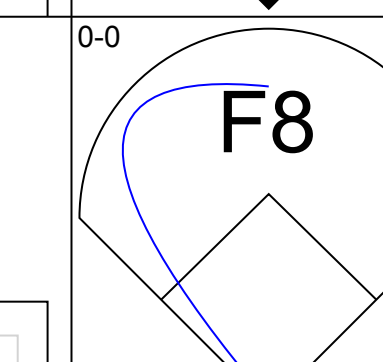
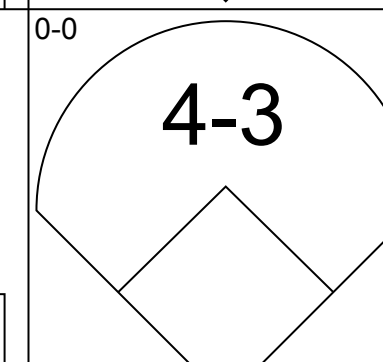
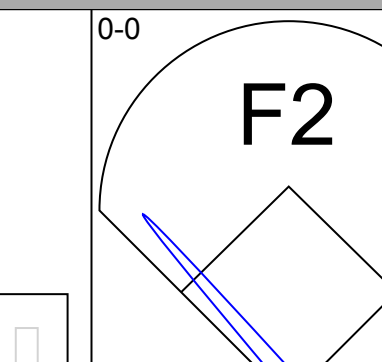
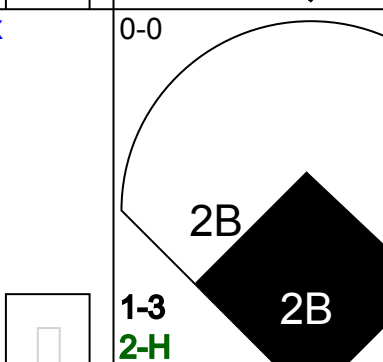

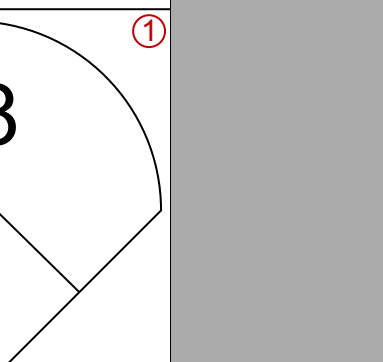
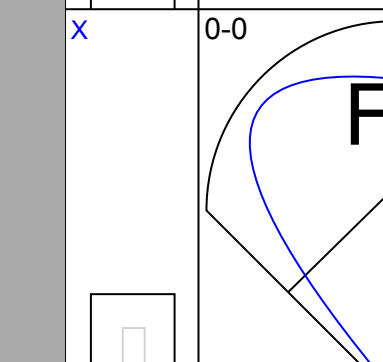
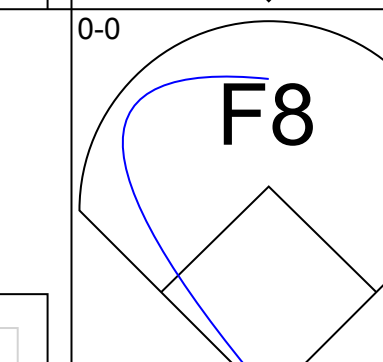
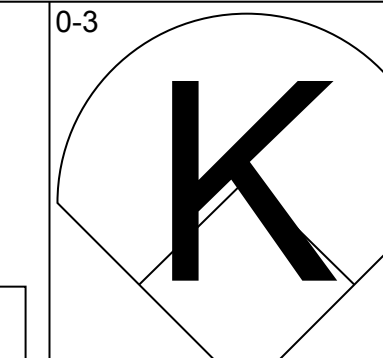
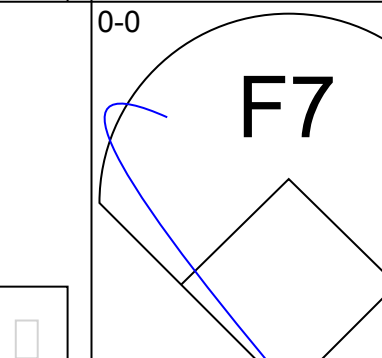
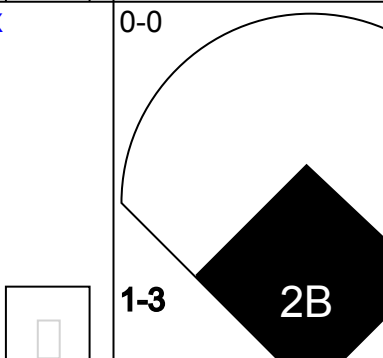

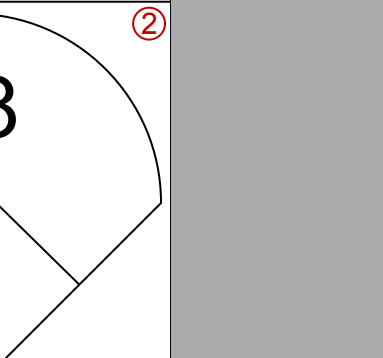


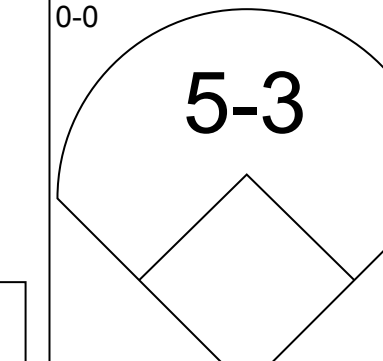
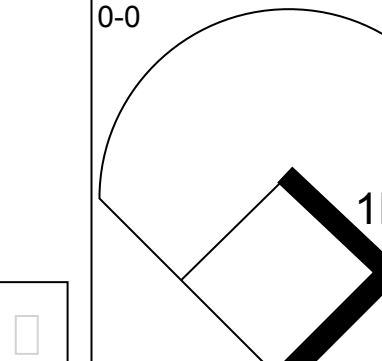


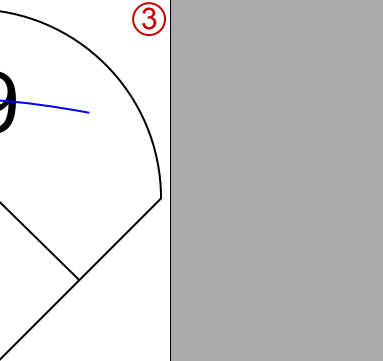


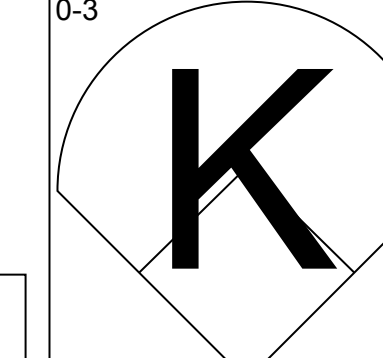

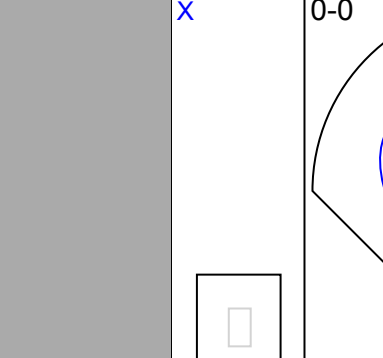

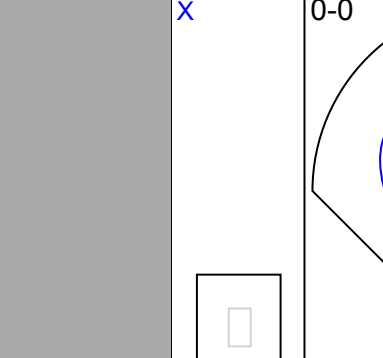
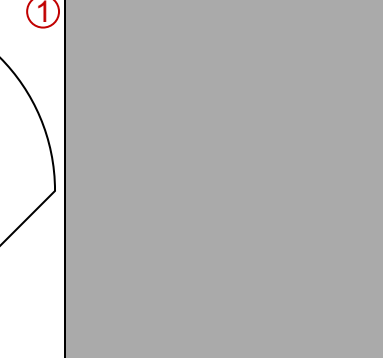
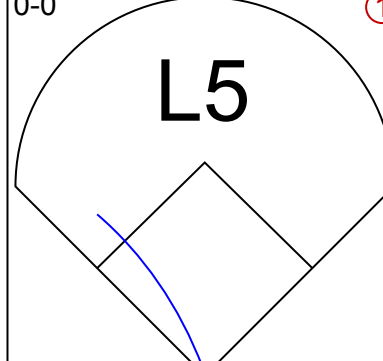

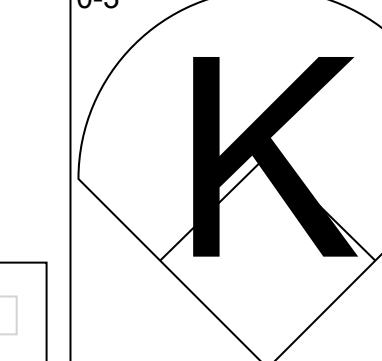
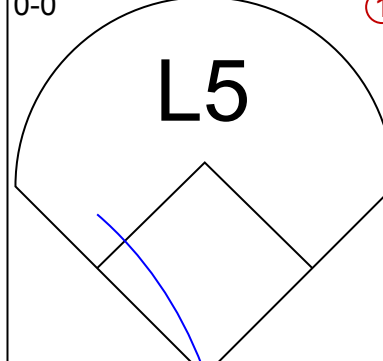
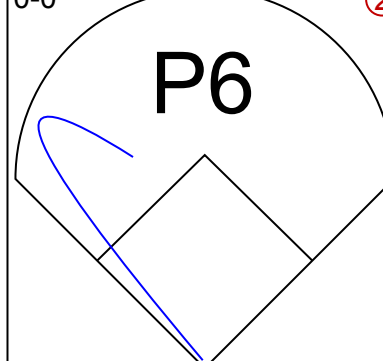
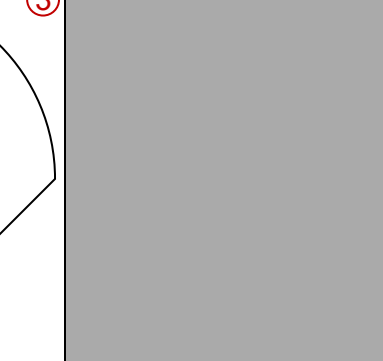
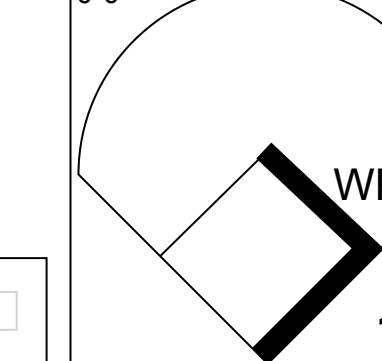
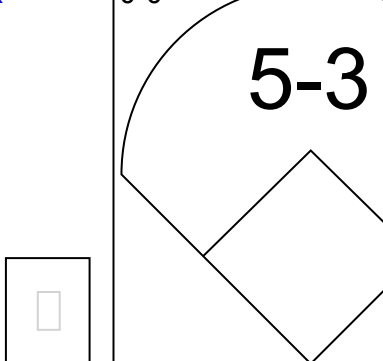
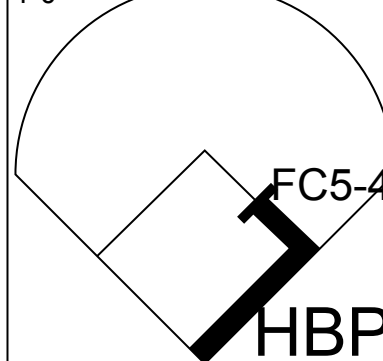
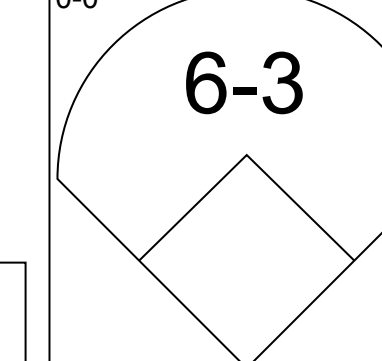
Batter	1	2	3	4	5	6	7	8	9	AB	R	H	RBI	BB	SO	LOB	BOTTOM					
Curt Flood, R OBP: 0.360, SLG: 0.475	2B 4-3 1B		4-3 4-3 1B		FC4-6 BB 1B		L3		1-2 2-3 3-H 1B	5	1	4	1	0	0	0						
Red Schoendienst, S OBP: 0.379, SLG: 0.395			4-3		FC4-6 BB		F9			3	1	1	0	1	0	1						
Julian Javier, R OBP: 0.277, SLG: 0.301	4-3 1-3 2B		1-2		1-2 BB					0	0	0	0	0	0	0						
Bill White, L OBP: 0.375, SLG: 0.463	4-3		4-3		FC4-6 1-2 2-3		P4			4	0	0	1	0	0	4						
Ken Boyer, R OBP: 0.409, SLG: 0.526	L4		6-3		5-3					4	0	0	0	0	0	4						
Carl Sawatski, L OBP: 0.519, SLG: 0.750					F8 1B BB					3	1	2	2	1	0	0						
Don Landrum, L OBP: 0.395, SLG: 0.333							HR			0	0	0	0	0	0	0						
Stan Musial, L OBP: 0.383, SLG: 0.459	3-H 1B						F8			4	0	1	0	0	0	1						
Jimmie Schaffer, R OBP: 0.400, SLG: 0.385	F8				1-2 1B		F8		P6	0	0	0	0	0	0	0						
Doug Clemens, L OBP: 0.333, SLG: 0.277					F8 2-3		5-3		1B WP BB	3	1	0	0	1	1	2						
Julio Gotay, R OBP: 0.351, SLG: 0.341									1B 1B IBB	3	0	1	0	0	1	1						
Alex Grammas, R OBP: 0.156, SLG: 0.111					6-3				1-2 1B	0	0	0	0	1	0	0						
Larry Jackson, R OBP: 0.290, SLG: 0.222							6-3			3	0	0	0	0	0	1						
Ed Bauta, R OBP: 0.333, SLG: 0.333							P5		1-2 2-3 1B	0	0	0	0	0	0	0						
Charlie James, R OBP: 0.373, SLG: 0.404										1	0	1	0	0	0	0						
Inning Stats	R: 2 E: 0 K: 0 S: 6	H: 3 LOB: 1 BB: 0 P: 6	R: 0 E: 0 K: 2 S: 7	H: 0 LOB: 0 BB: 0 P: 7	R: 0 E: 0 K: 0 S: 4	H: 1 LOB: 1 BB: 0 P: 4	R: 0 E: 0 K: 0 S: 3	H: 1 LOB: 1 BB: 1 P: 7	R: 0 E: 0 K: 0 S: 4	H: 1 LOB: 2 BB: 1 P: 8	R: 1 E: 0 K: 0 S: 5	H: 2 LOB: 1 BB: 0 P: 5	R: 0 E: 0 K: 0 S: 3	H: 0 LOB: 0 BB: 0 P: 3	R: 0 E: 0 K: 0 S: 3	H: 0 LOB: 0 BB: 0 P: 3	R: 1 E: 0 K: 0 S: 2	H: 2 LOB: 3 BB: 2 P: 10	1B: 8 2B: 1 3B: 0 HR: 1	SF: 0 SAC: 0 DP: 0 HBP: 0	WP: 1 PB: 0 CS: 0	PA: 37
PITCHER	IP	WLS	BF	H	R	ER	SO	BB	IBB	HBP	BLK	WP	HR	S	P	ERA	WHIP					
Carl Willey, R ERA: 5.14	6.0		27	8	3	3	2	2	0	0	0	0	0	6	6	0.00	0.000					
Don Nottebart, R ERA: 2.08	2.0		6	0	0	0	0	0	0	0	0	0	0	6	6	0.00	0.000					
Bob Hendley, L ERA: 3.79	0.0	L	1	0	1	1	0	1	0	0	0	0	0	4	4	∞	∞					
Lew Burdette, R ERA: 6.44	0.0		3	2	0	0	0	0	1	0	0	1	0	2	6	∞	∞					

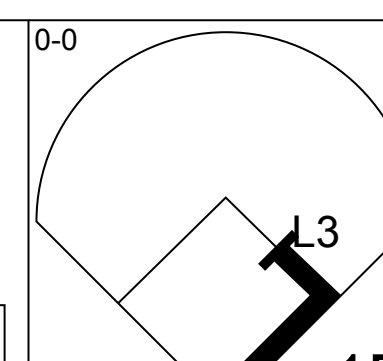
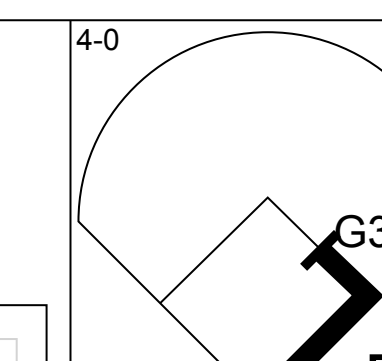
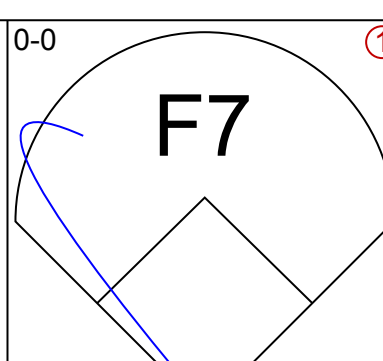
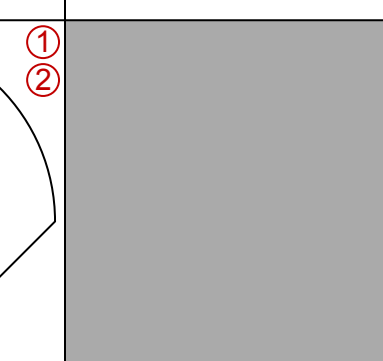
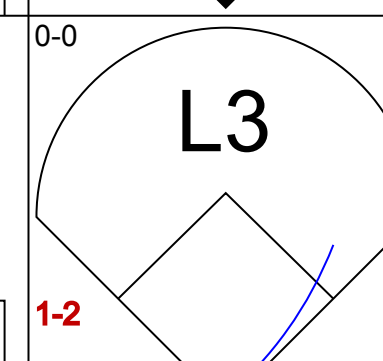
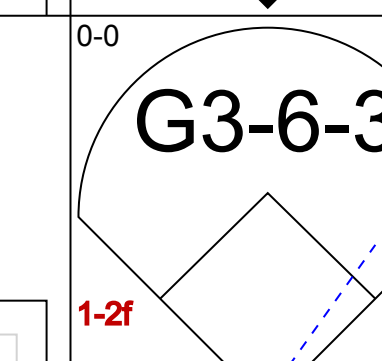
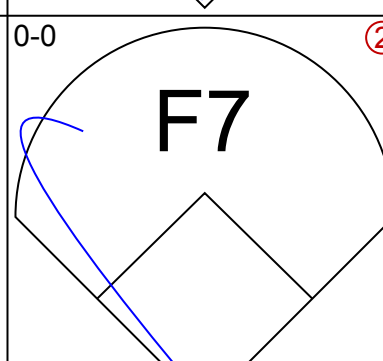
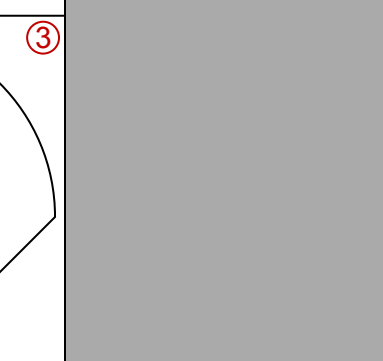
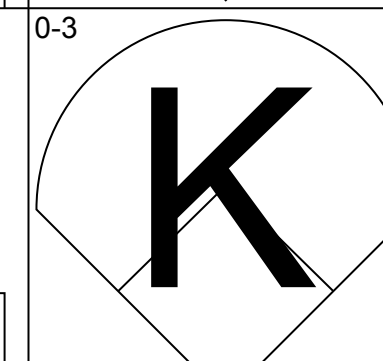
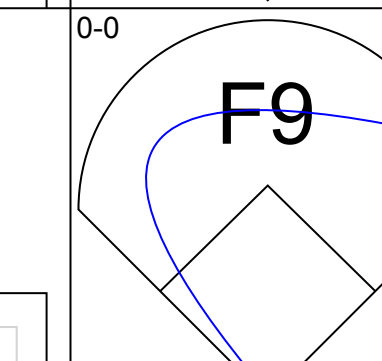
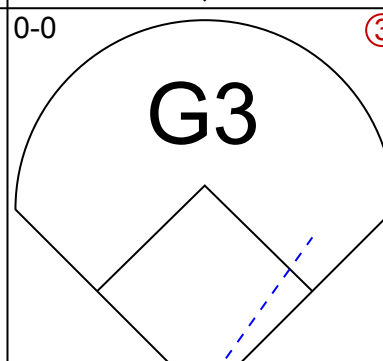
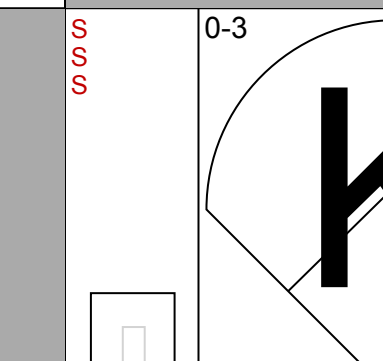
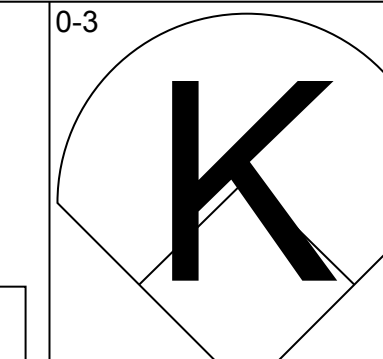
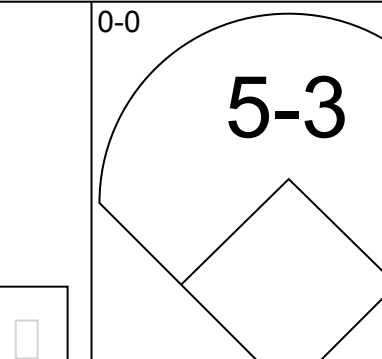
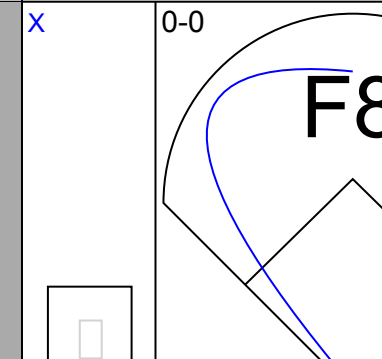
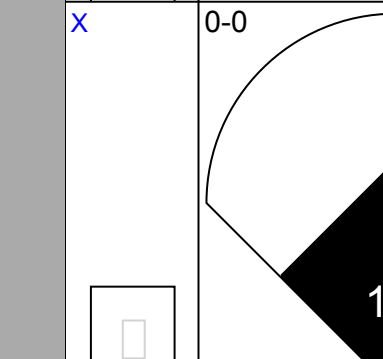
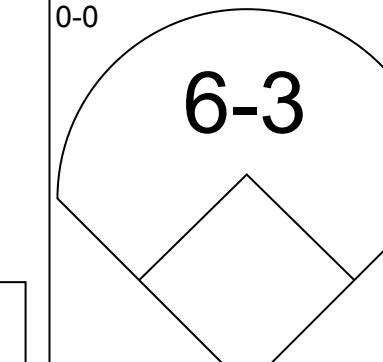
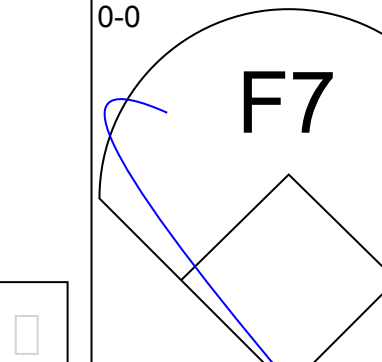
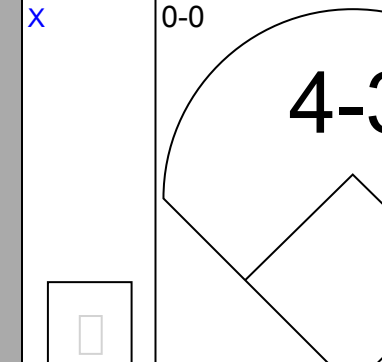
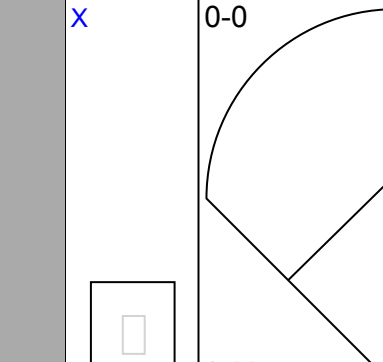
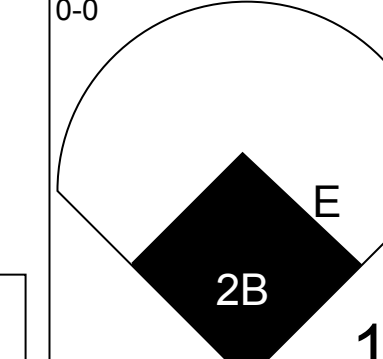
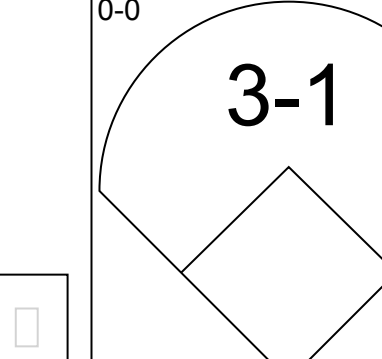
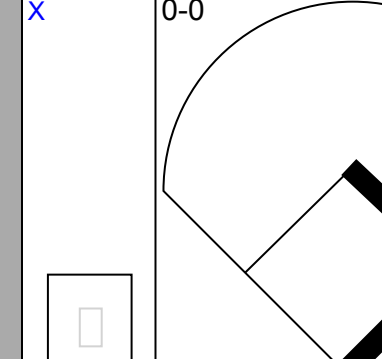
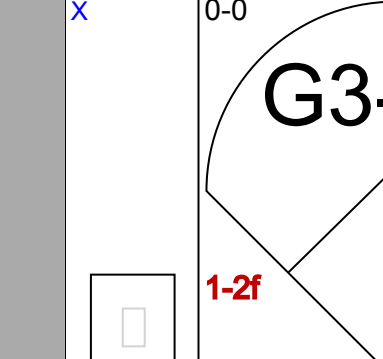
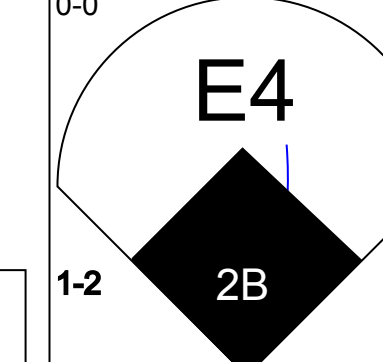
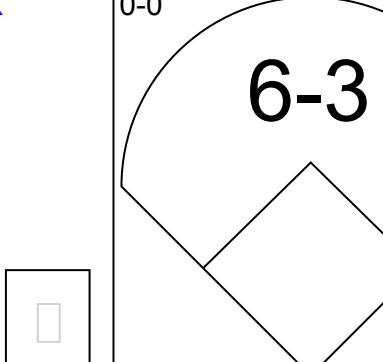
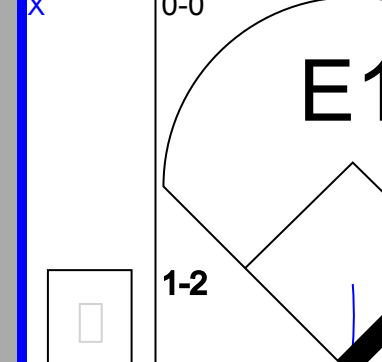
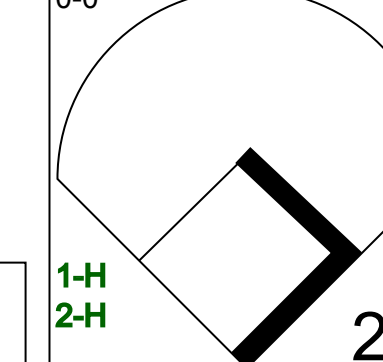
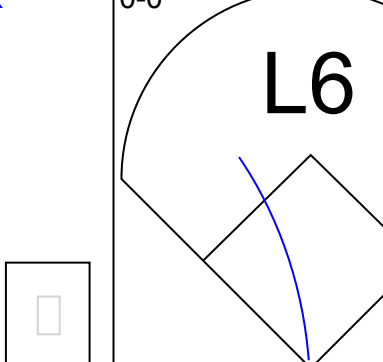
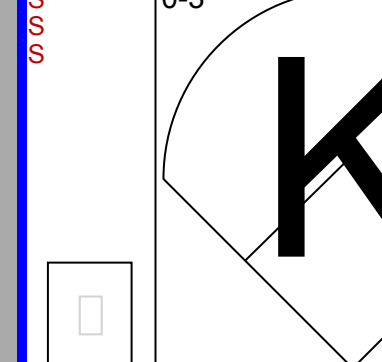
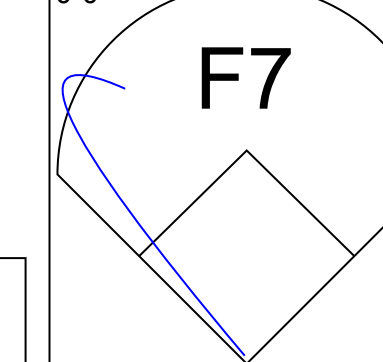
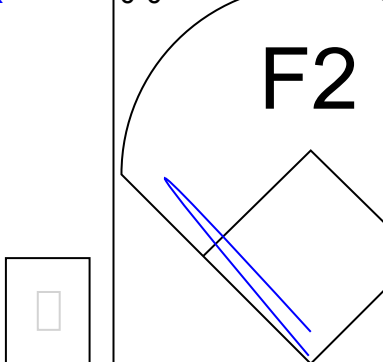
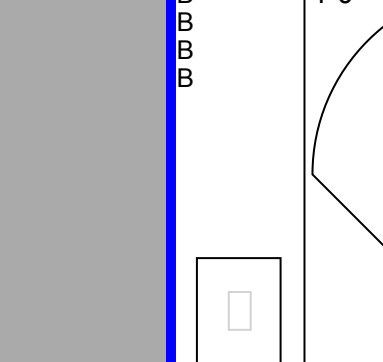
Milwaukee Braves @ St. Louis Cardinals
Sportsman's Park, St. Louis, MO

AB 33
R 4
H 10
RBI 4
BB 4
SO 2
LOB 14



Sat May 26 1962, 8:05 PM EDT
Att: 15,355 - Unknown - 86 F

Batter	1	2	3	4	5	6	7	8	9	AB	R	H	RBI	BB	SO	LOB	TOP					
Tommie Aaron, R OBP: 0.395, SLG: 0.355 (1, 3)										3	1	1	0	2	1	1	Milwaukee Braves @ St. Louis Cardinals Sportsman's Park, St. Louis, MO Sun May 27 1962, 4:33 AM EDT Att: 11,673 - Unknown - 75 F					
Roy McMillan, R OBP: 0.361, SLG: 0.354 (1, 6)										4	1	1	0	1	0	3						
Eddie Mathews, L OBP: 0.338, SLG: 0.475 (1, 5)										5	1	1	1	0	0	2						
Hank Aaron, R OBP: 0.359, SLG: 0.525 (1, 8)										4	1	1	1	0	1	1						
Mack Jones, L OBP: 0.392, SLG: 0.482 (1, 9)										4	0	2	2	0	0	1						
Gus Bell, L OBP: 0.244, SLG: 0.234 Howie Bedell, L OBP: 0.270, SLG: 0.263 (1, 7) (9, 7)										4	0	1	0	0	0	1						
Del Crandall, R OBP: 0.354, SLG: 0.438 (1, 2)										4	0	0	0	0	0	2						
Denis Menke, R OBP: 0.300, SLG: 0.333 (1, 4)										4	0	0	0	0	1	0						
Bob Shaw, R OBP: 0.267, SLG: 0.214 (1, 1)										3	0	1	0	0	1	0						
Inning Stats	R: 0 E: 0 K: 1 S: 5	H: 0 LOB: 0 BB: 0 P: 5	R: 0 E: 0 K: 2 S: 7	H: 0 LOB: 0 BB: 0 P: 7	R: 0 E: 0 K: 1 S: 6	H: 1 LOB: 2 BB: 1 P: 10	R: 0 E: 0 K: 0 S: 5	H: 2 LOB: 2 BB: 0 P: 5	R: 4 E: 0 K: 0 S: 6	H: 3 LOB: 1 BB: 2 P: 14	R: 0 E: 0 K: 0 S: 3	H: 0 LOB: 1 BB: 0 P: 4	R: 0 E: 0 K: 0 S: 4	H: 1 LOB: 1 BB: 0 P: 4	R: 0 E: 0 K: 0 S: 3	H: 0 LOB: 0 BB: 0 P: 3		R: 0 E: 0 K: 1 S: 6	H: 1 LOB: 1 BB: 0 P: 6	1B: 6 2B: 2 3B: 0 HR: 0	SF: 0 SAC: 0 DP: 0 HBP: 1	WP: 1 PB: 0 CS: 0
PITCHER	IP	WLS	BF	H	R	ER	SO	BB	IBB	HBP	BLK	WP	HR	S	P	ERA	WHIP					
Bob Gibson, R ERA: 3.03 Don Ferrarese, L ERA: 5.28	(1, 1) (9, 1)	8.0 4	L 1	35 0	7 1	4 0	4 0	4 1	3 0	0 0	0 0	1 0	0 6	39 6	52 6	4.50 0.00	1.250 1.000					

Batter	1	2	3	4	5	6	7	8	9	AB	R	H	RBI	BB	SO	LOB	BOTTOM				
Curt Flood, R OBP: 0.363, SLG: 0.473 (1, 8)										3	0	1	0	1	0	1	Milwaukee Braves @ St. Louis Cardinals Sportsman's Park, St. Louis, MO Sun May 27 1962, 4:33 AM EDT Att: 11,673 - Unknown - 75 F				
Doug Clemens, L OBP: 0.316, SLG: 0.261 (1, 9)										4	0	0	0	0	0	2					
Bill White, L OBP: 0.367, SLG: 0.452 (1, 3)										4	0	0	0	0	2	0					
Ken Boyer, R OBP: 0.405, SLG: 0.531 (1, 5)										4	1	1	0	0	1	0					
Carl Sawatski, L OBP: 0.506, SLG: 0.719 Don Landrum, L OBP: 0.395, SLG: 0.333 (1, 2) (9, PR)										4	0	1	1	0	0	0					
Stan Musial, L OBP: 0.386, SLG: 0.460 (1, 7)										4	1	2	0	0	0	1					
Julian Javier, R OBP: 0.274, SLG: 0.297 Red Schoendienst, S OBP: 0.370, SLG: 0.386 (1, 4) (7, PH) (8, 4)										2	1	0	0	0	0	1					
Julio Gotay, R OBP: 0.353, SLG: 0.350 Gene Oliver, R OBP: 0.355, SLG: 0.411 Alex Grammas, R OBP: 0.158, SLG: 0.111 (1, 6) (7, PH) (8, 6)										2	0	1	2	0	0	0					
Bob Gibson, R OBP: 0.286, SLG: 0.167 Fred Whitfield, L OBP: 1.000, SLG: 1.000 (1, 1) (8, PH) (9, 1)										2	0	0	0	0	0	1					
Inning Stats	R: 0 E: 0 K: 1 S: 5	H: 1 LOB: 0 BB: 0 P: 5	R: 2 E: 1 K: 1 S: 8	H: 2 LOB: 1 BB: 0 P: 8	R: 0 E: 0 K: 0 S: 2	H: 0 LOB: 0 BB: 1 P: 6	R: 0 E: 0 K: 0 S: 3	H: 0 LOB: 0 BB: 0 P: 3	R: 0 E: 0 K: 0 S: 3	H: 0 LOB: 0 BB: 0 P: 3	R: 0 E: 1 K: 1 S: 7	H: 1 LOB: 2 BB: 0 P: 7	R: 0 E: 0 K: 0 S: 2	H: 0 LOB: 1 BB: 1 P: 6	R: 1 E: 0 K: 1 S: 6	H: 2 LOB: 1 BB: 0 P: 6		1B: 4 2B: 2 3B: 1 HR: 0	SF: 0 SAC: 0 DP: 4 HBP: 0	WP: 0 PB: 0 CS: 0	PA: 33
PITCHER	IP	WLS	BF	H	R	ER	SO	BB	IBB	HBP	BLK	WP	HR	S	P	ERA	WHIP				
Bob Shaw, R ERA: 2.13	(1, 1)	9.0	W	33	6	3	1	4	2	0	0	0	0	39	47	1.00	0.889				

Batter	1	2	3	4	5	6	7	8	9	AB	R	H	RBI	BB	SO	LOB	TOP					
Curt Flood, R OBP: 0.360, SLG: 0.468 (1, 8)	5-3		F9			1B		F7		4	0	1	0	0	0	0	St. Louis Cardinals @ Pittsburgh Pirates Forbes Field, Pittsburgh, PA Mon May 28 1962, 7:05 PM EDT Att: 8,051 - Unknown					
Julian Javier, R OBP: 0.267, SLG: 0.289 (1, 4)	K			F7		F1		5-3		4	0	0	0	0	1	1						
Bill White, L OBP: 0.365, SLG: 0.444 (1, 3)	BB			K		K		3-1		3	0	0	0	1	2	1						
Ken Boyer, R OBP: 0.402, SLG: 0.524 (1, 5)	F8		F8			FC4-6 1B		5-3		4	0	1	0	0	0	1						
Gene Oliver, R OBP: 0.351, SLG: 0.398 (1, 7)	K				L5	FC4-6 1B		1B		3	1	0	0	1	1	1						
Charlie James, R OBP: 0.345, SLG: 0.373 (1, 9)	K			5-3		F3		F5		4	0	0	0	0	1	2						
Julio Gotay, R OBP: 0.364, SLG: 0.369 (1, 6)	5-3					2B		1B		4	0	3	0	0	0	0						
Jimmie Schaffer, R OBP: 0.353, SLG: 0.333 (1, 2)			F6			6-3				2	0	0	0	0	0	1						
Red Schoendienst, S OBP: 0.383, SLG: 0.400 (7, PH)										1	0	1	1	0	0	0						
Carl Sawatski, L OBP: 0.500, SLG: 0.708 (7, 2)								K		1	0	0	0	0	1	2						
Ernie Broglio, R OBP: 1.000, SLG: 1.000 (1, 1)			6-3			6-3		2-3		3	0	0	0	0	0	2						
Don Ferrarese, R OBP: 1.000, SLG: 1.000 (7, 1)										0	0	0	0	0	0	0						
Inning Stats	R: 0 E: 0 K: 1 S: 5	H: 0 LOB: 1 BB: 1 P: 9	R: 0 E: 0 K: 2 S: 7	H: 0 LOB: 0 BB: 0 P: 7	R: 0 E: 0 K: 0 S: 3	H: 0 LOB: 0 BB: 0 P: 3	R: 0 E: 0 K: 1 S: 5	H: 0 LOB: 0 BB: 0 P: 5	R: 0 E: 0 K: 0 S: 4	H: 1 LOB: 1 BB: 0 P: 4	R: 0 E: 0 K: 1 S: 6	H: 1 LOB: 1 BB: 0 P: 6	R: 1 E: 0 K: 0 S: 6	H: 3 LOB: 2 BB: 0 P: 6	R: 0 E: 0 K: 0 S: 3	H: 0 LOB: 0 BB: 0 P: 3	R: 0 E: 0 K: 1 S: 6	H: 1 LOB: 2 BB: 1 P: 10	1B: 5 2B: 1 3B: 0 HR: 0	SF: 0 SAC: 0 DP: 0 HBP: 0	WP: 0 PB: 0 SB: 0 CS: 0	PA: 35
PITCHER Harvey Haddix, L ERA: 4.25 (1, 1)	IP: 9.0 WLS: W BF: 35 H: 6 R: 1 ER: 1 SO: 6 BB: 2 IBB: 0 HBP: 0 BLK: 0 WP: 0 HR: 0 S: 45 P: 53 ERA: 1.00 WHIP: 0.889																					

AB	33
R	1
H	6
RBI	1
BB	2
SO	6
LOB	11



Batter	1	2	3	4	5	6	7	8	9	AB	R	H	RBI	BB	SO	LOB	BOTTOM			
Bill Virdon, L OBP: 0.317, SLG: 0.439 (1, 8)	F5		FC6-4			FC6-4 BB		E1		4	0	0	0	1	1	4	St. Louis Cardinals @ Pittsburgh Pirates Forbes Field, Pittsburgh, PA Mon May 28 1962, 7:05 PM EDT Att: 8,051 - Unknown			
Dick Groat, R OBP: 0.355, SLG: 0.372 (1, 6)	L9		4-3			FC6-4 BB		FC2-5 1B		4	1	1	2	0	0	3				
Bob Skinner, L OBP: 0.347, SLG: 0.438 (1, 7)						FC5-4 BB		FC2-5 1B		2	0	0	0	2	1	2				
Howie Goss, R OBP: 0.298, SLG: 0.357 (8, 7)	K					G4-6-3 BB		FC2-5 1B		0	0	0	0	0	0	0				
Dick Stuart, R OBP: 0.291, SLG: 0.343 (1, 3)			F3			K		K		4	0	0	0	0	2	5				
Roberto Clemente, R OBP: 0.303, SLG: 0.364 (1, 9)			F8			FC5-4 1B		1B		4	0	2	1	0	0	1				
Smoky Burgess, L OBP: 0.383, SLG: 0.423 (1, 2)			F7			BB		G3		4	0	2	0	0	0	2				
Don Hoak, R OBP: 0.357, SLG: 0.362 (1, 5)						FC1-5 1B		F8		3	0	1	0	1	0	2				
Bill Mazerowski, R OBP: 0.286, SLG: 0.429 (1, 4)						FC6-4 FC1-5 1B		G5-4-3		4	0	1	0	0	0	5				
Harvey Haddix, L OBP: 0.417, SLG: 0.583 (1, 1)						FC1-5 FC6-4		FC6-4 3B		4	2	3	0	0	0	2				
Inning Stats	R: 0 E: 0 K: 1 S: 5	H: 0 LOB: 0 BB: 0 P: 5	R: 0 E: 0 K: 0 S: 3	H: 0 LOB: 0 BB: 0 P: 3	R: 0 E: 0 K: 0 S: 5	H: 2 LOB: 2 BB: 0 P: 5	R: 0 E: 0 K: 1 S: 6	H: 1 LOB: 3 BB: 2 P: 14	R: 1 E: 0 K: 0 S: 3	H: 1 LOB: 1 BB: 2 P: 11	R: 0 E: 0 K: 0 S: 4	H: 2 LOB: 1 BB: 0 P: 4	R: 2 E: 0 K: 1 S: 9	H: 3 LOB: 2 BB: 0 P: 9	R: 0 E: 0 K: 1 S: 6	H: 1 LOB: 1 BB: 0 P: 6	1B: 9 2B: 0 3B: 1 HR: 0	SF: 0 SAC: 0 DP: 2 HBP: 0	WP: 0 PB: 0 SB: 0 CS: 0	PA: 37
PITCHER Ernie Broglio, R ERA: 3.02 (1, 1)	IP: 6.2 WLS: L BF: 32 H: 9 R: 3 ER: 1 SO: 3 BB: 4 IBB: 0 HBP: 0 BLK: 0 WP: 0 HR: 0 S: 34 P: 50 ERA: 1.35 WHIP: 1.950																			
Don Ferrarese, L ERA: 4.66 (7, 1)	IP: 1.1 WLS: 5 BF: 1 H: 0 R: 0 ER: 0 SO: 1 BB: 0 IBB: 0 HBP: 0 BLK: 0 WP: 0 HR: 0 S: 7 P: 7 ERA: 0.00 WHIP: 0.750																			



Batter	1	2	3	4	5	6	7	8	9	AB	R	H	RBI	BB	SO	LOB	TOP				
Curt Flood, R OBP: 0.371, SLG: 0.474	4-0 BB BB	0-0 FC6-4			0-0 F9 1B	0-0 G4-6-3 1B			0-0 IHR 1B	4	2	3	1	1	0	2					
Bill White, L OBP: 0.371, SLG: 0.466	0-0 F8		0-0 G3-6-3 1B		0-0 1B 1B	0-0 G4-6-3 1B			0-0 IHR	5	2	3	2	0	0	2					
Ken Boyer, R OBP: 0.397, SLG: 0.512	4-0 1-2 BB		0-0 F8		0-0 F9		0-3 K		0-3 K	4	0	0	0	1	2	3					
Carl Sawatski, L OBP: 0.494, SLG: 0.686 Julian Javier, R OBP: 0.297, SLG: 0.289	0-0 F9		0-0 G3-6-3 1-2		0-0 BB 1B		0-0 F8		0-0 S 1B	5	0	2	1	0	0	3					
Red Schoendienst, S OBP: 0.385, SLG: 0.400 Jimmie Schaffer, R OBP: 0.353, SLG: 0.333	0-0 1-3			0-0 1B 1B	0-0 1-2 3-H 1B		0-0 6-3		0-0 F9	5	1	2	1	0	0	3					
Gene Oliver, R OBP: 0.384, SLG: 0.406 Don Landrum, L OBP: 0.395, SLG: 0.333		0-0 FC1-6 1B		0-0 1B 1B	0-0 1-2 2-3 BB			0-0 F4		3	0	2	0	1	0	0					
Fred Whitfield, L OBP: 0.400, SLG: 0.250 Bobby Shantz, R		0-0 FC1-6 1B		0-0 G5-4-3 1B	0-0 F7			0-0 F5		4	0	1	1	0	0	4					
Julio Gotay, R OBP: 0.367, SLG: 0.372		0-0 FC6-4 1B		0-0 G5-4-3 1-2		0-0 SH3-4 1B		0-3 K		4	1	2	0	0	1	1					
Ray Sadecki, L OBP: 0.143, SLG: 0.143 Lindy McDaniel, R Doug Clemens, L OBP: 0.312, SLG: 0.257	0-0 F9				0-0 F4	0-0 SH3-4 1-2		0-3 K		2	0	0	0	0	0	2					
Inning Stats	R: 0 E: 0 K: 0 S: 3	H: 0 LOB: 2 BB: 2 P: 11	R: 0 E: 0 K: 0 S: 5	H: 2 LOB: 2 BB: 0 P: 5	R: 0 E: 0 K: 0 S: 3	H: 1 LOB: 0 BB: 0 P: 3	R: 1 E: 0 K: 0 S: 4	H: 3 LOB: 0 BB: 0 P: 4	R: 2 E: 0 K: 0 S: 7	H: 4 LOB: 3 BB: 1 P: 11	R: 0 E: 0 K: 1 S: 5	H: 0 LOB: 0 BB: 0 P: 5	R: 0 E: 0 K: 1 S: 5	H: 0 LOB: 0 BB: 0 P: 5	R: 2 E: 0 K: 2 S: 10	H: 3 LOB: 2 BB: 0 P: 10	1B: 14 2B: 0 3B: 0 HR: 1	SF: 0 SAC: 1 DP: 3 HBP: 0	WP: 0 PB: 0 SB: 1 CS: 0	PA: 41	
PITCHER	IP	WLS	BF	H	R	ER	SO	BB	IBB	HBP	BLK	WP	HR	S	P	ERA	WHIP				
Al McBean, R ERA: 2.68	(1, 1)	4.2	23	10	3	3	0	2	0	0	0	0	0	21	29	5.79	2.571				
Tom Sturdivant, R ERA: 5.61	(5, 1)	4.1	W	18	5	3	3	4	1	0	0	0	0	25	29	6.23	1.385				

St. Louis Cardinals @ Pittsburgh Pirates
Forbes Field, Pittsburgh, PA
Tue May 29 1962, 7:05 PM EDT
Att: 17,171 - Unknown

AB 37
R 6
H 15
RBI 6
BB 3
SO 4
LOB 20

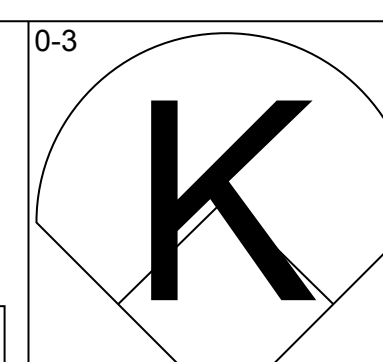
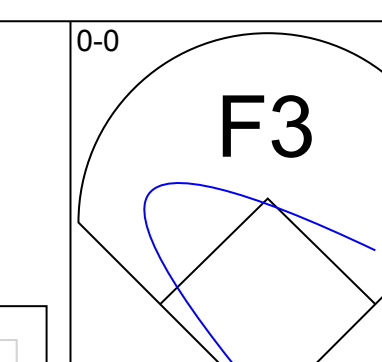
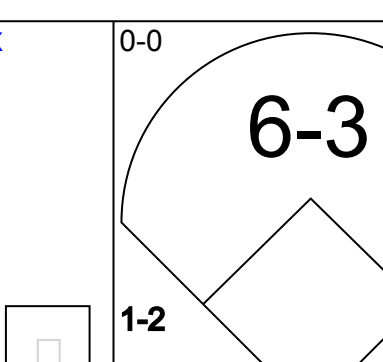
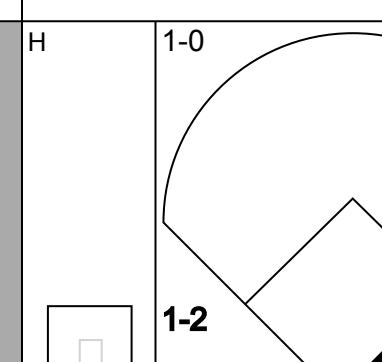
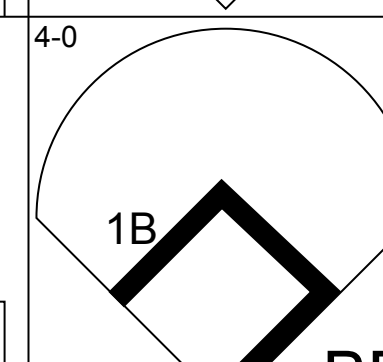
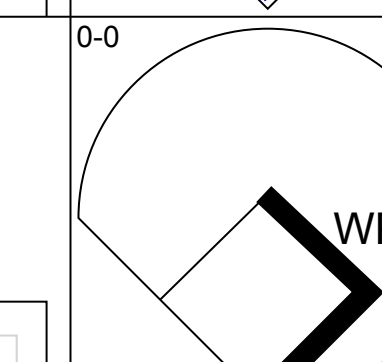
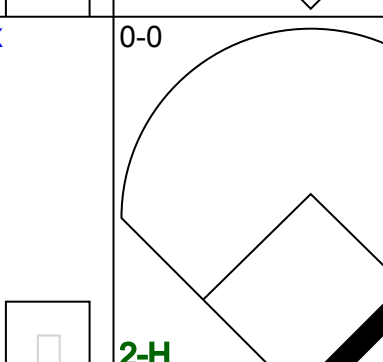
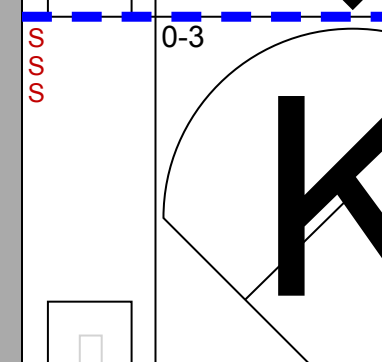
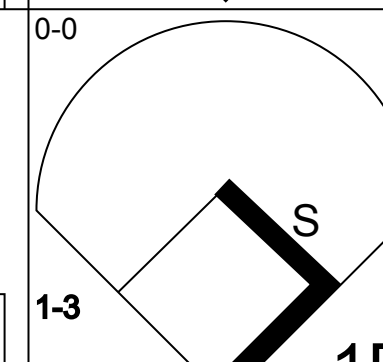
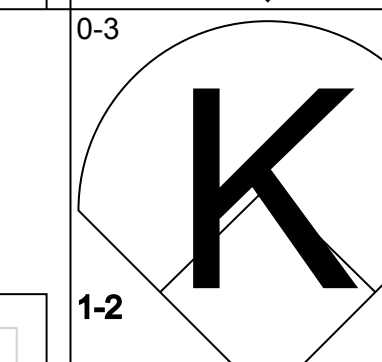
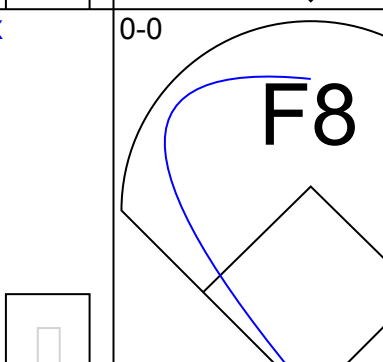
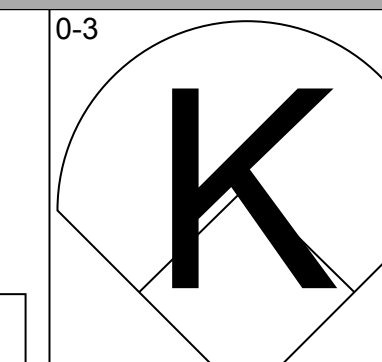
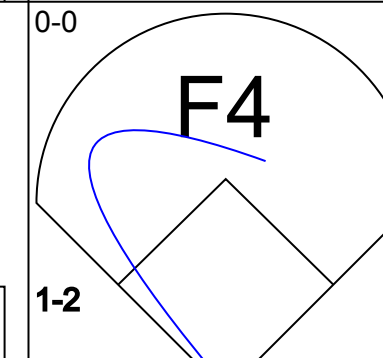
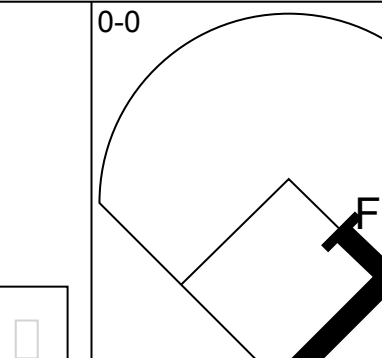
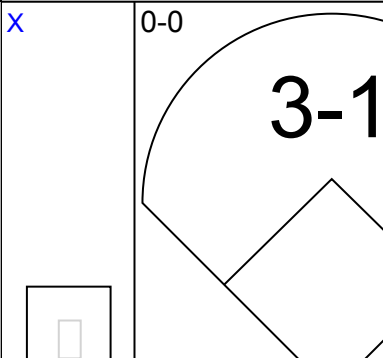
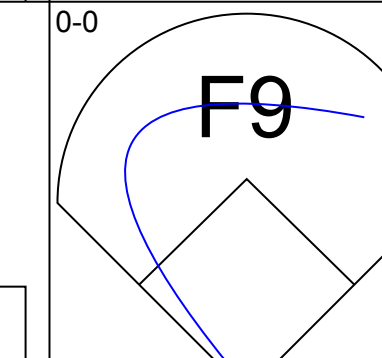
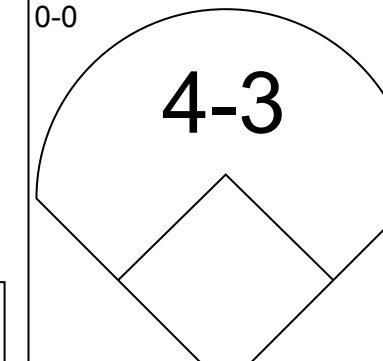
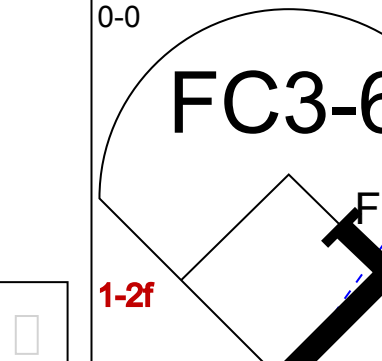
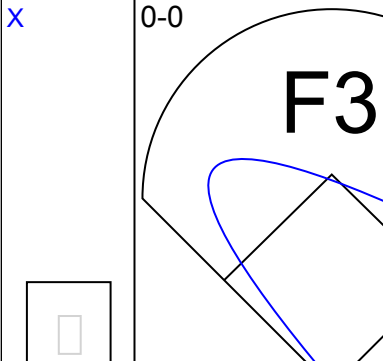
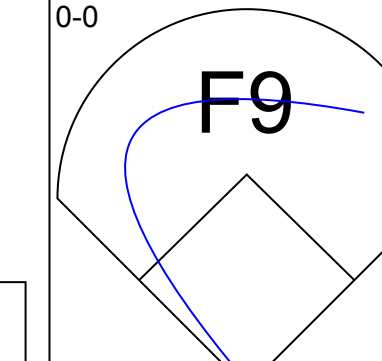
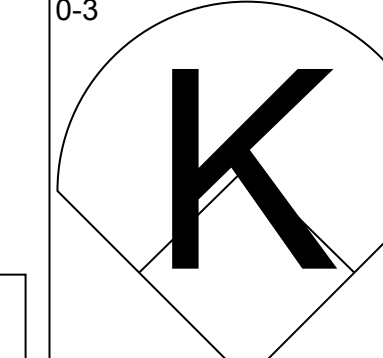
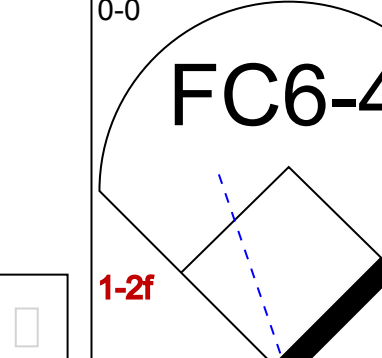
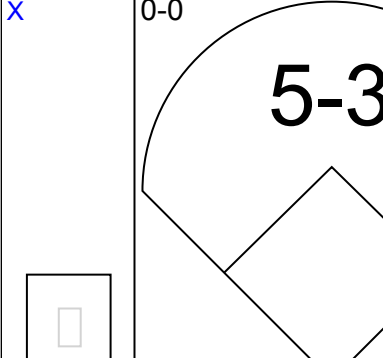
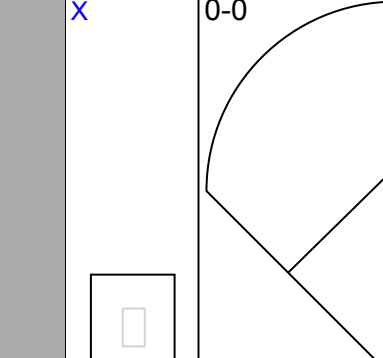
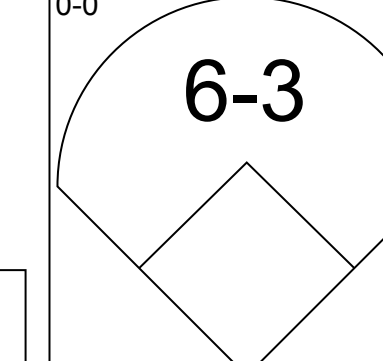
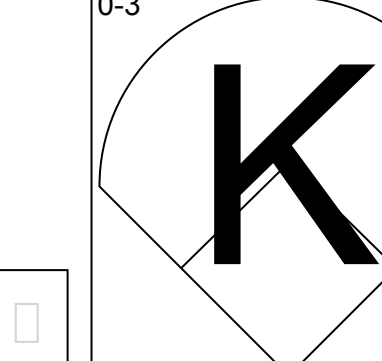
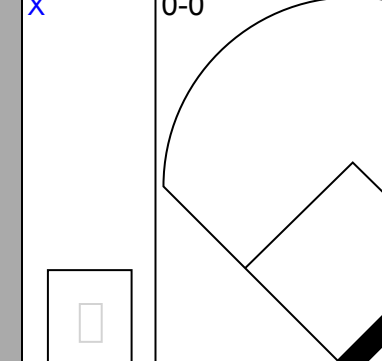
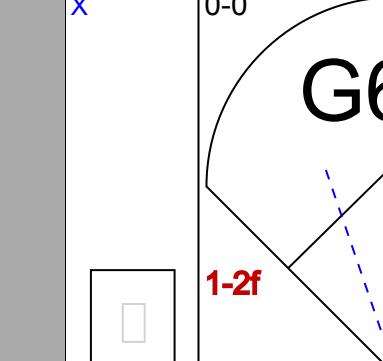
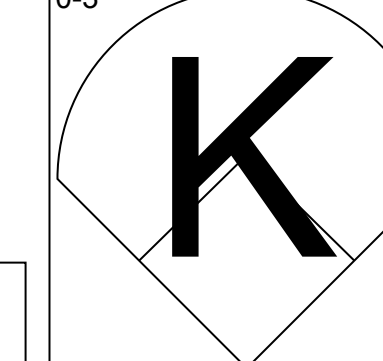
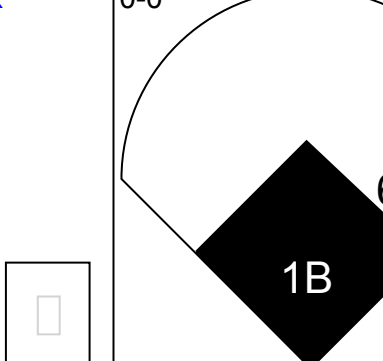
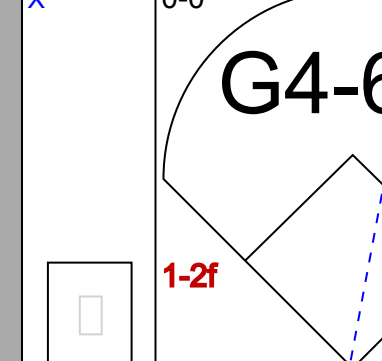
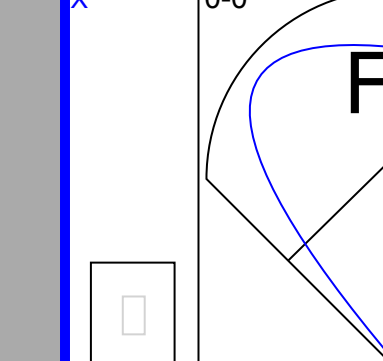
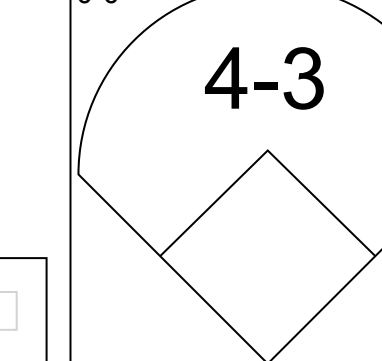
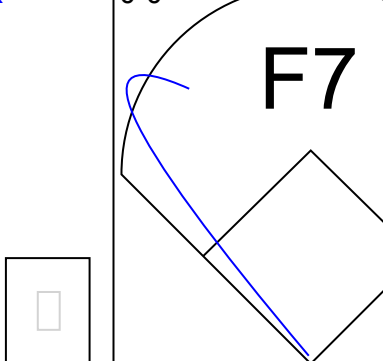
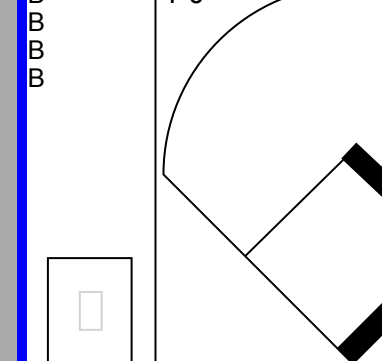


Batter	1	2	3	4	5	6	7	8	9	AB	R	H	RBI	BB	SO	LOB	BOTTOM					
Bill Virdon, L OBP: 0.320, SLG: 0.444	0-3 K	0-0 4-3		0-0 4-3		0-0 4-3 SF9 2B		0-0 1B 1B		5	1	2	0	0	1	1						
Dick Groat, R OBP: 0.362, SLG: 0.375	0-0 5-3		0-0 1B 1B	4-0 FC6-4 BB		0-0 4-3		0-0 1-3 1B		4	1	2	0	1	0	1						
Roberto Clemente, R OBP: 0.366, SLG: 0.366	0-0 BB 1B		0-0 SH1-4 1-3 1B	0-0 F7		0-0 SF9		0-3 K		4	2	2	1	0	1	3						
Dick Stuart, R OBP: 0.294, SLG: 0.341	4-0 1-2 BB		0-0 SH1-4 1B	0-0 FC6-4		0-0 F8		0-3 K		4	1	1	1	1	1	1						
Bob Skinner, L OBP: 0.353, SLG: 0.444 Howie Goss, R OBP: 0.313, SLG: 0.357	0-0 1-2 2-H 1B		0-0 SH1-4		0-0 FC6-4 1B		0-3 K		4-0 1B BB	3	0	2	1	0	1	0						
Don Hoak, R OBP: 0.366, SLG: 0.367	0-0 5-3		4-0 1B IBB		0-0 FC6-4 1B		0-3 K		0-0 1B E	4	1	2	0	1	1	2						
Don Leppert, R OBP: 0.327, SLG: 0.435		0-3 K	0-3 K		0-0 FC6-4		0-0 F8		0-0 E8 1B	5	0	1	1	0	2	5						
Bill Mazeroski, R OBP: 0.291, SLG: 0.437		0-0 2B	0-0 1-2 2-H 3-H 1B		0-0 FC3-2-5 FC6-4			0-0 F9		4	0	2	2	0	0	2						
Al McBean, R ERA: 6.69 Lindy McDaniel, R ERA: 4.29 Bobby Shantz, L ERA: 1.76	0-3 K		0-3 K		0-0 FC6-4		0-0 F5		0-0 F5	2	0	0	0	0	2	3						
Inning Stats	R: 1 E: 0 K: 1 S: 7	H: 2 LOB: 1 BB: 1 P: 11	R: 0 E: 0 K: 2 S: 8	H: 1 LOB: 1 BB: 0 P: 8	R: 3 E: 0 K: 2 S: 11	H: 4 LOB: 2 BB: 1 P: 15	R: 0 E: 0 K: 0 S: 3	H: 0 LOB: 1 BB: 1 P: 7	R: 0 E: 0 K: 0 S: 5	H: 2 LOB: 2 BB: 0 P: 5	R: 1 E: 0 K: 0 S: 4	H: 1 LOB: 0 BB: 0 P: 4	R: 0 E: 0 K: 2 S: 7	H: 0 LOB: 0 BB: 0 P: 7	R: 0 E: 0 K: 1 S: 7	H: 2 LOB: 2 BB: 0 P: 7	R: 2 E: 1 K: 1 S: 5	H: 2 LOB: 1 BB: 1 P: 9	1B: 12 2B: 2 3B: 0 HR: 0	SF: 1 SAC: 1 DP: 0 HBP: 0	WP: 0 PB: 0 SB: 0 CS: 0	PA: 43
PITCHER	IP	WLS	BF	H	R	ER	SO	BB	IBB	HBP	BLK	WP	HR	S	P	ERA	WHIP					
Ray Sadecki, L ERA: 6.69	(1, 1)	7.2	38	12	5	5	7	2	1	0	0	0	0	49	61	5.87	1.826					
Lindy McDaniel, R ERA: 4.29	(8, 1)	0.1	L	1	0	0	0	0	0	0	0	0	0	3	3	0.00	0.000					
Bobby Shantz, L ERA: 1.76	(9, 1)	0.1	L	4	2	2	1	1	1	0	0	0	0	5	9	27.00	9.000					

St. Louis Cardinals @ Pittsburgh Pirates
Forbes Field, Pittsburgh, PA
Tue May 29 1962, 7:05 PM EDT
Att: 17,171 - Unknown

AB 37
R 7
H 14
RBI 6
BB 4
SO 9
LOB 20

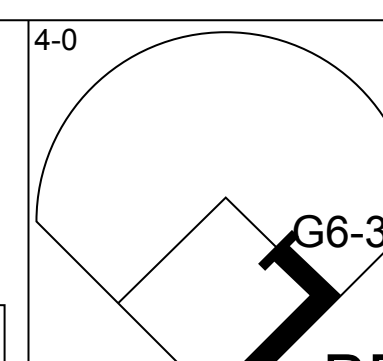
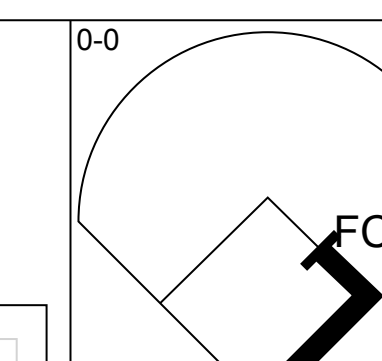
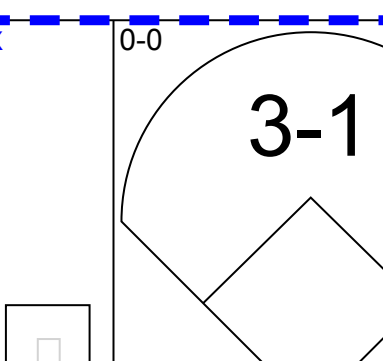
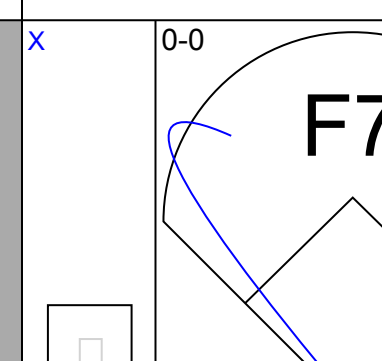
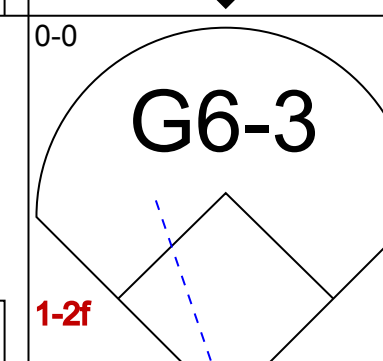
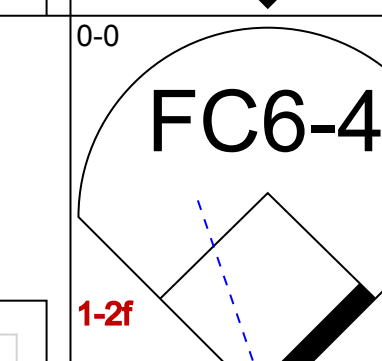
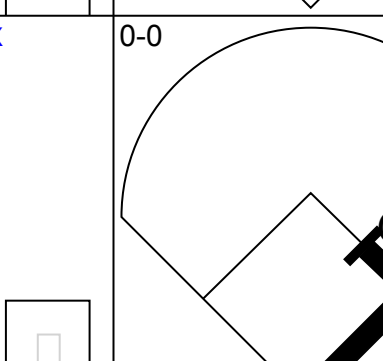
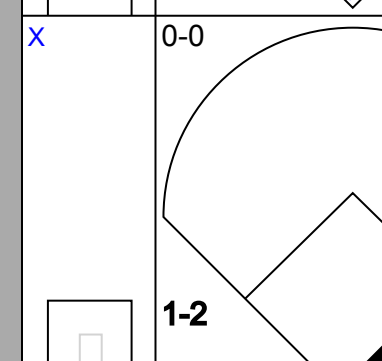
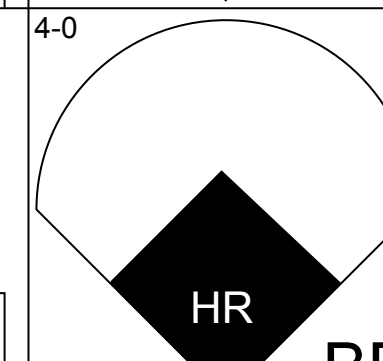
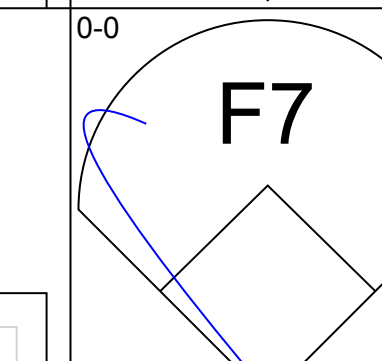
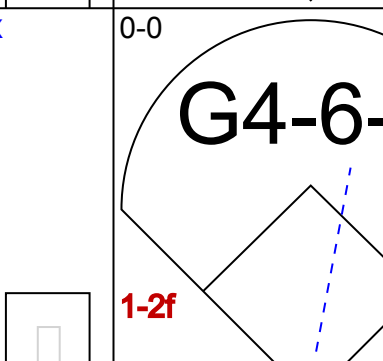
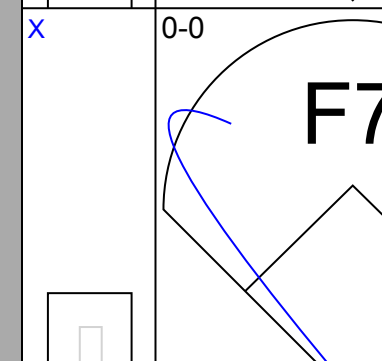

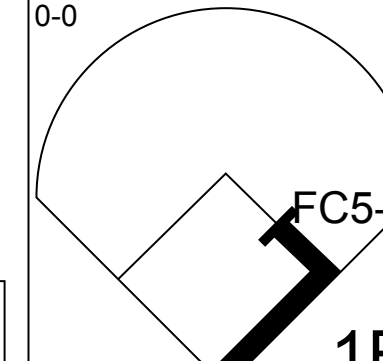

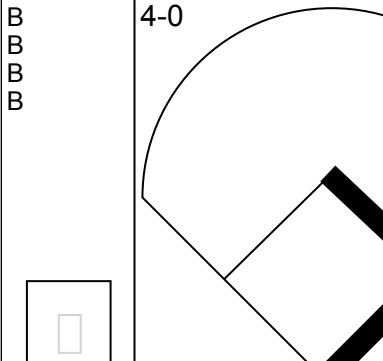
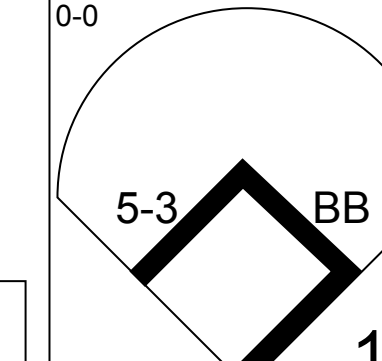
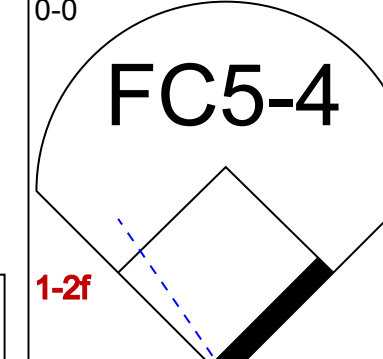
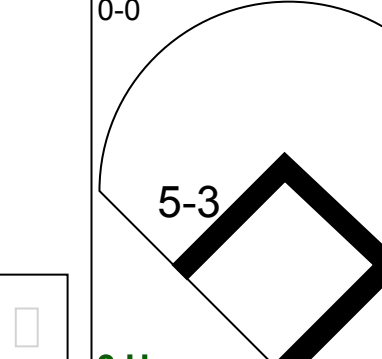
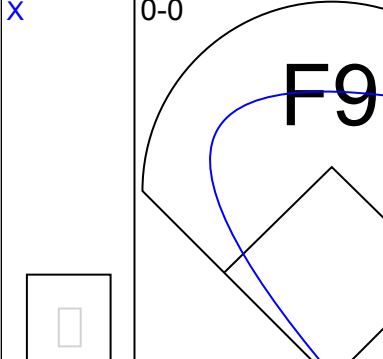
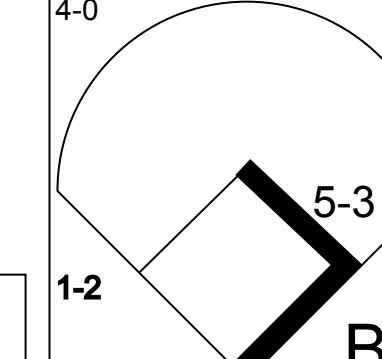

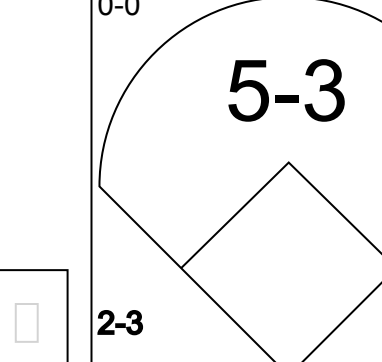
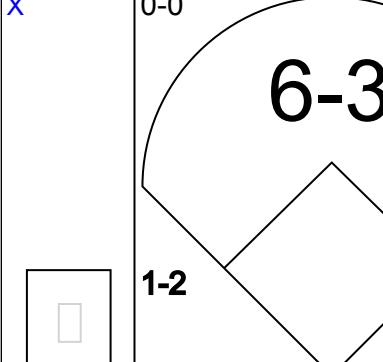
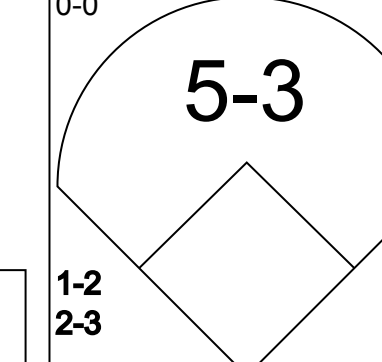
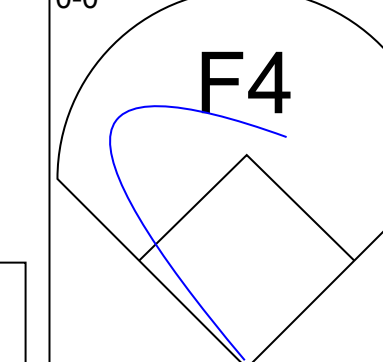
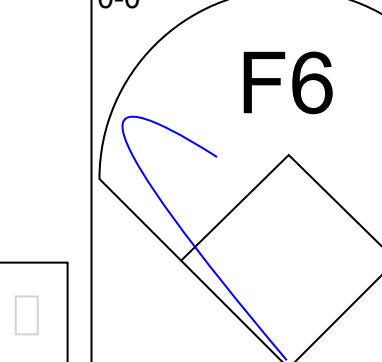

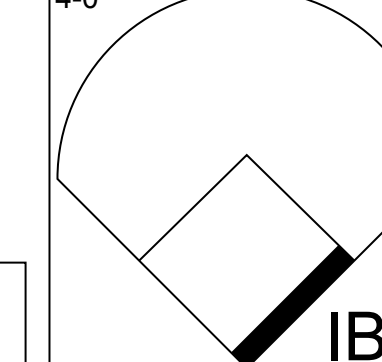
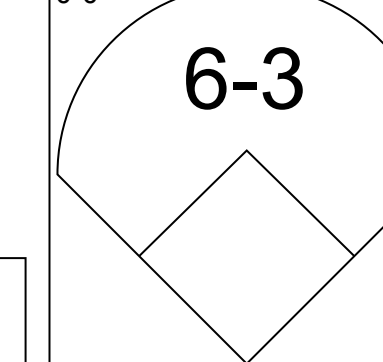
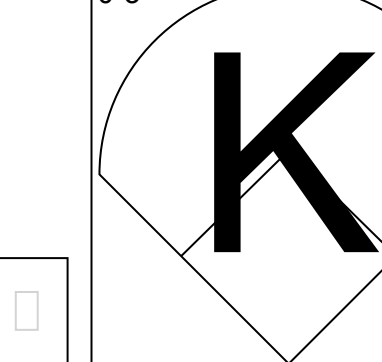
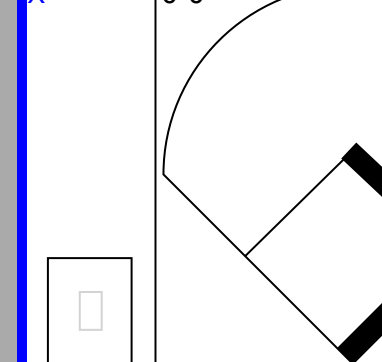
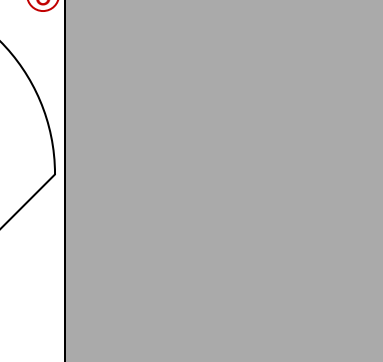
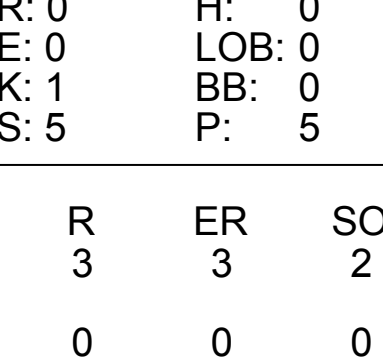
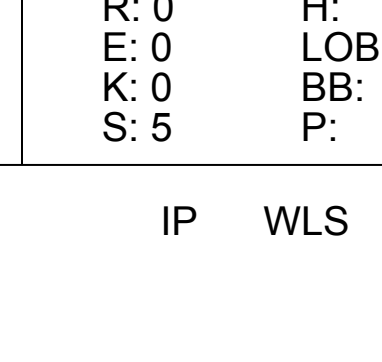
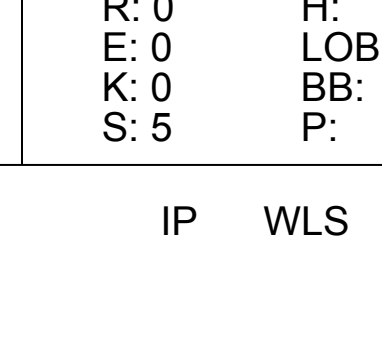


Batter	1	2	3	4	5	6	7	8	9	AB	R	H	RBI	BB	SO	LOB	TOP					
Curt Flood, R OBP: 0.369, SLG: 0.466 (1, 8)										3	0	0	0	0	1	1						
Bill White, L OBP: 0.376, SLG: 0.469 (1, 7)										3	0	2	1	1	1	2						
Ken Boyer, R OBP: 0.394, SLG: 0.506 (1, 5)										4	0	1	0	0	2	2						
Carl Sawatski, L OBP: 0.484, SLG: 0.662 (1, 2)										4	0	1	0	0	0	2						
Red Schoendienst, S OBP: 0.357, SLG: 0.370 (1, 4)										4	0	0	0	0	0	3						
Gene Oliver, R OBP: 0.381, SLG: 0.400 (1, 9)										4	0	1	0	0	1	1						
Julio Gotay, R OBP: 0.364, SLG: 0.369 (1, 6)										4	0	1	0	0	1	2						
Fred Whitfield, L OBP: 0.375, SLG: 0.286 (1, 3)										3	1	1	0	0	1	1						
Charlie James, R OBP: 0.339, SLG: 0.365 (9, PH)										1	0	0	0	0	0	0						
Ray Washburn, R OBP: 0.300, SLG: 0.222 (5, PH)										1	0	0	0	0	0	0						
Don Landrum, L OBP: 0.365, SLG: 0.324 (5, PH)										1	0	0	0	0	0	1						
Ed Bauta, R OBP: 0.333, SLG: 0.333 (5, PH)										0	0	0	0	0	0	0						
Doug Clemens, L OBP: 0.321, SLG: 0.257 (7, PH)										0	0	0	0	1	0	0						
Don Ferrarese, R OBP: 1.000, SLG: 1.000 (7, 1)										0	0	0	0	0	0	0						
Inning Stats	R: 0 E: 0 K: 1 S: 6	H: 1 LOB: 2 BB: 1 P: 10	R: 0 E: 0 K: 2 S: 7	H: 0 LOB: 0 BB: 0 P: 7	R: 0 E: 0 K: 1 S: 6	H: 1 LOB: 1 BB: 0 P: 6	R: 0 E: 0 K: 1 S: 6	H: 1 LOB: 1 BB: 0 P: 6	R: 1 E: 0 K: 0 S: 5	H: 2 LOB: 1 BB: 0 P: 5	R: 0 E: 0 K: 0 S: 3	H: 0 LOB: 0 BB: 0 P: 3	R: 0 E: 0 K: 1 S: 5	H: 1 LOB: 2 BB: 1 P: 10	R: 0 E: 0 K: 1 S: 5	H: 0 LOB: 0 BB: 0 P: 5	R: 0 E: 0 K: 0 S: 3	H: 1 LOB: 0 BB: 0 P: 3	1B: 7 2B: 0 3B: 0 HR: 0	SF: 0 SAC: 0 DP: 2 HBP: 1	WP: 1 PB: 0 SB: 1 CS: 0	PA: 35
PITCHER	IP WLS BF H R ER SO BB IBB HBP BLK WP HR S P ERA WHIP																					
Earl Francis, R ERA: 3.33 (1, 1)	6.2 W 28 6 1 1 5 2 0 1 0 1 0 1 0 35 44 1.35 1.200																					
Diomedes Olivo, L ERA: 1.13 (7, 1)	2.1 S 7 1 0 0 2 0 0 0 0 0 0 0 0 11 11 0.00 0.429																					

St. Louis Cardinals @ Pittsburgh Pirates
Forbes Field, Pittsburgh, PA
Wed May 30 1962, 3:33 AM EDT
Att: 17,186 - Unknown

AB 32
R 1
H 7
RBI 1
BB 2
SO 7
LOB 15



Batter	1	2	3	4	5	6	7	8	9	AB	R	H	RBI	BB	SO	LOB	BOTTOM			
Bill Virdon, L OBP: 0.324, SLG: 0.442 (1, 8)										3	0	1	0	1	0	1				
Dick Groat, R OBP: 0.365, SLG: 0.378 (1, 6)										4	0	2	0	0	0	2				
Bob Skinner, L OBP: 0.351, SLG: 0.434 (1, 7)										3	1	0	0	1	0	4				
Howie Goss, R OBP: 0.313, SLG: 0.357 (8, 7)										0	0	0	0	0	0	0				
Dick Stuart, R OBP: 0.293, SLG: 0.359 (1, 3)										4	1	1	2	0	0	1				
Roberto Clemente, R OBP: 0.325, SLG: 0.396 (1, 9)										3	1	3	0	1	0	0				
Smoky Burgess, L OBP: 0.388, SLG: 0.432 (1, 2)										3	0	1	1	1	0	2				
Don Hoak, R OBP: 0.356, SLG: 0.354 (1, 5)										4	0	0	0	0	1	4				
Bill Mazerowski, R OBP: 0.290, SLG: 0.429 (1, 4)										3	0	0	0	1	0	1				
Earl Francis, R OBP: 0.059, SLG: 0.059 (1, 1)										2	0	0	0	0	1	1				
Diomedes Olivo, L OBP: 0.375, SLG: 0.429 (7, 1)										2	0	1	0	0	0	3				
Inning Stats	R: 2 E: 0 K: 0 S: 4	H: 2 LOB: 1 BB: 2 P: 12	R: 0 E: 0 K: 1 S: 5	H: 0 LOB: 0 BB: 0 P: 5	R: 0 E: 0 K: 0 S: 4	H: 1 LOB: 1 BB: 0 P: 4	R: 1 E: 0 K: 1 S: 7	H: 2 LOB: 1 BB: 0 P: 7	R: 0 E: 0 K: 0 S: 3	H: 1 LOB: 0 BB: 0 P: 3	R: 0 E: 0 K: 0 S: 3	H: 0 LOB: 1 BB: 1 P: 7	R: 0 E: 0 K: 0 S: 5	H: 2 LOB: 2 BB: 0 P: 5	R: 0 E: 0 K: 0 S: 4	H: 1 LOB: 3 BB: 2 P: 12	1B: 6 2B: 1 3B: 1 HR: 1	SF: 0 SAC: 0 DP: 2 HBP: 0	WP: 0 PB: 0 SB: 1 CS: 0	PA: 36
PITCHER	IP WLS BF H R ER SO BB IBB HBP BLK WP HR S P ERA WHIP																			
Ray Washburn, R ERA: 3.91 (1, 1)	4.0 L 18 5 3 3 2 2 0 0 0 0 0 0 0 20 28 6.75 1.750																			
Ed Bauta, R ERA: 0.93 (5, 1)	2.0 7 1 0 0 0 1 0 0 0 0 0 0 6 10 0.00 1.000																			
Don Ferrarese, L ERA: 4.34 (7, 1)	2.0 11 3 0 0 0 1 1 0 0 0 0 0 9 17 0.00 2.000																			

St. Louis Cardinals @ Pittsburgh Pirates
Forbes Field, Pittsburgh, PA
Wed May 30 1962, 3:33 AM EDT
Att: 17,186 - Unknown

AB 31
R 3
H 9
RBI 3
BB 5
SO 2
LOB 19



Batter	1	2	3	4	5	6	7	8	9	AB	R	H	RBI	BB	SO	LOB	TOP			
Curt Flood, R OBP: 0.363, SLG: 0.453 (1, 8)										4	0	0	0	0	0	1				
Julian Javier, R OBP: 0.274, SLG: 0.295 (1, 4)										4	0	2	0	0	0	0				
Bill White, L OBP: 0.367, SLG: 0.449 (1, 3)										4	0	0	0	0	1	2				
Stan Musial, L OBP: 0.388, SLG: 0.462 (1, 7)										3	0	1	0	0	0	0				
Ken Boyer, R OBP: 0.386, SLG: 0.492 (1, 5)										3	0	0	0	0	0	2				
Carl Sawatski, L OBP: 0.448, SLG: 0.605 (1, 2)										3	0	0	0	0	0	0				
Charlie James, R OBP: 0.349, SLG: 0.373 (1, 9)										3	0	1	0	0	2	0				
Julio Gotay, R OBP: 0.363, SLG: 0.374 (1, 6)										3	0	1	0	0	1	2				
Larry Jackson, R OBP: 0.281, SLG: 0.214 (1, 1)										1	0	0	0	0	1	1				
Fred Whitfield, L OBP: 0.400, SLG: 0.333 (5, PH)										1	0	0	0	0	0	1				
Ed Bauta, R OBP: 0.333, SLG: 0.333 (5, 1)										0	0	0	0	0	0	0				
Doug Clemens, L OBP: 0.316, SLG: 0.254 (8, PH)										1	0	0	0	0	0	0				
Ray Sadecki, L OBP: 0.143, SLG: 0.143 (8, 1)										0	0	0	0	0	0	0				
Inning Stats	R: 0 E: 0 K: 1 S: 5	H: 1 LOB: 0 BB: 0 P: 5	R: 0 E: 0 K: 0 S: 3	H: 0 LOB: 0 BB: 0 P: 3	R: 0 E: 0 K: 2 S: 8	H: 1 LOB: 1 BB: 0 P: 8	R: 0 E: 0 K: 0 S: 4	H: 2 LOB: 0 BB: 0 P: 4	R: 0 E: 1 K: 0 S: 4	H: 1 LOB: 1 BB: 0 P: 4	R: 0 E: 0 K: 0 S: 3	H: 0 LOB: 0 BB: 0 P: 3	R: 0 E: 0 K: 2 S: 7	H: 0 LOB: 0 BB: 0 P: 7	R: 0 E: 0 K: 0 S: 3	H: 0 LOB: 0 BB: 0 P: 3	1B: 4 2B: 1 3B: 0 HR: 0	SF: 0 SAC: 0 DP: 2 HBP: 0	WP: 0 PB: 0 SB: 0 CS: 1	PA: 30
PITCHER Bob Shaw, R ERA: 1.9 (1, 1)	IP: 9.0 WLS: W BF: 30 H: 5 R: 0 ER: 0 SO: 5 BB: 0 IBB: 0 HBP: 0 BLK: 0 WP: 0 HR: 0 S: 40 P: 40 ERA: 0.00 WHIP: 0.556															PITCHER				


St. Louis Cardinals @ Milwaukee Braves
Milwaukee County Stadium, Milwaukee, WI
Fri Jun 01 1962, 8:05 PM EDT
Att: 7,977 - Unknown


AB 30
R 0
H 5
RBI 0
BB 0
SO 5
LOB 9

Batter	1	2	3	4	5	6	7	8	9	AB	R	H	RBI	BB	SO	LOB	BOTTOM			
Tommie Aaron, R OBP: 0.299, SLG: 0.336 (1, 3)										4	0	0	0	1	0	3				
Roy McMillan, R OBP: 0.362, SLG: 0.349 (1, 6)										4	1	1	0	1	0	3				
Eddie Mathews, L OBP: 0.337, SLG: 0.453 (1, 5)										4	2	2	0	1	1	2				
Hank Aaron, R OBP: 0.386, SLG: 0.554 (1, 8)										3	2	2	0	1	0	1				
Mack Jones, L OBP: 0.379, SLG: 0.446 (1, 9)										4	0	0	0	0	3	7				
Gus Bell, L OBP: 0.234, SLG: 0.273 (1, 7)										4	2	2	2	0	0	3				
Howie Bedell, L OBP: 0.264, SLG: 0.256 (9, 7)										0	0	0	0	0	0	0				
Del Crandall, R OBP: 0.330, SLG: 0.419 (1, 2)										4	0	3	5	0	1	0				
Denis Menke, R OBP: 0.282, SLG: 0.295 (1, 4)										4	0	0	0	0	0	3				
Bob Shaw, R OBP: 0.265, SLG: 0.194 (1, 1)										3	0	0	0	1	2	1				
Inning Stats	R: 0 E: 0 K: 1 S: 6	H: 1 LOB: 2 BB: 1 P: 10	R: 1 E: 1 K: 1 S: 8	H: 2 LOB: 2 BB: 0 P: 8	R: 3 E: 0 K: 1 S: 9	H: 4 LOB: 2 BB: 1 P: 13	R: 0 E: 0 K: 0 S: 3	H: 1 LOB: 0 BB: 0 P: 3	R: 0 E: 0 K: 1 S: 5	H: 0 LOB: 0 BB: 0 P: 5	R: 0 E: 0 K: 1 S: 5	H: 0 LOB: 0 BB: 0 P: 5	R: 3 E: 0 K: 1 S: 7	H: 2 LOB: 1 BB: 2 P: 15	R: 0 E: 0 K: 1 S: 5	H: 0 LOB: 1 BB: 1 P: 9	1B: 6 2B: 1 3B: 3 HR: 0	SF: 0 SAC: 0 DP: 1 HBP: 0	WP: 0 PB: 0 SB: 0 CS: 0	PA: 39
PITCHER Larry Jackson, R ERA: 4.38 (1, 1)	IP: 4.0 WLS: L BF: 22 H: 8 R: 4 ER: 4 SO: 3 BB: 2 IBB: 0 HBP: 0 BLK: 0 WP: 0 HR: 0 S: 26 P: 34 ERA: 9.00 WHIP: 2.500															PITCHER				
Ed Bauta, R ERA: 2.01 (5, 1)	IP: 3.0 WLS: L BF: 13 H: 2 R: 3 ER: 3 SO: 3 BB: 2 IBB: 0 HBP: 0 BLK: 0 WP: 0 HR: 0 S: 17 P: 25 ERA: 9.00 WHIP: 1.333															PITCHER				
Ray Sadecki, L ERA: 6.53 (8, 1)	IP: 1.0 WLS: L BF: 4 H: 0 R: 0 ER: 0 SO: 1 BB: 1 IBB: 0 HBP: 0 BLK: 1 WP: 0 HR: 0 S: 5 P: 9 ERA: 0.00 WHIP: 1.000															PITCHER				

St. Louis Cardinals @ Milwaukee Braves
Milwaukee County Stadium, Milwaukee, WI
Fri Jun 01 1962, 8:05 PM EDT
Att: 7,977 - Unknown

AB 34
R 7
H 10
RBI 7
BB 5
SO 7
LOB 23

Batter	1	2	3	4	5	6	7	8	9	AB	R	H	RBI	BB	SO	LOB	TOP	
Curt Flood, R OBP: 0.361, SLG: 0.449 (1, 8)	F8	F9			F3		1B			4	0	1	0	0	0	2	St. Louis Cardinals @ Milwaukee Braves Milwaukee County Stadium, Milwaukee, WI Sat Jun 02 1962, 4:33 AM EDT Att: 10,230 - Unknown 	
Julian Javier, R OBP: 0.284, SLG: 0.302 (1, 4)	BB		FC5 WP		1B		F8			3	0	2	0	1	0	1		
Ken Boyer, R OBP: 0.379, SLG: 0.481 (1, 5)	F7		F7		5-3			K		4	0	0	0	0	1	3		
Stan Musial, L OBP: 0.385, SLG: 0.455 (1, 7)	G3		F8				FC5-4	4-3		4	0	1	0	0	0	2		
Gene Oliver, R OBP: 0.354, SLG: 0.391 (1, 2)		F8	FC5			FC5-4		F8		4	0	0	0	0	0	2		
Bill White, L OBP: 0.360, SLG: 0.440 (1, 3)		F8		3-1		K			F9	4	0	0	0	0	1	1		
Charlie James, R OBP: 0.328, SLG: 0.349 (1, 9)		E9		4-3		K			5-3	4	1	0	0	0	1	1		
Julio Gotay, R OBP: 0.360, SLG: 0.371 (1, 6)				1-3			F3		F8	4	0	1	1	0	0	0		
Ernie Broglio, R OBP: 0.125, SLG: 0.067 (7, PH)					F8					2	0	1	0	0	0	0		
Red Schoendienst, S OBP: 0.345, SLG: 0.357 (7, 1)										1	0	0	0	0	0	0		
Don Ferrarese, R OBP: 1.000, SLG: 1.000 (7, 1)										0	0	0	0	0	0	0		
Inning Stats	R: 0 E: 0 K: 0 S: 3	H: 0 LOB: 1 BB: 1 P: 7	R: 1 E: 1 K: 0 S: 6	H: 2 LOB: 2 BB: 0 P: 6	R: 0 E: 0 K: 0 S: 4	H: 1 LOB: 1 BB: 0 P: 4	R: 0 E: 0 K: 0 S: 3	H: 0 LOB: 0 BB: 0 P: 3	R: 0 E: 0 K: 2 S: 8	H: 1 LOB: 1 BB: 0 P: 8	R: 0 E: 0 K: 0 S: 4	H: 1 LOB: 0 BB: 0 P: 4	R: 0 E: 0 K: 1 S: 5	H: 0 LOB: 0 BB: 0 P: 5	R: 0 E: 0 K: 0 S: 3	H: 0 LOB: 0 BB: 0 P: 3	1B: 6 SF: 0 2B: 0 SAC: 0 3B: 0 DP: 0 HR: 0 HBP: 0	WP: 1 PA: 35 PB: 1 SB: 0 CS: 0
PITCHER Warren Spahn, L ERA: 3.23 (1, 1)	IP: 9.0 WLS: W BF: 35 H: 6 R: 1 ER: 0 SO: 3 BB: 1 IBB: 0 HBP: 0 BLK: 0 WP: 1 HR: 0 S: 40 P: 44 ERA: 0.00 WHIP: 0.778															PITCHER		

Batter	1	2	3	4	5	6	7	8	9	AB	R	H	RBI	BB	SO	LOB	BOTTOM		
Roy McMillan, R OBP: 0.365, SLG: 0.353 (1, 6)	FC1-6	5-3		F5			FC3-6			4	0	2	0	0	0	0	St. Louis Cardinals @ Milwaukee Braves Milwaukee County Stadium, Milwaukee, WI Sat Jun 02 1962, 4:33 AM EDT Att: 10,230 - Unknown 		
Mack Jones, L OBP: 0.376, SLG: 0.447 (1, 9)	FC1-6	F8		4-3			FC3-6			4	1	1	0	0	0	2			
Eddie Mathews, L OBP: 0.341, SLG: 0.447 (1, 5)	3B	F8			1-3					2	1	0	0	2	0	1			
Hank Aaron, R OBP: 0.393, SLG: 0.565 (1, 8)	1B	F3				CS				2	1	1	2	2	0	1			
Gus Bell, L OBP: 0.235, SLG: 0.272 (1, 7)	BB		F8		F4		F8			4	1	1	1	0	0	4			
Del Crandall, R OBP: 0.328, SLG: 0.407 (1, 3)	BB									3	0	0	0	1	0	1			
Tommie Aaron, R OBP: 0.299, SLG: 0.336 (9, 3)	E1						L6		6-3	0	0	0	0	0	0	0			
Joe Torre, R OBP: 0.371, SLG: 0.372 (1, 2)							4-3		K	3	0	1	0	1	1	0			
Denis Menke, R OBP: 0.273, SLG: 0.287 (1, 4)	SF7		G6-4-3				F3		K	3	0	0	1	0	1	2			
Warren Spahn, L OBP: 0.258, SLG: 0.310 (1, 1)	F5			1-3					K	3	0	0	0	0	1	2			
Inning Stats	R: 4 E: 1 K: 0 S: 7	H: 3 LOB: 2 BB: 2 P: 15	R: 0 E: 0 K: 0 S: 4	H: 1 LOB: 1 BB: 0 P: 4	R: 0 E: 0 K: 0 S: 3	H: 1 LOB: 1 BB: 1 P: 7	R: 0 E: 0 K: 0 S: 3	H: 0 LOB: 0 BB: 0 P: 3	R: 0 E: 0 K: 0 S: 2	H: 0 LOB: 0 BB: 1 P: 6	R: 0 E: 0 K: 0 S: 3	H: 0 LOB: 0 BB: 0 P: 3	R: 0 E: 0 K: 1 S: 6	H: 1 LOB: 3 BB: 2 P: 14	R: 0 E: 0 K: 2 S: 7	H: 0 LOB: 0 BB: 0 P: 7		1B: 4 SF: 1 2B: 1 SAC: 0 3B: 1 DP: 1 HR: 0 HBP: 0	WP: 0 PA: 35 PB: 1 SB: 0 CS: 1
PITCHER Ernie Broglio, R ERA: 3.2 (1, 1)	IP: 6.0 WLS: L BF: 26 H: 5 R: 4 ER: 3 SO: 0 BB: 4 IBB: 0 HBP: 0 BLK: 0 WP: 0 HR: 0 S: 22 P: 38 ERA: 4.50 WHIP: 1.500															PITCHER			
Don Ferrarese, L ERA: 3.92 (7, 1)	IP: 2.0 WLS: 9 BF: 1 H: 0 R: 0 ER: 0 SO: 3 BB: 1 IBB: 1 HBP: 0 BLK: 0 WP: 0 HR: 0 S: 13 P: 21 ERA: 0.00 WHIP: 1.000															PITCHER			

Batter	1	2	3	4	5	6	7	8	9	AB	R	H	RBI	BB	SO	LOB	TOP								
Curt Flood, R OBP: 0.359, SLG: 0.445 (1, 8)	0-0 4-3		0-0 FC5-4		0-0 5-3			0-0 FC1-6 1B		4	0	1	0	0	0	1									
Julian Javier, R OBP: 0.276, SLG: 0.295 (1, 4)	0-0 F8			0-0 E1 6-3		0-0 1-3		0-0 FC1-6 BB		4	1	0	0	0	0	1									
Ken Boyer, R OBP: 0.376, SLG: 0.473 (1, 5)	0-0 F5			0-0 6-3		0-0 5-3		4-0 BB BB BB 1-2 BB		3	0	0	1	1	0	0									
Gene Oliver, R OBP: 0.351, SLG: 0.412 Lindy McDaniel, R (8, 1)		0-0 5-3		0-0 HR		0-3 K		0-0 2-3		4	1	1	1	0	1	2									
Charlie James, R OBP: 0.314, SLG: 0.333 Fred Whitfield, L (9, PH) OBP: 0.455, SLG: 0.400		0-0 1-3		0-0 F7			0-0 4-3		0-0 1B 1B	3	0	0	0	0	0	0									
Bill White, L OBP: 0.354, SLG: 0.431 (1, 3)		0-0 3-1		0-3 K			0-0 3-1		0-0 F5	4	0	0	0	0	1	1									
Julio Gotay, R OBP: 0.360, SLG: 0.377 Carl Sawatski, L (9, PH) OBP: 0.444, SLG: 0.598			0-0 5-3		0-0 6-3 SF9		0-0 F3		0-0 F5	3	1	1	0	0	0	0									
Jimmie Schaffer, R OBP: 0.300, SLG: 0.278 Doug Clemens, L (9, PH) OBP: 0.325, SLG: 0.264			0-0 6-3		0-0 6-3			0-0 F7	0-0 1B	3	0	0	0	0	0	1									
Bob Gibson, R OBP: 0.304, SLG: 0.211 Red Schoendienst, S OBP: 0.356, SLG: 0.421 Don Landrum, L OBP: 0.375, SLG: 0.314 (8, 7)					0-0 SF9			0-0 HR	0-0 4-3	1	0	1	1	0	0	0									
Inning Stats	R: 0 E: 0 K: 0 S: 3	H: 0 LOB: 0 BB: 0 P: 3	R: 0 E: 0 K: 0 S: 3	H: 0 LOB: 0 BB: 0 P: 3	R: 0 E: 0 K: 0 S: 4	H: 1 LOB: 1 BB: 0 P: 4	R: 2 E: 1 K: 1 S: 7	H: 1 LOB: 0 BB: 0 P: 7	R: 1 E: 0 K: 0 S: 4	H: 1 LOB: 0 BB: 0 P: 4	R: 0 E: 0 K: 1 S: 5	H: 0 LOB: 0 BB: 0 P: 5	R: 0 E: 0 K: 0 S: 3	H: 0 LOB: 0 BB: 0 P: 3	R: 1 E: 0 K: 0 S: 5	H: 2 LOB: 2 BB: 1 P: 9	R: 0 E: 0 K: 0 S: 5	H: 2 LOB: 2 BB: 0 P: 5	1B: 4 2B: 1 3B: 0 HR: 2	SF: 1 SAC: 0 DP: 0 HBP: 0	WP: 0 PB: 0 SB: 0 CS: 0	PA: 36			
PITCHER	IP	WLS	BF	H	R	ER	SO	BB	IBB	HBP	BLK	WP	HR	S	P	ERA	WHIP								
Bob Hendley, L ERA: 3.74 Hank Fischer, R ERA: 2.09	(1, 1) (8, 1)	7.2 S	30 6	5 2	4 0	3 0	2 0	1 0	0 0	0 0	0 0	0 0	2 6	33 6	37 6	3.52 0.00	0.783 1.500								

St. Louis Cardinals @ Milwaukee Braves
Milwaukee County Stadium, Milwaukee, WI
Sun Jun 03 1962, 4:33 AM EDT
Att: 10,770 - Unknown

AB 34
R 4
H 7
RBI 4
BB 1
SO 2
LOB 9



Batter	1	2	3	4	5	6	7	8	9	AB	R	H	RBI	BB	SO	LOB	BOTTOM								
Tommie Aaron, R OBP: 0.290, SLG: 0.325 (1, 3)	0-0 E8 1B	0-0 5-3			0-0 G3		0-3 K			4	1	0	0	0	1	0									
Roy McMillan, R OBP: 0.378, SLG: 0.362 (1, 6)	0-0 1B BB	4-0 FC4-6 BB			4-0 2B BB		0-0 FC5 BB 1B			2	2	2	1	2	0	0									
Eddie Mathews, L OBP: 0.350, SLG: 0.454 (1, 5)	4-0 BB 2B 1B BB	0-0 FC4-6			0-0 1H 2B		4-0 1-2 BB			2	1	1	1	2	0	1									
Hank Aaron, R OBP: 0.390, SLG: 0.558 (1, 8)	0-0 2B 1B		0-0 F4		0-0 F3		0-0 FC5			4	1	1	1	0	0	3									
Gus Bell, L OBP: 0.235, SLG: 0.266 (1, 7)	0-3 K		4-0 G1-6-3 BB		0-0 6-3			0-0 6-3		3	0	0	0	1	1	3									
Mack Jones, L OBP: 0.374, SLG: 0.440 (1, 9)	4-0 2B WP BB		0-0 G1-6-3			0-0 4-3		0-3 K		3	1	0	0	1	1	1									
Del Crandall, R OBP: 0.325, SLG: 0.411 (1, 2)	0-0 1-3 2H 3H			0-0 6-3		0-0 6-3		0-0 6-3		4	0	1	2	0	0	0									
Denis Menke, R OBP: 0.266, SLG: 0.279 (1, 4)	0-3 K			0-0 F8		0-0 F9				3	0	0	0	0	1	0									
Bob Hendley, R OBP: 0.292, SLG: 0.200 Hank Fischer, R (8, 1)		0-0 5-3		0-3 K			0-0 F8			3	0	0	0	0	1	0									
Inning Stats	R: 5 E: 1 K: 2 S: 10	H: 3 LOB: 0 BB: 2 P: 18	R: 0 E: 0 K: 0 S: 3	H: 0 LOB: 1 BB: 1 P: 7	R: 0 E: 0 K: 0 S: 2	H: 0 LOB: 0 BB: 1 P: 6	R: 0 E: 0 K: 1 S: 5	H: 0 LOB: 0 BB: 0 P: 5	R: 1 E: 0 K: 0 S: 4	H: 1 LOB: 1 BB: 1 P: 8	R: 0 E: 0 K: 0 S: 3	H: 0 LOB: 0 BB: 0 P: 3	R: 0 E: 0 K: 1 S: 6	H: 1 LOB: 2 BB: 1 P: 10	R: 0 E: 0 K: 1 S: 5	H: 0 LOB: 0 BB: 0 P: 5	1B: 3 2B: 2 3B: 0 HR: 0	SF: 0 SAC: 0 DP: 1 HBP: 0	WP: 1 PB: 0 SB: 0 CS: 0	PA: 34					
PITCHER	IP	WLS	BF	H	R	ER	SO	BB	IBB	HBP	BLK	WP	HR	S	P	ERA	WHIP								
Bob Gibson, R ERA: 3.22 Lindy McDaniel, R ERA: 3.89	(1, 1) (8, 1)	7.0 L	31 3	5 0	6 0	4 0	4 1	6 0	0 0	0 0	0 0	0 0	0 5	33 5	57 5	5.14 0.000	1.571								

St. Louis Cardinals @ Milwaukee Braves
Milwaukee County Stadium, Milwaukee, WI
Sun Jun 03 1962, 4:33 AM EDT
Att: 10,770 - Unknown

AB 28
R 6
H 5
RBI 5
BB 6
SO 5
LOB 8



Batter	1	2	3	4	5	6	7	8	9	10	11	AB	R	H	RBI	BB	SO	LOB	TOP							
Eddie Kasko, R OBP: 0.313, SLG: 0.357 (1, 6)	FC5-4 1B		HBP 1B	BB BB		SH E 1B	G3			1B		5	2	4	0	1	0	0								
Marty Keough, L OBP: 0.439, SLG: 0.400 (1, 8) (9, 9)	FC5-4 1B 1-2f		BB 1B HBP 1-2 2-3	BB BB		SH E HR 1-2		K		F2		3	2	0	0	1	1	3								
Don Zimmer, R OBP: 0.282, SLG: 0.328 (1, 5)	G5-4-3 1B		BB 1B	7-2		E1 HR		F2		F5		6	2	2	2	0	0	6								
Frank Robinson, R OBP: 0.379, SLG: 0.511 (1, 7)	G5-4-3 1-2f		BB 1B	7-2 3-Hf		HR		K		P5		6	1	2	3	0	1	6								
Wally Post, R OBP: 0.353, SLG: 0.522 Vada Pinson, L OBP: 0.358, SLG: 0.614 (9, PH) (9, 8)		K	BB 1B	FC6-4 1-2f		K		K		K		3	0	0	0	1	2	1								
Don Pavlich, R OBP: 0.364, SLG: 0.222 Gordy Coleman, L OBP: 0.330, SLG: 0.421 (1, 3) (5, PH) (5, 3)	P4		FC6-4 1B			K		F9		FC3-6 1B		2	0	1	2	0	0	0								
Johnny Edwards, L OBP: 0.323, SLG: 0.390 (1, 2)	K		FC6-4 1-2f			G3		FC3-6 1-2f		F7		5	0	0	0	1	1	3								
Cookie Rojas, R OBP: 0.307, SLG: 0.227 Jerry Lynch, L OBP: 0.324, SLG: 0.500 Don Blasingame, L OBP: 0.355, SLG: 0.349 (1, 4) (9, PH) (9, 4)			P4	E6 BB SH1-4 7-2		6-3		L8		F9		4	0	0	0	0	0	2								
Bob Purkey, R OBP: 0.182, SLG: 0.182 Ted Wills, L OBP: 0.310, SLG: 0.351 Leo Cardenas, R OBP: 0.310, SLG: 0.351 Dave Sisler, R (10, 1) (10, 1)			HBP 1B 1B	SH1-4		HR		K		1B		3	2	1	0	1	0									
Inning Stats	R: 0 E: 0 K: 0 S: 4	H: 2 LOB: 1 BB: 0 P: 4	R: 0 E: 0 K: 2 S: 7	H: 0 LOB: 0 BB: 0 P: 7	R: 4 E: 0 K: 0 S: 7	H: 4 LOB: 2 BB: 1 P: 12	R: 0 E: 1 K: 0 S: 3	H: 0 LOB: 2 BB: 2 P: 11	R: 0 E: 0 K: 1 S: 6	H: 1 LOB: 2 BB: 1 P: 10	R: 5 E: 2 K: 1 S: 10	H: 3 LOB: 0 BB: 0 P: 10	R: 0 E: 0 K: 1 S: 5	H: 0 LOB: 0 BB: 0 P: 5	R: 0 E: 0 K: 2 S: 7	H: 0 LOB: 0 BB: 0 P: 7	R: 0 E: 0 K: 1 S: 6	H: 1 LOB: 1 BB: 0 P: 6	R: 0 E: 0 K: 0 S: 5	H: 2 LOB: 2 BB: 0 P: 5	R: 0 E: 0 K: 1 S: 5	H: 0 LOB: 0 BB: 0 P: 5	1B: 11 2B: 1 3B: 0 HR: 2	SF: 0 SAC: 2 DP: 2 HBP: 1	WP: 0 PB: 0 SB: 1 CS: 0	PA: 52
PITCHER	IP ERA	WLS BF	H R	ER SO	BB IBB	HBP BLK	WP HR	S P	ERA WHIP	PITCHER	IP ERA	WLS BF	H R	ER SO	BB IBB	HBP BLK	WP HR	S P	ERA WHIP							
Curt Simmons, L ERA: 3.38 Ray Washburn, R ERA: 3.74 Ray Sadecki, L ERA: 7.2 Ed Bauta, R ERA: 1.93 Don Ferrarese, L ERA: 3.74	(1, 1) (3, 1) (6, 1) (6, 1) (7, 1)	2.2 11 5 3 1.0	15 1 3 0 3	4 0 5 0 0	2 1 0 1	0 0 0 0	0 0 2 0 0	17 10 5 5 5	13.50 2.625 ∞ ∞ 0.00	Lindy McDaniel, R ERA: 3.49 (8, 1)	4.0 2.1 0.0 1.0 1.0	15 1 5 0 3	3 0 3 0 0	0 0 0 0 1	0 0 0 0 0	0 0 0 0 0	0 0 2 5 5	23 23 0 0 0	0.00 0.750 ∞ ∞ 0.00							

Cincinnati Reds @ St. Louis Cardinals
Sportsman's Park, St. Louis, MO
Tue Jun 05 1962, 8:05 PM EDT
Att. 10,104 - Unknown - 87 F

AB	45
R	9
H	13
RBI	8
BB	4
SO	9
LOB	23



Batter	1	2	3	4	5	6	7	8	9	10	11	AB	R	H	RBI	BB	SO	LOB	BOTTOM							
Curt Flood, R OBP: 0.357, SLG: 0.439 Charlie James, R OBP: 0.319, SLG: 0.338 (1, 8) (7, PR) (8, 8) (9, 9)	F8		4-3		P6		BB HR HBP	K		1B		3	0	0	0	0	0	1								
Julian Javier, R OBP: 0.290, SLG: 0.288 (1, 4) BB BB BB	S E BB		P6		L1-3 1-2		HR BB	F8		K		4	2	0	0	2	1	3								
Bill White, L OBP: 0.353, SLG: 0.440 (1, 3) BB BB BB	FC3-6 BB		K				K	HR		P6		5	1	1	3	1	2	0								
Stan Musial, L OBP: 0.389, SLG: 0.481 (1, 7)	FC3-6 1-2f 2-H		K				2B SF8 1B	HR WP 1B		K		6	3	3	1	0	2	1								
Ken Boyer, R OBP: 0.377, SLG: 0.492 (1, 5)	F9		P4				SF8 E 2B	HR		F8		5	2	2	2	0	0	1								
Carl Sawatski, L OBP: 0.442, SLG: 0.605 (1, 2)							SF8 2B	P4 HR		K		4	0	2	1	0	1	1								
Doug Clemens, L OBP: 0.318, SLG: 0.250 (1, 9) (9, 8)			3-1 2B		BB 1B		E4 2B	G3		4-3		4	1	0	0	1	0	2								
Julio Gotay, R OBP: 0.361, SLG: 0.383 (1, 6)			4-3		BB					K		5	0	2	1	0	2	3								
Carl Simmons, L Newly signed Fred Wills, L Newly signed Ray Sadecki, L Ed Bauta, R Gene Clutz, R Don Ferrarese, L Red Schoendienst, R Lindy McDaniel, R	L7				L1-3 1B		L5			1B BB		1	0	0	0	0	0	1								
Inning Stats	R: 1 E: 1 K: 0 S: 3	H: 0 LOB: 1 BB: 2 P: 11	R: 0 E: 0 K: 0 S: 4	H: 1 LOB: 1 BB: 0 P: 4	R: 0 E: 0 K: 1 S: 5	H: 0 LOB: 0 BB: 5 P: 5	R: 0 E: 0 K: 2 S: 8	H: 1 LOB: 2 BB: 1 P: 12	R: 0 E: 0 K: 0 S: 3	H: 1 LOB: 0 BB: 0 P: 3	R: 3 E: 1 K: 1 S: 9	H: 3 LOB: 1 BB: 0 P: 9	R: 5 E: 0 K: 0 S: 7	H: 5 LOB: 2 BB: 0 P: 12	R: 0 E: 0 K: 1 S: 5	H: 0 LOB: 0 BB: 0 P: 5	R: 0 E: 0 K: 2 S: 7	H: 0 LOB: 0 BB: 0 P: 7	R: 0 E: 0 K: 2 S: 8	H: 1 LOB: 2 BB: 1 P: 12	R: 1 E: 0 K: 0 S: 2	H: 1 LOB: 0 BB: 0 P: 2	1B: 7 2B: 4 3B: 0 HR: 3	SF: 1 SAC: 0 DP: 1 HBP: 1	WP: 2 PB: 0 SB: 1 CS: 0	PA: 49
PITCHER	IP ERA	WLS BF	H R	ER SO	BB IBB	HBP BLK	WP HR	S P	ERA WHIP	PITCHER	IP ERA	WLS BF	H R	ER SO	BB IBB	HBP BLK	WP HR	S P	ERA WHIP							
Bob Purkey, R ERA: 3.15 Ted Wills, L ERA: 5.4 Dave Sisler, R ERA: 4.97	(1, 1) (7, 1) (10, 1)	6.0 3.0 1.1	30 12 7	4 1 2	0 1 1	0 1 0	0 2 0	1 18 10	7.50 3.00 6.75																	

Cincinnati Reds @ St. Louis Cardinals
Sportsman's Park, St. Louis, MO
Tue Jun 05 1962, 8:05 PM EDT
Att. 10,104 - Unknown - 87 F

AB	42
R	10
H	13
RBI	8
BB	5
SO	9
LOB	14



Batter	1	2	3	4	5	6	7	8	9	AB	R	H	RBI	BB	SO	LOB	TOP			
Eddie Kasko, R OBP: 0.310, SLG: 0.352 (1, 6)										5	1	1	0	0	1	3	Cincinnati Reds @ St. Louis Cardinals Sportsman's Park, St. Louis, MO Wed Jun 06 1962, 8:05 PM EDT Alt. 7,488 - Unknown - 78 F			
Marty Keough, L OBP: 0.422, SLG: 0.368 (1, 9)										3	0	0	0	1	1	1				
Vada Pinson, L OBP: 0.360, SLG: 0.611 (1, 8)										4	1	2	0	0	0	1				
Frank Robinson, R OBP: 0.377, SLG: 0.511 (1, 7)										4	0	1	1	0	1	2				
Gordy Coleman, L OBP: 0.328, SLG: 0.417 (1, 3)										4	1	1	1	0	0	2				
Don Zimmer, R OBP: 0.281, SLG: 0.333 (1, 5)										4	0	1	0	0	0	2				
Johnny Edwards, L OBP: 0.321, SLG: 0.387 (1, 2)										4	0	1	0	0	1	3				
Don Blasingame, L OBP: 0.359, SLG: 0.354 (1, 4)										4	0	2	1	0	0	1				
Joey Jay, S OBP: 0.222, SLG: 0.353 (1, 1)										3	0	0	0	0	0	1				
Jerry Lynch, L OBP: 0.333, SLG: 0.500 (9, PH)										0	0	0	0	1	0	0				
Joe Gaines, R OBP: 0.583, SLG: 0.556 (9, PR)										0	0	0	0	0	0	0				
Inning Stats	R: 2 E: 0 K: 0 S: 6	H: 3 LOB: 1 BB: 0 P: 6	R: 0 E: 0 K: 0 S: 3	H: 1 LOB: 0 BB: 0 P: 3	R: 0 E: 0 K: 1 S: 5	H: 0 LOB: 1 BB: 0 P: 5	R: 0 E: 0 K: 1 S: 6	H: 1 LOB: 1 BB: 0 P: 6	R: 0 E: 0 K: 0 S: 5	H: 0 LOB: 1 BB: 1 P: 7	R: 0 E: 0 K: 0 S: 4	H: 1 LOB: 1 BB: 0 P: 4	R: 0 E: 0 K: 0 S: 4	H: 1 LOB: 1 BB: 0 P: 4	R: 1 E: 1 K: 1 S: 7	H: 2 LOB: 3 BB: 1 P: 11	1B: 7 2B: 2 3B: 0 HR: 0	SF: 0 SAC: 0 DP: 2 HBP: 0	WP: 0 PB: 0 SB: 0 CS: 0	PA: 37
PITCHER Larry Jackson, R ERA: 4.12 (1, 1)	IP: 9.0 WLS: W BF: 37 H: 9 R: 3 ER: 2 SO: 4 BB: 1 IBB: 1 HBP: 0 BLK: 0 WP: 0 HR: 0 S: 43 P: 51 ERA: 2.00 WHIP: 1.111															PITCHER				

AB	35
R	3
H	9
RBI	3
BB	2
SO	4
LOB	16



Batter	1	2	3	4	5	6	7	8	9	AB	R	H	RBI	BB	SO	LOB	BOTTOM	
Curt Flood, R OBP: 0.355, SLG: 0.440 (1, 8)										4	1	1	0	0	0	2	Cincinnati Reds @ St. Louis Cardinals Sportsman's Park, St. Louis, MO Wed Jun 06 1962, 8:05 PM EDT Alt. 7,488 - Unknown - 78 F	
Julian Javier, R OBP: 0.276, SLG: 0.283 (1, 4)										3	0	0	0	0	0	3		
Red Schoendienst, S OBP: 0.377, SLG: 0.441 (7, PH) (8, 4)										1	0	1	1	0	0	0		
Bill White, L OBP: 0.352, SLG: 0.446 (1, 3)										4	1	1	1	0	0	2		
Stan Musial, L OBP: 0.399, SLG: 0.485 (1, 7)										3	0	2	0	1	0	0		
Bobby Gene Smith, R OBP: 0.228, SLG: 0.255 (8, PR) (9, 7)										0	1	0	0	0	0	0		
Ken Boyer, R OBP: 0.372, SLG: 0.487 (1, 5)										2	0	0	1	0	1	1		
Carl Sawatski, L OBP: 0.454, SLG: 0.614 (1, 2)										2	0	1	0	2	0	0		
Doug Clemens, L OBP: 0.326, SLG: 0.244 (1, 9)										2	0	0	0	2	0	2		
Julio Gotay, R OBP: 0.364, SLG: 0.379 (1, 6)										2	1	0	1	2	0	2		
Larry Jackson, R OBP: 0.286, SLG: 0.290 (1, 1)										3	0	1	0	0	0	3		
Inning Stats	R: 2 E: 0 K: 0 S: 4	H: 2 LOB: 0 BB: 1 P: 8	R: 0 E: 0 K: 0 S: 3	H: 0 LOB: 0 BB: 0 P: 3	R: 0 E: 0 K: 1 S: 6	H: 1 LOB: 2 BB: 1 P: 10	R: 0 E: 0 K: 0 S: 4	H: 1 LOB: 1 BB: 1 P: 8	R: 1 E: 0 K: 0 S: 4	H: 1 LOB: 1 BB: 1 P: 8	R: 1 E: 0 K: 0 S: 3	H: 1 LOB: 2 BB: 3 P: 15	R: 0 E: 0 K: 0 S: 3	H: 1 LOB: 3 BB: 1 P: 15	1B: 3 2B: 5 3B: 2 HR: 0	SF: 1 SAC: 2 DP: 3 HBP: 0	WP: 0 PB: 0 SB: 0 CS: 0	PA: 36
PITCHER Joey Jay, R ERA: 3.73 (1, 1)	IP: 8.0 WLS: L BF: 36 H: 7 R: 4 ER: 4 SO: 1 BB: 6 IBB: 1 HBP: 0 BLK: 0 WP: 0 HR: 0 S: 31 P: 59 ERA: 4.50 WHIP: 1.625															PITCHER		



Batter	1	2	3	4	5	6	7	8	9	AB	R	H	RBI	BB	SO	LOB	TOP				
Eddie Kasko, R (1, 6) OBP: 0.314, SLG: 0.362	6-3		F9			1B 2B		1B		4	1	2	1	0	0	1	Cincinnati Reds @ St. Louis Cardinals Sportsman's Park, St. Louis, MO Thu Jun 07 1962, 8:05 PM EDT Att: 8,206 - Unknown - 81 F				
Don Blasingame, L (1, 4) OBP: 0.356, SLG: 0.350	K			1-3		FC3-6 1B		4-3		4	0	1	1	0	1						
Vada Pinson, L (1, 8) OBP: 0.353, SLG: 0.598	F8			4-3		FC3-6		4-3		4	0	0	0	0	0						
Frank Robinson, R (1, 7) OBP: 0.374, SLG: 0.505		F8		4-3		4-3		1B		4	0	1	0	0	0						
Jerry Lynch, L (1, 9) OBP: 0.315, SLG: 0.470		F8			P4		L5	F2		4	0	0	0	0	0						
Gordy Coleman, L (1, 3) OBP: 0.326, SLG: 0.413					K		F7	4-3		4	0	1	0	0	1						
Don Zimmer, R (1, 5) OBP: 0.275, SLG: 0.325			K		6-3		K			3	0	0	0	0	2						
Johnny Edwards, L (1, 2) OBP: 0.327, SLG: 0.399						2B 2B		P5		3	1	2	0	0	0						
Jim O'Toole, S (1, 1) Dave Sisler, R (5, 1) Joe Gaines, R (6, Ph) Howie Nunn, R (6, 1) Marty Keough, L (8, Ph) Jim Brosnan, R (8, 1)			K			6-3		K		1	0	0	0	0	1						
Inning Stats	R: 0 E: 0 K: 1 S: 5	H: 0 LOB: 0 BB: 0 P: 5	R: 0 E: 0 K: 0 S: 3	H: 1 LOB: 1 BB: 0 P: 3	R: 0 E: 0 K: 2 S: 8	H: 1 LOB: 1 BB: 0 P: 8	R: 0 E: 0 K: 0 S: 3	H: 0 LOB: 0 BB: 0 P: 3	R: 0 E: 0 K: 1 S: 5	H: 0 LOB: 0 BB: 0 P: 5	R: 2 E: 0 K: 0 S: 6	H: 3 LOB: 1 BB: 0 P: 6	R: 0 E: 0 K: 1 S: 5	H: 0 LOB: 0 BB: 0 P: 5	R: 0 E: 0 K: 1 S: 6	H: 1 LOB: 1 BB: 0 P: 6		R: 0 E: 0 K: 0 S: 4	H: 1 LOB: 1 BB: 0 P: 4	1B: 5 2B: 2 3B: 0 HR: 0	SF: 0 SAC: 0 DP: 0 HBP: 0
PITCHER Ernie Broglio, R (1, 1) ERA: 3.02	IP: 9.0 WLS: W BF: 33 H: 7 R: 2 ER: 2 SO: 6 BB: 0 IBB: 0 HBP: 0 BLK: 0 WP: 0 HR: 0 S: 45 P: 45 ERA: 2.00 WHIP: 0.778															PITCHER IP: WLS: BF: H: R: ER: SO: BB: IBB: HBP: BLK: WP: HR: S: P: ERA: WHIP:					



Batter	1	2	3	4	5	6	7	8	9	AB	R	H	RBI	BB	SO	LOB	BOTTOM				
Curt Flood, R (1, 8) OBP: 0.360, SLG: 0.448	5-3		L3		E5	1B		2B		5	1	3	1	0	0	Cincinnati Reds @ St. Louis Cardinals Sportsman's Park, St. Louis, MO Thu Jun 07 1962, 8:05 PM EDT Att: 8,206 - Unknown - 81 F					
Julian Javier, R (1, 4) OBP: 0.279, SLG: 0.297	F8			1B	1B	P4		F3		5	1	2	0	0	3						
Ken Boyer, R (1, 5) OBP: 0.374, SLG: 0.487	K			1B	3B		5-3			4	0	2	1	0	1						
Gene Oliver, R (1, 2) OBP: 0.353, SLG: 0.412		E5		K	1B	1B		1B		4	1	2	0	0	2						
Charlie James, R (1, 9) OBP: 0.329, SLG: 0.347		1B		G6-4-3	1B	1B		6-3		4	0	2	1	0	2						
Bill White, L (1, 3) OBP: 0.354, SLG: 0.462						HR		F2		4	1	2	1	0	2						
Bobby Gene Smith, R (1, 7) OBP: 0.230, SLG: 0.273		6-3			5-3	G2		1B		4	1	1	0	0	0						
Julio Gotay, R (1, 6) OBP: 0.372, SLG: 0.393			6-3		1B	1B		SH1-3		4	2	3	1	0	0						
Ernie Broglio, R (1, 1) OBP: 0.158, SLG: 0.111			6-3		1B	K		SH1-3		3	1	1	1	0	1						
Inning Stats	R: 0 E: 0 K: 1 S: 5	H: 0 LOB: 0 BB: 0 P: 5	R: 1 E: 1 K: 0 S: 4	H: 2 LOB: 0 BB: 0 P: 4	R: 0 E: 0 K: 0 S: 3	H: 0 LOB: 0 BB: 0 P: 3	R: 0 E: 0 K: 1 S: 6	H: 2 LOB: 1 BB: 0 P: 6	R: 5 E: 1 K: 0 S: 10	H: 8 LOB: 2 BB: 0 P: 10	R: 0 E: 0 K: 1 S: 7	H: 2 LOB: 2 BB: 0 P: 7	R: 0 E: 0 K: 0 S: 3	H: 1 LOB: 0 BB: 0 P: 3	R: 2 E: 0 K: 0 S: 6		H: 3 LOB: 1 BB: 0 P: 6	R: 0 E: 0 K: 0 S: 6	H: 1 LOB: 1 BB: 0 P: 4	1B: 13 2B: 3 3B: 1 HR: 1	SF: 0 SAC: 1 DP: 1 HBP: 0
PITCHER Jim O'Toole, L (1, 1) ERA: 4.24 Dave Sisler, R (5, 1) ERA: 4.73 Howie Nunn, R (6, 1) ERA: 5.59 Jim Brosnan, R (8, 1) ERA: 4.71	IP: 4.1 WLS: L BF: 21 H: 10 R: 6 ER: 5 SO: 2 BB: 0 IBB: 0 HBP: 0 BLK: 0 WP: 0 HR: 1 S: 25 P: 25 ERA: 10.38 WHIP: 2.308															PITCHER IP: WLS: BF: H: R: ER: SO: BB: IBB: HBP: BLK: WP: HR: S: P: ERA: WHIP:					



Batter	1	2	3	4	5	6	7	8	9	AB	R	H	RBI	BB	SO	LOB	TOP					
Chuck Hillier, L (1,4) OBP: 0.348, SLG: 0.320	F8		HR		F2		1-2 2-H			4	1	2	1	0	0	0	San Francisco Giants @ St. Louis Cardinals Sportsman's Park, St. Louis, MO Fri Jun 08 1962, 8:05 PM EDT Att: 16,209 - Unknown - 75 F					
Willie Mays, R (1,8) OBP: 0.412, SLG: 0.664	K		HR		K		F3			4	1	1	2	0	2	2						
Willie McCovey, L (1,9) OBP: 0.418, SLG: 0.776			HR		F8		K			4	1	2	1	0	1	2						
Orlando Cepeda, R (1,3) OBP: 0.361, SLG: 0.570	6-3		HR		6-3		K			4	0	0	0	0	1	1						
Felipe Alou, R (1,7) OBP: 0.379, SLG: 0.537		K	CS				5-3			4	0	2	0	0	1	0						
Jim Davenport, R (1,5) OBP: 0.385, SLG: 0.508			CS		K		2B			4	0	1	0	0	2	1						
Jose Pagan, R (1,6) OBP: 0.306, SLG: 0.356					K		F4			4	0	0	0	0	1	1						
Tom Haller, L (1,2) OBP: 0.383, SLG: 0.474					4-3		1B			3	1	0	0	1	0	1						
Juan Marichal, R (1,1) OBP: 0.306, SLG: 0.273					4-3		F3			2	0	0	0	0	1	0						
Bobby Bolin, R (5,1)			K				1B			0	0	0	0	0	0	0						
Matty Alou, L (7,PH) OBP: 0.347, SLG: 0.318							1B			1	0	1	0	0	0	0						
Don Larsen, R (7,1) OBP: 0.214, SLG: 0.214							1B			0	0	0	0	0	0	0						
Ed Bailey, L (9,PH) OBP: 0.360, SLG: 0.488							1B			1	0	0	0	0	0	0						
Inning Stats	R: 0 E: 0 K: 1 S: 6	H: 1 LOB: 1 BB: 0 P: 6	R: 0 E: 0 K: 1 S: 6	H: 1 LOB: 1 BB: 0 P: 6	R: 3 E: 0 K: 1 S: 8	H: 4 LOB: 0 BB: 0 P: 8	R: 0 E: 0 K: 2 S: 7	H: 0 LOB: 0 BB: 0 P: 7	R: 0 E: 0 K: 1 S: 5	H: 0 LOB: 0 BB: 0 P: 5	R: 0 E: 0 K: 0 S: 4	H: 1 LOB: 1 BB: 0 P: 4	R: 1 E: 0 K: 1 S: 7	H: 2 LOB: 2 BB: 1 P: 11	R: 0 E: 0 K: 0 S: 7	H: 0 LOB: 0 BB: 0 P: 7	R: 0 E: 0 K: 3 S: 3	H: 0 LOB: 0 BB: 0 P: 3	1B: 5 2B: 2 3B: 0 HR: 2	SF: 0 SAC: 0 DP: 0 HBP: 0	WP: 0 PB: 1 SB: 0 CS: 1	PA: 37
PITCHER	IP WLS BF H R ER SO BB IBB HBP BLK WP HR S P ERA WHIP																					
Bob Gibson, R (1,1) ERA: 3.4	6.1 W 28 9 4 4 6 1 0 0 0 0 2 39 43 5.68 1.579																					
Lindy McDaniel, R (7,1) ERA: 3.27	2.2 S 8 0 0 0 3 0 0 0 0 0 0 0 14 14 0.00 0.000																					

Batter	1	2	3	4	5	6	7	8	9	AB	R	H	RBI	BB	SO	LOB	BOTTOM			
Curt Flood, R (1,8) OBP: 0.365, SLG: 0.444	4-3		F8		K	4-3		1B		2	1	0	0	1	1	1	San Francisco Giants @ St. Louis Cardinals Sportsman's Park, St. Louis, MO Fri Jun 08 1962, 8:05 PM EDT Att: 16,209 - Unknown - 75 F			
Julian Javier, R (1,4) OBP: 0.283, SLG: 0.302	4-3		5-3		1B	SH1-4		1B		4	1	2	0	0	0	1				
Bill White, L (1,3) OBP: 0.359, SLG: 0.479	L1		HR		1B	4-3		1B		5	2	3	3	0	0	2				
Stan Musial, L (1,7) OBP: 0.399, SLG: 0.462	F6				FC1-5	HR		1B		5	1	2	1	0	1	4				
Bobby Gene Smith, R (8,PR) OBP: 0.230, SLG: 0.273					FC1-5	HR		K		0	0	0	0	0	0	0				
Ken Boyer, R (1,5) OBP: 0.374, SLG: 0.500		4-3	K		HR			G4-6-3		5	1	2	3	0	1	3				
Carl Sawatski, L (1,2) OBP: 0.442, SLG: 0.591		G3			F8	BB		F8		5	0	1	0	0	1	3				
Julio Gotay, R (1,6) OBP: 0.375, SLG: 0.395					K			5-3		4	1	2	0	0	1	1				
Doug Clemens, L (1,9) OBP: 0.344, SLG: 0.275					F8			1B		2	0	1	1	2	0	0				
Bob Gibson, R (1,1) OBP: 0.308, SLG: 0.227								1B		3	1	1	0	0	1	4				
Lindy McDaniel, R (7,1) ERA: 3.65								K		1	0	0	0	0	1	2				
Inning Stats	R: 0 E: 0 K: 0 S: 3	H: 0 LOB: 1 BB: 1 P: 7	R: 1 E: 0 K: 1 S: 7	H: 2 LOB: 0 BB: 0 P: 7	R: 1 E: 0 K: 1 S: 7	H: 2 LOB: 0 BB: 0 P: 7	R: 0 E: 0 K: 1 S: 5	H: 0 LOB: 0 BB: 0 P: 5	R: 4 E: 0 K: 1 S: 11	H: 6 LOB: 3 BB: 1 P: 15	R: 0 E: 0 K: 1 S: 5	H: 0 LOB: 1 BB: 0 P: 6	R: 0 E: 0 K: 2 S: 8	H: 1 LOB: 2 BB: 1 P: 12	R: 2 E: 0 K: 0 S: 5	H: 3 LOB: 2 BB: 0 P: 6	1B: 11 2B: 0 3B: 1 HR: 2	SF: 0 SAC: 1 DP: 1 HBP: 2	WP: 0 PB: 0 SB: 0 CS: 0	PA: 42
PITCHER	IP WLS BF H R ER SO BB IBB HBP BLK WP HR S P ERA WHIP																			
Juan Marichal, R (1,1) ERA: 2.86	4.2 L 25 10 6 6 4 1 0 0 0 0 0 0 6 11 0.00 0.750																			
Bobby Bolin, R (5,1) ERA: 3.65	1.1 6 0 0 0 1 1 0 1 0 0 0 0 6 11 0.00 0.750																			
Don Larsen, R (7,1) ERA: 4.82	2.0 11 4 2 2 2 0 1 1 0 0 0 0 13 18 9.00 2.000																			

AB 35
R 4
H 9
RBI 4
BB 1
SO 9
LOB 8



AB 36
R 8
H 14
RBI 8
BB 3
SO 7
LOB 21



Batter	1	2	3	4	5	6	7	8	9	AB	R	H	RBI	BB	SO	LOB	TOP									
Harvey Kuenn, R OBP: 0.394, SLG: 0.433	F8	F7		4-3			F8 1-H 2B		6-3	5	0	1	1	0	0	2	San Francisco Giants @ St. Louis Cardinals Sportsman's Park, St. Louis, MO Sat Jun 09 1962, 4:33 AM EDT Att: 17,368 - Unknown - 85 F									
Jose Pagan, R OBP: 0.304, SLG: 0.353	HR 1B	FC6-4 1-2			6-3		F8 2-3		4-3	5	1	1	0	0	0	2										
Willie Mays, R OBP: 0.309, SLG: 0.670	HR 1-H	FC6-4 1-2			5-3		4-3			4	1	1	2	0	0	2										
Felipe Alou, R OBP: 0.381, SLG: 0.550	HR			6-3		PO 1B	5-3			4	1	2	1	0	0	1										
Orlando Cepeda, R OBP: 0.359, SLG: 0.564	1B 1B			K		PO 1-2	F9		5-3	4	0	1	0	0	1	0										
Jim Davenport, R OBP: 0.388, SLG: 0.508	1-2 1B			6-3			F7		4-3 1B	4	0	2	0	0	0	0										
Chuck Hiller, L OBP: 0.350, SLG: 0.323	F9			SH3-4 1B			FC4-6 1B		4-3	4	0	2	0	0	0	3										
Tom Haller, L OBP: 0.375, SLG: 0.462	K			SH3-4			FC4-6 1-2		K	2	0	0	0	0	1	3										
Gaylord Perry, R										0	0	0	0	0	0	0										
Bobby Bolin, R										0	0	0	0	0	0	0										
Bob Nieman, R (8, PH)										1	0	0	0	0	1	1										
Don Larsen, R OBP: 0.214, SLG: 0.214										0	0	0	0	0	0	0										
Jack Sanford, R OBP: 0.235, SLG: 0.250				K					5-3	2	0	1	0	0	1	1										
Joe Pignatano, R (6, 2)										1	1	0	0	1	0	0										
Inning Stats	R: 3 E: 0 K: 1 S: 10	H: 5 LOB: 2 BB: 0 P: 10	R: 0 E: 0 K: 0 S: 4	H: 1 LOB: 1 BB: 0 P: 4	R: 0 E: 0 K: 1 S: 5	H: 0 LOB: 0 BB: 0 P: 5	R: 0 E: 0 K: 1 S: 6	H: 1 LOB: 1 BB: 0 P: 6	R: 0 E: 0 K: 0 S: 3	H: 1 LOB: 0 BB: 0 P: 3	R: 1 E: 0 K: 0 S: 4	H: 1 LOB: 1 BB: 1 P: 8	R: 0 E: 0 K: 1 S: 6	H: 1 LOB: 1 BB: 0 P: 6	R: 0 E: 0 K: 0 S: 3	H: 0 LOB: 0 BB: 0 P: 3	1B: 8 2B: 1 3B: 0 HR: 2	SF: 0 SAC: 1 DP: 0 HBP: 0	WP: 0 PB: 0 SB: 0 CS: 0	PA: 39						
PITCHER Ray Sadecki, L ERA: 6.61	IP: 9.0 WLS: W BF: 38	H: 11 R: 4 ER: 4 SO: 4	BB: 1 IBB: 0 HBP: 0 BLK: 0	WP: 0 HR: 2 S: 45 P: 49	ERA: 4.00 WHIP: 1.333	PITCHER										ERA: 4.00 WHIP: 1.333	PITCHER									

Batter	1	2	3	4	5	6	7	8	9	AB	R	H	RBI	BB	SO	LOB	BOTTOM									
Curt Flood, R OBP: 0.358, SLG: 0.434	F5	6-3			F6		5-3	F6		5	0	0	0	0	0	0	San Francisco Giants @ St. Louis Cardinals Sportsman's Park, St. Louis, MO Sat Jun 09 1962, 4:33 AM EDT Att: 17,368 - Unknown - 85 F									
Julian Javier, R OBP: 0.295, SLG: 0.320	BLK 2B 1B			F2	HR 1B		2B 2B	1B		5	3	4	0	0	0	0										
Bill White, L OBP: 0.364, SLG: 0.500	F5			G3 1B	HR 1-H		1B 2B	F7		5	2	3	3	0	0	2										
Stan Musial, L OBP: 0.401, SLG: 0.489				G3	F2		1B 1B			4	1	2	2	0	0	1										
Doug Clemens, L OBP: 0.344, SLG: 0.275	1-H 2B 2B			1-3			2H 1B 1B			0	0	0	0	0	0	0										
Ken Boyer, R OBP: 0.377, SLG: 0.498	2B BB			F8	F8		1B			3	1	1	0	1	0	1										
Carl Sawatski, L OBP: 0.438, SLG: 0.588	1-H 2H 2B			K			3-1	F5		4	0	1	2	0	1	2										
Julio Gotay, R OBP: 0.372, SLG: 0.392	F8				F8		F8	1-2 2-3 1B		4	0	1	0	0	0	1										
Bobby Gene Smith, R OBP: 0.234, SLG: 0.263							F6	F7		2	0	0	0	1	0	0										
Red Schoendienst, S OBP: 0.371, SLG: 0.433		5-3								1	0	0	0	0	0	3										
Charlie James, R OBP: 0.359, SLG: 0.347										0	0	0	0	0	0	0										
Ray Sadecki, L OBP: 0.167, SLG: 0.333		F8			F4			HR	6-3	4	1	1	1	0	0	1										
Inning Stats	R: 3 E: 0 K: 0 S: 6	H: 3 LOB: 1 BB: 1 P: 10	R: 0 E: 0 K: 0 S: 3	H: 0 LOB: 0 BB: 0 P: 3	R: 0 E: 0 K: 1 S: 4	H: 1 LOB: 1 BB: 0 P: 4	R: 0 E: 0 K: 1 S: 5	H: 0 LOB: 1 BB: 1 P: 9	R: 2 E: 0 K: 0 S: 5	H: 2 LOB: 0 BB: 0 P: 5	R: 0 E: 0 K: 0 S: 3	H: 0 LOB: 0 BB: 0 P: 3	R: 3 E: 0 K: 0 S: 9	H: 6 LOB: 3 BB: 0 P: 9	R: 0 E: 0 K: 0 S: 4	H: 1 LOB: 1 BB: 0 P: 4	1B: 7 2B: 4 3B: 0 HR: 2	SF: 0 SAC: 0 DP: 0 HBP: 0	WP: 0 PB: 0 SB: 0 CS: 0	PA: 39						
PITCHER Jack Sanford, R ERA: 3.48	IP: 5.0 WLS: L BF: 23	H: 6 R: 5 ER: 5 SO: 1	BB: 2 IBB: 0 HBP: 0 BLK: 0	WP: 0 HR: 1 S: 23 P: 31	ERA: 9.00 WHIP: 1.600	PITCHER										ERA: 9.00 WHIP: 1.600	PITCHER									
Gaylord Perry, R ERA: 6.33	1.1	7	3	3	3	0	0	0	0	0	1	7	7	20.25	2.250											
Bobby Bolin, R ERA: 3.46	0.2	5	3	0	0	0	0	0	0	0	0	5	5	0.00	4.500											
Don Larsen, R ERA: 4.7	1.0	4	1	0	0	0	0	0	0	0	0	4	4	0.00	1.000											

Batter	1	2	3	4	5	6	7	8	9	AB	R	H	RBI	BB	SO	LOB	TOP																									
Harvey Kuenn, R OBP: 0.395, SLG: 0.432 (1, 9) (5, 7) (7, 9)										5	0	2	1	0	0	4																										
Chuck Hiller, L OBP: 0.347, SLG: 0.325 (1, 4)										5	1	1	0	0	1	4																										
Willie Mays, R OBP: 0.413, SLG: 0.668 (1, 8)										5	0	3	0	0	0	0																										
Willie McCovey, L OBP: 0.414, SLG: 0.754 (1, 3) (5, 9)										3	0	1	0	0	1	3																										
Manny Mota, R OBP: 0.254, SLG: 0.203 (7, PH) (7, 7)										2	0	0	0	0	0	1																										
Felipe Alou, R OBP: 0.382, SLG: 0.548 Orlando Cepeda, R OBP: 0.356, SLG: 0.560 (5, PH) (5, 3)										1	0	0	0	0	0	0																										
Ed Bailey, L OBP: 0.377, SLG: 0.524 (1, 2)										3	2	3	2	1	0	0																										
Jim Davenport, R OBP: 0.394, SLG: 0.518 (1, 5)										4	2	3	0	0	0	3																										
Jose Pagan, R OBP: 0.307, SLG: 0.355 (1, 6)										4	0	2	1	0	1	3																										
Billy O'Dell, S OBP: 0.194, SLG: 0.138 (1, 1)										2	0	1	1	0	0	1																										
Inning Stats	R: 0 E: 0 K: 0 S: 4	H: 2 LOB: 1 BB: 0 P: 4	R: 2 E: 1 K: 0 S: 6	H: 3 LOB: 1 BB: 0 P: 6	R: 1 E: 0 K: 1 S: 6	H: 2 LOB: 2 BB: 1 P: 11	R: 0 E: 0 K: 0 S: 4	H: 1 LOB: 0 BB: 0 P: 4	R: 0 E: 0 K: 0 S: 3	H: 1 LOB: 0 BB: 0 P: 3	R: 2 E: 0 K: 0 S: 6	H: 4 LOB: 1 BB: 0 P: 6	R: 0 E: 0 K: 0 S: 3	H: 0 LOB: 0 BB: 0 P: 3	R: 0 E: 1 K: 1 S: 7	H: 2 LOB: 2 BB: 0 P: 7	R: 0 E: 0 K: 1 S: 5	H: 1 LOB: 0 BB: 0 P: 5	1B: 13 2B: 3 3B: 0 HR: 1	SF: 0 SAC: 2 DP: 5 HBP: 1	WP: 0 PB: 0 SB: 1 CS: 3	PA: 40																				
PITCHER	IP	WLS	BF	H	R	ER	SO	BB	IBB	HBP	BLK	WP	HR	S	P	ERA	WHIP	PITCHER								IP	WLS	BF	H	R	ER	SO	BB	IBB	HBP	BLK	WP	HR	S	P	ERA	WHIP
Larry Jackson, R ERA: 4.38 (1, 1)	5.1		28	13	5	5	1	1	0	1	0	0	1	28	33	8.44	2.625																									
Ed Bauta, R ERA: 1.89 (6, 1)	0.2	1	0	0	0	0	0	0	0	0	0	0	0	1	1	0.00	0.000																									
Bobby Shantz, L ERA: 1.6 (7, 1)	3.0	W	11	3	0	0	2	0	0	0	0	0	0	15	15	0.00	1.000																									

San Francisco Giants @ St. Louis Cardinals
Sportsman's Park, St. Louis, MO
Sun Jun 10 1962, 4:33 AM EDT
Unknown - 85 F

AB	36
R	5
H	16
RBI	5
BB	1
SO	3
LOB	20

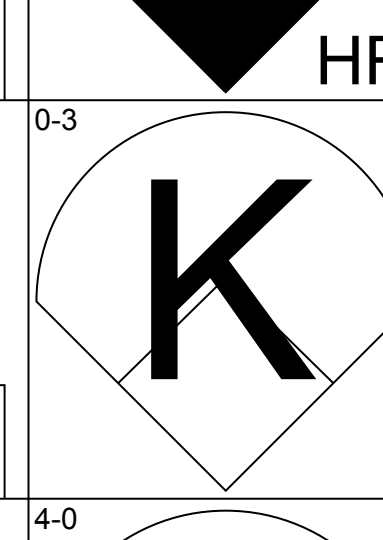
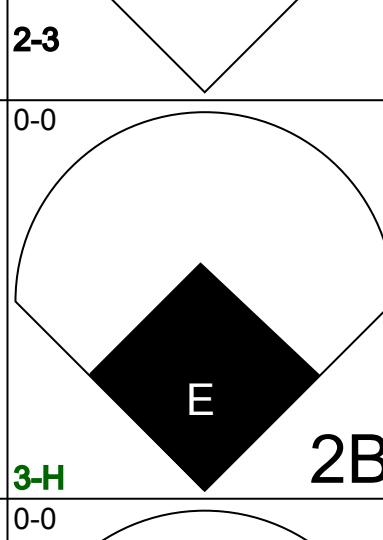


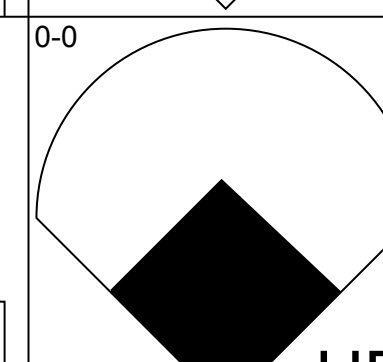
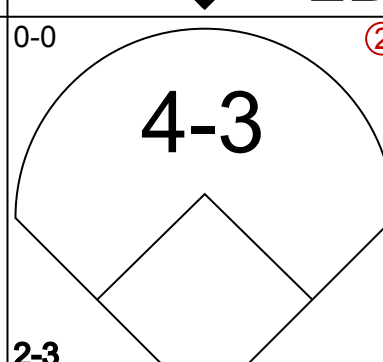
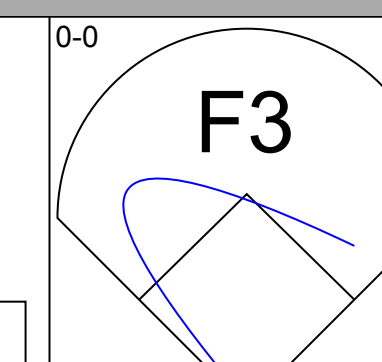
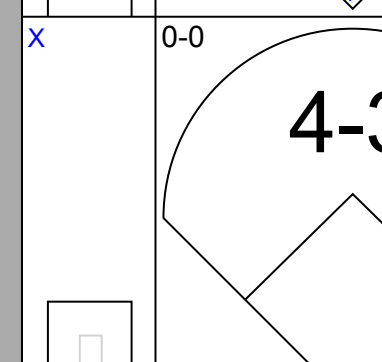
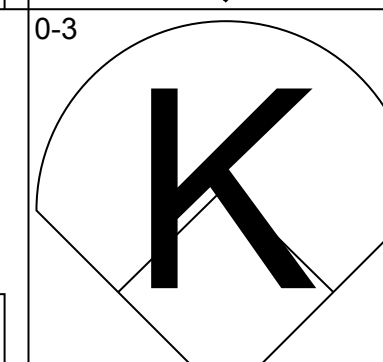
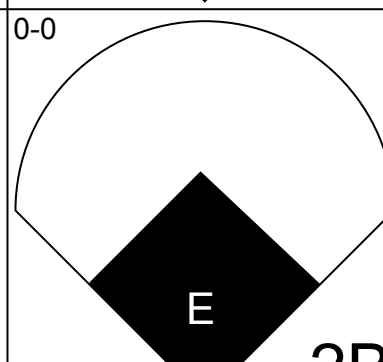
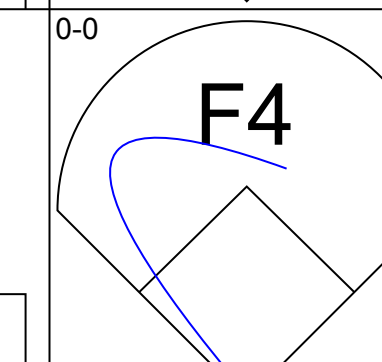
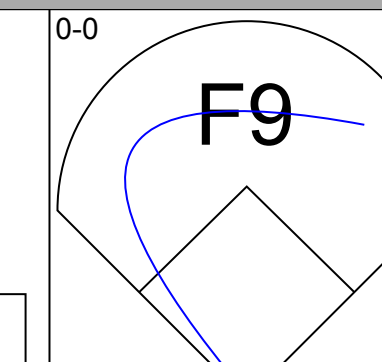
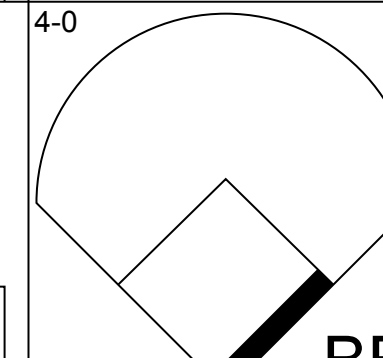
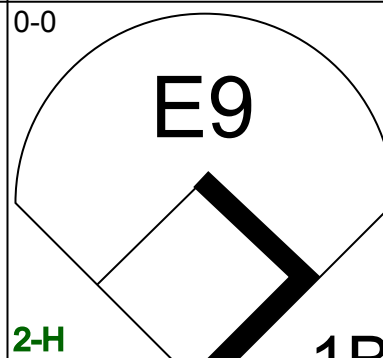
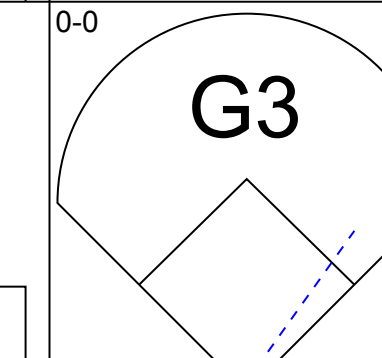
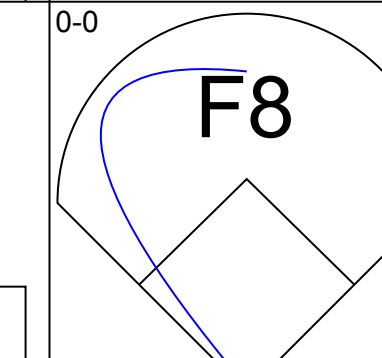

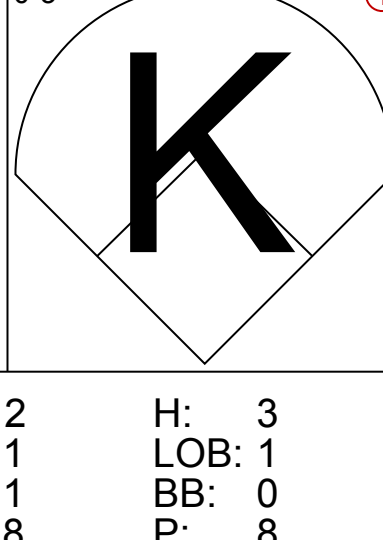
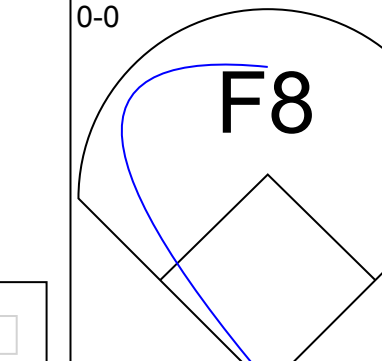
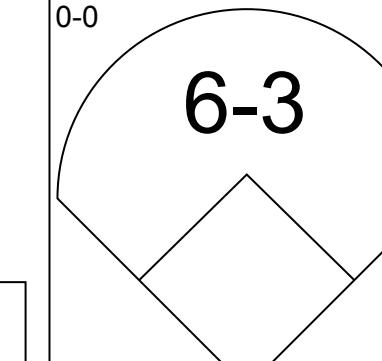
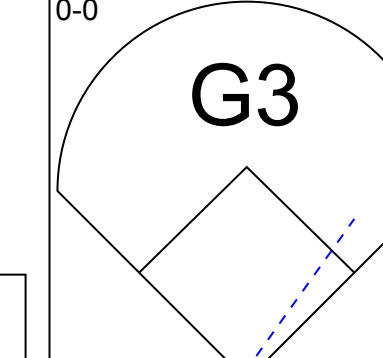

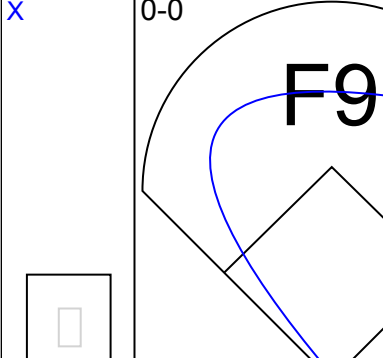
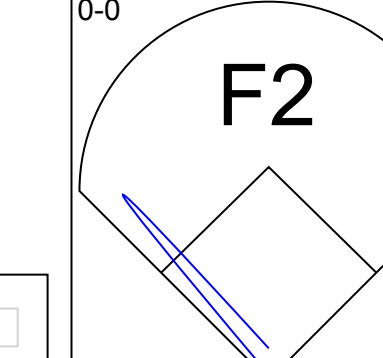
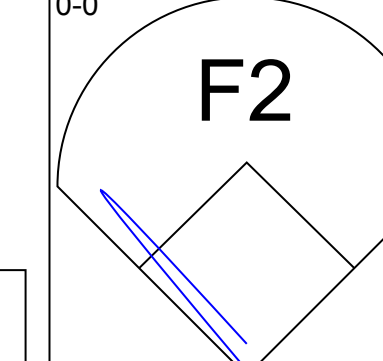
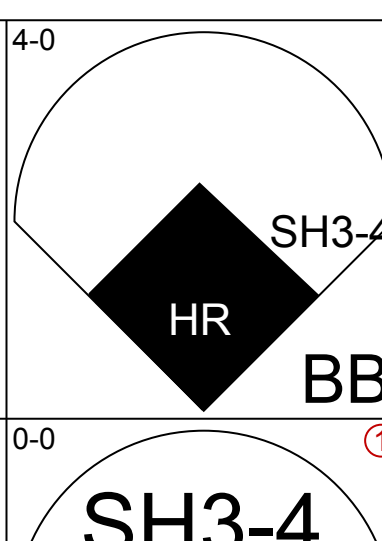

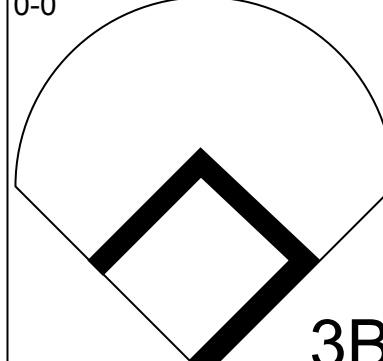
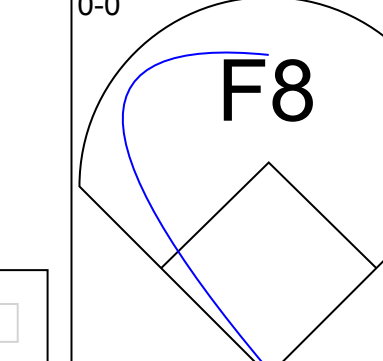
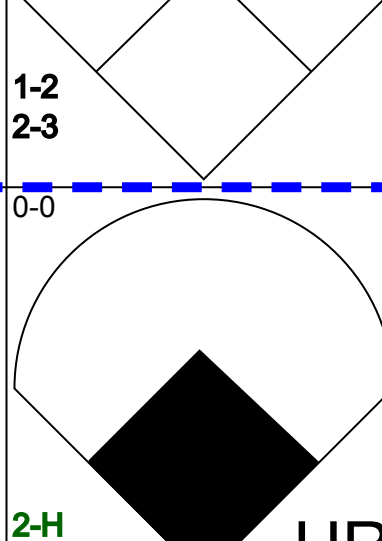

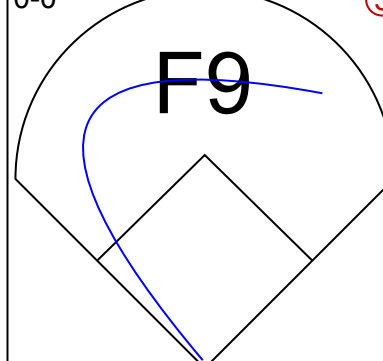
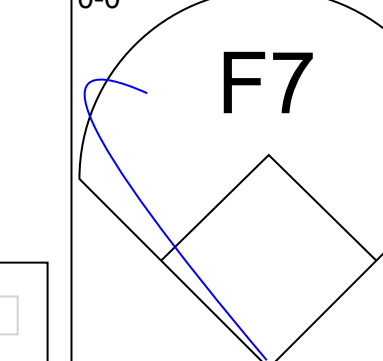
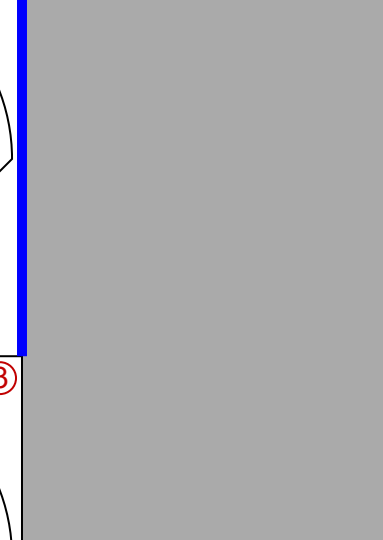
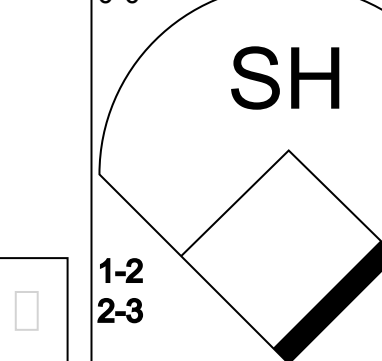
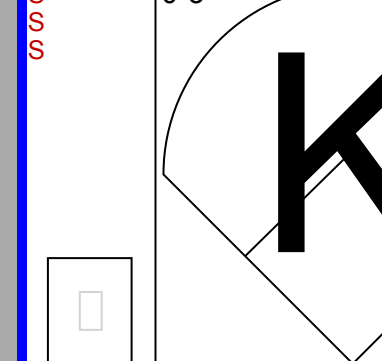
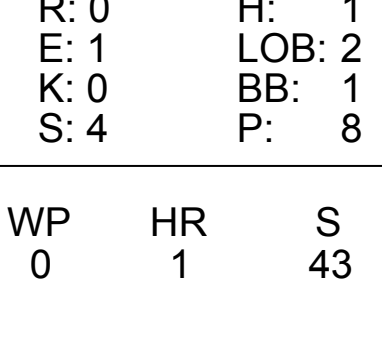


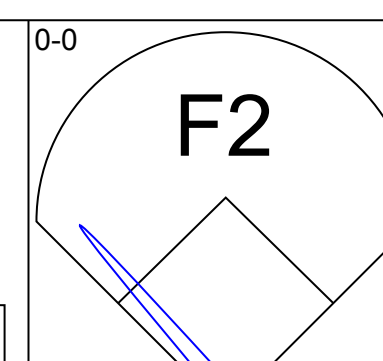
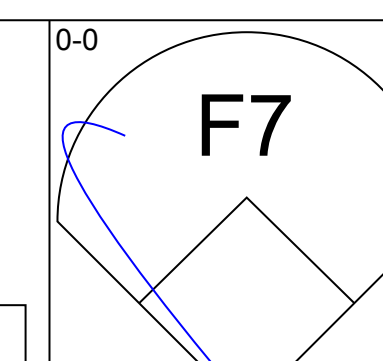
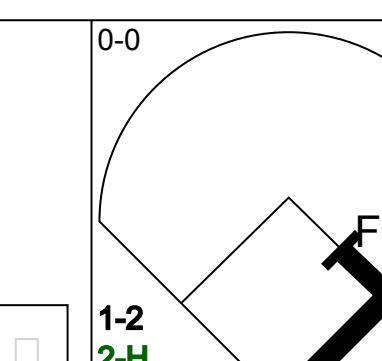
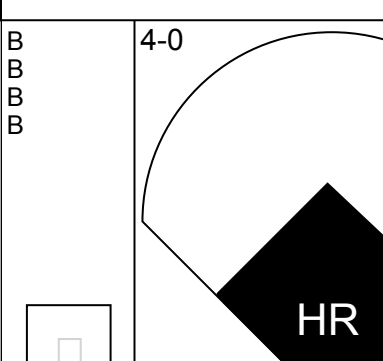
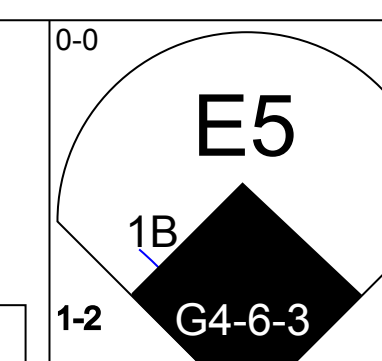
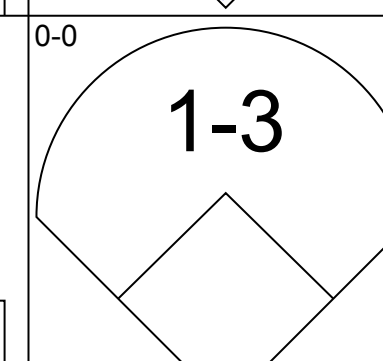
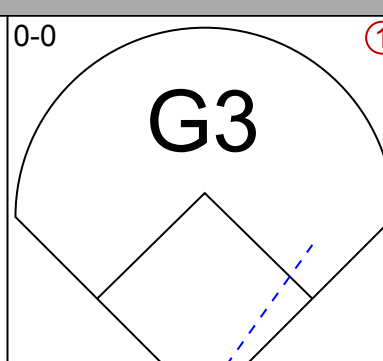
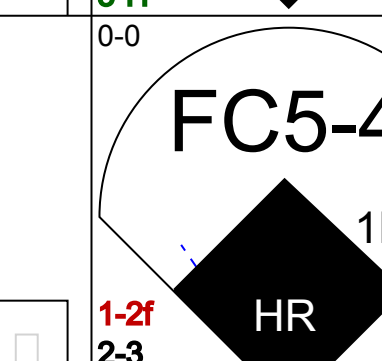
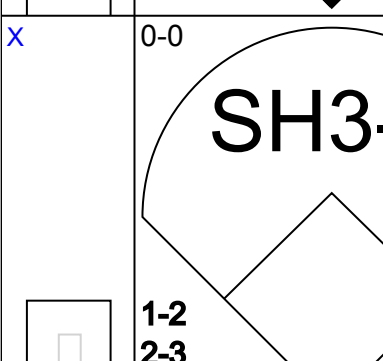
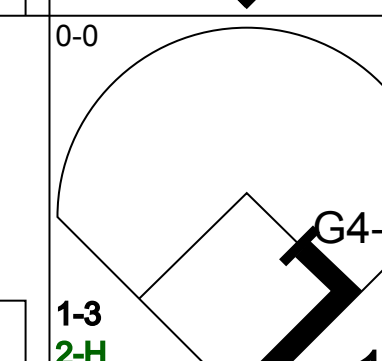
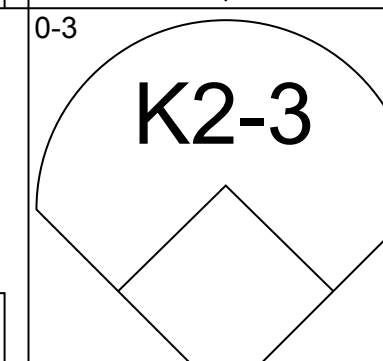
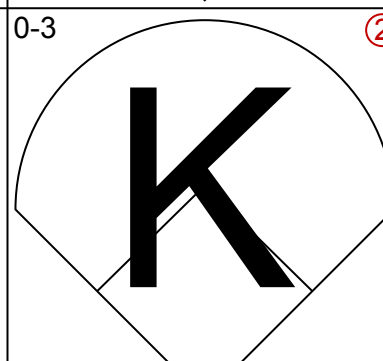
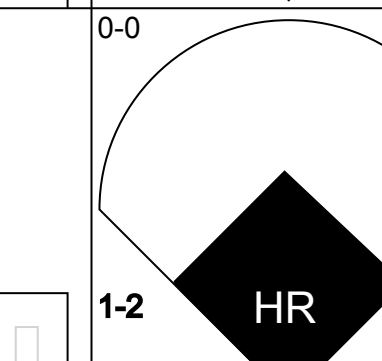
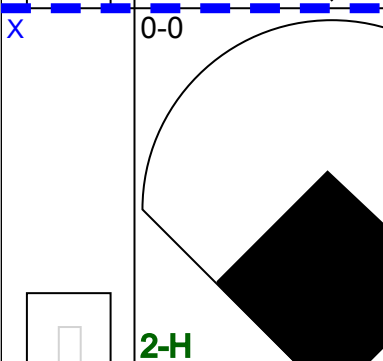
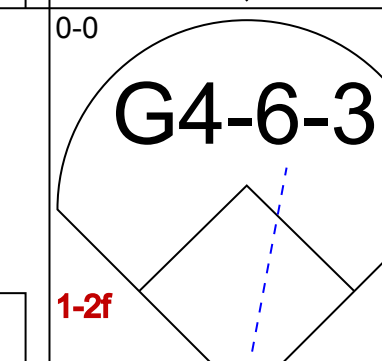
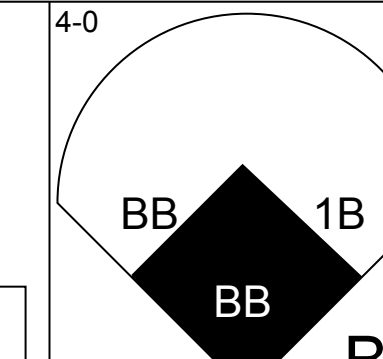
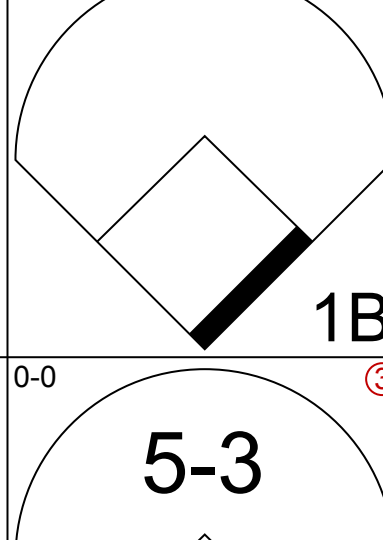
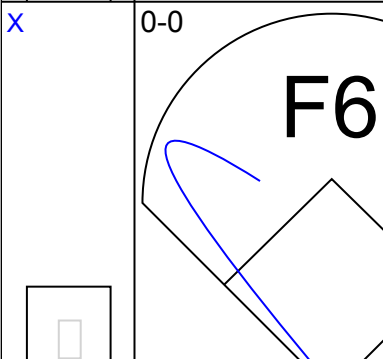
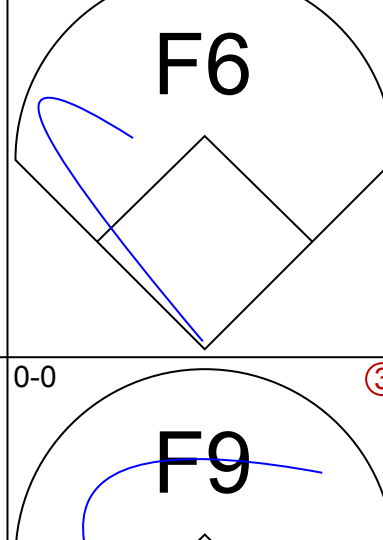
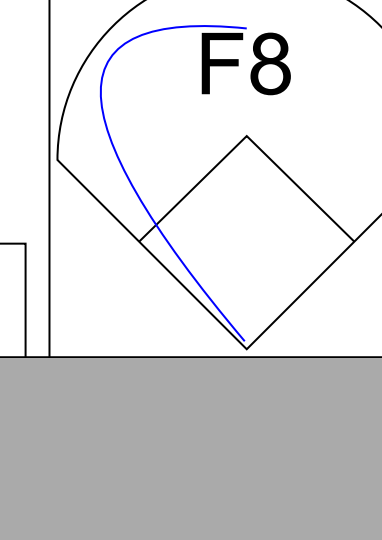

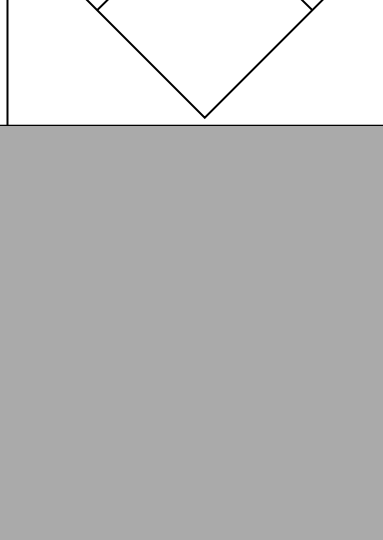
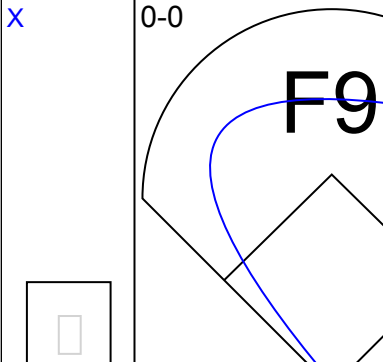
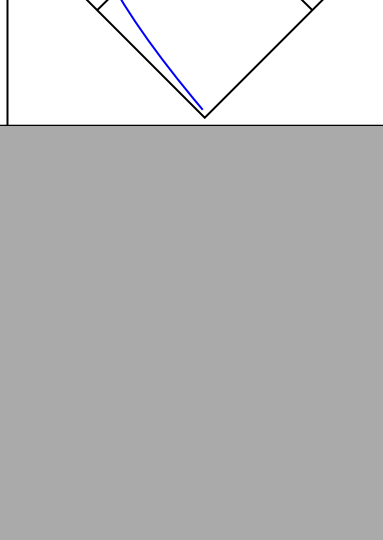
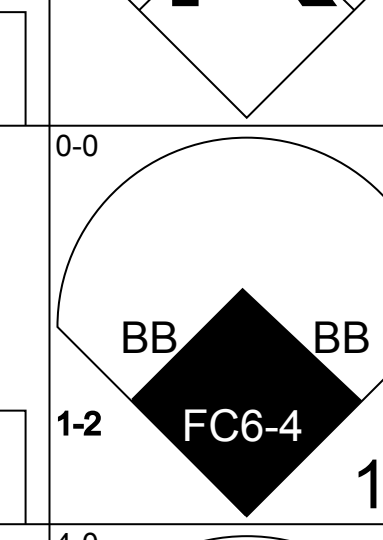

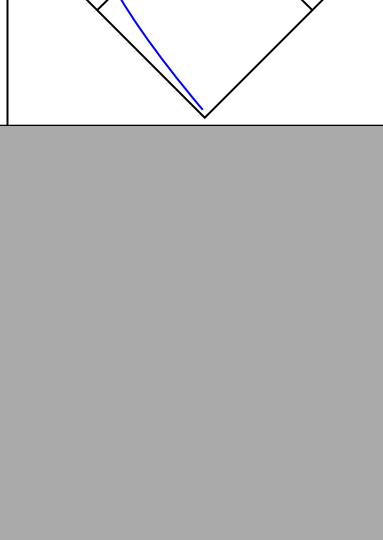

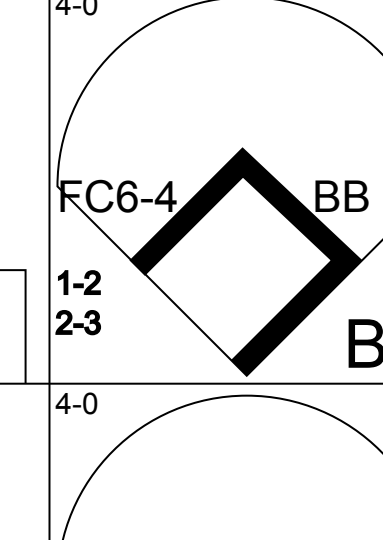



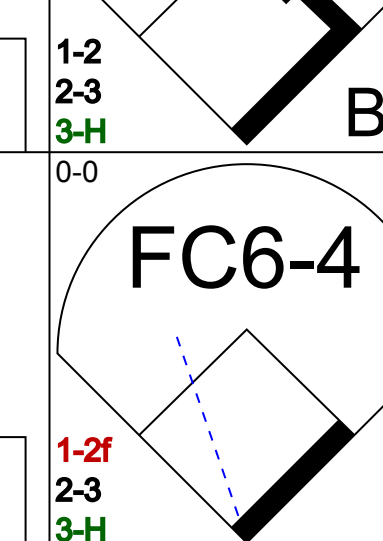

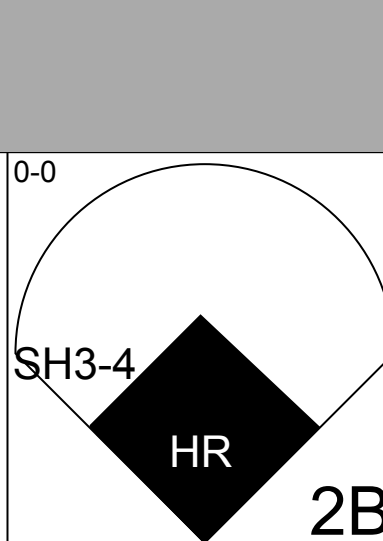
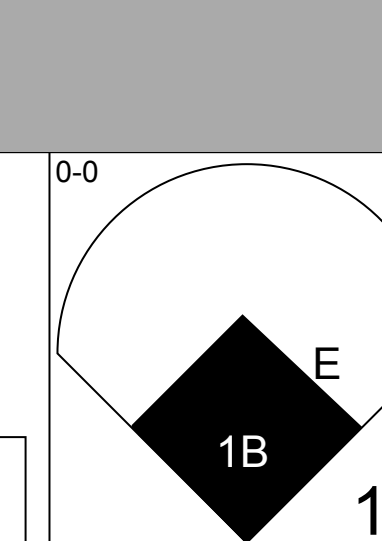
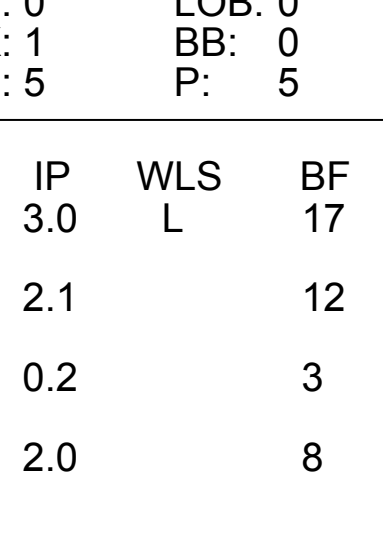
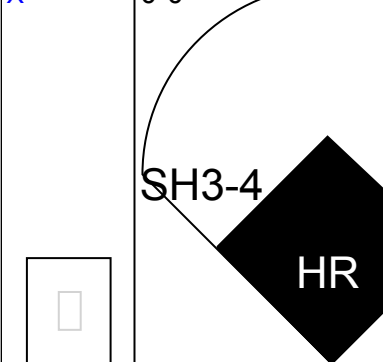
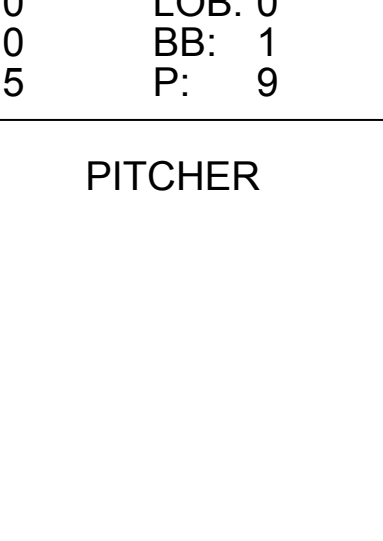
Batter	1	2	3	4	5	6	7	8	9	AB	R	H	RBI	BB	SO	LOB	BOTTOM																									
Curt Flood, R OBP: 0.359, SLG: 0.446 (1, 8)										5	2	2	2	0	0	3																										
Julian Javier, R OBP: 0.294, SLG: 0.318 (1, 4)										4	1	1	0	0	0	1																										
Ken Boyer, R OBP: 0.383, SLG: 0.502 (1, 5)										4	1	3	1	0	0	1																										
Gene Oliver, R OBP: 0.350, SLG: 0.402 (1, 2)										3	0	0	0	1	0	4																										
Bill White, L OBP: 0.358, SLG: 0.491 (1, 3)										4	0	0	0	0	0	3																										
Charlie James, R OBP: 0.325, SLG: 0.342 (1, 9)										4	0	1	2	0	0	1																										
Julio Gotay, R OBP: 0.370, SLG: 0.386 (1, 6)										3	0	0	0	1	0	2																										
Bobby Gene Smith, R OBP: 0.250, SLG: 0.295 (1, 7)										4	2	2	0	0	1	4																										
Larry Jackson, R OBP: 0.324, SLG: 0.313 Ed Bauta, R OBP: 0.333, SLG: 0.333 Red Schoendienst, S OBP: 0.351, SLG: 0.443 Bobby Shantz, R OBP: 0.325, SLG: 0.342 Dai Maxvill, R OBP: 0.370, SLG: 0.386 (1, 1) (6, 1) (6, PH) (7, 1) (9, PH)										1	0	1	0	1	0	0																										
Inning Stats	R: 3 E: 1 K: 0 S: 8	H: 4 LOB: 2 BB: 0 P: 8	R: 0 E: 0 K: 0 S: 3	H: 0 LOB: 1 BB: 1 P: 7	R: 0 E: 0 K: 1 S: 5	H: 0 LOB: 2 BB: 2 P: 13	R: 0 E: 0 K: 0 S: 3	H: 1 LOB: 0 BB: 0 P: 3	R: 0 E: 0 K: 0 S: 3	H: 1 LOB: 0 BB: 0 P: 3	R: 1 E: 0 K: 0 S: 5	H: 2 LOB: 1 BB: 0 P: 5	R: 0 E: 0 K: 0 S: 3	H: 1 LOB: 0 BB: 0 P: 3	R: 0 E: 0 K: 0 S: 3	H: 0 LOB: 0 BB: 0 P: 3	R: 2 E: 0 K: 0 S: 3	H: 2 LOB: 0 BB: 0 P: 3	1B: 9 2B: 1 3B: 0 HR: 1	SF: 0 SAC: 0 DP: 3 HBP: 0	WP: 0 PB: 0 SB: 0 CS: 0	PA: 37																				
PITCHER	IP	WLS	BF	H	R	ER	SO	BB	IBB	HBP	BLK	WP	HR	S	P	ERA	WHIP	PITCHER								IP	WLS	BF	H	R	ER	SO	BB	IBB	HBP	BLK	WP	HR	S	P	ERA	WHIP
Billy O'Dell, L ERA: 3.32 (1, 1)	8.1	L	37	11	6	6	1	3	0	0	0	0	1	36	48	6.48	1.680																									

San Francisco Giants @ St. Louis Cardinals
Sportsman's Park, St. Louis, MO
Sun Jun 10 1962, 4:33 AM EDT
Unknown - 85 F

AB	34
R	6
H	11
RBI	6
BB	3
SO	1
LOB	20



Batter	1	2	3	4	5	6	7	8	9	AB	R	H	RBI	BB	SO	LOB	TOP			
Chuck Hiller, L (1,4) OBP: 0.346, SLG: 0.328										4	1	1	0	0	1	3	San Francisco Giants @ St. Louis Cardinals Sportsman's Park, St. Louis, MO Sun Jun 10 1962, 4:38 AM EDT Att: 33,679 - Unknown			
Matty Alou, L (1,7) OBP: 0.340, SLG: 0.375 Gaylord Perry, R (7,1)										4	1	1	1	0	0	1				
Willie Mays, R (1,8) OBP: 0.410, SLG: 0.665 Manny Mota, R (8,8)										4	1	1	1	0	1	0				
Willie McCovey, L (1,9) OBP: 0.419, SLG: 0.734										3	0	1	1	1	0	0				
Orlando Cepeda, R (1,3) OBP: 0.351, SLG: 0.551										4	0	0	0	0	0	2				
Jim Davenport, R (1,5) OBP: 0.387, SLG: 0.508										4	0	0	0	0	0	0				
Ed Bailey, L (1,2) OBP: 0.380, SLG: 0.535										3	0	1	0	1	0	0				
Jose Pagan, R (1,6) OBP: 0.306, SLG: 0.353										4	0	1	0	0	1	1				
Jim Duffalo, R (1,1)										1	0	0	0	0	1	0				
Stu Miller, R (4,1) OBP: 0.200, SLG: 0.200 Billy Pierce, L (6,1) OBP: 0.360, SLG: 0.273 Bob Nieman, R (7,PH) OBP: 0.200, SLG: 0.333										0	0	0	0	0	0	0				
Inning Stats	R: 1 E: 0 K: 2 S: 8	H: 1 LOB: 1 BB: 1 P: 12	R: 0 E: 0 K: 1 S: 5	H: 0 LOB: 0 BB: 0 P: 5	R: 2 E: 1 K: 1 S: 8	H: 3 LOB: 1 BB: 0 P: 8	R: 0 E: 1 K: 0 S: 4	H: 1 LOB: 2 BB: 1 P: 8	R: 0 E: 0 K: 0 S: 3	H: 0 LOB: 0 BB: 0 P: 3	R: 0 E: 0 K: 1 S: 5	H: 0 LOB: 0 BB: 0 P: 5	R: 0 E: 0 K: 0 S: 3	H: 0 LOB: 0 BB: 0 P: 3	R: 0 E: 0 K: 0 S: 3	H: 0 LOB: 0 BB: 0 P: 3	1B: 2 2B: 2 3B: 1 HR: 1	SF: 0 SAC: 1 DP: 1 HBP: 0	WP: 0 PB: 0 SB: 0 CS: 0	PA: 35
PITCHER Ray Washburn, R (1,1) ERA: 3.63	IP: 9.0 WLS: W BF: 35	H: 6 R: 3 ER: 3 SO: 5	BB: 2 IBB: 0 HBP: 0 BLK: 0	WP: 0 HR: 1 S: 43 P: 51	ERA: 3.00 WHIP: 0.889	PITCHER										IP: 9.0 WLS: W BF: 35	H: 6 R: 3 ER: 3 SO: 5	BB: 2 IBB: 0 HBP: 0 BLK: 0	WP: 0 HR: 1 S: 43 P: 51	ERA: 3.00 WHIP: 0.889

Batter	1	2	3	4	5	6	7	8	9	AB	R	H	RBI	BB	SO	LOB	BOTTOM			
Curt Flood, R (1,8) OBP: 0.359, SLG: 0.443										4	2	1	2	1	0	3	San Francisco Giants @ St. Louis Cardinals Sportsman's Park, St. Louis, MO Sun Jun 10 1962, 4:38 AM EDT Att: 33,679 - Unknown			
Julian Javier, R (1,4) OBP: 0.294, SLG: 0.317										4	1	1	1	0	0	2				
Bill White, L (1,3) OBP: 0.357, SLG: 0.489 Fred Whitfield, L (2,3) OBP: 0.500, SLG: 0.667										1	0	0	0	0	1	0				
Stan Musial, L (1,7) OBP: 0.470, SLG: 0.614 Bobby Gene Smith, R (7,7) OBP: 0.246, SLG: 0.290										3	2	2	3	1	0	0				
Ken Boyer, R (1,5) OBP: 0.377, SLG: 0.493										4	0	0	0	0	2	2				
Carl Sawatski, L (1,2) OBP: 0.438, SLG: 0.580 Jimmie Schaffer, R (8,2) OBP: 0.300, SLG: 0.278										3	2	1	0	1	0	0				
Julio Gotay, R (1,6) OBP: 0.373, SLG: 0.385 Dal Maxvill, R (8,6)										3	1	1	0	1	1	0				
Doug Clemens, L (1,9) OBP: 0.351, SLG: 0.268										2	1	0	1	2	2	0				
Ray Washburn, R (1,1) OBP: 0.333, SLG: 0.318										4	2	2	1	0	1	5				
Inning Stats	R: 0 E: 0 K: 1 S: 5	H: 0 LOB: 0 BB: 0 P: 5	R: 2 E: 0 K: 1 S: 6	H: 1 LOB: 2 BB: 3 P: 18	R: 0 E: 0 K: 1 S: 6	H: 1 LOB: 0 BB: 0 P: 6	R: 6 E: 0 K: 2 S: 11	H: 4 LOB: 0 BB: 2 P: 19	R: 0 E: 0 K: 0 S: 7	H: 0 LOB: 0 BB: 0 P: 7	R: 3 E: 0 K: 0 S: 5	H: 2 LOB: 0 BB: 1 P: 9	R: 0 E: 0 K: 1 S: 5	H: 0 LOB: 0 BB: 0 P: 5	R: 2 E: 1 K: 0 S: 5	H: 2 LOB: 0 BB: 0 P: 5		1B: 7 2B: 1 3B: 0 HR: 2	SF: 0 SAC: 1 DP: 1 HBP: 0	WP: 0 PB: 0 SB: 0 CS: 0
PITCHER Jim Duffalo, R (1,1) ERA: 4.56 Stu Miller, R (4,1) ERA: 2.79 Billy Pierce, L (6,1) ERA: 3.69 Gaylord Perry, R (7,1) ERA: 5.9	IP: 3.0 WLS: L BF: 17	H: 3 R: 5 ER: 5 SO: 3	BB: 5 IBB: 0 HBP: 0 BLK: 0	WP: 0 HR: 0 S: 18 P: 38	ERA: 15.00 WHIP: 2.667	PITCHER										IP: 3.0 WLS: L BF: 17	H: 3 R: 5 ER: 5 SO: 3	BB: 5 IBB: 0 HBP: 0 BLK: 0	WP: 0 HR: 0 S: 18 P: 38	ERA: 15.00 WHIP: 2.667

Batter	1	2	3	4	5	6	7	8	9	AB	R	H	RBI	BB	SO	LOB	TOP										
Tony Taylor, R OBP: 0.361, SLG: 0.402	(1,4) 0-3 K		(1,4) 4-0 BB						(1,4) 0-0 WP	3	0	2	0	2	1	0	Philadelphia Phillies @ St. Louis Cardinals Sportsman's Park, St. Louis, MO Tue Jun 12 1962, 8:05 PM EDT Att: 8,092 - Unknown - 68 F										
Johnny Callison, L OBP: 0.383, SLG: 0.537	(1,9) 4-0 FC6-4 BB		(2,2) 0-3 K						(1,9) 4-0 BB	3	0	1	1	2	1	4											
Tony Gonzalez, L OBP: 0.380, SLG: 0.500	(1,8) 0-0 F9		(3,3) 0-0 F8						(1,8) 0-0 K	5	0	1	0	0	1	5											
Roy Sievers, R OBP: 0.317, SLG: 0.318	(1,3) 0-0 FC6-4			(1,3) 0-3 K					(1,3) 0-0 L5	4	1	1	0	0	1	4											
Wes Covington, L OBP: 0.306, SLG: 0.421		(1,7) 0-0 P4							(1,7) 0-3 K	3	0	0	0	0	0	1											
Jacke Davis, R OBP: 0.283, SLG: 0.333		(7,7) 0-0 F8							(7,7) 1-2 K	1	0	0	0	0	1	0											
Don Demeter, R OBP: 0.342, SLG: 0.483		(1,5) 0-0 P6							(1,5) 0-0 6-3	4	0	0	0	0	0	0											
Clay Dalrymple, L OBP: 0.321, SLG: 0.434		(1,2) 0-0 F3							(1,2) 0-3 K	4	0	1	0	0	1	1											
Bobby Wine, R OBP: 0.256, SLG: 0.325			(1,6) 0-0 SH1-4 1B						(1,6) 0-0 L3	3	0	1	0	0	0	0											
Paul Brown, R OBP: 0.333, SLG: 0.375	(1,1) 0-0 SH1-4								(1,1) 0-3 K	2	1	1	0	0	1	1											
Jack Baldschun, R OBP: 0.367, SLG: 0.414	(8,1) 1-2 SH1-4								(8,1) 1B 2B	0	0	0	0	0	0	0											
Inning Stats	R: 0 E: 0 K: 1 S: 5	H: 0 LOB: 1 BB: 1 P: 9	R: 0 E: 0 K: 0 S: 3	H: 0 LOB: 0 BB: 0 P: 3	R: 0 E: 0 K: 1 S: 6	H: 1 LOB: 2 BB: 1 P: 10	R: 0 E: 0 K: 1 S: 5	H: 0 LOB: 0 BB: 0 P: 5	R: 0 E: 0 K: 1 S: 6	H: 1 LOB: 2 BB: 1 P: 10	R: 1 E: 1 K: 0 S: 5	H: 1 LOB: 1 BB: 0 P: 5	R: 1 E: 0 K: 0 S: 6	H: 4 LOB: 2 BB: 0 P: 6	R: 0 E: 0 K: 2 S: 7	H: 0 LOB: 0 BB: 0 P: 7	R: 0 E: 0 K: 2 S: 8	H: 1 LOB: 2 BB: 1 P: 12	1B: 7 2B: 2 3B: 0 HR: 0	SF: 0 SAC: 2 DP: 1 HBP: 0	WP: 2 PB: 0 SB: 0 CS: 0	PA: 39					
PITCHER	IP	WLS	BF	H	R	ER	SO	BB	IBB	HBP	BLK	WP	HR	S	P	ERA	WHIP										
Ernie Broglio, R ERA: 2.86	(1,1) 6.1		30	7	2	1	4	3	0	0	0	1	0	35	47	1.42	1.579										
Lindy McDaniel, R ERA: 3.19	(7,1) 0.2	1	0	0	0	0	0	0	0	0	0	0	0	1	1	0.00	0.000										
Don Ferrarese, L ERA: 3.28	(8,1) 0.0	W	0	0	0	0	0	0	0	0	0	0	0	0	0	∞	∞										

AB	33
R	2
H	8
RBI	1
BB	4
SO	8
LOB	16



Batter	1	2	3	4	5	6	7	8	9	AB	R	H	RBI	BB	SO	LOB	BOTTOM										
Curt Flood, R OBP: 0.361, SLG: 0.439	(1,8) 0-0 F9		(1,8) 0-0 BB FC5 1B						(1,8) 0-0 6-3	4	0	1	0	0	0	1	Philadelphia Phillies @ St. Louis Cardinals Sportsman's Park, St. Louis, MO Tue Jun 12 1962, 8:05 PM EDT Att: 8,092 - Unknown - 68 F										
Julian Javier, R OBP: 0.300, SLG: 0.319	(1,4) 0-0 L5		(1,4) 0-0 FC5 BB						(1,4) 4-0 HR BB	3	1	0	1	1	0	1											
Fred Whitfield, L OBP: 0.400, SLG: 0.667	(1,3) 0-3 K		(1,3) 0-0 L9						(1,3) 0-0 HR	4	1	1	2	0	1	2											
Stan Musial, L OBP: 0.411, SLG: 0.507									(1,7) 0-0 4-3	1	0	0	0	3	0	0											
Jimmie Schaffer, R OBP: 0.300, SLG: 0.278									(9,2) 1-2 BB	0	0	0	0	0	0	0											
Ken Boyer, R OBP: 0.383, SLG: 0.491									(1,5) 0-0 5-3	4	0	2	0	0	0	3											
Carl Sawatski, L OBP: 0.426, SLG: 0.551									(1,2) 0-0 F8	4	0	0	0	0	0	4											
Dal Maxvill, R									(9,6) 0-0 F7	0	0	0	0	0	0	0											
Julio Gotay, R OBP: 0.383, SLG: 0.377	(1,6) 0-0 G4-3								(1,6) 0-0 PO	2	0	0	0	0	1	2											
Red Schoendienst, S OBP: 0.409, SLG: 0.460	(6,PH) 0-0 G4-3								(6,PH) 0-0 SH3-4 1B	1	0	1	0	0	0	0											
Bobby Gene Smith, R OBP: 0.297, SLG: 0.285	(9,7) 1-2 G4-3								(9,7) 2-3	0	0	0	0	0	0	0											
Doug Clemens, L OBP: 0.350, SLG: 0.262									(1,9) 0-0 SH3-4	1	1	0	0	1	0	0											
Ernie Broglio, R OBP: 0.150, SLG: 0.105	(1,1) 0-0 SH1-4								(1,1) 0-3 K	1	0	0	0	0	0	0											
Lindy McDaniel, R ERA: 4.58	(7,1) 1.0	3	0	0	0	0	0	0	0	0	0	0	0	0	0	0											
Bill White, L OBP: 0.355, SLG: 0.487	(7,PH) 0-0 SH1-4								(7,PH) 0-0 K	1	0	0	0	0	1	1											
Don Ferrarese, R OBP: 1.000, SLG: 1.000	(8,1) 1-2 SH1-4								(8,1) 0-0 K	0	0	0	0	0	0	0											
Inning Stats	R: 0 E: 0 K: 1 S: 5	H: 0 LOB: 0 BB: 0 P: 5	R: 0 E: 0 K: 0 S: 3	H: 1 LOB: 1 BB: 1 P: 7	R: 1 E: 0 K: 0 S: 5	H: 1 LOB: 3 BB: 2 P: 13	R: 0 E: 0 K: 1 S: 5	H: 0 LOB: 0 BB: 0 P: 5	R: 0 E: 0 K: 0 S: 3	H: 0 LOB: 0 BB: 0 P: 3	R: 0 E: 0 K: 0 S: 3	H: 1 LOB: 1 BB: 1 P: 7	R: 0 E: 0 K: 1 S: 6	H: 1 LOB: 1 BB: 0 P: 6	R: 2 E: 0 K: 0 S: 4	H: 1 LOB: 0 BB: 1 P: 8	R: 2 E: 0 K: 0 S: 4	H: 1 LOB: 0 BB: 1 P: 8	1B: 4 2B: 0 3B: 0 HR: 1	SF: 0 SAC: 2 DP: 1 HBP: 0	WP: 0 PB: 0 SB: 0 CS: 0	PA: 34					
PITCHER	IP	WLS	BF	H	R	ER	SO	BB	IBB	HBP	BLK	WP	HR	S	P	ERA	WHIP										
Paul Brown, R ERA: 4.58	(1,1) 7.0	L	30	5	3	3	3	5	0	0	0	0	1	31	51	3.86	1.429										
Jack Baldschun, R ERA: 3.74	(8,1) 1.0	3	0	0	0	0	0	0	0	0	0	0	0	3	3	0.00	0.000										



Batter	1	2	3	4	5	6	7	8	9	AB	R	H	RBI	BB	SO	LOB	TOP			
Tony Taylor, R (1.4) OBP: 0.395, SLG: 0.394	6-3	K			6-3		6-3		4-3	5	0	0	0	0	1	2				
Johnny Callison, L (1.9) OBP: 0.385, SLG: 0.536	BB 1B		K		K			F 1B 1B		4	1	2	0	0	2	0				
Tony Gonzalez, L (1.8) OBP: 0.382, SLG: 0.497	BB 1B		K		K			E8 1B 1B G1-2-3		3	0	1	0	1	2	0				
Wes Covington, L (1.7) OBP: 0.313, SLG: 0.424	F5				1B			G1-2-3 1B 1-2 3-H		4	0	2	1	0	1	2				
Frank Torre, L (1.3) OBP: 0.405, SLG: 0.373	K				1B			G1-2-3 1B 1-2 2-3		4	0	3	0	0	1	2				
Clay Dalrymple, L (1.2) OBP: 0.417, SLG: 0.424		SH1 1B BB			F7			G1-2-3 1B 1-2 2-3 3-H		3	0	0	0	1	0	6				
Billy Klaus, L (1.5) OBP: 0.286, SLG: 0.266					F5			F8		4	0	1	0	0	0	3				
Bobby Wine, R (1.6) OBP: 0.247, SLG: 0.314		SH1			K			6-3		3	0	0	0	0	2	0				
Dennis Bennett, L (1.1) OBP: 0.200, SLG: 0.077					K					2	0	0	0	0	2	2				
Dallas Green, L (5.1) OBP: 0.333, SLG: 0.143		K			K					0	0	0	0	0	0	0				
Ted Savage, R (7. PH) OBP: 0.364, SLG: 0.411										1	0	0	0	0	1	0				
Jim Owens, R (7.1) OBP: 0.143, SLG: 0.143										0	0	0	0	0	0	0				
Roy Sievers, R (9. PH) OBP: 0.316, SLG: 0.316										1	0	0	0	0	0	0				
Inning Stats	R: 0 E: 0 K: 1 S: 6	H: 1 LOB: 2 BB: 1 P: 10	R: 0 E: 0 K: 2 S: 8	H: 1 LOB: 2 BB: 1 P: 12	R: 0 E: 0 K: 2 S: 9	H: 2 LOB: 0 BB: 0 P: 9	R: 0 E: 0 K: 2 S: 7	H: 0 LOB: 0 BB: 0 P: 7	R: 0 E: 0 K: 1 S: 6	H: 1 LOB: 1 BB: 0 P: 6	R: 0 E: 0 K: 1 S: 5	H: 0 LOB: 0 BB: 0 P: 5	R: 1 E: 1 K: 0 S: 6	H: 4 LOB: 2 BB: 0 P: 6	R: 0 E: 0 K: 1 S: 5	H: 0 LOB: 0 BB: 0 P: 5	1B: 9 2B: 0 3B: 0 HR: 0	SF: 0 SAC: 1 DP: 1 HBP: 0	WP: 0 PB: 0 SB: 0 CS: 0	PA: 37
PITCHER Bob Gibson, R (1.1) ERA: 3.17	IP: 9.0 WLS: W BF: 37 H: 9 R: 1 ER: 1 SO: 12 BB: 2 IBB: 0 HBP: 0 BLK: 0 WP: 0 HR: 0 S: 59 P: 67 ERA: 1.00 WHIP: 1.222															PITCHER				

Philadelphia Phillies @ St. Louis Cardinals
Sportsman's Park, St. Louis, MO
Wed Jun 13 1962, 8:05 PM EDT
Att: 10,933 - Unknown - 71 F



AB	34
R	1
H	9
RBI	1
BB	2
SO	12
LOB	17

Batter	1	2	3	4	5	6	7	8	9	AB	R	H	RBI	BB	SO	LOB	BOTTOM			
Curt Flood, R (1.8) OBP: 0.365, SLG: 0.444	1-3							P6		4	2	2	0	1	0	1				
Julian Javier, R (1.4) OBP: 0.297, SLG: 0.322	6-3		1B		2B		BB	F9		4	1	1	2	0	1	2				
Fred Whitfield, L (1.3) OBP: 0.414, SLG: 0.679	F7		G3-2		1B					4	1	2	2	0	0	2				
Ken Boyer, R (1.5) OBP: 0.385, SLG: 0.486		K			4-3			BB		2	1	0	0	2	1	1				
Gene Oliver, R (1.2) OBP: 0.356, SLG: 0.397		K			BB			F7		3	0	1	1	1	1	2				
Julio Gotay, R (1.6) OBP: 0.371, SLG: 0.376					BB			1B		3	0	1	0	1	0	3				
Dal Maxwell, R (8.6)										0	0	0	0	0	0	0				
Bobby Gene Smith, R (1.7) OBP: 0.244, SLG: 0.271		1B			5-3			BB		4	0	0	1	0	1	6				
Charlie James, R (1.9) OBP: 0.341, SLG: 0.350					L6					3	1	2	0	1	0	1				
Bob Gibson, R (1.1) OBP: 0.310, SLG: 0.208			1B					SH3-4 BB		2	0	0	0	0	2	1				
Inning Stats	R: 0 E: 0 K: 0 S: 3	H: 0 LOB: 0 BB: 0 P: 3	R: 0 E: 0 K: 3 S: 10	H: 1 LOB: 0 BB: 0 P: 10	R: 1 E: 0 K: 0 S: 4	H: 2 LOB: 1 BB: 0 P: 5	R: 1 E: 1 K: 0 S: 3	H: 0 LOB: 1 BB: 2 P: 11	R: 3 E: 0 K: 1 S: 9	H: 4 LOB: 1 BB: 0 P: 9	R: 0 E: 0 K: 1 S: 5	H: 1 LOB: 1 BB: 0 P: 5	R: 1 E: 0 K: 0 S: 4	H: 1 LOB: 3 BB: 3 P: 16	R: 0 E: 0 K: 1 S: 5	H: 0 LOB: 1 BB: 1 P: 9	1B: 6 2B: 3 3B: 0 HR: 0	SF: 1 SAC: 1 DP: 1 HBP: 1	WP: 0 PB: 0 SB: 0 CS: 0	PA: 38
PITCHER Dennis Bennett, L (1.1) ERA: 5.0	IP: 4.1 WLS: L BF: 21 H: 6 R: 5 ER: 4 SO: 4 BB: 6 IBB: 5 HBP: 4 BLK: 4 WP: 0 HR: 0 S: 26 P: 35 ERA: 8.31 WHIP: 1.846															PITCHER				
Dallas Green, R (5.1) ERA: 4.42	1.2 6 2 0 0 1 0 0 0 0 0 0 8 8 0.00 1.200																			
Jim Owens, R (7.1) ERA: 7.12	2.0 11 1 1 1 1 4 0 0 0 0 0 9 25 4.50 2.500																			


Philadelphia Phillies @ St. Louis Cardinals
Sportsman's Park, St. Louis, MO
Wed Jun 13 1962, 8:05 PM EDT
Att: 10,933 - Unknown - 71 F




AB	29
R	6
H	9
RBI	6
BB	6
SO	6
LOB	19

Batter	1	2	3	4	5	6	7	8	9	AB	R	H	RBI	BB	SO	LOB	TOP											
Curt Flood, R OBP: 0.364, SLG: 0.441 (1, 8)										4	1	1	0	0	0	1	St. Louis Cardinals @ San Francisco Giants Candlestick Park, San Francisco, CA Fri Jun 15 1962, 10:05 PM EDT Att: 23,427 - Unknown											
Julian Javier, R OBP: 0.297, SLG: 0.321 (1, 4)										4	1	1	0	0	1	2												
Fred Whitfield, L OBP: 0.406, SLG: 0.645 Bill White, L OBP: 0.354, SLG: 0.484 (7, 3)										3	1	1	0	0	0	0												
Ken Boyer, R OBP: 0.379, SLG: 0.478 (1, 5)										4	0	0	0	0	0	2												
Charlie James, R OBP: 0.360, SLG: 0.405 (1, 9)										4	2	3	3	0	1	1												
Gene Oliver, R OBP: 0.380, SLG: 0.395 (1, 2)										3	0	1	1	1	0	1												
Julio Gotay, R OBP: 0.364, SLG: 0.369 (1, 6)										4	0	0	0	0	0	1												
Bobby Gene Smith, R OBP: 0.256, SLG: 0.274 (1, 7)										3	0	1	0	1	0	0												
Ray Sadecki, L OBP: 0.143, SLG: 0.286 (1, 1)										3	0	0	0	0	1	1												
Inning Stats	R: 3 E: 0 K: 1 S: 8	H: 3 LOB: 1 BB: 1 P: 12	R: 0 E: 0 K: 0 S: 3	H: 0 LOB: 0 BB: 0 P: 3	R: 0 E: 0 K: 0 S: 3	H: 1 LOB: 0 BB: 0 P: 3	R: 0 E: 0 K: 0 S: 3	H: 0 LOB: 1 BB: 1 P: 7	R: 1 E: 0 K: 1 S: 4	H: 2 LOB: 0 BB: 0 P: 4	R: 0 E: 0 K: 1 S: 5	H: 0 LOB: 0 BB: 0 P: 5	R: 1 E: 1 K: 1 S: 7	H: 1 LOB: 1 BB: 0 P: 7	R: 0 E: 0 K: 0 S: 4	H: 1 LOB: 1 BB: 0 P: 4		1B: 7 2B: 0 3B: 0 HR: 1	SF: 0 SAC: 1 DP: 1 HBP: 0	WP: 1 PB: 0 SB: 3 CS: 1	PA: 37							
PITCHER	IP	WLS	BF	H	R	ER	SO	BB	IBB	HBP	BLK	WP	HR	S	P	ERA	WHIP											
Billy O'Dell, L ERA: 3.44 Stu Miller, R ERA: 2.95	(1, 1)	7.0	L	27	6	4	4	2	2	0	0	0	0	1	29	37	5.14	1.143										
(8, 1)	2.0		9	2	1	1	1	0	0	0	0	1	0	11	11	4.50	1.000											

Batter	1	2	3	4	5	6	7	8	9	AB	R	H	RBI	BB	SO	LOB	BOTTOM										
Harvey Kuenn, R OBP: 0.371, SLG: 0.399 (1, 7)										4	0	0	0	1	1	1	St. Louis Cardinals @ San Francisco Giants Candlestick Park, San Francisco, CA Fri Jun 15 1962, 10:05 PM EDT Att: 23,427 - Unknown										
Jose Pagan, R OBP: 0.313, SLG: 0.359 (1, 6)										4	1	1	0	0	0	2											
Willie Mays, R OBP: 0.408, SLG: 0.646 (1, 8)										3	1	2	0	1	0	0											
Orlando Cepeda, R OBP: 0.350, SLG: 0.557 Willie McCovey, L OBP: 0.407, SLG: 0.681 (4, 3)										2	0	1	1	0	0	1											
Felipe Alou, R OBP: 0.379, SLG: 0.538 (1, 9)										3	0	1	1	1	0	0											
Jim Davenport, R OBP: 0.374, SLG: 0.495 (1, 5)										4	0	1	0	0	0	1											
Joe Pignatano, R OBP: 0.571, SLG: 0.250 (1, 2)										2	0	1	0	2	0	0											
Chuck Hiller, L OBP: 0.336, SLG: 0.317 Bob Nieman, R OBP: 0.182, SLG: 0.300 (9, PH)										3	0	0	0	0	0	4											
Billy O'Dell, S OBP: 0.182, SLG: 0.129 Manny Mota, R OBP: 0.294, SLG: 0.203 Stu Miller, R OBP: 0.200, SLG: 0.200 Ernie Bowman, R OBP: 0.167, SLG: 0.167 (9, PH)										2	0	0	0	0	0	0											
Inning Stats	R: 0 E: 1 K: 1 S: 6	H: 0 LOB: 1 BB: 0 P: 6	R: 0 E: 0 K: 0 S: 3	H: 1 LOB: 1 BB: 1 P: 7	R: 2 E: 0 K: 0 S: 5	H: 3 LOB: 2 BB: 1 P: 9	R: 0 E: 0 K: 0 S: 2	H: 0 LOB: 0 BB: 1 P: 6	R: 0 E: 0 K: 0 S: 4	H: 1 LOB: 2 BB: 1 P: 8	R: 0 E: 0 K: 0 S: 3	H: 1 LOB: 1 BB: 1 P: 7	R: 0 E: 0 K: 1 S: 6	H: 1 LOB: 2 BB: 1 P: 10	R: 0 E: 0 K: 0 S: 3	H: 0 LOB: 0 BB: 0 P: 3		R: 0 E: 0 K: 0 S: 3	H: 0 LOB: 0 BB: 0 P: 3	1B: 5 2B: 3 3B: 0 HR: 0	SF: 0 SAC: 0 DP: 3 HBP: 0	WP: 0 PB: 0 SB: 0 CS: 0	PA: 37				
PITCHER	IP	WLS	BF	H	R	ER	SO	BB	IBB	HBP	BLK	WP	HR	S	P	ERA	WHIP										
Ray Sadecki, L ERA: 5.9	(1, 1)	9.0	W	37	7	2	2	2	6	0	0	0	0	35	59	2.00	1.444										

Batter	1	2	3	4	5	6	7	8	9	AB	R	H	RBI	BB	SO	LOB	TOP			
Curt Flood, R OBP: 0.358, SLG: 0.434 (1, 8)	0-0 5-3		0-0 6-3			0-0 3-1		0-0 1-3		4	0	0	0	0	0	1	St. Louis Cardinals @ San Francisco Giants Candlestick Park, San Francisco, CA Sat Jun 16 1962, 6:33 AM EDT Att: 24,844 - Unknown AB 29 R 0 H 2 RBI 0 BB 3 SO 4 LOB 10 			
Julian Javier, R OBP: 0.292, SLG: 0.315 (1, 4)	0-0 6-3		0-0 4-3			0-0 F9			0-0 6-3	4	0	0	0	0	0	0				
Fred Whitfield, L OBP: 0.389, SLG: 0.588 (1, 3)	0-0 F8			0-0 F7		0-0 F5			4-0 BB	3	0	0	0	1	0	0				
Julio Gotay, R OBP: 0.364, SLG: 0.369 (9, PR)										0	0	0	0	0	0	0				
Stan Musial, L OBP: 0.402, SLG: 0.494 (1, 7)		0-0 F3		0-0 5-3			0-0 F6		0-0 F9	4	0	0	0	0	0	1				
Ken Boyer, R OBP: 0.373, SLG: 0.470 (1, 5)		0-3 K		0-3 K			0-0 6-3		0-0 F5	4	0	0	0	0	2	1				
Carl Sawatski, L OBP: 0.432, SLG: 0.550 (1, 2)					4-0 BB		0-0 F3			2	0	1	0	1	0	0				
Charlie James, R OBP: 0.370, SLG: 0.419 (1, 9)		4-0 BB				0-0 F8		0-0 6-3		2	0	1	0	1	0	1				
Dal Maxvill, R (1, 6)		0-3 K				0-0 F9		0-0 6-3		3	0	0	0	0	1	4				
Larry Jackson, R OBP: 0.308, SLG: 0.294 (1, 1)								0-0 F6		2	0	0	0	0	1	1				
Red Schoendienst, S OBP: 0.463, SLG: 0.653 (8, PH)										1	0	0	0	0	0	1				
Ray Washburn, R OBP: 0.333, SLG: 0.318 (8, 1)			0-0 F3			0-3 K				0	0	0	0	0	0	0				
Inning Stats	R: 0 E: 0 K: 0 S: 3	H: 0 LOB: 0 BB: 0 P: 3	R: 0 E: 0 K: 2 S: 8	H: 1 LOB: 2 BB: 1 P: 12	R: 0 E: 0 K: 0 S: 3	H: 0 LOB: 0 BB: 0 P: 3	R: 0 E: 0 K: 1 S: 5	H: 0 LOB: 0 BB: 0 P: 5	R: 0 E: 0 K: 1 S: 5	H: 0 LOB: 1 BB: 1 P: 9	R: 0 E: 0 K: 0 S: 3	H: 0 LOB: 0 BB: 0 P: 3	R: 0 E: 0 K: 0 S: 3	H: 1 LOB: 1 BB: 0 P: 4	R: 0 E: 0 K: 0 S: 3	H: 0 LOB: 1 BB: 1 P: 7	1B: 1 2B: 1 3B: 0 HR: 0	SF: 0 SAC: 0 DP: 0 HBP: 0	WP: 0 PB: 1 SB: 0 CS: 0	PA: 32
PITCHER Juan Marichal, R ERA: 2.52 (1, 1)	IP: 9.0 WLS: W BF: 32 H: 2 R: 0 ER: 0 SO: 4 BB: 3 IBB: 0 HBP: 0 BLK: 0 WP: 0 HR: 0 S: 37 P: 49 ERA: 0.00 WHIP: 0.556															PITCHER				

Batter	1	2	3	4	5	6	7	8	9	AB	R	H	RBI	BB	SO	LOB	BOTTOM			
Chuck Hiller, L OBP: 0.334, SLG: 0.316 (1, 4)	0-3 K		0-0 4-3			0-0 2B 1B		0-0 F7		4	1	1	0	0	1	0	St. Louis Cardinals @ San Francisco Giants Candlestick Park, San Francisco, CA Sat Jun 16 1962, 6:33 AM EDT Att: 24,844 - Unknown AB 30 R 5 H 6 RBI 5 BB 2 SO 4 LOB 7 			
Willie Mays, R OBP: 0.413, SLG: 0.655 (1, 8)	4-0 HR BB		0-0 2B		0-0 2B		0-0 5-3			3	1	2	2	1	0	0				
Matty Alou, L OBP: 0.286, SLG: 0.310 (1, 7)	0-0 F3		0-0 4-3		0-0 F8			0-0 G3		4	0	0	0	0	0	3				
Felipe Alou, R OBP: 0.381, SLG: 0.551 (1, 9)	0-0 1-H HR			0-0 6-3		0-0 S 1B		0-0 6-3		4	2	2	2	0	0	0				
Willie McCovey, L OBP: 0.412, SLG: 0.667 (1, 3)	0-0 G3			0-0 F8		0-0 1-H 1B		4-0 S BB		3	0	1	1	1	0	0				
Jim Davenport, R OBP: 0.366, SLG: 0.486 (1, 5)		0-0 F4		0-3 K		0-0 6-3		0-3 K		4	0	0	0	0	2	2				
Tom Haller, L OBP: 0.363, SLG: 0.434 (1, 2)		0-0 6-3			0-0 F5	0-3 K				3	0	0	0	0	1	1				
Jose Pagan, R OBP: 0.310, SLG: 0.355 (1, 6)		0-0 6-3			0-0 5-3	0-0 F9				3	0	0	0	0	0	1				
Juan Marichal, R OBP: 0.310, SLG: 0.282 (1, 1)			0-0 4-3		0-1 CI 2B		0-0 F9			2	1	0	0	0	0	0				
Inning Stats	R: 2 E: 0 K: 1 S: 6	H: 1 LOB: 1 BB: 1 P: 10	R: 0 E: 0 K: 0 S: 3	H: 0 LOB: 0 BB: 0 P: 3	R: 0 E: 0 K: 0 S: 4	H: 1 LOB: 1 BB: 0 P: 4	R: 0 E: 0 K: 1 S: 5	H: 0 LOB: 0 BB: 0 P: 5	R: 2 E: 1 K: 0 S: 6	H: 2 LOB: 1 BB: 0 P: 6	R: 1 E: 0 K: 1 S: 7	H: 2 LOB: 1 BB: 0 P: 7	R: 0 E: 0 K: 0 S: 3	H: 0 LOB: 0 BB: 0 P: 3	R: 0 E: 0 K: 1 S: 5	H: 0 LOB: 1 BB: 1 P: 9	1B: 3 2B: 2 3B: 0 HR: 1	SF: 0 SAC: 0 DP: 0 HBP: 0	WP: 0 PB: 0 SB: 2 CS: 0	PA: 33
PITCHER Larry Jackson, R ERA: 4.44 (1, 1)	IP: 7.0 WLS: L BF: 29 H: 6 R: 5 ER: 4 SO: 3 BB: 1 IBB: 0 HBP: 0 BLK: 0 WP: 0 HR: 1 S: 34 P: 38 ERA: 5.14 WHIP: 1.000															PITCHER				
Ray Washburn, R ERA: 3.57 (8, 1)	IP: 1.0 WLS: L BF: 4 H: 0 R: 0 ER: 0 SO: 1 BB: 1 IBB: 0 HBP: 0 BLK: 0 WP: 0 HR: 0 S: 5 P: 9 ERA: 0.00 WHIP: 1.000															PITCHER				

Batter	1	2	3	4	5	6	7	8	9	AB	R	H	RBI	BB	SO	LOB	TOP			
Curt Flood, R OBP: 0.360, SLG: 0.437 (1, 8)	0-0 2B		0-3 K		0-0 G1			4-0 HR BB		3	1	1	0	1	1	1	St. Louis Cardinals @ San Francisco Giants Candlestick Park, San Francisco, CA Sun Jun 17 1962, 6:33 AM EDT Att: 40,533 - Unknown livebaseballscorecards.com			
Red Schoendienst, S OBP: 0.394, SLG: 0.485 (1, 4)	0-3 K			0-0 F9	0-0 F5			0-0 HR		4	1	1	2	0	1	2				
Bill White, L OBP: 0.356, SLG: 0.489 (1, 3)	0-3 K			0-0 1B 2B		0-0 F8		0-0 BB 1B		4	1	2	0	0	1	1				
Stan Musial, L OBP: 0.399, SLG: 0.484 (1, 7)	0-0 F8			4-0 1B BB		0-0 6-3		0-3 K		3	0	0	0	1	1	2				
Ken Boyer, R OBP: 0.379, SLG: 0.470 (1, 5)		4-0 BB		0-0 FC4-6 1B		0-0 4-3		4-0 BB		2	0	1	1	2	0	0				
Carl Sawatski, L OBP: 0.422, SLG: 0.536 (1, 2)	0-0 F8			0-0 F8			0-0 E1 F6	0-0 F2		3	0	0	0	0	0	3				
Julian Javier, R OBP: 0.292, SLG: 0.315 (7, PR)										0	0	0	0	0	0	0				
Gene Oliver, R OBP: 0.356, SLG: 0.392 (7, 2)										1	0	0	0	0	0	2				
Charlie James, R OBP: 0.354, SLG: 0.400 (1, 9)		4-0 G6-4-3 1-2		0-0 FC4-6 1-2			0-0 F4		0-0 F6	4	0	0	0	0	0	4				
Julio Gotay, R OBP: 0.362, SLG: 0.363 (1, 6)			0-0 4-3		4-0 G1 SH1-3 BB		0-0 F6 1-2		0-0 6-3	3	0	0	0	1	0	1				
Ernie Broglio, R OBP: 0.316, SLG: 0.305 (1, 1)			0-3 K		0-0 SH1-3			0-0 F4		0	0	0	0	0	0	0				
Lindy McDaniel, R OBP: 0.333, SLG: 0.333 (2, 1)										1	0	0	0	0	1	0				
Fred Whitfield, L OBP: 0.333, SLG: 0.333 (8, PH)										1	0	0	0	0	0	0				
Ed Bauta, R OBP: 0.347, SLG: 0.359 (8, 1)										0	0	0	0	0	0	0				
Doug Clemens, L OBP: 0.347, SLG: 0.359 (9, PH)										0	0	0	0	0	0	0				
Ray Washburn, R OBP: 0.333, SLG: 0.319 (9, 1)										0	0	0	0	0	0	0				
Inning Stats	R: 0 E: 0 K: 2 S: 8	H: 1 LOB: 1 BB: 0 P: 8	R: 0 E: 0 K: 0 S: 2	H: 0 LOB: 0 BB: 1 P: 6	R: 0 E: 0 K: 2 S: 7	H: 0 LOB: 0 BB: 0 P: 7	R: 1 E: 0 K: 0 S: 5	H: 2 LOB: 2 BB: 1 P: 9	R: 0 E: 0 K: 0 S: 3	H: 0 LOB: 0 BB: 0 P: 3	R: 0 E: 1 K: 0 S: 3	H: 0 LOB: 1 BB: 0 P: 3	R: 2 E: 0 K: 1 S: 7	H: 2 LOB: 2 BB: 2 P: 15	R: 0 E: 0 K: 0 S: 3	H: 0 LOB: 0 BB: 0 P: 3	1B: 2 2B: 2 3B: 0 HR: 1	SF: 0 SAC: 1 DP: 1 HBP: 0	WP: 0 PB: 0 SB: 0 CS: 0	PA: 36
PITCHER Jack Sanford, R ERA: 3.53 (1, 1)	IP: 9.0 WLS: W BF: 36 H: 5 R: 3 ER: 3 SO: 5 BB: 5 IBB: 0 HBP: 0 BLK: 0 WP: 0 HR: 1 S: 41 P: 61 ERA: 3.00 WHIP: 1.111															PITCHER				

Batter	1	2	3	4	5	6	7	8	9	AB	R	H	RBI	BB	SO	LOB	BOTTOM			
Chuck Hiller, L OBP: 0.333, SLG: 0.312 (1, 4)	0-0 G3	4-0 2B BB			0-0 F7		0-0 3-1			3	1	0	0	1	0	0	St. Louis Cardinals @ San Francisco Giants Candlestick Park, San Francisco, CA Sun Jun 17 1962, 6:33 AM EDT Att: 40,533 - Unknown livebaseballscorecards.com			
Willie Mays, R OBP: 0.414, SLG: 0.656 (1, 8)	0-3 K	0-0 2B			0-0 FC6-4 1B			0-3 K		4	0	2	2	0	2	0				
Matty Alou, L OBP: 0.299, SLG: 0.300 (1, 7)	4-0 BB 1B	0-0 G3			0-0 F6			4-0 BB		2	1	0	0	2	0	2				
Felipe Alou, R OBP: 0.379, SLG: 0.543 (1, 9)	4-0 1B BB		0-0 F9		0-0 FC6-4 1-2			0-0 F5		3	0	0	0	1	0	2				
Willie McCovey, L OBP: 0.404, SLG: 0.645 (1, 3)	0-0 1-3 2-H 1B		0-0 6-3		0-0 F8			0-3 K		4	0	1	1	0	1	1				
Jim Davenport, R OBP: 0.386, SLG: 0.480 (1, 5)	0-0 F6		0-0 F9		0-0 K			0-0 1B HR BB		3	0	0	0	1	1	2				
Ernie Bowman, R OBP: 0.167, SLG: 0.167 (9, PR)										0	1	0	0	0	0	0				
Jose Pagan, R OBP: 0.313, SLG: 0.357 (1, 6)		0-0 F7		0-0 F9		0-0 CS 1B		0-0 1B HR		4	1	2	0	0	0	0				
Tom Haller, L OBP: 0.368, SLG: 0.471 (1, 2)		0-0 BB 2B 1B		0-3 K		0-0 CS 1-2	0-3 K		0-0 HR	4	2	2	3	0	2	0				
Jack Sanford, R OBP: 0.211, SLG: 0.222 (1, 1)		0-3 K		0-0 1-3			0-0 F8			3	0	0	0	0	1	1				
Inning Stats	R: 1 E: 0 K: 1 S: 6	H: 1 LOB: 2 BB: 2 P: 14	R: 2 E: 0 K: 1 S: 7	H: 2 LOB: 1 BB: 1 P: 11	R: 0 E: 0 K: 0 S: 3	H: 0 LOB: 0 BB: 0 P: 3	R: 0 E: 0 K: 1 S: 5	H: 0 LOB: 0 BB: 0 P: 5	R: 0 E: 0 K: 0 S: 4	H: 1 LOB: 1 BB: 0 P: 4	R: 0 E: 0 K: 1 S: 5	H: 1 LOB: 0 BB: 0 P: 5	R: 0 E: 0 K: 1 S: 7	H: 0 LOB: 1 BB: 1 P: 11	R: 3 E: 0 K: 0 S: 2	H: 2 LOB: 1 BB: 1 P: 6	1B: 5 2B: 1 3B: 0 HR: 1	SF: 0 SAC: 0 DP: 0 HBP: 0	WP: 0 PB: 0 SB: 0 CS: 1	PA: 36
PITCHER Ernie Broglio, R ERA: 3.19 (1, 1)	IP: 1.2 WLS: 11 BF: 11 H: 3 R: 3 ER: 3 SO: 2 BB: 3 IBB: 0 HBP: 0 BLK: 0 WP: 0 HR: 0 S: 23 P: 24 ERA: 0.00 WHIP: 3.600															PITCHER				
Lindy McDaniel, R ERA: 2.83 (2, 1)	5.1 WLS: 17 BF: 2 H: 0 R: 0 ER: 0 SO: 3 BB: 0 IBB: 0 HBP: 0 BLK: 0 WP: 0 HR: 0 S: 23 P: 23 ERA: 0.00 WHIP: 0.375																			
Ed Bauta, R ERA: 3.04 (8, 1)	1.0 WLS: 4 BF: 0 H: 0 R: 0 ER: 0 SO: 2 BB: 1 IBB: 0 HBP: 0 BLK: 0 WP: 0 HR: 0 S: 7 P: 11 ERA: 0.00 WHIP: 1.000																			
Ray Washburn, R ERA: 4.0 (9, 1)	0.0 WLS: L BF: 3 H: 2 R: 3 ER: 3 SO: 0 BB: 1 IBB: 0 HBP: 0 BLK: 0 WP: 0 HR: 1 S: 2 P: 6 ERA: ∞ WHIP: ∞																			

Batter	1	2	3	4	5	6	7	8	9	AB	R	H	RBI	BB	SO	LOB	TOP					
Julian Javier, R OBP: 0.295, SLG: 0.319	1-3		1B			FC3-6		K2-3		4	0	2	0	0	1	0	St. Louis Cardinals @ Los Angeles Dodgers Dodger Stadium, Los Angeles, CA Mon Jun 18 1962, 7:05 PM PDT Att: 33,477 - Unknown					
Charlie James, R OBP: 0.340, SLG: 0.383	5-3		K			FC3-6		F9		4	0	0	0	0	1	2						
Curt Flood, R OBP: 0.355, SLG: 0.430	5-3				F4		6-3		1-3	4	0	0	0	0	0	1						
Ken Boyer, R OBP: 0.377, SLG: 0.466		K			5-3		5-3		CS	4	0	1	0	0	1	0						
Stan Musial, L OBP: 0.403, SLG: 0.488					5-3		FC6-4		CS	3	0	2	0	0	0	0						
Gene Oliver, R OBP: 0.351, SLG: 0.383		F2				F3	FC6-4			3	0	0	0	0	0	2						
Bill White, L OBP: 0.352, SLG: 0.483		G3			K		5-3			3	0	0	0	0	1	2						
Julio Gotay, R OBP: 0.357, SLG: 0.358			K		5-3			K		3	0	0	0	0	2	0						
Bob Gibson, R OBP: 0.281, SLG: 0.185			K			K		K		3	0	0	0	0	3	0						
Inning Stats	R: 0 H: 0 E: 0 K: 0 S: 12	H: 0 LOB: 0 BB: 0 P: 16	R: 0 H: 1 E: 0 K: 1 S: 12	LOB: 1 BB: 0 P: 17	R: 0 H: 1 E: 0 K: 3 S: 10	LOB: 1 BB: 0 P: 17	R: 0 H: 0 E: 0 K: 0 S: 9	H: 0 LOB: 0 BB: 0 P: 13	R: 0 H: 0 E: 0 K: 1 S: 9	LOB: 0 BB: 0 P: 14	R: 0 H: 1 E: 0 K: 1 S: 8	H: 1 LOB: 1 BB: 0 P: 9	R: 0 H: 1 E: 0 K: 0 S: 7	H: 1 LOB: 1 BB: 0 P: 14	R: 0 H: 0 E: 0 K: 3 S: 10	H: 0 LOB: 0 BB: 0 P: 12	R: 0 H: 1 E: 0 K: 0 S: 6	H: 1 LOB: 0 BB: 0 P: 10	1B: 5 2B: 0 3B: 0 HR: 0	SF: 0 SAC: 0 DP: 0 HBP: 0	WP: 0 PB: 0 SB: 1 CS: 1	PA: 32
PITCHER Sandy Koufax, L ERA: 2.66	IP: 9.0 WLS: W BF: 31 H: 5 R: 0 ER: 0 SO: 9 BB: 0 IBB: 0 HBP: 0 BLK: 0 WP: 0 HR: 0 S: 83 P: 122 ERA: 0.00 WHIP: 0.556															PITCHER						

Batter	1	2	3	4	5	6	7	8	9	AB	R	H	RBI	BB	SO	LOB	BOTTOM					
Maury Wills, S OBP: 0.318, SLG: 0.331	5-3		6-3		5-3			K		3	0	0	0	1	1	0	St. Louis Cardinals @ Los Angeles Dodgers Dodger Stadium, Los Angeles, CA Mon Jun 18 1962, 7:05 PM PDT Att: 33,477 - Unknown					
Jim Gilliam, S OBP: 0.348, SLG: 0.319	K		FC4-6			F5		3-1		3	0	0	0	1	1	1						
Willie Davis, L OBP: 0.368, SLG: 0.502	5-3		FC4-6			G3		L9		4	0	0	0	0	0	2						
Ron Fairly, L OBP: 0.402, SLG: 0.497	F8				F3		4-3		F4	4	0	0	0	0	0	1						
Tommy Davis, R OBP: 0.361, SLG: 0.544		K			K		6-3		HR	4	1	1	1	0	2	0						
Wally Moon, L OBP: 0.368, SLG: 0.368	4-3				1B		6-3			3	0	2	0	0	0	0						
John Roseboro, L OBP: 0.394							1B			0	0	0	0	1	0	0						
Doug Camilli, R OBP: 0.371, SLG: 0.531					K		K			2	0	0	0	0	2	2						
Daryl Spencer, R OBP: 0.372, SLG: 0.356		F8								2	0	0	0	1	0	1						
Sandy Koufax, R OBP: 0.140, SLG: 0.167			F9			K		K		3	0	0	0	0	2	2						
Inning Stats	R: 0 H: 0 E: 0 K: 1 S: 7	H: 0 LOB: 1 BB: 1 P: 16	R: 0 H: 0 E: 0 K: 1 S: 5	LOB: 0 BB: 1 P: 10	R: 0 H: 0 E: 0 K: 0 S: 12	LOB: 1 BB: 1 P: 19	R: 0 H: 1 E: 0 K: 2 S: 13	H: 1 LOB: 0 BB: 0 P: 17	R: 0 H: 0 E: 0 K: 1 S: 9	LOB: 0 BB: 0 P: 14	R: 0 H: 0 E: 0 K: 0 S: 6	H: 0 LOB: 0 BB: 0 P: 8	R: 0 H: 1 E: 0 K: 2 S: 13	H: 1 LOB: 2 BB: 1 P: 24	R: 0 H: 0 E: 0 K: 1 S: 10	H: 0 LOB: 0 BB: 0 P: 17	R: 1 H: 1 E: 0 K: 0 S: 2	H: 1 LOB: 0 BB: 0 P: 3	1B: 2 2B: 0 3B: 0 HR: 1	SF: 0 SAC: 0 DP: 0 HBP: 0	WP: 0 PB: 0 SB: 2 CS: 0	PA: 32
PITCHER Bob Gibson, R ERA: 3.0	IP: 8.1 WLS: L BF: 32 H: 3 R: 1 ER: 1 SO: 8 BB: 3 IBB: 1 HBP: 0 BLK: 0 WP: 0 HR: 1 S: 77 P: 128 ERA: 1.08 WHIP: 0.720															PITCHER						

AB	31
R	0
H	5
RBI	0
BB	0
SO	9
LOB	7



AB	28
R	1
H	3
RBI	1
BB	4
SO	8
LOB	9



Batter	1	2	3	4	5	6	7	8	9	10	11	AB	R	H	RBI	BB	SO	LOB	TOP								
Curt Flood, R OBP: 0.360, SLG: 0.445 (1, 8)	6-3			G3 1B 2B		F6		FC3-6 BB		4-3 1B		4	1	2	0	1	0	0									
Julian Javier, R OBP: 0.292, SLG: 0.309 (1, 4)	6-3			G3			1B BB	FC3-6 1B		4-3		4	2	0	0	1	0	3									
Charlie James, R OBP: 0.352, SLG: 0.394 (1, 9)	F9			G4-6-3 1B			E 1B 1B	2-3 1B		F6		5	1	3	2	0	0	1									
Stan Musial, L OBP: 0.404, SLG: 0.485 Bobby Gene Smith, R OBP: 0.250, SLG: 0.287 (7, PR) (7, 7)		G4-3 1B		G4-6-3			G3 1B 1B	2-3			1-3	3	0	2	1	0	0	1									
Ken Boyer, R OBP: 0.379, SLG: 0.465 (1, 5)		G4-3				F8					1-3	5	1	2	1	0	1	2									
Gene Oliver, R OBP: 0.346, SLG: 0.384 Jimmie Schaffer, R OBP: 0.333, SLG: 0.316 (9, 2)		5-3				5-3		K				4	0	0	0	0	2	2									
Bill White, L OBP: 0.348, SLG: 0.473 (1, 3)				K		6-3		G3				5	0	1	1	0	2	2									
Julio Gotay, R OBP: 0.352, SLG: 0.349 Dal Maxvill, R (9, 6)				1-3		6-3						3	0	0	0	1	0	0									
Ray Sadecki, L OBP: 0.333, SLG: 0.333 Ed Bauta, R OBP: 0.333, SLG: 0.333 Bobby Shantz, R (8, 1)				F8		6-3		F3				3	0	0	0	0	0	3									
Inning Stats	R: 0 E: 0 K: 0 S: 8	H: 0 LOB: 0 BB: 0 P: 10	R: 0 E: 1 K: 0 S: 5	H: 1 LOB: 0 BB: 0 P: 6	R: 0 E: 0 K: 1 S: 7	H: 0 LOB: 0 BB: 0 P: 9	R: 1 E: 0 K: 0 S: 7	H: 2 LOB: 0 BB: 0 P: 12	R: 0 E: 0 K: 0 S: 6	H: 0 LOB: 0 BB: 0 P: 9	R: 2 E: 1 K: 1 S: 17	H: 3 LOB: 3 BB: 2 P: 33	R: 1 E: 0 K: 1 S: 11	H: 1 LOB: 1 BB: 1 P: 22	R: 0 E: 0 K: 2 S: 8	H: 0 LOB: 0 BB: 0 P: 16	R: 0 E: 0 K: 0 S: 6	H: 1 LOB: 1 BB: 0 P: 8	R: 1 E: 0 K: 0 S: 6	H: 3 LOB: 1 BB: 0 P: 8	1B: 10 2B: 1 3B: 0 HR: 0	SF: 0 SAC: 0 DP: 3 HBP: 0	WP: 0 PB: 0 SB: 0 CS: 0	PA: 44			
PITCHER	IP ERA WLS BF H R ER SO BB IBB HBP BLK WP HR S P ERA WHIP	6.0 4.90 2.0 10 2 1 1 2 1 1 0 0 0 0 22 45 4.50 1.500	3.0 L 12 4 1 1 2 0 0 0 0 0 0 20 32 3.00 1.333																								

St. Louis Cardinals @ Los Angeles Dodgers
Dodger Stadium, Los Angeles, CA
Wed Jun 20 1962, 7:05 PM PDT
Att: 34,441 - Unknown

livebaseballscores.com

AB 41
R 5
H 11
RBI 5
BB 3
SO 5
LOB 17



Batter	1	2	3	4	5	6	7	8	9	10	11	AB	R	H	RBI	BB	SO	LOB	BOTTOM			
Maury Wills, S OBP: 0.317, SLG: 0.330 (1, 6)	L4				5-3			F7			F8	6	0	1	0	0	0	3				
Jim Gilliam, S OBP: 0.365, SLG: 0.324 (9, 5)	5-3			L7								5	0	3	0	1	0	1				
Lee Walls, R OBP: 0.289, SLG: 0.234 (9, 9)	6-3			K								6	0	0	0	0	1	4				
Tommy Davis, R OBP: 0.353, SLG: 0.530 (9, 7)		4-3				F7						5	0	1	0	0	1	1				
Frank Howard, R OBP: 0.385, SLG: 0.372 Willie Davis, L OBP: 0.369, SLG: 0.498 (8, PR) (9, 8)		5-3			4-3 WP 1B BB							3	1	2	0	1	0	0				
Ron Fairly, L OBP: 0.598, SLG: 0.482 (1, 3)				4-3								3	0	0	0	2	0	4				
Daryl Spencer, R OBP: 0.385, SLG: 0.372 Wally Moon, L OBP: 0.365, SLG: 0.364 Larry Burditt, R OBP: 0.304, SLG: 0.399 (8, PH) (9, 4)		E4 BB										3	1	2	1	0	0	1				
Norm Sherry, R OBP: 0.273, SLG: 0.333 (1, 2)												1	0	0	0	0	3					
Johnny Podres, L ERA: 5.82 Ed Bauta, R ERA: 3.04 Bobby Shantz, L ERA: 1.42 (8, 1)				4-3								2	0	0	0	0	0	0				
Inning Stats	R: 0 E: 0 K: 0 S: 4	H: 0 LOB: 2 BB: 1 P: 15	R: 0 E: 1 K: 0 S: 7	H: 0 LOB: 1 BB: 0 P: 16	R: 1 E: 0 K: 1 S: 10	H: 1 LOB: 1 BB: 1 P: 20	R: 0 E: 0 K: 0 S: 7	H: 1 LOB: 1 BB: 0 P: 8	R: 2 E: 0 K: 0 S: 10	H: 2 LOB: 1 BB: 2 P: 21	R: 1 E: 0 K: 1 S: 10	H: 2 LOB: 3 BB: 2 P: 21	R: 0 E: 0 K: 1 S: 12	H: 2 LOB: 2 BB: 0 P: 17	R: 0 E: 0 K: 3 S: 9	H: 0 LOB: 0 BB: 0 P: 13	R: 0 E: 0 K: 0 S: 5	H: 1 LOB: 0 BB: 0 P: 8	1B: 9 2B: 1 3B: 0 HR: 1	SF: 0 SAC: 0 DP: 1 HBP: 0	WP: 1 PB: 0 SB: 1 CS: 0	PA: 48
PITCHER	IP ERA WLS BF H R ER SO BB IBB HBP BLK WP HR S P ERA WHIP	7.0 5.82 0.0 31 7 4 0 2 3 0 0 0 1 1 59 100 5.14 1.429	4.0 W 15 3 0 0 5 1 0 0 0 0 0 0 33 50 0.00 1.000																			

St. Louis Cardinals @ Los Angeles Dodgers
Dodger Stadium, Los Angeles, CA
Wed Jun 20 1962, 7:05 PM PDT
Att: 34,441 - Unknown

livebaseballscores.com

AB 43
R 4
H 11
RBI 4
BB 5
SO 7
LOB 23



Batter	1	2	3	4	5	6	7	8	9	AB	R	H	RBI	BB	SO	LOB	TOP								
Curt Flood, R OBP: 0.361, SLG: 0.444 (1, 8)	0-0 6-3	0-0 FC6-2 1B		0-0 1B	0-0 1B	0-0 WP 2B			0-0 P4	5	2	2	0	0	0	3									
Julian Javier, R OBP: 0.295, SLG: 0.315 (1, 4)	0-0 6-3	0-0 1B		0-0 F8		0-0 1B			0-0 P4	5	0	2	2	0	0	1									
Bill White, L OBP: 0.345, SLG: 0.465 (1, 9)	0-3 K	0-0 F3		0-0 F8			0-0 3-1		4-0 BB	4	0	0	0	1	1	4									
Stan Musial, L OBP: 0.411, SLG: 0.509 (1, 7)					0-0 FC3-6 1B				0-0 F9	4	1	3	3	0	0	0									
Bobby Gene Smith, R OBP: 0.247, SLG: 0.263 (7, 7)										1	0	0	0	0	0	1									
Ken Boyer, R OBP: 0.377, SLG: 0.460 (1, 5)					0-3 K				0-0 E6	3	1	0	0	1	1	3									
Fred Whitfield, L OBP: 0.356, SLG: 0.512 (1, 3)				0-0 1-3 1B	0-0 1-3 1B		0-0 FC3-6 1-2		0-0 F8	4	1	1	0	0	0	2									
Carl Sawatski, L OBP: 0.413, SLG: 0.513 (1, 2)				4-0 1B	0-0 L4		0-0 4-3		0-0 P5	3	0	0	0	1	0	1									
Dal Maxvill, R OBP: 0.111, SLG: 0.111 (1, 6)				0-0 FC6-2 1B	0-0 F7		0-0 5-3		0-0 F7	4	1	1	1	0	0	0									
Larry Jackson, R OBP: 0.302, SLG: 0.289 (1, 1)				0-0 1B			0-0 6-3		0-0 4-3	4	1	1	1	0	0	0									
Lindy McDaniel, R (9, 1)				0-0 1B	0-0 FC6-2 1B		0-0 6-3		0-0 4-3	0	0	0	0	0	0	0									
Inning Stats	R: 0 E: 0 K: 1 S: 5	H: 0 LOB: 0 BB: 0 P: 5	R: 6 E: 0 K: 0 S: 9	H: 6 LOB: 2 BB: 2 P: 17	R: 0 E: 0 K: 0 S: 3	H: 0 LOB: 0 BB: 0 P: 3	R: 0 E: 0 K: 0 S: 4	H: 1 LOB: 1 BB: 0 P: 4	R: 0 E: 0 K: 1 S: 6	H: 1 LOB: 1 BB: 0 P: 6	R: 1 E: 0 K: 0 S: 4	H: 2 LOB: 1 BB: 0 P: 4	R: 0 E: 1 K: 0 S: 4	H: 0 LOB: 1 BB: 0 P: 4	R: 0 E: 0 K: 0 S: 3	H: 0 LOB: 0 BB: 0 P: 3	R: 0 E: 0 K: 0 S: 3	H: 0 LOB: 1 BB: 1 P: 7	1B: 8 2B: 1 3B: 0 HR: 1	SF: 0 SAC: 0 DP: 0 HBP: 0	WP: 1 PB: 0 SB: 1 CS: 0	PA: 40			
PITCHER	IP	WLS	BF	H	R	ER	SO	BB	IBB	HBP	BLK	WP	HR	S	P	ERA	WHIP								
Paul Brown, R ERA: 5.79 (1, 1)	1.0	L	9	4	6	6	1	2	0	0	0	0	1	9	17	54.00	6.000								
Dallas Green, R ERA: 4.03 (2, 1)	6.0		24	6	1	1	1	0	0	0	0	1	0	26	26	1.50	1.000								
Jack Hamilton, R ERA: 5.61 (8, 1)	2.0		7	0	0	0	0	1	0	0	0	0	0	6	10	0.00	0.500								

St. Louis Cardinals @ Philadelphia Phillies
 Connie Mack Stadium, Philadelphia, PA
 Fri Jun 22 1962, 7:05 PM EDT
 Unknown

AB 37
 R 7
 H 10
 RBI 7
 BB 3
 SO 2
 LOB 15



Batter	1	2	3	4	5	6	7	8	9	AB	R	H	RBI	BB	SO	LOB	BOTTOM								
Tony Taylor, R OBP: 0.365, SLG: 0.393 (1, 4)	0-0 1-3		0-0 G4-6-3 1B		0-3 K			0-0 F3	0-0 FC5	5	0	1	0	0	1	3									
Johnny Callison, L OBP: 0.389, SLG: 0.522 (1, 9)	0-0 F9		0-0 G4-6-3		0-3 K2-3		0-0 5-3		0-0 2-3	4	0	0	0	0	1	1									
Tony Gonzalez, L OBP: 0.392, SLG: 0.517 (1, 8)	0-0 3B			0-0 6-3		0-0 G3		0-0 HR		4	2	2	1	0	0	0									
Roy Sievers, R OBP: 0.332, SLG: 0.389 (1, 3)	0-0 1-H			0-3 K		0-0 F8		0-0 6-3		4	0	1	1	0	1	0									
Wes Covington, L OBP: 0.321, SLG: 0.430 (1, 7)	0-0 4-3			0-0 1B		0-0 E		0-0 1B	0-0 1B	4	1	3	0	0	0	1									
Don Demeter, R OBP: 0.345, SLG: 0.488 (1, 5)		0-0 G6-4-3 1B		0-0 P4		0-0 E6		0-0 F8		4	0	1	0	0	0	3									
Sammy White, R OBP: 0.211, SLG: 0.333 (1, 2)					4-0 4-3 BB		1-0 G4-3 HBP		0-0 FC5	1	0	0	0	0	0	1									
Clay Dalrymple, L OBP: 0.441, SLG: 0.438 (5, PH) (6, 2)							1-2 HBP		1-3 1B	1	0	1	0	1	0	0									
Bobby Wine, R OBP: 0.245, SLG: 0.302 (1, 6)					0-0 1-3		0-0 4-3		0-0 1B	1	0	0	0	0	0	0									
Billy Klaus, L OBP: 0.287, SLG: 0.268 (5, PH) (6, 6)							1-2		1-2 1B	3	0	1	1	0	0	4									
Paul Brown, R OBP: 0.300, SLG: 0.333 (1, 1)					0-3 K		0-0 G4-3		0-0 P4	0	0	0	0	0	0	0									
Dallas Green, L OBP: 0.273, SLG: 0.111 (2, 1)										2	0	0	0	0	1	1									
Frank Torre, L OBP: 0.410, SLG: 0.371 (7, PH)										1	0	0	0	0	0	3									
Jack Hamilton, R OBP: 0.143, SLG: 0.077 (8, 1)										0	0	0	0	0	0	0									
Ted Savage, R OBP: 0.371, SLG: 0.414 (9, PH)										1	0	0	0	0	0	2									
Inning Stats	R: 1 E: 0 K: 0 S: 5	H: 2 LOB: 1 BB: 0 P: 5	R: 0 E: 0 K: 0 S: 3	H: 1 LOB: 0 BB: 0 P: 3	R: 0 E: 0 K: 0 S: 3	H: 1 LOB: 0 BB: 0 P: 3	R: 0 E: 0 K: 1 S: 6	H: 1 LOB: 1 BB: 0 P: 6	R: 0 E: 0 K: 2 S: 7	H: 0 LOB: 1 BB: 1 P: 11	R: 0 E: 0 K: 1 S: 5	H: 0 LOB: 0 BB: 0 P: 5	R: 0 E: 1 K: 0 S: 4	H: 1 LOB: 2 BB: 0 P: 5	R: 1 E: 0 K: 0 S: 4	H: 1 LOB: 0 BB: 0 P: 4	R: 0 E: 0 K: 0 S: 6	H: 3 LOB: 2 BB: 0 P: 6	1B: 7 2B: 1 3B: 1 HR: 1	SF: 0 SAC: 0 DP: 3 HBP: 1	WP: 0 PB: 1 SB: 0 CS: 0	PA: 37			
PITCHER	IP	WLS	BF	H	R	ER	SO	BB	IBB	HBP	BLK	WP	HR	S	P	ERA	WHIP								
Larry Jackson, R ERA: 4.34 (1, 1)	8.1	W	35	10	3	3	4	1	0	1	0	0	1	41	46	3.24	1.320								
Lindy McDaniel, R ERA: 2.69 (9, 1)	0.2	S	2	0	0	0	0	0	0	0	0	0	0	2	2	0.00	0.000								

St. Louis Cardinals @ Philadelphia Phillies
 Connie Mack Stadium, Philadelphia, PA
 Fri Jun 22 1962, 7:05 PM EDT
 Unknown


AB 35
 R 3
 H 10
 RBI 3
 BB 1
 SO 4
 LOB 19



Batter	1	2	3	4	5	6	7	8	9	AB	R	H	RBI	BB	SO	LOB	TOP			
Curt Flood, R OBP: 0.362, SLG: 0.444 (1, 8)	L9		6-3		WP BB 1B		1B		6-3	5	0	2	0	0	0	1				
Julian Javier, R OBP: 0.302, SLG: 0.317 (1, 4)	6-3				WP BB 1-2			G3 1B		2	0	1	0	2	0	0				
Bill White, L OBP: 0.340, SLG: 0.458 (1, 3)	F8		F2		5-3			G3		4	0	0	0	0	0	4				
Fred Whitfield, L OBP: 0.356, SLG: 0.512 (8, 3)					1-2 2-3			1-2		0	0	0	0	0	0	0				
Stan Musial, L OBP: 0.410, SLG: 0.506 (1, 7)		6-3			FC5-4 1B			P4		3	0	1	0	0	1	0				
Doug Clemens, L OBP: 0.340, SLG: 0.253 (6, 7)								1B		1	0	0	0	0	0	1				
Ken Boyer, R OBP: 0.375, SLG: 0.456 (1, 5)		4-3			L9			6-3		4	0	1	0	0	0	2				
Charlie James, R OBP: 0.333, SLG: 0.379 (1, 9)					F5			P5		4	0	0	0	0	0	2				
Gene Oliver, R OBP: 0.344, SLG: 0.401 (1, 2)					P6	FC5-4 1-2		F8		4	1	1	1	0	0	2				
Dal Maxvill, R OBP: 0.154, SLG: 0.154 (1, 6)					HR 1B			5-3		4	1	1	0	0	0	0				
Ernie Broglio, R OBP: 0.150, SLG: 0.105 (1, 1)								5-3		0	0	0	0	0	0	0				
Don Ferrarese, R OBP: 0.697, SLG: 1.667 (2, 1)								L3		1	0	0	0	0	0	0				
Ed Bauta, R OBP: 0.250, SLG: 0.250 (6, 1)										1	0	0	0	0	0	0				
Red Schoendienst, S OBP: 0.411, SLG: 0.493 (9, PH)					1-H HR					1	0	1	0	0	0	0				
Inning Stats	R: 0 E: 0 K: 0 S: 3	H: 0 LOB: 0 BB: 0 P: 3	R: 0 E: 0 K: 0 S: 3	H: 0 LOB: 0 BB: 0 P: 3	R: 2 E: 0 K: 0 S: 5	H: 2 LOB: 1 BB: 1 P: 9	R: 0 E: 0 K: 0 S: 4	H: 1 LOB: 2 BB: 0 P: 4	R: 0 E: 0 K: 1 S: 6	H: 1 LOB: 1 BB: 0 P: 6	R: 0 E: 0 K: 0 S: 3	H: 1 LOB: 1 BB: 0 P: 3	R: 0 E: 0 K: 0 S: 4	H: 1 LOB: 1 BB: 0 P: 4	R: 1 E: 0 K: 0 S: 5	H: 2 LOB: 1 BB: 0 P: 5	1B: 7 2B: 0 3B: 0 HR: 2	SF: 0 SAC: 0 DP: 0 HBP: 0	WP: 1 PB: 0 SB: 0 CS: 0	PA: 37
PITCHER Jim Owens, R ERA: 6.18 (1, 1)	IP: 9.0 WLS: W BF: 37 H: 9 R: 3 ER: 3 SO: 2 BB: 2 IBB: 0 HBP: 0 BLK: 0 WP: 1 HR: 2 S: 39 P: 47 ERA: 3.00 WHIP: 1.222															PITCHER				

St. Louis Cardinals @ Philadelphia Phillies
 Connie Mack Stadium, Philadelphia, PA
 Fri Jun 22 1962, 7:05 PM EDT
 Att: 27,069 - Unknown


AB 33
 R 3
 H 8
 RBI 1
 BB 2
 SO 1
 LOB 12



Batter	1	2	3	4	5	6	7	8	9	AB	R	H	RBI	BB	SO	LOB	BOTTOM			
Tony Taylor, R OBP: 0.362, SLG: 0.387 (1, 4)	BB BB 2B	F8	L8		F8		K			4	1	0	0	1	1	3				
Johnny Callison, L OBP: 0.393, SLG: 0.520 (1, 9)	BB BB 2B	HR		SH1-3 2B	K		1-3			3	3	1	0	2	1	1				
Tony Gonzalez, L OBP: 0.390, SLG: 0.510 (1, 8)	F7	HR		SH1-3	G3		G3			3	1	0	0	1	0	3				
Roy Sievers, R OBP: 0.338, SLG: 0.413 (1, 3)	F7									4	2	2	4	1	0	2				
Dallas Green, L OBP: 0.273, SLG: 0.111 (8, PR)		HR								0	1	0	0	0	0	0				
Frank Torre, L OBP: 0.410, SLG: 0.371 (9, 3)		HR								0	0	0	0	0	0	0				
Wes Covington, L OBP: 0.324, SLG: 0.426 (1, 7)	2B									1	0	0	0	1	1	0				
Ted Savage, R OBP: 0.376, SLG: 0.422 (4, PH)	2B									2	2	1	1	1	1	1				
Don Demeter, R OBP: 0.395, SLG: 0.522 (1, 5)										4	1	4	5	0	0	0				
Clay Dalrymple, L OBP: 0.345, SLG: 0.432 (1, 2)										2	0	0	0	3	0	2				
Bobby Wine, R OBP: 0.235, SLG: 0.291 (1, 6)	F7									4	0	0	1	0	0	7				
Jim Owens, R OBP: 0.200, SLG: 0.111 (1, 1)										2	0	0	0	1	2	2				
Inning Stats	R: 2 E: 0 K: 0 S: 4	H: 1 LOB: 3 BB: 4 P: 20	R: 3 E: 0 K: 2 S: 8	H: 1 LOB: 2 BB: 2 P: 16	R: 0 E: 0 K: 0 S: 4	H: 1 LOB: 2 BB: 1 P: 8	R: 3 E: 0 K: 0 S: 7	H: 4 LOB: 1 BB: 0 P: 7	R: 0 E: 0 K: 1 S: 5	H: 0 LOB: 2 BB: 1 P: 9	R: 1 E: 0 K: 1 S: 5	H: 0 LOB: 2 BB: 2 P: 14	R: 0 E: 0 K: 1 S: 5	H: 0 LOB: 0 BB: 0 P: 5	R: 2 E: 0 K: 1 S: 6	H: 1 LOB: 1 BB: 1 P: 10	1B: 2 2B: 4 3B: 0 HR: 2	SF: 1 SAC: 2 DP: 0 HBP: 1	WP: 2 PB: 0 SB: 0 CS: 0	PA: 44
PITCHER Ernie Broglio, R ERA: 3.76 (1, 1)	IP: 1.2 WLS: L BF: 13 H: 2 R: 5 ER: 5 SO: 1 BB: 5 IBB: 0 HBP: 0 BLK: 0 WP: 0 HR: 1 S: 9 P: 33 ERA: 27.00 WHIP: 4.200															PITCHER				
Don Ferrarese, L ERA: 4.13 (2, 1)	3.2	21	5	4	4	2	4	0	1	0	2	0	20	37	9.82	2.455				
Ed Bauta, R ERA: 3.38 (6, 1)	2.2	10	1	2	2	3	1	0	0	0	0	1	15	19	6.75	0.750				

St. Louis Cardinals @ Philadelphia Phillies
 Connie Mack Stadium, Philadelphia, PA
 Fri Jun 22 1962, 7:05 PM EDT
 Att: 27,069 - Unknown

AB 29
 R 11
 H 8
 RBI 11
 BB 11
 SO 6
 LOB 21



Batter	1	2	3	4	5	6	7	8	9	AB	R	H	RBI	BB	SO	LOB	TOP			
Curt Flood, R OBP: 0.365, SLG: 0.447 (1, 8)	0-0 SH3 WP 1B		0-3 K		0-0 F9 BB 1B		0-0 5-3		0-0 F9	5	0	2	0	0	1	1				
Julian Javier, R OBP: 0.305, SLG: 0.314 (1, 4)	4-0 SH3 BB		0-0 6-3		4-0 BB 1-2 BB		0-0 G1-4-3 1B			2	0	1	0	2	0	0				
Charlie James, R OBP: 0.342, SLG: 0.396 (1, 9)	0-0 SH3		0-0 3B		0-0 F9 2-3		0-0 G1-4-3			3	0	1	0	0	0	3				
Ken Boyer, R OBP: 0.371, SLG: 0.458 (1, 5)	4-0 FC5-4 IBB		0-3 K		0-0 F8				0-0 E5 G6-4-3	3	0	0	0	1	1	3				
Gene Oliver, R OBP: 0.360, SLG: 0.404 (1, 3)	0-0 P4			4-0 F9 6-3 BB		4-0 1B G6-4-3 BB		0-0 G6-4-3	2	1	0	0	2	0	4					
Bobby Gene Smith, R OBP: 0.269, SLG: 0.298 (1, 7)	0-0 FC5-4			0-0 6-3		0-0 G6-4-3 1B		0-3 K	3	3	0	1	0	0	0	4				
Bobby Shantz, R (6, 1)	1-2 1-2			1-2 1-2		1-3 1-3				1	0	0	0	0	1	0				
Jimmie Schaffer, R OBP: 0.357, SLG: 0.292 (1, 2)		0-0 F8		0-0 F9		0-0 G6-4-3			0-0 WP 1B	4	0	1	0	0	0	2	AB 31			
Julio Gotay, R OBP: 0.347, SLG: 0.344 (1, 6)		0-0 5-3		0-0 5-3		0-0 FC5-4 1B			0-0 6-3	2	0	0	0	0	0	1	R 1			
Stan Mustaj, L OBP: 0.411, SLG: 0.506 (6, PH)									1-2 1-2	2	0	1	0	0	0	1	H 7			
Ray Sadecki, L OBP: 0.115, SLG: 0.231 (1, 1)		0-0 3-1				0-3 K			0-0 1-3	2	0	0	0	0	1	0	RBI 0			
Dal Maxwell, R OBP: 0.143, SLG: 0.143 (6, PH)						0-0 FC5-4				1	0	0	0	0	0	1	BB 5			
Red Schoendienst, S OBP: 0.405, SLG: 0.486 (9, PH)						1-2 1-2				1	0	0	0	0	0	1	SO 4			
Inning Stats	R: 0 E: 0 K: 0 S: 4	H: 1 LOB: 3 BB: 2 P: 12	R: 0 E: 0 K: 0 S: 3	H: 0 LOB: 0 BB: 0 P: 3	R: 0 E: 0 K: 2 S: 8	H: 1 LOB: 1 BB: 0 P: 8	R: 0 E: 0 K: 0 S: 3	H: 0 LOB: 1 BB: 1 P: 7	R: 0 E: 0 K: 1 S: 6	H: 1 LOB: 2 BB: 1 P: 10	R: 0 E: 0 K: 0 S: 3	H: 1 LOB: 0 BB: 0 P: 3	R: 0 E: 1 K: 1 S: 5	H: 0 LOB: 0 BB: 0 P: 5	R: 0 E: 0 K: 0 S: 4	H: 1 LOB: 1 BB: 0 P: 4	1B: 6 2B: 0 3B: 1 HR: 0	SF: 0 SAC: 1 DP: 3 HBP: 0	WP: 2 PB: 0 SB: 0 CS: 0	PA: 37
PITCHER Chris Short, L ERA: 3.34 (1, 1)	IP: 9.0 WLS: W BF: 37 H: 7 R: 1 ER: 1 SO: 4 BB: 4 IBB: 1 HBP: 0 BLK: 0 WP: 2 HR: 0 S: 40 P: 60 ERA: 1.00 WHIP: 1.222																			

St. Louis Cardinals @ Philadelphia Phillies
 Connie Mack Stadium, Philadelphia, PA
 Sun Jun 24 1962, 3:33 AM EDT
 Unknown

AB 31
 R 1
 H 7
 RBI 0
 BB 5
 SO 4
 LOB 21



Batter	1	2	3	4	5	6	7	8	9	AB	R	H	RBI	BB	SO	LOB	BOTTOM			
Tony Taylor, R OBP: 0.366, SLG: 0.388 (1, 4)	4-0 SH1-3 E BB		0-0 FC1-6 1B		0-0 5-3			0-0 L7		3	1	1	0	1	0	0				
Johnny Callison, L OBP: 0.383, SLG: 0.506 (1, 9)	0-0 SH1-3		0-0 FC1-6 G4-3			0-0 G3		0-0 L7		3	0	0	0	0	0	1				
Ted Savage, R OBP: 0.376, SLG: 0.420 (1, 7)	0-0 E1 CS 2-H 1B		0-0 G4-3			0-3 K				3	0	1	0	0	1	1				
Roy Sievers, R OBP: 0.332, SLG: 0.400 (1, 3)	4-0 HR BB			0-0 6-3		0-0 5-3				2	1	0	0	1	0	0				
Don Demeter, R OBP: 0.358, SLG: 0.531 (1, 5)	0-0 HR			0-0 E5 F7			0-0 P6			3	1	1	2	0	0	0				
Tony Gonzalez, L OBP: 0.387, SLG: 0.502 (1, 8)	0-0 4-3			0-0 F7 1-2			0-0 F8			3	0	0	0	0	0	1				
Bob Oldis, R OBP: 0.294, SLG: 0.143 (1, 2)		0-0 G3		0-0 F9			4-0 BB			2	0	0	0	1	0	1	AB 25			
Bobby Wine, R OBP: 0.231, SLG: 0.284 (1, 6)		0-0 4-3			0-0 F8		0-0 F7			3	0	0	0	0	0	1	R 3			
Chris Short, R OBP: 0.143, SLG: 0.231 (1, 1)		0-0 F9			0-0 F9			0-0 4-3		3	0	0	0	0	0	0	H 3			
Inning Stats	R: 3 E: 1 K: 0 S: 4	H: 2 LOB: 0 BB: 2 P: 12	R: 0 E: 0 K: 0 S: 3	H: 0 LOB: 0 BB: 0 P: 3	R: 0 E: 1 K: 0 S: 4	H: 0 LOB: 1 BB: 0 P: 4	R: 0 E: 0 K: 0 S: 3	H: 0 LOB: 0 BB: 0 P: 3	R: 0 E: 0 K: 1 S: 5	H: 0 LOB: 0 BB: 1 P: 5	R: 0 E: 0 K: 0 S: 3	H: 0 LOB: 0 BB: 0 P: 3	R: 0 E: 0 K: 0 S: 3	H: 0 LOB: 0 BB: 0 P: 3	R: 0 E: 0 K: 0 S: 3	H: 0 LOB: 0 BB: 0 P: 3	1B: 2 2B: 0 3B: 0 HR: 1	SF: 0 SAC: 1 DP: 1 HBP: 0	WP: 0 PB: 0 SB: 0 CS: 1	PA: 29
PITCHER Ray Sadecki, L ERA: 5.79 (1, 1)	IP: 5.0 WLS: L BF: 19 H: 3 R: 3 ER: 3 SO: 3 BB: 2 IBB: 0 HBP: 0 BLK: 0 WP: 0 HR: 1 S: 17 P: 25 ERA: 5.40 WHIP: 1.000																			
Bobby Shantz, L ERA: 1.33 (6, 1)	IP: 3.0 WLS: L BF: 10 H: 0 R: 0 ER: 0 SO: 1 BB: 1 IBB: 0 HBP: 0 BLK: 0 WP: 0 HR: 0 S: 11 P: 15 ERA: 0.00 WHIP: 0.333																			

St. Louis Cardinals @ Philadelphia Phillies
 Connie Mack Stadium, Philadelphia, PA
 Sun Jun 24 1962, 3:33 AM EDT
 Unknown

AB 25
 R 3
 H 3
 RBI 2
 BB 3
 SO 1
 LOB 5



Batter	1	2	3	4	5	6	7	8	9	AB	R	H	RBI	BB	SO	LOB	TOP							
Julian Javier, R OBP: 0.312, SLG: 0.325 (1, 4)	5-3			WP 4-3 BLK 1B	1B	5-3			PB S 1B	5	2	3	0	0	0	2								
Bill White, L OBP: 0.344, SLG: 0.463 (1, 3)	4-3			4-3 1-H	1B				G6-4-3 BB	4	1	2	3	1	0	0								
Curt Flood, R OBP: 0.358, SLG: 0.438 (1, 8)	K			5-3	1B				F9 1-2	5	0	1	1	0	1	2								
Stan Musial, L OBP: 0.405, SLG: 0.500 (1, 7)		6-3		1B 1B	L6				6-3	4	0	1	0	0	0	2								
Ken Boyer, R OBP: 0.374, SLG: 0.459 (1, 5)	6-3			1-2 1B					K	4	1	2	0	0	1	0								
Carl Sawatski, L OBP: 0.411, SLG: 0.525 Bob Gibson, R OBP: 0.297, SLG: 0.219 Jimmie Schaffer, R OBP: 0.333, SLG: 0.289 (6, PR)	4-3			4-3					F5	3	0	1	1	0	0	2								
Charlie James, R OBP: 0.344, SLG: 0.412 (1, 9)									K	4	0	0	0	0	2	1								
Julio Gotay, R OBP: 0.344, SLG: 0.341 (1, 6)				K	1B SH3-4 1B				P6	4	1	1	0	0	1	0								
Ray Washburn, R OBP: 0.308, SLG: 0.292 Lindy McDaniel, R (6, 1)				K	SH3-4				K	2	0	0	0	0	1	2								
Inning Stats	R: 0 E: 0 K: 1 S: 5	H: 0 LOB: 0 BB: 0 P: 5	R: 0 E: 0 K: 0 S: 3	H: 0 LOB: 0 BB: 0 P: 3	R: 0 E: 0 K: 2 S: 7	H: 0 LOB: 0 BB: 0 P: 7	R: 1 E: 0 K: 0 S: 6	H: 3 LOB: 2 BB: 0 P: 6	R: 2 E: 0 K: 0 S: 7	H: 4 LOB: 2 BB: 0 P: 7	R: 2 E: 1 K: 1 S: 8	H: 2 LOB: 2 BB: 0 P: 8	R: 1 E: 0 K: 1 S: 6	H: 1 LOB: 0 BB: 0 P: 6	R: 0 E: 0 K: 1 S: 5	H: 0 LOB: 0 BB: 0 P: 5	R: 0 E: 0 K: 1 S: 5	H: 1 LOB: 1 BB: 1 P: 9	1B: 8 2B: 1 3B: 1 HR: 1	SF: 0 SAC: 1 DP: 1 HBP: 0	WP: 2 PB: 1 SB: 1 CS: 0	PA: 39		
PITCHER	IP	WLS	BF	H	R	ER	SO	BB	IBB	HBP	BLK	WP	HR	S	P	ERA	WHIP							
Glen Hobbie, R ERA: 5.4 (1, 1)	6.0	L	28	9	5	5	4	0	0	0	1	2	0	36	36	7.50	1.500							
Barney Schultz, R ERA: 4.94 (7, 1)	2.0		7	1	1	1	2	0	0	0	0	0	1	11	11	4.50	0.500							
Dave Gerard, R ERA: 3.22 (9, 1)	1.0		4	1	0	0	1	1	0	0	0	0	0	5	9	0.00	2.000							

St. Louis Cardinals @ Chicago Cubs
Wrigley Field, Chicago, IL
Mon Jun 25 1962, 3:33 AM CDT
Att: 9,881 - Unknown

AB 37
R 6
H 11
RBI 5
BB 1
SO 7
LOB 11



Batter	1	2	3	4	5	6	7	8	9	AB	R	H	RBI	BB	SO	LOB	BOTTOM							
Lou Brock, L OBP: 0.315, SLG: 0.447 (1, 8)	F9		FC1-6 1B 14 HR	G3		FC6-4 FC6-4			6-3	5	1	0	1	0	0	4								
Ken Hubbs, R OBP: 0.290, SLG: 0.351 (1, 4)	K		14 HR 1B			FC6-4			1B	5	1	2	0	0	2	1								
Billy Williams, L OBP: 0.398, SLG: 0.559 (1, 7)	F8		K			F2			F9	5	0	0	0	0	1	3								
14 Ernie Banks, R OBP: 0.310, SLG: 0.544 (1, 3)		1-3	1-H 3-H HR			E5 1B			6-3	5	1	2	3	0	0	1								
Ron Santo, R OBP: 0.329, SLG: 0.422 (1, 5)		1B S BB	G3			P6			1B	3	0	1	0	1	0	1								
George Altman, L OBP: 0.401, SLG: 0.538 (1, 9)		1B S		G3 2B		F8			4-3	4	0	2	0	0	0	3								
Andre Rodgers, R OBP: 0.358, SLG: 0.431 (1, 6)		K		G3		1B FC6-4 1B			1-3	4	1	1	0	0	1	3								
Moe Thacker, R OBP: 0.314, SLG: 0.290 (1, 2)		K				K			K	3	0	0	0	1	3	3								
Glen Hobbie, R OBP: 0.207, SLG: 0.148 Bob Will, L OBP: 0.339, SLG: 0.392 Barney Schultz, R (6, PH)				E6 FC1-6		K			6-3	2	0	0	0	0	1	2								
Don Landrum, L OBP: 0.429, SLG: 0.319 Dave Gerard, R OBP: 0.400, SLG: 0.250 (8, PH)						1B FC6-4 1B				1	0	1	0	0	0	0								
Inning Stats	R: 0 E: 0 K: 1 S: 5	H: 0 LOB: 0 BB: 0 P: 5	R: 0 E: 0 K: 2 S: 8	H: 1 LOB: 2 BB: 1 P: 12	R: 3 E: 1 K: 1 S: 8	H: 2 LOB: 0 BB: 0 P: 8	R: 0 E: 0 K: 1 S: 6	H: 1 LOB: 2 BB: 1 P: 10	R: 0 E: 0 K: 1 S: 7	H: 1 LOB: 1 BB: 0 P: 7	R: 1 E: 0 K: 1 S: 7	H: 2 LOB: 1 BB: 0 P: 7	R: 0 E: 0 K: 0 S: 4	H: 1 LOB: 1 BB: 0 P: 4	R: 0 E: 0 K: 1 S: 5	H: 0 LOB: 0 BB: 0 P: 5	R: 0 E: 0 K: 0 S: 4	H: 1 LOB: 1 BB: 0 P: 4	1B: 7 2B: 1 3B: 0 HR: 1	SF: 0 SAC: 0 DP: 0 HBP: 0	WP: 0 PB: 0 SB: 2 CS: 0	PA: 40		
PITCHER	IP	WLS	BF	H	R	ER	SO	BB	IBB	HBP	BLK	WP	HR	S	P	ERA	WHIP							
Ray Washburn, R ERA: 3.82 (1, 1)	5.1	W	27	7	4	1	7	2	0	0	0	0	1	39	47	1.69	1.688							
Lindy McDaniel, R ERA: 2.37 (6, 1)	3.2	S	13	2	0	0	1	0	0	0	0	0	0	15	15	0.00	0.545							

St. Louis Cardinals @ Chicago Cubs
Wrigley Field, Chicago, IL
Mon Jun 25 1962, 3:33 AM CDT
Att: 9,881 - Unknown

AB 38
R 4
H 9
RBI 4
BB 2
SO 8
LOB 21



Batter	1	2	3	4	5	6	7	8	9	AB	R	H	RBI	BB	SO	LOB	TOP										
Julian Javier, R OBP: 0.320, SLG: 0.336 (1, 4)										4	3	3	1	1	0	0	St. Louis Cardinals @ Chicago Cubs Wrigley Field, Chicago, IL Tue Jun 26 1962, 3:33 AM CDT Att: 6,998 - Unknown										
Curt Flood, R OBP: 0.356, SLG: 0.435 Doug Clemens, L OBP: 0.340, SLG: 0.253 (1, 8) (9, 7)										4	1	1	0	0	1	4											
Charlie James, R OBP: 0.354, SLG: 0.444 (1, 9)										5	3	3	4	0	0	1											
Ken Boyer, R OBP: 0.378, SLG: 0.468 (1, 5)										3	2	1	1	2	1	2											
Gene Oliver, R OBP: 0.356, SLG: 0.416 Jimmie Schaffer, R OBP: 0.333, SLG: 0.269 (1, 2) (8, 2)										5	1	1	3	0	1	2											
Bill White, L OBP: 0.346, SLG: 0.475 Fred Whitfield, L OBP: 0.362, SLG: 0.533 (1, 3) (8, 3)										4	2	2	2	0	0	0											
Bobby Gene Smith, R OBP: 0.280, SLG: 0.292 (1, 7) (9, 8)										4	1	1	1	1	0	2											
Dal Maxvill, R OBP: 0.238, SLG: 0.200 (1, 6)										4	1	1	0	1	1	2											
Ernie Broglio, R OBP: 0.160, SLG: 0.125 (1, 1)										5	1	1	2	0	3	2											
Inning Stats	R: 4 E: 1 K: 1 S: 9	H: 4 LOB: 0 BB: 0 P: 9	R: 0 E: 0 K: 2 S: 8	H: 2 LOB: 1 BB: 0 P: 8	R: 0 E: 0 K: 0 S: 3	H: 0 LOB: 0 BB: 0 P: 3	R: 1 E: 0 K: 1 S: 6	H: 1 LOB: 0 BB: 0 P: 6	R: 1 E: 0 K: 0 S: 2	H: 0 LOB: 1 BB: 1 P: 10	R: 0 E: 0 K: 0 S: 5	H: 0 LOB: 0 BB: 0 P: 3	R: 0 E: 0 K: 1 S: 12	H: 7 LOB: 0 BB: 2 P: 20	R: 0 E: 0 K: 1 S: 6	H: 1 LOB: 1 BB: 0 P: 6		1B: 9 2B: 2 3B: 0 HR: 4	SF: 0 SAC: 1 DP: 1 HBP: 0	WP: 2 PB: 0 SB: 0 CS: 4	PA: 46						
PITCHER	IP	WLS	BF	H	R	ER	SO	BB	IBB	HBP	BLK	WP	HR	S	P	ERA	WHIP										
Dick Ellsworth, L ERA: 5.77 (1, 1)	7.0	L	29	7	6	6	5	3	0	0	0	1	2	36	48	7.71	1.429										
Tony Balsamo, R ERA: 6.44 (8, 1)	0.1		5	3	4	4	0	1	0	0	0	1	0	4	8	108.00	12.000										
Dave Gerard, R ERA: 5.09 (8, 1)	0.2		7	4	5	5	1	0	1	0	0	0	2	8	12	67.50	6.000										
Glen Hobbie, R ERA: 5.34 (9, 1)	1.0		4	1	0	0	1	0	0	0	0	0	0	6	6	0.00	1.000										

Batter	1	2	3	4	5	6	7	8	9	AB	R	H	RBI	BB	SO	LOB	BOTTOM										
Lou Brock, L OBP: 0.316, SLG: 0.444 (1, 8)										4	0	1	0	1	1	1	St. Louis Cardinals @ Chicago Cubs Wrigley Field, Chicago, IL Tue Jun 26 1962, 3:33 AM CDT Att: 6,998 - Unknown										
Ken Hubbs, R OBP: 0.291, SLG: 0.350 (1, 4)										4	1	1	0	1	1	3											
Billy Williams, L OBP: 0.401, SLG: 0.560 (1, 7)										5	2	3	0	0	1	3											
14 Ernie Banks, R OBP: 0.312, SLG: 0.540 (1, 3)										4	0	1	1	1	0	2											
Ron Santo, R OBP: 0.331, SLG: 0.425 Alex Grammas, R OBP: 0.200, SLG: 0.208 (1, 5) (9, 5)										3	0	1	1	1	1	0											
George Altman, L OBP: 0.404, SLG: 0.537 (1, 9)										4	0	2	1	1	0	1											
Andre Rodgers, R OBP: 0.354, SLG: 0.424 (1, 6)										5	0	1	0	0	1	6											
Moe Thacker, R OBP: 0.311, SLG: 0.277 (1, 2)										3	0	0	0	1	0	3											
Dick Ellsworth, L OBP: 0.289, SLG: 0.099 Don Landrum, L OBP: 0.424, SLG: 0.314 Tony Balsamo, R OBP: 0.200, SLG: 0.200 Dave Gerard, R OBP: 0.400, SLG: 0.200 Bob Will, L OBP: 0.300, SLG: 0.385 Glen Hobbie, R OBP: 0.207, SLG: 0.148 (1, 1) (7, PH) (8, 1) (8, 1) (8, PH) (9, 1)										1	0	0	0	1	1	1											
Inning Stats	R: 1 E: 0 K: 1 S: 7	H: 2 LOB: 2 BB: 2 P: 15	R: 0 E: 0 K: 2 S: 7	H: 0 LOB: 2 BB: 2 P: 15	R: 0 E: 0 K: 0 S: 3	H: 0 LOB: 0 BB: 0 P: 3	R: 0 E: 0 K: 1 S: 5	H: 0 LOB: 1 BB: 1 P: 9	R: 0 E: 0 K: 0 S: 2	H: 0 LOB: 0 BB: 0 P: 6	R: 0 E: 0 K: 1 S: 5	H: 2 LOB: 2 BB: 0 P: 5	R: 0 E: 0 K: 1 S: 7	H: 2 LOB: 2 BB: 0 P: 7	R: 2 E: 0 K: 0 S: 7	H: 4 LOB: 2 BB: 0 P: 7		1B: 9 2B: 1 3B: 0 HR: 0	SF: 0 SAC: 0 DP: 1 HBP: 0	WP: 0 PB: 0 SB: 0 CS: 0	PA: 43						
PITCHER	IP	WLS	BF	H	R	ER	SO	BB	IBB	HBP	BLK	WP	HR	S	P	ERA	WHIP										
Ernie Broglio, R ERA: 3.88 (1, 1)	9.0	W	43	10	3	3	6	6	1	0	0	0	0	48	76	3.00	1.778										



Batter	1	2	3	4	5	6	7	8	9	AB	R	H	RBI	BB	SO	LOB	TOP					
Julian Javier, R OBP: 0.316, SLG: 0.331 (1, 4)	0-0 1-3	0-0 4-3				0-0 6-3		0-0 F9		4	0	0	0	0	0	0						
Curt Flood, R OBP: 0.352, SLG: 0.429 (1, 8)	0-0 1-3		0-0 6-3			0-0 6-3		0-3 K		4	0	0	0	0	1	0						
Bill White, L OBP: 0.348, SLG: 0.476 (1, 3)	0-0 1B 1B		0-0 4-3			0-0 HBP 1B		0-0 4-3		4	2	2	0	0	0	0						
Stan Musial, L OBP: 0.411, SLG: 0.503 Bobby Gene Smith, R OBP: 0.280, SLG: 0.292 (1, 7) (8, 7)	0-0 WP 1B 1-2		0-0 1B			1-0 1B 2B HBP		0-0 F8		3	1	2	0	0	0	0						
Ken Boyer, R OBP: 0.379, SLG: 0.469 (1, 5)	0-0 WP 1B 1-2 2-H		0-0 F7			0-0 2B 1B		0-0 P6		4	1	2	2	0	0	1						
Carl Sawatski, L OBP: 0.413, SLG: 0.520 (1, 2)	0-0 1B 1-2 2-3 IBB				0-0 FC4 1B		0-0 P6		0-0 G3		3	0	1	0	1	0						
Charlie James, R OBP: 0.351, SLG: 0.445 (1, 9)	0-0 6-3		0-0 FC4 CS 1-2			0-0 FC1-5 1-H 3-H 2B		0-0 K		4	0	1	2	0	1	4						
Dal Maxvill, R OBP: 0.200, SLG: 0.167 (1, 6)		0-3 K	0-3 K			0-0 FC1-5		0-0 5-3		4	0	0	0	0	2	2						
Larry Jackson, R OBP: 0.277, SLG: 0.262 (1, 1)	0-0 4-3		0-0 K			0-0 F9		0-3 K		4	0	0	0	0	1	1						
Inning Stats	R: 1 E: 0 K: 0 S: 6	H: 3 LOB: 3 BB: 1 P: 10	R: 0 E: 0 K: 1 S: 5	H: 0 LOB: 0 BB: 0 P: 5	R: 0 E: 0 K: 1 S: 4	H: 1 LOB: 1 BB: 0 P: 4	R: 0 E: 0 K: 1 S: 5	H: 1 LOB: 0 BB: 0 P: 5	R: 0 E: 0 K: 0 S: 3	H: 0 LOB: 0 BB: 0 P: 3	R: 3 E: 0 K: 0 S: 6	H: 3 LOB: 1 BB: 0 P: 7	R: 0 E: 0 K: 1 S: 5	H: 0 LOB: 0 BB: 0 P: 5	R: 0 E: 0 K: 0 S: 3	H: 0 LOB: 0 BB: 0 P: 3	R: 0 E: 0 K: 2 S: 7	H: 0 LOB: 0 BB: 0 P: 7	1B: 7 2B: 1 3B: 0 HR: 0	SF: 0 SAC: 0 DP: 0 HBP: 1	WP: 1 PB: 0 SB: 0 CS: 1	PA: 36
PITCHER	IP WLS BF H R ER SO BB IBB HBP BLK WP HR S P ERA WHIP	8.0 L 33 8 4 4 3 0 0 0 0 1 0 0 0 37 42 4.50 1.000	1.0 3 0 0 0 2 0 0 0 0 0 0 0 0 7 7 0.00 0.000	PITCHER																		

St. Louis Cardinals @ Chicago Cubs
Wrigley Field, Chicago, IL
Wed Jun 27 1962, 3:33 AM CDT
Unknown

AB 34
R 4
H 8
RBI 4
BB 1
SO 5
LOB 10

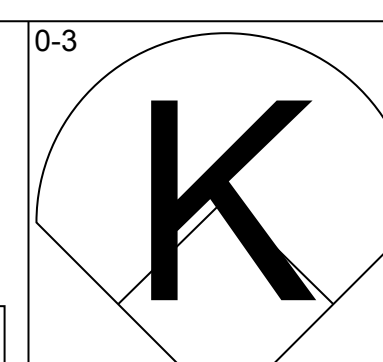
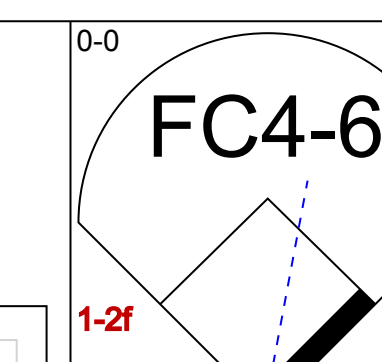
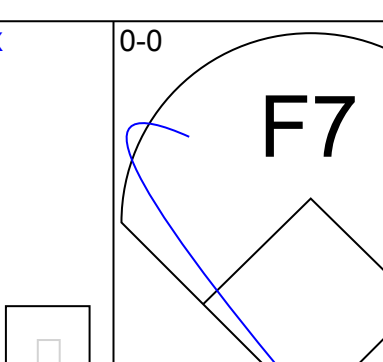
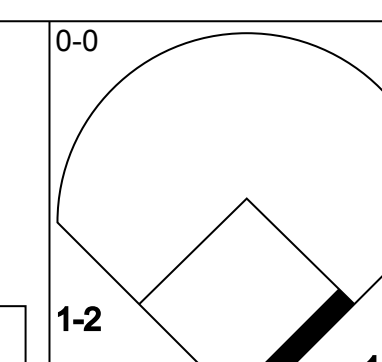
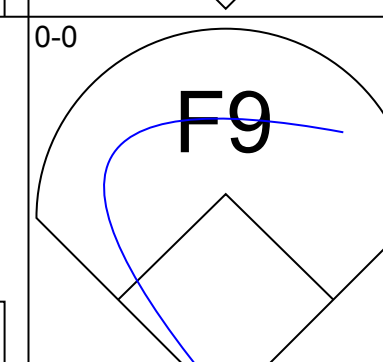
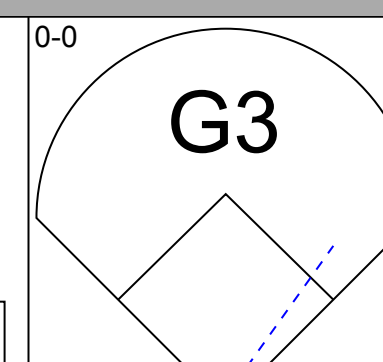
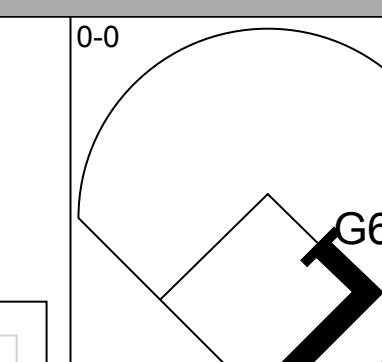
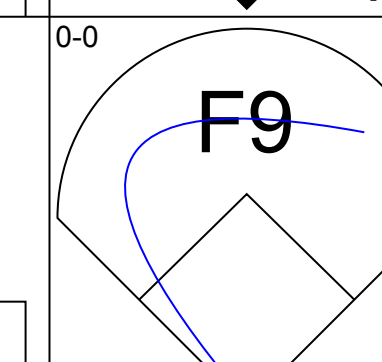
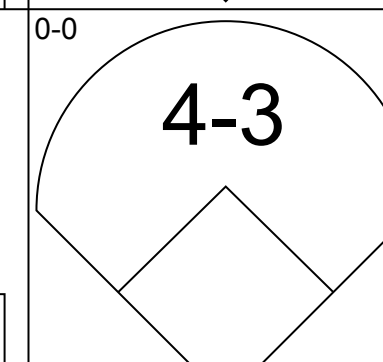
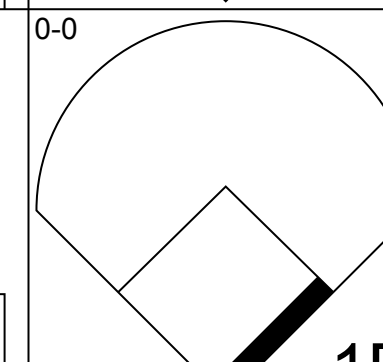
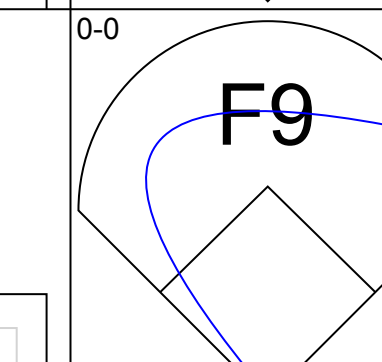
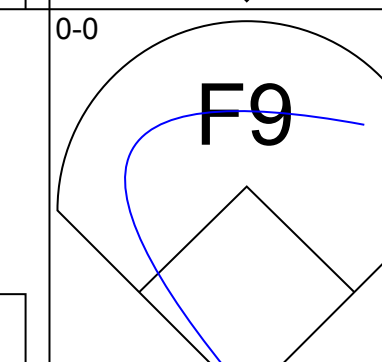
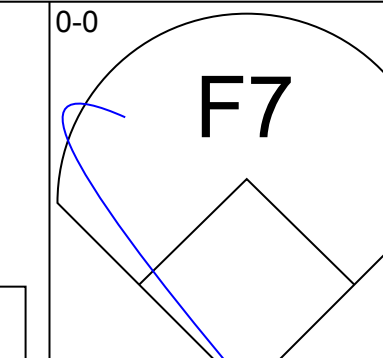
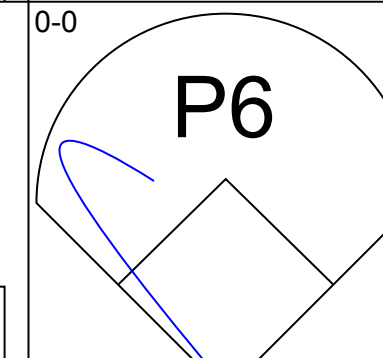
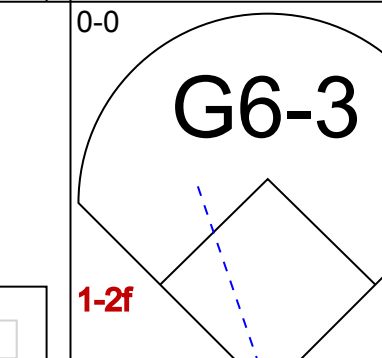
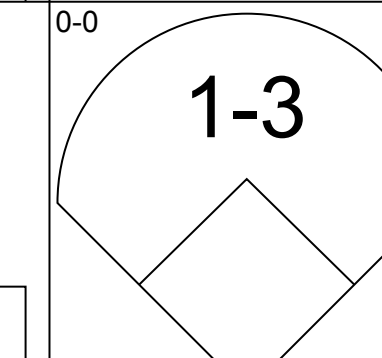
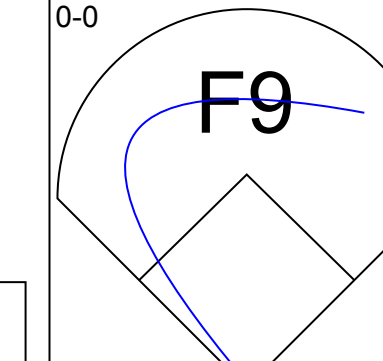
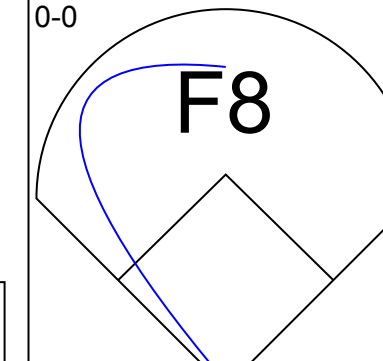
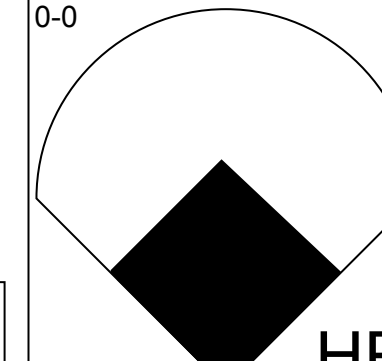
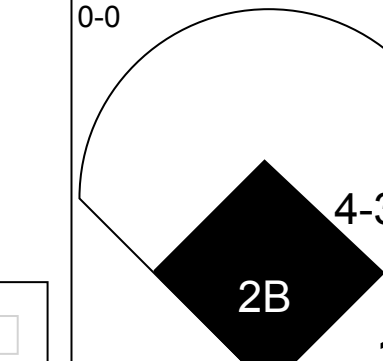
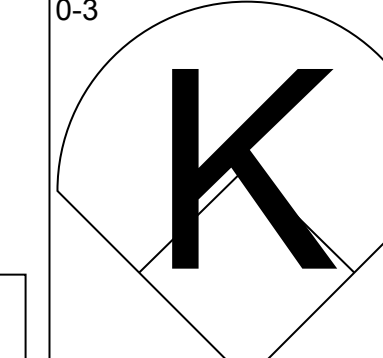
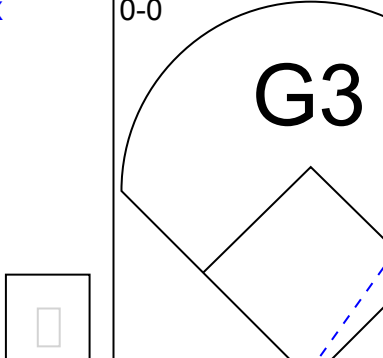
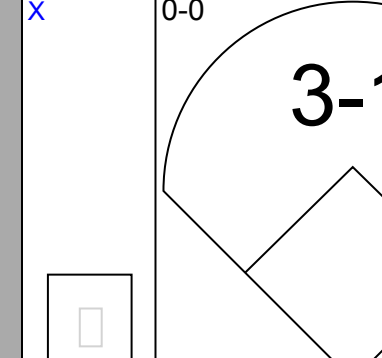
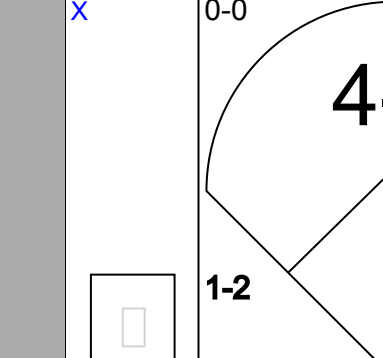
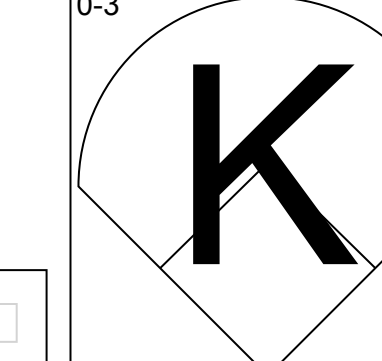
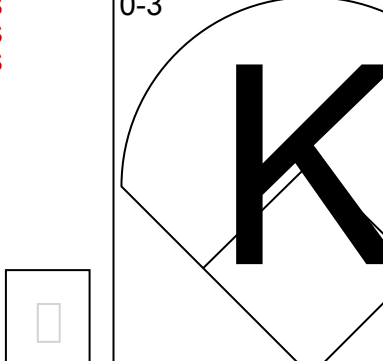
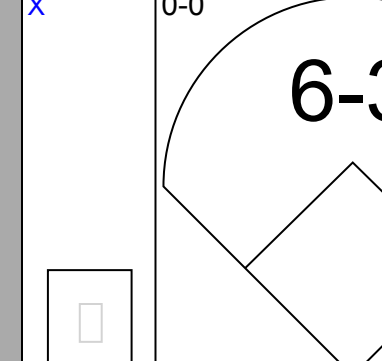
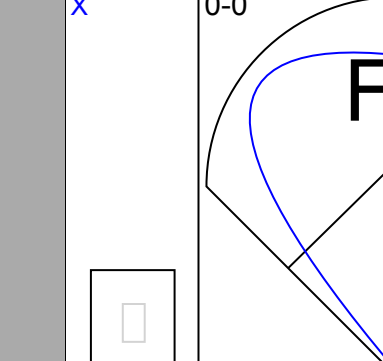
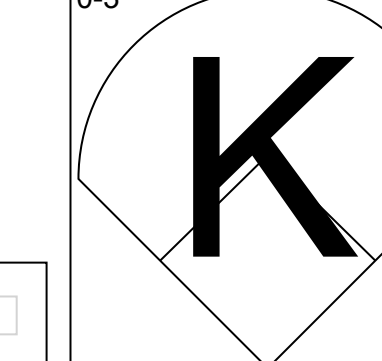
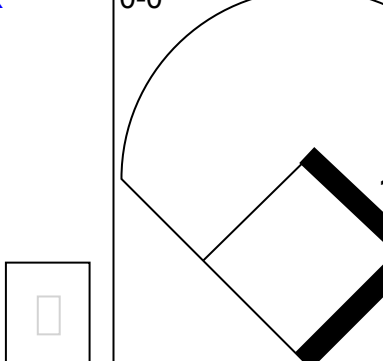
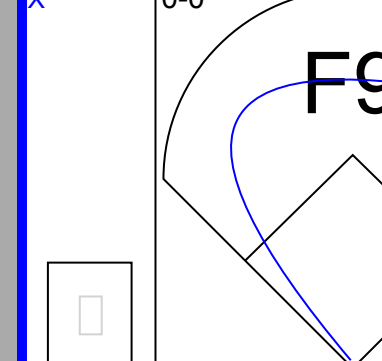
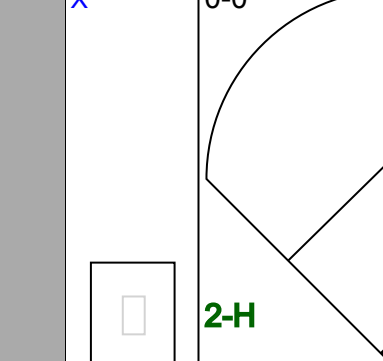
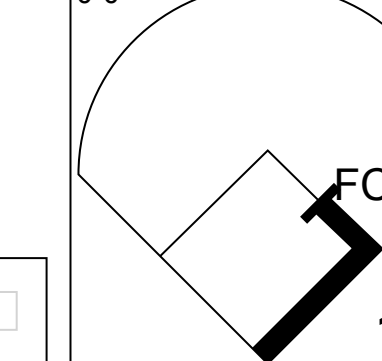
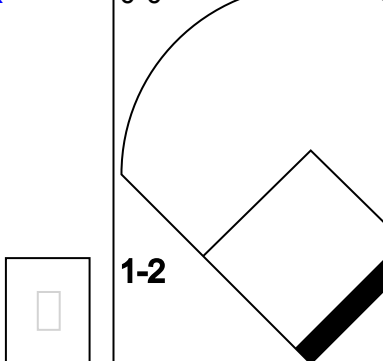
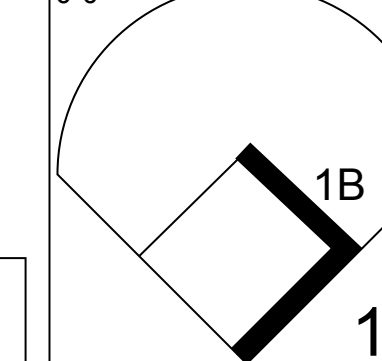
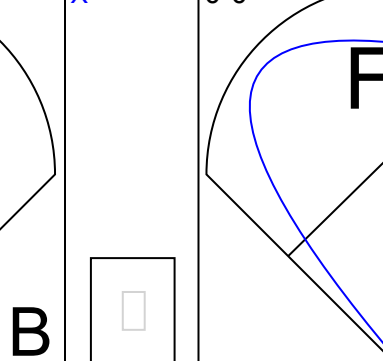


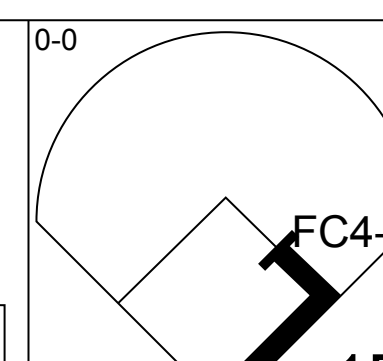
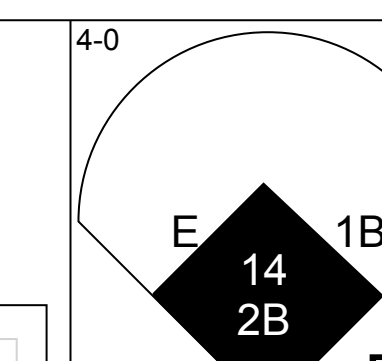
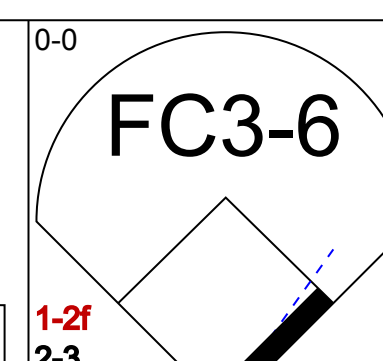
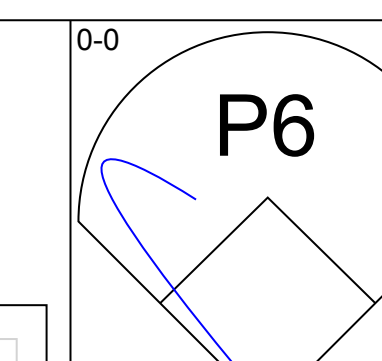
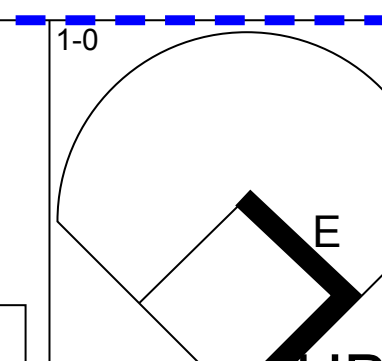
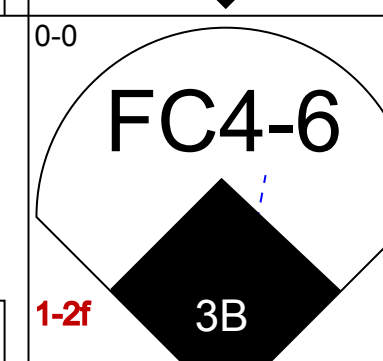
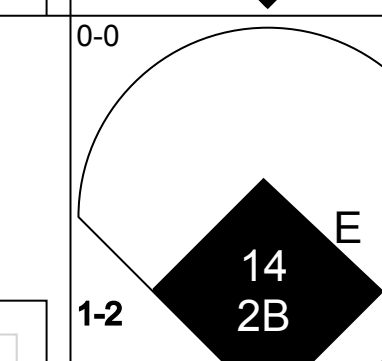
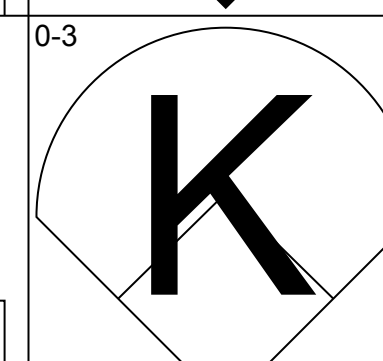
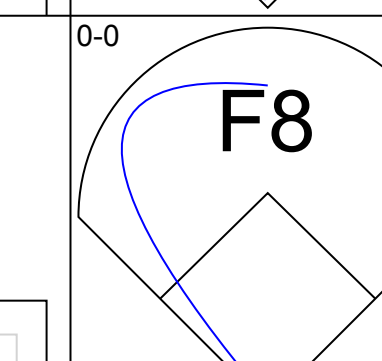
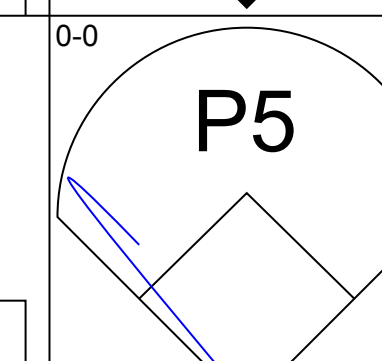
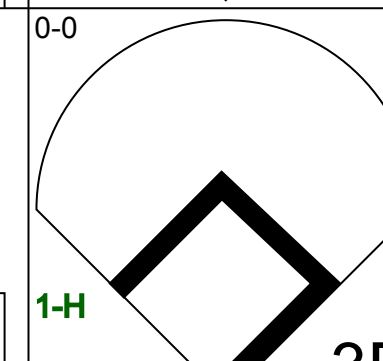
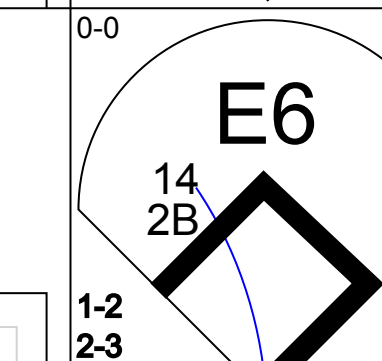
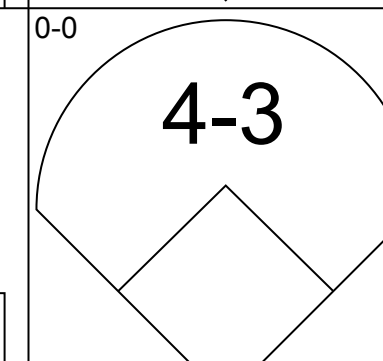
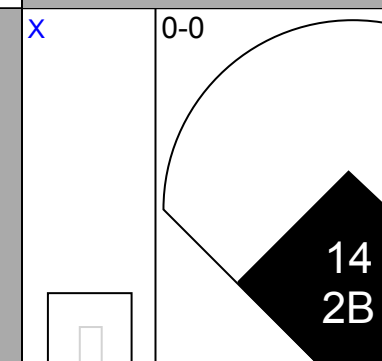
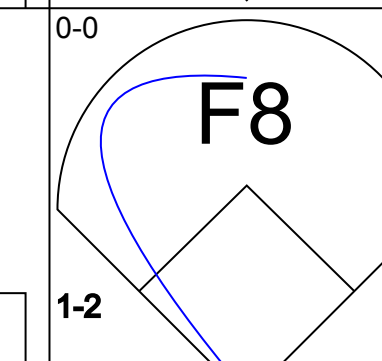

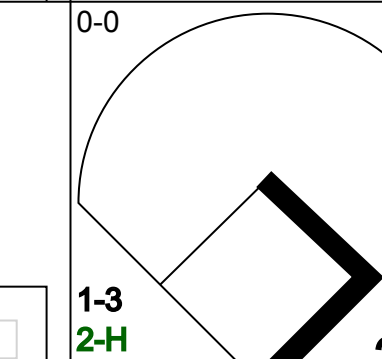
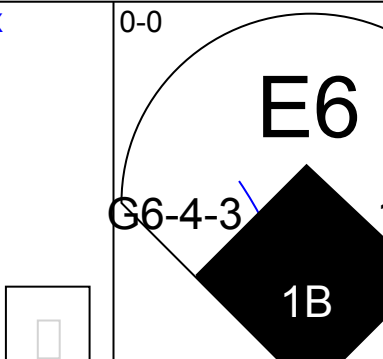

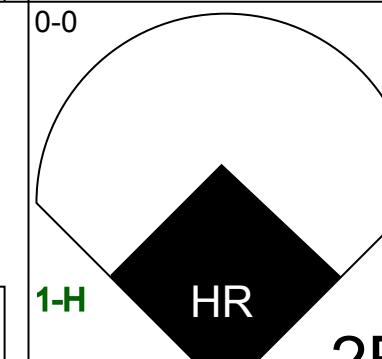
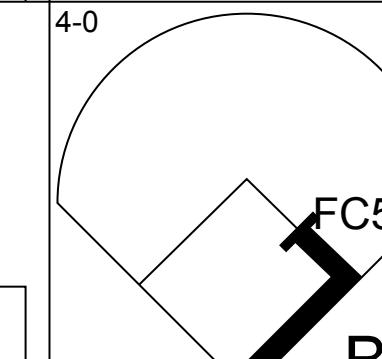
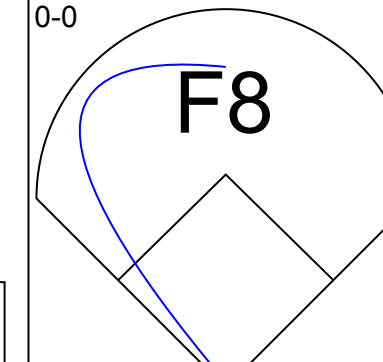
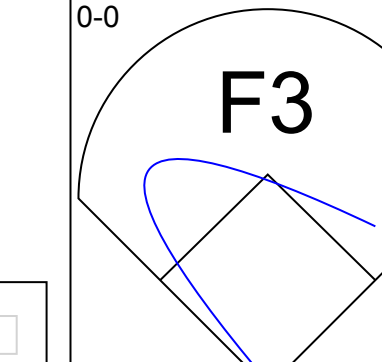
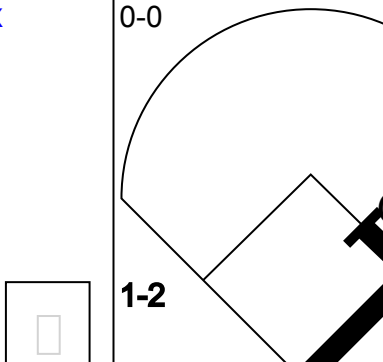
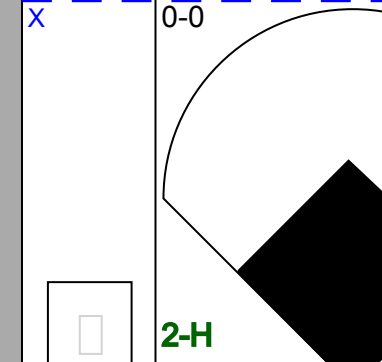
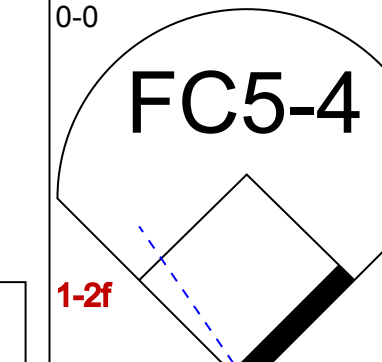
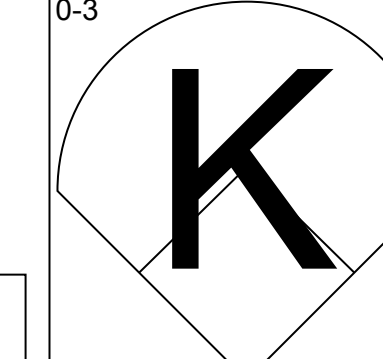
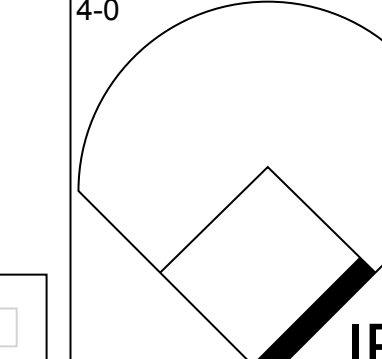
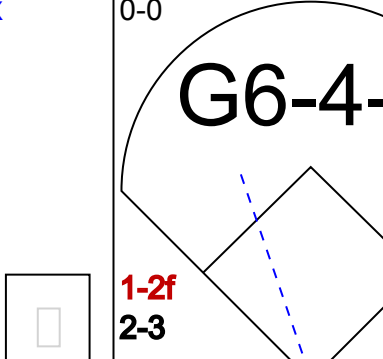
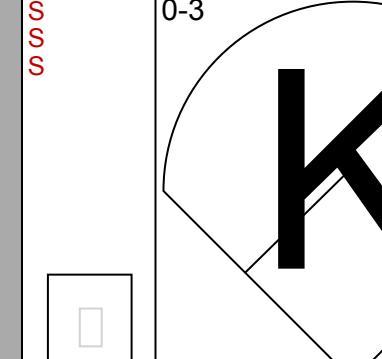
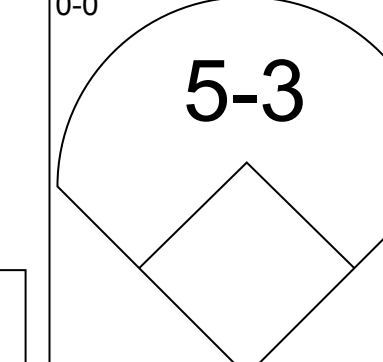
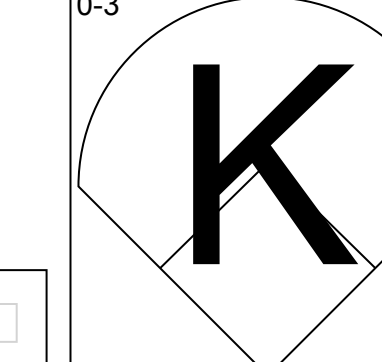
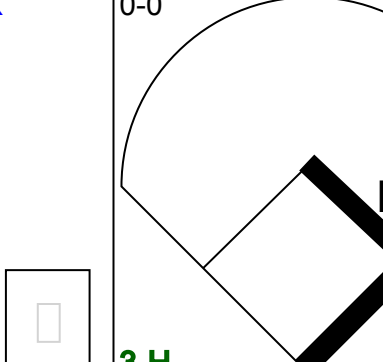
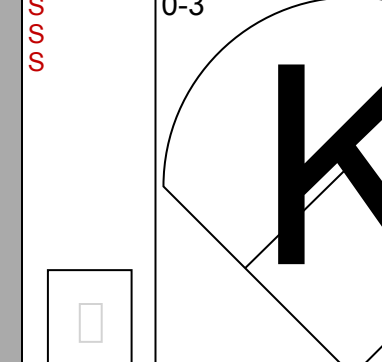
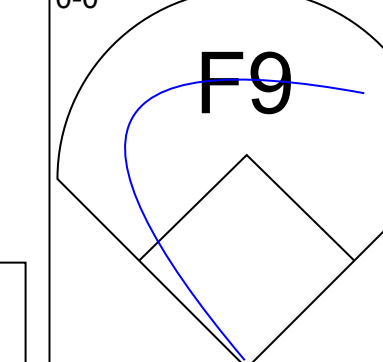
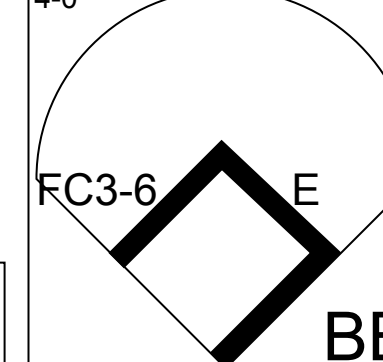
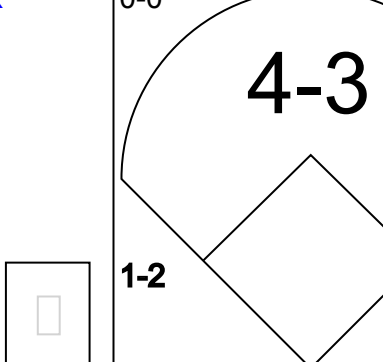

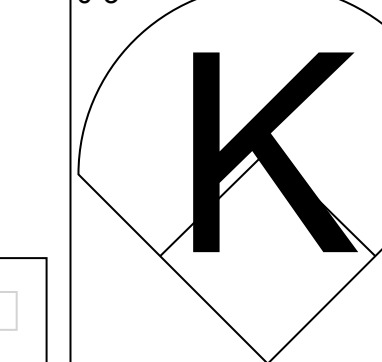
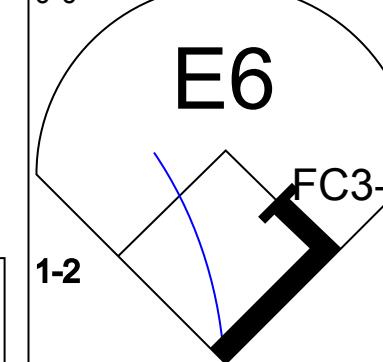
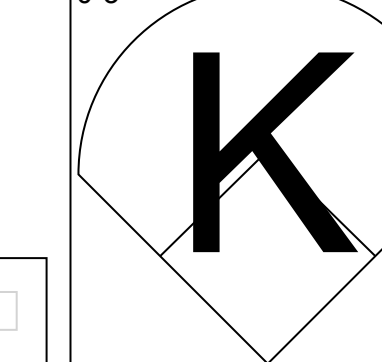
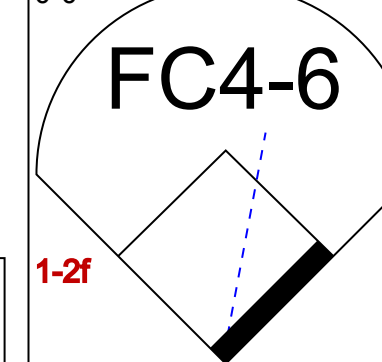
Batter	1	2	3	4	5	6	7	8	9	AB	R	H	RBI	BB	SO	LOB	BOTTOM			
Lou Brock, L OBP: 0.312, SLG: 0.438 (1, 8)	0-0 4-3		0-0 G4-6-3 1-2			0-0 1-3		0-0 4-3		4	0	0	0	0	0	3				
Ken Hubbs, R OBP: 0.288, SLG: 0.345 (1, 4)	0-0 5-3			0-0 4-3		0-0 6-3			0-0 6-3	4	0	0	0	0	0	0				
George Altman, L OBP: 0.402, SLG: 0.532 (1, 9)	0-0 F7			0-0 F9			0-0 F7		0-0 1B 1B	4	0	1	0	0	0	0				
14 Ernie Banks, R OBP: 0.311, SLG: 0.536 (1, 3)		0-0 F9		0-0 1B		0-0 4-3			0-0 F7	4	0	1	0	0	0	1				
Billy Williams, L OBP: 0.399, SLG: 0.556 (1, 7)		0-3 K		0-3 K		0-0 6-3			0-0 FC5-4 1B	4	0	1	0	0	2	1				
Ron Santo, R OBP: 0.333, SLG: 0.422 (1, 5)		1-0 HBP			0-0 F9			4-0 G4-3 BB	0-0 FC5-4	2	0	0	0	1	0	2				
Andre Rodgers, R OBP: 0.348, SLG: 0.417 (1, 6)		0-3 K			0-0 P3			0-0 G4-3		3	0	0	0	0	1	2				
Moe Thacker, R OBP: 0.303, SLG: 0.269 Don Landrum, L OBP: 0.430, SLG: 0.314 El Tappe, R OBP: 0.324, SLG: 0.265 (1, 2) (8, PH) (9, 2)			0-3 K		0-0 4-3			4-0 1B BB		2	0	0	0	0	1	0				
Don Cardwell, R OBP: 0.125, SLG: 0.034 Bob Will, L OBP: 0.344, SLG: 0.396 Don Elston, R (9, 1)			4-0 G4-6-3 BB			0-0 F7		0-0 1B BB		1	0	0	0	1	0	0				
Inning Stats	R: 0 E: 0 K: 0 S: 3	H: 0 LOB: 0 BB: 0 P: 3	R: 0 E: 0 K: 2 S: 7	H: 0 LOB: 1 BB: 0 P: 8	R: 0 E: 0 K: 1 S: 4	H: 0 LOB: 0 BB: 1 P: 8	R: 0 E: 0 K: 1 S: 6	H: 1 LOB: 1 BB: 0 P: 6	R: 0 E: 0 K: 0 S: 3	H: 0 LOB: 0 BB: 0 P: 3	R: 0 E: 0 K: 0 S: 3	H: 0 LOB: 0 BB: 0 P: 3	R: 0 E: 0 K: 0 S: 3	H: 1 LOB: 2 BB: 2 P: 11	R: 0 E: 0 K: 0 S: 5	H: 2 LOB: 2 BB: 0 P: 5	1B: 4 2B: 0 3B: 0 HR: 0	SF: 0 SAC: 0 DP: 2 HBP: 1	WP: 0 PB: 0 SB: 0 CS: 0	PA: 33
PITCHER	IP WLS BF H R ER SO BB IBB HBP BLK WP HR S P ERA WHIP	9.0 W 33 4 0 0 4 3 0 1 0 0 0 0 37 50 0.00 0.778	PITCHER																	

St. Louis Cardinals @ Chicago Cubs
Wrigley Field, Chicago, IL
Wed Jun 27 1962, 3:33 AM CDT
Unknown

AB 29
R 0
H 4
RBI 0
BB 3
SO 4
LOB 9



Batter	1	2	3	4	5	6	7	8	9	AB	R	H	RBI	BB	SO	LOB	TOP				
Curt Flood, R OBP: 0.355, SLG: 0.442 (1, 8)										4	0	1	0	0	1	3	St. Louis Cardinals @ Chicago Cubs Wrigley Field, Chicago, IL Thu Jun 28 1962, 3:33 AM CDT Att: 5,314 - Unknown				
Red Schoendienst, S OBP: 0.465, SLG: 0.473 (1, 4)										4	0	1	0	0	0	2					
Bill White, L OBP: 0.344, SLG: 0.467 (1, 3) (7, 9)										4	0	1	0	0	0	3					
Stan Musial, L OBP: 0.405, SLG: 0.490 (1, 7) Bobby Shantz, R (8, 1)										4	0	0	0	0	0	4					
Ken Boyer, R OBP: 0.384, SLG: 0.482 (1, 5)										4	2	2	1	0	0	1					
Carl Sawatski, L OBP: 0.414, SLG: 0.557 (1, 2)										4	0	0	0	0	1	1					
Charlie James, R OBP: 0.331, SLG: 0.419 (1, 9) Julio Gotay, R OBP: 0.343, SLG: 0.339 (7, 6)										3	0	0	0	0	2	0					
Dal Maxvill, R OBP: 0.219, SLG: 0.194 (1, 6) Fred Whitfield, L OBP: 0.367, SLG: 0.553 (7, 3) (7, 3)										2	0	1	0	0	1	0					
Bob Gibson, R OBP: 0.333, SLG: 0.265 (1, 1) Ed Bauta, R OBP: 0.250, SLG: 0.250 (7, 1) Doug Clemens, L OBP: 0.343, SLG: 0.258 (8, 7) (8, 7)										2	0	2	0	0	0	0					
Inning Stats	R: 0 E: 0 K: 1 S: 5	H: 0 LOB: 0 BB: 0 P: 5	R: 0 E: 0 K: 1 S: 5	H: 0 LOB: 0 BB: 0 P: 5	R: 0 E: 0 K: 2 S: 8	H: 1 LOB: 0 BB: 0 P: 8	R: 0 E: 0 K: 0 S: 4	H: 1 LOB: 1 BB: 0 P: 4	R: 0 E: 0 K: 1 S: 7	H: 2 LOB: 2 BB: 0 P: 7	R: 0 E: 0 K: 0 S: 3	H: 1 LOB: 0 BB: 0 P: 3	R: 1 E: 0 K: 0 S: 4	H: 1 LOB: 0 BB: 0 P: 4	R: 0 E: 0 K: 0 S: 5	H: 2 LOB: 1 BB: 0 P: 5		R: 1 E: 0 K: 0 S: 5	H: 2 LOB: 1 BB: 0 P: 5	1B: 8 2B: 1 3B: 0 HR: 1	SF: 0 SAC: 0 DP: 1 HBP: 0
PITCHER Cal Koonce, R ERA: 4.32 (1, 1)	IP: 9.0 WLS: W BF: 36 H: 10 R: 2 ER: 2 SO: 5 BB: 0 IBB: 0 HBP: 0 BLK: 0 WP: 0 HR: 1 S: 46 P: 46 ERA: 2.00 WHIP: 1.111															PITCHER					

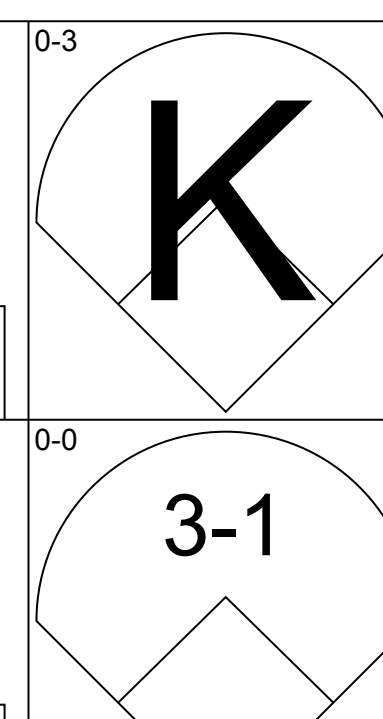
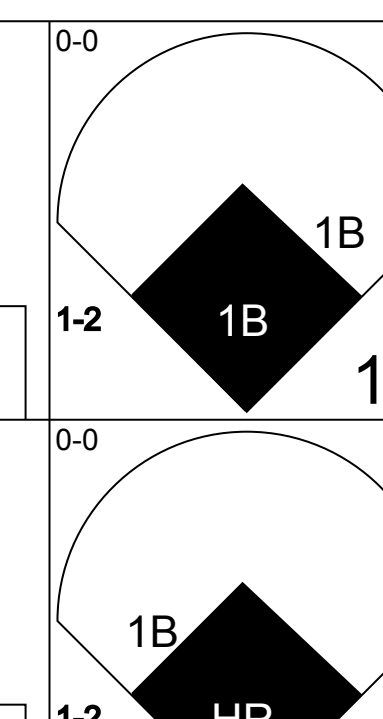
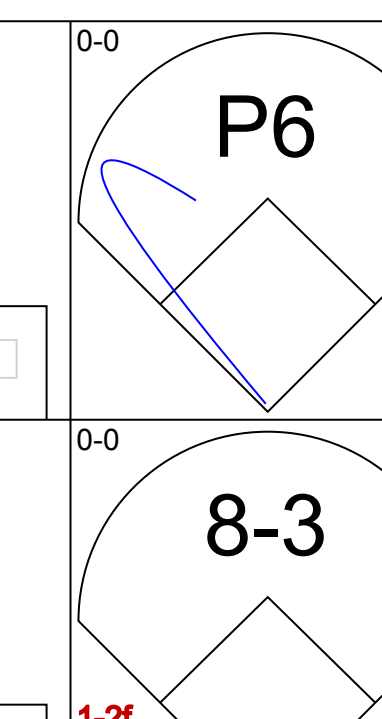
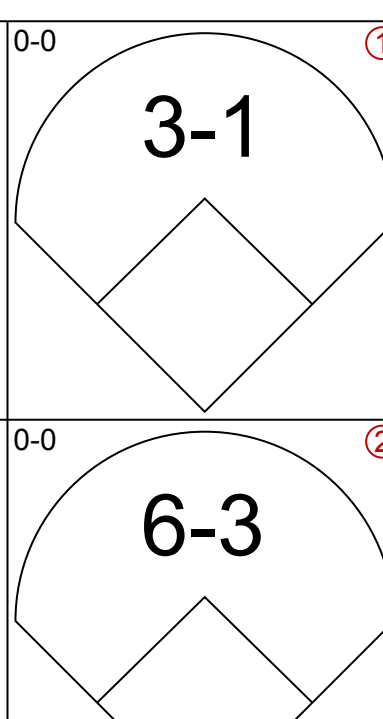
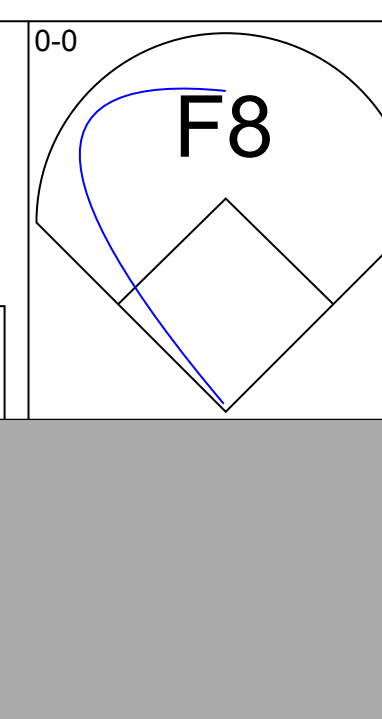
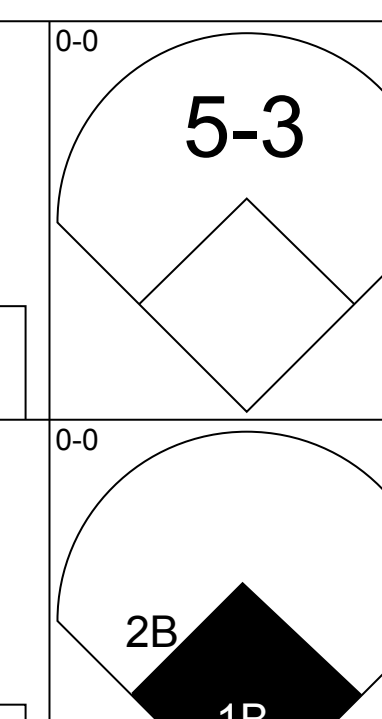
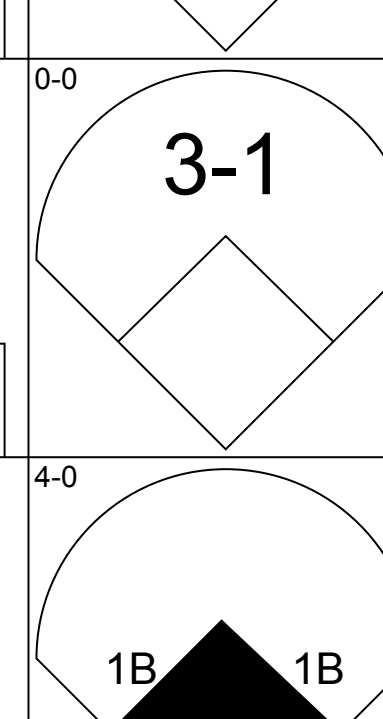
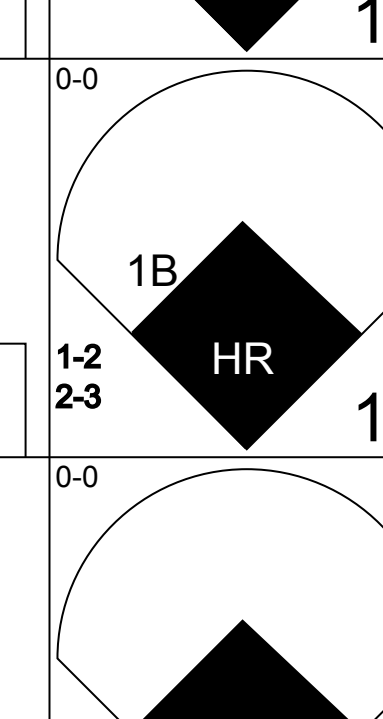
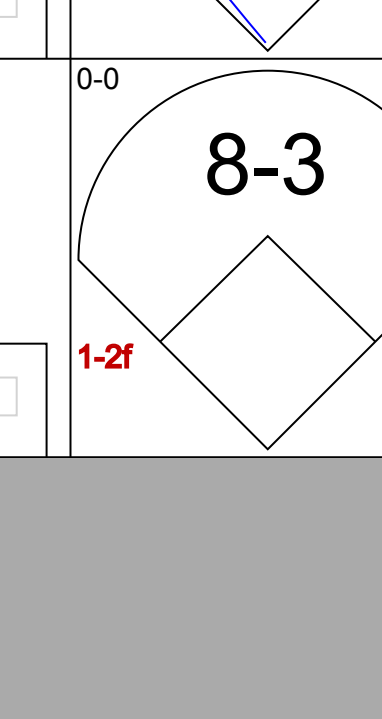
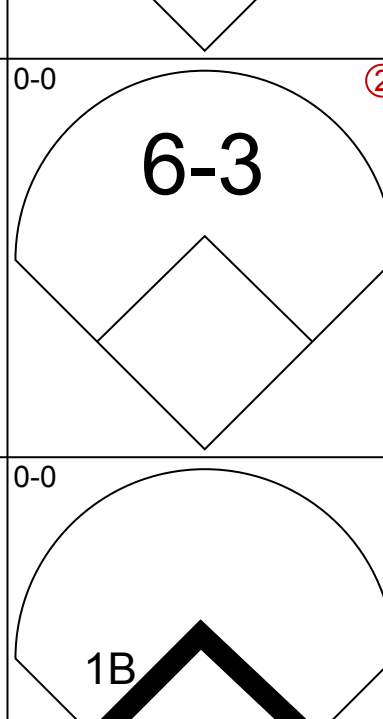
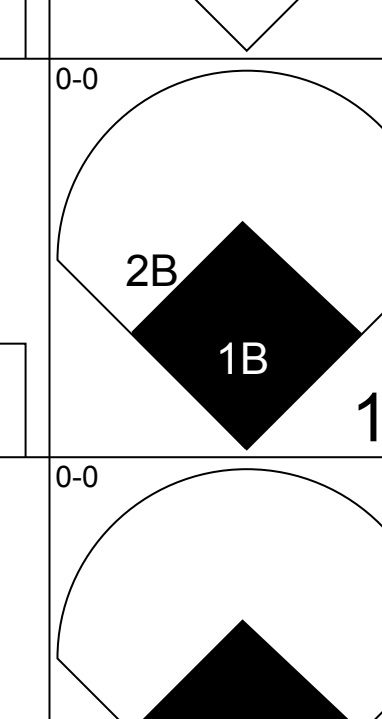
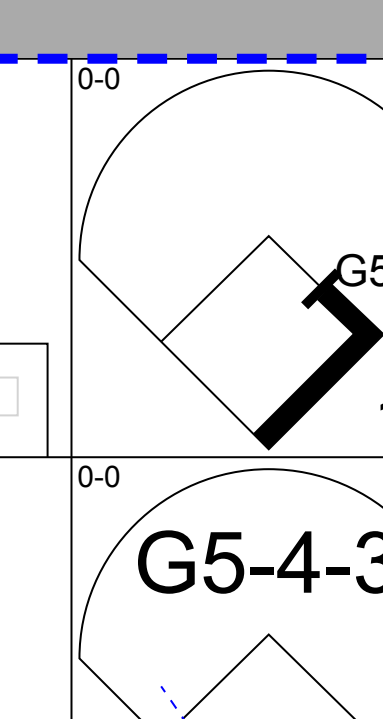
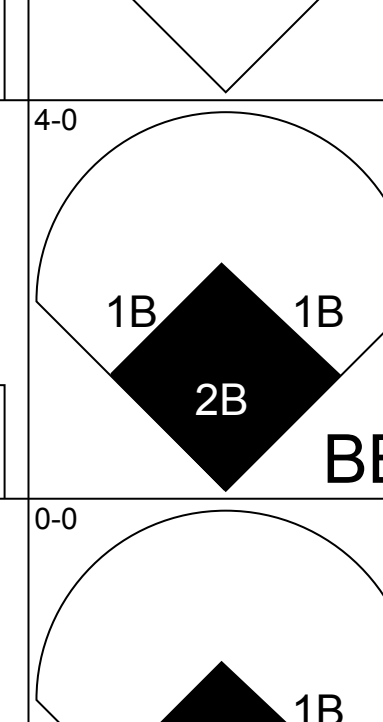
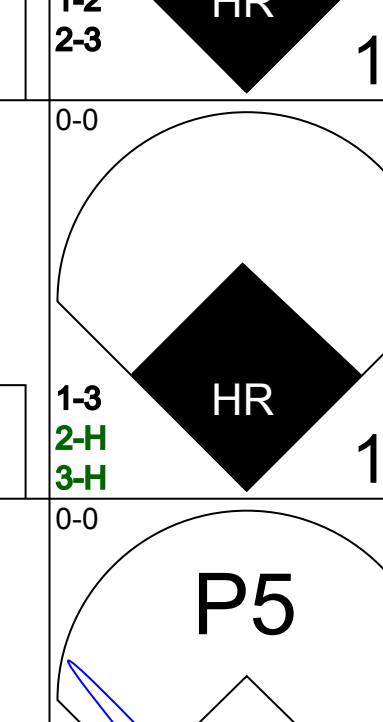
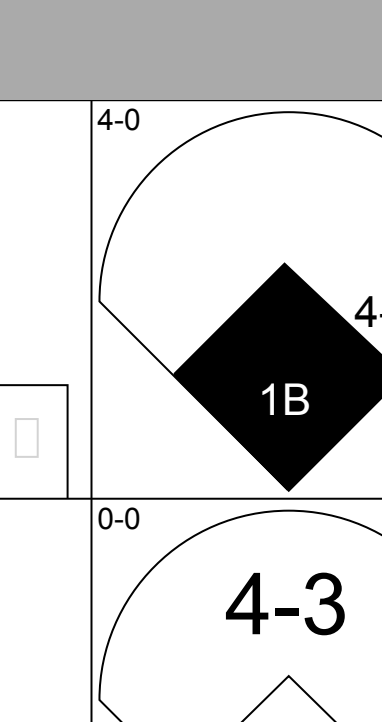
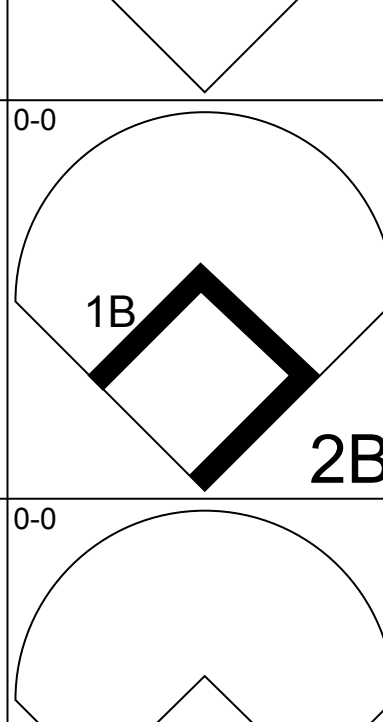
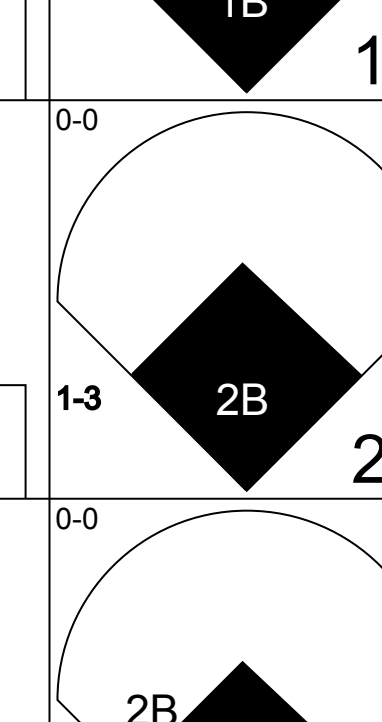
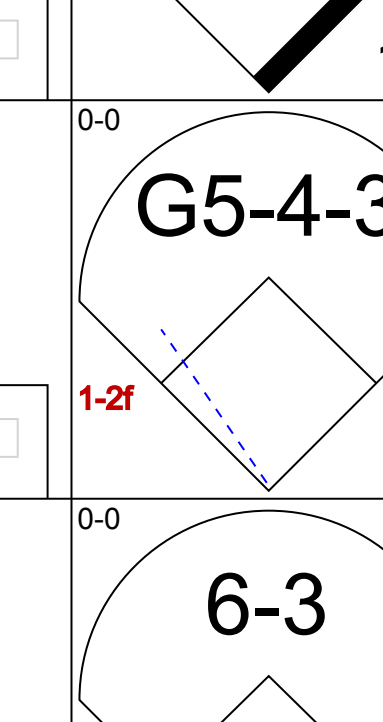
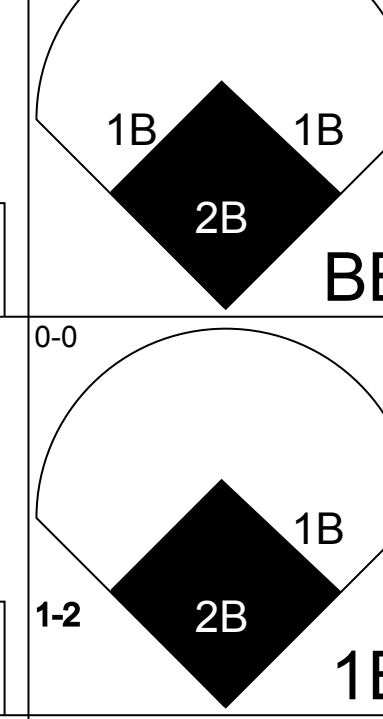
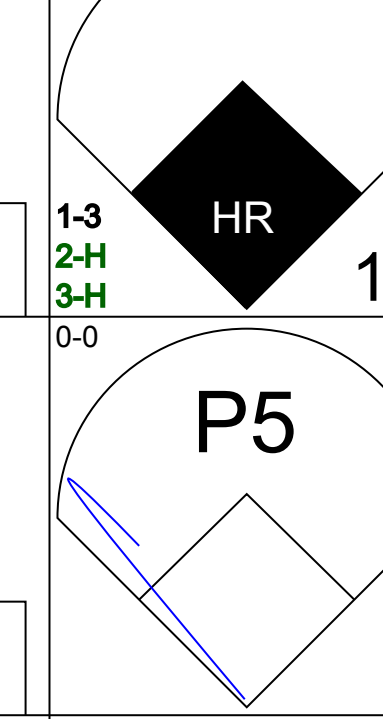
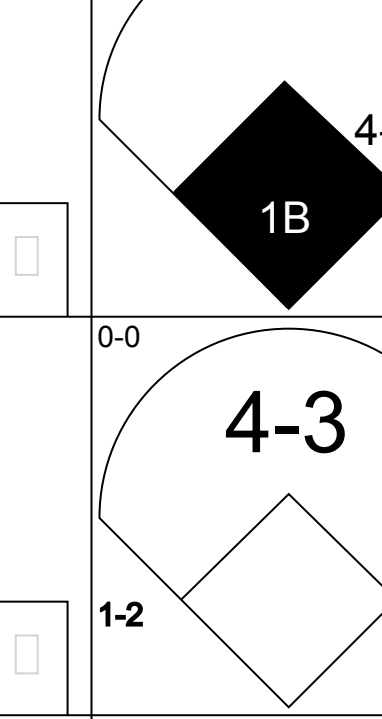
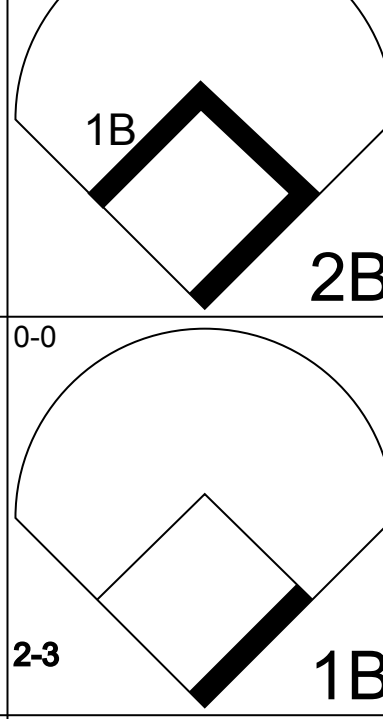
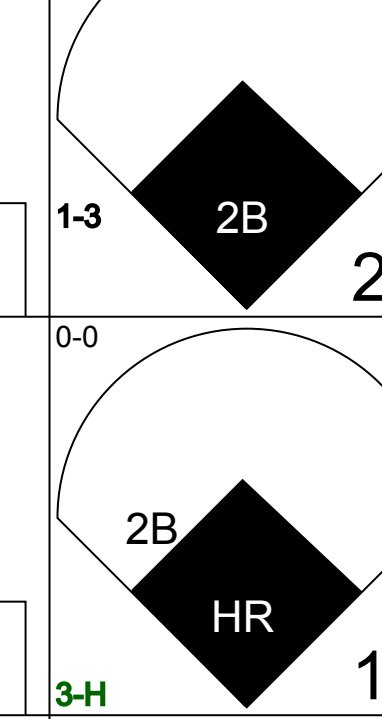
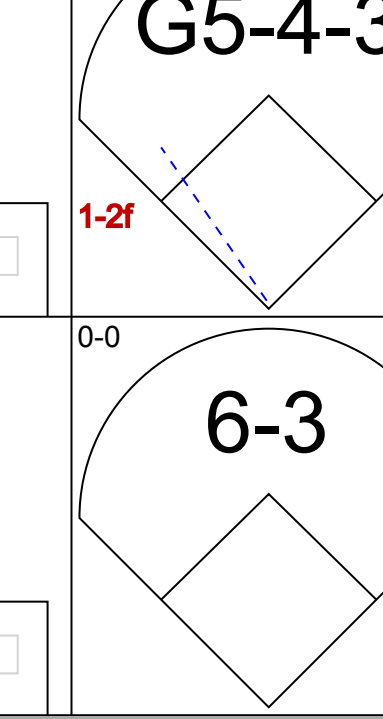
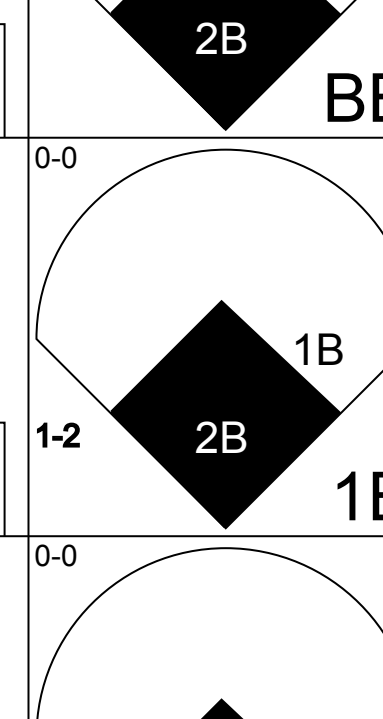
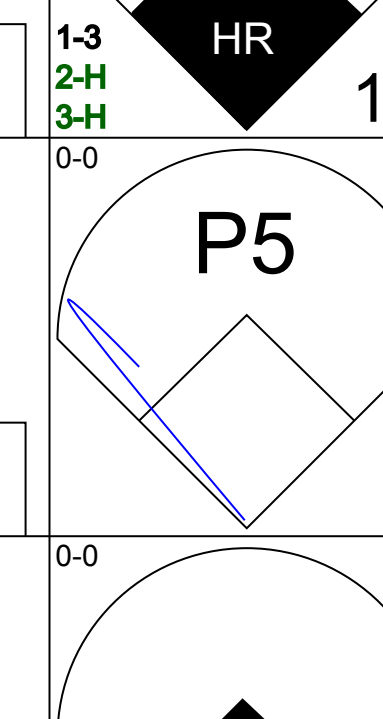
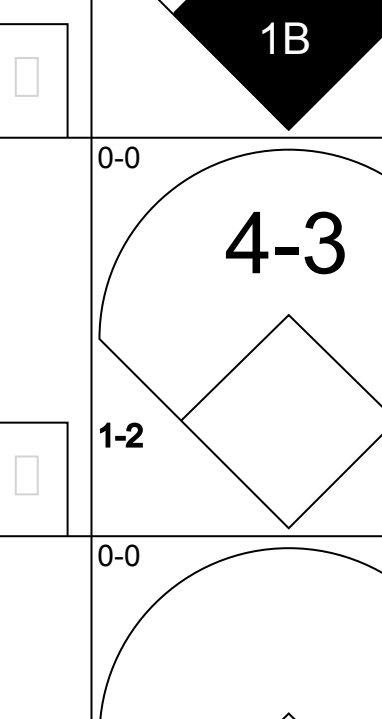
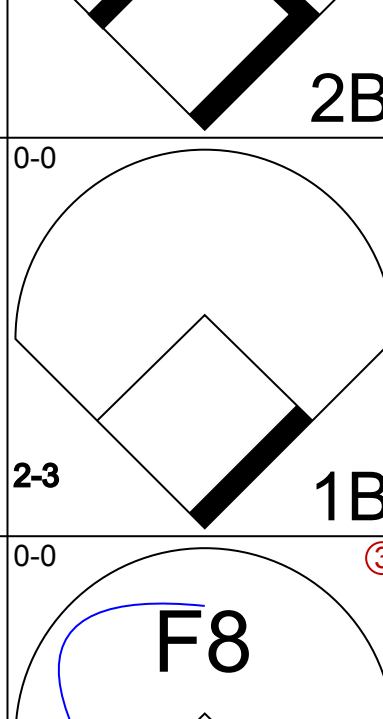
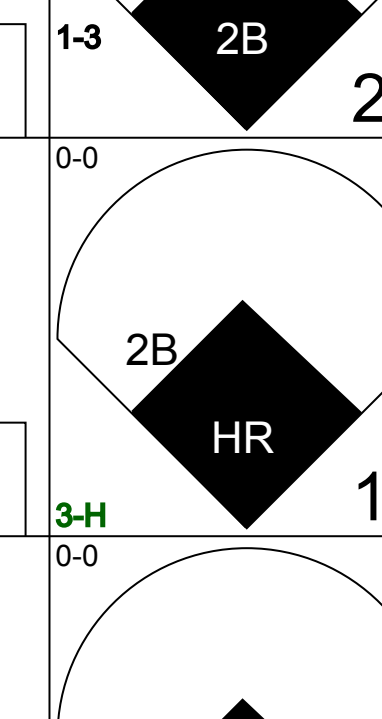
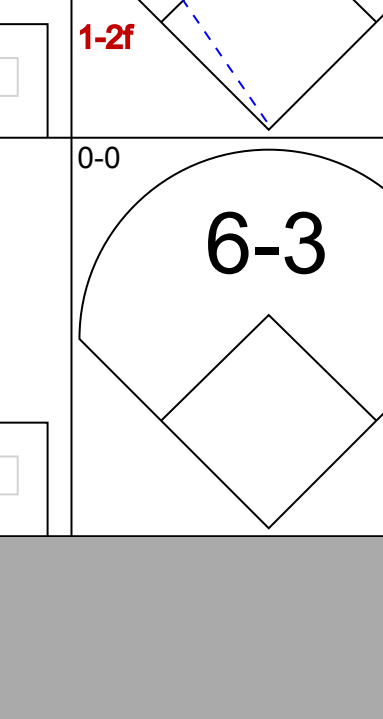
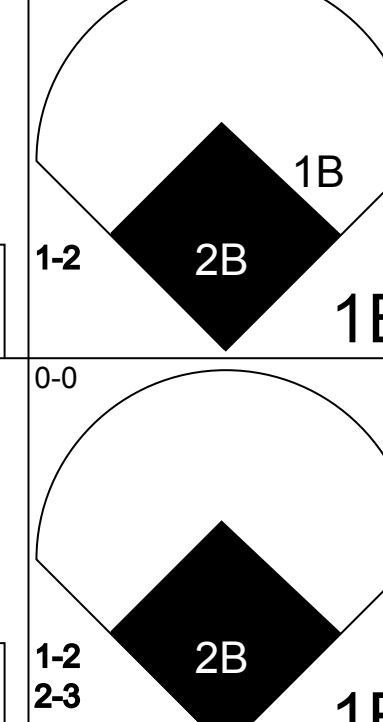
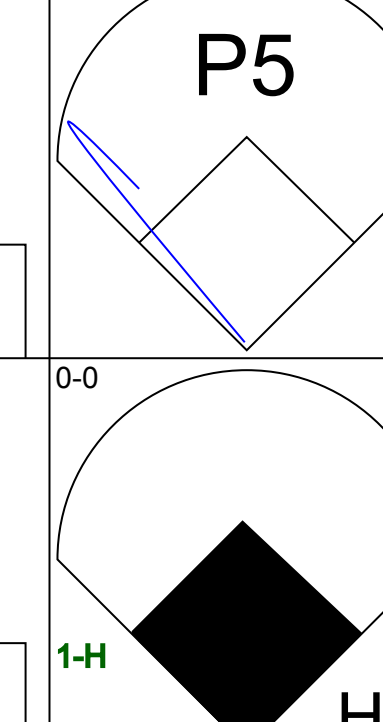
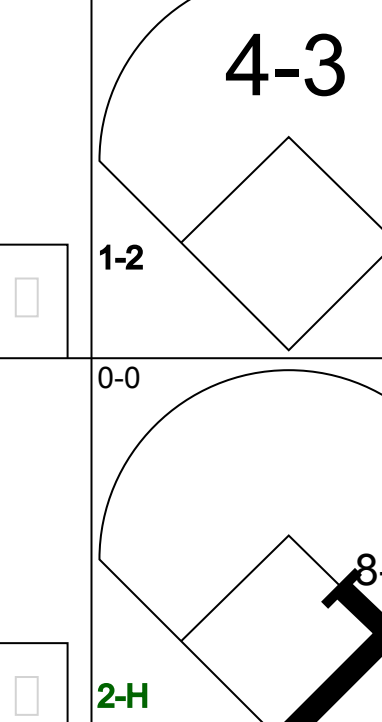
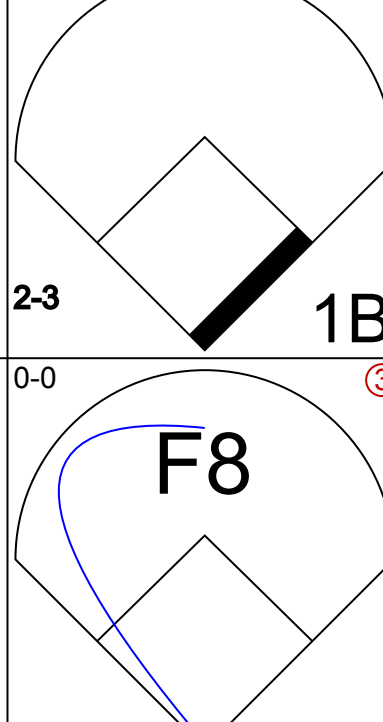
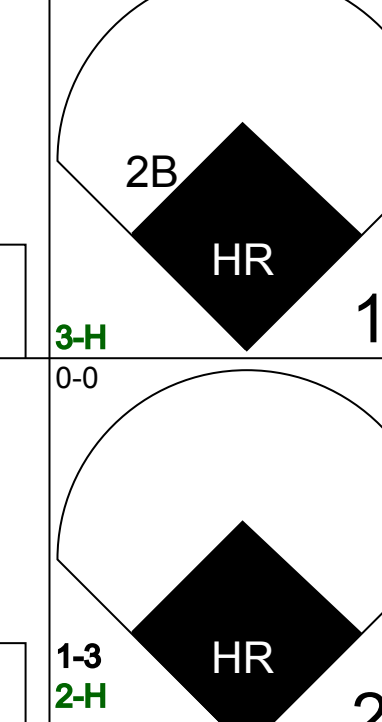
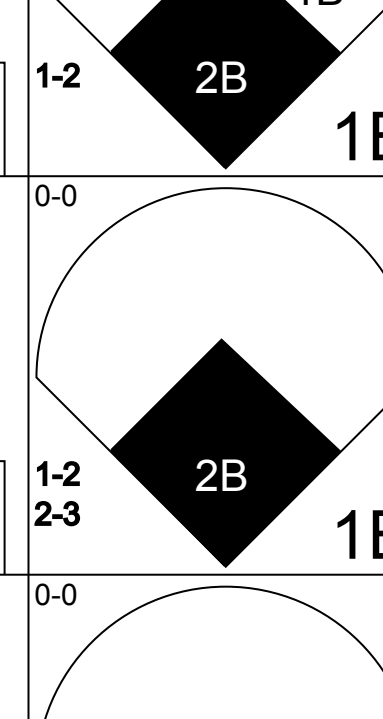
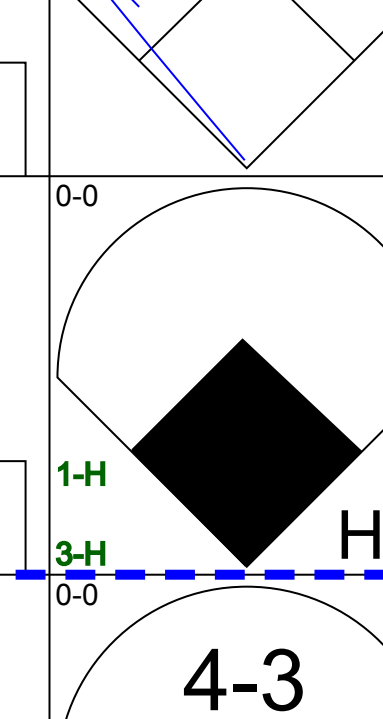
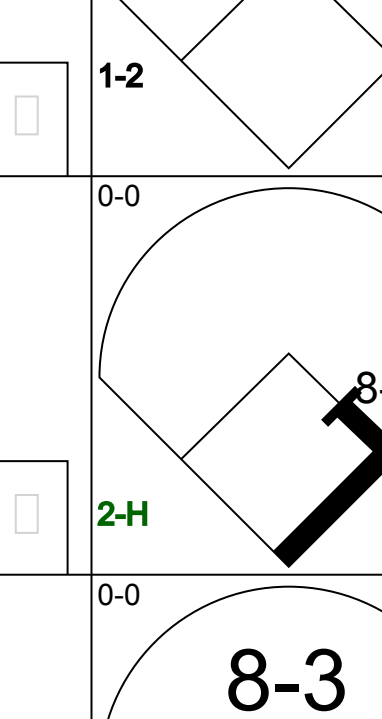
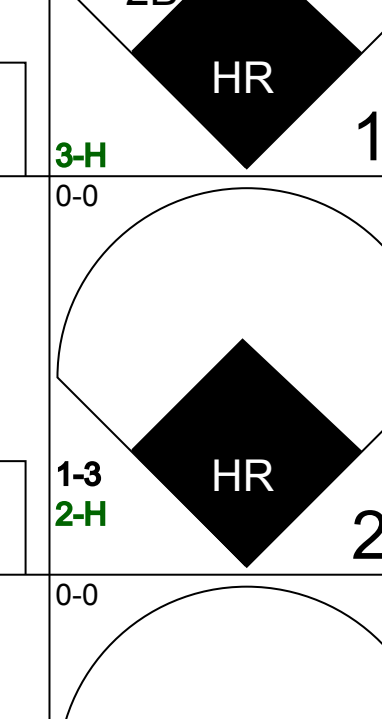

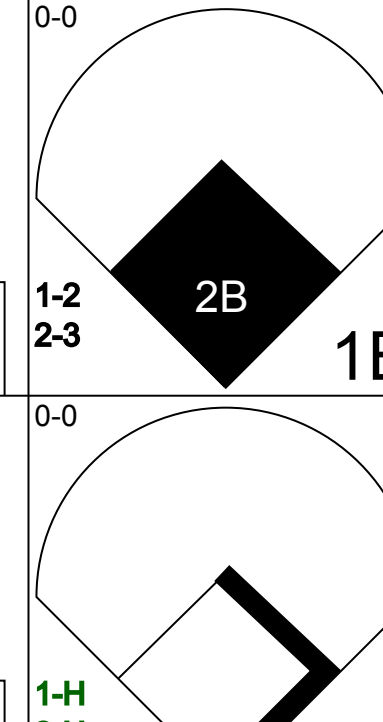


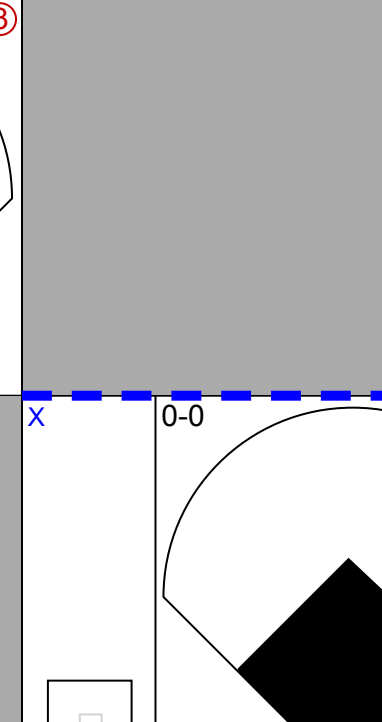
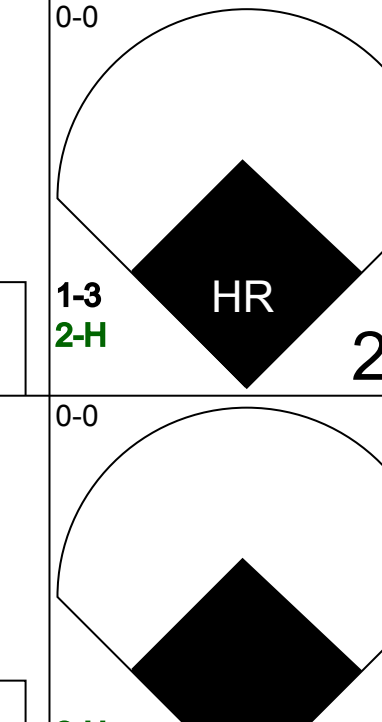
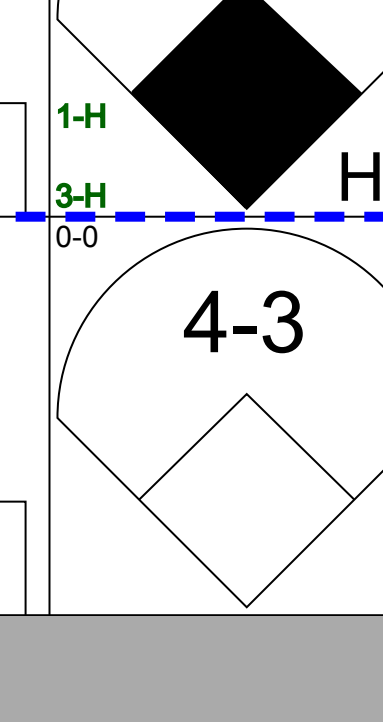


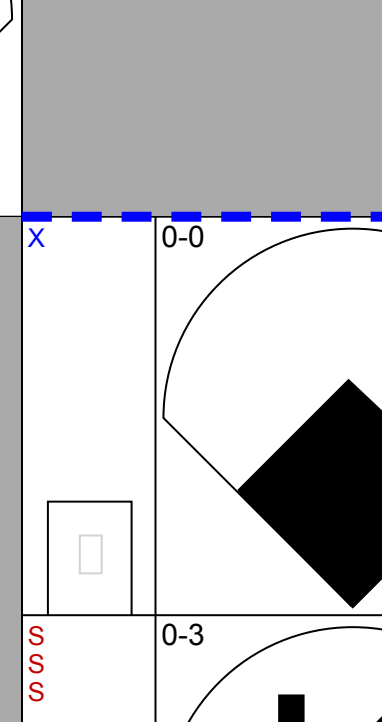
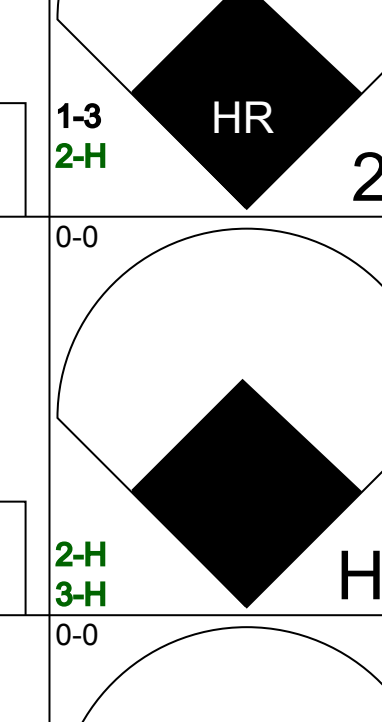
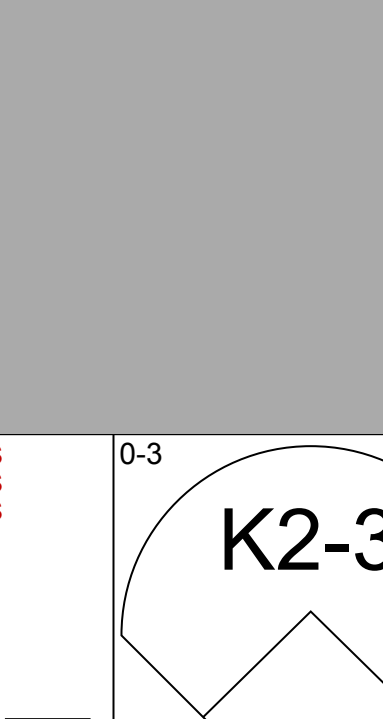
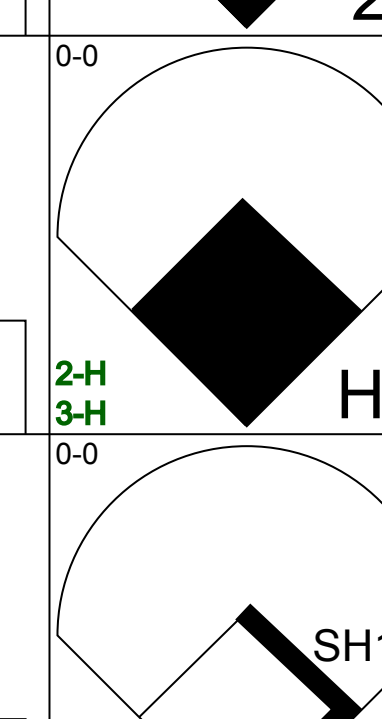

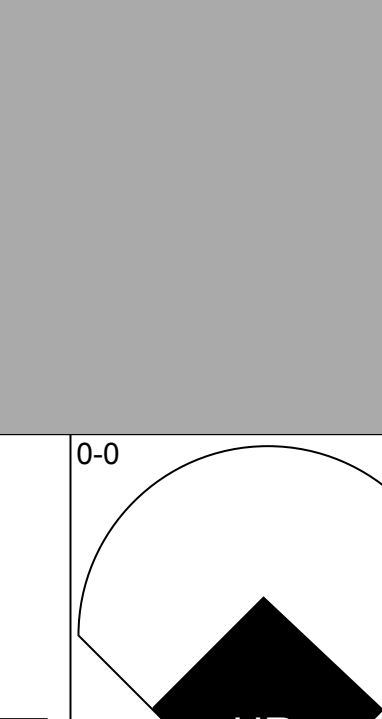
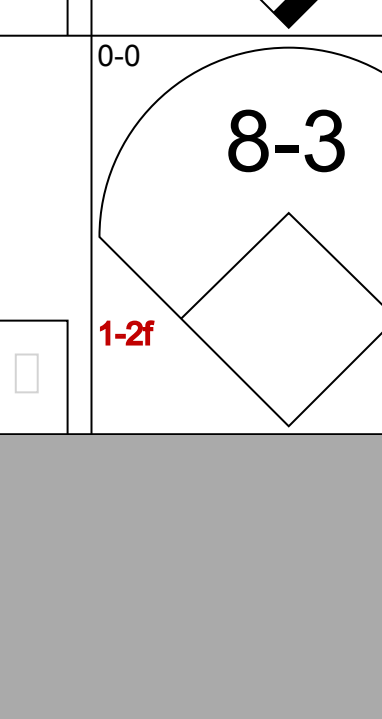
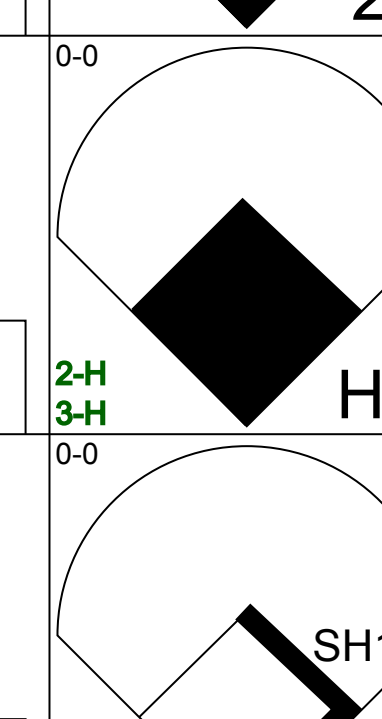
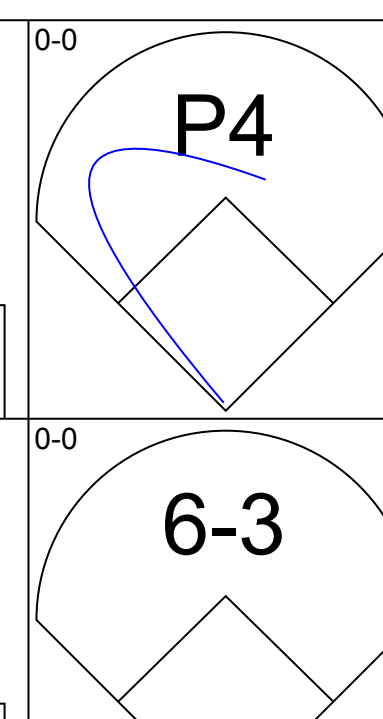
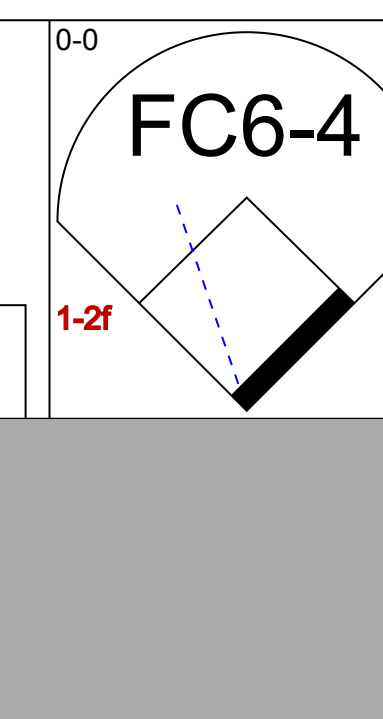
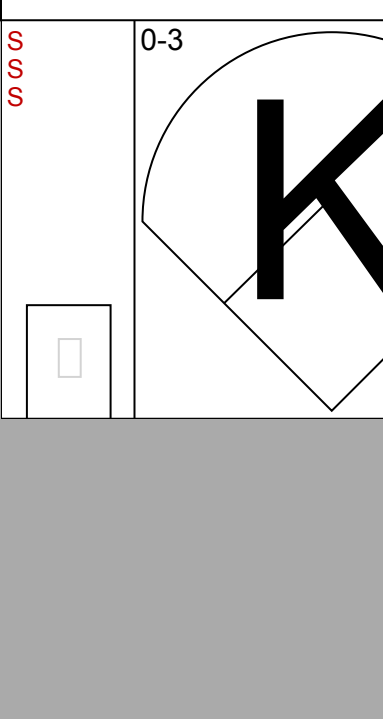

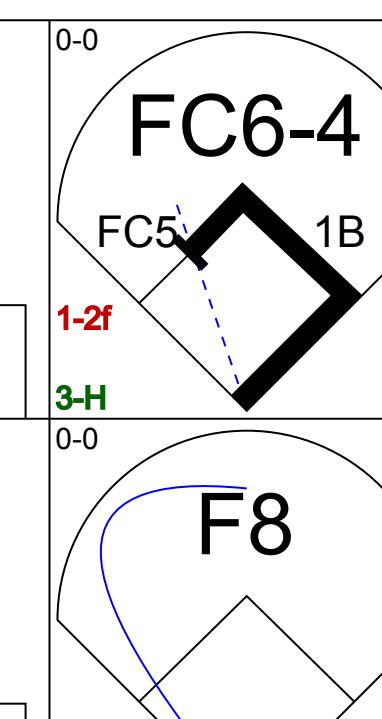
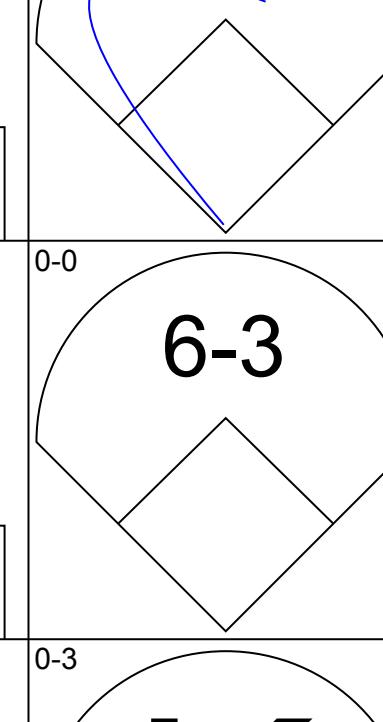
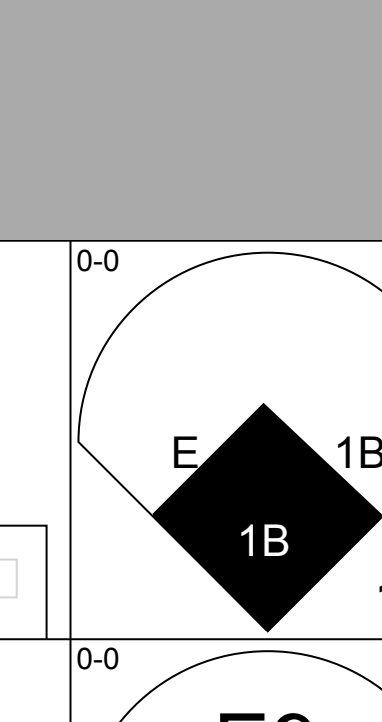
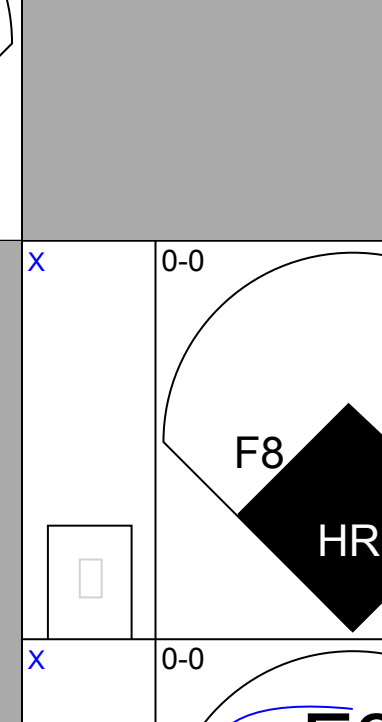
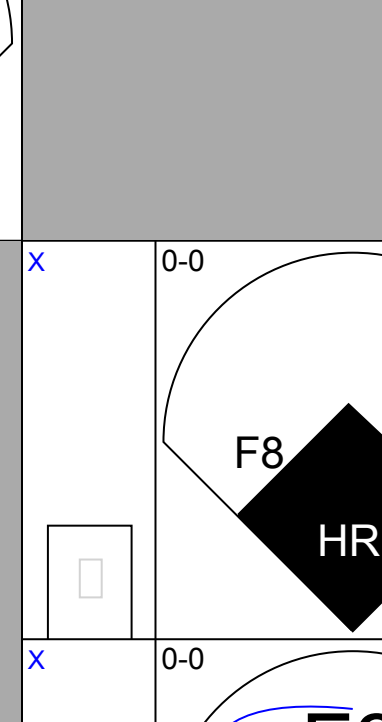
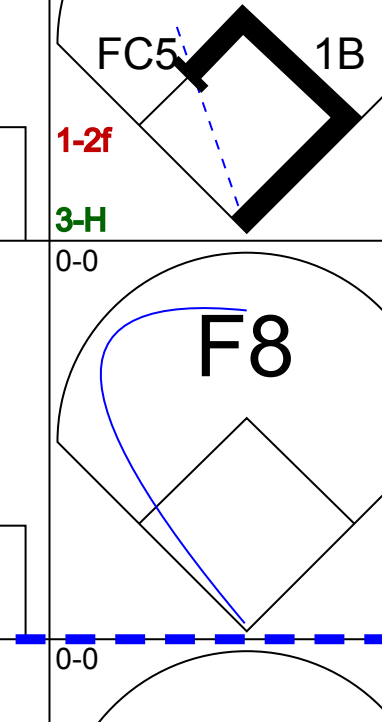
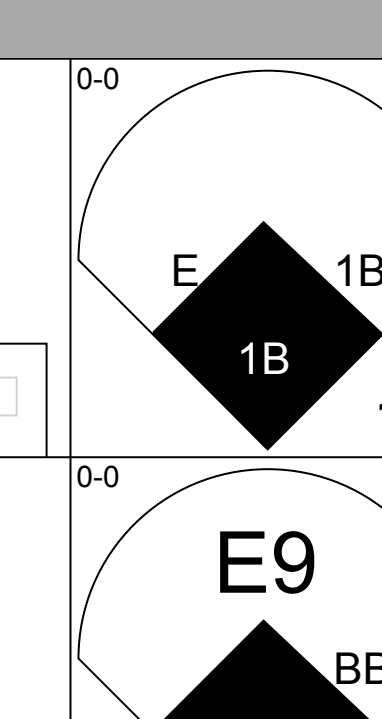
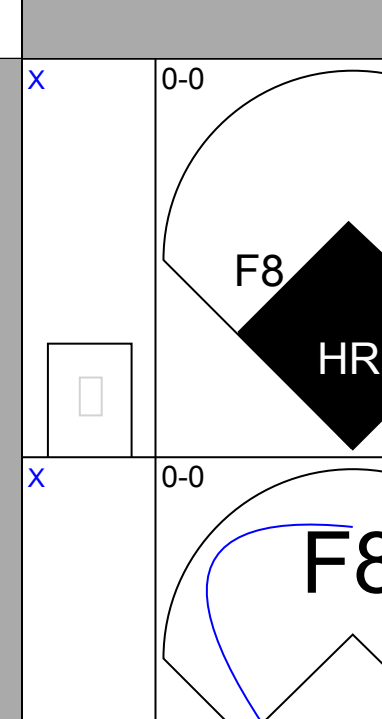
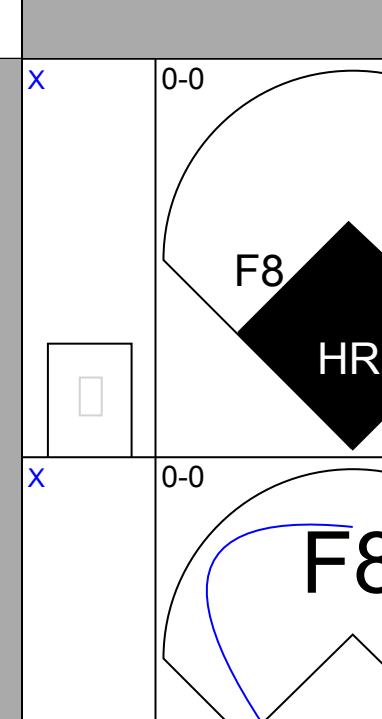
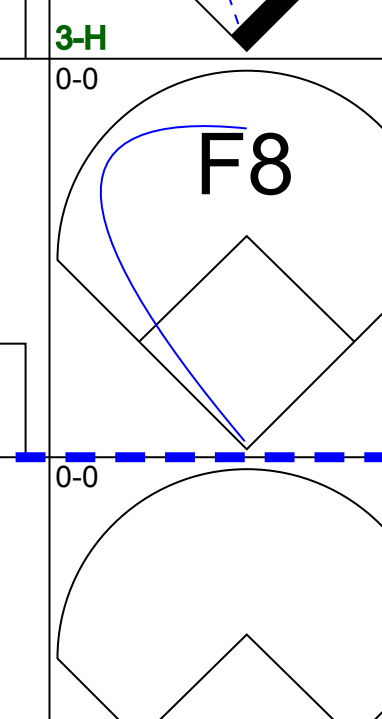
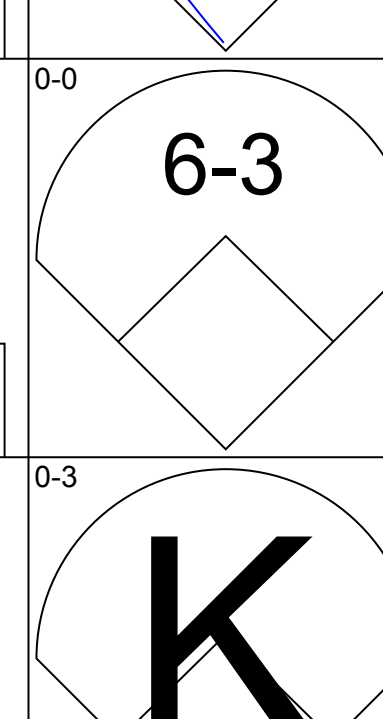
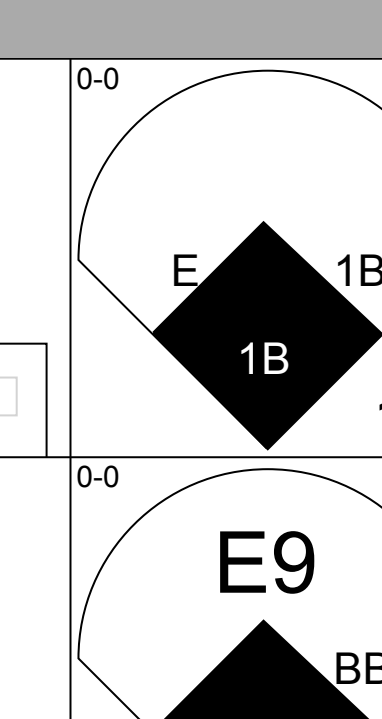
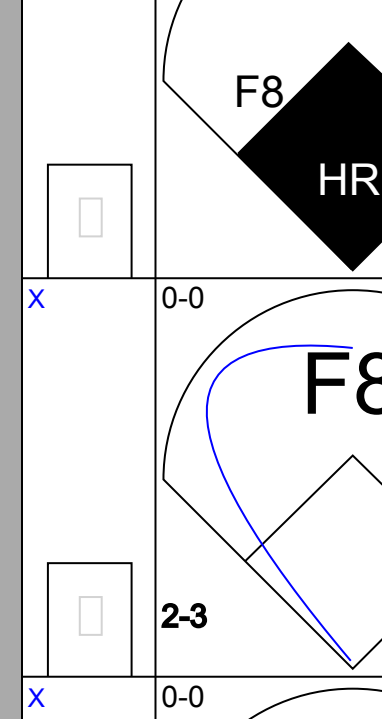
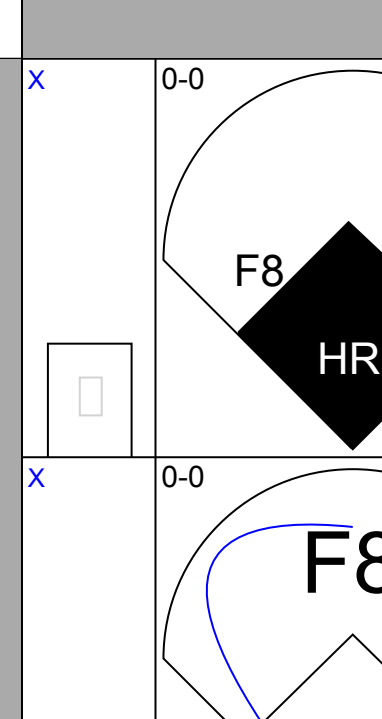
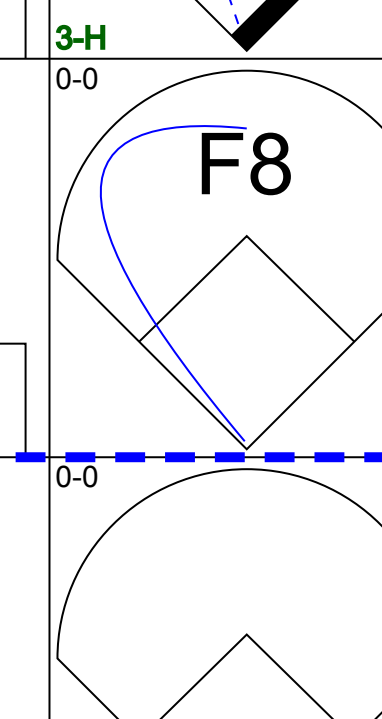
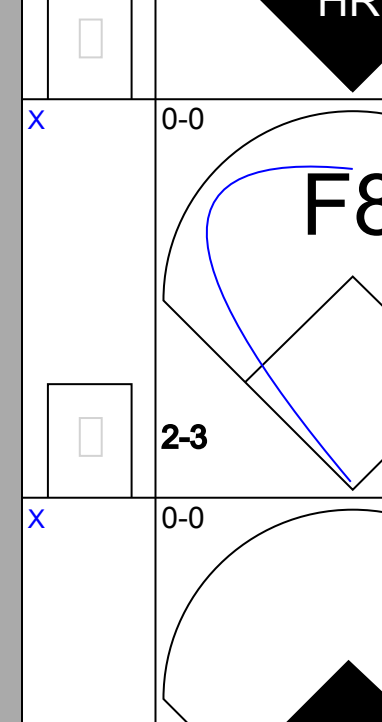
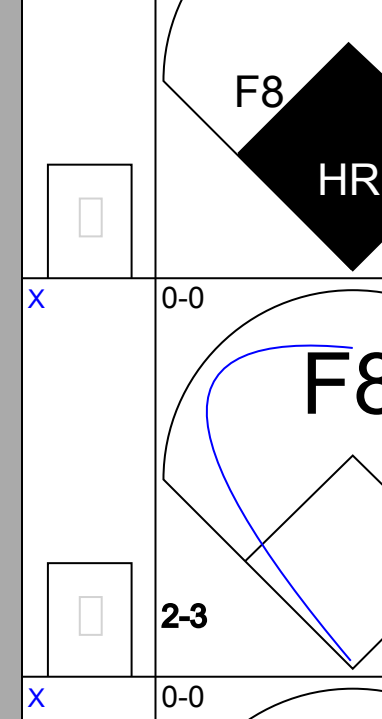
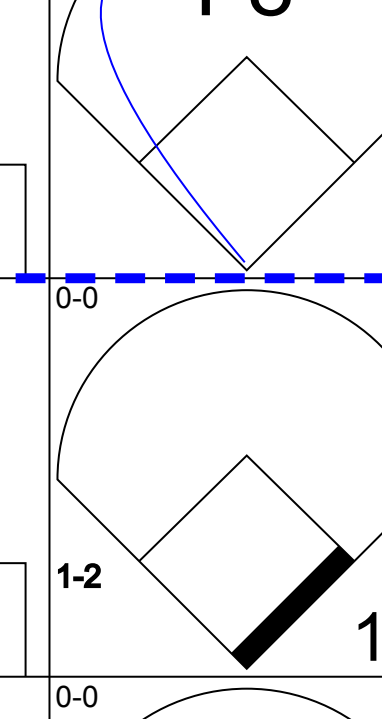

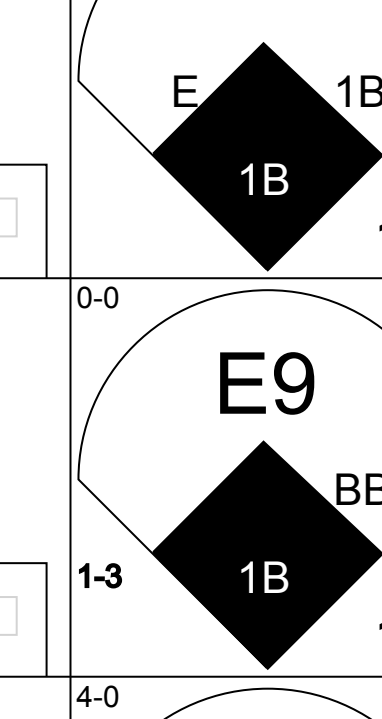
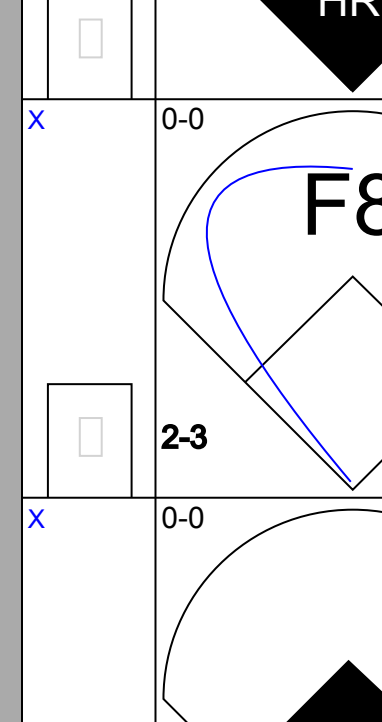
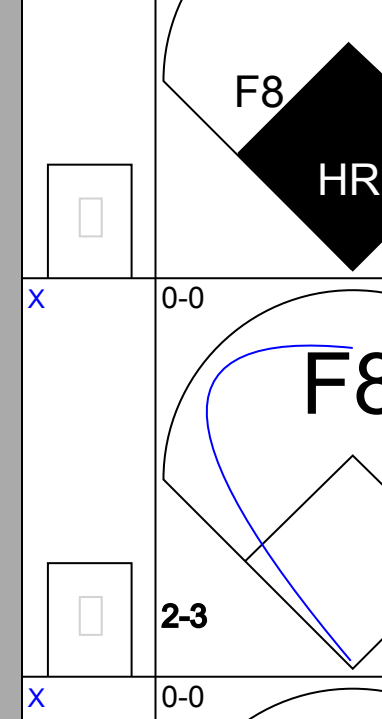
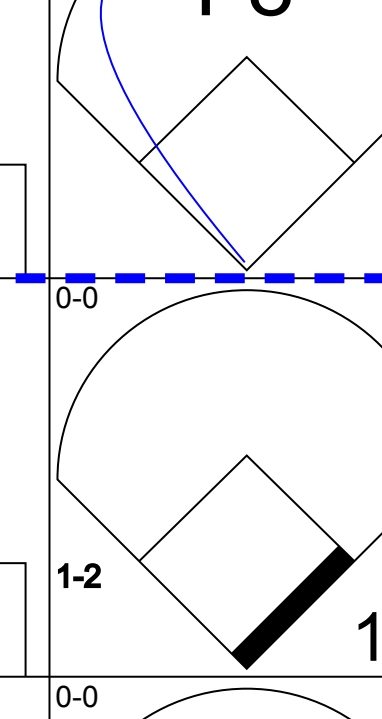
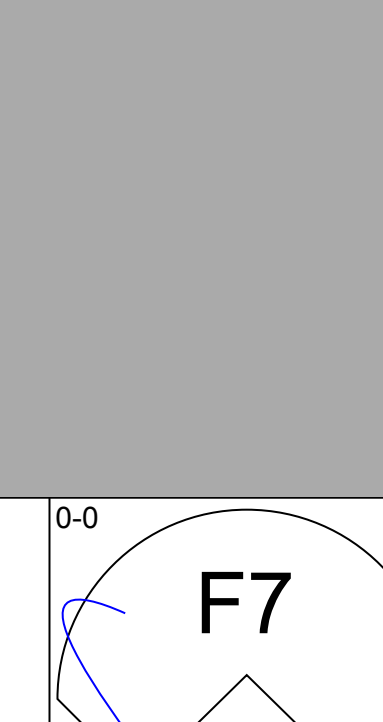
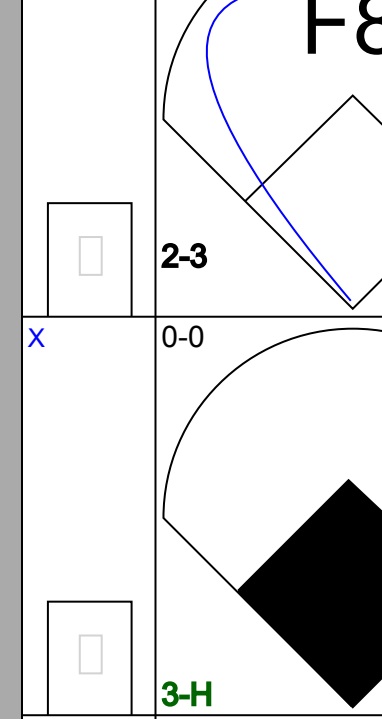
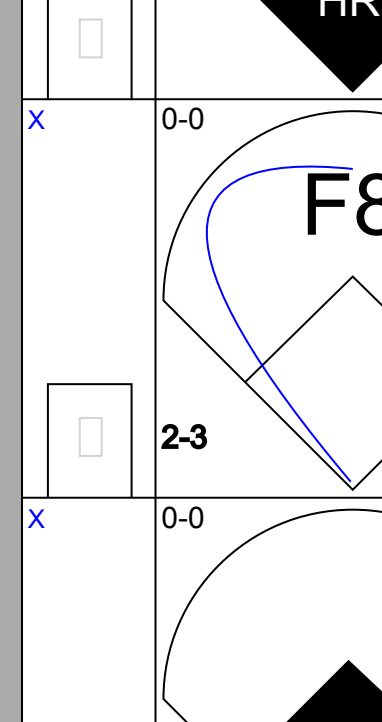
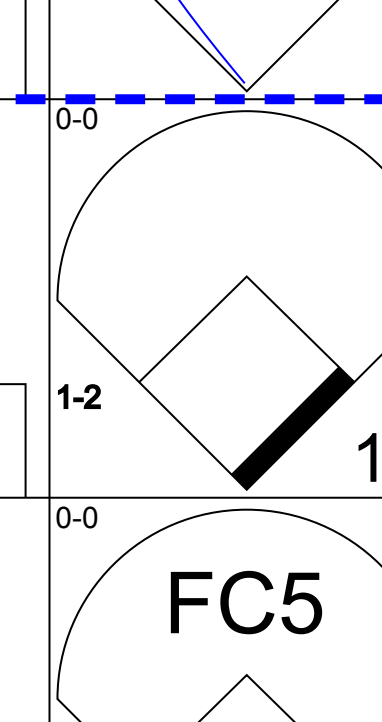
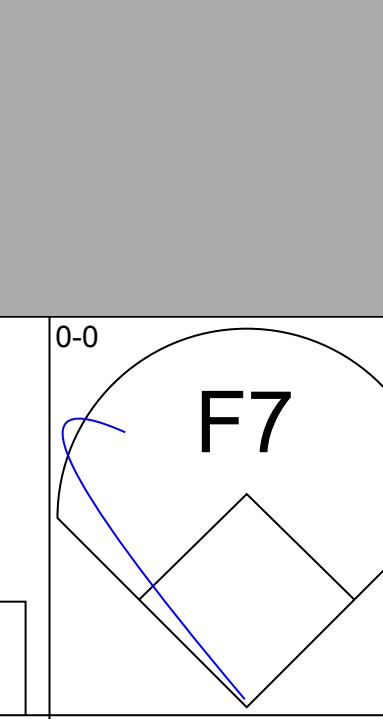
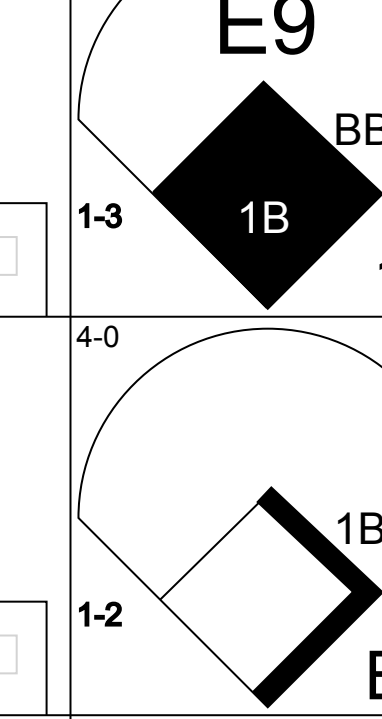
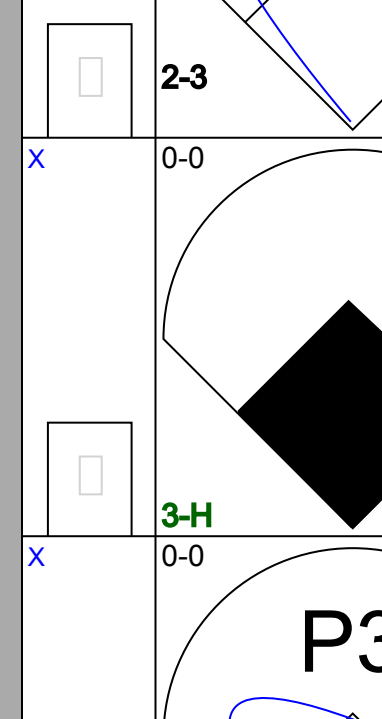
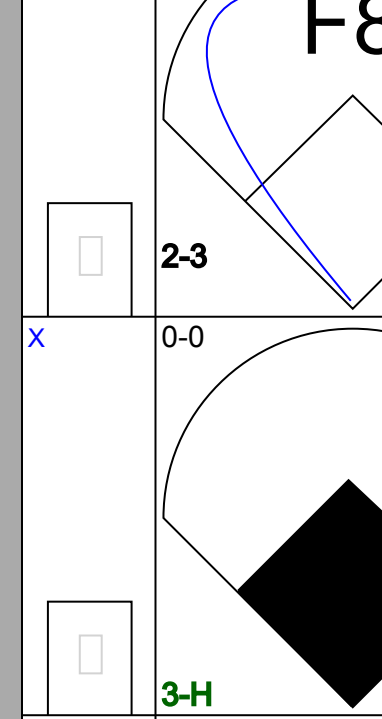
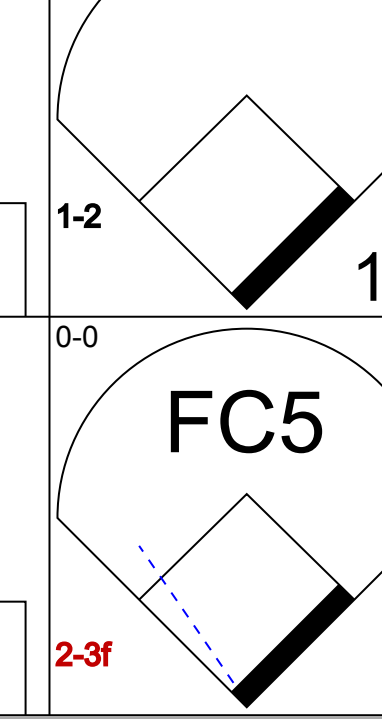
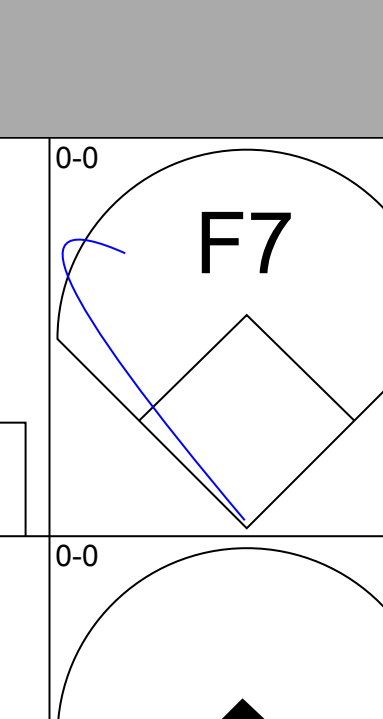
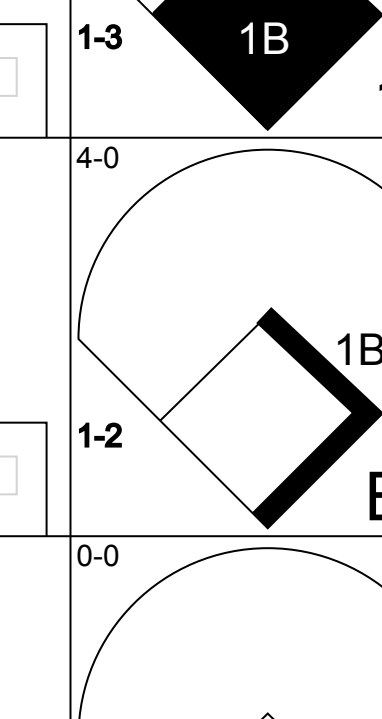
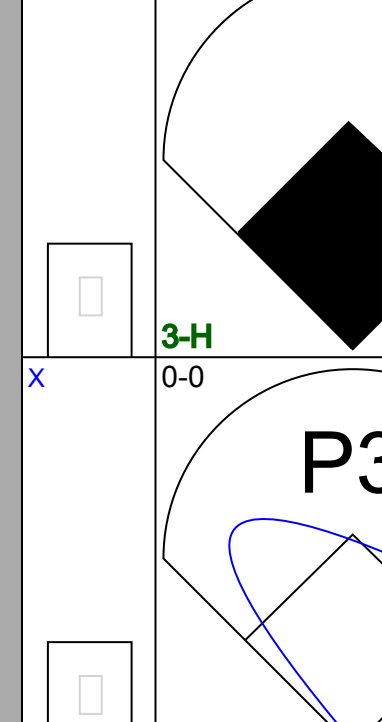
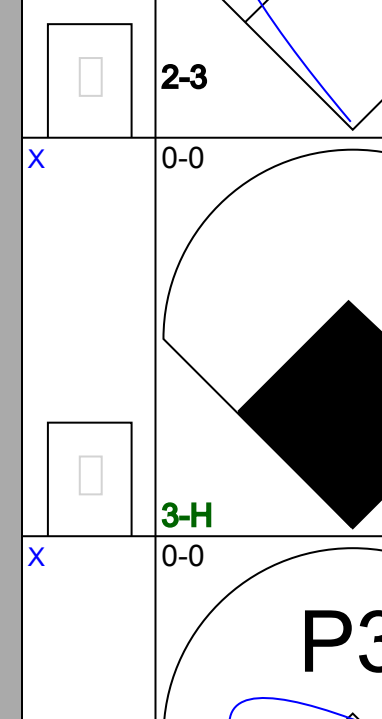
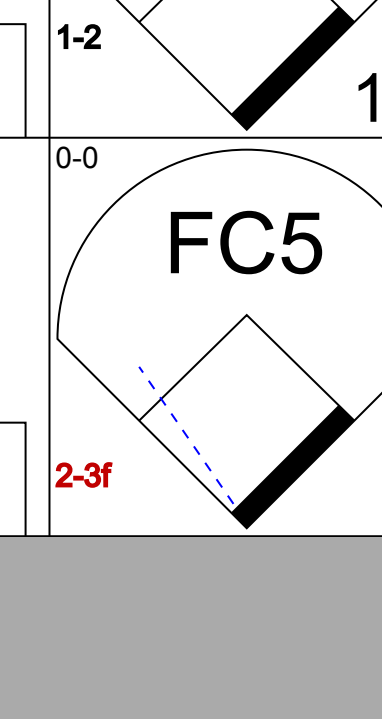
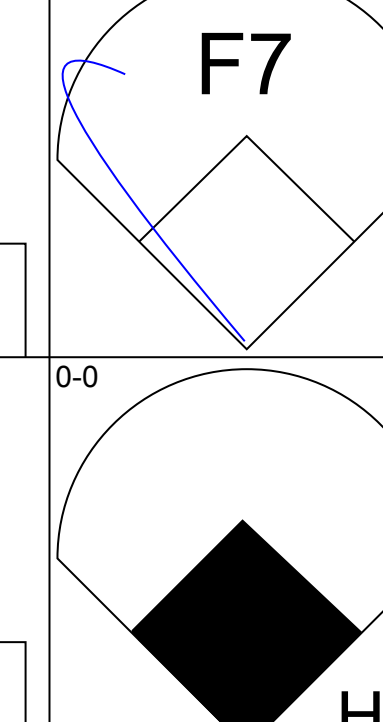
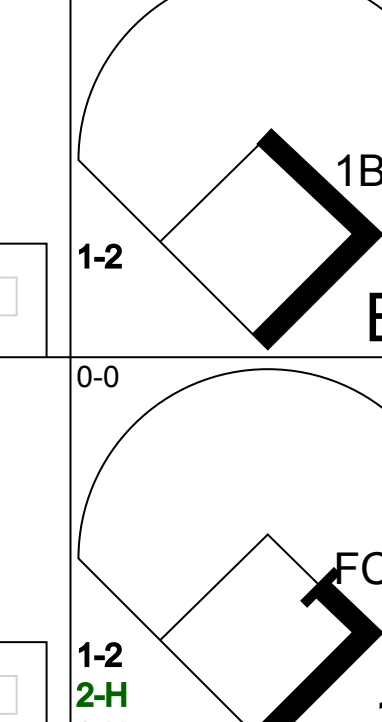

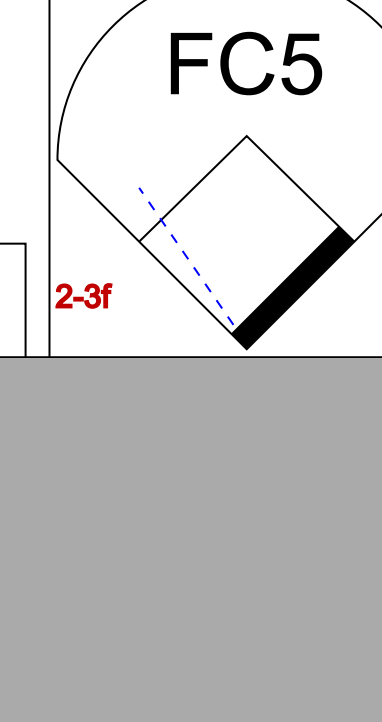
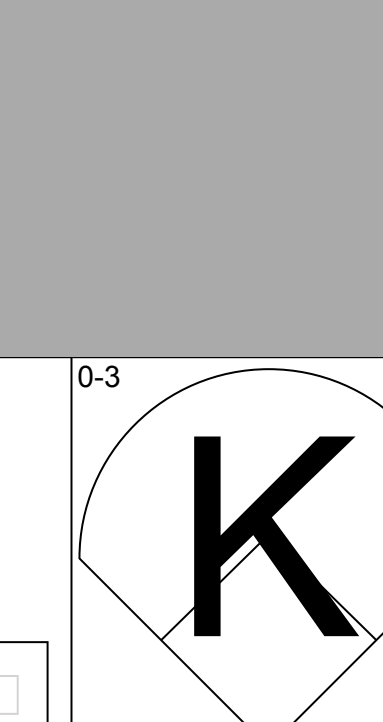
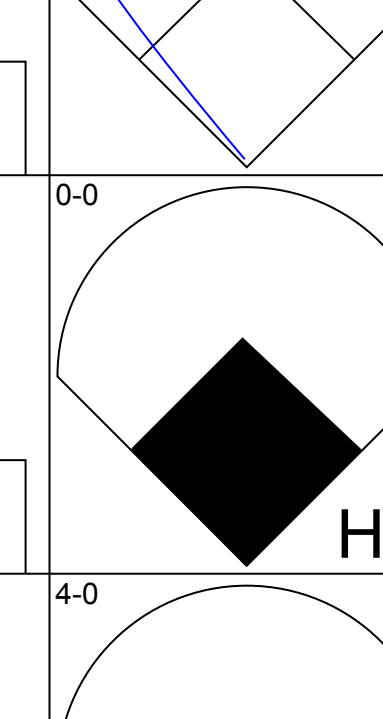



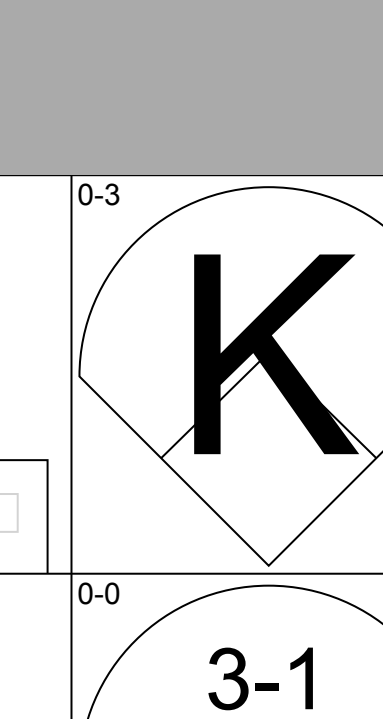
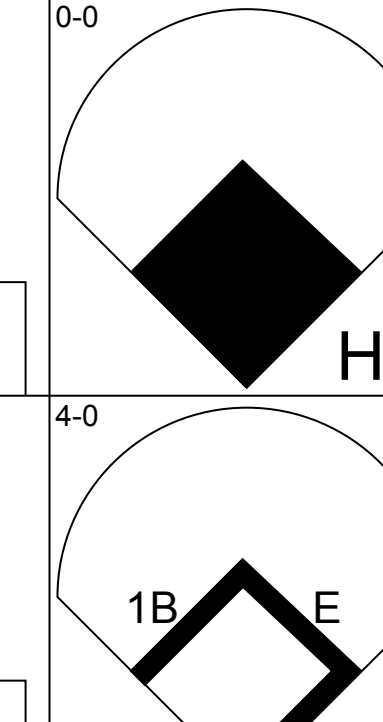



Batter	1	2	3	4	5	6	7	8	9	AB	R	H	RBI	BB	SO	LOB	BOTTOM		
Don Landrum, L OBP: 0.440, SLG: 0.315 (1, 8)										3	1	1	0	1	0	2	St. Louis Cardinals @ Chicago Cubs Wrigley Field, Chicago, IL Thu Jun 28 1962, 3:33 AM CDT Att: 5,314 - Unknown		
Ken Hubbs, R OBP: 0.289, SLG: 0.343 (1, 4)										5	2	1	0	0	1	4			
Billy Williams, L OBP: 0.398, SLG: 0.556 (1, 7)										5	1	2	1	0	0	5			
14 Ernie Banks, R OBP: 0.312, SLG: 0.535 (1, 3)										4	2	2	3	1	1	1			
Ron Santo, R OBP: 0.333, SLG: 0.429 (1, 5)										5	1	2	2	0	0	5			
George Altman, L OBP: 0.394, SLG: 0.518 (1, 9)										3	0	0	0	1	2	2			
Andre Rodgers, R OBP: 0.351, SLG: 0.414 (1, 6)										4	0	1	1	0	2	3			
El Tappe, R OBP: 0.318, SLG: 0.231 (1, 2)										2	0	0	0	2	0	1			
Cal Koonce, R OBP: 0.114, SLG: 0.143 (1, 1)										4	0	0	0	0	2	2			
Inning Stats	R: 1 E: 0 K: 1 S: 7	H: 2 LOB: 1 BB: 0 P: 7	R: 0 E: 0 K: 1 S: 5	H: 0 LOB: 0 BB: 0 P: 5	R: 2 E: 1 K: 2 S: 10	H: 2 LOB: 2 BB: 2 P: 18	R: 0 E: 1 K: 1 S: 6	H: 0 LOB: 1 BB: 1 P: 10	R: 1 E: 1 K: 0 S: 5	H: 2 LOB: 1 BB: 0 P: 5	R: 0 E: 0 K: 1 S: 5	H: 0 LOB: 0 BB: 0 P: 5	R: 3 E: 0 K: 2 S: 10	H: 3 LOB: 1 BB: 1 P: 14	R: 0 E: 1 K: 0 S: 3	H: 0 LOB: 2 BB: 1 P: 8		1B: 5 2B: 2 3B: 1 HR: 1	SF: 0 SAC: 0 DP: 1 HBP: 1
PITCHER Bob Gibson, R ERA: 2.92 (1, 1) Ed Bauta, R ERA: 3.56 (7, 1) Bobby Shantz, L ERA: 1.3 (8, 1)	IP: 6.0 WLS: L BF: 31 H: 8 R: 6 ER: 4 SO: 6 BB: 2 IBB: 1 HBP: 0 BLK: 0 WP: 0 HR: 0 S: 40 P: 52 ERA: 6.00 WHIP: 1.667															PITCHER			

AB	36
R	2
H	10
RBI	2
BB	0
SO	5
LOB	16



Batter	1	2	3	4	5	6	7	8	9	AB	R	H	RBI	BB	SO	LOB	TOP					
Bill Virdon, L OBP: 0.306, SLG: 0.407 (1,8)	0-0 5-3 1B		0-0 P6			0-3 K		0-0 1-3 1B		4	0	2	0	0	1	0	Pittsburgh Pirates @ St. Louis Cardinals Sportsman's Park, St. Louis, MO Fri Jun 29 1962, 8:05 PM EDT Att: 18,531 - Unknown - 84 F					
Dick Groat, R OBP: 0.353, SLG: 0.349 (1,6)	0-0 5-3 1-2		0-3 K			0-0 6-3		0-3 K		4	0	0	0	0	2	3						
Bob Skinner, L OBP: 0.394, SLG: 0.488 (1,7)	0-0 P3			0-0 4-3		4-0 FC6-4 BB		0-0 1-3		3	0	0	0	1	0	3						
Roberto Clemente, R OBP: 0.353, SLG: 0.449 (1,9)	0-0 4-3			0-0 F2		0-0 FC6-4 1-2			0-0 6-3	4	0	0	0	0	0	2						
Don Hoak, R OBP: 0.340, SLG: 0.396 (1,5)		0-0 1B 1B		0-0 L4			0-0 G4-6-3 1B		0-0 F7	4	0	2	0	0	0	0						
Donn Clendenen, R OBP: 0.328, SLG: 0.411 (1,3)		0-3 K			0-0 L8		0-0 G4-6-3 1-2		0-0 F8	4	0	0	0	0	1	2						
Don Leppert, R OBP: 0.272, SLG: 0.360 (1,2)		0-0 L3 1-2 1B			0-0 1B		0-0 6-3			3	0	2	0	0	0	0						
Bill Mazerowski, R OBP: 0.292, SLG: 0.419 (1,4)		0-0 L3 1-2			0-0 L9			0-0 P6		3	0	0	0	0	0	3						
Harvey Haddix, L OBP: 0.304, SLG: 0.591 (1,1)			0-0 F9					0-0 1B		2	0	0	0	0	1	1						
Diomedes Olivo, L OBP: 0.300, SLG: 0.333 (6,1)					0-3 K					0	0	0	0	0	0	0						
Johnny Logan, R OBP: 0.487, SLG: 0.385 (6,PH)										1	0	1	0	0	0	0						
Tom Sturdivant, L OBP: 0.083, SLG: 0.083 (8,1)										0	0	0	0	0	0	0						
Inning Stats	R: 0 E: 0 K: 1 S: 4	H: 1 LOB: 1 BB: 0 P: 4	R: 0 E: 0 K: 1 S: 6	H: 2 LOB: 1 BB: 0 P: 6	R: 0 E: 0 K: 1 S: 5	H: 0 LOB: 0 BB: 0 P: 5	R: 0 E: 0 K: 0 S: 3	H: 0 LOB: 0 BB: 0 P: 3	R: 0 E: 0 K: 1 S: 6	H: 1 LOB: 1 BB: 0 P: 6	R: 0 E: 0 K: 1 S: 5	H: 0 LOB: 1 BB: 1 P: 9	R: 0 E: 0 K: 0 S: 3	H: 1 LOB: 0 BB: 0 P: 3	R: 0 E: 0 K: 1 S: 7	H: 2 LOB: 2 BB: 0 P: 7	R: 0 E: 0 K: 0 S: 3	H: 0 LOB: 0 BB: 0 P: 3	1B: 7 2B: 1 3B: 0 HR: 0	SF: 0 SAC: 0 DP: 2 HBP: 0	WP: 0 PB: 0 SB: 0 CS: 0	PA: 33
PITCHER Curt Simmons, L ERA: 2.98 (1,1)	IP: 9.0 WLS: W BF: 33 H: 7 R: 0 ER: 0 SO: 5 BB: 1 IBB: 0 HBP: 0 BLK: 0 WP: 0 HR: 0 S: 42 P: 46 ERA: 0.00 WHIP: 0.889																					

Batter	1	2	3	4	5	6	7	8	9	AB	R	H	RBI	BB	SO	LOB	BOTTOM					
Curt Flood, R OBP: 0.356, SLG: 0.441 (1,8)	0-0 HR 1B		0-0 F2			4-0 S SH1-4 BB	0-3 K2-3			3	2	1	0	1	1	0	Pittsburgh Pirates @ St. Louis Cardinals Sportsman's Park, St. Louis, MO Fri Jun 29 1962, 8:05 PM EDT Att: 18,531 - Unknown - 84 F					
Julian Javier, R OBP: 0.318, SLG: 0.341 (1,4)	0-0 F9		0-0 F3			0-0 SH1-4 1-2	0-0 6-3			3	0	0	0	0	0	1						
Charlie James, R OBP: 0.336, SLG: 0.443 (1,9)	0-0 1-H HR		0-0 6-3			0-0 BB 2B S 1B	0-0 6-3			4	2	2	2	0	0	0						
Ken Boyer, R OBP: 0.386, SLG: 0.482 (1,5)	0-3 K			0-0 G5-4-3 1B		0-3 K		0-0 G4-6-3 1B		4	0	2	0	0	2	2						
Gene Oliver, R OBP: 0.362, SLG: 0.414 (1,2)				0-0 G5-4-3		4-0 BB		0-0 G4-6-3		2	1	1	0	1	0	1						
Red Schoendienst, S OBP: 0.450, SLG: 0.467 (8,PH)				0-0 1B		1-2 2-3 2B IBB		0-0 G4-6-3 1-2		1	0	0	0	0	0	1						
Jimmie Schaffer, R OBP: 0.333, SLG: 0.269 (9,2)				0-0 1B		1-2 2-3 2B IBB		0-0 G4-6-3 1-2		0	0	0	0	0	0	0						
Bill White, L OBP: 0.346, SLG: 0.464 (1,3)	0-0 1-3			0-0 G3		4-0 2B BB		4-0 FC5-4 BB		2	0	0	1	2	0	1						
Bobby Gene Smith, R OBP: 0.276, SLG: 0.296 (1,7)		0-0 F8			0-0 5-3	0-0 1-3 2-H 3-H 2B		0-0 FC5-4 1-2		4	0	1	2	0	0	1						
Dal Maxvill, R OBP: 0.229, SLG: 0.182 (1,6)		0-0 P4			0-0 F9					2	0	0	0	1	0	0						
Curt Simmons, L OBP: 0.282, SLG: 0.235 (1,1)		0-0 F7			0-0 1-3	0-0 6-3				3	0	0	0	0	0	3						
Inning Stats	R: 2 E: 0 K: 1 S: 8	H: 3 LOB: 1 BB: 0 P: 8	R: 0 E: 0 K: 0 S: 3	H: 0 LOB: 0 BB: 0 P: 3	R: 0 E: 0 K: 0 S: 3	H: 0 LOB: 0 BB: 0 P: 3	R: 0 E: 0 K: 0 S: 3	H: 1 LOB: 0 BB: 0 P: 3	R: 0 E: 0 K: 0 S: 3	H: 0 LOB: 0 BB: 0 P: 3	R: 3 E: 0 K: 1 S: 7	H: 2 LOB: 3 BB: 4 P: 23	R: 0 E: 0 K: 1 S: 5	H: 0 LOB: 0 BB: 0 P: 5	R: 0 E: 0 K: 0 S: 3	H: 1 LOB: 1 BB: 1 P: 7	R: 0 E: 0 K: 0 S: 3	H: 0 LOB: 0 BB: 0 P: 3	1B: 5 2B: 1 3B: 0 HR: 1	SF: 0 SAC: 1 DP: 2 HBP: 0	WP: 0 PB: 0 SB: 2 CS: 0	PA: 34
PITCHER Harvey Haddix, L ERA: 4.38 (1,1)	IP: 5.2 WLS: L BF: 24 H: 5 R: 5 ER: 5 SO: 2 BB: 2 IBB: 1 HBP: 0 BLK: 0 WP: 1 HR: 1 S: 25 P: 37 ERA: 7.94 WHIP: 1.235																					
Diomedes Olivo, L ERA: 2.06 (6,1)	1.1 6 1 0 0 1 0 1 0 0 0 0 7 11 0.00 0.750																					
Tom Sturdivant, R ERA: 6.02 (8,1)	1.0 4 1 0 0 0 1 0 0 0 0 0 3 7 0.00 2.000																					

Batter	1	2	3	4	5	6	7	8	9	AB	R	H	RBI	BB	SO	LOB	TOP					
Bill Virdon, L OBP: 0.304, SLG: 0.402 (1, 8)										6	1	1	0	0	1	3	Pittsburgh Pirates @ St. Louis Cardinals Sportsman's Park, St. Louis, MO Sat Jun 30 1962, 8:05 PM EDT Att: 22,527 - Unknown					
Dick Groat, R OBP: 0.356, SLG: 0.352 (1, 6)										6	2	3	0	0	0	1						
Bob Skinner, L OBP: 0.341, SLG: 0.397 (1, 7)										3	4	3	2	2	0	0						
Howie Goss, R OBP: 0.313, SLG: 0.368 (8, 7)										1	0	0	0	0	0	1						
Dick Stuart, R OBP: 0.285, SLG: 0.392 (1, 3)										6	2	3	1	0	0	3						
Roberto Clemente, R OBP: 0.361, SLG: 0.471 (1, 9)										5	3	4	5	0	0	2						
Smoky Burgess, L OBP: 0.407, SLG: 0.506 (1, 2)										5	2	3	7	0	0	1						
Don Hoak, R OBP: 0.397, SLG: 0.462 (1, 5)										2	1	1	0	0	0	1						
Dick Schofield, S OBP: 0.400, SLG: 0.462 (3, 5)										3	0	1	0	0	2	0						
Bill Mazerowski, R OBP: 0.291, SLG: 0.426 (1, 4)										5	1	1	2	0	1	1						
Vern Law, R OBP: 0.231, SLG: 0.304 (1, 1)										4	1	2	0	0	0	0						
Diomedes Olivo, L OBP: 0.300, SLG: 0.333 (8, 1)										0	0	0	0	0	0	0						
Inning Stats	R: 3 E: 0 K: 1 S: 8	H: 3 LOB: 1 BB: 1 P: 12	R: 5 E: 0 K: 0 S: 8	H: 5 LOB: 0 BB: 0 P: 8	R: 2 E: 1 K: 0 S: 5	H: 2 LOB: 2 BB: 1 P: 5	R: 1 E: 0 K: 0 S: 3	H: 1 LOB: 0 BB: 1 P: 7	R: 0 E: 0 K: 1 S: 5	H: 0 LOB: 0 BB: 0 P: 5	R: 0 E: 0 K: 0 S: 5	H: 2 LOB: 2 BB: 0 P: 5	R: 1 E: 0 K: 1 S: 7	H: 2 LOB: 1 BB: 0 P: 7	R: 5 E: 0 K: 1 S: 11	H: 6 LOB: 1 BB: 0 P: 11	R: 0 E: 0 K: 0 S: 3	H: 1 LOB: 0 BB: 0 P: 3	1B: 14 2B: 6 3B: 0 HR: 4	SF: 0 SAC: 1 DP: 3 HBP: 0	WP: 0 PB: 0 SB: 0 CS: 0	PA: 49
PITCHER	IP	WLS	BF	H	R	ER	SO	BB	IBB	HBP	BLK	WP	HR	S	P	ERA	WHIP					
Ray Washburn, R ERA: 4.76 (1, 1)	1.2	L	14	8	8	8	1	1	0	0	0	0	1	15	19	43.20	5.400					
Bobby Shantz, L ERA: 1.75 (2, 1)	4.1		18	5	3	3	1	1	0	0	0	0	1	19	23	6.23	1.385					
Ed Bauta, R ERA: 5.01 (7, 1)	2.0		14	8	6	6	2	0	0	0	0	0	2	18	18	27.00	4.000					
Don Ferrarese, L ERA: 3.99 (9, 1)	1.0		3	1	0	0	0	0	0	0	0	0	0	3	3	0.00	1.000					
Batter	1	2	3	4	5	6	7	8	9	AB	R	H	RBI	BB	SO	LOB	BOTTOM					
Curt Flood, R OBP: 0.351, SLG: 0.435 (1, 8)										5	0	0	1	0	1	4	Pittsburgh Pirates @ St. Louis Cardinals Sportsman's Park, St. Louis, MO Sat Jun 30 1962, 8:05 PM EDT Att: 22,527 - Unknown					
Julian Javier, R OBP: 0.323, SLG: 0.350 (1, 4)										4	1	3	0	0	0	0						
Julio Gotay, R OBP: 0.342, SLG: 0.338 (7, PR) (8, 4)										1	1	0	0	0	0	1						
Bill White, L OBP: 0.462, SLG: 0.462 (1, 3)										1	0	0	0	0	1	0						
Fred Whitfield, L OBP: 0.377, SLG: 0.549 (3, 3)										4	1	2	0	0	0	2						
Stan Musial, L OBP: 0.404, SLG: 0.485 (1, 7)										2	0	0	0	1	1	0						
Doug Clemens, L OBP: 0.346, SLG: 0.297 (6, 7)										2	1	1	2	0	0	2						
Ken Boyer, R OBP: 0.386, SLG: 0.491 (1, 5)										5	1	2	3	0	1	1						
Carl Sawatski, L OBP: 0.414, SLG: 0.548 (1, 2)										4	0	1	0	1	1	3						
Charlie James, R OBP: 0.338, SLG: 0.441 (1, 9)										5	1	2	0	0	1	4						
Daf Maxvill, R OBP: 0.250, SLG: 0.237 (1, 6)										5	1	2	0	0	1	3						
Ray Washburn, R ERA: 4.76 (1, 1)										0	0	0	0	0	0	0						
Bobby Shantz, L ERA: 1.75 (2, 1)										2	0	0	0	0	1	3						
Bobby Gene Smith, R ERA: 0.295 (6, PR)										1	0	0	0	0	0	0						
Ed Bauta, R ERA: 5.01 (7, 1)										0	0	0	0	0	0	0						
Gene Oliver, R OBP: 0.362, SLG: 0.418 (8, PR)										1	0	1	1	0	0	0						
Don Ferrarese, L ERA: 3.99 (9, 1)										0	0	0	0	0	0	0						
Inning Stats	R: 0 E: 0 K: 1 S: 5	H: 0 LOB: 0 BB: 0 P: 5	R: 1 E: 1 K: 1 S: 8	H: 2 LOB: 3 BB: 1 P: 12	R: 2 E: 1 K: 2 S: 10	H: 3 LOB: 2 BB: 1 P: 14	R: 0 E: 0 K: 0 S: 4	H: 1 LOB: 1 BB: 0 P: 4	R: 0 E: 0 K: 2 S: 6	H: 0 LOB: 0 BB: 0 P: 6	R: 0 E: 0 K: 2 S: 7	H: 0 LOB: 0 BB: 0 P: 7	R: 2 E: 0 K: 0 S: 5	H: 2 LOB: 1 BB: 0 P: 5	R: 2 E: 0 K: 0 S: 7	H: 4 LOB: 2 BB: 0 P: 7	R: 0 E: 0 K: 1 S: 6	H: 1 LOB: 1 BB: 0 P: 6	1B: 10 2B: 2 3B: 0 HR: 2	SF: 0 SAC: 0 DP: 0 HBP: 0	WP: 0 PB: 0 SB: 0 CS: 0	PA: 44
PITCHER	IP	WLS	BF	H	R	ER	SO	BB	IBB	HBP	BLK	WP	HR	S	P	ERA	WHIP					
Vern Law, R ERA: 3.34 (1, 1)	7.2		38	12	7	7	7	2	0	0	0	0	2	50	58	8.22	1.826					
Diomedes Olivo, L ERA: 2.01 (8, 1)	1.1	S	6	2	0	0	1	0	0	0	0	0	0	8	8	0.00	1.500					

Batter	1	2	3	4	5	6	7	8	9	AB	R	H	RBI	BB	SO	LOB	TOP								
Bill Virdon, L OBP: 0.305, SLG: 0.408 (1, 8)										5	1	2	0	0	0	1									
Dick Groat, R OBP: 0.354, SLG: 0.351 (1, 6)										4	1	1	0	0	0	1									
Bob Skinner, L OBP: 0.409, SLG: 0.506 (1, 7)										2	1	1	0	2	0	0									
Howie Goss, R OBP: 0.313, SLG: 0.368 (9, 7)										0	0	0	0	0	0	0									
Dick Stuart, R OBP: 0.281, SLG: 0.387 (1, 3)										3	0	0	1	0	0	3									
Roberto Clemente, R OBP: 0.359, SLG: 0.468 (1, 9)										4	1	1	0	0	3	3									
Smoky Burgess, L OBP: 0.408, SLG: 0.522 (1, 2)										3	2	1	2	1	0	0									
Don Hoak, R OBP: 0.340, SLG: 0.404 (1, 5)										4	1	1	3	0	1	0									
Bill Mazerowski, R OBP: 0.290, SLG: 0.423 (1, 4)										4	0	1	1	0	0	0									
Al McBean, R OBP: 0.212, SLG: 0.303 (1, 1)										4	0	1	0	0	2	1									
Inning Stats	R: 0 E: 0 K: 0 S: 3	H: 1 LOB: 1 BB: 1 P: 7	R: 2 E: 0 K: 0 S: 6	H: 3 LOB: 1 BB: 0 P: 6	R: 0 E: 0 K: 1 S: 5	H: 0 LOB: 0 BB: 0 P: 3	R: 0 E: 0 K: 1 S: 5	H: 0 LOB: 0 BB: 0 P: 5	R: 0 E: 0 K: 0 S: 3	H: 0 LOB: 0 BB: 0 P: 3	R: 4 E: 0 K: 2 S: 11	H: 4 LOB: 1 BB: 1 P: 15	R: 1 E: 0 K: 1 S: 6	H: 1 LOB: 1 BB: 1 P: 10	R: 0 E: 0 K: 1 S: 5	H: 0 LOB: 0 BB: 0 P: 5	R: 0 E: 0 K: 1 S: 5	H: 0 LOB: 0 BB: 0 P: 5	1B: 4 2B: 4 3B: 1 HR: 1	SF: 1 SAC: 1 DP: 1 HBP: 0	WP: 0 PB: 0 SB: 0 CS: 0	PA: 38			
PITCHER	IP	WLS	BF	H	R	ER	SO	BB	IBB	HBP	BLK	WP	HR	S	P	ERA	WHIP								
Larry Jackson, R ERA: 4.31 (1, 1)	6.1	L	30	9	7	7	3	2	1	0	0	0	1	33	45	9.95	1.737								
Lindy McDaniel, R ERA: 2.34 (7, 1)	0.2		2	0	0	0	1	0	0	0	0	0	0	4	4	0.00	0.000								
Don Ferrarese, L ERA: 3.73 (8, 1)	2.0		6	0	0	0	2	0	0	0	0	0	0	10	10	0.00	0.000								

Pittsburgh Pirates @ St. Louis Cardinals
Sportsman's Park, St. Louis, MO
Sun Jul 01 1962, 4:33 AM EDT
Att: 25,977 - Unknown

AB	33
R	7
H	9
RBI	7
BB	3
SO	6
LOB	9

Batter	1	2	3	4	5	6	7	8	9	AB	R	H	RBI	BB	SO	LOB	BOTTOM								
Curt Flood, R OBP: 0.349, SLG: 0.431 (1, 8)										5	0	1	1	0	1	4									
Julian Javier, R OBP: 0.319, SLG: 0.345 (1, 4)										4	0	0	0	0	1	4									
Bill White, L OBP: 0.350, SLG: 0.465 (1, 3)										3	0	2	0	1	0	0									
Stan Musial, L OBP: 0.397, SLG: 0.475 (1, 7)										4	0	0	0	0	0	5									
Doug Clemens, L OBP: 0.346, SLG: 0.297 (9, 7)										0	0	0	0	0	0	0									
Ken Boyer, R OBP: 0.387, SLG: 0.490 (1, 5)										3	1	1	0	1	1	1									
Charlie James, R OBP: 0.335, SLG: 0.436 (1, 9)										4	1	1	0	0	1	1									
Carl Sawatski, L OBP: 0.404, SLG: 0.532 (1, 2)										4	0	0	0	0	0	2									
Julio Gotay, R OBP: 0.340, SLG: 0.333 (1, 6)										3	0	0	0	1	1	0									
Larry Jackson, R OBP: 0.271, SLG: 0.256 (1, 1)										1	0	0	0	0	0	0									
Lindy McDaniel, R OBP: 0.497, SLG: 0.474 (7, 1)										0	0	0	0	0	0	0									
Red Schoendienst, S OBP: 0.667, SLG: 1.667 (7, PH)										1	0	1	0	0	0	0									
Don Ferrarese, R OBP: 0.667, SLG: 1.667 (8, 1)										0	0	0	0	0	0	0									
Fred Whitfield, L OBP: 0.370, SLG: 0.538 (9, PH)										1	0	0	0	0	0	0									
Inning Stats	R: 0 E: 1 K: 0 S: 3	H: 1 LOB: 1 BB: 1 P: 7	R: 2 E: 1 K: 0 S: 6	H: 2 LOB: 2 BB: 1 P: 10	R: 0 E: 0 K: 1 S: 5	H: 1 LOB: 0 BB: 0 P: 5	R: 0 E: 0 K: 2 S: 7	H: 0 LOB: 0 BB: 0 P: 7	R: 0 E: 0 K: 1 S: 7	H: 1 LOB: 2 BB: 0 P: 7	R: 0 E: 0 K: 0 S: 3	H: 0 LOB: 0 BB: 0 P: 3	R: 0 E: 0 K: 1 S: 6	H: 1 LOB: 1 BB: 0 P: 6	R: 0 E: 0 K: 0 S: 3	H: 0 LOB: 1 BB: 1 P: 7	R: 0 E: 1 K: 0 S: 4	H: 0 LOB: 1 BB: 0 P: 4	1B: 6 2B: 0 3B: 0 HR: 0	SF: 0 SAC: 1 DP: 1 HBP: 0	WP: 0 PB: 2 SB: 0 CS: 1	PA: 38			
PITCHER	IP	WLS	BF	H	R	ER	SO	BB	IBB	HBP	BLK	WP	HR	S	P	ERA	WHIP								
Al McBean, R ERA: 3.24 (1, 1)	9.0	W	37	6	2	1	5	3	0	0	0	0	0	44	56	1.00	1.000								

Pittsburgh Pirates @ St. Louis Cardinals
Sportsman's Park, St. Louis, MO
Sun Jul 01 1962, 4:33 AM EDT
Att: 25,977 - Unknown

AB	33
R	2
H	6
RBI	1
BB	3
SO	5
LOB	17

Batter	1	2	3	4	5	6	7	8	9	AB	R	H	RBI	BB	SO	LOB	TOP					
Roy McMillan, R OBP: 0.346, SLG: 0.369 (1, 6)	0-3 K		0-0 4-3		0-0 E HR 1B	0-0 2B		0-0 E5		5	1	2	0	0	1	0						
Gus Bell, L OBP: 0.263, SLG: 0.323 (1, 7)	0-0 E3 FC		0-0 P5		0-0 E4 HR	0-0 F9		0-3 K		5	2	0	0	0	1	4						
Eddie Mathews, L OBP: 0.369, SLG: 0.471 (1, 5)	0-0 FC 1B		0-3 K		0-0 HR				0-0 L9	5	2	1	5	0	1	1						
Hank Aaron, R OBP: 0.390, SLG: 0.603 (1, 8)	0-0 S 1B			0-0 F7	0-0 WP 1B				0-0 L7	4	1	2	1	1	0	0						
Joe Adcock, R OBP: 0.327, SLG: 0.448 Tommye Aaron, R OBP: 0.279, SLG: 0.342 (5, PR) (5, 3)	0-3 K			0-0 FC5-4 1B	0-0 FC5 1B				0-3 K BB	3	0	2	1	0	1	1						
Mack Jones, L OBP: 0.394, SLG: 0.440 (1, 9)	0-3 K			0-3 K	0-3 K				0-3 K	5	0	0	0	0	4	5						
Del Crandall, R OBP: 0.337, SLG: 0.405 (1, 2)		0-0 4-3		0-0 FC5-4 1B	0-0 1B				0-0 P2	4	0	1	0	0	0	2						
Frank Bolling, R OBP: 0.328, SLG: 0.430 (1, 4)		0-0 5-3			0-3 5-3				0-3 K	4	0	0	0	0	1	2						
Lew Burdette, R OBP: 0.242, SLG: 0.242 Claude Raymond, R (7, 1)		0-0 5-3			0-0 E HR 1B				0-3 K	3	1	1	0	0	0	0						
Inning Stats	R: 2 E: 2 K: 3 S: 12	H: 1 LOB: 1 BB: 0 P: 12	R: 0 E: 0 K: 0 S: 3	H: 0 LOB: 0 BB: 0 P: 3	R: 0 E: 0 K: 1 S: 5	H: 0 LOB: 0 BB: 0 P: 5	R: 0 E: 0 K: 1 S: 6	H: 1 LOB: 1 BB: 0 P: 6	R: 5 E: 1 K: 1 S: 12	H: 6 LOB: 2 BB: 0 P: 12	R: 0 E: 0 K: 0 S: 4	H: 1 LOB: 1 BB: 0 P: 4	R: 0 E: 0 K: 0 S: 4	H: 1 LOB: 1 BB: 0 P: 4	R: 0 E: 1 K: 3 S: 10	H: 0 LOB: 1 BB: 0 P: 10	R: 0 E: 0 K: 2 S: 7	H: 0 LOB: 1 BB: 1 P: 11	1B: 7 2B: 2 3B: 0 HR: 1	SF: 0 SAC: 0 DP: 0 HBP: 0	WP: 1 PB: 0 SB: 2 CS: 0	PA: 42
PITCHER	IP WLS BF H R ER SO BB IBB HBP BLK WP HR S P ERA WHIP	IP WLS BF H R ER SO BB IBB HBP BLK WP HR S P ERA WHIP															IP WLS BF H R ER SO BB IBB HBP BLK WP HR S P ERA WHIP					
Ray Sadecki, L ERA: 5.29 (1, 1)	4.1 L 23 7 7 4 5															8.31 1.615						
Don Ferrarese, L ERA: 3.44 (5, 1)	2.2 11 3 0 0 1															0.00 1.125						
Lindy McDaniel, R ERA: 2.26 (8, 1)	2.0 8 0 0 0 5															0.00 0.500						

Milwaukee Braves @ St. Louis Cardinals
Sportsman's Park, St. Louis, MO
Mon Jul 02 1962, 8:05 PM EDT
Att: 11,396 - Unknown

AB 41
R 7
H 10
RBI 7
BB 1
SO 11
LOB 16



Batter	1	2	3	4	5	6	7	8	9	AB	R	H	RBI	BB	SO	LOB	BOTTOM			
Curt Flood, R OBP: 0.347, SLG: 0.428 (1, 8)	0-0 G4-6-3 1B		0-0 1-3			0-0 6-3	0-3 K		0-0 L7	5	0	1	0	0	1	2				
Julian Javier, R OBP: 0.319, SLG: 0.345 Stan Musial, L OBP: 0.400, SLG: 0.475 Dal Maxvill, R OBP: 0.250, SLG: 0.237 (7, PH) (7, PR) (8, 6)	0-0 G4-6-3 1B		0-0 1-3			0-0 F9	4-0 BB			3	0	1	0	0	0	0				
Fred Whitfield, L OBP: 0.362, SLG: 0.509 (1, 3)	0-0 G4-6-3		0-0 1-3			4-0 BB	0-0 F5			3	0	0	0	1	0	4				
Ken Boyer, R OBP: 0.383, SLG: 0.483 (1, 5)	0-0 5-3			0-0 F9		0-0 F5		0-0 F8		4	0	0	0	0	0	2				
Bill White, L OBP: 0.352, SLG: 0.466 Bobby Gene Smith, R OBP: 0.275, SLG: 0.359 (3, 7)		0-0 E FC1-2 1B		0-0 4-3		0-0 1B HR 2B		0-0 F2		1	0	1	0	0	0	0				
Carl Sawatski, L OBP: 0.406, SLG: 0.531 (1, 2)		0-0 E8 FC1-2 1B		0-0 P3		0-0 HR 1B		0-3 K		4	1	2	0	0	1	0				
Charlie James, R OBP: 0.340, SLG: 0.458 (3, 9)		0-0 P4			0-0 6-3					4	1	2	3	0	0	2				
Julio Gotay, R OBP: 0.335, SLG: 0.328 (8, 4)		0-0 FC1-2 FC6			0-0 4-3					4	0	0	0	0	0	3				
Ray Sadecki, L OBP: 0.097, SLG: 0.194 Don Ferrarese, R OBP: 0.500, SLG: 1.250 Doug Clemens, L OBP: 0.352, SLG: 0.304 Lindy McDaniel, R Red Schoendienst, S OBP: 0.415, SLG: 0.481 (9, PH)		0-0 FC6			0-3 K					1	0	0	0	0	0	2				
Inning Stats	R: 0 E: 0 K: 0 S: 4	H: 2 LOB: 2 BB: 0 P: 4	R: 0 E: 1 K: 0 S: 5	H: 2 LOB: 2 BB: 0 P: 5	R: 0 E: 0 K: 0 S: 3	H: 0 LOB: 0 BB: 0 P: 3	R: 0 E: 0 K: 1 S: 5	H: 0 LOB: 0 BB: 0 P: 5	R: 0 E: 0 K: 1 S: 9	H: 4 LOB: 2 BB: 1 P: 13	R: 3 E: 0 K: 1 S: 5	H: 0 LOB: 1 BB: 1 P: 5	R: 0 E: 0 K: 1 S: 5	H: 0 LOB: 0 BB: 0 P: 5	R: 0 E: 0 K: 0 S: 4	H: 2 LOB: 1 BB: 0 P: 4	1B: 8 2B: 1 3B: 0 HR: 1	SF: 0 SAC: 0 DP: 2 HBP: 0	WP: 0 PB: 0 SB: 0 CS: 0	PA: 37
PITCHER	IP WLS BF H R ER SO BB IBB HBP BLK WP HR S P ERA WHIP	IP WLS BF H R ER SO BB IBB HBP BLK WP HR S P ERA WHIP															IP WLS BF H R ER SO BB IBB HBP BLK WP HR S P ERA WHIP			
Lew Burdette, R ERA: 4.41 (1, 1)	6.1 W 27 8 3 3 1															4.26 1.421				
Claude Raymond, R ERA: (7, 1)	2.2 S 10 2 0 0 2															0.00 1.125				

Milwaukee Braves @ St. Louis Cardinals
Sportsman's Park, St. Louis, MO
Mon Jul 02 1962, 8:05 PM EDT
Att: 11,396 - Unknown

AB 35
R 3
H 10
RBI 3
BB 2
SO 3
LOB 15



Batter	1	2	3	4	5	6	7	8	9	AB	R	H	RBI	BB	SO	LOB	TOP				
Roy McMillan, R (1, 6) OBP: 0.345, SLG: 0.367	5-3		2B E 1B		F8		FC6-4			4	1	1	1	0	0	3	Milwaukee Braves @ St. Louis Cardinals Sportsman's Park, St. Louis, MO Tue Jul 03 1962, 8:05 PM EDT Unknown				
Mack Jones, L (1, 9) OBP: 0.363, SLG: 0.441	K		E 1-3 2B		CS	F8		G3		4	0	1	0	0	1	0					
Eddie Mathews, L (1, 5) OBP: 0.365, SLG: 0.464	P4		FC6 G4-6-3 2-3 3-H			F7		K		4	0	0	0	0	1	1					
Hank Aaron, R (1, 8) OBP: 0.385, SLG: 0.595		6-3	G4-6-3 1-2			F9		K2-3		4	0	0	0	0	1	2					
Joe Adcock, R (1, 3) OBP: 0.330, SLG: 0.449	4-3			6-3						4	1	2	0	0	0	0					
Amado Samuel, R (9, PR) OBP: 0.217, SLG: 0.218							WP 1B 1B		E 1B G6-4-3 1B	0	1	0	0	0	0	0					
Lee Maye, L (1, 7) OBP: 0.266, SLG: 0.276	P6			K			P6 1-2		G6-4-3 E 1B	4	0	1	0	0	1	1					
Del Crandall, R (1, 2) OBP: 0.335, SLG: 0.399			E6 1B E	F8			1B BB		E5 G6-4-3 1-2 2-3	3	1	0	0	1	0	2					
Tommye Aaron, R (9, PR) OBP: 0.279, SLG: 0.342										0	0	0	0	0	0	0					
Ken Aspromonte, R (1, 4) OBP: 0.308, SLG: 0.250			E9 1B 1B 1-H			CS 1B	F2		G6-4-3 1-2 2-3 3-H	4	1	2	0	0	0	4					
Bob Shaw, R (1, 1) OBP: 0.216, SLG: 0.167			K						F3	2	0	0	0	0	2	2					
Cecil Butler, R (6, 1)										0	0	0	0	0	0	0					
Gus Bell, L (7, PH) OBP: 0.267, SLG: 0.326							FC6-4 1B			1	0	1	1	0	0	0					
Don Nottebart, R (7, 1) OBP: 0.750, SLG: 0.667										0	0	0	0	0	0	0					
Frank Bolling, R (9, PH) OBP: 0.327, SLG: 0.428							1-3 2-H			1	0	0	0	0	0	2					
Inning Stats	R: 0 E: 0 K: 1 S: 5	H: 0 LOB: 0 BB: 0 P: 5	R: 0 E: 0 K: 0 S: 3	H: 0 LOB: 0 BB: 0 P: 3	R: 3 E: 3 K: 1 S: 9	H: 3 LOB: 1 BB: 0 P: 9	R: 0 E: 0 K: 1 S: 5	H: 0 LOB: 0 BB: 0 P: 5	R: 0 E: 0 K: 1 S: 5	H: 1 LOB: 0 BB: 0 P: 5	R: 0 E: 0 K: 0 S: 3	H: 0 LOB: 0 BB: 0 P: 3	R: 1 E: 0 K: 0 S: 5	H: 2 LOB: 2 BB: 1 P: 9	R: 0 E: 0 K: 2 S: 7	H: 0 LOB: 0 BB: 0 P: 7	R: 1 E: 1 K: 0 S: 5	H: 2 LOB: 2 BB: 0 P: 5	1B: 7 2B: 1 3B: 0 HR: 0	SF: 0 SAC: 0 DP: 2 HBP: 0	WP: 1 PA: 37
PITCHER	IP WLS BF H R ER SO BB IBB HBP BLK WP HR S P ERA WHIP																				
Ray Washburn, R (1, 1) ERA: 4.58	6.2 W 27 6 4 2 4 1 0 0 0 1 0 34 38 2.70 1.050																				
Lindy McDaniel, R (7, 1) ERA: 2.18	2.1 S 9 2 1 0 2 0 0 0 0 0 0 0 13 13 0.00 0.857																				

Batter	1	2	3	4	5	6	7	8	9	AB	R	H	RBI	BB	SO	LOB	BOTTOM		
Curt Flood, R (1, 8) OBP: 0.349, SLG: 0.431	L1		BB 1B		6-3	2B				4	0	2	1	0	0	1	Milwaukee Braves @ St. Louis Cardinals Sportsman's Park, St. Louis, MO Tue Jul 03 1962, 8:05 PM EDT Unknown		
Julian Javier, R (1, 4) OBP: 0.315, SLG: 0.340	P4		K		F7	P6				4	0	0	0	0	1	3			
Bill White, L (1, 3) OBP: 0.354, SLG: 0.476	F8		G4-6-3 BB			HR	3-1			3	1	1	1	1	0	0			
Stan Musial, L (1, 9) OBP: 0.393, SLG: 0.466		4-3	G4-6-3 1-2			3-1	4-3			4	0	0	0	0	0	2			
Bobby Gene Smith, R (8, 7) OBP: 0.275, SLG: 0.306										0	0	0	0	0	0	0			
Ken Boyer, R (1, 5) OBP: 0.381, SLG: 0.490		F7		F8		HR	4-3			4	1	1	1	0	0	0			
Charlie James, R (1, 7) OBP: 0.337, SLG: 0.452		1B 1B		F8		K	4-3			4	1	1	0	0	1	0			
Gene Oliver, R (1, 2) OBP: 0.368, SLG: 0.420		1B 1B			P5					4	1	2	0	0	1	0			
Jimmie Schaffer, R (9, 2) OBP: 0.333, SLG: 0.269		1B 1-2 1B				1B 2B 1B		K		0	0	0	0	0	0	0			
Julio Gotay, R (1, 6) OBP: 0.345, SLG: 0.333					4-3 BB	2B 1B				2	1	2	1	2	0	0			
Ray Washburn, R (1, 1) OBP: 0.310, SLG: 0.333					4-3					3	1	1	2	0	0	3			
Lindy McDaniel, R (7, 1) ERA: 4.01		L9			4-3	2B 2B		4-3		1	0	0	0	0	0	1			
Inning Stats	R: 0 E: 0 K: 0 S: 3	H: 0 LOB: 0 BB: 0 P: 3	R: 1 E: 0 K: 0 S: 6	H: 3 LOB: 2 BB: 0 P: 6	R: 0 E: 0 K: 1 S: 5	H: 1 LOB: 1 BB: 1 P: 9	R: 0 E: 0 K: 0 S: 3	H: 0 LOB: 0 BB: 0 P: 3	R: 0 E: 0 K: 0 S: 3	H: 0 LOB: 1 BB: 1 P: 7	R: 5 E: 0 K: 1 S: 11	H: 6 LOB: 1 BB: 0 P: 11	R: 0 E: 0 K: 0 S: 3	H: 0 LOB: 0 BB: 0 P: 3	R: 0 E: 0 K: 1 S: 5	H: 0 LOB: 1 BB: 1 P: 9	1B: 6 2B: 2 3B: 0 HR: 2	SF: 0 SAC: 0 DP: 1 HBP: 0	WP: 0 PA: 36
PITCHER	IP WLS BF H R ER SO BB IBB HBP BLK WP HR S P ERA WHIP																		
Bob Shaw, R (1, 1) ERA: 2.41	5.2 L 27 9 6 6 2 2 0 0 0 0 0 2 29 37 9.53 1.941																		
Cecil Butler, R (6, 1) ERA: 2.61	0.1 2 1 0 0 0 0 0 0 0 0 0 2 2 0.00 3.000																		
Don Nottebart, R (7, 1) ERA: 4.01	2.0 7 0 0 0 0 1 1 0 0 0 0 0 8 12 0.00 0.500																		

Batter	1	2	3	4	5	6	7	8	9	AB	R	H	RBI	BB	SO	LOB	TOP					
Amado Samuel, R (1, 6) OBP: 0.230, SLG: 0.222										3	1	1	0	1	0	1	Milwaukee Braves @ St. Louis Cardinals Sportsman's Park, St. Louis, MO Tue Jul 03 1962, Postponed Att: 28,953 - Unknown					
Gus Bell, L (8, PH) OBP: 0.266, SLG: 0.324										1	0	0	0	0	1	3						
Jack Curtis, L (8, 1) OBP: 0.222, SLG: 0.176										0	0	0	0	0	0	0						
Lew Burdette, R (9, 1) OBP: 0.242, SLG: 0.242										0	0	0	0	0	0	0						
Lee Maye, L (1, 7) OBP: 0.290, SLG: 0.306										4	2	2	0	1	0	1						
Eddie Mathews, L (1, 5) OBP: 0.368, SLG: 0.486										5	2	3	4	0	1	1						
Hank Aaron, R (1, 8) OBP: 0.388, SLG: 0.607										4	1	2	2	1	1	1						
Joe Adcock, R (1, 3) OBP: 0.329, SLG: 0.444										4	0	1	0	0	2	2						
Tommie Aaron, R (8, PR) OBP: 0.277, SLG: 0.340										1	0	0	0	0	0	1						
Mack Jones, L (1, 9) OBP: 0.360, SLG: 0.436										5	0	1	0	0	3	3						
Frank Bolling, R (1, 4) OBP: 0.324, SLG: 0.419										4	0	0	0	1	3	3						
Joe Torre, R (1, 2) OBP: 0.336, SLG: 0.317										3	0	1	0	1	1	1						
Tony Cloninger, R (1, 1) OBP: 0.071, SLG: 0.071										0	0	0	0	0	0	0						
Hank Fischer, R (2, 1)										2	1	0	0	1	2	2						
Claude Raymond, R (7, 1)										0	0	0	0	0	0	0						
Ken Aspromonte, R (8, PH) OBP: 0.325, SLG: 0.250										0	0	0	0	1	0	0						
Roy McMillan, R (8, 6) OBP: 0.345, SLG: 0.367										0	0	0	0	0	0	0						
Inning Stats	R: 0 E: 0 K: 1 S: 5	H: 0 LOB: 1 BB: 1 P: 9	R: 0 E: 0 K: 3 S: 9	H: 0 LOB: 0 BB: 0 P: 9	R: 0 E: 0 K: 2 S: 8	H: 1 LOB: 1 BB: 0 P: 8	R: 2 E: 0 K: 2 S: 10	H: 3 LOB: 1 BB: 0 P: 10	R: 3 E: 0 K: 1 S: 6	H: 2 LOB: 1 BB: 3 P: 18	R: 0 E: 0 K: 1 S: 5	H: 1 LOB: 1 BB: 1 P: 9	R: 0 E: 0 K: 1 S: 5	H: 0 LOB: 0 BB: 0 P: 5	R: 0 E: 0 K: 2 S: 8	H: 1 LOB: 2 BB: 2 P: 16	R: 2 E: 0 K: 1 S: 8	H: 3 LOB: 1 BB: 0 P: 8	1B: 6 2B: 2 3B: 1 HR: 2	SF: 0 SAC: 0 DP: 1 HBP: 0	WP: 1 PB: 1 CS: 0 SB: 2	PA: 43
PITCHER	IP	WLS	BF	H	R	ER	SO	BB	IBB	HBP	BLK	WP	HR	S	P	ERA	WHIP					
Bob Gibson, R (1, 1) ERA: 3.2	4.0		21	6	5	5	8	3	0	0	0	1	1	34	46	11.25	2.250					
Bob Dilliba, R (5, 1) ERA: 1.72	2.0		7	1	0	0	2	2	0	0	0	0	0	9	17	0.00	1.500					
Bobby Shantz, L (7, 1) ERA: 1.72	1.0		3	0	0	0	1	0	0	0	0	0	0	5	5	0.00	0.000					
Don Ferrarese, L (8, 1) ERA: 3.38	0.2		5	1	0	0	1	2	0	0	0	0	0	5	13	0.00	4.500					
Larry Jackson, R (8, 1) ERA: 4.3	0.1		1	0	0	0	1	0	0	0	0	0	0	3	3	0.00	0.000					

AB	36
R	7
H	11
RBI	6
BB	7
SO	14
LOB	19



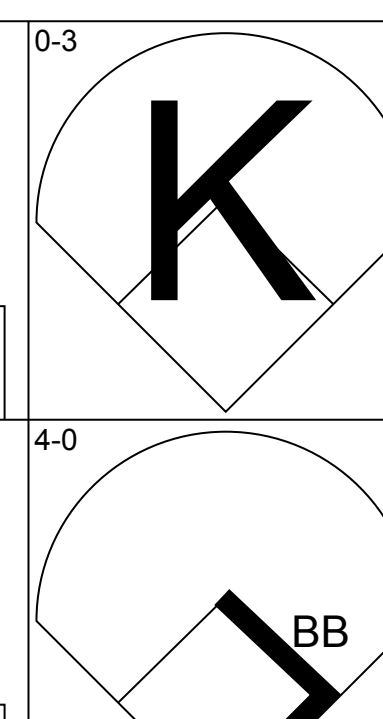
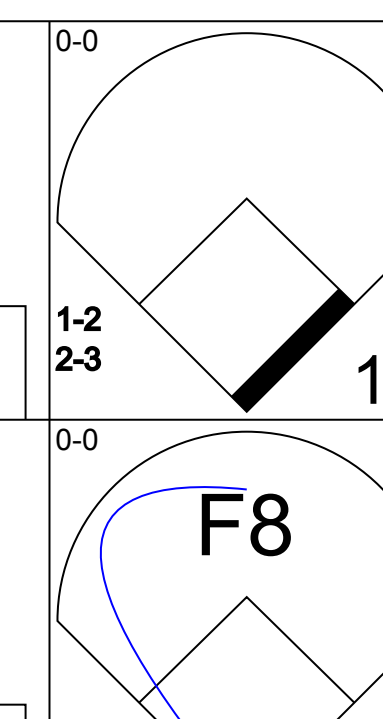
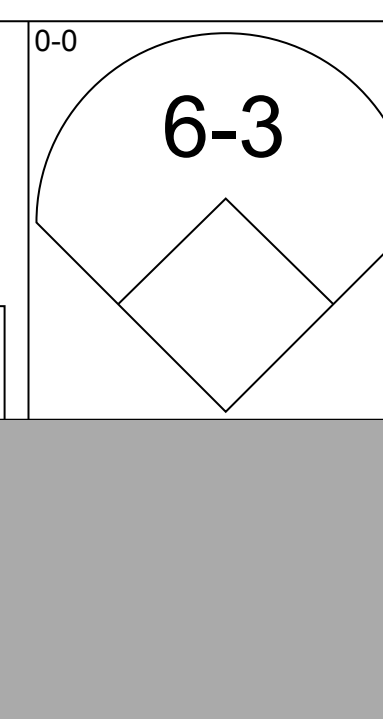
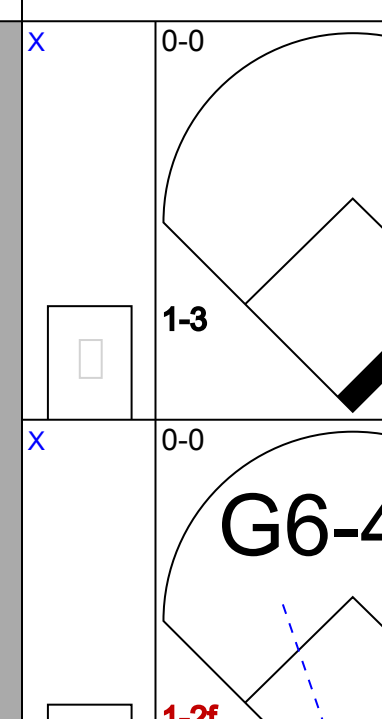
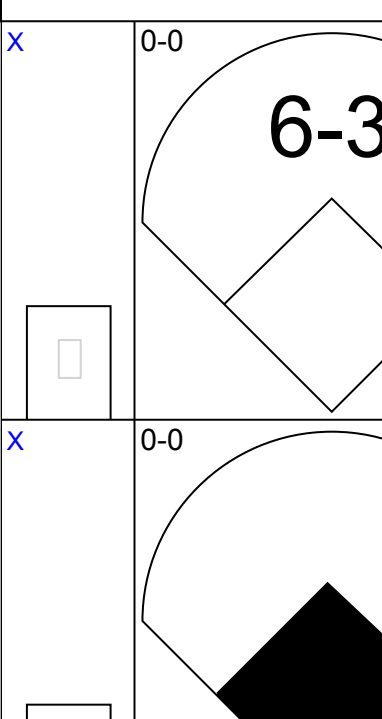
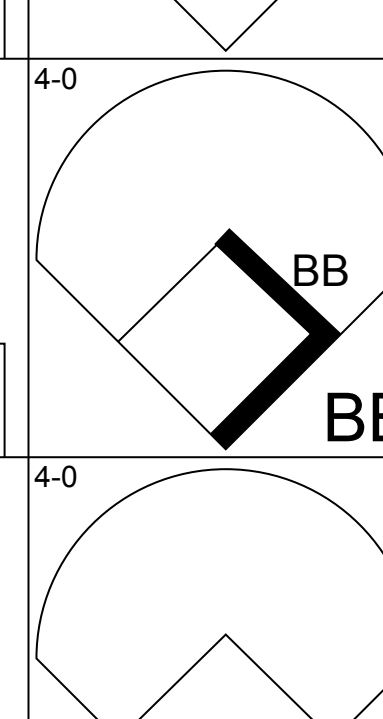
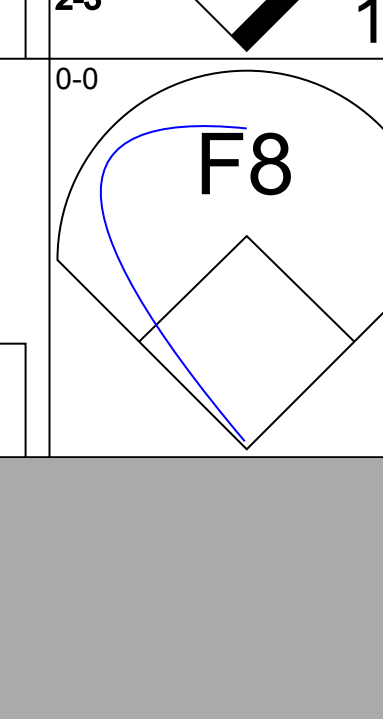
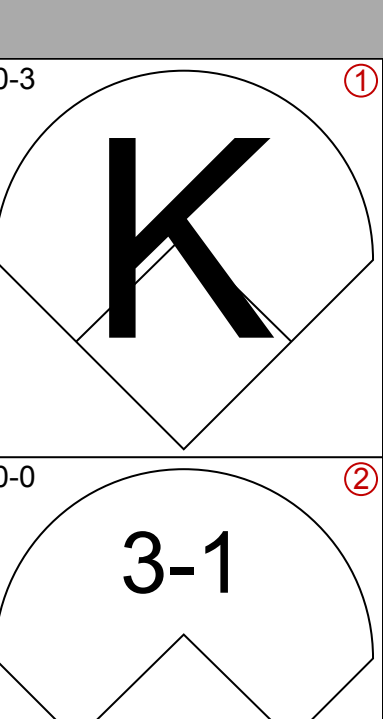
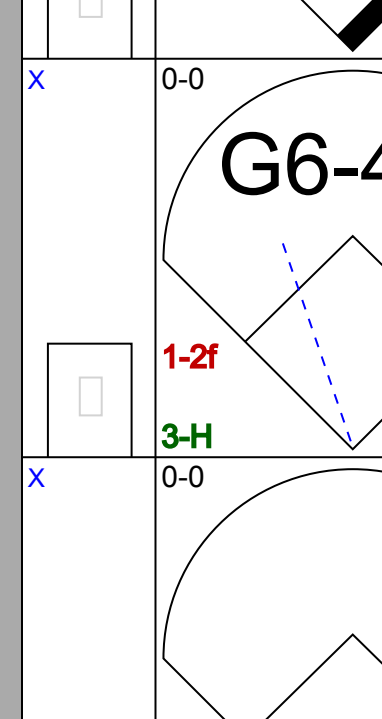
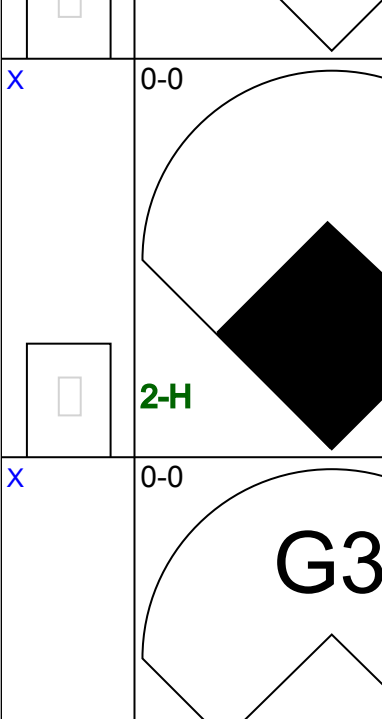
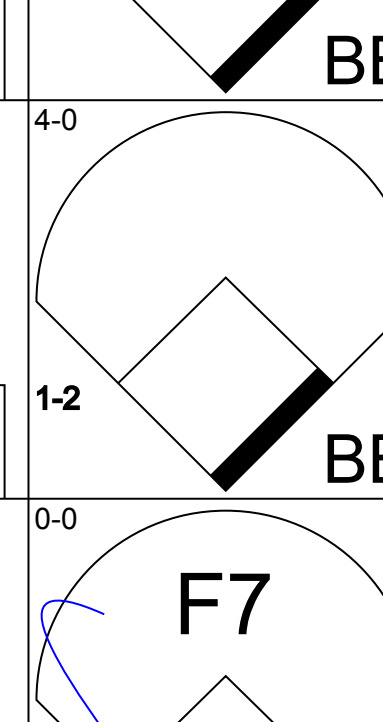
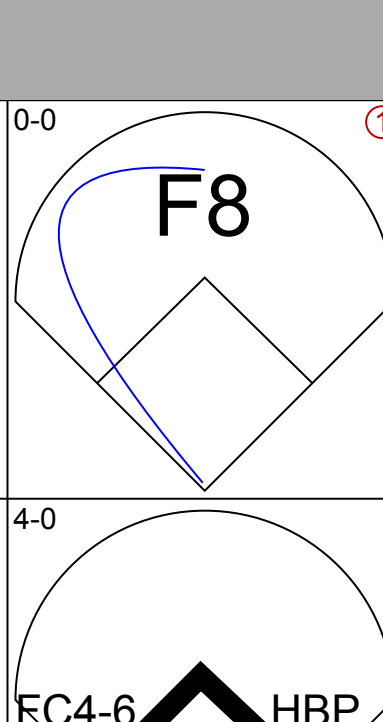
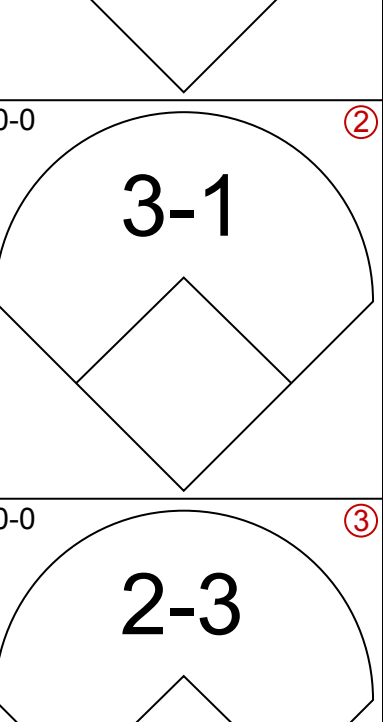
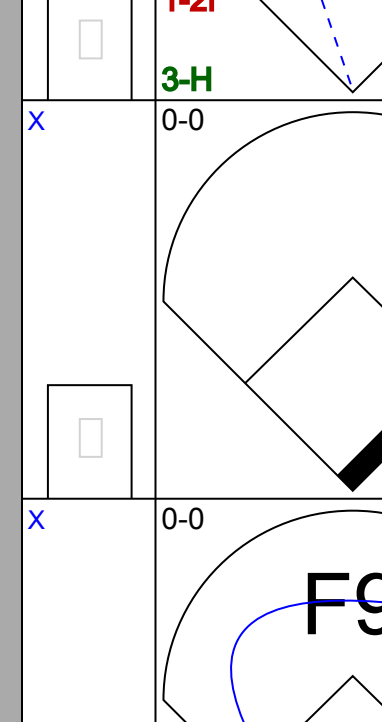
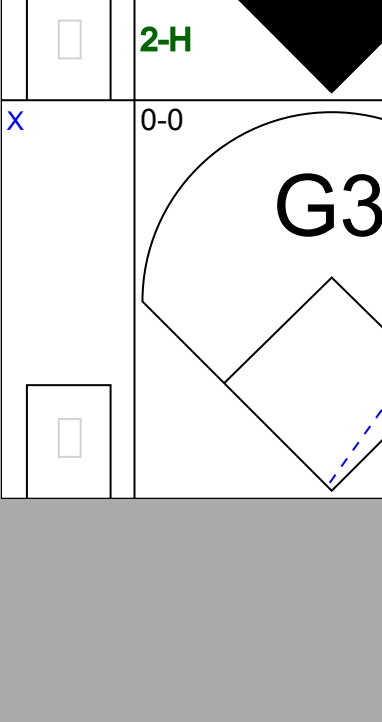
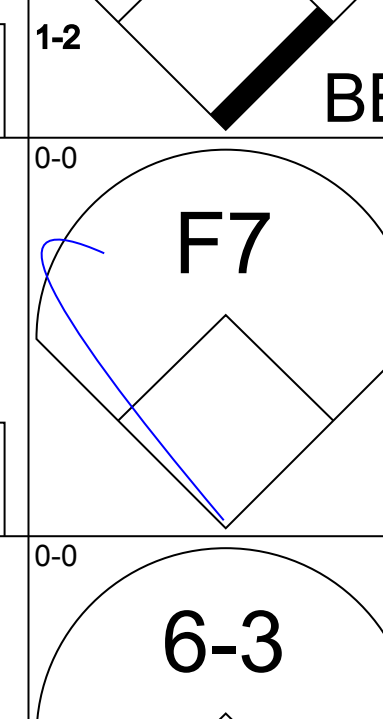
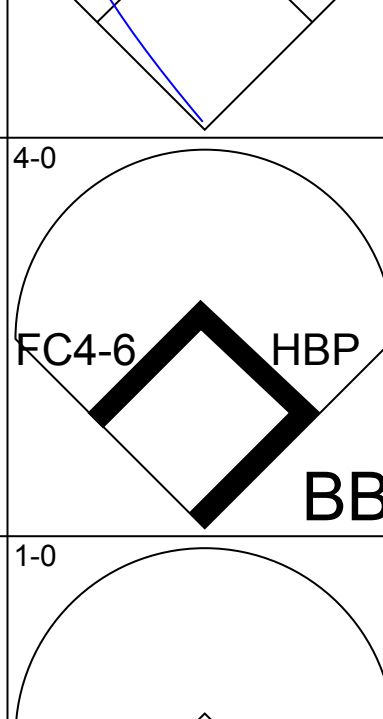
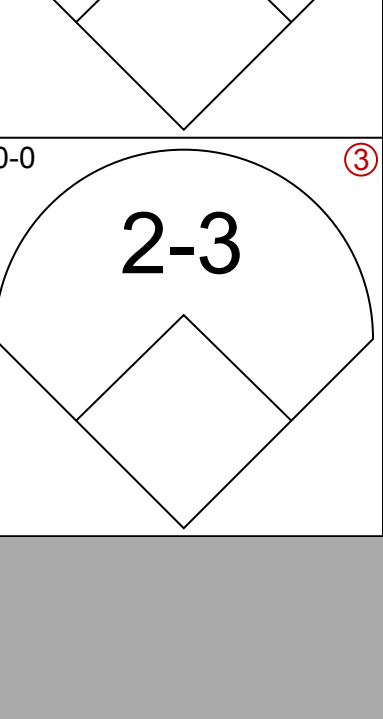
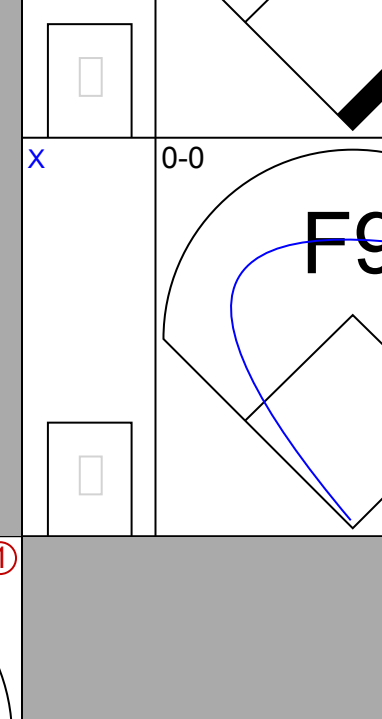
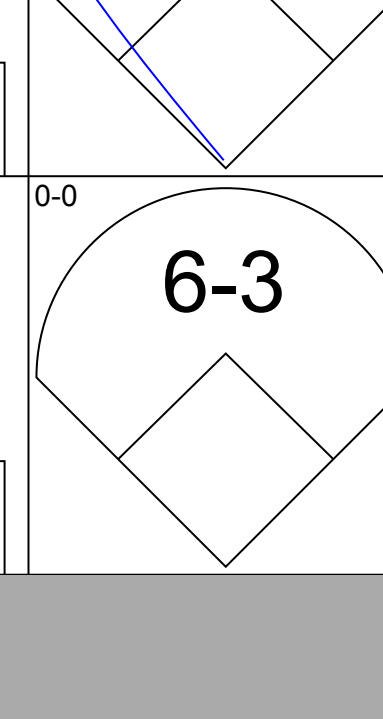
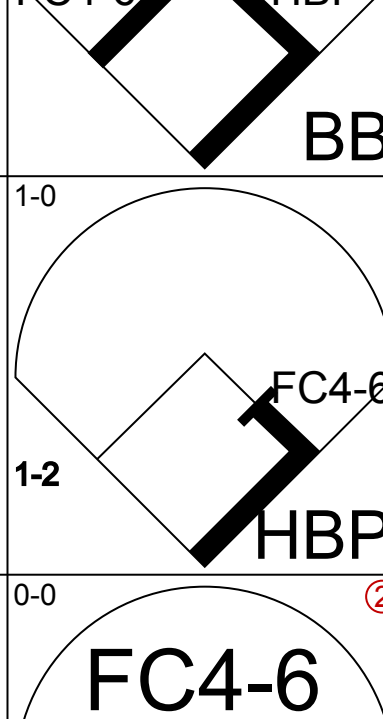
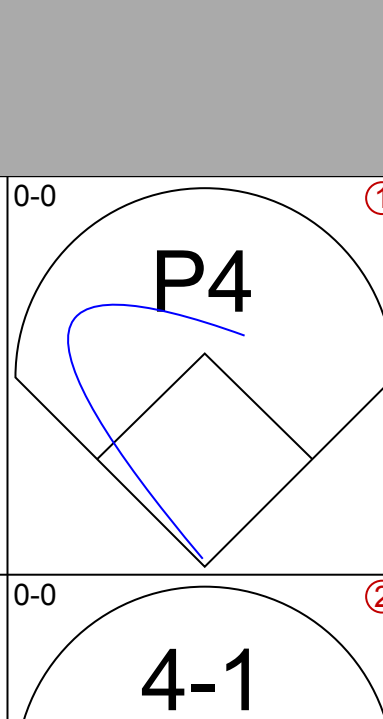
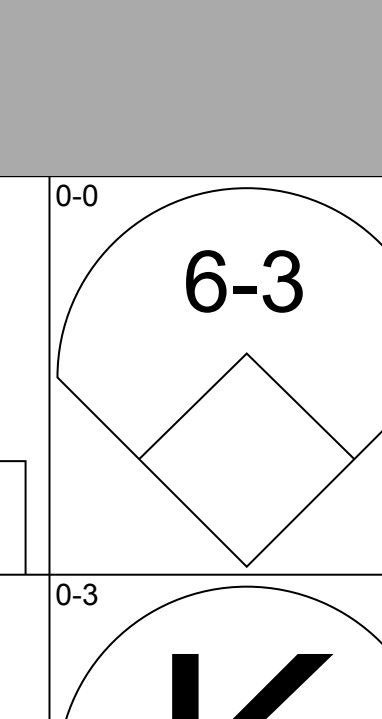
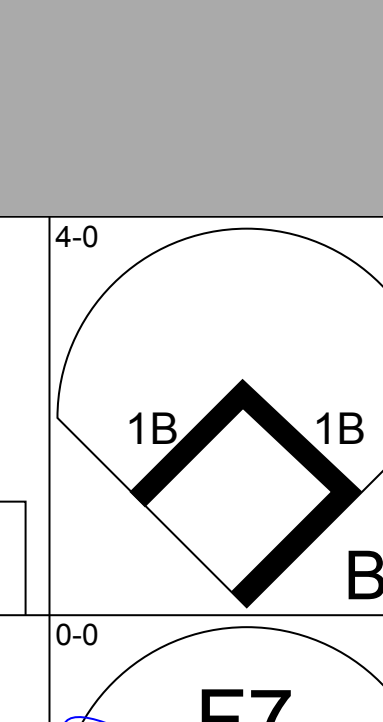
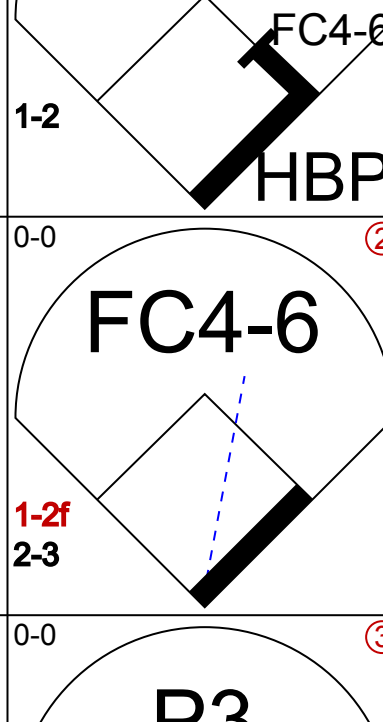
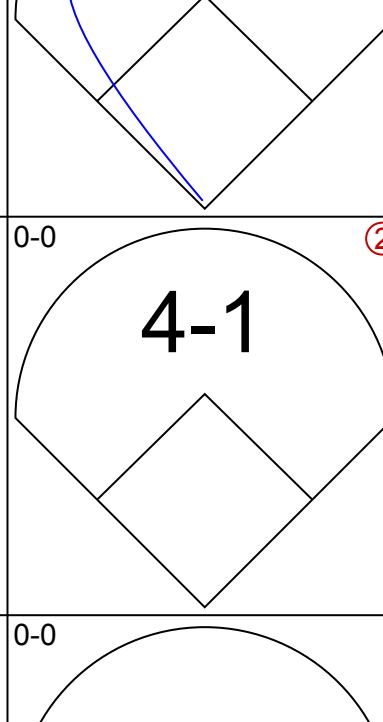
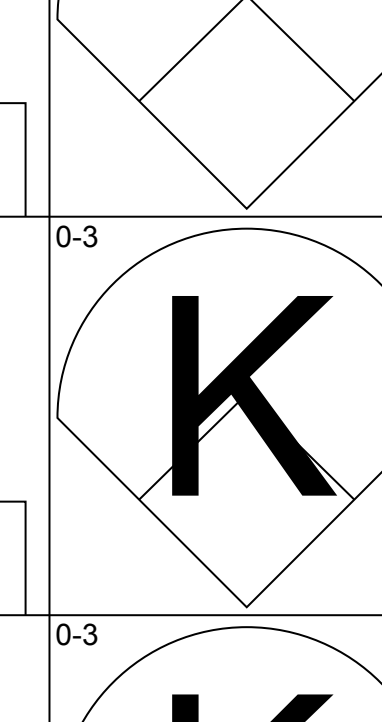

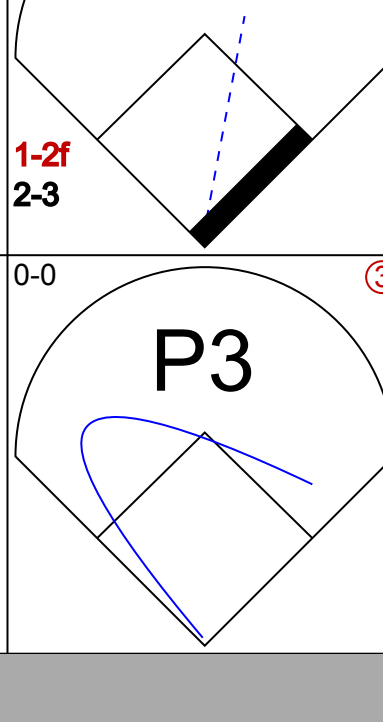
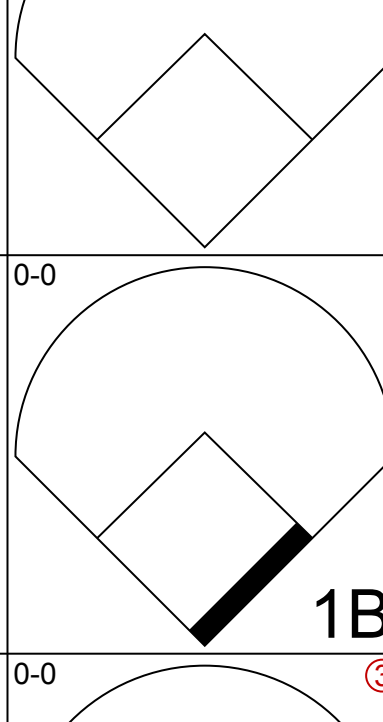
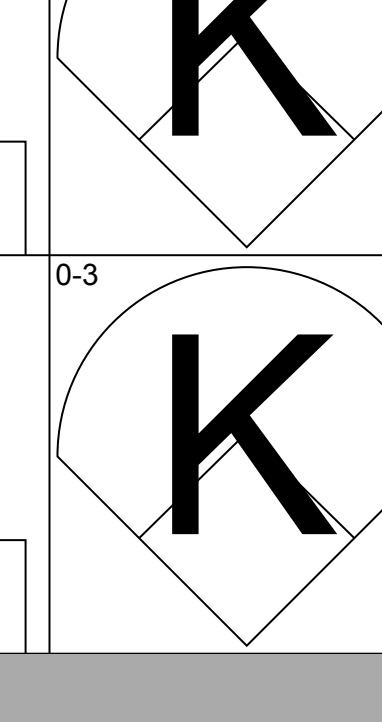

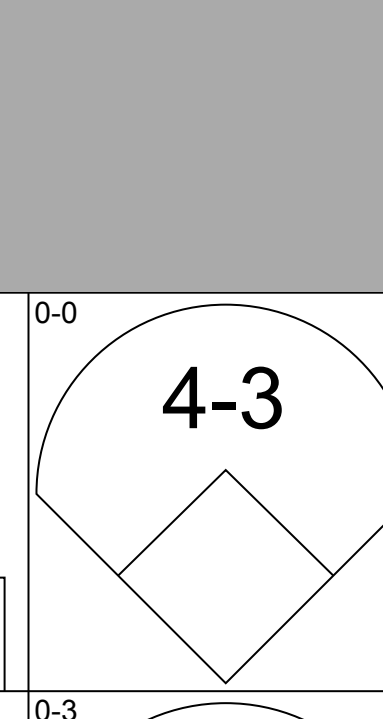
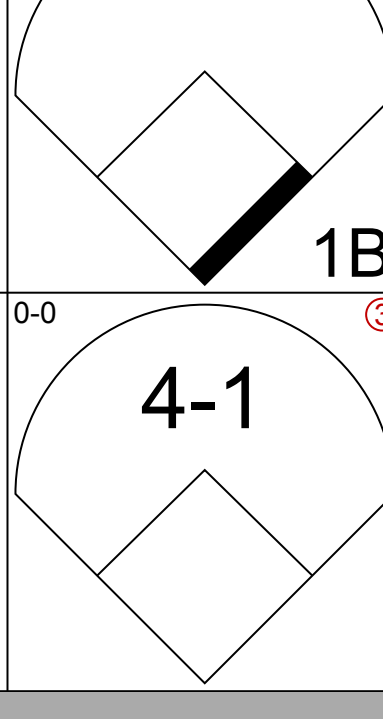
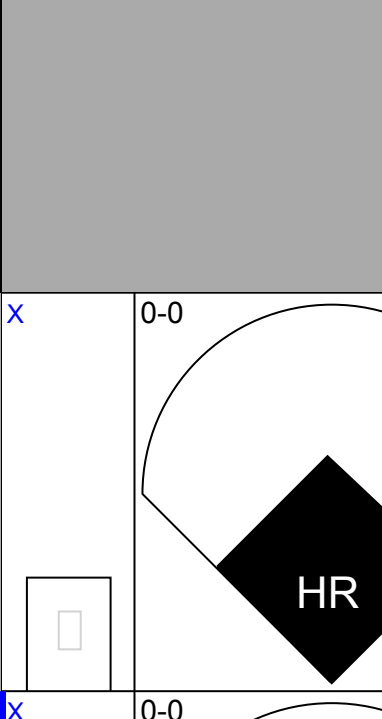
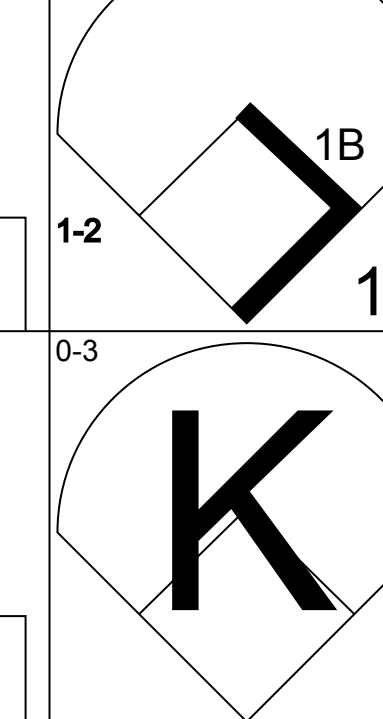
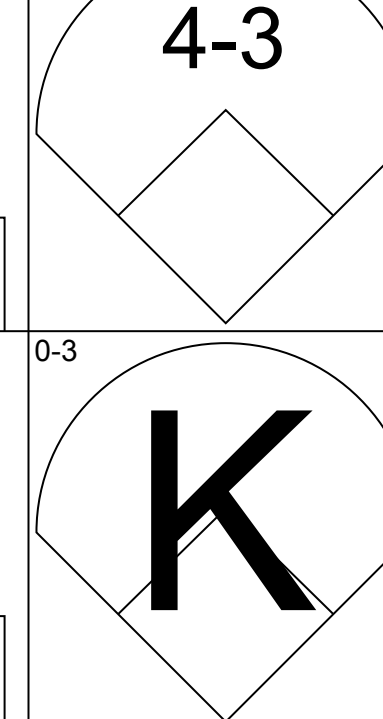
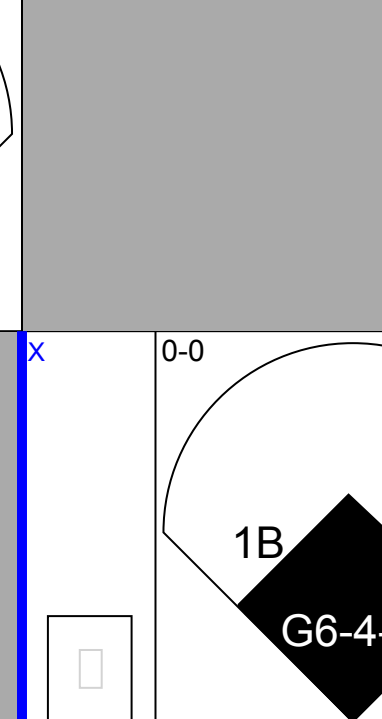
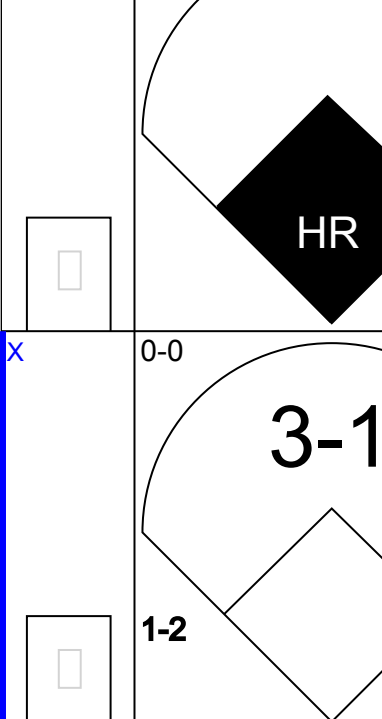
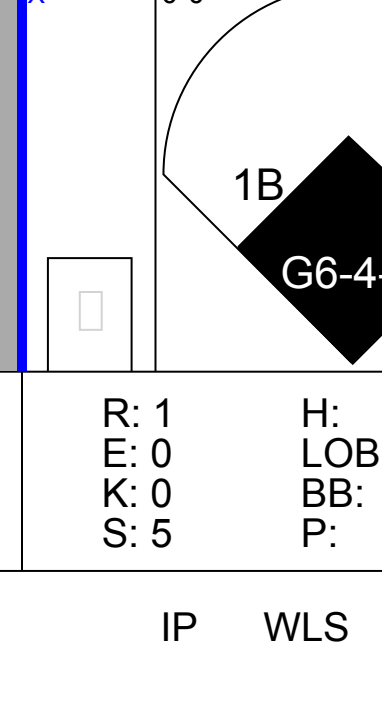
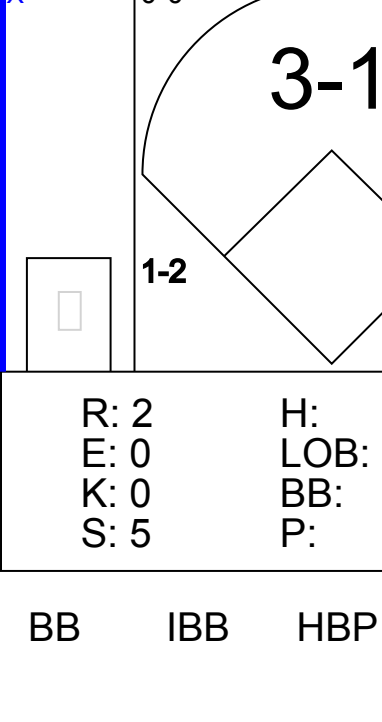
Batter	1	2	3	4	5	6	7	8	9	AB	R	H	RBI	BB	SO	LOB	BOTTOM					
Curt Flood, R (1, 8) OBP: 0.345, SLG: 0.427										4	0	0	0	0	1	2	Milwaukee Braves @ St. Louis Cardinals Sportsman's Park, St. Louis, MO Tue Jul 03 1962, Postponed Att: 28,953 - Unknown					
Julian Javier, R (1, 4) OBP: 0.311, SLG: 0.336										4	0	0	0	0	1	0						
Bill White, L (1, 3) OBP: 0.350, SLG: 0.469										4	0	0	0	0	1	0						
Ken Boyer, R (1, 5) OBP: 0.382, SLG: 0.488										3	1	1	0	1	0	0						
Carl Sawatski, L (1, 2) OBP: 0.405, SLG: 0.524										2	1	0	0	1	1	0						
Gene Oliver, R (8, PH) OBP: 0.366, SLG: 0.417										1	0	0	0	0	0	1						
Curt Simmons, L (9, 1) OBP: 0.282, SLG: 0.235										0	0	0	0	0	0	0						
Charlie James, R (1, 9) OBP: 0.335, SLG: 0.447										4	1	1	1	0	1	0						
Bobby Gene Smith, R (1, 7) OBP: 0.263, SLG: 0.307										3	1	1	1	1	0	0						
Julio Gotay, R (1, 6) OBP: 0.342, SLG: 0.330										2	0	0	0	0	0	1						
Fred Whitfield, L (7, PH) OBP: 0.373, SLG: 0.571										1	1	1	3	0	0	0						
Dal Maxvill, R (8, 6) OBP: 0.244, SLG: 0.231										1	0	0	0	0	0	0						
Bob Gibson, R (1, 1) ERA: 3.25										1	0	0	0	0	1	1						
Bob Dilliba, R (5, 1) ERA: 1.72										0	0	0	0	0	0	0						
Red Schoendienst, S (8, PH) ERA: 3.69										1	0	0	0	0	0	0						
Bobby Shantz, L (7, 1) ERA: 1.72										0	0	0	0	0	0	0						
Doug Clemens, L (7, PH) ERA: 3.38										0	0	0	0	1	0	0						
Don Ferrarese, L (8, 1) ERA: 3.38										0	0	0	0	0	0	0						
Larry Jackson, R (8, 1) ERA: 4.3										0	0	0	0	0	0	0						
Jimmie Schaffer, R (8, 2) ERA: 3.38										0	0	0	0	0	0	0						
Inning Stats	R: 0 E: 0 K: 0 S: 3	H: 0 LOB: 0 BB: 0 P: 3	R: 0 E: 0 K: 0 S: 3	H: 0 LOB: 0 BB: 0 P: 3	R: 0 E: 0 K: 1 S: 5	H: 0 LOB: 1 BB: 1 P: 9	R: 0 E: 0 K: 1 S: 5	H: 0 LOB: 0 BB: 0 P: 5	R: 0 E: 0 K: 2 S: 7	H: 0 LOB: 0 BB: 0 P: 7	R: 0 E: 0 K: 1 S: 5	H: 0 LOB: 1 BB: 2 P: 5	R: 5 E: 0 K: 1 S: 9	H: 4 LOB: 1 BB: 2 P: 17	R: 0 E: 0 K: 0 S: 3	H: 0 LOB: 1 BB: 1 P: 7	R: 0 E: 0 K: 0 S: 3	H: 0 LOB: 0 BB: 0 P: 3	1B: 3 2B: 0 3B: 0 HR: 1	SF: 0 SAC: 0 DP: 0 HBP: 0	WP: 0 PB: 0 CS: 0 SB: 0	PA: 35
PITCHER	IP	WLS	BF	H	R	ER	SO	BB	IBB	HBP	BLK	WP	HR	S	P	ERA	WHIP					
Tony Cloninger, R (1, 1) ERA: 5.06	1.0		3	0	0	0	0	0	0	0	0	0	0	3	3	0.00	0.000					
Hank Fischer, R (2, 1) ERA: 3.69	5.2		22	3	4	4	6	2	0	0	0	0	0	32	40	6.35	0.882					
Claude Raymond, R (7, 1) ERA: 2.08	0.1		3	1	1	1	0	1	0	0	0	0	1	2	6	27.00	6.000					
Jack Curtis, L (8, 1) ERA: 3.7	1.0	W	4	0	0	0	0	1	0	0	0	0	0	3	7	0.00	1.000					
Lew Burdette, R (9, 1) ERA: 4.35	1.0	S	3	0	0	0	0	0	0	0	0	0	0	3	3	0.00	0.000					

AB	31
R	5
H	4
RBI	5
BB	4
SO	6
LOB	5



Batter	1	2	3	4	5	6	7	8	9	AB	R	H	RBI	BB	SO	LOB	TOP					
Roy McMillan, R (1, 6) OBP: 0.340, SLG: 0.361	F8		6-3		F7			1-3		4	0	0	0	0	0	1	Milwaukee Braves @ St. Louis Cardinals Sportsman's Park, St. Louis, MO Wed Jul 04 1962, 8:05 PM EDT Att: 12,204 - Unknown					
Ken Aspromonte, R (1, 4) OBP: 0.384, SLG: 0.286	F7									3	0	2	0	0	0	0						
Amado Samuel, R (8, PR) OBP: 0.230, SLG: 0.222				2-3		G4-6-3		1B		0	0	0	0	0	0	0						
Eddie Mathews, L (1, 5) OBP: 0.367, SLG: 0.480				2-3		G4-6-3		3-1		3	0	0	0	1	0	3						
Hank Aaron, R (1, 8) OBP: 0.387, SLG: 0.601	F8					F6				3	0	0	0	1	0	1						
Joe Adcock, R (1, 3) OBP: 0.327, SLG: 0.437										3	0	0	0	1	1	2						
Tommie Aaron, R (9, PR) OBP: 0.277, SLG: 0.340				K				FC6		0	0	0	0	0	0	0						
Lee Maye, L (1, 7) OBP: 0.274, SLG: 0.288	F9							FC6		4	0	0	0	0	0	3						
Del Crandall, R (1, 2) OBP: 0.333, SLG: 0.393	F7							F6		3	0	0	0	1	0	1						
Mack Jones, L (1, 9) OBP: 0.357, SLG: 0.432										3	0	0	0	0	0	1						
Warren Spahn, L (1, 1) OBP: 0.277, SLG: 0.279								F5		3	0	1	0	0	0	0						
Inning Stats	R: 0 E: 0 K: 0 S: 3	H: 0 LOB: 1 BB: 1 P: 7	R: 0 E: 0 K: 0 S: 3	H: 0 LOB: 0 BB: 0 P: 3	R: 0 E: 0 K: 1 S: 3	H: 0 LOB: 0 BB: 0 P: 3	R: 0 E: 0 K: 1 S: 6	H: 1 LOB: 2 BB: 1 P: 10	R: 0 E: 0 K: 0 S: 4	H: 1 LOB: 1 BB: 0 P: 4	R: 0 E: 0 K: 0 S: 2	H: 0 LOB: 0 BB: 0 P: 3	R: 0 E: 0 K: 0 S: 3	H: 0 LOB: 1 BB: 1 P: 7	R: 0 E: 0 K: 0 S: 4	H: 1 LOB: 1 BB: 0 P: 4	R: 0 E: 0 K: 0 S: 3	H: 0 LOB: 1 BB: 1 P: 7	1B: 3 2B: 0 3B: 0 HR: 0	SF: 0 SAC: 0 DP: 1 HBP: 1	WP: 0 PB: 0 CS: 0	PA: 34
PITCHER Ernie Broglio, R (1, 1) ERA: 3.3	IP: 9.0 WLS: W BF: 34 H: 3 R: 0 ER: 0 SO: 1 BB: 4 IBB: 0 HBP: 1 BLK: 0 WP: 0 HR: 0 S: 31 P: 48 ERA: 0.00 WHIP: 0.778															PITCHER						

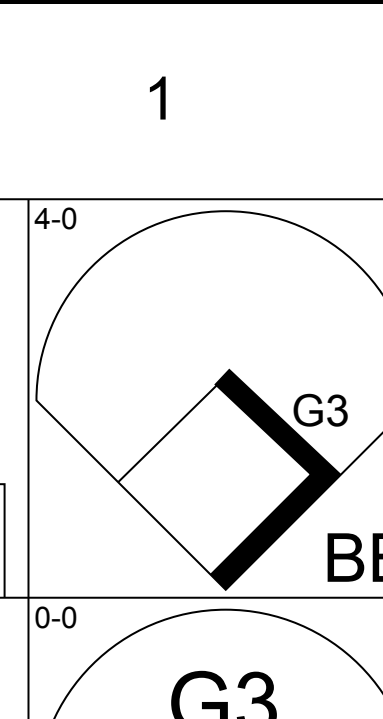
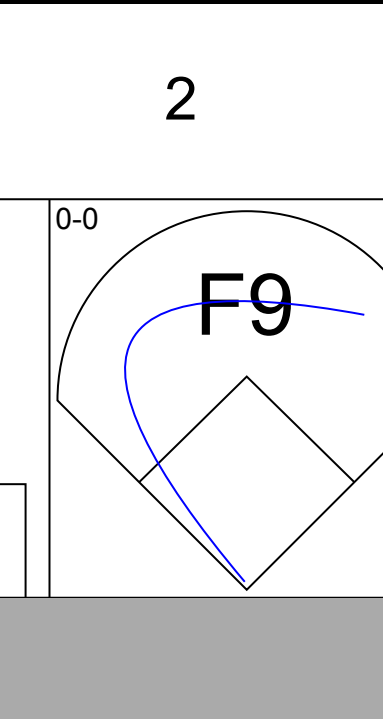
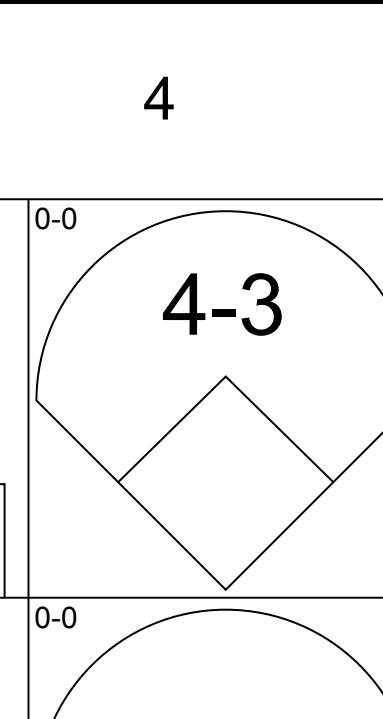
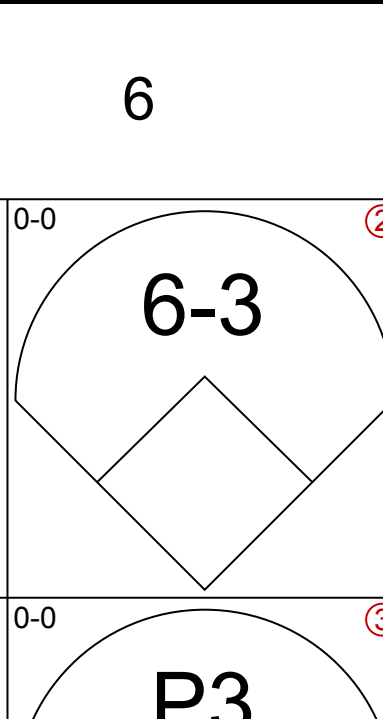
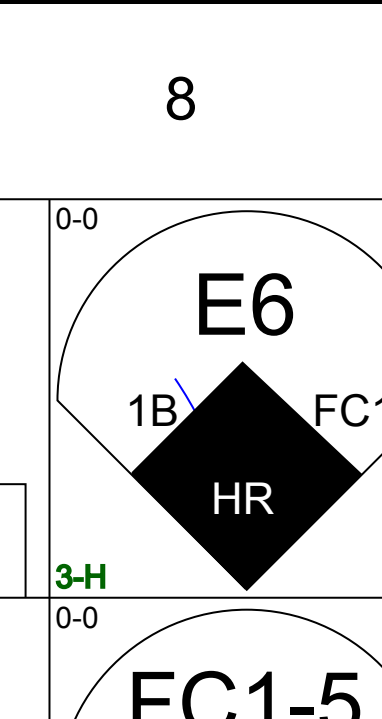
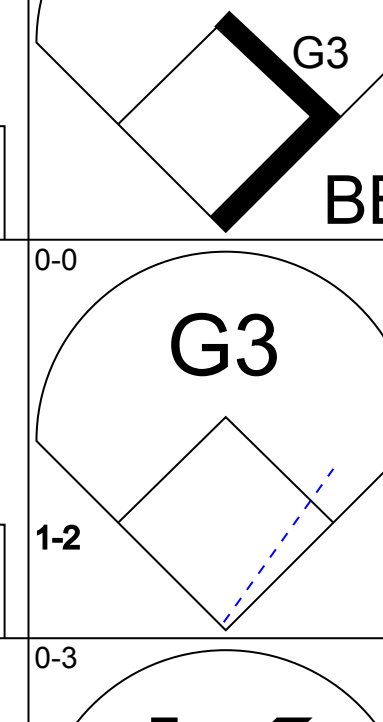
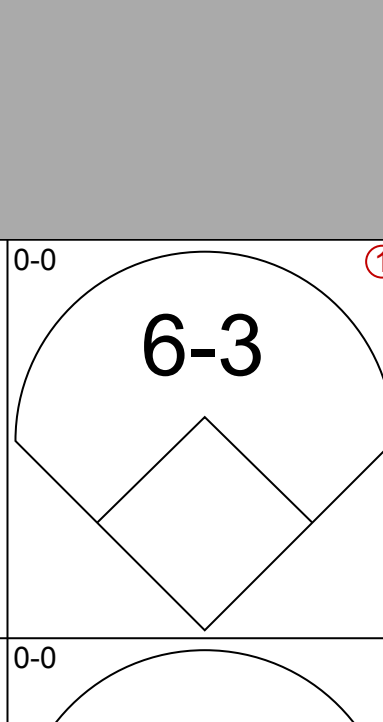
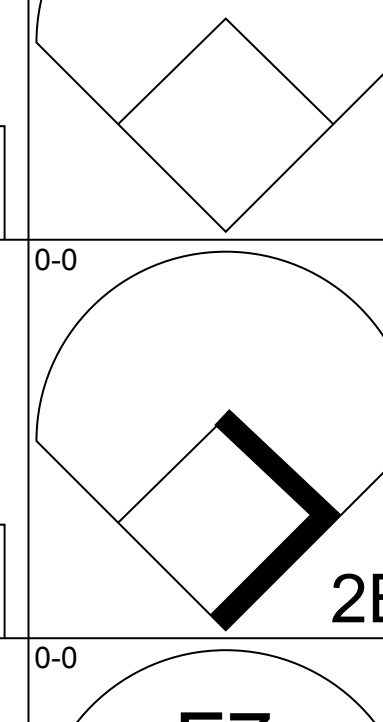
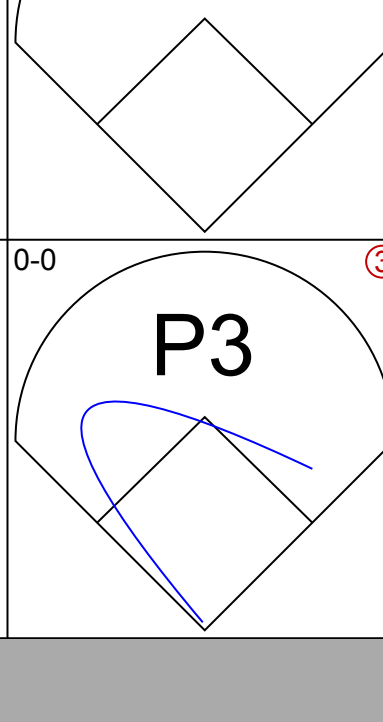
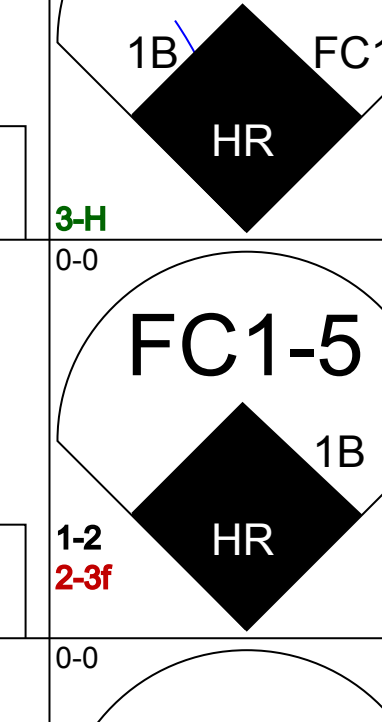
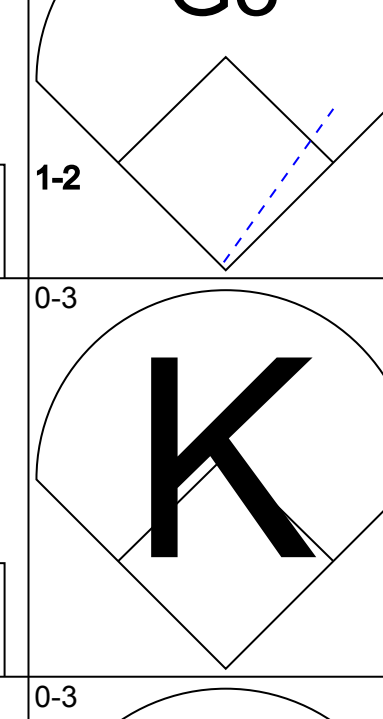
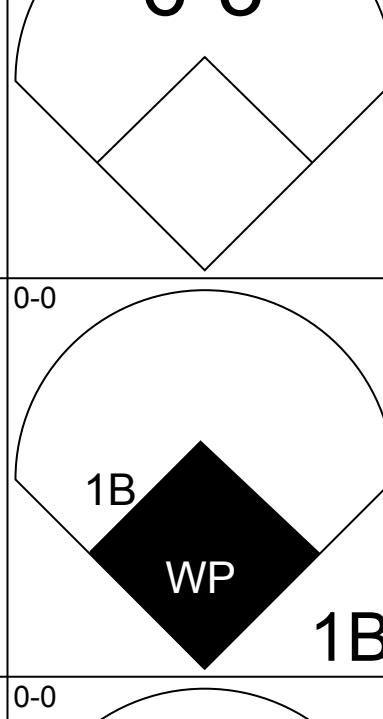
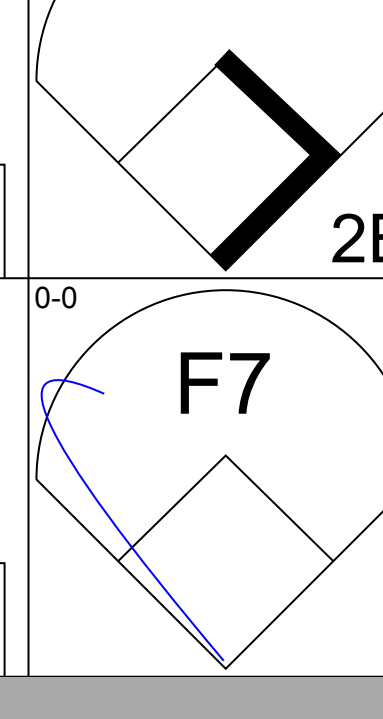
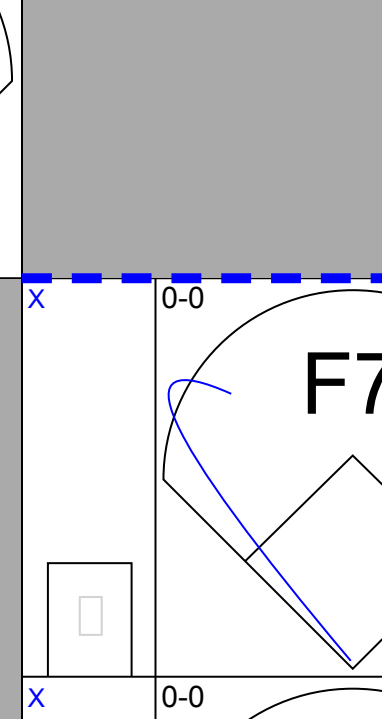
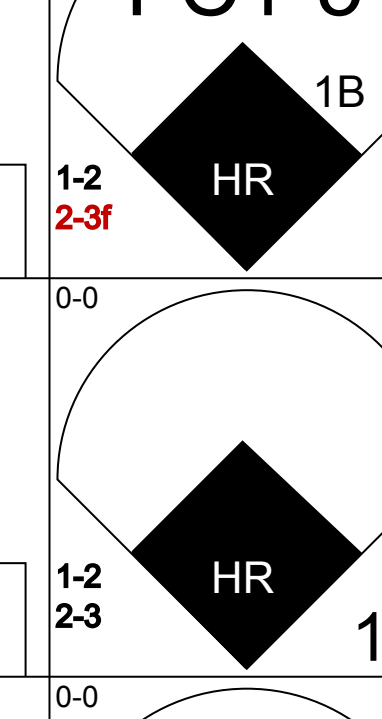
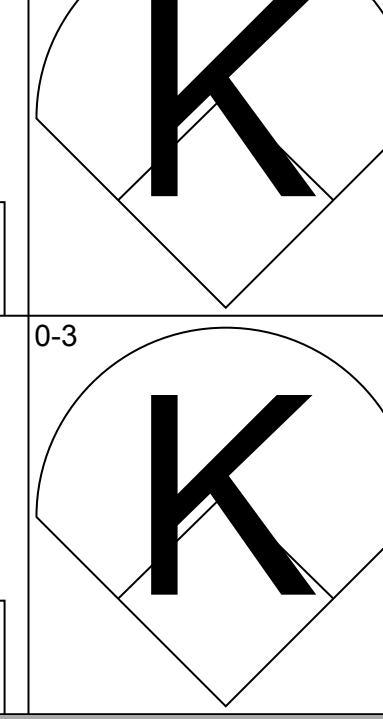
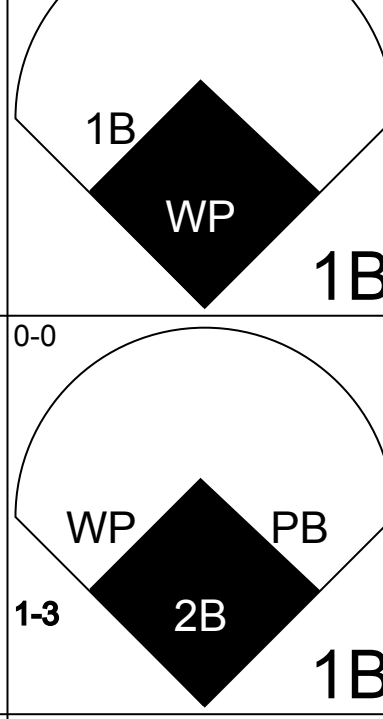
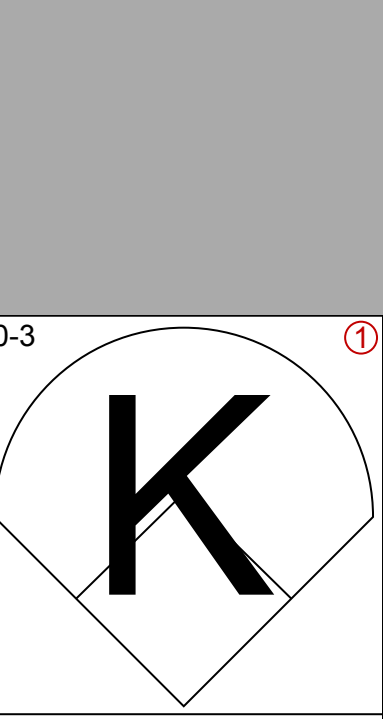
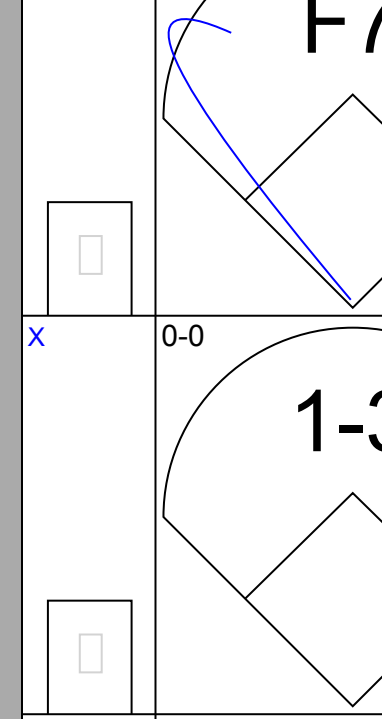
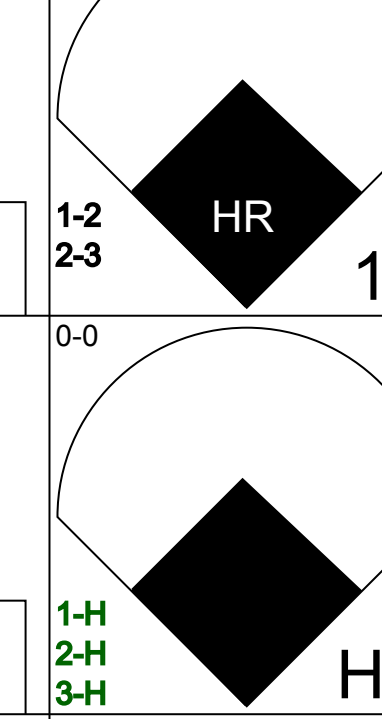

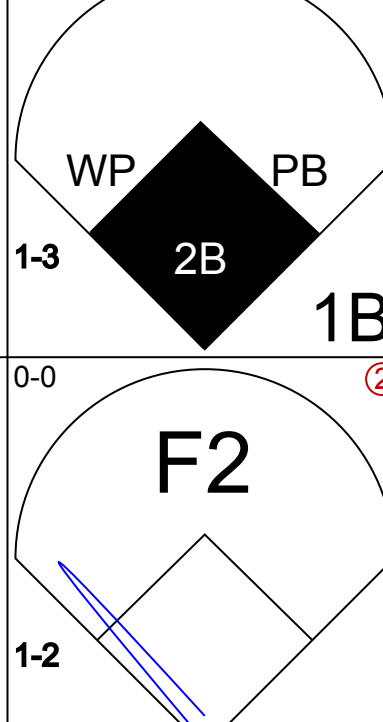
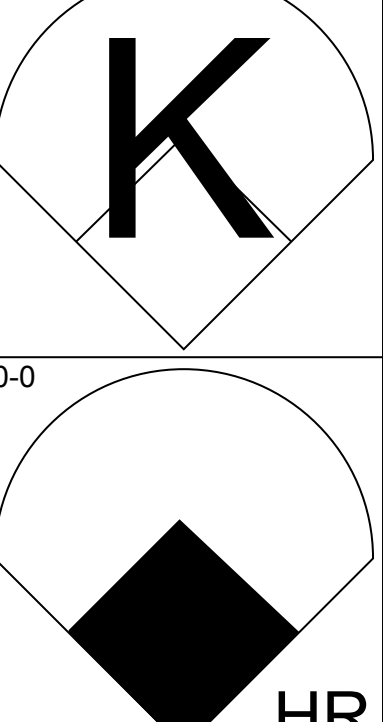
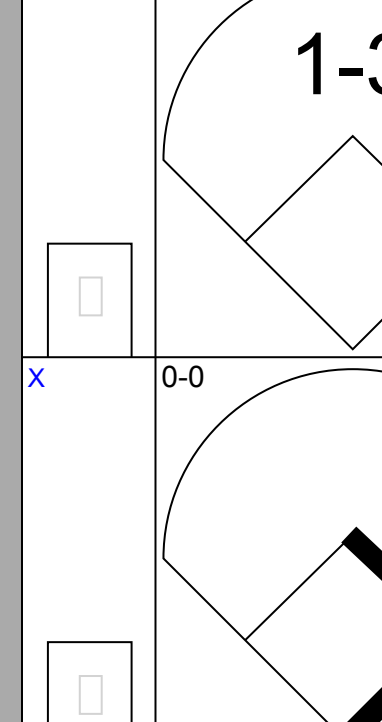
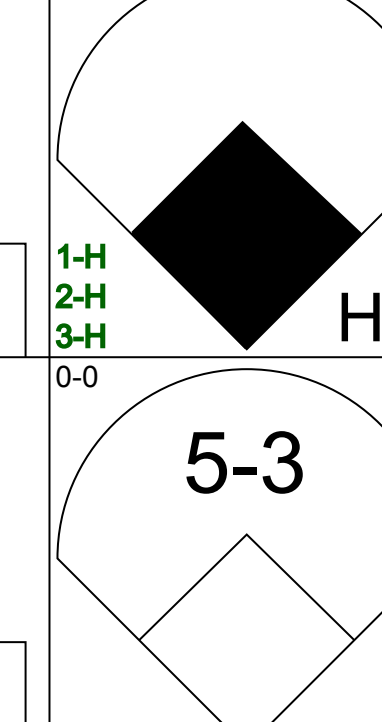

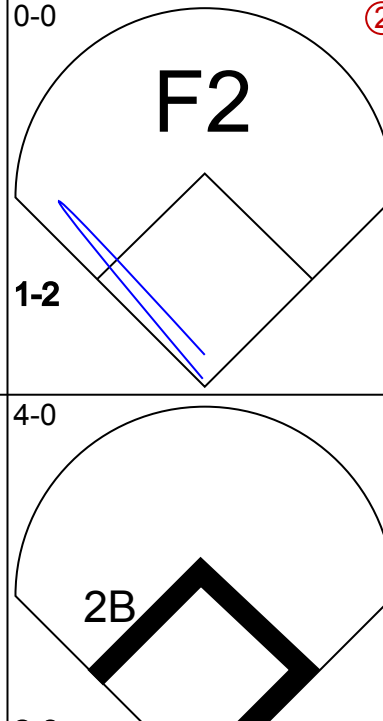
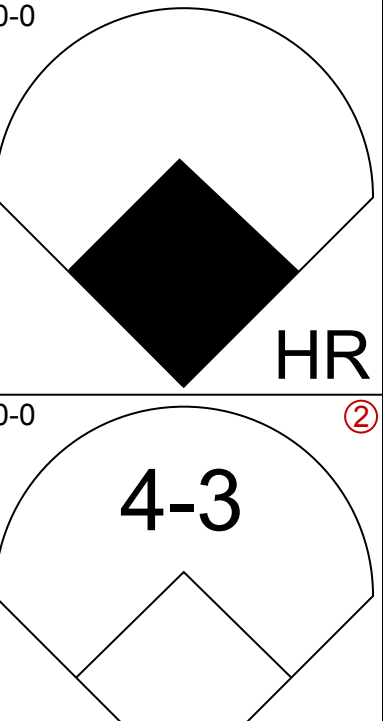
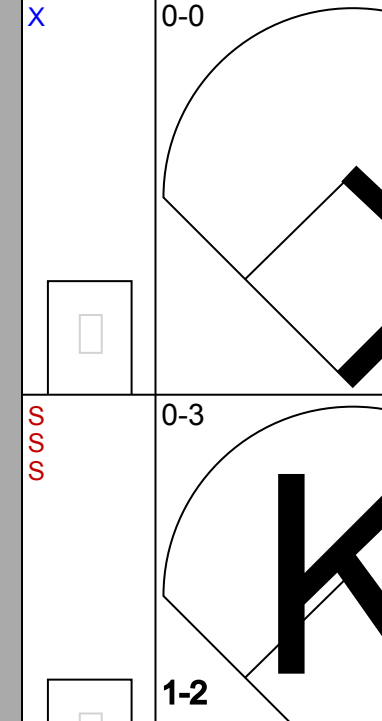
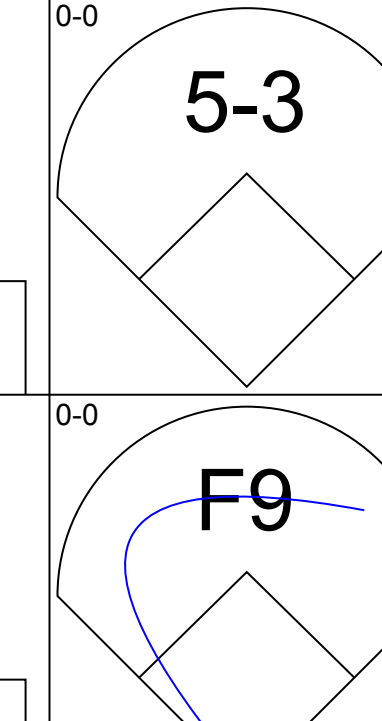
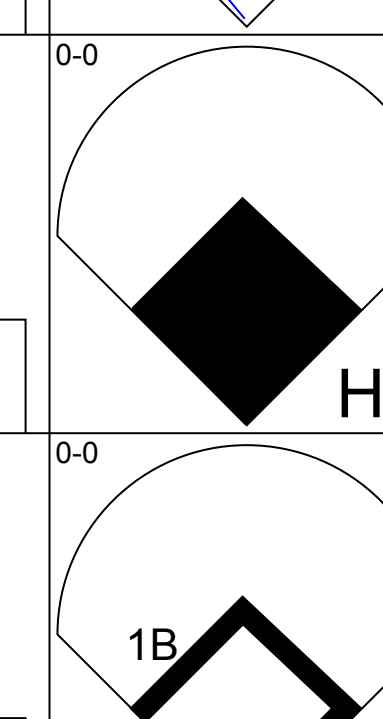
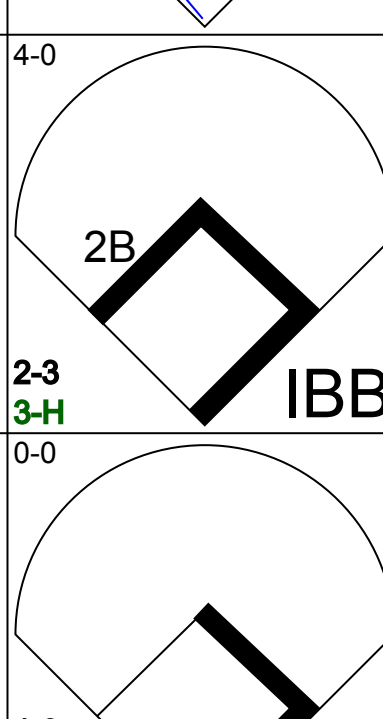
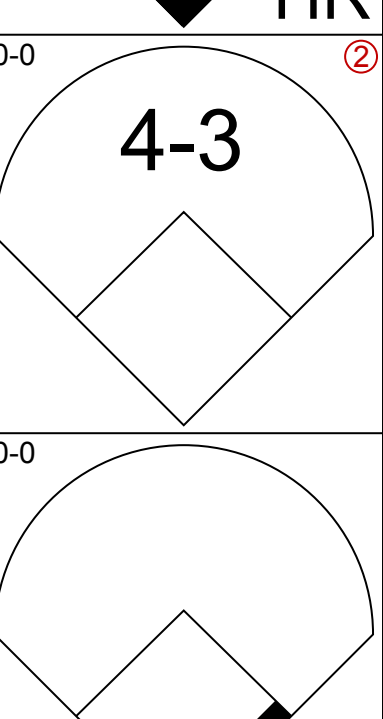
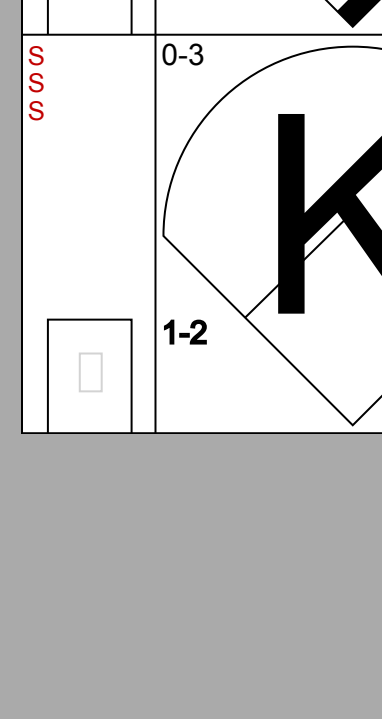
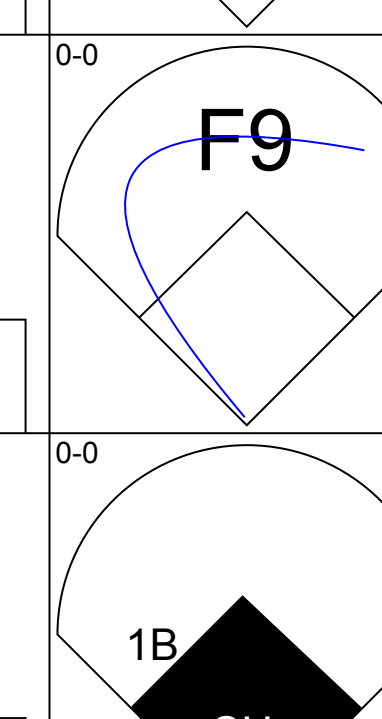
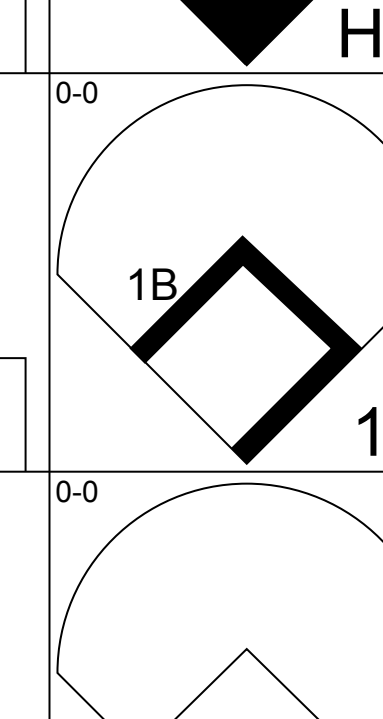
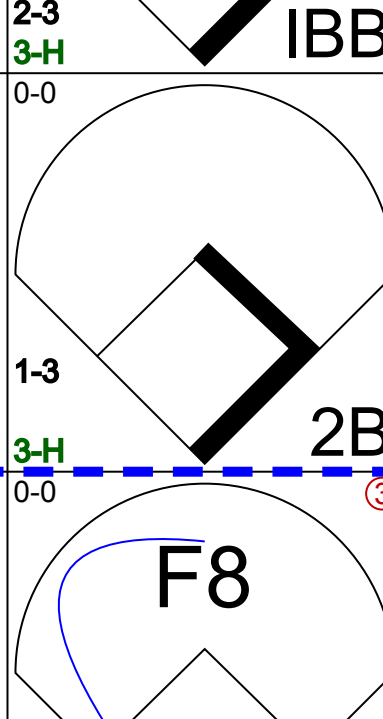
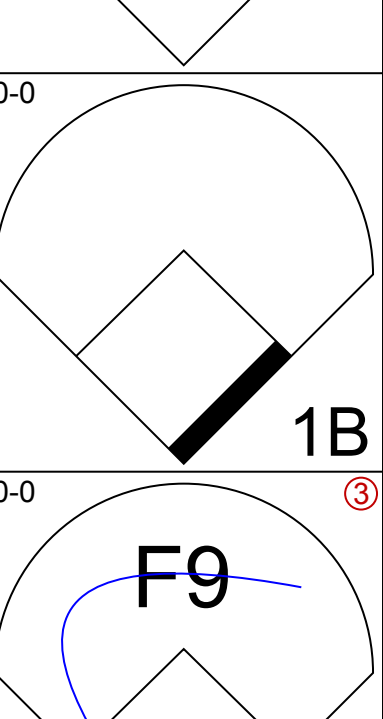

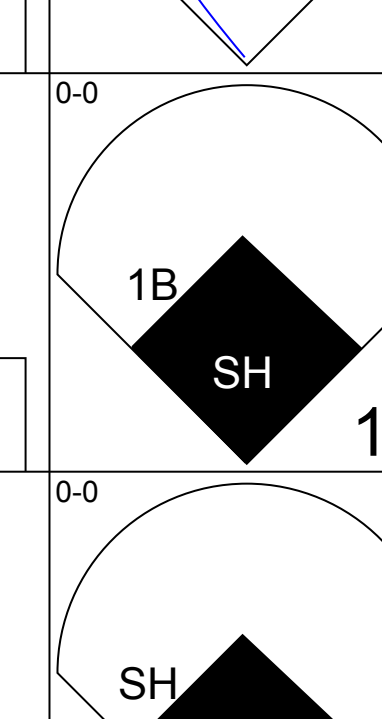
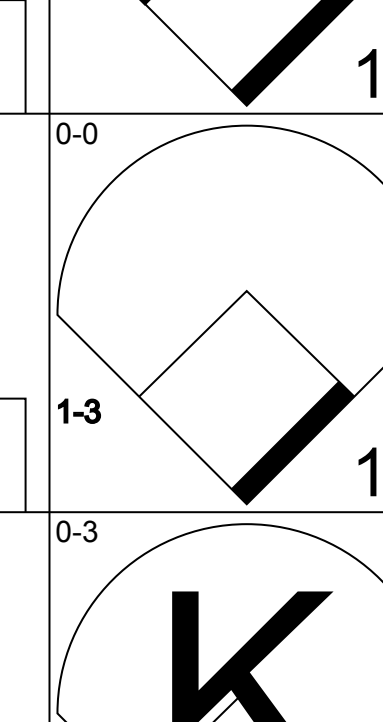
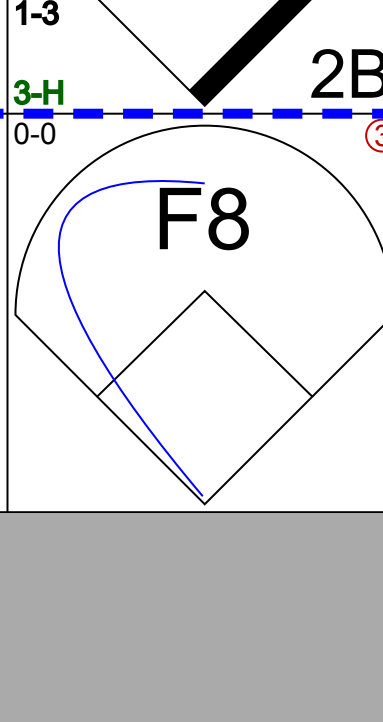
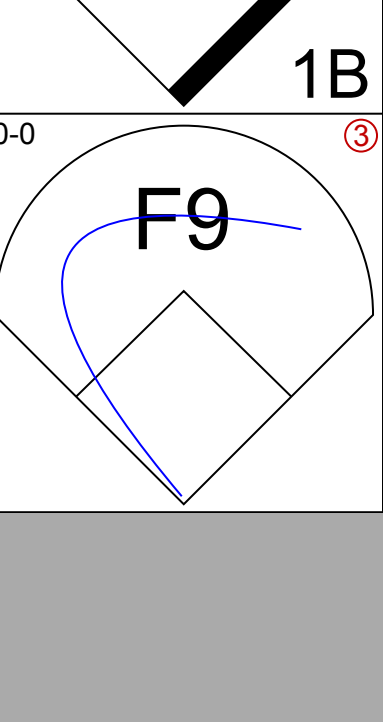

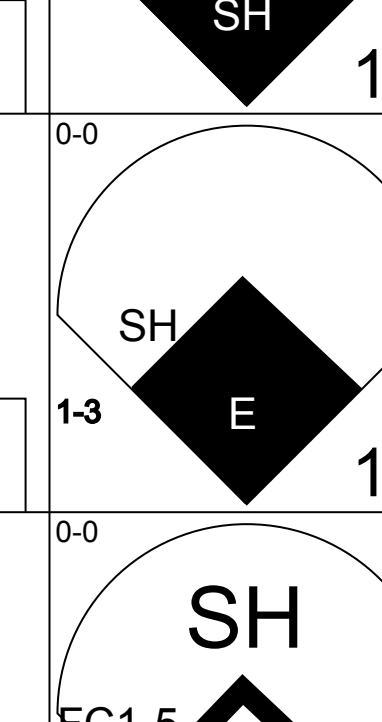
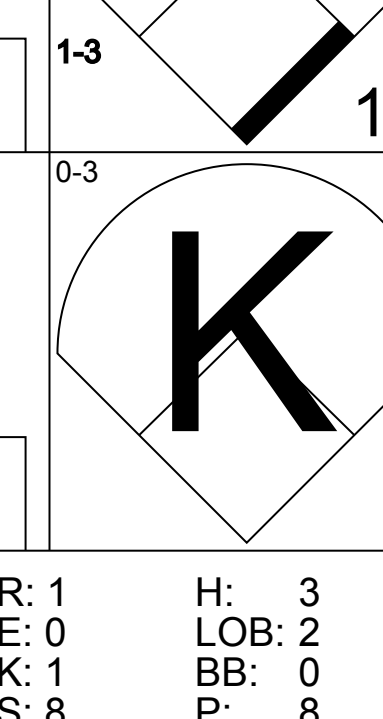



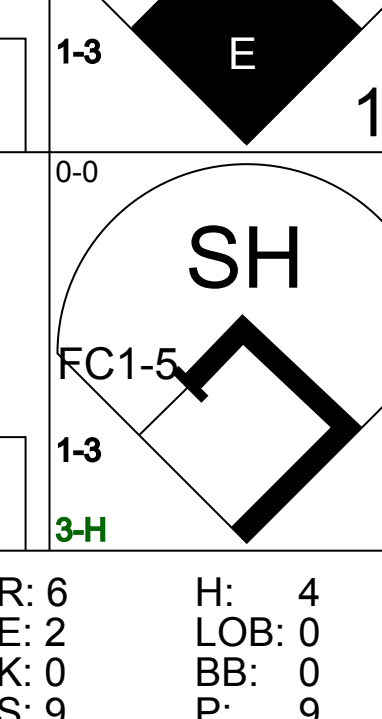
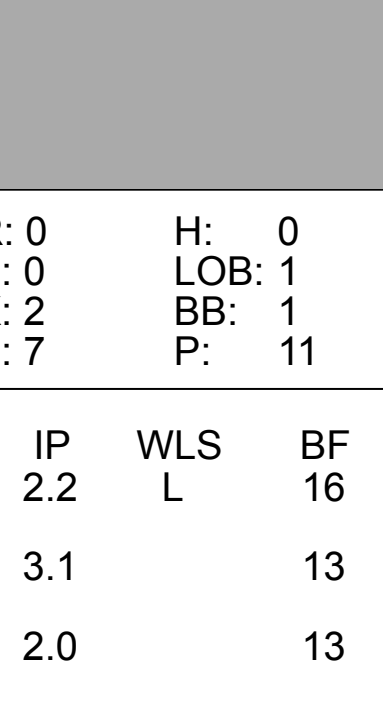
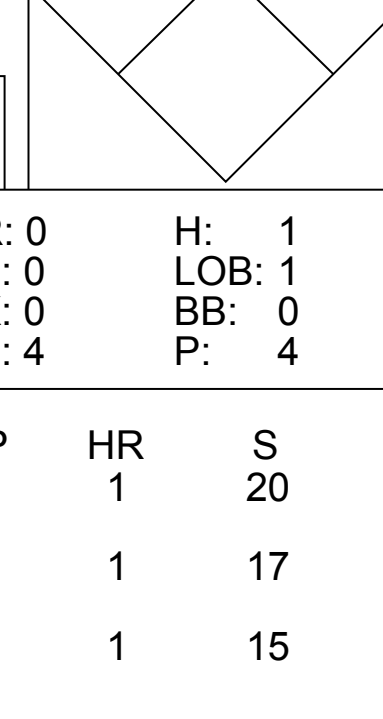
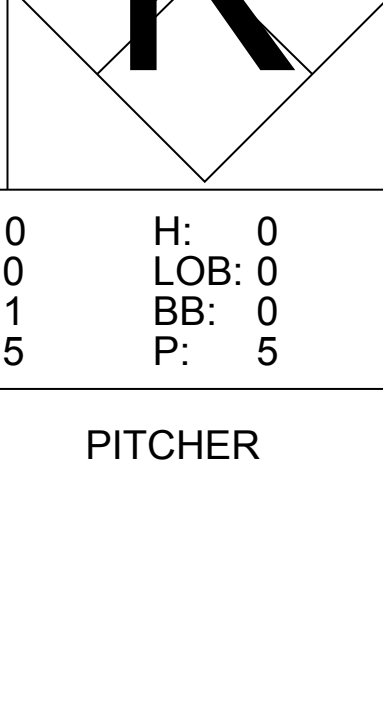
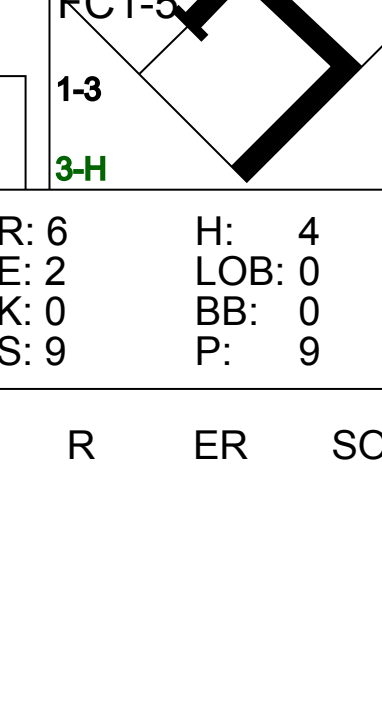
Batter	1	2	3	4	5	6	7	8	9	AB	R	H	RBI	BB	SO	LOB	BOTTOM			
Curt Flood, R (1, 8) OBP: 0.344, SLG: 0.427	4-3		F9			1B		F6		4	1	1	0	0	0	2	Milwaukee Braves @ St. Louis Cardinals Sportsman's Park, St. Louis, MO Wed Jul 04 1962, 8:05 PM EDT Att: 12,204 - Unknown			
Julian Javier, R (1, 4) OBP: 0.313, SLG: 0.336	5-3					1B		FC4-6		3	0	1	0	1	0	0				
Bill White, L (1, 3) OBP: 0.345, SLG: 0.463	6-3							1B		4	0	0	0	0	0	3				
Ken Boyer, R (1, 5) OBP: 0.387, SLG: 0.500								FC4-6		3	1	2	2	1	0	1				
Charlie James, R (1, 9) OBP: 0.327, SLG: 0.436								1B		4	0	0	0	0	0	4				
Bobby Gene Smith, R (1, 7) OBP: 0.293, SLG: 0.317										3	0	2	0	0	0	0				
Gene Oliver, R (1, 2) OBP: 0.361, SLG: 0.410										3	0	0	0	0	0	2				
Jimmie Schaffer, R (9, 2) OBP: 0.333, SLG: 0.269										0	0	0	0	0	0	0				
Julio Gotay, R (1, 6) OBP: 0.338, SLG: 0.326										3	0	0	0	0	0	1				
Ernie Broglio, R (1, 1) OBP: 0.179, SLG: 0.148										3	0	1	0	0	0	0				
Inning Stats	R: 0 E: 0 K: 0 S: 3	H: 0 LOB: 0 BB: 0 P: 3	R: 1 E: 0 K: 0 S: 4	H: 2 LOB: 0 BB: 0 P: 4	R: 0 E: 0 K: 0 S: 3	H: 0 LOB: 0 BB: 0 P: 3	R: 0 E: 0 K: 0 S: 3	H: 0 LOB: 1 BB: 1 P: 7	R: 0 E: 0 K: 0 S: 5	H: 2 LOB: 2 BB: 1 P: 9	R: 0 E: 0 K: 0 S: 5	H: 2 LOB: 2 BB: 0 P: 5	R: 0 E: 0 K: 0 S: 4	H: 1 LOB: 1 BB: 0 P: 4	R: 0 E: 0 K: 0 S: 4	H: 1 LOB: 1 BB: 0 P: 4	1B: 5 2B: 1 3B: 0 HR: 1	SF: 0 SAC: 0 DP: 1 HBP: 0	WP: 0 PB: 0 CS: 0	PA: 32
PITCHER Warren Spahn, L (1, 1) ERA: 3.21	IP: 8.0 WLS: L BF: 32 H: 7 R: 2 ER: 2 SO: 0 BB: 2 IBB: 0 HBP: 0 BLK: 0 WP: 0 HR: 1 S: 30 P: 38 ERA: 2.25 WHIP: 1.125															PITCHER				

Batter	1	2	3	4	5	6	7	8	9	AB	R	H	RBI	BB	SO	LOB	TOP		
Curt Flood, R OBP: 0.345, SLG: 0.427 (1, 8)										5	0	2	0	0	1	1			
Julian Javier, R OBP: 0.315, SLG: 0.345 (1, 4)										4	1	1	2	1	1	4			
Bill White, L OBP: 0.346, SLG: 0.460 (1, 3)										4	0	1	0	1	0	0			
Stan Musial, L OBP: 0.391, SLG: 0.459 (1, 7)										3	0	0	0	1	0	3			
Ken Boyer, R OBP: 0.385, SLG: 0.495 (1, 5)										3	0	0	0	0	0	2			
Carl Sawatski, L OBP: 0.401, SLG: 0.514 (1, 2)										3	0	0	0	1	1	2			
Charlie James, R OBP: 0.326, SLG: 0.432 (1, 9)										4	0	1	0	0	1	3			
Julio Gotay, R OBP: 0.341, SLG: 0.329 (1, 6)										4	1	2	0	0	0	1			
Ray Sadecki, L OBP: 0.094, SLG: 0.188 (1, 1)										1	0	0	0	0	1	2			
Bob Duliba, R OBP: 0.417, SLG: 0.481 (7, PH)										1	0	0	0	0	1	0			
Red Schoendienst, S OBP: 0.417, SLG: 0.481 (7, PH)										1	1	1	0	0	0	0			
Bobby Shantz, R OBP: 0.387, SLG: 0.561 (9, PH)										0	0	0	0	0	0	0			
Fred Whitfield, L OBP: 0.387, SLG: 0.561 (9, PH)										1	0	0	0	0	0	1			
Inning Stats	R: 0 E: 0 K: 1 S: 5	H: 0 LOB: 2 BB: 2 P: 13	R: 0 E: 0 K: 1 S: 7	H: 2 LOB: 3 BB: 1 P: 11	R: 0 E: 0 K: 0 S: 3	H: 0 LOB: 0 BB: 1 P: 8	R: 0 E: 0 K: 1 S: 5	H: 0 LOB: 0 BB: 0 P: 5	R: 0 E: 0 K: 0 S: 4	H: 1 LOB: 1 BB: 0 P: 4	R: 1 E: 0 K: 0 S: 5	H: 3 LOB: 1 BB: 0 P: 5	R: 0 E: 0 K: 2 S: 7	H: 0 LOB: 0 BB: 0 P: 7	R: 2 E: 0 K: 0 S: 5	H: 2 LOB: 0 BB: 0 P: 5	1B: 7 2B: 0 3B: 0 HR: 1	SF: 0 SAC: 0 DP: 1 HBP: 1	WP: 0 PA: 39 PB: 0 SB: 0 CS: 0
PITCHER Roger Craig, R ERA: 4.69 (1, 1)	IP: 9.0 WLS: W BF: 39 H: 8 R: 3 ER: 3 SO: 6 BB: 4 IBB: 0 HBP: 1 BLK: 0 WP: 0 HR: 1 S: 46 P: 63 ERA: 3.00 WHIP: 1.333																		

St. Louis Cardinals @ New York Mets
Polo Grounds, New York, NY
Fri Jul 06 1962, 7:05 PM EDT
Att: 14,515 - Unknown

AB	34
R	3
H	8
RBI	2
BB	4
SO	6
LOB	19



Batter	1	2	3	4	5	6	7	8	9	AB	R	H	RBI	BB	SO	LOB	BOTTOM		
Elio Chacon, R OBP: 0.355, SLG: 0.289 (1, 6)										4	1	0	0	1	0	3			
Joe Christopher, R OBP: 0.270, SLG: 0.339 (1, 8)										5	1	1	0	0	0	3			
Cliff Cook, R OBP: 0.256, SLG: 0.351 (1, 9)										4	1	1	0	0	1	2			
Jim Hickman, R OBP: 0.341, SLG: 0.443 (8, 9)										1	1	1	0	0	0	0			
Frank Thomas, R OBP: 0.361, SLG: 0.517 (1, 7)										4	1	1	0	0	2	1			
Rod Kanehl, R OBP: 0.316, SLG: 0.378 (8, 7)										1	1	1	4	0	0	0			
Charlie Neal, R OBP: 0.337, SLG: 0.389 (1, 4)										5	1	2	1	0	0	2			
Gil Hodges, R OBP: 0.344, SLG: 0.527 (1, 3)										4	1	1	1	1	1	1			
Felix Mantilla, R OBP: 0.325, SLG: 0.403 (1, 5)										4	1	4	1	0	0	0			
Chris Cannizzaro, R OBP: 0.355, SLG: 0.224 (1, 2)										4	1	2	0	0	0	3			
Roger Craig, R OBP: 0.135, SLG: 0.059 (1, 1)										3	0	0	0	0	2	2			
Inning Stats	R: 0 E: 0 K: 2 S: 7	H: 0 LOB: 1 BB: 1 P: 11	R: 1 E: 0 K: 1 S: 8	H: 3 LOB: 2 BB: 0 P: 8	R: 2 E: 0 K: 0 S: 6	H: 3 LOB: 2 BB: 1 P: 10	R: 0 E: 0 K: 0 S: 4	H: 1 LOB: 1 BB: 0 P: 4	R: 1 E: 0 K: 1 S: 7	H: 2 LOB: 1 BB: 0 P: 7	R: 0 E: 0 K: 1 S: 6	H: 0 LOB: 0 BB: 0 P: 5	R: 0 E: 0 K: 1 S: 6	H: 1 LOB: 1 BB: 0 P: 6	R: 6 E: 2 K: 0 S: 9	H: 4 LOB: 0 BB: 0 P: 9	1B: 9 2B: 2 3B: 0 HR: 3	SF: 0 SAC: 1 DP: 0 HBP: 0	WP: 1 PA: 42 PB: 1 SB: 1 CS: 0
PITCHER Ray Sadecki, L ERA: 5.44 (1, 1)	IP: 2.2 WLS: L BF: 16 H: 6 R: 3 ER: 3 SO: 3 BB: 1 IBB: 0 HBP: 0 BLK: 0 WP: 0 HR: 1 S: 20 P: 28 ERA: 10.12 WHIP: 2.625																		
Bob Duliba, R ERA: 1.69 (3, 1)	IP: 3.1 WLS: L BF: 13 H: 3 R: 1 ER: 1 SO: 2 BB: 0 IBB: 0 HBP: 0 BLK: 0 WP: 0 HR: 1 S: 17 P: 17 ERA: 2.70 WHIP: 0.900																		
Bobby Shantz, L ERA: 1.84 (7, 1)	IP: 2.0 WLS: L BF: 13 H: 5 R: 6 ER: 1 SO: 1 BB: 0 IBB: 0 HBP: 0 BLK: 0 WP: 0 HR: 1 S: 15 P: 15 ERA: 4.50 WHIP: 2.500																		

St. Louis Cardinals @ New York Mets
Polo Grounds, New York, NY
Fri Jul 06 1962, 7:05 PM EDT
Att: 14,515 - Unknown

AB	39
R	10
H	14
RBI	7
BB	2
SO	6
LOB	17



Batter	1	2	3	4	5	6	7	8	9	AB	R	H	RBI	BB	SO	LOB	TOP					
Curt Flood, R OBP: 0.343, SLG: 0.432 (1, 8)			 F8 1B							5	2	1	1	0	0	4	St. Louis Cardinals @ New York Mets Polo Grounds, New York, NY Sat Jul 07 1962, 3:33 AM EDT Unknown					
Julian Javier, R OBP: 0.313, SLG: 0.346 (1, 4)										5	0	1	0	0	2	2						
Bobby Gene Smith, R OBP: 0.281, SLG: 0.393 (1, 7)										5	0	0	0	0	1	3						
Ken Boyer, R OBP: 0.385, SLG: 0.494 (1, 5)						 1B				5	0	2	2	0	1	1						
Charlie James, R OBP: 0.324, SLG: 0.428 (1, 9)						 1B				4	1	1	0	0	1	1						
Bill White, L OBP: 0.348, SLG: 0.460 (1, 3)						 1B				4	0	2	0	0	0	2						
Jimmie Schaffer, R OBP: 0.341, SLG: 0.310 (8, PH)										3	0	2	1	0	1	1						
Stan Musial, L OBP: 0.393, SLG: 0.462 (8, FR)										1	0	1	0	0	0	0						
Dal Maxvill, R OBP: 0.244, SLG: 0.231 (8, 6)										0	0	0	0	0	0	0						
Julio Gotay, R OBP: 0.341, SLG: 0.326 (8, PH)										2	0	0	0	1	0	3						
Carl Sawatski, L OBP: 0.404, SLG: 0.514 (8, 2)										0	0	0	0	1	0	0						
Larry Jackson, R OBP: 0.275, SLG: 0.261 (7, 1)										3	1	1	0	0	1	4						
Lindy McDaniel, R OBP: 0.412, SLG: 0.475 (8, PH)										0	0	0	0	0	0	0						
Red Schoendienst, S OBP: 0.282, SLG: 0.235 (8, 1)										1	0	0	0	0	0	2						
Curt Simmons, L OBP: 0.179, SLG: 0.148 (9, 1)										0	0	0	0	0	0	0						
Ernie Broglio, R OBP: 0.179, SLG: 0.148 (9, 1)										0	0	0	0	0	0	0						
Inning Stats	R: 0 E: 0 K: 0 S: 4	H: 1 LOB: 1 BB: 0 P: 4	R: 0 E: 0 K: 0 S: 4	H: 2 LOB: 1 BB: 0 P: 4	R: 2 E: 1 K: 0 S: 6	H: 2 LOB: 1 BB: 0 P: 6	R: 0 E: 0 K: 1 S: 6	H: 1 LOB: 1 BB: 0 P: 6	R: 0 E: 0 K: 1 S: 5	H: 0 LOB: 0 BB: 0 P: 5	R: 1 E: 0 K: 1 S: 8	H: 3 LOB: 3 BB: 1 P: 12	R: 0 E: 0 K: 0 S: 3	H: 0 LOB: 0 BB: 0 P: 3	R: 0 E: 0 K: 1 S: 6	H: 1 LOB: 2 BB: 1 P: 10	R: 1 E: 0 K: 3 S: 10	H: 1 LOB: 0 BB: 0 P: 10	1B: 9 2B: 1 3B: 0 HR: 1	SF: 0 SAC: 0 DP: 1 HBP: 0	WP: 0 PB: 0 SB: 0 CS: 0	PA: 40
PITCHER	IP WLS BF H R ER SO BB IBB HBP BLK WP HR S P ERA WHIP																					
Al Jackson, L ERA: 4.4 (1, 1)	7.0	31	9	3	1	3	0	1	0	0	0	0	0	36	40	1.29	1.286					
Ray Daviault, R ERA: 6.03 (8, 1)	2.0	W 9	2	1	1	4	1	0	0	0	0	1	16	20	4.50	1.500						

AB	38
R	4
H	11
RBI	4
BB	2
SO	7
LOB	23



Batter	1	2	3	4	5	6	7	8	9	AB	R	H	RBI	BB	SO	LOB	BOTTOM					
Richie Ashburn, L OBP: 0.415, SLG: 0.446 (1, 9)										3	0	0	1	0	0	0	St. Louis Cardinals @ New York Mets Polo Grounds, New York, NY Sat Jul 07 1962, 3:33 AM EDT Unknown					
Felix Mantilla, R OBP: 0.324, SLG: 0.400 (1, 5)			 1B							4	0	1	0	0	1	2						
Gene Woodling, L OBP: 0.390, SLG: 0.411 (1, 7)										3	0	0	0	1	0	1						
Sammy Taylor, L OBP: 0.318, SLG: 0.320 (1, 2)										4	1	1	1	0	0	2						
Charlie Neal, R OBP: 0.337, SLG: 0.389 (1, 4)										0	0	0	0	0	0	0						
Rod Kanehl, R OBP: 0.313, SLG: 0.372 (1, 5)										4	0	1	0	0	0	0						
Joe Christopher, R OBP: 0.286, SLG: 0.348 (1, 8)										3	1	2	0	1	1	0						
Gil Hodges, R OBP: 0.341, SLG: 0.518 (1, 3)										4	1	1	0	0	1	4						
Elio Chacon, R OBP: 0.358, SLG: 0.291 (1, 6)										2	1	1	0	1	0	0						
Mary Thonberry, L OBP: 0.303, SLG: 0.350 (8, PH)										1	1	1	2	0	0	0						
Al Jackson, L OBP: 0.128, SLG: 0.108 (1, 1)										2	0	0	0	0	1	2						
Frank Thomas, R OBP: 0.363, SLG: 0.519 (7, PH)										1	0	1	1	0	0	0						
Jim Hickman, R OBP: 0.341, SLG: 0.443 (7, PR)										0	0	0	0	0	0	0						
Ray Daviault, R ERA: 3.39 (8, 1)										0	0	0	0	0	0	0						
Inning Stats	R: 0 E: 0 K: 0 S: 3	H: 0 LOB: 1 BB: 1 P: 7	R: 0 E: 0 K: 1 S: 6	H: 1 LOB: 2 BB: 1 P: 10	R: 0 E: 0 K: 0 S: 4	H: 1 LOB: 1 BB: 0 P: 4	R: 0 E: 0 K: 1 S: 5	H: 2 LOB: 1 BB: 0 P: 5	R: 0 E: 0 K: 0 S: 3	H: 0 LOB: 0 BB: 0 P: 3	R: 1 E: 0 K: 0 S: 4	H: 1 LOB: 0 BB: 0 P: 4	R: 2 E: 0 K: 2 S: 9	H: 2 LOB: 2 BB: 1 P: 13	R: 0 E: 0 K: 0 S: 3	H: 0 LOB: 0 BB: 0 P: 3	R: 2 E: 0 K: 0 S: 3	H: 2 LOB: 0 BB: 0 P: 3	1B: 7 2B: 0 3B: 0 HR: 2	SF: 1 SAC: 0 DP: 0 HBP: 0	WP: 0 PB: 0 SB: 0 CS: 0	PA: 35
PITCHER	IP WLS BF H R ER SO BB IBB HBP BLK WP HR S P ERA WHIP																					
Larry Jackson, R ERA: 4.3 (1, 1)	6.1	27	7	3	3	3	3	0	0	0	0	0	0	30	42	4.26	1.579					
Lindy McDaniel, R ERA: 2.15 (7, 1)	0.2	2	0	0	0	1	0	0	0	0	0	4	4	0.00	0.000							
Curt Simmons, L ERA: 3.2 (8, 1)	1.0	4	1	1	1	0	0	0	0	0	0	4	4	9.00	1.000							
Ernie Broglio, R ERA: 3.39 (9, 1)	0.1	L 2	1	1	1	0	0	0	0	0	1	2	2	27.00	3.000							



Batter	1	2	3	4	5	6	7	8	9	AB	R	H	RBI	BB	SO	LOB	TOP					
Curt Flood, R OBP: 0.339, SLG: 0.427 (1, 8)	6-3		1-3		4-3		F8			4	0	0	0	0	0	0						
Red Schoendienst, S OBP: 0.469, SLG: 0.464 (1, 4)			F9		G3			F9		4	0	1	0	0	0	0						
Julian Javier, R OBP: 0.313, SLG: 0.346 (8, 4)	1B									0	0	0	0	0	0	0						
Bill White, L OBP: 0.347, SLG: 0.458 (1, 3)	F9			F8		BB		3-1		4	0	1	0	0	0	1						
Stan Musial, L OBP: 0.360, SLG: 0.476 (1, 7)						1B				4	2	2	1	0	0	2						
Bobby Gene Smith, R OBP: 0.281, SLG: 0.303 (8, 7)	P4			HR			F9			0	0	0	0	0	0	0						
Ken Boyer, R OBP: 0.389, SLG: 0.503 (1, 5)		5-3		HR		FC6-4		CS		2	1	1	2	2	0	0						
Charlie James, R OBP: 0.322, SLG: 0.420 (1, 9)	6-3		6-3			BB	F9			3	0	0	0	1	0	2						
Gene Oliver, R OBP: 0.395, SLG: 0.495 (1, 2)										2	0	0	0	1	0	2						
Jimmie Schaffer, R OBP: 0.353, SLG: 0.300 (6, 2)	E5			BB			FC6-4		FC3-6	1	0	0	0	0	0	1						
Julio Gotay, R OBP: 0.337, SLG: 0.322 (1, 6)	FC6-4								SH1-3	2	0	0	0	0	1	2						
Ray Washburn, R OBP: 0.273, SLG: 0.290 (1, 1)										3	0	0	0	0	1	2						
Lindy McDaniel, R (9, 1)			1-3		G3					4	0	0	0	0	1	1						
Inning Stats	R: 0 E: 0 K: 0 S: 4	H: 1 LOB: 1 BB: 0 P: 4	R: 0 E: 1 K: 0 S: 4	H: 0 LOB: 1 BB: 0 P: 4	R: 0 E: 0 K: 0 S: 3	H: 0 LOB: 0 BB: 0 P: 3	R: 2 E: 0 K: 0 S: 5	H: 2 LOB: 1 BB: 1 P: 9	R: 0 E: 0 K: 0 S: 3	H: 0 LOB: 0 BB: 0 P: 3	R: 0 E: 0 K: 0 S: 4	H: 1 LOB: 0 BB: 1 P: 8	R: 0 E: 0 K: 1 S: 5	H: 0 LOB: 0 BB: 0 P: 5	R: 1 E: 0 K: 0 S: 3	H: 1 LOB: 0 BB: 1 P: 7	R: 0 E: 0 K: 1 S: 5	H: 0 LOB: 1 BB: 1 P: 9	1B: 3 2B: 0 3B: 0 HR: 2	SF: 0 SAC: 1 DP: 0 HBP: 0	WP: 0 PB: 0 SB: 0 CS: 1	PA: 37
PITCHER Craig Anderson, R ERA: 4.32 (1, 1)	IP: 9.0 WLS: L BF: 36 H: 5 R: 3 ER: 3 SO: 2 BB: 4 IBB: 0 HBP: 0 BLK: 0 WP: 0 HR: 2 S: 36 P: 52 ERA: 3.00 WHIP: 1.000											PITCHER	IP: 0 WLS: 0 BF: 0 H: 0 R: 0 ER: 0 SO: 0 BB: 0 IBB: 0 HBP: 0 BLK: 0 WP: 0 HR: 0 S: 0 P: 0 ERA: 0 WHIP: 0									

St. Louis Cardinals @ New York Mets
Polo Grounds, New York, NY
Sat Jul 07 1962, 3:38 AM EDT
Att: 16,530 - Unknown

AB 31
R 3
H 5
RBI 3
BB 4
SO 2
LOB 11



Batter	1	2	3	4	5	6	7	8	9	AB	R	H	RBI	BB	SO	LOB	BOTTOM					
Richie Ashburn, L OBP: 0.407, SLG: 0.435 (1, 9)	F9		F7		4-3			P6		4	0	0	0	0	0	1						
Rod Kanehl, R OBP: 0.310, SLG: 0.366 (1, 5)	5-3		F8			FC3-6		F8		4	0	1	0	0	0	0						
Felix Mantilla, R OBP: 0.319, SLG: 0.393 (1, 4)	6-3					1B		F8		4	0	0	0	0	0	1						
Frank Thomas, R OBP: 0.361, SLG: 0.515 (1, 7)		1-3					L6		F3	4	0	1	0	0	0	1						
Sammy Taylor, L OBP: 0.317, SLG: 0.338 (1, 2)							1B			4	1	1	1	0	0	2						
Mary Throneberry, L OBP: 0.309, SLG: 0.354 (1, 3)										4	1	2	1	0	0	1						
Joe Christopher, R OBP: 0.287, SLG: 0.342 (1, 8)										2	0	0	0	1	1	0						
Gene Woodling, L OBP: 0.388, SLG: 0.408 (9, PH)										1	0	0	0	0	0	1						
Elio Chacon, R OBP: 0.358, SLG: 0.289 (1, 6)										2	0	0	0	0	2	1						
Craig Anderson, R (1, 1)										2	0	0	0	0	1	0						
Inning Stats	R: 0 E: 0 K: 0 S: 3	H: 0 LOB: 0 BB: 0 P: 3	R: 1 E: 0 K: 1 S: 6	H: 1 LOB: 1 BB: 1 P: 10	R: 0 E: 0 K: 0 S: 3	H: 0 LOB: 0 BB: 0 P: 3	R: 0 E: 0 K: 0 S: 4	H: 1 LOB: 0 BB: 0 P: 4	R: 0 E: 0 K: 0 S: 3	H: 0 LOB: 1 BB: 0 P: 4	R: 0 E: 0 K: 0 S: 4	H: 1 LOB: 0 BB: 0 P: 4	R: 1 E: 0 K: 3 S: 10	H: 1 LOB: 0 BB: 0 P: 10	R: 0 E: 0 K: 0 S: 3	H: 0 LOB: 0 BB: 0 P: 3	R: 0 E: 0 K: 0 S: 4	H: 1 LOB: 1 BB: 0 P: 4	1B: 2 2B: 0 3B: 1 HR: 2	SF: 0 SAC: 1 DP: 0 HBP: 1	WP: 0 PB: 0 SB: 1 CS: 0	PA: 34
PITCHER Ray Washburn, R ERA: 4.32 (1, 1)	IP: 8.2 WLS: W BF: 33 H: 5 R: 2 ER: 2 SO: 4 BB: 1 IBB: 0 HBP: 1 BLK: 0 WP: 0 HR: 2 S: 39 P: 44 ERA: 2.08 WHIP: 0.692											PITCHER	IP: 0 WLS: 0 BF: 0 H: 0 R: 0 ER: 0 SO: 0 BB: 0 IBB: 0 HBP: 0 BLK: 0 WP: 0 HR: 0 S: 0 P: 0 ERA: 0 WHIP: 0									
Lindy McDaniel, R ERA: 2.14 (9, 1)	0.1 S: 1 0 0 0 0																					

St. Louis Cardinals @ New York Mets
Polo Grounds, New York, NY
Sat Jul 07 1962, 3:38 AM EDT
Att: 16,530 - Unknown


AB 31
R 2
H 5
RBI 2
BB 1
SO 4
LOB 8



Batter	1	2	3	4	5	6	7	8	9	AB	R	H	RBI	BB	SO	LOB	TOP			
Julian Javier, R OBP: 0.312, SLG: 0.341 (1, 4)	F7	F8								4	1	2	1	1	0	0				
Bill White, L OBP: 0.353, SLG: 0.481 (1, 3)	FC 1B 2B	1-3								5	1	3	0	0	0	1				
Curt Flood, R OBP: 0.338, SLG: 0.424 (1, 8)	FC 1B 2-3		F8							4	1	0	1	0	0	3				
Ken Boyer, R OBP: 0.395, SLG: 0.506 (1, 5)	1B 1-2 3-H	1B	WP							3	1	2	1	2	1	1				
Charlie James, R OBP: 0.313, SLG: 0.416 Stan Musial, L OBP: 0.402, SLG: 0.521 Doug Clemens, L OBP: 0.358, SLG: 0.304 (1, 9)	L4		FC							4	0	0	0	0	0	5				
Bobby Gene Smith, R OBP: 0.283, SLG: 0.304 (1, 7)	1B 1-3 2-H		F9							5	1	2	1	0	0	5				
Julio Gotay, R OBP: 0.349, SLG: 0.331 (1, 6)	1-3 3-H	1B								3	1	3	1	1	0	0				
Jimmie Schaffer, R OBP: 0.316, SLG: 0.265 Carl Sawatski, L OBP: 0.393, SLG: 0.497 (1, 2)	5-3		G6-4-3							3	0	0	0	0	1	4				
Larry Jackson, R OBP: 0.273, SLG: 0.260 Lindy McDaniel, R (9, 1)		4-3								4	0	1	1	0	1	0				
										0	0	0	0	0	0	0				
Inning Stats	R: 3 E: 0 K: 0 S: 8	H: 4 LOB: 2 BB: 0 P: 8	R: 0 E: 0 K: 0 S: 3	H: 0 LOB: 0 BB: 0 P: 3	R: 0 E: 0 K: 0 S: 6	H: 1 LOB: 1 BB: 0 P: 6	R: 0 E: 0 K: 0 S: 3	H: 1 LOB: 0 BB: 0 P: 3	R: 1 E: 0 K: 2 S: 6	H: 1 LOB: 2 BB: 1 P: 10	R: 0 E: 0 K: 1 S: 6	H: 1 LOB: 1 BB: 0 P: 6	R: 2 E: 0 K: 1 S: 8	H: 4 LOB: 2 BB: 0 P: 8	R: 0 E: 0 K: 0 S: 4	H: 1 LOB: 2 BB: 1 P: 8	1B: 10 2B: 3 3B: 0 HR: 0	SF: 1 SAC: 0 DP: 1 HBP: 0	WP: 1 PB: 0 SB: 0 CS: 1	PA: 42
PITCHER	IP WLS BF H R ER SO BB IBB HBP BLK WP HR S P ERA WHIP	IP WLS BF H R ER SO BB IBB HBP BLK WP HR S P ERA WHIP																		
Bob Hendley, L ERA: 3.67 (1, 1)	0.2 7 4 3 3 0 0 0 0 0 0 0 0 7 7 40.50 6.000	4.1 17 3 1 1 1 2 0 0 0 1 0 17 25 2.08 1.154	2.0 7 1 0 0 3 1 0 0 0 0 0 12 16 0.00 1.000	2.0 W 11 5 2 2 1 0 1 0 0 0 0 12 16 9.00 2.500																

St. Louis Cardinals @ Milwaukee Braves
Milwaukee County Stadium, Milwaukee, WI
Thu Jul 12 1962, 8:05 PM EDT
Att: 13,426 - Unknown

AB 37
R 6
H 13
RBI 6
BB 4
SO 4
LOB 23



Batter	1	2	3	4	5	6	7	8	9	AB	R	H	RBI	BB	SO	LOB	BOTTOM			
Roy McMillan, R OBP: 0.334, SLG: 0.349 (1, 6)	F7		K							5	1	1	0	0	1	2				
Mack Jones, L OBP: 0.394, SLG: 0.437 (1, 9)	K		4-3							5	1	1	0	0	2	1				
Eddie Mathews, L OBP: 0.369, SLG: 0.496 (1, 5)	1B									4	3	3	1	1	0	0				
Hank Aaron, R OBP: 0.395, SLG: 0.632 (1, 8)	FC4-6 1B									5	2	4	4	0	1	0				
Joe Adcock, R OBP: 0.322, SLG: 0.446 (1, 3)	FC4-6 1-2		F8							4	0	1	0	0	0	3				
Gus Bell, L OBP: 0.261, SLG: 0.315 (1, 7)		F8								4	0	0	1	0	0	3				
Joe Torre, R OBP: 0.325, SLG: 0.333 (1, 2)		5-3								4	0	0	0	0	0	3				
Frank Bolling, R OBP: 0.321, SLG: 0.417 (1, 4)		1-6-3								4	0	1	0	0	1	0				
Bob Hendley, R OBP: 0.256, SLG: 0.161 Carl Willey, R OBP: 0.379, SLG: 0.429 Bob Dickster, R OBP: 0.248, SLG: 0.294 Hank Fischer, R (7, PH) Ken Aspromonte, R OBP: 0.329, SLG: 0.329 Claude Raymond, R (8, 1) Tommye Aaron, R OBP: 0.274, SLG: 0.352 (9, PH)	K									0	0	0	0	0	0	0				
Inning Stats	R: 0 E: 1 K: 1 S: 7	H: 2 LOB: 0 BB: 0 P: 7	R: 0 E: 0 K: 0 S: 3	H: 0 LOB: 0 BB: 0 P: 3	R: 0 E: 0 K: 2 S: 7	H: 0 LOB: 0 BB: 0 P: 7	R: 1 E: 0 K: 1 S: 6	H: 1 LOB: 0 BB: 0 P: 6	R: 0 E: 0 K: 0 S: 4	H: 1 LOB: 1 BB: 0 P: 4	R: 2 E: 1 K: 1 S: 8	H: 2 LOB: 1 BB: 0 P: 8	R: 0 E: 0 K: 0 S: 5	H: 1 LOB: 2 BB: 0 P: 5	R: 5 E: 0 K: 1 S: 7	H: 4 LOB: 0 BB: 1 P: 11	1B: 8 2B: 2 3B: 0 HR: 3	SF: 0 SAC: 0 DP: 0 HBP: 0	WP: 1 PB: 0 SB: 0 CS: 0	PA: 40
PITCHER	IP WLS BF H R ER SO BB IBB HBP BLK WP HR S P ERA WHIP	IP WLS BF H R ER SO BB IBB HBP BLK WP HR S P ERA WHIP																		
Larry Jackson, R ERA: 4.23 (1, 1)	8.1 L 3 2 3 3 0 1 0 0 0 0 1 2 6 ∞ ∞																			

St. Louis Cardinals @ Milwaukee Braves
Milwaukee County Stadium, Milwaukee, WI
Thu Jul 12 1962, 8:05 PM EDT
Att: 13,426 - Unknown


AB 39
R 8
H 13
RBI 7
BB 1
SO 6
LOB 13



Batter	1	2	3	4	5	6	7	8	9	AB	R	H	RBI	BB	SO	LOB	TOP										
Julian Javier, R OBP: 0.313, SLG: 0.342 (1, 4)	6-3		1B 6-3		CS 1B			F4	K	5	1	2	0	0	1	1											
Bill White, L OBP: 0.355, SLG: 0.481 (1, 3)	G3		WP 1B		1-2			IBB 3B		4	2	2	0	0	0	1											
Curt Flood, R OBP: 0.337, SLG: 0.422 (1, 8)	PO 1B		6-3		1-2			F7		4	0	1	1	0	0	3											
Ken Boyer, R OBP: 0.398, SLG: 0.508 (1, 5)	PO		G3 1B		2H 1B			L5	IBB 3B	3	1	2	1	1	0	0											
Stan Musial, L OBP: 0.397, SLG: 0.514 (1, 9)			K		F3			K		3	0	0	0	0	2	2											
Charlie James, R OBP: 0.316, SLG: 0.430 (6, 9)									1-H 2-H 3-H 3B	1	0	1	3	0	0	0											
Bobby Gene Smith, R OBP: 0.282, SLG: 0.303 (1, 7)	G3				G1-4-3 1B			1-3	6-3	4	0	1	0	0	0	2											
Gene Oliver, R OBP: 0.363, SLG: 0.421 (1, 2)					G1-4-3 BB			F9		3	1	1	1	1	0	1											
Julio Gotay, R OBP: 0.344, SLG: 0.325 (1, 6)			F5		6-3			F8	F6	4	0	0	0	0	0	2											
Bob Gibson, R OBP: 0.347, SLG: 0.364 (1, 1)			K		K				1B 3B 1B	4	1	1	0	0	3	0											
Inning Stats	R: 0 E: 0 K: 0 S: 3	H: 1 LOB: 0 BB: 0 P: 3	R: 0 E: 0 K: 1 S: 6	H: 1 LOB: 2 BB: 1 P: 10	R: 2 E: 0 K: 1 S: 8	H: 3 LOB: 1 BB: 0 P: 8	R: 0 E: 0 K: 0 S: 3	H: 1 LOB: 0 BB: 0 P: 3	R: 0 E: 0 K: 1 S: 5	H: 0 LOB: 0 BB: 0 P: 5	R: 0 E: 0 K: 0 S: 3	H: 0 LOB: 0 BB: 0 P: 3	R: 0 E: 0 K: 0 S: 6	H: 0 LOB: 0 BB: 0 P: 10	R: 3 E: 0 K: 2 S: 6	H: 3 LOB: 1 BB: 1 P: 10	R: 1 E: 0 K: 2 S: 8	H: 1 LOB: 0 BB: 0 P: 8	1B: 9 2B: 0 3B: 1 HR: 1	SF: 0 SAC: 0 DP: 1 HBP: 0	WP: 1 PB: 0 SB: 0 CS: 1	PA: 38					
PITCHER	IP	WLS	BF	H	R	ER	SO	BB	IBB	HBP	BLK	WP	HR	S	P	ERA	WHIP										
Warren Spahn, L ERA: 3.34 (1, 1)	7.2	L	32	10	5	5	4	1	1	0	0	1	0	38	46	5.87	1.435										
Don Nottebart, R ERA: 3.93 (8, 1)	1.1		5	1	1	1	2	0	0	0	0	0	1	9	9	6.75	0.750										

St. Louis Cardinals @ Milwaukee Braves
Milwaukee County Stadium, Milwaukee, WI
Fri Jul 13 1962, 8:05 PM EDT
Att: 13,023 - Unknown

AB 35
R 6
H 11
RBI 6
BB 2
SO 6
LOB 12



Batter	1	2	3	4	5	6	7	8	9	AB	R	H	RBI	BB	SO	LOB	BOTTOM										
Roy McMillan, R OBP: 0.333, SLG: 0.346 (1, 6)	4-3		G6-4-3 HBP		1-3			5-3		3	0	0	0	0	0	1											
Mack Jones, L OBP: 0.360, SLG: 0.432 (1, 8)	6-3		G6-4-3 1-2					G3		4	0	0	0	0	0	1											
Eddie Mathews, L OBP: 0.371, SLG: 0.495 (1, 5)	FC6-4 BB		F5					F7	FC6-4 1B	3	0	1	0	1	0	0											
Hank Aaron, R OBP: 0.394, SLG: 0.626 (1, 9)	FC6-4				F5				BB	3	0	0	0	1	0	2											
Joe Adcock, R OBP: 0.316, SLG: 0.438 (1, 3)			K		K			F8		4	0	0	0	0	2	1											
Gus Bell, L OBP: 0.257, SLG: 0.309 (1, 7)			K		F9			1-5-3	G3	4	0	0	0	0	1	0											
Del Crandall, R OBP: 0.341, SLG: 0.389 (1, 2)								5-3	FC6 BB	2	0	0	0	2	0	0											
Amado Samuel, R OBP: 0.253, SLG: 0.280 (1, 4)									K	3	0	2	0	0	1	1											
Warren Spahn, L OBP: 0.259, SLG: 0.260 (1, 1)									1B	3	0	0	0	0	1	4											
Don Nottebart, R OBP: 0.750, SLG: 0.667 (8, 1)			K		4-3			FC6		0	0	0	0	0	0	0											
Inning Stats	R: 0 E: 0 K: 0 S: 3	H: 0 LOB: 1 BB: 1 P: 7	R: 0 E: 0 K: 3 S: 10	H: 1 LOB: 2 BB: 1 P: 14	R: 0 E: 0 K: 0 S: 2	H: 0 LOB: 0 BB: 0 P: 3	R: 0 E: 0 K: 1 S: 5	H: 0 LOB: 0 BB: 0 P: 5	R: 0 E: 0 K: 0 S: 4	H: 1 LOB: 1 BB: 0 P: 4	R: 0 E: 0 K: 0 S: 3	H: 0 LOB: 1 BB: 1 P: 7	R: 0 E: 0 K: 1 S: 5	H: 0 LOB: 1 BB: 1 P: 9	R: 0 E: 0 K: 0 S: 4	H: 1 LOB: 1 BB: 0 P: 4	R: 0 E: 0 K: 0 S: 3	H: 0 LOB: 0 BB: 0 P: 3	1B: 2 2B: 1 3B: 0 HR: 0	SF: 0 SAC: 0 DP: 1 HBP: 1	WP: 0 PB: 0 SB: 0 CS: 0	PA: 34					
PITCHER	IP	WLS	BF	H	R	ER	SO	BB	IBB	HBP	BLK	WP	HR	S	P	ERA	WHIP										
Bob Gibson, R ERA: 2.85 (1, 1)	9.0	W	34	3	0	0	5	4	0	1	0	0	0	39	56	0.00	0.778										

St. Louis Cardinals @ Milwaukee Braves
Milwaukee County Stadium, Milwaukee, WI
Fri Jul 13 1962, 8:05 PM EDT
Att: 13,023 - Unknown

AB 29
R 0
H 3
RBI 0
BB 4
SO 5
LOB 10



Batter	1	2	3	4	5	6	7	8	9	AB	R	H	RBI	BB	SO	LOB	TOP					
Julian Javier, R (1,4) OBP: 0.309, SLG: 0.338	F7		F7		F8			F7		4	0	0	0	0	0	1	St. Louis Cardinals @ Milwaukee Braves Milwaukee County Stadium, Milwaukee, WI Sat Jul 14 1962, 4:33 AM EDT Att: 12,309 - Unknown livebaseballscorecards.com					
Bill White, L (1,9) OBP: 0.354, SLG: 0.478	K		F7			4-3		2B FC5-2 1B		4	0	1	0	0	1	0						
Fred Whitfield, L (1,3) OBP: 0.364, SLG: 0.587				F7				FC5-2 1-3 2B		3	0	0	0	0	0	0						
Charlie James, R (6,9) OBP: 0.320, SLG: 0.439	4-3							FC5-2 1-3 2B		1	0	1	0	0	0	0						
Ken Boyer, R (1,5) OBP: 0.394, SLG: 0.502		E5 1B SF8		K				FC5-2		4	1	0	0	0	2	2						
Stan Musial, L (1,7) OBP: 0.402, SLG: 0.516				4-3						3	0	2	0	1	0	0						
Bobby Gene Smith, R (8, PR) OBP: 0.262, SLG: 0.303		BB 1-3 1B						SH5-3 1B		0	0	0	0	0	0	0						
Curt Flood, R (1,8) OBP: 0.334, SLG: 0.420		SF8			F3		SH5-3 1-2 1B			2	0	0	1	0	1	3						
Carl Sawatski, L (1,2) OBP: 0.390, SLG: 0.487		3-H 4-0 BB G5-4-3 BB		G3			1-3			3	0	0	0	1	1	1						
Julio Gotay, R (1,6) OBP: 0.346, SLG: 0.337		G5-4-3 1-2			HR		IBB			3	1	1	1	1	0	2						
Ernie Broglio, R (1,1) OBP: 0.188, SLG: 0.161			1-3				4-3			4	0	1	0	0	1	2						
Inning Stats	R: 0 E: 0 K: 1 S: 5	H: 0 LOB: 0 BB: 0 P: 5	R: 1 E: 1 K: 0 S: 4	H: 1 LOB: 1 BB: 1 P: 8	R: 0 E: 0 K: 0 S: 3	H: 0 LOB: 0 BB: 0 P: 3	R: 0 E: 0 K: 1 S: 5	H: 0 LOB: 0 BB: 0 P: 5	R: 1 E: 0 K: 0 S: 5	H: 2 LOB: 1 BB: 0 P: 5	R: 0 E: 0 K: 0 S: 5	H: 0 LOB: 0 BB: 0 P: 5	R: 0 E: 0 K: 0 S: 4	H: 1 LOB: 2 BB: 1 P: 8	R: 0 E: 0 K: 1 S: 7	H: 2 LOB: 3 BB: 1 P: 11	R: 0 E: 0 K: 2 S: 7	H: 0 LOB: 0 BB: 0 P: 7	1B: 4 2B: 1 3B: 0 HR: 1	SF: 1 SAC: 1 DP: 1 HBP: 0	WP: 0 PB: 0 SB: 0 CS: 0	PA: 36
PITCHER	IP WLS BF H R ER SO BB IBB HBP BLK WP HR S P ERA WHIP																					
Bob Shaw, R (1,1) ERA: 2.32	7.0 L 27 4 2 1 3 1 1 0 0 0 1 31 39 1.29 0.714																					
Claude Raymond, R (8,1) ERA: 2.79	2.0 9 2 0 0 3 0 1 0 0 0 0 14 18 0.00 1.000																					

Batter	1	2	3	4	5	6	7	8	9	AB	R	H	RBI	BB	SO	LOB	BOTTOM					
Amado Samuel, R (1,6) OBP: 0.245, SLG: 0.271	F8		F6		K		FC4-6 1-2			3	0	0	0	0	1	3	St. Louis Cardinals @ Milwaukee Braves Milwaukee County Stadium, Milwaukee, WI Sat Jul 14 1962, 4:33 AM EDT Att: 12,309 - Unknown livebaseballscorecards.com					
Tommie Aaron, R (7, PH) OBP: 0.272, SLG: 0.350										1	0	0	0	0	0	3						
Roy McMillan, R (8,6) OBP: 0.333, SLG: 0.346										0	0	0	0	0	0	0						
Mack Jones, L (1,8) OBP: 0.356, SLG: 0.426	K		K			F8		5-3		4	0	0	0	0	2	1						
Eddie Mathews, L (1,5) OBP: 0.372, SLG: 0.493	F8			G1-4-3 BB		F7		FC6-4 1B		3	0	1	0	1	0	0						
Hank Aaron, R (1,9) OBP: 0.390, SLG: 0.618		1-3		G1-4-3 1-2		K		FC6-4 1-2		4	0	0	0	0	1	2						
Joe Adcock, R (1,3) OBP: 0.315, SLG: 0.434				6-3			K	K		4	0	1	0	0	2	1						
Lee Maye, L (1,7) OBP: 0.292, SLG: 0.299		F9			F8		1B 2B			4	0	1	0	0	1	1						
Joe Torre, R (1,2) OBP: 0.331, SLG: 0.342		F6			E5 2B		1B BB			3	0	1	0	1	1	1						
Frank Bolling, R (1,4) OBP: 0.329, SLG: 0.426						E BB	FC4-6 1-2 2-3 1B			3	0	2	0	1	0	0						
Bob Shaw, R (1,1) OBP: 0.228, SLG: 0.170							F9			2	0	0	0	0	1	3						
Gus Bell, L (7, PH) OBP: 0.256, SLG: 0.308										1	0	0	0	0	0	3						
Claude Raymond, R (8,1) ERA: 2.79			K							0	0	0	0	0	0	0						
Inning Stats	R: 0 E: 0 K: 1 S: 5	H: 0 LOB: 0 BB: 0 P: 5	R: 0 E: 0 K: 0 S: 4	H: 1 LOB: 1 BB: 0 P: 4	R: 0 E: 0 K: 2 S: 8	H: 1 LOB: 1 BB: 0 P: 8	R: 0 E: 0 K: 0 S: 2	H: 0 LOB: 0 BB: 1 P: 6	R: 0 E: 1 K: 1 S: 6	H: 1 LOB: 2 BB: 1 P: 10	R: 0 E: 0 K: 1 S: 5	H: 0 LOB: 0 BB: 0 P: 5	R: 0 E: 0 K: 1 S: 7	H: 2 LOB: 3 BB: 1 P: 11	R: 0 E: 0 K: 1 S: 6	H: 1 LOB: 1 BB: 0 P: 6	R: 0 E: 0 K: 2 S: 7	H: 0 LOB: 0 BB: 0 P: 7	1B: 3 2B: 3 3B: 0 HR: 0	SF: 0 SAC: 0 DP: 1 HBP: 0	WP: 0 PB: 0 SB: 0 CS: 0	PA: 35
PITCHER	IP WLS BF H R ER SO BB IBB HBP BLK WP HR S P ERA WHIP																					
Ernie Broglio, R (1,1) ERA: 3.07	9.0 W 35 6 0 0 9 3 0 0 0 0 0 50 62 0.00 1.000																					

Batter	1	2	3	4	5	6	7	8	9	10	AB	R	H	RBI	BB	SO	LOB	TOP			
Julian Javier, R OBP: 0.308, SLG: 0.335 (1.4)	K		F9			FC4-6 1B		4-3		6-3	5	0	1	0	0	1	0				
Curt Flood, R OBP: 0.330, SLG: 0.415 (1.8)	F7		5-3			F9		6-3		5-3	5	0	0	0	0	0	1				
Bill White, L OBP: 0.351, SLG: 0.474 (1.3)	F4					FC4-6 BB 1-2f 1B		2B 1B		F4	5	1	1	0	0	1	1				
Ken Boyer, R OBP: 0.369, SLG: 0.505 (7.5)											2	1	2	0	1	0	0				
Dal Maxvill, R OBP: 0.222, SLG: 0.209 (8. PH)											0	0	0	0	0	0	0				
Red Schoendienst, S OBP: 0.411, SLG: 0.482 (8.5)											1	0	1	0	0	0	0				
Charlie James, R OBP: 0.323, SLG: 0.440 (1.9)						G4-6-3 1B					4	0	2	1	0	1	3				
Gene Oliver, R OBP: 0.361, SLG: 0.416 (1.2)											2	0	0	1	1	0	2				
Bobby Gene Smith, R OBP: 0.276, SLG: 0.295 (1.7)											3	0	0	0	0	1	1				
Julio Gotay, R OBP: 0.341, SLG: 0.332 (1.6)											4	0	0	0	0	0	2				
Ray Washburn, R OBP: 0.250, SLG: 0.265 (10. PH)											3	0	0	0	0	2	1				
Fred Whitfield, L OBP: 0.373, SLG: 0.641 (10.1)											1	1	1	1	0	0	0				
Lindy McDaniel, R (10.1)											0	0	0	0	0	0	0				
Inning Stats	R: 0 E: 0 K: 1 S: 5	H: 0 LOB: 0 BB: 0 P: 7	R: 1 E: 0 K: 1 S: 7	H: 2 LOB: 1 BB: 0 P: 7	R: 0 E: 0 K: 1 S: 5	H: 0 LOB: 0 BB: 0 P: 5	R: 0 E: 0 K: 1 S: 5	H: 1 LOB: 0 BB: 0 P: 5	R: 0 E: 0 K: 0 S: 3	H: 0 LOB: 1 BB: 1 P: 7	R: 1 E: 0 K: 0 S: 5	H: 2 LOB: 2 BB: 1 P: 9	R: 0 E: 0 K: 1 S: 5	H: 2 LOB: 2 BB: 0 P: 7	R: 0 E: 0 K: 0 S: 3	H: 0 LOB: 0 BB: 0 P: 3	R: 1 E: 0 K: 0 S: 4	H: 1 LOB: 0 BB: 0 P: 4	1B: 6 2B: 1 3B: 0 HR: 1	SF: 1 SAC: 1 DP: 1 HBP: 0	WP: 0 PA: 39 PB: 0 SB: 0 CS: 0
PITCHER	IP 7.0	WLS 27	H 5	R 2	ER 2	SO 5	BB 2	IBB 0	HBP 0	BLK 0	WP 0	HR 0	S 35	P 43	ERA 2.57	WHIP 1.000					
Harvey Haddix, L ERA: 4.09																					
Roy Face, R ERA: 1.54																					

St. Louis Cardinals @ Pittsburgh Pirates
 Forbes Field, Pittsburgh, PA
 Sun Jul 15 1962, 3:33 AM EDT
 Unknown

AB	35
R	3
H	8
RBI	3
BB	2
SO	6
LOB	11



Batter	1	2	3	4	5	6	7	8	9	10	AB	R	H	RBI	BB	SO	LOB	BOTTOM			
Bill Virdon, L OBP: 0.292, SLG: 0.383 (1.8)	G4-6-3 1B		F9			FC6 1-2f		F8		4-3	5	0	1	0	0	0	3				
Dick Groat, R OBP: 0.351, SLG: 0.357 (1.6)	G4-6-3 1-2f							5-3		4-3	5	0	1	0	0	0	1				
Bob Skinner, L OBP: 0.413, SLG: 0.524 (1.7)	F9							L4		4-3 1B	5	0	1	0	0	2	1				
Dick Stuart, R OBP: 0.285, SLG: 0.415 (1.3)										4-3	4	1	2	0	0	1	1				
Roberto Clemente, R OBP: 0.397, SLG: 0.516 (1.9)										L1	3	0	1	1	1	0	1				
Smoky Burgess, L OBP: 0.408, SLG: 0.533 (7. PR)										4-3 2H 2B	3	0	1	0	0	1	1				
Howie Goss, R OBP: 0.308, SLG: 0.362 (8.2)										K	0	1	0	0	0	0	0				
Don Leppert, R OBP: 0.287, SLG: 0.375 (8.2)										6-3	1	0	0	0	0	1	2				
Johnny Logan, R OBP: 0.429, SLG: 0.378 (1.5)										SH SF8 2B	3	0	1	0	0	0	1				
Bill Mazerowski, R OBP: 0.276, SLG: 0.403 (1.4)										4-3	4	0	0	0	0	0	5				
Harvey Haddix, L OBP: 0.267, SLG: 0.483 (7. PH)										F8	2	0	0	0	0	0	1				
Jim Marshall, L OBP: 0.304, SLG: 0.446 (8.1)										K	0	0	0	1	0	0	0				
Roy Face, R (8.1)										4-3	1	0	0	0	0	1	0				
Inning Stats	R: 0 E: 0 K: 0 S: 3	H: 1 LOB: 0 BB: 0 P: 3	R: 1 E: 0 K: 1 S: 7	H: 2 LOB: 1 BB: 0 P: 7	R: 0 E: 0 K: 1 S: 6	H: 1 LOB: 1 BB: 0 P: 6	R: 0 E: 0 K: 1 S: 5	H: 0 LOB: 0 BB: 0 P: 5	R: 0 E: 0 K: 0 S: 4	H: 1 LOB: 1 BB: 1 P: 4	R: 1 E: 0 K: 0 S: 5	H: 1 LOB: 2 BB: 0 P: 5	R: 0 E: 0 K: 1 S: 6	H: 1 LOB: 2 BB: 1 P: 10	R: 0 E: 0 K: 1 S: 5	H: 0 LOB: 0 BB: 0 P: 5	R: 0 E: 0 K: 1 S: 5	H: 0 LOB: 0 BB: 0 P: 5	1B: 5 2B: 3 3B: 0 HR: 0	SF: 1 SAC: 1 DP: 1 HBP: 0	WP: 1 PA: 39 PB: 0 SB: 0 CS: 0
PITCHER	IP 9.0	WLS 36	H 8	R 2	ER 2	SO 5	BB 0	IBB 1	HBP 0	BLK 0	WP 1	HR 0	S 45	P 49	ERA 2.00	WHIP 0.889					
Ray Washburn, R ERA: 4.1																					
Lindy McDaniel, R ERA: 2.53																					

St. Louis Cardinals @ Pittsburgh Pirates
 Forbes Field, Pittsburgh, PA
 Sun Jul 15 1962, 3:33 AM EDT
 Unknown

AB	36
R	2
H	8
RBI	2
BB	1
SO	6
LOB	17



Batter	1	2	3	4	5	6	7	8	9	AB	R	H	RBI	BB	SO	LOB	TOP		
Curt Flood, R OBP: 0.333, SLG: 0.418 (1, 8)										4	0	2	1	1	1	0	St. Louis Cardinals @ Pittsburgh Pirates Forbes Field, Pittsburgh, PA Sun Jul 15 1962, 3:38 AM EDT Att: 26,905 - Unknown		
Red Schoendienst, S OBP: 0.400, SLG: 0.467 (1, 4)										5	1	1	0	0	0	5			
Bill White, L OBP: 0.352, SLG: 0.473 (1, 3)										5	2	2	0	0	0	1			
Ken Boyer, R OBP: 0.399, SLG: 0.512 (1, 5)										5	2	2	2	0	2	2			
Stan Musial, L OBP: 0.410, SLG: 0.524 (9, PR)										4	1	3	1	1	0	0			
Julian Javier, R OBP: 0.308, SLG: 0.335 (9, PR)										0	0	0	0	0	0	0			
Doug Clemens, L OBP: 0.358, SLG: 0.304 (9, 7)										0	0	0	0	0	0	0			
Charlie James, R OBP: 0.330, SLG: 0.441 (1, 9)										4	0	2	2	1	1	2			
Carl Sawatski, L OBP: 0.385, SLG: 0.478 (1, 2)										3	0	0	1	1	0	2			
Julio Gotay, R OBP: 0.339, SLG: 0.330 (1, 6)										5	1	1	0	0	1	6			
Curt Simmons, L OBP: 0.275, SLG: 0.229 (4, PH)										1	0	0	0	0	0	0			
Fred Whitfield, L OBP: 0.308, SLG: 0.631 (4, 1)										1	0	0	0	0	0	1			
Bobby Shantz, R OBP: 0.350, SLG: 0.418 (6, PH)										0	0	0	0	0	0	0			
Gene Oliver, R OBP: 0.294, SLG: 0.293 (6, PH)										0	0	0	0	0	0	0			
Bob Duliba, R OBP: 0.274, SLG: 0.293 (6, PH)										0	0	0	0	0	0	0			
Bobby Gene Smith, R OBP: 0.294, SLG: 0.293 (6, PH)										1	0	0	0	0	0	1			
Don Ferrarese, R OBP: 0.260, SLG: 0.250 (8, 1)										0	0	0	0	0	0	0			
Lindy McDaniel, R OBP: 0.260, SLG: 0.250 (8, 1)										0	0	0	0	0	0	0			
Inning Stats	R: 2 E: 1 K: 1 S: 8	H: 3 LOB: 3 BB: 2 P: 16	R: 0 E: 0 K: 0 S: 3	H: 0 LOB: 0 BB: 0 P: 3	R: 0 E: 0 K: 1 S: 5	H: 0 LOB: 0 BB: 1 P: 9	R: 0 E: 0 K: 1 S: 5	H: 1 LOB: 1 BB: 0 P: 5	R: 2 E: 0 K: 0 S: 7	H: 4 LOB: 3 BB: 1 P: 11	R: 0 E: 0 K: 0 S: 4	H: 1 LOB: 0 BB: 0 P: 4	R: 1 E: 0 K: 1 S: 7	H: 2 LOB: 1 BB: 0 P: 7	R: 2 E: 0 K: 1 S: 7	H: 2 LOB: 1 BB: 1 P: 11	1B: 10 2B: 2 3B: 0 HR: 1	SF: 1 SAC: 0 DP: 1 HBP: 0	WP: 0 PA: 44 PB: 0 SB: 1 CS: 0
PITCHER	IP WLS BF H R ER SO BB IBB HBP BLK WP HR S P ERA WHIP	IP WLS BF H R ER SO BB IBB HBP BLK WP HR S P ERA WHIP																	
Earl Francis, R ERA: 3.2 (1, 1)	5.0 24 7 4 4 4 2 1 0 0 0 0 29 41 7.20 1.800																		
Diomedes Olivo, L ERA: 2.47 (6, 1)	3.0 17 6 3 3 1 2 0 0 0 0 1 17 25 9.00 2.667																		
Roy Face, R ERA: 1.51 (9, 1)	1.0 W 3 0 0 0 1 0 0 0 0 0 0 5 5 0.00 0.000																		

Batter	1	2	3	4	5	6	7	8	9	AB	R	H	RBI	BB	SO	LOB	BOTTOM		
Bill Virdon, L OBP: 0.294, SLG: 0.384 (1, 8)										5	1	2	0	0	0	2	St. Louis Cardinals @ Pittsburgh Pirates Forbes Field, Pittsburgh, PA Sun Jul 15 1962, 3:38 AM EDT Att: 26,905 - Unknown		
Dick Groat, R OBP: 0.355, SLG: 0.361 (1, 6)										5	0	3	1	0	0	0			
Roberto Clemente, R OBP: 0.387, SLG: 0.511 (1, 9)										5	1	2	1	0	0	2			
Dick Stuart, R OBP: 0.285, SLG: 0.413 (1, 3)										4	1	1	1	0	1	1			
Bob Skinner, L OBP: 0.417, SLG: 0.535 (1, 7)										3	2	2	2	1	0	0			
Johnny Logan, R OBP: 0.391, SLG: 0.341 (1, 5)										4	0	0	0	0	1	2			
Don Leppert, R OBP: 0.306, SLG: 0.371 (1, 2)										1	1	0	0	3	0	0			
Bill Mazerowski, R OBP: 0.276, SLG: 0.401 (1, 4)										4	1	1	1	0	0	2			
Earl Francis, R OBP: 0.194, SLG: 0.250 (1, 1)										2	1	1	2	0	0	1			
Diomedes Olivo, L OBP: 0.273, SLG: 0.300 (6, 1)										1	0	0	0	0	0	0			
Roy Face, R OBP: 0.391, SLG: 0.341 (9, 1)										0	0	0	0	0	0	0			
Howie Goss, R OBP: 0.303, SLG: 0.356 (9, PH)										1	0	0	0	0	1	0			
Inning Stats	R: 0 E: 0 K: 0 S: 4	H: 1 LOB: 1 BB: 0 P: 4	R: 4 E: 0 K: 1 S: 9	H: 4 LOB: 1 BB: 1 P: 13	R: 0 E: 0 K: 0 S: 3	H: 0 LOB: 0 BB: 1 P: 7	R: 3 E: 0 K: 0 S: 6	H: 3 LOB: 0 BB: 0 P: 6	R: 0 E: 0 K: 0 S: 3	H: 1 LOB: 0 BB: 0 P: 3	R: 0 E: 0 K: 1 S: 5	H: 0 LOB: 0 BB: 0 P: 5	R: 0 E: 0 K: 0 S: 2	H: 0 LOB: 2 BB: 2 P: 10	R: 1 E: 0 K: 1 S: 6	H: 3 LOB: 2 BB: 0 P: 6	1B: 9 2B: 2 3B: 0 HR: 1	SF: 0 SAC: 0 DP: 0 HBP: 0	WP: 0 PA: 40 PB: 1 SB: 0 CS: 2
PITCHER	IP WLS BF H R ER SO BB IBB HBP BLK WP HR S P ERA WHIP	IP WLS BF H R ER SO BB IBB HBP BLK WP HR S P ERA WHIP																	
Curt Simmons, L ERA: 3.47 (1, 1)	3.0 15 5 4 4 1 1 0 0 0 0 1 9 13 13.50 2.000																		
Bobby Shantz, L ERA: 2.29 (4, 1)	2.0 10 3 3 3 0 1 0 0 0 0 0 9 13 13.50 2.000																		
Bob Duliba, R ERA: 1.23 (6, 1)	2.0 6 1 0 0 1 0 0 0 0 0 0 8 8 0.00 0.500																		
Don Ferrarese, L ERA: 3.5 (8, 1)	1.1 L 6 1 1 1 1 2 0 0 0 0 0 6 14 6.75 2.250																		
Lindy McDaniel, R ERA: 2.53 (9, 1)	0.0 2 2 0 0 0 0 0 0 0 0 0 2 2 ∞ ∞																		

AB 38
R 7
H 13
RBI 7
BB 5
SO 6
LOB 20



WP: 0
PA: 44
PB: 0
SB: 1
CS: 0

AB 35
R 8
H 12
RBI 8
BB 4
SO 3
LOB 10



WP: 0
PA: 40
PB: 1
SB: 0
CS: 2

Batter	1	2	3	4	5	6	7	8	9	AB	R	H	RBI	BB	SO	LOB	TOP			
Curt Flood, R OBP: 0.333, SLG: 0.415 (1, 8)																	3 0 0 0 1 1 1			
Julian Javier, R OBP: 0.311, SLG: 0.338 (1, 4)																	3 0 2 0 0 1 0			
Bill White, L OBP: 0.354, SLG: 0.473 (1, 3)																	4 0 2 0 0 1 3			
Ken Boyer, R OBP: 0.398, SLG: 0.509 (1, 5)																	4 1 1 0 0 0 6			
Stan Musial, L OBP: 0.419, SLG: 0.535 (1, 7)																	3 1 3 0 1 0 0			
Charlie James, R OBP: 0.329, SLG: 0.437 (1, 9)																	4 0 1 1 0 1 4			
Gene Oliver, R OBP: 0.359, SLG: 0.409 (1, 2)																	3 0 0 0 0 3 2			
Carl Sawatski, L OBP: 0.383, SLG: 0.475 (9, PH)																	1 0 0 0 0 0 0			
Julio Gotay, R OBP: 0.339, SLG: 0.327 (1, 6)																	2 0 0 0 0 1 1			
Doug Clemens, L OBP: 0.355, SLG: 0.301 (9, PH)																	1 0 0 0 0 0 0			
Ray Sadecki, L OBP: 0.088, SLG: 0.176 (1, 1)																	2 0 0 0 0 0 1			
Red Schoendienst, S OBP: 0.396, SLG: 0.462 (7, PH)																	1 0 0 0 0 1 0			
Bob Duliba, R OBP: 0.362, SLG: 0.621 (7, 1)																	0 0 0 0 0 0 0			
Fred Whitfield, L OBP: 0.362, SLG: 0.621 (9, PH)																	1 0 0 0 0 0 0			
Inning Stats	R: 0 E: 1 K: 1 S: 5	H: 0 LOB: 1 BB: 1 P: 9	R: 1 E: 0 K: 1 S: 6	H: 2 LOB: 0 BB: 0 P: 6	R: 0 E: 0 K: 1 S: 6	H: 1 LOB: 1 BB: 0 P: 6	R: 1 E: 0 K: 1 S: 6	H: 2 LOB: 0 BB: 0 P: 6	R: 0 E: 0 K: 0 S: 5	H: 1 LOB: 3 BB: 0 P: 5	R: 0 E: 0 K: 2 S: 7	H: 0 LOB: 0 BB: 0 P: 7	R: 0 E: 0 K: 2 S: 8	H: 1 LOB: 2 BB: 1 P: 12	R: 0 E: 0 K: 0 S: 3	H: 0 LOB: 0 BB: 0 P: 3	1B: 8 2B: 3 3B: 0 HR: 0	SF: 0 SAC: 1 DP: 4 HBP: 1	WP: 0 PB: 0 SB: 0 CS: 1	PA: 36
PITCHER Al McBean, R ERA: 2.82 (1, 1)	IP: 9.0 WLS: W BF: 36 H: 9 R: 2 ER: 2 SO: 9 BB: 2 IBB: 0 HBP: 1 BLK: 0 WP: 0 HR: 0 S: 51 P: 60 ERA: 2.00 WHIP: 1.222															PITCHER				

St. Louis Cardinals @ Pittsburgh Pirates
Forbes Field, Pittsburgh, PA
Mon Jul 16 1962, 7:05 PM EDT
Att: 16,747 - Unknown

AB 32
R 2
H 9
RBI 1
BB 2
SO 9
LOB 18



Batter	1	2	3	4	5	6	7	8	9	AB	R	H	RBI	BB	SO	LOB	BOTTOM	
Bill Virdon, L OBP: 0.291, SLG: 0.380 (1, 8)																	4 0 0 0 0 0 0	
Dick Groat, R OBP: 0.356, SLG: 0.360 (1, 6)																	3 1 1 0 1 0 0	
Roberto Clemente, R OBP: 0.386, SLG: 0.598 (1, 9)																	4 1 1 0 0 1 1	
Dick Stuart, R OBP: 0.284, SLG: 0.409 (1, 3)																	3 0 0 0 1 0 3	
Bob Skinner, L OBP: 0.418, SLG: 0.533 (1, 7)																	3 1 1 0 1 0 1	
Johnny Logan, R OBP: 0.408, SLG: 0.432 (1, 5)																	3 2 2 4 0 0 1	
Don Leppert, R OBP: 0.307, SLG: 0.370 (1, 2)																	3 0 1 0 0 0 0	
Bill Mazeroski, R OBP: 0.274, SLG: 0.399 (1, 4)																	2 0 0 1 0 0 0	
Al McBean, R OBP: 0.220, SLG: 0.293 (1, 1)																	3 0 0 0 0 1 1	
Inning Stats	R: 0 E: 1 K: 0 S: 4	H: 1 LOB: 1 BB: 0 P: 4	R: 0 E: 0 K: 0 S: 3	H: 1 LOB: 0 BB: 0 P: 3	R: 0 E: 0 K: 1 S: 5	H: 0 LOB: 0 BB: 0 P: 5	R: 0 E: 0 K: 0 S: 3	H: 0 LOB: 0 BB: 0 P: 3	R: 1 E: 0 K: 0 S: 5	H: 2 LOB: 1 BB: 0 P: 5	R: 4 E: 0 K: 0 S: 5	H: 2 LOB: 2 BB: 2 P: 13	R: 0 E: 0 K: 1 S: 5	H: 0 LOB: 1 BB: 1 P: 9	1B: 5 2B: 0 3B: 0 HR: 1	SF: 1 SAC: 0 DP: 1 HBP: 0	WP: 0 PB: 0 SB: 0 CS: 0	PA: 32
PITCHER Ray Sadecki, L ERA: 5.88 (1, 1)	IP: 6.0 WLS: L BF: 25 H: 6 R: 5 ER: 5 SO: 1 BB: 2 IBB: 0 HBP: 0 BLK: 0 WP: 0 HR: 1 S: 25 P: 33 ERA: 7.50 WHIP: 1.333															PITCHER		
Bob Duliba, R ERA: 0.96 (7, 1)	IP: 2.0 WLS: 7 BF: 7 H: 0 R: 0 ER: 0 SO: 1 BB: 1 IBB: 0 HBP: 0 BLK: 0 WP: 0 HR: 0 S: 8 P: 12 ERA: 0.00 WHIP: 0.500															PITCHER		

St. Louis Cardinals @ Pittsburgh Pirates
Forbes Field, Pittsburgh, PA
Mon Jul 16 1962, 7:05 PM EDT
Att: 16,747 - Unknown

AB 28
R 5
H 6
RBI 5
BB 3
SO 2
LOB 7



Batter	1	2	3	4	5	6	7	8	9	AB	R	H	RBI	BB	SO	LOB	TOP				
Lou Brock, L OBP: 0.323, SLG: 0.428 (1, 8)										5	1	3	0	0	1	2					
Ken Hubbs, R OBP: 0.299, SLG: 0.354 (1, 4)										5	1	1	0	0	1	6					
Billy Williams, L OBP: 0.390, SLG: 0.522 (1, 7)										5	0	1	0	0	1	1					
14 Ernie Banks, R OBP: 0.306, SLG: 0.515 (1, 3)										5	1	1	1	0	1	4					
Ron Santo, R OBP: 0.313, SLG: 0.388 (1, 5)										4	0	1	2	0	1	0					
George Altman, L OBP: 0.400, SLG: 0.500 (1, 9)										4	1	1	0	0	1	2					
Andre Rodgers, R OBP: 0.353, SLG: 0.426 (1, 6)										4	1	1	0	0	0	0					
Dick Bertell, R OBP: 0.318, SLG: 0.359 (1, 2)										4	1	2	1	0	0	1					
El Tappe, R OBP: 0.298, SLG: 0.208 (8, 2)										0	0	0	0	0	0	0					
Don Cardwell, R OBP: 0.143, SLG: 0.053 (1, 1)										1	0	0	0	0	0	1					
Bob Anderson, R OBP: 0.167, SLG: 0.278 (3, 1)										1	0	0	0	0	1	1					
Dave Gerard, R OBP: 0.429, SLG: 0.333 (4, 1)										1	0	1	0	0	0	0					
Bob Will, L OBP: 0.342, SLG: 0.377 (8, PH)										1	0	0	0	0	0	0					
Barney Schultz, R OBP: 0.342, SLG: 0.377 (8, 1)										0	0	0	0	0	0	0					
Inning Stats	R: 2 E: 0 K: 0 S: 6	H: 4 LOB: 1 BB: 0 P: 6	R: 1 E: 0 K: 1 S: 7	H: 2 LOB: 1 BB: 0 P: 7	R: 0 E: 0 K: 1 S: 5	H: 0 LOB: 0 BB: 0 P: 5	R: 1 E: 1 K: 1 S: 8	H: 2 LOB: 2 BB: 0 P: 8	R: 0 E: 0 K: 0 S: 3	H: 0 LOB: 0 BB: 0 P: 3	R: 1 E: 1 K: 2 S: 10	H: 2 LOB: 2 BB: 0 P: 10	R: 1 E: 0 K: 1 S: 6	H: 1 LOB: 0 BB: 0 P: 6	R: 0 E: 0 K: 0 S: 3	H: 0 LOB: 0 BB: 0 P: 3	R: 0 E: 0 K: 1 S: 6	H: 1 LOB: 1 BB: 0 P: 6	1B: 10 2B: 1 3B: 0 HR: 1	SF: 0 SAC: 0 DP: 0 HBP: 0	WP: 0 PA: 41
PITCHER	IP WLS BF H R ER SO BB IBB HBP BLK WP HR S P ERA WHIP																				
Larry Jackson, R ERA: 4.24 (1, 1)	6.0 W 29 10 5 3 5 0 0 0 0 0 0 39 39 4.50 1.667																				
Lindy McDaniel, R ERA: 2.95 (7, 1)	3.0 S 11 2 1 1 2 0 0 0 0 0 0 1 15 15 3.00 0.667																				

Chicago Cubs @ St. Louis Cardinals
Sportsman's Park, St. Louis, MO
Tue Jul 17 1962, 8:05 PM EDT
Att: 14,449 - Unknown

AB 40
R 6
H 12
RBI 4
BB 0
SO 7
LOB 18



Batter	1	2	3	4	5	6	7	8	9	AB	R	H	RBI	BB	SO	LOB	BOTTOM		
Curt Flood, R OBP: 0.333, SLG: 0.413 (1, 8)										4	1	1	0	1	1	1			
Julian Javier, R OBP: 0.312, SLG: 0.343 (1, 4)										4	2	1	0	1	1	3			
Bill White, L OBP: 0.360, SLG: 0.478 (1, 3)										5	2	4	3	0	0	2			
Stan Musial, L OBP: 0.419, SLG: 0.543 (1, 7)										4	1	1	3	1	0	4			
Bobby Gene Smith, R OBP: 0.274, SLG: 0.293 (9, 7)										0	0	0	0	0	0	0			
Ken Boyer, R OBP: 0.395, SLG: 0.504 (1, 5)										5	0	1	0	0	1	4			
Charlie James, R OBP: 0.327, SLG: 0.433 (1, 9)										4	0	1	2	0	0	1			
Gene Oliver, R OBP: 0.362, SLG: 0.419 (1, 2)										3	0	1	0	1	1	2			
Julio Gotay, R OBP: 0.338, SLG: 0.323 (1, 6)										3	1	0	0	1	0	2			
Larry Jackson, R OBP: 0.286, SLG: 0.275 (1, 1)										1	1	1	0	0	0	0			
Red Schoendienst, S OBP: 0.462, SLG: 0.462 (8, PH)										0	0	0	0	1	0	0			
Lindy McDaniel, R ERA: 4.58 (7, 1)										1	0	0	0	0	1	0			
Inning Stats	R: 0 E: 0 K: 0 S: 4	H: 1 LOB: 1 BB: 0 P: 4	R: 0 E: 0 K: 0 S: 4	H: 1 LOB: 1 BB: 0 P: 4	R: 3 E: 0 K: 1 S: 9	H: 4 LOB: 2 BB: 1 P: 13	R: 1 E: 0 K: 0 S: 3	H: 0 LOB: 3 BB: 3 P: 15	R: 0 E: 0 K: 1 S: 5	H: 0 LOB: 1 BB: 1 P: 9	R: 3 E: 0 K: 1 S: 8	H: 3 LOB: 1 BB: 1 P: 12	R: 0 E: 0 K: 2 S: 7	H: 0 LOB: 0 BB: 0 P: 7	R: 1 E: 0 K: 0 S: 5	H: 2 LOB: 1 BB: 0 P: 5	1B: 8 2B: 0 3B: 2 HR: 1	SF: 0 SAC: 1 DP: 0 HBP: 0	WP: 0 PA: 41
PITCHER	IP WLS BF H R ER SO BB IBB HBP BLK WP HR S P ERA WHIP																		
Don Cardwell, R ERA: 5.02 (1, 1)	2.2 5 0 1 1 0 3 0 0 0 0 0 0 2 14 13.50 4.500																		
Bob Anderson, R ERA: 4.58 (3, 1)	0.2 5 0 1 1 0 3 0 0 0 0 0 0 2 14 13.50 4.500																		
Dave Gerard, R ERA: 5.35 (4, 1)	3.2 L 16 3 3 3 4 2 0 0 0 0 0 1 22 30 7.36 1.364																		
Barney Schultz, R ERA: 4.88 (8, 1)	1.0 5 2 1 1 0 0 0 0 0 0 0 0 5 5 9.00 2.000																		

Chicago Cubs @ St. Louis Cardinals
Sportsman's Park, St. Louis, MO
Tue Jul 17 1962, 8:05 PM EDT
Att: 14,449 - Unknown

AB 34
R 8
H 11
RBI 8
BB 6
SO 5
LOB 19



Batter	1	2	3	4	5	6	7	8	9	AB	R	H	RBI	BB	SO	LOB	TOP			
Lou Brock, L (1, 8) OBP: 0.320, SLG: 0.422	K			F7		6-3		K		4	0	0	0	0	2	1				
Ken Hubbs, R (1, 4) OBP: 0.296, SLG: 0.350	4-3			K				K	1-3	4	0	0	0	0	2	0				
Billy Williams, L (1, 7) OBP: 0.389, SLG: 0.527	F8			HR				6-3	6-3	4	1	1	1	0	0	0				
14 Ernie Banks, R (1, 3) OBP: 0.305, SLG: 0.511		K		K				1B HBP	K	3	0	0	0	0	3	0				
Ron Santo, R (1, 5) OBP: 0.313, SLG: 0.387		5-3								3	0	1	0	0	1	0				
George Altman, L (1, 9) OBP: 0.399, SLG: 0.497		L4								2	0	0	0	1	0	2				
Andre Rodgers, R (1, 6) OBP: 0.349, SLG: 0.421				K						3	0	0	0	0	1	1				
Dick Bertell, R (1, 2) OBP: 0.319, SLG: 0.368				K						3	0	1	0	0	1	0				
Cal Koonce, R (1, 1) OBP: 0.111, SLG: 0.133				K						2	0	0	0	0	2	0				
Bob Will, L (8, PH) OBP: 0.338, SLG: 0.371				K						1	0	0	0	0	0	1				
Don Elston, R (8, 1)				K						0	0	0	0	0	0	0				
Inning Stats	R: 0 E: 0 K: 1 S: 5	H: 0 LOB: 0 BB: 0 P: 5	R: 0 E: 0 K: 1 S: 5	H: 0 LOB: 0 BB: 0 P: 5	R: 0 E: 0 K: 3 S: 9	H: 0 LOB: 0 BB: 0 P: 9	R: 1 E: 0 K: 2 S: 8	H: 1 LOB: 0 BB: 0 P: 8	R: 0 E: 0 K: 1 S: 4	H: 0 LOB: 0 BB: 1 P: 8	R: 0 E: 0 K: 1 S: 6	H: 1 LOB: 2 BB: 0 P: 7	R: 0 E: 0 K: 1 S: 6	H: 1 LOB: 1 BB: 0 P: 6	R: 0 E: 0 K: 1 S: 5	H: 0 LOB: 0 BB: 0 P: 5	1B: 1 2B: 1 3B: 0 HR: 1	SF: 0 SAC: 0 DP: 1 HBP: 1	WP: 0 PB: 0 SB: 0 CS: 0	PA: 31
PITCHER Bob Gibson, R (1, 1) ERA: 2.74	IP: 9.0 WLS: W BF: 31 H: 3 R: 1 ER: 1 SO: 12 BB: 1 IBB: 0 HBP: 1 BLK: 0 WP: 0 HR: 1 S: 53 P: 58 ERA: 1.00 WHIP: 0.444															PITCHER				

Chicago Cubs @ St. Louis Cardinals
Sportsman's Park, St. Louis, MO
Wed Jul 18 1962, 8:05 PM EDT
Att: 13,096 - Unknown

AB 29
R 1
H 3
RBI 1
BB 1
SO 12
LOB 5



Batter	1	2	3	4	5	6	7	8	9	AB	R	H	RBI	BB	SO	LOB	BOTTOM			
Curt Flood, R (1, 8) OBP: 0.330, SLG: 0.409	4-3			4-3	F8			L6		4	0	0	0	0	0	3				
Julian Javier, R (1, 4) OBP: 0.311, SLG: 0.342	K			BB 1B 2B				F8		4	1	1	0	0	1	0				
Bill White, L (1, 3) OBP: 0.361, SLG: 0.481	4-3			BB 2B				F8		4	1	2	0	0	0	0				
Stan Musial, L (1, 7) OBP: 0.420, SLG: 0.540				2B L5 BB				G3		3	0	1	0	1	1	1				
Bobby Gene Smith, R (8, 7) OBP: 0.274, SLG: 0.293				1-2 2-3						0	0	0	0	0	0	0				
Ken Boyer, R (1, 5) OBP: 0.395, SLG: 0.506	G6-4-3			1-3 2-H 3-H						3	0	1	2	0	0	2				
Charlie James, R (1, 9) OBP: 0.322, SLG: 0.427	K			L5				F7		3	0	0	0	0	1	2				
Gene Oliver, R (1, 2) OBP: 0.361, SLG: 0.418				3-H						3	0	1	0	0	0	0				
Jimmie Schaffer, R (9, 2) OBP: 0.316, SLG: 0.265				5-3				FC6-4 1B		0	0	0	0	0	0	0				
Julio Gotay, R (1, 6) OBP: 0.338, SLG: 0.324				L7				FC6-4 1-2		3	0	1	0	0	0	1				
Bob Gibson, R (1, 1) OBP: 0.346, SLG: 0.362				K				1-2 1B		3	0	1	0	0	2	1				
Inning Stats	R: 0 E: 0 K: 1 S: 5	H: 0 LOB: 0 BB: 0 P: 5	R: 0 E: 0 K: 1 S: 5	H: 1 LOB: 0 BB: 0 P: 5	R: 0 E: 0 K: 1 S: 5	H: 0 LOB: 0 BB: 0 P: 5	R: 2 E: 0 K: 0 S: 5	H: 3 LOB: 1 BB: 1 P: 9	R: 0 E: 0 K: 1 S: 6	H: 1 LOB: 1 BB: 0 P: 6	R: 0 E: 0 K: 1 S: 6	H: 1 LOB: 2 BB: 0 P: 6	R: 0 E: 0 K: 0 S: 5	H: 2 LOB: 0 BB: 0 P: 5	R: 0 E: 0 K: 0 S: 3	H: 0 LOB: 0 BB: 0 P: 3	1B: 6 2B: 3 3B: 0 HR: 0	SF: 0 SAC: 0 DP: 2 HBP: 0	WP: 0 PB: 0 SB: 0 CS: 0	PA: 31
PITCHER Cal Koonce, R (1, 1) ERA: 3.73	IP: 7.0 WLS: L BF: 28 H: 8 R: 2 ER: 2 SO: 8 BB: 1 IBB: 0 HBP: 0 BLK: 0 WP: 0 HR: 0 S: 37 P: 41 ERA: 2.57 WHIP: 1.286															PITCHER				
Don Elston, R (8, 1) ERA: 2.35	IP: 1.0 WLS: L BF: 3 H: 0 R: 0 ER: 0 SO: 0 BB: 0 IBB: 0 HBP: 0 BLK: 0 WP: 0 HR: 0 S: 3 P: 3 ERA: 0.00 WHIP: 0.000															PITCHER				

Chicago Cubs @ St. Louis Cardinals
Sportsman's Park, St. Louis, MO
Wed Jul 18 1962, 8:05 PM EDT
Att: 13,096 - Unknown

AB 30
R 2
H 8
RBI 2
BB 1
SO 5
LOB 10



Batter	1	2	3	4	5	6	7	8	9	AB	R	H	RBI	BB	SO	LOB	TOP								
Lou Brock, L OBP: 0.321, SLG: 0.431 (1, 8)										5	1	2	2	0	1	0	Chicago Cubs @ St. Louis Cardinals Sportsman's Park, St. Louis, MO Thu Jul 19 1962, 4:33 AM EDT Att: 13,230 - Unknown								
Ken Hubbs, R OBP: 0.293, SLG: 0.346 (1, 4)										5	0	0	0	0	4	2									
Billy Williams, L OBP: 0.387, SLG: 0.524 (1, 7)										4	0	1	0	0	0	0									
14 Ernie Banks, R OBP: 0.304, SLG: 0.508 (1, 3)										4	1	1	0	0	1	1									
Ron Santo, R OBP: 0.317, SLG: 0.398 (1, 5)										3	1	2	1	1	0	0									
George Altman, L OBP: 0.398, SLG: 0.497 (1, 9)										4	0	1	0	0	1	3									
Andre Rodgers, R OBP: 0.348, SLG: 0.418 (1, 6)										4	0	1	0	0	2	3									
Dick Bertell, R OBP: 0.325, SLG: 0.382 (1, 2)										4	1	2	1	0	0	1									
Glen Hobbie, R OBP: 0.171, SLG: 0.121 (5, 1)										2	0	0	0	0	1	3									
Don Elston, R OBP: 0.286, SLG: 0.270 (7, PH)										0	0	0	0	0	0	0									
Jim McKnight, R OBP: 0.286, SLG: 0.270 (7, PH)										0	0	0	0	0	0	0									
Barney Schultz, R OBP: 0.286, SLG: 0.270 (7, PH)										0	0	0	0	0	0	0									
Cuno Barragan, R OBP: 0.145, SLG: 0.232 (9, PH)										0	0	0	0	1	0	0									
Don Landrum, L OBP: 0.145, SLG: 0.232 (9, PH)										0	0	0	0	0	0	0									
Inning Stats	R: 0 E: 0 K: 1 S: 5	H: 0 LOB: 0 BB: 0 P: 5	R: 0 E: 0 K: 2 S: 8	H: 1 LOB: 1 BB: 0 P: 8	R: 2 E: 0 K: 1 S: 7	H: 2 LOB: 0 BB: 0 P: 7	R: 1 E: 0 K: 2 S: 10	H: 3 LOB: 2 BB: 0 P: 10	R: 0 E: 0 K: 2 S: 8	H: 1 LOB: 1 BB: 0 P: 8	R: 1 E: 0 K: 0 S: 4	H: 1 LOB: 0 BB: 0 P: 4	R: 0 E: 0 K: 0 S: 3	H: 0 LOB: 0 BB: 0 P: 3	R: 0 E: 0 K: 1 S: 5	H: 2 LOB: 1 BB: 1 P: 9	R: 0 E: 0 K: 1 S: 6	H: 2 LOB: 2 BB: 1 P: 10	1B: 6 2B: 2 3B: 0 HR: 2	SF: 0 SAC: 0 DP: 1 HBP: 0	WP: 0 PB: 0 SB: 0 CS: 0	PA: 38			
PITCHER	IP	WLS	BF	H	R	ER	SO	BB	IBB	HBP	BLK	WP	HR	S	P	ERA	WHIP	PITCHER							
Ernie Broglio, R ERA: 3.24 (1, 1)	6.0		26	8	4	4	8	0	0	0	0	0	2	42	42	6.00	1.333								
Ray Sadecki, L ERA: 5.42 (7, 1)	2.2	W	11	2	0	0	1	2	0	0	0	0	0	11	19	0.00	1.500								
Bob Duliba, R ERA: 0.93 (9, 1)	0.1	S	1	0	0	0	1	0	0	0	0	0	0	3	3	0.00	0.000								

AB	36
R	4
H	10
RBI	4
BB	2
SO	10
LOB	13



Batter	1	2	3	4	5	6	7	8	9	AB	R	H	RBI	BB	SO	LOB	BOTTOM								
Curt Flood, R OBP: 0.329, SLG: 0.406 (1, 8)										3	1	0	0	1	0	2	Chicago Cubs @ St. Louis Cardinals Sportsman's Park, St. Louis, MO Thu Jul 19 1962, 4:33 AM EDT Att: 13,230 - Unknown								
Julian Javier, R OBP: 0.311, SLG: 0.341 (1, 4)										4	1	1	0	0	2	0									
Bill White, L OBP: 0.365, SLG: 0.487 (1, 7)										4	1	3	1	0	0	0									
Fred Whitfield, L OBP: 0.356, SLG: 0.629 (1, 3)										4	2	1	2	0	1	2									
Bobby Gene Smith, R OBP: 0.274, SLG: 0.293 (8, 7)										0	0	0	0	0	0	0									
Ken Boyer, R OBP: 0.398, SLG: 0.506 (1, 5)										2	0	1	1	2	1	0									
Charlie James, R OBP: 0.321, SLG: 0.424 (1, 9)										4	0	1	0	0	1	3									
Carl Sawatski, L OBP: 0.176, SLG: 0.152 (1, 2)										2	0	0	0	1	0	2									
Bob Gibson, R OBP: 0.346, SLG: 0.362 (6, PR)										0	0	0	0	0	0	0									
Jimmie Schaffer, R OBP: 0.308, SLG: 0.257 (7, 2)										1	0	0	0	0	1	0									
Julio Gotay, R OBP: 0.338, SLG: 0.324 (1, 6)										3	0	1	0	0	0	1									
Ernie Broglio, R OBP: 0.176, SLG: 0.152 (1, 1)										2	0	0	0	0	1	2									
Red Schoendienst, S OBP: 0.398, SLG: 0.457 (6, PH)										1	0	0	0	0	0	2									
Ray Sadecki, L OBP: 0.286, SLG: 0.171 (7, 1)										1	0	0	0	0	1	0									
Bob Duliba, R OBP: 0.308, SLG: 0.257 (9, 1)										0	0	0	0	0	0	0									
Inning Stats	R: 0 E: 0 K: 0 S: 4	H: 1 LOB: 1 BB: 0 P: 4	R: 0 E: 0 K: 1 S: 6	H: 1 LOB: 1 BB: 1 P: 10	R: 0 E: 0 K: 1 S: 6	H: 1 LOB: 0 BB: 0 P: 6	R: 0 E: 0 K: 1 S: 6	H: 1 LOB: 1 BB: 0 P: 6	R: 4 E: 0 K: 0 S: 6	H: 4 LOB: 0 BB: 1 P: 10	R: 0 E: 0 K: 0 S: 3	H: 0 LOB: 2 BB: 1 P: 7	R: 1 E: 0 K: 3 S: 10	H: 0 LOB: 1 BB: 1 P: 14	R: 0 E: 0 K: 2 S: 7	H: 0 LOB: 0 BB: 0 P: 7	R: 0 E: 0 K: 2 S: 7	H: 0 LOB: 0 BB: 0 P: 7	1B: 6 2B: 1 3B: 1 HR: 0	SF: 0 SAC: 1 DP: 0 HBP: 0	WP: 0 PB: 3 SB: 1 CS: 1	PA: 36			
PITCHER	IP	WLS	BF	H	R	ER	SO	BB	IBB	HBP	BLK	WP	HR	S	P	ERA	WHIP	PITCHER							
Glen Hobbie, R ERA: 5.52 (1, 1)	4.1		22	7	4	4	3	2	0	0	0	0	0	26	34	8.31	2.077								
Don Elston, R ERA: 2.27 (5, 1)	1.2		6	1	0	0	0	1	0	0	0	0	0	5	9	0.00	1.200								
Barney Schultz, R ERA: 4.42 (7, 1)	2.0	L	8	0	1	0	5	1	0	0	0	0	0	17	21	0.00	0.500								



Batter	1	2	3	4	5	6	7	8	9	AB	R	H	RBI	BB	SO	LOB	TOP			
Curt Flood, R OBP: 0.329, SLG: 0.404 (1, 8)										4	1	1	0	0	1	1	St. Louis Cardinals @ Houston Colt 45's Colt Stadium, Houston, TX Fri Jul 20 1962, 8:05 PM EDT Att: 15,422 - Unknown			
Julian Javier, R OBP: 0.310, SLG: 0.340 (1, 4)										4	2	1	0	0	1	0				
Bill White, L OBP: 0.364, SLG: 0.484 (1, 3)										4	0	1	1	0	2	2				
Stan Musial, L OBP: 0.421, SLG: 0.544 (1, 7) Bobby Gene Smith, R OBP: 0.274, SLG: 0.293 (8, 7)										4	0	2	2	0	0	1				
Ken Boyer, R OBP: 0.394, SLG: 0.500 (1, 5)										4	0	0	0	0	2	3				
Charlie James, R OBP: 0.320, SLG: 0.421 (1, 9)										4	0	1	0	0	1	1				
Gene Oliver, R OBP: 0.362, SLG: 0.418 (1, 2) Red Schoendienst, S OBP: 0.394, SLG: 0.452 (7, PH) Jimmie Schaffer, R OBP: 0.300, SLG: 0.250 (7, 2)										2	0	1	0	0	1	0				
Julio Gotay, R OBP: 0.333, SLG: 0.319 (1, 6)										4	0	0	0	0	1	2				
Ray Washburn, R OBP: 0.250, SLG: 0.265 (1, 1) Bob Duliba, R OBP: 0.247, SLG: 0.250 (2, 1) Minnie Minoso, R OBP: 0.247, SLG: 0.250 (7, PH) Lindy McDaniel, R OBP: 0.247, SLG: 0.250 (7, 1)										0	0	0	0	0	0	0				
Inning Stats	R: 2 E: 0 K: 2 S: 10	H: 3 LOB: 1 BB: 0 P: 10	R: 0 E: 0 K: 0 S: 4	H: 1 LOB: 1 BB: 0 P: 4	R: 0 E: 0 K: 0 S: 3	H: 0 LOB: 0 BB: 0 P: 3	R: 0 E: 0 K: 1 S: 5	H: 0 LOB: 0 BB: 0 P: 5	R: 0 E: 0 K: 2 S: 8	H: 1 LOB: 1 BB: 0 P: 8	R: 0 E: 0 K: 3 S: 10	H: 1 LOB: 1 BB: 0 P: 10	R: 1 E: 0 K: 3 S: 11	H: 1 LOB: 1 BB: 0 P: 11	R: 0 E: 0 K: 0 S: 3	H: 0 LOB: 0 BB: 0 P: 3		1B: 6 2B: 1 3B: 0 HR: 0	SF: 0 SAC: 1 DP: 0 HBP: 0	WP: 1 PB: 1 SB: 1 CS: 0
PITCHER Turk Farrell, R ERA: 2.85 (1, 1)	IP: 9.0 W: 7 L: 3 BF: 35	H: 7 R: 3 ER: 2 SO: 12	BB: 0 IBB: 0 HBP: 0 BLK: 0	WP: 1 HR: 0 S: 59 P: 59	ERA: 2.00 WHIP: 0.778	PITCHER										IP: 9.0 W: 7 L: 3 BF: 35	H: 7 R: 3 ER: 2 SO: 12	BB: 0 IBB: 0 HBP: 0 BLK: 0	WP: 1 HR: 0 S: 59 P: 59	ERA: 2.00 WHIP: 0.778

Batter	1	2	3	4	5	6	7	8	9	AB	R	H	RBI	BB	SO	LOB	BOTTOM					
Joey Amalfitano, R OBP: 0.296, SLG: 0.279 (1, 4)										4	0	1	0	0	1	1	St. Louis Cardinals @ Houston Colt 45's Colt Stadium, Houston, TX Fri Jul 20 1962, 8:05 PM EDT Att: 15,422 - Unknown					
Al Spangler, L OBP: 0.362, SLG: 0.378 (1, 7)										4	0	2	0	1	1	1						
Roman Mejias, R OBP: 0.341, SLG: 0.522 (1, 9)										5	0	2	2	0	2	3						
Norm Larker, L OBP: 0.357, SLG: 0.390 (1, 3)										3	0	1	0	1	0	2						
Bob Aspromonte, R OBP: 0.371, SLG: 0.430 (1, 5)										3	1	1	1	0	0	5						
Carl Warwick, R OBP: 0.302, SLG: 0.412 (1, 8)										4	1	1	0	0	0	4						
Jim Campbell, R OBP: 0.250, SLG: 0.143 (1, 2)										4	0	0	0	0	1	3						
Bob Lillis, R OBP: 0.256, SLG: 0.237 (1, 6) Billy Goodman, L OBP: 0.314, SLG: 0.310 (9, PH) Jim Golden, L OBP: 0.211, SLG: 0.342 (9, PR)										3	0	1	0	0	0	2						
Turk Farrell, R OBP: 0.125, SLG: 0.200 (1, 1) Pidge Browne, L OBP: 0.309, SLG: 0.333 (9, PH) Jim Pendleton, R OBP: 0.279, SLG: 0.411 (9, PR)										3	0	0	0	0	1	1						
Inning Stats	R: 0 E: 1 K: 1 S: 6	H: 1 LOB: 2 BB: 1 P: 10	R: 1 E: 0 K: 2 S: 9	H: 2 LOB: 1 BB: 0 P: 9	R: 0 E: 0 K: 0 S: 5	H: 2 LOB: 2 BB: 0 P: 5	R: 0 E: 0 K: 0 S: 3	H: 0 LOB: 0 BB: 0 P: 3	R: 0 E: 1 K: 2 S: 7	H: 0 LOB: 0 BB: 0 P: 7	R: 0 E: 0 K: 0 S: 5	H: 1 LOB: 2 BB: 0 P: 5	R: 0 E: 0 K: 1 S: 6	H: 1 LOB: 1 BB: 0 P: 6	R: 1 E: 0 K: 0 S: 4	H: 1 LOB: 0 BB: 0 P: 4		R: 2 E: 0 K: 0 S: 3	H: 2 LOB: 2 BB: 2 P: 11	1B: 9 2B: 0 3B: 0 HR: 1	SF: 0 SAC: 2 DP: 1 HBP: 0	WP: 1 PB: 1 SB: 0 CS: 0
PITCHER Ray Washburn, R ERA: 4.05 (1, 1) Bob Duliba, R ERA: 0.63 (2, 1) Lindy McDaniel, R ERA: 2.86 (7, 1)	IP: 1.1 W: 8 L: 3 BF: 18	H: 3 R: 0 ER: 0 SO: 3	BB: 1 IBB: 0 HBP: 0 BLK: 0	WP: 0 HR: 0 S: 11 P: 15	ERA: 0.00 WHIP: 3.000	PITCHER										IP: 1.1 W: 8 L: 3 BF: 18	H: 3 R: 0 ER: 0 SO: 3	BB: 1 IBB: 0 HBP: 0 BLK: 0	WP: 0 HR: 0 S: 11 P: 15	ERA: 0.00 WHIP: 3.000		

Batter	1	2	3	4	5	6	7	8	9	AB	R	H	RBI	BB	SO	LOB	TOP					
Red Schoendienst, S OBP: 0.398, SLG: 0.454 Julian Javier, R OBP: 0.309, SLG: 0.339 (6, 4)	0-0 1B	0-0 4-3		0-0 F9		0-0 G4-6-3 2H 1B		0-0 F3		4	0	2	1	0	0	1						
Bobby Gene Smith, R OBP: 0.271, SLG: 0.289 (1, 8)	0-3 K		0-0 5-3	0-0 F8		0-0 G4-6-3 1-2		0-0 1B		5	0	1	1	0	1	3						
Bill White, L OBP: 0.364, SLG: 0.482 (1, 7)	0-0 G1-6-3 1-2 1B		0-0 5-3		4-0 1B WP BB		0-0 F8	0-0 F7		4	1	1	0	1	0	1						
Fred Whitfield, L OBP: 0.372, SLG: 0.627 (1, 3)	0-0 G1-6-3 1-2		0-0 HBP 1B		0-0 F9		0-0 1B		0-0 G6-4-3 1B	5	0	3	0	0	0	3						
Ken Boyer, R OBP: 0.397, SLG: 0.510 (1, 5)		0-0 HR	0-0 HBP 1B	1-2 1B	0-0 WP 1B		0-3 K		0-0 F7	5	1	3	1	0	1	2						
Charlie James, R OBP: 0.322, SLG: 0.417 (1, 9)		0-0 HR 1B	1-0 1-2 2-3 HBP	0-0 6-3	0-0 1B		0-0 F4		0-0 G6-4-3 1-2	4	1	1	0	0	0	3						
Carl Sawatski, L OBP: 0.385, SLG: 0.485 (1, 2)	0-0 1-H HR		0-3 K		0-0 K			4-0 1B 4-3 BB		3	2	1	2	1	2	4	AB 39 R 7 H 16 RBI 6 BB 2 SO 4 LOB 20					
Julio Gotay, R OBP: 0.339, SLG: 0.325 (1, 6)	0-0 6-3			0-0 1B		0-0 2B 1B		0-0 4-3 1B 1B		4	1	3	0	0	0	0						
Larry Jackson, R OBP: 0.283, SLG: 0.291 (1, 1)	0-0 F9			0-0 F2		0-0 1-2 1B 2B		0-0 4-3		4	1	1	1	0	0	2						
Inning Stats	R: 0 E: 0 K: 1 S: 6	H: 2 LOB: 1 BB: 0 P: 6	R: 3 E: 0 K: 0 S: 6	H: 3 LOB: 0 BB: 0 P: 6	R: 0 E: 0 K: 1 S: 7	H: 2 LOB: 3 BB: 0 P: 8	R: 0 E: 0 K: 0 S: 4	H: 1 LOB: 1 BB: 0 P: 4	R: 1 E: 0 K: 1 S: 6	H: 3 LOB: 1 BB: 0 P: 4	R: 0 E: 0 K: 1 S: 6	H: 1 LOB: 1 BB: 0 P: 6	R: 2 E: 0 K: 0 S: 5	H: 2 LOB: 1 BB: 1 P: 9	R: 0 E: 0 K: 0 S: 3	H: 1 LOB: 0 BB: 0 P: 3	1B: 13 2B: 1 3B: 0 HR: 2	SF: 0 SAC: 0 DP: 3 HBP: 1	WP: 1 PB: 0 SB: 0 CS: 0	PA: 42		
PITCHER	IP WLS BF H R ER SO BB IBB HBP BLK WP HR S P ERA WHIP	IP WLS BF H R ER SO BB IBB HBP BLK WP HR S P ERA WHIP	IP WLS BF H R ER SO BB IBB HBP BLK WP HR S P ERA WHIP	IP WLS BF H R ER SO BB IBB HBP BLK WP HR S P ERA WHIP	IP WLS BF H R ER SO BB IBB HBP BLK WP HR S P ERA WHIP	IP WLS BF H R ER SO BB IBB HBP BLK WP HR S P ERA WHIP	IP WLS BF H R ER SO BB IBB HBP BLK WP HR S P ERA WHIP	IP WLS BF H R ER SO BB IBB HBP BLK WP HR S P ERA WHIP	IP WLS BF H R ER SO BB IBB HBP BLK WP HR S P ERA WHIP	IP WLS BF H R ER SO BB IBB HBP BLK WP HR S P ERA WHIP	IP WLS BF H R ER SO BB IBB HBP BLK WP HR S P ERA WHIP	IP WLS BF H R ER SO BB IBB HBP BLK WP HR S P ERA WHIP	IP WLS BF H R ER SO BB IBB HBP BLK WP HR S P ERA WHIP	IP WLS BF H R ER SO BB IBB HBP BLK WP HR S P ERA WHIP	IP WLS BF H R ER SO BB IBB HBP BLK WP HR S P ERA WHIP	IP WLS BF H R ER SO BB IBB HBP BLK WP HR S P ERA WHIP	IP WLS BF H R ER SO BB IBB HBP BLK WP HR S P ERA WHIP	IP WLS BF H R ER SO BB IBB HBP BLK WP HR S P ERA WHIP	IP WLS BF H R ER SO BB IBB HBP BLK WP HR S P ERA WHIP	IP WLS BF H R ER SO BB IBB HBP BLK WP HR S P ERA WHIP	IP WLS BF H R ER SO BB IBB HBP BLK WP HR S P ERA WHIP	IP WLS BF H R ER SO BB IBB HBP BLK WP HR S P ERA WHIP

St. Louis Cardinals @ Houston Colt 45's
Colt Stadium, Houston, TX
Sat Jul 21 1962, 4:33 AM EDT
Att. 4,580 - Unknown - 96 F

AB	39
R	7
H	16
RBI	6
BB	2
SO	4
LOB	20



Batter	1	2	3	4	5	6	7	8	9	AB	R	H	RBI	BB	SO	LOB	BOTTOM					
Joey Amalfitano, R OBP: 0.296, SLG: 0.277 (1, 4)	4-0 BB		0-0 1-3			0-3 K		0-0 F4		3	0	0	0	1	1	2						
Al Spangler, L OBP: 0.361, SLG: 0.376 (1, 7)	0-0 F9		0-0 1B			0-0 F7		0-0 4-3		4	0	1	0	0	0	3						
Roman Mejias, R OBP: 0.338, SLG: 0.517 (1, 9)	0-0 F7		0-0 F4			0-0 F7			0-0 F8	4	0	0	0	0	0	2						
Norm Larker, L OBP: 0.356, SLG: 0.388 (1, 3)	0-0 4-3			0-0 F9		0-0 F5			0-0 1B	4	0	1	0	0	0	1						
Bob Aspromonte, R OBP: 0.368, SLG: 0.426 J C Hartman, R (8, 6)		0-0 F3		0-0 F9		0-0 F7			0-3 K	3	0	0	0	0	0	0						
Carl Warwick, R OBP: 0.298, SLG: 0.406 (1, 8)		0-0 6-3		0-0 F8		0-0 F7			0-0 1-3	4	0	0	0	0	0	1						
Jim Campbell, R OBP: 0.263, SLG: 0.176 (1, 2)					0-3 K				0-0 4-3	3	0	1	0	0	1	0						
Bob Lillis, R OBP: 0.257, SLG: 0.238 (8, 5)					0-0 L5				0-0 E 1B	3	0	1	0	0	0	1						
Bobby Tiefenauer, R (9, 1)										0	0	0	0	0	0	0						
Russ Kemmerer, R OBP: 0.800, SLG: 0.667 Jim Umbricht, R (3, 1)					0-0 F3				0-0 E6	0	0	0	0	0	0	0						
Hal Smith, R OBP: 0.272, SLG: 0.379 (8, 5)										1	0	0	0	0	0	1						
Inning Stats	R: 0 E: 0 K: 0 S: 3	H: 0 LOB: 1 BB: 1 P: 7	R: 0 E: 0 K: 0 S: 4	H: 1 LOB: 0 BB: 0 P: 4	R: 0 E: 0 K: 0 S: 3	H: 0 LOB: 0 BB: 0 P: 3	R: 0 E: 0 K: 1 S: 5	H: 0 LOB: 0 BB: 0 P: 5	R: 0 E: 0 K: 0 S: 3	H: 0 LOB: 0 BB: 0 P: 3	R: 0 E: 1 K: 0 S: 5	H: 1 LOB: 2 BB: 0 P: 5	R: 0 E: 0 K: 1 S: 6	H: 1 LOB: 1 BB: 0 P: 6	1B: 4 2B: 0 3B: 0 HR: 0	SF: 0 SAC: 0 DP: 0 HBP: 0	WP: 0 PB: 0 SB: 0 CS: 0	PA: 33				
PITCHER	IP WLS BF H R ER SO BB IBB HBP BLK WP HR S P ERA WHIP	IP WLS BF H R ER SO BB IBB HBP BLK WP HR S P ERA WHIP	IP WLS BF H R ER SO BB IBB HBP BLK WP HR S P ERA WHIP	IP WLS BF H R ER SO BB IBB HBP BLK WP HR S P ERA WHIP	IP WLS BF H R ER SO BB IBB HBP BLK WP HR S P ERA WHIP	IP WLS BF H R ER SO BB IBB HBP BLK WP HR S P ERA WHIP	IP WLS BF H R ER SO BB IBB HBP BLK WP HR S P ERA WHIP	IP WLS BF H R ER SO BB IBB HBP BLK WP HR S P ERA WHIP	IP WLS BF H R ER SO BB IBB HBP BLK WP HR S P ERA WHIP	IP WLS BF H R ER SO BB IBB HBP BLK WP HR S P ERA WHIP	IP WLS BF H R ER SO BB IBB HBP BLK WP HR S P ERA WHIP	IP WLS BF H R ER SO BB IBB HBP BLK WP HR S P ERA WHIP	IP WLS BF H R ER SO BB IBB HBP BLK WP HR S P ERA WHIP	IP WLS BF H R ER SO BB IBB HBP BLK WP HR S P ERA WHIP	IP WLS BF H R ER SO BB IBB HBP BLK WP HR S P ERA WHIP	IP WLS BF H R ER SO BB IBB HBP BLK WP HR S P ERA WHIP	IP WLS BF H R ER SO BB IBB HBP BLK WP HR S P ERA WHIP	IP WLS BF H R ER SO BB IBB HBP BLK WP HR S P ERA WHIP	IP WLS BF H R ER SO BB IBB HBP BLK WP HR S P ERA WHIP	IP WLS BF H R ER SO BB IBB HBP BLK WP HR S P ERA WHIP	IP WLS BF H R ER SO BB IBB HBP BLK WP HR S P ERA WHIP	IP WLS BF H R ER SO BB IBB HBP BLK WP HR S P ERA WHIP

St. Louis Cardinals @ Houston Colt 45's
Colt Stadium, Houston, TX
Sat Jul 21 1962, 4:33 AM EDT
Att. 4,580 - Unknown - 96 F

AB	32
R	0
H	4
RBI	0
BB	1
SO	3
LOB	12




Batter	1	2	3	4	5	6	7	8	9	AB	R	H	RBI	BB	SO	LOB	TOP					
Julian Javier, R (1,4) OBP: 0.317, SLG: 0.341										1	2	1	0	3	0	0	St. Louis Cardinals @ Houston Colt 45's Colt Stadium, Houston, TX Sat Jul 21 1962, 8:05 PM EDT Att: 12,742 - Unknown livebaseballscorecards.com					
Curt Flood, R (1,8) OBP: 0.330, SLG: 0.410										4	0	2	1	0	0	1						
Bill White, L (1,9) OBP: 0.361, SLG: 0.476										4	0	0	0	0	0	4						
Stan Musial, L (1,7) OBP: 0.418, SLG: 0.539										4	0	1	1	0	2	0						
Ken Boyer, R (1,5) OBP: 0.398, SLG: 0.518										4	1	2	1	0	1	0						
Fred Whitfield, L (1,3) OBP: 0.354, SLG: 0.595										4	0	0	0	0	3	2						
Gene Oliver, R (1,2) OBP: 0.360, SLG: 0.415										4	0	1	0	0	0	3						
Julio Gotay, R (1,6) OBP: 0.334, SLG: 0.321										4	0	0	0	0	1	1						
Curt Simmons, L (1,1) OBP: 0.262, SLG: 0.216										2	0	0	0	0	1	0						
Don Ferrarese, R (6,1) OBP: 0.500, SLG: 1.250										0	0	0	0	0	0	0						
Red Schoendienst, S (7,PH) OBP: 0.394, SLG: 0.449										1	0	0	0	0	0	0						
Bobby Shantz, R (7,1) OBP: 0.243, SLG: 0.246										0	0	0	0	0	0	0						
Minnie Minoso, R (9,PH) OBP: 0.243, SLG: 0.246										1	0	0	0	0	1	0						
Inning Stats	R: 1 E: 0 K: 1 S: 8	H: 2 LOB: 3 BB: 1 P: 12	R: 0 E: 0 K: 2 S: 6	H: 0 LOB: 0 BB: 1 P: 10	R: 0 E: 0 K: 0 S: 3	H: 0 LOB: 0 BB: 0 P: 3	R: 0 E: 0 K: 2 S: 7	H: 0 LOB: 0 BB: 0 P: 7	R: 1 E: 0 K: 0 S: 4	H: 1 LOB: 1 BB: 1 P: 8	R: 1 E: 0 K: 1 S: 7	H: 2 LOB: 1 BB: 0 P: 7	R: 0 E: 0 K: 0 S: 4	H: 2 LOB: 0 BB: 0 P: 4	R: 0 E: 0 K: 2 S: 7	H: 0 LOB: 0 BB: 0 P: 7	R: 0 E: 0 K: 1 S: 5	H: 0 LOB: 0 BB: 0 P: 5	1B: 5 2B: 0 3B: 1 HR: 1	SF: 0 SAC: 0 DP: 1 HBP: 0	WP: 1 PB: 0 SB: 0 CS: 0	PA: 37
PITCHER	IP WLS BF H R ER SO BB IBB HBP BLK WP HR S P ERA WHIP																	PITCHER	IP WLS BF H R ER SO BB IBB HBP BLK WP HR S P ERA WHIP			
Ken Johnson, R (1,1) ERA: 4.18	5.2 W 25 5 3 3 6 3 0 0 0 1 1 34 46 4.76 1.412																					
Jim Golden, R (6,1) ERA: 3.59	3.1 S 11 2 0 0 3 0 0 0 0 0 0 17 17 0.00 0.600																					


Batter	1	2	3	4	5	6	7	8	9	AB	R	H	RBI	BB	SO	LOB	BOTTOM			
Joey Amalfitano, R (1,4) OBP: 0.294, SLG: 0.279										5	1	1	0	0	1	4	St. Louis Cardinals @ Houston Colt 45's Colt Stadium, Houston, TX Sat Jul 21 1962, 8:05 PM EDT Att: 12,742 - Unknown livebaseballscorecards.com			
Jim Pendleton, R (1,7) OBP: 0.283, SLG: 0.413										4	0	2	2	0	1	0				
Roman Mejias, R (1,9) OBP: 0.339, SLG: 0.515										3	1	1	0	1	0	1				
Norm Larker, L (1,3) OBP: 0.355, SLG: 0.386										4	1	1	0	0	2	1				
Bob Aspromonte, R (1,5) OBP: 0.370, SLG: 0.430										4	2	2	1	0	0	1				
Carl Warwick, R (1,8) OBP: 0.298, SLG: 0.403										2	1	0	0	1	1	0				
Hal Smith, R (1,2) OBP: 0.282, SLG: 0.389										3	0	2	4	1	0	0				
Bob Lillis, R (1,6) OBP: 0.257, SLG: 0.239										4	0	1	0	0	0	3				
Ken Johnson, R (1,1) OBP: 0.108, SLG: 0.135										2	1	1	0	0	0	2				
Jim Golden, L (6,1) OBP: 0.225, SLG: 0.350										2	0	1	0	0	0	2				
Inning Stats	R: 0 E: 0 K: 1 S: 5	H: 0 LOB: 0 BB: 0 P: 5	R: 2 E: 0 K: 0 S: 5	H: 3 LOB: 1 BB: 1 P: 9	R: 0 E: 0 K: 0 S: 3	H: 1 LOB: 0 BB: 0 P: 3	R: 0 E: 0 K: 1 S: 5	H: 0 LOB: 0 BB: 0 P: 5	R: 2 E: 0 K: 0 S: 5	H: 3 LOB: 1 BB: 0 P: 5	R: 3 E: 0 K: 1 S: 10	H: 4 LOB: 2 BB: 0 P: 10	R: 0 E: 0 K: 1 S: 5	H: 0 LOB: 1 BB: 1 P: 9	R: 0 E: 0 K: 1 S: 6	H: 1 LOB: 2 BB: 1 P: 10	1B: 9 2B: 4 3B: 0 HR: 0	SF: 0 SAC: 1 DP: 2 HBP: 0	WP: 0 PB: 0 SB: 0 CS: 0	PA: 37
PITCHER	IP WLS BF H R ER SO BB IBB HBP BLK WP HR S P ERA WHIP																	PITCHER	IP WLS BF H R ER SO BB IBB HBP BLK WP HR S P ERA WHIP	
Curt Simmons, L (1,1) ERA: 3.91	5.0 L 23 10 7 7 2 1 0 0 0 0 0 26 30 12.60 2.200																			
Don Ferrarese, L (6,1) ERA: 3.41	1.0 5 1 0 0 1 0 0 0 0 0 0 7 7 0.00 1.000																			
Bobby Shantz, L (7,1) ERA: 2.21	2.0 9 1 0 0 2 2 0 0 0 0 0 11 19 0.00 1.500																			


Batter	1	2	3	4	5	6	7	8	9	AB	R	H	RBI	BB	SO	LOB	TOP										
Julian Javier, R OBP: 0.316, SLG: 0.340 (1, 4)	F4	FC6-4 1B		K			F6			4	0	1	1	0	1	3	St. Louis Cardinals @ Houston Colt 45's Colt Stadium, Houston, TX Sun Jul 22 1962, 4:33 AM EDT Alt. 8,685 - Unknown - 95 F livebaseballscores.com AB 34 R 3 H 7 RBI 3 BB 1 SO 7 LOB 13										
Curt Flood, R OBP: 0.327, SLG: 0.406 (1, 8)	F8	FC6-4		6-3			6-3			4	0	0	0	0	0	5											
Bill White, L OBP: 0.357, SLG: 0.471 (1, 7) (8, 3)	K		4-3				F8		F5	4	0	0	0	0	1	0											
Fred Whitfield, L OBP: 0.354, SLG: 0.416 Bobby Gene Smith, R OBP: 0.271, SLG: 0.289 (1, 3) (8, 7)		F8	K				K2-3		K	4	0	0	0	0	3	0											
Ken Boyer, R OBP: 0.396, SLG: 0.518 (1, 5)		2B	K				6-3		F4	4	1	1	0	0	1	0											
Charlie James, R OBP: 0.325, SLG: 0.423 (1, 9)		1B		1B			6-3		F7	4	1	2	1	0	0	0											
Gene Oliver, R OBP: 0.345, SLG: 0.416 Jimmie Schaffer, R OBP: 0.293, SLG: 0.243 (1, 2) (7, 2)		1B	BB	1B			F8		K	2	1	1	0	1	0	0											
Julio Gotay, R OBP: 0.333, SLG: 0.320 (1, 6)		F5		1-2			3-1		6-3	4	0	1	0	0	0	2											
Bob Gibson, R OBP: 0.345, SLG: 0.360 Lindy McDaniel, R (9, 1)		1B		F3			F8			3	0	1	1	0	0	3											
		1-3		1B						0	0	0	0	0	0	0											
Inning Stats	R: 0 E: 0 K: 1 S: 5	H: 0 LOB: 0 BB: 0 P: 5	R: 3 E: 0 K: 0 S: 7	H: 4 LOB: 2 BB: 1 P: 11	R: 0 E: 0 K: 2 S: 7	H: 0 LOB: 0 BB: 0 P: 7	R: 0 E: 0 K: 1 S: 8	H: 3 LOB: 3 BB: 0 P: 8	R: 0 E: 0 K: 0 S: 5	H: 0 LOB: 0 BB: 0 P: 3	R: 0 E: 0 K: 0 S: 3	H: 0 LOB: 0 BB: 0 P: 3	R: 0 E: 0 K: 1 S: 5	H: 0 LOB: 0 BB: 0 P: 5	R: 0 E: 0 K: 1 S: 5	H: 0 LOB: 0 BB: 0 P: 5	1B: 5 2B: 2 3B: 0 HR: 0	SF: 0 SAC: 0 DP: 0 HBP: 0	WP: 0 PB: 0 SB: 0 CS: 0	PA: 35							
PITCHER	IP	WLS	BF	H	R	ER	SO	BB	IBB	HBP	BLK	WP	HR	S	P	ERA	WHIP										
Bob Bruce, R ERA: 4.65 Don McMahon, R ERA: 1.55	(1, 1) (8, 1)	7.0 L	29 29	7 7	3 3	3 3	5 5	1 0	0 0	0 0	0 0	0 0	0 0	38 10	42 10	3.86 0.00	1.143 0.000										

Batter	1	2	3	4	5	6	7	8	9	AB	R	H	RBI	BB	SO	LOB	BOTTOM										
Joey Amalfitano, R OBP: 0.297, SLG: 0.279 (1, 4)	1B	SH5-3 BB	1B		K			3-1		3	1	1	0	1	1	0	St. Louis Cardinals @ Houston Colt 45's Colt Stadium, Houston, TX Sun Jul 22 1962, 4:33 AM EDT Alt. 8,685 - Unknown - 95 F livebaseballscores.com AB 31 R 1 H 7 RBI 1 BB 4 SO 4 LOB 19										
Al Spangler, L OBP: 0.397, SLG: 0.384 (1, 7)	SH5-3		1B		1B			1B		3	0	3	0	0	0	0											
Roman Mejias, R OBP: 0.338, SLG: 0.512 (1, 9)	1B		F7		F4			F9		4	0	1	0	0	0	4											
Norm Larker, L OBP: 0.353, SLG: 0.384 (1, 3)	1B	G5-4-3	F5		F8			F9		4	0	1	1	0	0	3											
Bob Aspromonte, R OBP: 0.368, SLG: 0.426 (1, 5)	G5-4-3		K		1-3			1B		3	0	0	0	1	1	4											
Carl Warwick, R OBP: 0.298, SLG: 0.399 (1, 8)	4-3			G1-6-3 BB			F7		F8	3	0	0	0	1	0	1											
Hal Smith, R OBP: 0.281, SLG: 0.386 J C Hartman, R (9, PR)	K		G1-6-3		5-3			4-3 1B		4	0	1	0	0	1	1											
Bob Lillis, R OBP: 0.258, SLG: 0.237 Pidge Browne, L OBP: 0.305, SLG: 0.330 (1, 6) (9, PH)			6-3		5-3			4-3		1	0	0	0	0	0	2											
Bob Bruce, R OBP: 0.405, SLG: 0.194 Bob Cerv, R OBP: 0.296, SLG: 0.395 Don McMahon, R OBP: 0.167, SLG: 0.167 Billy Goodman, L OBP: 0.311, SLG: 0.307 (1, 1) (7, PH) (8, 1) (9, PH)				4-3			F9		6-3	2	0	0	0	0	1	1											
										1	0	0	0	0	0	0											
										1	0	0	0	0	0	3											
Inning Stats	R: 1 E: 0 K: 0 S: 4	H: 2 LOB: 1 BB: 1 P: 8	R: 0 E: 0 K: 2 S: 7	H: 0 LOB: 1 BB: 1 P: 11	R: 0 E: 0 K: 1 S: 7	H: 2 LOB: 2 BB: 0 P: 7	R: 0 E: 0 K: 0 S: 2	H: 0 LOB: 0 BB: 1 P: 6	R: 0 E: 0 K: 1 S: 6	H: 1 LOB: 1 BB: 0 P: 6	R: 0 E: 0 K: 0 S: 3	H: 0 LOB: 0 BB: 0 P: 3	R: 0 E: 0 K: 0 S: 3	H: 0 LOB: 0 BB: 0 P: 3	R: 0 E: 0 K: 0 S: 4	H: 1 LOB: 1 BB: 0 P: 4	R: 0 E: 0 K: 0 S: 4	H: 1 LOB: 3 BB: 1 P: 8	1B: 7 2B: 5 3B: 0 HR: 0	SF: 0 SAC: 1 DP: 2 HBP: 0	WP: 0 PB: 0 SB: 0 CS: 0	PA: 36					
PITCHER	IP	WLS	BF	H	R	ER	SO	BB	IBB	HBP	BLK	WP	HR	S	P	ERA	WHIP										
Bob Gibson, R ERA: 2.64 Lindy McDaniel, R ERA: 2.64	(1, 1) (9, 1)	8.2 S	35 1	7 0	1 0	1 0	4 0	4 0	0 0	0 0	0 0	0 0	0 0	1 1	55 1	1.04 0.00	1.269 0.000										

Batter	1	2	3	4	5	6	7	8	9	AB R H RBI BB SO LOB	TOP														
Maury Wills, S (1, 6) OBP: 0.330, SLG: 0.367	3-2 4-3	2-0 E5		0-1 HR	0-1 1B		1-0 B5-3			5 1 2 3 0 0 1	Los Angeles Dodgers @ St. Louis Cardinals Sportsman's Park, St. Louis, MO Mon Jul 23 1962, 8:05 PM EDT Att: 22,400 - Unknown livebaseballscorecards.com														
Jim Gilliam, S (1, 5) OBP: 0.373, SLG: 0.359	0-0 6-3	4-1 BB		1-1 L9	2-0 HR		2-2 6-3			4 1 1 1 1 0 0															
Willie Davis, L (1, 8) OBP: 0.347, SLG: 0.499	1-1 F9	1-2 F3		0-1 4-3	2-1 F8			0-0 F3		5 0 0 0 0 0 3															
Tommy Davis, R (1, 7) OBP: 0.380, SLG: 0.537		1-1 HR	0-0 F4	4-1 BB	1-2 1B			1-1 6-3		4 2 2 0 1 0 0															
Frank Howard, R (1, 9) OBP: 0.359, SLG: 0.569		0-0 HR	4-1 G3	4-2 BB	1-1 1B			1-0 F3		3 2 1 2 2 0 1															
Ron Fairly, L (1, 3) OBP: 0.401, SLG: 0.491		4-0 1B	1-2 G3	4-2 1B		1-1 L7			3-3 K	3 1 0 0 2 1 1															
John Roseboro, L (1, 2) OBP: 0.361, SLG: 0.417		1-3 K	2-3 K	1-1 1B		2-3 K			1-1 G3	5 0 1 2 0 3 2															
Larry Burditt, R (1, 4) OBP: 0.268, SLG: 0.349		1-1 L8		E1 HR		3-3 K			3-3 K	5 1 1 0 0 2 1															
Johnny Podres, L (1, 1) OBP: 0.196, SLG: 0.204		1-0 BB		SH HR					1-3 K	3 1 1 0 0 1 3															
Inning Stats	R: 0 E: 0 K: 0 S: 7	H: 0 LOB: 0 BB: 0 P: 11	R: 3 E: 1 K: 1 S: 14	H: 3 LOB: 3 BB: 2 P: 29	R: 0 E: 0 K: 1 S: 8	H: 0 LOB: 1 BB: 1 P: 15	R: 5 E: 1 K: 0 S: 20	H: 3 LOB: 3 BB: 3 P: 35	R: 1 E: 0 K: 0 S: 10	H: 3 LOB: 1 BB: 0 P: 16	R: 0 E: 0 K: 2 S: 8	H: 0 LOB: 0 BB: 0 P: 14	R: 0 E: 0 K: 1 S: 7	H: 0 LOB: 0 BB: 0 P: 11	R: 0 E: 0 K: 2 S: 4	H: 0 LOB: 0 BB: 0 P: 6	R: 0 E: 0 K: 2 S: 8	H: 0 LOB: 0 BB: 0 P: 15	1B: 6 2B: 0 3B: 0 HR: 3	SF: 0 SAC: 1 DP: 0 HBP: 0	WP: 0 PB: 0 SB: 1 CS: 0	PA: 44			
PITCHER	IP WLS BF H R ER SO BB IBB HBP BLK WP HR S P ERA WHIP											PITCHER	IP WLS BF H R ER SO BB IBB HBP BLK WP HR S P ERA WHIP												
Ray Sadecki, L (1, 1) ERA: 5.49	3.2 L	22 2	4 7	3 3	2 2	4 0	0 0	0 0	0 0	0 0	0 1	19 34	72 31	7.36 6.75	2.182 5.250										
Bob Dilliba, R (4, 1) ERA: 1.15	1.1	10 5	2 2	1 0	0 3	2 0	0 0	0 0	0 0	0 0	0 1	19 34	31 31	0.00 0.000	0.000										
Don Ferrarese, L (6, 1) ERA: 3.15	3.0	9 0	0 0	0 0	0 2	0 0	0 0	0 0	0 0	0 0	0 0	8 15	15 15	0.00 0.000	0.000										
Bobby Shantz, L (9, 1) ERA: 2.17	1.0	3 0	0 0	0 0	2 2	0 0	0 0	0 0	0 0	0 0	0 8	8 15	15 15	0.00 0.000	0.000										

Batter	1	2	3	4	5	6	7	8	9	AB R H RBI BB SO LOB	BOTTOM													
Curt Flood, R (1, 8) OBP: 0.331, SLG: 0.412	2-2 CS			2-2 3B		0-1 F8		0-1 1B		4 1 3 0 0 0 0	Los Angeles Dodgers @ St. Louis Cardinals Sportsman's Park, St. Louis, MO Mon Jul 23 1962, 8:05 PM EDT Att: 22,400 - Unknown livebaseballscorecards.com													
Julian Javier, R (1, 4) OBP: 0.318, SLG: 0.347	0-1 F3			2-1 1B		2-1 F8		0-2 S		4 1 2 1 0 0 1														
Bill White, L (1, 3) OBP: 0.356, SLG: 0.469	0-0 L9			1-3 K		3-1 FC5-4		0-1 P3		4 0 1 0 0 1 4														
Ken Boyer, R (1, 5) OBP: 0.395, SLG: 0.515	3-1 CS	0-0 F8		2-2 1B		1-1 FC5-4		3-3 K		4 0 1 1 0 1 3														
Stan Musial, L (1, 9) OBP: 0.418, SLG: 0.536		2-2 F5		1-0 G4-6-3			1-3 K		2-2 F3	3 0 1 0 0 1 0														
Bobby Gene Smith, R (8, 7) OBP: 0.270, SLG: 0.267				1-3 1B						1 0 0 0 0 0 0														
Charlie James, R (1, 7) OBP: 0.319, SLG: 0.416		1-3 K		1-1 G4-6-3			0-0 4-3		1-0 F5	4 0 0 0 0 1 2														
Gene Oliver, R (1, 2) OBP: 0.362, SLG: 0.412			0-0 6-3		0-1 F2		3-2 FC6-4		0-1 F2	4 0 1 0 0 0 0														
Julio Gotay, R (1, 6) OBP: 0.330, SLG: 0.316			2-1 F2		1-2 F5		0-2 FC6-4			3 0 0 0 0 0 1														
Ray Sadecki, L (1, 1) ERA: 5.49			0-0 F5		2-2 4-3			0-1 5-3		1 0 0 0 0 0 0	Los Angeles Dodgers @ St. Louis Cardinals Sportsman's Park, St. Louis, MO Mon Jul 23 1962, 8:05 PM EDT Att: 22,400 - Unknown 													
Bob Dilliba, R (4, 1) ERA: 1.15										0 0 0 0 0 0 0														
Minnie Minoso, R (5, 9) OBP: 0.346, SLG: 0.243										1 0 0 0 0 0 0														
Don Ferrarese, R (6, 1) ERA: 3.15										0 0 0 0 0 0 0														
Red Schoendienst, S (8, 9) OBP: 0.390, SLG: 0.444										1 0 0 0 0 0 0														
Bobby Shantz, L (9, 1) ERA: 2.17										0 0 0 0 0 0 0														
Inning Stats	R: 0 E: 0 K: 0 S: 7	H: 1 LOB: 0 BB: 0 P: 12	R: 0 E: 0 K: 1 S: 9	H: 0 LOB: 0 BB: 0 P: 12	R: 0 E: 0 K: 0 S: 4	H: 0 LOB: 0 BB: 0 P: 6	R: 2 E: 0 K: 1 S: 16	H: 4 LOB: 1 BB: 0 P: 25	R: 0 E: 0 K: 0 S: 8	H: 0 LOB: 0 BB: 0 P: 11		R: 0 E: 0 K: 0 S: 8	H: 1 LOB: 1 BB: 0 P: 14	R: 0 E: 0 K: 1 S: 11	H: 1 LOB: 1 BB: 0 P: 15	R: 0 E: 0 K: 1 S: 12	H: 2 LOB: 2 BB: 0 P: 15	R: 0 E: 0 K: 0 S: 7	H: 0 LOB: 0 BB: 0 P: 10	1B: 7 2B: 1 3B: 1 HR: 0	SF: 0 SAC: 0 DP: 1 HBP: 0	WP: 0 PB: 0 SB: 1 CS: 1	PA: 35	
PITCHER	IP WLS BF H R ER SO BB IBB HBP BLK WP HR S P ERA WHIP											PITCHER	IP WLS BF H R ER SO BB IBB HBP BLK WP HR S P ERA WHIP											
Johnny Podres, L (1, 1) ERA: 4.26	9.0 W	34 9	2 2	2 2	4 4	0 0	0 0	0 0	0 0	0 0	0 82	120 82	2.00 2.000	1.000										

Batter	1	2	3	4	5	6	7	8	9	AB	R	H	RBI	BB	SO	LOB	TOP			
Maury Wills, S OBP: 0.328, SLG: 0.364 (1, 6)	1-1 F8		1-0 F5		1-0 4-3			1-2 F5		4	0	0	0	0	0	0	Los Angeles Dodgers @ St. Louis Cardinals Sportsman's Park, St. Louis, MO Tue Jul 24 1962, 8:05 PM EDT Att: 20,005 - Unknown AB 28 R 2 H 4 RBI 2 BB 5 SO 7 LOB 5 			
Jim Gilliam, S OBP: 0.374, SLG: 0.364 (1, 5) (7, 4)	3-1 4-3 3B		4-2 F S BB		0-0 3-1			2-2 4-3		3	1	1	0	1	0	0				
Willie Davis, L OBP: 0.343, SLG: 0.493 (1, 8)	0-0 4-3		2-3 K		1-3				2-3 K	4	0	0	1	0	2	1				
Tommy Davis, R OBP: 0.379, SLG: 0.534 (1, 7)	2-2 4-3			3-2 BB 2B 1B					1-1 4-3	4	1	1	0	0	0	0				
Ron Fairly, L OBP: 0.405, SLG: 0.489 (1, 3)		4-2 BB BB		4-2 2B BB					1-0 F3	1	0	0	0	3	0	0				
Frank Howard, R OBP: 0.364, SLG: 0.578 (1, 9)		4-0 FC6-4 BB		0-1 2B					0-0 F7	3	0	2	1	1	0	0				
John Roseboro, L OBP: 0.357, SLG: 0.412 (1, 2)		2-3 K		1-3 K					0-2 F9	3	0	0	0	0	2	2				
Larry Burright, R OBP: 0.266, SLG: 0.346 (1, 4)									2-1 F2	2	0	0	0	0	1	2				
Duke Snider, L OBP: 0.441, SLG: 0.525 (7, PH)										1	0	0	0	0	0	0				
Daryl Spencer, R OBP: 0.388, SLG: 0.375 (7, 5)										0	0	0	0	0	0	0				
Stan Williams, R OBP: 0.132, SLG: 0.250 (1, 1)										2	0	0	0	0	1	0				
Wally Moon, L OBP: 0.367, SLG: 0.370 (8, PH)										1	0	0	0	0	1	0				
Larry Sherry, R OBP: 0.273, SLG: 0.200 (8, 1)										0	0	0	0	0	0	0				
Inning Stats	R: 1 E: 0 K: 0 S: 8	H: 1 LOB: 0 BB: 0 P: 14	R: 0 E: 0 K: 1 S: 8	H: 0 LOB: 1 BB: 2 P: 18	R: 0 E: 0 K: 1 S: 11	H: 0 LOB: 1 BB: 1 P: 21	R: 1 E: 0 K: 2 S: 14	H: 2 LOB: 1 BB: 1 P: 24	R: 0 E: 0 K: 1 S: 5	H: 0 LOB: 0 BB: 0 P: 10	R: 0 E: 0 K: 0 S: 6	H: 0 LOB: 0 BB: 0 P: 8	R: 0 E: 0 K: 1 S: 9	H: 0 LOB: 0 BB: 1 P: 13	R: 0 E: 0 K: 1 S: 6	H: 1 LOB: 2 BB: 1 P: 15	1B: 1 2B: 2 3B: 1 HR: 0	SF: 0 SAC: 0 DP: 0 HBP: 0	WP: 0 PB: 0 SB: 1 CS: 0	PA: 33
PITCHER Ernie Broglio, R ERA: 3.14 (1, 1)	IP: 9.0 WLS: W BF: 33 H: 4 R: 2 ER: 2 SO: 7 BB: 5 IBB: 0 HBP: 0 BLK: 0 WP: 0 HR: 0 S: 72 P: 129 ERA: 2.00 WHIP: 1.000															PITCHER				

Batter	1	2	3	4	5	6	7	8	9	AB	R	H	RBI	BB	SO	LOB	BOTTOM			
Curt Flood, R OBP: 0.335, SLG: 0.416 (1, 8)	4-0 4-3 1B BB		1-0 1B		2-2 6-3	1-2 2B				3	1	2	1	1	0	0	Los Angeles Dodgers @ St. Louis Cardinals Sportsman's Park, St. Louis, MO Tue Jul 24 1962, 8:05 PM EDT Att: 20,005 - Unknown AB 32 R 3 H 7 RBI 3 BB 4 SO 4 LOB 15 			
Julian Javier, R OBP: 0.317, SLG: 0.345 (1, 4)	0-0 4-3		0-1 F9		4-2 2B BB	2-2 L4				3	1	0	0	1	0	3				
Bill White, L OBP: 0.357, SLG: 0.469 (1, 7) (8, 3)	0-0 4-3 2H 1B		3-2 BB 1B		0-1 E3 2B	1-3 1B			0-0 4-3	4	0	2	1	0	0	1				
Stan Musial, L OBP: 0.422, SLG: 0.542 (1, 9) (7, PH)	1-1 4-3		4-0 1B		1-1 PO 2B				1-0 1B	3	0	2	1	1	0	1				
Bobby Gene Smith, R OBP: 0.270, SLG: 0.287 (8, 7)	1-2 BB		1-2 BB		1-3 3H 2B					0	0	0	0	0	0	0				
Ken Boyer, R OBP: 0.394, SLG: 0.511 (1, 5)	3-2 6-3		0-1 F4		4-0 IBB				0-0 F9	3	0	0	0	1	0	5				
Fred Whitfield, L OBP: 0.322, SLG: 0.540 (1, 3)		0-3 K		1-1 F8		0-3 K			0-1 4-3	4	0	0	0	0	2	4				
Charlie James, R OBP: 0.319, SLG: 0.416 (8, 9)										0	0	0	0	0	0	0				
Gene Oliver, R OBP: 0.359, SLG: 0.408 (1, 2)		3-2 F2		0-3 K		0-0 PO			0-0 F2	2	0	0	0	0	1	0				
Red Schoendienst, S OBP: 0.390, SLG: 0.444 (5, PH)										0	0	0	0	0	0	0				
Jimmie Schaffer, R OBP: 0.279, SLG: 0.231 (6, 2)										2	0	0	0	0	0	0				
Julio Gotay, R OBP: 0.329, SLG: 0.315 (1, 6)		0-1 1-3		0-1 1B		3-2 F7			1-0 4-3	4	0	1	0	0	0	0				
Ernie Broglio, R OBP: 0.158, SLG: 0.135 (1, 1)			0-1 6-3		0-3 K				0-1 G3	4	1	0	0	0	1	1				
Inning Stats	R: 1 E: 0 K: 0 S: 7	H: 1 LOB: 1 BB: 1 P: 15	R: 0 E: 0 K: 1 S: 10	H: 0 LOB: 0 BB: 0 P: 13	R: 0 E: 0 K: 2 S: 10	H: 1 LOB: 1 BB: 0 P: 11	R: 0 E: 0 K: 2 S: 10	H: 1 LOB: 1 BB: 0 P: 11	R: 1 E: 1 K: 1 S: 13	H: 1 LOB: 2 BB: 2 P: 24	R: 1 E: 1 K: 0 S: 11	H: 1 LOB: 1 BB: 0 P: 18	R: 0 E: 0 K: 0 S: 5	H: 1 LOB: 1 BB: 0 P: 6	R: 0 E: 0 K: 0 S: 5	H: 0 LOB: 0 BB: 0 P: 6	1B: 5 2B: 2 3B: 0 HR: 0	SF: 0 SAC: 0 DP: 0 HBP: 0	WP: 0 PB: 0 SB: 0 CS: 0	PA: 37
PITCHER Stan Williams, R ERA: 4.75 (1, 1)	IP: 7.0 WLS: L BF: 33 H: 7 R: 3 ER: 2 SO: 4 BB: 3 IBB: 1 HBP: 0 BLK: 0 WP: 0 HR: 0 S: 67 P: 105 ERA: 2.57 WHIP: 1.429															PITCHER				
Larry Sherry, R ERA: 2.85 (8, 1)	IP: 1.0 WLS: 3 BF: 0 H: 0 R: 0 ER: 0 SO: 0 BB: 0 IBB: 0 HBP: 0 BLK: 0 WP: 0 HR: 5 S: 6 P: 6 ERA: 0.00 WHIP: 0.000															PITCHER				

Batter	1	2	3	4	5	6	7	8	9	AB	R	H	RBI	BB	SO	LOB	TOP				
Richie Ashburn, L OBP: 0.416, SLG: 0.409 (1, 8)										4	0	1	0	1	2	2	New York Mets @ St. Louis Cardinals Sportsman's Park, St. Louis, MO Fri Jul 27 1962, 8:05 PM EDT Unknown - 79 F				
Rod Kanehl, R OBP: 0.326, SLG: 0.393 (1, 4)										5	0	1	0	0	0	4					
Felix Mantilla, R OBP: 0.327, SLG: 0.418 (1, 5)										4	0	1	0	0	0	6					
Frank Thomas, R OBP: 0.345, SLG: 0.508 Joe Christopher, R OBP: 0.272, SLG: 0.307 (8, 7)										4	0	0	0	0	1	1					
Mary Throneberry, L OBP: 0.312, SLG: 0.376 (1, 3)										3	0	1	0	1	1	0					
Jim Hickman, R OBP: 0.349, SLG: 0.453 (1, 9)										4	0	1	0	0	1	1					
Elio Chacon, R OBP: 0.350, SLG: 0.287 Charlie Neal, R OBP: 0.317, SLG: 0.365 (7, PR)										3	0	1	0	0	0	2					
Choo-Choo Coleman, L OBP: 0.286, SLG: 0.167 (1, 2)										3	1	1	0	1	0	1					
Al Jackson, L OBP: 0.128, SLG: 0.133 (1, 1)										2	0	0	0	0	1	1					
Inning Stats	R: 0 E: 0 K: 2 S: 8	H: 1 LOB: 1 BB: 0 P: 8	R: 0 E: 0 K: 1 S: 5	H: 0 LOB: 0 BB: 0 P: 5	R: 1 E: 1 K: 1 S: 7	H: 1 LOB: 1 BB: 0 P: 7	R: 0 E: 0 K: 0 S: 4	H: 2 LOB: 1 BB: 0 P: 4	R: 0 E: 0 K: 1 S: 5	H: 0 LOB: 0 BB: 0 P: 5	R: 0 E: 1 K: 0 S: 5	H: 1 LOB: 3 BB: 1 P: 9	R: 0 E: 0 K: 1 S: 5	H: 0 LOB: 1 BB: 1 P: 9	R: 0 E: 0 K: 0 S: 3	H: 0 LOB: 1 BB: 1 P: 7		1B: 7 2B: 0 3B: 0 HR: 0	SF: 0 SAC: 2 DP: 1 HBP: 0	WP: 0 PB: 0 SB: 0 CS: 0	PA: 38
PITCHER	IP	WLS	BF	H	R	ER	SO	BB	IBB	HBP	BLK	WP	HR	S	P	ERA	WHIP				
Bob Gibson, R ERA: 2.51 (1, 1)	8.0	L	34	7	1	0	7	1	1	0	0	0	0	46	54	0.00	1.000				
Lindy McDaniel, R ERA: 2.78 (9, 1)	1.0		4	0	0	0	0	1	0	0	0	0	0	3	7	0.00	1.000				

AB 33
R 1
H 7
RBI 0
BB 3
SO 7
LOB 19



Batter	1	2	3	4	5	6	7	8	9	AB	R	H	RBI	BB	SO	LOB	BOTTOM					
Curt Flood, R OBP: 0.335, SLG: 0.414 (1, 8)										4	0	1	0	0	0	1	New York Mets @ St. Louis Cardinals Sportsman's Park, St. Louis, MO Fri Jul 27 1962, 8:05 PM EDT Unknown - 79 F					
Julian Javier, R OBP: 0.315, SLG: 0.340 (1, 4)										3	0	0	0	1	0	2						
Bill White, L OBP: 0.358, SLG: 0.470 (1, 3)										4	0	1	0	0	1	2						
Ken Boyer, R OBP: 0.391, SLG: 0.507 (1, 5)										4	0	1	0	0	0	2						
Charlie James, R OBP: 0.321, SLG: 0.416 (1, 9)										4	0	2	0	0	0	1						
Bobby Gene Smith, R OBP: 0.278, SLG: 0.308 (1, 7)										4	0	2	0	0	0	2						
Gene Oliver, R OBP: 0.357, SLG: 0.402 (1, 2)										3	0	0	0	1	0	2						
Julio Gotay, R OBP: 0.326, SLG: 0.313 Red Schoendienst, S OBP: 0.383, SLG: 0.436 Dal Maxwell, R OBP: 0.213, SLG: 0.200 (8, 6)										2	0	0	0	0	1	0						
Bob Gibson, R OBP: 0.351, SLG: 0.365 Stan Musial, L OBP: 0.425, SLG: 0.553 Minnie Minoso, R OBP: 0.240, SLG: 0.243 Lindy McDaniel, R ERA: 4.39 (9, 1)										2	0	1	0	0	0	0						
Inning Stats	R: 0 E: 0 K: 0 S: 3	H: 0 LOB: 0 BB: 0 P: 3	R: 0 E: 0 K: 0 S: 3	H: 1 LOB: 0 BB: 0 P: 3	R: 0 E: 0 K: 1 S: 5	H: 0 LOB: 0 BB: 0 P: 5	R: 0 E: 0 K: 0 S: 3	H: 0 LOB: 0 BB: 0 P: 3	R: 0 E: 0 K: 0 S: 4	H: 1 LOB: 1 BB: 0 P: 4	R: 0 E: 0 K: 1 S: 7	H: 2 LOB: 2 BB: 0 P: 7	R: 0 E: 0 K: 0 S: 4	H: 2 LOB: 2 BB: 1 P: 8	R: 0 E: 0 K: 0 S: 4	H: 2 LOB: 2 BB: 1 P: 8		R: 0 E: 0 K: 0 S: 4	H: 1 LOB: 1 BB: 0 P: 4	1B: 6 2B: 3 3B: 0 HR: 0	SF: 0 SAC: 0 DP: 3 HBP: 0	WP: 0 PB: 1 SB: 0 CS: 0
PITCHER	IP	WLS	BF	H	R	ER	SO	BB	IBB	HBP	BLK	WP	HR	S	P	ERA	WHIP					
Al Jackson, L ERA: 4.39 (1, 1)	9.0	W	35	9	0	0	2	1	1	0	0	0	0	37	45	0.00	1.111					

AB 33
R 0
H 9
RBI 0
BB 2
SO 2
LOB 16



Batter	1	2	3	4	5	6	7	8	9	AB	R	H	RBI	BB	SO	LOB	TOP																			
Richie Ashburn, L (1, 8) OBP: 0.423, SLG: 0.412	5-3		1B SF9 BB		1B FC5-2-5-1 1B	1-2 BB		BB 1B		3	1	2	0	2	0	0	New York Mets @ St. Louis Cardinals Sportsman's Park, St. Louis, MO Fri Jul 27 1962, 8:05 PM EDT Att: 18,722 - Unknown - 79 F																			
Rod Kanehl, R (1, 4) OBP: 0.336, SLG: 0.400	K2-3		1B SF8 1B		1B FC5-2-5-1 1B	F7		1-2 BB 1B		5	1	3	1	0	1	2																				
Felix Mantilla, R (1, 5) OBP: 0.325, SLG: 0.413	4-3		SF9		FC5-2-5-1 G3 1-3		F8	1-2 2-3 BB		3	0	0	1	1	0	2																				
Gene Woodling, L (1, 7) OBP: 0.379, SLG: 0.395 Joe Christopher, R (8, 7) OBP: 0.272, SLG: 0.307	4-3		FC5-4 1B		G3		FC5-4 1B	F9		5	0	2	0	0	0	5																				
Mary Throneberry, L (1, 3) OBP: 0.314, SLG: 0.387	6-3		SF8		FC6-4 IBB		F8			3	1	1	1	1	0	1																				
Jim Hickman, R (1, 9) OBP: 0.346, SLG: 0.452	6-3		FC5-4		FC6-4		FC5-4	3-1 2B		5	0	1	1	0	0	5																				
Choo-Choo Coleman, L (1, 2) OBP: 0.273, SLG: 0.400 Ed Bouchee, L (9, PH) OBP: 0.298, SLG: 0.291	1B 3B		G3		L4		1-3	3-1		4	1	1	0	0	0	0																				
Charlie Neal, R (1, 6) OBP: 0.317, SLG: 0.364 Frank Thomas, R (9, PH) OBP: 0.344, SLG: 0.507	6-3		6-3		L9		E4 1B WP 1B	5-3		4	1	1	1	0	0	0																				
Bob Moorhead, R (1, 1) OBP: 0.286, SLG: 0.063 Ray Daviault, R (6, 1)	K		K		BB 1B		F9			3	0	1	0	0	2	1																				
Inning Stats	R: 0 E: 0 K: 1 S: 5	H: 0 LOB: 0 BB: 0 P: 5	R: 2 E: 0 K: 1 S: 8	H: 3 LOB: 1 BB: 0 P: 8	R: 2 E: 0 K: 0 S: 5	H: 2 LOB: 1 BB: 1 P: 9	R: 0 E: 0 K: 1 S: 5	H: 0 LOB: 0 BB: 0 P: 5	R: 0 E: 0 K: 0 S: 4	H: 1 LOB: 2 BB: 1 P: 8	R: 0 E: 0 K: 0 S: 4	H: 1 LOB: 1 BB: 0 P: 4	R: 1 E: 1 K: 0 S: 6	H: 2 LOB: 3 BB: 1 P: 10	R: 0 E: 0 K: 0 S: 4	H: 1 LOB: 1 BB: 0 P: 4		1B: 9 2B: 1 3B: 2 HR: 0	SF: 2 SAC: 0 DP: 0 HBP: 0	WP: 1 PA: 44 PB: 0 SB: 0 CS: 0																
PITCHER	IP	WLS	BF	H	R	ER	SO	BB	IBB	HBP	BLK	WP	HR	S	P	ERA	WHIP	PITCHER		IP	WLS	BF	H	R	ER	SO	BB	IBB	HBP	BLK	WP	HR	S	P	ERA	WHIP
Larry Jackson, R (1, 1) ERA: 4.04	7.0		33	9	4	4	3	2	1	0	0	0	0	36	48	5.14	1.571																			
Bob Duliba, R (8, 1) ERA: 1.09	1.1	W	9	3	1	0	0	1	0	0	0	1	0	8	12	0.00	3.000																			
Lindy McDaniel, R (9, 1) ERA: 2.75	0.2	S	2	0	0	0	0	0	0	0	0	0	0	2	2	0.00	0.000																			

AB	38
R	5
H	12
RBI	5
BB	4
SO	3
LOB	19



Batter	1	2	3	4	5	6	7	8	9	AB	R	H	RBI	BB	SO	LOB	BOTTOM																			
Julian Javier, R (1, 4) OBP: 0.312, SLG: 0.336	P4	F5			K		6-3			4	0	0	0	0	1	0	New York Mets @ St. Louis Cardinals Sportsman's Park, St. Louis, MO Fri Jul 27 1962, 8:05 PM EDT Att: 18,722 - Unknown - 79 F																			
Bill White, L (1, 3) OBP: 0.357, SLG: 0.468	1-3		F7		1B		P3			4	0	1	0	0	0	0																				
Curt Flood, R (1, 8) OBP: 0.338, SLG: 0.422	BB E 1B		6-3 3B		K			BB HR 1B		4	3	3	0	0	1	1																				
Stan Musial, L (1, 7) OBP: 0.426, SLG: 0.549	6-3 E 1B BB		6-3		BB BB		F8			2	1	0	1	2	0	1																				
Carl Sawatski, L (1, 2) OBP: 0.386, SLG: 0.476 Minnie Minoso, R (8, PR) OBP: 0.240, SLG: 0.243 Jimmie Schaffer, R (9, 2) OBP: 0.279, SLG: 0.231	E8 1B		4-3		BB BB		BB BB	HR BB		2	0	0	0	2	0	1																				
Charlie James, R (1, 9) OBP: 0.324, SLG: 0.430	1-2 3-H 1B		P4		BB BB		K	HR		4	1	2	4	0	1	2																				
Ken Boyer, R (1, 5) OBP: 0.392, SLG: 0.508	P5		G4-6-3 BB		F7			2B		3	0	1	0	1	0	4																				
Julio Gotay, R (1, 6) OBP: 0.324, SLG: 0.310 Red Schoendienst, S (8, PH) OBP: 0.380, SLG: 0.431 Dal Maxvill, R (7, 6) OBP: 0.236, SLG: 0.196	F8		G4-6-3 1-2		K		K	5-3		2	0	0	0	0	1	1																				
Larry Jackson, R (1, 1) OBP: 0.274, SLG: 0.281 Bobby Gene Smith, R (7, PH) OBP: 0.274, SLG: 0.359 Bob Duliba, R (8, 1) Lindy McDaniel, R (9, 1)	F7		K		K		K	K		2	0	0	0	0	1	0																				
Inning Stats	R: 2 E: 1 K: 0 S: 6	H: 2 LOB: 2 BB: 1 P: 10	R: 0 E: 0 K: 0 S: 3	H: 0 LOB: 0 BB: 0 P: 3	R: 1 E: 0 K: 0 S: 4	H: 1 LOB: 0 BB: 0 P: 4	R: 0 E: 0 K: 0 S: 2	H: 0 LOB: 0 BB: 1 P: 6	R: 0 E: 0 K: 3 S: 10	H: 1 LOB: 1 BB: 0 P: 10	R: 0 E: 0 K: 2 S: 7	H: 0 LOB: 2 BB: 2 P: 15	R: 0 E: 0 K: 1 S: 5	H: 0 LOB: 0 BB: 0 P: 5	R: 3 E: 0 K: 1 S: 8	H: 3 LOB: 2 BB: 1 P: 12		1B: 4 2B: 1 3B: 1 HR: 1	SF: 0 SAC: 0 DP: 1 HBP: 0	WP: 0 PA: 36 PB: 0 SB: 0 CS: 0																
PITCHER	IP	WLS	BF	H	R	ER	SO	BB	IBB	HBP	BLK	WP	HR	S	P	ERA	WHIP	PITCHER		IP	WLS	BF	H	R	ER	SO	BB	IBB	HBP	BLK	WP	HR	S	P	ERA	WHIP
Bob Moorhead, R (1, 1) ERA: 4.28	5.0		23	4	3	1	3	4	0	0	0	0	0	25	41	1.80	1.600																			
Ray Daviault, R (6, 1) ERA: 6.69	3.0	L	13	3	3	3	4	1	0	0	0	0	1	20	24	9.00	1.333																			


AB	31
R	6
H	7
RBI	5
BB	5
SO	7
LOB	16



Batter	1	2	3	4	5	6	7	8	9	AB	R	H	RBI	BB	SO	LOB	TOP		
Richie Ashburn, L OBP: 0.432, SLG: 0.420 (1, 8)										5	1	4	1	1	0	0			
Rod Kanehl, R OBP: 0.342, SLG: 0.418 (1, 4)										6	2	3	1	0	0	4			
Felix Mantilla, R OBP: 0.323, SLG: 0.410 (1, 5)										5	0	1	0	0	0	6			
Frank Thomas, R OBP: 0.342, SLG: 0.501 Mary Thronberry, L OBP: 0.314, SLG: 0.387 (9, 3)										4	0	0	0	1	0	3			
Jim Hickman, R OBP: 0.347, SLG: 0.450 (1, 9)										5	1	2	1	0	0	2			
Joe Christopher, R OBP: 0.276, SLG: 0.317 (1, 7)										5	2	2	0	0	2	3			
Charlie Neal, R OBP: 0.318, SLG: 0.365 (1, 6)										4	2	1	0	1	0	2			
Chris Cannizzaro, R OBP: 0.350, SLG: 0.235 (1, 2)										3	0	1	1	0	1	1			
Jay Hook, L OBP: 0.292, SLG: 0.209 Gene Woodling, L OBP: 0.392, SLG: 0.413 Ken MacKenzie, R OBP: 0.143, SLG: 0.143 Willard Hunter, R OBP: 0.273, SLG: 0.273 Craig Anderson, R OBP: 0.111, SLG: 0.111 (9, 1)										1	0	0	0	0	0	0			
Inning Stats	R: 1 E: 0 K: 0 S: 6	H: 3 LOB: 2 BB: 0 P: 6	R: 1 E: 1 K: 0 S: 5	H: 2 LOB: 2 BB: 0 P: 6	R: 0 E: 0 K: 1 S: 6	H: 1 LOB: 1 BB: 0 P: 6	R: 1 E: 0 K: 1 S: 7	H: 2 LOB: 1 BB: 0 P: 7	R: 4 E: 1 K: 0 S: 6	H: 3 LOB: 1 BB: 1 P: 10	R: 0 E: 0 K: 2 S: 8	H: 1 LOB: 1 BB: 0 P: 8	R: 1 E: 1 K: 0 S: 5	H: 1 LOB: 1 BB: 0 P: 5	R: 1 E: 0 K: 0 S: 5	H: 2 LOB: 2 BB: 1 P: 9	1B: 12 2B: 2 3B: 1 HR: 1	SF: 1 SAC: 1 DP: 0 HBP: 1	WP: 1 PA: 47
PITCHER	IP WLS BF H R ER SO BB IBB HBP BLK WP HR S P ERA WHIP																		
Ray Sadecki, L ERA: 5.54 (1, 1)	4.0	21	8	3	3	2	0	0	1	0	0	0	0	1	5	9	6.75	2.000	
Curt Simmons, L ERA: 3.88 (5, 1)	0.2	L 6	2	4	0	0	1	0	0	0	0	0	1	5	9	0.00	4.500		
Bob Duliba, R ERA: 0.98 (5, 1)	1.1	5	2	0	0	0	1	0	0	0	0	0	0	4	8	0.00	2.250		
Lindy McDaniel, R ERA: 2.88 (7, 1)	2.0	9	2	1	0	2	0	0	0	0	0	0	0	13	13	0.00	1.000		
Don Ferrarese, L ERA: 3.14 (9, 1)	1.0	6	2	1	0	0	1	0	0	0	0	0	0	5	9	0.00	3.000		

New York Mets @ St. Louis Cardinals
Sportsman's Park, St. Louis, MO
Sat Jul 28 1962, 8:05 PM EDT
Att: 15,008 - Unknown

AB 41
R 9
H 16
RBI 7
BB 3
SO 4
LOB 22



Batter	1	2	3	4	5	6	7	8	9	AB	R	H	RBI	BB	SO	LOB	BOTTOM				
Julian Javier, R OBP: 0.311, SLG: 0.342 (1, 4)										5	1	1	1	0	0	2					
Bill White, L OBP: 0.355, SLG: 0.463 (1, 3)										4	1	0	0	1	0	1					
Curt Flood, R OBP: 0.339, SLG: 0.429 (1, 8)										5	2	2	2	0	1	1					
Stan Musial, L OBP: 0.429, SLG: 0.552 (1, 7)										4	0	2	0	1	0	0					
Ken Boyer, R OBP: 0.388, SLG: 0.501 (1, 5)										5	0	0	0	0	0	4					
Charlie James, R OBP: 0.323, SLG: 0.433 (1, 9)										5	1	3	1	0	0	2					
Gene Oliver, R OBP: 0.363, SLG: 0.412 (1, 2)										5	1	3	0	0	0	2					
Julio Gotay, R OBP: 0.324, SLG: 0.310 (1, 6)										4	1	1	1	0	0	4					
Ray Sadecki, L OBP: 0.381, SLG: 0.162 Fred Whitfield, L OBP: 0.316, SLG: 0.354 Curt Simmons, L OBP: 0.326, SLG: 0.216 Bob Duliba, R OBP: 0.143, SLG: 0.143 Bobby Gene Smith, R OBP: 0.276, SLG: 0.277 Lindy McDaniel, R OBP: 0.276, SLG: 0.277 Red Schoendienst, S OBP: 0.286, SLG: 0.287 Don Ferrarese, L OBP: 0.286, SLG: 0.287 (9, 1)										1	0	0	0	0	0	0					
Inning Stats	R: 0 E: 0 K: 1 S: 5	H: 0 LOB: 0 BB: 0 P: 5	R: 0 E: 0 K: 0 S: 4	H: 2 LOB: 2 BB: 0 P: 5	R: 0 E: 1 K: 0 S: 4	H: 0 LOB: 1 BB: 0 P: 4	R: 5 E: 0 K: 0 S: 8	H: 5 LOB: 0 BB: 0 P: 8	R: 1 E: 0 K: 0 S: 5	H: 2 LOB: 1 BB: 0 P: 5	R: 0 E: 0 K: 0 S: 3	H: 0 LOB: 0 BB: 0 P: 3	R: 0 E: 0 K: 0 S: 4	H: 1 LOB: 1 BB: 0 P: 4	R: 0 E: 0 K: 0 S: 5	H: 2 LOB: 2 BB: 0 P: 5	R: 2 E: 0 K: 0 S: 4	H: 1 LOB: 1 BB: 2 P: 12	1B: 8 2B: 2 3B: 0 HR: 3	SF: 0 SAC: 0 DP: 0 HBP: 0	WP: 0 PA: 43
PITCHER	IP WLS BF H R ER SO BB IBB HBP BLK WP HR S P ERA WHIP																				
Jay Hook, R ERA: 5.88 (1, 1)	4.0	20	7	5	5	1	0	0	0	0	0	0	0	1	18	22	6.75	1.750			
Ken MacKenzie, L ERA: 5.8 (5, 1)	4.0	W 19	6	3	3	0	1	0	0	0	0	0	0	1	18	22	6.75	1.750			
Willard Hunter, L ERA: 8.06 (9, 1)	0.0	1	0	0	0	0	1	0	0	0	0	0	0	0	4	∞	∞				
Craig Anderson, R ERA: 5.0 (9, 1)	1.0	S 3	0	0	0	0	0	0	0	0	0	0	0	3	3	0.00	0.000				

New York Mets @ St. Louis Cardinals
Sportsman's Park, St. Louis, MO
Sat Jul 28 1962, 8:05 PM EDT
Att: 15,008 - Unknown

AB 41
R 8
H 13
RBI 8
BB 2
SO 1
LOB 18



Batter	1	2	3	4	5	6	7	8	9	AB	R	H	RBI	BB	SO	LOB	TOP					
Richie Ashburn, L OBP: 0.431, SLG: 0.420 (1, 8)										5	2	2	0	0	0	2						
Rod Kanehl, R OBP: 0.346, SLG: 0.427 (1, 4)										4	1	2	1	0	0	1						
Felix Mantilla, R OBP: 0.324, SLG: 0.409 (1, 5)										5	0	2	3	0	2	2						
Gene Woodling, L OBP: 0.379, SLG: 0.410 (1, 7)										4	0	1	0	0	0	3						
Mary Throneberry, L OBP: 0.322, SLG: 0.391 (1, 3)										3	0	2	0	1	0	0						
Jim Hickman, R OBP: 0.341, SLG: 0.442 (1, 9)										4	0	0	0	0	1	5						
Charlie Neal, R OBP: 0.320, SLG: 0.370 (1, 6)										4	1	2	0	0	0	2						
Chris Cannizzaro, R OBP: 0.343, SLG: 0.229 (1, 2)										2	0	0	0	0	1	2						
Ed Bouchee, L OBP: 0.305, SLG: 0.291 (7, PH)										0	0	0	0	1	0	0						
Choo-Choo Coleman, L OBP: 0.333, SLG: 0.455 (7, 2)										1	0	1	1	0	0	0						
Bob Miller, R OBP: 0.208, SLG: 0.292 (1, 1)										2	0	0	0	0	1	0						
Frank Thomas, R OBP: 0.342, SLG: 0.500 (7, PH)										1	0	0	0	0	0	2						
Ray Davault, R OBP: 0.280, SLG: 0.329 (9, PH)										0	0	0	0	0	0	0						
Joe Christopher, R OBP: 0.280, SLG: 0.329 (9, PH)										1	1	1	0	0	0	0						
Inning Stats	R: 0 E: 0 K: 0 S: 3	H: 0 LOB: 0 BB: 0 P: 3	R: 0 E: 0 K: 0 S: 4	H: 1 LOB: 2 BB: 1 P: 8	R: 2 E: 0 K: 1 S: 7	H: 3 LOB: 0 BB: 0 P: 7	R: 0 E: 0 K: 0 S: 3	H: 1 LOB: 0 BB: 0 P: 3	R: 0 E: 0 K: 1 S: 5	H: 0 LOB: 0 BB: 0 P: 5	R: 0 E: 0 K: 1 S: 5	H: 1 LOB: 2 BB: 0 P: 5	R: 0 E: 0 K: 1 S: 6	H: 1 LOB: 2 BB: 1 P: 10	R: 1 E: 0 K: 0 S: 6	H: 3 LOB: 2 BB: 0 P: 6	R: 2 E: 0 K: 1 S: 8	H: 3 LOB: 1 BB: 0 P: 8	1B: 10 2B: 5 3B: 0 HR: 0	SF: 0 SAC: 1 DP: 2 HBP: 0	WP: 0 PB: 0 SB: 0 CS: 1	PA: 39
PITCHER	IP	WLS	BF	H	R	ER	SO	BB	IBB	HBP	BLK	WP	HR	S	P	ERA	WHIP					
Ernie Broglio, R ERA: 3.16 (1, 1)	8.0	W	33	10	3	3	4	2	0	0	0	0	0	39	47	3.38	1.500					
Bob Gibson, R ERA: 2.61 (9, 1)	1.0	S	6	3	2	2	1	0	0	0	0	0	0	8	8	18.00	3.000					

New York Mets @ St. Louis Cardinals
Sportsman's Park, St. Louis, MO
Sun Jul 29 1962, 4:33 AM EDT
Unknown

AB 36
R 5
H 13
RBI 5
BB 2
SO 5
LOB 19



Batter	1	2	3	4	5	6	7	8	9	AB	R	H	RBI	BB	SO	LOB	BOTTOM				
Curt Flood, R OBP: 0.338, SLG: 0.426 (1, 8)										3	1	0	0	1	0	0					
Julian Javier, R OBP: 0.312, SLG: 0.349 (1, 4)										4	4	2	0	0	0	2					
Bill White, L OBP: 0.354, SLG: 0.459 (1, 3)										3	0	0	1	1	0	3					
Stan Musial, L OBP: 0.430, SLG: 0.549 (1, 7)										3	1	1	1	1	1	1					
Bob Gibson, R OBP: 0.351, SLG: 0.365 (9, 1)										0	0	0	0	0	0	0					
Ken Boyer, R OBP: 0.386, SLG: 0.499 (1, 5)										4	0	1	2	0	1	1					
Charlie James, R OBP: 0.325, SLG: 0.428 (1, 9)										3	0	0	0	0	0	0					
Jimmie Schaffer, R OBP: 0.261, SLG: 0.214 (1, 2)										3	0	0	0	0	1	0					
Dal Maxvill, R OBP: 0.216, SLG: 0.204 (1, 6)										3	0	1	0	0	1	0					
Ernie Broglio, R OBP: 0.150, SLG: 0.128 (1, 1)										2	0	0	0	0	1	1					
Fred Whitfield, L OBP: 0.323, SLG: 0.570 (8, PH)										1	0	1	0	0	0	0					
Minnie Minoso, R OBP: 0.240, SLG: 0.243 (8, PH)										0	0	0	0	0	0	0					
Bobby Gene Smith, R OBP: 0.272, SLG: 0.304 (9, 7)										0	0	0	0	0	0	0					
Inning Stats	R: 1 E: 1 K: 0 S: 4	H: 1 LOB: 1 BB: 0 P: 4	R: 0 E: 0 K: 1 S: 5	H: 0 LOB: 0 BB: 0 P: 5	R: 0 E: 0 K: 0 S: 3	H: 0 LOB: 0 BB: 0 P: 3	R: 1 E: 0 K: 2 S: 8	H: 1 LOB: 0 BB: 0 P: 8	R: 0 E: 0 K: 1 S: 6	H: 1 LOB: 1 BB: 0 P: 6	R: 1 E: 2 K: 0 S: 4	H: 1 LOB: 1 BB: 1 P: 8	R: 0 E: 0 K: 1 S: 5	H: 0 LOB: 0 BB: 0 P: 5	R: 3 E: 0 K: 0 S: 4	H: 2 LOB: 1 BB: 2 P: 12	1B: 4 2B: 1 3B: 1 HR: 0	SF: 0 SAC: 0 DP: 0 HBP: 0	WP: 0 PB: 0 SB: 1 CS: 1	PA: 33	
PITCHER	IP	WLS	BF	H	R	ER	SO	BB	IBB	HBP	BLK	WP	HR	S	P	ERA	WHIP				
Bob Miller, R ERA: 5.03 (1, 1)	6.0	L	23	4	3	1	4	1	0	0	0	0	0	30	34	1.50	0.833				
Ray Davault, R ERA: 7.02 (7, 1)	2.0	L	9	2	3	3	1	1	1	0	0	0	0	9	17	13.50	1.500				

New York Mets @ St. Louis Cardinals
Sportsman's Park, St. Louis, MO
Sun Jul 29 1962, 4:33 AM EDT
Unknown

AB 29
R 6
H 6
RBI 4
BB 3
SO 5
LOB 8



Batter	1	2	3	4	5	6	7	8	9	AB	R	H	RBI	BB	SO	LOB	TOP			
Richie Ashburn, L OBP: 0.439, SLG: 0.427 (1, 8) (2, 9)	0-0 4-3 BB 1B		0-0 SH1-3 1B		4-0 G6-3 BB		0-0 CS 1B			3	0	3	0	1	0	0	New York Mets @ St. Louis Cardinals Sportsman's Park, St. Louis, MO Sun Jul 29 1962, 4:38 AM EDT Att: 15,443 - Unknown			
Felix Mantilla, R OBP: 0.324, SLG: 0.407 (1, 5) (2, 5)	4-0 4-3 BB		0-0 SH1-3		0-0 G6-3		0-3 K			2	0	0	0	1	1	2				
Gene Woodling, L OBP: 0.376, SLG: 0.408 Jim Hickman, R OBP: 0.341, SLG: 0.439 (1, 9) (2, 8)	0-0 4-3		0-0 F3		4-0 2B BB		0-0 F8			1	0	0	0	0	0	2				
Frank Thomas, R OBP: 0.341, SLG: 0.500 (1, 7)	0-0 P6		0-0 6-3		0-0 1B 2B		0-0 L4			4	0	1	1	0	0	3				
Mary Throneberry, L OBP: 0.321, SLG: 0.388 (1, 3)	0-3 K				0-0 6-3		0-0 L8			4	0	1	0	0	1	2				
Rod Kanehl, R OBP: 0.350, SLG: 0.429 (1, 4)		0-0 F9 S 1B		0-0 1B		0-0 4-3		0-0 6-3		4	0	2	0	0	0	0				
Charlie Neal, R OBP: 0.319, SLG: 0.369 (1, 6)		0-3 K		0-0 F9		0-0 G6-4-3 1B		0-0 6-3		4	0	1	0	0	1	2				
Joe Pignatano, R OBP: 0.406, SLG: 0.370 Ed Bouchee, L OBP: 0.302, SLG: 0.287 (1, 2) (9, PH)		0-0 F9		0-0 G6-4-3 1B		0-0 G6-4-3		0-0 3-1		3	0	1	0	0	0	2				
Roger Craig, R OBP: 0.120, SLG: 0.043 Bob Miller, R OBP: 0.208, SLG: 0.292 (1, 1) (8, 1)		0-0 6-3		0-0 F9			0-0 F2			3	0	0	0	0	0	3				
Inning Stats	R: 0 E: 0 K: 1 S: 6	H: 1 LOB: 2 BB: 1 P: 10	R: 0 E: 0 K: 1 S: 6	H: 1 LOB: 1 BB: 0 P: 6	R: 0 E: 0 K: 0 S: 4	H: 1 LOB: 1 BB: 0 P: 4	R: 0 E: 0 K: 0 S: 5	H: 2 LOB: 2 BB: 0 P: 5	R: 1 E: 0 K: 0 S: 3	H: 2 LOB: 2 BB: 2 P: 11	R: 0 E: 0 K: 0 S: 3	H: 1 LOB: 0 BB: 0 P: 5	R: 0 E: 0 K: 0 S: 3	H: 0 LOB: 0 BB: 0 P: 3	R: 0 E: 0 K: 0 S: 3	H: 0 LOB: 0 BB: 0 P: 3		1B: 8 2B: 1 3B: 0 HR: 0	SF: 0 SAC: 1 DP: 2 HBP: 0	WP: 0 PB: 0 SB: 1 CS: 1
PITCHER Ray Washburn, R ERA: 3.96 Bob Duliba, R ERA: 0.89	IP: 7.0 WLS: W BF: 29	H: 9 R: 1 ER: 1 SO: 3	BB: 3 IBB: 0 HBP: 0 BLK: 0	WP: 0 HR: 0 S: 32 P: 44	ERA: 1.29 WHIP: 1.714											ERA: 0.00 WHIP: 0.000				

Batter	1	2	3	4	5	6	7	8	9	AB	R	H	RBI	BB	SO	LOB	BOTTOM	
Curt Flood, R OBP: 0.338, SLG: 0.424 (1, 8)	0-0 1-3		0-0 F9			0-0 F2		0-0 1B		4	1	1	2	0	0	0	New York Mets @ St. Louis Cardinals Sportsman's Park, St. Louis, MO Sun Jul 29 1962, 4:38 AM EDT Att: 15,443 - Unknown	
Julian Javier, R OBP: 0.314, SLG: 0.353 (1, 4)	0-0 F8		0-0 F7			0-0 3-1 2B		0-0 CS 1B		4	0	2	2	0	0	0		
Bill White, L OBP: 0.355, SLG: 0.467 (1, 7) (9, 3)	0-0 HR				0-0 L4		0-0 3-1 2B		0-0 CS 1B	4	1	2	1	0	0	1		
Ken Boyer, R OBP: 0.385, SLG: 0.499 (1, 5)	0-3 K				0-0 4-3 2B		0-0 F2		0-0 G6-4-3	4	0	1	0	0	1	2		
Fred Whitfield, L OBP: 0.310, SLG: 0.546 Bobby Gene Smith, R OBP: 0.432, SLG: 0.549 (1, 3) (9, 7)		0-0 G3		0-0 4-3			0-0 P6		0-3 K	4	0	0	0	0	1	1		
Charlie James, R OBP: 0.322, SLG: 0.423 (1, 9)		0-0 4-3		0-3 K			0-0 6-3			3	0	0	0	0	1	1		
Jimmie Schaffer, R OBP: 0.286, SLG: 0.267 (1, 2)					0-3 K		0-0 BB 1B 2B			3	1	2	0	0	1	0		
Dal Maxvill, R OBP: 0.208, SLG: 0.196 Red Schoendienst, S OBP: 0.382, SLG: 0.427 Julio Gotay, R OBP: 0.324, SLG: 0.310 (1, 6) (7, PH) (8, 6)		0-0 1-3			0-0 F7		4-0 BB 1B BB		4-0 BB 1B BB	2	0	0	0	0	0	1		
Ray Washburn, R OBP: 0.250, SLG: 0.263 Stan Musial, L OBP: 0.432, SLG: 0.549 Minnie Minoza, R OBP: 0.240, SLG: 0.243 Bob Duliba, R (1, 1) (8, 1)			0-0 F8		0-0 F3		1-2 2-3 1B BB			2	0	0	0	0	0	0		
Inning Stats	R: 1 E: 0 K: 1 S: 6	H: 1 LOB: 0 BB: 0 P: 6	R: 0 E: 0 K: 0 S: 4	H: 1 LOB: 0 BB: 0 P: 4	R: 0 E: 0 K: 1 S: 6	H: 1 LOB: 1 BB: 0 P: 6	R: 0 E: 0 K: 0 S: 4	H: 1 LOB: 1 BB: 2 P: 4	R: 0 E: 0 K: 1 S: 5	H: 1 LOB: 0 BB: 0 P: 5	R: 0 E: 0 K: 0 S: 4	H: 3 LOB: 1 BB: 2 P: 13	R: 0 E: 0 K: 1 S: 5	H: 1 LOB: 0 BB: 0 P: 5	1B: 4 2B: 3 3B: 0 HR: 1	SF: 0 SAC: 0 DP: 1 HBP: 0		WP: 0 PB: 0 SB: 0 CS: 1
PITCHER Roger Craig, R ERA: 4.64 Bob Miller, R ERA: 5.03	IP: 7.0 WLS: L BF: 29	H: 7 R: 5 ER: 5 SO: 3	BB: 2 IBB: 0 HBP: 0 BLK: 0	WP: 0 HR: 1 S: 33 P: 41	ERA: 6.43 WHIP: 1.286											ERA: 0.00 WHIP: 0.000		

Batter	1	2	3	4	5	6	7	8	9	AB	R	H	RBI	BB	SO	LOB	TOP			
Curt Flood, R OBP: 0.337, SLG: 0.423 (1, 8)	F4		6-3			K		G6-4-3		4	0	1	0	0	1	1	St. Louis Cardinals @ Cincinnati Reds Crosley Field, Cincinnati, OH Wed Aug 01 1962, 7:05 PM EDT Att: 18,745 - Unknown livebaseballscorecards.com			
Julian Javier, R OBP: 0.316, SLG: 0.360 (1, 4)	F7							G6-4-3		4	1	2	0	0	0	3				
Bill White, L OBP: 0.352, SLG: 0.463 (1, 3)	1-3					G3-6				4	0	0	0	0	0	2				
Ken Boyer, R OBP: 0.382, SLG: 0.494 (1, 5)		F4								4	0	0	0	0	1	1				
Stan Musial, L OBP: 0.429, SLG: 0.545 (1, 7)		4-3								4	0	1	1	0	1	0				
Charlie James, R OBP: 0.318, SLG: 0.418 (1, 9)		F4								3	0	0	0	0	1	1				
Jimmie Schaffer, R OBP: 0.275, SLG: 0.255 (8, PH)										2	0	0	0	0	1	0				
Minnie Minoso, R OBP: 0.250, SLG: 0.243 (8, PH)										0	0	0	0	1	0	0				
Gene Oliver, R OBP: 0.363, SLG: 0.412 (8, 2)										0	0	0	0	0	0	0				
Dal Maxvill, R OBP: 0.232, SLG: 0.226 (1, 6)										2	0	1	0	1	0	0				
Larry Jackson, R OBP: 0.266, SLG: 0.271 (8, PH)										2	0	0	0	0	1	1				
Red Schoendienst, S OBP: 0.379, SLG: 0.453 (8, 1)										1	0	0	0	0	1	2				
Bobby Shantz, R (8, 1)										0	0	0	0	0	0	0				
Inning Stats	R: 0 E: 0 K: 0 S: 3	H: 0 LOB: 0 BB: 0 P: 3	R: 0 E: 0 K: 0 S: 3	H: 0 LOB: 0 BB: 0 P: 3	R: 0 E: 0 K: 1 S: 6	H: 1 LOB: 1 BB: 0 P: 6	R: 1 E: 0 K: 2 S: 9	H: 2 LOB: 1 BB: 0 P: 9	R: 0 E: 0 K: 1 S: 5	H: 0 LOB: 0 BB: 0 P: 5	R: 0 E: 0 K: 0 S: 3	H: 0 LOB: 0 BB: 0 P: 3	R: 0 E: 0 K: 1 S: 5	H: 1 LOB: 2 BB: 2 P: 13	R: 0 E: 0 K: 1 S: 5	H: 0 LOB: 0 BB: 0 P: 5	1B: 3 2B: 1 3B: 1 HR: 0	SF: 0 SAC: 0 DP: 2 HBP: 0	WP: 0 PB: 0 SB: 0 CS: 0	PA: 32
PITCHER Jim O'Toole, L ERA: 3.48 (1, 1)	IP: 9.0 WLS: W BF: 32 H: 5 R: 1 ER: 1 SO: 7 BB: 2 IBB: 0 HBP: 0 BLK: 0 WP: 0 HR: 0 S: 44 P: 52 ERA: 1.00 WHIP: 0.778															PITCHER IP: WLS: BF: H: R: ER: SO: BB: IBB: HBP: BLK: WP: HR: S: P: ERA: WHIP:				

Batter	1	2	3	4	5	6	7	8	9	AB	R	H	RBI	BB	SO	LOB	BOTTOM			
Eddie Kasko, R OBP: 0.289, SLG: 0.332 (1, 5)	F8		5-3			FC6-4				4	0	1	0	0	0	3	St. Louis Cardinals @ Cincinnati Reds Crosley Field, Cincinnati, OH Wed Aug 01 1962, 7:05 PM EDT Att: 18,745 - Unknown livebaseballscorecards.com			
Don Blasingame, L OBP: 0.348, SLG: 0.330 (1, 4)	F9		3-1			FC6-4				4	1	0	1	0	0	3				
Vada Pinson, L OBP: 0.335, SLG: 0.501 (1, 8)										4	0	2	1	0	0	0				
Jerry Lynch, L OBP: 0.352, SLG: 0.516 (1, 7)										4	2	2	0	0	1	1				
Frank Robinson, R OBP: 0.412, SLG: 0.591 (1, 9)										4	1	1	2	0	0	1				
Gordy Coleman, L OBP: 0.333, SLG: 0.485 (1, 3)										3	0	0	0	0	0	1				
Johnny Edwards, L OBP: 0.339, SLG: 0.418 (1, 2)										3	0	1	1	0	0	0				
Leo Cardenas, R OBP: 0.328, SLG: 0.397 (1, 6)										2	1	1	0	1	1	1				
Jim O'Toole, S OBP: 0.167, SLG: 0.153 (1, 1)										3	0	0	0	0	1	2				
Inning Stats	R: 0 E: 0 K: 1 S: 6	H: 1 LOB: 1 BB: 0 P: 6	R: 0 E: 0 K: 0 S: 3	H: 0 LOB: 0 BB: 0 P: 3	R: 0 E: 0 K: 1 S: 6	H: 1 LOB: 1 BB: 0 P: 6	R: 2 E: 0 K: 0 S: 5	H: 2 LOB: 0 BB: 0 P: 5	R: 2 E: 1 K: 0 S: 4	H: 1 LOB: 1 BB: 1 P: 8	R: 1 E: 0 K: 1 S: 7	H: 2 LOB: 1 BB: 0 P: 7	R: 0 E: 0 K: 0 S: 3	H: 1 LOB: 0 BB: 0 P: 3	R: 0 E: 0 K: 0 S: 3	H: 0 LOB: 0 BB: 0 P: 3		1B: 5 2B: 1 3B: 1 HR: 1	SF: 0 SAC: 0 DP: 0 HBP: 0	WP: 0 PB: 0 SB: 1 CS: 1
PITCHER Larry Jackson, R ERA: 4.03 (8, 1)	IP: 7.0 WLS: L BF: 29 H: 8 R: 5 ER: 3 SO: 3 BB: 1 IBB: 0 HBP: 0 BLK: 0 WP: 0 HR: 1 S: 34 P: 38 ERA: 3.86 WHIP: 1.286															PITCHER IP: WLS: BF: H: R: ER: SO: BB: IBB: HBP: BLK: WP: HR: S: P: ERA: WHIP:				

Batter	1	2	3	4	5	6	7	8	9	AB	R	H	RBI	BB	SO	LOB	TOP										
Curt Flood, R OBP: 0.342, SLG: 0.426 (1, 8)	0-0 FC5-4 1B		1-0 E S 1B HBP		1-0 SH3-4 HBP		0-0 SH3-4 WP 2B		0-0 L8	3	2	2	0	0	0	0											
Julian Javier, R OBP: 0.314, SLG: 0.357 (1, 4)	0-0 FC5-4 PB S 1-2		0-0 L9		0-0 SH3-4		0-0 SH3-4		0-0 F2	3	0	0	0	0	0	2											
Bill White, L OBP: 0.350, SLG: 0.459 (1, 9) (7, 3)	0-3 K		0-0 1B FC6-4 1B		0-3 K		0-3 K		0-0 1-3	5	1	1	1	0	3	2											
Stan Musial, L OBP: 0.430, SLG: 0.544 Charlie James, R OBP: 0.318, SLG: 0.418 (1, 7) (9, 9)	0-0 1-3		0-0 FC6-4 1B		0-3 K		0-0 1B			4	0	2	0	0	1	2											
Ken Boyer, R OBP: 0.383, SLG: 0.494 (1, 5)		0-0 FC6 1B	0-0 FC6-4		0-0 P4		0-0 1-2 1B			4	0	2	1	0	0	1											
Fred Whitfield, L OBP: 0.311, SLG: 0.540 Red Schoendienst, S OBP: 0.319, SLG: 0.419 Bobby Gene Smith, R OBP: 0.272, SLG: 0.304 (1, 3) (7, PH) (7, 9) (9, 7)	0-0 FC6 1B E 1-2		0-0 P6		0-0 2B 1B		0-0 F8			3	2	1	0	0	0	2											
Carl Sawatski, L OBP: 0.384, SLG: 0.471 (1, 2)	0-0 E1 1B		0-3 K		0-0 F5		0-3 K			4	0	1	0	0	2	1											
Dal Maxvill, R OBP: 0.233, SLG: 0.246 (1, 6)	0-3 K		0-0 F9		0-0 1-H 2B		0-0 5-3			4	0	1	1	0	1	1											
Ernie Broglio, R OBP: 0.136, SLG: 0.116 (1, 1)	0-0 L9		0-0 F8		0-0 6-3		0-3 K			4	0	0	0	0	1	2											
Inning Stats	R: 0 E: 0 K: 1 S: 6	H: 1 LOB: 1 BB: 0 P: 6	R: 1 E: 1 K: 1 S: 7	H: 2 LOB: 1 BB: 0 P: 7	R: 2 E: 0 K: 0 S: 5	H: 2 LOB: 1 BB: 0 P: 6	R: 0 E: 0 K: 1 S: 5	H: 0 LOB: 0 BB: 0 P: 5	R: 0 E: 0 K: 2 S: 7	H: 0 LOB: 1 BB: 0 P: 8	R: 1 E: 0 K: 0 S: 5	H: 2 LOB: 1 BB: 0 P: 5	R: 1 E: 0 K: 1 S: 8	H: 3 LOB: 2 BB: 0 P: 8	R: 0 E: 0 K: 2 S: 7	H: 0 LOB: 0 BB: 0 P: 7	R: 0 E: 0 K: 0 S: 3	H: 0 LOB: 0 BB: 0 P: 3	1B: 8 2B: 2 3B: 0 HR: 0	SF: 0 SAC: 1 DP: 0 HBP: 2	WP: 1 PB: 1 SB: 2 CS: 0	PA: 39					
PITCHER	IP	WLS	BF	H	R	ER	SO	BB	IBB	HBP	BLK	WP	HR	S	P	ERA	WHIP										
Bob Purkey, R ERA: 3.06 (1, 1)	6.2	L	32	10	5	4	6	0	0	2	0	1	0	42	44	5.40	1.500										
Ted Wills, L ERA: 6.09 (7, 1)	1.1		4	0	0	0	2	0	0	0	0	0	0	8	8	0.00	0.000										
Dave Sisler, R ERA: 4.11 (9, 1)	1.0		3	0	0	0	0	0	0	0	0	0	0	3	3	0.00	0.000										

St. Louis Cardinals @ Cincinnati Reds
Crosley Field, Cincinnati, OH
Thu Aug 02 1962, 7:05 PM EDT
Att: 15,996 - Unknown

AB 35
R 5
H 10
RBI 3
BB 0
SO 8
LOB 15



Batter	1	2	3	4	5	6	7	8	9	AB	R	H	RBI	BB	SO	LOB	BOTTOM										
Eddie Kasko, R OBP: 0.289, SLG: 0.329 (1, 5)	4-0 FC5 1B BB		0-0 L9		0-3 K			0-0 F8		3	0	0	0	1	1	0											
Don Blasingame, L OBP: 0.354, SLG: 0.336 (1, 4)	0-0 FC5 1-2 1B		0-0 P5				0-0 1B			4	0	3	0	0	0	0											
Vada Pinson, L OBP: 0.332, SLG: 0.496 (1, 8)	0-0 FC5 FC6-4 1-2 2-3				0-0 4-1		0-0 F7		0-0 1-3	4	0	0	0	0	0	4											
Jerry Lynch, L OBP: 0.355, SLG: 0.519 (1, 7)	0-0 F7				4-0 BB BB		0-0 P4		0-0 3-1 WP 2B	3	1	1	0	1	0	3											
Frank Robinson, R OBP: 0.411, SLG: 0.586 (1, 9)	0-0 FC6-4				4-0 BB		0-0 L8		0-0 L7	3	0	0	0	1	0	4											
Gordy Coleman, L OBP: 0.330, SLG: 0.480 (1, 3)		0-3 K			0-0 P2		0-0 F7		0-0 3-1	4	0	0	0	0	1	3											
Johnny Edwards, L OBP: 0.334, SLG: 0.413 (1, 2)		0-0 4-3			0-0 4-3		0-0 F2		0-0 1-3	4	0	0	0	0	0	2											
Leo Cardenas, R OBP: 0.326, SLG: 0.393 (1, 6)		0-3 K			0-0 F7		0-0 F8			3	0	0	0	0	1	0											
Bob Purkey, R OBP: 0.139, SLG: 0.211 Ted Wills, L OBP: 0.250, SLG: 0.250 Marty Keough, L OBP: 0.377, SLG: 0.422 Dave Sisler, R (1, 1) (7, 1) (6, PH) (9, 1)					0-0 5-3		0-0 F7		0-0 F3	2	0	0	0	0	0	0											
Inning Stats	R: 0 E: 0 K: 0 S: 4	H: 1 LOB: 2 BB: 1 P: 8	R: 0 E: 0 K: 2 S: 7	H: 0 LOB: 0 BB: 0 P: 7	R: 0 E: 0 K: 0 S: 3	H: 0 LOB: 0 BB: 0 P: 3	R: 0 E: 0 K: 0 S: 3	H: 0 LOB: 2 BB: 2 P: 11	R: 0 E: 0 K: 1 S: 5	H: 0 LOB: 0 BB: 0 P: 5	R: 0 E: 0 K: 0 S: 4	H: 1 LOB: 1 BB: 0 P: 4	R: 0 E: 0 K: 0 S: 3	H: 0 LOB: 0 BB: 0 P: 3	R: 0 E: 0 K: 0 S: 4	H: 1 LOB: 0 BB: 0 P: 4	R: 1 E: 0 K: 0 S: 4	H: 1 LOB: 0 BB: 0 P: 4	1B: 3 2B: 1 3B: 0 HR: 0	SF: 0 SAC: 0 DP: 0 HBP: 0	WP: 1 PB: 0 SB: 0 CS: 0	PA: 34					
PITCHER	IP	WLS	BF	H	R	ER	SO	BB	IBB	HBP	BLK	WP	HR	S	P	ERA	WHIP										
Ernie Broglio, R ERA: 3.01 (1, 1)	9.0	W	34	4	1	1	3	3	0	0	0	1	0	37	49	1.00	0.778										

St. Louis Cardinals @ Cincinnati Reds
Crosley Field, Cincinnati, OH
Thu Aug 02 1962, 7:05 PM EDT
Att: 15,996 - Unknown

AB 31
R 1
H 4
RBI 0
BB 3
SO 3
LOB 16



Batter	1	2	3	4	5	6	7	8	9	AB	R	H	RBI	BB	SO	LOB	TOP						
Bob Lillis, R OBP: 0.274, SLG: 0.257 (1, 4)										5	2	1	0	0	1	2							
Al Spangler, L OBP: 0.380, SLG: 0.389 Jim Pendleton, R OBP: 0.271, SLG: 0.389 (6, PH) (6, 9)										3	2	2	0	0	0	1							
Carl Warwick, R OBP: 0.306, SLG: 0.422 (1, 9) (6, 7)										4	3	4	4	1	0	0							
Norm Larker, L OBP: 0.352, SLG: 0.367 (1, 3)										5	0	2	2	0	0	4							
Bob Aspromonte, R OBP: 0.360, SLG: 0.417 (1, 5)										4	0	2	1	1	1	1							
Jim Campbell, R OBP: 0.276, SLG: 0.242 (1, 2)										4	0	1	0	1	1	4							
Ron Davis, R OBP: 0.250, SLG: 0.182 (1, 8)										4	0	1	0	1	2	5							
J C Hartman, R OBP: 0.261, SLG: 0.261 (1, 6)										5	0	1	0	0	0	4							
Ken Johnson, R OBP: 0.128, SLG: 0.132 George Brunet, R OBP: 1.000, SLG: 1.000 Don McMahon, R OBP: 0.143, SLG: 0.143 (1, 1) (7, 1) (8, 1)										1	0	0	0	1	1	2							
Inning Stats	R: 3 E: 0 K: 1 S: 9	H: 4 LOB: 2 BB: 1 P: 13	R: 0 E: 0 K: 0 S: 4	H: 1 LOB: 2 BB: 1 P: 8	R: 0 E: 0 K: 3 S: 10	H: 1 LOB: 2 BB: 1 P: 14	R: 2 E: 0 K: 1 S: 8	H: 3 LOB: 1 BB: 0 P: 8	R: 0 E: 0 K: 0 S: 4	H: 1 LOB: 0 BB: 0 P: 4	R: 0 E: 0 K: 0 S: 3	H: 1 LOB: 1 BB: 0 P: 3	R: 0 E: 0 K: 0 S: 3	H: 1 LOB: 1 BB: 1 P: 7	R: 3 E: 2 K: 0 S: 7	H: 3 LOB: 2 BB: 1 P: 11	R: 0 E: 0 K: 1 S: 5	H: 0 LOB: 0 BB: 0 P: 5	1B: 13 2B: 2 3B: 0 HR: 1	SF: 0 SAC: 2 DP: 2 HBP: 0	WP: 0 PB: 0 SB: 1 CS: 0	PA: 46	
PITCHER	IP WLS BF H R ER SO BB IBB HBP BLK WP HR S P ERA WHIP	IP WLS BF H R ER SO BB IBB HBP BLK WP HR S P ERA WHIP																					
Bob Gibson, R ERA: 2.82 (1, 1)	3.1 L 22 9 5 5 4 3 0 0 0 0 1 27 39 13.50 3.600	4.1 0.2 11 3 0 0 1 0 0 0 0 0 4 14 0.00 0.000	5.1 3.0 2.93 (5, 1)	8.1 1.0 2.93 (8, 1)	1.0 3 0 0 0 1 0 0 0 0 0 5 5 0.00 0.000																		

Houston Colt 45's @ St. Louis Cardinals
Sportsman's Park, St. Louis, MO
Fri Aug 03 1962, 8:05 PM EDT
Att: 11,853 - Unknown

AB	39
R	8
H	15
RBI	7
BB	5
SO	6
LOB	25





Batter	1	2	3	4	5	6	7	8	9	AB	R	H	RBI	BB	SO	LOB	BOTTOM					
Curt Flood, R OBP: 0.340, SLG: 0.430 (1, 8)										5	1	1	1	0	1	0						
Julian Javier, R OBP: 0.312, SLG: 0.355 (1, 4)										5	0	1	0	0	1	0						
Bill White, L OBP: 0.355, SLG: 0.466 (1, 9) (9, 3)										5	0	4	0	0	0	1						
Stan Musial, L OBP: 0.433, SLG: 0.543 (1, 7)										4	0	2	0	1	1	2						
Ken Boyer, R OBP: 0.380, SLG: 0.489 (1, 5)										4	0	0	0	0	1	6						
Fred Whitfield, L OBP: 0.302, SLG: 0.524 Bobby Gene Smith, R OBP: 0.277, SLG: 0.309 (1, 3) (8, PH) (9, 9)										3	0	0	0	0	2	0						
Carl Sawatski, L OBP: 0.379, SLG: 0.463 Gene Oliver, R OBP: 0.365, SLG: 0.415 (1, 2) (6, PH) (9, 2)										3	0	0	0	0	1	0						
Dal Maxvill, R OBP: 0.250, SLG: 0.262 (1, 6)										4	1	2	0	0	1	2						
Bob Gibson, R OBP: 0.345, SLG: 0.358 Bob Doolin, R (4, PH) Minnie Minoso, R OBP: 0.247, SLG: 0.299 Don Ferrarese, R OBP: 0.300, SLG: 0.350 Charlie James, R OBP: 0.300, SLG: 0.432 Curt Simmons, L OBP: 0.300, SLG: 0.276 Red Schoendienst, S OBP: 0.270, SLG: 0.446 Bobby Shantz, R (1, 1) (4, 1) (5, 1) (7, PH) (8, PH) (9, 1)										1	0	0	0	0	0	0						
Inning Stats	R: 0 E: 0 K: 1 S: 7	H: 2 LOB: 0 BB: 0 P: 7	R: 0 E: 0 K: 1 S: 5	H: 0 LOB: 0 BB: 0 P: 5	R: 1 E: 0 K: 0 S: 5	H: 2 LOB: 1 BB: 1 P: 9	R: 0 E: 0 K: 2 S: 8	H: 1 LOB: 0 BB: 0 P: 8	R: 0 E: 0 K: 2 S: 8	H: 1 LOB: 1 BB: 0 P: 8	R: 0 E: 0 K: 2 S: 7	H: 0 LOB: 0 BB: 0 P: 7	R: 2 E: 0 K: 0 S: 7	H: 4 LOB: 2 BB: 0 P: 7	R: 0 E: 0 K: 1 S: 6	H: 2 LOB: 1 BB: 0 P: 6	R: 0 E: 0 K: 0 S: 4	H: 1 LOB: 1 BB: 0 P: 4	1B: 10 2B: 1 3B: 0 HR: 2	SF: 0 SAC: 0 DP: 1 HBP: 0	WP: 0 PB: 0 SB: 0 CS: 0	PA: 40
PITCHER	IP WLS BF H R ER SO BB IBB HBP BLK WP HR S P ERA WHIP	IP WLS BF H R ER SO BB IBB HBP BLK WP HR S P ERA WHIP																				
Ken Johnson, R ERA: 3.92 (1, 1)	6.1 W 29 9 3 3 8 1 0 0 0 0 2 44 4.26 1.579	7.1 0.2 5 3 0 0 0 0 0 0 0 0 5 5 0.00 4.500	8.1 2.0 1.33 (8, 1)																			

Houston Colt 45's @ St. Louis Cardinals
Sportsman's Park, St. Louis, MO
Fri Aug 03 1962, 8:05 PM EDT
Att: 11,853 - Unknown

AB	39
R	3
H	13
RBI	3
BB	1
SO	9
LOB	14

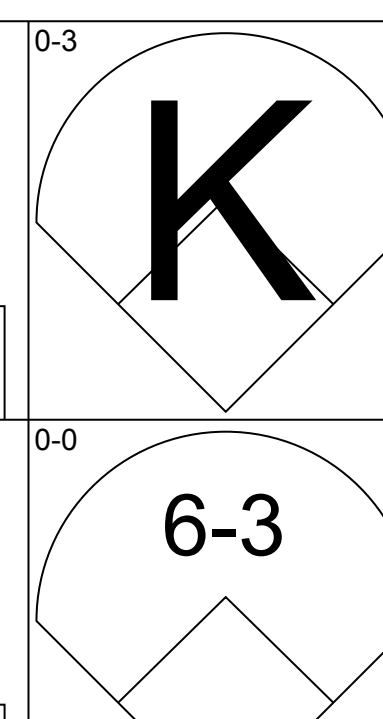
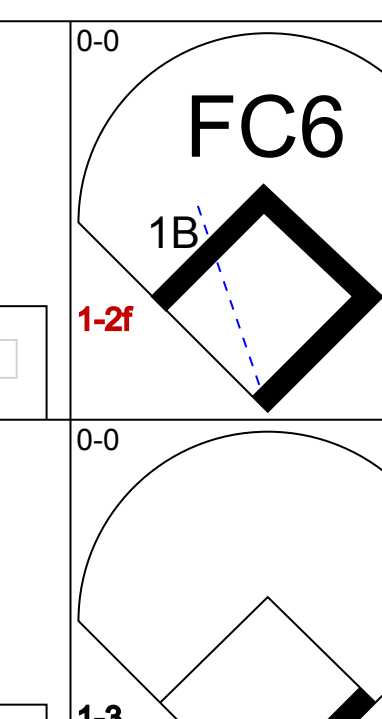
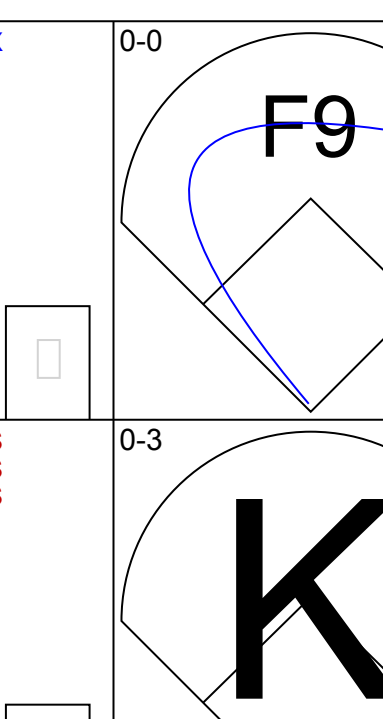
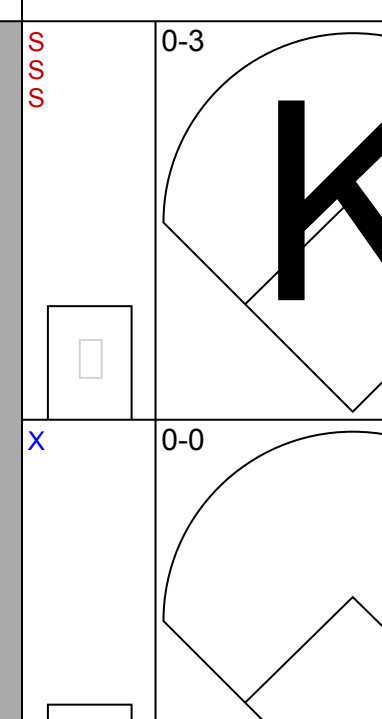
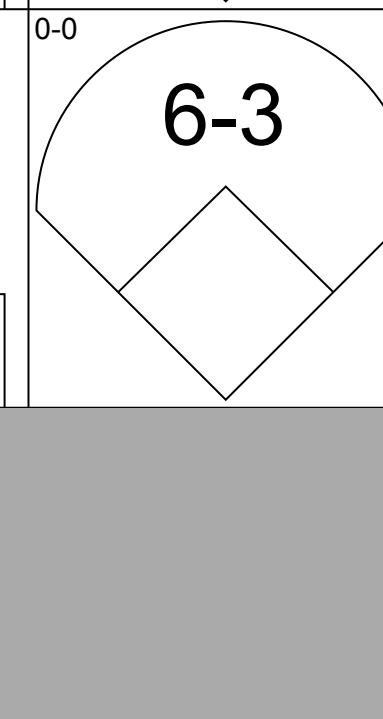
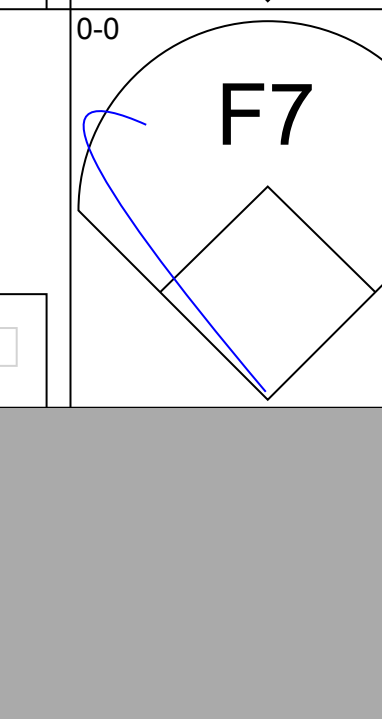

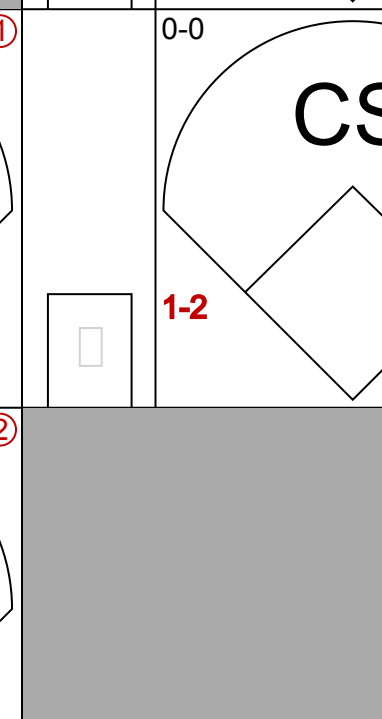




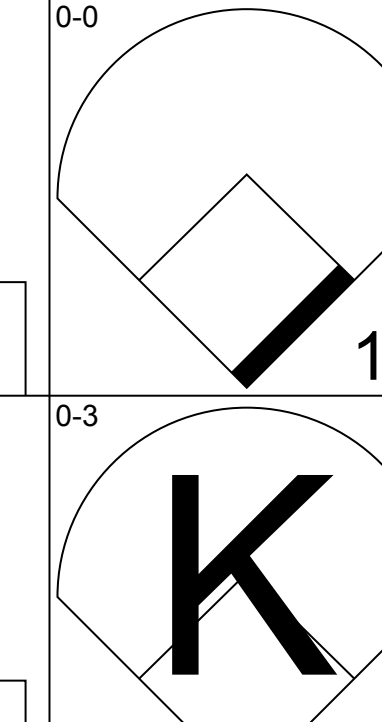
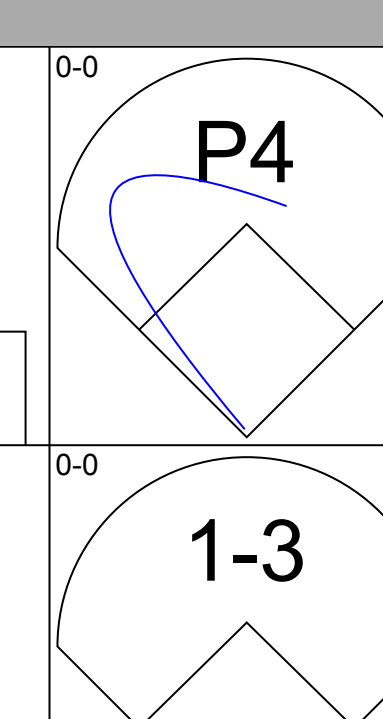
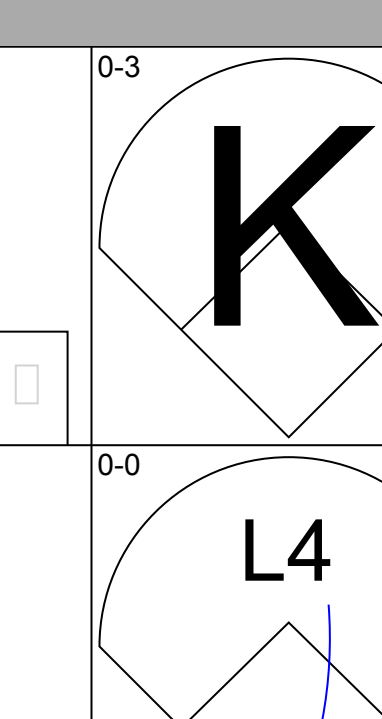
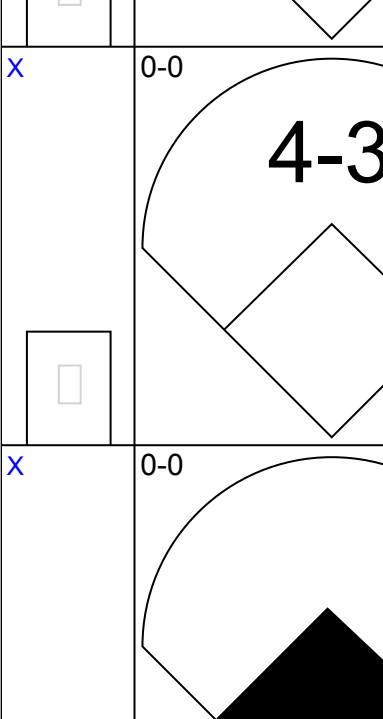
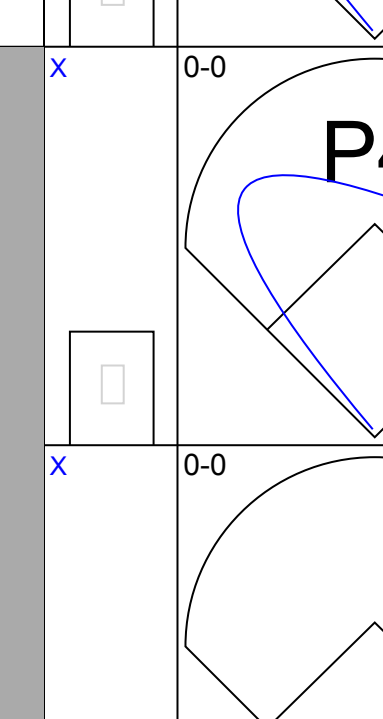
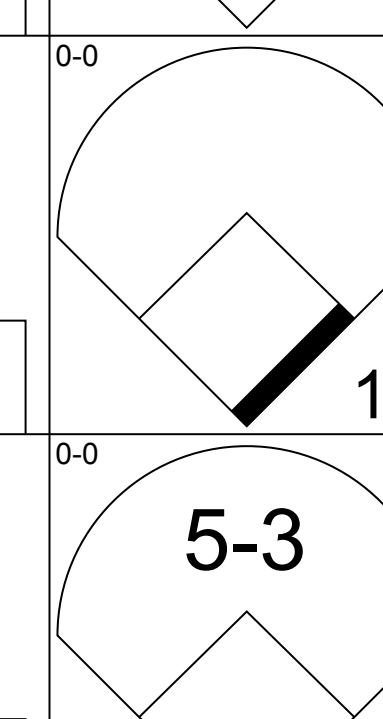
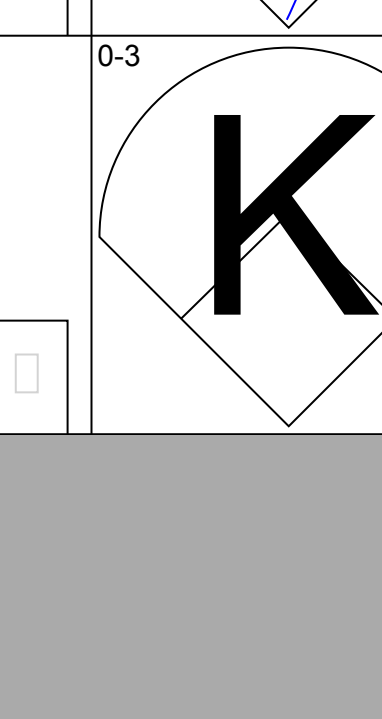
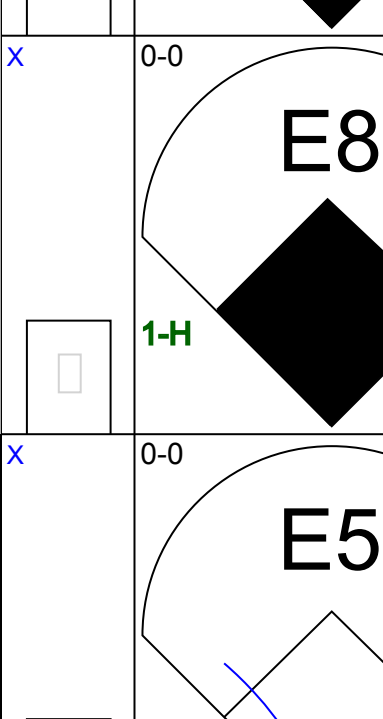



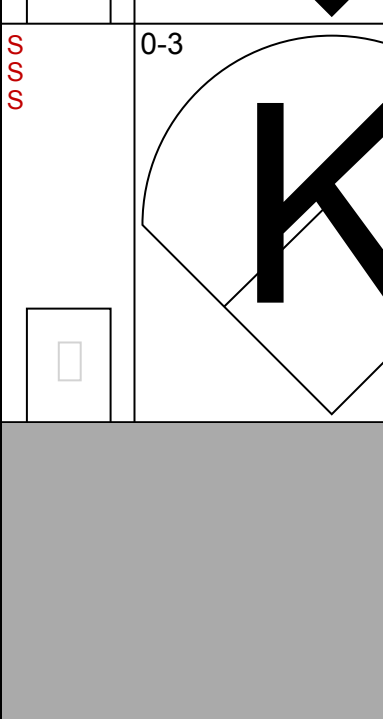
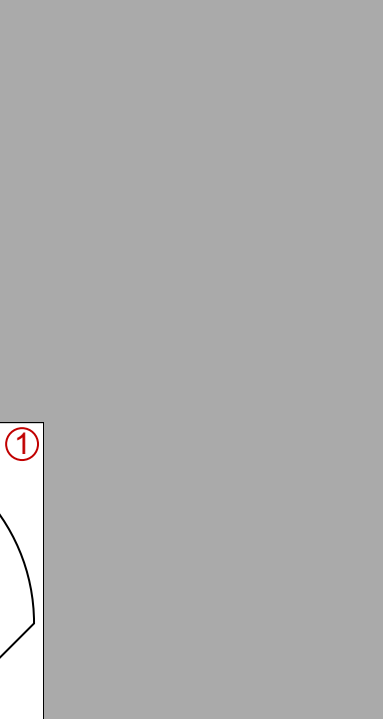
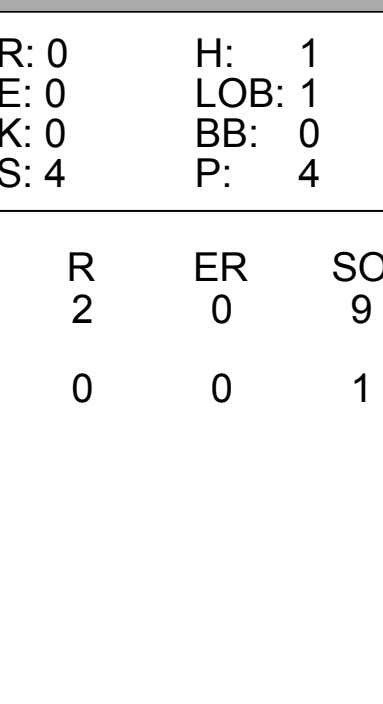
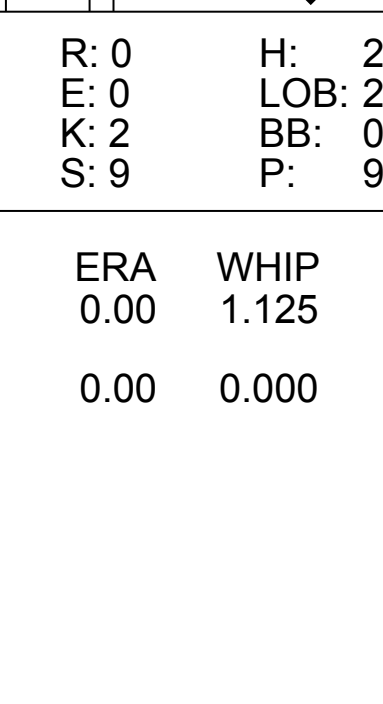
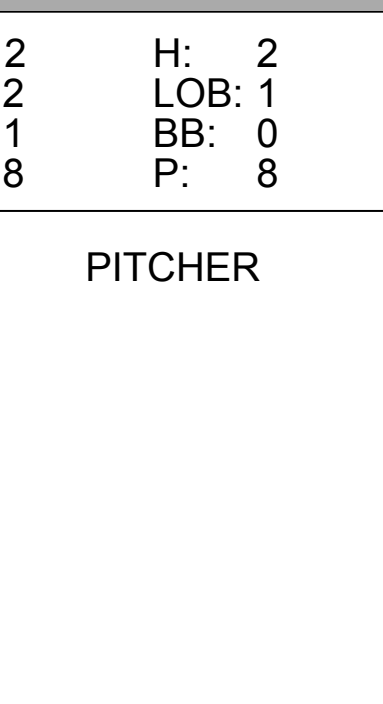
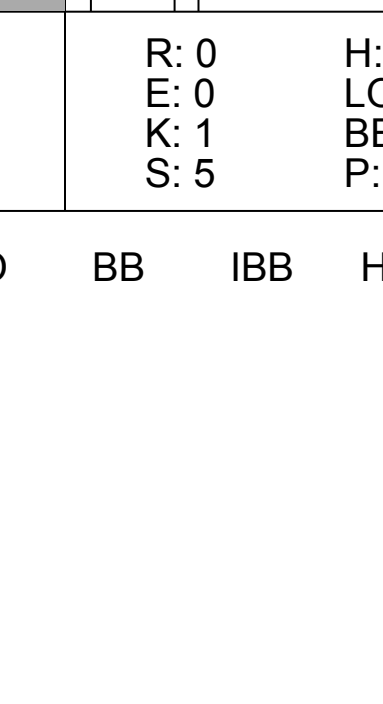
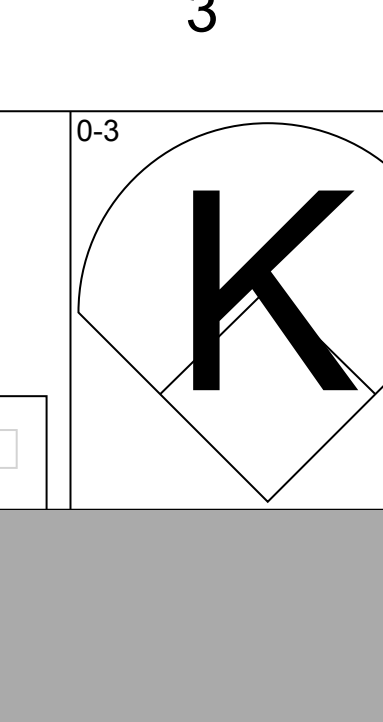

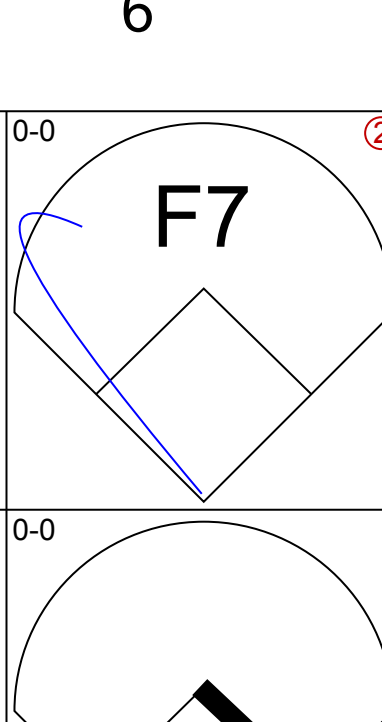
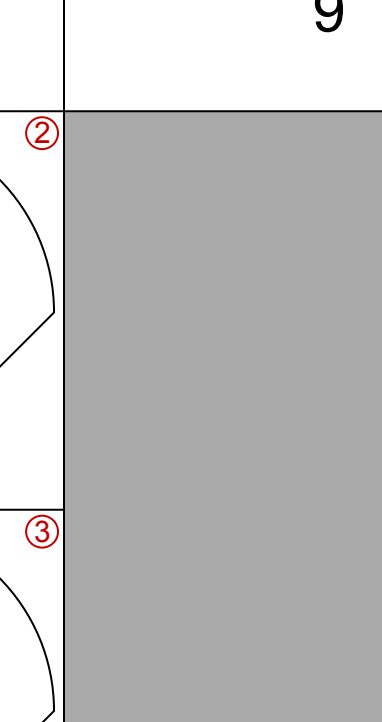



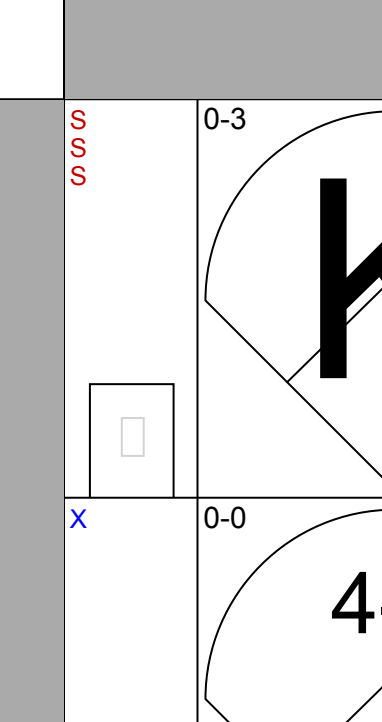


Batter	1	2	3	4	5	6	7	8	9	AB	R	H	RBI	BB	SO	LOB	TOP		
Bob Lillis, R OBP: 0.271, SLG: 0.253 (1, 5)	1-3		1-3			6-3			P4	4	0	0	0	0	0	0	Houston Colt 45's @ St. Louis Cardinals Sportsman's Park, St. Louis, MO Sat Aug 04 1962, 4:33 AM EDT Att: 9,390 - Unknown AB 30 R 0 H 4 RBI 0 BB 1 SO 8 LOB 9 		
Joey Amalfitano, R OBP: 0.307, SLG: 0.292 Billy Goodman, L OBP: 0.310, SLG: 0.306 (1, 4) (7, PH)	BB			1-3			F5		FC4-6 1B	1	0	0	0	1	0	0			
Carl Warwick, R OBP: 0.306, SLG: 0.420 (1, 7) (4, 9) (8, 8)	K			K			G3-6-3 1B		FC4-6 1-2	4	0	1	0	0	2	2			
Norm Larker, L OBP: 0.348, SLG: 0.363 (1, 3)	P6			L9			G3-6-3 1-2		P4	4	0	0	0	0	0	3			
Don Taussig, R OBP: 0.211, SLG: 0.333 (1, 9) (4, 7)		K			5-3				2B 1B	2	0	0	0	0	1	0			
Al Spangler, L OBP: 0.382, SLG: 0.391 (8, PH) (8, 7)					5-3				F9	1	0	1	0	0	0	0			
Jim Campbell, R OBP: 0.296, SLG: 0.222 (1, 2)									F9	3	0	0	0	0	0	1			
Ron Davis, R OBP: 0.154 Roman Mejias, R OBP: 0.339, SLG: 0.497 (8, PH) (8, 9)		K			K				F9	2	0	0	0	0	2	0			
J C Hartman, R OBP: 0.269, SLG: 0.308 Hal Smith, R OBP: 0.269, SLG: 0.361 (1, 6) (8, 5)				1-3		K			1-3 2B	3	0	1	0	0	1	0			
Bob Bruce, R OBP: 0.378, SLG: 0.176 Jim Pendleton, R OBP: 0.270, SLG: 0.387 Russ Kemmerer, R OBP: 0.667, SLG: 0.500 (1, 1) (8, PH) (8, 1)				K		K			4-3	2	0	0	0	0	2	0			
Inning Stats	R: 0 E: 0 K: 1 S: 5	H: 0 LOB: 1 BB: 1 P: 9	R: 0 E: 0 K: 2 S: 7	H: 0 LOB: 0 BB: 0 P: 7	R: 0 E: 0 K: 1 S: 5	H: 0 LOB: 0 BB: 0 P: 5	R: 0 E: 0 K: 1 S: 5	H: 0 LOB: 0 BB: 0 P: 5	R: 0 E: 0 K: 2 S: 7	H: 0 LOB: 0 BB: 0 P: 7	R: 0 E: 0 K: 0 S: 3	H: 1 LOB: 0 BB: 0 P: 3	R: 0 E: 0 K: 0 S: 5	H: 2 LOB: 2 BB: 0 P: 5	R: 0 E: 0 K: 0 S: 4	H: 1 LOB: 1 BB: 0 P: 4	1B: 3 2B: 1 3B: 0 HR: 0	SF: 0 SAC: 0 DP: 1 HBP: 0	WP: 0 PA: 31 PB: 0 SB: 1 CS: 0
PITCHER Ray Washburn, R ERA: 3.66 (1, 1)	IP: 9.0 WLS: W BF: 31 H: 4 R: 0 ER: 0 SO: 8 BB: 1 IBB: 0 HBP: 0 BLK: 0 WP: 0 HR: 0 S: 46 P: 50 ERA: 0.00 WHIP: 0.556															PITCHER			

Batter	1	2	3	4	5	6	7	8	9	AB	R	H	RBI	BB	SO	LOB	BOTTOM		
Curt Flood, R OBP: 0.337, SLG: 0.427 (1, 8)	F9		F3		K				P6	4	0	0	0	0	1	1	Houston Colt 45's @ St. Louis Cardinals Sportsman's Park, St. Louis, MO Sat Aug 04 1962, 4:33 AM EDT Att: 9,390 - Unknown AB 29 R 2 H 7 RBI 2 BB 1 SO 4 LOB 9 		
Julian Javier, R OBP: 0.314, SLG: 0.359 (1, 4)	6-3		S 1B		2B				5-3	4	0	2	0	0	0	0			
Bill White, L OBP: 0.357, SLG: 0.471 (1, 3)	2B		F8		1-6-3				9-4 2B	4	0	2	0	0	2	0			
Ken Boyer, R OBP: 0.379, SLG: 0.486 (1, 5)	BB			K		L8			9-4 2-3f	3	0	0	0	1	1	1			
Charlie James, R OBP: 0.321, SLG: 0.429 (1, 9)	K			2B HBP		F9			F9	2	1	0	0	0	1	2			
Minnie Minoso, R OBP: 0.238, SLG: 0.230 Bobby Gene Smith, R OBP: 0.277, SLG: 0.309 (1, 7) (7, 7)		5-3		F2		F7				3	0	0	0	0	0	1			
Gene Oliver, R OBP: 0.369, SLG: 0.423 Bob Gibson, R OBP: 0.345, SLG: 0.358 Jimmie Schaffer, R OBP: 0.275, SLG: 0.255 (1, 2) (7, PR) (8, 2)		F9		1B 2B					1B	0	0	0	0	0	0	0			
Dal Maxvill, R OBP: 0.254, SLG: 0.266 (1, 6)	F8			1B		K				3	0	1	1	0	1	1			
Ray Washburn, R OBP: 0.233, SLG: 0.244 (1, 1)			6-3		P4				F7	3	0	0	0	0	0	1			
Inning Stats	R: 0 E: 0 K: 1 S: 6	H: 1 LOB: 2 BB: 1 P: 10	R: 0 E: 0 K: 0 S: 3	H: 0 LOB: 0 BB: 0 P: 3	R: 0 E: 0 K: 0 S: 4	H: 1 LOB: 1 BB: 0 P: 4	R: 2 E: 0 K: 1 S: 6	H: 2 LOB: 1 BB: 0 P: 7	R: 0 E: 0 K: 1 S: 6	H: 1 LOB: 1 BB: 0 P: 6	R: 0 E: 0 K: 0 S: 3	H: 0 LOB: 0 BB: 0 P: 3	R: 0 E: 0 K: 1 S: 6	H: 1 LOB: 1 BB: 0 P: 6	R: 0 E: 0 K: 0 S: 3	H: 1 LOB: 0 BB: 0 P: 3		1B: 3 2B: 5 3B: 0 HR: 0	SF: 0 SAC: 0 DP: 1 HBP: 1
PITCHER Bob Bruce, R ERA: 4.4 Russ Kemmerer, R ERA: 3.94 (1, 1) (8, 1)	IP: 7.0 WLS: L BF: 28 H: 6 R: 2 ER: 2 SO: 4 BB: 1 IBB: 0 HBP: 1 BLK: 0 WP: 0 HR: 0 S: 34 P: 39 ERA: 2.57 WHIP: 1.000															PITCHER			

Batter	1	2	3	4	5	6	7	8	9	AB	R	H	RBI	BB	SO	LOB	TOP			
Bob Lillis, R OBP: 0.275, SLG: 0.259 (1.5)										4	0	0	0	0	0	1	Houston Colt 45's @ St. Louis Cardinals Sportsman's Park, St. Louis, MO Sun Aug 05 1962, 4:38 AM EDT Att: 14,954 - Unknown			
Al Spangler, L OBP: 0.383, SLG: 0.388 Jim Pendleton, R OBP: 0.268, SLG: 0.384 (1.7) (4.7)										1	1	0	0	1	0	0				
Roman Mejias, R OBP: 0.341, SLG: 0.496 (1.9)										4	2	2	0	0	0	0				
Norm Larker, L OBP: 0.353, SLG: 0.370 (1.3)										3	1	2	1	1	0	0				
Carl Warwick, R OBP: 0.306, SLG: 0.416 (1.8)										3	0	1	1	1	0	1				
Billy Goodman, L OBP: 0.313, SLG: 0.310 (1.4)										4	0	1	1	0	0	3				
Jim Campbell, R OBP: 0.233, SLG: 0.200 (1.2)										4	0	0	0	0	2	4				
J C Hartman, R OBP: 0.235, SLG: 0.265 (1.6)										4	0	0	0	0	0	1				
Hal Woodeshick, R OBP: 0.097, SLG: 0.067 Bobby Tiefenauer, R (5.1) Don Taussig, R OBP: 0.288, SLG: 0.368 (7. PH) Jim Umbricht, R (7.1)										2	0	0	0	0	0	0				
Inning Stats	R: 0 E: 0 K: 0 S: 3	H: 0 LOB: 0 BB: 0 P: 3	R: 0 E: 0 K: 1 S: 5	H: 1 LOB: 1 BB: 1 P: 9	R: 0 E: 0 K: 0 S: 3	H: 0 LOB: 0 BB: 0 P: 3	R: 3 E: 0 K: 0 S: 5	H: 3 LOB: 1 BB: 2 P: 13	R: 0 E: 0 K: 0 S: 3	H: 0 LOB: 0 BB: 0 P: 3	R: 1 E: 0 K: 0 S: 7	H: 2 LOB: 1 BB: 0 P: 7	R: 0 E: 0 K: 0 S: 4	H: 1 LOB: 1 BB: 0 P: 4	R: 0 E: 0 K: 0 S: 3	H: 0 LOB: 0 BB: 0 P: 3		1B: 7 2B: 0 3B: 0 HR: 0	SF: 0 SAC: 0 DP: 2 HBP: 0	WP: 0 PB: 0 SB: 0 CS: 0
PITCHER Paul Toth, R ERA: 5.73 (1.1)	IP: 9.0 WLS: W BF: 35 H: 7 R: 4 ER: 4 SO: 2 BB: 3 IBB: 0 HBP: 0 BLK: 0 WP: 0 HR: 0 S: 36 P: 48 ERA: 4.00 WHIP: 1.111															PITCHER				

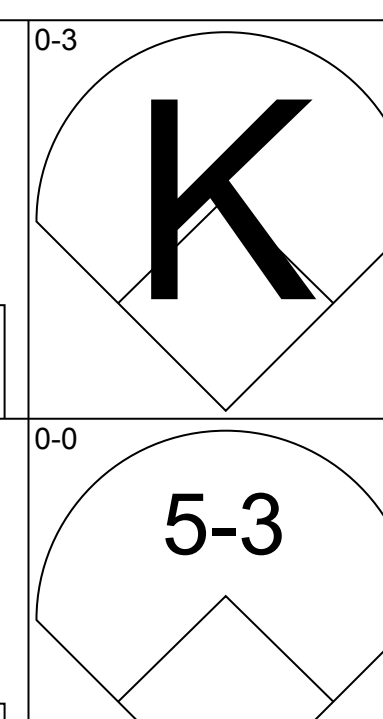
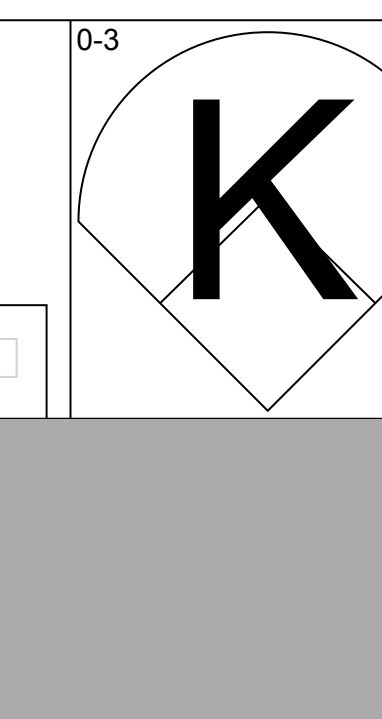

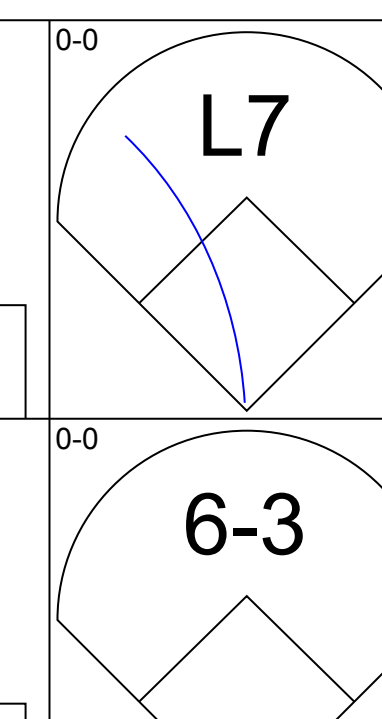
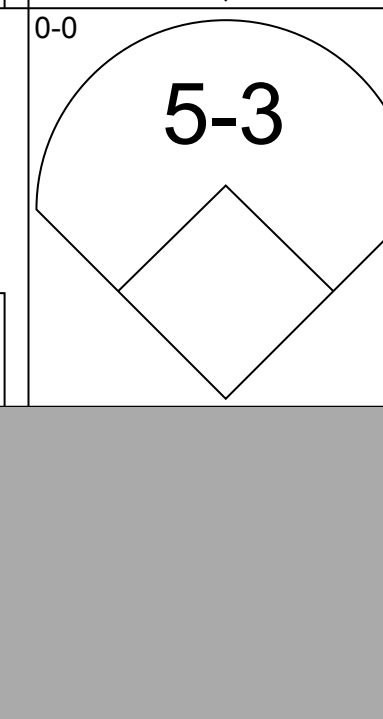
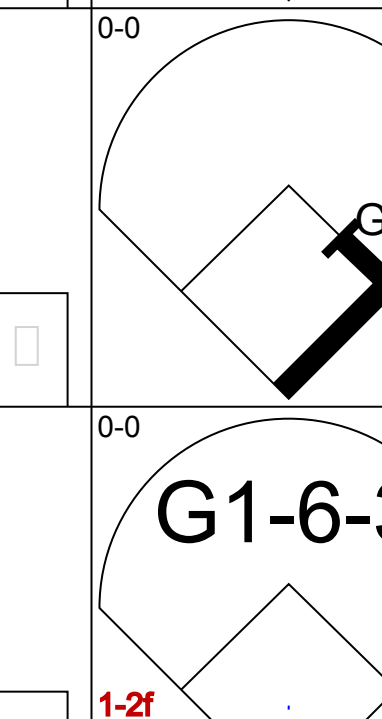
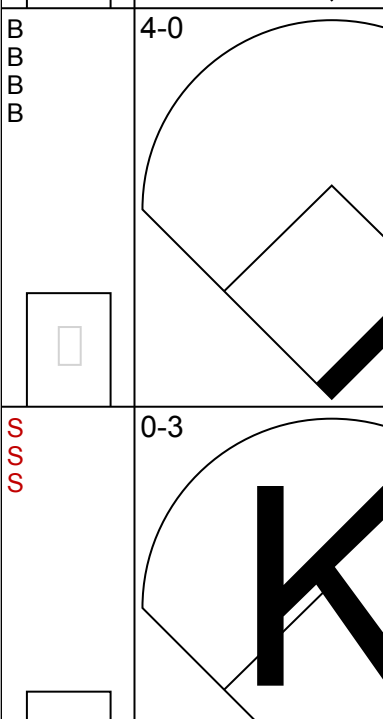




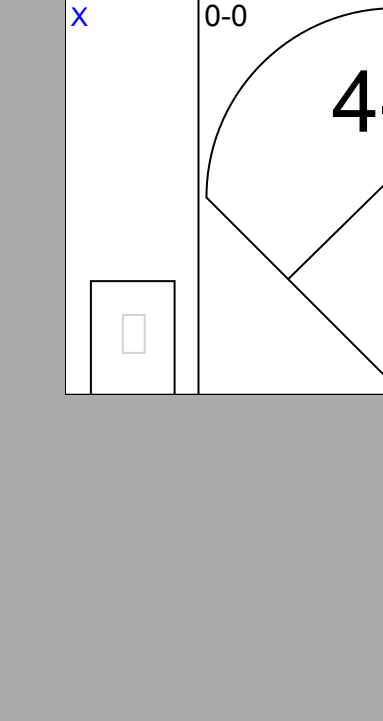
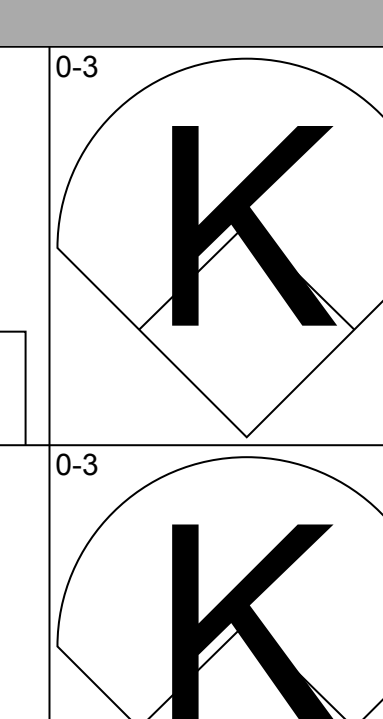
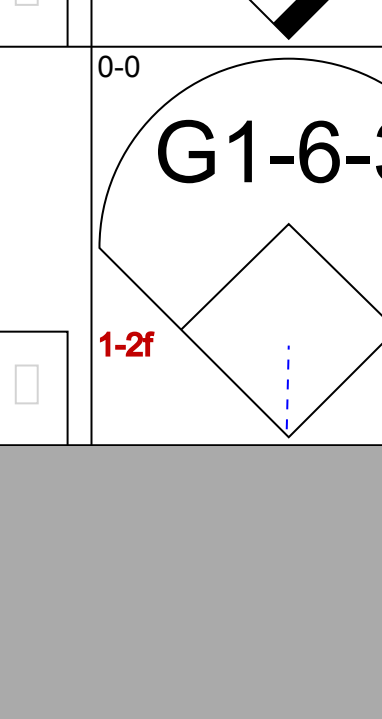
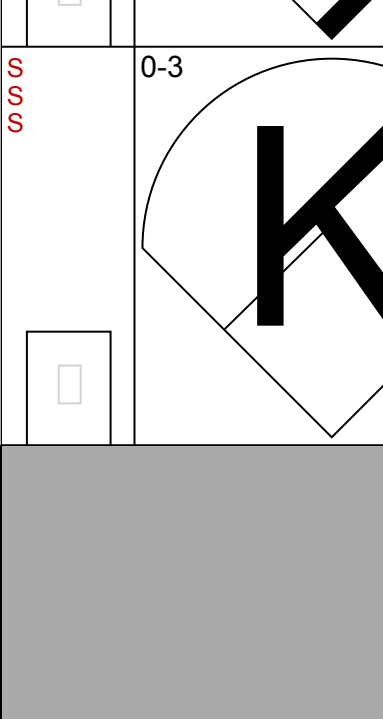

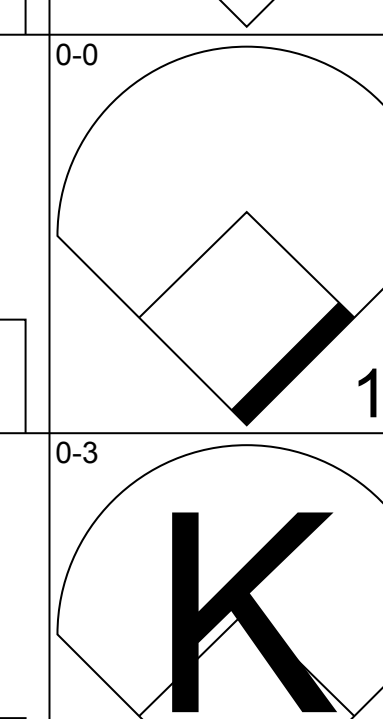
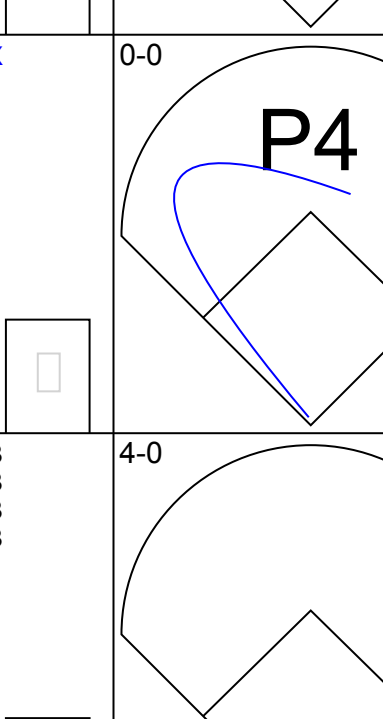
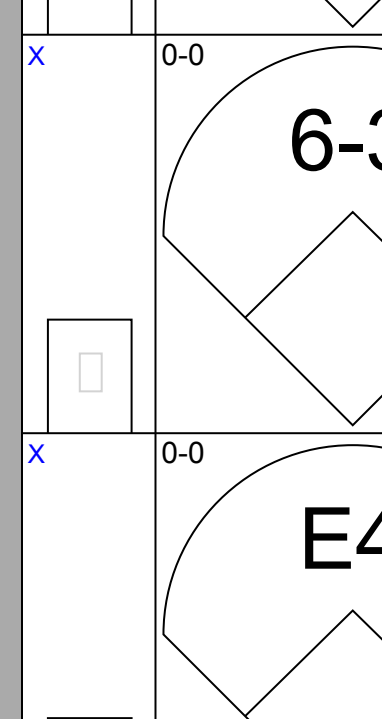


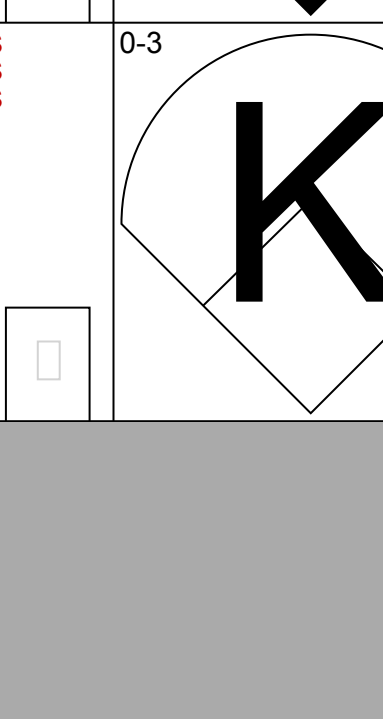
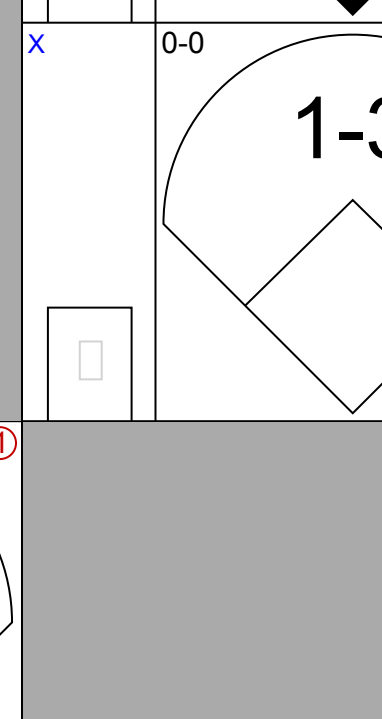
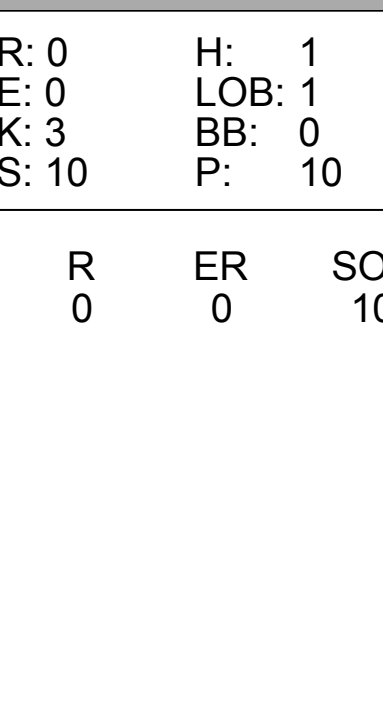
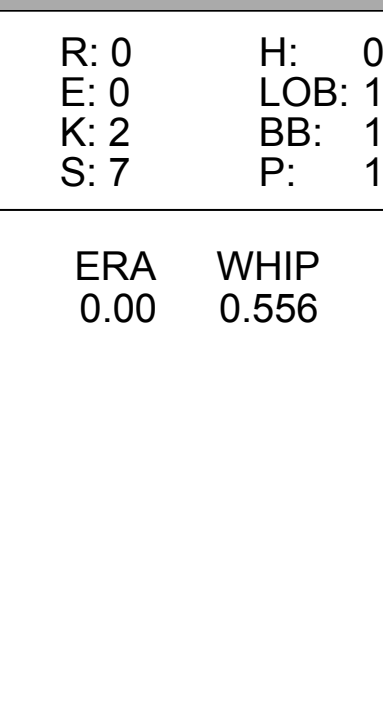
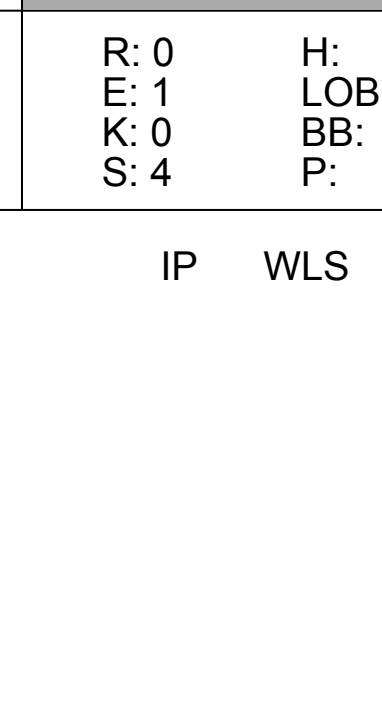
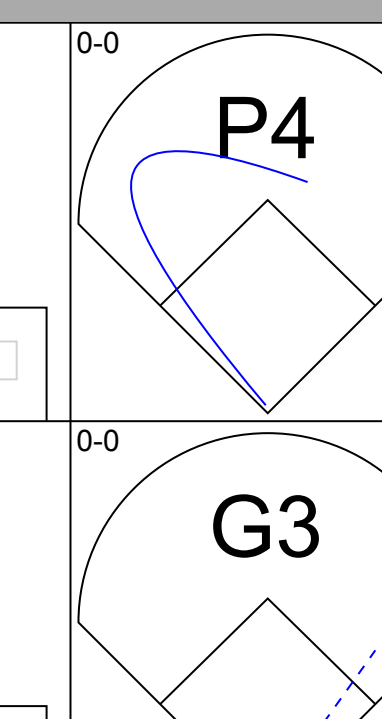
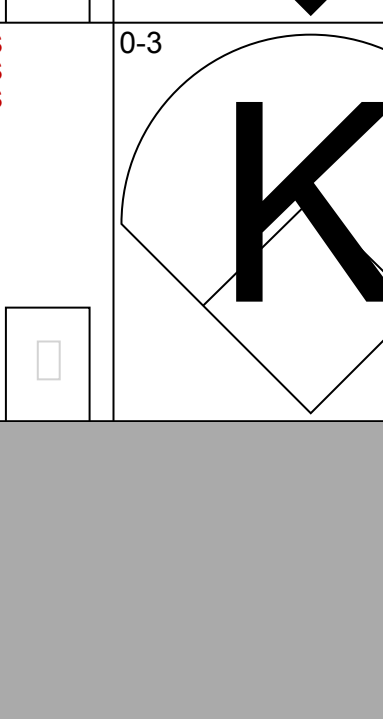
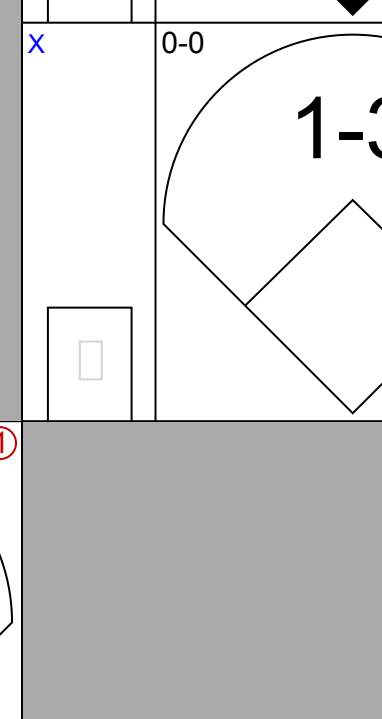
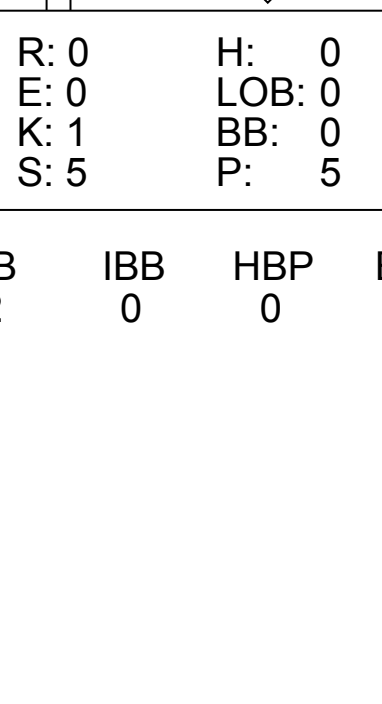
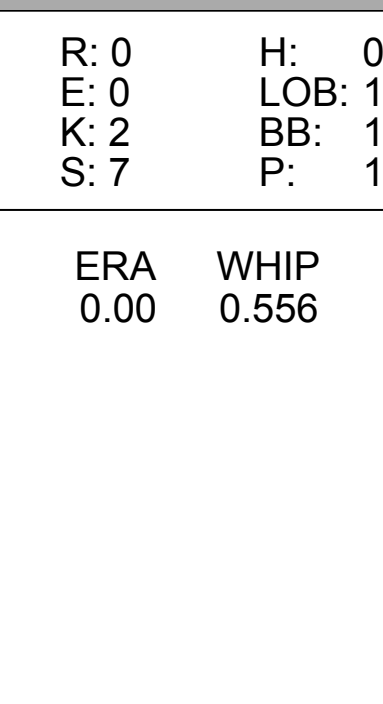
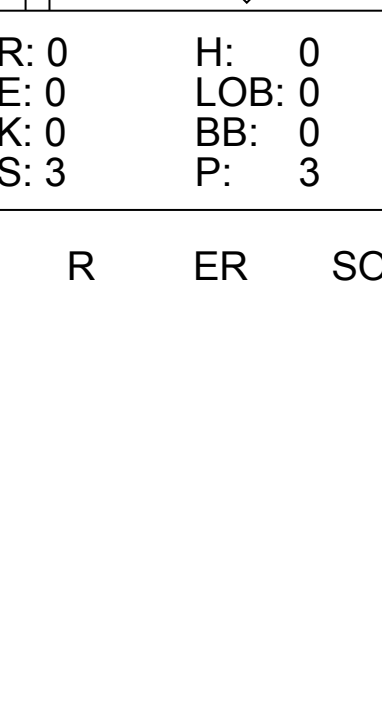
Batter	1	2	3	4	5	6	7	8	9	AB	R	H	RBI	BB	SO	LOB	BOTTOM			
Curt Flood, R OBP: 0.343, SLG: 0.430 (1.8)										4	1	3	0	0	0	2	Houston Colt 45's @ St. Louis Cardinals Sportsman's Park, St. Louis, MO Sun Aug 05 1962, 4:38 AM EDT Att: 14,954 - Unknown			
Julian Javier, R OBP: 0.315, SLG: 0.360 (1.4)										3	0	0	0	0	0	2				
Minnie Minoso, R OBP: 0.239, SLG: 0.231 Bobby Gene Smith, R OBP: 0.277, SLG: 0.309 (1.7) (8.7)										4	1	1	2	0	0	1				
Ken Boyer, R OBP: 0.384, SLG: 0.488 (1.5)										4	1	3	0	0	0	1				
Charlie James, R OBP: 0.315, SLG: 0.419 (1.9)										4	1	1	0	0	0	3				
Bill White, L OBP: 0.359, SLG: 0.481 (1.3)										4	2	3	3	0	0	1				
Jimmie Schaffer, R OBP: 0.278, SLG: 0.250 (1.2)										1	0	0	1	1	1	0				
Dal Maxvill, R OBP: 0.230, SLG: 0.243 (1.6)										3	0	0	1	0	0	1				
Paul Toth, R OBP: 0.500, SLG: 0.500 (1.1)										4	1	2	0	0	1	1				
Inning Stats	R: 0 E: 0 K: 0 S: 4	H: 1 LOB: 1 BB: 0 P: 4	R: 1 E: 0 K: 0 S: 5	H: 2 LOB: 2 BB: 1 P: 9	R: 0 E: 0 K: 0 S: 3	H: 1 LOB: 0 BB: 0 P: 3	R: 1 E: 0 K: 0 S: 4	H: 1 LOB: 0 BB: 0 P: 4	R: 5 E: 0 K: 1 S: 10	H: 5 LOB: 0 BB: 0 P: 10	R: 0 E: 0 K: 0 S: 4	H: 1 LOB: 1 BB: 0 P: 4	R: 0 E: 0 K: 0 S: 3	H: 1 LOB: 0 BB: 0 P: 3	R: 0 E: 0 K: 1 S: 6	H: 1 LOB: 1 BB: 0 P: 6		1B: 10 2B: 2 3B: 0 HR: 1	SF: 2 SAC: 2 DP: 1 HBP: 0	WP: 1 PB: 1 SB: 0 CS: 0
PITCHER Hal Woodeshick, L ERA: 4.14 Bobby Tiefenauer, R ERA: 3.61 Jim Umbricht, R ERA: 2.67 (1.1) (5.1) (7.1)	IP: 4.1 WLS: L BF: 21 H: 8 R: 5 ER: 5 SO: 0 BB: 1 IBB: 0 HBP: 0 BLK: 0 WP: 1 HR: 0 S: 20 P: 24 ERA: 10.80 WHIP: 2.077															PITCHER				

Batter	1	2	3	4	5	6	7	8	9	AB	R	H	RBI	BB	SO	LOB	TOP					
Julian Javier, R OBP: 0.313, SLG: 0.359 (1, 4)										4	0	0	0	0	2	3						
Curt Flood, R OBP: 0.343, SLG: 0.430 (1, 8)										4	0	2	0	0	1	2						
Bill White, L OBP: 0.359, SLG: 0.479 (1, 3)										4	0	0	0	0	0	2						
Stan Musial, L OBP: 0.431, SLG: 0.638 Bobby Gene Smith, R OBP: 0.277, SLG: 0.309 (1, 7) (8, 7)										4	0	0	0	0	1	0						
Ken Boyer, R OBP: 0.385, SLG: 0.488 (1, 5)										4	1	2	0	0	0	0						
Charlie James, R OBP: 0.317, SLG: 0.418 (1, 9)										4	1	2	0	0	2	1						
Gene Oliver, R OBP: 0.366, SLG: 0.408 (1, 2)										4	0	1	0	0	0	1						
Dal Maxvill, R OBP: 0.232, SLG: 0.237 (1, 6)										4	0	0	0	0	3	2						
Bob Gibson, R OBP: 0.355, SLG: 0.368 (1, 1)										4	0	2	0	0	1	0						
Inning Stats	R: 0 E: 0 K: 1 S: 5	H: 0 LOB: 0 BB: 0 P: 5	R: 0 E: 0 K: 0 S: 4	H: 1 LOB: 1 BB: 0 P: 4	R: 0 E: 0 K: 1 S: 7	H: 2 LOB: 2 BB: 0 P: 7	R: 0 E: 0 K: 2 S: 7	H: 0 LOB: 0 BB: 0 P: 7	R: 0 E: 0 K: 2 S: 9	H: 2 LOB: 2 BB: 0 P: 9	R: 2 E: 2 K: 1 S: 8	H: 2 LOB: 1 BB: 0 P: 8	R: 0 E: 0 K: 1 S: 5	H: 1 LOB: 0 BB: 0 P: 5	R: 0 E: 0 K: 1 S: 6	H: 1 LOB: 1 BB: 0 P: 6	R: 0 E: 0 K: 1 S: 5	H: 0 LOB: 0 BB: 0 P: 5	1B: 9 2B: 0 3B: 0 HR: 0	SF: 0 SAC: 0 DP: 0 HBP: 0	WP: 0 PB: 0 SB: 0 CS: 1	PA: 37
PITCHER	IP WLS BF H R ER SO BB IBB HBP BLK WP HR S P ERA WHIP																					
Al McBean, R ERA: 3.37 Roy Face, R ERA: 1.32 (1, 1) (9, 1)	8.0 L 33 9 2 0 9 0 0 0 0 0 0 0 0 51 51 0.00 1.125																					

St. Louis Cardinals @ Pittsburgh Pirates
Forbes Field, Pittsburgh, PA
Wed Aug 08 1962, 7:05 PM EDT
Att: 11,267 - Unknown

AB 36
R 2
H 9
RBI 0
BB 0
SO 10
LOB 11



Batter	1	2	3	4	5	6	7	8	9	AB	R	H	RBI	BB	SO	LOB	BOTTOM					
Bill Virdon, L OBP: 0.284, SLG: 0.366 (1, 8)										4	0	0	0	0	2	0						
Dick Groat, R OBP: 0.340, SLG: 0.351 (1, 6)										4	0	1	0	0	0	0						
Bob Skinner, L OBP: 0.406, SLG: 0.524 (1, 7)										3	0	1	0	1	1	0						
Smoky Burgess, L OBP: 0.400, SLG: 0.547 (1, 2)										4	0	0	0	0	2	3						
Roberto Clemente, R OBP: 0.362, SLG: 0.475 (1, 9)										4	0	0	0	0	2	0						
Jim Marshall, L OBP: 0.339, SLG: 0.482 (1, 3)										3	0	1	0	0	0	0						
Dick Schofield, S OBP: 0.390, SLG: 0.412 (1, 5)										2	0	0	0	1	1	1						
Bill Mazerowski, R OBP: 0.287, SLG: 0.408 (1, 4)										3	0	0	0	0	1	2						
Al McBean, R OBP: 0.204, SLG: 0.265 Johnny Logan, R OBP: 0.367, SLG: 0.382 Roy Face, R (1, 1) (8, PH) (9, 1)										2	0	0	0	0	1	0						
Inning Stats	R: 0 E: 0 K: 1 S: 5	H: 0 LOB: 0 BB: 0 P: 5	R: 0 E: 0 K: 3 S: 10	H: 1 LOB: 0 BB: 0 P: 10	R: 0 E: 0 K: 1 S: 5	H: 0 LOB: 0 BB: 0 P: 5	R: 0 E: 0 K: 0 S: 3	H: 1 LOB: 0 BB: 0 P: 3	R: 0 E: 0 K: 2 S: 7	H: 0 LOB: 1 BB: 1 P: 11	R: 0 E: 0 K: 2 S: 8	H: 1 LOB: 2 BB: 1 P: 12	R: 0 E: 1 K: 0 S: 4	H: 0 LOB: 1 BB: 0 P: 4	R: 0 E: 0 K: 0 S: 3	H: 0 LOB: 0 BB: 0 P: 3	R: 0 E: 0 K: 1 S: 5	H: 0 LOB: 0 BB: 0 P: 5	1B: 2 2B: 1 3B: 0 HR: 0	SF: 0 SAC: 0 DP: 1 HBP: 0	WP: 0 PB: 0 SB: 0 CS: 0	PA: 32
PITCHER	IP WLS BF H R ER SO BB IBB HBP BLK WP HR S P ERA WHIP																					
Bob Gibson, R ERA: 2.88 (1, 1)	9.0 W 32 3 0 0 10 2 0 0 0 0 0 0 50 58 0.00 0.556																					

St. Louis Cardinals @ Pittsburgh Pirates
Forbes Field, Pittsburgh, PA
Wed Aug 08 1962, 7:05 PM EDT
Att: 11,267 - Unknown

AB 30
R 0
H 3
RBI 0
BB 2
SO 10
LOB 6



Batter	1	2	3	4	5	6	7	8	9	AB	R	H	RBI	BB	SO	LOB	TOP					
Tony Taylor, R OBP: 0.328, SLG: 0.352 (1, 4)										4	1	1	0	0	1	2	Philadelphia Phillies @ St. Louis Cardinals Sportsman's Park, St. Louis, MO Fri Aug 10 1962, 8:05 PM EDT Att: 13,408 - Unknown					
Johnny Callison, L OBP: 0.360, SLG: 0.454 (1, 9)										4	0	1	1	0	0	0						
Tony Gonzalez, L OBP: 0.378, SLG: 0.508 (1, 8)										4	1	2	1	0	0	1						
Wes Covington, L OBP: 0.314, SLG: 0.402 (8, PH)										3	1	1	0	0	0	1						
Roy Stevers, R OBP: 0.343, SLG: 0.463 (8, 3)										0	0	0	0	1	0	0						
Clay Dalrymple, L OBP: 0.411, SLG: 0.430 (8, PH)										3	0	0	0	0	1	2						
Don Demeter, R OBP: 0.340, SLG: 0.471 (8, 2)										1	0	0	0	0	0	2						
Sammy White, R OBP: 0.240, SLG: 0.323 (8, 2)										0	0	0	0	0	0	0						
Billy Klaus, L OBP: 0.295, SLG: 0.348 (9, PH)										3	1	2	0	0	0	0						
Bob Oldis, R OBP: 0.357, SLG: 0.360 (9, PH)										1	0	0	0	0	0	0						
Frank Torre, L OBP: 0.407, SLG: 0.408 (7, PR)										3	0	2	2	0	0	1						
Bobby Wine, R OBP: 0.267, SLG: 0.338 (7, 3)										0	0	0	0	0	0	0						
Mel Roach, R OBP: 0.247, SLG: 0.253 (8, 7)										1	0	0	0	0	0	0						
Ruben Amaro, R OBP: 0.363, SLG: 0.326 (1, 6)										3	0	0	0	1	0	2						
Jim Owens, R OBP: 0.231, SLG: 0.250 (6, 1)										2	0	0	0	0	1	0						
Chris Short, R OBP: 0.118, SLG: 0.188 (7, 1)										1	0	0	0	0	0	1						
Jack Baldschun, R OBP: 0.308, SLG: 0.273 (9, PH)										0	0	0	0	0	0	0						
Bill Smith, L OBP: 0.337, SLG: 0.350 (9, PH)										1	0	0	0	0	0	1						
Inning Stats	R: 1 E: 0 K: 0 S: 5	H: 2 LOB: 1 BB: 0 P: 5	R: 0 E: 0 K: 0 S: 3	H: 1 LOB: 0 BB: 0 P: 3	R: 0 E: 0 K: 1 S: 5	H: 0 LOB: 0 BB: 0 P: 5	R: 2 E: 0 K: 1 S: 8	H: 3 LOB: 1 BB: 0 P: 8	R: 0 E: 0 K: 0 S: 3	H: 0 LOB: 0 BB: 0 P: 3	R: 1 E: 0 K: 0 S: 4	H: 1 LOB: 2 BB: 0 P: 4	R: 0 E: 0 K: 1 S: 6	H: 1 LOB: 2 BB: 0 P: 6	R: 0 E: 0 K: 0 S: 3	H: 1 LOB: 1 BB: 1 P: 7	R: 0 E: 0 K: 0 S: 3	H: 0 LOB: 1 BB: 1 P: 7	1B: 5 2B: 3 3B: 0 HR: 1	SF: 0 SAC: 0 DP: 1 HBP: 0	WP: 2 PB: 0 SB: 0 CS: 1	PA: 36
PITCHER	IP WLS BF H R ER SO BB IBB HBP BLK WP HR S P ERA WHIP																					
Ray Washburn, R ERA: 3.73 (1, 1)	5.0	W	20	6	3	3	2	0	0	0	0	0	1	0	24	24	5.40	1.200				
Bobby Shantz, L ERA: 2.1 (6, 1)	4.0	L	16	3	1	1	1	2	0	0	0	0	0	1	16	24	2.25	1.250				

Batter	1	2	3	4	5	6	7	8	9	AB	R	H	RBI	BB	SO	LOB	BOTTOM					
Julian Javier, R OBP: 0.315, SLG: 0.361 (1, 4)										3	1	1	1	1	0	3	Philadelphia Phillies @ St. Louis Cardinals Sportsman's Park, St. Louis, MO Fri Aug 10 1962, 8:05 PM EDT Att: 13,408 - Unknown					
Curt Flood, R OBP: 0.344, SLG: 0.436 (1, 8)										3	2	1	1	1	0	4						
Bill White, L OBP: 0.358, SLG: 0.477 (1, 3)										4	1	1	1	0	1	3						
Stan Musial, L OBP: 0.426, SLG: 0.531 (8, 7)										4	0	0	0	0	0	5						
Bobby Gene Smith, R OBP: 0.277, SLG: 0.309 (8, 7)										0	0	0	0	0	0	0						
Ken Boyer, R OBP: 0.386, SLG: 0.488 (1, 5)										4	1	2	2	0	0	0						
Carl Sawatski, L OBP: 0.375, SLG: 0.458 (7, PH)										2	0	0	0	0	0	1						
Gene Oliver, R OBP: 0.371, SLG: 0.414 (8, 2)										2	1	2	0	0	0	0						
Charlie James, R OBP: 0.319, SLG: 0.419 (1, 9)										4	1	2	1	0	0	0						
Dal Maxvill, R OBP: 0.233, SLG: 0.228 (1, 6)										3	0	0	0	1	0	2						
Ray Washburn, R OBP: 0.250, SLG: 0.262 (5, PH)										1	0	1	0	0	0	0						
Fred Whitfield, L OBP: 0.296, SLG: 0.514 (6, 1)										1	0	0	0	0	0	0						
Bobby Shantz, R OBP: 0.118, SLG: 0.125 (6, 1)										2	0	2	1	0	0	0						
Inning Stats	R: 0 E: 0 K: 0 S: 2	H: 0 LOB: 0 BB: 1 P: 6	R: 0 E: 0 K: 0 S: 3	H: 0 LOB: 0 BB: 0 P: 3	R: 0 E: 0 K: 0 S: 3	H: 1 LOB: 1 BB: 0 P: 3	R: 3 E: 0 K: 0 S: 5	H: 3 LOB: 0 BB: 1 P: 9	R: 0 E: 0 K: 0 S: 3	H: 0 LOB: 0 BB: 0 P: 3	R: 1 E: 0 K: 0 S: 4	H: 1 LOB: 0 BB: 0 P: 4	R: 3 E: 1 K: 1 S: 10	H: 4 LOB: 3 BB: 1 P: 14	R: 0 E: 0 K: 0 S: 6	H: 3 LOB: 3 BB: 0 P: 6	1B: 10 2B: 1 3B: 0 HR: 1	SF: 0 SAC: 0 DP: 1 HBP: 0	WP: 0 PB: 0 SB: 0 CS: 1	PA: 37		
PITCHER	IP WLS BF H R ER SO BB IBB HBP BLK WP HR S P ERA WHIP																					
Jim Owens, R ERA: 6.16 (1, 1)	0.2	L	5	3	3	2	0	0	0	0	0	0	0	0	5	5	27.00	4.500				
Chris Short, L ERA: 4.01 (7, 1)	0.1		4	1	0	0	0	1	0	0	0	0	0	0	3	7	0.00	6.000				
Jack Baldschun, R ERA: 3.54 (7, 1)	1.2		8	3	0	0	1	0	0	0	0	0	0	0	10	10	0.00	1.800				

Batter	1	2	3	4	5	6	7	8	9	AB	R	H	RBI	BB	SO	LOB	TOP								
Tony Taylor, R OBP: 0.331, SLG: 0.353 (1, 4)										5	1	2	1	1	0	0									
Billy Klaus, L OBP: 0.303, SLG: 0.362 (1, 5)										6	2	3	1	0	0	1									
Johnny Callison, L OBP: 0.364, SLG: 0.456 (1, 9)										5	2	3	1	1	0	3									
Tony Gonzalez, L OBP: 0.379, SLG: 0.514 (1, 8)										5	2	2	3	1	2	2									
Don Demeter, R OBP: 0.346, SLG: 0.474 (1, 7)										4	2	3	1	1	0	2									
Frank Torre, L OBP: 0.415, SLG: 0.421 (1, 3)										4	0	2	2	1	1	3									
Clay Dalrymple, L OBP: 0.308, SLG: 0.426 (1, 2)										5	0	1	1	0	0	3									
Ruben Amaro, R OBP: 0.371, SLG: 0.336 (1, 6)										5	2	3	1	0	1	3									
Art Mahaffey, R OBP: 0.195, SLG: 0.260 (1, 1)										3	0	0	0	0	0	2									
Inning Stats	R: 1 E: 0 K: 1 S: 7	H: 2 LOB: 2 BB: 1 P: 11	R: 5 E: 0 K: 1 S: 10	H: 5 LOB: 1 BB: 1 P: 14	R: 1 E: 0 K: 0 S: 6	H: 3 LOB: 2 BB: 0 P: 6	R: 1 E: 0 K: 1 S: 7	H: 3 LOB: 0 BB: 0 P: 7	R: 0 E: 0 K: 0 S: 3	H: 0 LOB: 0 BB: 0 P: 3	R: 2 E: 0 K: 0 S: 5	H: 2 LOB: 1 BB: 1 P: 9	R: 0 E: 0 K: 0 S: 4	H: 1 LOB: 1 BB: 0 P: 4	R: 1 E: 0 K: 1 S: 6	H: 1 LOB: 2 BB: 2 P: 14	R: 0 E: 0 K: 0 S: 5	H: 2 LOB: 2 BB: 0 P: 5	1B: 16 2B: 3 3B: 0 HR: 1	SF: 0 SAC: 3 DP: 1 HBP: 0	WP: 0 PB: 0 SB: 1 CS: 1	PA: 50			
PITCHER	IP	WLS	BF	H	R	ER	SO	BB	IBB	HBP	BLK	WP	HR	S	P	ERA	WHIP								
Larry Jackson, R ERA: 4.23 (1, 1)	1.2	L	14	7	6	6	1	2	0	0	0	0	1	14	22	32.40	5.400								
Don Ferrarese, L ERA: 3.04 (2, 1)	0.0		0	0	0	0	0	0	0	0	0	0	0	0	0	∞	∞								
Paul Toth, R ERA: 6.0 (4, 1)	4.0		18	6	3	3	1	1	0	0	0	0	0	19	23	6.75	1.750								
Bob Duliba, R ERA: 1.19 (8, 1)	1.0		6	1	1	1	1	2	0	0	0	0	0	6	14	9.00	3.000								
Lindy McDaniel, R ERA: 3.21 (9, 1)	1.0		5	2	0	0	0	0	0	0	0	0	0	5	5	0.00	2.000								

Philadelphia Phillies @ St. Louis Cardinals
Sportsman's Park, St. Louis, MO
Sat Aug 11 1962, 4:33 AM EDT
Att: 9,216 - Unknown

AB	42
R	11
H	19
RBI	11
BB	5
SO	4
LOB	19



Batter	1	2	3	4	5	6	7	8	9	AB	R	H	RBI	BB	SO	LOB	BOTTOM								
Julian Javier, R OBP: 0.313, SLG: 0.359 (1, 4)										3	0	0	0	0	1	0									
Julio Gotay, R OBP: 0.323, SLG: 0.309 (7, 4)										1	0	0	0	0	1	0									
Red Schoendienst, S OBP: 0.370, SLG: 0.418 (1, 5)										4	1	1	0	0	0	0									
Stan Musial, L OBP: 0.424, SLG: 0.527 (1, 7)										4	1	1	0	0	0	1									
Bobby Gene Smith, R OBP: 0.277, SLG: 0.309 (8, PR)										0	0	0	0	0	0	0									
Bill White, L OBP: 0.361, SLG: 0.482 (1, 3)										4	0	3	1	0	0	1									
Curt Flood, R OBP: 0.345, SLG: 0.442 (1, 8)										4	1	2	2	0	1	3									
Charlie James, R OBP: 0.315, SLG: 0.413 (1, 9)										4	0	0	0	0	2	3									
Gene Oliver, R OBP: 0.366, SLG: 0.498 (1, 2)										3	0	0	0	0	2	1									
Jimmie Schaffer, R OBP: 0.273, SLG: 0.245 (9, 2)										1	0	0	0	0	0	0									
Dal Maxvill, R OBP: 0.222, SLG: 0.217 (1, 6)										4	0	0	0	0	2	0									
Larry Jackson, R OBP: 0.254, SLG: 0.258 (1, 1)										0	0	0	0	0	0	0									
Don Ferrarese, R OBP: 0.205, SLG: 0.250 (2, 1)										0	0	0	0	0	0	0									
Minnie Miroski, R OBP: 0.252, SLG: 0.400 (3, PR)										1	0	0	0	0	0	0									
Paul Toth, R OBP: 0.227, SLG: 0.228 (4, 1)										1	0	0	0	0	0	0									
Fred Whitfield, L OBP: 0.229, SLG: 0.299 (7, PR)										1	0	0	0	0	0	0									
Bob Duliba, R OBP: 0.229, SLG: 0.299 (8, 1)										0	0	0	0	0	0	0									
Lindy McDaniel, R (9, 1)										0	0	0	0	0	0	0									
Inning Stats	R: 0 E: 0 K: 0 S: 3	H: 0 LOB: 0 BB: 0 P: 3	R: 0 E: 0 K: 3 S: 10	H: 1 LOB: 1 BB: 0 P: 10	R: 0 E: 0 K: 1 S: 5	H: 0 LOB: 0 BB: 0 P: 5	R: 2 E: 0 K: 0 S: 5	H: 2 LOB: 0 BB: 0 P: 5	R: 0 E: 0 K: 2 S: 7	H: 0 LOB: 0 BB: 0 P: 7	R: 1 E: 0 K: 2 S: 10	H: 3 LOB: 2 BB: 0 P: 10	R: 0 E: 0 K: 0 S: 3	H: 0 LOB: 0 BB: 0 P: 3	R: 0 E: 1 K: 1 S: 7	H: 1 LOB: 2 BB: 0 P: 7	R: 0 E: 0 K: 0 S: 3	H: 0 LOB: 0 BB: 0 P: 3	1B: 4 2B: 2 3B: 0 HR: 1	SF: 0 SAC: 0 DP: 0 HBP: 0	WP: 0 PB: 0 SB: 0 CS: 0	PA: 35			
PITCHER	IP	WLS	BF	H	R	ER	SO	BB	IBB	HBP	BLK	WP	HR	S	P	ERA	WHIP								
Art Mahaffey, R ERA: 3.34 (1, 1)	9.0	W	35	7	3	3	9	0	0	0	0	0	1	53	53	3.00	0.778								

Philadelphia Phillies @ St. Louis Cardinals
Sportsman's Park, St. Louis, MO
Sat Aug 11 1962, 4:33 AM EDT
Att: 9,216 - Unknown

AB	35
R	3
H	7
RBI	3
BB	0
SO	9
LOB	9



Batter	1	2	3	4	5	6	7	8	9	AB	R	H	RBI	BB	SO	LOB	TOP																				
Tony Taylor, R (1,4) OBP: 0.333, SLG: 0.352 Frank Torre, L (8, PH) OBP: 0.403, SLG: 0.402 Art Mathafey, R (8, PH) OBP: 0.195, SLG: 0.260 Dennis Bennett, L (8,1) OBP: 0.220, SLG: 0.158	0-0 4-3	0-0 1B	0-0 FC4-6	0-0 FC6-4		0-0 F9		4-0 HR		4	0	1	1	0	0	1	Philadelphia Phillies @ St. Louis Cardinals Sportsman's Park, St. Louis, MO Sun Aug 12 1962, 4:38 AM EDT Att: 17,088 - Unknown																				
Johnny Callison, L (1,9) OBP: 0.397, SLG: 0.468	0-0 F9	0-0 1B	0-0 FC4-6	0-0 FC4-6		0-0 L5		0-0 HR		5	2	3	4	0	0	1																					
Ted Savage, R (1,7) OBP: 0.341, SLG: 0.391	4-0 2B	0-0 P4						0-0 4-3		4	2	2	0	1	0	3																					
Roy Sievers, R (1,3) OBP: 0.341, SLG: 0.458	0-0 F9		0-0 1-3							4	0	0	0	1	0	3																					
Don Demeter, R (1,5) OBP: 0.351, SLG: 0.489	0-0 2B		0-0 HR							4	1	2	3	0	1	1																					
Tony Gonzalez, L (1,8) OBP: 0.377, SLG: 0.511		0-0 SH3-4	0-3 K							5	1	1	0	0	2	4																					
Bob Ojdis, R (1,2) Wes Covington, L (8, PH) OBP: 0.317, SLG: 0.405 Ruben Amaro, R (8, PH) OBP: 0.372, SLG: 0.328	0-0 F8		0-0 6-3							2	0	0	1	0	0	1																					
Bobby Wine, R (1,6) OBP: 0.272, SLG: 0.346 Billy Klaus, L (8, PH) OBP: 0.300, SLG: 0.357	0-0 1B	0-0 SH3-4								3	1	2	0	0	0	2																					
Jack Hamilton, R (1,1) OBP: 0.085, SLG: 0.044 Bill Smith, L (6,1) OBP: 0.308, SLG: 0.273 Dallas Green, L (6,1) OBP: 0.200, SLG: 0.091 Clay Dalrymple, L (8, PH) OBP: 0.413, SLG: 0.441	0-0 SH3-4		0-0 FC3-5							2	0	0	0	0	0	1																					
Inning Stats	R: 2 E: 0 K: 0 S: 4	H: 2 LOB: 1 BB: 1 P: 8	R: 2 E: 0 K: 0 S: 7	H: 4 LOB: 2 BB: 0 P: 7	R: 1 E: 0 K: 1 S: 6	H: 1 LOB: 0 BB: 0 P: 6	R: 0 E: 0 K: 0 S: 4	H: 1 LOB: 1 BB: 0 P: 4	R: 1 E: 0 K: 1 S: 6	H: 1 LOB: 2 BB: 1 P: 11	R: 0 E: 0 K: 0 S: 3	H: 0 LOB: 0 BB: 0 P: 3	R: 0 E: 0 K: 0 S: 4	H: 1 LOB: 1 BB: 0 P: 4	R: 3 E: 0 K: 0 S: 5	H: 2 LOB: 1 BB: 1 P: 9		R: 0 E: 0 K: 1 S: 5	H: 0 LOB: 0 BB: 0 P: 5	1B: 8 2B: 2 3B: 0 HR: 2	SF: 0 SAC: 3 DP: 0 HBP: 1	WP: 0 PA: 42 PB: 0 SB: 1 CS: 0															
PITCHER	IP	WLS	BF	H	R	ER	SO	BB	IBB	HBP	BLK	WP	HR	S	P	ERA		WHIP	PITCHER		IP	WLS	BF	H	R	ER	SO	BB	IBB	HBP	BLK	WP	HR	S	P	ERA	WHIP
Curt Simmons, L (1,1) ERA: 4.15	3.0		17	8	5	5	1	1	0	0	0	0	1	18	22	15.00		3.000	Lindy McDaniel, R (4,1) ERA: 3.42		6.0	L	25	4	4	4	2	2	0	1	0	0	1	26	35	6.00	1.000

AB	35
R	9
H	12
RBI	9
BB	3
SO	3
LOB	19



Batter	1	2	3	4	5	6	7	8	9	AB	R	H	RBI	BB	SO	LOB	BOTTOM																				
Julian Javier, R (1,4) OBP: 0.319, SLG: 0.364	4-0 1B	0-0 2B								3	2	2	0	2	1	2	Philadelphia Phillies @ St. Louis Cardinals Sportsman's Park, St. Louis, MO Sun Aug 12 1962, 4:38 AM EDT Att: 17,088 - Unknown																				
Red Schoendienst, S (1,5) OBP: 0.399, SLG: 0.395	0-0 1B	0-0 3-1								4	2	1	0	1	0	6																					
Fred Whitfield, L (1,3) OBP: 0.313, SLG: 0.554	0-0 1B		0-0 3-1							5	1	4	5	0	0	0																					
Bill White, L (1,9) OBP: 0.360, SLG: 0.478	0-0 1-3		0-0 F8							5	0	1	0	0	0	5																					
Curt Flood, R (1,8) OBP: 0.345, SLG: 0.442	0-0 6-3		0-3 K							5	0	1	1	0	1	4																					
Minnie Minoso, R (1,7) OBP: 0.233, SLG: 0.217 Dal Maxvill, R (8,6) OBP: 0.215, SLG: 0.209 Charlie James, R (8, PH) OBP: 0.316, SLG: 0.411	0-0 F7									3	0	0	0	0	0	3																					
Julio Gotay, R (1,6) OBP: 0.326, SLG: 0.312 Stan Musial, L (7, PH) OBP: 0.420, SLG: 0.518		0-0 F5								3	1	2	0	0	0	0																					
Jimmie Schaffer, R (1,2) OBP: 0.263, SLG: 0.235 Carl Sawatski, L (6, PH) OBP: 0.374, SLG: 0.467 Gene Oliver, R (8, PH) OBP: 0.365, SLG: 0.406		0-0 5-3								2	0	0	0	0	0	1																					
Curt Simmons, L (1,1) OBP: 0.279, SLG: 0.237 Lindy McDaniel, R (4,1)	0-0 2B		0-3 K							1	0	1	0	0	0	0																					
Inning Stats	R: 2 E: 0 K: 0 S: 5	H: 2 LOB: 1 BB: 1 P: 9	R: 0 E: 0 K: 0 S: 5	H: 2 LOB: 0 BB: 0 P: 5	R: 0 E: 0 K: 1 S: 5	H: 0 LOB: 0 BB: 0 P: 5	R: 0 E: 0 K: 1 S: 6	H: 1 LOB: 1 BB: 0 P: 6	R: 1 E: 0 K: 0 S: 6	H: 3 LOB: 2 BB: 0 P: 6	R: 4 E: 0 K: 1 S: 8	H: 3 LOB: 1 BB: 1 P: 13	R: 0 E: 0 K: 2 S: 7	H: 0 LOB: 2 BB: 1 P: 12	R: 0 E: 0 K: 0 S: 3	H: 1 LOB: 1 BB: 1 P: 7		R: 0 E: 0 K: 1 S: 5	H: 0 LOB: 0 BB: 0 P: 5	1B: 9 2B: 3 3B: 0 HR: 1	SF: 0 SAC: 0 DP: 1 HBP: 2	WP: 1 PA: 44 PB: 1 SB: 1 CS: 0															
PITCHER	IP	WLS	BF	H	R	ER	SO	BB	IBB	HBP	BLK	WP	HR	S	P	ERA		WHIP	PITCHER		IP	WLS	BF	H	R	ER	SO	BB	IBB	HBP	BLK	WP	HR	S	P	ERA	WHIP
Jack Hamilton, R (1,1) ERA: 5.22	5.1		28	9	6	6	3	2	0	1	0	0	1	31	40	27.00		6.000	Bill Smith, L (6,1) ERA: 4.65		0.1		3	2	1	1	0	0	0	0	0	1	3	3	27.00	6.000	
Dallas Green, R (6,1) ERA: 4.53	1.1	W	6	0	0	0	2	0	1	1	0	0	0	8	13	0.00	0.000	Dennis Bennett, L (8,1) ERA: 5.16		2.0	S	7	1	0	0	1	1	0	0	0	0	8	12	0.00	1.000		




Batter	1	2	3	4	5	6	7	8	9	10	AB	R	H	RBI	BB	SO	LOB	
Julian Javier, R OBP: 0.322, SLG: 0.367 (1.4)	F5		K2-5-2 2B		K			5-3 2B BB		2-4 1B	4	1	2	0	1	1	1	
Curt Flood, R OBP: 0.342, SLG: 0.438 (1.8)	K		K2-5-2			K2-3		K		F9	5	0	0	0	0	4	3	
Stan Musial, L OBP: 0.418, SLG: 0.513 Bobby Gene Smith, R OBP: 0.275, SLG: 0.307 (1.7) (8.7)				L8		G3		5-3		2-4	3	0	0	0	1	0	1	
Fred Whitfield, L OBP: 0.314, SLG: 0.548 Charlie James, R OBP: 0.318, SLG: 0.416 (1.3) (6, PR) (6, 9)					K						3	0	1	0	0	2	1	
Bill White, L OBP: 0.320, SLG: 0.476 (1.9) (6, 3)					L9			1B		6-3	4	0	1	0	0	0	2	
Ken Boyer, R OBP: 0.385, SLG: 0.485 (1.5)								5-3		F9	3	1	0	0	1	1	1	
Gene Oliver, R OBP: 0.368, SLG: 0.410 Jimmie Schaffer, R OBP: 0.259, SLG: 0.231 (1.2) (7, 2)											3	0	2	0	0	1	1	
Dal Maxvill, R OBP: 0.206, SLG: 0.200 (1.6)					1-3						1	0	0	0	0	1	0	
Bob Gibson, R OBP: 0.348, SLG: 0.410 (1.1)											4	1	1	1	0	3	2	
Inning Stats	R: 0 E: 0 K: 2 S: 7	H: 0 LOB: 1 BB: 1 P: 11	R: 0 E: 0 K: 2 S: 7	H: 1 LOB: 1 BB: 0 P: 7	R: 1 E: 0 K: 1 S: 6	H: 2 LOB: 1 BB: 0 P: 6	R: 0 E: 0 K: 1 S: 5	H: 0 LOB: 0 BB: 0 P: 5	R: 1 E: 0 K: 2 S: 8	H: 1 LOB: 1 BB: 1 P: 12	R: 0 E: 0 K: 1 S: 6	H: 1 LOB: 1 BB: 0 P: 6	R: 0 E: 0 K: 2 S: 7	H: 0 LOB: 0 BB: 0 P: 7	R: 0 E: 0 K: 1 S: 5	H: 1 LOB: 1 BB: 0 P: 5	1B: 5 2B: 4 3B: 0 HR: 1	SF: 0 SAC: 0 DP: 2 HBP: 0
PITCHER	IP 8.0	WLS 7	BF 32	H 7	R 3	ER 3	SO 12	BB 3	IBB 0	HBP 0	BLK 0	WP 0	HR 1	S 53	P 65	ERA 3.38	WHIP 1.250	
Ken Johnson, R ERA: 3.88 (1.1)																		
Don McMahon, R ERA: 1.5 (9.1)																		

TOP

St. Louis Cardinals @ Houston Colt 45's
Colt Stadium, Houston, TX
Tue Aug 14 1962, 8:05 PM EDT
Att: 9,604 - Unknown

AB	35
R	3
H	8
RBI	3
BB	3
SO	15
LOB	14




WP: 0 PA: 38
PB: 0 SB: 2 CS: 0

Batter	1	2	3	4	5	6	7	8	9	10	AB	R	H	RBI	BB	SO	LOB	
Bob Lillis, R OBP: 0.278, SLG: 0.272 (1.6)	K		G3-6-1		6-3			6-3		6-3	5	0	0	0	1	1		
Al Spangler, L OBP: 0.389, SLG: 0.392 (1.7)	L9							P6		F9	5	1	2	0	0	0	0	
Jim Pendleton, R OBP: 0.268, SLG: 0.369 (1.8)											4	0	0	0	1	3	2	
Roman Mejias, R OBP: 0.342, SLG: 0.487 (1.9)	K										4	2	2	1	1	1	2	
Norm Larker, L OBP: 0.354, SLG: 0.379 (1.3)											3	1	2	0	1	0	1	
Bob Aspromonte, R OBP: 0.359, SLG: 0.409 (1.5)											3	0	0	1	2	0	3	
Hal Smith, R OBP: 0.256, SLG: 0.335 (1.2)											5	0	0	0	0	2	5	
Joey Amalfitano, R OBP: 0.320, SLG: 0.299 (1.4)											1	0	1	0	3	0	0	
Ken Johnson, R OBP: 0.116, SLG: 0.119 Billy Goodman, L OBP: 0.303, SLG: 0.299 Don McMahon, R OBP: 0.143, SLG: 0.143 (1.1) (8, PH) (9.1)											3	0	0	0	0	3	6	
Inning Stats	R: 0 E: 0 K: 2 S: 7	H: 0 LOB: 1 BB: 1 P: 11	R: 0 E: 0 K: 1 S: 5	H: 1 LOB: 0 BB: 0 P: 5	R: 0 E: 0 K: 1 S: 5	H: 1 LOB: 0 BB: 0 P: 5	R: 2 E: 2 K: 1 S: 8	H: 2 LOB: 3 BB: 2 P: 16	R: 0 E: 0 K: 1 S: 6	H: 1 LOB: 1 BB: 0 P: 6	R: 0 E: 0 K: 2 S: 7	H: 0 LOB: 2 BB: 2 P: 15	R: 0 E: 0 K: 1 S: 5	H: 0 LOB: 0 BB: 0 P: 5	R: 1 E: 1 K: 0 S: 2	H: 0 LOB: 2 BB: 2 P: 10	1B: 6 2B: 1 3B: 0 HR: 0	SF: 0 SAC: 1 DP: 1 HBP: 0
PITCHER	IP 9.2	WLS L	BF 43	H 7	R 4	ER 2	SO 10	BB 4	IBB 4	HBP 0	BLK 0	WP 0	HR 0	S 55	P 87	ERA 1.86	WHIP 1.138	
Bob Gibson, R ERA: 2.64 (1.1)																		

BOTTOM

St. Louis Cardinals @ Houston Colt 45's
Colt Stadium, Houston, TX
Tue Aug 14 1962, 8:05 PM EDT
Att: 9,604 - Unknown

AB	34
R	4
H	7
RBI	2
BB	8
SO	10
LOB	22



WP: 0 PA: 43
PB: 0 SB: 1 CS: 0

Batter	1	2	3	4	5	6	7	8	9	AB	R	H	RBI	BB	SO	LOB	TOP					
Julian Javier, R OBP: 0.321, SLG: 0.366 (1,4)	F2		1-3					L1		4	0	1	0	0	0	0	St. Louis Cardinals @ Houston Colt 45's Colt Stadium, Houston, TX Wed Aug 15 1962, 8:05 PM EDT Att: 8,843 - Unknown AB 35 R 1 H 8 RBI 1 BB 0 SO 4 LOB 16					
Curt Flood, R OBP: 0.339, SLG: 0.435 (1,8)	6-3			5-3	1-3			F7		4	0	0	0	0	3							
Ken Boyer, R OBP: 0.384, SLG: 0.485 (1,5)	5-3			6-3				F9		4	0	1	0	0	0							
Bill White, L OBP: 0.361, SLG: 0.476 (1,3)		E1		FC6-4 1B				K FC6-4 1B		4	0	2	0	0	1							
Charlie James, R OBP: 0.314, SLG: 0.411 (1,9)		K		FC6-4 1-2				FC6-4 1B		4	1	0	0	0	1							
Minnie Minoso, R OBP: 0.245, SLG: 0.230 (1,7)	6-3				1B 1B 1B			1B 1-3 1B		4	0	2	0	0	2							
Gene Oliver, R OBP: 0.354, SLG: 0.404 (1,2)	5-3				F8			K G4-6-3 1B		3	0	0	0	0	1							
Julio Gotay, R OBP: 0.328, SLG: 0.314 (7,6)								1-3 3H 1B		1	0	1	1	0	0							
Dal Maxvill, R OBP: 0.212, SLG: 0.207 (1,6)			6-3					G4-6-3 1B		2	0	1	0	0	0							
Red Schoendienst, S OBP: 0.357, SLG: 0.392 (7,PH)								1-2 1B		1	0	0	0	0	0							
Jimmie Schaffer, R OBP: 0.259, SLG: 0.231 (7,2)								1-2 1B		0	0	0	0	0	0							
Stan Musial, L OBP: 0.416, SLG: 0.511 (9,PH)								1-2 1B		1	0	0	0	0	2							
Ray Washburn, R OBP: 0.239, SLG: 0.250 (1,1)										2	0	0	0	0	1							
Bobby Gene Smith, R OBP: 0.273, SLG: 0.304 (7,PH)										1	0	0	0	0	0							
Bob Duliba, R OBP: 0.273, SLG: 0.304 (7,1)										0	0	0	0	0	0							
Paul Toth, R OBP: 0.400, SLG: 0.400 (8,1)										0	0	0	0	0	0							
Inning Stats	R: 0 E: 0 K: 0 S: 3	H: 0 LOB: 0 BB: 0 P: 3	R: 0 E: 1 K: 1 S: 6	H: 0 LOB: 1 BB: 0 P: 6	R: 0 E: 0 K: 0 S: 3	H: 0 LOB: 0 BB: 0 P: 3	R: 0 E: 0 K: 0 S: 4	H: 1 LOB: 1 BB: 0 P: 4	R: 0 E: 0 K: 1 S: 8	H: 3 LOB: 3 BB: 0 P: 8	R: 0 E: 0 K: 1 S: 6	H: 1 LOB: 0 BB: 0 P: 6	R: 0 E: 0 K: 1 S: 5	H: 0 LOB: 0 BB: 0 P: 5	R: 0 E: 0 K: 0 S: 3	H: 0 LOB: 0 BB: 0 P: 3	R: 1 E: 0 K: 0 S: 5	H: 3 LOB: 1 BB: 0 P: 5	1B: 7 2B: 1 3B: 0 HR: 0	SF: 0 SAC: 0 DP: 1 HBP: 0	WP: 0 PB: 0 SB: 0 CS: 0	PA: 35
PITCHER	IP WLS BF H R ER SO BB IBB HBP BLK WP HR S P ERA WHIP																					
Hal Woodeshick, L ERA: 4.08 (1,1)	8.1 W 34 8 1 1 4 0 0 0 0 0 0 0 42 42 1.08 0.960																					
Russ Kemmerer, R ERA: 3.34 (9,1)	0.2 S 1 0 0 0 0 0 0 0 0 0 0 0 1 1 0.00 0.000																					

Batter	1	2	3	4	5	6	7	8	9	AB	R	H	RBI	BB	SO	LOB	BOTTOM			
Bob Lillis, R OBP: 0.280, SLG: 0.273 (1,6)	6-3				G6-3			SH3-4 1B BB		3	1	1	0	1	0	1	St. Louis Cardinals @ Houston Colt 45's Colt Stadium, Houston, TX Wed Aug 15 1962, 8:05 PM EDT Att: 8,843 - Unknown AB 28 R 3 H 8 RBI 3 BB 3 SO 5 LOB 7			
Al Spangler, L OBP: 0.389, SLG: 0.389 (1,7)	4-3							SH3-4		2	0	0	0	1	0					
Jim Pendleton, R OBP: 0.268, SLG: 0.369 (9,7)								1-2 BB		0	0	0	0	0	0					
Carl Warwick, R OBP: 0.301, SLG: 0.405 (1,8)	P4				F7			1B BB		3	1	1	1	1	0					
Roman Mejias, R OBP: 0.343, SLG: 0.487 (1,9)					P4			1B		4	0	2	1	0	0					
Norm Larker, L OBP: 0.353, SLG: 0.381 (1,3)	G3							F8		4	0	1	0	0	1					
Bob Aspromonte, R OBP: 0.357, SLG: 0.406 (1,5)								4-3		3	0	0	0	0	1					
Hal Smith, R OBP: 0.257, SLG: 0.347 (1,2)								6-3		3	1	1	1	0	2					
Joey Amalfitano, R OBP: 0.320, SLG: 0.299 (1,4)								K HR		3	1	1	0	2	1					
Hal Woodeshick, R OBP: 0.118, SLG: 0.091 (1,1)								P3		3	0	1	0	0	0					
Russ Kemmerer, R OBP: 0.571, SLG: 0.400 (9,1)								K G6-3 1B		0	0	0	0	0	0					
Inning Stats	R: 0 E: 0 K: 0 S: 3	H: 0 LOB: 0 BB: 0 P: 3	R: 0 E: 0 K: 1 S: 5	H: 0 LOB: 0 BB: 0 P: 5	R: 1 E: 0 K: 1 S: 7	H: 2 LOB: 2 BB: 1 P: 11	R: 0 E: 0 K: 1 S: 6	H: 1 LOB: 1 BB: 0 P: 6	R: 0 E: 0 K: 0 S: 3	H: 1 LOB: 0 BB: 0 P: 3	R: 1 E: 0 K: 0 S: 4	H: 2 LOB: 0 BB: 0 P: 4	R: 0 E: 0 K: 2 S: 8	H: 1 LOB: 1 BB: 0 P: 8	R: 1 E: 0 K: 0 S: 3	H: 1 LOB: 2 BB: 2 P: 11	1B: 5 2B: 1 3B: 0 HR: 2	SF: 0 SAC: 1 DP: 1 HBP: 0	WP: 0 PB: 0 SB: 0 CS: 0	PA: 32
PITCHER	IP WLS BF H R ER SO BB IBB HBP BLK WP HR S P ERA WHIP																			
Ray Washburn, R ERA: 3.7 (1,1)	6.0 L 23 6 2 2 3 1 0 0 0 0 0 0 2 28 32 3.00 1.167																			
Bob Duliba, R ERA: 1.48 (7,1)	1.1 7 1 1 1 2 2 0 0 0 0 0 0 9 17 6.75 2.250																			
Paul Toth, R ERA: 5.74 (8,1)	0.2 2 1 0 0 0 0 0 0 0 0 0 0 2 2 0.00 1.500																			

Batter	1	2	3	4	5	6	7	8	9	AB	R	H	RBI	BB	SO	LOB	TOP							
Julian Javier, R (1.4) OBP: 0.322, SLG: 0.365	0-0 6-3			0-0 F8		0-0 P4		4-0 SH5-4 1B BB	0-0 1B	4	1	1	0	1	0	0	St. Louis Cardinals @ Houston Colt 45's Colt Stadium, Houston, TX Thu Aug 16 1962, 8:05 PM EDT Att: 9,159 - Unknown livebaseballscorecards.com							
Curt Flood, R (1.8) OBP: 0.337, SLG: 0.431	0-0 5-3			0-0 5-3		0-0 F9		0-0 SH5-4	0-0 G3	4	0	0	0	0	0	1								
Bill White, L (1.3) OBP: 0.364, SLG: 0.478	0-3 K			0-0 BB 1B				0-0 1B BB WP	0-0 2-H 1B 1B	4	2	3	1	0	1	0								
Stan Musial, L (1.9) OBP: 0.420, SLG: 0.610				4-0 F8				4-0 WP 1B BB	4-0 1B BB	1	0	0	0	3	0	0								
Bobby Gene Smith, R (8. PR) OBP: 0.273, SLG: 0.304				1-2 BB				1-2 BB	1-2 BB	0	0	0	0	0	0	0								
Ken Boyer, R (1.5) OBP: 0.383, SLG: 0.483	0-3 K			0-0 F7				0-0 WP 1B	0-0 F8	4	0	1	0	0	1	4								
Minnie Minoso, R (1.7) OBP: 0.245, SLG: 0.231	0-0 4-3					0-0 P6		0-0 F3	0-0 S 1B	4	0	1	1	0	0	3								
Charlie James, R (8.9) OBP: 0.314, SLG: 0.411								1-3 2-H 1B		0	0	0	0	0	0	0								
Carl Sawatski, L (1.2) OBP: 0.369, SLG: 0.460				0-0 F5		0-0 P6		0-3 K	0-3 K	3	0	0	0	0	1	3								
Jimmie Schaffer, R (7.2) OBP: 0.254, SLG: 0.226								1-2 K		1	0	0	0	0	1	2								
Julio Gotay, R (1.6) OBP: 0.326, SLG: 0.312				0-0 5-3		0-0 F7		4-0 1-2 2-3 3-H IBB		2	0	0	0	0	0	0								
Fred Whitfield, L (7. PH) OBP: 0.319, SLG: 0.548									0-3 K	0	0	0	0	1	0	0								
Dal Maxvill, R (7.6) OBP: 0.210, SLG: 0.204										1	0	0	0	0	1	0								
Larry Jackson, R (1.1) OBP: 0.239, SLG: 0.242	0-0 5-3					0-0 F8		0-3 K	0-3 K	4	0	0	0	0	2	3								
Inning Stats	R: 0 E: 0 K: 1 S: 5	H: 0 LOB: 0 BB: 0 P: 5	R: 0 E: 0 K: 1 S: 5	H: 0 LOB: 0 BB: 0 P: 5	R: 0 E: 0 K: 0 S: 3	H: 0 LOB: 0 BB: 0 P: 3	R: 0 E: 0 K: 0 S: 4	H: 1 LOB: 2 BB: 1 P: 8	R: 0 E: 0 K: 0 S: 3	H: 0 LOB: 0 BB: 0 P: 3	R: 1 E: 0 K: 2 S: 9	H: 2 LOB: 3 BB: 2 P: 17	R: 2 E: 0 K: 1 S: 7	H: 2 LOB: 3 BB: 2 P: 15	R: 0 E: 0 K: 2 S: 8	H: 1 LOB: 1 BB: 0 P: 8	1B: 6 2B: 0 3B: 0 HR: 0	SF: 0 SAC: 1 DP: 0 HBP: 0	WP: 1 PB: 0 SB: 1 CS: 0	PA: 38				
PITCHER	IP WLS BF H R ER SO BB IBB HBP BLK WP HR S P ERA WHIP	IP WLS BF H R ER SO BB IBB HBP BLK WP HR S P ERA WHIP	IP WLS BF H R ER SO BB IBB HBP BLK WP HR S P ERA WHIP	IP WLS BF H R ER SO BB IBB HBP BLK WP HR S P ERA WHIP	IP WLS BF H R ER SO BB IBB HBP BLK WP HR S P ERA WHIP	IP WLS BF H R ER SO BB IBB HBP BLK WP HR S P ERA WHIP	IP WLS BF H R ER SO BB IBB HBP BLK WP HR S P ERA WHIP	IP WLS BF H R ER SO BB IBB HBP BLK WP HR S P ERA WHIP	IP WLS BF H R ER SO BB IBB HBP BLK WP HR S P ERA WHIP	IP WLS BF H R ER SO BB IBB HBP BLK WP HR S P ERA WHIP	IP WLS BF H R ER SO BB IBB HBP BLK WP HR S P ERA WHIP	IP WLS BF H R ER SO BB IBB HBP BLK WP HR S P ERA WHIP	IP WLS BF H R ER SO BB IBB HBP BLK WP HR S P ERA WHIP	IP WLS BF H R ER SO BB IBB HBP BLK WP HR S P ERA WHIP	IP WLS BF H R ER SO BB IBB HBP BLK WP HR S P ERA WHIP	IP WLS BF H R ER SO BB IBB HBP BLK WP HR S P ERA WHIP	IP WLS BF H R ER SO BB IBB HBP BLK WP HR S P ERA WHIP	IP WLS BF H R ER SO BB IBB HBP BLK WP HR S P ERA WHIP	IP WLS BF H R ER SO BB IBB HBP BLK WP HR S P ERA WHIP	IP WLS BF H R ER SO BB IBB HBP BLK WP HR S P ERA WHIP	IP WLS BF H R ER SO BB IBB HBP BLK WP HR S P ERA WHIP			
Turk Farrell, R (1.1) ERA: 2.63	7.1 L	30 4	3 3	4 3	3 3	4 4	3 3	3 3	1 0	0 0	0 0	0 0	0 0	0 0	0 0	0 0	3.68 0.955							
Jim Umbricht, R (8.1) ERA: 2.91	0.2	4	1	0	0	1	1	0	0	0	0	0	0	0	0	0	0.00	3.000						
Don McMahon, R (9.1) ERA: 1.47	1.0	4	1	0	0	2	0	0	0	0	0	0	0	0	0	0	0.00	1.000						

Batter	1	2	3	4	5	6	7	8	9	AB	R	H	RBI	BB	SO	LOB	BOTTOM							
Bob Lillis, R (1.6) OBP: 0.280, SLG: 0.272	0-0 5-3		0-0 F9			0-0 FC3-6 2B E		0-0 L6 HBP 1B		4	1	1	0	0	0	1	St. Louis Cardinals @ Houston Colt 45's Colt Stadium, Houston, TX Thu Aug 16 1962, 8:05 PM EDT Att: 9,159 - Unknown livebaseballscorecards.com							
Al Spangler, L (1.7) OBP: 0.396, SLG: 0.399	4-0 BB			0-0 F8 2B		0-0 E6 1B 2B		1-0 1B		2	0	2	0	1	0	0								
Jim Pendleton, R (8. PR) OBP: 0.268, SLG: 0.369						1-H 2B		1-2 HBP		0	0	0	0	0	0	0								
Carl Warwick, R (1.8) OBP: 0.297, SLG: 0.401	0-0 F9			0-0 F8		0-3 K		0-0 L6		4	0	0	0	0	1	5								
Roman Mejias, R (1.9) OBP: 0.343, SLG: 0.485	0-0 P4			0-0 5-3		0-0 1B			0-0 F3	4	0	1	0	0	0	2								
Norm Larker, L (1.3) OBP: 0.349, SLG: 0.377		0-3 K		0-3 K		0-0 3-1			0-0 4-3	4	0	0	0	0	2	3								
Bob Aspromonte, R (1.5) OBP: 0.353, SLG: 0.402	0-0 5-3				0-0 5-3		0-0 6-3		0-0 5-3	4	0	0	0	0	0	0								
Jim Campbell, R (1.2) OBP: 0.216, SLG: 0.208	0-0 6-3				0-0 F8		0-0 L9			3	0	0	0	0	0	0								
Joey Amalfitano, R (1.4) OBP: 0.318, SLG: 0.297			0-0 6-3		0-0 P6		0-0 5-3			3	0	0	0	0	0	0								
Turk Farrell, R (1.1) OBP: 0.170, SLG: 0.212				0-0 4-3		0-0 FC3-6 1B		0-0 F8		2	0	1	0	0	0	0								
Jim Umbricht, R (8.1)										0	0	0	0	0	0	0								
Billy Goodman, L (8. PH) OBP: 0.301, SLG: 0.296										1	0	0	0	0	0	0								
Don McMahon, R (9.1) OBP: 0.143, SLG: 0.143										0	0	0	0	0	0	0								
Inning Stats	R: 0 E: 0 K: 0 S: 3	H: 0 LOB: 1 BB: 1 P: 7	R: 0 E: 0 K: 1 S: 5	H: 0 LOB: 0 BB: 0 P: 5	R: 0 E: 0 K: 0 S: 3	H: 0 LOB: 0 BB: 0 P: 3	R: 0 E: 0 K: 1 S: 6	H: 1 LOB: 1 BB: 0 P: 6	R: 0 E: 0 K: 0 S: 3	H: 0 LOB: 0 BB: 0 P: 3	R: 1 E: 1 K: 1 S: 8	H: 3 LOB: 2 BB: 0 P: 8	R: 0 E: 0 K: 0 S: 3	H: 0 LOB: 0 BB: 0 P: 3	R: 0 E: 0 K: 0 S: 3	H: 1 LOB: 1 BB: 0 P: 4	R: 0 E: 0 K: 0 S: 3	H: 0 LOB: 0 BB: 0 P: 3	1B: 3 2B: 3 3B: 0 HR: 0	SF: 0 SAC: 0 DP: 1 HBP: 1	WP: 0 PB: 0 SB: 0 CS: 0	PA: 33		
PITCHER	IP WLS BF H R ER SO BB IBB HBP BLK WP HR S P ERA WHIP	IP WLS BF H R ER SO BB IBB HBP BLK WP HR S P ERA WHIP	IP WLS BF H R ER SO BB IBB HBP BLK WP HR S P ERA WHIP	IP WLS BF H R ER SO BB IBB HBP BLK WP HR S P ERA WHIP	IP WLS BF H R ER SO BB IBB HBP BLK WP HR S P ERA WHIP	IP WLS BF H R ER SO BB IBB HBP BLK WP HR S P ERA WHIP	IP WLS BF H R ER SO BB IBB HBP BLK WP HR S P ERA WHIP	IP WLS BF H R ER SO BB IBB HBP BLK WP HR S P ERA WHIP	IP WLS BF H R ER SO BB IBB HBP BLK WP HR S P ERA WHIP	IP WLS BF H R ER SO BB IBB HBP BLK WP HR S P ERA WHIP	IP WLS BF H R ER SO BB IBB HBP BLK WP HR S P ERA WHIP	IP WLS BF H R ER SO BB IBB HBP BLK WP HR S P ERA WHIP	IP WLS BF H R ER SO BB IBB HBP BLK WP HR S P ERA WHIP	IP WLS BF H R ER SO BB IBB HBP BLK WP HR S P ERA WHIP	IP WLS BF H R ER SO BB IBB HBP BLK WP HR S P ERA WHIP	IP WLS BF H R ER SO BB IBB HBP BLK WP HR S P ERA WHIP	IP WLS BF H R ER SO BB IBB HBP BLK WP HR S P ERA WHIP	IP WLS BF H R ER SO BB IBB HBP BLK WP HR S P ERA WHIP	IP WLS BF H R ER SO BB IBB HBP BLK WP HR S P ERA WHIP	IP WLS BF H R ER SO BB IBB HBP BLK WP HR S P ERA WHIP	IP WLS BF H R ER SO BB IBB HBP BLK WP HR S P ERA WHIP	IP WLS BF H R ER SO BB IBB HBP BLK WP HR S P ERA WHIP		
Larry Jackson, R (1.1) ERA: 4.02	9.0 W	33 5	3 1	0 0	3 3	1 1	0 0	1 1	0 0	0 0	0 0	0 0	0 0	0 0	0 0	0 0	0.00	0.667						

AB 32
R 3
H 6
RBI 2
BB 5
SO 7
LOB 16



AB 31
R 1
H 5
RBI 0
BB 1
SO 3
LOB 11



Batter	1	2	3	4	5	6	7	8	9	AB	R	H	RBI	BB	SO	LOB	TOP					
Julian Javier, R OBP: 0.325, SLG: 0.369 (1, 4)	5-3		FC5-4 FC6-4 1B 1-2 2-3		FC5-6 BB		6-3 1B		2B	4	1	2	0	1	0	2	St. Louis Cardinals @ New York Mets Polo Grounds, New York, NY Sat Aug 18 1962, 3:33 AM EDT Att: 9,715 - Unknown livebaseballscorecards.com					
Bill White, L OBP: 0.368, SLG: 0.488 (1, 3)	3B		FC6-4 1B 1-2 3-H		FC5-6 1B HR		6-3 1B		6-3 2B	5	2	4	2	0	0	1						
Stan Mustaj, L OBP: 0.420, SLG: 0.506 Bobby Gene Smith, R OBP: 0.273, SLG: 0.304 (1, 7) (9, PR) (9, 7)	F7		FC6-4 1-2 2-3		HR 1B		6-3		6-3 S BB	4	1	1	0	1	0	5						
Ken Boyer, R OBP: 0.381, SLG: 0.487 (1, 5)	K		4-3		HR		K		6-3	5	1	1	4	0	2	6						
Curt Flood, R OBP: 0.336, SLG: 0.429 (1, 8)					P4		5-3		F8	5	0	1	0	0	0	4						
Carl Sawatski, L OBP: 0.371, SLG: 0.461 Jimmie Schaffer, R OBP: 0.254, SLG: 0.226 (1, 2) (9, 2)					K				P4	4	1	2	0	0	1	0						
Charlie James, R OBP: 0.313, SLG: 0.408 (1, 9)	G1-4-3				K					0	0	0	0	0	0	0						
Dal Maxvill, R OBP: 0.212, SLG: 0.206 (1, 6)					FC5-4 1B 1-2 2-H		K		L7	4	1	1	0	0	1	1						
Ernie Broglio, R OBP: 0.132, SLG: 0.098 (1, 1)					FC3 FC5-4		P5		6-3	4	0	0	0	0	0	2						
Inning Stats	R: 0 E: 0 K: 1 S: 6	H: 1 LOB: 1 BB: 0 P: 6	R: 0 E: 0 K: 0 S: 3	H: 2 LOB: 0 BB: 0 P: 3	R: 1 E: 1 K: 0 S: 6	H: 2 LOB: 2 BB: 0 P: 6	R: 1 E: 1 K: 0 S: 5	H: 2 LOB: 1 BB: 0 P: 5	R: 3 E: 0 K: 1 S: 7	H: 2 LOB: 0 BB: 0 P: 11	R: 0 E: 0 K: 1 S: 5	H: 0 LOB: 0 BB: 0 P: 5	R: 0 E: 0 K: 1 S: 7	H: 2 LOB: 2 BB: 0 P: 7	R: 0 E: 0 K: 0 S: 3	H: 0 LOB: 0 BB: 0 P: 3		R: 2 E: 0 K: 0 S: 5	H: 2 LOB: 2 BB: 1 P: 9	1B: 9 2B: 2 3B: 1 HR: 1	SF: 0 SAC: 0 DP: 1 HBP: 0	WP: 0 PB: 0 SB: 2 CS: 0
PITCHER Roger Craig, R ERA: 4.51 (1, 1)	IP: 9.0 WLS: L BF: 41	H: 13 R: 7 ER: 5 SO: 4	BB: 2 IBB: 0 HBP: 0 BLK: 0	WP: 0 HR: 1 S: 47 P: 55	ERA: 5.00 WHIP: 1.667	PITCHER										IP: 9.0 WLS: W BF: 37	H: 7 R: 4 ER: 4 SO: 6	BB: 3 IBB: 0 HBP: 0 BLK: 0	WP: 0 HR: 2 S: 46 P: 58	ERA: 4.00 WHIP: 1.111		

AB 39
R 7
H 13
RBI 6
BB 2
SO 4
LOB 22



Batter	1	2	3	4	5	6	7	8	9	AB	R	H	RBI	BB	SO	LOB	BOTTOM					
Richie Ashburn, L OBP: 0.429, SLG: 0.399 (1, 8)	CS BB		G3 S 1B		K				G3	3	1	1	0	2	1	1	St. Louis Cardinals @ New York Mets Polo Grounds, New York, NY Sat Aug 18 1962, 3:33 AM EDT Att: 9,715 - Unknown livebaseballscorecards.com					
Charlie Neal, R OBP: 0.319, SLG: 0.396 (1, 6)	F9		G3 1-3		K		F8			4	0	0	0	0	1	4						
Felix Mantilla, R OBP: 0.329, SLG: 0.404 (1, 5)	G3		HR 1B		5-3		L4			4	1	1	1	0	0	3						
Gene Woodling, L OBP: 0.389, SLG: 0.427 (1, 9)			BB 1B		HR		F9		G3	4	1	2	2	0	0	0						
Frank Thomas, R OBP: 0.333, SLG: 0.524 (1, 7)			P5 1-2		K		F7		4-3	4	0	0	0	0	1	1						
Mary Thronberry, L OBP: 0.316, SLG: 0.442 (1, 3)			K		HR		E3		F8	4	1	1	1	0	1	1						
Choo-Choo Coleman, L OBP: 0.315, SLG: 0.510 (1, 2)			FC6-4 BB		5-3		K		F8	3	0	0	0	1	1	1						
Rod Kanehl, R OBP: 0.329, SLG: 0.362 (1, 4)			FC6-4 1-2		K		SH1-4 1B		FC6-4 1B	4	0	2	0	0	1	2						
Roger Craig, R OBP: 0.111, SLG: 0.051 Jim Hickman, R OBP: 0.330, SLG: 0.434 (1, 1) (9, PH)			6-3		P6		SH1-4 1-2		FC6-4 1-2	2	0	0	0	0	0	0						
Inning Stats	R: 0 E: 0 K: 0 S: 2	H: 0 LOB: 0 BB: 1 P: 6	R: 0 E: 0 K: 1 S: 6	H: 1 LOB: 2 BB: 1 P: 10	R: 3 E: 0 K: 1 S: 8	H: 3 LOB: 0 BB: 0 P: 8	R: 1 E: 0 K: 1 S: 6	H: 1 LOB: 0 BB: 0 P: 6	R: 0 E: 0 K: 2 S: 7	H: 0 LOB: 0 BB: 0 P: 7	R: 0 E: 1 K: 1 S: 6	H: 0 LOB: 1 BB: 0 P: 6	R: 0 E: 0 K: 1 S: 4	H: 1 LOB: 2 BB: 1 P: 8	R: 0 E: 0 K: 0 S: 3	H: 0 LOB: 0 BB: 0 P: 3		R: 0 E: 0 K: 0 S: 4	H: 1 LOB: 1 BB: 0 P: 4	1B: 5 2B: 0 3B: 0 HR: 2	SF: 0 SAC: 1 DP: 0 HBP: 0	WP: 0 PB: 0 SB: 1 CS: 1
PITCHER Ernie Broglio, R ERA: 3.12 (1, 1)	IP: 9.0 WLS: W BF: 37	H: 7 R: 4 ER: 4 SO: 6	BB: 3 IBB: 0 HBP: 0 BLK: 0	WP: 0 HR: 2 S: 46 P: 58	ERA: 4.00 WHIP: 1.111	PITCHER										IP: 9.0 WLS: W BF: 37	H: 7 R: 4 ER: 4 SO: 6	BB: 3 IBB: 0 HBP: 0 BLK: 0	WP: 0 HR: 2 S: 46 P: 58	ERA: 4.00 WHIP: 1.111		

AB 33
R 4
H 7
RBI 4
BB 3
SO 6
LOB 14



Batter	1	2	3	4	5	6	7	8	9	AB	R	H	RBI	BB	SO	LOB	TOP								
Julian Javier, R OBP: 0.325, SLG: 0.373	4-0 BB	0-3 K		0-0 L8		0-3 K		0-0 1-3	0-0 HR	5	1	1	1	1	2	4									
Curt Flood, R OBP: 0.336, SLG: 0.427 Bobby Gene Smith, R OBP: 0.272, SLG: 0.302	0-0 L9	0-0 1-3 2-H 1B		0-0 FC6		0-0 F9		4-0 1B BB	0-0 F7	4	1	1	1	1	0	3									
Minnie Minoso, R OBP: 0.252, SLG: 0.263	0-0 F2	0-3 K			0-0 HR		4-0 1B BB FC6-4	0-3 K		4	2	1	1	1	2	4									
Ken Boyer, R OBP: 0.383, SLG: 0.487	0-0 F9			0-0 G4 1B		0-0 4-3		4-0 FC6-4 1B E	0-0 2-H HR 1B	4	2	2	1	1	0	1									
Bill White, L OBP: 0.368, SLG: 0.494		0-0 P4	0-0 G4		0-0 3-1		0-0 FC6-4 1B	0-0 1-H HR		5	1	2	2	0	0	1									
Charlie James, R OBP: 0.318, SLG: 0.410		0-0 2B E 1B	0-0 F2		1-0 HBP		0-0 FC6-4 E	0-0 1B		4	1	2	1	0	0	3									
Gene Oliver, R OBP: 0.222, SLG: 0.496 Jimmie Schaffer, R OBP: 0.250, SLG: 0.222	0-0 E8 1-H 1B 2B	0-3 K		0-3 K		0-3 K		0-0 E6	0-3 K	4	1	1	1	0	2	3									
Dal Maxvill, R OBP: 0.222, SLG: 0.218 Stan Mustaj, L OBP: 0.421, SLG: 0.506 Julio Gotay, R OBP: 0.326, SLG: 0.312	0-0 1B 1B	0-0 K		0-3 K		0-0 1B		0-0 F3	4-0 G5-4-3 BB	4	1	2	1	0	1	2									
Bob Gibson, R OBP: 0.352, SLG: 0.400	0-0 1B 1B			4-0 FC6 BB		0-3 K		0-0 5-3	0-0 G5-4-3	4	0	1	0	1	1	4									
Inning Stats	R: 0 E: 0 K: 0 S: 3	H: 0 LOB: 1 BB: 1 P: 7	R: 3 E: 1 K: 2 S: 12	H: 5 LOB: 2 BB: 0 P: 12	R: 0 E: 0 K: 1 S: 6	H: 1 LOB: 1 BB: 0 P: 6	R: 0 E: 0 K: 1 S: 5	H: 0 LOB: 1 BB: 1 P: 9	R: 1 E: 0 K: 1 S: 6	H: 1 LOB: 1 BB: 0 P: 7	R: 0 E: 0 K: 2 S: 8	H: 1 LOB: 1 BB: 0 P: 8	R: 2 E: 1 K: 0 S: 5	H: 1 LOB: 2 BB: 2 P: 13	R: 3 E: 0 K: 2 S: 10	H: 3 LOB: 1 BB: 1 P: 14	R: 1 E: 0 K: 0 S: 3	H: 1 LOB: 1 BB: 1 P: 7	1B: 9 2B: 1 3B: 0 HR: 3	SF: 0 SAC: 0 DP: 1 HBP: 1	WP: 0 PB: 0 SB: 2 CS: 0	PA: 47			
PITCHER	IP	WLS	BF	H	R	ER	SO	BB	IBB	HBP	BLK	WP	HR	S	P	ERA	WHIP								
Ken MacKenzie, L ERA: 5.17	1.2	L	11	5	3	3	1	1	0	0	0	0	0	12	16	16.20	3.600								
Ray Daviault, R	5.1		25	4	3	3	6	3	0	1	0	0	1	33	46	5.06	1.312								
Bob Moorhead, R ERA: 4.47	2.0		11	4	4	4	2	2	0	0	0	0	2	13	21	18.00	3.000								

St. Louis Cardinals @ New York Mets
Polo Grounds, New York, NY
Sat Aug 18 1962, 7:05 PM EDT
Att: 14,309 - Unknown

AB 40
R 10
H 13
RBI 9
BB 6
SO 9
LOB 27



Batter	1	2	3	4	5	6	7	8	9	AB	R	H	RBI	BB	SO	LOB	BOTTOM								
Joe Christopher, R OBP: 0.286, SLG: 0.304	0-0 6-3	0-0 L1			0-0 E 2B		0-0 5-3		0-3 K	5	0	1	0	0	1	3									
Felix Mantilla, R OBP: 0.325, SLG: 0.398	0-0 F8		0-0 P4		0-0 E6		0-3 K		0-0 FC5-4	5	0	0	0	0	1	2									
Marv Throneberry, L OBP: 0.315, SLG: 0.437	4-0 1B BB		0-0 L7		0-3 K			0-3 K		3	0	0	0	1	2	2									
Frank Thomas, R OBP: 0.335, SLG: 0.522	0-0 1-3 1B		0-0 P4		4-0 G4-3 BB		4-0 FC5 1B BB	0-0 F2		3	0	1	0	1	0	0									
Charlie Neal, R OBP: 0.320, SLG: 0.394	0-3 K			4-0 G4-3 BB		0-3 K		4-0 BB	0-0 BB	2	0	0	0	2	2	3									
Jim Hickman, R OBP: 0.332, SLG: 0.431		4-0 WP 5-3 BB		0-0 G4-3		0-3 K		4-0 BB	0-0 FC4-6 BB	2	0	0	0	2	1	2									
Rod Kanehl, R OBP: 0.328, SLG: 0.360		0-0 5-3		0-3 K		0-0 1B		0-0 FC4-6		4	0	1	0	0	1	3									
Chris Cannizzaro, R OBP: 0.331, SLG: 0.262 Choo-Choo Coleman, L OBP: 0.309, SLG: 0.500	0-0 6-3				0-0 5-3		0-0 FC5		0-0 F7	3	0	0	0	0	0	3									
Ken MacKenzie, R OBP: 0.100, SLG: 0.100 Ray Daviault, R OBP: 0.154, SLG: 0.083 Richie Ashburn, L OBP: 0.428, SLG: 0.397 Bob Moorhead, R OBP: 0.250, SLG: 0.053 Gene Wordling, L OBP: 0.391, SLG: 0.427	4-0 BB				0-0 6-3		0-0 K		4-0 FC5-4 BB	0	0	0	0	0	0	0									
Inning Stats	R: 0 E: 0 K: 1 S: 6	H: 1 LOB: 2 BB: 1 P: 10	R: 0 E: 0 K: 0 S: 3	H: 0 LOB: 2 BB: 2 P: 11	R: 0 E: 0 K: 0 S: 3	H: 0 LOB: 0 BB: 0 P: 3	R: 0 E: 0 K: 1 S: 4	H: 0 LOB: 0 BB: 1 P: 8	R: 0 E: 1 K: 1 S: 7	H: 1 LOB: 2 BB: 0 P: 7	R: 0 E: 0 K: 2 S: 8	H: 1 LOB: 2 BB: 1 P: 12	R: 0 E: 0 K: 2 S: 7	H: 0 LOB: 0 BB: 0 P: 7	R: 0 E: 0 K: 1 S: 5	H: 0 LOB: 2 BB: 2 P: 13	R: 0 E: 0 K: 1 S: 5	H: 0 LOB: 1 BB: 1 P: 9	1B: 2 2B: 1 3B: 0 HR: 0	SF: 0 SAC: 0 DP: 1 HBP: 0	WP: 1 PB: 0 SB: 0 CS: 0	PA: 38			
PITCHER	IP	WLS	BF	H	R	ER	SO	BB	IBB	HBP	BLK	WP	HR	S	P	ERA	WHIP								
Bob Gibson, R ERA: 2.52	9.0	W	38	3	0	0	9	8	0	0	0	1	0	48	80	0.00	1.222								

St. Louis Cardinals @ New York Mets
Polo Grounds, New York, NY
Sat Aug 18 1962, 7:05 PM EDT
Att: 14,309 - Unknown

AB 30
R 0
H 3
RBI 0
BB 8
SO 9
LOB 18



Batter	1	2	3	4	5	6	7	8	9	AB	R	H	RBI	BB	SO	LOB	TOP										
Julian Javier, R OBP: 0.325, SLG: 0.378 (1, 4)	0-0 HR		0-0 F7	0-3 K		0-0 6-3	4-0 BB		0-0 F8	5	1	1	1	1	1	0											
Curt Flood, R OBP: 0.336, SLG: 0.426 (1, 8)	4-0 WP 4-3 BB		0-0 6-3	0-0 F2		4-0 HBP 1B BB	0-0 P6		0-0 1B	4	2	1	0	2	0	2											
Minnie Minoso, R OBP: 0.271, SLG: 0.278 Bobby Gene Smith, R OBP: 0.268, SLG: 0.298 (1, 7) (6, PR) (6, 7)	0-0 1-3 1-2		4-0 BB BB		0-0 2B 2B	1-0 1B HBP	0-0 F7		0-0 4-3	2	1	1	0	1	0	1											
Ken Boyer, R OBP: 0.389, SLG: 0.492 (1, 5)	4-0 4-3 WP BB		4-0 1-2 BB		0-0 2H 2B	0-0 1-2 2H 1B		0-0 1-3 3B 1B		3	1	3	2	2	0	0											
Bill White, L OBP: 0.365, SLG: 0.488 (1, 3)	0-0 4-3 1-3 2H		0-3 K		0-3 K	0-3 L6		0-0 1-3 1-2		5	0	0	1	0	2	7											
Charlie James, R OBP: 0.316, SLG: 0.413 (1, 9)	0-3 K		0-0 E6 HR BB		0-0 F3		0-0 1B 3B		0-0 F9	5	2	1	0	0	1	3											
Gene Oliver, R OBP: 0.404 Jimmie Schaffer, R OBP: 0.274, SLG: 0.286 (1, 2) (5, 2)		0-3 K	4-0 HR BB		4-0 IBB		0-0 WP E 1B	0-0 3B		1	1	0	0	2	1	0											
Dal Maxvill, R OBP: 0.221, SLG: 0.245 (1, 6)		0-3 K	0-0 HR BB		0-0 5-3		0-0 P4 1-3	0-0 P4		5	1	1	3	0	1	4											
Lindy McDaniel, R OBP: 0.143, SLG: 0.053 Bobby Shantz, R OBP: 0.118, SLG: 0.125 (1, 1) (9, 1)		0-0 5-3	0-0 F8		0-0 K		0-0 E7 1B		0-0 F8	5	0	1	1	0	1	0											
Inning Stats	R: 2 E: 0 K: 1 S: 6	H: 1 LOB: 1 BB: 2 P: 14	R: 0 E: 0 K: 2 S: 7	H: 0 LOB: 0 BB: 0 P: 7	R: 0 E: 0 K: 1 S: 5	H: 0 LOB: 2 BB: 2 P: 13	R: 3 E: 1 K: 1 S: 7	H: 1 LOB: 0 BB: 1 P: 11	R: 1 E: 0 K: 1 S: 6	H: 2 LOB: 2 BB: 1 P: 11	R: 1 E: 0 K: 0 S: 6	H: 3 LOB: 2 BB: 1 P: 10	R: 1 E: 0 K: 0 S: 5	H: 2 LOB: 1 BB: 0 P: 5	R: 0 E: 0 K: 0 S: 4	H: 1 LOB: 1 BB: 0 P: 4	1B: 5 2B: 2 3B: 2 HR: 2	SF: 0 SAC: 0 DP: 0 HBP: 1	WP: 3 PB: 0 SB: 0 CS: 0	PA: 48							
PITCHER	IP	WLS	BF	H	R	ER	SO	BB	IBB	HBP	BLK	WP	HR	S	P	ERA	WHIP										
Al Jackson, L ERA: 4.48 (1, 1)	5.0	L	26	4	6	5	6	5	1	0	0	1	2	32	56	9.00	1.800										
Craig Anderson, R ERA: 5.94 (6, 1)	1.0		6	1	1	1	1	1	0	1	0	0	0	6	11	9.00	2.000										
Willard Hunter, L ERA: 7.57 (7, 1)	0.1		4	3	2	2	0	0	0	0	0	1	0	4	4	54.00	9.000										
Bob Miller, R ERA: 5.16 (7, 1)	0.0		0	0	0	0	0	0	0	0	0	0	0	0	0	∞	∞										

St. Louis Cardinals @ New York Mets
Polo Grounds, New York, NY
Sun Aug 19 1962, 3:33 AM EDT
Att: 10,182 - Unknown

AB 39
R 10
H 11
RBI 10
BB 8
SO 7
LOB 20



Batter	1	2	3	4	5	6	7	8	9	AB	R	H	RBI	BB	SO	LOB	BOTTOM										
Richie Ashburn, L OBP: 0.430, SLG: 0.406 (1, 8)	4-0 3B BB		0-0 6-3		0-0 HR		0-0 F8		4-0 FC5 BB	3	2	1	1	2	0	0											
Charlie Neal, R OBP: 0.323, SLG: 0.400 (1, 6)	0-0 1H FC6-5 3B		4-0 2B BB		0-0 1B		0-0 G3		0-0 1-2 2-3 3H 0-3 FC5	4	1	2	2	1	0	2											
Marv Throneberry, L OBP: 0.313, SLG: 0.436 (1, 3)	0-3 K		0-0 1H 2B		0-3 K		0-0 4-3		0-0 K	5	0	1	1	0	3	4											
Gene Woodling, L OBP: 0.387, SLG: 0.423 (1, 9)	0-0 FC6-5		0-3 K		0-0 1-3 1B		0-0 4-3		0-0 F9	5	0	1	0	0	1	4											
Frank Thomas, R OBP: 0.332, SLG: 0.518 (1, 7)	0-0 3H P5		0-0 F7		0-3 K		0-0 6-3		0-0 P4	4	0	0	0	0	1	4											
Felix Mantilla, R OBP: 0.322, SLG: 0.394 (1, 5)		0-0 5-3		0-0 F7		0-0 5-3		0-0 P4		4	0	0	0	0	0	0											
Choo-Choo Coleman, L OBP: 0.305, SLG: 0.537 (1, 2)		0-0 F8		0-0 G3		0-0 4-3		0-0 HR		4	1	1	1	0	0	0											
Rod Kanehl, R OBP: 0.331, SLG: 0.362 (1, 4)		0-0 E4		0-0 1-3		0-0 1B		0-0 2B FC5 1B		4	1	2	0	0	0	0											
Al Jackson, L OBP: 0.103, SLG: 0.107 Joe Christopher, R OBP: 0.248, SLG: 0.202 Craig Anderson, R OBP: 0.100, SLG: 0.100 Jim Hickman, R OBP: 0.290, SLG: 0.430 Willard Hunter, R OBP: 0.172, SLG: 0.241 Bob Miller, R OBP: 0.100, SLG: 0.350 (1, 1) (5, PR) (6, 1) (7, 1) (7, 1) (9, PR)		0-0 F7		0-0 5-3		0-3 K		0-0 FC5 1-3 2B		1	0	0	0	0	0	1											
Inning Stats	R: 1 E: 0 K: 1 S: 6	H: 1 LOB: 1 BB: 1 P: 10	R: 0 E: 1 K: 0 S: 4	H: 0 LOB: 0 BB: 0 P: 4	R: 1 E: 0 K: 1 S: 6	H: 1 LOB: 1 BB: 1 P: 10	R: 0 E: 0 K: 0 S: 3	H: 0 LOB: 0 BB: 0 P: 3	R: 1 E: 0 K: 2 S: 10	H: 3 LOB: 2 BB: 0 P: 10	R: 0 E: 0 K: 1 S: 6	H: 1 LOB: 0 BB: 0 P: 6	R: 0 E: 0 K: 0 S: 3	H: 0 LOB: 0 BB: 0 P: 3	R: 0 E: 0 K: 0 S: 3	H: 0 LOB: 0 BB: 0 P: 3	R: 2 E: 0 K: 1 S: 8	H: 3 LOB: 2 BB: 1 P: 12	1B: 4 2B: 2 3B: 1 HR: 2	SF: 0 SAC: 0 DP: 0 HBP: 0	WP: 0 PB: 0 SB: 0 CS: 0	PA: 40					
PITCHER	IP	WLS	BF	H	R	ER	SO	BB	IBB	HBP	BLK	WP	HR	S	P	ERA	WHIP										
Lindy McDaniel, R ERA: 3.61 (1, 1)	8.0	W	36	9	5	5	5	2	0	0	0	0	2	44	52	0.00	1.375										
Bobby Shantz, L ERA: 2.07 (9, 1)	1.0	S	4	0	0	0	1	1	0	0	0	0	0	5	9	0.00	1.000										

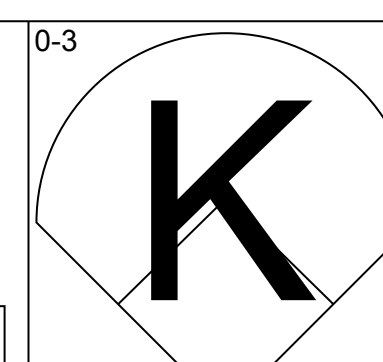
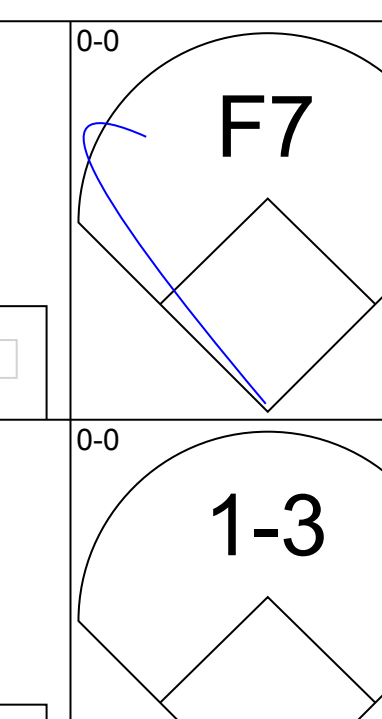
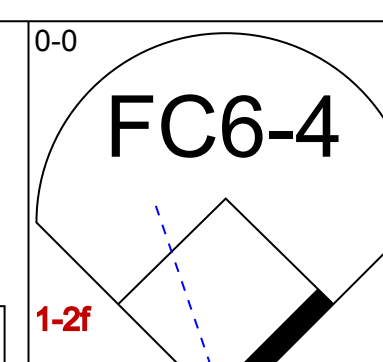
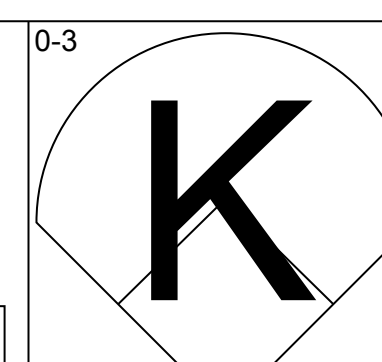
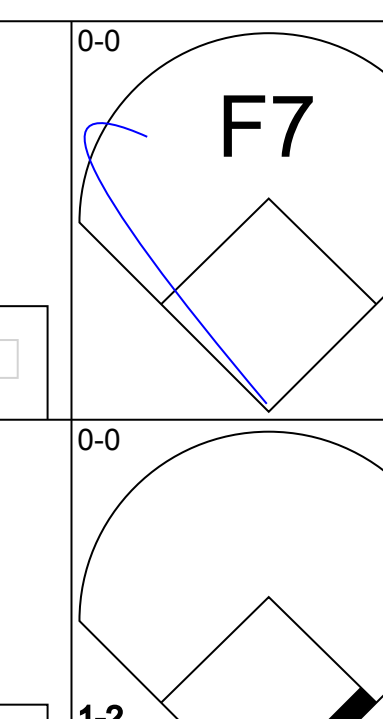
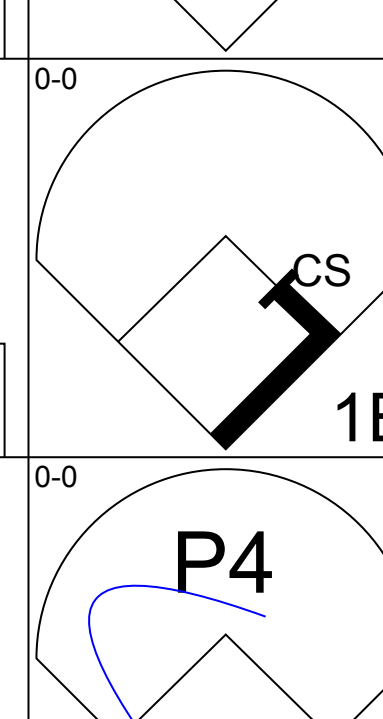
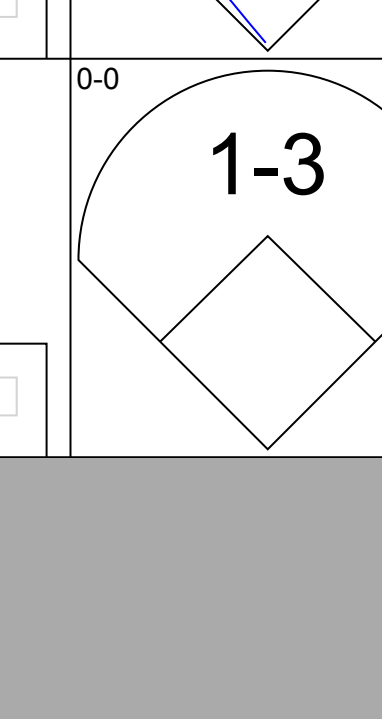
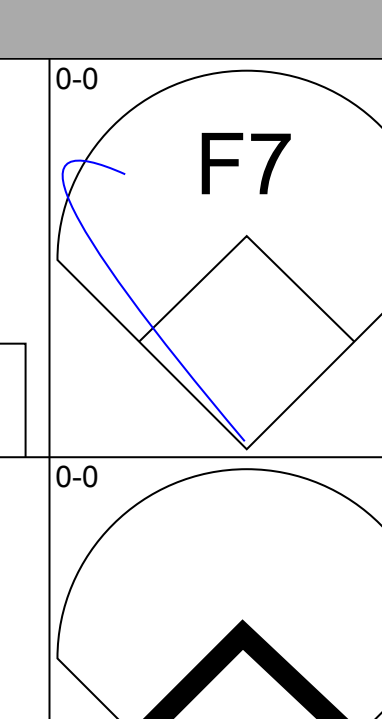
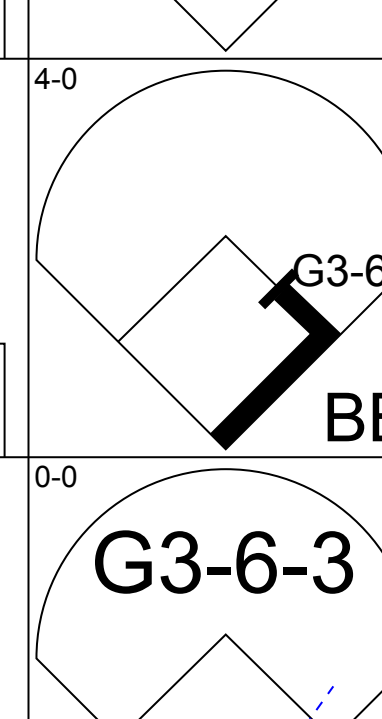
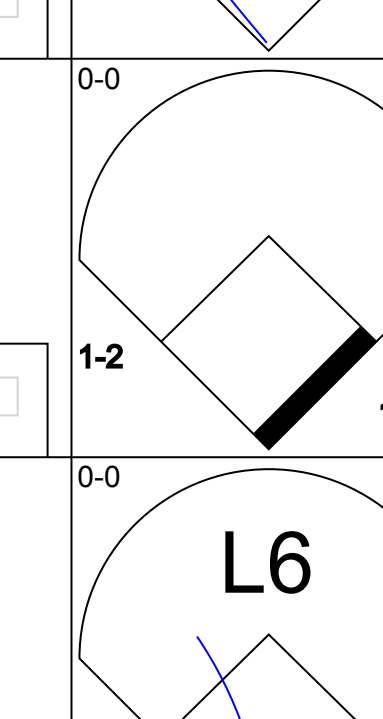
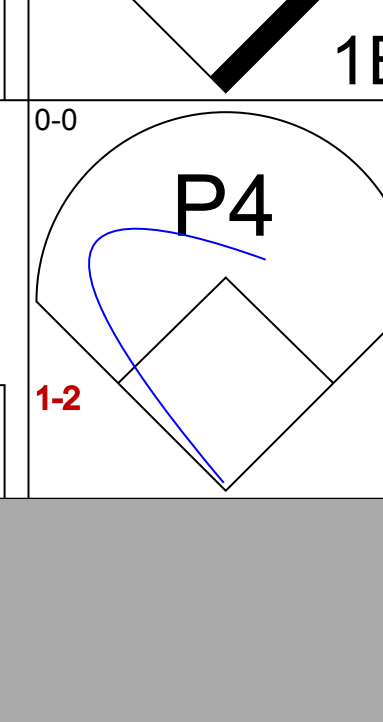
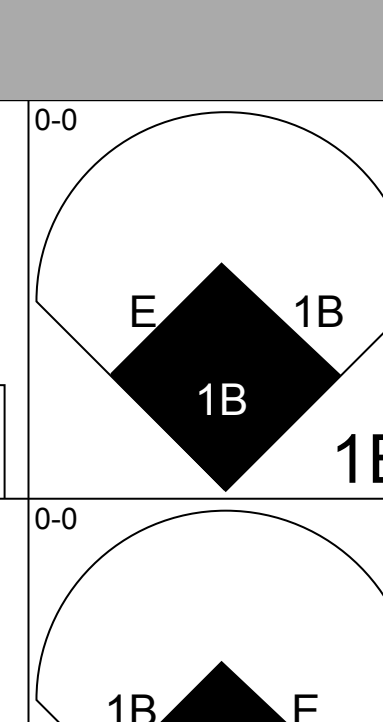
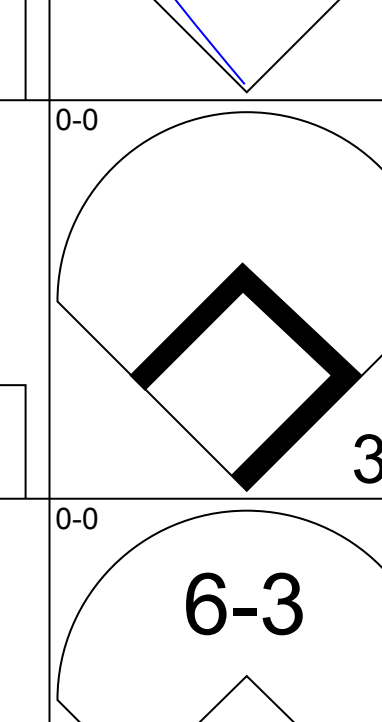
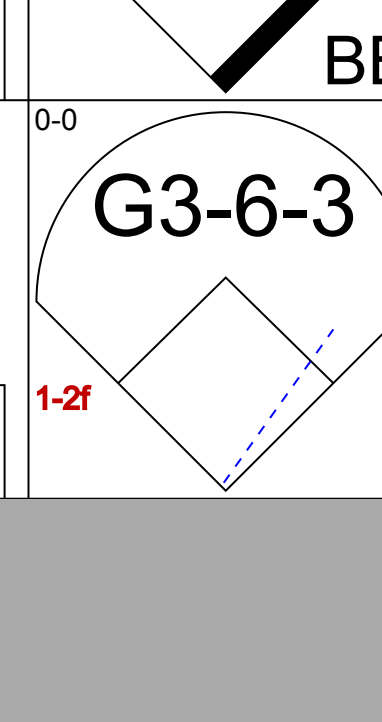
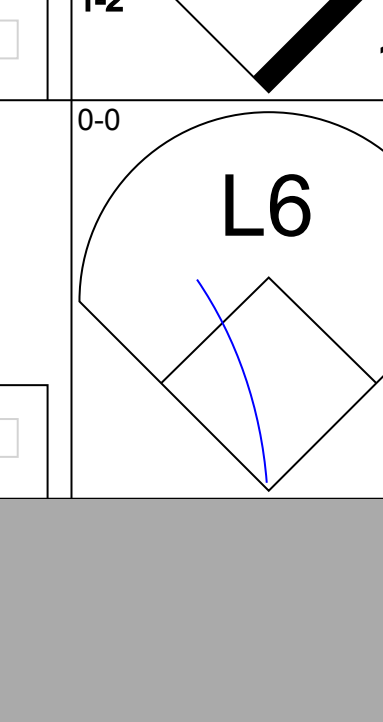
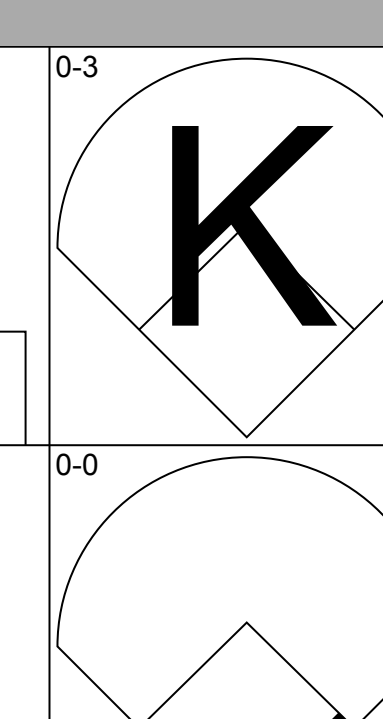
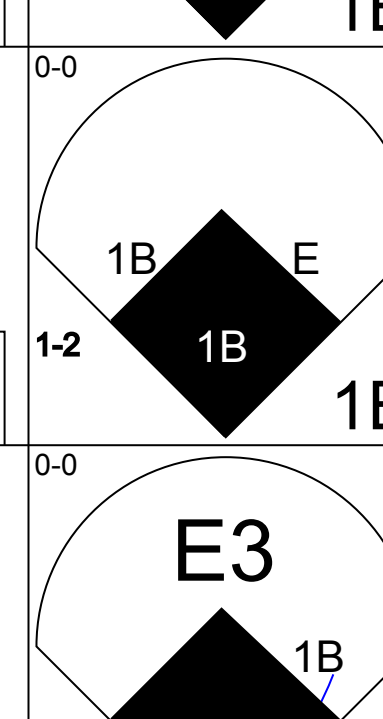
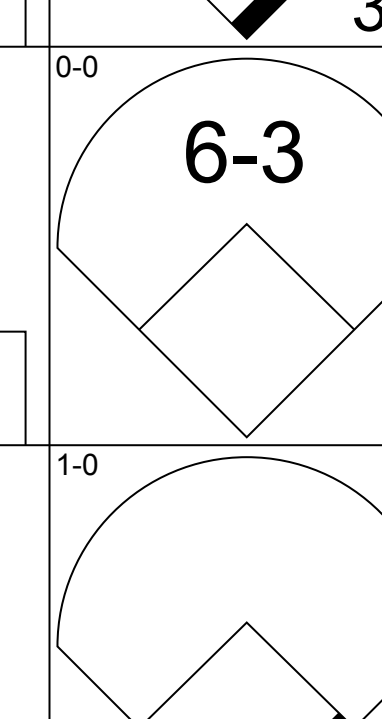
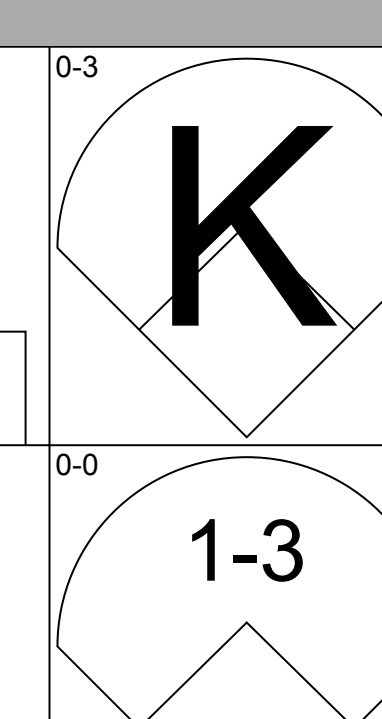
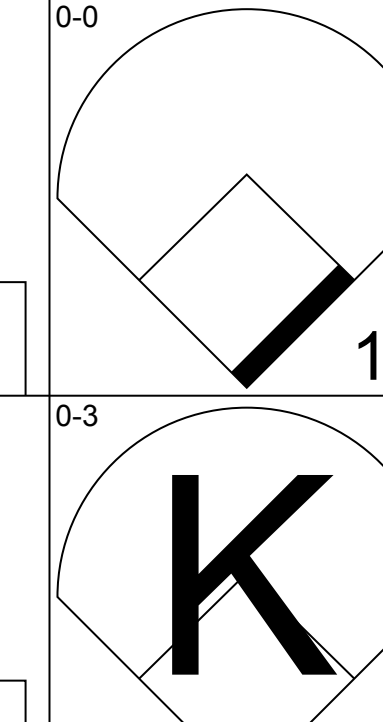
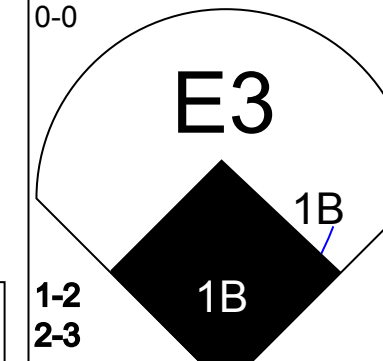
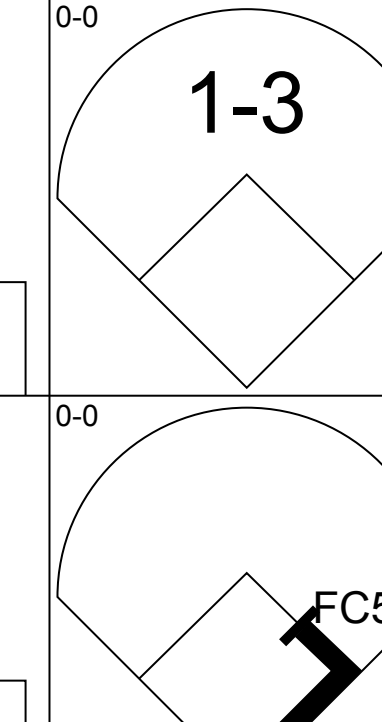


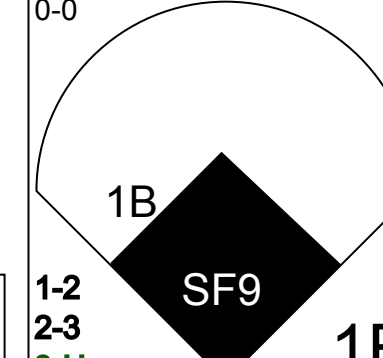
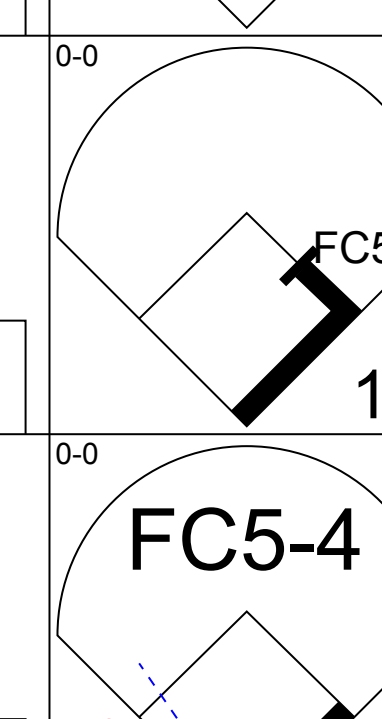

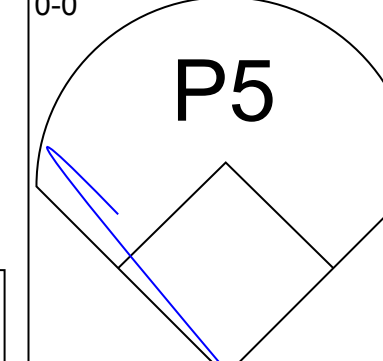
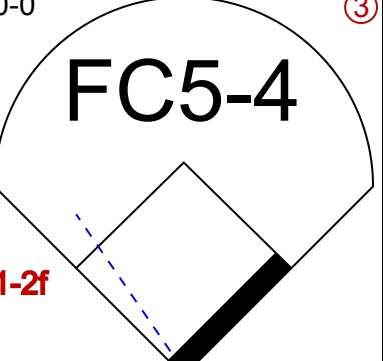

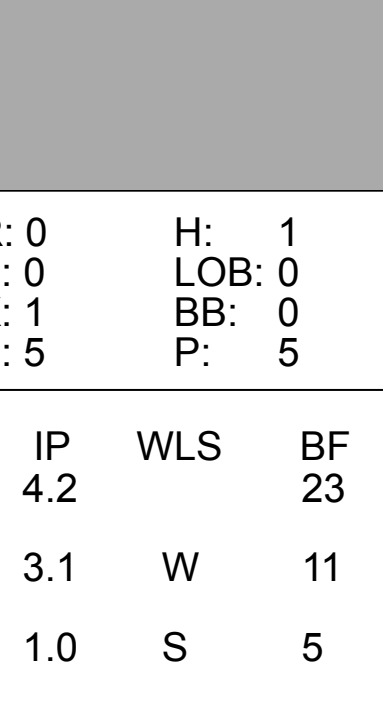
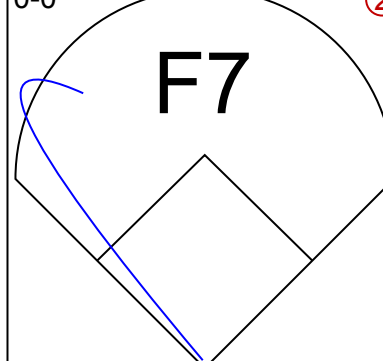
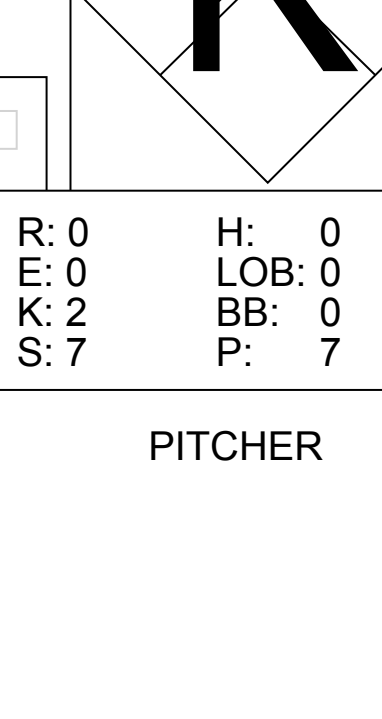
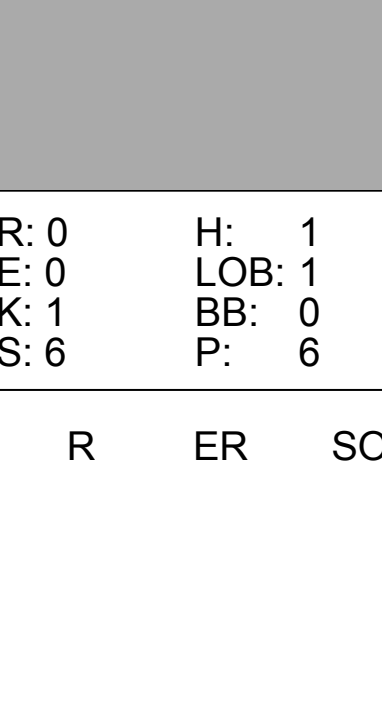
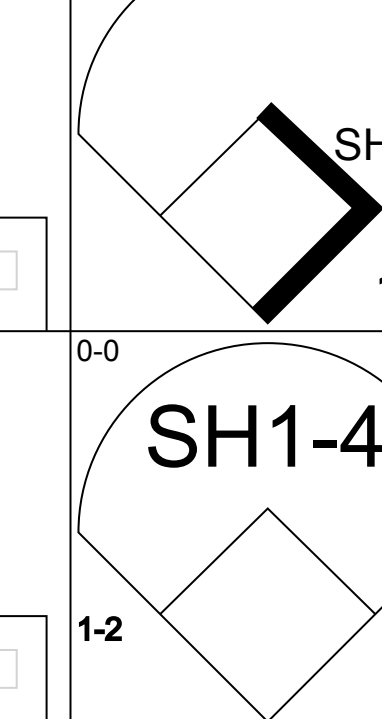
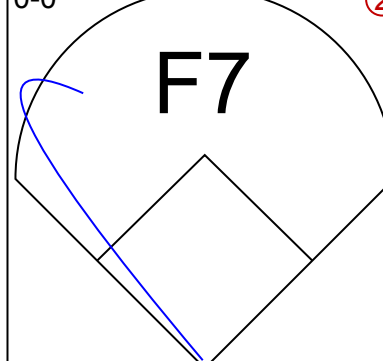
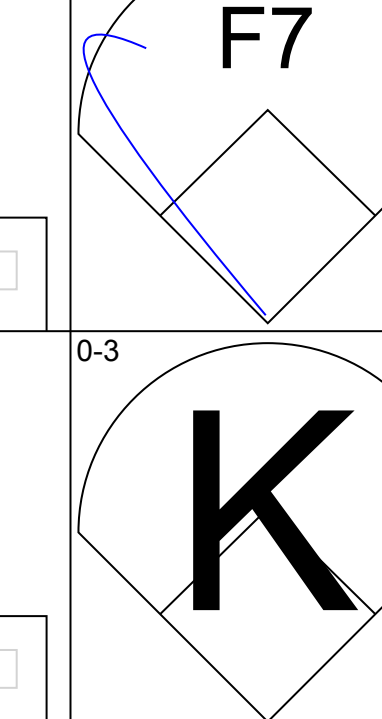
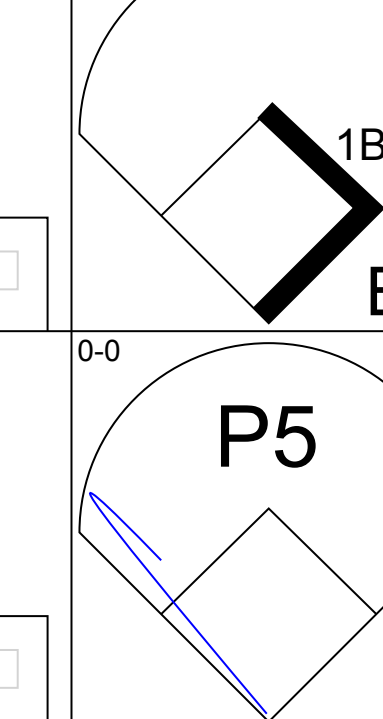
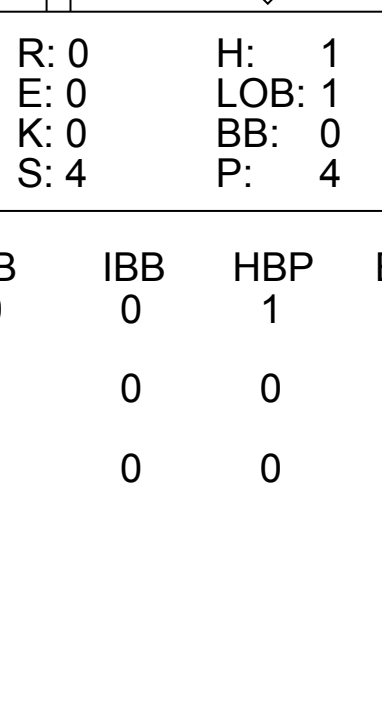
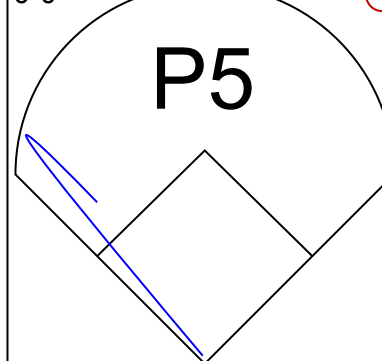
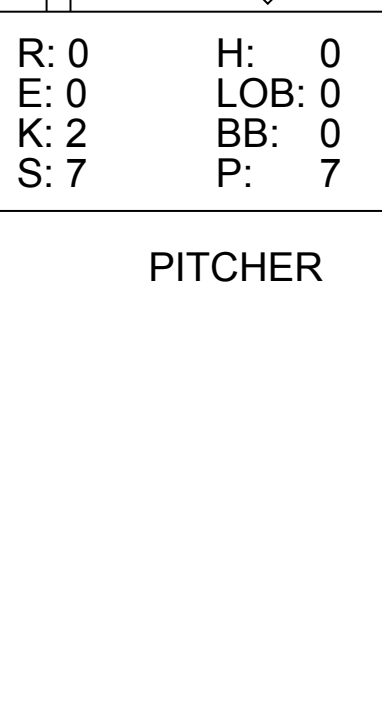
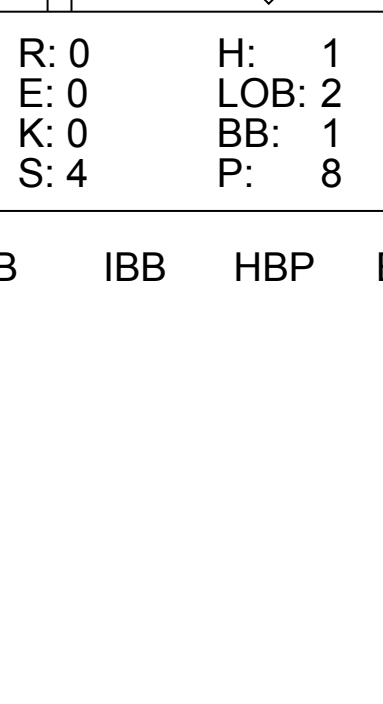
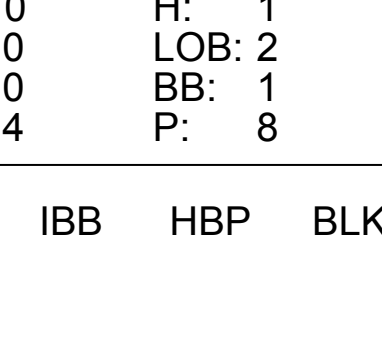
St. Louis Cardinals @ New York Mets
Polo Grounds, New York, NY
Sun Aug 19 1962, 3:33 AM EDT
Att: 10,182 - Unknown

AB 37
R 5
H 9
RBI 5
BB 3
SO 6
LOB 16



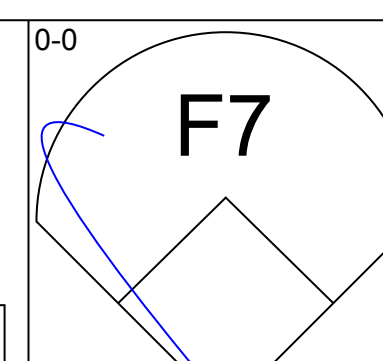
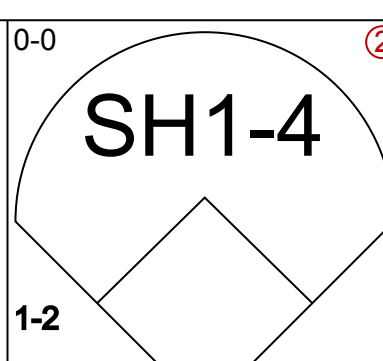
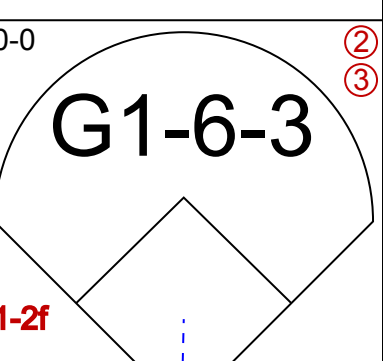
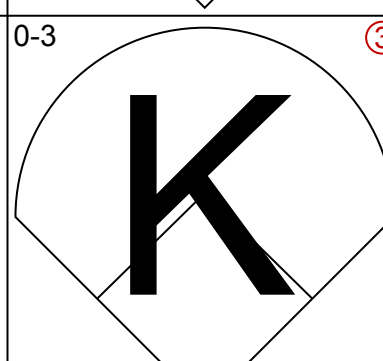
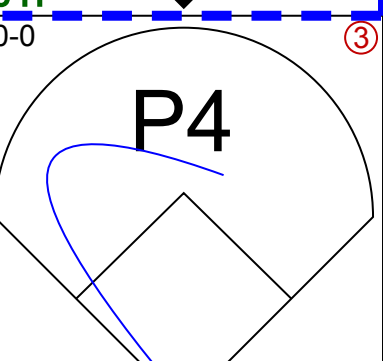

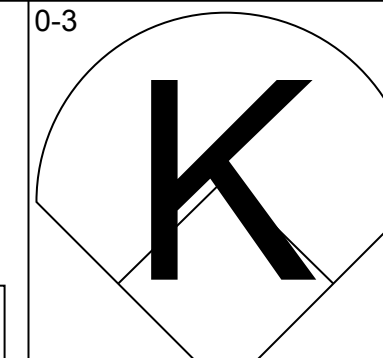

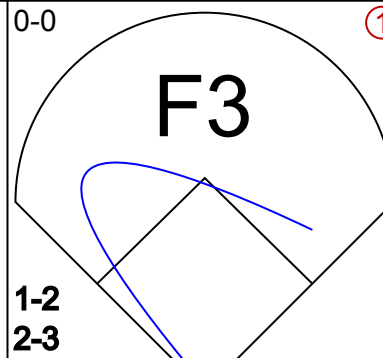


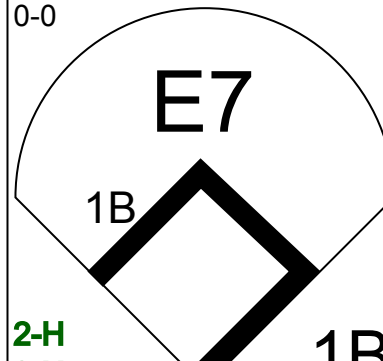
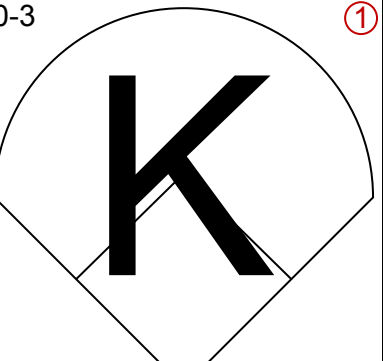

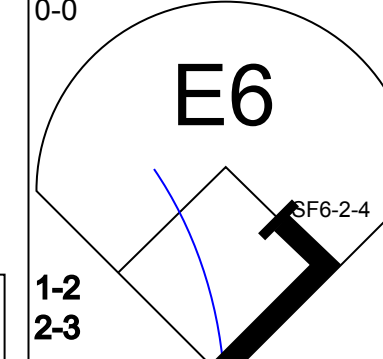
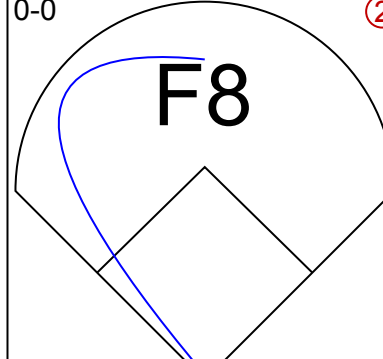
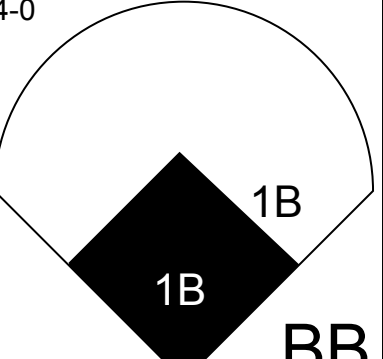

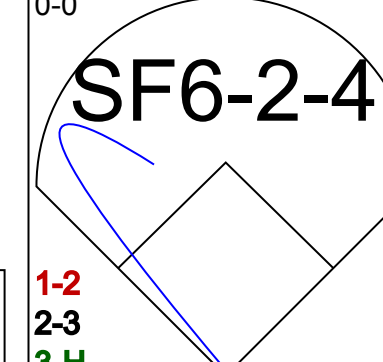

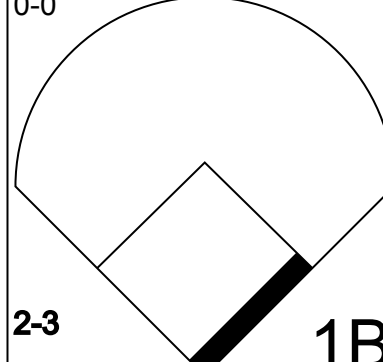
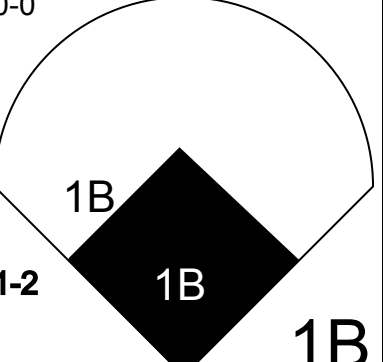


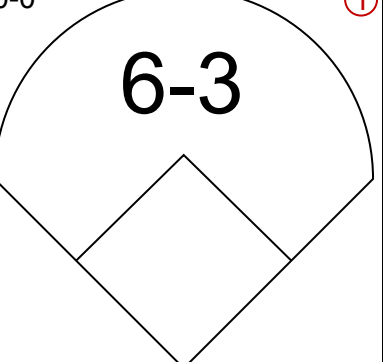
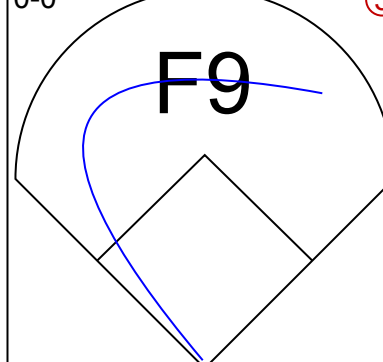
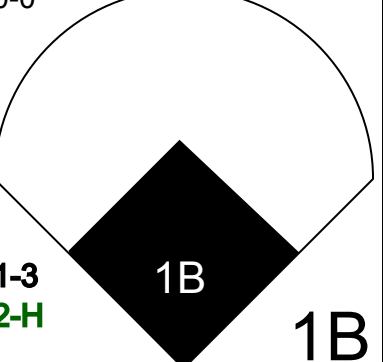


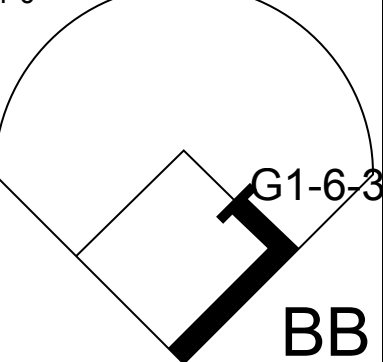

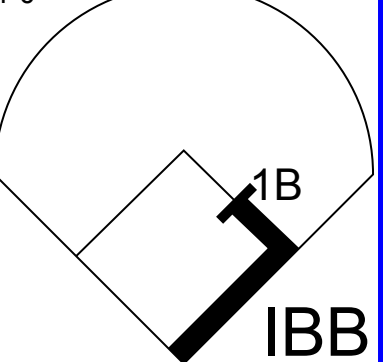

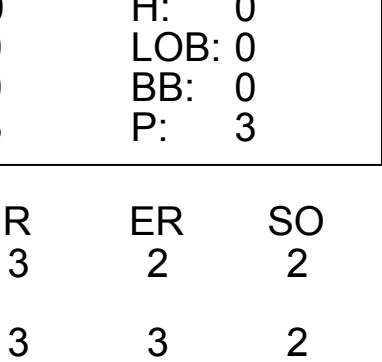
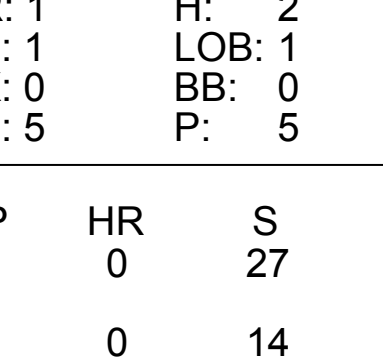
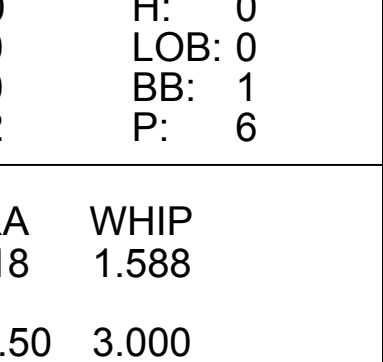
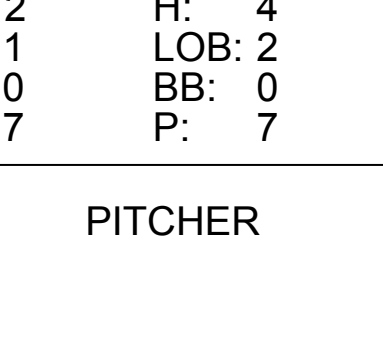
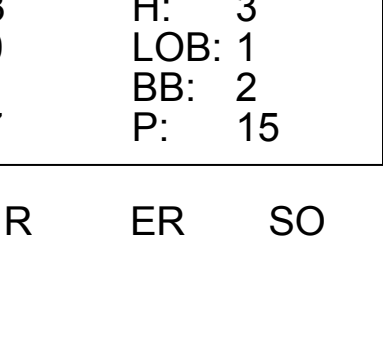

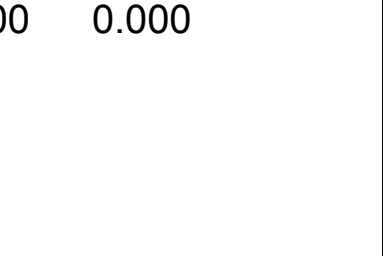


Batter	1	2	3	4	5	6	7	8	9	10	AB	R	H	RBI	BB	SO	LOB	TOP	
Julian Javier, R OBP: 0.327, SLG: 0.380 (1, 4)	0-0 CS 1B		0-0 F7		0-0 G6-4-3 1B		0-0 5-3	0-3 K		0-0 G5-6-3 1B	6	0	3	0	0	1	4	St. Louis Cardinals @ Milwaukee Braves Milwaukee County Stadium, Milwaukee, WI Tue Aug 21 1962, 8:05 PM EDT Att. 11,645 - Unknown livebaseballscorecards.com	
Curt Flood, R OBP: 0.337, SLG: 0.424 (1, 8)	0-3 K		0-0 F5		0-0 G6-4-3 1B		0-0 BB 1B	0-0 6-3		0-0 G5-6-3 1B	5	0	1	1	0	1	4		
Don Ferrarese, R OBP: 0.400, SLG: 1.000 (8, 1)	1-2 K		0-0 F5		0-0 G6-4-3 1B		0-0 BB 1B	0-0 6-3		0-0 G5-6-3 1B	1	0	0	0	0	0	1		
Stan Musial, L OBP: 0.420, SLG: 0.552 (7, PR)	0-3 K		0-0 6-3		0-0 6-3		0-0 FC6-4 BB		0-0 4-3 1B		3	0	0	0	1	1	0		
Bobby Gene Smith, R OBP: 0.273, SLG: 0.310 (7, 7)	0-3 K		0-0 6-3		0-0 6-3		0-0 FC6-4 BB		0-0 4-3 2B		1	1	1	0	0	0	0		
Ken Boyer, R OBP: 0.387, SLG: 0.489 (1, 5)		0-0 5-3		0-0 BB 1B		0-0 5-3	0-0 FC6-4 1B		0-0 4-3		5	0	1	0	0	0	4		
Bill White, L OBP: 0.359, SLG: 0.488 (1, 3)	0-0 CS 1B		0-0 BB 1B	4-0 BB BB	0-0 BB 1B	4-0 BB BB	0-0 BB BB	0-0 4-3	4-0 BB BB	0-0 1B BB	2	0	1	0	3	0	0		
Charlie James, R OBP: 0.321, SLG: 0.416 (1, 9)	0-0 1B		0-0 F2	0-0 BB 1B	0-0 F2	0-0 BB 1B	0-0 K	0-0 HR	0-0 1B	0-0 1B	5	2	3	1	0	1	3		
Gene Oliver, R OBP: 0.367, SLG: 0.421 (9, 7)	0-0 1B		0-0 K	0-0 K	0-0 K	0-0 K	0-0 K	0-0 HR	0-0 1B	0-0 F5	5	1	2	3	0	1	4		
Dal Maxwell, R WP: 0.254, SLG: 0.250 (8, PH)	4-0 BB BB	4-0 BB BB	0-0 6-3	0-0 6-3	0-0 6-3	0-0 6-3	0-0 5-3 HBP 1B	0-0 1B	0-0 1B	0-0 K	2	1	1	0	1	0	2		
Larry Jackson, R OBP: 0.243, SLG: 0.235 (7, 1)	0-3 K		0-0 F8		0-0 F8		0-0 HBP 1B	0-0 1B	0-0 1B	0-0 F7	2	0	0	0	0	0	1		
Bobby Shantz, R OBP: 0.118, SLG: 0.125 (7, 1)	0-0 K		0-0 F8		0-0 F8		0-0 HBP 1B	0-0 1B	0-0 1B	0-0 F7	0	0	0	0	0	0	0		
Red Schoendienst, S OBP: 0.362, SLG: 0.397 (8, PH)	0-0 K		0-0 F8		0-0 F8		0-0 HBP 1B	0-0 1B	0-0 1B	0-0 F7	1	0	1	0	0	0	0		
Julio Gotay, R OBP: 0.325, SLG: 0.311 (8, 6)	0-0 K		0-0 F8		0-0 F8		0-0 HBP 1B	0-0 1B	0-0 1B	0-0 F7	1	0	0	0	0	0	0		
Inning Stats	R: 0 E: 0 K: 2 S: 7	H: 1 LOB: 0 BB: 0 P: 7	R: 1 E: 0 K: 1 S: 7	H: 3 LOB: 2 BB: 1 P: 11	R: 0 E: 0 K: 0 S: 3	H: 0 LOB: 0 BB: 0 P: 3	R: 0 E: 0 K: 1 S: 6	H: 1 LOB: 2 BB: 1 P: 10	R: 0 E: 0 K: 0 S: 5	H: 0 LOB: 1 BB: 1 P: 9	R: 1 E: 0 K: 0 S: 5	H: 2 LOB: 3 BB: 1 P: 10	R: 2 E: 0 K: 1 S: 9	H: 4 LOB: 2 BB: 0 P: 9	R: 1 E: 0 K: 1 S: 7	H: 2 LOB: 2 BB: 1 P: 11	1B: 12 2B: 2 3B: 0 HR: 1	SF: 0 SAC: 0 DP: 2 HBP: 1	WP: 0 PA: 47 PB: 0 SB: 0 CS: 2
PITCHER	IP WLS BF H R ER SO ERA WHIP	IP WLS BF H R ER SO ERA WHIP	IP WLS BF H R ER SO ERA WHIP	IP WLS BF H R ER SO ERA WHIP	IP WLS BF H R ER SO ERA WHIP	IP WLS BF H R ER SO ERA WHIP	IP WLS BF H R ER SO ERA WHIP	IP WLS BF H R ER SO ERA WHIP	IP WLS BF H R ER SO ERA WHIP	IP WLS BF H R ER SO ERA WHIP	IP WLS BF H R ER SO ERA WHIP	IP WLS BF H R ER SO ERA WHIP	IP WLS BF H R ER SO ERA WHIP	IP WLS BF H R ER SO ERA WHIP	IP WLS BF H R ER SO ERA WHIP	IP WLS BF H R ER SO ERA WHIP	IP WLS BF H R ER SO ERA WHIP	IP WLS BF H R ER SO ERA WHIP	
Denny Lemaster, L ERA: 3.2	6.2	30	8	2	2	5	4	0	0	0	0	0	0	0	0	0	0	2.70	1.800
Lew Burdette, R ERA: 5.08	0.2	6	4	2	2	0	0	0	0	0	0	0	0	0	0	0	0	27.00	6.000
Claude Raymond, R ERA: 1.93	2.2	11	3	1	1	2	1	0	0	0	0	0	0	0	0	0	0	3.38	1.500

Batter	1	2	3	4	5	6	7	8	9	10	AB	R	H	RBI	BB	SO	LOB	BOTTOM			
Amado Samuel, R OBP: 0.235, SLG: 0.273 (1, 6)	0-0 4-3		0-0 F7		0-0 1-3		0-0 1B 2B	0-0 P6		0-0 6-3	6	1	1	0	0	0	1	St. Louis Cardinals @ Milwaukee Braves Milwaukee County Stadium, Milwaukee, WI Tue Aug 21 1962, 8:05 PM EDT Att. 11,645 - Unknown livebaseballscorecards.com			
Gus Bell, L OBP: 0.262, SLG: 0.352 (1, 7)	0-0 FC4-6 1B		0-0 BB FC5-2 1B		0-0 2B		0-0 1B 2B 1B	0-0 3B		0-3 K	4	1	4	1	0	0	0				
Lou Johnson, R OBP: 0.329, SLG: 0.449 (8, 7)	0-0 FC4-6 1B		0-0 BB FC5-2 1B		0-0 2B		0-0 1B 2B 1B	0-0 3B		0-0 K	2	0	1	0	0	1	1				
Lee Maye, L OBP: 0.300, SLG: 0.400 (1, 8)	0-0 FC4-6 1B		0-0 BB FC5-2 1B		0-0 2B		0-0 1B 2B 1B	0-0 3B		0-0 1B	6	0	2	1	0	1	4				
Hank Aaron, R OBP: 0.404, SLG: 0.627 (1, 9)	0-0 FC4-6 1B		0-0 BB FC5-2 1B		0-0 IBB		0-0 2B E 1B	0-0 IBB		0-0 1B	2	1	1	0	3	0	1				
Del Crandall, R OBP: 0.345, SLG: 0.405 (1, 2)		0-0 1-3	0-0 FC5-2 FC6-4	4-0 BB FC5-2	4-0 IBB	4-0 IBB	0-0 E4 WP 2B	0-0 F9		0-0 1B	5	1	1	1	0	0	7				
Frank Bolling, R OBP: 0.328, SLG: 0.397 (1, 4)	0-0 4-3		0-0 FC6-4	0-0 FC5-2	4-0 IBB	4-0 IBB	0-0 F8 WP BB	4-0 1B	0-0 G6-4-3 1B		4	0	1	0	1	0	3				
Tommy Aaron, R OBP: 0.312, SLG: 0.387 (1, 3)	0-0 E 1B		0-0 FC6-4	0-0 FC5-2	4-0 IBB	4-0 IBB	0-0 F8 WP BB	4-0 1B	0-0 G6-4-3 1B		4	1	2	1	1	0	1				
Ken Aspromonte, R OBP: 0.350, SLG: 0.310 (1, 5)	0-0 E5		0-0 FC6-4	0-0 FC5-2	4-0 IBB	4-0 IBB	0-0 F7 F8	0-0 BB	0-0 G6-4-3		5	0	0	0	0	0	4				
Denny Lemaster, R OBP: 0.200, SLG: 0.143 (1, 1)	0-0 1-3		0-0 FC6-4	0-0 FC5-2	4-0 IBB	4-0 IBB	0-0 F7 F8	0-0 BB	0-0 G6-4-3		3	0	0	0	0	2	2				
Lew Burdette, R OBP: 0.208, SLG: 0.176 (7, 1)	0-0 1-3		0-0 FC6-4	0-0 FC5-2	4-0 IBB	4-0 IBB	0-0 F7 F8	0-0 BB	0-0 G6-4-3		1	0	0	0	0	2	2				
Claude Raymond, R OBP: 0.371, SLG: 0.475 (10, PH)	0-0 1-3		0-0 FC6-4	0-0 FC5-2	4-0 IBB	4-0 IBB	0-0 F7 F8	0-0 BB	0-0 G6-4-3		0	0	0	0	0	0	0				
Eddie Mathews, L OBP: 0.371, SLG: 0.475 (10, PR)	0-0 1-3		0-0 FC6-4	0-0 FC5-2	4-0 IBB	4-0 IBB	0-0 F7 F8	0-0 BB	0-0 G6-4-3		1	0	1	0	0	0	0				
Inning Stats	R: 0 E: 0 K: 0 S: 4	H: 1 LOB: 1 BB: 0 P: 4	R: 0 E: 1 K: 0 S: 5	H: 1 LOB: 2 BB: 0 P: 5	R: 0 E: 0 K: 0 S: 5	H: 2 LOB: 3 BB: 1 P: 9	R: 0 E: 0 K: 1 S: 5	H: 0 LOB: 0 BB: 0 P: 5	R: 0 E: 0 K: 0 S: 4	H: 1 LOB: 2 BB: 0 P: 6	R: 4 E: 1 K: 1 S: 9	H: 4 LOB: 2 BB: 2 P: 17	R: 0 E: 0 K: 0 S: 4	H: 1 LOB: 2 BB: 1 P: 8	R: 0 E: 0 K: 0 S: 3	H: 1 LOB: 0 BB: 0 P: 3	R: 1 E: 0 K: 1 S: 6	H: 2 LOB: 2 BB: 0 P: 6	1B: 8 2B: 4 3B: 1 HR: 1	SF: 0 SAC: 0 DP: 1 HBP: 0	WP: 1 PA: 48 PB: 0 SB: 0 CS: 0
PITCHER	IP WLS BF H R ER SO ERA WHIP	IP WLS BF H R ER SO ERA WHIP	IP WLS BF H R ER SO ERA WHIP	IP WLS BF H R ER SO ERA WHIP	IP WLS BF H R ER SO ERA WHIP	IP WLS BF H R ER SO ERA WHIP	IP WLS BF H R ER SO ERA WHIP	IP WLS BF H R ER SO ERA WHIP	IP WLS BF H R ER SO ERA WHIP	IP WLS BF H R ER SO ERA WHIP	IP WLS BF H R ER SO ERA WHIP	IP WLS BF H R ER SO ERA WHIP	IP WLS BF H R ER SO ERA WHIP	IP WLS BF H R ER SO ERA WHIP	IP WLS BF H R ER SO ERA WHIP	IP WLS BF H R ER SO ERA WHIP	IP WLS BF H R ER SO ERA WHIP	IP WLS BF H R ER SO ERA WHIP			
Larry Jackson, R ERA: 4.08	6.1	32	10	5	4	3	1	0	0	0	0	0	0	0	0	0	0	5.88	1.737		
Bob Duiba, R ERA: 1.81	0.0	1	0	0	0	0	1	0	0	0	0	0	0	0	0	0	0	∞	∞		
Bobby Shantz, L ERA: 2.04	0.2	3	0	0	0	0	1	0	0	0	0	0	0	0	0	0	0	0.00	1.500		
Don Ferrarese, L ERA: 3.08	2.2	12	4	1	1	1	0	1	0	0	0	0	0	0	0	0	0	3.38	1.500		

Batter	1	2	3	4	5	6	7	8	9	AB	R	H	RBI	BB	SO	LOB	TOP			
Julian Javier, R OBP: 0.324, SLG: 0.376										5	0	0	0	0	2	3	St. Louis Cardinals @ Milwaukee Braves Milwaukee County Stadium, Milwaukee, WI Wed Aug 22 1962, 8:05 PM EDT Att: 14,481 - Unknown			
Bill White, L OBP: 0.371, SLG: 0.489										4	0	2	0	1	0	1				
Stan Musial, L OBP: 0.419, SLG: 0.506										5	1	2	0	0	0	4				
Ken Boyer, R OBP: 0.386, SLG: 0.487										4	1	1	0	0	2	1				
Fred Whitfield, L OBP: 0.331, SLG: 0.546										3	1	1	0	0	0	2				
Charlie James, R OBP: 0.321, SLG: 0.416										0	0	0	0	0	0	0				
Bobby Gene Smith, R OBP: 0.278, SLG: 0.315										4	1	2	1	0	1	3				
Carl Sawatski, L OBP: 0.364, SLG: 0.454										2	0	0	0	0	1	4				
Gene Oliver, R OBP: 0.364, SLG: 0.417										2	0	0	0	0	1	1				
Julio Gotay, R OBP: 0.328, SLG: 0.315										3	0	2	2	0	0	0				
Dal Maxvill, R OBP: 0.239, SLG: 0.250										0	0	0	0	1	0	0				
Ray Washburn, R OBP: 0.229, SLG: 0.244										1	0	0	1	0	1	0				
Lindy McDaniel, R OBP: 0.143, SLG: 0.053										0	0	0	0	0	0	0				
Curt Simmons, L OBP: 0.279, SLG: 0.237										0	0	0	0	0	0	0				
Red Schoendienst, S OBP: 0.359, SLG: 0.393										1	0	0	0	0	0	1				
Inning Stats	R: 0 E: 0 K: 1 S: 5	H: 1 LOB: 0 BB: 0 P: 5	R: 0 E: 0 K: 3 S: 10	H: 1 LOB: 1 BB: 0 P: 10	R: 0 E: 0 K: 0 S: 4	H: 1 LOB: 1 BB: 0 P: 4	R: 4 E: 1 K: 0 S: 8	H: 4 LOB: 1 BB: 0 P: 8	R: 0 E: 0 K: 0 S: 4	H: 0 LOB: 2 BB: 0 P: 5	R: 0 E: 0 K: 1 S: 4	H: 0 LOB: 0 BB: 1 P: 8	R: 0 E: 0 K: 1 S: 6	H: 1 LOB: 1 BB: 0 P: 6	R: 0 E: 0 K: 0 S: 4	H: 1 LOB: 2 BB: 1 P: 8	1B: 9 2B: 0 3B: 1 HR: 0	SF: 1 SAC: 1 DP: 1 HBP: 1	WP: 0 PB: 0 SB: 0 CS: 1	PA: 39
PITCHER	IP WLS BF H R ER SO BB IBB HBP BLK WP HR S P ERA WHIP																			
Bob Shaw, R ERA: 2.32	(1, 1) 4.2 23 8 4 2 4 0 0 1 0 0 0 0 30 31 3.86 1.714																			
Jack Curtis, L ERA: 3.44	(5, 1) 3.1 W 11 1 0 0 4 1 0 0 0 0 0 0 18 22 0.00 0.600																			
Carl Willey, R ERA: 5.81	(9, 1) 1.0 S 5 1 0 0 0 1 0 0 0 0 0 0 0 4 8 0.00 2.000																			

AB	34
R	4
H	10
RBI	4
BB	2
SO	8
LOB	20



Batter	1	2	3	4	5	6	7	8	9	AB	R	H	RBI	BB	SO	LOB	BOTTOM			
Amado Samuel, R OBP: 0.237, SLG: 0.274										3	0	1	0	0	0	1	St. Louis Cardinals @ Milwaukee Braves Milwaukee County Stadium, Milwaukee, WI Wed Aug 22 1962, 8:05 PM EDT Att: 14,481 - Unknown			
Del Crandall, R OBP: 0.348, SLG: 0.407										1	0	1	2	0	0	0				
Carl Willey, R OBP: 0.333, SLG: 0.364										0	0	0	0	0	0	0				
Gus Bell, L OBP: 0.285, SLG: 0.354										4	1	2	0	0	1	3				
Lou Johnson, R OBP: 0.325, SLG: 0.443										1	0	0	0	0	0	1				
Lee Mays, L OBP: 0.299, SLG: 0.397										4	1	1	0	0	0	3				
Hank Aaron, R OBP: 0.403, SLG: 0.624										4	1	1	0	0	2	5				
Joe Torre, R OBP: 0.350, SLG: 0.354										4	0	2	1	0	1	0				
Tommie Aaron, R OBP: 0.311, SLG: 0.382										3	1	0	0	1	0	3				
Ken Aspromonte, R OBP: 0.356, SLG: 0.322										3	1	2	1	0	0	0				
Frank Bolling, R OBP: 0.327, SLG: 0.395										4	1	1	1	0	0	2				
Bob Shaw, R OBP: 0.250, SLG: 0.149										0	0	0	0	1	0	0				
Jack Curtis, L OBP: 0.360, SLG: 0.286										1	0	1	0	1	0	0				
Eddie Mathews, L OBP: 0.373, SLG: 0.475										0	0	0	0	1	0	0				
Roy McMillan, R OBP: 0.338, SLG: 0.366										0	0	0	0	0	0	0				
Inning Stats	R: 0 E: 0 K: 1 S: 6	H: 1 LOB: 1 BB: 0 P: 6	R: 0 E: 0 K: 0 S: 3	H: 0 LOB: 0 BB: 0 P: 3	R: 0 E: 0 K: 1 S: 5	H: 0 LOB: 1 BB: 1 P: 9	R: 1 E: 1 K: 0 S: 5	H: 2 LOB: 1 BB: 0 P: 5	R: 0 E: 0 K: 0 S: 2	H: 0 LOB: 0 BB: 1 P: 6	R: 2 E: 1 K: 0 S: 7	H: 4 LOB: 2 BB: 0 P: 7	R: 0 E: 0 K: 1 S: 7	H: 2 LOB: 2 BB: 0 P: 7	R: 3 E: 0 K: 1 S: 7	H: 3 LOB: 1 BB: 2 P: 15	1B: 11 2B: 2 3B: 0 HR: 0	SF: 1 SAC: 1 DP: 2 HBP: 0	WP: 1 PB: 0 SB: 0 CS: 0	PA: 38
PITCHER	IP WLS BF H R ER SO BB IBB HBP BLK WP HR S P ERA WHIP																			
Ray Washburn, R ERA: 3.88	(1, 1) 5.2 25 7 3 2 2 2 0 0 0 0 0 0 27 35 3.18 1.588																			
Lindy McDaniel, R ERA: 3.83	(6, 1) 2.0 L 12 5 3 3 2 1 1 0 0 0 0 0 14 22 13.50 3.000																			
Curt Simmons, L ERA: 4.14	(8, 1) 0.1 1 0 0 0 0 0 0 0 0 0 0 0 1 1 0.00 0.000																			



Batter	1	2	3	4	5	6	7	8	9	AB	R	H	RBI	BB	SO	LOB	TOP										
Julian Javier, R (1,4) OBP: 0.322, SLG: 0.372 Red Schoendienst, S (9,PH) OBP: 0.356, SLG: 0.390	1-3		F7	FC6-4			5-3		G4-6-3	4	0	0	0	0	0	1											
Bill White, L (1,3) OBP: 0.372, SLG: 0.491	4-3		2B	1B		1-3				4	1	2	0	0	0	0											
Charlie James, R (1,9) OBP: 0.323, SLG: 0.420						F8				4	0	2	1	0	0	1											
Ken Boyer, R (1,5) OBP: 0.387, SLG: 0.486	P4									3	0	1	0	1	0	1											
Gene Oliver, R (1,7) OBP: 0.362, SLG: 0.419		E3	FC6-4			F3				4	0	1	0	0	0	3											
Bobby Gene Smith, R (1,8) OBP: 0.278, SLG: 0.313						L4				4	0	1	0	0	0	1											
Jimmie Schaffer, R (1,2) OBP: 0.273, SLG: 0.283										4	1	1	0	0	0	3											
Dal Maxvill, R (1,6) OBP: 0.233, SLG: 0.243 Fred Whitfield, L (9,PH) OBP: 0.326, SLG: 0.542	G4-6-3					1-3				3	0	0	0	0	0	3											
Ernie Broglio, R (1,1) OBP: 0.143, SLG: 0.111 Stan Musial, L (9,PH) OBP: 0.421, SLG: 0.508 Bob Gibson, R (9,PR) OBP: 0.352, SLG: 0.400			4-3							1	0	1	0	0	0	0											
Inning Stats	R: 0 E: 0 K: 0 S: 4	H: 1 LOB: 1 BB: 0 P: 4	R: 0 E: 1 K: 0 S: 4	H: 1 LOB: 1 BB: 0 P: 4	R: 1 E: 0 K: 0 S: 5	H: 2 LOB: 2 BB: 1 P: 9	R: 1 E: 0 K: 0 S: 5	H: 2 LOB: 1 BB: 0 P: 5	R: 0 E: 0 K: 0 S: 3	H: 0 LOB: 0 BB: 0 P: 3	R: 0 E: 0 K: 0 S: 4	H: 1 LOB: 1 BB: 0 P: 4	R: 0 E: 0 K: 0 S: 4	H: 1 LOB: 1 BB: 0 P: 4	R: 0 E: 0 K: 1 S: 5	H: 1 LOB: 1 BB: 0 P: 5	1B: 7 2B: 3 3B: 0 HR: 0	SF: 0 SAC: 0 DP: 2 HBP: 0	WP: 0 PB: 0 SB: 0 CS: 0	PA: 37							
PITCHER	IP	WLS	BF	H	R	ER	SO	BB	IBB	HBP	BLK	WP	HR	S	P	ERA	WHIP										
Bob Hendley, L (1,1) ERA: 3.59	8.0	W	34	9	2	2	0	1	0	0	0	0	0	33	37	2.25	1.250										
Claude Raymond, R (9,1) ERA: 1.87	1.0	S	3	1	0	0	1	0	0	0	0	0	0	5	5	0.00	1.000										

St. Louis Cardinals @ Milwaukee Braves
Milwaukee County Stadium, Milwaukee, WI
Thu Aug 23 1962, 8:05 PM EDT
Att: 11,363 - Unknown

AB 36
R 2
H 10
RBI 2
BB 1
SO 1
LOB 14



Batter	1	2	3	4	5	6	7	8	9	AB	R	H	RBI	BB	SO	LOB	BOTTOM										
Amado Samuel, R (1,6) OBP: 0.233, SLG: 0.268 Joe Torre, R (8,PH) OBP: 0.348, SLG: 0.352 Claude Raymond, R (9,1)	F8		K						F9	3	0	0	0	0	1	1											
Gus Bell, L (1,7) OBP: 0.291, SLG: 0.366 Lou Johnson, R (8,PR) OBP: 0.325, SLG: 0.443	4-3									2	1	1	1	2	0	0											
Lee Maye, L (1,8) OBP: 0.294, SLG: 0.391	G3									4	0	0	1	0	0	2											
Hank Aaron, R (1,9) OBP: 0.404, SLG: 0.622										3	0	1	0	1	2	0											
Del Crandall, R (1,2) OBP: 0.349, SLG: 0.408										4	0	2	0	0	0	2											
Tommie Aaron, R (1,3) OBP: 0.307, SLG: 0.377										3	0	0	0	0	0	3											
Ken Aspromonte, R (1,5) OBP: 0.346, SLG: 0.312										3	0	0	0	0	0	2											
Frank Bolling, R (1,4) OBP: 0.330, SLG: 0.401										3	1	2	0	0	0	0											
Bob Hendley, R (1,1) OBP: 0.245, SLG: 0.217 Roy McMillan, R (8,PH) OBP: 0.340, SLG: 0.370										2	0	0	0	0	0	1											
Inning Stats	R: 0 E: 0 K: 0 S: 3	H: 0 LOB: 0 BB: 0 P: 3	R: 0 E: 0 K: 1 S: 5	H: 1 LOB: 0 BB: 0 P: 5	R: 0 E: 0 K: 1 S: 6	H: 1 LOB: 1 BB: 0 P: 6	R: 1 E: 0 K: 1 S: 6	H: 1 LOB: 0 BB: 0 P: 6	R: 0 E: 0 K: 0 S: 3	H: 0 LOB: 0 BB: 0 P: 3	R: 0 E: 0 K: 0 S: 3	H: 0 LOB: 1 BB: 1 P: 7	R: 0 E: 0 K: 0 S: 4	H: 2 LOB: 1 BB: 0 P: 4	R: 2 E: 0 K: 0 S: 5	H: 2 LOB: 2 BB: 2 P: 13	1B: 4 2B: 2 3B: 0 HR: 1	SF: 0 SAC: 0 DP: 2 HBP: 0	WP: 1 PB: 0 SB: 0 CS: 0	PA: 32							
PITCHER	IP	WLS	BF	H	R	ER	SO	BB	IBB	HBP	BLK	WP	HR	S	P	ERA	WHIP										
Ernie Broglio, R (1,1) ERA: 3.14	8.0	L	32	7	3	3	3	1	2	0	0	1	1	35	47	3.38	1.000										

St. Louis Cardinals @ Milwaukee Braves
Milwaukee County Stadium, Milwaukee, WI
Thu Aug 23 1962, 8:05 PM EDT
Att: 11,363 - Unknown

AB 29
R 3
H 7
RBI 3
BB 3
SO 3
LOB 12



Batter	1	2	3	4	5	6	7	8	9	AB	R	H	RBI	BB	SO	LOB	TOP					
Bill Virdon, L OBP: 0.280, SLG: 0.357 (1, 8)										5	1	1	0	0	0	2	Pittsburgh Pirates @ St. Louis Cardinals Sportsman's Park, St. Louis, MO Sat Aug 25 1962, 4:33 AM EDT Att: 15,369 - Unknown - 80 F					
Dick Groat, R OBP: 0.340, SLG: 0.362 (1, 6)										4	0	1	2	0	0	0						
Bob Skinner, L OBP: 0.399, SLG: 0.534 (1, 7)										3	0	0	0	1	0	0						
Smoky Burgess, L OBP: 0.393, SLG: 0.531 (1, 2)										4	0	2	0	0	0	2						
Roberto Clemente, R OBP: 0.353, SLG: 0.454 (1, 9)										4	0	0	0	0	1	4						
Jim Marshall, L OBP: 0.351, SLG: 0.466 (1, 3)										2	0	0	0	2	1	1						
Don Hoak, R OBP: 0.319, SLG: 0.361 (1, 5)										3	0	0	0	1	1	4						
Bill Mazerowski, R OBP: 0.298, SLG: 0.415 (1, 4)										3	0	1	0	1	0	1						
Bob Friend, R OBP: 0.093, SLG: 0.107 (1, 1)										3	1	0	0	0	0	4						
Inning Stats	R: 0 E: 0 K: 0 S: 3	H: 1 LOB: 0 BB: 0 P: 3	R: 0 E: 0 K: 1 S: 6	H: 1 LOB: 3 BB: 2 P: 14	R: 0 E: 0 K: 0 S: 3	H: 0 LOB: 0 BB: 0 P: 3	R: 0 E: 0 K: 2 S: 8	H: 1 LOB: 1 BB: 0 P: 8	R: 2 E: 0 K: 0 S: 6	H: 2 LOB: 2 BB: 1 P: 10	R: 0 E: 0 K: 0 S: 3	H: 0 LOB: 0 BB: 0 P: 7	R: 0 E: 0 K: 0 S: 3	H: 0 LOB: 1 BB: 0 P: 7	R: 0 E: 0 K: 0 S: 3	H: 0 LOB: 0 BB: 0 P: 3		R: 0 E: 0 K: 0 S: 3	H: 0 LOB: 0 BB: 0 P: 3	1B: 3 2B: 2 3B: 0 HR: 0	SF: 0 SAC: 1 DP: 0 HBP: 0	WP: 1 PB: 0 SB: 1 CS: 0
PITCHER Larry Jackson, R ERA: 3.98 (1, 1)	IP: 9.0 WLS: W BF: 37 H: 5 R: 2 ER: 2 SO: 3 BB: 4 IBB: 1 HBP: 0 BLK: 0 WP: 1 HR: 0 S: 38 P: 58 ERA: 2.00 WHIP: 1.000																					

AB	31
R	2
H	5
RBI	2
BB	5
SO	3
LOB	18



Batter	1	2	3	4	5	6	7	8	9	AB	R	H	RBI	BB	SO	LOB	BOTTOM					
Julian Javier, R OBP: 0.322, SLG: 0.373 (1, 4)										5	0	2	1	0	0	3	Pittsburgh Pirates @ St. Louis Cardinals Sportsman's Park, St. Louis, MO Sat Aug 25 1962, 4:33 AM EDT Att: 15,369 - Unknown - 80 F					
Bob Burda, L (1, 9)										4	0	0	0	0	0	1						
Stan Musial, L OBP: 0.416, SLG: 0.502 (1, 7)										4	0	0	0	0	0	1						
Ken Boyer, R OBP: 0.390, SLG: 0.490 (1, 5)										4	1	3	0	0	0	1						
Bill White, L OBP: 0.375, SLG: 0.493 (1, 3)										4	1	3	1	0	0	1						
Bobby Gene Smith, R OBP: 0.273, SLG: 0.307 (1, 8)										3	0	0	0	0	1	2						
Carl Sawatski, L OBP: 0.366, SLG: 0.452 Dal Maxvill, R OBP: 0.231, SLG: 0.241 (7, PR) (8, 6)										3	0	1	0	0	0	2						
Julio Gotay, R OBP: 0.326, SLG: 0.313 Fred Whitfield, L OBP: 0.333, SLG: 0.554 Jimmie Schaffer, R OBP: 0.284, SLG: 0.295 (7, PH) (8, 2)										2	0	0	0	0	0	1						
Larry Jackson, R OBP: 0.234, SLG: 0.225 Red Schoendienst, S OBP: 0.361, SLG: 0.395 (8, PH)										3	0	0	0	0	1	3						
Inning Stats	R: 0 E: 0 K: 0 S: 4	H: 1 LOB: 1 BB: 0 P: 4	R: 0 E: 0 K: 0 S: 4	H: 1 LOB: 0 BB: 0 P: 4	R: 0 E: 0 K: 1 S: 5	H: 0 LOB: 0 BB: 0 P: 5	R: 1 E: 0 K: 1 S: 7	H: 2 LOB: 1 BB: 0 P: 7	R: 0 E: 0 K: 0 S: 3	H: 0 LOB: 0 BB: 0 P: 3	R: 0 E: 0 K: 0 S: 3	H: 1 LOB: 0 BB: 0 P: 3	R: 1 E: 0 K: 0 S: 6	H: 3 LOB: 3 BB: 0 P: 6	R: 0 E: 0 K: 0 S: 4	H: 1 LOB: 1 BB: 0 P: 4		R: 1 E: 0 K: 0 S: 5	H: 3 LOB: 2 BB: 0 P: 5	1B: 10 2B: 2 3B: 0 HR: 0	SF: 0 SAC: 1 DP: 0 HBP: 0	WP: 0 PB: 0 SB: 0 CS: 1
PITCHER Bob Friend, R ERA: 3.2 (1, 1)	IP: 8.2 WLS: L BF: 37 H: 12 R: 3 ER: 3 SO: 2 BB: 0 IBB: 0 HBP: 0 BLK: 0 WP: 0 HR: 0 S: 41 P: 41 ERA: 3.12 WHIP: 1.385																					



Batter	1	2	3	4	5	6	7	8	9	AB	R	H	RBI	BB	SO	LOB	TOP			
Bill Virdon, L OBP: 0.277, SLG: 0.353 (1, 8)										5	0	0	0	0	0	1				
Dick Groat, R OBP: 0.339, SLG: 0.366 (1, 6)										5	2	1	1	0	1	1				
Roberto Clemente, R OBP: 0.352, SLG: 0.452 (1, 9)										4	1	1	0	0	0	1				
Dick Stuart, R OBP: 0.290, SLG: 0.408 Howie Goss, R OBP: 0.339, SLG: 0.371 (1, 3) (8, 7)										3	1	2	3	1	0	1				
Donn Clendenon, R OBP: 0.362, SLG: 0.413 (1, 7) (8, 3)										4	0	1	0	0	0	1				
Bill Mazerowski, R OBP: 0.300, SLG: 0.416 (1, 4)										4	0	2	0	0	0	2				
Johnny Logan, R OBP: 0.347, SLG: 0.364 (1, 5)										4	0	1	0	0	0	2				
Don Leppert, R OBP: 0.303, SLG: 0.347 (1, 2)										4	0	0	0	0	1	1				
Earl Francis, R OBP: 0.167, SLG: 0.214 (1, 1)										3	0	0	0	0	1	0				
Inning Stats	R: 1 E: 0 K: 1 S: 7	H: 2 LOB: 2 BB: 1 P: 11	R: 0 E: 0 K: 1 S: 5	H: 0 LOB: 0 BB: 0 P: 5	R: 0 E: 0 K: 1 S: 6	H: 1 LOB: 1 BB: 0 P: 6	R: 0 E: 0 K: 1 S: 6	H: 1 LOB: 1 BB: 0 P: 6	R: 2 E: 2 K: 0 S: 6	H: 1 LOB: 1 BB: 0 P: 6	R: 0 E: 0 K: 0 S: 3	H: 0 LOB: 0 BB: 0 P: 3	R: 0 E: 0 K: 0 S: 5	H: 2 LOB: 1 BB: 0 P: 5	R: 0 E: 1 K: 0 S: 4	H: 0 LOB: 1 BB: 0 P: 4	1B: 4 2B: 2 3B: 0 HR: 2	SF: 0 SAC: 1 DP: 1 HBP: 0	WP: 0 PB: 0 SB: 0 CS: 0	PA: 38
PITCHER	IP WLS BF H R ER SO BB IBB HBP BLK WP HR S P ERA WHIP																			
Curt Simmons, L ERA: 4.01 Bob Duliba, R ERA: 1.42 (1, 1) (9, 1)	8.0 L 34 8 4 2 4 1 0 0 0 0 0 2 41 45 2.25 1.125																			

Pittsburgh Pirates @ St. Louis Cardinals
Sportsman's Park, St. Louis, MO
Sat Aug 25 1962, 8:05 PM EDT
Att: 8,959 - Unknown


AB 36
R 4
H 8
RBI 4
BB 1
SO 4
LOB 10



Batter	1	2	3	4	5	6	7	8	9	AB	R	H	RBI	BB	SO	LOB	BOTTOM			
Julian Javier, R OBP: 0.322, SLG: 0.374 (1, 4)										4	0	1	0	0	1	0				
Bob Burda, L (1, 7)										3	0	0	0	1	0	0				
Bill White, L OBP: 0.376, SLG: 0.491 (1, 9)										2	0	0	0	2	0	1				
Ken Boyer, R OBP: 0.387, SLG: 0.486 (1, 5)										4	0	0	0	0	1	3				
Fred Whitfield, L OBP: 0.326, SLG: 0.540 (1, 3)										3	0	0	0	0	1	0				
Bobby Gene Smith, R OBP: 0.298, SLG: 0.301 (1, 8)										3	0	0	0	0	1	0				
Gene Oliver, R OBP: 0.362, SLG: 0.418 (1, 2)										3	0	1	0	0	0	0				
Julio Gotay, R OBP: 0.327, SLG: 0.314 Carl Sawatski, L OBP: 0.384, SLG: 0.449 Dal Maxvill, R OBP: 0.231, SLG: 0.241 (1, 6) (8, PH) (9, 6)										2	0	1	0	0	0	0				
Curt Simmons, L OBP: 0.267, SLG: 0.225 Red Schoendienst, S OBP: 0.359, SLG: 0.362 Bob Duliba, R (1, 1) (8, PH) (9, 1)										2	0	0	0	0	1	2				
Inning Stats	R: 0 E: 0 K: 1 S: 5	H: 0 LOB: 1 BB: 1 P: 9	R: 0 E: 0 K: 2 S: 9	H: 2 LOB: 2 BB: 0 P: 9	R: 0 E: 0 K: 0 S: 3	H: 0 LOB: 0 BB: 0 P: 3	R: 0 E: 0 K: 0 S: 3	H: 0 LOB: 0 BB: 0 P: 3	R: 0 E: 0 K: 1 S: 5	H: 1 LOB: 1 BB: 1 P: 9	R: 0 E: 0 K: 1 S: 5	H: 0 LOB: 0 BB: 0 P: 5	R: 0 E: 0 K: 0 S: 3	H: 0 LOB: 0 BB: 0 P: 3	R: 0 E: 0 K: 0 S: 2	H: 0 LOB: 0 BB: 1 P: 6	1B: 2 2B: 1 3B: 0 HR: 0	SF: 0 SAC: 0 DP: 1 HBP: 0	WP: 0 PB: 0 SB: 0 CS: 0	PA: 31
PITCHER	IP WLS BF H R ER SO BB IBB HBP BLK WP HR S P ERA WHIP																			
Earl Francis, R ERA: 3.85 (1, 1)	9.0 W 31 3 0 0 5 3 0 0 0 0 0 0 38 50 0.00 0.667																			

Pittsburgh Pirates @ St. Louis Cardinals
Sportsman's Park, St. Louis, MO
Sat Aug 25 1962, 8:05 PM EDT
Att: 8,959 - Unknown

AB 28
R 0
H 3
RBI 0
BB 3
SO 5
LOB 6



Batter	1	2	3	4	5	6	7	8	9	AB	R	H	RBI	BB	SO	LOB	TOP								
Bill Virdon, L OBP: 0.276, SLG: 0.357 (1, 8)	0-0 4-3		0-0 HR	0-3 K		0-0 G3		0-0 6-3	5	1	2	0	1	0											
Dick Groat, R OBP: 0.337, SLG: 0.364 (1, 6)	0-0 6-3		4-0 2B BB	0-0 6-3		0-0 F3		0-0 F9	4	1	0	0	1	0	0										
Bob Skinner, L OBP: 0.399, SLG: 0.539 (1, 7)	0-3 K		4-0 2B 1-2 BB		0-0 3-1		0-0 HR	0-3 K	4	1	1	1	1	2	0										
Smoky Burgess, L OBP: 0.388, SLG: 0.524 (1, 2)		0-0 6-3	0-0 F7		0-0 4-3		0-3 K		4	0	0	0	0	1	2										
Roberto Clemente, R OBP: 0.351, SLG: 0.453 (1, 9)		0-0 1B 2B	0-0 F7		0-0 F9			0-0 L3	4	1	1	0	0	0	2										
Dick Stuart, R OBP: 0.297, SLG: 0.418 Donn Clendenon, R OBP: 0.362, SLG: 0.413 (8, PR) (8, 3)		0-0 2H 1B	0-0 1-3 2H 2B		4-0 1B BB			0-0 2B	3	0	3	2	1	0	0	0									
Don Hoak, R OBP: 0.319, SLG: 0.358 (1, 5)	0-3 K		4-0 BB		0-0 F9			0-0 L5	3	0	0	0	1	1	3										
Bill Mazerowski, R OBP: 0.301, SLG: 0.415 (1, 4)	0-0 1-3		0-3 K		0-0 1B			4-0 FC6-4 IBB	3	0	1	0	1	1	4										
Harvey Haddix, L OBP: 0.224, SLG: 0.340 Joe Gibbon, R OBP: 0.176, SLG: 0.176 Roy Face, R OBP: 0.308, SLG: 0.333 (1, 1) (6, 1) (7, 1) (8, 1)			0-0 HR 1B	0-0 1-3		0-3 K		0-0 FC6-4	3	1	1	0	0	1	1										
Inning Stats	R: 0 E: 0 K: 1 S: 5	H: 0 LOB: 0 BB: 0 P: 5	R: 1 E: 0 K: 1 S: 7	H: 2 LOB: 1 BB: 0 P: 7	R: 3 E: 0 K: 1 S: 8	H: 3 LOB: 3 BB: 3 P: 20	R: 0 E: 0 K: 1 S: 5	H: 0 LOB: 0 BB: 0 P: 5	R: 0 E: 0 K: 0 S: 3	H: 0 LOB: 0 BB: 0 P: 3	R: 0 E: 0 K: 1 S: 5	H: 1 LOB: 1 BB: 1 P: 9	R: 1 E: 0 K: 1 S: 6	H: 1 LOB: 0 BB: 0 P: 6	R: 0 E: 0 K: 0 S: 4	H: 1 LOB: 2 BB: 1 P: 8	R: 0 E: 0 K: 1 S: 5	H: 0 LOB: 0 BB: 0 P: 5	1B: 3 2B: 3 3B: 0 HR: 2	SF: 0 SAC: 0 DP: 0 HBP: 0	WP: 0 PB: 0 SB: 0 CS: 0	PA: 39			
PITCHER	IP	WLS	BF	H	R	ER	SO	BB	IBB	HBP	BLK	WP	HR	S	P	ERA	WHIP								
Ray Washburn, R ERA: 3.87 (1, 1)	2.2		15	5	4	4	2	2	0	0	0	0	1	17	25	13.50	2.625								
Bob Duliba, R ERA: 1.4 (3, 1)	0.1		2	0	0	0	1	1	0	0	0	0	0	3	7	0.00	3.000								
Bobby Shantz, L ERA: 2.0 (4, 1)	6.0	W	22	3	1	1	4	1	1	0	0	0	1	28	36	1.50	0.667								

Pittsburgh Pirates @ St. Louis Cardinals
Sportsman's Park, St. Louis, MO
Sun Aug 26 1962, 4:33 AM EDT
Unknown

AB	34
R	5
H	8
RBI	5
BB	5
SO	7
LOB	14



Batter	1	2	3	4	5	6	7	8	9	AB	R	H	RBI	BB	SO	LOB	BOTTOM								
Julian Javier, R OBP: 0.323, SLG: 0.375 (1, 4)	0-0 F8		0-3 K		0-0 G6-4-3 1B		0-0 FC1-6 1B		4	0	2	0	0	1	0										
Bobby Gene Smith, R OBP: 0.297, SLG: 0.300 (1, 8)	0-0 1B		0-0 F8		0-0 G6-4-3 1-2		0-0 FC1-6 G6-4-3		4	0	1	0	0	0	2										
Charlie James, R OBP: 0.319, SLG: 0.415 (1, 7) (7, 9)	0-0 F8			0-0 6-3		0-0 F8		0-0 G6-4-3 1-2	4	0	0	0	0	0	2										
Ken Boyer, R OBP: 0.389, SLG: 0.489 (1, 5)	0-0 1-3 1B			0-0 E6 G3 WP 2B		0-0 2B 1B 1B		0-0 HR 1B	4	3	3	0	0	0	0										
Bill White, L OBP: 0.377, SLG: 0.499 (1, 3)	0-0 4-3			0-0 G3		0-0 1-3 1B 2B		0-0 1H HR	4	2	2	2	0	0	3										
Gene Oliver, R OBP: 0.384, SLG: 0.421 (1, 2)		0-0 L4		0-0 2B		4-0 1B E BB		0-0 P5	3	1	1	1	1	0	0										
Bob Burda, L (1, 9)		0-0 5-3		3H 4-0 2B		0-0 1-3 2H 3H 1B		4-0 L3 BB	1	0	0	0	1	0	0										
Stan Musial, L OBP: 0.420, SLG: 0.503 (6, PH) (7, 7)						0-0 1-3 2H 3H 1B		0-0 L3 BB	1	0	1	2	1	0	0										
Julio Gotay, R OBP: 0.324, SLG: 0.311 Fred Whitfield, L OBP: 0.323, SLG: 0.536 Dal Maxvill, R OBP: 0.231, SLG: 0.241 (1, 6) (8, PH) (9, 6)		0-0 F8		0-3 K		0-0 F9		0-0 L3	3	0	0	0	0	1	3										
Ray Washburn, R OBP: 0.229, SLG: 0.244 Bob Duliba, R OBP: 0.396, SLG: 0.389 Red Schoendienst, S OBP: 0.105, SLG: 0.111 Bobby Shantz, R OBP: 0.105, SLG: 0.111 (1, 1) (3, 1) (3, PH) (4, 1)			0-0 P3		0-0 F7		0-0 P6		0	0	0	0	0	0	0										
Inning Stats	R: 0 E: 0 K: 0 S: 5	H: 2 LOB: 2 BB: 0 P: 5	R: 0 E: 0 K: 0 S: 3	H: 0 LOB: 0 BB: 0 P: 3	R: 0 E: 0 K: 1 S: 5	H: 0 LOB: 0 BB: 0 P: 5	R: 1 E: 1 K: 1 S: 7	H: 1 LOB: 2 BB: 1 P: 11	R: 0 E: 0 K: 0 S: 3	H: 1 LOB: 0 BB: 0 P: 3	R: 3 E: 1 K: 0 S: 6	H: 3 LOB: 1 BB: 1 P: 10	R: 0 E: 0 K: 0 S: 3	H: 1 LOB: 0 BB: 0 P: 3	R: 2 E: 0 K: 0 S: 4	H: 2 LOB: 0 BB: 1 P: 8	R: 0 E: 0 K: 0 S: 4	H: 0 LOB: 0 BB: 0 P: 5	1B: 7 2B: 3 3B: 0 HR: 1	SF: 0 SAC: 0 DP: 3 HBP: 0	WP: 1 PB: 0 SB: 0 CS: 0	PA: 35			
PITCHER	IP	WLS	BF	H	R	ER	SO	BB	IBB	HBP	BLK	WP	HR	S	P	ERA	WHIP								
Harvey Haddix, L ERA: 4.8 (1, 1)	5.1		24	6	4	2	2	2	0	0	0	0	0	3	34	3.38	1.500								
Joe Gibbon, L ERA: 3.94 (6, 1)	0.2		3	1	0	0	0	0	0	0	0	0	0	3	3	0.00	1.500								
Roy Face, R ERA: 1.76 (7, 1)	1.1	L	7	3	2	2	0	1	0	0	0	0	1	6	10	13.50	3.000								
Diomedes Olivo, L ERA: 2.88 (8, 1)	0.2		1	0	0	0	0	0	0	0	0	0	0	1	1	0.00	0.000								

Pittsburgh Pirates @ St. Louis Cardinals
Sportsman's Park, St. Louis, MO
Sun Aug 26 1962, 4:33 AM EDT
Unknown

AB	32
R	6
H	10
RBI	5
BB	3
SO	2
LOB	12



Batter	1	2	3	4	5	6	7	8	9	AB	R	H	RBI	BB	SO	LOB	TOP					
Bill Virdon, L (1, 8) OBP: 0.277, SLG: 0.357										4	1	1	0	1	1	3	Pittsburgh Pirates @ St. Louis Cardinals Sportsman's Park, St. Louis, MO Sun Aug 26 1962, 4:38 AM EDT Att: 25,556 - Unknown AB 36 R 7 H 14 RBI 7 BB 2 SO 6 LOB 17 					
Dick Groat, R (1, 6) OBP: 0.336, SLG: 0.362										5	0	1	0	0	1	4						
Bob Skinner, L (1, 7) OBP: 0.399, SLG: 0.544										5	2	2	2	0	1	1						
Dick Stuart, R (1, 3) OBP: 0.296, SLG: 0.415										5	1	1	0	0	3	1						
Al McBean, R (9, 1) OBP: 0.182, SLG: 0.236										0	0	0	0	0	0	0						
Joe Gibbon, R (9, 1) OBP: 0.176, SLG: 0.176										0	0	0	0	0	0	0						
Jack Lamabe, R (9, 1)										0	0	0	0	0	0	0						
Roberto Clemente, R (1, 9) OBP: 0.356, SLG: 0.456										4	2	3	0	1	0	1						
Bill Mazerowski, R (1, 4) OBP: 0.303, SLG: 0.416										4	1	2	2	0	0	2						
Johnny Logan, R (1, 5) OBP: 0.342, SLG: 0.362										3	0	1	1	0	0	1						
Don Leppert, R (1, 2) OBP: 0.309, SLG: 0.352										4	0	2	1	0	0	3						
Howie Goss, R (8, PR) OBP: 0.306, SLG: 0.371										0	0	0	0	0	0	0						
Cal Neeman, R (8, 2) OBP: 0.300, SLG: 0.579										0	0	0	0	0	0	0						
Tom Sturdivant, L (1, 1) OBP: 0.130, SLG: 0.182										1	0	1	1	0	0	0						
Diomedes Olivo, L (6, 1) OBP: 0.286, SLG: 0.308										1	0	0	0	0	0	1						
Roy Face, R (8, 1)										0	0	0	0	0	0	0						
Donn Clendenon, R (9, 3) OBP: 0.362, SLG: 0.413										0	0	0	0	0	0	0						
Inning Stats	R: 2 E: 0 K: 1 S: 8	H: 3 LOB: 1 BB: 0 P: 8	R: 0 E: 0 K: 1 S: 6	H: 1 LOB: 1 BB: 0 P: 6	R: 0 E: 0 K: 0 S: 3	H: 0 LOB: 0 BB: 0 P: 3	R: 1 E: 1 K: 1 S: 8	H: 3 LOB: 3 BB: 1 P: 12	R: 4 E: 0 K: 0 S: 8	H: 5 LOB: 1 BB: 0 P: 8	R: 0 E: 0 K: 2 S: 7	H: 0 LOB: 0 BB: 0 P: 7	R: 0 E: 0 K: 0 S: 2	H: 0 LOB: 0 BB: 1 P: 6	R: 0 E: 0 K: 0 S: 3	H: 1 LOB: 1 BB: 0 P: 3	R: 0 E: 0 K: 1 S: 6	H: 1 LOB: 1 BB: 0 P: 6	1B: 13 2B: 1 3B: 0 HR: 1	SF: 2 SAC: 1 DP: 2 HBP: 0	WP: 0 PB: 0 SB: 0 CS: 0	PA: 41
PITCHER	IP WLS BF H R ER SO BB IBB HBP BLK WP HR S P ERA WHIP																					
Lindy McDaniel, R (1, 1) ERA: 4.33	4.0 L 24 11 7 7 3 1 0 0 0 0 0 1 29 33 15.75 3.000																					
Paul Toth, R (5, 1) ERA: 5.4	1.0 4 1 0 0 0 0 0 0 0 0 0 0 4 4 0.00 1.000																					
Don Ferrarese, L (6, 1) ERA: 2.96	2.0 6 0 0 0 2 1 0 0 0 0 0 0 9 13 0.00 0.500																					
Bob Duliba, R (8, 1) ERA: 1.3	2.0 7 2 0 0 1 0 0 0 0 0 0 0 9 9 0.00 1.000																					

Batter	1	2	3	4	5	6	7	8	9	AB	R	H	RBI	BB	SO	LOB	BOTTOM					
Julian Javier, R (1, 4) OBP: 0.324, SLG: 0.374										4	1	1	0	1	1	2	Pittsburgh Pirates @ St. Louis Cardinals Sportsman's Park, St. Louis, MO Sun Aug 26 1962, 4:38 AM EDT Att: 25,556 - Unknown AB 36 R 6 H 9 RBI 6 BB 4 SO 8 LOB 20 					
Bob Burda, L (1, 9) OBP: 0.231, SLG: 0.091										3	0	1	0	0	0	2						
Fred Whitfield, L (7, PH) OBP: 0.321, SLG: 0.532										1	0	0	0	0	0	1						
Bob Duliba, R (8, 1)										0	0	0	0	0	0	0						
Jimmie Schaffer, R (9, PH) OBP: 0.279, SLG: 0.290										1	0	0	0	0	0	1						
Bill White, L (1, 3) OBP: 0.377, SLG: 0.498										5	1	2	1	0	0	2						
Ken Boyer, R (1, 5) OBP: 0.388, SLG: 0.485										4	1	0	0	1	2	6						
Stan Musial, L (1, 7) OBP: 0.423, SLG: 0.508										3	1	2	2	1	1	0						
Carl Sawetski, L (1, 2) OBP: 0.386, SLG: 0.465										2	1	1	1	0	1	1						
Gene Oliver, R (6, PH) OBP: 0.361, SLG: 0.417										2	0	0	0	0	1	2						
Bobby Gene Smith, R (1, 8) OBP: 0.267, SLG: 0.305										4	0	1	2	0	1	1						
Julio Gotay, R (1, 6) OBP: 0.320, SLG: 0.307										4	0	0	0	0	0	2						
Lindy McDaniel, R (1, 1) ERA: 4.43										1	0	0	0	0	0	0						
Paul Toth, R (5, 1) ERA: 5.4										0	0	0	0	0	0	0						
Red Schoendienst, R (5, PH) OBP: 0.400, SLG: 0.493										1	1	1	0	0	0	0						
Don Ferrarese, R (8, 1) ERA: 2.96										0	0	0	0	0	0	0						
Charlie James, R (7, PH) OBP: 0.320, SLG: 0.413										1	0	0	0	1	1	0						
Inning Stats	R: 2 E: 1 K: 1 S: 6	H: 1 LOB: 1 BB: 1 P: 10	R: 1 E: 0 K: 0 S: 4	H: 1 LOB: 0 BB: 0 P: 4	R: 0 E: 0 K: 1 S: 6	H: 1 LOB: 1 BB: 0 P: 6	R: 0 E: 0 K: 1 S: 6	H: 1 LOB: 1 BB: 0 P: 6	R: 1 E: 0 K: 1 S: 7	H: 2 LOB: 1 BB: 0 P: 7	R: 0 E: 0 K: 3 S: 9	H: 0 LOB: 0 BB: 0 P: 9	R: 0 E: 0 K: 0 S: 3	H: 0 LOB: 1 BB: 1 P: 7	R: 2 E: 0 K: 0 S: 4	H: 1 LOB: 1 BB: 2 P: 12	R: 0 E: 0 K: 1 S: 7	H: 2 LOB: 2 BB: 0 P: 7	1B: 6 2B: 2 3B: 0 HR: 1	SF: 0 SAC: 0 DP: 0 HBP: 0	WP: 0 PB: 0 SB: 2 CS: 0	PA: 40
PITCHER	IP WLS BF H R ER SO BB IBB HBP BLK WP HR S P ERA WHIP																					
Tom Sturdivant, R (1, 1) ERA: 4.43	5.0 W 22 11 7 7 3 1 0 0 0 0 0 1 29 33 3.60 1.400																					
Diomedes Olivo, L (6, 1) ERA: 2.93	2.1 10 0 2 2 3 3 0 0 0 0 0 0 13 25 7.71 1.286																					
Roy Face, R (8, 1) ERA: 1.75	0.2 3 1 0 0 0 0 0 0 0 0 0 0 3 3 0.00 1.500																					
Al McBean, R (9, 1) ERA: 3.25	0.2 3 1 0 0 1 0 0 0 0 0 0 0 5 5 0.00 1.500																					
Joe Gibbon, L (9, 1) ERA: 3.94	0.0 1 1 0 0 0 0 0 0 0 0 0 0 1 1 ∞ ∞																					

Batter	1	2	3	4	5	6	7	8	9	AB	R	H	RBI	BB	SO	LOB	TOP					
Carl Warwick, R OBP: 0.306, SLG: 0.409 (1, 8)										5	1	1	1	0	1	2						
Al Spangler, L OBP: 0.386, SLG: 0.381 (1, 7)										3	1	0	0	2	1	0						
Johnny Temple, R OBP: 0.349, SLG: 0.306 J C Hartman, R OBP: 0.235, SLG: 0.242 (1, 4) (9, 6)										4	1	1	0	0	1	3						
Norm Larker, L OBP: 0.353, SLG: 0.381 (1, 3)										2	0	0	0	1	1	0						
Roman Mejias, R OBP: 0.337, SLG: 0.465 (1, 9)										4	1	2	2	0	1	0						
Bob Aspromonte, R OBP: 0.345, SLG: 0.391 (1, 5)										2	0	0	0	2	0	2						
Jim Campbell, R OBP: 0.260, SLG: 0.333 (1, 2)										4	0	0	0	0	1	3						
Bob Lillis, R OBP: 0.282, SLG: 0.275 (1, 6) (9, 4)										4	0	2	1	0	0	0						
Bob Bruce, R OBP: 0.364, SLG: 0.186 Don McMahon, R OBP: 0.111, SLG: 0.111 (1, 1) (6, 1)										3	0	1	0	0	0	0						
Inning Stats	R: 1 E: 0 K: 0 S: 5	H: 2 LOB: 2 BB: 1 P: 9	R: 0 E: 0 K: 2 S: 9	H: 2 LOB: 3 BB: 1 P: 13	R: 0 E: 0 K: 1 S: 5	H: 0 LOB: 1 BB: 1 P: 9	R: 0 E: 0 K: 0 S: 3	H: 0 LOB: 0 BB: 0 P: 3	R: 3 E: 0 K: 0 S: 5	H: 3 LOB: 2 BB: 2 P: 13	R: 0 E: 0 K: 0 S: 3	H: 0 LOB: 0 BB: 0 P: 5	R: 0 E: 0 K: 0 S: 3	H: 0 LOB: 0 BB: 0 P: 3	R: 0 E: 0 K: 2 S: 7	H: 0 LOB: 0 BB: 0 P: 7	1B: 5 2B: 1 3B: 0 HR: 1	SF: 0 SAC: 1 DP: 0 HBP: 0	WP: 0 PB: 0 SB: 0 CS: 0	PA: 38		
PITCHER	IP WLS BF H R ER SO BB IBB HBP BLK WP HR S P ERA WHIP	IP WLS BF H R ER SO BB IBB HBP BLK WP HR S P ERA WHIP																				
Ernie Broglio, R ERA: 3.26 (1, 1)	5.0 L 26 7 4 4 3 4 1 0 0 0 1 27 47 7.20 2.200	Bob Duliba, R ERA: 1.25 (6, 1)	1.0 3 0 0 0 0 0 0 0 0 0 0 0 3 3 0.00 0.000	Curt Simmons, L ERA: 3.91 (7, 1)	3.0 9 0 0 0 3 0 0 0 0 0 0 0 15 15 0.00 0.000																	

Houston Colt 45's @ St. Louis Cardinals
Sportsman's Park, St. Louis, MO
Tue Aug 28 1962, 8:05 PM EDT
Att: 9,510 - Unknown

AB	32
R	4
H	7
RBI	4
BB	5
SO	6
LOB	10



Batter	1	2	3	4	5	6	7	8	9	AB	R	H	RBI	BB	SO	LOB	BOTTOM					
Julian Javier, R OBP: 0.323, SLG: 0.372 (1, 4)										5	1	1	0	0	1	2						
Bob Burda, L OBP: 0.250, SLG: 0.077 Julio Gotay, R OBP: 0.320, SLG: 0.306 (1, 9) (7, 6)										2	0	0	0	1	0	1						
Stan Musial, L OBP: 0.419, SLG: 0.502 (1, 7)										4	0	0	0	0	0	3						
Bill White, L OBP: 0.380, SLG: 0.499 (1, 3) (7, 9)										3	1	2	1	1	1	0						
Ken Boyer, R OBP: 0.387, SLG: 0.483 (1, 5)										4	0	1	0	0	2	4						
Bobby Gene Smith, R OBP: 0.287, SLG: 0.299 (1, 8)										3	0	0	0	1	0	1						
Gene Oliver, R OBP: 0.357, SLG: 0.411 (1, 2)										4	0	0	0	0	0	2						
Dal Maxvill, R OBP: 0.236, SLG: 0.239 Fred Whitfield, L OBP: 0.323, SLG: 0.531 (1, 6) (6, PH) (7, 3)										1	0	0	0	1	1	1						
Ernie Broglio, R OBP: 0.140, SLG: 0.190 Red Schoendienst, S OBP: 0.309, SLG: 0.391 Bob Duliba, R OBP: 0.320, SLG: 0.306 (1, 1) (5, PH) (6, 1)										1	0	0	0	0	0	1						
Carl Sawatski, L OBP: 0.306, SLG: 0.403 Curt Simmons, L OBP: 0.320, SLG: 0.225 Charlie James, R OBP: 0.319, SLG: 0.412 (6, PH) (7, 1) (9, PH)										1	0	0	0	0	0	1						
Inning Stats	R: 0 E: 0 K: 2 S: 8	H: 1 LOB: 2 BB: 1 P: 12	R: 0 E: 0 K: 0 S: 3	H: 0 LOB: 1 BB: 1 P: 7	R: 0 E: 0 K: 0 S: 3	H: 0 LOB: 0 BB: 0 P: 3	R: 1 E: 1 K: 1 S: 6	H: 1 LOB: 1 BB: 1 P: 10	R: 1 E: 0 K: 1 S: 8	H: 2 LOB: 2 BB: 0 P: 8	R: 0 E: 0 K: 1 S: 6	H: 1 LOB: 2 BB: 1 P: 10	R: 0 E: 0 K: 2 S: 7	H: 0 LOB: 0 BB: 0 P: 7	R: 0 E: 0 K: 1 S: 5	H: 0 LOB: 0 BB: 0 P: 5	R: 0 E: 0 K: 1 S: 5	H: 0 LOB: 0 BB: 0 P: 5	1B: 5 2B: 0 3B: 0 HR: 0	SF: 0 SAC: 0 DP: 0 HBP: 0	WP: 0 PB: 0 SB: 0 CS: 0	PA: 37
PITCHER	IP WLS BF H R ER SO BB IBB HBP BLK WP HR S P ERA WHIP	IP WLS BF H R ER SO BB IBB HBP BLK WP HR S P ERA WHIP																				
Bob Bruce, R ERA: 4.14 (1, 1)	5.1 W 26 5 2 0 4 4 0 0 0 0 0 30 46 0.00 1.688	Don McMahon, R ERA: 1.35 (6, 1)	3.2 S 11 0 0 0 5 0 0 0 0 0 0 21 21 0.00 0.000																			

Houston Colt 45's @ St. Louis Cardinals
Sportsman's Park, St. Louis, MO
Tue Aug 28 1962, 8:05 PM EDT
Att: 9,510 - Unknown

AB	33
R	2
H	5
RBI	1
BB	4
SO	9
LOB	17



Batter	1	2	3	4	5	6	7	8	9	AB	R	H	RBI	BB	SO	LOB	TOP					
Carl Warwick, R OBP: 0.307, SLG: 0.409										4	0	2	0	0	1	2	Houston Colt 45's @ St. Louis Cardinals Sportsman's Park, St. Louis, MO Wed Aug 29 1962, 8:05 PM EDT Att: 8,295 - Unknown					
Al Spangler, L OBP: 0.384, SLG: 0.376										4	0	0	0	0	0	4						
Johnny Temple, R OBP: 0.344, SLG: 0.304 Joey Amalfitano, R OBP: 0.319, SLG: 0.296										2	0	0	0	0	1	1						
Norm Larker, L OBP: 0.356, SLG: 0.382										2	0	1	0	2	0	0						
Roman Mejias, R OBP: 0.337, SLG: 0.470										4	1	1	1	0	0	5						
Bob Aspromonte, R OBP: 0.342, SLG: 0.388 J C Hartman, R OBP: 0.235, SLG: 0.242										4	1	0	0	0	0	1						
Jim Campbell, R OBP: 0.272, SLG: 0.373										3	1	1	1	1	2	0						
Bob Lillis, R OBP: 0.279, SLG: 0.273										4	0	0	0	0	1	2						
Turk Farrell, R OBP: 0.180, SLG: 0.217										4	0	1	1	0	1	0						
Inning Stats	R: 0 E: 0 K: 0 S: 5	H: 2 LOB: 2 BB: 0 P: 5	R: 1 E: 1 K: 1 S: 7	H: 1 LOB: 2 BB: 1 P: 11	R: 1 E: 0 K: 2 S: 6	H: 1 LOB: 0 BB: 0 P: 6	R: 0 E: 0 K: 2 S: 7	H: 0 LOB: 0 BB: 0 P: 7	R: 0 E: 0 K: 0 S: 3	H: 1 LOB: 0 BB: 1 P: 3	R: 0 E: 0 K: 2 S: 2	H: 0 LOB: 0 BB: 1 P: 6	R: 0 E: 0 K: 2 S: 7	H: 0 LOB: 0 BB: 0 P: 7	R: 0 E: 0 K: 0 S: 3	H: 0 LOB: 2 BB: 0 P: 11	R: 1 E: 0 K: 0 S: 4	H: 1 LOB: 0 BB: 0 P: 4	1B: 4 2B: 0 3B: 0 HR: 2	SF: 0 SAC: 0 DP: 1 HBP: 0	WP: 1 PB: 0 SB: 0 CS: 1	PA: 37
PITCHER Bob Gibson, R ERA: 2.49	IP: 9.0 WLS: L BF: 36	H: 6 R: 3 ER: 2 SO: 6	BB: 4 IBB: 0 HBP: 0 BLK: 0	WP: 1 HR: 2 S: 44 P: 60	ERA: 2.00 WHIP: 1.111	PITCHER	IP: 9.0 WLS: L BF: 36	H: 6 R: 3 ER: 2 SO: 6	BB: 4 IBB: 0 HBP: 0 BLK: 0	WP: 1 HR: 2 S: 44 P: 60	ERA: 2.00 WHIP: 1.111	PITCHER	IP: 9.0 WLS: W BF: 36	H: 8 R: 2 ER: 2 SO: 10	BB: 2 IBB: 0 HBP: 0 BLK: 0	WP: 0 HR: 0 S: 54 P: 62	ERA: 2.00 WHIP: 1.111					

Batter	1	2	3	4	5	6	7	8	9	AB	R	H	RBI	BB	SO	LOB	BOTTOM					
Julian Javier, R OBP: 0.320, SLG: 0.369										4	0	0	0	0	0	1	Houston Colt 45's @ St. Louis Cardinals Sportsman's Park, St. Louis, MO Wed Aug 29 1962, 8:05 PM EDT Att: 8,295 - Unknown					
Bobby Gene Smith, R OBP: 0.281, SLG: 0.292										4	0	0	0	0	2	0						
Stan Musial, L OBP: 0.417, SLG: 0.501										4	0	1	0	0	1	0						
Bill White, L OBP: 0.379, SLG: 0.497										4	1	1	0	0	0	1						
Ken Boyer, R OBP: 0.388, SLG: 0.485										4	1	2	0	0	0	0						
Charlie James, R OBP: 0.316, SLG: 0.408 Red Schoendienst, S OBP: 0.362, SLG: 0.395										3	0	0	0	0	2	3						
Gene Oliver, R OBP: 0.363, SLG: 0.418 Jimmie Schaffer, R OBP: 0.279, SLG: 0.290 Fred Whitfield, L OBP: 0.321, SLG: 0.527										0	0	0	0	0	0	0						
Julio Gotay, R OBP: 0.320, SLG: 0.304 Carl Sawatski, L OBP: 0.387, SLG: 0.463										2	0	0	0	1	1	1						
Bob Gibson, R OBP: 0.338, SLG: 0.382 Bob Burda, L OBP: 0.235, SLG: 0.071										3	0	0	0	0	2	3						
Inning Stats	R: 0 E: 0 K: 1 S: 6	H: 1 LOB: 1 BB: 0 P: 6	R: 0 E: 0 K: 1 S: 6	H: 1 LOB: 2 BB: 1 P: 10	R: 0 E: 0 K: 2 S: 7	H: 0 LOB: 0 BB: 0 P: 7	R: 2 E: 0 K: 1 S: 7	H: 3 LOB: 0 BB: 0 P: 7	R: 0 E: 0 K: 1 S: 5	H: 0 LOB: 0 BB: 0 P: 5	R: 0 E: 0 K: 0 S: 4	H: 1 LOB: 1 BB: 0 P: 4	R: 0 E: 0 K: 2 S: 8	H: 1 LOB: 1 BB: 0 P: 8	R: 0 E: 0 K: 0 S: 3	H: 0 LOB: 0 BB: 0 P: 3	R: 0 E: 0 K: 2 S: 8	H: 1 LOB: 2 BB: 1 P: 12	1B: 6 2B: 2 3B: 0 HR: 0	SF: 0 SAC: 0 DP: 0 HBP: 0	WP: 0 PB: 0 SB: 0 CS: 0	PA: 36
PITCHER Turk Farrell, R ERA: 2.9	IP: 9.0 WLS: W BF: 36	H: 8 R: 2 ER: 2 SO: 10	BB: 2 IBB: 0 HBP: 0 BLK: 0	WP: 0 HR: 0 S: 54 P: 62	ERA: 2.00 WHIP: 1.111	PITCHER	IP: 9.0 WLS: W BF: 36	H: 8 R: 2 ER: 2 SO: 10	BB: 2 IBB: 0 HBP: 0 BLK: 0	WP: 0 HR: 0 S: 54 P: 62	ERA: 2.00 WHIP: 1.111											

Batter	1	2	3	4	5	6	7	8	9	AB	R	H	RBI	BB	SO	LOB	TOP					
Richie Ashburn, L OBP: 0.429, SLG: 0.401 (1,7)	6-3	PO	2B		3-1		4-3		FC	5	1	1	0	0	0	3	New York Mets @ St. Louis Cardinals Sportsman's Park, St. Louis, MO Fri Aug 31 1962, 8:05 PM EDT Att: 11,347 - Unknown					
Rod Kanehl, R OBP: 0.315, SLG: 0.346 (1,4)	K		P3		L9		4-3		G6-4-3	5	0	0	0	0	1	5						
Gene Woodling, L OBP: 0.389, SLG: 0.438 (1,9)					4-3		4-3			4	0	2	1	0	0	1						
Mary Throneberry, L OBP: 0.301, SLG: 0.424 (1,3)	F8		3-1							4	0	1	0	0	0	2						
Charlie Neal, R OBP: 0.319, SLG: 0.384 (1,5)		4-3	L8							4	0	0	0	0	0	2						
Choo-Choo Coleman, L OBP: 0.297, SLG: 0.488 (1,2)		BB			1-3					2	1	0	0	1	0	1						
Jim Hickman, R OBP: 0.323, SLG: 0.418 (9, PH)		BB			6-3					1	0	0	0	2	0	0						
Felix Mantilla, R OBP: 0.328, SLG: 0.397 (9, PH)		BB								1	0	0	0	0	0	0						
Elio Chacon, R OBP: 0.353, SLG: 0.286 (9, PH)										3	0	2	1	0	0	2						
Frank Thomas, R OBP: 0.325, SLG: 0.496 (9, PH)										1	0	1	0	0	0	0						
Joe Christopher, R OBP: 0.301, SLG: 0.317 (9, PR)										0	0	0	0	0	0	0						
Craig Anderson, R OBP: 0.138, SLG: 0.107 (1,1)										3	0	1	0	0	2	3						
Bob Moorhead, R OBP: 0.222, SLG: 0.045 (8,1)										0	0	0	0	0	0	0						
Willard Hunter, R OBP: 0.250, SLG: 0.250 (8,1)										0	0	0	0	0	0	0						
Sammy Taylor, L OBP: 0.323, SLG: 0.327 (9, PH)										0	0	0	0	1	0	0						
Rick Herscher, R OBP: 0.235, SLG: 0.344 (9, PR)										0	0	0	0	0	0	0						
Inning Stats	R: 0 E: 0 K: 1 S: 6	H: 1 LOB: 1 BB: 0 P: 6	R: 1 E: 0 K: 1 S: 5	H: 1 LOB: 1 BB: 2 P: 13	R: 1 E: 0 K: 0 S: 5	H: 2 LOB: 1 BB: 0 P: 5	R: 0 E: 0 K: 1 S: 6	H: 1 LOB: 1 BB: 0 P: 6	R: 0 E: 0 K: 0 S: 3	H: 0 LOB: 0 BB: 1 P: 3	R: 0 E: 0 K: 0 S: 4	H: 1 LOB: 2 BB: 1 P: 8	R: 0 E: 0 K: 0 S: 4	H: 1 LOB: 0 BB: 0 P: 4	R: 0 E: 0 K: 0 S: 2	H: 0 LOB: 0 BB: 0 P: 3	R: 0 E: 0 K: 0 S: 4	H: 1 LOB: 3 BB: 1 P: 8	1B: 7 2B: 1 3B: 0 HR: 0	SF: 0 SAC: 0 DP: 1 HBP: 1	WP: 0 PB: 0 SB: 0 CS: 1	PA: 40
PITCHER	IP WLS BF H R ER SO BB IBB HBP BLK WP HR S P ERA WHIP																					
Larry Jackson, R ERA: 3.91 (1,1)	8.1 W 36 8 2 2 3 4 0 1 0 0 0 0 37 54 2.16 1.440																					
Bobby Shantz, L ERA: 1.98 (9,1)	0.2 S 2 0 0 0 0 0 0 0 0 0 0 0 2 2 0.00 0.000																					

Batter	1	2	3	4	5	6	7	8	9	AB	R	H	RBI	BB	SO	LOB	BOTTOM			
Julian Javier, R OBP: 0.320, SLG: 0.368 (1,4)	F8									1	0	0	0	0	0	0	New York Mets @ St. Louis Cardinals Sportsman's Park, St. Louis, MO Fri Aug 31 1962, 8:05 PM EDT Att: 11,347 - Unknown			
Dal Maxvill, R OBP: 0.244, SLG: 0.241 (2,6)			L9							3	1	1	0	1	1	2				
Curt Flood, R OBP: 0.339, SLG: 0.425 (1,8)	E6		1B							4	1	2	1	1	0	1				
Stan Mustial, L OBP: 0.417, SLG: 0.500 (1,7)										5	0	2	0	0	0	5				
Bobby Gene Smith, R OBP: 0.261, SLG: 0.292 (9,7)										0	0	0	0	0	0	0				
Bill White, L OBP: 0.381, SLG: 0.498 (1,3)										3	0	2	2	1	0	2				
Ken Boyer, R OBP: 0.387, SLG: 0.483 (1,5)										4	0	1	0	0	0	6				
Gene Oliver, R OBP: 0.382, SLG: 0.413 (1,2)										3	0	0	0	1	2	2				
Charlie James, R OBP: 0.315, SLG: 0.416 (1,9)										4	1	1	1	0	1	1				
Julio Gotay, R OBP: 0.322, SLG: 0.307 (1,6)										4	1	2	0	0	0	1				
Larry Jackson, R OBP: 0.235, SLG: 0.216 (1,1)										3	0	0	0	1	0	2				
Bobby Shantz, R OBP: 0.105, SLG: 0.111 (9,1)										0	0	0	0	0	0	0				
Inning Stats	R: 0 E: 1 K: 0 S: 4	H: 0 LOB: 2 BB: 1 P: 8	R: 0 E: 0 K: 1 S: 6	H: 1 LOB: 0 BB: 0 P: 6	R: 0 E: 0 K: 0 S: 5	H: 2 LOB: 2 BB: 0 P: 5	R: 0 E: 0 K: 1 S: 5	H: 0 LOB: 1 BB: 1 P: 9	R: 2 E: 0 K: 0 S: 4	H: 2 LOB: 1 BB: 2 P: 12	R: 0 E: 0 K: 0 S: 3	H: 0 LOB: 0 BB: 0 P: 3	R: 0 E: 0 K: 0 S: 5	H: 3 LOB: 2 BB: 0 P: 5	R: 2 E: 0 K: 2 S: 10	H: 3 LOB: 2 BB: 1 P: 14	1B: 10 2B: 0 3B: 0 HR: 1	SF: 0 SAC: 0 DP: 1 HBP: 0	WP: 0 PB: 0 SB: 1 CS: 0	PA: 39
PITCHER	IP WLS BF H R ER SO BB IBB HBP BLK WP HR S P ERA WHIP																			
Craig Anderson, R ERA: 5.53 (1,1)	7.1 L 35 10 4 4 3 4 0 0 0 0 0 0 37 53 4.91 1.909																			
Bob Moorhead, R ERA: 4.49 (8,1)	0.1 3 1 0 0 1 1 0 0 0 0 0 0 4 8 0.00 6.000																			
Willard Hunter, L ERA: 7.64 (8,1)	0.1 1 0 0 0 0 0 0 0 0 0 0 0 1 1 0.00 0.000																			

Batter	1	2	3	4	5	6	7	8	9	AB	R	H	RBI	BB	SO	LOB	TOP		
Richie Ashburn, L (1, 7) OBP: 0.425, SLG: 0.396 Joe Christopher, R (6, 8) OBP: 0.304, SLG: 0.317	0-0 4-3		0-0 F8	0-0 F8	0-3 K			4-0 1B BB		4	0	0	0	0	1	3			
Rod Kanehl, R (1, 4) OBP: 0.313, SLG: 0.344	0-0 4-3		0-3 K		0-0 G3		0-0 F8	0-0 1B 1-2 2-H		5	0	1	1	0	1	0			
Gene Woodling, L (1, 9) OBP: 0.389, SLG: 0.448	0-3 K		0-0 HR		0-0 P6		0-0 F9	0-0 1B 1-2 2-3		5	1	2	1	0	1	0			
Mary Throneberry, L (1, 3) OBP: 0.305, SLG: 0.423		0-0 L9	4-0 BB		0-0 1B 1B		4-0 FC5 1B BB	0-3 K		3	0	1	0	2	1	3			
Charlie Neal, R (1, 5) OBP: 0.322, SLG: 0.385		4-0 FC4-6 BB	0-3 K		0-0 1B		0-0 1B 1-2		0-3 K	4	0	2	0	1	2	1			
Choo-Choo Coleman, L (1, 2) OBP: 0.298, SLG: 0.494 Sammy Taylor, L (5, 2) OBP: 0.321, SLG: 0.325 Joe Pignatano, R (8, 2) OBP: 0.316, SLG: 0.275		0-0 FC4-6 1-2 HR		0-0 CS 2B	0-0 4-3		0-0 FC5 2-3f		0-0 6-3	3	1	1	0	0	0	3			
Jim Hickman, R (1, 8) OBP: 0.340, SLG: 0.442		0-0 1-H HR		4-0 2-3 BB		0-0 F8		0-0 G6-4-3 1B		4	2	3	3	1	0	0			
Elio Chacon, R (1, 6) OBP: 0.359, SLG: 0.291 Frank Thomas, R (8, PH) OBP: 0.324, SLG: 0.495 Rick Herscher, R (8, 6) OBP: 0.229, SLG: 0.333		0-0 S 1B		4-0 1-2 BB		0-0 4-3 1B		0-0 G6-4-3 1-2f	0-0 E1	2	0	2	0	1	0	0			
Ray Daviault, R (1, 1) OBP: 0.133, SLG: 0.071 Bob Miller, R (4, 1) OBP: 0.147, SLG: 0.206 Willard Hunter, L (4, 1) OBP: 0.325, SLG: 0.291 Felix Mantilla, R (8, PH) OBP: 0.229, SLG: 0.448 Bob Moorhead, R (8, 1) OBP: 0.229, SLG: 0.265 Chris Cannizzaro, R (8, PH) OBP: 0.134, SLG: 0.246		0-3 1-2 K		0-3 2 K		0-0 4-3		0-0 1B 2B	0-3 K	2	0	0	0	0	2	3			
Inning Stats	R: 0 E: 0 K: 1 S: 5	H: 0 LOB: 0 BB: 0 P: 5	R: 2 E: 0 K: 1 S: 7	H: 2 LOB: 1 BB: 1 P: 11	R: 1 E: 0 K: 2 S: 8	H: 1 LOB: 1 BB: 1 P: 12	R: 0 E: 0 K: 1 S: 5	H: 2 LOB: 2 BB: 0 P: 6	R: 0 E: 0 K: 0 S: 4	H: 1 LOB: 1 BB: 1 P: 8	R: 1 E: 0 K: 1 S: 8	H: 4 LOB: 3 BB: 1 P: 12	R: 1 E: 1 K: 2 S: 9	H: 1 LOB: 1 BB: 0 P: 9	1B: 8 2B: 2 3B: 0 HR: 3	SF: 0 SAC: 0 DP: 1 HBP: 0	WP: 0 PB: 0 SB: 1 CS: 1	PA: 45	
PITCHER	IP WLS BF H R ER SO BB IBB HBP BLK WP HR S P ERA WHIP																		
Ray Washburn, R (1, 1) ERA: 3.91	7.2	W	39	12	4	4	6	6	0	0	0	0	0	0	0	0	4.70	2.348	
Don Ferrarese, L (8, 1) ERA: 2.95	0.1		1	0	0	0	1	0	0	0	0	0	0	0	0	0	0.00	0.000	
Lindy McDaniel, R (9, 1) ERA: 4.38	1.0	S	5	1	1	1	2	0	0	0	0	0	0	0	1	9	9.00	1.000	

New York Mets @ St. Louis Cardinals
Sportsman's Park, St. Louis, MO
Sat Sep 01 1962, 8:05 PM EDT
Att: 7,961 - Unknown

AB 39
R 5
H 13
RBI 5
BB 6
SO 9
LOB 18



Batter	1	2	3	4	5	6	7	8	9	AB	R	H	RBI	BB	SO	LOB	BOTTOM			
Curt Flood, R (1, 8) OBP: 0.341, SLG: 0.428	0-0 F8	0-0 FC6-4 1-2f		0-0 BB 2B 1-3 2-H 3-H	0-0 1B			0-0 BB 1B		5	2	3	2	0	0	2				
Julio Gotay, R (1, 4) OBP: 0.323, SLG: 0.304	0-3 K2-3		0-0 F8	4-0 BB 2B	0-0 5-3			4-0 1B 1-2 BB		3	1	0	0	2	1	1				
Stan Mustaj, L (1, 7) OBP: 0.418, SLG: 0.591 Bobby Gene Smith, R (7, 7) OBP: 0.259, SLG: 0.291	0-0 WP 2B		0-0 3-1	4-0 2B 1B 1-2 2-3 3-H		0-0 P4		0-0 P6		3	1	1	1	1	0	0				
Bill White, L (1, 3) OBP: 0.382, SLG: 0.499	0-0 5-3 2-3		0-0 F8	0-0 1B S 2B		0-0 P5		0-0 1B 1-3 2-H		5	1	2	3	0	0	1				
Ken Boyer, R (1, 5) OBP: 0.387, SLG: 0.488		0-0 HR		0-0 F9 1B		0-0 4-3		0-0 F8		5	1	2	2	0	0	2				
Charlie James, R (1, 9) OBP: 0.318, SLG: 0.420		0-0 1B CS 2B		0-0 BB 1B K			0-0 F2			4	1	2	0	0	1	2				
Gene Oliver, R (1, 2) OBP: 0.360, SLG: 0.498 Jimmie Schaffer, R (8, 2) OBP: 0.279, SLG: 0.290		0-0 6-3		0-0 BB K			0-0 F7			3	1	0	0	1	1	2				
Dal Maxvill, R (1, 6) OBP: 0.252, SLG: 0.250		0-0 CS 1B		0-0 BB 2B 1B 1-3 2-H	0-0 6-3		0-0 F8			4	1	2	1	0	0	0				
Ray Washburn, R (1, 1) OBP: 0.255, SLG: 0.239 Don Ferrarese, R (8, 1) OBP: 0.400, SLG: 1.000 Red Schoendienst, S (8, PH) OBP: 0.360, SLG: 0.392 Lindy McDaniel, R (9, 1) OBP: 0.136, SLG: 0.050		4-0 FC6-4 1-2 3-H BB		4-0 2B BB 1-2 BB	0-3 K			0-3 K		1	1	0	0	2	1	0				
Inning Stats	R: 0 E: 0 K: 1 S: 6	H: 1 LOB: 1 BB: 0 P: 6	R: 1 E: 0 K: 0 S: 5	H: 3 LOB: 2 BB: 1 P: 9	R: 0 E: 0 K: 0 S: 3	H: 0 LOB: 0 BB: 0 P: 3	R: 8 E: 0 K: 2 S: 12	H: 5 LOB: 1 BB: 4 P: 28	R: 0 E: 0 K: 1 S: 6	H: 1 LOB: 1 BB: 0 P: 6	R: 0 E: 0 K: 0 S: 3	H: 0 LOB: 0 BB: 0 P: 3	R: 0 E: 0 K: 0 S: 3	H: 0 LOB: 0 BB: 0 P: 3	R: 1 E: 0 K: 1 S: 7	H: 2 LOB: 2 BB: 1 P: 11	1B: 7 2B: 4 3B: 0 HR: 1	SF: 0 SAC: 0 DP: 0 HBP: 0	WP: 1 PB: 0 SB: 2 CS: 2	PA: 41
PITCHER	IP WLS BF H R ER SO BB IBB HBP BLK WP HR S P ERA WHIP																			
Ray Daviault, R (1, 1) ERA: 6.85	3.1	L	18	6	5	5	1	3	0	0	0	0	0	0	0	0	13.50	2.700		
Bob Miller, R (4, 1) ERA: 5.31	0.0		0	0	0	0	0	0	0	0	0	0	0	0	0	0				
Willard Hunter, L (4, 1) ERA: 7.31	3.2		14	3	4	4	3	0	0	0	0	0	0	0	0	0	9.82	0.818		
Bob Moorhead, R (8, 1) ERA: 4.53	1.0		6	2	1	1	1	1	0	0	0	0	0	0	0	0	9.00	3.000		

New York Mets @ St. Louis Cardinals
Sportsman's Park, St. Louis, MO
Sat Sep 01 1962, 8:05 PM EDT
Att: 7,961 - Unknown

AB 35
R 10
H 12
RBI 9
BB 6
SO 5
LOB 12



Batter	1	2	3	4	5	6	7	8	9	AB	R	H	RBI	BB	SO	LOB	TOP										
Richie Ashburn, L OBP: 0.424, SLG: 0.395 (1, 9)	F8		G3			4-3		5-3 1B	1B BB	4	0	1	0	1	0	0	New York Mets @ St. Louis Cardinals Sportsman's Park, St. Louis, MO Sun Sep 02 1962, 4:33 AM EDT Att: 9,169 - Unknown										
Elio Chacon, R OBP: 0.398, SLG: 0.288 Joe Pignatano, R OBP: 0.316, SLG: 0.275 Joe Christopher, R OBP: 0.307, SLG: 0.321 (1, 6) (8, 2) (9, 7)	K			FC5 1B BB		5-3		5-3 1-2	1-2 2-H 3-H 1B	3	0	0	0	1	1	1											
Mary Throneberry, L OBP: 0.309, SLG: 0.423 (1, 3)	G1			FC5 1-2 1B		FC6-4 1B		K	K	5	0	2	0	0	2	3											
Frank Thomas, R OBP: 0.325, SLG: 0.500 Sammy Taylor, L OBP: 0.321, SLG: 0.325 Chris Cannizzaro, R OBP: 0.314, SLG: 0.248 (1, 7) (9, 2) (9, 2)	HR			FC5 1-2 2-3		FC6-4 1-2		IBB		3	1	1	1	1	0	3											
Choo-Choo Coleman, L OBP: 0.299, SLG: 0.489 Felix Mantilla, R OBP: 0.329, SLG: 0.400 (1, 2) (8, 6)	P6			5-3			SH3-4 1B	L5		3	1	1	0	0	0	1											
Charlie Neal, R OBP: 0.322, SLG: 0.385 (1, 5)	CS 1B					K		SH3-4 1-2	F3	3	0	1	0	0	1	0											
Jim Hickman, R OBP: 0.342, SLG: 0.443 (1, 8)	K			F8				SH1-3 1B	SH1-3 E 1B	4	1	2	1	0	1	1											
Rod Kanehl, R OBP: 0.312, SLG: 0.342 (1, 4)			F8					5-3	E4 SH1-3 1B	4	1	1	0	0	0	2											
Al Jackson, L OBP: 0.088, SLG: 0.091 (1, 1)			4-3			F8		4-3	SH1-3 1-2 2-3	3	0	0	0	0	0	2											
Inning Stats	R: 0 E: 0 K: 1 S: 5	H: 0 LOB: 0 BB: 0 P: 5	R: 1 E: 0 K: 1 S: 6	H: 2 LOB: 0 BB: 0 P: 6	R: 0 E: 0 K: 0 S: 3	H: 0 LOB: 0 BB: 0 P: 3	R: 0 E: 0 K: 0 S: 3	H: 1 LOB: 1 BB: 1 P: 7	R: 0 E: 0 K: 1 S: 6	H: 1 LOB: 1 BB: 0 P: 6	R: 0 E: 0 K: 0 S: 4	H: 1 LOB: 1 BB: 0 P: 4	R: 1 E: 0 K: 0 S: 5	H: 2 LOB: 1 BB: 0 P: 5	R: 0 E: 0 K: 1 S: 6	H: 1 LOB: 2 BB: 1 P: 10		R: 2 E: 1 K: 1 S: 8	H: 2 LOB: 2 BB: 1 P: 12	1B: 9 2B: 0 3B: 0 HR: 1	SF: 0 SAC: 2 DP: 0 HBP: 0	WP: 0 PB: 0 SB: 0 CS: 1	PA: 39				
PITCHER	IP	WLS	BF	H	R	ER	SO	BB	IBB	HBP	BLK	WP	HR	S	P	ERA	WHIP										
Ernie Broglio, R ERA: 3.23 Bobby Shantz, L ERA: 1.92 (1, 1) (8, 1)	7.0	L	27	7	2	2	3	1	0	0	0	0	1	32	36	2.57	1.143										

Batter	1	2	3	4	5	6	7	8	9	AB	R	H	RBI	BB	SO	LOB	BOTTOM										
Curt Flood, R OBP: 0.344, SLG: 0.429 (1, 8)	WP 1B		2B HBP			1-3			4-3 1-2	4	1	2	1	0	0	1	New York Mets @ St. Louis Cardinals Sportsman's Park, St. Louis, MO Sun Sep 02 1962, 4:33 AM EDT Att: 9,169 - Unknown										
Julio Gotay, R OBP: 0.325, SLG: 0.309 (1, 4)	6-3 1-2		1B 1-H 2B			G5-4-3 1B		K		4	0	2	1	0	1	2											
Bobby Gene Smith, R OBP: 0.299, SLG: 0.290 (1, 7)	1-3					G5-4-3 1-2		6-3		4	0	1	0	0	0	2											
Bill White, L OBP: 0.381, SLG: 0.497 (1, 3)	F7		L4			F9		6-4-3 1B		4	0	1	0	0	0	3											
Ken Boyer, R OBP: 0.384, SLG: 0.484 (1, 5)	P4		G1			K		6-4-3 1-2		4	0	0	0	0	1	3											
Charlie James, R OBP: 0.317, SLG: 0.418 (1, 9)	1B		F7			F9		5-3		4	0	1	0	0	0	1											
Jimmie Schaffer, R OBP: 0.310, SLG: 0.313 Bob Gibson, R OBP: 0.338, SLG: 0.382 Gene Oliver, R OBP: 0.362, SLG: 0.422 (1, 2) (7, PR) (8, 2)	1B					SH1-4 1B 1B		HR		2	0	2	0	1	0	0											
Dal Maxvill, R OBP: 0.256, SLG: 0.254 Fred Whitfield, L OBP: 0.319, SLG: 0.523 (1, 6) (9, PH)	F8					SH1-4 1-2		F7		2	0	1	0	0	0	1											
Ernie Broglio, R OBP: 0.196, SLG: 0.105 Red Schoendienst, S OBP: 0.357, SLG: 0.389 Bobby Shantz, R OBP: 0.193, SLG: 0.111 Stan Musial, L OBP: 0.419, SLG: 0.503 Julian Javier, R OBP: 0.350, SLG: 0.368 (1, 1) (7, PH) (8, 1) (9, PH) (9, PR)	3-1					5-3		CS 1B		2	0	0	0	0	1	1											
Inning Stats	R: 0 E: 0 K: 0 S: 4	H: 1 LOB: 1 BB: 0 P: 4	R: 0 E: 0 K: 0 S: 4	H: 2 LOB: 1 BB: 0 P: 4	R: 1 E: 0 K: 0 S: 5	H: 2 LOB: 2 BB: 0 P: 6	R: 0 E: 0 K: 1 S: 5	H: 1 LOB: 1 BB: 1 P: 9	R: 0 E: 0 K: 0 S: 3	H: 1 LOB: 0 BB: 0 P: 3	R: 0 E: 0 K: 1 S: 5	H: 0 LOB: 0 BB: 0 P: 5	R: 1 E: 0 K: 1 S: 7	H: 2 LOB: 1 BB: 0 P: 7	R: 0 E: 0 K: 0 S: 4	H: 1 LOB: 1 BB: 0 P: 4		R: 1 E: 0 K: 0 S: 4	H: 2 LOB: 1 BB: 0 P: 4	1B: 10 2B: 1 3B: 0 HR: 1	SF: 0 SAC: 1 DP: 1 HBP: 1	WP: 1 PB: 1 SB: 1 CS: 1	PA: 37				
PITCHER	IP	WLS	BF	H	R	ER	SO	BB	IBB	HBP	BLK	WP	HR	S	P	ERA	WHIP										
Al Jackson, L ERA: 4.1 (1, 1)	9.0	W	37	12	3	3	3	1	0	1	0	1	1	41	46	3.00	1.444										



Batter	1	2	3	4	5	6	7	8	9	AB R H RBI BB SO LOB	TOP									
Don Landrum, L (1.8)	P6		1B 2B HBP	1B 1B		K			1B	4 2 2 0 0 1 0	Chicago Cubs @ St. Louis Cardinals Sportsman's Park, St. Louis, MO Mon Sep 03 1962, 4:33 AM EDT Unknown									
Ken Hubbs, R (1.4)	4-3-4		2B 1B	1B 1B		K		F3	5 1 2 1 0 1 1											
Billy Williams, L (1.7)	4-3		14 2B	1B			1-3	G3	5 1 2 3 0 0 1											
George Altman, L (1.9)		K	K	K			P6		4 0 0 0 0 3 3											
14 Ernie Banks, R (1.3)		K	WP 1B 2B	F8			P5		4 1 1 1 0 1 2											
Ron Santo, R (1.5)		E1 1B	1B 2-3 BB		F8			K	3 0 0 0 1 1 0											
Andre Rodgers, R (1.6)								K	3 0 2 1 1 1 0											
Dick Bertell, R (1.2)								K	4 0 1 0 0 1 3											
Glen Hobbie, R (1.1)			K	FC1-6 1B				P5	4 1 0 0 0 2 1											
Inning Stats	R: 0 E: 0 K: 0 S: 3	H: 0 LOB: 0 BB: 0 P: 3	R: 0 E: 1 K: 2 S: 9	H: 1 LOB: 2 BB: 0 P: 9	R: 4 E: 0 K: 2 S: 10	H: 4 LOB: 2 BB: 1 P: 15	R: 2 E: 0 K: 1 S: 9	H: 4 LOB: 2 BB: 0 P: 9	R: 0 E: 0 K: 2 S: 7	H: 0 LOB: 0 BB: 0 P: 7	R: 0 E: 0 K: 0 S: 3	H: 0 LOB: 0 BB: 0 P: 3	R: 0 E: 0 K: 3 S: 9	H: 0 LOB: 0 BB: 0 P: 9	R: 0 E: 0 K: 1 S: 6	H: 1 LOB: 1 BB: 0 P: 6	1B: 8 2B: 2 3B: 0 HR: 0	SF: 0 SAC: 0 DP: 1 HBP: 1	WP: 1 PB: 0 SB: 0 CS: 0	PA: 39
PITCHER	IP WLS BF H R ER SO BB IBB HBP BLK WP HR S P ERA WHIP																			
Bob Gibson, R (1.1)	3.1 L 20 8 6 6 4 1 0 0 1 0 1 0 26 31 16.20 2.700																			
Don Ferrarese, L (4.1)	0.1 2 1 0 0 1 0 0 0 0 0 0 0 4 4 0.00 3.000																			
Bob Duliba, R (4.1)	0.1 1 0 0 0 0 0 0 0 0 0 0 0 1 1 0.00 0.000																			
Lindy McDaniel, R (5.1)	5.0 16 1 0 0 6 1 0 0 0 0 0 0 27 31 0.00 0.400																			


AB 36
R 6
H 10
RBI 6
BB 2
SO 11
LOB 11




Batter	1	2	3	4	5	6	7	8	9	AB R H RBI BB SO LOB	BOTTOM											
Curt Flood, R (1.8)	2B		F8	FC6-4			G4-6-3 1B		F2	5 1 2 0 0 0 3	Chicago Cubs @ St. Louis Cardinals Sportsman's Park, St. Louis, MO Mon Sep 03 1962, 4:33 AM EDT Unknown											
Stan Musial, L (1.7)	2B		G3		4-3		G4-6-3 1B			4 0 1 1 0 0 2												
Bill White, L (1.3)	L9						G6-4-3 BB		1B	3 0 2 0 1 0 1												
Ken Boyer, R (1.5)	FC6-2-5-2-5 FC6-5 2-3		F9		G6-4-3				F7	4 0 0 0 0 0 4												
Charlie James, R (1.9)	FC6-5 2-3			F7		6-3			F2	4 0 0 0 0 0 2												
Carl Sawatski, L (1.2)		HR		4-1		4-3			1B	4 1 2 1 0 0 0												
Julio Gotay, R (1.4)		K		BB 1B		P3			P4	4 0 1 0 0 1 2												
Dal Maxvill, R (1.6)		5-3		BB 1B					F8	4 0 1 0 0 0 0												
Bob Gibson, R (1.1)										1 0 0 0 0 1 0												
Don Ferrarese, L (4.1)										0 0 0 0 0 0 0												
Bob Duliba, R (4.1)										0 0 0 0 0 0 0												
Fred Whitfield, L (4.9)										0 0 0 0 1 0 0												
Lindy McDaniel, R (5.1)										1 0 1 0 0 0 0												
Red Schoendienst, S (6.9)										1 0 0 0 0 0 0												
Inning Stats	R: 1 E: 0 K: 0 S: 5	H: 2 LOB: 1 BB: 0 P: 5	R: 1 E: 0 K: 2 S: 8	H: 1 LOB: 0 BB: 0 P: 8	R: 0 E: 0 K: 0 S: 4	H: 1 LOB: 1 BB: 0 P: 4	R: 0 E: 0 K: 0 S: 5	H: 2 LOB: 3 BB: 1 P: 9	R: 0 E: 0 K: 0 S: 2	H: 0 LOB: 0 BB: 1 P: 6	R: 0 E: 0 K: 0 S: 3	H: 0 LOB: 0 BB: 0 P: 3	R: 0 E: 0 K: 0 S: 4	H: 2 LOB: 1 BB: 0 P: 4	R: 0 E: 0 K: 0 S: 5	H: 2 LOB: 2 BB: 0 P: 5	R: 0 E: 0 K: 0 S: 3	H: 0 LOB: 0 BB: 0 P: 3	1B: 7 2B: 2 3B: 0 HR: 1	SF: 0 SAC: 0 DP: 2 HBP: 0	WP: 0 PB: 0 SB: 0 CS: 0	PA: 37
PITCHER	IP WLS BF H R ER SO BB IBB HBP BLK WP HR S P ERA WHIP																					
Glen Hobbie, R (1.1)	9.0 W 37 10 2 2 2 2 2 0 0 0 0 1 39 47 2.00 1.333																					

AB 35
R 2
H 10
RBI 2
BB 2
SO 2
LOB 14



Batter	1	2	3	4	5	6	7	8	9	AB	R	H	RBI	BB	SO	LOB	TOP					
Don Landrum, L (1, 8) OBP: 0.378, SLG: 0.336	F8			K		3-1		4-3		4	0	0	0	0	1	1	Chicago Cubs @ St. Louis Cardinals Sportsman's Park, St. Louis, MO Tue Sep 04 1962, 8:05 PM EDT Att: 4,066 - Unknown livebaseballscores.com AB 33 R 1 H 5 RBI 1 BB 0 SO 7 LOB 9 					
Ken Hubbs, R (1, 4) OBP: 0.294, SLG: 0.351	6-3			6-3		1B		6-3		4	0	1	1	0	0	0						
Billy Williams, L (1, 7) OBP: 0.379, SLG: 0.491	K			1B		K		L6		4	0	1	0	0	2	1						
George Altman, L (1, 9) OBP: 0.389, SLG: 0.516				K		P6				4	0	1	0	0	1	1						
14 Ernie Banks, R (1, 3) OBP: 0.310, SLG: 0.509						L5		K		4	0	1	0	0	1	2						
Ron Santo, R (1, 5) OBP: 0.301, SLG: 0.373						5-3				4	0	0	0	0	0	1						
Andre Rodgers, R (1, 6) OBP: 0.343, SLG: 0.383				K		E5		E6		3	0	0	0	0	1	0						
Moe Thacker, R (1, 2) OBP: 0.301, SLG: 0.247				1-3		L8		K		2	0	0	0	0	0	1						
Billy Ott, S (7, PH)				1-3		L8		K		1	0	0	0	0	1	1						
Dick Bertell, R (7, 2) OBP: 0.330, SLG: 0.381				1-3		L8		K		0	0	0	0	0	0	0						
Cal Koonce, R (1, 1) OBP: 0.117, SLG: 0.119				4-3		E6		P6		1	0	0	0	0	0	0						
Bob Will, L (6, PH) OBP: 0.340, SLG: 0.349				4-3		E6		P6		1	1	1	0	0	0	0						
Morrie Steevens, L (6, 1)				4-3		E6		P6		0	0	0	0	0	0	0						
Lou Brock, L (7, PH) OBP: 0.325, SLG: 0.427				4-3		E6		P6		1	0	0	0	0	0	1						
Bob Anderson, R (7, 1) OBP: 0.167, SLG: 0.217				4-3		E6		P6		0	0	0	0	0	0	0						
Inning Stats	R: 0 E: 0 K: 1 S: 5	H: 0 LOB: 0 BB: 0 P: 5	R: 0 E: 0 K: 1 S: 5	H: 1 LOB: 0 BB: 0 P: 5	R: 0 E: 0 K: 1 S: 5	H: 0 LOB: 0 BB: 0 P: 5	R: 0 E: 0 K: 1 S: 6	H: 1 LOB: 1 BB: 0 P: 6	R: 0 E: 1 K: 0 S: 4	H: 0 LOB: 1 BB: 0 P: 4	R: 1 E: 1 K: 2 S: 10	H: 3 LOB: 2 BB: 0 P: 10	R: 0 E: 1 K: 1 S: 6	H: 0 LOB: 1 BB: 0 P: 6	R: 0 E: 0 K: 0 S: 3	H: 0 LOB: 0 BB: 0 P: 3	R: 0 E: 0 K: 0 S: 3	H: 0 LOB: 0 BB: 0 P: 3	1B: 5 2B: 0 3B: 0 HR: 0	SF: 0 SAC: 0 DP: 1 HBP: 0	WP: 0 PB: 0 SB: 0 CS: 0	PA: 33
PITCHER Larry Jackson, R (1, 1) ERA: 3.79	IP: 9.0 WLS: W BF: 33 H: 5 R: 1 ER: 1 SO: 7 BB: 0 IBB: 0 HBP: 0 BLK: 0 WP: 0 HR: 0 S: 47 P: 47 ERA: 1.00 WHIP: 0.556															PITCHER						

Batter	1	2	3	4	5	6	7	8	9	AB	R	H	RBI	BB	SO	LOB	BOTTOM		
Julian Javier, R (1, 4) OBP: 0.323, SLG: 0.370	5-3			HR						3	2	2	0	1	0	0	Chicago Cubs @ St. Louis Cardinals Sportsman's Park, St. Louis, MO Tue Sep 04 1962, 8:05 PM EDT Att: 4,066 - Unknown livebaseballscores.com AB 30 R 7 H 7 RBI 7 BB 4 SO 4 LOB 8 		
Stan Musial, L (1, 7) OBP: 0.421, SLG: 0.523				BB						2	2	1	3	2	0	1			
Bobby Gene Smith, R (6, 7) OBP: 0.299, SLG: 0.290				HR						0	0	0	0	0	0	0			
Curt Flood, R (1, 8) OBP: 0.346, SLG: 0.433	L8			2B						4	1	2	1	0	0	2			
Bill White, L (1, 3) OBP: 0.383, SLG: 0.500	L8			5-3						4	0	1	2	0	0	3			
Ken Boyer, R (1, 5) OBP: 0.376, SLG: 0.473				6-3						4	0	0	0	0	0	2			
Charlie James, R (1, 9) OBP: 0.305, SLG: 0.408				F2						4	0	0	0	0	0	0			
Gene Oliver, R (1, 2) OBP: 0.363, SLG: 0.429				K						4	1	1	1	0	2	0			
Dal Maxvill, R (1, 6) OBP: 0.259, SLG: 0.246				HR						3	1	0	0	1	2	0			
Larry Jackson, R (1, 1) OBP: 0.229, SLG: 0.211				SH2-4						2	0	0	0	0	0	0			
Inning Stats	R: 0 E: 0 K: 0 S: 3	H: 0 LOB: 1 BB: 1 P: 7	R: 0 E: 0 K: 1 S: 5	H: 0 LOB: 0 BB: 0 P: 5	R: 3 E: 0 K: 0 S: 5	H: 2 LOB: 1 BB: 2 P: 13	R: 1 E: 0 K: 0 S: 4	H: 1 LOB: 0 BB: 0 P: 4	R: 0 E: 0 K: 0 S: 3	H: 0 LOB: 0 BB: 0 P: 3	R: 3 E: 0 K: 1 S: 8	H: 3 LOB: 1 BB: 1 P: 12	R: 0 E: 0 K: 2 S: 7	H: 0 LOB: 0 BB: 0 P: 7	1B: 3 2B: 2 3B: 0 HR: 2	SF: 0 SAC: 1 DP: 0 HBP: 0		WP: 0 PB: 0 SB: 2 CS: 0	PA: 35
PITCHER Cal Koonce, R (1, 1) ERA: 4.21	IP: 5.0 WLS: L BF: 22 H: 4 R: 4 ER: 4 SO: 1 BB: 4 IBB: 0 HBP: 0 BLK: 0 WP: 0 HR: 2 S: 21 P: 33 ERA: 7.20 WHIP: 1.400															PITCHER			
Morrie Steevens, L (6, 1) ERA:	1.0 WLS: 3 BF: 0 H: 0 R: 0 ER: 0 SO: 0 BB: 0 IBB: 0 HBP: 0 BLK: 0 WP: 0 HR: 0 S: 3 P: 3 ERA: 0.00 WHIP: 0.000																		
Bob Anderson, R (7, 1) ERA: 4.9	2.0 WLS: 10 BF: 3 H: 3 R: 3 ER: 3 SO: 3 BB: 1 IBB: 0 HBP: 0 BLK: 0 WP: 0 HR: 15 S: 19 P: 19 ERA: 13.50 WHIP: 2.000																		

Batter	1	2	3	4	5	6	7	8	9	AB	R	H	RBI	BB	SO	LOB	TOP				
Roy McMillan, R (1, 6) OBP: 0.334, SLG: 0.358	0-0 6-3		0-0 F2			4-0 FC1-6 BB		0-0 1B		3	0	1	0	1	0	0	Milwaukee Braves @ St. Louis Cardinals Sportsman's Park, St. Louis, MO Wed Sep 05 1962, 8:05 PM EDT Att: 4,973 - Unknown livebaseballscorecards.com				
Hawk Taylor, R (1, 7) OBP: 0.167, SLG: 0.167 Lou Johnson, R (8, 7) OBP: 0.356, SLG: 0.478	0-3 K		0-0 5-3			0-0 FC1-6 1-2		0-3 K		4	0	0	0	0	2	2					
Eddie Mathews, L (1, 5) OBP: 0.379, SLG: 0.478	0-0 F7		0-3 K			0-0 F3		0-0 F8		4	0	0	0	0	1	1					
Hank Aaron, R (1, 9) OBP: 0.393, SLG: 0.606		0-0 6-3		0-0 F9		0-3 K		4-0 CS BB		3	0	0	0	1	1	1					
Joe Adcock, R (1, 3) OBP: 0.330, SLG: 0.506 Tommy Aaron, R (7, 3) OBP: 0.312, SLG: 0.374		0-0 6-3		0-0 F3			0-3 K		0-3 K	3	0	0	0	0	1	0					
Lee Maye, L (1, 8) OBP: 0.291, SLG: 0.375		0-0 E S 1B		0-3 K			0-0 F8			3	1	1	0	0	1	0					
Joe Torre, R (1, 2) OBP: 0.350, SLG: 0.356 Bob Uecker, R (1, 2) OBP: 0.333, SLG: 0.233		4-0 1B 1-3 BB		0-0 5-3			0-0 P4			0	0	0	0	0	0	0					
Amado Samuel, R (1, 4) OBP: 0.243, SLG: 0.289		0-0 1-3 3-H 1B		0-3 K			0-0 5-3			3	0	1	1	0	1	0					
Tony Cloninger, R (1, 1) OBP: 0.067, SLG: 0.067		0-3 K		0-0 F7			0-0 3-1			3	0	0	0	0	1	2					
Inning Stats	R: 0 E: 0 K: 1 S: 5	H: 0 LOB: 0 BB: 0 P: 5	R: 1 E: 0 K: 1 S: 7	H: 2 LOB: 2 BB: 1 P: 11	R: 0 E: 0 K: 1 S: 5	H: 0 LOB: 0 BB: 0 P: 5	R: 0 E: 0 K: 1 S: 5	H: 0 LOB: 0 BB: 0 P: 5	R: 0 E: 0 K: 1 S: 9	H: 0 LOB: 1 BB: 1 P: 9	R: 0 E: 0 K: 1 S: 5	H: 0 LOB: 0 BB: 0 P: 5	R: 0 E: 0 K: 1 S: 6	H: 1 LOB: 1 BB: 0 P: 6	R: 0 E: 0 K: 1 S: 4	H: 0 LOB: 0 BB: 1 P: 8		1B: 3 2B: 0 3B: 0 HR: 0	SF: 0 SAC: 0 DP: 0 HBP: 0	WP: 0 PB: 0 SB: 1 CS: 1	PA: 32
PITCHER	IP WLS BF H R ER SO BB IBB HBP BLK WP HR S P ERA WHIP	IP WLS BF H R ER SO BB IBB HBP BLK WP HR S P ERA WHIP	IP WLS BF H R ER SO BB IBB HBP BLK WP HR S P ERA WHIP	IP WLS BF H R ER SO BB IBB HBP BLK WP HR S P ERA WHIP	IP WLS BF H R ER SO BB IBB HBP BLK WP HR S P ERA WHIP	IP WLS BF H R ER SO BB IBB HBP BLK WP HR S P ERA WHIP	IP WLS BF H R ER SO BB IBB HBP BLK WP HR S P ERA WHIP	IP WLS BF H R ER SO BB IBB HBP BLK WP HR S P ERA WHIP	IP WLS BF H R ER SO BB IBB HBP BLK WP HR S P ERA WHIP	IP WLS BF H R ER SO BB IBB HBP BLK WP HR S P ERA WHIP	IP WLS BF H R ER SO BB IBB HBP BLK WP HR S P ERA WHIP	IP WLS BF H R ER SO BB IBB HBP BLK WP HR S P ERA WHIP	IP WLS BF H R ER SO BB IBB HBP BLK WP HR S P ERA WHIP	IP WLS BF H R ER SO BB IBB HBP BLK WP HR S P ERA WHIP	IP WLS BF H R ER SO BB IBB HBP BLK WP HR S P ERA WHIP	IP WLS BF H R ER SO BB IBB HBP BLK WP HR S P ERA WHIP	IP WLS BF H R ER SO BB IBB HBP BLK WP HR S P ERA WHIP	IP WLS BF H R ER SO BB IBB HBP BLK WP HR S P ERA WHIP	IP WLS BF H R ER SO BB IBB HBP BLK WP HR S P ERA WHIP	IP WLS BF H R ER SO BB IBB HBP BLK WP HR S P ERA WHIP	IP WLS BF H R ER SO BB IBB HBP BLK WP HR S P ERA WHIP



Batter	1	2	3	4	5	6	7	8	9	AB	R	H	RBI	BB	SO	LOB	BOTTOM				
Julian Javier, R (1, 4) OBP: 0.322, SLG: 0.369	0-0 1B FC1-2 1B		0-3 K		0-0 P4		0-0 F7			4	0	1	0	0	1	1	Milwaukee Braves @ St. Louis Cardinals Sportsman's Park, St. Louis, MO Wed Sep 05 1962, 8:05 PM EDT Att: 4,973 - Unknown livebaseballscorecards.com				
Stan Musial, L (1, 7) OBP: 0.422, SLG: 0.521	0-0 1B FC1-2 1B		4-0 FC6-4 BB			0-0 F3		0-0 6-3		3	0	1	0	1	0	0					
Curt Flood, R (1, 8) OBP: 0.347, SLG: 0.431	0-0 FC1-6-2 1-2 3-H		0-0 FC6-4 1-2			4-0 CS BB		4-0 1B BB		2	0	0	0	2	0	3					
Bill White, L (1, 9) OBP: 0.384, SLG: 0.502	0-0 F7			0-0 P4		0-0 2B		0-0 1B		4	0	2	0	0	0	1					
Ken Boyer, R (1, 5) OBP: 0.377, SLG: 0.472		0-0 E6		0-0 FC3-6 1B		4-0 BB		0-0 P6		3	0	1	0	1	0	2					
Fred Whitfield, L (1, 3) OBP: 0.306, SLG: 0.493		0-0 P6		0-0 FC3-6 1-2		0-0 P6		0-0 G3		4	0	0	0	0	0	6					
Gene Oliver, R (1, 2) OBP: 0.250, SLG: 0.424 Bob Gibson, R (7, PR) OBP: 0.333, SLG: 0.377 Julio Gotay, R (8, 6) OBP: 0.320, SLG: 0.304		0-0 P4		0-0 G1			0-0 E7		0-0 F3	3	0	0	0	0	0	2					
Dal Maxvill, R (1, 6) OBP: 0.250, SLG: 0.242 Red Schoendienst, S (7, PH) OBP: 0.347, SLG: 0.378 Bob Dilliba, R (8, 1) OBP: 0.320, SLG: 0.304 Bobby Gene Smith, R (9, PH) OBP: 0.258, SLG: 0.288		0-0 F8			0-0 F7		0-0 P4		0-0 F9	2	0	0	0	0	0	1					
Ray Washburn, R (1, 1) OBP: 0.245, SLG: 0.229 Carl Sawatski, L (7, PH) OBP: 0.364, SLG: 0.471			0-3 K		0-3 K		0-3 K		0-0 6-3	2	0	0	0	0	1	1					
Inning Stats	R: 0 E: 0 K: 0 S: 4	H: 2 LOB: 1 BB: 0 P: 4	R: 0 E: 1 K: 0 S: 4	H: 0 LOB: 1 BB: 0 P: 4	R: 0 E: 1 K: 0 S: 4	H: 1 LOB: 1 BB: 0 P: 4	R: 0 E: 0 K: 1 S: 5	H: 0 LOB: 0 BB: 0 P: 5	R: 0 E: 1 K: 1 S: 6	H: 0 LOB: 1 BB: 0 P: 6	R: 0 E: 0 K: 0 S: 4	H: 1 LOB: 2 BB: 1 P: 8	R: 0 E: 0 K: 0 S: 3	H: 0 LOB: 0 BB: 0 P: 3	1B: 4 2B: 1 3B: 0 HR: 0	SF: 0 SAC: 0 DP: 1 HBP: 0		WP: 0 PB: 0 SB: 0 CS: 1	PA: 36		
PITCHER	IP WLS BF H R ER SO BB IBB HBP BLK WP HR S P ERA WHIP	IP WLS BF H R ER SO BB IBB HBP BLK WP HR S P ERA WHIP	IP WLS BF H R ER SO BB IBB HBP BLK WP HR S P ERA WHIP	IP WLS BF H R ER SO BB IBB HBP BLK WP HR S P ERA WHIP	IP WLS BF H R ER SO BB IBB HBP BLK WP HR S P ERA WHIP	IP WLS BF H R ER SO BB IBB HBP BLK WP HR S P ERA WHIP	IP WLS BF H R ER SO BB IBB HBP BLK WP HR S P ERA WHIP	IP WLS BF H R ER SO BB IBB HBP BLK WP HR S P ERA WHIP	IP WLS BF H R ER SO BB IBB HBP BLK WP HR S P ERA WHIP	IP WLS BF H R ER SO BB IBB HBP BLK WP HR S P ERA WHIP	IP WLS BF H R ER SO BB IBB HBP BLK WP HR S P ERA WHIP	IP WLS BF H R ER SO BB IBB HBP BLK WP HR S P ERA WHIP	IP WLS BF H R ER SO BB IBB HBP BLK WP HR S P ERA WHIP	IP WLS BF H R ER SO BB IBB HBP BLK WP HR S P ERA WHIP	IP WLS BF H R ER SO BB IBB HBP BLK WP HR S P ERA WHIP	IP WLS BF H R ER SO BB IBB HBP BLK WP HR S P ERA WHIP	IP WLS BF H R ER SO BB IBB HBP BLK WP HR S P ERA WHIP	IP WLS BF H R ER SO BB IBB HBP BLK WP HR S P ERA WHIP	IP WLS BF H R ER SO BB IBB HBP BLK WP HR S P ERA WHIP	IP WLS BF H R ER SO BB IBB HBP BLK WP HR S P ERA WHIP	IP WLS BF H R ER SO BB IBB HBP BLK WP HR S P ERA WHIP



Batter	1	2	3	4	5	6	7	8	9	AB	R	H	RBI	BB	SO	LOB	TOP			
Amado Samuel, R (1, 6) OBP: 0.242, SLG: 0.287										5	0	1	0	0	4	3				
Frank Bolling, R (1, 4) OBP: 0.327, SLG: 0.401										4	1	2	1	0	0	1				
Eddie Mathews, L (1, 5) OBP: 0.380, SLG: 0.481										3	0	1	0	1	1	2				
Hank Aaron, R (1, 9) OBP: 0.391, SLG: 0.602										4	0	0	0	0	0	4				
Joe Adcock, R (1, 3) OBP: 0.326, SLG: 0.500										4	0	0	0	0	0	1				
Lee Maye, L (1, 8) OBP: 0.291, SLG: 0.373										4	0	1	0	0	1	0				
Bob Uecker, R (1, 2) OBP: 0.333, SLG: 0.242										3	0	1	0	0	1	0				
Ethan Blackaby, L (9, PH) OBP: 1.000, SLG: 2.000										1	0	1	0	0	0	0				
Hawk Taylor, R (1, 7) OBP: 0.188, SLG: 0.188										4	0	1	0	0	1	2				
Denny Lemaster, R (1, 1) OBP: 0.174, SLG: 0.136										3	0	1	0	0	2	2				
Lew Burdette, R (8, 1) OBP: 0.208, SLG: 0.176										0	0	0	0	0	0	0				
Gus Bell, L (9, PH) OBP: 0.285, SLG: 0.349										1	0	0	0	0	0	2				
Inning Stats	R: 1 E: 0 K: 1 S: 7	H: 2 LOB: 1 BB: 0 P: 7	R: 0 E: 0 K: 1 S: 5	H: 0 LOB: 0 BB: 0 P: 5	R: 0 E: 0 K: 1 S: 7	H: 2 LOB: 2 BB: 0 P: 7	R: 0 E: 0 K: 2 S: 9	H: 2 LOB: 1 BB: 1 P: 9	R: 0 E: 0 K: 0 S: 3	H: 0 LOB: 0 BB: 0 P: 3	R: 0 E: 0 K: 2 S: 8	H: 1 LOB: 1 BB: 0 P: 8	R: 0 E: 0 K: 1 S: 5	H: 0 LOB: 0 BB: 0 P: 5	R: 0 E: 0 K: 1 S: 7	H: 2 LOB: 2 BB: 0 P: 7	1B: 6 2B: 1 3B: 1 HR: 1	SF: 0 SAC: 0 DP: 0 HBP: 0	WP: 0 PB: 0 CS: 0	PA: 37
PITCHER Ernie Broglio, R (1, 1) ERA: 3.12	IP: 9.0 WLS: W BF: 37 H: 9 R: 1 ER: 1 SO: 10 BB: 1 IBB: 0 HBP: 0 BLK: 0 WP: 0 HR: 1 S: 56 P: 60 ERA: 1.00 WHIP: 1.111															PITCHER				

Milwaukee Braves @ St. Louis Cardinals
Sportsman's Park, St. Louis, MO
Thu Sep 06 1962, 8:05 PM EDT
Att: 4,925 - Unknown

AB 36
R 1
H 9
RBI 1
BB 1
SO 10
LOB 17



Batter	1	2	3	4	5	6	7	8	9	AB	R	H	RBI	BB	SO	LOB	BOTTOM			
Julian Javier, R (1, 4) OBP: 0.321, SLG: 0.367										3	1	0	0	0	1	1				
Stan Musial, L (1, 7) OBP: 0.450, SLG: 0.517										3	0	0	0	1	1	3				
Bobby Gene Smith, R (9, 7) OBP: 0.298, SLG: 0.288										0	0	0	0	0	0	0				
Curt Flood, R (1, 8) OBP: 0.348, SLG: 0.434										4	1	2	1	0	0	1				
Bill White, L (1, 3) OBP: 0.383, SLG: 0.499										3	1	0	0	1	0	2				
Ken Boyer, R (1, 5) OBP: 0.378, SLG: 0.474										4	2	2	2	0	1	2				
Gene Oliver, R (1, 2) OBP: 0.381, SLG: 0.436										4	1	2	3	0	0	0				
Charlie James, R (1, 9) OBP: 0.309, SLG: 0.406										4	0	1	0	0	0	2				
Dal Maxvill, R (1, 6) OBP: 0.255, SLG: 0.243										4	0	1	1	0	1	1				
Ernie Broglio, R (1, 1) OBP: 0.145, SLG: 0.117										3	1	1	0	0	0	0				
Inning Stats	R: 0 E: 0 K: 1 S: 5	H: 0 LOB: 0 BB: 0 P: 5	R: 0 E: 0 K: 0 S: 3	H: 0 LOB: 0 BB: 0 P: 3	R: 0 E: 0 K: 1 S: 5	H: 1 LOB: 0 BB: 0 P: 5	R: 0 E: 0 K: 1 S: 6	H: 1 LOB: 2 BB: 1 P: 10	R: 0 E: 0 K: 0 S: 3	H: 0 LOB: 0 BB: 0 P: 3	R: 0 E: 0 K: 1 S: 6	H: 1 LOB: 1 BB: 0 P: 6	R: 2 E: 0 K: 0 S: 5	H: 2 LOB: 0 BB: 0 P: 5	R: 5 E: 3 K: 0 S: 8	H: 4 LOB: 1 BB: 1 P: 12	1B: 6 2B: 3 3B: 0 HR: 1	SF: 0 SAC: 1 DP: 1 HBP: 0	WP: 1 PB: 1 CS: 0	PA: 35
PITCHER Denny Lemaster, L (1, 1) ERA: 3.56	IP: 7.1 WLS: L BF: 30 H: 6 R: 5 ER: 2 SO: 4 BB: 1 IBB: 0 HBP: 0 BLK: 0 WP: 1 HR: 1 S: 37 P: 41 ERA: 2.46 WHIP: 0.955															PITCHER				
Lew Burdette, R (8, 1) ERA: 4.94	IP: 0.2 WLS: L BF: 5 H: 3 R: 2 ER: 0 SO: 0 BB: 1 IBB: 0 HBP: 0 BLK: 0 WP: 0 HR: 0 S: 4 P: 8 ERA: 0.00 WHIP: 4.500															PITCHER				

Milwaukee Braves @ St. Louis Cardinals
Sportsman's Park, St. Louis, MO
Thu Sep 06 1962, 8:05 PM EDT
Att: 4,925 - Unknown

AB 32
R 7
H 9
RBI 7
BB 2
SO 4
LOB 12




Batter	1	2	3	4	5	6	7	8	9	10	11	AB	R	H	RBI	BB	SO	LOB	TOP					
Julian Javier, R OBP: 0.319, SLG: 0.365 (1, 4)	F7	F9			1B HBP E		6-3		4-3		FC1-6	6	1	1	0	0	0	3						
Stan Musial, L OBP: 0.420, SLG: 0.515 Charlie James, R OBP: 0.308, SLG: 0.405 (10, PR) (10, 9)	PB E 1B		4-3		K		F8			SH5-4 1B 1B	4-3	5	1	2	0	0	1	1						
Curt Flood, R OBP: 0.349, SLG: 0.433 (1, 8)	K				1B E HBP 1-2		5-3			SH5-4 1B		3	0	1	0	0	1	1						
Bill White, L OBP: 0.385, SLG: 0.499 (7, 3)	E 1B BB		K		E3 1B				F8		1B 1B	4	2	2	0	1	1	1						
Ken Boyer, R OBP: 0.376, SLG: 0.471 (1, 5)	E5 1B PO 1-3 2-H		F9		5-3				F4		1B BB	4	0	0	0	1	0	3						
Fred Whitfield, L OBP: 0.313, SLG: 0.518 Bobby Gene Smith, R OBP: 0.260, SLG: 0.291 (7, 9) (10, 7)					K				1-3 2-H		1B	3	1	2	2	0	1	0						
Gene Oliver, R OBP: 0.361, SLG: 0.436 (1, 2)	PO				6-3							5	0	2	0	0	0	2						
Dal Maxvill, R OBP: 0.263, SLG: 0.246 (1, 6)			SH3-4 1B									2	0	1	0	1	0	0						
Bob Gibson, R OBP: 0.316, SLG: 0.356 Bobby Shantz, R OBP: 0.105, SLG: 0.111 Lindy McDaniel, R OBP: 0.174, SLG: 0.095 Red Schoendienst, S OBP: 0.352, SLG: 0.382 Curt Simmons, L OBP: 0.255, SLG: 0.214 (1, 1) (10, 1) (10, 1) (11, PH) (11, 1)	F7				FC6-4 1B		L4-6 SH2-4 1B					4	0	0	0	0	1	4						
Inning Stats	R: 2 E: 1 K: 1 S: 7	H: 2 LOB: 1 BB: 1 P: 11	R: 0 E: 0 K: 0 S: 4	H: 1 LOB: 1 BB: 0 P: 4	R: 0 E: 0 K: 1 S: 6	H: 1 LOB: 1 BB: 0 P: 6	R: 0 E: 0 K: 1 S: 6	H: 1 LOB: 1 BB: 0 P: 6	R: 1 E: 0 K: 1 S: 6	H: 2 LOB: 0 BB: 0 P: 4	R: 0 E: 0 K: 0 S: 3	H: 0 LOB: 0 BB: 0 P: 3	R: 0 E: 0 K: 0 S: 3	H: 0 LOB: 1 BB: 1 P: 9	R: 1 E: 0 K: 0 S: 5	H: 3 LOB: 2 BB: 1 P: 9	R: 0 E: 0 K: 0 S: 4	H: 1 LOB: 1 BB: 0 P: 4	1B: 12 2B: 1 3B: 0 HR: 1	SF: 0 SAC: 3 DP: 1 HBP: 1	WP: 0 PB: 1 SB: 0 CS: 0	PA: 48		
PITCHER	IP 7.0	WLS 2.0	BF 30	H 9	R 4	ER 1	SO 4	BB 1	IBB 0	HBP 1	BLK 0	WP 0	HR 1	S 36	P 41	ERA 1.29	WHIP 1.429							
Bob Purkey, R ERA: 2.9 Jim Brosnan, R ERA: 3.0 Johnny Klippstein, R ERA: 4.62 Dave Sisler, R ERA: 4.54 (1, 1) (8, 1) (10, 1) (11, 1)																								

St. Louis Cardinals @ Cincinnati Reds
Crosley Field, Cincinnati, OH
Fri Sep 07 1962, 7:05 PM EDT
Att: 15,997 - Unknown

livebaseballscores.com

AB 40
R 5
H 13
RBI 3
BB 3
SO 5
LOB 16




Batter	1	2	3	4	5	6	7	8	9	10	11	AB	R	H	RBI	BB	SO	LOB	BOTTOM					
Eddie Kasko, R OBP: 0.318, SLG: 0.353 (1, 5)	6-3		F6			6-3	G6-4-3 1-2r				SH1-4 2B 1B	6	1	2	0	0	0	2						
Don Blasingame, L OBP: 0.363, SLG: 0.345 (1, 4)	6-3				F6	PB 2B BB			F9		SH1-4 1-2	4	1	0	0	1	1	3						
Vada Pinson, L OBP: 0.340, SLG: 0.481 (1, 8)	L6				1B 3B	1-3 2B BB			F9		F8 2B	5	2	2	1	1	0	0						
Frank Robinson, R OBP: 0.412, SLG: 0.609 (1, 9)			3-1			F9			K		HR	5	1	2	2	0	1	2						
Gordy Coleman, L OBP: 0.329, SLG: 0.482 Jerry Lynch, L OBP: 0.347, SLG: 0.488 (1, 3) (5, 7)			1-3		F9							2	0	0	0	0	0	1						
Marty Keough, L OBP: 0.362, SLG: 0.456 (5, 3)					K	1-H 3-H 2B					1B 1B	4	0	1	0	0	2	3						
Johnny Edwards, L OBP: 0.326, SLG: 0.403 Joe Gaines, R OBP: 0.339, SLG: 0.367 Hank Folles, R OBP: 0.340, SLG: 0.496 (1, 2) (9, PR) (10, 2)						K					1B S BB	3	0	1	0	1	1	1						
Leo Cardenas, R OBP: 0.333, SLG: 0.406 (1, 6)			F9			K						4	0	2	1	1	1	0						
Bob Purkey, R ERA: 2.8 Bobby Shantz, L ERA: 1.92 Lindy McDaniel, R ERA: 4.05 Curt Simmons, L ERA: 3.94 (7, PH) (8, PH) (10, PH) (11, PH) (11, 1)												2	0	0	0	0	2	0						
Inning Stats	R: 0 E: 0 K: 0 S: 3	H: 0 LOB: 0 BB: 0 P: 3	R: 0 E: 0 K: 0 S: 3	H: 0 LOB: 1 BB: 0 P: 4	R: 0 E: 0 K: 1 S: 5	H: 0 LOB: 0 BB: 0 P: 5	R: 1 E: 0 K: 1 S: 7	H: 2 LOB: 1 BB: 0 P: 7	R: 0 E: 0 K: 3 S: 9	H: 1 LOB: 1 BB: 2 P: 14	R: 0 E: 0 K: 1 S: 5	H: 1 LOB: 1 BB: 2 P: 9	R: 0 E: 0 K: 2 S: 7	H: 0 LOB: 0 BB: 0 P: 7	R: 1 E: 0 K: 1 S: 9	H: 4 LOB: 3 BB: 0 P: 9	R: 1 E: 0 K: 1 S: 8	H: 3 LOB: 3 BB: 1 P: 12	R: 1 E: 0 K: 0 S: 3	H: 2 LOB: 1 BB: 0 P: 3	1B: 9 2B: 2 3B: 1 HR: 1	SF: 0 SAC: 1 DP: 1 HBP: 1	WP: 0 PB: 2 SB: 2 CS: 0	PA: 48
PITCHER	IP 9.1	WLS 0.0	BF 41	H 10	R 5	ER 5	SO 10	BB 3	IBB 0	HBP 1	BLK 0	WP 0	HR 1	S 57	P 70	ERA 4.82	WHIP 1.393							
Bob Gibson, R ERA: 2.8 Bobby Shantz, L ERA: 1.92 Lindy McDaniel, R ERA: 4.05 Curt Simmons, L ERA: 3.94 (1, 1) (10, 1) (10, 1) (11, 1)																								

St. Louis Cardinals @ Cincinnati Reds
Crosley Field, Cincinnati, OH
Fri Sep 07 1962, 7:05 PM EDT
Att: 15,997 - Unknown

livebaseballscores.com

AB 42
R 6
H 13
RBI 6
BB 4
SO 11
LOB 21



Batter	1	2	3	4	5	6	7	8	9	AB	R	H	RBI	BB	SO	LOB	TOP		
Julian Javier, R OBP: 0.319, SLG: 0.364 (1, 4)	F9	1B SF8 1B		K			SH1-3		F8	4	1	1	0	0	1	1	St. Louis Cardinals @ Cincinnati Reds Crosley Field, Cincinnati, OH Sat Sep 08 1962, 7:05 PM EDT Att: 20,585 - Unknown livebaseballscorecards.com		
Stan Musial, L OBP: 0.421, SLG: 0.514 Charlie James, R OBP: 0.308, SLG: 0.405 (1, 7) (9, 7)	4-3			CS	3-1		SF7 BB			3	0	1	1	1	0	0			
Curt Flood, R OBP: 0.349, SLG: 0.433 (1, 8)	1B E 1B	SF8			5-3		SF7			2	1	1	2	0	0	0			
Bill White, L OBP: 0.384, SLG: 0.497 (1, 9) (8, 3)	1B E 1B	F9			G3		F7			4	0	1	0	0	0	2			
Ken Boyer, R OBP: 0.376, SLG: 0.469 (1, 5)	E3			L4			FC3-6 1B		6-3	4	0	1	0	0	0	1			
Fred Whitfield, L OBP: 0.309, SLG: 0.503 Bobby Gene Smith, R OBP: 0.260, SLG: 0.291 (1, 3) (8, 9)	G3			K			FC3-6 1-3		F7	4	0	0	0	0	1	3			
Gene Oliver, R OBP: 0.345, SLG: 0.445 Jimmie Schaffer, R OBP: 0.306, SLG: 0.308 (1, 2) (7, 2)				6-3			1-3		F2	3	1	1	1	0	0	1			
Dal Maxvill, R OBP: 0.263, SLG: 0.241 (1, 6)		6-3					F8		6-3	3	0	0	0	1	0	1			
Larry Jackson, R OBP: 0.241, SLG: 0.228 Don Ferrarese, R OBP: 0.400, SLG: 1.000 (1, 1) (9, 1)		1B BB		F3			SH1-3 SF7 2B		F9	3	2	1	0	1	0	1			
Inning Stats	R: 1 E: 1 K: 0 S: 6	H: 2 LOB: 2 BB: 0 P: 6	R: 3 E: 0 K: 0 S: 6	H: 3 LOB: 1 BB: 1 P: 10	R: 0 E: 0 K: 1 S: 5	H: 0 LOB: 0 BB: 1 P: 5	R: 0 E: 0 K: 1 S: 4	H: 0 LOB: 0 BB: 0 P: 8	R: 0 E: 0 K: 0 S: 3	H: 1 LOB: 1 BB: 0 P: 4	R: 1 E: 0 K: 0 S: 4	H: 1 LOB: 1 BB: 1 P: 8	R: 0 E: 0 K: 0 S: 3	H: 0 LOB: 0 BB: 0 P: 3	R: 0 E: 0 K: 0 S: 3	H: 0 LOB: 0 BB: 0 P: 3		1B: 5 2B: 1 3B: 0 HR: 1	SF: 2 SAC: 1 DP: 0 HBP: 0
PITCHER	IP	WLS	BF	H	R	ER	SO	BB	IBB	HBP	BLK	WP	HR	S	P	ERA	WHIP		
Joey Jay, R ERA: 3.52 Dave Sisler, R ERA: 4.31 (1, 1) (8, 1)	7.0	L	31	7	5	4	2	3	0	0	0	0	1	32	44	5.14	1.429		

Batter	1	2	3	4	5	6	7	8	9	AB	R	H	RBI	BB	SO	LOB	BOTTOM		
Eddie Kasko, R OBP: 0.317, SLG: 0.351 (1, 5)	F8				K				1-3	5	0	1	0	0	1	3	St. Louis Cardinals @ Cincinnati Reds Crosley Field, Cincinnati, OH Sat Sep 08 1962, 7:05 PM EDT Att: 20,585 - Unknown livebaseballscorecards.com		
Don Blasingame, L OBP: 0.361, SLG: 0.343 (1, 4)	4-3			1-3	FC6-4		F6		WP 1B	5	0	1	2	0	0	3			
Vada Pinson, L OBP: 0.337, SLG: 0.476 (1, 8)	4-3			6-3	5-3		G3		K	5	0	0	0	0	1	4			
Frank Robinson, R OBP: 0.414, SLG: 0.613 (1, 9)		F8		1B 2B			PB BB		4-3 2B	3	1	2	0	1	0	0			
Jerry Lynch, L OBP: 0.349, SLG: 0.500 (1, 7)		HR		2H 1B			F6		4-3	4	1	2	2	0	0	2			
Marty Keough, L OBP: 0.360, SLG: 0.452 (1, 3)				K			F8		K	4	0	1	0	0	2	3			
Johnny Edwards, L OBP: 0.323, SLG: 0.399 (1, 2)				G3			F8		K	4	0	0	0	0	1	4			
Leo Cardenas, R OBP: 0.336, SLG: 0.410 (1, 6)		F6			1B FC6-4 2B		1B 1B		1B 1-3 1B	4	2	3	0	0	0	1			
Joey Jay, S OBP: 0.240, SLG: 0.239 Joe Gaines, R OBP: 0.333, SLG: 0.360 Dave Sisler, R (7, PH) Rogelio Alvarez, R (8, PH)				K			FC6-4 1B		K	2	0	1	0	0	0	0			
Inning Stats	R: 0 E: 0 K: 0 S: 3	H: 0 LOB: 0 BB: 0 P: 3	R: 1 E: 0 K: 0 S: 5	H: 2 LOB: 1 BB: 0 P: 5	R: 0 E: 0 K: 1 S: 5	H: 0 LOB: 0 BB: 0 P: 5	R: 1 E: 0 K: 1 S: 7	H: 2 LOB: 1 BB: 0 P: 7	R: 1 E: 0 K: 0 S: 3	H: 0 LOB: 1 BB: 1 P: 7	R: 0 E: 0 K: 0 S: 5	H: 2 LOB: 2 BB: 0 P: 5	R: 0 E: 0 K: 2 S: 8	H: 1 LOB: 1 BB: 0 P: 8	R: 1 E: 0 K: 2 S: 9	H: 2 LOB: 1 BB: 0 P: 9		1B: 7 2B: 3 3B: 0 HR: 1	SF: 0 SAC: 0 DP: 0 HBP: 0
PITCHER	IP	WLS	BF	H	R	ER	SO	BB	IBB	HBP	BLK	WP	HR	S	P	ERA	WHIP		
Larry Jackson, R ERA: 3.8 Don Ferrarese, L ERA: 3.4 (1, 1) (9, 1)	8.2	W	38	11	4	4	6	1	0	0	0	1	0	3	3	4.15	1.385		

Batter	1	2	3	4	5	6	7	8	9	AB	R	H	RBI	BB	SO	LOB	TOP										
Julian Javier, R OBP: 0.318, SLG: 0.365 (1, 4)	0-0 6-3		0-3 K			0-0 2B		0-0 6-3		4	0	1	0	0	1	0											
Stan Musial, L OBP: 0.456, SLG: 0.514 Bobby Gene Smith, R OBP: 0.260, SLG: 0.291 (1, 7) (9, 7)	0-0 SH2-3 1B		0-3 K			1-0 G4-6-3 HBP		0-0 1B BB	4-0 BB	2	0	1	0	1	1	0											
Curt Flood, R OBP: 0.349, SLG: 0.433 (1, 8)	0-0 SH2-3			0-0 FC1-6 1B		0-0 F8		0-0 F7	0-0 F7	3	0	1	0	0	0	3											
Bill White, L OBP: 0.383, SLG: 0.495 (1, 3)	0-0 5-3			0-0 FC1-6 L4-3		0-0 G4-6-3		4-0 BB 1B HR BB	4-0 BB 1B	3	1	0	0	1	0	4											
Ken Boyer, R OBP: 0.376, SLG: 0.468 (1, 5)		4-0 1B BB		0-0 L4-3		0-0 F9		0-0 F9	0-0 HR 1B	3	1	1	1	1	0	1											
Gene Oliver, R OBP: 0.280, SLG: 0.442 (1, 2)		0-0 F7			0-0 FC5-4 1B	0-3 K		0-0 F2	0-0 F2	4	0	1	0	0	1	3											
Charlie James, R OBP: 0.308, SLG: 0.404 Fred Whitfield, L OBP: 0.309, SLG: 0.503 Bob Burda, L OBP: 0.235, SLG: 0.071 (1, 9) (9, PH) (9, 9)					0-0 FC5-4 1B	0-0 F9		4-0 HR BB	4-0 HR BB	3	0	1	0	0	0	1											
Dal Maxvill, R OBP: 0.264, SLG: 0.243 Carl Sawatski, L OBP: 0.367, SLG: 0.488 Julio Gotay, R OBP: 0.320, SLG: 0.304 (1, 6) (9, PH) (9, 6)					0-0 1B	0-0 1B		0-0 1-3	0-0 HR	3	0	1	0	0	0	2											
Ray Washburn, R OBP: 0.236, SLG: 0.220 Red Schoendienst, S OBP: 0.349, SLG: 0.380 Bobby Shantz, R OBP: 0.190, SLG: 0.105 Lindy McDaniel, R OBP: 0.174, SLG: 0.095 (1, 1) (8, PH) (8, 1) (9, 1)					0-0 F4	0-3 K		0-0 6-3	0-3 K	2	0	0	0	0	1	1											
Inning Stats	R: 0 E: 0 K: 0 S: 4	H: 1 LOB: 1 BB: 0 P: 4	R: 0 E: 0 K: 0 S: 3	H: 1 LOB: 1 BB: 1 P: 7	R: 0 E: 0 K: 2 S: 7	H: 0 LOB: 0 BB: 0 P: 7	R: 0 E: 0 K: 0 S: 3	H: 1 LOB: 0 BB: 0 P: 3	R: 0 E: 0 K: 1 S: 6	H: 2 LOB: 1 BB: 0 P: 6	R: 0 E: 0 K: 0 S: 5	H: 0 LOB: 0 BB: 0 P: 5	R: 0 E: 0 K: 1 S: 7	H: 0 LOB: 0 BB: 3 P: 19	R: 5 E: 0 K: 1 S: 7	H: 2 LOB: 1 BB: 3 P: 19	1B: 6 2B: 3 3B: 0 HR: 1	SF: 0 SAC: 1 DP: 3 HBP: 1	WP: 0 PB: 0 SB: 0 CS: 0	PA: 36							
PITCHER	IP	WLS	BF	H	R	ER	SO	BB	IBB	HBP	BLK	WP	HR	S	P	ERA	WHIP										
Jim O'Toole, L ERA: 3.59 Jim Brosnan, R ERA: 3.26 (1, 1) (9, 1)	8.1	L	32	7	3	3	4	3	0	1	0	0	0	36	49	3.24	1.200										
Jim Brosnan, R ERA: 3.26 (9, 1)	0.2	L	4	1	2	2	1	1	0	0	0	0	1	5	9	27.00	3.000										

St. Louis Cardinals @ Cincinnati Reds
Crosley Field, Cincinnati, OH
Sun Sep 09 1962, 3:33 AM EDT
Att: 14,484 - Unknown

AB 30
R 5
H 8
RBI 5
BB 4
SO 5
LOB 16



Batter	1	2	3	4	5	6	7	8	9	AB	R	H	RBI	BB	SO	LOB	BOTTOM										
Eddie Kasko, R OBP: 0.314, SLG: 0.348 (1, 5)	0-0 4-3			0-0 5-3		0-0 4-3		0-3 K		4	0	0	0	0	1	1											
Don Blasingame, L OBP: 0.391, SLG: 0.342 (1, 4)	0-3 K			0-0 F7		0-0 F8 1B		0-0 L1		4	0	1	0	0	1	1											
Vada Pinson, L OBP: 0.336, SLG: 0.474 (1, 8)	0-0 4-3			4-0 BB		0-0 F8		0-0 F5	0-0 F5	3	0	0	0	1	0	1											
Frank Robinson, R OBP: 0.414, SLG: 0.612 (1, 9)		0-0 CS 1B		0-0 1B		0-0 F7		0-0 L6	0-0 L6	4	0	2	0	0	0	0											
Jerry Lynch, L OBP: 0.346, SLG: 0.494 Rogelio Alvarez, R OBP: 0.500, SLG: 0.500 (1, 7) (8, 3)		0-3 K			0-0 F7	0-0 F8		0-0 1B	0-0 1B	3	0	0	0	0	1	1											
Marty Keough, L OBP: 0.356, SLG: 0.448 (1, 3) (8, 7)		0-0 F7			0-0 1-3	0-0 F9		0-0 1B	0-0 1B	4	0	1	0	0	0	0											
Johnny Edwards, L OBP: 0.325, SLG: 0.408 (1, 2)				0-0 6-3		0-0 HR 1B		0-0 HR	0-0 G3	4	2	2	1	0	0	2											
Leo Cardenas, R OBP: 0.337, SLG: 0.418 (1, 6)				0-0 F4		1-H HR		0-0 1B		3	1	2	2	0	0	0											
Jim O'Toole, S OBP: 0.118, SLG: 0.107 Jim Brosnan, R (1, 1) (9, 1)				0-3 K		0-0 4-3		0-0 F2		3	0	0	0	0	1	1											
Inning Stats	R: 0 E: 0 K: 1 S: 5	H: 0 LOB: 0 BB: 0 P: 5	R: 0 E: 0 K: 1 S: 5	H: 1 LOB: 0 BB: 0 P: 5	R: 0 E: 0 K: 1 S: 5	H: 0 LOB: 0 BB: 0 P: 5	R: 0 E: 0 K: 0 S: 3	H: 1 LOB: 1 BB: 0 P: 7	R: 2 E: 0 K: 0 S: 5	H: 2 LOB: 0 BB: 0 P: 5	R: 0 E: 0 K: 0 S: 3	H: 0 LOB: 0 BB: 0 P: 3	R: 0 E: 0 K: 1 S: 7	H: 2 LOB: 1 BB: 0 P: 7	R: 0 E: 0 K: 0 S: 5	H: 2 LOB: 2 BB: 0 P: 5	1B: 7 2B: 1 3B: 0 HR: 2	SF: 0 SAC: 0 DP: 1 HBP: 0	WP: 0 PB: 0 SB: 0 CS: 1	PA: 34							
PITCHER	IP	WLS	BF	H	R	ER	SO	BB	IBB	HBP	BLK	WP	HR	S	P	ERA	WHIP										
Ray Washburn, R ERA: 3.74 Bobby Shantz, L ERA: 2.0 Lindy McDaniel, R ERA: 4.08 (1, 1) (8, 1) (9, 1)	7.0	W	24	5	2	2	3	1	0	0	0	0	1	29	33	2.57	0.857										
Lindy McDaniel, R ERA: 4.08 (9, 1)	0.1	S	2	1	0	0	0	0	0	0	0	0	0	2	2	0.00	3.000										

St. Louis Cardinals @ Cincinnati Reds
Crosley Field, Cincinnati, OH
Sun Sep 09 1962, 3:33 AM EDT
Att: 14,484 - Unknown

AB 33
R 3
H 9
RBI 3
BB 1
SO 4
LOB 7



Batter	1	2	3	4	5	6	7	8	9	10	11	AB	R	H	RBI	BB	SO	LOB	TOP							
Eddie Kasko, R OBP: 0.317, SLG: 0.349 (1, 5)												4	0	2	0	1	0	3								
Don Blasingame, L OBP: 0.359, SLG: 0.341 (1, 4)												5	0	1	0	0	0	3								
Vada Pinson, L OBP: 0.335, SLG: 0.473 (1, 8)												5	1	1	0	0	0	4								
Frank Robinson, R OBP: 0.416, SLG: 0.623 (1, 7)												5	2	3	3	0	0	1								
Jerry Lynch, L OBP: 0.293, SLG: 0.490 (1, 9)												2	0	0	0	1	1	1								
Rogelio Alvarez, R OBP: 0.250, SLG: 0.250 (7, 3)												2	0	0	0	0	0	0								
Marty Keough, L OBP: 0.355, SLG: 0.447 (1, 3)												5	1	1	0	0	3	1								
Johnny Edwards, L OBP: 0.326, SLG: 0.409 (1, 2)												4	0	1	1	1	0	0								
Leo Cardenas, R OBP: 0.339, SLG: 0.417 (1, 6)												3	0	1	0	1	0	1								
Joe Nuxhall, L OBP: 0.292, SLG: 0.304 (10, PH)												2	0	0	0	0	0	2								
Joe Gaines, R OBP: 0.326, SLG: 0.353 (10, PH)												1	0	0	0	0	0	0								
Johnny Kilgostein, R OBP: 0.260, SLG: 0.281 (10, 1)												0	0	0	0	0	0	0								
Inning Stats	R: 0 E: 0 K: 0 S: 3	H: 1 LOB: 0 BB: 0 P: 3	R: 1 E: 0 K: 0 S: 3	H: 1 LOB: 1 BB: 1 P: 7	R: 0 E: 0 K: 0 S: 3	H: 0 LOB: 1 BB: 1 P: 7	R: 1 E: 0 K: 2 S: 8	H: 2 LOB: 0 BB: 0 P: 8	R: 0 E: 0 K: 0 S: 3	H: 0 LOB: 0 BB: 0 P: 3	R: 0 E: 0 K: 0 S: 4	H: 2 LOB: 1 BB: 0 P: 4	R: 1 E: 0 K: 0 S: 6	H: 3 LOB: 2 BB: 0 P: 6	R: 0 E: 0 K: 0 S: 3	H: 0 LOB: 0 BB: 1 P: 3	R: 0 E: 0 K: 1 S: 5	H: 0 LOB: 1 BB: 1 P: 9	R: 0 E: 0 K: 0 S: 3	H: 0 LOB: 1 BB: 1 P: 7	R: 1 E: 0 K: 1 S: 6	H: 1 LOB: 0 BB: 0 P: 6	1B: 5 2B: 4 3B: 0 HR: 2	SF: 0 SAC: 1 DP: 3 HBP: 0	WP: 0 PB: 0 SB: 0 CS: 1	PA: 43
PITCHER	IP 10.1	WLS L	BF 41	H 10	R 4	ER 4	SO 3	BB 4	IBB 0	HBP 0	BLK 0	WP 0	HR 2	S 43	P 59	ERA 3.14	WHIP 1.355									
Ernie Broglio, R ERA: 3.14 (1, 1)																										
Don Ferrarese, L ERA: 3.36 (11, 1)	0.2		2	0	0	0	1	0	0	0	0	0	0	4	4	0.00	0.000									

Cincinnati Reds @ St. Louis Cardinals
Sportsman's Park, St. Louis, MO
Mon Sep 10 1962, 8:05 PM EDT
Att. 5,858 - Unknown

AB	38
R	4
H	10
RBI	4
BB	4
SO	4
LOB	16



Batter	1	2	3	4	5	6	7	8	9	10	11	AB	R	H	RBI	BB	SO	LOB	BOTTOM					
Julian Javier, R OBP: 0.319, SLG: 0.367 (1, 4)												5	0	2	1	0	0	0						
Stan Musial, L OBP: 0.424, SLG: 0.511 (1, 7)												4	0	1	0	1	2	1						
Bobby Gene Smith, R OBP: 0.260, SLG: 0.291 (10, 7)												0	0	0	0	0	0	0						
Curt Flood, R OBP: 0.351, SLG: 0.432 (1, 8)												3	1	1	0	2	0	2						
Ken Boyer, R OBP: 0.377, SLG: 0.467 (1, 5)												4	0	1	0	1	1	1						
Bill White, L OBP: 0.382, SLG: 0.492 (1, 3)												5	0	1	1	0	0	4						
Gene Oliver, R OBP: 0.358, SLG: 0.448 (1, 2)												5	1	1	1	0	2	3						
Charlie James, R OBP: 0.307, SLG: 0.401 (1, 9)												5	0	1	0	0	0	0						
Dal Maxvill, R OBP: 0.270, SLG: 0.250 (1, 6)												4	1	2	0	0	0	0						
Fred Whitfield, L OBP: 0.307, SLG: 0.500 (11, PH)												1	0	0	0	0	1	0						
Ernie Broglio, R OBP: 0.139, SLG: 0.111 (1, 1)												3	0	0	0	0	1	2						
Don Ferrarese, R OBP: 0.400, SLG: 1.000 (11, 1)												0	0	0	0	0	0	0						
Carl Sawatski, L OBP: 0.365, SLG: 0.486 (11, PH)												1	0	0	0	0	0	0						
Inning Stats	R: 0 E: 0 K: 0 S: 3	H: 1 LOB: 2 BB: 2 P: 11	R: 0 E: 0 K: 0 S: 4	H: 2 LOB: 1 BB: 0 P: 4	R: 1 E: 0 K: 1 S: 7	H: 2 LOB: 2 BB: 1 P: 11	R: 1 E: 0 K: 0 S: 6	H: 3 LOB: 2 BB: 0 P: 6	R: 0 E: 0 K: 1 S: 5	H: 0 LOB: 0 BB: 0 P: 5	R: 0 E: 0 K: 1 S: 5	H: 0 LOB: 0 BB: 0 P: 5	R: 1 E: 0 K: 0 S: 4	H: 1 LOB: 1 BB: 0 P: 4	R: 0 E: 0 K: 0 S: 4	H: 1 LOB: 1 BB: 0 P: 4	R: 0 E: 0 K: 2 S: 7	H: 0 LOB: 1 BB: 1 P: 11	R: 0 E: 0 K: 1 S: 5	H: 0 LOB: 0 BB: 0 P: 5	1B: 8 2B: 1 3B: 0 HR: 1	SF: 0 SAC: 1 DP: 2 HBP: 0	WP: 0 PB: 1 SB: 0 CS: 0	PA: 45
PITCHER	IP 9.0	WLS W	BF 38	H 10	R 3	ER 3	SO 4	BB 3	IBB 0	HBP 0	BLK 0	WP 0	HR 1	S 43	P 55	ERA 3.00	WHIP 1.444							
Joe Nuxhall, L ERA: 2.33 (1, 1)																								
Johnny Kilgostein, R ERA: 4.50 (10, 1)	2.0		7	0	0	0	3	1	0	0	0	0	0	12	16	0.00	0.500							

Cincinnati Reds @ St. Louis Cardinals
Sportsman's Park, St. Louis, MO
Mon Sep 10 1962, 8:05 PM EDT
Att. 5,858 - Unknown

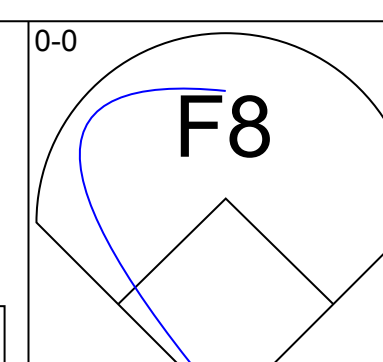
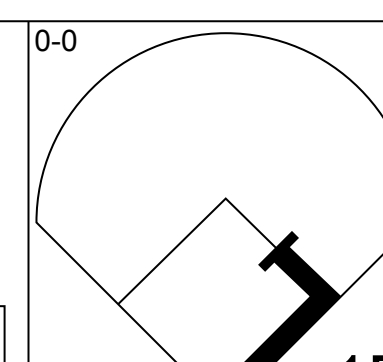
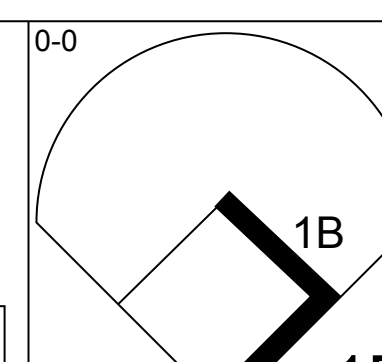
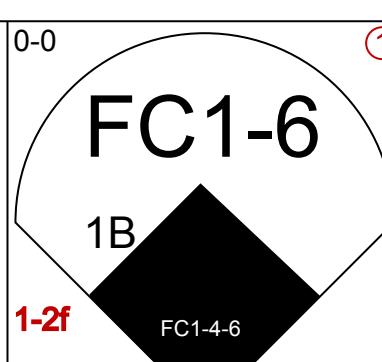
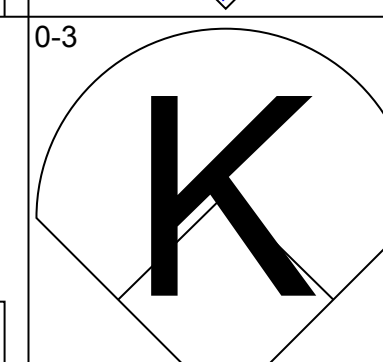
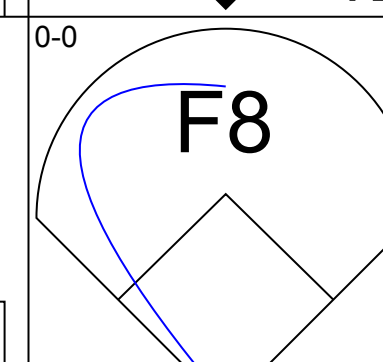
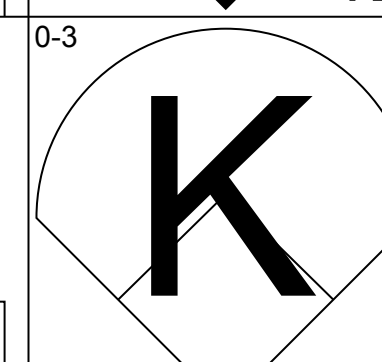
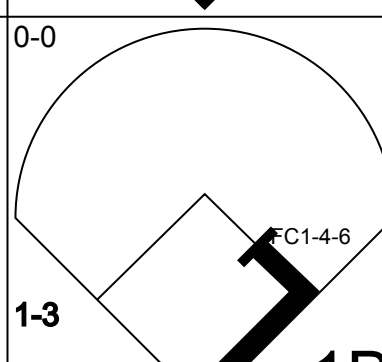
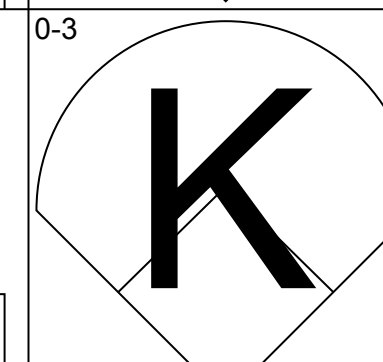
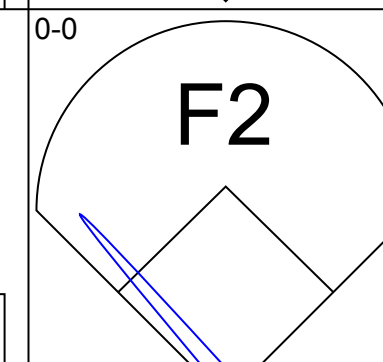
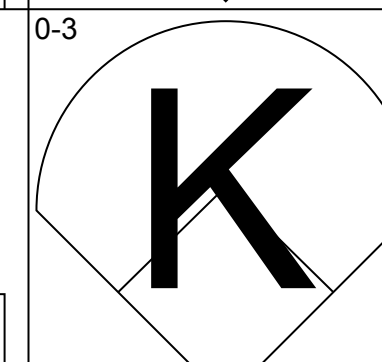
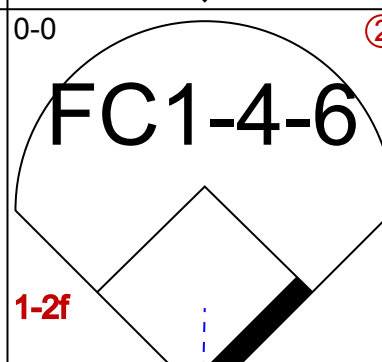
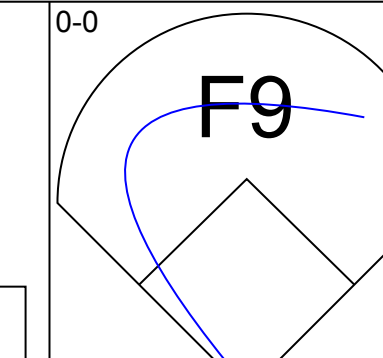
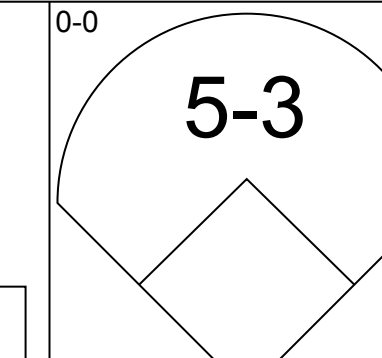
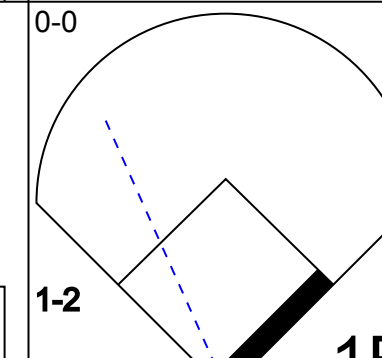
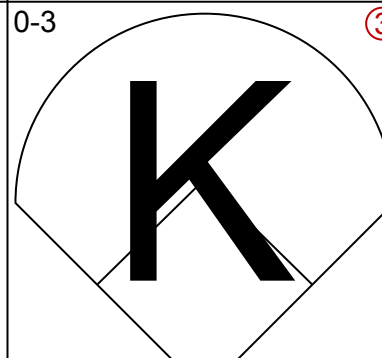
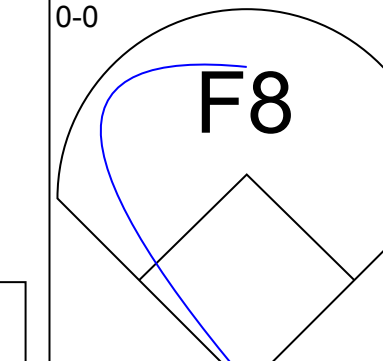
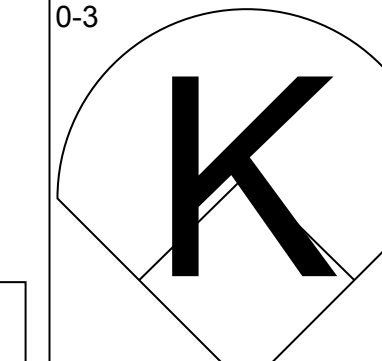
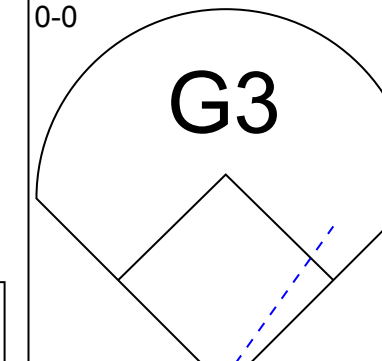
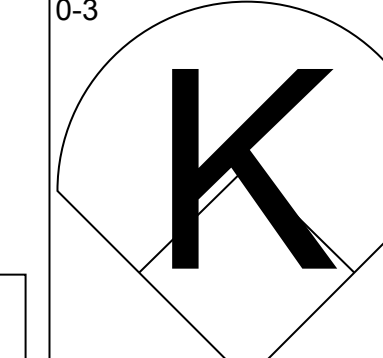
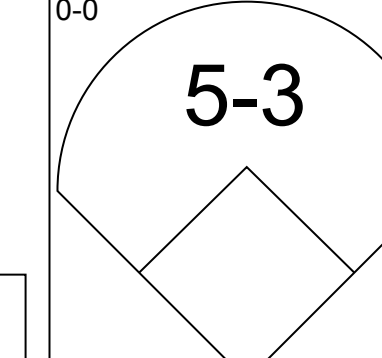
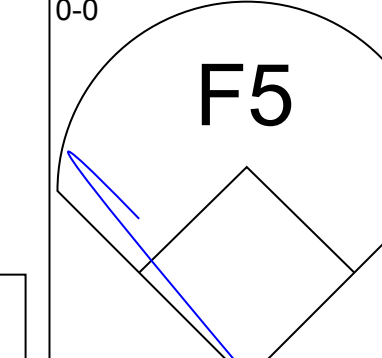
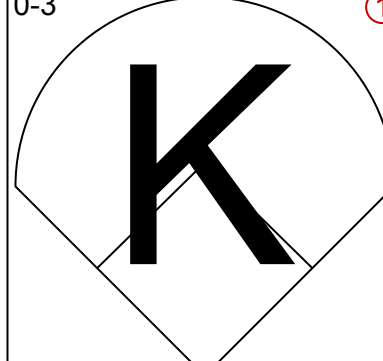
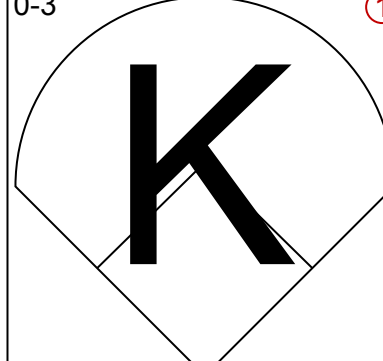
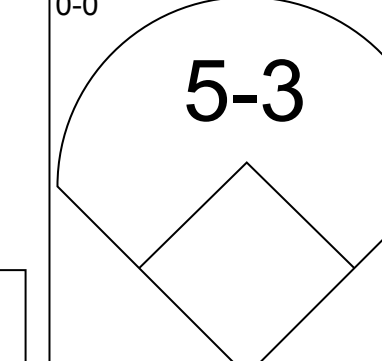
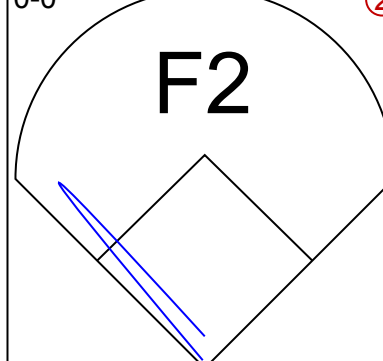
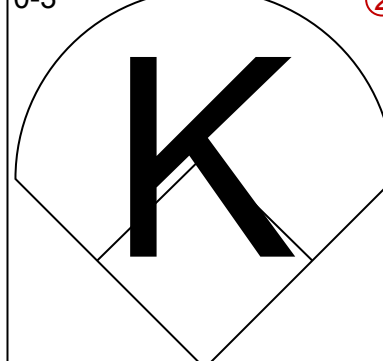
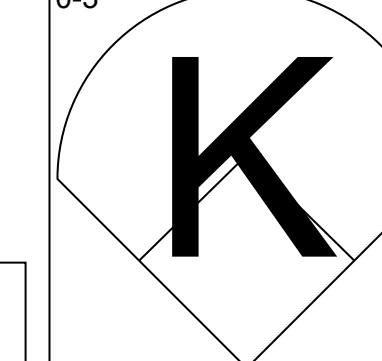



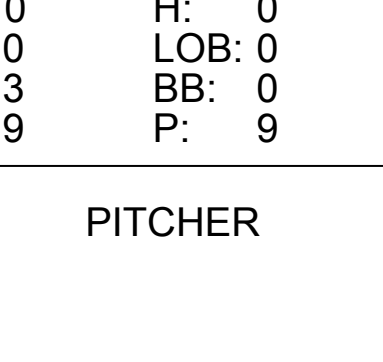
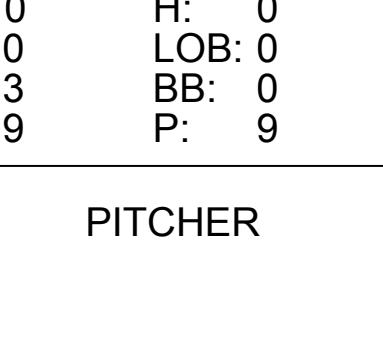
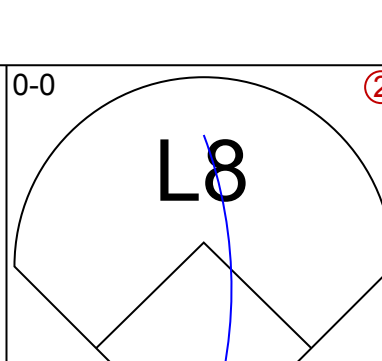
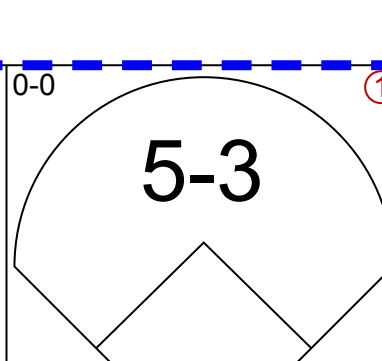


AB	40
R	3
H	10
RBI	3
BB	4
SO	7
LOB	13



Batter	1	2	3	4	5	6	7	8	9	AB	R	H	RBI	BB	SO	LOB	TOP								
Eddie Kasko, R OBP: 0.320, SLG: 0.357 (1,5)	1-0 3B HBP		X 0-0 FC3-6 1B		X 0-0 P4		X 0-3 K		X 0-0 HR	4	2	3	0	1	2		Cincinnati Reds @ St. Louis Cardinals Sportsman's Park, St. Louis, MO Tue Sep 11 1962, 8:05 PM EDT Att: 6,498 - Unknown livebaseballscorecards.com								
Don Blasingame, L OBP: 0.361, SLG: 0.347 (1,4)	0-0 SF9 3B		X 0-0 FC3-6 1-2		X 0-0 BB 1B		X 4-0 BB		X 0-0 F9	4	1	2	2	1	0	1									
Vada Pinson, L OBP: 0.332, SLG: 0.470 (1,8)	0-0 SF9		X 0-0 1-3		X 0-0 F8		X 0-0 G3		X 0-3 K	4	0	0	1	0	1	4									
Frank Robinson, R OBP: 0.415, SLG: 0.620 (1,7)	0-0 4-3			X 0-0 P4		X 4-0 BB 1B		X 0-0 6-3		3	0	0	0	1	0	0									
Jerry Lynch, L OBP: 0.341, SLG: 0.482 (1,9)	0-3 K			X 0-0 4-3		X 0-3 K		X 0-0 G3		4	0	0	0	0	2	3									
Rogelio Alvarez, R OBP: 0.250, SLG: 0.250 (8,3)										0	0	0	0	0	0	0									
Marty Keough, L OBP: 0.353, SLG: 0.443 (1,3) (8,9)		X 0-0 4-3		X 0-0 1B		X 0-3 K		X 0-0 L8		4	0	1	0	0	1	0									
Johnny Edwards, L OBP: 0.323, SLG: 0.404 (1,2)		X 0-0 F7		X 0-0 L8		X 0-3 K		X 0-0 E6 1B HR		4	1	0	0	0	1	1									
Leo Cardenas, R OBP: 0.340, SLG: 0.420 (1,6)		X 0-3 K			X 0-0 SH 1B 2B		X 0-0 4-3		X 0-0 HR 1B	4	2	2	0	0	1	0									
Bob Purkey, R OBP: 0.129, SLG: 0.186 (1,1)			X 0-3 K		X 0-0 SH BB 1B 2-3		X 0-0 P1		X 0-3 K	3	0	0	0	0	2	2									
Inning Stats	R: 2 E: 0 K: 1 S: 6	H: 1 LOB: 0 BB: 0 P: 7	R: 0 E: 0 K: 1 S: 5	H: 0 LOB: 0 BB: 0 P: 5	R: 0 E: 0 K: 1 S: 6	H: 1 LOB: 1 BB: 0 P: 6	R: 0 E: 0 K: 0 S: 4	H: 1 LOB: 1 BB: 0 P: 4	R: 1 E: 1 K: 1 S: 8	H: 2 LOB: 3 BB: 1 P: 12	R: 0 E: 0 K: 2 S: 7	H: 0 LOB: 0 BB: 0 P: 7	R: 0 E: 0 K: 1 S: 5	H: 0 LOB: 1 BB: 1 P: 9	R: 0 E: 0 K: 0 S: 3	H: 0 LOB: 0 BB: 0 P: 3	R: 3 E: 1 K: 2 S: 10	H: 2 LOB: 0 BB: 0 P: 10	1B: 4 2B: 1 3B: 1 HR: 1	SF: 1 SAC: 1 DP: 0 HBP: 1	WP: 0 PB: 0 SB: 0 CS: 0	PA: 39			
PITCHER	IP	WLS	BF	H	R	ER	SO	BB	IBB	HBP	BLK	WP	HR	S	P	ERA	WHIP								
Bob Gibson, R ERA: 2.9 (1,1)	8.1	L	37	7	6	5	8	2	0	1	0	0	1	50	59	5.40	1.080								
Don Ferrarese, L ERA: 3.32 (9,1)	0.2		2	0	0	0	1	0	0	0	0	0	0	4	4	0.00	0.000								

Batter	1	2	3	4	5	6	7	8	9	AB	R	H	RBI	BB	SO	LOB	BOTTOM								
Julian Javier, R OBP: 0.317, SLG: 0.364 (1,4)	0-0 F8	X 0-0 FC5-2 1-2 2-3 3-H		X 0-3 K			X 0-0 4-3			4	0	0	0	0	1	4	Cincinnati Reds @ St. Louis Cardinals Sportsman's Park, St. Louis, MO Tue Sep 11 1962, 8:05 PM EDT Att: 6,498 - Unknown livebaseballscorecards.com								
Stan Musial, L OBP: 0.424, SLG: 0.517 (1,7)	0-0	X 0-0 F2			X 0-0 F9			X 4-0 BB G6-4-3		3	1	1	1	1	0	3									
Bobby Gene Smith, R OBP: 0.280, SLG: 0.291 (8, PR) (9,7)	HR									0	0	0	0	0	0	0									
Curt Flood, R OBP: 0.348, SLG: 0.429 (1,8)	0-0 3-1		X 0-0 6-3		X 0-0 6-3		X 0-0 G6-4-3 1-2		X 0-0 P3	4	0	0	0	0	0	1									
Bill White, L OBP: 0.381, SLG: 0.489 (1,3)	4-0 BB		X 0-0 4-3		X 0-3 K					3	0	0	0	1	1	1									
Ken Boyer, R OBP: 0.376, SLG: 0.471 (1,5)	0-0 F7		X 0-0 HR		X 0-0 4-3		X 0-0 4-3		X 0-0 P6	4	1	1	1	0	0	1									
Gene Oliver, R OBP: 0.354, SLG: 0.444 (1,2)		X 0-0 E6 FC5-2		X 0-0 5-3		X 0-3 K		X 0-0 E3 FC1-6		3	0	0	0	0	1	0									
Jimmie Schaffer, R OBP: 0.301, SLG: 0.303 (7,2)										1	0	0	0	0	0	0									
Mike Shannon, R OBP: 0.250, SLG: 0.250 (1,9)		X 0-0 4-3		X 0-0 SH3-4 1B		X 0-0 6-3		X 0-0 FC1-6 1-2		4	0	1	0	0	0	2									
Dal Maxvill, R OBP: 0.268, SLG: 0.248 (1,6)		X 0-0 E5 FC5-2 HBP		X 0-0 SH3-4		X 0-0 P4		X 0-0 1-3		1	0	0	0	0	0	1									
Fred Whitfield, L OBP: 0.305, SLG: 0.497 (7, PH) (8,6)										1	0	0	0	0	0	0									
Julio Gotay, R OBP: 0.319, SLG: 0.303 (8,6)										1	0	0	0	0	0	1									
Bob Gibson, R OBP: 0.317, SLG: 0.347 (1,1)		X 1-0 FC5-2 HBP		X 0-0 6-3		X 0-0 F8				2	0	0	0	0	0	1									
Don Ferrarese, R OBP: 0.400, SLG: 1.000 (9,1)										0	0	0	0	0	0	0									
Inning Stats	R: 1 E: 0 K: 0 S: 4	H: 1 LOB: 1 BB: 1 P: 8	R: 0 E: 2 K: 0 S: 5	H: 0 LOB: 3 BB: 0 P: 6	R: 1 E: 0 K: 0 S: 4	H: 1 LOB: 0 BB: 0 P: 4	R: 0 E: 0 K: 1 S: 6	H: 1 LOB: 0 BB: 0 P: 6	R: 0 E: 0 K: 1 S: 5	H: 0 LOB: 0 BB: 0 P: 5	R: 0 E: 0 K: 1 S: 3	H: 0 LOB: 0 BB: 0 P: 3	R: 0 E: 0 K: 0 S: 2	H: 0 LOB: 1 BB: 1 P: 6	R: 0 E: 1 K: 0 S: 4	H: 0 LOB: 1 BB: 0 P: 4	1B: 1 2B: 0 3B: 0 HR: 2	SF: 0 SAC: 1 DP: 1 HBP: 1	WP: 0 PB: 0 SB: 0 CS: 0	PA: 35					
PITCHER	IP	WLS	BF	H	R	ER	SO	BB	IBB	HBP	BLK	WP	HR	S	P	ERA	WHIP								
Bob Purkey, R ERA: 2.87 (1,1)	9.0	W	35	3	2	2	3	2	0	1	0	0	2	38	47	2.00	0.556								

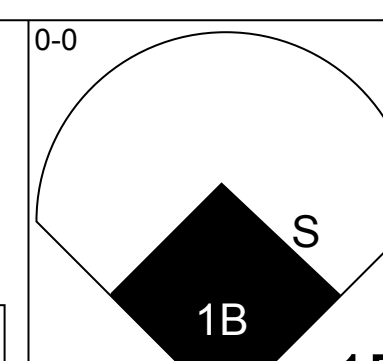
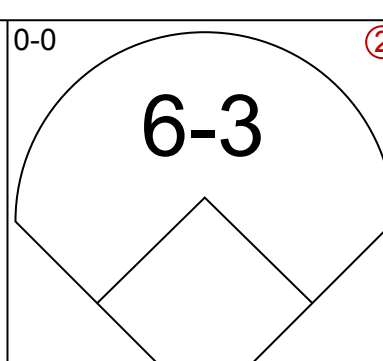
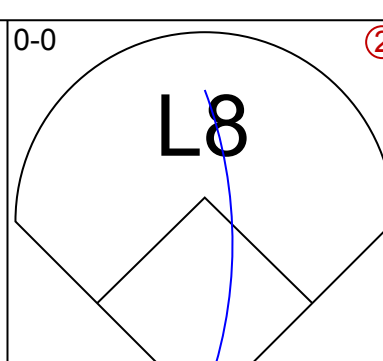
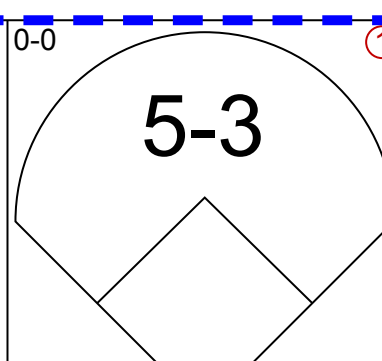
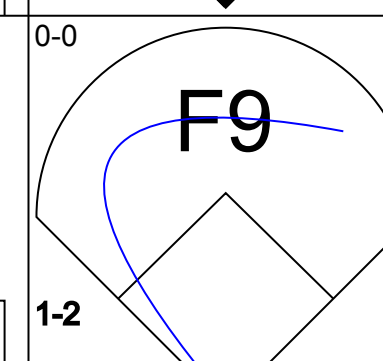
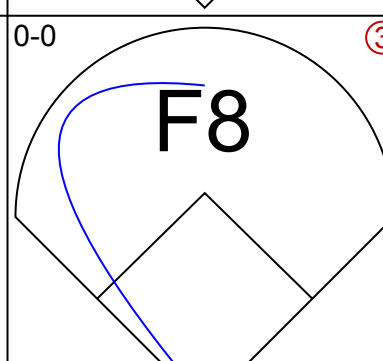
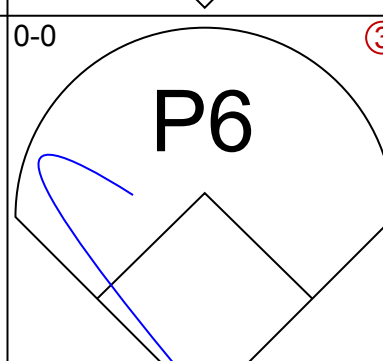
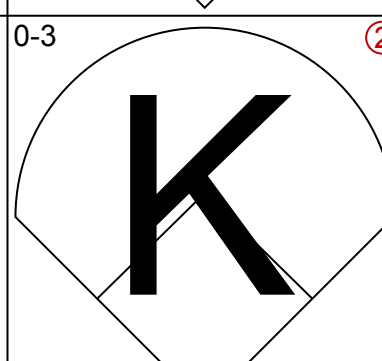
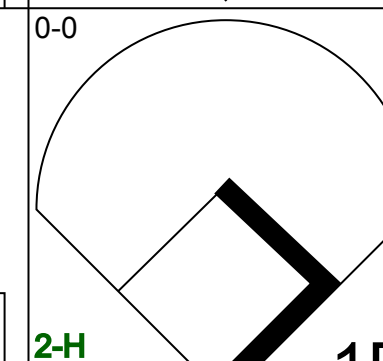
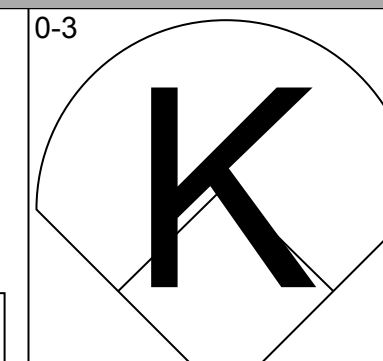
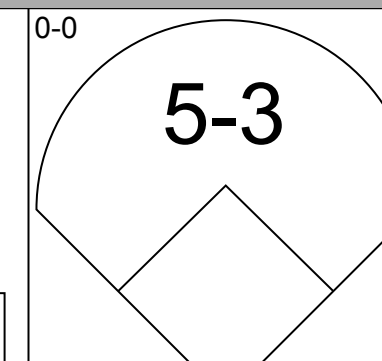
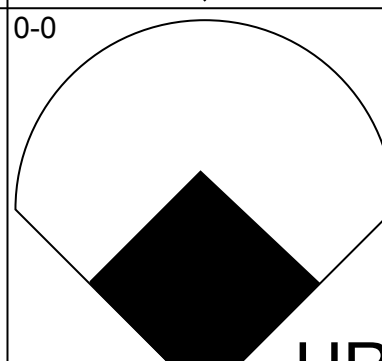
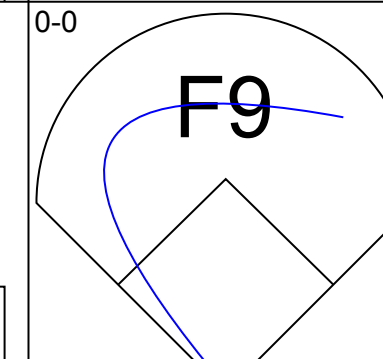
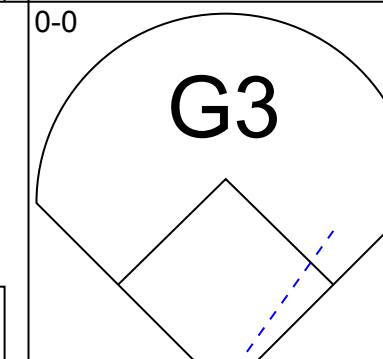
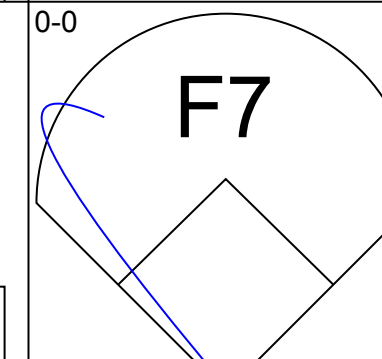
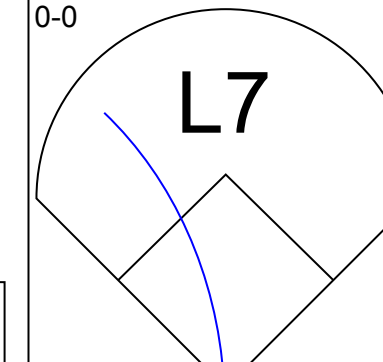

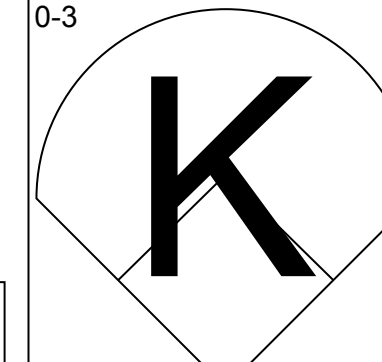

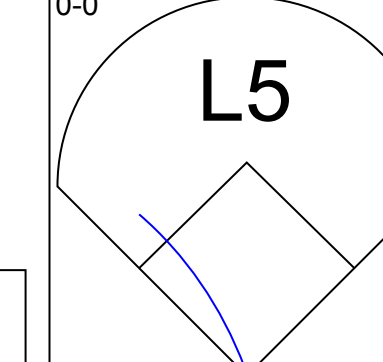

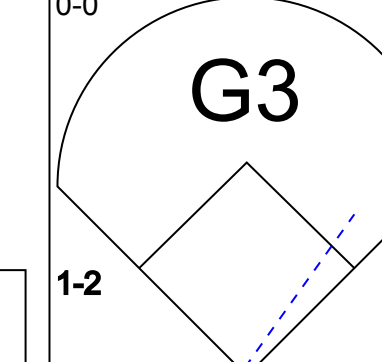
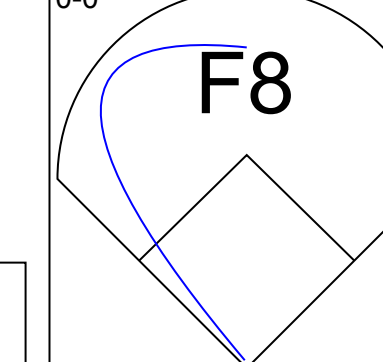
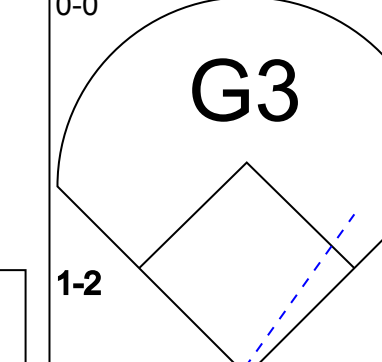
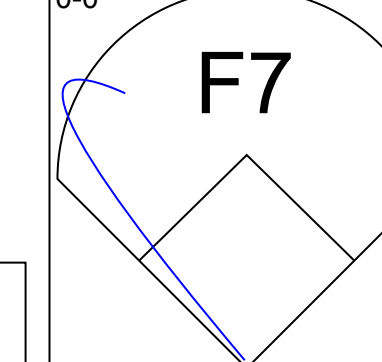

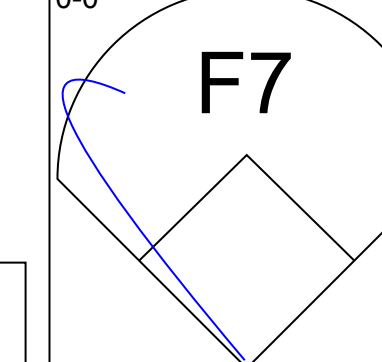
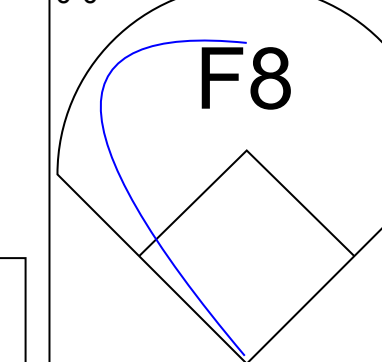
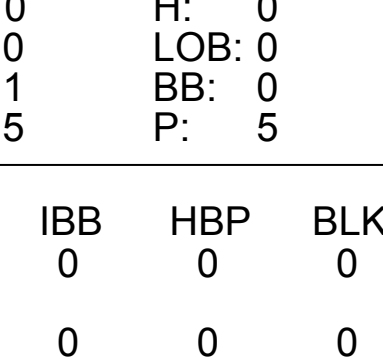
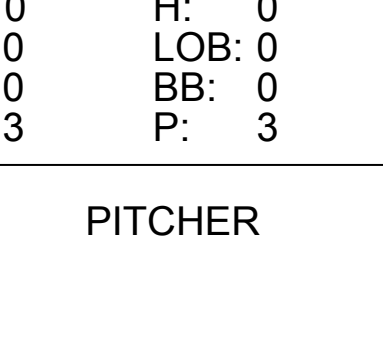
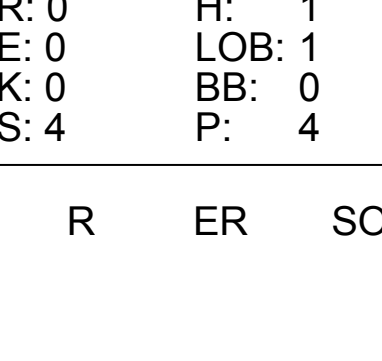
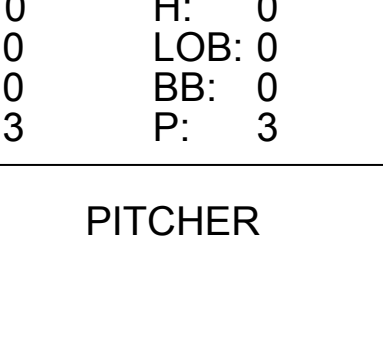
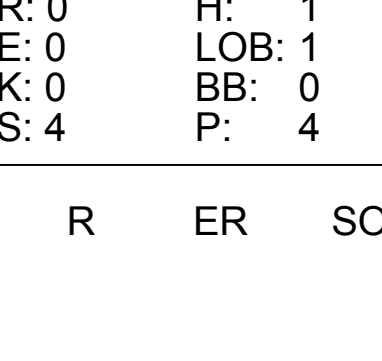


Batter	1	2	3	4	5	6	7	8	9	AB	R	H	RBI	BB	SO	LOB	TOP		
Julian Javier, R OBP: 0.318, SLG: 0.365 (1.4)										4	1	2	0	0	0	1			
Stan Musial, L OBP: 0.423, SLG: 0.514 (1.7)										4	0	1	0	0	2	1			
Curt Flood, R OBP: 0.346, SLG: 0.426 (1.8)										4	0	0	1	0	2	2			
Ken Boyer, R OBP: 0.375, SLG: 0.469 (1.5)										4	0	1	0	0	1	1			
Bill White, L OBP: 0.379, SLG: 0.487 (1.3)										3	0	0	0	0	1	2			
Gene Oliver, R OBP: 0.351, SLG: 0.439 (1.2)										3	0	0	0	0	1	0			
Mike Shannon, R OBP: 0.167, SLG: 0.167 (1.9)										2	0	0	0	0	2	0			
Charlie James, R OBP: 0.306, SLG: 0.400 (8.9)										1	0	0	0	0	0	0			
Dal Maxvill, R OBP: 0.265, SLG: 0.245 (1.6)										2	0	0	0	0	1	0			
Bobby Gene Smith, R OBP: 0.259, SLG: 0.289 (8.6)										1	0	0	0	0	1	0			
Julio Gotay, R OBP: 0.319, SLG: 0.303 (8.6)										0	0	0	0	0	0	0			
Larry Jackson, R OBP: 0.236, SLG: 0.222 (1.1)										2	0	0	0	0	2	0			
Red Schoendienst, S OBP: 0.354, SLG: 0.384 (9.7)										1	0	1	0	0	0	0			
Bob Gibson, R OBP: 0.317, SLG: 0.347 (9.7)										0	0	0	0	0	0	0			
Lindy McDaniel, R OBP: 0.174, SLG: 0.095 (9.1)										0	0	0	0	0	0	0			
Inning Stats	R: 0 E: 0 K: 2 S: 7	H: 0 LOB: 0 BB: 0 P: 7	R: 0 E: 0 K: 1 S: 5	H: 0 LOB: 0 BB: 0 P: 5	R: 0 E: 0 K: 2 S: 7	H: 0 LOB: 0 BB: 0 P: 7	R: 0 E: 0 K: 0 S: 3	H: 1 LOB: 0 BB: 0 P: 3	R: 0 E: 0 K: 1 S: 5	H: 0 LOB: 0 BB: 0 P: 5	R: 0 E: 0 K: 2 S: 9	H: 2 LOB: 2 BB: 0 P: 9	R: 0 E: 0 K: 1 S: 5	H: 0 LOB: 0 BB: 0 P: 5	R: 1 E: 0 K: 1 S: 7	H: 2 LOB: 1 BB: 0 P: 7	1B: 5 2B: 0 3B: 0 HR: 0	SF: 0 SAC: 0 DP: 0 HBP: 0	WP: 0 PA: 31 PB: 0 SB: 0 CS: 0
PITCHER Dennis Bennett, L ERA: 4.22 (1.1)	IP: 9.0 WLS: W BF: 31 H: 5 R: 1 ER: 1 SO: 13 BB: 0 IBB: 0 HBP: 0 BLK: 0 WP: 0 HR: 0 S: 57 P: 57 ERA: 1.00 WHIP: 0.556																		

St. Louis Cardinals @ Philadelphia Phillies
 Connie Mack Stadium, Philadelphia, PA
 Fri Sep 14 1962, 7:05 PM EDT
 Att: 7,262 - Unknown

AB	31
R	1
H	5
RBI	1
BB	0
SO	13
LOB	7



Batter	1	2	3	4	5	6	7	8	9	AB	R	H	RBI	BB	SO	LOB	BOTTOM		
Tony Taylor, R OBP: 0.330, SLG: 0.339 (1.4)										4	1	1	0	0	0	0			
Billy Klaus, L OBP: 0.291, SLG: 0.329 (1.5)										4	0	0	0	0	1	1			
Johnny Callison, L OBP: 0.364, SLG: 0.492 (1.9)										4	1	2	2	0	1	0			
Wes Covington, L OBP: 0.321, SLG: 0.416 (1.7)										3	0	0	0	0	0	1			
Ted Savage, R OBP: 0.342, SLG: 0.368 (8.7)										0	0	0	0	0	0	0			
Clay Dalrymple, L OBP: 0.391, SLG: 0.422 (1.2)										3	0	0	0	0	1	1			
Don Demeter, R OBP: 0.362, SLG: 0.519 (1.8)										3	0	1	0	0	0	0			
Frank Torre, L OBP: 0.405, SLG: 0.392 (1.3)										3	0	0	0	0	0	1			
Ruben Amaro, R OBP: 0.345, SLG: 0.302 (1.6)										3	0	0	0	0	0	1			
Dennis Bennett, L OBP: 0.186, SLG: 0.196 (1.1)										3	0	0	0	0	1	1			
Inning Stats	R: 1 E: 0 K: 0 S: 5	H: 2 LOB: 1 BB: 0 P: 5	R: 0 E: 0 K: 0 S: 3	H: 0 LOB: 0 BB: 0 P: 3	R: 0 E: 0 K: 1 S: 5	H: 0 LOB: 0 BB: 0 P: 5	R: 0 E: 0 K: 1 S: 5	H: 0 LOB: 0 BB: 0 P: 5	R: 0 E: 0 K: 0 S: 3	H: 0 LOB: 0 BB: 0 P: 3	R: 0 E: 0 K: 1 S: 5	H: 0 LOB: 0 BB: 0 P: 5	R: 0 E: 0 K: 0 S: 4	H: 1 LOB: 1 BB: 0 P: 4	R: 1 E: 0 K: 1 S: 5	H: 1 LOB: 0 BB: 0 P: 5	1B: 3 2B: 0 3B: 0 HR: 1	SF: 0 SAC: 0 DP: 0 HBP: 0	WP: 0 PA: 30 PB: 0 SB: 1 CS: 0
PITCHER Larry Jackson, R ERA: 3.71 (1.1)	IP: 8.0 WLS: L BF: 27 H: 3 R: 1 ER: 1 SO: 3 BB: 0 IBB: 0 HBP: 0 BLK: 0 WP: 0 HR: 0 S: 33 P: 33 ERA: 1.12 WHIP: 0.375																		
Lindy McDaniel, R ERA: 4.14 (9.1)	0.2 L 3 1 1 1 1 0 0 0 0 0 1 5 5 13.50 1.500																		

St. Louis Cardinals @ Philadelphia Phillies
 Connie Mack Stadium, Philadelphia, PA
 Fri Sep 14 1962, 7:05 PM EDT
 Att: 7,262 - Unknown

AB	30
R	2
H	4
RBI	2
BB	0
SO	4
LOB	6



Batter	1	2	3	4	5	6	7	8	9	AB	R	H	RBI	BB	SO	LOB	TOP								
Julian Javier, R (1.4) OBP: 0.318, SLG: 0.364	F9	FC6-4		S		G4-6-3			K	4	0	1	0	1	1	1									
Stan Musial, L (1.7) OBP: 0.420, SLG: 0.509			P6						P5	4	1	0	0	1	0	2									
Charlie James, R (9.9) OBP: 0.306, SLG: 0.400	1B			P6		G4-6-3				0	0	0	0	0	0	0									
Bill White, L (1.9) OBP: 0.361, SLG: 0.488	SF9			E	S					4	1	3	0	0	0	0									
Ken Boyer, R (1.5) OBP: 0.376, SLG: 0.475	SF9		K	1B					K	4	2	2	1	0	2	2									
Fred Whitfield, L (1.3) OBP: 0.310, SLG: 0.497	SF9		1B							2	0	1	2	1	0	0									
Bobby Gene Smith, R (7.9) OBP: 0.259, SLG: 0.299	SF9		FC1-4							0	0	0	0	0	0	0									
Curt Flood, R (1.8) OBP: 0.344, SLG: 0.423	K		FC1-4						L5	4	0	0	1	0	1	4									
Gene Oliver, R (1.2) OBP: 0.350, SLG: 0.435		5-3	F7						5-3	3	0	0	0	1	0	1									
Dal Maxvill, R (1.6) OBP: 0.259, SLG: 0.239		P4		6-3					P6	4	0	0	0	0	0	2									
Ernie Broglio, R (1.1) OBP: 0.147, SLG: 0.121				1-5-3						3	0	1	0	0	0	0									
Don Ferrarese, R (8.1) OBP: 0.400, SLG: 1.000									K	0	0	0	0	0	0	0									
Bob Duliba, R (8.1) OBP: 0.100, SLG: 0.105										1	0	0	0	0	1	0									
Bobby Shantz, R (9.1) OBP: 0.100, SLG: 0.105										0	0	0	0	0	0	0									
Inning Stats	R: 1 E: 0 K: 1 S: 7	H: 2 LOB: 2 BB: 1 P: 11	R: 0 E: 0 K: 0 S: 4	H: 1 LOB: 1 BB: 0 P: 4	R: 2 E: 0 K: 1 S: 8	H: 2 LOB: 1 BB: 0 P: 8	R: 0 E: 0 K: 0 S: 4	H: 1 LOB: 1 BB: 0 P: 4	R: 1 E: 0 K: 0 S: 4	H: 1 LOB: 2 BB: 2 P: 12	R: 0 E: 0 K: 0 S: 2	H: 0 LOB: 0 BB: 1 P: 6	R: 0 E: 0 K: 1 S: 5	H: 1 LOB: 0 BB: 0 P: 5	R: 0 E: 0 K: 0 S: 3	H: 0 LOB: 2 BB: 0 P: 3	R: 0 E: 0 K: 2 S: 7	H: 0 LOB: 0 BB: 7 P: 7	1B: 7 2B: 1 3B: 0 HR: 1	SF: 1 SAC: 0 DP: 2 HBP: 0	WP: 0 PB: 0 SB: 2 CS: 1	PA: 38			
PITCHER	IP	WLS	BF	H	R	ER	SO	BB	IBB	HBP	BLK	WP	HR	S	P	ERA	WHIP								
Jack Hamilton, R (1.1) ERA: 5.16	5.1		28	7	4	3	2	3	1	0	0	0	1	28	44	5.06	1.875								
Bill Smith, L (6.1) ERA: 4.53	0.2		1	0	0	0	0	0	0	0	0	0	0	1	1	0.00	0.000								
Dallas Green, R (7.1) ERA: 3.91	2.0		6	1	0	0	1	0	0	0	0	0	0	8	8	0.00	0.500								
Jack Baldschun, R (9.1) ERA: 2.98	1.0	W	3	0	0	0	2	0	0	0	0	0	0	7	7	0.00	0.000								

St. Louis Cardinals @ Philadelphia Phillies
 Connie Mack Stadium, Philadelphia, PA
 Sat Sep 15 1962, 3:33 AM EDT
 Att. 4,503 - Unknown

AB 33
 R 4
 H 8
 RBI 4
 BB 4
 SO 5
 LOB 12



Batter	1	2	3	4	5	6	7	8	9	AB	R	H	RBI	BB	SO	LOB	BOTTOM								
Tony Taylor, R (1.4) OBP: 0.332, SLG: 0.345	6-3		K							5	1	3	1	0	1	1									
Billy Klaus, L (1.5) OBP: 0.290, SLG: 0.324										3	0	0	0	1	1	2									
Mel Roach, R (9. PH) OBP: 0.229, SLG: 0.233	K		G3							1	0	1	1	0	0	0									
Johnny Callison, L (1.9) OBP: 0.365, SLG: 0.495										3	0	1	0	1	0	3									
Roy Sievers, R (1.3) OBP: 0.338, SLG: 0.458										4	1	2	2	0	2	2									
Ted Savage, R (9.7) OBP: 0.342, SLG: 0.368	K									0	0	0	0	0	0	0									
Wes Covington, L (1.7) OBP: 0.320, SLG: 0.411										3	0	0	0	1	0	3									
Jack Baldschun, R (9.1) ERA: 2.98		4-3		G3-6-3						0	0	0	0	0	0	0									
Don Demeter, R (1.8) OBP: 0.361, SLG: 0.517			K							4	1	1	0	0	1	1									
Clay Dalrymple, L (1.2) OBP: 0.392, SLG: 0.423										4	0	2	0	0	0	0									
Bobby Wine, R (9. PR) OBP: 0.271, SLG: 0.333										0	1	0	0	0	0	0									
Ruben Amaro, R (1.6) OBP: 0.343, SLG: 0.300										2	0	0	1	1	0	1									
Jack Hamilton, R (1.1) OBP: 0.293, SLG: 0.358										0	0	0	0	0	0	0									
Bill Smith, L (6.1) ERA: 4.53										0	0	0	0	0	0	0									
John Herrington, L (9. PH) ERA: 3.3										1	0	0	0	0	1	0									
Dallas Green, L (7.1) OBP: 0.392, SLG: 0.503										0	0	0	0	0	0	0									
Frank Torre, L (9.3) OBP: 0.452, SLG: 0.389										1	0	0	0	0	0	0									
Bob Oldis, R (9. PH) OBP: 0.362, SLG: 0.312										1	1	1	0	0	0	0									
Inning Stats	R: 0 E: 0 K: 2 S: 8	H: 1 LOB: 1 BB: 0 P: 8	R: 0 E: 0 K: 1 S: 5	H: 0 LOB: 0 BB: 0 P: 5	R: 0 E: 0 K: 1 S: 5	H: 0 LOB: 1 BB: 1 P: 9	R: 0 E: 0 K: 1 S: 4	H: 0 LOB: 0 BB: 1 P: 8	R: 0 E: 0 K: 0 S: 3	H: 0 LOB: 0 BB: 0 P: 3	R: 0 E: 0 K: 1 S: 6	H: 1 LOB: 1 BB: 0 P: 6	R: 1 E: 0 K: 0 S: 4	H: 2 LOB: 1 BB: 1 P: 8	R: 1 E: 0 K: 0 S: 5	H: 2 LOB: 2 BB: 1 P: 9	R: 3 E: 0 K: 0 S: 6	H: 5 LOB: 2 BB: 0 P: 6	1B: 8 2B: 0 3B: 2 HR: 1	SF: 1 SAC: 1 DP: 2 HBP: 0	WP: 0 PB: 0 SB: 0 CS: 0	PA: 38			
PITCHER	IP	WLS	BF	H	R	ER	SO	BB	IBB	HBP	BLK	WP	HR	S	P	ERA	WHIP								
Ernie Broglio, R (1.1) ERA: 3.12	7.1		29	5	2	2	6	4	0	0	0	0	1	37	53	2.46	1.227								
Don Ferrarese, L (8.1) ERA: 3.3	0.1		1	0	0	0	0	0	0	0	0	0	0	1	1	0.00	0.000								
Bob Duliba, R (8.1) ERA: 1.59	0.2		5	3	2	2	0	0	0	0	0	0	0	5	5	27.00	4.500								
Bobby Shantz, L (9.1) ERA: 2.13	0.0	L	3	3	1	1	0	0	0	0	0	0	0	3	3	∞	∞								

St. Louis Cardinals @ Philadelphia Phillies
 Connie Mack Stadium, Philadelphia, PA
 Sat Sep 15 1962, 3:33 AM EDT
 Att. 4,503 - Unknown

AB 32
 R 5
 H 11
 RBI 5
 BB 4
 SO 6
 LOB 13



Batter	1	2	3	4	5	6	7	8	9	AB	R	H	RBI	BB	SO	LOB	TOP
Julian Javier, R OBP: 0.316, SLG: 0.362 (1,4)	L6		6-3		FC5-2			5-3		4	0	0	0	0	0	3	St. Louis Cardinals @ Philadelphia Phillies Connie Mack Stadium, Philadelphia, PA Sun Sep 16 1962, 3:33 AM EDT Att: 6,388 - Unknown
Stan Musial, L OBP: 0.417, SLG: 0.504 (1,7) Mike Shannon, R OBP: 0.167, SLG: 0.167 (8,7)	6-3			F8	4-3			P6		4	0	0	0	0	0	3	
Bill White, L OBP: 0.382, SLG: 0.488 (1,9)	E7 1B					F7			4-3	4	0	2	0	0	0	0	
Ken Boyer, R OBP: 0.375, SLG: 0.473 (1,5)	F9			L7		2-3		E9 1B		4	1	1	0	0	0	2	
Fred Whitfield, L OBP: 0.302, SLG: 0.484 (1,3)		F2		L7		P5		K		4	0	0	0	0	1	2	
Curt Flood, R OBP: 0.346, SLG: 0.426 (1,8)		L4			HBP FC5-2 1B		G3-6-1 1B	DJ 1B		4	0	3	1	0	0	0	
Carl Sawatski, L OBP: 0.360, SLG: 0.477 (1,2)			4-3		F8		G3-6-1 1-2	K 1-3		4	0	0	0	0	1	3	
Dal Maxvill, R OBP: 0.282, SLG: 0.242 (1,6) Red Schoendienst, S OBP: 0.351, SLG: 0.381 (7,PH) Julio Gotay, R OBP: 0.319, SLG: 0.303 (7,6)			F8			FC5-2 HBP 1-2 1B	P3			2	0	1	0	0	0	0	
Bob Gibson, R OBP: 0.321, SLG: 0.342 (1,1) Gene Oliver, R OBP: 0.349, SLG: 0.434 (8,PH) Don Ferrarese, R OBP: 0.400, SLG: 1.000 (8,1)			6-3					K		1	0	0	0	0	0	0	
										1	0	0	0	0	1	0	
										0	0	0	0	0	0	0	
Inning Stats	R: 0 E: 1 K: 0 S: 4	H: 1 LOB: 1 BB: 0 P: 4	R: 0 E: 0 K: 0 S: 3	H: 0 LOB: 0 BB: 0 P: 3	R: 0 E: 0 K: 0 S: 3	H: 1 LOB: 1 BB: 0 P: 4	R: 0 E: 0 K: 0 S: 5	H: 2 LOB: 3 BB: 0 P: 6	R: 0 E: 0 K: 1 S: 3	H: 1 LOB: 0 BB: 0 P: 3	R: 0 E: 0 K: 1 S: 5	H: 0 LOB: 0 BB: 0 P: 5	R: 1 E: 1 K: 2 S: 9	H: 2 LOB: 1 BB: 0 P: 9	1B: 7 2B: 0 3B: 0 HR: 0	SF: 0 SAC: 0 DP: 1 HBP: 1	WP: 0 PA: 34 PB: 0 SB: 0 CS: 0
PITCHER Art Mahaffey, R ERA: 3.66 (1,1)	IP: 9.0 WLS: W BF: 34 H: 7 R: 1 ER: 0 SO: 3 BB: 0 IBB: 0 HBP: 1 BLK: 0 WP: 0 HR: 0 S: 39 P: 40 ERA: 0.00 WHIP: 0.778																

Batter	1	2	3	4	5	6	7	8	9	AB	R	H	RBI	BB	SO	LOB	BOTTOM		
Tony Taylor, R OBP: 0.333, SLG: 0.345 (1,4)	WP 2B 1B							4-3		3	1	1	0	0	1	2	St. Louis Cardinals @ Philadelphia Phillies Connie Mack Stadium, Philadelphia, PA Sun Sep 16 1962, 3:33 AM EDT Att: 6,388 - Unknown		
Billy Klaus, L OBP: 0.295, SLG: 0.323 (1,5) Roy Sievers, R OBP: 0.339, SLG: 0.458 (8,PH)	B3					1B BB		HR BB		1	0	0	0	2	0	1			
Johnny Callison, L OBP: 0.364, SLG: 0.498 (1,9)	6-3		P4			K		HR		4	1	1	2	0	1	4			
Wes Covington, L OBP: 0.323, SLG: 0.418 (1,7) Ted Savage, R OBP: 0.344, SLG: 0.370 (6,PR)			G1-6-3					1B		3	0	2	1	0	0	2			
Clay Dalrymple, L OBP: 0.388, SLG: 0.418 (1,2)	F8			4-3		F7		F9		4	0	0	0	0	0	3			
Don Demeter, R OBP: 0.391, SLG: 0.515 (1,8)		F3				K		K		4	0	1	0	0	2	2			
Frank Torre, L OBP: 0.407, SLG: 0.387 (1,3) Ruben Amaro, R OBP: 0.343, SLG: 0.300 (7,PR)					G4-6-3			SH1-3 BB		1	0	0	0	2	0	1			
Bobby Wine, R OBP: 0.272, SLG: 0.334 (1,6)							6-3	SH1-3		2	0	1	0	0	0	0			
Art Mahaffey, R OBP: 0.165, SLG: 0.218 (1,1)			G5-4-3					K		3	0	0	0	0	2	4			
Inning Stats	R: 1 E: 0 K: 0 S: 5	H: 2 LOB: 1 BB: 0 P: 5	R: 0 E: 0 K: 0 S: 3	H: 1 LOB: 1 BB: 1 P: 7	R: 0 E: 0 K: 0 S: 2	H: 0 LOB: 1 BB: 1 P: 7	R: 0 E: 0 K: 0 S: 3	H: 1 LOB: 0 BB: 0 P: 3	R: 0 E: 0 K: 2 S: 7	H: 0 LOB: 0 BB: 0 P: 7	R: 0 E: 0 K: 2 S: 8	H: 1 LOB: 2 BB: 1 P: 12	R: 0 E: 0 K: 1 S: 5	H: 0 LOB: 2 BB: 1 P: 9	R: 2 E: 0 K: 1 S: 6	H: 2 LOB: 0 BB: 1 P: 10	1B: 5 2B: 1 3B: 0 HR: 1	SF: 0 SAC: 1 DP: 3 HBP: 1	WP: 1 PA: 33 PB: 0 SB: 0 CS: 0
PITCHER Bob Gibson, R ERA: 2.85 (1,1) Don Ferrarese, L ERA: 3.55 (8,1)	IP: 7.0 WLS: L BF: 28 H: 5 R: 1 ER: 1 SO: 5 BB: 4 IBB: 1 HBP: 1 BLK: 0 WP: 0 HR: 0 S: 33 P: 50 ERA: 1.29 WHIP: 1.286																		

Batter	1	2	3	4	5	6	7	8	9	AB	R	H	RBI	BB	SO	LOB	TOP					
Julian Javier, R OBP: 0.321, SLG: 0.365										3	0	3	0	1	0	0	St. Louis Cardinals @ Chicago Cubs Wrigley Field, Chicago, IL Mon Sep 17 1962, 3:33 AM CDT Att: 1,603 - Unknown					
Curt Flood, R OBP: 0.344, SLG: 0.423										4	1	0	0	0	3							
Bill White, L OBP: 0.361, SLG: 0.486										3	1	0	0	0	1							
Ken Boyer, R OBP: 0.376, SLG: 0.479										4	1	2	3	0	1							
Charlie James, R OBP: 0.305, SLG: 0.398										4	0	1	0	0	1							
Gene Oliver, R OBP: 0.351, SLG: 0.438										4	0	2	0	0	1							
Mike Shannon, R OBP: 0.100, SLG: 0.100										4	0	0	0	0	1							
Julio Gotay, R OBP: 0.318, SLG: 0.311										4	1	1	1	0	2							
Ray Washburn, R OBP: 0.224, SLG: 0.208										3	0	0	0	0	1							
Lindy McDaniel, R OBP: 0.174, SLG: 0.095										0	0	0	0	0	0							
Curt Simmons, L OBP: 0.253, SLG: 0.214										0	0	0	0	0	0							
Red Schoendienst, S OBP: 0.349, SLG: 0.379										1	0	0	0	0	1							
Inning Stats	R: 3 E: 0 K: 1 S: 8	H: 3 LOB: 1 BB: 0 P: 9	R: 0 E: 0 K: 0 S: 2	H: 0 LOB: 0 BB: 1 P: 6	R: 0 E: 0 K: 2 S: 8	H: 1 LOB: 1 BB: 0 P: 8	R: 0 E: 0 K: 0 S: 3	H: 1 LOB: 0 BB: 0 P: 3	R: 0 E: 0 K: 1 S: 6	H: 0 LOB: 1 BB: 0 P: 6	R: 0 E: 0 K: 1 S: 5	H: 0 LOB: 0 BB: 0 P: 5	R: 1 E: 0 K: 1 S: 7	H: 2 LOB: 1 BB: 0 P: 7	R: 0 E: 0 K: 0 S: 3	H: 0 LOB: 0 BB: 0 P: 3	R: 0 E: 0 K: 0 S: 4	H: 1 LOB: 1 BB: 0 P: 4	1B: 6 2B: 1 3B: 0 HR: 2	SF: 0 SAC: 0 DP: 1 HBP: 1	WP: 0 PB: 0 SB: 0 CS: 1	PA: 37
PITCHER Dick Ellsworth, L ERA: 5.19	IP: 9.0 WLS: W BF: 36 H: 9 R: 4 ER: 4 SO: 6 BB: 1 IBB: 0 HBP: 1 BLK: 0 WP: 0 HR: 2 S: 46 P: 51 ERA: 4.00 WHIP: 1.111															PITCHER						

AB 34
R 4
H 9
RBI 4
BB 1
SO 6
LOB 12



Batter	1	2	3	4	5	6	7	8	9	AB	R	H	RBI	BB	SO	LOB	BOTTOM			
Billy Ott, S OBP: 0.200, SLG: 0.316										4	2	1	1	1	1	3	St. Louis Cardinals @ Chicago Cubs Wrigley Field, Chicago, IL Mon Sep 17 1962, 3:33 AM CDT Att: 1,603 - Unknown			
Ken Hubbs, R OBP: 0.301, SLG: 0.351										5	2	4	0	0	1					
Danny Murphy, L OBP: 0.071, SLG: 0.143										5	2	1	1	0	2					
14 Ernie Banks, R OBP: 0.311, SLG: 0.515										4	1	1	3	1	2					
Nelson Mathews, R OBP: 0.231, SLG: 0.462										4	0	0	0	0	3					
Ron Santo, R OBP: 0.302, SLG: 0.364										4	0	1	2	0	1					
Andre Rodgers, R OBP: 0.343, SLG: 0.384										3	1	1	0	1	2					
Moe Thacker, R OBP: 0.296, SLG: 0.253										3	0	1	0	1	2					
Dick Ellsworth, L OBP: 0.284, SLG: 0.133										3	0	1	1	1	2					
Inning Stats	R: 0 E: 0 K: 2 S: 8	H: 1 LOB: 0 BB: 0 P: 8	R: 0 E: 0 K: 1 S: 6	H: 1 LOB: 0 BB: 0 P: 6	R: 3 E: 0 K: 1 S: 8	H: 3 LOB: 2 BB: 2 P: 16	R: 0 E: 0 K: 1 S: 5	H: 0 LOB: 0 BB: 1 P: 9	R: 0 E: 0 K: 1 S: 5	H: 0 LOB: 1 BB: 0 P: 5	R: 0 E: 0 K: 2 S: 7	H: 0 LOB: 1 BB: 1 P: 11	R: 5 E: 1 K: 0 S: 9	H: 5 LOB: 2 BB: 1 P: 13	R: 0 E: 0 K: 1 S: 5	H: 1 LOB: 0 BB: 0 P: 5		1B: 8 2B: 1 3B: 0 HR: 2	SF: 0 SAC: 0 DP: 0 HBP: 0	WP: 0 PB: 0 SB: 0 CS: 1
PITCHER Ray Washburn, R ERA: 3.93	IP: 6.0 WLS: L BF: 31 H: 8 R: 7 ER: 6 SO: 8 BB: 4 IBB: 0 HBP: 0 BLK: 0 WP: 0 HR: 2 S: 43 P: 59 ERA: 9.00 WHIP: 2.000															PITCHER				
Lindy McDaniel, R ERA: 4.11	0.2	5	2	1	0	0	1	0	0	0	0	4	8	0.00	4.500					
Curt Simmons, L ERA: 3.9	1.1	4	1	0	0	1	0	0	0	0	0	6	6	0.00	0.750					

AB 35
R 8
H 11
RBI 8
BB 5
SO 9
LOB 16



Batter	1	2	3	4	5	6	7	8	9	AB	R	H	RBI	BB	SO	LOB	TOP				
Julian Javier, R (1.4) OBP: 0.320, SLG: 0.364	0-0 4-3		0-0 5-3			0-0 L4		0-0 FC6 1B	4 0 1 0 0 0 0								St. Louis Cardinals @ Chicago Cubs Wrigley Field, Chicago, IL Tue Sep 18 1962, 3:33 AM CDT Att: 2,004 - Unknown				
Curt Flood, R (1.8) OBP: 0.342, SLG: 0.420	0-0 5-3			0-0 6-3		0-0 6-3		0-0 FC6 HR	4 1 0 0 0 0 1												
Stan Musial, L (1.7) OBP: 0.415, SLG: 0.509	0-0 F8			0-0 3-1			0-0 F2	0-0 HR	4 1 1 2 0 0 0												
Bill White, L (1.3) OBP: 0.380, SLG: 0.484		0-0 F8		0-0 F6			0-0 4-3	0-0 1B	4 0 1 0 0 0 0												
Ken Boyer, R (1.5) OBP: 0.373, SLG: 0.475		0-0 F8			0-3 K		0-0 5-3	0-0 P6	4 0 0 0 0 1 1												
Carl Sawatski, L (1.2) OBP: 0.359, SLG: 0.488		0-0 HR			0-0 F5			0-0 G3	3 1 1 1 0 0 0												
Jimmie Schaffer, R (8.2) OBP: 0.301, SLG: 0.303									0 0 0 0 0 0 0												
Gary Kolb, L (1.9) OBP: 0.667, SLG: 0.667		0-0 G3			0-0 FC6-4 1B			0-0 G5-4-3 1B	3 0 2 0 0 0 0												
Julio Gotay, R (1.6) OBP: 0.316, SLG: 0.309			0-3 K		0-0 FC6-4			0-0 G5-4-3	3 0 0 0 0 1 2												
Harvey Branch, R (1.1) Red Schoendienst, S (6, PH) Bob Duliba, R (6, 1) Fred Whitfield, L (9, PH) OBP: 0.301, SLG: 0.481			0-3 K			0-0 F6		0-0 4-3	1 0 0 0 0 1 0 1 0 0 0 0 0 0 0 0 0 0 0 0 0 1 0 0 0 0 0 0												
Inning Stats	R: 0 E: 0 K: 0 S: 3	H: 0 LOB: 0 BB: 0 P: 3	R: 1 E: 0 K: 0 S: 4	H: 1 LOB: 0 BB: 0 P: 4	R: 0 E: 0 K: 2 S: 7	H: 0 LOB: 0 BB: 0 P: 7	R: 0 E: 0 K: 0 S: 3	H: 0 LOB: 0 BB: 0 P: 3	R: 0 E: 0 K: 1 S: 6	H: 1 LOB: 1 BB: 0 P: 6	R: 0 E: 0 K: 0 S: 3	H: 0 LOB: 0 BB: 0 P: 3	R: 0 E: 0 K: 0 S: 3	H: 1 LOB: 0 BB: 0 P: 3	R: 2 E: 0 K: 0 S: 6	H: 3 LOB: 1 BB: 0 P: 6	1B: 4 2B: 0 3B: 0 HR: 2	SF: 0 SAC: 0 DP: 1 HBP: 0	WP: 0 PB: 0 SB: 0 CS: 0	PA: 32	
PITCHER	IP WLS BF H R ER SO BB IBB HBP BLK WP HR S P ERA WHIP	8.2 W 31 6 3 3 3 0 0 0 0 0 2 37 37 3.12 0.692	0.1 S 1 0 0 0 0 0 0 0 0 0 0 1 1 0.00 0.000																		

AB	32
R	3
H	6
RBI	3
BB	0
SO	3
LOB	4




Batter	1	2	3	4	5	6	7	8	9	AB	R	H	RBI	BB	SO	LOB	BOTTOM			
Billy Ott, S (1.9) OBP: 0.250, SLG: 0.318	0-0 6-3		0-0 3-1	0-0 1B			4-0 PB 1B BB		3 0 1 0 1 0 0								St. Louis Cardinals @ Chicago Cubs Wrigley Field, Chicago, IL Tue Sep 18 1962, 3:33 AM CDT Att: 2,004 - Unknown			
Don Landrum, L (7, FR) OBP: 0.374, SLG: 0.333									0 1 0 0 0 0 0											
Ken Hubbs, R (1.4) OBP: 0.301, SLG: 0.349	0-3 K		4-0 14 BB 1B BB	0-3 K			0-0 6-3	1-2	3 1 0 0 1 2 2											
Danny Murphy, L (1.7) OBP: 0.278, SLG: 0.412	4-0 BB		0-0 14 BB 1B BB		0-0 14 6-3 3B		0-0 14 1B 2-H	0-0 1B	3 1 3 1 1 0 0											
14 Ernie Banks, R (1.3) OBP: 0.313, SLG: 0.514	0-0 P4		4-0 1-2 2-3 BB		0-0 6-3		0-0 G4-6-3 1B	1-3	3 0 1 1 1 0 1											
Nelson Mathews, R (1.8) OBP: 0.176, SLG: 0.353		0-0 F8	0-0 P4		0-0 F8		0-0 G4-6-3	1-2	4 0 0 0 0 0 5											
Ron Santo, R (1.5) OBP: 0.303, SLG: 0.369		0-0 HR	4-0 1-2 2-3 3-H BB		0-0 1-3			0-3 K	3 1 1 2 1 1 0											
Andre Rodgers, R (1.6) OBP: 0.342, SLG: 0.382		0-0 1B				0-0 6-3		0-0 5-3	4 0 1 0 0 0 3											
Moe Thacker, R (1.2) OBP: 0.295, SLG: 0.245		0-0 F8		4-0 G6-3 BB		0-3 K		0-0 F9	3 0 0 0 1 1 1											
Paul Toth, R (1.1) Barney Schultz, R (9, 1) OBP: 0.455, SLG: 0.400		0-0 4-3		0-0 G6-3		0-0 1-3			3 0 0 0 0 0 2											
Inning Stats	R: 0 E: 0 K: 1 S: 5	H: 0 LOB: 1 BB: 1 P: 9	R: 1 E: 0 K: 0 S: 5	H: 2 LOB: 1 BB: 0 P: 5	R: 1 E: 0 K: 0 S: 4	H: 1 LOB: 3 BB: 3 P: 16	R: 0 E: 0 K: 1 S: 5	H: 1 LOB: 1 BB: 1 P: 9	R: 1 E: 0 K: 0 S: 4	H: 1 LOB: 0 BB: 0 P: 4	R: 0 E: 0 K: 1 S: 5	H: 0 LOB: 0 BB: 0 P: 5	R: 1 E: 0 K: 0 S: 4	H: 2 LOB: 2 BB: 1 P: 8	R: 0 E: 0 K: 1 S: 5	H: 0 LOB: 0 BB: 0 P: 5	1B: 5 2B: 0 3B: 1 HR: 1	SF: 0 SAC: 0 DP: 2 HBP: 0	WP: 0 PB: 1 SB: 0 CS: 0	PA: 35
PITCHER	IP WLS BF H R ER SO BB IBB HBP BLK WP HR S P ERA WHIP	5.0 L 24 5 3 3 2 5 0 0 0 0 1 23 43 5.40 2.000	3.0 11 2 1 1 2 1 0 0 0 0 0 0 14 18 3.00 1.000																	


AB	29
R	4
H	7
RBI	4
BB	6
SO	4
LOB	14



Batter	1	2	3	4	5	6	7	8	9	AB	R	H	RBI	BB	SO	LOB	TOP					
Harvey Kuenn, R OBP: 0.378, SLG: 0.449	(1,5) 0-3 K	(1,5) 0-0 1B			(1,5) 0-0 5-3		(1,5) 0-0 6-3		(1,5) 0-0 FC1-6	5	0	1	1	0	1	1	San Francisco Giants @ St. Louis Cardinals Sportsman's Park, St. Louis, MO Thu Sep 20 1962, 8:05 PM EDT Att: 6,497 - Unknown					
Chuck Hiller, L OBP: 0.332, SLG: 0.329	(1,4) 0-0 F4	(1,4) 0-0 F8			(1,4) 0-0 F8		(1,4) 0-0 F5		(1,4) 0-0 CS	4	0	0	0	0	2							
Felipe Alou, R OBP: 0.354, SLG: 0.521	(1,7) 0-0 1B		(1,7) 0-0 F8		(1,7) 4-0 CS		(1,7) 0-0 F5			3	0	1	0	1	0							
Willie McCovey, L OBP: 0.368, SLG: 0.590	(1,9) 4-0 1B				(1,9) 0-0 CS				(1,9) 0-3 K	2	1	1	0	2	1	0						
Jim Davenport, R OBP: 0.355, SLG: 0.461	(8,5) 1-2 BB				(8,5) 1-2 SH				(8,5) 1-2 BB	0	0	0	0	0	0	0						
Willie Mays, R OBP: 0.375, SLG: 0.608	(1,8) 0-0 F9		(1,8) 0-0 F9		(1,8) 1-2 SH				(1,8) E S	4	1	2	0	0	0	3						
Orlando Cepeda, R OBP: 0.347, SLG: 0.516		(1,3) 0-0 F3	(1,3) 0-0 6-3		(1,3) 0-0 SH				(1,3) 0-3 K	3	1	0	0	0	1	2						
Tom Haller, L OBP: 0.378, SLG: 0.498		(1,2) 4-0 1B		(1,2) 0-0 L1		(1,2) 0-0 SF8			(1,2) 0-3 K	2	1	0	1	1	1	1						
Jose Pagan, R OBP: 0.312, SLG: 0.356	(1,6) 0-3 K			(1,6) 0-0 F8		(1,6) 0-0 B1-6-4			(1,6) 0-0 6-3	4	0	1	0	0	1	1						
Jack Sanford, R OBP: 0.200, SLG: 0.202				(1,1) 0-0 F9		(1,1) 0-0 B1-6-4			(1,1) 4-0 FC1-6	3	0	1	0	0	0	1						
Billy Pierce, L OBP: 0.288, SLG: 0.245	(7,1) 0-0 1B									0	0	0	0	0	0	0						
Bobby Bolin, R OBP: 0.292, SLG: 0.348	(8,1) 1-3 1B									0	0	0	0	0	0	0						
Richard LeMay, L OBP: 0.208, SLG: 0.292	(9,1) 1-3 1B									0	0	0	0	1	0	0						
Don Larsen, R OBP: 0.208, SLG: 0.292	(9,1) 1-3 1B									0	0	0	0	0	0	0						
Inning Stats	R: 0 E: 0 K: 1 S: 6	H: 1 LOB: 2 BB: 1 P: 10	R: 1 E: 0 K: 1 S: 7	H: 2 LOB: 2 BB: 1 P: 11	R: 0 E: 0 K: 0 S: 4	H: 1 LOB: 1 BB: 0 P: 4	R: 0 E: 0 K: 0 S: 3	H: 0 LOB: 0 BB: 0 P: 3	R: 0 E: 0 K: 0 S: 2	H: 0 LOB: 0 BB: 1 P: 6	R: 3 E: 1 K: 0 S: 5	H: 2 LOB: 0 BB: 1 P: 9	R: 0 E: 0 K: 0 S: 3	H: 0 LOB: 1 BB: 0 P: 3	R: 0 E: 0 K: 3 S: 10	H: 1 LOB: 1 BB: 0 P: 10	R: 0 E: 0 K: 0 S: 2	H: 0 LOB: 0 BB: 1 P: 6	1B: 7 2B: 0 3B: 0 HR: 0	SF: 1 SAC: 1 DP: 1 HBP: 0	WP: 0 PB: 0 SB: 1 CS: 2	PA: 39
PITCHER	IP WLS BF H R ER SO BB IBB HBP BLK WP HR S P ERA WHIP																					
Ernie Broglio, R ERA: 3.1	(1,1) 7.0 30 6 4 2 2 4 0 0 0 0 0 0 30 46 2.57 1.429																					
Lindy McDaniel, R ERA: 4.09	(8,1) 1.0 4 1 0 0 3 0 0 0 0 0 0 0 10 10 0.00 1.000																					
Bob Duliba, R ERA: 1.66	(9,1) 1.0 W 3 0 0 0 0 1 0 0 0 0 0 0 2 6 0.00 1.000																					

Batter	1	2	3	4	5	6	7	8	9	AB	R	H	RBI	BB	SO	LOB	BOTTOM					
Julian Javier, R OBP: 0.320, SLG: 0.365	(1,4) 0-0 F8		(1,4) 0-0 HBP		(1,4) 0-0 1-3		(1,4) 0-0 F3	(1,4) 0-0 5-3		5	0	1	0	0	0	3	San Francisco Giants @ St. Louis Cardinals Sportsman's Park, St. Louis, MO Thu Sep 20 1962, 8:05 PM EDT Att: 6,497 - Unknown					
Curt Flood, R OBP: 0.345, SLG: 0.420	(1,8) 0-0 5-3		(1,8) 1-0 1B		(1,8) 4-0 E		(1,8) 4-0 E BB		(1,8) 0-0 1B	2	1	1	0	2	0	0						
Stan Musial, L OBP: 0.414, SLG: 0.504	(1,7) 4-0 1B		(1,7) 0-0 SF9		(1,7) 0-0 G3		(1,7) 4-0 E		(1,7) 0-0 BLK	2	0	1	2	2	0	1						
Mike Shannon, R OBP: 0.100, SLG: 0.100	(9, PR) 0-0 BB		(9, PR) 0-0 SF9		(9, PR) 0-0 G3		(9, PR) 4-0 E		(9, PR) 0-0 BLK	0	1	0	0	0	0	0						
Bill White, L OBP: 0.380, SLG: 0.481	(1,3) 0-0 G3		(1,3) 0-0 6-3		(1,3) 0-0 4-3		(1,3) 0-0 F6		(1,3) 4-0 1B	4	0	0	0	1	0	6						
Ken Boyer, R OBP: 0.376, SLG: 0.482	(1,5) 0-0 6-3		(1,5) 0-3 K		(1,5) 0-0 4-3		(1,5) 0-0 E4		(1,5) 0-0 1B	5	0	2	1	0	1	2						
Gene Oliver, R OBP: 0.347, SLG: 0.429	(1,2) 0-3 K		(1,2) 0-0 F7		(1,2) 0-0 F9		(1,2) 0-0 F8		(1,2) 3-0 0 0 0 1 1	3	0	0	0	0	1	1						
Fred Whitfield, L OBP: 0.299, SLG: 0.477	(7, PH) 0-0 K		(7, PH) 0-0 F7		(7, PH) 0-0 F9		(7, PH) 0-0 F8		(7, PH) 1-0 0 0 0 0 3	1	0	0	0	0	0	3						
Jimmie Schaffer, R OBP: 0.301, SLG: 0.393	(8,2) 0-0 K		(8,2) 0-0 F7		(8,2) 0-0 F9		(8,2) 0-0 F8		(8,2) 0 0 0 0 0 0 0	0	0	0	0	0	0	0						
Gary Kolb, L OBP: 0.571, SLG: 0.500	(1,9) 0-3 K		(1,9) 0-0 1B		(1,9) 0-0 4-3		(1,9) 4-0 F8		(1,9) SH1-4	3	0	1	0	1	1	1						
Julio Gotay, R OBP: 0.317, SLG: 0.310	(1,6) 0-0 F4		(1,6) 0-0 5-3		(1,6) 0-0 5-3		(1,6) 0-0 BB		(1,6) SH1-4	3	1	1	0	0	0	1						
Ernie Broglio, R OBP: 0.143, SLG: 0.115	(1,1) 0-0 E4		(1,1) 0-0 HBP		(1,1) 0-3 K		(1,1) 4-0 BB		(1,1) 0-0 F8	2	1	0	0	0	1	0						
Red Schoendienst, S OBP: 0.249, SLG: 0.377	(7, PH) 0-0 1B		(7, PH) 0-0 SF9		(7, PH) 0-0 K		(7, PH) 4-0 E		(7, PH) 0-0 F8	0	1	0	0	1	0	0						
Lindy McDaniel, R ERA: 3.12	(8,1) 0-0 BB		(8,1) 0-0 SF9		(8,1) 0-0 K		(8,1) 4-0 BB		(8,1) 0-0 F8	0	0	0	0	0	0	0						
Carl Sawatsky, R OBP: 0.295, SLG: 0.408	(8, PH) 0-0 HBP		(8, PH) 0-0 SF9		(8, PH) 0-0 K		(8, PH) 4-0 BB		(8, PH) 0-0 F8	1	0	0	0	0	0	1						
Charlie James, R OBP: 0.254, SLG: 0.334	(9,1) 0-0 SF9		(9,1) 0-0 SF9		(9,1) 0-0 K		(9,1) 4-0 BB		(9,1) 2-3	0	0	0	0	0	0	0						
Bob Duliba, R ERA: 1.66	(9,1) 0-0 SF9		(9,1) 0-0 SF9		(9,1) 0-0 K		(9,1) 4-0 BB		(9,1) 2-3	0	0	0	0	0	0	0						
Inning Stats	R: 0 E: 0 K: 0 S: 3	H: 0 LOB: 0 BB: 1 P: 7	R: 0 E: 0 K: 2 S: 7	H: 0 LOB: 0 BB: 0 P: 7	R: 1 E: 1 K: 0 S: 5	H: 1 LOB: 2 BB: 0 P: 6	R: 0 E: 0 K: 1 S: 6	H: 1 LOB: 1 BB: 0 P: 6	R: 0 E: 1 K: 1 S: 5	H: 0 LOB: 1 BB: 1 P: 9	R: 0 E: 0 K: 0 S: 4	H: 1 LOB: 1 BB: 0 P: 4	R: 2 E: 1 K: 0 S: 5	H: 1 LOB: 3 BB: 3 P: 17	R: 0 E: 0 K: 0 S: 3	H: 0 LOB: 1 BB: 1 P: 7	R: 2 E: 0 K: 0 S: 3	H: 3 LOB: 2 BB: 1 P: 7	1B: 7 2B: 0 3B: 0 HR: 0	SF: 1 SAC: 1 DP: 0 HBP: 1	WP: 0 PB: 0 SB: 0 CS: 0	PA: 41
PITCHER	IP WLS BF H R ER SO BB IBB HBP BLK WP HR S P ERA WHIP																					
Jack Sanford, R ERA: 3.41	(1,1) 6.1 29 4 3 1 4 4 0 1 0 0 0 0 32 49 1.42 1.263																					
Billy Pierce, L ERA: 3.12	(7,1) 0.1 2 0 0 0 0 1 0 0 0 0 0 0 1 5 0.00 3.000																					
Bobby Bolin, R ERA: 3.57	(7,1) 0.2 4 0 0 0 0 1 0 0 0 0 0 0 3 7 0.00 1.500																					
Richard LeMay, L ERA: 7.71	(8,1) 0.2 L 4 2 2 2 0 0 0 0 0 0 0 0 4 4 27.00 3.000																					
Don Larsen, R ERA: 4.52	(9,1) 0.0 2 1 0 0 0 0 1 0 1 0 0 1 5 ∞ ∞																					

Batter	1	2	3	4	5	6	7	8	9	AB	R	H	RBI	BB	SO	LOB	TOP					
Julian Javier, R (1,4) OBP: 0.324, SLG: 0.367	F9		F9			F6		F9		4	0	0	0	0	0	3	St. Louis Cardinals @ San Francisco Giants Candlestick Park, San Francisco, CA Tue Sep 25 1962, 10:05 PM EDT Att: 10,965 - Unknown AB 30 R 2 H 7 RBI 1 BB 1 SO 2 LOB 7 					
Curt Flood, R (1,8) OBP: 0.349, SLG: 0.421	CS 1B			F4		F5			5-3	4	0	1	0	0	0							
Stan Musial, L (1,7) OBP: 0.414, SLG: 0.502	F6			F3			F6		F4	4	0	0	0	0	1							
Bill White, L (1,3) OBP: 0.385, SLG: 0.488	CS 1-2	F9		6-3					HR	4	1	2	1	0	0							
Ken Boyer, R (1,5) OBP: 0.376, SLG: 0.479										3	1	1	0	0	1							
Julio Gotay, R (8,5) OBP: 0.316, SLG: 0.309						1B G6-4-3 1B			4-3	1	0	0	0	0	0							
Gary Kolb, L (1,9) OBP: 0.400, SLG: 0.357										3	0	1	0	0	1							
Gene Oliver, R (1,2) OBP: 0.344, SLG: 0.424										3	0	0	0	0	1							
Dal Maxvill, R (1,6) OBP: 0.288, SLG: 0.272										2	0	1	0	1	0							
Ernie Broglio, R (1,1) OBP: 0.141, SLG: 0.116										1	0	0	0	0	0							
Fred Whitfield, L (8, PH) OBP: 0.301, SLG: 0.478										1	0	1	0	0	0							
Mike Shannon, R (8, PR) OBP: 0.154, SLG: 0.083										0	0	0	0	0	0							
Lindy McDaniel, R (8,1) OBP: 0.174, SLG: 0.095										0	0	0	0	0	0							
Inning Stats	R: 0 E: 0 K: 0 S: 3	H: 1 LOB: 0 BB: 0 P: 3	R: 0 E: 0 K: 0 S: 3	H: 0 LOB: 0 BB: 0 P: 3	R: 0 E: 0 K: 0 S: 3	H: 0 LOB: 1 BB: 1 P: 7	R: 0 E: 0 K: 0 S: 3	H: 0 LOB: 0 BB: 0 P: 3	R: 1 E: 0 K: 0 S: 4	H: 2 LOB: 0 BB: 0 P: 4	R: 0 E: 0 K: 0 S: 3	H: 0 LOB: 0 BB: 0 P: 3	R: 0 E: 0 K: 2 S: 8	H: 1 LOB: 1 BB: 0 P: 8	R: 0 E: 0 K: 0 S: 4	H: 2 LOB: 2 BB: 0 P: 4	R: 1 E: 0 K: 0 S: 4	H: 1 LOB: 0 BB: 0 P: 4	1B: 6 2B: 0 3B: 0 HR: 1	SF: 0 SAC: 1 DP: 1 HBP: 0	WP: 0 PB: 0 SB: 0 CS: 1	PA: 33
PITCHER Jack Sanford, R (1,1) ERA: 3.36	IP: 9.0 WLS: W BF: 32 H: 7 R: 2 ER: 2 SO: 2 BB: 1 IBB: 0 HBP: 0 BLK: 0 WP: 0 HR: 1 S: 35 P: 39 ERA: 2.00 WHIP: 0.889																					

Batter	1	2	3	4	5	6	7	8	9	AB	R	H	RBI	BB	SO	LOB	BOTTOM	
Harvey Kuenn, R (1,5) OBP: 0.374, SLG: 0.447	F8									4	0	1	1	0	0		St. Louis Cardinals @ San Francisco Giants Candlestick Park, San Francisco, CA Tue Sep 25 1962, 10:05 PM EDT Att: 10,965 - Unknown AB 29 R 4 H 9 RBI 4 BB 4 SO 2 LOB 14 	
Jim Davenport, R (8,5) OBP: 0.356, SLG: 0.459						5-3				0	0	0	0	0	0			
Chuck Hiller, L (1,4) OBP: 0.336, SLG: 0.331	F4									3	1	1	0	1	0			
Matty Alou, L (1,9) OBP: 0.337, SLG: 0.352	1-3									4	2	2	0	0	1			
Willie Mays, R (1,8) OBP: 0.382, SLG: 0.616										3	0	2	1	1	0			
Willie McCovey, L (1,7) OBP: 0.363, SLG: 0.588										4	0	0	0	0	1			
Felipe Alou, R (9,9) OBP: 0.354, SLG: 0.517										0	0	0	0	0	0			
Orlando Cepeda, R (1,3) OBP: 0.348, SLG: 0.513										3	0	1	1	1	0			
Tom Haller, L (1,2) OBP: 0.382, SLG: 0.502										3	1	2	1	1	0			
Jose Pagan, R (1,6) OBP: 0.308, SLG: 0.353										2	0	0	0	0	2			
Jack Sanford, R (1,1) OBP: 0.194, SLG: 0.196										3	0	0	0	0	1			
Inning Stats	R: 0 E: 0 K: 0 S: 3	H: 0 LOB: 0 BB: 0 P: 3	R: 0 E: 0 K: 1 S: 5	H: 0 LOB: 0 BB: 0 P: 5	R: 0 E: 0 K: 0 S: 3	H: 1 LOB: 0 BB: 0 P: 3	R: 0 E: 0 K: 0 S: 3	H: 0 LOB: 2 BB: 2 P: 11	R: 0 E: 0 K: 0 S: 6	H: 4 LOB: 0 BB: 0 P: 6	R: 1 E: 0 K: 1 S: 7	H: 2 LOB: 1 BB: 0 P: 7	R: 1 E: 0 K: 0 S: 4	H: 2 LOB: 1 BB: 1 P: 8	1B: 8 2B: 3 3B: 0 HR: 0	SF: 0 SAC: 1 DP: 2 HBP: 0	WP: 1 PB: 0 SB: 0 CS: 0	PA: 34
PITCHER Ernie Broglio, R (1,1) ERA: 3.12 Lindy McDaniel, R (8,1) ERA: 4.12	IP: 7.0 WLS: L BF: 29 H: 7 R: 3 ER: 3 SO: 3 BB: 3 IBB: 0 HBP: 0 BLK: 0 WP: 1 HR: 0 S: 30 P: 42 ERA: 3.86 WHIP: 1.429																	

Batter	1	2	3	4	5	6	7	8	9	AB	R	H	RBI	BB	SO	LOB	TOP		
Julian Javier, R (1,4) OBP: 0.322, SLG: 0.364	F3		F7			F8		F5		4	0	0	0	0	0	1	St. Louis Cardinals @ San Francisco Giants Candlestick Park, San Francisco, CA Wed Sep 26 1962, 6:33 AM EDT Att: 6,247 - Unknown		
Curt Flood, R (1,8) OBP: 0.348, SLG: 0.419	5-3			E5		F4		BB		3	0	0	0	1	0				
Charlie James, R (1,9) Fred Whitfield, L (8, PH) Gary Kolb, L (8,9) OBP: 0.301, SLG: 0.396 OBP: 0.299, SLG: 0.475 OBP: 0.400, SLG: 0.357	6-3			FC6-4			4-3	G3		3	0	0	0	0	0	1			
Ken Boyer, R (1,5) OBP: 0.376, SLG: 0.477		F9		G1-6-3			K		4	0	1	0	0	1	0				
Bill White, L (1,3) OBP: 0.386, SLG: 0.487				G1-6-3			F9		3	0	1	0	1	0	2				
Gene Oliver, R (1,2) OBP: 0.340, SLG: 0.419		G5-4-3				F3		5-3	F4	4	0	0	0	0	2				
Mike Shannon, R (1,7) Carl Sawatski, L (8, PH) OBP: 0.188, SLG: 0.133 OBP: 0.351, SLG: 0.477			5-3			4-3		BB	K	3	1	1	0	0	0	0			
Dal Maxvill, R (1,6) OBP: 0.294, SLG: 0.274				SH5-4		5-3		HR		2	1	1	0	1	0	0			
Curt Simmons, L (1,1) Stan Musial, L (8, PH) Bob Duliba, R (8,1) OBP: 0.245, SLG: 0.191 OBP: 0.415, SLG: 0.511			SH5-4			6-3		HR		1	0	0	0	0	0	0			
								HR		1	1	1	3	0	0	0			
										0	0	0	0	0	0	0			
Inning Stats	R: 0 E: 0 K: 0 S: 3	H: 0 LOB: 0 BB: 0 P: 3	R: 0 E: 0 K: 0 S: 3	H: 1 LOB: 0 BB: 0 P: 3	R: 0 E: 0 K: 0 S: 4	H: 1 LOB: 1 BB: 0 P: 4	R: 0 E: 1 K: 0 S: 4	H: 0 LOB: 1 BB: 0 P: 4	R: 0 E: 0 K: 0 S: 3	H: 0 LOB: 0 BB: 0 P: 3	R: 0 E: 0 K: 1 S: 5	H: 0 LOB: 0 BB: 0 P: 5	R: 3 E: 0 K: 0 S: 5	H: 2 LOB: 1 BB: 2 P: 13	R: 0 E: 0 K: 1 S: 5	H: 0 LOB: 1 BB: 1 P: 9	1B: 4 2B: 0 3B: 0 HR: 1	SF: 0 SAC: 1 DP: 2 HBP: 0	WP: 0 PA: 34 PB: 0 SB: 0 CS: 0
PITCHER	IP WLS BF H R ER SO BB IBB HBP BLK WP HR S P ERA WHIP																		
Billy Pierce, L (1,1) ERA: 3.72	7.1 W 27 5 3 3 1 1 0 0 0 0 1 28 32 3.68 0.818																		
Don Larsen, R (8,1) ERA: 4.43	1.2 S 7 0 0 0 1 2 0 0 0 0 0 7 15 0.00 1.200																		

Batter	1	2	3	4	5	6	7	8	9	AB	R	H	RBI	BB	SO	LOB	BOTTOM		
Harvey Kuenn, R (1,7) OBP: 0.371, SLG: 0.443	F9		5-3			6-3		F9		4	0	0	0	0	0	0	St. Louis Cardinals @ San Francisco Giants Candlestick Park, San Francisco, CA Wed Sep 26 1962, 6:33 AM EDT Att: 6,247 - Unknown		
Chuck Hiller, L (1,4) OBP: 0.336, SLG: 0.330	F3		4-3			E4		1B		4	1	1	0	0	0	0			
Felipe Alou, R (1,9) OBP: 0.355, SLG: 0.516	5-3			FC4-6		1-4-3				4	0	2	1	0	0	1			
Willie Mays, R (1,8) OBP: 0.381, SLG: 0.612		1B	BB	FC4-6		F8		6-3		3	1	0	0	1	0	2			
Orlando Cepeda, R (1,3) OBP: 0.349, SLG: 0.517		F6				F9		HR		4	2	2	1	0	0	1			
Jim Davenport, R (1,5) OBP: 0.358, SLG: 0.458							5-3	K		3	1	1	0	1	1	1			
Tom Haller, L (1,2) OBP: 0.383, SLG: 0.517							K			4	1	2	4	0	2	1			
Jose Pagan, R (1,6) OBP: 0.308, SLG: 0.354		6-3				F7				4	0	1	0	0	0	2			
Billy Pierce, L (1,1) Don Larsen, R (8,1) OBP: 0.273, SLG: 0.231 OBP: 0.200, SLG: 0.280		F3				F7		6-3	4-3	3	0	0	0	0	0	1			
										1	0	0	0	0	0	1			
Inning Stats	R: 0 E: 0 K: 0 S: 3	H: 0 LOB: 0 BB: 0 P: 3	R: 2 E: 0 K: 0 S: 5	H: 2 LOB: 1 BB: 1 P: 9	R: 0 E: 0 K: 0 S: 4	H: 1 LOB: 1 BB: 0 P: 4	R: 0 E: 0 K: 1 S: 5	H: 0 LOB: 1 BB: 1 P: 9	R: 1 E: 1 K: 0 S: 5	H: 1 LOB: 1 BB: 0 P: 5	R: 1 E: 0 K: 1 S: 6	H: 1 LOB: 0 BB: 0 P: 6	R: 0 E: 0 K: 0 S: 4	H: 1 LOB: 1 BB: 0 P: 4	R: 2 E: 0 K: 1 S: 8	H: 3 LOB: 1 BB: 0 P: 8	1B: 5 2B: 2 3B: 0 HR: 2	SF: 0 SAC: 0 DP: 0 HBP: 0	WP: 0 PA: 36 PB: 0 SB: 1 CS: 0
PITCHER	IP WLS BF H R ER SO BB IBB HBP BLK WP HR S P ERA WHIP																		
Curt Simmons, L (1,1) ERA: 3.72	7.0 L 30 6 4 3 2 2 0 0 0 0 0 1 32 40 3.86 1.143																		
Bob Duliba, R (8,1) ERA: 2.06	1.0 6 3 2 2 1 0 0 0 0 0 0 1 8 8 18.00 3.000																		

AB 30
R 3
H 5
RBI 3
BB 3
SO 2
LOB 8



AB 34
R 6
H 9
RBI 6
BB 2
SO 3
LOB 10



Batter	1	2	3	4	5	6	7	8	9	AB	R	H	RBI	BB	SO	LOB	TOP					
Julian Javier, R OBP: 0.320, SLG: 0.361 (1, 4)	F4	G6-4-3		G6-4-3		F4		1-3		5	0	0	0	0	0	4	St. Louis Cardinals @ San Francisco Giants Candlestick Park, San Francisco, CA Thu Sep 27 1962, 6:33 AM EDT Att: 6,812 - Unknown livebaseballscorecards.com					
Curt Flood, R OBP: 0.347, SLG: 0.417 (1, 8)	1B			F8		F7		5-3		5	1	1	0	0	0	1						
Stan Mustaj, L OBP: 0.421, SLG: 0.517 Bobby Gene Smith, R OBP: 0.298, SLG: 0.287 (9, PR) (9, 7)	1B					1B		1B		5	2	5	0	0	0	0						
Ken Boyer, R OBP: 0.374, SLG: 0.475 (1, 5)	K			F5		F9		1B		5	0	1	0	0	1	5						
Bill White, L OBP: 0.389, SLG: 0.489 (1, 3)	1B			K		1B		FC6-4		4	1	3	1	1	1	1						
Charlie James, R OBP: 0.303, SLG: 0.396 (1, 9)	1B					1B		1B		5	1	2	2	0	1	5						
Gene Oliver, R OBP: 0.341, SLG: 0.431 (1, 2)	K			E		1B		FC6-4		5	2	2	3	0	1	7						
Dal Maxvill, R OBP: 0.288, SLG: 0.268 (1, 6)				F9		E5		K		4	0	0	0	0	2	1						
Ray Washburn, R OBP: 0.242, SLG: 0.214 Bobby Shantz, R OBP: 0.091, SLG: 0.095 (7, 1)	E1							K		2	0	1	1	1	0	0						
Inning Stats	R: 2 E: 0 K: 2 S: 11	H: 4 LOB: 2 BB: 0 P: 11	R: 0 E: 1 K: 0 S: 3	H: 0 LOB: 0 BB: 0 P: 3	R: 0 E: 0 K: 1 S: 6	H: 1 LOB: 1 BB: 0 P: 6	R: 1 E: 1 K: 0 S: 5	H: 2 LOB: 1 BB: 0 P: 5	R: 4 E: 0 K: 1 S: 9	H: 4 LOB: 0 BB: 0 P: 9	R: 0 E: 0 K: 0 S: 2	H: 0 LOB: 0 BB: 1 P: 6	R: 0 E: 0 K: 0 S: 5	H: 2 LOB: 2 BB: 0 P: 5	R: 0 E: 0 K: 2 S: 7	H: 0 LOB: 0 BB: 0 P: 7		R: 0 E: 0 K: 1 S: 7	H: 2 LOB: 3 BB: 1 P: 11	1B: 13 2B: 1 3B: 0 HR: 1	SF: 0 SAC: 0 DP: 3 HBP: 0	WP: 0 PB: 0 SB: 0 CS: 0
PITCHER	IP	WLS	BF	H	R	ER	SO	BB	IBB	HBP	BLK	WP	HR	S	P	ERA	WHIP					
Billy O'Dell, L ERA: 3.52 (1, 1)	4.2	L	24	10	6	6	3	0	0	0	0	0	0	30	30	11.57	2.143					
Don Larsen, R ERA: 4.52 (5, 1)	0.1		2	1	1	1	1	0	0	0	0	0	1	4	4	27.00	3.000					
Jim Duffalo, R ERA: 3.64 (6, 1)	2.0		8	2	0	0	0	1	0	0	0	0	0	7	11	0.00	1.500					
Stu Miller, R ERA: 4.2 (8, 1)	2.0		9	2	0	0	3	0	1	0	0	0	0	14	18	0.00	1.000					

Batter	1	2	3	4	5	6	7	8	9	AB	R	H	RBI	BB	SO	LOB	BOTTOM					
Harvey Kuenn, R OBP: 0.372, SLG: 0.444 (1, 5)	1-3					5-3		F9		5	0	2	0	0	0	0	St. Louis Cardinals @ San Francisco Giants Candlestick Park, San Francisco, CA Thu Sep 27 1962, 6:33 AM EDT Att: 6,812 - Unknown livebaseballscorecards.com					
Chuck Hillier, L OBP: 0.338, SLG: 0.332 (1, 4)	1-3					4-3		BB		4	0	2	0	1	0	0						
Matty Alou, L OBP: 0.338, SLG: 0.354 (8, 7)						FC4-6		F9		5	1	2	0	0	0	5						
Willie Mays, R OBP: 0.381, SLG: 0.612 (1, 8)	F3					4-3		K		4	0	1	1	1	1	5						
Willie McCovey, L OBP: 0.363, SLG: 0.589 Felipe Alou, R OBP: 0.354, SLG: 0.516 (7, PH) (8, 9)						F2		4-3		3	0	1	0	0	0	1						
Orlando Cepeda, R OBP: 0.348, SLG: 0.515 (1, 3)						K		K2-5-2		3	0	0	0	1	3	1						
Tom Haller, L OBP: 0.385, SLG: 0.513 (1, 2)								K		2	1	0	0	2	1	2						
Jose Pagan, R OBP: 0.308, SLG: 0.353 (1, 6)								K		4	1	1	0	0	2	3						
Billy O'Dell, S OBP: 0.191, SLG: 0.136 Don Larsen, R OBP: 0.299, SLG: 0.280 Carl Roberts, R OBP: 0.376, SLG: 0.375 Jim Duffalo, R OBP: 0.339, SLG: 0.465 Ed Bailey, L OBP: 0.168, SLG: 0.133 Stu Miller, R OBP: 0.298, SLG: 0.187 (5, PH) (5, PH) (8, 1) (8, PH) (9, PH)								F8		1	0	0	0	0	0	0						
Inning Stats	R: 0 E: 0 K: 0 S: 4	H: 1 LOB: 1 BB: 0 P: 4	R: 0 E: 0 K: 0 S: 3	H: 1 LOB: 1 BB: 1 P: 7	R: 0 E: 0 K: 0 S: 5	H: 2 LOB: 2 BB: 0 P: 5	R: 0 E: 0 K: 2 S: 7	H: 0 LOB: 1 BB: 1 P: 11	R: 0 E: 0 K: 0 S: 3	H: 0 LOB: 0 BB: 0 P: 3	R: 1 E: 0 K: 1 S: 6	H: 2 LOB: 1 BB: 0 P: 6	R: 3 E: 0 K: 0 S: 5	H: 2 LOB: 2 BB: 3 P: 17	R: 0 E: 0 K: 3 S: 9	H: 0 LOB: 0 BB: 0 P: 9		R: 0 E: 0 K: 2 S: 9	H: 2 LOB: 2 BB: 0 P: 9	1B: 6 2B: 4 3B: 0 HR: 1	SF: 0 SAC: 0 DP: 2 HBP: 0	WP: 0 PB: 0 SB: 0 CS: 0
PITCHER	IP	WLS	BF	H	R	ER	SO	BB	IBB	HBP	BLK	WP	HR	S	P	ERA	WHIP					
Ray Washburn, R ERA: 4.1 (1, 1)	6.2	W	31	8	4	4	3	5	0	0	0	0	0	32	52	5.40	1.950					
Bobby Shantz, L ERA: 1.95 (7, 1)	2.1	S	9	2	0	0	5	0	0	0	0	0	0	19	19	0.00	0.857					

Batter	1	2	3	4	5	6	7	8	9	10	AB	R	H	RBI	BB	SO	LOB	TOP				
Julian Javier, R OBP: 0.319, SLG: 0.360 (1, 4)	F9		6-3		SH1-3 1B	F8			F8		5	1	1	0	0	0	2					
Curt Flood, R OBP: 0.349, SLG: 0.419 (1, 8)	F8				SH1-3						3	0	2	0	1	0	0					
Stan Musial, L OBP: 0.421, SLG: 0.515 Bobby Gene Smith, R OBP: 0.258, SLG: 0.287 (10, PR) (10, 7)	F7		F9						G4-6-3 BB		5	0	2	1	0	0	2					
Ken Boyer, R OBP: 0.372, SLG: 0.471 (1, 5)		F8			F9	L7					5	0	0	0	0	1	3					
Bill White, L OBP: 0.389, SLG: 0.488 (1, 3)											4	1	1	0	1	0	3					
Charlie James, R OBP: 0.304, SLG: 0.396 (1, 9)		F4									5	0	2	1	0	0	1					
Gene Oliver, R OBP: 0.345, SLG: 0.431 (1, 2)											2	0	1	0	2	0	0					
Dal Maxvill, R OBP: 0.287, SLG: 0.268 (1, 6)											4	0	1	1	0	2	4					
Larry Jackson, R OBP: 0.245, SLG: 0.225 (1, 1)											4	0	1	0	0	1	3					
Inning Stats	R: 0 E: 0 K: 0 S: 7	H: 0 LOB: 0 BB: 0 P: 9	R: 1 E: 0 K: 0 S: 12	H: 2 LOB: 2 BB: 1 P: 20	R: 0 E: 0 K: 0 S: 7	H: 1 LOB: 1 BB: 0 P: 13	R: 0 E: 0 K: 0 S: 17	H: 2 LOB: 3 BB: 1 P: 24	R: 1 E: 0 K: 0 S: 8	H: 2 LOB: 1 BB: 0 P: 12	R: 0 E: 1 K: 1 S: 8	H: 0 LOB: 0 BB: 1 P: 15	R: 0 E: 0 K: 0 S: 5	H: 0 LOB: 0 BB: 0 P: 11	R: 0 E: 0 K: 1 S: 6	H: 0 LOB: 0 BB: 0 P: 9	R: 1 E: 0 K: 0 S: 9	H: 3 LOB: 2 BB: 0 P: 11	1B: 11 2B: 0 3B: 0 HR: 0	SF: 0 SAC: 1 DP: 1 HBP: 0	WP: 0 PB: 0 SB: 1 CS: 0	PA: 42
PITCHER	IP	WLS	BF	H	R	ER	SO	BB	IBB	HBP	BLK	WP	HR	S	P	ERA	WHIP					
Pete Richert, L ERA: 3.87 (1, 1)	3.1		15	5	1	1	0	1	0	0	0	0	0	33	50	2.70	1.800					
Ed Roebuck, R ERA: 3.09 (4, 1)	1.2		8	2	1	1	1	1	0	0	0	0	0	18	28	5.40	1.800					
Larry Sherry, R ERA: 3.02 (6, 1)	2.0		8	1	0	0	2	2	0	0	0	0	0	16	31	0.00	1.500					
Ron Perranoski, L ERA: 2.82 (8, 1)	3.0	L	11	3	1	1	1	0	0	0	0	0	0	20	31	3.00	1.000					

St. Louis Cardinals @ Los Angeles Dodgers
Dodger Stadium, Los Angeles, CA
Fri Sep 28 1962, 7:05 PM PDT
Att: 51,064 - Unknown

livebaseballscores.com

AB	37
R	3
H	11
RBI	3
BB	4
SO	4
LOB	18

Cardinals

Batter	1	2	3	4	5	6	7	8	9	10	AB	R	H	RBI	BB	SO	LOB	BOTTOM				
Maury Wills, S OBP: 0.351, SLG: 0.378 (1, 6)	FC1-5 E 1B	4-3			G6-3 1B					B1	5	0	3	1	0	0	1					
Jim Gilliam, S OBP: 0.374, SLG: 0.344 (1, 4) (8, 5)	E3 FC1-5 1B				G6-3 1B						5	1	1	0	0	0	4					
Willie Davis, L OBP: 0.337, SLG: 0.462 (1, 8)	FC1-5 1B										5	0	0	0	0	0	3					
Tommy Davis, R OBP: 0.376, SLG: 0.539 (1, 7)											5	0	3	1	0	0	1					
Frank Howard, R OBP: 0.353, SLG: 0.575 (1, 9)	K										4	0	0	0	0	1	4					
Ron Fairly, L OBP: 0.379, SLG: 0.432 (1, 3)	F4										4	0	0	0	0	0	3					
John Roseboro, L OBP: 0.350, SLG: 0.394 (1, 2)											3	1	2	0	1	0	0					
Andy Carey, R OBP: 0.328, SLG: 0.358 (1, 5)											2	0	0	0	0	0	2					
Duke Snider, L OBP: 0.411, SLG: 0.470 (7, PH) Larry Burright, R OBP: 0.262, SLG: 0.319 (8, 4)	F9				5-3-5-4						0	0	0	0	1	0	0					
Pete Richert, L OBP: 0.112, SLG: 0.080 (1, 1) Ed Roebuck, R OBP: 0.112, SLG: 0.080 (4, 1) Tim Hardness, L OBP: 0.112, SLG: 0.080 (5, PH) Larry Sherry, R OBP: 0.112, SLG: 0.080 (6, 1) Wally Moon, R OBP: 0.112, SLG: 0.080 (7, PH) Ron Perranoski, L OBP: 0.112, SLG: 0.080 (8, 1)	4-3										1	0	0	0	0	0	1					
Inning Stats	R: 1 E: 1 K: 1 S: 16	H: 2 LOB: 2 BB: 0 P: 25	R: 0 E: 0 K: 0 S: 5	H: 1 LOB: 1 BB: 0 P: 6	R: 0 E: 0 K: 0 S: 7	H: 1 LOB: 1 BB: 0 P: 11	R: 0 E: 0 K: 0 S: 8	H: 1 LOB: 0 BB: 0 P: 10	R: 0 E: 0 K: 1 S: 10	H: 1 LOB: 0 BB: 0 P: 14	R: 0 E: 0 K: 0 S: 5	H: 0 LOB: 0 BB: 0 P: 8	R: 1 E: 0 K: 0 S: 14	H: 1 LOB: 2 BB: 2 P: 26	R: 0 E: 0 K: 0 S: 7	H: 1 LOB: 1 BB: 0 P: 8	R: 0 E: 0 K: 0 S: 7	H: 1 LOB: 1 BB: 0 P: 7	1B: 7 2B: 3 3B: 0 HR: 0	SF: 0 SAC: 0 DP: 2 HBP: 0	WP: 1 PB: 0 SB: 0 CS: 0	PA: 40
PITCHER	IP	WLS	BF	H	R	ER	SO	BB	IBB	HBP	BLK	WP	HR	S	P	ERA	WHIP					
Larry Jackson, R ERA: 3.75 (1, 1)	10.0	W	40	9	2	1	2	2	0	0	0	1	0	84	123	0.90	1.100					

St. Louis Cardinals @ Los Angeles Dodgers
Dodger Stadium, Los Angeles, CA
Fri Sep 28 1962, 7:05 PM PDT
Att: 51,064 - Unknown

livebaseballscores.com

AB	38
R	2
H	9
RBI	2
BB	2
SO	2
LOB	21

Dodgers

Batter	1	2	3	4	5	6	7	8	9	AB	R	H	RBI	BB	SO	LOB	TOP				
Julian Javier, R OBP: 0.316, SLG: 0.357 (1, 4)	4-3	F9		G4-6-3			K		FC6-2	5	0	0	0	0	1	6	St. Louis Cardinals @ Los Angeles Dodgers Dodger Stadium, Los Angeles, CA Sat Sep 29 1962, 7:05 PM PDT Att: 49,012 - Unknown livebaseballscorecards.com				
Curt Flood, R OBP: 0.348, SLG: 0.418 (1, 8)	E5		G5-2-3		L7		1-3		FC5	5	0	1	0	0	0	3					
Stan Mustial, L OBP: 0.419, SLG: 0.513 Bobby Gene Smith, R OBP: 0.298, SLG: 0.287 (1, 7) (8, 7)	K		G5-2-3		F3				K	4	0	1	0	0	2	1					
Bill White, L OBP: 0.388, SLG: 0.485 (1, 3)	5-3				3-1				5-3	3	0	0	0	1	0	1					
Ken Boyer, R OBP: 0.369, SLG: 0.468 (1, 5)		6-3	G5-2-3				5-3		4-3	4	0	0	0	0	0	3					
Charlie James, R OBP: 0.303, SLG: 0.395 (1, 9)		E	6-3				5-3		5-3	4	1	1	0	0	0	2					
Gene Oliver, R OBP: 0.349, SLG: 0.430 (1, 2)		F9								1	0	0	0	3	0	1					
Dal Maxvill, R OBP: 0.286, SLG: 0.263 (1, 6)		E9			FC1-6		K			3	1	0	0	1	1	2					
Ernie Broglio, R OBP: 0.173, SLG: 0.139 (1, 1)										3	0	2	1	1	1	0					
Inning Stats	R: 0 E: 1 K: 1 S: 9	H: 0 LOB: 0 BB: 0 P: 14	R: 2 E: 1 K: 0 S: 9	H: 2 LOB: 1 BB: 0 P: 11	R: 0 E: 0 K: 0 S: 7	H: 2 LOB: 2 BB: 1 P: 15	R: 0 E: 0 K: 0 S: 8	H: 1 LOB: 1 BB: 1 P: 13	R: 0 E: 0 K: 1 S: 9	H: 0 LOB: 0 BB: 0 P: 11	R: 0 E: 0 K: 2 S: 10	H: 0 LOB: 0 BB: 0 P: 11	R: 0 E: 0 K: 1 S: 9	H: 0 LOB: 0 BB: 0 P: 12	R: 0 E: 0 K: 0 S: 12	H: 0 LOB: 3 BB: 3 P: 24		1B: 4 2B: 1 3B: 0 HR: 0	SF: 0 SAC: 0 DP: 2 HBP: 0	WP: 0 PB: 0 SB: 0 CS: 1	PA: 38
PITCHER	IP	WLS	BF	H	R	ER	SO	BB	IBB	HBP	BLK	WP	HR	S	P	ERA	WHIP				
Don Drysdale, R ERA: 2.8 (1, 1)	8.0	L	32	5	2	0	5	2	1	0	0	0	0	68	102	0.00	0.875				
Larry Sherry, R ERA: 3.01 (9, 1)	0.1		3	0	0	0	0	2	0	0	0	0	0	6	14	0.00	6.000				
Ed Roebuck, R ERA: 3.07 (9, 1)	0.2		3	0	0	0	0	1	0	0	0	0	0	6	10	0.00	1.500				

Batter	1	2	3	4	5	6	7	8	9	AB	R	H	RBI	BB	SO	LOB	BOTTOM					
Maury Wills, S OBP: 0.349, SLG: 0.376 (1, 6)	1-3	F8			4-3			K2-3		4	0	0	0	0	1	3	St. Louis Cardinals @ Los Angeles Dodgers Dodger Stadium, Los Angeles, CA Sat Sep 29 1962, 7:05 PM PDT Att: 49,012 - Unknown livebaseballscorecards.com					
Jim Gilliam, S OBP: 0.374, SLG: 0.342 (1, 4)			F8			1-3		G3		3	0	0	0	1	0	1						
Duke Snider, L OBP: 0.413, SLG: 0.467 (1, 7)						4-3				3	0	1	0	1	1	0						
Tommy Davis, R OBP: 0.374, SLG: 0.535 (1, 5)			F8				F8		F7	4	0	0	0	0	1	3						
Frank Howard, R OBP: 0.351, SLG: 0.570 (1, 9)									G4-6-3	4	0	0	0	0	3	3						
John Roseboro, L OBP: 0.348, SLG: 0.391 (1, 2)		4-3			5-3		F3			3	0	0	0	0	0	0						
Wally Moon, L OBP: 0.326, SLG: 0.339 (1, 3)					L4		F9			3	0	1	0	0	0	0						
Willie Davis, L OBP: 0.337, SLG: 0.460 (1, 8)					3-1					2	0	0	0	1	0	1						
Don Drysdale, R OBP: 0.250, SLG: 0.257 (1, 1)										2	0	0	0	0	2	2						
Ron Fairly, L OBP: 0.379, SLG: 0.431 (8, PH)										1	0	0	0	0	1	1						
Larry Sherry, R OBP: 0.167, SLG: 0.118 (9, 1)										0	0	0	0	0	0	0						
Ed Roebuck, R OBP: 0.240, SLG: 0.240 (9, 1)										0	0	0	0	0	0	0						
Inning Stats	R: 0 E: 0 K: 2 S: 16	H: 1 LOB: 2 BB: 1 P: 27	R: 0 E: 1 K: 1 S: 7	H: 1 LOB: 2 BB: 0 P: 11	R: 0 E: 0 K: 1 S: 6	H: 0 LOB: 0 BB: 0 P: 9	R: 0 E: 0 K: 1 S: 7	H: 0 LOB: 0 BB: 0 P: 13	R: 0 E: 0 K: 1 S: 8	H: 0 LOB: 0 BB: 0 P: 11	R: 0 E: 0 K: 0 S: 6	H: 0 LOB: 0 BB: 0 P: 7	R: 0 E: 0 K: 1 S: 8	H: 0 LOB: 1 BB: 1 P: 12	R: 0 E: 0 K: 2 S: 10	H: 0 LOB: 1 BB: 1 P: 19	R: 0 E: 0 K: 0 S: 4	H: 0 LOB: 0 BB: 1 P: 9	1B: 2 2B: 0 3B: 0 HR: 0	SF: 0 SAC: 0 DP: 1 HBP: 0	WP: 0 PB: 0 SB: 2 CS: 0	PA: 32
PITCHER	IP	WLS	BF	H	R	ER	SO	BB	IBB	HBP	BLK	WP	HR	S	P	ERA	WHIP					
Ernie Broglio, R ERA: 3.0 (1, 1)	9.0	W	32	2	0	0	9	3	0	0	0	0	0	72	118	0.00	0.556					

AB 32
R 2
H 5
RBI 1
BB 6
SO 5
LOB 19



AB 29
R 0
H 2
RBI 0
BB 3
SO 9
LOB 14



Batter	1	2	3	4	5	6	7	8	9	AB	R	H	RBI	BB	SO	LOB	TOP			
Julian Javier, R (1,4) OBP: 0.316, SLG: 0.356	F7		F4					F3		4	0	1	0	0	0	2				
Curt Flood, R (1,8) OBP: 0.346, SLG: 0.416	6-3			G3		1-3			F7	4	0	0	0	0	0	1				
Stan Musial, L (1,7) OBP: 0.416, SLG: 0.508 Bobby Gene Smith, R (9,7) OBP: 0.298, SLG: 0.287	F7			4-3			F5		F3	4	0	0	0	0	0	0				
Ken Boyer, R (1,5) OBP: 0.369, SLG: 0.470		K		K			K			4	0	1	0	0	3	0				
Bill White, L (1,3) OBP: 0.386, SLG: 0.482		K			3-1		4-3		F6	4	0	0	0	0	1	1				
Charlie James, R (1,9) OBP: 0.301, SLG: 0.392	6-3				F7				L8	3	0	0	0	0	0	0				
Gene Oliver, R (1,2) OBP: 0.352, SLG: 0.441					K					3	1	2	1	0	1	0				
Dal Maxvill, R (1,6) OBP: 0.287, SLG: 0.265				FC5-4			F9		HR	3	0	1	0	0	0	1				
Curt Simmons, L (1,1) OBP: 0.232, SLG: 0.180				FC1-6			K			3	0	0	0	0	2	2				
Inning Stats	R: 0 E: 0 K: 0 S: 9	H: 0 LOB: 0 BB: 0 P: 10	R: 0 E: 0 K: 2 S: 13	H: 0 LOB: 0 BB: 0 P: 21	R: 0 E: 0 K: 0 S: 6	H: 1 LOB: 1 BB: 0 P: 7	R: 0 E: 0 K: 1 S: 8	H: 0 LOB: 0 BB: 0 P: 10	R: 0 E: 0 K: 1 S: 10	H: 0 LOB: 0 BB: 0 P: 12	R: 0 E: 0 K: 1 S: 7	H: 0 LOB: 0 BB: 0 P: 8	R: 1 E: 0 K: 1 S: 13	H: 2 LOB: 1 BB: 0 P: 16	R: 0 E: 0 K: 0 S: 9	H: 1 LOB: 1 BB: 0 P: 12	1B: 3 2B: 0 3B: 1 HR: 1	SF: 0 SAC: 0 DP: 0 HBP: 0	WP: 0 PB: 0 SB: 0 CS: 0	PA: 32
PITCHER Johnny Podres, L (1,1) ERA: 3.85	IP: 9.0 WLS: L BF: 32 H: 5 R: 1 ER: 1 SO: 7 BB: 0 IBB: 0 HBP: 0 BLK: 0 WP: 0 HR: 1 S: 83 P: 109 ERA: 1.00 WHIP: 0.556															PITCHER				

St. Louis Cardinals @ Los Angeles Dodgers
 Dodger Stadium, Los Angeles, CA
 Sun Sep 30 1962, 3:33 AM PDT
 Att: 42,325 - Unknown

AB	32
R	1
H	5
RBI	1
BB	0
SO	7
LOB	7



Batter	1	2	3	4	5	6	7	8	9	AB	R	H	RBI	BB	SO	LOB	BOTTOM					
Maury Wills, S (1,6) OBP: 0.347, SLG: 0.374	F9		K			6-3			L9	4	0	0	0	0	1	0						
Jim Gilliam, S (1,4) OBP: 0.373, SLG: 0.341				6-3		F5			F4	4	0	1	0	0	0	0						
Tommy Davis, R (1,7) OBP: 0.374, SLG: 0.534		K		F3			F5			3	0	1	0	0	1	1						
Frank Howard, R (1,9) OBP: 0.350, SLG: 0.571	4-3					K				3	0	1	0	0	1	2						
Lee Walls, R (1,3) OBP: 0.330, SLG: 0.308				L8			F5			3	0	1	0	0	0	2						
John Roseboro, L (1,2) OBP: 0.346, SLG: 0.388 Daryl Spencer, R (8, PH) OBP: 0.365, SLG: 0.318 Doug Camilli, R (9,2) OBP: 0.357, SLG: 0.506		K			F9			6-3		2	0	0	0	0	1	0						
Andy Carey, R (1,5) OBP: 0.326, SLG: 0.352		5-3						F8		2	0	0	0	1	0	0						
Willie Davis, L (1,8) OBP: 0.337, SLG: 0.459					G1-6-3				4-3	3	0	1	0	0	0	1						
Johnny Podres, L (1,1) OBP: 0.191, SLG: 0.221 Ken McMullen, R (9, PH) OBP: 0.200, SLG: 0.200				P3-4		F2			F9	2	0	0	0	0	0	1						
Inning Stats	R: 0 E: 0 K: 1 S: 10	H: 1 LOB: 1 BB: 0 P: 17	R: 0 E: 0 K: 1 S: 7	H: 1 LOB: 0 BB: 0 P: 9	R: 0 E: 0 K: 1 S: 8	H: 1 LOB: 0 BB: 0 P: 8	R: 0 E: 0 K: 0 S: 8	H: 1 LOB: 1 BB: 0 P: 12	R: 0 E: 0 K: 0 S: 5	H: 0 LOB: 0 BB: 1 P: 12	R: 0 E: 0 K: 0 S: 6	H: 0 LOB: 0 BB: 0 P: 8	R: 0 E: 0 K: 1 S: 8	H: 1 LOB: 0 BB: 0 P: 10	R: 0 E: 0 K: 0 S: 6	H: 0 LOB: 0 BB: 0 P: 9	R: 0 E: 0 K: 0 S: 7	H: 0 LOB: 0 BB: 0 P: 9	1B: 4 2B: 2 3B: 0 HR: 0	SF: 0 SAC: 0 DP: 2 HBP: 0	WP: 0 PB: 0 SB: 1 CS: 0	PA: 29
PITCHER Curt Simmons, L (1,1) ERA: 3.51	IP: 9.0 WLS: W BF: 29 H: 5 R: 0 ER: 0 SO: 4 BB: 1 IBB: 0 HBP: 0 BLK: 0 WP: 0 HR: 0 S: 65 P: 94 ERA: 0.00 WHIP: 0.667															PITCHER						

St. Louis Cardinals @ Los Angeles Dodgers
 Dodger Stadium, Los Angeles, CA
 Sun Sep 30 1962, 3:33 AM PDT
 Att: 42,325 - Unknown

AB	28
R	0
H	5
RBI	0
BB	1
SO	4
LOB	7

