

St. Louis Cardinals - 1963

Batter	1	2	3	4	5	6	7	8	9	AB	R	H	RBI	BB	SO	LOB	TOP					
Curt Flood, R OBP: 0.300, SLG: 0.222 (1, 8)	5-3		5-3		FC		6-3		FC2-6 1B	5	1	0	1	0	0	2						
Dick Groat, R OBP: 0.500, SLG: 0.778 (1, 6)	FC5-4 BB			F7	G1-4-3			HR	K	4	1	1	1	1	1	2						
Bill White, L OBP: 0.600, SLG: 1.000 (1, 3)	K			E9 1B		K		FC6-4 1B	BLK 1B	5	0	3	1	0	2	1						
Ken Boyer, R OBP: 0.300, SLG: 0.222 (1, 5)	FC5-4			1B BB		FC6-5 1B		FC6-4 1-3 1B	F8	4	1	1	0	1	0	3						
George Altman, L OBP: 0.556, SLG: 0.556 (1, 9)		K		F6		FC6-5-4 1B		1-3		4	0	1	0	0	1	3						
Charlie James, R OBP: 0.200, SLG: 0.200 (1, 7)	6-3			1-2 2-3 1B		FC6-5-4		E5 1B S		4	0	1	0	0	0	3						
Gene Oliver, R OBP: 0.250, SLG: 0.250 (1, 2)	5-3			6-3				F9	1-3 3-H 1B	4	0	1	1	0	0	3						
Julian Javier, R OBP: 0.222, SLG: 0.125 (1, 4)			F7		SH1-4 FC HBP		SH1-4 1B	1-3		3	1	1	0	0	0	2						
Ray Washburn, R OBP: 0.500, SLG: 0.500 (1, 1)			4-3		SH1-4		SH1-4		FC2-6 1B	2	0	1	0	0	0	0						
Inning Stats	R: 0 E: 0 K: 1 S: 5	H: 0 LOB: 1 BB: 1 P: 9	R: 0 E: 0 K: 1 S: 5	H: 0 LOB: 0 BB: 0 P: 5	R: 0 E: 0 K: 0 S: 3	H: 0 LOB: 0 BB: 0 P: 3	R: 0 E: 1 K: 0 S: 5	H: 2 LOB: 3 BB: 1 P: 9	R: 1 E: 0 K: 0 S: 3	H: 0 LOB: 0 BB: 0 P: 4	R: 0 E: 0 K: 1 S: 6	H: 2 LOB: 1 BB: 0 P: 6	R: 0 E: 0 K: 0 S: 4	H: 1 LOB: 1 BB: 0 P: 4	R: 2 E: 1 K: 0 S: 7	H: 3 LOB: 2 BB: 0 P: 7	R: 1 E: 0 K: 1 S: 7	H: 2 LOB: 1 BB: 0 P: 7	1B: 9 2B: 0 3B: 0 HR: 1	SF: 0 SAC: 2 DP: 2 HBP: 1	WP: 0 PB: 0 SB: 2 CS: 0	PA: 40
PITCHER	IP	WLS	BF	H	R	ER	SO	BB	IBB	HBP	BLK	WP	HR	S	P	ERA	WHIP					
Al Jackson, L ERA: 2.25 (1, 1)	8.0	L	35	8	3	2	3	2	0	1	1	0	1	38	47	2.25	1.250					
Tracy Stallard, R ERA: 9.0 (9, 1)	1.0		5	2	1	1	1	0	0	0	1	0	0	7	7	9.00	2.000					

St. Louis Cardinals @ New York Mets
Polo Grounds, New York, NY
Wed Apr 10 1963, 3:33 AM EST
Att: 6,074 - Unknown

AB 35
R 4
H 10
RBI 4
BB 2
SO 4
LOB 19



Batter	1	2	3	4	5	6	7	8	9	AB	R	H	RBI	BB	SO	LOB	BOTTOM				
Larry Burright, R OBP: 0.286, SLG: 0.429 (1, 4)	F4		4-3			K			4-3	3	0	0	0	0	1	0					
Cliff Cook, R (9, FH)										1	0	0	0	0	0	0					
Choo-Choo Coleman, L OBP: 0.125, SLG: 0.125 (1, 2)	1B 1B		K			F2			G3	4	0	1	0	0	1	0					
Ed Kranepool, L OBP: 0.250, SLG: 0.250 (1, 9)	1-2 1B			F2		K			1B	4	0	2	0	0	1	0					
Duke Snider, L (1, 8)	F7			4-3		4-3			F7	4	0	0	0	0	0	3					
Frank Thomas, R (1, 7)	K			6-3		F7				3	0	0	0	0	1	2					
Tim Harkness, L OBP: 0.333, SLG: 0.200 (1, 3)		G6-4-3 1B		4-3				FC5-4 BB		2	0	1	0	1	0	0					
Charlie Neal, R (1, 5)		G6-4-3 1-2		1-6-3				FC5-4 1-2		3	0	0	0	0	0	2					
Al Moran, R (1, 6)		F4		L7				K		3	0	0	0	0	1	1					
Al Jackson, L (1, 1)				1-3				F4		2	0	0	0	0	0	0					
Marv Throneberry, L (8, PH)										1	0	0	0	0	0	1					
Tracy Stallard, R (9, 1)										0	0	0	0	0	0	0					
Inning Stats	R: 0 E: 1 K: 1 S: 7	H: 2 LOB: 2 BB: 0 P: 7	R: 0 E: 0 K: 0 S: 3	H: 1 LOB: 0 BB: 0 P: 3	R: 0 E: 0 K: 1 S: 5	H: 0 LOB: 0 BB: 0 P: 5	R: 0 E: 0 K: 0 S: 3	H: 0 LOB: 0 BB: 0 P: 3	R: 0 E: 0 K: 1 S: 5	H: 0 LOB: 0 BB: 0 P: 5	R: 0 E: 0 K: 1 S: 5	H: 0 LOB: 0 BB: 0 P: 5	R: 0 E: 0 K: 1 S: 5	H: 0 LOB: 1 BB: 1 P: 9	R: 0 E: 0 K: 1 S: 4	H: 1 LOB: 1 BB: 0 P: 4	1B: 4 2B: 0 3B: 0 HR: 0	SF: 0 SAC: 0 DP: 1 HBP: 0	WP: 0 PB: 0 SB: 0 CS: 0	PA: 31	
PITCHER	IP	WLS	BF	H	R	ER	SO	BB	IBB	HBP	BLK	WP	HR	S	P	ERA	WHIP				
Ray Washburn, R ERA: (1, 1)	9.0	W	31	4	0	0	5	1	0	0	0	0	0	40	44	0.00	0.556				

St. Louis Cardinals @ New York Mets
Polo Grounds, New York, NY
Wed Apr 10 1963, 3:33 AM EST
Att: 6,074 - Unknown

AB 30
R 0
H 4
RBI 0
BB 1
SO 5
LOB 9



Batter	1	2	3	4	5	6	7	8	9	AB	R	H	RBI	BB	SO	LOB	TOP		
Tony Taylor, R (1.4) OBP: 0.308, SLG: 0.308	F3			1B		F8		F7		4	0	1	0	0	0	0	Philadelphia Phillies @ St. Louis Cardinals Sportsman's Park, St. Louis, MO Sat Apr 13 1963, 4:33 AM EST Att: 22,050 - Unknown		
Don Hoak, R (1.5) OBP: 0.385, SLG: 0.273	K			L7		BB		5-3		4	0	1	0	0	1	0			
Johnny Callison, L (1.9) OBP: 0.462, SLG: 0.917	K			2B		BB		K		3	0	1	0	1	2	0			
Don Demeter, R (1.3) OBP: 0.364, SLG: 0.300		F9		BB		5-3		1B		3	0	1	0	1	0	2			
Wayne Graham, R (1.7)		F9		BB			4-3			4	0	0	0	0	0	3			
Bobby Wine, R (1.6)		F8			F9		6-3			3	0	0	0	0	0	0			
Tony Gonzalez, L (1.8) OBP: 0.400, SLG: 0.250			E4	G6-4-3	1B		F6			3	0	1	0	0	0	0			
Bob Oldis, R (1.2)			G6-4-3	1-2	G6-4-3	1-2		6-3		3	0	0	0	0	0	2			
Art Mahaffey, R (1.1) Cookie Rojas, R (6. Ph) Johnny Klippstein, R (6.1) Earl Averill, R (6. Ph) Ryne Duren, R (8.1) Dallas Green, L (8.1)			K			6-3		L7		1	0	0	0	0	1	0			
Inning Stats	R: 0 H: 0 E: 0 K: 2 S: 7	H: 0 R: 0 ER: 0 LOB: 0 BB: 0 P: 7	R: 0 H: 0 E: 0 K: 0 S: 3	H: 0 R: 0 ER: 0 LOB: 0 BB: 0 P: 3	R: 0 H: 0 E: 1 K: 1 S: 5	H: 0 R: 0 ER: 0 LOB: 0 BB: 0 P: 5	R: 0 H: 2 E: 0 K: 0 S: 4	H: 2 R: 0 ER: 0 LOB: 2 BB: 1 P: 8	R: 0 H: 1 E: 0 K: 0 S: 3	H: 1 R: 0 ER: 0 LOB: 2 BB: 1 P: 8	R: 0 H: 0 E: 0 K: 0 S: 3	H: 0 R: 0 ER: 0 LOB: 0 BB: 0 P: 3	R: 0 H: 0 E: 0 K: 1 S: 6	H: 0 R: 0 ER: 0 LOB: 1 BB: 0 P: 6	R: 0 H: 1 E: 0 K: 1 S: 6	H: 1 R: 0 ER: 0 LOB: 1 BB: 0 P: 6	1B: 4 2B: 1 3B: 0 HR: 0	SF: 0 SAC: 0 DP: 2 HBP: 0	WP: 0 PA: 32 PB: 0 SB: 0 CS: 0
PITCHER Curt Simmons, L (1.1) ERA:	IP: 9.0 WLS: W BF: 32 H: 5 R: 0 ER: 0 SO: 4 BB: 2 IBB: 0 HBP: 0 BLK: 0 WP: 0 HR: 0 S: 38 P: 46 ERA: 0.00 WHIP: 0.778															PITCHER Curt Simmons, L (1.1) ERA:	IP: 9.0 WLS: W BF: 32 H: 5 R: 0 ER: 0 SO: 4 BB: 2 IBB: 0 HBP: 0 BLK: 0 WP: 0 HR: 0 S: 38 P: 46 ERA: 0.00 WHIP: 0.778		

Batter	1	2	3	4	5	6	7	8	9	AB	R	H	RBI	BB	SO	LOB	BOTTOM		
Curt Flood, R (1.8) OBP: 0.267, SLG: 0.154	5-3	K		F4			1-3	BB		4	0	0	0	1	1	2	Philadelphia Phillies @ St. Louis Cardinals Sportsman's Park, St. Louis, MO Sat Apr 13 1963, 4:33 AM EST Att: 22,050 - Unknown		
Dick Groat, R (1.6) OBP: 0.533, SLG: 1.077	E9			F9		5-3	HR	BB		4	2	2	2	1	0	0			
Bill White, L (1.3) OBP: 0.467, SLG: 0.636	K			F7		F2	4-3	BB		4	0	0	1	1	1	0			
George Altman, L (1.9) OBP: 0.500, SLG: 0.571	BLK			FC5		E7	K	F5		5	0	2	0	0	1	3			
Ken Boyer, R (1.5) OBP: 0.214, SLG: 0.154	K			FC5		5-3		F9		4	0	0	0	0	1	3			
Stan Musial, L (1.7) OBP: 0.286, SLG: 0.167		F6				5-3		G3		3	0	0	0	0	0	0			
Charlie James, R (7.7) OBP: 0.333, SLG: 0.333								2B	1B	1	1	1	0	0	0	0			
Carl Sawatski, L (1.2) OBP: 0.556, SLG: 0.875		HR		FC5-4		1B		F9		3	2	2	1	1	0	0			
Julian Javier, R (1.4) OBP: 0.308, SLG: 0.583		HR		FC5-4		1B		E5		4	2	2	2	0	0	1			
Curt Simmons, L (1.1) OBP: 0.250, SLG: 0.250		3-1				1B		6-3		4	0	1	0	0	1	3			
Inning Stats	R: 1 H: 2 E: 1 K: 2 S: 9	H: 2 R: 3 ER: 0 LOB: 1 BB: 0 P: 9	R: 2 H: 2 E: 0 K: 1 S: 7	H: 2 R: 3 ER: 0 LOB: 0 BB: 0 P: 7	R: 0 H: 1 E: 0 K: 0 S: 4	H: 1 R: 0 ER: 0 LOB: 1 BB: 0 P: 4	R: 0 H: 2 E: 0 K: 0 S: 5	H: 2 R: 0 ER: 0 LOB: 2 BB: 0 P: 5	R: 0 H: 0 E: 1 K: 0 S: 4	H: 0 R: 0 ER: 1 LOB: 1 BB: 0 P: 4	R: 0 H: 0 E: 0 K: 0 S: 6	H: 1 R: 1 ER: 0 LOB: 0 BB: 0 P: 6	R: 3 H: 2 E: 0 K: 1 S: 7	H: 2 R: 0 ER: 0 LOB: 3 BB: 4 P: 23	R: 0 H: 1 E: 0 K: 1 S: 6	H: 1 R: 0 ER: 0 LOB: 0 BB: 0 P: 6	1B: 4 2B: 2 3B: 1 HR: 3	SF: 0 SAC: 0 DP: 0 HBP: 0	WP: 0 PA: 40 PB: 0 SB: 0 CS: 0
PITCHER Art Mahaffey, R (1.1) ERA: 2.97 Johnny Klippstein, R (6.1) ERA: 4.5 Ryne Duren, R (8.1) ERA: 40.5 Dallas Green, R (8.1) ERA:	IP: 5.0 WLS: L BF: 23 H: 7 R: 3 ER: 3 SO: 3 BB: 0 IBB: 0 HBP: 0 BLK: 0 WP: 0 HR: 2 S: 29 P: 29 ERA: 5.40 WHIP: 1.400															PITCHER Art Mahaffey, R (1.1) ERA: 2.97 Johnny Klippstein, R (6.1) ERA: 4.5 Ryne Duren, R (8.1) ERA: 40.5 Dallas Green, R (8.1) ERA:	IP: 5.0 WLS: L BF: 23 H: 7 R: 3 ER: 3 SO: 3 BB: 0 IBB: 0 HBP: 0 BLK: 0 WP: 0 HR: 2 S: 29 P: 29 ERA: 5.40 WHIP: 1.400		


Batter	1	2	3	4	5	6	7	8	9	10	AB	R	H	RBI	BB	SO	LOB					
Tony Taylor, R OBP: 0.316, SLG: 0.278 (1, 4)	F9		G1			FC4-6 BB			F5	K	5	0	1	0	1	1	3					
Don Hoak, R OBP: 0.389, SLG: 0.438 (1, 5)	F3				FC4-6 1-2		F8				5	0	2	0	0	0	2					
Johnny Callison, L OBP: 0.444, SLG: 0.750 (1, 9)			4-3		F7		PO	E5 4-3 SH5-3 1B			4	1	1	0	1	0	2					
Tony Gonzalez, L OBP: 0.357, SLG: 0.250 (1, 8)	3-1		6-3					SH5-3 1B	F8		4	1	1	0	0	0	4					
Wes Covington, L OBP: 0.545, SLG: 0.800 Frank Torre, L (8, 3)					K			4-3			4	0	2	1	0	1	1					
Cookie Rojas, R (10, PR)											0	0	0	0	1	0	0					
Bobby Wine, R (10, 6)											0	1	0	0	0	0	0					
Don Demeter, R OBP: 0.438, SLG: 0.400 (8, 7)					L7						5	1	3	1	0	1	1					
Clay Dalrymple, L OBP: 0.364, SLG: 0.727 Bob Oldis, R (10, PH)											4	0	2	1	0	0	3					
Ruben Amaro, R (10, 3)											1	0	0	0	0	0	3					
Chris Short, R Jack Baldschun, R Earl Averill, R Jack Hamilton, R (10, 1)											4	0	0	0	1	2	5					
Inning Stats	R: 0 E: 0 K: 0 S: 3	H: 0 LOB: 1 BB: 1 P: 7	R: 0 E: 0 K: 1 S: 7	H: 2 LOB: 2 BB: 0 P: 7	R: 0 E: 0 K: 1 S: 6	H: 1 LOB: 1 BB: 0 P: 6	R: 0 E: 1 K: 0 S: 3	H: 0 LOB: 1 BB: 1 P: 7	R: 1 E: 0 K: 2 S: 9	H: 2 LOB: 1 BB: 0 P: 9	R: 0 E: 0 K: 0 S: 3	H: 1 LOB: 0 BB: 0 P: 3	R: 2 E: 1 K: 1 S: 8	H: 2 LOB: 1 BB: 0 P: 8	R: 0 E: 0 K: 0 S: 5	H: 2 LOB: 2 BB: 0 P: 5	R: 1 E: 0 K: 1 S: 6	H: 1 LOB: 3 BB: 2 P: 14	1B: 9 2B: 2 3B: 1 HR: 0	SF: 1 SAC: 1 DP: 0 HBP: 0	WP: 0 PB: 0 SB: 1 CS: 0	PA: 47
PITCHER	IP	WLS	BF	H	R	ER	SO	BB	IBB	HBP	BLK	WP	HR	S	P	ERA	WHIP					
Ernie Broglio, R ERA: 0.53 (1, 1)	8.0		35	9	3	1	5	2	0	0	0	0	0	43	51	1.12	1.375					
Ed Bauta, R ERA: (9, 1)	0.2		4	2	0	0	0	0	0	0	0	0	0	4	4	0.00	3.000					
Diomedes Olivo, L ERA: (9, 1)	0.1		1	0	0	0	0	0	0	0	0	0	0	1	1	0.00	0.000					
Bobby Shantz, L ERA: 9.0 (10, 1)	1.0	L	6	1	1	1	1	1	1	0	0	0	0	6	14	9.00	2.000					

TOP

Philadelphia Phillies @ St. Louis Cardinals
Sportsman's Park, St. Louis, MO
Sun Apr 14 1963, 4:33 AM EST
Unknown - 64 F

livebaseballscorecards.com

AB 40
R 4
H 12
RBI 4
BB 4
SO 6
LOB 26




Batter	1	2	3	4	5	6	7	8	9	10	AB	R	H	RBI	BB	SO	LOB					
Curt Flood, R OBP: 0.200, SLG: 0.111 (1, 8)	K		F9			E6 FC6-5 BLK		4-3	5-3		5	0	0	1	0	1	3					
Dick Groat, R OBP: 0.450, SLG: 0.944 (1, 6)	1-3				F8	FC6-5 1-3					5	0	1	0	0	0	1					
Bill White, L OBP: 0.400, SLG: 0.467 (1, 3)	3-1				F4						4	0	0	0	1	1	0					
Ken Boyer, R OBP: 0.211, SLG: 0.167 (1, 5)					5-3						5	0	1	0	0	2	2					
Charlie James, R OBP: 0.300, SLG: 0.600 (1, 9)					F6						4	1	1	1	0	0	1					
Stan Musial, L OBP: 0.182, SLG: 0.100 Gary Kolb, L (10, 7)					F2						4	0	0	0	0	1	1					
Gene Oliver, R OBP: 0.375, SLG: 0.286 (1, 2)					F2						0	0	0	0	0	0	0					
Julian Javier, R OBP: 0.353, SLG: 0.625 (1, 4)					F7						3	0	1	0	1	1	0					
Ernie Broglio, R Leo Burke, R Ed Bauta, R Diomedes Olivo, L George Altman, L Bobby Shantz, R (10, 1)											2	0	0	0	0	2	1					
Inning Stats	R: 0 E: 0 K: 1 S: 5	H: 0 LOB: 0 BB: 0 P: 5	R: 0 E: 0 K: 2 S: 7	H: 0 LOB: 0 BB: 0 P: 7	R: 0 E: 0 K: 1 S: 6	H: 1 LOB: 1 BB: 0 P: 6	R: 0 E: 0 K: 0 S: 3	H: 0 LOB: 0 BB: 0 P: 3	R: 0 E: 1 K: 1 S: 6	H: 0 LOB: 1 BB: 0 P: 6	R: 0 E: 0 K: 2 S: 4	H: 1 LOB: 1 BB: 0 P: 4	R: 2 E: 0 K: 2 S: 10	H: 3 LOB: 2 BB: 1 P: 14	R: 0 E: 0 K: 0 S: 5	H: 2 LOB: 2 BB: 1 P: 9	R: 0 E: 0 K: 1 S: 5	H: 0 LOB: 0 BB: 0 P: 5	1B: 3 2B: 1 3B: 2 HR: 1	SF: 0 SAC: 0 DP: 0 HBP: 0	WP: 0 PB: 0 SB: 0 CS: 0	PA: 40
PITCHER	IP	WLS	BF	H	R	ER	SO	BB	IBB	HBP	BLK	WP	HR	S	P	ERA	WHIP					
Chris Short, L ERA: 3.12 (1, 1)	8.2		36	7	3	3	7	2	0	0	1	0	0	48	56	3.12	1.038					
Jack Baldschun, R ERA: (9, 1)	0.1	W	1	0	0	0	0	0	0	0	0	0	0	1	1	0.00	0.000					
Jack Hamilton, R ERA: 6.0 (10, 1)	1.0	S	3	0	0	0	1	0	0	0	0	0	0	5	5	0.00	0.000					

BOTTOM

Philadelphia Phillies @ St. Louis Cardinals
Sportsman's Park, St. Louis, MO
Sun Apr 14 1963, 4:33 AM EST
Unknown - 64 F

livebaseballscorecards.com

AB 38
R 3
H 7
RBI 3
BB 2
SO 8
LOB 12



Batter	1	2	3	4	5	6	7	8	9	AB	R	H	RBI	BB	SO	LOB	TOP								
Tony Taylor, R (1.4) OBP: 0.375, SLG: 0.455										4	2	2	2	1	0	1	Philadelphia Phillies @ St. Louis Cardinals Sportsman's Park, St. Louis, MO Sun Apr 14 1963, 4:38 AM EST Att: 19,257 - Unknown								
Don Hoak, R (1.5) OBP: 0.364, SLG: 0.368										3	0	0	0	1	0	4									
Johnny Callison, L (1.9) OBP: 0.435, SLG: 0.632										3	0	0	0	2	2	2									
Don Demeter, R (1.3) OBP: 0.524, SLG: 0.632										4	1	3	2	1	1	1									
Earl Averill, R (1.2) OBP: 0.167, SLG: 0.200 Cookie Rojas, R (8, PR)										4	0	1	0	0	1	3									
Clay Dalrymple, L (8.2) OBP: 0.333, SLG: 0.667										0	1	0	0	0	0	0									
Wayne Graham, R (1.7) Bobby Wine, R (9.6)										3	0	0	0	1	1	2									
Tony Gonzalez, L (1.8) OBP: 0.333, SLG: 0.250										4	0	1	0	0	2	1									
Ruben Amaro, R (1.6) OBP: 0.308, SLG: 0.182										3	0	2	1	1	1	0									
Marcelino Lopez, R (1.1) Ray Culp, R (1.1) John Herrnstein, L (5, PH) Jack Hamilton, R (5.1) Bob Clinks, R (7, PH) Johnny Klippstein, R (7.1) Frank Torre, L (8, PH) Jack Baldschun, R (8.1)										0	0	0	0	0	0	0									
Inning Stats	R: 0 E: 0 K: 2 S: 8	H: 1 LOB: 1 BB: 0 P: 8	R: 0 E: 0 K: 2 S: 7	H: 0 LOB: 0 BB: 0 P: 7	R: 0 E: 0 K: 1 S: 5	H: 1 LOB: 0 BB: 0 P: 5	R: 0 E: 0 K: 0 S: 2	H: 0 LOB: 1 BB: 2 P: 10	R: 0 E: 0 K: 2 S: 7	H: 0 LOB: 3 BB: 3 P: 19	R: 0 E: 0 K: 0 S: 3	H: 1 LOB: 1 BB: 1 P: 7	R: 2 E: 0 K: 2 S: 9	H: 2 LOB: 0 BB: 0 P: 9	R: 2 E: 0 K: 1 S: 9	H: 4 LOB: 2 BB: 0 P: 9	R: 1 E: 1 K: 0 S: 4	H: 1 LOB: 1 BB: 1 P: 8	1B: 8 2B: 1 3B: 0 HR: 2	SF: 0 SAC: 1 DP: 4 HBP: 0	WP: 0 PB: 1 SB: 1 CS: 0	PA: 41			
PITCHER	IP	WLS	BF	H	R	ER	SO	BB	IBB	HBP	BLK	WP	HR	S	P	ERA	WHIP								
Ray Sadecki, L (1.1) ERA: 4.7	7.2		34	8	4	4	10	6	0	0	0	0	2	48	72	4.70	1.826								
Diomedes Olivo, L (8.1) ERA:	0.0	L	1	1	0	0	0	0	0	0	0	0	0	1	1	∞	∞								
Ron Taylor, R (8.1) ERA:	1.1	L	6	1	1	0	0	0	1	0	0	0	0	5	9	0.00	0.750								

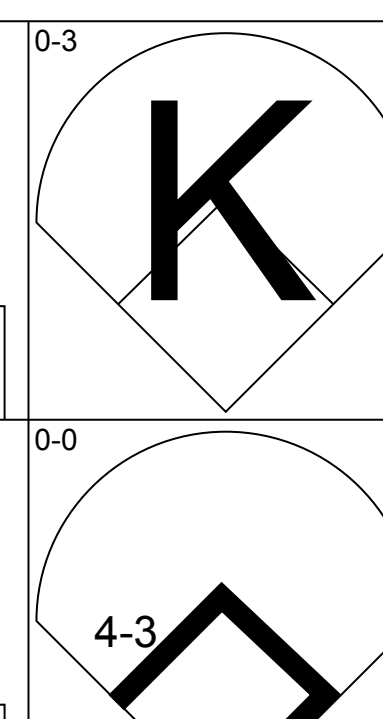
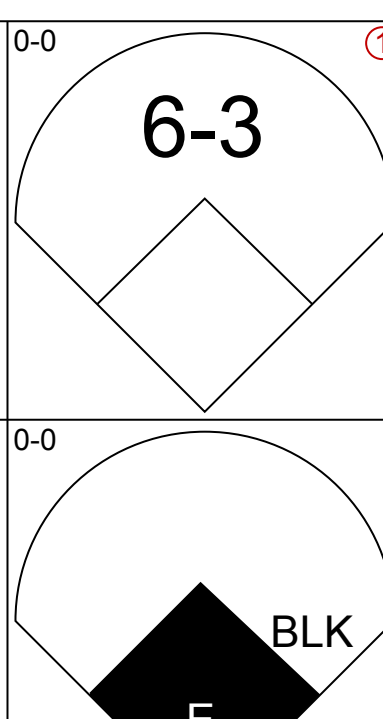
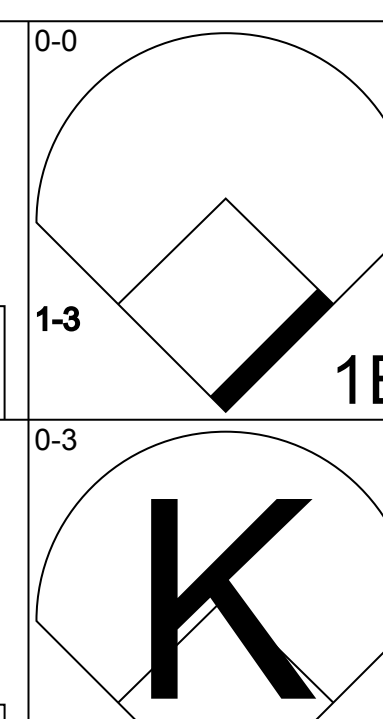
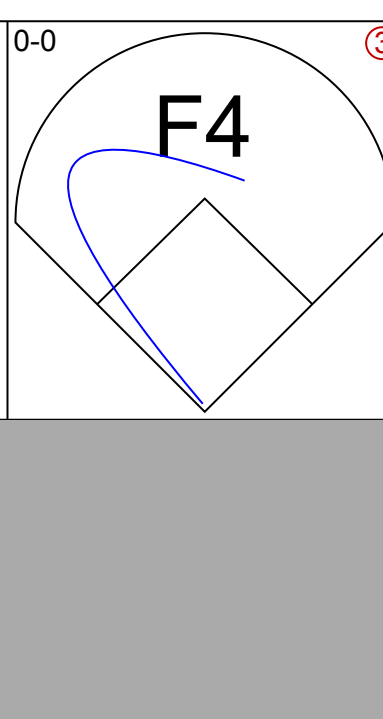
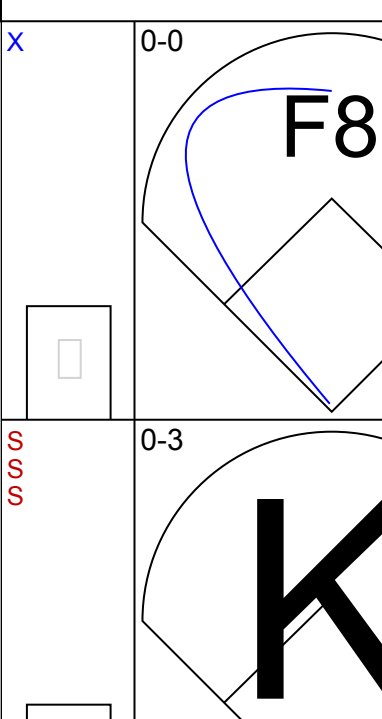
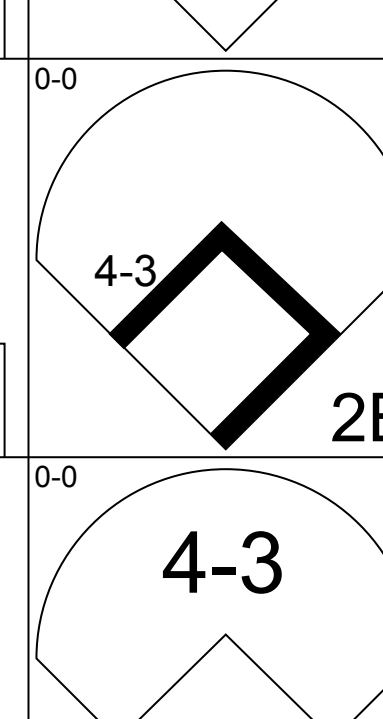
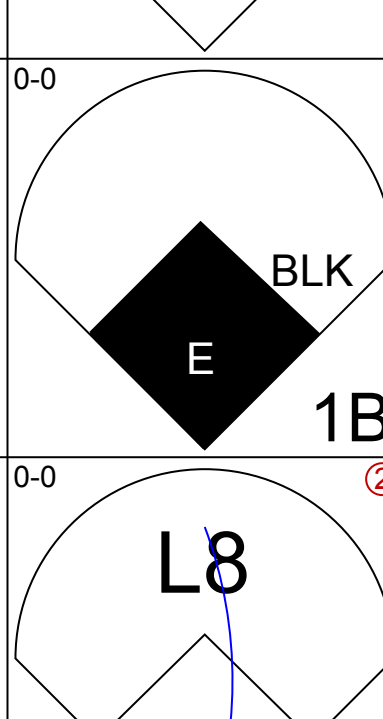
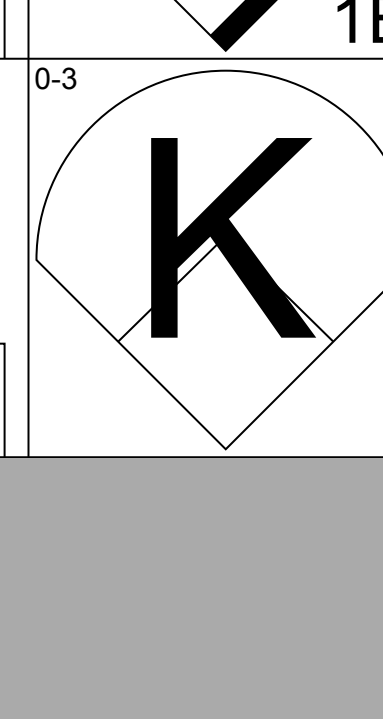
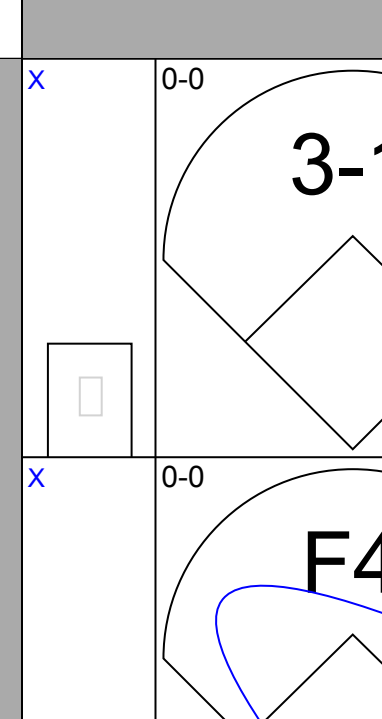
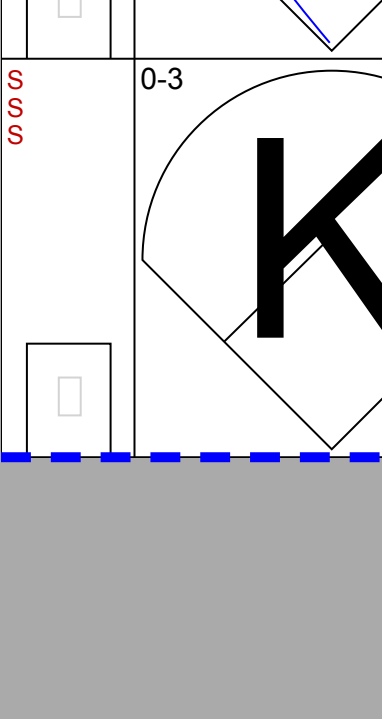
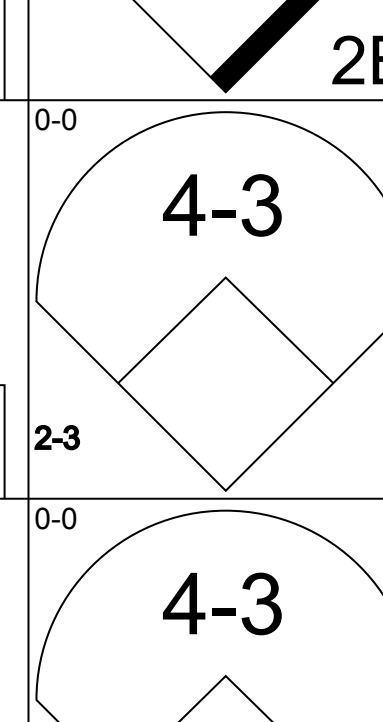
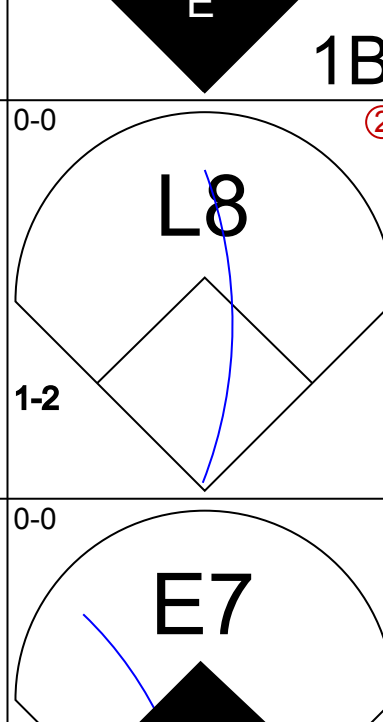
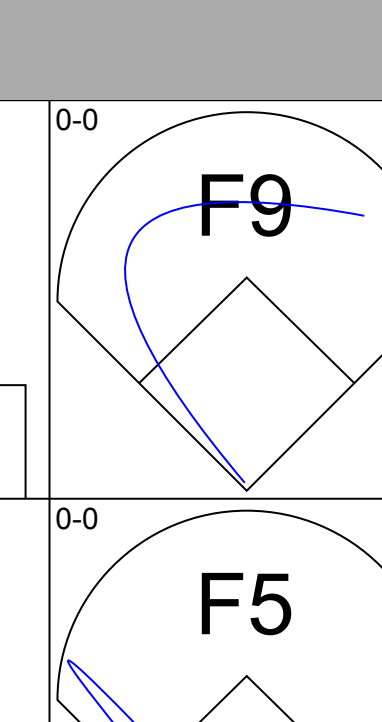
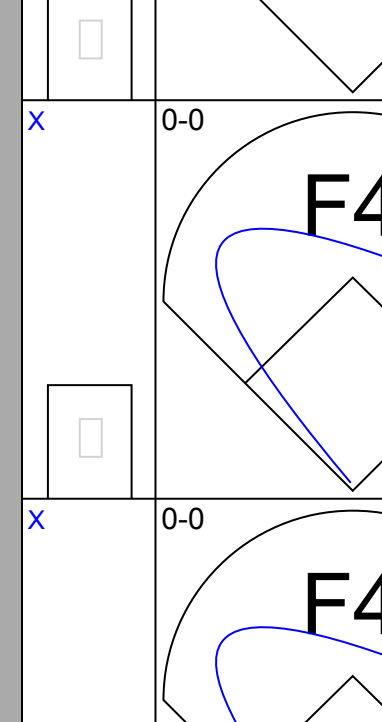
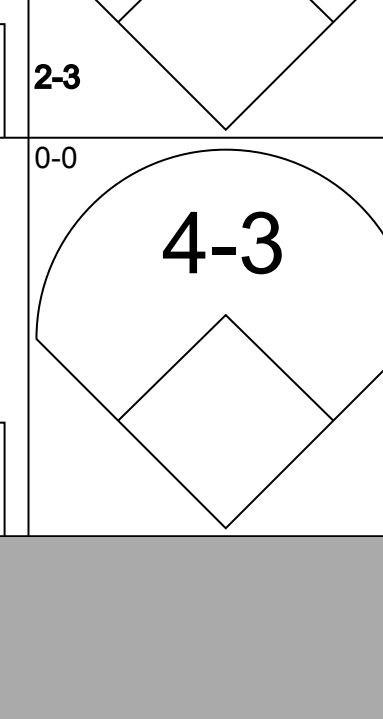
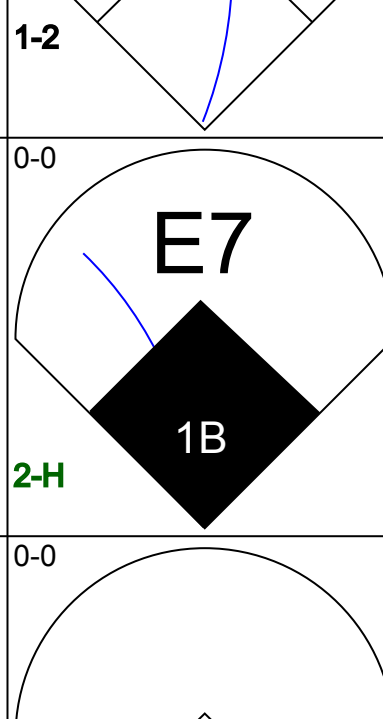

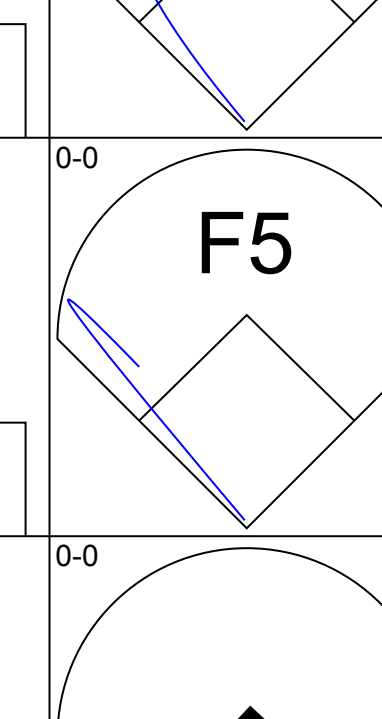
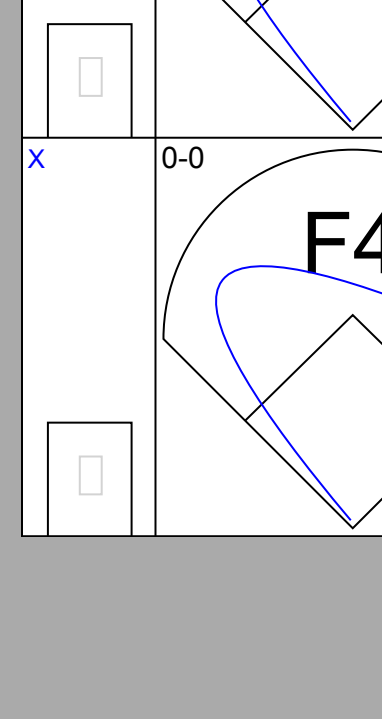
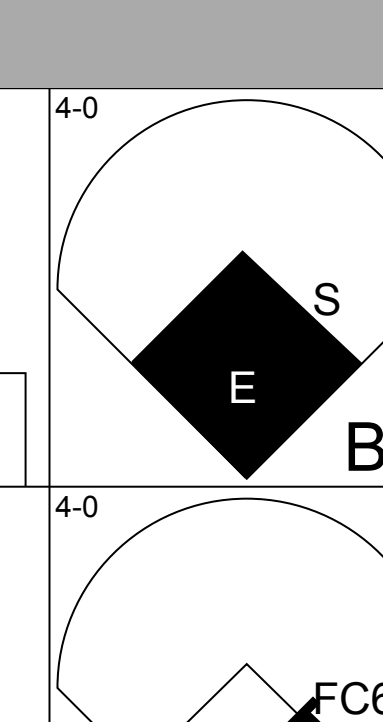

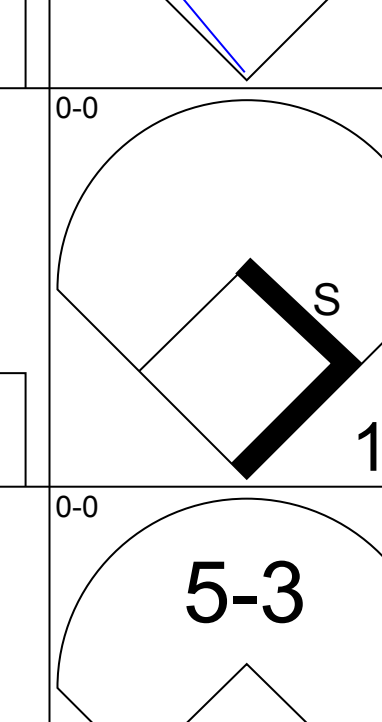
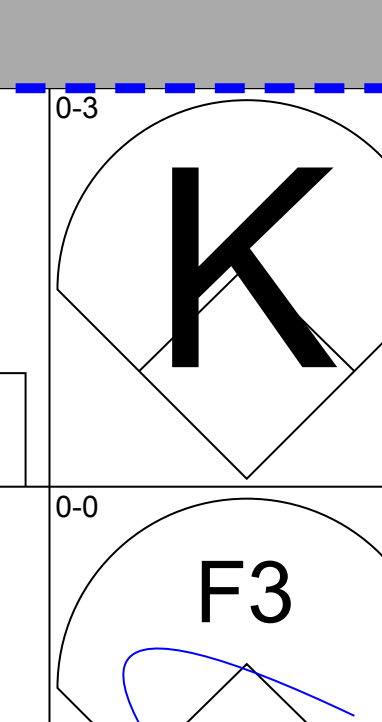
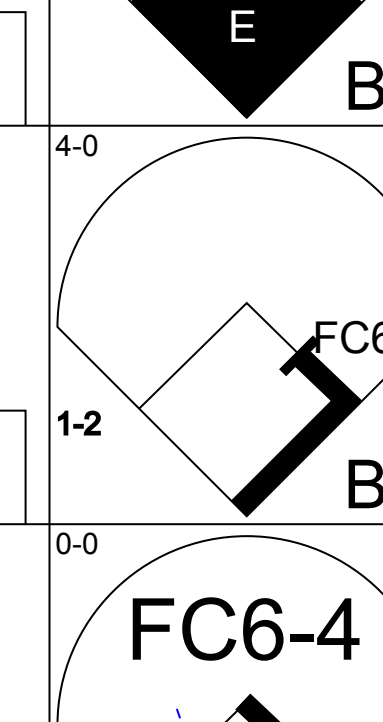
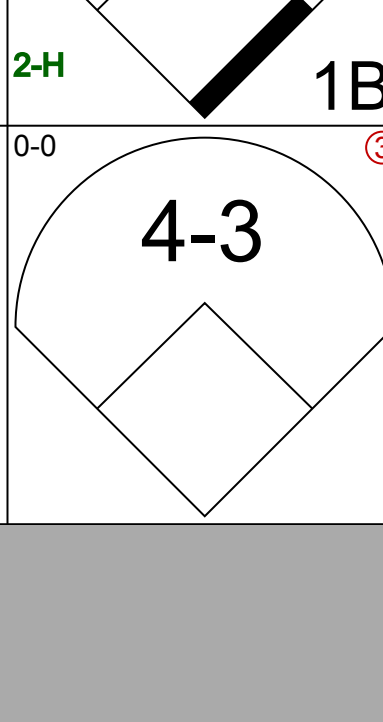
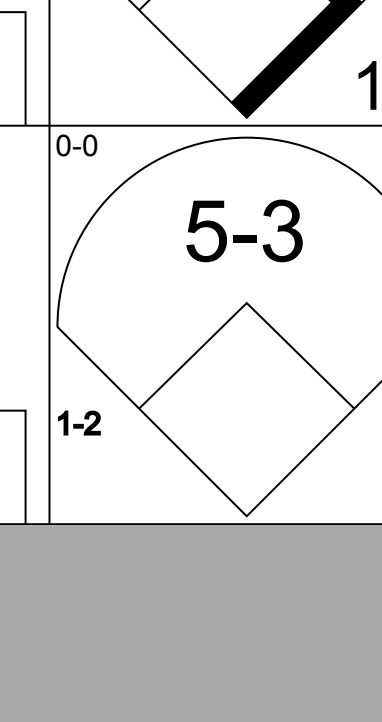
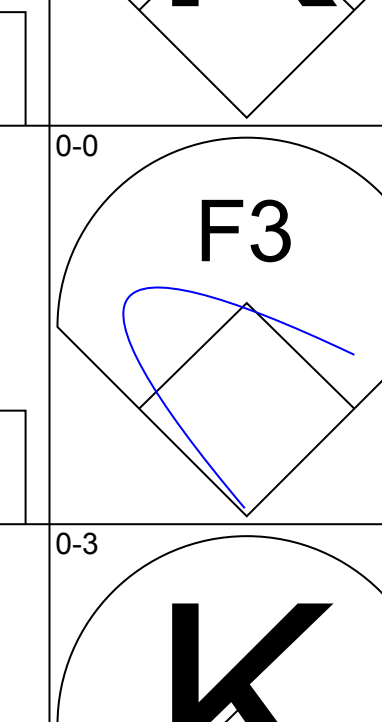
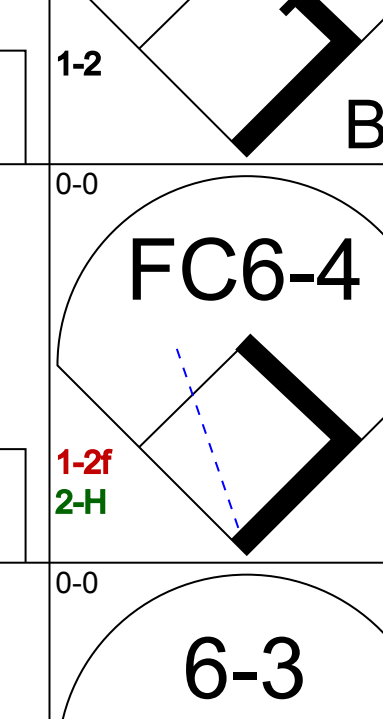
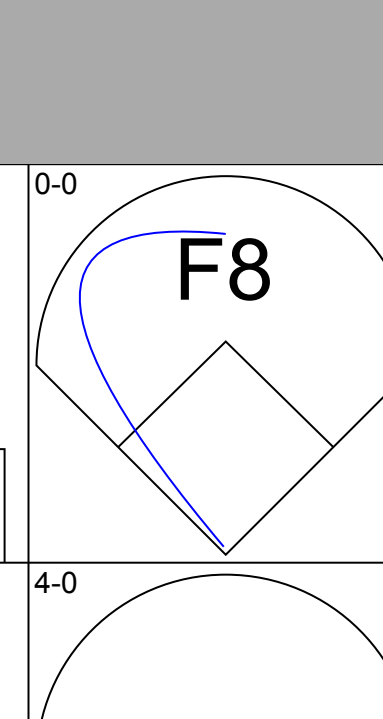
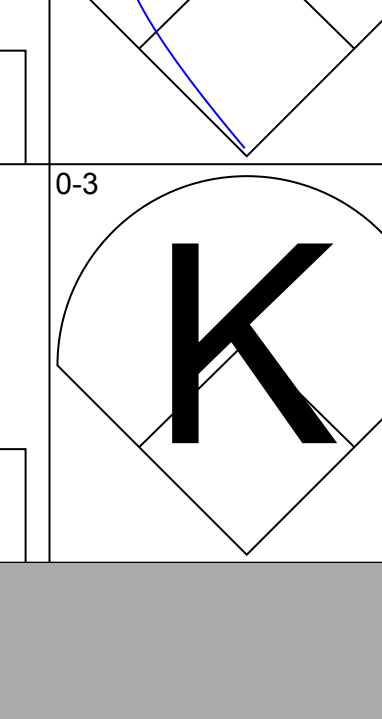
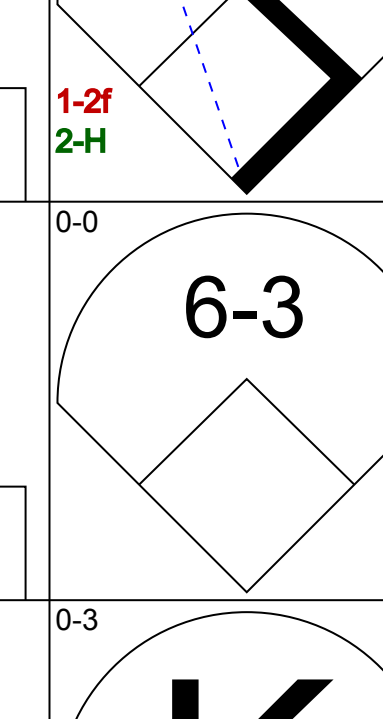
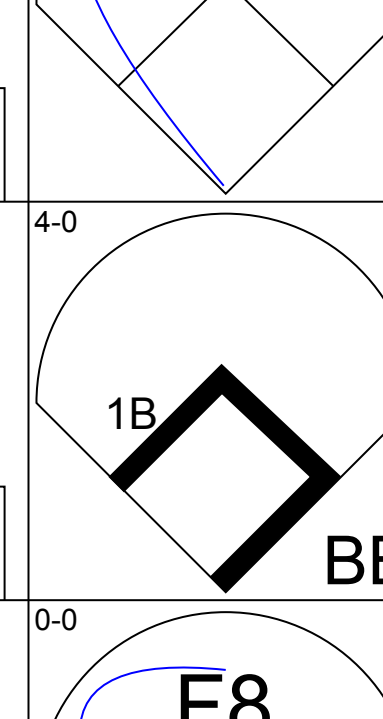
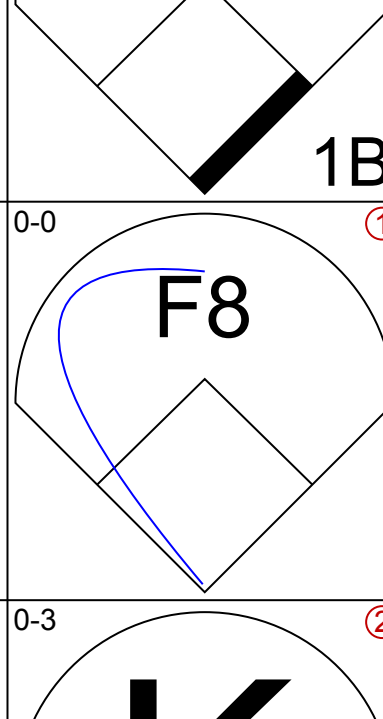
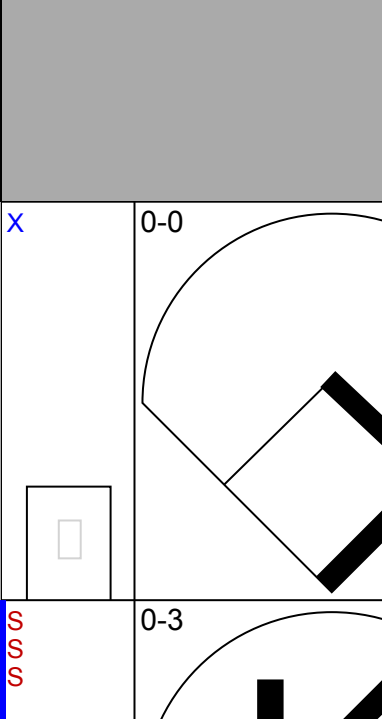
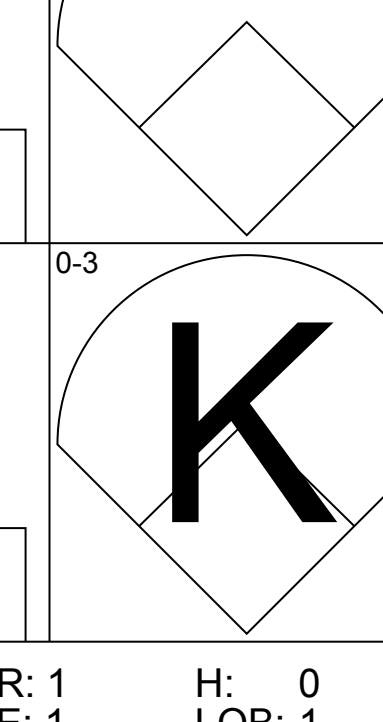
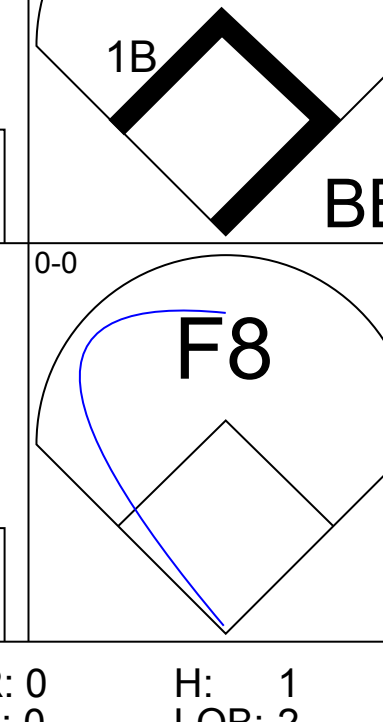
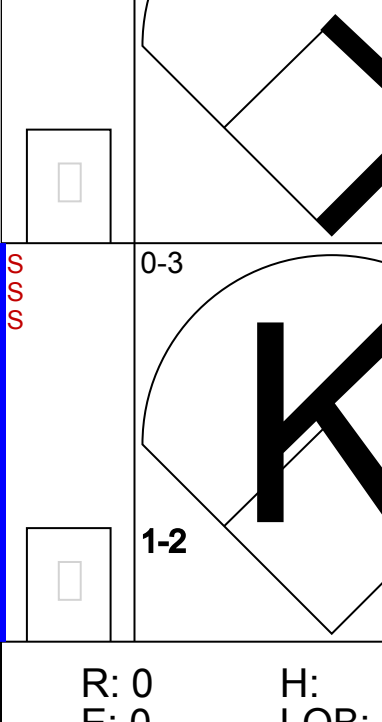
AB 33
R 5
H 10
RBI 5
BB 7
SO 10
LOB 21



Batter	1	2	3	4	5	6	7	8	9	AB	R	H	RBI	BB	SO	LOB	BOTTOM								
Curt Flood, R (1.8) OBP: 0.250, SLG: 0.100										2	1	0	0	2	0	1	Philadelphia Phillies @ St. Louis Cardinals Sportsman's Park, St. Louis, MO Sun Apr 14 1963, 4:38 AM EST Att: 19,257 - Unknown								
Dick Groat, R (1.6) OBP: 0.456, SLG: 0.850										2	1	0	0	2	0	1									
Bill White, L (1.3) OBP: 0.375, SLG: 0.474										4	0	1	1	0	0	3									
Ken Boyer, R (1.5) OBP: 0.304, SLG: 0.286										3	1	2	2	1	0	0									
Charlie James, R (1.7) OBP: 0.214, SLG: 0.429										4	0	0	0	0	2	4									
Leo Burke, R (1.9) OBP: 0.250, SLG: 0.750 Gary Kolb, L (7.9)										3	0	0	0	0	0	1									
Gene Oliver, R (1.2) ERA: 54.0 George Altman, L (9, PH) OBP: 0.500, SLG: 0.563										3	0	0	0	0	0	1									
Julian Javier, R (1.4) OBP: 0.300, SLG: 0.526 Carl Sawatski, L (9, PH) OBP: 0.500, SLG: 0.778										3	0	0	0	0	0	0									
Ray Sadecki, L (1.1) OBP: 0.333, SLG: 0.333 Diomedes Olivo, L (8.1) Ron Taylor, R (8.1) Stan Musial, L (9, PH) OBP: 0.167, SLG: 0.091										3	1	1	0	0	0	0									
Inning Stats	R: 3 E: 1 K: 0 S: 4	H: 1 LOB: 0 BB: 2 P: 12	R: 0 E: 0 K: 0 S: 3	H: 0 LOB: 0 BB: 0 P: 3	R: 0 E: 0 K: 0 S: 2	H: 0 LOB: 0 BB: 1 P: 6	R: 0 E: 0 K: 1 S: 6	H: 1 LOB: 1 BB: 0 P: 6	R: 1 E: 0 K: 1 S: 7	H: 2 LOB: 3 BB: 2 P: 15	R: 0 E: 0 K: 0 S: 3	H: 0 LOB: 0 BB: 0 P: 3	R: 0 E: 0 K: 0 S: 3	H: 0 LOB: 0 BB: 0 P: 3	R: 0 E: 0 K: 1 S: 6	H: 1 LOB: 1 BB: 0 P: 6		1B: 3 2B: 2 3B: 0 HR: 0	SF: 0 SAC: 0 DP: 0 HBP: 0	WP: 0 PB: 0 SB: 0 CS: 1	PA: 36				
PITCHER	IP	WLS	BF	H	R	ER	SO	BB	IBB	HBP	BLK	WP	HR	S	P	ERA	WHIP								
Marcelino Lopez, L (1.1) ERA: 54.0	0.1		4	1	3	2	0	2	0	0	0	0	0	2	10	54.00	9.000								
Ray Culp, R (1.1) ERA: 1.59	3.2		12	1	0	0	1	1	0	0	0	0	0	13	17	0.00	0.545								
Jack Hamilton, R (5.1) ERA: 5.4	2.0		10	2	1	1	1	1	1	0	0	0	0	10	18	4.50	1.500								
Johnny Klippstein, R (7.1) ERA: 3.0	1.0		3	0	0	0	0	0	0	0	0	0	0	3	3	0.00	0.000								
Jack Baldschun, R (8.1) ERA:	2.0	W	7	1	0	0	1	0	0	0	0	0	0	9	9	0.00	0.500								


AB 31
R 4
H 5
RBI 3
BB 5
SO 3
LOB 13

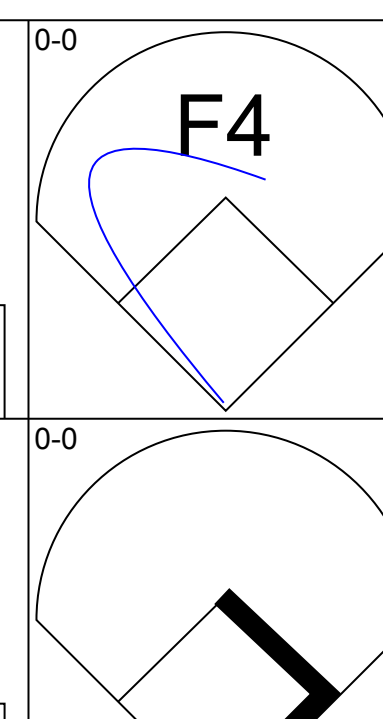
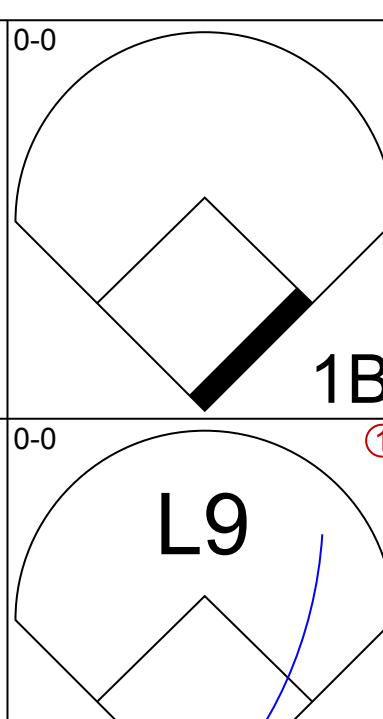
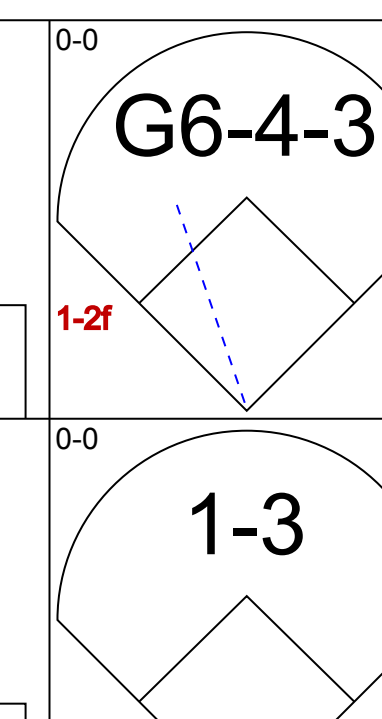
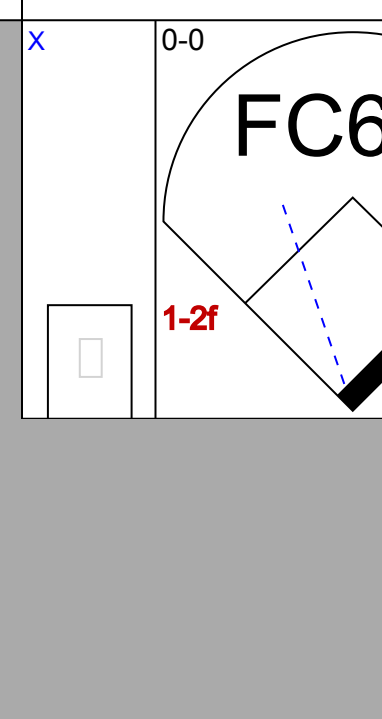
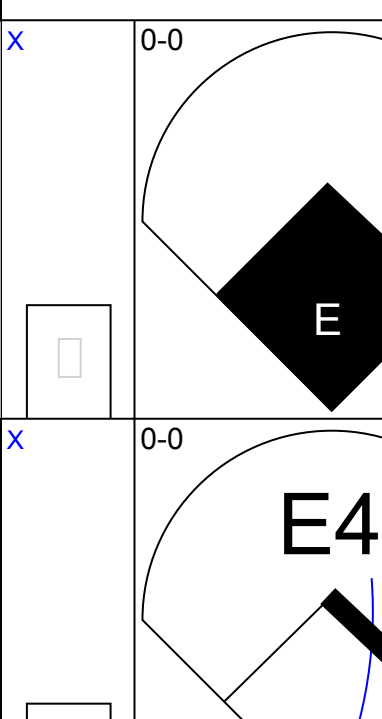
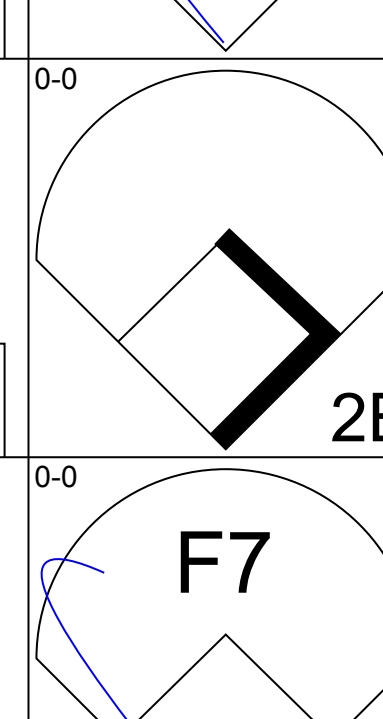
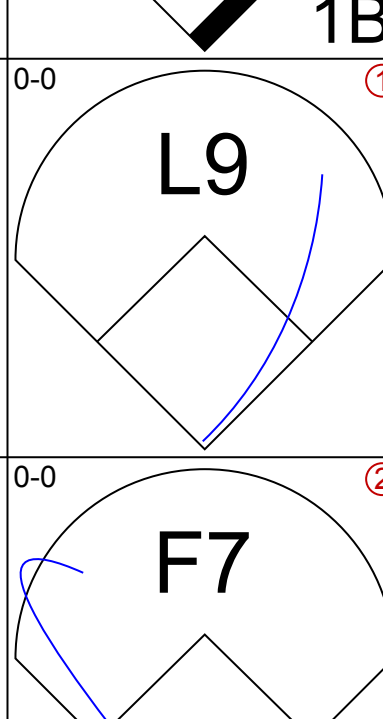
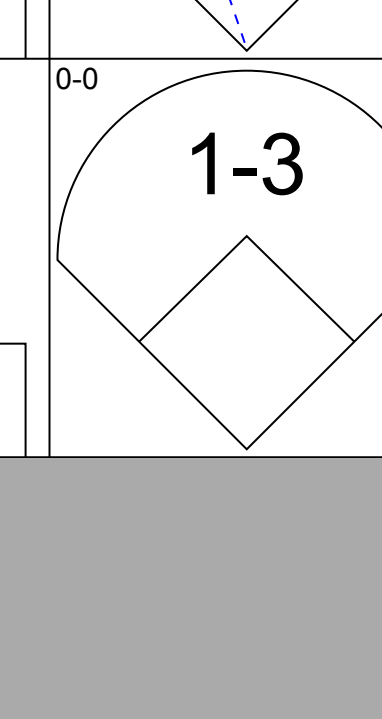
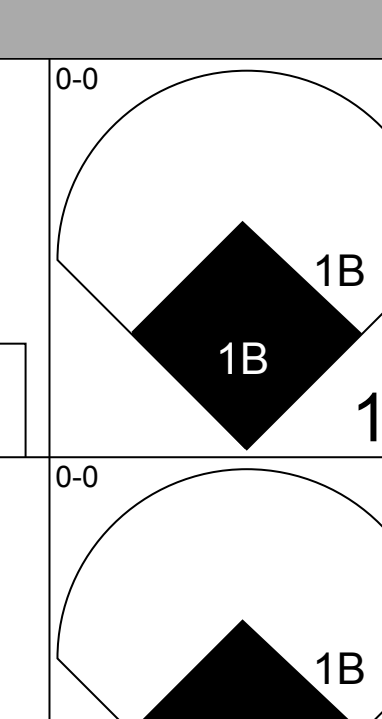
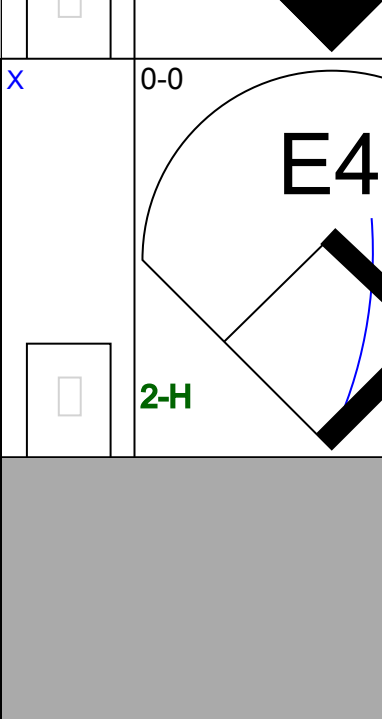
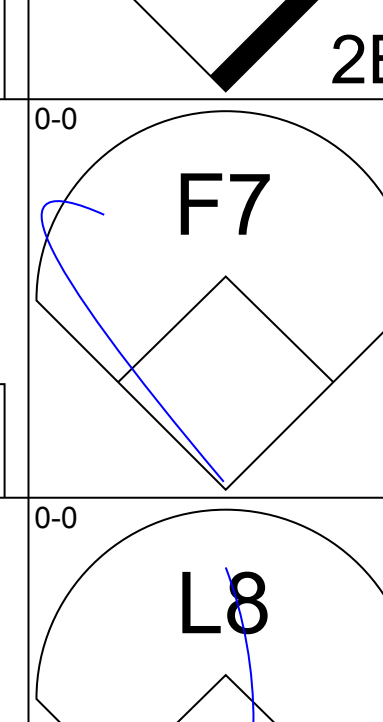
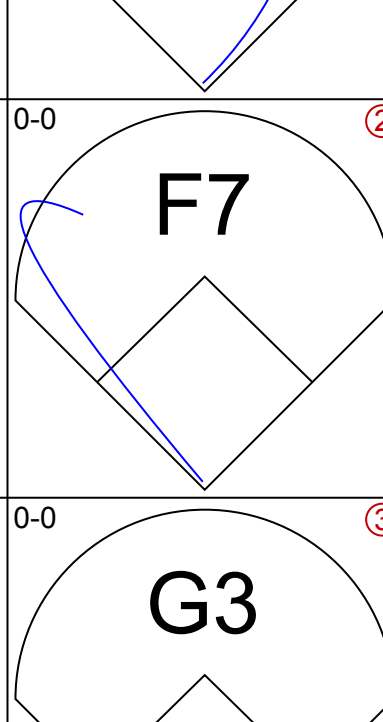
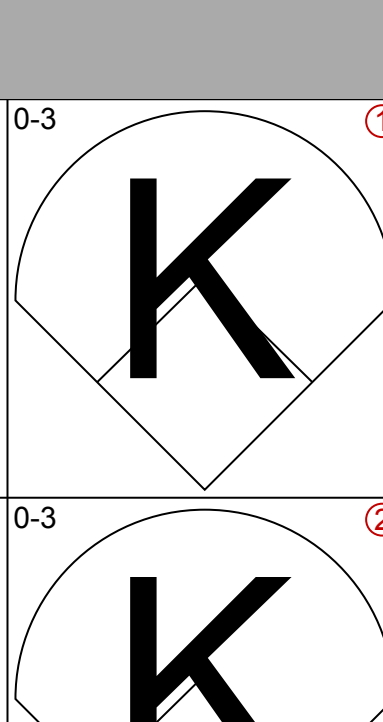
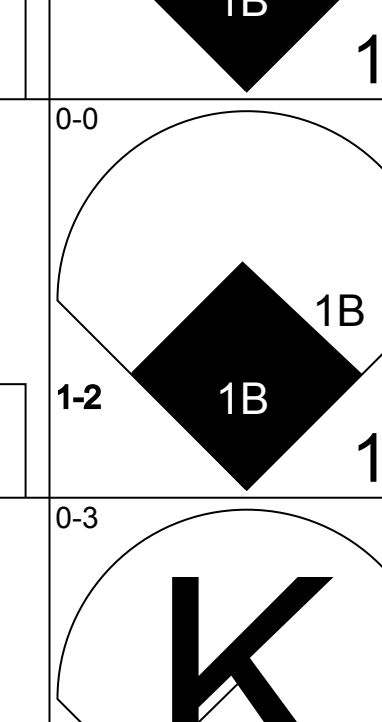
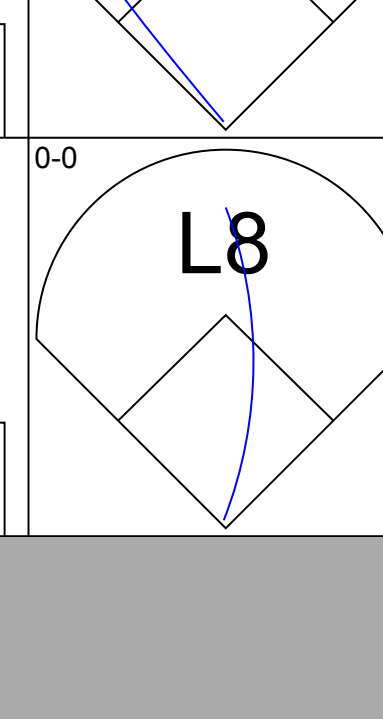
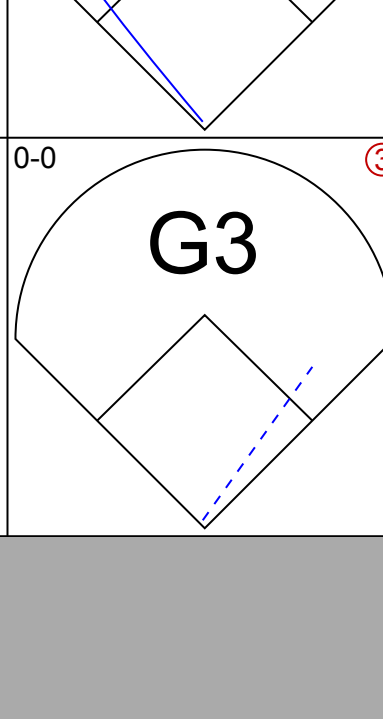
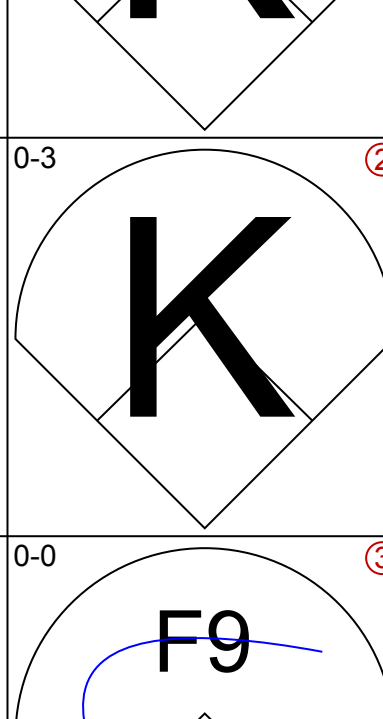
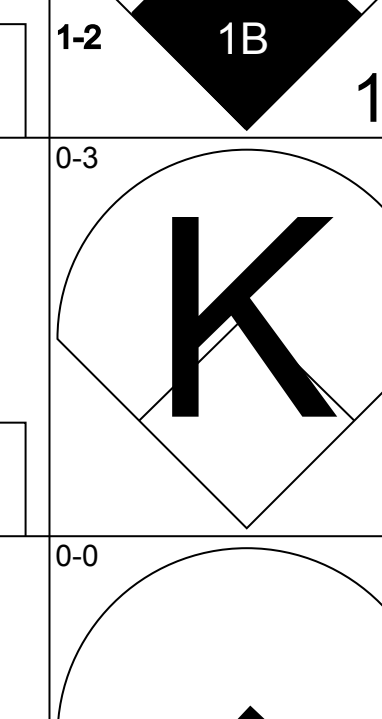
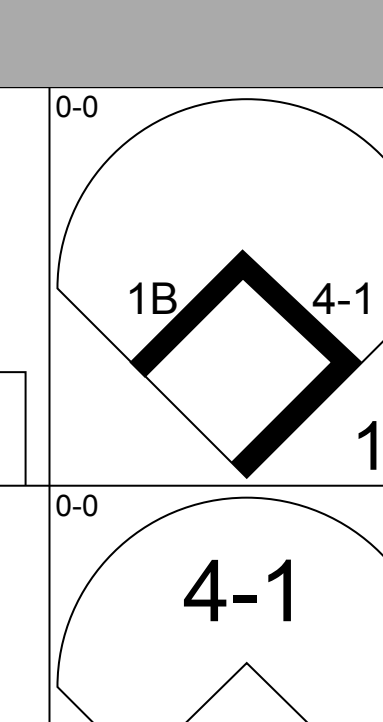
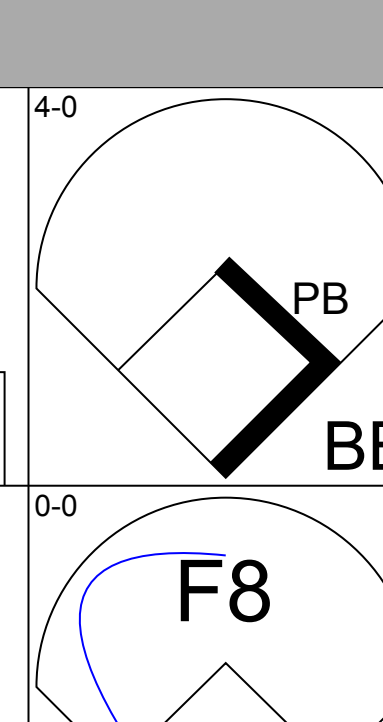
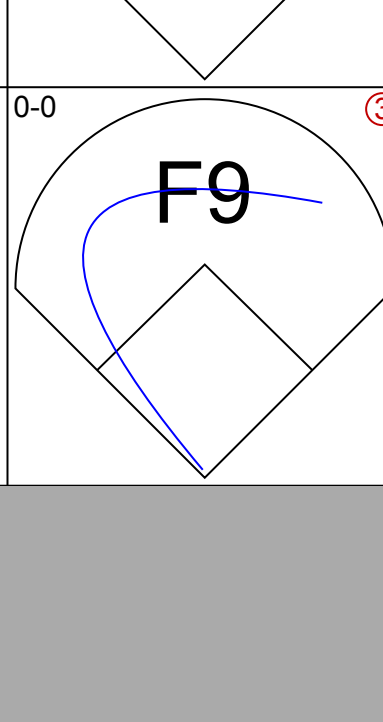
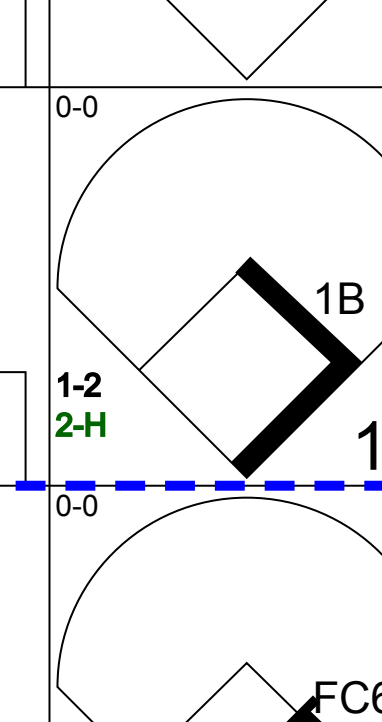
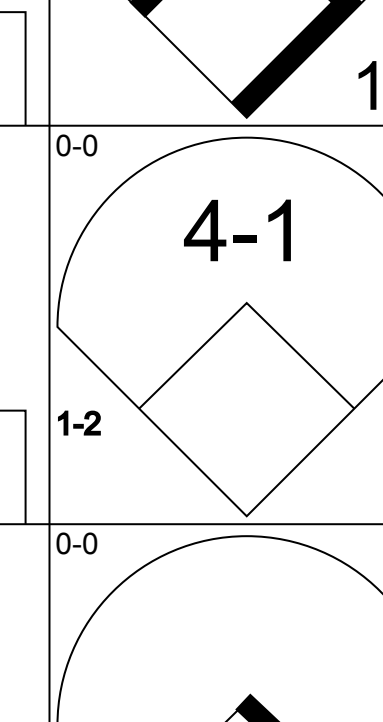
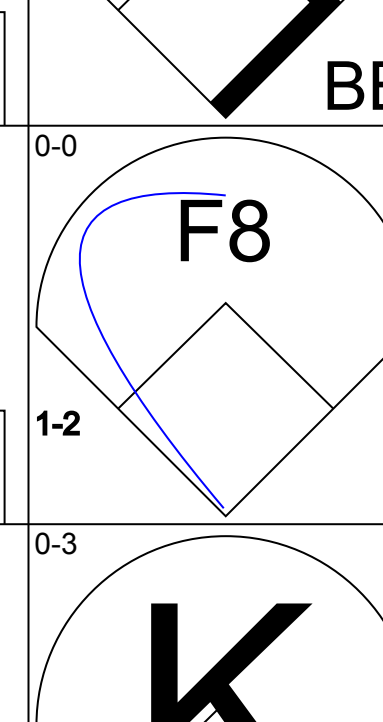
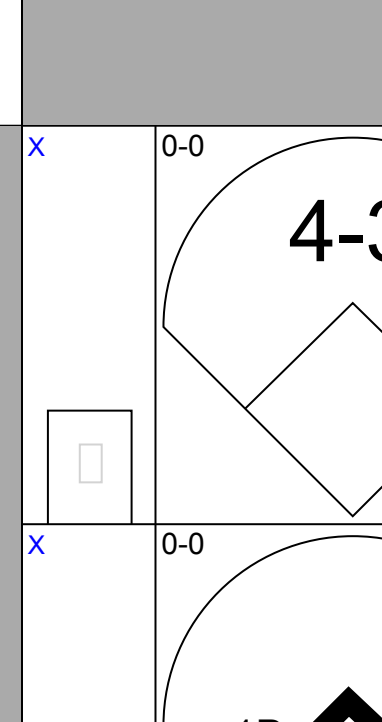
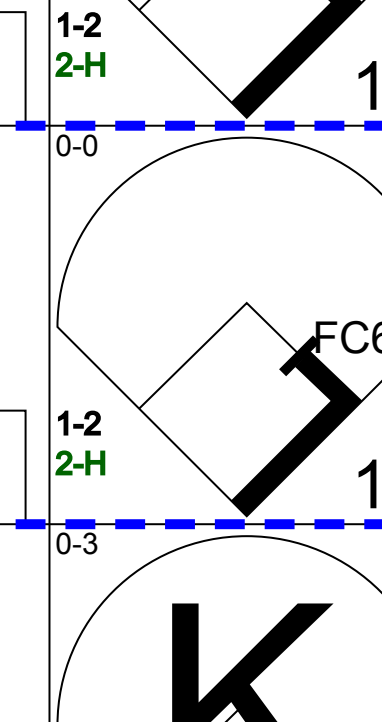
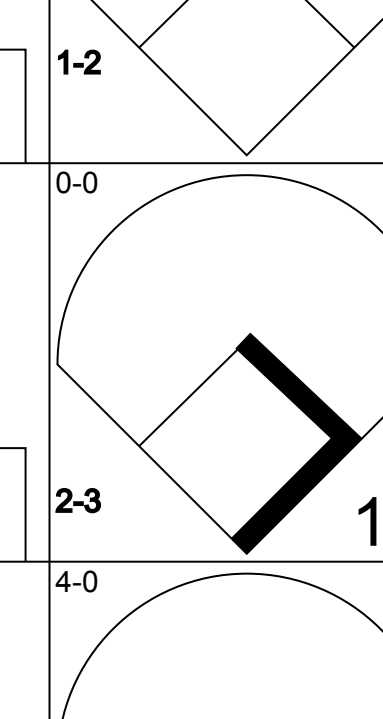
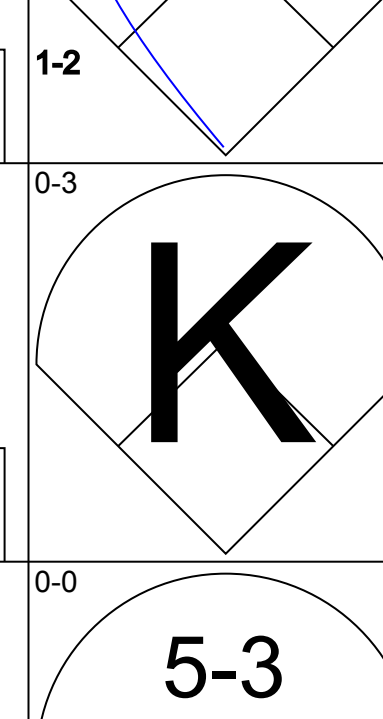
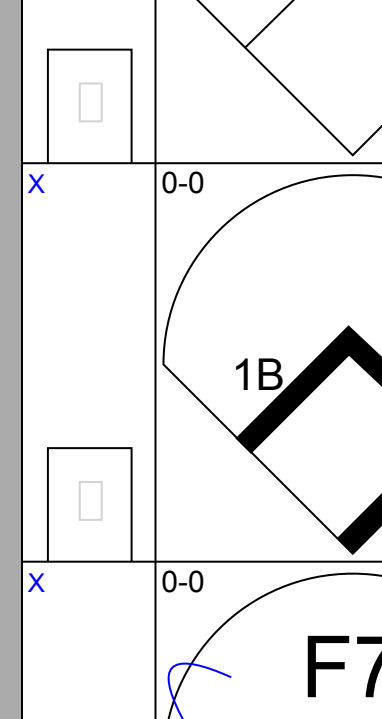
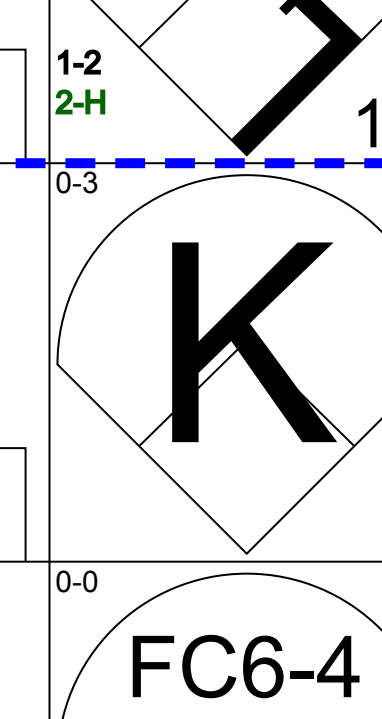
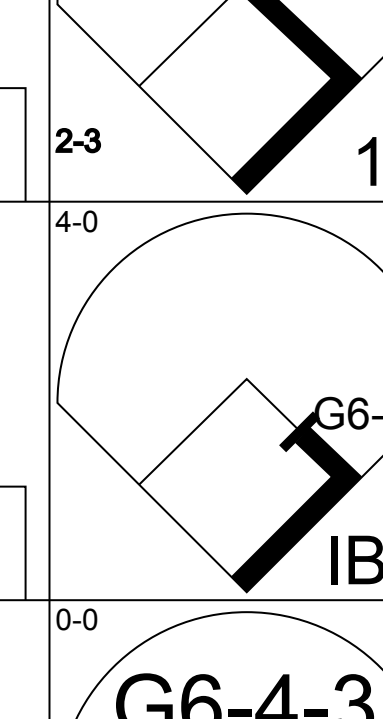
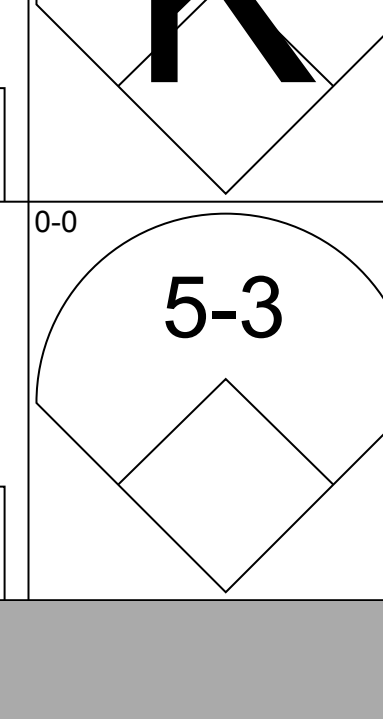
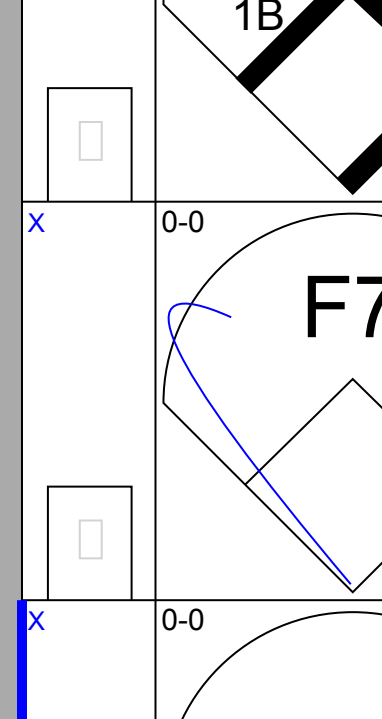
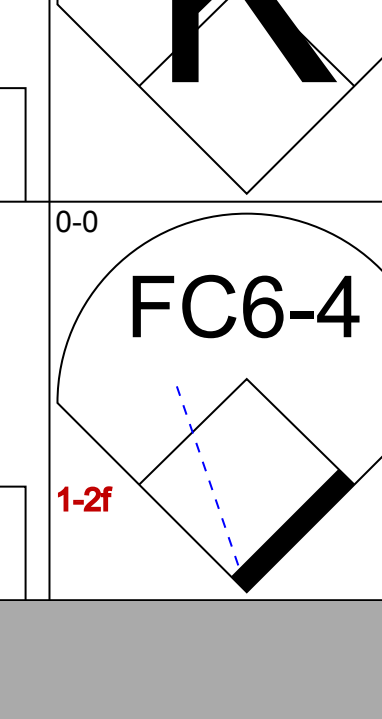
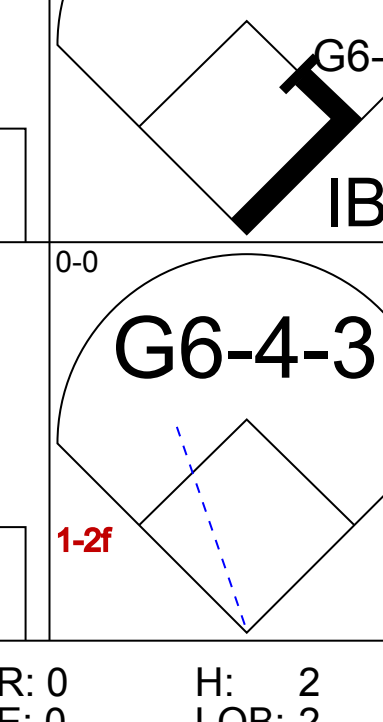
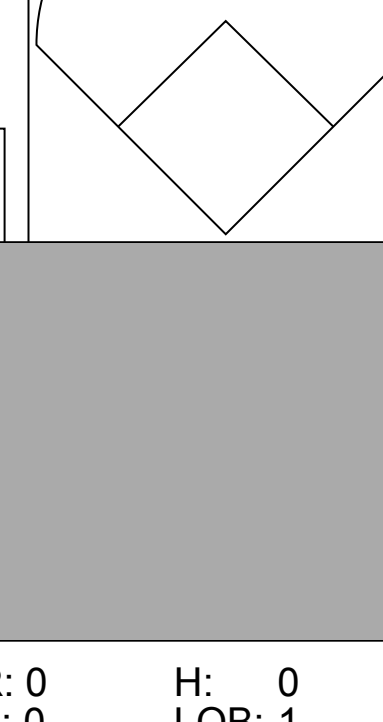
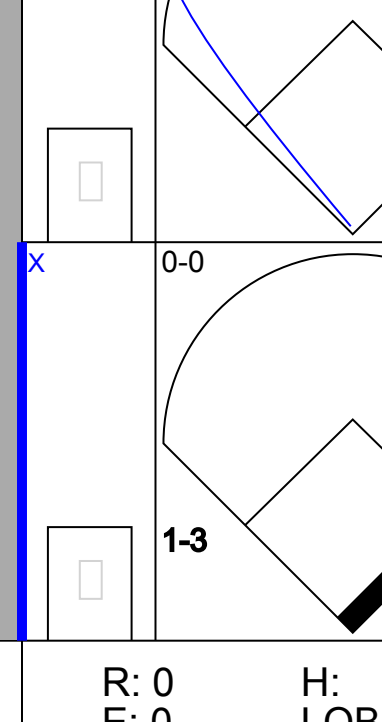
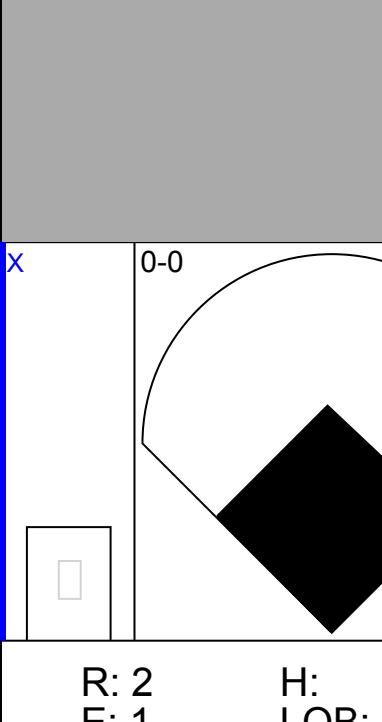


Batter	1	2	3	4	5	6	7	8	9	AB	R	H	RBI	BB	SO	LOB	TOP			
Dick Schofield, S OBP: 0.321, SLG: 0.280 (1, 6)			6-3 			F4 			F8 	5	0	1	0	0	1	2				
Bob Skinner, L OBP: 0.357, SLG: 0.360 (1, 7)	4-3 		BLK E 	K 			3-1 		K 	5	1	2	0	0	2	3				
Roberto Clemente, R OBP: 0.280, SLG: 0.292 (1, 9)	4-3 		L8 		F9 		F4 			4	0	0	0	0	0	2				
Smoky Burgess, L OBP: 0.294, SLG: 0.400 (1, 2)	4-3 		E7 	1B 		F5 		F4 		4	1	0	0	0	0	1				
Donn Clendenon, R OBP: 0.500, SLG: 0.850 (1, 3)		S E BB 		1B 		S 		K 		3	1	2	1	1	1	0				
Bill Mazerowski, R OBP: 0.333, SLG: 0.571 Julio Gotay, R (7, 4)		FC6-4 BB 	4-3 		5-3 			F3 		2	0	0	0	1	0	2				
Bill Virdon, L OBP: 0.348, SLG: 0.333 (1, 8)		FC6-4 			F8 			K 		4	0	1	0	0	1	1				
Bob Bailey, R OBP: 0.400, SLG: 0.545 (1, 5)		6-3 		1B BB 		F8 			BLK 1B 	3	0	1	0	1	0	2				
Earl Francis, R Joe Gibbon, R Roy Face, R (1, 1) (8, 1) (8, 1)		K 			F8 				K 	3	0	0	0	0	0	2	3			
										0	0	0	0	0	0	0				
										1	0	0	0	0	1	1				
Inning Stats	R: 0 E: 0 K: 1 S: 6	H: 1 LOB: 1 BB: 0 P: 6	R: 1 E: 1 K: 1 S: 5	H: 0 LOB: 1 BB: 2 P: 13	R: 2 E: 1 K: 0 S: 6	H: 2 LOB: 1 BB: 0 P: 6	R: 0 E: 0 K: 1 S: 6	H: 1 LOB: 2 BB: 1 P: 10	R: 0 E: 0 K: 0 S: 4	H: 1 LOB: 1 BB: 0 P: 4	R: 0 E: 0 K: 1 S: 6	H: 0 LOB: 0 BB: 0 P: 3	R: 0 E: 0 K: 2 S: 7	H: 0 LOB: 0 BB: 0 P: 7	R: 0 E: 0 K: 2 S: 8	H: 1 LOB: 1 BB: 0 P: 8	1B: 6 2B: 1 3B: 0 HR: 0	SF: 0 SAC: 0 DP: 0 HBP: 0	WP: 0 PB: 0 SB: 2 CS: 0	PA: 38
PITCHER	IP	WLS	BF	H	R	ER	SO	BB	IBB	HBP	BLK	WP	HR	S	P	ERA	WHIP			
Bob Gibson, R ERA: 1.29 Harry Fanok, R ERA:	7.0		31	6	3	1	4	3	0	0	1	0	0	36	48	1.29	1.286			
	2.0	W	7	1	0	0	4	0	0	0	1	0	0	15	15	0.00	0.500			

Pittsburgh Pirates @ St. Louis Cardinals
Sportsman's Park, St. Louis, MO
Tue Apr 16 1963, 7:05 PM EST
Att: 8,301 - Unknown - 73 F


AB 35
R 3
H 7
RBI 1
BB 3
SO 8
LOB 17



Batter	1	2	3	4	5	6	7	8	9	AB	R	H	RBI	BB	SO	LOB	BOTTOM			
Curt Flood, R OBP: 0.276, SLG: 0.200 (1, 8)	F4 		1B 		G6-4-3 		FC6-4 		E 2B 	5	1	2	0	0	0	3				
Dick Groat, R OBP: 0.446, SLG: 0.800 (1, 6)	2B 		L9 		1-3 			1B 	E4 	5	1	2	0	0	0	1				
Bill White, L OBP: 0.357, SLG: 0.435 (1, 3)	F7 		F7 			K 		1B 		4	1	1	0	0	1	2				
George Altman, L OBP: 0.400, SLG: 0.450 (1, 9)	L8 		G3 			K 		K 		4	0	0	0	0	2	4				
Ken Boyer, R OBP: 0.370, SLG: 0.333 (1, 5)		1B 4-1 1B 		PB BB 		F9 		1B 1-2 2-H 		3	0	2	1	1	0	0				
Stan Musial, L OBP: 0.188, SLG: 0.133 Gary Kolb, L (1, 7) (8, PR) (9, 7)		4-1 		F8 			4-3 	FC6-4 1B 		4	0	1	1	0	0	2				
Tim McCarver, L OBP: 0.667, SLG: 0.667 Charlie James, R OBP: 0.200, SLG: 0.400 Gene Oliver, R OBP: 0.273, SLG: 0.200 (1, 2) (8, PH) (9, 2)		1B 2-3 		K 			1B 	K 		3	0	2	0	0	1	1				
Julian Javier, R OBP: 0.292, SLG: 0.455 (1, 4)		G6-4-3 IBB 		5-3 			F7 	FC6-4 		3	0	0	0	1	0	4				
Bob Gibson, R Carl Sawatski, L Phil Gagliano, R Harry Fanok, S Duke Carmel, L (1, 1) (7, PH) (7, PR) (8, 1) (9, PH)		G6-4-3 		E1 			FC6-4 1B 		HR 	2	0	0	0	0	0	3				
										1	0	1	0	0	0	0				
										0	0	0	0	0	0	0				
										0	0	0	0	0	0	0				
										1	1	1	0	0	0	0				
Inning Stats	R: 0 E: 0 K: 0 S: 4	H: 1 LOB: 1 BB: 0 P: 4	R: 0 E: 0 K: 0 S: 4	H: 2 LOB: 2 BB: 1 P: 8	R: 0 E: 0 K: 0 S: 4	H: 1 LOB: 1 BB: 0 P: 4	R: 0 E: 0 K: 1 S: 5	H: 0 LOB: 1 BB: 1 P: 9	R: 0 E: 0 K: 2 S: 7	H: 0 LOB: 0 BB: 0 P: 7	R: 0 E: 0 K: 0 S: 5	H: 2 LOB: 2 BB: 0 P: 5	R: 2 E: 0 K: 2 S: 11	H: 4 LOB: 2 BB: 0 P: 11	R: 2 E: 1 K: 0 S: 3	H: 2 LOB: 1 BB: 0 P: 3	1B: 9 2B: 2 3B: 0 HR: 1	SF: 0 SAC: 0 DP: 2 HBP: 0	WP: 0 PB: 1 SB: 0 CS: 0	PA: 38
PITCHER	IP	WLS	BF	H	R	ER	SO	BB	IBB	HBP	BLK	WP	HR	S	P	ERA	WHIP			
Earl Francis, R ERA: 5.79 Joe Gibbon, L ERA: Roy Face, R ERA: 5.4	7.1		32	9	2	2	4	1	1	0	0	0	0	38	46	2.46	1.364			
	0.0		1	1	0	0	0	0	0	0	0	0	0	1	1	∞	∞			
	0.2	L	5	2	2	1	1	0	0	0	0	0	1	7	7	13.50	3.000			

Pittsburgh Pirates @ St. Louis Cardinals
Sportsman's Park, St. Louis, MO
Tue Apr 16 1963, 7:05 PM EST
Att: 8,301 - Unknown - 73 F

AB 36
R 4
H 12
RBI 3
BB 2
SO 5
LOB 22



Batter	1	2	3	4	5	6	7	8	9	AB	R	H	RBI	BB	SO	LOB	TOP
Dick Schofield, S OBP: 0.344, SLG: 0.286 (1, 6)	1-3		1-2 1B		1-0 HBP			F8		3	0	1	0	0	0	0	Pittsburgh Pirates @ St. Louis Cardinals Sportsman's Park, St. Louis, MO Wed Apr 17 1963, 7:05 PM EST Att. 7,481 - Unknown - 87 F
Bob Skinner, L OBP: 0.313, SLG: 0.310 (1, 7)	K		F8		K			K		4	0	0	0	0	3	3	
Roberto Clemente, R OBP: 0.276, SLG: 0.393 (1, 9)	6-3				6-3 HR			F3		4	1	1	1	0	0	0	
Smoky Burgess, L OBP: 0.333, SLG: 0.579 Julio Gotay, R (9, PR)		4-3			4-3			FC5-4 1B		4	1	2	1	0	0	0	
Donn Clendenon, R OBP: 0.464, SLG: 0.875 (1, 3)	L6				HR			FC5-4 G6-4-3		4	1	1	1	0	1	1	
Bill Mazaroski, R OBP: 0.286, SLG: 0.480 (1, 4)	K				K			G6-4-3		4	0	0	0	0	2	1	
Bill Virdon, L OBP: 0.308, SLG: 0.292 (1, 8)			F8		L7					3	0	0	0	0	0	0	
Bob Bailey, R OBP: 0.393, SLG: 0.520 (1, 5)					6-3			F6		3	0	1	0	0	0	0	
Don Cardwell, R Tom Sturdivant, L Larry Elliot, L Harvey Haddix, L Elmo Plaskett, R Tommie Sisk, R (1, 1) (2, 1) (5, PR) (5, 1) (7, PR) (7, 1)			FC6-4 1B		K			K		0	0	0	0	0	0	0	
Inning Stats	R: 0 E: 0 K: 1 S: 5	H: 0 LOB: 0 BB: 0 P: 5	R: 0 E: 0 K: 1 S: 5	H: 0 LOB: 0 BB: 0 P: 5	R: 0 E: 0 K: 0 S: 5	H: 2 LOB: 2 BB: 0 P: 5	R: 2 E: 0 K: 1 S: 7	H: 2 LOB: 0 BB: 0 P: 7	R: 0 E: 0 K: 1 S: 6	H: 0 LOB: 1 BB: 0 P: 8	R: 0 E: 0 K: 1 S: 5	H: 0 LOB: 0 BB: 0 P: 5	R: 0 E: 0 K: 1 S: 3	H: 1 LOB: 1 BB: 0 P: 3	1B: 3 2B: 0 3B: 0 HR: 3	SF: 0 SAC: 0 DP: 1 HBP: 1	WP: 0 PA: 33 SB: 0 CS: 0
PITCHER Ray Washburn, R ERA: 1.5 (1, 1)	IP: 9.0 WLS: W BF: 33 H: 6 R: 3 ER: 3 SO: 8 BB: 0 IBB: 0 HBP: 1 BLK: 0 WP: 0 HR: 3 S: 48 P: 49 ERA: 3.00 WHIP: 0.667																

Batter	1	2	3	4	5	6	7	8	9	AB	R	H	RBI	BB	SO	LOB	BOTTOM
Curt Flood, R OBP: 0.273, SLG: 0.207 (1, 8)	F8				K			F8		4	0	1	1	0	1	0	Pittsburgh Pirates @ St. Louis Cardinals Sportsman's Park, St. Louis, MO Wed Apr 17 1963, 7:05 PM EST Att. 7,481 - Unknown - 87 F
Dick Groat, R OBP: 0.455, SLG: 0.793 (1, 6)	4-3	2-6 2H			6-3					4	1	2	0	0	0	0	
Bill White, L OBP: 0.323, SLG: 0.385 (1, 3)	F6				SH1-3 1B			L9		3	0	0	0	0	1	1	
George Altman, L OBP: 0.417, SLG: 0.435 (1, 9)		F8			WP 1B BB			F8		3	1	1	0	1	0	0	
Ken Boyer, R OBP: 0.387, SLG: 0.357 (1, 5)		HR 1B			BLK 1B 1B			F4		4	2	2	2	0	0	1	
Stan Musial, L OBP: 0.222, SLG: 0.353 Charlie James, R OBP: 0.235, SLG: 0.412 (1, 7) (6, 7)		HR 1B			L9			1B 1B		2	1	1	2	0	0	1	
Carl Sawatski, L OBP: 0.600, SLG: 1.000 (1, 2)		HR			S 1B			1-3 1B		4	1	3	2	0	0	0	
Julian Javier, R OBP: 0.286, SLG: 0.400 (1, 4)		HR 1B HBP			F8			1-3		3	1	0	0	0	3	3	
Ray Washburn, R OBP: 0.250, SLG: 0.250 (1, 1)		SH3-4 1-2			K			4-3		2	0	0	0	0	1	0	
Inning Stats	R: 0 E: 0 K: 0 S: 3	H: 4 LOB: 1 BB: 0 P: 7	R: 4 E: 0 K: 0 S: 6	H: 4 LOB: 1 BB: 0 P: 7	R: 3 E: 0 K: 0 S: 6	H: 3 LOB: 1 BB: 1 P: 10	R: 0 E: 0 K: 2 S: 7	H: 0 LOB: 0 BB: 0 P: 7	R: 0 E: 0 K: 1 S: 5	H: 1 LOB: 0 BB: 0 P: 5	R: 0 E: 0 K: 1 S: 6	H: 1 LOB: 1 BB: 0 P: 6	R: 0 E: 0 K: 0 S: 5	H: 2 LOB: 2 BB: 0 P: 5	1B: 8 2B: 2 3B: 0 HR: 2	SF: 0 SAC: 2 DP: 1 HBP: 1	WP: 1 PA: 35 SB: 0 CS: 0
PITCHER Don Cardwell, R ERA: 5.23 Tom Sturdivant, R ERA: 11.57 Harvey Haddix, L ERA: Tommie Sisk, R ERA: 2.25 (1, 1) (2, 1) (5, 1) (7, 1)	IP: 1.2 WLS: L BF: 10 H: 4 R: 4 ER: 4 SO: 4 BB: 0 IBB: 0 HBP: 0 BLK: 0 WP: 0 HR: 2 S: 9 P: 10 ERA: 21.60 WHIP: 2.400																

Batter	1	2	3	4	5	6	7	8	9	AB	R	H	RBI	BB	SO	LOB	TOP			
Dick Schofield, S OBP: 0.333, SLG: 0.258	F7			F4	BB			F2		3	0	0	0	1	0	0	Pittsburgh Pirates @ St. Louis Cardinals Sportsman's Park, St. Louis, MO Thu Apr 18 1963, 7:05 PM EST Alt. 6,497 - Unknown - 78 F			
Bob Skinner, L OBP: 0.333, SLG: 0.313	F8			WP 1B S BB	F8			FC6-4 1B		3	1	1	0	1	0	1				
Roberto Clemente, R OBP: 0.273, SLG: 0.375	6-3			1B S	1B			FC6-4		4	1	1	1	0	0	1				
Donn Clendenon, R OBP: 0.438, SLG: 0.821		K		F6	1B				SH3 1B 2B	4	1	1	0	0	1	1				
Bill Mazaroski, R OBP: 0.290, SLG: 0.444	F8			FC5 1B BB					SH3	2	0	0	0	1	1	0				
Bill Virdon, L OBP: 0.333, SLG: 0.321	F8									4	0	2	2	0	0	0				
Bob Bailey, R OBP: 0.375, SLG: 0.483				5-3	FC5				FC6-4 1B	4	0	1	0	0	0	3				
Jim Pagliaroni, R OBP: 0.333, SLG: 0.111				F5					CS	3	0	0	0	0	0	1				
Don Schwall, R Roy Face, R	6-3							F8		3	0	0	0	0	0	0	P			
										0	0	0	0	0	0	0				
Inning Stats	R: 0 E: 0 K: 0 S: 3	H: 0 LOB: 0 BB: 0 P: 3	R: 0 E: 0 K: 1 S: 5	H: 0 LOB: 0 BB: 0 P: 5	R: 0 E: 0 K: 0 S: 3	H: 0 LOB: 0 BB: 0 P: 3	R: 2 E: 0 K: 0 S: 5	H: 2 LOB: 2 BB: 2 P: 13	R: 0 E: 0 K: 0 S: 3	H: 0 LOB: 1 BB: 1 P: 7	R: 0 E: 0 K: 0 S: 3	H: 1 LOB: 0 BB: 0 P: 3	R: 0 E: 0 K: 0 S: 4	H: 1 LOB: 1 BB: 0 P: 4	R: 1 E: 0 K: 0 S: 4	H: 2 LOB: 0 BB: 0 P: 4	1B: 5 2B: 1 3B: 0 HR: 0	SF: 0 SAC: 1 DP: 1 HBP: 0	WP: 1 PB: 0 SB: 2 CS: 1	PA: 35
PITCHER	IP WLS BF H R ER SO BB IBB HBP BLK WP HR S P ERA WHIP																			
Ernie Broglio, R ERA: 1.13	(1, 1) 7.0 26 3 2 2 2 3 0 0 0 0 1 0 27 39 2.57 0.857																			
Diomedes Olivo, L ERA: 8.75	(8, 1) 1.0 L 5 2 1 1 0 0 0 0 0 0 0 0 5 5 9.00 2.000																			
Ed Bauta, R ERA:	(9, 1) 1.0 3 1 0 0 0 0 0 0 0 0 0 0 3 3 0.00 1.000																			

Batter	1	2	3	4	5	6	7	8	9	AB	R	H	RBI	BB	SO	LOB	BOTTOM					
Curt Flood, R OBP: 0.263, SLG: 0.206	6-3 1B		1-3		K			E5	FC5-6	5	1	1	0	0	1	2	Pittsburgh Pirates @ St. Louis Cardinals Sportsman's Park, St. Louis, MO Thu Apr 18 1963, 7:05 PM EST Alt. 6,497 - Unknown - 78 F					
Dick Groat, R OBP: 0.421, SLG: 0.706	6-3		K				3-1		G6-4-3	5	0	1	0	0	1	4						
Bill White, L OBP: 0.343, SLG: 0.400	1B BLK		4-3		6-3				G4-6-3 1B	4	0	2	1	0	0	1						
George Altman, L OBP: 0.393, SLG: 0.407	1B				K				G4-6-3	4	0	1	0	0	1	1						
Ken Boyer, R OBP: 0.400, SLG: 0.452	1B				4-3			F8		3	1	1	1	1	0	0						
Stan Musial, L OBP: 0.273, SLG: 0.429	G6-4-3								HR	4	0	2	0	0	0	3						
Duke Carmel, L OBP: 1.000, SLG: 4.000	G6-4-3				1B			3-1		0	0	0	0	0	0	0						
Carl Sawatski, L OBP: 0.667, SLG: 0.882					1B				2B	3	0	1	0	1	1	0						
Tim McCarver, L OBP: 0.667, SLG: 0.667					FC6-4 1B			F8	FC5-4	0	0	0	0	0	0	0	AB 36 R 2 H 11 RBI 2 BB 2 SO 5 LOB 15					
Julian Javier, R OBP: 0.250, SLG: 0.345					FC6-4			5-3	FC5-4	4	0	0	0	0	0	4						
Ernie Broglio, R Charlie James, R Phil Cagliari, R Diomedes Olivo, L Ed Bauta, R Gene Oliver, R Gary Kofb, L					F9				FC5-6 1B	2	0	0	0	0	1	0	AB 36 R 2 H 11 RBI 2 BB 2 SO 5 LOB 15					
										1	0	1	0	0	0	0						
Inning Stats	R: 1 E: 0 K: 0 S: 5	H: 3 LOB: 2 BB: 1 P: 9	R: 0 E: 0 K: 2 S: 7	H: 0 LOB: 0 BB: 0 P: 7	R: 0 E: 0 K: 1 S: 5	H: 0 LOB: 0 BB: 0 P: 5	R: 0 E: 0 K: 1 S: 7	H: 2 LOB: 2 BB: 0 P: 7	R: 0 E: 0 K: 1 S: 6	H: 1 LOB: 1 BB: 0 P: 6	R: 0 E: 0 K: 0 S: 3	H: 0 LOB: 0 BB: 0 P: 3	R: 0 E: 0 K: 0 S: 5	H: 1 LOB: 2 BB: 0 P: 5	R: 0 E: 0 K: 0 S: 5	H: 3 LOB: 2 BB: 1 P: 9	R: 0 E: 0 K: 0 S: 3	H: 1 LOB: 1 BB: 0 P: 3	1B: 9 2B: 1 3B: 0 HR: 1	SF: 0 SAC: 0 DP: 3 HBP: 0	WP: 0 PB: 0 SB: 2 CS: 0	PA: 38
PITCHER	IP WLS BF H R ER SO BB IBB HBP BLK WP HR S P ERA WHIP																					
Don Schwall, R ERA: 2.25	(1, 1) 8.0 W 35 10 2 2 5 1 0 0 1 1 0 1 43 51 2.25 1.375																					
Roy Face, R ERA: 3.35	(9, 1) 1.0 S 3 1 0 0 0 0 0 0 0 0 0 0 3 3 0.00 1.000																					

Batter	1	2	3	4	5	6	7	8	9	AB	R	H	RBI	BB	SO	LOB	TOP										
Curt Flood, R OBP: 0.326, SLG: 0.316 (1, 8)										4	2	3	0	1	0	0											
Dick Groat, R OBP: 0.452, SLG: 0.686 (1, 6)										1	1	0	0	3	0	1											
Bill White, L OBP: 0.333, SLG: 0.364 (1, 3)										3	1	0	0	1	1	4											
Ken Boyer, R OBP: 0.375, SLG: 0.400 (1, 5)										4	0	0	1	1	1	7											
Charlie James, R OBP: 0.217, SLG: 0.348 (1, 7)										5	0	0	0	0	2	8											
George Altman, L OBP: 0.438, SLG: 0.567 (1, 9)										3	1	2	3	1	1	0											
Gene Oliver, R OBP: 0.400, SLG: 0.250 (1, 2)										1	0	0	0	2	0	0											
Julian Javier, R OBP: 0.222, SLG: 0.303 (1, 4)										4	0	0	0	0	1	4											
Curt Simmons, L OBP: 0.125, SLG: 0.125 (1, 1)										4	0	0	0	0	2	4											
Inning Stats	R: 4 E: 2 K: 1 S: 8	H: 2 LOB: 0 BB: 1 P: 12	R: 0 E: 0 K: 1 S: 5	H: 0 LOB: 0 BB: 0 P: 5	R: 0 E: 0 K: 0 S: 2	H: 0 LOB: 0 BB: 1 P: 6	R: 0 E: 0 K: 0 S: 4	H: 1 LOB: 2 BB: 1 P: 8	R: 0 E: 0 K: 1 S: 6	H: 0 LOB: 1 BB: 1 P: 9	R: 0 E: 0 K: 2 S: 8	H: 1 LOB: 2 BB: 1 P: 12	R: 0 E: 0 K: 2 S: 7	H: 0 LOB: 1 BB: 1 P: 11	R: 1 E: 0 K: 0 S: 3	H: 0 LOB: 1 BB: 2 P: 11	1B: 1 2B: 2 3B: 2 HR: 0	SF: 0 SAC: 3 DP: 1 HBP: 0	WP: 2 PB: 1 CS: 0	PA: 41							
PITCHER	IP	WLS	BF	H	R	ER	SO	BB	IBB	HBP	BLK	WP	HR	S	P	ERA	WHIP										
Chris Short, L ERA: 1.84 (1, 1)	6.0	L	27	4	4	0	4	5	0	0	1	1	0	30	50	0.00	1.500										
Johnny Klippstein, R ERA: 1.5 (7, 1)	2.0		9	1	0	0	4	2	0	0	0	0	0	15	23	0.00	1.500										
Jack Hamilton, R ERA: 12.15 (9, 1)	0.1		3	0	1	1	0	2	0	0	0	1	0	1	9	27.00	6.000										
Dallas Green, R ERA: (9, 1)	0.2		2	0	0	0	0	0	0	0	1	0	0	2	2	0.00	0.000										

St. Louis Cardinals @ Philadelphia Phillies
 Connie Mack Stadium, Philadelphia, PA
 Fri Apr 19 1963, 6:05 PM EST
 Att: 14,712 - Unknown

AB 29
 R 5
 H 5
 RBI 4
 BB 9
 SO 8
 LOB 28



Batter	1	2	3	4	5	6	7	8	9	AB	R	H	RBI	BB	SO	LOB	BOTTOM										
Tony Taylor, R OBP: 0.429, SLG: 0.474 (1, 4)										4	0	2	0	0	0	2											
Don Hoak, R OBP: 0.282, SLG: 0.286 (1, 5)										5	0	1	0	0	1	3											
Johnny Callison, L OBP: 0.415, SLG: 0.515 (1, 9)										4	1	1	0	1	1	3											
Don Demeter, R OBP: 0.513, SLG: 0.750 (1, 8)										4	0	1	1	1	0	3											
Roy Sievers, R OBP: 0.273, SLG: 0.200 (1, 3)										4	0	1	0	1	0	4											
Earl Averill, R OBP: 0.286, SLG: 0.308 (1, 7) (3, 2)										4	0	2	0	0	2	2											
Clay Dainypile, L OBP: 0.286, SLG: 0.450 (1, 2)										0	0	0	0	0	0	0											
Wayne Graham, R OBP: 0.286, SLG: 0.091 (2, PH) (3, 7)										2	0	1	0	2	0	1											
Bobby Wine, R (1, 6)										4	0	0	0	0	1	7											
Chris Short, R (1, 1)										2	0	0	0	0	1	4											
John Herrnstein, L (5, PH)										1	0	0	0	0	0	1											
Johnny Klippstein, R (7, 1)										0	0	0	0	0	0	0											
Tony Gonzalez, L (8, PH)										1	0	0	0	0	0	2											
Jack Hamilton, R (9, 1)										0	0	0	0	0	0	0											
Dallas Green, L (9, 1)										0	0	0	0	0	0	0											
Inning Stats	R: 0 E: 0 K: 0 S: 3	H: 1 LOB: 1 BB: 1 P: 7	R: 0 E: 0 K: 1 S: 6	H: 1 LOB: 2 BB: 1 P: 10	R: 0 E: 0 K: 0 S: 4	H: 1 LOB: 1 BB: 0 P: 4	R: 0 E: 0 K: 3 S: 9	H: 0 LOB: 2 BB: 2 P: 17	R: 0 E: 0 K: 2 S: 8	H: 1 LOB: 2 BB: 1 P: 12	R: 0 E: 0 K: 1 S: 6	H: 1 LOB: 1 BB: 0 P: 6	R: 1 E: 0 K: 0 S: 4	H: 1 LOB: 1 BB: 0 P: 5	R: 0 E: 0 K: 0 S: 5	H: 2 LOB: 2 BB: 0 P: 5	R: 0 E: 0 K: 0 S: 4	H: 1 LOB: 1 BB: 0 P: 4	1B: 7 2B: 2 3B: 0 HR: 0	SF: 0 SAC: 0 DP: 1 HBP: 1	WP: 0 PB: 0 CS: 0	PA: 41					
PITCHER	IP	WLS	BF	H	R	ER	SO	BB	IBB	HBP	BLK	WP	HR	S	P	ERA	WHIP										
Curt Simmons, L ERA: 0.5 (1, 1)	9.0	W	41	9	1	1	7	5	0	1	0	0	0	49	70	1.00	1.556										

St. Louis Cardinals @ Philadelphia Phillies
 Connie Mack Stadium, Philadelphia, PA
 Fri Apr 19 1963, 6:05 PM EST
 Att: 14,712 - Unknown

AB 35
 R 1
 H 9
 RBI 1
 BB 5
 SO 7
 LOB 32



Batter	1	2	3	4	5	6	7	8	9	AB	R	H	RBI	BB	SO	LOB	TOP					
Curt Flood, R OBP: 0.319, SLG: 0.293 (1, 8)										3	0	0	0	1	0	1	St. Louis Cardinals @ Philadelphia Phillies Connie Mack Stadium, Philadelphia, PA Sat Apr 20 1963, 3:33 AM EST Att: 5,353 - Unknown					
Dick Groat, R OBP: 0.457, SLG: 0.649 (1, 6)										2	1	0	0	2	0	1						
Bill White, L OBP: 0.349, SLG: 0.405 (1, 3)										4	0	2	1	0	1	1						
Ken Boyer, R OBP: 0.341, SLG: 0.359 (1, 5)										4	0	0	0	0	1	4						
Charlie James, R OBP: 0.412, SLG: 0.346 (1, 7)										3	0	1	0	0	0	0						
Phil Gagliano, R (6, 4)										1	0	0	0	0	0	0						
George Altman, L OBP: 0.417, SLG: 0.559 (1, 9)										4	1	1	0	0	2	1						
Gene Oliver, R OBP: 0.424, SLG: 0.250 (1, 2)										0	0	0	1	1	0	0						
Carl Sawatski, L OBP: 0.524, SLG: 0.789 (6, PH)										2	0	0	0	0	1	1						
Julian Javier, R OBP: 0.237, SLG: 0.314 (1, 4)										2	0	1	0	0	0	0						
Stan Mustaj, L OBP: 0.250, SLG: 0.391 (6, PH)										2	0	0	0	0	1	1						
Ray Sadecki, L OBP: 0.200, SLG: 0.200 (1, 1)										2	0	0	0	0	0	0						
Duke Carmel, L OBP: 1.000, SLG: 4.000 (7, PH)										0	0	0	0	1	0	0						
Bobby Shantz, R (7, 1)										0	0	0	0	0	0	0						
Inning Stats	R: 0 E: 0 K: 1 S: 5	H: 0 LOB: 1 BB: 1 P: 9	R: 0 E: 0 K: 1 S: 5	H: 1 LOB: 2 BB: 1 P: 9	R: 0 E: 0 K: 0 S: 4	H: 1 LOB: 2 BB: 1 P: 8	R: 1 E: 0 K: 0 S: 4	H: 1 LOB: 0 BB: 0 P: 4	R: 1 E: 0 K: 0 S: 4	H: 1 LOB: 1 BB: 1 P: 8	R: 0 E: 0 K: 3 S: 10	H: 1 LOB: 1 BB: 0 P: 10	R: 0 E: 0 K: 0 S: 2	H: 0 LOB: 0 BB: 1 P: 6	R: 0 E: 0 K: 1 S: 5	H: 0 LOB: 0 BB: 0 P: 5	R: 0 E: 0 K: 0 S: 3	H: 0 LOB: 0 BB: 0 P: 3	1B: 3 2B: 3 3B: 0 HR: 0	SF: 1 SAC: 0 DP: 1 HBP: 0	WP: 1 PB: 0 SB: 0 CS: 0	PA: 35
PITCHER	IP	WLS	BF	H	R	ER	SO	BB	IBB	HBP	BLK	WP	HR	S	P	ERA	WHIP					
Marcelino Lopez, L ERA: 6.35 (1, 1)	5.0	W	23	5	2	2	2	4	0	0	1	1	0	23	39	3.60	1.800					
Jack Baldschun, R ERA: 1.74 (6, 1)	4.0	S	12	0	0	0	4	1	0	0	0	0	0	19	23	0.00	0.250					

Batter	1	2	3	4	5	6	7	8	9	AB	R	H	RBI	BB	SO	LOB	BOTTOM				
Tony Taylor, R OBP: 0.413, SLG: 0.439 (1, 4)										3	1	0	0	1	2	1	St. Louis Cardinals @ Philadelphia Phillies Connie Mack Stadium, Philadelphia, PA Sat Apr 20 1963, 3:33 AM EST Att: 5,353 - Unknown				
Johnny Callison, L OBP: 0.422, SLG: 0.583 (1, 9)										3	2	1	1	1	1	0					
Don Demeter, R OBP: 0.488, SLG: 0.700 (1, 8)										4	1	1	0	0	1	2					
Roy Sievers, R OBP: 0.400, SLG: 0.571 (1, 3)										4	2	3	3	0	0	0					
Frank Torre, L (8, 3)										0	0	0	0	0	0	0					
Earl Averill, R OBP: 0.278, SLG: 0.313 (1, 2)										3	0	1	2	0	0	1					
Don Hoak, R OBP: 0.256, SLG: 0.256 (1, 5)										4	0	0	0	0	2	2					
Wayne Graham, R OBP: 0.353, SLG: 0.214 (1, 7)										3	0	2	0	0	0	0					
Tony Gonzalez, L OBP: 0.321, SLG: 0.250 (8, 7)										1	0	0	0	0	0	0					
Bobby Wine, R OBP: 0.083, SLG: 0.083 (1, 6)										4	0	1	0	0	0	3					
Marcelino Lopez, R (1, 1)										2	0	0	0	0	1	1					
Jack Baldschun, R (6, 1)										2	0	0	0	0	1	2					
Inning Stats	R: 0 E: 0 K: 2 S: 7	H: 0 LOB: 0 BB: 0 P: 7	R: 0 E: 0 K: 0 S: 5	H: 2 LOB: 2 BB: 0 P: 5	R: 3 E: 0 K: 1 S: 7	H: 2 LOB: 1 BB: 2 P: 15	R: 0 E: 0 K: 1 S: 6	H: 1 LOB: 1 BB: 0 P: 6	R: 2 E: 1 K: 1 S: 7	H: 2 LOB: 0 BB: 0 P: 7	R: 0 E: 0 K: 1 S: 5	H: 0 LOB: 0 BB: 0 P: 5	R: 1 E: 0 K: 1 S: 6	H: 1 LOB: 0 BB: 0 P: 6	R: 0 E: 1 K: 1 S: 7	H: 1 LOB: 2 BB: 0 P: 7		1B: 6 2B: 1 3B: 1 HR: 1	SF: 1 SAC: 0 DP: 0 HBP: 0	WP: 0 PB: 0 SB: 0 CS: 0	PA: 36
PITCHER	IP	WLS	BF	H	R	ER	SO	BB	IBB	HBP	BLK	WP	HR	S	P	ERA		WHIP			
Ray Sadecki, L ERA: 5.27 (1, 1)	6.0	L	27	7	5	4	6	2	0	0	0	0	1	37	45	6.00	1.500				
Bobby Shantz, L ERA: 6.0 (7, 1)	2.0		9	2	1	1	2	0	0	0	0	0	1	13	13	4.50	1.000				

Batter	1	2	3	4	5	6	7	8	9	10	AB	R	H	RBI	BB	SO	LOB	TOP			
Curt Flood, R OBP: 0.327, SLG: 0.370 (1, 8)	F7	FC5-4 1B			F7		HR			F7	5	1	2	1	0	0	0	St. Louis Cardinals @ Philadelphia Phillies Connie Mack Stadium, Philadelphia, PA Sun Apr 21 1963, 3:33 AM EST Unknown livebaseballscorecards.com			
Dick Groat, R OBP: 0.471, SLG: 0.643 (1, 6)	BB 1B	FC5-4 1-2			5-3		1B			1B 1B	5	0	3	0	0	0	1				
Bill White, L OBP: 0.354, SLG: 0.415 (1, 3)	FC6-4 BB				F9		G3			K	4	0	1	0	1	1	2				
George Altman, L OBP: 0.415, SLG: 0.538 (1, 9)	F7				F7		6-3			CS 1B	5	0	2	0	0	0	3				
Ken Boyer, R OBP: 0.327, SLG: 0.341 (1, 5)	FC6-4 1-2				1B		K			F9	5	0	1	0	0	1	5				
Stan Musial, L OBP: 0.250, SLG: 0.370 (1, 7)					F5		F9			F9	4	1	1	0	0	0	1				
Charlie James, R OBP: 0.231, SLG: 0.346 (8, 7)		HR 1B					F9			F9	0	0	0	0	0	0	0				
Gene Oliver, R OBP: 0.381, SLG: 0.438 (1, 2)		HR			K		5-3			K	4	1	1	2	0	2	0				
Julian Javier, R OBP: 0.214, SLG: 0.282 (1, 4)		5-3			F4		K			6-3	4	0	0	0	0	1	0				
Ron Taylor, R (1, 1)		K			K		K			K	2	0	0	0	0	2	0				
Duke Carmel, L OBP: 0.657, SLG: 2.000 (7, PH)					K					K	1	0	0	0	0	1	0				
Ed Bauta, R (7, 1)											1	0	0	0	0	1	0				
Inning Stats	R: 0 E: 0 K: 0 S: 4	H: 1 LOB: 2 BB: 1 P: 8	R: 2 E: 0 K: 1 S: 8	H: 3 LOB: 1 BB: 0 P: 8	R: 0 E: 0 K: 0 S: 4	H: 1 LOB: 1 BB: 0 P: 4	R: 0 E: 0 K: 2 S: 7	H: 0 LOB: 0 BB: 0 P: 7	R: 0 E: 0 K: 1 S: 5	H: 0 LOB: 0 BB: 0 P: 5	R: 1 E: 0 K: 2 S: 9	H: 2 LOB: 1 BB: 0 P: 9	R: 0 E: 0 K: 0 S: 3	H: 1 LOB: 0 BB: 0 P: 3	R: 0 E: 0 K: 2 S: 7	H: 0 LOB: 0 BB: 0 P: 7	R: 0 E: 0 K: 1 S: 7	H: 2 LOB: 2 BB: 0 P: 7	1B: 8 2B: 1 3B: 0 HR: 2	SF: 0 SAC: 0 DP: 0 HBP: 0	WP: 0 PA: 41 PB: 0 SB: 0 CS: 1
PITCHER	IP WLS BF H R ER SO BB IBB HBP BLK WP HR S P ERA WHIP	IP WLS BF H R ER SO BB IBB HBP BLK WP HR S P ERA WHIP	IP WLS BF H R ER SO BB IBB HBP BLK WP HR S P ERA WHIP	IP WLS BF H R ER SO BB IBB HBP BLK WP HR S P ERA WHIP	IP WLS BF H R ER SO BB IBB HBP BLK WP HR S P ERA WHIP	IP WLS BF H R ER SO BB IBB HBP BLK WP HR S P ERA WHIP	IP WLS BF H R ER SO BB IBB HBP BLK WP HR S P ERA WHIP	IP WLS BF H R ER SO BB IBB HBP BLK WP HR S P ERA WHIP	IP WLS BF H R ER SO BB IBB HBP BLK WP HR S P ERA WHIP	IP WLS BF H R ER SO BB IBB HBP BLK WP HR S P ERA WHIP	IP WLS BF H R ER SO BB IBB HBP BLK WP HR S P ERA WHIP	IP WLS BF H R ER SO BB IBB HBP BLK WP HR S P ERA WHIP	IP WLS BF H R ER SO BB IBB HBP BLK WP HR S P ERA WHIP	IP WLS BF H R ER SO BB IBB HBP BLK WP HR S P ERA WHIP	IP WLS BF H R ER SO BB IBB HBP BLK WP HR S P ERA WHIP	IP WLS BF H R ER SO BB IBB HBP BLK WP HR S P ERA WHIP	IP WLS BF H R ER SO BB IBB HBP BLK WP HR S P ERA WHIP	IP WLS BF H R ER SO BB IBB HBP BLK WP HR S P ERA WHIP	IP WLS BF H R ER SO BB IBB HBP BLK WP HR S P ERA WHIP		
Cal McLish, R ERA: 4.96 (1, 1)	7.0	30	8	3	6	1	0	0	0	0	2	41	45	3.86	1.286						
Johnny Klippstein, R ERA: 1.13 (8, 1)	2.0	6	1	0	2	0	0	0	0	0	0	10	10	0.00	0.500						
Dallas Green, R ERA: (10, 1)	1.0	5	2	0	1	0	0	0	0	0	0	7	7	0.00	2.000						

Batter	1	2	3	4	5	6	7	8	9	10	AB	R	H	RBI	BB	SO	LOB	BOTTOM			
Tony Taylor, R OBP: 0.412, SLG: 0.409 (1, 4)	F8 BLK 6-3 HBP		F4				G6-4-3 1-2			6-3	3	1	0	0	0	1		St. Louis Cardinals @ Philadelphia Phillies Connie Mack Stadium, Philadelphia, PA Sun Apr 21 1963, 3:33 AM EST Unknown livebaseballscorecards.com			
Johnny Callison, L OBP: 0.400, SLG: 0.537 (1, 9)	F8 1-3		3-1		4-3		F6			2B 1B	5	1	1	0	0	2					
Tony Gonzalez, L OBP: 0.303, SLG: 0.276 (1, 8)	6-3 3-H		L6				6-3			4-3	5	0	1	2	0	0					
Wes Covington, L OBP: 0.400, SLG: 0.696 (1, 7)	F7		4-3				E2 HR			1-3	4	1	0	0	0	0					
Don Demeter, R OBP: 0.489, SLG: 0.750 (1, 3)			5-3				HR			F6	4	1	2	2	0	0					
Don Hoak, R OBP: 0.298, SLG: 0.326 (1, 5)			G6-4-3 1-2				HR			FC3-6 2B	4	0	3	0	0	1					
Clay Dalrymple, L OBP: 0.320, SLG: 0.435 (1, 2)			F8				F2			FC3-6 IBB	3	0	1	0	1	1					
Bobby Wine, R OBP: 0.143, SLG: 0.143 (1, 6)			E5				F3			FC3-6	2	0	1	0	0	0					
John Herrmstein, L (7, PH)							K			1-2 2-3	1	0	0	0	0	1					
Johnny Klippstein, R (8, 1)										F5	0	0	0	0	0	0					
Billy Klaus, L (9, PH)											1	0	0	0	0	2					
Cal McLish, S (1, 1)			4-3				K				2	0	0	0	0	1					
Roy Sievers, R OBP: 0.248, SLG: 0.271 (7, PH)											0	0	0	0	0	0					
Ruben Amaro, R OBP: 0.273, SLG: 0.198 (7, PH)											0	0	0	0	0	0					
Frank Torre, L (9, PH)											1	0	0	0	0	2					
Dallas Green, L (10, 1)											0	0	0	0	0	0					
Inning Stats	R: 1 E: 0 K: 0 S: 3	H: 0 LOB: 0 BB: 0 P: 4	R: 0 E: 1 K: 0 S: 5	H: 3 LOB: 2 BB: 0 P: 5	R: 0 E: 0 K: 0 S: 3	H: 0 LOB: 0 BB: 0 P: 3	R: 0 E: 0 K: 0 S: 4	H: 1 LOB: 1 BB: 0 P: 4	R: 0 E: 0 K: 1 S: 5	H: 0 LOB: 0 BB: 0 P: 5	R: 2 E: 1 K: 1 S: 5	H: 2 LOB: 0 BB: 0 P: 5	R: 0 E: 0 K: 0 S: 3	H: 0 LOB: 0 BB: 0 P: 3	R: 0 E: 0 K: 0 S: 4	H: 1 LOB: 2 BB: 1 P: 8	R: 1 E: 0 K: 0 S: 3	H: 2 LOB: 1 BB: 0 P: 3	1B: 6 2B: 2 3B: 0 HR: 1	SF: 0 SAC: 0 DP: 2 HBP: 3	WP: 0 PA: 39 PB: 0 SB: 0 CS: 0
PITCHER	IP WLS BF H R ER SO BB IBB HBP BLK WP HR S P ERA WHIP	IP WLS BF H R ER SO BB IBB HBP BLK WP HR S P ERA WHIP	IP WLS BF H R ER SO BB IBB HBP BLK WP HR S P ERA WHIP	IP WLS BF H R ER SO BB IBB HBP BLK WP HR S P ERA WHIP	IP WLS BF H R ER SO BB IBB HBP BLK WP HR S P ERA WHIP	IP WLS BF H R ER SO BB IBB HBP BLK WP HR S P ERA WHIP	IP WLS BF H R ER SO BB IBB HBP BLK WP HR S P ERA WHIP	IP WLS BF H R ER SO BB IBB HBP BLK WP HR S P ERA WHIP	IP WLS BF H R ER SO BB IBB HBP BLK WP HR S P ERA WHIP	IP WLS BF H R ER SO BB IBB HBP BLK WP HR S P ERA WHIP	IP WLS BF H R ER SO BB IBB HBP BLK WP HR S P ERA WHIP	IP WLS BF H R ER SO BB IBB HBP BLK WP HR S P ERA WHIP	IP WLS BF H R ER SO BB IBB HBP BLK WP HR S P ERA WHIP	IP WLS BF H R ER SO BB IBB HBP BLK WP HR S P ERA WHIP	IP WLS BF H R ER SO BB IBB HBP BLK WP HR S P ERA WHIP	IP WLS BF H R ER SO BB IBB HBP BLK WP HR S P ERA WHIP	IP WLS BF H R ER SO BB IBB HBP BLK WP HR S P ERA WHIP	IP WLS BF H R ER SO BB IBB HBP BLK WP HR S P ERA WHIP	IP WLS BF H R ER SO BB IBB HBP BLK WP HR S P ERA WHIP		
Ron Taylor, R ERA: 2.45 (1, 1)	6.0	25	6	3	2	1	0	0	0	0	25	27	3.00	1.000							
Ed Bauta, R ERA: 1.8 (7, 1)	3.1	14	3	1	1	1	0	1	1	0	14	19	2.70	0.900							

Batter	1	2	3	4	5	6	7	8	9	AB	R	H	RBI	BB	SO	LOB	TOP				
Curt Flood, R OBP: 0.333, SLG: 0.380 (1, 8)	F7		1B WP	1B 2B	FC5-4 CS			1-3		4	2	1	1	1	0	3	St. Louis Cardinals @ Philadelphia Phillies Connie Mack Stadium, Philadelphia, PA Sun Apr 21 1963, 6:05 PM EST Att: 23,187 - Unknown				
Dick Groat, R OBP: 0.464, SLG: 0.617 (1, 6)	4-3		1B	1B FC4-2	4-3			4-3		5	0	2	4	0	0	2					
Bill White, L OBP: 0.358, SLG: 0.413 (1, 3)	F6		1B	FC4-2 E	6-3			4-3		5	1	2	0	0	0	0					
George Altman, L OBP: 0.370, SLG: 0.477 Charlie James, R OBP: 0.291, SLG: 0.346 (9, 9)	F9	F6	FC4-2 E S	4-3				3-1		5	0	0	0	0	0	4					
Carl Sawatski, L OBP: 0.462, SLG: 0.652 (1, 2)	4-3		1B BB	F8				E4		4	1	0	0	1	1	1					
Ken Boyer, R OBP: 0.333, SLG: 0.333 (1, 5)	F9		1B	F8	BLK WP			6-3		4	1	1	0	1	0	1					
Duke Carmel, L OBP: 0.500, SLG: 0.800 (1, 7)			K	1B	BLK			4-3		3	2	0	0	2	1	2					
Julian Javier, R OBP: 0.261, SLG: 0.333 (1, 4)			WP 1B	1B 2B	1B			F7		3	2	2	0	1	0	0					
Bob Gibson, R OBP: 0.250, SLG: 0.250 Bobby Shantz, R (4, 1) Harry Fanok, S OBP: 1.000, SLG: 1.500 (4, 1)			K	2B	1B			1-3		2	1	1	2	0	1	1					
Inning Stats	R: 0 E: 0 K: 0 S: 3	H: 0 LOB: 0 BB: 0 P: 3	R: 0 E: 0 K: 0 S: 3	H: 0 LOB: 0 BB: 0 P: 3	R: 2 E: 0 K: 2 S: 10	H: 3 LOB: 2 BB: 1 P: 14	R: 6 E: 0 K: 1 S: 10	H: 5 LOB: 1 BB: 2 P: 18	R: 2 E: 0 K: 0 S: 3	H: 1 LOB: 1 BB: 3 P: 15	R: 0 E: 0 K: 0 S: 3	H: 0 LOB: 0 BB: 0 P: 3	R: 0 E: 0 K: 0 S: 3	H: 1 LOB: 2 BB: 0 P: 3	R: 0 E: 1 K: 0 S: 5	H: 1 LOB: 2 BB: 0 P: 5	1B: 8 2B: 3 3B: 0 HR: 0	SF: 0 SAC: 0 DP: 0 HBP: 0	WP: 2 PB: 0 SB: 1 CS: 1	PA: 43	
PITCHER	IP	WLS	BF	H	R	ER	SO	BB	IBB	HBP	BLK	WP	HR	S	P	ERA	WHIP				
Art Mahaffey, R ERA: 4.84 (1, 1)	3.1	L	18	5	6	6	2	3	0	0	0	1	0	19	31	16.20	2.400				
Jack Baldschun, R ERA: 2.51 (4, 1)	0.0		3	3	1	1	0	0	0	0	0	0	0	3	3	∞	∞				
Ryne Duren, R ERA: 33.75 (4, 1)	0.2		5	0	3	2	1	3	0	0	1	1	0	4	16	27.00	4.500				
Dallas Green, R ERA: (5, 1)	5.0		17	3	0	0	0	0	0	0	0	0	0	17	17	0.00	0.600				

Batter	1	2	3	4	5	6	7	8	9	AB	R	H	RBI	BB	SO	LOB	BOTTOM				
Tony Taylor, R OBP: 0.429, SLG: 0.426 (1, 4)	S	F9		1B		K			1B	3	1	1	0	2	1	0	St. Louis Cardinals @ Philadelphia Phillies Connie Mack Stadium, Philadelphia, PA Sun Apr 21 1963, 6:05 PM EST Att: 23,187 - Unknown				
Johnny Callison, L OBP: 0.400, SLG: 0.522 (1, 9)	L1			BB		L4			K	5	0	2	1	0	1	2					
Tony Gonzalez, L OBP: 0.316, SLG: 0.273 (1, 8)	K	F7		BB		6-3			1B	4	0	1	0	1	1	2					
Wes Covington, L OBP: 0.444, SLG: 0.708 Roy Stivers, R OBP: 0.398, SLG: 0.471 (4, PH) (5, 3)	HR		G6-4-3	1-3		K			5-3	1	1	1	1	1	0	0					
Don Demeter, R OBP: 0.490, SLG: 0.717 (1, 3) (5, 7)	HR		F4	BB		K			K	2	1	0	0	2	1	1					
Don Hoak, R OBP: 0.314, SLG: 0.404 (1, 5)	HR		G6-4-3	BB		K			6-3	4	1	2	3	0	0	1					
Clay Dalrymple, L OBP: 0.310, SLG: 0.385 (1, 2)				4-3		L4-6			G3	3	0	0	0	1	0	2					
Bobby Wine, R OBP: 0.125, SLG: 0.125 Billy Klaus, L (5, PH) (6, 6)	3-1			3-1		F8			F3	2	0	0	0	0	0	1					
Art Mahaffey, R OBP: 0.143, SLG: 0.143 Jack Baldschun, R (4, 1) Ryne Duren, R (4, 1) Dallas Green, L (5, 1) Frank Torre, L (9, PH)			K	BB		K			F7	1	0	0	0	0	1	0					
Inning Stats	R: 4 E: 0 K: 1 S: 7	H: 2 LOB: 1 BB: 3 P: 19	R: 0 E: 0 K: 1 S: 6	H: 1 LOB: 1 BB: 0 P: 6	R: 0 E: 0 K: 0 S: 2	H: 0 LOB: 0 BB: 1 P: 6	R: 1 E: 0 K: 0 S: 4	H: 1 LOB: 3 BB: 3 P: 16	R: 0 E: 0 K: 2 S: 7	H: 1 LOB: 0 BB: 1 P: 7	R: 0 E: 0 K: 2 S: 7	H: 0 LOB: 0 BB: 0 P: 7	R: 0 E: 0 K: 0 S: 3	H: 0 LOB: 0 BB: 0 P: 3	R: 0 E: 0 K: 1 S: 7	H: 2 LOB: 2 BB: 0 P: 7	1B: 5 2B: 2 3B: 0 HR: 1	SF: 0 SAC: 0 DP: 2 HBP: 0	WP: 0 PB: 0 SB: 1 CS: 0	PA: 40	
PITCHER	IP	WLS	BF	H	R	ER	SO	BB	IBB	HBP	BLK	WP	HR	S	P	ERA	WHIP				
Bob Gibson, R ERA: 5.06 (1, 1)	3.2		20	4	5	5	2	6	0	0	0	0	0	18	42	12.27	2.727				
Bobby Shantz, L ERA: 6.0 (4, 1)	0.0		1	0	0	0	0	1	0	0	0	0	0	4	∞	∞					
Harry Fanok, R ERA: (4, 1)	5.1	W	19	3	0	0	5	1	0	0	1	0	0	28	32	0.00	0.750				

AB	37
R	10
H	11
RBI	9
BB	6
SO	3
LOB	14



AB	32
R	5
H	7
RBI	5
BB	8
SO	7
LOB	15



Batter	1	2	3	4	5	6	7	8	9	AB	R	H	RBI	BB	SO	LOB	TOP								
Curt Flood, R OBP: 0.323, SLG: 0.352 (1, 8)	0-3 K		0-3 K		0-0 1-3	0-3 K			4-0 1B BB	4	0	0	0	1	3	0	St. Louis Cardinals @ Houston Colt 45's Colt Stadium, Houston, TX Mon Apr 22 1963, 7:05 PM EST Att: 10,047 - Sunny - 75 F								
Dick Groat, R OBP: 0.459, SLG: 0.588 (1, 6)	0-0 L5		0-0 F3		4-0 BB 1B BB		0-0 4-3		0-0 1-3 1B	4	1	1	0	1	0	0									
Bill White, L OBP: 0.362, SLG: 0.460 (1, 3)	0-0 4-3		0-0 HR		4-0 1B 1B BB		0-0 F5		0-0 L3	4	2	1	1	1	0	2									
George Altman, L OBP: 0.392, SLG: 0.490 (1, 9)		0-0 1B 1B	0-0 1B		0-0 F8		0-0 1B		0-0 L9	5	1	3	0	0	0	3									
Ken Boyer, R OBP: 0.345, SLG: 0.346 (1, 5)		0-0 1-3 1B	0-3 K		0-0 1B 1-2 2-H		0-0 4-3			4	0	2	1	0	1	2									
Charlie James, R OBP: 0.297, SLG: 0.367 (1, 7)		0-0 1-3 1B		0-0 F6	0-0 1-3 2-H		0-0 5-3			4	0	2	2	0	0	0									
Carl Sawatski, L OBP: 0.464, SLG: 0.760 (5, PH)		0-0 F4		0-0 F9			0-0 5-3			2	1	1	1	0	0	2									
Gene Oliver, R OBP: 0.348, SLG: 0.389 (5, 2)		0-0 HR		0-0 F9			0-0 5-3			2	0	0	0	0	0	2									
Julian Javier, R OBP: 0.260, SLG: 0.326 (1, 4)		0-0 1-3		0-3 K		0-0 G3		0-0 1B		4	0	1	0	0	1	2									
Ray Washburn, R OBP: 0.125, SLG: 0.125 (1, 1)	0-3 K		0-3 K		0-0 F2		0-0 G3			4	0	0	0	0	2	3									
Inning Stats	R: 0 E: 0 K: 1 S: 5	H: 0 LOB: 0 BB: 0 P: 5	R: 1 E: 0 K: 1 S: 8	H: 3 LOB: 2 BB: 0 P: 8	R: 1 E: 0 K: 2 S: 9	H: 2 LOB: 1 BB: 0 P: 9	R: 1 E: 0 K: 2 S: 8	H: 1 LOB: 0 BB: 0 P: 8	R: 2 E: 0 K: 0 S: 5	H: 2 LOB: 2 BB: 2 P: 13	R: 0 E: 0 K: 1 S: 5	H: 0 LOB: 0 BB: 0 P: 5	R: 0 E: 0 K: 0 S: 4	H: 1 LOB: 1 BB: 0 P: 4	R: 0 E: 0 K: 0 S: 4	H: 1 LOB: 1 BB: 0 P: 4	R: 0 E: 0 K: 0 S: 3	H: 1 LOB: 1 BB: 1 P: 7	1B: 9 2B: 1 3B: 0 HR: 2	SF: 0 SAC: 0 DP: 1 HBP: 0	WP: 0 PB: 0 SB: 0 CS: 0	PA: 40			
PITCHER	IP	WLS	BF	H	R	ER	SO	BB	IBB	HBP	BLK	WP	HR	S	P	ERA	WHIP								
Ken Johnson, R ERA: 2.49 (1, 1)	4.2	L	24	8	5	5	6	2	0	0	0	0	2	34	42	9.64	2.143								
Hal Woodeshick, L ERA: 1.53 (5, 1)	1.1		4	0	0	0	1	0	0	0	0	0	0	6	6	0.00	0.000								
Bob Bruce, R ERA: 9.53 (7, 1)	3.0		12	3	0	0	0	1	0	0	0	0	0	11	15	0.00	1.333								

Batter	1	2	3	4	5	6	7	8	9	AB	R	H	RBI	BB	SO	LOB	BOTTOM								
Al Spangler, L OBP: 0.353, SLG: 0.387 (1, 7)	0-3 K		4-0 BB 1B BB	0-0 FC4-6			0-0 4-3 2B		0-0 1-6-3	4	1	1	0	1	1	2	St. Louis Cardinals @ Houston Colt 45's Colt Stadium, Houston, TX Mon Apr 22 1963, 7:05 PM EST Att: 10,047 - Sunny - 75 F								
Johnny Temple, R OBP: 0.325, SLG: 0.270 (1, 4)	0-0 L3		4-0 1-2 2-3 BB		0-3 K		0-0 6-3			3	0	0	0	1	1	1									
Rusty Staub, L OBP: 0.375, SLG: 0.303 (1, 3)	0-0 F7		0-0 1-2 2-H 3-H 1B		0-0 L1		0-0 4-3			4	0	1	2	0	0	1									
Carl Warwick, R OBP: 0.386, SLG: 0.250 (1, 9)		0-0 F9	0-0 F9		4-0 BB		0-0 F7			3	0	0	0	1	0	3									
Howie Goss, R OBP: 0.276, SLG: 0.345 (1, 8)	0-3 K		0-0 F8		0-3 K			0-0 G6-4-3 1B		4	0	1	0	0	2	3									
John Bateman, R OBP: 0.278, SLG: 0.500 (1, 2)		0-0 1B		0-0 5-3		0-3 K		0-0 G6-4-3		4	0	1	0	0	1	1									
Bob Aspromonte, R OBP: 0.224, SLG: 0.185 (1, 5)		0-0 1-3		0-0 1B 1B		0-0 K		0-0 F2		4	0	2	0	0	0	1									
Bob Lillis, R OBP: 0.195, SLG: 0.132 (1, 6)			4-0 BB SH1 1B BB	0-0 F4		0-3 K		0-0 F8		3	1	0	0	1	1	2									
Ken Johnson, R OBP: 0.143, SLG: 0.143 (5, 1)			0-0 SH1		0-0 FC4-6		0-3 K		0-3 K	1	0	1	0	0	0	0									
Pete Runnels, L OBP: 0.313, SLG: 0.295 (6, PH)					0-0 1-2 1B					1	0	0	0	0	1	1									
Bob Bruce, R OBP: 0.196, SLG: 0.200 (9, PH)					1-3 1B					0	0	0	0	0	0	0									
Inning Stats	R: 0 E: 0 K: 1 S: 5	H: 0 LOB: 0 BB: 0 P: 5	R: 0 E: 0 K: 1 S: 6	H: 1 LOB: 1 BB: 0 P: 6	R: 2 E: 0 K: 0 S: 4	H: 1 LOB: 2 BB: 3 P: 16	R: 0 E: 0 K: 0 S: 5	H: 2 LOB: 2 BB: 0 P: 5	R: 0 E: 0 K: 2 S: 7	H: 0 LOB: 1 BB: 1 P: 11	R: 0 E: 0 K: 3 S: 10	H: 1 LOB: 1 BB: 0 P: 10	R: 0 E: 0 K: 0 S: 4	H: 1 LOB: 1 BB: 0 P: 4	R: 0 E: 0 K: 0 S: 3	H: 1 LOB: 0 BB: 0 P: 3	R: 0 E: 0 K: 1 S: 5	H: 0 LOB: 0 BB: 0 P: 5	1B: 6 2B: 1 3B: 0 HR: 0	SF: 0 SAC: 1 DP: 1 HBP: 0	WP: 0 PB: 0 SB: 0 CS: 0	PA: 37			
PITCHER	IP	WLS	BF	H	R	ER	SO	BB	IBB	HBP	BLK	WP	HR	S	P	ERA	WHIP								
Ray Washburn, R ERA: 1.67 (1, 1)	9.0	W	37	7	2	2	8	4	0	0	0	0	0	49	65	2.00	1.222								

Batter	1	2	3	4	5	6	7	8	9	AB	R	H	RBI	BB	SO	LOB	TOP					
Curt Flood, R OBP: 0.324, SLG: 0.350 (1, 8)										6	4	2	1	0	0	3	St. Louis Cardinals @ Houston Colt 45's Colt Stadium, Houston, TX Tue Apr 23 1963, 4:33 AM EST Att. 2,551 - Unknown - 83 F					
Dick Groat, R OBP: 0.482, SLG: 0.600 (1, 6)										4	1	2	1	0	1	1						
Dal Maxvill, R OBP: 1.000, SLG: 1.000 (6, FR)										1	3	1	0	1	0	0						
Bill White, L OBP: 0.413, SLG: 0.500 (1, 3)										4	3	4	3	1	0	0						
Leo Burke, R OBP: 0.200, SLG: 0.600 (8, 9)										1	1	0	0	0	0	1						
George Altman, L OBP: 0.411, SLG: 0.538 (1, 9)										3	1	2	2	1	0	2						
Gary Kolb, L (8, 7)										0	0	0	0	1	0	0						
Ken Boyer, R OBP: 0.359, SLG: 0.351 (1, 5)										5	0	2	4	1	0	3						
Stan Mustaj, L OBP: 0.298, SLG: 0.367 (1, 7)										3	0	1	0	0	0	3						
Duke Carmel, L OBP: 0.455, SLG: 0.571 (4, 7)										2	0	0	1	1	0	3						
Carl Sawatski, L OBP: 0.419, SLG: 0.679 (1, 2)										3	0	0	0	0	1	3						
Tim McCarver, L OBP: 0.500, SLG: 0.833 (5, 2)										3	1	1	0	0	0	3						
Julian Javier, R OBP: 0.241, SLG: 0.300 (1, 4)										4	1	0	0	0	0	1						
Phil Gagliano, R OBP: 0.500, SLG: 0.500 (8, 4)										1	0	1	1	0	0	0						
Ernie Broglio, R OBP: 0.091, SLG: 0.091 (1, 1)										3	0	1	0	0	1	0						
Inning Stats	R: 1 E: 0 K: 1 S: 7	H: 3 LOB: 1 P: 7	R: 0 E: 0 K: 0 S: 5	H: 2 LOB: 2 BB: 0 P: 5	R: 1 E: 0 K: 0 S: 4	H: 1 LOB: 2 BB: 2 P: 12	R: 5 E: 1 K: 0 S: 8	H: 4 LOB: 0 BB: 0 P: 8	R: 0 E: 0 K: 1 S: 5	H: 0 LOB: 0 BB: 0 P: 5	R: 2 E: 2 K: 0 S: 6	H: 2 LOB: 2 BB: 0 P: 6	R: 0 E: 0 K: 1 S: 5	H: 0 LOB: 0 BB: 0 P: 5	R: 2 E: 0 K: 0 S: 5	H: 2 LOB: 1 BB: 1 P: 9	R: 4 E: 1 K: 0 S: 7	H: 3 LOB: 3 BB: 3 P: 19	1B: 14 2B: 1 3B: 2 HR: 0	SF: 1 SAC: 2 DP: 1 HBP: 0	WP: 1 PB: 0 SB: 2 CS: 0	PA: 52
PITCHER	IP WLS BF H R ER SO BB IBB HBP BLK WP HR S P ERA WHIP																					
Jim Golden, R ERA: 5.68 (1, 1)	2.1 L 14 6 2 2 1 2 0 0 0 0 1 0 14 22 7.71 3.429																					
Russ Kemmerer, R ERA: 8.3 (3, 1)	1.0 8 3 5 4 0 0 0 0 0 0 0 8 8 36.00 3.000																					
Conrad Cardinal, R ERA: 4.15 (4, 1)	2.2 11 3 2 0 1 0 0 0 0 0 0 13 13 0.00 1.125																					
Chris Zachary, R ERA: 10.29 (7, 1)	3.0 19 5 6 3 1 4 0 0 0 0 0 17 33 9.00 3.000																					

AB 43
R 15
H 17
RBI 13
BB 6
SO 3
LOB 23



Batter	1	2	3	4	5	6	7	8	9	AB	R	H	RBI	BB	SO	LOB	BOTTOM			
Al Spangler, L OBP: 0.342, SLG: 0.371 (1, 7)										4	0	1	0	0	0	1	St. Louis Cardinals @ Houston Colt 45's Colt Stadium, Houston, TX Tue Apr 23 1963, 4:33 AM EST Att. 2,551 - Unknown - 83 F			
Johnny Temple, R OBP: 0.302, SLG: 0.250 (1, 4)										3	0	0	0	0	1	1				
Chris Zachary, L (7, 1)										1	0	0	0	1	1					
Rusty Staub, L OBP: 0.364, SLG: 0.278 (1, 9)										3	0	0	0	1	0	0				
Carl Warwick, R OBP: 0.391, SLG: 0.243 (1, 8)										1	0	0	0	1	0	0				
Brock Davis, L (5, 8)										2	0	0	0	0	0	1				
Pete Runnels, L OBP: 0.308, SLG: 0.277 (1, 3)										3	0	0	0	1	0	1				
John Bateman, R OBP: 0.238, SLG: 0.429 (1, 2)										3	0	0	0	0	0	2				
Bob Aspromonte, R OBP: 0.213, SLG: 0.175 (1, 5)										3	0	0	0	0	0	3				
Bob Lillis, R OBP: 0.205, SLG: 0.171 (1, 6)										3	0	1	0	0	0	0				
Jim Golden, L (1, 1)										0	0	0	0	0	0	0				
Russ Kemmerer, R (3, 1)										1	0	0	0	0	0	0				
Conrad Cardinal, R (4, 1)										0	0	0	0	0	0	0				
Ernie Fazio, R OBP: 0.160, SLG: 0.045 (6, PH)										2	0	0	0	0	0	1				
Inning Stats	R: 0 E: 0 K: 0 S: 3	H: 0 LOB: 0 P: 3	R: 0 E: 1 K: 0 S: 4	H: 0 LOB: 1 BB: 0 P: 4	R: 0 E: 0 K: 1 S: 6	H: 1 LOB: 0 BB: 0 P: 6	R: 0 E: 0 K: 0 S: 2	H: 0 LOB: 0 BB: 1 P: 6	R: 0 E: 0 K: 0 S: 3	H: 0 LOB: 0 BB: 0 P: 3	R: 0 E: 0 K: 0 S: 3	H: 0 LOB: 2 BB: 2 P: 11	R: 0 E: 0 K: 1 S: 6	H: 1 LOB: 0 BB: 0 P: 6	R: 0 E: 0 K: 0 S: 3	H: 0 LOB: 0 BB: 0 P: 3	1B: 1 2B: 0 3B: 0 HR: 0	SF: 0 SAC: 0 DP: 1 HBP: 0	WP: 1 PB: 0 SB: 0 CS: 0	PA: 32
PITCHER	IP WLS BF H R ER SO BB IBB HBP BLK WP HR S P ERA WHIP																			
Ernie Broglio, R ERA: 0.82 (1, 1)	9.0 W 32 2 0 0 2 3 0 0 0 1 0 33 45 0.00 0.556																			



Batter	1	2	3	4	5	6	7	8	9	AB	R	H	RBI	BB	SO	LOB	TOP			
Curt Flood, R OBP: 0.315, SLG: 0.328 (1, 8)										4	1	0	0	1	1	1	St. Louis Cardinals @ San Francisco Giants Candlestick Park, San Francisco, CA Wed Apr 24 1963, 6:33 AM EST Att: 8,773 - Unknown			
Dick Groat, R OBP: 0.464, SLG: 0.610 (1, 6)										4	1	2	2	0	2	0				
Bill White, L OBP: 0.418, SLG: 0.500 (1, 3)										4	1	2	1	0	0	1				
Ken Boyer, R OBP: 0.353, SLG: 0.333 (1, 5)										3	0	0	0	1	1	1				
George Altman, L OBP: 0.400, SLG: 0.518 (1, 9)										4	0	1	1	0	0	0				
Charlie James, R OBP: 0.235, SLG: 0.324 (1, 7)										4	0	0	0	0	0	2				
Gene Oliver, R OBP: 0.320, SLG: 0.350 Carl Sawatski, L OBP: 0.424, SLG: 0.655 (6, PH) (6, 2)										2	0	0	0	0	0	0				
Julian Javier, R OBP: 0.241, SLG: 0.296 (1, 4)										4	1	1	0	0	0	3				
Curt Simmons, L OBP: 0.182, SLG: 0.182 (1, 1)										3	0	1	0	0	0	0				
Inning Stats	R: 0 E: 0 K: 1 S: 5	H: 0 LOB: 0 BB: 0 P: 5	R: 0 E: 0 K: 0 S: 3	H: 0 LOB: 0 BB: 0 P: 3	R: 0 E: 0 K: 0 S: 3	H: 1 LOB: 1 BB: 0 P: 8	R: 0 E: 0 K: 0 S: 3	H: 0 LOB: 0 BB: 0 P: 3	R: 4 E: 0 K: 0 S: 7	H: 4 LOB: 3 BB: 3 P: 19	R: 0 E: 0 K: 0 S: 4	H: 1 LOB: 1 BB: 0 P: 4	R: 0 E: 0 K: 0 S: 3	H: 0 LOB: 0 BB: 0 P: 3	R: 0 E: 0 K: 1 S: 6	H: 1 LOB: 1 BB: 0 P: 6		1B: 6 2B: 1 3B: 0 HR: 0	SF: 0 SAC: 1 DP: 0 HBP: 0	WP: 0 PB: 0 SB: 1 CS: 0
PITCHER	IP WLS BF H R ER SO BB IBB HBP BLK WP HR S P ERA WHIP																			
Billy Pierce, L ERA: 3.44 Don Larsen, R ERA: 1.99	(1, 1) 5.1 L 23 5 4 4 3 1 1 0 0 0 0 0 27 35 6.75 1.125																			

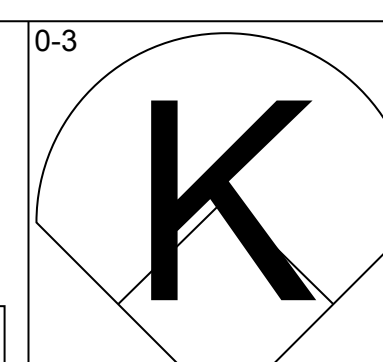
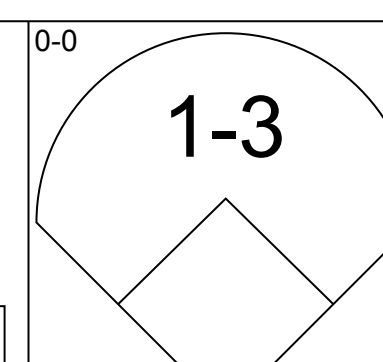
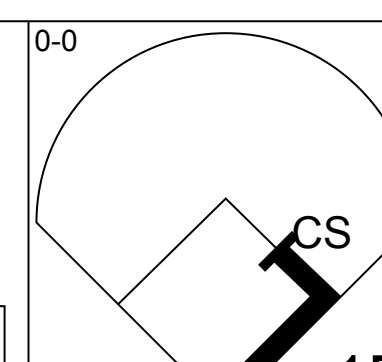
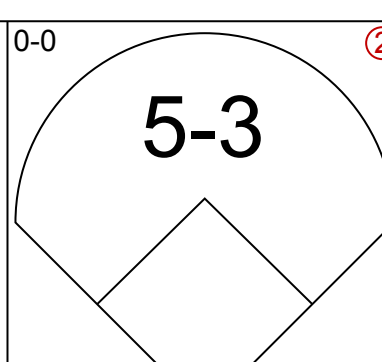
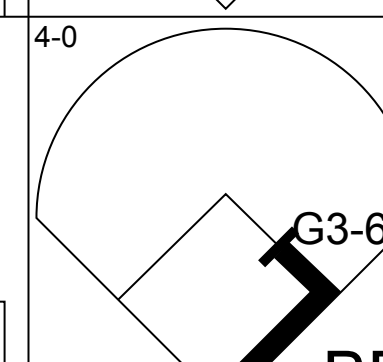
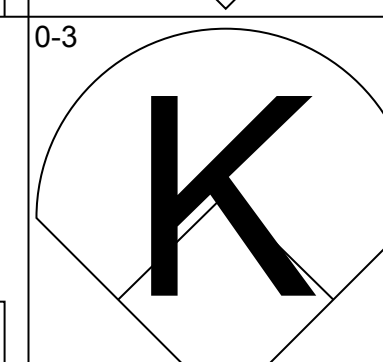
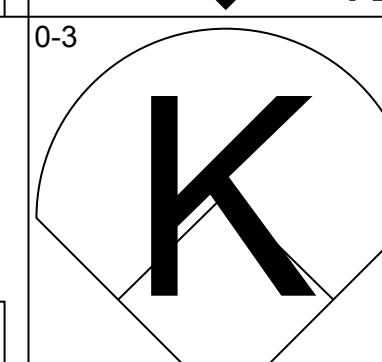
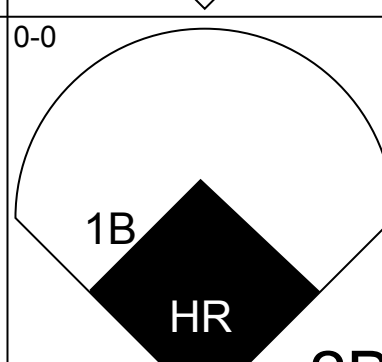
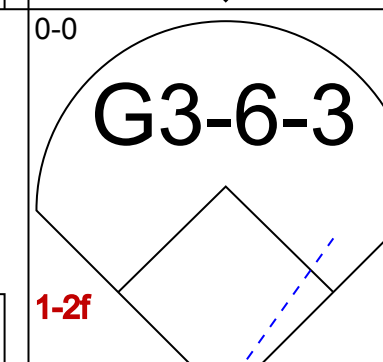
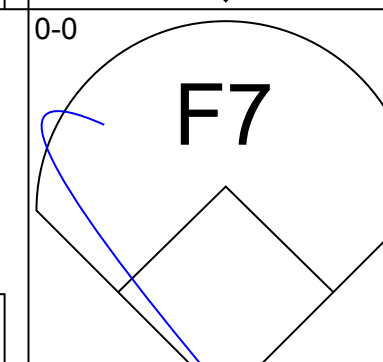
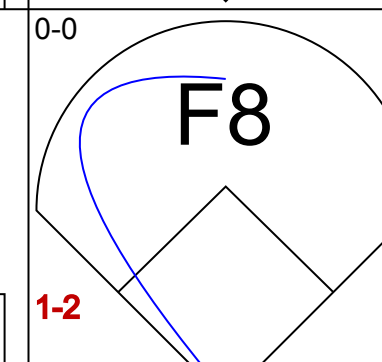
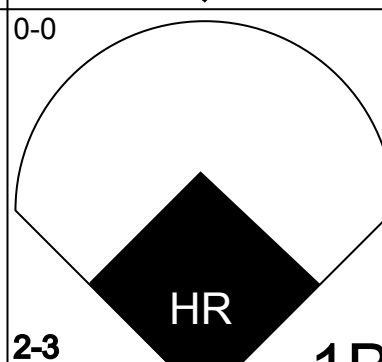
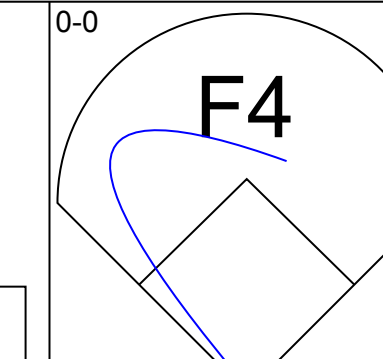
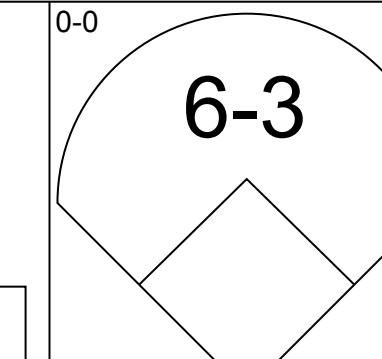
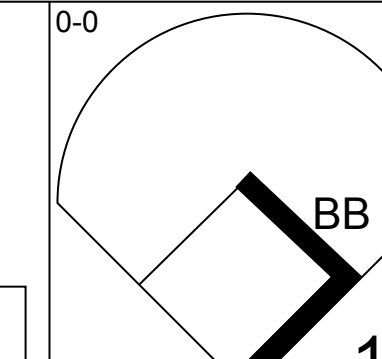
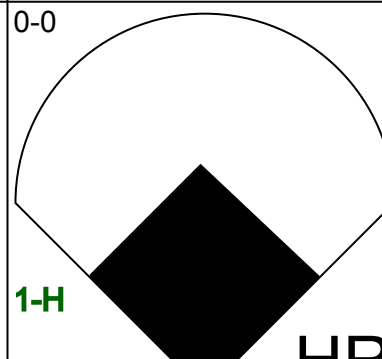
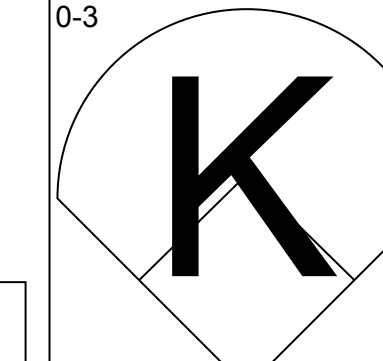
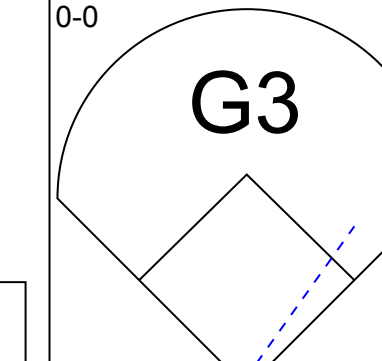
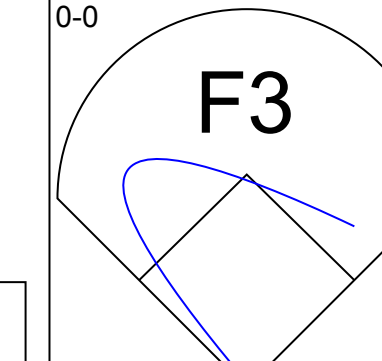
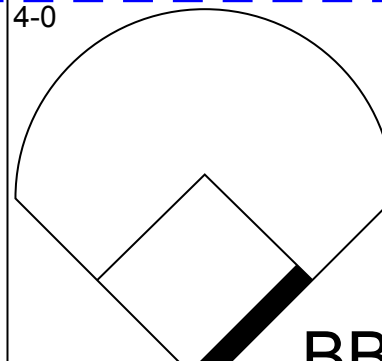
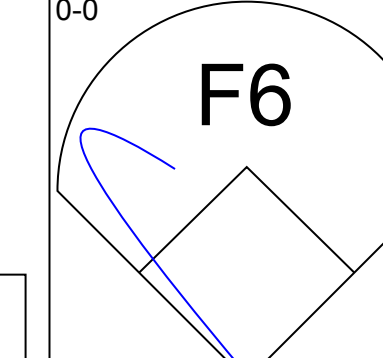
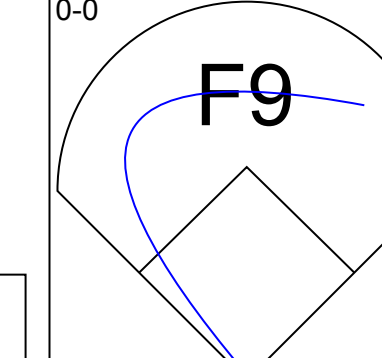
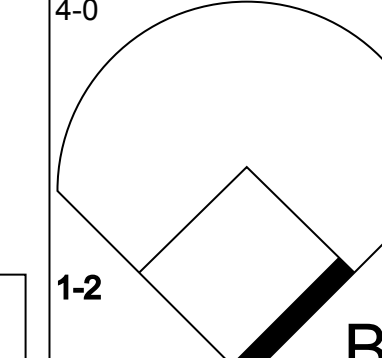
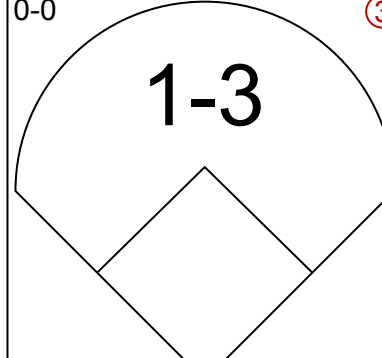
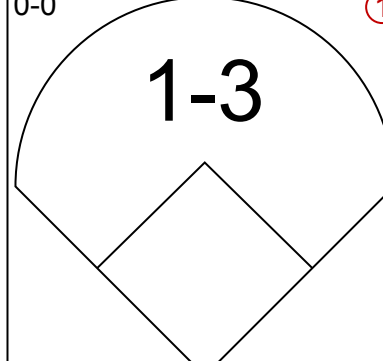
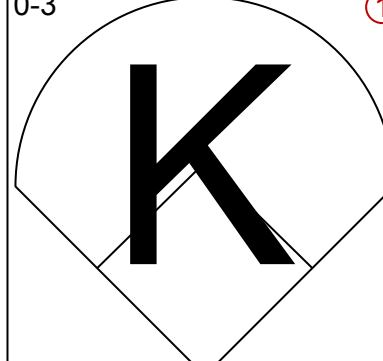
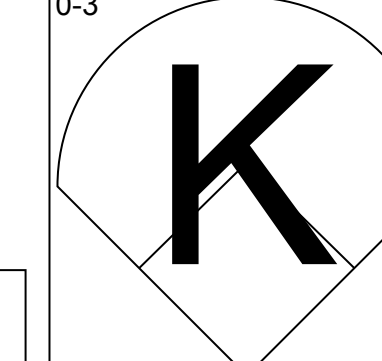
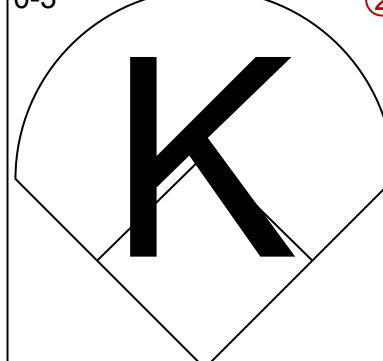
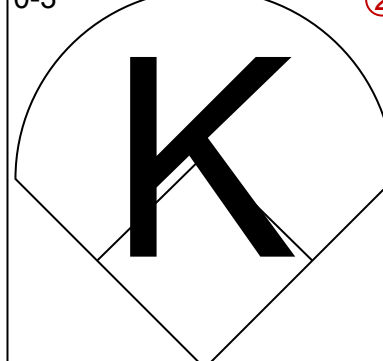
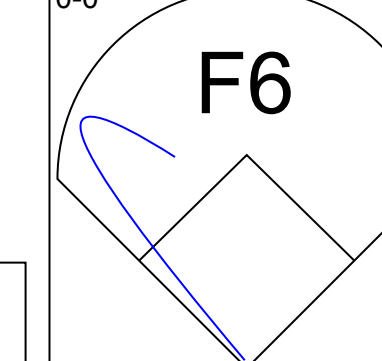


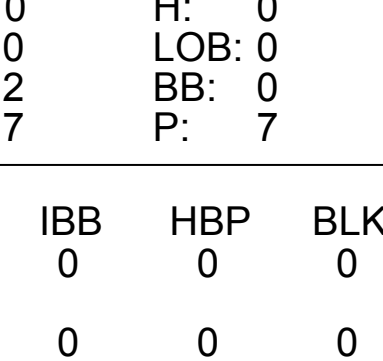
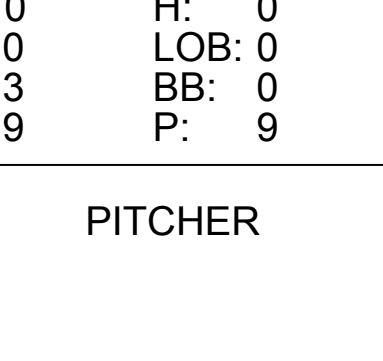
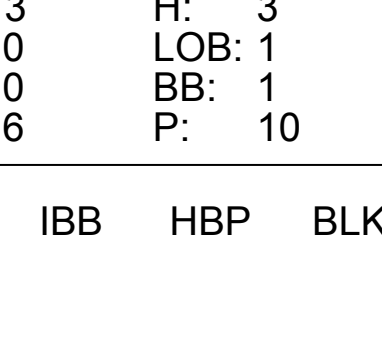
Batter	1	2	3	4	5	6	7	8	9	AB	R	H	RBI	BB	SO	LOB	BOTTOM					
Harvey Kuenn, R OBP: 0.182, SLG: 0.100 (1, 7)										4	0	0	0	0	0	0	St. Louis Cardinals @ San Francisco Giants Candlestick Park, San Francisco, CA Wed Apr 24 1963, 6:33 AM EST Att: 8,773 - Unknown					
Chuck Hillier, L OBP: 0.197, SLG: 0.155 (1, 4)										4	0	1	0	0	2	0						
Willie Mays, R OBP: 0.369, SLG: 0.527 (1, 8)										3	0	0	0	1	0	1						
Orlando Cepeda, R OBP: 0.403, SLG: 0.596 (1, 3)										4	0	1	0	0	0	1						
Felipe Alou, R OBP: 0.407, SLG: 0.607 (1, 9)										4	1	2	0	0	1	2						
Jim Davenport, R OBP: 0.230, SLG: 0.236 (1, 5)										4	1	2	1	0	0	1						
Jose Pagan, R OBP: 0.259, SLG: 0.250 (1, 6)										4	1	2	0	0	0	2						
Tom Haller, L OBP: 0.310, SLG: 0.300 Jose Cardenal, R OBP: 0.500, SLG: 0.500 Ed Bailey, L OBP: 0.200, SLG: 0.800 (6, PH) (7, 2)										2	0	0	0	0	0	2						
Billy Pierce, L Don Larsen, R (1, 1) (6, 1)										2	0	0	0	0	2	2						
Inning Stats	R: 0 E: 0 K: 1 S: 6	H: 1 LOB: 2 BB: 1 P: 10	R: 0 E: 0 K: 1 S: 6	H: 1 LOB: 1 BB: 0 P: 6	R: 0 E: 0 K: 0 S: 4	H: 1 LOB: 1 BB: 0 P: 4	R: 1 E: 0 K: 1 S: 7	H: 2 LOB: 1 BB: 0 P: 7	R: 0 E: 0 K: 1 S: 5	H: 0 LOB: 0 BB: 0 P: 5	R: 2 E: 0 K: 0 S: 5	H: 3 LOB: 0 BB: 0 P: 5	R: 0 E: 0 K: 0 S: 3	H: 0 LOB: 0 BB: 0 P: 3	R: 0 E: 0 K: 1 S: 5	H: 0 LOB: 0 BB: 0 P: 5		R: 0 E: 0 K: 0 S: 3	H: 1 LOB: 0 BB: 0 P: 3	1B: 4 2B: 6 3B: 0 HR: 0	SF: 0 SAC: 0 DP: 1 HBP: 0	WP: 0 PB: 0 SB: 0 CS: 1
PITCHER	IP WLS BF H R ER SO BB IBB HBP BLK WP HR S P ERA WHIP																					
Curt Simmons, L ERA: 1.33	(1, 1) 9.0 W 35 9 3 3 5 1 0 0 0 0 0 0 44 48 3.00 1.111																					

Batter	1	2	3	4	5	6	7	8	9	AB R H RBI BB SO LOB	TOP											
Curt Flood, R OBP: 0.307, SLG: 0.367 (1, 8)	1-2 6-3		3-2 6-3			1-1 E5 2B	0-0 5-3		1-1 6-3	5 1 0 0 0 0 2	St. Louis Cardinals @ Los Angeles Dodgers Dodger Stadium, Los Angeles, CA Sat Apr 27 1963, 6:05 PM PST Att: 33,949 - Unknown livebaseballscorecards.com											
Dick Groat, R OBP: 0.446, SLG: 0.569 (1, 6)	3-2 4-3		0-0 6-3			0-0 1B SF8 2B	3-3 K			4 1 1 1 0 1 1												
Bill White, L OBP: 0.420, SLG: 0.514 (1, 3)	0-2 G3			1-0 G3		3-2 E5 SF8 1B E	3-2 F4			4 1 0 0 0 0 1												
George Altman, L OBP: 0.419, SLG: 0.507 (1, 9)				2-2 2-3		0-1 E SF8 1B		3-3 K		4 0 2 0 0 1 0												
Ken Boyer, R OBP: 0.366, SLG: 0.370 (1, 5)	2-2 F4			1-1 6-3		1-0 SF8		1-3 K		3 0 0 1 0 1 1												
Stan Musial, L OBP: 0.293, SLG: 0.342 Charlie James, R OBP: 0.289, SLG: 0.378 (1, 7) (7, 7)	4-2 1-2 BB				2-3 K	4-0 E IBB		2-1 1-3		1 0 0 0 2 1 0 1 0 0 0 0 0 0												
Tim McCarver, L OBP: 0.364, SLG: 0.500 (1, 2)	2-0 4-3				3-2 F8	1-1 E3			4-0 SH2-4 BB	3 0 0 1 1 0 3												
Julian Javier, R OBP: 0.258, SLG: 0.306 (1, 4)			0-2 6-3 SH1-4 1B		2-2 1B	0-0 L7		1-1 SH2-4		3 0 2 0 0 0 3												
Ray Washburn, R OBP: 0.091, SLG: 0.091 (1, 1)			0-2 SH1-4		0-0 1-3	3-3 K		0-1 1-3		3 0 0 0 0 1 5												
Inning Stats	R: 0 E: 0 K: 0 S: 9	H: 0 LOB: 0 BB: 0 P: 13	R: 0 E: 0 K: 0 S: 8	H: 1 LOB: 1 BB: 1 P: 17	R: 0 E: 0 K: 0 S: 10	H: 1 LOB: 1 BB: 0 P: 13	R: 0 E: 0 K: 0 S: 6	H: 0 LOB: 0 BB: 0 P: 10	R: 0 E: 0 K: 1 S: 12	H: 1 LOB: 1 BB: 0 P: 19		R: 3 E: 3 K: 1 S: 20	H: 2 LOB: 3 BB: 1 P: 33	R: 0 E: 0 K: 1 S: 8	H: 0 LOB: 0 BB: 0 P: 14	R: 0 E: 0 K: 2 S: 8	H: 0 LOB: 0 BB: 0 P: 14	R: 0 E: 0 K: 0 S: 6	H: 0 LOB: 1 BB: 1 P: 12	1B: 4 2B: 1 3B: 0 HR: 0	SF: 1 SAC: 2 DP: 0 HBP: 0	WP: 0 PB: 0 SB: 0 CS: 1
PITCHER	IP WLS BF H R ER SO BB IBB HBP BLK WP HR S P ERA WHIP											PITCHER	IP WLS BF H R ER SO BB IBB HBP BLK WP HR S P ERA WHIP									
Larry Sherry, R ERA: 8.44 (1, 1)	6.0 L 27 5 3 0 2 1 1 0 0 0 0 65 105 0.00 1.000																					
Pete Richert, L ERA: 8.44 (7, 1)	2.0 6 0 0 0 3 0 0 0 0 0 0 16 28 0.00 0.000																					
Ed Roebuck, R ERA: 1.86 (9, 1)	1.0 4 0 0 0 0 1 0 0 0 0 0 6 12 0.00 1.000																					

Batter	1	2	3	4	5	6	7	8	9	AB R H RBI BB SO LOB	BOTTOM											
Willie Davis, L OBP: 0.239, SLG: 0.323 (1, 8)	0-1 1-3			0-0 6-3			2-2 4-3		0-1 L9	4 0 0 0 0 0 0	St. Louis Cardinals @ Los Angeles Dodgers Dodger Stadium, Los Angeles, CA Sat Apr 27 1963, 6:05 PM PST Att: 33,949 - Unknown livebaseballscorecards.com											
Maury Wills, S OBP: 0.333, SLG: 0.264 (1, 6)	3-3 K			0-1 3-1		0-3 K2-3		0-1 F8 2B	4 0 1 0 0 2 0													
Ron Fairly, L OBP: 0.339, SLG: 0.526 (1, 7)	2-1 L9			0-1 F8		4-1 BB		0-0 F8	3 0 0 0 1 0 1													
Frank Howard, R OBP: 0.446, SLG: 0.585 (1, 9)			1-0 6-3		1-1 6-3		0-3 K	0-3 K	4 0 0 0 0 2 2													
John Roseboro, L OBP: 0.246, SLG: 0.452 (1, 2)			0-2 F7		1-1 4-3			0-0 4-3	3 0 0 0 0 0 0													
Bill Skowron, R OBP: 0.228, SLG: 0.218 (1, 3)			3-3 K		0-1 4-3			0-1 1B 1B	3 0 1 0 0 1 0													
Ken McMullen, R OBP: 0.292, SLG: 0.302 (1, 5)				0-1 4-3		1-3 K		3-3 K	3 0 0 0 0 2 1													
Nate Oliver, R OBP: 0.299, SLG: 0.282 Jim Gilliam, S OBP: 0.321, SLG: 0.250 (1, 4) (8, PH) (9, 4)			2-3 K		1-3 K			1-0 1-3 1B	2 0 0 0 0 2 0 1 0 1 0 0 0 0													
Larry Sherry, R (1, 1)					0-0 1-3			1-2 F3	1 0 0 0 0 0 0													
Don Zimmer, R (6, PH)								2-2 F5	1 0 0 0 0 0 0													
Pete Richert, L (7, 1)									0 0 0 0 0 0 0													
Wally Moon, L OBP: 0.304, SLG: 0.333 Ed Roebuck, R (9, 1)									1 0 0 0 0 0 2 0 0 0 0 0 0 0													
Inning Stats	R: 0 E: 0 K: 1 S: 7	H: 0 LOB: 0 BB: 0 P: 12	R: 0 E: 0 K: 1 S: 9	H: 0 LOB: 0 BB: 0 P: 13	R: 0 E: 0 K: 1 S: 6	H: 0 LOB: 0 BB: 0 P: 8	R: 0 E: 0 K: 0 S: 5	H: 0 LOB: 0 BB: 0 P: 5	R: 0 E: 0 K: 0 S: 6	H: 0 LOB: 0 BB: 0 P: 8	R: 0 E: 0 K: 2 S: 9	H: 0 LOB: 0 BB: 0 P: 12	R: 0 E: 0 K: 2 S: 10	H: 0 LOB: 1 BB: 1 P: 16	R: 0 E: 0 K: 1 S: 13	H: 2 LOB: 2 BB: 0 P: 19	R: 0 E: 0 K: 1 S: 8	H: 1 LOB: 1 BB: 0 P: 8	1B: 2 2B: 1 3B: 0 HR: 0	SF: 0 SAC: 0 DP: 0 HBP: 0	WP: 0 PB: 0 SB: 0 CS: 0	PA: 31
PITCHER	IP WLS BF H R ER SO BB IBB HBP BLK WP HR S P ERA WHIP											PITCHER	IP WLS BF H R ER SO BB IBB HBP BLK WP HR S P ERA WHIP									
Ray Washburn, R ERA: 1.25 (1, 1)	9.0 W 31 3 0 0 9 1 0 0 0 0 0 73 101 0.00 0.444																					

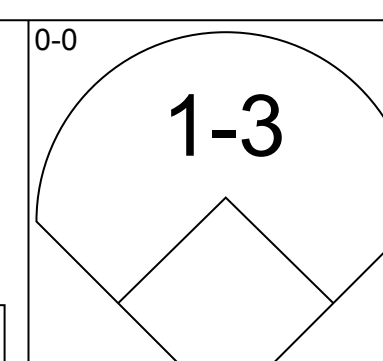
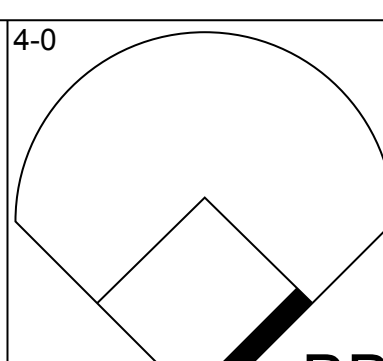
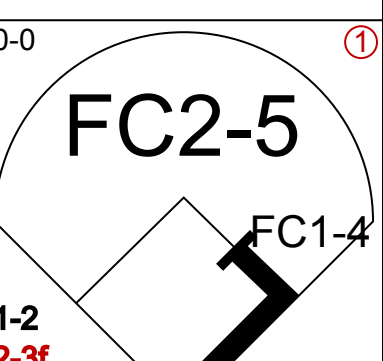
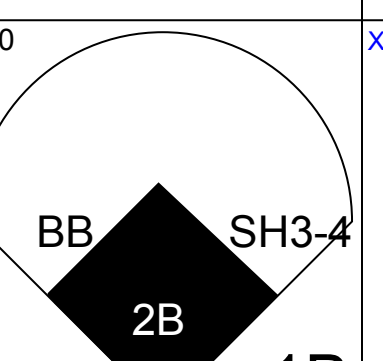

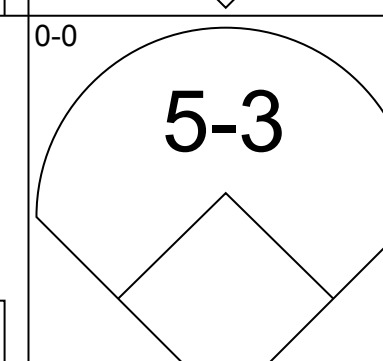
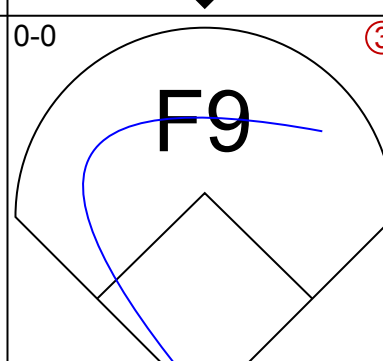
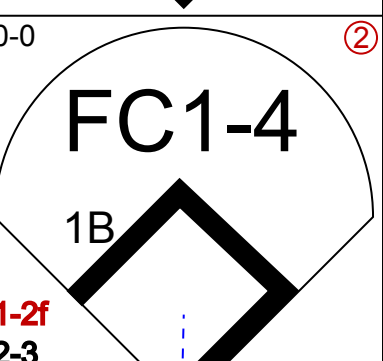
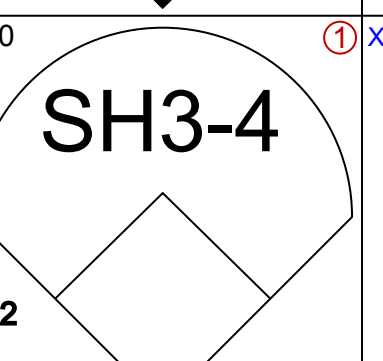

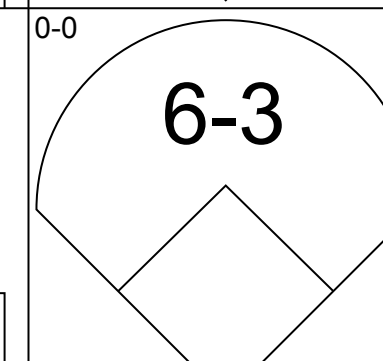
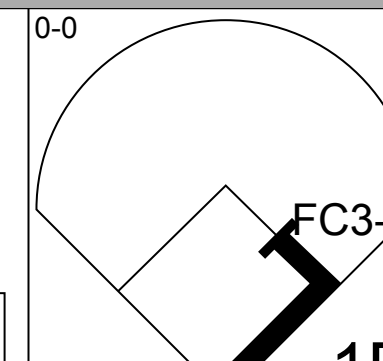
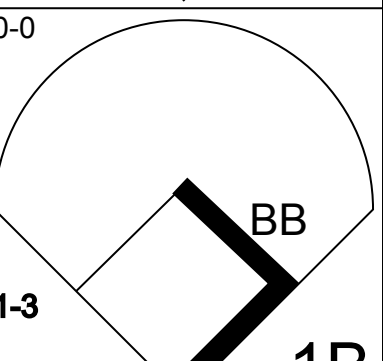
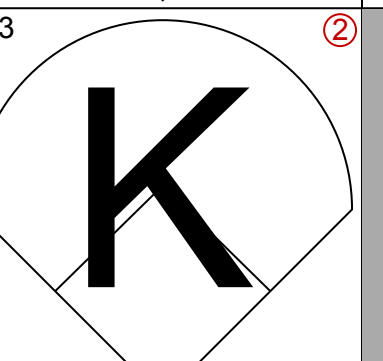
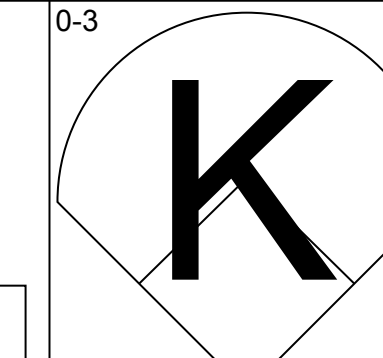
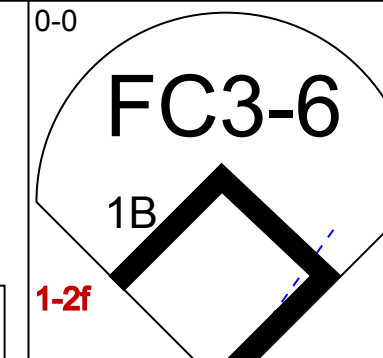
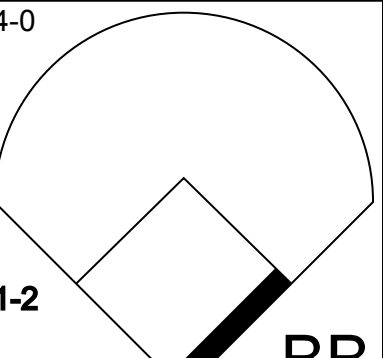
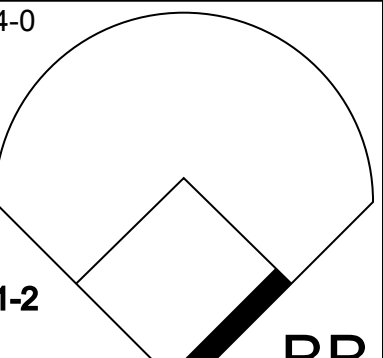
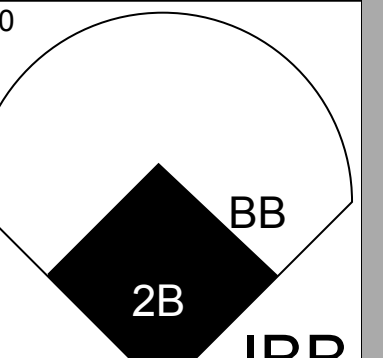
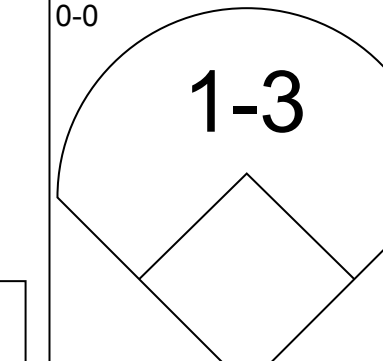
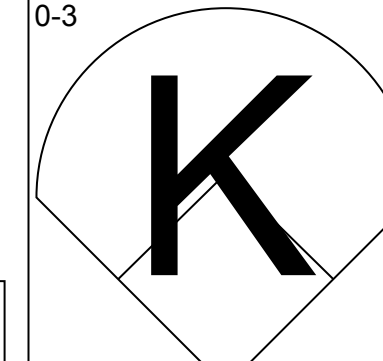
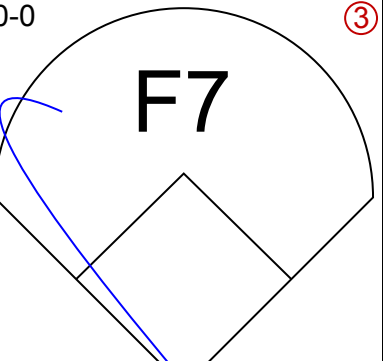
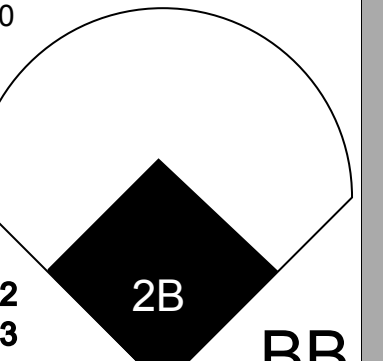
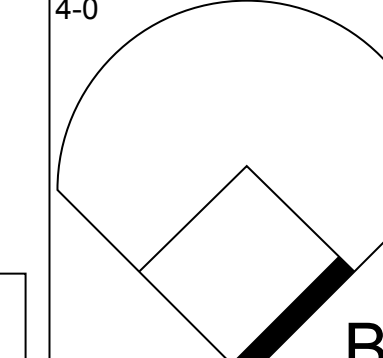
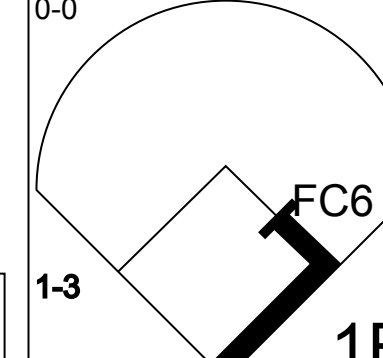
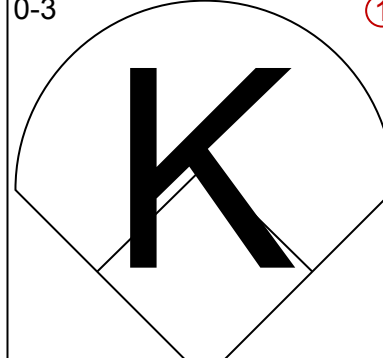
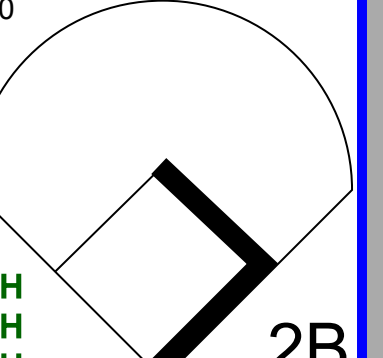
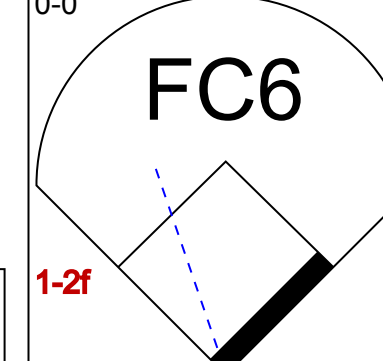
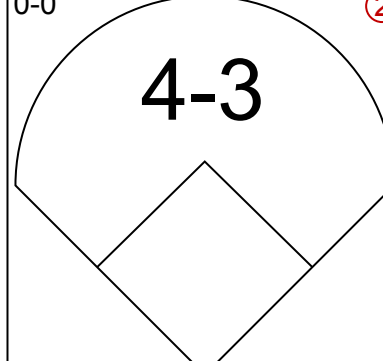
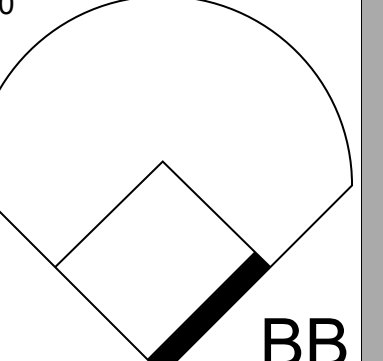


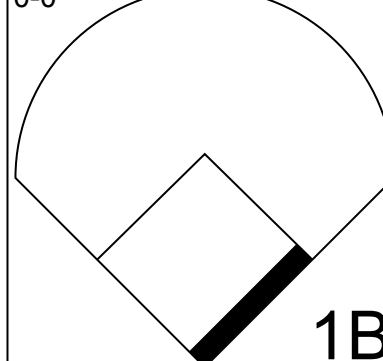

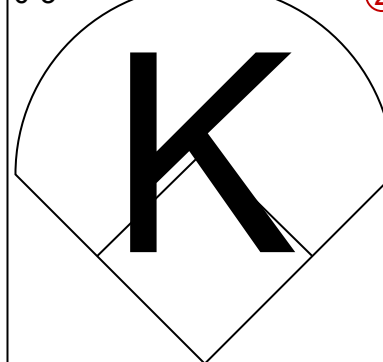
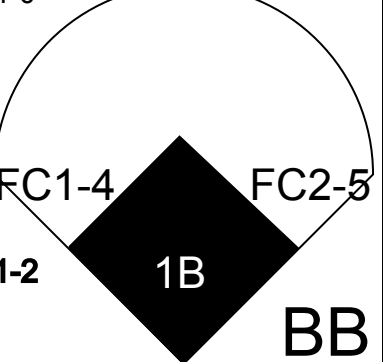


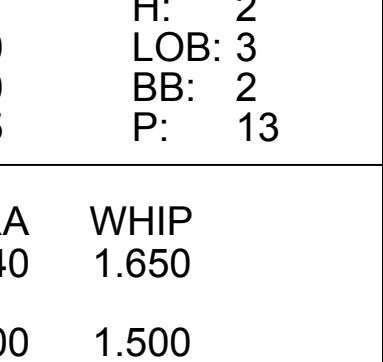
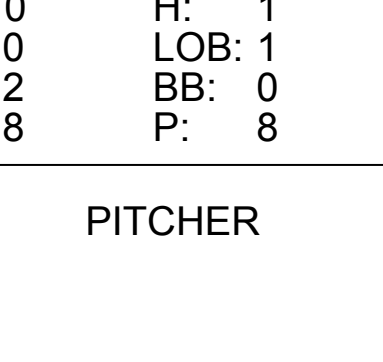
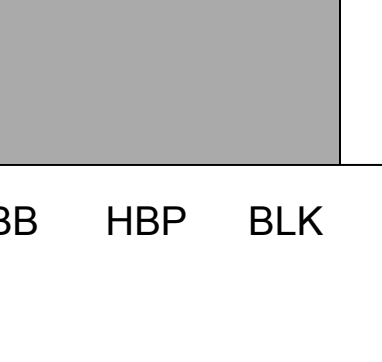
Batter	1	2	3	4	5	6	7	8	9	AB	R	H	RBI	BB	SO	LOB	TOP			
Len Gabrielson, L (1,7) OBP: 0.233, SLG: 0.268 (8,5)	F4		K			3-1		2H 1B		4	0	1	0	0	1	0	Milwaukee Braves @ St. Louis Cardinals Sportsman's Park, St. Louis, MO Tue Apr 30 1963, 8:05 PM EDT Att. 7,049 - Unknown - 53 F livebaseballscorecards.com			
Frank Bolling, R (1,4) OBP: 0.297, SLG: 0.333	HR			F7		F4		F8		4	1	1	1	0	0	0				
Hank Aaron, R (1,9) OBP: 0.396, SLG: 0.634	K			BB			K		F3	3	0	0	0	1	2	0				
Joe Torre, R (1,2) OBP: 0.403, SLG: 0.448	K			F9			F4 2B		6-3	4	0	1	0	0	1	1				
Denis Menke, R (1,5) OBP: 0.343, SLG: 0.531 (8,6)		L8		F5			F4 2-3			3	0	0	0	0	0	2				
Tommie Aaron, R (1,3) OBP: 0.241, SLG: 0.269 (8,7)		K			L7		4-3			3	0	0	0	0	1	1				
Mack Jones, L (1,8) OBP: 0.229, SLG: 0.250 Del Crandall, R (8,PH) OBP: 0.174, SLG: 0.174 (8,3)		K			K			F8		2	0	0	0	0	2	0				
Amado Samuel, R (1,6) Lee Mays, L (8,PH) OBP: 0.200, SLG: 0.321 (8,8)				F4		F2		K		2	0	0	0	0	0	0				
Denny Lemaster, R (1,1) Bob Uecker, R (8,PH) Claude Raymond, R OBP: 1.000, SLG: 1.500 OBP: 1.000, SLG: 2.000 (8,1)				F8				F8 1B 2B		2	0	0	0	0	0	0				
Inning Stats	R: 1 E: 0 K: 2 S: 8	H: 1 LOB: 0 BB: 0 P: 8	R: 0 E: 0 K: 2 S: 7	H: 0 LOB: 0 BB: 0 P: 7	R: 0 E: 0 K: 1 S: 5	H: 0 LOB: 0 BB: 1 P: 5	R: 0 E: 0 K: 0 S: 3	H: 0 LOB: 1 BB: 1 P: 7	R: 0 E: 0 K: 1 S: 5	H: 0 LOB: 0 BB: 0 P: 5	R: 0 E: 0 K: 1 S: 6	H: 1 LOB: 1 BB: 0 P: 6	R: 0 E: 0 K: 1 S: 6	H: 2 LOB: 2 BB: 0 P: 6	R: 0 E: 0 K: 0 S: 3	H: 0 LOB: 0 BB: 0 P: 3		1B: 1 2B: 2 3B: 0 HR: 1	SF: 0 SAC: 0 DP: 0 HBP: 0	WP: 0 PB: 0 CS: 0
PITCHER Curt Simmons, L (1,1) ERA: 1.25	IP: 9.0 WLS: W BF: 31 H: 4 R: 1 ER: 1 SO: 8 BB: 1 IBB: 0 HBP: 0 BLK: 0 WP: 0 HR: 1 S: 46 P: 50 ERA: 1.00 WHIP: 0.556																			

Batter	1	2	3	4	5	6	7	8	9	AB	R	H	RBI	BB	SO	LOB	BOTTOM			
Curt Flood, R (1,8) OBP: 0.309, SLG: 0.398	F4			K E 2B		G3 2B		F8		4	1	1	0	0	1	0	Milwaukee Braves @ St. Louis Cardinals Sportsman's Park, St. Louis, MO Tue Apr 30 1963, 8:05 PM EDT Att. 7,049 - Unknown - 53 F livebaseballscorecards.com			
Dick Groat, R (1,6) OBP: 0.429, SLG: 0.550	K			F9		G3				3	0	0	0	0	1	2				
Bill White, L (1,3) OBP: 0.427, SLG: 0.513	K			WP 2B		G5-4-3 BB				2	0	1	1	1	1	0				
Ken Boyer, R (1,5) OBP: 0.356, SLG: 0.432		F9		K 3H 2B		G5-4-3				3	0	0	0	0	1	3				
George Altman, L (1,9)		K		F8			L8			3	0	0	0	0	1	1				
Charlie James, R (1,7) OBP: 0.341, SLG: 0.442		L8			K		G5-4-3 1B			3	0	1	0	0	1	0				
Gene Oliver, R (1,2) OBP: 0.250, SLG: 0.235				F7		F8		G5-4-3 1-2		3	0	0	0	0	0	1				
Julian Javier, R (1,4) OBP: 0.284, SLG: 0.386				F5				F6		3	1	1	1	0	0	0				
Curt Simmons, L (1,1) OBP: 0.143, SLG: 0.143				K		K		6-3		3	0	0	0	0	2	0				
Inning Stats	R: 0 E: 0 K: 2 S: 7	H: 0 LOB: 0 BB: 0 P: 7	R: 0 E: 0 K: 1 S: 5	H: 0 LOB: 0 BB: 0 P: 5	R: 0 E: 0 K: 1 S: 5	H: 0 LOB: 0 BB: 0 P: 5	R: 1 E: 1 K: 2 S: 9	H: 1 LOB: 1 BB: 0 P: 9	R: 1 E: 0 K: 2 S: 8	H: 1 LOB: 0 BB: 0 P: 8	R: 0 E: 0 K: 0 S: 3	H: 1 LOB: 1 BB: 1 P: 7	R: 0 E: 0 K: 0 S: 3	H: 1 LOB: 0 BB: 0 P: 3	R: 0 E: 0 K: 0 S: 3	H: 0 LOB: 0 BB: 0 P: 3		1B: 1 2B: 2 3B: 0 HR: 1	SF: 0 SAC: 0 DP: 2 HBP: 0	WP: 1 PB: 1 CS: 0
PITCHER Denny Lemaster, L (1,1) ERA: 2.3 Claude Raymond, R (8,1) ERA: 3.72	IP: 7.0 WLS: L BF: 25 H: 4 R: 2 ER: 1 SO: 8 BB: 1 IBB: 0 HBP: 0 BLK: 0 WP: 1 HR: 1 S: 40 P: 44 ERA: 1.29 WHIP: 0.714																			

Batter	1	2	3	4	5	6	7	8	9	AB	R	H	RBI	BB	SO	LOB	TOP					
Lou Brock, L OBP: 0.294, SLG: 0.316 (1, 9)										4	0	1	0	0	1	0	Chicago Cubs @ St. Louis Cardinals Sportsman's Park, St. Louis, MO Thu May 02 1963, 8:05 PM EDT Att: 8,629 - Unknown - 69 F					
Ken Hubbs, R OBP: 0.327, SLG: 0.449 (1, 4)										3	1	1	0	1	2	1						
Billy Williams, L OBP: 0.261, SLG: 0.266 (1, 7)										4	1	1	0	0	0	2						
Ron Santo, R OBP: 0.299, SLG: 0.458 (1, 5)										4	1	2	3	0	0	0						
14 Ernie Banks, R OBP: 0.271, SLG: 0.438 (1, 3)										3	0	0	0	1	1	1						
Andre Rodgers, R OBP: 0.326, SLG: 0.293 (1, 6)										3	0	0	0	1	0	1						
Nelson Mathews, R OBP: 0.258, SLG: 0.310 (1, 8)										3	0	0	0	0	2	2						
Dick Bertell, R OBP: 0.265, SLG: 0.273 (8, PH)										2	0	0	0	0	2	0						
Memritt Ranew, L OBP: 0.455, SLG: 0.500 (8, 2)										1	0	0	0	0	0	2						
Larry Jackson, R OBP: 0.125, SLG: 0.188 (1, 1)										2	0	0	0	0	2	0						
Don Elston, R (7, 1)										0	0	0	0	0	0	0						
Bob Will, L OBP: 0.222, SLG: 0.222 (9, PH)										1	0	0	0	0	0	0						
Inning Stats	R: 0 E: 0 K: 1 S: 4	H: 0 LOB: 0 BB: 1 P: 8	R: 0 E: 0 K: 1 S: 5	H: 0 LOB: 0 BB: 0 P: 5	R: 0 E: 0 K: 2 S: 7	H: 0 LOB: 0 BB: 0 P: 7	R: 0 E: 0 K: 1 S: 5	H: 0 LOB: 0 BB: 0 P: 5	R: 0 E: 0 K: 0 S: 3	H: 0 LOB: 0 BB: 0 P: 3	R: 0 E: 0 K: 3 S: 9	H: 0 LOB: 0 BB: 0 P: 9	R: 0 E: 0 K: 1 S: 5	H: 1 LOB: 0 BB: 0 P: 5	R: 0 E: 0 K: 1 S: 6	H: 1 LOB: 2 BB: 1 P: 10	R: 3 E: 0 K: 0 S: 6	H: 3 LOB: 1 BB: 1 P: 10	1B: 3 2B: 1 3B: 0 HR: 1	SF: 0 SAC: 0 DP: 1 HBP: 0	WP: 0 PB: 0 SB: 0 CS: 1	PA: 33
PITCHER	IP	WLS	BF	H	R	ER	SO	BB	IBB	HBP	BLK	WP	HR	S	P	ERA	WHIP					
Ray Washburn, R ERA: 1.61 (1, 1)	8.2	W	31	5	3	3	10	2	0	0	0	0	1	49	57	3.12	0.808					
Ed Bauta, R ERA: 3.24 (9, 1)	0.1	S	2	0	0	0	0	1	0	0	0	0	0	1	5	0.00	3.000					

AB	30
R	3
H	5
RBI	3
BB	3
SO	10
LOB	9



Batter	1	2	3	4	5	6	7	8	9	AB	R	H	RBI	BB	SO	LOB	BOTTOM				
Curt Flood, R OBP: 0.318, SLG: 0.412 (1, 8)										4	1	1	0	1	0	2	Chicago Cubs @ St. Louis Cardinals Sportsman's Park, St. Louis, MO Thu May 02 1963, 8:05 PM EDT Att: 8,629 - Unknown - 69 F				
Dick Groat, R OBP: 0.410, SLG: 0.528 (1, 6)										4	0	0	0	0	0	3					
Bill White, L OBP: 0.418, SLG: 0.488 (1, 3)										4	0	2	1	0	1	1					
George Altman, L OBP: 0.429, SLG: 0.462 (1, 9)										2	1	0	0	2	1	1					
Ken Boyer, R OBP: 0.354, SLG: 0.420 (1, 5)										3	1	0	0	1	1	4					
Stan Mustaj, L OBP: 0.333, SLG: 0.390 (1, 7)										3	0	2	3	1	1	0					
Duke Carmel, L OBP: 0.357, SLG: 0.400 (7, FR)										0	0	0	0	0	0	0					
Carl Sawatski, L OBP: 0.395, SLG: 0.541 (1, 2)										3	0	0	0	1	1	3					
Julian Javier, R OBP: 0.289, SLG: 0.380 (1, 4)										4	0	2	0	0	2	2					
Ray Washburn, R OBP: 0.133, SLG: 0.071 (1, 1)										3	1	0	0	1	3	1					
Ed Bauta, R (9, 1)										0	0	0	0	0	0	0					
Inning Stats	R: 0 E: 0 K: 0 S: 3	H: 0 LOB: 0 BB: 0 P: 3	R: 0 E: 0 K: 2 S: 7	H: 0 LOB: 1 BB: 1 P: 11	R: 0 E: 0 K: 2 S: 7	H: 0 LOB: 1 BB: 1 P: 11	R: 0 E: 0 K: 1 S: 7	H: 2 LOB: 2 BB: 0 P: 7	R: 1 E: 0 K: 0 S: 5	H: 2 LOB: 3 BB: 2 P: 13	R: 0 E: 0 K: 2 S: 8	H: 1 LOB: 1 BB: 0 P: 8	R: 3 E: 0 K: 2 S: 9	H: 2 LOB: 2 BB: 3 P: 21	R: 0 E: 0 K: 1 S: 5	H: 0 LOB: 0 BB: 0 P: 5	1B: 6 2B: 1 3B: 0 HR: 0	SF: 0 SAC: 1 DP: 0 HBP: 0	WP: 0 PB: 0 SB: 0 CS: 0	PA: 38	
PITCHER	IP	WLS	BF	H	R	ER	SO	BB	IBB	HBP	BLK	WP	HR	S	P	ERA	WHIP				
Larry Jackson, R ERA: 2.47 (1, 1)	6.2	L	32	6	4	4	8	5	0	0	0	0	0	9	13	5.40	1.650				
Don Elston, R ERA: (7, 1)	1.1		6	1	0	0	2	1	0	0	0	0	0	9	13	0.00	1.500				


AB	30
R	4
H	7
RBI	4
BB	7
SO	10
LOB	17



Batter	1	2	3	4	5	6	7	8	9	AB	R	H	RBI	BB	SO	LOB	TOP		
Curt Flood, R OBP: 0.306, SLG: 0.396 (1, 8)	0-0 6-3		0-0 F9			0-3 K		0-3 K		4	0	0	0	0	2	3			
Dick Groat, R OBP: 0.394, SLG: 0.505 (1, 6)	0-0 L9			0-0 1-3		0-0 4-3		0-0 6-3		4	0	0	0	0	0	2			
Bill White, L OBP: 0.402, SLG: 0.467 (1, 3)	0-0 F2			0-3 K		0-0 F6			0-0 4-3	4	0	0	0	0	1	0			
Ken Boyer, R OBP: 0.347, SLG: 0.411 Dal Maxvill, R OBP: 0.500, SLG: 0.333 (5, 5)		0-0 5-3		0-0 1-3				0-0 6-3		2	0	0	0	0	0	0			
George Altman, L OBP: 0.421, SLG: 0.451 (1, 9)		0-3 K			0-0 FC6-4 1B		0-0 4-3		0-3 K	4	0	1	0	0	2	0			
Charlie James, R OBP: 0.308, SLG: 0.380 (1, 7)		0-0 F9			0-0 F8		0-0 F8			3	0	0	0	0	0	1			
Gene Oliver, R OBP: 0.256, SLG: 0.270 (1, 2)			0-0 F7		0-0 FC6-4 1B			0-0 1B 2B		3	0	1	0	0	0	1			
Julian Javier, R OBP: 0.314, SLG: 0.402 (1, 4)					0-0 1B		0-0 1-3 1B		0-0 2-3 1B	3	0	3	0	0	0	0			
Ernie Broglio, R OBP: 0.067, SLG: 0.067 Harry Fanok, S OBP: 0.067, SLG: 1.000 Leo Burke, R OBP: 0.125, SLG: 0.375 Diomedes Olivo, L (8, 1)			0-3 K		0-0 F4			0-3 K		2	0	0	0	0	1	3			
Inning Stats	R: 0 E: 0 K: 0 S: 3	H: 0 LOB: 0 BB: 0 P: 3	R: 0 E: 0 K: 1 S: 5	H: 0 LOB: 0 BB: 0 P: 5	R: 0 E: 0 K: 1 S: 6	H: 1 LOB: 1 BB: 0 P: 6	R: 0 E: 0 K: 1 S: 5	H: 0 LOB: 0 BB: 0 P: 5	R: 0 E: 0 K: 1 S: 5	H: 2 LOB: 2 BB: 0 P: 5	R: 0 E: 0 K: 0 S: 3	H: 0 LOB: 0 BB: 0 P: 3	R: 0 E: 0 K: 2 S: 9	H: 2 LOB: 2 BB: 0 P: 9	R: 0 E: 0 K: 2 S: 7	H: 0 LOB: 0 BB: 0 P: 7	1B: 4 2B: 1 3B: 0 HR: 0	SF: 0 SAC: 0 DP: 0 HBP: 0	WP: 0 PA: 32 PB: 0 SB: 0 CS: 0
PITCHER Joe Nuxhall, L ERA: 1.61 (1, 1)	IP: 9.0 WLS: W BF: 32 H: 5 R: 0 ER: 0 SO: 8 BB: 0 IBB: 0 HBP: 0 BLK: 0 WP: 0 HR: 0 S: 48 P: 48 ERA: 0.00 WHIP: 0.556															PITCHER			

St. Louis Cardinals @ Cincinnati Reds
Crosley Field, Cincinnati, OH
Fri May 03 1963, 7:05 PM EDT
Att: 8,839 - Unknown


AB 32
R 0
H 5
RBI 0
BB 0
SO 8
LOB 12





Batter	1	2	3	4	5	6	7	8	9	AB	R	H	RBI	BB	SO	LOB	BOTTOM		
Leo Cardenas, R OBP: 0.300, SLG: 0.468 (1, 6)	0-0 G3 2B		0-0 HR		0-0 FC3-6 HR	0-0 SH1-3		0-0 6-3		4	2	2	1	0	0	1			
Pete Rose, S OBP: 0.286, SLG: 0.349 (1, 4)	0-0 G3 2-3		0-0 3B		0-0 HR	0-3 K		0-0 6-3		5	1	2	2	0	1	3			
Vada Pinson, L OBP: 0.253, SLG: 0.342 (1, 9)	0-0 S 1B		0-0 L6		0-0 S 1B	0-3 K		0-0 3B		5	1	3	0	0	1	3			
Frank Robinson, R OBP: 0.359, SLG: 0.435 (1, 7)	0-3 K 1-2		0-0 F9		0-0 S 1B	0-0 6-3		0-0 F6		5	1	1	0	0	1	4			
Johnny Edwards, L OBP: 0.432, SLG: 0.500 (1, 2)	0-0 F8			0-0 E3 FC6-5 WP	0-0 1-3 2-H 1B	4-0 BB 1B BB				3	1	1	1	1	0	2			
Gordy Coleman, L OBP: 0.283, SLG: 0.348 (1, 3)		0-0 3-1		0-0 F5 1-2	0-0 SF9	4-0 BB 1B BB		0-0 1B BB		2	0	0	1	1	0	1			
Gene Freese, R OBP: 0.220, SLG: 0.216 (1, 5)		0-0 1-3		0-0 F3	0-0 F6	0-0 1-2 2-H 1B				4	0	1	1	0	0	2			
Tommy Harper, R OBP: 0.300, SLG: 0.152 (1, 8)		0-0 5-3		0-0 FC6-5		4-0 SH1-3 E BB		0-3 K		3	0	0	0	1	1	3			
Joe Nuxhall, L OBP: 0.143, SLG: 0.143 (1, 1)			0-0 F5		0-0 FC3-6 1B	0-0 E1 SH1-3		0-3 K		4	0	1	0	0	1	3			
Inning Stats	R: 0 E: 0 K: 1 S: 7	H: 2 LOB: 2 BB: 0 P: 7	R: 0 E: 0 K: 0 S: 3	H: 0 LOB: 0 BB: 0 P: 3	R: 1 E: 0 K: 0 S: 5	H: 2 LOB: 1 BB: 0 P: 5	R: 0 E: 1 K: 0 S: 4	H: 0 LOB: 1 BB: 0 P: 4	R: 4 E: 0 K: 0 S: 8	H: 5 LOB: 1 BB: 0 P: 8	R: 0 E: 1 K: 2 S: 8	H: 0 LOB: 2 BB: 1 P: 12	R: 1 E: 0 K: 2 S: 8	H: 1 LOB: 2 BB: 2 P: 16	R: 0 E: 0 K: 0 S: 4	H: 1 LOB: 1 BB: 0 P: 4	1B: 6 2B: 1 3B: 2 HR: 2	SF: 1 SAC: 1 DP: 0 HBP: 0	WP: 1 PA: 40 PB: 0 SB: 2 CS: 0
PITCHER Ernie Broglio, R ERA: 2.23 Harry Fanok, R ERA: 3.14 Diomedes Olivo, L ERA: 4.91 (1, 1)	IP: 5.0 WLS: L BF: 25 H: 9 R: 5 ER: 5 SO: 1 BB: 0 IBB: 0 HBP: 0 BLK: 0 WP: 1 HR: 2 S: 27 P: 27 ERA: 9.00 WHIP: 1.800															PITCHER			

St. Louis Cardinals @ Cincinnati Reds
Crosley Field, Cincinnati, OH
Fri May 03 1963, 7:05 PM EDT
Att: 8,839 - Unknown

AB 35
R 6
H 11
RBI 6
BB 3
SO 5
LOB 22



Batter	1	2	3	4	5	6	7	8	9	AB	R	H	RBI	BB	SO	LOB	TOP					
Curt Flood, R OBP: 0.310, SLG: 0.385 (1, 8)	1-3	FC5		5-3			BB HBP HBP		BB	3	0	0	0	1	0	4	St. Louis Cardinals @ Cincinnati Reds Crosley Field, Cincinnati, OH Sat May 04 1963, 3:33 AM EDT Att: 5,402 - Unknown AB 31 R 0 H 4 RBI 0 BB 5 SO 10 LOB 14 					
Dick Groat, R OBP: 0.385, SLG: 0.485 (1, 6)	F4		1-3		K		BB HBP		F7	4	0	0	0	0	1	1						
Bill White, L OBP: 0.406, SLG: 0.462 (1, 3)			4-3		5-3		BB HBP		BB	3	0	1	0	1	0	0						
George Altman, L OBP: 0.414, SLG: 0.435 (1, 9)	K			4-3	4-3		BB		K	3	0	0	0	1	2	4						
Stan Musial, L OBP: 0.327, SLG: 0.364 (1, 7)		K							F4	3	0	0	0	1	1	0						
Leo Burke, R OBP: 0.167, SLG: 0.333 (1, 5)		BB 1B		K					6-3	4	0	1	0	0	2	2						
Carl Sawatski, L OBP: 0.383, SLG: 0.512 (1, 2)		F6							K	4	0	1	0	0	2	1						
Julian Javier, R OBP: 0.311, SLG: 0.395 (1, 4)		FC5 BB		FC6-4			F5		F8	4	0	1	0	0	0	1						
Bob Gibson, R OBP: 0.286, SLG: 0.167 (1, 1)										1	0	0	0	1	0	1						
Duke Carmel, L OBP: 0.333, SLG: 0.364 (7, PH)										1	0	0	0	0	1	0						
Ed Bauta, R OBP: 0.250, SLG: 0.263 (8, 1)										0	0	0	0	0	0	0						
Gene Oliver, R OBP: 0.250, SLG: 0.263 (9, PH)										1	0	0	0	0	1	0						
Inning Stats	R: 0 E: 0 K: 1 S: 6	H: 1 LOB: 1 BB: 0 P: 6	R: 0 E: 0 K: 1 S: 7	H: 2 LOB: 3 BB: 1 P: 11	R: 0 E: 0 K: 1 S: 5	H: 0 LOB: 2 BB: 2 P: 13	R: 0 E: 0 K: 0 S: 4	H: 1 LOB: 0 BB: 0 P: 4	R: 0 E: 0 K: 1 S: 5	H: 0 LOB: 0 BB: 0 P: 5	R: 0 E: 0 K: 2 S: 7	H: 0 LOB: 3 BB: 1 P: 13	R: 0 E: 0 K: 1 S: 5	H: 0 LOB: 1 BB: 1 P: 9	R: 0 E: 0 K: 1 S: 5	H: 0 LOB: 0 BB: 0 P: 5	R: 0 E: 0 K: 1 S: 5	H: 0 LOB: 1 BB: 1 P: 9	1B: 4 2B: 0 3B: 0 HR: 0	SF: 0 SAC: 0 DP: 0 HBP: 2	WP: 0 PB: 0 SB: 1 CS: 0	PA: 38
PITCHER Jim Maloney, R ERA: 2.37 (1, 1)	IP: 9.0 WLS: W BF: 38 H: 4 R: 0 ER: 0 SO: 10 BB: 4 IBB: 1 HBP: 2 BLK: 1 WP: 0 HR: 0 S: 51 P: 73 ERA: 0.00 WHIP: 0.889															PITCHER						

Batter	1	2	3	4	5	6	7	8	9	AB	R	H	RBI	BB	SO	LOB	BOTTOM					
Leo Cardenas, R OBP: 0.282, SLG: 0.439 (1, 6)	K		L8	F8		4-3			K	5	0	0	0	0	2	3	St. Louis Cardinals @ Cincinnati Reds Crosley Field, Cincinnati, OH Sat May 04 1963, 3:33 AM EDT Att: 5,402 - Unknown AB 33 R 6 H 9 RBI 6 BB 6 SO 6 LOB 19 					
Pete Rose, S OBP: 0.352, SLG: 0.378 (1, 4)			1B HR			1B	FC6-4	BB	BB	2	2	2	0	3	0	0						
Vada Pinson, L OBP: 0.274, SLG: 0.351 (1, 9)	F5			F9			FC6-4	BB	BB	4	1	2	1	1	0	2						
Frank Robinson, R OBP: 0.349, SLG: 0.459 (1, 7)	K				5-3		L5		L8	5	1	1	3	0	1	6						
Johnny Edwards, L OBP: 0.410, SLG: 0.471 (1, 2)		K		4-3			FC6-4			4	0	0	1	0	1	1						
Gordy Coleman, L OBP: 0.275, SLG: 0.397 (1, 3)							1-2 3-H		4-3	4	1	2	1	0	0	1						
Gene Freese, R OBP: 0.222, SLG: 0.200 (1, 5)		K							E6	3	1	0	0	1	2	1						
Tommy Harper, R OBP: 0.341, SLG: 0.194 (1, 8)				F6			SH3-4	BB	BB	3	0	2	0	1	0	1						
Jim Maloney, L OBP: 0.133, SLG: 0.133 (1, 1)					1-3		SH3-4		L6	3	0	0	0	0	0	4						
Inning Stats	R: 0 E: 0 K: 2 S: 7	H: 0 LOB: 1 BB: 1 P: 11	R: 0 E: 0 K: 2 S: 8	H: 1 LOB: 2 BB: 1 P: 12	R: 4 E: 0 K: 0 S: 6	H: 3 LOB: 1 BB: 2 P: 14	R: 0 E: 0 K: 0 S: 4	H: 1 LOB: 1 BB: 0 P: 4	R: 0 E: 0 K: 0 S: 3	H: 0 LOB: 0 BB: 0 P: 3	R: 0 E: 0 K: 1 S: 6	H: 1 LOB: 0 BB: 0 P: 6	R: 1 E: 0 K: 0 S: 5	H: 2 LOB: 1 BB: 0 P: 5	R: 1 E: 1 K: 1 S: 7	H: 1 LOB: 3 BB: 2 P: 15		R: 1 E: 1 K: 1 S: 7	H: 1 LOB: 2 BB: 2 P: 15	1B: 7 2B: 0 3B: 0 HR: 2	SF: 0 SAC: 1 DP: 0 HBP: 0	WP: 0 PB: 0 SB: 0 CS: 0
PITCHER Bob Gibson, R ERA: 7.78 (1, 1)	IP: 6.0 WLS: L BF: 28 H: 6 R: 4 ER: 4 SO: 5 BB: 4 IBB: 0 HBP: 0 BLK: 0 WP: 0 HR: 2 S: 34 P: 50 ERA: 6.00 WHIP: 1.667															PITCHER						
Ed Bauta, R ERA: 3.5 (7, 1)	IP: 1.2 WLS: L BF: 10 H: 3 R: 2 ER: 1 SO: 1 BB: 1 IBB: 0 HBP: 0 BLK: 0 WP: 0 HR: 0 S: 11 P: 15 ERA: 5.40 WHIP: 2.400															PITCHER						
Diomedes Olivo, L ERA: 4.5 (8, 1)	IP: 0.1 WLS: L BF: 2 H: 0 R: 0 ER: 0 SO: 0 BB: 1 IBB: 0 HBP: 0 BLK: 0 WP: 0 HR: 0 S: 1 P: 5 ERA: 0.00 WHIP: 3.000															PITCHER						

Batter	1	2	3	4	5	6	7	8	9	AB	R	H	RBI	BB	SO	LOB	TOP			
Curt Flood, R OBP: 0.314, SLG: 0.394 (1, 8)	0-0 6-3		0-0 1B SF8	0-0 F4			0-0 1B 2B		0-0 6-3	5	2	2	0	0	0	2				
Dick Groat, R OBP: 0.395, SLG: 0.490 (1, 6)	0-0 F7		0-0 FC6-4 1B	0-0 1B			0-0 1B 2H		0-0 F9	5	0	3	2	0	0	0				
Bill White, L OBP: 0.414, SLG: 0.469 (1, 3)	0-0 4-3		0-0 FC6-4 1B				0-0 CS 1B		0-0 1B	5	0	3	0	0	0	2				
George Altman, L OBP: 0.394, SLG: 0.416 (1, 9)		0-3 K	0-0 SF8				0-3 K		0-0 6-3	4	0	0	1	0	3	4				
Charlie James, R OBP: 0.321, SLG: 0.407 (1, 7)		0-0 2B	0-0 1B				0-0 F9			4	1	2	0	0	0	1				
Leo Burke, R OBP: 0.290, SLG: 0.438 (1, 5)		0-0 E6 2B	0-0 F2				0-0 G6-4-3 1B		0-3 K	4	0	2	1	0	1	2				
Gene Oliver, R OBP: 0.271, SLG: 0.268 (6, PR)		4-0 E6 BB					0-0 F8		0-0 FC4-6 1B	3	0	1	0	1	0	1	AB 38			
Phil Gaiglano, R OBP: 0.600, SLG: 0.500 (8, 1)							0-0 G6-4-3			0	0	0	0	0	0	0	R 4			
Harry Fanok, S OBP: 0.667, SLG: 1.000 (8, 1)							0-0 E6			0	0	0	0	0	0	0	H 15			
Diomedes Olivo, L (8, 1)							0-0 1B 1B			4	1	1	0	0	0	3	RBI 4			
Julian Javier, R OBP: 0.309, SLG: 0.389 (1, 4)		0-0 E6					0-0 E6		0-0 F8	4	1	1	0	0	0	3	BB 1			
Ray Sadecki, L OBP: 0.222, SLG: 0.222 (6, PH)		0-0 3-1					0-0 F4		0-0 FC4-6	2	0	1	0	0	0	2	SO 4			
Stan Musial, L OBP: 0.320, SLG: 0.356 (6, PH)							0-0 F4			1	0	0	0	0	0	1	LOB 19			
Ron Taylor, R (6, PH)							0-0 1B WP			0	0	0	0	0	0	1				
Carl Sawatski, L OBP: 0.375, SLG: 0.500 (8, 2)							0-0 1B 1B		0-0 FC4-6	1	0	0	0	0	0	1				
Inning Stats	R: 0 E: 0 K: 0 S: 3	H: 0 LOB: 0 BB: 0 P: 3	R: 1 E: 1 K: 1 S: 7	H: 2 LOB: 2 BB: 1 P: 11	R: 1 E: 0 K: 0 S: 6	H: 3 LOB: 2 BB: 0 P: 6	R: 1 E: 0 K: 0 S: 5	H: 3 LOB: 2 BB: 0 P: 5	R: 0 E: 0 K: 1 S: 5	H: 1 LOB: 1 BB: 0 P: 4	R: 1 E: 0 K: 1 S: 7	H: 3 LOB: 1 BB: 0 P: 7	R: 0 E: 0 K: 1 S: 6	H: 1 LOB: 1 BB: 0 P: 6	R: 0 E: 0 K: 0 S: 4	H: 1 LOB: 1 BB: 0 P: 4	1B: 12 2B: 5 3B: 0 HR: 0	SF: 1 SAC: 0 DP: 3 HBP: 0	WP: 1 PB: 0 SB: 0 CS: 2	PA: 40
PITCHER	IP	WLS	BF	H	R	ER	SO	BB	IBB	HBP	BLK	WP	HR	S	P	ERA	WHIP			
Jim O'Toole, L ERA: 2.33 (1, 1)	6.0	W	29	12	4	4	2	1	0	0	0	1	0	32	36	6.00	2.167			
Al Worthington, R ERA: 3.38 (7, 1)	3.0	S	11	3	0	0	2	0	0	0	0	0	0	15	15	0.00	1.000			

St. Louis Cardinals @ Cincinnati Reds
Crosley Field, Cincinnati, OH
Sun May 05 1963, 3:33 AM EDT
Unknown

AB 38
R 4
H 15
RBI 4
BB 1
SO 4
LOB 19



Batter	1	2	3	4	5	6	7	8	9	AB	R	H	RBI	BB	SO	LOB	BOTTOM			
Leo Cardenas, R OBP: 0.292, SLG: 0.453 (1, 6)	0-0 G4-6-3 1B 2B			0-0 5-3			0-0 F9			4	1	2	0	0	0	0				
Pete Rose, S OBP: 0.362, SLG: 0.362 (1, 4)	4-0 G4-6-3 BB						4-0 CS BB			2	0	0	0	2	0	1				
Vada Pinson, L OBP: 0.273, SLG: 0.358 (1, 9)	0-0 G4-6-3			0-0 L9			0-0 F7			4	1	1	0	0	0	3				
Frank Robinson, R OBP: 0.356, SLG: 0.468 (1, 7)	4-0 BLK 2B BB			0-0 6-3			0-0 6-3		0-0 SH1-3 2B	3	1	1	0	1	0	1				
Tommy Harper, R OBP: 0.383, SLG: 0.237 (1, 8)	0-0 BLK 2B 1B			1-0 E 2B HBP			0-0 S 1B		0-0 SH1-3	2	2	2	2	0	0	0				
Johnny Edwards, L OBP: 0.415, SLG: 0.479 (1, 2)	0-0 1H 2H			0-0 E4 2B			0-0 G3		4-0 1B IBB	3	0	1	2	1	0	2				
Gene Freese, R OBP: 0.250, SLG: 0.279 (1, 5)	0-3 K			0-0 K			0-0 S CS 2B		0-0 1B	3	0	2	1	0	1	1	AB 30			
Jerry Lynch, L OBP: 0.273, SLG: 0.800 (6, PH)										0	0	0	0	0	0	0	R 5			
Ken Walters, R OBP: 0.333, SLG: 0.333 (8, PH)										1	0	1	0	0	0	0	H 10			
Eddie Kasko, R OBP: 0.303, SLG: 0.233 (9, 5)				1-1 3H						0	0	0	0	0	0	0	RBI 5			
Gordy Coleman, L OBP: 0.265, SLG: 0.382 (8, PH)				0-0 L8			0-3 K		0-3 K	3	0	0	0	0	2	1	BB 4			
Wally Post, R (8, PH)										1	0	0	0	0	1	3	SO 5			
Marty Keough, L OBP: 0.219, SLG: 0.214 (9, 3)				0-0 K			0-0 K		0-3 K	0	0	0	0	0	0	0	LOB 16			
Jim O'Toole, S OBP: 0.111, SLG: 0.111 (1, 1)				0-0 L7			0-0 G3		0-3 K	3	0	0	0	0	0	1				
Al Worthington, R (7, 1)							0-0 G3		0-3 K	1	0	0	0	0	1	3				
Inning Stats	R: 3 E: 0 K: 1 S: 7	H: 3 LOB: 1 BB: 2 P: 15	R: 0 E: 0 K: 0 S: 4	H: 1 LOB: 0 BB: 0 P: 4	R: 1 E: 1 K: 0 S: 4	H: 1 LOB: 2 BB: 0 P: 5	R: 0 E: 0 K: 1 S: 5	H: 0 LOB: 0 BB: 0 P: 5	R: 1 E: 0 K: 0 S: 5	H: 2 LOB: 1 BB: 0 P: 5	R: 0 E: 0 K: 1 S: 2	H: 0 LOB: 0 BB: 1 P: 6	R: 0 E: 0 K: 2 S: 9	H: 2 LOB: 3 BB: 1 P: 13	R: 0 E: 0 K: 0 S: 4	H: 2 LOB: 1 BB: 0 P: 4	1B: 4 2B: 6 3B: 0 HR: 0	SF: 0 SAC: 1 DP: 1 HBP: 1	WP: 0 PB: 0 SB: 2 CS: 2	PA: 36
PITCHER	IP	WLS	BF	H	R	ER	SO	BB	IBB	HBP	BLK	WP	HR	S	P	ERA	WHIP			
Ray Sadecki, L ERA: 7.92 (1, 1)	5.0	L	24	7	5	4	2	2	0	0	0	0	0	25	34	7.20	1.800			
Ron Taylor, R ERA: 2.5 (6, 1)	2.0		6	1	0	0	1	1	0	0	0	0	0	7	11	0.00	1.000			
Harry Fanok, R ERA: 3.07 (8, 1)	0.1		3	1	0	0	0	0	1	0	0	0	0	2	6	0.00	3.000			
Diomedes Olivo, L ERA: 3.86 (8, 1)	0.2		3	1	0	0	2	0	0	0	0	0	0	7	7	0.00	1.500			

St. Louis Cardinals @ Cincinnati Reds
Crosley Field, Cincinnati, OH
Sun May 05 1963, 3:33 AM EDT
Unknown

AB 30
R 5
H 10
RBI 5
BB 4
SO 5
LOB 16



Batter	1	2	3	4	5	6	7	8	9	10	AB	R	H	RBI	BB	SO	LOB	TOP		
Curt Flood, R OBP: 0.317, SLG: 0.395 (1, 8)	0-0 3-1 BLK 1B		0-0 FC6 1B		0-0 FC1-6 1-2 K		0-0 F9 K		0-3 K		5	0	2	0	0	1	2			
Dick Groat, R OBP: 0.417, SLG: 0.477 (1, 6)	0-0 3-1 1-3		0-0 FC6 BLK 1B		0-3 K		0-0 L3		0-0 SH 1B		5	2	1	0	0	1	4			
Bill White, L OBP: 0.417, SLG: 0.490 (1, 3)	0-0 F5		0-0 1B		0-0 G3 3B		0-3 K		0-0 SH 1B PB		4	2	2	1	0	1	1			
George Altman, L OBP: 0.404, SLG: 0.413 (1, 9)	4-0 BB		0-0 F7		4-0 G3 BB		0-0 WP 1B		0-0 F6		3	1	1	0	2	0	3			
Stan Musial, L OBP: 0.360, SLG: 0.340 (1, 7)	0-0 G3		0-0 4-3		0-0 G3		0-0 FC5-4 1B		0-0 F5		5	0	1	2	0	0	5			
Phil Gagliano, R OBP: 0.600, SLG: 0.500 (10, 5)											0	0	0	0	0	0	0			
Leo Burke, R OBP: 0.238, SLG: 0.381 (1, 5)		0-0 1-3		0-0 F4		0-0 F4		0-0 F8		0-0 PB HR 1B	5	1	1	1	0	0	2			
Carl Sawatski, L OBP: 0.360, SLG: 0.477 (1, 2)		0-0 F7		0-0 3-1		0-0 4-3		0-0 FC5-4 1B		0-0 HR 1B	2	0	0	0	0	0	0			
Tim McCarver, L OBP: 0.385, SLG: 0.583 (4, 2)											1	0	0	0	0	0	1			
Gene Oliver, R OBP: 0.280, SLG: 0.349 (8, PH)											2	1	1	2	0	0	1			
Julian Javier, R OBP: 0.302, SLG: 0.380 (7, PH)		0-0 F6		0-3 K		4-0 K		0-3 K2-3		0-0 F6	2	0	0	0	0	1	0			
Gary Kolb, L OBP: 0.333, SLG: 0.200 (7, PH)											0	0	0	0	1	0	0			
Dal Maxvill, R OBP: 0.333, SLG: 0.200 (7, 4)											2	0	0	0	0	1	0			
Curt Simmons, L OBP: 0.188, SLG: 0.133 (1, 1)											1	0	0	0	1	1	0			
Duke Carmel, L OBP: 0.333, SLG: 0.364 (7, PH)											0	0	0	0	0	0	0			
Charlie James, R OBP: 0.316, SLG: 0.400 (7, PH)											1	0	0	0	0	0	1			
Bobby Shantz, R (7, 1)											1	0	0	0	0	0	0			
Inning Stats	R: 0 E: 0 K: 0 S: 4	H: 1 LOB: 2 BB: 1 P: 8	R: 0 E: 0 K: 0 S: 3	H: 0 LOB: 0 BB: 0 P: 3	R: 1 E: 0 K: 1 S: 7	H: 2 LOB: 1 BB: 0 P: 7	R: 0 E: 0 K: 0 S: 3	H: 0 LOB: 0 BB: 0 P: 8	R: 0 E: 0 K: 2 S: 7	H: 0 LOB: 1 BB: 1 P: 7	R: 1 E: 0 K: 1 S: 7	H: 2 LOB: 1 BB: 0 P: 7	R: 0 E: 0 K: 2 S: 7	H: 0 LOB: 0 BB: 0 P: 7	R: 4 E: 1 K: 0 S: 7	H: 3 LOB: 0 BB: 0 P: 7	1B: 7 2B: 0 3B: 1 HR: 1	SF: 0 SAC: 1 DP: 0 HBP: 0	WP: 1 PA: 44	
PITCHER	IP WLS BF H R ER SO BB IBB HBP BLK WP HR S P ERA WHIP	IP WLS BF H R ER SO BB IBB HBP BLK WP HR S P ERA WHIP	IP WLS BF H R ER SO BB IBB HBP BLK WP HR S P ERA WHIP	IP WLS BF H R ER SO BB IBB HBP BLK WP HR S P ERA WHIP	IP WLS BF H R ER SO BB IBB HBP BLK WP HR S P ERA WHIP	IP WLS BF H R ER SO BB IBB HBP BLK WP HR S P ERA WHIP	IP WLS BF H R ER SO BB IBB HBP BLK WP HR S P ERA WHIP	IP WLS BF H R ER SO BB IBB HBP BLK WP HR S P ERA WHIP	IP WLS BF H R ER SO BB IBB HBP BLK WP HR S P ERA WHIP	IP WLS BF H R ER SO BB IBB HBP BLK WP HR S P ERA WHIP	IP WLS BF H R ER SO BB IBB HBP BLK WP HR S P ERA WHIP	IP WLS BF H R ER SO BB IBB HBP BLK WP HR S P ERA WHIP	IP WLS BF H R ER SO BB IBB HBP BLK WP HR S P ERA WHIP	IP WLS BF H R ER SO BB IBB HBP BLK WP HR S P ERA WHIP	IP WLS BF H R ER SO BB IBB HBP BLK WP HR S P ERA WHIP	IP WLS BF H R ER SO BB IBB HBP BLK WP HR S P ERA WHIP	IP WLS BF H R ER SO BB IBB HBP BLK WP HR S P ERA WHIP	IP WLS BF H R ER SO BB IBB HBP BLK WP HR S P ERA WHIP		
Jim Owens, R ERA: 4.91 (1, 1)	6.0	26	4	2	2	3	4	0	0	0	0	0	0	0	0	0	0	0	3.00	1.333
Bill Henry, L ERA: 5.87 (7, 1)	3.2	16	4	4	1	3	0	0	0	0	1	0	22	22	2.46	1.091				
Al Worthington, R ERA: 3.24 (10, 1)	0.1	2	1	1	0	0	0	0	0	0	0	1	2	2	0.00	3.000				

St. Louis Cardinals @ Cincinnati Reds
Crosley Field, Cincinnati, OH
Sun May 05 1963, 3:38 AM EDT
Att: 23,424 - Unknown

AB	39
R	7
H	9
RBI	6
BB	4
SO	6
LOB	20



Batter	1	2	3	4	5	6	7	8	9	10	AB	R	H	RBI	BB	SO	LOB	BOTTOM			
Leo Cardenas, R OBP: 0.287, SLG: 0.462 (1, 6)	0-0 1B 3B		0-3 K		0-0 E4 6-3		0-0 4-3		0-0 5-3		5	2	1	0	0	1	1				
Pete Rose, S OBP: 0.381, SLG: 0.385 (1, 4)	0-0 1B CS 1B		0-0 5-3		0-0 E8 6-3 1B		0-0 6-3		0-0 2H 1B		5	0	3	2	0	0	0				
Vada Pinson, L OBP: 0.258, SLG: 0.337 (1, 9)	0-0 F5		0-3 K		0-0 6-3		0-0 4-3		0-0 L8		5	0	0	1	0	1	3				
Frank Robinson, R OBP: 0.363, SLG: 0.463 (1, 7)	0-0 CS 1B		4-0 K		0-0 F8		0-3 K				3	1	1	0	1	1	1				
Tommy Harper, R OBP: 0.375, SLG: 0.238 (1, 8)	0-0 F7		0-0 S 4-3 1B		0-0 F8		0-0 F7		0-0 F7		4	0	1	0	0	0	2				
Gene Freese, R OBP: 0.231, SLG: 0.255 (1, 5)		0-0 5-3		0-0 4-3		0-0 F8		0-3 K		0-0 F9		4	0	0	0	1	2				
Hank Foiles, R (1, 2)		0-0 F8		4-0 S IBB		0-0 F3		0-0 F9			3	0	0	0	1	0	0				
Gordy Coleman, L OBP: 0.256, SLG: 0.387 (1, 3)		0-0 4-3		0-3 K		0-0 6-3				4-0 5-3 1B BB	3	0	0	0	0	1	2				
Eddie Kasko, R OBP: 0.324, SLG: 0.233 (10, PH)											0	1	0	0	1	0	0				
Jim Owens, R (1, 1)											2	0	0	0	0	1	0				
Bill Henry, L (7, 1)											1	0	0	0	0	1	0				
Al Worthington, R (10, 1)											0	0	0	0	0	0	0				
Ken Walters, R OBP: 0.250, SLG: 0.250 (10, PH)											1	0	0	0	0	1	1				
Inning Stats	R: 1 E: 0 K: 0 S: 5	H: 3 LOB: 1 BB: 5 P: 5	R: 0 E: 0 K: 0 S: 3	H: 0 LOB: 0 BB: 0 P: 3	R: 0 E: 0 K: 2 S: 7	H: 0 LOB: 0 BB: 0 P: 7	R: 1 E: 0 K: 2 S: 8	H: 1 LOB: 2 BB: 2 P: 16	R: 1 E: 2 K: 0 S: 5	H: 1 LOB: 1 BB: 0 P: 5	R: 0 E: 0 K: 1 S: 5	H: 0 LOB: 0 BB: 0 P: 3	R: 0 E: 0 K: 1 S: 5	H: 0 LOB: 0 BB: 0 P: 5	R: 0 E: 0 K: 1 S: 5	H: 0 LOB: 0 BB: 0 P: 5	R: 1 E: 0 K: 1 S: 6	H: 1 LOB: 1 BB: 1 P: 10	1B: 5 2B: 0 3B: 1 HR: 0	SF: 0 SAC: 0 DP: 0 HBP: 0	WP: 0 PA: 39
PITCHER	IP WLS BF H R ER SO BB IBB HBP BLK WP HR S P ERA WHIP	IP WLS BF H R ER SO BB IBB HBP BLK WP HR S P ERA WHIP	IP WLS BF H R ER SO BB IBB HBP BLK WP HR S P ERA WHIP	IP WLS BF H R ER SO BB IBB HBP BLK WP HR S P ERA WHIP	IP WLS BF H R ER SO BB IBB HBP BLK WP HR S P ERA WHIP	IP WLS BF H R ER SO BB IBB HBP BLK WP HR S P ERA WHIP	IP WLS BF H R ER SO BB IBB HBP BLK WP HR S P ERA WHIP	IP WLS BF H R ER SO BB IBB HBP BLK WP HR S P ERA WHIP	IP WLS BF H R ER SO BB IBB HBP BLK WP HR S P ERA WHIP	IP WLS BF H R ER SO BB IBB HBP BLK WP HR S P ERA WHIP	IP WLS BF H R ER SO BB IBB HBP BLK WP HR S P ERA WHIP	IP WLS BF H R ER SO BB IBB HBP BLK WP HR S P ERA WHIP	IP WLS BF H R ER SO BB IBB HBP BLK WP HR S P ERA WHIP	IP WLS BF H R ER SO BB IBB HBP BLK WP HR S P ERA WHIP	IP WLS BF H R ER SO BB IBB HBP BLK WP HR S P ERA WHIP	IP WLS BF H R ER SO BB IBB HBP BLK WP HR S P ERA WHIP	IP WLS BF H R ER SO BB IBB HBP BLK WP HR S P ERA WHIP	IP WLS BF H R ER SO BB IBB HBP BLK WP HR S P ERA WHIP			
Curt Simmons, L ERA: 1.5 (1, 1)	6.0	25	5	3	2	4	1	1	0	0	0	0	0	0	0	0	0	0	3.00	1.000	
Bobby Shantz, L ERA: 3.0 (7, 1)	4.0	14	1	1	1	4	1	0	0	0	0	0	0	21	25	2.25	0.500				

St. Louis Cardinals @ Cincinnati Reds
Crosley Field, Cincinnati, OH
Sun May 05 1963, 3:38 AM EDT
Att: 23,424 - Unknown

AB	36
R	4
H	6
RBI	3
BB	3
SO	8
LOB	12



Batter	1	2	3	4	5	6	7	8	9	AB	R	H	RBI	BB	SO	LOB	TOP					
Maury Wills, S OBP: 0.347, SLG: 0.306 Dick Tracewski, R OBP: 0.200, SLG: 0.158	0-0 B1-3		2-2 E 1B	4-2 S SF8 BB		0-3 K		0-3 K		4	2	1	0	1	2	1						
Jim Gilliam, S OBP: 0.276, SLG: 0.327 Nate Oliver, R OBP: 0.303, SLG: 0.272	1-0 E 1B		0-1 E2 1B 2B	1-0 SF8 1-H 2B		2-0 3-1			0-1 FC3-6 1B	3	2	2	1	0	0	0						
Ron Fairly, L OBP: 0.381, SLG: 0.523	3-2 FC6 1B		1-0 1B E G6-4-3 1B	0-1 HR 1B		0-3 K			2-1 FC3-6 E 2B	5	3	3	2	0	1	1						
Tommy Davis, R OBP: 0.302, SLG: 0.375	2-0 F4		1-1 FC4 G6-4-3 1B 1-2	0-1 HR 1B		2-0 4-3			3-1 E5 2B SF7	5	2	1	2	0	0	3						
Wally Moon, L OBP: 0.265, SLG: 0.313	1-1 FC6		2-2 G6-4-3 1B 1-2 2-3	0-1 HR 1B		3-1 3-1			0-0 1-3 2-H 2B	5	0	2	1	0	0	1						
Frank Howard, R OBP: 0.393, SLG: 0.531		0-0 F8	0-0 G6-4-3 1-2 2-3 3-H 1B		2-3 K		1-3 K		2-1 SF7	4	0	0	1	0	2	2						
John Roseboro, L OBP: 0.258, SLG: 0.419 Ken Rowe, R OBP: 0.214, SLG: 0.083	0-1 BLK 3B		0-0 B4-3		0-1 1B		1-2 L7		2-2 4-3	5	1	2	0	0	0	2						
Willie Davis, L OBP: 0.242, SLG: 0.323	0-0 F8			0-1 S E 2B	1-3 K		0-0 F9			4	1	1	0	0	1	1						
Sandy Koufax, R OBP: 0.214, SLG: 0.083	3-1 1-3			3-3 K 2-3	1-1 4-3		4-2 BB			3	0	0	0	1	1	2						
Inning Stats	R: 1 E: 0 K: 0 S: 11	H: 2 LOB: 1 BB: 0 P: 17	R: 1 E: 0 K: 0 S: 6	H: 1 LOB: 0 BB: 0 P: 9	R: 3 E: 2 K: 0 S: 13	H: 4 LOB: 1 BB: 0 P: 19	R: 4 E: 0 K: 1 S: 15	H: 3 LOB: 0 BB: 1 P: 26	R: 0 E: 0 K: 2 S: 7	H: 0 LOB: 0 BB: 0 P: 9	R: 0 E: 0 K: 1 S: 6	H: 0 LOB: 0 BB: 0 P: 12	R: 0 E: 0 K: 1 S: 9	H: 0 LOB: 1 BB: 1 P: 14	R: 2 E: 1 K: 0 S: 14	H: 2 LOB: 1 BB: 0 P: 23	1B: 8 2B: 3 3B: 1 HR: 1	SF: 2 SAC: 0 DP: 1 HBP: 0	WP: 0 PB: 0 CS: 3 SB: 0	PA: 43		
PITCHER	IP WLS BF H R ER SO BB IBB HBP BLK WP HR S P ERA WHIP	IP WLS BF H R ER SO BB IBB HBP BLK WP HR S P ERA WHIP	IP WLS BF H R ER SO BB IBB HBP BLK WP HR S P ERA WHIP	IP WLS BF H R ER SO BB IBB HBP BLK WP HR S P ERA WHIP	IP WLS BF H R ER SO BB IBB HBP BLK WP HR S P ERA WHIP	IP WLS BF H R ER SO BB IBB HBP BLK WP HR S P ERA WHIP	IP WLS BF H R ER SO BB IBB HBP BLK WP HR S P ERA WHIP	IP WLS BF H R ER SO BB IBB HBP BLK WP HR S P ERA WHIP	IP WLS BF H R ER SO BB IBB HBP BLK WP HR S P ERA WHIP	IP WLS BF H R ER SO BB IBB HBP BLK WP HR S P ERA WHIP	IP WLS BF H R ER SO BB IBB HBP BLK WP HR S P ERA WHIP	IP WLS BF H R ER SO BB IBB HBP BLK WP HR S P ERA WHIP	IP WLS BF H R ER SO BB IBB HBP BLK WP HR S P ERA WHIP	IP WLS BF H R ER SO BB IBB HBP BLK WP HR S P ERA WHIP	IP WLS BF H R ER SO BB IBB HBP BLK WP HR S P ERA WHIP	IP WLS BF H R ER SO BB IBB HBP BLK WP HR S P ERA WHIP	IP WLS BF H R ER SO BB IBB HBP BLK WP HR S P ERA WHIP	IP WLS BF H R ER SO BB IBB HBP BLK WP HR S P ERA WHIP	IP WLS BF H R ER SO BB IBB HBP BLK WP HR S P ERA WHIP	IP WLS BF H R ER SO BB IBB HBP BLK WP HR S P ERA WHIP	IP WLS BF H R ER SO BB IBB HBP BLK WP HR S P ERA WHIP	IP WLS BF H R ER SO BB IBB HBP BLK WP HR S P ERA WHIP

Los Angeles Dodgers @ St. Louis Cardinals
Sportsman's Park, St. Louis, MO
Tue May 07 1963, 8:05 PM EDT
Att: 16,609 - Unknown

livebaseballscorecards.com

AB 39
R 11
H 13
RBI 7
BB 2
SO 7
LOB 13




Batter	1	2	3	4	5	6	7	8	9	AB	R	H	RBI	BB	SO	LOB	BOTTOM					
Curt Flood, R OBP: 0.308, SLG: 0.381	0-1 6-3		1-0 1-3		3-1 F6			1-0 F4		4	0	0	0	0	0	0						
Dick Groat, R OBP: 0.390, SLG: 0.477	0-1 E4 FC4-6		3-1 L9			1-2 1B		0-0 1B 1B		4	0	2	0	0	0	0						
Bill White, L OBP: 0.420, SLG: 0.486	0-0 FC4-6 1-2			4-2 FC4-6 BB		0-3 K		2-1 1B 1B		3	0	1	0	1	1	2						
Ken Boyer, R OBP: 0.337, SLG: 0.398 Dal Maxwell, L OBP: 0.286, SLG: 0.167 Ed Bauta, R OBP: 0.214, SLG: 0.083	1-1 F9			0-0 L7		2-3 K		2-3 K		3	0	0	0	0	1	3						
George Altman, L OBP: 0.389, SLG: 0.396		2-2 F8		1-0 FC4-6 1B 1-2		0-0 G3		2-1 4-3		4	0	0	0	0	0	4						
Charlie James, R OBP: 0.311, SLG: 0.390		2-3 K		0-1 1B		0-0 6-3		2-3 K		4	0	1	0	0	2	0						
Gene Oliver, R OBP: 0.276, SLG: 0.340		2-2 E5		1-2 F2		2-1 F7		0-0 1B 1B		4	0	1	0	0	0	2						
Julian Javier, R OBP: 0.293, SLG: 0.368 Stan Mustajir, L OBP: 0.321, SLG: 0.353 Gary Kolb, L OBP: 0.281, SLG: 0.322	0-0 F8				0-1 F4		1-0 6-3		1-0 G1-4-3 1B	3	0	0	0	0	0	1						
Ray Washburn, R OBP: 0.133, SLG: 0.071 Phil Gagliano, R OBP: 0.000, SLG: 0.000 Harry Fanok, S OBP: 0.000, SLG: 0.000 Leo Burke, R OBP: 0.261, SLG: 0.522			2-3 K		1-0 F9			2-1 HR		0	0	0	0	0	0	0						
Inning Stats	R: 0 E: 1 K: 0 S: 7	H: 0 LOB: 1 BB: 0 P: 8	R: 0 E: 1 K: 1 S: 11	H: 0 LOB: 0 BB: 0 P: 17	R: 0 E: 0 K: 1 S: 6	H: 0 LOB: 0 BB: 0 P: 12	R: 0 E: 0 K: 0 S: 9	H: 1 LOB: 2 BB: 1 P: 15	R: 0 E: 0 K: 0 S: 5	H: 0 LOB: 0 BB: 0 P: 9	R: 0 E: 0 K: 2 S: 10	H: 1 LOB: 1 BB: 0 P: 13	R: 0 E: 0 K: 0 S: 4	H: 0 LOB: 0 BB: 0 P: 7	R: 1 E: 0 K: 1 S: 11	H: 3 LOB: 2 BB: 0 P: 20	R: 0 E: 0 K: 1 S: 6	H: 2 LOB: 2 BB: 0 P: 9	1B: 6 2B: 0 3B: 0 HR: 1	SF: 0 SAC: 0 DP: 1 HBP: 0	WP: 0 PB: 0 CS: 0 SB: 0	PA: 36
PITCHER	IP WLS BF H R ER SO BB IBB HBP BLK WP HR S P ERA WHIP	IP WLS BF H R ER SO BB IBB HBP BLK WP HR S P ERA WHIP	IP WLS BF H R ER SO BB IBB HBP BLK WP HR S P ERA WHIP	IP WLS BF H R ER SO BB IBB HBP BLK WP HR S P ERA WHIP	IP WLS BF H R ER SO BB IBB HBP BLK WP HR S P ERA WHIP	IP WLS BF H R ER SO BB IBB HBP BLK WP HR S P ERA WHIP	IP WLS BF H R ER SO BB IBB HBP BLK WP HR S P ERA WHIP	IP WLS BF H R ER SO BB IBB HBP BLK WP HR S P ERA WHIP	IP WLS BF H R ER SO BB IBB HBP BLK WP HR S P ERA WHIP	IP WLS BF H R ER SO BB IBB HBP BLK WP HR S P ERA WHIP	IP WLS BF H R ER SO BB IBB HBP BLK WP HR S P ERA WHIP	IP WLS BF H R ER SO BB IBB HBP BLK WP HR S P ERA WHIP	IP WLS BF H R ER SO BB IBB HBP BLK WP HR S P ERA WHIP	IP WLS BF H R ER SO BB IBB HBP BLK WP HR S P ERA WHIP	IP WLS BF H R ER SO BB IBB HBP BLK WP HR S P ERA WHIP	IP WLS BF H R ER SO BB IBB HBP BLK WP HR S P ERA WHIP	IP WLS BF H R ER SO BB IBB HBP BLK WP HR S P ERA WHIP	IP WLS BF H R ER SO BB IBB HBP BLK WP HR S P ERA WHIP	IP WLS BF H R ER SO BB IBB HBP BLK WP HR S P ERA WHIP	IP WLS BF H R ER SO BB IBB HBP BLK WP HR S P ERA WHIP	IP WLS BF H R ER SO BB IBB HBP BLK WP HR S P ERA WHIP	IP WLS BF H R ER SO BB IBB HBP BLK WP HR S P ERA WHIP

Los Angeles Dodgers @ St. Louis Cardinals
Sportsman's Park, St. Louis, MO
Tue May 07 1963, 8:05 PM EDT
Att: 16,609 - Unknown

livebaseballscorecards.com

AB 35
R 1
H 7
RBI 1
BB 1
SO 6
LOB 16



Batter	1	2	3	4	5	6	7	8	9	AB	R	H	RBI	BB	SO	LOB	TOP							
Maury Wills, S OBP: 0.346, SLG: 0.323 Dick Calmus, R (6, 1)	G3		F6	G3		F2		K		4	0	0	0	0	0	3	Los Angeles Dodgers @ St. Louis Cardinals Sportsman's Park, St. Louis, MO Thu May 09 1963, 8:05 PM EDT Att: 10,762 - Unknown							
Lee Walls, R OBP: 0.235, SLG: 0.412 Ed Roebuck, R (8, 1)									BB	0	0	0	0	0	0	1								
Don Zimmer, R (9, PH)										0	0	0	0	0	0	0								
Jim Gilliam, S OBP: 0.304, SLG: 0.393 (1, 4)	K									5	0	1	0	1	1	4								
Ron Fairly, L OBP: 0.383, SLG: 0.520 (1, 3)										5	1	2	0	0	0	3								
Tommy Davis, R OBP: 0.302, SLG: 0.375 (1, 5)										4	2	2	0	0	1	1								
Wally Moon, L OBP: 0.364, SLG: 0.400 (1, 7)										4	2	2	1	1	1	3								
Frank Howard, R OBP: 0.376, SLG: 0.495 (1, 9)										2	1	0	1	1	1	2								
John Roseboro, L OBP: 0.290, SLG: 0.441 Nate Oliver, R OBP: 0.300, SLG: 0.268 (9, PR)										5	1	4	1	0	0	1								
Willie Davis, L OBP: 0.266, SLG: 0.431 (1, 8)										5	0	1	2	0	1	7								
Pete Richert, L OBP: 0.420, SLG: 0.500 Dick Scott, R (5, 1) Larry Sherry, R (5, 1) Bill Skowron, R OBP: 0.292, SLG: 0.305 Dick Traczewski, R OBP: 0.173, SLG: 0.158 (6, 9)										1	0	0	0	1	1	1								
Inning Stats	R: 0 E: 0 K: 2 S: 12	H: 2 LOB: 2 BB: 0 P: 21	R: 0 E: 0 K: 2 S: 11	H: 0 LOB: 1 BB: 0 P: 17	R: 0 E: 0 K: 0 S: 6	H: 1 LOB: 1 BB: 0 P: 7	R: 2 E: 0 K: 0 S: 12	H: 3 LOB: 1 BB: 1 P: 25	R: 0 E: 0 K: 1 S: 6	H: 0 LOB: 0 BB: 1 P: 12	R: 1 E: 0 K: 1 S: 9	H: 2 LOB: 2 BB: 1 P: 14	R: 2 E: 0 K: 0 S: 14	H: 3 LOB: 2 BB: 0 P: 21	R: 0 E: 0 K: 1 S: 10	H: 0 LOB: 1 BB: 3 P: 16	R: 2 E: 0 K: 0 S: 17	H: 2 LOB: 3 BB: 3 P: 32	1B: 10 2B: 2 3B: 1 HR: 0	SF: 1 2B: 2 3B: 1 HBP: 2	WP: 0 PB: 0 SB: 0 CS: 0	PA: 47		
PITCHER	IP WLS BF H R ER SO BB IBB HBP BLK WP HR S P ERA WHIP	6.2 W 34 11 5 5 6 3 0 2 0 0 0 3 4 6.75 2.100	0.1 S 12 2 2 2 1 4 0 0 0 0 0 27 48 9.00 3.000																					

AB	37
R	7
H	13
RBI	7
BB	7
SO	7
LOB	26



Batter	1	2	3	4	5	6	7	8	9	AB	R	H	RBI	BB	SO	LOB	BOTTOM							
Curt Flood, R OBP: 0.321, SLG: 0.386 (1, 8)										4	1	3	1	1	0	3	Los Angeles Dodgers @ St. Louis Cardinals Sportsman's Park, St. Louis, MO Thu May 09 1963, 8:05 PM EDT Att: 10,762 - Unknown							
Dick Groat, R OBP: 0.414, SLG: 0.492 (1, 6)										5	1	4	0	0	0	2								
Bill White, L OBP: 0.395, SLG: 0.478 (1, 3)										5	1	1	4	0	2	6								
Ken Boyer, R OBP: 0.342, SLG: 0.431 (1, 5)										5	1	1	0	0	0	3								
Stan Musial, L OBP: 0.318, SLG: 0.383 Duke Carmel, L OBP: 0.375, SLG: 0.364 (8, PR) (9, 7)										4	0	0	0	0	1	1								
Charlie James, R OBP: 0.348, SLG: 0.469 (1, 9)										5	2	4	3	0	1	0								
Gene Oliver, R OBP: 0.286, SLG: 0.382 (1, 2)										5	1	1	2	0	0	3								
Julian Javier, R OBP: 0.278, SLG: 0.346 (1, 4)										5	1	1	0	0	1	4								
Bob Gibson, R OBP: 0.500, SLG: 0.375 Diomedes Olivo, L (7, 1)										2	1	2	0	1	0	0								
George Altman, L OBP: 0.387, SLG: 0.380 Harry Fanok, S OBP: 0.500, SLG: 0.750 (8, 1)										0	0	0	0	1	0	0								
Inning Stats	R: 0 E: 0 K: 0 S: 6	H: 2 LOB: 3 BB: 0 P: 10	R: 0 E: 1 K: 0 S: 12	H: 2 LOB: 3 BB: 0 P: 18	R: 0 E: 0 K: 1 S: 9	H: 1 LOB: 1 BB: 0 P: 14	R: 0 E: 0 K: 0 S: 6	H: 1 LOB: 0 BB: 0 P: 11	R: 7 E: 0 K: 1 S: 35	H: 8 LOB: 3 BB: 2 P: 54	R: 0 E: 0 K: 2 S: 7	H: 0 LOB: 0 BB: 0 P: 12	R: 0 E: 0 K: 0 S: 7	H: 1 LOB: 2 BB: 1 P: 13	R: 3 E: 0 K: 1 S: 13	H: 2 LOB: 1 BB: 0 P: 20	1B: 14 2B: 0 3B: 0 HR: 3	SF: 0 SAC: 0 DP: 2 HBP: 1	WP: 0 PB: 0 SB: 0 CS: 0	PA: 44				
PITCHER	IP WLS BF H R ER SO BB IBB HBP BLK WP HR S P ERA WHIP	4.0 L 20 7 3 3 3 2 0 0 0 0 2 23 32 40.50 7.500																						



Batter	1	2	3	4	5	6	7	8	9	AB	R	H	RBI	BB	SO	LOB	TOP			
Curt Flood, R OBP: 0.313, SLG: 0.374 (1, 8)	0-0 4-3		0-0 1-3			0-0 F5		0-0 4-3		4	0	0	0	0	0	1				
Dick Groat, R OBP: 0.401, SLG: 0.476 (1, 6)	0-0 4-3		0-0 1-3			0-0 4-3			0-0 5-3	4	0	0	0	0	0	1				
Bill White, L OBP: 0.383, SLG: 0.462 (1, 3)	0-0 4-3			0-0 2-3			0-0 E3		0-0 F8	4	0	0	0	0	0	0				
George Altman, L OBP: 0.382, SLG: 0.404 (1, 9)		0-3 K		0-0 4-3			0-0 F8		0-0 HR	4	1	1	1	0	1	1				
Ken Boyer, R OBP: 0.356, SLG: 0.443 (1, 5)		0-0 1B		0-3 K			0-0 1B		0-0 1B	4	0	3	0	0	1	0				
Stan Mustaj, L OBP: 0.300, SLG: 0.359 (1, 7)		0-0 F8				0-0 L8			0-3 K	4	0	0	0	0	1	4				
Duke Carmel, L OBP: 0.375, SLG: 0.364 (9, 7)										0	0	0	0	0	0	0				
Carl Sawatski, L OBP: 0.340, SLG: 0.447 (1, 2)		0-0 G3				0-0 F8				3	0	0	0	0	0	3				
Julian Javier, R OBP: 0.270, SLG: 0.336 (1, 4)			0-0 5-3			0-3 K			0-0 6-3	3	0	0	0	0	1	0				
Curt Simmons, L OBP: 0.211, SLG: 0.167 (1, 1)			0-0 1-3			0-3 K			0-0 3-1	3	0	1	0	0	1	0				
Inning Stats	R: 0 E: 0 K: 0 S: 3	H: 0 LOB: 0 BB: 0 P: 3	R: 0 E: 0 K: 1 S: 6	H: 1 LOB: 1 BB: 0 P: 6	R: 0 E: 0 K: 1 S: 4	H: 1 LOB: 0 BB: 0 P: 4	R: 0 E: 0 K: 1 S: 5	H: 0 LOB: 0 BB: 0 P: 5	R: 0 E: 0 K: 1 S: 5	H: 0 LOB: 0 BB: 0 P: 5	R: 0 E: 1 K: 0 S: 5	H: 1 LOB: 2 BB: 0 P: 5	R: 0 E: 0 K: 0 S: 3	H: 0 LOB: 0 BB: 0 P: 3	R: 1 E: 0 K: 1 S: 7	H: 2 LOB: 1 BB: 0 P: 7	1B: 4 2B: 0 3B: 0 HR: 1	SF: 0 SAC: 0 DP: 0 HBP: 0	WP: 0 PB: 0 SB: 0 CS: 0	PA: 33
PITCHER Bob Friend, R ERA: 3.33 (1, 1)	IP: 9.0 WLS: L BF: 33	H: 5 R: 1 ER: 1 SO: 5	BB: 0 IBB: 0 HBP: 0 BLK: 0	WP: 0 HR: 1 S: 43 P: 43	ERA: 1.00 WHIP: 0.556															

St. Louis Cardinals @ Pittsburgh Pirates
Forbes Field, Pittsburgh, PA
Fri May 10 1963, 7:05 PM EDT
Att: 16,739 - Unknown

AB 33
R 1
H 5
RBI 1
BB 0
SO 5
LOB 10



Batter	1	2	3	4	5	6	7	8	9	AB	R	H	RBI	BB	SO	LOB	BOTTOM			
Dick Schofield, S OBP: 0.373, SLG: 0.294 (1, 6)	0-0 F8		0-0 G4-3			0-0 1B		0-0 F9		4	0	2	0	0	0	0				
Ted Savage, R OBP: 0.283, SLG: 0.417 (1, 7)	0-0 F8		0-0 G4-3			0-0 F7			0-0 4-3	1	0	0	0	0	0	0				
Bob Skinner, L OBP: 0.333, SLG: 0.372 (3, 7)			0-0 G4-3							3	0	0	0	0	0	2				
Roberto Clemente, R OBP: 0.313, SLG: 0.440 (1, 9)	0-0 F6			0-0 2B		0-0 1B			0-0 4-3	4	0	2	0	0	0	0				
Donn Clendenon, R OBP: 0.341, SLG: 0.500 (1, 3)		0-0 F8		0-0 FC6-5-4-5		0-0 F9			0-0 1B	4	0	1	0	0	0	3				
Bill Mazerowski, R OBP: 0.363, SLG: 0.360 (1, 4)		0-0 1B		0-0 4-3			0-0 F3		0-0 1B	4	0	2	0	0	0	1				
Bob Bailey, R OBP: 0.320, SLG: 0.440 (1, 5)		0-0 F8			0-0 F7		0-0 G6-4-3		0-0 F9	4	0	1	0	0	0	3				
Jim Pagliaroni, R OBP: 0.413, SLG: 0.459 (1, 2)		0-0 1B			0-0 6-3		0-0 G6-4-3			3	0	1	0	0	0	1				
Bill Virdon, L OBP: 0.316, SLG: 0.342 (1, 8)		0-3 K			0-0 F5			0-0 L7		3	0	0	0	0	1	2				
Bob Friend, R OBP: 0.188, SLG: 0.133 (1, 1)			0-3 K			0-0 6-3			0-0 F9	3	0	0	0	0	1	0				
Inning Stats	R: 0 E: 0 K: 0 S: 3	H: 0 LOB: 0 BB: 0 P: 3	R: 0 E: 0 K: 1 S: 7	H: 2 LOB: 2 BB: 0 P: 7	R: 0 E: 0 K: 1 S: 5	H: 1 LOB: 0 BB: 0 P: 5	R: 0 E: 0 K: 0 S: 3	H: 0 LOB: 0 BB: 0 P: 3	R: 0 E: 0 K: 0 S: 3	H: 2 LOB: 2 BB: 0 P: 5	R: 0 E: 0 K: 0 S: 3	H: 1 LOB: 0 BB: 0 P: 3	R: 0 E: 0 K: 0 S: 3	H: 0 LOB: 0 BB: 0 P: 3	R: 0 E: 0 K: 0 S: 5	H: 2 LOB: 2 BB: 0 P: 5	1B: 8 2B: 1 3B: 0 HR: 0	SF: 0 SAC: 0 DP: 2 HBP: 0	WP: 0 PB: 0 SB: 0 CS: 1	PA: 33
PITCHER Curt Simmons, L ERA: 1.24 (1, 1)	IP: 9.0 WLS: W BF: 33	H: 9 R: 0 ER: 0 SO: 2	BB: 0 IBB: 0 HBP: 0 BLK: 0	WP: 0 HR: 0 S: 37 P: 37	ERA: 0.00 WHIP: 1.000															

St. Louis Cardinals @ Pittsburgh Pirates
Forbes Field, Pittsburgh, PA
Fri May 10 1963, 7:05 PM EDT
Att: 16,739 - Unknown

AB 33
R 0
H 9
RBI 0
BB 0
SO 2
LOB 12



Batter	1	2	3	4	5	6	7	8	9	AB	R	H	RBI	BB	SO	LOB	TOP			
Curt Flood, R OBP: 0.394, SLG: 0.363 (1, 8)	1-3		F8		F6		K			4	0	0	0	0	1	1	St. Louis Cardinals @ Pittsburgh Pirates Forbes Field, Pittsburgh, PA Sat May 11 1963, 3:33 AM EDT Att. 7,743 - Unknown - 48 F			
Dick Groat, R OBP: 0.397, SLG: 0.469 (1, 6)	F8		6-3			1B		L7		4	0	1	0	0	0	0				
Bill White, L OBP: 0.387, SLG: 0.484 (1, 3)	HR		BB			F9		F6		3	1	1	1	1	0	1				
George Altman, L OBP: 0.394, SLG: 0.417 (1, 9)	1B		F2					1B		4	0	3	0	0	0	1				
Ken Boyer, R OBP: 0.352, SLG: 0.436 (1, 5)	6-3				6-3			1B		4	0	1	0	0	0	3				
Stan Musial, L OBP: 0.297, SLG: 0.397 (1, 7)		HR			F7			1B		4	1	1	1	0	0	4				
Carl Sawatski, L OBP: 0.316, SLG: 0.412 (1, 2)		F6			F2			G3		4	0	0	0	0	0	0				
Julian Javier, R OBP: 0.265, SLG: 0.330 (7, PH)	1-3				F7		F6			2	0	0	0	0	0	0				
Charlie James, R OBP: 0.343, SLG: 0.462 (7, 1)										1	0	0	0	0	0	0				
Ron Taylor, R OBP: 0.280, SLG: 0.520 (9, PH)										1	0	1	0	0	0	0				
Ray Washburn, R OBP: 0.118, SLG: 0.063 (7, PH)										2	0	0	0	0	2	0				
Duke Carmel, L OBP: 0.412, SLG: 0.417 (7, 4)										1	0	1	0	0	0	0				
Dal Maxvill, R OBP: 0.286, SLG: 0.167 (9, PH)										0	0	0	0	0	0	0				
Gene Oliver, R OBP: 0.281, SLG: 0.375 (9, PH)										1	0	0	0	0	1	0				
Inning Stats	R: 1 E: 0 K: 0 S: 5	H: 2 LOB: 1 BB: 0 P: 5	R: 1 E: 0 K: 1 S: 6	H: 1 LOB: 0 BB: 0 P: 6	R: 0 E: 0 K: 0 S: 3	H: 0 LOB: 1 BB: 1 P: 7	R: 0 E: 0 K: 0 S: 3	H: 0 LOB: 0 BB: 0 P: 3	R: 0 E: 0 K: 1 S: 5	H: 2 LOB: 2 BB: 0 P: 5	R: 0 E: 0 K: 1 S: 6	H: 1 LOB: 1 BB: 0 P: 6	R: 0 E: 0 K: 0 S: 5	H: 2 LOB: 2 BB: 0 P: 5	R: 0 E: 0 K: 0 S: 3	H: 1 LOB: 0 BB: 0 P: 3	1B: 7 2B: 0 3B: 0 HR: 2	SF: 0 SAC: 0 DP: 1 HBP: 0	WP: 0 PB: 0 SB: 0 CS: 0	PA: 36
PITCHER	IP WLS BF H R ER SO BB IBB HBP BLK WP HR S P ERA WHIP																			
Vern Law, R ERA: 3.94 (1, 1)	7.2 W 32 8 2 2 3 1 0 0 0 0 2 37 41 2.35 1.174																			
Bob Veale, L ERA: (8, 1)	0.1 1 0 0 0 0 0 0 0 0 0 0 1 1 0.00 0.000																			
Roy Face, R ERA: 4.66 (9, 1)	1.0 S 3 1 0 0 0 0 0 0 0 0 0 3 3 0.00 1.000																			

AB	35
R	2
H	9
RBI	2
BB	1
SO	3
LOB	11



Batter	1	2	3	4	5	6	7	8	9	AB	R	H	RBI	BB	SO	LOB	BOTTOM	
Dick Schofield, S OBP: 0.361, SLG: 0.283 (1, 6)	F8			K	K			6-3		4	0	0	0	0	2	1	St. Louis Cardinals @ Pittsburgh Pirates Forbes Field, Pittsburgh, PA Sat May 11 1963, 3:33 AM EDT Att. 7,743 - Unknown - 48 F	
Bill Virdon, L OBP: 0.300, SLG: 0.325 (1, 8)	1-3			F9		F9		F4		4	0	0	0	0	0	0		
Bob Skinner, L OBP: 0.333, SLG: 0.371 (1, 7)	G3			4-3		E	S	1B		3	0	1	0	0	0	0		
Donn Clendenon, R OBP: 0.341, SLG: 0.506 (1, 3)		1-3			BB	2B		K		3	1	1	0	0	1	1		
Roberto Clemente, R OBP: 0.314, SLG: 0.430 (1, 9)		G3			BB	2B		1-3		2	1	0	0	1	0	1		
Smoky Burgess, L OBP: 0.320, SLG: 0.489 (1, 2)	F8				BB	2B		G6-4-3		2	1	0	0	1	0	0		
Bill Mazerowski, R OBP: 0.362, SLG: 0.371 (1, 4)				6-3		G6-4-3		F8		3	0	1	2	0	0	0		
Bob Bailey, R OBP: 0.320, SLG: 0.436 (1, 5)				4-3		E5		1B		3	0	1	0	0	0	2		
Vern Law, R OBP: 0.250, SLG: 0.250 (8, 1)						G6-4-3				2	0	0	0	0	0	2		
Willie Stargell, L OBP: 0.489, SLG: 0.607 (9, 1)				F7		G6-4-3		K		1	0	0	0	1	0	0		
Roy Face, R ERA: (9, 1)						1-2 2-3 3-H				0	0	0	0	0	0	0		
Inning Stats	R: 0 E: 0 K: 0 S: 3	H: 0 LOB: 0 BB: 0 P: 3	R: 0 E: 0 K: 0 S: 3	H: 0 LOB: 0 BB: 0 P: 3	R: 0 E: 0 K: 1 S: 5	H: 0 LOB: 0 BB: 0 P: 5	R: 3 E: 1 K: 1 S: 7	H: 2 LOB: 1 BB: 2 P: 15	R: 0 E: 0 K: 1 S: 6	H: 1 LOB: 1 BB: 0 P: 6	R: 0 E: 0 K: 0 S: 3	H: 1 LOB: 1 BB: 0 P: 3	R: 0 E: 0 K: 1 S: 5	H: 0 LOB: 0 BB: 0 P: 5	1B: 2 2B: 2 3B: 0 HR: 0	SF: 0 SAC: 0 DP: 1 HBP: 0	WP: 0 PB: 0 SB: 1 CS: 0	PA: 29
PITCHER	IP WLS BF H R ER SO BB IBB HBP BLK WP HR S P ERA WHIP																	
Ray Washburn, R ERA: 2.19 (1, 1)	6.0 L 23 3 3 3 3 2 0 0 0 0 0 0 27 35 4.50 0.833																	
Ron Taylor, R ERA: 2.42 (7, 1)	2.0 6 1 0 0 1 0 0 0 0 0 0 0 8 8 0.00 0.500																	



Batter	1	2	3	4	5	6	7	8	9	AB	R	H	RBI	BB	SO	LOB	TOP								
Curt Flood, R OBP: 0.299, SLG: 0.354 (1, 8)	0-0 5-3		0-0 F9		0-0 4-3		0-0 L1-3 1B			4	0	1	0	0	0	0									
Dick Groat, R OBP: 0.393, SLG: 0.452 (1, 6)	0-0 4-3		0-0 4-3		0-0 6-3		0-0 L1-3 1-2			4	0	0	0	0	0	1									
Bill White, L OBP: 0.361, SLG: 0.466 (1, 3)	0-0 4-3			0-0 F1		0-0 FC3-6 1B		0-0 6-3		4	0	1	0	0	0	0									
George Altman, L OBP: 0.372, SLG: 0.390 (1, 9)		0-0 1-3		0-0 E3 1B 5-3 2B		0-0 FC3-6 1B 1-2		0-0 F7		4	2	0	0	0	1										
Ken Boyer, R OBP: 0.356, SLG: 0.433 (1, 5)		0-0 1B 1B		0-0 5-3		0-0 1B 1-2 1B		0-0 F4		4	0	2	0	0	1										
Stan Musial, L OBP: 0.295, SLG: 0.380 (1, 7)		0-3 K		4-0 1B 2B IBB		0-3 K		0-0 F8		3	1	0	0	1	2	3									
Tim McCarver, L OBP: 0.444, SLG: 0.588 (1, 2)		0-0 1B		0-0 1-2 2B 1B		0-0 FC5-4 1-3 2-H 1B		0-0 F5		4	0	3	1	0	0	0									
Julian Javier, R OBP: 0.273, SLG: 0.350 (1, 4)		0-3 K		0-0 1-2 2-3 1B		0-0 FC5-4 1-2		0-0 F6		3	0	1	2	0	1	4									
Carl Sawatski, L OBP: 0.310, SLG: 0.404 (9, PH)				1-4 2-H 3-H 2B						1	0	0	0	0	0	0									
Ray Sadecki, L OBP: 0.286, SLG: 0.286 (1, 1)			0-0 4-3		0-0 4-3		0-0 4-3			3	0	0	0	0	0	0									
Inning Stats	R: 0 E: 0 K: 0 S: 3	H: 0 LOB: 0 BB: 0 P: 3	R: 0 E: 0 K: 2 S: 9	H: 2 LOB: 2 BB: 0 P: 9	R: 0 E: 0 K: 0 S: 3	H: 0 LOB: 0 BB: 0 P: 3	R: 2 E: 1 K: 0 S: 5	H: 2 LOB: 2 BB: 1 P: 9	R: 0 E: 0 K: 0 S: 3	H: 0 LOB: 0 BB: 0 P: 3	R: 1 E: 0 K: 1 S: 8	H: 3 LOB: 2 BB: 0 P: 8	R: 0 E: 0 K: 0 S: 3	H: 1 LOB: 0 BB: 0 P: 3	R: 0 E: 0 K: 0 S: 3	H: 0 LOB: 0 BB: 0 P: 3	R: 0 E: 0 K: 0 S: 3	H: 0 LOB: 0 BB: 0 P: 3	1B: 7 2B: 2 3B: 0 HR: 0	SF: 0 SAC: 0 DP: 1 HBP: 0	WP: 0 PB: 0 SB: 0 CS: 0	PA: 35			
PITCHER	IP	WLS	BF	H	R	ER	SO	BB	IBB	HBP	BLK	WP	HR	S	P	ERA	WHIP								
Earl Francis, R ERA: 2.7 (1, 1)	5.2		25	7	3	1	3	0	0	0	0	0	0	30	34	1.59	1.235								
Tommie Sisk, R ERA: 1.33 (6, 1)	0.1		1	0	0	0	0	0	0	0	0	0	0	1	1	0.00	0.000								
Al McBean, R ERA: 3.1 (7, 1)	3.0	W	9	1	0	0	0	0	0	0	0	0	0	9	9	0.00	0.333								

St. Louis Cardinals @ Pittsburgh Pirates
Forbes Field, Pittsburgh, PA
Sun May 12 1963, 7:05 PM EDT
Att: 22,280 - Unknown

AB 34
R 3
H 8
RBI 3
BB 1
SO 3
LOB 10



Batter	1	2	3	4	5	6	7	8	9	AB	R	H	RBI	BB	SO	LOB	BOTTOM								
Dick Schofield, S OBP: 0.341, SLG: 0.261 (1, 6)	0-0 4-3		0-0 4-3			0-3 K		0-0 F8		4	0	0	0	0	1	1									
Ted Savage, R OBP: 0.310, SLG: 0.525 (1, 7)		0-0 CS 1B		0-3 K		0-0 E8 1B		0-0 HR		4	2	3	1	0	1	0									
Roberto Clemente, R OBP: 0.324, SLG: 0.431 (1, 9)		0-0 F8		0-0 6-3		0-0 2-H 2B 1B		0-0 F8 BB 1B		4	1	2	1	0	0	1									
Donn Clendenon, R OBP: 0.340, SLG: 0.494 (1, 3)	0-0 CS 1-2	0-0 5-3		0-0 WP 1B		0-0 1-H 1B 2B		4-0 1-2 BB		3	1	2	1	1	0	0									
Bill Mazerowski, R OBP: 0.377, SLG: 0.368 (1, 4)		0-0 5-3		0-0 L8 1-2		0-0 2-H 1B		0-0 F8 2-3		4	0	1	1	0	0	3									
Bob Bailey, R OBP: 0.315, SLG: 0.410 (1, 5)		0-0 F8			0-0 1-3	0-3 K		0-0 5-3		4	0	0	0	0	1	3									
Elmo Plaskett, R OBP: 0.167, SLG: 0.167 (1, 2)			0-0 5-3		0-3 K		0-0 6-3			3	0	0	0	0	1	0									
Bill Virdon, L OBP: 0.281, SLG: 0.314 (1, 8)			0-0 4-3		0-0 G3		0-0 6-3			3	0	0	0	0	0	0									
Earl Francis, R OBP: 0.143, SLG: 0.143 (1, 1)			0-0 E9			0-3 K		0-3 K		1	0	1	0	0	0	0									
Tommie Sisk, R (6, 1)										0	0	0	0	0	0	0									
Bob Skinner, L OBP: 0.340, SLG: 0.362 (6, PH)										1	0	0	0	0	1	0									
Al McBean, R OBP: 0.091, SLG: 0.091 (7, 1)										1	0	0	0	0	1	0									
Inning Stats	R: 0 E: 0 K: 0 S: 3	H: 1 LOB: 0 BB: 0 P: 3	R: 0 E: 0 K: 0 S: 3	H: 0 LOB: 0 BB: 0 P: 3	R: 0 E: 1 K: 0 S: 4	H: 1 LOB: 1 BB: 0 P: 4	R: 0 E: 0 K: 1 S: 6	H: 1 LOB: 1 BB: 0 P: 6	R: 0 E: 0 K: 0 S: 5	H: 0 LOB: 0 BB: 0 P: 5	R: 1 E: 0 K: 0 S: 5	H: 2 LOB: 2 BB: 1 P: 9	R: 0 E: 0 K: 0 S: 5	H: 0 LOB: 0 BB: 0 P: 5	R: 0 E: 0 K: 0 S: 5	H: 0 LOB: 0 BB: 0 P: 5	R: 0 E: 0 K: 0 S: 5	H: 0 LOB: 0 BB: 0 P: 5	1B: 7 2B: 1 3B: 0 HR: 1	SF: 0 SAC: 0 DP: 0 HBP: 0	WP: 1 PB: 0 SB: 0 CS: 1	PA: 34			
PITCHER	IP	WLS	BF	H	R	ER	SO	BB	IBB	HBP	BLK	WP	HR	S	P	ERA	WHIP								
Ray Sadecki, L ERA: 6.81 (1, 1)	8.0	L	33	9	4	4	6	1	0	0	0	1	1	44	48	4.50	1.250								



St. Louis Cardinals @ Pittsburgh Pirates
Forbes Field, Pittsburgh, PA
Sun May 12 1963, 7:05 PM EDT
Att: 22,280 - Unknown

AB 32
R 4
H 9
RBI 4
BB 1
SO 6
LOB 8



Batter	1	2	3	4	5	6	7	8	9	AB	R	H	RBI	BB	SO	LOB	TOP			
Curt Flood, R OBP: 0.296, SLG: 0.349 (1, 8)	0-0 6-3		0-0 4-3		0-0 2-3		0-0 1B		0-0 4-3	5	0	1	0	0	0	1	St. Louis Cardinals @ Milwaukee Braves Milwaukee County Stadium, Milwaukee, WI Tue May 14 1963, 8:05 PM EDT Att: 5,055 - Unknown livebaseballscorecards.com			
Dick Groat, R OBP: 0.394, SLG: 0.450 (1, 6)	0-0 F3		0-0 1B		0-0 1B		0-0 F8		0-0 E5	5	0	2	1	0	0	1				
Bill White, L OBP: 0.382, SLG: 0.463 (1, 3)	0-0 1B		0-0 G3		0-0 FC6-4		0-0 F5		0-0 F8	5	0	2	0	0	0	3				
Ken Boyer, R OBP: 0.360, SLG: 0.435 (1, 5)	0-3 K				0-0 FC6-4				0-0 G3	4	1	2	0	0	1	3				
Charlie James, R OBP: 0.338, SLG: 0.432 (1, 9)		0-0 F9		0-0 F4		0-0 G3		0-0 F4	4	0	1	0	0	0	2					
Stan Musial, L OBP: 0.280, SLG: 0.360 (1, 7)		0-0 1-3		0-0 L9		0-0 G3		0-0 G3	4	0	0	0	0	0	3					
Gene Oliver, R OBP: 0.260, SLG: 0.338 (1, 2)		0-0 6-3		0-3 K		0-0 6-3		0-0 1B	4	0	1	1	0	1	2					
Dal Maxvill, R OBP: 0.286, SLG: 0.167 (6, PR)									0	0	0	0	0	0	0					
Tim McCarver, L OBP: 0.444, SLG: 0.588 (8, 2)									0	0	0	0	0	0	0					
Julian Javier, R OBP: 0.280, SLG: 0.397 (1, 4)			0-0 HR		0-0 1B		0-0 F3		0-3 K	4	2	2	1	0	1	2				
Bob Gibson, R OBP: 0.385, SLG: 0.273 (1, 1)			0-3 K		0-0 6-3				0-0 F5	3	0	0	0	0	1	1				
Leo Burke, R OBP: 0.259, SLG: 0.481 (9, PH)										1	0	0	0	0	0	0				
Inning Stats	R: 0 E: 0 K: 1 S: 6	H: 1 LOB: 1 BB: 0 P: 6	R: 0 E: 0 K: 0 S: 3	H: 0 LOB: 0 BB: 0 P: 3	R: 1 E: 0 K: 1 S: 7	H: 2 LOB: 1 BB: 0 P: 7	R: 0 E: 0 K: 1 S: 6	H: 1 LOB: 1 BB: 0 P: 6	R: 1 E: 0 K: 0 S: 6	H: 3 LOB: 2 BB: 0 P: 6	R: 0 E: 0 K: 0 S: 4	H: 1 LOB: 1 BB: 0 P: 4	R: 0 E: 0 K: 1 S: 7	H: 2 LOB: 1 BB: 0 P: 7	R: 0 E: 1 K: 0 S: 4	H: 0 LOB: 1 BB: 0 P: 4	1B: 9 2B: 0 3B: 1 HR: 1	SF: 0 SAC: 0 DP: 0 HBP: 0	WP: 0 PB: 0 SB: 1 CS: 0	PA: 39
PITCHER Warren Spahn, L ERA: 2.87 (1, 1)	IP: 9.0 WLS: W BF: 39 H: 11 R: 3 ER: 3 SO: 4 BB: 0 IBB: 0 HBP: 0 BLK: 0 WP: 0 HR: 1 S: 47 P: 47 ERA: 3.00 WHIP: 1.222																			

Batter	1	2	3	4	5	6	7	8	9	AB	R	H	RBI	BB	SO	LOB	BOTTOM	
Mack Jones, L OBP: 0.214, SLG: 0.250 (1, 8)	0-0 F8		1-0 2B		0-3 K		0-3 K			3	1	0	0	0	2	2	St. Louis Cardinals @ Milwaukee Braves Milwaukee County Stadium, Milwaukee, WI Tue May 14 1963, 8:05 PM EDT Att: 5,055 - Unknown livebaseballscorecards.com	
Frank Bolling, R OBP: 0.264, SLG: 0.324 (1, 4)	0-0 F8		0-0 WP			0-0 E5	0-0 FC6			4	1	1	2	0	0	2		
Hank Aaron, R OBP: 0.400, SLG: 0.612 (1, 9)	0-3 K		0-0 6-3		0-0 F3		0-0 L7			4	0	0	0	0	1	1		
Eddie Mathews, L OBP: 0.434, SLG: 0.459 (1, 7)		0-0 6-3		0-0 FC3-6		0-3 K		0-0 3-1	4	0	1	0	0	1	1			
Don Dillard, L OBP: 0.404, SLG: 0.571 (9, 7)									0	0	0	0	0	0	0			
Len Gabrielson, L OBP: 0.225, SLG: 0.289 (1, 3)		0-0 6-3		0-0 FC3-6		0-0 4-3		4-0 BB	3	0	0	0	0	0	2			
Norm Larker, L OBP: 0.376, SLG: 0.377 (8, 3)									0	0	0	0	1	0	0			
Denis Menke, R OBP: 0.337, SLG: 0.436 (1, 5)		4-0 CS		0-0 F7		0-3 K		0-3 K	3	0	0	0	1	2	2			
Roy McMillan, R OBP: 0.323, SLG: 0.424 (1, 6)		0-0 CS		0-0 5-3		0-0 6-3		0-0 1B	3	1	1	0	0	0	1			
Del Crandall, R OBP: 0.250, SLG: 0.200 (1, 2)									3	1	2	0	0	0	0			
Warren Spahn, L OBP: 0.273, SLG: 0.250 (1, 1)			0-0 1-3		0-0 G3		0-0 FC6			3	0	1	1	0	0	1		
Inning Stats	R: 0 E: 0 K: 1 S: 5	H: 0 LOB: 0 BB: 0 P: 5	R: 0 E: 0 K: 0 S: 2	H: 0 LOB: 1 BB: 1 P: 6	R: 3 E: 0 K: 0 S: 5	H: 2 LOB: 0 BB: 0 P: 6	R: 0 E: 0 K: 0 S: 4	H: 1 LOB: 1 BB: 0 P: 4	R: 0 E: 0 K: 1 S: 5	H: 0 LOB: 0 BB: 0 P: 5	R: 0 E: 1 K: 2 S: 10	H: 3 LOB: 2 BB: 0 P: 10	R: 0 E: 0 K: 1 S: 5	H: 0 LOB: 1 BB: 1 P: 9	1B: 5 2B: 1 3B: 0 HR: 0	SF: 0 SAC: 0 DP: 0 HBP: 1	WP: 1 PB: 0 SB: 1 CS: 1	PA: 34
PITCHER Bob Gibson, R ERA: 6.82 (1, 1)	IP: 8.0 WLS: L BF: 33 H: 6 R: 4 ER: 4 SO: 6 BB: 2 IBB: 0 HBP: 1 BLK: 0 WP: 1 HR: 0 S: 42 P: 51 ERA: 4.50 WHIP: 1.000																	

Batter	1	2	3	4	5	6	7	8	9	AB	R	H	RBI	BB	SO	LOB	TOP	
Curt Flood, R OBP: 0.295, SLG: 0.359	0-0 6-3			0-0 5-3			0-0 6-3		0-0 1B 3B	4	1	1	1	0	0	0	St. Louis Cardinals @ Milwaukee Braves Milwaukee County Stadium, Milwaukee, WI Wed May 15 1963, 8:05 PM EDT Att: 4,851 - Unknown 	
Dick Groat, R OBP: 0.403, SLG: 0.451	4-0 G5-4-3 BB			4-0 G4-6-3 BB			0-0 6-3		0-0 1B	2	1	1	1	2	0	0		
Charlie James, R OBP: 0.321, SLG: 0.410	0-0 G5-4-3 1-2			0-0 G4-6-3 1-2			0-0 6-3		0-0 E5 1B	4	0	0	0	0	0	3		
Ken Boyer, R OBP: 0.357, SLG: 0.430		0-3 K			0-0 F8			0-0 5-3	0-0 1-2 3-H 1B	4	0	1	1	0	1	0		
Leo Burke, R OBP: 0.258, SLG: 0.433		0-0 F8			0-0 6-3			4-0 BB	0-0 F8 2-3	3	0	0	0	1	0	2		
Bill White, L OBP: 0.372, SLG: 0.450		0-3 K			0-0 F7			0-3 K	0-3 K	4	0	0	0	0	3	3		
Gene Oliver, R OBP: 0.250, SLG: 0.324			0-0 5-3			0-0 F7		0-0 L7		3	0	0	0	0	0	1		
Julian Javier, R OBP: 0.273, SLG: 0.387			0-0 1-3			0-0 6-3			0-0 6-3	3	0	0	0	0	0	0		
Curt Simmons, L OBP: 0.200, SLG: 0.158			0-0 1-3			0-3 K			0-0 E4 3B	1	0	0	0	0	0	0		
Duke Carmel, L OBP: 0.389, SLG: 0.385										1	0	0	0	0	1	0		
Harry Fanok, S OBP: 0.500, SLG: 0.750										0	0	0	0	0	0	0		
Ed Bauta, R OBP: 0.370, SLG: 0.387										1	1	0	0	0	0	0		
Inning Stats	R: 0 E: 0 K: 0 S: 2	H: 0 LOB: 0 BB: 1 P: 6	R: 0 E: 0 K: 2 S: 7	H: 0 LOB: 0 BB: 0 P: 7	R: 0 E: 0 K: 0 S: 3	H: 0 LOB: 0 BB: 0 P: 3	R: 0 E: 0 K: 0 S: 2	H: 0 LOB: 0 BB: 1 P: 6	R: 0 E: 0 K: 1 S: 5	H: 0 LOB: 0 BB: 0 P: 5	R: 0 E: 0 K: 0 S: 3	H: 0 LOB: 1 BB: 1 P: 9	R: 3 E: 2 K: 1 S: 10	H: 3 LOB: 2 BB: 0 P: 10	1B: 2 2B: 0 3B: 1 HR: 0	SF: 0 SAC: 0 DP: 2 HBP: 0	WP: 0 PB: 0 SB: 0 CS: 0	PA: 33
PITCHER Bob Hendley, L ERA: 3.46	IP: 9.0 WLS: W BF: 33 H: 3 R: 3 ER: 1 SO: 5 BB: 3 IBB: 0 HBP: 0 BLK: 0 WP: 0 HR: 0 S: 40 P: 52 ERA: 1.00 WHIP: 0.667																	
Batter	1	2	3	4	5	6	7	8	9	AB	R	H	RBI	BB	SO	LOB	BOTTOM	
Denis Menke, R OBP: 0.333, SLG: 0.469	0-0 L8		0-0 HR		0-0 F4		0-0 SF9			3	1	1	2	0	0	0	St. Louis Cardinals @ Milwaukee Braves Milwaukee County Stadium, Milwaukee, WI Wed May 15 1963, 8:05 PM EDT Att: 4,851 - Unknown 	
Frank Bolling, R OBP: 0.283, SLG: 0.322	0-0 E6 BB		0-0 5-3		0-0 F3		0-0 E3 BB 1B		2-H 3-H 4-0 1B BB	4	1	1	1	0	0	0		
Hank Aaron, R OBP: 0.396, SLG: 0.598	0-3 K		0-0 6-3		0-0 L7		0-0 1B BB		1-2 1B BB	3	1	0	0	1	1	1		
Eddie Mathews, L OBP: 0.443, SLG: 0.459	4-0 BB BB			0-0 3B 1B		0-0 F6	4-0 G5-3 1B BB		1-2 2-3 4-0 BB	2	1	1	0	2	0	0		
Don Dillard, L OBP: 0.404, SLG: 0.571	1-2 BB			0-0 3B 1B		0-0 4-3	0-0 1B BB		1-2 2-H 3-H 4-0 1B	0	0	0	0	0	0	0		
Joe Torre, R OBP: 0.385, SLG: 0.442	0-0 4-3			0-0 1-H 3B 3B		0-0 4-3	0-0 1B BB		1-2 2-H 3-H 4-0 1B	4	1	2	3	0	0	2		
Roy McMillan, R OBP: 0.318, SLG: 0.444		0-0 F9		0-0 SF7 3B		0-0 F8	0-0 G5-3		2-3 3-H	4	1	1	1	0	0	2		
Mack Jones, L OBP: 0.216, SLG: 0.239	0-0 6-3		0-0 6-3		4-0 1B SF9 BB		0-3 K		0-0 BB	3	1	0	0	1	1	1		
Del Crandall, R OBP: 0.250, SLG: 0.208	0-0 4-3			0-0 SF7		0-0 SF9 HBP 1B 1B	0-0 F4			3	1	1	1	0	0	0		
Bob Hendley, R OBP: 0.222, SLG: 0.176			0-3 K		0-0 6-3		1-0 HBP E		0-0 6-3	3	1	0	0	0	1	0		
Inning Stats	R: 0 E: 1 K: 1 S: 6	H: 0 LOB: 2 BB: 1 P: 10	R: 0 E: 0 K: 0 S: 3	H: 0 LOB: 0 BB: 0 P: 3	R: 1 E: 0 K: 1 S: 6	H: 1 LOB: 0 BB: 0 P: 6	R: 3 E: 0 K: 0 S: 6	H: 3 LOB: 0 BB: 0 P: 6	R: 0 E: 0 K: 0 S: 3	H: 0 LOB: 0 BB: 0 P: 3	R: 5 E: 1 K: 0 S: 5	H: 3 LOB: 1 BB: 3 P: 18	R: 0 E: 0 K: 1 S: 5	H: 0 LOB: 0 BB: 0 P: 5	1B: 4 2B: 0 3B: 2 HR: 1	SF: 2 SAC: 0 DP: 1 HBP: 1	WP: 0 PB: 0 SB: 0 CS: 0	PA: 36
PITCHER Curt Simmons, L ERA: 1.77	IP: 5.0 WLS: L BF: 21 H: 4 R: 4 ER: 4 SO: 2 BB: 1 IBB: 0 HBP: 0 BLK: 0 WP: 1 HR: 1 S: 24 P: 28 ERA: 7.20 WHIP: 1.000																	
Harry Fanok, R ERA: 5.7	1.1 BF: 10 H: 2 R: 5 ER: 4 SO: 0 BB: 3 IBB: 0 HBP: 1 BLK: 0 WP: 0 HR: 0 S: 6 P: 19 ERA: 27.00 WHIP: 3.750																	
Ed Bauta, R ERA: 2.84	1.2 BF: 5 H: 1 R: 0 ER: 0 SO: 1 BB: 0 IBB: 0 HBP: 0 BLK: 0 WP: 0 HR: 0 S: 7 P: 7 ERA: 0.00 WHIP: 0.600																	

Batter	1	2	3	4	5	6	7	8	9	AB	R	H	RBI	BB	SO	LOB	TOP			
Curt Flood, R OBP: 0.287, SLG: 0.348										5	0	0	0	0	1	2				
Dick Groat, R OBP: 0.405, SLG: 0.452										4	0	2	0	0	0	0				
Bill White, L OBP: 0.369, SLG: 0.444										4	0	1	0	0	1	2				
Ken Boyer, R OBP: 0.354, SLG: 0.420										3	0	0	0	1	0	3				
Stan Musial, L OBP: 0.279, SLG: 0.392										4	1	1	1	0	1	2				
George Altman, L OBP: 0.386, SLG: 0.382										4	0	1	0	0	2	1				
Gene Oliver, R OBP: 0.250, SLG: 0.361										4	1	1	1	0	1	1				
Julian Javier, R OBP: 0.280, SLG: 0.398										4	0	2	0	0	1	1				
Ray Washburn, R OBP: 0.105, SLG: 0.056										2	0	0	0	0	1	1				
Charlie James, R OBP: 0.317, SLG: 0.405										1	0	0	0	0	1	1				
Bobby Shantz, R OBP: 0.281, SLG: 0.433										0	0	0	0	0	0	0				
Leo Burke, R OBP: 0.281, SLG: 0.433										0	0	0	0	1	0	0				
Dai Maxvill, R OBP: 0.286, SLG: 0.167										0	0	0	0	0	0	0				
Inning Stats	R: 0 E: 1 K: 0 S: 4	H: 1 LOB: 1 BB: 0 P: 4	R: 0 E: 0 K: 1 S: 6	H: 1 LOB: 0 BB: 0 P: 6	R: 0 E: 0 K: 1 S: 5	H: 0 LOB: 0 BB: 0 P: 5	R: 0 E: 0 K: 0 S: 4	H: 1 LOB: 1 BB: 0 P: 4	R: 0 E: 0 K: 2 S: 8	H: 0 LOB: 1 BB: 1 P: 11	R: 0 E: 0 K: 2 S: 7	H: 1 LOB: 1 BB: 0 P: 8	R: 0 E: 0 K: 0 S: 4	H: 1 LOB: 1 BB: 0 P: 4	R: 2 E: 0 K: 1 S: 7	H: 2 LOB: 1 BB: 1 P: 11	1B: 5 2B: 1 3B: 0 HR: 2	SF: 0 SAC: 0 DP: 0 HBP: 0	WP: 0 PB: 0 SB: 0 CS: 0	PA: 37
PITCHER Denny Lemaster, L ERA: 1.85	IP: 9.0 WLS: W BF: 37 H: 8 R: 2 ER: 2 SO: 9 BB: 2 IBB: 0 HBP: 0 BLK: 0 WP: 0 HR: 2 S: 53 P: 61 ERA: 2.00 WHIP: 1.111															PITCHER				

St. Louis Cardinals @ Milwaukee Braves
Milwaukee County Stadium, Milwaukee, WI
Thu May 16 1963, 4:33 AM EDT
Att: 3,157 - Unknown

AB	35
R	2
H	8
RBI	2
BB	2
SO	9
LOB	14



Batter	1	2	3	4	5	6	7	8	9	AB	R	H	RBI	BB	SO	LOB	BOTTOM			
Mack Jones, L OBP: 0.231, SLG: 0.254										4	2	2	0	0	0	1				
Frank Bolling, R OBP: 0.269, SLG: 0.333										4	1	2	1	0	0	0				
Hank Aaron, R OBP: 0.405, SLG: 0.600										3	1	2	1	1	0	0				
Eddie Mathews, L OBP: 0.451, SLG: 0.487										2	1	1	3	2	1	2				
Len Gabrielson, L OBP: 0.214, SLG: 0.275										4	0	0	0	0	1	6				
Denis Menke, R OBP: 0.330, SLG: 0.459										4	0	1	0	0	0	3				
Roy McMillan, R OBP: 0.301, SLG: 0.418										4	0	0	0	0	0	2				
Del Crandall, R OBP: 0.232, SLG: 0.192										4	0	0	0	0	0	0				
Denny Lemaster, R OBP: 0.100, SLG: 0.100										3	0	1	0	0	1	0				
Inning Stats	R: 4 E: 1 K: 0 S: 7	H: 4 LOB: 0 BB: 0 P: 7	R: 0 E: 0 K: 0 S: 3	H: 1 LOB: 0 BB: 0 P: 3	R: 0 E: 0 K: 0 S: 3	H: 0 LOB: 1 BB: 1 P: 7	R: 0 E: 0 K: 0 S: 3	H: 1 LOB: 0 BB: 0 P: 3	R: 1 E: 1 K: 0 S: 6	H: 2 LOB: 3 BB: 1 P: 10	R: 0 E: 0 K: 1 S: 5	H: 0 LOB: 0 BB: 0 P: 5	R: 0 E: 0 K: 2 S: 8	H: 1 LOB: 2 BB: 1 P: 12	R: 0 E: 0 K: 0 S: 3	H: 0 LOB: 0 BB: 0 P: 3	1B: 7 2B: 1 3B: 0 HR: 1	SF: 0 SAC: 0 DP: 1 HBP: 0	WP: 1 PB: 0 SB: 1 CS: 2	PA: 36
PITCHER Ray Washburn, R ERA: 2.73	IP: 6.0 WLS: L BF: 27 H: 8 R: 5 ER: 5 SO: 1 BB: 2 IBB: 0 HBP: 0 BLK: 0 WP: 1 HR: 1 S: 27 P: 35 ERA: 7.50 WHIP: 1.667															PITCHER				
Bobby Shantz, L ERA: 4.5	IP: 2.0 WLS: 8 BF: 8 H: 1 R: 0 ER: 0 SO: 2 BB: 0 IBB: 1 HBP: 0 BLK: 0 WP: 0 HR: 0 S: 11 P: 15 ERA: 0.00 WHIP: 0.500															PITCHER				

St. Louis Cardinals @ Milwaukee Braves
Milwaukee County Stadium, Milwaukee, WI
Thu May 16 1963, 4:33 AM EDT
Att: 3,157 - Unknown

AB	32
R	5
H	9
RBI	5
BB	3
SO	3
LOB	14



Batter	1	2	3	4	5	6	7	8	9	10	AB	R	H	RBI	BB	SO	LOB	TOP										
Leo Cardenas, R OBP: 0.286, SLG: 0.447	(1,6) K			(1,6) K		(1,6) F7	(1,6) F4		(1,6) BB		5	0	0	0	1	3	4	Cincinnati Reds @ St. Louis Cardinals Sportsman's Park, St. Louis, MO Sat May 18 1963, 8:05 PM EDT Att: 16,947 - Unknown - 72 F livebaseballscorecards.com										
Pete Rose, S OBP: 0.375, SLG: 0.402	(1,4) BB 1B	(1,4) FC5-4 1B		(1,4) K		(1,4) 2B 1B	(1,4) 4-3		(1,4) K		6	1	3	0	0	2	3											
Vada Pinson, L OBP: 0.299, SLG: 0.394	(1,8) K	(1,8) F8		(1,8) 6-3		(1,8) 2B		(1,8) FC5-4 BB	(1,8) F6		5	0	1	0	1	1	3											
Frank Robinson, R OBP: 0.375, SLG: 0.455	(1,7) BB 1B	(1,7) F3		(1,7) K		(1,7) 1B		(1,7) FC5-4 1B S	(1,7) BB	(1,7) PB 4-3 SF9 HBP	3	2	0	0	2	1	2											
Ken Walters, R Jery Jery, L Al Worthington, R Eddie Kasko, R Dom Zanni, R	(1,9) BB 1B	(1,9) FC5-4		(1,9) F6		(1,9) K		(1,9) F8	(1,9) 4-3	(1,9) 4-3	3	1	1	1	0	0	1											
Daryl Spencer, R OBP: 0.444, SLG: 0.429	(1,5) BB BB E			(1,5) F8 1B		(1,5) 1B		(1,5) K	(1,5) BB 1B	(1,5) SF9	5	2	4	2	0	1	3											
Don Pavletich, R Gordy Coleman, L Tommy Harper, R Johnny Edwards, L	(1,3) BB BB E			(1,3) L6		(1,3) F9		(1,3) 1B SF7 2B	(1,3) BB 1B	(1,3) BB 2B	2	1	0	0	1	0	2											
Bob Purkey, R Bill Henry, L Marty Keough, L	(1,1) E E			(1,1) E5		(1,1) K		(1,1) SF7		(1,1) CS BB BB	1	0	0	0	1	1	1											
Inning Stats	R: 5 E: 1 K: 3 S: 13	H: 3 LOB: 2 P: 25	R: 0 E: 0 K: 0 S: 4	H: 1 LOB: 1 BB: 0 P: 4	R: 1 E: 0 K: 1 S: 7	H: 2 LOB: 1 BB: 0 P: 7	R: 0 E: 0 K: 2 S: 7	H: 0 LOB: 0 BB: 0 P: 7	R: 0 E: 0 K: 1 S: 7	H: 2 LOB: 2 BB: 1 P: 7	R: 0 E: 0 K: 2 S: 9	H: 2 LOB: 3 BB: 2 P: 13	R: 0 E: 0 K: 0 S: 5	H: 2 LOB: 1 BB: 0 P: 5	R: 0 E: 0 K: 0 S: 4	H: 1 LOB: 3 BB: 2 P: 12	R: 0 E: 0 K: 1 S: 4		H: 0 LOB: 2 BB: 2 P: 12	R: 2 E: 0 K: 1 S: 7	H: 2 LOB: 1 BB: 0 P: 8	1B: 11 2B: 4 3B: 0 HR: 0	SF: 2 SAC: 0 DP: 0 HBP: 1	WP: 0 PB: 1 SB: 2 CS: 1	PA: 54			
PITCHER	IP	WLS	BF	H	R	ER	SO	BB	IBB	HBP	BLK	WP	HR	S	P	ERA	WHIP											
Ray Sadecki, L ERA: 6.8	(1,1) 5.1		31	10	6	4	7	3	0	0	0	0	0	0	41	57	6.75	2.438										
Ron Taylor, R ERA: 2.59	(6,1) 1.2		7	2	1	1	2	0	0	0	0	0	0	0	11	11	5.40	1.200										
Ed Bauta, R ERA: 2.7	(8,1) 0.2		4	1	0	0	0	1	0	0	0	0	0	3	7	0.00	3.000											
Diomedes Olivo, L ERA: 4.7	(8,1) 2.1	L	12	2	2	2	2	3	0	1	0	0	0	0	12	25	7.71	2.143										

Batter	1	2	3	4	5	6	7	8	9	10	AB	R	H	RBI	BB	SO	LOB	BOTTOM									
Julian Javier, R OBP: 0.303, SLG: 0.418	(1,4) FC4-6 HBP	(1,4) FC3-5			(1,4) 1B 2B BB		(1,4) 6-3	(1,4) K			3	1	0	0	1	1	4	Cincinnati Reds @ St. Louis Cardinals Sportsman's Park, St. Louis, MO Sat May 18 1963, 8:05 PM EDT Att: 16,947 - Unknown - 72 F livebaseballscorecards.com									
Dick Groat, R OBP: 0.399, SLG: 0.462	(1,6) FC4-6 1B 2B	(1,6) 5-3-5			(1,6) 2B FC3-2 1B		(1,6) 1B		(1,6) F7		5	1	2	0	0	0	3										
Bill White, L OBP: 0.362, SLG: 0.447	(1,3) F4				(1,3) F8		(1,3) 1B		(1,3) 1B	(1,3) L4-3 1B	5	0	3	1	0	0	3										
George Altman, L OBP: 0.375, SLG: 0.417	(1,9) 2B 1B			(1,9) F6		(1,9) FC3-2 2-4-2 2B		(1,9) K		(1,9) L4-3	5	1	2	1	0	1	4										
Stan Musial, L Ed Bauta, R Diomedes Olivo, L Carl Sawatski, L	(1,7) 2B 1B			(1,7) F9		(1,7) FC3-2		(1,7) K		(1,7) K	4	1	1	2	0	1	5										
Ken Boyer, R OBP: 0.357, SLG: 0.440	(1,5) HR			(1,5) F8		(1,5) 2-4-2		(1,5) F8		(1,5) 6-3	5	1	2	2	0	0	1										
Duke Carmel, L Curt Flood, R	(1,8) G3			(1,8) F4		(1,8) F8		(1,8) F9		(1,8) K	2	0	0	0	0	0	0										
Tim McCarver, L Gene Oliver, R				(1,2) F8		(1,2) 6-3		(1,2) 1B 2B		(1,2) F4	2	0	1	0	0	0	0										
Ray Sadecki, L Ron Taylor, R Charlie James, R				(1,1) FC3-5 1B		(1,1) 3-1		(1,1) 1B 2B		(1,1) 1B 2B	2	0	1	0	0	0	0										
Inning Stats	R: 4 E: 0 K: 0 S: 6	H: 3 LOB: 0 BB: 7 P: 7	R: 0 E: 0 K: 0 S: 4	H: 2 LOB: 1 BB: 0 P: 4	R: 0 E: 0 K: 0 S: 4	H: 1 LOB: 1 BB: 0 P: 4	R: 0 E: 0 K: 0 S: 3	H: 0 LOB: 0 BB: 0 P: 3	R: 1 E: 0 K: 0 S: 4	H: 2 LOB: 2 BB: 1 P: 8	R: 0 E: 0 K: 3 S: 10	H: 3 LOB: 2 BB: 0 P: 10	R: 1 E: 0 K: 1 S: 7	H: 2 LOB: 1 BB: 0 P: 7	R: 0 E: 0 K: 0 S: 3	H: 1 LOB: 0 BB: 3 P: 3	R: 0 E: 0 K: 2 S: 8		H: 1 LOB: 1 BB: 0 P: 8	R: 0 E: 0 K: 2 S: 8	H: 1 LOB: 1 BB: 0 P: 8	1B: 10 2B: 6 3B: 0 HR: 1	SF: 0 SAC: 0 DP: 2 HBP: 1	WP: 0 PB: 0 SB: 0 CS: 0	PA: 44		
PITCHER	IP	WLS	BF	H	R	ER	SO	BB	IBB	HBP	BLK	WP	HR	S	P	ERA	WHIP										
Bob Purkey, R ERA: 2.45	(1,1) 4.1		22	8	5	5	0	1	0	0	0	0	0	1	20	10.38	2.077										
Bill Henry, L ERA: 4.05	(5,1) 2.2		11	3	1	1	2	0	0	0	0	0	0	0	14	3.38	1.125										
Al Worthington, R ERA: 3.12	(8,1) 2.0	W	8	3	1	1	1	0	0	0	0	0	0	10	10	4.50	1.500										
Dom Zanni, R ERA: 12.86	(10,1) 1.0	S	4	1	0	0	2	0	0	0	0	0	0	8	8	0.00	1.000										



Batter	1	2	3	4	5	6	7	8	9	AB	R	H	RBI	BB	SO	LOB	TOP								
Leo Cardenas, R OBP: 0.283, SLG: 0.438	F3	F5		1B		5-3	K			5	0	1	0	0	1	3	Cincinnati Reds @ St. Louis Cardinals Sportsman's Park, St. Louis, MO Sun May 19 1963, 4:33 AM EDT Att: 12,741 - Unknown - 72 F								
Pete Rose, S OBP: 0.366, SLG: 0.390	2B	1-3		F7		SF8		F8		3	1	0	1	1	0	1									
Vada Pinson, L OBP: 0.273, SLG: 0.397 Tommy Harner, R OBP: 0.343, SLG: 0.224	K			F7		4-3 SF7	2B	5-3		4	2	1	0	1	1	1									
Jerry Lynch, L OBP: 0.273, SLG: 0.484 Ken Walters, R OBP: 0.333, SLG: 0.444	1B	2B		G3		4-3	1B	K		4	2	2	3	0	0	1									
Frank Robinson, R OBP: 0.389, SLG: 0.464	E	1B		1B		SF7	1B			2	1	2	3	1	0	0									
Gordy Coleman, L OBP: 0.257, SLG: 0.391	E4	1B		1B		F6	G3		L8	5	1	2	1	0	0	2									
Daryl Spencer, R OBP: 0.478, SLG: 0.444	1B			K			E6			4	1	2	1	1	1	2									
Johnny Edwards, L OBP: 0.389, SLG: 0.450	1-3			6-3			F8		G4-6-3	4	1	0	0	1	0	4									
Joe Nuxhall, L OBP: 0.125, SLG: 0.125		K		K			F2			3	1	0	0	0	2	1									
Inning Stats	R: 4 E: 1 K: 1 S: 9	H: 4 LOB: 1 BB: 1 P: 13	R: 0 E: 0 K: 1 S: 5	H: 0 LOB: 0 BB: 0 P: 5	R: 0 E: 0 K: 1 S: 6	H: 1 LOB: 2 BB: 0 P: 7	R: 0 E: 0 K: 1 S: 6	H: 1 LOB: 1 BB: 0 P: 6	R: 1 E: 0 K: 0 S: 4	H: 1 LOB: 0 BB: 0 P: 4	R: 5 E: 1 K: 0 S: 6	H: 2 LOB: 1 BB: 3 P: 18	R: 0 E: 1 K: 1 S: 6	H: 0 LOB: 1 BB: 0 P: 6	R: 0 E: 0 K: 1 S: 5	H: 0 LOB: 0 BB: 0 P: 5		R: 0 E: 0 K: 0 S: 3	H: 1 LOB: 1 BB: 1 P: 7	1B: 6 2B: 4 3B: 0 HR: 0	SF: 2 SAC: 1 DP: 1 HBP: 1	WP: 0 PB: 0 SB: 0 CS: 0	PA: 44		
PITCHER	IP	WLS	BF	H	R	ER	SO	BB	IBB	HBP	BLK	WP	HR	S	P	ERA	WHIP								
Bob Gibson, R ERA: 6.92	(1, 1)	6.0	L	33	9	10	5	4	4	0	1	0	0	36	53	7.50	2.167								
Bobby Shantz, L ERA: 3.94	(7, 1)	2.0		7	0	0	0	2	0	0	0	0	0	11	11	0.00	0.000								
Harry Fanok, R ERA: 5.47	(9, 1)	1.0		4	1	0	0	0	1	0	0	0	0	3	7	0.00	2.000								



Batter	1	2	3	4	5	6	7	8	9	AB	R	H	RBI	BB	SO	LOB	BOTTOM								
Curt Flood, R OBP: 0.291, SLG: 0.349	F4	FC5-4		4-3			E		FC3-6	5	1	3	1	0	0	0	Cincinnati Reds @ St. Louis Cardinals Sportsman's Park, St. Louis, MO Sun May 19 1963, 4:33 AM EDT Att: 12,741 - Unknown - 72 F								
Dick Groat, R OBP: 0.410, SLG: 0.472	E	FC5-4		F8			E5		FC3-6	5	1	4	1	0	0	0									
Bill White, L OBP: 0.371, SLG: 0.433	E3	FC5-4				F8	F6		FC3-6	5	0	0	0	0	0	7									
Ken Boyer, R OBP: 0.358, SLG: 0.441	G6-4-3	FC4					G6-4-3		SF8	4	0	2	2	0	0	4									
Charlie James, R OBP: 0.333, SLG: 0.437	G6-4-3					K			F7	5	1	2	0	0	1	4									
George Altman, L OBP: 0.365, SLG: 0.404		L7		G4-6-3		K			G3	4	0	0	0	0	1	3									
Julian Javier, R OBP: 0.315, SLG: 0.431		1B				F8				3	1	2	1	1	0	0									
Gene Oliver, R OBP: 0.253, SLG: 0.367		1B		K		K			F4	4	1	1	0	0	2	2									
Bob Gibson, R OBP: 0.400, SLG: 0.308 Leo Burke, R OBP: 0.273, SLG: 0.419 Bobby Shantz, R OBP: 0.343, SLG: 0.224		1B				6-3			4-3	2	1	1	1	0	1	0									
Stan Musial, L OBP: 0.284, SLG: 0.432 Harry Fanok, S OBP: 0.390, SLG: 0.750		1B								1	0	0	0	0	0	1									
Inning Stats	R: 1 E: 0 K: 0 S: 5	H: 2 LOB: 1 BB: 0 P: 5	R: 3 E: 0 K: 0 S: 7	H: 4 LOB: 2 BB: 1 P: 11	R: 0 E: 0 K: 1 S: 6	H: 2 LOB: 1 BB: 0 P: 6	R: 0 E: 0 K: 1 S: 5	H: 0 LOB: 0 BB: 0 P: 5	R: 0 E: 0 K: 2 S: 8	H: 1 LOB: 1 BB: 0 P: 8	R: 0 E: 0 K: 1 S: 5	H: 0 LOB: 0 BB: 0 P: 5	R: 0 E: 1 K: 0 S: 4	H: 2 LOB: 1 BB: 0 P: 4	R: 0 E: 0 K: 0 S: 5	H: 2 LOB: 1 BB: 0 P: 5	R: 1 E: 0 K: 0 S: 5	H: 2 LOB: 1 BB: 0 P: 5	1B: 13 2B: 2 3B: 0 HR: 0	SF: 1 SAC: 0 DP: 3 HBP: 0	WP: 0 PB: 0 SB: 1 CS: 0	PA: 41			
PITCHER	IP	WLS	BF	H	R	ER	SO	BB	IBB	HBP	BLK	WP	HR	S	P	ERA	WHIP								
Joe Nuxhall, L ERA: 2.17	(1, 1)	9.0	W	41	15	6	6	5	1	0	0	0	0	50	54	6.00	1.778								



Batter	1	2	3	4	5	6	7	8	9	AB	R	H	RBI	BB	SO	LOB	TOP								
Curt Flood, R OBP: 0.299, SLG: 0.357 (1, 8)	0-0 4-3		0-0 4-3 G3 E 1B		0-0 1B		0-0 5-3 1B 1B		0-0 6-3	5	2	3	1	0	0	0									
Dick Groat, R OBP: 0.415, SLG: 0.479 (1, 6)	4-0 BB BB		0-0 G3 1-2		0-0 1B HR		0-0 5-3 1-2		0-0 2B	4	1	2	0	1	0	2									
Bill White, L OBP: 0.378, SLG: 0.453 (1, 3)	0-3 K		0-0 4-3 2-3		0-0 HR 1-H		0-0 FC6 1B 2-H		4-0 BB BB	4	1	2	3	1	1	2									
Stan Musial, L OBP: 0.280, SLG: 0.413 (1, 7)	4-0 BB BB		0-0 E3 3-H		0-0 4-3		0-0 F4		0-0 4-3	4	0	0	0	1	0	3									
Duke Carmel, L OBP: 0.333, SLG: 0.316 (9, 7)	1-2 BB		0-0 K							0	0	0	0	0	0	0									
Ken Boyer, R OBP: 0.350, SLG: 0.430 (1, 5)	0-0 L3		0-0 K							4	0	0	0	0	2	4									
George Altman, L OBP: 0.356, SLG: 0.393 (1, 9)		0-3 K								4	0	0	0	0	1	0									
Julian Javier, R OBP: 0.320, SLG: 0.440 (1, 4)		0-0 FC4-6 1B								4	0	2	0	0	0	0									
Tim McCarver, L OBP: 0.357, SLG: 0.444 (1, 2)		0-0 FC4-6 1-2								4	0	0	0	0	0	2									
Curt Simmons, L OBP: 0.217, SLG: 0.227 (1, 1)		0-0 F4								3	1	1	0	0	0	1									
Ron Taylor, R (8, 1)										1	0	0	0	0	1	0									
Inning Stats	R: 0 E: 0 K: 1 S: 5	H: 0 LOB: 2 BB: 2 P: 13	R: 0 E: 0 K: 1 S: 6	H: 1 LOB: 1 BB: 0 P: 6	R: 1 E: 1 K: 1 S: 7	H: 1 LOB: 1 BB: 0 P: 7	R: 0 E: 0 K: 0 S: 3	H: 0 LOB: 0 BB: 0 P: 3	R: 2 E: 0 K: 0 S: 5	H: 3 LOB: 0 BB: 0 P: 5	R: 0 E: 0 K: 1 S: 6	H: 1 LOB: 1 BB: 0 P: 6	R: 2 E: 0 K: 0 S: 6	H: 3 LOB: 1 BB: 0 P: 6	R: 0 E: 0 K: 0 S: 3	H: 0 LOB: 0 BB: 0 P: 3	R: 0 E: 0 K: 1 S: 6	H: 1 LOB: 2 BB: 1 P: 10	1B: 6 2B: 3 3B: 0 HR: 1	SF: 0 SAC: 0 DP: 0 HBP: 0	WP: 0 PB: 0 SB: 0 CS: 0	PA: 40			
PITCHER	IP	WLS	BF	H	R	ER	SO	BB	IBB	HBP	BLK	WP	HR	S	P	ERA	WHIP								
Larry Jackson, R ERA: 2.5 (1, 1)	7.0	L	32	9	5	4	4	2	0	0	0	0	1	38	46	5.14	1.571								
Jim Brewer, L ERA: 1.42 (8, 1)	2.0		8	1	0	0	1	1	0	0	0	0	0	9	13	0.00	1.000								

St. Louis Cardinals @ Chicago Cubs
Wrigley Field, Chicago, IL
Tue May 21 1963, 3:33 AM CDT
Att: 3,281 - Unknown - 50 F

AB 37
R 5
H 10
RBI 4
BB 3
SO 5
LOB 14



Batter	1	2	3	4	5	6	7	8	9	AB	R	H	RBI	BB	SO	LOB	BOTTOM								
Lou Brock, L OBP: 0.314, SLG: 0.397 (1, 9)	0-0 E3 1B		0-3 K							4	3	2	0	0	1	0									
Ken Hubbs, R OBP: 0.288, SLG: 0.353 (1, 4)	4-0 1B SF9 BB		0-0 4-3							3	1	0	0	1	0	2									
Billy Williams, L OBP: 0.376, SLG: 0.463 (1, 7)	0-0 1-3 2-H 1B		0-3 K							3	0	2	2	1	1	0									
Ron Santo, R OBP: 0.312, SLG: 0.448 (1, 5)	0-0 SF9 3-H		0-3 K							3	0	1	2	0	1	1									
Steve Boros, R (1, 3)	0-0 F4		0-0 6-3							3	0	0	0	0	0	2									
Merritt Ranew, L OBP: 0.556, SLG: 0.780 (8, PH)			0-0 6-3							1	0	0	0	0	0	2									
Ken Aspromonte, R OBP: 0.156, SLG: 0.200 (9, 3)			0-0 6-3							0	0	0	0	0	0	0									
Andre Rodgers, R OBP: 0.307, SLG: 0.263 (1, 6)	0-0 F7		0-0 6-3							3	0	0	0	1	0	1									
Nelson Mathews, R OBP: 0.273, SLG: 0.284 (1, 8)		4-0 CS BB								3	0	0	0	1	0	1									
Dick Bertell, R OBP: 0.280, SLG: 0.246 (1, 2)		0-0 6-3 1-2								4	0	1	0	0	0	1									
Larry Jackson, R OBP: 0.192, SLG: 0.200 (1, 1)		0-3 K								2	0	0	0	0	2	0									
14 Ernie Banks, R OBP: 0.272, SLG: 0.412 (7, PH)										1	0	0	0	0	0	1									
Jim Brewer, L (8, 1)										0	0	0	0	0	0	0									
Inning Stats	R: 2 E: 1 K: 0 S: 5	H: 1 LOB: 1 BB: 1 P: 9	R: 0 E: 0 K: 1 S: 4	H: 0 LOB: 0 BB: 1 P: 8	R: 0 E: 0 K: 2 S: 7	H: 0 LOB: 0 BB: 0 P: 7	R: 0 E: 0 K: 1 S: 5	H: 0 LOB: 0 BB: 0 P: 5	R: 1 E: 0 K: 0 S: 5	H: 2 LOB: 1 BB: 0 P: 5	R: 0 E: 0 K: 0 S: 4	H: 1 LOB: 1 BB: 0 P: 4	R: 1 E: 0 K: 0 S: 4	H: 2 LOB: 1 BB: 1 P: 8	R: 0 E: 0 K: 0 S: 2	H: 0 LOB: 0 BB: 1 P: 6	1B: 5 2B: 0 3B: 1 HR: 0	SF: 1 SAC: 0 DP: 2 HBP: 0	WP: 0 PB: 0 SB: 0 CS: 1	PA: 35					
PITCHER	IP	WLS	BF	H	R	ER	SO	BB	IBB	HBP	BLK	WP	HR	S	P	ERA	WHIP								
Curt Simmons, L ERA: 1.99 (1, 1)	7.1	W	31	6	4	3	5	3	0	0	0	0	0	38	50	3.68	1.227								
Ron Taylor, R ERA: 2.42 (8, 1)	1.2	S	4	0	0	0	0	1	0	0	0	0	0	3	7	0.00	0.600								

St. Louis Cardinals @ Chicago Cubs
Wrigley Field, Chicago, IL
Tue May 21 1963, 3:33 AM CDT
Att: 3,281 - Unknown - 50 F

AB 30
R 4
H 6
RBI 4
BB 4
SO 5
LOB 11



Batter	1	2	3	4	5	6	7	8	9	AB	R	H	RBI	BB	SO	LOB	TOP				
Jim Piersall, R OBP: 0.290, SLG: 0.286	F8	BB		F6			6-3	1B		4	0	1	1	1	0	0	New York Mets @ St. Louis Cardinals Sportsman's Park, St. Louis, MO Fri May 24 1963, 8:05 PM EDT Att. 6,052 - Unknown - 58 F				
Ron Hunt, R OBP: 0.377, SLG: 0.424	1-3	4-3			E6		3-1	1-3	1B	4	0	0	0	1	0	4					
Duke Snider, L OBP: 0.350, SLG: 0.466	K		F4		K		3-1		BB	4	0	0	0	1	2	2					
Tim Harkness, L OBP: 0.318, SLG: 0.397		BB	1B	BB	F9		BB		K	2	1	0	0	2	1	2					
Ed Kranepool, L OBP: 0.281, SLG: 0.331		BB	BB	BB	BB		4-3		F5	3	1	1	0	2	0	3					
Choo-Choo Coleman, L OBP: 0.280, SLG: 0.207		BB	BB	BB	BB		4-3			3	2	0	0	1	0	4					
Jim Hickman, R OBP: 0.340, SLG: 0.433	1B	4-3	F2		F3			E1	BB	1	0	0	0	0	1	1					
Charlie Neal, R OBP: 0.317, SLG: 0.308		1-3	4-3	K		6-3		1B	1B	4	0	2	2	0	1	2					
Chico Fernandez, R OBP: 0.241, SLG: 0.228		4-3		K		5-3		K		4	0	0	1	0	2	3					
Roger Craig, R Ken Mackenzie, L Rod Kanehl, R Jay Hook, R Cliff Cook, R Tracy Stallard, R	1-3		F8		F9			K		2	0	0	0	0	0	1					
Inning Stats	R: 0 E: 0 K: 1 S: 5	H: 0 LOB: 0 BB: 0 P: 5	R: 3 E: 0 K: 0 S: 4	H: 1 LOB: 2 BB: 3 P: 17	R: 0 E: 0 K: 1 S: 6	H: 1 LOB: 0 BB: 1 P: 10	R: 0 E: 0 K: 1 S: 5	H: 0 LOB: 0 BB: 0 P: 5	R: 0 E: 1 K: 0 S: 6	H: 0 LOB: 2 BB: 1 P: 10	R: 0 E: 0 K: 0 S: 3	H: 0 LOB: 2 BB: 2 P: 11	R: 0 E: 0 K: 2 S: 10	H: 2 LOB: 2 BB: 0 P: 10	R: 0 E: 0 K: 2 S: 7	H: 0 LOB: 1 BB: 1 P: 11	1B: 4 2B: 0 3B: 0 HR: 0	SF: 0 SAC: 0 DP: 0 HBP: 1	WP: 0 PB: 0 SB: 0 CS: 0	PA: 42	
PITCHER	IP	WLS	BF	H	R	ER	SO	BB	IBB	HBP	BLK	WP	HR	S	P	ERA	WHIP				
Bob Gibson, R ERA: 6.33	8.0	W	39	4	4	3	6	8	0	1	0	0	0	42	75	3.38	1.500				
Bobby Shantz, L ERA: 3.32	1.0	S	3	0	0	0	2	0	0	0	0	0	0	7	7	0.00	0.000				

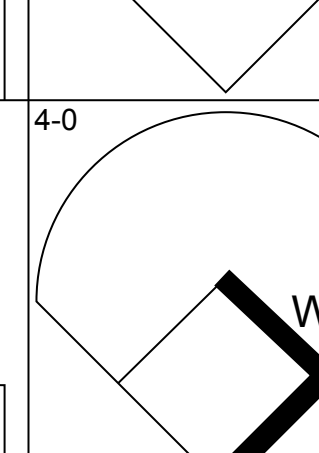

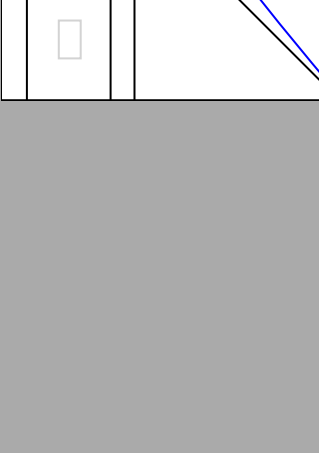
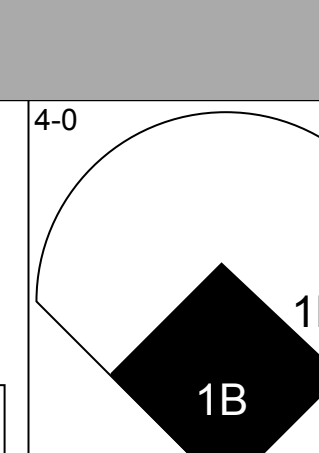
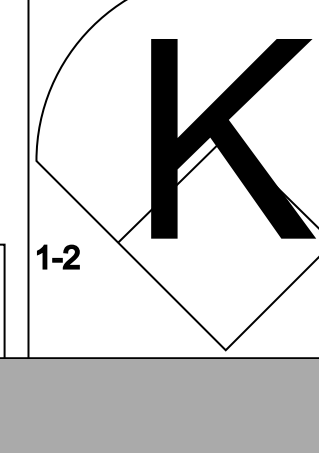
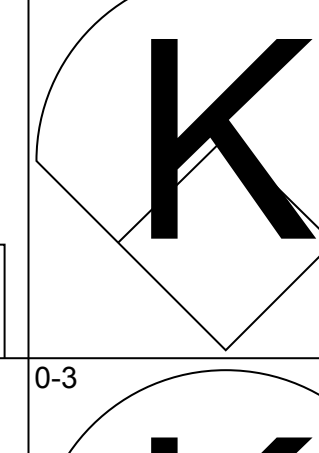

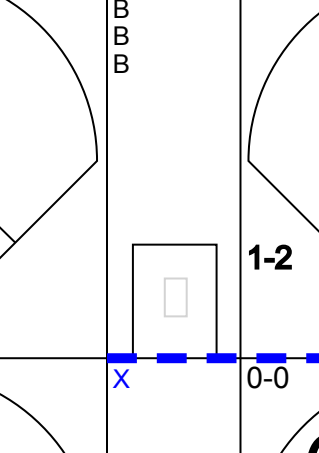

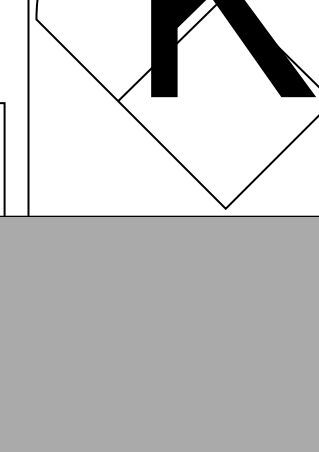
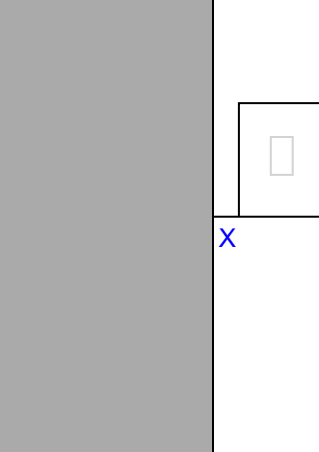
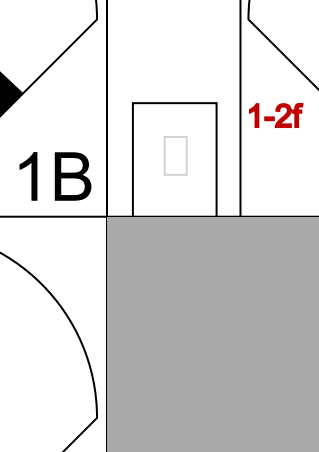


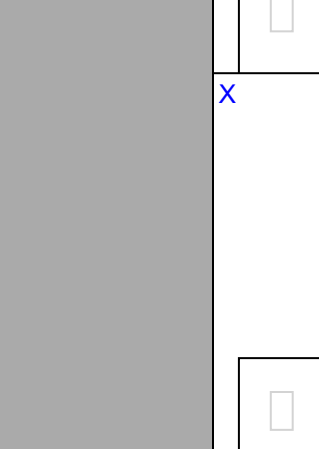
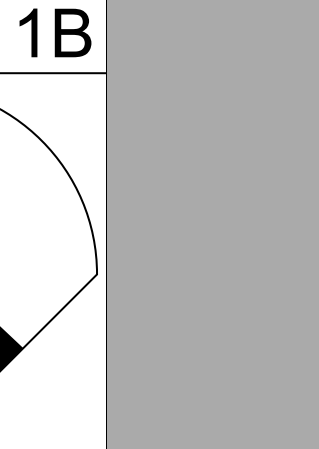
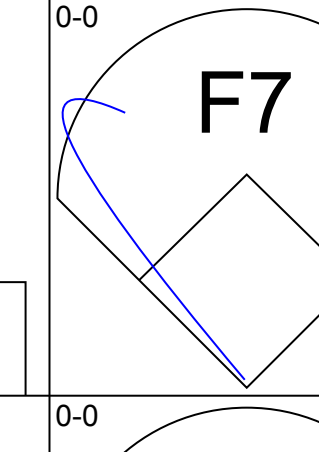
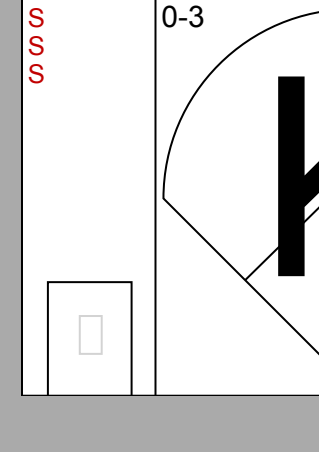

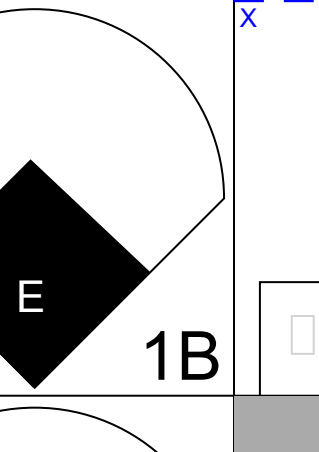
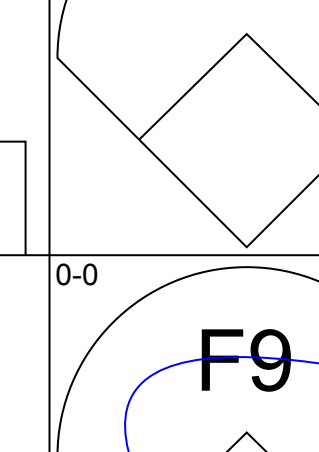
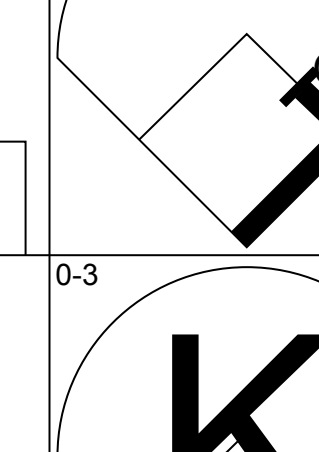

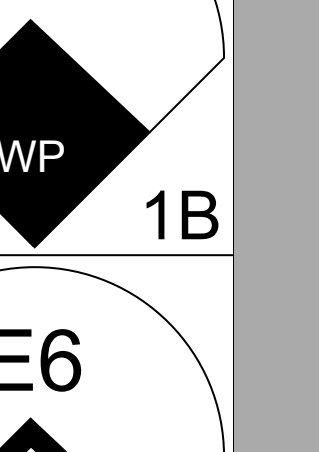
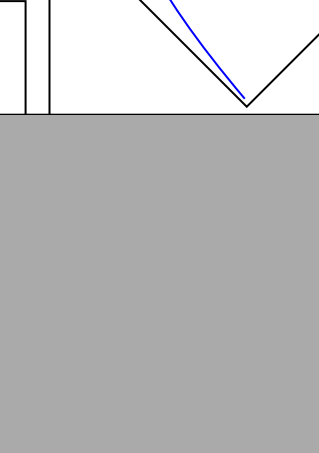
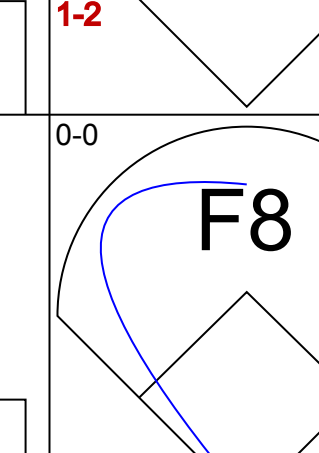

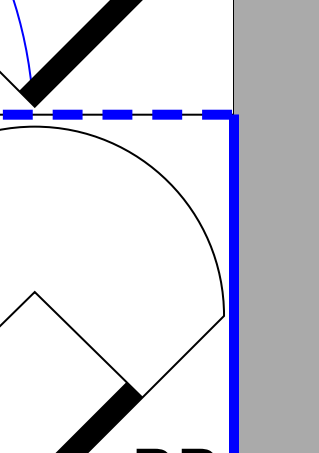
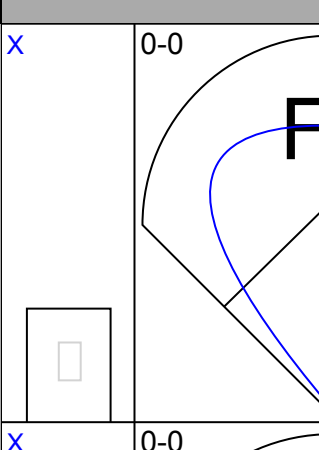
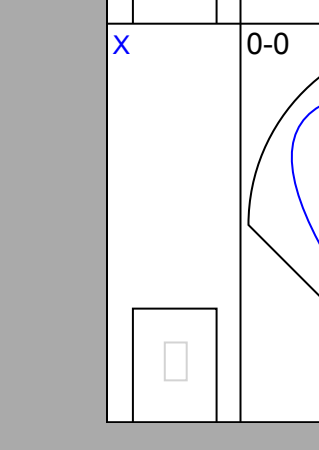
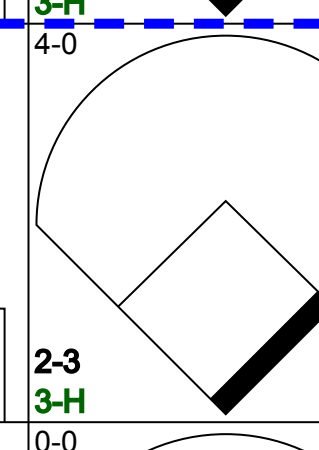
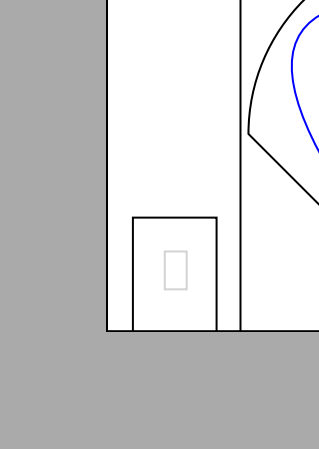
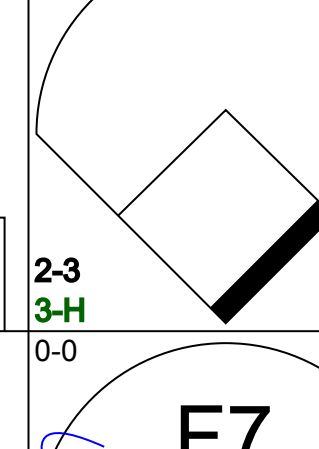

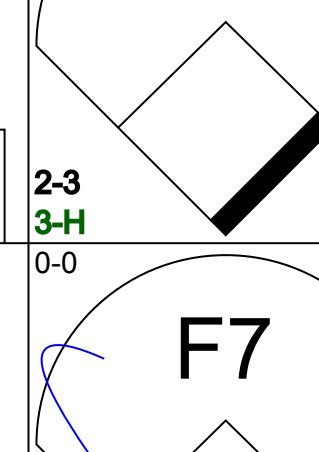

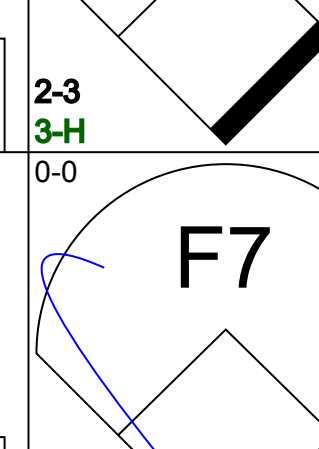

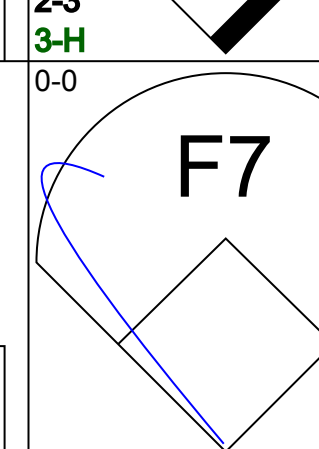
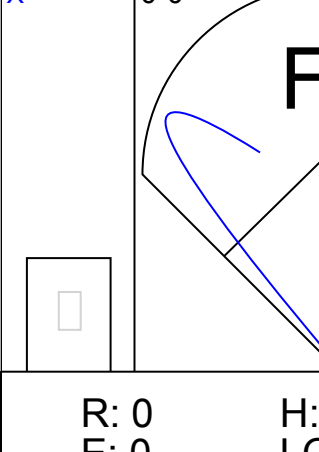

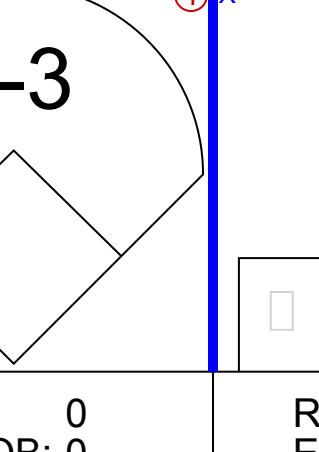
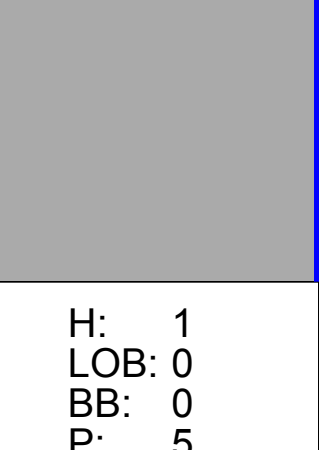
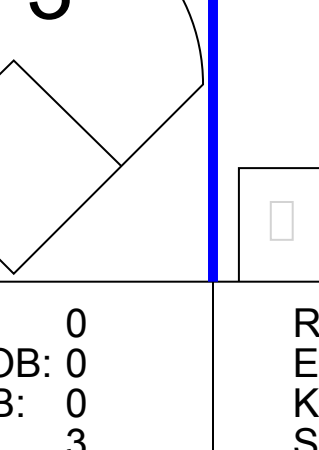
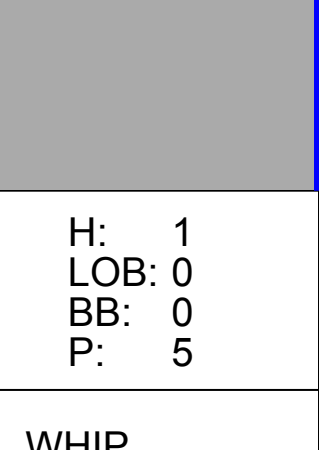
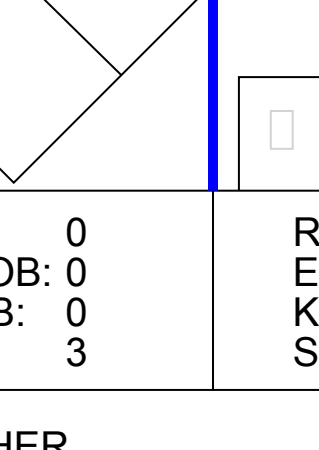
AB 33
R 4
H 4
RBI 4
BB 8
SO 8
LOB 24



Batter	1	2	3	4	5	6	7	8	9	AB	R	H	RBI	BB	SO	LOB	BOTTOM				
Curt Flood, R OBP: 0.308, SLG: 0.384	F3		2B	BB	F9			1B		5	2	3	1	0	0	0	New York Mets @ St. Louis Cardinals Sportsman's Park, St. Louis, MO Fri May 24 1963, 8:05 PM EDT Att. 6,052 - Unknown - 58 F				
Dick Groat, R OBP: 0.406, SLG: 0.469	6-3		3-1	BB		2-3		K		4	0	1	1	1	1	1					
Bill White, L OBP: 0.376, SLG: 0.460	F4		F9	F5		K2-6-2		BB		4	1	1	0	1	0	4					
Stan Musial, L Duke Carmel, L		HR	3-1	3-1		K2-6-2		2B	BB	4	1	1	1	1	1	5					
Ken Boyer, R OBP: 0.356, SLG: 0.442		FC4-6	F2		F9			1B	1-3	5	0	3	2	0	0	1					
Gene Altman, L OBP: 0.335, SLG: 0.367		FC4-6	SH1-3	E1	F3		F5	F7		5	2	0	0	0	0	5					
Julian Javier, R OBP: 0.323, SLG: 0.433		SH1-3		1B	S		F4			2	2	1	0	1	0	1					
Gene Oliver, R OBP: 0.287, SLG: 0.435		2H		1B	1B		F5			4	1	3	3	0	0	1					
Bob Gibson, R Bobby Shantz, R		K		F1	HR			K		4	1	1	2	0	2	3					
Inning Stats	R: 0 E: 0 K: 0 S: 3	H: 0 LOB: 0 BB: 0 P: 3	R: 2 E: 0 K: 1 S: 8	H: 3 LOB: 1 BB: 0 P: 8	R: 1 E: 0 K: 0 S: 5	H: 2 LOB: 1 BB: 0 P: 5	R: 2 E: 1 K: 0 S: 7	H: 3 LOB: 3 BB: 1 P: 11	R: 3 E: 0 K: 0 S: 5	H: 2 LOB: 0 BB: 1 P: 9	R: 0 E: 0 K: 1 S: 4	H: 0 LOB: 1 BB: 1 P: 8	R: 0 E: 0 K: 0 S: 4	H: 1 LOB: 1 BB: 0 P: 4	R: 2 E: 0 K: 2 S: 10	H: 3 LOB: 3 BB: 1 P: 14		1B: 8 2B: 4 3B: 1 HR: 2	SF: 0 SAC: 1 DP: 1 HBP: 0	WP: 0 PB: 0 SB: 1 CS: 0	PA: 42
PITCHER	IP	WLS	BF	H	R	ER	SO	BB	IBB	HBP	BLK	WP	HR	S	P	ERA	WHIP				
Roger Craig, R ERA: 3.67	3.0	L	17	7	5	4	1	0	0	0	0	0	1	19	19	12.00	2.333				
Ken Mackenzie, L ERA: 5.09	2.0		11	3	3	3	0	2	0	0	0	0	1	9	17	13.50	2.500				
Jay Hook, R ERA: 6.06	2.0		7	1	0	0	1	1	0	0	0	0	0	8	12	0.00	1.000				
Tracy Stallard, R ERA: 8.49	1.0		7	3	2	2	2	1	0	0	0	0	0	10	14	18.00	4.000				

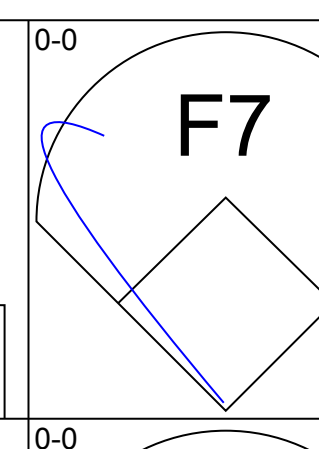
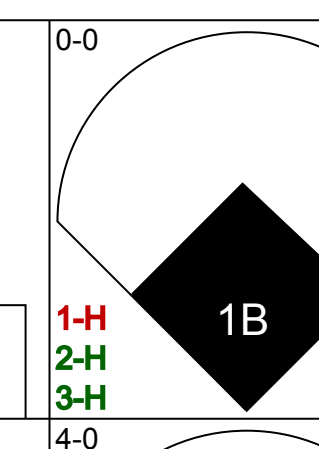
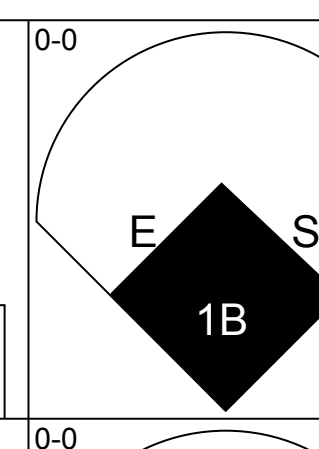
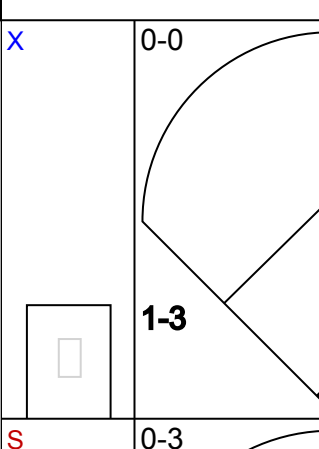
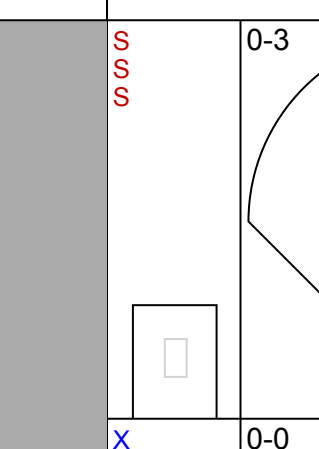
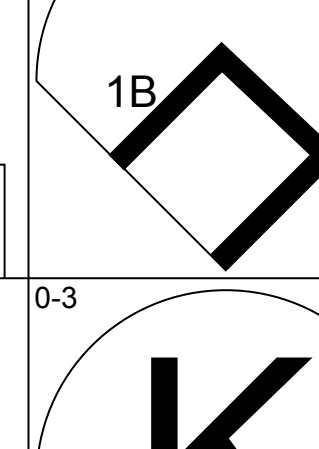
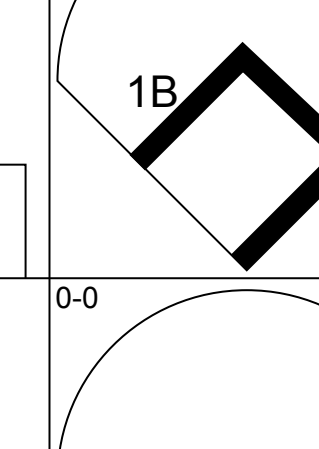
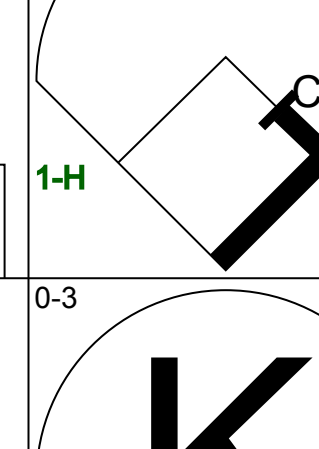
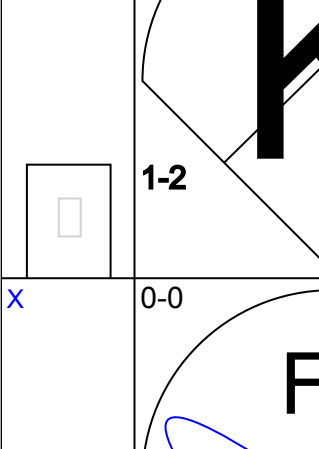
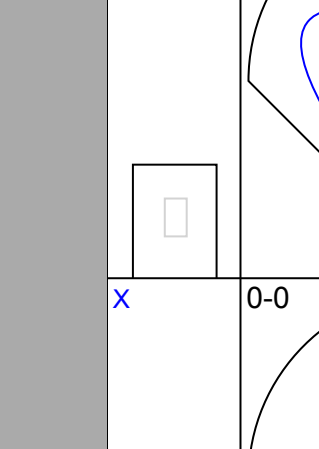
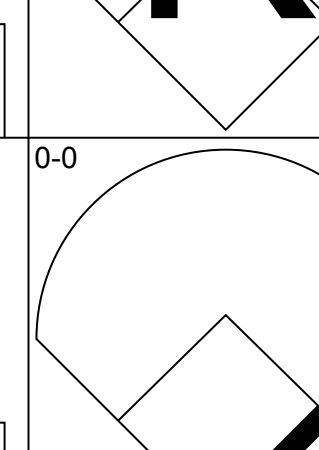
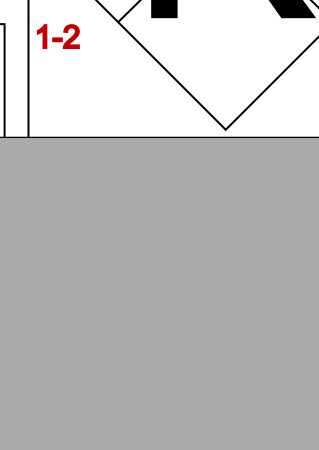
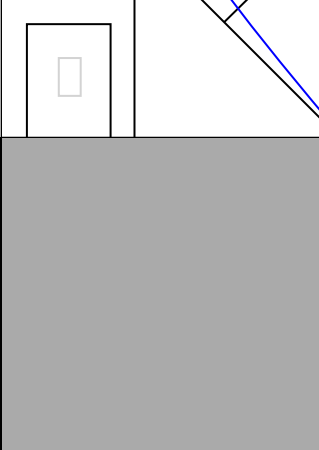
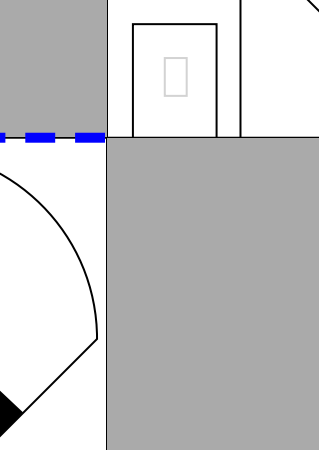
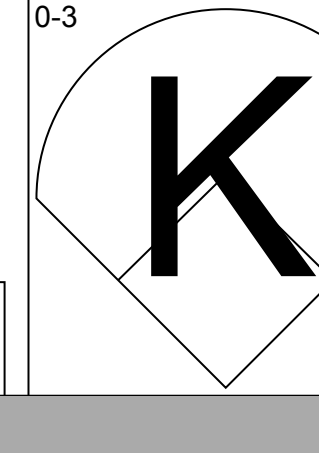

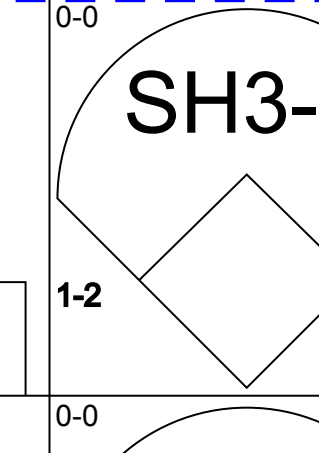

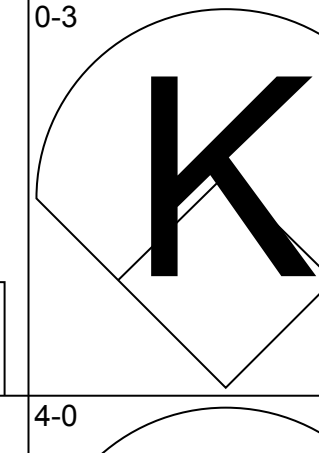

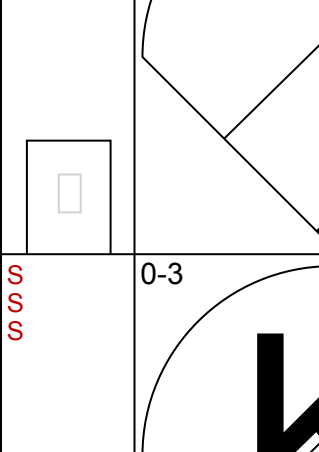
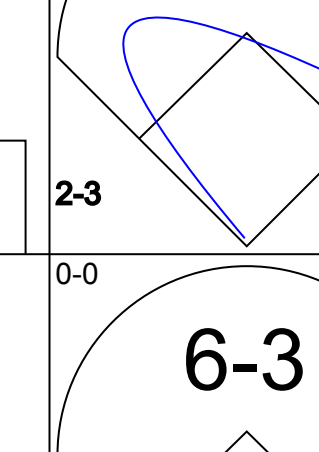

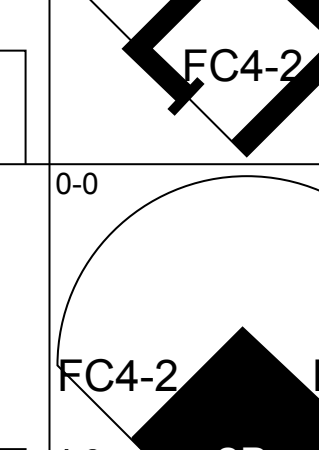

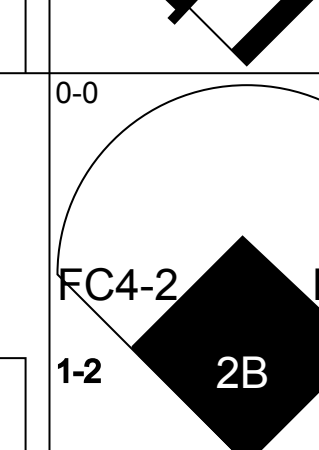

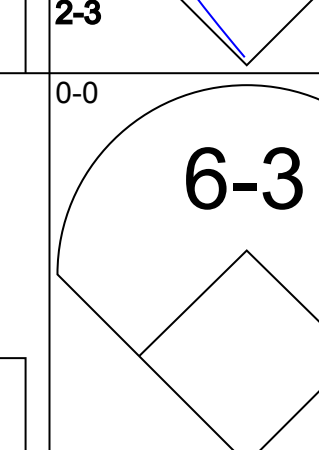

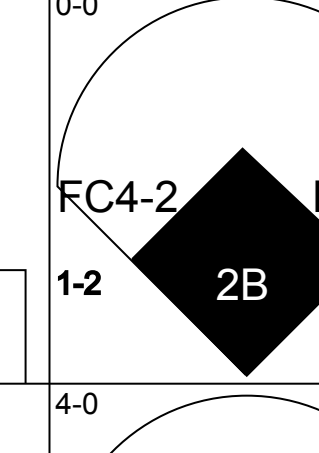


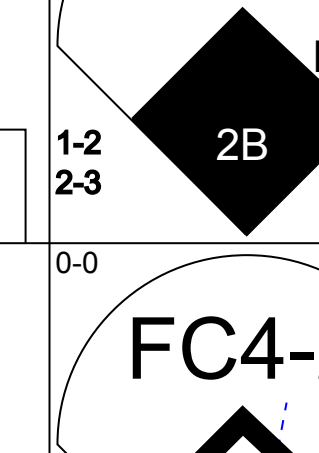
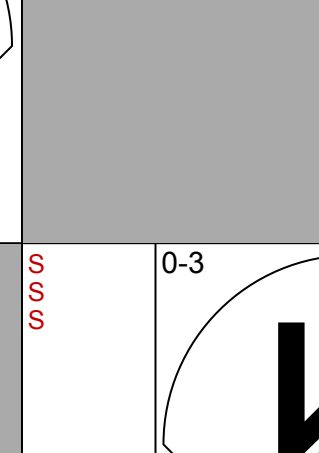

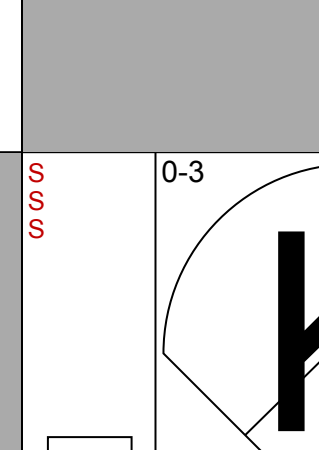

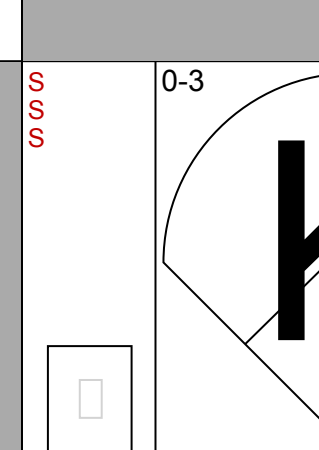

AB 37
R 10
H 14
RBI 10
BB 4
SO 4
LOB 21



Batter	1	2	3	4	5	6	7	8	9	AB	R	H	RBI	BB	SO	LOB	TOP	
Jim Piersall, R OBP: 0.279, SLG: 0.275 (1, 8)										4	0	0	0	0	1	2	<p>New York Mets @ St. Louis Cardinals Sportsman's Park, St. Louis, MO Sat May 25 1963, 4:33 AM EDT Att. 5,755 - Unknown - 58 F</p>	
Charlie Neal, R OBP: 0.321, SLG: 0.304 (1, 5)										2	0	0	0	2	0	0		
Cliff Cook, R OBP: 0.208, SLG: 0.231 (1, 7)										2	1	0	0	2	0	2		
Jim Hickman, R OBP: 0.338, SLG: 0.423 (1, 9)										3	0	0	0	1	3	3		
Ron Hunt, R OBP: 0.373, SLG: 0.419 (1, 4)										4	1	1	0	0	1	3		
Ed Kranepool, L OBP: 0.287, SLG: 0.336 (1, 3)										4	1	2	1	0	1	0		
Al Moran, R OBP: 0.207, SLG: 0.206 (1, 6)										4	0	0	1	0	1	2		
Norm Sherry, R OBP: 0.151, SLG: 0.220 (7, PH)										2	0	0	0	0	0	0		
Sammy Taylor, L (7, PH)										0	0	0	0	1	0	0		
Rod Kanehl, R OBP: 0.182, SLG: 0.129 (7, PH)										0	0	0	0	0	0	0		
Jay Hook, L OBP: 0.294, SLG: 0.267 (7, 1)										0	0	0	0	0	0	0		
Tim Harkness, L OBP: 0.315, SLG: 0.392 (9, PH)										1	0	0	0	0	0	0		
Al Jackson, L OBP: 0.185, SLG: 0.192 (5, 1)										1	0	0	0	0	0	0		
Larry Bearnarth, R (7, PH)										1	0	0	0	0	0	0		
Choo-Choo Coleman, L OBP: 0.277, SLG: 0.285 (7, 2)										1	0	0	0	0	0	2		
Inning Stats	R: 0 E: 0 K: 2 S: 7	H: 0 LOB: 1 BB: 1 P: 11	R: 0 E: 0 K: 0 S: 3	H: 0 LOB: 0 BB: 0 P: 3	R: 0 E: 0 K: 0 S: 3	H: 0 LOB: 0 BB: 0 P: 3	R: 0 E: 0 K: 2 S: 7	H: 1 LOB: 0 BB: 0 P: 5	R: 0 E: 0 K: 1 S: 5	H: 0 LOB: 0 BB: 0 P: 3	R: 3 E: 1 K: 1 S: 8	H: 2 LOB: 2 BB: 2 P: 16	R: 0 E: 0 K: 1 S: 5	H: 0 LOB: 1 BB: 0 P: 5	1B: 3 2B: 1 3B: 0 HR: 0	SF: 0 SAC: 0 DP: 2 HBP: 0	WP: 2 PB: 0 SB: 0 CS: 1	PA: 35
PITCHER	IP WLS BF H R ER SO BB IBB HBP BLK WP HR S P ERA WHIP																	
Ray Sadecki, L ERA: 6.2 (1, 1)	6.1 W 25 3 3 2 6 3 0 0 0 1 0 34 46 2.84 0.947																	
Harry Fanok, R ERA: 5.25 (7, 1)	1.0 6 0 0 0 0 3 0 0 0 1 0 3 15 0.00 3.000																	
Ed Bauta, R ERA: 2.25 (8, 1)	1.2 S 4 0 0 0 1 0 0 0 0 0 0 6 6 0.00 0.000																	

AB	29
R	3
H	3
RBI	2
BB	6
SO	7
LOB	14



Batter	1	2	3	4	5	6	7	8	9	AB	R	H	RBI	BB	SO	LOB	BOTTOM			
Curt Flood, R OBP: 0.315, SLG: 0.395 (1, 8)										5	2	3	2	0	1	0	<p>New York Mets @ St. Louis Cardinals Sportsman's Park, St. Louis, MO Sat May 25 1963, 4:33 AM EDT Att. 5,755 - Unknown - 58 F</p>			
Dick Groat, R OBP: 0.411, SLG: 0.475 (1, 6)										4	0	2	1	1	1	2				
Bill White, L OBP: 0.372, SLG: 0.453 (1, 3)										5	0	1	1	0	2	4				
Ken Boyer, R OBP: 0.365, SLG: 0.446 (1, 5)										3	1	2	0	1	0	2				
Charlie James, R OBP: 0.309, SLG: 0.404 (1, 7)										3	0	0	0	0	2	3				
Leo Burke, R OBP: 0.306, SLG: 0.441 (1, 9)										3	0	2	0	0	0	1				
Stan Musial, L OBP: 0.307, SLG: 0.471 (7, PH)										0	0	0	0	1	0	0				
Duke Carmel, L OBP: 0.350, SLG: 0.316 (7, PH)										0	1	0	0	0	0	0				
Julian Javier, R OBP: 0.327, SLG: 0.442 (1, 4)										4	1	2	1	0	1	2				
Gene Oliver, R OBP: 0.296, SLG: 0.430 (1, 2)										1	1	0	1	2	1	1				
Ray Sadecki, L OBP: 0.250, SLG: 0.250 (1, 1)										3	0	0	0	0	2	4				
Harry Fanok, S OBP: 0.400, SLG: 0.600 (7, 1)										1	0	0	0	0	1	2				
Ed Bauta, R (8, 1)										0	0	0	0	0	0	0				
Inning Stats	R: 0 E: 0 K: 2 S: 9	H: 2 LOB: 2 BB: 0 P: 9	R: 3 E: 0 K: 0 S: 6	H: 4 LOB: 2 BB: 2 P: 14	R: 0 E: 1 K: 2 S: 8	H: 1 LOB: 1 BB: 0 P: 8	R: 1 E: 0 K: 2 S: 8	H: 2 LOB: 0 BB: 0 P: 8	R: 0 E: 0 K: 0 S: 3	H: 0 LOB: 1 BB: 1 P: 7	R: 0 E: 0 K: 2 S: 8	H: 1 LOB: 2 BB: 1 P: 12	R: 2 E: 1 K: 2 S: 9	H: 2 LOB: 2 BB: 1 P: 13	R: 0 E: 0 K: 1 S: 5	H: 0 LOB: 0 BB: 0 P: 5	1B: 9 2B: 3 3B: 0 HR: 0	SF: 1 SAC: 1 DP: 0 HBP: 0	WP: 1 PB: 0 SB: 0 CS: 1	PA: 39
PITCHER	IP WLS BF H R ER SO BB IBB HBP BLK WP HR S P ERA WHIP																			
Al Jackson, L ERA: 2.87 (5, 1)	2.0 L 8 1 0 0 2 1 0 0 0 1 0 11 15 0.00 1.000																			
Larry Bearnarth, R ERA: 1.45 (7, 1)	2.0 9 2 2 2 3 0 1 0 0 0 0 0 14 18 9.00 1.000																			



Batter	1	2	3	4	5	6	7	8	9	10	AB	R	H	RBI	BB	SO	LOB	TOP
Bob Lillis, R OBP: 0.278, SLG: 0.287 (6, 5)	K		F2		F7		F9			SH1-3 1B	5	0	1	0	0	1	1	
Johnny Temple, R OBP: 0.348, SLG: 0.350 (1, 4)	K		F8		L6		G6-3			SH1-3	4	0	0	0	0	1	1	
Al Spangler, L OBP: 0.338, SLG: 0.328 (1, 7)	G3		K			F8		F9		K	5	0	0	0	0	2	1	
Carl Warwick, R OBP: 0.396, SLG: 0.443 (1, 9)					F6		G3			G4-6-3 1B	3	1	1	0	1	0	0	
Rusty Staub, L OBP: 0.338, SLG: 0.342 (1, 3)					4-3					G4-6-3 1B	2	2	0	0	2	0	1	
Bob Aspromonte, R OBP: 0.287, SLG: 0.306 J C Hartman, R OBP: 0.180, SLG: 0.155 (6, 6)					5-3						3	1	1	0	0	1	2	
Howie Coss, R OBP: 0.279, SLG: 0.418 (1, 8)											3	2	3	6	1	0	0	
John Bateman, R OBP: 0.222, SLG: 0.351 (1, 2)					1-3						4	1	1	1	0	0	2	
Don Nottebart, R OBP: 0.130, SLG: 0.091 Russ Kemmerer, R OBP: 0.200, SLG: 0.200 Hal Woodeshick, R OBP: 0.286, SLG: 0.286 Ken Johnson, R OBP: 0.067, SLG: 0.067 (9, 1)					5-3						1	0	0	0	0	0	0	
											2	0	1	0	0	0	0	
											0	0	0	0	0	0	0	
											1	0	0	0	0	0	0	
Inning Stats	R: 0 E: 0 K: 2 S: 7	H: 0 LOB: 0 BB: 0 P: 7	R: 3 E: 0 K: 1 S: 6	H: 1 LOB: 2 BB: 0 P: 14	R: 0 E: 0 K: 1 S: 5	H: 0 LOB: 0 BB: 0 P: 3	R: 2 E: 0 K: 0 S: 5	H: 2 LOB: 1 BB: 1 P: 9	R: 0 E: 0 K: 0 S: 3	H: 1 LOB: 0 BB: 0 P: 3	R: 0 E: 0 K: 1 S: 4	H: 0 LOB: 0 BB: 1 P: 8	R: 0 E: 0 K: 1 S: 6	H: 1 LOB: 1 BB: 0 P: 6	1B: 4 2B: 1 3B: 1 HR: 3	SF: 0 SAC: 1 DP: 3 HBP: 0	WP: 0 PA: 39 PB: 0 SB: 0 CS: 0	
PITCHER	IP 5.2	WLS 1.1	BF 4	H 1	R 0	ER 0	SO 0	BB 0	IBB 0	HBP 0	BLK 0	WP 0	HR 3	S 30	P 42	ERA 11.12	WHIP 1.412	
PITCHER	IP 6.1	WLS 2.0	BF 6	H 1	R 0	ER 0	SO 1	BB 0	IBB 0	HBP 0	BLK 0	WP 0	HR 7	S 11	P 11	ERA 0.00	WHIP 1.000	
PITCHER	IP 10.1	WLS 1.0	BF 4	H 1	R 0	ER 0	SO 1	BB 0	IBB 0	HBP 0	BLK 0	WP 0	HR 6	S 6	P 6	ERA 0.00	WHIP 1.000	

Houston Colt 45's @ St. Louis Cardinals
Sportsman's Park, St. Louis, MO
Tue May 28 1963, 8:05 PM EDT
Att: 6,836 - Unknown - 70 F

AB 34
R 7
H 8
RBI 7
BB 4
SO 6
LOB 8



Batter	1	2	3	4	5	6	7	8	9	10	AB	R	H	RBI	BB	SO	LOB	BOTTOM	
Curt Flood, R OBP: 0.318, SLG: 0.401 (1, 8)	3B 1B	6-3		F8			1B 2B	CS 1B		1-3 2H 2B	6	2	4	1	0	0	1		
Bill White, L OBP: 0.383, SLG: 0.472 (1, 3)	1H 2B 3B		1B 2B		F9		1B FC4-6 1B	CS 1-2		4-3	5	3	3	3	0	0	0		
Dick Groat, R OBP: 0.427, SLG: 0.508 (1, 6)	3H 2B		1B		4-3		FC4-6 1B			FC4-6 HBP	4	0	3	2	0	0	0		
Stan Musial, L OBP: 0.300, SLG: 0.487 Dal Maxwell, R OBP: 0.240, SLG: 0.167 Carl Sawada, L OBP: 0.233, SLG: 0.424 Bob Gibson, R OBP: 0.298, SLG: 0.471 Ron Taylor, R OBP: 0.067, SLG: 0.067 (10, 1)	L8		3B		2-3		FC4-6 1B 2B			FC4-6 HBP	4	0	1	1	0	0	2		
Ken Boyer, R OBP: 0.388, SLG: 0.466 (1, 5)	G4-6-3 BB		F4				FC4-6 1B 2B 1B			FC5 BB HBP	3	0	2	0	1	0	1		
George Altman, L OBP: 0.330, SLG: 0.350 Leo Burke, R OBP: 0.333, SLG: 0.472 (8, 9)	G4-6-3		FC6-4 BB				FC4-6 FC5-4 2B			FC5 BB	2	0	0	0	1	0	3		
Julian Javier, R OBP: 0.317, SLG: 0.429 (1, 4)			F7		FC6-4		L7 F8			FC5	5	0	0	0	0	0	8		
Gene Oliver, R OBP: 0.292, SLG: 0.426 Tim McCarver, L OBP: 0.343, SLG: 0.394 (10, PR)			2B		5-3		FC5-4			F8	5	0	2	0	0	0	1		
Ernie Broglio, R OBP: 0.107, SLG: 0.107 Ed Bauta, R OBP: 0.324, SLG: 0.444 (8, 7)			F3		3-1		2B 1B			6-3	2	0	0	0	0	0	1		
											3	1	2	0	0	0	0		
Inning Stats	R: 2 E: 0 K: 0 S: 5	H: 3 LOB: 1 BB: 1 P: 9	R: 0 E: 0 K: 0 S: 4	H: 1 LOB: 1 BB: 0 P: 4	R: 1 E: 0 K: 0 S: 5	H: 3 LOB: 2 BB: 1 P: 9	R: 0 E: 0 K: 0 S: 3	H: 0 LOB: 0 BB: 0 P: 3	R: 0 E: 0 K: 0 S: 4	H: 1 LOB: 1 BB: 0 P: 4	R: 4 E: 0 K: 0 S: 8	H: 6 LOB: 2 BB: 0 P: 8	R: 0 E: 0 K: 0 S: 3	H: 1 LOB: 0 BB: 0 P: 3	R: 0 E: 0 K: 0 S: 3	H: 0 LOB: 3 BB: 1 P: 9	1B: 10 2B: 6 3B: 2 HR: 0	SF: 0 SAC: 0 DP: 1 HBP: 2	WP: 0 PA: 47 PB: 0 SB: 0 CS: 1
PITCHER	IP 2.1	WLS 3.2	BF 13	H 5	R 4	ER 3	SO 0	BB 1	IBB 0	HBP 0	BLK 0	WP 0	HR 0	S 12	P 16	ERA 11.57	WHIP 3.429		
PITCHER	IP 3.1	WLS 2.2	BF 12	H 3	R 0	ER 0	SO 1	BB 0	IBB 0	HBP 2	BLK 0	WP 0	HR 9	S 15	P 15	ERA 0.00	WHIP 1.500		
PITCHER	IP 9.1	WLS 0.1	BF 4	H 3	R 1	ER 1	SO 0	BB 0	IBB 0	HBP 0	BLK 0	WP 0	HR 4	S 4	P 4	ERA 27.00	WHIP 9.000		

Houston Colt 45's @ St. Louis Cardinals
Sportsman's Park, St. Louis, MO
Tue May 28 1963, 8:05 PM EDT
Att: 6,836 - Unknown - 70 F


AB 41
R 8
H 18
RBI 8
BB 3
SO 0
LOB 18



Batter	1	2	3	4	5	6	7	8	9	10	AB	R	H	RBI	BB	SO	LOB	TOP			
Ernie Fazio, R OBP: 0.227, SLG: 0.211 (1, 4)	K2-3					6-3		B1		L5	4	0	0	0	1	1	1				
Johnny Temple, R OBP: 0.348, SLG: 0.351 (1, 5)	6-3		F8					L5			5	0	2	0	0	0	2				
Al Spangler, L OBP: 0.338, SLG: 0.333 Jim Umbricht, R (8, 1)	K				F9					1-3	4	0	1	1	0	1	1				
John Bateman, R OBP: 0.220, SLG: 0.348 Don McMahon, R (10, 1)						F9					0	0	0	0	0	0	0				
Carl Warwick, R OBP: 0.391, SLG: 0.445 (1, 9)		K			5-3			F5			4	0	1	0	0	1	1				
Rusty Staub, L OBP: 0.336, SLG: 0.347 (1, 3)					F6			FC3-5 2B			4	0	1	0	0	0	1				
Howie Gos, R OBP: 0.278, SLG: 0.432 (1, 8)								K		K	4	1	1	1	0	2	2				
Bob Lillis, R OBP: 0.284, SLG: 0.293 (1, 6)					3-1						4	0	2	0	0	0	1				
Jim Campbell, R OBP: 0.203, SLG: 0.200 (1, 2)					4-3			6-3		G3	4	0	0	0	0	1	3				
Bob Bruce, R OBP: 0.130, SLG: 0.048 Brock Davis, L OBP: 0.333, SLG: 0.385 (8, 7)					6-3					K	2	0	0	0	0	1	0				
								2B			2	1	1	0	0	1	0				
Inning Stats	R: 0 E: 0 K: 2 S: 7	H: 0 LOB: 0 BB: 0 P: 7	R: 0 E: 0 K: 1 S: 6	H: 1 LOB: 1 BB: 0 P: 6	R: 0 E: 0 K: 0 S: 3	H: 0 LOB: 1 BB: 1 P: 7	R: 0 E: 0 K: 0 S: 3	H: 0 LOB: 0 BB: 0 P: 3	R: 1 E: 0 K: 2 S: 8	H: 1 LOB: 0 BB: 0 P: 8	R: 0 E: 0 K: 1 S: 7	H: 2 LOB: 2 BB: 0 P: 7	R: 1 E: 0 K: 0 S: 5	H: 2 LOB: 1 BB: 0 P: 5	R: 0 E: 0 K: 1 S: 6	H: 1 LOB: 1 BB: 0 P: 6	R: 0 E: 0 K: 1 S: 6	H: 1 LOB: 1 BB: 0 P: 6	1B: 4 2B: 4 3B: 0 HR: 1	SF: 0 SAC: 0 DP: 0 HBP: 0	WP: 0 PA: 39 PB: 0 SB: 1 CS: 1
PITCHER	IP WLS BF H R ER SO BB IBB HBP BLK WP HR S P ERA WHIP																				
Ray Washburn, R ERA: 3.09 Bob Gibson, R ERA: 5.82 Bobby Shantz, L ERA: 2.88	(1, 1) 2.2 10 1 0 0 3 1 0 0 0 0 0 15 19 0.00 0.750																				
	(3, 1) 6.1 25 7 2 2 4 0 0 0 0 0 1 33 33 2.84 1.105																				
	(10, 1) 1.0 W 4 1 0 0 1 0 0 0 0 0 0 6 6 0.00 1.000																				

Houston Colt 45's @ St. Louis Cardinals
Sportsman's Park, St. Louis, MO
Wed May 29 1963, 8:05 PM EDT
Att: 8,346 - Unknown - 74 F


AB 38
R 2
H 9
RBI 2
BB 1
SO 8
LOB 13



Batter	1	2	3	4	5	6	7	8	9	10	AB	R	H	RBI	BB	SO	LOB	BOTTOM					
Curt Flood, R OBP: 0.316, SLG: 0.396 (1, 8)	5-3 4-3 1B		F9		L6		F8			K	5	0	1	0	0	1	1						
Bill White, L OBP: 0.384, SLG: 0.482 (1, 3)	4-3		F6			1B 4-3 BB		6-3			4	2	1	1	1	0	1						
Dick Groat, R OBP: 0.419, SLG: 0.497 (1, 6)	5-3		K			4-3		1-3			4	0	0	0	0	1	2						
George Altman, L OBP: 0.328, SLG: 0.348 (1, 9)	G3				G3			G3			4	1	1	0	0	0	1						
Ken Boyer, R OBP: 0.395, SLG: 0.473 (1, 5)						1B SF9 1B					4	0	3	1	0	0	0						
Charlie James, R OBP: 0.317, SLG: 0.436 Stan Musial, L OBP: 0.318, SLG: 0.487 Duke Carmel, L OBP: 0.366, SLG: 0.400 (7, 7)			F5		K2-4-2						2	0	0	0	0	1	2						
								SF9			0	0	0	1	0	0	0						
											1	0	1	0	0	0	0						
Julian Javier, R OBP: 0.310, SLG: 0.419 (1, 4)			FC6-4 S		5-3			K		F5	4	0	0	0	0	1	3						
Carl Sawatski, L OBP: 0.338, SLG: 0.426 Dal Maxvill, R OBP: 0.286, SLG: 0.167 Bobby Shantz, R (10, 1)											2	0	1	0	2	1	0						
											0	0	0	0	0	0	0						
											0	0	0	0	0	0	0						
Ray Washburn, R OBP: 0.100, SLG: 0.053 Bob Gibson, R OBP: 0.333, SLG: 0.421 Tim McCarver, L OBP: 0.333, SLG: 0.382 (10, 2)											1	0	0	0	0	1	2						
											2	0	0	0	0	1	1						
											1	0	0	0	0	0	2						
Inning Stats	R: 0 E: 0 K: 0 S: 4	H: 1 LOB: 1 BB: 4 P: 4	R: 0 E: 0 K: 1 S: 6	H: 1 LOB: 2 BB: 1 P: 10	R: 0 E: 0 K: 1 S: 5	H: 0 LOB: 0 BB: 0 P: 5	R: 0 E: 0 K: 1 S: 5	H: 1 LOB: 1 BB: 0 P: 5	R: 0 E: 0 K: 0 S: 4	H: 1 LOB: 1 BB: 0 P: 4	R: 2 E: 0 K: 2 S: 7	H: 2 LOB: 1 BB: 1 P: 11	R: 0 E: 0 K: 1 S: 7	H: 0 LOB: 0 BB: 0 P: 7	R: 0 E: 0 K: 0 S: 3	H: 0 LOB: 0 BB: 0 P: 3	R: 0 E: 0 K: 0 S: 4	H: 1 LOB: 2 BB: 1 P: 8	R: 1 E: 0 K: 1 S: 4	H: 1 LOB: 0 BB: 0 P: 4	1B: 6 2B: 2 3B: 0 HR: 1	SF: 1 SAC: 0 DP: 1 HBP: 0	WP: 0 PA: 38 PB: 0 SB: 1 CS: 0
PITCHER	IP WLS BF H R ER SO BB IBB HBP BLK WP HR S P ERA WHIP																						
Bob Bruce, R ERA: 4.07 Jim Umbricht, R ERA: 8.44 Don McMahon, R ERA: 5.49	(1, 1) 7.0 6 2 2 6 1 0 0 0 0 0 0 38 46 2.57 1.000																						
	(8, 1) 2.0 8 1 0 0 0 0 0 0 0 0 0 7 11 0.00 0.500																						
	(10, 1) 0.1 L 2 1 1 1 1 0 0 0 0 0 1 4 4 27.00 3.000																						

Houston Colt 45's @ St. Louis Cardinals
Sportsman's Park, St. Louis, MO
Wed May 29 1963, 8:05 PM EDT
Att: 8,346 - Unknown - 74 F

AB 34
R 3
H 8
RBI 3
BB 3
SO 7
LOB 15



Batter	1	2	3	4	5	6	7	8	9	AB	R	H	RBI	BB	SO	LOB	TOP								
Ernie Fazio, R OBP: 0.265, SLG: 0.262 (1, 4)	F8			F6		5-3 2B		1B BB		4	1	2	0	1	0	0	Houston Colt 45's @ St. Louis Cardinals Sportsman's Park, St. Louis, MO Thu May 30 1963, 4:33 AM EDT Att: 10,497 - Unknown - 79 F								
Johnny Temple, R OBP: 0.356, SLG: 0.351 (1, 5)	1-3			G6-3 1B		5-3 BB		1B BB	1-3	3	1	1	0	2	0	1									
Al Spangler, L OBP: 0.333, SLG: 0.331 (1, 7)	4-3			G6-3 1-2		F3		1B BB		4	1	1	0	0	0	3									
Carl Warwick, R OBP: 0.394, SLG: 0.443 (1, 9)				F6		5-3 BB		1B BB		3	1	1	2	1	0	2									
Rusty Staub, L OBP: 0.333, SLG: 0.339 (1, 3)	K			2B 6-3 BB		4-3		K		3	1	0	0	1	2	4									
Howie Goss, R OBP: 0.283, SLG: 0.439 (1, 8)	F2			WP 1-3 2-H 2B				FC4-6 1-2 2-H 1B		4	0	2	2	0	0	0									
Bob Lillis, R OBP: 0.276, SLG: 0.285 (1, 6)				6-3		6-3		FC4-6 1-2 1B		4	0	0	1	0	0	3									
Jim Campbell, R OBP: 0.206, SLG: 0.203 (1, 2)				G2-6-3 1B		K		4-3		4	0	1	0	0	1	1									
Turk Farrell, R OBP: 0.281, SLG: 0.300 (4, 1)				G2-6-3		K		F9		1	0	0	0	0	0	1									
Russ Kemmerer, R OBP: 0.167, SLG: 0.167 (5, 1)								K2-3		1	0	0	0	0	1	1									
Bob Aspromonte, R OBP: 0.265, SLG: 0.354 (8, PH)										0	0	0	0	0	0	0									
Chris Zachary, L OBP: 0.317, SLG: 0.354 (8, PH)										0	0	0	0	0	0	0									
Brock Davis, L OBP: 0.313, SLG: 0.357 (9, PH)										1	0	0	0	0	1	0									
Inning Stats	R: 0 E: 0 K: 0 S: 3	H: 0 LOB: 0 BB: 0 P: 3	R: 0 E: 0 K: 1 S: 5	H: 0 LOB: 0 BB: 0 P: 5	R: 0 E: 0 K: 0 S: 3	H: 1 LOB: 0 BB: 0 P: 3	R: 0 E: 0 K: 0 S: 3	H: 1 LOB: 0 BB: 0 P: 3	R: 2 E: 0 K: 2 S: 8	H: 1 LOB: 1 BB: 2 P: 16	R: 0 E: 0 K: 0 S: 4	H: 0 LOB: 0 BB: 0 P: 8	R: 0 E: 0 K: 0 S: 3	H: 0 LOB: 0 BB: 0 P: 3	R: 3 E: 0 K: 1 S: 9	H: 4 LOB: 2 BB: 1 P: 13	R: 0 E: 0 K: 1 S: 5	H: 0 LOB: 1 BB: 1 P: 9	1B: 6 2B: 2 3B: 0 HR: 0	SF: 0 SAC: 0 DP: 2 HBP: 0	WP: 1 PB: 0 SB: 0 CS: 0	PA: 38			
PITCHER	IP	WLS	BF	H	R	ER	SO	BB	IBB	HBP	BLK	WP	HR	S	P	ERA	WHIP								
Ray Sadecki, L ERA: 6.16 (1, 1)	7.2	W	33	8	5	5	4	4	0	0	0	1	0	37	53	5.87	1.565								
Ed Bauta, R ERA: 1.69 (8, 1)	1.1	S	5	0	0	0	1	1	0	0	1	0	0	6	10	0.00	0.750								

AB	33
R	5
H	8
RBI	5
BB	5
SO	5
LOB	16



Batter	1	2	3	4	5	6	7	8	9	AB	R	H	RBI	BB	SO	LOB	BOTTOM								
Curt Flood, R OBP: 0.309, SLG: 0.387 (1, 8)	5-3		E6 SH	F9		K		5-3		5	1	0	1	0	1	1	Houston Colt 45's @ St. Louis Cardinals Sportsman's Park, St. Louis, MO Thu May 30 1963, 4:33 AM EDT Att: 10,497 - Unknown - 79 F								
Bill White, L OBP: 0.383, SLG: 0.477 (1, 3)			SH HR		F6	K				2	1	0	0	1	1	0									
Dick Groat, R OBP: 0.418, SLG: 0.493 (1, 6)					E6	5-3				2	2	0	0	1	1	1									
Dal Maxvill, R OBP: 0.250, SLG: 0.143 (6, 6)	K		HR BB		WP 1B	1B				1	0	0	0	0	0	0									
Stan Musial, L OBP: 0.323, SLG: 0.512 (1, 7)					1B WP	1B		F6		4	2	2	3	0	0	1									
Charlie James, R OBP: 0.317, SLG: 0.436 (8, 7)	F9		HR		1-2 SF8	1B				0	0	0	0	0	0	0									
Ken Boyer, R OBP: 0.392, SLG: 0.465 (1, 5)					4-0 1B	1B		5-3		3	1	0	0	1	0	0									
George Altman, L OBP: 0.337, SLG: 0.357 (1, 9)					1-2 2-3 3-H	1B				4	0	3	1	0	0	0									
Julian Javier, R OBP: 0.303, SLG: 0.411 (1, 4)					1-2 2-3 3-H	SF8		F4		3	0	0	1	0	0	2									
Tim McCarver, L OBP: 0.350, SLG: 0.421 (1, 2)					3-H			F8		4	1	2	1	0	0	0									
Ray Sadecki, L OBP: 0.227, SLG: 0.227 (1, 1)					1-2 2-H 1B			4-3		2	1	0	0	0	0	2									
Ed Bauta, R ERA: 1.69 (8, 1)					2-3	SH		4-3		1	0	0	0	0	0	0									
Inning Stats	R: 0 E: 0 K: 1 S: 5	H: 0 LOB: 1 BB: 1 P: 9	R: 0 E: 0 K: 0 S: 3	H: 1 LOB: 0 BB: 0 P: 3	R: 6 E: 3 K: 0 S: 8	H: 2 LOB: 0 BB: 1 P: 12	R: 0 E: 0 K: 0 S: 3	H: 0 LOB: 0 BB: 0 P: 3	R: 3 E: 1 K: 0 S: 7	H: 3 LOB: 2 BB: 1 P: 11	R: 0 E: 0 K: 2 S: 7	H: 0 LOB: 0 BB: 0 P: 7	R: 0 E: 0 K: 0 S: 4	H: 1 LOB: 1 BB: 0 P: 4	R: 0 E: 0 K: 0 S: 3	H: 0 LOB: 0 BB: 0 P: 3	1B: 5 2B: 1 3B: 0 HR: 1	SF: 1 SAC: 2 DP: 1 HBP: 0	WP: 1 PB: 0 SB: 1 CS: 0	PA: 37					
PITCHER	IP	WLS	BF	H	R	ER	SO	BB	IBB	HBP	BLK	WP	HR	S	P	ERA	WHIP								
Turk Farrell, R ERA: 2.92 (1, 1)	3.0	L	16	3	6	1	1	2	0	0	0	1	0	16	24	3.00	1.667								
Russ Kemmerer, R ERA: 5.61 (4, 1)	1.2		10	3	3	0	0	1	0	0	0	1	0	9	13	0.00	2.400								
Hal Brown, R ERA: 4.5 (5, 1)	2.1		8	1	0	0	2	0	0	0	0	0	0	12	12	0.00	0.429								
Chris Zachary, R ERA: 9.49 (8, 1)	1.0		3	0	0	0	0	0	0	0	0	0	0	3	3	0.00	0.000								

AB	31
R	9
H	7
RBI	7
BB	3
SO	3
LOB	7



Batter	1	2	3	4	5	6	7	8	9	AB	R	H	RBI	BB	SO	LOB	TOP				
Harvey Kuenn, R OBP: 0.276, SLG: 0.273 Ernie Bowman, R OBP: 0.250, SLG: 0.375	0-0 FC4-6 1B		0-0 E 2B 1B	0-0 F8		0-0 1-3			0-0 P5	5	1	2	0	0	0	1					
Cap Peterson, R OBP: 0.250, SLG: 0.417	0-0 FC4-6 1-2		0-0 E6 2B	0-0 P4			0-0 F9			4	1	0	0	0	0	3					
Willie Mays, R OBP: 0.333, SLG: 0.407	0-3 K		0-0 F9 1B 2B		0-0 4-3 1B 1B		0-0 K2-3 S 1B			4	2	3	2	0	1	1					
Orlando Cepeda, R OBP: 0.373, SLG: 0.546	0-3 K		0-0 F9 2-3		0-0 4-3 1-2		0-3 K2-3 1-3			4	0	0	0	0	2	4					
Felipe Alou, R OBP: 0.351, SLG: 0.564		0-3 K	0-0 1B 1B		0-0 2H 1B			0-3 K		4	0	2	2	0	2	0					
Jim Davenport, R OBP: 0.307, SLG: 0.374		0-0 1B	0-0 1B 1B		0-0 F9			0-0 F8		4	0	2	0	0	0	1					
Tom Haller, L OBP: 0.289, SLG: 0.365		0-3 K	0-0 G3		0-0 F7			0-0 F8		4	0	0	0	0	1	3					
Jose Pagan, R OBP: 0.254, SLG: 0.254 Willie McCovey, L OBP: 0.374, SLG: 0.503	0-0 1-3			0-0 SH1-4 1B		0-3 K			0-3 K	3	0	1	0	0	1	1					
Jack Sanford, R OBP: 0.263, SLG: 0.273 Gaylord Perry, R OBP: 0.133, SLG: 0.133 Don Larsen, R OBP: 0.150, SLG: 0.250 Bobby Bolin, R OBP: 0.150, SLG: 0.250 Billy Pierce, L			4-0 E BB	0-0 SH1-4 1B		0-3 K			0-0 F7	1	1	0	0	1	1	0					
Inning Stats	R: 0 E: 0 K: 2 S: 8	H: 1 LOB: 1 BB: 0 P: 8	R: 0 E: 0 K: 2 S: 8	H: 1 LOB: 1 BB: 0 P: 8	R: 4 E: 1 K: 0 S: 7	H: 4 LOB: 1 BB: 1 P: 11	R: 0 E: 0 K: 0 S: 4	H: 1 LOB: 1 BB: 0 P: 4	R: 1 E: 0 K: 0 S: 5	H: 2 LOB: 1 BB: 0 P: 5	R: 0 E: 0 K: 2 S: 7	H: 0 LOB: 0 BB: 0 P: 7	R: 0 E: 0 K: 1 S: 5	H: 1 LOB: 0 BB: 0 P: 5	R: 0 E: 0 K: 1 S: 5	H: 0 LOB: 0 BB: 0 P: 5	R: 0 E: 0 K: 1 S: 5	H: 0 LOB: 0 BB: 0 P: 5	1B: 9 2B: 1 3B: 0 HR: 0	SF: 0 SAC: 1 DP: 0 HBP: 0	WP: 0 PA: 37 PB: 0 SB: 1 CS: 0
PITCHER	IP WLS BF H R ER SO BB IBB HBP BLK WP HR S P ERA WHIP	5.0 25 9 5 4 4 1 0 0 0 0 0 0 32 36 7.20 2.000	1.0 3 0 0 0 2 0 0 0 0 0 0 0 7 7 0.00 0.000	2.0 6 1 0 0 2 0 0 0 0 0 0 0 10 10 0.00 0.500	1.0 W 3 0 0 0 1 0 0 0 0 0 0 5 5 0.00 0.000	PITCHER										IP WLS BF H R ER SO BB IBB HBP BLK WP HR S P ERA WHIP					

San Francisco Giants @ St. Louis Cardinals
Sportsman's Park, St. Louis, MO
Fri May 31 1963, 8:05 PM EDT
Att: 21,564 - Unknown

AB 35
R 5
H 10
RBI 4
BB 1
SO 9
LOB 14

Batter	1	2	3	4	5	6	7	8	9	AB	R	H	RBI	BB	SO	LOB	BOTTOM				
Curt Flood, R OBP: 0.315, SLG: 0.389	0-0 1B G3 1B		0-0 5-3		0-0 6-3		0-0 HR 1B		4-0 1B FC BB F4	4	3	2	0	1	0	0					
Bill White, L OBP: 0.392, SLG: 0.502	0-0 G3 BB 1-3 6-3 1B		0-0 6-3 2B		4-0 BB		0-0 1H HR		0-0 FC 1B	4	2	3	2	1	0	1					
Dick Groat, R OBP: 0.417, SLG: 0.488	4-0 G3 1-2 BB		0-0 6-3		0-0 P3		0-0 P6		0-0 1-2 2-3 1B	4	0	1	0	1	0	2					
Stan Musial, L OBP: 0.319, SLG: 0.500	0-0 G3		0-0 L4		0-0 4-3		0-0 4-3		0-0 F4	5	1	1	2	0	0	5					
Ken Boyer, R OBP: 0.385, SLG: 0.455	0-0 6-3		0-0 5-3		0-0 F8		0-3 K			4	0	0	1	0	1	3					
George Altman, L OBP: 0.335, SLG: 0.351	4-0 IBB		0-0 F7		0-0 F7			0-0 F5		3	0	0	0	1	0	1					
Julian Javier, R OBP: 0.307, SLG: 0.413	0-0 L4		0-0 5-3		0-0 1B 1B			0-0 4-3 1B		4	0	2	0	0	0	2					
Tim McCarver, L OBP: 0.341, SLG: 0.405		0-0 3-1		0-0 F7		0-0 1B 1B		0-0 4-3		4	0	1	1	0	0	1					
Curt Simmons, L OBP: 0.222, SLG: 0.231 Charlie Williams, R OBP: 0.214, SLG: 0.251 Bob Humphreys, R OBP: 0.133, SLG: 0.133 Carl Sawatski, L OBP: 0.133, SLG: 0.133 Ed Bauta, R OBP: 0.150, SLG: 0.250 Leo Burke, R OBP: 0.150, SLG: 0.250 Bob Gibson, R OBP: 0.133, SLG: 0.250		0-3 K		0-0 P3		0-0 4-3		0-3 K		1	0	0	0	0	1	0					
Inning Stats	R: 2 E: 0 K: 0 S: 5	H: 2 LOB: 2 BB: 2 P: 13	R: 0 E: 0 K: 1 S: 5	H: 0 LOB: 0 BB: 0 P: 5	R: 0 E: 0 K: 0 S: 4	H: 1 LOB: 1 BB: 0 P: 4	R: 0 E: 0 K: 0 S: 3	H: 0 LOB: 0 BB: 0 P: 3	R: 0 E: 0 K: 0 S: 3	H: 0 LOB: 1 BB: 1 P: 7	R: 1 E: 0 K: 0 S: 6	H: 3 LOB: 2 BB: 0 P: 6	R: 2 E: 0 K: 1 S: 7	H: 2 LOB: 0 BB: 0 P: 7	R: 0 E: 0 K: 1 S: 6	H: 1 LOB: 1 BB: 0 P: 6	R: 1 E: 0 K: 0 S: 3	H: 1 LOB: 3 BB: 1 P: 7	1B: 8 2B: 1 3B: 0 HR: 1	SF: 0 SAC: 0 DP: 0 HBP: 0	WP: 0 PA: 40 PB: 0 SB: 0 CS: 0
PITCHER	IP WLS BF H R ER SO BB IBB HBP BLK WP HR S P ERA WHIP	6.0 27 9 3 2 2 2 0 0 0 0 0 1 13 13 9.00 1.500	2.0 9 3 2 2 2 0 0 0 0 0 0 1 13 13 9.00 1.500	0.0 L 2 0 1 1 0 1 0 0 0 0 0 1 5 ∞ ∞	0.0 1 1 0 0 0 0 0 0 0 0 0 0 1 1 ∞ ∞	0.1 1 0 0 0 0 0 0 0 0 0 0 1 1 0.00 0.000	PITCHER										IP WLS BF H R ER SO BB IBB HBP BLK WP HR S P ERA WHIP				

San Francisco Giants @ St. Louis Cardinals
Sportsman's Park, St. Louis, MO
Fri May 31 1963, 8:05 PM EDT
Att: 21,564 - Unknown

AB 36
R 6
H 10
RBI 6
BB 4
SO 3
LOB 18

Batter	1	2	3	4	5	6	7	8	9	AB	R	H	RBI	BB	SO	LOB	TOP					
Harvey Kuenn, R OBP: 0.302, SLG: 0.317 (1, 7)	0-0 1-3		0-0 1B SF9		0-0 1B 2B		0-0 1B		0-3 K	5	2	3	0	0	1	1	San Francisco Giants @ St. Louis Cardinals Sportsman's Park, St. Louis, MO Sat Jun 01 1963, 4:33 AM EDT Att: 14,152 - Unknown - 86 F livebaseballscores.com					
Cap Peterson, R OBP: 0.276, SLG: 0.414 (1, 4)	0-0 1B		0-0 1B 1B		0-0 P6		0-3 K		0-0 F9	5	1	2	0	0	1	3						
Willie Mays, R OBP: 0.332, SLG: 0.402 (1, 8)	0-3 K		0-0 SF9		0-0 P4		4-0 BB			2	0	0	1	1	1	2						
Orlando Cepeda, R OBP: 0.376, SLG: 0.545 (1, 3)	0-0 F2		0-0 1B 1-2		0-0 1B 2H		0-0 G4-6-3 BB			4	0	2	1	0	0	3						
Ed Bailey, L OBP: 0.396, SLG: 0.685 (1, 2)		4-0 BB G4-6-3 1B	0-0 1-2 2H 1B		0-0 4-3				0-3 K	3	0	1	1	1	1	1						
Felipe Alou, R OBP: 0.354, SLG: 0.578 (1, 9)		0-0 1-2 G4-6-3 1B	0-0 1-3				0-0 HR		0-0 F7	4	1	2	1	0	0	2						
Jim Davenport, R OBP: 0.300, SLG: 0.365 (1, 5)		0-0 G4-6-3 1-2 2-3		0-0 6-3		0-3 K			0-0 5-3	4	0	0	0	0	1	2						
Jose Pagan, R OBP: 0.250, SLG: 0.250 (9, PH)		0-3 K		0-0 5-3		0-0 6-3			0-0 L9	3	0	0	0	0	1	1						
Matty Alou, L OBP: 0.125, SLG: 0.125 (9, PH)				0-0 5-3						1	0	0	0	0	0	0						
Jack Fisher, R OBP: 0.273, SLG: 0.263 (1, 1)			0-0 5-3		0-0 F9		0-3 K		4-0 BB	2	0	0	0	0	0	0						
Jim Duffalo, R OBP: 0.182, SLG: 0.127 (9, PH)										1	0	0	0	0	1	0						
Inning Stats	R: 0 E: 0 K: 1 S: 6	H: 1 LOB: 1 BB: 0 P: 6	R: 0 E: 0 K: 1 S: 5	H: 1 LOB: 1 BB: 1 P: 9	R: 2 E: 0 K: 0 S: 7	H: 4 LOB: 2 BB: 0 P: 7	R: 0 E: 0 K: 0 S: 3	H: 0 LOB: 0 BB: 0 P: 3	R: 1 E: 0 K: 2 S: 5	H: 2 LOB: 1 BB: 0 P: 5	R: 1 E: 0 K: 0 S: 8	H: 1 LOB: 1 BB: 0 P: 8	R: 0 E: 0 K: 1 S: 5	H: 1 LOB: 1 BB: 1 P: 9	R: 0 E: 0 K: 1 S: 5	H: 0 LOB: 1 BB: 1 P: 5	R: 0 E: 0 K: 1 S: 5	H: 0 LOB: 1 BB: 1 P: 9	1B: 8 2B: 1 3B: 0 HR: 1	SF: 1 SAC: 0 DP: 2 HBP: 0	WP: 0 PB: 0 SB: 0 CS: 0	PA: 38
PITCHER Ron Taylor, R ERA: 2.47 (1, 1)	IP: 9.0 WLS: W BF: 38 H: 10 R: 4 ER: 4 SO: 7 BB: 3 IBB: 0 HBP: 0 BLK: 0 WP: 0 HR: 1 S: 49 P: 61 ERA: 4.00 WHIP: 1.444															PITCHER	IP: 9.0 WLS: W BF: 38 H: 10 R: 4 ER: 4 SO: 7 BB: 3 IBB: 0 HBP: 0 BLK: 0 WP: 0 HR: 1 S: 49 P: 61 ERA: 4.00 WHIP: 1.444					

Batter	1	2	3	4	5	6	7	8	9	AB	R	H	RBI	BB	SO	LOB	BOTTOM			
Curt Flood, R OBP: 0.317, SLG: 0.391 (1, 8)	0-3 K	0-0 FC4-6 1-3 3H 1B 2B		0-0 6-3	0-0 F8			4-0 6-3 SH1-4 CS BB		4	1	1	1	1	1	1	San Francisco Giants @ St. Louis Cardinals Sportsman's Park, St. Louis, MO Sat Jun 01 1963, 4:33 AM EDT Att: 14,152 - Unknown - 86 F livebaseballscores.com			
Bill White, L OBP: 0.398, SLG: 0.510 (1, 3)	0-0 S 1B	4-0 FC4-6 IBB		0-0 4-3 1B 2B		0-0 F8		0-0 SH1-4		3	2	2	0	1	0	0				
Dick Groat, R OBP: 0.409, SLG: 0.476 (1, 6)	0-0 5-3 1-2	0-0 FC4-6 1B 1-2 2-3 3H		0-0 4-3		0-3 K		0-0 6-3		5	0	0	1	0	1	5				
Stan Musial, L OBP: 0.336, SLG: 0.508 (8, PR)	0-0 2H 1B	0-0 FC5-4 1B		0-0 FC4 1B		0-0 6-3		4-0 IBB		4	0	3	3	1	0	0				
Duke Carmel, L OBP: 0.395, SLG: 0.400 (9, 7)		1-3 3H 1B		1-3 3H 1B						0	0	0	0	0	0	0				
Ken Boyer, R OBP: 0.377, SLG: 0.446 (1, 5)	0-0 F8	0-0 FC5-4 1-2		0-0 FC4 1-2				0-0 K		4	0	0	0	0	1	4				
George Altman, L OBP: 0.343, SLG: 0.370 (1, 9)		4-0 BB 1B BB	0-3 K		0-0 HR		4-0 1B BB			2	2	1	1	2	1	0				
Julian Javier, R OBP: 0.306, SLG: 0.410 (1, 4)		0-0 1B 2B 1B	0-0 6-3		0-0 P3		0-0 P6			4	1	1	0	0	0	1				
Tim McCarver, L OBP: 0.375, SLG: 0.435 (1, 2)		0-0 2B FC4-6 1B	0-0 E4		0-0 SH1-4 1B		0-0 1B			4	1	3	1	0	0	0				
Ron Taylor, R OBP: 0.182, SLG: 0.127 (9, PH)		0-3 K	0-3 K		0-0 SH1-4 1-2		0-0 1-3			3	0	0	0	0	2	5				
Inning Stats	R: 1 E: 0 K: 1 S: 7	H: 2 LOB: 1 BB: 0 P: 7	R: 4 E: 0 K: 1 S: 9	H: 4 LOB: 2 BB: 2 P: 17	R: 0 E: 1 K: 2 S: 8	H: 0 LOB: 1 BB: 0 P: 8	R: 1 E: 0 K: 0 S: 5	H: 2 LOB: 1 BB: 0 P: 5	R: 1 E: 0 K: 0 S: 5	H: 2 LOB: 1 BB: 0 P: 5	R: 0 E: 0 K: 1 S: 5	H: 0 LOB: 0 BB: 0 P: 5	R: 0 E: 0 K: 1 S: 6	H: 1 LOB: 2 BB: 1 P: 10	R: 0 E: 0 K: 0 S: 2	H: 0 LOB: 1 BB: 2 P: 10	1B: 8 2B: 2 3B: 0 HR: 1	SF: 0 SAC: 2 DP: 0 HBP: 0	WP: 0 PB: 0 SB: 1 CS: 1	PA: 41
PITCHER Jack Fisher, R ERA: 4.52 (1, 1)	IP: 4.1 WLS: L BF: 26 H: 10 R: 7 ER: 7 SO: 4															PITCHER Jim Duffalo, R ERA: 1.69 (5, 1)	IP: 3.2 WLS: L BF: 14 H: 1 R: 0 ER: 0 SO: 2 BB: 2 IBB: 0 HBP: 0 BLK: 0 WP: 0 HR: 0 S: 15 P: 27 ERA: 0.00 WHIP: 0.818			

Batter	1	2	3	4	5	6	7	8	9	AB	R	H	RBI	BB	SO	LOB	TOP		
Curt Flood, R OBP: 0.306, SLG: 0.378 (1, 8)	F6		F3			F9		F8		4	0	0	0	0	0	2			
Bill White, L OBP: 0.389, SLG: 0.495 (1, 3)	K			F6		G3		K		4	0	0	0	0	2	2			
Dick Groat, R OBP: 0.403, SLG: 0.477 (1, 6)	K			F5		6-3			F9	4	0	0	0	0	1	1			
Stan Musial, L OBP: 0.325, SLG: 0.486 (1, 7)		K		F3			F4		F2	4	0	0	0	0	1	0			
Ken Boyer, R OBP: 0.377, SLG: 0.440 (1, 5)		FC4-6 BB			FC5-4 1B		4-3		1B 1B	3	0	2	0	1	0	0			
George Altman, L OBP: 0.345, SLG: 0.372 (1, 9)		FC4-6 1-2		F8			BB		DI 1B	3	0	1	0	1	0	2			
Julian Javier, R OBP: 0.309, SLG: 0.424 (1, 4)	K			FC5-4 1-2		F6			K	4	0	0	0	0	2	5			
Tim McCarver, L OBP: 0.345, SLG: 0.396 (1, 2)			K		F9			F4		3	0	0	0	0	1	1			
Curt Simmons, L OBP: 0.214, SLG: 0.222 (5, PH)			K							1	0	0	0	0	1	0			
Duke Carmin, L OBP: 0.407, SLG: 0.400 (5, PH)										0	0	0	0	0	0	0			
Bob Humphreys, R OBP: 0.308, SLG: 0.413 (5, PH)										0	0	0	0	0	0	0			
Diomedes Olivo, L OBP: 0.326, SLG: 0.143 (5, PH)										0	0	0	0	0	0	0			
Ed Bauta, R OBP: 0.308, SLG: 0.143 (5, PH)										0	0	0	0	0	0	0			
Carl Sawatski, L OBP: 0.308, SLG: 0.143 (5, PH)										0	0	0	0	0	0	0			
Dal Maxvill, R OBP: 0.308, SLG: 0.143 (5, PH)										0	0	0	0	0	0	0			
Bobby Shantz, R OBP: 0.308, SLG: 0.143 (5, PH)										0	0	0	0	0	0	0			
Inning Stats	R: 0 H: 0 E: 0 K: 2 S: 7	H: 0 LOB: 0 BB: 0 P: 7	R: 0 H: 0 E: 1 K: 2 S: 7	H: 0 LOB: 1 BB: 1 P: 11	R: 0 H: 0 E: 0 K: 2 S: 7	H: 0 LOB: 0 BB: 0 P: 7	R: 0 H: 0 E: 0 K: 0 S: 3	H: 1 LOB: 1 BB: 0 P: 3	R: 0 H: 0 E: 0 K: 0 S: 4	H: 1 LOB: 1 BB: 0 P: 4	R: 0 H: 0 E: 0 K: 0 S: 3	H: 0 LOB: 1 BB: 1 P: 7	R: 0 H: 0 E: 0 K: 1 S: 5	H: 0 LOB: 1 BB: 1 P: 9	R: 0 H: 2 E: 0 K: 1 S: 7	H: 2 LOB: 2 BB: 0 P: 7	1B: 3 2B: 0 3B: 0 HR: 0	SF: 0 SAC: 0 DP: 0 HBP: 0	WP: 0 PA: 34 PB: 0 SB: 0 CS: 0
PITCHER Ray Culp, R ERA: 2.88 (1, 1)	IP: 9.0 WLS: W BF: 34 H: 3 R: 0 ER: 0 SO: 8 BB: 4 IBB: 0 HBP: 0 BLK: 0 WP: 0 HR: 0 S: 46 P: 62 ERA: 0.00 WHIP: 0.778																		

St. Louis Cardinals @ Philadelphia Phillies
 Connie Mack Stadium, Philadelphia, PA
 Wed Jun 05 1963, 7:05 PM EDT
 Att: 35,621 - Unknown

AB 30
 R 0
 H 3
 RBI 0
 BB 4
 SO 8
 LOB 13



Batter	1	2	3	4	5	6	7	8	9	AB	R	H	RBI	BB	SO	LOB	BOTTOM				
Don Hoak, R OBP: 0.247, SLG: 0.263 (1, 5)	6-3		1B SH5-3 S 1B		K		FC1-6 2B 1-2	5-3		5	1	1	0	0	1	2					
Tony Gonzalez, L OBP: 0.390, SLG: 0.424 (1, 9)		G6-4-3 1B	SH5-3 1-2 2-3			HR	1B 2B			3	2	3	1	0	0	0					
Tony Taylor, R OBP: 0.368, SLG: 0.390 (1, 4)	G6-4-3 1-2		E S 2-5-3 1B			BB SH1-4 1B	FC6-2-5 1B			4	1	2	1	0	0	3					
Don Demeter, R OBP: 0.356, SLG: 0.454 (1, 8)		F7	F6			SH1-4	1B 2B IBB			2	1	0	0	1	0	1					
Roy Sievers, R OBP: 0.306, SLG: 0.416 (1, 3)	K		2-5-3		G4-6-3 1B	F9	2B 1B			4	0	2	2	0	1	1					
Jim Lemon, R OBP: 0.226, SLG: 0.300 (1, 7)		1B			G4-6-3 1-2		1B 2B			2	0	1	0	0	0	1					
Johnny Callison, L OBP: 0.304, SLG: 0.366 (6, PH)		1B			1-2	IBB	1-2 2-H 3-H	2B		1	0	1	1	1	0	0					
Clay Dalrymple, L OBP: 0.327, SLG: 0.323 (1, 2)		1B		K		1-2 2-3	BB		WP 1B	3	0	2	0	1	1	0					
Bobby Wine, R OBP: 0.279, SLG: 0.329 (1, 6)		F9			4-3		1-3	K		4	0	0	0	0	1	6					
Ray Culp, R OBP: 0.346, SLG: 0.333 (1, 1)			SH5-3 1B 1B		4-3		FC1-6 1B	K		4	1	2	0	0	1	1					
Inning Stats	R: 0 H: 1 E: 0 K: 0 S: 3	H: 2 LOB: 2 BB: 0 P: 7	R: 2 H: 3 E: 0 K: 0 S: 5	H: 3 LOB: 1 BB: 0 P: 5	R: 0 H: 1 E: 0 K: 1 S: 5	H: 0 LOB: 0 BB: 0 P: 5	R: 1 H: 2 E: 0 K: 0 S: 5	H: 2 LOB: 3 BB: 2 P: 13	R: 3 H: 4 E: 0 K: 0 S: 6	H: 4 LOB: 2 BB: 1 P: 10	R: 0 H: 1 E: 0 K: 2 S: 8	H: 1 LOB: 1 BB: 0 P: 8	1B: 11 2B: 2 3B: 0 HR: 1	SF: 0 SAC: 2 DP: 2 HBP: 0	WP: 1 PA: 37 PB: 0 SB: 2 CS: 0						
PITCHER Curt Simmons, L ERA: 2.89 (1, 1)	IP: 5.0 WLS: L BF: 20 H: 7 R: 2 ER: 2 SO: 3 BB: 0 IBB: 0 HBP: 0 BLK: 0 WP: 0 HR: 0 S: 25 P: 25 ERA: 3.60 WHIP: 1.400																				
Bob Humphreys, R ERA: 6.75 (6, 1)	0.2	5	2	1	1	0	0	1	0	0	0	0	0	0	0	0	1	4	8	13.50	3.000
Diomedes Olivo, L ERA: 5.25 (6, 1)	0.2	5	2	2	2	0	1	0	0	0	0	0	0	0	0	0	0	4	8	27.00	4.500
Ed Bauta, R ERA: 1.82 (7, 1)	0.2	4	2	1	1	0	0	1	0	0	0	0	0	0	0	0	0	3	7	13.50	3.000
Bobby Shantz, L ERA: 3.0 (8, 1)	1.0	4	1	0	0	2	0	0	0	0	1	0	0	0	0	0	0	8	8	0.00	1.000

St. Louis Cardinals @ Philadelphia Phillies
 Connie Mack Stadium, Philadelphia, PA
 Wed Jun 05 1963, 7:05 PM EDT
 Att: 35,621 - Unknown

AB 32
 R 6
 H 14
 RBI 5
 BB 3
 SO 5
 LOB 15



Batter	1	2	3	4	5	6	7	8	9	AB	R	H	RBI	BB	SO	LOB	TOP																				
Curt Flood, R OBP: 0.304, SLG: 0.374 (1, 8)	6-3		2B	G3			5-3		F9	5	1	1	0	0	0	1																					
Dick Groat, R OBP: 0.403, SLG: 0.489 (1, 6)	FC4-2		3B			F7	F6		K	5	1	2	2	0	1	0																					
Bill White, L OBP: 0.387, SLG: 0.500 (1, 3)	FC4-2		2B			1-3	K			4	1	1	1	0	1	1																					
Ken Boyer, R OBP: 0.379, SLG: 0.441 (1, 5)	F9		F9							4	1	2	0	0	0	2																					
Charlie James, R OBP: 0.327, SLG: 0.449 (1, 7)		F7				K				4	0	2	1	0	1	1																					
Leo Burke, R OBP: 0.318, SLG: 0.425 George Altman, L OBP: 0.348, SLG: 0.381 (8, PH) (8, 9)		F5				F5				2	0	0	0	1	0	1																					
Julian Javier, R OBP: 0.303, SLG: 0.415 (1, 4)	G5-4-3				6-3		L4		FC1-2	4	0	0	0	0	0	3																					
Gene Oliver, R OBP: 0.294, SLG: 0.423 Tim McCarver, L OBP: 0.339, SLG: 0.389 (7, 2)			F8		K				9-2	3	0	1	0	0	1	0																					
Bob Gibson, R OBP: 0.333, SLG: 0.409 Bobby Shantz, R (6, 1) Ed Bauta, R (8, 1) Ray Sadecki, L OBP: 0.217, SLG: 0.217 (8, 1)			E4				K		K	3	1	1	0	0	1	1																					
Inning Stats	R: 0 E: 0 K: 0 S: 4	H: 1 LOB: 1 BB: 0 P: 4	R: 0 E: 0 K: 0 S: 2	H: 0 LOB: 0 BB: 1 P: 6	R: 4 E: 1 K: 0 S: 8	H: 4 LOB: 1 BB: 0 P: 8	R: 0 E: 0 K: 1 S: 6	H: 1 LOB: 1 BB: 0 P: 6	R: 0 E: 0 K: 1 S: 6	H: 1 LOB: 1 BB: 0 P: 6	R: 0 E: 0 K: 1 S: 5	H: 0 LOB: 0 BB: 0 P: 5	R: 1 E: 0 K: 0 S: 5	H: 3 LOB: 1 BB: 0 P: 5	R: 0 E: 0 K: 2 S: 7	H: 0 LOB: 0 BB: 0 P: 7	1B: 6 2B: 4 3B: 2 HR: 0	SF: 0 SAC: 0 DP: 2 HBP: 0	WP: 0 PB: 0 SB: 0 CS: 0	PA: 38																	
PITCHER	IP	WLS	BF	H	R	ER	SO	BB	IBB	HBP	BLK	WP	HR	S	P	ERA	WHIP	PITCHER		IP	WLS	BF	H	R	ER	SO	BB	IBB	HBP	BLK	WP	HR	S	P	ERA	WHIP	
Chris Short, L ERA: 4.29	2.1	L	12	4	4	2	0	1	0	0	0	0	0	11	15	7.71	2.143	Johnny Klippstein, R ERA: 1.58		1.0		3	0	0	0	2	0	0	0	0	0	7	7	0.00	0.000		
Ryne Duren, R ERA: 4.2	3.1		3	1	0	0	0	0	0	0	0	0	0	3	3	0.00	1.500																				
Dallas Green, R ERA: 1.55	4.1		2.0	8	2	0	2	0	0	0	0	0	0	12	12	0.00	1.000																				
Jack Hamilton, R ERA: 6.57	6.1		1.0	4	1	0	1	0	0	0	0	0	0	6	6	0.00	1.000																				
Jack Baldschun, R ERA: 3.29	7.1		2.0	8	3	1	1	0	0	0	0	0	0	10	10	4.50	1.500																				

St. Louis Cardinals @ Philadelphia Phillies
 Connie Mack Stadium, Philadelphia, PA
 Thu Jun 06 1963, 7:05 PM EDT
 Att: 8,280 - Unknown

AB	37
R	5
H	11
RBI	5
BB	1
SO	6
LOB	12



Batter	1	2	3	4	5	6	7	8	9	AB	R	H	RBI	BB	SO	LOB	BOTTOM																			
Tony Taylor, R OBP: 0.369, SLG: 0.383 (1, 4)	4-3		K			F9				3	0	0	0	2	1	1																				
Johnny Callison, L OBP: 0.309, SLG: 0.364 Johnny Klippstein, R (9, 1)	F5		6-3			2B	FC4-6			4	0	1	0	1	0	2																				
Tony Gonzalez, L OBP: 0.391, SLG: 0.426 (1, 8)	F9					F9	1-3			4	0	1	1	1	0	3																				
Wes Covington, L OBP: 0.405, SLG: 0.609 (1, 7)						F8				4	0	0	0	1	1	3																				
Roy Sievers, R OBP: 0.320, SLG: 0.419 (1, 3)							F7			4	0	2	0	1	0	0																				
Don Demeter, R OBP: 0.397, SLG: 0.453 (1, 5)							F9			5	1	2	0	0	1	5																				
Clay Dalrymple, L OBP: 0.320, SLG: 0.315 Jim Lemon, R OBP: 0.236, SLG: 0.308 (6, PH) (9, 9)							F6			3	1	0	0	0	0	5																				
Bobby Wine, R OBP: 0.278, SLG: 0.347 (1, 6)							F6			4	1	1	2	0	0	4																				
Chris Short, R ERA: 4.29 Ryne Duren, R ERA: 4.2 Dallas Green, R ERA: 1.55 Jack Hamilton, R ERA: 6.57 Jack Baldschun, R ERA: 3.29 Frank Tomi, L ERA: 1.78 Cookie Driess, R ERA: 6.02 Gene Oliver, R ERA: 4.23 Tim McCarver, L ERA: 3.89 Rosen Amaro, R ERA: 6.02 Bob Oden, R ERA: 6.02										0	0	0	0	0	0	0																				
Inning Stats	R: 0 E: 0 K: 0 S: 3	H: 0 LOB: 0 BB: 0 P: 3	R: 0 E: 0 K: 0 S: 4	H: 1 LOB: 2 BB: 1 P: 8	R: 0 E: 0 K: 2 S: 7	H: 0 LOB: 0 BB: 0 P: 7	R: 0 E: 0 K: 0 S: 3	H: 0 LOB: 2 BB: 2 P: 11	R: 1 E: 1 K: 1 S: 8	H: 2 LOB: 2 BB: 0 P: 8	R: 2 E: 0 K: 0 S: 5	H: 2 LOB: 2 BB: 1 P: 10	R: 0 E: 0 K: 0 S: 3	H: 0 LOB: 0 BB: 0 P: 3	R: 1 E: 0 K: 0 S: 5	H: 2 LOB: 3 BB: 2 P: 13	R: 0 E: 0 K: 2 S: 8	H: 1 LOB: 1 BB: 0 P: 8	1B: 6 2B: 1 3B: 0 HR: 1	SF: 0 SAC: 0 DP: 0 HBP: 1	WP: 0 PB: 0 SB: 0 CS: 0	PA: 43														
PITCHER	IP	WLS	BF	H	R	ER	SO	BB	IBB	HBP	BLK	WP	HR	S	P	ERA	WHIP	PITCHER		IP	WLS	BF	H	R	ER	SO	BB	IBB	HBP	BLK	WP	HR	S	P	ERA	WHIP
Bob Gibson, R ERA: 5.49	5.2	W	28	5	3	2	3	4	0	0	0	0	0	29	46	3.18	1.588	Johnny Klippstein, R ERA: 1.58		1.0		3	0	0	2	0	0	0	0	7	7	0.00	0.000			
Bobby Shantz, L ERA: 3.18	6.1		6	2	1	1	0	4	0	0	0	0	0	6	6	6.75	1.500																			
Ed Bauta, R ERA: 1.78	8.1		0.2	3	0	0	0	1	0	0	0	0	0	2	6	0.00	1.500																			
Ray Sadecki, L ERA: 6.02	8.1	S	6	1	0	0	2	1	0	0	0	0	0	9	13	0.00	1.500																			

St. Louis Cardinals @ Philadelphia Phillies
 Connie Mack Stadium, Philadelphia, PA
 Thu Jun 06 1963, 7:05 PM EDT
 Att: 8,280 - Unknown

AB	36
R	4
H	8
RBI	4
BB	6
SO	5
LOB	25



Batter	1	2	3	4	5	6	7	8	9	AB	R	H	RBI	BB	SO	LOB	TOP			
Curt Flood, R OBP: 0.314, SLG: 0.382 (1, 8)										3	1	2	0	2	1	0	St. Louis Cardinals @ New York Mets Polo Grounds, New York, NY Fri Jun 07 1963, 7:05 PM EDT Att: 15,260 - Unknown			
Dick Groat, R OBP: 0.409, SLG: 0.496 (1, 6)										3	0	2	1	1	0	1				
Bill White, L OBP: 0.385, SLG: 0.493 (1, 3)										3	0	0	0	1	1	4				
Ken Boyer, R OBP: 0.377, SLG: 0.452 (1, 5)										4	1	1	1	0	0	5				
Charlie James, R OBP: 0.325, SLG: 0.441 (1, 7)										4	0	1	0	0	1	1				
George Altman, L OBP: 0.351, SLG: 0.380 (1, 9)										3	0	1	0	1	1	0				
Julian Javier, R OBP: 0.302, SLG: 0.422 (1, 4)										4	0	1	0	0	1	2				
Gene Oliver, R OBP: 0.292, SLG: 0.410 (1, 2)										3	0	0	0	1	1	2				
Ron Taylor, R Diomedes Olivo, L (9, 1)										4	0	0	0	0	1	2				
Inning Stats	R: 1 E: 1 K: 1 S: 7	H: 2 LOB: 1 BB: 0 P: 7	R: 0 E: 0 K: 0 S: 2	H: 0 LOB: 0 BB: 1 P: 6	R: 0 E: 0 K: 1 S: 6	H: 1 LOB: 1 BB: 0 P: 6	R: 1 E: 0 K: 1 S: 7	H: 2 LOB: 1 BB: 0 P: 7	R: 0 E: 0 K: 2 S: 5	H: 1 LOB: 2 BB: 1 P: 12	R: 0 E: 0 K: 0 S: 3	H: 1 LOB: 1 BB: 1 P: 7	R: 0 E: 0 K: 1 S: 5	H: 1 LOB: 0 BB: 0 P: 5	R: 0 E: 0 K: 0 S: 3	H: 0 LOB: 0 BB: 1 P: 7	1B: 4 2B: 2 3B: 1 HR: 1	SF: 0 SAC: 1 DP: 2 HBP: 0	WP: 0 PB: 1 SB: 0 CS: 0	PA: 38
PITCHER Al Jackson, L ERA: 3.46 (1, 1)	IP: 9.0 WLS: W BF: 38 H: 8 R: 2 ER: 2 SO: 7 BB: 5 IBB: 1 HBP: 0 BLK: 0 WP: 0 HR: 1 S: 46 P: 70 ERA: 2.00 WHIP: 1.444															PITCHER				

Batter	1	2	3	4	5	6	7	8	9	AB	R	H	RBI	BB	SO	LOB	BOTTOM			
Jim Piersall, R OBP: 0.277, SLG: 0.270 (1, 8)										3	0	0	0	0	0	0	St. Louis Cardinals @ New York Mets Polo Grounds, New York, NY Fri Jun 07 1963, 7:05 PM EDT Att: 15,260 - Unknown			
Jim Hickman, R OBP: 0.331, SLG: 0.435 (9, FH)										1	0	0	0	0	0	0				
Choo-Choo Coleman, L OBP: 0.279, SLG: 0.296 (1, 2)										3	0	0	0	0	0	0				
Frank Thomas, R OBP: 0.294, SLG: 0.322 (9, PH)										1	0	1	0	0	0	0				
Rod Kanehl, R OBP: 0.255, SLG: 0.265 (9, PR)										0	1	0	0	0	0	0				
Ron Hunt, R OBP: 0.353, SLG: 0.368 (1, 4)										3	1	0	0	1	1	0				
Duke Snider, L OBP: 0.338, SLG: 0.489 (1, 7)										4	1	2	3	0	0	0				
Ed Kranepool, L OBP: 0.277, SLG: 0.309 (1, 9)										3	0	0	0	0	0	1				
Chico Fernandez, R OBP: 0.270, SLG: 0.272 (1, 6)										3	0	1	0	0	0	0				
Tim Harkness, L OBP: 0.298, SLG: 0.369 (1, 3)										2	0	0	0	1	0	0				
Charlie Neal, R OBP: 0.313, SLG: 0.306 (1, 5)										3	0	0	0	0	1	2				
Al Jackson, L OBP: 0.161, SLG: 0.167 (1, 1)										3	0	0	0	0	0	1				
Inning Stats	R: 0 E: 0 K: 0 S: 3	H: 0 LOB: 0 BB: 0 P: 3	R: 0 E: 0 K: 0 S: 4	H: 2 LOB: 2 BB: 1 P: 8	R: 0 E: 0 K: 0 S: 3	H: 0 LOB: 0 BB: 0 P: 3	R: 0 E: 0 K: 0 S: 3	H: 0 LOB: 0 BB: 0 P: 3	R: 0 E: 0 K: 1 S: 5	H: 0 LOB: 0 BB: 0 P: 5	R: 0 E: 0 K: 0 S: 3	H: 0 LOB: 0 BB: 0 P: 3	R: 0 E: 0 K: 1 S: 5	H: 0 LOB: 0 BB: 0 P: 5	R: 3 E: 0 K: 0 S: 3	H: 2 LOB: 1 BB: 1 P: 7	1B: 3 2B: 0 3B: 0 HR: 1	SF: 0 SAC: 0 DP: 1 HBP: 0	WP: 0 PB: 1 SB: 0 CS: 0	PA: 31
PITCHER Ron Taylor, R ERA: 2.42 (1, 1)	IP: 8.1 WLS: L BF: 30 H: 3 R: 2 ER: 2 SO: 2 BB: 2 IBB: 0 HBP: 0 BLK: 0 WP: 0 HR: 0 S: 32 P: 40 ERA: 2.16 WHIP: 0.600															PITCHER				
Diomedes Olivo, L ERA: 6.0 (9, 1)	0.0 L 1 1 1 1 0 0 0 0 0 0 1 1 1 ∞ ∞																			

Batter	1	2	3	4	5	6	7	8	9	AB	R	H	RBI	BB	SO	LOB	TOP					
Curt Flood, R OBP: 0.316, SLG: 0.382 (1, 8)										5	0	2	0	0	0	1						
Bill White, L OBP: 0.381, SLG: 0.491 (1, 3)										5	1	1	1	0	1	2						
Dick Groat, R OBP: 0.409, SLG: 0.491 (1, 6)										4	1	1	0	1	0	1						
Stan Musial, L OBP: 0.318, SLG: 0.475 Duke Carmel, L OBP: 0.429, SLG: 0.400 (5, 7)										3	0	0	0	0	0	3						
Ken Boyer, R OBP: 0.384, SLG: 0.460 (1, 5)										3	0	2	1	1	0	0						
George Altman, L OBP: 0.353, SLG: 0.383 (1, 9)										4	0	2	1	0	1	2						
Julian Javier, R OBP: 0.296, SLG: 0.414 (1, 4)										4	0	0	0	0	1	6						
Tim McCarver, L OBP: 0.317, SLG: 0.362 (1, 2)										4	0	0	0	0	0	0						
Ernie Broglio, R OBP: 0.121, SLG: 0.152 (1, 1)										4	1	1	0	0	2	0						
Inning Stats	R: 1 E: 0 K: 0 S: 6	H: 3 LOB: 3 BB: 1 P: 10	R: 1 E: 0 K: 0 S: 5	H: 2 LOB: 1 BB: 0 P: 5	R: 0 E: 1 K: 1 S: 6	H: 0 LOB: 1 BB: 0 P: 6	R: 0 E: 0 K: 1 S: 5	H: 0 LOB: 0 BB: 1 P: 5	R: 1 E: 0 K: 0 S: 5	H: 2 LOB: 2 BB: 1 P: 9	R: 0 E: 0 K: 0 S: 3	H: 0 LOB: 0 BB: 0 P: 3	R: 1 E: 0 K: 1 S: 6	H: 1 LOB: 1 BB: 1 P: 10	R: 0 E: 0 K: 2 S: 7	H: 0 LOB: 0 BB: 0 P: 7	R: 0 E: 0 K: 0 S: 3	H: 1 LOB: 0 BB: 0 P: 3	1B: 6 2B: 3 3B: 0 HR: 0	SF: 0 SAC: 0 DP: 1 HBP: 0	WP: 0 PB: 0 SB: 2 CS: 0	PA: 39
PITCHER	IP	WLS	BF	H	R	ER	SO	BB	IBB	HBP	BLK	WP	HR	S	P	ERA	WHIP					
Roger Craig, R ERA: 3.62 Larry Bearnarth, R ERA: 3.25	(1, 1)	8.0	L	36	8	4	4	5	3	0	0	0	0	0	43	55	4.50	1.375				
PITCHER	IP	WLS	BF	H	R	ER	SO	BB	IBB	HBP	BLK	WP	HR	S	P	ERA	WHIP					

St. Louis Cardinals @ New York Mets
Polo Grounds, New York, NY
Sat Jun 08 1963, 3:33 AM EDT
Att: 12,845 - Unknown

AB 36
R 4
H 9
RBI 3
BB 3
SO 5
LOB 15



Batter	1	2	3	4	5	6	7	8	9	AB	R	H	RBI	BB	SO	LOB	BOTTOM					
Jim Piersall, R OBP: 0.270, SLG: 0.262 (1, 8)										4	0	0	0	0	1	0						
Ed Kranepool, L OBP: 0.271, SLG: 0.301 (1, 9)										4	0	0	0	0	0	0						
Ron Hunt, R OBP: 0.348, SLG: 0.362 Rod Kanehl, R OBP: 0.269, SLG: 0.280 (7, 4)										3	0	0	0	0	2	0						
Duke Snider, L OBP: 0.346, SLG: 0.489 Frank Thomas, R OBP: 0.297, SLG: 0.320 Al Jackson, L OBP: 0.161, SLG: 0.167 (9, PR)										0	0	0	0	1	0	0						
Tim Harkness, L OBP: 0.289, SLG: 0.357 (1, 3)										4	0	0	0	0	0	4						
Chico Fernandez, R OBP: 0.277, SLG: 0.274 (1, 6)										3	0	1	0	1	2	3						
Charlie Neal, R OBP: 0.308, SLG: 0.302 (1, 5)										3	0	0	0	0	2	3						
Norm Sherry, R OBP: 0.133, SLG: 0.183 Jim Hickman, R OBP: 0.330, SLG: 0.432 Larry Bearnarth, R OBP: 0.125, SLG: 0.125 (8, PH)										2	0	0	0	0	1	1						
Roger Craig, R OBP: 0.118, SLG: 0.063 Sammy Taylor, L OBP: 0.417, SLG: 0.333 (8, PH)										1	0	0	0	0	0	0						
Inning Stats	R: 0 E: 0 K: 0 S: 3	H: 0 LOB: 0 BB: 0 P: 3	R: 0 E: 0 K: 2 S: 7	H: 0 LOB: 1 BB: 1 P: 11	R: 0 E: 0 K: 2 S: 7	H: 0 LOB: 0 BB: 0 P: 7	R: 0 E: 0 K: 1 S: 5	H: 0 LOB: 1 BB: 0 P: 6	R: 0 E: 0 K: 3 S: 9	H: 0 LOB: 1 BB: 1 P: 13	R: 0 E: 0 K: 1 S: 5	H: 0 LOB: 0 BB: 0 P: 5	R: 0 E: 0 K: 0 S: 4	H: 1 LOB: 1 BB: 0 P: 4	R: 0 E: 0 K: 0 S: 3	H: 0 LOB: 0 BB: 0 P: 3	R: 0 E: 0 K: 1 S: 6	H: 1 LOB: 2 BB: 1 P: 10	1B: 2 2B: 0 3B: 0 HR: 0	SF: 0 SAC: 0 DP: 0 HBP: 1	WP: 1 PB: 0 SB: 0 CS: 0	PA: 33
PITCHER	IP	WLS	BF	H	R	ER	SO	BB	IBB	HBP	BLK	WP	HR	S	P	ERA	WHIP					
Ernie Broglio, R ERA: 2.54	(1, 1)	9.0	W	33	2	0	0	10	3	0	1	0	0	49	62	0.00	0.556					
PITCHER	IP	WLS	BF	H	R	ER	SO	BB	IBB	HBP	BLK	WP	HR	S	P	ERA	WHIP					

St. Louis Cardinals @ New York Mets
Polo Grounds, New York, NY
Sat Jun 08 1963, 3:33 AM EDT
Att: 12,845 - Unknown

AB 29
R 0
H 2
RBI 0
BB 3
SO 10
LOB 12



Batter	1	2	3	4	5	6	7	8	9	AB	R	H	RBI	BB	SO	LOB	TOP																	
Curt Flood, R OBP: 0.313, SLG: 0.380 (1, 8)										4	1	1	1	0	2	0	St. Louis Cardinals @ New York Mets Polo Grounds, New York, NY Sun Jun 09 1963, 3:33 AM EDT Unknown																	
Bill White, L OBP: 0.385, SLG: 0.502 (1, 3)										5	3	3	0	0	0																			
Dick Groat, R OBP: 0.408, SLG: 0.489 (1, 6)										5	1	2	2	0	0	2																		
Stan Musial, L OBP: 0.325, SLG: 0.472 Charlie James, R OBP: 0.319, SLG: 0.434 (6, PR) (6, 7)										1	0	0	0	2	0	1																		
Ken Boyer, R OBP: 0.384, SLG: 0.458 (1, 5)										5	0	2	1	0	0	5																		
George Altman, L OBP: 0.350, SLG: 0.378 (1, 9)										5	0	1	1	0	0	3																		
Julian Javier, R OBP: 0.299, SLG: 0.411 (1, 4)										4	1	1	0	1	0	3																		
Carl Sawatski, L OBP: 0.338, SLG: 0.400 Tim McCarver, L OBP: 0.317, SLG: 0.362 (7, PR) (7, 2)										2	0	0	0	1	1																			
Gene Oliver, R OBP: 0.298, SLG: 0.410 (8, PH) (8, 2)										0	0	0	0	1	0																			
Curt Simmons, L OBP: 0.260, SLG: 0.207 Ed Bauta, R OBP: 0.244, SLG: 0.285 Duke Carmel, L OBP: 0.244, SLG: 0.285 Bob Humphreys, R OBP: 0.244, SLG: 0.285 Diomedes Olivo, L OBP: 0.244, SLG: 0.285 Leo Burke, R OBP: 0.244, SLG: 0.285 Bobby Shantz, R OBP: 0.244, SLG: 0.285 (8, 1) (8, 1)										2	0	0	0	0	0	1																		
Inning Stats	R: 2 E: 2 K: 0 S: 6	H: 2 LOB: 1 BB: 0 P: 6	R: 0 E: 0 K: 1 S: 5	H: 1 LOB: 0 BB: 0 P: 5	R: 0 E: 0 K: 1 S: 6	H: 1 LOB: 2 BB: 1 P: 10	R: 0 E: 0 K: 0 S: 3	H: 0 LOB: 0 BB: 0 P: 3	R: 0 E: 0 K: 0 S: 3	H: 0 LOB: 0 BB: 0 P: 3	R: 0 E: 0 K: 0 S: 3	H: 0 LOB: 0 BB: 0 P: 7	R: 3 E: 0 K: 0 S: 5	H: 2 LOB: 1 BB: 2 P: 13	R: 0 E: 0 K: 0 S: 4	H: 1 LOB: 2 BB: 1 P: 8	R: 2 E: 1 K: 1 S: 9	H: 3 LOB: 2 BB: 0 P: 9	1B: 8 2B: 3 3B: 0 HR: 0	SF: 1 SAC: 0 DP: 1 HBP: 0	WP: 0 PB: 0 SB: 0 CS: 0	PA: 43												
PITCHER	IP WLS BF H R ER SO BB IBB HBP BLK WP HR S P ERA WHIP																																	
Carl Willey, R ERA: 2.5 (1, 1)	6.2	29	5	5	3	2	4	0	0	0	0	0	0	0	29	45	4.05	1.350																
Larry Bearnarth, R ERA: 3.21 (7, 1)	0.1	2	1	0	0	0	0	0	0	0	0	0	0	2	2	0.00	3.000																	
Don Rowe, L ERA: 4.34 (8, 1)	0.2	4	1	0	0	0	1	0	0	0	0	0	0	3	7	0.00	3.000																	
Galen Cisco, R ERA: 4.04 (8, 1)	1.1	W	8	3	2	0	1	0	0	0	0	0	0	10	10	0.00	2.250																	

Batter	1	2	3	4	5	6	7	8	9	AB	R	H	RBI	BB	SO	LOB	BOTTOM																
Rod Kanehl, R OBP: 0.281, SLG: 0.309 (1, 5)										5	2	2	0	0	1	0	St. Louis Cardinals @ New York Mets Polo Grounds, New York, NY Sun Jun 09 1963, 3:33 AM EDT Unknown																
Chico Fernandez, R OBP: 0.276, SLG: 0.287 (1, 6)										3	1	0	0	1	0	1																	
Ron Hunt, R OBP: 0.351, SLG: 0.361 (1, 4)										3	1	1	1	1	0	1																	
Frank Thomas, R OBP: 0.303, SLG: 0.320 (1, 7)										3	2	1	0	1	0	2																	
Jim Hickman, R OBP: 0.333, SLG: 0.427 (1, 9)										2	1	0	1	2	0	0																	
Cliff Cook, R OBP: 0.207, SLG: 0.228 Tim Harkness, L OBP: 0.287, SLG: 0.353 (1, 3) (7, 3)										3	1	1	1	0	0	0																	
Jim Piersall, R OBP: 0.270, SLG: 0.288 (1, 8)										4	0	1	2	0	1	2																	
Norm Sherry, R OBP: 0.127, SLG: 0.173 (1, 2)										4	0	0	0	0	0	1																	
Carl Willey, R OBP: 0.154, SLG: 0.120 Larry Bearnarth, R OBP: 0.125, SLG: 0.125 Ed Kranepool, L OBP: 0.269, SLG: 0.299 Don Rowe, L OBP: 0.222, SLG: 0.222 Galen Cisco, R OBP: 0.197, SLG: 0.133 (1, 1) (7, 1) (7, PH) (8, 1) (8, 1)										2	0	0	0	0	1	0																	
Inning Stats	R: 0 E: 0 K: 1 S: 5	H: 0 LOB: 0 BB: 0 P: 9	R: 0 E: 0 K: 1 S: 5	H: 0 LOB: 0 BB: 0 P: 5	R: 2 E: 1 K: 1 S: 8	H: 2 LOB: 1 BB: 0 P: 8	R: 0 E: 0 K: 0 S: 3	H: 0 LOB: 0 BB: 0 P: 3	R: 0 E: 0 K: 0 S: 3	H: 0 LOB: 0 BB: 0 P: 3	R: 3 E: 0 K: 0 S: 5	H: 2 LOB: 1 BB: 2 P: 13	R: 3 E: 1 K: 0 S: 6	H: 2 LOB: 2 BB: 2 P: 14	R: 0 E: 0 K: 1 S: 5	H: 0 LOB: 0 BB: 0 P: 5		1B: 4 2B: 2 3B: 0 HR: 0	SF: 0 SAC: 0 DP: 0 HBP: 0	WP: 1 PB: 0 SB: 2 CS: 0	PA: 37												
PITCHER	IP WLS BF H R ER SO BB IBB HBP BLK WP HR S P ERA WHIP																																
Curt Simmons, L ERA: 2.83 (6, 1)	5.2	25	4	5	3	3	3	0	0	0	0	0	0	1	1	0.00	0.000																
Bob Humphreys, R ERA: 7.71 (7, 1)	0.2	L	6	2	3	1	0	2	0	0	0	0	0	4	12	13.50	6.000																
Diomedes Olivo, L ERA: 5.84 Bobby Shantz, L ERA: 3.07 (7, 1) (8, 1)	0.1	2	0	0	0	0	0	0	0	0	0	1	0	2	2	0.00	0.000																

Batter	1	2	3	4	5	6	7	8	9	AB	R	H	RBI	BB	SO	LOB	TOP								
Curt Flood, R OBP: 0.315, SLG: 0.382 (1, 8)	4-0 BB L3			0-0 F9		0-0 F8	0-0 2B	0-3 K		4	0	1	1	1	1	1									
Bill White, L OBP: 0.385, SLG: 0.511 (1, 3)	0-0 L3			0-0 HR		4-0 CS BB	0-0 F8	0-3 K		4	1	1	1	1	1	4									
Dick Groat, R OBP: 0.410, SLG: 0.487 Duke Carmel, L OBP: 0.433, SLG: 0.409 (1, 6) (8, 9)	0-0 F3			0-0 F7		0-0 CS	0-0 2B 1B	4-0 1B E BB	0-0 G6-4-3 1B	3	2	1	0	1	0	0									
Ken Boyer, R OBP: 0.376, SLG: 0.448 (1, 5)		0-0 F8		0-0 F4			0-0 F2	0-0 FC1 1B FC4-2	0-0 G6-4-3 1B	5	0	0	0	0	0	3									
George Altman, L OBP: 0.357, SLG: 0.388 Dal Maxvill, R OBP: 0.222, SLG: 0.125 (1, 9) (8, 6)		0-0 4-3			1-0 PB 1B HBP		0-0 1B 2B	0-0 FC4-2 1B IHR	0-0 F7	3	2	2	0	0	0	0									
Charlie James, R OBP: 0.325, SLG: 0.436 (1, 7)		0-0 5-3			0-0 F9		0-0 1B 1B	0-0 FC4-2 IHR		4	2	2	3	0	0	1									
Julian Javier, R OBP: 0.293, SLG: 0.403 (1, 4)			0-0 F5		0-0 F6		0-0 F5	0-0 FC4-2 IHR		4	1	0	0	0	0	5									
Tim McCarver, L OBP: 0.344, SLG: 0.435 (1, 2)			0-0 F5		0-0 1B		0-0 2B 1B	0-0 IHR		4	2	3	4	0	0	0									
Ray Sadecki, L OBP: 0.259, SLG: 0.259 (1, 1)			0-3 K		0-0 3-1		0-0 2B 1B	0-0 1B		4	0	2	1	0	1	0									
Inning Stats	R: 0 E: 0 K: 0 S: 2	H: 0 LOB: 0 BB: 1 P: 6	R: 0 E: 0 K: 0 S: 3	H: 0 LOB: 0 BB: 0 P: 3	R: 0 E: 0 K: 1 S: 5	H: 0 LOB: 0 BB: 0 P: 5	R: 1 E: 0 K: 0 S: 4	H: 1 LOB: 0 BB: 0 P: 4	R: 0 E: 0 K: 0 S: 3	H: 1 LOB: 2 BB: 0 P: 4	R: 0 E: 0 K: 0 S: 2	H: 0 LOB: 0 BB: 1 P: 6	R: 4 E: 0 K: 0 S: 9	H: 6 LOB: 2 BB: 0 P: 9	R: 5 E: 1 K: 2 S: 12	H: 4 LOB: 1 BB: 1 P: 16	R: 0 E: 0 K: 0 S: 3	H: 1 LOB: 0 BB: 0 P: 3	1B: 9 2B: 3 3B: 0 HR: 2	SF: 0 SAC: 0 DP: 2 HBP: 1	WP: 0 PB: 1 SB: 0 CS: 1	PA: 42			
PITCHER	IP	WLS	BF	H	R	ER	SO	BB	IBB	HBP	BLK	WP	HR	S	P	ERA	WHIP								
Jay Hook, R ERA: 5.62 (1, 1)	6.2	L	27	7	5	5	1	2	0	1	0	0	1	26	35	6.75	1.350								
Ken MacKenzie, L ERA: 5.4 (7, 1)	0.0	0	0	0	0	0	0	0	0	0	0	0	0	0	0	∞	∞								
Larry Bearnarth, R ERA: 4.2 (8, 1)	2.0	12	5	5	4	2	1	0	0	0	0	0	0	15	19	18.00	3.000								

St. Louis Cardinals @ New York Mets
Polo Grounds, New York, NY
Sun Jun 09 1963, 3:38 AM EDT
Att: 26,332 - Unknown

AB 37
R 10
H 13
RBI 10
BB 3
SO 3
LOB 14



Batter	1	2	3	4	5	6	7	8	9	AB	R	H	RBI	BB	SO	LOB	BOTTOM								
Rod Kanehl, R OBP: 0.274, SLG: 0.300 (1, 8)	0-0 CS 1B		0-0 F5			0-0 F9		0-0 6-3	0-0 FC5-4	5	0	1	0	0	0	1									
Charlie Neal, R OBP: 0.315, SLG: 0.321 (1, 5)	0-0 F8 1B		0-0 L6			4-0 G6-4-3 BB		0-0 HR	0-0 FC5-4	4	1	2	1	1	0	1									
Ron Hunt, R OBP: 0.344, SLG: 0.353 (1, 4)	0-0 F8			0-0 F9		0-0 G6-4-3		0-0 F8		4	0	0	0	0	0	2									
Frank Thomas, R OBP: 0.315, SLG: 0.333 (1, 7)	0-0 5-3			0-0 FC5-4 1B			0-0 1B 1B	0-0 HR 1B		4	2	3	0	0	0	1									
Jim Hickman, R OBP: 0.342, SLG: 0.450 (1, 9)		4-0 FC6-4 BB		0-0 FC5-4			0-0 1B	0-0 HR		3	1	2	2	1	0	1									
Tim Harkness, L OBP: 0.282, SLG: 0.347 Cliff Cook, R OBP: 0.225, SLG: 0.238 (1, 3) (7, PH) (8, 3)		0-0 F6		0-3 K		0-0 1B		4-0 BB		2	0	0	0	0	1	2									
Al Moran, R OBP: 0.208, SLG: 0.207 Chico Fernandez, R OBP: 0.272, SLG: 0.262 (1, 6) (7, PH) (8, 6)		0-0 F9		0-0 5-3		0-3 K		0-0 F8		2	0	0	0	0	1	3									
Norm Sherry, R OBP: 0.120, SLG: 0.165 (1, 2)		0-0 FC6-4		0-3 K		0-0 F7		0-0 F6		4	0	0	0	0	1	3									
Jay Hook, L OBP: 0.261, SLG: 0.238 Ken MacKenzie, R (7, 1)			0-3 K		0-0 1-3		0-3 K		0-0 FC5-4 1B	2	0	0	0	0	1	0									
Duke Snider, L OBP: 0.344, SLG: 0.485 Larry Bearnarth, R OBP: 0.125, SLG: 0.125 Jim Piersall, R OBP: 0.274, SLG: 0.273 (7, PH) (8, 1) (9, PH)										1	0	0	0	0	1	2									
Inning Stats	R: 0 E: 0 K: 0 S: 4	H: 2 LOB: 1 BB: 0 P: 4	R: 0 E: 0 K: 0 S: 3	H: 0 LOB: 1 BB: 1 P: 7	R: 0 E: 0 K: 1 S: 5	H: 0 LOB: 0 BB: 0 P: 5	R: 0 E: 0 K: 1 S: 6	H: 1 LOB: 1 BB: 0 P: 6	R: 0 E: 0 K: 1 S: 5	H: 0 LOB: 0 BB: 0 P: 5	R: 0 E: 0 K: 0 S: 2	H: 0 LOB: 0 BB: 1 P: 6	R: 1 E: 0 K: 2 S: 10	H: 3 LOB: 2 BB: 0 P: 10	R: 3 E: 0 K: 0 S: 6	H: 3 LOB: 1 BB: 1 P: 10	R: 0 E: 0 K: 0 S: 4	H: 1 LOB: 1 BB: 0 P: 4	1B: 8 2B: 0 3B: 0 HR: 2	SF: 0 SAC: 0 DP: 1 HBP: 0	WP: 0 PB: 0 SB: 0 CS: 1	PA: 38			
PITCHER	IP	WLS	BF	H	R	ER	SO	BB	IBB	HBP	BLK	WP	HR	S	P	ERA	WHIP								
Ray Sadecki, L ERA: 5.75 (1, 1)	9.0	W	38	10	4	4	5	3	0	0	0	0	2	45	57	4.00	1.444								

St. Louis Cardinals @ New York Mets
Polo Grounds, New York, NY
Sun Jun 09 1963, 3:38 AM EDT
Att: 26,332 - Unknown

AB 35
R 4
H 10
RBI 4
BB 3
SO 5
LOB 17



Batter	1	2	3	4	5	6	7	8	9	AB	R	H	RBI	BB	SO	LOB	TOP																			
Curt Flood, R OBP: 0.314, SLG: 0.380 (1, 8)	0-0 6-3		0-0 4-3		0-0 FC5-4 1B		0-0 F8			4	0	1	0	0	0	0																				
Bill White, L OBP: 0.387, SLG: 0.523 (1, 3)	0-0 HR		0-0 4-3		0-0 FC5-4 1B			0-0 6-3		4	1	2	1	0	0	0																				
Dick Groat, R OBP: 0.411, SLG: 0.488 (1, 6)	0-0 1B		0-0 6-3		0-0 FC5-4			0-0 PB 1B		4	0	2	1	0	0	2																				
Ken Boyer, R OBP: 0.374, SLG: 0.444 (1, 5)	0-0 BB 1B			0-0 F8	0-0 4-3			0-0 F8		4	0	1	0	0	0	3																				
George Altman, L OBP: 0.360, SLG: 0.387 (1, 9)	4-0 BB 1B			0-0 G3		0-0 G6-4-3 1B		0-3 K		3	0	1	0	1	1	1																				
Charlie James, R OBP: 0.323, SLG: 0.430 (1, 7)	0-0 G4-6-3			0-0 1-3		0-0 G6-4-3			0-0 FC6-4 1B	4	0	1	0	0	0	4																				
Duke Carmel, L OBP: 0.433, SLG: 0.409 (9, 7)	0-0 1-2					0-0 1-2				0	0	0	0	0	0	0																				
Julian Javier, R OBP: 0.293, SLG: 0.405 (1, 4)		0-0 6-3			0-0 1B 2B		0-0 6-3		0-0 F3	4	1	1	0	0	0	1																				
Tim McCarver, L OBP: 0.324, SLG: 0.409 (1, 2)		0-0 F8			0-0 6-3		0-0 6-3		0-0 FC6-4 FC6-4	4	0	0	0	0	0	2																				
Bob Gibson, R OBP: 0.321, SLG: 0.385 (1, 1)		0-3 K			0-0 1B FC5-4 1B		0-0 6-3		0-0 FC6-4	4	1	1	1	0	1	1																				
Inning Stats	R: 1 E: 0 K: 0 S: 5	H: 3 LOB: 2 BB: 1 P: 9	R: 0 E: 0 K: 1 S: 5	H: 0 LOB: 0 BB: 0 P: 5	R: 0 E: 0 K: 0 S: 3	H: 0 LOB: 0 BB: 0 P: 3	R: 0 E: 0 K: 0 S: 3	H: 1 LOB: 0 BB: 0 P: 3	R: 0 E: 0 K: 0 S: 3	H: 0 LOB: 0 BB: 0 P: 3	R: 0 E: 0 K: 1 S: 6	H: 1 LOB: 1 BB: 0 P: 6	R: 0 E: 0 K: 0 S: 4	H: 1 LOB: 1 BB: 0 P: 4	1B: 8 2B: 1 3B: 0 HR: 1	SF: 0 SAC: 0 DP: 2 HBP: 0	WP: 0 PB: 1 SB: 0 CS: 0	PA: 36																		
PITCHER	IP	WLS	BF	H	R	ER	SO	BB	IBB	HBP	BLK	WP	HR	S	P	ERA	WHIP	PITCHER		IP	WLS	BF	H	R	ER	SO	BB	IBB	HBP	BLK	WP	HR	S	P	ERA	WHIP
Don Schwalt, R ERA: 2.3 (1, 1)	7.0	L	28	8	3	3	1	1	0	0	0	0	1	29	33	3.86	1.286																			
Bob Veale, L ERA: (8, 1)	2.0		8	2	0	0	1	0	0	0	0	0	0	10	10	0.00	1.000																			

St. Louis Cardinals @ Pittsburgh Pirates
Forbes Field, Pittsburgh, PA
Tue Jun 11 1963, 7:05 PM EDT
Att: 17,098 - Unknown

AB 35
R 3
H 10
RBI 3
BB 1
SO 2
LOB 14

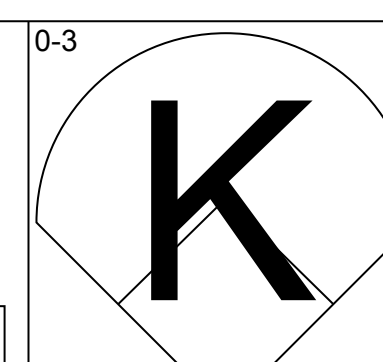
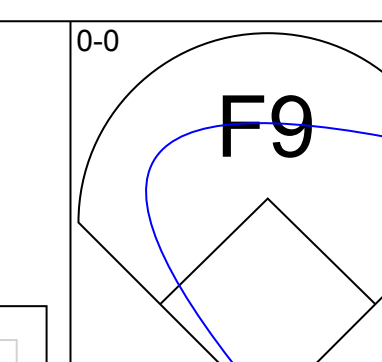
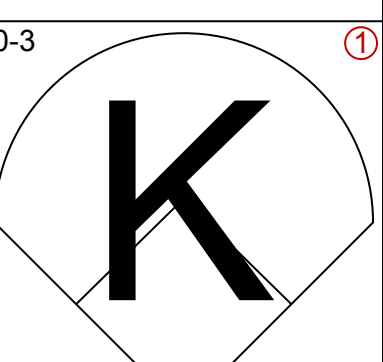
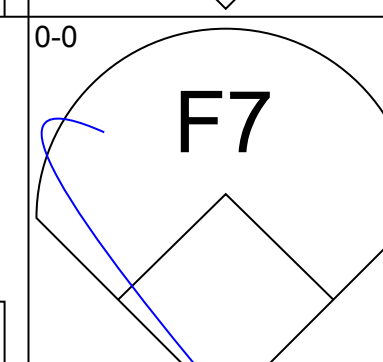
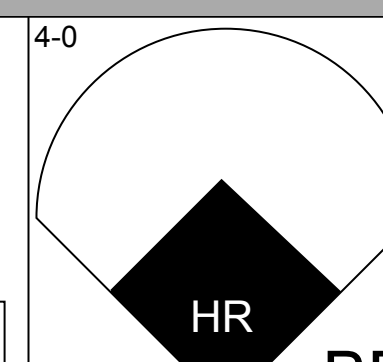
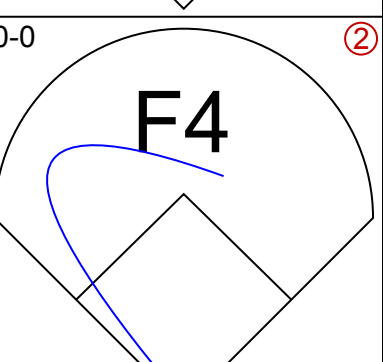
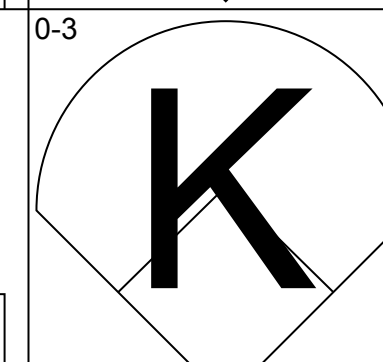
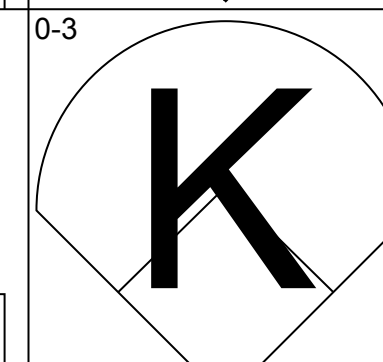
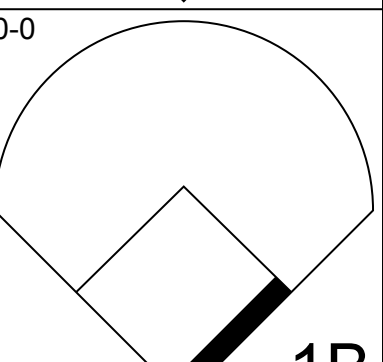
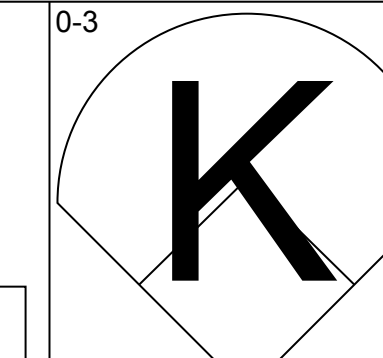
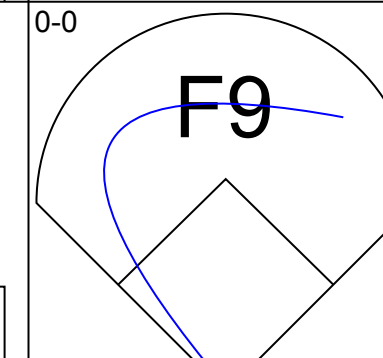
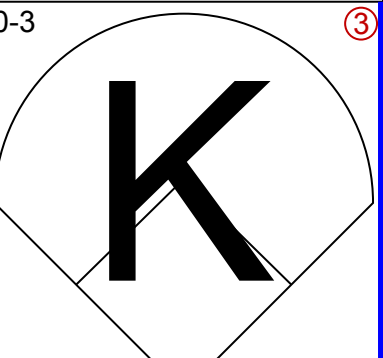
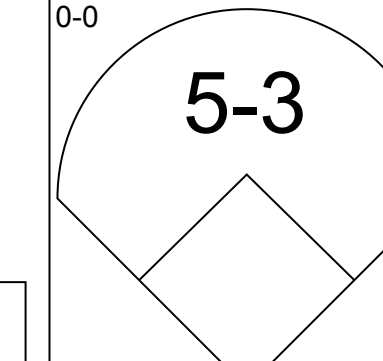
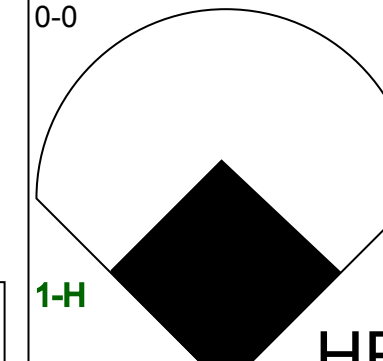
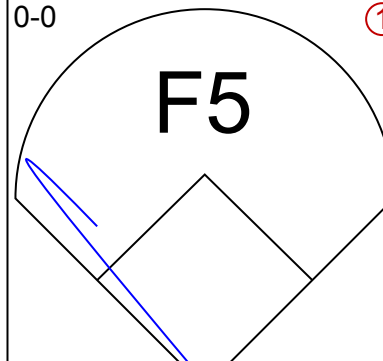
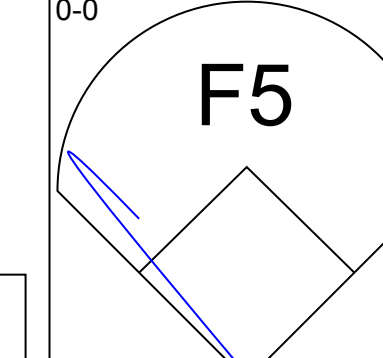
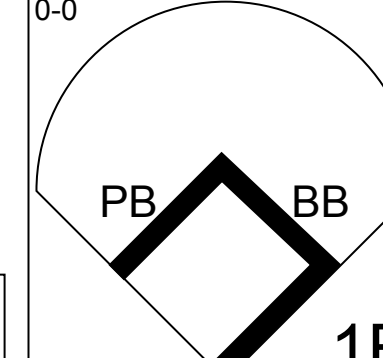
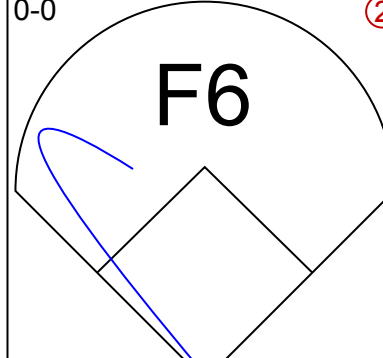
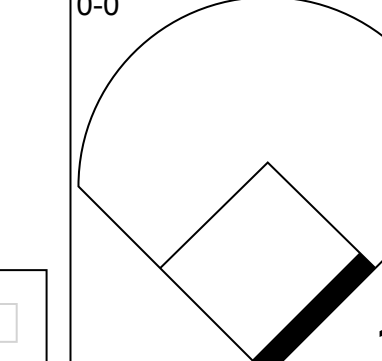
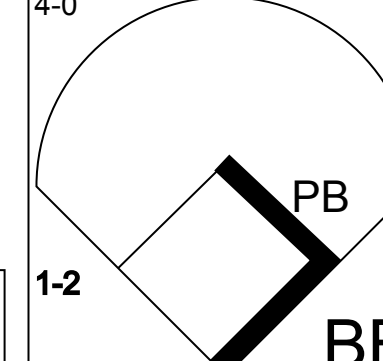
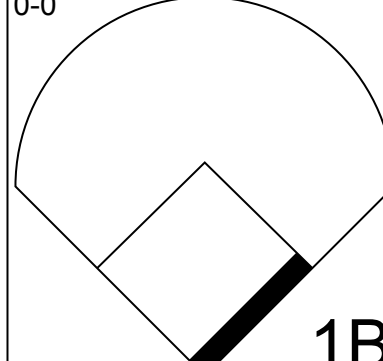
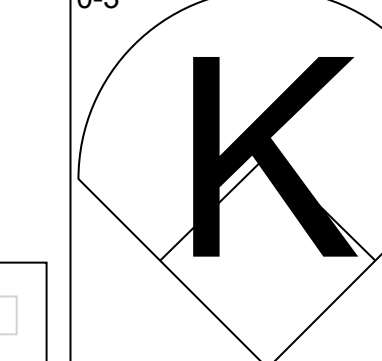
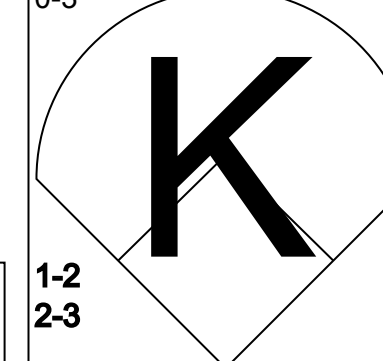
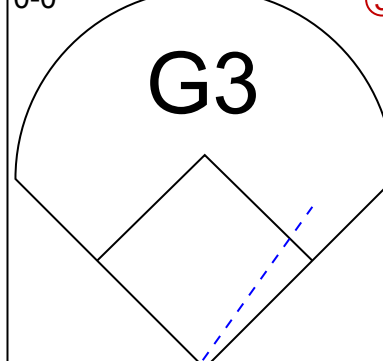
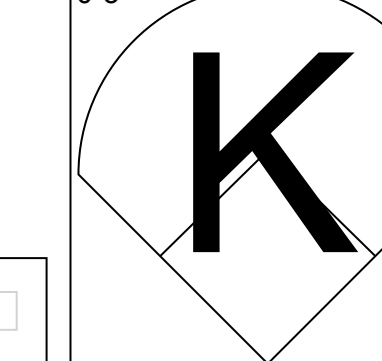
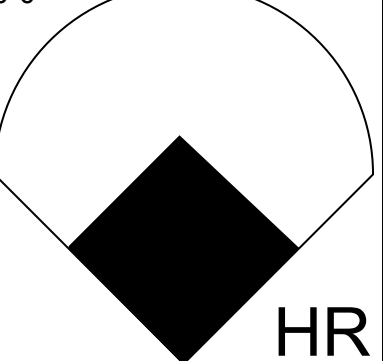


Batter	1	2	3	4	5	6	7	8	9	AB	R	H	RBI	BB	SO	LOB	BOTTOM																			
Dick Schofield, S OBP: 0.344, SLG: 0.294 (1, 6)	0-0 F8		0-3 K		0-0 F7		0-0 F7		0-0 G3	5	0	0	0	0	1	3																				
Willie Stargell, L OBP: 0.394, SLG: 0.400 (1, 8)	0-3 K		0-0 E9 F8 1B		0-3 K			0-0 F7		4	0	1	0	0	2	1																				
Roberto Clemente, R OBP: 0.349, SLG: 0.457 (1, 9)	4-0 S 2B BB		0-0 F8		0-0 FC6-4			0-0 1B		3	1	1	0	1	0	2																				
Bill Mazerowski, R OBP: 0.361, SLG: 0.441 (1, 4)	4-0 2B BB		0-0 F7		0-0 F8		0-0 F8	0-0 F3		3	0	0	0	1	0	2																				
Jerry Lynch, L OBP: 0.326, SLG: 0.550 (1, 7)	0-0 1-3 2H 2B			0-0 F2		4-0 6-3 BB		0-0 G3		3	0	1	1	1	0	1																				
Donn Clendenen, R OBP: 0.367, SLG: 0.508 (1, 3)	0-3 K			0-0 S 1B		0-0 6-3		0-0 F8		4	0	1	0	0	1	3																				
Bob Bailey, R OBP: 0.324, SLG: 0.371 (1, 5)		0-0 F5		0-0 F4		0-0 F2		4-0 1B BB		3	0	0	0	1	0	2																				
Jim Pagliaroni, R OBP: 0.363, SLG: 0.442 (1, 2)		0-0 F6		0-3 K			0-3 K		0-0 1B	3	0	0	0	0	2	1																				
Smoky Burgess, L OBP: 0.342, SLG: 0.453 (9, PH)								0-0 K		1	0	1	0	0	0	0																				
Ron Brand, R OBP: 0.289, SLG: 0.208 (9, FR)								1-3 1B		0	0	0	0	0	0	0																				
Don Schwalt, R OBP: 0.160, SLG: 0.130 (1, 1)		0-3 K			0-0 FC6-4 1B		0-0 F8		0-3 K	2	0	1	0	0	1	0																				
Johnny Logan, R OBP: 0.289, SLG: 0.208 (7, PH)										1	0	0	0	0	0	0																				
Bob Veale, S OBP: 0.280, SLG: 0.387 (8, 1)										0	0	0	0	0	0	0																				
Ted Savage, R OBP: 0.280, SLG: 0.387 (9, PH)										1	0	0	0	0	1	2																				
Inning Stats	R: 1 E: 0 K: 2 S: 8	H: 1 LOB: 2 BB: 2 P: 16	R: 0 E: 0 K: 1 S: 5	H: 0 LOB: 0 BB: 0 P: 5	R: 0 E: 1 K: 1 S: 6	H: 1 LOB: 1 BB: 0 P: 6	R: 0 E: 0 K: 1 S: 6	H: 1 LOB: 1 BB: 0 P: 6	R: 0 E: 0 K: 0 S: 3	H: 0 LOB: 1 BB: 1 P: 7	R: 0 E: 0 K: 1 S: 5	H: 0 LOB: 0 BB: 0 P: 5	R: 0 E: 0 K: 0 S: 4	H: 1 LOB: 1 BB: 0 P: 4	R: 0 E: 0 K: 1 S: 6	H: 1 LOB: 2 BB: 1 P: 10	1B: 5 2B: 1 3B: 0 HR: 0	SF: 0 SAC: 0 DP: 0 HBP: 0	WP: 0 PB: 0 SB: 2 CS: 0	PA: 37																
PITCHER	IP	WLS	BF	H	R	ER	SO	BB	IBB	HBP	BLK	WP	HR	S	P	ERA	WHIP	PITCHER		IP	WLS	BF	H	R	ER	SO	BB	IBB	HBP	BLK	WP	HR	S	P	ERA	WHIP
Bob Gibson, R ERA: 4.92 (1, 1)	9.0	W	37	6	1	1	8	4	0	0	0	0	0	49	65	1.00	1.111																			

St. Louis Cardinals @ Pittsburgh Pirates
Forbes Field, Pittsburgh, PA
Tue Jun 11 1963, 7:05 PM EDT
Att: 17,098 - Unknown

AB 33
R 1
H 6
RBI 1
BB 4
SO 8
LOB 17

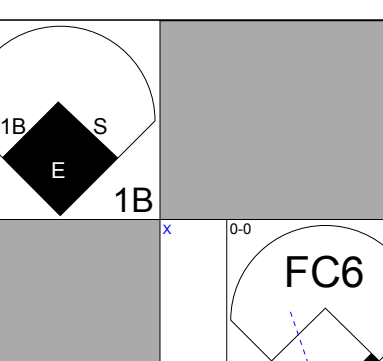
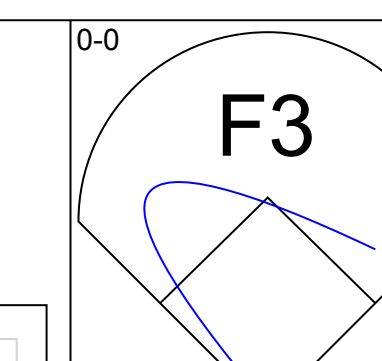
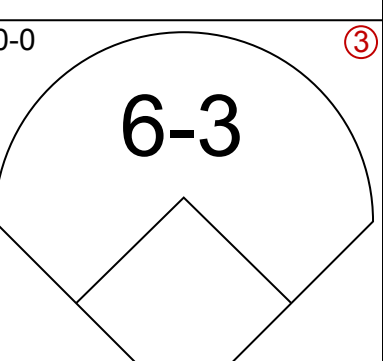
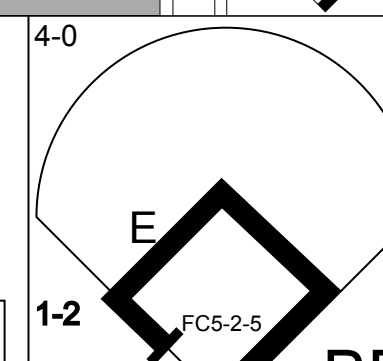
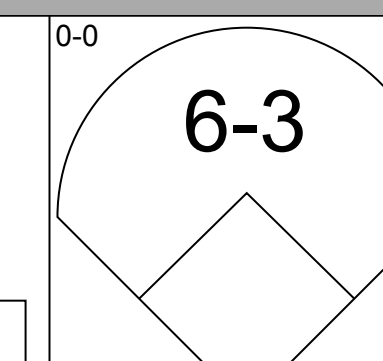
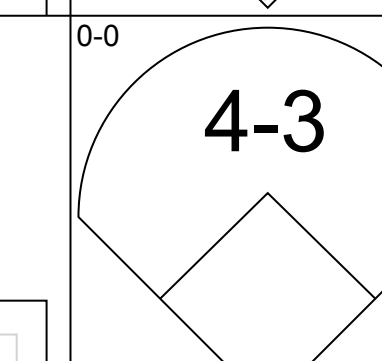
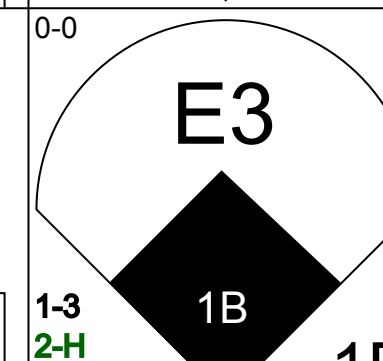
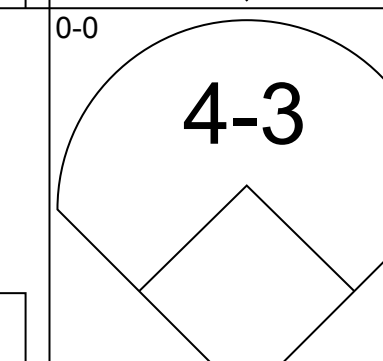
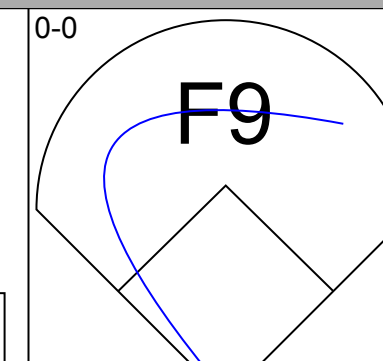
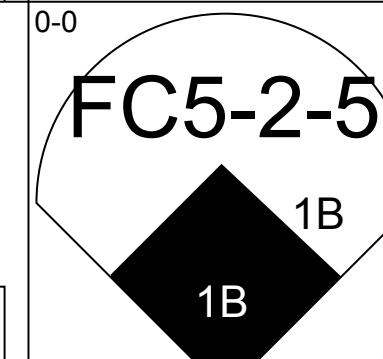
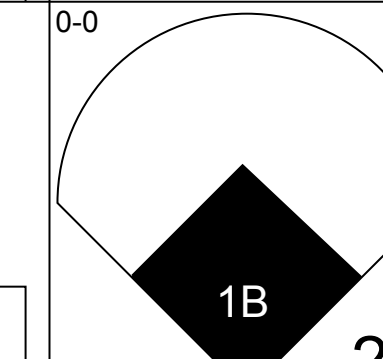
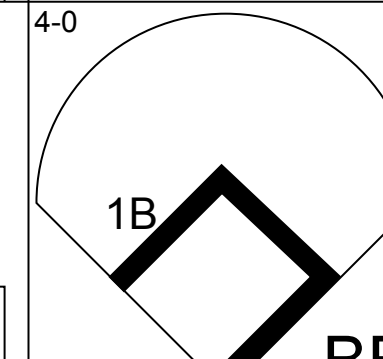
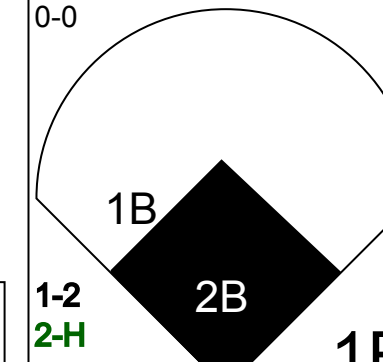
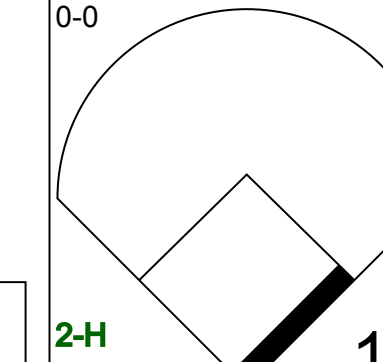
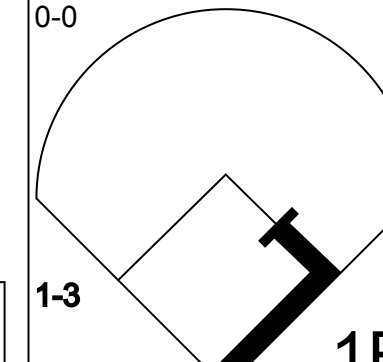
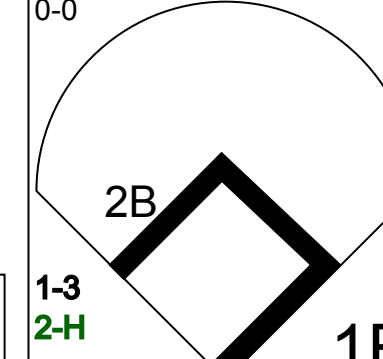
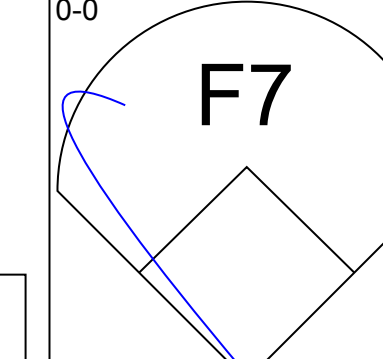
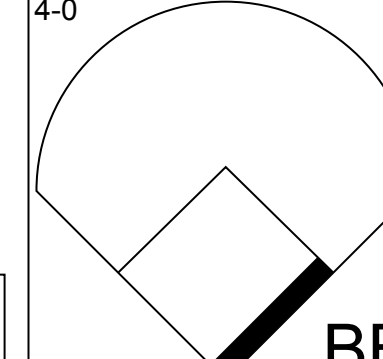
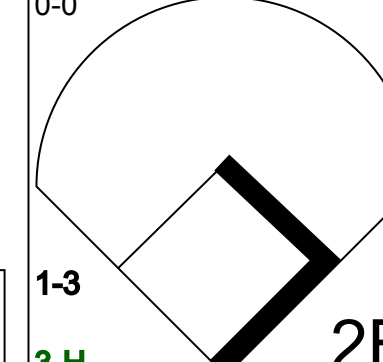
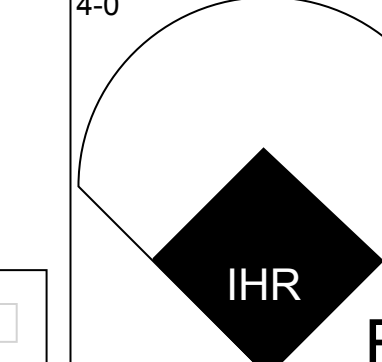
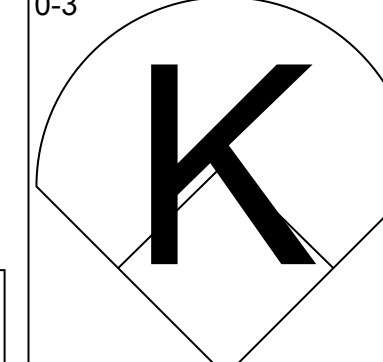
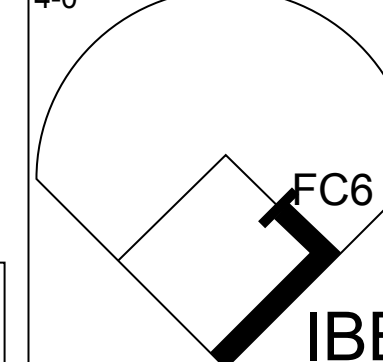
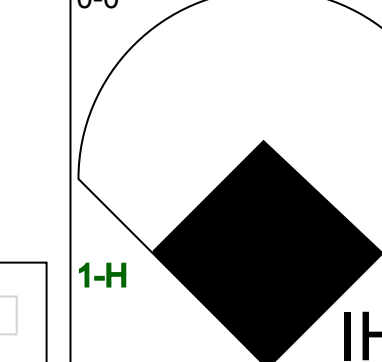
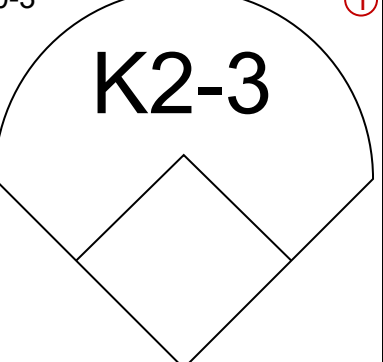
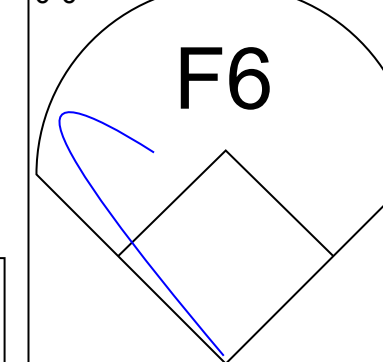
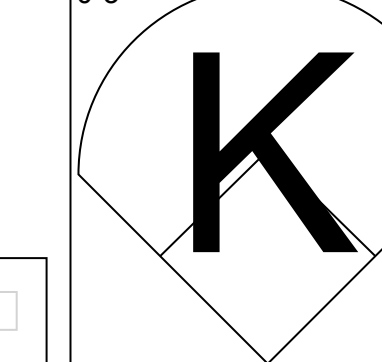
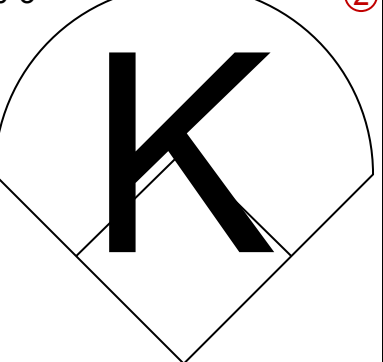


Batter	1	2	3	4	5	6	7	8	9	AB	R	H	RBI	BB	SO	LOB	TOP	
Tony Taylor, R OBP: 0.349, SLG: 0.363 (1, 4)										3	0	0	0	0	2	1	Philadelphia Phillies @ St. Louis Cardinals Sportsman's Park, St. Louis, MO Thu Jun 13 1963, 4:33 AM EDT Att. 7,600 - Unknown - 94 F	
Johnny Callison, L OBP: 0.317, SLG: 0.420 (1, 9)										2	1	0	0	1	0	0		
Tony Gonzalez, L OBP: 0.380, SLG: 0.410 (1, 8)										3	0	1	0	0	2	1		
Wes Covington, L OBP: 0.395, SLG: 0.599 Jack Hamilton, R (5, 1)										3	0	0	0	0	2	2		
Roy Sievers, R OBP: 0.328, SLG: 0.419 (1, 3)										3	1	1	2	0	0	0		
Clay Dalrymple, L OBP: 0.343, SLG: 0.353 (1, 2)										3	0	1	0	0	0	0		
Don Hoak, R OBP: 0.254, SLG: 0.266 (1, 5)										2	0	2	0	1	0	0		
Bobby Wine, R OBP: 0.272, SLG: 0.326 (1, 6)										3	0	0	0	0	2	4		
Chris Short, R OBP: 0.248, SLG: 0.143 Dallas Green, L (1, 1)										0	0	0	0	0	0	0		
Earl Averill, R OBP: 0.336, SLG: 0.355 (5, 7)										0	0	0	0	0	0	0		
Inning Stats	R: 0 H: 0 E: 0 K: 2 S: 7	H: 0 LOB: 0 BB: 0 P: 7	R: 0 H: 0 E: 0 K: 1 S: 5	H: 0 LOB: 0 BB: 0 P: 5	R: 0 H: 1 E: 0 K: 2 S: 8	H: 1 LOB: 1 BB: 0 P: 8	R: 2 H: 2 E: 0 K: 2 S: 9	H: 2 LOB: 2 BB: 2 P: 17	R: 1 H: 2 E: 0 K: 2 S: 9	H: 2 LOB: 1 BB: 0 P: 9	R: 0 H: 1 E: 0 K: 0 S: 4	H: 1 LOB: 1 BB: 0 P: 4						
PITCHER Ernie Broglio, R ERA: 2.66 (1, 1)	IP: 6.0 WLS: W BF: 26 H: 6 R: 3 ER: 3 SO: 9 BB: 2 IBB: 0 HBP: 0 BLK: 0 WP: 0 HR: 2 S: 42 P: 50 ERA: 4.50 WHIP: 1.333																	

AB 24
R 3
H 6
RBI 3
BB 2
SO 9
LOB 9



WP: 0 PA: 26
PB: 1
SB: 0
CS: 0
1B: 4 SF: 0
2B: 0 SAC: 0
3B: 0 DP: 0
HR: 2 HBP: 0

Batter	1	2	3	4	5	6	7	8	9	AB	R	H	RBI	BB	SO	LOB	BOTTOM	
Curt Flood, R OBP: 0.308, SLG: 0.371 (1, 8)										4	1	1	0	0	0	3	Philadelphia Phillies @ St. Louis Cardinals Sportsman's Park, St. Louis, MO Thu Jun 13 1963, 4:33 AM EDT Att. 7,600 - Unknown - 94 F	
Dick Groat, R OBP: 0.414, SLG: 0.484 (1, 6)										2	0	0	0	1	0	0		
Bill White, L OBP: 0.387, SLG: 0.518 (1, 3)										3	1	1	0	0	0	0		
Ken Boyer, R OBP: 0.375, SLG: 0.443 (1, 5)										2	2	1	0	1	0	2		
Charlie James, R OBP: 0.339, SLG: 0.444 (1, 7)										3	1	3	2	0	0	0		
George Altman, L OBP: 0.382, SLG: 0.385 (1, 9)										2	0	1	1	1	0	1		
Julian Javier, R OBP: 0.297, SLG: 0.412 (1, 4)										2	1	1	1	1	1	2		
Gene Oliver, R OBP: 0.308, SLG: 0.441 (1, 2)										2	1	1	2	1	1	0		
Ernie Broglio, R OBP: 0.111, SLG: 0.139 (1, 1)										3	0	0	0	0	2	3		
Inning Stats	R: 4 H: 5 E: 1 K: 0 S: 8	H: 5 LOB: 3 BB: 2 P: 16	R: 1 H: 2 E: 0 K: 0 S: 5	H: 2 LOB: 1 BB: 0 P: 5	R: 2 H: 1 E: 0 K: 1 S: 6	H: 1 LOB: 1 BB: 1 P: 10	R: 0 H: 1 E: 0 K: 1 S: 5	H: 1 LOB: 2 BB: 2 P: 13	R: 0 H: 0 E: 0 K: 2 S: 7	H: 0 LOB: 0 BB: 0 P: 7								
PITCHER Chris Short, L ERA: 4.83 Dallas Green, R ERA: 2.0 Ryne Duren, R ERA: 4.58 Jack Hamilton, R ERA: 6.31 (1, 1)	IP: 0.1 WLS: L BF: 6 H: 4 R: 4 ER: 4 SO: 0 BB: 1 IBB: 0 HBP: 0 BLK: 0 WP: 0 HR: 0 S: 5 P: 9 ERA: 108.00 WHIP: 15.000																	

AB 23
R 7
H 9
RBI 6
BB 5
SO 4
LOB 11



WP: 0 PA: 28
PB: 0
SB: 1
CS: 0
1B: 6 SF: 0
2B: 2 SAC: 0
3B: 0 DP: 0
HR: 1 HBP: 0

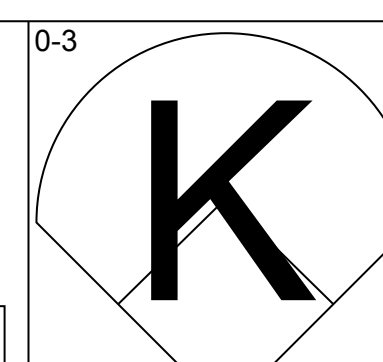
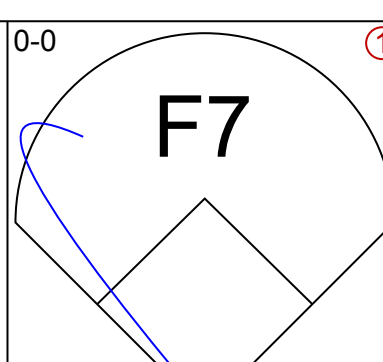
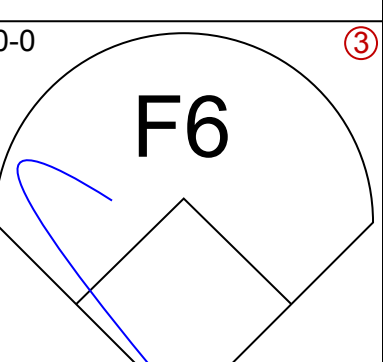
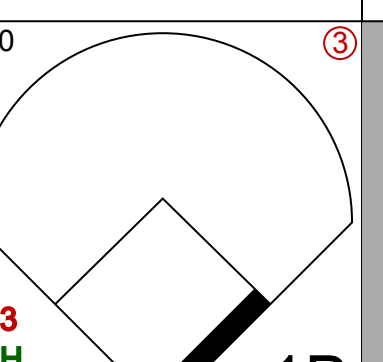
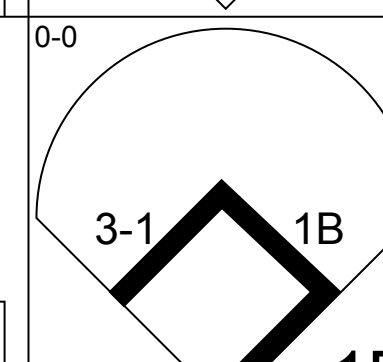
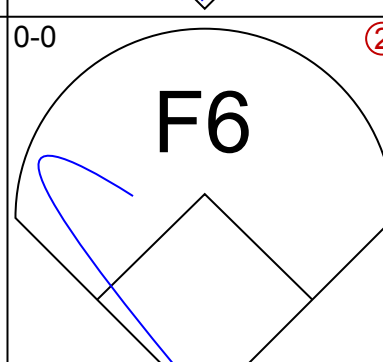
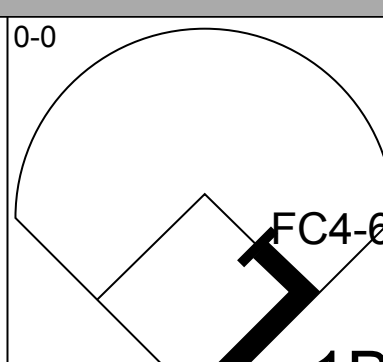
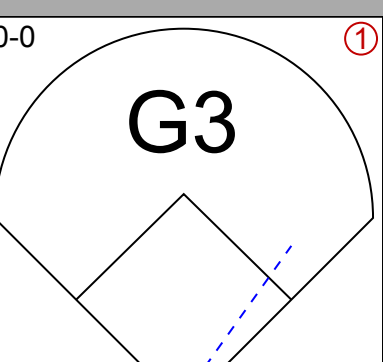
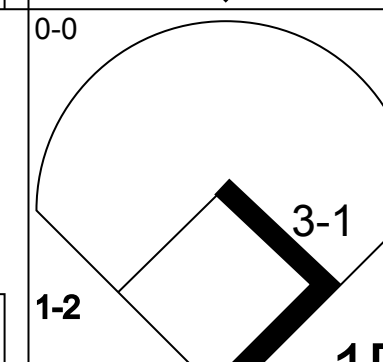
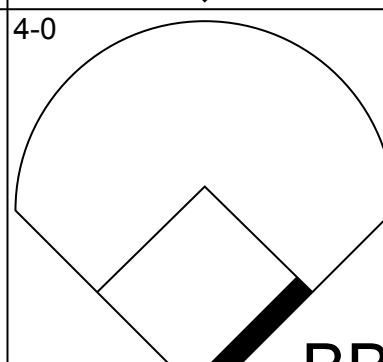
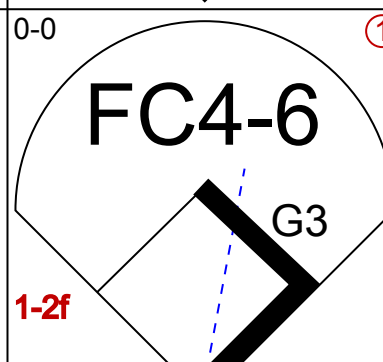
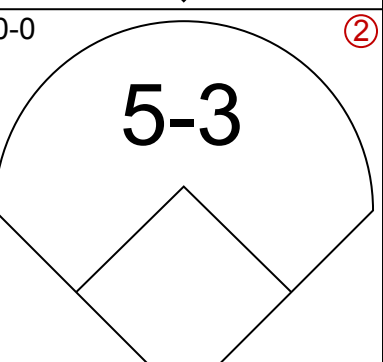
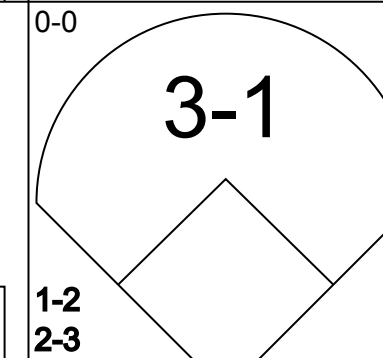
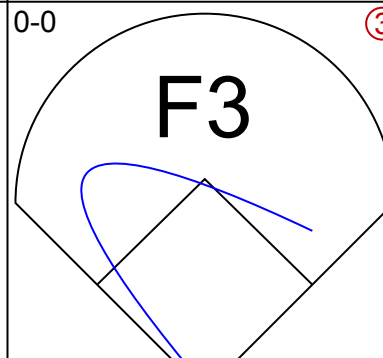
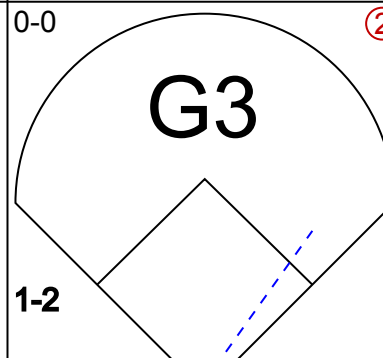
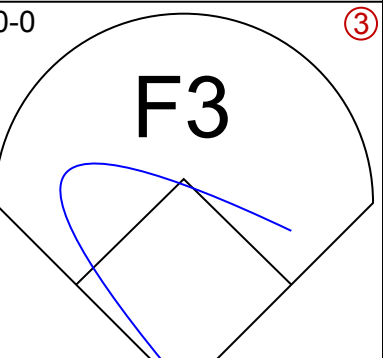
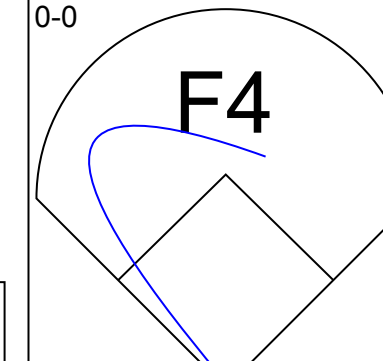

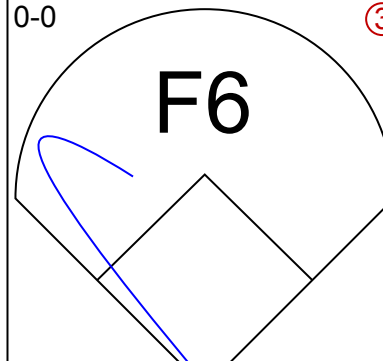






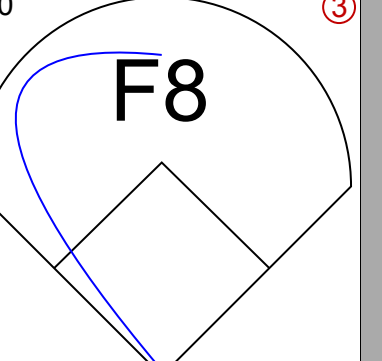

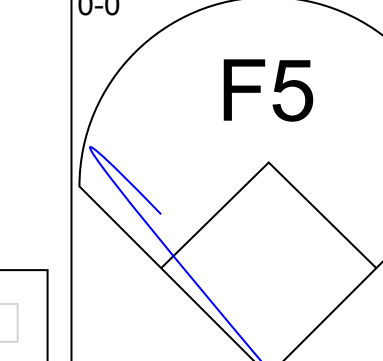


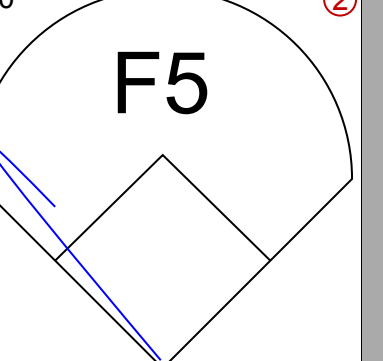
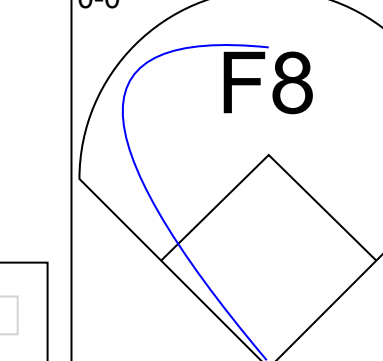

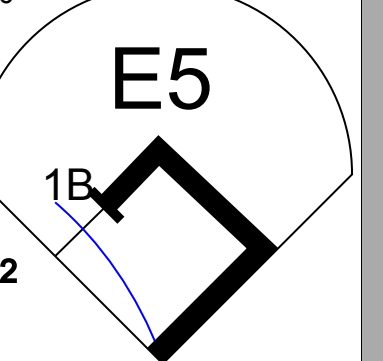
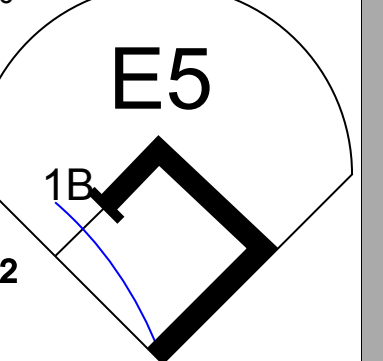

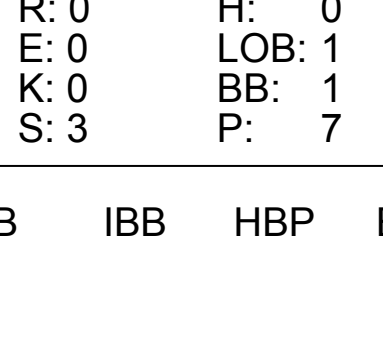

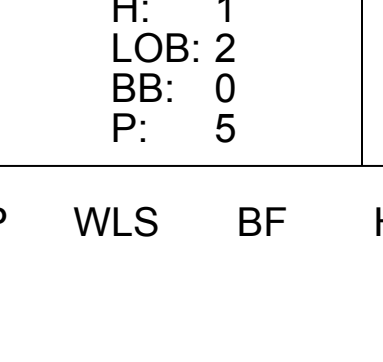




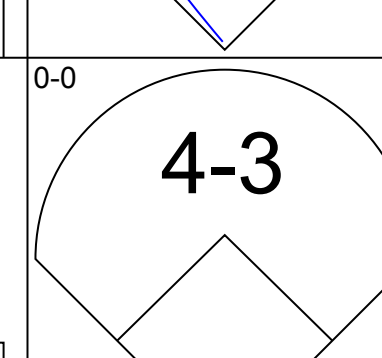


Batter	1	2	3	4	5	6	7	8	9	AB	R	H	RBI	BB	SO	LOB	TOP																			
Bob Bailey, R OBP: 0.326, SLG: 0.368 (1, 5)	E4 G6-3		6-3					F8		5	0	2	0	0	0	1	Pittsburgh Pirates @ St. Louis Cardinals Sportsman's Park, St. Louis, MO Sun Jun 16 1963, 4:38 AM EDT Att: 26,020 - Unknown																			
Dick Schofield, S OBP: 0.335, SLG: 0.285 (1, 6)	G6-3 1-2f		6-3					F9		5	0	1	0	0	0	3																				
Roberto Clemente, R OBP: 0.351, SLG: 0.458 (1, 8)	E8 1B			4-3				E3 BB HR		5	2	2	0	0	0	1																				
Bill Mazerolski, R OBP: 0.349, SLG: 0.425 (1, 4)								F9		5	1	3	1	0	1	3																				
Donn Clendenon, R OBP: 0.357, SLG: 0.500 (1, 3)										4	1	1	0	1	2	4																				
Ted Savage, R OBP: 0.290, SLG: 0.412 (1, 7)										4	2	1	3	1	3	4																				
Jim Pagliaroni, R OBP: 0.333, SLG: 0.429 Ron Brand, R OBP: 0.286, SLG: 0.167 (1, 2) (7, 2)										3	1	1	3	0	0	2																				
Willie Stargell, L OBP: 0.289, SLG: 0.366 (1, 9)										1	0	1	0	0	0	0																				
Vern Law, R Joe Gibbon, L Johnny Logan, R Tommie Sisk, R Harvey Haddix, L Earl Francis, R Roy Face, R (1, 1) (6, 1) (7, PH) (7, 1) (7, 1) (8, PH) (8, 1)										2	0	0	0	0	0	0																				
Inning Stats	R: 1 E: 2 K: 0 S: 5	H: 2 LOB: 1 BB: 0 P: 5	R: 0 E: 0 K: 2 S: 7	H: 0 LOB: 0 BB: 0 P: 7	R: 0 E: 0 K: 0 S: 3	H: 0 LOB: 0 BB: 0 P: 3	R: 0 E: 0 K: 1 S: 6	H: 1 LOB: 2 BB: 1 P: 10	R: 0 E: 0 K: 0 S: 4	H: 1 LOB: 1 BB: 0 P: 4	R: 3 E: 1 K: 2 S: 9	H: 1 LOB: 0 BB: 1 P: 13	R: 0 E: 0 K: 1 S: 6	H: 1 LOB: 1 BB: 0 P: 6	R: 3 E: 0 K: 2 S: 11	H: 4 LOB: 1 BB: 0 P: 11		R: 0 E: 0 K: 3 S: 11	H: 2 LOB: 2 BB: 0 P: 11	1B: 8 2B: 2 3B: 0 HR: 2	SF: 0 SAC: 0 DP: 1 HBP: 0	WP: 0 PB: 0 SB: 0 CS: 0	PA: 42													
PITCHER	IP	WLS	BF	H	R	ER	SO	BB	IBB	HBP	BLK	WP	HR	S	P	ERA	WHIP	PITCHER		IP	WLS	BF	H	R	ER	SO	BB	IBB	HBP	BLK	WP	HR	S	P	ERA	WHIP
Curt Simmons, L ERA: 2.87 Ron Taylor, R ERA: 2.75 (1, 1) (9, 1)	8.0	W	38	11	7	3	8	2	0	0	0	0	2	52	60	3.38	1.625			1.0	S	4	1	0	0	3	0	0	0	0	0	10	10	0.00	1.000	

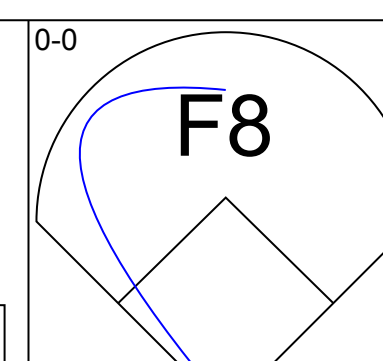
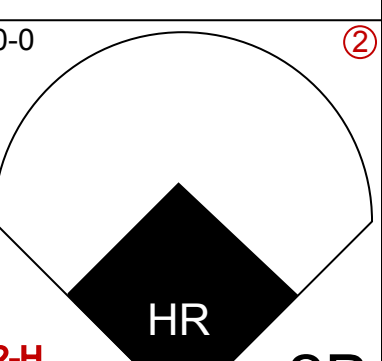
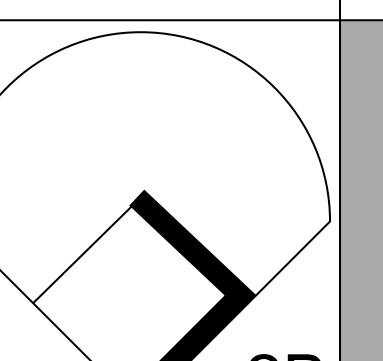
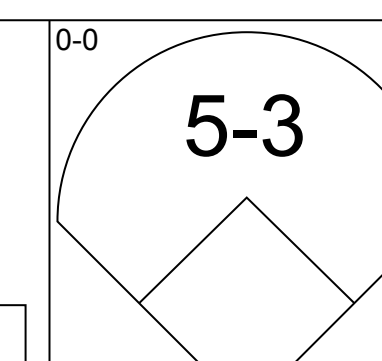
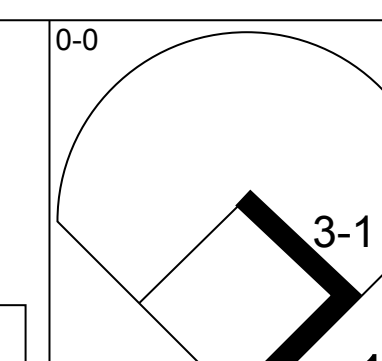
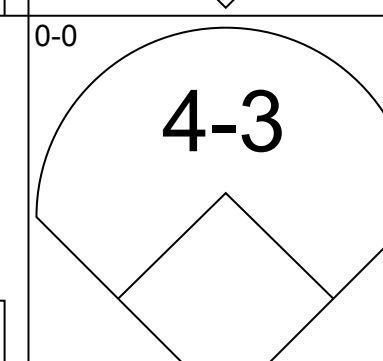
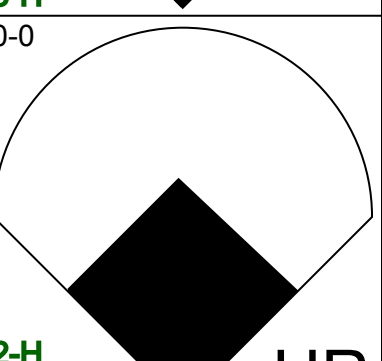
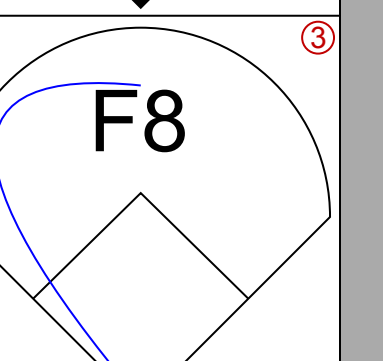
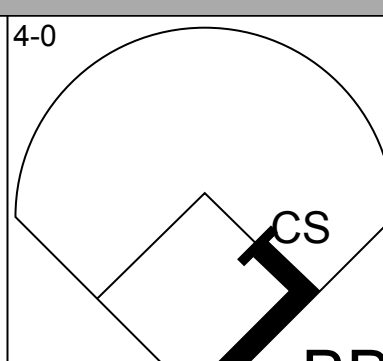
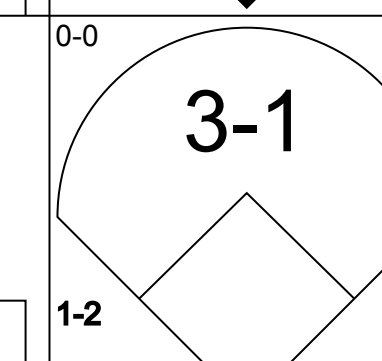
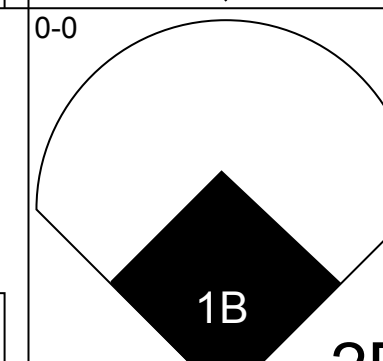
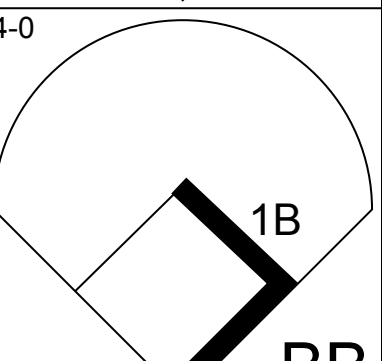
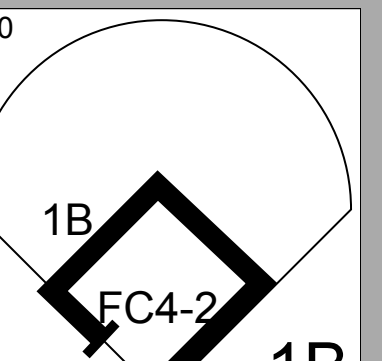
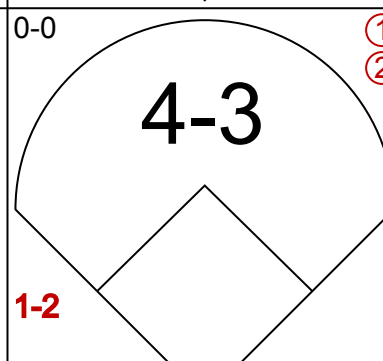
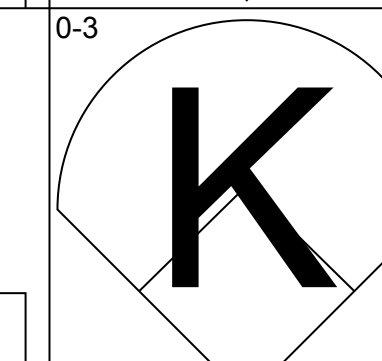
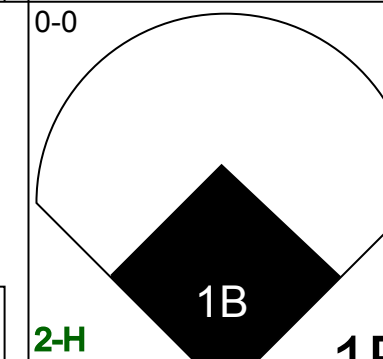
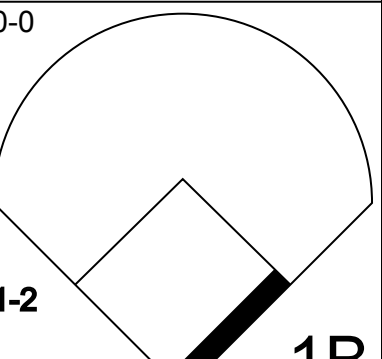
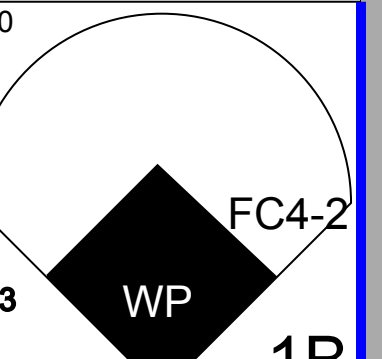
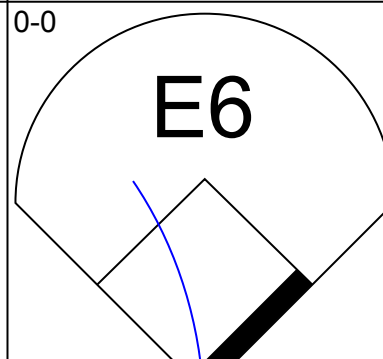
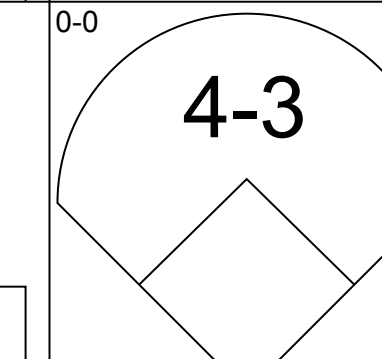
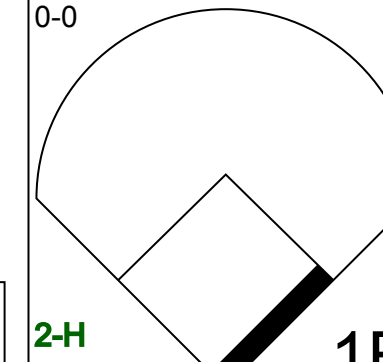
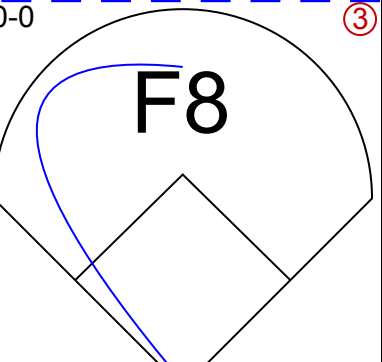
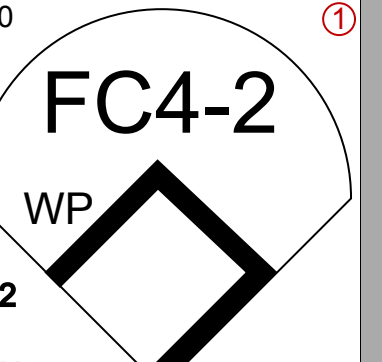
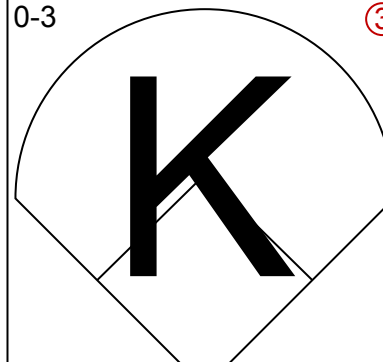

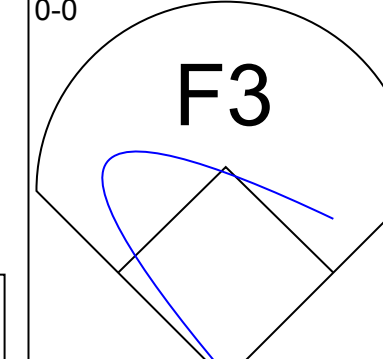

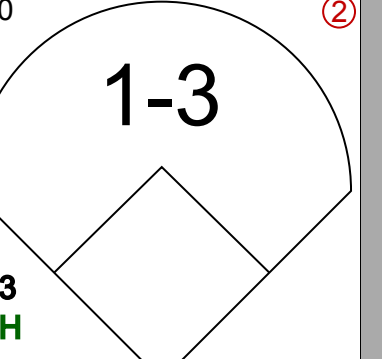



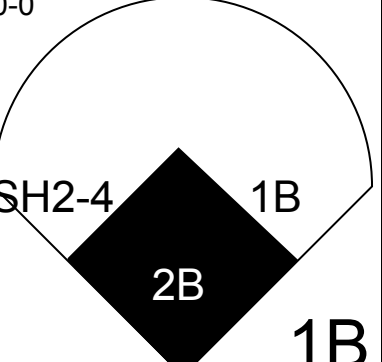
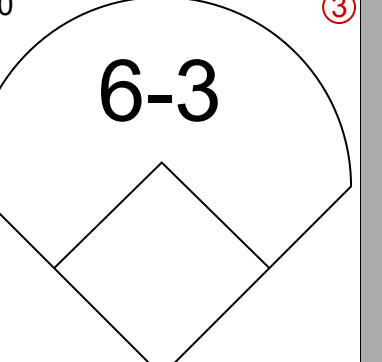


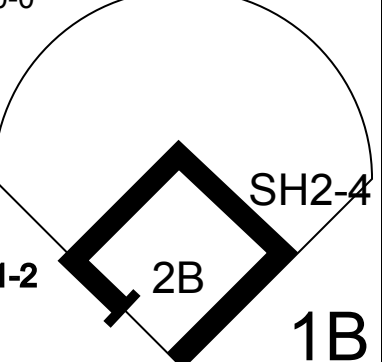



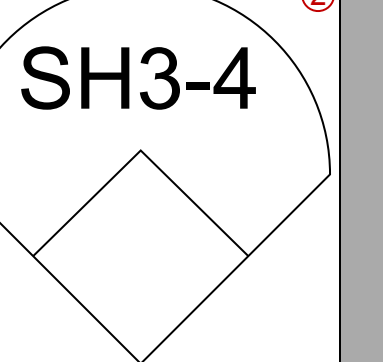
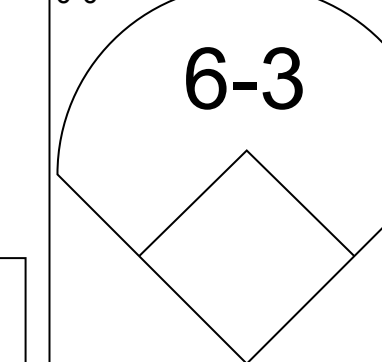
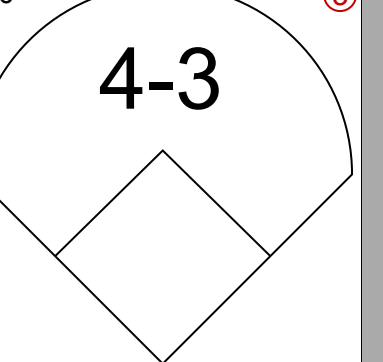

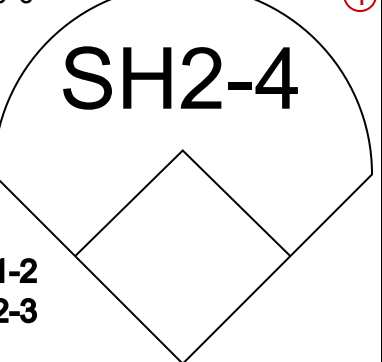
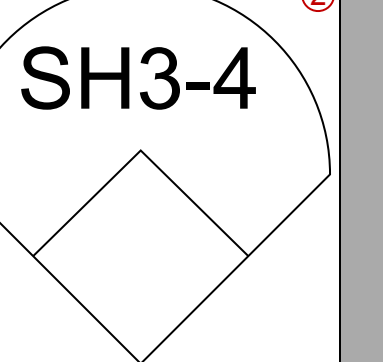

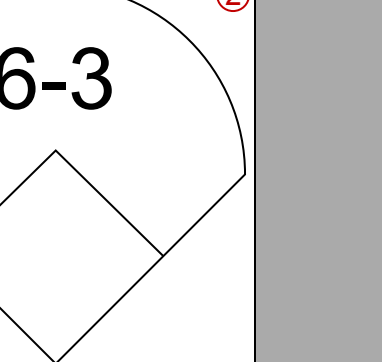
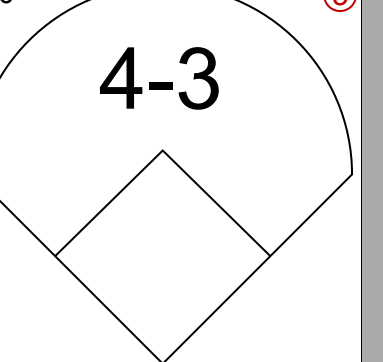

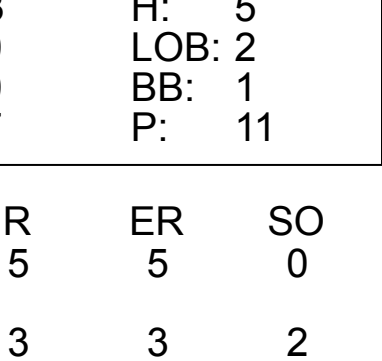
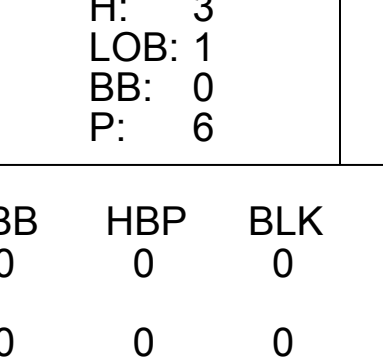
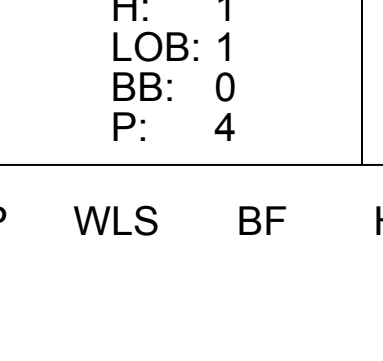

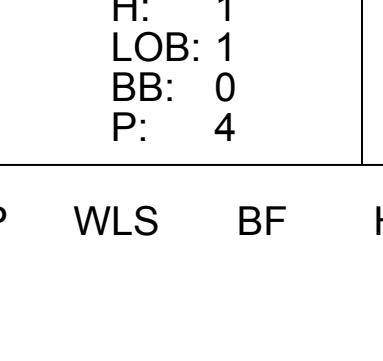





Batter	1	2	3	4	5	6	7	8	9	AB	R	H	RBI	BB	SO	LOB	BOTTOM																			
Curt Flood, R OBP: 0.315, SLG: 0.372 (1, 8)	F2		F8		5-3			4-3		5	0	1	0	0	0	0	Pittsburgh Pirates @ St. Louis Cardinals Sportsman's Park, St. Louis, MO Sun Jun 16 1963, 4:38 AM EDT Att: 26,020 - Unknown																			
Bill White, L OBP: 0.391, SLG: 0.533 (1, 3)	F8							F9		5	1	2	0	0	0	1																				
Dick Groat, R OBP: 0.408, SLG: 0.471 (1, 6)	F7									4	2	1	0	1	0	2																				
Ken Boyer, R OBP: 0.369, SLG: 0.428 (1, 5)										4	3	1	1	1	1	3																				
George Altman, L OBP: 0.372, SLG: 0.421 Duke Carmel, L OBP: 0.412, SLG: 0.385 (1, 9) (8, 9)										3	3	3	3	0	0	0																				
Charlie James, R OBP: 0.343, SLG: 0.455 (1, 7)										0	0	0	0	0	0	0																				
Julian Javier, R OBP: 0.302, SLG: 0.416 (1, 4)										4	1	1	0	0	1	2																				
Tim McCarver, L OBP: 0.358, SLG: 0.436 (1, 2)										4	1	2	4	0	0	1																				
Curt Simmons, L OBP: 0.176, SLG: 0.182 Ron Taylor, R (1, 1) (9, 1)										4	0	0	0	0	2	3																				
Inning Stats	R: 0 E: 0 K: 0 S: 3	H: 0 LOB: 0 BB: 0 P: 3	R: 0 E: 1 K: 1 S: 6	H: 1 LOB: 1 BB: 0 P: 6	R: 0 E: 0 K: 0 S: 3	H: 0 LOB: 0 BB: 0 P: 3	R: 3 E: 0 K: 0 S: 5	H: 2 LOB: 0 BB: 1 P: 9	R: 0 E: 0 K: 1 S: 5	H: 0 LOB: 0 BB: 0 P: 5	R: 3 E: 1 K: 2 S: 11	H: 4 LOB: 2 BB: 1 P: 15	R: 5 E: 0 K: 1 S: 9	H: 4 LOB: 1 BB: 1 P: 14	R: 0 E: 0 K: 0 S: 4	H: 1 LOB: 1 BB: 0 P: 4		1B: 5 2B: 5 3B: 1 HR: 1	SF: 0 SAC: 0 DP: 0 HBP: 1	WP: 0 PB: 1 SB: 0 CS: 0	PA: 40															
PITCHER	IP	WLS	BF	H	R	ER	SO	BB	IBB	HBP	BLK	WP	HR	S	P	ERA	WHIP	PITCHER		IP	WLS	BF	H	R	ER	SO	BB	IBB	HBP	BLK	WP	HR	S	P	ERA	WHIP
Vern Law, R ERA: 5.31 Joe Gibbon, L ERA: 2.5 Tommie Sisk, R ERA: 2.84 Harvey Haddix, L ERA: 3.24 Roy Face, R ERA: 3.7 (1, 1) (6, 1) (7, 1) (7, 1) (8, 1)	5.1	L	22	5	5	5	2	1	0	0	0	0	0	8	12	0.00	3.000			1.0	4	1	0	0	0	0	0	0	0	0	4	4	0.00	1.000		


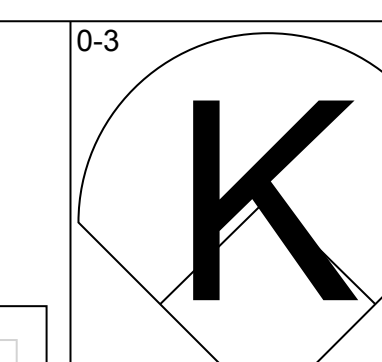
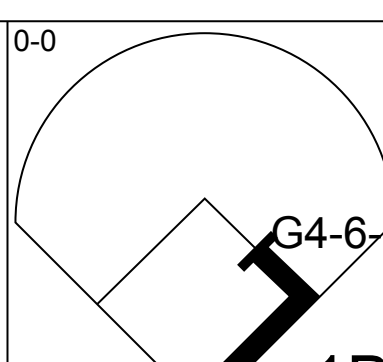
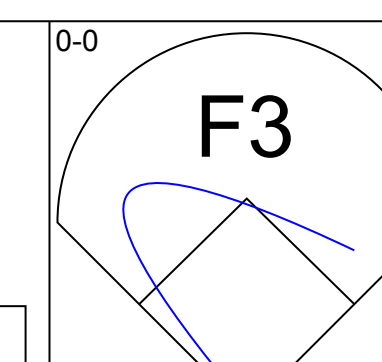

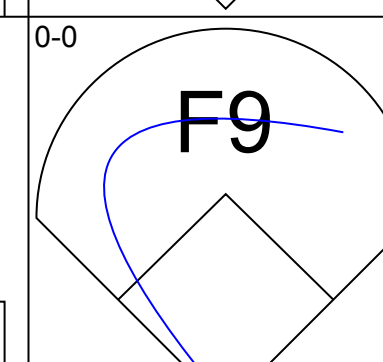
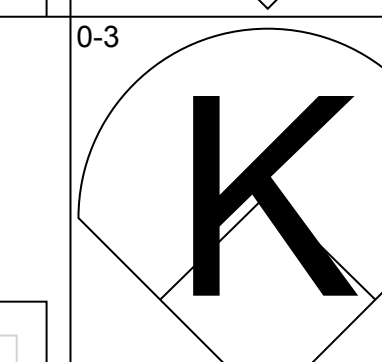
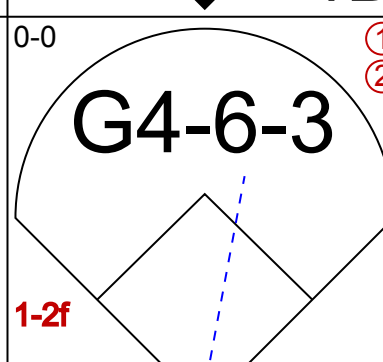
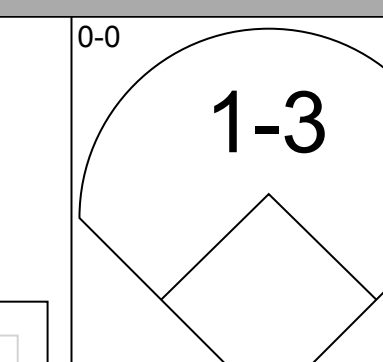
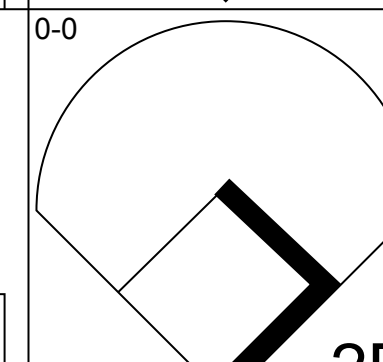
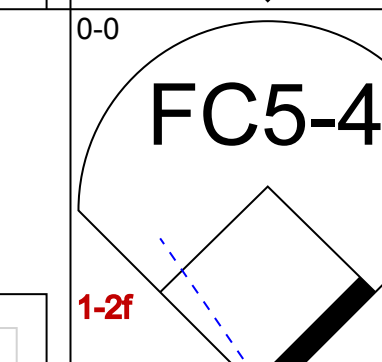
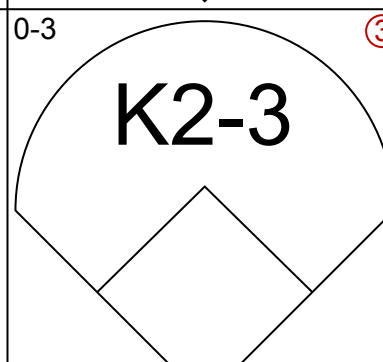
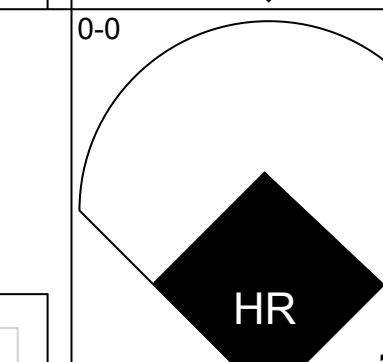
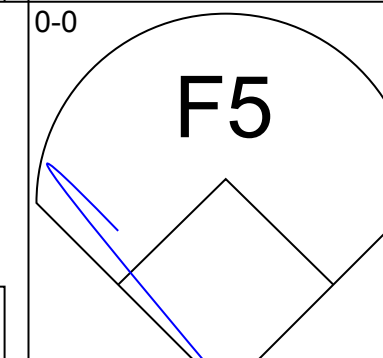
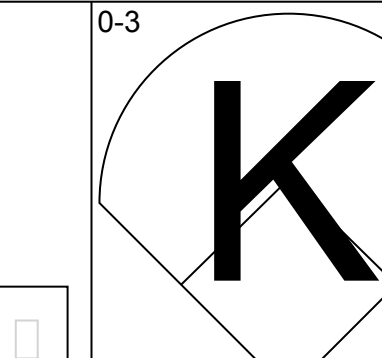
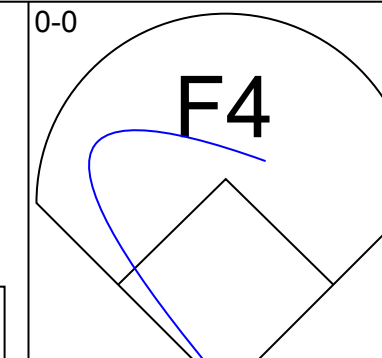
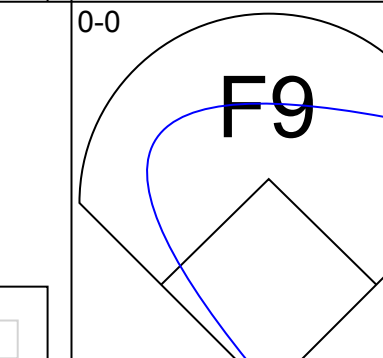
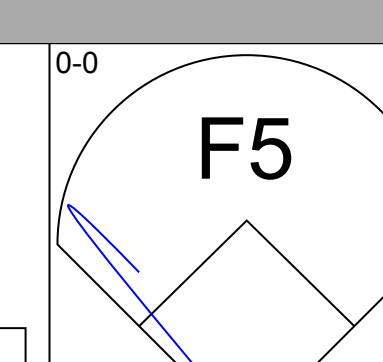
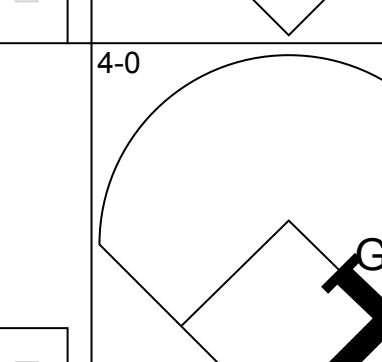
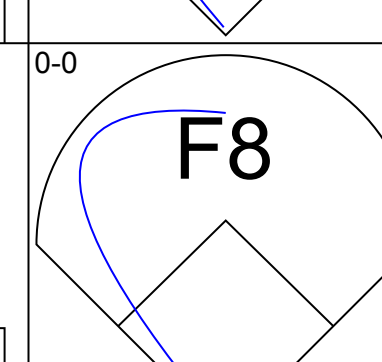
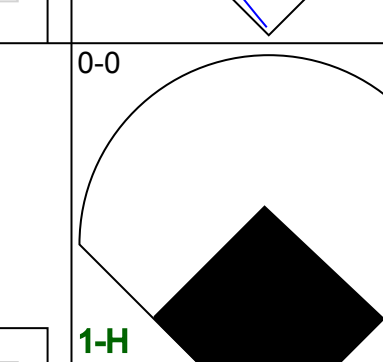
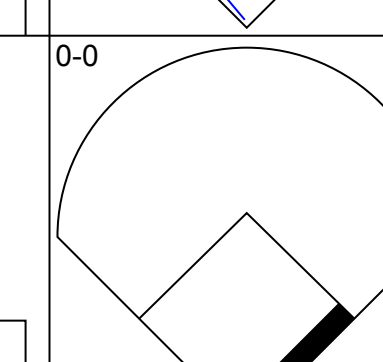
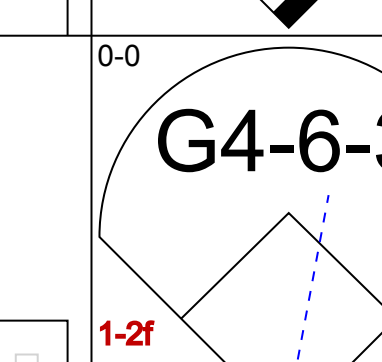
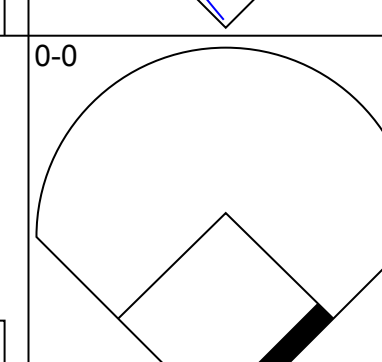
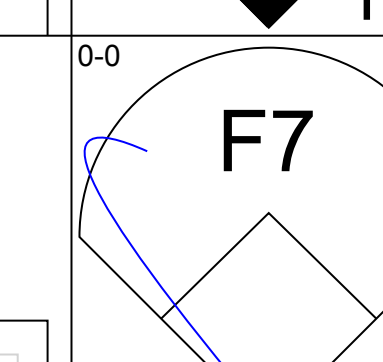
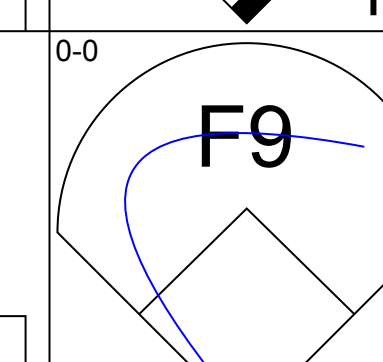
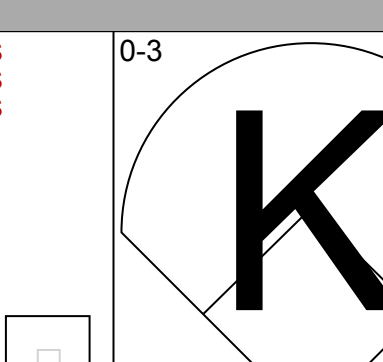
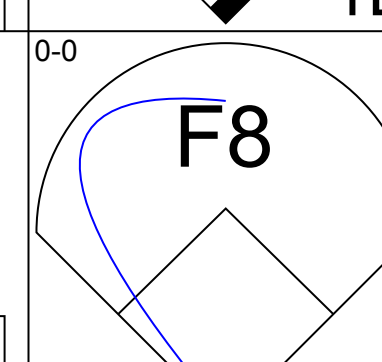
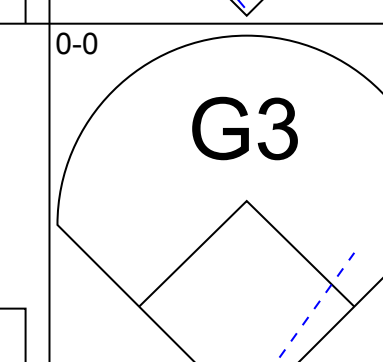
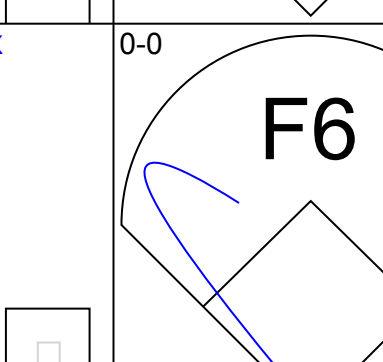
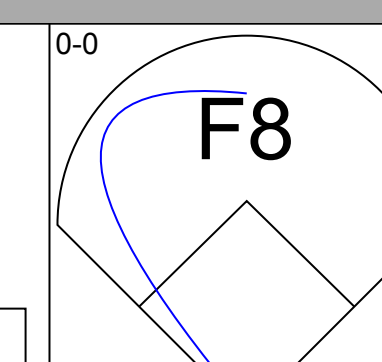
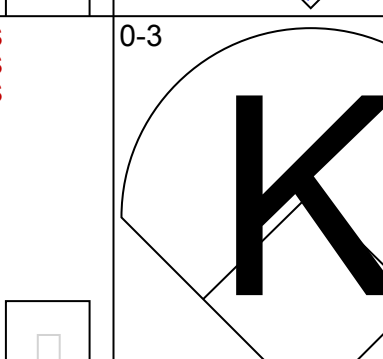
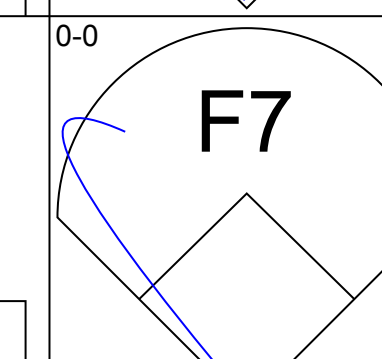
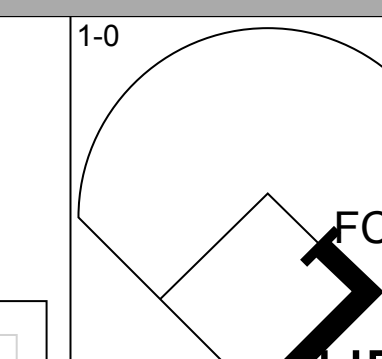
AB	40
R	7
H	12
RBI	7
BB	2
SO	11
LOB	20

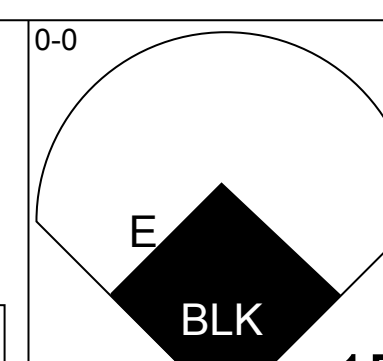
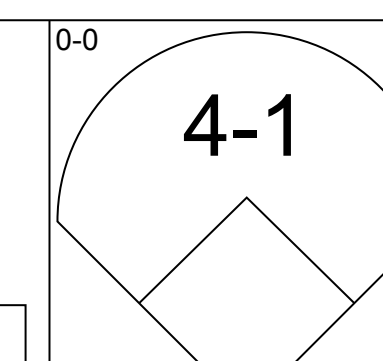
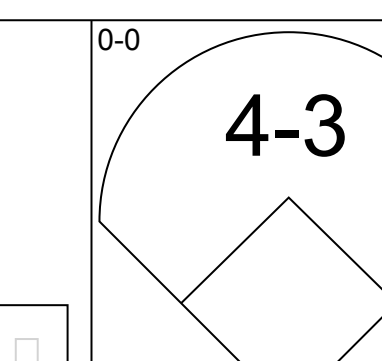
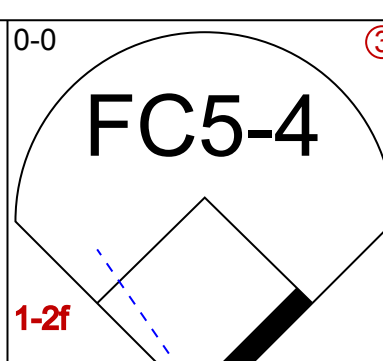

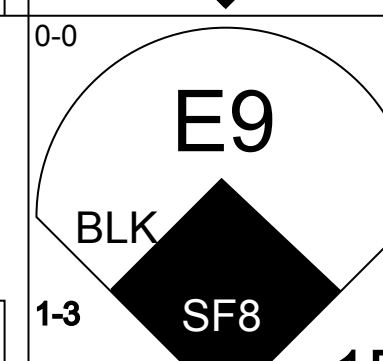
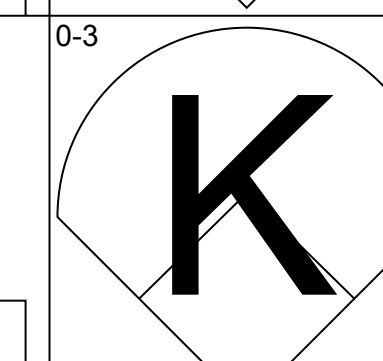
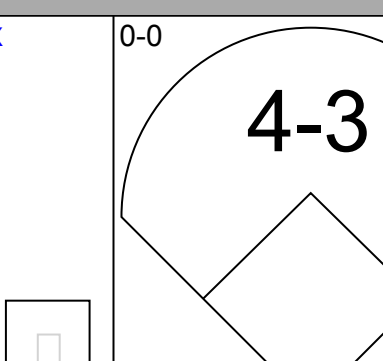
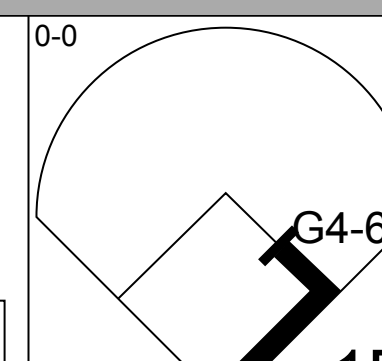
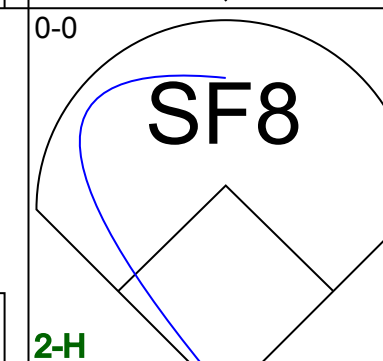
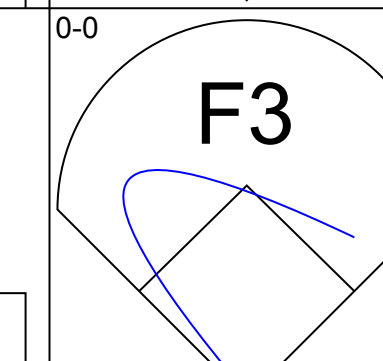
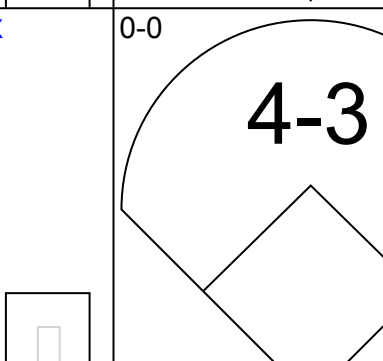
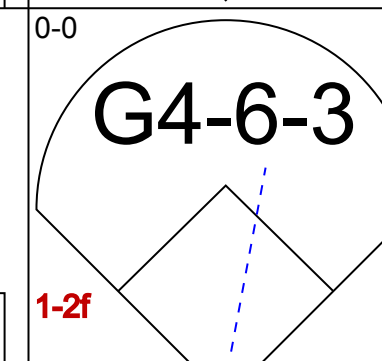
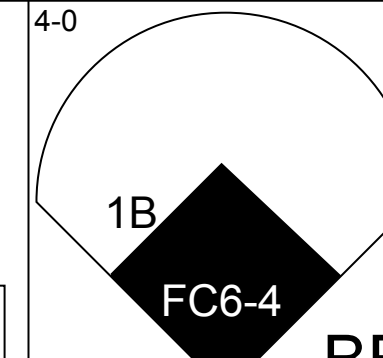
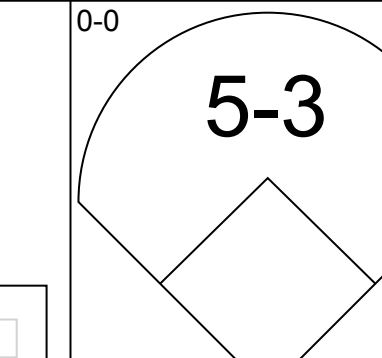
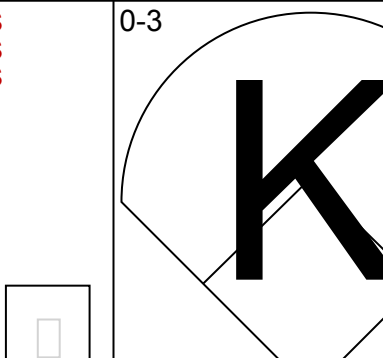
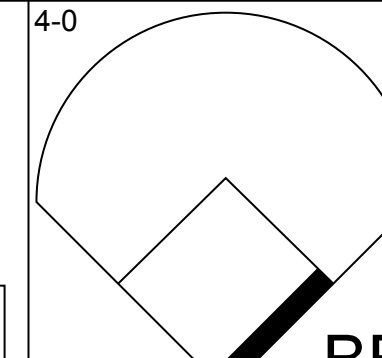
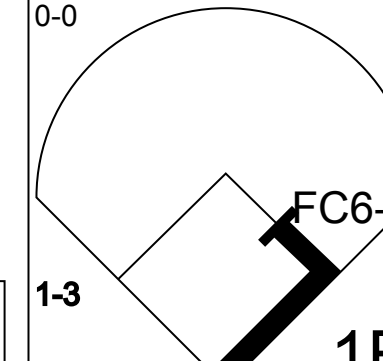
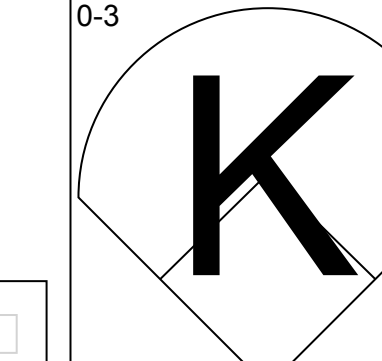
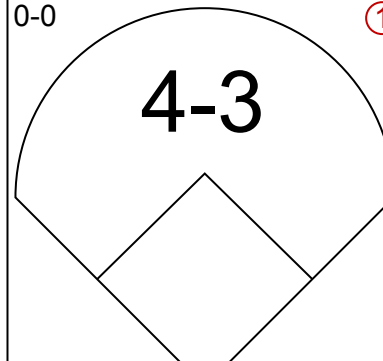
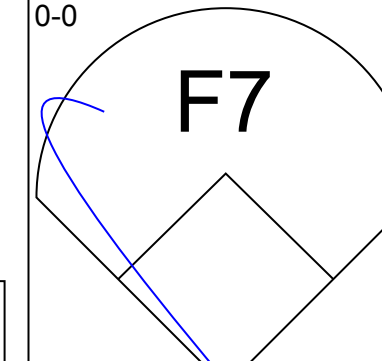
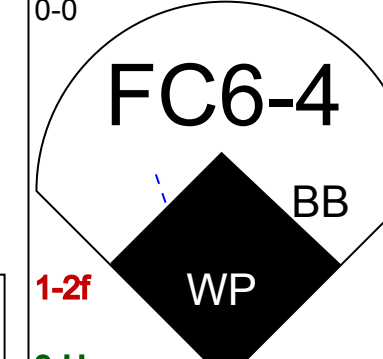
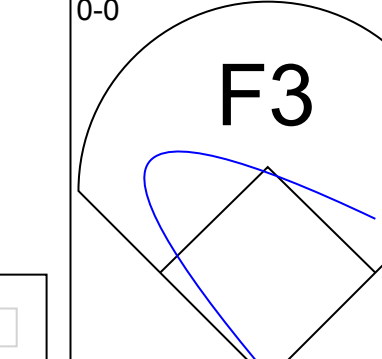
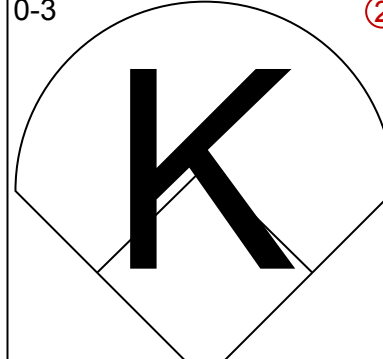
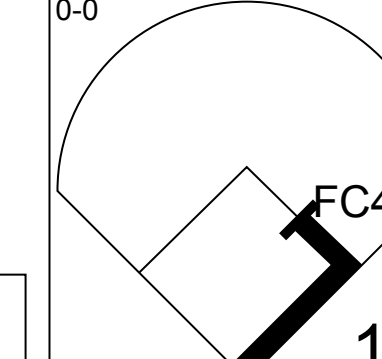
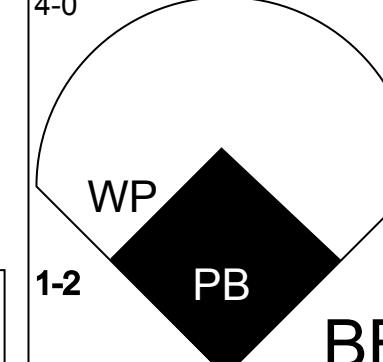
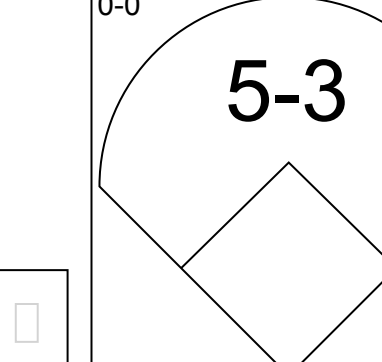
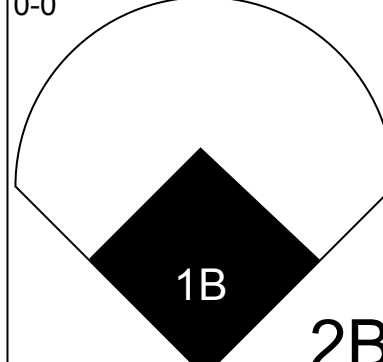
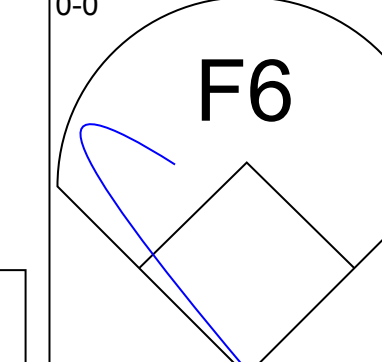
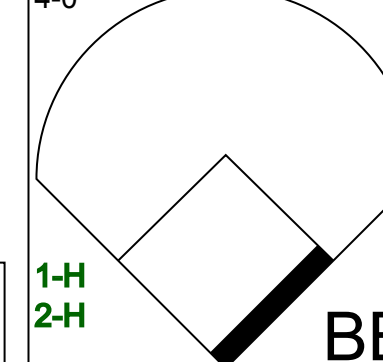
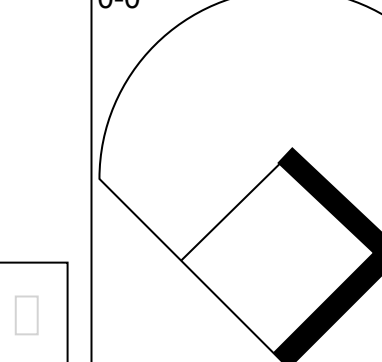
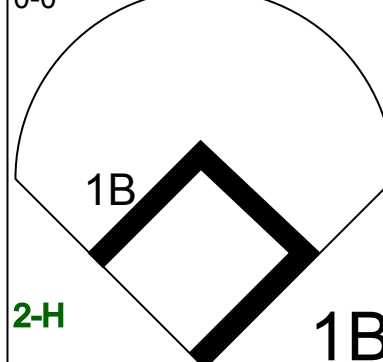
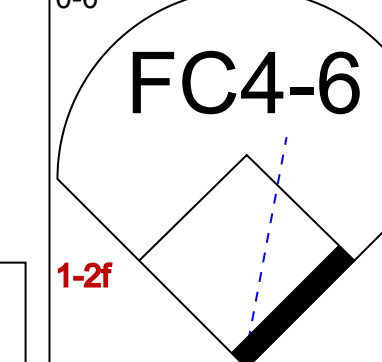
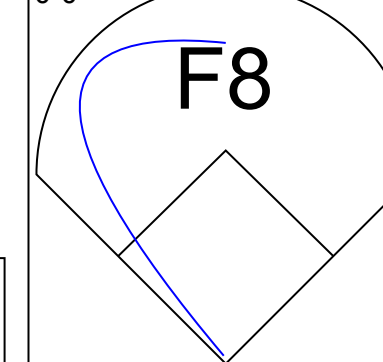
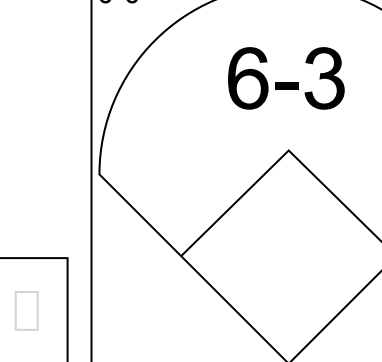
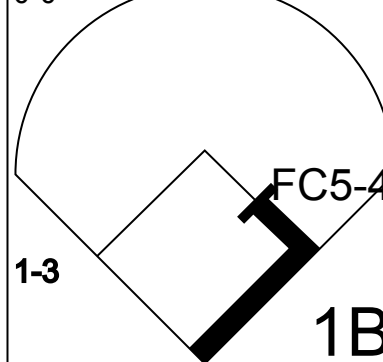
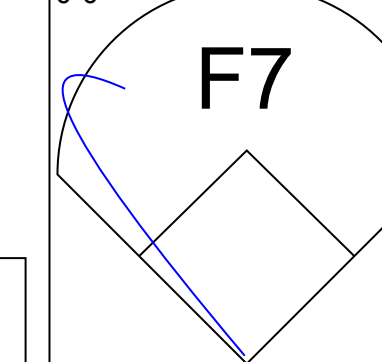
AB	36
R	11
H	12
RBI	10
BB	3
SO	5
LOB	12



Batter	1	2	3	4	5	6	7	8	9	AB	R	H	RBI	BB	SO	LOB	TOP
Charlie Neat, R (1, 5) OBP: 0.310, SLG: 0.327										4	0	1	1	0	1	0	New York Mets @ St. Louis Cardinals Sportsman's Park, St. Louis, MO Mon Jun 17 1963, 8:05 PM EDT Att: 8,685 - Unknown - 76 F
Choo-Choo Coleman, L (1, 2) OBP: 0.277, SLG: 0.212										3	0	2	0	0	0	0	
Sammy Taylor, L (7, 2) OBP: 0.421, SLG: 0.333										1	0	1	0	1	0	0	
Ron Hunt, R (1, 4) OBP: 0.354, SLG: 0.373										1	0	1	0	1	0	0	
Rod Kanehl, R (3, 4) OBP: 0.233, SLG: 0.254										2	0	0	0	0	0	1	
Duke Snider, L (1, 8) OBP: 0.339, SLG: 0.464										4	0	0	0	0	0	4	
Frank Thomas, R (1, 7) OBP: 0.329, SLG: 0.355											4	0	0	0	0	3	
Tim Harkness, L (1, 3) OBP: 0.310, SLG: 0.377										3	1	0	0	1	1	0	
Ed Kranepool, L (1, 9) OBP: 0.259, SLG: 0.303										4	0	1	0	0	0	2	
Al Moran, R (1, 6) OBP: 0.225, SLG: 0.212											2	0	0	0	0	1	
Chico Fernandez, R (7, PH) OBP: 0.253, SLG: 0.243											2	0	0	0	0	2	
Jay Hook, L (1, 1) OBP: 0.250, SLG: 0.227											1	0	0	0	1	1	
Galen Cisco, R (2, 1) OBP: 0.143, SLG: 0.111											2	0	0	0	0	1	
Inning Stats	R: 0 E: 0 K: 1 S: 7	H: 2 LOB: 2 BB: 0 P: 7	R: 0 E: 0 K: 2 S: 8	H: 1 LOB: 1 BB: 0 P: 8	R: 0 E: 0 K: 0 S: 3	H: 0 LOB: 1 BB: 1 P: 7	R: 0 E: 0 K: 0 S: 3	H: 0 LOB: 0 BB: 0 P: 3	R: 0 E: 0 K: 0 S: 4	H: 1 LOB: 0 BB: 0 P: 4	R: 1 E: 2 K: 0 S: 5	H: 1 LOB: 2 BB: 0 P: 5	R: 0 E: 0 K: 0 S: 3	H: 0 LOB: 1 BB: 1 P: 7	1B: 5 2B: 0 3B: 0 HR: 0	SF: 0 SAC: 0 DP: 0 HBP: 0	WP: 0 PA: 35 PB: 0 SB: 0 CS: 0
PITCHER Ernie Broglio, R (1, 1) ERA: 2.44	IP: 9.0 WLS: W BF: 35 H: 5 R: 1 ER: 0 SO: 3 BB: 2 IBB: 0 HBP: 0 BLK: 0 WP: 0 HR: 0 S: 39 P: 47 ERA: 0.00 WHIP: 0.778																

Batter	1	2	3	4	5	6	7	8	9	AB	R	H	RBI	BB	SO	LOB	BOTTOM		
Curt Flood, R (1, 8) OBP: 0.319, SLG: 0.383										5	1	3	2	0	0	0	New York Mets @ St. Louis Cardinals Sportsman's Park, St. Louis, MO Mon Jun 17 1963, 8:05 PM EDT Att: 8,685 - Unknown - 76 F		
Bill White, L (1, 3) OBP: 0.391, SLG: 0.540										4	1	1	2	1	0	2			
Dick Groat, R (1, 6) OBP: 0.413, SLG: 0.477											3	1	2	0	1	0			
Dal Maxvill, R (7, 6) OBP: 0.200, SLG: 0.111											1	0	0	0	1	1			
Ken Boyer, R (1, 5) OBP: 0.376, SLG: 0.435											3	1	3	1	0	0			
Leo Burke, R (4, PR) OBP: 0.292, SLG: 0.386											2	1	0	0	0	1			
George Altman, L (1, 9) OBP: 0.371, SLG: 0.418											4	0	1	1	0	1			
Duke Carmel, L (9, 9) OBP: 0.412, SLG: 0.385											0	0	0	0	0	0			
Charlie James, R (1, 7) OBP: 0.340, SLG: 0.449											4	0	1	0	0	2			
Julian Javier, R (1, 4) OBP: 0.306, SLG: 0.422											4	2	2	0	0	3			
Tim McCarver, L (1, 2) OBP: 0.365, SLG: 0.439										4	1	2	1	0	0	1			
Ernie Broglio, R (1, 1) OBP: 0.105, SLG: 0.132											2	0	0	0	0	1			
Inning Stats	R: 2 E: 0 K: 0 S: 6	H: 3 LOB: 1 BB: 0 P: 6	R: 3 E: 0 K: 0 S: 7	H: 5 LOB: 2 BB: 1 P: 11	R: 2 E: 0 K: 0 S: 6	H: 3 LOB: 1 BB: 0 P: 6	R: 1 E: 0 K: 0 S: 5	H: 2 LOB: 2 BB: 0 P: 5	R: 0 E: 0 K: 0 S: 3	H: 0 LOB: 0 BB: 0 P: 3	R: 0 E: 1 K: 1 S: 5	H: 1 LOB: 1 BB: 1 P: 9	R: 0 E: 0 K: 0 S: 4	H: 1 LOB: 1 BB: 0 P: 4	R: 0 E: 0 K: 1 S: 6	H: 1 LOB: 1 BB: 0 P: 6	1B: 10 2B: 4 3B: 0 HR: 1	SF: 0 SAC: 2 DP: 0 HBP: 0	WP: 4 PA: 40 PB: 0 SB: 0 CS: 1
PITCHER Jay Hook, R (1, 1) ERA: 6.17	IP: 1.2 WLS: L BF: 13 H: 8 R: 5 ER: 5 SO: 0 BB: 1 IBB: 0 HBP: 0 BLK: 0 WP: 0 HR: 1 S: 12 P: 16 ERA: 27.00 WHIP: 5.400																		
PITCHER Galen Cisco, R (2, 1) ERA: 4.6	IP: 6.1 WLS: L BF: 27 H: 7 R: 3 ER: 3 SO: 2 BB: 1 IBB: 0 HBP: 0 BLK: 0 WP: 2 HR: 0 S: 30 P: 34 ERA: 4.26 WHIP: 1.263																		


Batter	1	2	3	4	5	6	7	8	9	AB	R	H	RBI	BB	SO	LOB	TOP					
Charlie Neal, R (1, 5) OBP: 0.309, SLG: 0.326										4	0	1	0	0	2	1	<p>New York Mets @ St. Louis Cardinals Sportsman's Park, St. Louis, MO Tue Jun 18 1963, 8:05 PM EDT Att: 13,957 - Unknown - 81 F</p> <p>AB 31 R 2 H 6 RBI 2 BB 1 SO 7 LOB 10</p> 					
Choo-Choo Coleman, L (1, 2) OBP: 0.270, SLG: 0.269										4	0	0	0	0	1	2						
Ron Hunt, R (1, 4) OBP: 0.356, SLG: 0.380										4	1	2	0	0	1	1						
Duke Snider, L (1, 7) OBP: 0.332, SLG: 0.452										4	0	0	0	0	1	2						
Tim Harkness, L (1, 3) OBP: 0.315, SLG: 0.397										3	1	1	2	1	0	0						
Ed Kranepool, L (1, 9) OBP: 0.284, SLG: 0.308										4	0	2	0	0	0	1						
Jim Hickman, R (1, 8) OBP: 0.347, SLG: 0.441										3	0	0	0	0	1	2						
Chico Fernandez, R (1, 6) OBP: 0.248, SLG: 0.237										3	0	0	0	0	0	1						
Carl Willey, R (1, 1) OBP: 0.138, SLG: 0.107										0	0	0	0	0	0	0						
Larry Bearnarth, R (1, 1) OBP: 0.200, SLG: 0.111										1	0	0	0	0	1	0						
Sammy Taylor, L (8, PH) OBP: 0.400, SLG: 0.313										1	0	0	0	0	0	0						
Ken MacKenzie, R (8, 1) OBP: 0.400, SLG: 0.313										0	0	0	0	0	0	0						
Inning Stats	R: 0 E: 0 K: 1 S: 6	H: 1 LOB: 1 BB: 0 P: 6	R: 0 E: 0 K: 0 S: 4	H: 1 LOB: 1 BB: 0 P: 4	R: 0 E: 0 K: 2 S: 7	H: 0 LOB: 1 BB: 0 P: 8	R: 0 E: 0 K: 1 S: 4	H: 0 LOB: 0 BB: 1 P: 8	R: 0 E: 0 K: 2 S: 7	H: 0 LOB: 0 BB: 0 P: 7	R: 0 E: 0 K: 1 S: 5	H: 1 LOB: 0 BB: 0 P: 5	R: 0 E: 0 K: 0 S: 4	H: 1 LOB: 1 BB: 0 P: 4	R: 0 E: 0 K: 0 S: 3	H: 0 LOB: 0 BB: 0 P: 3	R: 2 E: 0 K: 0 S: 5	H: 2 LOB: 2 BB: 0 P: 5	1B: 4 2B: 1 3B: 0 HR: 1	SF: 0 SAC: 0 DP: 2 HBP: 1	WP: 0 PB: 0 SB: 0 CS: 0	PA: 33
PITCHER Lew Burdette, R (1, 1) ERA: 3.47	IP: 9.0 WLS: W BF: 33 H: 6 R: 2 ER: 2 SO: 7 BB: 1 IBB: 0 HBP: 1 BLK: 0 WP: 0 HR: 1 S: 45 P: 50 ERA: 2.00 WHIP: 0.778															PITCHER Lew Burdette, R (1, 1) ERA: 3.47	IP: 9.0 WLS: W BF: 33 H: 6 R: 2 ER: 2 SO: 7 BB: 1 IBB: 0 HBP: 1 BLK: 0 WP: 0 HR: 1 S: 45 P: 50 ERA: 2.00 WHIP: 0.778					

Batter	1	2	3	4	5	6	7	8	9	AB	R	H	RBI	BB	SO	LOB	BOTTOM					
Curt Flood, R (1, 8) OBP: 0.318, SLG: 0.381										4	1	1	0	0	0	3	<p>New York Mets @ St. Louis Cardinals Sportsman's Park, St. Louis, MO Tue Jun 18 1963, 8:05 PM EDT Att: 13,957 - Unknown - 81 F</p> <p>AB 31 R 6 H 9 RBI 3 BB 4 SO 4 LOB 11</p> 					
Bill White, L (1, 3) OBP: 0.393, SLG: 0.539										4	1	2	0	0	1	0						
Dick Groat, R (1, 6) OBP: 0.407, SLG: 0.472										3	0	0	1	0	0	1						
Ken Boyer, R (1, 5) OBP: 0.378, SLG: 0.431										2	1	0	0	2	1	0						
George Altman, L (1, 9) OBP: 0.369, SLG: 0.415										4	0	1	0	0	1	1						
Leo Burke, R (8, 9) OBP: 0.292, SLG: 0.386										0	0	0	0	0	0	0						
Charlie James, R (1, 7) OBP: 0.338, SLG: 0.444										4	1	1	1	0	1	1						
Julian Javier, R (1, 4) OBP: 0.309, SLG: 0.425										3	2	1	0	1	0	1						
Tim McCarver, L (1, 2) OBP: 0.382, SLG: 0.459										3	0	2	1	1	0	1						
Lew Burdette, R (1, 1) OBP: 0.152, SLG: 0.133										4	0	1	0	0	0	3						
Inning Stats	R: 5 E: 1 K: 0 S: 6	H: 3 LOB: 1 BB: 3 P: 18	R: 0 E: 0 K: 1 S: 5	H: 0 LOB: 0 BB: 0 P: 5	R: 0 E: 0 K: 1 S: 5	H: 0 LOB: 0 BB: 0 P: 5	R: 0 E: 0 K: 0 S: 4	H: 1 LOB: 1 BB: 0 P: 4	R: 0 E: 0 K: 1 S: 5	H: 0 LOB: 0 BB: 0 P: 5	R: 1 E: 0 K: 1 S: 8	H: 3 LOB: 2 BB: 0 P: 8	R: 0 E: 0 K: 0 S: 3	H: 1 LOB: 1 BB: 1 P: 7	R: 0 E: 0 K: 0 S: 4	H: 1 LOB: 1 BB: 0 P: 4	R: 0 E: 0 K: 0 S: 4	H: 1 LOB: 1 BB: 0 P: 4	1B: 7 2B: 2 3B: 0 HR: 0	SF: 1 SAC: 0 DP: 1 HBP: 0	WP: 3 PB: 1 SB: 0 CS: 0	PA: 36
PITCHER Carl Willey, R (1, 1) ERA: 2.9	IP: 0.2 WLS: L BF: 8 H: 3 R: 5 ER: 4 SO: 0 BB: 3 IBB: 0 HBP: 0 BLK: 0 WP: 0 HR: 0 S: 3 P: 17 ERA: 54.00 WHIP: 9.000															PITCHER Lew Burdette, R (1, 1) ERA: 3.47	IP: 9.0 WLS: W BF: 33 H: 6 R: 2 ER: 2 SO: 7 BB: 1 IBB: 0 HBP: 1 BLK: 0 WP: 0 HR: 1 S: 45 P: 50 ERA: 2.00 WHIP: 0.778					
PITCHER Larry Bearnarth, R (1, 1) ERA: 3.46	IP: 6.1 WLS: L BF: 24 H: 5 R: 1 ER: 1 SO: 4 BB: 1 IBB: 0 HBP: 0 BLK: 0 WP: 0 HR: 0 S: 31 P: 35 ERA: 1.42 WHIP: 0.947															PITCHER Ken MacKenzie, L (8, 1) ERA: 5.09	IP: 1.0 WLS: L BF: 4 H: 1 R: 0 ER: 0 SO: 0 BB: 0 IBB: 0 HBP: 0 BLK: 0 WP: 0 HR: 0 S: 4 P: 4 ERA: 0.00 WHIP: 1.000					


Batter	1	2	3	4	5	6	7	8	9	AB	R	H	RBI	BB	SO	LOB	TOP					
Maury Wills, S OBP: 0.379, SLG: 0.378	1-1 6-3	1-0 F9			4-2 BB		1-0 L4		0-2 FC4-6	4	0	1	1	1	0	1	Los Angeles Dodgers @ St. Louis Cardinals Sportsman's Park, St. Louis, MO Fri Jun 21 1963, 8:05 PM EDT Att: 28,423 - Unknown livebaseballscorecards.com					
Nate Oliver, R OBP: 0.288, SLG: 0.289	3-2 E6 BB 1B		0-1 F9		2-2 F6		0-1 L4		3-2 6-3	5	1	0	0	0	0	4						
Willie Davis, L OBP: 0.276, SLG: 0.386	0-1 BB 1B		1-2 4-3		0-3 K			2-1 HR 1B		4	2	2	0	0	1	2						
Tommy Davis, R OBP: 0.375, SLG: 0.485	4-2 1B BB		0-0 F7		2-0 F6			0-0 HR		3	1	1	2	1	0	0						
Frank Howard, R OBP: 0.320, SLG: 0.470	0-1 F2			0-0 5-3		0-1 F2		2-0 F2		4	0	0	0	0	0	3						
Bill Skowron, R OBP: 0.284, SLG: 0.282	2-1 BB			3-2 F3		0-0 E4		2-1 F5		4	0	1	2	0	0	0						
Ron Fairly, L OBP: 0.352, SLG: 0.410	1-3 2-H 3-H 1B			1-3 K		2-3 K		2-3 K		0	0	0	0	0	0	0						
John Roseboro, L OBP: 0.282, SLG: 0.336					1-3 K		2-3 K		2-3 K	4	0	0	0	0	4	3						
Dick Tracewski, R OBP: 0.324, SLG: 0.301		0-0 5-3			1-0 BB 1B		2-0 SH2-4 1B		0-0 F9	4	1	2	0	0	0	0						
Sandy Koufax, R OBP: 0.149, SLG: 0.093	1-3 K				1-3 K		2-1 SH2-4		1-1 FC4-6 1B	3	0	1	0	0	2	1						
Ron Perranoski, L OBP: 0.100, SLG: 0.100										0	0	0	0	0	0	0						
Inning Stats	R: 2 E: 1 K: 1 S: 19	H: 2 LOB: 2 BB: 1 P: 31	R: 0 E: 0 K: 1 S: 5	H: 0 LOB: 0 BB: 0 P: 7	R: 0 E: 0 K: 0 S: 6	H: 0 LOB: 0 BB: 0 P: 7	R: 0 E: 0 K: 1 S: 8	H: 0 LOB: 0 BB: 0 P: 12	R: 0 E: 0 K: 1 S: 14	H: 1 LOB: 2 BB: 1 P: 22	R: 0 E: 1 K: 1 S: 8	H: 0 LOB: 1 BB: 0 P: 12	R: 1 E: 0 K: 0 S: 7	H: 2 LOB: 0 BB: 0 P: 11	R: 2 E: 0 K: 1 S: 9	H: 2 LOB: 0 BB: 0 P: 17	R: 0 E: 0 K: 0 S: 10	H: 1 LOB: 1 BB: 0 P: 14	1B: 7 2B: 1 3B: 0 HR: 1	SF: 0 SAC: 1 DP: 1 HBP: 0	WP: 0 PB: 0 SB: 1 CS: 0	PA: 38
PITCHER	IP WLS BF L	H R ER SO	BB IBB HBP BLK	WP HR S P	ERA WHIP	PITCHER										IP WLS BF H R ER SO	BB IBB HBP BLK	WP HR S P	ERA WHIP			
Curt Simmons, L ERA: 2.91	(1, 1) 8.0	7 5 3 7	2 0 0 0	0 0 10 14	3.38 1.125											5 0 1 0	0 0 0 0	0 0 1 0	1 1			
Ed Bauta, R ERA: 1.85	(9, 1) 1.0	1 0 0 0	0 0 0 0	0 0 10 14	0.00 1.000											4 0 1 0	0 0 0 0	0 0 1 0	1 1			

Batter	1	2	3	4	5	6	7	8	9	AB	R	H	RBI	BB	SO	LOB	BOTTOM					
Curt Flood, R OBP: 0.321, SLG: 0.383	1-2 F4		0-0 5-3 1B		1-0 1-3			2-3 K	1-0 FC5-4	5	0	1	0	0	1	1	Los Angeles Dodgers @ St. Louis Cardinals Sportsman's Park, St. Louis, MO Fri Jun 21 1963, 8:05 PM EDT Att: 28,423 - Unknown livebaseballscorecards.com					
Dick Groat, R OBP: 0.412, SLG: 0.473	4-1 FC4-6 BB		0-0 5-3		2-2 6-3			2-2 E4		3	0	0	0	1	0	1						
Bill White, L OBP: 0.388, SLG: 0.543	1-2 FC4-6 1B		0-0 F7		1-3 K			0-0 F7		4	0	0	0	0	1	3						
Ken Boyer, R OBP: 0.370, SLG: 0.422	1-1 BB		1-1 F5		0-1 F9			2-1 6-3		4	0	1	0	0	0	1						
Charlie James, R OBP: 0.336, SLG: 0.438	0-3 K			2-2 5-3		3-1 6-3			0-0 BB HR 1B	4	1	1	0	0	1	2						
Leo Burke, R OBP: 0.284, SLG: 0.347		1-2 E5		2-3 K		0-3 K			1-3 K	4	0	0	0	0	3	1						
Julian Javier, R OBP: 0.318, SLG: 0.429		1-2 F4		0-2 BB 1B		1-0 G6-3 1B			4-2 HR BB	3	1	2	0	1	0	1						
Tim McCarver, L OBP: 0.381, SLG: 0.478			0-3 K		0-1 L8			0-2 G6-3	3-2 HR	4	1	1	3	0	1	3						
Curt Simmons, L OBP: 0.167, SLG: 0.171	(1, 1)				0-3 K			2-2 F8	4-2 FC5-4 BB	2	0	0	0	0	2	1						
Carl Sawatski, L OBP: 0.345, SLG: 0.386	(8, PH)									1	0	0	0	0	0	0						
Ed Bauta, R ERA: 1.85	(9, 1)									0	0	0	0	0	0	0						
Stan Musial, L OBP: 0.347, SLG: 0.470	(9, PH)									0	0	0	0	1	0	0						
Duke Carmel, L OBP: 0.400, SLG: 0.370	(9, PR)									0	0	0	0	0	0	0						
Inning Stats	R: 0 E: 0 K: 1 S: 14	H: 1 LOB: 2 BB: 1 P: 21	R: 0 E: 1 K: 2 S: 13	H: 0 LOB: 1 BB: 0 P: 16	R: 0 E: 0 K: 0 S: 5	H: 1 LOB: 1 BB: 0 P: 6	R: 0 E: 0 K: 1 S: 12	H: 1 LOB: 1 BB: 0 P: 16	R: 0 E: 0 K: 1 S: 8	H: 0 LOB: 0 BB: 0 P: 11	R: 0 E: 0 K: 1 S: 7	H: 0 LOB: 0 BB: 0 P: 11	R: 0 E: 0 K: 1 S: 10	H: 1 LOB: 0 BB: 0 P: 11	R: 2 E: 1 K: 1 S: 11	H: 0 LOB: 1 BB: 0 P: 17	R: 3 E: 0 K: 1 S: 16	H: 2 LOB: 1 BB: 2 P: 31	1B: 5 2B: 0 3B: 0 HR: 1	SF: 0 SAC: 0 DP: 1 HBP: 0	WP: 0 PB: 0 SB: 0 CS: 0	PA: 37
PITCHER	IP WLS BF L	H R ER SO	BB IBB HBP BLK	WP HR S P	ERA WHIP	PITCHER										IP WLS BF H R ER SO	BB IBB HBP BLK	WP HR S P	ERA WHIP			
Sandy Koufax, L ERA: 1.73	(1, 1) 8.2	6 3 3 9	3 0 0 0	0 0 1 2	0.00 0.000											3 1 2 0	0 0 0 0	0 0 1 0	1 1			
Ron Perranoski, L ERA: 2.51	(9, 1) 0.1	0 0 0 0	0 0 0 0	0 0 1 2	0.00 0.000											4 0 0 0	0 0 0 0	0 0 0 0	0 0			

AB 35
R 5
H 8
RBI 5
BB 2
SO 7
LOB 14



AB 34
R 3
H 6
RBI 3
BB 3
SO 9
LOB 14



Batter	1	2	3	4	5	6	7	8	9	AB	R	H	RBI	BB	SO	LOB	TOP			
Maury Wills, S OBP: 0.372, SLG: 0.370 (1, 5)										4	0	0	0	0	1	1	Los Angeles Dodgers @ St. Louis Cardinals Sportsman's Park, St. Louis, MO Sat Jun 22 1963, 4:33 AM EDT Att: 20,875 - Unknown			
Jim Gilliam, S OBP: 0.327, SLG: 0.374 (1, 4)										4	0	2	0	0	0	1				
Willie Davis, L OBP: 0.281, SLG: 0.390 (1, 8)										3	0	2	0	0	1	0				
Tommy Davis, R OBP: 0.377, SLG: 0.498 (7, 5)										3	1	1	1	1	0	3				
Wally Moon, L OBP: 0.363, SLG: 0.361 (1, 9)										4	0	1	0	0	0	4				
Bill Skowron, R OBP: 0.225, SLG: 0.276 (1, 3)											3	0	0	0	0	2				
John Roseboro, L OBP: 0.320, SLG: 0.332 (9, PH)										3	0	0	0	0	0	3				
Doug Camilli, R OBP: 0.222, SLG: 0.280 (7, PH)										1	0	1	0	0	0	0				
Dick Tracewski, R OBP: 0.320, SLG: 0.296 (7, PH)										2	0	0	0	0	2	1				
Lee Walls, R OBP: 0.225, SLG: 0.263 (7, 7)										2	0	0	0	0	2	2				
Nick Wilhite, L OBP: 0.250, SLG: 0.250 (7, PH)										2	0	1	0	0	0	0				
Frank Howard, R OBP: 0.318, SLG: 0.467 (7, 1)										1	0	0	0	0	0	1				
Ron Ferranoski, L OBP: 0.100, SLG: 0.100 (9, PH)										0	0	0	0	0	0	0				
Don Zimmer, R OBP: 0.320, SLG: 0.409 (9, PH)										1	0	0	0	0	0	1				
Inning Stats	R: 0 E: 0 K: 2 S: 10	H: 0 LOB: 0 BB: 0 P: 14	R: 1 E: 0 K: 1 S: 16	H: 2 LOB: 1 BB: 0 P: 21	R: 0 E: 0 K: 0 S: 5	H: 2 LOB: 1 BB: 0 P: 8	R: 0 E: 1 K: 0 S: 10	H: 0 LOB: 1 BB: 1 P: 16	R: 0 E: 0 K: 1 S: 7	H: 1 LOB: 0 BB: 0 P: 12	R: 0 E: 0 K: 1 S: 8	H: 0 LOB: 1 BB: 0 P: 13	R: 0 E: 0 K: 0 S: 13	H: 2 LOB: 2 BB: 0 P: 19	R: 0 E: 0 K: 1 S: 9	H: 1 LOB: 1 BB: 0 P: 11	1B: 7 2B: 0 3B: 0 HR: 1	SF: 0 SAC: 1 DP: 0 HBP: 1	WP: 0 PB: 0 SB: 2 CS: 0	PA: 36
PITCHER	IP WLS BF H R ER SO BB IBB HBP BLK WP HR S P ERA WHIP																			
Bob Gibson, R ERA: 4.48	(1, 1) 7.2 W 31 7 1 1 5 1 0 1 0 0 0 1 72 107 1.17 1.043																			
Bobby Shantz, L ERA: 3.13	(8, 1) 0.2 3 1 0 0 0 0 0 0 0 0 0 0 7 11 0.00 1.500																			
Ron Taylor, R ERA: 2.75	(9, 1) 0.2 S 2 0 0 0 1 0 0 0 0 0 0 0 6 7 0.00 0.000																			

Batter	1	2	3	4	5	6	7	8	9	AB	R	H	RBI	BB	SO	LOB	BOTTOM			
Curt Flood, R OBP: 0.323, SLG: 0.381 (1, 8)										2	0	0	0	2	0	1	Los Angeles Dodgers @ St. Louis Cardinals Sportsman's Park, St. Louis, MO Sat Jun 22 1963, 4:33 AM EDT Att: 20,875 - Unknown			
Dick Groat, R OBP: 0.416, SLG: 0.475 (1, 6)										3	0	2	0	1	0	1				
Bill White, L OBP: 0.383, SLG: 0.535 (1, 3)										4	0	0	0	0	3	5				
Ken Boyer, R OBP: 0.365, SLG: 0.415 (1, 5)										4	0	0	0	0	1	4				
Charlie James, R OBP: 0.333, SLG: 0.453 (1, 7)										4	1	1	1	0	1	4				
George Altman, L OBP: 0.389, SLG: 0.411 (9, 9)										3	0	0	0	1	2	2				
Duke Carmel, L OBP: 0.400, SLG: 0.370 (9, 9)										0	0	0	0	0	0	0				
Julian Javier, R OBP: 0.318, SLG: 0.428 (1, 4)										3	1	1	0	0	1	1				
Tim McCarver, L OBP: 0.370, SLG: 0.463 (1, 2)										3	0	0	0	0	0	2				
Bob Gibson, R OBP: 0.281, SLG: 0.333 (8, 1)										2	0	0	0	0	1	1				
Bobby Shantz, R OBP: 0.200, SLG: 0.200 (9, 1)										0	0	0	0	0	0	0				
Ron Taylor, R OBP: 0.059, SLG: 0.059 (9, 1)										0	0	0	0	0	0	0				
Inning Stats	R: 0 E: 0 K: 1 S: 14	H: 1 LOB: 2 BB: 1 P: 25	R: 0 E: 0 K: 2 S: 7	H: 0 LOB: 1 BB: 1 P: 14	R: 0 E: 0 K: 1 S: 8	H: 0 LOB: 0 BB: 1 P: 15	R: 0 E: 0 K: 1 S: 8	H: 0 LOB: 0 BB: 0 P: 11	R: 1 E: 1 K: 1 S: 12	H: 2 LOB: 2 BB: 0 P: 15	R: 0 E: 0 K: 2 S: 9	H: 1 LOB: 0 BB: 0 P: 14	R: 0 E: 0 K: 0 S: 8	H: 0 LOB: 0 BB: 0 P: 13	R: 0 E: 1 K: 1 S: 13	H: 0 LOB: 2 BB: 1 P: 21	1B: 3 2B: 0 3B: 0 HR: 1	SF: 0 SAC: 1 DP: 1 HBP: 0	WP: 0 PB: 0 SB: 1 CS: 0	PA: 33
PITCHER	IP WLS BF H R ER SO BB IBB HBP BLK WP HR S P ERA WHIP																			
Nick Wilhite, L ERA: 0.6	(1, 1) 6.0 L 25 4 2 1 8 3 0 0 0 0 0 0 21 34 0.00 0.500																			
Ron Ferranoski, L ERA: 2.4	(7, 1) 2.0 8 0 0 0 1 1 0 0 0 0 0 0 21 34 0.00 0.500																			

Los Angeles Dodgers @ St. Louis Cardinals
 Sportsman's Park, St. Louis, MO
 Sat Jun 22 1963, 4:33 AM EDT
 Att: 20,875 - Unknown

AB 33
R 1
H 8
RBI 1
BB 1
SO 6
LOB 19

Los Angeles Dodgers @ St. Louis Cardinals
 Sportsman's Park, St. Louis, MO
 Sat Jun 22 1963, 4:33 AM EDT
 Att: 20,875 - Unknown

AB 28
R 2
H 4
RBI 1
BB 4
SO 9
LOB 21

Batter	1	2	3	4	5	6	7	8	9	AB	R	H	RBI	BB	SO	LOB	TOP								
Maury Wills, S OBP: 0.374, SLG: 0.373 (1, 5)	L4		F9		HR					4	1	2	0	0	0	0	Los Angeles Dodgers @ St. Louis Cardinals Sportsman's Park, St. Louis, MO Sun Jun 23 1963, 4:33 AM EDT Att: 26,553 - Unknown livebaseballscorecards.com								
Jim Gilliam, S OBP: 0.326, SLG: 0.386 Nate Oliver, R OBP: 0.288, SLG: 0.289 (1, 4) (7, 4)	6-3			E7	HR					4	2	1	3	0	1	1									
Willie Davis, L OBP: 0.276, SLG: 0.382 (1, 8)	F7			G3	3-1					4	0	0	0	0	0	1									
Tommy Davis, R OBP: 0.371, SLG: 0.488 (1, 7)		4-3		1-3	6-3					4	0	0	0	0	0	1									
Wally Moon, L OBP: 0.367, SLG: 0.375 (1, 9)	G1						F8			4	0	2	1	0	0	0									
Ron Fairly, L OBP: 0.354, SLG: 0.409 (1, 3)					2B					3	0	1	0	1	1	0									
Doug Camilli, R OBP: 0.194, SLG: 0.241 (1, 2)					BB					4	0	0	0	0	1	3									
Dick Tracewski, R OBP: 0.318, SLG: 0.290 (1, 6)			F8		HR		F3			3	1	0	0	1	1	0									
Johnny Podres, L OBP: 0.037, SLG: 0.040 Bob Miller, R OBP: 0.033, SLG: 0.033 Don Zimmer, R OBP: 0.308, SLG: 0.391 Ron Perranoski, L OBP: 0.100, SLG: 0.100 (1, 1) (1, 1) (7, PH) (7, 1)					SH3-4					0	0	0	0	0	0	0									
Inning Stats	R: 0 E: 0 K: 0 S: 10	H: 0 LOB: 0 BB: 0 P: 14	R: 0 E: 0 K: 0 S: 11	H: 1 LOB: 1 BB: 0 P: 14	R: 0 E: 0 K: 1 S: 9	H: 0 LOB: 0 BB: 0 P: 14	R: 1 E: 1 K: 0 S: 20	H: 1 LOB: 2 BB: 1 P: 29	R: 3 E: 0 K: 0 S: 6	H: 2 LOB: 0 BB: 1 P: 12	R: 0 E: 0 K: 1 S: 7	H: 0 LOB: 0 BB: 0 P: 11	R: 0 E: 0 K: 2 S: 11	H: 1 LOB: 1 BB: 0 P: 17	R: 0 E: 0 K: 0 S: 6	H: 1 LOB: 1 BB: 0 P: 8		R: 0 E: 0 K: 2 S: 11	H: 0 LOB: 0 BB: 0 P: 15	1B: 4 2B: 1 3B: 0 HR: 1	SF: 0 SAC: 1 DP: 0 HBP: 0	WP: 0 PB: 0 SB: 1 CS: 0	PA: 35		
PITCHER	IP	WLS	BF	H	R	ER	SO	BB	IBB	HBP	BLK	WP	HR	S	P	ERA	WHIP								
Ernie Broglio, R ERA: 2.53 Bobby Shantz, L ERA: 2.97 (1, 1) (8, 1)	7.0	L	29	5	4	3	4	2	0	0	0	0	1	74	111	3.86	1.000								

Batter	1	2	3	4	5	6	7	8	9	AB	R	H	RBI	BB	SO	LOB	BOTTOM								
Julian Javier, R OBP: 0.321, SLG: 0.437 (1, 4)	HR		L9				F6			4	1	2	1	0	0	1	Los Angeles Dodgers @ St. Louis Cardinals Sportsman's Park, St. Louis, MO Sun Jun 23 1963, 4:33 AM EDT Att: 26,553 - Unknown livebaseballscorecards.com								
Dick Groat, R OBP: 0.414, SLG: 0.482 (1, 6)			1-3		3B					4	1	1	2	0	0	1									
Bill White, L OBP: 0.384, SLG: 0.535 (1, 3)										4	0	2	0	0	1	0									
Ken Boyer, R OBP: 0.366, SLG: 0.414 (1, 5)					F8		F9			3	0	1	0	1	0	1									
Charlie James, R OBP: 0.325, SLG: 0.442 (1, 8) (9, 7)										4	0	0	0	0	1	4									
Stan Musial, L OBP: 0.345, SLG: 0.465 Duke Carmel, L OBP: 0.400, SLG: 0.370 (1, 7) (9, 8)										4	0	1	0	0	0	3									
Leo Burke, R OBP: 0.345, SLG: 0.347 George Altman, L OBP: 0.363, SLG: 0.404 (1, 9) (2, PH) (3, 9)										0	0	0	0	0	0	0									
Tim McCarver, L OBP: 0.365, SLG: 0.475 (1, 2)										4	1	1	0	0	1	1									
Ernie Broglio, R OBP: 0.100, SLG: 0.125 Carl Sawatski, L OBP: 0.353, SLG: 0.394 Ray Sadecki, L OBP: 0.241, SLG: 0.241 Bobby Shantz, R OBP: 0.200, SLG: 0.200 Dai Maxvill, R OBP: 0.182, SLG: 0.100 (1, 1) (7, PH) (7, PR) (8, 1) (9, PH)										0	0	0	0	0	0	0									
Inning Stats	R: 2 E: 0 K: 1 S: 16	H: 2 LOB: 0 BB: 1 P: 26	R: 0 E: 0 K: 0 S: 10	H: 1 LOB: 1 BB: 0 P: 14	R: 0 E: 0 K: 0 S: 7	H: 0 LOB: 0 BB: 0 P: 8	R: 0 E: 0 K: 0 S: 5	H: 0 LOB: 0 BB: 0 P: 9	R: 1 E: 0 K: 0 S: 9	H: 2 LOB: 1 BB: 0 P: 12	R: 0 E: 0 K: 0 S: 4	H: 1 LOB: 1 BB: 0 P: 5	R: 0 E: 0 K: 1 S: 6	H: 1 LOB: 1 BB: 0 P: 9	R: 0 E: 0 K: 1 S: 14	H: 2 LOB: 2 BB: 0 P: 17		R: 0 E: 0 K: 1 S: 7	H: 0 LOB: 0 BB: 0 P: 12	1B: 6 2B: 0 3B: 2 HR: 1	SF: 0 SAC: 0 DP: 1 HBP: 0	WP: 0 PB: 0 SB: 0 CS: 0	PA: 36		
PITCHER	IP	WLS	BF	H	R	ER	SO	BB	IBB	HBP	BLK	WP	HR	S	P	ERA	WHIP								
Johnny Podres, L ERA: 3.56 Bob Miller, R ERA: 3.44 Ron Perranoski, L ERA: 2.26 (1, 1) (1, 1) (7, 1)	0.1	W	20	4	1	1	0	0	0	0	0	0	0	37	52	1.59	0.706								

Batter	1	2	3	4	5	6	7	8	9	AB	R	H	RBI	BB	SO	LOB	TOP		
Harvey Kuenn, R OBP: 0.306, SLG: 0.357 Matty Alou, L OBP: 0.167, SLG: 0.143	0-0 FC4-2 3B	1-0 G1-6-3 HBP		0-0 F9			4-0 BB		0-0 4-3	1	0	1	0	0	0	0	San Francisco Giants @ St. Louis Cardinals Sportsman's Park, St. Louis, MO Mon Jun 24 1963, 8:05 PM EDT Att: 22,413 - Unknown - 85 F		
Chuck Hiller, L OBP: 0.247, SLG: 0.228	0-0 FC4-2 1B	0-0 G1-6-3			0-0 FC5-4 1B		0-0 F8		0-0 FC5-4 1B	5	1	2	0	0	0	3			
Willie Mays, R OBP: 0.341, SLG: 0.441	0-0 E3 HBP SF9 1B		0-0 6-3		0-0 F8		0-0 F8		0-0 FC5-4	5	1	1	0	0	0	3			
Willie McCovey, L OBP: 0.357, SLG: 0.507 Felipe Alou, R OBP: 0.325, SLG: 0.504	4-0 HBP E IBB				0-0 F7			0-0 F8		2	1	0	0	2	0	1			
Orlando Cepeda, R OBP: 0.360, SLG: 0.532	1-0 E 1B HBP		0-3 K		0-0 FC5-4			0-0 F8		3	1	0	1	0	1	2			
Ed Bailey, L OBP: 0.369, SLG: 0.548	0-0 SF9		0-3 K			0-0 F8		4-0 1B BB		2	0	0	1	1	1	1			
Jim Davenport, R OBP: 0.286, SLG: 0.338	0-0 1B		0-3 K		0-0 6-3		0-0 F8		0-0 FC6-4 1B	4	0	2	1	0	0	0			
Jose Pagan, R OBP: 0.253, SLG: 0.246	0-0 P4		0-3 K		0-0 5-3		0-0 FC6-4			4	0	0	0	0	1	3			
Juan Marichal, R OBP: 0.208, SLG: 0.213 Billy Pierce, L		0-0 5-3		0-0 1B			0-0 F2		0-3 K	3	0	1	0	0	0	0	GIANTS		
Inning Stats	R: 4 E: 2 K: 0 S: 6	H: 3 LOB: 1 BB: 1 P: 11	R: 0 E: 0 K: 0 S: 2	H: 0 LOB: 1 BB: 0 P: 3	R: 0 E: 0 K: 2 S: 7	H: 0 LOB: 1 BB: 1 P: 11	R: 0 E: 0 K: 1 S: 6	H: 1 LOB: 0 BB: 0 P: 6	R: 0 E: 0 K: 0 S: 4	H: 0 LOB: 0 BB: 0 P: 4	R: 0 E: 0 K: 0 S: 3	H: 0 LOB: 1 BB: 1 P: 7	R: 0 E: 0 K: 0 S: 4	H: 1 LOB: 2 BB: 0 P: 8	R: 0 E: 0 K: 1 S: 6	H: 1 LOB: 1 BB: 0 P: 6		1B: 6 2B: 0 3B: 1 HR: 0	SF: 1 SAC: 0 DP: 1 HBP: 2
PITCHER	IP WLS BF H R ER SO BB IBB HBP BLK WP HR S P ERA WHIP	IP WLS BF H R ER SO BB IBB HBP BLK WP HR S P ERA WHIP																	
Lew Burdette, R ERA: 3.5 Ed Bauta, R ERA: 1.75	(1, 1) 7.0 L 30 5 4 3 3 2 1 2 0 0 0 0 0 31 45 3.86 1.000	(8, 1) 2.0 9 2 0 0 1 1 0 0 0 0 0 0 10 14 0.00 1.500																	

Batter	1	2	3	4	5	6	7	8	9	AB	R	H	RBI	BB	SO	LOB	BOTTOM				
Julian Javier, R OBP: 0.319, SLG: 0.444	0-0 5-3		0-0 F8		0-0 1-3				0-3 K	5	1	1	1	0	1	2	San Francisco Giants @ St. Louis Cardinals Sportsman's Park, St. Louis, MO Mon Jun 24 1963, 8:05 PM EDT Att: 22,413 - Unknown - 85 F				
Bill White, L OBP: 0.386, SLG: 0.534	0-0 4-3			0-0 FC3-6 1B	0-0 2H 3H 1B		0-0 4-3			4	0	2	2	0	0	0					
Dick Groat, R OBP: 0.412, SLG: 0.482	0-0 F8			0-0 FC3-6 BB	0-0 P4		0-0 WP 2B			4	0	1	0	0	0	2					
Stan Musial, L OBP: 0.348, SLG: 0.462		0-0 P4		4-0 1-2 BB		0-0 1B 1B	0-0 4-3			3	0	1	0	1	0	1					
George Altman, L OBP: 0.358, SLG: 0.397		0-0 F8		0-3 K		0-3 K		0-0 1-3		4	0	0	0	0	2	3					
Ken Boyer, R OBP: 0.366, SLG: 0.419		0-0 2B		0-0 F7		0-0 1-2 1B		0-0 5-3		4	0	2	0	0	0	2					
Tim McCarver, L OBP: 0.361, SLG: 0.466		0-0 4-3			0-0 1-3 1B 1B		0-0 F5		0-0 6-3	4	1	1	0	0	0	3					
Duke Carmel, L OBP: 0.395, SLG: 0.367 Charlie James, R OBP: 0.323, SLG: 0.439			0-0 F9		0-0 1-3 1B 1B		0-3 K		0-0 P5	3	1	1	0	0	1	2					
Lew Burdette, R OBP: 0.143, SLG: 0.125 Carl Sawatski, L OBP: 0.349, SLG: 0.389 Ed Bauta, R Red Schoendienst, S	(1, 1) 6.2 W 30 3 3 3 6 1 0 0 0 1 0 11 11 0.00 0.000	(8, 1) 3.16																			
Inning Stats	R: 0 E: 0 K: 0 S: 3	H: 0 LOB: 0 BB: 0 P: 3	R: 0 E: 0 K: 0 S: 4	H: 1 LOB: 0 BB: 0 P: 4	R: 0 E: 0 K: 1 S: 5	H: 0 LOB: 0 BB: 0 P: 5	R: 0 E: 0 K: 1 S: 6	H: 1 LOB: 2 BB: 1 P: 10	R: 2 E: 0 K: 1 S: 8	H: 3 LOB: 1 BB: 0 P: 8	R: 0 E: 0 K: 2 S: 9	H: 2 LOB: 2 BB: 0 P: 9	R: 1 E: 0 K: 1 S: 7	H: 2 LOB: 1 BB: 0 P: 7	R: 0 E: 0 K: 0 S: 3	H: 0 LOB: 0 BB: 0 P: 3	R: 0 E: 0 K: 2 S: 7	H: 0 LOB: 0 BB: 0 P: 7	1B: 6 2B: 2 3B: 0 HR: 1	SF: 0 SAC: 0 DP: 0 HBP: 0	WP: 1 PA: 37 PB: 0 SB: 0 CS: 0
PITCHER	IP WLS BF H R ER SO BB IBB HBP BLK WP HR S P ERA WHIP	IP WLS BF H R ER SO BB IBB HBP BLK WP HR S P ERA WHIP																			
Juan Marichal, R ERA: 2.52 Billy Pierce, L ERA: 3.16	(1, 1) 2.1 S 7 0 0 0 2 0 0 0 0 1 0 11 11 0.00 0.000	(7, 1) 3.16																			

Batter	1	2	3	4	5	6	7	8	9	AB	R	H	RBI	BB	SO	LOB	TOP																		
Harvey Kuenn, R OBP: 0.320, SLG: 0.359	6-3			2B 1B		1B SF9 BB		HR BB		2	2	1	0	2	0	0	San Francisco Giants @ St. Louis Cardinals Sportsman's Park, St. Louis, MO Tue Jun 25 1963, 8:05 PM EDT Att: 19,051 - Unknown - 87 F																		
Willie McCovey, L OBP: 0.360, SLG: 0.519	6-3			F8		1B		HR		4	1	2	2	0	0	1																			
Willie Mays, R OBP: 0.343, SLG: 0.451	6-3			1-3 2B		SF9		1B 3B 2B		3	1	2	1	0	0	0																			
Orlando Cepeda, R OBP: 0.358, SLG: 0.528		F7		K		P3		3B 1B		4	1	1	0	0	1	3																			
Felipe Alou, R OBP: 0.324, SLG: 0.508	F2			6-3			F8	1-3 3B		4	0	1	2	0	0	2																			
Ed Bailey, L OBP: 0.300, SLG: 0.532	F8				K		K	K		4	0	0	0	0	3	1																			
Jose Pagan, R OBP: 0.249, SLG: 0.242			5-6-3		6-3		5-3		F9	4	0	0	0	0	0	0																			
Joey Amalfitano, R OBP: 0.262, SLG: 0.223			K		F9			6-3	CS BB	3	0	0	0	1	1	0																			
Jim Duffalo, R Jack Fisher, R Jack Spivey, R Billy Hoelt, L Gaylord Perry, R Jim Davidson, R Don Larsen, R Matty Alou, L Bobby Bolin, R			K		5-3			K	P4 1-2	8	0	0	0	0	0	0																			
Inning Stats	R: 0 E: 0 K: 0 S: 3	H: 0 LOB: 0 BB: 0 P: 3	R: 0 E: 0 K: 0 S: 3	H: 0 LOB: 0 BB: 0 P: 3	R: 0 E: 0 K: 2 S: 7	H: 2 LOB: 2 BB: 0 P: 7	R: 0 E: 0 K: 1 S: 5	H: 0 LOB: 0 BB: 0 P: 5	R: 1 E: 0 K: 0 S: 4	H: 1 LOB: 1 BB: 1 P: 8	R: 0 E: 0 K: 1 S: 5	H: 0 LOB: 0 BB: 0 P: 5	R: 4 E: 0 K: 2 S: 11	H: 4 LOB: 1 BB: 1 P: 15	R: 0 E: 0 K: 0 S: 2	H: 0 LOB: 0 BB: 1 P: 6		1B: 3 2B: 2 3B: 1 HR: 1	SF: 1 SAC: 0 DP: 0 HBP: 0	WP: 0 PA: 36 PB: 0 SB: 0 CS: 1															
PITCHER	IP WLS BF H R ER SO BB IBB HBP BLK WP HR S P ERA WHIP																																		
Ray Sadecki, L ERA: 5.53	(1, 1)	7.2	30	5	4	4	6	2	0	0	0	0	0	0	1	40	48	4.70	0.913																
Ron Taylor, R ERA: 2.63	(8, 1)	1.1	W	6	2	1	1	1	1	0	0	0	0	0	0	7	11	6.75	2.250																

Batter	1	2	3	4	5	6	7	8	9	AB	R	H	RBI	BB	SO	LOB	BOTTOM																		
Julian Javier, R OBP: 0.325, SLG: 0.456	1B 3B	G6-3 1B			K		1B 1B		SH 1-2 2-H	4	1	3	0	0	1	0	San Francisco Giants @ St. Louis Cardinals Sportsman's Park, St. Louis, MO Tue Jun 25 1963, 8:05 PM EDT Att: 19,051 - Unknown - 87 F																		
Bill White, L OBP: 0.390, SLG: 0.537	2B 1B	F5			CS 1B		1-2 1B			4	1	3	1	0	0	1																			
Dick Groat, R OBP: 0.410, SLG: 0.483	1-3 1B 2B	G6-3 1-2			4-3 1-2		K			4	1	1	1	0	1	4																			
Stan Musial, L OBP: 0.354, SLG: 0.472	HR 1B		F3			F9 2B	K			3	1	2	1	0	0	0																			
Charlie James, R OBP: 0.321, SLG: 0.436										1	0	0	0	0	1	2																			
George Altman, L OBP: 0.353, SLG: 0.391	K		4-3			K		F8		4	0	0	0	0	2	2																			
Ken Boyer, R OBP: 0.397, SLG: 0.428	HR		6-3			F9 2-3		6-3		4	1	1	2	0	0	1																			
Curt Flood, R OBP: 0.322, SLG: 0.377	4-3			4-3		4-0 IBB		P4		3	0	0	0	1	0	0																			
Tim McCarver, L OBP: 0.366, SLG: 0.467	1B			K		P5		SH SH 1B		4	1	2	0	0	1	3																			
Ray Sadecki, L OBP: 0.219, SLG: 0.219	6-3			3-1			F6		SH SH	3	0	0	0	0	0	1																			
Ron Taylor, R OBP: 0.059, SLG: 0.059										0	0	0	0	0	0	0																			
Red Schoendienst, S ERA: 4.3										0	0	0	0	0	0	0																			
Dal Maxvill, R OBP: 0.182, SLG: 0.100										0	0	0	0	0	0	0																			
Inning Stats	R: 5 E: 0 K: 1 S: 11	H: 6 LOB: 1 BB: 0 P: 11	R: 0 E: 0 K: 0 S: 3	H: 1 LOB: 0 BB: 0 P: 3	R: 0 E: 0 K: 0 S: 3	H: 0 LOB: 0 BB: 0 P: 3	R: 0 E: 0 K: 1 S: 5	H: 0 LOB: 0 BB: 0 P: 5	R: 0 E: 0 K: 1 S: 6	H: 1 LOB: 3 BB: 1 P: 10	R: 0 E: 0 K: 2 S: 9	H: 2 LOB: 2 BB: 0 P: 9	R: 0 E: 0 K: 0 S: 3	H: 0 LOB: 0 BB: 0 P: 3	R: 1 E: 1 K: 0 S: 3	H: 1 LOB: 2 BB: 0 P: 3	1B: 8 2B: 2 3B: 1 HR: 1	SF: 0 SAC: 2 DP: 1 HBP: 0	WP: 0 PA: 37 PB: 0 SB: 0 CS: 1																
PITCHER	IP WLS BF H R ER SO BB IBB HBP BLK WP HR S P ERA WHIP																																		
Jim Duffalo, R ERA: 3.42	(1, 1)	0.1																																	
Jack Fisher, R ERA: 4.3	(1, 1)	4.2	15	3	0	0	2	0	0	0	0	0	0	0	19	19	0.00	0.643																	
Billy Hoelt, L ERA: 4.3	(6, 1)	1.1	8	3	0	0	1	0	1	0	0	0	0	0	9	13	0.00	2.250																	
Gaylord Perry, R ERA: 3.2	(7, 1)	0.2	2	0	0	0	2	0	0	0	0	0	0	0	6	6	0.00	0.000																	
Don Larsen, R ERA: 2.05	(8, 1)	1.0	3	0	0	0	0	0	0	0	0	0	0	0	3	3	0.00	0.000																	

Batter	1	2	3	4	5	6	7	8	9	AB	R	H	RBI	BB	SO	LOB	TOP				
Harvey Kuenn, R OBP: 0.316, SLG: 0.352	F8		HR 1B		4-3	5-3			K	5	1	1	0	0	1	3					
Willie McCovey, L OBP: 0.357, SLG: 0.513	6-3		P3		5-3				4-3	5	0	1	0	0	0	2					
Willie Mays, R OBP: 0.339, SLG: 0.444	F7		F3		L8				K	4	0	0	0	0	1	2					
Orlando Cepeda, R OBP: 0.357, SLG: 0.535		F4	HR			F8	G5-4-3			4	1	1	2	0	0	1					
Felipe Alou, R OBP: 0.323, SLG: 0.504	P3					F7			P6	4	0	1	0	0	0	0					
Tom Haller, L OBP: 0.346, SLG: 0.492			P5			1B			F9	4	2	2	0	0	0	1					
Jose Pagan, R OBP: 0.253, SLG: 0.246					5-3	1B			K	4	1	2	0	0	1	0					
Joey Amalfitano, R OBP: 0.277, SLG: 0.250					5-3	2B				4	0	3	2	0	0	0					
Billy O'Dell, S OBP: 0.156, SLG: 0.119					6-3					2	0	0	0	0	0	0	2				
Jim O'Connell, R OBP: 0.285, SLG: 0.336										0	0	0	0	0	0	0	0				
Matty Alou, L OBP: 0.184, SLG: 0.189										1	0	0	1	1	0	0	0				
Gaylord Perry, R OBP: 0.222, SLG: 0.333										0	0	0	0	0	0	0	0				
Billy Pierce, L OBP: 0.222, SLG: 0.333										0	0	0	0	0	0	0	0				
Don Larsen, R OBP: 0.296, SLG: 0.296										0	0	0	0	0	0	0	0				
Inning Stats	R: 0 E: 0 K: 0 S: 3	H: 0 LOB: 0 BB: 0 P: 3	R: 1 E: 0 K: 0 S: 6	H: 3 LOB: 2 BB: 0 P: 6	R: 2 E: 0 K: 0 S: 6	H: 3 LOB: 1 BB: 0 P: 6	R: 0 E: 0 K: 0 S: 3	H: 0 LOB: 0 BB: 0 P: 3	R: 0 E: 0 K: 0 S: 3	H: 0 LOB: 0 BB: 0 P: 3	R: 2 E: 0 K: 0 S: 7	H: 4 LOB: 2 BB: 0 P: 7	R: 0 E: 0 K: 1 S: 5	H: 1 LOB: 0 BB: 0 P: 5	R: 0 E: 0 K: 1 S: 5	H: 0 LOB: 0 BB: 0 P: 5	R: 0 E: 0 K: 1 S: 6	H: 1 LOB: 1 BB: 0 P: 6	1B: 9 2B: 2 3B: 0 HR: 1	SF: 0 SAC: 1 DP: 1 HBP: 0	WP: 0 PA: 38 PB: 0 SB: 0 CS: 0
PITCHER	IP WLS BF H R ER SO BB IBB HBP BLK WP HR S P ERA WHIP																				
Curt Simmons, L ERA: 3.18	(1, 1) 5.2 26 9 5 5 0 0 0 0 0 0 0 1 26 12 7.94 1.588																				
Barney Schultz, R ERA: 3.34	(6, 1) 2.1 8 2 0 0 2 0 0 0 0 0 0 0 12 12 0.00 0.857																				
Ron Taylor, R ERA: 2.8	(9, 1) 0.2 3 1 0 0 1 0 0 0 0 0 0 0 5 5 0.00 1.500																				
Bobby Shantz, L ERA: 2.95	(9, 1) 0.1 W 1 0 0 0 0 0 0 0 0 0 0 0 1 1 0.00 0.000																				

San Francisco Giants @ St. Louis Cardinals
Sportsman's Park, St. Louis, MO
Wed Jun 26 1963, 8:05 PM EDT
Att: 21,959 - Unknown - 88 F

AB 37
R 5
H 12
RBI 5
BB 0
SO 3
LOB 11



Batter	1	2	3	4	5	6	7	8	9	AB	R	H	RBI	BB	SO	LOB	BOTTOM				
Julian Javier, R OBP: 0.327, SLG: 0.455	2B 4-3 HBP		CI HR			6-3			F2	3	2	1	0	0	0	2					
Dick Groat, R OBP: 0.410, SLG: 0.485			E4 HR							5	2	2	0	0	0	3					
George Altman, L OBP: 0.353, SLG: 0.391	4-3 1B								1B	0	1	0	0	0	0	0					
Bill White, L OBP: 0.390, SLG: 0.535	4-3		K							5	0	2	1	0	1	5					
Ken Boyer, R OBP: 0.377, SLG: 0.445	5-3 1B									3	1	3	4	2	0	0					
Charlie James, R OBP: 0.317, SLG: 0.429	5-3		F7			G6-3			K	5	0	1	1	0	1	4					
Stan Musial, L OBP: 0.351, SLG: 0.463	F9									3	0	0	0	0	0	3					
Duke Carmel, L OBP: 0.395, SLG: 0.367						F8			G3	0	0	0	0	0	0	0					
Curt Flood, R OBP: 0.321, SLG: 0.375			P3							4	0	1	0	0	0	1					
Tim McCarver, L OBP: 0.365, SLG: 0.464		K							SH1-4 1B	3	0	1	0	0	2	0					
Curt Simmons, L OBP: 0.184, SLG: 0.189										2	0	1	0	0	0	0					
Barney Schultz, R ERA: 3.07	(6, 1) 1.2 8 3 0 0 1 0 0 0 0 0 0 0 10 10 0.00 1.800																				
Red Schoendienst, S OBP: 0.059, SLG: 0.059	(9, 1) 0.0 2 1 0 0 0 0 0 1 0 0 0 0 1 5 ∞ ∞																				
Ron Taylor, R OBP: 0.222, SLG: 0.333	(9, 1) 0.0 2 1 0 0 0 0 0 1 0 0 0 0 1 5 ∞ ∞																				
Bobby Shantz, R ERA: 2.05	(9, 1) 0.0 2 1 0 0 0 0 0 1 0 0 0 0 1 5 ∞ ∞																				
Inning Stats	R: 2 E: 0 K: 0 S: 5	H: 2 LOB: 1 BB: 0 P: 6	R: 0 E: 0 K: 1 S: 5	H: 0 LOB: 0 BB: 0 P: 5	R: 3 E: 2 K: 1 S: 8	H: 1 LOB: 1 BB: 0 P: 9	R: 0 E: 0 K: 1 S: 7	H: 2 LOB: 2 BB: 0 P: 7	R: 0 E: 0 K: 0 S: 2	H: 0 LOB: 0 BB: 1 P: 6	R: 0 E: 0 K: 0 S: 4	H: 1 LOB: 1 BB: 0 P: 4	R: 0 E: 0 K: 1 S: 7	H: 2 LOB: 2 BB: 0 P: 7	R: 0 E: 0 K: 0 S: 4	H: 1 LOB: 1 BB: 0 P: 4	R: 0 E: 0 K: 0 S: 3	H: 3 LOB: 3 BB: 1 P: 7	1B: 10 2B: 1 3B: 0 HR: 1	SF: 0 SAC: 2 DP: 1 HBP: 2	WP: 0 PA: 41 PB: 0 SB: 0 CS: 0
PITCHER	IP WLS BF H R ER SO BB IBB HBP BLK WP HR S P ERA WHIP																				
Billy O'Dell, L ERA: 2.59	(1, 1) 5.0 24 9 5 2 3 1 0 0 0 0 0 0 1 27 33 3.60 1.200																				
Gaylord Perry, R ERA: 3.07	(6, 1) 1.2 8 3 0 0 1 0 0 0 0 0 0 0 10 10 0.00 1.800																				
Billy Pierce, L ERA: 3.27	(7, 1) 1.1 L 7 3 1 1 0 0 0 0 0 0 0 0 7 7 6.75 2.250																				
Don Larsen, R ERA: 2.05	(9, 1) 0.0 2 1 0 0 0 0 0 1 0 0 0 0 1 5 ∞ ∞																				

San Francisco Giants @ St. Louis Cardinals
Sportsman's Park, St. Louis, MO
Wed Jun 26 1963, 8:05 PM EDT
Att: 21,959 - Unknown - 88 F

AB 34
R 6
H 12
RBI 6
BB 2
SO 4
LOB 19



Batter	1	2	3	4	5	6	7	8	9	AB	R	H	RBI	BB	SO	LOB	TOP										
Julian Javier, R (1, 4) OBP: 0.332, SLG: 0.459	4-0 E S FC8-2 BB	0-0 1-3		0-0 FC3-6 1B			0-0 F8 SF9 2B	0-0 F7		4	1	2	0	1	0	3											
Bill White, L (1, 3) OBP: 0.387, SLG: 0.530	0-0 L9		0-0 E5 1B SF8	0-0 FC3-6 1-2			0-0 F8 2-3		0-0 WP E 1B	5	2	1	0	0	0	3											
Dick Groat, R (1, 6) OBP: 0.409, SLG: 0.483	0-0 FC8-2 1-H		1-0 SF8 1B E HBP	0-0 F9			0-0 SF9 3-H		0-0 E4 1-H 1B	3	1	1	1	0	0	2											
Stan Musial, L (1, 7) OBP: 0.356, SLG: 0.464		4-0 SH1-4 1B BB	0-0 SF8 E 1B		0-0 F6				0-0 F4	2	2	1	0	1	0	0											
Duke Carmel, L (5, 7) (8, 8)			1-2 2-3 3-H							2	0	0	0	0	1	1											
Ken Boyer, R (1, 5) OBP: 0.377, SLG: 0.442	0-0 1B SH1-4 FC 1B		0-0 F4		0-0 F8			4-0 PB 3B BB	0-3 K	4	2	1	0	1	1	4											
George Altman, L (1, 9) OBP: 0.351, SLG: 0.398	0-0 SH1-4 1-2 2-3		0-0 SF8		0-3 K			0-0 1B 3B	0-3 K	3	1	1	2	0	2	1											
Curt Flood, R (1, 8) Charlie James, R (8, PR) (8, 7)	0-0 E FC 1B		0-0 E8		0-3 K			0-0 1B		4	0	3	4	0	1	0											
Tim McCarver, L (1, 2) OBP: 0.353, SLG: 0.447	2-3 3-H		0-0 FC	2-3 3-H	0-0 F6			0-0 L4		4	0	0	1	0	0	3											
Bob Gibson, R (1, 1) OBP: 0.250, SLG: 0.294	0-0 5-3		0-0 F5		0-3 K			0-0 L7		4	0	0	0	0	2	3											
Inning Stats	R: 0 E: 0 K: 0 S: 2	H: 0 LOB: 0 BB: 1 P: 6	R: 2 E: 1 K: 0 S: 6	H: 2 LOB: 2 BB: 1 P: 10	R: 3 E: 2 K: 0 S: 6	H: 2 LOB: 1 BB: 0 P: 7	R: 0 E: 0 K: 1 S: 6	H: 1 LOB: 1 BB: 0 P: 6	R: 0 E: 0 K: 1 S: 5	H: 0 LOB: 0 BB: 0 P: 5	R: 1 E: 0 K: 1 S: 6	H: 1 LOB: 0 BB: 0 P: 6	R: 2 E: 0 K: 0 S: 5	H: 2 LOB: 1 BB: 1 P: 9	R: 1 E: 1 K: 2 S: 9	H: 2 LOB: 1 BB: 0 P: 9	1B: 8 2B: 2 3B: 1 HR: 0	SF: 2 SAC: 1 DP: 1 HBP: 1	WP: 1 PB: 1 SB: 1 CS: 0	PA: 42							
PITCHER	IP	WLS	BF	H	R	ER	SO	BB	IBB	HBP	BLK	WP	HR	S	P	ERA	WHIP										
Dick Drott, R (1, 1) ERA: 3.02	2.2	L	16	4	5	2	0	2	0	0	0	0	0	13	22	6.75	2.250										
Don McMahon, R (3, 1) ERA: 3.71	2.1		8	1	0	0	2	0	0	0	0	0	0	12	12	0.00	0.429										
Jim Umbricht, R (6, 1) ERA: 5.4	3.0		13	3	3	3	1	0	0	0	0	0	0	18	22	9.00	1.333										
Chris Zachary, R (9, 1) ERA: 7.06	1.0		5	2	1	0	2	0	0	0	0	1	0	9	9	0.00	2.000										

St. Louis Cardinals @ Houston Colt 45's
Colt Stadium, Houston, TX
Fri Jun 28 1963, 8:05 PM EDT
Att: 18,840 - Unknown

AB 35
R 9
H 10
RBI 8
BB 3
SO 7
LOB 20



Batter	1	2	3	4	5	6	7	8	9	AB	R	H	RBI	BB	SO	LOB	BOTTOM										
Johnny Temple, R (1, 5) OBP: 0.339, SLG: 0.311	0-3 K FC5-4		0-0 5-3			0-3 K		4-0 G3 1B BB		3	1	0	0	1	2	0											
Al Spangler, L (1, 8) (9, 7)	0-3 K		0-0 1B			0-0 E1		0-0 G3 1-2		4	0	1	0	0	1	2											
Johnny Weekly, R (1, 7) Chris Zachary, L (9, 1)	0-3 K		0-0 1-3			0-3 K		0-0 1B 2-H		4	0	1	1	0	2	3											
Carl Warwick, R (1, 9) OBP: 0.375, SLG: 0.426	0-0 FC5-4 1-2			0-3 K		0-0 L1		0-0 F6		4	0	0	0	0	1	3											
Rusty Staub, L (1, 3) OBP: 0.297, SLG: 0.329		0-0 1B		0-0 L8		0-0 SF7 3B			0-0 G6-3 1B	4	1	3	0	0	0	0											
John Bateman, R (1, 2) OBP: 0.233, SLG: 0.304		0-0 L9		0-3 K		0-0 SF7			0-0 G6-3 1B	3	0	1	1	0	1	1											
Bob Lillis, R (1, 6) OBP: 0.243, SLG: 0.250		0-0 F4			0-0 L6		3-H 0-0 6-3		0-0 G6-3	4	0	0	0	0	0	3											
Ernie Fazio, R (1, 4) OBP: 0.273, SLG: 0.240		0-0 F6			0-3 K		0-3 K		4-0 BB	3	0	0	0	1	2	1											
Dick Drott, R (1, 1) OBP: 0.343, SLG: 0.143			0-3 K		0-3 K			0-3 K		0	0	0	0	0	0	0											
Brock Davis, L (5, PR) Jim Umbricht, R (8, 1) Howie Goss, R (8, PR) (9, 8)										1	0	0	0	0	1	0											
Inning Stats	R: 0 E: 0 K: 3 S: 10	H: 0 LOB: 1 BB: 0 P: 10	R: 0 E: 0 K: 0 S: 4	H: 1 LOB: 1 BB: 0 P: 4	R: 0 E: 0 K: 1 S: 6	H: 1 LOB: 1 BB: 0 P: 6	R: 0 E: 0 K: 2 S: 7	H: 0 LOB: 0 BB: 0 P: 7	R: 0 E: 0 K: 2 S: 7	H: 0 LOB: 0 BB: 0 P: 7	R: 0 E: 0 K: 2 S: 8	H: 0 LOB: 1 BB: 0 P: 8	R: 1 E: 0 K: 1 S: 6	H: 1 LOB: 0 BB: 0 P: 6	R: 1 E: 0 K: 1 S: 6	H: 1 LOB: 1 BB: 1 P: 10	R: 0 E: 0 K: 1 S: 6	H: 2 LOB: 2 BB: 1 P: 10	1B: 5 2B: 0 3B: 1 HR: 0	SF: 1 SAC: 0 DP: 1 HBP: 0	WP: 0 PB: 1 SB: 0 CS: 0	PA: 36					
PITCHER	IP	WLS	BF	H	R	ER	SO	BB	IBB	HBP	BLK	WP	HR	S	P	ERA	WHIP										
Bob Gibson, R (1, 1) ERA: 4.25	9.0	W	36	6	2	2	13	2	0	0	0	0	0	60	68	2.00	0.889										

St. Louis Cardinals @ Houston Colt 45's
Colt Stadium, Houston, TX
Fri Jun 28 1963, 8:05 PM EDT
Att: 18,840 - Unknown

AB 33
R 2
H 6
RBI 2
BB 2
SO 13
LOB 15



Batter	1	2	3	4	5	6	7	8	9	AB	R	H	RBI	BB	SO	LOB	TOP			
Julian Javier, R OBP: 0.327, SLG: 0.450 (1, 4)	2-3		6-3		F7			1B		4	0	1	0	0	0	1	St. Louis Cardinals @ Houston Colt 45's Colt Stadium, Houston, TX Sun Jun 30 1963, 8:05 PM EDT Att: 10,866 - Unknown			
Bill White, L OBP: 0.384, SLG: 0.526 (1, 3)	F		K			F6		K		4	0	1	0	0	2	1				
Dick Groat, R OBP: 0.412, SLG: 0.482 (1, 6)	E		5-3			L6				3	0	1	0	1	0	0				
Stan Musial, L OBP: 0.356, SLG: 0.456 (6, PR)	F2				F3			F3		3	0	1	0	0	0	2				
Charlie James, R OBP: 0.313, SLG: 0.423 (6, 7)							1B			0	0	0	0	0	0	0				
Ken Boyer, R OBP: 0.377, SLG: 0.439 (1, 5)	E6					F6		F7		4	0	0	0	0	1	5				
George Altman, L OBP: 0.345, SLG: 0.399 (1, 9)	F6				F2					4	0	1	0	0	1	3				
Curt Flood, R OBP: 0.325, SLG: 0.377 (1, 8)		E6						6-3		4	0	2	0	0	1	1				
Tim McCarver, L OBP: 0.333, SLG: 0.421 (1, 2)		K				F8		G3		4	0	0	0	0	1	3				
Lew Burdette, R OBP: 0.139, SLG: 0.121 (7, PH)						SH3-4		F9		1	0	0	0	0	0	0				
Carl Sawatski, L OBP: 0.345, SLG: 0.384 (7, 1)										1	0	0	0	0	0	1				
Barney Schultz, R OBP: 0.313, SLG: 0.423 (7, 1)										0	0	0	0	0	0	0				
Inning Stats	R: 0 E: 1 K: 0 S: 5	H: 1 LOB: 3 BB: 1 P: 9	R: 0 E: 1 K: 1 S: 5	H: 1 LOB: 0 BB: 0 P: 5	R: 0 E: 0 K: 1 S: 5	H: 0 LOB: 0 BB: 0 P: 5	R: 0 E: 0 K: 1 S: 5	H: 0 LOB: 0 BB: 0 P: 5	R: 0 E: 0 K: 0 S: 4	H: 1 LOB: 1 BB: 0 P: 4	R: 0 E: 0 K: 0 S: 4	H: 1 LOB: 1 BB: 0 P: 4	R: 0 E: 0 K: 1 S: 7	H: 2 LOB: 2 BB: 0 P: 7	R: 0 E: 0 K: 2 S: 7	H: 0 LOB: 0 BB: 0 P: 7	1B: 6 2B: 0 3B: 1 HR: 0	SF: 0 SAC: 1 DP: 0 HBP: 0	WP: 0 PB: 0 SB: 1 CS: 1	PA: 35
PITCHER Hal Brown, R ERA: 3.53 (1, 1)	IP: 9.0 WLS: W BF: 35 H: 7 R: 0 ER: 0 SO: 6 BB: 1 IBB: 0 HBP: 0 BLK: 0 WP: 0 HR: 0 S: 46 P: 50 ERA: 0.00 WHIP: 0.889															PITCHER				

Batter	1	2	3	4	5	6	7	8	9	AB	R	H	RBI	BB	SO	LOB	BOTTOM			
Al Spangler, L OBP: 0.314, SLG: 0.329 (1, 7)	F8		K	F4			HBP			4	0	1	0	0	1	3	St. Louis Cardinals @ Houston Colt 45's Colt Stadium, Houston, TX Sun Jun 30 1963, 8:05 PM EDT Att: 10,866 - Unknown			
Johnny Temple, R OBP: 0.335, SLG: 0.311 (1, 5)	6-3						SH1-4			3	0	2	0	0	0	0				
Pete Runnels, L OBP: 0.282, SLG: 0.239 (1, 4)				1B						3	0	1	0	1	0	2				
Ernie Fazio, R OBP: 0.273, SLG: 0.240 (7, PR) (8, 4)	5-3		F3			FC4	HBP			0	0	0	0	0	0	0				
Carl Warwick, R OBP: 0.375, SLG: 0.419 (1, 9)				F8		FC4				2	0	0	0	0	0	3				
Rusty Staub, L OBP: 0.295, SLG: 0.326 (1, 3)						1-2	L3			4	0	1	0	0	0	4				
Howie Goss, R OBP: 0.275, SLG: 0.391 (1, 8)				1-3		G3				4	1	2	0	0	0	2				
John Bateman, R OBP: 0.233, SLG: 0.302 (1, 2)										4	0	2	1	0	0	3				
Bob Lillis, R OBP: 0.244, SLG: 0.251 (1, 6)										4	0	1	0	0	0	4				
Hal Brown, R OBP: 0.071, SLG: 0.071 (1, 1)										4	0	1	0	0	1	4				
Inning Stats	R: 0 E: 0 K: 0 S: 3	H: 0 LOB: 0 BB: 0 P: 3	R: 0 E: 0 K: 0 S: 4	H: 1 LOB: 2 BB: 0 P: 5	R: 0 E: 0 K: 1 S: 7	H: 2 LOB: 2 BB: 0 P: 7	R: 1 E: 0 K: 0 S: 6	H: 3 LOB: 2 BB: 0 P: 6	R: 0 E: 0 K: 0 S: 4	H: 2 LOB: 1 BB: 0 P: 4	R: 0 E: 0 K: 0 S: 4	H: 1 LOB: 3 BB: 1 P: 8	R: 0 E: 0 K: 1 S: 6	H: 1 LOB: 1 BB: 0 P: 6	R: 0 E: 0 K: 1 S: 6	H: 1 LOB: 3 BB: 1 P: 6	1B: 9 2B: 3 3B: 0 HR: 0	SF: 0 SAC: 1 DP: 1 HBP: 2	WP: 0 PB: 1 SB: 0 CS: 0	PA: 36
PITCHER Lew Burdette, R ERA: 3.39 (1, 1)	IP: 6.0 WLS: L BF: 27 H: 9 R: 1 ER: 1 SO: 1 BB: 0 IBB: 1 HBP: 0 BLK: 0 WP: 0 HR: 0 S: 28 P: 29 ERA: 1.50 WHIP: 1.500															PITCHER				
Barney Schultz, R ERA: 3.13 (7, 1)	IP: 2.0 WLS: 9 BF: 9 H: 2 R: 0 ER: 0 SO: 1 BB: 1 IBB: 0 HBP: 1 BLK: 0 WP: 0 HR: 0 S: 9 P: 14 ERA: 0.00 WHIP: 1.500															PITCHER				

Batter	1	2	3	4	5	6	7	8	9	10	11	AB	R	H	RBI	BB	SO	LOB	TOP							
Julian Javier, R OBP: 0.323, SLG: 0.444 (1, 4)	K		6-3		3B		F3		1-3		F9	6	1	1	0	0	1	2								
Bill White, L OBP: 0.363, SLG: 0.528 (1, 3)	K		G3		3B		F4		FC4-6		1-3	6	0	2	2	0	1	1								
Dick Groat, R OBP: 0.410, SLG: 0.477 (1, 6)	5-3				6-3		G3		FC4-6		K	5	1	1	0	1	1	1								
Stan Musial, L OBP: 0.348, SLG: 0.446 (8, 7)		6-3			F9		K		FC4-6			4	0	0	0	0	1	2								
Duke Carmel OBP: 0.366, SLG: 0.333 (8, 7)												1	0	0	0	0	0	2								
Ken Boyer, R OBP: 0.370, SLG: 0.439 (1, 5)		K			F4		L5		WP			4	0	1	0	1	1	2								
George Altman, L OBP: 0.349, SLG: 0.398 (1, 9)												3	0	1	0	2	0	3								
Curt Flood, R OBP: 0.326, SLG: 0.375 (1, 8)												4	0	1	0	1	0	3								
Tim McCarver, L OBP: 0.321, SLG: 0.405 (1, 2)												5	0	0	0	0	0	5								
Ray Sadecki, L OBP: 0.200, SLG: 0.286 (7, 1)												3	0	1	0	0	0	4								
Bobby Shantz, R OBP: 0.200, SLG: 0.200 (8, PH)												0	0	0	0	0	0	0								
Bob Gibson, R OBP: 0.217, SLG: 0.427 (8, PH)												1	0	1	0	0	0	0								
Ed BAUER, R OBP: 0.299, SLG: 0.294 (8, 1)												0	1	0	0	0	0	0								
Red Schoendienst, S OBP: 0.283, SLG: 0.059 (10, PH)												1	0	0	0	0	0	0								
Ron Taylor, R OBP: 0.283, SLG: 0.059 (10, 1)												0	0	0	0	0	0	0								
Inning Stats	R: 0 E: 0 K: 2 S: 7	H: 0 LOB: 0 BB: 0 P: 7	R: 0 E: 0 K: 1 S: 5	H: 0 LOB: 1 BB: 1 P: 9	R: 0 E: 0 K: 0 S: 4	H: 1 LOB: 1 BB: 0 P: 4	R: 1 E: 1 K: 0 S: 7	H: 3 LOB: 3 BB: 0 P: 7	R: 1 E: 0 K: 1 S: 7	H: 2 LOB: 1 BB: 0 P: 7	R: 0 E: 0 K: 0 S: 3	H: 0 LOB: 1 BB: 1 P: 7	R: 0 E: 0 K: 0 S: 3	H: 0 LOB: 0 BB: 0 P: 3	R: 0 E: 0 K: 0 S: 4	H: 1 LOB: 2 BB: 1 P: 8	R: 1 E: 0 K: 0 S: 5	H: 2 LOB: 3 BB: 2 P: 13	R: 0 E: 0 K: 0 S: 3	H: 0 LOB: 0 BB: 0 P: 3	R: 0 E: 0 K: 1 S: 5	H: 0 LOB: 0 BB: 0 P: 5	1B: 6 2B: 1 3B: 2 HR: 0	SF: 0 SAC: 0 DP: 0 HBP: 0	WP: 1 PB: 0 SB: 0 CS: 0	PA: 48
PITCHER	IP ERA WLS BF H R ER SO BB IBB HBP BLK WP HR S P ERA WHIP	3 3.17 0 35 7 2 1 1 1 1 1 0 0 0 0 13 21 3.00 1.000																								

St. Louis Cardinals @ Houston Colt 45's
Colt Stadium, Houston, TX
Mon Jul 01 1963, 8:05 PM EDT
Att: 8,485 - Unknown

AB	43
R	3
H	9
RBI	2
BB	5
SO	5
LOB	25



Batter	1	2	3	4	5	6	7	8	9	10	11	AB	R	H	RBI	BB	SO	LOB	BOTTOM					
Ernie Fazio, R OBP: 0.282, SLG: 0.246 (1, 4)	K				6-3		5-3				WP	5	1	2	0	1	1	0						
Johnny Temple, R OBP: 0.344, SLG: 0.319 (1, 5)	6-3				L6						SH3-4	4	0	2	2	1	0	2						
Al Spangler, L OBP: 0.318, SLG: 0.328 (1, 7)					L9						1B	4	1	1	0	2	0	4						
Carl Warwick, R OBP: 0.375, SLG: 0.413 (1, 9)					5-3						F7	4	0	0	0	2	0	4						
Rusty Staub, L OBP: 0.300, SLG: 0.328 (1, 3)					L9						K	5	0	2	2	1	1	4						
Howie Coss, R OBP: 0.270, SLG: 0.383 (1, 8)					F7						K	5	0	0	0	0	2	3						
Jim Campbell, R OBP: 0.267, SLG: 0.261 (8, PR)					6-3						K	3	0	1	0	1	0	0						
J C Hartman, R OBP: 0.151, SLG: 0.133 (9, 1)											BB	0	1	0	0	0	0	0						
Hal Woodeshick, R OBP: 0.267, SLG: 0.214 (9, 1)											1B	1	0	0	0	0	1	0						
Bob Lillis, R OBP: 0.243, SLG: 0.250 (1, 6)					F2						F6	5	0	1	0	0	0	2						
Bob Bruce, R OBP: 0.129, SLG: 0.056 (8, PH)					L7						1-6-3	5	0	1	0	0	0	2						
John Bateman, R OBP: 0.236, SLG: 0.304 (9, 2)					L4						6-3	2	1	1	0	0	0	0						
Inning Stats	R: 1 E: 0 K: 1 S: 7	H: 2 LOB: 2 BB: 1 P: 11	R: 0 E: 0 K: 1 S: 6	H: 1 LOB: 2 BB: 1 P: 10	R: 0 E: 0 K: 0 S: 3	H: 0 LOB: 1 BB: 0 P: 7	R: 0 E: 0 K: 0 S: 3	H: 0 LOB: 0 BB: 0 P: 3	R: 0 E: 0 K: 0 S: 4	H: 1 LOB: 2 BB: 1 P: 8	R: 0 E: 0 K: 2 S: 8	H: 0 LOB: 1 BB: 1 P: 8	R: 2 E: 0 K: 0 S: 6	H: 3 LOB: 3 BB: 1 P: 10	R: 0 E: 0 K: 1 S: 5	H: 0 LOB: 0 BB: 0 P: 5	R: 0 E: 0 K: 1 S: 5	H: 0 LOB: 0 BB: 0 P: 5	R: 1 E: 0 K: 0 S: 4	H: 2 LOB: 2 BB: 1 P: 8	1B: 9 2B: 1 3B: 0 HR: 0	SF: 0 SAC: 1 DP: 0 HBP: 0	WP: 2 PB: 0 SB: 1 CS: 0	PA: 50
PITCHER	IP ERA WLS BF H R ER SO BB IBB HBP BLK WP HR S P ERA WHIP	6.2 5.22 1.1 31 3 5 2 4 6 0 0 1 1 0 9 13 5.40 1.650																						

St. Louis Cardinals @ Houston Colt 45's
Colt Stadium, Houston, TX
Mon Jul 01 1963, 8:05 PM EDT
Att: 8,485 - Unknown

AB	41
R	4
H	10
RBI	4
BB	8
SO	7
LOB	21



Batter	1	2	3	4	5	6	7	8	9	AB	R	H	RBI	BB	SO	LOB	TOP			
Julian Javier, R (1.4) OBP: 0.322, SLG: 0.441	1-3 K2-3			0-0 G4-6-3 1B		1-1 F7		0-0 F5		4	0	1	0	0	1	3				
George Altman, L (1.9) OBP: 0.348, SLG: 0.396	1-3 K			2-1 G4-6-3 1-2		1-0 F8		2-2 G3 1B		4	0	1	0	0	1	1				
Dick Groat, R (1.6) OBP: 0.406, SLG: 0.471	0-1 F7			0-1 F8		0-0 L1		0-0 1-3		4	0	0	0	0	0	1				
Bill White, L (1.3) OBP: 0.382, SLG: 0.525		2-3 K			1-0 F2		1-2 1B		0-2 G3	4	0	1	0	0	1	1				
Ken Boyer, R (1.5) OBP: 0.373, SLG: 0.433		0-0 F9			0-3 K		0-0 1-3		0-3 K	4	0	0	0	0	2	2				
Duke Carmel, L (1.7) OBP: 0.341, SLG: 0.306		0-0 F5			0-1 G3				0-0 F3	3	0	0	0	0	0	0				
Curt Flood, R (1.8) OBP: 0.323, SLG: 0.372			0-1 4-3		1-1 F3			0-1 2-3		3	0	0	0	0	0	0				
Tim McCarver, L (1.2) OBP: 0.321, SLG: 0.403			1-2 6-3		1-0 4-3			0-0 1B 1B		3	0	1	0	0	0	0				
Curt Simmons, L (1.1) OBP: 0.200, SLG: 0.184 (8, PH)			1-2 3-1		4-2 BB			2-2 1B		1	0	0	0	1	0	0				
Stan Musial, L (8, PH) OBP: 0.352, SLG: 0.449								1-3 1B		1	0	1	0	0	0	0				
Dal Maxvill, R (8, PR) OBP: 0.182, SLG: 0.100										0	0	0	0	0	0	0				
Barney Schultz, R (8.1)										0	0	0	0	0	0	0				
Inning Stats	R: 0 E: 0 K: 2 S: 8	H: 0 LOB: 0 BB: 0 P: 10	R: 0 E: 0 K: 1 S: 5	H: 0 LOB: 0 BB: 0 P: 7	R: 0 E: 0 K: 0 S: 8	H: 0 LOB: 0 BB: 0 P: 10	R: 0 E: 0 K: 0 S: 5	H: 1 LOB: 0 BB: 0 P: 7	R: 0 E: 0 K: 1 S: 6	H: 0 LOB: 0 BB: 0 P: 7	R: 0 E: 0 K: 0 S: 6	H: 1 LOB: 1 BB: 0 P: 8	R: 0 E: 0 K: 0 S: 9	H: 2 LOB: 2 BB: 0 P: 11	R: 0 E: 0 K: 1 S: 12	H: 1 LOB: 1 BB: 0 P: 14	1B: 5 2B: 0 3B: 0 HR: 0	SF: 0 SAC: 0 DP: 1 HBP: 0	WP: 0 PB: 0 SB: 1 CS: 0	PA: 32
PITCHER Don Drysdale, R (1.1) ERA: 2.77	IP: 9.0 WLS: W BF: 32 H: 5 R: 0 ER: 0 SO: 5 BB: 1 IBB: 0 HBP: 0 BLK: 0 WP: 0 HR: 0 S: 67 P: 89 ERA: 0.00 WHIP: 0.667																			

St. Louis Cardinals @ Los Angeles Dodgers
Dodger Stadium, Los Angeles, CA
Tue Jul 02 1963, 7:05 PM PDT
Att: 39,824 - Unknown


AB 31
R 0
H 5
RBI 0
BB 1
SO 5
LOB 8



Batter	1	2	3	4	5	6	7	8	9	AB	R	H	RBI	BB	SO	LOB	BOTTOM			
Maury Wills, S (1.6) OBP: 0.362, SLG: 0.352 (9.5)	1-3 K		1-0 CS 1B			1-0 FC6-4 1B		0-2 F5		4	0	2	0	0	1	2				
Nate Oliver, R (1.4) OBP: 0.280, SLG: 0.281	2-1 4-3		1-3 K			1-1 FC6-4 CS		1-0 FC6-4		4	0	0	0	0	1	4				
Tommy Davis, R (1.7) OBP: 0.372, SLG: 0.472	1-1 1B		2-1 CS	2-1 L8		1-0 CS	3-1 1-3			3	0	1	0	0	0	0				
Frank Howard, R (1.9) OBP: 0.311, SLG: 0.461	0-0 F5			1-1 4-3			0-0 4-1 1B			3	1	1	0	0	0	1				
Bill Skowron, R (1.3) OBP: 0.271, SLG: 0.285		0-3 K			0-1 1-3		0-2 4-1			3	0	0	0	0	1	1				
Willie Davis, L (8.8) OBP: 0.263, SLG: 0.373							1-2 4-1			0	0	0	0	0	0	0				
Ron Fairly, L (1.8) OBP: 0.348, SLG: 0.410 (8.3)		2-3 K			3-3 K		0-0 PO 1B			3	0	1	1	0	2	0				
Ken McMullen, R (1.5) OBP: 0.321		0-0 1B			2-1 6-3		1-1 PO	0-1 WP 1B		3	0	2	0	0	0	0				
Dick Tracewski, R (8, PR) OBP: 0.296, SLG: 0.268 (9.6)							1-2 PO			0	0	0	0	0	0	0				
Doug Camilli, R (1.2) OBP: 0.186, SLG: 0.196		0-3 K			0-0 F3			1-2 F3		3	0	0	0	0	1	2				
Don Drysdale, R (1.1) OBP: 0.214, SLG: 0.196			0-0 5-3			2-3 K		4-2 FC6-4 BB		2	0	0	0	1	1	0				
Inning Stats	R: 0 E: 0 K: 1 S: 9	H: 1 LOB: 1 BB: 0 P: 13	R: 0 E: 0 K: 3 S: 10	H: 1 LOB: 1 BB: 0 P: 12	R: 0 E: 0 K: 1 S: 7	H: 1 LOB: 0 BB: 0 P: 10	R: 0 E: 0 K: 0 S: 6	H: 0 LOB: 0 BB: 0 P: 9	R: 0 E: 0 K: 1 S: 7	H: 0 LOB: 0 BB: 0 P: 12	R: 0 E: 0 K: 1 S: 7	H: 1 LOB: 0 BB: 0 P: 12	R: 1 E: 0 K: 0 S: 8	H: 2 LOB: 0 BB: 0 P: 12	R: 0 E: 0 K: 0 S: 11	H: 1 LOB: 2 BB: 1 P: 17	1B: 7 2B: 0 3B: 0 HR: 0	SF: 0 SAC: 0 DP: 0 HBP: 0	WP: 1 PB: 0 SB: 0 CS: 2	PA: 32
PITCHER Curt Simmons, L (1.1) ERA: 3.06	IP: 7.0 WLS: L BF: 24 H: 6 R: 1 ER: 1 SO: 7 BB: 0 IBB: 0 HBP: 0 BLK: 0 WP: 0 HR: 0 S: 54 P: 80 ERA: 1.29 WHIP: 0.857																			
PITCHER Barney Schultz, R (8.1) ERA: 3.03	IP: 1.0 WLS: L BF: 5 H: 1 R: 0 ER: 0 SO: 0 BB: 1 IBB: 0 HBP: 0 BLK: 0 WP: 1 HR: 0 S: 11 P: 17 ERA: 0.00 WHIP: 2.000																			

St. Louis Cardinals @ Los Angeles Dodgers
Dodger Stadium, Los Angeles, CA
Tue Jul 02 1963, 7:05 PM PDT
Att: 39,824 - Unknown

AB 28
R 1
H 7
RBI 1
BB 1
SO 7
LOB 10



Batter	1	2	3	4	5	6	7	8	9	AB	R	H	RBI	BB	SO	LOB	TOP					
Curt Flood, R OBP: 0.322, SLG: 0.370 (1, 8)	F7		F9			1-3			L4-3 1B	4	0	1	0	0	0	0						
Dick Groat, R OBP: 0.401, SLG: 0.465 (1, 6)	6-3			4-3		5-3			L4-3 1-2	4	0	0	0	0	0	1						
Bill White, L OBP: 0.361, SLG: 0.523 (1, 3)	K			1B			F2			3	0	1	0	0	1	0						
Ken Boyer, R OBP: 0.373, SLG: 0.432 (1, 5)		1B		F9			F8			3	0	1	0	0	0	1						
Charlie James, R OBP: 0.312, SLG: 0.419 (1, 7)	F4			F8			5-3			3	0	0	0	0	0	2						
Julian Javier, R OBP: 0.319, SLG: 0.436 (1, 4)	F9				4-3			F8		3	0	0	0	0	0	1						
George Altman, L OBP: 0.344, SLG: 0.392 (1, 9)	F7				K			K		3	0	0	0	0	2	1						
Moe Thacker, R OBP: 0.321, SLG: 0.403 (8, 2)			K		K			K		2	0	0	0	0	2	0						
Jack Damaska, R OBP: 0.321, SLG: 0.403 (8, 2)			K		K			K		1	0	0	0	0	1	0						
Bob Gibson, R OBP: 0.237, SLG: 0.278 (7, 1)			K		K			K		0	0	0	0	0	0	0						
Bobby Shantz, R OBP: 0.200, SLG: 0.200 (9, PH)			K		K			K		1	0	0	0	0	1	0						
Stan Mustaj, L OBP: 0.350, SLG: 0.446 (9, PH)										1	0	0	0	0	1	0						
Inning Stats	R: 0 E: 0 K: 1 S: 7	H: 0 LOB: 0 BB: 0 P: 9	R: 0 E: 0 K: 0 S: 15	H: 1 LOB: 1 BB: 0 P: 21	R: 0 E: 0 K: 2 S: 9	H: 0 LOB: 0 BB: 0 P: 13	R: 0 E: 0 K: 0 S: 11	H: 1 LOB: 1 BB: 0 P: 15	R: 0 E: 0 K: 2 S: 10	H: 0 LOB: 0 BB: 0 P: 13	R: 0 E: 0 K: 1 S: 6	H: 0 LOB: 0 BB: 0 P: 9	R: 0 E: 0 K: 0 S: 8	H: 0 LOB: 0 BB: 0 P: 14	R: 0 E: 0 K: 2 S: 7	H: 0 LOB: 0 BB: 0 P: 10	R: 0 E: 0 K: 1 S: 12	H: 1 LOB: 0 BB: 0 P: 19	1B: 3 2B: 1 3B: 0 HR: 0	SF: 0 SAC: 0 DP: 1 HBP: 0	WP: 0 PB: 0 SB: 0 CS: 0	PA: 29
PITCHER Sandy Koufax, L ERA: 1.83 (1, 1)	IP: 9.0 WLS: W BF: 29 H: 3 R: 0 ER: 0 SO: 9 BB: 0 IBB: 0 HBP: 0 BLK: 0 WP: 0 HR: 0 S: 85 P: 123 ERA: 0.00 WHIP: 0.333															PITCHER						

St. Louis Cardinals @ Los Angeles Dodgers
Dodger Stadium, Los Angeles, CA
 Wed Jul 03 1963, 7:05 PM PDT
 Att: 51,898 - Unknown

AB	29
R	0
H	3
RBI	0
BB	0
SO	9
LOB	6



Batter	1	2	3	4	5	6	7	8	9	AB	R	H	RBI	BB	SO	LOB	BOTTOM			
Maury Wills, S OBP: 0.364, SLG: 0.356 (1, 6)	SF9 1B		L7			1B 1B	SF7			3	2	2	1	0	0	1				
Wally Moon, L OBP: 0.363, SLG: 0.372 (1, 9)	4-3		CS	4-3		1B 1B	1B	1B		4	1	2	1	0	0	1				
Willie Davis, L OBP: 0.263, SLG: 0.372 (1, 8)	SF9			L7		1B 1B	G3			3	0	1	2	0	0	2				
Tommy Davis, R OBP: 0.370, SLG: 0.468 (1, 7)	6-3			F9		1B 1B	F7			4	0	1	0	0	0	0				
Ron Fairly, L OBP: 0.347, SLG: 0.405 (1, 3)			K		3-1	FC4-6		BB		3	0	0	0	1	1	2				
Ken McMullen, R OBP: 0.303, SLG: 0.300 (1, 5)	5-3			F3		4-3		F9		4	0	0	0	0	0	1				
John Roseboro, L OBP: 0.276, SLG: 0.330 (1, 2)	F2			5-3		BB SF7		K		3	1	1	0	0	0	0				
Frank Howard, R OBP: 0.310, SLG: 0.459 (8, PH)						1B 1B				1	0	0	0	0	1	1				
Doug Camilli, R OBP: 0.186, SLG: 0.196 (9, 2)						1B				0	0	0	0	0	0	0				
Nate Oliver, R OBP: 0.288, SLG: 0.289 (1, 4)				CS 1B		L1	BB 1B			3	1	2	0	0	0	0				
Sandy Koufax, R OBP: 0.145, SLG: 0.080 (1, 1)				K		K	1B			2	0	0	0	1	2	1				
Inning Stats	R: 1 E: 0 K: 0 S: 7	H: 1 LOB: 0 BB: 0 P: 11	R: 0 E: 0 K: 1 S: 8	H: 0 LOB: 0 BB: 0 P: 14	R: 0 E: 0 K: 1 S: 7	H: 1 LOB: 0 BB: 0 P: 13	R: 0 E: 0 K: 0 S: 6	H: 0 LOB: 0 BB: 0 P: 9	R: 0 E: 0 K: 0 S: 4	H: 0 LOB: 0 BB: 0 P: 5	R: 2 E: 0 K: 1 S: 18	H: 4 LOB: 2 BB: 0 P: 23	R: 2 E: 0 K: 0 S: 11	H: 3 LOB: 2 BB: 1 P: 18	R: 0 E: 0 K: 1 S: 8	H: 0 LOB: 1 BB: 1 P: 14	1B: 9 2B: 0 3B: 0 HR: 0	SF: 2 SAC: 0 DP: 0 HBP: 0	WP: 0 PB: 0 SB: 1 CS: 1	PA: 35
PITCHER Bob Gibson, R ERA: 4.41 (7, 1)	IP: 6.2 WLS: L BF: 29 H: 9 R: 5 ER: 5 SO: 3 BB: 1 IBB: 0 HBP: 0 BLK: 0 WP: 0 HR: 0 S: 59 P: 91 ERA: 6.75 WHIP: 1.500															PITCHER				

St. Louis Cardinals @ Los Angeles Dodgers
Dodger Stadium, Los Angeles, CA
 Wed Jul 03 1963, 7:05 PM PDT
 Att: 51,898 - Unknown

AB	30
R	5
H	9
RBI	4
BB	2
SO	4
LOB	9



Batter	1	2	3	4	5	6	7	8	9	AB	R	H	RBI	BB	SO	LOB	TOP					
Julian Javier, R OBP: 0.316, SLG: 0.430 (1, 4)	6-3			2B 6-3 1B		F2		F6		4	1	1	0	0	0	0						
Dick Groat, R OBP: 0.396, SLG: 0.470 (1, 6)	4-3			6-3 1-3 2B		4-3				4	0	1	0	0	1	0						
Bill White, L OBP: 0.382, SLG: 0.527 (1, 3)	P4			F3		F6				4	0	0	0	0	0	2						
Ken Boyer, R OBP: 0.371, SLG: 0.424 (1, 5)		6-3		6-3			K			4	0	0	1	0	1	1						
Stan Musial, L OBP: 0.347, SLG: 0.434 (1, 7)		4-3		4-3			6-3			3	0	0	0	0	0	1						
Charlie James, R OBP: 0.318, SLG: 0.455 (1, 9)		K								3	2	2	2	0	1	0						
Curt Flood, R OBP: 0.322, SLG: 0.368 (1, 8)				1-3		F9		F9		3	0	0	0	0	0	0						
Tim McCarver, L OBP: 0.327, SLG: 0.393 (1, 2)				F6		F9		F4		3	0	0	0	0	0	0						
Ray Sadecki, L OBP: 0.216, SLG: 0.270 Red Schoendienst, S Ed Bauta, R (8, 1)				F2		G3		4-3		2	0	0	0	0	0	0						
										1	0	0	0	0	0	0						
										0	0	0	0	0	0	0						
Inning Stats	R: 0 E: 0 K: 0 S: 3	H: 0 LOB: 0 BB: 0 P: 3	R: 0 E: 0 K: 1 S: 5	H: 0 LOB: 0 BB: 0 P: 5	R: 0 E: 0 K: 0 S: 3	H: 0 LOB: 0 BB: 0 P: 3	R: 1 E: 0 K: 0 S: 5	H: 2 LOB: 1 BB: 0 P: 5	R: 1 E: 0 K: 0 S: 4	H: 1 LOB: 0 BB: 0 P: 4	R: 0 E: 0 K: 0 S: 3	H: 0 LOB: 0 BB: 0 P: 3	R: 1 E: 0 K: 1 S: 6	H: 1 LOB: 0 BB: 0 P: 6	R: 0 E: 0 K: 0 S: 3	H: 0 LOB: 0 BB: 0 P: 3	R: 0 E: 0 K: 1 S: 5	H: 0 LOB: 0 BB: 0 P: 5	1B: 1 2B: 1 3B: 0 HR: 2	SF: 0 SAC: 0 DP: 0 HBP: 0	WP: 0 PB: 0 SB: 0 CS: 0	PA: 31
PITCHER Billy Pierce, L ERA: 3.19 (1, 1)	IP: 9.0 WLS: W BF: 31 H: 4 R: 3 ER: 3 SO: 3 BB: 0 IBB: 0 HBP: 0 BLK: 0 WP: 0 HR: 2 S: 37 P: 37 ERA: 3.00 WHIP: 0.444															PITCHER						

St. Louis Cardinals @ San Francisco Giants
Candlestick Park, San Francisco, CA
Sat Jul 06 1963, 6:33 AM EDT
Att: 30,619 - Unknown

AB 31
R 3
H 4
RBI 3
BB 0
SO 3
LOB 4



Batter	1	2	3	4	5	6	7	8	9	AB	R	H	RBI	BB	SO	LOB	BOTTOM					
Harvey Kuenn, R OBP: 0.345, SLG: 0.384 (1, 7)	6-3		FC4-6 1B BB		F2		5-3			3	1	0	0	1	0	1						
Chuck Hillier, L OBP: 0.241, SLG: 0.230 (1, 4)	F6		FC4-6 1-2 1B		K		4-3			4	0	1	0	0	1	1						
Willie McCovey, L OBP: 0.359, SLG: 0.567 (1, 3)	G3		FC4-6 1-2 2-3 1B		K					4	1	1	2	0	1	2						
Willie Mays, R OBP: 0.352, SLG: 0.475 (1, 8)		F9 G3 1B BB	1-2 3-H 1B			SF7 BB	6-3			2	2	1	1	2	0	0						
Felipe Alou, R OBP: 0.321, SLG: 0.487 (1, 9)		G3 1-2 1B	F9			SF7 1-H		K		3	0	1	1	0	1	2						
Jim Davenport, R OBP: 0.270, SLG: 0.317 (1, 5)		F9 2-3		6-3			1B	F8		4	0	1	0	0	0	2						
Tom Haller, L OBP: 0.368, SLG: 0.496 (1, 2)		G3 1-2 3-H		3-1		F8		1B 1B		4	0	1	1	0	0	2						
Ernie Bowman, R OBP: 0.226, SLG: 0.267 (1, 6)		P4				4-3				4	0	2	0	0	0	2						
Billy Pierce, L OBP: 0.143, SLG: 0.100 (1, 1)			1-3	4-3		4-3 HR		K		4	1	1	0	0	1	3						
Inning Stats	R: 0 E: 0 K: 0 S: 3	H: 0 LOB: 0 BB: 0 P: 3	R: 1 E: 0 K: 0 S: 4	H: 1 LOB: 1 BB: 1 P: 8	R: 1 E: 0 K: 0 S: 5	H: 2 LOB: 2 BB: 1 P: 9	R: 0 E: 0 K: 0 S: 4	H: 1 LOB: 1 BB: 0 P: 4	R: 0 E: 0 K: 2 S: 7	H: 0 LOB: 0 BB: 0 P: 7	R: 1 E: 1 K: 0 S: 4	H: 1 LOB: 1 BB: 1 P: 8	R: 2 E: 0 K: 0 S: 5	H: 2 LOB: 0 BB: 0 P: 5	R: 0 E: 0 K: 2 S: 9	H: 2 LOB: 2 BB: 0 P: 9	R: 0 E: 0 K: 2 S: 9	H: 2 LOB: 2 BB: 0 P: 9	1B: 8 2B: 0 3B: 0 HR: 1	SF: 1 SAC: 0 DP: 0 HBP: 0	WP: 0 PB: 0 SB: 0 CS: 0	PA: 36
PITCHER Ray Sadecki, L ERA: 5.21 Ed Bauta, R ERA: 2.29 (8, 1)	IP: 7.0 WLS: L BF: 31 H: 7 R: 5 ER: 4 SO: 2 BB: 3 IBB: 0 HBP: 0 BLK: 0 WP: 0 HR: 1 S: 32 P: 44 ERA: 5.14 WHIP: 1.429															PITCHER						

St. Louis Cardinals @ San Francisco Giants
Candlestick Park, San Francisco, CA
Sat Jul 06 1963, 6:33 AM EDT
Att: 30,619 - Unknown

AB 32
R 5
H 9
RBI 5
BB 3
SO 4
LOB 15



Batter	1	2	3	4	5	6	7	8	9	AB	R	H	RBI	BB	SO	LOB	TOP				
Julian Javier, R OBP: 0.309, SLG: 0.418 (1,4)	F5		F2			F6		SH1-4	L1	4	0	0	0	0	0	1					
Dick Groat, R OBP: 0.397, SLG: 0.466 (1,6)	F8			4-3			HR	4-3		4	1	1	0	0	0	1					
Bill White, L OBP: 0.376, SLG: 0.527 (1,3)	F6			F5			P1	6-3		4	0	0	0	0	0	2					
Stan Musial, L OBP: 0.353, SLG: 0.462 (9, PR)				F6			HR			4	1	3	2	0	0	0					
Duke Carmel, L OBP: 0.370, SLG: 0.324 (9, 7)									FC6-4	0	0	0	0	0	0	0					
Tim McCarver, L OBP: 0.331, SLG: 0.403 (1,2)		K				F7		FC6-4	1B	4	1	1	0	0	1	2					
Ken Boyer, R OBP: 0.366, SLG: 0.415 (1,5)		F7				5-3		3B		4	0	1	0	0	0	2					
Charlie James, R OBP: 0.307, SLG: 0.446 (1,9)						F7		1B		4	1	1	1	0	0	3					
Curt Flood, R OBP: 0.316, SLG: 0.359 (1,8)				4-3				G3		3	1	0	0	1	0	2					
Bob Gibson, R OBP: 0.262, SLG: 0.282 (1,1)				P4				F8		3	0	1	2	1	0	0					
Inning Stats	R: 0 E: 0 K: 0 S: 3	H: 0 LOB: 0 BB: 0 P: 3	R: 0 E: 0 K: 1 S: 6	H: 1 LOB: 1 BB: 0 P: 6	R: 0 E: 0 K: 0 S: 3	H: 0 LOB: 0 BB: 0 P: 3	R: 0 E: 0 K: 0 S: 3	H: 0 LOB: 0 BB: 0 P: 3	R: 0 E: 0 K: 0 S: 3	H: 0 LOB: 0 BB: 0 P: 3	R: 2 E: 0 K: 0 S: 7	H: 4 LOB: 2 BB: 0 P: 7	R: 0 E: 0 K: 0 S: 3	H: 0 LOB: 1 BB: 1 P: 7	R: 3 E: 0 K: 0 S: 6	H: 3 LOB: 1 BB: 1 P: 10	1B: 5 2B: 0 3B: 2 HR: 1	SF: 0 SAC: 1 DP: 0 HBP: 0	WP: 0 PB: 0 SB: 2 CS: 0	PA: 37	
PITCHER	IP	WLS	BF	H	R	ER	SO	BB	IBB	HBP	BLK	WP	HR	S	P	ERA	WHIP				
Juan Marichal, R ERA: 2.16 (1,1)	7.0	L	26	5	2	2	1	0	0	0	0	0	1	28	28	2.57	0.714				
Jim Duffalo, R ERA: 3.45 (8,1)	2.0		11	3	3	3	0	2	0	0	0	0	0	9	17	13.50	2.500				

St. Louis Cardinals @ San Francisco Giants
Candlestick Park, San Francisco, CA
Sun Jul 07 1963, 6:38 AM EDT
Att: 42,787 - Unknown

AB 34
R 5
H 8
RBI 5
BB 2
SO 1
LOB 13



Batter	1	2	3	4	5	6	7	8	9	AB	R	H	RBI	BB	SO	LOB	BOTTOM				
Harvey Kuenn, R OBP: 0.349, SLG: 0.400 (1,9)	F3		K				K		6-3	5	0	1	0	0	2	0					
Chuck Hillier, L OBP: 0.237, SLG: 0.227 (1,4)	G3		F7						G1	4	0	1	0	0	0	0					
Willie McCovey, L OBP: 0.365, SLG: 0.560 (1,7)						F3		G3	1B	3	0	1	0	1	0	3					
Willie Mays, R OBP: 0.352, SLG: 0.468 (1,8)										3	0	2	0	1	0	1					
Ed Bailey, L OBP: 0.354, SLG: 0.519 (1,2)										4	0	0	0	0	1	4					
Orlando Cepeda, R OBP: 0.335, SLG: 0.503 (1,3)										3	0	0	0	0	1	2					
Jim Ray Hart, R OBP: 0.625, SLG: 0.400 (1,5)										0	0	0	0	0	0	0					
Jim Davenport, R OBP: 0.267, SLG: 0.313 (2, PR)										2	0	0	0	0	2	1					
Tom Haller, L OBP: 0.364, SLG: 0.482 (8, PH)										1	0	0	0	0	1	3					
Jose Pagan, R OBP: 0.247, SLG: 0.241 (9, 6)										0	0	0	0	0	0	0					
Ernie Bowman, R OBP: 0.205, SLG: 0.237 (9, 5)										4	0	0	0	0	1	1					
Juan Marichal, R OBP: 0.190, SLG: 0.193 (1,1)										2	0	1	0	0	0	0					
Felipe Alou, R OBP: 0.317, SLG: 0.477 (7, PH)										1	0	0	0	0	0	0					
Jim Duffalo, R (8,1)										0	0	0	0	0	0	0					
Joey Amalfitano, R (9, PH) OBP: 0.259, SLG: 0.233										1	0	0	0	0	0	0					
Inning Stats	R: 0 E: 0 K: 0 S: 4	H: 1 LOB: 1 BB: 0 P: 4	R: 0 E: 0 K: 1 S: 5	H: 0 LOB: 0 BB: 0 P: 6	R: 0 E: 0 K: 1 S: 5	H: 0 LOB: 0 BB: 1 P: 9	R: 0 E: 0 K: 1 S: 5	H: 0 LOB: 3 BB: 0 P: 8	R: 0 E: 0 K: 2 S: 8	H: 1 LOB: 1 BB: 0 P: 8	R: 0 E: 0 K: 1 S: 5	H: 0 LOB: 0 BB: 0 P: 5	R: 0 E: 0 K: 1 S: 6	H: 1 LOB: 3 BB: 1 P: 11	R: 0 E: 0 K: 0 S: 3	H: 0 LOB: 0 BB: 0 P: 3	1B: 6 2B: 0 3B: 0 HR: 0	SF: 0 SAC: 0 DP: 0 HBP: 2	WP: 0 PB: 0 SB: 0 CS: 0	PA: 37	
PITCHER	IP	WLS	BF	H	R	ER	SO	BB	IBB	HBP	BLK	WP	HR	S	P	ERA	WHIP				
Bob Gibson, R ERA: 4.05 (1,1)	9.0	W	37	6	0	0	8	2	0	2	0	0	0	49	59	0.00	0.889				

St. Louis Cardinals @ San Francisco Giants
Candlestick Park, San Francisco, CA
Sun Jul 07 1963, 6:38 AM EDT
Att: 42,787 - Unknown

AB 33
R 0
H 6
RBI 0
BB 2
SO 8
LOB 15



Batter	1	2	3	4	5	6	7	8	9	AB	R	H	RBI	BB	SO	LOB	TOP							
Lee Mays, L OBP: 0.306, SLG: 0.421 (1, 8)	0-0 1-3		0-0 F5		0-0 1B 2B		0-0 F8			4	1	1	0	0	0	0	Milwaukee Braves @ St. Louis Cardinals Sportsman's Park, St. Louis, MO Thu Jul 11 1963, 8:05 PM EDT Unknown - 83 F							
Eddie Mathews, L OBP: 0.382, SLG: 0.395 (1, 5)	4-0 BB		4-0 HR		0-0 F7		0-0 1-3			2	1	0	0	2	0	1								
Hank Aaron, R OBP: 0.385, SLG: 0.591 (1, 9)	4-0 1-2		0-0 HR		4-0 1B		0-0 F2			2	1	1	2	2	0	0								
Joe Torre, R OBP: 0.351, SLG: 0.417 (1, 2)	0-3 K		0-0 F4		0-0 1B				0-0 5-3	4	0	1	1	0	1	2								
Norm Larker, L OBP: 0.320, SLG: 0.260 (1, 3)	0-3 K			0-0 F2	0-0 4-3				0-0 G3	4	0	0	0	0	1	4								
Gene Oliver, R OBP: 0.312, SLG: 0.424 Mack Jones, L OBP: 0.320, SLG: 0.340 (6, 8)		0-0 F5		4-0 3-1		0-0 F8			0-3 K	2	0	0	0	1	0	0								
Frank Bolling, R OBP: 0.284, SLG: 0.297 (1, 4)		0-0 F9		0-0 3-1		0-0 F7			4-0 G6-3	3	0	0	0	1	0	1								
Denis Menke, R OBP: 0.286, SLG: 0.335 (1, 6)		0-0 F3		0-3 K		4-0 BB			0-0 F9	3	0	0	0	1	1	2								
Denny Lemaster, R OBP: 0.179, SLG: 0.359 Dan Schneider, L (7, 1) Don Dillard, L OBP: 0.268, SLG: 0.363 (9, PH)			0-0 F9		0-0 F8		0-0 6-3		0-0 G6-3	3	0	0	0	0	0	1								
Inning Stats	R: 0 E: 0 K: 2 S: 7	H: 0 LOB: 2 BB: 2 P: 15	R: 0 E: 0 K: 0 S: 3	H: 0 LOB: 0 BB: 0 P: 3	R: 2 E: 0 K: 0 S: 4	H: 1 LOB: 0 BB: 1 P: 8	R: 0 E: 0 K: 1 S: 5	H: 0 LOB: 1 BB: 1 P: 9	R: 1 E: 0 K: 0 S: 5	H: 2 LOB: 2 BB: 1 P: 9	R: 0 E: 0 K: 0 S: 3	H: 0 LOB: 0 BB: 0 P: 7	R: 0 E: 0 K: 0 S: 3	H: 0 LOB: 0 BB: 0 P: 3	R: 0 E: 0 K: 1 S: 5	H: 0 LOB: 0 BB: 0 P: 5		R: 0 E: 0 K: 0 S: 2	H: 0 LOB: 0 BB: 1 P: 6	1B: 1 2B: 1 3B: 0 HR: 1	SF: 0 SAC: 0 DP: 1 HBP: 0	WP: 0 PB: 0 CS: 0	PA: 36	
PITCHER	IP WLS BF H R ER SO BB IBB HBP BLK WP HR S P ERA WHIP	IP WLS BF H R ER SO BB IBB HBP BLK WP HR S P ERA WHIP																						
Ernie Broglio, R ERA: 2.88 Ron Taylor, R ERA: 2.74	(1, 1) (8, 1)	7.0 W 30	3 3 3 3	3 3 3 3	5 1 0 0	1 0 0 0	0 0 7 11	0.00 0.500																

AB	29
R	3
H	3
RBI	3
BB	7
SO	4
LOB	12



Batter	1	2	3	4	5	6	7	8	9	AB	R	H	RBI	BB	SO	LOB	BOTTOM							
Julian Javier, R OBP: 0.308, SLG: 0.416 (1, 4)	0-0 1-3		0-0 6-3		0-0 1-2		0-0 F6			4	0	1	0	0	0	2	Milwaukee Braves @ St. Louis Cardinals Sportsman's Park, St. Louis, MO Thu Jul 11 1963, 8:05 PM EDT Unknown - 83 F							
Dick Groat, R OBP: 0.396, SLG: 0.467 (1, 6)	0-0 F7		0-0 F3		0-0 F3		0-0 HR			4	1	1	2	0	0	2								
Bill White, L OBP: 0.375, SLG: 0.533 (1, 3)	0-3 K		0-0 F8			0-3 K		0-0 HR		4	1	1	2	0	2	0								
Stan Musial, L OBP: 0.351, SLG: 0.463 Ron Taylor, R OBP: 0.333, SLG: 0.056 (8, 1)		0-0 F8		0-3 K		0-0 L9		0-0 L9		4	1	1	0	0	1	0								
Charlie James, R OBP: 0.301, SLG: 0.437 (1, 9)		0-0 F8		0-3 K		0-3 K		0-0 5-3		4	0	0	0	0	2	1								
Ken Boyer, R OBP: 0.365, SLG: 0.411 (1, 5)		4-0 1B		0-3 K			0-3 K		0-0 F9	3	0	0	0	1	2	0								
Curt Flood, R OBP: 0.315, SLG: 0.358 (1, 8)		0-3 K			0-0 1-3		0-0 BB		0-0 1-3	4	1	1	0	0	1	2								
Tim McCarver, L OBP: 0.338, SLG: 0.404 (1, 2)		0-0 1-2		0-0 F5		4-0 1B		4-0 2B		2	1	1	1	1	0	0								
Ernie Broglio, R OBP: 0.125, SLG: 0.128 Jack Damaska, R OBP: 0.333, SLG: 0.333 Duke Carmel, L OBP: 0.370, SLG: 0.324 (8, 7)		0-3 K		4-0 1B		0-0 BB		0-0 1-2		1	0	0	0	1	1	2								
Inning Stats	R: 0 E: 0 K: 1 S: 5	H: 0 LOB: 0 BB: 0 P: 5	R: 1 E: 0 K: 2 S: 9	H: 2 LOB: 1 BB: 1 P: 13	R: 0 E: 0 K: 0 S: 3	H: 0 LOB: 0 BB: 0 P: 3	R: 0 E: 0 K: 3 S: 9	H: 0 LOB: 0 BB: 0 P: 9	R: 0 E: 0 K: 0 S: 4	H: 1 LOB: 2 BB: 1 P: 8	R: 0 E: 0 K: 2 S: 7	H: 0 LOB: 0 BB: 0 P: 7	R: 5 E: 0 K: 1 S: 9	H: 4 LOB: 0 BB: 1 P: 13	R: 0 E: 0 K: 0 S: 3	H: 0 LOB: 0 BB: 0 P: 3		1B: 4 2B: 2 3B: 0 HR: 1	SF: 0 SAC: 0 DP: 0 HBP: 0	WP: 0 PB: 0 CS: 0	PA: 34			
PITCHER	IP WLS BF H R ER SO BB IBB HBP BLK WP HR S P ERA WHIP	IP WLS BF H R ER SO BB IBB HBP BLK WP HR S P ERA WHIP																						
Denny Lemaster, L ERA: 2.4 Dan Schneider, L ERA: 4.0	(1, 1) (7, 1)	6.2 L 4	3 6 0	0 6 0	0 0 0	0 0 0	0 0 4	4 4 0.00																



Batter	1	2	3	4	5	6	7	8	9	AB	R	H	RBI	BB	SO	LOB	TOP			
Lee Mays, L OBP: 0.315, SLG: 0.439 (1, 8)										5	0	2	0	0	0	1				
Frank Bolling, R OBP: 0.297, SLG: 0.297 (1, 4)										3	0	1	0	1	0	1				
Hank Aaron, R OBP: 0.384, SLG: 0.586 (1, 9)										4	0	1	0	0	0	3				
Eddie Mathews, L OBP: 0.386, SLG: 0.396 (1, 5)										4	0	2	0	0	0	1				
Joe Torre, R OBP: 0.350, SLG: 0.412 (1, 3)										4	0	1	0	0	0	3				
Gene Oliver, R OBP: 0.321, SLG: 0.444 (1, 7)										3	2	1	1	1	0	2				
Roy McMillan, R OBP: 0.288, SLG: 0.342 Denis Menke, R OBP: 0.283, SLG: 0.331 (1, 6)										1	0	0	0	0	0	0	AB 35			
Del Crandall, R OBP: 0.268, SLG: 0.256 Mack Jones, L OBP: 0.322, SLG: 0.353 (5, PH)										3	0	0	0	0	1	1	R 3			
Tony Cloninger, R OBP: 0.125, SLG: 0.125 Ron Piche, R (4, 1)										1	0	0	0	0	0	0	H 10			
Don Dillard, L OBP: 0.276, SLG: 0.380 Dan Schneider, L (7, 1)										1	0	0	0	0	0	0	RBI 3			
Norm Larker, L OBP: 0.258 (9, PH)										1	0	0	0	0	0	0	BB 2			
Inning Stats	R: 0 E: 0 K: 0 S: 4	H: 1 LOB: 1 BB: 0 P: 4	R: 1 E: 0 K: 0 S: 4	H: 1 LOB: 0 BB: 0 P: 4	R: 0 E: 0 K: 0 S: 3	H: 1 LOB: 2 BB: 1 P: 7	R: 0 E: 0 K: 0 S: 3	H: 0 LOB: 0 BB: 0 P: 3	R: 0 E: 0 K: 1 S: 5	H: 3 LOB: 2 BB: 0 P: 5	R: 1 E: 0 K: 1 S: 6	H: 1 LOB: 1 BB: 1 P: 10	R: 0 E: 0 K: 0 S: 5	H: 2 LOB: 2 BB: 0 P: 5	R: 1 E: 0 K: 1 S: 6	H: 1 LOB: 0 BB: 0 P: 6	1B: 7 2B: 1 3B: 0 HR: 2	SF: 0 SAC: 0 DP: 1 HBP: 0	WP: 0 PB: 0 SB: 0 CS: 0	PA: 37
PITCHER	IP WLS BF H R ER SO BB IBB HBP BLK WP HR S P ERA WHIP																			
Bob Gibson, R ERA: 3.94 Barney Schultz, R ERA: 2.92 (1, 1)	7.2 W 32 9 2 2 2 2 2 0 0 0 0 0 1 34 42 2.35 1.435																			
(8, 1)	1.1 S 5 1 1 1 1 0 0 0 0 0 0 1 7 7 6.75 0.750																			

Milwaukee Braves @ St. Louis Cardinals
Sportsman's Park, St. Louis, MO
Fri Jul 12 1963, 8:05 PM EDT
Att: 16,832 - Unknown - 82 F

AB 35
R 3
H 10
RBI 3
BB 2
SO 3
LOB 13



Batter	1	2	3	4	5	6	7	8	9	AB	R	H	RBI	BB	SO	LOB	BOTTOM	
Julian Javier, R OBP: 0.309, SLG: 0.418 (1, 4)										4	0	1	0	0	3	1		
Bill White, L OBP: 0.375, SLG: 0.528 (1, 3)										3	1	0	0	1	0	1		
Dick Groat, R OBP: 0.388, SLG: 0.456 (1, 6)										4	0	0	0	0	0	2		
Stan Musial, L OBP: 0.352, SLG: 0.454 Duke Carmel, L OBP: 0.370, SLG: 0.324 (8, 7)										2	1	0	0	2	0	1		
Ken Boyer, R OBP: 0.371, SLG: 0.427 (1, 5)										3	1	1	1	1	0	0		
Tim McCarver, L OBP: 0.335, SLG: 0.395 Moe Thacker, R (7, 2)										3	1	1	1	0	1	2		
Gary Kolb, L OBP: 0.556, SLG: 0.833 (1, 9)										3	1	2	2	1	0	1	AB 28	
Curt Flood, R OBP: 0.313, SLG: 0.353 (1, 8)										3	0	0	0	0	0	2	R 5	
Bob Gibson, R OBP: 0.244, SLG: 0.262 Barney Schultz, R (8, 1)										3	0	0	0	0	2	2	H 5	
										0	0	0	0	0	0	0	RBI 4	
Inning Stats	R: 1 E: 0 K: 2 S: 8	H: 1 LOB: 2 BB: 2 P: 16	R: 0 E: 0 K: 2 S: 8	H: 1 LOB: 1 BB: 0 P: 8	R: 4 E: 0 K: 0 S: 5	H: 2 LOB: 0 BB: 2 P: 13	R: 0 E: 0 K: 2 S: 7	H: 0 LOB: 0 BB: 0 P: 7	R: 0 E: 0 K: 0 S: 3	H: 0 LOB: 1 BB: 1 P: 7	R: 0 E: 0 K: 0 S: 4	H: 1 LOB: 1 BB: 0 P: 4	R: 0 E: 0 K: 0 S: 3	H: 0 LOB: 1 BB: 1 P: 7	1B: 3 2B: 1 3B: 0 HR: 1	SF: 0 SAC: 1 DP: 0 HBP: 0	WP: 0 PB: 0 SB: 4 CS: 0	PA: 35
PITCHER	IP WLS BF H R ER SO BB IBB HBP BLK WP HR S P ERA WHIP																	
Tony Cloninger, R ERA: 2.96 Ron Piche, R ERA: 4.29 Dan Schneider, L ERA: 3.6 (1, 1)	3.0 L 17 0 0 0 2 1 0 0 0 0 0 0 13 17 0.00 0.333																	
(4, 1)	3.0 10 0 0 0 2 1 0 0 0 0 0 0 13 17 0.00 0.333																	
(7, 1)	2.0 8 1 0 0 0 1 0 0 0 0 0 0 7 11 0.00 1.000																	

Milwaukee Braves @ St. Louis Cardinals
Sportsman's Park, St. Louis, MO
Fri Jul 12 1963, 8:05 PM EDT
Att: 16,832 - Unknown - 82 F

AB 28
R 5
H 5
RBI 4
BB 6
SO 6
LOB 12



Batter	1	2	3	4	5	6	7	8	9	AB	R	H	RBI	BB	SO	LOB	TOP					
Frank Bolling, R OBP: 0.288, SLG: 0.294 (1, 4)										3	2	0	0	1	0	2						
Eddie Mathews, L OBP: 0.397, SLG: 0.394 (1, 5)										4	1	1	0	1	0	1						
Hank Aaron, R OBP: 0.386, SLG: 0.595 (1, 9)										5	3	3	3	0	0	1						
Joe Torre, R OBP: 0.354, SLG: 0.421 (1, 3)										4	1	2	1	1	0	3						
Gene Oliver, R OBP: 0.323, SLG: 0.444 (1, 7)										2	0	1	0	0	0	1						
Lee Maye, L OBP: 0.315, SLG: 0.435 (4, 8)										2	0	0	0	1	1	2						
Tommie Aaron, R OBP: 0.275, SLG: 0.330 (1, 8)										3	0	0	0	0	1	2						
Mack Jones, L OBP: 0.325, SLG: 0.356 (6, 8)										1	0	1	2	0	0	0						
Denis Menke, R OBP: 0.283, SLG: 0.330 (1, 6)										4	0	1	0	0	1	3						
Del Crandall, R OBP: 0.274, SLG: 0.263 (1, 2)										4	0	2	0	0	1	1						
Hank Fischer, R (1, 1)										3	0	0	0	0	1	2						
Dan Schneider, L (9, 1)										0	0	0	0	0	0	0						
Claude Raymond, R OBP: 0.800, SLG: 1.333 (9, 1)										0	0	0	0	0	0	0						
Inning Stats	R: 3 E: 0 K: 0 S: 5	H: 2 LOB: 1 BB: 2 P: 13	R: 0 E: 0 K: 0 S: 3	H: 1 LOB: 0 BB: 0 P: 3	R: 2 E: 1 K: 0 S: 5	H: 2 LOB: 0 BB: 0 P: 5	R: 0 E: 0 K: 0 S: 4	H: 1 LOB: 1 BB: 0 P: 4	R: 0 E: 0 K: 1 S: 5	H: 1 LOB: 1 BB: 1 P: 9	R: 0 E: 0 K: 3 S: 10	H: 1 LOB: 1 BB: 0 P: 10	R: 2 E: 0 K: 0 S: 5	H: 2 LOB: 2 BB: 1 P: 10	R: 0 E: 0 K: 1 S: 5	H: 0 LOB: 0 BB: 0 P: 5	R: 0 E: 0 K: 0 S: 4	H: 1 LOB: 1 BB: 0 P: 4	1B: 9 2B: 0 3B: 1 HR: 1	SF: 0 SAC: 1 DP: 3 HBP: 1	WP: 2 PB: 1 CS: 0	PA: 41
PITCHER	IP	WLS	BF	H	R	ER	SO	BB	IBB	HBP	BLK	WP	HR	S	P	ERA	WHIP					
Curt Simmons, L ERA: 3.25 (1, 1)	3.0	L	15	5	5	4	0	2	0	0	0	1	1	13	21	12.00	2.333					
Ed Bauta, R ERA: 2.52 (4, 1)	4.0		19	5	2	2	4	2	0	1	0	0	0	24	33	4.50	1.750					
Barney Schultz, R ERA: 2.77 (8, 1)	2.0		7	1	0	0	1	0	0	0	0	1	0	9	9	0.00	0.500					

Milwaukee Braves @ St. Louis Cardinals
Sportsman's Park, St. Louis, MO
Sat Jul 13, 1963, 4:33 AM EDT
Att: 13,032 - Unknown - 83 F

AB 35
R 7
H 11
RBI 6
BB 4
SO 5
LOB 18



Batter	1	2	3	4	5	6	7	8	9	AB	R	H	RBI	BB	SO	LOB	BOTTOM					
Julian Javier, R OBP: 0.304, SLG: 0.412 (1, 4)										5	0	0	0	0	2	3						
Bill White, L OBP: 0.374, SLG: 0.524 (1, 3)										3	0	0	0	1	0	1						
Dick Groat, R OBP: 0.387, SLG: 0.454 (1, 6)										4	0	1	0	0	1	0						
Dal Maxvill, R OBP: 0.182, SLG: 0.100 (9, 6)										0	0	0	0	0	0	0						
Ken Boyer, R OBP: 0.369, SLG: 0.431 (1, 5)										4	1	1	0	0	1	2						
Tim McCarver, L OBP: 0.327, SLG: 0.388 (1, 2)										3	0	0	1	0	0	2						
George Altman, L OBP: 0.343, SLG: 0.389 (1, 7)										4	1	2	0	0	0	0						
Gary Kolb, L OBP: 0.615, SLG: 1.100 (1, 9)										4	2	3	2	0	0	1						
Duke Carmel, L OBP: 0.380, SLG: 0.341 (1, 8)										4	0	2	0	0	1	1						
Curt Simmons, L OBP: 0.186, SLG: 0.171 (1, 1)										1	0	0	0	0	0	1						
Ed Bauta, R (4, 1)										0	0	0	0	0	0	0						
Stan Musial, L OBP: 0.350, SLG: 0.452 (7, PH)										1	0	0	0	0	0	1						
Barney Schultz, R (8, 1)										0	0	0	0	0	0	0						
Charlie James, R OBP: 0.308, SLG: 0.456 (9, PH)										1	1	1	1	0	0	0						
Inning Stats	R: 0 E: 0 K: 0 S: 4	H: 1 LOB: 2 BB: 1 P: 8	R: 0 E: 0 K: 0 S: 4	H: 2 LOB: 0 BB: 0 P: 4	R: 0 E: 0 K: 1 S: 5	H: 0 LOB: 0 BB: 0 P: 5	R: 0 E: 0 K: 0 S: 3	H: 0 LOB: 0 BB: 0 P: 3	R: 1 E: 1 K: 0 S: 5	H: 2 LOB: 1 BB: 0 P: 5	R: 1 E: 0 K: 0 S: 4	H: 1 LOB: 0 BB: 0 P: 4	R: 0 E: 0 K: 1 S: 6	H: 1 LOB: 1 BB: 0 P: 6	R: 0 E: 0 K: 2 S: 7	H: 0 LOB: 0 BB: 0 P: 7	R: 3 E: 0 K: 1 S: 8	H: 3 LOB: 0 BB: 0 P: 8	1B: 6 2B: 1 3B: 1 HR: 2	SF: 1 SAC: 1 DP: 2 HBP: 0	WP: 0 PB: 0 CS: 0	PA: 37
PITCHER	IP	WLS	BF	H	R	ER	SO	BB	IBB	HBP	BLK	WP	HR	S	P	ERA	WHIP					
Hank Fischer, R ERA: 4.88 (1, 1)	8.1	W	34	9	4	4	4	1	0	0	0	0	1	41	45	4.32	1.200					
Dan Schneider, L ERA: 3.98 (9, 1)	0.1		2	1	1	1	1	0	0	0	0	0	1	4	4	27.00	3.000					
Claude Raymond, R ERA: 3.86 (9, 1)	0.1	S	1	0	0	0	0	0	0	0	0	0	0	1	1	0.00	0.000					

Milwaukee Braves @ St. Louis Cardinals
Sportsman's Park, St. Louis, MO
Sat Jul 13, 1963, 4:33 AM EDT
Att: 13,032 - Unknown - 83 F

AB 34
R 5
H 10
RBI 4
BB 1
SO 5
LOB 12



Batter	1	2	3	4	5	6	7	8	9	AB	R	H	RBI	BB	SO	LOB	TOP		
Steve Boros, R OBP: 0.267, SLG: 0.259 Richard LeMay, L (5, 1) Leo Burke, R OBP: 0.227, SLG: 0.290 (8, PH) (8, 4)	F8		F6		F6			F9		3	0	1	1	0	0	2	Chicago Cubs @ St. Louis Cardinals Sportsman's Park, St. Louis, MO Sun Jul 14 1963, 4:33 AM EDT Unknown - 86 F		
Ellis Burton, S OBP: 0.290, SLG: 0.378 (1, 8) (5, 9)	L4		F6		F7			K		4	0	0	0	0	1				
Billy Williams, L OBP: 0.379, SLG: 0.495 (1, 7)	K				F9			K		3	1	0	0	1	2				
Ron Santo, R OBP: 0.352, SLG: 0.509 (1, 5)		F8			K			4-3		4	1	1	2	0	1				
14 Ernie Banks, R OBP: 0.294, SLG: 0.447 (1, 3)					5-3			F8		3	0	1	0	1	0				
Ken Hubbs, R OBP: 0.281, SLG: 0.327 Jack Warner, R (8, 1)										3	0	1	0	0	0	1			
Jimmie Schaffer, R OBP: 0.293, SLG: 0.353 (9, PH)	G5-4-3				E5					0	0	0	0	0	0	0			
Dick Bertell, R OBP: 0.316, SLG: 0.327 (1, 2)					G6-4-3			F7		4	0	2	0	0	0	1			
Andre Rodgers, R OBP: 0.313, SLG: 0.287 Alex Grammas, R OBP: 0.333, SLG: 0.333 (7, 6)					G6-4-3			F3		3	1	1	0	0	0	3			
Glen Hobbie, R OBP: 0.118, SLG: 0.091 Jim Brewer, L (2, 1) Don Elston, R (4, 1) Nelson Mathews, R OBP: 0.242, SLG: 0.278 (5, PH) (5, 8)					SH1-4					0	0	0	0	0	0	0			
Inning Stats	R: 0 E: 0 K: 1 S: 5	H: 0 LOB: 0 BB: 0 P: 5	R: 0 E: 0 K: 0 S: 3	H: 1 LOB: 1 BB: 0 P: 3	R: 1 E: 0 K: 0 S: 5	H: 2 LOB: 1 BB: 0 P: 5	R: 0 E: 0 K: 1 S: 5	H: 0 LOB: 0 BB: 0 P: 5	R: 0 E: 0 K: 0 S: 4	H: 1 LOB: 2 BB: 0 P: 8	R: 0 E: 0 K: 1 S: 5	H: 1 LOB: 1 BB: 0 P: 4	R: 0 E: 0 K: 2 S: 7	H: 0 LOB: 0 BB: 2 P: 7	R: 2 E: 0 K: 0 S: 5	H: 3 LOB: 2 BB: 2 P: 13	1B: 6 2B: 0 3B: 1 HR: 1	SF: 0 SAC: 1 DP: 3 HBP: 0	WP: 0 PA: 36 PB: 0 SB: 0 CS: 0
PITCHER Ray Sadecki, L ERA: 5.03 (1, 1)	IP: 9.0 WLS: W BF: 36 H: 8 R: 3 ER: 3 SO: 5 BB: 3 IBB: 0 HBP: 0 BLK: 0 WP: 0 HR: 1 S: 43 P: 55 ERA: 3.00 WHIP: 1.222																		

Chicago Cubs @ St. Louis Cardinals
Sportsman's Park, St. Louis, MO
Sun Jul 14 1963, 4:33 AM EDT
Unknown - 86 F

AB	32
R	3
H	8
RBI	3
BB	3
SO	5
LOB	11



Batter	1	2	3	4	5	6	7	8	9	AB	R	H	RBI	BB	SO	LOB	BOTTOM		
Julian Javier, R OBP: 0.309, SLG: 0.416 Dal Maxwell, R OBP: 0.250, SLG: 0.182 (6, 4)	E1	6-3		1B	2B					4	2	3	0	0	0	0	Chicago Cubs @ St. Louis Cardinals Sportsman's Park, St. Louis, MO Sun Jul 14 1963, 4:33 AM EDT Unknown - 86 F		
Dick Groat, R OBP: 0.392, SLG: 0.464 (1, 6)	1B			1B	1B			F7		5	2	4	2	0	1				
Stan Musial, L OBP: 0.347, SLG: 0.448 Charlie James, R OBP: 0.303, SLG: 0.452 (3, 7)	G3			HR	2B			K		2	0	0	0	0	2				
Bill White, L OBP: 0.377, SLG: 0.532 (1, 3)	HR			1B	2B			K		4	3	2	2	1	1	3			
Ken Boyer, R OBP: 0.367, SLG: 0.436 (1, 5)	HR			K	5-3			K		5	1	1	3	0	2	1			
Tim McCarver, L OBP: 0.333, SLG: 0.393 Moe Thacker, R (6, 2)	1-3			HR	1B			K		3	0	2	0	0	0	0			
Gary Kolb, L OBP: 0.556, SLG: 0.857 (1, 9)	BB			1B	1B			K		4	1	1	0	1	0	3			
Curt Flood, R OBP: 0.315, SLG: 0.354 (1, 8)	L6			1B	1B			F8		4	1	2	2	0	0	3			
Ray Sadecki, L OBP: 0.200, SLG: 0.250 (1, 1)	G3			F7	SH1-4			F9		3	0	0	0	0	0	3			
Inning Stats	R: 4 E: 1 K: 0 S: 7	H: 4 LOB: 1 BB: 1 P: 11	R: 0 E: 0 K: 0 S: 4	H: 1 LOB: 1 BB: 0 P: 4	R: 1 E: 1 K: 1 S: 7	H: 1 LOB: 2 BB: 1 P: 11	R: 3 E: 0 K: 0 S: 7	H: 4 LOB: 1 BB: 0 P: 7	R: 1 E: 0 K: 2 S: 10	H: 3 LOB: 2 BB: 0 P: 10	R: 1 E: 0 K: 2 S: 9	H: 2 LOB: 1 BB: 0 P: 9	R: 0 E: 0 K: 1 S: 6	H: 1 LOB: 1 BB: 0 P: 6	R: 0 E: 0 K: 0 S: 3	H: 0 LOB: 0 BB: 0 P: 3		1B: 12 2B: 2 3B: 0 HR: 2	SF: 1 SAC: 1 DP: 0 HBP: 0
PITCHER Glen Hobbie, R ERA: 3.31 Jim Brewer, L ERA: 4.07 Don Elston, R ERA: 0.78 Richard LeMay, L ERA: 5.23 Jack Warner, R ERA: 1.93 (8, 1)	IP: 1.0 WLS: L BF: 4 H: 5 R: 4 ER: 4 SO: 1 BB: 1 IBB: 0 HBP: 0 BLK: 0 WP: 0 HR: 1 S: 15 P: 19 ERA: 11.57 WHIP: 2.571																		

Chicago Cubs @ St. Louis Cardinals
Sportsman's Park, St. Louis, MO
Sun Jul 14 1963, 4:33 AM EDT
Unknown - 86 F

AB	39
R	10
H	16
RBI	10
BB	2
SO	6
LOB	19



Batter	1	2	3	4	5	6	7	8	9	AB	R	H	RBI	BB	SO	LOB	TOP								
Don Landrum, L (1.8) OBP: 0.308, SLG: 0.304	0-0 4-3		0-3 K	0-0 1B			0-0 3-1		0-3 K	5	0	1	2	0	2	2									
Lou Brock, L (1.9) OBP: 0.285, SLG: 0.367	0-0 6-3		0-0 1B				0-3 K		0-0 4-3	5	1	2	2	0	1	0									
Billy Williams, L (1.7) OBP: 0.377, SLG: 0.496	0-0 6-3		0-3 K				0-0 F8		0-0 14 HR 2B	4	1	1	0	0	1	2									
Ron Santo, R (1.5) OBP: 0.351, SLG: 0.514		0-0 F8		0-0 HR			0-0 5-3		0-0 F2	4	1	1	1	0	0	1									
14 Ernie Banks, R (1.3) OBP: 0.294, SLG: 0.454		0-0 4-3		0-0 5-3			0-3 K		0-0 HR	4	1	1	2	0	1	0									
Ken Hubbs, R (1.4) OBP: 0.277, SLG: 0.323		0-0 F9		0-0 F9		0-3 K		0-0 F8	4	0	0	0	0	1	0										
Merritt Ranew, L (1.2) OBP: 0.441, SLG: 0.636			0-0 5-3	0-0 1B 2B		0-3 K		0-0 3B	4	1	2	0	0	1	1		AB 37								
Andre Rodgers, R (1.6) OBP: 0.315, SLG: 0.287			0-0 1B 1B	4-0 1B BB		0-0 F6		0-0 F9	3	2	1	0	1	0	2		R 7								
Larry Jackson, R (1.1) OBP: 0.212, SLG: 0.240			0-0 1B	0-0 1B			0-0 F9		0-0 F2	3	0	2	0	0	0	0		H 11							
Lindy McDaniel, R (7.1) OBP: 0.111, SLG: 0.444			1-2 1B	1-2 2-3 1B						1	0	0	0	0	0	0		RBI 7							
Inning Stats	R: 0 E: 0 K: 0 S: 3	H: 0 LOB: 0 BB: 0 P: 3	R: 0 E: 0 K: 0 S: 3	H: 0 LOB: 0 BB: 0 P: 3	R: 1 E: 0 K: 2 S: 10	H: 3 LOB: 2 BB: 0 P: 10	R: 3 E: 0 K: 0 S: 6	H: 4 LOB: 2 BB: 1 P: 10	R: 1 E: 0 K: 1 S: 6	H: 1 LOB: 0 BB: 0 P: 6	R: 0 E: 0 K: 2 S: 7	H: 0 LOB: 0 BB: 0 P: 7	R: 0 E: 0 K: 1 S: 5	H: 0 LOB: 0 BB: 0 P: 5	R: 2 E: 0 K: 0 S: 6	H: 3 LOB: 1 BB: 0 P: 6	R: 0 E: 0 K: 1 S: 5	H: 0 LOB: 0 BB: 0 P: 5	1B: 5 2B: 2 HR: 3	SF: 0 SAC: 0 DP: 0 HBP: 0	WP: 0 PB: 1 CS: 1	PA: 38			
PITCHER	IP	WLS	BF	H	R	ER	SO	BB	IBB	HBP	BLK	WP	HR	S	P	ERA	WHIP								
Ron Taylor, R (1.1) ERA: 3.16	5.0	L	23	8	5	5	3	1	0	0	0	0	2	28	32	9.00	1.800								
Bobby Shantz, L (6.1) ERA: 2.92	2.0		6	0	0	0	3	0	0	0	0	0	0	12	12	0.00	0.000								
Barney Schultz, R (8.1) ERA: 3.07	0.0		0	0	0	0	0	0	0	0	0	0	0	0	0	∞	∞								

Chicago Cubs @ St. Louis Cardinals
Sportsman's Park, St. Louis, MO
Sun Jul 14 1963, 4:38 AM EDT
Att: 29,776 - Unknown

AB	37
R	7
H	11
RBI	7
BB	1
SO	7
LOB	8



Batter	1	2	3	4	5	6	7	8	9	AB	R	H	RBI	BB	SO	LOB	BOTTOM								
Julian Javier, R (1.4) OBP: 0.311, SLG: 0.417	0-0 1B SF7 1B		0-0 F6		0-0 1B		0-0 5-3			4	1	2	0	0	0	1									
Dick Groat, R (1.6) OBP: 0.395, SLG: 0.466	0-0 1B			4-0 1B BB	0-3 K		0-0 1B			3	1	2	1	1	1	2									
Stan Musial, L (1.7) OBP: 0.342, SLG: 0.441	0-0 SF7		0-0 1-3	0-0 1-3 BB	0-0 F9		0-0 L3			3	0	0	1	0	0	4									
Bill White, L (1.3) OBP: 0.375, SLG: 0.528	0-0 L9-3			0-0 1B		0-0 F7		0-0 4-3		4	0	1	1	0	0	1									
Ken Boyer, R (1.5) OBP: 0.366, SLG: 0.434		0-3 K		0-0 1B		0-0 6-3		0-3 K		4	0	1	0	0	2	0									
Tim McCarver, L (1.2) OBP: 0.331, SLG: 0.389		0-3 K		0-0 F7		0-0 1B		0-3 K		4	0	1	0	0	2	2									
George Altman, L (1.9) OBP: 0.339, SLG: 0.384		0-0 F7		0-3 K		0-0 F8			0-0 6-3	4	0	0	0	0	1	3									
Curt Flood, R (1.8) OBP: 0.317, SLG: 0.358			0-0 5-3		0-0 E9 FC6-5 1B		0-0 5-3 1B 2B		0-0 5-3	4	1	2	0	0	0	0									
Ron Taylor, R (1.1) OBP: 0.283, SLG: 0.553			0-0 F3		0-0 FC6-5 1B		0-3 K		0-0 F9	1	0	0	0	0	0	0									
Gary Kubiak, L (5. PH) OBP: 0.201, SLG: 0.800										1	0	0	0	0	0	1									
Bobby Shantz, L (6. PH) OBP: 0.200, SLG: 0.200										0	0	0	0	0	0	0									
Carl Sawatsky, R (7. PH) OBP: 0.200, SLG: 0.200										1	0	0	0	0	1	1									
Barney Schultz, R (8. PH) OBP: 0.200, SLG: 0.200										0	0	0	0	0	0	0									
Duke Carmel, L (9. PH) OBP: 0.370, SLG: 0.333										1	0	0	0	0	0	0									
Inning Stats	R: 1 E: 0 K: 0 S: 4	H: 2 LOB: 0 BB: 0 P: 4	R: 0 E: 0 K: 2 S: 7	H: 0 LOB: 0 BB: 0 P: 7	R: 0 E: 0 K: 0 S: 3	H: 0 LOB: 0 BB: 0 P: 3	R: 1 E: 0 K: 1 S: 7	H: 2 LOB: 2 BB: 1 P: 11	R: 0 E: 1 K: 1 S: 7	H: 2 LOB: 2 BB: 0 P: 7	R: 0 E: 0 K: 0 S: 4	H: 1 LOB: 1 BB: 0 P: 4	R: 1 E: 0 K: 1 S: 7	H: 2 LOB: 1 BB: 0 P: 7	R: 0 E: 0 K: 2 S: 7	H: 0 LOB: 0 BB: 0 P: 7	R: 0 E: 0 K: 0 S: 3	H: 0 LOB: 0 BB: 0 P: 3	1B: 8 2B: 2 HR: 0	SF: 1 SAC: 0 DP: 1 HBP: 0	WP: 0 PB: 0 SB: 2 CS: 0	PA: 36			
PITCHER	IP	WLS	BF	H	R	ER	SO	BB	IBB	HBP	BLK	WP	HR	S	P	ERA	WHIP								
Larry Jackson, R (1.1) ERA: 2.16	6.0	W	26	8	3	3	4	1	0	0	0	0	0	33	37	4.50	1.500								
Lindy McDaniel, R (7.1) ERA: 2.51	3.0	S	10	1	0	0	3	0	0	0	0	0	0	16	16	0.00	0.333								

Chicago Cubs @ St. Louis Cardinals
Sportsman's Park, St. Louis, MO
Sun Jul 14 1963, 4:38 AM EDT
Att: 29,776 - Unknown

AB	34
R	3
H	9
RBI	3
BB	1
SO	7
LOB	15



Batter	1	2	3	4	5	6	7	8	9	10	AB	R	H	RBI	BB	SO	LOB	TOP	
Curt Flood, R OBP: 0.320, SLG: 0.370 (1, 8)	4-0 1B BB		0-0 HR		0-0 6-3		0-0 E4 WP		0-0 SH3-4		3	2	1	1	1	0	1		
Gary Kolb, L OBP: 0.464, SLG: 0.682 (1, 9)	0-0 4-3		0-0 3B		0-3 K		4-0 BB		0-0 F7		4	0	1	0	1	1	2		
Dick Groat, R OBP: 0.391, SLG: 0.460 (1, 6)	0-0 FC5-4 1B		0-3 K		0-0 3-1		0-0 F2		0-0 1B		5	0	2	1	0	1	4		
Bill White, L OBP: 0.374, SLG: 0.524 (1, 3)	4-0 FC5-4 BB		0-0 F4		4-0 HR BB		0-0 F6		0-0 1B 2B		3	2	1	0	2	0	4		
Charlie James, R OBP: 0.305, SLG: 0.444 (1, 7)	0-0 FC5-4		0-3 K		0-3 K		0-0 1-6-3		0-0 1B		5	0	1	0	0	2	4		
Ken Boyer, R OBP: 0.368, SLG: 0.440 (1, 5)	0-0 FC5-4		0-3 K		0-0 K		4-0 BB		0-0 F4		4	1	1	2	1	1	4		
Tim McCarver, L OBP: 0.332, SLG: 0.379 (1, 2)		4-0 G6-3 BB		0-0 4-3		0-0 F5		0-3 K		0-0 1B	4	0	1	1	1	1			
Julian Javier, R OBP: 0.311, SLG: 0.413 (1, 4)		0-0 G6-3		0-3 K		4-0 FC3-6 BB		0-3 K		0-0 K	2	0	0	0	1	1	1		
Stan Musial, L OBP: 0.359, SLG: 0.437 (8, PH)		0-0 G6-3		0-3 K		0-0 FC3-6 BB		0-3 K		0-3 K	1	0	0	0	0	1	1		
Dal Maxvill, R OBP: 0.231, SLG: 0.167 (8, 4)		0-3 K		0-3 K		0-0 FC3-6 BB		0-0 K		0-0 K	1	0	0	0	0	1	2		
Lew Burdette, R OBP: 0.140, SLG: 0.150 (7, 1)		0-3 K		0-3 K		0-0 FC3-6 WP E		4-0 SH3-4 BB		0-0 5-3	3	0	0	0	0	2	1		
Bobby Shantz, R OBP: 0.286, SLG: 0.167 (7, 1)		0-3 K		0-3 K		0-0 FC3-6 WP E		4-0 SH3-4 BB		0-0 5-3	1	0	0	0	1	0	2		
Inning Stats	R: 1 E: 0 K: 0 S: 4	H: 1 LOB: 2 BB: 2 P: 12	R: 0 E: 0 K: 1 S: 4	H: 0 LOB: 0 BB: 1 P: 8	R: 1 E: 0 K: 2 S: 9	H: 2 LOB: 1 BB: 0 P: 9	R: 0 E: 0 K: 2 S: 7	H: 0 LOB: 0 BB: 0 P: 7	R: 2 E: 1 K: 0 S: 6	H: 1 LOB: 3 BB: 2 P: 10	R: 0 E: 1 K: 0 S: 3	H: 0 LOB: 2 BB: 1 P: 7	R: 0 E: 0 K: 0 S: 3	H: 1 LOB: 2 BB: 1 P: 7	R: 0 E: 0 K: 0 S: 8	H: 3 LOB: 2 BB: 0 P: 8	1B: 4 2B: 1 3B: 1 HR: 2	SF: 0 SAC: 1 DP: 1 HBP: 0	WP: 1 PA: 45
PITCHER	IP WLS BF H R ER SO ERA WHIP	IP WLS BF H R ER SO ERA WHIP	IP WLS BF H R ER SO ERA WHIP	IP WLS BF H R ER SO ERA WHIP	IP WLS BF H R ER SO ERA WHIP	IP WLS BF H R ER SO ERA WHIP	IP WLS BF H R ER SO ERA WHIP	IP WLS BF H R ER SO ERA WHIP	IP WLS BF H R ER SO ERA WHIP	IP WLS BF H R ER SO ERA WHIP	IP WLS BF H R ER SO ERA WHIP	IP WLS BF H R ER SO ERA WHIP	IP WLS BF H R ER SO ERA WHIP	IP WLS BF H R ER SO ERA WHIP	IP WLS BF H R ER SO ERA WHIP	IP WLS BF H R ER SO ERA WHIP	IP WLS BF H R ER SO ERA WHIP	IP WLS BF H R ER SO ERA WHIP	
Jim Maloney, R ERA: 3.0 (1, 1)	7.0	31	4	4	4	8	6	0	0	0	0	1	2	41	65	5.14	1.429		
Dom Zanni, R ERA: 4.73 (8, 1)	2.0	8	1	0	0	2	2	0	0	0	0	0	0	10	18	0.00	1.500		
Joey Jay, R ERA: 4.28 (10, 1)	0.1	L	3	2	1	1	0	0	0	0	0	0	0	3	3	27.00	6.000		
Bill Henry, L ERA: 6.75 (10, 1)	0.2	3	1	0	0	1	0	0	0	0	0	0	0	5	5	0.00	1.500		

St. Louis Cardinals @ Cincinnati Reds
Crosley Field, Cincinnati, OH
Tue Jul 16 1963, 7:05 PM EDT
Att: 12,164 - Unknown

AB 36
R 5
H 8
RBI 5
BB 8
SO 11
LOB 27



Batter	1	2	3	4	5	6	7	8	9	10	AB	R	H	RBI	BB	SO	LOB	BOTTOM			
Pete Rose, S OBP: 0.337, SLG: 0.349 (1, 4)	0-0 6-3		0-0 6-3		0-0 1-3		0-0 1B E 1B		0-0 K		5	1	1	0	0	1	1				
Tommy Harper, R OBP: 0.335, SLG: 0.390 (1, 9)	0-0 F8		0-0 FC1-4 1B		0-0 2B 2B		0-0 E8		0-0 1B		5	1	4	1	0	0	0				
Vada Pinson, L OBP: 0.353, SLG: 0.509 (1, 8)	0-0 F7		0-0 FC1-4 6-3		0-0 F7		0-0 K		0-3 K		5	0	0	0	0	2	4				
Frank Robinson, R OBP: 0.388, SLG: 0.426 (1, 7)		0-0 6-3		0-0 6-3		0-0 F9		0-3 K		0-0 4-3	5	0	0	0	0	1	3				
Marty Keough, L OBP: 0.371, SLG: 0.467 (1, 3)		0-3 K		0-0 3-1		0-0 2B		0-3 K		0-0 K	3	0	1	1	0	1	1				
Don Pavletich, R OBP: 0.289, SLG: 0.267 (8, PH) (9, 3)		0-3 K		0-0 3-1		0-0 2B		0-3 K		0-0 K	1	0	0	0	0	1	0				
Johnny Edwards, L OBP: 0.333, SLG: 0.401 (1, 2)		0-0 1B		0-0 2B 1B		0-0 F7		0-3 K		0-0 K	4	1	2	0	0	1	1				
Gene Freese, R OBP: 0.234, SLG: 0.232 (1, 5)		0-3 K		0-0 F7		0-0 F7		0-0 5-3		0-0 F7	4	0	0	0	0	1	2				
Leo Cardenas, R OBP: 0.260, SLG: 0.324 (1, 6)		0-0 F9		0-0 4-3 2B		0-0 4-3		0-3 K		0-3 K	4	0	1	1	0	1	0				
Jim Maloney, L OBP: 0.222, SLG: 0.179 (7, PH)		0-3 K		0-0 4-3		0-0 4-3		0-3 K		0-3 K	2	0	0	0	0	1	1				
Gordy Coleman, R OBP: 0.275, SLG: 0.398 (8, 1)		0-3 K		0-0 4-3		0-0 4-3		0-3 K		0-3 K	1	1	1	0	0	0	0				
Ken Walters, R OBP: 0.262, SLG: 0.320 (8, PH)		0-3 K		0-0 4-3		0-0 4-3		0-3 K		0-3 K	0	0	0	0	0	0	0				
Joey Jay, S OBP: 0.285, SLG: 0.147 (10, 1)		0-3 K		0-0 4-3		0-0 4-3		0-3 K		0-3 K	0	0	0	0	0	0	0				
Bill Henry, L (10, 1)		0-3 K		0-0 4-3		0-0 4-3		0-3 K		0-3 K	0	0	0	0	0	0	0				
Inning Stats	R: 0 E: 0 K: 0 S: 3	H: 0 LOB: 0 BB: 0 P: 3	R: 0 E: 0 K: 2 S: 8	H: 1 LOB: 1 BB: 0 P: 8	R: 0 E: 0 K: 1 S: 5	H: 0 LOB: 0 BB: 0 P: 5	R: 0 E: 0 K: 0 S: 4	H: 1 LOB: 1 BB: 0 P: 4	R: 1 E: 0 K: 0 S: 5	H: 2 LOB: 1 BB: 0 P: 5	R: 2 E: 1 K: 1 S: 8	H: 3 LOB: 1 BB: 0 P: 8	R: 0 E: 0 K: 3 S: 9	H: 0 LOB: 0 BB: 0 P: 9	R: 0 E: 0 K: 2 S: 7	H: 0 LOB: 0 BB: 0 P: 7	R: 0 E: 0 K: 2 S: 8	H: 1 LOB: 1 BB: 0 P: 8	1B: 7 2B: 3 3B: 0 HR: 0	SF: 0 SAC: 0 DP: 0 HBP: 0	WP: 0 PA: 40
PITCHER	IP WLS BF H R ER SO ERA WHIP	IP WLS BF H R ER SO ERA WHIP	IP WLS BF H R ER SO ERA WHIP	IP WLS BF H R ER SO ERA WHIP	IP WLS BF H R ER SO ERA WHIP	IP WLS BF H R ER SO ERA WHIP	IP WLS BF H R ER SO ERA WHIP	IP WLS BF H R ER SO ERA WHIP	IP WLS BF H R ER SO ERA WHIP	IP WLS BF H R ER SO ERA WHIP	IP WLS BF H R ER SO ERA WHIP	IP WLS BF H R ER SO ERA WHIP	IP WLS BF H R ER SO ERA WHIP	IP WLS BF H R ER SO ERA WHIP	IP WLS BF H R ER SO ERA WHIP	IP WLS BF H R ER SO ERA WHIP	IP WLS BF H R ER SO ERA WHIP	IP WLS BF H R ER SO ERA WHIP			
Leo Cardenas, R ERA: 3.65 (1, 1)	6.2	29	9	4	3	3	0	0	0	0	0	0	0	35	35	4.05	1.350				
Bobby Shantz, L ERA: 2.73 (7, 1)	3.1	W	11	1	0	0	8	0	0	0	0	0	0	27	27	0.00	0.300				

St. Louis Cardinals @ Cincinnati Reds
Crosley Field, Cincinnati, OH
Tue Jul 16 1963, 7:05 PM EDT
Att: 12,164 - Unknown

AB 40
R 4
H 10
RBI 3
BB 0
SO 11
LOB 13



Batter	1	2	3	4	5	6	7	8	9	AB	R	H	RBI	BB	SO	LOB	TOP					
Curt Flood, R OBP: 0.319, SLG: 0.368 (1, 8)										5	0	1	0	0	0	2	St. Louis Cardinals @ Cincinnati Reds Crosley Field, Cincinnati, OH Wed Jul 17 1963, 7:05 PM EDT Att: 10,557 - Unknown					
Gary Kolb, L OBP: 0.419, SLG: 0.600 (1, 9)										3	0	0	0	0	2	2						
Stan Musial, L OBP: 0.337, SLG: 0.435 (7, PH)										1	0	0	0	0	1	1						
Duke Carmel, L OBP: 0.365, SLG: 0.326 (7, 9)										1	0	0	0	0	0	0						
Dick Groat, R OBP: 0.395, SLG: 0.464 (1, 6)										3	1	2	0	1	1	0						
Bill White, L OBP: 0.376, SLG: 0.526 (1, 3)										4	1	2	1	0	0	3						
Charlie James, R OBP: 0.299, SLG: 0.435 (1, 7)									4	0	0	0	0	0	2							
Ken Boyer, R OBP: 0.372, SLG: 0.442 (1, 5)									3	0	2	1	1	0	0							
Julian Javier, R OBP: 0.310, SLG: 0.411 (1, 4)									4	1	1	0	0	0	3							
Tim McCarver, L OBP: 0.330, SLG: 0.382 (1, 2)										4	0	1	1	0	1	2						
Bob Gibson, R OBP: 0.265, SLG: 0.267 (1, 1)									3	0	1	0	1	2	1							
Inning Stats	R: 0 E: 0 K: 1 S: 5	H: 1 LOB: 1 BB: 1 P: 9	R: 0 E: 0 K: 1 S: 5	H: 0 LOB: 1 BB: 1 P: 9	R: 0 E: 0 K: 1 S: 7	H: 2 LOB: 2 BB: 0 P: 7	R: 1 E: 0 K: 1 S: 7	H: 2 LOB: 1 BB: 0 P: 7	R: 0 E: 0 K: 0 S: 4	H: 0 LOB: 0 BB: 0 P: 5	R: 0 E: 0 K: 0 S: 5	H: 2 LOB: 1 BB: 0 P: 4	R: 0 E: 0 K: 1 S: 5	H: 0 LOB: 1 BB: 1 P: 9	R: 2 E: 0 K: 0 S: 6	H: 3 LOB: 1 BB: 0 P: 6	R: 0 E: 0 K: 1 S: 5	H: 0 LOB: 0 BB: 0 P: 5	1B: 7 2B: 3 3B: 0 HR: 0	SF: 0 SAC: 0 DP: 0 HBP: 0	WP: 0 PB: 0 SB: 1 CS: 1	PA: 38
PITCHER Jim O'Toole, L ERA: 2.15 (1, 1)	IP: 9.0 WLS: L BF: 38	H: 10 R: 3 ER: 3 SO: 7	BB: 3 IBB: 0 HBP: 0 BLK: 0	WP: 0 HR: 0 S: 49 P: 61	ERA: 3.00 WHIP: 1.444	PITCHER										IP: 9.0 WLS: W BF: 36	H: 5 R: 1 ER: 1 SO: 12	BB: 4 IBB: 0 HBP: 1 BLK: 0	WP: 0 HR: 0 S: 55 P: 72	ERA: 1.00 WHIP: 1.000		

St. Louis Cardinals @ Cincinnati Reds
Crosley Field, Cincinnati, OH
Wed Jul 17 1963, 7:05 PM EDT
Att: 10,557 - Unknown

AB 35
R 3
H 10
RBI 3
BB 3
SO 7
LOB 16



Batter	1	2	3	4	5	6	7	8	9	AB	R	H	RBI	BB	SO	LOB	BOTTOM				
Pete Rose, S OBP: 0.339, SLG: 0.349 (1, 4)										3	1	1	0	0	1	1	St. Louis Cardinals @ Cincinnati Reds Crosley Field, Cincinnati, OH Wed Jul 17 1963, 7:05 PM EDT Att: 10,557 - Unknown				
Tommy Harper, R OBP: 0.327, SLG: 0.340 (1, 9)										4	0	0	0	0	1	4					
Vada Pinson, L OBP: 0.350, SLG: 0.504 (1, 8)										4	0	0	0	0	1	2					
Frank Robinson, R OBP: 0.390, SLG: 0.429 (1, 7)										3	0	1	1	1	1	0					
Marty Keough, L OBP: 0.367, SLG: 0.454 (1, 3)										3	0	0	0	1	1	1					
Johnny Edwards, L OBP: 0.332, SLG: 0.399 (1, 2)										4	0	1	0	0	1	2					
Gene Freese, R OBP: 0.247, SLG: 0.236 (1, 5)										3	0	1	0	1	2	1					
Leo Cardenas, R OBP: 0.258, SLG: 0.322 (1, 6)										3	0	0	0	0	2	4					
Gordy Coleman, L OBP: 0.292, SLG: 0.398 (9, PH)										0	0	0	0	1	0	0					
Jim O'Toole, S OBP: 0.161, SLG: 0.145 (1, 1)										3	0	1	0	0	2	2					
Bob Skinner, L OBP: 0.328, SLG: 0.371 (9, PH)										1	0	0	0	0	0	1					
Inning Stats	R: 1 E: 0 K: 0 S: 4	H: 1 LOB: 1 BB: 0 P: 5	R: 0 E: 0 K: 3 S: 10	H: 1 LOB: 0 BB: 0 P: 10	R: 0 E: 0 K: 2 S: 7	H: 0 LOB: 0 BB: 0 P: 7	R: 0 E: 0 K: 1 S: 4	H: 0 LOB: 2 BB: 3 P: 16	R: 0 E: 0 K: 1 S: 6	H: 1 LOB: 1 BB: 0 P: 6	R: 0 E: 0 K: 1 S: 5	H: 0 LOB: 0 BB: 0 P: 5	R: 0 E: 0 K: 1 S: 7	H: 2 LOB: 2 BB: 0 P: 7	R: 0 E: 0 K: 1 S: 5	R: 0 E: 0 K: 2 S: 7	H: 0 LOB: 1 BB: 1 P: 11	1B: 4 2B: 1 3B: 0 HR: 0	SF: 0 SAC: 0 DP: 1 HBP: 1	WP: 0 PB: 0 SB: 1 CS: 0	PA: 36
PITCHER Bob Gibson, R ERA: 3.74 (1, 1)	IP: 9.0 WLS: W BF: 36	H: 5 R: 1 ER: 1 SO: 12	BB: 4 IBB: 0 HBP: 1 BLK: 0	WP: 0 HR: 0 S: 55 P: 72	ERA: 1.00 WHIP: 1.000	PITCHER										IP: 9.0 WLS: W BF: 36	H: 5 R: 1 ER: 1 SO: 12	BB: 4 IBB: 0 HBP: 1 BLK: 0	WP: 0 HR: 0 S: 55 P: 72	ERA: 1.00 WHIP: 1.000	

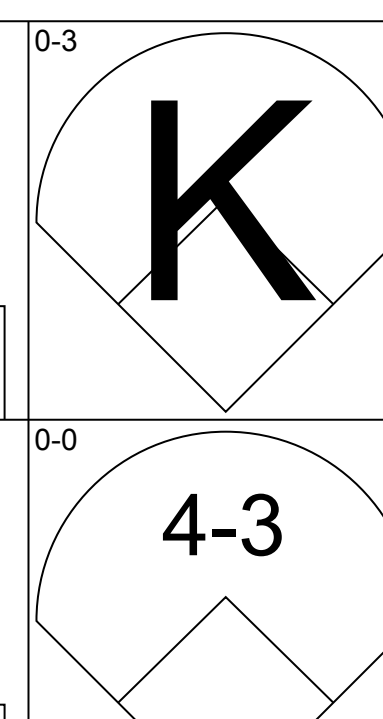
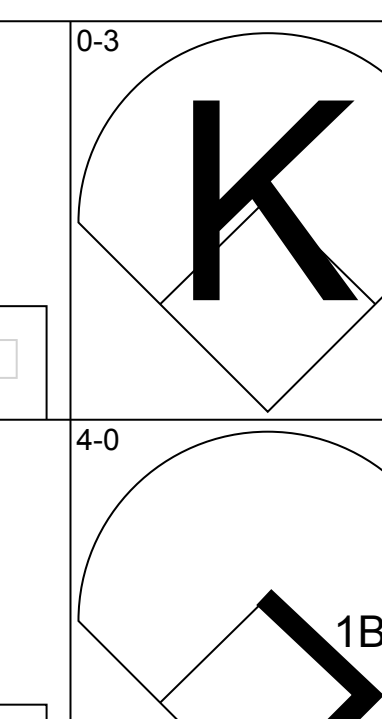
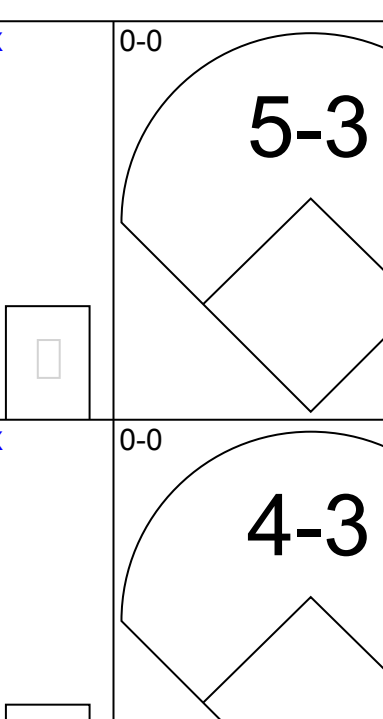
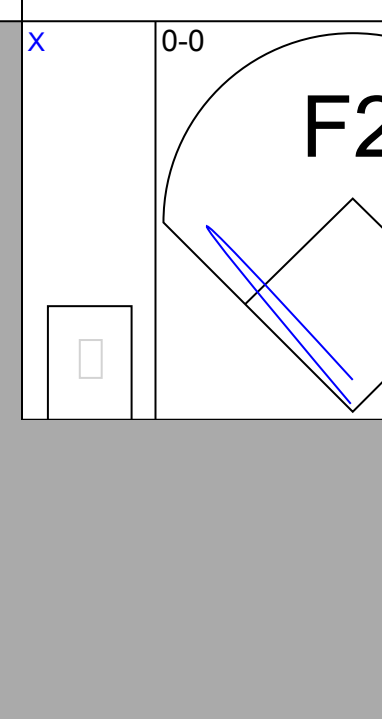
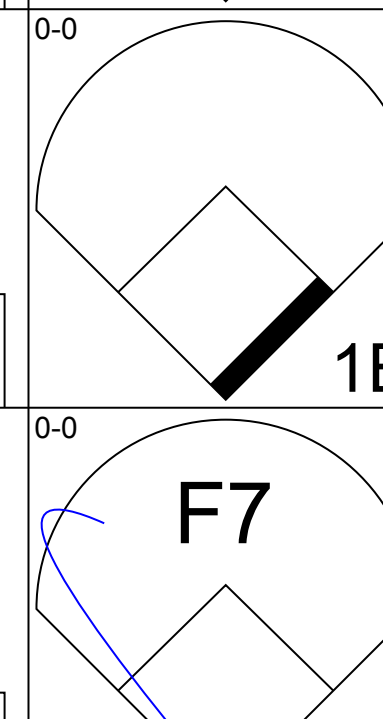
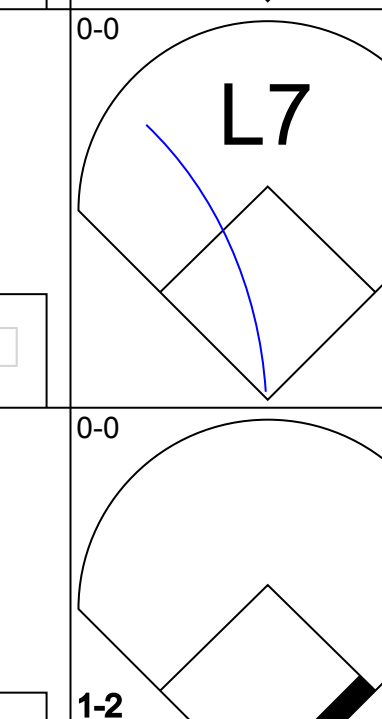









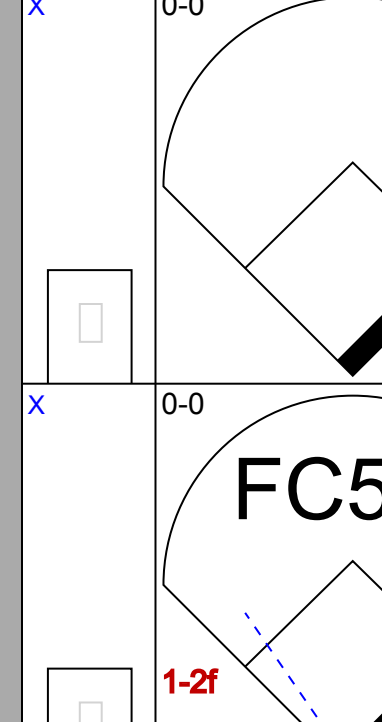
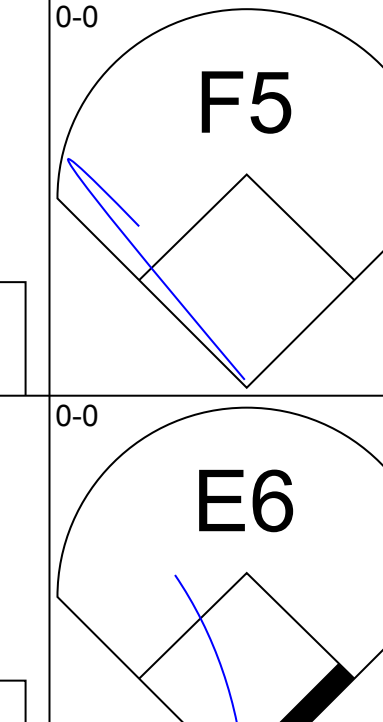



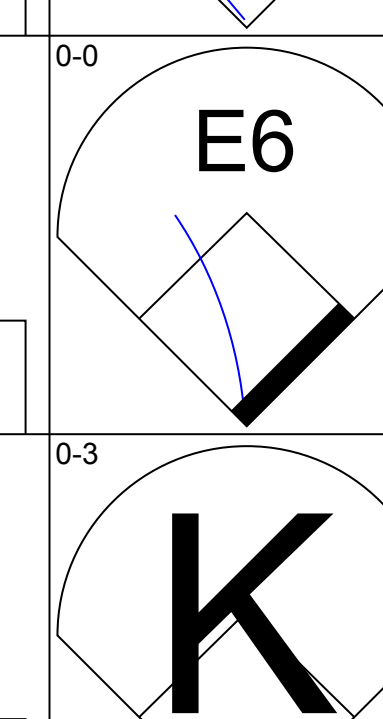
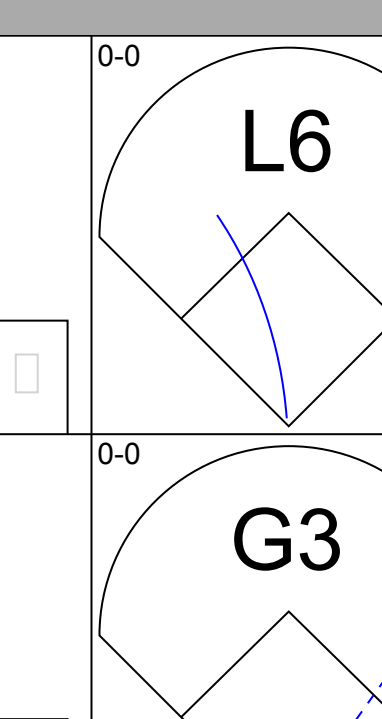

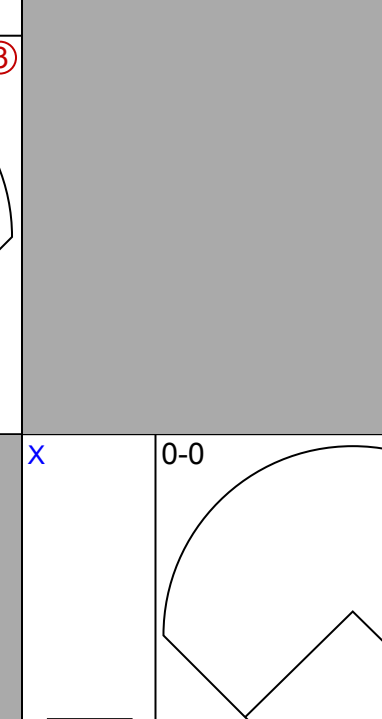

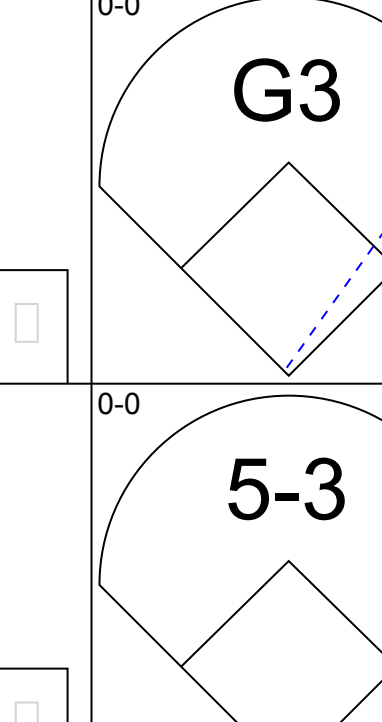
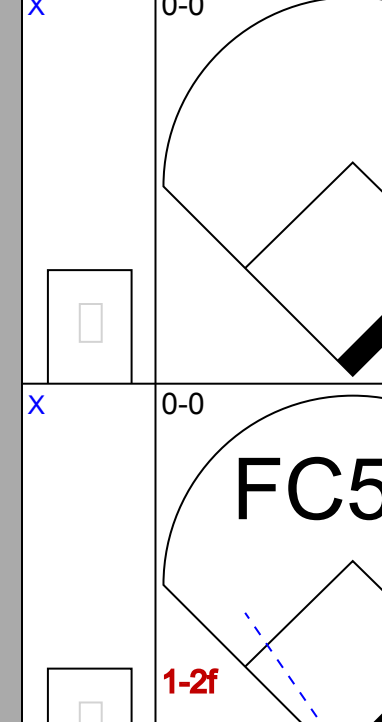
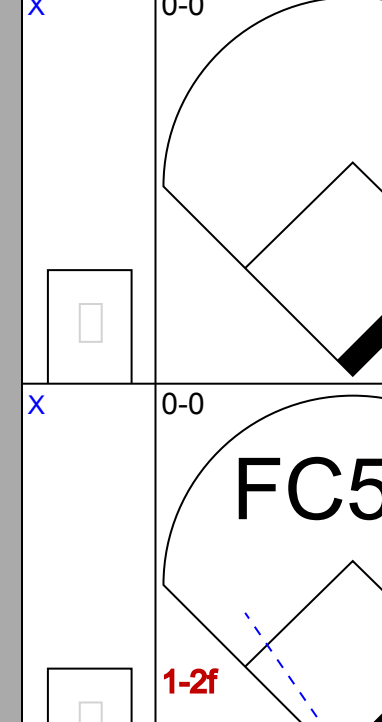

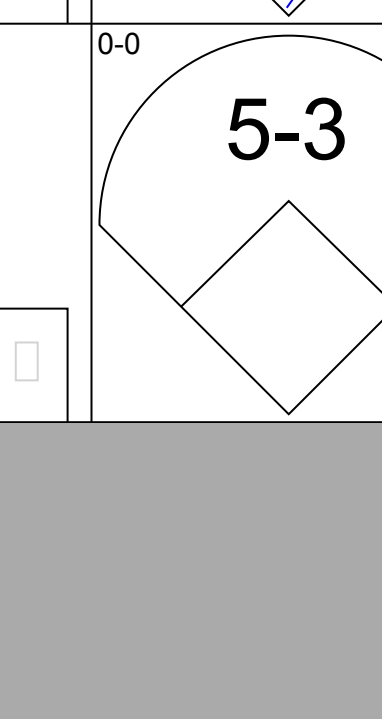
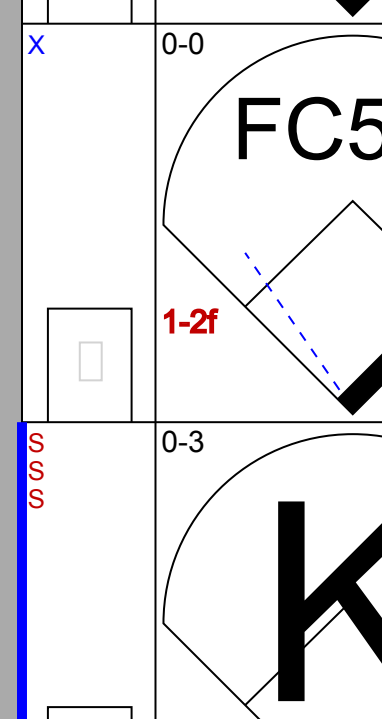
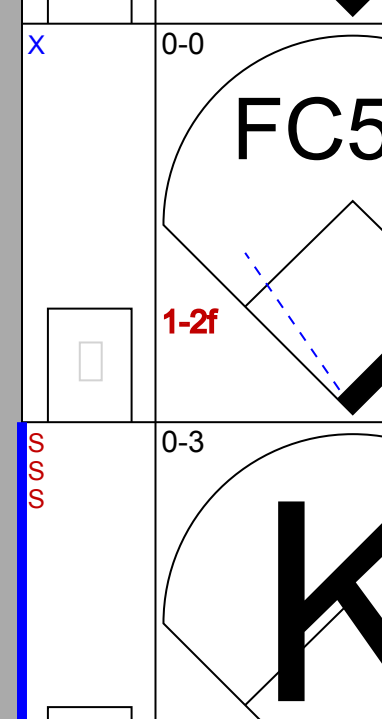
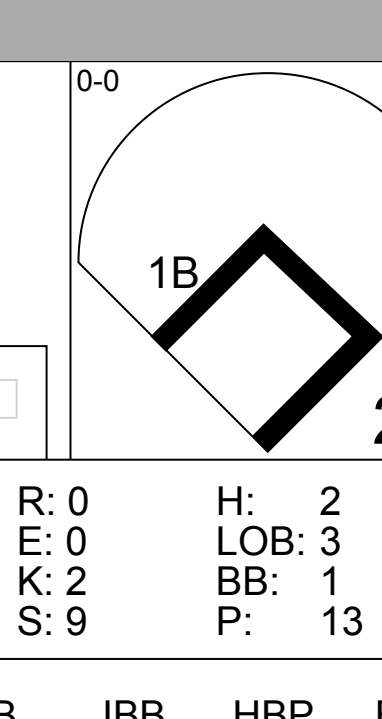
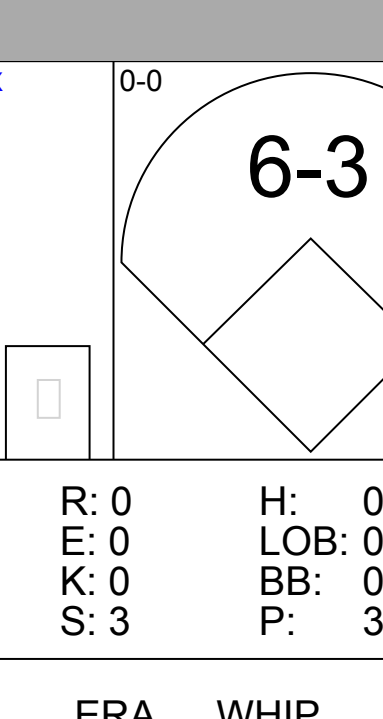
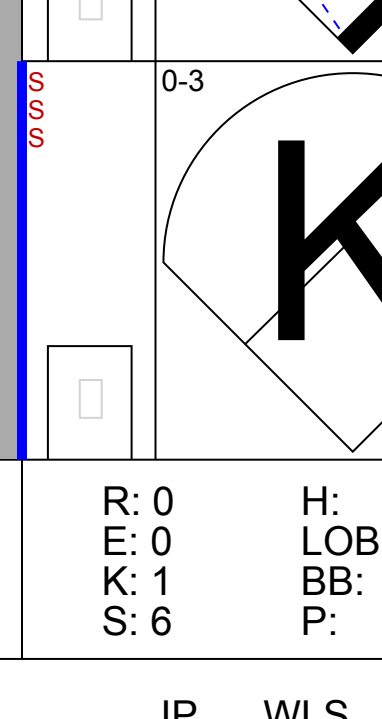
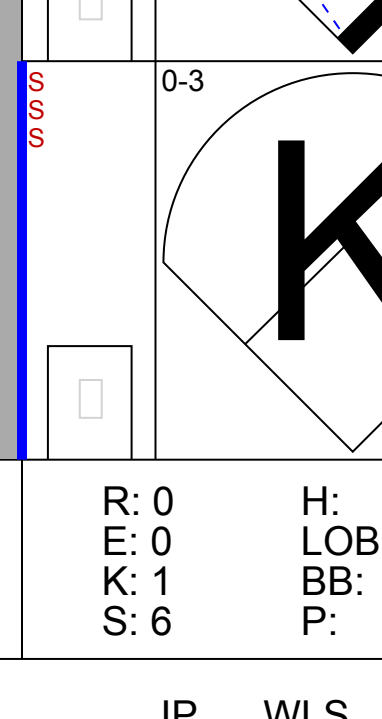
St. Louis Cardinals @ Cincinnati Reds
Crosley Field, Cincinnati, OH
Wed Jul 17 1963, 7:05 PM EDT
Att: 10,557 - Unknown

AB 31
R 1
H 5
RBI 1
BB 4
SO 12
LOB 18



Batter	1	2	3	4	5	6	7	8	9	AB	R	H	RBI	BB	SO	LOB	TOP								
Curt Flood, R OBP: 0.320, SLG: 0.372 (1, 8)	0-0 4-3			0-0 1B SF9 1B		0-0 2B		0-0 4-3		4	1	2	0	0	0	0	St. Louis Cardinals @ Cincinnati Reds Crosley Field, Cincinnati, OH Thu Jul 18 1963, 7:05 PM EDT Att: 9,961 - Unknown AB 32 R 3 H 8 RBI 3 BB 3 SO 4 LOB 12								
Bill White, L OBP: 0.377, SLG: 0.525 (1, 3)	0-0 5-3			0-0 G6-4-3 1B		0-0 G3		4-0 6-3 1B BB		3	1	1	0	1	0	1									
Dick Groat, R OBP: 0.393, SLG: 0.463 (1, 6)	0-0 F3			0-0 SF9			0-0 F8	0-0 1B 6-3 1B		3	0	1	1	0	0	0									
Dal Maxvill, R OBP: 0.231, SLG: 0.167 (6, 6)				0-0 3-H G6-4-3 1-2			0-0 F8	1-2 1B 6-3 1B		0	0	0	0	0	0	0									
Ken Boyer, R OBP: 0.370, SLG: 0.438 (1, 5)		0-0 6-3		0-0 G6-4-3 1-2			4-0 1B BB	0-0 6-3 1-2 2-3		3	1	0	0	1	0	3									
Tim McCarver, L OBP: 0.333, SLG: 0.385 (1, 2)	0-0 F5				0-0 4-3		0-0 BB 1B 1-2	0-0 1B		4	0	2	1	0	0	0									
George Altman, L OBP: 0.334, SLG: 0.378 (1, 7)	0-0 6-3				0-0 F7		0-3 K	0-0 1-3		4	0	0	0	0	1	4									
Julian Javier, R OBP: 0.310, SLG: 0.409 (1, 4)			0-0 F8		0-3 K		0-0 BB 1B 1-2 2-3	0-3 K		4	0	1	1	0	2	0									
Gary Kolb, L OBP: 0.429, SLG: 0.571 (1, 9)			0-0 G6-3 1B			0-0 4-3	4-0 1B 1-2 2-3 BB	0-0 4-3		3	0	1	0	1	0	0									
Ray Sadecki, L OBP: 0.156, SLG: 0.244 (5, PH)			0-0 G6-3 1-2			0-0 F2	0-0 G3	0-3 K		1	0	0	0	0	0	1									
Duke Carmin, L OBP: 0.338, SLG: 0.316 (6, 1)										1	0	0	0	0	0	0									
Barney Schultz, R OBP: 0.343, SLG: 0.354 (7, PH)										0	0	0	0	0	0	0									
Carl Sawatski, L OBP: 0.233, SLG: 0.354 (7, 1)										1	0	0	0	0	0	3									
Ed Bauta, R OBP: 0.230, SLG: 0.433 (6, PH)										0	0	0	0	0	0	1									
Stan Musial, L OBP: 0.306, SLG: 0.433 (6, PH)										1	0	0	0	0	0	0									
Inning Stats	R: 0 E: 0 K: 0 S: 3	H: 0 LOB: 0 BB: 0 P: 3	R: 0 E: 0 K: 0 S: 3	H: 0 LOB: 0 BB: 0 P: 3	R: 0 E: 0 K: 0 S: 3	H: 1 LOB: 0 BB: 0 P: 3	R: 1 E: 0 K: 0 S: 4	H: 2 LOB: 0 BB: 0 P: 4	R: 0 E: 0 K: 1 S: 5	H: 0 LOB: 0 BB: 0 P: 5	R: 0 E: 0 K: 0 S: 4	H: 1 LOB: 1 BB: 0 P: 4	R: 1 E: 0 K: 1 S: 7	H: 2 LOB: 3 BB: 2 P: 15	R: 1 E: 0 K: 0 S: 5	H: 2 LOB: 2 BB: 1 P: 9	R: 0 E: 0 K: 2 S: 7	H: 0 LOB: 0 BB: 0 P: 7	1B: 7 2B: 1 3B: 0 HR: 0	SF: 1 SAC: 0 DP: 2 HBP: 0	WP: 0 PB: 0 SB: 0 CS: 0	PA: 36			
PITCHER	IP	WLS	BF	H	R	ER	SO	BB	IBB	HBP	BLK	WP	HR	S	P	ERA	WHIP								
Bob Purkey, R ERA: 3.7 (1, 1)	6.2	W	26	6	2	2	2	2	0	0	0	0	0	28	36	2.70	1.200								
Jim Owens, R ERA: 4.5 (7, 1)	2.1	S	10	2	1	1	2	1	0	0	0	0	0	13	17	3.86	1.286								

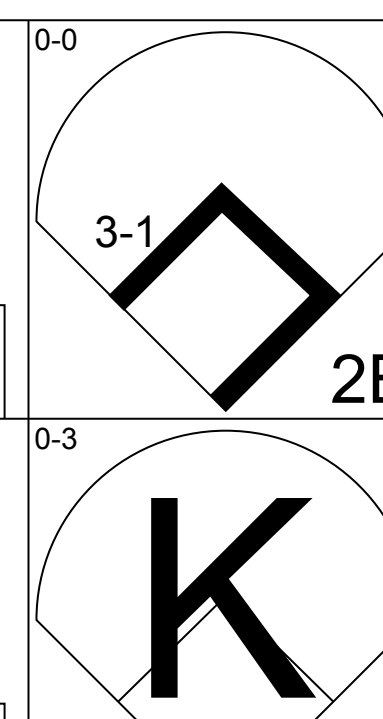
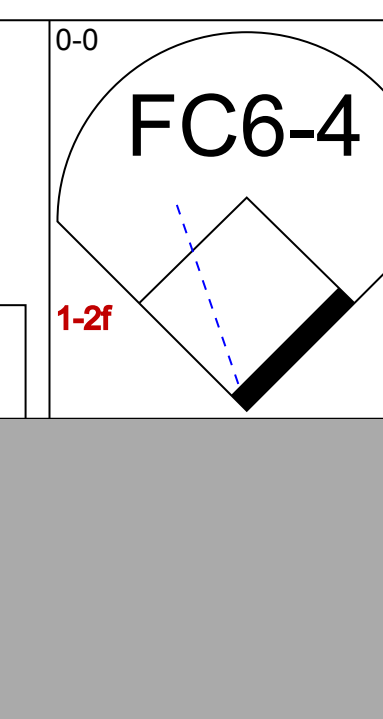
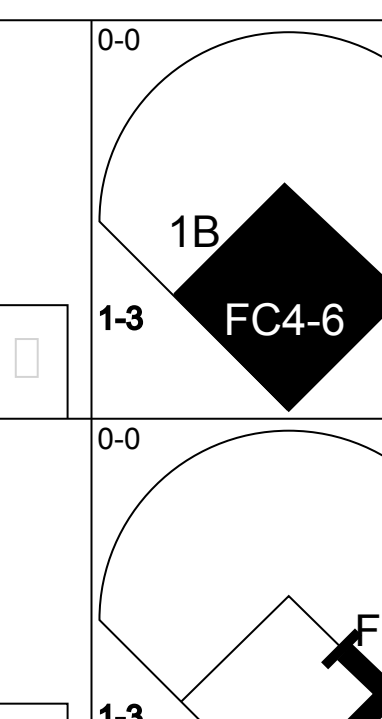

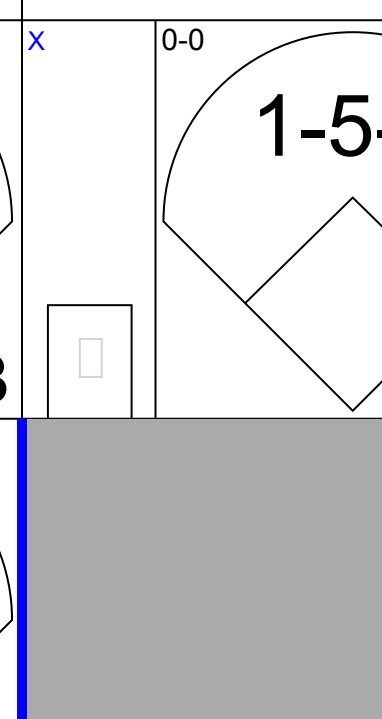
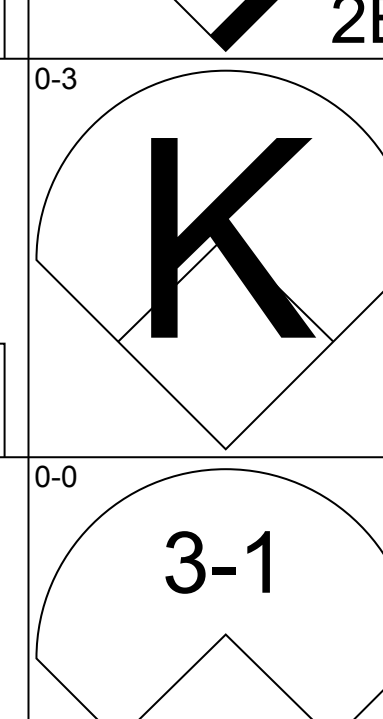
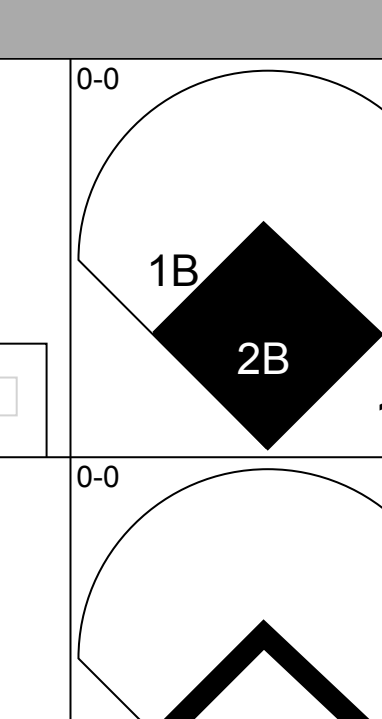
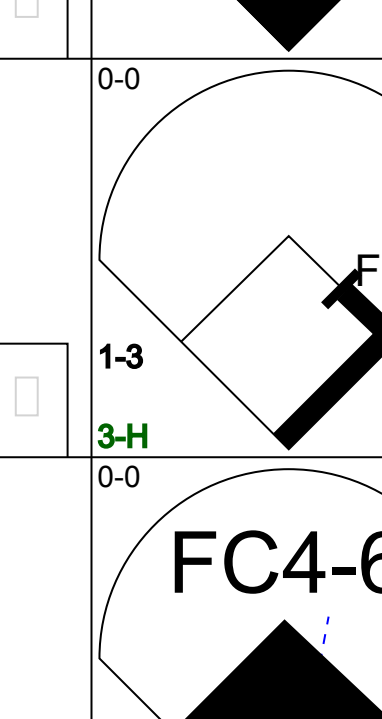


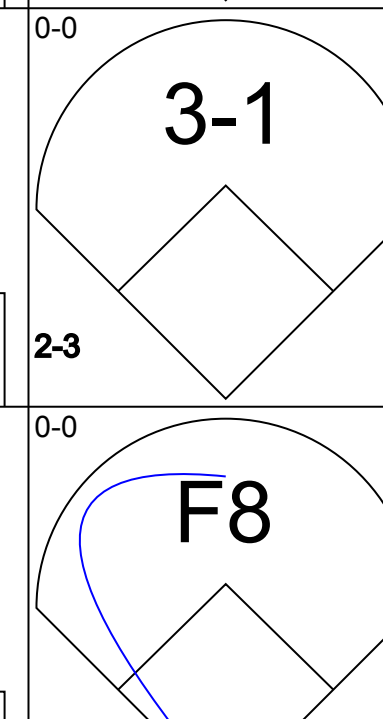
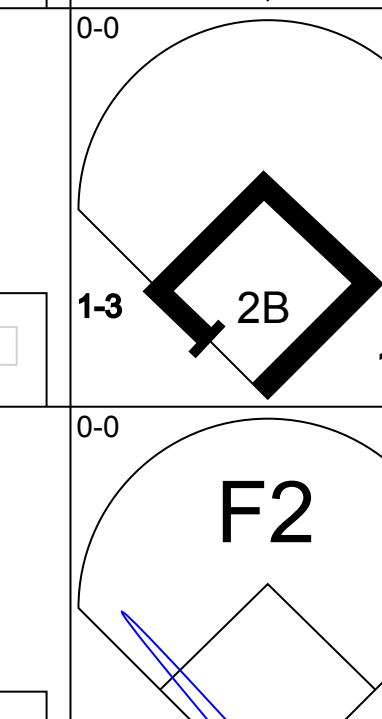
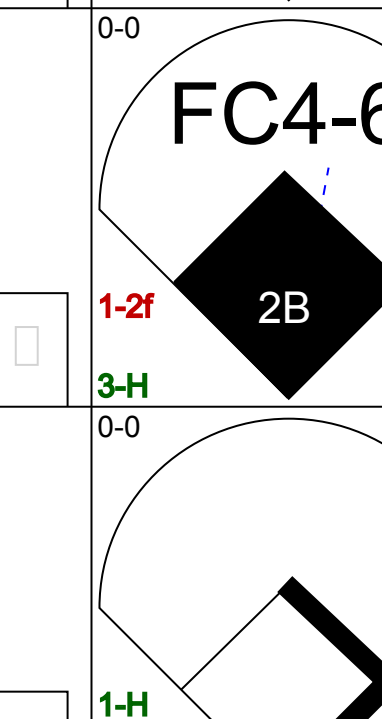


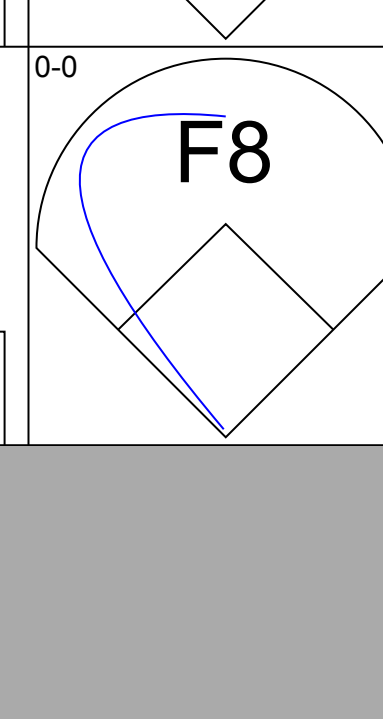
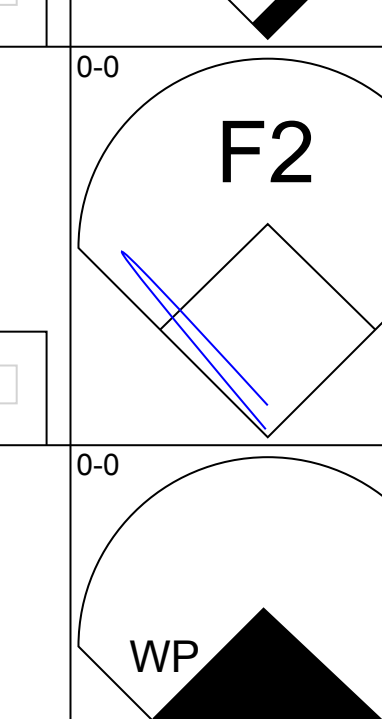
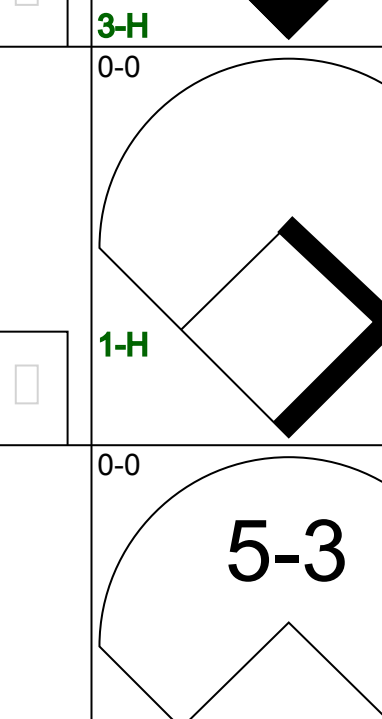


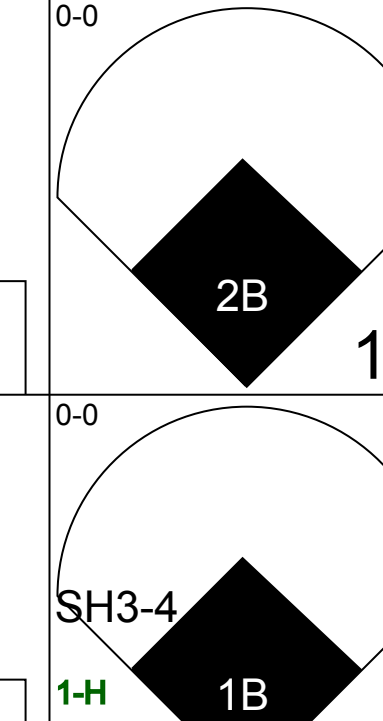
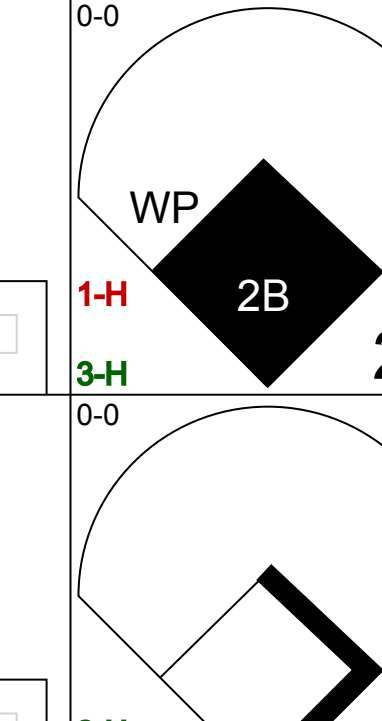
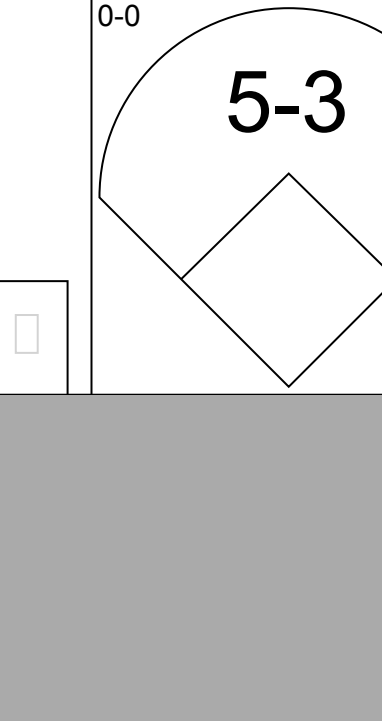
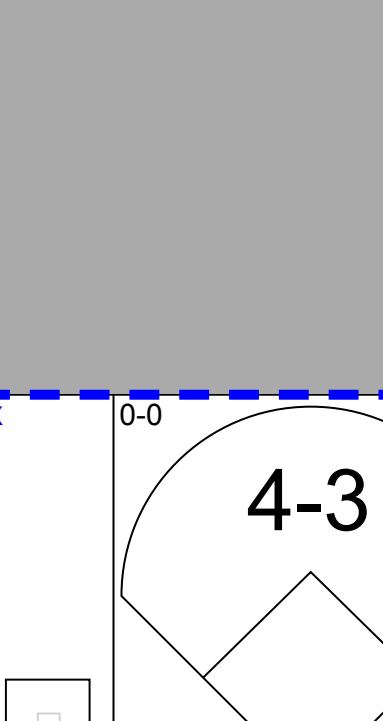
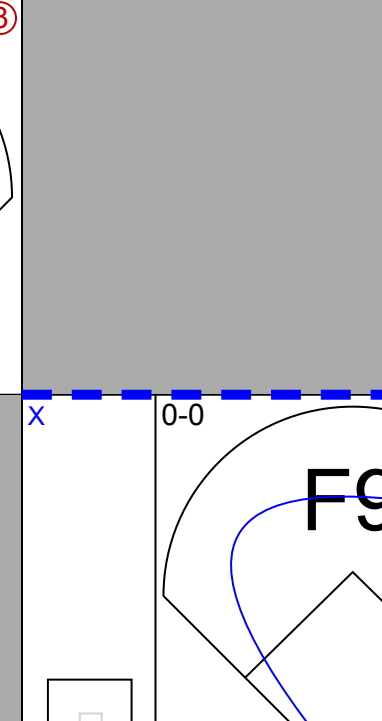
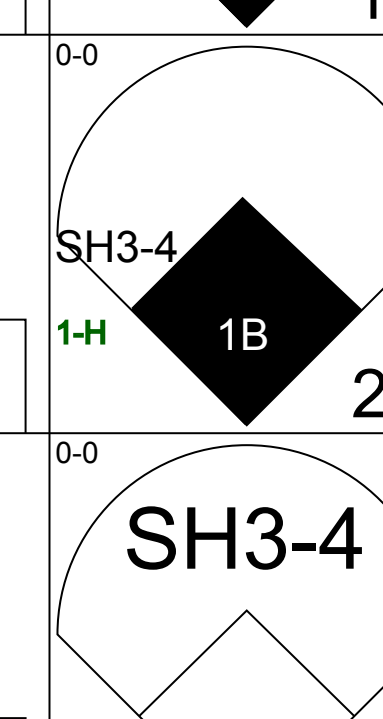
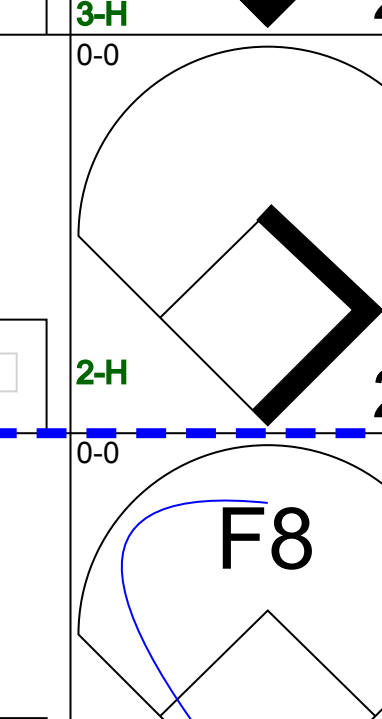

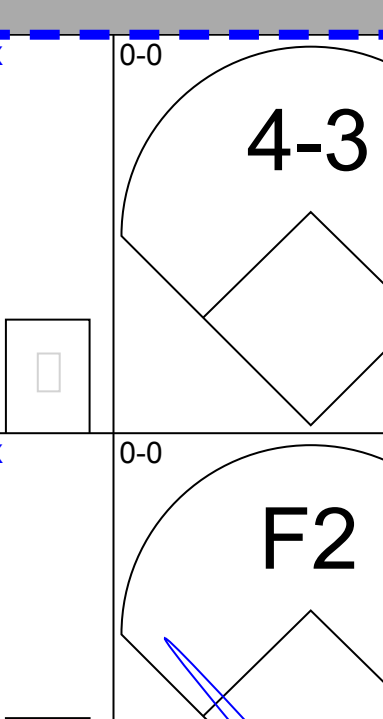
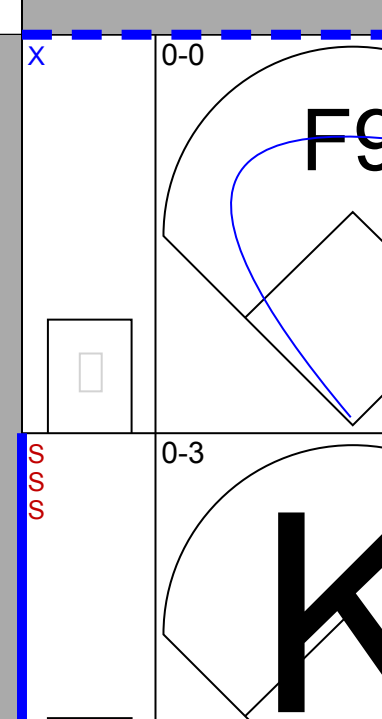
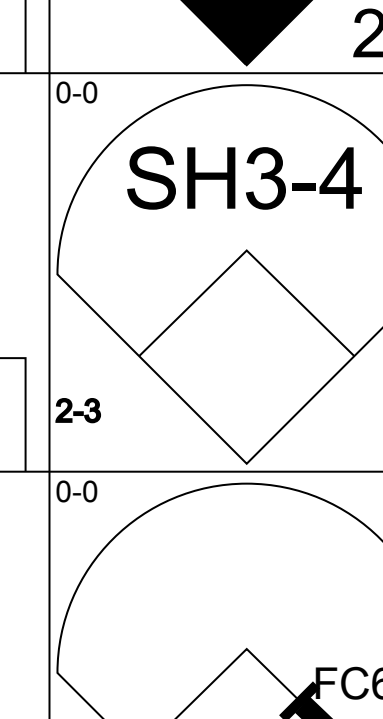
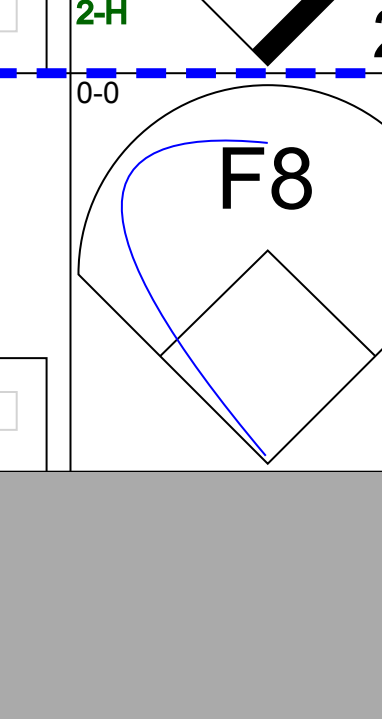
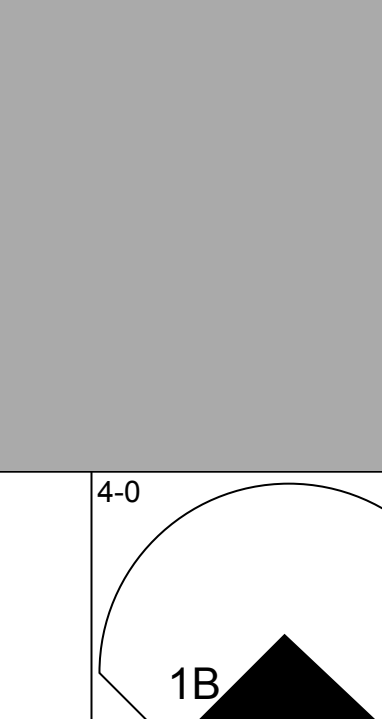
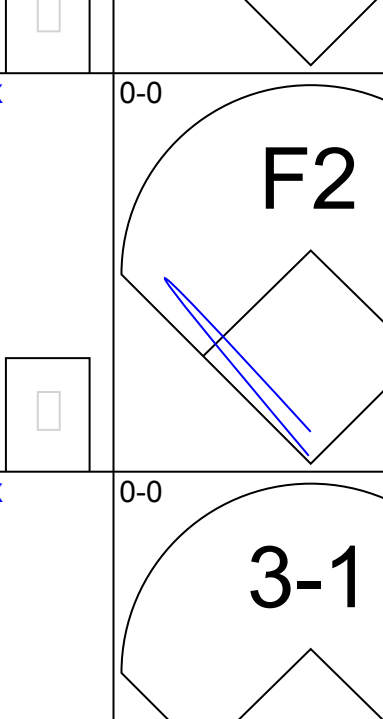
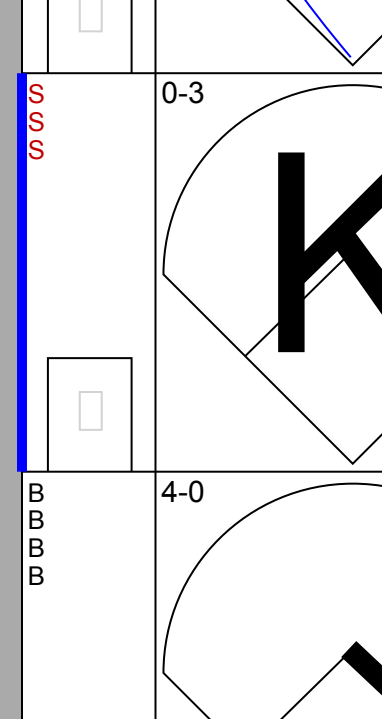
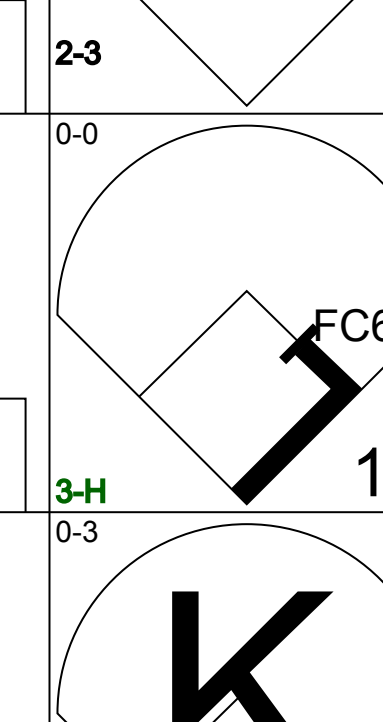
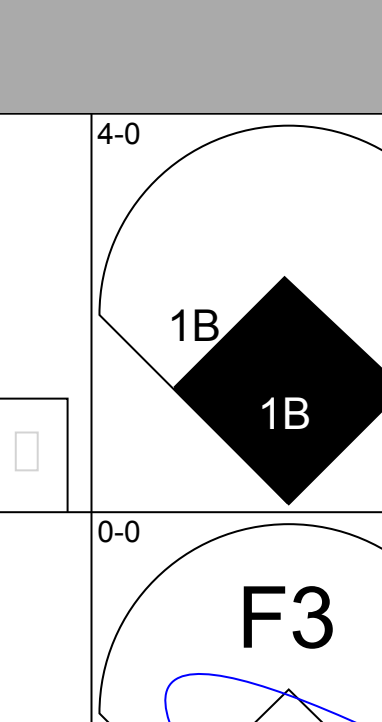
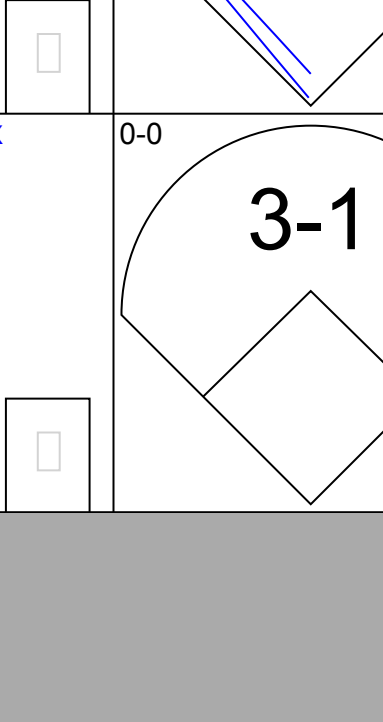
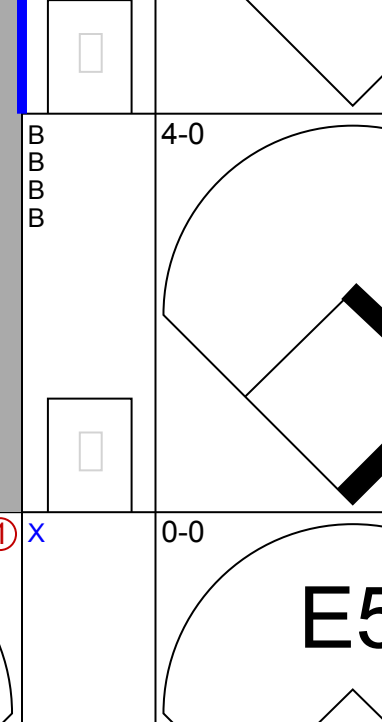



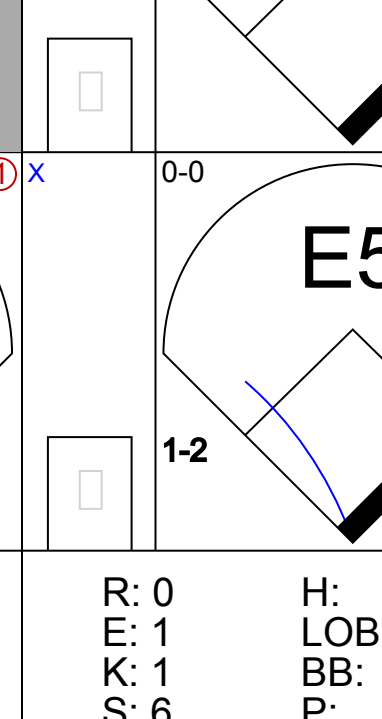
Batter	1	2	3	4	5	6	7	8	9	AB	R	H	RBI	BB	SO	LOB	BOTTOM								
Pete Rose, S OBP: 0.339, SLG: 0.349 (1, 4)	0-0 F1		0-0 F2		0-0 G5-4-3 1B		0-0 SH1-4			3	0	1	0	0	0	0	St. Louis Cardinals @ Cincinnati Reds Crosley Field, Cincinnati, OH Thu Jul 18 1963, 7:05 PM EDT Att: 9,961 - Unknown AB 31 R 6 H 10 RBI 6 BB 2 SO 3 LOB 13								
Tommy Harper, R OBP: 0.331, SLG: 0.344 (1, 9)	0-0 4-3 1B HR		0-0 E6 E		0-0 G5-4-3 1-2		0-0 4-3 S 1B			4	2	2	1	0	0	1									
Vada Pinson, L OBP: 0.351, SLG: 0.507 (1, 8)	0-0 1-2 4-3 1B HR		0-0 E4 1-H 1B 2B		0-0 F6		0-0 4-3 1-3			4	2	2	1	0	0	1									
Frank Robinson, R OBP: 0.388, SLG: 0.426 (1, 7)	0-0 4-3 1-2 2-3 1B		0-0 F8			0-0 5-3 SH1-3 1B	0-0 F7			4	0	1	0	0	0	4									
Gene Freese, R OBP: 0.262, SLG: 0.293 (1, 5)	0-0 2-H 3-H HR		0-0 3-H 1B			0-0 SH1-3 1-2		0-0 F2		3	1	2	4	0	0	0									
Don Pavletich, R OBP: 0.277, SLG: 0.256 (1, 3)	0-0 F9		0-0 F8			0-0 5-3 2-3		0-0 5-3		4	0	0	0	0	0	2									
Johnny Edwards, L OBP: 0.337, SLG: 0.403 (1, 2)		4-0 BB B1-6-4		0-0 F4		4-0 FC6-4 BB		0-0 2B		2	0	1	0	2	0	0									
Leo Cardenas, R OBP: 0.255, SLG: 0.318 (1, 6)		0-3 K		0-3 K		0-0 FC6-4 1-2		0-0 4-3		4	0	0	0	0	2	4									
Bob Purkey, R OBP: 0.172, SLG: 0.040 (1, 1)		0-0 B1-6-4		0-3 K			0-0 SH1-4 1B 2B			2	0	0	0	0	1	1									
Jim Owens, R OBP: 0.125, SLG: 0.250 (7, 1)		1-2 1B								1	1	1	0	0	0	0									
Inning Stats	R: 3 E: 0 K: 0 S: 6	H: 3 LOB: 0 BB: 0 P: 6	R: 0 E: 0 K: 1 S: 4	H: 0 LOB: 1 BB: 1 P: 8	R: 2 E: 2 K: 0 S: 6	H: 2 LOB: 1 BB: 0 P: 6	R: 0 E: 0 K: 2 S: 7	H: 0 LOB: 0 BB: 0 P: 7	R: 0 E: 0 K: 0 S: 3	H: 1 LOB: 0 BB: 0 P: 3	R: 0 E: 0 K: 0 S: 4	H: 1 LOB: 2 BB: 1 P: 8	R: 1 E: 0 K: 0 S: 5	H: 2 LOB: 1 BB: 0 P: 5	R: 0 E: 0 K: 0 S: 4	H: 1 LOB: 1 BB: 0 P: 4	1B: 6 2B: 3 3B: 0 HR: 1	SF: 0 SAC: 2 DP: 2 HBP: 0	WP: 0 PB: 0 SB: 1 CS: 0	PA: 35					
PITCHER	IP	WLS	BF	H	R	ER	SO	BB	IBB	HBP	BLK	WP	HR	S	P	ERA	WHIP								
Ray Sadecki, L ERA: 5.04 (1, 1)	5.0	L	21	6	5	3	3	1	0	0	0	0	0	4	8	0.00	2.000								
Barney Schultz, R ERA: 3.0 (6, 1)	1.0		5	1	0	0	0	1	0	0	0	0	0	4	8	0.00	2.000								
Ed Bauta, R ERA: 2.59 (7, 1)	2.0		9	3	1	1	0	0	0	0	0	0	0	9	9	4.50	1.500								

Batter	1	2	3	4	5	6	7	8	9	AB	R	H	RBI	BB	SO	LOB	TOP		
Al Spangler, L OBP: 0.318, SLG: 0.326 (1, 7)																	4 0 0 0 0 2 2		
Pete Runnels, L OBP: 0.310, SLG: 0.262 (1, 3)																	3 0 0 0 1 0 0		
Johnny Temple, R OBP: 0.357, SLG: 0.335 Bob Lillis, R OBP: 0.223, SLG: 0.226 (1, 4) (6, 4)																	4 0 2 0 0 0 2 0 0 0 0 0 0 0		
Carl Warwick, R OBP: 0.334, SLG: 0.362 (1, 9)																	3 0 1 0 0 0 1		
Jimmy Wynn, R OBP: 0.396, SLG: 0.488 (1, 6)																	4 1 1 0 0 1 4		
Bob Aspromonte, R OBP: 0.252, SLG: 0.265 (1, 5)																	4 0 1 0 0 0 1		
Howie Goss, R OBP: 0.273, SLG: 0.354 (1, 8)																	4 0 2 1 0 1 1		
Jim Campbell, R OBP: 0.261, SLG: 0.310 Chris Zachary, L OBP: 0.220, SLG: 0.288 (1, 2) (7, 1) (9, PH)																	3 0 0 0 0 0 2 0 0 0 0 0 0 0 1 0 0 0 0 0 2		
Turk Farrell, R OBP: 0.212, SLG: 0.200 Jim Dickson, L OBP: 0.265, SLG: 0.273 Ernie Fazio, R OBP: 0.255, SLG: 0.273 Jim Umbricht, R OBP: 0.220, SLG: 0.288 Dave Adlesh, R (1, 1) (3, 1) (5, PH) (5, 1) (7, PH) (7, 2)																	1 0 1 0 2 0 0 0 0 1 3		
Inning Stats	R: 0 E: 0 K: 1 S: 6	H: 1 LOB: 1 BB: 0 P: 6	R: 0 E: 1 K: 1 S: 6	H: 0 LOB: 1 BB: 0 P: 6	R: 0 E: 0 K: 2 S: 9	H: 2 LOB: 3 BB: 1 P: 13	R: 0 E: 0 K: 0 S: 3	H: 0 LOB: 0 BB: 0 P: 3	R: 0 E: 0 K: 0 S: 4	H: 1 LOB: 1 BB: 0 P: 4	R: 0 E: 0 K: 1 S: 6	H: 1 LOB: 1 BB: 0 P: 6	R: 0 E: 0 K: 0 S: 3	H: 0 LOB: 0 BB: 0 P: 3	R: 1 E: 0 K: 0 S: 5	H: 3 LOB: 1 BB: 0 P: 5	1B: 7 2B: 2 3B: 0 HR: 0	SF: 0 SAC: 1 DP: 1 HBP: 0	WP: 0 PA: 36 PB: 0 SB: 0 CS: 0
PITCHER Curt Simmons, L ERA: 3.1 (1, 1)	IP: 9.0 WLS: W BF: 36 H: 8 R: 1 ER: 1 SO: 5 BB: 1 IBB: 0 HBP: 0 BLK: 0 WP: 0 HR: 0 S: 45 P: 49 ERA: 1.00 WHIP: 1.000															PITCHER IP: WLS: BF: H: R: ER: SO: BB: IBB: HBP: BLK: WP: HR: S: P: ERA: WHIP			

Houston Colt 45's @ St. Louis Cardinals
Sportsman's Park, St. Louis, MO
Sat Jul 20 1963, 8:05 PM EDT
Att: 15,602 - Unknown - 83 F

AB	34
R	1
H	8
RBI	1
BB	1
SO	5
LOB	18



Batter	1	2	3	4	5	6	7	8	9	AB	R	H	RBI	BB	SO	LOB	BOTTOM		
Curt Flood, R OBP: 0.323, SLG: 0.379 (1, 8)										5	2	3	0	0	0	3			
Dick Groat, R OBP: 0.400, SLG: 0.474 Dal Maxwell, R OBP: 0.214, SLG: 0.154 (1, 6) (6, FR) (7, 6)										4	1	3	2	0	1	1			
Stan Musial, L OBP: 0.335, SLG: 0.430 George Altman, L OBP: 0.335, SLG: 0.376 (1, 7) (7, 7)										4	1	1	1	0	0	3			
Bill White, L OBP: 0.381, SLG: 0.536 (1, 3)										5	0	3	1	0	0	3			
Ken Boyer, R OBP: 0.374, SLG: 0.440 (1, 5)										4	2	2	1	1	0	4			
Tim McCarver, L OBP: 0.338, SLG: 0.398 (1, 2)										5	1	2	2	0	0	3			
Julian Javier, R OBP: 0.307, SLG: 0.410 Jack Damaska, R OBP: 0.200, SLG: 0.200 (1, 4) (7, PH) (8, 4)										2	0	0	0	0	0	1			
Gary Kolb, L OBP: 0.442, SLG: 0.606 (1, 9)										2	1	1	1	2	0	0			
Curt Simmons, L OBP: 0.170, SLG: 0.156 (1, 1)										4	0	0	0	0	1	3			
Inning Stats	R: 0 E: 0 K: 1 S: 6	H: 1 LOB: 1 BB: 0 P: 6	R: 2 E: 0 K: 1 S: 8	H: 3 LOB: 1 BB: 0 P: 8	R: 2 E: 0 K: 0 S: 6	H: 4 LOB: 1 BB: 0 P: 6	R: 3 E: 0 K: 0 S: 6	H: 3 LOB: 1 BB: 1 P: 10	R: 0 E: 0 K: 0 S: 3	H: 0 LOB: 0 BB: 0 P: 3	R: 1 E: 0 K: 0 S: 6	H: 3 LOB: 3 BB: 0 P: 6	R: 0 E: 1 K: 1 S: 6	H: 0 LOB: 2 BB: 1 P: 10	R: 0 E: 0 K: 1 S: 7	H: 2 LOB: 3 BB: 1 P: 11	1B: 9 2B: 7 3B: 0 HR: 0	SF: 0 SAC: 1 DP: 0 HBP: 0	WP: 1 PA: 43 PB: 0 SB: 0 CS: 0
PITCHER Turk Farrell, R ERA: 3.04 Jim Dickson, R ERA: 6.43 Jim Umbricht, R ERA: 3.54 Chris Zachary, R ERA: 5.5 (1, 1) (3, 1) (5, 1) (7, 1)	IP: 2.2 WLS: L BF: 15 H: 8 R: 4 ER: 4 SO: 2 BB: 0 IBB: 0 HBP: 0 BLK: 0 WP: 1 HR: 0 S: 19 P: 19 ERA: 13.50 WHIP: 3.000															PITCHER IP: WLS: BF: H: R: ER: SO: BB: IBB: HBP: BLK: WP: HR: S: P: ERA: WHIP			

Houston Colt 45's @ St. Louis Cardinals
Sportsman's Park, St. Louis, MO
Sat Jul 20 1963, 8:05 PM EDT
Att: 15,602 - Unknown - 83 F

AB	39
R	8
H	16
RBI	8
BB	3
SO	4
LOB	24



Batter	1	2	3	4	5	6	7	8	9	AB	R	H	RBI	BB	SO	LOB	TOP			
Al Spangler, L OBP: 0.316, SLG: 0.327 (1, 8)	G3		FC5-4 BB		F7				F9	5	0	1	1	0	0	1				
Johnny Temple, R OBP: 0.357, SLG: 0.332 Ernie Fazio, R OBP: 0.284, SLG: 0.271 (6, 4)	4-3				F6		F6		BB 1B	2	0	0	0	1	0	0				
Pete Runnels, L OBP: 0.312, SLG: 0.262 (1, 3)			F6		L8		L6		BB 1B	4	0	1	0	1	0	5				
Carl Warwick, R OBP: 0.335, SLG: 0.360 (1, 7)	F9			FC4-6 BB		F3		5-3	BB 1B	4	0	1	1	1	0	1				
Jimmy Wynn, R OBP: 0.358, SLG: 0.435 (1, 6)		K		F7			5-3		K	5	0	0	0	0	3	3				
Rusty Staub, L OBP: 0.294, SLG: 0.311 (1, 9)	4-3			FC4-6 BB		BB 1B		FC5 BB		4	1	2	0	0	0	1				
Bob Aspromonte, R OBP: 0.295, SLG: 0.263 (1, 5)		K		FC4-6		BB 1B		BB		2	1	0	0	2	1	1				
John Bateman, R OBP: 0.226, SLG: 0.293 Bob Bruce, R OBP: 0.191, SLG: 0.167 Dick Drott, R OBP: 0.125, SLG: 0.125 Howie Goss, R OBP: 0.272, SLG: 0.353 Hal Woodeshick, R OBP: 0.250, SLG: 0.200 (1, 2)					K		BB 1B	FC5		3	0	2	0	0	1	0				
Hal Brown, R OBP: 0.295, SLG: 0.295 Don McMahon, R OBP: 0.197, SLG: 0.182 Bob Lillis, R OBP: 0.221, SLG: 0.225 Jim Dickson, L Jim Umbricht, R Jim Campbell, R (7, 2)			K		4-3		BB 1B		K	0	0	0	0	0	0	0				
Inning Stats	R: 0 E: 0 K: 0 S: 4	H: 1 LOB: 1 BB: 0 P: 4	R: 0 E: 0 K: 2 S: 7	H: 0 LOB: 0 BB: 0 P: 7	R: 0 E: 0 K: 1 S: 6	H: 1 LOB: 2 BB: 1 P: 10	R: 0 E: 0 K: 0 S: 3	H: 0 LOB: 0 BB: 0 P: 7	R: 0 E: 0 K: 1 S: 5	H: 0 LOB: 0 BB: 0 P: 5	R: 0 E: 0 K: 0 S: 3	H: 4 LOB: 3 BB: 1 P: 11	R: 0 E: 0 K: 1 S: 6	H: 1 LOB: 2 BB: 1 P: 10	R: 1 E: 0 K: 2 S: 8	H: 1 LOB: 2 BB: 2 P: 16	1B: 7 2B: 1 3B: 0 HR: 0	SF: 0 SAC: 0 DP: 0 HBP: 0	WP: 0 PB: 0 SB: 0 CS: 0	PA: 41
PITCHER Bob Gibson, R ERA: 3.75 (1, 1)	IP: 9.0 WLS: W BF: 41 H: 8 R: 4 ER: 4 SO: 7 BB: 6 IBB: 0 HBP: 0 BLK: 0 WP: 0 HR: 0 S: 49 P: 73 ERA: 4.00 WHIP: 1.556															PITCHER Hal Woodeshick, L ERA: 1.66 (8, 1)	IP: 1.0 WLS: L BF: 4 H: 1 R: 0 ER: 0 SO: 1 BB: 0 IBB: 0 HBP: 0 BLK: 0 WP: 0 HR: 0 S: 6 P: 6 ERA: 0.00 WHIP: 1.000			

Houston Colt 45's @ St. Louis Cardinals
Sportsman's Park, St. Louis, MO
Sun Jul 21 1963, 4:33 AM EDT
Att: 10,310 - Unknown - 84 F

AB	35
R	4
H	8
RBI	4
BB	6
SO	7
LOB	18




Batter	1	2	3	4	5	6	7	8	9	AB	R	H	RBI	BB	SO	LOB	BOTTOM			
Curt Flood, R OBP: 0.327, SLG: 0.386 Dal Maxwell, R OBP: 0.267, SLG: 0.214 (6, 6)	2B 3B	1B		WP 3B BB	4-3		1B			3	2	2	1	1	0	2				
Dick Groat, R OBP: 0.402, SLG: 0.483 Mike Shannon, R OBP: 0.500, SLG: 0.500 (6, 8)	F9 HR	F9		1B 2B		F2		FC1-4 1B		3	1	2	3	0	0	2				
Bill White, L OBP: 0.376, SLG: 0.529 (1, 3)	F9	4-3		L1		4-3		K		5	0	0	0	0	1	5				
Ken Boyer, R OBP: 0.377, SLG: 0.451 (1, 5)	HR			F5		1B 1B		FC1-4 1B		5	2	3	2	0	0	1				
Tim McCarver, L OBP: 0.335, SLG: 0.393 (1, 2)	G3			L4		1B 1B		4-3		5	1	1	0	0	0	2				
George Altman, L OBP: 0.337, SLG: 0.388 (1, 7)	F7			4-3		CS 1B		HR		4	1	2	2	0	0	0				
Julian Javier, R OBP: 0.309, SLG: 0.411 (1, 4)				FC4-6 1B		F8		6-3		4	0	2	1	0	0	0				
Gary Kolb, L OBP: 0.468, SLG: 0.611 (1, 9)	FC4-6 1B			WP SH2-3 3B		1B 1B		SH1-4 1B		3	2	2	0	1	0	1				
Bob Gibson, R OBP: 0.275, SLG: 0.277 (1, 1)	1B			SH2-3		F2		SH1-4		2	0	1	0	0	0	2				
Inning Stats	R: 3 E: 0 K: 0 S: 6	H: 3 LOB: 0 BB: 0 P: 6	R: 1 E: 0 K: 0 S: 6	H: 3 LOB: 2 BB: 0 P: 6	R: 0 E: 0 K: 0 S: 3	H: 0 LOB: 0 BB: 0 P: 3	R: 2 E: 0 K: 0 S: 5	H: 2 LOB: 1 BB: 1 P: 9	R: 2 E: 0 K: 0 S: 6	H: 4 LOB: 2 BB: 1 P: 10	R: 0 E: 0 K: 0 S: 4	H: 1 LOB: 1 BB: 0 P: 4	R: 1 E: 0 K: 0 S: 5	H: 3 LOB: 2 BB: 0 P: 5	R: 0 E: 0 K: 1 S: 6	H: 1 LOB: 1 BB: 0 P: 6	1B: 12 2B: 1 3B: 2 HR: 2	SF: 0 SAC: 2 DP: 0 HBP: 0	WP: 1 PB: 0 SB: 0 CS: 2	PA: 41
PITCHER Hal Brown, R ERA: 3.82 (1, 1)	IP: 1.1 WLS: L BF: 10 H: 6 R: 4 ER: 4 SO: 0 BB: 0 IBB: 0 HBP: 0 BLK: 0 WP: 1 HR: 0 S: 10 P: 10 ERA: 27.00 WHIP: 4.500															PITCHER Hal Woodeshick, L ERA: 1.66 (8, 1)	IP: 1.0 WLS: L BF: 4 H: 1 R: 0 ER: 0 SO: 1 BB: 0 IBB: 0 HBP: 0 BLK: 0 WP: 0 HR: 0 S: 6 P: 6 ERA: 0.00 WHIP: 1.000			
Don McMahon, R ERA: 4.37 (2, 1)	2.2 11 2 2 2 0 1 0 0 0 0 1 0 10 14 6.75 1.125																			
Jim Dickson, R ERA: 9.0 (5, 1)	0.0 4 4 2 2 0 0 0 0 0 0 0 0 4 4 ∞ ∞																			
Jim Umbricht, R ERA: 3.38 (5, 1)	2.0 7 1 0 0 0 1 0 0 0 0 0 6 10 0.00 1.000																			
Dick Drott, R ERA: 3.52 (7, 1)	1.0 5 3 1 1 0 0 0 0 0 0 0 1 5 9.00 3.000																			


Houston Colt 45's @ St. Louis Cardinals
Sportsman's Park, St. Louis, MO
Sun Jul 21 1963, 4:33 AM EDT
Att: 10,310 - Unknown - 84 F

AB	37
R	9
H	17
RBI	9
BB	2
SO	1
LOB	15



Batter	1	2	3	4	5	6	7	8	9	AB	R	H	RBI	BB	SO	LOB	TOP					
Curt Flood, R OBP: 0.328, SLG: 0.386 (1, 8)										5	0	2	0	0	0	3	St. Louis Cardinals @ Milwaukee Braves Milwaukee County Stadium, Milwaukee, WI Tue Jul 23 1963, 8:05 PM EDT Att: 11,278 - Unknown livebaseballscorecards.com					
Dick Groat, R OBP: 0.406, SLG: 0.487 (1, 6)										5	1	4	1	0	0	0						
Bill White, L OBP: 0.376, SLG: 0.527 (1, 3)										5	0	2	0	0	1	3						
Ken Boyer, R OBP: 0.375, SLG: 0.446 (1, 5)										4	0	0	0	1	1	3						
Charlie James, R OBP: 0.301, SLG: 0.435 (1, 7)										5	1	2	1	0	0	2						
Tim McCarver, L OBP: 0.333, SLG: 0.395 (1, 2)										4	0	1	1	0	0	2						
Julian Javier, R OBP: 0.309, SLG: 0.410 (1, 4)										4	1	1	0	0	0	1						
Gary Kolb, L OBP: 0.471, SLG: 0.650 (1, 9)										4	2	2	1	0	1	1						
Ray Sadecki, L OBP: 0.182, SLG: 0.233 Ron Taylor, R OBP: 0.045, SLG: 0.045 (6, 1)										2	0	0	1	0	0	1						
Ron Taylor, R OBP: 0.045, SLG: 0.045 (6, 1)										1	0	0	0	0	0	1						
Inning Stats	R: 1 E: 0 K: 0 S: 5	H: 3 LOB: 2 BB: 1 P: 9	R: 0 E: 1 K: 0 S: 4	H: 0 LOB: 1 BB: 0 P: 4	R: 0 E: 0 K: 1 S: 5	H: 0 LOB: 0 BB: 0 P: 5	R: 1 E: 0 K: 1 S: 7	H: 2 LOB: 1 BB: 0 P: 7	R: 0 E: 0 K: 0 S: 3	H: 0 LOB: 0 BB: 0 P: 3	R: 1 E: 1 K: 0 S: 5	H: 2 LOB: 2 BB: 0 P: 5	R: 0 E: 0 K: 0 S: 3	H: 1 LOB: 0 BB: 0 P: 3	1B: 12 2B: 1 3B: 1 HR: 0	SF: 1 SAC: 0 DP: 1 HBP: 0	WP: 0 PB: 0 SB: 0 CS: 0	PA: 41				
PITCHER	IP WLS BF H R ER SO BB IBB HBP BLK WP HR S P ERA WHIP																					
Bob Hendley, L ERA: 3.43 (1, 1)	4.1 L 21 7 2 2 2 1 0 0 0 0 0 0 24 28 4.15 1.846																					
Ron Piche, R ERA: 5.06 (5, 1)	1.1 8 4 2 2 1 0 0 0 0 0 0 0 10 10 13.50 3.000																					
Hank Fischer, R ERA: 5.44 (6, 1)	0.1 1 0 0 0 0 0 0 0 0 0 0 0 1 1 0.00 0.000																					
Claude Raymond, R ERA: 3.98 (7, 1)	2.0 8 2 1 0 0 0 0 0 0 0 0 0 8 8 0.00 1.000																					
Frank Funk, R ERA: 3.59 (9, 1)	1.0 3 1 0 0 0 0 0 0 0 0 0 0 3 3 0.00 1.000																					
Batter	1	2	3	4	5	6	7	8	9	AB	R	H	RBI	BB	SO	LOB	BOTTOM					
Denis Menke, R OBP: 0.295, SLG: 0.347 (1, 6)										3	0	0	0	1	1	0	St. Louis Cardinals @ Milwaukee Braves Milwaukee County Stadium, Milwaukee, WI Tue Jul 23 1963, 8:05 PM EDT Att: 11,278 - Unknown livebaseballscorecards.com					
Eddie Mathews, L OBP: 0.380, SLG: 0.410 (1, 5)										3	0	3	0	1	0	0						
Hank Aaron, R OBP: 0.380, SLG: 0.582 (1, 9)										4	0	0	0	0	0	6						
Joe Torre, R OBP: 0.362, SLG: 0.438 (1, 3)										4	0	0	0	0	2	5						
Gene Oliver, R OBP: 0.320, SLG: 0.445 (1, 7)										4	0	0	0	0	1	1						
Lee Maye, L OBP: 0.332, SLG: 0.443 (1, 8)										3	0	0	0	0	2	0						
Frank Bolling, R OBP: 0.301, SLG: 0.305 (1, 4)										3	0	0	0	0	0	0						
Del Crandall, R OBP: 0.264, SLG: 0.280 (1, 2)										3	1	1	1	0	0	0						
Bob Hendley, R OBP: 0.177, SLG: 0.121 (5, 1)										1	0	0	0	0	0	0						
Ron Piche, R (5, 1)										0	0	0	0	0	0	0						
Hank Fischer, R OBP: 0.305, SLG: 0.100 (6, PH)										0	0	0	0	0	0	0						
Tommie Aaron, R OBP: 0.325, SLG: 0.100 (7, 1)										0	0	0	0	0	0	0						
Claude Raymond, R OBP: 0.327, SLG: 0.100 (8, PH)										0	0	0	0	0	0	0						
Mack Jones, R OBP: 0.325, SLG: 0.340 (8, PH)										0	0	0	0	0	0	0						
Frank Funk, R (9, 1)										0	0	0	0	0	0	0						
Inning Stats	R: 0 E: 0 K: 0 S: 3	H: 1 LOB: 0 BB: 0 P: 3	R: 0 E: 0 K: 2 S: 7	H: 0 LOB: 0 BB: 0 P: 7	R: 0 E: 0 K: 0 S: 3	H: 0 LOB: 0 BB: 0 P: 3	R: 0 E: 0 K: 0 S: 3	H: 1 LOB: 1 BB: 1 P: 7	R: 0 E: 0 K: 0 S: 5	H: 0 LOB: 0 BB: 0 P: 3	R: 1 E: 1 K: 0 S: 5	H: 1 LOB: 2 BB: 1 P: 9	R: 0 E: 0 K: 2 S: 7	H: 0 LOB: 0 BB: 0 P: 7	R: 0 E: 0 K: 1 S: 5	H: 0 LOB: 0 BB: 0 P: 5	R: 0 E: 0 K: 1 S: 6	H: 1 LOB: 1 BB: 0 P: 6	1B: 1 2B: 3 3B: 0 HR: 1	SF: 0 SAC: 0 DP: 2 HBP: 0	WP: 0 PB: 0 SB: 0 CS: 0	PA: 32
PITCHER	IP WLS BF H R ER SO BB IBB HBP BLK WP HR S P ERA WHIP																					
Ray Sadecki, L ERA: 4.89 (1, 1)	5.1 W 20 3 1 1 2 2 0 0 0 0 0 0 22 30 1.69 0.938																					
Ron Taylor, R ERA: 2.77 (6, 1)	3.2 S 12 1 0 0 4 0 0 0 0 0 0 0 20 20 0.00 0.273																					

Batter	1	2	3	4	5	6	7	8	9	AB	R	H	RBI	BB	SO	LOB	TOP			
Curt Flood, R OBP: 0.330, SLG: 0.387 (1, 8)	5-3			5-3		F7 1B			1B FC3-6	4	1	2	0	0	0	0	St. Louis Cardinals @ Milwaukee Braves Milwaukee County Stadium, Milwaukee, WI Wed Jul 24 1963, 8:05 PM EDT Att: 10,684 - Unknown 			
Dick Groat, R OBP: 0.405, SLG: 0.485 (1, 6)	6-3			5-3		F7 1-2			1B FC3-6	4	0	1	0	0	0	1				
Bill White, L OBP: 0.375, SLG: 0.525 (1, 3)	K					F5			FC3-6 1-2 3-H	4	0	1	1	0	1	1				
Ken Boyer, R OBP: 0.371, SLG: 0.441 (1, 5)		F4				K			K	4	0	0	0	0	2	2				
Charlie James, R OBP: 0.300, SLG: 0.431 (1, 7)		6-3				SH1-3 1B			F7	4	0	1	0	0	0	1				
Tim McCarver, L OBP: 0.330, SLG: 0.391 (1, 2)		1-3				SH1-3 1-2			G3	2	0	0	0	0	0	0				
Julian Javier, R OBP: 0.306, SLG: 0.406 (1, 4)				F8		K			6-3	3	0	0	0	0	1	1				
Gary Kolb, L OBP: 0.481, SLG: 0.634 (1, 9)				3-1					G5-4-3 BB	1	0	0	0	2	0	0				
Ernie Broglio, R OBP: 0.113, SLG: 0.115 (1, 1)				6-3		4-3			G5-4-3 1-2	2	0	0	0	0	0	2				
Dal Maxvill, R OBP: 0.250, SLG: 0.200 (8, PH) Ed Bauta, R (8, 1)				6-3		4-3				0	0	0	0	0	0	0				
Inning Stats	R: 0 E: 0 K: 1 S: 5	H: 0 LOB: 0 BB: 0 P: 5	R: 0 E: 0 K: 0 S: 3	H: 0 LOB: 0 BB: 0 P: 3	R: 0 E: 0 K: 0 S: 3	H: 0 LOB: 0 BB: 0 P: 3	R: 0 E: 0 K: 1 S: 6	H: 1 LOB: 1 BB: 0 P: 6	R: 0 E: 0 K: 1 S: 6	H: 1 LOB: 2 BB: 1 P: 10	R: 0 E: 0 K: 0 S: 3	H: 0 LOB: 0 BB: 0 P: 3	R: 0 E: 0 K: 0 S: 2	H: 0 LOB: 0 BB: 1 P: 6	R: 1 E: 0 K: 1 S: 7	H: 2 LOB: 1 BB: 0 P: 7	1B: 5 2B: 0 3B: 0 HR: 0	SF: 0 SAC: 1 DP: 1 HBP: 0	WP: 0 PB: 0 SB: 1 CS: 0	PA: 32
PITCHER Denny Lemaster, L ERA: 2.41 (1, 1)	IP: 9.0 WLS: W BF: 32 H: 5 R: 1 ER: 1 SO: 4 BB: 2 IBB: 0 HBP: 0 BLK: 0 WP: 0 HR: 0 S: 38 P: 46 ERA: 1.00 WHIP: 0.778															PITCHER				

Batter	1	2	3	4	5	6	7	8	9	AB	R	H	RBI	BB	SO	LOB	BOTTOM			
Denis Menke, R OBP: 0.297, SLG: 0.361 (1, 6)	HR		F9			1B 1B	FC1-2			4	2	2	1	0	0	2	St. Louis Cardinals @ Milwaukee Braves Milwaukee County Stadium, Milwaukee, WI Wed Jul 24 1963, 8:05 PM EDT Att: 10,684 - Unknown 			
Eddie Mathews, L OBP: 0.376, SLG: 0.408 (1, 5)	K			F6		2B 1B	9-5			4	1	1	0	0	1	2				
Hank Aaron, R OBP: 0.381, SLG: 0.584 (1, 9)	6-3			F3		2B 1B		WP FC6-2-5-3		4	0	2	1	0	0	0				
Lee Mays, L OBP: 0.338, SLG: 0.449 (1, 8) (7, 7)	F6					1B		2B BB		3	1	2	1	1	0	0				
Joe Torre, R OBP: 0.358, SLG: 0.432 (1, 3)		K		L8		K		FC6-2-5-2 BB WP		4	1	0	0	0	2	5				
Gene Oliver, R OBP: 0.316, SLG: 0.438 (1, 7) Mack Jones, L OBP: 0.324, SLG: 0.345 (7, 8)	5-3				K	F6		WP BB 1B IBB		3	0	0	0	0	1	2				
Frank Bolling, R OBP: 0.303, SLG: 0.315 (1, 4)	L7					HR	5-3	WP 1B BB		3	2	1	2	1	0	2				
Del Crandall, R OBP: 0.270, SLG: 0.285 (1, 2)			F6		F3		E6 1B FC1-2	G6-4-3 1B		4	0	2	2	0	0	0				
Denny Lemaster, R OBP: 0.208, SLG: 0.354 (1, 1)			K		K		9-5 FC1-2 1B	G6-4-3 1-2 2-3 3-H		4	0	1	0	0	2	1				
Inning Stats	R: 1 E: 0 K: 1 S: 6	H: 1 LOB: 0 BB: 0 P: 6	R: 0 E: 0 K: 1 S: 5	H: 0 LOB: 0 BB: 0 P: 5	R: 0 E: 0 K: 0 S: 4	H: 1 LOB: 1 BB: 0 P: 4	R: 1 E: 0 K: 2 S: 8	H: 1 LOB: 0 BB: 0 P: 8	R: 2 E: 0 K: 1 S: 9	H: 4 LOB: 2 BB: 0 P: 9	R: 0 E: 1 K: 0 S: 4	H: 2 LOB: 1 BB: 0 P: 4	R: 4 E: 0 K: 0 S: 4	H: 2 LOB: 3 BB: 3 P: 16	R: 1 E: 0 K: 0 S: 2	H: 2 LOB: 0 BB: 0 P: 7		1B: 6 2B: 4 3B: 0 HR: 2	SF: 0 SAC: 0 DP: 2 HBP: 0	WP: 2 PB: 0 SB: 0 CS: 0
PITCHER Ernie Broglio, R ERA: 3.09 (1, 1) Barney Schultz, R ERA: 2.86 (6, 1) Ed Bauta, R ERA: 3.26 (8, 1)	IP: 5.0 WLS: L BF: 22 H: 7 R: 4 ER: 4 SO: 5 BB: 0 IBB: 0 HBP: 0 BLK: 0 WP: 0 HR: 2 S: 32 P: 32 ERA: 7.20 WHIP: 1.400															PITCHER				

Batter	1	2	3	4	5	6	7	8	9	AB	R	H	RBI	BB	SO	LOB	TOP				
Curt Flood, R OBP: 0.331, SLG: 0.388 (1, 8)										4	1	2	0	0	0	0					
Dick Groat, R OBP: 0.404, SLG: 0.484 (1, 6)										3	0	1	0	0	0	0					
Ken Boyer, R OBP: 0.370, SLG: 0.439 (1, 5)										4	0	1	0	0	0	3					
Bill White, L OBP: 0.374, SLG: 0.524 (1, 3)										4	1	1	1	0	1	3					
Charlie James, R OBP: 0.300, SLG: 0.428 (1, 9) (7, 7)											4	0	1	0	0	3					
Stan Musial, L OBP: 0.339, SLG: 0.433 (1, 7)											3	1	2	1	0	0					
Mike Shannon, R OBP: 0.500, SLG: 0.500 (7, PR) (7, 9)										0	0	0	0	0	0						
Julian Javier, R OBP: 0.304, SLG: 0.403 (1, 4)											3	0	0	0	0	2					
Tim McCarver, L OBP: 0.333, SLG: 0.390 (1, 2)											3	0	1	1	1	2					
Lew Burdette, R OBP: 0.128, SLG: 0.136 (1, 1)											0	0	0	0	0	0					
Inning Stats	R: 1 E: 0 K: 0 S: 5	H: 2 LOB: 1 BB: 0 P: 5	R: 0 E: 0 K: 0 S: 3	H: 0 LOB: 0 BB: 0 P: 3	R: 0 E: 0 K: 0 S: 3	H: 0 LOB: 0 BB: 0 P: 3	R: 2 E: 2 K: 0 S: 6	H: 3 LOB: 2 BB: 0 P: 6	R: 0 E: 0 K: 0 S: 3	H: 1 LOB: 0 BB: 0 P: 3	R: 0 E: 0 K: 0 S: 4	H: 1 LOB: 2 BB: 0 P: 4	R: 0 E: 1 K: 1 S: 6	H: 1 LOB: 1 BB: 1 P: 6	R: 0 E: 0 K: 1 S: 6	H: 1 LOB: 2 BB: 1 P: 10	1B: 8 2B: 1 3B: 0 HR: 0	SF: 0 SAC: 3 DP: 1 HBP: 0	WP: 0 PB: 0 SB: 1 CS: 0	PA: 36	
PITCHER	IP	WLS	BF	H	R	ER	SO	BB	IBB	HBP	BLK	WP	HR	S	P	ERA	WHIP				
Warren Spahn, L ERA: 2.65 (1, 1)	8.0	L	31	8	3	2	1	0	0	0	0	0	0	33	33	2.25	1.000				
Bob Shaw, R ERA: 3.11 (9, 1)	1.0		5	1	0	0	1	0	1	0	0	0	0	6	10	0.00	1.000				

St. Louis Cardinals @ Milwaukee Braves
Milwaukee County Stadium, Milwaukee, WI
Thu Jul 25 1963, 4:33 AM EDT
Att: 22,331 - Unknown

AB 28
R 3
H 9
RBI 3
BB 1
SO 1
LOB 13



Batter	1	2	3	4	5	6	7	8	9	AB	R	H	RBI	BB	SO	LOB	BOTTOM				
Denis Menke, R OBP: 0.297, SLG: 0.363 (1, 6)										4	1	1	0	0	1	1					
Eddie Mathews, L OBP: 0.377, SLG: 0.409 (1, 5)											4	0	1	0	0	1					
Hank Aaron, R OBP: 0.380, SLG: 0.580 (1, 9)											4	0	1	1	0	2					
Lee Maye, L OBP: 0.333, SLG: 0.442 (1, 8)											4	0	0	0	0	3					
Joe Torre, R OBP: 0.361, SLG: 0.433 (1, 3)											2	0	1	0	0	0					
Gene Oliver, R OBP: 0.312, SLG: 0.432 (1, 7)											3	0	0	0	0	2					
Frank Bolling, R OBP: 0.301, SLG: 0.312 (1, 4)											3	0	0	0	0	2					
Del Crandall, R OBP: 0.265, SLG: 0.280 (1, 2)										3	0	0	0	0	1						
Warren Spahn, L OBP: 0.211, SLG: 0.278 (1, 1)										2	0	1	0	0	0	0					
Norm Larker, L OBP: 0.311, SLG: 0.252 (8, PH)										1	0	0	0	0	0	0					
Bob Shaw, R OBP: 0.216, SLG: 0.121 (9, 1)										0	0	0	0	0	0	0					
Inning Stats	R: 1 E: 0 K: 0 S: 4	H: 2 LOB: 0 BB: 0 P: 4	R: 0 E: 0 K: 0 S: 3	H: 0 LOB: 1 BB: 0 P: 4	R: 0 E: 0 K: 0 S: 3	H: 0 LOB: 0 BB: 0 P: 3	R: 0 E: 0 K: 0 S: 3	H: 0 LOB: 0 BB: 0 P: 3	R: 0 E: 0 K: 1 S: 7	H: 2 LOB: 2 BB: 0 P: 7	R: 0 E: 0 K: 0 S: 3	H: 1 LOB: 0 BB: 0 P: 3	R: 0 E: 0 K: 0 S: 3	H: 0 LOB: 0 BB: 0 P: 3	R: 0 E: 0 K: 1 S: 5	H: 0 LOB: 0 BB: 0 P: 5	1B: 3 2B: 2 3B: 0 HR: 0	SF: 0 SAC: 0 DP: 2 HBP: 1	WP: 0 PB: 0 SB: 0 CS: 0	PA: 31	
PITCHER	IP	WLS	BF	H	R	ER	SO	BB	IBB	HBP	BLK	WP	HR	S	P	ERA	WHIP				
Lew Burdette, R ERA: 3.47 (1, 1)	9.0	W	31	5	1	1	2	0	0	1	0	0	0	34	35	1.00	0.556				

St. Louis Cardinals @ Milwaukee Braves
Milwaukee County Stadium, Milwaukee, WI
Thu Jul 25 1963, 4:33 AM EDT
Att: 22,331 - Unknown

AB 30
R 1
H 5
RBI 1
BB 0
SO 2
LOB 12



Batter	1	2	3	4	5	6	7	8	9	AB	R	H	RBI	BB	SO	LOB	TOP										
Curt Flood, R OBP: 0.330, SLG: 0.386 (1, 8)	4-0 1B BB	0-0 2-3			0-0 1-3		0-0 FC6-4 1B			3	1	0	0	1	0	3											
Dick Groat, R OBP: 0.403, SLG: 0.482 (1, 6)	0-0 F6		0-0 5-3		0-0 F7		0-0 1B			4	0	1	1	0	0	2											
Bill White, L OBP: 0.373, SLG: 0.522 (1, 3)	0-0 L9		0-0 F8			0-0 HR 1B		0-0 L8		4	1	1	0	0	0	1											
Ken Boyer, R OBP: 0.371, SLG: 0.448 (1, 5)	0-0 1-2 1B		0-0 F7			0-0 HR		0-0 5-3		4	1	2	2	0	0	0											
George Altman, L OBP: 0.336, SLG: 0.386 Mike Shannon, R OBP: 0.500, SLG: 0.500 (1, 7) (8, 7)	0-0 L9			0-0 G3		0-0 G1-6-3 1B		0-0 1-4-3		4	0	1	0	0	0	2											
Tim McCarver, L OBP: 0.327, SLG: 0.383 (1, 2)		0-0 G3		0-0 4-3		0-0 G1-6-3 1B			0-0 F2	4	0	0	0	0	0	1											
Julian Javier, R OBP: 0.306, SLG: 0.404 (1, 4)		0-0 1B FC6-4 1B		0-0 5-3		0-3 K			0-0 CS PB 1B	4	1	2	0	0	1	0											
Gary Kolb, L OBP: 0.483, SLG: 0.622 (1, 9)		0-0 FC6-4 1B			0-0 1-3 SH1-4 1B		0-0 G3		0-0 F9	4	0	2	0	0	0	1											
Bob Gibson, R OBP: 0.283, SLG: 0.271 (1, 1)		0-0 FC6-4		0-0 SH1-4		4-0 FC6-4 BB				1	0	0	1	1	0	1											
Inning Stats	R: 0 E: 0 K: 0 S: 4	H: 1 LOB: 2 BB: 1 P: 8	R: 1 E: 0 K: 0 S: 5	H: 2 LOB: 1 BB: 0 P: 5	R: 0 E: 0 K: 0 S: 3	H: 0 LOB: 0 BB: 0 P: 3	R: 0 E: 0 K: 0 S: 3	H: 0 LOB: 0 BB: 0 P: 3	R: 0 E: 0 K: 1 S: 4	H: 1 LOB: 1 BB: 0 P: 4	R: 2 E: 0 K: 1 S: 7	H: 3 LOB: 0 BB: 0 P: 7	R: 1 E: 0 K: 0 S: 3	H: 1 LOB: 1 BB: 1 P: 7	R: 0 E: 0 K: 0 S: 3	H: 0 LOB: 0 BB: 0 P: 3	R: 0 E: 0 K: 0 S: 3	H: 1 LOB: 0 BB: 0 P: 3	1B: 8 2B: 0 3B: 0 HR: 1	SF: 0 SAC: 1 DP: 1 HBP: 0	WP: 0 PB: 1 SB: 1 CS: 1	PA: 35					
PITCHER	IP	WLS	BF	H	R	ER	SO	BB	IBB	HBP	BLK	WP	HR	S	P	ERA	WHIP										
Paul Toth, R ERA: 3.1 Richard LeMay, L ERA: 4.3	(1, 1) (8, 1)	7.0 2.0	L 6	29 1	8 0	4 0	4 0	1 0	2 0	0 0	0 0	0 0	1 0	29 6	37 6	5.14 0.00	1.429 0.500										

St. Louis Cardinals @ Chicago Cubs
Wrigley Field, Chicago, IL
Fri Jul 26 1963, 3:33 AM CDT
Att: 17,917 - Unknown

AB 32
R 4
H 9
RBI 4
BB 2
SO 1
LOB 11



Batter	1	2	3	4	5	6	7	8	9	AB	R	H	RBI	BB	SO	LOB	BOTTOM										
Lou Brock, L OBP: 0.280, SLG: 0.353 (1, 9)	0-0 4-3	0-0 3-1			0-3 K			0-0 F8		4	0	0	0	0	1	2											
Ellis Burton, S OBP: 0.288, SLG: 0.419 (1, 8)	0-0 5-3		0-0 F3		0-0 F8			0-0 4-3		4	0	0	0	0	0	0											
Billy Williams, L OBP: 0.372, SLG: 0.501 (1, 7)	0-0 2B		0-3 K			0-0 1-3		0-3 K		4	0	1	0	0	2	0											
Ron Santo, R OBP: 0.328, SLG: 0.485 (1, 5)	0-0 5-3		0-0 5-3			0-0 L1			0-0 F8	4	0	0	0	0	0	1											
14 Ernie Banks, R OBP: 0.290, SLG: 0.431 (1, 3)		0-0 1B 2B		0-0 4-3		0-0 6-3			0-0 F8	4	1	1	0	0	0	0											
Ken Hubbs, R OBP: 0.274, SLG: 0.319 (1, 4)		0-0 WP SH5-3 1B		0-0 6-3			0-0 WP 1B		0-0 F5	4	0	2	1	0	0	0											
Dick Bertell, R OBP: 0.324, SLG: 0.331 (1, 2)		0-0 SH5-3		4-0 BB			0-0 F9			1	0	0	0	1	0	1											
Andre Rodgers, R OBP: 0.308, SLG: 0.280 (1, 6)		0-0 F8		0-0 F4			0-0 F9			3	0	0	0	0	0	3											
Paul Toth, R Merritt Ranew, L OBP: 0.431, SLG: 0.603 Richard LeMay, L (7, PH) (8, 1)		4-0 BB		0-3 K			0-0 G3			1	0	0	0	1	1	0											
Inning Stats	R: 0 E: 0 K: 0 S: 4	H: 1 LOB: 1 BB: 0 P: 4	R: 1 E: 0 K: 0 S: 5	H: 2 LOB: 2 BB: 1 P: 9	R: 0 E: 0 K: 1 S: 5	H: 0 LOB: 0 BB: 0 P: 5	R: 0 E: 0 K: 0 S: 3	H: 0 LOB: 0 BB: 1 P: 7	R: 0 E: 0 K: 2 S: 7	H: 0 LOB: 0 BB: 0 P: 7	R: 0 E: 0 K: 0 S: 3	H: 0 LOB: 0 BB: 0 P: 3	R: 0 E: 0 K: 0 S: 4	H: 1 LOB: 1 BB: 0 P: 4	R: 0 E: 0 K: 1 S: 5	H: 0 LOB: 0 BB: 0 P: 5	R: 0 E: 0 K: 0 S: 3	H: 0 LOB: 0 BB: 0 P: 3	1B: 2 2B: 2 3B: 0 HR: 0	SF: 0 SAC: 1 DP: 0 HBP: 0	WP: 2 PB: 0 SB: 0 CS: 0	PA: 33					
PITCHER	IP	WLS	BF	H	R	ER	SO	BB	IBB	HBP	BLK	WP	HR	S	P	ERA	WHIP										
Bob Gibson, R ERA: 3.58	(1, 1)	9.0 W	33	4	1	1	4	2	0	0	0	2	0	39	47	1.00	0.667										

St. Louis Cardinals @ Chicago Cubs
Wrigley Field, Chicago, IL
Fri Jul 26 1963, 3:33 AM CDT
Att: 17,917 - Unknown

AB 30
R 1
H 4
RBI 1
BB 2
SO 4
LOB 8



Batter	1	2	3	4	5	6	7	8	9	AB	R	H	RBI	BB	SO	LOB	TOP										
Curt Flood, R OBP: 0.332, SLG: 0.389 (1, 8)	0-0 4-3		0-0 FC5-4 1B		0-0 CS 1B			0-0 1B 2B		4	1	2	0	0	0	1											
Dick Groat, R OBP: 0.404, SLG: 0.482 (1, 6)	0-0 1-3		0-0 1-2 1B		0-3 K			0-0 FC5-4 1B		4	0	2	1	0	1	1											
Stan Musial, L OBP: 0.333, SLG: 0.425 (1, 7)	0-0 G3		0-0 F2		0-0 G3			0-3 K		4	0	0	0	0	1	4											
Mike Shannon, R OBP: 0.500, SLG: 0.500 (8, 7)										0	0	0	0	0	0	0											
Bill White, L OBP: 0.372, SLG: 0.519 (1, 3)		0-0 4-3		0-0 2B 1B		0-0 4-3		0-3 K		4	1	1	0	0	1	1											
Ken Boyer, R OBP: 0.370, SLG: 0.448 (1, 5)		0-0 1-3		0-0 F8 4-3 2B		0-0 6-3		0-0 FC5-4		4	1	1	1	0	0	1											
George Altman, L OBP: 0.335, SLG: 0.385 (1, 9)		0-0 1B		0-0 F8 2-3		0-3 K			0-0 4-3	4	0	1	0	0	1	1											
Julian Javier, R OBP: 0.303, SLG: 0.400 (1, 4)		0-0 4-3		0-0 4-3			0-0 3-1		0-3 K	4	0	0	1	0	1	1											
Carl Sawatski, L OBP: 0.330, SLG: 0.361 (1, 2)				0-0 FC3-6 1B			0-0 4-3		0-3 K	4	0	2	0	0	1	0											
Tim McCarver, L OBP: 0.327, SLG: 0.383 (9, 2)				0-0 1B						0	0	0	0	0	0	0											
Curt Simmons, L OBP: 0.160, SLG: 0.146 (1, 1)				0-0 FC3-6 1B			0-3 K			3	0	0	0	0	1	2											
Ron Taylor, R OBP: 0.045, SLG: 0.045 (8, 1)				0-0 FC5-4						0	0	0	0	0	0	0											
Bobby Shantz, R OBP: 0.286, SLG: 0.167 (8, 1)				0-0 G3						0	0	0	0	0	0	0											
Inning Stats	R: 0 E: 0 K: 0 S: 3	H: 0 LOB: 0 BB: 0 P: 3	R: 0 E: 0 K: 0 S: 4	H: 1 LOB: 1 BB: 0 P: 4	R: 0 E: 0 K: 0 S: 5	H: 2 LOB: 2 BB: 0 P: 5	R: 2 E: 0 K: 0 S: 6	H: 3 LOB: 1 BB: 0 P: 6	R: 0 E: 0 K: 1 S: 5	H: 0 LOB: 0 BB: 0 P: 5	R: 0 E: 0 K: 1 S: 5	H: 0 LOB: 0 BB: 0 P: 5	R: 1 E: 0 K: 2 S: 9	H: 2 LOB: 1 BB: 0 P: 9	R: 0 E: 0 K: 2 S: 7	H: 0 LOB: 0 BB: 0 P: 7	1B: 7 2B: 2 3B: 0 HR: 0	SF: 0 SAC: 0 DP: 0 HBP: 0	WP: 0 PB: 0 SB: 0 CS: 1	PA: 35							
PITCHER	IP	WLS	BF	H	R	ER	SO	BB	IBB	HBP	BLK	WP	HR	S	P	ERA	WHIP										
Larry Jackson, R ERA: 2.11 (1, 1)	8.0	L	32	9	3	3	5	0	0	0	0	0	0	42	42	3.38	1.125										
Lindy McDaniel, R ERA: 2.66 (9, 1)	1.0		3	0	0	0	2	0	0	0	0	0	0	7	7	0.00	0.000										

St. Louis Cardinals @ Chicago Cubs
Wrigley Field, Chicago, IL
Sat Jul 27 1963, 3:33 AM CDT
Att: 23,589 - Unknown

AB 35
R 3
H 9
RBI 3
BB 0
SO 7
LOB 12



Batter	1	2	3	4	5	6	7	8	9	AB	R	H	RBI	BB	SO	LOB	BOTTOM											
Steve Boros, R OBP: 0.229, SLG: 0.219 (1, 9)	0-0 F3		0-0 6-3			0-0 F7			0-0 1-3	4	0	0	0	0	0	0												
Ellis Burton, S OBP: 0.281, SLG: 0.408 (1, 8)	0-0 5-3			0-0 F7			0-0 5-3		0-3 K	4	0	0	0	0	1	0												
Billy Williams, L OBP: 0.373, SLG: 0.508 (1, 7)	0-0 HR			0-0 4-3		0-0 BB			0-0 4-3	3	1	1	1	1	0	0												
Ron Santo, R OBP: 0.325, SLG: 0.481 (1, 5)	0-0 L8			0-0 F3			0-0 L8			3	0	0	0	0	0	1												
Leo Burke, R OBP: 0.239, SLG: 0.303 (1, 3)					0-0 1-3			0-0 L8		3	0	1	0	0	0	1												
Ken Hubbs, R OBP: 0.272, SLG: 0.317 (1, 4)	0-0 1-3			0-0 1-2		0-0 6-3		0-0 F8		3	0	0	0	0	0	1												
Dick Bertell, R OBP: 0.331 (1, 2)	0-0 6-3				0-0 L8			0-0 WP 1B		3	0	1	0	0	0	0												
Jimmie Schaffer, R OBP: 0.274, SLG: 0.327 (8, PR) (9, 2)										0	1	0	0	0	0	0												
Andre Rodgers, R OBP: 0.306, SLG: 0.278 (1, 6)					0-0 F9			0-3 K		2	0	0	0	0	0	0												
14 Ernie Banks, R OBP: 0.290, SLG: 0.431 (8, PH)								0-3 K		0	0	0	0	0	0	0												
Merritt Ranew, L OBP: 0.425, SLG: 0.594 (8, PH)								0-3 K		1	0	0	0	0	1	1												
Alex Grammas, R OBP: 0.333, SLG: 0.333 (9, 6)								0-3 K		0	0	0	0	0	0	0												
Larry Jackson, R OBP: 0.186, SLG: 0.211 (1, 1)					0-0 1-3			0-3 K		2	0	0	0	0	1	0												
Lou Brock, L OBP: 0.280, SLG: 0.353 (8, PH)										0	0	0	0	0	0	0												
Nelson Mathews, R OBP: 0.240, SLG: 0.276 (8, PH)										1	0	0	0	0	1	1												
Lindy McDaniel, R OBP: 0.091, SLG: 0.364 (9, 1)										0	0	0	0	0	0	0												
Inning Stats	R: 1 E: 0 K: 0 S: 4	H: 1 LOB: 0 BB: 0 P: 4	R: 0 E: 0 K: 0 S: 3	H: 1 LOB: 0 BB: 0 P: 3	R: 0 E: 0 K: 0 S: 3	H: 0 LOB: 0 BB: 0 P: 3	R: 0 E: 0 K: 0 S: 3	H: 0 LOB: 0 BB: 0 P: 3	R: 0 E: 0 K: 1 S: 5	H: 0 LOB: 0 BB: 0 P: 5	R: 0 E: 0 K: 0 S: 3	H: 0 LOB: 1 BB: 1 P: 7	R: 1 E: 0 K: 2 S: 8	H: 1 LOB: 1 BB: 0 P: 8	R: 0 E: 0 K: 1 S: 5	H: 0 LOB: 0 BB: 0 P: 5	1B: 2 2B: 0 3B: 0 HR: 1	SF: 0 SAC: 0 DP: 0 HBP: 0	WP: 3 PB: 0 SB: 0 CS: 1	PA: 30								
PITCHER	IP	WLS	BF	H	R	ER	SO	BB	IBB	HBP	BLK	WP	HR	S	P	ERA	WHIP											
Curt Simmons, L ERA: 3.06 (1, 1)	7.1	W	25	3	2	2	1	1	0	0	0	0	1	0	3	3	0.00	0.545										
Ron Taylor, R ERA: 2.79 (8, 1)	0.1		1	0	0	0	1	0	0	0	0	1	0	3	3	0.00	0.000											
Bobby Shantz, L ERA: 2.67 (8, 1)	1.1	S	4	0	0	0	2	0	0	0	0	1	0	8	8	0.00	0.000											

St. Louis Cardinals @ Chicago Cubs
Wrigley Field, Chicago, IL
Sat Jul 27 1963, 3:33 AM CDT
Att: 23,589 - Unknown

AB 29
R 2
H 3
RBI 1
BB 1
SO 4
LOB 5



Batter	1	2	3	4	5	6	7	8	9	AB	R	H	RBI	BB	SO	LOB	TOP										
Curt Flood, R OBP: 0.336, SLG: 0.391 (1, 8)										4	2	4	1	1	0	0	St. Louis Cardinals @ Chicago Cubs Wrigley Field, Chicago, IL Sun Jul 28 1963, 3:38 AM CDT Att: 40,222 - Unknown										
Dick Groat, R OBP: 0.403, SLG: 0.480 (1, 6)										5	0	1	1	0	1	3											
Bill White, L OBP: 0.371, SLG: 0.522 (1, 3)										5	2	2	2	0	1	2											
Ken Boyer, R OBP: 0.367, SLG: 0.449 (1, 5)										4	1	1	2	1	1	1											
George Altman, L OBP: 0.335, SLG: 0.393 (1, 7)										5	2	2	1	0	0	1											
Gary Kolb, L OBP: 0.469, SLG: 0.640 (1, 9)										4	1	1	1	1	0	2											
Julian Javier, R OBP: 0.304, SLG: 0.406 (1, 4)										5	2	2	2	0	2	2											
Carl Sawatski, L OBP: 0.337, SLG: 0.368 Tim McCarver, L OBP: 0.329, SLG: 0.383 (8, 2)										4	1	2	0	0	1	0											
Ernie Broglio, R OBP: 0.113, SLG: 0.115 Ron Taylor, R OBP: 0.042, SLG: 0.042 Bobby Shantz, L OBP: 0.042, SLG: 0.167 Ed Bauta, R OBP: 0.170, SLG: 0.227 Ray Sadecki, L OBP: 0.170, SLG: 0.227 Barney Schultz, R (8, 1)										0	0	0	0	0	0	0											
Inning Stats	R: 0 E: 0 K: 2 S: 8	H: 1 LOB: 1 BB: 0 P: 8	R: 4 E: 1 K: 0 S: 8	H: 5 LOB: 1 BB: 0 P: 8	R: 0 E: 0 K: 1 S: 5	H: 0 LOB: 1 BB: 1 P: 9	R: 0 E: 0 K: 2 S: 6	H: 0 LOB: 0 BB: 1 P: 10	R: 4 E: 0 K: 1 S: 10	H: 5 LOB: 1 BB: 0 P: 10	R: 3 E: 0 K: 0 S: 6	H: 3 LOB: 1 BB: 1 P: 10	R: 0 E: 0 K: 0 S: 4	H: 1 LOB: 1 BB: 0 P: 4	R: 0 E: 0 K: 1 S: 5	H: 0 LOB: 0 BB: 0 P: 5		R: 0 E: 0 K: 1 S: 5	H: 0 LOB: 0 BB: 0 P: 5	1B: 9 2B: 1 3B: 0 HR: 5	SF: 0 SAC: 1 DP: 0 HBP: 0	WP: 0 PB: 1 SB: 1 CS: 1	PA: 45				
PITCHER	IP	WLS	BF	H	R	ER	SO	BB	IBB	HBP	BLK	WP	HR	S	P	ERA	WHIP										
Glen Hobbie, R ERA: 3.72	(1, 1)	1.2	11	6	4	4	2	0	0	0	0	0	1	15	15	21.60	3.600										
Jim Brewer, L ERA: 4.96	(2, 1)	3.0	15	5	4	4	3	2	0	0	0	0	2	19	27	12.00	2.333										
Richard LeMay, L ERA: 5.28	(5, 1)	0.2	4	2	2	2	1	0	0	0	0	0	1	6	6	27.00	3.000										
Don Elston, R ERA: 1.88	(6, 1)	0.2	4	1	1	1	0	1	0	0	0	0	1	3	7	13.50	3.000										
Lindy McDaniel, R ERA: 2.52	(7, 1)	3.0	W	10	1	0	2	0	0	0	0	0	0	14	14	0.00	0.333										
Batter	1	2	3	4	5	6	7	8	9	AB	R	H	RBI	BB	SO	LOB	BOTTOM										
Don Landrum, L OBP: 0.299, SLG: 0.292 Steve Boros, R OBP: 0.262, SLG: 0.333 Lindy McDaniel, R OBP: 0.077, SLG: 0.308 (7, 1)										3	1	1	0	0	0	3	St. Louis Cardinals @ Chicago Cubs Wrigley Field, Chicago, IL Sun Jul 28 1963, 3:38 AM CDT Att: 40,222 - Unknown										
Lou Brock, L OBP: 0.286, SLG: 0.383 (1, 9)										4	3	3	5	0	0	1											
Billy Williams, L OBP: 0.374, SLG: 0.513 (1, 7)										5	1	2	1	0	1	1											
Ron Santo, R OBP: 0.328, SLG: 0.483 (1, 5)										5	1	2	1	0	0	3											
14 Ernie Banks, R OBP: 0.289, SLG: 0.427 (1, 3)										4	1	0	0	1	1	1											
Ken Hubbs, R OBP: 0.276, SLG: 0.323 (1, 4)										4	2	1	0	0	0	0											
Merritt Ranew, L OBP: 0.442, SLG: 0.603 Jimmie Schaffer, R OBP: 0.303, SLG: 0.448 (8, 2)										4	2	3	0	0	0	0											
Andre Rodgers, R OBP: 0.309, SLG: 0.281 (1, 6)										3	3	2	0	1	0	0											
Glen Hobbie, R OBP: 0.114, SLG: 0.088 Jim Brewer, L ERA: 3.05 Richard LeMay, L ERA: 2.96 Don Elston, R ERA: 3.55 Ellis Burton, S OBP: 0.238, SLG: 0.407 (7, 8)										0	0	0	0	0	0	0											
Inning Stats	R: 2 E: 0 K: 0 S: 5	H: 2 LOB: 0 BB: 0 P: 5	R: 2 E: 0 K: 0 S: 6	H: 3 LOB: 3 BB: 1 P: 11	R: 0 E: 0 K: 0 S: 3	H: 0 LOB: 0 BB: 0 P: 3	R: 0 E: 0 K: 1 S: 5	H: 0 LOB: 0 BB: 0 P: 5	R: 2 E: 0 K: 0 S: 5	H: 2 LOB: 0 BB: 0 P: 5	R: 4 E: 0 K: 2 S: 12	H: 5 LOB: 1 BB: 0 P: 12	R: 2 E: 0 K: 0 S: 5	H: 2 LOB: 1 BB: 1 P: 9	R: 4 E: 0 K: 2 S: 9	H: 2 LOB: 1 BB: 2 P: 18		1B: 8 2B: 3 3B: 1 HR: 4	SF: 2 SAC: 0 DP: 0 HBP: 2	WP: 2 PB: 1 SB: 1 CS: 0	PA: 46						
PITCHER	IP	WLS	BF	H	R	ER	SO	BB	IBB	HBP	BLK	WP	HR	S	P	ERA	WHIP										
Ernie Broglio, R ERA: 3.31	(1, 1)	1.0	9	4	4	4	0	1	0	0	0	0	2	19	19	9.00	1.250										
Ron Taylor, R ERA: 3.05	(2, 1)	4.0	17	5	4	4	1	0	0	0	0	0	2	19	19	9.00	1.250										
Bobby Shantz, L ERA: 2.96	(6, 1)	0.2	5	3	2	2	1	0	0	0	0	1	0	7	7	27.00	4.500										
Ed Bauta, R ERA: 3.55	(6, 1)	1.0	L	6	2	2	2	1	0	1	0	0	0	7	11	18.00	2.000										
Ray Sadecki, L ERA: 4.92	(7, 1)	0.2	3	1	1	1	0	0	0	0	0	0	1	0	3	13.50	1.500										

Batter	1	2	3	4	5	6	7	8	9	AB	R	H	RBI	BB	SO	LOB	TOP					
Pete Rose, S OBP: 0.344, SLG: 0.360 (1, 4)										5	2	2	0	0	0	0	Cincinnati Reds @ St. Louis Cardinals Sportsman's Park, St. Louis, MO Tue Jul 30 1963, 8:05 PM EDT Att: 17,187 - Unknown - 84 F					
Tommy Harper, R OBP: 0.355, SLG: 0.401 (1, 9)										5	1	2	1	0	0							
Vada Pinson, L OBP: 0.358, SLG: 0.517 (1, 8)										3	0	1	1	0	0	1						
Frank Robinson, R OBP: 0.392, SLG: 0.442 (1, 7)										4	0	0	0	0	2	3						
Marty Keough, L OBP: 0.395, SLG: 0.433 (1, 3)										4	1	2	1	0	1	0						
Gene Freese, R OBP: 0.323, SLG: 0.384 (1, 5)										3	1	2	1	1	0	0						
Johnny Edwards, L OBP: 0.323, SLG: 0.376 (1, 2)										3	0	1	1	1	2	2						
Leo Cardenas, R OBP: 0.246, SLG: 0.299 (8, PH)										3	0	0	0	0	0	3						
Gordy Coleman, L OBP: 0.292, SLG: 0.386 (8, PH)										0	0	0	0	0	0	0						
Eddie Kasko, R OBP: 0.319, SLG: 0.300 (8, 6)										1	0	0	0	0	0	2						
Joe Nuxhall, L OBP: 0.196, SLG: 0.222 (5, 1)										2	0	0	0	0	0	2						
Dom Cannito, R OBP: 0.292, SLG: 0.372 (8, PH)										0	0	0	0	0	0	0						
Bob Skinner, L OBP: 0.292, SLG: 0.372 (8, PH)										1	0	0	0	0	0	2						
Al Worthington, R OBP: 0.292, SLG: 0.372 (8, PH)										0	0	0	0	0	0	0						
Bill Henry, L OBP: 0.292, SLG: 0.372 (8, PH)										0	0	0	0	0	0	0						
Charlie Neal, R OBP: 0.292, SLG: 0.372 (8, PH)										1	0	0	0	0	0	0						
Inning Stats	R: 4 E: 0 K: 0 S: 8	H: 5 LOB: 1 BB: 0 P: 8	R: 0 E: 0 K: 1 S: 5	H: 0 LOB: 0 BB: 0 P: 5	R: 0 E: 0 K: 2 S: 7	H: 0 LOB: 0 BB: 0 P: 7	R: 0 E: 0 K: 1 S: 5	H: 0 LOB: 0 BB: 0 P: 5	R: 1 E: 0 K: 2 S: 9	H: 2 LOB: 1 BB: 0 P: 9	R: 0 E: 1 K: 0 S: 3	H: 0 LOB: 2 BB: 2 P: 11	R: 0 E: 0 K: 0 S: 4	H: 1 LOB: 1 BB: 0 P: 4	R: 0 E: 0 K: 1 S: 6	H: 2 LOB: 1 BB: 0 P: 6	R: 0 E: 0 K: 0 S: 3	H: 0 LOB: 0 BB: 0 P: 3	1B: 6 2B: 4 3B: 0 HR: 0	SF: 1 SAC: 0 DP: 1 HBP: 0	WP: 0 PB: 0 SB: 0 CS: 0	PA: 38
PITCHER	IP	WLS	BF	H	R	ER	SO	BB	IBB	HBP	BLK	WP	HR	S	P	ERA	WHIP					
Lew Burdette, R ERA: 3.71 (1, 1)	1.0		8	5	4	4	0	0	0	0	0	0	0	8	8	36.00	5.000					
Ernie Broglio, R ERA: 3.23 (2, 1)	6.1	W	26	5	1	1	7	2	0	0	0	0	0	38	46	1.42	1.105					
Bobby Shantz, L ERA: 2.88 (8, 1)	1.2	S	4	0	0	0	0	0	0	0	0	0	0	4	4	0.00	0.000					

Batter	1	2	3	4	5	6	7	8	9	AB	R	H	RBI	BB	SO	LOB	BOTTOM				
Curt Flood, R OBP: 0.338, SLG: 0.392 (1, 8)										4	2	2	0	0	0	0	Cincinnati Reds @ St. Louis Cardinals Sportsman's Park, St. Louis, MO Tue Jul 30 1963, 8:05 PM EDT Att: 17,187 - Unknown - 84 F				
Dick Groat, R OBP: 0.401, SLG: 0.478 (1, 6)										4	0	1	2	0	1	0					
Ken Boyer, R OBP: 0.369, SLG: 0.448 (1, 5)										3	1	1	1	1	0	1					
Bill White, L OBP: 0.370, SLG: 0.527 (1, 3)										4	1	1	2	0	0	2					
Charlie James, R OBP: 0.302, SLG: 0.443 (1, 7)										4	1	1	1	0	1	0					
Mike Shannon, R OBP: 0.333, SLG: 0.333 (9, 7)										0	0	0	0	0	0	0					
Gary Kolb, L OBP: 0.456, SLG: 0.604 (1, 9)										3	0	0	0	1	3	0					
Julian Javier, R OBP: 0.308, SLG: 0.408 (1, 4)										3	0	2	0	1	0	0					
Tim McCarver, L OBP: 0.328, SLG: 0.378 (1, 2)										3	1	0	0	1	0	3					
Lew Burdette, R OBP: 0.128, SLG: 0.136 (1, 1)										0	0	0	0	0	0	0					
Ernie Broglio, R OBP: 0.107, SLG: 0.109 (2, 1)										3	1	0	0	0	1	4					
Bobby Shantz, R OBP: 0.286, SLG: 0.167 (8, 1)										0	0	0	0	0	0	0					
Inning Stats	R: 2 E: 0 K: 1 S: 7	H: 2 LOB: 0 BB: 0 P: 7	R: 0 E: 0 K: 1 S: 5	H: 0 LOB: 0 BB: 0 P: 5	R: 1 E: 1 K: 0 S: 4	H: 1 LOB: 0 BB: 0 P: 4	R: 0 E: 0 K: 1 S: 5	H: 0 LOB: 0 BB: 0 P: 5	R: 3 E: 1 K: 0 S: 6	H: 3 LOB: 1 BB: 1 P: 10	R: 0 E: 0 K: 2 S: 8	H: 1 LOB: 2 BB: 1 P: 12	R: 0 E: 0 K: 0 S: 3	H: 0 LOB: 1 BB: 1 P: 7	R: 1 E: 0 K: 1 S: 5	H: 1 LOB: 0 BB: 1 P: 9	1B: 6 2B: 0 3B: 0 HR: 2	SF: 0 SAC: 0 DP: 0 HBP: 0	WP: 0 PB: 0 SB: 0 CS: 1	PA: 35	
PITCHER	IP	WLS	BF	H	R	ER	SO	BB	IBB	HBP	BLK	WP	HR	S	P	ERA	WHIP				
Joe Nuxhall, L ERA: 2.57 (1, 1)	4.1	L	20	6	6	4	3	1	0	0	0	0	0	25	29	8.31	1.615				
Dom Zanni, R ERA: 4.31 (5, 1)	0.2		2	0	0	0	0	0	0	0	0	0	0	2	2	0.00	0.000				
Al Worthington, R ERA: 3.47 (6, 1)	2.0		10	2	1	1	2	2	0	0	0	0	1	12	20	4.50	2.000				
Bill Henry, L ERA: 6.1 (8, 1)	1.0		3	0	0	0	1	1	0	0	0	0	0	4	8	0.00	1.000				

Batter	1	2	3	4	5	6	7	8	9	AB	R	H	RBI	BB	SO	LOB	TOP								
Pete Rose, S OBP: 0.347, SLG: 0.366 (1, 4)										5	1	3	2	0	0	1									
Tommy Harper, R OBP: 0.354, SLG: 0.406 (1, 9)										5	2	2	1	0	2	2									
Vada Pinson, L OBP: 0.354, SLG: 0.512 (1, 8)										5	0	0	0	0	0	4									
Frank Robinson, R OBP: 0.395, SLG: 0.447 (1, 7)										5	1	3	2	0	0	0									
Marty Keough, L OBP: 0.354, SLG: 0.452 (1, 3)										4	1	1	2	0	1	2									
Gene Freese, R OBP: 0.328, SLG: 0.383 (1, 5)										3	1	1	1	1	1	1									
Johnny Edwards, L OBP: 0.325, SLG: 0.377 (1, 2)										4	1	2	1	0	0	2									
Eddie Kasko, R OBP: 0.317, SLG: 0.298 (1, 6)										4	1	1	0	0	1	3									
Jim O'Toole, S OBP: 0.167, SLG: 0.153 (1, 1)										3	1	1	0	0	1	0									
Inning Stats	R: 2 E: 0 K: 0 S: 6	H: 3 LOB: 1 BB: 0 P: 6	R: 2 E: 0 K: 0 S: 5	H: 3 LOB: 0 BB: 0 P: 5	R: 2 E: 0 K: 0 S: 5	H: 2 LOB: 1 BB: 1 P: 9	R: 0 E: 0 K: 2 S: 7	H: 0 LOB: 0 BB: 0 P: 7	R: 0 E: 0 K: 1 S: 5	H: 0 LOB: 0 BB: 0 P: 5	R: 0 E: 0 K: 2 S: 7	H: 0 LOB: 0 BB: 0 P: 7	R: 0 E: 0 K: 1 S: 6	H: 1 LOB: 1 BB: 0 P: 6	R: 1 E: 1 K: 0 S: 5	H: 2 LOB: 1 BB: 0 P: 5	R: 2 E: 0 K: 0 S: 6	H: 3 LOB: 1 BB: 0 P: 6	1B: 10 2B: 3 HR: 1	SF: 1 SAC: 1 DP: 1 HBP: 0	WP: 0 PB: 2 SB: 0 CS: 2	PA: 41			
PITCHER	IP	WLS	BF	H	R	ER	SO	BB	IBB	HBP	BLK	WP	HR	S	P	ERA	WHIP								
Bob Gibson, R ERA: 3.79 (1, 1)	4.0	L	20	8	6	5	2	1	0	0	0	0	1	23	27	11.25	2.250								
Barney Schultz, R ERA: 3.95 (5, 1)	3.0		10	1	0	0	4	0	0	0	0	0	0	18	18	0.00	0.333								
Ed Bauta, R ERA: 3.93 (8, 1)	2.0		11	5	3	3	0	0	0	0	0	0	0	11	11	13.50	2.500								

Cincinnati Reds @ St. Louis Cardinals
Sportsman's Park, St. Louis, MO
Wed Jul 31 1963, 8:05 PM EDT
Att: 15,977 - Unknown - 89 F

AB	38
R	9
H	14
RBI	9
BB	1
SO	6
LOB	15



Batter	1	2	3	4	5	6	7	8	9	AB	R	H	RBI	BB	SO	LOB	BOTTOM								
Curt Flood, R OBP: 0.337, SLG: 0.391 (1, 8)										4	0	1	0	0	0	2									
Dick Groat, R OBP: 0.398, SLG: 0.473 (1, 6)										4	0	0	0	0	0	2									
Bill White, L OBP: 0.369, SLG: 0.524 (1, 3)										4	0	1	0	0	1	1									
Ken Boyer, R OBP: 0.365, SLG: 0.444 (1, 5)										4	0	0	0	0	1	2									
Charlie James, R OBP: 0.297, SLG: 0.436 (1, 7)										4	0	0	0	0	1	0									
Gary Kolb, L OBP: 0.444, SLG: 0.596 (1, 9)										4	1	1	0	0	1	0									
Dal Maxvill, R OBP: 0.333, SLG: 0.263 (1, 4)										3	1	2	1	1	0	0									
Tim McCarver, L OBP: 0.326, SLG: 0.376 (1, 2)										4	0	1	0	0	0	3									
Bob Gibson, R OBP: 0.226, SLG: 0.306 (4, PH)										1	0	1	1	0	0	0									
Jeff Long, F (4, PH)										1	0	0	0	0	0	1									
Barney Schultz, R (5, 1)										0	0	0	0	0	0	0									
Mike Shannon, R OBP: 0.250, SLG: 0.250 (7, PH)										1	0	0	0	0	1	1									
Ed Bauta, R (8, 1)										0	0	0	0	0	0	0									
George Altman, F OBP: 0.304, SLG: 0.392 (9, PH)										1	0	0	0	0	1	1									
Inning Stats	R: 0 E: 0 K: 0 S: 4	H: 1 LOB: 1 BB: 0 P: 4	R: 2 E: 0 K: 1 S: 8	H: 3 LOB: 1 BB: 0 P: 8	R: 0 E: 0 K: 2 S: 7	H: 0 LOB: 0 BB: 0 P: 7	R: 0 E: 1 K: 1 S: 7	H: 1 LOB: 2 BB: 0 P: 7	R: 0 E: 0 K: 0 S: 4	H: 1 LOB: 1 BB: 0 P: 4	R: 0 E: 0 K: 1 S: 5	H: 0 LOB: 0 BB: 0 P: 5	R: 0 E: 0 K: 1 S: 6	H: 1 LOB: 1 BB: 0 P: 6	R: 0 E: 0 K: 0 S: 3	H: 0 LOB: 0 BB: 0 P: 3	R: 0 E: 1 K: 1 S: 5	H: 0 LOB: 1 BB: 1 P: 9	1B: 5 2B: 2 HR: 0	SF: 0 SAC: 0 DP: 0 HBP: 0	WP: 0 PB: 0 SB: 0 CS: 0	PA: 36			
PITCHER	IP	WLS	BF	H	R	ER	SO	BB	IBB	HBP	BLK	WP	HR	S	P	ERA	WHIP								
Jim O'Toole, L ERA: 2.24 (1, 1)	9.0	W	36	7	2	2	7	1	0	0	0	0	0	49	53	2.00	0.889								


Cincinnati Reds @ St. Louis Cardinals
Sportsman's Park, St. Louis, MO
Wed Jul 31 1963, 8:05 PM EDT
Att: 15,977 - Unknown - 89 F


AB	35
R	2
H	7
RBI	2
BB	1
SO	7
LOB	14



Batter	1	2	3	4	5	6	7	8	9	AB	R	H	RBI	BB	SO	LOB	TOP										
Pete Rose, S OBP: 0.346, SLG: 0.365 (1, 4)										4	1	1	0	0	0	2	Cincinnati Reds @ St. Louis Cardinals Sportsman's Park, St. Louis, MO Thu Aug 01 1963, 4:33 AM EDT Att: 10,300 - Unknown - 89 F										
Tommy Harper, R OBP: 0.357, SLG: 0.408 (1, 9)										4	1	2	0	0	0	1											
Vada Pinson, L OBP: 0.351, SLG: 0.507 (1, 8)										4	0	0	0	0	0	2											
Frank Robinson, R OBP: 0.393, SLG: 0.445 (1, 7)										4	0	1	0	0	0	0											
Gene Freese, R OBP: 0.321, SLG: 0.373 Gordy Coleman, L OBP: 0.281, SLG: 0.386 (9, PH)				K						3	0	0	0	0	0	1											
Don Pavletich, R OBP: 0.276, SLG: 0.279 Bob Skinner, L OBP: 0.331, SLG: 0.372 Charlie Neal, R OBP: 0.296, SLG: 0.301 (9, PH)										3	0	1	0	0	0	0											
Eddie Kasko, R OBP: 0.309, SLG: 0.290 (1, 6)										3	0	0	0	0	1	1											
Johnny Edwards, L OBP: 0.323, SLG: 0.374 (1, 2)										3	0	0	0	0	1	1											
Joey Jay, S OBP: 0.179, SLG: 0.184 Leo Cardenas, R OBP: 0.248, SLG: 0.301 Bill Henry, L (8, 1)										2	0	1	0	0	0	1											
Inning Stats	R: 1 E: 0 K: 0 S: 4	H: 2 LOB: 0 BB: 0 P: 4	R: 0 E: 0 K: 0 S: 3	H: 0 LOB: 0 BB: 0 P: 3	R: 0 E: 0 K: 0 S: 4	H: 1 LOB: 1 BB: 0 P: 4	R: 0 E: 0 K: 1 S: 5	H: 0 LOB: 0 BB: 0 P: 5	R: 0 E: 0 K: 1 S: 6	H: 1 LOB: 1 BB: 0 P: 6	R: 0 E: 0 K: 0 S: 3	H: 0 LOB: 0 BB: 0 P: 3	R: 0 E: 0 K: 1 S: 3	H: 1 LOB: 1 BB: 0 P: 6	R: 1 E: 0 K: 0 S: 5	H: 2 LOB: 1 BB: 0 P: 5		1B: 6 2B: 1 3B: 0 HR: 0	SF: 1 SAC: 0 DP: 1 HBP: 0	WP: 0 PB: 0 SB: 0 CS: 0	PA: 33						
PITCHER	IP	WLS	BF	H	R	ER	SO	BB	IBB	HBP	BLK	WP	HR	S	P	ERA	WHIP										
Curt Simmons, L ERA: 3.01 Ron Taylor, R ERA: 3.03 Bobby Shantz, L ERA: 2.86	(1, 1)	8.1	W	31	7	2	2	3	0	0	0	0	0	37	37	2.16	0.840										

Batter	1	2	3	4	5	6	7	8	9	AB	R	H	RBI	BB	SO	LOB	BOTTOM										
Curt Flood, R OBP: 0.336, SLG: 0.388 (1, 8)										3	1	0	0	1	1	2	Cincinnati Reds @ St. Louis Cardinals Sportsman's Park, St. Louis, MO Thu Aug 01 1963, 4:33 AM EDT Att: 10,300 - Unknown - 89 F										
Dick Groat, R OBP: 0.399, SLG: 0.474 (1, 6)										3	0	1	0	1	0	1											
George Altman, L OBP: 0.339, SLG: 0.406 (7, 7)										4	1	3	1	0	0	1											
Bill White, L OBP: 0.370, SLG: 0.523 (1, 3)										1	1	0	1	2	1	2											
Ken Boyer, R OBP: 0.364, SLG: 0.442 (1, 5)										4	0	1	0	0	0	3											
Stan Musial, L OBP: 0.330, SLG: 0.419 Gary Kolb, L OBP: 0.444, SLG: 0.596 Charlie James, R OBP: 0.300, SLG: 0.438 Mike Shannon, R OBP: 0.250, SLG: 0.250 (9, 9)										3	0	1	0	0	0	3											
Tim McCarver, L OBP: 0.325, SLG: 0.372 (1, 2)										2	0	0	1	1	0	0											
Dal Maxvill, R OBP: 0.292, SLG: 0.227 Julian Javier, R OBP: 0.308, SLG: 0.408 (9, 4)										3	0	0	0	0	1	2											
Curt Simmons, L OBP: 0.151, SLG: 0.137 Ron Taylor, R OBP: 0.042, SLG: 0.042 Bobby Shantz, R OBP: 0.286, SLG: 0.167 (9, 1)										0	0	0	0	0	0	0											
Inning Stats	R: 0 E: 0 K: 2 S: 9	H: 2 LOB: 3 BB: 1 P: 13	R: 0 E: 0 K: 0 S: 3	H: 0 LOB: 0 BB: 0 P: 3	R: 1 E: 0 K: 0 S: 4	H: 1 LOB: 1 BB: 1 P: 8	R: 0 E: 0 K: 2 S: 8	H: 1 LOB: 2 BB: 1 P: 12	R: 1 E: 0 K: 0 S: 3	H: 1 LOB: 0 BB: 0 P: 7	R: 0 E: 0 K: 1 S: 6	H: 1 LOB: 1 BB: 0 P: 6	R: 0 E: 0 K: 0 S: 3	H: 1 LOB: 1 BB: 1 P: 7	R: 1 E: 0 K: 0 S: 3	H: 1 LOB: 1 BB: 1 P: 7		1B: 5 2B: 1 3B: 0 HR: 1	SF: 2 SAC: 0 DP: 1 HBP: 0	WP: 0 PB: 0 SB: 0 CS: 1	PA: 35						
PITCHER	IP	WLS	BF	H	R	ER	SO	BB	IBB	HBP	BLK	WP	HR	S	P	ERA	WHIP										
Joey Jay, R ERA: 4.12 Bill Henry, L ERA: 6.19	(1, 1)	7.0	L	30	6	2	2	5	4	0	0	0	0	36	52	2.57	1.429										

Batter	1	2	3	4	5	6	7	8	9	AB	R	H	RBI	BB	SO	LOB	TOP						
Tony Taylor, R OBP: 0.332, SLG: 0.355 (1, 4)	5-3		F3			1-3 1B		4-3		4	0	1	1	0	0	0	Philadelphia Phillies @ St. Louis Cardinals Sportsman's Park, St. Louis, MO Fri Aug 02, 1963, 8:05 PM EDT Att: 20,025 - Unknown - 96 F AB 30 R 2 H 6 RBI 2 BB 2 SO 6 LOB 9 						
Johnny Callison, L OBP: 0.339, SLG: 0.468 (1, 9)	F9			K		1-3		2B BB		3	0	0	0	1	1								
Tony Gonzalez, L OBP: 0.328, SLG: 0.455 Johnny Klippstein, R Bobby Locke, R (1, 7) (8, 1) (8, 1)	F8				HBP	F7		2B		3	0	1	0	0	0								
Roy Sievers, R OBP: 0.309, SLG: 0.428 (1, 3)		F6		F9		F7		F6		4	0	0	0	0	1								
Don Demeter, R OBP: 0.334, SLG: 0.467 (1, 8)		BB 1B		F8		HR		F9		4	1	2	1	0	0								
Don Hoak, R OBP: 0.288, SLG: 0.332 Wes Covington, L OBP: 0.376, SLG: 0.556 (1, 5) (9, PH)	G4-6-3 BB					F4		3-1		2	0	1	0	1	0								
Clay Dainypile, L OBP: 0.328, SLG: 0.352 Bob Oldis, R OBP: 0.231, SLG: 0.282 (7, PH) (7, 2)	G4-6-3 1-2					K		5-3		2	0	0	0	0	1								
Ruben Amaro, R OBP: 0.280, SLG: 0.309 (1, 6)			K			K		WP 4-3 2B		3	1	1	0	0	2								
Dennis Bennett, L Dallas Green, L Cookie Ross, R John Boozzer, R Earl Averill, R OBP: 0.310, SLG: 0.327 (1, 1) (5, 1) (6, PH) (6, 1) (8, PH) (8, 7)			K			5-3		K		1	0	0	0	0	1								
Inning Stats	R: 0 E: 0 K: 0 S: 3	H: 0 LOB: 0 BB: 0 P: 3	R: 0 E: 0 K: 0 S: 3	H: 1 LOB: 1 BB: 1 P: 7	R: 0 E: 0 K: 2 S: 7	H: 0 LOB: 0 BB: 0 P: 7	R: 0 E: 0 K: 1 S: 5	H: 0 LOB: 1 BB: 0 P: 6	R: 0 E: 0 K: 2 S: 7	H: 1 LOB: 0 BB: 0 P: 7	R: 0 E: 0 K: 0 S: 4	H: 1 LOB: 1 BB: 0 P: 4	R: 1 E: 0 K: 0 S: 4	H: 1 LOB: 0 BB: 0 P: 4	R: 1 E: 0 K: 1 S: 6	H: 2 LOB: 2 BB: 1 P: 10		R: 0 E: 0 K: 0 S: 3	H: 0 LOB: 0 BB: 0 P: 3	1B: 3 2B: 2 3B: 0 HR: 1	SF: 0 SAC: 0 DP: 1 HBP: 1	WP: 1 PB: 0 SB: 0 CS: 1	PA: 33
PITCHER	IP WLS BF H R ER SO BB IBB HBP BLK WP HR S P ERA WHIP	IP WLS BF H R ER SO BB IBB HBP BLK WP HR S P ERA WHIP	IP WLS BF H R ER SO BB IBB HBP BLK WP HR S P ERA WHIP	IP WLS BF H R ER SO BB IBB HBP BLK WP HR S P ERA WHIP	IP WLS BF H R ER SO BB IBB HBP BLK WP HR S P ERA WHIP	IP WLS BF H R ER SO BB IBB HBP BLK WP HR S P ERA WHIP	IP WLS BF H R ER SO BB IBB HBP BLK WP HR S P ERA WHIP	IP WLS BF H R ER SO BB IBB HBP BLK WP HR S P ERA WHIP	IP WLS BF H R ER SO BB IBB HBP BLK WP HR S P ERA WHIP	IP WLS BF H R ER SO BB IBB HBP BLK WP HR S P ERA WHIP	IP WLS BF H R ER SO BB IBB HBP BLK WP HR S P ERA WHIP	IP WLS BF H R ER SO BB IBB HBP BLK WP HR S P ERA WHIP	IP WLS BF H R ER SO BB IBB HBP BLK WP HR S P ERA WHIP	IP WLS BF H R ER SO BB IBB HBP BLK WP HR S P ERA WHIP	IP WLS BF H R ER SO BB IBB HBP BLK WP HR S P ERA WHIP	IP WLS BF H R ER SO BB IBB HBP BLK WP HR S P ERA WHIP							
Ray Sadecki, L ERA: 4.76 (1, 1)	8.0	W	30	6	2	2	6	2	0	0	0	0	0	0	0	0		2.25	1.000				
Ron Taylor, R ERA: 3.01 (9, 1)	0.2		2	0	0	0	0	0	0	0	0	0	0	0	0	0		0.00	0.000				
Bobby Shantz, L ERA: 2.84 (9, 1)	0.1	S	1	0	0	0	0	0	0	0	0	0	0	0	0	0	0.00	0.000					

Batter	1	2	3	4	5	6	7	8	9	AB	R	H	RBI	BB	SO	LOB	BOTTOM						
Curt Flood, R OBP: 0.338, SLG: 0.389 (1, 8)	K		F8			FC4-6 1B		G6-3 1B		4	0	2	0	0	1	0	Philadelphia Phillies @ St. Louis Cardinals Sportsman's Park, St. Louis, MO Fri Aug 02, 1963, 8:05 PM EDT Att: 20,025 - Unknown - 96 F AB 29 R 3 H 9 RBI 3 BB 2 SO 5 LOB 15 						
Dick Groat, R OBP: 0.396, SLG: 0.472 (1, 6)	4-3				FC4-6 1B		G6-3			4	1	1	1	0	0	3							
Bill White, L OBP: 0.373, SLG: 0.524 (1, 3)	BB		L7		2H 1B			1B FC4-2 1B		3	0	2	1	1	0	1							
Ken Boyer, R OBP: 0.363, SLG: 0.440 (1, 5)	F9		F3		K			4-3 FC4-2 1B		4	0	1	0	0	1	3							
Charlie James, R OBP: 0.300, SLG: 0.435 Gary Kolb, L OBP: 0.438, SLG: 0.586 (1, 7) (8, 9)		1B SF9 BB		F9		F5		FC4-2 4-3		2	1	0	0	1	0	0							
George Altman, L OBP: 0.338, SLG: 0.404 (1, 9) (8, 7)					K		5-3	4-3		4	0	1	0	0	1	2							
Ron Taylor, R OBP: 0.042, SLG: 0.042 Bobby Shantz, R OBP: 0.286, SLG: 0.167 (9, 1) (9, 1)			SF9 1B					1-2 2-3		0	0	0	0	0	0	0							
Julian Javier, R OBP: 0.305, SLG: 0.405 (1, 4)		SF9		L5		F6		K		3	0	0	1	0	1	2							
Tim McCarver, L OBP: 0.329, SLG: 0.376 (1, 2)		K			1B SH1-3 FC4-6 1B		1B SH3-4 1B			3	1	2	0	0	1	1							
Ray Sadecki, L OBP: 0.174, SLG: 0.222 Mike Shannon, R OBP: 0.250, SLG: 0.250 (1, 1) (9, 7)		F9			SH1-3		SH3-4			1	0	0	0	0	0	1							
Inning Stats	R: 0 E: 0 K: 1 S: 5	H: 0 LOB: 1 BB: 1 P: 9	R: 1 E: 0 K: 1 S: 6	H: 1 LOB: 1 BB: 1 P: 10	R: 0 E: 0 K: 0 S: 4	H: 1 LOB: 0 BB: 0 P: 4	R: 0 E: 0 K: 1 S: 5	H: 0 LOB: 0 BB: 0 P: 5	R: 2 E: 1 K: 1 S: 8	H: 3 LOB: 1 BB: 0 P: 8	R: 0 E: 0 K: 0 S: 3	H: 0 LOB: 0 BB: 0 P: 3	R: 0 E: 0 K: 0 S: 4	H: 2 LOB: 1 BB: 0 P: 4	R: 0 E: 0 K: 1 S: 7	H: 2 LOB: 2 BB: 0 P: 7		R: 0 E: 0 K: 1 S: 7	H: 0 LOB: 0 BB: 0 P: 3	1B: 9 2B: 0 3B: 0 HR: 0	SF: 1 SAC: 2 DP: 1 HBP: 0	WP: 0 PB: 0 SB: 0 CS: 0	PA: 34
PITCHER	IP WLS BF H R ER SO BB IBB HBP BLK WP HR S P ERA WHIP	IP WLS BF H R ER SO BB IBB HBP BLK WP HR S P ERA WHIP	IP WLS BF H R ER SO BB IBB HBP BLK WP HR S P ERA WHIP	IP WLS BF H R ER SO BB IBB HBP BLK WP HR S P ERA WHIP	IP WLS BF H R ER SO BB IBB HBP BLK WP HR S P ERA WHIP	IP WLS BF H R ER SO BB IBB HBP BLK WP HR S P ERA WHIP	IP WLS BF H R ER SO BB IBB HBP BLK WP HR S P ERA WHIP	IP WLS BF H R ER SO BB IBB HBP BLK WP HR S P ERA WHIP	IP WLS BF H R ER SO BB IBB HBP BLK WP HR S P ERA WHIP	IP WLS BF H R ER SO BB IBB HBP BLK WP HR S P ERA WHIP	IP WLS BF H R ER SO BB IBB HBP BLK WP HR S P ERA WHIP	IP WLS BF H R ER SO BB IBB HBP BLK WP HR S P ERA WHIP	IP WLS BF H R ER SO BB IBB HBP BLK WP HR S P ERA WHIP	IP WLS BF H R ER SO BB IBB HBP BLK WP HR S P ERA WHIP	IP WLS BF H R ER SO BB IBB HBP BLK WP HR S P ERA WHIP	IP WLS BF H R ER SO BB IBB HBP BLK WP HR S P ERA WHIP							
Dennis Bennett, L ERA: 2.05 Dallas Green, R ERA: 2.51 John Boozzer, R ERA: 2.85 Johnny Klippstein, R Bobby Locke, R ERA: 2.02 (1, 1) (5, 1) (6, 1) (8, 1) (8, 1)	4.2	L	21	5	3	2	3	2	0	0	0	0	0	0	0	0		3.86	1.500				
	0.1		1	0	0	0	1	0	0	0	0	0	0	0	0	0	0.00	0.000					
	2.0		7	2	0	0	0	0	0	0	0	0	0	0	0	0	0.00	1.000					
	0.2		4	2	0	0	0	0	0	0	0	0	0	0	0	0	0.00	3.000					
	0.1		1	0	0	0	1	0	0	0	0	0	0	0	0	0	0.00	0.000					

Batter	1	2	3	4	5	6	7	8	9	AB	R	H	RBI	BB	SO	LOB	TOP					
Tony Taylor, R (1.4) OBP: 0.331, SLG: 0.352	F8		F7			F7		E3		3	0	0	0	1	0	0	Philadelphia Phillies @ St. Louis Cardinals Sportsman's Park, St. Louis, MO Sat Aug 03 1963, 4:33 AM EDT Att: 11,417 - Unknown - 99 F					
Johnny Callison, L (1.9) OBP: 0.336, SLG: 0.463	F7		F7			F5		G3		4	0	0	0	0	0	3						
Tony Gonzalez, L (1.7) OBP: 0.382, SLG: 0.451	4-3				L7			F8		4	0	0	0	0	0	0						
Roy Sievers, R (1.3) OBP: 0.315, SLG: 0.426		F8								1	0	0	0	3	0	0						
Don Demeter, R (1.8) OBP: 0.331, SLG: 0.462		F7								4	0	0	0	0	1	3						
Clay Dalrymple, L (1.2) OBP: 0.330, SLG: 0.351		F6								3	0	1	0	1	0	1						
Don Hoak, R (1.5) OBP: 0.286, SLG: 0.330										2	0	0	0	0	1	0						
Wes Covington, L (7.7) OBP: 0.373, SLG: 0.551			K			F8				2	0	0	0	0	0	4						
Ruben Amaro, R (1.6) OBP: 0.281, SLG: 0.310										3	0	1	0	0	0	0						
Cal McLish, S (1.1) OBP: 0.305, SLG: 0.309										2	0	0	0	0	1	1						
John Boozer, R (6.1) OBP: 0.077, SLG: 0.077										0	0	0	0	0	0	0						
Bobby Locke, R (7.1)										1	0	0	0	0	0	0						
Inning Stats	R: 0 E: 0 K: 0 S: 3	H: 0 LOB: 0 BB: 0 P: 3	R: 0 E: 0 K: 0 S: 3	H: 0 LOB: 0 BB: 0 P: 3	R: 0 E: 0 K: 1 S: 6	H: 1 LOB: 2 BB: 1 P: 10	R: 0 E: 0 K: 0 S: 3	H: 0 LOB: 1 BB: 1 P: 7	R: 0 E: 0 K: 1 S: 5	H: 0 LOB: 0 BB: 0 P: 5	R: 0 E: 0 K: 0 S: 3	H: 0 LOB: 0 BB: 0 P: 3	R: 0 E: 0 K: 0 S: 2	H: 0 LOB: 1 BB: 2 P: 10	R: 0 E: 1 K: 0 S: 4	H: 0 LOB: 1 BB: 0 P: 4	R: 0 E: 0 K: 1 S: 6	H: 1 LOB: 2 BB: 1 P: 10	1B: 2 2B: 0 3B: 0 HR: 0	SF: 0 SAC: 0 DP: 1 HBP: 0	WP: 1 PB: 0 SB: 0 CS: 0	PA: 34
PITCHER Ernie Broglio, R (1.1) ERA: 3.05	IP: 9.0 WLS: W BF: 34 H: 2 R: 0 ER: 0 SO: 3 BB: 5 IBB: 0 HBP: 0 BLK: 0 WP: 1 HR: 0 S: 35 P: 55 ERA: 0.00 WHIP: 0.778											PITCHER	IP: 9.0 WLS: W BF: 34 H: 2 R: 0 ER: 0 SO: 3 BB: 5 IBB: 0 HBP: 0 BLK: 0 WP: 1 HR: 0 S: 35 P: 55 ERA: 0.00 WHIP: 0.778									

Batter	1	2	3	4	5	6	7	8	9	AB	R	H	RBI	BB	SO	LOB	BOTTOM					
Curt Flood, R (1.8) OBP: 0.336, SLG: 0.389	K		5-3			5-3				5	0	1	2	0	2	1	Philadelphia Phillies @ St. Louis Cardinals Sportsman's Park, St. Louis, MO Sat Aug 03 1963, 4:33 AM EDT Att: 11,417 - Unknown - 99 F					
Dick Groat, R (1.6) OBP: 0.402, SLG: 0.478										5	0	4	1	0	0	2						
Bill White, L (1.3) OBP: 0.372, SLG: 0.521										4	0	1	0	0	2	3						
Ken Boyer, R (1.5) OBP: 0.362, SLG: 0.437										3	0	0	0	1	0	2						
George Altman, L (1.7) OBP: 0.337, SLG: 0.406										4	2	1	0	0	0	2						
Mike Shannon, R (9.7) OBP: 0.250, SLG: 0.250										0	0	0	0	0	0	0						
Gary Kolb, L (1.9) OBP: 0.425, SLG: 0.565										4	1	1	0	0	2	2						
Julian Javier, R (1.4) OBP: 0.305, SLG: 0.403										2	1	0	1	1	0	3						
Carl Sawatski, L (1.2) OBP: 0.343, SLG: 0.407										4	2	2	3	0	2	0						
Ernie Broglio, R (1.1) OBP: 0.133, SLG: 0.138										3	1	1	0	1	0	0						
Inning Stats	R: 0 E: 0 K: 1 S: 6	H: 2 LOB: 1 BB: 0 P: 6	R: 1 E: 1 K: 2 S: 8	H: 1 LOB: 0 BB: 0 P: 8	R: 0 E: 0 K: 0 S: 4	H: 1 LOB: 1 BB: 0 P: 4	R: 0 E: 0 K: 1 S: 6	H: 0 LOB: 0 BB: 0 P: 6	R: 1 E: 0 K: 2 S: 9	H: 2 LOB: 1 BB: 0 P: 9	R: 0 E: 0 K: 0 S: 3	H: 0 LOB: 0 BB: 0 P: 3	R: 2 E: 0 K: 2 S: 9	H: 2 LOB: 1 BB: 1 P: 13	R: 3 E: 0 K: 0 S: 6	H: 3 LOB: 2 BB: 2 P: 14	R: 0 E: 0 K: 1 S: 6	H: 0 LOB: 0 BB: 0 P: 6	1B: 6 2B: 5 3B: 0 HR: 1	SF: 0 SAC: 1 DP: 1 HBP: 0	WP: 0 PB: 0 SB: 1 CS: 0	PA: 38
PITCHER Cal McLish, R (1.1) ERA: 3.15	IP: 5.0 WLS: L BF: 21 H: 6 R: 2 ER: 2 SO: 6 BB: 0 IBB: 0 HBP: 0 BLK: 0 WP: 0 HR: 0 S: 33 P: 33 ERA: 1.80 WHIP: 1.200											PITCHER	IP: 5.0 WLS: L BF: 21 H: 6 R: 2 ER: 2 SO: 6 BB: 0 IBB: 0 HBP: 0 BLK: 0 WP: 0 HR: 0 S: 33 P: 33 ERA: 1.80 WHIP: 1.200									
John Boozer, R (6.1) ERA: 3.17	1.0 5 1 2 2 0 1 0 0 0 0 1 4 8 18.00 2.000																					
Bobby Locke, R (7.1) ERA: 11.57	2.0 12 4 3 3 2 2 0 0 0 0 0 14 22 13.50 3.000																					

Batter	1	2	3	4	5	6	7	8	9	AB	R	H	RBI	BB	SO	LOB	TOP		
Tony Taylor, R OBP: 0.330, SLG: 0.351 (1, 4)	6-3		SH1-4			4-3	G4-6-3		F3	4	0	1	0	0	0	2	Philadelphia Phillies @ St. Louis Cardinals Sportsman's Park, St. Louis, MO Sun Aug 04 1963, 4:33 AM EDT Unknown - 86 F		
Johnny Callison, L OBP: 0.334, SLG: 0.467 (1, 9)	L7		F7			HR	G4-6-3		F7	5	1	1	1	0	0	5			
Wes Covington, L OBP: 0.372, SLG: 0.548 Don Demeter, R OBP: 0.330, SLG: 0.461 (1, 7) (6, 8)	G1					F8			K	3	0	1	1	0	0	0			
Tony Gonzalez, L OBP: 0.378, SLG: 0.446 (6, 7)		5-3		6-3		K			6-3	4	0	0	0	0	1	0			
Roy Sievers, R OBP: 0.318, SLG: 0.432 Ruben Amaro, R OBP: 0.279, SLG: 0.308 (1, 3) (7, PR) (7, 6)		1B SF9 2B		F9			1B 2B 1B		1-6-3	3	1	2	0	0	0	0			
Clay Dalrymple, L OBP: 0.331, SLG: 0.363 (1, 2)				K			F2			4	1	2	1	0	1	1			
Don Hoak, R OBP: 0.289, SLG: 0.333 (1, 5)		SF9				F9	2B 1B			3	1	2	1	0	0	0			
Bobby Wine, R OBP: 0.243, SLG: 0.290 Frank Torre, L OBP: 0.313, SLG: 0.330 (1, 6) (7, PH) (7, 3)		3-H FC6-4 1B		F3			1B 2B			2	0	0	0	0	0	1			
Ray Culp, R OBP: 0.204, SLG: 0.192 Jack Baldschun, R (7, 1)			SH1-4 1B 1B		K		2-H 3-H 1B 1B		F2	3	1	2	2	0	1	0			
Inning Stats	R: 0 E: 0 K: 0 S: 3	H: 0 LOB: 0 BB: 0 P: 3	R: 1 E: 0 K: 0 S: 5	H: 2 LOB: 1 BB: 0 P: 5	R: 1 E: 0 K: 0 S: 4	H: 2 LOB: 1 BB: 0 P: 4	R: 0 E: 0 K: 1 S: 5	H: 0 LOB: 0 BB: 0 P: 5	R: 0 E: 0 K: 1 S: 6	H: 0 LOB: 0 BB: 0 P: 6	R: 1 E: 0 K: 0 S: 7	H: 5 LOB: 2 BB: 0 P: 7	R: 0 E: 0 K: 1 S: 5	H: 0 LOB: 0 BB: 0 P: 5	R: 1 E: 0 K: 0 S: 5	H: 2 LOB: 2 BB: 1 P: 9		1B: 8 2B: 2 3B: 0 HR: 2	SF: 1 SAC: 1 DP: 1 HBP: 0
PITCHER	IP WLS BF H R ER SO BB IBB HBP BLK WP HR S P ERA WHIP	IP WLS BF H R ER SO BB IBB HBP BLK WP HR S P ERA WHIP	IP WLS BF H R ER SO BB IBB HBP BLK WP HR S P ERA WHIP	IP WLS BF H R ER SO BB IBB HBP BLK WP HR S P ERA WHIP	IP WLS BF H R ER SO BB IBB HBP BLK WP HR S P ERA WHIP	IP WLS BF H R ER SO BB IBB HBP BLK WP HR S P ERA WHIP	IP WLS BF H R ER SO BB IBB HBP BLK WP HR S P ERA WHIP	IP WLS BF H R ER SO BB IBB HBP BLK WP HR S P ERA WHIP	IP WLS BF H R ER SO BB IBB HBP BLK WP HR S P ERA WHIP	IP WLS BF H R ER SO BB IBB HBP BLK WP HR S P ERA WHIP	IP WLS BF H R ER SO BB IBB HBP BLK WP HR S P ERA WHIP	IP WLS BF H R ER SO BB IBB HBP BLK WP HR S P ERA WHIP	IP WLS BF H R ER SO BB IBB HBP BLK WP HR S P ERA WHIP	IP WLS BF H R ER SO BB IBB HBP BLK WP HR S P ERA WHIP	IP WLS BF H R ER SO BB IBB HBP BLK WP HR S P ERA WHIP	IP WLS BF H R ER SO BB IBB HBP BLK WP HR S P ERA WHIP	IP WLS BF H R ER SO BB IBB HBP BLK WP HR S P ERA WHIP		
LeW Burdette, R ERA: 3.92 Bob Humphreys, R ERA: 5.59 Ron Taylor, R ERA: 3.04 (1, 1) (7, 1) (8, 1)	6.1 L 27 9 6 6 3 0 0 0 0 0 1 33 33 8.53 1.421	0.2 2 1 0 0 0 0 0 0 0 0 0 0 2 2 0.00 1.500	2.0 9 2 1 1 1 1 0 0 0 0 1 10 14 4.50 1.500																

AB 35
R 7
H 12
RBI 7
BB 1
SO 4
LOB 11



Batter	1	2	3	4	5	6	7	8	9	AB	R	H	RBI	BB	SO	LOB	BOTTOM				
Curt Flood, R OBP: 0.333, SLG: 0.386 (1, 8)	6-3		K		K		F6			4	0	0	0	0	2	3	Philadelphia Phillies @ St. Louis Cardinals Sportsman's Park, St. Louis, MO Sun Aug 04 1963, 4:33 AM EDT Unknown - 86 F				
Dick Groat, R OBP: 0.396, SLG: 0.474 (1, 6)	K		K			4-3			1-3	4	0	0	0	0	2	1					
Bill White, L OBP: 0.369, SLG: 0.517 (1, 3)	K				F5		1-3		4-3	4	0	0	0	0	1	0					
Ken Boyer, R OBP: 0.359, SLG: 0.433 (1, 5)		F7		5-3		F8			5-3	4	0	0	0	0	0	0					
George Altman, L OBP: 0.336, SLG: 0.404 (1, 9)		F5					F7		E1 1B	4	0	1	0	0	0	0					
Stan Musial, L OBP: 0.328, SLG: 0.416 Mike Shannon, R OBP: 0.250, SLG: 0.250 (1, 7) (8, PR)		F4			F9		6-3			4	0	1	0	0	0	1					
Julian Javier, R OBP: 0.307, SLG: 0.406 (1, 4)										4	2	2	0	0	1	1					
Carl Sawatski, L OBP: 0.349, SLG: 0.442 (1, 2)			3-1						L9	4	1	2	2	0	0	2					
Lew Burdette, R OBP: 0.143, SLG: 0.152 Bob Humphreys, R (7, 1) Gary Kolb, L OBP: 0.436, SLG: 0.565 Ron Taylor, R OBP: 0.042, SLG: 0.042 (1, 1) (7, PH) (8, 1)										2	0	1	1	0	0	1					
Inning Stats	R: 0 E: 0 K: 2 S: 7	H: 0 LOB: 0 BB: 0 P: 7	R: 0 E: 0 K: 0 S: 3	H: 0 LOB: 0 BB: 0 P: 3	R: 1 E: 0 K: 2 S: 9	H: 2 LOB: 1 BB: 0 P: 9	R: 0 E: 0 K: 0 S: 4	H: 1 LOB: 1 BB: 0 P: 4	R: 0 E: 0 K: 1 S: 6	H: 1 LOB: 1 BB: 0 P: 6	R: 0 E: 0 K: 0 S: 3	H: 0 LOB: 0 BB: 0 P: 3	R: 2 E: 0 K: 0 S: 5	H: 2 LOB: 1 BB: 1 P: 9	R: 0 E: 0 K: 0 S: 3	H: 0 LOB: 0 BB: 0 P: 3		R: 0 E: 1 K: 1 S: 6	H: 1 LOB: 1 BB: 0 P: 6	1B: 5 2B: 1 3B: 0 HR: 1	SF: 0 SAC: 0 DP: 0 HBP: 0
PITCHER	IP WLS BF H R ER SO BB IBB HBP BLK WP HR S P ERA WHIP	IP WLS BF H R ER SO BB IBB HBP BLK WP HR S P ERA WHIP	IP WLS BF H R ER SO BB IBB HBP BLK WP HR S P ERA WHIP	IP WLS BF H R ER SO BB IBB HBP BLK WP HR S P ERA WHIP	IP WLS BF H R ER SO BB IBB HBP BLK WP HR S P ERA WHIP	IP WLS BF H R ER SO BB IBB HBP BLK WP HR S P ERA WHIP	IP WLS BF H R ER SO BB IBB HBP BLK WP HR S P ERA WHIP	IP WLS BF H R ER SO BB IBB HBP BLK WP HR S P ERA WHIP	IP WLS BF H R ER SO BB IBB HBP BLK WP HR S P ERA WHIP	IP WLS BF H R ER SO BB IBB HBP BLK WP HR S P ERA WHIP	IP WLS BF H R ER SO BB IBB HBP BLK WP HR S P ERA WHIP	IP WLS BF H R ER SO BB IBB HBP BLK WP HR S P ERA WHIP	IP WLS BF H R ER SO BB IBB HBP BLK WP HR S P ERA WHIP	IP WLS BF H R ER SO BB IBB HBP BLK WP HR S P ERA WHIP	IP WLS BF H R ER SO BB IBB HBP BLK WP HR S P ERA WHIP	IP WLS BF H R ER SO BB IBB HBP BLK WP HR S P ERA WHIP	IP WLS BF H R ER SO BB IBB HBP BLK WP HR S P ERA WHIP				
Ray Culp, R ERA: 2.9 Jack Baldschun, R ERA: 1.9 (1, 1) (7, 1)	6.2 W 27 6 3 3 5 1 0 0 0 0 0 10 10 4.05 1.050	2.1 S 8 1 0 0 1 0 0 0 0 0 0 10 10 0.00 0.429																			



Batter	1	2	3	4	5	6	7	8	9	AB	R	H	RBI	BB	SO	LOB	TOP								
Tony Taylor, R (1,4) OBP: 0.333, SLG: 0.354	1-3		E 1B		6-3			2B 1B	S 1B	5	2	3	0	0	0	0									
Johnny Callison, L (1,9) OBP: 0.335, SLG: 0.469	G3		G3			K		1B 2B	FC6 1B	5	1	2	1	0	1	1									
Wes Covington, L (1,7) OBP: 0.374, SLG: 0.561			F4			K		2B SF7	FC6	4	1	2	2	0	1	1									
Cookie Rojas, R (6, PR) OBP: 0.250, SLG: 0.200								2B		0	1	0	0	0	0	0									
Don Demeter, R (8,8) OBP: 0.329, SLG: 0.459	HR							2B SF7		1	0	0	0	0	0	1									
Tony Gonzalez, L (1,8) OBP: 0.382, SLG: 0.452	K							S 2B		4	0	3	1	0	1	0									
Roy Sievers, R (1,3) OBP: 0.314, SLG: 0.428								S 2B		3	0	0	1	0	2	2									
Frank Torre, L (8,3) OBP: 0.313, SLG: 0.330								SF7		0	0	0	0	0	0	0									
Clay Dalrymple, L (1,2) OBP: 0.331, SLG: 0.368								SF7		4	0	1	0	0	1	4									
Bob Oldis, R (8,2) OBP: 0.231, SLG: 0.282								F3		0	0	0	0	0	0	0									
Don Hoak, R (1,5) OBP: 0.289, SLG: 0.332								F3		4	0	1	0	0	0	2									
Ruben Amaro, R (8,5) OBP: 0.279, SLG: 0.308								5-3		0	0	0	0	0	0	0									
Bobby Wine, R (1,6) OBP: 0.240, SLG: 0.285								5-3		4	0	0	0	0	3	1									
Chris Short, R (1,1) OBP: 0.288, SLG: 0.143								5-3		2	0	0	0	0	0	0									
Cal Ermer, L (7, PH) OBP: 0.200, SLG: 0.200										1	0	0	0	0	0	0									
Dallas Green, L (7,1) OBP: 0.341, SLG: 0.643										0	0	0	0	0	0	0									
Cal McLain, L (8, PH) OBP: 0.333, SLG: 0.639										1	0	0	0	0	1	0									
Johnny Klippstein, R (9,1) OBP: 0.279, SLG: 0.308										0	0	0	0	0	0	0									
Jack Baldschun, R (9,1) OBP: 0.279, SLG: 0.308										0	0	0	0	0	0	0									
Inning Stats	R: 1 E: 0 K: 1 S: 6	H: 1 LOB: 0 BB: 0 P: 6	R: 0 E: 0 K: 3 S: 10	H: 1 LOB: 1 BB: 0 P: 10	R: 0 E: 1 K: 0 S: 4	H: 1 LOB: 1 BB: 0 P: 4	R: 0 E: 0 K: 1 S: 6	H: 2 LOB: 1 BB: 0 P: 6	R: 0 E: 0 K: 1 S: 5	H: 0 LOB: 0 BB: 0 P: 5	R: 0 E: 1 K: 2 S: 9	H: 1 LOB: 2 BB: 0 P: 9	R: 0 E: 0 K: 0 S: 3	H: 0 LOB: 0 BB: 0 P: 3	R: 3 E: 0 K: 0 S: 7	H: 4 LOB: 1 BB: 0 P: 7	R: 1 E: 0 K: 2 S: 9	H: 2 LOB: 1 BB: 0 P: 9	1B: 8 2B: 2 3B: 1 HR: 1	SF: 1 SAC: 0 DP: 0 HBP: 0	WP: 0 PB: 0 SB: 2 CS: 1	PA: 39			
PITCHER	IP	WLS	BF	H	R	ER	SO	BB	IBB	HBP	BLK	WP	HR	S	P	ERA	WHIP								
Bob Gibson, R (1,1) ERA: 3.85	7.0	L	31	10	4	4	8	0	0	0	0	0	1	47	47	5.14	1.429								
Barney Schultz, R (8,1) ERA: 3.2	1.0		3	0	0	0	0	0	0	0	0	0	0	3	3	0.00	0.000								
Bobby Shantz, L (9,1) ERA: 2.95	1.0		5	2	1	1	2	0	0	0	0	0	0	9	9	9.00	2.000								

Philadelphia Phillies @ St. Louis Cardinals
Sportsman's Park, St. Louis, MO
Sun Aug 04 1963, 4:38 AM EDT
Att: 26,039 - Unknown

AB 38
R 5
H 12
RBI 5
BB 0
SO 10
LOB 12



Batter	1	2	3	4	5	6	7	8	9	AB	R	H	RBI	BB	SO	LOB	BOTTOM								
Curt Flood, R (1,8) OBP: 0.338, SLG: 0.393	4-3 6-3 1B		E 2B		WP 1B		4-3		5-3 1B	5	1	4	0	0	0	0									
Dick Groat, R (1,6) OBP: 0.402, SLG: 0.482	6-3 1-2		E9 2H 1B		WP 1B		2B 3B		5-3 1B	5	1	4	0	0	0	1									
Bill White, L (1,3) OBP: 0.368, SLG: 0.515	4-3 2-3		F5		F3		2B		F8	5	0	1	1	0	0	5									
Ken Boyer, R (1,5) OBP: 0.357, SLG: 0.430	K				FC5-4 1B		6-3		5-3	5	0	1	0	0	2	6									
Charlie James, R (1,7) OBP: 0.306, SLG: 0.440					F8		PB 2B		K	4	0	2	0	1	1	3									
George Altman, L (1,9) OBP: 0.335, SLG: 0.402							K		4-3	4	0	1	0	0	2	4									
Julian Javier, R (1,4) OBP: 0.309, SLG: 0.406					FC5-4		PB BB		4-3	3	0	1	0	1	0	3									
Tim McCarver, L (1,2) OBP: 0.324, SLG: 0.370							K		L4-3	4	0	0	0	0	1	6									
Gary Kolb, L (9,2) OBP: 0.436, SLG: 0.565					4-3		K		L4-3	0	0	0	0	0	0	0									
Bob Gibson, R (1,1) OBP: 0.281, SLG: 0.288							F9		K	3	0	0	0	0	2	2									
Barney Schultz, R (8,1) OBP: 0.345, SLG: 0.438									K	0	0	0	0	0	0	0									
Carl Sawatski, L (6, PH) OBP: 0.345, SLG: 0.438									K	1	0	0	0	0	1	0									
Bobby Shantz, R (9,1) OBP: 0.286, SLG: 0.167									K	0	0	0	0	0	0	0									
Inning Stats	R: 0 E: 0 K: 1 S: 6	H: 1 LOB: 1 BB: 0 P: 6	R: 0 E: 0 K: 1 S: 6	H: 1 LOB: 1 BB: 0 P: 6	R: 1 E: 1 K: 1 S: 6	H: 2 LOB: 0 BB: 0 P: 6	R: 0 E: 0 K: 0 S: 5	H: 2 LOB: 2 BB: 0 P: 5	R: 0 E: 0 K: 2 S: 9	H: 2 LOB: 2 BB: 0 P: 9	R: 0 E: 0 K: 2 S: 8	H: 1 LOB: 2 BB: 1 P: 12	R: 1 E: 0 K: 0 S: 5	H: 2 LOB: 1 BB: 1 P: 9	R: 0 E: 0 K: 1 S: 5	H: 1 LOB: 0 BB: 0 P: 5	R: 0 E: 0 K: 1 S: 7	H: 2 LOB: 2 BB: 0 P: 7	1B: 10 2B: 4 3B: 1 HR: 0	SF: 0 SAC: 0 DP: 1 HBP: 0	WP: 1 PB: 1 SB: 0 CS: 0	PA: 41			
PITCHER	IP	WLS	BF	H	R	ER	SO	BB	IBB	HBP	BLK	WP	HR	S	P	ERA	WHIP								
Chris Short, L (1,1) ERA: 3.62	6.0		27	9	1	0	0	0	0	0	0	0	0	10	14	4.50	2.000								
Dallas Green, R (7,1) ERA: 2.56	2.0	W	9	3	1	1	1	1	0	0	0	0	0	3	3	0.00	6.000								
Johnny Klippstein, R (9,1) ERA: 2.01	0.1		3	2	0	0	0	0	0	0	0	0	0	4	4	0.00	0.000								
Jack Baldschun, R (9,1) ERA: 1.88	0.2	S	2	0	0	0	1	0	0	0	0	0	0	4	4	0.00	0.000								

Philadelphia Phillies @ St. Louis Cardinals
Sportsman's Park, St. Louis, MO
Sun Aug 04 1963, 4:38 AM EDT
Att: 26,039 - Unknown

AB 39
R 2
H 14
RBI 1
BB 2
SO 9
LOB 30



Batter	1	2	3	4	5	6	7	8	9	AB	R	H	RBI	BB	SO	LOB	TOP																	
Curt Flood, R OBP: 0.339, SLG: 0.391 (1, 8)										4	0	1	0	1	0	0	St. Louis Cardinals @ New York Mets Polo Grounds, New York, NY Tue Aug 06 1963, 7:05 PM EDT Att: 15,420 - Unknown																	
Dick Groat, R OBP: 0.400, SLG: 0.479 (1, 6)										5	1	1	0	0	2	4																		
Stan Musial, L OBP: 0.328, SLG: 0.415 (1, 7)										3	0	1	1	0	0	3																		
Gary Kolb, L OBP: 0.443, SLG: 0.565 (5, 7)										0	0	0	0	1	0	0																		
Bill White, L OBP: 0.367, SLG: 0.512 (1, 3)										3	0	0	0	1	0	3																		
Ken Boyer, R OBP: 0.359, SLG: 0.431 (1, 5)										4	1	2	1	0	0	0																		
George Altman, L OBP: 0.334, SLG: 0.400 (1, 9)										4	0	1	0	0	1	3																		
Julian Javier, R OBP: 0.311, SLG: 0.407 (1, 4)										4	0	2	1	0	0	1																		
Tim McCarver, L OBP: 0.327, SLG: 0.372 (1, 2)										4	1	2	0	0	0	2																		
Curt Simmons, L OBP: 0.164, SLG: 0.151 (1, 1)										2	1	1	0	0	0	2																		
Ron Taylor, R OBP: 0.040, SLG: 0.040 (5, 1)										1	0	0	0	0	1	0																		
Bobby Shantz, R OBP: 0.250, SLG: 0.143 (8, 1)										1	0	0	0	0	0	0																		
Inning Stats	R: 0 E: 0 K: 0 S: 4	H: 2 LOB: 1 BB: 0 P: 4	R: 0 E: 0 K: 1 S: 5	H: 0 LOB: 0 BB: 0 P: 5	R: 2 E: 1 K: 1 S: 7	H: 2 LOB: 1 BB: 1 P: 11	R: 1 E: 0 K: 0 S: 5	H: 3 LOB: 1 BB: 0 P: 5	R: 1 E: 0 K: 0 S: 5	H: 2 LOB: 2 BB: 1 P: 9	R: 0 E: 0 K: 1 S: 5	H: 1 LOB: 0 BB: 0 P: 5	R: 0 E: 0 K: 0 S: 3	H: 0 LOB: 1 BB: 1 P: 7	R: 0 E: 0 K: 0 S: 4	H: 1 LOB: 1 BB: 0 P: 4	R: 0 E: 0 K: 1 S: 5	H: 0 LOB: 0 BB: 0 P: 5	1B: 11 2B: 0 3B: 0 HR: 0	SF: 0 SAC: 0 DP: 2 HBP: 0	WP: 2 PB: 0 SB: 1 CS: 1	PA: 38												
PITCHER	IP WLS BF H R ER SO BB IBB HBP BLK WP HR S P ERA WHIP	IP WLS BF H R ER SO BB IBB HBP BLK WP HR S P ERA WHIP																																
Galen Cisco, R ERA: 4.33 (1, 1)	4.2	L	23	9	4	4	2	2	0	0	0	0	2	0	25	33	7.71	2.357																
Larry Bearnarth, R ERA: 3.45 (5, 1)	4.1		15	2	0	0	2	1	0	0	0	0	0	0	18	22	0.00	0.692																

Batter	1	2	3	4	5	6	7	8	9	AB	R	H	RBI	BB	SO	LOB	BOTTOM																
Ted Schreiber, R OBP: 0.276, SLG: 0.192 (1, 5)										4	0	0	0	0	1	2	St. Louis Cardinals @ New York Mets Polo Grounds, New York, NY Tue Aug 06 1963, 7:05 PM EDT Att: 15,420 - Unknown																
Duke Snider, L OBP: 0.341, SLG: 0.437 (9, PH)										1	0	1	0	0	0	0																	
Rod Kanehl, R OBP: 0.292, SLG: 0.248 (1, 8)										4	1	2	0	1	0	1																	
Ron Hunt, R OBP: 0.330, SLG: 0.369 (1, 4)										4	0	1	1	0	0	2																	
Frank Thomas, R OBP: 0.320, SLG: 0.396 (1, 7)										4	0	2	1	0	1	2																	
Jesse Gonder, L OBP: 0.378, SLG: 0.546 (1, 2)										2	0	0	0	0	1	3																	
Choo-Choo Coleman, L OBP: 0.297, SLG: 0.211 (4, 2)										1	0	0	0	1	1	0																	
Jim Hickman, R OBP: 0.293, SLG: 0.364 (1, 9)										4	1	1	0	0	1	3																	
Duke Carmel, L OBP: 0.354, SLG: 0.324 (1, 3)										4	0	1	1	0	1	1																	
Al Moran, R OBP: 0.257, SLG: 0.216 (1, 6)										3	0	1	0	0	0	1																	
Joe Christopher, R OBP: 0.205, SLG: 0.292 (8, PH)										1	0	0	0	0	0	1																	
Galen Cisco, R OBP: 0.167, SLG: 0.125 (1, 1)										0	0	0	0	0	0	0																	
Larry Bearnarth, R OBP: 0.143, SLG: 0.150 (5, 1)										2	1	1	0	0	1	1																	
Tim Harkness, L OBP: 0.293, SLG: 0.329 (9, PH)										1	0	0	0	0	0	0																	
Inning Stats	R: 1 E: 0 K: 1 S: 8	H: 3 LOB: 2 BB: 0 P: 8	R: 0 E: 0 K: 2 S: 8	H: 1 LOB: 1 BB: 0 P: 8	R: 0 E: 0 K: 0 S: 4	H: 1 LOB: 1 BB: 0 P: 4	R: 0 E: 0 K: 0 S: 3	H: 0 LOB: 0 BB: 0 P: 3	R: 1 E: 0 K: 0 S: 4	H: 1 LOB: 1 BB: 1 P: 8	R: 1 E: 0 K: 2 S: 9	H: 2 LOB: 1 BB: 0 P: 9	R: 0 E: 0 K: 1 S: 6	H: 1 LOB: 1 BB: 0 P: 6	R: 0 E: 0 K: 1 S: 5	H: 0 LOB: 1 BB: 1 P: 9	R: 0 E: 0 K: 0 S: 4	H: 1 LOB: 1 BB: 0 P: 4	1B: 8 2B: 2 3B: 0 HR: 0	SF: 1 SAC: 1 DP: 0 HBP: 0	WP: 0 PB: 0 SB: 0 CS: 0	PA: 39											
PITCHER	IP WLS BF H R ER SO BB IBB HBP BLK WP HR S P ERA WHIP	IP WLS BF H R ER SO BB IBB HBP BLK WP HR S P ERA WHIP																															
Curt Simmons, L ERA: 3.04 (1, 1)	4.2		21	6	2	2	3	1	0	0	0	0	0	19	23	3.38	1.500																
Ron Taylor, R ERA: 3.05 (5, 1)	2.2	W	12	3	1	1	4	1	0	0	0	0	0	6	6	0.00	0.600																
Bobby Shantz, L ERA: 2.87 (8, 1)	1.2	S	6	1	0	0	0	0	0	0	0	0	0	6	6	0.00	0.600																

Batter	1	2	3	4	5	6	7	8	9	AB	R	H	RBI	BB	SO	LOB	TOP							
Curt Flood, R OBP: 0.339, SLG: 0.391 (1, 8)										5	1	2	0	0	2	1	St. Louis Cardinals @ New York Mets Polo Grounds, New York, NY Wed Aug 07 1963, 3:33 AM EDT Att: 9,977 - Unknown AB 34 R 3 H 6 RBI 3 BB 5 SO 4 LOB 20							
Dick Groat, R OBP: 0.400, SLG: 0.484 (1, 6)										4	1	1	1	1	0	3								
Bill White, L OBP: 0.367, SLG: 0.510 (1, 3)										4	0	1	2	1	0	4								
Ken Boyer, R OBP: 0.356, SLG: 0.427 (1, 5)										4	0	0	0	0	0	6								
George Altman, L OBP: 0.336, SLG: 0.402 (1, 9)										3	0	1	0	1	1	0								
Charlie James, R OBP: 0.302, SLG: 0.433 (1, 7)										4	0	0	0	0	1	2								
Tim McCarver, L OBP: 0.325, SLG: 0.370 (1, 2)										4	0	1	0	0	0	1								
Dal Maxvill, R OBP: 0.296, SLG: 0.208 (8, PH)										2	1	0	0	1	0	1								
Stan Mustaj, L OBP: 0.327, SLG: 0.413 (8, PH)										1	0	0	0	0	0	1								
Julian Javier, R OBP: 0.311, SLG: 0.407 (8, PH)										0	0	0	0	0	0	0								
Ernie Broglio, R OBP: 0.131, SLG: 0.136 (4, 1)										1	0	0	0	0	0	0								
Lew Burdette, R OBP: 0.143, SLG: 0.152 (5, PH)										0	0	0	0	0	0	1								
Jeff Long, R (5, PH)										0	0	0	0	0	0	0								
Barney Schultz, R (5, PH)										0	0	0	0	0	0	0								
Gary Koib, L OBP: 0.462, SLG: 0.666 (7, PH)										0	0	0	0	1	0	0								
Ken MacKenzie, R (7, PH)										0	0	0	0	0	0	0								
Carl Sawatski, L OBP: 0.340, SLG: 0.433 (9, PH)										1	0	0	0	0	0	0								
Mike Shannon, R OBP: 0.290, SLG: 0.290 (9, PH)										0	0	0	0	0	0	0								
Inning Stats	R: 0 E: 0 K: 1 S: 5	H: 0 LOB: 1 BB: 1 P: 9	R: 0 E: 0 K: 2 S: 7	H: 0 LOB: 0 BB: 0 P: 7	R: 0 E: 0 K: 1 S: 5	H: 0 LOB: 0 BB: 0 P: 5	R: 1 E: 0 K: 0 S: 4	H: 1 LOB: 1 BB: 1 P: 8	R: 2 E: 0 K: 0 S: 5	H: 2 LOB: 2 BB: 2 P: 13	R: 0 E: 0 K: 0 S: 4	H: 1 LOB: 2 BB: 1 P: 4	R: 0 E: 0 K: 0 S: 4	H: 1 LOB: 2 BB: 1 P: 8	R: 0 E: 0 K: 0 S: 4	H: 1 LOB: 1 BB: 0 P: 4	R: 0 E: 1 K: 0 S: 4	H: 0 LOB: 1 BB: 0 P: 4	R: 0 E: 1 K: 0 S: 4	H: 0 LOB: 1 BB: 0 P: 4	1B: 4 2B: 1 3B: 0 HR: 1	SF: 0 SAC: 0 DP: 1 HBP: 0	WP: 0 PB: 0 SB: 1 CS: 0	PA: 39
PITCHER Tracy Stallard, R ERA: 5.02 (1, 1)	IP: 9.0 WLS: W BF: 39 H: 6 R: 3 ER: 3 SO: 4 BB: 5 IBB: 0 HBP: 0 BLK: 0 WP: 0 HR: 1 S: 42 P: 62 ERA: 3.00 WHIP: 1.222															PITCHER								

Batter	1	2	3	4	5	6	7	8	9	AB	R	H	RBI	BB	SO	LOB	BOTTOM				
Jim Hickman, R OBP: 0.300, SLG: 0.389 (1, 5)										5	2	4	2	0	0	0	St. Louis Cardinals @ New York Mets Polo Grounds, New York, NY Wed Aug 07 1963, 3:33 AM EDT Att: 9,977 - Unknown AB 34 R 7 H 11 RBI 7 BB 3 SO 3 LOB 14				
Duke Carmel, L OBP: 0.356, SLG: 0.310 (1, 3)										3	1	0	0	2	0	1					
Ron Hunt, R OBP: 0.329, SLG: 0.366 (1, 4)										3	1	0	0	1	1	3					
Duke Snider, L OBP: 0.346, SLG: 0.442 (1, 9)										4	0	3	2	0	0	0					
Frank Thomas, R OBP: 0.323, SLG: 0.397 (1, 7)										4	0	2	1	0	1	3					
Joe Hicks, L OBP: 0.264, SLG: 0.410 (1, 8)										3	1	0	0	0	1	3					
Choo-Choo Coleman, L OBP: 0.286, SLG: 0.212 (1, 2)										4	1	1	0	0	0	1					
Al Moran, R OBP: 0.257, SLG: 0.217 (1, 6)										4	0	1	1	0	0	2					
Tracy Stallard, R OBP: 0.059, SLG: 0.059 (1, 1)										4	1	0	1	0	0	1					
Inning Stats	R: 0 E: 0 K: 1 S: 7	H: 2 LOB: 2 BB: 0 P: 7	R: 2 E: 1 K: 0 S: 5	H: 2 LOB: 2 BB: 1 P: 10	R: 0 E: 0 K: 1 S: 5	H: 1 LOB: 0 BB: 0 P: 5	R: 4 E: 0 K: 0 S: 7	H: 4 LOB: 2 BB: 2 P: 15	R: 0 E: 0 K: 0 S: 3	H: 0 LOB: 0 BB: 0 P: 3	R: 1 E: 0 K: 1 S: 6	H: 1 LOB: 0 BB: 0 P: 6	R: 0 E: 0 K: 0 S: 4	H: 1 LOB: 1 BB: 0 P: 4	R: 0 E: 0 K: 0 S: 3	H: 0 LOB: 0 BB: 0 P: 3		1B: 8 2B: 1 3B: 1 HR: 1	SF: 0 SAC: 0 DP: 1 HBP: 1	WP: 0 PB: 0 SB: 0 CS: 0	PA: 38
PITCHER Ernie Broglio, R ERA: 3.31 (1, 1)	IP: 3.2 WLS: L BF: 22 H: 8 R: 6 ER: 6 SO: 2 BB: 3 IBB: 0 HBP: 1 BLK: 0 WP: 0 HR: 0 S: 22 P: 35 ERA: 14.73 WHIP: 3.000															PITCHER					
Lew Burdette, R ERA: 3.91 (4, 1)	0.1 2 1 0 0 0 0 0 0 0 0 0 2 2 0.00 3.000																				
Barney Schultz, R ERA: 3.25 (5, 1)	2.0 7 1 1 1 1 0 0 0 0 0 1 9 9 4.50 0.500																				
Ken MacKenzie, L ERA: 4.83 (7, 1)	2.0 7 1 0 0 0 0 0 0 0 0 0 7 7 0.00 0.500																				

Batter	1	2	3	4	5	6	7	8	9	AB	R	H	RBI	BB	SO	LOB	TOP			
Curt Flood, R OBP: 0.336, SLG: 0.387 (1, 8)	F9	FC4-6			K		5-3		G3	5	0	0	0	0	1	3				
Dick Groat, R OBP: 0.401, SLG: 0.483 (1, 6)	3-1 BB		6-3		5-3				FC1-6 1B	3	0	1	0	1	0	0				
Bill White, L OBP: 0.364, SLG: 0.505 (1, 3)	3-1		4-3		G3				FC1-6 FC5-4	4	0	0	0	0	0	2				
Ken Boyer, R OBP: 0.355, SLG: 0.424 (1, 5)	BB		L8			K			FC5-4	3	0	0	0	1	1					
Charlie James, R OBP: 0.305, SLG: 0.446 (1, 7)	L7								F4	4	1	2	1	0	0	3				
George Altman, L OBP: 0.332, SLG: 0.398 (1, 9)		5-3		K					F6	4	0	0	0	0	1					
Julian Javier, R OBP: 0.312, SLG: 0.406 (1, 4)			6-3							3	1	1	0	1	0	1				
Tim McCarver, L OBP: 0.320, SLG: 0.364 (1, 2)		G3		E1					F7	4	0	0	0	0	0	2				
Ray Sadecki, L OBP: 0.184, SLG: 0.229 Sam Jones, R (7, 1)				F7						3	0	1	1	0	0	1				
Bobby Shantz, R OBP: 0.250, SLG: 0.143 Stan Musial, L (9, PH) Gary Kolb, L (9, PR)		FC4-6 1B								0	0	0	0	0	0	0				
Inning Stats	R: 0 E: 0 K: 0 S: 3	H: 0 LOB: 2 BB: 2 P: 11	R: 1 E: 0 K: 0 S: 5	H: 2 LOB: 1 BB: 0 P: 5	R: 0 E: 0 K: 0 S: 3	H: 0 LOB: 0 BB: 0 P: 3	R: 1 E: 1 K: 1 S: 7	H: 1 LOB: 1 BB: 0 P: 7	R: 0 E: 0 K: 1 S: 5	H: 0 LOB: 0 BB: 0 P: 5	R: 0 E: 0 K: 0 S: 3	H: 0 LOB: 0 BB: 0 P: 3	R: 0 E: 0 K: 0 S: 4	H: 1 LOB: 1 BB: 0 P: 4	R: 0 E: 0 K: 0 S: 3	H: 0 LOB: 2 BB: 2 P: 11	1B: 4 2B: 0 3B: 0 HR: 1	SF: 0 SAC: 0 DP: 0 HBP: 0	WP: 0 PB: 0 SB: 0 CS: 0	PA: 37
PITCHER Al Jackson, L ERA: 4.55 (1, 1)	IP: 9.0 WLS: W BF: 37 H: 5 R: 2 ER: 2 SO: 3 BB: 4 IBB: 0 HBP: 0 BLK: 0 WP: 0 HR: 1 S: 39 P: 55 ERA: 2.00 WHIP: 1.000															PITCHER				

St. Louis Cardinals @ New York Mets
Polo Grounds, New York, NY
Thu Aug 08 1963, 3:33 AM EDT
Att: 8,309 - Unknown

AB 33
R 2
H 5
RBI 2
BB 4
SO 3
LOB 14



Batter	1	2	3	4	5	6	7	8	9	AB	R	H	RBI	BB	SO	LOB	BOTTOM			
Joe Christopher, R OBP: 0.307, SLG: 0.284 Duke Snider, L (7, PH) OBP: 0.348, SLG: 0.442 (8, 9)	F9		K2-6-2 BB		5-3		FC6-4 BB			2	0	0	0	1	0	0				
Rod Kanehl, R OBP: 0.246, SLG: 0.242 Tim Harkness, L OBP: 0.292, SLG: 0.327 Joe Hicks, L OBP: 0.264, SLG: 0.410 (8, 8)	F9		K2-6-2		K		K			3	0	0	0	0	2	1				
Ron Hunt, R OBP: 0.328, SLG: 0.365 (1, 4)	F9				5-3		FC6-4			4	1	1	0	0	0	2				
Jim Hickman, R OBP: 0.297, SLG: 0.384 (1, 5)		F8		F3		6-3			1-3	4	0	0	0	0	0	1				
Frank Thomas, R OBP: 0.325, SLG: 0.397 (1, 7)		2B BB		1B 1B		K			3-1	3	1	1	0	1	1	0				
Duke Carmel, L OBP: 0.374, SLG: 0.373 (1, 3)	F9			1B FC4-2 1B					HR	4	1	3	2	0	0	1				
Al Moran, R OBP: 0.261, SLG: 0.227 (1, 6)				FC4-2 1B			F9		6-3	4	0	2	1	0	0	1				
Choo-Choo Coleman, L OBP: 0.287, SLG: 0.209 (1, 2)				FC4-2 1B			WP SH3-4 BB			2	0	0	0	1	1	4				
Al Jackson, L OBP: 0.196, SLG: 0.204 (1, 1)				4-3			SH3-4			2	0	0	0	0	0	2				
Inning Stats	R: 0 E: 0 K: 0 S: 3	H: 0 LOB: 0 BB: 0 P: 3	R: 0 E: 0 K: 1 S: 6	H: 1 LOB: 2 BB: 1 P: 10	R: 0 E: 0 K: 1 S: 4	H: 0 LOB: 1 BB: 1 P: 8	R: 2 E: 0 K: 0 S: 7	H: 4 LOB: 2 BB: 0 P: 7	R: 0 E: 0 K: 1 S: 5	H: 0 LOB: 0 BB: 0 P: 5	R: 0 E: 0 K: 1 S: 6	H: 1 LOB: 1 BB: 0 P: 6	R: 0 E: 0 K: 1 S: 5	H: 0 LOB: 2 BB: 2 P: 13	R: 1 E: 0 K: 0 S: 4	H: 1 LOB: 0 BB: 0 P: 4	1B: 5 2B: 2 3B: 0 HR: 1	SF: 0 SAC: 1 DP: 1 HBP: 0	WP: 1 PB: 0 SB: 0 CS: 0	PA: 34
PITCHER Ray Sadecki, L ERA: 4.67 Sam Jones, R Bobby Shantz, L ERA: 2.93 (7, 1)	IP: 6.1 WLS: L BF: 27 H: 6 R: 2 ER: 2 SO: 4 BB: 3 IBB: 0 HBP: 0 BLK: 0 WP: 0 HR: 0 S: 32 P: 44 ERA: 2.84 WHIP: 1.421															PITCHER				

St. Louis Cardinals @ New York Mets
Polo Grounds, New York, NY
Thu Aug 08 1963, 3:33 AM EDT
Att: 8,309 - Unknown

AB 29
R 3
H 7
RBI 3
BB 4
SO 5
LOB 14



Batter	1	2	3	4	5	6	7	8	9	AB	R	H	RBI	BB	SO	LOB	TOP					
Julian Javier, R OBP: 0.309, SLG: 0.402 (1,4)	0-0 6-3		0-0 4-3		0-3 K			0-0 F6		4	0	0	0	0	1	2						
Bill White, L OBP: 0.363, SLG: 0.510 (1,3)	0-0 3-1			0-0 HR	0-0 G3			0-3 K		4	1	1	1	0	1	1						
Ken Boyer, R OBP: 0.352, SLG: 0.420 (1,5)	0-0 6-3			0-0 6-3		0-0 5-3		0-3 K		4	0	0	0	0	1	0						
Charlie James, R OBP: 0.300, SLG: 0.439 (1,7)		0-3 K		0-0 5-3		0-0 4-3		0-0 F7		4	0	0	0	0	1	0						
Dick Groat, R OBP: 0.400, SLG: 0.481 (1,6)		0-0 F8		0-0 F8		0-0 1B		0-0 F3		4	0	1	0	0	0	0						
Curt Flood, R OBP: 0.335, SLG: 0.385 (1,8)		0-0 4-3			4-0 1B 3B BB	0-0 5-3		0-0 F7		3	1	0	0	1	0	1						
Tim McCarver, L OBP: 0.324, SLG: 0.365 (1,2)			0-3 K2-3		0-0 1-2 3B 1B	4-0 G6-4-3 BB				2	1	1	0	1	1	0						
Mike Shannon, R OBP: 0.286, SLG: 0.286 (1,9)			0-0 1B		0-3 K	0-0 G6-4-3 1-2				3	0	1	0	0	1	3						
Bob Gibson, R OBP: 0.283, SLG: 0.327 (1,1)			0-0 L9		0-0 1-1 2-H 3B	0-0 6-3				3	0	1	2	0	0	1						
Inning Stats	R: 0 E: 0 K: 0 S: 3	H: 0 LOB: 0 BB: 0 P: 3	R: 0 E: 0 K: 1 S: 5	H: 0 LOB: 0 BB: 0 P: 5	R: 0 E: 0 K: 1 S: 6	H: 1 LOB: 1 BB: 0 P: 6	R: 1 E: 0 K: 0 S: 4	H: 1 LOB: 0 BB: 0 P: 4	R: 2 E: 0 K: 2 S: 9	H: 2 LOB: 1 BB: 1 P: 13	R: 0 E: 0 K: 0 S: 4	H: 1 LOB: 1 BB: 0 P: 4	R: 0 E: 0 K: 0 S: 2	H: 0 LOB: 0 BB: 1 P: 6	R: 0 E: 0 K: 0 S: 7	H: 0 LOB: 0 BB: 0 P: 7	R: 0 E: 0 K: 0 S: 3	H: 0 LOB: 0 BB: 0 P: 3	1B: 3 2B: 0 3B: 1 HR: 1	SF: 0 SAC: 0 DP: 1 HBP: 0	WP: 0 PB: 0 SB: 0 CS: 0	PA: 33
PITCHER Bob Hendley, L ERA: 3.27 (1,1)	IP: 9.0 WLS: W BF: 33 H: 5 R: 3 ER: 3 SO: 6 BB: 2 IBB: 0 HBP: 0 BLK: 0 WP: 0 HR: 1 S: 43 P: 51 ERA: 3.00 WHIP: 0.778															PITCHER						

St. Louis Cardinals @ Milwaukee Braves
Milwaukee County Stadium, Milwaukee, WI
Fri Aug 09 1963, 8:05 PM EDT
Att: 12,976 - Unknown

AB 31
R 3
H 5
RBI 3
BB 2
SO 6
LOB 8





Batter	1	2	3	4	5	6	7	8	9	AB	R	H	RBI	BB	SO	LOB	BOTTOM			
Lee Maye, L OBP: 0.336, SLG: 0.444 (1,8)	4-0 S SH1-3 FC6-4 BB	0-0 FC3-2 1B		0-0 2B		0-0 4-3				3	1	2	1	1	0	0				
Frank Bolling, R OBP: 0.305, SLG: 0.317 (1,4)	0-0 SH1-3 1-2	0-0 FC3-2 1B		0-0 6-3		0-3 K2-3				3	0	0	0	0	1	3				
Hank Aaron, R OBP: 0.382, SLG: 0.576 (1,9)	4-0 FC6-4 2-3 BB	0-0 F8		0-0 L6		0-0 4-3				3	0	0	0	1	0	3				
Eddie Mathews, L OBP: 0.383, SLG: 0.430 (1,7)	0-0 FC6-4 1-2 3-H		4-0 HR BB	4-0 BB		0-0 G6-4-3 1B				2	1	1	1	2	0	1				
Joe Torre, R OBP: 0.356, SLG: 0.432 (1,3)	0-3 K		0-0 E5 HR	0-0 L7		0-0 G6-4-3 1-2				4	1	0	0	0	1	5				
Denis Menke, R OBP: 0.297, SLG: 0.382 (1,5)		0-0 2B	0-0 HR		0-0 5-3			0-3 K		4	2	2	3	0	1	0				
Roy McMillan, R OBP: 0.288, SLG: 0.323 (1,6)		1-0 2B FC6-2 HBP	1-0 CS HBP		0-3 K			0-0 F4		2	0	0	0	0	1	0				
Del Crandall, R OBP: 0.266, SLG: 0.281 (1,2)		0-0 FC6-2 1B 2B	0-0 6-3		0-0 6-3			0-0 F9		4	1	1	1	0	0	1				
Bob Hendley, R OBP: 0.146, SLG: 0.103 (1,1)		0-0 FC6-2 1B FC3-2	0-3 K		0-3 K					3	0	0	0	0	2	2				
Inning Stats	R: 1 E: 0 K: 1 S: 5	H: 0 LOB: 1 BB: 2 P: 13	R: 2 E: 0 K: 0 S: 6	H: 3 LOB: 2 BB: 0 P: 7	R: 3 E: 1 K: 1 S: 6	H: 1 LOB: 0 BB: 1 P: 11	R: 0 E: 0 K: 0 S: 4	H: 1 LOB: 2 BB: 1 P: 8	R: 0 E: 0 K: 1 S: 5	H: 0 LOB: 0 BB: 0 P: 5	R: 0 E: 0 K: 2 S: 7	H: 0 LOB: 0 BB: 0 P: 7	R: 0 E: 0 K: 0 S: 3	H: 1 LOB: 0 BB: 0 P: 3	R: 0 E: 0 K: 1 S: 5	H: 0 LOB: 0 BB: 0 P: 5	1B: 2 2B: 3 3B: 0 HR: 1	SF: 0 SAC: 1 DP: 1 HBP: 2	WP: 0 PB: 0 SB: 1 CS: 1	PA: 35
PITCHER Bob Gibson, R ERA: 3.94 (1,1)	IP: 8.0 WLS: L BF: 35 H: 6 R: 6 ER: 5 SO: 6 BB: 4 IBB: 0 HBP: 2 BLK: 0 WP: 0 HR: 1 S: 41 P: 59 ERA: 5.62 WHIP: 1.250															PITCHER				

St. Louis Cardinals @ Milwaukee Braves
Milwaukee County Stadium, Milwaukee, WI
Fri Aug 09 1963, 8:05 PM EDT
Att: 12,976 - Unknown

AB 28
R 6
H 6
RBI 6
BB 4
SO 6
LOB 15



Batter	1	2	3	4	5	6	7	8	9	AB	R	H	RBI	BB	SO	LOB	TOP									
Julian Javier, R OBP: 0.313, SLG: 0.403 (1, 4)	4-0 CS BB		0-0 G4-6-3 1B			0-0 F8		0-0 F8	0-0 1B	4	0	2	0	1	0	0	St. Louis Cardinals @ Milwaukee Braves Milwaukee County Stadium, Milwaukee, WI Sat Aug 10 1963, 4:33 AM EDT Att: 10,560 - Unknown 									
Dick Groat, R OBP: 0.404, SLG: 0.486 (1, 6)	0-0 E 2B		0-0 G4-6-3 1B			0-0 2B 1B		0-0 1B 1B	0-0 1B	5	2	4	1	0	0	2										
Bill White, L OBP: 0.362, SLG: 0.506 (1, 3)	0-0 CS 2H 1B			0-0 G3		0-0 F7		0-0 F8	0-0 K	5	0	1	1	0	1	4										
Charlie James, R OBP: 0.302, SLG: 0.442 Sam Jones, R (9, 1)	0-0 5-3			0-0 F9		0-0 2B		0-0 2B 1B	0-0 F7	5	1	2	0	0	0	3										
Ken Boyer, R OBP: 0.353, SLG: 0.421 (1, 5)		0-0 6-3		0-3 K		4-0 IBB		0-0 2B		3	0	1	2	1	1	0										
Curt Flood, R OBP: 0.333, SLG: 0.382 (1, 8)		0-0 1-3			0-3 K	0-0 F3		0-0 6-3		4	0	0	0	0	1	4										
George Altman, L OBP: 0.332, SLG: 0.399 Gary Kolb, L OBP: 0.450, SLG: 0.565 (9, 7)		0-3 K			1-6-3			0-0 5-3	0-0 4-3 1B 2B	4	1	1	0	0	1	0										
Tim McCarver, L OBP: 0.327, SLG: 0.379 (1, 2)			0-0 1B 1B		0-0 HR			0-0 L7	0-0 4-3	4	1	2	1	0	0	1										
Lew Burdette, R OBP: 0.137, SLG: 0.146 Jeff Long, R (7, PH) Ron Taylor, R OBP: 0.040, SLG: 0.040 Stan Musial, R OBP: 0.350, SLG: 0.416 Mike Shannon, R OBP: 0.286, SLG: 0.286 (9, 9)			0-0 F3		0-0 F8			0-0 6-3	0-0 1B 1B 1B	0	0	0	0	0	0	0										
Inning Stats	R: 1 E: 1 K: 0 S: 3	H: 2 LOB: 0 BB: 1 P: 7	R: 0 E: 0 K: 1 S: 5	H: 0 LOB: 0 BB: 0 P: 5	R: 0 E: 0 K: 0 S: 4	H: 2 LOB: 1 BB: 0 P: 4	R: 0 E: 0 K: 1 S: 5	H: 0 LOB: 0 BB: 0 P: 5	R: 1 E: 0 K: 1 S: 6	H: 1 LOB: 0 BB: 0 P: 6	R: 0 E: 0 K: 0 S: 5	H: 2 LOB: 3 BB: 1 P: 9	R: 0 E: 0 K: 0 S: 3	H: 0 LOB: 0 BB: 0 P: 3	R: 2 E: 0 K: 0 S: 6	H: 3 LOB: 1 BB: 0 P: 6		R: 2 E: 0 K: 1 S: 9	H: 4 LOB: 2 BB: 0 P: 9	1B: 9 2B: 4 3B: 0 HR: 1	SF: 0 SAC: 0 DP: 1 HBP: 0	WP: 0 PB: 0 SB: 0 CS: 2	PA: 40			
PITCHER	IP	WLS	BF	H	R	ER	SO	BB	IBB	HBP	BLK	WP	HR	S	P	ERA	WHIP									
Denny Lemaster, L ERA: 2.92 Bob Shaw, R ERA: 3.02 Ron Piche, R ERA: 4.31	(1, 1)	8.1	L	36	12	6	6	3	1	1	0	0	0	1	40	48	6.48	1.560								
	(9, 1)	0.0		2	2	0	0	0	0	0	0	0	0	2	2	∞	∞									
	(9, 1)	0.2		2	0	0	0	1	0	0	0	0	0	4	4	0.00	0.000									

Batter	1	2	3	4	5	6	7	8	9	AB	R	H	RBI	BB	SO	LOB	BOTTOM								
Lee Maye, L OBP: 0.340, SLG: 0.445 (1, 8)	4-0 1B SH3-4 2B BB		0-0 E S 1B			0-0 F8		0-0 6-3	0-0 G5-4-3 1B	4	2	2	0	1	0	0	St. Louis Cardinals @ Milwaukee Braves Milwaukee County Stadium, Milwaukee, WI Sat Aug 10 1963, 4:33 AM EDT Att: 10,560 - Unknown 								
Frank Bolling, R OBP: 0.305, SLG: 0.319 (1, 4)	0-0 SH3-4		0-0 1-3			0-0 4-3		0-0 3B 2B	0-0 G5-4-3	4	1	1	0	0	0	2									
Hank Aaron, R OBP: 0.384, SLG: 0.581 (1, 9)	0-0 2B 1B		0-0 E S 1B			0-3 K		0-0 2H 3B	0-0 F4	5	1	3	2	0	1	0									
Eddie Mathews, L OBP: 0.382, SLG: 0.427 (1, 7)	0-3 K		0-3 3H 1B			0-0 6-3		4-0 F9 IBB		3	0	0	0	1	2	3									
Joe Torre, R OBP: 0.355, SLG: 0.433 (1, 3)	0-0 1H 3H 2B		0-0 E FC6-4			0-0 F8		0-0 F9	0-0 F9	4	0	1	2	0	0	3									
Denis Menke, R OBP: 0.299, SLG: 0.382 (1, 5)	0-0 F9		0-0 FC6-4			0-0 1B		4-0 IBB		3	0	1	0	1	0	3									
Roy McMillan, R OBP: 0.269, SLG: 0.324 Lou Klimchock, L OBP: 0.195, SLG: 0.220 (9, 3)			0-0 F9			0-0 G4-3 1B		0-3 K	0-3 K	3	0	1	0	0	1	1									
Del Crandall, R OBP: 0.263, SLG: 0.277 Don Dillard, L OBP: 0.260, SLG: 0.357 Ty Cline, L OBP: 0.240, SLG: 0.204 (9, 8)			0-0 6-3			0-0 G4-3		0-3 K	0-3 K	3	0	0	0	0	1	1									
Denny Lemaster, R OBP: 0.179, SLG: 0.304 Bob Shaw, R OBP: 0.205, SLG: 0.114 Ron Piche, R OBP: 0.317, SLG: 0.438 (9, 2)			0-0 6-3			0-3 K		0-3 K	0-0 1B G5-4-3	3	0	0	0	0	2	0									
Inning Stats	R: 2 E: 0 K: 1 S: 7	H: 2 LOB: 1 BB: 1 P: 11	R: 0 E: 0 K: 0 S: 3	H: 0 LOB: 0 BB: 0 P: 3	R: 1 E: 1 K: 1 S: 8	H: 2 LOB: 2 BB: 0 P: 8	R: 0 E: 0 K: 1 S: 5	H: 1 LOB: 0 BB: 0 P: 5	R: 0 E: 0 K: 1 S: 6	H: 0 LOB: 0 BB: 0 P: 6	R: 0 E: 0 K: 2 S: 7	H: 0 LOB: 0 BB: 0 P: 7	R: 1 E: 0 K: 2 S: 9	H: 2 LOB: 2 BB: 2 P: 17	R: 1 E: 0 K: 0 S: 4	H: 2 LOB: 0 BB: 0 P: 4		1B: 7 2B: 2 3B: 1 HR: 0	SF: 0 SAC: 1 DP: 2 HBP: 0	WP: 0 PB: 0 SB: 2 CS: 0	PA: 39				
PITCHER	IP	WLS	BF	H	R	ER	SO	BB	IBB	HBP	BLK	WP	HR	S	P	ERA	WHIP								
Lew Burdette, R ERA: 3.93 Ron Taylor, R ERA: 3.08 Sam Jones, R ERA: 9.0	(1, 1)	6.0		25	6	3	3	5	1	0	0	0	0	16	24	4.50	1.167								
	(7, 1)	2.0	W	10	2	1	1	4	0	2	0	0	0	4	4	9.00	2.000								
	(9, 1)	1.0	S	4	2	1	1	0	0	0	0	0	0	4	4										

Batter	1	2	3	4	5	6	7	8	9	AB	R	H	RBI	BB	SO	LOB	TOP				
Julian Javier, R OBP: 0.310, SLG: 0.400 (1, 4)	K	FC5			6-3			F3		4	0	0	0	0	1	2	St. Louis Cardinals @ Milwaukee Braves Milwaukee County Stadium, Milwaukee, WI Sun Aug 11 1963, 4:33 AM EDT Att: 14,627 - Unknown livebaseballscorecards.com				
Dick Groat, R OBP: 0.403, SLG: 0.483 (1, 6)	1B BB		F8		5-3			5-3		3	0	0	0	1	0	0					
Bill White, L OBP: 0.361, SLG: 0.504 (1, 3)	1-2 1B		K		6-3			K		4	0	1	0	0	2	0					
Ken Boyer, R OBP: 0.350, SLG: 0.418 (1, 5)	K		F7			K			5-3	4	0	0	0	0	2	2					
Stan Musial, L OBP: 0.328, SLG: 0.411 Gary Kolb, L OBP: 0.457, SLG: 0.571 (6, 9)	K			F5		4-3			G6-3 1B	3	0	0	0	0	1	2					
George Altman, L OBP: 0.333, SLG: 0.397 (6, 7)		FC1-5 1B BB			1B E BB			K		2	1	0	0	2	1	1					
Curt Flood, R OBP: 0.335, SLG: 0.383 (1, 8)		FC5 FC1-5 1-2 1B		E1 1-H 1B				K		3	0	2	0	0	1	0					
Tim McCarver, L OBP: 0.323, SLG: 0.375 (1, 2)		FC1-5 1-2 2-3		K				F9		3	0	0	0	0	1	3					
Curt Simmons, L OBP: 0.158, SLG: 0.145 Barney Schultz, R (6, 1)		K			1-3			K		2	0	0	0	0	1	3					
Charlie James, R OBP: 0.301, SLG: 0.440 Sam Jones, R (7, 1)										0	0	0	0	0	0	0					
Ken MacKenzie, R (7, 1)										0	0	0	0	0	0	0					
Inning Stats	R: 0 E: 0 K: 3 S: 10	H: 1 LOB: 2 BB: 1 P: 14	R: 0 E: 0 K: 1 S: 6	H: 1 LOB: 2 BB: 1 P: 10	R: 0 E: 0 K: 1 S: 5	H: 0 LOB: 0 BB: 0 P: 5	R: 1 E: 1 K: 1 S: 6	H: 1 LOB: 1 BB: 1 P: 10	R: 0 E: 0 K: 0 S: 3	H: 0 LOB: 0 BB: 0 P: 3	R: 0 E: 0 K: 2 S: 7	H: 0 LOB: 0 BB: 0 P: 7	R: 0 E: 0 K: 1 S: 5	H: 0 LOB: 0 BB: 0 P: 5	R: 0 E: 0 K: 0 S: 3	H: 1 LOB: 0 BB: 0 P: 3		1B: 4 2B: 0 3B: 0 HR: 0	SF: 0 SAC: 0 DP: 1 HBP: 0	WP: 0 PB: 0 SB: 0 CS: 0	PA: 33
PITCHER Tony Cloninger, R ERA: 3.47 (1, 1)	IP: 9.0 WLS: W BF: 33 H: 4 R: 1 ER: 0 SO: 11 BB: 3 IBB: 0 HBP: 0 BLK: 0 WP: 0 HR: 0 S: 52 P: 64 ERA: 0.00 WHIP: 0.778															PITCHER					

Batter	1	2	3	4	5	6	7	8	9	AB	R	H	RBI	BB	SO	LOB	BOTTOM				
Lee Maye, L OBP: 0.341, SLG: 0.442 (8, 7)	1B		4-3			G3	S 1B BB	FC		4	1	1	0	1	0	1	St. Louis Cardinals @ Milwaukee Braves Milwaukee County Stadium, Milwaukee, WI Sun Aug 11 1963, 4:33 AM EDT Att: 14,627 - Unknown livebaseballscorecards.com				
Frank Bolling, R OBP: 0.305, SLG: 0.321 (1, 4)	F8		6-3			3-1 1B 2B	1B HR BB	6-3		4	2	1	1	1	0	2					
Hank Aaron, R OBP: 0.385, SLG: 0.578 (1, 9)	K			F9		3-1 1B BB	1-3 2-H HR 1B	6-3		4	2	1	1	1	1	2					
Eddie Mathews, L OBP: 0.383, SLG: 0.435 Ty Cline, L OBP: 0.240, SLG: 0.204 (8, 8)	F7			1B		3-1	HR			4	1	2	3	0	0	3					
Gene Oliver, R OBP: 0.320, SLG: 0.436 (1, 3)		4-3		F9		2-H 3-H E 1B	BB			3	1	1	2	1	0	1					
Denis Menke, R OBP: 0.301, SLG: 0.386 (1, 5)				F8		E7 2-H 1B	F7			4	0	2	1	0	0	2					
Roy McMillan, R OBP: 0.269, SLG: 0.322 (1, 6)		F9			L7	K2-3		E 1B		4	1	1	0	0	1	2					
Del Crandall, R OBP: 0.258, SLG: 0.272 (1, 2)		5-3			F3		F9	F4		4	0	0	0	0	0	2					
Tony Cloninger, R OBP: 0.107, SLG: 0.107 (1, 1)			1-6-3		1-3		6-3	E1 FC 6-3 1-H		4	1	0	0	0	0	0					
Inning Stats	R: 0 E: 0 K: 1 S: 6	H: 1 LOB: 0 BB: 0 P: 6	R: 0 E: 0 K: 0 S: 4	H: 1 LOB: 0 BB: 0 P: 4	R: 0 E: 0 K: 0 S: 3	H: 0 LOB: 0 BB: 0 P: 3	R: 0 E: 0 K: 0 S: 4	H: 1 LOB: 0 BB: 0 P: 4	R: 0 E: 0 K: 0 S: 3	H: 0 LOB: 0 BB: 0 P: 3	R: 3 E: 1 K: 1 S: 8	H: 3 LOB: 1 BB: 1 P: 12	R: 4 E: 0 K: 0 S: 5	H: 2 LOB: 1 BB: 3 P: 17	R: 2 E: 1 K: 0 S: 6	H: 1 LOB: 1 BB: 0 P: 6		1B: 6 2B: 2 3B: 0 HR: 1	SF: 0 SAC: 0 DP: 0 HBP: 0	WP: 0 PB: 0 SB: 1 CS: 0	PA: 39
PITCHER Curt Simmons, L ERA: 3.1 Barney Schultz, R ERA: 3.23 Sam Jones, R ERA: 21.6 Ken MacKenzie, L ERA: 4.87 (7, 1)	IP: 5.2 WLS: L BF: 24 H: 6 R: 3 ER: 3 SO: 3 BB: 1 IBB: 0 HBP: 0 BLK: 0 WP: 0 HR: 0 S: 25 P: 29 ERA: 4.76 WHIP: 1.235															PITCHER					

Batter	1	2	3	4	5	6	7	8	9	AB	R	H	RBI	BB	SO	LOB	TOP			
Ernie Fazio, R OBP: 0.284, SLG: 0.268 (1, 4)										5	1	2	0	0	3	2	Houston Colt 45's @ St. Louis Cardinals Sportsman's Park, St. Louis, MO Thu Aug 15 1963, 8:05 PM EDT Att: 10,111 - Unknown - 76 F			
Rusty Staub, L OBP: 0.307, SLG: 0.300 (1, 3)										3	2	0	0	1	1					
Jimmy Wynn, R OBP: 0.333, SLG: 0.391 (1, 7)										4	0	0	0	0	1	3				
John Bateman, R OBP: 0.244, SLG: 0.352 (1, 2)										3	1	2	3	1	0	0				
Carl Warwick, R OBP: 0.327, SLG: 0.344 (1, 9)										3	0	1	1	1	0	1				
Howie Goss, R OBP: 0.282, SLG: 0.343 (1, 8)										4	0	0	0	0	0	3				
Bob Aspromonte, R OBP: 0.245, SLG: 0.264 (1, 5)										4	0	1	0	0	0	0				
Bob Lillis, R OBP: 0.227, SLG: 0.227 (1, 6)										4	0	2	0	0	0	1				
Don Nottebart, R OBP: 0.170, SLG: 0.152 Hal Woodeshick, R OBP: 0.200, SLG: 0.158 (9, 1)										4	0	1	0	0	2	3				
Inning Stats	R: 3 E: 0 K: 1 S: 7	H: 2 LOB: 0 BB: 1 P: 11	R: 0 E: 0 K: 1 S: 6	H: 1 LOB: 1 BB: 0 P: 6	R: 0 E: 0 K: 1 S: 5	H: 0 LOB: 1 BB: 1 P: 9	R: 0 E: 0 K: 0 S: 4	H: 1 LOB: 0 BB: 0 P: 4	R: 1 E: 0 K: 0 S: 6	H: 3 LOB: 2 BB: 0 P: 6	R: 0 E: 0 K: 1 S: 5	H: 0 LOB: 0 BB: 0 P: 5	R: 0 E: 0 K: 0 S: 2	H: 0 LOB: 0 BB: 1 P: 6	R: 0 E: 0 K: 2 S: 8	H: 1 LOB: 1 BB: 0 P: 8	1B: 8 2B: 0 3B: 0 HR: 1	SF: 0 SAC: 0 DP: 0 HBP: 0	WP: 0 PB: 0 SB: 0 CS: 2	PA: 38
PITCHER	IP WLS BF H R ER SO BB IBB HBP BLK WP HR S P ERA WHIP																			
Ray Sadecki, L ERA: 4.76 (1, 1)	5.0 L 24 7 4 4 3 2 0 0 0 0 0 1 28 36 7.20 1.800																			
Ron Taylor, R ERA: 3.02 (6, 1)	2.0 6 1 0 0 2 0 0 0 0 0 0 0 10 10 0.00 0.500																			
Sam Jones, R ERA: 9.82 (8, 1)	2.0 7 1 0 0 2 1 0 0 0 0 0 0 10 14 0.00 1.000																			

Batter	1	2	3	4	5	6	7	8	9	AB	R	H	RBI	BB	SO	LOB	BOTTOM			
Curt Flood, R OBP: 0.331, SLG: 0.378 (1, 8)										4	0	0	0	0	0	5	Houston Colt 45's @ St. Louis Cardinals Sportsman's Park, St. Louis, MO Thu Aug 15 1963, 8:05 PM EDT Att: 10,111 - Unknown - 76 F			
Dick Groat, R OBP: 0.404, SLG: 0.483 (1, 6)										4	0	1	0	0	1	0				
Bill White, L OBP: 0.362, SLG: 0.506 (1, 3)										4	0	0	0	0	1	1				
Stan Musial, L OBP: 0.326, SLG: 0.407 Mike Shannon, R OBP: 0.296, SLG: 0.286 (9, 7)										4	0	0	0	0	0	0				
Ken Boyer, R OBP: 0.350, SLG: 0.424 (1, 5)										4	1	1	1	0	0	0				
George Altman, L OBP: 0.337, SLG: 0.397 (1, 9)										4	1	3	0	0	1	0				
Julian Javier, R OBP: 0.309, SLG: 0.399 Carl Sawatski, L OBP: 0.339, SLG: 0.429 (9, PH)										3	0	1	0	0	1	1				
Tim McCarver, L OBP: 0.329, SLG: 0.377 (1, 2)										4	0	1	0	0	0	3				
Ray Sadecki, L OBP: 0.180, SLG: 0.224 Gary Kolb, L OBP: 0.330, SLG: 0.529 (5, PH)										1	0	0	0	0	0	0				
Ron Taylor, R OBP: 0.040, SLG: 0.040 Charlie James, R OBP: 0.303, SLG: 0.437 Sam Jones, R (8, 1)										0	0	0	0	0	0	0				
Inning Stats	R: 0 E: 0 K: 0 S: 3	H: 0 LOB: 0 BB: 0 P: 3	R: 0 E: 0 K: 1 S: 5	H: 0 LOB: 0 BB: 0 P: 5	R: 0 E: 0 K: 1 S: 3	H: 0 LOB: 0 BB: 0 P: 3	R: 0 E: 0 K: 1 S: 5	H: 0 LOB: 0 BB: 0 P: 5	R: 1 E: 0 K: 1 S: 8	H: 3 LOB: 2 BB: 0 P: 8	R: 0 E: 0 K: 0 S: 3	H: 1 LOB: 0 BB: 0 P: 3	R: 0 E: 0 K: 0 S: 4	H: 1 LOB: 1 BB: 0 P: 4	R: 0 E: 0 K: 0 S: 3	H: 1 LOB: 1 BB: 0 P: 4	1B: 7 2B: 1 3B: 0 HR: 1	SF: 0 SAC: 0 DP: 1 HBP: 0	WP: 0 PB: 0 SB: 0 CS: 0	PA: 35
PITCHER	IP WLS BF H R ER SO BB IBB HBP BLK WP HR S P ERA WHIP																			
Don Nottebart, R ERA: 3.39 (1, 1)	8.1 W 33 8 2 2 4 0 0 0 0 0 0 0 41 41 2.16 0.960																			
Hal Woodeshick, L ERA: 1.53 (9, 1)	0.2 S 2 0 0 0 0 0 0 0 0 0 0 0 2 2 0.00 0.000																			



Batter	1	2	3	4	5	6	7	8	9	AB	R	H	RBI	BB	SO	LOB	TOP			
Harvey Kuenn, R OBP: 0.365, SLG: 0.418										4	0	2	0	0	0	0	San Francisco Giants @ St. Louis Cardinals Sportsman's Park, St. Louis, MO Fri Aug 16 1963, 8:05 PM EDT Att: 30,680 - Unknown - 83 F			
Jim Davenport, R OBP: 0.292, SLG: 0.344										4	0	1	0	0	0	2				
Willie McCovey, L OBP: 0.370, SLG: 0.587										4	0	2	0	0	0	0				
Willie Mays, R OBP: 0.361, SLG: 0.541										4	0	1	0	0	0	3				
Orlando Cepeda, R OBP: 0.348, SLG: 0.508										4	0	1	0	0	0	2				
Jim Ray Hart, R OBP: 0.360, SLG: 0.250										3	0	0	0	0	1	1				
Jack Sanford, R OBP: 0.241, SLG: 0.188										0	0	0	0	0	0	0				
Tom Haller, L OBP: 0.329, SLG: 0.411										4	0	1	0	0	0	2				
Ernie Bowman, R OBP: 0.208, SLG: 0.242										3	0	1	0	0	0	1				
Jim Duffalo, R OBP: 0.118, SLG: 0.118										0	0	0	0	0	0	0				
Bobby Bolin, R OBP: 0.192, SLG: 0.087										1	0	0	0	0	0	0				
Al Stanek, L										0	0	0	0	0	0	0				
Jack Fisher, R OBP: 0.200, SLG: 0.185										0	0	0	0	0	0	0				
Frank Linzy, R										2	0	0	0	0	1	1				
Inning Stats	R: 0 E: 0 K: 0 S: 4	H: 3 LOB: 1 BB: 0 P: 4	R: 0 E: 0 K: 1 S: 5	H: 0 LOB: 0 BB: 0 P: 5	R: 0 E: 0 K: 0 S: 3	H: 0 LOB: 0 BB: 0 P: 3	R: 0 E: 0 K: 0 S: 4	H: 1 LOB: 1 BB: 0 P: 4	R: 0 E: 0 K: 0 S: 3	H: 0 LOB: 0 BB: 0 P: 3	R: 0 E: 0 K: 0 S: 4	H: 1 LOB: 1 BB: 0 P: 4	R: 0 E: 0 K: 1 S: 7	H: 2 LOB: 2 BB: 0 P: 7	R: 0 E: 0 K: 0 S: 4	H: 1 LOB: 2 BB: 0 P: 5	1B: 9 2B: 0 3B: 0 HR: 0	SF: 0 SAC: 0 DP: 2 HBP: 1	WP: 0 PB: 0 SB: 0 CS: 0	PA: 34
PITCHER Curt Simmons, L ERA: 2.93	IP: 9.0 WLS: W BF: 34 H: 9 R: 0 ER: 0 SO: 2 BB: 0 IBB: 0 HBP: 1 BLK: 0 WP: 0 HR: 0 S: 37 P: 38 ERA: 0.00 WHIP: 1.000															PITCHER				

Batter	1	2	3	4	5	6	7	8	9	AB	R	H	RBI	BB	SO	LOB	BOTTOM													
Curt Flood, R OBP: 0.333, SLG: 0.377										4	1	1	0	2	1	3	San Francisco Giants @ St. Louis Cardinals Sportsman's Park, St. Louis, MO Fri Aug 16 1963, 8:05 PM EDT Att: 30,680 - Unknown - 83 F													
Dick Groat, R OBP: 0.404, SLG: 0.484										4	1	1	0	1	1	5														
Dal Maxvill, R OBP: 0.321, SLG: 0.208										0	1	0	0	1	0	0														
Bill White, L OBP: 0.364, SLG: 0.510										6	2	3	3	0	1	4														
Stan Musial, L OBP: 0.322, SLG: 0.401										4	0	0	0	0	0	5														
Gary Kolb, L OBP: 0.443, SLG: 0.536										1	1	1	1	1	0	0														
Ken Boyer, R OBP: 0.354, SLG: 0.432										6	4	4	2	0	0	2														
George Altman, L OBP: 0.343, SLG: 0.402										3	1	2	3	2	0	1														
Julian Javier, R OBP: 0.310, SLG: 0.399										5	1	2	0	0	2	3														
Tim McCarver, L OBP: 0.333, SLG: 0.383										4	1	2	2	1	0	3														
Curt Simmons, L OBP: 0.177, SLG: 0.167										5	0	2	2	0	3	3														
Inning Stats	R: 1 E: 0 K: 0 S: 3	H: 0 LOB: 0 BB: 1 P: 7	R: 2 E: 0 K: 1 S: 8	H: 3 LOB: 3 BB: 1 P: 12	R: 2 E: 1 K: 1 S: 8	H: 3 LOB: 1 BB: 0 P: 8	R: 1 E: 0 K: 1 S: 7	H: 2 LOB: 1 BB: 0 P: 7	R: 3 E: 0 K: 1 S: 9	H: 4 LOB: 3 BB: 2 P: 17	R: 0 E: 0 K: 1 S: 6	H: 1 LOB: 2 BB: 1 P: 10	R: 3 E: 0 K: 1 S: 7	H: 2 LOB: 1 BB: 2 P: 15	R: 2 E: 0 K: 2 S: 10	H: 3 LOB: 2 BB: 1 P: 14	1B: 12 2B: 5 3B: 1 HR: 0	SF: 0 SAC: 0 DP: 0 HBP: 0	WP: 1 PB: 0 SB: 2 CS: 0	PA: 50										
PITCHER Jim Duffalo, R ERA: 2.84	IP: 1.2 WLS: L BF: 10 H: 3 R: 2 ER: 2 SO: 1 BB: 2 IBB: 0 HBP: 0 BLK: 0 WP: 1 HR: 0 S: 10 P: 18 ERA: 9.00 WHIP: 2.500															PITCHER														
Bobby Bolin, R ERA: 3.05	2.0	11	5	3	2	2	0	0	0	0	1	0	15	15	9.00	2.500														
Al Stanek, L ERA: 4.82	0.1	3	1	2	2	0	1	0	0	0	0	0	2	6	54.00	6.000														
Jack Fisher, R ERA: 3.89	0.1	5	3	1	1	0	1	0	0	0	0	0	4	8	27.00	12.000														
Frank Linzy, R ERA: 12.71	3.2	21	6	5	5	5	4	0	0	0	0	0	27	43	12.27	2.727														



Batter	1	2	3	4	5	6	7	8	9	10	AB	R	H	RBI	BB	SO	LOB	TOP	
Harvey Kuenn, R OBP: 0.359, SLG: 0.411	5-3		E6	F9			F9	1-3		FC7-4	5	1	0	0	0	0	4	San Francisco Giants @ St. Louis Cardinals Sportsman's Park, St. Louis, MO Sat Aug 17 1963, 4:33 AM EDT Att: 28,306 - Unknown - 77 F	
Don Larsen, R OBP: 0.250, SLG: 0.250																			
Billy Hoelt, L OBP: 1.000, SLG: 1.000			3B																
Bobby Bolin, R OBP: 0.192, SLG: 0.087																			
Billy Pierce, L OBP: 0.179, SLG: 0.115																			
Chuck Hiller, L OBP: 0.254, SLG: 0.281	F9																		
Jose Pagan, R OBP: 0.268, SLG: 0.270			E		6-3				K	K	4	1	2	1	0	0			
Willie McCovey, L OBP: 0.365, SLG: 0.579																			
Willie Mays, R OBP: 0.363, SLG: 0.549																			
Ed Bailey, L OBP: 0.304, SLG: 0.492																			
Felipe Alou, R OBP: 0.322, SLG: 0.467																			
Tom Haller, L OBP: 0.333, SLG: 0.411																			
Orlando Cepeda, R OBP: 0.351, SLG: 0.508																			
Ernie Bowman, R OBP: 0.208, SLG: 0.240																			
Juan Marichal, R OBP: 0.155, SLG: 0.136																			
Jim Davenport, R OBP: 0.253, SLG: 0.343																			
Inning Stats	R: 0 E: 0 K: 0 S: 3	H: 0 LOB: 0 BB: 0 P: 3	R: 0 E: 0 K: 1 S: 5	H: 0 LOB: 2 BB: 2 P: 13	R: 2 E: 2 K: 1 S: 7	H: 1 LOB: 0 BB: 0 P: 7	R: 1 E: 0 K: 0 S: 6	H: 3 LOB: 2 BB: 0 P: 6	R: 0 E: 0 K: 1 S: 6	H: 0 LOB: 1 BB: 0 P: 6	R: 0 E: 0 K: 0 S: 3	H: 1 LOB: 1 BB: 0 P: 4	R: 2 E: 1 K: 1 S: 7	H: 3 LOB: 2 BB: 2 P: 15	R: 0 E: 0 K: 1 S: 5	H: 0 LOB: 1 BB: 1 P: 9	1B: 5 2B: 1 3B: 1 HR: 3	SF: 0 SAC: 0 DP: 0 HBP: 1	WP: 1 PA: 48
PITCHER	IP 7.0	WLS 33	H 9	R 5	ER 3	SO 3	BB 2	IBB 0	HBP 0	BLK 0	WP 0	HR 2	S 37	P 45	ERA 3.86	WHIP 1.571			
Ernie Broglio, R ERA: 3.27																			
Bobby Shantz, L ERA: 3.14																			
Lew Burdette, R ERA: 3.93																			
Barney Schultz, R ERA: 3.17																			

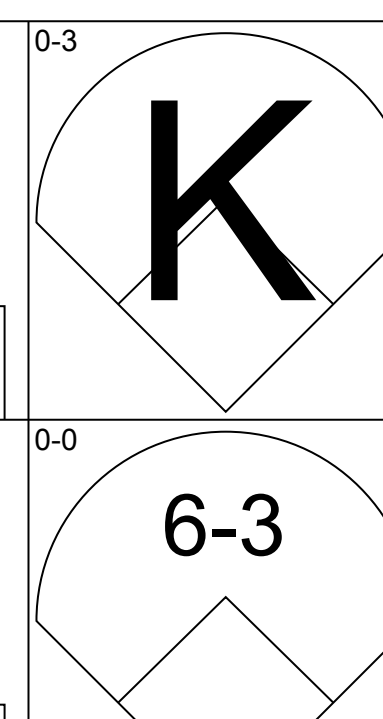
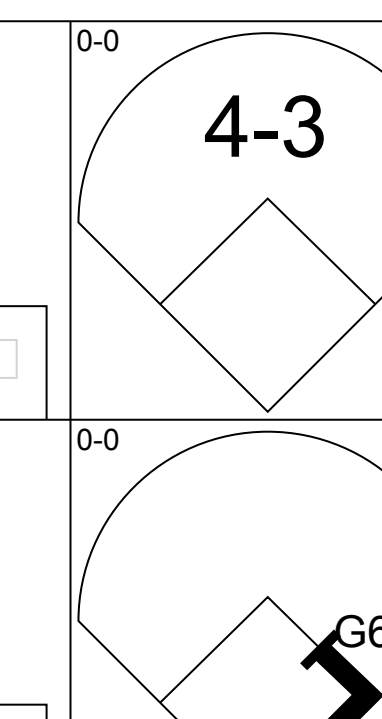
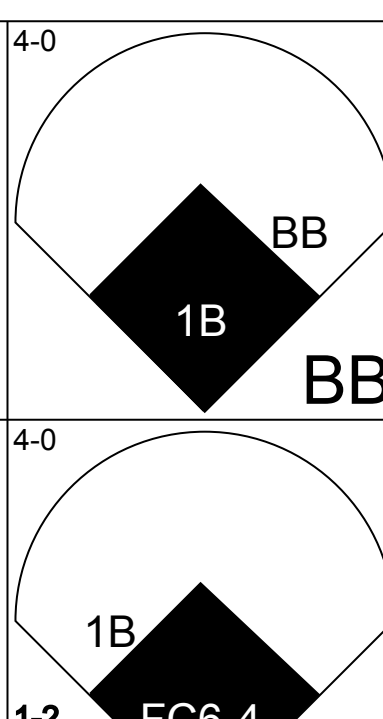
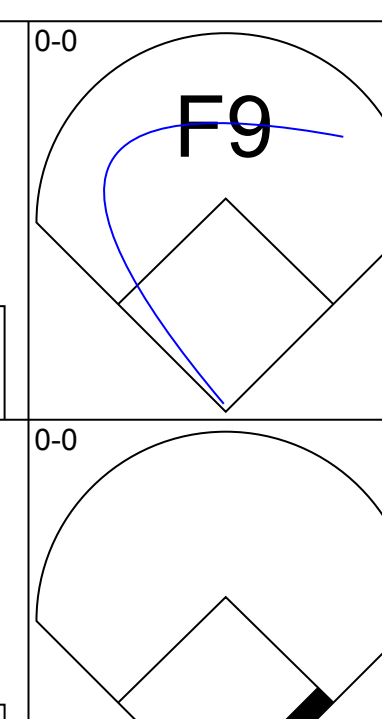
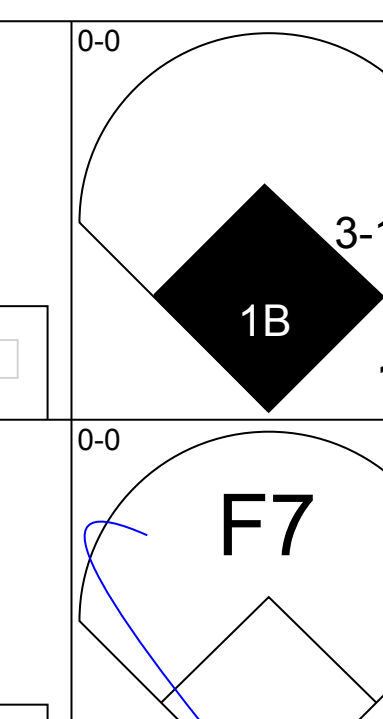
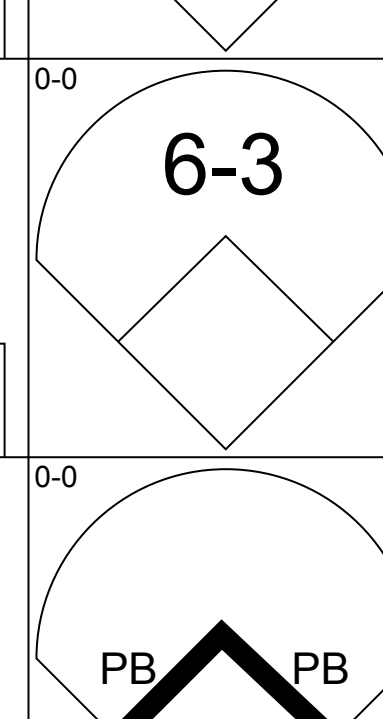
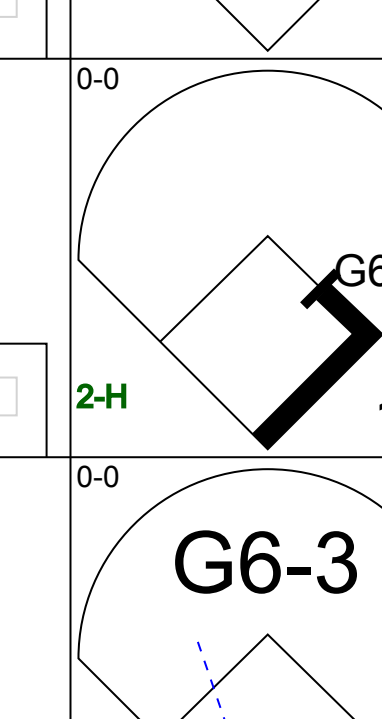
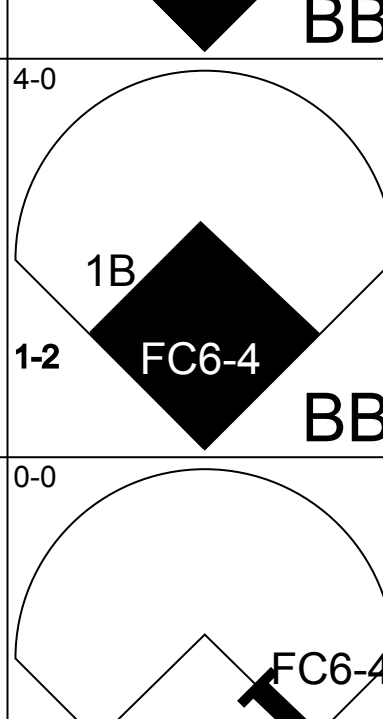
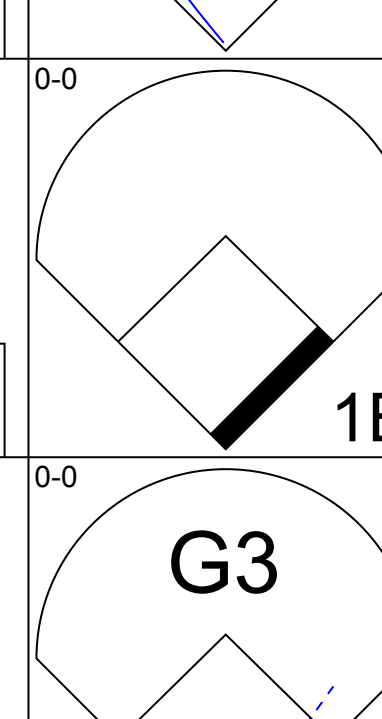
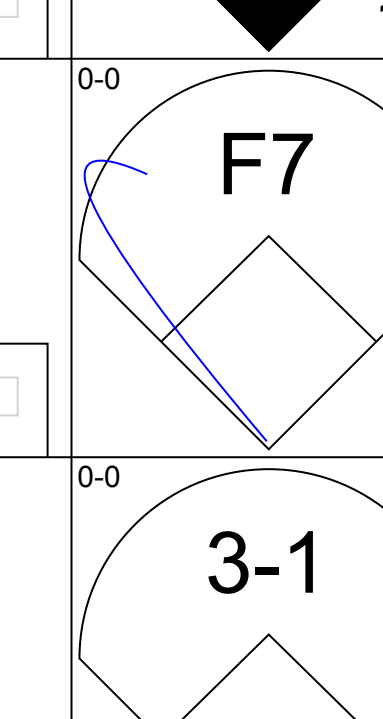
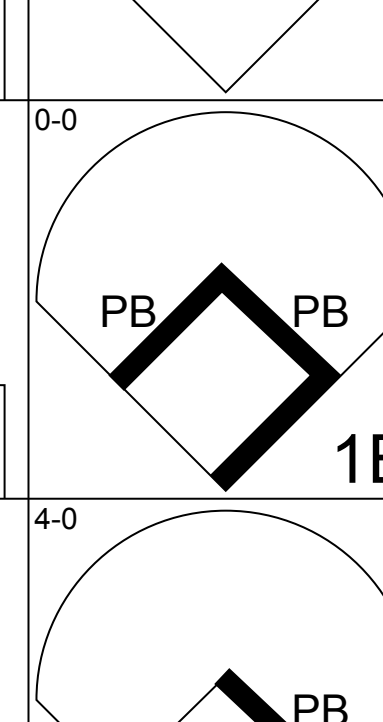
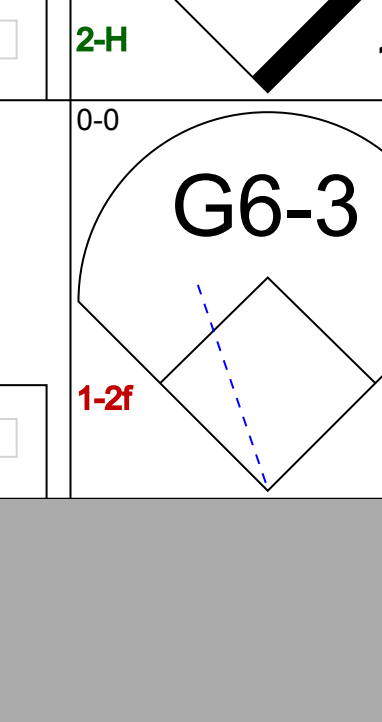
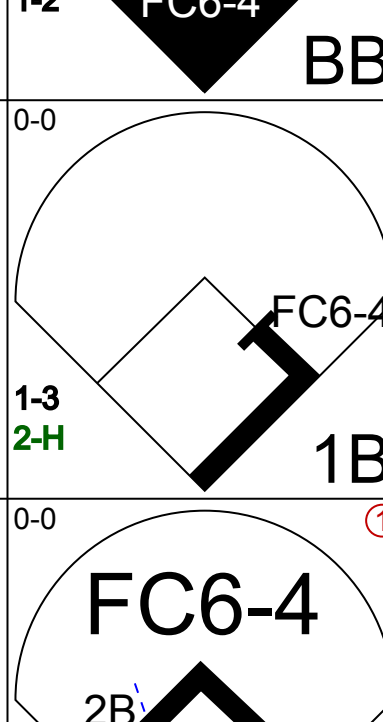
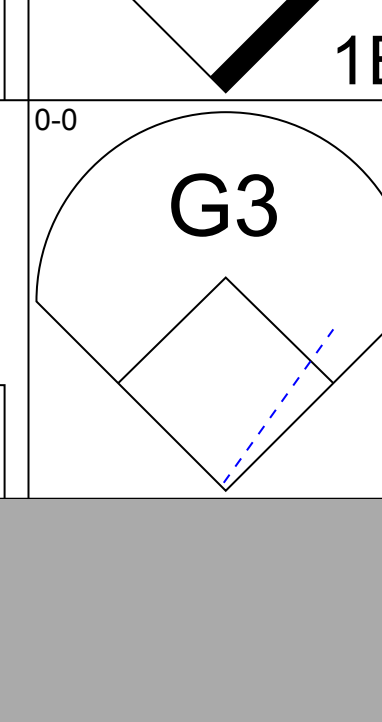
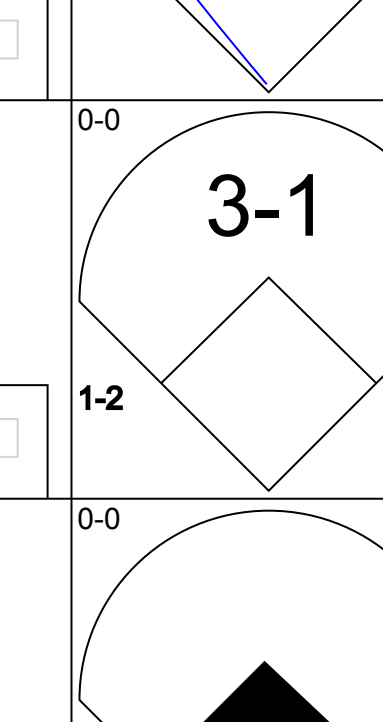
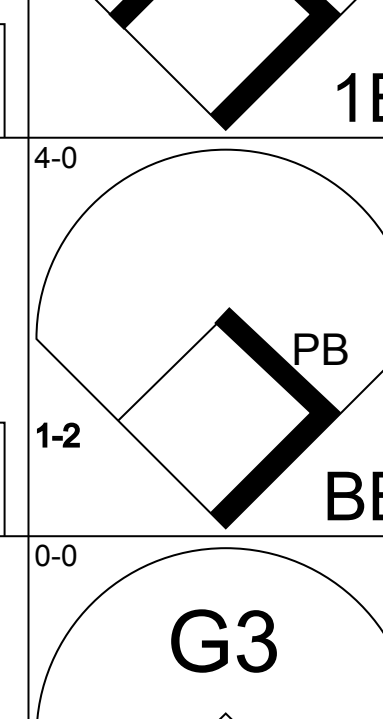
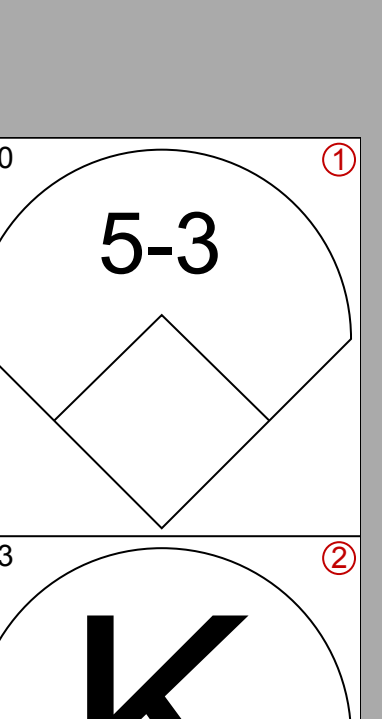
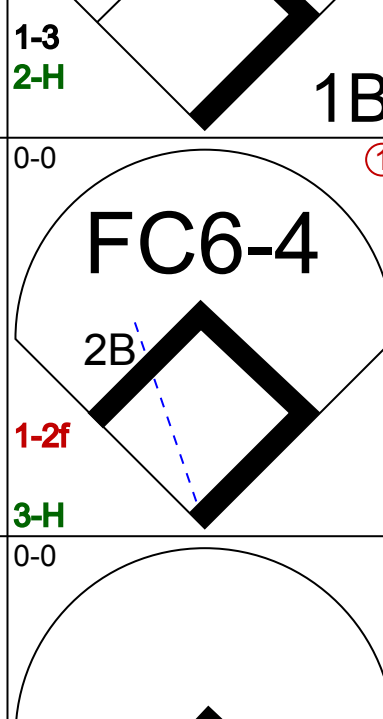
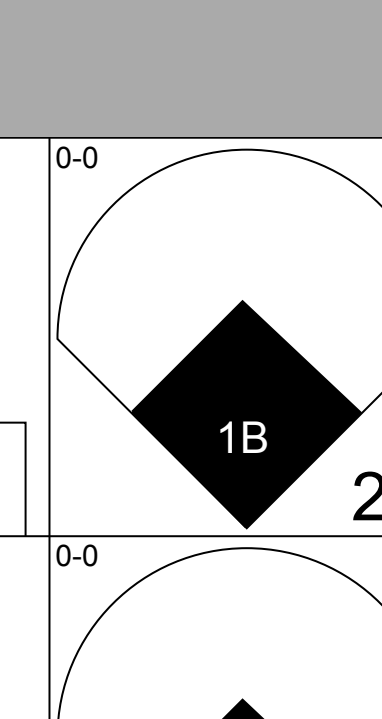
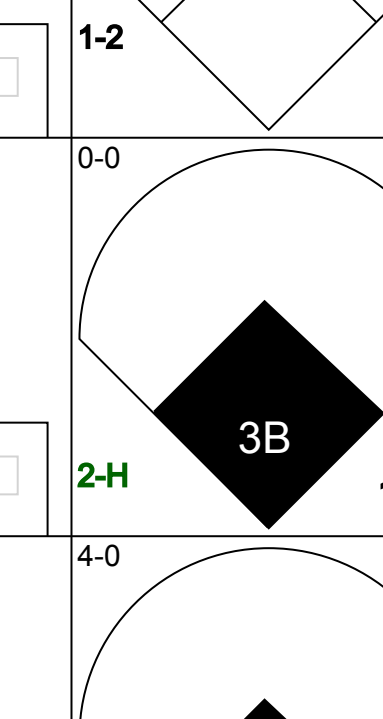
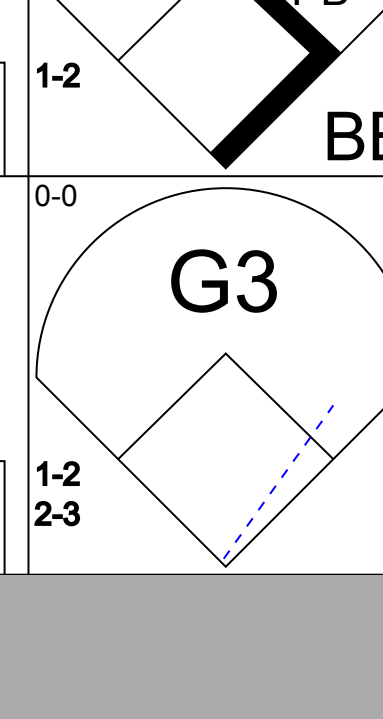
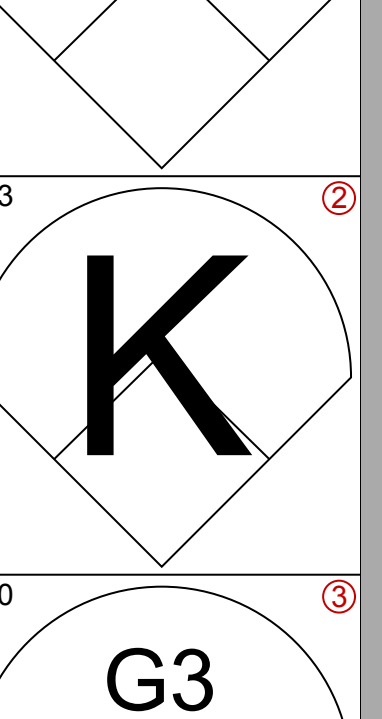
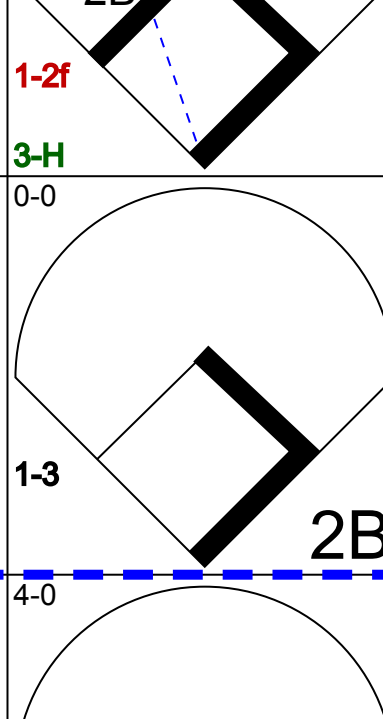
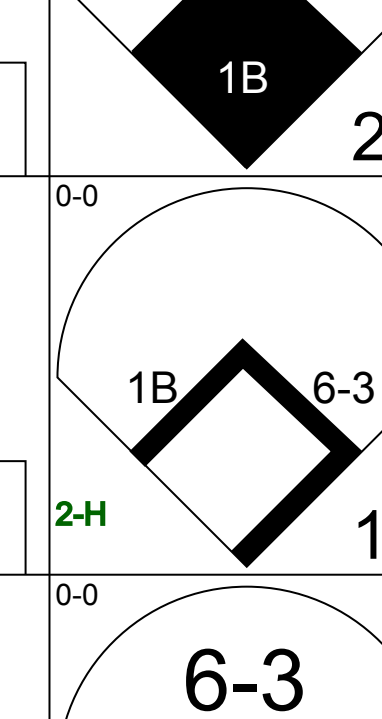
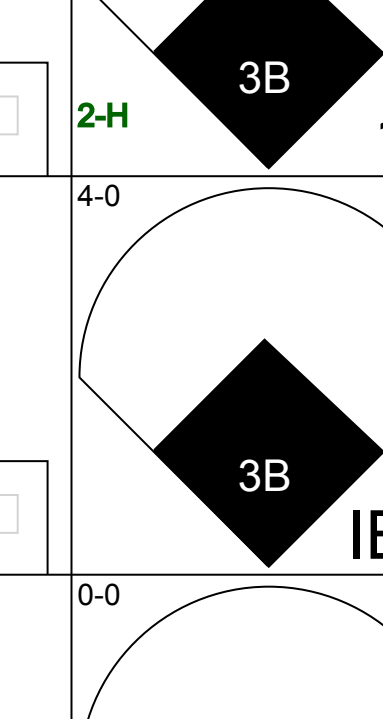
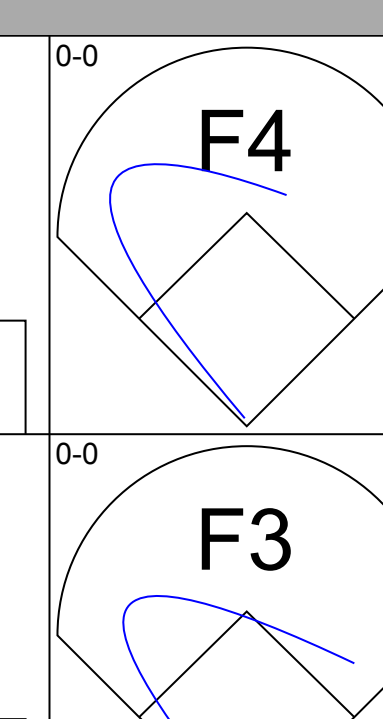
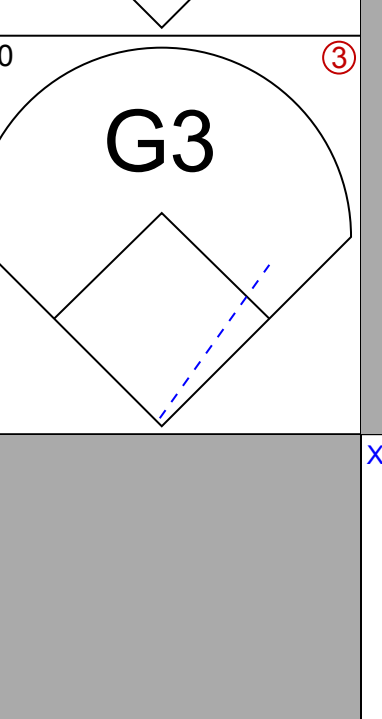
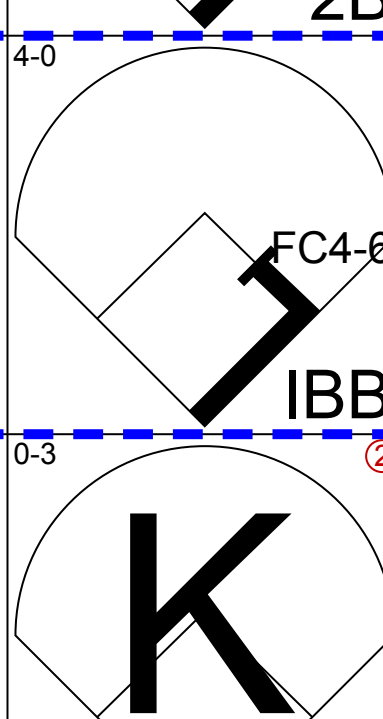
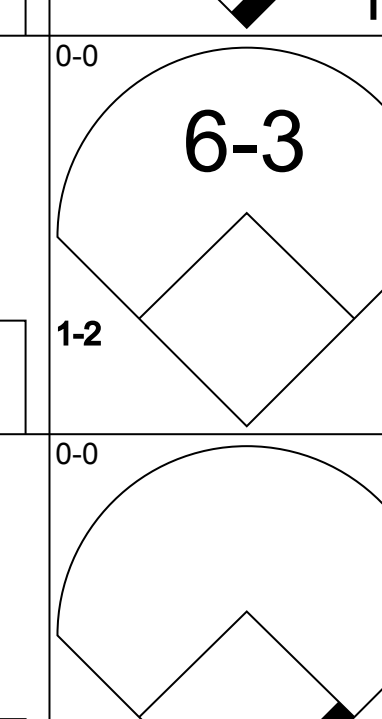
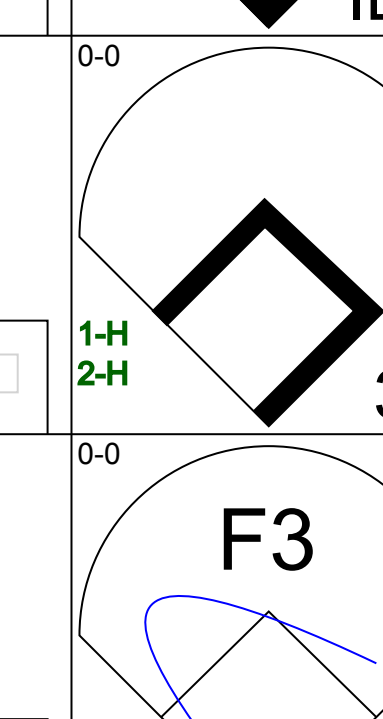
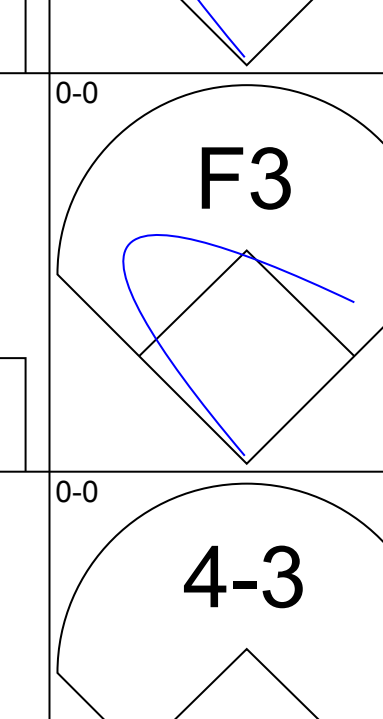
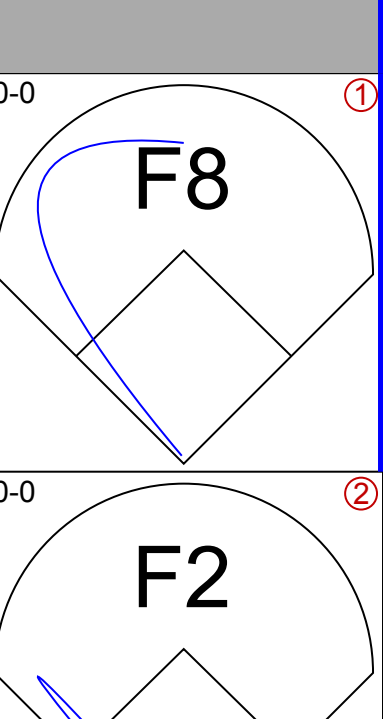
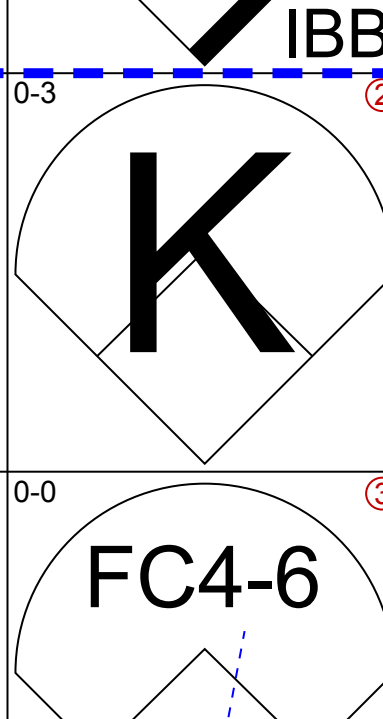
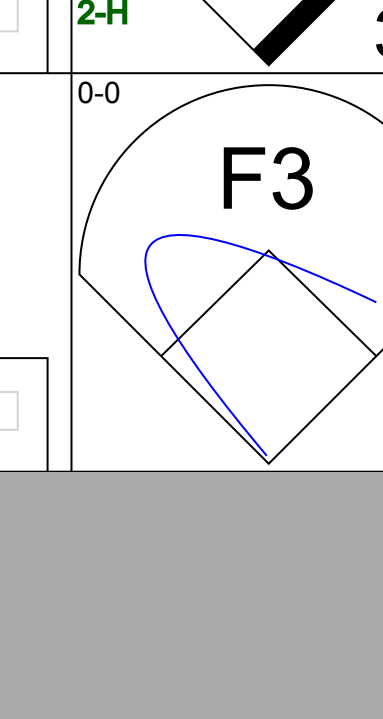
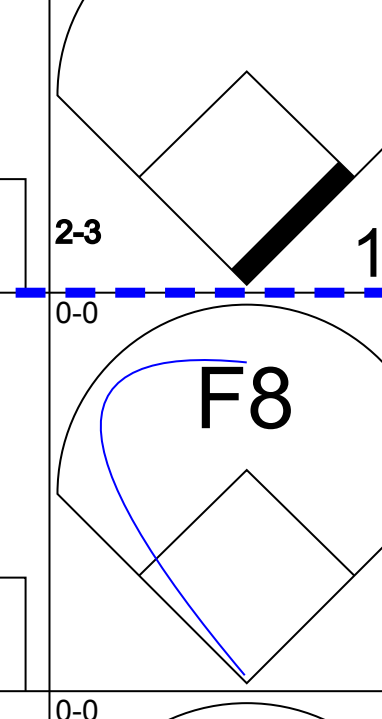
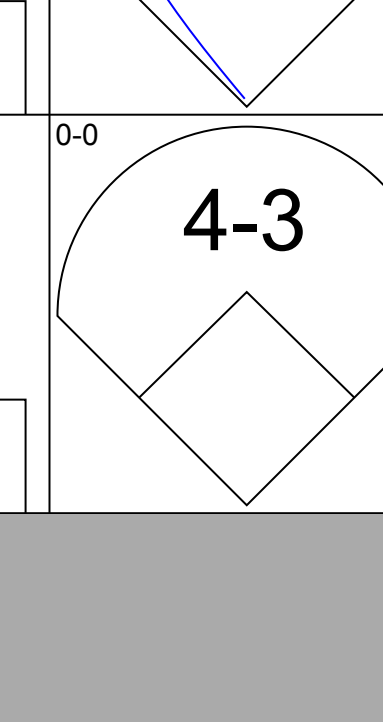
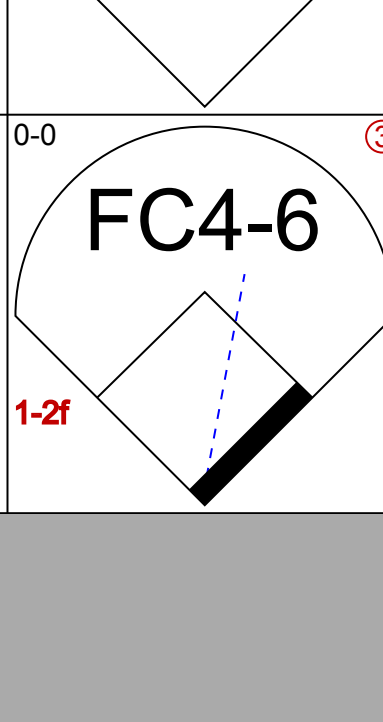
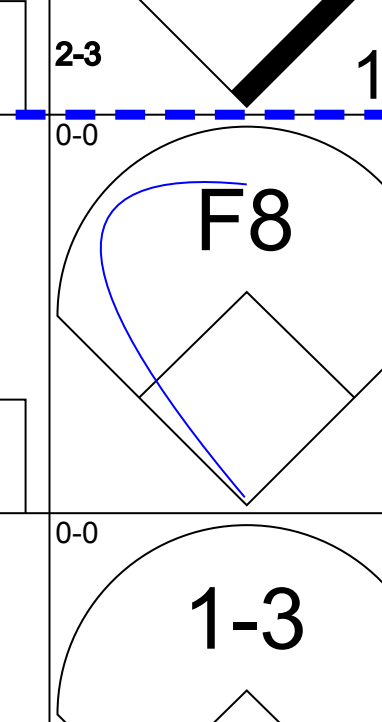
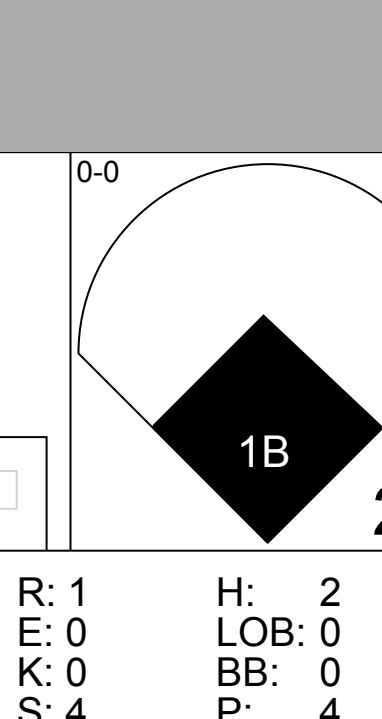
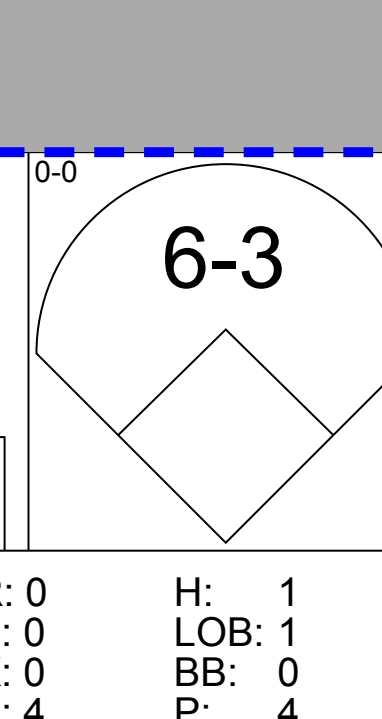
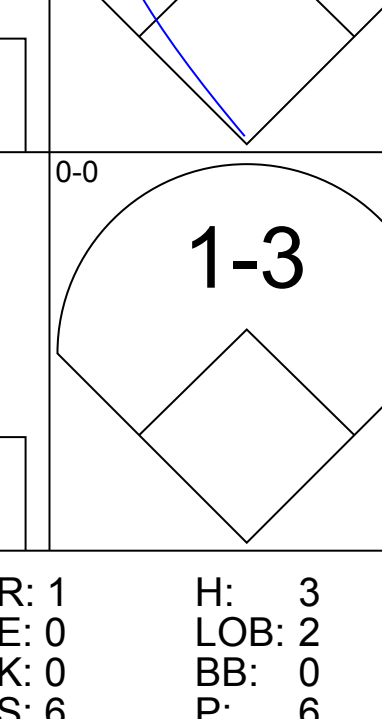
AB	42
R	7
H	10
RBI	6
BB	5
SO	6
LOB	20



Batter	1	2	3	4	5	6	7	8	9	10	AB	R	H	RBI	BB	SO	LOB	BOTTOM					
Curt Flood, R OBP: 0.333, SLG: 0.385	K	F8					E5				5	3	2	3	0	1	1	San Francisco Giants @ St. Louis Cardinals Sportsman's Park, St. Louis, MO Sat Aug 17 1963, 4:33 AM EDT Att: 28,306 - Unknown - 77 F					
Dick Groat, R OBP: 0.404, SLG: 0.483																							
Bill White, L OBP: 0.362, SLG: 0.513																							
Ken Boyer, R OBP: 0.356, SLG: 0.431																							
George Altman, L OBP: 0.339, SLG: 0.397																							
Charlie James, R OBP: 0.301, SLG: 0.433																							
Gary Kolb, L OBP: 0.443, SLG: 0.536																							
Julian Javier, R OBP: 0.312, SLG: 0.400																							
Tim McCarver, L OBP: 0.334, SLG: 0.387																							
Ernie Broglio, R OBP: 0.118, SLG: 0.123																							
Bobby Shantz, L ERA: 3.14																							
Lew Burdette, R ERA: 3.93																							
Carl Sawatski, L OBP: 0.308, SLG: 0.424																							
Barney Schultz, R ERA: 3.17																							
Stan Musial, L OBP: 0.334, SLG: 0.403																							
Inning Stats	R: 0 E: 1 K: 1 S: 7	H: 1 LOB: 2 BB: 0 P: 7	R: 1 E: 0 K: 0 S: 5	H: 2 LOB: 1 BB: 0 P: 5	R: 0 E: 0 K: 1 S: 5	H: 0 LOB: 1 BB: 1 P: 9	R: 3 E: 0 K: 1 S: 8	H: 3 LOB: 1 BB: 0 P: 9	R: 0 E: 0 K: 1 S: 5	H: 0 LOB: 0 BB: 0 P: 5	R: 0 E: 0 K: 0 S: 3	H: 0 LOB: 0 BB: 0 P: 3	R: 1 E: 2 K: 1 S: 7	H: 1 LOB: 1 BB: 0 P: 7	R: 0 E: 0 K: 0 S: 3	H: 0 LOB: 0 BB: 0 P: 3	R: 2 E: 0 K: 0 S: 5	H: 2 LOB: 1 BB: 1 P: 9	R: 1 E: 0 K: 0 S: 4	H: 2 LOB: 1 BB: 0 P: 4	1B: 7 2B: 2 3B: 0 HR: 2	SF: 0 SAC: 2 DP: 0 HBP: 1	WP: 1 PA: 45
PITCHER	IP 7.0	WLS 32	H 7	R 5	ER 4	SO 5	BB 1	IBB 0	HBP 1	BLK 1	WP 1	HR 1	S 40	P 45	ERA 5.14	WHIP 1.143							
Juan Marichal, R ERA: 2.23																							
Don Larsen, R ERA: 2.95																							
Billy Hoelt, L ERA: 4.35																							
Bobby Bolin, R ERA: 3.05																							
Billy Pierce, L ERA: 3.72																							

AB	40
R	8
H	11
RBI	8
BB	2
SO	5
LOB	16



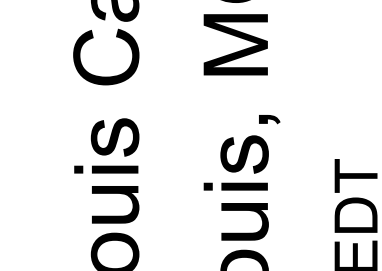
Batter	1	2	3	4	5	6	7	8	9	AB	R	H	RBI	BB	SO	LOB	TOP
Harvey Kuenn, R OBP: 0.360, SLG: 0.409 (1.5) (9.7)										4	2	1	0	1	1	1	San Francisco Giants @ St. Louis Cardinals Sportsman's Park, St. Louis, MO Mon Aug 19 1963, 4:33 AM EDT Att: 10,384 - Unknown
Chuck Hiller, L OBP: 0.255, SLG: 0.284 (1.4) (6.9)										4	1	2	1	1	0	1	
Willie McCovey, L OBP: 0.365, SLG: 0.577 (1.7) (9.3)										5	0	2	1	0	0	3	
Willie Mays, R OBP: 0.365, SLG: 0.551 (1.8) (9.8)										4	2	2	2	1	0	1	
Ed Bailey, L OBP: 0.368, SLG: 0.496 (1.2) (6.9)										4	1	2	1	1	1	2	
Tom Haller, L OBP: 0.331, SLG: 0.408 (6, PH) (6.9)										2	0	0	0	0	0	0	
Felipe Alou, R OBP: 0.324, SLG: 0.472 (6, PH) (6.9)										2	0	1	2	1	0	1	
Norm Larker, L OBP: 0.286, SLG: 0.226 (1.3) (6.3)										2	0	0	0	0	0	0	
Orlando Cepeda, R OBP: 0.351, SLG: 0.507 (6, PH) (6.3)										3	0	1	0	0	1	4	
Billy Hoelt, L OBP: 1.000, SLG: 1.000 (9.1) (9.1)										0	0	0	0	0	0	0	
Jack Fisher, R OBP: 0.200, SLG: 0.185 (9.1) (9.5)										0	0	0	0	0	0	0	
Ernie Bowman, R OBP: 0.200, SLG: 0.231 (1.6) (9.5)										4	0	0	0	0	0	5	
Jack Sanford, R OBP: 0.244, SLG: 0.208 (1.1) (7.1)										3	1	1	0	0	1	0	
Don Larsen, R OBP: 0.250, SLG: 0.250 (6, PH) (8.1)										0	0	0	0	0	0	0	
Jim Davenport, R OBP: 0.292, SLG: 0.343 (6, PH) (8.1)										1	0	0	0	0	0	2	
Bobby Bolin, R OBP: 0.192, SLG: 0.087 (9.6) (9.6)										0	0	0	0	0	0	0	
Jose Pagan, R OBP: 0.266, SLG: 0.270 (9.6) (9.6)										0	0	0	0	0	0	0	
Inning Stats	R: 0 E: 0 K: 1 S: 6	H: 1 LOB: 2 BB: 1 P: 10	R: 0 E: 0 K: 0 S: 3	H: 0 LOB: 0 BB: 0 P: 3	R: 1 E: 0 K: 0 S: 4	H: 2 LOB: 0 BB: 0 P: 4	R: 0 E: 0 K: 1 S: 5	H: 0 LOB: 0 BB: 0 P: 5	R: 0 E: 0 K: 1 S: 7	H: 1 LOB: 3 BB: 0 P: 4	R: 1 E: 0 K: 0 S: 6	H: 3 LOB: 2 BB: 0 P: 6	R: 3 E: 0 K: 0 S: 6	H: 3 LOB: 1 BB: 1 P: 10	1B: 8 2B: 3 3B: 1 HR: 0	SF: 0 SAC: 0 DP: 1 HBP: 0	WP: 0 PA: 43 PB: 2 SB: 0 CS: 0
PITCHER	IP WLS BF H R ER SO BB IBB HBP BLK WP HR S P ERA WHIP	IP WLS BF H R ER SO BB IBB HBP BLK WP HR S P ERA WHIP															
Bob Gibson, R ERA: 3.82 (1.1)	5.1	23	5	3	3	3	3	0	0	0	0	0	0	26	38	5.06	1.500
Bobby Shantz, L ERA: 3.14 (6.1)	0.0	1	0	0	0	0	0	1	0	0	0	0	0	0	4	∞	∞
Ron Taylor, R ERA: 3.0 (6.1)	0.2	2	0	0	0	1	0	0	0	0	0	0	0	4	4	0.00	0.000
Barney Schultz, R ERA: 3.25 (7.1)	1.1	8	4	1	1	0	0	0	0	0	0	0	0	8	8	6.75	3.000
Sam Jones, R ERA: 11.81 (8.1)	1.2	W 9	3	3	3	0	0	1	0	0	0	0	0	8	12	16.20	1.800

AB 38
R 7
H 12
RBI 7
BB 5
SO 4
LOB 20



WP: 0 PA: 43
PB: 2
SB: 0
CS: 0

AB 38
R 8
H 13
RBI 7
BB 5
SO 6
LOB 18



WP: 1 PA: 44
PB: 0
SB: 0
CS: 0

Batter	1	2	3	4	5	6	7	8	9	AB	R	H	RBI	BB	SO	LOB	TOP								
Curt Flood, R OBP: 0.335, SLG: 0.388	L9		G6-4-3 1B		4-3 2B		4-3			4	1	2	1	0	0	1	St. Louis Cardinals @ Los Angeles Dodgers Dodger Stadium, Los Angeles, CA Tue Aug 20 1963, 7:05 PM PDT Att: 50,122 - Unknown livebaseballscorecards.com								
Dick Groat, R OBP: 0.401, SLG: 0.478	4-3		G6-4-3 1-2f		4-3		4-3			4	0	0	0	0	0	3									
Bill White, L OBP: 0.363, SLG: 0.509	F8			FC4-6 BB	4-3			6-3		3	0	0	1	1	0	0									
Ken Boyer, R OBP: 0.356, SLG: 0.441		K2-3		FC4-6 FC5-4 1-2f	F3			K		4	0	0	0	0	2	1									
Charlie James, R OBP: 0.292, SLG: 0.420	6-3			FC5-4 BB 1-2f			K			4	1	0	0	0	2	1									
George Altman, L OBP: 0.341, SLG: 0.399	G3			4-2 1-2 2B			6-3			3	1	0	0	1	1	0									
Julian Javier, R OBP: 0.313, SLG: 0.406			0-1 E	0-0 1-2 2B			K			4	1	2	2	0	1	0									
Tim McCarver, L OBP: 0.344, SLG: 0.391			2-1 SH1-4 1B	4-2 1-2 BB			4-3 1B			2	1	2	1	2	0	0									
Lew Burdette, R OBP: 0.135, SLG: 0.143			0-1 SH1-4	0-2 1-3			K			1	0	0	0	0	0	2									
Ray Sadecki, L OBP: 0.180, SLG: 0.224										0	0	0	0	0	0	0									
Gary Kolb, L OBP: 0.438, SLG: 0.529										1	0	0	0	0	1	1									
Bobby Shantz, R OBP: 0.250, SLG: 0.143										0	0	0	0	0	0	0									
Stan Mustaj, L OBP: 0.325, SLG: 0.402										1	0	0	0	0	0	1									
Inning Stats	R: 0 E: 0 K: 0 S: 10	H: 0 LOB: 0 BB: 0 P: 15	R: 0 E: 0 K: 1 S: 10	H: 0 LOB: 0 BB: 0 P: 14	R: 2 E: 1 K: 0 S: 13	H: 3 LOB: 0 BB: 0 P: 15	R: 2 E: 0 K: 0 S: 17	H: 1 LOB: 2 BB: 0 P: 30	R: 1 E: 0 K: 2 S: 10	H: 1 LOB: 0 BB: 0 P: 18	R: 0 E: 0 K: 2 S: 12	H: 0 LOB: 0 BB: 0 P: 17	R: 0 E: 0 K: 1 S: 9	H: 1 LOB: 1 BB: 0 P: 16	R: 0 E: 0 K: 2 S: 7	H: 0 LOB: 0 BB: 0 P: 11	R: 0 E: 0 K: 1 S: 8	H: 0 LOB: 1 BB: 1 P: 15	1B: 3 2B: 2 3B: 1 HR: 0	SF: 0 SAC: 1 DP: 1 HBP: 0	WP: 0 PB: 0 SB: 0 CS: 0	PA: 36			
PITCHER	IP	WLS	BF	H	R	ER	SO	BB	IBB	HBP	BLK	WP	HR	S	P	ERA	WHIP								
Johanny Podres, L ERA: 3.22	(1, 1)	4.0	19	5	5	5	1	3	0	0	0	0	0	53	80	11.25	2.000								
Bob Miller, R ERA: 3.47	(5, 1)	5.0	W	17	1	0	0	6	1	0	0	0	0	43	71	0.00	0.400								

Batter	1	2	3	4	5	6	7	8	9	AB	R	H	RBI	BB	SO	LOB	BOTTOM								
Maury Wills, S OBP: 0.355, SLG: 0.349	K	F9		G3 1B	FC6-4 1-2f			5-3		5	1	1	0	0	1	3	St. Louis Cardinals @ Los Angeles Dodgers Dodger Stadium, Los Angeles, CA Tue Aug 20 1963, 7:05 PM PDT Att: 50,122 - Unknown livebaseballscorecards.com								
Jim Gilliam, S OBP: 0.355, SLG: 0.388	F7		F6	G3 1B			L7			4	1	1	1	0	0	0									
Wally Moon, L OBP: 0.357, SLG: 0.420	F7		G3	G3			F2			4	0	0	0	0	0	2									
Dick Tracewski, R OBP: 0.283, SLG: 0.253	F7									0	0	0	0	0	0	0									
Tommy Davis, R OBP: 0.364, SLG: 0.466		1B 1B	FC6 1B	1B IBB			L8			3	1	2	0	1	0	0									
Ron Fairly, L OBP: 0.351, SLG: 0.415	F5		FC6	1-3 2-H 3-H 1B			3-1			4	0	1	2	0	0	2									
Frank Howard, R OBP: 0.319, SLG: 0.505							L1			4	2	2	0	0	0	2									
Lee Walls, R OBP: 0.267, SLG: 0.362	1B 1B									0	0	0	0	0	0	0									
Willie Davis, L OBP: 0.284, SLG: 0.361							4-3			4	1	2	1	0	1	0									
John Roseboro, L OBP: 0.299, SLG: 0.350										3	0	1	1	0	1	0									
Johanny Podres, L OBP: 0.143, SLG: 0.245										2	1	0	0	0	1	3									
Bob Miller, R OBP: 0.083, SLG: 0.065	K			FC1-6 1B			K			2	0	0	0	0	1	1									
Inning Stats	R: 0 E: 0 K: 1 S: 9	H: 0 LOB: 0 BB: 0 P: 17	R: 2 E: 0 K: 1 S: 13	H: 4 LOB: 2 BB: 0 P: 20	R: 0 E: 0 K: 0 S: 10	H: 1 LOB: 1 BB: 0 P: 18	R: 5 E: 1 K: 0 S: 15	H: 5 LOB: 2 BB: 1 P: 33	R: 0 E: 0 K: 2 S: 8	H: 0 LOB: 1 BB: 0 P: 11	R: 0 E: 0 K: 0 S: 6	H: 0 LOB: 0 BB: 0 P: 12	R: 0 E: 0 K: 0 S: 6	H: 0 LOB: 0 BB: 0 P: 10	R: 0 E: 0 K: 1 S: 8	H: 0 LOB: 0 BB: 0 P: 9	1B: 10 2B: 0 3B: 0 HR: 0	SF: 0 SAC: 0 DP: 0 HBP: 1	WP: 0 PB: 0 SB: 2 CS: 0	PA: 37					
PITCHER	IP	WLS	BF	H	R	ER	SO	BB	IBB	HBP	BLK	WP	HR	S	P	ERA	WHIP								
Lew Burdette, R ERA: 4.07	(1, 1)	3.1	L	20	9	7	4	2	0	0	0	0	0	44	76	10.80	2.700								
Ray Sadecki, L ERA: 4.67	(4, 1)	2.2		11	1	0	0	2	0	1	1	0	0	17	35	0.00	0.375								
Bobby Shantz, L ERA: 3.05	(7, 1)	2.0		6	0	0	0	1	0	0	0	0	0	14	19	0.00	0.000								



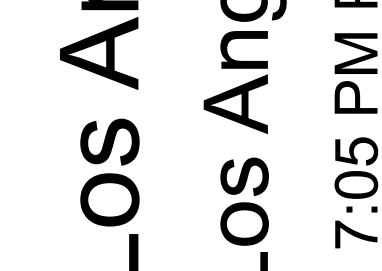
Batter	1	2	3	4	5	6	7	8	9	AB	R	H	RBI	BB	SO	LOB	TOP										
Curt Flood, R OBP: 0.337, SLG: 0.391	0-1 5-3	1-1 1B			0-1 1B 1-3		0-1 2B		1-1 FC1-6 1B	5	0	4	0	0	0	0	St. Louis Cardinals @ Los Angeles Dodgers Dodger Stadium, Los Angeles, CA Thu Aug 22 1963, 7:05 PM PDT Att: 48,569 - Unknown livebaseballscorecards.com										
Dick Groat, R OBP: 0.396, SLG: 0.470	1-2 1B	0-0 F9			1-0 1-3		1-2 4-3		0-0 FC1-6 1-3	4	1	0	0	0	0	5											
Bill White, L OBP: 0.361, SLG: 0.502	2-2 4-3 1B		1-0 4-3		1-0 2-3 1B		4-0 IBB		3-1 1-3	4	1	2	0	1	0	1											
Stan Musial, L OBP: 0.323, SLG: 0.395 Gary Kolb, L OBP: 0.433, SLG: 0.521	0-0 4-3		4-1 FC4-6 BB		0-0 F4		1-1 G1-2-3		3-3 K	3	0	0	1	1	0	6											
Ken Boyer, R OBP: 0.359, SLG: 0.444	0-2 E 1B		0-2 FC4-6 PO		2-0 1B 2B				2-3 K	4	1	2	1	0	1	1											
George Altman, L OBP: 0.341, SLG: 0.399	1 SAFE 4-2 FC6-4 BB		1 SAFE 0-0 PO	1-2 F7		1-1 F6		2-2 4-3		3	0	0	0	1	0	1											
Julian Javier, R OBP: 0.312, SLG: 0.403	1-1 FC6-4		0-0 4-3		0-0 CS 1B				0-0 1B	4	0	2	1	0	0	2											
Tim McCarver, L OBP: 0.342, SLG: 0.385		0-0 4-3		2-3 K		1-1 F8		0-0 1-3 1B		4	0	1	0	0	1	1											
Ernie Broglio, R OBP: 0.125, SLG: 0.130 Ray Sadecki, L OBP: 0.180, SLG: 0.224 Sam Jones, R OBP: 0.180, SLG: 0.224	0-1 F9		0-2 6-3		0-2 6-3				2-2 4-3	4	0	1	0	0	0	2											
Inning Stats	R: 2 E: 1 K: 0 S: 17	H: 2 LOB: 2 BB: 1 P: 25	R: 0 E: 0 K: 0 S: 6	H: 1 LOB: 1 BB: 0 P: 7	R: 0 E: 0 K: 0 S: 5	H: 0 LOB: 0 BB: 1 P: 10	R: 0 E: 0 K: 1 S: 7	H: 0 LOB: 0 BB: 0 P: 10	R: 0 E: 0 K: 0 S: 9	H: 2 LOB: 2 BB: 0 P: 10	R: 1 E: 0 K: 0 S: 6	H: 2 LOB: 0 BB: 0 P: 10	R: 0 E: 0 K: 0 S: 10	H: 2 LOB: 2 BB: 1 P: 16	R: 0 E: 0 K: 1 S: 16	H: 2 LOB: 2 BB: 0 P: 22		R: 0 E: 0 K: 1 S: 8	H: 1 LOB: 1 BB: 0 P: 15	1B: 10 2B: 2 3B: 0 HR: 0	SF: 0 SAC: 0 DP: 1 HBP: 1	WP: 0 PB: 0 SB: 0 CS: 1	PA: 41				
PITCHER	IP	WLS	BF	H	R	ER	SO	BB	IBB	HBP	BLK	WP	HR	S	P	ERA	WHIP										
Don Drysdale, R ERA: 2.77	(1, 1)	7.0	L 31	9	3	3	1	2	1	1	0	0	0	60	88	3.86	1.571										
Bob Miller, R ERA: 3.42	(8, 1)	2.0	9	3	0	0	2	0	0	0	0	0	0	24	37	0.00	1.500										

Batter	1	2	3	4	5	6	7	8	9	AB	R	H	RBI	BB	SO	LOB	BOTTOM										
Maury Wills, S OBP: 0.349, SLG: 0.341	4-2 BLK BB		0-1 FC1-6 1B	0-0 1-3			1-2 F7			3	1	0	0	1	0	2	St. Louis Cardinals @ Los Angeles Dodgers Dodger Stadium, Los Angeles, CA Thu Aug 22 1963, 7:05 PM PDT Att: 48,569 - Unknown livebaseballscorecards.com										
Jim Gilliam, S OBP: 0.356, SLG: 0.390	3-2 F6		1-2 1B	2-2 F3			1-1 6-3			4	1	1	0	0	0	1											
Wally Moon, L OBP: 0.358, SLG: 0.417	0-1 F4		0-1 1B	0-0 F5			4-2 1B CS BB			3	0	1	1	1	0	1											
Tommy Davis, R OBP: 0.366, SLG: 0.464	0-0 6-3		0-2 1B	0-1 5-3			0-1 CS 1B			4	0	2	1	0	0	1											
Ron Fairly, L OBP: 0.350, SLG: 0.412		1-0 L8	4-1 1-2 BB	1-2 BB		1-2 F7		1-3 K		3	0	0	0	1	1	2											
Frank Howard, R OBP: 0.320, SLG: 0.503		0-0 F7	0-0 F3			3-2 5-3		0-1 G3 SH1-4 1B		4	0	1	0	0	0	3											
Willie Davis, L OBP: 0.262, SLG: 0.355 Ken McMullen, R OBP: 0.267, SLG: 0.335	1-1 F6		3-3 K			1-0 F8		0-0 SH1-4		3	0	0	0	0	1	0											
John Roseboro, L OBP: 0.299, SLG: 0.349			4-2 FC1-6 SH3-4 BB	0-0 6-3 2B		1-0 F2		2-2 G3		3	0	1	0	1	0	1											
Don Drysdale, R OBP: 0.239, SLG: 0.195 Lee Walls, R OBP: 0.265, SLG: 0.328 Bob Miller, R OBP: 0.083, SLG: 0.065 Bill Skowron, R OBP: 0.261, SLG: 0.295	1-1 F6		1-2 SH3-4	0-1 6-3		0-0 F9		3-3 K		1	0	0	0	0	0	1											
Inning Stats	R: 0 E: 0 K: 0 S: 10	H: 0 LOB: 1 BB: 1 P: 17	R: 0 E: 0 K: 0 S: 4	H: 0 LOB: 0 BB: 0 P: 6	R: 2 E: 0 K: 0 S: 16	H: 3 LOB: 3 BB: 2 P: 26	R: 0 E: 0 K: 1 S: 8	H: 1 LOB: 1 BB: 0 P: 11	R: 0 E: 0 K: 0 S: 7	H: 0 LOB: 0 BB: 0 P: 9	R: 0 E: 0 K: 0 S: 5	H: 0 LOB: 0 BB: 0 P: 12	R: 0 E: 0 K: 0 S: 10	H: 1 LOB: 1 BB: 1 P: 16	R: 0 E: 0 K: 1 S: 9	H: 1 LOB: 1 BB: 0 P: 14		1B: 5 2B: 1 3B: 0 HR: 0	SF: 0 SAC: 2 DP: 0 HBP: 0	WP: 0 PB: 0 SB: 0 CS: 2	PA: 36						
PITCHER	IP	WLS	BF	H	R	ER	SO	BB	IBB	HBP	BLK	WP	HR	S	P	ERA	WHIP										
Ernie Broglio, R ERA: 3.23	(1, 1)	7.1	W 31	5	2	2	1	4	0	0	1	0	0	64	100	2.46	1.227										
Ray Sadecki, L ERA: 4.63	(8, 1)	1.1	4	1	0	0	1	0	0	0	0	0	0	9	12	0.00	0.750										
Sam Jones, R ERA: 11.12	(9, 1)	0.1	S 1	0	0	0	1	0	0	0	0	0	0	3	6	0.00	0.000										

AB 36
R 3
H 12
RBI 3
BB 3
SO 3
LOB 20



AB 30
R 2
H 6
RBI 2
BB 4
SO 3
LOB 13



Batter	1	2	3	4	5	6	7	8	9	AB	R	H	RBI	BB	SO	LOB	TOP				
Curt Flood, R OBP: 0.336, SLG: 0.389 (1, 8)										3	1	0	0	1	0	0					
Dick Groat, R OBP: 0.394, SLG: 0.466 (1, 6)										4	0	0	0	0	1	1					
Dal Maxwell, R OBP: 0.321, SLG: 0.208 (8, 6)										0	0	0	0	0	0	0					
Bill White, L OBP: 0.366, SLG: 0.508 (1, 3)										4	1	4	0	0	0	0					
Ken Boyer, R OBP: 0.359, SLG: 0.441 (1, 5)										3	1	0	0	1	0	3					
Charlie James, R OBP: 0.292, SLG: 0.422 (1, 7)										4	0	1	0	0	0	3					
George Altman, L OBP: 0.340, SLG: 0.400 (1, 9)										4	1	1	2	0	0	1					
Gary Kolb, L OBP: 0.433, SLG: 0.521 (9, 9)										0	0	0	0	0	0	0					
Julian Javier, R OBP: 0.313, SLG: 0.403 (1, 4)										4	0	2	1	0	0	0					
Tim McCarver, L OBP: 0.338, SLG: 0.379 (1, 2)										4	0	0	0	0	0	2					
Bob Gibson, R OBP: 0.250, SLG: 0.286 (1, 1)										3	0	0	0	0	0	0					
Inning Stats	R: 4 E: 0 K: 1 S: 8	H: 3 LOB: 1 BB: 2 P: 16	R: 0 E: 0 K: 0 S: 3	H: 0 LOB: 0 BB: 0 P: 3	R: 0 E: 0 K: 0 S: 4	H: 2 LOB: 1 BB: 0 P: 4	R: 0 E: 0 K: 0 S: 3	H: 0 LOB: 0 BB: 0 P: 3	R: 0 E: 0 K: 0 S: 4	H: 1 LOB: 1 BB: 0 P: 4	R: 0 E: 0 K: 0 S: 3	H: 0 LOB: 0 BB: 0 P: 3	R: 0 E: 0 K: 0 S: 4	H: 1 LOB: 1 BB: 0 P: 4	R: 0 E: 0 K: 0 S: 3	H: 1 LOB: 0 BB: 0 P: 3	1B: 5 2B: 2 3B: 1 HR: 0	SF: 0 SAC: 0 DP: 2 HBP: 0	WP: 0 PB: 0 SB: 4 CS: 0	PA: 35	
PITCHER	IP	WLS	BF	H	R	ER	SO	BB	IBB	HBP	BLK	WP	HR	S	P	ERA	WHIP				
Turk Farrell, R ERA: 2.83 (1, 1)	8.0	L	32	7	4	4	1	2	0	0	0	0	0	32	40	4.50	1.125				
Jim Umbricht, R ERA: 2.95 (9, 1)	1.0		3	1	0	0	0	0	0	0	0	0	0	3	3	0.00	1.000				

St. Louis Cardinals @ Houston Colt 45's
Colt Stadium, Houston, TX
Fri Aug 23 1963, 8:05 PM EDT
Att: 14,483 - Unknown

AB 33
R 4
H 8
RBI 3
BB 2
SO 1
LOB 10



Batter	1	2	3	4	5	6	7	8	9	AB	R	H	RBI	BB	SO	LOB	BOTTOM					
Al Spangler, L OBP: 0.344, SLG: 0.367 (1, 8)										3	0	1	1	1	1	0						
Pete Runnels, L OBP: 0.311, SLG: 0.262 (1, 4)										4	0	0	0	0	1	2						
Jimmy Wynn, R OBP: 0.333, SLG: 0.404 (1, 7)										4	0	2	0	0	2	0						
John Bateman, R OBP: 0.245, SLG: 0.354 (1, 2)										4	0	0	0	0	4	3						
Rusty Staub, L OBP: 0.300, SLG: 0.293 (1, 3)										4	0	0	0	0	1	3						
Carl Warwick, R OBP: 0.326, SLG: 0.342 (1, 9)										3	0	1	0	0	0	1						
Bob Aspromonte, R OBP: 0.252, SLG: 0.275 (1, 5)										3	1	1	0	0	1	1						
Bob Lillis, R OBP: 0.220, SLG: 0.220 (1, 6)										3	0	0	0	0	2	1						
Turk Farrell, R OBP: 0.226, SLG: 0.204 (1, 1)										2	0	0	0	0	0	0						
Hal Smith, R OBP: 0.294, SLG: 0.281 (8, PH)										1	0	0	0	0	0	1						
Jim Umbricht, R (9, 1)										0	0	0	0	0	0	0						
Inning Stats	R: 0 E: 0 K: 2 S: 8	H: 1 LOB: 2 BB: 1 P: 12	R: 0 E: 0 K: 1 S: 5	H: 1 LOB: 0 BB: 0 P: 5	R: 0 E: 0 K: 1 S: 5	H: 0 LOB: 0 BB: 0 P: 5	R: 0 E: 0 K: 3 S: 9	H: 0 LOB: 0 BB: 0 P: 9	R: 0 E: 0 K: 2 S: 7	H: 0 LOB: 0 BB: 0 P: 7	R: 0 E: 0 K: 0 S: 3	H: 0 LOB: 0 BB: 0 P: 3	R: 0 E: 0 K: 1 S: 6	H: 1 LOB: 1 BB: 0 P: 6	R: 1 E: 0 K: 0 S: 5	H: 2 LOB: 1 BB: 0 P: 5	R: 0 E: 0 K: 2 S: 7	H: 0 LOB: 0 BB: 0 P: 7	1B: 3 2B: 2 3B: 0 HR: 0	SF: 0 SAC: 0 DP: 1 HBP: 0	WP: 0 PB: 0 SB: 0 CS: 0	PA: 32
PITCHER	IP	WLS	BF	H	R	ER	SO	BB	IBB	HBP	BLK	WP	HR	S	P	ERA	WHIP					
Bob Gibson, R ERA: 3.69 (1, 1)	9.0	W	32	5	1	1	12	1	0	0	0	0	0	55	59	1.00	0.667					

St. Louis Cardinals @ Houston Colt 45's
Colt Stadium, Houston, TX
Fri Aug 23 1963, 8:05 PM EDT
Att: 14,483 - Unknown


AB 31
R 1
H 5
RBI 1
BB 1
SO 12
LOB 12



Batter	1	2	3	4	5	6	7	8	9	AB	R	H	RBI	BB	SO	LOB	TOP			
Curt Flood, R OBP: 0.339, SLG: 0.391 (1, 8)										4	0	3	0	0	0	0				
Dick Groat, R OBP: 0.391, SLG: 0.462 (1, 6)										4	0	0	0	0	1	3				
Bill White, L OBP: 0.363, SLG: 0.504 (1, 3)										4	0	0	0	0	1	2				
Stan Musial, L OBP: 0.320, SLG: 0.391 (1, 7)											3	0	0	0	0	1				
Gary Kolb, L OBP: 0.429, SLG: 0.514 (7, 7)											1	0	0	0	0	1				
Ken Boyer, R OBP: 0.357, SLG: 0.439 (1, 5)											3	0	0	0	0	1				
George Altman, L OBP: 0.340, SLG: 0.399 (1, 9)											3	0	1	0	0	0				
Julian Javier, R OBP: 0.311, SLG: 0.401 (1, 4)											3	0	0	0	0	1				
Tim McCarver, L OBP: 0.334, SLG: 0.375 (1, 2)											3	0	0	0	0	1				
Ron Taylor, R OBP: 0.037, SLG: 0.037 (1, 1)											2	0	0	0	0	1				
Carl Sawatski, L OBP: 0.333, SLG: 0.420 (8, PH)											1	0	0	0	0	0				
Sam Jones, R OBP: 0.275, SLG: 0.275 (8, 1)											0	0	0	0	0	0				
Ken MacKenzie, R OBP: 0.275, SLG: 0.275 (8, 1)											0	0	0	0	0	0				
Barney Schultz, R OBP: 0.275, SLG: 0.275 (8, 1)											0	0	0	0	0	0				
Inning Stats	R: 0 E: 0 K: 1 S: 6	H: 1 LOB: 1 BB: 0 P: 6	R: 0 E: 0 K: 0 S: 3	H: 0 LOB: 0 BB: 0 P: 3	R: 0 E: 0 K: 2 S: 8	H: 1 LOB: 1 BB: 0 P: 8	R: 0 E: 0 K: 0 S: 3	H: 0 LOB: 0 BB: 0 P: 3	R: 0 E: 0 K: 1 S: 6	H: 1 LOB: 1 BB: 0 P: 6	R: 0 E: 0 K: 2 S: 8	H: 1 LOB: 1 BB: 0 P: 8	R: 0 E: 0 K: 0 S: 3	H: 0 LOB: 0 BB: 0 P: 3	R: 0 E: 0 K: 1 S: 5	H: 0 LOB: 0 BB: 0 P: 5	1B: 4 2B: 0 3B: 0 HR: 0	SF: 0 SAC: 0 DP: 0 HBP: 0	WP: 0 PB: 0 SB: 2 CS: 0	PA: 31
PITCHER Hal Brown, R ERA: 3.28 (1, 1)	IP: 9.0 WLS: W BF: 31 H: 4 R: 0 ER: 0 SO: 7 BB: 0 IBB: 0 HBP: 0 BLK: 0 WP: 0 HR: 0 S: 45 P: 45 ERA: 0.00 WHIP: 0.444																			

St. Louis Cardinals @ Houston Colt 45's
Colt Stadium, Houston, TX
Sat Aug 24 1963, 8:05 PM EDT
Att: 23,119 - Unknown


AB 31
R 0
H 4
RBI 0
BB 0
SO 7
LOB 7



Batter	1	2	3	4	5	6	7	8	9	AB	R	H	RBI	BB	SO	LOB	BOTTOM			
Al Spangler, L OBP: 0.343, SLG: 0.369 (1, 8)										4	1	1	0	0	1	0				
Pete Runnels, L OBP: 0.314, SLG: 0.266 (1, 4)										3	1	2	0	0	0	0				
Hal Smith, R OBP: 0.286, SLG: 0.273 (8, PH)										1	0	0	0	0	1	2				
Ernie Fazio, R OBP: 0.275, SLG: 0.275 (9, 4)										0	0	0	0	0	0	0				
Jimmy Wynn, R OBP: 0.333, SLG: 0.399 (1, 7)										2	1	0	0	1	0	1				
John Bateman, R OBP: 0.249, SLG: 0.354 (1, 2)										3	0	1	2	0	2	2				
Rusty Staub, L OBP: 0.302, SLG: 0.299 (1, 3)										3	0	2	2	0	0	0				
Carl Warwick, R OBP: 0.323, SLG: 0.338 (1, 9)										4	0	0	0	0	2	5				
Bob Aspromonte, R OBP: 0.252, SLG: 0.273 (1, 5)										3	0	0	0	1	0	4				
Bob Lillis, R OBP: 0.218, SLG: 0.218 (1, 6)										3	0	0	0	0	0	3				
Hal Brown, R OBP: 0.114, SLG: 0.114 (1, 1)										3	1	1	0	0	0	0				
Inning Stats	R: 0 E: 0 K: 0 S: 3	H: 1 LOB: 0 BB: 0 P: 3	R: 0 E: 0 K: 2 S: 7	H: 0 LOB: 0 BB: 0 P: 7	R: 0 E: 0 K: 0 S: 3	H: 0 LOB: 0 BB: 0 P: 3	R: 0 E: 0 K: 1 S: 5	H: 0 LOB: 0 BB: 0 P: 5	R: 0 E: 0 K: 0 S: 3	H: 0 LOB: 1 BB: 0 P: 4	R: 1 E: 1 K: 1 S: 8	H: 2 LOB: 3 BB: 1 P: 12	R: 3 E: 0 K: 2 S: 11	H: 4 LOB: 2 BB: 1 P: 15	1B: 5 2B: 3 3B: 0 HR: 0	SF: 0 SAC: 2 DP: 2 HBP: 1	WP: 0 PB: 0 SB: 0 CS: 0	PA: 34		
PITCHER Ron Taylor, R ERA: 2.95 (1, 1)	IP: 7.0 WLS: L BF: 26 H: 3 R: 1 ER: 1 SO: 4 BB: 0 IBB: 1 HBP: 1 BLK: 0 WP: 0 HR: 0 S: 32 P: 37 ERA: 1.29 WHIP: 0.429																			
Sam Jones, R ERA: 14.29 (8, 1)	0.0	2	2	2	0	0	0	0	0	0	2	2	∞	∞						
Ken MacKenzie, L ERA: 4.99 (8, 1)	0.1	2	0	0	0	1	0	1	0	0	3	7	0.00	0.000						
Barney Schultz, R ERA: 3.21 (8, 1)	0.2	4	2	1	1	1	1	0	0	0	6	6	13.50	3.000						

St. Louis Cardinals @ Houston Colt 45's
Colt Stadium, Houston, TX
Sat Aug 24 1963, 8:05 PM EDT
Att: 23,119 - Unknown

AB 29
R 4
H 7
RBI 4
BB 2
SO 6
LOB 17



Batter	1	2	3	4	5	6	7	8	9	AB	R	H	RBI	BB	SO	LOB	TOP								
Curt Flood, R OBP: 0.340, SLG: 0.394 (1, 8)										4	0	2	1	0	0	0									
Julian Javier, R OBP: 0.399, SLG: 0.397 (1, 4)										4	0	0	0	0	1	4									
Bill White, L OBP: 0.364, SLG: 0.504 (1, 3)										4	0	2	0	0	0	4									
Ken Boyer, R OBP: 0.356, SLG: 0.436 (1, 5)										3	0	0	0	1	2	3									
George Altman, L OBP: 0.337, SLG: 0.395 (1, 9)										4	0	0	0	0	2	3									
Charlie James, R OBP: 0.291, SLG: 0.423 (1, 7)										4	0	1	0	0	0	2									
Carl Sawatski, L OBP: 0.325, SLG: 0.408 (1, 2)										3	0	0	0	0	2	2									
Bobby Shantz, R OBP: 0.250, SLG: 0.143 (7, 1)										0	0	0	0	0	0	0									
Gary Kolb, L OBP: 0.424, SLG: 0.507 (9, PH)										1	0	0	0	0	0	0									
Dal Maxvill, R OBP: 0.333, SLG: 0.231 (1, 6)										2	1	1	0	0	1	1									
Dick Groat, R OBP: 0.390, SLG: 0.461 (7, PH)										2	0	0	0	0	0	0									
Lew Burdette, R OBP: 0.132, SLG: 0.140 (11, 1)										1	0	0	0	0	0	0									
Stan Musial, R OBP: 0.322, SLG: 0.391 (5, PH)										0	0	0	0	1	0	0									
Bob Gibson, R OBP: 0.297, SLG: 0.286 (5, PH)										0	0	0	0	0	0	0									
Ray Sadecki, L OBP: 0.459, SLG: 0.224 (5, 1)										0	0	0	0	0	0	0									
Tim McCutcher, L OBP: 0.333, SLG: 0.314 (7, PH)										1	0	0	0	0	1	0									
Inning Stats	R: 0 E: 0 K: 1 S: 6	H: 1 LOB: 1 BB: 0 P: 6	R: 0 E: 0 K: 3 S: 10	H: 1 LOB: 1 BB: 0 P: 10	R: 0 E: 0 K: 0 S: 3	H: 0 LOB: 0 BB: 0 P: 3	R: 0 E: 0 K: 2 S: 8	H: 1 LOB: 1 BB: 0 P: 8	R: 1 E: 0 K: 0 S: 5	H: 2 LOB: 3 BB: 1 P: 9	R: 0 E: 0 K: 1 S: 5	H: 0 LOB: 1 BB: 1 P: 9	R: 0 E: 0 K: 1 S: 5	H: 0 LOB: 0 BB: 0 P: 5	R: 0 E: 0 K: 1 S: 6	H: 1 LOB: 1 BB: 0 P: 6	R: 0 E: 0 K: 0 S: 3	H: 0 LOB: 0 BB: 0 P: 3	1B: 4 2B: 2 3B: 0 HR: 0	SF: 0 SAC: 0 DP: 0 HBP: 0	WP: 1 PB: 0 SB: 0 CS: 0	PA: 35			
PITCHER	IP	WLS	BF	H	R	ER	SO	BB	IBB	HBP	BLK	WP	HR	S	P	ERA	WHIP								
Chris Zachary, R ERA: 5.12 (1, 1)	4.1		19	5	1	1	6	1	0	0	1	1	0	30	34	2.08	1.385								
Jim Umbricht, R ERA: 2.72 (5, 1)	4.2	W	16	1	0	0	3	1	0	0	0	0	0	21	25	0.00	0.429								

St. Louis Cardinals @ Houston Colt 45's
Colt Stadium, Houston, TX
Sun Aug 25 1963, 4:33 AM EDT
Att. 7,234 - Unknown - 94 F

AB 33
R 1
H 6
RBI 1
BB 2
SO 9
LOB 19



Batter	1	2	3	4	5	6	7	8	9	AB	R	H	RBI	BB	SO	LOB	BOTTOM								
Al Spangler, L OBP: 0.344, SLG: 0.370 (1, 8)										4	1	2	0	0	1	1									
Pete Runnels, L OBP: 0.310, SLG: 0.263 (1, 4)										3	0	0	1	0	1	2									
Jimmy Wynn, R OBP: 0.326, SLG: 0.391 (1, 7)										3	0	0	1	0	2	2									
John Bateman, R OBP: 0.246, SLG: 0.349 (1, 2)										4	0	0	0	0	2	2									
Rusty Staub, L OBP: 0.300, SLG: 0.296 (1, 3)										3	0	0	0	0	1	0									
Carl Warwick, R OBP: 0.323, SLG: 0.338 (1, 9)										3	0	1	0	0	0	0									
Bob Aspromonte, R OBP: 0.253, SLG: 0.273 (1, 5)										3	0	1	0	0	0	1									
Bob Lillis, R OBP: 0.221, SLG: 0.224 (1, 6)										3	1	2	0	0	0	0									
Chris Zachary, L Jim Umbricht, R (5, 1)										1	1	0	0	0	0	2									
Inning Stats	R: 0 E: 0 K: 0 S: 4	H: 1 LOB: 1 BB: 0 P: 4	R: 0 E: 0 K: 0 S: 3	H: 0 LOB: 0 BB: 0 P: 3	R: 3 E: 2 K: 0 S: 6	H: 1 LOB: 0 BB: 0 P: 6	R: 0 E: 0 K: 0 S: 5	H: 2 LOB: 2 BB: 0 P: 5	R: 0 E: 0 K: 2 S: 8	H: 1 LOB: 1 BB: 1 P: 8	R: 0 E: 0 K: 1 S: 5	H: 1 LOB: 0 BB: 0 P: 5	R: 0 E: 0 K: 1 S: 9	H: 0 LOB: 0 BB: 0 P: 5	R: 0 E: 0 K: 3 S: 9	H: 0 LOB: 0 BB: 0 P: 9	1B: 5 2B: 1 3B: 0 HR: 0	SF: 2 SAC: 1 DP: 1 HBP: 0	WP: 0 PB: 0 SB: 0 CS: 0	PA: 31					
PITCHER	IP	WLS	BF	H	R	ER	SO	BB	IBB	HBP	BLK	WP	HR	S	P	ERA	WHIP								
Lew Burdette, R ERA: 3.97 (1, 1)	4.0	L	18	4	3	0	0	0	0	0	0	0	0	18	18	0.00	1.000								
Ray Sadecki, L ERA: 4.56 (5, 1)	2.0		7	2	0	0	3	0	0	0	0	0	0	13	13	0.00	1.000								
Bobby Shantz, L ERA: 2.87 (7, 1)	2.0		6	0	0	0	4	0	0	0	0	0	0	14	14	0.00	0.000								

St. Louis Cardinals @ Houston Colt 45's
Colt Stadium, Houston, TX
Sun Aug 25 1963, 4:33 AM EDT
Att. 7,234 - Unknown - 94 F

AB 28
R 3
H 6
RBI 2
BB 0
SO 7
LOB 10



Batter	1	2	3	4	5	6	7	8	9	AB	R	H	RBI	BB	SO	LOB	TOP					
Curt Flood, R OBP: 0.339, SLG: 0.392 (1, 8)	0-0 4-3		0-3 K			0-0 1-4-3	0-0 FC4-6		0-0 1B 4-3	5	1	1	1	0	1	2						
Dick Groat, R OBP: 0.391, SLG: 0.466 (1, 6)	0-0 F9			0-0 3B		0-0 FC5 BB	0-3 K		0-0 1B 4-3	5	1	3	1	0	1	2						
Bill White, L OBP: 0.363, SLG: 0.500 (1, 3)	0-3 K			0-3 K		4-0 FC5 FC5 BB		0-3 K	0-0 4-3	4	0	0	1	1	3	2						
Ken Boyer, R OBP: 0.356, SLG: 0.438 (1, 5)		0-0 2B		0-0 F6		0-0 FC5		0-0 F7	0-0 1B 2H	5	0	2	1	0	0	3						
Charlie James, R OBP: 0.293, SLG: 0.422 (1, 7)	0-0 F9			0-3 K		0-0 FC5		0-0 HR	0-0 1B 1-3	5	1	2	0	0	1	4						
George Altman, L OBP: 0.336, SLG: 0.401 (1, 9)		0-3 K				0-0 E6 SH3		0-0 E3 FC4-6	0-0 HR	5	2	1	2	0	1	3						
Bobby Shantz, R OBP: 0.250, SLG: 0.143 (9, 1)									0-0 G3	0	0	0	0	0	0	0						
Julian Javier, R OBP: 0.309, SLG: 0.397 (1, 4)	0-0 4-3					0-0 SH3		0-0 E5 FC4-6	0-0 F6	3	0	1	0	0	0	1						
Tim McCarver, L OBP: 0.329, SLG: 0.369 (1, 2)			0-0 F8			0-0 F8		0-0 F5	0-0 F5	4	0	0	0	0	0	3						
Ernie Broglio, R OBP: 0.127, SLG: 0.127 (7, PH)			0-0 F8			0-0 6-3		4-0 FC4-6 IBB	4-0 1B BB	2	0	0	0	0	0	1						
Stan Musial, L OBP: 0.324, SLG: 0.391 (7, PH)										0	0	0	0	0	0	0						
Mike Shannon, R OBP: 0.292, SLG: 0.375 (7, PH)										0	0	0	0	0	0	0						
Ken Mackenzie, R OBP: 0.292, SLG: 0.375 (7, PH)										0	0	0	0	0	0	0						
Ron Taylor, R OBP: 0.037, SLG: 0.037 (9, PH)										0	0	0	0	0	0	0						
Carl Sawatsky, L OBP: 0.333, SLG: 0.408 (9, PH)										0	0	0	0	0	0	0						
Dal Maxwell, R OBP: 0.333, SLG: 0.231 (9, PH)										0	1	0	0	0	0	0						
Gary Kofb, L OBP: 0.624, SLG: 0.507 (9, 9)										0	0	0	0	0	0	0						
Inning Stats	R: 0 E: 0 K: 1 S: 5	H: 0 LOB: 0 BB: 0 P: 5	R: 0 E: 0 K: 1 S: 6	H: 1 LOB: 1 BB: 0 P: 6	R: 0 E: 0 K: 1 S: 5	H: 0 LOB: 0 BB: 0 P: 5	R: 0 E: 0 K: 2 S: 8	H: 1 LOB: 1 BB: 0 P: 8	R: 0 E: 1 K: 0 S: 4	H: 0 LOB: 1 BB: 0 P: 4	R: 0 E: 0 K: 0 S: 4	H: 1 LOB: 2 BB: 1 P: 8	R: 1 E: 2 K: 1 S: 7	H: 1 LOB: 2 BB: 1 P: 11	R: 2 E: 0 K: 1 S: 7	H: 2 LOB: 0 BB: 0 P: 7	R: 3 E: 0 K: 0 S: 7	H: 4 LOB: 2 BB: 1 P: 11	1B: 7 2B: 1 3B: 1 HR: 1	SF: 0 DP: 0 HBP: 0	WP: 0 PB: 0 SB: 0 CS: 0	PA: 42
PITCHER	IP	WLS	BF	H	R	ER	SO	BB	IBB	HBP	BLK	WP	HR	S	P	ERA	WHIP					
Juan Marichal, R ERA: 2.47 (1, 1)	8.2	L	41	10	6	5	7	2	1	0	0	0	1	52	64	5.19	1.385					
Billy Hoelt, L ERA: 5.14 (9, 1)	0.1		1	0	0	0	0	0	0	0	0	0	0	1	1	0.00	0.000					

St. Louis Cardinals @ San Francisco Giants
Candlestick Park, San Francisco, CA
Mon Aug 26 1963, 6:33 AM EDT
Att: 18,744 - Unknown

AB 38
R 6
H 10
RBI 6
BB 3
SO 7
LOB 21



Batter	1	2	3	4	5	6	7	8	9	AB	R	H	RBI	BB	SO	LOB	BOTTOM					
Harvey Kuenn, R OBP: 0.357, SLG: 0.398 (1, 5)	0-0 6-3		0-0 FC5-4 FC4-6			0-0 FC2-6 1B	0-0 6-3		0-0 F8	5	0	1	0	0	0	1						
Chuck Hillier, L OBP: 0.286, SLG: 0.298 (1, 4)	0-0 3-1		0-0 FC4-6			0-0 FC2-6 1B	0-0 4-3		0-0 F9	5	1	0	0	0	0	2						
Willie McCovey, L OBP: 0.363, SLG: 0.565 (1, 7)	0-0 F8			0-0 F8		0-0 E4 F8 1B		0-0 FC5-4 1B		4	1	1	0	0	0	1						
Willie Mays, R OBP: 0.376, SLG: 0.564 (1, 8)		0-0 6-3 1B		0-3 K		0-0 1B 2H		0-0 FC5-4 1B		4	1	2	1	0	1	1						
Orlando Cepeda, R OBP: 0.356, SLG: 0.505 (1, 3)		0-0 6-3		0-0 F4		0-0 F8		0-0 1B 1-3		4	0	1	0	0	0	3						
Ed Bailey, L OBP: 0.368, SLG: 0.485 (1, 2)		0-0 F5				4-0 FC5-4 BB		0-0 FC5 BB 1-3 3H		3	0	1	1	1	0	3						
Felipe Alou, R OBP: 0.325, SLG: 0.478 (1, 9)		0-0 5-3				0-3 K		0-0 1-3 3H		3	0	1	1	1	1	2						
Ernie Bowman, R OBP: 0.185, SLG: 0.214 (1, 6)			0-0 5-3			0-0 FC5-4 2B		0-0 FC5		4	0	0	0	0	0	6						
Juan Marichal, R OBP: 0.176, SLG: 0.170 (1, 1)			0-0 FC5-4 1B			0-0 1-1 2B		0-3 K		3	0	2	0	0	1	0						
Billy Hoelt, L ERA: 5.0 (9, 1)									0-0 6-3	0	0	0	0	0	0	0						
Jim Davenport, R OBP: 0.293, SLG: 0.342 (9, PH)										1	0	0	0	0	0	0						
Inning Stats	R: 0 E: 0 K: 0 S: 3	H: 0 LOB: 0 BB: 0 P: 3	R: 0 E: 0 K: 0 S: 4	H: 1 LOB: 1 BB: 0 P: 4	R: 0 E: 0 K: 0 S: 4	H: 1 LOB: 1 BB: 0 P: 4	R: 0 E: 0 K: 1 S: 5	H: 0 LOB: 0 BB: 0 P: 5	R: 0 E: 0 K: 0 S: 5	H: 1 LOB: 2 BB: 1 P: 9	R: 2 E: 1 K: 0 S: 7	H: 3 LOB: 3 BB: 1 P: 11	R: 0 E: 0 K: 1 S: 5	H: 0 LOB: 0 BB: 0 P: 5	R: 1 E: 0 K: 0 S: 6	H: 3 LOB: 2 BB: 0 P: 6	R: 0 E: 0 K: 0 S: 3	H: 0 LOB: 0 BB: 0 P: 3	1B: 8 2B: 1 3B: 0 HR: 0	SF: 0 DP: 0 HBP: 0	WP: 0 PB: 0 SB: 0 CS: 0	PA: 38
PITCHER	IP	WLS	BF	H	R	ER	SO	BB	IBB	HBP	BLK	WP	HR	S	P	ERA	WHIP					
Ernie Broglio, R ERA: 3.14 (1, 1)	6.0		26	6	2	0	2	2	0	0	0	0	0	9	9	5.40	1.200					
Ken Mackenzie, L ERA: 5.0 (7, 1)	1.2		7	2	1	1	1	0	0	0	0	0	0	9	9	5.40	1.200					
Ron Taylor, R ERA: 2.94 (8, 1)	0.1	W	2	1	0	0	0	0	0	0	0	0	0	2	2	0.00	3.000					
Bobby Shantz, L ERA: 2.83 (9, 1)	1.0	S	3	0	0	0	0	0	0	0	0	0	0	3	3	0.00	0.000					

St. Louis Cardinals @ San Francisco Giants
Candlestick Park, San Francisco, CA
Mon Aug 26 1963, 6:33 AM EDT
Att: 18,744 - Unknown

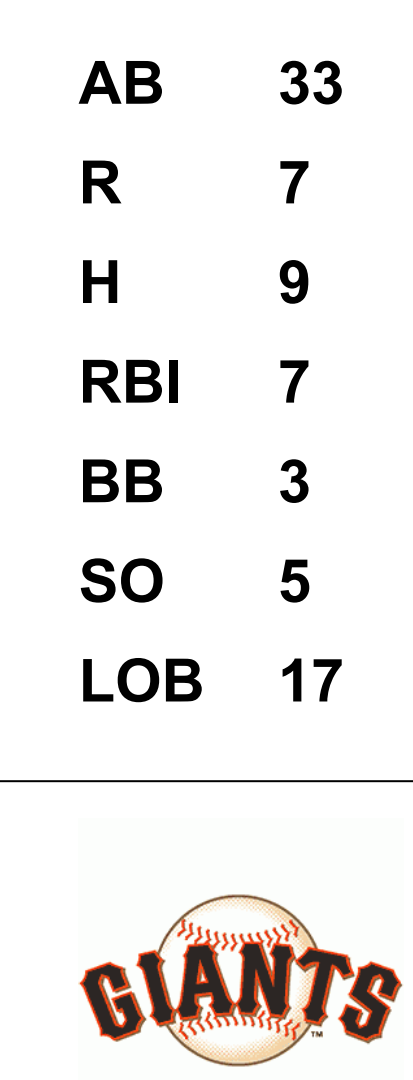
AB 36
R 3
H 9
RBI 3
BB 2
SO 3
LOB 19



Batter	1	2	3	4	5	6	7	8	9	AB	R	H	RBI	BB	SO	LOB	TOP			
Curt Flood, R OBP: 0.337, SLG: 0.389 (1, 8)	F9			F9		FC4-6 PB		6-3		4	0	0	0	0	0	1	St. Louis Cardinals @ San Francisco Giants Candlestick Park, San Francisco, CA Tue Aug 27 1963, 10:05 PM EDT Att: 30,514 - Unknown			
Dick Groat, R OBP: 0.390, SLG: 0.464 Dal Maxvill, R OBP: 0.344, SLG: 0.250 (1, 6) (4, 6)	G3			K		K		1B 1B		2	0	0	0	0	1	0				
Bill White, L OBP: 0.363, SLG: 0.500 (1, 3)	4-3			PO 1B		6-3		1B		4	0	2	0	0	0	1				
Stan Musial, L OBP: 0.323, SLG: 0.387 (1, 7)		FC5-4 BB		PO 1-2	K		F8	F6		3	0	0	0	1	1	2				
Ken Boyer, R OBP: 0.356, SLG: 0.437 Gary Kolb, L OBP: 0.419, SLG: 0.500 (1, 5) (7, 5)	FC5-4 K2-6-2				E 1B		K	6-3		3	0	1	0	0	1	1				
George Altman, L OBP: 0.335, SLG: 0.399 (1, 9)	K2-6-2				E4 1-2		HR 1B	1-3		4	1	1	0	0	1	2				
Julian Javier, R OBP: 0.311, SLG: 0.404 (1, 4)			F3		F2		HR	1B		4	1	2	2	0	0	2				
Tim McCarver, L OBP: 0.325, SLG: 0.364 (1, 2)			F7		F8		F8	F8		4	0	0	0	0	0	3				
Curt Simmons, L OBP: 0.162, SLG: 0.152 Barney Schultz, R (3, 1)			K					1-3		1	0	0	0	0	1	0				
Jeff Long, R OBP: 0.200, SLG: 0.200 Sam Jones, R (6, PH) (6, 1)						FC4-6 1B				1	0	0	0	0	0	0				
Inning Stats	R: 0 E: 0 K: 0 S: 3	H: 0 LOB: 0 BB: 0 P: 3	R: 0 E: 0 K: 1 S: 4	H: 0 LOB: 1 BB: 1 P: 8	R: 0 E: 0 K: 1 S: 5	H: 0 LOB: 0 BB: 0 P: 5	R: 0 E: 0 K: 1 S: 5	H: 1 LOB: 0 BB: 0 P: 5	R: 0 E: 1 K: 1 S: 7	H: 1 LOB: 2 BB: 0 P: 7	R: 2 E: 0 K: 1 S: 7	H: 2 LOB: 0 BB: 0 P: 7	R: 0 E: 0 K: 0 S: 5	H: 2 LOB: 2 BB: 0 P: 5	R: 0 E: 0 K: 0 S: 4	H: 1 LOB: 1 BB: 0 P: 4	1B: 7 2B: 1 3B: 0 HR: 1	SF: 0 SAC: 0 DP: 1 HBP: 0	WP: 0 PB: 1 SB: 0 CS: 0	PA: 36
PITCHER Jack Sanford, R ERA: 3.61 (1, 1)	IP: 9.0 WLS: W BF: 35 H: 8 R: 2 ER: 2 SO: 6 BB: 1 IBB: 0 HBP: 0 BLK: 0 WP: 0 HR: 1 S: 46 P: 50 ERA: 2.00 WHIP: 1.000															PITCHER				

Batter	1	2	3	4	5	6	7	8	9	AB	R	H	RBI	BB	SO	LOB	BOTTOM			
Harvey Kuenn, R OBP: 0.360, SLG: 0.401 (1, 5)	4-3 1B	1-3 3H 1B		F8		PB 1B		F9 1-2		5	0	3	1	0	0	1	St. Louis Cardinals @ San Francisco Giants Candlestick Park, San Francisco, CA Tue Aug 27 1963, 10:05 PM EDT Att: 30,514 - Unknown			
Jim Davenport, R OBP: 0.285, SLG: 0.339 (1, 4)	4-3 1-2	SF9		F8		K		F8		4	0	0	1	0	1	3				
Willie McCovey, L OBP: 0.360, SLG: 0.560 (1, 7)	F5	F4		4-3		F7				4	0	0	0	0	0	3				
Willie Mays, R OBP: 0.380, SLG: 0.572 (1, 8)	BB			HR		F2 2B BB		1B		2	2	2	1	2	0	0				
Orlando Cepeda, R OBP: 0.355, SLG: 0.510 (1, 3)	4-3			HR		F2 1-2		K		4	1	1	1	0	1	4				
Felipe Alou, R OBP: 0.325, SLG: 0.483 (1, 9)		E5 1B		HR		K		F4		4	2	1	1	0	1	2				
Tom Haller, L OBP: 0.329, SLG: 0.417 (1, 2)		1B 1B HBP		5-3		2B 2H		4-3		3	1	1	1	0	0	1				
Jose Pagan, R OBP: 0.266, SLG: 0.262 (1, 6)		1B 1B SF9 1B		5-3		F6		6-3		4	1	1	1	0	0	1				
Jack Sanford, R OBP: 0.250, SLG: 0.208 (1, 1)		K		F3		K		PB BB		3	0	0	0	1	2	2				
Inning Stats	R: 0 E: 0 K: 0 S: 4	H: 1 LOB: 2 BB: 1 P: 8	R: 3 E: 1 K: 1 S: 8	H: 2 LOB: 1 BB: 0 P: 9	R: 3 E: 0 K: 0 S: 6	H: 3 LOB: 0 BB: 0 P: 6	R: 0 E: 0 K: 0 S: 3	H: 0 LOB: 0 BB: 0 P: 3	R: 1 E: 0 K: 1 S: 6	H: 1 LOB: 1 BB: 1 P: 10	R: 0 E: 0 K: 2 S: 8	H: 1 LOB: 1 BB: 0 P: 8	R: 0 E: 0 K: 1 S: 6	H: 1 LOB: 1 BB: 0 P: 6	R: 0 E: 0 K: 0 S: 3	H: 0 LOB: 1 BB: 1 P: 7		1B: 5 2B: 1 3B: 0 HR: 3	SF: 1 SAC: 0 DP: 0 HBP: 1	WP: 0 PB: 2 SB: 0 CS: 0
PITCHER Curt Simmons, L ERA: 2.89 Barney Schultz, R ERA: 3.36 Sam Jones, R ERA: 9.35 (1, 1) (3, 1) (6, 1)	IP: 2.0 WLS: L BF: 14 H: 5 R: 5 ER: 3 SO: 1 BB: 1 IBB: 0 HBP: 0 BLK: 0 WP: 0 HR: 2 S: 13 P: 19 ERA: 13.50 WHIP: 3.000															PITCHER				

AB 34
R 2
H 8
RBI 2
BB 1
SO 6
LOB 13



Batter	1	2	3	4	5	6	7	8	9	AB	R	H	RBI	BB	SO	LOB	TOP			
Curt Flood, R OBP: 0.336, SLG: 0.388 (1, 8)	0-0 4-3	0-0 F4			0-0 6-3		0-0 1-3 2-H 1B			4	0	1	1	0	0	1				
Dick Groat, R OBP: 0.389, SLG: 0.462 (1, 6)	0-0 6-3 1B		0-0 6-3			0-0 F9	0-0 1-3			4	0	1	0	0	0	2				
Bill White, L OBP: 0.361, SLG: 0.496 (1, 3)	0-0 6-3 1-2		0-0 F4			0-0 G3		0-0 F6		4	0	0	0	0	0	1				
Ken Boyer, R OBP: 0.355, SLG: 0.434 (1, 5)	0-0 F7		0-0 F3			4-0 BB		0-0 F6		3	0	0	0	1	0	1				
Charlie James, R OBP: 0.289, SLG: 0.417 (1, 7)		0-0 4-3		0-0 6-3		0-0 F8		0-0 6-3		4	0	0	0	0	0	1				
George Altman, L OBP: 0.336, SLG: 0.400 (1, 9)		0-0 BB 2B 1B		0-0 4-3			0-3 K		0-0 G4-6-3 1B	4	1	2	0	0	1	0				
Julian Javier, R OBP: 0.312, SLG: 0.404 (1, 4)		4-0 2B BB		0-0 F9			0-0 BB 1B		0-0 G4-6-3 1-2	3	2	1	0	1	0	1				
Tim McCarver, L OBP: 0.321, SLG: 0.359 (1, 2)		0-3 K			0-0 F8		0-0 P6		0-0 F7	4	0	0	0	0	1	3				
Bob Gibson, R OBP: 0.268, SLG: 0.308 (1, 1)		0-0 PB 1-H 2-H 2B			0-0 5-3		4-0 1B BB			2	0	1	2	1	0	0				
Inning Stats	R: 0 E: 0 K: 0 S: 4	H: 1 LOB: 1 BB: 0 P: 4	R: 2 E: 0 K: 1 S: 7	H: 2 LOB: 1 BB: 1 P: 11	R: 0 E: 0 K: 0 S: 3	H: 0 LOB: 0 BB: 0 P: 3	R: 0 E: 0 K: 0 S: 3	H: 0 LOB: 0 BB: 0 P: 3	R: 0 E: 0 K: 0 S: 3	H: 0 LOB: 1 BB: 1 P: 7	R: 1 E: 0 K: 1 S: 7	H: 2 LOB: 2 BB: 1 P: 11	R: 0 E: 0 K: 0 S: 3	H: 0 LOB: 0 BB: 0 P: 3	R: 0 E: 0 K: 0 S: 3	H: 1 LOB: 0 BB: 0 P: 3	1B: 5 2B: 1 3B: 0 HR: 0	SF: 0 SAC: 0 DP: 1 HBP: 0	WP: 0 PB: 1 SB: 0 CS: 0	PA: 35
PITCHER Billy O'Dell, L ERA: 2.87 (1, 1)	IP: 9.0 WLS: W BF: 35	H: 6 R: 3 ER: 3 SO: 2	BB: 3 IBB: 0 HBP: 0 BLK: 0	WP: 0 HR: 0 S: 36 P: 48	ERA: 3.00 WHIP: 1.000															

St. Louis Cardinals @ San Francisco Giants
Candlestick Park, San Francisco, CA
Wed Aug 28 1963, 6:33 AM EDT
Att: 23,462 - Unknown

AB 32
R 3
H 6
RBI 3
BB 3
SO 2
LOB 10



Batter	1	2	3	4	5	6	7	8	9	AB	R	H	RBI	BB	SO	LOB	BOTTOM			
Harvey Kuenn, R OBP: 0.364, SLG: 0.401 (1, 5) (9, 7)	0-0 HR 1B		0-0 F5		4-0 G4-3 1-2 BB		4-0 BB			2	1	1	0	2	0	0				
Chuck Hillier, L OBP: 0.286, SLG: 0.306 (1, 4)	0-0 1-H HR		0-0 P5		0-0 G4-3 1-2		0-0 F5			4	1	1	2	0	0	3				
Willie McCovey, L OBP: 0.357, SLG: 0.555 (1, 7) (9, 3)	0-0 4-3		0-0 1-3			0-0 6-3	0-0 F7			4	0	0	0	0	0	2				
Willie Mays, R OBP: 0.377, SLG: 0.568 (1, 8)	0-0 F9			0-0 5-3		0-3 K		0-0 6-3		4	0	0	0	0	1	0				
Orlando Cepeda, R OBP: 0.356, SLG: 0.516 Jim Davenport, R OBP: 0.289, SLG: 0.339 (1, 3) (9, 5)	0-0 F3			0-0 HR		0-0 S 1B		0-3 K		4	1	2	1	0	1	0				
Tom Haller, L OBP: 0.340, SLG: 0.451 (1, 2)		0-0 HR		0-0 HR		4-0 1-2 BB		0-0 1B		3	2	3	2	1	0	0				
Felipe Alou, R OBP: 0.322, SLG: 0.478 (1, 9)		0-0 1-3		0-0 6-3		0-3 K		0-3 K		4	0	0	0	0	2	3				
Jose Pagan, R OBP: 0.264, SLG: 0.260 (1, 6)		0-0 6-3		0-0 6-3			0-0 E4			3	0	0	0	0	0	0				
Billy O'Dell, S OBP: 0.235, SLG: 0.246 (1, 1)		0-0 4-3			0-0 CS 1B		0-0 F2			3	0	1	0	0	0	1				
Inning Stats	R: 2 E: 0 K: 0 S: 5	H: 2 LOB: 0 BB: 0 P: 5	R: 1 E: 0 K: 0 S: 4	H: 1 LOB: 0 BB: 0 P: 4	R: 0 E: 0 K: 0 S: 3	H: 0 LOB: 0 BB: 0 P: 3	R: 2 E: 0 K: 0 S: 5	H: 2 LOB: 2 BB: 0 P: 5	R: 0 E: 0 K: 0 S: 2	H: 1 LOB: 1 BB: 1 P: 6	R: 0 E: 1 K: 0 S: 4	H: 0 LOB: 2 BB: 1 P: 8	R: 0 E: 0 K: 2 S: 8	H: 1 LOB: 1 BB: 0 P: 8	R: 0 E: 0 K: 0 S: 8	H: 1 LOB: 1 BB: 0 P: 8	1B: 4 2B: 0 3B: 0 HR: 4	SF: 0 SAC: 0 DP: 1 HBP: 0	WP: 0 PB: 0 SB: 1 CS: 1	PA: 34
PITCHER Bob Gibson, R ERA: 3.77 (1, 1)	IP: 8.0 WLS: L BF: 34	H: 8 R: 5 ER: 5 SO: 4	BB: 3 IBB: 0 HBP: 0 BLK: 0	WP: 0 HR: 4 S: 39 P: 51	ERA: 5.62 WHIP: 1.375															

St. Louis Cardinals @ San Francisco Giants
Candlestick Park, San Francisco, CA
Wed Aug 28 1963, 6:33 AM EDT
Att: 23,462 - Unknown

AB 31
R 5
H 8
RBI 5
BB 3
SO 4
LOB 9



Batter	1	2	3	4	5	6	7	8	9	AB	R	H	RBI	BB	SO	LOB	TOP					
Curt Flood, R OBP: 0.338, SLG: 0.392 (1, 8)	5-3		G1-6-3 1B		6-3		1B 1B		2B	5	1	3	3	0	0	2						
Dick Groat, R OBP: 0.391, SLG: 0.466 (1, 6)	F4		G1-6-3 1-2			3-1 3B	1B 1B		1B HR	4	3	2	2	1	0	1						
Bill White, L OBP: 0.360, SLG: 0.494 (1, 3)	F5			K		3-1	G3		1B HR	5	1	1	1	0	1	1						
Ken Boyer, R OBP: 0.358, SLG: 0.442 (1, 5)		K		5-3		WP 1B	1B		HR	5	1	3	4	0	1	0						
Charlie James, R OBP: 0.291, SLG: 0.414 (1, 7)		CS 1B		K		G4-6-3 BB	F4		6-3	4	0	1	0	1	1	1						
George Altman, L OBP: 0.335, SLG: 0.398 Gary Kolb, L OBP: 0.419, SLG: 0.500 (9, 9)					5-3	G4-6-3 1-2	K		1B	5	0	1	0	0	2	4						
Julian Javier, R OBP: 0.313, SLG: 0.406 (1, 4)						WP 2B	E5 BB SH 1B		F9 6-3	5	2	2	0	0	0	1						
Tim McCarver, L OBP: 0.324, SLG: 0.367 (1, 2)						1B 3B	SH BB 1B		L9	2	2	1	1	1	0	0						
Ray Sadecki, L OBP: 0.185, SLG: 0.212 Ron Taylor, R OBP: 0.037, SLG: 0.037 (8, 1)						F9	1B BB		4-3	3	1	0	0	1	1	3						
Inning Stats	R: 0 E: 0 K: 0 S: 3	H: 0 LOB: 0 BB: 0 P: 3	R: 0 E: 0 K: 2 S: 7	H: 1 LOB: 1 BB: 0 P: 7	R: 2 E: 0 K: 0 S: 5	H: 3 LOB: 0 BB: 0 P: 5	R: 0 E: 0 K: 2 S: 7	H: 0 LOB: 0 BB: 0 P: 7	R: 0 E: 0 K: 1 S: 6	H: 1 LOB: 2 BB: 1 P: 10	R: 1 E: 0 K: 0 S: 4	H: 2 LOB: 1 BB: 1 P: 8	R: 5 E: 2 K: 1 S: 10	H: 3 LOB: 1 BB: 1 P: 14	R: 0 E: 0 K: 0 S: 3	H: 0 LOB: 0 BB: 0 P: 3	R: 3 E: 0 K: 0 S: 6	H: 4 LOB: 1 BB: 1 P: 10	1B: 9 2B: 3 3B: 2 HR: 1	SF: 0 SAC: 1 DP: 3 HBP: 0	WP: 2 PB: 0 SB: 1 CS: 1	PA: 43
PITCHER	IP	WLS	BF	H	R	ER	SO	BB	IBB	HBP	BLK	WP	HR	S	P	ERA	WHIP					
Ray Culp, R ERA: 3.02 Jack Baldschun, R ERA: 2.33 Ryne Duren, R ERA: 3.56	(1, 1)	6.0	L	27	7	6	5	5	3	0	0	0	0	0	34	46	7.50	1.667				
PITCHER	IP	WLS	BF	H	R	ER	SO	BB	IBB	HBP	BLK	WP	HR	S	P	ERA	WHIP					

St. Louis Cardinals @ Philadelphia Phillies
 Connie Mack Stadium, Philadelphia, PA
 Fri Aug 30 1963, 7:05 PM EDT
 Att: 26,988 - Unknown

AB 38
 R 11
 H 14
 RBI 11
 BB 4
 SO 6
 LOB 13



Batter	1	2	3	4	5	6	7	8	9	AB	R	H	RBI	BB	SO	LOB	BOTTOM				
Tony Taylor, R OBP: 0.337, SLG: 0.373 (1, 4)	6-3	FC5-2 1-2 2-3 3-H			K		F8	1-3		5	0	0	0	0	1	4					
Johnny Callison, L OBP: 0.346, SLG: 0.497 (1, 9)	BB 1B	K			BB HR 1B		K		1-3	5	1	2	0	0	2	3					
Earl Averill, R OBP: 0.373, SLG: 0.469 (1, 5)	1-2 BB				F8		K		K	4	1	1	1	1	2	1					
Roy Sievers, R OBP: 0.315, SLG: 0.418 (1, 3)	F8				HR BB		4-3		K	4	1	1	0	1	1	2					
Don Demeter, R OBP: 0.316, SLG: 0.432 (1, 8)	6-3				F7		HR		F5	4	1	1	3	0	0	3					
Tony Gonzalez, L OBP: 0.398, SLG: 0.448 Wes Covington, L OBP: 0.375, SLG: 0.548 (5, 7)		6-3	4-3		K		K		K	2	0	0	0	0	0	1					
Bob Ojdis, R OBP: 0.281, SLG: 0.309 (1, 2)		E6 BB FC5-2 1B			G5-4-3 1B		6-3		HR 1B	4	1	2	0	0	0	0					
Bobby Wine, R OBP: 0.229, SLG: 0.276 (1, 6)		FC5-2 BB 1B			F8		F8		HR	4	1	2	2	0	0	1					
Ray Culp, R OBP: 0.203, SLG: 0.279 Jack Baldschun, R OBP: 0.272, SLG: 0.333 Don Hoak, R OBP: 0.307, SLG: 0.333 Frank Torre, R OBP: 0.241, SLG: 0.196 Cookie Rojas, R OBP: 0.241, SLG: 0.196 Ryne Duren, R OBP: 0.272, SLG: 0.196 (9, 1)					G5-4-3 1-2		F9		BB	2	0	0	0	1	0	1					
Inning Stats	R: 0 E: 0 K: 0 S: 4	H: 1 LOB: 2 BB: 1 P: 8	R: 0 E: 1 K: 1 S: 7	H: 1 LOB: 3 BB: 1 P: 11	R: 0 E: 0 K: 0 S: 4	H: 1 LOB: 0 BB: 0 P: 4	R: 0 E: 0 K: 0 S: 3	H: 0 LOB: 0 BB: 0 P: 3	R: 1 E: 0 K: 1 S: 6	H: 1 LOB: 0 BB: 0 P: 6	R: 2 E: 0 K: 1 S: 7	H: 2 LOB: 1 BB: 1 P: 11	R: 0 E: 0 K: 2 S: 7	H: 0 LOB: 0 BB: 0 P: 7	1B: 6 2B: 0 3B: 0 HR: 3	SF: 0 SAC: 0 DP: 1 HBP: 0	WP: 0 PB: 0 SB: 0 CS: 0	PA: 40			
PITCHER	IP	WLS	BF	H	R	ER	SO	BB	IBB	HBP	BLK	WP	HR	S	P	ERA	WHIP				
Ray Sadecki, L ERA: 4.69 Ron Taylor, R ERA: 2.91	(1, 1)	7.2	W	35	9	6	6	6	3	0	0	0	0	44	56	7.04	1.565				
PITCHER	IP	WLS	BF	H	R	ER	SO	BB	IBB	HBP	BLK	WP	HR	S	P	ERA	WHIP				

St. Louis Cardinals @ Philadelphia Phillies
 Connie Mack Stadium, Philadelphia, PA
 Fri Aug 30 1963, 7:05 PM EDT
 Att: 26,988 - Unknown

AB 36
 R 6
 H 9
 RBI 6
 BB 4
 SO 8
 LOB 16




Batter	1	2	3	4	5	6	7	8	9	10	11	AB	R	H	RBI	BB	SO	LOB	TOP					
Julian Javier, R OBP: 0.315, SLG: 0.406 (1, 4)	F7	5-3			G6-4-3 1B		G4-6-3 HBP		SH3-4 BB 1B		L7	5	0	2	0	0	0	1						
Dick Groat, R OBP: 0.390, SLG: 0.464 (1, 6)	F9		L7		G6-4-3		G4-6-3		SH3-4 BB		HR	5	1	1	0	1	0	3						
Bill White, L OBP: 0.357, SLG: 0.489 (1, 3)	F8		F4		L9		E3		SH3-4		F7	5	0	0	0	0	0	2						
Ken Boyer, R OBP: 0.361, SLG: 0.453 (1, 5)		E 2B	6-3			E7 2B			5-3		HR	5	3	3	2	1	0	2						
Charlie James, R OBP: 0.289, SLG: 0.413 (1, 7)	E7 2B			K		FC6-5 2B			5-3		6-3	6	1	1	1	0	1	5						
Curt Flood, R OBP: 0.341, SLG: 0.398 (1, 8)	E3 2B			HR		6-3			6-3 BB		1B	4	2	2	1	1	0	2						
Tim McCarver, L OBP: 0.320, SLG: 0.361 (1, 2)	K			F1		FC6-5 1B			6-3		K	5	0	0	0	0	2	5						
George Altman, L OBP: 0.336, SLG: 0.401 Gary Kolb, L OBP: 0.415, SLG: 0.493 (1, 9) (9, 9)	5-3 2B			K					F7		F8	4	0	2	2	0	1	1						
Ernie Broglio, R OBP: 0.115, SLG: 0.120 Stan Musial, L OBP: 0.322, SLG: 0.385 Bobby Shantz, R OBP: 0.250, SLG: 0.143 (1, 1) (10, PH) (10, 1)	5-3				E5 1B		K		K		F9	4	0	0	0	0	2	4						
Inning Stats	R: 0 E: 0 K: 0 S: 3	H: 0 LOB: 0 BB: 0 P: 3	R: 3 E: 2 K: 1 S: 9	H: 2 LOB: 1 BB: 0 P: 9	R: 0 E: 0 K: 2 S: 3	H: 0 LOB: 0 BB: 0 P: 3	R: 1 E: 0 K: 2 S: 8	H: 1 LOB: 0 BB: 0 P: 8	R: 0 E: 1 K: 0 S: 3	H: 0 LOB: 2 BB: 1 P: 8	R: 0 E: 0 K: 1 S: 5	H: 0 LOB: 1 BB: 1 P: 9	R: 0 E: 0 K: 0 S: 4	H: 1 LOB: 2 BB: 1 P: 8	R: 0 E: 0 K: 1 S: 6	H: 1 LOB: 1 BB: 0 P: 6	R: 2 E: 0 K: 0 S: 5	H: 2 LOB: 0 BB: 0 P: 5	1B: 5 2B: 4 3B: 0 HR: 2	SF: 0 SAC: 1 DP: 2 HBP: 1	WP: 0 PB: 0 SB: 0 CS: 0	PA: 50		
PITCHER	Dennis Bennett, L ERA: 2.48 (1, 1)	IP: 6.2 WLS: 31 BF: 7	WLS: 5 BF: 2	ER: 2 SO: 4	BB: 1 IBB: 0	HBP: 0 BLK: 0	WP: 0 HR: 1	S: 37 P: 42	ERA: 2.70 WHIP: 1.200															
Bobby Locke, R ERA: 3.06 (7, 1)	0.1	1	0	0	0	0	0	1	0.00	0.000														
Johnny Klippstein, R ERA: 1.9 (8, 1)	4.0	L	18	4	2	2	2	2	0	1	20	26	4.50	1.500										

St. Louis Cardinals @ Philadelphia Phillies
 Connie Mack Stadium, Philadelphia, PA
 Sat Aug 31 1963, 3:33 AM EDT
 Att: 11,382 - Unknown

livebaseballscores.com

AB 45
 R 7
 H 11
 RBI 6
 BB 3
 SO 6
 LOB 27



Batter	1	2	3	4	5	6	7	8	9	10	11	AB	R	H	RBI	BB	SO	LOB	BOTTOM					
Tony Taylor, R OBP: 0.334, SLG: 0.369 (1, 4)	1-3		K		1-4-3		F9			5-3		5	0	0	0	0	1	0						
Johnny Callison, L OBP: 0.343, SLG: 0.492 (1, 9)	F8		4-3		F8			4-3		F4		5	0	0	0	0	0	0						
Don Demeter, R OBP: 0.315, SLG: 0.430 (1, 8)	F8		G3					F5		K		5	0	1	0	0	1	0						
Wes Covington, L OBP: 0.372, SLG: 0.553 (1, 7)		K		HR	K			F8		K		5	1	1	1	0	3	1						
Roy Sievers, R OBP: 0.316, SLG: 0.416 Don Hoak, R OBP: 0.271, SLG: 0.306 (1, 3) (9, PR) (10, 5)	G1			E 1B BB	5-3			5-3		HR HBP		2	0	0	0	1	0	0						
Clay Dalrymple, L OBP: 0.332, SLG: 0.369 Earl Averill, R OBP: 0.368, SLG: 0.462 (1, 2) (11, PH)	E 2B BB			G5-2-3 E 1B	4-3			4-3		HR		3	2	2	2	1	0	0						
Bobby Wine, R OBP: 0.226, SLG: 0.273 (1, 6)	E5 2B			E1 G5-2-3	F3			F3		5-3		4	1	0	0	0	4							
Ruben Amaro, R OBP: 0.280, SLG: 0.304 (1, 5) (10, 3)				G5-2-3	5-3			5-3		F8		4	0	1	2	0	4							
Dennis Bennett, L OBP: 0.178, SLG: 0.115 Bobby Locke, R OBP: 0.396, SLG: 0.447 Johnny Klippstein, R OBP: 0.058, SLG: 0.038 (1, 1) (7, 1) (8, 1)	K			K				K		K		2	0	0	0	0	2	3						
Inning Stats	R: 0 E: 0 K: 0 S: 3	H: 0 LOB: 0 BB: 0 P: 3	R: 2 E: 1 K: 2 S: 9	H: 1 LOB: 1 BB: 1 P: 13	R: 0 E: 0 K: 1 S: 5	H: 0 LOB: 0 BB: 0 P: 5	R: 1 E: 1 K: 1 S: 7	H: 2 LOB: 2 BB: 1 P: 11	R: 0 E: 0 K: 1 S: 6	H: 1 LOB: 1 BB: 0 P: 6	R: 0 E: 0 K: 0 S: 3	H: 0 LOB: 0 BB: 0 P: 3	R: 0 E: 0 K: 0 S: 5	H: 0 LOB: 0 BB: 0 P: 5	R: 0 E: 0 K: 1 S: 5	H: 0 LOB: 0 BB: 0 P: 5	R: 0 E: 0 K: 1 S: 5	H: 0 LOB: 0 BB: 0 P: 5	1B: 2 2B: 1 3B: 0 HR: 2	SF: 0 SAC: 0 DP: 1 HBP: 1	WP: 0 PB: 0 SB: 0 CS: 0	PA: 42		
PITCHER	Ernie Broglio, R ERA: 3.13 (1, 1)	IP: 9.0 WLS: 6	WLS: 5 BF: 0	R: 0 ER: 0 SO: 2	BB: 0 IBB: 0	HBP: 1 BLK: 0	WP: 0 HR: 0	S: 47 P: 56	ERA: 3.00 WHIP: 0.778															
Bobby Shantz, L ERA: 2.75 (10, 1)	2.0	W	6	0	0	0	2	0	0	0	10	10	0.00	0.000										

St. Louis Cardinals @ Philadelphia Phillies
 Connie Mack Stadium, Philadelphia, PA
 Sat Aug 31 1963, 3:33 AM EDT
 Att: 11,382 - Unknown

livebaseballscores.com

AB 39
 R 5
 H 5
 RBI 5
 BB 2
 SO 9
 LOB 13



Batter	1	2	3	4	5	6	7	8	9	AB	R	H	RBI	BB	SO	LOB	TOP								
Julian Javier, R OBP: 0.315, SLG: 0.403 (1, 4)	0-1 CI 3-1 BB	0-0 5-3		0-0 F8		4-0 FC4-6 BB		0-0 5-3		3	0	0	0	1	0	1									
Dick Groat, R OBP: 0.389, SLG: 0.460 (1, 6)	4-0	0-0 3-H		0-0 F3		0-0 FC4-6		0-0 F8		4	0	0	0	1	0	1									
Dal Maxvill, R OBP: 0.344, SLG: 0.250 (9, 6)	1-2 3-1 BB	L7		0-0 F3		1-2 FC4-6		0-0 F8		0	0	0	0	0	0	0									
Bill White, L OBP: 0.355, SLG: 0.486 (1, 3)	0-0 3-1		0-0 1B	0-0 4-3		0-3 K		0-3 K		5	0	1	0	0	2	3									
Ken Boyer, R OBP: 0.363, SLG: 0.458 (1, 5)	4-0 IBB		4-0 2B 1B BB		0-0 HR		0-0 6-3		0-0 F9	3	2	1	1	2	0	0									
Stan Musial, L OBP: 0.326, SLG: 0.392 (1, 7)	0-3 K		0-0 1B 2B		0-0 1B		0-0 F7			3	1	2	0	0	1	3									
Gary Kolb, L OBP: 0.411, SLG: 0.487 (5, 7)	K		1-3 1B 2B		0-0 1B		0-0 F7			1	0	0	0	0	0	0									
Curt Flood, R OBP: 0.340, SLG: 0.396 (1, 8)	0-0 1-3		4-0 1B IBB		0-0 F9		0-0 6-3			3	1	0	0	1	0	3									
Tim McCarver, L OBP: 0.322, SLG: 0.363 (1, 2)		0-0 3B 1B	0-0 1B 1B		0-0 3-1			0-0 3-1		4	1	2	2	0	0	0									
George Altman, L OBP: 0.340, SLG: 0.412 (1, 9)		0-3 K	0-0 1B 1B		0-0 SF7 3B			0-0 K2-3 2B		4	1	3	1	0	1	1									
Curt Simmons, L OBP: 0.167, SLG: 0.188 (1, 1)		0-0 1-H S 3B	0-0 G6-3		0-0 SF7			0-3 K2-3		3	1	1	2	0	1	3									
Inning Stats	R: 0 E: 1 K: 1 S: 6	H: 0 LOB: 3 BB: 2 P: 14	R: 2 E: 0 K: 1 S: 7	H: 2 LOB: 0 BB: 0 P: 7	R: 3 E: 0 K: 0 S: 5	H: 4 LOB: 1 BB: 2 P: 13	R: 0 E: 0 K: 0 S: 3	H: 0 LOB: 0 BB: 0 P: 3	R: 1 E: 0 K: 0 S: 4	H: 2 LOB: 0 BB: 0 P: 4	R: 1 E: 0 K: 1 S: 6	H: 1 LOB: 1 BB: 1 P: 10	R: 0 E: 0 K: 0 S: 3	H: 0 LOB: 0 BB: 0 P: 3	R: 0 E: 0 K: 1 S: 6	H: 1 LOB: 1 BB: 0 P: 6	R: 0 E: 0 K: 1 S: 5	H: 0 LOB: 0 BB: 0 P: 5	1B: 5 2B: 2 3B: 2 HR: 1	SF: 1 SAC: 0 DP: 1 HBP: 0	WP: 0 PB: 0 SB: 1 CS: 0	PA: 40			
PITCHER	IP	WLS	BF	H	R	ER	SO	BB	IBB	HBP	BLK	WP	HR	S	P	ERA	WHIP								
Chris Short, L ERA: 3.42 (1, 1)	2.1	L	17	6	5	5	2	2	2	0	0	0	0	17	33	19.29	3.429								
John Boozer, R ERA: 3.13 (3, 1)	2.2		8	2	1	1	0	0	0	0	0	0	1	8	8	3.38	0.750								
Bobby Locke, R ERA: 4.32 (6, 1)	3.0		12	2	1	1	2	1	0	0	0	0	0	15	19	3.00	1.000								
Dallas Green, R ERA: 3.17 (9, 1)	1.0		3	0	0	0	1	0	0	0	0	0	0	5	5	0.00	0.000								

St. Louis Cardinals @ Philadelphia Phillies
 Connie Mack Stadium, Philadelphia, PA
 Sun Sep 01 1963, 3:33 AM EDT
 Att: 17,575 - Unknown

AB 33
 R 7
 H 10
 RBI 6
 BB 5
 SO 5
 LOB 15



Batter	1	2	3	4	5	6	7	8	9	AB	R	H	RBI	BB	SO	LOB	BOTTOM								
Tony Taylor, R OBP: 0.333, SLG: 0.368 (1, 4)	0-0 6-3		0-3 K		0-0 F8			0-0 4-1 2B 1B		4	1	1	0	0	1	0									
Johnny Callison, L OBP: 0.340, SLG: 0.489 (1, 9)	0-3 K		0-0 1-3		0-0 F8		0-0 4-1			4	0	0	0	0	1	1									
Don Demeter, R OBP: 0.317, SLG: 0.437 (1, 8)	0-0 3B		0-0 F6		0-0 F8		0-0 2B			4	0	2	1	0	0	0									
Wes Covington, L OBP: 0.373, SLG: 0.560 (1, 7)	4-0 BB		0-0 3-1		0-0 HR		0-0 F3			3	1	1	1	1	0	1									
Roy Sievers, R OBP: 0.313, SLG: 0.411 (1, 3)	0-3 K		0-0 3-1		0-0 F9			0-0 L8		4	0	0	0	0	1	2									
Bobby Wine, R OBP: 0.223, SLG: 0.270 (1, 6)		0-0 F5		0-0 5-3		0-0 6-3		0-3 K		4	0	0	0	0	1	0									
Bob Oldis, R OBP: 0.295, SLG: 0.322 (1, 2)		0-0 FC6-4 1B		0-0 E9 SF8 1B		0-0 F3		0-0 4-3		4	1	2	0	0	0	0									
Ruben Amaro, R OBP: 0.276, SLG: 0.301 (1, 5)		0-0 F4		0-0 SF8		0-0 4-3				2	0	0	1	0	0	1									
Chris Short, R OBP: 0.286, SLG: 0.120 (3, 1)		0-0 FC6-4		0-0 6-3				0-0 F2		1	0	0	0	0	0	1									
John Boozer, R OBP: 0.199, SLG: 0.156 (5, PH)										0	0	0	0	0	0	0									
Don Hoak, R OBP: 0.276, SLG: 0.395 (6, PH)										0	0	0	0	0	0	0									
Bobby Locke, R OBP: 0.364, SLG: 0.455 (8, PH)										0	0	0	0	0	0	0									
Earl Averill, R OBP: 0.364, SLG: 0.455 (9, PH)										0	0	0	0	0	0	0									
Dallas Green, L OBP: 0.077, SLG: 0.077 (9, 1)										0	0	0	0	0	0	0									
Inning Stats	R: 0 E: 0 K: 2 S: 8	H: 1 LOB: 2 BB: 1 P: 12	R: 0 E: 0 K: 0 S: 4	H: 1 LOB: 1 BB: 0 P: 4	R: 0 E: 0 K: 1 S: 5	H: 0 LOB: 0 BB: 0 P: 5	R: 0 E: 0 K: 0 S: 3	H: 0 LOB: 0 BB: 0 P: 3	R: 1 E: 1 K: 0 S: 4	H: 1 LOB: 0 BB: 0 P: 4	R: 1 E: 0 K: 0 S: 4	H: 1 LOB: 0 BB: 0 P: 4	R: 0 E: 0 K: 0 S: 3	H: 0 LOB: 0 BB: 0 P: 3	R: 1 E: 0 K: 0 S: 5	H: 2 LOB: 1 BB: 0 P: 5	R: 0 E: 0 K: 1 S: 5	H: 0 LOB: 0 BB: 0 P: 5	1B: 3 2B: 1 3B: 1 HR: 1	SF: 1 SAC: 0 DP: 0 HBP: 0	WP: 0 PB: 0 SB: 0 CS: 0	PA: 34			
PITCHER	IP	WLS	BF	H	R	ER	SO	BB	IBB	HBP	BLK	WP	HR	S	P	ERA	WHIP								
Curt Simmons, L ERA: 2.85 (1, 1)	9.0	W	34	6	3	2	4	1	0	0	0	0	1	41	45	2.00	0.778								

St. Louis Cardinals @ Philadelphia Phillies
 Connie Mack Stadium, Philadelphia, PA
 Sun Sep 01 1963, 3:33 AM EDT
 Att: 17,575 - Unknown

AB 32
 R 3
 H 6
 RBI 3
 BB 1
 SO 4
 LOB 6



Batter	1	2	3	4	5	6	7	8	9	AB	R	H	RBI	BB	SO	LOB	TOP			
Dick Schofield, S OBP: 0.338, SLG: 0.310	G3		S		4-3		3-1			3	0	0	0	1	0	0				
Bill Virdon, L OBP: 0.319, SLG: 0.380	F2		F5		WP		2B		4-3	4	0	2	0	0	0	1				
Roberto Clemente, R OBP: 0.360, SLG: 0.479	HR		K		5-3				F8	4	1	1	1	0	1	3				
Willie Stargell, L OBP: 0.269, SLG: 0.390	1B				K2-3				4-3	3	0	1	0	1	1	2				
Bill Mazerowski, R OBP: 0.308, SLG: 0.383	6-3		L4						F4	4	0	0	0	0	0	4				
Donn Clendenen, R OBP: 0.327, SLG: 0.435			K		S				K	4	0	1	0	0	2	0				
Bob Bailey, R OBP: 0.307, SLG: 0.330			S		F6					4	0	2	0	0	1	1				
Jim Pagliaroni, R OBP: 0.340, SLG: 0.414	1-3				F5				F9	4	0	0	0	0	0	3				
Bob Veale, S OBP: 0.125, SLG: 0.250			K							3	0	0	0	0	2	2				
Don Schwall, R OBP: 0.167, SLG: 0.152					K					0	0	0	0	0	0	0				
Jerry Lynch, L OBP: 0.323, SLG: 0.457									F4	1	0	0	0	0	0	1				
Inning Stats	R: 1 E: 0 K: 0 S: 5	H: 2 LOB: 1 BB: 0 P: 5	R: 0 E: 0 K: 2 S: 8	H: 1 LOB: 1 BB: 0 P: 8	R: 0 E: 0 K: 1 S: 5	H: 0 LOB: 2 BB: 2 P: 13	R: 0 E: 0 K: 1 S: 6	H: 1 LOB: 1 BB: 0 P: 6	R: 0 E: 0 K: 1 S: 6	H: 0 LOB: 0 BB: 0 P: 5	R: 0 E: 0 K: 0 S: 3	H: 0 LOB: 0 BB: 0 P: 3	R: 0 E: 0 K: 0 S: 4	H: 1 LOB: 1 BB: 0 P: 4	R: 0 E: 0 K: 1 S: 6	H: 1 LOB: 1 BB: 0 P: 6	1B: 5 2B: 1 3B: 0 HR: 1	SF: 0 SAC: 0 DP: 0 HBP: 0	WP: 1 PB: 0 SB: 3 CS: 0	PA: 36
PITCHER Bob Gibson, R ERA: 3.64	IP: 9.0 WLS: W BF: 36 H: 7 R: 1 ER: 1 SO: 7 BB: 2 IBB: 0 HBP: 0 BLK: 0 WP: 1 HR: 1 S: 48 P: 56 ERA: 1.00 WHIP: 1.000															PITCHER				

Pittsburgh Pirates @ St. Louis Cardinals
Sportsman's Park, St. Louis, MO
Mon Sep 02 1963, 4:33AM EDT
Unknown - 81 F

AB 34
R 1
H 7
RBI 1
BB 2
SO 7
LOB 17

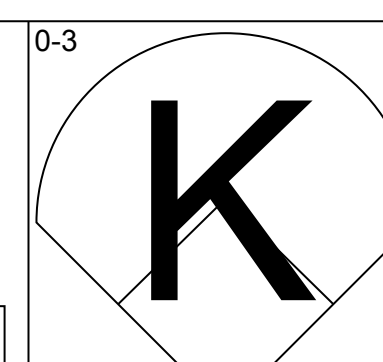
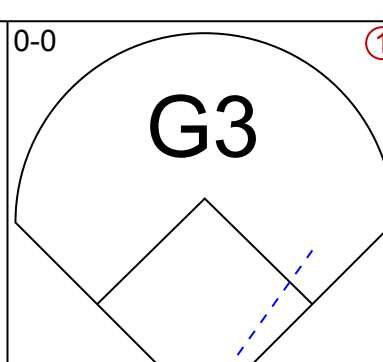
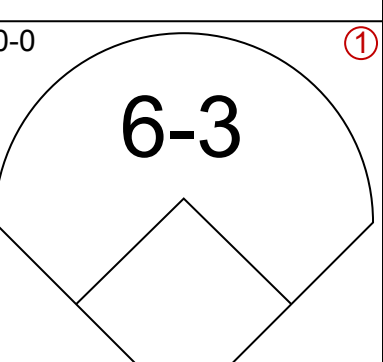
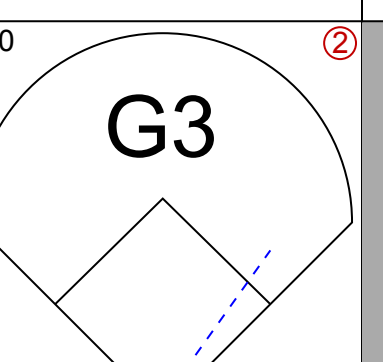
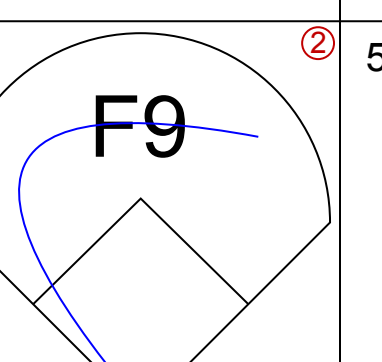
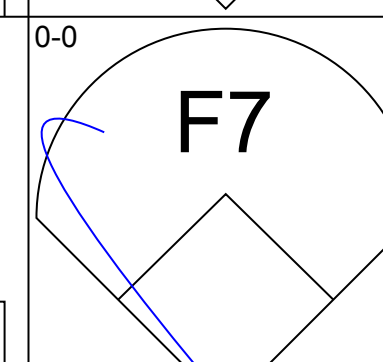
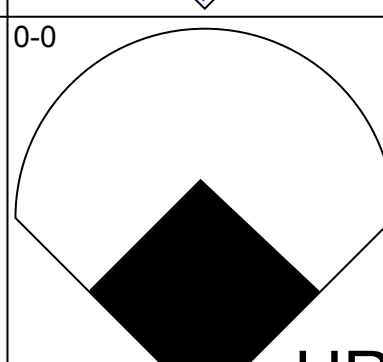
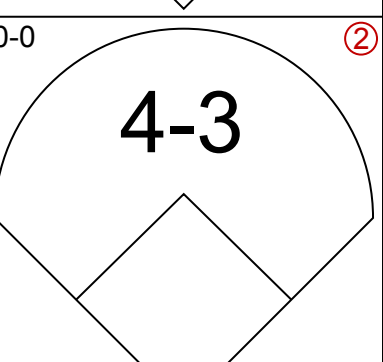
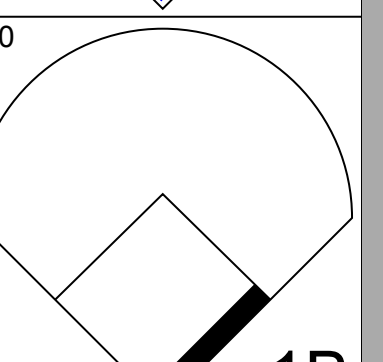
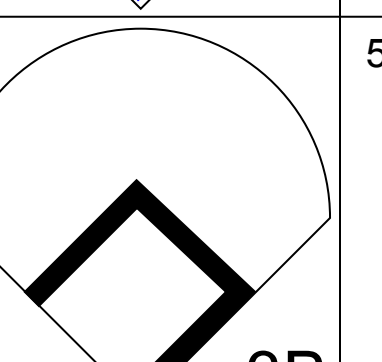
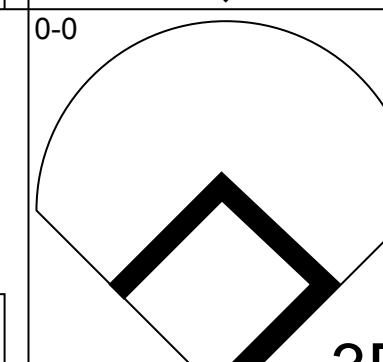
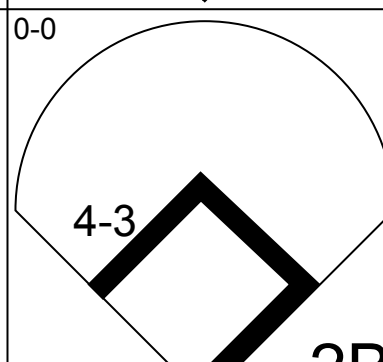
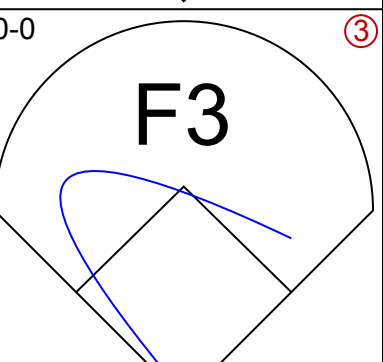
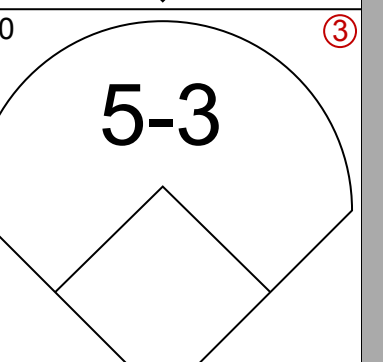
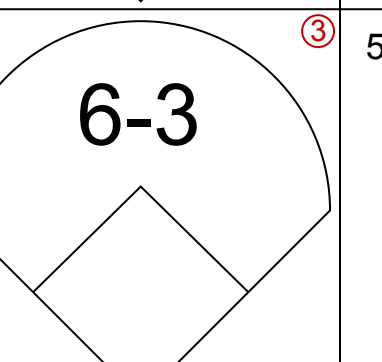
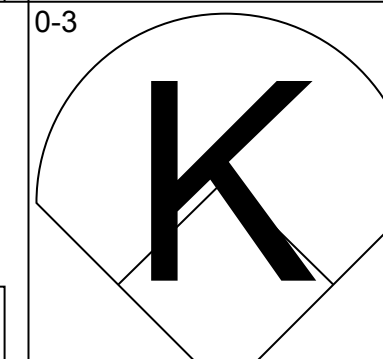
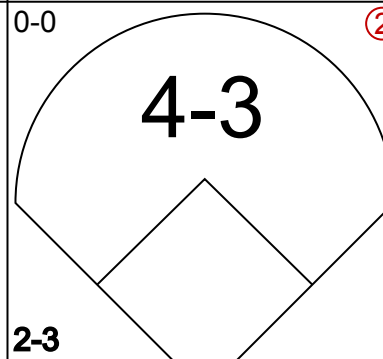
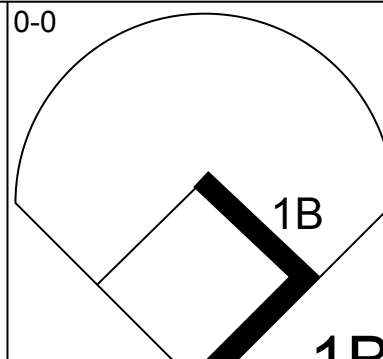
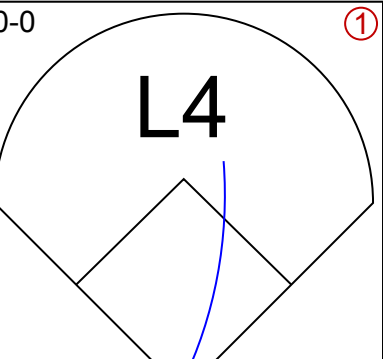

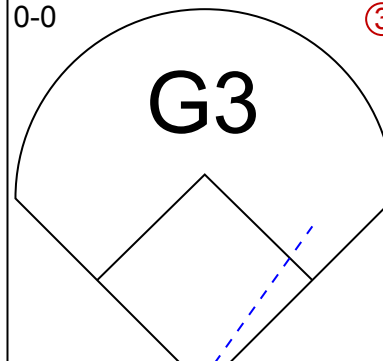
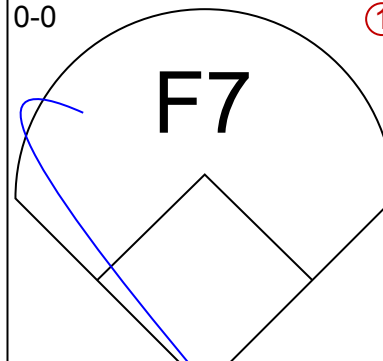
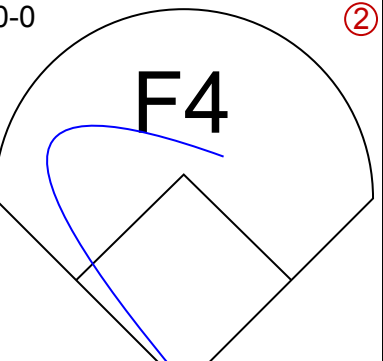

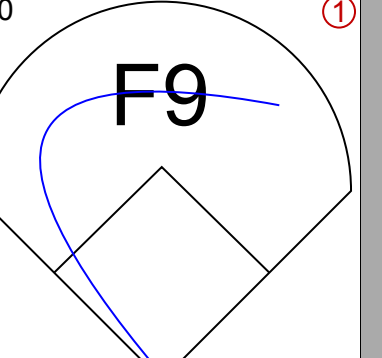
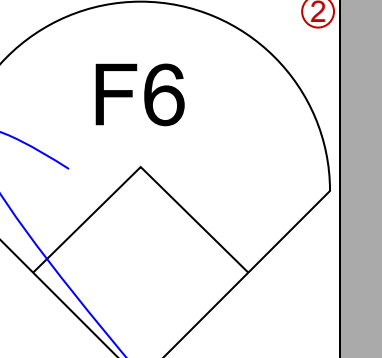
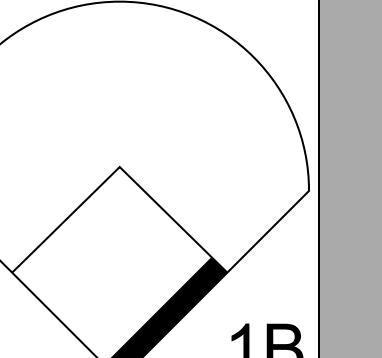

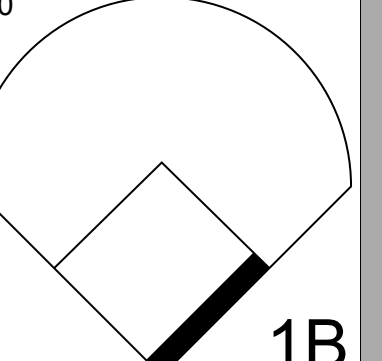
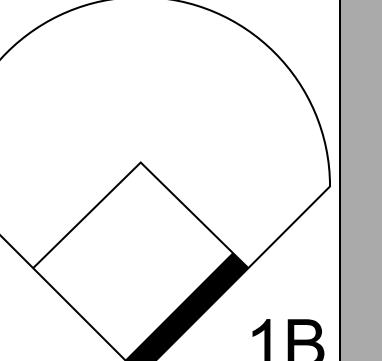
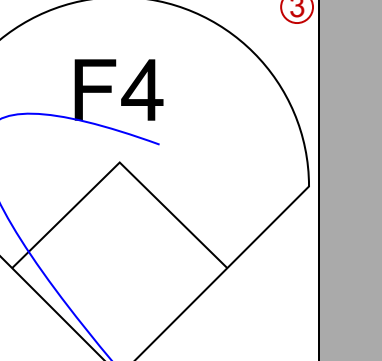


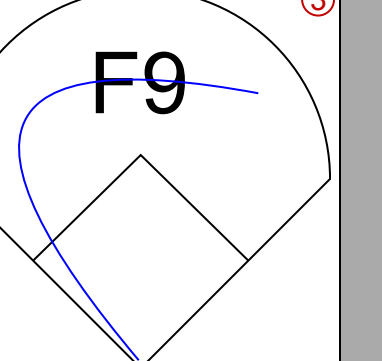


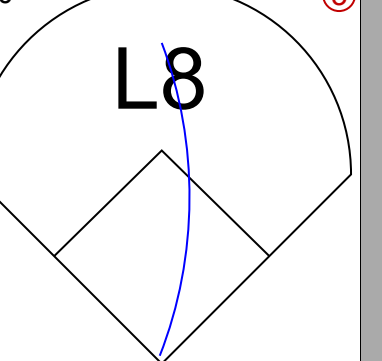

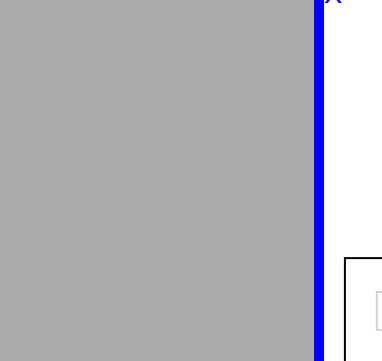


Batter	1	2	3	4	5	6	7	8	9	AB	R	H	RBI	BB	SO	LOB	BOTTOM			
Julian Javier, R OBP: 0.315, SLG: 0.402	E6				5-3			5-3		4	1	1	1	1	0	0				
Dick Groat, R OBP: 0.388, SLG: 0.461	1B		4-3		5-3		G3			4	1	1	1	0	0	4				
Bill White, L OBP: 0.355, SLG: 0.484	L4		K		4-3					3	0	0	0	1	1	1				
Ken Boyer, R OBP: 0.360, SLG: 0.455	F9		5-3				K			4	0	0	0	0	1	4				
Curt Flood, R OBP: 0.343, SLG: 0.398	FC6-4						G3			3	1	2	1	1	0	0				
Gary Kolb, L OBP: 0.404, SLG: 0.500	FC6-4		K				K			4	1	1	1	0	2	2				
Tim McCarver, L OBP: 0.324, SLG: 0.366							K		SF8	3	0	2	1	0	1	0				
George Altman, L OBP: 0.339, SLG: 0.410	K				FC1-6		1B		6-3	4	1	1	0	0	1	2				
Bob Gibson, R OBP: 0.280, SLG: 0.362	4-3				L6		1B			4	1	2	1	0	0	2				
Inning Stats	R: 2 E: 1 K: 0 S: 6	H: 2 LOB: 1 BB: 0 P: 6	R: 0 E: 0 K: 1 S: 6	H: 1 LOB: 2 BB: 1 P: 10	R: 0 E: 0 K: 2 S: 7	H: 0 LOB: 1 BB: 1 P: 11	R: 0 E: 0 K: 0 S: 3	H: 1 LOB: 0 BB: 0 P: 3	R: 0 E: 0 K: 0 S: 3	H: 0 LOB: 0 BB: 0 P: 3	R: 0 E: 0 K: 1 S: 5	H: 0 LOB: 0 BB: 0 P: 5	R: 1 E: 0 K: 2 S: 10	H: 3 LOB: 3 BB: 1 P: 14	R: 3 E: 0 K: 0 S: 6	H: 3 LOB: 0 BB: 0 P: 6	1B: 7 2B: 1 3B: 1 HR: 1	SF: 1 SAC: 0 DP: 0 HBP: 0	WP: 0 PB: 0 SB: 0 CS: 1	PA: 37
PITCHER Bob Veale, L ERA: 0.69	IP: 6.1 WLS: L BF: 28 H: 7 R: 3 ER: 3 SO: 5 BB: 0 IBB: 0 HBP: 0 BLK: 0 WP: 0 HR: 0 S: 36 P: 44 ERA: 1.42 WHIP: 1.421															PITCHER				
PITCHER Don Schwall, R ERA: 3.2	IP: 1.2 WLS: 9 BF: 3 H: 3 R: 3 ER: 3 SO: 1 BB: 0 IBB: 0 HBP: 0 BLK: 0 WP: 1 HR: 10 S: 14 P: 14 ERA: 16.20 WHIP: 1.800															PITCHER				

Pittsburgh Pirates @ St. Louis Cardinals
Sportsman's Park, St. Louis, MO
Mon Sep 02 1963, 4:33AM EDT
Unknown - 81 F

AB 33
R 6
H 10
RBI 6
BB 3
SO 6
LOB 15

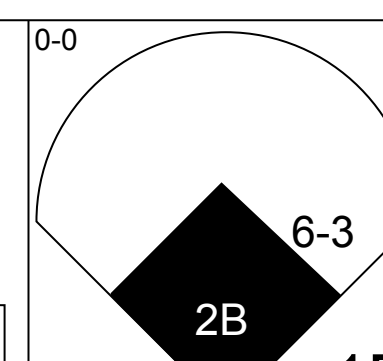
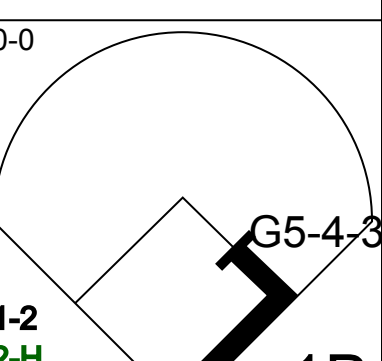
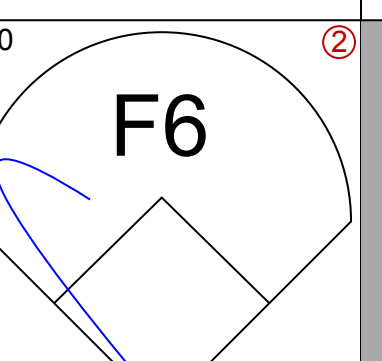
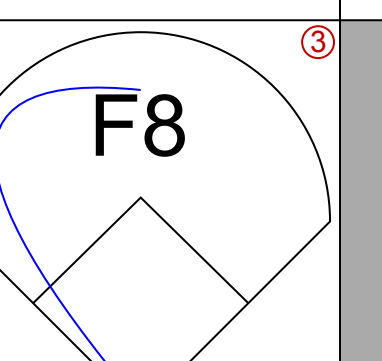
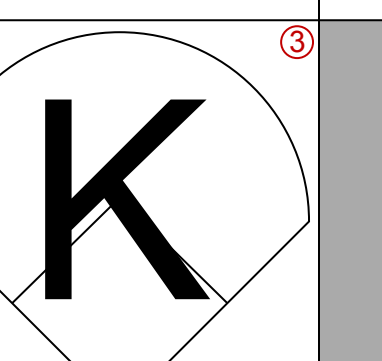
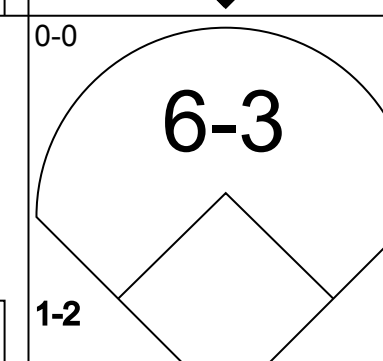
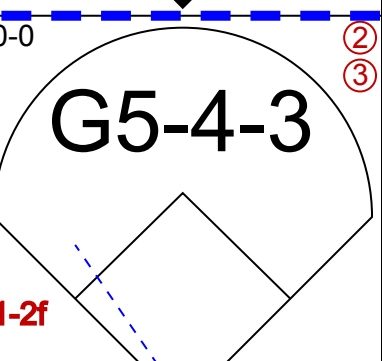
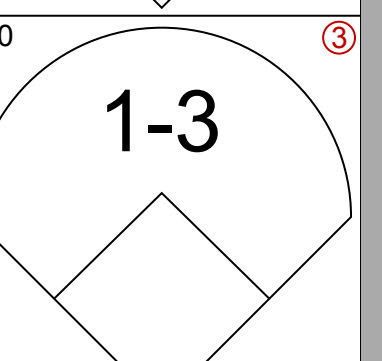
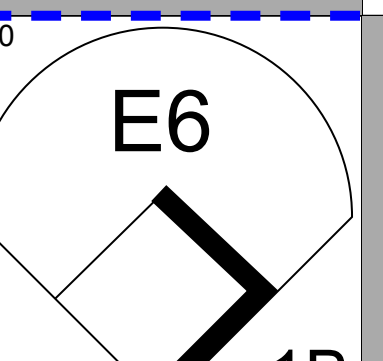
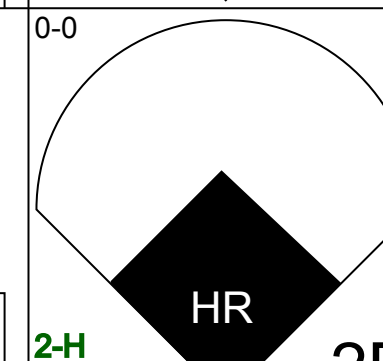
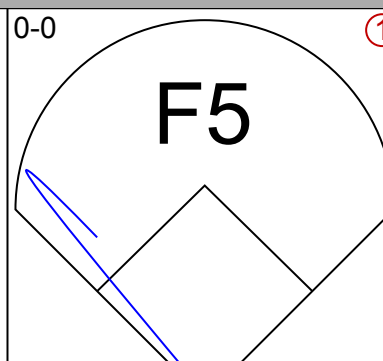
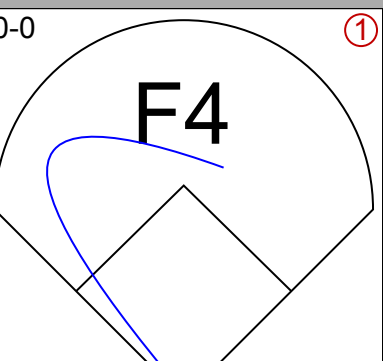
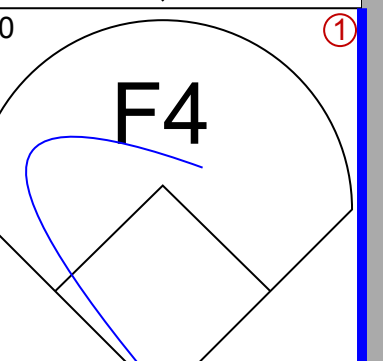
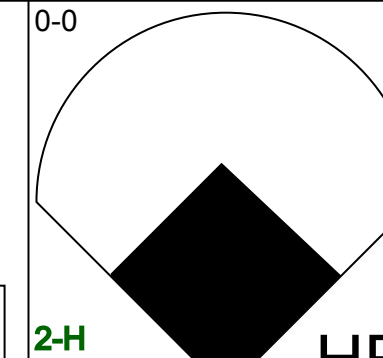
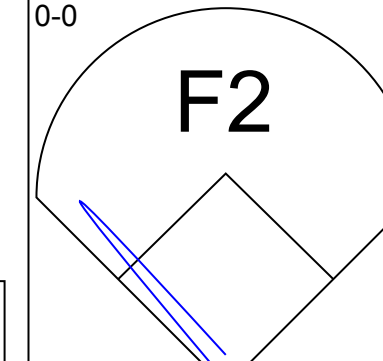
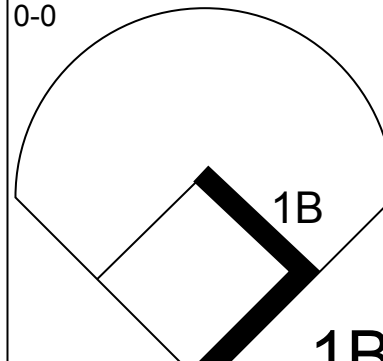
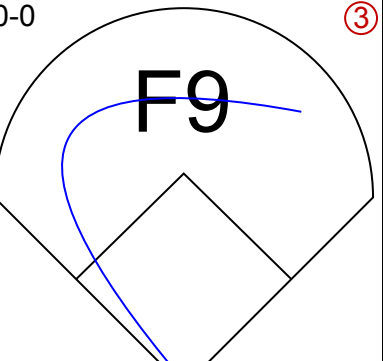

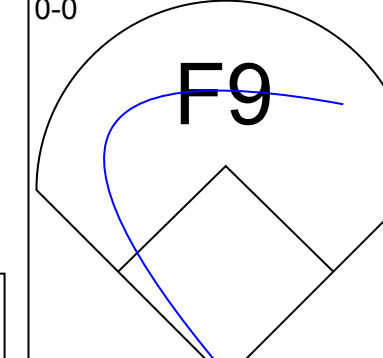
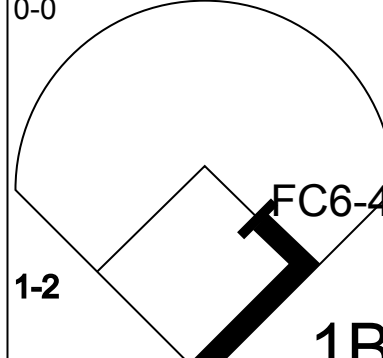

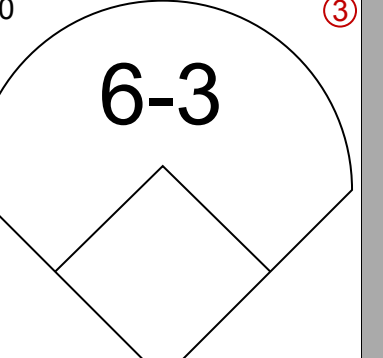

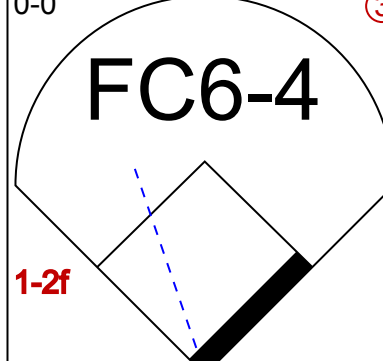

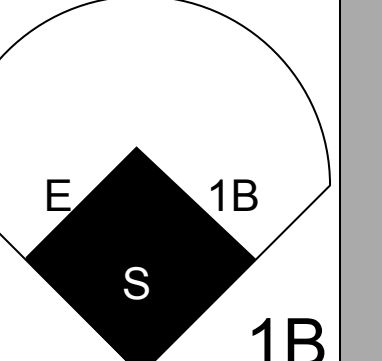

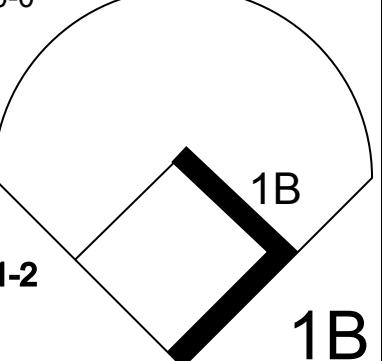

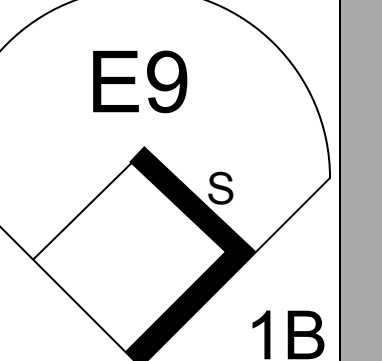
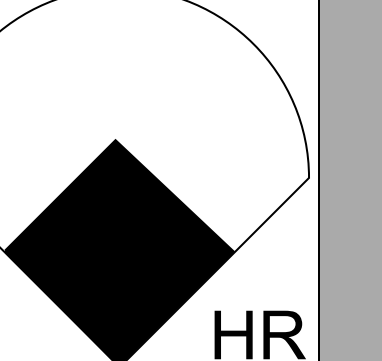

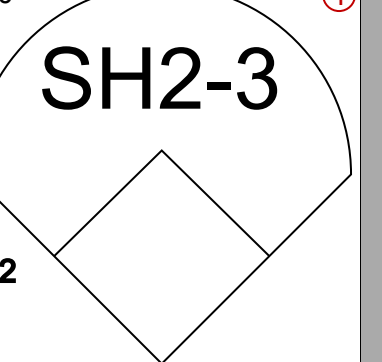
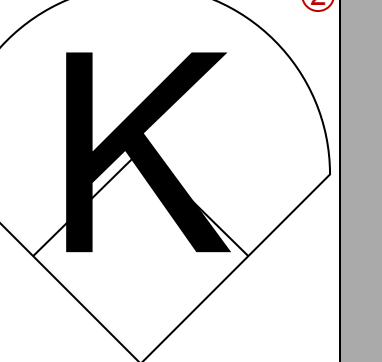

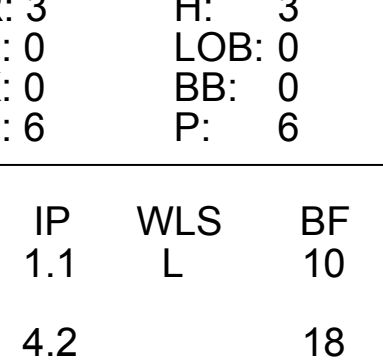
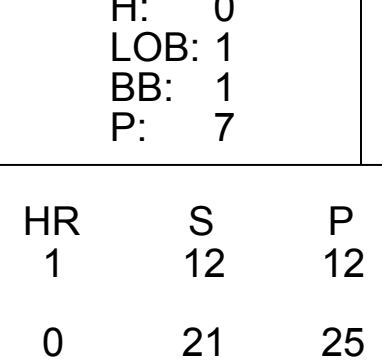
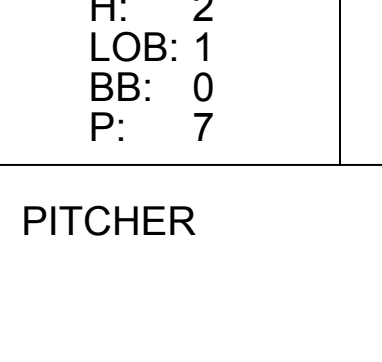
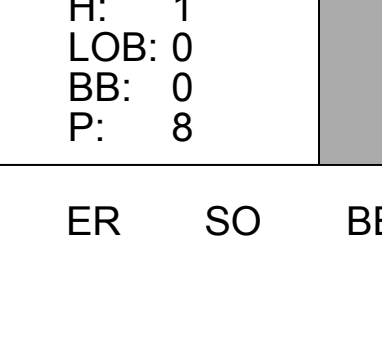


Batter	1	2	3	4	5	6	7	8	9	AB	R	H	RBI	BB	SO	LOB	TOP					
Dick Schofield, S OBP: 0.335, SLG: 0.306 (1, 6)											5	0	0	0	0	1						
Bill Virdon, L OBP: 0.321, SLG: 0.393 (1, 8)											5	1	3	2	0	0						
Roberto Clemente, R OBP: 0.360, SLG: 0.454 (1, 9)											5	0	2	0	0	0	3					
Smoky Burgess, L OBP: 0.329, SLG: 0.380 (1, 2)											4	0	1	0	0	1	2					
Willie Stargell, L OBP: 0.285, SLG: 0.383 (1, 7)											4	0	0	0	0	1	2					
Bill Mazaroski, R OBP: 0.308, SLG: 0.382 (1, 4)											4	0	1	0	0	0	1					
Donn Clendenon, R OBP: 0.331, SLG: 0.440 (1, 3)											4	0	3	0	0	0	1					
Bob Bailey, R OBP: 0.307, SLG: 0.328 (1, 5)											3	0	0	0	1	1	3					
Joe Gibbon, R OBP: 0.029, SLG: 0.029 (2, 1)											1	0	0	0	0	1	2					
Earl Francis, R OBP: 0.333, SLG: 0.456 (7, PH)											1	0	0	0	0	0	1					
Ted Savage, R OBP: 0.329, SLG: 0.333 (7, PH)											0	0	0	0	0	0	0					
Harvey Haddix, R OBP: 0.326, SLG: 0.394 (9, PH)											1	0	1	0	0	0	0					
Jerry Lynch, R OBP: 0.326, SLG: 0.460 (9, PH)											0	1	0	0	0	0	0					
Ron Brand, R OBP: 0.301, SLG: 0.370 (9, PH)											0	1	0	0	0	0	0					
Inning Stats	R: 0 E: 0 K: 2 S: 8	H: 1 LOB: 1 BB: 0 P: 8	R: 0 E: 0 K: 2 S: 8	H: 1 LOB: 2 BB: 1 P: 12	R: 1 E: 0 K: 0 S: 5	H: 2 LOB: 1 BB: 0 P: 5	R: 0 E: 0 K: 1 S: 6	H: 1 LOB: 0 BB: 0 P: 6	R: 0 E: 0 K: 0 S: 3	H: 0 LOB: 0 BB: 0 P: 3	R: 0 E: 0 K: 0 S: 5	H: 2 LOB: 2 BB: 0 P: 5	R: 0 E: 0 K: 0 S: 4	H: 1 LOB: 1 BB: 0 P: 4	R: 0 E: 0 K: 0 S: 4	H: 1 LOB: 1 BB: 0 P: 4	R: 1 E: 0 K: 0 S: 5	H: 2 LOB: 2 BB: 0 P: 5	1B: 6 2B: 2 3B: 2 HR: 1	SF: 0 SAC: 0 DP: 0 HBP: 0	WP: 0 PB: 0 SB: 0 CS: 0	PA: 39
PITCHER Ron Taylor, R ERA: 2.84 (1, 1)	IP: 9.0 WLS: W BF: 39 H: 11 R: 2 ER: 2 SO: 5 BB: 1 IBB: 0 HBP: 0 BLK: 0 WP: 0 HR: 1 S: 48 P: 52 ERA: 2.00 WHIP: 1.333																					

Pittsburgh Pirates @ St. Louis Cardinals
Sportsman's Park, St. Louis, MO
Mon Sep 02 1963, 4:38 AM EDT
Att: 22,458 - Unknown

AB 38
R 2
H 11
RBI 2
BB 1
SO 5
LOB 16



Batter	1	2	3	4	5	6	7	8	9	AB	R	H	RBI	BB	SO	LOB	BOTTOM			
Julian Javier, R OBP: 0.316, SLG: 0.402 (1, 4)										5	1	2	1	0	1	2				
Dick Groat, R OBP: 0.387, SLG: 0.459 (1, 6)										4	0	1	0	0	0	4				
Stan Musial, L OBP: 0.325, SLG: 0.394 (1, 7)										4	1	1	1	0	0	1				
Gary Kolb, L OBP: 0.404, SLG: 0.500 (8, 7)										0	0	0	0	0	0	0				
Ken Boyer, R OBP: 0.361, SLG: 0.460 (1, 5)										3	1	1	2	1	1	0				
Bill White, L OBP: 0.354, SLG: 0.482 (1, 3)										4	0	1	0	0	1	2				
Curt Flood, R OBP: 0.342, SLG: 0.396 (1, 8)											4	0	1	0	0	0	2			
Tim McCarver, L OBP: 0.326, SLG: 0.367 (1, 2)										4	2	2	0	0	0	2				
George Altman, L OBP: 0.345, SLG: 0.421 (1, 9)										3	1	3	1	1	0	0				
Ron Taylor, R OBP: 0.033, SLG: 0.033 (1, 1)										3	0	0	0	0	3	3				
Inning Stats	R: 3 E: 0 K: 0 S: 6	H: 3 LOB: 0 BB: 0 P: 6	R: 1 E: 0 K: 1 S: 7	H: 3 LOB: 1 BB: 0 P: 7	R: 0 E: 0 K: 0 S: 5	H: 2 LOB: 2 BB: 0 P: 5	R: 0 E: 0 K: 0 S: 3	H: 0 LOB: 1 BB: 1 P: 7	R: 0 E: 0 K: 1 S: 5	H: 0 LOB: 0 BB: 0 P: 5	R: 1 E: 1 K: 1 S: 7	H: 2 LOB: 1 BB: 0 P: 7	R: 0 E: 1 K: 1 S: 6	H: 1 LOB: 2 BB: 1 P: 10	R: 1 E: 0 K: 2 S: 8	H: 1 LOB: 0 BB: 0 P: 8	1B: 9 2B: 1 3B: 0 HR: 2	SF: 0 SAC: 1 DP: 1 HBP: 0	WP: 0 PB: 0 SB: 2 CS: 0	PA: 37
PITCHER Joe Gibbon, L ERA: 3.18 (1, 1)	IP: 1.1 WLS: L BF: 10 H: 6 R: 4 ER: 4 SO: 1 BB: 0 IBB: 0 HBP: 0 BLK: 0 WP: 0 HR: 1 S: 12 P: 12 ERA: 27.00 WHIP: 4.500																			
Earl Francis, R ERA: 4.45 (2, 1)	IP: 4.2 WLS: 18 BF: 4 H: 1 R: 0 ER: 0 SO: 2 BB: 1 IBB: 0 HBP: 0 BLK: 0 WP: 0 HR: 21 S: 25 P: 25 ERA: 0.00 WHIP: 1.071																			
Harvey Haddix, L ERA: 3.67 (7, 1)	IP: 2.0 WLS: 9 BF: 2 H: 1 R: 1 ER: 1 SO: 3 BB: 0 IBB: 1 HBP: 0 BLK: 0 WP: 0 HR: 14 S: 18 P: 18 ERA: 4.50 WHIP: 1.000																			

Pittsburgh Pirates @ St. Louis Cardinals
Sportsman's Park, St. Louis, MO
Mon Sep 02 1963, 4:38 AM EDT
Att: 22,458 - Unknown

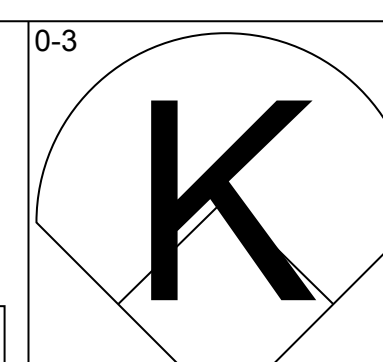
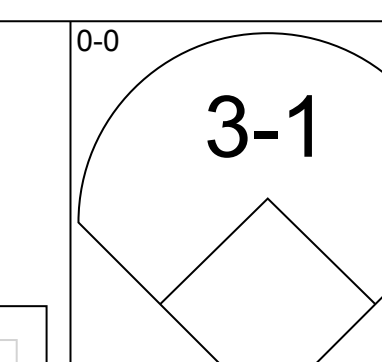
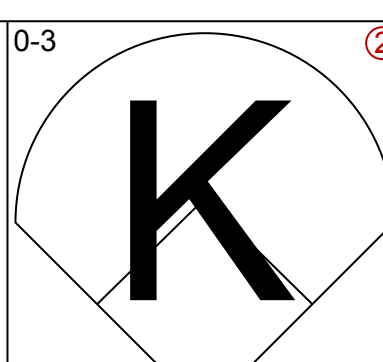
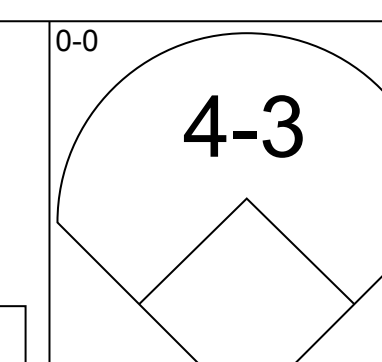

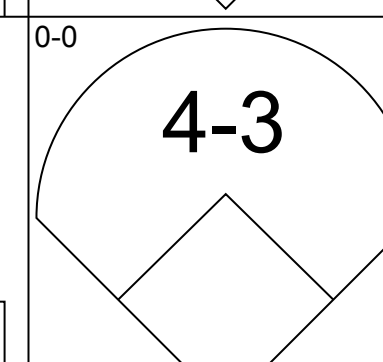
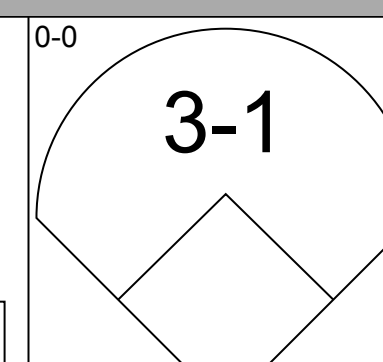
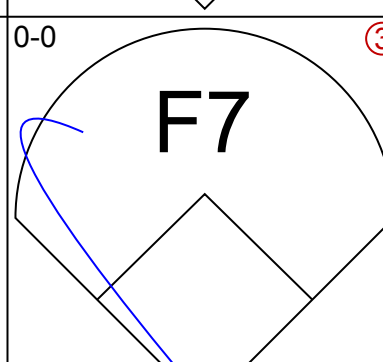
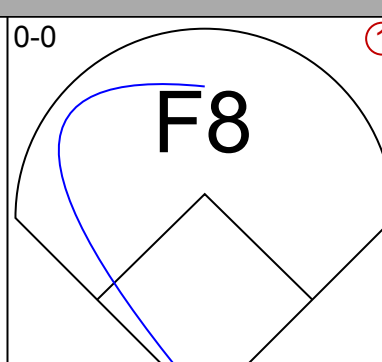
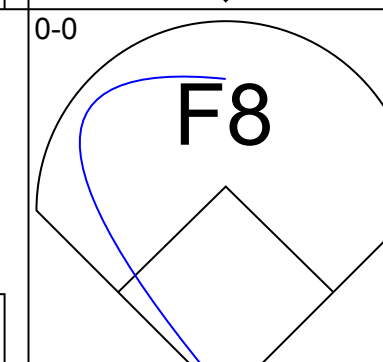
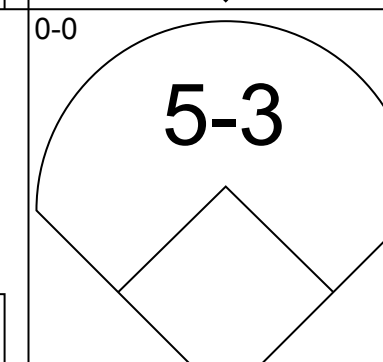
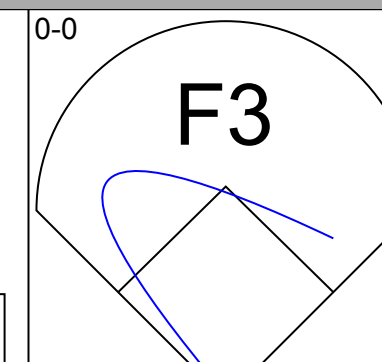
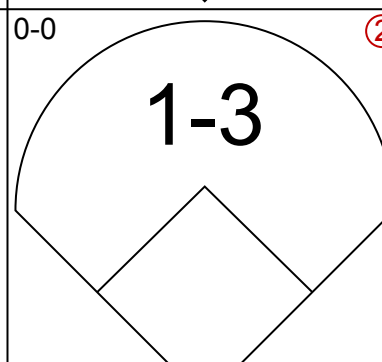
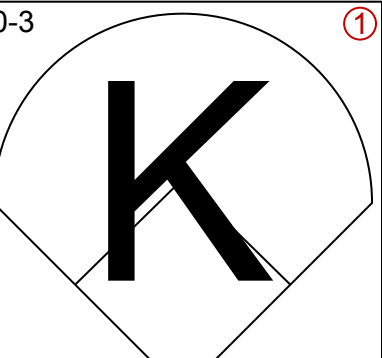
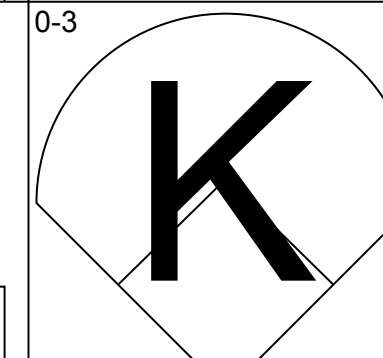
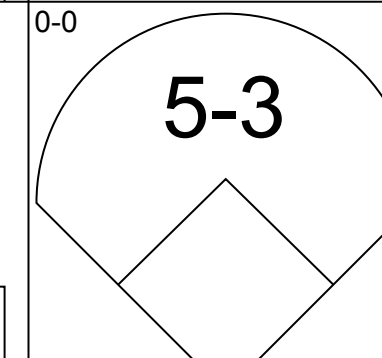
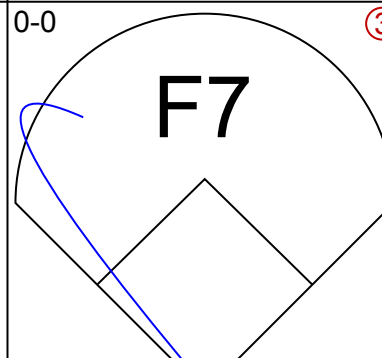
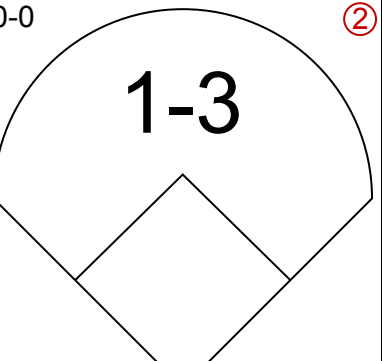
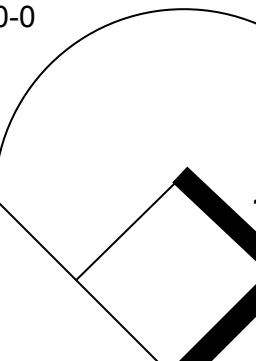
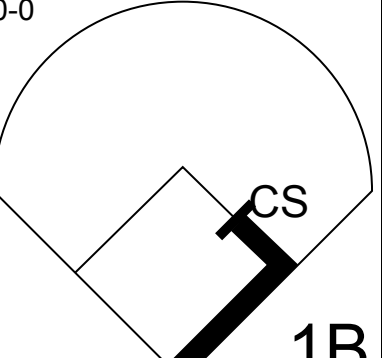
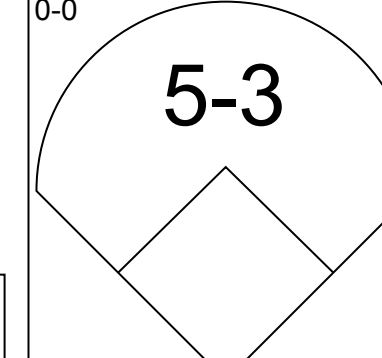
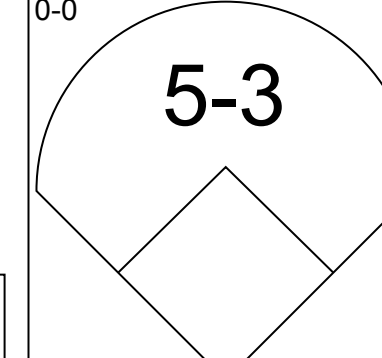
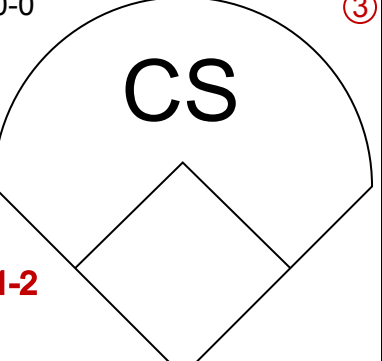
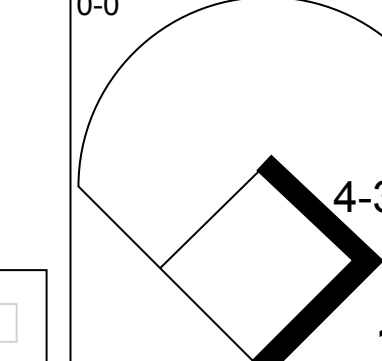
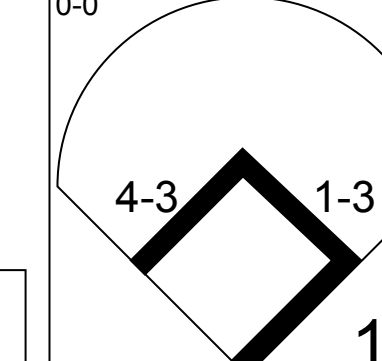
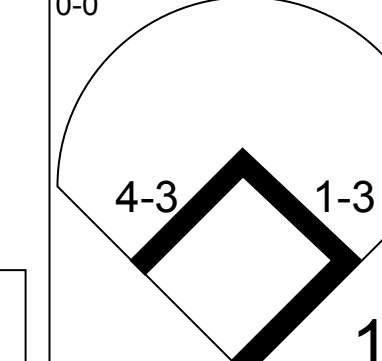
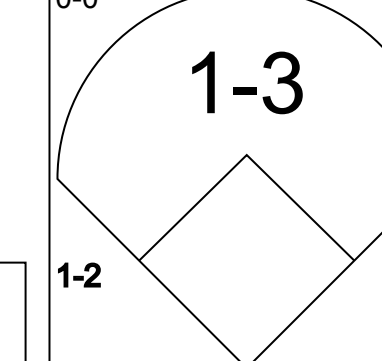
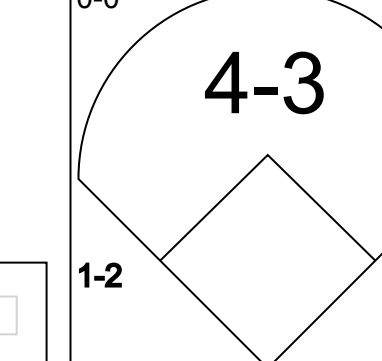
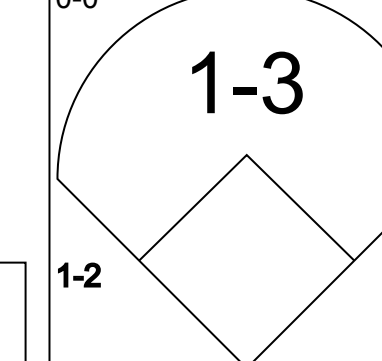
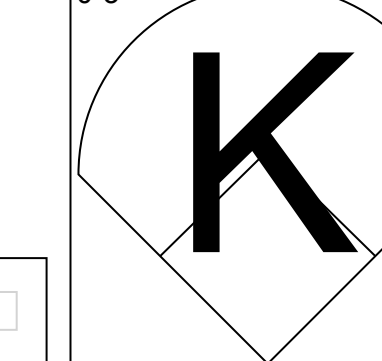
AB 34
R 6
H 12
RBI 5
BB 2
SO 6
LOB 16

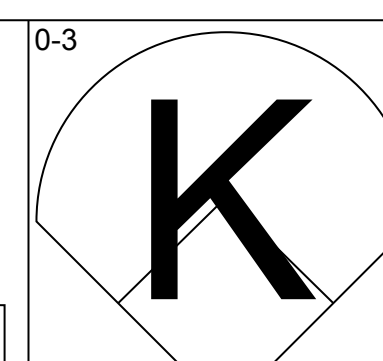
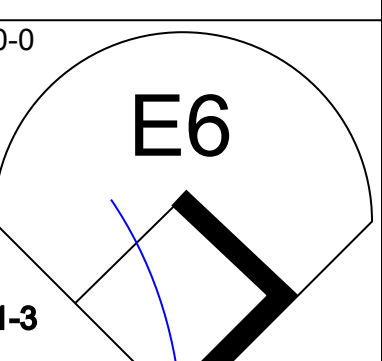
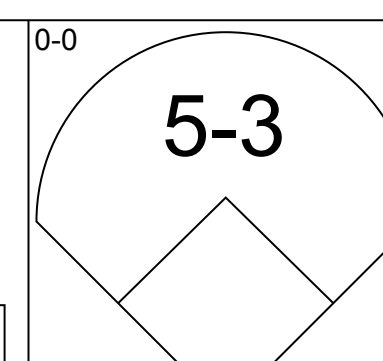
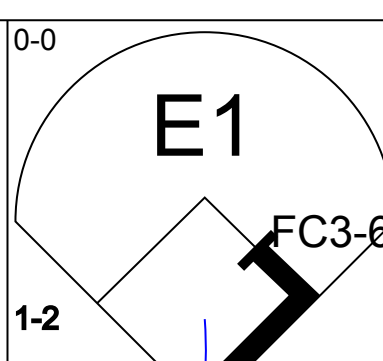
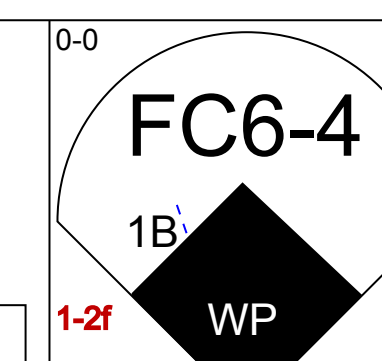

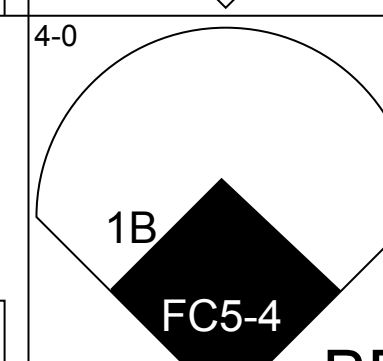
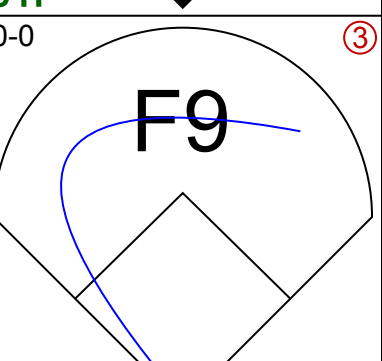
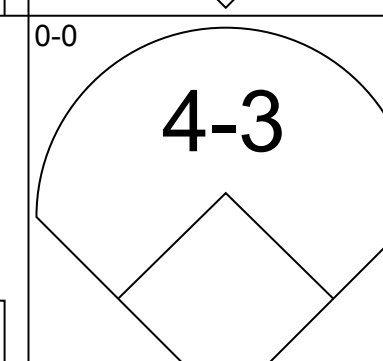
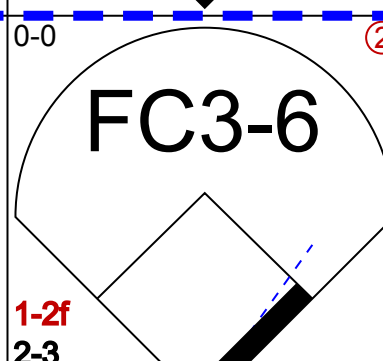
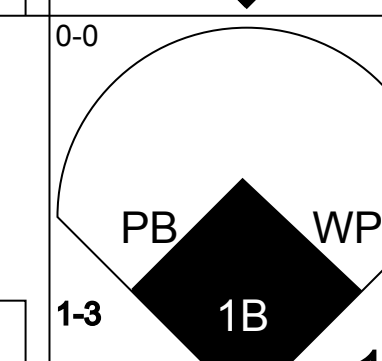

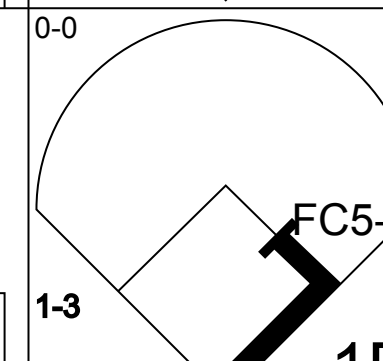
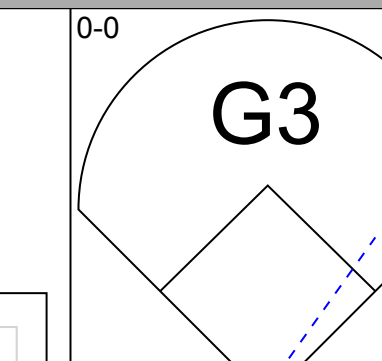
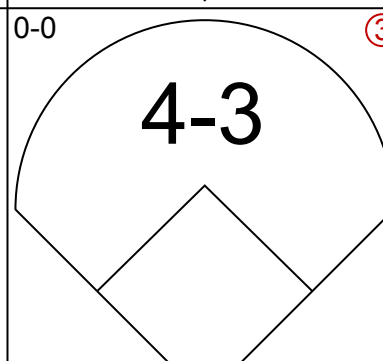
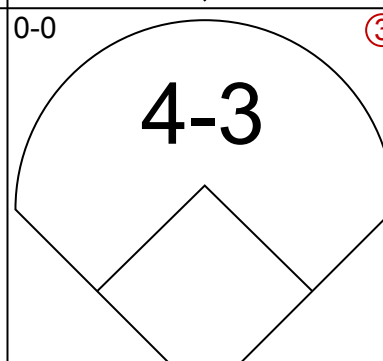
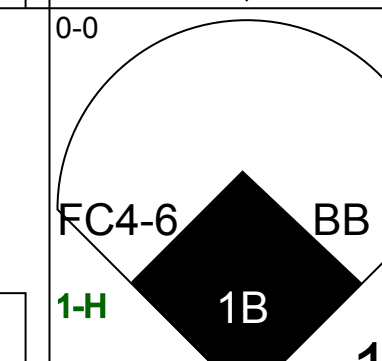

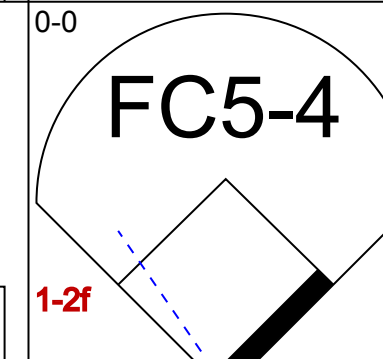
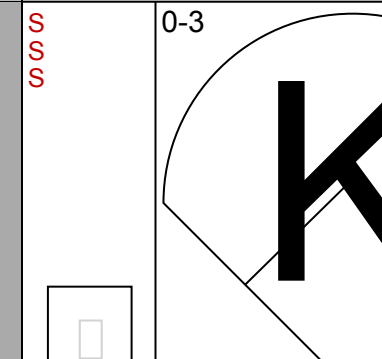
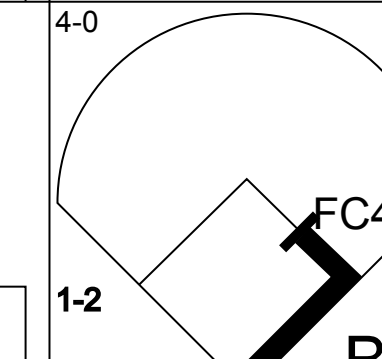
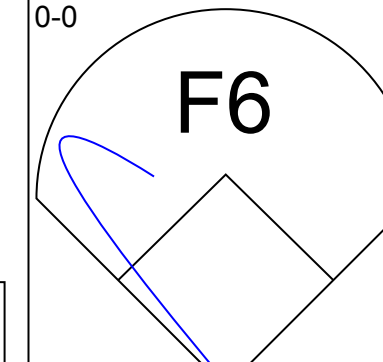
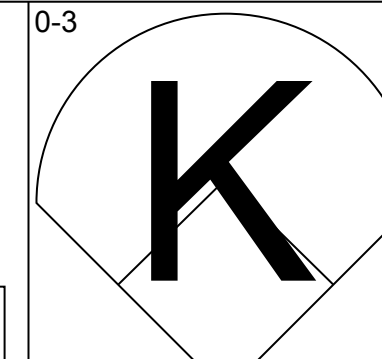
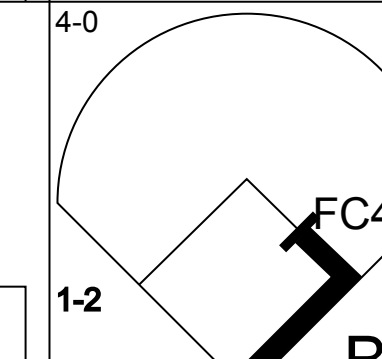

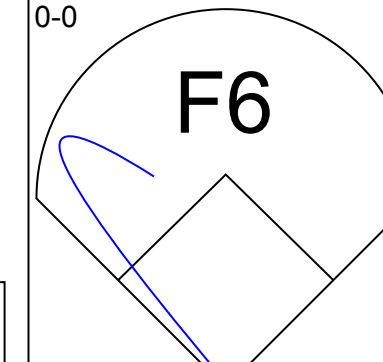
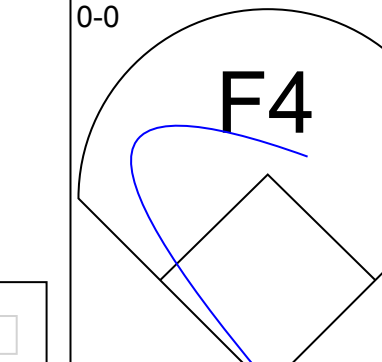
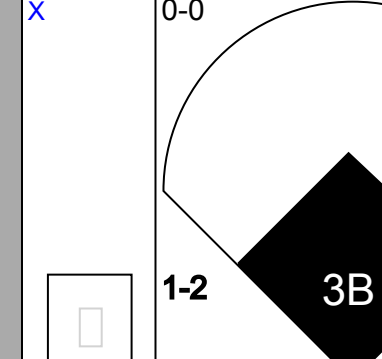
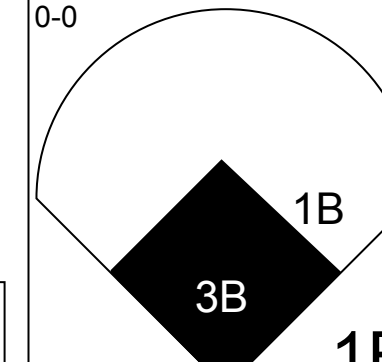
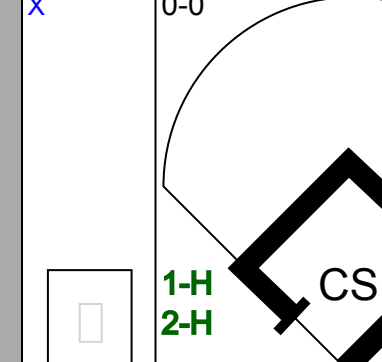
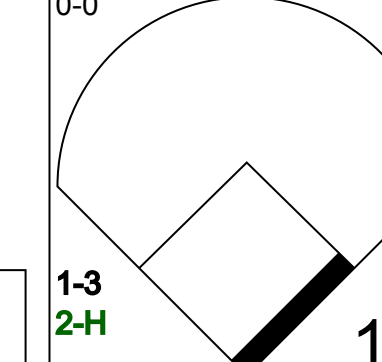

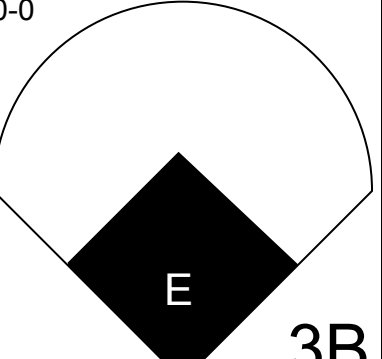
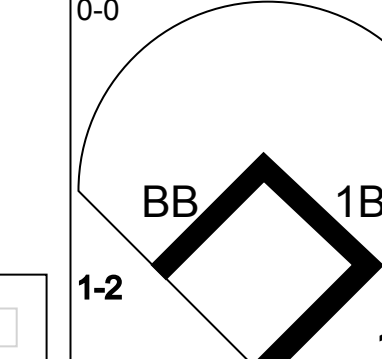
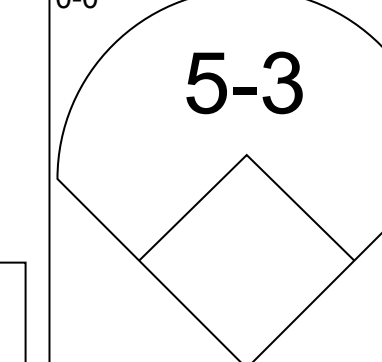
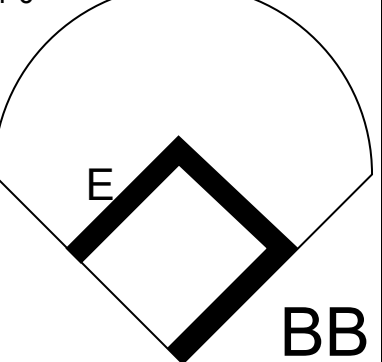
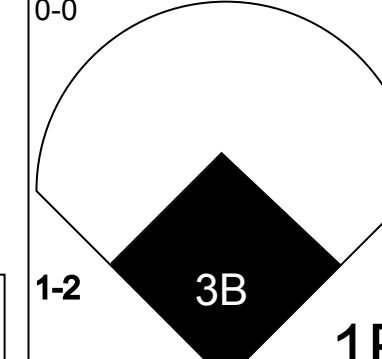
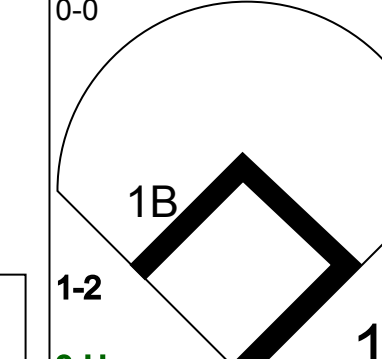

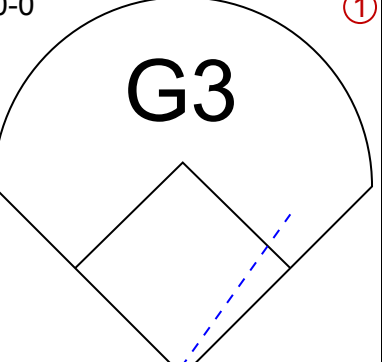
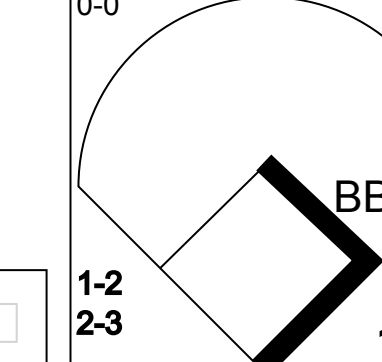
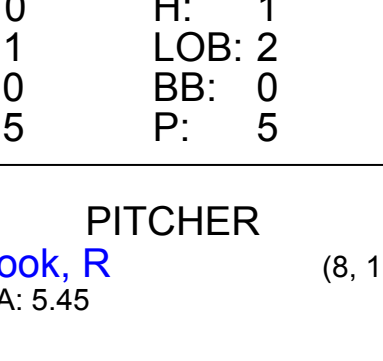
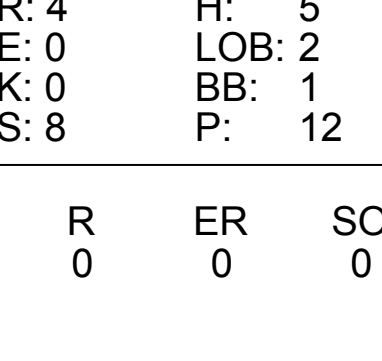
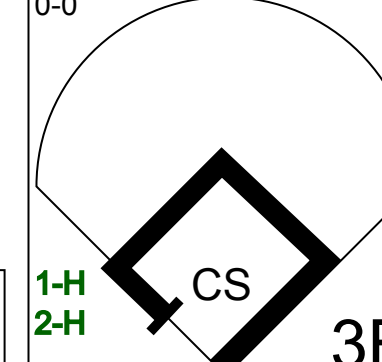
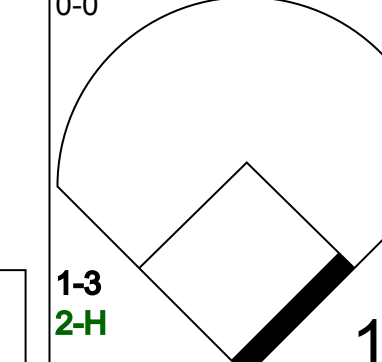


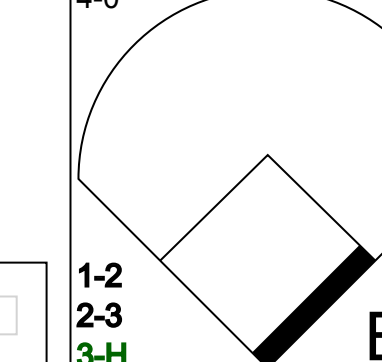

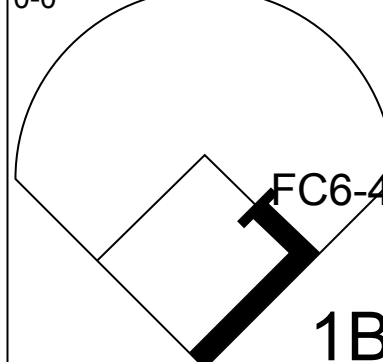
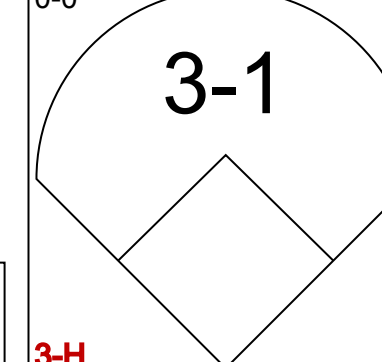
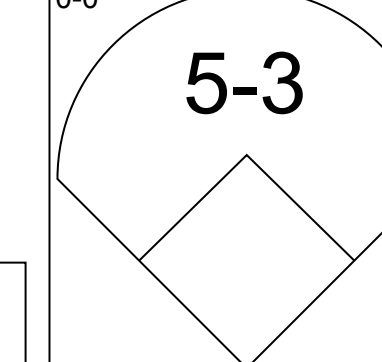
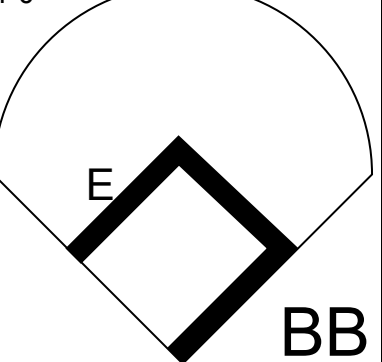
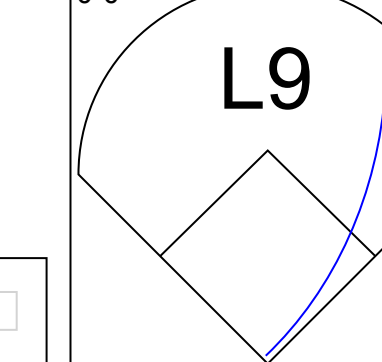
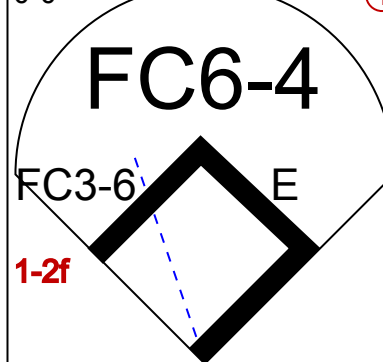




Batter	1	2	3	4	5	6	7	8	9	AB R H RBI BB SO LOB	TOP																	
Ed Kranepool, L (1.7) OBP: 0.254, SLG: 0.296										5 1 4 1 0 1 1	New York Mets @ St. Louis Cardinals Sportsman's Park, St. Louis, MO Wed Sep 04 1963, 8:05 PM EDT Att: 8,036 - Unknown - 73 F																	
Ron Hunt, R (1.4) OBP: 0.330, SLG: 0.374									4 0 0 1 0 0 5																			
Duke Snider, L (1.9) OBP: 0.350, SLG: 0.417									4 1 1 0 0 0 0																			
Tim Harkness, L (1.3) OBP: 0.296, SLG: 0.342									3 1 1 2 0 1 0																			
Jim Hickman, R (1.5) OBP: 0.299, SLG: 0.401									4 1 2 0 0 1 0																			
Duke Carmel, L (1.8) Dick Smith, R (8. PH) Chris Cannizzaro, R (8.2)									3 0 0 0 0 2 1 0 0 0 0 1 0 0 0 0 0 0 0 0 0																			
Choo-Choo Coleman, L (1.2) Joe Christopher, R (7. PH) Norm Sherry, R (7.2) Rod Kanehl, R (8. PH)									2 0 0 0 0 0 0 1 0 0 0 0 1 1 0 0 0 0 0 0 0 1 0 0 0 0 0 3																			
Al Moran, R (1.6) OBP: 0.278, SLG: 0.239									4 1 2 1 0 0 0																			
Carl Willey, R (1.1) Joe Hicks, L (6. PH) Galen Cisco, R (6.1) Pumpsie Green, S (7. PH) Larry Bearnarth, R (7.1) Ted Schreiber, R (6. PH)									1 0 0 0 0 1 0 1 0 0 0 0 0 0 0 0 0 0 0 0 0 0 0 0 0 1 0 0 0 0 0 0 0 0 0 1 0 0 0 0 0 1																			
Inning Stats	R: 0 E: 0 K: 0 S: 3	H: 1 LOB: 0 BB: 0 P: 3	R: 0 E: 0 K: 2 S: 7	H: 0 LOB: 0 BB: 0 P: 7	R: 0 E: 0 K: 1 S: 5	H: 0 LOB: 0 BB: 0 P: 5	R: 1 E: 1 K: 0 S: 4	H: 1 LOB: 0 BB: 0 P: 4	R: 0 E: 0 K: 1 S: 5	H: 0 LOB: 0 BB: 0 P: 5		R: 0 E: 0 K: 0 S: 4	H: 1 LOB: 1 BB: 0 P: 4	R: 4 E: 0 K: 2 S: 12	H: 5 LOB: 2 BB: 1 P: 16	R: 0 E: 0 K: 0 S: 3	H: 1 LOB: 2 BB: 1 P: 8	R: 0 E: 0 K: 1 S: 6	H: 1 LOB: 1 BB: 0 P: 6	1B: 7 2B: 2 3B: 0 HR: 1	SF: 1 SAC: 0 DP: 2 HBP: 1	WP: 0 PB: 0 SB: 0 CS: 0	PA: 38					
PITCHER	IP WLS BF H R ER SO BB IBB HBP BLK WP HR S P ERA WHIP											IP WLS BF H R ER SO BB IBB HBP BLK WP HR S P ERA WHIP																
Ernie Broglio, R (1.1) ERA: 3.17	6.0	23	6	4	3	4	0	0	0	0		0	0	1	31	31	4.50	1.000										
Ken MacKenzie, L (7.1) ERA: 5.09	0.0	0	0	0	0	0	0	0	0	0		0	0	0	0	0	∞	∞										
Sam Jones, R (7.1) ERA: 8.68	0.1	W	1	0	0	0	0	0	0	0		0	0	0	1	1	0.00	0.000										
Bobby Shantz, L (8.1) ERA: 2.63	0.1	S	4	1	0	0	0	1	1	0		0	0	0	2	7	0.00	3.000										
Lew Burdette, R (8.1) ERA: 3.93	1.2	S	5	1	0	0	1	0	0	0	0	0	0	7	7	0.00	0.600											

Batter	1	2	3	4	5	6	7	8	9	AB R H RBI BB SO LOB	BOTTOM																	
Julian Javier, R (1.4) OBP: 0.315, SLG: 0.400										4 1 1 1 0 0 2	New York Mets @ St. Louis Cardinals Sportsman's Park, St. Louis, MO Wed Sep 04 1963, 8:05 PM EDT Att: 8,036 - Unknown - 73 F																	
Dick Groat, R (1.6) OBP: 0.388, SLG: 0.464									4 1 2 0 0 0 1																			
Stan Musial, L (1.7) Gary Kolb, L (7. PR)									2 1 1 3 1 0 1 0 1 0 0 0 0 0																			
Ken Boyer, R (1.5) OBP: 0.364, SLG: 0.461									4 0 1 1 0 1 3																			
Bill White, L (1.3) OBP: 0.359, SLG: 0.496									4 1 2 1 0 2 2																			
Curt Flood, R (1.8) OBP: 0.345, SLG: 0.399									4 0 2 0 0 0 3																			
Tim McCarver, L (1.2) OBP: 0.326, SLG: 0.375									4 0 1 0 0 1 2																			
George Altman, L (1.9) OBP: 0.347, SLG: 0.419									3 1 0 0 1 1 2																			
Ernie Broglio, R (1.1) Ken MacKenzie, R (7.1) Sam Jones, R (7.1) Bobby Shantz, R (8.1) Lew Burdette, R (8.1)									2 0 1 0 0 0 2 0 1 0 0 0 0 0 0																			
Inning Stats	R: 1 E: 0 K: 0 S: 4	H: 1 LOB: 0 BB: 0 P: 4	R: 0 E: 0 K: 3 S: 10	H: 1 LOB: 0 BB: 0 P: 10	R: 0 E: 0 K: 0 S: 4	H: 2 LOB: 1 BB: 1 P: 8	R: 1 E: 0 K: 0 S: 4	H: 1 LOB: 0 BB: 0 P: 4	R: 1 E: 0 K: 1 S: 7	H: 2 LOB: 2 BB: 0 P: 7		R: 0 E: 0 K: 0 S: 3	H: 0 LOB: 0 BB: 0 P: 3	1B: 6 2B: 3 3B: 0 HR: 2	SF: 1 SAC: 1 DP: 2 HBP: 0	WP: 0 PB: 0 SB: 2 CS: 0	PA: 37											
PITCHER	IP WLS BF H R ER SO BB IBB HBP BLK WP HR S P ERA WHIP											IP WLS BF H R ER SO BB IBB HBP BLK WP HR S P ERA WHIP																
Carl Willey, R (1.1) ERA: 2.98	5.0	24	8	4	3	4	1	1	0	0		0	0	0	4	4	9.00	1.000										
Galen Cisco, R (6.1) ERA: 4.25	1.0	4	1	1	1	0	0	0	0	0		0	0	0	4	4	9.00	1.000										
Larry Bearnarth, R (7.1) ERA: 3.1	2.0	L	8	2	1	1	1	0	0	0		0	0	0	10	10	4.50	1.000										



Batter	1	2	3	4	5	6	7	8	9	AB	R	H	RBI	BB	SO	LOB	TOP					
Ed Kranepool, L (1, 9) OBP: 0.250, SLG: 0.291										4	0	0	0	0	2	2	<p>New York Mets @ St. Louis Cardinals Sportsman's Park, St. Louis, MO Thu Sep 05 1963, 8:05 PM EDT Att: 7,840 - Unknown</p> <p>AB 31 R 0 H 6 RBI 0 BB 0 SO 7 LOB 10</p> 					
Tim Harkness, L (1, 3) OBP: 0.293, SLG: 0.338										4	0	0	0	0	0	0						
Ron Hunt, R (1, 4) OBP: 0.327, SLG: 0.371											4	0	0	0	0	0						
Jim Hickman, R (1, 8) OBP: 0.296, SLG: 0.397											4	0	0	0	2	0						
Pumpsie Green, S (1, 5) OBP: 0.750, SLG: 1.000											3	0	2	0	0	0						
Dick Smith, R (1, 7) OBP: 0.154, SLG: 0.083											3	0	1	0	0	1						
Chris Cannizzaro, R (1, 2) OBP: 0.500, SLG: 0.538											3	0	3	0	0	0						
Al Moran, R (1, 6) OBP: 0.276, SLG: 0.238											2	0	0	0	0	3						
Joe Hicks, L (8, PH) OBP: 0.299, SLG: 0.398											1	0	0	0	0	1						
Ted Schreiber, R (8, 6) OBP: 0.260, SLG: 0.178											0	0	0	0	0	0						
Grover Powell, L (1, 1) OBP: 0.222, SLG: 0.125											1	0	0	0	0	1						
Ed Bauta, R (3, 1) OBP: 0.265, SLG: 0.283											0	0	0	0	0	0						
Joe Christopher, R (8, PH) OBP: 0.265, SLG: 0.283											1	0	0	0	0	0						
Roger Craig, R (8, 1) OBP: 0.312, SLG: 0.396											0	0	0	0	0	0						
Steve Dillon, L (8, 1) OBP: 0.239, SLG: 0.293											0	0	0	0	0	0						
Duke Carmel, L (8, PH) OBP: 0.239, SLG: 0.293											1	0	0	0	0	1						
Craig Anderson, R (8, 1) OBP: 0.239, SLG: 0.293											0	0	0	0	0	0						
Jay Hook, L (8, 1) OBP: 0.239, SLG: 0.293											0	0	0	0	0	0						
Inning Stats	R: 0 E: 0 K: 1 S: 5	H: 0 LOB: 0 BB: 0 P: 5	R: 0 E: 0 K: 1 S: 5	H: 1 LOB: 0 BB: 0 P: 5	R: 0 E: 0 K: 1 S: 6	H: 1 LOB: 1 BB: 0 P: 6	R: 0 E: 0 K: 1 S: 5	H: 0 LOB: 0 BB: 0 P: 5	R: 0 E: 0 K: 1 S: 6	H: 2 LOB: 1 BB: 0 P: 6	R: 0 E: 0 K: 2 S: 7	H: 0 LOB: 0 BB: 0 P: 7	R: 0 E: 0 K: 0 S: 4	H: 1 LOB: 1 BB: 0 P: 4	R: 0 E: 0 K: 0 S: 4	H: 1 LOB: 1 BB: 0 P: 4	R: 0 E: 0 K: 0 S: 3	H: 0 LOB: 0 BB: 0 P: 3	1B: 5 2B: 1 3B: 0 HR: 0	SF: 0 SAC: 0 DP: 1 HBP: 0	WP: 0 PB: 0 SB: 0 CS: 1	PA: 32
PITCHER Curt Simmons, L (1, 1) ERA: 2.72	IP: 9.0 WLS: W BF: 31 H: 6 R: 0 ER: 0 SO: 7 BB: 0 IBB: 0 HBP: 0 BLK: 0 WP: 0 HR: 0 S: 45 P: 45 ERA: 0.00 WHIP: 0.667																					

Batter	1	2	3	4	5	6	7	8	9	AB	R	H	RBI	BB	SO	LOB	BOTTOM			
Julian Javier, R (1, 4) OBP: 0.312, SLG: 0.396										5	1	0	0	0	1	3	<p>New York Mets @ St. Louis Cardinals Sportsman's Park, St. Louis, MO Thu Sep 05 1963, 8:05 PM EDT Att: 7,840 - Unknown</p> <p>AB 40 R 9 H 14 RBI 7 BB 4 SO 5 LOB 24</p> 			
Dick Groat, R (1, 6) OBP: 0.388, SLG: 0.463										4	2	1	0	1	0	4				
Bill White, L (1, 3) OBP: 0.359, SLG: 0.495											5	1	2	1	0	1				
Ken Boyer, R (1, 5) OBP: 0.363, SLG: 0.458											4	1	0	1	1	1				
Dal Maxwell, R (8, PR) OBP: 0.344, SLG: 0.250											0	0	0	0	0	0				
Stan Musial, L (1, 7) OBP: 0.323, SLG: 0.398											3	0	0	0	1	2				
Gary Kolb, L (6, 7) OBP: 0.406, SLG: 0.500											2	2	1	0	0	2				
Curt Flood, R (1, 8) OBP: 0.351, SLG: 0.407											5	2	5	1	0	0				
Tim McCarver, L (1, 2) OBP: 0.330, SLG: 0.385											5	0	3	3	0	2				
George Altman, L (1, 9) OBP: 0.347, SLG: 0.418											4	0	1	1	1	4				
Curt Simmons, L (1, 1) OBP: 0.184, SLG: 0.194											3	0	1	0	1	0				
Inning Stats	R: 1 E: 0 K: 1 S: 6	H: 1 LOB: 1 BB: 1 P: 10	R: 1 E: 1 K: 1 S: 7	H: 1 LOB: 2 BB: 1 P: 11	R: 1 E: 1 K: 0 S: 6	H: 2 LOB: 3 BB: 1 P: 10	R: 0 E: 0 K: 1 S: 5	H: 0 LOB: 0 BB: 0 P: 5	R: 0 E: 1 K: 0 S: 5	H: 1 LOB: 2 BB: 0 P: 5	R: 2 E: 0 K: 1 S: 7	H: 3 LOB: 0 BB: 0 P: 7	R: 4 E: 0 K: 0 S: 8	H: 5 LOB: 2 BB: 1 P: 12	R: 4 E: 0 K: 0 S: 8	H: 5 LOB: 2 BB: 1 P: 12	1B: 12 2B: 0 3B: 2 HR: 0	SF: 0 SAC: 0 DP: 0 HBP: 0	WP: 1 PB: 1 SB: 0 CS: 1	PA: 44
PITCHER Grover Powell, L (1, 1) ERA: 1.25	IP: 2.2 WLS: L BF: 17 H: 4 R: 3 ER: 1 SO: 2 BB: 3 IBB: 0 HBP: 0 BLK: 0 WP: 0 HR: 0 S: 18 P: 30 ERA: 3.38 WHIP: 2.625																			
Ed Bauta, R (3, 1) ERA: 3.59	IP: 2.1 WLS: L BF: 8 H: 1 R: 0 ER: 0 SO: 2 BB: 0 IBB: 0 HBP: 0 BLK: 0 WP: 0 HR: 0 S: 12 P: 12 ERA: 0.00 WHIP: 0.429																			
Roger Craig, R (6, 1) ERA: 4.01	IP: 0.1 WLS: L BF: 3 H: 1 R: 0 ER: 0 SO: 0 BB: 0 IBB: 0 HBP: 0 BLK: 0 WP: 0 HR: 0 S: 3 P: 3 ERA: 0.00 WHIP: 3.000																			
Steve Dillon, L (6, 1) ERA: 10.8	IP: 1.2 WLS: L BF: 7 H: 3 R: 2 ER: 2 SO: 1 BB: 0 IBB: 0 HBP: 0 BLK: 0 WP: 0 HR: 0 S: 9 P: 9 ERA: 10.80 WHIP: 1.800																			
Craig Anderson, R (8, 1) ERA: 54.0	IP: 0.2 WLS: L BF: 7 H: 4 R: 4 ER: 4 SO: 0 BB: 1 IBB: 0 HBP: 0 BLK: 0 WP: 1 HR: 0 S: 6 P: 10 ERA: 54.00 WHIP: 7.500																			
PITCHER Jay Hook, R (8, 1) ERA: 5.45	IP: 0.1 WLS: L BF: 2 H: 1 R: 0 ER: 0 SO: 0 BB: 0 IBB: 0 HBP: 0 BLK: 0 WP: 0 HR: 0 S: 2 P: 2 ERA: 0.00 WHIP: 3.000																			

Batter	1	2	3	4	5	6	7	8	9	AB	R	H	RBI	BB	SO	LOB	TOP					
Julian Javier, R OBP: 0.311, SLG: 0.393 (1, 4)	G3		4-3			6-3			G1-6-3 1B	4	0	1	0	0	0	1						
Bill White, L OBP: 0.359, SLG: 0.493 (1, 3)	FC3-6 1B			1-3		1-3			G1-6-3 1-2f	4	0	1	0	0	0	2						
Curt Flood, R OBP: 0.352, SLG: 0.498 (1, 8)	FC3-6 1-2f			G4-3 1B			F4		2B BB	3	0	1	0	1	0	1						
Ken Boyer, R OBP: 0.363, SLG: 0.460 (1, 5)	5-3			G4-3 1-2f			5-3		1-3 2B	4	0	1	0	0	0	2						
Tim McCarver, L OBP: 0.328, SLG: 0.380 (1, 2)		5-3			G3		5-3		K	4	0	0	0	0	1	2						
Mike Shannon, R OBP: 0.333, SLG: 0.333 (1, 7)		K			1-3				G1-6-3 1B	3	0	1	0	0	1	0						
George Altman, L OBP: 0.344, SLG: 0.416 (1, 9)		F8			F4				G1-6-3 1-2f	3	0	0	0	0	0	1						
Dal Maxvill, R OBP: 0.333, SLG: 0.265 (1, 6)			6-3						2B BB	2	0	1	0	1	0	0						
Ron Taylor, R OBP: 0.032, SLG: 0.032 Corky Withrow, R (6, PH) Ken MacKenzie, R (6, 1) Stan Musial, L (8, PH) Barney Schultz, R (8, 1)			K						K	1	0	0	0	0	1	0						
										1	0	0	0	0	1	1						
										0	0	0	0	0	0	0						
										1	0	0	0	0	1	1						
										0	0	0	0	0	0	0						
										0	0	0	0	0	0	0						
										0	0	0	0	0	0	0						
Inning Stats	R: 0 E: 0 K: 0 S: 4	H: 1 LOB: 1 BB: 0 P: 4	R: 0 E: 0 K: 1 S: 5	H: 0 LOB: 0 BB: 0 P: 5	R: 0 E: 0 K: 1 S: 5	H: 0 LOB: 0 BB: 0 P: 5	R: 0 E: 0 K: 0 S: 3	H: 1 LOB: 0 BB: 0 P: 3	R: 0 E: 0 K: 0 S: 3	H: 0 LOB: 0 BB: 0 P: 3	R: 0 E: 0 K: 1 S: 6	H: 1 LOB: 1 BB: 0 P: 6	R: 0 E: 0 K: 0 S: 3	H: 0 LOB: 0 BB: 0 P: 3	R: 0 E: 0 K: 1 S: 5	H: 1 LOB: 1 BB: 1 P: 9	R: 0 E: 0 K: 1 S: 6	H: 2 LOB: 2 BB: 1 P: 10	1B: 4 2B: 2 3B: 0 HR: 0	SF: 0 SAC: 0 DP: 3 HBP: 0	WP: 0 PB: 0 SB: 0 CS: 0	PA: 32
PITCHER Bob Veale, L ERA: 0.56 (1, 1)	IP: 9.0 WLS: W BF: 32 H: 6 R: 0 ER: 0 SO: 5 BB: 2 IBB: 0 HBP: 0 BLK: 0 WP: 0 HR: 0 S: 40 P: 48 ERA: 0.00 WHIP: 0.889															PITCHER	IP: 9.0 WLS: W BF: 32 H: 6 R: 0 ER: 0 SO: 5 BB: 2 IBB: 0 HBP: 0 BLK: 0 WP: 0 HR: 0 S: 40 P: 48 ERA: 0.00 WHIP: 0.889					

St. Louis Cardinals @ Pittsburgh Pirates
Forbes Field, Pittsburgh, PA
Fri Sep 06 1963, 7:05 PM EDT
Att: 11,825 - Unknown

AB	30
R	0
H	6
RBI	0
BB	2
SO	5
LOB	11



Batter	1	2	3	4	5	6	7	8	9	AB	R	H	RBI	BB	SO	LOB	BOTTOM			
Bill Mazerowski, R OBP: 0.298, SLG: 0.369 (1, 4)	F4				F4		F3			4	0	1	0	0	0	0				
Dick Schofield, S OBP: 0.342, SLG: 0.314 (1, 6)	1B 2B	1-2 2-H			1B 1B		F9			4	2	3	0	0	0	0				
Jerry Lynch, L OBP: 0.326, SLG: 0.457 Donn Clendenon, R (6, PR) (9, 3)	K			4-3 1-H	F7				PB E 1B 1B	4	0	2	1	0	1	2				
										0	1	0	0	0	0	0				
Bill Virdon, L OBP: 0.321, SLG: 0.390 (1, 8)	2H 1B			4-3	1-2 1B				PB E 1B 1B	4	1	3	1	0	0	1				
Smoky Burgess, L OBP: 0.327, SLG: 0.380 (1, 2)	F6			1-3	F7				K	4	0	0	0	0	1	6				
Willie Stargell, L OBP: 0.287, SLG: 0.381 (9, 9)		BB 1B 1B		F7					E9 1B 1B	4	1	2	2	0	1	1				
Manny Mota, R OBP: 0.352, SLG: 0.366 (9, 7)					K				K	4	0	0	0	0	3	3				
Bob Bailey, R OBP: 0.301, SLG: 0.327 (1, 5)					F8				K	4	0	1	1	0	1	1				
Bob Veale, S OBP: 0.167, SLG: 0.182 (1, 1)		BB 1B			K				2H 3H 1B	3	0	0	0	1	2	1				
										3	0	0	0	1	2	1				
Inning Stats	R: 1 E: 0 K: 1 S: 7	H: 2 LOB: 1 BB: 0 P: 7	R: 0 E: 0 K: 0 S: 4	H: 2 LOB: 2 BB: 1 P: 8	R: 1 E: 0 K: 0 S: 5	H: 2 LOB: 1 BB: 0 P: 5	R: 0 E: 0 K: 2 S: 7	H: 0 LOB: 0 BB: 0 P: 7	R: 0 E: 0 K: 0 S: 5	H: 2 LOB: 2 BB: 0 P: 5	R: 0 E: 0 K: 3 S: 9	H: 0 LOB: 0 BB: 0 P: 9	R: 0 E: 0 K: 1 S: 5	H: 0 LOB: 0 BB: 0 P: 5	R: 3 E: 1 K: 2 S: 11	H: 4 LOB: 1 BB: 0 P: 11	1B: 10 2B: 2 3B: 0 HR: 0	SF: 0 SAC: 0 DP: 0 HBP: 0	WP: 0 PB: 1 SB: 0 CS: 0	PA: 36
PITCHER Ron Taylor, R ERA: 2.87 Ken MacKenzie, L ERA: 4.93 Barney Schultz, R ERA: 3.6 (1, 1) (6, 1) (8, 1)	IP: 5.0 WLS: L BF: 23 H: 8 R: 2 ER: 2 SO: 3 BB: 1 IBB: 0 HBP: 0 BLK: 0 WP: 0 HR: 0 S: 28 P: 32 ERA: 3.60 WHIP: 1.800															PITCHER	IP: 5.0 WLS: L BF: 23 H: 8 R: 2 ER: 2 SO: 3 BB: 1 IBB: 0 HBP: 0 BLK: 0 WP: 0 HR: 0 S: 28 P: 32 ERA: 3.60 WHIP: 1.800			

St. Louis Cardinals @ Pittsburgh Pirates
Forbes Field, Pittsburgh, PA
Fri Sep 06 1963, 7:05 PM EDT
Att: 11,825 - Unknown

AB	35
R	5
H	12
RBI	5
BB	1
SO	9
LOB	15



Batter	1	2	3	4	5	6	7	8	9	AB	R	H	RBI	BB	SO	LOB	TOP				
Julian Javier, R OBP: 0.311, SLG: 0.396 (1, 4)	0-0 5-3		0-0 HR		0-0 F6			4-0 L6 SH BB		3	1	1	2	1	0	0					
Curt Flood, R OBP: 0.353, SLG: 0.409 (1, 8)	0-0 6-3		0-0 F8 1B 2B		0-3 K			0-0 SH		3	1	1	0	0	1	0					
Bill White, L OBP: 0.360, SLG: 0.494 (1, 3)	0-0 F5		0-0 F8 2-3		0-0 F4			0-0 L6		4	0	0	0	0	0	3					
Ken Boyer, R OBP: 0.366, SLG: 0.461 (1, 5)		0-3 K	0-0 1B		0-0 6-3			0-0 F9		4	0	1	1	0	1	1					
Stan Musial, L OBP: 0.321, SLG: 0.390 Gary Kolb, L OBP: 0.410, SLG: 0.494 (6, 7)		0-3 K	0-0 4-3 1B		0-0 F7			0-0 3-4 1B		3	0	0	0	0	1	1					
George Altman, L OBP: 0.341, SLG: 0.411 (1, 9)		0-0 E3		0-0 F8		0-0 1B		0-0 3-4		4	0	1	0	0	0	1					
Tim McCarver, L OBP: 0.326, SLG: 0.378 (1, 2)		0-0 F9		0-0 FC5-4 1B		0-0 4-3		0-0 F9		4	0	1	0	0	0	1					
Dal Maxvill, R OBP: 0.304, SLG: 0.244 (1, 6)			0-0 SH1-4 HR 1B		0-0 FC5-4		0-0 5-3			3	1	1	0	0	0	1					
Ernie Broglio, R OBP: 0.122, SLG: 0.127 Bobby Shantz, R OBP: 0.333, SLG: 0.143 Ron Taylor, R OBP: 0.032, SLG: 0.032 (9, 1)			0-0 SH1-4		0-0 F8		0-3 K			2	0	0	0	0	1	1					
Inning Stats	R: 0 E: 0 K: 0 S: 3	H: 0 LOB: 0 BB: 0 P: 3	R: 0 E: 1 K: 2 S: 8	H: 0 LOB: 1 BB: 0 P: 8	R: 3 E: 0 K: 0 S: 7	H: 4 LOB: 1 BB: 0 P: 7	R: 0 E: 0 K: 0 S: 4	H: 1 LOB: 1 BB: 0 P: 4	R: 0 E: 0 K: 1 S: 5	H: 0 LOB: 0 BB: 0 P: 5	R: 0 E: 0 K: 0 S: 3	H: 0 LOB: 1 BB: 0 P: 5	R: 0 E: 0 K: 0 S: 3	H: 0 LOB: 1 BB: 1 P: 7	R: 0 E: 0 K: 0 S: 3	H: 1 LOB: 0 BB: 0 P: 3	1B: 5 2B: 3 3B: 0 HR: 1	SF: 0 SAC: 2 DP: 2 HBP: 0	WP: 0 PB: 0 SB: 0 CS: 0	PA: 34	
PITCHER	IP	WLS	BF	H	R	ER	SO	BB	IBB	HBP	BLK	WP	HR	S	P	ERA	WHIP				
Bob Friend, R ERA: 2.16 Don Schwalt, R ERA: 3.29	(1, 1)	7.0	L	27	6	3	3	4	0	0	0	0	1	35	35	3.86	0.857				
PITCHER	IP	WLS	BF	H	R	ER	SO	BB	IBB	HBP	BLK	WP	HR	S	P	ERA	WHIP				
Bob Friend, R ERA: 2.16 Don Schwalt, R ERA: 3.29	(8, 1)	2.0		7	1	0	0	0	1	0	0	0	0	6	10	0.00	1.000				

St. Louis Cardinals @ Pittsburgh Pirates
Forbes Field, Pittsburgh, PA
Sun Sep 08 1963, 3:33 AM EDT
Att: 14,866 - Unknown

AB 31
R 3
H 7
RBI 3
BB 1
SO 4
LOB 9



Batter	1	2	3	4	5	6	7	8	9	AB	R	H	RBI	BB	SO	LOB	BOTTOM					
Bill Mazerowski, R OBP: 0.297, SLG: 0.366 (1, 4)	0-0 F4		0-0 F4		0-3 K		0-0 FC4-6 1B		0-0 F2	5	0	1	0	0	1	1						
Dick Schofield, S OBP: 0.343, SLG: 0.316 (1, 6)	0-0 6-3		0-0 3-1		0-0 F8		0-0 FC4-6		0-0 4-3	5	0	0	0	0	0	2						
Jerry Lynch, L OBP: 0.327, SLG: 0.464 (1, 7)	0-0 3B		0-0 F8		0-0 F7		0-0 F2			4	0	1	0	0	0	0						
Bill Virdon, L OBP: 0.324, SLG: 0.390 (1, 8)	4-0 BB		0-0 F8		0-0 1B		0-0 1-3			3	0	1	0	1	0	0						
Roberto Clemente, R OBP: 0.358, SLG: 0.477 (1, 9)	0-0 G3		0-0 6-3		0-0 6-3		0-0 1B		0-0 1B	4	1	2	0	0	0	2						
Smoky Burgess, L OBP: 0.332, SLG: 0.393 Ron Brand, R OBP: 0.358, SLG: 0.370 (8, FR) (9, 2)		0-0 5-3		0-0 1B 2B		0-0 1B		0-0 1B		4	1	3	1	0	0	0						
Willie Stargell, L OBP: 0.342, SLG: 0.385 Don Clendenon, R OBP: 0.327, SLG: 0.438 (6, PH) (9, 3)		0-0 FC5-4 1B		0-0 2B		0-0 G3		0-0 F7		3	0	2	1	0	0	1						
Bob Bailey, R OBP: 0.302, SLG: 0.329 (1, 5)		0-0 FC5-4		0-0 5-3		0-0 5-3		0-0 SH1-4 1B		4	0	1	0	0	0	2						
Bob Friend, R OBP: 0.110, SLG: 0.099 Manny Mota, R OBP: 0.342, SLG: 0.355 Don Schwalt, R OBP: 0.167, SLG: 0.152 Gene Alley, R (9, PH)		0-0 1-3		0-0 5-3		0-0 5-3		0-0 4-3		2	0	0	0	0	0	1						
Inning Stats	R: 0 E: 0 K: 0 S: 4	H: 1 LOB: 2 BB: 1 P: 8	R: 0 E: 0 K: 0 S: 4	H: 1 LOB: 1 BB: 0 P: 4	R: 0 E: 0 K: 0 S: 3	H: 0 LOB: 0 BB: 0 P: 3	R: 1 E: 0 K: 0 S: 5	H: 2 LOB: 1 BB: 0 P: 5	R: 0 E: 0 K: 1 S: 5	H: 0 LOB: 0 BB: 0 P: 5	R: 1 E: 0 K: 0 S: 5	H: 3 LOB: 1 BB: 0 P: 5	R: 0 E: 0 K: 0 S: 4	H: 1 LOB: 1 BB: 0 P: 4	R: 0 E: 0 K: 0 S: 5	H: 2 LOB: 2 BB: 0 P: 5	R: 0 E: 0 K: 0 S: 4	H: 1 LOB: 1 BB: 0 P: 4	1B: 8 2B: 2 3B: 1 HR: 0	SF: 0 SAC: 1 DP: 0 HBP: 0	WP: 0 PB: 0 SB: 0 CS: 0	PA: 38
PITCHER	IP	WLS	BF	H	R	ER	SO	BB	IBB	HBP	BLK	WP	HR	S	P	ERA	WHIP					
Ernie Broglio, R ERA: 3.15 Bobby Shantz, L ERA: 2.57 Ron Taylor, R ERA: 2.85	(1, 1)	7.0	W	29	8	2	2	1	1	0	0	0	0	7	7	0.00	2.250					
PITCHER	IP	WLS	BF	H	R	ER	SO	BB	IBB	HBP	BLK	WP	HR	S	P	ERA	WHIP					
Ernie Broglio, R ERA: 3.15 Bobby Shantz, L ERA: 2.57 Ron Taylor, R ERA: 2.85	(8, 1)	1.1		7	3	0	0	0	0	0	0	0	0	2	2	0.00	0.000					

St. Louis Cardinals @ Pittsburgh Pirates
Forbes Field, Pittsburgh, PA
Sun Sep 08 1963, 3:33 AM EDT
Att: 14,866 - Unknown

AB 36
R 2
H 11
RBI 2
BB 1
SO 1
LOB 11



Batter	1	2	3	4	5	6	7	8	9	AB	R	H	RBI	BB	SO	LOB	TOP			
Steve Boros, R Freddie Burdette, R (1.9)	4-0 BB G6-3		4-3			1B 2B		F4		3	0	1	0	1	0	2				
Andra Rodgers, R (1.6)	0-0 G6-3 1-2					K		BB		3	0	0	0	1	1	2				
Billy Williams, L (1.7)	0-0 F2							F4		4	0	1	0	0	0	2				
Ron Santo, R (1.5)		0-0 F8				F4				4	0	0	0	0	0	2				
Ellis Burton, S (1.8)		0-0 6-3				L8		K		4	0	0	0	0	1	0				
Ken Hubbs, R Leo Burke, R (1.4)		0-0 F4				F4		F8		1	0	0	0	0	0	0				
14 Ernie Banks, R (1.3)			0-3 K					F8		3	0	1	0	0	1	0				
Jimmie Schaffer, R (1.2)			0-0 2B			1-3		5-3		3	0	1	0	0	0	1				
Cal Koonce, R Paul Toth, R Don Elston, R Billy Cowan, R (1.1)			0-0 L4			1-3		BB 1B		1	0	0	0	0	0	1				
Inning Stats	R: 0 E: 0 K: 0 S: 2	H: 0 LOB: 0 BB: 1 P: 6	R: 0 E: 0 K: 0 S: 3	H: 0 LOB: 0 BB: 0 P: 3	R: 0 E: 0 K: 1 S: 6	H: 1 LOB: 1 BB: 0 P: 6	R: 0 E: 0 K: 0 S: 3	H: 0 LOB: 0 BB: 0 P: 3	R: 0 E: 0 K: 1 S: 4	H: 1 LOB: 1 BB: 0 P: 4	R: 0 E: 0 K: 1 S: 5	H: 0 LOB: 0 BB: 0 P: 5	R: 0 E: 0 K: 0 S: 4	H: 1 LOB: 2 BB: 1 P: 8	R: 0 E: 0 K: 0 S: 3	H: 0 LOB: 0 BB: 0 P: 3	1B: 3 2B: 2 3B: 0 HR: 0	SF: 0 SAC: 0 DP: 1 HBP: 0	WP: 0 PB: 0 SB: 0 CS: 0	PA: 33
PITCHER Curt Simmons, L ERA: 2.61	IP: 9.0 WLS: W BF: 33 H: 5 R: 0 ER: 0 SO: 3	BB: 2 IBB: 0 HBP: 0 BLK: 0	WP: 0 HR: 0 S: 37 P: 45	ERA: 0.00 WHIP: 0.778	PITCHER	IP: 9.0 WLS: W BF: 33 H: 5 R: 0 ER: 0 SO: 3	BB: 2 IBB: 0 HBP: 0 BLK: 0	WP: 0 HR: 0 S: 37 P: 45	ERA: 0.00 WHIP: 0.778											

Chicago Cubs @ St. Louis Cardinals
Sportsman's Park, St. Louis, MO
Mon Sep 09 1963, 8:05 PM EDT
Att: 12,043 - Unknown - 82 F

AB	31
R	0
H	5
RBI	0
BB	2
SO	3
LOB	10





Batter	1	2	3	4	5	6	7	8	9	AB	R	H	RBI	BB	SO	LOB	BOTTOM					
Julian Javier, R (1.4)	0-3 K		0-0 HR	0-0 FC5-4			0-3 K	0-0 5-3		5	1	1	1	0	2	2						
Curt Flood, R (1.8)	0-0 WP 1B 6-3		0-0 1B			0-3 K		4-3		5	1	3	0	0	1	0						
Stan Musial, L Gary Kolb, L (1.7)	0-0 PB WP 1B 1-2		0-0 F7			L5		4-0 1B BB		3	1	1	0	0	0	1						
Ken Boyer, R (1.5)	0-0 6-3 1-2 2H		0-0 F9			5-3		1-2 2B 1B		4	1	1	1	0	0	2						
Bill White, L (1.3)	0-0 2H 1B		0-0 1-3 1B			G3		1-1 2H 2B		4	0	3	3	0	0	0						
George Altman, L (1.9)	0-0 L4		0-3 K			4-0 3B BB		4-0 BB BB		2	1	0	0	2	1	3						
Tim McCarver, L (1.2)		0-0 4-3		1-0 HBP L5-3		0-0 3B		F4		3	0	1	1	0	0	2						
Dal Maxvill, R (1.6)		0-0 4-3		0-0 L5-3 1-2		0-3 K		SH1-4 1B 1B		4	0	1	0	0	1	2						
Curt Simmons, L (1.1)		0-3 K		0-0 FC5-4 1B		0-3 K		SH1-4		3	0	1	0	0	2	1						
Inning Stats	R: 2 E: 0 K: 1 S: 8	H: 3 LOB: 1 BB: 0 P: 8	R: 0 E: 0 K: 1 S: 5	H: 0 LOB: 0 BB: 0 P: 5	R: 1 E: 0 K: 1 S: 8	H: 3 LOB: 2 BB: 0 P: 8	R: 0 E: 0 K: 0 S: 3	H: 1 LOB: 1 BB: 0 P: 4	R: 0 E: 0 K: 2 S: 8	H: 0 LOB: 0 BB: 1 P: 5	R: 1 E: 0 K: 2 S: 8	H: 1 LOB: 1 BB: 1 P: 12	R: 2 E: 0 K: 1 S: 7	H: 2 LOB: 2 BB: 2 P: 15	R: 0 E: 0 K: 0 S: 4	H: 2 LOB: 2 BB: 0 P: 4	1B: 9 2B: 2 3B: 1 HR: 1	SF: 0 SAC: 1 DP: 1 HBP: 1	WP: 1 PB: 1 SB: 0 CS: 0	PA: 38		
PITCHER Cal Koonce, R Paul Toth, R Don Elston, R Freddie Burdette, R ERA:	IP: 2.0 WLS: L BF: 11 H: 5 R: 3 ER: 3 SO: 2	BB: 0 IBB: 0 HBP: 1 BLK: 0	WP: 0 HR: 1 S: 15 P: 15	ERA: 9.00 WHIP: 2.500	PITCHER	IP: 4.2 WLS: L BF: 21 H: 5 R: 3 ER: 3 SO: 5	BB: 2 IBB: 0 HBP: 1 BLK: 0	WP: 0 HR: 0 S: 28 P: 37	ERA: 5.79 WHIP: 1.500	PITCHER	IP: 0.1 WLS: L BF: 2 H: 0 R: 0 ER: 0 SO: 0	BB: 1 IBB: 0 HBP: 0 BLK: 0	WP: 0 HR: 0 S: 1 P: 5	ERA: 0.00 WHIP: 3.000	PITCHER	IP: 1.0 WLS: L BF: 4 H: 2 R: 0 ER: 0 SO: 0	BB: 0 IBB: 0 HBP: 0 BLK: 0	WP: 0 HR: 0 S: 4 P: 4	1B: 9 2B: 2 3B: 1 HR: 1	SF: 0 SAC: 1 DP: 1 HBP: 1	WP: 1 PB: 1 SB: 0 CS: 0	PA: 38

Chicago Cubs @ St. Louis Cardinals
Sportsman's Park, St. Louis, MO
Mon Sep 09 1963, 8:05 PM EDT
Att: 12,043 - Unknown - 82 F

AB	33
R	6
H	12
RBI	6
BB	3
SO	7
LOB	13



Batter	1	2	3	4	5	6	7	8	9	AB	R	H	RBI	BB	SO	LOB	TOP			
Lou Brock, L OBP: 0.314, SLG: 0.405 (1, 9)	0-0 FC6-4 1B		0-0 F5		0-3 K		0-0 2B			4	0	2	0	0	1	3	Chicago Cubs @ St. Louis Cardinals Sportsman's Park, St. Louis, MO Tue Sep 10 1963, 8:05 PM EDT Att: 13,863 - Unknown AB 32 R 0 H 6 RBI 0 BB 3 SO 5 LOB 18 			
Andre Rodgers, R OBP: 0.322, SLG: 0.294 (1, 6)	0-0 FC6-4 1-2		4-0 BB		0-0 F9		0-0 G3			3	0	0	0	1	0	5				
Billy Williams, L OBP: 0.362, SLG: 0.500 (1, 7)	0-0 F4		0-0 F7			4-0 BB		0-0 4-3		3	0	0	0	1	0	3				
Ron Santo, R OBP: 0.344, SLG: 0.505 (1, 5)	0-0 F4			0-3 K		0-0 F4		0-0 F9		4	0	0	0	0	1	2				
Ellis Burton, S OBP: 0.317, SLG: 0.416 (1, 8)		4-0 BB		0-0 4-3		0-0 F4		0-3 K		1	0	0	0	1	0	0				
Bob Buhl, R OBP: 0.103, SLG: 0.103 (4, 1)										0	0	0	0	0	0	0				
John Boccabella, R OBP: 0.261, SLG: 0.381 (6, PH) (6, 3)		0-0 G5-4-3 BB								2	0	0	0	0	1	1				
Leo Burke, R OBP: 0.227, SLG: 0.289 Tom Baker, L (3, 1)		0-0 G5-4-3 1-2								1	0	0	0	0	0	1				
Billy Cowan, R OBP: 0.250, SLG: 0.250 (4, PH) (4, 8)										3	0	0	0	0	2	1				
14 Ernie Banks, R OBP: 0.294, SLG: 0.406 Jack Warner, R OBP: 0.250, SLG: 0.250 Nelson Mathews, R OBP: 0.232, SLG: 0.277 (1, 3) (6, 1) (9, PH)		0-0 F8								2	0	1	0	0	0	0				
Merritt Ranew, L OBP: 0.361, SLG: 0.463 (1, 2)				0-0 6-3		0-0 1B		0-0 G3		4	0	1	0	0	0	0				
Glen Hobbie, R OBP: 0.125, SLG: 0.087 Jim Brewer, L (2, 1)										0	0	0	0	0	0	0				
Jimmy Stewart, S OBP: 0.286, SLG: 0.429 (3, PH) (3, 4)										3	0	2	0	0	0	2				
Inning Stats	R: 0 E: 0 K: 0 S: 4	H: 1 LOB: 1 BB: 0 P: 4	R: 0 E: 0 K: 0 S: 2	H: 0 LOB: 0 BB: 1 P: 6	R: 0 E: 0 K: 0 S: 4	H: 1 LOB: 2 BB: 1 P: 8	R: 0 E: 0 K: 2 S: 7	H: 0 LOB: 0 BB: 0 P: 7	R: 0 E: 0 K: 1 S: 5	H: 2 LOB: 2 BB: 0 P: 7	R: 0 E: 0 K: 1 S: 5	H: 2 LOB: 1 BB: 1 P: 9	R: 0 E: 0 K: 0 S: 5	H: 0 LOB: 0 BB: 0 P: 5	R: 0 E: 0 K: 0 S: 3	H: 0 LOB: 0 BB: 0 P: 3		1B: 4 2B: 2 3B: 0 HR: 0	SF: 0 SAC: 0 DP: 1 HBP: 0	WP: 0 PB: 0 SB: 0 CS: 0
PITCHER Bob Gibson, R ERA: 3.39 (1, 1)	IP: 9.0 WLS: W BF: 35 H: 6 R: 0 ER: 0 SO: 5 BB: 3 IBB: 0 HBP: 0 BLK: 0 WP: 0 HR: 0 S: 42 P: 54 ERA: 0.00 WHIP: 1.000															PITCHER IP: WLS: BF: H: R: ER: SO: BB: IBB: HBP: BLK: WP: HR: S: P: ERA: WHIP				

Batter	1	2	3	4	5	6	7	8	9	AB	R	H	RBI	BB	SO	LOB	BOTTOM				
Julian Javier, R OBP: 0.308, SLG: 0.397 (1, 4)	0-3 K		0-0 F8		0-0 6-3		0-3 K			4	0	0	0	0	2	0	Chicago Cubs @ St. Louis Cardinals Sportsman's Park, St. Louis, MO Tue Sep 10 1963, 8:05 PM EDT Att: 13,863 - Unknown AB 31 R 8 H 10 RBI 8 BB 3 SO 6 LOB 7 				
Dick Groat, R OBP: 0.390, SLG: 0.466 Gary Kolb, L OBP: 0.411, SLG: 0.488 (1, 6) (5, 7) (7, 9)	0-0 HR 1B	0-0 1B 2B			0-0 4-3		0-0 F7			3	2	2	0	0	0	0					
Stan Musial, L OBP: 0.324, SLG: 0.402 Dal Maxvill, R OBP: 0.314, SLG: 0.244 (1, 7) (5, 6)	0-0 HR 1H	0-0 1B 2H			0-0 F9		4-0 G6-4-3 BB			3	1	2	3	0	0	0					
Ken Boyer, R OBP: 0.366, SLG: 0.460 (1, 5)	0-3 K	4-0 BB 1-2			0-0 1B 2B		0-0 G6-4-3 1-2			3	1	1	0	1	1	1					
Bill White, L OBP: 0.362, SLG: 0.496 (1, 3)	0-0 F9	0-0 4-3			0-0 L3 2-3		0-0 4-3			4	0	1	0	0	0	2					
Curt Flood, R OBP: 0.354, SLG: 0.410 (1, 8)		0-0 BB HR 1B		0-0 4-3		0-0 L3 1-2		0-0 5-3		4	1	1	0	0	0	2					
Tim McCarver, L OBP: 0.330, SLG: 0.390 (1, 2)		0-0 F8			0-0 SF8 3B		0-0 1B		0-0 L8	4	1	2	1	0	0	1					
George Altman, L OBP: 0.343, SLG: 0.408 Charlie James, R OBP: 0.232, SLG: 0.413 (1, 9) (7, 7)		4-0 HR BB		0-0 SF8		0-3 K		0-3 K		1	1	0	1	1	1	1					
Bob Gibson, R OBP: 0.280, SLG: 0.395 (1, 1)		0-0 HR 1H 2H		0-0 K		0-0 F4				3	1	1	3	0	1	0					
Inning Stats	R: 2 E: 0 K: 2 S: 9	H: 2 LOB: 0 BB: 0 P: 9	R: 4 E: 0 K: 0 S: 7	H: 4 LOB: 2 BB: 2 P: 15	R: 1 E: 0 K: 1 S: 6	H: 1 LOB: 0 BB: 0 P: 6	R: 0 E: 0 K: 0 S: 3	H: 0 LOB: 0 BB: 0 P: 3	R: 1 E: 0 K: 1 S: 7	H: 3 LOB: 1 BB: 0 P: 7	R: 0 E: 0 K: 1 S: 5	H: 0 LOB: 0 BB: 0 P: 5	R: 0 E: 0 K: 0 S: 2	H: 0 LOB: 0 BB: 1 P: 6	R: 0 E: 0 K: 1 S: 5	H: 0 LOB: 0 BB: 0 P: 5		1B: 5 2B: 3 3B: 1 HR: 2	SF: 1 SAC: 0 DP: 2 HBP: 0	WP: 0 PB: 0 SB: 0 CS: 0	PA: 35
PITCHER Glen Hobbie, R ERA: 3.75 Jim Brewer, L ERA: 5.21 Tom Baker, L ERA: 3.12 Bob Buhl, R ERA: 3.56 Jack Warner, R ERA: 3.2 (1, 1) (2, 1) (3, 1) (4, 1) (6, 1)	IP: 1.2 WLS: L BF: 11 H: 5 R: 6 ER: 6 SO: 2 BB: 1 IBB: 0 HBP: 0 BLK: 0 WP: 0 HR: 2 S: 14 P: 18 ERA: 32.40 WHIP: 3.600															PITCHER IP: WLS: BF: H: R: ER: SO: BB: IBB: HBP: BLK: WP: HR: S: P: ERA: WHIP					

Batter	1	2	3	4	5	6	7	8	9	AB	R	H	RBI	BB	SO	LOB	TOP					
Billy Cowan, R OBP: 0.500, SLG: 0.625 (1,9)										4	0	3	0	0	0	0	Chicago Cubs @ St. Louis Cardinals Sportsman's Park, St. Louis, MO Wed Sep 11, 1963, 8:05 PM EDT Att: 11,987 - Unknown - 82 F					
Andre Rodgers, R OBP: 0.325, SLG: 0.293 (1,6)										2	0	0	0	2	0	1						
Billy Williams, L OBP: 0.361, SLG: 0.497 (1,7)										3	0	0	0	1	0	4						
Ron Santo, R OBP: 0.343, SLG: 0.503 (1,5)										3	0	0	0	1	1	3						
Ellis Burton, S OBP: 0.319, SLG: 0.417 (1,8)										4	0	2	0	0	1	3						
Ken Hubbs, R OBP: 0.289, SLG: 0.326 (1,4)										3	0	0	0	0	0	4						
Don Landrum, L OBP: 0.296, SLG: 0.287 (9, PH)										1	0	0	0	0	0							
14 Ernie Banks, R OBP: 0.317, SLG: 0.486 (9, PH)										3	0	0	0	0	0	2						
Lou Brock, L OBP: 0.314, SLG: 0.404 (9, PH)										1	0	0	0	0	0							
Jimmie Schaffer, R OBP: 0.317, SLG: 0.486 (7, PH)										2	0	0	0	0	0	0						
Meritt Ranew, L OBP: 0.356, SLG: 0.457 (7, 2)										2	0	0	0	0	0	0						
Dick Ellsworth, L OBP: 0.161, SLG: 0.093 (1, 1)										3	0	0	0	0	3	0						
Inning Stats	R: 0 E: 0 K: 0 S: 3	H: 1 LOB: 0 BB: 0 P: 3	R: 0 E: 0 K: 0 S: 4	H: 1 LOB: 1 BB: 0 P: 4	R: 0 E: 0 K: 1 S: 6	H: 1 LOB: 2 BB: 1 P: 10	R: 0 E: 0 K: 0 S: 3	H: 0 LOB: 1 BB: 1 P: 7	R: 0 E: 0 K: 1 S: 5	H: 0 LOB: 0 BB: 0 P: 5	R: 0 E: 0 K: 1 S: 6	H: 1 LOB: 2 BB: 1 P: 10	R: 0 E: 0 K: 1 S: 5	H: 0 LOB: 0 BB: 0 P: 5	R: 0 E: 0 K: 1 S: 6	H: 1 LOB: 2 BB: 1 P: 10	R: 0 E: 0 K: 0 S: 3	H: 0 LOB: 0 BB: 0 P: 3	1B: 4 2B: 1 3B: 0 HR: 0	SF: 0 SAC: 0 DP: 1 HBP: 0	WP: 1 PB: 0 SB: 0 CS: 0	PA: 35
PITCHER	IP WLS BF H R ER SO BB IBB HBP BLK WP HR S P ERA WHIP																					
Ray Sadecki, L ERA: 4.47 (1, 1)	5.2 W 23 4 0 0 3 3 3 0 0 0 1 0 26 38 0.00 1.235																					
Ron Taylor, R ERA: 2.79 (6, 1)	3.1 S 12 1 0 0 2 1 0 0 0 0 0 0 15 19 0.00 0.600																					

Batter	1	2	3	4	5	6	7	8	9	AB	R	H	RBI	BB	SO	LOB	BOTTOM			
Julian Javier, R OBP: 0.308, SLG: 0.396 (1,4)										4	0	1	0	0	0	1	Chicago Cubs @ St. Louis Cardinals Sportsman's Park, St. Louis, MO Wed Sep 11, 1963, 8:05 PM EDT Att: 11,987 - Unknown - 82 F			
Dick Groat, R OBP: 0.389, SLG: 0.464 (1,6)										4	1	1	0	0	1	2				
Bill White, L OBP: 0.363, SLG: 0.496 (1,3)										4	2	2	0	0	1	2				
Ken Boyer, R OBP: 0.367, SLG: 0.461 (1,5)										4	0	2	0	0	0	1				
Stan Musial, L OBP: 0.324, SLG: 0.403 (1,7)										2	0	1	1	0	0	0				
Mike Shannon, R OBP: 0.385, SLG: 0.615 (7, 7)										1	1	1	2	0	0	0				
Curt Flood, R OBP: 0.353, SLG: 0.409 (1,8)										4	0	1	1	0	0	2				
Charlie James, R OBP: 0.289, SLG: 0.408 (1,9)										4	0	0	0	0	2	3				
Gary Kolb, L OBP: 0.411, SLG: 0.488 (9, 9)										0	0	0	0	0	0	0				
Tim McCarver, L OBP: 0.332, SLG: 0.393 (1,2)										2	0	1	0	1	0	0				
Ray Sadecki, L OBP: 0.172, SLG: 0.196 (1,1)										1	0	0	0	0	1	1				
Ron Taylor, R OBP: 0.031, SLG: 0.031 (6, 1)										1	0	0	0	0	1	0				
Inning Stats	R: 0 E: 0 K: 1 S: 5	H: 0 LOB: 0 BB: 0 P: 5	R: 0 E: 0 K: 0 S: 3	H: 0 LOB: 0 BB: 0 P: 3	R: 0 E: 0 K: 1 S: 6	H: 1 LOB: 1 BB: 0 P: 6	R: 2 E: 0 K: 1 S: 8	H: 3 LOB: 1 BB: 0 P: 8	R: 0 E: 0 K: 0 S: 4	H: 1 LOB: 2 BB: 1 P: 8	R: 0 E: 0 K: 0 S: 4	H: 2 LOB: 1 BB: 0 P: 4	R: 0 E: 0 K: 1 S: 5	H: 0 LOB: 0 BB: 0 P: 5	R: 2 E: 0 K: 2 S: 10	H: 3 LOB: 1 BB: 0 P: 10	1B: 8 2B: 1 3B: 0 HR: 1	SF: 1 SAC: 1 DP: 0 HBP: 0	WP: 0 PB: 1 SB: 0 CS: 0	PA: 34
PITCHER	IP WLS BF H R ER SO BB IBB HBP BLK WP HR S P ERA WHIP																			
Dick Ellsworth, L ERA: 2.16 (1, 1)	8.0 L 34 10 4 4 6 1 0 0 0 0 0 1 45 49 4.50 1.375																			

AB	31
R	0
H	5
RBI	0
BB	4
SO	5
LOB	17



AB	31
R	4
H	10
RBI	4
BB	1
SO	6
LOB	12



Batter	1	2	3	4	5	6	7	8	9	AB	R	H	RBI	BB	SO	LOB	TOP					
Lou Brock, L OBP: 0.313, SLG: 0.403 (1, 9)	F6		FC1-6			F8		1B 1B		4	0	1	0	0	0	2	Chicago Cubs @ St. Louis Cardinals Sportsman's Park, St. Louis, MO Thu Sep 12 1963, 4:33 AM EDT Att: 9,000 - Unknown - 86 F					
Andre Rodgers, R OBP: 0.323, SLG: 0.292 (1, 6)	K		F6			E5		1B G6-4-3		4	0	1	0	0	1	2						
Billy Williams, L OBP: 0.359, SLG: 0.494 (1, 7)	F9		F9			F2		K		4	0	0	0	0	1	5						
Ron Santo, R OBP: 0.341, SLG: 0.499 (1, 5)		F9		F2		6-3		G6-4-3		4	0	0	0	0	0	3						
Ellis Burton, S OBP: 0.318, SLG: 0.418 (1, 8)	K			G3					5-3	4	1	1	0	0	1	0						
Ken Hubbs, R OBP: 0.289, SLG: 0.327 (1, 4)	E5 FC6-4			F8					5-3	4	0	1	1	0	0	0						
John Boccabella, R OBP: 0.259, SLG: 0.480 (1, 3)	FC6-4				F8				HR	4	1	1	1	0	1	2						
Jimmie Schaffer, R OBP: 0.323, SLG: 0.513 (1, 2)			FC1-6 1B		K				HR	4	1	2	1	0	1	1						
Larry Jackson, R OBP: 0.220, SLG: 0.263 Don Elston, R (5, 1)					6-3					2	0	1	0	0	0	0						
Jimmy Stewart, S OBP: 0.250, SLG: 0.375 Freddie Burdette, R (7, 1)										0	0	0	0	0	0	0						
Billy Cowan, R OBP: 0.444, SLG: 0.556 (9, PH)										1	0	0	0	0	1	0						
Inning Stats	R: 0 E: 0 K: 1 S: 5	H: 0 LOB: 0 BB: 0 P: 5	R: 0 E: 1 K: 1 S: 6	H: 0 LOB: 1 BB: 0 P: 6	R: 0 E: 0 K: 0 S: 5	H: 2 LOB: 2 BB: 0 P: 5	R: 0 E: 0 K: 0 S: 3	H: 0 LOB: 0 BB: 0 P: 3	R: 0 E: 0 K: 1 S: 5	H: 0 LOB: 0 BB: 0 P: 5	R: 0 E: 1 K: 0 S: 4	H: 0 LOB: 1 BB: 0 P: 4	R: 1 E: 0 K: 2 S: 9	H: 2 LOB: 1 BB: 0 P: 9	R: 0 E: 0 K: 1 S: 6	H: 2 LOB: 1 BB: 0 P: 6	R: 2 E: 0 K: 1 S: 7	H: 2 LOB: 0 BB: 0 P: 7	1B: 4 2B: 2 3B: 0 HR: 2	SF: 0 SAC: 0 DP: 1 HBP: 0	WP: 0 PB: 0 SB: 0 CS: 0	PA: 36
PITCHER Ernie Broglio, R ERA: 3.14 (1, 1)	IP: 9.0 WLS: W BF: 36 H: 8 R: 3 ER: 3 SO: 7 BB: 0 IBB: 0 HBP: 0 BLK: 0 WP: 0 HR: 2 S: 50 P: 50 ERA: 3.00 WHIP: 0.889											PITCHER	IP: 9.0 WLS: W BF: 36 H: 8 R: 3 ER: 3 SO: 7 BB: 0 IBB: 0 HBP: 0 BLK: 0 WP: 0 HR: 2 S: 50 P: 50 ERA: 3.00 WHIP: 0.889									

AB	36
R	3
H	8
RBI	3
BB	0
SO	7
LOB	16



Batter	1	2	3	4	5	6	7	8	9	AB	R	H	RBI	BB	SO	LOB	BOTTOM			
Julian Javier, R OBP: 0.306, SLG: 0.393 (1, 4)	6-3	L3			K	SH3-4		6-3		4	0	0	0	0	1	1	Chicago Cubs @ St. Louis Cardinals Sportsman's Park, St. Louis, MO Thu Sep 12 1963, 4:33 AM EDT Att: 9,000 - Unknown - 86 F			
Dick Groat, R OBP: 0.391, SLG: 0.467 Dal Maxvill, R OBP: 0.314, SLG: 0.244 (8, PR) (9, 6)	1B FC2		6-3		BB FC3-2	SF9		BB BB		3	1	2	1	1	0	0				
Stan Musial, L OBP: 0.327, SLG: 0.405 Gary Kolb, L OBP: 0.413, SLG: 0.483 (5, PR) (6, 7)	BB FC2				BB FC3-2	F8		BB BB		3	1	2	0	0	0	2				
Ken Boyer, R OBP: 0.367, SLG: 0.459 (1, 5)	FC2		G4-6-3		BB HBP			BB		4	2	1	0	0	0	5				
Bill White, L OBP: 0.367, SLG: 0.502 (1, 3)	E BB			SH3-4	1B	1B		HR		2	2	2	3	2	0	0				
Curt Flood, R OBP: 0.353, SLG: 0.409 (1, 8)	E4			SH3-4	1B			6-3		3	0	1	2	0	0	2				
Tim McCarver, L OBP: 0.332, SLG: 0.392 (1, 2)	F8				5-3			4-3		4	0	1	1	0	0	5				
George Altman, L OBP: 0.342, SLG: 0.407 Mike Shannon, R OBP: 0.365, SLG: 0.615 (8, 9)		K		6		SH3-4 SH		F5		4	1	1	0	0	1	1				
Ernie Broglio, R OBP: 0.129, SLG: 0.134 (1, 1)	F8				2B FC3-2	SH SF9		K		3	0	1	0	0	1	0				
Inning Stats	R: 1 E: 1 K: 0 S: 6	H: 2 LOB: 3 BB: 1 P: 10	R: 0 E: 0 K: 1 S: 5	H: 0 LOB: 0 BB: 0 P: 5	R: 0 E: 0 K: 0 S: 3	H: 1 LOB: 0 BB: 0 P: 3	R: 1 E: 0 K: 0 S: 4	H: 2 LOB: 0 BB: 0 P: 4	R: 3 E: 0 K: 1 S: 8	H: 3 LOB: 2 BB: 1 P: 13	R: 1 E: 0 K: 0 S: 5	H: 1 LOB: 1 BB: 0 P: 5	R: 2 E: 0 K: 0 S: 5	H: 2 LOB: 0 BB: 0 P: 5	R: 0 E: 0 K: 1 S: 5	H: 0 LOB: 2 BB: 2 P: 13		1B: 9 2B: 2 3B: 0 HR: 1	SF: 1 SAC: 3 DP: 2 HBP: 1	WP: 0 PB: 0 SB: 0 CS: 0
PITCHER Larry Jackson, R ERA: 2.91 Don Elston, R ERA: 3.08 Freddie Burdette, R ERA: 6.0 (1, 1) (5, 1) (7, 1)	IP: 4.2 WLS: L BF: 23 H: 7 R: 5 ER: 4 SO: 2 BB: 2 IBB: 0 HBP: 0 BLK: 0 WP: 0 HR: 0 S: 24 P: 33 ERA: 7.71 WHIP: 1.929											PITCHER	IP: 4.2 WLS: L BF: 23 H: 7 R: 5 ER: 4 SO: 2 BB: 2 IBB: 0 HBP: 0 BLK: 0 WP: 0 HR: 0 S: 24 P: 33 ERA: 6.75 WHIP: 1.500							



Batter	1	2	3	4	5	6	7	8	9	AB	R	H	RBI	BB	SO	LOB	TOP				
Roy McMillan, R OBP: 0.293, SLG: 0.330	0-0 CS 1B		0-0 1B			4-3	6-3			4	0	2	0	0	0	3					
Frank Bolling, R OBP: 0.305, SLG: 0.322	0-0 F6		0-0 F8			4-0 WP BB		0-0 1B		3	0	1	0	1	0	2					
Hank Aaron, R OBP: 0.397, SLG: 0.593	0-3 K		0-0 F9			0-3 K		0-0 F8		4	0	0	0	0	2	4					
Eddie Mathews, L OBP: 0.403, SLG: 0.455		0-0 E4 BB		0-3 K		0-0 F3		0-3 K		4	0	0	0	0	2	2					
Joe Torre, R OBP: 0.349, SLG: 0.427		0-0 F5		0-3 K				0-0 F8	0-0 F9	4	0	0	0	0	1	2					
Gene Oliver, R OBP: 0.328, SLG: 0.444		4-0 1-2 BB		0-0 5-3				0-0 5-3		3	0	1	0	1	0	0					
Denis Menke, R OBP: 0.291, SLG: 0.348		0-0 F7			0-0 F7			0-0 BB HBP 1B	0-3 K	4	0	1	0	0	1	3	AB 32				
Ty Cline, L OBP: 0.273, SLG: 0.230		0-0 L3-1			0-0 L5-3			1-0 BB HBP	0-0 L8	3	0	0	0	0	0	3	R 0				
Warren Spahn, L Hank Fischer, R Dan Schneider, L Hank Piche, R Ron Piche, R Wendy Woodward, R Frank Funk, R Tommy Agnon, R Tony Cloninger, R Lent Gaborovic, L			0-0 F8		0-0 4-3			4-0 1-2 2-3 BB	0-3 K								H 5				
Inning Stats	R: 0 E: 0 K: 1 S: 5	H: 1 LOB: 1 BB: 0 P: 5	R: 0 E: 1 K: 0 S: 4	H: 0 LOB: 2 BB: 1 P: 8	R: 0 E: 0 K: 2 S: 4	H: 1 LOB: 1 BB: 0 P: 4	R: 0 E: 0 K: 2 S: 7	H: 0 LOB: 0 BB: 0 P: 7	R: 0 E: 0 K: 1 S: 3	H: 0 LOB: 0 BB: 0 P: 3	R: 0 E: 0 K: 1 S: 5	H: 0 LOB: 1 BB: 1 P: 9	R: 0 E: 0 K: 0 S: 4	H: 1 LOB: 3 BB: 1 P: 9	R: 0 E: 0 K: 1 S: 6	H: 1 LOB: 1 BB: 0 P: 6	R: 0 E: 0 K: 2 S: 8	H: 1 LOB: 1 BB: 0 P: 8	1B: 5 2B: 1 3B: 0 HR: 0	SF: 0 SAC: 0 DP: 1 HBP: 1	WP: 1 PA: 36 CS: 1
PITCHER Curt Simmons, L ERA: 2.5	IP: 9.0 WLS: W BF: 36 H: 5 R: 0 ER: 0 SO: 7 BB: 3 IBB: 0 HBP: 1 BLK: 0 WP: 1 HR: 0 S: 46 P: 59 ERA: 0.00 WHIP: 0.889											PITCHER	IP: 9.0 WLS: W BF: 36 H: 5 R: 0 ER: 0 SO: 7 BB: 3 IBB: 0 HBP: 1 BLK: 0 WP: 1 HR: 0 S: 46 P: 59 ERA: 0.00 WHIP: 0.889								

Milwaukee Braves @ St. Louis Cardinals
Sportsman's Park, St. Louis, MO
Fri Sep 13, 1963, 8:05 PM EDT
Att: 23,625 - Unknown - 66 F

AB 32
R 0
H 5
RBI 0
BB 3
SO 7
LOB 20



Batter	1	2	3	4	5	6	7	8	9	AB	R	H	RBI	BB	SO	LOB	BOTTOM		
Julian Javier, R OBP: 0.307, SLG: 0.398	0-0 1-3	0-0 S 1B 1B		0-0 6-3		0-0 3B				4	1	2	1	0	0	0			
Dick Groat, R OBP: 0.388, SLG: 0.464	0-3 K	0-3 K		0-0 F6			0-0 F9			4	0	0	0	0	2	1			
Stan Musial, L Gary Kolb, L	0-0 HR	0-0 1B 1B		0-0 G3			0-3 K			3	2	2	1	0	0	0			
Ken Boyer, R OBP: 0.368, SLG: 0.465	0-0 HR	0-0 1B 1B			0-0 6-3		0-0 5-3			4	1	2	2	0	0	0			
Bill White, L OBP: 0.366, SLG: 0.501	0-0 F9	0-0 1-3 2-H 1B			0-3 K			0-3 K		4	0	1	1	0	2	0			
Curt Flood, R OBP: 0.354, SLG: 0.409		0-0 E9 1B			0-0 1B			0-0 5-3		4	1	2	0	0	0	2			
Charlie James, R OBP: 0.291, SLG: 0.407		0-0 SH1-3 2B 1B	0-0 L8		0-0 F7			4-0 FC5 1B BB		3	1	1	1	1	0	1	AB 34		
Tim McCarver, L OBP: 0.332, SLG: 0.391		0-0 SH1-3	0-0 F9			0-0 4-3		0-0 1B		3	0	1	0	0	0	0	R 7		
Curt Simmons, L OBP: 0.193, SLG: 0.215		0-0 1B 2B	0-0 6-3			0-0 L8		0-0 FC5		4	1	1	1	0	0	2	H 12		
Inning Stats	R: 2 E: 0 K: 1 S: 7	H: 2 LOB: 0 BB: 0 P: 7	R: 5 E: 1 K: 1 S: 12	H: 7 LOB: 2 BB: 0 P: 12	R: 0 E: 0 K: 0 S: 3	H: 0 LOB: 0 BB: 0 P: 3	R: 0 E: 0 K: 0 S: 3	H: 0 LOB: 0 BB: 0 P: 3	R: 0 E: 0 K: 1 S: 6	H: 1 LOB: 1 BB: 0 P: 6	R: 0 E: 0 K: 0 S: 3	H: 1 LOB: 1 BB: 0 P: 3	R: 0 E: 0 K: 1 S: 5	H: 0 LOB: 0 BB: 0 P: 5	R: 0 E: 0 K: 1 S: 6	H: 1 LOB: 2 BB: 1 P: 10	1B: 8 2B: 2 3B: 1 HR: 1	SF: 0 SAC: 1 DP: 0 HBP: 0	WP: 0 PA: 36 CS: 0
PITCHER Warren Spahn, L ERA: 2.59 Hank Fischer, R ERA: 5.1 Dan Schneider, L ERA: 3.43 Ron Piche, R ERA: 3.75 Frank Funk, R ERA: 2.88	IP: 1.1 WLS: L BF: 9 H: 5 R: 5 ER: 5 SO: 1 BB: 0 IBB: 0 HBP: 0 BLK: 0 WP: 0 HR: 1 S: 11 P: 11 ERA: 33.75 WHIP: 3.750											PITCHER Tony Cloninger, R ERA: 3.75	IP: 7.1 WLS: 2.0 BF: 8 H: 1 R: 0 ER: 0 SO: 2 BB: 1 IBB: 0 HBP: 0 BLK: 0 WP: 0 HR: 0 S: 11 P: 15 ERA: 0.00 WHIP: 1.000						

Milwaukee Braves @ St. Louis Cardinals
Sportsman's Park, St. Louis, MO
Fri Sep 13, 1963, 8:05 PM EDT
Att: 23,625 - Unknown - 66 F

AB 34
R 7
H 12
RBI 7
BB 1
SO 5
LOB 6



Batter	1	2	3	4	5	6	7	8	9	AB	R	H	RBI	BB	SO	LOB	TOP			
Ty Cline, L OBP: 0.270, SLG: 0.228 (1, 8)	L1-6-3		K				L8		K	5	0	1	0	0	2	3				
Frank Bolling, R OBP: 0.304, SLG: 0.320 (1, 4)	1-3		5-3				L	F8	FC5-4	5	0	0	0	1	0	3				
Hank Aaron, R OBP: 0.396, SLG: 0.591 (1, 9)	E4		4-3				K			4	0	1	0	0	1	1				
Eddie Mathews, L OBP: 0.402, SLG: 0.452 (1, 5)										3	0	0	0	1	1	2				
Gene Oliver, R OBP: 0.327, SLG: 0.440 (1, 7)										3	0	0	0	1	0	3				
Joe Torre, R OBP: 0.350, SLG: 0.433 (1, 3)	FC5-4									3	2	1	1	1	0	3				
Roy McMillan, R OBP: 0.291, SLG: 0.328 (1, 6)										2	0	0	0	0	1	1				
Len Gabrielson, L OBP: 0.259, SLG: 0.340 (7, PH)										2	0	1	0	0	0	0				
Del Crandall, R OBP: 0.252, SLG: 0.255 (1, 2)										2	0	0	0	0	0	0				
Lou Klimchok, L OBP: 0.199, SLG: 0.208 (7, PH)										1	0	0	0	0	1	0				
Woody Woodward, R OBP: 0.272, SLG: 0.306 (7, 6)										0	0	0	0	0	0	0				
Tommye Aaron, R OBP: 0.272, SLG: 0.306 (9, PH)										1	0	1	1	0	0	0				
Bob Sadowski, R OBP: 0.091, SLG: 0.063 (1, 1)										2	0	0	0	0	2	0				
Don Dillard, L OBP: 0.261, SLG: 0.375 (7, PH)										0	0	0	0	1	0	0				
Bob Shaw, R OBP: 0.205, SLG: 0.125 (7, 1)										0	0	0	0	0	0	0				
Denis Menke, R OBP: 0.290, SLG: 0.347 (9, PH)										1	0	0	0	0	0	2				
Inning Stats	R: 0 E: 1 K: 0 S: 4	H: 0 LOB: 3 BB: 2 P: 12	R: 0 E: 0 K: 2 S: 7	H: 0 LOB: 0 BB: 0 P: 7	R: 0 E: 0 K: 1 S: 5	H: 0 LOB: 0 BB: 0 P: 5	R: 0 E: 0 K: 1 S: 5	H: 0 LOB: 1 BB: 1 P: 9	R: 0 E: 0 K: 1 S: 5	H: 0 LOB: 0 BB: 0 P: 9	R: 1 E: 0 K: 0 S: 6	H: 1 LOB: 1 BB: 1 P: 10	R: 0 E: 1 K: 0 S: 4	H: 1 LOB: 1 BB: 0 P: 4	R: 1 E: 1 K: 1 S: 8	H: 2 LOB: 2 BB: 0 P: 8	1B: 3 2B: 1 3B: 0 HR: 1	SF: 0 SAC: 0 DP: 1 HBP: 0	WP: 0 PB: 0 CS: 1	PA: 39
PITCHER	IP WLS BF H R ER SO BB IBB HBP BLK WP HR S P ERA WHIP																			
Bob Gibson, R ERA: 3.31 (1, 1)	8.0 W 36 5 2 1 7 5 0 0 0 0 0 1 44 64 1.12 1.250																			
Ron Taylor, R ERA: 2.75 (9, 1)	1.0 S 3 0 0 0 1 0 0 0 0 0 0 0 5 5 0.00 0.000																			

Milwaukee Braves @ St. Louis Cardinals
Sportsman's Park, St. Louis, MO
Sat Sep 14 1963, 4:33 AM EDT
Att: 22,630 - Unknown - 71 F

AB 34
R 2
H 5
RBI 2
BB 5
SO 8
LOB 18



Batter	1	2	3	4	5	6	7	8	9	AB	R	H	RBI	BB	SO	LOB	BOTTOM			
Julian Javier, R OBP: 0.305, SLG: 0.395 (1, 4)	E6		4-3				FC		4-3	4	0	0	0	0	0	3				
Dick Groat, R OBP: 0.386, SLG: 0.462 (1, 6)	K						FC		L8	4	0	1	1	0	1	2				
Stan Musial, L OBP: 0.328, SLG: 0.407 (1, 7)										3	0	0	0	0	0	4				
Gary Kolb, L OBP: 0.405, SLG: 0.472 (6, 7)										1	0	0	0	0	1	0				
Ken Boyer, R OBP: 0.366, SLG: 0.461 (1, 5)	K									4	0	0	0	0	2	3				
Bill White, L OBP: 0.365, SLG: 0.504 (1, 3)										4	1	1	1	0	0	0				
Curt Flood, R OBP: 0.354, SLG: 0.408 (1, 8)										4	0	1	0	0	0	0				
Tim McCarver, L OBP: 0.337, SLG: 0.396 (1, 2)										3	1	3	0	0	0	0				
George Altman, L OBP: 0.339, SLG: 0.404 (1, 9)										4	0	0	0	0	0	4				
Mike Shannon, R OBP: 0.365, SLG: 0.615 (9, 7)										0	0	0	0	0	0	0				
Bob Gibson, R OBP: 0.294, SLG: 0.410 (1, 1)										2	1	1	0	1	1	0				
Ron Taylor, R OBP: 0.031, SLG: 0.031 (9, 1)										0	0	0	0	0	0	0				
Inning Stats	R: 0 E: 1 K: 2 S: 8	H: 0 LOB: 1 BB: 0 P: 8	R: 0 E: 0 K: 0 S: 4	H: 1 LOB: 1 BB: 0 P: 4	R: 0 E: 0 K: 1 S: 6	H: 1 LOB: 1 BB: 0 P: 6	R: 0 E: 0 K: 0 S: 3	H: 0 LOB: 0 BB: 0 P: 3	R: 2 E: 1 K: 1 S: 9	H: 2 LOB: 2 BB: 0 P: 9	R: 1 E: 0 K: 0 S: 5	H: 2 LOB: 1 BB: 1 P: 9	R: 0 E: 0 K: 1 S: 5	H: 0 LOB: 0 BB: 0 P: 5	R: 0 E: 0 K: 0 S: 4	H: 1 LOB: 1 BB: 0 P: 4	1B: 5 2B: 1 3B: 0 HR: 1	SF: 0 SAC: 1 DP: 0 HBP: 0	WP: 0 PB: 0 CS: 0	PA: 35
PITCHER	IP WLS BF H R ER SO BB IBB HBP BLK WP HR S P ERA WHIP																			
Bob Sadowski, R ERA: 2.3 (1, 1)	6.0 L 28 6 3 1 4 1 0 0 0 0 0 0 35 39 1.50 1.167																			
Bob Shaw, R ERA: 2.75 (7, 1)	2.0 7 1 0 0 1 0 0 0 0 0 0 9 9 0.00 0.500																			

Milwaukee Braves @ St. Louis Cardinals
Sportsman's Park, St. Louis, MO
Sat Sep 14 1963, 4:33 AM EDT
Att: 22,630 - Unknown - 71 F

AB 33
R 3
H 7
RBI 2
BB 1
SO 5
LOB 16



Batter	1	2	3	4	5	6	7	8	9	AB	R	H	RBI	BB	SO	LOB	TOP					
Ty Cline, L OBP: 0.270, SLG: 0.229 (1, 8)	L6-3			G4-6-3 1B		F2		F5		4	0	1	0	0	0	1						
Frank Bolling, R OBP: 0.304, SLG: 0.319 (1, 4)	4-3			G4-6-3 1-2			HR 1B		F3	4	1	1	0	0	0	1						
Hank Aaron, R OBP: 0.395, SLG: 0.594 (1, 9)	F8			F2			HR 1H		F3	4	1	1	2	0	0	0						
Eddie Mathews, L OBP: 0.401, SLG: 0.453 (1, 5)		L9			4-3		F4			4	0	1	0	0	0	0						
Gene Oliver, R OBP: 0.324, SLG: 0.435 (1, 7)		6-3			F3		4-3		F8	4	0	0	0	0	0	1						
Joe Torre, R OBP: 0.350, SLG: 0.432 (1, 2)		6-3			K					3	0	1	0	0	1	0						
Len Gabrielson, L OBP: 0.261, SLG: 0.340 (1, 3)				K						3	0	1	0	0	1	1						
Roy McMillan, R OBP: 0.290, SLG: 0.326 (6, PH)				F9		K				1	0	0	0	0	0	0						
Lou Klimchuck, L OBP: 0.195, SLG: 0.204 (6, PH)										1	0	0	0	0	1	1						
Woody Woodward, R (6, PH)										0	0	0	0	0	0	0						
Hawk Taylor, R OBP: 0.077, SLG: 0.077 (8, PH)										1	0	0	0	0	1	0						
Denis Menke, R OBP: 0.290, SLG: 0.347 (8, PH)										0	0	0	0	0	0	0						
Bob Hendley, R OBP: 0.147, SLG: 0.106 (4, 1)										1	0	0	0	0	0	1						
Dan Schneider, L (4, 1)										0	0	0	0	0	0	0						
Tommie Aaron, R OBP: 0.276, SLG: 0.354 (8, 1)										1	0	0	0	0	0	1						
Bob Shaw, R OBP: 0.300, SLG: 0.125 (8, 1)										0	0	0	0	0	0	0						
Don Dillard, L OBP: 0.350, SLG: 0.370 (8, PH)										1	0	0	0	0	0	0						
Bobby Tiefenauer, R (8, 1)										0	0	0	0	0	0	0						
Inning Stats	R: 0 E: 0 K: 0 S: 3	H: 0 LOB: 0 BB: 0 P: 3	R: 0 E: 0 K: 0 S: 3	H: 0 LOB: 0 BB: 0 P: 3	R: 0 E: 0 K: 2 S: 7	H: 0 LOB: 0 BB: 0 P: 7	R: 0 E: 0 K: 0 S: 3	H: 1 LOB: 0 BB: 0 P: 3	R: 0 E: 0 K: 1 S: 5	H: 0 LOB: 0 BB: 0 P: 5	R: 0 E: 0 K: 0 S: 6	H: 1 LOB: 1 BB: 0 P: 6	R: 2 E: 0 K: 0 S: 6	H: 3 LOB: 1 BB: 0 P: 6	R: 0 E: 0 K: 1 S: 5	H: 0 LOB: 0 BB: 0 P: 5	R: 0 E: 0 K: 0 S: 4	H: 1 LOB: 1 BB: 0 P: 4	1B: 4 2B: 1 3B: 0 HR: 1	SF: 0 SAC: 0 DP: 1 HBP: 0	WP: 0 PB: 0 CS: 0	PA: 32
PITCHER Lew Burdette, R ERA: 3.8 (1, 1)	IP: 0.0 WLS: W BF: 0	H: 0 R: 0 ER: 0 SO: 0	BB: 0 IBB: 0 HBP: 0 BLK: 0	WP: 0 HR: 0 S: 0 P: 0	ERA: ∞ WHIP: ∞											ERA: ∞ WHIP: ∞						

Milwaukee Braves @ St. Louis Cardinals
Sportsman's Park, St. Louis, MO
Sun Sep 15 1963, 4:33 AM EDT
Unknown - 75 F

AB 32
R 2
H 6
RBI 2
BB 0
SO 5
LOB 6



Batter	1	2	3	4	5	6	7	8	9	AB	R	H	RBI	BB	SO	LOB	BOTTOM			
Julian Javier, R OBP: 0.305, SLG: 0.394 (1, 4)	CI CS		K		G3					3	0	1	0	0	1	0				
Dick Groat, R OBP: 0.385, SLG: 0.459 (1, 6)	G3		F9		L9		1-2 2-3 1B		F4	4	0	0	0	0	0	4				
Stan Musial, L OBP: 0.325, SLG: 0.403 (1, 7)										3	0	0	0	0	0	0				
Gary Kolb, L OBP: 0.402, SLG: 0.467 (7, 7)	L8									1	0	0	0	0	1	0				
Ken Boyer, R OBP: 0.366, SLG: 0.469 (1, 5)		HR 2B		HR		K		K		4	2	2	1	0	2	0				
Bill White, L OBP: 0.368, SLG: 0.512 (1, 3)		HR 2H		FC6-4 1B		4-3		E 2B		4	1	3	2	0	0	0				
Curt Flood, R OBP: 0.351, SLG: 0.405 (1, 8)		1-3		FC6-4 BB 1-2		4-3		E3 2-3		4	0	0	0	0	0	2				
Charlie James, R OBP: 0.295, SLG: 0.410 (1, 9)		K		BB BB BB		1B 2B				2	0	1	0	1	1	0				
Tim McCarver, L OBP: 0.337, SLG: 0.394 (1, 2)		K			4-3		1B IBB			2	0	0	0	1	1	2				
Lew Burdette, R OBP: 0.123, SLG: 0.130 (1, 1)					5-3		L8		F5	3	0	0	0	0	0	2				
Inning Stats	R: 0 E: 1 K: 0 S: 3	H: 2 LOB: 0 BB: 0 P: 9	R: 2 E: 0 K: 2 S: 9	H: 2 LOB: 0 BB: 0 P: 9	R: 0 E: 0 K: 1 S: 5	H: 0 LOB: 0 BB: 0 P: 5	R: 1 E: 0 K: 0 S: 5	H: 2 LOB: 2 BB: 1 P: 9	R: 0 E: 0 K: 0 S: 3	H: 0 LOB: 0 BB: 0 P: 3	R: 0 E: 0 K: 1 S: 5	H: 0 LOB: 0 BB: 0 P: 5	R: 0 E: 0 K: 0 S: 5	H: 2 LOB: 3 BB: 1 P: 9	R: 0 E: 1 K: 2 S: 8	H: 1 LOB: 2 BB: 0 P: 8	1B: 2 2B: 3 3B: 0 HR: 2	SF: 0 SAC: 0 DP: 0 HBP: 0	WP: 0 PB: 0 CS: 1	PA: 33
PITCHER Bob Hendley, L ERA: 3.88 (1, 1)	IP: 3.1 WLS: L BF: 14	H: 4 R: 3 ER: 3 SO: 3	BB: 1 IBB: 0 HBP: 0 BLK: 0	WP: 0 HR: 0 S: 5 P: 9	ERA: 0.00 WHIP: 0.600											ERA: 0.00 WHIP: 0.600				
Dan Schneider, L ERA: 3.29 (4, 1)	IP: 1.2 WLS: L BF: 6	H: 0 R: 0 ER: 0 SO: 0	BB: 1 IBB: 0 HBP: 0 BLK: 0	WP: 0 HR: 0 S: 5 P: 9	ERA: 0.00 WHIP: 1.000											ERA: 0.00 WHIP: 1.000				
Bob Shaw, R ERA: 2.74 (6, 1)	IP: 2.0 WLS: L BF: 9	H: 2 R: 0 ER: 0 SO: 1	BB: 0 IBB: 1 HBP: 0 BLK: 0	WP: 0 HR: 0 S: 8 P: 8	ERA: 0.00 WHIP: 1.000											ERA: 0.00 WHIP: 1.000				
Bobby Tiefenauer, R ERA: 1.42 (8, 1)	IP: 1.0 WLS: L BF: 4	H: 1 R: 0 ER: 0 SO: 2	BB: 0 IBB: 0 HBP: 0 BLK: 0	WP: 0 HR: 0 S: 8 P: 8	ERA: 0.00 WHIP: 1.000											ERA: 0.00 WHIP: 1.000				

Milwaukee Braves @ St. Louis Cardinals
Sportsman's Park, St. Louis, MO
Sun Sep 15 1963, 4:33 AM EDT
Unknown - 75 F

AB 30
R 3
H 7
RBI 3
BB 2
SO 6
LOB 10



Batter	1	2	3	4	5	6	7	8	9	AB	R	H	RBI	BB	SO	LOB	TOP																					
Roy McMillan, R OBP: 0.289, SLG: 0.325 (1, 6)	5-3		1B		1-3			F9		4	0	1	0	0	0	0	Milwaukee Braves @ St. Louis Cardinals Sportsman's Park, St. Louis, MO Sun Sep 15 1963, 4:38 AM EDT Att: 30,308 - Unknown																					
Frank Bolling, R OBP: 0.302, SLG: 0.318 Tommie Aaron, R OBP: 0.266, SLG: 0.299 (1, 4) (4, 4)	4-3		K				F7	5-3		2	0	0	0	0	1	1																						
Hank Aaron, R OBP: 0.396, SLG: 0.594 (1, 9)	K			G3	2B		FC5-4	BB		3	0	1	0	1	1	0																						
Eddie Mathews, L OBP: 0.402, SLG: 0.452 (1, 5)			1B	1B	G3		F8	1B		3	0	1	0	1	0	2																						
Joe Torre, R OBP: 0.351, SLG: 0.433 (1, 3)			1B	K			FC5-4	1B		4	0	2	0	0	1	2																						
Gene Oliver, R OBP: 0.325, SLG: 0.433 (1, 7)			1B					G6-4-3		2	0	0	0	2	0	4																						
Del Crandall, R OBP: 0.249, SLG: 0.252 (1, 2)					4-3			G6-3		3	0	0	0	0	0	5																						
Ty Cline, L OBP: 0.268, SLG: 0.227 Hawk Taylor, R OBP: 0.103, SLG: 0.071 (5, PH) (5, 8)			L4		K			F8		1	0	0	0	0	0	0																						
Denny Lemaster, R ERA: 3.206, SLG: 0.390 Claude Raymond, R ERA: 4.62, SLG: 1.000 Dan Schneider, L (4, 1) Rico Carly, R (5, PH) Ron Piche, R (5, 1) Bob Uecker, R OBP: 0.303, SLG: 0.400 Bobby Tiefenauer, R (8, 1)			F4		K			K		1	0	0	0	0	0	0																						
Inning Stats	R: 0 E: 0 K: 1 S: 5	H: 0 LOB: 0 BB: 0 P: 5	R: 0 E: 0 K: 0 S: 4	H: 2 LOB: 1 BB: 0 P: 4	R: 0 E: 0 K: 1 S: 6	H: 1 LOB: 1 BB: 0 P: 6	R: 0 E: 0 K: 1 S: 6	H: 1 LOB: 2 BB: 1 P: 10	R: 0 E: 0 K: 2 S: 7	H: 0 LOB: 0 BB: 0 P: 7	R: 0 E: 0 K: 0 S: 3	H: 0 LOB: 1 BB: 1 P: 7	R: 0 E: 0 K: 0 S: 2	H: 0 LOB: 0 BB: 1 P: 6	R: 0 E: 0 K: 1 S: 5	H: 0 LOB: 0 BB: 0 P: 5		R: 0 E: 0 K: 0 S: 3	H: 1 LOB: 1 BB: 1 P: 7	1B: 4 2B: 1 3B: 0 HR: 0	SF: 0 SAC: 0 DP: 3 HBP: 0	WP: 0 PB: 0 SB: 1 CS: 0	PA: 33															
PITCHER	IP	WLS	BF	H	R	ER	SO	BB	IBB	HBP	BLK	WP	HR	S	P	ERA	WHIP	PITCHER				IP	WLS	BF	H	R	ER	SO	BB	IBB	HBP	BLK	WP	HR	S	P	ERA	WHIP
Ray Sadecki, L ERA: 4.25 (1, 1)	9.0	W	33	5	0	0	6	4	0	0	0	0	0	41	57	0.00	1.000					9.0																



Batter	1	2	3	4	5	6	7	8	9	AB	R	H	RBI	BB	SO	LOB	BOTTOM																					
Julian Javier, R OBP: 0.307, SLG: 0.396 (1, 4)	K			FC6-4		F7		1-3		5	0	3	1	0	1	0	Milwaukee Braves @ St. Louis Cardinals Sportsman's Park, St. Louis, MO Sun Sep 15 1963, 4:38 AM EDT Att: 30,308 - Unknown																					
Dick Groat, R OBP: 0.387, SLG: 0.459 (1, 6)				FC6-4				1-3		4	1	2	1	1	0	3																						
Bill White, L OBP: 0.365, SLG: 0.508 (1, 3)	K			F4				E6		5	0	0	0	0	2	8																						
Ken Boyer, R OBP: 0.366, SLG: 0.466 (1, 5)	L8			FC3-6		6-3		L6		3	0	0	0	1	0	3																						
Curt Flood, R OBP: 0.351, SLG: 0.404 (1, 8)				FC3-6		F9		FC1-5-2		4	2	1	0	0	0	3																						
Charlie James, R OBP: 0.300, SLG: 0.415 (1, 7)				G6-4-3				1B		4	1	3	2	0	0	1																						
Mike Shannon, R ERA: 3.01, SLG: 0.600 Stan Musial, L OBP: 0.324, SLG: 0.402 Gary Kolb, L OBP: 0.407, SLG: 0.473 (1, 9) (5, PH) (6, 9)				1B		G3		1B		2	1	1	0	0	1	2																						
Tim McCarver, L OBP: 0.341, SLG: 0.398 (1, 2)				1B				F3		4	0	3	1	0	0	0																						
Ray Sadecki, L OBP: 0.161, SLG: 0.183 (1, 1)				K		F5		1-3		4	0	0	0	0	2	4																						
Inning Stats	R: 0 E: 0 K: 2 S: 8	H: 1 LOB: 1 BB: 0 P: 8	R: 2 E: 0 K: 2 S: 11	H: 4 LOB: 3 BB: 1 P: 15	R: 0 E: 0 K: 0 S: 2	H: 0 LOB: 0 BB: 1 P: 6	R: 1 E: 0 K: 1 S: 8	H: 3 LOB: 0 BB: 0 P: 8	R: 0 E: 0 K: 0 S: 4	H: 1 LOB: 1 BB: 0 P: 4	R: 0 E: 0 K: 0 S: 3	H: 0 LOB: 0 BB: 0 P: 3	R: 2 E: 1 K: 0 S: 7	H: 4 LOB: 2 BB: 0 P: 7	R: 0 E: 0 K: 1 S: 6	H: 1 LOB: 1 BB: 0 P: 6		1B: 14 2B: 0 3B: 0 HR: 0	SF: 0 SAC: 0 DP: 1 HBP: 0	WP: 0 PB: 0 SB: 0 CS: 0	PA: 39																	
PITCHER	IP	WLS	BF	H	R	ER	SO	BB	IBB	HBP	BLK	WP	HR	S	P	ERA	WHIP	PITCHER				IP	WLS	BF	H	R	ER	SO	BB	IBB	HBP	BLK	WP	HR	S	P	ERA	WHIP
Denny Lemaster, L ERA: 3.01 Claude Raymond, R ERA: 4.62 Dan Schneider, L ERA: 3.21 Ron Piche, R ERA: 3.53 Bobby Tiefenauer, R ERA: 1.37 (1, 1) (4, 1) (4, 1) (5, 1) (8, 1)	3.1	L	18	7	3	3	5	1	1	0	1	0	0	0	2	2	8.10	2.400					3.1															



Batter	1	2	3	4	5	6	7	8	9	AB	R	H	RBI	BB	SO	LOB	TOP				
Maury Wills, S OBP: 0.348, SLG: 0.344 (1, 6)	0-1 1-3			1-0 4-3 S 1B		0-1 S 1B 2B	2-1 1-3		4-1 FC6-2 BB	4	1	2	0	1	0	1					
Jim Gilliam, S OBP: 0.356, SLG: 0.386 (1, 4) (9, 5)	2-1 L8			2-1 4-3		1-1 F5		2-1 F6	2-1 FC6-2	5	0	0	0	0	0	5					
Wally Moon, L OBP: 0.350, SLG: 0.396 (1, 9)	3-2 5-3			3-1 5-3		4-0 1B BB		0-3 K	0-3 K	4	0	0	0	1	2	4					
Tommy Davis, R OBP: 0.352, SLG: 0.453 (1, 7)				1-2 F4		0-1 1B BB		2-1 F3		4	0	1	1	0	0	1					
Ron Fairly, L OBP: 0.350, SLG: 0.395 (1, 3)				2-1 3-1		1-0 F8		1-1 F7		4	1	1	0	0	0	2					
John Roseboro, L OBP: 0.293, SLG: 0.355 (1, 2)				1-2 1B		2-2 F8		0-0 1-3		4	0	1	0	0	1	3					
Willie Davis, L OBP: 0.274, SLG: 0.356 (1, 8)				2-2 3-1		3-2 S 1B		1-2 4-3 S 1B		4	1	3	1	0	0	0					
Ken McMullen, R OBP: 0.287, SLG: 0.336 (9, PR)				2-2 F4		4-1 1B		2-1 4-3		2	0	0	0	2	0	1					
Dick Tracewski, R OBP: 0.266, SLG: 0.264 (9, PR)				1-2 BB		1-2 BB		1-3 K		0	0	0	0	0	0	0					
Johnny Podres, L OBP: 0.149, SLG: 0.222 (9, PH)				0-3 K		0-3 K		1-3 K		3	0	0	0	0	3	3					
Bill Skowron, R OBP: 0.284, SLG: 0.305 (9, PR)										1	0	0	0	0	0	1					
Roy Gleason, S (9, PR)										0	0	0	0	0	0	0					
Ron Perranoski, L OBP: 0.167, SLG: 0.091 (9, 1)										0	0	0	0	0	0	0					
Inning Stats	R: 0 H: 0 E: 0 K: 0 S: 8	H: 0 LOB: 0 BB: 0 P: 13	R: 0 H: 1 E: 0 K: 0 S: 8	H: 1 LOB: 1 BB: 0 P: 11	R: 0 H: 0 E: 0 K: 1 S: 9	H: 0 LOB: 0 BB: 0 P: 13	R: 0 H: 1 E: 0 K: 0 S: 9	H: 1 LOB: 2 BB: 1 P: 16	R: 0 H: 1 E: 0 K: 1 S: 13	H: 1 LOB: 2 BB: 1 P: 23	R: 1 H: 2 E: 0 K: 0 S: 9	H: 2 LOB: 2 BB: 1 P: 15	R: 0 H: 1 E: 0 K: 1 S: 12	H: 1 LOB: 1 BB: 0 P: 16	R: 0 H: 0 E: 0 K: 1 S: 7	H: 0 LOB: 0 BB: 0 P: 11	R: 2 H: 2 E: 1 K: 2 S: 13	H: 2 LOB: 3 BB: 2 P: 23	1B: 6 2B: 2 3B: 0 HR: 0	SF: 0 SAC: 0 DP: 0 HBP: 0	WP: 0 PA: 39 PB: 0 SB: 4 CS: 0
PITCHER	IP WLS BF H R ER SO BB IBB HBP BLK WP HR S P ERA WHIP	8.0 L 4 2 2 1 1 1 0 0 0 0 0 6 10 1.12 1.000	0.1 L 4 2 2 1 1 1 0 0 0 0 0 6 10 27.00 9.000	0.2 L 4 0 0 0 1 1 0 0 0 0 0 7 13 0.00 1.500																	

Los Angeles Dodgers @ St. Louis Cardinals
Sportsman's Park, St. Louis, MO
Mon Sep 16 1963, 8:05 PM EDT
Att: 32,442 - Unknown - 81 F

AB 35	WP 0
R 3	PA 39
H 8	PB 0
RBI 2	SB 4
BB 4	CS 0
SO 6	
LOB 21	

Batter	1	2	3	4	5	6	7	8	9	AB	R	H	RBI	BB	SO	LOB	BOTTOM				
Julian Javier, R OBP: 0.305, SLG: 0.393 (1, 4)	0-0 L6			2-2 F3		2-1 F6		0-1 5-3		4	0	0	0	0	0	1					
Dick Groat, R OBP: 0.384, SLG: 0.456 (1, 6)	1-2 L9			0-0 L4				2-2 1-3		4	0	0	0	0	0	0					
Stan Musial, L OBP: 0.323, SLG: 0.410 (1, 7)	2-1 6-3			2-3 K				1-0 HR		4	1	1	1	0	1	0					
Ken Boyer, R OBP: 0.363, SLG: 0.463 (1, 5)				1-2 F8		0-0 F8		3-1 F7		4	0	0	0	0	1	0					
Bill White, L OBP: 0.363, SLG: 0.506 (1, 3)				2-3 K		0-0 F7		0-0 E6 1B		3	0	0	0	0	1	0					
Curt Flood, R OBP: 0.351, SLG: 0.404 (1, 8)				0-0 G3		0-1 1-3		1-0 1B		3	0	1	0	0	0	0					
Charlie James, R OBP: 0.297, SLG: 0.411 (1, 9)				0-3 K		0-3 K		0-1 F8		3	0	0	0	0	2	2					
Tim McCarver, L OBP: 0.341, SLG: 0.397 (1, 2)				2-3 K		1-0 6-3 1B		1-2 L8		3	0	1	0	0	1	0					
Ernie Broglio, R OBP: 0.126, SLG: 0.131 (8, PH)				1-3 K		0-0 6-3		1-2 F6		2	0	0	0	0	1	1					
Bob Gibson, R OBP: 0.291, SLG: 0.405 (9, PR)										1	0	0	0	0	0	0					
Bobby Shantz, R OBP: 0.333, SLG: 0.143 (9, PR)										0	0	0	0	0	0	0					
Ron Taylor, R OBP: 0.031, SLG: 0.031 (9, 1)										0	0	0	0	0	0	0					
Inning Stats	R: 0 H: 0 E: 0 K: 0 S: 8	H: 0 LOB: 0 BB: 0 P: 11	R: 0 H: 0 E: 0 K: 1 S: 8	H: 0 LOB: 0 BB: 0 P: 11	R: 0 H: 0 E: 0 K: 3 S: 9	H: 0 LOB: 0 BB: 0 P: 12	R: 0 H: 0 E: 0 K: 1 S: 8	H: 0 LOB: 0 BB: 0 P: 12	R: 0 H: 1 E: 0 K: 0 S: 4	H: 0 LOB: 0 BB: 0 P: 4	R: 0 H: 1 E: 0 K: 1 S: 7	H: 1 LOB: 1 BB: 0 P: 10	R: 1 H: 2 E: 1 K: 0 S: 10	H: 2 LOB: 2 BB: 0 P: 17	R: 0 H: 0 E: 0 K: 0 S: 10	H: 0 LOB: 0 BB: 0 P: 11	R: 0 H: 0 E: 0 K: 1 S: 10	H: 0 LOB: 0 BB: 0 P: 14	1B: 2 2B: 0 3B: 0 HR: 1	SF: 0 SAC: 0 DP: 0 HBP: 0	WP: 0 PA: 31 PB: 0 SB: 0 CS: 0
PITCHER	IP WLS BF H R ER SO BB IBB HBP BLK WP HR S P ERA WHIP	8.0 W 28 3 1 1 6 3 1 1 6 0 0 10 14 0.00 0.000	1.0 S 3 0 0 0 1 0 0 0 0 0 0 10 14 0.00 0.000																		

Los Angeles Dodgers @ St. Louis Cardinals
Sportsman's Park, St. Louis, MO
Mon Sep 16 1963, 8:05 PM EDT
Att: 32,442 - Unknown - 81 F

AB 31	WP 0
R 1	PA 31
H 3	PB 0
RBI 1	SB 0
BB 0	CS 0
SO 7	
LOB 4	

Batter	1	2	3	4	5	6	7	8	9	AB	R	H	RBI	BB	SO	LOB	TOP		
Maury Wills, S OBP: 0.348, SLG: 0.345 (1, 6)	0-1 WP S 2B 1B		0-1 F9			0-1 6-3		0-2 6-3	0-0 2H 1B	5	1	2	0	0	0	0			
Jim Gilliam, S OBP: 0.355, SLG: 0.387 (1, 4) (9, 5)	3-2 FC6-4 1-H 2B		3-2 L8			2-2 F4		1-1 F7		4	0	1	1	0	0	0			
Tommy Davis, R OBP: 0.355, SLG: 0.455 (1, 7)	4-1 FC6-4 BB		0-0 F3			2-0 FC6-4 1B		3-2 HR 1B		3	1	2	0	1	0	0			
Frank Howard, R OBP: 0.324, SLG: 0.518 (1, 9)	1-0 FC6-4 1-2 2-3			1-1 6-3		0-0 FC6-4 1-2		0-2 HR 1B		4	1	1	2	0	0	3			
Bill Skowron, R OBP: 0.259, SLG: 0.299 Ron Fairly, L OBP: 0.350, SLG: 0.395 (1, 3) (8, 3)	1-3 K		1-1 L5			2-1 F8		0-0 F3		4	0	0	0	0	1	2			
Ken McMullen, R OBP: 0.286, SLG: 0.335 Dick Tracewski, R OBP: 0.296, SLG: 0.264 (1, 5) (9, 4)	2-1 G3		0-3 K			2-2 2B 1B		1-3 K		4	0	1	0	0	2	2			
Willie Davis, L OBP: 0.275, SLG: 0.359 (1, 8)		0-0 F8		2-0 6-3		0-1 1-3 2B		0-0 S 2B 1B		4	1	2	0	0	0	0			
John Roseboro, L OBP: 0.292, SLG: 0.356 (1, 2)		0-3 K		2-2 L4		0-0 F2		1-1 1-H 1B 2B		4	0	1	1	0	1	2			
Sandy Koufax, R OBP: 0.106, SLG: 0.085 (1, 1)		3-2 F4		0-3 K		0-3 K		0-3 K		4	0	0	0	0	3	3			
Inning Stats	R: 1 E: 0 K: 1 S: 12	H: 2 LOB: 2 BB: 1 P: 23	R: 0 E: 0 K: 1 S: 8	H: 0 LOB: 0 BB: 0 P: 11	R: 0 E: 0 K: 1 S: 6	H: 0 LOB: 0 BB: 0 P: 9	R: 0 E: 0 K: 1 S: 7	H: 0 LOB: 0 BB: 0 P: 11	R: 0 E: 0 K: 1 S: 7	H: 1 LOB: 1 BB: 0 P: 11	R: 0 E: 0 K: 1 S: 11	H: 2 LOB: 2 BB: 0 P: 15	R: 2 E: 0 K: 0 S: 13	H: 2 LOB: 0 BB: 0 P: 17	R: 1 E: 0 K: 2 S: 11	H: 3 LOB: 2 BB: 0 P: 13	1B: 6 2B: 3 3B: 0 HR: 1	SF: 0 SAC: 0 DP: 0 HBP: 0	WP: 1 PA: 37 PB: 0 SB: 2 CS: 0
PITCHER	IP WLS BF H R ER SO BB IBB HBP BLK WP HR S P ERA WHIP	IP WLS BF H R ER SO BB IBB HBP BLK WP HR S P ERA WHIP	IP WLS BF H R ER SO BB IBB HBP BLK WP HR S P ERA WHIP	IP WLS BF H R ER SO BB IBB HBP BLK WP HR S P ERA WHIP	IP WLS BF H R ER SO BB IBB HBP BLK WP HR S P ERA WHIP	IP WLS BF H R ER SO BB IBB HBP BLK WP HR S P ERA WHIP	IP WLS BF H R ER SO BB IBB HBP BLK WP HR S P ERA WHIP	IP WLS BF H R ER SO BB IBB HBP BLK WP HR S P ERA WHIP	IP WLS BF H R ER SO BB IBB HBP BLK WP HR S P ERA WHIP	IP WLS BF H R ER SO BB IBB HBP BLK WP HR S P ERA WHIP	IP WLS BF H R ER SO BB IBB HBP BLK WP HR S P ERA WHIP	IP WLS BF H R ER SO BB IBB HBP BLK WP HR S P ERA WHIP	IP WLS BF H R ER SO BB IBB HBP BLK WP HR S P ERA WHIP	IP WLS BF H R ER SO BB IBB HBP BLK WP HR S P ERA WHIP	IP WLS BF H R ER SO BB IBB HBP BLK WP HR S P ERA WHIP	IP WLS BF H R ER SO BB IBB HBP BLK WP HR S P ERA WHIP	IP WLS BF H R ER SO BB IBB HBP BLK WP HR S P ERA WHIP	IP WLS BF H R ER SO BB IBB HBP BLK WP HR S P ERA WHIP	

Los Angeles Dodgers @ St. Louis Cardinals
Sportsman's Park, St. Louis, MO
Tue Sep 17 1963, 8:05 PM EDT
Att: 30,450 - Unknown

AB 36
R 4
H 10
RBI 4
BB 1
SO 7
LOB 12



Batter	1	2	3	4	5	6	7	8	9	AB	R	H	RBI	BB	SO	LOB	BOTTOM				
Julian Javier, R OBP: 0.305, SLG: 0.392 (1, 4)	1-2 F4		0-1 FC6-2			1-0 F7		1-1 1-2 1B		4	0	1	0	0	0	2					
Dick Groat, R OBP: 0.382, SLG: 0.453 (1, 6)	1-2 1-3		0-0 1-3			0-1 L9		0-1 L8		4	0	0	0	0	0	4					
Stan Musial, L OBP: 0.323, SLG: 0.409 Gary Koob, L OBP: 0.407, SLG: 0.473 (1, 7) (7, PB) (8, 7)	0-3 K			1-2 L8		0-1 FC6-4 1B		0-1 5-3		3	0	0	0	0	1	0					
Barney Schultz, R OBP: 0.359 Ken MacKenzie, R OBP: 0.359 Corky Whitlow, R OBP: 0.359 (9, 1) (9, 1) (9, PB)		2-3 K		0-0 F8		0-0 F9		0-1 6-3		4	0	0	0	0	1	1					
Ken Boyer, R OBP: 0.361, SLG: 0.460 (1, 5)		1-0 F3		2-2 F8		0-0 F8		1-2 1B		4	0	1	0	0	0	1					
Bill White, L OBP: 0.363, SLG: 0.504 (1, 3)		2-0 F9		0-1 5-3		0-1 FC6-4 1-2		0-1 L7		4	0	0	0	0	0	2					
Curt Flood, R OBP: 0.346, SLG: 0.402 (1, 8)			1-3 K		0-0 6-3		0-0 F4			3	0	0	0	0	1	0					
Charlie James, R OBP: 0.295, SLG: 0.407 (1, 9)			1-2 SH FC6-2 HBP		2-0 F7		0-0 1B 1B			2	0	1	0	0	0	0					
Tim McCarver, L OBP: 0.343, SLG: 0.398 (1, 2)			2-1 SH		1-3 K		0-0 F8			1	0	0	0	0	1	0					
Curt Simmons, L OBP: 0.190, SLG: 0.213 Mike Shannon, R OBP: 0.375, SLG: 0.563 (1, 1) (8, PH) (9, 7)										1	0	0	0	0	1	0					
Inning Stats	R: 0 E: 0 K: 1 S: 9	H: 0 LOB: 0 BB: 0 P: 11	R: 0 E: 0 K: 1 S: 5	H: 0 LOB: 0 BB: 0 P: 10	R: 0 E: 1 K: 1 S: 10	H: 0 LOB: 2 BB: 0 P: 14	R: 0 E: 0 K: 0 S: 7	H: 0 LOB: 0 BB: 0 P: 10	R: 0 E: 0 K: 0 S: 4	H: 0 LOB: 0 BB: 0 P: 6	R: 0 E: 0 K: 1 S: 7	H: 0 LOB: 0 BB: 0 P: 9	R: 0 E: 0 K: 0 S: 6	H: 1 LOB: 1 BB: 0 P: 6	R: 0 E: 0 K: 0 S: 7	H: 2 LOB: 2 BB: 0 P: 8	R: 0 E: 0 K: 0 S: 11	H: 1 LOB: 1 BB: 0 P: 12	1B: 4 2B: 0 3B: 0 HR: 0	SF: 0 SAC: 1 DP: 0 HBP: 1	WP: 0 PA: 33 PB: 0 SB: 0 CS: 0
PITCHER	IP WLS BF H R ER SO BB IBB HBP BLK WP HR S P ERA WHIP	IP WLS BF H R ER SO BB IBB HBP BLK WP HR S P ERA WHIP	IP WLS BF H R ER SO BB IBB HBP BLK WP HR S P ERA WHIP	IP WLS BF H R ER SO BB IBB HBP BLK WP HR S P ERA WHIP	IP WLS BF H R ER SO BB IBB HBP BLK WP HR S P ERA WHIP	IP WLS BF H R ER SO BB IBB HBP BLK WP HR S P ERA WHIP	IP WLS BF H R ER SO BB IBB HBP BLK WP HR S P ERA WHIP	IP WLS BF H R ER SO BB IBB HBP BLK WP HR S P ERA WHIP	IP WLS BF H R ER SO BB IBB HBP BLK WP HR S P ERA WHIP	IP WLS BF H R ER SO BB IBB HBP BLK WP HR S P ERA WHIP	IP WLS BF H R ER SO BB IBB HBP BLK WP HR S P ERA WHIP	IP WLS BF H R ER SO BB IBB HBP BLK WP HR S P ERA WHIP	IP WLS BF H R ER SO BB IBB HBP BLK WP HR S P ERA WHIP	IP WLS BF H R ER SO BB IBB HBP BLK WP HR S P ERA WHIP	IP WLS BF H R ER SO BB IBB HBP BLK WP HR S P ERA WHIP	IP WLS BF H R ER SO BB IBB HBP BLK WP HR S P ERA WHIP	IP WLS BF H R ER SO BB IBB HBP BLK WP HR S P ERA WHIP	IP WLS BF H R ER SO BB IBB HBP BLK WP HR S P ERA WHIP			

Los Angeles Dodgers @ St. Louis Cardinals
Sportsman's Park, St. Louis, MO
Tue Sep 17 1963, 8:05 PM EDT
Att: 30,450 - Unknown

AB 31
R 0
H 4
RBI 0
BB 0
SO 4
LOB 11



Batter	1	2	3	4	5	6	7	8	9	10	11	12	13	AB	R	H	RBI	BB	SO	LOB	TOP							
Maury Wills, S OBP: 0.362, SLG: 0.342 (1, 6)	3-1	6-3			5-3				4-3		F2		4-3	7	1	1	1	0	0	6								
Jim Gilliam, S OBP: 0.353, SLG: 0.384 (1, 4)	E5		4-3		K				4-3			F6	5-3	7	1	1	0	0	1	2								
Wally Moon, L OBP: 0.349, SLG: 0.391 (1, 9)	K		K			F9						4-3		4	1	0	0	2	2	1								
Tommy Davis, R OBP: 0.355, SLG: 0.452 (1, 7)	K		K			5-3				G6-4-3				5	0	1	2	1	2	2								
Ron Fairly, L OBP: 0.345, SLG: 0.393 (8, PH)			K			F7								3	0	0	0	0	2	0								
Frank Howard, R OBP: 0.326, SLG: 0.518 (8, PR)														0	0	0	0	1	0	0								
Roy Gleason, S OBP: 0.326, SLG: 0.518 (8, PR)														0	0	0	0	0	0	0								
Doug Camilli, R OBP: 0.243, SLG: 0.292 (8, 2)														2	0	0	0	0	0	1								
Willie Davis, L OBP: 0.276, SLG: 0.359 (1, 8)		1B				G3			3-1	SF8		F6		5	2	2	1	0	0	0								
John Roseboro, L OBP: 0.295, SLG: 0.360 (8, PH)														3	0	2	0	0	0	0								
Bill Skowron, R OBP: 0.258, SLG: 0.296 (8, 1)		SH5-4				G1		G3						1	0	0	0	0	2									
Ron Peranoski, L OBP: 0.192, SLG: 0.125 (8, 1)														2	0	1	0	0	1	1								
Ken McMullen, R OBP: 0.286, SLG: 0.333 (10, 4)														4	0	1	1	0	1	1								
Dick Tracewski, R OBP: 0.296, SLG: 0.266 (10, 4)														2	0	1	0	0	0	1								
Pete Richert, L OBP: 0.238, SLG: 0.250 (3, 1)														0	0	0	0	0	0	0								
Bob Miller, R OBP: 0.103, SLG: 0.073 (8, PH)														1	0	0	0	0	1	0								
Dick Nen, L OBP: 0.500, SLG: 1.333 (8, 3)														3	1	1	1	1	0	2								
Inning Stats	R: 0 E: 2 K: 2 S: 13	H: 0 LOB: 1 BB: 0 P: 18	R: 1 E: 0 K: 1 S: 13	H: 3 LOB: 2 BB: 0 P: 17	R: 0 E: 0 K: 2 S: 11	H: 0 LOB: 0 BB: 13 P: 13	R: 0 E: 0 K: 1 S: 8	H: 1 LOB: 1 BB: 0 P: 10	R: 0 E: 0 K: 2 S: 7	H: 0 LOB: 0 BB: 0 P: 11	R: 0 E: 0 K: 1 S: 9	H: 0 LOB: 0 BB: 0 P: 14	R: 3 E: 0 K: 0 S: 17	H: 3 LOB: 2 BB: 2 P: 33	R: 1 E: 0 K: 0 S: 7	H: 1 LOB: 0 BB: 0 P: 10	R: 0 E: 0 K: 0 S: 5	H: 0 LOB: 0 BB: 1 P: 10	R: 0 E: 0 K: 0 S: 12	H: 2 LOB: 2 BB: 0 P: 16	R: 0 E: 0 K: 0 S: 15	H: 0 LOB: 1 BB: 1 P: 24	R: 1 E: 1 K: 1 S: 8	H: 1 LOB: 2 BB: 1 P: 13	1B: 9 2B: 1 3B: 0 HR: 1	SF: 1 SAC: 1 DP: 1 HBP: 0	WP: 1 PB: 0 SB: 1 CS: 0	PA: 56
PITCHER	IP 7.1	WLS 31	BF 7	H 4	R 4	ER 4	SO 9	BB 1	IBB 0	HBP 0	BLK 0	WP 0	HR 0	S 80	P 115	ERA 4.91	WHIP 1.091											
Bob Gibson, R ERA: 3.36	0.1	2	0	0	0	0	1	0	0	0	0	1	0	5	11	0.00	3.000											
Bobby Shantz, L ERA: 2.67	1.1	5	1	1	1	0	0	0	0	0	0	0	1	9	12	6.75	0.750											
Ron Taylor, R ERA: 2.78	4.0	L	18	3	1	0	1	2	1	0	0	0	0	40	63	0.00	1.250											
Low Burdette, R ERA: 3.72																												

Los Angeles Dodgers @ St. Louis Cardinals
Sportsman's Park, St. Louis, MO
Wed Sep 18 1963, 8:05 PM EDT
Att. 25,975 - Unknown

AB 49
R 6
H 11
RBI 6
BB 5
SO 10
LOB 19





Batter	1	2	3	4	5	6	7	8	9	10	11	12	13	AB	R	H	RBI	BB	SO	LOB	BOTTOM							
Julian Javier, R OBP: 0.304, SLG: 0.390 (1, 4)	6-3		K	F9		K2-3			6-3					6	0	1	0	0	2	0								
Dick Groat, R OBP: 0.352, SLG: 0.455 (1, 6)	4-3		FC6-4						6-3					6	1	2	0	0	1	1								
Stan Musial, L OBP: 0.320, SLG: 0.411 (7, PR)														3	0	2	0	1	0	0								
Gary Kolb, L OBP: 0.404, SLG: 0.467 (8, 7)	F6													1	0	0	0	0	1	1								
Corky Withrow, R (12, PH)														1	0	0	0	0	0	0								
Doug Clemens, L (13, 7)														0	0	0	0	0	0	0								
Ken Boyer, R OBP: 0.360, SLG: 0.456 (1, 5)		4-3	FC6-4											5	1	0	0	1	2	4								
Bill White, L OBP: 0.365, SLG: 0.504 (1, 3)		L6												4	1	2	1	2	0	0								
Curt Flood, R OBP: 0.349, SLG: 0.403 (1, 8)														5	1	2	2	0	0	4								
Charlie James, R OBP: 0.297, SLG: 0.415 (1, 9)														5	1	2	2	0	0	4								
Mike Shannon, R OBP: 0.333, SLG: 0.500 (9, 9)														3	1	1	2	1	0	2								
Tim McCarver, L OBP: 0.340, SLG: 0.394 (1, 2)														2	0	0	0	0	0	3								
Bob Gibson, R ERA: 3.36	2.1	WLS 12	BF 4	H 4	R 4	ER 4	SO 2	BB 1	IBB 0	HBP 0	BLK 0	WP 0	HR 1	S 25	P 38	ERA 15.43	WHIP 2.143											
Bob Miller, R ERA: 3.02	4.2	19	4	1	1	6	2	0	0	0	2	0	41	65	1.93	1.286												
Ron Peranoski, L ERA: 1.73	6.0	W	23	3	0	0	3	0	2	0	0	0	42	68	0.00	0.500												
Inning Stats	R: 0 E: 0 K: 0 S: 6	H: 0 LOB: 0 BB: 0 P: 7	R: 2 E: 0 K: 1 S: 11	H: 3 LOB: 1 BB: 0 P: 17	R: 3 E: 0 K: 2 S: 14	H: 3 LOB: 2 BB: 29 P: 29	R: 0 E: 0 K: 2 S: 8	H: 0 LOB: 0 BB: 0 P: 12	R: 0 E: 0 K: 1 S: 9	H: 1 LOB: 1 BB: 0 P: 16	R: 0 E: 0 K: 1 S: 10	H: 1 LOB: 1 BB: 0 P: 12	R: 0 E: 0 K: 0 S: 5	H: 0 LOB: 0 BB: 0 P: 9	R: 0 E: 0 K: 1 S: 7	H: 0 LOB: 0 BB: 0 P: 9	R: 0 E: 0 K: 1 S: 9	H: 1 LOB: 3 BB: 2 P: 23	R: 0 E: 0 K: 0 S: 6	H: 1 LOB: 1 BB: 0 P: 8	R: 0 E: 0 K: 0 S: 8	H: 1 LOB: 1 BB: 0 P: 11	R: 0 E: 0 K: 1 S: 7	H: 0 LOB: 0 BB: 0 P: 8	1B: 8 2B: 1 3B: 1 HR: 1	SF: 0 SAC: 0 DP: 0 HBP: 0	WP: 2 PB: 0 SB: 0 CS: 1	PA: 55
PITCHER	IP 6.0	WLS 23	BF 3	H 0	R 0	ER 0	SO 3	BB 0	IBB 2	HBP 0	BLK 0	WP 0	HR 0	S 42	P 68	ERA 0.00	WHIP 0.500											
Pete Richert, L ERA: 4.22																												

Los Angeles Dodgers @ St. Louis Cardinals
Sportsman's Park, St. Louis, MO
Wed Sep 18 1963, 8:05 PM EDT
Att. 25,975 - Unknown

AB 48
R 5
H 11
RBI 5
BB 5
SO 11
LOB 18



Batter	1	2	3	4	5	6	7	8	9	AB	R	H	RBI	BB	SO	LOB	TOP			
Julian Javier, R OBP: 0.303, SLG: 0.389 (1, 4)	0-0 6-3		0-0 S 1B			0-0 F9			0-0 6-3	4	0	1	0	0	0	0	St. Louis Cardinals @ Cincinnati Reds Crosley Field, Cincinnati, OH Fri Sep 20 1963, 7:05 PM EDT Att: 11,155 - Unknown livebaseballscores.com AB 30 R 0 H 3 RBI 0 BB 0 SO 6 LOB 6 			
Dick Groat, R OBP: 0.381, SLG: 0.454 (1, 6)	0-0 1B		0-0 F5 1-2			0-0 4-3			0-0 F9	4	0	1	0	0	0	1				
Stan Musial, L OBP: 0.327, SLG: 0.409 (1, 7)	0-0 F9			0-0 F2					0-0 G3	4	0	1	0	0	0	1				
Ken Boyer, R OBP: 0.358, SLG: 0.454 (1, 5)	0-3 K			0-0 F2					0-0 F7	3	0	0	0	0	1	2				
Bill White, L OBP: 0.364, SLG: 0.502 (1, 3)		0-0 1-3		0-0 F7					0-0 F7	3	0	0	0	0	0	1				
Curt Flood, R OBP: 0.348, SLG: 0.401 (1, 8)	0-3 K				0-3 K				0-3 K	3	0	0	0	0	3	1				
Tim McCarver, L OBP: 0.338, SLG: 0.391 (1, 2)	0-0 F6				0-0 F7				0-0 F4	3	0	0	0	0	0	0				
George Altman, L OBP: 0.337, SLG: 0.400 (1, 9)			0-0 F7		0-0 1-3				0-0 F7	3	0	0	0	0	0	0				
Ray Sadecki, L OBP: 0.156, SLG: 0.177 Doug Clemens, L (8, PH)	0-3 K				0-0 5-3				0-3 K	2	0	0	0	0	1	0				
Ernie Broglio, R OBP: 0.126, SLG: 0.131 (8, 1)										1	0	0	0	0	1	0				
Inning Stats	R: 0 E: 0 K: 1 S: 6	H: 1 LOB: 1 BB: 0 P: 6	R: 0 E: 0 K: 1 S: 5	H: 0 LOB: 0 BB: 0 P: 5	R: 0 E: 0 K: 1 S: 6	H: 1 LOB: 1 BB: 0 P: 6	R: 0 E: 0 K: 0 S: 3	H: 0 LOB: 0 BB: 0 P: 3	R: 0 E: 0 K: 1 S: 5	H: 0 LOB: 0 BB: 0 P: 5	R: 0 E: 0 K: 1 S: 6	H: 1 LOB: 1 BB: 0 P: 6	R: 0 E: 0 K: 1 S: 5	H: 0 LOB: 0 BB: 0 P: 5	R: 0 E: 0 K: 0 S: 3	H: 0 LOB: 0 BB: 0 P: 3	1B: 3 2B: 0 3B: 0 HR: 0	SF: 0 SAC: 0 DP: 0 HBP: 0	WP: 0 PB: 0 SB: 1 CS: 0	PA: 30
PITCHER John Tsitouris, R ERA: 3.31 (1, 1)	IP: 9.0 WLS: W BF: 30 H: 3 R: 0 ER: 0 SO: 6 BB: 0 IBB: 0 HBP: 0 BLK: 0 WP: 0 HR: 0 S: 42 P: 42 ERA: 0.00 WHIP: 0.333																			

Batter	1	2	3	4	5	6	7	8	9	AB	R	H	RBI	BB	SO	LOB	BOTTOM			
Pete Rose, S OBP: 0.333, SLG: 0.368 (1, 4)	0-0 F9		0-0 F8			0-0 5-3			4-0 BB	3	0	0	0	1	0	0	St. Louis Cardinals @ Cincinnati Reds Crosley Field, Cincinnati, OH Fri Sep 20 1963, 7:05 PM EDT Att: 11,155 - Unknown livebaseballscores.com AB 28 R 1 H 5 RBI 1 BB 1 SO 5 LOB 7 			
Eddie Kasko, R OBP: 0.321, SLG: 0.345 (1, 5)	0-0 1B			0-0 F8		0-0 0-3 1B			0-0 1-3	4	0	2	0	0	0	1				
Vada Pinson, L OBP: 0.349, SLG: 0.518 (1, 8)	0-3 K			0-0 F9		0-0 F9			0-0 9-3	3	0	0	0	0	1	2				
Don Pavletich, R OBP: 0.273, SLG: 0.337 (1, 3)	0-0 F7			1B 1B 2B		1-2			0-0 K	3	1	1	0	0	0	2				
Tommy Harper, R OBP: 0.328, SLG: 0.373 (1, 9)		0-0 F4		1B 1B		0-3 K			0-0 F8	3	0	1	0	0	1	0				
Ken Walters, R OBP: 0.283, SLG: 0.271 (1, 7)	0-0 F9			1-3 3-H 0-3 1B		0-0 F8			0-0 4-3	3	0	1	1	0	0	0				
Leo Cardenas, R OBP: 0.267, SLG: 0.318 (1, 6)	0-3 K				0-0 F6				0-0 F9	3	0	0	0	0	0	0				
Johnny Edwards, L OBP: 0.326, SLG: 0.384 (1, 2)			0-0 F6		0-0 F7				0-0 K	3	0	0	0	0	0	0				
John Tsitouris, R OBP: 0.068, SLG: 0.069 (1, 1)			0-0 6-3		0-0 1-3				0-3 K	3	0	0	0	0	1	0				
Inning Stats	R: 0 E: 0 K: 1 S: 6	H: 1 LOB: 1 BB: 0 P: 6	R: 0 E: 0 K: 1 S: 5	H: 0 LOB: 0 BB: 0 P: 5	R: 0 E: 0 K: 0 S: 3	H: 0 LOB: 0 BB: 0 P: 3	R: 1 E: 0 K: 1 S: 8	H: 3 LOB: 2 BB: 0 P: 8	R: 0 E: 0 K: 0 S: 3	H: 0 LOB: 0 BB: 0 P: 3	R: 0 E: 0 K: 1 S: 5	H: 0 LOB: 0 BB: 0 P: 5	R: 0 E: 0 K: 1 S: 5	H: 0 LOB: 1 BB: 1 P: 9	R: 0 E: 0 K: 0 S: 3	H: 0 LOB: 0 BB: 0 P: 3		1B: 4 2B: 2 3B: 0 HR: 0	SF: 0 SAC: 0 DP: 1 HBP: 0	WP: 0 PB: 0 SB: 0 CS: 0
PITCHER Ray Sadecki, L ERA: 4.14 Ernie Broglio, R ERA: 3.06 (1, 1) (8, 1)	IP: 7.0 WLS: L BF: 25 H: 5 R: 1 ER: 1 SO: 4 BB: 0 IBB: 0 HBP: 0 BLK: 0 WP: 0 HR: 0 S: 33 P: 33 ERA: 1.29 WHIP: 0.714																			

Batter	1	2	3	4	5	6	7	8	9	AB	R	H	RBI	BB	SO	LOB	TOP				
Julian Javier, R OBP: 0.303, SLG: 0.390 (1, 4)	6-3		F4			F2			1B FC6-4 2B	4	1	1	0	0	0	0					
Dick Groat, R OBP: 0.379, SLG: 0.451 (1, 6)	F8						6-3		F9	4	0	0	0	0	1	1					
Stan Musial, L OBP: 0.325, SLG: 0.407 Mike Shannon, R OBP: 0.350, SLG: 0.500 (1, 7) (4, 9)					F9				FC6-4 1B	2	0	0	0	0	1	0					
Ken Boyer, R OBP: 0.356, SLG: 0.451 (1, 5)			F7						FC6-4 1-2 3-H	4	0	0	1	0	1	1					
Bill White, L OBP: 0.363, SLG: 0.500 (1, 3)										4	0	1	0	0	3	1					
Curt Flood, R OBP: 0.347, SLG: 0.404 (1, 8)										3	1	1	0	0	0	1					
Charlie James, R OBP: 0.297, SLG: 0.415 (1, 9) (4, 7)										3	0	1	1	0	0	2					
Tim McCarver, L OBP: 0.338, SLG: 0.391 (1, 2)										3	0	1	0	0	0	0					
Curt Simmons, L OBP: 0.185, SLG: 0.210 (5, PH) Jerry Dudetz, R OBP: 0.225, SLG: 0.137 (6, PH) Lew Burdette, R OBP: 0.325, SLG: 0.407 Jim Beauchamp, R OBP: 0.338, SLG: 0.404 Ron Taylor, R OBP: 0.351, SLG: 0.447 Ken MacKenzie, R OBP: 0.319, SLG: 0.376 (8, PH) (9, 3) (8, 1) (8, 1)										1	0	0	0	0	1	0					
Inning Stats	R: 0 E: 0 K: 1 S: 5	H: 0 LOB: 0 BB: 0 P: 5	R: 0 E: 1 K: 1 S: 6	H: 0 LOB: 1 BB: 0 P: 6	R: 0 E: 0 K: 1 S: 5	H: 0 LOB: 0 BB: 0 P: 5	R: 0 E: 0 K: 2 S: 7	H: 0 LOB: 0 BB: 0 P: 7	R: 0 E: 0 K: 0 S: 3	H: 1 LOB: 0 BB: 0 P: 3	R: 0 E: 0 K: 1 S: 5	H: 0 LOB: 0 BB: 0 P: 5	R: 0 E: 0 K: 1 S: 5	H: 0 LOB: 0 BB: 0 P: 5	R: 1 E: 0 K: 2 S: 9	H: 3 LOB: 1 BB: 0 P: 9	R: 1 E: 0 K: 1 S: 7	H: 2 LOB: 1 BB: 0 P: 7	1B: 4 2B: 1 3B: 1 HR: 0	SF: 0 SAC: 0 DP: 1 HBP: 0	WP: 0 PA: 32 PB: 0 SB: 0 CS: 0
PITCHER Joe Nuxhall, L ERA: 2.88 (1, 1)	IP: 9.0 WLS: W BF: 32 H: 6 R: 2 ER: 2 SO: 10 BB: 0 IBB: 0 HBP: 0 BLK: 0 WP: 0 HR: 0 S: 52 P: 52 ERA: 2.00 WHIP: 0.667															PITCHER Joe Nuxhall, L ERA: 2.88 (1, 1)	IP: 9.0 WLS: W BF: 32 H: 6 R: 2 ER: 2 SO: 10 BB: 0 IBB: 0 HBP: 0 BLK: 0 WP: 0 HR: 0 S: 52 P: 52 ERA: 2.00 WHIP: 0.667				

St. Louis Cardinals @ Cincinnati Reds
Crosley Field, Cincinnati, OH
Sun Sep 22 1963, 3:33 AM EDT
Att: 25,706 - Unknown

AB 32
R 2
H 6
RBI 2
BB 0
SO 10
LOB 7

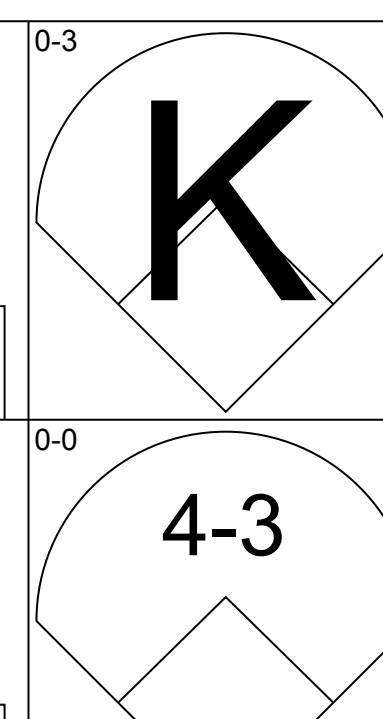
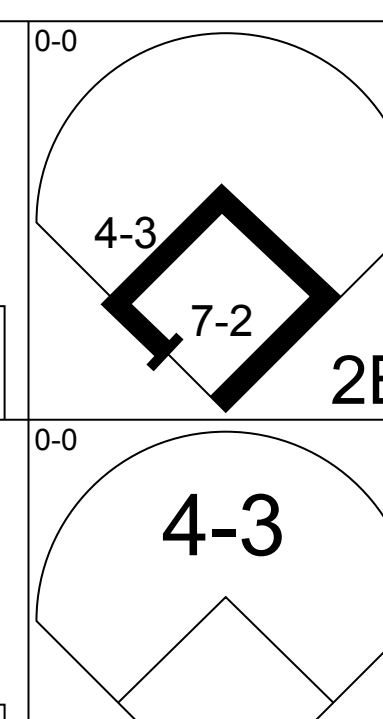
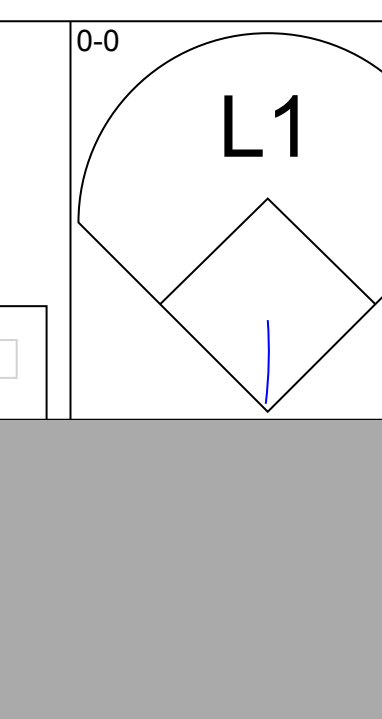
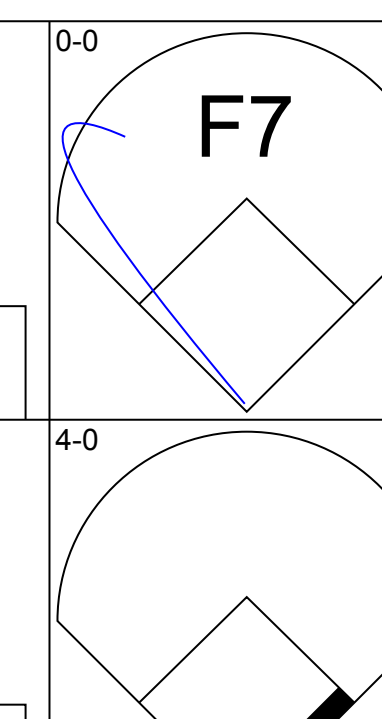
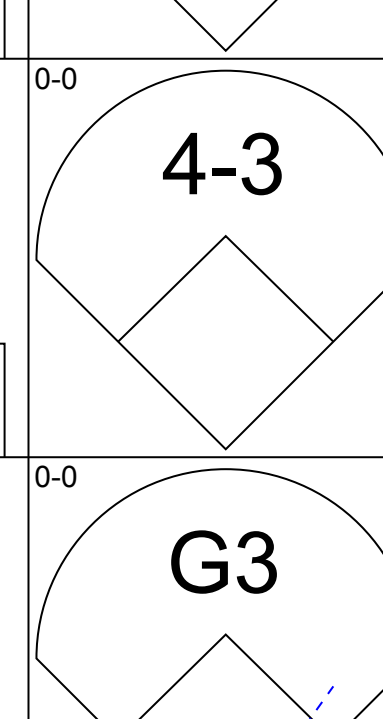
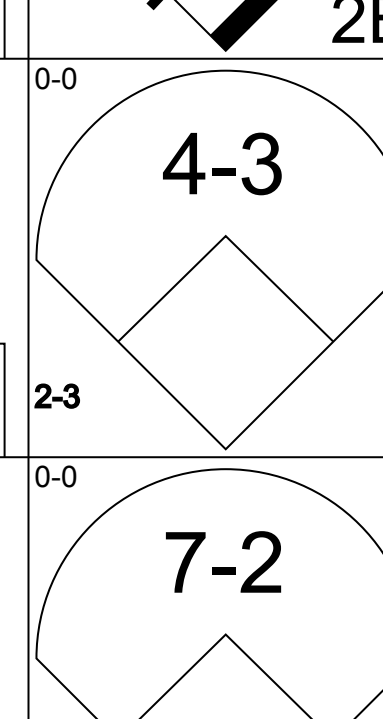
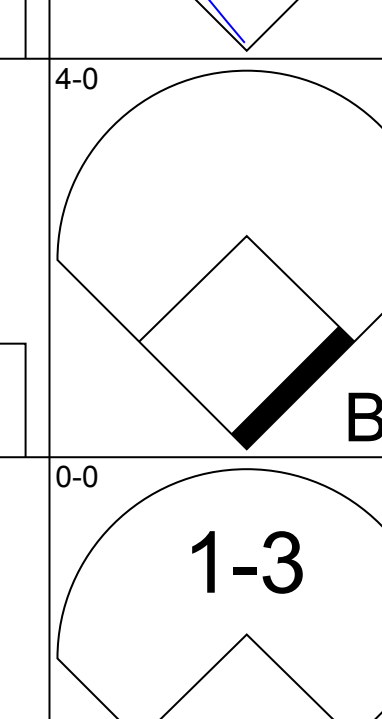
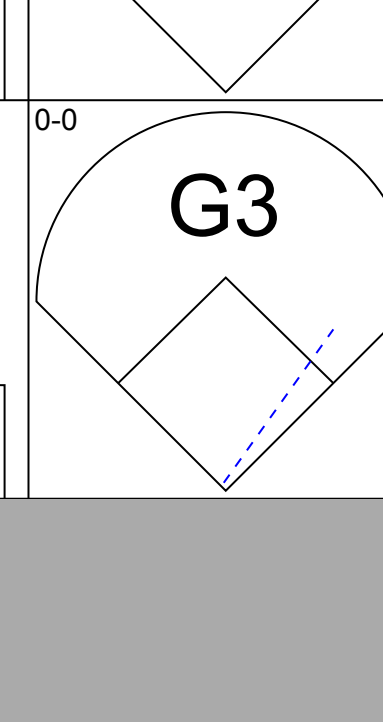
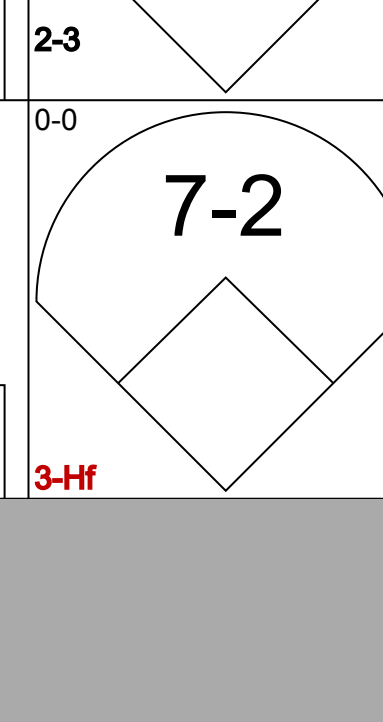
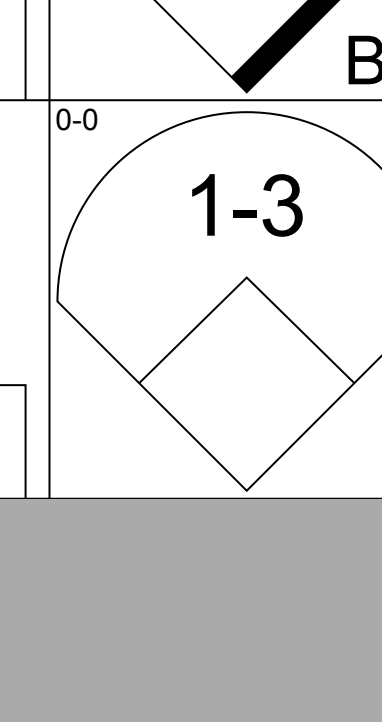
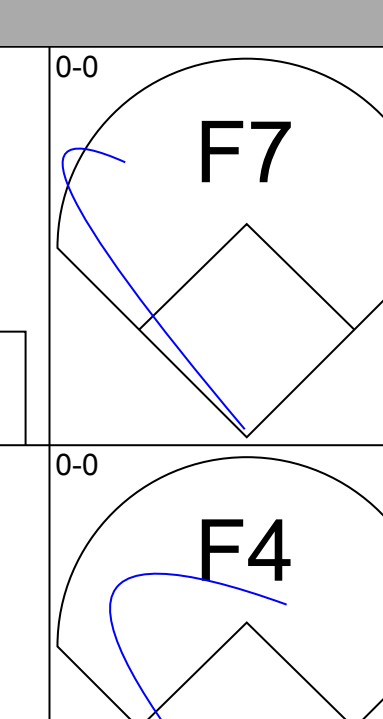
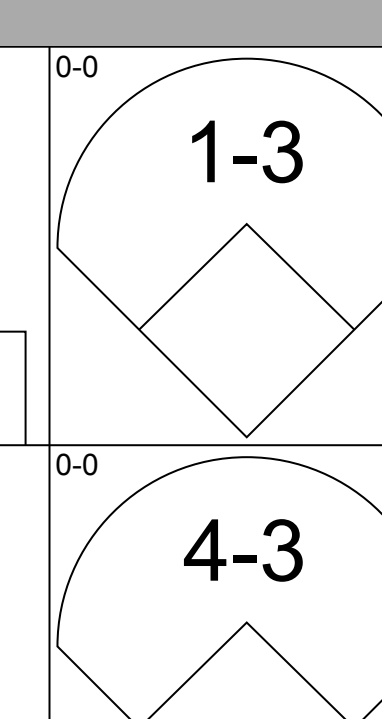
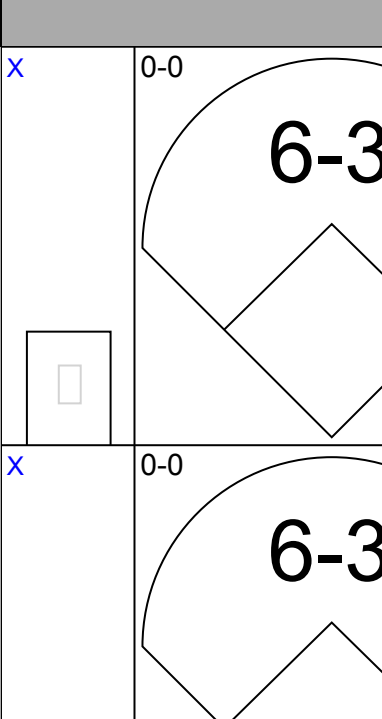
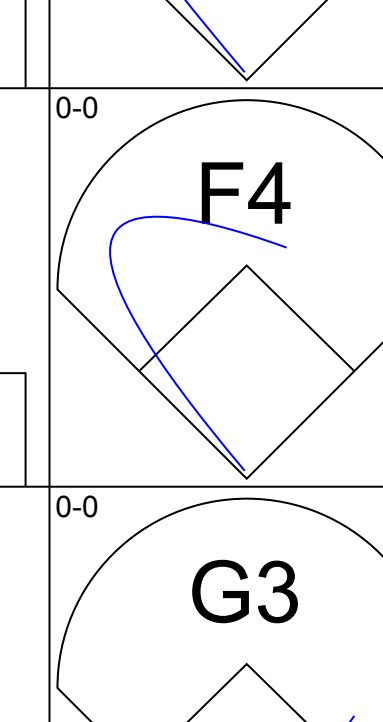
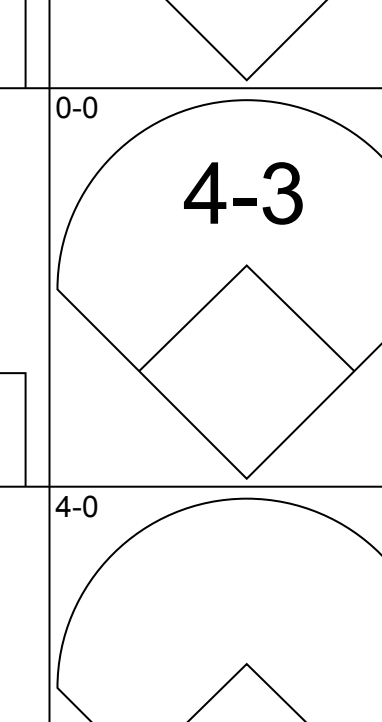
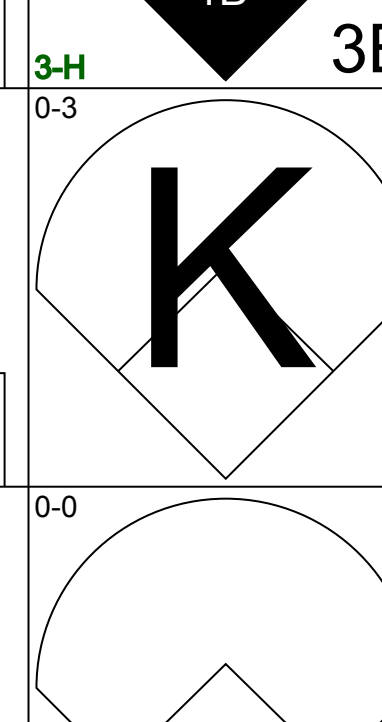
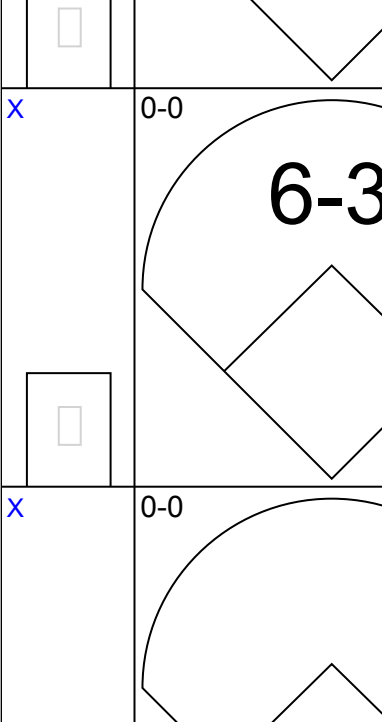
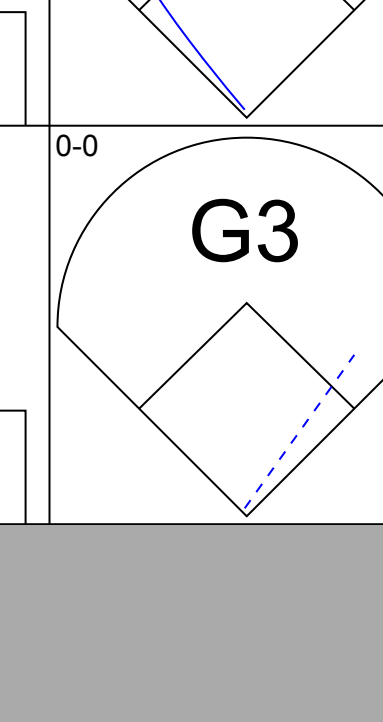
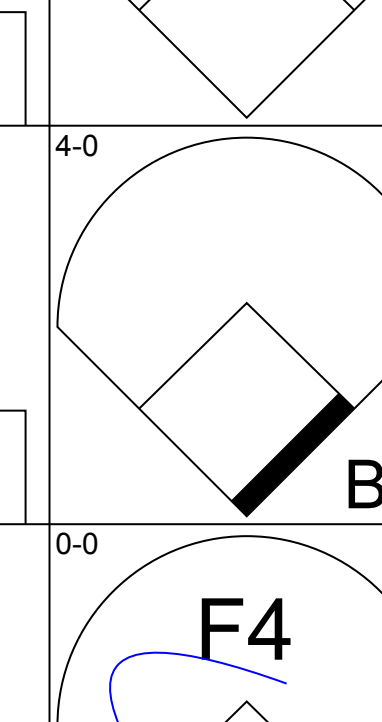
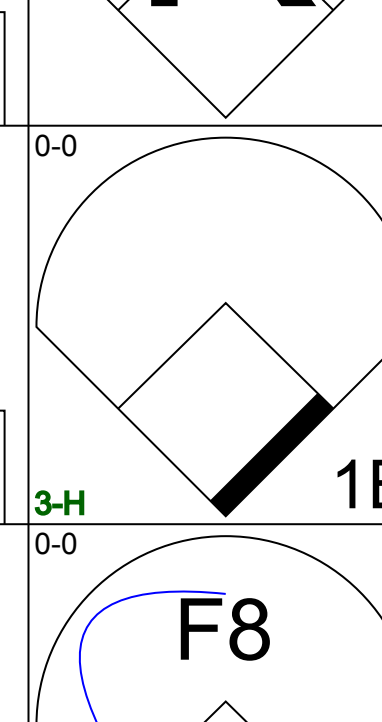
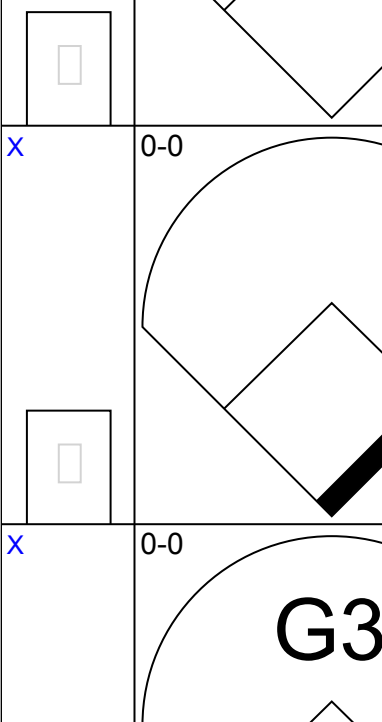
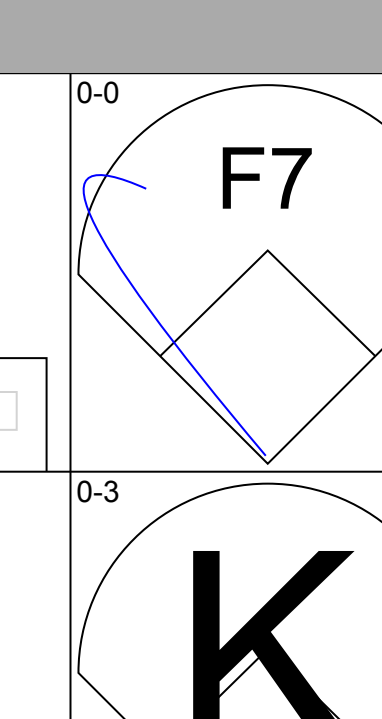
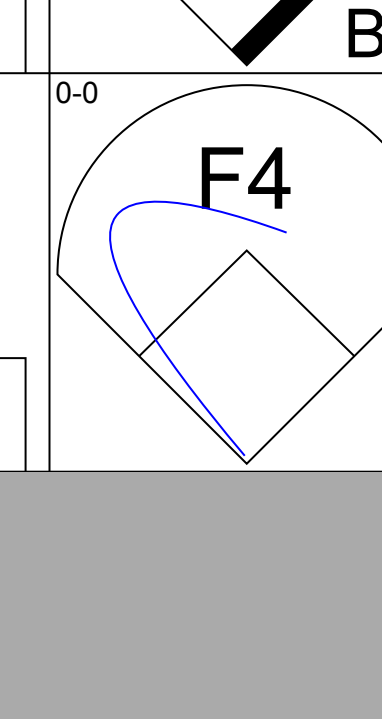
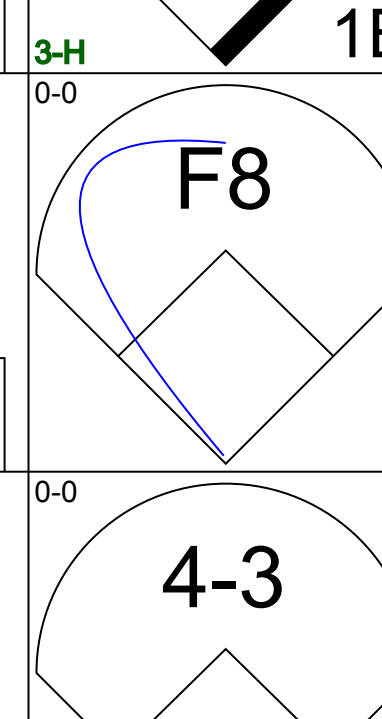
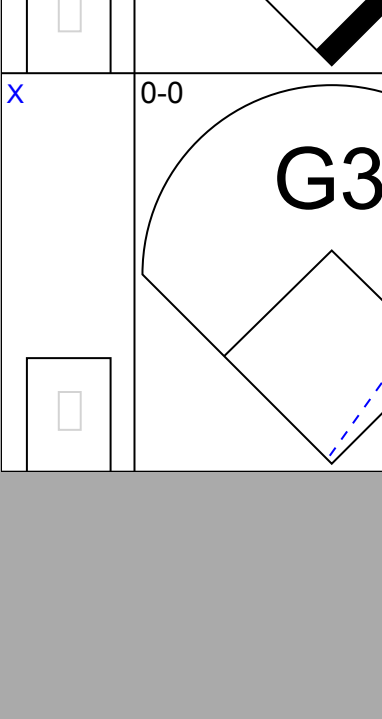
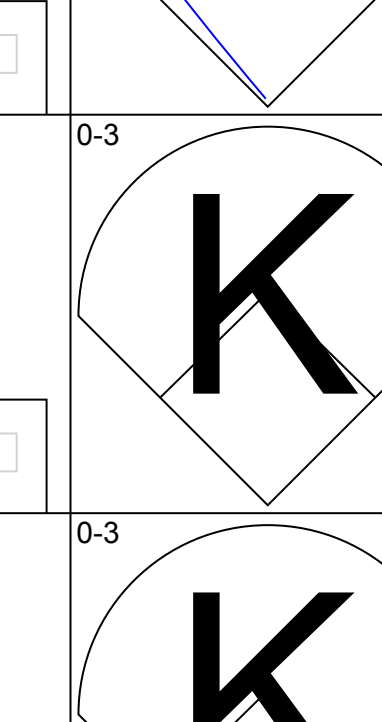
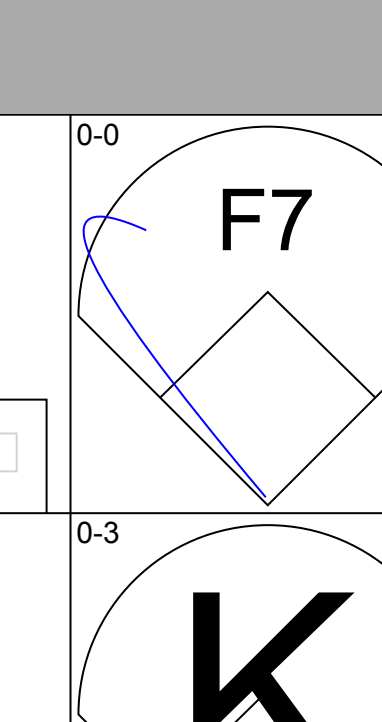
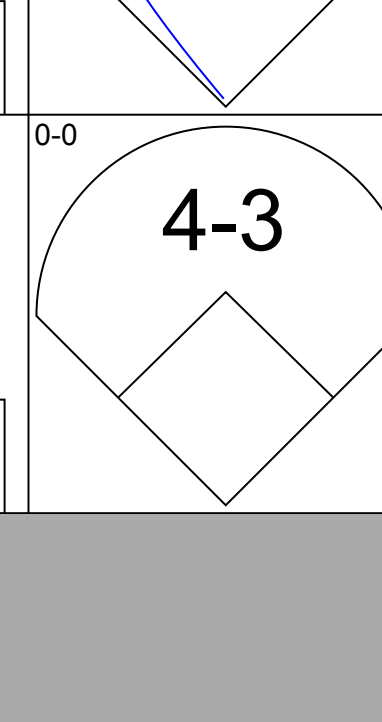
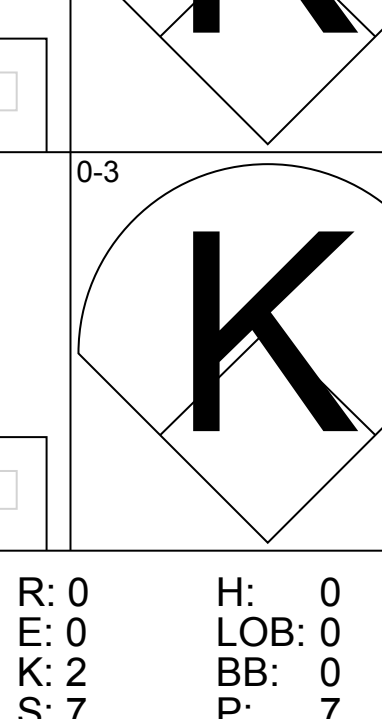
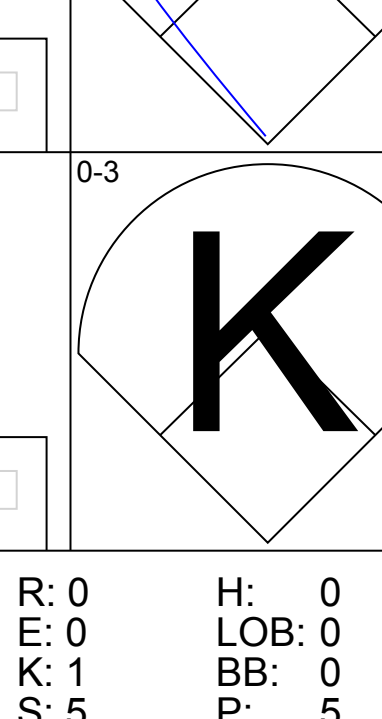
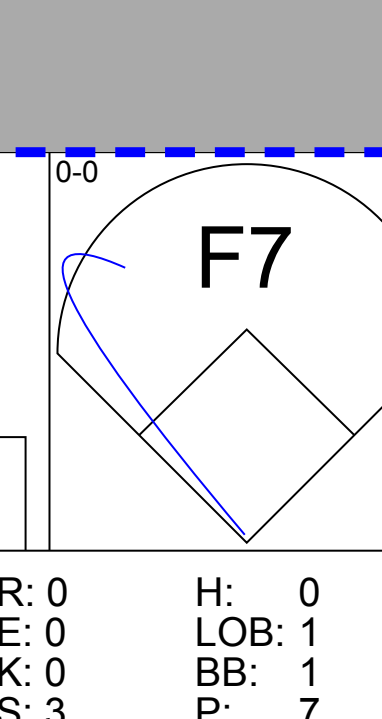


Batter	1	2	3	4	5	6	7	8	9	AB	R	H	RBI	BB	SO	LOB	BOTTOM		
Pete Rose, S OBP: 0.331, SLG: 0.365 (1, 4)	6-3		F2							4	0	0	0	0	0	1			
Eddie Kasko, R OBP: 0.330, SLG: 0.354 (1, 5)										4	2	3	0	0	0	0			
Vada Pinson, L OBP: 0.350, SLG: 0.521 (1, 8)										3	1	1	2	1	1	2			
Don Pavletich, R OBP: 0.274, SLG: 0.333 (6, PH) Gordy Coleman, L OBP: 0.296, SLG: 0.419 Marty Keough, L OBP: 0.338, SLG: 0.404 (9, 3) (8, PH) (9, 3)										2	0	0	0	1	0	2			
Tommy Harper, R OBP: 0.326, SLG: 0.374 (1, 9)										4	1	2	1	0	1	0			
Ken Walters, R OBP: 0.244, SLG: 0.260 (8, PH) Bob Skinner, L OBP: 0.333, SLG: 0.378 Frank Robinson, R OBP: 0.391, SLG: 0.447 (9, 7) (8, PH) (9, 7)										3	0	0	0	0	0	2			
Leo Cardenas, R OBP: 0.265, SLG: 0.316 (1, 6)										4	0	0	0	0	1	1			
Johnny Edwards, L OBP: 0.324, SLG: 0.382 (1, 2)										3	1	0	0	0	0	0			
Joe Nuxhall, L OBP: 0.178, SLG: 0.194 (1, 1)										3	0	0	0	0	2	1			
Inning Stats	R: 0 E: 0 K: 0 S: 4	H: 1 LOB: 1 BB: 0 P: 4	R: 0 E: 0 K: 0 S: 3	H: 0 LOB: 0 BB: 0 P: 3	R: 3 E: 1 K: 0 S: 7	H: 3 LOB: 2 BB: 1 P: 11	R: 0 E: 0 K: 1 S: 5	H: 0 LOB: 0 BB: 0 P: 5	R: 0 E: 0 K: 2 S: 7	H: 0 LOB: 0 BB: 0 P: 7	R: 0 E: 0 K: 1 S: 5	H: 0 LOB: 0 BB: 0 P: 5	R: 0 E: 0 K: 2 S: 10	H: 3 LOB: 1 BB: 0 P: 10	R: 2 E: 0 K: 2 S: 10	H: 3 LOB: 1 BB: 0 P: 10	1B: 5 2B: 1 3B: 1 HR: 0	SF: 0 SAC: 0 DP: 0 HBP: 0	WP: 0 PA: 34 PB: 0 SB: 0 CS: 0
PITCHER Curt Simmons, L ERA: 2.48 (1, 1) Lew Burdette, R ERA: 3.07 (6, 1) Ron Taylor, R ERA: 2.91 (8, 1) Ken MacKenzie, L ERA: 4.88 (8, 1)	IP: 5.0 WLS: L BF: 22 H: 4 R: 3 ER: 0 SO: 1 BB: 2 IBB: 0 HBP: 0 BLK: 0 WP: 0 HR: 0 S: 12 P: 12 ERA: 0.00 WHIP: 1.200															PITCHER Curt Simmons, L ERA: 2.48 (1, 1) Lew Burdette, R ERA: 3.07 (6, 1) Ron Taylor, R ERA: 2.91 (8, 1) Ken MacKenzie, L ERA: 4.88 (8, 1)	IP: 5.0 WLS: L BF: 22 H: 4 R: 3 ER: 0 SO: 1 BB: 2 IBB: 0 HBP: 0 BLK: 0 WP: 0 HR: 0 S: 12 P: 12 ERA: 0.00 WHIP: 1.200		

St. Louis Cardinals @ Cincinnati Reds
Crosley Field, Cincinnati, OH
Sun Sep 22 1963, 3:33 AM EDT
Att: 25,706 - Unknown

AB 32
R 5
H 7
RBI 5
BB 2
SO 6
LOB 10

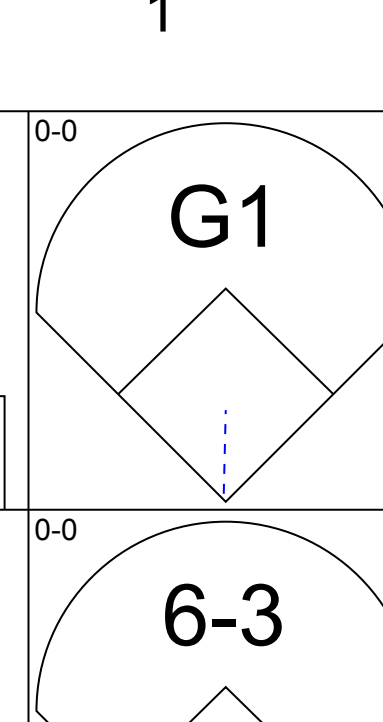
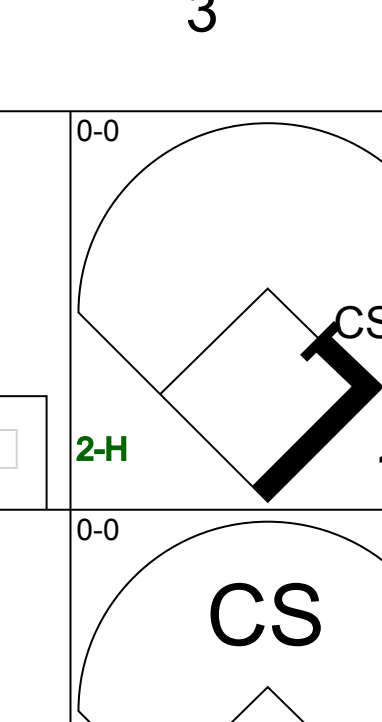
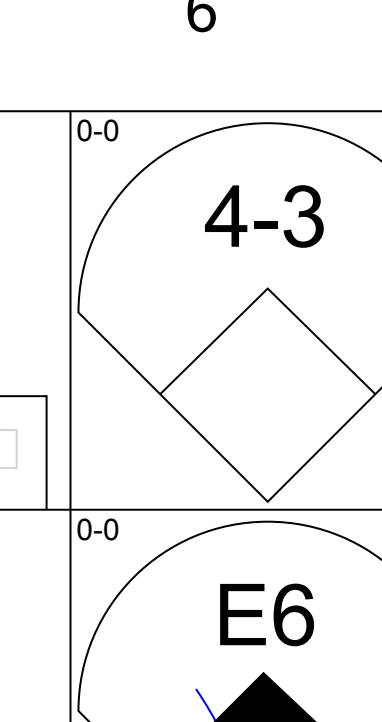
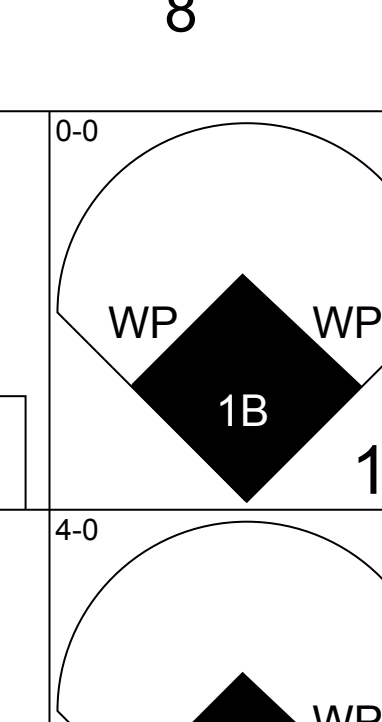
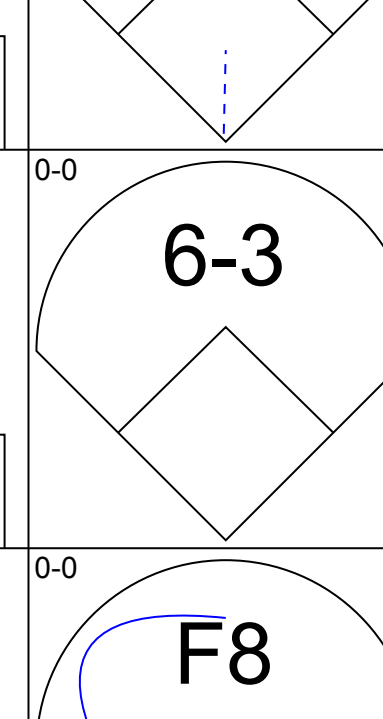
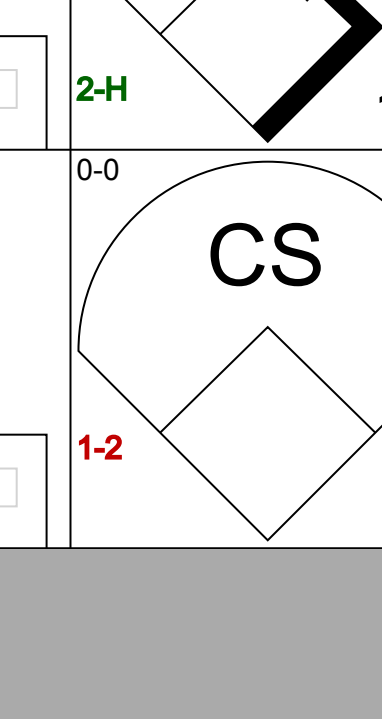
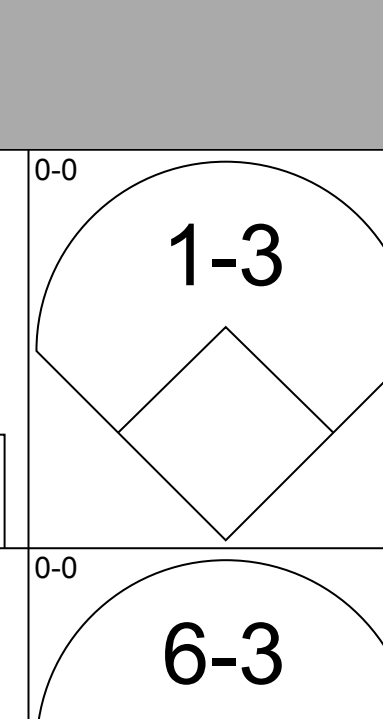
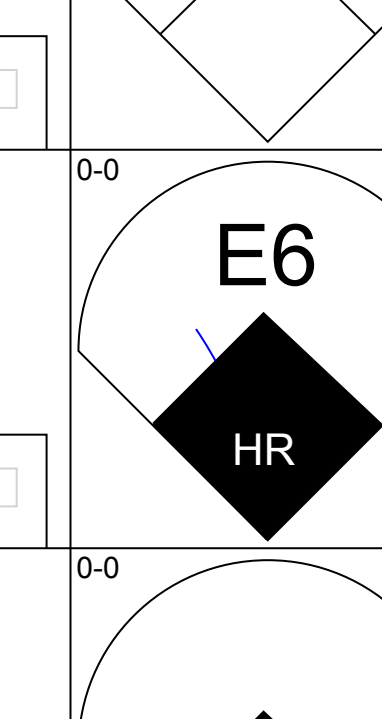
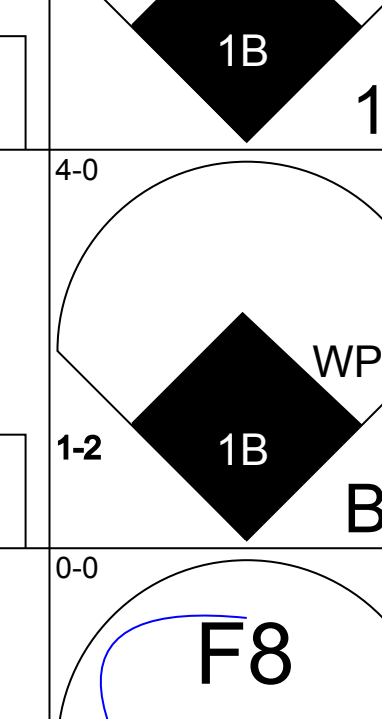
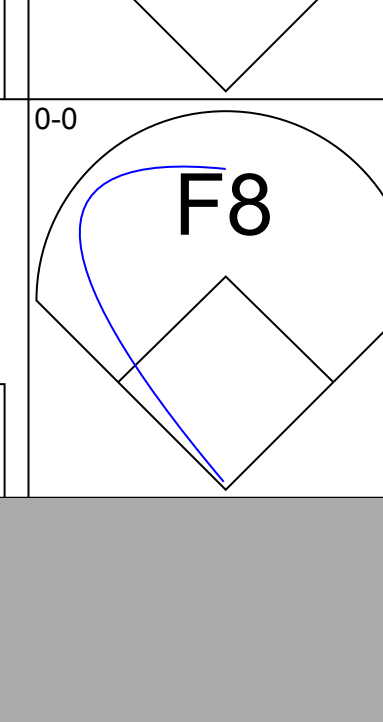
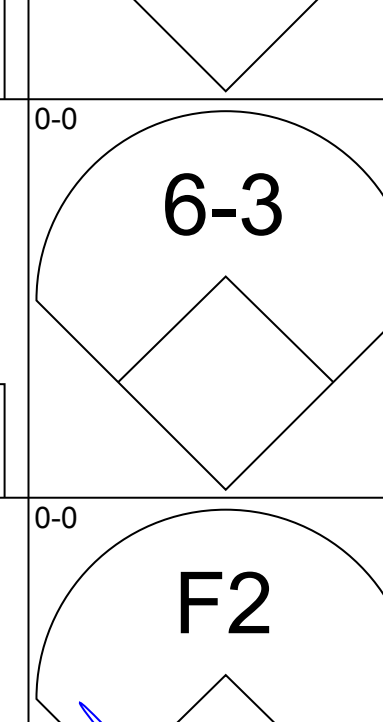
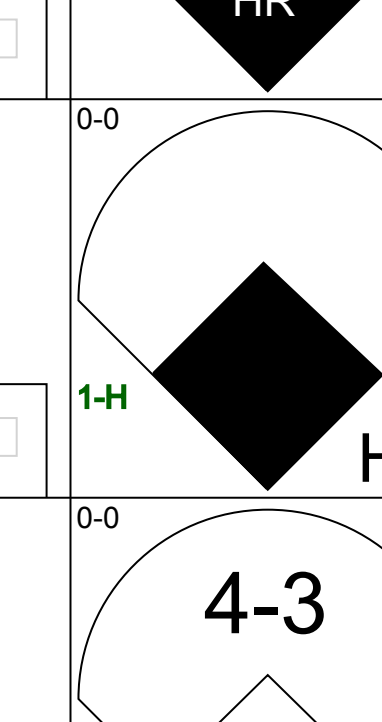
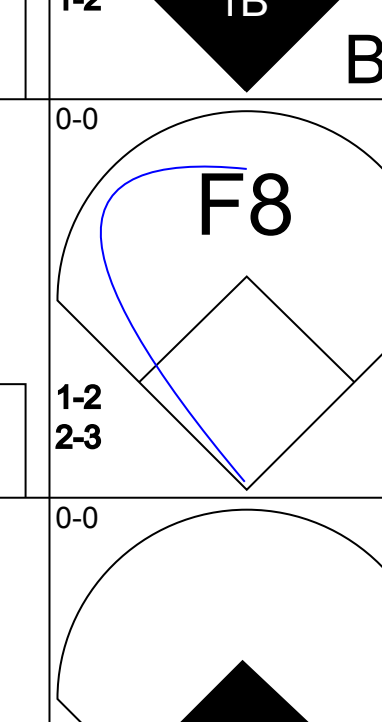
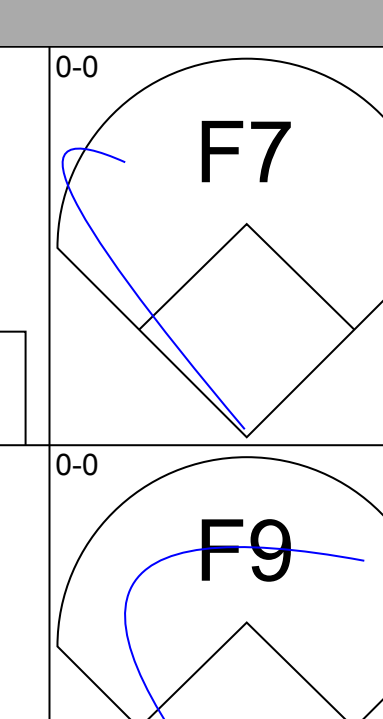
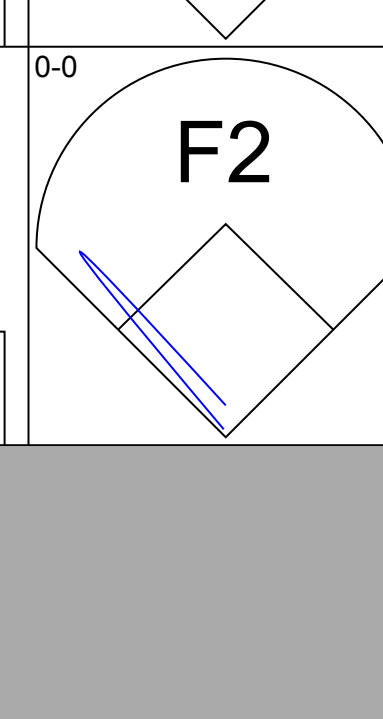
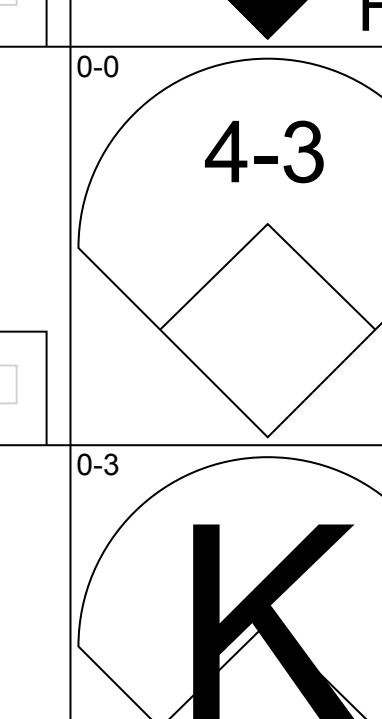
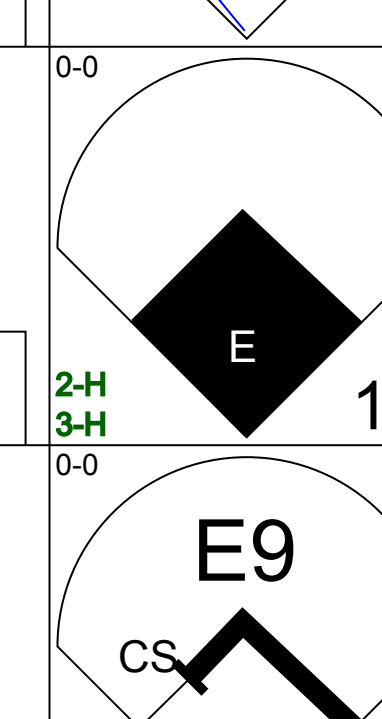
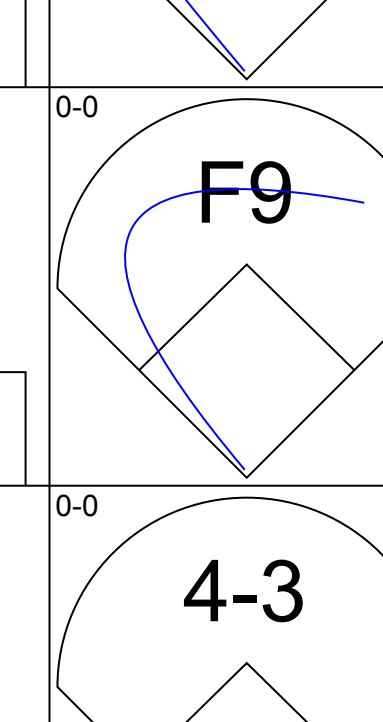
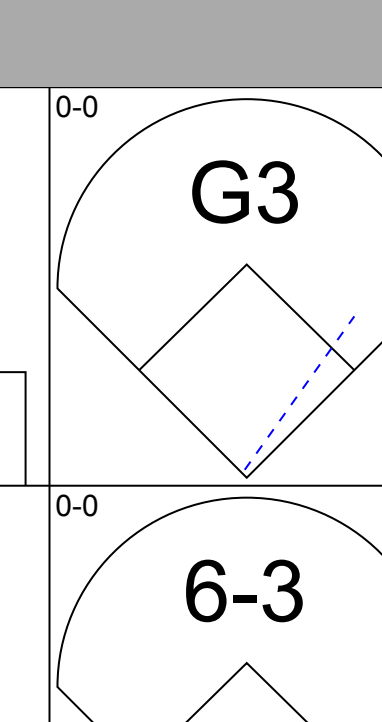
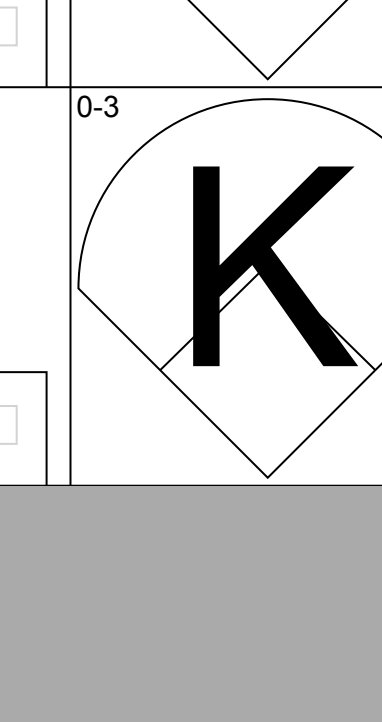
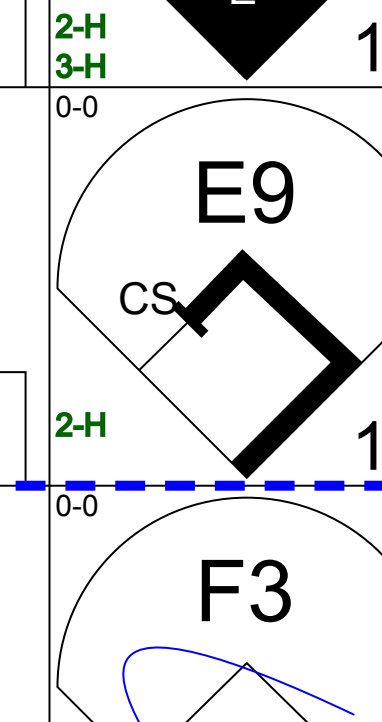
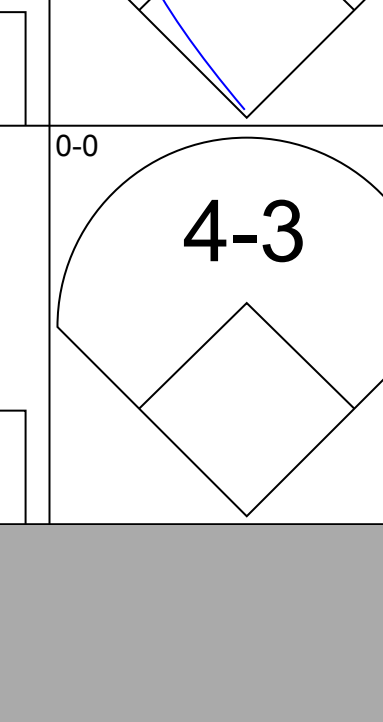
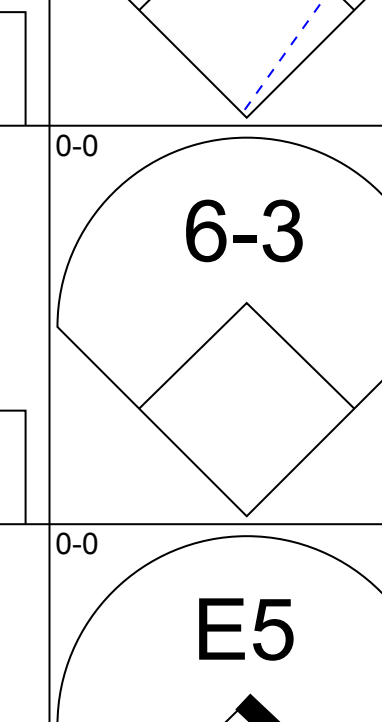
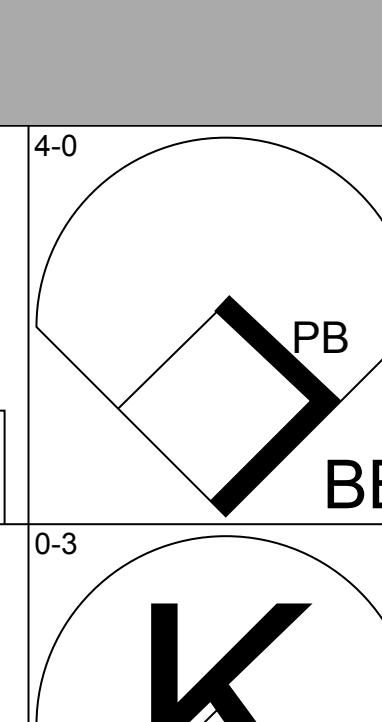
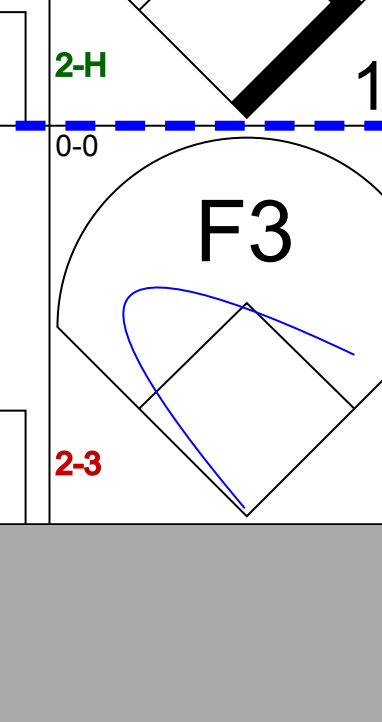
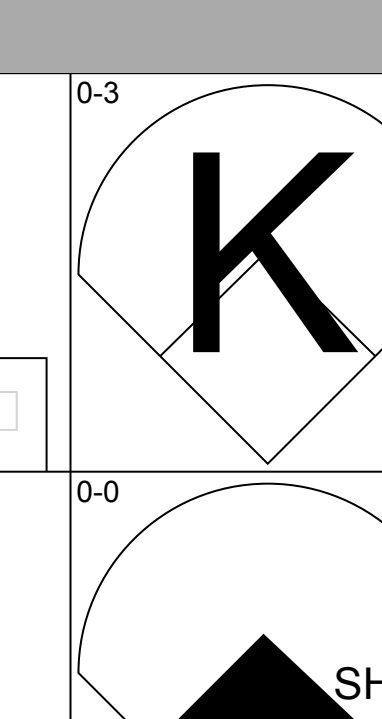
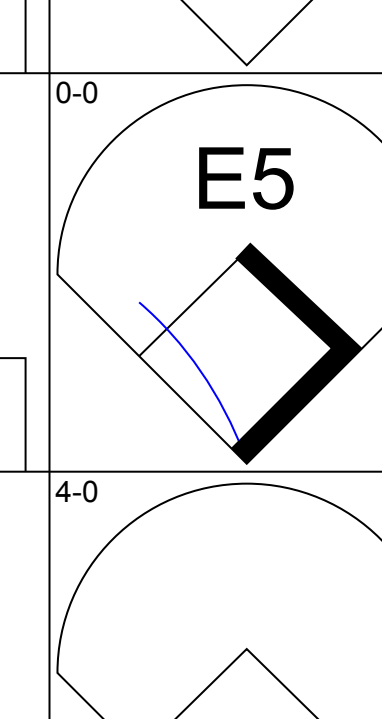
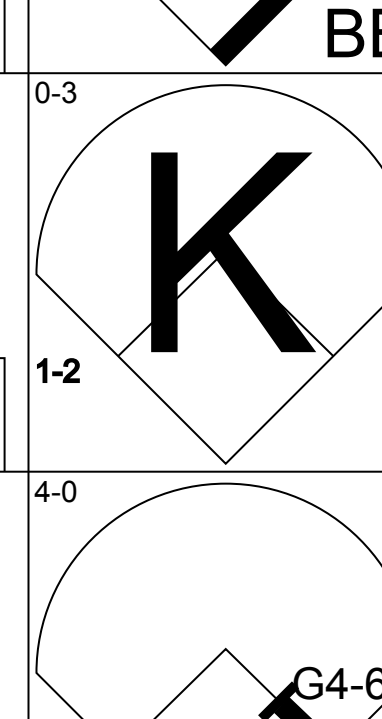
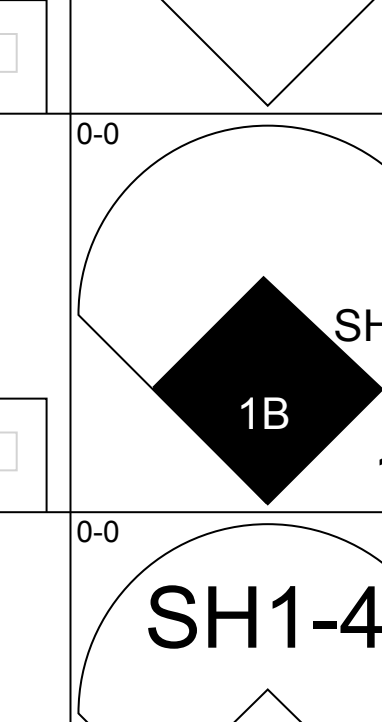
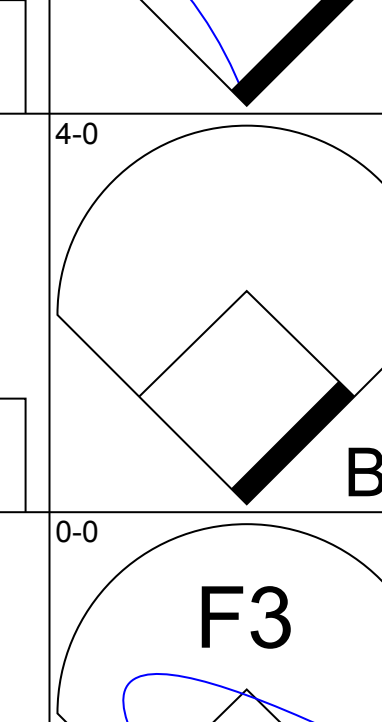
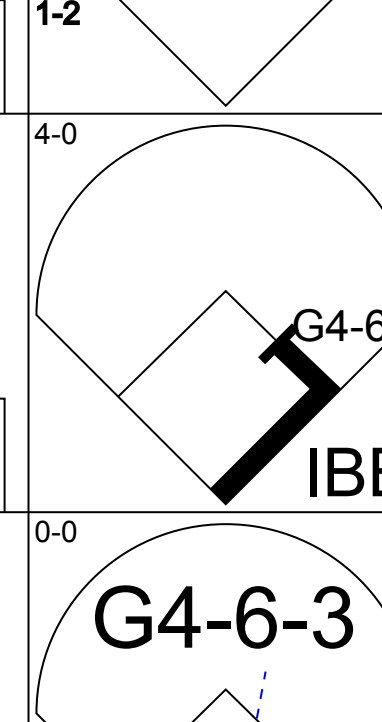
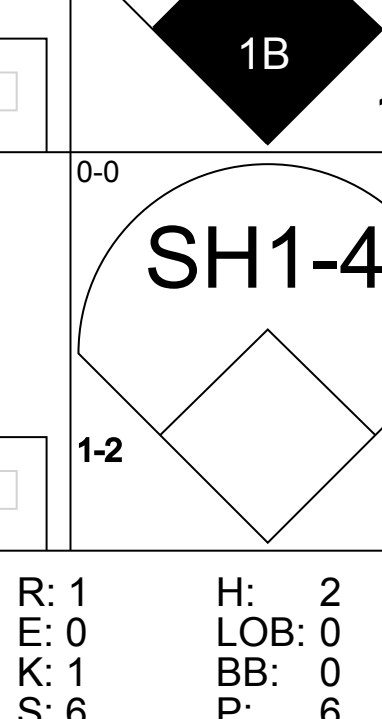
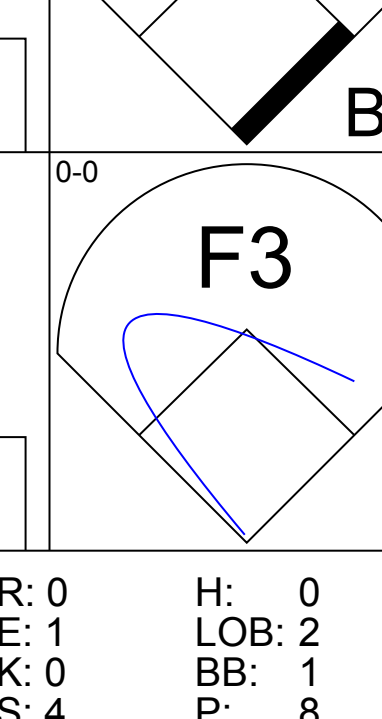
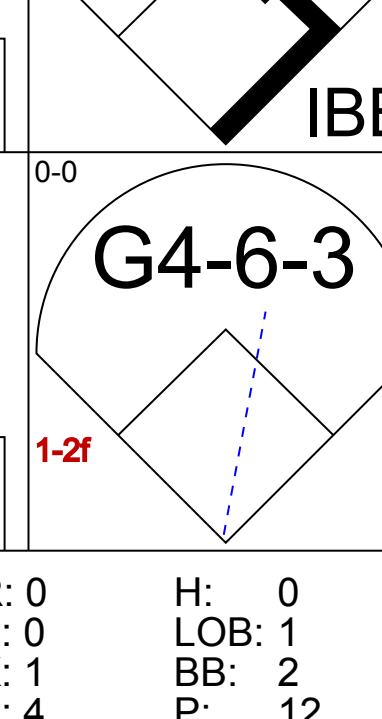


Batter	1	2	3	4	5	6	7	8	9	AB	R	H	RBI	BB	SO	LOB	TOP				
Curt Flood, R OBP: 0.347, SLG: 0.405 (1, 8)										4	0	1	0	0	1	0					
Dick Groat, R OBP: 0.379, SLG: 0.450 (1, 6)										2	1	0	0	2	0	1					
Stan Musial, L OBP: 0.325, SLG: 0.406 (7, PR) Gary Kolb, L OBP: 0.400, SLG: 0.462 (7, 7)										3	0	1	0	0	0	1					
Ken Boyer, R OBP: 0.355, SLG: 0.453 (1, 5)										4	1	1	2	0	0	0					
Bill White, L OBP: 0.361, SLG: 0.497 (1, 3)										4	0	0	0	0	1	2					
George Altman, L OBP: 0.338, SLG: 0.400 (7, 9) Mike Shannon, R OBP: 0.381, SLG: 0.524 (7, 9)										2	0	1	1	1	0	0					
Tim McCarver, L OBP: 0.335, SLG: 0.387 (1, 2)										4	0	0	0	0	0	3					
Julian Javier, R OBP: 0.302, SLG: 0.388 (1, 4)										3	0	0	0	0	1	1					
Bob Gibson, R OBP: 0.272, SLG: 0.376 (8, 1) Ron Taylor, R OBP: 0.031, SLG: 0.031 (8, 1)										3	0	0	0	0	2	0					
Inning Stats	R: 0 E: 0 K: 1 S: 5	H: 0 LOB: 0 BB: 5 P: 5	R: 0 E: 0 K: 0 S: 3	H: 0 LOB: 0 BB: 0 P: 3	R: 0 E: 0 K: 2 S: 7	H: 0 LOB: 0 BB: 0 P: 7	R: 0 E: 0 K: 0 S: 3	H: 1 LOB: 1 BB: 1 P: 3	R: 0 E: 0 K: 0 S: 5	H: 0 LOB: 0 BB: 0 P: 5	R: 3 E: 0 K: 1 S: 8	H: 3 LOB: 1 BB: 1 P: 12	R: 0 E: 0 K: 0 S: 3	H: 0 LOB: 1 BB: 1 P: 7	R: 0 E: 0 K: 0 S: 4	H: 1 LOB: 1 BB: 0 P: 4	1B: 3 2B: 2 3B: 1 HR: 0	SF: 0 SAC: 0 DP: 1 HBP: 0	WP: 0 PB: 0 SB: 0 CS: 0	PA: 34	
PITCHER	IP	WLS	BF	H	R	ER	SO	BB	IBB	HBP	BLK	WP	HR	S	P	ERA	WHIP				
Glen Hobbie, R ERA: 3.92 (1, 1)	7.0		26	4	3	3	5	2	0	0	0	0	0	34	42	3.86	0.857				
Lindy McDaniel, R ERA: 2.95 (8, 1)	2.0	W	8	1	0	0	0	1	0	0	0	0	0	7	11	0.00	1.000				

St. Louis Cardinals @ Chicago Cubs
Wrigley Field, Chicago, IL
Tue Sep 24 1963, 3:33 AM CDT
Att: 4,557 - Unknown

AB 31
R 3
H 5
RBI 3
BB 3
SO 5
LOB 9



Batter	1	2	3	4	5	6	7	8	9	AB	R	H	RBI	BB	SO	LOB	BOTTOM				
Jimmy Stewart, S OBP: 0.400, SLG: 0.458 (1, 6)										4	1	2	1	0	0	0					
Lou Brock, L OBP: 0.304, SLG: 0.388 (1, 9)										3	2	0	0	1	0	0					
Billy Williams, L OBP: 0.354, SLG: 0.492 (1, 7)										4	1	1	2	0	0	2					
Ron Santo, R OBP: 0.337, SLG: 0.484 (1, 5)										4	1	1	2	0	0	0					
Ellis Burton, S OBP: 0.308, SLG: 0.402 (1, 8)										4	0	1	1	0	1	0					
Ken Hubbs, R OBP: 0.287, SLG: 0.320 (1, 4)										3	0	0	0	1	0	1					
John Boccabella, R OBP: 0.273, SLG: 0.356 (1, 3)										3	0	0	0	0	2	1					
Merritt Ranew, L OBP: 0.386, SLG: 0.476 (1, 2)										1	1	1	0	2	0	0					
Glen Hobbie, R OBP: 0.115, SLG: 0.080 (7, PH) Don Landrum, L OBP: 0.295, SLG: 0.283 (7, PH) Lindy McDaniel, R OBP: 0.095, SLG: 0.238 (8, 1)										1	0	0	0	0	0	2					
Inning Stats	R: 0 E: 0 K: 0 S: 3	H: 0 LOB: 0 BB: 0 P: 3	R: 1 E: 0 K: 1 S: 6	H: 2 LOB: 0 BB: 0 P: 6	R: 0 E: 0 K: 0 S: 3	H: 0 LOB: 0 BB: 0 P: 3	R: 0 E: 1 K: 1 S: 4	H: 0 LOB: 2 BB: 1 P: 8	R: 2 E: 1 K: 1 S: 7	H: 1 LOB: 0 BB: 0 P: 7	R: 0 E: 0 K: 1 S: 4	H: 0 LOB: 1 BB: 2 P: 12	R: 3 E: 1 K: 0 S: 5	H: 3 LOB: 0 BB: 1 P: 9	R: 0 E: 0 K: 0 S: 4	H: 0 LOB: 0 BB: 0 P: 4	1B: 5 2B: 0 3B: 0 HR: 1	SF: 0 SAC: 1 DP: 1 HBP: 0	WP: 2 PB: 1 SB: 0 CS: 2	PA: 34	
PITCHER	IP	WLS	BF	H	R	ER	SO	BB	IBB	HBP	BLK	WP	HR	S	P	ERA	WHIP				
Bob Gibson, R ERA: 3.44 (1, 1)	7.1	L	32	6	6	5	3	3	1	0	0	2	1	34	50	6.14	1.227				
Ron Taylor, R ERA: 2.99 (8, 1)	0.2		1	0	0	0	0	0	0	0	0	0	0	1	1	0.00	0.000				

St. Louis Cardinals @ Chicago Cubs
Wrigley Field, Chicago, IL
Tue Sep 24 1963, 3:33 AM CDT
Att: 4,557 - Unknown

AB 28
R 6
H 6
RBI 6
BB 4
SO 3
LOB 8



Batter	1	2	3	4	5	6	7	8	9	AB	R	H	RBI	BB	SO	LOB	TOP			
Curt Flood, R OBP: 0.347, SLG: 0.407 (1, 8)										4	1	1	1	1	0	0	St. Louis Cardinals @ Chicago Cubs Wrigley Field, Chicago, IL Wed Sep 25 1963, 3:33 AM CDT Att: 11,564 - Unknown			
Dick Groat, R OBP: 0.380, SLG: 0.449 (1, 6)										5	0	2	1	0	1	1				
Stan Musial, L OBP: 0.324, SLG: 0.404 Corky Withrow, R (3, 7)										2	0	0	0	0	1	0				
Ken Boyer, R OBP: 0.353, SLG: 0.450 Bud Bloomfield, R (7, 5)										4	0	0	0	0	0	2				
Bill White, L OBP: 0.362, SLG: 0.497 (1, 3)										4	2	2	0	0	0	0				
Doug Clemens, L OBP: 0.290, SLG: 1.000 Mike Shannon, R OBP: 0.409, SLG: 0.524 (7, 9)										3	1	1	2	0	1	1				
Dave Ricketts, S OBP: 0.300, SLG: 0.500 Julian Javier, R OBP: 0.302, SLG: 0.388 (8, PR)										4	0	2	0	0	1	1				
Dal Maxvill, R OBP: 0.315, SLG: 0.250 Tim McCarver, L OBP: 0.336, SLG: 0.388 (8, PH)										3	0	1	1	0	0	1				
Ernie Broglio, R OBP: 0.132, SLG: 0.136 (1, 1)										4	1	1	0	0	1	5				
Inning Stats	R: 0 E: 0 K: 0 S: 2	H: 0 LOB: 0 BB: 1 P: 6	R: 1 E: 1 K: 3 S: 12	H: 2 LOB: 2 BB: 0 P: 12	R: 0 E: 0 K: 2 S: 7	H: 0 LOB: 0 BB: 0 P: 7	R: 2 E: 1 K: 0 S: 6	H: 3 LOB: 1 BB: 0 P: 6	R: 0 E: 0 K: 0 S: 4	H: 0 LOB: 0 BB: 0 P: 3	R: 2 E: 0 K: 0 S: 6	H: 3 LOB: 1 BB: 0 P: 6	R: 0 E: 0 K: 0 S: 4	H: 2 LOB: 2 BB: 0 P: 5	R: 0 E: 0 K: 0 S: 3	H: 0 LOB: 0 BB: 0 P: 3		1B: 9 2B: 0 3B: 1 HR: 1	SF: 0 SAC: 0 DP: 1 HBP: 1	WP: 0 PB: 1 SB: 0 CS: 0
PITCHER	IP WLS BF H R ER SO BB IBB HBP BLK WP HR S P ERA WHIP																			
Larry Jackson, R ERA: 2.95 (1, 1)	6.1 L 29 9 5 4 5 1 0 0 0 0 0 1 38 42 5.68 1.579																			
Freddie Burdette, R ERA: 4.91 (7, 1)	0.2 2 0 0 0 0 0 0 0 0 0 0 0 2 2 0.00 0.000																			
Don Elston, R ERA: 2.83 (8, 1)	2.0 8 2 0 0 0 0 0 0 0 1 0 0 0 7 8 0.00 1.000																			

Batter	1	2	3	4	5	6	7	8	9	AB	R	H	RBI	BB	SO	LOB	BOTTOM					
Jimmy Stewart, S OBP: 0.400, SLG: 0.448 (1, 6)										5	0	2	0	0	2	2	St. Louis Cardinals @ Chicago Cubs Wrigley Field, Chicago, IL Wed Sep 25 1963, 3:33 AM CDT Att: 11,564 - Unknown					
Lou Brock, L OBP: 0.303, SLG: 0.385 (1, 9)										4	0	0	0	1	1	3						
Billy Williams, L OBP: 0.352, SLG: 0.489 (1, 7)										4	0	0	0	0	0	5						
Ron Santo, R OBP: 0.336, SLG: 0.481 (1, 5)										3	1	0	0	1	1	1						
Ellis Burton, S OBP: 0.310, SLG: 0.401 (1, 8)										3	0	1	0	1	0	0						
Ken Hubbs, R OBP: 0.288, SLG: 0.326 (1, 4)										3	1	1	2	1	0	1						
John Boccabella, R OBP: 0.257, SLG: 0.333 (1, 3)										4	0	0	0	0	1	4						
Merritt Ranew, L OBP: 0.383, SLG: 0.467 (1, 2)										3	0	0	0	1	1	1						
Larry Jackson, R OBP: 0.213, SLG: 0.253 Freddie Burdette, R (7, 1)										2	0	1	0	0	0	0						
Don Landrum, L OBP: 0.294, SLG: 0.282 Don Elston, R (8, 1)										1	0	0	0	0	0	0						
Leo Burke, R OBP: 0.243, SLG: 0.295 (9, PH)										1	0	0	0	0	0	0						
Inning Stats	R: 0 E: 0 K: 1 S: 6	H: 1 LOB: 1 BB: 0 P: 6	R: 1 E: 0 K: 1 S: 6	H: 1 LOB: 0 BB: 0 P: 6	R: 0 E: 0 K: 0 S: 3	H: 0 LOB: 0 BB: 0 P: 3	R: 0 E: 0 K: 0 S: 3	H: 0 LOB: 2 BB: 2 P: 11	R: 0 E: 0 K: 2 S: 8	H: 1 LOB: 2 BB: 1 P: 12	R: 0 E: 1 K: 0 S: 4	H: 0 LOB: 1 BB: 0 P: 4	R: 0 E: 0 K: 1 S: 6	H: 1 LOB: 2 BB: 1 P: 10	R: 1 E: 0 K: 0 S: 4	H: 1 LOB: 1 BB: 1 P: 8	R: 0 E: 0 K: 1 S: 5	H: 0 LOB: 0 BB: 0 P: 5	1B: 4 2B: 0 3B: 0 HR: 1	SF: 0 SAC: 0 DP: 0 HBP: 0	WP: 0 PB: 0 SB: 1 CS: 0	PA: 38
PITCHER	IP WLS BF H R ER SO BB IBB HBP BLK WP HR S P ERA WHIP																					
Ernie Broglio, R ERA: 3.02 (1, 1)	9.0 W 38 5 2 2 6 5 0 0 0 0 0 1 45 65 2.00 1.111																					

AB	37
R	5
H	11
RBI	5
BB	1
SO	5
LOB	13



Batter	1	2	3	4	5	6	7	8	9	AB	R	H	RBI	BB	SO	LOB	TOP											
Pete Rose, S OBP: 0.329, SLG: 0.366 (1, 4)	0-0 6-3	0-0 FC6-4					0-0 F8		0-0 2B	5	0	2	1	0	0	3	Cincinnati Reds @ St. Louis Cardinals Sportsman's Park, St. Louis, MO Fri Sep 27 1963, 8:05 PM EDT Att: 9,250 - Unknown AB 36 R 3 H 8 RBI 3 BB 2 SO 4 LOB 18											
Eddie Kasko, R OBP: 0.321, SLG: 0.347 (1, 5)	0-0 1B		0-0 5-3		0-0 L8			0-0 L5	0-0 F7	5	0	1	0	0	0	3												
Vada Pinson, L OBP: 0.345, SLG: 0.516 (1, 8)	0-0 5-3		0-3 K		0-3 K			0-0 F2		4	0	0	0	0	2	3												
Frank Robinson, R OBP: 0.385, SLG: 0.451 (1, 7)	0-0 F3		0-0 1-3			0-0 E5		0-0 F9		4	0	0	0	0	0	1												
Don Pavletich, R OBP: 0.273, SLG: 0.350 (1, 3)		0-0 F7		0-0 F7		0-0 L8			0-0 4-3	4	0	0	0	0	0	1												
Tommy Harper, R OBP: 0.336, SLG: 0.383 (1, 9)		4-0 BB E BB		0-0 6-3		0-0 4-3			0-0 HR	3	1	1	1	1	0	1												
Leo Cardenas, R OBP: 0.267, SLG: 0.323 (1, 6)		0-0 E1		0-0 1B		0-0 F8			0-0 3B 2B	4	1	2	0	0	0	2												
Johnny Edwards, L OBP: 0.324, SLG: 0.382 (1, 2)		4-0 BB BB		0-3 K		0-0 4-3			0-0 2B 3B	3	1	1	1	1	1	0												
John Tsitouris, R OBP: 0.079, SLG: 0.081 (1, 1)		0-0 F3		0-0 1B		0-0 F8			0-3 K	4	0	1	0	0	1	4												
Inning Stats	R: 0 E: 0 K: 0 S: 4	H: 1 LOB: 1 BB: 0 P: 4	R: 0 E: 1 K: 0 S: 4	H: 0 LOB: 3 BB: 2 P: 12	R: 0 E: 0 K: 1 S: 5	H: 0 LOB: 0 BB: 0 P: 5	R: 0 E: 0 K: 0 S: 3	H: 1 LOB: 1 BB: 0 P: 3	R: 0 E: 0 K: 2 S: 9	H: 2 LOB: 2 BB: 0 P: 9	R: 0 E: 1 K: 0 S: 4	H: 0 LOB: 1 BB: 0 P: 4	R: 0 E: 0 K: 0 S: 3	H: 0 LOB: 0 BB: 0 P: 3	R: 0 E: 0 K: 0 S: 3	H: 0 LOB: 0 BB: 0 P: 3	R: 3 E: 0 K: 1 S: 9	H: 4 LOB: 1 BB: 0 P: 9	1B: 4 2B: 2 3B: 1 HR: 1	SF: 0 SAC: 0 DP: 0 HBP: 0	WP: 0 PB: 0 SB: 0 CS: 0	PA: 38						
PITCHER	IP	WLS	BF	H	R	ER	SO	BB	IBB	HBP	BLK	WP	HR	S	P	ERA	WHIP											
Ray Sadecki, L ERA: 4.1 (1, 1)	8.1	L	35	7	3	3	3	2	0	0	0	0	0	1	39	47	3.24	1.080										
Ron Taylor, R ERA: 2.69 (9, 1)	0.2		3	1	0	0	1	0	0	0	0	0	0	0	5	5	0.00	1.500										

Batter	1	2	3	4	5	6	7	8	9	AB	R	H	RBI	BB	SO	LOB	BOTTOM											
Julian Javier, R OBP: 0.300, SLG: 0.385 (1, 4)	0-0 F9			0-0 F8			0-0 F2		0-0 5-3	4	0	0	0	0	0	0	Cincinnati Reds @ St. Louis Cardinals Sportsman's Park, St. Louis, MO Fri Sep 27 1963, 8:05 PM EDT Att: 9,250 - Unknown AB 27 R 0 H 2 RBI 0 BB 3 SO 5 LOB 6											
Dick Groat, R OBP: 0.379, SLG: 0.448 (1, 6)	0-0 4-3			0-0 5-3			0-0 4-3		0-0 BB 1B	4	0	1	0	0	0	0												
Jim Beauchamp, R (9, FR)										0	0	0	0	0	0	0												
Bill White, L OBP: 0.361, SLG: 0.495 (1, 3)	0-0 F8			0-0 F1			0-0 F7		4-0 1-2 BB	3	0	0	0	1	0	0												
Ken Boyer, R OBP: 0.352, SLG: 0.447 (1, 5)		0-3 K		0-0 6-3			4-0 SH2-4 BB		0-0 1-3	3	0	0	0	1	1	2												
Doug Clemens, L OBP: 0.167, SLG: 0.667 (1, 7)		0-0 3-1		0-0 4-3			0-0 SH2-4			2	0	0	0	0	0	0												
Curt Flood, R OBP: 0.346, SLG: 0.405 (1, 8)		0-0 5-3		0-0 F8			0-3 K			3	0	0	0	0	1	1												
Gary Kolb, L OBP: 0.407, SLG: 0.484 (1, 9)			0-0 F4		0-0 F6		4-0 BB			2	0	1	0	1	0	0												
Dave Ricketts, S OBP: 0.333, SLG: 0.333 (1, 2)			0-0 F4		0-3 K		0-0 F2			2	0	0	0	0	1	1												
Tim McCarver, L OBP: 0.336, SLG: 0.388 (9, 2)			3-0 K		0-0 4-3					1	0	0	0	0	0	2												
Ray Sadecki, L OBP: 0.152, SLG: 0.172 (1, 1)			0-3 K						0-3 K	2	0	0	0	0	1	0												
Ron Taylor, R OBP: 0.031, SLG: 0.031 (9, 1)										0	0	0	0	0	0	0												
George Altman, L OBP: 0.338, SLG: 0.400 (9, PH)										1	0	0	0	0	1	0												
Inning Stats	R: 0 E: 0 K: 0 S: 3	H: 0 LOB: 0 BB: 0 P: 3	R: 0 E: 0 K: 1 S: 5	H: 0 LOB: 0 BB: 0 P: 5	R: 0 E: 0 K: 1 S: 5	H: 1 LOB: 0 BB: 0 P: 5	R: 0 E: 0 K: 0 S: 3	H: 0 LOB: 0 BB: 0 P: 3	R: 0 E: 0 K: 0 S: 3	H: 0 LOB: 0 BB: 0 P: 3	R: 0 E: 0 K: 1 S: 5	H: 0 LOB: 0 BB: 0 P: 5	R: 0 E: 0 K: 0 S: 3	H: 0 LOB: 0 BB: 0 P: 3	R: 0 E: 0 K: 1 S: 5	H: 0 LOB: 2 BB: 2 P: 13	R: 0 E: 0 K: 1 S: 6	H: 1 LOB: 2 BB: 1 P: 10	1B: 1 2B: 0 3B: 1 HR: 0	SF: 0 SAC: 1 DP: 0 HBP: 0	WP: 0 PB: 0 SB: 0 CS: 0	PA: 31						
PITCHER	IP	WLS	BF	H	R	ER	SO	BB	IBB	HBP	BLK	WP	HR	S	P	ERA	WHIP											
John Tsitouris, R ERA: 3.16 (1, 1)	9.0	W	31	2	0	0	5	3	0	0	0	0	0	0	38	50	0.00	0.556										



Batter	1	2	3	4	5	6	7	8	9	10	11	12	13	14	AB	R	H	RBI	BB	SO	LOB	TOP										
Pete Rose, S OBP: 0.334, SLG: 0.371 (13.7)															6	0	3	0	1	0	2											
Tommy Harper, R OBP: 0.335, SLG: 0.377 (11.9)															6	0	0	0	0	4	6											
Vada Pinson, L OBP: 0.347, SLG: 0.514 Charlie Neal, R OBP: 0.266, SLG: 0.287 (13.4)																5	0	1	0	1	1	0										
Frank Robinson, R OBP: 0.379, SLG: 0.442 (13.8)															6	0	0	0	0	3	3											
Gordy Coleman, L OBP: 0.303, SLG: 0.427 (11.3)															5	1	2	0	1	1	0											
Johnny Edwards, L OBP: 0.322, SLG: 0.380 Marty Keough, L OBP: 0.337, SLG: 0.401 Don Pavletich, R OBP: 0.274, SLG: 0.350 (7.2)															2	0	0	0	0	1	0											
Leo Cardenas, R OBP: 0.270, SLG: 0.326 (11.6)														6	0	2	2	0	1	0												
Eddie Kasko, R OBP: 0.311, SLG: 0.332 (11.5)															5	0	0	0	1	1	1											
Jim Maloney, L OBP: 0.163, SLG: 0.160 Bob Skarnes, R OBP: 0.210, SLG: 0.260 Jim O'Toole, L OBP: 0.160, SLG: 0.160 Gene Stephens, R OBP: 0.160, SLG: 0.160 Al Worthington, R OBP: 0.160, SLG: 0.160 Bill Henry, L OBP: 0.160, SLG: 0.160 Ken Winters, R OBP: 0.160, SLG: 0.160 Joey Jay, R OBP: 0.160, SLG: 0.160 (11.1)															2	0	0	0	0	0	1											
Inning Stats	R: 0 E: 0 K: 1 S: 5	H: 1 LOB: 0 BB: 0 P: 5	R: 0 E: 0 K: 1 S: 5	H: 0 LOB: 0 BB: 0 P: 5	R: 0 E: 1 K: 0 S: 4	H: 0 LOB: 1 BB: 0 P: 4	R: 0 E: 0 K: 3 S: 9	H: 0 LOB: 0 BB: 0 P: 9	R: 0 E: 0 K: 1 S: 5	H: 0 LOB: 0 BB: 0 P: 5	R: 0 E: 0 K: 3 S: 11	H: 2 LOB: 2 BB: 0 P: 11	R: 0 E: 1 K: 2 S: 9	H: 1 LOB: 2 BB: 0 P: 9	R: 2 E: 0 K: 1 S: 6	H: 3 LOB: 3 BB: 1 P: 10	R: 0 E: 0 K: 1 S: 6	H: 0 LOB: 0 BB: 0 P: 3	R: 0 E: 0 K: 1 S: 5	H: 0 LOB: 0 BB: 0 P: 5	R: 0 E: 0 K: 1 S: 6	H: 1 LOB: 2 BB: 1 P: 10	R: 0 E: 0 K: 0 S: 3	H: 0 LOB: 0 BB: 0 P: 3	R: 0 E: 0 K: 1 S: 5	H: 0 LOB: 0 BB: 0 P: 5	R: 0 E: 0 K: 1 S: 6	H: 1 LOB: 2 BB: 1 P: 10	1B: 9 2B: 2 3B: 0 HR: 0	SF: 0 SAC: 1 DP: 2 HBP: 0	WP: 3 PB: 0 CS: 1	PA: 56
PITCHER	IP ERA WLS BF H R ER SO BB IBB HBP BLK WP HR S P ERA WHIP	9.0 3.39 2.0 9 1 0 0 1 1 1 0 0 0 0 0 9 17 0.00 1.000	12.1 2.99 3.0 11 2 0 0 2 1 0 0 0 1 0 14 18 0.00 1.000	PITCHER																												

Cincinnati Reds @ St. Louis Cardinals
Sportsman's Park, St. Louis, MO
Sun Sep 29 1963, 4:33 AM EDT
Att. 27,576 - Unknown

AB 51
R 2
H 10
RBI 2
BB 4
SO 14
LOB 21

Batter	1	2	3	4	5	6	7	8	9	10	11	12	13	14	AB	R	H	RBI	BB	SO	LOB	BOTTOM										
Curt Flood, R OBP: 0.345, SLG: 0.403 (11.8)															7	1	2	0	0	1	4											
Dick Groat, R OBP: 0.377, SLG: 0.450 Dal Maxwell, R OBP: 0.316, SLG: 0.275 (10.4)															4	0	0	0	0	1	1											
Stan Musial, L OBP: 0.325, SLG: 0.404 Gary Kolb, L OBP: 0.403, SLG: 0.478 (6. PR) (7.9)															3	0	2	1	0	1	0											
Jim Beauchamp, R Mike Shannon, R OBP: 0.356, SLG: 0.454 (11.9)															6	0	4	0	0	2	1											
Bill White, L OBP: 0.360, SLG: 0.491 (11.3)															5	0	2	0	1	0	2											
Charlie James, R OBP: 0.291, SLG: 0.406 (7.7)															5	0	0	1	0	2	5											
Tim McCarver, L OBP: 0.333, SLG: 0.383 (11.2)															5	0	0	0	1	1	4											
Julian Javier, R OBP: 0.298, SLG: 0.381 George Altman, L OBP: 0.339, SLG: 0.401 Jerry Bucher, R OBP: 0.250, SLG: 0.250 (10.6)															3	0	0	0	0	2	0											
Bob Gibson, R OBP: 0.274, SLG: 0.368 Doug Clemens, L OBP: 0.286, SLG: 0.667 Ron Taylor, R OBP: 0.031, SLG: 0.031 Carl Sawatski, L OBP: 0.333, SLG: 0.410 Ernie Broglio, R OBP: 0.130, SLG: 0.135 (12.1)															2	0	0	0	1	2	0											
Inning Stats	R: 0 E: 0 K: 2 S: 7	H: 0 LOB: 0 BB: 0 P: 7	R: 0 E: 0 K: 2 S: 7	H: 0 LOB: 0 BB: 0 P: 7	R: 0 E: 0 K: 2 S: 7	H: 0 LOB: 1 BB: 1 P: 11	R: 0 E: 0 K: 1 S: 5	H: 0 LOB: 0 BB: 0 P: 5	R: 2 E: 0 K: 1 S: 9	H: 4 LOB: 2 BB: 0 P: 9	R: 0 E: 0 K: 2 S: 7	H: 0 LOB: 0 BB: 0 P: 7	R: 0 E: 0 K: 1 S: 6	H: 1 LOB: 1 BB: 0 P: 4	R: 0 E: 0 K: 1 S: 6	H: 1 LOB: 1 BB: 0 P: 14	R: 0 E: 0 K: 1 S: 6	H: 0 LOB: 0 BB: 0 P: 6	R: 0 E: 0 K: 1 S: 5	H: 0 LOB: 0 BB: 0 P: 5	R: 0 E: 0 K: 2 S: 7	H: 0 LOB: 0 BB: 0 P: 7	R: 0 E: 0 K: 0 S: 4	H: 2 LOB: 1 BB: 0 P: 4	R: 0 E: 0 K: 0 S: 4	H: 0 LOB: 0 BB: 0 P: 4	R: 1 E: 0 K: 0 S: 4	H: 3 LOB: 2 BB: 0 P: 4	1B: 11 2B: 2 3B: 0 HR: 0	SF: 1 SAC: 0 DP: 1 HBP: 0	WP: 1 PB: 0 CS: 0	PA: 56
PITCHER	IP ERA WLS BF H R ER SO BB IBB HBP BLK WP HR S P ERA WHIP	7.0 2.77 1.0 4 1 0 0 0 0 0 0 0 0 0 4 4 0.00 1.000	8.1 2.88 0.1 4 1 0 0 1 2 0 0 0 0 0 4 12 0.00 9.000	9.1 2.99 1.2 6 1 0 0 1 0 0 0 0 0 0 8 8 0.00 0.600	11.1 4.29 3.1 14 5 1 1 3 0 0 0 0 0 0 20 20 2.70 1.500	PITCHER																										

Cincinnati Reds @ St. Louis Cardinals
Sportsman's Park, St. Louis, MO
Sun Sep 29 1963, 4:33 AM EDT
Att. 27,576 - Unknown

AB 51
R 3
H 13
RBI 3
BB 4
SO 16
LOB 21