

St. Louis Cardinals - 1966

Batter	1	2	3	4	5	6	7	8	9	10	11	12	AB	R	H	RBI	BB	SO	LOB	TOP						
Adolfo Phillips, R Tony Gonzalez, L Clay Dalrymple, L	F3		5-3		5-3	K			F9		P4		3	0	0	0	0	0	0	0						
Johnny Callison, L OBP: 0.333, SLG: 0.333	3-1		L8						K			3-1	6	0	2	0	0	1	1							
Dick Groat, R OBP: 0.500, SLG: 0.500					L8				G5-4-3			L7	6	1	3	0	0	0	2							
Dick Allen, R OBP: 0.500, SLG: 0.667	FC6-4												6	2	3	0	0	1	2							
Bill White, L													3	0	0	0	3	1	2							
Cookie Rojas, R OBP: 0.200, SLG: 0.200 Roger Craig, R													5	0	1	0	0	2	2							
John Hermstein, L OBP: 1.000, SLG: 1.000 Ray Culp, R													0	0	0	0	0	0	0							
Tony Taylor, R													5	0	0	1	1	0	6							
Bob Uecker, R Doug Clemens, L Jackie Brandt, R													2	0	0	0	0	0	3							
Chris Short, R John Briggs, L													3	0	0	0	0	0	3							
Inning Stats	R: 0 E: 0 K: 4 S: 4	H: 1 LOB: 1 BB: 4 P: 4	R: 0 E: 0 K: 1 S: 5	H: 0 LOB: 1 BB: 1 P: 9	R: 0 E: 0 K: 2 S: 3	H: 0 LOB: 0 BB: 0 P: 3	R: 1 E: 2 K: 0 S: 6	H: 2 LOB: 2 BB: 0 P: 6	R: 0 E: 0 K: 0 S: 4	H: 1 LOB: 1 BB: 0 P: 4	R: 1 E: 0 K: 1 S: 7	H: 2 LOB: 3 BB: 2 P: 15	R: 0 E: 0 K: 3 S: 3	H: 0 LOB: 0 BB: 0 P: 3	R: 0 E: 0 K: 1 S: 6	H: 1 LOB: 1 BB: 0 P: 6	R: 0 E: 0 K: 3 S: 10	H: 1 LOB: 1 BB: 0 P: 10	R: 0 E: 0 K: 0 S: 3	H: 0 LOB: 1 BB: 1 P: 7	R: 1 E: 0 K: 0 S: 5	H: 2 LOB: 2 BB: 1 P: 9	1B: 10 2B: 1 3B: 0 HR: 0	SF: 0 SAC: 1 DP: 2 HBP: 0	WP: 0 PB: 0 SB: 1 CS: 0	PA: 52
PITCHER	IP WLS BF H R ER SO BB IBB HBP BLK WP HR S P ERA WHIP																									
Curt Simmons, L ERA: 3.6	5.0 24 4 0 0 0 1 1 0 0 0 0 0 0 5 9 0.00 1.000																									
Nelson Briles, R ERA: 2.0	6 1 0 0 0 0 0 0 0 0 0 0 0 0 6 6 0.00 0.500																									
Al Jackson, L ERA: 1.0	4 1 0 0 1 0 0 0 0 0 0 0 0 0 6 6 0.00 1.000																									
Joe Hoerner, L ERA: 3.0	3.0 L 14 3 1 1 3 1 1 0 0 0 0 0 0 18 26 3.00 1.333																									

Philadelphia Phillies @ St. Louis Cardinals
Sportsman's Park, St. Louis, MO
Wed Apr 13 1966, 7:05 PM EST
Att. 8,219 - Unknown

AB 46
R 3
H 11
RBI 2
BB 5
SO 6
LOB 28



Batter	1	2	3	4	5	6	7	8	9	10	11	12	AB	R	H	RBI	BB	SO	LOB	BOTTOM								
Lou Brock, L OBP: 0.167, SLG: 0.167	1-3					K							6	1	1	0	0	4	2									
Julian Javier, R OBP: 0.333, SLG: 0.667													6	1	2	0	0	2	3									
Curt Flood, R OBP: 0.600, SLG: 0.500													4	0	2	2	1	0	1									
Tim McCarver, L													5	0	0	0	0	1	4									
Charley Smith, R OBP: 0.200, SLG: 0.400													5	0	1	0	0	0	3									
Alex Johnson, R OBP: 0.200, SLG: 0.200													5	0	1	0	0	0	0									
George Kernek, L Mike Shannon, R Tito Francona, L													2	0	0	0	0	1	0									
Jerry Buchek, R OBP: 0.200, SLG: 0.200													5	0	1	0	0	3	2									
Curt Simmons, L Nelson Briles, R Al Jackson, L Joe Hoerner, R Bob Skoner, L John Hermstein, L Ray Culp, R Dennis Aust, R Phil Gosselin, R													0	0	0	0	0	0	0									
Inning Stats	R: 1 E: 0 K: 1 S: 6	H: 1 LOB: 0 BB: 0 P: 5	R: 0 E: 0 K: 1 S: 5	H: 0 LOB: 0 BB: 0 P: 5	R: 0 E: 0 K: 2 S: 8	H: 1 LOB: 1 BB: 0 P: 8	R: 0 E: 0 K: 0 S: 3	H: 1 LOB: 0 BB: 0 P: 3	R: 0 E: 0 K: 0 S: 3	H: 0 LOB: 0 BB: 0 P: 3	R: 0 E: 0 K: 2 S: 7	H: 0 LOB: 1 BB: 1 P: 11	R: 0 E: 0 K: 1 S: 7	H: 2 LOB: 2 BB: 0 P: 7	R: 1 E: 0 K: 0 S: 5	H: 2 LOB: 1 BB: 0 P: 5	R: 0 E: 0 K: 0 S: 5	H: 2 LOB: 2 BB: 0 P: 5	R: 0 E: 0 K: 1 S: 6	H: 1 LOB: 2 BB: 1 P: 10	R: 0 E: 0 K: 1 S: 5	H: 0 LOB: 0 BB: 0 P: 5	R: 0 E: 0 K: 3 S: 9	H: 0 LOB: 0 BB: 0 P: 9	1B: 7 2B: 2 3B: 1 HR: 0	SF: 0 SAC: 0 DP: 1 HBP: 0	WP: 0 PB: 0 SB: 1 CS: 0	PA: 47
PITCHER	IP WLS BF H R ER SO BB IBB HBP BLK WP HR S P ERA WHIP																											
Chris Short, L ERA: 1.86	9.2 40 10 2 2 8 2 0 0 0 0 0 0 54 62 1.86 1.241																											
Roger Craig, R ERA: 1.1	1.1 W 4 0 0 0 1 0 0 0 0 0 0 0 6 6 0.00 0.000																											
Ray Culp, R ERA: 1.0	1.0 S 3 0 0 0 3 0 0 0 0 0 0 0 9 9 0.00 0.000																											


Philadelphia Phillies @ St. Louis Cardinals
Sportsman's Park, St. Louis, MO
Wed Apr 13 1966, 7:05 PM EST
Att. 8,219 - Unknown

AB 45
R 2
H 10
RBI 2
BB 2
SO 12
LOB 19



Batter	1	2	3	4	5	6	7	8	9	AB	R	H	RBI	BB	SO	LOB	TOP					
Lou Brock, L OBP: 0.438, SLG: 0.571 (1, 9)	P6		4-3 1B		FC1-6 1B	1-H HR		0-3 K		5	2	3	2	0	1	1	St. Louis Cardinals @ Pittsburgh Pirates Forbes Field, Pittsburgh, PA Fri Apr 15 1966, 3:33 AM EST Att: 32,231 - Unknown					
Julian Javier, R OBP: 0.188, SLG: 0.267 (1, 4)	P6		4-3		FC1-6 E	6-3			L8	5	1	0	0	0	0	2						
Curt Flood, R OBP: 0.714, SLG: 0.667 (1, 8)					E9 1B	5-3			1-4-3	5	1	3	2	0	0	0						
Tim McCarver, L OBP: 0.286, SLG: 0.182 (1, 2)	K		G5-4-3		E FC4-6 1B					3	1	0	0	2	1	2						
Charley Smith, R OBP: 0.357, SLG: 0.786 (1, 5)		E5 1B			L7	E7 FC4-6 1B				5	1	2	1	0	0	1						
George Kemeck, L OBP: 0.500, SLG: 0.444 (1, 3)					FC4-6					4	1	3	2	0	0	1						
Alex Johnson, R OBP: 0.308, SLG: 0.538 Mike Shannon, R (7, 7)					HR 1B					4	1	1	2	0	1	4						
Jerry Buchek, R OBP: 0.231, SLG: 0.182 (1, 6)					HR					0	0	0	0	0	0	0						
Bob Gibson, R (1, 1)										3	0	1	0	1	1	2						
										4	1	0	0	0	1	4						
Inning Stats	R: 0 E: 0 K: 1 S: 6	H: 1 LOB: 1 BB: 0 P: 6	R: 0 E: 1 K: 1 S: 7	H: 1 LOB: 2 BB: 0 P: 7	R: 1 E: 0 K: 0 S: 4	H: 2 LOB: 0 BB: 0 P: 4	R: 2 E: 0 K: 2 S: 9	H: 2 LOB: 0 BB: 0 P: 9	R: 3 E: 2 K: 0 S: 6	H: 3 LOB: 1 BB: 1 P: 10	R: 2 E: 0 K: 0 S: 5	H: 2 LOB: 0 BB: 0 P: 5	R: 1 E: 0 K: 0 S: 4	H: 2 LOB: 0 BB: 0 P: 4	R: 0 E: 0 K: 1 S: 4	H: 0 LOB: 1 BB: 1 P: 8	R: 0 E: 0 K: 0 S: 3	H: 0 LOB: 1 BB: 1 P: 7	1B: 10 2B: 1 3B: 1 HR: 2	SF: 0 SAC: 0 DP: 3 HBP: 0	WP: 0 PB: 0 SB: 4 CS: 1	PA: 41
PITCHER	IP WLS BF H R ER SO BB IBB HBP BLK WP HR S P ERA WHIP	IP WLS BF H R ER SO BB IBB HBP BLK WP HR S P ERA WHIP																				
Don Cardwell, R ERA: 10.38 (1, 1)	4.1 L 23 9 6 5 4 0 0 0 0 0 0 1 30 34 10.38 2.077																					
Woodie Fryman, L ERA: (5, 1)	0.2 2 0 0 0 0 0 0 0 0 0 0 0 0 2 2 0.00 0.000																					
Al McBean, R ERA: 13.5 (6, 1)	2.0 9 4 3 3 0 0 0 0 0 0 0 0 1 9 9 13.50 2.000																					
Bob Purkey, R ERA: (8, 1)	2.0 7 0 0 0 1 2 0 0 0 0 0 0 0 7 15 0.00 1.000																					

AB	38
R	9
H	13
RBI	9
BB	3
SO	5
LOB	17



Batter	1	2	3	4	5	6	7	8	9	AB	R	H	RBI	BB	SO	LOB	BOTTOM					
Matty Alou, L OBP: 0.333, SLG: 0.733 (1, 8)	P6		5-3			FC5-4 3B	1-3 2B			4	1	2	0	0	0	0	St. Louis Cardinals @ Pittsburgh Pirates Forbes Field, Pittsburgh, PA Fri Apr 15 1966, 3:33 AM EST Att: 32,231 - Unknown					
Gene Alley, R OBP: 0.357, SLG: 0.308 (1, 6)	K					FC5-4 BB	5-3			3	0	0	0	1	2	2						
Roberto Clemente, R OBP: 0.143, SLG: 0.143 (1, 9)						FC5-4			E4	4	0	0	1	0	0	1						
Willie Stargell, L OBP: 0.429, SLG: 0.833 (1, 7)						P6			K	3	0	0	0	1	2	2						
Donn Clendenon, R OBP: 0.286, SLG: 0.417 (1, 3)						1-3			K	4	0	1	0	0	2	3						
Bill Mazerowski, R OBP: 0.231, SLG: 0.231 (1, 4)						1B			K	4	0	1	0	0	1	2						
Bob Bailey, R OBP: 0.083, SLG: 0.167 (1, 5)						1B			P4	4	1	1	0	0	0	3						
Jim Pagliaroni, R OBP: 0.417, SLG: 0.750 Bob Purkey, R (8, 1) Jerry Lynch, L (9, PH)						F9			P5	4	1	1	0	0	0	3						
						F8			4-3	3	0	1	1	0	1	2						
						K			2B	0	0	0	0	0	0	0						
						K			1B	1	0	0	0	0	0	0						
						P6			3-1	1	0	0	0	0	1	0						
						P6				0	0	0	0	0	0	0						
						P6				1	0	0	0	0	0	2						
						P6				0	0	0	0	0	0	0						
						P6				0	0	0	0	0	0	0						
						P6				2	0	0	0	0	1	1						
Inning Stats	R: 0 E: 0 K: 1 S: 5	H: 0 LOB: 0 BB: 0 P: 5	R: 0 E: 0 K: 2 S: 7	H: 0 LOB: 1 BB: 1 P: 11	R: 0 E: 0 K: 2 S: 7	H: 0 LOB: 0 BB: 0 P: 7	R: 0 E: 0 K: 2 S: 7	H: 0 LOB: 0 BB: 0 P: 7	R: 0 E: 0 K: 0 S: 5	H: 2 LOB: 2 BB: 0 P: 5	R: 1 E: 0 K: 0 S: 4	H: 1 LOB: 1 BB: 1 P: 8	R: 1 E: 0 K: 1 S: 8	H: 3 LOB: 2 BB: 0 P: 8	R: 0 E: 1 K: 2 S: 8	H: 0 LOB: 1 BB: 0 P: 8	R: 0 E: 0 K: 0 S: 3	H: 0 LOB: 0 BB: 0 P: 3	1B: 3 2B: 2 3B: 1 HR: 0	SF: 0 SAC: 0 DP: 0 HBP: 0	WP: 0 PB: 0 SB: 0 CS: 0	PA: 36
PITCHER	IP WLS BF H R ER SO BB IBB HBP BLK WP HR S P ERA WHIP	IP WLS BF H R ER SO BB IBB HBP BLK WP HR S P ERA WHIP																				
Bob Gibson, R ERA: 2.0 (1, 1)	9.0 W 36 6 2 2 10 2 0 0 0 0 0 0 54 62 2.00 0.889																					



Batter	1	2	3	4	5	6	7	8	9	AB	R	H	RBI	BB	SO	LOB	TOP										
Lou Brock, L OBP: 0.381, SLG: 0.474 (1, 9)	1-3		F8		FC1-6 1B		E 1B		P6	5	1	1	0	0	0	3											
Julian Javier, R OBP: 0.286, SLG: 0.350 (1, 4)	1B		1-2 1B		1B		5-3		G1-4-3	5	1	3	1	0	0	2											
Curt Flood, R OBP: 0.611, SLG: 0.563 (1, 8)	K		F8		CS 1B		6-3			4	0	1	1	0	1	4											
Tim McCarver, L OBP: 0.222, SLG: 0.133 (1, 2)	4-3			4-3	CS 1B	G3		3-1		4	0	0	0	0	0	1											
Charley Smith, R OBP: 0.444, SLG: 0.889 (1, 5)		F8		FC6-4 1B		2B		4-3 1B		4	1	3	0	0	0	0											
George Kerec, L OBP: 0.429, SLG: 0.333 (1, 3)	L6			L9		BB		4-3		3	0	0	0	1	0	2											
Alex Johnson, R OBP: 0.294, SLG: 0.471 (1, 7)	1-3			FC6-4 1-2		F8		2-3 1B		4	0	1	1	0	0	3											
Jerry Buchek, R OBP: 0.250, SLG: 0.214 (8, PH)			5-3			P3		P5		3	0	1	0	0	0	2											
Tito Francona, L OBP: 0.333, SLG: 0.333 (8, 6)					FC1-6 1B					1	0	0	0	0	0	1											
Dal Maxvill, R (8, 6)										0	0	0	0	0	0	0											
Ray Washburn, R OBP: 0.333, SLG: 0.333 (7, 1)										0	0	0	0	0	0	0											
Joe Hoerner, R (9, PH)										0	0	0	0	1	0	0											
Bob Skinner, L (9, PH)										0	0	0	0	1	0	0											
Inning Stats	R: 0 E: 0 K: 1 S: 6	H: 1 LOB: 1 BB: 0 P: 6	R: 0 E: 0 K: 0 S: 3	H: 0 LOB: 0 BB: 0 P: 3	R: 0 E: 0 K: 0 S: 5	H: 2 LOB: 2 BB: 0 P: 5	R: 0 E: 0 K: 0 S: 4	H: 1 LOB: 1 BB: 0 P: 4	R: 2 E: 0 K: 1 S: 7	H: 3 LOB: 0 BB: 0 P: 7	R: 0 E: 0 K: 0 S: 4	H: 1 LOB: 2 BB: 1 P: 8	R: 0 E: 1 K: 0 S: 4	H: 1 LOB: 1 BB: 0 P: 4	R: 1 E: 0 K: 0 S: 5	H: 2 LOB: 1 BB: 0 P: 5	R: 0 E: 0 K: 0 S: 2	H: 0 LOB: 0 BB: 1 P: 6	1B: 9 2B: 2 3B: 0 HR: 0	SF: 0 SAC: 0 DP: 1 HBP: 0	WP: 0 PB: 0 SB: 2 CS: 1	PA: 39					
PITCHER	IP	WLS	BF	H	R	ER	SO	BB	IBB	HBP	BLK	WP	HR	S	P	ERA	WHIP										
Tommie Sisk, R ERA: 2.57 (1, 1)	7.0	W	30	9	2	2	2	1	0	0	0	0	0	33	37	2.57	1.429										
Don Schwalt, R ERA: 3.5 (8, 1)	1.0		6	2	1	1	0	1	0	0	0	0	0	5	9	9.00	3.000										
Luke Walker, L ERA: (9, 1)	0.1		1	0	0	0	0	0	0	0	0	0	0	1	1	0.00	0.000										
Roy Face, R ERA: (9, 1)	0.2	S	1	0	0	0	0	0	0	0	0	0	0	1	1	0.00	0.000										

St. Louis Cardinals @ Pittsburgh Pirates
Forbes Field, Pittsburgh, PA
Sat Apr 16 1966, 3:33 AM EST
Att: 8,622 - Unknown

AB	36
R	3
H	11
RBI	3
BB	2
SO	2
LOB	19



Batter	1	2	3	4	5	6	7	8	9	AB	R	H	RBI	BB	SO	LOB	BOTTOM										
Matty Alou, L OBP: 0.333, SLG: 0.647 (8, 8)	E 1B	6-3			1-3		1-2 2H 3B			2	1	0	0	1	0	0											
Manny Mota, R OBP: 1.000, SLG: 3.000 (7, PH)										1	0	1	2	0	0	0											
Gene Alley, R OBP: 0.278, SLG: 0.235 (1, 6)	K		P6		L6		F8			4	0	0	0	0	1	3											
Roberto Clemente, R OBP: 0.222, SLG: 0.389 (1, 9)	6-3		1-3			G1-6-3 1B		HR		4	1	2	1	0	0	1											
Willie Stargell, L OBP: 0.444, SLG: 0.750 (1, 7)	BB 1B					F9		F9		4	1	2	1	0	0	1											
Donn Clendenon, R OBP: 0.278, SLG: 0.333 (1, 3)	1B BB		F2			G1-6-3 1-2		K		3	0	0	0	1	1	2											
Bill Mazerowski, R OBP: 0.235, SLG: 0.235 (1, 4)				6-3			F7	F8		4	0	1	1	0	0	0											
Bob Bailey, R OBP: 0.067, SLG: 0.133 (1, 5)	K				F8		F7			3	0	0	0	0	1	2											
Jim Pagliaroni, R OBP: 0.400, SLG: 0.667 (7, PR)										3	0	1	0	0	1	0											
Dave Roberts, L (8, 2)										0	1	0	0	0	0	0											
Jerry May, R (8, 2)										0	0	0	0	0	0	0											
Tommie Sisk, R (1, 1)										2	1	0	0	1	1	0											
Don Schwalt, R (8, 1)										0	0	0	0	0	0	0											
Luke Walker, L (9, 1)										0	0	0	0	0	0	0											
Roy Face, R (9, 1)										0	0	0	0	0	0	0											
Inning Stats	R: 2 E: 1 K: 2 S: 9	H: 2 LOB: 2 BB: 2 P: 17	R: 0 E: 0 K: 2 S: 7	H: 0 LOB: 0 BB: 0 P: 7	R: 0 E: 0 K: 0 S: 4	H: 1 LOB: 1 BB: 0 P: 4	R: 0 E: 0 K: 0 S: 3	H: 0 LOB: 0 BB: 0 P: 3	R: 0 E: 0 K: 0 S: 3	H: 1 LOB: 0 BB: 0 P: 3	R: 2 E: 0 K: 0 S: 5	H: 2 LOB: 2 BB: 1 P: 9	R: 1 E: 0 K: 1 S: 6	H: 1 LOB: 0 BB: 0 P: 6	1B: 5 2B: 0 3B: 1 HR: 1	SF: 0 SAC: 0 DP: 1 HBP: 0	WP: 0 PB: 0 SB: 0 CS: 0	PA: 33									
PITCHER	IP	WLS	BF	H	R	ER	SO	BB	IBB	HBP	BLK	WP	HR	S	P	ERA	WHIP										
Ray Washburn, R ERA: 5.4 (1, 1)	6.2	L	27	5	4	4	4	3	0	0	0	0	0	32	44	5.40	1.200										
Joe Hoerner, L ERA: 2.7 (7, 1)	1.1		6	2	1	1	1	0	0	0	0	0	1	8	8	6.75	1.500										

St. Louis Cardinals @ Pittsburgh Pirates
Forbes Field, Pittsburgh, PA
Sat Apr 16 1966, 3:33 AM EST
Att: 8,622 - Unknown

AB	30
R	5
H	7
RBI	5
BB	3
SO	5
LOB	9



Batter	1	2	3	4	5	6	7	8	9	AB	R	H	RBI	BB	SO	LOB	TOP										
Lou Brock, L OBP: 0.385, SLG: 0.458 (1, 9)	0-0 6-3		0-3 K			0-0 FC6-4 1B	0-0 1-2 2-H 1B		0-0 4-3	5	0	2	1	0	1	0											
Julian Javier, R OBP: 0.231, SLG: 0.280 (1, 4)	0-0 1-3			0-0 L7		0-0 FC6-4 1-2	0-0 F8		0-0 P4	5	0	0	0	0	0	3											
Curt Flood, R OBP: 0.500, SLG: 0.450 (1, 8)	0-3 K			0-0 1-3			K			4	0	0	0	0	3	2											
Alex Johnson, R OBP: 0.300, SLG: 0.421 Tito Francona, L OBP: 0.250, SLG: 0.250 (7, 3)		0-0 5-3		0-0 F9			4-0 1B 1B BB	0-3 K		2	1	0	0	1	0	0											
Charley Smith, R OBP: 0.500, SLG: 0.864 (1, 5)		0-0 1B			0-0 P6		0-0 1B 1B BB 1B	0-0 1B		4	1	3	0	0	0	0											
George Kereck, L OBP: 0.375, SLG: 0.286 Mike Shannon, R OBP: 0.500, SLG: 0.500 (7, 7)		0-3 K			0-3 K		0-0 BB 1B 1-2 3-H 1B	0-0 FC5-4 1B		2	0	0	0	0	2	1											
Pat Corrales, R OBP: 0.250, SLG: 0.250 Bob Skinner, L OBP: 0.222, SLG: 0.133 (8, 2)		0-3 K			0-0 1-3		0-0 1-2 2-3 3-H 1B	0-3 K		3	1	1	0	0	1	1											
Jerry Buchek, R OBP: 0.300, SLG: 0.235 (1, 6)			0-0 5-3			0-0 G3-6-3 1B	4-0 1B 1B BB	0-0 FC5-4 1-2		3	1	1	1	1	0	2											
Nelson Briles, R Hal Woodeshick, R Phil Gagliano, R Ray Sadecki, L Bob Gibson, R Tracy Stallard, R Al Jackson, L Dennis Aust, R (1, 1)			0-0 F3			0-0 G3-6-3 1-2	0-0 1-2 2-3 3-H 1B		0-3 K	1	0	0	0	0	0	0											
Inning Stats	R: 0 E: 0 K: 1 S: 5	H: 0 LOB: 0 BB: 0 P: 5	R: 0 E: 0 K: 2 S: 8	H: 1 LOB: 1 BB: 0 P: 8	R: 0 E: 0 K: 1 S: 5	H: 0 LOB: 0 BB: 0 P: 5	R: 0 E: 0 K: 0 S: 3	H: 0 LOB: 0 BB: 0 P: 3	R: 0 E: 0 K: 1 S: 5	H: 0 LOB: 0 BB: 0 P: 5	R: 0 E: 0 K: 0 S: 4	H: 2 LOB: 1 BB: 0 P: 4	R: 5 E: 0 K: 2 S: 12	H: 5 LOB: 2 BB: 2 P: 20	R: 0 E: 0 K: 2 S: 9	H: 2 LOB: 2 BB: 0 P: 9	R: 0 E: 0 K: 1 S: 5	H: 0 LOB: 0 BB: 0 P: 5	1B: 10 2B: 0 3B: 0 HR: 0	SF: 0 SAC: 0 DP: 1 HBP: 0	WP: 0 PB: 0 SB: 0 CS: 0	PA: 38					
PITCHER	IP	WLS	BF	H	R	ER	SO	BB	IBB	HBP	BLK	WP	HR	S	P	ERA	WHIP										
Bob Veale, L ERA: 3.6 (1, 1)	6.1		28	8	5	5	6	2	0	0	0	0	0	38	46	7.11	1.579										
Roy Face, R ERA: (7, 1)	1.2		7	2	0	0	3	0	0	0	0	0	0	13	13	0.00	1.200										
Woodie Fryman, L ERA: (9, 1)	1.0	W	3	0	0	0	1	0	0	0	0	0	0	5	5	0.00	0.000										

St. Louis Cardinals @ Pittsburgh Pirates
Forbes Field, Pittsburgh, PA
Sun Apr 17 1966, 3:33 AM EST
Att: 12,684 - Unknown

AB 36
R 5
H 10
RBI 5
BB 2
SO 10
LOB 12



Batter	1	2	3	4	5	6	7	8	9	AB	R	H	RBI	BB	SO	LOB	BOTTOM										
Matty Alou, L OBP: 0.318, SLG: 0.714 Jose Pagan, R OBP: 1.000, SLG: 1.000 Woodie Fryman, R (8, 1)	0-3 K		0-0 HR	0-0 F9			0-0 5-3	0-0 G6-4-3 1B		4	1	1	1	0	1	1											
Gene Alley, R OBP: 0.348, SLG: 0.455 (1, 6)	0-0 HR		0-0 6-3		0-0 FC6-4 1B		0-0 1B	0-0 G6-4-3 1-2		5	1	3	1	0	0	2											
Roberto Clemente, R OBP: 0.291, SLG: 0.391 (1, 9)	0-0 P6		0-0 E 1B 1B		0-3 K		0-0 F9		0-0 E SH SF9 1B	5	2	2	0	0	1	2											
Willie Stargell, L OBP: 0.500, SLG: 0.737 (1, 7)	4-0 BB		0-0 E9 1B CS 1B		0-3 K		0-0 1-2 1B		0-0 SH	3	0	2	0	1	1	1											
Donn Clendenon, R OBP: 0.304, SLG: 0.316 (1, 3)	0-3 K		0-0 1-3 3-H 1B		0-0 FC6-4 1-2		0-3 K		4-0 IBB	4	0	1	1	1	2	4											
Bill Mazeroski, R OBP: 0.273, SLG: 0.250 (1, 4)		0-0 1-6-3	0-0 F5			4-0 BB		0-0 2B 1B	0-0 SF9 3-H	3	1	1	1	1	0	2											
Bob Bailey, R OBP: 0.158, SLG: 0.263 (1, 5)		0-0 1B	0-0 CS 3-H	0-3 K		0-0 L8		0-0 1B 2B		4	1	2	1	0	1	1											
Jim Pagliaroni, R OBP: 0.368, SLG: 0.579 Dave Roberts, L Jerry May, R (8, 2)		0-0 F9		0-0 5-3		0-0 F8		0-0 1B 1B		4	0	1	0	0	0	2											
Bob Veale, S OBP: 0.167, SLG: 0.167 Roy Face, R Manny Mota, R OBP: 0.500, SLG: 1.500 (8, 8)		0-3 K		0-0 1B		0-3 K		0-3 K		3	0	1	0	0	2	2											
Inning Stats	R: 1 E: 0 K: 2 S: 8	H: 1 LOB: 1 BB: 1 P: 12	R: 0 E: 0 K: 1 S: 6	H: 1 LOB: 0 BB: 0 P: 6	R: 2 E: 1 K: 0 S: 6	H: 4 LOB: 1 BB: 0 P: 6	R: 0 E: 0 K: 1 S: 6	H: 1 LOB: 1 BB: 0 P: 6	R: 0 E: 0 K: 2 S: 8	H: 1 LOB: 1 BB: 0 P: 8	R: 0 E: 0 K: 1 S: 5	H: 0 LOB: 1 BB: 1 P: 9	R: 0 E: 0 K: 1 S: 7	H: 2 LOB: 2 BB: 0 P: 7	R: 2 E: 0 K: 1 S: 8	H: 4 LOB: 2 BB: 0 P: 8	R: 1 E: 1 K: 0 S: 3	H: 1 LOB: 2 BB: 1 P: 7	1B: 12 2B: 1 3B: 0 HR: 2	SF: 1 SAC: 1 DP: 1 HBP: 0	WP: 0 PB: 0 SB: 0 CS: 1	PA: 43					
PITCHER	IP	WLS	BF	H	R	ER	SO	BB	IBB	HBP	BLK	WP	HR	S	P	ERA	WHIP										
Nelson Briles, R ERA: 3.38 (5, 1)	0.2		2	0	0	0	1	0	0	0	0	0	0	4	4	0.00	0.000										
Ray Sadecki, L ERA: (6, 1)	1.0		4	0	0	0	1	1	0	0	0	0	0	5	9	0.00	1.000										
Tracy Stallard, R ERA: 7.71 Al Jackson, L ERA: (8, 1)	1.1		9	5	2	2	2	0	0	0	0	0	0	13	13	13.50	3.750										
0.2	L	4	2	1	0	0	0	0	0	0	0	0	0	4	4	0.00	3.000										

St. Louis Cardinals @ Pittsburgh Pirates
Forbes Field, Pittsburgh, PA
Sun Apr 17 1966, 3:33 AM EST
Att: 12,684 - Unknown

AB 37
R 6
H 15
RBI 6
BB 3
SO 9
LOB 19



Batter	1	2	3	4	5	6	7	8	9	AB	R	H	RBI	BB	SO	LOB	TOP									
Lou Brock, L OBP: 0.355, SLG: 0.414 (1, 9)	6-3		K			K			1-3	5	1	1	1	0	2	2	St. Louis Cardinals @ New York Mets Shea Stadium, Flushing, NY Tue Apr 19 1966, 3:33 AM EST Att: 6,371 - Unknown									
Julian Javier, R OBP: 0.226, SLG: 0.241 (1, 4)	E5		8-4-5			K			F8	4	1	0	0	1	1											
Curt Flood, R OBP: 0.444, SLG: 0.490 (1, 8)	G1-6-3					P4			F9	5	0	1	0	0	1	3										
Tim McCarver, L OBP: 0.273, SLG: 0.316 (1, 2)	G1-6-3					K				4	0	2	3	0	1	2										
Charley Smith, R OBP: 0.500, SLG: 0.800 (1, 5)	L9					F8				3	0	1	0	1	0	1										
George Keneck, L OBP: 0.450, SLG: 0.500 (1, 3)	5-3					SF8				4	1	3	0	0	0	2										
Alex Johnson, R OBP: 0.292, SLG: 0.391 Mike Shannon, R OBP: 0.500, SLG: 0.500 (1, 7) (9, 7)	5-3					E5			FC1-5	4	1	1	0	0	0	4										
Jerry Buchek, R OBP: 0.261, SLG: 0.211 Bob Skinner, L (8, PH) Dal Maxvill, R (8, 6)	6-3					F4			K	2	0	0	1	0	0	2										
Larry Jaster, L OBP: 0.500, SLG: 0.333 (8, PH) Tito Francona, L OBP: 0.200, SLG: 0.200 Dennis Aust, R (8, 1) Hal Woodeshick, R (9, 1) Don Dennis, R (9, 1)						K			3-1	2	1	1	0	1	1	1										
Inning Stats	R: 0 E: 1 K: 0 S: 4	H: 1 LOB: 1 BB: 0 P: 4	R: 0 E: 0 K: 0 S: 4	H: 1 LOB: 1 BB: 0 P: 4	R: 0 E: 0 K: 1 S: 4	H: 0 LOB: 0 BB: 1 P: 8	R: 0 E: 0 K: 1 S: 6	H: 2 LOB: 1 BB: 0 P: 6	R: 4 E: 0 K: 0 S: 7	H: 4 LOB: 1 BB: 1 P: 11	R: 1 E: 1 K: 2 S: 9	H: 1 LOB: 1 BB: 0 P: 9	R: 0 E: 0 K: 2 S: 7	H: 0 LOB: 0 BB: 0 P: 7	R: 0 E: 0 K: 1 S: 6	H: 1 LOB: 2 BB: 0 P: 10		R: 0 E: 0 K: 0 S: 3	H: 0 LOB: 0 BB: 0 P: 3	1B: 8 2B: 1 3B: 2 HR: 0	SF: 1 SAC: 0 DP: 3 HBP: 0	WP: 0 PB: 0 SB: 0 CS: 0	PA: 39			
PITCHER	IP	WLS	BF	H	R	ER	SO	BB	IBB	HBP	BLK	WP	HR	S	P	ERA		WHIP								
Jack Fisher, R ERA: 4.05 Dave Eilers, R ERA: Gordie Richardson, L ERA: 7.71 Dennis Ribant, R ERA:	4.1	L	20	7	4	4	2	2	0	0	0	0	0	22	30	8.31		2.077								
5.1	0.2		3	1	0	0	0	0	0	0	0	0	0	3	3	0.00		1.500								
6.1	2.0		8	1	1	1	4	0	0	0	0	0	0	16	16	4.50	0.500									
8.1	2.0		8	1	0	0	1	1	0	0	0	0	0	9	13	0.00	1.000									

Batter	1	2	3	4	5	6	7	8	9	AB	R	H	RBI	BB	SO	LOB	BOTTOM									
Cleon Jones, R OBP: 0.250, SLG: 0.625 Johnny Lewis, L OBP: 0.333, SLG: 0.250 (1, 9) (9, 9)	P6		1B			3-1			4-3	3	1	1	0	0	0	0	St. Louis Cardinals @ New York Mets Shea Stadium, Flushing, NY Tue Apr 19 1966, 3:33 AM EST Att: 6,371 - Unknown									
Ron Hunt, R OBP: 0.375, SLG: 0.286 (1, 4)	S WP HBP		FC6-4			P3			1-3	3	0	1	1	0	0	0										
Ken Boyer, R OBP: 0.471, SLG: 0.867 (1, 5)	1-3		FC6-4			HR			L7	3	1	1	1	1	0	1										
Dick Stuart, R OBP: 0.167, SLG: 0.091 Ed Kraneppol, L OBP: 0.500, SLG: 0.700 (1, 3) (1, PH) (2, 3)	K		K			K			K	0	0	0	0	0	0	0										
Jim Hickman, R OBP: 0.214, SLG: 0.214 (1, 8)	L5					L4			L5	4	0	1	0	0	0	2										
Ron Swoboda, R OBP: 0.333, SLG: 0.250 (1, 7)	P4		G6-4-3			P4			BB	4	0	1	0	0	0	1										
Jerry Grote, R Chuck Hiller, L OBP: 1.000, SLG: 1.000 Chico-Cheo Coleman, L OBP: 0.143, SLG: 0.143 (1, 2) (9, PH) (9, PR)	3-1		K			BB			BB	2	0	0	0	1	1	0										
Roy McMillan, R OBP: 0.333, SLG: 0.222 Dennis Ribant, R (8, 1) Al Luplow, L OBP: 0.667, SLG: 0.500 (9, PH)	F8					L7			F8	3	0	0	0	0	0	1										
Jack Fisher, R Dave Eilers, R Billy Murphy, R Gordie Richardson, R Eddie Bressoud, R Lou Klimchok, L (1, 1) (5, 1) (5, PH) (8, 1) (7, PH) (8, 6) (9, PH)	6-3					K			K	1	0	0	0	0	0	0										
Inning Stats	R: 0 E: 0 K: 1 S: 5	H: 0 LOB: 2 BB: 1 P: 10	R: 0 E: 0 K: 0 S: 3	H: 0 LOB: 0 BB: 0 P: 3	R: 1 E: 0 K: 1 S: 7	H: 2 LOB: 1 BB: 0 P: 7	R: 0 E: 0 K: 1 S: 5	H: 1 LOB: 0 BB: 0 P: 5	R: 0 E: 0 K: 1 S: 5	H: 0 LOB: 0 BB: 0 P: 5	R: 1 E: 0 K: 1 S: 6	H: 1 LOB: 0 BB: 0 P: 6	R: 0 E: 0 K: 1 S: 5	H: 0 LOB: 1 BB: 1 P: 9	R: 0 E: 0 K: 0 S: 3	H: 0 LOB: 0 BB: 0 P: 3		R: 0 E: 0 K: 2 S: 9	H: 2 LOB: 3 BB: 1 P: 13	1B: 5 2B: 0 3B: 0 HR: 1	SF: 0 SAC: 0 DP: 1 HBP: 1	WP: 1 PB: 0 SB: 1 CS: 0	PA: 36			
PITCHER	IP	WLS	BF	H	R	ER	SO	BB	IBB	HBP	BLK	WP	HR	S	P	ERA		WHIP								
Larry Jaster, L ERA: 5.25 Dennis Aust, R ERA: 1.5 Hal Woodeshick, L ERA: Don Dennis, R ERA:	7.0	W	27	4	2	2	6	2	0	0	0	0	0	9	9	0.00		1.200								
8.1	1.2		7	2	0	0	1	0	0	0	0	0	0	9	9	0.00		1.200								
9.1	0.0		1	0	0	0	0	1	0	0	0	0	0	4	4	∞	∞									
9.1	0.1	S	1	0	0	0	1	0	0	0	0	0	0	3	3	0.00	0.000									

Batter	1	2	3	4	5	6	7	8	9	AB	R	H	RBI	BB	SO	LOB	TOP								
Lou Brock, L OBP: 0.361, SLG: 0.412 (1,9)	0-3 K		0-3 K		0-0 1B		0-3 K		0-0 HR	5	1	2	1	0	3	0									
Julian Javier, R OBP: 0.250, SLG: 0.242 (1,4)	0-0 WP 1B		0-0 5-3		0-0 P3		4-0 S BB		0-0 P4	4	1	1	0	1	0	3									
Curt Flood, R OBP: 0.469, SLG: 0.533 (1,8)	0-0 S 1B		0-0 4-3		0-0 BB 1B		0-0 P5		0-0 HR	5	1	3	4	0	0	1									
Alex Johnson, R OBP: 0.276, SLG: 0.333 (1,7)	0-3 K			0-0 F8		0-0 BB		0-3 K		0-0 F9	4	0	0	0	1	2	2								
Mike Shannon, R OBP: 0.500, SLG: 0.500 (9,7)	1-2 K			0-0 F8		1-2 BB				0	0	0	0	0	0	0									
Charley Smith, R OBP: 0.500, SLG: 0.750 (1,5)	4-0 BB			0-0 P5		0-0 P4				3	0	1	0	1	0	3									
Tim McCarver, L OBP: 0.286, SLG: 0.286 (1,2)	0-0 L8			0-0 4-3						2	0	0	0	0	0	2									
Pat Corrales, R OBP: 0.200, SLG: 0.200 (5,2)								0-3 K		1	0	0	0	0	1	0									
Jerry Buchek, R OBP: 0.259, SLG: 0.304 (1,6)			0-0 5-3		0-0 P4		0-0 3B		0-3 K	4	0	1	0	0	1	1									
George Kernek, L OBP: 0.435, SLG: 0.450 (1,3)	0-3 K		0-3 K		4-0 1B		0-0 FC5-2-5-2		0-0 L7	2	1	0	0	1	1	1									
Phil Gagliano, R (8,PH)					0-0 1B		0-0 BB			1	0	0	0	0	0	1									
Tito Francona, L OBP: 0.200, SLG: 0.200 (9,3)					0-0 BB		3-H			0	0	0	0	0	0	0									
Bob Gibson, R OBP: 0.200, SLG: 0.200 (1,1)			0-0 F8		0-0 1B		0-0 F9		0-0 F7	4	1	1	0	0	0	1									
Inning Stats	R: 1 E: 0 K: 2 S: 9	H: 2 LOB: 2 BB: 1 P: 13	R: 0 E: 0 K: 1 S: 5	H: 0 LOB: 0 BB: 0 P: 5	R: 0 E: 0 K: 1 S: 5	H: 0 LOB: 0 BB: 0 P: 5	R: 0 E: 0 K: 0 S: 3	H: 0 LOB: 0 BB: 0 P: 3	R: 2 E: 0 K: 0 S: 6	H: 3 LOB: 3 BB: 2 P: 14	R: 0 E: 0 K: 1 S: 6	H: 1 LOB: 1 BB: 0 P: 6	R: 0 E: 0 K: 2 S: 7	H: 0 LOB: 1 BB: 1 P: 11	R: 0 E: 0 K: 1 S: 6	H: 1 LOB: 1 BB: 0 P: 6	R: 2 E: 0 K: 0 S: 5	H: 2 LOB: 2 BB: 0 P: 5	1B: 7 2B: 0 3B: 1 HR: 1	SF: 0 SAC: 1 DP: 0 HBP: 0	WP: 1 PB: 0 SB: 2 CS: 0	PA: 40			
PITCHER	IP	WLS	BF	H	R	ER	SO	BB	IBB	HBP	BLK	WP	HR	S	P	ERA	WHIP								
Rob Gardner, L ERA: 5.78 (1,1)	4.2		21	5	3	3	4	2	0	0	0	1	0	27	35	5.79	1.500								
Darrell Sutherland, R ERA: (5,1)	0.0		1	0	0	0	0	1	0	0	0	0	0	0	4	∞	∞								
Larry Bearmarth, R ERA: (5,1)	0.1		1	0	0	0	0	0	0	0	0	0	0	1	1	0.00	0.000								
Gordie Richardson, L ERA: 5.68 (6,1)	4.0	L	17	4	2	2	4	1	0	0	0	0	1	24	28	4.50	1.250								

St. Louis Cardinals @ New York Mets
Shea Stadium, Flushing, NY
Thu Apr 21 1966, 3:33 AM EST
Att: 4,261 - Unknown

AB 35
R 5
H 9
RBI 5
BB 4
SO 8
LOB 15



Batter	1	2	3	4	5	6	7	8	9	AB	R	H	RBI	BB	SO	LOB	BOTTOM								
Ron Hunt, R OBP: 0.350, SLG: 0.278 (1,4)	0-0 1-3 PB WP 1B		0-0 5-3		0-0 4-3			0-3 K		4	1	1	1	0	1	2									
Al Luplow, L OBP: 0.425, SLG: 0.333 (1,7)	0-0 1-3			0-3 K		0-0 FC6-4 1B		0-0 P4		4	0	1	1	0	1	1									
Ken Boyer, R OBP: 0.381, SLG: 0.684 (1,5)	0-0 1-3			0-3 K		0-0 FC6-4 1B		0-3 K		4	0	0	0	0	2	3									
Ed Kranepool, L OBP: 0.375, SLG: 0.500 (1,3)	0-0 F7			0-0 3-1		0-0 6-3				4	0	0	0	0	0	0									
Johnny Lewis, L OBP: 0.308, SLG: 0.250 (1,9)			0-0 L6		0-0 1B		0-3 K		0-0 4-1	4	1	1	0	0	1	0									
Jim Hickman, R OBP: 0.167, SLG: 0.167 (1,8)			0-3 K		0-3 K		0-0 P4		0-3 K	4	0	0	0	0	3	1									
Choo-Choo Coleman, L OBP: 0.200, SLG: 0.200 (1,2)			0-3 K		0-0 HBP		0-0 L6			3	1	1	0	0	1	0									
Roy McMillan, R OBP: 0.267, SLG: 0.167 (1,6)				0-0 P5		0-0 E4		0-0 6-3		3	1	0	1	0	0	1									
Rob Gardner, R (1,1)				0-3 K		1-0 1B		0-3 K		1	0	0	0	0	1	0									
Darrell Sutherland, R (5,1)					1-2 2-3 HBP					0	0	0	0	0	0	0									
Larry Bearmarth, R (5,1)										0	0	0	0	0	0	0									
Chuck Hiller, L OBP: 1.000, SLG: 1.000 (5,PH)										0	0	0	0	0	0	0									
Gordie Richardson, R OBP: 0.200, SLG: 0.200 (6,1)					1-2 2-3 HBP					1	0	0	0	0	1	0									
Inning Stats	R: 1 E: 0 K: 0 S: 4	H: 1 LOB: 0 BB: 0 P: 4	R: 0 E: 0 K: 2 S: 7	H: 0 LOB: 0 BB: 0 P: 7	R: 0 E: 0 K: 1 S: 5	H: 0 LOB: 0 BB: 0 P: 5	R: 0 E: 0 K: 2 S: 7	H: 0 LOB: 0 BB: 0 P: 7	R: 3 E: 1 K: 1 S: 9	H: 3 LOB: 2 BB: 0 P: 10	R: 0 E: 0 K: 1 S: 5	H: 0 LOB: 0 BB: 0 P: 5	R: 0 E: 0 K: 1 S: 5	H: 0 LOB: 0 BB: 0 P: 5	R: 0 E: 0 K: 2 S: 7	H: 0 LOB: 0 BB: 0 P: 7	R: 0 E: 0 K: 1 S: 5	H: 0 LOB: 0 BB: 0 P: 5	1B: 4 2B: 0 3B: 0 HR: 0	SF: 0 SAC: 0 DP: 0 HBP: 1	WP: 1 PB: 1 SB: 0 CS: 0	PA: 33			
PITCHER	IP	WLS	BF	H	R	ER	SO	BB	IBB	HBP	BLK	WP	HR	S	P	ERA	WHIP								
Bob Gibson, R ERA: 1.5 (1,1)	9.0	W	33	4	4	1	11	0	0	1	0	1	0	54	55	1.00	0.444								

St. Louis Cardinals @ New York Mets
Shea Stadium, Flushing, NY
Thu Apr 21 1966, 3:33 AM EST
Att: 4,261 - Unknown

AB 32
R 4
H 4
RBI 3
BB 0
SO 11
LOB 8



Batter	1	2	3	4	5	6	7	8	9	AB	R	H	RBI	BB	SO	LOB	TOP					
Matty Alou, L OBP: 0.419, SLG: 0.650 (1, 8)	G3		E 1B		1-2 1B		FC6-4 1B 1B		F9	5	1	3	0	0	0	0						
Gene Alley, R OBP: 0.368, SLG: 0.441 Jose Pagan, R OBP: 0.429, SLG: 0.667 (5, PH) (5, 6)	PB BB		E6		K		FC6-4 1B		F9	1	0	0	0	1	0	1						
Roberto Clemente, R OBP: 0.359, SLG: 0.442 (1, 9)	FC5-4 BB		K		K		FC6-4 1B HR 1B		E9 1B	4	1	2	0	1	1	4						
Willie Stargell, L OBP: 0.415, SLG: 0.622 Manny Mota, R OBP: 0.600, SLG: 1.000 (7, PH) (7, 7)	K		L9		HR		1-2 1B		4-3	3	1	1	3	0	1	4						
Donn Clendenon, R OBP: 0.372, SLG: 0.351 (1, 3)	FC5-4 1-2		K		K		3-H 1B			4	0	0	0	0	3	6						
Bill Mazerowski, R OBP: 0.282, SLG: 0.231 (1, 4)		K		K		K		6-3		4	0	0	0	0	3	0						
Bob Bailey, R OBP: 0.308, SLG: 0.294 (1, 5)		2-3 1B		K		6-3		G3 BB		3	1	1	0	1	1	0						
Jesse Gonder, L OBP: 0.176, SLG: 0.313 (1, 2)	2-3 1-2		G3		F7		G3		G3	4	0	0	0	0	0	2						
Tommie Sisk, R Al McGinnis, R Andre Rodgers, R Pete Mikkelsen, R Dave Roberts, L Bob Purkey, R Jim Pagliaroni, R Don Schwalli, R (1, 1) (2, 1) (5, PH) (5, 1) (7, PH) (7, 1) (8, PH) (8, 1)	2-H 1B				HR 1B		K		F8	1	0	1	1	0	0	0						
Inning Stats	R: 0 E: 0 K: 1 S: 5	H: 0 LOB: 2 BB: 2 P: 13	R: 1 E: 0 K: 1 S: 6	H: 2 LOB: 1 BB: 0 P: 6	R: 0 E: 1 K: 2 S: 9	H: 1 LOB: 2 BB: 0 P: 9	R: 0 E: 0 K: 2 S: 7	H: 0 LOB: 0 BB: 0 P: 7	R: 3 E: 0 K: 2 S: 10	H: 4 LOB: 0 BB: 0 P: 10	R: 0 E: 0 K: 1 S: 5	H: 0 LOB: 0 BB: 0 P: 5	R: 1 E: 0 K: 2 S: 10	H: 3 LOB: 2 BB: 0 P: 10	R: 0 E: 0 K: 0 S: 3	H: 0 LOB: 1 BB: 1 P: 7	R: 0 E: 1 K: 0 S: 4	H: 1 LOB: 1 BB: 0 P: 4	1B: 10 2B: 0 3B: 0 HR: 1	SF: 0 SAC: 0 DP: 0 HBP: 0	WP: 0 PB: 1 SB: 0 CS: 0	PA: 40
PITCHER	IP	WLS	BF	H	R	ER	SO	BB	IBB	HBP	BLK	WP	HR	S	P	ERA	WHIP					
Ray Washburn, R ERA: 5.68 Al Jackson, L ERA: 2.09 Dennis Aust, R ERA: 1.23	(1, 1) (7, 1) (7, 1)	6.0 0.2 2.1	W 5 S	26 3 9	7 1 1	4 1 0	4 1 0	9 1 1	2 0 1	0 0 0	0 0 0	0 0 0	0 0 0	1 7 10	42 7 14	50 7 14	6.00 13.50 0.00	1.500 4.500 0.857				

Pittsburgh Pirates @ St. Louis Cardinals
Sportsman's Park, St. Louis, MO
Fri Apr 22 1966, 7:05 PM EST
Att: 19,785 - Unknown

AB	37
R	5
H	11
RBI	5
BB	3
SO	11
LOB	21



Batter	1	2	3	4	5	6	7	8	9	AB	R	H	RBI	BB	SO	LOB	BOTTOM					
Lou Brock, L OBP: 0.375, SLG: 0.421 (1, 9)	4-3		CS 1B		HR 1B		1-3			4	1	2	1	0	0	0						
Julian Javier, R OBP: 0.250, SLG: 0.222 (1, 4)	6-3	CS	G3		HR BB		P6			3	1	0	0	1	0	0						
Curt Flood, R OBP: 0.444, SLG: 0.588 (1, 8)	P3		1-3		HR		5-3			4	1	1	3	0	0	0						
Alex Johnson, R OBP: 0.242, SLG: 0.290 Mike Shannon, R OBP: 0.500, SLG: 0.500 (1, 7) (9, 7)		F9	K		K		F8			4	0	0	0	0	2	0						
Charley Smith, R OBP: 0.515, SLG: 0.733 (1, 5)		1B BB		G4-6-3 1B		6-3				2	1	1	0	1	0	0						
George Kemeck, L OBP: 0.423, SLG: 0.435 (1, 3)		1B 1B		F7		5-3				3	1	1	0	0	0	1						
Jerry Buchek, R OBP: 0.287, SLG: 0.308 (1, 6)		1B E 1B		G4-6-3 1-2		5-3				3	1	1	1	0	0	1						
Pat Corrales, R OBP: 0.250, SLG: 0.250 (1, 2)		E2 1B 1B				5-3		4-3		3	1	1	1	0	0	0						
Ray Washburn, R OBP: 0.200, SLG: 0.200 Al Jackson, L Dennis Aust, R (1, 1) (7, 1) (7, 1)		K			1-3		K			2	0	0	0	0	1	1						
Inning Stats	R: 0 E: 0 K: 0 S: 3	H: 0 LOB: 0 BB: 0 P: 3	R: 4 E: 1 K: 1 S: 8	H: 4 LOB: 1 BB: 1 P: 12	R: 0 E: 0 K: 1 S: 5	H: 0 LOB: 0 BB: 0 P: 5	R: 0 E: 0 K: 0 S: 3	H: 1 LOB: 0 BB: 0 P: 3	R: 3 E: 0 K: 1 S: 7	H: 2 LOB: 0 BB: 1 P: 11	R: 0 E: 0 K: 0 S: 3	H: 0 LOB: 0 BB: 0 P: 3	R: 0 E: 0 K: 1 S: 5	H: 0 LOB: 0 BB: 0 P: 5	R: 0 E: 0 K: 0 S: 3	H: 0 LOB: 0 BB: 0 P: 3	R: 0 E: 1 K: 0 S: 3	H: 0 LOB: 1 BB: 0 P: 4	1B: 6 2B: 0 3B: 0 HR: 1	SF: 0 SAC: 0 DP: 1 HBP: 0	WP: 0 PB: 0 SB: 1 CS: 1	PA: 32
PITCHER	IP	WLS	BF	H	R	ER	SO	BB	IBB	HBP	BLK	WP	HR	S	P	ERA	WHIP					
Tommie Sisk, R Al McBean, R Pete Mikkelsen, R Bob Purkey, R Don Schwalli, R (1, 1) (2, 1) (5, 1) (7, 1) (8, 1)	1.1 2.2 2.0 1.0 1.0	L	8 9 2 3 3	3 2 2 0 0	4 0 3 0 0	3 0 3 0 0	0 2 3 0 0	0 2 1 0 0	0 0 1 0 0	0 0 0 0 0	0 0 0 0 0	0 0 0 0 0	0 0 0 0 0	0 0 5 5 3	7 12 10 5 3	11 12 14 5 3	20.25 0.00 13.50 0.00 0.00	3.000 0.750 1.500 0.000 0.000				

Pittsburgh Pirates @ St. Louis Cardinals
Sportsman's Park, St. Louis, MO
Fri Apr 22 1966, 7:05 PM EST
Att: 19,785 - Unknown

AB	29
R	7
H	7
RBI	6
BB	2
SO	4
LOB	3



Batter	1	2	3	4	5	6	7	8	9	AB	R	H	RBI	BB	SO	LOB	TOP								
Matty Alou, L OBP: 0.375, SLG: 0.578 (1, 8)	E9		F7		F2		K		3-1	5	0	0	0	0	1	1									
Jose Pagan, R OBP: 0.333, SLG: 0.727 (1, 6)	F9		K			F9		L7	HR	5	1	1	1	0	1	1									
Roberto Clemente, R OBP: 0.340, SLG: 0.417 (1, 9)	K		K			F5		F2	1B	5	0	1	0	0	2	1									
Willie Stargell, L OBP: 0.457, SLG: 0.650 (1, 7)	BB			G6-4-3		FC5	E	1B	2B	3	1	2	0	2	1	1									
Donn Clendenon, R OBP: 0.362, SLG: 0.341 (1, 3)	K		G6-4-3			E4		1B		4	0	1	1	0	1	4									
Bill Mazerowski, R OBP: 0.281, SLG: 0.214 (1, 4)		F9		BB		FC5		L1		3	0	0	0	1	0	3									
Bob Bailey, R OBP: 0.326, SLG: 0.474 (1, 5)	HR		P6				K		HR	4	2	2	2	0	1	1									
Jim Pagliaroni, R OBP: 0.400, SLG: 0.652 (1, 2)	5-3			CS		P6		HR		3	1	1	1	1	0	0									
Steve Blass, R Woodie Fryman, R Al McBean, R Dave Roberts, L Pete Mikkelsen, R Jerry Lynch, L Manny Mota, R Roy Face, R (1, 1) (6, 1) (6, 1) (7, PH) (7, 1) (6, PH) (6, PH) (9, 1) (9, 1)	F8		K					2B	2-3	2	0	0	0	0	1	1									
Inning Stats	R: 0 E: 1 K: 2 S: 8	H: 0 LOB: 2 BB: 1 P: 12	R: 1 E: 0 K: 0 S: 4	H: 1 LOB: 0 BB: 0 P: 4	R: 0 E: 0 K: 2 S: 7	H: 0 LOB: 0 BB: 0 P: 7	R: 0 E: 0 K: 0 S: 2	H: 0 LOB: 1 BB: 2 P: 10	R: 0 E: 0 K: 1 S: 4	H: 0 LOB: 0 BB: 1 P: 8	R: 0 E: 1 K: 0 S: 5	H: 1 LOB: 2 BB: 0 P: 5	R: 0 E: 0 K: 2 S: 8	H: 1 LOB: 0 BB: 0 P: 8	R: 1 E: 0 K: 0 S: 5	H: 2 LOB: 1 BB: 0 P: 5	R: 3 E: 0 K: 1 S: 9	H: 4 LOB: 1 BB: 0 P: 9	1B: 3 2B: 2 3B: 0 HR: 4	SF: 0 SAC: 0 DP: 1 HBP: 0	WP: 0 PB: 0 SB: 1 CS: 1	PA: 40			
PITCHER	IP	WLS	BF	H	R	ER	SO	BB	IBB	HBP	BLK	WP	HR	S	P	ERA	WHIP								
Nelson Briles, R ERA: 3.38 (1, 1)	8.0		34	6	3	3	7	4	0	0	0	0	2	44	60	3.38	1.250								
Dennis Aust, R ERA: 2.45 (9, 1)	0.0	L	1	1	1	1	0	0	0	0	0	0	1	1	1	∞	∞								
Hal Woodeshick, L ERA: 6.75 (9, 1)	0.2		4	2	1	1	0	0	0	0	0	0	1	4	4	13.50	3.000								
Joe Hoerner, L ERA: 2.45 (9, 1)	0.1		1	0	0	0	1	0	0	0	0	0	0	3	3	0.00	0.000								

Pittsburgh Pirates @ St. Louis Cardinals
Sportsman's Park, St. Louis, MO
Sat Apr 23 1966, 7:05 PM EST
Att: 11,508 - Unknown

AB 36
R 5
H 9
RBI 5
BB 4
SO 8
LOB 13



Batter	1	2	3	4	5	6	7	8	9	AB	R	H	RBI	BB	SO	LOB	BOTTOM								
Lou Brock, L OBP: 0.356, SLG: 0.465 (1, 9)	HR	K			K		K		F9	5	1	1	1	0	3	1									
Julian Javier, R OBP: 0.227, SLG: 0.200 (1, 4)	F3		F7		K		K			4	0	0	0	0	2	0									
Curt Flood, R OBP: 0.475, SLG: 0.595 (1, 8)	1B		FC5-4	BB		1B	SF9	1B	F7	3	2	2	0	1	0	0									
Alex Johnson, R OBP: 0.250, SLG: 0.353 Mike Shannon, R OBP: 0.600, SLG: 0.600 (1, 7) (8, 7)	E6		FC5-4			K		2B	1B	3	1	1	1	0	1	2									
Charley Smith, R OBP: 0.514, SLG: 0.735 (1, 5)	F8		5-3			BB		1B	2B	4	0	2	0	0	0	1									
George Kemeck, L OBP: 0.393, SLG: 0.400 Phil Gagliano, R (6, PH) Tito Francona, L OBP: 0.333, SLG: 0.200 (7, 3)	6-3			4-3		SF9		G6-4-3	IBB	2	0	0	0	0	0	0									
Dal Maxvill, R (1, 6)	5-3			F3		BB		G6-4-3		3	0	0	0	1	0	3									
Pat Corrales, R OBP: 0.182, SLG: 0.182 Bob Skinner, L (9, PH)	P4			6-3		5-3		K		3	0	0	0	0	0	2									
Nelson Briles, R Dennis Aust, R Hal Woodeshick, R Joe Hoerner, R Tim McCarver, L OBP: 0.240, SLG: 0.273 (1, 1) (9, 1) (9, 1) (9, 1) (9, PH)	WP	BB		6-3		K		K		2	0	0	0	1	1	0									
Inning Stats	R: 3 E: 1 K: 0 S: 6	H: 3 LOB: 0 BB: 0 P: 6	R: 0 E: 0 K: 1 S: 5	H: 0 LOB: 1 BB: 1 P: 9	R: 0 E: 0 K: 0 S: 3	H: 0 LOB: 0 BB: 0 P: 3	R: 0 E: 0 K: 2 S: 7	H: 0 LOB: 0 BB: 0 P: 7	R: 1 E: 0 K: 1 S: 7	H: 2 LOB: 2 BB: 1 P: 11	R: 0 E: 0 K: 3 S: 9	H: 0 LOB: 0 BB: 0 P: 9	R: 0 E: 0 K: 0 S: 4	H: 2 LOB: 2 BB: 1 P: 8	R: 0 E: 0 K: 2 S: 7	H: 0 LOB: 0 BB: 0 P: 7	1B: 4 2B: 1 3B: 1 HR: 1	SF: 1 SAC: 0 DP: 1 HBP: 0	WP: 1 PB: 0 SB: 0 CS: 0	PA: 37					
PITCHER	IP	WLS	BF	H	R	ER	SO	BB	IBB	HBP	BLK	WP	HR	S	P	ERA	WHIP								
Steve Blass, R ERA: 4.4 (1, 1)	5.1		23	5	4	4	4	2	0	0	0	0	1	29	37	6.75	1.312								
Woodie Fryman, L ERA: 4.5 (6, 1)	0.1		2	0	0	0	0	1	0	0	0	0	0	1	5	0.00	3.000								
Al McBean, R ERA: 4.5 (6, 1)	0.1		1	0	0	0	0	0	0	0	0	0	0	1	1	0.00	0.000								
Pete Mikkelsen, R ERA: 4.05 (7, 1)	2.0	W	8	2	0	0	3	0	1	0	0	0	0	13	17	0.00	1.000								
Roy Face, R ERA: 4.05 (9, 1)	1.0	S	3	0	0	0	2	0	0	0	0	0	0	7	7	0.00	0.000								

Pittsburgh Pirates @ St. Louis Cardinals
Sportsman's Park, St. Louis, MO
Sat Apr 23 1966, 7:05 PM EST
Att: 11,508 - Unknown

AB 32
R 4
H 7
RBI 3
BB 4
SO 9
LOB 9



Batter	1	2	3	4	5	6	7	8	9	AB	R	H	RBI	BB	SO	LOB	TOP	
Manny Mota, R OBP: 0.400, SLG: 0.600 (1, 8)	0-0 SH5-3 6-3 1B		0-3 K		0-0 4-3		0-3 K			4	1	1	0	0	2	0	Pittsburgh Pirates @ St. Louis Cardinals Sportsman's Park, St. Louis, MO Sun Apr 24 1966, 4:33 AM EDT Att: 11,217 - Unknown	
Jose Pagan, R OBP: 0.333, SLG: 0.643 (1, 7)	0-0 SH5-3 1-2		0-3 K		0-0 1B		0-0 F8			3	0	1	0	0	1	0		
Roberto Clemente, R OBP: 0.352, SLG: 0.442 (1, 9)	0-0 6-3 2-H		0-0 WP 1B		0-3 K		0-0 2B			4	0	2	1	0	1	1		
Donn Clendenon, R OBP: 0.333, SLG: 0.311 (1, 3)	0-3 K		0-0 4-3 1-2		0-0 L7		0-0 6-3			4	0	0	0	0	1	2		
Jim Pagliaroni, R OBP: 0.379, SLG: 0.577 Jerry May, R (8, 2)		4-0 FC6-4 BB		0-0 F9		0-0 E6 FC5		0-0 6-3		3	0	0	0	1	0	1		
Bill Mazerowski, R OBP: 0.280, SLG: 0.217 (1, 4)		0-0 FC6-4 E 1-2 5-3		0-0 BB 1B		0-0 F5		0-0 5-3		4	1	1	0	0	0	2		
Bob Bailey, R OBP: 0.319, SLG: 0.439 (1, 5)		0-0 E6 1-3		4-0 G6-4-3 BB		0-0 FC5 2-3		0-0 F2		3	0	0	0	1	0	2		
Andre Rodgers, R OBP: 0.400, SLG: 0.250 (1, 6)		0-0 5-3 3-H		0-0 G6-4-3 1-2		0-0 5-3		4-0 BB		3	0	0	1	1	0	3		
Don Cardwell, R Bob Purkey, R Matty Alou, L Luke Walker, L Al McBean, R Jerry Lynch, L (1, 1) (3, 1) (7, PH) (7, 1) (7, 1) (8, PH)		0-0 F7 3-H		0-3 K		0-0 4-3		0-0 4-3		1	0	0	0	0	0	1		
Inning Stats	R: 1 E: 0 K: 1 S: 6	H: 1 LOB: 0 BB: 0 P: 6	R: 0 E: 1 K: 0 S: 4	H: 0 LOB: 1 BB: 1 P: 8	R: 0 E: 0 K: 2 S: 8	H: 1 LOB: 1 BB: 0 P: 7	R: 0 E: 0 K: 0 S: 4	H: 0 LOB: 1 BB: 0 P: 4	R: 0 E: 0 K: 1 S: 5	H: 0 LOB: 0 BB: 0 P: 5	R: 0 E: 0 K: 0 S: 4	H: 1 LOB: 1 BB: 0 P: 4	R: 0 E: 0 K: 0 S: 3	H: 0 LOB: 1 BB: 1 P: 7	1B: 4 2B: 1 3B: 0 HR: 0	SF: 0 SAC: 1 DP: 1 HBP: 0		WP: 1 PB: 0 SB: 1 CS: 0
PITCHER	IP WLS BF H R ER SO BB IBB HBP BLK WP HR S P ERA WHIP	IP WLS BF H R ER SO BB IBB HBP BLK WP HR S P ERA WHIP																
Ray Sadecki, L ERA: 0.96 (1, 1)	7.1 W 30 5 2 1 6	1.2 S 6 0 0 0 0																
Tracy Stallard, R ERA: 4.5 (8, 1)																		

AB	32
R	2
H	5
RBI	2
BB	3
SO	6
LOB	13



Batter	1	2	3	4	5	6	7	8	9	AB	R	H	RBI	BB	SO	LOB	BOTTOM			
Lou Brock, L OBP: 0.347, SLG: 0.468 (1, 9)	0-0 F8	0-0 F9			0-0 P5		0-0 2B			4	0	1	1	0	0	0	Pittsburgh Pirates @ St. Louis Cardinals Sportsman's Park, St. Louis, MO Sun Apr 24 1966, 4:33 AM EDT Att: 11,217 - Unknown			
Julian Javier, R OBP: 0.229, SLG: 0.186 (1, 4)	0-0 5-3		0-0 F7		0-0 4-3		4-0 BB			3	0	0	0	1	0	0				
Curt Flood, R OBP: 0.455, SLG: 0.561 (1, 8)	0-0 2B 1B		0-0 5-3		0-0 5-3		0-0 L1			4	1	1	0	0	0	1				
Tim McCarver, L OBP: 0.276, SLG: 0.385 (1, 2)	0-0 1-H 2B		0-0 1-3		0-0 4-3		0-0 SH3-4 2B			4	0	2	1	0	0	0				
Charley Smith, R OBP: 0.525, SLG: 0.730 (1, 5)	0-0 F7		0-0 E1 F8 1B 1B		0-0 FC6-4 1B		0-0 SH3-4 2-3			3	1	2	0	0	0	1				
George Kemeck, L OBP: 0.344, SLG: 0.345 (1, 3)		0-0 F3		0-0 F8 2-3		0-0 F3		0-3 K		4	0	0	0	0	1	3				
Alex Johnson, R OBP: 0.275, SLG: 0.351 Mike Shannon, R OBP: 0.600, SLG: 0.600 (1, 7) (9, 7)		0-3 K		0-0 1B 1B		0-0 FC6-4 1-2		4-0 IBB		3	0	1	1	1	1	1				
Dal Maxvill, R OBP: 0.333, SLG: 0.375 (1, 6)		0-0 HR 2B		0-0 1-2 1B		0-3 K		0-3 K		4	1	2	0	0	2	2				
Ray Sadecki, L OBP: 0.667, SLG: 1.667 Tracy Stallard, R (8, 1)		0-0 2-H HR		0-0 5-3		0-0 WP 2B 1B				3	2	2	2	0	0	1				
Inning Stats	R: 1 E: 0 K: 0 S: 5	H: 2 LOB: 1 BB: 0 P: 5	R: 2 E: 0 K: 1 S: 7	H: 2 LOB: 0 BB: 0 P: 7	R: 0 E: 0 K: 0 S: 3	H: 0 LOB: 0 BB: 0 P: 3	R: 1 E: 1 K: 0 S: 5	H: 3 LOB: 1 BB: 0 P: 5	R: 0 E: 0 K: 0 S: 3	H: 0 LOB: 0 BB: 0 P: 3	R: 0 E: 0 K: 0 S: 4	H: 1 LOB: 1 BB: 0 P: 4	R: 1 E: 0 K: 1 S: 6	H: 2 LOB: 1 BB: 1 P: 10	R: 0 E: 0 K: 2 S: 8	H: 1 LOB: 2 BB: 1 P: 12		1B: 6 2B: 4 3B: 0 HR: 1	SF: 0 SAC: 1 DP: 0 HBP: 0	WP: 1 PB: 0 SB: 0 CS: 0
PITCHER	IP WLS BF H R ER SO BB IBB HBP BLK WP HR S P ERA WHIP	IP WLS BF H R ER SO BB IBB HBP BLK WP HR S P ERA WHIP																		
Don Cardwell, R ERA: 6.28 (1, 1)	2.0 L 10 4 3 3 1	4.0 15 4 1 1 0																		
Bob Purkey, R ERA: 1.04 (3, 1)																				
Luke Walker, L ERA: 5.4 (7, 1)	0.2 4 2 1 1 1																			
Al McBean, R ERA: 3.88 (7, 1)	1.1 6 1 0 0 2																			

AB	32
R	5
H	11
RBI	5
BB	2
SO	4
LOB	9



Batter	1	2	3	4	5	6	7	8	9	AB	R	H	RBI	BB	SO	LOB	TOP			
Lou Brock, L OBP: 0.362, SLG: 0.473 (1, 9)	F7		F7		FC5 1B		SF8 2B	L8		5	0	2	0	0	0	2				
Julian Javier, R OBP: 0.263, SLG: 0.216 (1, 4)	1B		L7		1-2 1B		5-3		2-3	5	0	2	0	0	0	2				
Curt Flood, R OBP: 0.453, SLG: 0.571 (1, 8)	1B		1B		FC5		SF8		1B	4	0	3	1	0	0	2				
Alex Johnson, R OBP: 0.224, SLG: 0.283 (1, 7)	K		K			F7	P4		F8	5	0	0	0	0	2	5				
Charley Smith, R OBP: 0.469, SLG: 0.644 (1, 5)	K			F8		1B		WP 1B	F7	5	1	2	0	0	1	3				
Phil Gagliano, R OBP: 0.200, SLG: 0.111 (1, 3)		4-0		F7		1B		P4		3	0	1	0	1	0	1				
Dal Maxvill, R OBP: 0.200, SLG: 0.214 Mike Shannon, R OBP: 0.500, SLG: 0.500 Jimmy Williams, R (6, 6)	K			P3		K		K		2	0	0	0	0	1	1	AB 39			
Pat Corrales, R OBP: 0.200, SLG: 0.200 (1, 2)	F9					P4	P5	1B		4	0	1	1	0	0	3	R 2			
Bob Gibson, R OBP: 0.286, SLG: 0.286 (1, 1)	K			K				2B SF8 1B		4	1	2	0	0	2	1	H 13			
Inning Stats	R: 0 E: 0 K: 2 S: 9	H: 2 LOB: 2 BB: 0 P: 9	R: 0 E: 0 K: 2 S: 7	H: 0 LOB: 1 BB: 1 P: 11	R: 0 E: 0 K: 1 S: 6	H: 1 LOB: 1 BB: 0 P: 6	R: 0 E: 0 K: 0 S: 3	H: 0 LOB: 0 BB: 0 P: 3	R: 0 E: 0 K: 1 S: 7	H: 2 LOB: 2 BB: 0 P: 7	R: 0 E: 0 K: 0 S: 5	H: 2 LOB: 1 BB: 0 P: 5	R: 1 E: 0 K: 1 S: 8	H: 3 LOB: 2 BB: 0 P: 8	R: 0 E: 0 K: 0 S: 4	H: 1 LOB: 1 BB: 0 P: 4	1B: 12 2B: 1 3B: 0 HR: 0	SF: 1 SAC: 0 DP: 0 HBP: 0	WP: 1 PB: 0 SB: 1 CS: 0	PA: 41
PITCHER Sandy Koufax, L ERA: 1.33 (1, 1)	IP: 9.0 WLS: W BF: 41 H: 13 R: 2 ER: 2 SO: 8 BB: 1 IBB: 0 HBP: 0 BLK: 0 WP: 1 HR: 0 S: 56 P: 60 ERA: 2.00 WHIP: 1.556															PITCHER Sandy Koufax, L ERA: 1.33 (1, 1)	IP: 9.0 WLS: W BF: 41 H: 13 R: 2 ER: 2 SO: 8 BB: 1 IBB: 0 HBP: 0 BLK: 0 WP: 1 HR: 0 S: 56 P: 60 ERA: 2.00 WHIP: 1.556			

St. Louis Cardinals @ Los Angeles Dodgers
 Dodger Stadium, Los Angeles, CA
 Tue Apr 26 1966, 7:05 PM PDT
 Att: 25,121 - Unknown

AB	39
R	2
H	13
RBI	2
BB	1
SO	8
LOB	23



Batter	1	2	3	4	5	6	7	8	9	AB	R	H	RBI	BB	SO	LOB	BOTTOM			
Willie Davis, L OBP: 0.371, SLG: 0.471 (1, 8)	3-1 1B	4-3		4-3			F8			4	1	1	0	0	0	0				
Wes Parker, S OBP: 0.373, SLG: 0.471 (1, 3)	3-1 1B	PB BB		P6			2-3			3	0	0	0	1	0	1				
Ron Fairly, L OBP: 0.309, SLG: 0.255 (1, 9)	2B 1B	K		6-3			4-3			4	1	1	1	0	1	1				
Jim Lefebvre, S OBP: 0.396, SLG: 0.617 (1, 5)	1B 2B	BB		4-3			L6			3	1	1	0	1	0	0				
Lou Johnson, R OBP: 0.309, SLG: 0.365 (1, 7)	K	K		5-3			5-3			4	0	0	0	0	2	4				
John Roseboro, L OBP: 0.229, SLG: 0.333 (1, 2)	1B 1B		SH3	3-1			1-3			4	1	2	2	0	0	0				
Nate Oliver, R OBP: 0.367, SLG: 0.279 (1, 4)	1B 1B		SH3	6-3						2	0	1	0	0	0	0	AB 30			
John Kennedy, R OBP: 0.313, SLG: 0.438 (1, 6)	1B		5-3				P6			3	0	1	1	0	0	1	R 4			
Sandy Koufax, R (1, 1)	K		K				K			3	0	0	0	0	3	3	H 7			
Inning Stats	R: 4 E: 0 K: 2 S: 13	H: 6 LOB: 2 BB: 0 P: 13	R: 0 E: 0 K: 2 S: 7	H: 0 LOB: 2 BB: 2 P: 15	R: 0 E: 0 K: 1 S: 6	H: 1 LOB: 1 BB: 0 P: 6	R: 0 E: 0 K: 0 S: 3	H: 0 LOB: 0 BB: 0 P: 3	R: 0 E: 0 K: 0 S: 3	H: 0 LOB: 0 BB: 0 P: 3	R: 0 E: 0 K: 0 S: 5	H: 0 LOB: 0 BB: 0 P: 5	R: 0 E: 0 K: 0 S: 3	H: 0 LOB: 0 BB: 0 P: 3	R: 0 E: 0 K: 0 S: 3	H: 0 LOB: 0 BB: 0 P: 3	1B: 5 2B: 2 3B: 0 HR: 0	SF: 0 SAC: 1 DP: 0 HBP: 0	WP: 0 PB: 1 SB: 1 CS: 0	PA: 33
PITCHER Bob Gibson, R ERA: 2.42 (1, 1)	IP: 8.0 WLS: L BF: 33 H: 7 R: 4 ER: 4 SO: 6 BB: 2 IBB: 0 HBP: 0 BLK: 0 WP: 0 HR: 0 S: 43 P: 51 ERA: 4.50 WHIP: 1.125															PITCHER Bob Gibson, R ERA: 2.42 (1, 1)	IP: 8.0 WLS: L BF: 33 H: 7 R: 4 ER: 4 SO: 6 BB: 2 IBB: 0 HBP: 0 BLK: 0 WP: 0 HR: 0 S: 43 P: 51 ERA: 4.50 WHIP: 1.125			

St. Louis Cardinals @ Los Angeles Dodgers
 Dodger Stadium, Los Angeles, CA
 Tue Apr 26 1966, 7:05 PM PDT
 Att: 25,121 - Unknown

AB	30
R	4
H	7
RBI	4
BB	2
SO	6
LOB	10



Batter	1	2	3	4	5	6	7	8	9	AB	R	H	RBI	BB	SO	LOB	TOP
Lou Brock, L (1,9) OBP: 0.339, SLG: 0.441	0-3 K		0-0 6-3			0-0 4-3			0-0 6-3	4	0	0	0	0	1	0	St. Louis Cardinals @ Houston Astros Astrodome, Houston, TX Wed Apr 27 1966, 8:05 PM EDT Att: 14,666 - Dome
Julian Javier, R (1,4) OBP: 0.250, SLG: 0.204 Phil Gagliano, R (8,PH) OBP: 0.231, SLG: 0.100	0-0 F9		0-3 K			0-3 K			0-3 K	3	0	0	0	0	2	0	
Curt Flood, R (1,8) OBP: 0.456, SLG: 0.577	0-0 5-3			0-0 6-3			4-0 BB		0-0 2B	3	1	1	0	1	0	0	
Tim McCarver, L (1,2) OBP: 0.297, SLG: 0.412		0-0 WP 1B		0-0 P6			0-0 F3		0-0 WP 2B	4	0	2	1	0	0	1	
Charley Smith, R (1,5) OBP: 0.453, SLG: 0.604		4-0 1-2 BB		0-0 5-3			0-0 F9		0-0 F9	3	0	0	0	1	0	2	
George Kereck, L (1,3) OBP: 0.333, SLG: 0.313		0-0 F8			0-0 3-1		0-0 P4			3	0	0	0	0	0	3	
Alex Johnson, R (1,7) OBP: 0.212, SLG: 0.265		0-0 F7			0-0 F8			0-0 F8		3	0	0	0	0	0	2	
Jerry Buchek, R (1,6) OBP: 0.250, SLG: 0.286 Tito Francona, L (8,PH) OBP: 0.296, SLG: 0.167 Dal Maxvill, R (8,6) OBP: 0.200, SLG: 0.214	0-3 K				0-0 F2			0-0 6-3		2	0	0	0	0	1	2	
Ray Washburn, R (1,1) OBP: 0.143, SLG: 0.143 Bob Skinner, L (8,PH) Curt Simmons, L (8,1) OBP: 1.000, SLG: 2.000			0-0 4-3			0-0 F8		0-0 6-3		1	0	0	0	0	0	0	
Inning Stats	R: 0 E: 0 K: 1 S: 5	H: 0 LOB: 0 BB: 0 P: 5	R: 0 E: 0 K: 1 S: 6	H: 1 LOB: 2 BB: 1 P: 10	R: 0 E: 0 K: 1 S: 5	H: 0 LOB: 0 BB: 0 P: 5	R: 0 E: 0 K: 0 S: 3	H: 0 LOB: 0 BB: 0 P: 3	R: 0 E: 0 K: 0 S: 3	H: 0 LOB: 1 BB: 1 P: 7	R: 0 E: 0 K: 0 S: 3	H: 0 LOB: 0 BB: 0 P: 3	R: 1 E: 0 K: 1 S: 7	H: 2 LOB: 1 BB: 0 P: 7	1B: 1 2B: 2 3B: 0 HR: 0	SF: 0 SAC: 0 DP: 0 HBP: 0	
PITCHER Dave Giusti, R (1,1) ERA: 2.74	IP: 9.0 WLS: W BF: 32 H: 3 R: 1 ER: 1 SO: 5 BB: 2 IBB: 0 HBP: 0 BLK: 0 WP: 2 HR: 0 S: 40 P: 48 ERA: 1.00 WHIP: 0.556											PITCHER IP: WLS: BF: H: R: ER: SO: BB: IBB: HBP: BLK: WP: HR: S: P: ERA: WHIP					

Batter	1	2	3	4	5	6	7	8	9	AB	R	H	RBI	BB	SO	LOB	BOTTOM
Joe Morgan, L (1,4) OBP: 0.468, SLG: 0.564	0-0 HR 1B		0-0 4-3 1B			0-0 CS 1B		4-0 SH5-3 BB		3	1	3	0	1	0	0	St. Louis Cardinals @ Houston Astros Astrodome, Houston, TX Wed Apr 27 1966, 8:05 PM EDT Att: 14,666 - Dome
Sonny Jackson, L (1,6) OBP: 0.296, SLG: 0.327	0-0 F8		0-0 4-3 1-2		0-0 CS 1-2	0-0 F2		0-0 SH5-3		3	0	0	0	0	0	2	
Jimmy Wynn, R (1,8) OBP: 0.283, SLG: 0.500	0-0 1-H HR		0-0 P4			0-0 WP 2B 4-3 1B		4-0 FC4-6 IBB		3	2	2	2	1	0	1	
Jim Gentile, L (1,3) OBP: 0.289, SLG: 0.390	0-3 K		0-0 L3			0-0 4-3 1-2		0-0 F5		4	0	0	0	0	1	4	
Rusty Staub, L (1,9) OBP: 0.296, SLG: 0.409	0-0 3B			0-0 F7		4-0 2B IBB		0-0 FC4-6 1-2		3	0	1	0	1	0	2	
Bob Aspromonte, R (1,5) OBP: 0.286, SLG: 0.250	0-3 K			0-0 F9		0-0 1-H 3-H 2B				3	0	1	1	0	1	1	
Lee Maye, L (1,7) OBP: 0.108, SLG: 0.111 Dave Nicholson, R (8,9) OBP: 0.364, SLG: 0.433		0-0 4-3			0-0 F7		0-3 K			3	0	0	0	0	1	0	
John Bateman, R (1,2) OBP: 0.286, SLG: 0.457		0-3 K			0-0 P6		0-0 P5			3	0	0	0	0	1	0	
Dave Giusti, R (1,1) OBP: 0.500, SLG: 0.500		0-0 4-3			0-3 K		0-0 5-3			3	0	0	0	0	1	0	
Inning Stats	R: 2 E: 0 K: 2 S: 10	H: 3 LOB: 1 BB: 0 P: 10	R: 0 E: 0 K: 1 S: 5	H: 0 LOB: 0 BB: 0 P: 5	R: 0 E: 0 K: 0 S: 4	H: 1 LOB: 1 BB: 0 P: 4	R: 0 E: 0 K: 0 S: 3	H: 0 LOB: 0 BB: 0 P: 3	R: 0 E: 0 K: 1 S: 5	H: 1 LOB: 2 BB: 1 P: 8	R: 0 E: 0 K: 1 S: 5	H: 0 LOB: 0 BB: 0 P: 5	R: 0 E: 0 K: 0 S: 3	H: 0 LOB: 2 BB: 2 P: 11	1B: 4 2B: 1 3B: 1 HR: 1	SF: 0 SAC: 1 DP: 0 HBP: 0	
PITCHER Ray Washburn, R (1,1) ERA: 5.03 Curt Simmons, L (8,1) ERA: 3.0	IP: 7.0 WLS: L BF: 27 H: 7 R: 3 ER: 3 SO: 5 BB: 0 IBB: 1 HBP: 0 BLK: 0 WP: 1 HR: 1 S: 36 P: 40 ERA: 3.86 WHIP: 1.000											PITCHER IP: WLS: BF: H: R: ER: SO: BB: IBB: HBP: BLK: WP: HR: S: P: ERA: WHIP					



Batter	1	2	3	4	5	6	7	8	9	AB	R	H	RBI	BB	SO	LOB	TOP										
Lou Brock, L (1.9) OBP: 0.324, SLG: 0.426	F8		1B	K		K			2B	5	1	2	0	0	2	1	St. Louis Cardinals @ San Francisco Giants Candlestick Park, San Francisco, CA Fri Apr 29 1966, 10:05 PM EDT Att: 18,675 - Unknown										
Alex Johnson, R (1.7) OBP: 0.279, SLG: 0.379	S		1B	6-3		K			HR	5	2	3	1	0	1												
Curt Flood, R (1.8) OBP: 0.424, SLG: 0.541	F8		1B	K					2B	5	1	2	1	0	1												
Tim McCarver, L (1.2) OBP: 0.261, SLG: 0.349	G3		E9		F4				6-3	5	1	1	1	0	0	2											
Charley Smith, R (1.5) OBP: 0.443, SLG: 0.625		FC5-4	1B	1B	F3					4	0	2	0	0	1	0											
George Kemeke, L (1.3) OBP: 0.341, SLG: 0.308		FC5-4	1B	FC6-4	1-0				G3	3	0	2	1	0	0	0											
Julian Javier, R (1.4) OBP: 0.250, SLG: 0.258			F4	K	1-3				K	4	0	0	0	0	2	5											
Jerry Buchek, R (1.6) OBP: 0.282, SLG: 0.314		FC5-4		F9					K	3	0	1	0	0	0	4											
Bob Skinner, L (8. PH) OBP: 0.250, SLG: 0.143		1-2	2-3		SH1-4				K	1	0	0	0	0	1	0											
Dal Maxvill, R (8.6) OBP: 0.200, SLG: 0.214									K	0	0	0	0	0	0	0											
Ray Sadecki, L (1.1) OBP: 0.333, SLG: 0.833			K	FC6-4		SH1-4			K	3	0	0	0	0	2	4											
Inning Stats	R: 0 E: 0 K: 0 S: 4	H: 1 LOB: 1 BB: 0 P: 4	R: 0 E: 0 K: 1 S: 7	H: 2 LOB: 2 BB: 0 P: 7	R: 4 E: 1 K: 1 S: 11	H: 6 LOB: 2 BB: 0 P: 11	R: 0 E: 0 K: 2 S: 7	H: 0 LOB: 0 BB: 0 P: 7	R: 0 E: 0 K: 0 S: 3	H: 0 LOB: 1 BB: 0 P: 4	R: 0 E: 0 K: 1 S: 5	H: 0 LOB: 0 BB: 0 P: 5	R: 0 E: 0 K: 1 S: 7	H: 0 LOB: 0 BB: 0 P: 7	R: 1 E: 0 K: 1 S: 7	H: 3 LOB: 1 BB: 0 P: 7	1B: 10 2B: 2 3B: 0 HR: 1	SF: 0 SAC: 1 DP: 0 HBP: 1	WP: 0 PB: 0 SB: 1 CS: 0	PA: 40							
PITCHER	IP	WLS	BF	H	R	ER	SO	BB	IBB	HBP	BLK	WP	HR	S	P	ERA	WHIP										
Bob Shaw, R (1.1) ERA: 8.75	2.0	L	13	7	4	4	1	0	0	0	0	0	0	15	15	18.00	3.500										
Ron Herbel, R (3.1) ERA: 4.12	3.0		12	2	0	0	3	0	0	1	0	0	0	17	18	0.00	0.667										
Lindy McDaniel, R (6.1) ERA: 4.76	3.0		10	1	0	0	5	0	0	0	0	0	0	20	20	0.00	0.333										
Joe Gibbon, L (9.1) ERA: 1.23	1.0		5	3	1	1	1	0	0	0	0	0	1	7	7	9.00	3.000										

Batter	1	2	3	4	5	6	7	8	9	AB	R	H	RBI	BB	SO	LOB	BOTTOM										
Jim Davenport, R (1.6) OBP: 0.424, SLG: 0.536	BB				G5-4-3				1B	3	0	2	0	1	0	1	St. Louis Cardinals @ San Francisco Giants Candlestick Park, San Francisco, CA Fri Apr 29 1966, 10:05 PM EDT Att: 18,675 - Unknown										
Ollie Brown, R (1.9) OBP: 0.346, SLG: 0.364		2-H	1B			F4			F8	4	0	0	0	0	0	2											
Willie McCovey, L (1.3) OBP: 0.377, SLG: 0.390					G3				1-3	4	0	0	0	0	2	1											
Willie Mays, R (1.8) OBP: 0.359, SLG: 0.672					4-3				F9	3	0	0	0	1	1	0											
Jim Ray Hart, R (1.5) OBP: 0.412, SLG: 0.532					G3				F8	4	0	0	0	0	1	2											
Jesus Alou, R (1.7) OBP: 0.254, SLG: 0.351										2	1	1	0	1	0	0											
Bob Barton, R (1.2) OBP: 0.250, SLG: 0.250					G6-4-3					3	0	1	0	0	1	1											
Hal Lanier, R (1.4) OBP: 0.210, SLG: 0.250										2	0	1	1	0	0	1											
Orlando Cepeda, R (8. PH) OBP: 0.321, SLG: 0.385										1	0	0	0	0	0	0											
Dick Schofield, S (9.6) OBP: 0.200, SLG: 0.214										0	0	0	0	0	0	0											
Bob Shaw, R (1.1) Ron Herbel, R (3.1) Cap Peterson, R (5. PH) Lindy McDaniel, R (6.1) Jack Hiatt, R (8. PH) Joe Gibbon, R (9.1)										0	0	0	0	0	0	0											
Inning Stats	R: 0 E: 0 K: 2 S: 7	H: 0 LOB: 2 BB: 2 P: 15	R: 1 E: 0 K: 0 S: 4	H: 2 LOB: 2 BB: 1 P: 8	R: 0 E: 0 K: 0 S: 3	H: 0 LOB: 0 BB: 0 P: 3	R: 0 E: 0 K: 0 S: 3	H: 1 LOB: 0 BB: 0 P: 3	R: 0 E: 0 K: 1 S: 5	H: 1 LOB: 0 BB: 0 P: 5	R: 0 E: 0 K: 2 S: 7	H: 0 LOB: 0 BB: 0 P: 7	R: 0 E: 0 K: 1 S: 5	H: 0 LOB: 0 BB: 0 P: 5	R: 0 E: 0 K: 1 S: 6	H: 1 LOB: 1 BB: 0 P: 6	R: 0 E: 0 K: 0 S: 3	H: 0 LOB: 0 BB: 0 P: 3	1B: 5 2B: 0 3B: 0 HR: 0	SF: 0 SAC: 1 DP: 2 HBP: 0	WP: 0 PB: 0 SB: 0 CS: 0	PA: 32					
PITCHER	IP	WLS	BF	H	R	ER	SO	BB	IBB	HBP	BLK	WP	HR	S	P	ERA	WHIP										
Ray Sadecki, L (1.1) ERA: 0.98	9.0	W	32	5	1	1	7	3	0	0	0	0	0	43	55	1.00	0.889										

AB	38
R	5
H	13
RBI	4
BB	0
SO	10
LOB	18



Batter	1	2	3	4	5	6	7	8	9	AB	R	H	RBI	BB	SO	LOB	TOP				
Lou Brock, L OBP: 0.320, SLG: 0.417 (1, 9)	0-0 4-3		0-3 K			0-0 F6		0-0 FC5-4 1B		4	0	1	0	0	1	1	St. Louis Cardinals @ San Francisco Giants Candlestick Park, San Francisco, CA Sat Apr 30 1966, 6:33 AM EDT Att: 40,807 - Unknown				
Alex Johnson, R OBP: 0.277, SLG: 0.361 (1, 7)	0-0 F8			0-0 1-3		0-0 5-3		4-0 FC5-4 BB		3	0	0	0	1	0	0					
Curt Flood, R OBP: 0.414, SLG: 0.523 (1, 8)	0-3 K			0-0 5-3		0-0 S 1B		0-0 FC5-4 G6-3 1-2 2-3		4	0	1	0	0	1	2					
Tim McCarver, L OBP: 0.240, SLG: 0.319 (1, 2)		0-0 G3		0-0 F4		0-0 F4		0-0 G6-3 1-2		4	0	0	0	0	0	3					
Charley Smith, R OBP: 0.431, SLG: 0.600 (1, 5)		0-0 F3			0-0 6-3 E 1B		0-0 E7 1B 1B		0-0 F8		4	1	1	0	0	0					
George Kneek, L OBP: 0.333, SLG: 0.302 (1, 3)		0-0 3-1			0-0 F9		0-0 1B 1-3 1B		0-0 4-1		4	0	1	0	0	1					
Julian Javier, R OBP: 0.236, SLG: 0.242 (1, 4)			0-0 F7		0-0 E1 6-3 1-2		0-0 F6		0-0 F3		4	0	0	0	0	3					
Dal Maxvill, R OBP: 0.235, SLG: 0.250 (1, 6)					0-0 6-3		0-0 G5-4-3 1-2 3-H 1B			2	0	1	0	0	0	2					
Tito Francona, L OBP: 0.333, SLG: 0.250 (7, PH)					1-2 2-3					1	0	1	1	0	0	0					
Jimy Williams, R (7, 6)					0-0 F7		0-0 G5-4-3 1-2 1B			0	0	0	0	0	0	0					
Larry Jaster, L OBP: 0.275, SLG: 0.286 (5, PH)					1-2					1	0	0	0	0	0	1					
Bob Skinner, L OBP: 0.227, SLG: 0.125 (5, 1)										0	0	0	0	0	0	2					
Tracy Stallard, R (5, 1)										0	0	0	0	0	0	0					
Phil Gagliano, R OBP: 0.263, SLG: 0.083 (7, PH)										1	0	0	0	0	0	2					
Nelson Briles, R (7, 1)										0	0	0	0	0	0	0					
Curt Simmons, L OBP: 1.000, SLG: 2.000 (7, 1)										0	0	0	0	0	0	0					
Inning Stats	R: 0 E: 0 K: 1 S: 5	H: 0 LOB: 0 BB: 0 P: 5	R: 0 E: 0 K: 0 S: 3	H: 0 LOB: 0 BB: 0 P: 3	R: 0 E: 0 K: 1 S: 6	H: 1 LOB: 1 BB: 0 P: 6	R: 0 E: 0 K: 0 S: 3	H: 0 LOB: 0 BB: 0 P: 3	R: 0 E: 0 K: 0 S: 5	H: 1 LOB: 2 BB: 0 P: 5	R: 0 E: 0 K: 0 S: 4	H: 1 LOB: 1 BB: 0 P: 4	R: 1 E: 1 K: 0 S: 5	H: 2 LOB: 2 BB: 0 P: 5	R: 0 E: 0 K: 0 S: 3	H: 1 LOB: 0 BB: 0 P: 7	R: 0 E: 0 K: 0 S: 3	H: 0 LOB: 0 BB: 0 P: 3	1B: 6 2B: 0 3B: 0 HR: 0	SF: 0 SAC: 0 DP: 2 HBP: 0	WP: 0 PA: 34 PB: 0 SB: 2 CS: 0
PITCHER Bobby Bolin, R ERA: 2.1 (1, 1)	IP: 9.0 WLS: W BF: 34 H: 6 R: 1 ER: 0 SO: 2 BB: 1 IBB: 0 HBP: 0 BLK: 0 WP: 0 HR: 0 S: 37 P: 41 ERA: 0.00 WHIP: 0.778															PITCHER					

Batter	1	2	3	4	5	6	7	8	9	AB	R	H	RBI	BB	SO	LOB	BOTTOM		
Jim Davenport, R OBP: 0.395, SLG: 0.485 (1, 6) (8, 5)	0-0 G1-4-3 1B	0-0 F8		0-0 F8		0-3 K		0-0 F9		5	0	1	0	0	1	4	St. Louis Cardinals @ San Francisco Giants Candlestick Park, San Francisco, CA Sat Apr 30 1966, 6:33 AM EDT Att: 40,807 - Unknown		
Ollie Brown, R OBP: 0.323, SLG: 0.333 (1, 9)	0-0 G1-4-3 1-2		0-0 F5		0-3 K		0-0 1B 1B	0-0 5-3		5	1	1	0	0	1	1			
Willie Mays, R OBP: 0.368, SLG: 0.672 (1, 8)	0-3 K		0-0 HR 2B		4-0 FC WP BB		0-0 F8			3	1	1	0	1	1	1			
Jim Ray Hart, R OBP: 0.403, SLG: 0.515 (1, 5)		0-0 F7	0-0 F3		0-0 FC		0-0 5-3 1B 2B 1B			4	1	1	0	0	0	2			
Dick Schofield, S (8, 6)					1-3					0	0	0	0	0	0	0			
Orlando Cepeda, R OBP: 0.355, SLG: 0.500 (1, 3)		0-0 6-3			4-0		0-0 5-3 2B 1B			2	0	1	2	1	0	0			
Don Landrum, L OBP: 0.071, SLG: 0.143 (5, PR) (6, 7)							0-0 5-3 2B 1B			0	0	0	0	0	0	0			
Cap Peterson, R OBP: 0.200, SLG: 0.200 (7, PH)							1-2 3-H 2B 1B			1	1	1	1	0	0	0			
Len Gabrielson, L OBP: 0.200, SLG: 0.280 (8, 7)			2-H HR				0-0 5-3 2B 1B			0	0	0	0	0	0	0			
Jesus Alou, R OBP: 0.246, SLG: 0.339 (1, 7)		0-0 E9 BB BB	0-0 4-3		0-0 F7		0-0 5-3			2	1	0	0	0	0	0			
Willie McCovey, L OBP: 0.366, SLG: 0.377 (5, PH) (6, 3)					1-2 2-3 3-H					2	0	0	0	0	0	5			
Bob Barton, R OBP: 0.333, SLG: 0.200 (1, 2)		4-0 BB BB BB		0-0 F3	0-0 F2		0-0 2-H 3-H 2B			1	0	0	0	1	0	0			
Tom Haller, L OBP: 0.397, SLG: 0.528 (5, PH) (6, 2)										2	0	1	2	0	0	3			
Hal Lanier, R OBP: 0.212, SLG: 0.238 (1, 4)		4-0 BB BB BB		0-0 5-3		0-0 F9	0-0 F4			3	0	0	0	1	0	1			
Bobby Bolin, R OBP: 0.308, SLG: 0.100 (1, 1)		4-0 BB BB BB		4-0 BB		0-0 6-3	0-3 K			2	0	0	1	2	1	0			
Inning Stats	R: 0 E: 0 K: 1 S: 5	H: 1 LOB: 0 BB: 0 P: 5	R: 1 E: 1 K: 0 S: 4	H: 0 LOB: 3 BB: 3 P: 16	R: 2 E: 0 K: 0 S: 5	H: 2 LOB: 0 BB: 0 P: 5	R: 0 E: 0 K: 0 S: 3	H: 0 LOB: 1 BB: 1 P: 7	R: 0 E: 0 K: 1 S: 5	H: 0 LOB: 3 BB: 2 P: 14	R: 0 E: 0 K: 1 S: 5	H: 0 LOB: 0 BB: 0 P: 5	R: 3 E: 0 K: 0 S: 7	H: 4 LOB: 1 BB: 0 P: 7	R: 0 E: 0 K: 1 S: 5	H: 0 LOB: 0 BB: 0 P: 5	1B: 4 2B: 2 3B: 0 HR: 1	SF: 0 SAC: 0 DP: 1 HBP: 0	WP: 1 PA: 38 PB: 0 SB: 0 CS: 0
PITCHER Larry Jaster, L ERA: 3.24 (1, 1)	IP: 4.0 WLS: L BF: 19 H: 3 R: 3 ER: 2 SO: 1 BB: 4 IBB: 0 HBP: 0 BLK: 0 WP: 1 HR: 1 S: 11 P: 33 ERA: 4.50 WHIP: 1.750															PITCHER			
Tracy Stallard, R ERA: 3.0 (5, 1)	IP: 2.0 WLS: 9 BF: 9 H: 0 R: 0 ER: 0 SO: 2 BB: 1 IBB: 0 HBP: 0 BLK: 0 WP: 0 HR: 0 S: 11 P: 19 ERA: 0.00 WHIP: 0.500																		
Nelson Briles, R ERA: 5.87 (7, 1)	IP: 0.1 WLS: 3 BF: 2 H: 2 R: 2 ER: 2 SO: 0 BB: 0 IBB: 0 HBP: 0 BLK: 0 WP: 0 HR: 0 S: 3 P: 3 ERA: 54.00 WHIP: 6.000																		
Curt Simmons, L ERA: 3.52 (7, 1)	IP: 1.2 WLS: 7 BF: 2 H: 2 R: 1 ER: 1 SO: 1 BB: 0 IBB: 0 HBP: 0 BLK: 0 WP: 0 HR: 0 S: 9 P: 9 ERA: 5.40 WHIP: 1.200																		

Batter	1	2	3	4	5	6	7	8	9	AB	R	H	RBI	BB	SO	LOB	TOP			
Lou Brock, L (1,9) OBP: 0.304, SLG: 0.395	0-3 K		0-0 CS	0-0 F5		0-0 F6			0-3 K	4	0	0	0	0	2	0	St. Louis Cardinals @ San Francisco Giants Candlestick Park, San Francisco, CA Sun May 01 1966, 6:33 AM EDT Att: 31,273 - Unknown livebaseballscorecards.com			
Alex Johnson, R (1,7) OBP: 0.275, SLG: 0.354	0-3 K			0-0 F8			0-0 FC3-6 1B		0-0 F8	4	0	1	0	0	1	0				
Curt Flood, R (1,8) OBP: 0.405, SLG: 0.507	0-0 6-3			0-0 1B			0-0 F4		0-0 F9	4	0	1	0	0	0	1				
Tim McCarver, L (1,2)		0-0 F7		0-0 F7			0-0 FC3-6 FC5-4 1-2			3	0	0	0	0	0	2				
Charley Smith, R (1,5) OBP: 0.412, SLG: 0.571		0-0 F8			0-3 K		0-0 FC5-4 1-2			3	0	0	0	0	1	1				
George Kemeck, L (1,3) OBP: 0.314, SLG: 0.283	0-3 K				0-0 6-3				0-0 F6	3	0	0	0	0	1	0				
Julian Javier, R (1,4) OBP: 0.227, SLG: 0.232			0-0 6-3		0-3 K				0-0 6-3	3	0	0	0	0	1	0				
Dal Maxvill, R (1,6) OBP: 0.263, SLG: 0.278						0-3 K			0-0 1B	2	0	1	0	0	1	0				
Bob Skinner, L (8, PH) OBP: 0.300, SLG: 0.222				0-0 FC1-6 1B					0-0 1B	1	0	1	0	0	0	0				
Bob Gibson, R (1,1) OBP: 0.250, SLG: 0.250				0-0 FC1-6 CS 1-2		0-0 F8			0-0 F7	0	0	0	0	0	0	1				
Tito Francona, L (8, PH) OBP: 0.300, SLG: 0.222										1	0	0	0	0	0	1				
Dennis Aust, R (8,1)										0	0	0	0	0	0	0				
Inning Stats	R: 0 E: 0 K: 2 S: 7	H: 0 LOB: 0 BB: 0 P: 7	R: 0 E: 0 K: 1 S: 5	H: 0 LOB: 0 BB: 0 P: 5	R: 0 E: 0 K: 0 S: 3	H: 1 LOB: 0 BB: 0 P: 3	R: 0 E: 0 K: 0 S: 4	H: 1 LOB: 1 BB: 0 P: 4	R: 0 E: 0 K: 2 S: 7	H: 0 LOB: 0 BB: 0 P: 7	R: 0 E: 0 K: 0 S: 4	H: 1 LOB: 1 BB: 0 P: 4	R: 0 E: 0 K: 0 S: 4	H: 1 LOB: 1 BB: 0 P: 4	R: 0 E: 0 K: 1 S: 5	H: 0 LOB: 0 BB: 0 P: 5	1B: 4 2B: 0 3B: 0 HR: 0	SF: 0 SAC: 0 DP: 0 HBP: 0	WP: 0 PB: 0 SB: 0 CS: 1	PA: 31
PITCHER Gaylord Perry, R (1,1) ERA: 2.49	IP: 9.0 WLS: W BF: 30 H: 4 R: 0 ER: 0 SO: 7 BB: 0 IBB: 0 HBP: 0 BLK: 0 WP: 0 HR: 0 S: 44 P: 44 ERA: 0.00 WHIP: 0.444																			

Batter	1	2	3	4	5	6	7	8	9	AB	R	H	RBI	BB	SO	LOB	BOTTOM			
Dick Schofield, S (1,6) OBP: 0.077, SLG: 0.077	0-0 F8			0-0 E SF6 1B	0-0 F9			0-3 K		4	1	1	0	0	1	1	St. Louis Cardinals @ San Francisco Giants Candlestick Park, San Francisco, CA Sun May 01 1966, 6:33 AM EDT Att: 31,273 - Unknown livebaseballscorecards.com			
Tom Haller, L (1,2) OBP: 0.364, SLG: 0.491	0-3 K			0-3 K		0-0 F9		0-0 F8		4	0	0	0	0	2	1				
Willie Mays, R (1,8) OBP: 0.357, SLG: 0.651	0-3 K			0-0 E5 BB		0-0 4-3				2	0	0	0	0	1	1				
Don Landrum, L (4, PR) OBP: 0.067, SLG: 0.133	0-3 K			1-3 BB						1	0	0	0	0	0	0				
Willie McCovey, L (1,3) OBP: 0.351, SLG: 0.365		0-0 4-3		0-0 SF6		0-0 F5				2	0	0	1	0	0	0				
Jim Ray Hart, R (1,5) OBP: 0.400, SLG: 0.500		0-0 5-3		3-H 4-0 BB						2	0	0	0	1	0	0				
Ollie Brown, R (8,9) OBP: 0.323, SLG: 0.333		0-0 5-3		1-2 BB			0-0 1-3			0	0	0	0	0	0	0				
Orlando Cepeda, R (1,7) OBP: 0.324, SLG: 0.452		0-3 K		0-0 5-3			0-3 K			3	0	0	0	0	2	2				
Jim Davenport, R (8,5) OBP: 0.395, SLG: 0.485										0	0	0	0	0	0	0				
Len Gabrielson, L (1,9) OBP: 0.303, SLG: 0.393			0-3 K		0-0 F8		0-0 HR			3	1	1	1	0	1	0				
Hal Lanier, R (1,4) OBP: 0.217, SLG: 0.242			0-0 F7		0-0 SH2-4 1B		0-0 F5			3	0	1	0	0	0	0				
Gaylord Perry, R (1,1)			0-0 4-3		0-0 SH2-4 1-2			0-3 K		2	0	0	0	0	1	0				
Inning Stats	R: 0 E: 0 K: 2 S: 7	H: 0 LOB: 0 BB: 0 P: 7	R: 0 E: 0 K: 1 S: 5	H: 0 LOB: 0 BB: 0 P: 5	R: 0 E: 0 K: 1 S: 5	H: 0 LOB: 0 BB: 0 P: 5	R: 1 E: 1 K: 1 S: 7	H: 1 LOB: 2 BB: 1 P: 11	R: 0 E: 0 K: 0 S: 4	H: 1 LOB: 1 BB: 0 P: 4	R: 0 E: 0 K: 0 S: 3	H: 0 LOB: 0 BB: 0 P: 3	R: 1 E: 0 K: 1 S: 6	H: 1 LOB: 0 BB: 0 P: 6	R: 0 E: 0 K: 2 S: 7	H: 0 LOB: 0 BB: 0 P: 7	1B: 2 2B: 0 3B: 0 HR: 1	SF: 1 SAC: 1 DP: 0 HBP: 0	WP: 0 PB: 0 SB: 0 CS: 0	PA: 29
PITCHER Bob Gibson, R (1,1) ERA: 2.18	IP: 7.0 WLS: L BF: 26 H: 3 R: 2 ER: 1 SO: 6 BB: 1 IBB: 0 HBP: 0 BLK: 0 WP: 0 HR: 1 S: 37 P: 41 ERA: 1.29 WHIP: 0.571																			
Dennis Aust, R (8,1) ERA: 1.93	IP: 1.0 WLS: L BF: 3 H: 0 R: 0 ER: 0 SO: 2 BB: 0 IBB: 0 HBP: 0 BLK: 0 WP: 0 HR: 0 S: 7 P: 7 ERA: 0.00 WHIP: 0.000																			

Batter	1	2	3	4	5	6	7	8	9	AB	R	H	RBI	BB	SO	LOB	TOP						
Chuck Hiller, L (1.4) OBP: 0.667, SLG: 0.625										4	0	2	1	0	0	1	New York Mets @ St. Louis Cardinals Sportsman's Park, St. Louis, MO Tue May 03 1966, 8:05 PM EDT Att: 8,645 - Unknown						
Al Uplow, L (1.7) OBP: 0.296, SLG: 0.308										4	0	2	0	0	1	1							
Ken Boyer, R (1.5) OBP: 0.411, SLG: 0.592										3	0	0	0	1	1	1							
Ed Kranepool, L (1.3) OBP: 0.306, SLG: 0.500										4	0	0	0	0	1	4							
Johnny Lewis, L (1.9) OBP: 0.300, SLG: 0.259										3	0	0	0	0	2	1							
Ron Hunt, R (9, PH) OBP: 0.309, SLG: 0.306										1	0	0	0	0	0	0							
Jim Hickman, R (1.8) OBP: 0.243, SLG: 0.200										4	1	1	0	0	0	0							
Roy McMillan, R (1.6) OBP: 0.277, SLG: 0.238										2	1	0	0	2	0	0							
Jerry Grote, R (1.2) OBP: 0.400, SLG: 0.292										2	0	0	0	1	2	1							
Tug McGraw, R (1.1) ERA: 3.86										1	0	1	0	0	0	0							
Dick Selma, R (4.1) ERA: 4.15										0	0	0	0	0	0	0							
Lou Kimchick, L (5, PH) ERA: 3.86										0	0	0	0	0	0	2							
Dennis Ribant, R (5.1) ERA: 3.86										0	0	0	0	0	0	0							
Gordie Richardson, L (5.1) ERA: 3.86										0	0	0	0	0	0	0							
Billy Murphy, R (7, PH) ERA: 3.32										1	0	0	0	0	1	0							
Jack Fisher, R (7.1) ERA: 3.32										0	0	0	0	0	0	0							
Inning Stats	R: 0 E: 0 K: 0 S: 3	H: 1 LOB: 0 BB: 0 P: 3	R: 0 E: 0 K: 1 S: 5	H: 0 LOB: 0 BB: 0 P: 5	R: 0 E: 0 K: 1 S: 5	H: 1 LOB: 1 BB: 1 P: 9	R: 0 E: 0 K: 1 S: 6	H: 1 LOB: 1 BB: 0 P: 6	R: 2 E: 0 K: 1 S: 7	H: 3 LOB: 3 BB: 3 P: 19	R: 0 E: 0 K: 1 S: 5	H: 0 LOB: 0 BB: 0 P: 5	R: 0 E: 0 K: 2 S: 7	H: 0 LOB: 0 BB: 0 P: 7	R: 0 E: 0 K: 1 S: 5	H: 0 LOB: 0 BB: 0 P: 3	R: 0 E: 0 K: 0 S: 3	H: 0 LOB: 0 BB: 0 P: 3	1B: 5 2B: 2 3B: 0 HR: 0	SF: 0 SAC: 0 DP: 3 HBP: 0	WP: 0 PB: 0 SB: 0 CS: 1	PA: 34	
PITCHER	IP WLS BF H R ER SO BB IBB HBP BLK WP HR S P ERA WHIP																						
Ray Washburn, R (1.1) ERA: 4.81	4.2	20	6	2	2	3	3	0	0	0	0	0	0	0	0	23	35	3.86	1.929				
Dennis Aust, R (5.1) ERA: 1.53	0.0	1	0	0	0	0	1	0	0	0	0	0	0	0	0	4	∞	∞	∞				
Joe Hoerner, L (5.1) ERA: 1.8	0.1	1	0	0	0	1	0	0	0	0	0	0	0	0	3	3	0.00	0.000					
Al Jackson, L (6.1) ERA: 1.08	4.0	W 12	0	0	0	4	0	0	0	0	0	0	0	0	20	20	0.00	0.000					

Batter	1	2	3	4	5	6	7	8	9	AB	R	H	RBI	BB	SO	LOB	BOTTOM						
Lou Brock, L (1.9) OBP: 0.298, SLG: 0.395										5	0	1	2	0	3	3	New York Mets @ St. Louis Cardinals Sportsman's Park, St. Louis, MO Tue May 03 1966, 8:05 PM EDT Att: 8,645 - Unknown						
Alex Johnson, R (1.7) OBP: 0.257, SLG: 0.329										5	0	0	0	0	2	2							
Curt Flood, R (1.8) OBP: 0.397, SLG: 0.493										4	0	1	0	0	1	1							
Charley Smith, R (1.5) OBP: 0.417, SLG: 0.561										3	1	1	0	1	1	1							
Phil Gagliano, R (1.3) OBP: 0.263, SLG: 0.188										4	1	2	0	0	0	3							
Julian Javier, R (1.4) OBP: 0.228, SLG: 0.233										4	1	1	0	0	0	3							
Dal Maxvill, R (1.6) OBP: 0.304, SLG: 0.364										4	1	2	1	0	1	1							
Pat Corrales, R (1.2) OBP: 0.316, SLG: 0.368										4	1	3	0	0	0	1							
Ray Washburn, R (1.1) OBP: 0.222, SLG: 0.143										0	0	0	1	1	0	0							
Dennis Aust, R (5.1) ERA: 3.86										0	0	0	0	0	0	0							
Joe Hoerner, R (5.1) ERA: 3.86										0	0	0	0	0	0	0							
Bob Skinner, L (5, PH) OBP: 0.273, SLG: 0.200										1	0	0	0	0	1	1							
Al Jackson, L (6.1) ERA: 1.08										1	0	0	0	0	1	1							
Inning Stats	R: 0 E: 0 K: 1 S: 7	H: 2 LOB: 2 BB: 0 P: 7	R: 0 E: 0 K: 1 S: 6	H: 1 LOB: 1 BB: 1 P: 10	R: 0 E: 1 K: 0 S: 4	H: 0 LOB: 1 BB: 0 P: 4	R: 3 E: 0 K: 0 S: 7	H: 4 LOB: 1 BB: 0 P: 7	R: 2 E: 0 K: 1 S: 7	H: 2 LOB: 1 BB: 1 P: 11	R: 0 E: 0 K: 1 S: 5	H: 0 LOB: 0 BB: 0 P: 5	R: 0 E: 0 K: 2 S: 8	H: 1 LOB: 1 BB: 0 P: 8	R: 0 E: 0 K: 2 S: 8	H: 1 LOB: 1 BB: 0 P: 8	R: 0 E: 0 K: 0 S: 3	H: 0 LOB: 0 BB: 0 P: 3	1B: 8 2B: 3 3B: 0 HR: 0	SF: 1 SAC: 0 DP: 0 HBP: 0	WP: 0 PB: 0 SB: 0 CS: 0	PA: 38	
PITCHER	IP WLS BF H R ER SO BB IBB HBP BLK WP HR S P ERA WHIP																						
Tug McGraw, L (1.1) ERA: 3.86	3.1	L 19	7	3	3	2	1	0	0	0	0	0	0	0	0	22	26	8.10	2.400				
Dick Selma, R (4.1) ERA: 4.15	0.2	2	0	0	0	0	0	0	0	0	0	0	2	2	0	0	0.00	0.000					
Dennis Ribant, R (5.1) ERA: 3.86	0.2	5	2	2	2	0	1	0	0	0	0	0	4	8	27.00	4.500							
Gordie Richardson, L (5.1) ERA: 3.86	1.1	4	0	0	0	2	0	0	0	0	0	0	8	8	0.00	0.000							
Jack Fisher, R (7.1) ERA: 3.32	2.0	8	2	0	0	4	0	0	0	0	0	0	16	16	0.00	1.000							

AB 30
R 2
H 6
RBI 1
BB 4
SO 8
LOB 11



AB 35
R 5
H 11
RBI 4
BB 2
SO 8
LOB 17



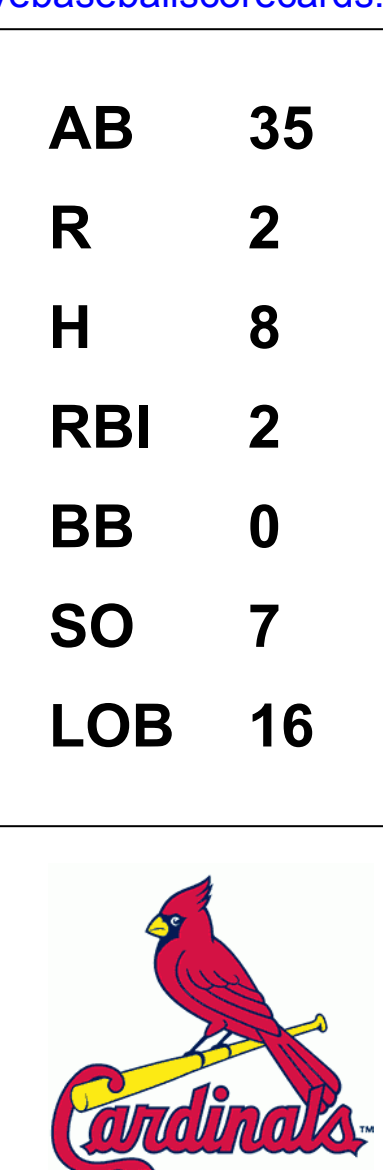
Batter	1	2	3	4	5	6	7	8	9	AB	R	H	RBI	BB	SO	LOB	TOP								
Eddie Bressoud, R OBP: 0.267, SLG: 0.429 (1, 4)										5	2	3	2	0	0	2	New York Mets @ St. Louis Cardinals Sportsman's Park, St. Louis, MO Wed May 04 1966, 8:05 PM EDT Att: 7,924 - Unknown								
Roy McMillan, R OBP: 0.269, SLG: 0.217 (1, 6)										4	1	0	0	1	0	1									
Ken Boyer, R OBP: 0.393, SLG: 0.556 (1, 5)										5	0	1	1	0	1	1									
Jim Hickman, R OBP: 0.262, SLG: 0.205 (8, 8)										4	2	1	0	1	1	2									
Ron Swoboda, R OBP: 0.250, SLG: 0.310 (1, 7)										4	1	2	3	0	1	1									
Ed Kranevool, L OBP: 0.302, SLG: 0.468 (1, 3)										3	1	0	0	1	1	1									
Jerry Grote, R OBP: 0.382, SLG: 0.259 (1, 2)										3	0	0	0	0	1	0									
Billy Murphy, R (1, 8)										2	1	0	0	1	0	0									
Johnny Lewis, L OBP: 0.300, SLG: 0.259 (8, PH)										0	0	0	0	0	0	0									
Ron Hunt, R OBP: 0.304, SLG: 0.300 (8, PH)										1	0	0	0	0	0	1									
Al Luplow, L OBP: 0.296, SLG: 0.308 (8, 9)										0	0	0	0	0	0	0									
Jack Hamilton, R OBP: 0.273, SLG: 0.200 (1, 1)										4	0	0	0	0	0	4									
Inning Stats	R: 3 E: 0 K: 2 S: 9	H: 2 LOB: 0 BB: 1 P: 13	R: 2 E: 2 K: 1 S: 7	H: 2 LOB: 2 BB: 2 P: 15	R: 0 E: 0 K: 0 S: 3	H: 0 LOB: 0 BB: 0 P: 3	R: 1 E: 0 K: 0 S: 4	H: 1 LOB: 0 BB: 0 P: 4	R: 0 E: 0 K: 1 S: 6	H: 1 LOB: 1 BB: 0 P: 6	R: 0 E: 0 K: 0 S: 3	H: 0 LOB: 0 BB: 0 P: 3	R: 0 E: 0 K: 0 S: 3	H: 0 LOB: 0 BB: 0 P: 3	R: 2 E: 3 K: 1 S: 7	H: 1 LOB: 2 BB: 1 P: 12	R: 0 E: 0 K: 0 S: 3	H: 0 LOB: 0 BB: 0 P: 3	1B: 4 2B: 1 3B: 0 HR: 2	SF: 0 SAC: 0 DP: 0 HBP: 1	WP: 0 PB: 0 SB: 0 CS: 1	PA: 40			
PITCHER	IP	WLS	BF	H	R	ER	SO	BB	IBB	HBP	BLK	WP	HR	S	P	ERA	WHIP								
Ray Sadecki, L ERA: 2.22 (1, 1)	6.0	L	27	6	6	4	4	3	0	0	0	0	2	32	44	6.00	1.500								
Tracy Stallard, R ERA: 2.45 (7, 1)	1.1		7	1	2	0	1	0	1	1	0	0	0	7	12	0.00	0.750								
Hal Woodeshick, L ERA: 3.86 (8, 1)	0.2		3	0	0	0	0	0	0	0	0	0	0	3	3	0.00	0.000								
Don Dennis, R ERA: (9, 1)	1.0		3	0	0	0	0	0	0	0	0	0	0	3	3	0.00	0.000								
Batter	1	2	3	4	5	6	7	8	9	AB	R	H	RBI	BB	SO	LOB	BOTTOM								
Lou Brock, L OBP: 0.295, SLG: 0.381 (1, 9)										3	0	0	0	1	0	0	New York Mets @ St. Louis Cardinals Sportsman's Park, St. Louis, MO Wed May 04 1966, 8:05 PM EDT Att: 7,924 - Unknown								
Alex Johnson, R OBP: 0.244, SLG: 0.311 (1, 7)										4	0	0	0	0	1	2									
Curt Flood, R OBP: 0.383, SLG: 0.474 (1, 8)										3	0	0	0	0	1	0									
Tito Francona, L OBP: 0.231, SLG: 0.167 (1, 3)										3	0	0	0	0	1	0									
Charley Smith, R OBP: 0.400, SLG: 0.536 (1, 5)										3	0	0	0	0	2	0									
Julian Javier, R OBP: 0.220, SLG: 0.224 (1, 4)										3	0	0	0	0	0	0									
Dal Maxvill, R OBP: 0.269, SLG: 0.320 (1, 6)										3	0	0	0	0	0	0									
Pat Corrales, R OBP: 0.273, SLG: 0.318 (1, 2)										3	0	0	0	0	0	0									
Ray Sadecki, L OBP: 0.429, SLG: 0.857 (8, PH)										1	0	1	0	0	0	0									
George Kottick, L OBP: 0.208, SLG: 0.277 (7, 1)										0	0	0	0	0	0	0									
Tracy Stallard, R (8, 1)										0	0	0	0	0	0	0									
Hal Woodeshick, R (9, 1)										0	0	0	0	0	0	0									
Don Dennis, R (8, PH)										1	0	0	0	0	0	0									
Bob Skinner, L OBP: 0.250, SLG: 0.182 (8, PH)										0	0	0	0	0	0	0									
Inning Stats	R: 0 E: 0 K: 0 S: 3	H: 0 LOB: 0 BB: 0 P: 3	R: 0 E: 0 K: 1 S: 5	H: 0 LOB: 0 BB: 0 P: 5	R: 0 E: 0 K: 1 S: 6	H: 1 LOB: 2 BB: 1 P: 10	R: 0 E: 0 K: 2 S: 7	H: 0 LOB: 0 BB: 0 P: 7	R: 0 E: 0 K: 1 S: 3	H: 0 LOB: 0 BB: 0 P: 3	R: 0 E: 0 K: 1 S: 5	H: 0 LOB: 0 BB: 0 P: 5	R: 0 E: 0 K: 1 S: 5	H: 0 LOB: 0 BB: 0 P: 5	R: 0 E: 0 K: 0 S: 3	H: 0 LOB: 0 BB: 0 P: 3	R: 0 E: 0 K: 0 S: 3	H: 0 LOB: 0 BB: 0 P: 3	1B: 1 2B: 0 3B: 0 HR: 0	SF: 0 SAC: 0 DP: 0 HBP: 0	WP: 0 PB: 0 SB: 0 CS: 0	PA: 29			
PITCHER	IP	WLS	BF	H	R	ER	SO	BB	IBB	HBP	BLK	WP	HR	S	P	ERA	WHIP								
Jack Hamilton, R ERA: 2.17 (1, 1)	9.0	W	29	1	0	0	6	1	0	0	0	0	0	40	44	0.00	0.222								

Batter	1	2	3	4	5	6	7	8	9	AB	R	H	RBI	BB	SO	LOB	TOP			
Don Landrum, L (1,7) OBP: 0.100, SLG: 0.150										4	1	1	0	0	0	0	San Francisco Giants @ St. Louis Cardinals Sportsman's Park, St. Louis, MO Fri May 06 1966, 8:05 PM EDT Att: 14,764 - Unknown			
Willie McCovey, L (1,3) OBP: 0.361, SLG: 0.408 Orlando Cepeda, R (9,3) OBP: 0.318, SLG: 0.439										3	1	0	0	1	1	0				
Willie Mays, R (1,8) OBP: 0.330, SLG: 0.593										4	0	0	0	0	1	2				
Jim Ray Hart, R (1,5) OBP: 0.404, SLG: 0.500										4	1	1	2	0	2	0				
Tom Haller, L (1,2) OBP: 0.377, SLG: 0.522										4	1	1	1	0	2	1				
Len Gabrielson, L (1,9) OBP: 0.310, SLG: 0.389 Ollie Brown, R (7,9) OBP: 0.326, SLG: 0.333										2	0	0	0	1	2	0				
Tito Fuentes, S (1,4)										3	0	0	0	0	1	1				
Hal Lanier, R (1,6) OBP: 0.220, SLG: 0.231										3	0	0	0	0	2	2				
Gaylord Perry, R (1,1) Frank Linzy, R (8,1) OBP: 0.333, SLG: 1.000										3	0	0	0	0	2	0				
										0	0	0	0	0	0	0				
Inning Stats	R: 3 E: 1 K: 1 S: 8	H: 2 LOB: 2 BB: 2 P: 16	R: 0 E: 0 K: 0 S: 3	H: 0 LOB: 0 BB: 0 P: 3	R: 0 E: 0 K: 2 S: 7	H: 0 LOB: 0 BB: 0 P: 7	R: 0 E: 0 K: 2 S: 7	H: 0 LOB: 0 BB: 0 P: 7	R: 0 E: 0 K: 3 S: 5	H: 0 LOB: 0 BB: 0 P: 5	R: 0 E: 0 K: 3 S: 9	H: 0 LOB: 0 BB: 0 P: 9	R: 0 E: 0 K: 1 S: 5	H: 0 LOB: 0 BB: 0 P: 5	R: 1 E: 0 K: 2 S: 8	H: 1 LOB: 0 BB: 0 P: 8	1B: 1 2B: 0 3B: 1 HR: 1	SF: 0 SAC: 0 DP: 0 HBP: 0	WP: 0 PB: 0 SB: 0 CS: 0	PA: 33
PITCHER Bob Gibson, R (1,1) ERA: 2.36	IP: 9.0 WLS: L BF: 33 H: 3 R: 4 ER: 3 SO: 14 BB: 2 IBB: 0 HBP: 0 BLK: 0 WP: 0 HR: 1 S: 59 P: 67 ERA: 3.00 WHIP: 0.556																			

AB	31
R	4
H	3
RBI	3
BB	2
SO	14
LOB	6



Batter	1	2	3	4	5	6	7	8	9	AB	R	H	RBI	BB	SO	LOB	BOTTOM			
Lou Brock, L (1,9) OBP: 0.293, SLG: 0.386										4	1	1	0	0	1	1	San Francisco Giants @ St. Louis Cardinals Sportsman's Park, St. Louis, MO Fri May 06 1966, 8:05 PM EDT Att: 14,764 - Unknown			
Alex Johnson, R (1,7) OBP: 0.235, SLG: 0.299 Bob Skinner, L (8, PH) OBP: 0.231, SLG: 0.167 Mike Shannon, R (8, PR) OBP: 0.500, SLG: 0.500										3	0	0	0	0	3	0				
Curt Flood, R (1,8) OBP: 0.376, SLG: 0.463										4	0	1	1	0	0	1				
Tito Francona, L (1,3) OBP: 0.294, SLG: 0.250										4	1	2	0	0	0	3				
Charley Smith, R (1,5) OBP: 0.405, SLG: 0.534										4	0	2	0	0	0	3				
Tim McCarver, L (1,2) OBP: 0.211, SLG: 0.278										4	0	0	0	0	0	5				
Julian Javier, R (1,4) OBP: 0.224, SLG: 0.228 George Kernek, L (9, PH) OBP: 0.302, SLG: 0.271										3	0	1	1	0	0	0				
Dal Maxvill, R (1,6) OBP: 0.241, SLG: 0.286 Phil Gagliano, R (9, PH) OBP: 0.250, SLG: 0.176										1	0	0	0	0	0	0				
Bob Gibson, R (1,1) OBP: 0.263, SLG: 0.263										3	0	1	0	0	2	0				
Inning Stats	R: 0 E: 0 K: 2 S: 7	H: 0 LOB: 0 BB: 0 P: 7	R: 1 E: 0 K: 0 S: 5	H: 3 LOB: 1 BB: 0 P: 5	R: 0 E: 0 K: 2 S: 7	H: 0 LOB: 0 BB: 0 P: 7	R: 0 E: 0 K: 0 S: 4	H: 1 LOB: 1 BB: 0 P: 4	R: 0 E: 0 K: 0 S: 4	H: 1 LOB: 1 BB: 0 P: 4	R: 0 E: 0 K: 1 S: 7	H: 2 LOB: 2 BB: 0 P: 7	R: 0 E: 0 K: 1 S: 5	H: 0 LOB: 0 BB: 0 P: 5	R: 1 E: 2 K: 0 S: 5	H: 1 LOB: 2 BB: 0 P: 5		1B: 7 2B: 1 3B: 0 HR: 0	SF: 0 SAC: 0 DP: 2 HBP: 0	WP: 0 PB: 0 SB: 0 CS: 0
PITCHER Gaylord Perry, R (1,1) ERA: 2.23 Frank Linzy, R (8,1) ERA: 3.63	IP: 7.0 WLS: W BF: 29 H: 7 R: 2 ER: 1 SO: 6 BB: 0 IBB: 0 HBP: 0 BLK: 0 WP: 0 HR: 0 S: 41 P: 41 ERA: 1.29 WHIP: 1.143																			



Batter	1	2	3	4	5	6	7	8	9	AB	R	H	RBI	BB	SO	LOB	TOP					
Lou Brock, L OBP: 0.276, SLG: 0.350 (1, 9)	K		K				E3		K	5	0	0	0	0	4	1						
Mike Shannon, R OBP: 0.316, SLG: 0.611 (1, 7)	K		3B			F9	G3		HR	4	2	1	1	1	1	1						
Curt Flood, R OBP: 0.367, SLG: 0.495 (1, 8)	K		SF8			3-1		HR	E8	5	2	2	3	0	1	0						
Orlando Cepeda, R OBP: 0.356, SLG: 0.566 (1, 3)		6-3	SF8				HR		K	4	2	2	2	0	1	1						
Tito Francona, L OBP: 0.290, SLG: 0.217 (9, 3)								2B	SF8	0	0	0	0	0	0	0						
Tim McCarver, L OBP: 0.217, SLG: 0.333 (1, 2)		F8	F9			P6		SF8	1B	4	0	1	0	0	0	0						
Charley Smith, R OBP: 0.385, SLG: 0.512 (1, 5)					F7			SF8		3	0	1	1	0	1	0						
Julian Javier, R OBP: 0.222, SLG: 0.217 (1, 4)					P4		K		P3	3	0	0	0	1	1	1						
Jerry Buchek, R OBP: 0.275, SLG: 0.267 (1, 6)					F7		G3		P5	4	0	0	0	0	1	3						
Bob Gibson, R OBP: 0.304, SLG: 0.435 (1, 1)						P6			G3	4	2	2	1	0	0	0						
Inning Stats	R: 0 E: 0 K: 3 S: 9	H: 0 LOB: 0 BB: 0 P: 9	R: 0 E: 0 K: 0 S: 4	H: 1 LOB: 2 BB: 1 P: 8	R: 3 E: 0 K: 1 S: 7	H: 2 LOB: 0 BB: 1 P: 11	R: 0 E: 0 K: 1 S: 5	H: 0 LOB: 0 BB: 0 P: 5	R: 0 E: 0 K: 1 S: 5	H: 0 LOB: 0 BB: 0 P: 5	R: 1 E: 0 K: 1 S: 6	H: 1 LOB: 1 BB: 0 P: 6	R: 1 E: 1 K: 1 S: 7	H: 1 LOB: 1 BB: 0 P: 7	R: 2 E: 0 K: 0 S: 6	H: 3 LOB: 1 BB: 0 P: 6	R: 1 E: 1 K: 2 S: 9	H: 1 LOB: 1 BB: 0 P: 9	1B: 2 2B: 2 3B: 1 HR: 4	SF: 2 SAC: 0 DP: 0 HBP: 0	WP: 0 PB: 1 SB: 0 CS: 0	PA: 40
PITCHER	IP	WLS	BF	H	R	ER	SO	BB	IBB	HBP	BLK	WP	HR	S	P	ERA	WHIP					
Bill Faul, R ERA: 4.32 (1, 1)	6.0	L	24	4	4	4	7	2	0	0	0	0	1	36	44	6.00	1.000					
Ted Abernathy, R ERA: 5.12 (7, 1)	1.0		8	4	3	3	1	0	0	0	0	0	1	10	10	27.00	4.000					
Bill Connors, R ERA: 15.0 (8, 1)	1.0		3	0	0	0	0	0	0	0	0	0	0	3	3	0.00	0.000					
Bob Hendley, L ERA: 4.22 (9, 1)	1.0		5	1	1	1	2	0	0	0	0	0	1	9	9	9.00	1.000					

St. Louis Cardinals @ Chicago Cubs
Wrigley Field, Chicago, IL
Tue May 10 1966, 3:33 AM CDT
Att: 1,333 - Unknown

AB 36
R 8
H 9
RBI 8
BB 2
SO 10
LOB 7



Batter	1	2	3	4	5	6	7	8	9	AB	R	H	RBI	BB	SO	LOB	BOTTOM					
Glenn Beckert, R OBP: 0.271, SLG: 0.293 (1, 4)	F7		5-3			1B		F7		4	0	1	0	0	0	0						
Don Kessinger, S OBP: 0.295, SLG: 0.290 (1, 6)	F9		F8							4	0	2	0	0	0	0						
Billy Williams, L OBP: 0.235, SLG: 0.240 (1, 9)	P4				F8		P3		4-3	4	0	0	0	0	0	3						
Ron Santo, R OBP: 0.406, SLG: 0.476 (1, 5)		G3			K		P5			4	0	1	0	0	1	2						
Wes Covington, L OBP: 0.167, SLG: 0.091 (1, 7)		1B			5-3			9		4	0	1	0	0	0	1						
Byron Browne, R OBP: 0.347, SLG: 0.523 (1, 8)		1B				K		6-3		4	0	1	0	0	2	1						
14 Ernie Banks, R OBP: 0.210, SLG: 0.207 (1, 3)		K			G5-4-3		FC5-4		K	2	0	0	0	2	2	3						
Randy Hundley, R OBP: 0.224, SLG: 0.342 (1, 2)		K			G5-4-3		FC5-4			3	0	0	0	0	1	4						
Bill Faul, R ERA: 4.32 (1, 1)					F8					1	0	0	0	0	0	0						
Jimmy Stewart, S OBP: 0.118, SLG: 0.235 (6, PH)										1	0	0	0	0	0	0						
Ted Abernathy, R ERA: 5.12 (7, 1)										0	0	0	0	0	0	0						
Bill Connors, R ERA: 15.0 (8, 1)										0	0	0	0	0	0	0						
John Herstein, L OBP: 0.269, SLG: 0.160 (8, PH)										1	0	0	0	0	1	0						
Bob Hendley, R ERA: 4.22 (9, 1)										0	0	0	0	0	0	0						
Inning Stats	R: 0 E: 0 K: 0 S: 3	H: 0 LOB: 0 BB: 0 P: 3	R: 0 E: 0 K: 2 S: 9	H: 2 LOB: 2 BB: 0 P: 9	R: 0 E: 0 K: 0 S: 3	H: 0 LOB: 0 BB: 0 P: 3	R: 0 E: 0 K: 1 S: 5	H: 0 LOB: 0 BB: 0 P: 5	R: 0 E: 0 K: 0 S: 3	H: 2 LOB: 2 BB: 0 P: 5	R: 0 E: 0 K: 0 S: 3	H: 0 LOB: 1 BB: 1 P: 7	R: 0 E: 0 K: 1 S: 6	H: 1 LOB: 1 BB: 0 P: 6	R: 0 E: 0 K: 2 S: 8	H: 1 LOB: 1 BB: 0 P: 8	1B: 6 2B: 0 3B: 0 HR: 0	SF: 0 SAC: 0 DP: 1 HBP: 0	WP: 0 PB: 0 SB: 0 CS: 0	PA: 34		
PITCHER	IP	WLS	BF	H	R	ER	SO	BB	IBB	HBP	BLK	WP	HR	S	P	ERA	WHIP					
Bob Gibson, R ERA: 1.94 (1, 1)	9.0	W	34	6	0	0	7	2	0	0	0	0	0	46	54	0.00	0.889					

St. Louis Cardinals @ Chicago Cubs
Wrigley Field, Chicago, IL
Tue May 10 1966, 3:33 AM CDT
Att: 1,333 - Unknown

AB 32
R 0
H 6
RBI 0
BB 2
SO 7
LOB 14



Batter	1	2	3	4	5	6	7	8	9	AB	R	H	RBI	BB	SO	LOB	TOP								
Felipe Alou, R OBP: 0.318, SLG: 0.510 (1, 3) (7, 7)	0-0 5-3		0-0 1B		0-0 E6 HBP		0-3 K 4-3	0-0 1B 1-2 2-H		5	0	2	0	0	1	2									
Mack Jones, L OBP: 0.500, SLG: 0.333 (1, 8)	0-3 K		0-0 FC6-4 1B		1-0 HBP		0-0 4-3		0-0 F9	3	0	1	1	0	1	1									
Lee Thomas, L OBP: 0.242, SLG: 0.374 (7, 3)			1-3 1B		1-2 2-3 HBP		1-2 2-3		1-2 3-H 0-0	1	0	0	0	0	0	0									
Hank Aaron, R OBP: 0.302, SLG: 0.532 (1, 9)	0-3 K		0-0 FC6-4 1-2		0-0 F3		0-0 F8		0-3 K	5	0	0	0	0	2	6									
Joe Torre, R OBP: 0.371, SLG: 0.553 (1, 2)		0-0 FC4-6 1B		0-0 F8		0-3 K		0-0 L9	0-0 6-3	5	0	1	0	0	1	3									
Gary Geiger, L OBP: 0.365, SLG: 0.436 (1, 7) (7, 8)		0-0 FC4-6 1-2		0-0 6-3		0-0 P4		0-0 F3		4	0	0	0	0	0	1									
Eddie Mathews, L OBP: 0.281, SLG: 0.273 (1, 5)		0-0 F7		4-0 BB		0-0 P6		0-0 HR		3	1	1	1	1	0	1									
Woody Woodward, R OBP: 0.338, SLG: 0.313 (1, 6)		0-0 F8		0-3 K		0-3 K		0-0 3B		4	1	1	0	0	2	2									
Frank Bolling, R OBP: 0.189, SLG: 0.176 (1, 4)			0-0 5-3		0-0 HBP E 1B		0-0 WP 4-3 2B	4-0 1B 1B IBB		3	1	2	0	1	0	0									
Denny Lemaster, R OBP: 0.118, SLG: 0.118 (1, 1)			0-3 K		0-0 P3		0-3 K	0-0 1B 1-2 3-H		4	0	1	1	0	2	2									
Inning Stats	R: 0 E: 0 K: 2 S: 7	H: 0 LOB: 0 BB: 0 P: 7	R: 0 E: 0 K: 0 S: 4	H: 1 LOB: 1 BB: 0 P: 4	R: 0 E: 0 K: 1 S: 7	H: 2 LOB: 2 BB: 0 P: 7	R: 0 E: 0 K: 1 S: 5	H: 0 LOB: 1 BB: 1 P: 9	R: 0 E: 1 K: 1 S: 7	H: 1 LOB: 3 BB: 0 P: 8	R: 0 E: 0 K: 1 S: 5	H: 0 LOB: 0 BB: 0 P: 5	R: 1 E: 0 K: 2 S: 9	H: 1 LOB: 1 BB: 0 P: 9	R: 2 E: 0 K: 0 S: 6	H: 4 LOB: 2 BB: 1 P: 10	R: 0 E: 0 K: 1 S: 5	H: 0 LOB: 0 BB: 0 P: 5	1B: 6 2B: 1 3B: 1 HR: 1	SF: 0 SAC: 0 DP: 0 HBP: 1	WP: 1 PB: 0 SB: 0 CS: 0	PA: 40			
PITCHER Bob Gibson, R ERA: 2.1 (1, 1)	IP: 9.0 WLS: L BF: 40	H: 9 R: 3 ER: 3 SO: 9	BB: 1 IBB: 1 HBP: 1 BLK: 0	WP: 1 HR: 1 S: 55 P: 64	ERA: 3.00 WHIP: 1.111																				

Atlanta Braves @ St. Louis Cardinals
 Busch Stadium, St. Louis, MO
 Sat May 14 1966, 7:05 PM CDT
 Att: 25,272 - Unknown

AB	37
R	3
H	9
RBI	3
BB	2
SO	9
LOB	18



Batter	1	2	3	4	5	6	7	8	9	AB	R	H	RBI	BB	SO	LOB	BOTTOM								
Julian Javier, R OBP: 0.240, SLG: 0.242 (1, 4) BB	4-0 CS BB		0-0 F8			0-0 F9			0-0 L6	3	0	0	0	1	0	2									
Mike Shannon, R OBP: 0.364, SLG: 0.688 (1, 9)	0-3 K			0-3 K		0-3 K			0-0 P4	4	0	0	0	0	3	2									
Curt Flood, R OBP: 0.351, SLG: 0.452 (1, 8)	0-0 P3 1-2			0-0 F8		0-0 6-3				3	0	0	0	0	0	1									
Orlando Cepeda, R OBP: 0.324, SLG: 0.492 (1, 3)		0-0 G6-4-3 1B		0-0 P4		0-3 K				3	0	1	0	0	1	0									
Charley Smith, R OBP: 0.375, SLG: 0.474 (1, 5)		0-0 F7			0-0 CS 1B		0-0 5-3			3	0	1	0	0	0	1									
Alex Johnson, R OBP: 0.233, SLG: 0.282 (1, 7)		0-0 G6-4-3 1-2		0-3 K 1-2		0-0 F9				3	0	0	0	0	1	2									
Jerry Buchek, R OBP: 0.333, SLG: 0.375 (1, 6)			0-0 1B		0-0 5-3		0-0 5-3			3	0	1	0	0	0	0									
Pat Corrales, R OBP: 0.280, SLG: 0.320 (1, 2)			0-3 K			0-0 SH3-4 1B		0-0 P4		3	0	1	0	0	1	1									
Bob Gibson, R OBP: 0.320, SLG: 0.440 Phil Gagliano, R (8, PH) OBP: 0.227, SLG: 0.158			0-0 F8		0-0 SH3-4 1B		0-0 K		0-3 K	1	0	0	0	0	0	1									
Inning Stats	R: 0 E: 0 K: 1 S: 4	H: 0 LOB: 0 BB: 1 P: 8	R: 0 E: 0 K: 0 S: 3	H: 1 LOB: 0 BB: 0 P: 3	R: 0 E: 0 K: 1 S: 6	H: 1 LOB: 1 BB: 0 P: 6	R: 0 E: 0 K: 1 S: 5	H: 0 LOB: 0 BB: 0 P: 5	R: 0 E: 0 K: 1 S: 5	H: 1 LOB: 1 BB: 0 P: 5	R: 0 E: 0 K: 1 S: 6	H: 1 LOB: 1 BB: 0 P: 6	R: 0 E: 0 K: 1 S: 5	H: 0 LOB: 0 BB: 0 P: 5	R: 0 E: 0 K: 0 S: 3	H: 0 LOB: 0 BB: 0 P: 3	R: 0 E: 0 K: 1 S: 5	H: 0 LOB: 0 BB: 0 P: 5	1B: 4 2B: 1 3B: 0 HR: 0	SF: 0 SAC: 1 DP: 2 HBP: 0	WP: 0 PB: 0 SB: 0 CS: 2	PA: 29			
PITCHER Denny Lemaster, L ERA: 2.05 (1, 1)	IP: 9.0 WLS: W BF: 29	H: 4 R: 0 ER: 0 SO: 7	BB: 1 IBB: 0 HBP: 0 BLK: 0	WP: 0 HR: 0 S: 42 P: 46	ERA: 0.00 WHIP: 0.556																				

Atlanta Braves @ St. Louis Cardinals
 Busch Stadium, St. Louis, MO
 Sat May 14 1966, 7:05 PM CDT
 Att: 25,272 - Unknown

AB	27
R	0
H	4
RBI	0
BB	1
SO	7
LOB	10



Batter	1	2	3	4	5	6	7	8	9	AB	R	H	RBI	BB	SO	LOB	TOP							
Felipe Alou, R OBP: 0.314, SLG: 0.500 (1, 3)	L7		L6		6-3				1-3	5	0	1	0	0	0	0								
Mack Jones, L OBP: 0.288, SLG: 0.167 Hank Fischer, R (6, 1)	K		4-3		F7		K			3	0	0	0	0	1	0								
Marty Keough, L OBP: 0.125, SLG: 0.067 Chi-Chi Olivo, R (7, 1)	K						K			1	0	0	0	0	1	1								
Hank Aaron, R OBP: 0.308, SLG: 0.528 (1, 9)	K					FC3-6 1B BB	F8			3	1	1	0	1	1	1								
Joe Torre, R OBP: 0.375, SLG: 0.551 (1, 2)				6-3			K			4	0	2	0	0	1	1								
Gary Geiger, L OBP: 0.358, SLG: 0.414 (1, 7)	FC6-4 1B G3			1B BB		FC3-6 1B BB		F7		3	2	0	0	1	0	3								
Eddie Mathews, L OBP: 0.280, SLG: 0.272 (1, 5)	G3		K		K					4	0	1	0	0	2	4								
Woody Woodward, R Clay Carroll, R (1, 6)										2	0	2	1	0	0	0								
Rico Carty, R OBP: 0.341, SLG: 0.338 (6, 7)	1B			1B		1B BB		G6-4-3 1B		0	0	0	0	0	0	0								
Frank Bolling, R OBP: 0.211, SLG: 0.200 (1, 4)	1B			1B						1	0	0	0	1	0	1								
Tony Cloninger, R OBP: 0.200, SLG: 0.211 Lee Thomas, L OBP: 0.236, SLG: 0.364 (1, 1)	F8				L9		4-3		F5	4	0	2	2	0	0	2								
										3	0	0	0	0	0	2								
Inning Stats	R: 0 E: 0 K: 2 S: 7	H: 0 LOB: 0 BB: 7	R: 1 E: 0 K: 0 S: 6	H: 3 LOB: 2 BB: 6	R: 0 E: 0 K: 1 S: 3	H: 1 LOB: 1 BB: 0	R: 0 E: 0 K: 1 S: 6	H: 1 LOB: 2 BB: 10	R: 0 E: 0 K: 0 S: 3	H: 0 LOB: 0 BB: 0	R: 2 E: 0 K: 1 S: 7	H: 2 LOB: 2 BB: 15	R: 0 E: 0 K: 2 S: 8	H: 1 LOB: 1 BB: 0	R: 0 E: 0 K: 0 S: 3	H: 0 LOB: 0 BB: 3	R: 0 E: 0 K: 0 S: 3	H: 0 LOB: 0 BB: 3	1B: 9 2B: 0 3B: 0 HR: 0	SF: 0 SAC: 0 DP: 1 HBP: 0	WP: 0 PB: 0 SB: 0 CS: 0	PA: 37		
PITCHER	IP WLS BF H R ER SO BB IBB HBP BLK WP HR S P ERA WHIP	IP WLS BF H R ER SO BB IBB HBP BLK WP HR S P ERA WHIP	IP WLS BF H R ER SO BB IBB HBP BLK WP HR S P ERA WHIP	IP WLS BF H R ER SO BB IBB HBP BLK WP HR S P ERA WHIP	IP WLS BF H R ER SO BB IBB HBP BLK WP HR S P ERA WHIP	IP WLS BF H R ER SO BB IBB HBP BLK WP HR S P ERA WHIP	IP WLS BF H R ER SO BB IBB HBP BLK WP HR S P ERA WHIP	IP WLS BF H R ER SO BB IBB HBP BLK WP HR S P ERA WHIP	IP WLS BF H R ER SO BB IBB HBP BLK WP HR S P ERA WHIP	IP WLS BF H R ER SO BB IBB HBP BLK WP HR S P ERA WHIP	IP WLS BF H R ER SO BB IBB HBP BLK WP HR S P ERA WHIP	IP WLS BF H R ER SO BB IBB HBP BLK WP HR S P ERA WHIP	IP WLS BF H R ER SO BB IBB HBP BLK WP HR S P ERA WHIP	IP WLS BF H R ER SO BB IBB HBP BLK WP HR S P ERA WHIP	IP WLS BF H R ER SO BB IBB HBP BLK WP HR S P ERA WHIP	IP WLS BF H R ER SO BB IBB HBP BLK WP HR S P ERA WHIP	IP WLS BF H R ER SO BB IBB HBP BLK WP HR S P ERA WHIP	IP WLS BF H R ER SO BB IBB HBP BLK WP HR S P ERA WHIP	IP WLS BF H R ER SO BB IBB HBP BLK WP HR S P ERA WHIP	IP WLS BF H R ER SO BB IBB HBP BLK WP HR S P ERA WHIP	IP WLS BF H R ER SO BB IBB HBP BLK WP HR S P ERA WHIP	IP WLS BF H R ER SO BB IBB HBP BLK WP HR S P ERA WHIP	IP WLS BF H R ER SO BB IBB HBP BLK WP HR S P ERA WHIP	IP WLS BF H R ER SO BB IBB HBP BLK WP HR S P ERA WHIP

Atlanta Braves @ St. Louis Cardinals
 Busch Stadium, St. Louis, MO
 Sun May 15 1966, 3:33 AM CDT
 Att: 25,802 - Unknown

AB 34
 R 3
 H 9
 RBI 3
 BB 3
 SO 6
 LOB 17





Batter	1	2	3	4	5	6	7	8	9	AB	R	H	RBI	BB	SO	LOB	BOTTOM								
Lou Brock, L OBP: 0.289, SLG: 0.367 (1, 7)	S 2B	K		F9 SF9 2B		FC6-4 1B				4	2	3	0	0	1	2									
Mike Shannon, R OBP: 0.351, SLG: 0.667 (1, 9)	SH1-3 1B 2B	K		F9		FC6-4				4	1	1	1	0	1	4									
Curt Flood, R OBP: 0.342, SLG: 0.443 (1, 8)	SH1-3		F9	SF9		P4				2	0	0	1	0	0	1									
Orlando Cepeda, R OBP: 0.347, SLG: 0.507 (1, 3)	CS 1B BB		2B E BB			F7				2	1	1	0	2	0	0									
Tim McCarver, L OBP: 0.232, SLG: 0.359 (1, 2)	1B		E SF8 2B	1-3		CS BB				3	1	2	1	1	0	1									
Charley Smith, R OBP: 0.381, SLG: 0.455 (1, 5)	K		FC4		6-3		K			4	0	0	0	0	2	4									
Julian Javier, R OBP: 0.241, SLG: 0.245 (1, 4)			SF8		1-3		F3			3	0	1	1	0	0	0									
Jerry Buchek, R OBP: 0.343, SLG: 0.362 (1, 6)			WP 1B		1-3		5-3			2	0	0	0	2	0	0									
Art Mahaffey, R Joe Hoerner, R Bob Skinner, L OBP: 0.235, SLG: 0.375 Nelson Briles, R (7, 1)	P3		F9		6-3		P6			2	0	0	0	0	0	4									
										1	0	0	0	0	0	0									
										1	0	0	0	0	0	0									
Inning Stats	R: 2 E: 0 K: 1 S: 7	H: 3 LOB: 2 BB: 1 P: 11	R: 0 E: 0 K: 2 S: 8	H: 1 LOB: 2 BB: 1 P: 12	R: 2 E: 2 K: 0 S: 5	H: 1 LOB: 2 BB: 2 P: 13	R: 1 E: 0 K: 0 S: 5	H: 2 LOB: 1 BB: 0 P: 5	R: 0 E: 0 K: 0 S: 3	H: 0 LOB: 0 BB: 0 P: 3	R: 0 E: 0 K: 0 S: 4	H: 1 LOB: 1 BB: 0 P: 4	R: 0 E: 0 K: 1 S: 4	H: 0 LOB: 0 BB: 1 P: 8	R: 0 E: 0 K: 0 S: 3	H: 0 LOB: 0 BB: 0 P: 3	R: 0 E: 0 K: 0 S: 3	H: 0 LOB: 0 BB: 0 P: 3	1B: 4 2B: 5 3B: 0 HR: 0	SF: 2 SAC: 1 DP: 1 HBP: 0	WP: 1 PB: 0 SB: 0 CS: 2	PA: 36			
PITCHER	IP WLS BF H R ER SO BB IBB HBP BLK WP HR S P ERA WHIP	IP WLS BF H R ER SO BB IBB HBP BLK WP HR S P ERA WHIP	IP WLS BF H R ER SO BB IBB HBP BLK WP HR S P ERA WHIP	IP WLS BF H R ER SO BB IBB HBP BLK WP HR S P ERA WHIP	IP WLS BF H R ER SO BB IBB HBP BLK WP HR S P ERA WHIP	IP WLS BF H R ER SO BB IBB HBP BLK WP HR S P ERA WHIP	IP WLS BF H R ER SO BB IBB HBP BLK WP HR S P ERA WHIP	IP WLS BF H R ER SO BB IBB HBP BLK WP HR S P ERA WHIP	IP WLS BF H R ER SO BB IBB HBP BLK WP HR S P ERA WHIP	IP WLS BF H R ER SO BB IBB HBP BLK WP HR S P ERA WHIP	IP WLS BF H R ER SO BB IBB HBP BLK WP HR S P ERA WHIP	IP WLS BF H R ER SO BB IBB HBP BLK WP HR S P ERA WHIP	IP WLS BF H R ER SO BB IBB HBP BLK WP HR S P ERA WHIP	IP WLS BF H R ER SO BB IBB HBP BLK WP HR S P ERA WHIP	IP WLS BF H R ER SO BB IBB HBP BLK WP HR S P ERA WHIP	IP WLS BF H R ER SO BB IBB HBP BLK WP HR S P ERA WHIP	IP WLS BF H R ER SO BB IBB HBP BLK WP HR S P ERA WHIP	IP WLS BF H R ER SO BB IBB HBP BLK WP HR S P ERA WHIP	IP WLS BF H R ER SO BB IBB HBP BLK WP HR S P ERA WHIP	IP WLS BF H R ER SO BB IBB HBP BLK WP HR S P ERA WHIP	IP WLS BF H R ER SO BB IBB HBP BLK WP HR S P ERA WHIP	IP WLS BF H R ER SO BB IBB HBP BLK WP HR S P ERA WHIP	IP WLS BF H R ER SO BB IBB HBP BLK WP HR S P ERA WHIP	IP WLS BF H R ER SO BB IBB HBP BLK WP HR S P ERA WHIP	IP WLS BF H R ER SO BB IBB HBP BLK WP HR S P ERA WHIP

Atlanta Braves @ St. Louis Cardinals
 Busch Stadium, St. Louis, MO
 Sun May 15 1966, 3:33 AM CDT
 Att: 25,802 - Unknown

AB 28
 R 5
 H 8
 RBI 4
 BB 5
 SO 4
 LOB 16



Batter	1	2	3	4	5	6	7	8	9	AB	R	H	RBI	BB	SO	LOB	TOP					
Julian Javier, R OBP: 0.250, SLG: 0.248	0-3 K		4-0 BB 1B E		1-2 PB 2B 1B		1-0 F9			3	2	1	0	1	1	0	St. Louis Cardinals @ Philadelphia Phillies Connie Mack Stadium, Philadelphia, PA Tue May 17 1966, 7:05 PM EDT Att: 8,731 - Unknown livebaseballscores.com AB 33 R 3 H 8 RBI 2 BB 2 SO 4 LOB 15 					
Mike Shannon, R OBP: 0.341, SLG: 0.625	1-2 5-3		0-0 E BB 1B		0-3 K		2-2 5-3			4	0	1	0	0	1	1						
Curt Flood, R OBP: 0.347, SLG: 0.440	0-0 6-3		4-0 E BB		0-0 F8			0-1 G5-4-3 1B		3	0	1	0	1	0	1						
Orlando Cepeda, R OBP: 0.354, SLG: 0.563		1-0 HR	1-1 E6 FC4-6		0-1 2H 2B			1-2 G5-4-3 1-2 1B		4	1	2	2	0	0	3						
Charley Smith, R OBP: 0.348, SLG: 0.437	0-0 L7		0-2 FC4-6 1-2		2-2 F3			1-2 F9		4	0	0	0	0	0	4						
Phil Gagliano, R OBP: 0.231, SLG: 0.174	0-1 F3			2-1 5-3		0-1 CS 1B			3-2 6-3	4	0	1	0	0	0	0						
Jerry Buchek, R OBP: 0.352, SLG: 0.403	0-0 6-3			0-1 2B		2-2 F8			3-2 G5-3 2B	4	0	2	0	0	0	1						
Pat Corrales, R OBP: 0.276, SLG: 0.286 (9, PR)			0-0 F3	2-3 K		2-2 5-3 1-2			2-1 HBP	3	0	0	0	0	1	2						
Lou Brock, L OBP: 0.289, SLG: 0.367										0	0	0	0	0	0	0						
Curt Simmons, L OBP: 0.500, SLG: 1.000 (4, PH)			3-2 1-3	1-3 K					2-2 G5-3	1	0	0	0	0	0	0						
Bob Gibson, R OBP: 0.308, SLG: 0.423 (9, PR)										1	0	0	0	0	1	1						
Neelson Briles, R (7, 1)										0	0	0	0	0	0	0						
Joe Hoerner, R (9, PH)										1	0	0	0	0	0	2						
Alex Johnson, R OBP: 0.231, SLG: 0.279										1	0	0	0	0	0	0						
Inning Stats	R: 0 E: 0 K: 1 S: 7	H: 0 LOB: 0 BB: 0 P: 8	R: 1 E: 0 K: 0 S: 5	H: 1 LOB: 0 BB: 0 P: 6	R: 1 E: 1 K: 0 S: 11	H: 1 LOB: 3 BB: 2 P: 23	R: 0 E: 0 K: 2 S: 10	H: 1 LOB: 1 BB: 0 P: 15	R: 1 E: 0 K: 1 S: 12	H: 2 LOB: 1 BB: 0 P: 15	R: 0 E: 0 K: 0 S: 8	H: 1 LOB: 0 BB: 0 P: 12	R: 0 E: 0 K: 0 S: 6	H: 0 LOB: 0 BB: 0 P: 10	R: 0 E: 0 K: 0 S: 9	H: 1 LOB: 0 BB: 0 P: 11	R: 0 E: 0 K: 0 S: 11	H: 1 LOB: 1 BB: 0 P: 21	1B: 4 2B: 3 3B: 0 HR: 1	SF: 0 SAC: 0 DP: 2 HBP: 1	WP: 0 PB: 1 SB: 0 CS: 1	PA: 36
PITCHER Chris Short, L ERA: 1.92	IP: 9.0 WLS: W BF: 36 H: 8 R: 3 ER: 1 SO: 4	BB: 2 IBB: 0 HBP: 1 BLK: 0	WP: 0 HR: 1 S: 79 P: 121	ERA: 1.00 WHIP: 1.111																		

Batter	1	2	3	4	5	6	7	8	9	AB	R	H	RBI	BB	SO	LOB	BOTTOM				
Tony Taylor, R OBP: 0.296, SLG: 0.419	3-3 K	1-0 1-3		2-1 9-3 1-2			1-1 F8	1-3 K		5	0	0	0	0	2	5	St. Louis Cardinals @ Philadelphia Phillies Connie Mack Stadium, Philadelphia, PA Tue May 17 1966, 7:05 PM EDT Att: 8,731 - Unknown livebaseballscores.com AB 31 R 5 H 11 RBI 5 BB 6 SO 5 LOB 17 				
Cookie Rojas, R OBP: 0.291, SLG: 0.320	4-2 BB 1B BB	0-0 L7			0-0 5-3		1-1 BB BB 1B			3	1	1	0	1	0	0					
Dick Groat, R OBP: 0.330, SLG: 0.400 (9, 6)	3-1 BB 1B		2-1 2B		3-1 F2		4-1 BB BB			3	2	2	1	1	0	0					
Bobby Wine, R OBP: 0.188, SLG: 0.250	1-2 BB 1B		0-0 2B				1-2 2-3 3-H 4-2 BB			0	0	0	0	0	0	0					
Johnny Callison, L OBP: 0.322, SLG: 0.361	2-3 K		0-0 F6		3-2 1-3		1-2 2-3 3-H 4-2 BB			3	0	0	1	1	1	3					
Harvey Kuenn, R OBP: 0.300, SLG: 0.379 (8, 7)	4-0 BB 1B BB		2-2 4-3 2B				3-2 6-3 1-2 G6-4-3 1-2			3	0	1	1	1	0	3					
Tony Gonzalez, L OBP: 0.269, SLG: 0.396	1-2 2-3 BB		2-H 2B							0	0	0	0	0	0	0					
Bill White, L OBP: 0.292, SLG: 0.330	1-2 1-2 2-H 3-H 1B		3-2 4-3				1-0 CS 1B			4	0	2	2	0	1	1					
Jackie Brandt, R OBP: 0.313, SLG: 0.262	4-0 BB BB		0-0 F8				0-2 F9			3	0	1	0	1	0	2					
Bob Uecker, R OBP: 0.333, SLG: 0.425	1-3 K				1-0 5-3		1-2 CS			3	1	1	0	1	1	3					
Chris Short, R OBP: 0.208, SLG: 0.208		1-2 4-3			0-0 9-3 1B					4	1	3	0	0	0	0					
Inning Stats	R: 2 E: 0 K: 3 S: 21	H: 2 LOB: 3 BB: 3 P: 43	R: 0 E: 0 K: 0 S: 6	H: 0 LOB: 0 BB: 0 P: 8	R: 1 E: 0 K: 0 S: 13	H: 2 LOB: 1 BB: 0 P: 20	R: 0 E: 0 K: 0 S: 4	H: 1 LOB: 0 BB: 0 P: 7	R: 0 E: 0 K: 0 S: 6	H: 0 LOB: 0 BB: 0 P: 12	R: 0 E: 0 K: 0 S: 9	H: 1 LOB: 0 BB: 0 P: 14	R: 2 E: 0 K: 0 S: 16	H: 3 LOB: 2 BB: 2 P: 28	R: 0 E: 0 K: 2 S: 13	H: 2 LOB: 2 BB: 1 P: 20		1B: 9 2B: 3 3B: 0 HR: 0	SF: 0 SAC: 0 DP: 2 HBP: 0	WP: 0 PB: 0 SB: 0 CS: 2	PA: 38
PITCHER Curt Simmons, L ERA: 4.97 Neelson Briles, R ERA: 4.18 Joe Hoerner, L ERA: 1.04	IP: 3.0 WLS: L BF: 14 H: 5 R: 2 ER: 1 SO: 0	BB: 4 IBB: 3 HBP: 3 BLK: 3	WP: 0 HR: 0 S: 40 P: 71	ERA: 9.00 WHIP: 2.333																	

Batter	1	2	3	4	5	6	7	8	9	AB	R	H	RBI	BB	SO	LOB	TOP				
Lou Brock, L OBP: 0.286, SLG: 0.354 (1, 7)	B5-3		HBP		B4		G3		F7	4	0	0	0	0	0	0					
Mike Shannon, R OBP: 0.304, SLG: 0.556 (1, 9)	5-3		6-3		F7		K		K	5	0	0	0	0	2	1					
Curt Flood, R OBP: 0.336, SLG: 0.425 (1, 8)	F8		K		K		4-3			4	0	0	0	0	2	1					
Orlando Cepeda, R OBP: 0.361, SLG: 0.568 (1, 3)		3B		K		2B		6-3		3	1	1	0	0	1	0					
Tim McCarver, L OBP: 0.244, SLG: 0.390 (1, 2)		SF8		F9		F7		FC3-6		4	1	2	1	0	0	1					
Charley Smith, R OBP: 0.345, SLG: 0.458 (1, 5)		K		HR		K		FC3-6		4	1	1	1	0	2	3					
Jerry Buchek, R OBP: 0.373, SLG: 0.446 (1, 6)		SF8		BB		2B		1B		3	0	3	1	0	0	0					
Julian Javier, R OBP: 0.270, SLG: 0.265 (8, PH)		3H		1B		2B		1B		1	0	1	0	2	0	0					
Bob Skinner, L OBP: 0.222, SLG: 0.353 (8, PH)				BB		BB				1	0	0	0	0	1	2					
Dal Maxvill, R OBP: 0.241, SLG: 0.286 (8, 4)		2B		BB		BB		K		0	0	0	0	0	0	0					
Bob Gibson, R OBP: 0.276, SLG: 0.379 (1, 1)				P4		K				3	0	0	0	0	2	6					
Hal Woodeshick, R OBP: 1.000, SLG: 2.000 (9, PH)								6-3		0	0	0	0	0	0	0					
Tito Francona, L OBP: 0.269, SLG: 0.208 (9, PH)										1	0	0	0	0	0	0					
Inning Stats	R: 0 E: 0 K: 0 S: 3	H: 0 LOB: 0 BB: 0 P: 3	R: 2 E: 0 K: 2 S: 10	H: 3 LOB: 1 BB: 0 P: 10	R: 0 E: 0 K: 1 S: 4	H: 0 LOB: 0 BB: 0 P: 5	R: 1 E: 0 K: 1 S: 7	H: 2 LOB: 2 BB: 1 P: 11	R: 0 E: 0 K: 2 S: 5	H: 1 LOB: 3 BB: 1 P: 13	R: 0 E: 0 K: 1 S: 5	H: 0 LOB: 0 BB: 0 P: 5	R: 0 E: 0 K: 1 S: 7	H: 2 LOB: 2 BB: 0 P: 7	R: 0 E: 0 K: 1 S: 5	H: 0 LOB: 0 BB: 0 P: 5	1B: 3 2B: 3 3B: 1 HR: 1	SF: 1 SAC: 0 DP: 0 HBP: 2	WP: 0 PB: 0 SB: 1 CS: 1	PA: 38	
PITCHER	IP	WLS	BF	H	R	ER	SO	BB	IBB	HBP	BLK	WP	HR	S	P	ERA	WHIP				
Jim Bunning, R ERA: 2.24 (1, 1)	5.0		21	5	3	3	5	1	0	1	0	0	1	29	34	5.40	1.200				
Ray Culp, R ERA: 4.88 (6, 1)	4.0	W	17	3	0	0	5	1	0	1	0	0	0	25	30	0.00	1.000				

St. Louis Cardinals @ Philadelphia Phillies
 Connie Mack Stadium, Philadelphia, PA
 Wed May 18, 1966, 7:05 PM EDT
 Att: 11,169 - Unknown

AB	33
R	3
H	8
RBI	3
BB	2
SO	10
LOB	14



Batter	1	2	3	4	5	6	7	8	9	AB	R	H	RBI	BB	SO	LOB	BOTTOM				
Tony Taylor, R OBP: 0.304, SLG: 0.433 (1, 5)	K		4-3		K		1B			4	1	2	0	0	2	1					
Dick Groat, R OBP: 0.336, SLG: 0.404 (1, 6)	F9		4-3		HR		FC6-4			4	1	2	0	0	0	1					
Bill White, L OBP: 0.299, SLG: 0.365 (1, 3)	1B		K		HR		FC6-4			4	1	2	3	0	1	2					
Johnny Callison, L OBP: 0.319, SLG: 0.357 (1, 9)	1-3				L8		G3			4	1	1	0	0	0	2					
Doug Clemens, L OBP: 0.351, SLG: 0.303 (1, 7)		F8		F8		B3		G6-4-3		4	0	1	0	0	0	1					
Cookie Rojas, R OBP: 0.280, SLG: 0.308 (1, 4)		6-3		L9		F8		G6-4-3		4	0	0	0	0	0	2					
Clay Dalrymple, L OBP: 0.356, SLG: 0.275 (1, 2)					F8		L1			3	0	1	1	1	0	0					
Jackie Brandt, R OBP: 0.314, SLG: 0.267 (1, 8)						F3				3	0	1	0	0	1	2					
Jim Bunning, R OBP: 0.333, SLG: 0.273 (1, 1)					6-3					1	0	0	0	0	0	0					
Tony Gonzalez, L OBP: 0.284, SLG: 0.388 (5, PH)					F7					1	0	0	0	0	0	1					
Ray Culp, R ERA: 1.86 (6, 1)										1	0	0	0	0	1	0					
Inning Stats	R: 0 E: 0 K: 1 S: 6	H: 1 LOB: 1 BB: 0 P: 6	R: 0 E: 0 K: 1 S: 5	H: 0 LOB: 1 BB: 1 P: 9	R: 0 E: 0 K: 1 S: 6	H: 1 LOB: 1 BB: 0 P: 6	R: 0 E: 0 K: 0 S: 3	H: 0 LOB: 0 BB: 0 P: 3	R: 0 E: 0 K: 1 S: 6	H: 1 LOB: 1 BB: 0 P: 6	R: 3 E: 0 K: 0 S: 7	H: 4 LOB: 1 BB: 0 P: 7	R: 1 E: 0 K: 1 S: 7	H: 2 LOB: 1 BB: 0 P: 7	R: 0 E: 0 K: 0 S: 3	H: 1 LOB: 0 BB: 0 P: 3	1B: 7 2B: 2 3B: 0 HR: 1	SF: 0 SAC: 0 DP: 1 HBP: 0	WP: 0 PB: 0 SB: 0 CS: 0	PA: 34	
PITCHER	IP	WLS	BF	H	R	ER	SO	BB	IBB	HBP	BLK	WP	HR	S	P	ERA	WHIP				
Bob Gibson, R ERA: 2.44 (1, 1)	6.1	L	29	9	4	4	5	1	0	0	0	0	0	38	42	5.68	1.579				
Hal Woodeshick, L ERA: 1.86 (7, 1)	1.2		5	1	0	0	0	0	0	0	0	0	0	5	5	0.00	0.600				

St. Louis Cardinals @ Philadelphia Phillies
 Connie Mack Stadium, Philadelphia, PA
 Wed May 18, 1966, 7:05 PM EDT
 Att: 11,169 - Unknown

AB	33
R	4
H	10
RBI	4
BB	1
SO	5
LOB	12



Batter	1	2	3	4	5	6	7	8	9	AB	R	H	RBI	BB	SO	LOB	TOP			
Lou Brock, L OBP: 0.289, SLG: 0.352 (1, 7)	G3		K		G6-3			1B	1-3	5	1	1	0	0	1	2	St. Louis Cardinals @ Cincinnati Reds Crosley Field, Cincinnati, OH Fri May 20 1966, 7:05 PM EDT Att: 12,850 - Unknown			
Bobby Tolan, L (1, 9)	4-3		K			K		F2		4	0	0	0	0	2	1				
Curt Flood, R OBP: 0.338, SLG: 0.421 (1, 8)	1B			6-3		1B		1B		4	1	3	1	0	0	0				
Orlando Cepeda, R OBP: 0.341, SLG: 0.519 (1, 3)	F4			K		F7		1B		3	1	0	0	0	1	2				
Tim McCarver, L OBP: 0.266, SLG: 0.393 (1, 2)		1B			1B		6-3	1B		3	0	2	0	1	0	1				
Charley Smith, R OBP: 0.355, SLG: 0.487 (1, 5)		K		K				1B		4	0	1	2	0	3	2				
Jerry Buchek, R OBP: 0.349, SLG: 0.411 (1, 6)		K			E5		K	K		4	0	0	0	0	3	3				
Julian Javier, R OBP: 0.260, SLG: 0.255 (1, 4)	F8			K		F9			6-3	4	0	0	0	0	1	2				
Ray Washburn, R Hal Woodeshick, L Bob Shriver Tracy Stallard, R Don Dennis, R Mike Shannon, R	K		K		SH			K	K	1	0	0	0	0	1	0				
Inning Stats	R: 0 E: 0 K: 0 S: 4	H: 1 LOB: 1 BB: 0 P: 4	R: 0 E: 0 K: 2 S: 8	H: 1 LOB: 1 BB: 0 P: 8	R: 0 E: 0 K: 3 S: 9	H: 0 LOB: 0 BB: 0 P: 9	R: 0 E: 0 K: 2 S: 8	H: 1 LOB: 1 BB: 0 P: 8	R: 0 E: 0 K: 1 S: 6	H: 0 LOB: 1 BB: 0 P: 6	R: 0 E: 0 K: 2 S: 7	H: 0 LOB: 0 BB: 0 P: 7	R: 3 E: 0 K: 2 S: 10	H: 3 LOB: 2 BB: 1 P: 15	R: 0 E: 0 K: 1 S: 5	H: 0 LOB: 0 BB: 0 P: 5		1B: 7 2B: 0 3B: 0 HR: 0	SF: 0 SAC: 1 DP: 1 HBP: 1	WP: 0 PB: 0 SB: 3 CS: 0
PITCHER	IP WLS BF H R ER SO BB IBB HBP BLK WP HR S P ERA WHIP	7.2 W 33 7 3 3 12 1 0 1 0 0 0 55 60 3.52 1.043	1.1 S 4 0 0 0 2 0 0 0 0 0 0 8 8 0.00 0.000																	

Batter	1	2	3	4	5	6	7	8	9	AB	R	H	RBI	BB	SO	LOB	BOTTOM			
Tommy Helms, R OBP: 0.272, SLG: 0.305 (1, 5)	6-3		F9			HR		6-3		4	1	1	1	0	0	1	St. Louis Cardinals @ Cincinnati Reds Crosley Field, Cincinnati, OH Fri May 20 1966, 7:05 PM EDT Att: 12,850 - Unknown			
Pete Rose, S OBP: 0.326, SLG: 0.376 (1, 4)	F8		1-3		5-3			1B		4	0	1	0	0	0	1				
Vada Pinson, L OBP: 0.372, SLG: 0.479 (1, 8)	BB			4-3	F8		F8			3	0	0	0	1	0	1				
Don Pavletich, R OBP: 0.366, SLG: 0.554 Tommy Harper, R OBP: 0.335, SLG: 0.270	6-3			K		F6		SH3		4	0	1	0	0	1	1				
Art Shamsky, L OBP: 0.452, SLG: 0.857 Mel Queen, L OBP: 0.222, SLG: 0.103		G6-4-3		K		6-3		SH3		3	0	1	0	0	1	0				
Deron Johnson, R OBP: 0.259, SLG: 0.313 (1, 7)	G6-4-3				HR		HR	IBB		2	2	1	1	2	0	1				
Leo Cardenas, R OBP: 0.333, SLG: 0.385 (1, 6)	K				HR		1B	FC1-2-5-1-2		4	1	2	0	0	1	3				
Johnny Edwards, L OBP: 0.282, SLG: 0.344 (1, 2)			1-3				4-3			3	1	1	3	1	0	1				
Joey Jay, S OBP: 0.133, SLG: 0.071 Billy McCool, R					1-3			K	K	3	0	1	0	0	1	0				
Inning Stats	R: 0 E: 0 K: 0 S: 3	H: 0 LOB: 1 BB: 1 P: 7	R: 0 E: 0 K: 1 S: 5	H: 1 LOB: 0 BB: 0 P: 5	R: 0 E: 0 K: 0 S: 4	H: 1 LOB: 1 BB: 0 P: 4	R: 0 E: 0 K: 2 S: 7	H: 0 LOB: 0 BB: 0 P: 7	R: 4 E: 0 K: 0 S: 6	H: 3 LOB: 0 BB: 1 P: 10	R: 1 E: 0 K: 0 S: 5	H: 2 LOB: 1 BB: 0 P: 5	R: 0 E: 0 K: 1 S: 6	H: 1 LOB: 1 BB: 0 P: 6	R: 0 E: 0 K: 1 S: 6	H: 1 LOB: 3 BB: 2 P: 14		1B: 5 2B: 1 3B: 0 HR: 3	SF: 0 SAC: 1 DP: 1 HBP: 0	WP: 0 PB: 0 SB: 0 CS: 0
PITCHER	IP WLS BF H R ER SO BB IBB HBP BLK WP HR S P ERA WHIP	5.2 L 25 7 5 5 3 2 0 0 0 0 0 7 7 0.00 0.750	1.1 5 1 0 0 1 0 0 0 0 0 0 2 6 0.00 3.000	0.1 3 1 0 0 0 0 1 0 0 0 0 4 8 0.00 0.000																

Batter	1	2	3	4	5	6	7	8	9	AB	R	H	RBI	BB	SO	LOB	TOP			
Bobby Tolan, L (1, 7)	K2-3		F7		K2-3			F7		4	0	0	0	0	2	1	St. Louis Cardinals @ Cincinnati Reds Crosley Field, Cincinnati, OH Sat May 21 1966, 7:05 PM EDT Att: 15,060 - Unknown livebaseballscorecards.com			
Mike Shannon, R (1, 9) OBP: 0.275, SLG: 0.500	K			K		F9		F7		4	0	0	0	0	2	0				
Curt Flood, R (1, 8) OBP: 0.343, SLG: 0.424	1B			FC4-6 1B		2-3		6-3		4	0	2	0	0	0	0				
Orlando Cepeda, R (1, 3) OBP: 0.337, SLG: 0.541	F9			FC4-6 FC5 1B 1-2		HR		F2		4	1	1	1	0	0	2				
Tim McCarver, L (1, 2) OBP: 0.276, SLG: 0.398	F8			1-2 1B		1B		F8		4	0	2	0	0	0	0				
Charley Smith, R (1, 5) OBP: 0.344, SLG: 0.471	K			FC5 2-3		K		4-3		4	0	0	0	0	2	3				
Jerry Buchek, R (1, 6) OBP: 0.337, SLG: 0.395	6-3					K		F9		3	0	0	0	0	1	0				
Julian Javier, R (1, 4) OBP: 0.264, SLG: 0.268			K							2	0	1	0	0	1	0				
Tito Francona, L (7, PH) OBP: 0.259, SLG: 0.200										1	0	0	0	0	1	0				
Nelson Briles, R (7, 1)						2B				0	0	0	0	0	0	0				
Art Mahaffey, R (1, 1)				1-3						2	0	0	0	0	1	1				
Bob Skinner, L (7, PH) OBP: 0.200, SLG: 0.316										1	0	0	0	0	1	0				
Dal Maxvill, R (7, 4) OBP: 0.241, SLG: 0.286										0	0	0	0	0	0	0				
Inning Stats	R: 0 E: 0 K: 2 S: 8	H: 1 LOB: 1 BB: 0 P: 8	R: 0 E: 0 K: 1 S: 5	H: 0 LOB: 0 BB: 0 P: 5	R: 0 E: 0 K: 1 S: 5	H: 2 LOB: 2 BB: 0 P: 7	R: 0 E: 0 K: 3 S: 7	H: 1 LOB: 1 BB: 0 P: 10	R: 1 E: 0 K: 1 S: 7	H: 2 LOB: 1 BB: 0 P: 7	R: 0 E: 0 K: 2 S: 3	H: 0 LOB: 0 BB: 0 P: 3	R: 0 E: 0 K: 0 S: 3	H: 0 LOB: 0 BB: 0 P: 3	R: 0 E: 0 K: 0 S: 3	H: 0 LOB: 0 BB: 0 P: 3	1B: 4 2B: 1 3B: 0 HR: 1	SF: 0 SAC: 0 DP: 0 HBP: 0	WP: 0 PB: 0 SB: 0 CS: 0	PA: 33
PITCHER Jim Maloney, R (1, 1) ERA: 1.03	IP: 9.0 WLS: W BF: 33 H: 6 R: 1 ER: 1 SO: 11 BB: 0 IBB: 0 HBP: 0 BLK: 0 WP: 0 HR: 1 S: 55 P: 55 ERA: 1.00 WHIP: 0.667																			

Batter	1	2	3	4	5	6	7	8	9	AB	R	H	RBI	BB	SO	LOB	BOTTOM			
Tommy Helms, R (1, 5) OBP: 0.271, SLG: 0.303	1-3 1B		K	F6		FC6-4 1-2				4	0	1	0	0	1	4	St. Louis Cardinals @ Cincinnati Reds Crosley Field, Cincinnati, OH Sat May 21 1966, 7:05 PM EDT Att: 15,060 - Unknown livebaseballscorecards.com			
Pete Rose, S (1, 4) OBP: 0.317, SLG: 0.364	1-3 1-2		L7		K		F7			4	0	0	0	0	1	1				
Vada Pinson, L (1, 8) OBP: 0.368, SLG: 0.467	F8			F8		CS WP BB		6-3		3	0	0	0	1	0	0				
Don Pavletich, R (1, 3) OBP: 0.387, SLG: 0.552										2	1	1	0	2	0	0				
Tommy Harper, R (8, 7) OBP: 0.335, SLG: 0.270				1B 2B BB		1-3 BB		5-3		0	0	0	0	0	0	0				
Art Shamsky, L (1, 9) OBP: 0.435, SLG: 0.872										4	1	1	1	0	0	3				
Mel Queen, L (9, 9) OBP: 0.222, SLG: 0.103				F8		F8		F7		0	0	0	0	0	0	0				
Deron Johnson, R (1, 7) OBP: 0.286, SLG: 0.350										4	2	2	1	0	0	1				
Leo Cardenas, R (1, 6) OBP: 0.347, SLG: 0.411										3	0	2	2	1	0	0				
Johnny Edwards, L (1, 2) OBP: 0.307, SLG: 0.338										1	0	0	0	3	0	2				
Jim Maloney, L (1, 1) OBP: 0.316, SLG: 0.278										3	0	0	0	1	0	3				
Inning Stats	R: 0 E: 0 K: 0 S: 3	H: 1 LOB: 0 BB: 0 P: 3	R: 0 E: 0 K: 0 S: 4	H: 1 LOB: 2 BB: 1 P: 8	R: 0 E: 0 K: 1 S: 5	H: 0 LOB: 0 BB: 0 P: 5	R: 2 E: 0 K: 0 S: 5	H: 2 LOB: 3 BB: 3 P: 17	R: 0 E: 0 K: 1 S: 4	H: 0 LOB: 1 BB: 2 P: 12	R: 1 E: 0 K: 0 S: 4	H: 1 LOB: 1 BB: 1 P: 8	R: 0 E: 0 K: 0 S: 3	H: 0 LOB: 0 BB: 0 P: 3	R: 1 E: 0 K: 0 S: 4	H: 2 LOB: 1 BB: 1 P: 8	1B: 3 2B: 2 3B: 0 HR: 2	SF: 0 SAC: 0 DP: 1 HBP: 0	WP: 1 PB: 0 SB: 0 CS: 1	PA: 36
PITCHER Art Mahaffey, R (1, 1) ERA: 6.62 Nelson Briles, R (7, 1) ERA: 4.21	IP: 6.0 WLS: L BF: 28 H: 5 R: 3 ER: 3 SO: 2 BB: 6 IBB: 1 HBP: 0 BLK: 0 WP: 1 HR: 1 S: 25 P: 53 ERA: 4.50 WHIP: 1.833																			

Batter	1	2	3	4	5	6	7	8	9	AB	R	H	RBI	BB	SO	LOB	TOP		
Julian Javier, R OBP: 0.269, SLG: 0.282 (1, 4)	F9		FC6-4				2B		K	5	0	2	0	0	1	2	St. Louis Cardinals @ Cincinnati Reds Crosley Field, Cincinnati, OH Sun May 22 1966, 3:33 AM EDT Att: 11,731 - Unknown		
Mike Shannon, R OBP: 0.288, SLG: 0.473 (1, 9)	5-3		K				6-3		1B	5	1	1	0	0	2	2			
Curt Flood, R OBP: 0.345, SLG: 0.419 (1, 8)	F8		BB				K		1B	4	1	1	0	1	1	1			
Orlando Cepeda, R OBP: 0.350, SLG: 0.578 (1, 3)		1B	F9				P5		E6	5	1	3	2	0	0	3			
Charley Smith, R OBP: 0.338, SLG: 0.455 (1, 5)	P5			BB			K		K	4	1	0	0	1	3	2			
Tim McCarver, L OBP: 0.294, SLG: 0.412 (1, 2)							4-3			4	0	3	0	0	0	0			
Jerry Buchek, R OBP: 0.333, SLG: 0.380 (1, 6)							L6		F8	3	0	0	0	1	1	3			
Bobby Tolan, L OBP: 0.067, SLG: 0.133 (8, PH)									1-4-3	3	0	1	0	0	0	5			
Phil Gagliano, R OBP: 0.222, SLG: 0.167 (8, 7)	F8									1	0	0	0	0	0	1			
Bob Gibson, R OBP: 0.242, SLG: 0.344 (1, 1)			P4		SF7		4-3		F8	3	0	0	1	0	0	1			
Inning Stats	R: 0 E: 0 K: 0 S: 3	H: 0 LOB: 0 BB: 0 P: 3	R: 0 E: 0 K: 1 S: 7	H: 2 LOB: 2 BB: 0 P: 7	R: 0 E: 0 K: 1 S: 6	H: 1 LOB: 2 BB: 1 P: 10	R: 1 E: 0 K: 2 S: 8	H: 1 LOB: 0 BB: 0 P: 8	R: 0 E: 0 K: 1 S: 6	H: 1 LOB: 1 BB: 0 P: 6	R: 0 E: 0 K: 1 S: 6	H: 1 LOB: 1 BB: 0 P: 6	R: 2 E: 1 K: 2 S: 10	H: 3 LOB: 1 BB: 0 P: 10	1B: 8 2B: 2 3B: 0 HR: 1	SF: 1 SAC: 0 DP: 0 HBP: 0	WP: 0 PB: 0 SB: 1 CS: 0	PA: 41	
PITCHER	IP	WLS	BF	H	R	ER	SO	BB	IBB	HBP	BLK	WP	HR	S	P	ERA	WHIP		
Jim O'Toole, L ERA: 1.57 (1, 1)	6.1		29	7	2	2	4	3	0	0	0	0	1	34	46	2.84	1.579		
Don Nottebart, R ERA: 1.15 (7, 1)	0.2		2	0	0	0	1	0	0	0	0	0	0	4	4	0.00	0.000		
Billy McCool, L ERA: 1.45 (8, 1)	2.0	L	10	4	2	1	3	0	0	0	0	0	0	16	16	4.50	2.000		

AB	37
R	4
H	11
RBI	3
BB	3
SO	8
LOB	20



Batter	1	2	3	4	5	6	7	8	9	AB	R	H	RBI	BB	SO	LOB	BOTTOM					
Tommy Helms, R OBP: 0.276, SLG: 0.307 (1, 5)	F8		1B				SH2-4		6-3	5	0	2	0	0	0	2	St. Louis Cardinals @ Cincinnati Reds Crosley Field, Cincinnati, OH Sun May 22 1966, 3:33 AM EDT Att: 11,731 - Unknown					
Pete Rose, S OBP: 0.317, SLG: 0.364 (1, 4)	F7						4-3			3	0	1	0	0	0	2						
Vada Pinson, L OBP: 0.372, SLG: 0.488 (1, 8)			F7						WP	3	1	1	1	1	1	3						
Don Pavletich, R OBP: 0.372, SLG: 0.529 (1, 3)							1-3		B3	3	0	0	0	0	2	1						
Mel Queen, L OBP: 0.216, SLG: 0.100 (8, 9)	K									1	0	0	0	0	0	1						
Art Shamsky, L OBP: 0.429, SLG: 0.829 (1, 9)							4-3			2	1	0	0	1	0	0						
Tommy Harper, R OBP: 0.341, SLG: 0.270 (8, 7)	F8								FC6-4	0	0	0	0	0	0	0						
Deron Johnson, R OBP: 0.259, SLG: 0.337 (1, 7)	F9								P6	4	0	0	0	0	1	3						
Leo Cardenas, R OBP: 0.336, SLG: 0.397 (1, 6)	F8								FC6-4	4	1	0	1	0	0	3						
Johnny Edwards, L OBP: 0.304, SLG: 0.333 (1, 2)									K	4	0	1	0	0	3	0						
Jim O'Toole, S OBP: 0.182, SLG: 0.182 (7, 1)									K	2	0	0	0	0	0	0						
Don Nottebart, R OBP: 0.226, SLG: 0.290 (7, PH)									K	1	0	0	1	0	0	1						
Gordy Coleman, L OBP: 0.226, SLG: 0.290 (7, PH)									K	0	0	0	0	0	0	0						
Dick Simpson, R OBP: 0.226, SLG: 0.290 (7, PH)									K	0	0	0	0	0	0	0						
Billy McCool, R OBP: 0.226, SLG: 0.290 (8, 1)									K	0	0	0	0	0	0	0						
Tony Perez, R OBP: 0.342, SLG: 0.395 (8, PH)									K	1	0	0	0	0	1	0						
Inning Stats	R: 1 E: 0 K: 1 S: 6	H: 1 LOB: 0 BB: 0 P: 6	R: 0 E: 0 K: 0 S: 3	H: 0 LOB: 0 BB: 0 P: 3	R: 0 E: 0 K: 2 S: 9	H: 2 LOB: 0 BB: 0 P: 9	R: 0 E: 0 K: 1 S: 5	H: 0 LOB: 0 BB: 0 P: 5	R: 0 E: 0 K: 2 S: 7	H: 0 LOB: 0 BB: 0 P: 7	R: 0 E: 0 K: 2 S: 8	H: 1 LOB: 1 BB: 0 P: 8	R: 2 E: 1 K: 0 S: 6	H: 1 LOB: 2 BB: 1 P: 10	R: 0 E: 0 K: 0 S: 3	H: 0 LOB: 2 BB: 1 P: 8	R: 0 E: 0 K: 2 S: 7	H: 0 LOB: 0 BB: 0 P: 7	1B: 4 2B: 0 3B: 0 HR: 1	SF: 0 SAC: 1 DP: 0 HBP: 1	WP: 1 PB: 0 SB: 0 CS: 0	PA: 37
PITCHER	IP	WLS	BF	H	R	ER	SO	BB	IBB	HBP	BLK	WP	HR	S	P	ERA	WHIP					
Bob Gibson, R ERA: 2.27 (1, 1)	9.0	W	37	5	3	1	10	2	0	1	0	1	1	54	63	1.00	0.778					



Batter	1	2	3	4	5	6	7	8	9	AB	R	H	RBI	BB	SO	LOB	TOP					
Adolfo Phillips, R OBP: 0.352, SLG: 0.457 (1, 8)	F7		E S 1B		1-3		P1			4	0	1	0	0	0	3	Chicago Cubs @ St. Louis Cardinals Busch Stadium, St. Louis, MO Tue May 24 1966, 7:05 PM CDT Att: 15,790 - Unknown - 65 F					
Glenn Beckert, R OBP: 0.288, SLG: 0.313 (1, 4)	P5		1-3 BB			F8 14 SF8 2B	1-2 2-H 1B			3	1	2	1	1	0	0						
Billy Williams, L OBP: 0.250, SLG: 0.256 (1, 9)	BB		L9			14 SF8 HBP	G3			2	0	0	0	1	0	4						
Ron Santo, R OBP: 0.375, SLG: 0.459 (1, 5)	4-3			K		F8 2-3	6-3			4	0	0	0	0	1	3						
14 Ernie Banks, R OBP: 0.220, SLG: 0.293 (1, 3)		1-3		F9		SF8 1-2	F8			3	0	0	1	0	0	0						
Randy Hundley, R OBP: 0.283, SLG: 0.406 (1, 2)		F8		1-3		3-H 6-3	P1			4	0	0	0	0	0	1						
Byron Browne, R OBP: 0.330, SLG: 0.447 (1, 7)		P4			E 4-3 BB		SH FC5-2 2B		K	3	0	1	0	1	1	0						
Don Kessinger, S OBP: 0.280, SLG: 0.297 (1, 6)			P4		4-3		SH FC5-2 1B		K	3	1	0	0	0	1	1						
Bill Hands, R OBP: 0.154, SLG: 0.167 Ted Abernathy, R (9, 1)			F8		L7		FC5-2 1B		K	4	0	0	0	0	1	3						
Inning Stats	R: 0 E: 0 K: 0 S: 3	H: 0 LOB: 1 BB: 1 P: 7	R: 0 E: 0 K: 0 S: 3	H: 0 LOB: 0 BB: 0 P: 3	R: 0 E: 0 K: 1 S: 4	H: 1 LOB: 2 BB: 1 P: 8	R: 0 E: 0 K: 1 S: 5	H: 0 LOB: 0 BB: 0 P: 5	R: 0 E: 1 K: 0 S: 3	H: 0 LOB: 1 BB: 1 P: 7	R: 1 E: 0 K: 0 S: 4	H: 1 LOB: 1 BB: 0 P: 5	R: 1 E: 0 K: 0 S: 6	H: 2 LOB: 2 BB: 0 P: 6	R: 0 E: 0 K: 0 S: 3	H: 0 LOB: 0 BB: 0 P: 3	R: 0 E: 0 K: 3 S: 9	H: 0 LOB: 0 BB: 0 P: 9	1B: 2 2B: 2 3B: 0 HR: 0	SF: 1 SAC: 1 DP: 0 HBP: 1	WP: 0 PB: 0 SB: 1 CS: 0	PA: 36
PITCHER	IP	WLS	BF	H	R	ER	SO	BB	IBB	HBP	BLK	WP	HR	S	P	ERA	WHIP					
Al Jackson, L ERA: 0.81 Don Dennis, R ERA: 1.59	(1, 1)	8.0	L	33	4	2	2	1	3	0	1	0	0	31	44	2.25	0.875					
(9, 1)	1.0	3	0	0	0	0	3	0	0	0	0	0	0	9	9	0.00	0.000					

AB	30
R	2
H	4
RBI	2
BB	3
SO	4
LOB	15



Batter	1	2	3	4	5	6	7	8	9	AB	R	H	RBI	BB	SO	LOB	BOTTOM				
Bobby Tolan, L OBP: 0.053, SLG: 0.105 (1, 7)	F5		L9		F8			1-3		4	0	0	0	0	0	1	Chicago Cubs @ St. Louis Cardinals Busch Stadium, St. Louis, MO Tue May 24 1966, 7:05 PM CDT Att: 15,790 - Unknown - 65 F				
Mike Shannon, R OBP: 0.287, SLG: 0.475 (1, 9)	F3		1-3			4-3			1B 2B	4	0	1	0	0	0	0					
Curt Flood, R OBP: 0.343, SLG: 0.414 (1, 8)	4-3				F8		F3		G4-6-3 1B	4	0	1	0	0	0	0					
Orlando Cepeda, R OBP: 0.346, SLG: 0.564 (1, 3)		1-3				K			K	4	0	1	0	0	2	2					
Tim McCarver, L OBP: 0.283, SLG: 0.396 (1, 2)		P5			K		F7		G4-6-3 1-2	4	0	0	0	0	1	3					
Charley Smith, R OBP: 0.338, SLG: 0.448 (1, 5)		1B BB			K		6-3			2	0	0	0	1	1	1					
Jerry Buchek, R OBP: 0.333, SLG: 0.378 (1, 6)					4-3		6-3			3	0	1	0	0	0	0					
Julian Javier, R OBP: 0.265, SLG: 0.277 Tito Francona, L OBP: 0.250, SLG: 0.192 Dal Maxvill, R OBP: 0.241, SLG: 0.286 (1, 4)									P5	2	0	0	0	0	0	2					
Al Jackson, L OBP: 0.333, SLG: 0.625 Bob Skinner, L OBP: 0.190, SLG: 0.300 Don Dennis, R (8, PH)					K				4-3	1	0	0	0	0	0	0					
Inning Stats	R: 0 E: 0 K: 0 S: 3	H: 0 LOB: 0 BB: 0 P: 3	R: 0 E: 0 K: 0 S: 4	H: 1 LOB: 2 BB: 1 P: 8	R: 0 E: 0 K: 1 S: 5	H: 0 LOB: 0 BB: 0 P: 5	R: 0 E: 0 K: 2 S: 8	H: 1 LOB: 1 BB: 0 P: 8	R: 0 E: 0 K: 0 S: 4	H: 1 LOB: 1 BB: 0 P: 4	R: 0 E: 0 K: 1 S: 5	H: 0 LOB: 0 BB: 0 P: 5	R: 0 E: 0 K: 0 S: 3	H: 0 LOB: 0 BB: 0 P: 3	R: 0 E: 0 K: 1 S: 6	H: 2 LOB: 1 BB: 0 P: 6	1B: 3 2B: 2 3B: 0 HR: 0	SF: 0 SAC: 0 DP: 1 HBP: 0	WP: 0 PB: 0 SB: 0 CS: 0	PA: 32	
PITCHER	IP	WLS	BF	H	R	ER	SO	BB	IBB	HBP	BLK	WP	HR	S	P	ERA	WHIP				
Bill Hands, R ERA: 2.4 Ted Abernathy, R ERA: 4.62	(1, 1)	8.0	W	30	5	0	0	4	1	0	0	0	0	37	41	0.00	0.750				
(9, 1)	1.0	S	2	0	0	0	1	0	0	0	0	0	0	4	4	0.00	0.000				



Batter	1	2	3	4	5	6	7	8	9	AB	R	H	RBI	BB	SO	LOB	TOP											
Adolfo Phillips, R OBP: 0.348, SLG: 0.479	0-0 HR		0-3 K		0-3 K		0-3 K			4	1	1	1	0	3	1	Chicago Cubs @ St. Louis Cardinals Busch Stadium, St. Louis, MO Wed May 25 1966, 7:05 PM CDT Att: 15,381 - Unknown - 70 F											
Glenn Beckert, R OBP: 0.294, SLG: 0.313	0-0 1B		0-0 5-3		0-0 F3			1-0 G4-6-3 HBP		3	0	1	0	0	0	1												
Billy Williams, L OBP: 0.257, SLG: 0.257	0-0 1B		4-0 BB		0-0 F8			0-0 F8		3	0	1	0	1	0	1												
Ron Santo, R OBP: 0.372, SLG: 0.452	0-0 F8		0-0 F8		0-0 BB 1B			0-0 G4-6-3 1-2		4	0	1	0	0	0	4												
George Altman, L OBP: 0.278, SLG: 0.519	0-3 K			0-0 F7		4-0 BB 1-2			0-3 K	3	0	0	0	1	2	2												
Randy Hundley, R OBP: 0.282, SLG: 0.400	0-3 K			0-0 F7		0-0 F2			0-0 1B	4	0	1	0	0	1	4												
Byron Browne, R OBP: 0.318, SLG: 0.429		0-3 K		0-3 K		0-0 G3			0-3 K	4	0	0	0	0	3	3												
Don Kessinger, S OBP: 0.275, SLG: 0.295		0-3 K			0-0 WP 1B				0-3 K	4	0	1	0	0	2	1												
Ken Holtzman, R OBP: 0.100, SLG: 0.100 (7, PH) Jimmy Stewart, S OBP: 0.100, SLG: 0.138 Ted Abernathy, R OBP: 0.100, SLG: 0.138 Bill Faul, R OBP: 0.100, SLG: 0.138	0-0 1-3				0-3 K		0-0 5-3			2	0	0	0	0	1	1												
Inning Stats	R: 1 E: 0 K: 2 S: 10	H: 3 LOB: 2 BB: 0 P: 10	R: 0 E: 0 K: 2 S: 7	H: 0 LOB: 0 BB: 0 P: 7	R: 0 E: 0 K: 1 S: 5	H: 0 LOB: 1 BB: 1 P: 9	R: 0 E: 0 K: 1 S: 5	H: 0 LOB: 0 BB: 0 P: 5	R: 0 E: 0 K: 2 S: 8	H: 1 LOB: 1 BB: 0 P: 8	R: 0 E: 0 K: 0 S: 4	H: 1 LOB: 2 BB: 1 P: 8	R: 0 E: 0 K: 1 S: 5	H: 0 LOB: 0 BB: 0 P: 5	R: 0 E: 0 K: 0 S: 2	H: 0 LOB: 0 BB: 0 P: 3	R: 0 E: 0 K: 3 S: 10	H: 1 LOB: 1 BB: 0 P: 10	1B: 5 2B: 0 3B: 0 HR: 1	SF: 0 SAC: 0 DP: 1 HBP: 1	WP: 1 PB: 0 SB: 0 CS: 0	PA: 35						
PITCHER	IP	WLS	BF	H	R	ER	SO	BB	IBB	HBP	BLK	WP	HR	S	P	ERA	WHIP											
Nelson Briles, R ERA: 3.58	(1, 1)	7.0	W	28	5	1	1	9	2	0	0	0	1	1	44	52	1.29	1.000										
Don Dennis, R ERA: 1.17	(8, 1)	2.0	S	7	1	0	0	3	0	0	1	0	0	0	12	13	0.00	0.500										

Chicago Cubs @ St. Louis Cardinals
 Busch Stadium, St. Louis, MO
 Wed May 25 1966, 7:05 PM CDT
 Att: 15,381 - Unknown - 70 F

AB	32
R	1
H	6
RBI	1
BB	2
SO	12
LOB	18



Batter	1	2	3	4	5	6	7	8	9	AB	R	H	RBI	BB	SO	LOB	BOTTOM											
Julian Javier, R OBP: 0.279, SLG: 0.281	0-0 6-3		0-0 CS			1-0 5-3 CS HBP	4-0 WP HR BB			2	1	1	1	1	0	0	Chicago Cubs @ St. Louis Cardinals Busch Stadium, St. Louis, MO Wed May 25 1966, 7:05 PM CDT Att: 15,381 - Unknown - 70 F											
Mike Shannon, R OBP: 0.286, SLG: 0.452	0-3 K2-3		0-0 CS	0-0 F9		0-0 F5	4-0 HR BB			3	1	0	0	1	1	1												
Curt Flood, R OBP: 0.340, SLG: 0.431	0-0 5-3			0-0 5-3		0-0 5-3	0-0 HR			4	1	1	4	0	0	1												
Orlando Cepeda, R OBP: 0.343, SLG: 0.546		0-0 P4		0-0 F7		4-0 IBB	0-0 F9			3	0	0	0	1	0	0												
Phil Gagliano, R OBP: 0.258, SLG: 0.154		0-0 5-3			4-0 BB 3B	0-0 CS	0-0 L8 HBP			2	1	0	0	1	0	0												
Tim McCarver, L OBP: 0.282, SLG: 0.390		0-0 6-3			0-0 F9		0-0 1B 1-3			4	1	1	0	0	0	2												
Jerry Buchek, R OBP: 0.340, SLG: 0.395			0-0 G1-5-3 E 1B		0-3 K		0-0 1B 2B	0-3 K		4	1	2	0	0	2	1												
Bobby Tolan, L OBP: 0.130, SLG: 0.227			0-0 FC4 G1-5-3 1B		0-0 1B 1-H	0-0 3B	4-0 BB 1B WP IBB	0-0 F9		3	2	1	1	1	0	1												
Nelson Briles, R ERA: 5.46 Bob Skinner, L OBP: 0.227, SLG: 0.333 Don Dennis, R ERA: 1.17	0-0 G1-5-3 1-2 2-3				0-0 F9		0-0 WP HR 1B	0-0 P4		2	0	0	0	0	0	3												
Inning Stats	R: 0 E: 0 K: 1 S: 5	H: 0 LOB: 0 BB: 0 P: 5	R: 0 E: 0 K: 0 S: 3	H: 0 LOB: 0 BB: 0 P: 3	R: 1 E: 1 K: 0 S: 4	H: 2 LOB: 0 BB: 0 P: 4	R: 0 E: 0 K: 0 S: 3	H: 0 LOB: 0 BB: 0 P: 3	R: 1 E: 0 K: 1 S: 6	H: 1 LOB: 1 BB: 1 P: 10	R: 0 E: 0 K: 0 S: 2	H: 0 LOB: 1 BB: 1 P: 7	R: 7 E: 0 K: 0 S: 7	H: 4 LOB: 1 BB: 3 P: 20	R: 0 E: 0 K: 1 S: 5	H: 0 LOB: 0 BB: 0 P: 5	1B: 4 2B: 1 3B: 1 HR: 1	SF: 0 SAC: 0 DP: 1 HBP: 2	WP: 1 PB: 0 SB: 1 CS: 2	PA: 38								
PITCHER	IP	WLS	BF	H	R	ER	SO	BB	IBB	HBP	BLK	WP	HR	S	P	ERA	WHIP											
Ken Holtzman, L ERA: 5.46	(1, 1)	6.0	L	22	3	2	2	2	1	1	1	0	0	23	32	3.00	0.667											
Ted Abernathy, R ERA: 6.66	(7, 1)	0.1		7	3	6	6	0	2	1	0	0	1	0	4	16	162.00	15.000										
Bill Faul, R ERA: 5.01	(7, 1)	1.2		7	1	1	1	1	0	0	1	0	0	1	8	9	5.40	0.600										

Chicago Cubs @ St. Louis Cardinals
 Busch Stadium, St. Louis, MO
 Wed May 25 1966, 7:05 PM CDT
 Att: 15,381 - Unknown - 70 F

AB	29
R	9
H	7
RBI	8
BB	5
SO	3
LOB	9



Batter	1	2	3	4	5	6	7	8	9	AB	R	H	RBI	BB	SO	LOB	TOP					
Glenn Beckert, R (1,4) OBP: 0.299, SLG: 0.326			4-3			K				4	0	2	0	0	1	0	Chicago Cubs @ St. Louis Cardinals Busch Stadium, St. Louis, MO Thu May 26 1966, 7:05 PM CDT Att: 12,739 - Unknown - 80 F					
George Altman, L (1,7) John Hermstein, L (9,7) OBP: 0.233, SLG: 0.148					K	K				4	0	0	0	0	2	2						
Billy Williams, L (1,9) OBP: 0.263, SLG: 0.259				L9						3	0	1	0	1	0	1						
Ron Santo, R (1,5) OBP: 0.368, SLG: 0.442										3	0	0	0	1	0	3						
14 Ernie Banks, R (1,3) OBP: 0.221, SLG: 0.292										4	1	1	0	0	1	2						
Randy Hundley, R (1,2) OBP: 0.273, SLG: 0.386										4	0	0	0	0	1	1						
Byron Browne, R (1,8) OBP: 0.324, SLG: 0.461										4	1	2	2	0	2	0						
Don Kessinger, S (1,6) OBP: 0.272, SLG: 0.287			4-3							3	0	0	0	0	0	1						
Dick Ellsworth, L (1,1) Fergie Jenkins, R (9,1) OBP: 0.455, SLG: 0.700										3	0	0	0	0	2	0						
										0	0	0	0	0	0	0						
Inning Stats	R: 0 E: 0 K: 0 S: 4	H: 1 LOB: 1 BB: 0 P: 4	R: 0 E: 0 K: 2 S: 7	H: 0 LOB: 0 BB: 0 P: 7	R: 0 E: 0 K: 1 S: 5	H: 0 LOB: 0 BB: 0 P: 5	R: 0 E: 0 K: 1 S: 5	H: 0 LOB: 0 BB: 0 P: 5	R: 2 E: 0 K: 0 S: 5	H: 2 LOB: 0 BB: 0 P: 5	R: 0 E: 0 K: 1 S: 8	H: 1 LOB: 2 BB: 1 P: 12	R: 0 E: 0 K: 0 S: 3	H: 1 LOB: 0 BB: 0 P: 3	R: 0 E: 0 K: 2 S: 6	H: 1 LOB: 2 BB: 1 P: 10	R: 0 E: 0 K: 2 S: 7	H: 0 LOB: 0 BB: 0 P: 7	1B: 4 2B: 1 3B: 0 HR: 1	SF: 0 SAC: 0 DP: 1 HBP: 0	WP: 1 PB: 0 SB: 0 CS: 0	PA: 34
PITCHER Bob Gibson, R (1,1) ERA: 2.24	IP: 9.0 WLS: W BF: 34 H: 6 R: 2 ER: 2 SO: 9 BB: 1 IBB: 1 HBP: 0 BLK: 0 WP: 1 HR: 1 S: 50 P: 58 ERA: 2.00 WHIP: 0.778																	PITCHER				

Batter	1	2	3	4	5	6	7	8	9	AB	R	H	RBI	BB	SO	LOB	BOTTOM			
Julian Javier, R (1,4) OBP: 0.286, SLG: 0.288										4	1	2	0	0	0	0	Chicago Cubs @ St. Louis Cardinals Busch Stadium, St. Louis, MO Thu May 26 1966, 7:05 PM CDT Att: 12,739 - Unknown - 80 F			
Mike Shannon, R (1,9) OBP: 0.285, SLG: 0.439										4	1	1	0	0	0	1				
Curt Flood, R (1,8) OBP: 0.331, SLG: 0.418										4	1	0	0	0	0	1				
Orlando Cepeda, R (1,3) OBP: 0.348, SLG: 0.545										4	0	2	1	0	1	0				
Phil Gagliano, R (1,5) OBP: 0.286, SLG: 0.172										3	0	1	0	1	0	1				
Tim McCarver, L (1,2) OBP: 0.289, SLG: 0.394										4	0	2	1	0	1	1				
Jerry Buchek, R (1,6) OBP: 0.340, SLG: 0.416										3	0	1	0	0	1	2				
Bobby Tolan, L (1,7) Charley Smith, R (8, PH) Lou Brock, L (9,7) OBP: 0.289, SLG: 0.352										2	0	0	0	0	0	1				
Bob Gibson, R (1,1) OBP: 0.250, SLG: 0.371										3	0	1	0	0	2	1				
Inning Stats	R: 0 E: 0 K: 0 S: 3	H: 0 LOB: 0 BB: 0 P: 3	R: 0 E: 0 K: 1 S: 6	H: 1 LOB: 1 BB: 0 P: 6	R: 0 E: 0 K: 0 S: 4	H: 2 LOB: 1 BB: 0 P: 4	R: 0 E: 0 K: 0 S: 3	H: 0 LOB: 0 BB: 0 P: 3	R: 0 E: 0 K: 1 S: 5	H: 1 LOB: 0 BB: 0 P: 5	R: 0 E: 0 K: 1 S: 3	H: 1 LOB: 0 BB: 0 P: 3	R: 0 E: 0 K: 2 S: 8	H: 1 LOB: 1 BB: 0 P: 8	R: 3 E: 1 K: 0 S: 5	H: 4 LOB: 3 BB: 1 P: 9	1B: 8 2B: 1 3B: 1 HR: 0	SF: 0 SAC: 0 DP: 2 HBP: 0	WP: 0 PB: 0 SB: 0 CS: 0	PA: 33
PITCHER Dick Ellsworth, L (1,1) Fergie Jenkins, R (9,1) ERA: 3.71	IP: 8.0 WLS: L BF: 31 H: 9 R: 3 ER: 3 SO: 5 BB: 0 IBB: 0 HBP: 0 BLK: 0 WP: 0 HR: 0 S: 41 P: 41 ERA: 2.25 WHIP: 1.125																	PITCHER		

Batter	1	2	3	4	5	6	7	8	9	AB	R	H	RBI	BB	SO	LOB	TOP				
Tommy Helms, R OBP: 0.307, SLG: 0.386 (1, 5)										5	1	1	1	0	0	4	Cincinnati Reds @ St. Louis Cardinals Busch Stadium, St. Louis, MO Fri May 27 1966, 7:05 PM CDT Att: 44,246 - Unknown				
Pete Rose, S OBP: 0.313, SLG: 0.345 (1, 4)										4	0	1	1	0	1	0					
Vada Pinson, L OBP: 0.387, SLG: 0.532 (1, 8)										4	2	2	2	0	0	0					
Gordy Coleman, L OBP: 0.237, SLG: 0.194 Mel Queen, L OBP: 0.195, SLG: 0.091 (1, 3) (7, 9)										3	1	1	0	0	1	0					
Deron Johnson, R OBP: 0.271, SLG: 0.345 (1, 7) (7, 3)										3	1	1	0	1	2	0					
Art Shamsky, L OBP: 0.383, SLG: 0.680 Tommy Harper, R OBP: 0.341, SLG: 0.263 (1, 9) (7, 7)										2	0	0	0	0	1	0					
Leo Cardenas, R OBP: 0.326, SLG: 0.386 (1, 6)										4	0	0	0	0	0	5					
Johnny Edwards, L OBP: 0.344, SLG: 0.372 (1, 2)										3	1	1	1	0	0	0					
Jim Maloney, L OBP: 0.333, SLG: 0.300 Billy McCool, R OBP: 0.400, SLG: 0.250 (1, 1) (7, 1)										2	0	1	1	0	0	0					
Inning Stats	R: 1 E: 0 K: 0 S: 4	H: 1 LOB: 0 BB: 0 P: 4	R: 0 E: 0 K: 1 S: 5	H: 0 LOB: 0 BB: 0 P: 5	R: 1 E: 0 K: 0 S: 4	H: 1 LOB: 0 BB: 0 P: 4	R: 3 E: 1 K: 0 S: 8	H: 4 LOB: 2 BB: 0 P: 8	R: 0 E: 0 K: 2 S: 7	H: 0 LOB: 0 BB: 0 P: 7	R: 0 E: 0 K: 2 S: 7	H: 0 LOB: 0 BB: 0 P: 7	R: 1 E: 0 K: 0 S: 4	H: 2 LOB: 1 BB: 0 P: 4	R: 0 E: 0 K: 0 S: 3	H: 0 LOB: 0 BB: 2 P: 11		R: 0 E: 0 K: 0 S: 2	H: 0 LOB: 0 BB: 1 P: 6	1B: 5 2B: 0 3B: 0 HR: 3	SF: 1 SAC: 2 DP: 1 HBP: 0
PITCHER	IP WLS BF H R ER SO BB IBB HBP BLK WP HR S P ERA WHIP																				
Art Mahaffey, R ERA: 6.97 (1, 1)	3.0 L 14 5 5 3 1 0 0 0 0 0 0 3 16 16 9.00 1.667																				
Curt Simmons, L ERA: 4.3 (4, 1)	2.0 8 1 0 0 2 0 0 0 0 0 0 0 12 12 0.00 0.500																				
Tracy Stallard, R ERA: 5.68 (6, 1)	2.0 7 2 1 1 2 0 0 0 0 0 0 0 11 11 4.50 1.000																				
Hal Woodeshick, L ERA: 1.38 (8, 1)	2.0 8 0 0 0 0 3 0 0 0 0 0 0 5 17 0.00 1.500																				

Batter	1	2	3	4	5	6	7	8	9	AB	R	H	RBI	BB	SO	LOB	BOTTOM				
Bobby Tolan, L OBP: 0.207, SLG: 0.231 Bob Gibson, R OBP: 0.243, SLG: 0.361 Dal Maxvill, R OBP: 0.241, SLG: 0.286 (1, 7) (8, PH) (9, 7)										2	1	1	0	2	0	0	Cincinnati Reds @ St. Louis Cardinals Busch Stadium, St. Louis, MO Fri May 27 1966, 7:05 PM CDT Att: 44,246 - Unknown				
Mike Shannon, R OBP: 0.280, SLG: 0.414 (1, 9)										4	1	0	0	1	3	5					
Curt Flood, R OBP: 0.333, SLG: 0.425 (1, 8)										5	1	2	4	0	0	0					
Orlando Cepeda, R OBP: 0.359, SLG: 0.538 Al Jackson, L OBP: 0.333, SLG: 0.625 (1, 3) (9, PR)										3	0	1	0	2	1	2					
Tim McCarver, L OBP: 0.294, SLG: 0.425 (1, 2)										4	0	2	1	0	0	2					
Phil Gagliano, R OBP: 0.282, SLG: 0.156 Hal Woodeshick, R OBP: 1.000, SLG: 2.000 Lou Brock, L OBP: 0.287, SLG: 0.350 (1, 5) (8, 1) (9, PH)										3	0	0	0	1	0	3					
Jerry Buchek, R OBP: 0.337, SLG: 0.409 (1, 6)										4	1	1	0	0	2	4					
Julian Javier, R OBP: 0.292, SLG: 0.297 (1, 4)										3	1	1	0	1	0	1					
Art Mahaffey, R ERA: 6.97 (1, 1)										1	0	0	0	0	1	0					
Curt Simmons, L ERA: 4.3 (4, 1)										0	0	0	0	0	0	0					
Bob Simmer, R OBP: 0.217, SLG: 0.318 (8, 1)										1	0	0	0	0	0	2					
Tito Francona, L OBP: 0.241, SLG: 0.185 Charley Smith, R OBP: 0.336, SLG: 0.444 (7, PH) (8, 5)										0	0	0	0	0	0	0					
Inning Stats	R: 0 E: 0 K: 0 S: 3	H: 0 LOB: 0 BB: 0 P: 3	R: 0 E: 0 K: 1 S: 6	H: 1 LOB: 1 BB: 0 P: 6	R: 0 E: 0 K: 2 S: 7	H: 0 LOB: 1 BB: 1 P: 11	R: 0 E: 0 K: 0 S: 4	H: 1 LOB: 1 BB: 0 P: 4	R: 2 E: 0 K: 2 S: 9	H: 2 LOB: 2 BB: 2 P: 17	R: 0 E: 0 K: 0 S: 4	H: 1 LOB: 1 BB: 0 P: 4	R: 3 E: 0 K: 2 S: 9	H: 2 LOB: 3 BB: 3 P: 21	R: 0 E: 0 K: 2 S: 8	H: 1 LOB: 1 BB: 0 P: 8	R: 0 E: 0 K: 1 S: 5	H: 0 LOB: 1 BB: 1 P: 9	1B: 4 2B: 3 3B: 1 HR: 0	SF: 1 SAC: 1 DP: 0 HBP: 0	WP: 0 PA: 42 PB: 0 SB: 2 CS: 0
PITCHER	IP WLS BF H R ER SO BB IBB HBP BLK WP HR S P ERA WHIP																				
Jim Maloney, R ERA: 1.8 (1, 1)	6.1 W 30 7 5 5 6 4 0 0 0 0 0 0 0 17 29 0.00 1.500																				
Billy McCool, L ERA: 1.11 (7, 1)	2.2 S 12 1 0 0 4 3 0 0 0 0 0 0 0 17 29 0.00 1.500																				



Batter	1	2	3	4	5	6	7	8	9	AB	R	H	RBI	BB	SO	LOB	TOP					
Tommy Helms, R OBP: 0.299, SLG: 0.376 (1,5)										4	0	0	0	0	1	1						
Pete Rose, S OBP: 0.305, SLG: 0.336 (1,4)										4	0	0	0	0	0	1						
Vada Pinson, L OBP: 0.390, SLG: 0.531 (1,9)										4	0	2	0	0	0	0						
Don Pavletich, R OBP: 0.344, SLG: 0.476 (9, PR)										4	0	1	0	0	0	1						
Tony Perez, R OBP: 0.338, SLG: 0.338 (1,3)										3	0	0	0	1	1	2						
Deron Johnson, R OBP: 0.285, SLG: 0.336 (1,7)										3	0	0	0	0	1	1						
Leo Cardenas, R OBP: 0.319, SLG: 0.378 (1,6)										3	0	0	0	0	0	0						
Tommy Harper, R OBP: 0.352, SLG: 0.329 (1,8)										3	1	2	1	0	0	0						
Jim O'Toole, S OBP: 0.154, SLG: 0.154 (8, PH)										2	0	0	0	0	1	1						
Dick Simpson, R OBP: 0.167, SLG: 0.167 (8, PH)										1	0	0	0	0	0	0						
Jack Baldschun, R (8, 1)										0	0	0	0	0	0	0						
Inning Stats	R: 0 E: 0 K: 0 S: 4	H: 1 LOB: 1 BB: 0 P: 4	R: 0 E: 0 K: 1 S: 5	H: 0 LOB: 0 BB: 0 P: 5	R: 0 E: 0 K: 2 S: 8	H: 1 LOB: 1 BB: 0 P: 8	R: 0 E: 0 K: 0 S: 3	H: 0 LOB: 1 BB: 1 P: 7	R: 1 E: 0 K: 0 S: 4	H: 1 LOB: 0 BB: 0 P: 4	R: 0 E: 0 K: 0 S: 3	H: 0 LOB: 0 BB: 0 P: 3	R: 0 E: 0 K: 1 S: 5	H: 0 LOB: 0 BB: 0 P: 5	R: 0 E: 0 K: 0 S: 3	H: 0 LOB: 2 BB: 0 P: 4	R: 0 E: 0 K: 0 S: 4	H: 2 LOB: 2 BB: 0 P: 4	1B: 3 2B: 1 3B: 0 HR: 1	SF: 0 SAC: 0 DP: 1 HBP: 0	WP: 0 PB: 0 SB: 0 CS: 0	PA: 32
PITCHER A Jackson, L ERA: 0.85 (1,1)	IP: 9.0 WLS: W BF: 32 H: 5 R: 1 ER: 1 SO: 4 BB: 1 IBB: 0 HBP: 0 BLK: 0 WP: 0 HR: 1 S: 39 P: 43 ERA: 1.00 WHIP: 0.667											PITCHER	IP: WLS: BF: H: R: ER: SO: BB: IBB: HBP: BLK: WP: HR: S: P: ERA: WHIP:									

Cincinnati Reds @ St. Louis Cardinals
 Busch Stadium, St. Louis, MO
 Sat May 28 1966, 7:05 PM CDT
 Att: 26,930 - Unknown

AB	31
R	1
H	5
RBI	1
BB	1
SO	4
LOB	7



Batter	1	2	3	4	5	6	7	8	9	AB	R	H	RBI	BB	SO	LOB	BOTTOM					
Julian Javier, R OBP: 0.286, SLG: 0.290 (1,4)										3	0	0	0	0	0	2						
Mike Shannon, R OBP: 0.283, SLG: 0.403 (1,9)										2	0	0	0	1	2	1						
Curt Flood, R OBP: 0.331, SLG: 0.433 (1,8)										4	1	1	0	0	1	4						
Orlando Cepeda, R OBP: 0.355, SLG: 0.542 (1,3)										3	0	1	1	0	0	1						
Charley Smith, R OBP: 0.333, SLG: 0.434 (1,5)										3	1	0	0	1	1	1						
Tim McCarver, L OBP: 0.301, SLG: 0.444 (1,2)										4	0	2	1	0	0	1						
Jerry Buchek, R OBP: 0.333, SLG: 0.396 (1,6)										3	0	0	0	1	2	2						
Bobby Tolan, L OBP: 0.188, SLG: 0.207 (1,7)										3	1	0	0	0	0	3						
AJ Jackson, L OBP: 0.500, SLG: 0.800 (1,1)										2	0	2	1	1	0	0						
Inning Stats	R: 0 E: 0 K: 1 S: 5	H: 0 LOB: 1 BB: 1 P: 9	R: 2 E: 0 K: 0 S: 5	H: 2 LOB: 1 BB: 1 P: 9	R: 1 E: 0 K: 1 S: 6	H: 1 LOB: 0 BB: 0 P: 6	R: 0 E: 0 K: 1 S: 5	H: 0 LOB: 0 BB: 0 P: 5	R: 0 E: 0 K: 0 S: 3	H: 0 LOB: 1 BB: 1 P: 7	R: 0 E: 0 K: 1 S: 6	H: 1 LOB: 2 BB: 1 P: 10	R: 0 E: 0 K: 1 S: 6	H: 1 LOB: 1 BB: 0 P: 6	R: 0 E: 0 K: 1 S: 6	H: 1 LOB: 1 BB: 0 P: 6	R: 0 E: 0 K: 1 S: 6	H: 1 LOB: 1 BB: 0 P: 6	1B: 2 2B: 3 3B: 2 HR: 0	SF: 1 SAC: 2 DP: 1 HBP: 0	WP: 1 PB: 0 SB: 2 CS: 0	PA: 34
PITCHER Jim O'Toole, L ERA: 1.96 (1,1)	IP: 7.0 WLS: L BF: 30 H: 5 R: 3 ER: 3 SO: 3 BB: 3 IBB: 0 HBP: 0 BLK: 0 WP: 0 HR: 0 S: 36 P: 52 ERA: 3.86 WHIP: 1.143											PITCHER	IP: WLS: BF: H: R: ER: SO: BB: IBB: HBP: BLK: WP: HR: S: P: ERA: WHIP:									
Jack Baldschun, R ERA: 5.06 (8, 1)	1.0 L 4 1 0 0 1 0 0 0 0 0 0 6 6 0.00 1.000																					

Cincinnati Reds @ St. Louis Cardinals
 Busch Stadium, St. Louis, MO
 Sat May 28 1966, 7:05 PM CDT
 Att: 26,930 - Unknown

AB	27
R	3
H	6
RBI	3
BB	4
SO	6
LOB	15



Batter	1	2	3	4	5	6	7	8	9	10	AB	R	H	RBI	BB	SO	LOB	TOP	
Tommy Helms, R OBP: 0.206, SLG: 0.370 (1.5)	F2		K			F8		F8			5	0	1	0	0	1	2	Cincinnati Reds @ St. Louis Cardinals Busch Stadium, St. Louis, MO Sun May 29 1966, 3:33 AM CDT Att: 26,483 - Unknown	
Pete Rose, S OBP: 0.296, SLG: 0.325 (1.4)	K			F8		1-3		4-3		6-3	5	0	0	0	0	1	2		
Vada Pinson, L OBP: 0.380, SLG: 0.517 (1.8)	K			4-3			F7	K			4	0	0	0	0	2	0		
Gordy Coleman, L OBP: 0.244, SLG: 0.231 Tommy Harper, R OBP: 0.348, SLG: 0.325 (7.7)	F7			P6			1B	2B		K	3	0	1	0	0	0	0		0
Art Shamsky, L OBP: 0.261, SLG: 0.660 Dick Simpson, R OBP: 0.167, SLG: 0.167 Mel Queen, L OBP: 0.190, SLG: 0.088 (7.9)	F8			K			2B	SF9		F2	3	0	1	1	0	1	0		0
Deron Johnson, R OBP: 0.271, SLG: 0.344 (7.3)	6-3			F7			2B	SF9			3	0	1	0	1	0	0		0
Leo Cardenas, R OBP: 0.318, SLG: 0.372 (1.6)				1-3			SF9	2B			2	0	0	1	1	0	1		0
Johnny Edwards, L OBP: 0.351, SLG: 0.363 (1.2)				G1-6-3			FC1-6	BB			2	0	0	0	2	1	1		0
Joey Jay, S OBP: 0.200, SLG: 0.111 Billy McCool, R OBP: 0.400, SLG: 0.250 Tony Perez, R OBP: 0.333, SLG: 0.333 Ted Davidson, R (10.1)				BB			FC1-6	BB			2	0	0	0	1	1	4		0
				BB			1-2			K	0	0	0	0	0	0	0		0
				BB			1-2			K	1	0	0	0	0	1	0	0	
				BB			1-2			K	0	0	0	0	0	0	0	0	
Inning Stats	R: 0 E: 0 K: 2 S: 7	H: 0 LOB: 0 BB: 0 P: 7	R: 0 E: 0 K: 0 S: 3	H: 0 LOB: 0 BB: 0 P: 3	R: 0 E: 0 K: 1 S: 4	H: 0 LOB: 1 BB: 2 P: 12	R: 0 E: 0 K: 0 S: 3	H: 0 LOB: 0 BB: 0 P: 3	R: 0 E: 0 K: 1 S: 5	H: 0 LOB: 0 BB: 0 P: 5	R: 2 E: 0 K: 1 S: 8	H: 3 LOB: 3 BB: 1 P: 12	R: 0 E: 0 K: 1 S: 5	H: 0 LOB: 0 BB: 0 P: 5	R: 0 E: 0 K: 1 S: 8	H: 1 LOB: 1 BB: 0 P: 8	1B: 2 2B: 2 3B: 0 HR: 0	SF: 1 SAC: 0 DP: 1 HBP: 0	WP: 0 PA: 38 PB: 0 SB: 0 CS: 0
PITCHER	IP WLS BF H R ER SO ERA WHIP	IP WLS BF H R ER SO ERA WHIP	IP WLS BF H R ER SO ERA WHIP	IP WLS BF H R ER SO ERA WHIP	IP WLS BF H R ER SO ERA WHIP	IP WLS BF H R ER SO ERA WHIP	IP WLS BF H R ER SO ERA WHIP	IP WLS BF H R ER SO ERA WHIP	IP WLS BF H R ER SO ERA WHIP	IP WLS BF H R ER SO ERA WHIP	IP WLS BF H R ER SO ERA WHIP	IP WLS BF H R ER SO ERA WHIP	IP WLS BF H R ER SO ERA WHIP	IP WLS BF H R ER SO ERA WHIP	IP WLS BF H R ER SO ERA WHIP	IP WLS BF H R ER SO ERA WHIP	IP WLS BF H R ER SO ERA WHIP	IP WLS BF H R ER SO ERA WHIP	
Nelson Briles, R ERA: 3.4 Joe Hoerner, L ERA: 0.73 (8.1)	7.0 W 27 3 2 2 5 3.4 0.857	3.0 W 11 1 0 0 4 0.73 0.667																	


AB	32
R	2
H	4
RBI	2
BB	5
SO	9
LOB	10




Batter	1	2	3	4	5	6	7	8	9	10	AB	R	H	RBI	BB	SO	LOB	BOTTOM					
Lou Brock, L OBP: 0.299, SLG: 0.370 (1.9)	5-3 1B		P4		1-1 3B		1B BB		K		4	0	2	1	1	1	0	Cincinnati Reds @ St. Louis Cardinals Busch Stadium, St. Louis, MO Sun May 29 1966, 3:33 AM CDT Att: 26,483 - Unknown					
Bobby Tolan, L OBP: 0.243, SLG: 0.219 (1.7)	5-3 HBP		G3		F7		1-3 2-H 1B		4-0 SH BB		3	1	1	1	1	0	1		0				
Curt Flood, R OBP: 0.323, SLG: 0.422 (1.8)	5-3 1-2 2-3		F8			6-3	L7			SH	4	0	0	0	0	0	5		0				
Orlando Cepeda, R OBP: 0.368, SLG: 0.559 Jimmy Williams, R OBP: 0.500, SLG: 0.429 Tito Francona, L OBP: 0.241, SLG: 0.185 (9.3)	K			G4-6-3 1B			2B			1B	4	0	3	0	0	1	2		0				
Tim McCarver, L OBP: 0.299, SLG: 0.433 (1.2)				G4-6-3 1-2		6-3		K			3	0	0	0	1	1	3		0				
Charley Smith, R OBP: 0.331, SLG: 0.424 (1.5)	F8			CS BB		P6		K		K	3	0	0	0	1	1	5		0				
Jerry Buchek, R OBP: 0.330, SLG: 0.390 (1.6)				CS 1-2		5-3		F3		P4	4	0	1	0	0	0	1		0				
Julian Javier, R OBP: 0.278, SLG: 0.281 (1.4)				G4-6-3 1-2		F8		F7		1-3	4	0	0	0	0	0	1		0				
Nelson Briles, R OBP: 0.200, SLG: 0.111 Bob Skinner, L OBP: 0.250, SLG: 0.348 Al Jackson, L OBP: 0.500, SLG: 0.800 Joe Hoerner, R (8.1)				1-3				E2 1B		K	2	1	1	0	0	0	0		0				
											1	0	1	0	0	0	0		0				
											1	0	1	0	0	0	0	0					
											1	0	0	0	0	0	0	0					
Inning Stats	R: 0 E: 0 K: 1 S: 6	H: 1 LOB: 3 BB: 1 P: 11	R: 0 E: 0 K: 0 S: 3	H: 1 LOB: 0 BB: 0 P: 3	R: 0 E: 0 K: 0 S: 3	H: 0 LOB: 0 BB: 0 P: 3	R: 0 E: 0 K: 0 S: 2	H: 1 LOB: 0 BB: 1 P: 6	R: 1 E: 0 K: 0 S: 5	H: 2 LOB: 1 BB: 0 P: 5	R: 0 E: 0 K: 0 S: 4	H: 1 LOB: 1 BB: 0 P: 4	R: 1 E: 1 K: 0 S: 5	H: 2 LOB: 3 BB: 1 P: 9	R: 0 E: 0 K: 2 S: 8	H: 1 LOB: 1 BB: 0 P: 8	R: 0 E: 0 K: 2 S: 7	H: 0 LOB: 0 BB: 0 P: 7	R: 1 E: 1 K: 0 S: 1	H: 0 LOB: 1 BB: 1 P: 5	1B: 7 2B: 1 3B: 1 HR: 0	SF: 0 SAC: 1 DP: 2 HBP: 1	WP: 0 PA: 40 PB: 0 SB: 1 CS: 1
PITCHER	IP WLS BF H R ER SO ERA WHIP	IP WLS BF H R ER SO ERA WHIP	IP WLS BF H R ER SO ERA WHIP	IP WLS BF H R ER SO ERA WHIP	IP WLS BF H R ER SO ERA WHIP	IP WLS BF H R ER SO ERA WHIP	IP WLS BF H R ER SO ERA WHIP	IP WLS BF H R ER SO ERA WHIP	IP WLS BF H R ER SO ERA WHIP	IP WLS BF H R ER SO ERA WHIP	IP WLS BF H R ER SO ERA WHIP	IP WLS BF H R ER SO ERA WHIP	IP WLS BF H R ER SO ERA WHIP	IP WLS BF H R ER SO ERA WHIP	IP WLS BF H R ER SO ERA WHIP	IP WLS BF H R ER SO ERA WHIP	IP WLS BF H R ER SO ERA WHIP	IP WLS BF H R ER SO ERA WHIP					
Joey Jay, R ERA: 4.01 Billy McCool, L ERA: 1.83 Ted Davidson, L ERA: 3.55 (10.1)	7.0 L 31 9 2 2 1 4.01 1.571	2.0 L 6 0 0 0 4 1.83 0.000																					

AB	33
R	3
H	9
RBI	2
BB	4
SO	5
LOB	18



Batter	1	2	3	4	5	6	7	8	9	AB	R	H	RBI	BB	SO	LOB	TOP			
Joe Morgan, L (1,4) OBP: 0.437, SLG: 0.436	E6 CS		F8			SH1-3 BB		2-3		3	0	0	0	1	0	0	Houston Astros @ St. Louis Cardinals Busch Stadium, St. Louis, MO Mon May 30 1966, 7:05 PM CDT Att: 14,196 - Cloudy - 67 F			
Sonny Jackson, L (1,6) OBP: 0.298, SLG: 0.282	F7		5-3			SH1-3		6-3		3	0	0	0	0	0	1				
Jimmy Wynn, R (1,8) OBP: 0.286, SLG: 0.401	K			P4		K		6-3		4	0	0	0	0	2	2				
Jim Gentile, L (1,3) OBP: 0.331, SLG: 0.466	CS	P4		BB		P4		K		3	0	0	0	1	1	1				
Dave Nicholson, R (1,9) OBP: 0.453, SLG: 0.529		PB E 1B		P3				K		4	1	1	0	0	1	1				
Rusty Staub, L (1,7) OBP: 0.312, SLG: 0.377	E7 1H 1B		5-3							3	0	2	1	0	0	1				
John Bateman, R (1,2) OBP: 0.338, SLG: 0.524	6-3				P4			K		3	0	0	0	0	1	2				
Bob Aspromonte, R (1,5) OBP: 0.256, SLG: 0.279	5-3				F7			F8		3	0	0	0	0	0	2				
Turk Farrell, R (1,1) Lee Maye, L (8,PH) Jim Owens, R (8,1)			K			K		6-3		2	0	0	0	0	2	0				
Inning Stats	R: 0 E: 1 K: 1 S: 5	H: 0 LOB: 0 BB: 0 P: 5	R: 1 E: 1 K: 0 S: 5	H: 2 LOB: 1 BB: 0 P: 5	R: 0 E: 0 K: 1 S: 5	H: 0 LOB: 0 BB: 0 P: 5	R: 0 E: 0 K: 0 S: 3	H: 0 LOB: 1 BB: 1 P: 7	R: 0 E: 0 K: 1 S: 5	H: 0 LOB: 0 BB: 0 P: 5	R: 0 E: 0 K: 1 S: 6	H: 1 LOB: 0 BB: 0 P: 6	R: 0 E: 0 K: 0 S: 3	H: 0 LOB: 0 BB: 0 P: 3	R: 0 E: 0 K: 2 S: 7	H: 0 LOB: 0 BB: 0 P: 7		1B: 3 2B: 0 3B: 0 HR: 0	SF: 0 SAC: 1 DP: 0 HBP: 0	WP: 0 PB: 1 SB: 0 CS: 1
PITCHER Bob Gibson, R (1,1) ERA: 2.03	IP: 9.0 WLS: W BF: 32 H: 3 R: 1 ER: 0 SO: 7 BB: 2 IBB: 0 HBP: 0 BLK: 0 WP: 0 HR: 0 S: 44 P: 52 ERA: 0.00 WHIP: 0.556															PITCHER				

Batter	1	2	3	4	5	6	7	8	9	AB	R	H	RBI	BB	SO	LOB	BOTTOM			
Lou Brock, L (1,7) OBP: 0.297, SLG: 0.362	6-3 S 2B BB		K		F8		4-3			3	1	0	0	1	1	1	Houston Astros @ St. Louis Cardinals Busch Stadium, St. Louis, MO Mon May 30 1966, 7:05 PM CDT Att: 14,196 - Cloudy - 67 F			
Bobby Tolan, L (1,9) OBP: 0.220, SLG: 0.194	F7		F8		F5		F8			4	0	0	0	0	0	2				
Curt Flood, R (1,8) OBP: 0.315, SLG: 0.411	6-3		P5		P6			F9		4	0	0	0	0	0	2				
Orlando Cepeda, R (1,3) OBP: 0.388, SLG: 0.617				HR		1B 2B		FC3-6 1B		4	2	4	2	0	0	0				
Tim McCarver, L (1,2) OBP: 0.305, SLG: 0.435	P4					6-3 1B		FC3-6 1-2		4	0	2	1	0	0	2				
Charley Smith, R (1,5) OBP: 0.329, SLG: 0.419						6-3		1-3		4	0	1	0	0	1	3				
Jerry Buchek, R (1,6) OBP: 0.322, SLG: 0.379		K					P2			3	0	0	0	0	2	3				
Julian Javier, R (1,4) OBP: 0.273, SLG: 0.275		F8			L7		2-3			3	0	0	0	0	0	3				
Bob Gibson, R (1,1) OBP: 0.250, SLG: 0.359		K				F8 1B		K		3	0	1	0	0	2	1				
Inning Stats	R: 1 E: 0 K: 0 S: 4	H: 1 LOB: 1 BB: 1 P: 8	R: 0 E: 0 K: 2 S: 8	H: 1 LOB: 0 BB: 0 P: 8	R: 0 E: 0 K: 1 S: 5	H: 0 LOB: 0 BB: 0 P: 5	R: 1 E: 0 K: 2 S: 9	H: 2 LOB: 1 BB: 0 P: 9	R: 0 E: 0 K: 0 S: 4	H: 1 LOB: 1 BB: 0 P: 4	R: 1 E: 0 K: 0 S: 5	H: 2 LOB: 1 BB: 0 P: 5	R: 0 E: 0 K: 1 S: 5	H: 0 LOB: 0 BB: 0 P: 5	R: 0 E: 0 K: 0 S: 4	H: 1 LOB: 1 BB: 0 P: 4		1B: 5 2B: 2 3B: 0 HR: 1	SF: 0 SAC: 0 DP: 0 HBP: 0	WP: 0 PB: 0 SB: 1 CS: 0
PITCHER Turk Farrell, R (1,1) ERA: 5.83 Jim Owens, R (8,1) ERA: 3.2	IP: 7.0 WLS: L BF: 29 H: 7 R: 3 ER: 3 SO: 6 BB: 1 IBB: 0 HBP: 0 BLK: 0 WP: 0 HR: 1 S: 40 P: 44 ERA: 3.86 WHIP: 1.143															PITCHER				

Batter	1	2	3	4	5	6	7	8	9	AB	R	H	RBI	BB	SO	LOB	TOP	
Maury Wills, S OBP: 0.331, SLG: 0.333	F8		1-3			F4			1-3	4	0	0	0	0	0	0		
Wes Parker, S OBP: 0.337, SLG: 0.398	L6			K			F8		K	4	0	0	0	0	2	0		
Willie Davis, L OBP: 0.305, SLG: 0.372	K			P6			E9		F5	4	1	1	0	0	1	0		
Lou Johnson, R OBP: 0.320, SLG: 0.472		FC1-4 1B		CS 1B			F8			3	0	2	0	0	0	0		
Jim Lefebvre, S OBP: 0.364, SLG: 0.526	F9			CS	L1		F9			3	0	0	0	0	0	1		
Al Ferrara, R OBP: 0.315, SLG: 0.385	FC1-4				K				K	3	0	0	0	0	2	1		
John Roseboro, L OBP: 0.304, SLG: 0.369	L8				1-3				K	3	0	0	0	0	1	1		
John Kennedy, R OBP: 0.279, SLG: 0.275			P4			5-3				3	0	1	0	0	0	0		
Sandy Koufax, R (1, 1)			1-3			K			K	3	0	0	0	0	2	1		
Inning Stats	R: 0 E: 0 K: 1 S: 5	H: 0 LOB: 0 BB: 0 P: 5	R: 0 E: 0 K: 0 S: 4	H: 1 LOB: 1 BB: 0 P: 4	R: 0 E: 0 K: 0 S: 3	H: 0 LOB: 0 BB: 0 P: 3	R: 0 E: 0 K: 1 S: 5	H: 1 LOB: 0 BB: 0 P: 5	R: 0 E: 0 K: 3 S: 10	H: 1 LOB: 1 BB: 0 P: 10	R: 0 E: 0 K: 1 S: 5	H: 0 LOB: 0 BB: 0 P: 5	R: 0 E: 0 K: 3 S: 10	H: 1 LOB: 0 BB: 0 P: 10	1B: 3 2B: 0 3B: 1 HR: 0	SF: 0 SAC: 0 DP: 0 HBP: 0	WP: 0 PA: 31 SB: 0 CS: 1	
PITCHER	IP	WLS	BF	H	R	ER	SO	BB	IBB	HBP	BLK	WP	HR	S	P	ERA	WHIP	
Al Jackson, L ERA: 0.73	(1, 1)	7.0	L	23	3	1	0	4	0	0	0	0	0	31	31	0.00	0.429	
Joe Hoerner, L ERA: 0.63	(8, 1)	2.0		7	1	0	0	4	0	0	0	0	0	15	15	0.00	0.500	

Los Angeles Dodgers @ St. Louis Cardinals
 Busch Stadium, St. Louis, MO
 Wed Jun 01 1966, 7:05 PM CDT
 Att: 36,706 - Unknown

AB	30
R	1
H	4
RBI	0
BB	0
SO	8
LOB	4



Batter	1	2	3	4	5	6	7	8	9	AB	R	H	RBI	BB	SO	LOB	BOTTOM				
Julian Javier, R OBP: 0.261, SLG: 0.262	P6		K		4-3		1-3			4	0	0	0	0	1	3					
Lou Brock, L OBP: 0.295, SLG: 0.355	K		K			B3		K		4	0	0	0	0	3	0					
Curt Flood, R OBP: 0.330, SLG: 0.418	1B		F2			S 1B		6-3		4	0	2	0	0	0	0					
Orlando Cepeda, R OBP: 0.387, SLG: 0.598	1B			F9		K		L6		4	0	1	0	0	1	1					
Charley Smith, R OBP: 0.318, SLG: 0.403	F7			K		F8			FC5-6 1B	4	0	1	0	0	1	3					
Tim McCarver, L OBP: 0.288, SLG: 0.409		K		F9			P4		FC5-6 1-2	4	0	0	0	0	1	1					
Jerry Buchek, R OBP: 0.317, SLG: 0.364		6-3			6-3			1B	K	4	0	1	0	0	1	1					
Bobby Tolan, L OBP: 0.286, SLG: 0.279		WP 2B			F8		F7		F8	4	0	1	0	0	0	2					
Al Jackson, L OBP: 0.500, SLG: 0.727										1	0	0	0	1	1	1					
Phil Gagliano, R OBP: 0.300, SLG: 0.182										1	0	1	0	0	0	0					
Joe Hoerner, R (8, 1)										0	0	0	0	0	0	0					
Inning Stats	R: 0 E: 0 K: 1 S: 7	H: 2 LOB: 2 BB: 0 P: 7	R: 0 E: 0 K: 2 S: 8	H: 1 LOB: 1 BB: 0 P: 8	R: 0 E: 0 K: 2 S: 7	H: 0 LOB: 0 BB: 0 P: 7	R: 0 E: 0 K: 1 S: 5	H: 0 LOB: 0 BB: 0 P: 5	R: 0 E: 0 K: 0 S: 3	H: 0 LOB: 1 BB: 1 P: 7	R: 0 E: 0 K: 1 S: 6	H: 1 LOB: 1 BB: 0 P: 6	R: 0 E: 0 K: 0 S: 5	H: 2 LOB: 2 BB: 0 P: 5	R: 0 E: 0 K: 1 S: 5	H: 0 LOB: 0 BB: 0 P: 5	R: 0 E: 0 K: 1 S: 6	H: 1 LOB: 1 BB: 0 P: 6	1B: 6 2B: 1 3B: 0 HR: 0	SF: 0 SAC: 0 DP: 0 HBP: 0	WP: 1 PA: 35 SB: 1 CS: 0
PITCHER	IP	WLS	BF	H	R	ER	SO	BB	IBB	HBP	BLK	WP	HR	S	P	ERA	WHIP				
Sandy Koufax, L ERA: 1.48	(1, 1)	9.0	W	35	7	0	0	9	1	0	0	1	0	52	56	0.00	0.889				


Los Angeles Dodgers @ St. Louis Cardinals
 Busch Stadium, St. Louis, MO
 Wed Jun 01 1966, 7:05 PM CDT
 Att: 36,706 - Unknown

AB	34
R	0
H	7
RBI	0
BB	1
SO	9
LOB	12



Batter	1	2	3	4	5	6	7	8	9	AB	R	H	RBI	BB	SO	LOB	TOP								
Maury Wills, S OBP: 0.328, SLG: 0.329	E6 G6-4-3 BB		6-3		1B		6-3		5-3	5	0	1	0	0	0	0	Los Angeles Dodgers @ St. Louis Cardinals Busch Stadium, St. Louis, MO Thu Jun 02 1966, 7:05 PM CDT Att: 22,938 - Unknown livebaseballscorecards.com								
Wes Parker, S OBP: 0.344, SLG: 0.400	4-0 BB		4-3		1B		4-3		1B	4	0	2	1	1	0	0									
Willie Davis, L OBP: 0.296, SLG: 0.359	G6-4-3			F5	4-3			K	F8	5	0	0	0	0	1	5									
Lou Johnson, R OBP: 0.325, SLG: 0.476	1-0 BB			K				1B	F8	3	1	1	0	0	1	0									
Jim Lefebvre, S OBP: 0.372, SLG: 0.529	0-0 BB			1B				1B	FC4-6	3	0	2	0	1	0	2									
Wes Covington, L OBP: 0.133, SLG: 0.071		0-0		L7				1B	FC4-6	3	0	0	0	0	0	2									
Al Ferrara, R OBP: 0.324, SLG: 0.394		3-1			FC4-6			1B	FC6-4	1	0	1	1	0	0	0									
John Roseboro, L OBP: 0.319, SLG: 0.383		4-3		1B	FC4-6			1B	FC6-4	4	0	3	0	0	0	2									
John Kennedy, R OBP: 0.255, SLG: 0.250		4-3			FC4-6			FC4-6	FC4-6	4	0	0	0	0	0	6									
Don Sutton, R OBP: 0.313, SLG: 0.313				P4					K	3	1	0	0	0	0	1									
Ron Perranoski, L OBP: 0.333, SLG: 0.667					FC1-6			5-3	K	1	0	0	0	0	1	0									
Inning Stats	R: 0 E: 1 K: 0 S: 3	H: 0 LOB: 2 BB: 1 P: 8	R: 0 E: 0 K: 0 S: 3	H: 1 LOB: 0 BB: 0 P: 3	R: 0 E: 0 K: 0 S: 3	H: 0 LOB: 0 BB: 0 P: 3	R: 0 E: 0 K: 1 S: 6	H: 1 LOB: 1 BB: 0 P: 6	R: 1 E: 0 K: 0 S: 6	H: 3 LOB: 2 BB: 0 P: 6	R: 0 E: 0 K: 0 S: 5	H: 2 LOB: 0 BB: 0 P: 5	R: 0 E: 0 K: 0 S: 3	H: 0 LOB: 0 BB: 0 P: 3	R: 1 E: 0 K: 1 S: 7	H: 2 LOB: 2 BB: 1 P: 11	R: 0 E: 0 K: 1 S: 6	H: 1 LOB: 1 BB: 0 P: 6	1B: 9 2B: 1 3B: 0 HR: 0	SF: 0 SAC: 0 DP: 1 HBP: 1	WP: 0 PB: 0 SB: 0 CS: 0	PA: 39			
PITCHER	IP	WLS	BF	H	R	ER	SO	BB	IBB	HBP	BLK	WP	HR	S	P	ERA	WHIP								
Nelson Briles, R ERA: 3.09	7.0	L	29	7	1	1	1	1	0	0	1	0	0	29	34	1.29	1.143								
Hal Woodeshick, L ERA: 1.47	2.0		10	3	1	1	2	0	1	0	0	0	0	13	17	4.50	1.500								

Batter	1	2	3	4	5	6	7	8	9	AB	R	H	RBI	BB	SO	LOB	BOTTOM								
Lou Brock, L OBP: 0.289, SLG: 0.348	K		6-3		K		FC6-4			3	0	0	0	0	2	0	Los Angeles Dodgers @ St. Louis Cardinals Busch Stadium, St. Louis, MO Thu Jun 02 1966, 7:05 PM CDT Att: 22,938 - Unknown livebaseballscorecards.com								
Phil Gagliano, R OBP: 0.293, SLG: 0.176										1	0	0	0	0	2										
Bobby Tolan, L OBP: 0.283, SLG: 0.298	4-3		K				L8		2B	4	0	1	0	0	1	0									
Curt Flood, R OBP: 0.339, SLG: 0.438	3B			FC6-4	1B		FC4-6		1B	4	0	3	0	0	0	1									
Orlando Cepeda, R OBP: 0.376, SLG: 0.579	6-3			FC6-4	1B		FC4-6		1B	4	0	0	0	0	0	4									
Tim McCarver, L OBP: 0.294, SLG: 0.412				1B	1-3		1-3		1B	4	0	2	0	0	0	2									
Charley Smith, R OBP: 0.311, SLG: 0.392		F8		P6			6-3		6-3	4	0	0	0	0	0	3									
Jerry Buchek, R OBP: 0.315, SLG: 0.360		F9		K			BB		1B	4	0	1	0	0	1	3									
Julian Javier, R OBP: 0.258, SLG: 0.259					4-3		K		5-3	2	0	0	0	0	1	1									
Bob Skinner, L OBP: 0.240, SLG: 0.333										1	0	0	0	0	1	1									
Hal Woodeshick, R OBP: 0.500, SLG: 1.000										0	0	0	0	0	0	0									
Mike Shannon, R OBP: 0.260, SLG: 0.397										1	0	0	0	0	0	0									
Nelson Briles, R OBP: 0.167, SLG: 0.091										2	0	0	0	0	2	0									
Tito Francona, L OBP: 0.287, SLG: 0.185										0	0	0	0	1	0	0									
Dal Maxvill, R OBP: 0.241, SLG: 0.286										0	0	0	0	0	0	0									
Inning Stats	R: 0 E: 0 K: 1 S: 6	H: 1 LOB: 1 BB: 0 P: 6	R: 0 E: 0 K: 1 S: 6	H: 1 LOB: 0 BB: 0 P: 6	R: 0 E: 0 K: 2 S: 7	H: 0 LOB: 0 BB: 0 P: 7	R: 0 E: 0 K: 1 S: 7	H: 2 LOB: 2 BB: 0 P: 7	R: 0 E: 0 K: 2 S: 7	H: 0 LOB: 0 BB: 0 P: 7	R: 0 E: 0 K: 0 S: 4	H: 1 LOB: 1 BB: 0 P: 4	R: 0 E: 0 K: 1 S: 6	H: 1 LOB: 2 BB: 1 P: 10	R: 0 E: 0 K: 0 S: 4	H: 1 LOB: 1 BB: 0 P: 4	R: 0 E: 0 K: 0 S: 3	H: 0 LOB: 0 BB: 0 P: 3	1B: 5 2B: 1 3B: 1 HR: 0	SF: 0 SAC: 0 DP: 0 HBP: 0	WP: 0 PB: 0 SB: 0 CS: 0	PA: 35			
PITCHER	IP	WLS	BF	H	R	ER	SO	BB	IBB	HBP	BLK	WP	HR	S	P	ERA	WHIP								
Don Sutton, R ERA: 2.59	6.2	W	27	6	0	0	8	1	0	0	0	0	0	8	46	0.00	1.050								
Ron Perranoski, L ERA: 1.93	2.1	S	8	1	0	0	0	0	0	0	0	0	0	8	8	0.00	0.429								

Batter	1	2	3	4	5	6	7	8	9	AB	R	H	RBI	BB	SO	LOB	TOP
Bobby Tolan, L OBP: 0.281, SLG: 0.300 (1, 9)	0-0 4-3		0-0 SF7		0-0 4-3			0-0 CS 1B		3	0	1	1	0	0	2	St. Louis Cardinals @ Atlanta Braves Atlanta Stadium, Atlanta, GA Fri Jun 03 1966, 7:05 PM EDT Att: 12,349 - Unknown
Tim McCarver, L OBP: 0.295, SLG: 0.406 (1, 2)	4-0 1B BB		0-0 3-H F9			0-0 F9		4-0 1-2 3B BB		2	1	0	0	2	0	0	
Curt Flood, R OBP: 0.353, SLG: 0.462 (1, 8)	0-0 G6-4-3 1-2 1B			0-0 G4-3 1B		0-0 G6-4-3 1B		0-0 1-H 3B		4	0	4	1	0	0	0	
Orlando Cepeda, R OBP: 0.366, SLG: 0.562 (1, 3)	0-0 G6-4-3 1-2			0-0 G4-3 1-2		0-0 G6-4-3 1-2		0-0 F3		4	0	0	0	0	0	5	
Lou Brock, L OBP: 0.288, SLG: 0.345 (1, 7)		0-0 L5		0-0 F8			0-0 SH2-4 SF9 1B		0-0 F7	4	1	1	0	0	0	0	
Charley Smith, R OBP: 0.311, SLG: 0.391 (1, 5)		0-0 4-3			0-0 F5		0-0 SH2-4 1-3		0-0 1B	3	0	1	0	0	0	0	
Jerry Buchek, R OBP: 0.313, SLG: 0.353 (1, 6)			0-0 F9		4-0 2B BB		0-0 SF9		0-0 F8	2	0	0	1	1	0	1	
Julian Javier, R OBP: 0.263, SLG: 0.272 (1, 4)			0-0 6-3 SF7 1B		0-0 1-3 2B		0-0 F8		0-0 F7	4	1	2	0	0	0	1	
Bob Gibson, R OBP: 0.233, SLG: 0.333 Joe Hoerner, R (9, 1)			0-0 6-3 1-3		0-3 K			0-0 P3		3	0	0	0	0	1	3	
Inning Stats	R: 0 E: 0 K: 0 S: 3	H: 1 LOB: 1 BB: 1 P: 7	R: 0 E: 0 K: 0 S: 3	H: 0 LOB: 0 BB: 0 P: 3	R: 1 E: 0 K: 0 S: 4	H: 1 LOB: 0 BB: 0 P: 4	R: 0 E: 0 K: 0 S: 3	H: 1 LOB: 0 BB: 0 P: 3	R: 1 E: 0 K: 0 S: 4	H: 1 LOB: 2 BB: 1 P: 8	R: 0 E: 0 K: 0 S: 4	H: 1 LOB: 1 BB: 0 P: 4	1B: 7 2B: 1 3B: 1 HR: 0	SF: 2 SAC: 1 DP: 3 HBP: 0	WP: 0 PB: 0 SB: 2 CS: 1	PA: 35	
PITCHER	IP WLS BF H R ER SO BB IBB HBP BLK WP HR S P ERA WHIP																
Hank Fischer, R ERA: 3.6 (1, 1)	8.0 L 31 8 3 3 1 3 0 0 0 0 0 0 30 42 3.38 1.375																
Ted Abernathy, R ERA: 6.11 (9, 1)	1.0 4 1 0 0 0 0 0 0 0 0 0 0 4 4 0.00 1.000																

Batter	1	2	3	4	5	6	7	8	9	AB	R	H	RBI	BB	SO	LOB	BOTTOM			
Denis Menke, R OBP: 0.377, SLG: 0.454 (1, 5)	4-0 SH5-3 3B BB		0-0 P4			0-0 P5			0-0 4-3	3	1	0	0	1	0	0	St. Louis Cardinals @ Atlanta Braves Atlanta Stadium, Atlanta, GA Fri Jun 03 1966, 7:05 PM EDT Att: 12,349 - Unknown			
Woody Woodward, R OBP: 0.348, SLG: 0.345 (1, 6)	0-0 SH5-3 1-2		0-3 K			0-0 F8			0-0 4-3	3	0	0	0	0	1	0				
Hank Aaron, R OBP: 0.358, SLG: 0.618 (1, 9)	0-0 2-H 3B			0-0 F7		0-0 P7			0-0 HR	4	1	2	2	0	0	0				
Felipe Alou, R OBP: 0.314, SLG: 0.473 (1, 7)	0-0 1-3			0-0 FC3-6 1B		0-0 4-3			0-0 1B	4	0	2	0	0	0	1				
Mack Jones, L OBP: 0.344, SLG: 0.528 (1, 8)	0-3 K			0-0 FC3-6 1-2		0-0 F9			0-3 K	4	0	0	0	0	2	3				
Joe Torre, R OBP: 0.361, SLG: 0.530 (1, 3)		0-3 K		0-0 6-3		0-3 K				3	0	0	0	0	2	1				
Gene Oliver, R OBP: 0.200, SLG: 0.169 (1, 2)		0-3 K			0-0 P3			0-0 6-3		3	0	0	0	0	1	0				
Felix Millan, R OBP: 0.250, SLG: 0.250 (1, 4) Rico Carty, R OBP: 0.305, SLG: 0.310 (8, PH) Miguel de la Hoz, R OBP: 0.087, SLG: 0.087 (9, 4)		0-0 6-3			0-0 F8			0-3 K		2	0	0	0	0	0	0				
Hank Fischer, R (1, 1) Eddie Mathews, L OBP: 0.287, SLG: 0.287 (8, PH) Ted Abernathy, R OBP: 0.333, SLG: 0.200 (9, 1)			0-0 4-3			0-0 G3		0-3 K		2	0	0	0	0	0	0				
Inning Stats	R: 1 E: 0 K: 1 S: 6	H: 1 LOB: 1 BB: 1 P: 10	R: 0 E: 0 K: 2 S: 7	H: 0 LOB: 0 BB: 0 P: 7	R: 0 E: 0 K: 1 S: 5	H: 0 LOB: 0 BB: 0 P: 5	R: 0 E: 1 K: 0 S: 4	H: 1 LOB: 1 BB: 0 P: 4	R: 0 E: 0 K: 0 S: 3	H: 0 LOB: 0 BB: 0 P: 3	R: 0 E: 0 K: 1 S: 5	H: 0 LOB: 0 BB: 0 P: 5	R: 0 E: 0 K: 2 S: 7	H: 0 LOB: 0 BB: 0 P: 7	R: 1 E: 0 K: 1 S: 7	H: 2 LOB: 1 BB: 0 P: 7	1B: 2 2B: 0 3B: 1 HR: 1	SF: 0 SAC: 1 DP: 0 HBP: 0	WP: 0 PB: 0 SB: 0 CS: 0	PA: 32
PITCHER	IP WLS BF H R ER SO BB IBB HBP BLK WP HR S P ERA WHIP																			
Bob Gibson, R ERA: 2.03 (1, 1)	8.2 W 31 4 2 2 7 1 0 0 0 0 0 0 44 48 2.08 0.577																			
Joe Hoerner, L ERA: 0.61 (9, 1)	0.1 S 1 0 0 0 1 0 0 0 0 0 0 0 3 3 0.00 0.000																			

Batter	1	2	3	4	5	6	7	8	9	AB	R	H	RBI	BB	SO	LOB	TOP																	
Bobby Tolan, L OBP: 0.262, SLG: 0.278 (1, 9)	G3		K			F9		L9		4	0	0	0	0	1	1	St. Louis Cardinals @ Atlanta Braves Atlanta Stadium, Atlanta, GA Sat Jun 04 1966, 3:33 AM EDT Att: 11,027 - Unknown																	
Tim McCarver, L OBP: 0.305, SLG: 0.408 (1, 2)	F 1B SF9 1B					3-1		G3		4	1	2	0	0	0	1																		
Curt Flood, R OBP: 0.356, SLG: 0.463 (1, 8)	E1 1B		F4			5-3			6-3 1B	4	0	2	0	0	0	1																		
Orlando Cepeda, R OBP: 0.362, SLG: 0.556 (1, 3)	SF9			CS 1B			F7		6-3	3	0	1	1	0	0	1																		
Lou Brock, L OBP: 0.293, SLG: 0.358 (1, 7)	F5			K 1-2						3	0	1	0	1	1	2																		
Charley Smith, R OBP: 0.313, SLG: 0.392 (1, 5)																																		
Phil Gagliano, R OBP: 0.279, SLG: 0.167 (5, 5)																																		
Jerry Buchek, R OBP: 0.313, SLG: 0.347 (9, PH)																																		
Bob Skinner, L OBP: 0.231, SLG: 0.320 (9, 6)																																		
Dal Maxvill, R OBP: 0.241, SLG: 0.286 (9, 6)																																		
Julian Javier, R OBP: 0.259, SLG: 0.266 (1, 4)																																		
Curt Simmons, L OBP: 0.400, SLG: 0.500 (1, 1)																																		
Inning Stats	R: 1 E: 1 K: 0 S: 5	H: 2 LOB: 1 BB: 0 P: 5	R: 0 E: 0 K: 0 S: 3	H: 1 LOB: 0 BB: 0 P: 3	R: 0 E: 0 K: 1 S: 6	H: 1 LOB: 1 BB: 0 P: 6	R: 0 E: 0 K: 1 S: 5	H: 1 LOB: 0 BB: 1 P: 5	R: 0 E: 0 K: 1 S: 4	H: 0 LOB: 0 BB: 1 P: 8	R: 0 E: 0 K: 0 S: 3	H: 1 LOB: 1 BB: 0 P: 6	R: 0 E: 0 K: 1 S: 6	H: 0 LOB: 1 BB: 1 P: 7	R: 0 E: 0 K: 1 S: 6	H: 1 LOB: 2 BB: 1 P: 10	1B: 6 2B: 0 3B: 1 HR: 0	SF: 1 SAC: 0 DP: 1 HBP: 0	WP: 0 PB: 0 SB: 0 CS: 2	PA: 34														
PITCHER	IP WLS BF H R ER SO BB IBB HBP BLK WP HR S P ERA WHIP																																	
Arnold Umbach, R ERA: 2.31 (1, 1)	8.1	32	7	1	0	4	2	1	0	0	0	0	0	0	0	0	0.00	1.080																
Ted Abernathy, R ERA: 6.0 (9, 1)	0.2	W 2	0	0	0	1	0	0	0	0	0	0	0	0	0	0	0.00	0.000																

Batter	1	2	3	4	5	6	7	8	9	AB	R	H	RBI	BB	SO	LOB	BOTTOM															
Denis Menke, R OBP: 0.374, SLG: 0.444 (1, 5)	F4			SH1-3 1B BB		F6		L9		3	1	0	0	1	0	1	St. Louis Cardinals @ Atlanta Braves Atlanta Stadium, Atlanta, GA Sat Jun 04 1966, 3:33 AM EDT Att: 11,027 - Unknown															
Woody Woodward, R OBP: 0.356, SLG: 0.352 (1, 6)				SH1-3 1B			4-3 1B	F9		3	0	2	0	0	0	1																
Hank Aaron, R OBP: 0.356, SLG: 0.610 (1, 9)										4	0	1	1	0	0	3																
Gary Geiger, L OBP: 0.303, SLG: 0.321 (9, 9)	G4-3 1B			FC5-4 1B		4-3		FC5-4 1-2		0	0	0	0	0	0	0																
Felipe Alou, R OBP: 0.318, SLG: 0.484 (1, 7)				FC5-4 1-2						3	1	1	1	1	0	1																
Mack Jones, L OBP: 0.328, SLG: 0.500 (1, 8)										3	0	0	0	0	1	3																
Joe Torre, R OBP: 0.356, SLG: 0.520 (1, 3)										3	0	0	0	0	0	0																
Rico Carty, R OBP: 0.299, SLG: 0.303 (1, 2)										3	0	0	0	0	1	0																
Felix Millan, R OBP: 0.286, SLG: 0.286 (1, 4)										3	0	1	0	0	0	0																
Arnold Umbach, R OBP: 0.250, SLG: 0.250 (1, 1)										3	0	1	0	0	1	2																
Ted Abernathy, R OBP: 0.333, SLG: 0.200 (9, 1)										0	0	0	0	0	0	0																
Inning Stats	R: 0 E: 0 K: 0 S: 3	H: 1 LOB: 0 BB: 0 P: 3	R: 0 E: 0 K: 0 S: 3	H: 0 LOB: 0 BB: 0 P: 3	R: 0 E: 0 K: 2 S: 7	H: 1 LOB: 1 BB: 0 P: 7	R: 0 E: 0 K: 0 S: 4	H: 1 LOB: 1 BB: 1 P: 8	R: 0 E: 1 K: 0 S: 4	H: 0 LOB: 1 BB: 0 P: 4	R: 0 E: 0 K: 1 S: 6	H: 1 LOB: 2 BB: 1 P: 10	R: 0 E: 0 K: 0 S: 3	H: 0 LOB: 0 BB: 0 P: 3	R: 0 E: 0 K: 0 S: 4	H: 1 LOB: 1 BB: 0 P: 4	R: 1 E: 0 K: 0 S: 1	H: 1 LOB: 0 BB: 0 P: 1	1B: 5 2B: 1 3B: 0 HR: 1	SF: 0 SAC: 1 DP: 2 HBP: 0	WP: 0 PB: 0 SB: 0 CS: 1	PA: 31										
PITCHER	IP WLS BF H R ER SO BB IBB HBP BLK WP HR S P ERA WHIP																															
Curt Simmons, L ERA: 3.57 (1, 1)	8.0	L 31	6	2	2	3	1	1	0	0	0	1	35	43	2.25	0.875																

Batter	1	2	3	4	5	6	7	8	9	AB	R	H	RBI	BB	SO	LOB	TOP					
Bobby Tolan, L OBP: 0.258, SLG: 0.288 (1, 9)	E1 SH1-3 FC1-2		F5	F6			K		2B	5	0	1	0	0	1	4	St. Louis Cardinals @ Atlanta Braves Atlanta Stadium, Atlanta, GA Sat Jun 04 1966, 7:05 PM EDT Att: 18,969 - Unknown					
Julian Javier, R OBP: 0.264, SLG: 0.272 (1, 4)	SH1-3						FC6-4		1-3	4	0	2	0	0	0	4						
Curt Flood, R OBP: 0.349, SLG: 0.453 (1, 8)	FC1-2 1B		F7				G6-4-3		5-3	4	0	0	0	0	0	4						
Tito Francona, L OBP: 0.324, SLG: 0.258 (1, 3)									F8	4	1	3	0	0	0	0						
Lou Brock, L OBP: 0.286, SLG: 0.349 (1, 7)	K								5-3	4	0	0	0	0	2	4						
Phil Gagliano, R OBP: 0.277, SLG: 0.175 (1, 5)									6-3	4	0	1	0	0	0	0						
Jerry Buchek, R OBP: 0.312, SLG: 0.344 (1, 6)									F6	4	0	1	1	0	0	0						
Pat Corrales, R OBP: 0.250, SLG: 0.258 (1, 2)										3	0	0	0	0	0	2						
Ray Washburn, R OBP: 0.143, SLG: 0.083 (0, PH)										0	0	0	0	0	0	0						
Orlando Cepeda, R OBP: 0.367, SLG: 0.560 (0, PR)										1	0	1	0	0	0	0						
Jimmy Williams, R OBP: 0.500, SLG: 0.429 (0, PR)										0	0	0	0	0	0	0						
Tracy Stallard, R (1, 1)										1	0	0	0	0	1	0						
Bob Skinner, L OBP: 0.259, SLG: 0.320 (4, PH)										0	0	0	0	1	0	0						
Nelson Briles, R OBP: 0.167, SLG: 0.091 (7, PH)										0	0	0	0	0	0	0						
Tim McCarver, L OBP: 0.307, SLG: 0.406 (7, 2)										1	0	0	0	1	0	1						
Inning Stats	R: 0 E: 1 K: 1 S: 7	H: 1 LOB: 2 BB: 0 P: 7	R: 0 E: 0 K: 0 S: 3	H: 0 LOB: 0 BB: 0 P: 3	R: 0 E: 0 K: 1 S: 6	H: 1 LOB: 1 BB: 0 P: 6	R: 1 E: 0 K: 1 S: 8	H: 3 LOB: 3 BB: 1 P: 12	R: 0 E: 0 K: 0 S: 4	H: 2 LOB: 1 BB: 0 P: 4	R: 0 E: 0 K: 0 S: 3	H: 0 LOB: 0 BB: 0 P: 3	R: 0 E: 0 K: 1 S: 5	H: 0 LOB: 1 BB: 1 P: 9	R: 0 E: 0 K: 0 S: 3	H: 0 LOB: 0 BB: 0 P: 3	R: 0 E: 0 K: 0 S: 5	H: 2 LOB: 3 BB: 0 P: 5	1B: 8 2B: 1 3B: 0 HR: 0	SF: 0 SAC: 1 DP: 1 HBP: 0	WP: 0 PB: 0 SB: 0 CS: 0	PA: 38
PITCHER Tony Cloninger, R ERA: 4.29 (1, 1)	IP: 9.0 WLS: W BF: 38 H: 9 R: 1 ER: 1 SO: 4 BB: 2 IBB: 0 HBP: 0 BLK: 0 WP: 0 HR: 0 S: 44 P: 52 ERA: 1.00 WHIP: 1.222															PITCHER						

Batter	1	2	3	4	5	6	7	8	9	AB	R	H	RBI	BB	SO	LOB	BOTTOM				
Denis Menke, R OBP: 0.371, SLG: 0.434 (1, 5)	1B FC1-2-5 HBP	L6						F6		3	0	0	0	0	0	1	St. Louis Cardinals @ Atlanta Braves Atlanta Stadium, Atlanta, GA Sat Jun 04 1966, 7:05 PM EDT Att: 18,969 - Unknown				
Woody Woodward, R OBP: 0.353, SLG: 0.349 (1, 6)	CS FC1-2-4 1B							6-3		4	0	1	0	0	0	0					
Gary Geiger, L OBP: 0.301, SLG: 0.309 (1, 9)	FC1-2-5 CS 1B							F2		3	1	0	0	1	0	2					
Felipe Alou, R OBP: 0.322, SLG: 0.485 (1, 7)	HR 1B							F2		2	2	1	1	0	0	1					
Mack Jones, L OBP: 0.328, SLG: 0.542 (1, 8)	HR							F8		3	1	1	2	0	0	2					
Joe Torre, R OBP: 0.355, SLG: 0.517 (1, 3)	F7							1B		3	0	1	1	0	0	0					
Rico Carty, R OBP: 0.292, SLG: 0.295 (1, 2)								K		3	0	0	0	0	1	0					
Felix Millan, R OBP: 0.200, SLG: 0.200 (1, 4)	L1							6-3		3	0	0	0	0	0	0					
Tony Cloninger, R OBP: 0.172, SLG: 0.179 (1, 1)								K		3	0	1	0	0	1	0					
Inning Stats	R: 3 E: 0 K: 0 S: 5	H: 3 LOB: 0 BB: 0 P: 6	R: 0 E: 0 K: 0 S: 4	H: 1 LOB: 1 BB: 0 P: 4	R: 0 E: 0 K: 0 S: 3	H: 0 LOB: 1 BB: 1 P: 7	R: 0 E: 0 K: 0 S: 3	H: 0 LOB: 0 BB: 0 P: 3	R: 1 E: 0 K: 0 S: 3	H: 1 LOB: 1 BB: 0 P: 4	R: 0 E: 0 K: 2 S: 7	H: 0 LOB: 0 BB: 0 P: 7	R: 0 E: 0 K: 0 S: 3	H: 0 LOB: 0 BB: 0 P: 3	R: 0 E: 0 K: 0 S: 3	H: 0 LOB: 0 BB: 0 P: 3		1B: 4 2B: 0 3B: 0 HR: 1	SF: 0 SAC: 0 DP: 0 HBP: 2	WP: 0 PB: 0 SB: 0 CS: 2	PA: 30
PITCHER Tracy Stallard, R ERA: 6.32 (1, 1)	IP: 3.0 WLS: L BF: 14 H: 4 R: 3 ER: 3 SO: 3 BB: 1 IBB: 0 HBP: 1 BLK: 0 WP: 0 HR: 1 S: 12 P: 17 ERA: 9.00 WHIP: 1.667															PITCHER					
Nelson Briles, R ERA: 3.08 (4, 1)	IP: 3.0 WLS: L BF: 10 H: 1 R: 1 ER: 1 SO: 0 BB: 0 IBB: 0 HBP: 0 BLK: 0 WP: 0 HR: 0 S: 9 P: 10 ERA: 3.00 WHIP: 0.333															PITCHER					
Ray Washburn, R ERA: 4.03 (7, 1)	IP: 2.0 WLS: L BF: 6 H: 0 R: 0 ER: 0 SO: 2 BB: 0 IBB: 0 HBP: 0 BLK: 0 WP: 0 HR: 0 S: 10 P: 10 ERA: 0.00 WHIP: 0.000															PITCHER					

Batter	1	2	3	4	5	6	7	8	9	AB	R	H	RBI	BB	SO	LOB	TOP			
Lou Brock, L OBP: 0.282, SLG: 0.344 (1, 9)	3-1			F8			F7			4	0	1	0	0	0	0	St. Louis Cardinals @ Pittsburgh Pirates Forbes Field, Pittsburgh, PA Tue Jun 07 1966, 7:05 PM EDT Att: 12,418 - Unknown AB 28 R 1 H 4 RBI 1 BB 4 SO 5 LOB 11			
Tim McCarver, L OBP: 0.296, SLG: 0.384 (1, 2)	1B SF9 BB	F5			4-3		F7			3	1	0	0	1	0	2				
Curt Flood, R OBP: 0.353, SLG: 0.453 (1, 8)	BB S 1-3 1B	5-3			L1		1-3			4	0	1	0	0	0	2				
Orlando Cepeda, R OBP: 0.367, SLG: 0.550 (1, 3)	SF9				L9		6-3			2	0	0	1	1	0	0				
Tito Francona, L OBP: 0.349, SLG: 0.263 (1, 7)	BB HBP			F3			F9			3	0	0	0	0	0	1				
Phil Gagliano, R OBP: 0.304, SLG: 0.208 (1, 5)	1-2 2-3 BB			G1-4-3 1B			6-3			3	0	2	0	1	0	0				
Jerry Buchek, R OBP: 0.308, SLG: 0.346 (1, 6)	K			G1-4-3 1-2			F9			4	0	0	0	0	1	6				
Julian Javier, R OBP: 0.268, SLG: 0.267 (1, 4)				K			6-3			1	0	0	0	0	1	0				
Dal Maxwell, R OBP: 0.226, SLG: 0.267 (2, 4)				K						2	0	0	0	0	1	0				
Bob Gibson, R OBP: 0.239, SLG: 0.318 (8, 1)				K						2	0	0	0	1	2	0				
Hal Woodeshick, R OBP: 0.500, SLG: 1.000 (8, 1)	2B BB						K			0	0	0	0	0	0	0				
Inning Stats	R: 1 E: 0 K: 1 S: 6	H: 1 LOB: 3 BB: 2 P: 15	R: 0 E: 0 K: 1 S: 6	H: 1 LOB: 2 BB: 1 P: 10	R: 0 E: 0 K: 2 S: 3	H: 1 LOB: 1 BB: 1 P: 7	R: 0 E: 0 K: 0 S: 7	H: 0 LOB: 0 BB: 0 P: 7	R: 0 E: 0 K: 0 S: 3	H: 0 LOB: 0 BB: 0 P: 3	R: 0 E: 0 K: 1 S: 5	H: 0 LOB: 0 BB: 0 P: 5	R: 0 E: 0 K: 0 S: 3	H: 1 LOB: 0 BB: 0 P: 3	R: 0 E: 0 K: 0 S: 3	H: 1 LOB: 0 BB: 0 P: 3	1B: 3 2B: 1 3B: 0 HR: 0	SF: 1 SAC: 0 DP: 2 HBP: 1	WP: 0 PB: 0 SB: 1 CS: 0	PA: 34
PITCHER Don Cardwell, R ERA: 2.91 (1, 1)	IP: 9.0 WLS: W BF: 34 H: 4 R: 1 ER: 1 SO: 5 BB: 4 IBB: 0 HBP: 1 BLK: 0 WP: 0 HR: 0 S: 39 P: 56 ERA: 1.00 WHIP: 0.889															PITCHER				

Batter	1	2	3	4	5	6	7	8	9	AB	R	H	RBI	BB	SO	LOB	BOTTOM			
Bob Bailey, R OBP: 0.335, SLG: 0.395 (1, 5)	3B 1B			K			F9			5	1	1	1	0	1	3	St. Louis Cardinals @ Pittsburgh Pirates Forbes Field, Pittsburgh, PA Tue Jun 07 1966, 7:05 PM EDT Att: 12,418 - Unknown AB 37 R 9 H 13 RBI 9 BB 3 SO 14 LOB 19			
Gene Alley, R OBP: 0.307, SLG: 0.378 (1, 6)	1-2 2-3 3-H FC6-2 3B			K			F9			5	0	1	1	0	2	4				
Roberto Clemente, R OBP: 0.364, SLG: 0.508 (9, 9)	K			FC4-6 1B			4-1			5	2	3	3	0	1	1				
Willie Stargell, L OBP: 0.399, SLG: 0.559 (9, 7)	FC6-2 FC6-4			FC4-6 1-2			G4-6-3 1B			5	1	2	0	0	1	3				
Jerry Lynch, L OBP: 0.400, SLG: 0.294 (8, PR)	3-H FC6-4			K			G4-6-3 1-2			4	0	1	1	0	1	2				
Manny Mota, R OBP: 0.384, SLG: 0.509 (9, 8)	1-2			K			1-2			0	1	0	0	0	0	0				
Jim Pagliaroni, R OBP: 0.315, SLG: 0.424 (1, 2)				K						4	1	2	1	0	2	0				
Donn Clendenon, R OBP: 0.316, SLG: 0.368 (1, 3)				K			1B			3	1	1	1	1	2	1				
Bill Mazerolski, R OBP: 0.273, SLG: 0.347 (1, 4)				K			WP S BB			3	1	2	0	1	1	1				
Don Cardwell, R OBP: 0.111, SLG: 0.059 (1, 1)				K			K			3	1	0	1	1	3	4				
Inning Stats	R: 1 E: 0 K: 1 S: 7	H: 2 LOB: 1 BB: 0 P: 7	R: 0 E: 0 K: 3 S: 10	H: 1 LOB: 0 BB: 0 P: 10	R: 0 E: 0 K: 2 S: 8	H: 1 LOB: 1 BB: 0 P: 8	R: 0 E: 0 K: 4 S: 12	H: 0 LOB: 2 BB: 1 P: 16	R: 0 E: 0 K: 0 S: 3	H: 2 LOB: 1 BB: 0 P: 6	R: 0 E: 0 K: 1 S: 6	H: 1 LOB: 1 BB: 0 P: 6	R: 0 E: 0 K: 2 S: 13	H: 6 LOB: 1 BB: 2 P: 21	R: 8 E: 0 K: 2 S: 13	H: 6 LOB: 1 BB: 2 P: 21	1B: 11 2B: 0 3B: 1 HR: 1	SF: 0 SAC: 0 DP: 1 HBP: 0	WP: 0 PB: 0 SB: 2 CS: 0	PA: 40
PITCHER Bob Gibson, R ERA: 2.31 (1, 1)	IP: 7.0 WLS: L BF: 33 H: 11 R: 5 ER: 5 SO: 12 BB: 1 IBB: 0 HBP: 0 BLK: 0 WP: 1 HR: 0 S: 56 P: 60 ERA: 6.43 WHIP: 1.714															PITCHER				
Don Dennis, R ERA: 8.64 (8, 1)	0.2 6 2 4 4 1 1 1 0 0 0 0 0 1 6 14 54.00 4.500															PITCHER				
Hal Woodeshick, L ERA: 1.37 (8, 1)	0.1 1 0 0 0 0 1 0 0 0 0 0 0 0 3 3 0.00 0.000															PITCHER				

Batter	1	2	3	4	5	6	7	8	9	AB	R	H	RBI	BB	SO	LOB	TOP					
Lou Brock, L OBP: 0.280, SLG: 0.339				4-3	K			4-3		5	1	1	0	0	1	1	St. Louis Cardinals @ Pittsburgh Pirates Forbes Field, Pittsburgh, PA Wed Jun 08 1966, 7:05 PM EDT Att: 9,624 - Unknown					
Phil Gagliano, R OBP: 0.344, SLG: 0.275		4-0		2B	3B	1B	BB	K		3	3	2	0	2	1	0						
Curt Flood, R OBP: 0.364, SLG: 0.467		F8		1B	2B	1B	1B	E S	1B	5	2	4	2	0	0	1						
Orlando Cepeda, R OBP: 0.368, SLG: 0.552		F8		5-3	G6-4-3	1B	F8		5	1	2	2	0	0	3							
Tito Francona, L OBP: 0.362, SLG: 0.286 Bobby Tolan, L OBP: 0.250, SLG: 0.279		K		1B	1B	F6		K		4	2	2	3	0	1	3						
Tim McCarver, L OBP: 0.293, SLG: 0.378	F8		F7	1B	1B	G6-4-3		F3		5	0	1	0	0	0	3						
Julian Javier, R OBP: 0.283, SLG: 0.313			HR	1B	1B	1-3				5	2	4	3	0	0	0						
Dal Maxvill, R OBP: 0.222, SLG: 0.286		F9		K	K	K		F7		5	0	1	1	0	2	1						
Nelson Briles, R OBP: 0.133, SLG: 0.071 Don Dennis, R (5, 1)	K		4-3	K	K	6-3				3	0	0	0	0	2	1						
Inning Stats	R: 6 E: 0 K: 1 S: 12	H: 7 LOB: 1 BB: 0 P: 12	R: 0 E: 0 K: 1 S: 5	H: 0 LOB: 1 BB: 1 P: 9	R: 1 E: 0 K: 0 S: 4	H: 1 LOB: 1 BB: 0 P: 4	R: 3 E: 0 K: 0 S: 7	H: 5 LOB: 1 BB: 0 P: 7	R: 0 E: 0 K: 3 S: 9	H: 0 LOB: 0 BB: 0 P: 9	R: 1 E: 0 K: 0 S: 4	H: 2 LOB: 1 BB: 1 P: 8	R: 0 E: 0 K: 1 S: 5	H: 0 LOB: 0 BB: 0 P: 5	R: 0 E: 0 K: 1 S: 6	H: 1 LOB: 1 BB: 0 P: 6	R: 0 E: 0 K: 1 S: 6	H: 1 LOB: 1 BB: 0 P: 6	1B: 11 2B: 3 3B: 2 HR: 1	SF: 0 SAC: 0 DP: 1 HBP: 0	WP: 0 PB: 0 SB: 1 CS: 0	PA: 44
PITCHER	IP WLS BF H R ER SO BB IBB HBP BLK WP HR S P ERA WHIP																					
Vern Law, R ERA: 3.12	(1, 1) 0.0 L 5 5 5 5 0 0 0 0 0 0 0 0 0 5 5																					
Don Schwalt, R ERA: 2.25	(1, 1) 3.0 13 3 2 2 2 1 0 0 0 0 0 1 16 20																					
Tommie Sisk, R ERA: 5.28	(4, 1) 1.0 7 5 3 3 0 0 0 0 0 0 0 0 7 7																					
Al McBean, R ERA: 4.18	(5, 1) 2.0 8 2 1 1 3 1 0 0 0 0 0 0 13 17																					
Pete Mikkelsen, R ERA: 2.57	(7, 1) 2.0 7 1 0 0 2 0 0 0 0 0 0 0 11 11																					

Batter	1	2	3	4	5	6	7	8	9	AB	R	H	RBI	BB	SO	LOB	BOTTOM					
Matty Alou, L OBP: 0.346, SLG: 0.477	6-3		1-3	FC5-4		F5		6-3		5	0	0	0	0	0	2	St. Louis Cardinals @ Pittsburgh Pirates Forbes Field, Pittsburgh, PA Wed Jun 08 1966, 7:05 PM EDT Att: 9,624 - Unknown					
Gene Alley, R OBP: 0.310, SLG: 0.375			BB		F8	6-3		6-3		4	1	1	0	1	0	0						
Manny Mota, R OBP: 0.385, SLG: 0.504	L9		L1		BB	1B		4-3		5	0	2	0	0	0	2						
Willie Stargell, L OBP: 0.406, SLG: 0.588				HR	1B	G6-4-3		G6-4-3		4	1	3	2	0	0	1						
Roberto Clemente, R OBP: 0.366, SLG: 0.505	K		1B	FC6-4	1B	1-2	BB	4-3		3	1	1	0	1	1	1						
Jim Pagliaroni, R OBP: 0.319, SLG: 0.424 Tommie Sisk, R OBP: 0.333, SLG: 0.250 Jose Pagan, R OBP: 0.296, SLG: 0.375		L5-3		1B	FC6-4	1B	G6-4-3	F8		0	0	0	0	0	0	0						
Bill Mazerowski, R OBP: 0.329, SLG: 0.342 Pete Mikkelsen, R OBP: 0.125, SLG: 0.125 Jerry Lynch, L OBP: 0.381, SLG: 0.278 Roy Face, R (9, 1)		L5-3		FC6-4	1B	1-2	BB	G1		3	0	0	1	0	0	2						
Bob Bailey, R OBP: 0.337, SLG: 0.396 Al McBean, R (5, 1) Donn Clendenon, R OBP: 0.324, SLG: 0.376 (6, PH) (7, 3)		6-3		FC4-6	1B	1-2	1B	1B		2	0	1	0	0	0	0						
Vern Law, R OBP: 0.357, SLG: 0.571 Don Schwalt, R OBP: 0.100, SLG: 0.100 Jesse Gonder, L OBP: 0.162, SLG: 0.389 (3, PH) (4, 2)			4-3	FC4-6	1B	1-2	HR	F7		0	0	0	0	0	0	0						
Inning Stats	R: 1 E: 0 K: 1 S: 7	H: 2 LOB: 0 BB: 0 P: 7	R: 0 E: 0 K: 0 S: 2	H: 0 LOB: 0 BB: 0 P: 3	R: 0 E: 0 K: 0 S: 3	H: 0 LOB: 1 BB: 1 P: 7	R: 2 E: 0 K: 0 S: 7	H: 4 LOB: 2 BB: 0 P: 7	R: 0 E: 0 K: 0 S: 4	H: 2 LOB: 2 BB: 1 P: 8	R: 2 E: 0 K: 0 S: 5	H: 2 LOB: 0 BB: 0 P: 5	R: 0 E: 0 K: 0 S: 3	H: 1 LOB: 0 BB: 0 P: 3	R: 0 E: 0 K: 0 S: 4	H: 1 LOB: 1 BB: 0 P: 4	R: 0 E: 0 K: 0 S: 3	H: 0 LOB: 0 BB: 0 P: 3	1B: 9 2B: 2 3B: 0 HR: 2	SF: 0 SAC: 0 DP: 3 HBP: 1	WP: 0 PB: 0 SB: 0 CS: 0	PA: 39
PITCHER	IP WLS BF H R ER SO BB IBB HBP BLK WP HR S P ERA WHIP																					
Nelson Briles, R ERA: 3.33	(1, 1) 4.1 23 8 3 3 3 1 0 0 0 0 0 1 22 31																					
Don Dennis, R ERA: 6.92	(5, 1) 4.2 W 16 4 2 2 0 0 0 0 0 0 0 1 16 16																					

Batter	1	2	3	4	5	6	7	8	9	AB	R	H	RBI	BB	SO	LOB	TOP										
Lou Brock, L (1,7) OBP: 0.279, SLG: 0.337	5-3		4-3			HR	K			4	1	1	0	0	1	0	St. Louis Cardinals @ Pittsburgh Pirates Forbes Field, Pittsburgh, PA Thu Jun 09 1966, 7:05 PM EDT Att: 11,232 - Unknown										
Phil Gaigliano, R (1,5) OBP: 0.354, SLG: 0.345	K		FC4			HR		K		4	1	2	2	0	2	0											
Curt Flood, R (1,8) OBP: 0.357, SLG: 0.457	3-1		FC4			4-3		3-1		4	0	0	0	0	0	1											
Orlando Cepeda, R (1,3) OBP: 0.365, SLG: 0.544		F9		K		2B		F8		4	0	1	0	0	1	0											
Mike Shannon, R (1,9) OBP: 0.268, SLG: 0.410		HR		F7		1B		5-3		4	1	2	0	0	0	0											
Jerry Buchek, R (1,4) OBP: 0.320, SLG: 0.376		HR		F4		2B				3	1	2	2	1	0	0											
Pat Corrales, R (1,2) OBP: 0.222, SLG: 0.229		K				G5-4-3		K		4	0	0	0	0	2	4											
Dal Maxvill, R (1,6) OBP: 0.200, SLG: 0.256		L6						3-1		4	0	0	0	0	0	1											
Al Jackson, L (1,1) OBP: 0.400, SLG: 0.529			F8		K			3-1		3	0	0	0	0	1	0											
Inning Stats	R: 0 E: 0 K: 1 S: 5	H: 0 LOB: 0 BB: 0 P: 5	R: 2 E: 0 K: 1 S: 7	H: 2 LOB: 0 BB: 0 P: 7	R: 0 E: 0 K: 0 S: 4	H: 1 LOB: 1 BB: 0 P: 4	R: 0 E: 0 K: 1 S: 5	H: 0 LOB: 0 BB: 0 P: 5	R: 0 E: 0 K: 1 S: 6	H: 4 LOB: 2 BB: 1 P: 10	R: 0 E: 0 K: 1 S: 5	H: 0 LOB: 0 BB: 0 P: 5	R: 0 E: 0 K: 1 S: 6	H: 1 LOB: 1 BB: 0 P: 6	R: 0 E: 0 K: 1 S: 6	H: 1 LOB: 1 BB: 0 P: 6	1B: 5 2B: 1 3B: 0 HR: 2	SF: 0 SAC: 0 DP: 1 HBP: 0	WP: 0 PB: 0 SB: 0 CS: 0	PA: 35							
PITCHER	IP	WLS	BF	H	R	ER	SO	BB	IBB	HBP	BLK	WP	HR	S	P	ERA	WHIP										
Woodie Fryman, L (1,1) ERA: 2.64	7.0	L	28	7	4	4	5	0	1	0	0	0	2	37	41	5.14	1.000										
Al McBean, R (8,1) ERA: 3.9	2.0		7	1	0	0	2	0	0	0	0	0	0	11	11	0.00	0.500										

Batter	1	2	3	4	5	6	7	8	9	AB	R	H	RBI	BB	SO	LOB	BOTTOM										
Gene Alley, R (1,6) OBP: 0.309, SLG: 0.372	5-3		FC4-6			1B		F8		4	1	1	0	0	0	1	St. Louis Cardinals @ Pittsburgh Pirates Forbes Field, Pittsburgh, PA Thu Jun 09 1966, 7:05 PM EDT Att: 11,232 - Unknown										
Manny Mota, R (1,8) OBP: 0.376, SLG: 0.492	F9		FC4-6			SH5-3		4-3		3	0	0	0	0	0	1											
Roberto Clemente, R (1,9) OBP: 0.373, SLG: 0.525			F9			FC5-4		HR		4	1	3	1	0	0	1											
Jim Pagliaroni, R (1,2) OBP: 0.311, SLG: 0.412	5-3					FC5-4		6-3		4	0	0	1	0	0	2											
Donn Clendenon, R (1,3) OBP: 0.328, SLG: 0.379								6-3		4	0	2	0	0	0	0											
Bill Mazerowski, R (1,4) OBP: 0.294, SLG: 0.335								4-3		4	0	0	0	0	0	2											
Bob Bailey, R (1,5) OBP: 0.335, SLG: 0.393								5-3		4	0	1	0	0	0	0											
Willie Stargell, L (1,7) OBP: 0.400, SLG: 0.577		L7						4-3		3	0	0	0	0	0	1											
Woodie Fryman, R (1,1) OBP: 0.116, SLG: 0.118										2	0	1	0	0	0	0											
Jose Pagan, R (7,PH) OBP: 0.282, SLG: 0.370										1	0	0	0	0	0	0											
Al McBean, R (8,1) ERA: 3.9										0	0	0	0	0	0	0											
Inning Stats	R: 0 E: 0 K: 0 S: 4	H: 1 LOB: 1 BB: 0 P: 4	R: 0 E: 0 K: 0 S: 4	H: 2 LOB: 1 BB: 0 P: 4	R: 0 E: 0 K: 0 S: 3	H: 0 LOB: 0 BB: 0 P: 3	R: 0 E: 0 K: 0 S: 3	H: 0 LOB: 0 BB: 0 P: 3	R: 1 E: 0 K: 0 S: 6	H: 3 LOB: 2 BB: 0 P: 6	R: 0 E: 0 K: 0 S: 3	H: 0 LOB: 0 BB: 0 P: 3	R: 0 E: 0 K: 0 S: 4	H: 1 LOB: 0 BB: 0 P: 4	R: 0 E: 0 K: 0 S: 3	H: 0 LOB: 0 BB: 0 P: 3	1B: 7 2B: 0 3B: 0 HR: 1	SF: 0 SAC: 1 DP: 0 HBP: 0	WP: 0 PB: 0 SB: 0 CS: 0	PA: 34							
PITCHER	IP	WLS	BF	H	R	ER	SO	BB	IBB	HBP	BLK	WP	HR	S	P	ERA	WHIP										
Al Jackson, L (1,1) ERA: 1.73	9.0	W	34	8	2	2	0	0	0	0	0	0	1	34	34	2.00	0.889										

Batter	1	2	3	4	5	6	7	8	9	AB	R	H	RBI	BB	SO	LOB	TOP										
Lou Brock, L OBP: 0.277, SLG: 0.333 (1, 7)			4-3 				4-3 			5	1	1	0	0	2	1											
Phil Gaiglano, R OBP: 0.386, SLG: 0.373 (1, 5)									6-3 	4	2	3	0	1	0	0											
Curt Flood, R OBP: 0.363, SLG: 0.461 (1, 8)					FC4 				6-3 	5	0	3	1	0	0	1											
Tito Francona, L OBP: 0.327, SLG: 0.255 (1, 3)			F4 		F4 		F8 			5	0	0	0	0	2	6											
Tim McCarver, L OBP: 0.310, SLG: 0.406 (1, 2)										4	2	4	2	0	0	0											
Jerry Buchek, R OBP: 0.318, SLG: 0.372 (1, 4)										4	0	1	1	0	2	5											
Bobby Tolan, L OBP: 0.250, SLG: 0.281 (1, 9)										3	0	1	1	0	0	1											
Dal Maxvill, R OBP: 0.209, SLG: 0.244 (1, 6)										2	0	0	0	1	1	1											
Curt Simmons, L OBP: 0.250, SLG: 0.286 Don Dennis, R Joe Hoerner, R										3	0	0	0	0	3	2											
										1	0	0	0	0	0	1											
										0	0	0	0	0	0	0											
Inning Stats	R: 2 E: 0 K: 1 S: 10	H: 3 LOB: 1 BB: 1 P: 17	R: 0 E: 0 K: 2 S: 9	H: 0 LOB: 0 BB: 0 P: 14	R: 0 E: 0 K: 0 S: 7	H: 2 LOB: 1 BB: 0 P: 11	R: 1 E: 0 K: 1 S: 9	H: 2 LOB: 1 BB: 0 P: 11	R: 0 E: 0 K: 2 S: 10	H: 1 LOB: 1 BB: 1 P: 10	R: 1 E: 1 K: 2 S: 16	H: 3 LOB: 2 BB: 0 P: 25	R: 0 E: 0 K: 1 S: 6	H: 1 LOB: 1 BB: 0 P: 6	R: 0 E: 0 K: 1 S: 6	H: 0 LOB: 0 BB: 0 P: 6	1B: 12 2B: 3 3B: 1 HR: 0	SF: 1 SAC: 1 DP: 1 HBP: 0	WP: 0 PB: 0 SB: 2 CS: 0	PA: 40							
PITCHER	IP	WLS	BF	H	R	ER	SO	BB	IBB	HBP	BLK	WP	HR	S	P	ERA	WHIP										
Rick Wise, R ERA: 3.05	6.0	L	27	9	4	3	7	2	0	0	0	0	0	54	84	4.50	1.833										
Darold Knowles, L ERA: 2.11	3.0		13	4	1	1	3	0	0	0	0	0	0	28	37	3.00	1.333										

St. Louis Cardinals @ Philadelphia Phillies
 Connie Mack Stadium, Philadelphia, PA
 Fri Jun 10 1966, 7:05 PM EDT
 Att: 17,693 - Unknown

AB 36
 R 5
 H 13
 RBI 5
 BB 2
 SO 10
 LOB 18



Batter	1	2	3	4	5	6	7	8	9	AB	R	H	RBI	BB	SO	LOB	BOTTOM										
Cookie Rojas, R OBP: 0.320, SLG: 0.380 (1, 4)										5	1	2	0	0	0	1											
Johnny Callison, L OBP: 0.321, SLG: 0.371 (1, 9)										4	0	2	1	1	0	2											
Dick Groat, R OBP: 0.300, SLG: 0.337 (1, 5)										5	1	1	0	0	1	6											
Dick Allen, R OBP: 0.424, SLG: 0.734 (1, 7)										3	1	1	2	1	1	2											
Harvey Kuenn, R OBP: 0.306, SLG: 0.404 (1, 3)										3	0	1	0	1	0	1											
Bob Uecker, R OBP: 0.338, SLG: 0.500 Bill White, L Clay Dalrymple, L										3	0	1	1	0	0	2											
										1	0	0	0	0	1	0											
										0	0	0	0	0	0	0											
Bobby Wine, R OBP: 0.290, SLG: 0.298 (1, 6)										4	0	1	0	0	0	4											
Jackie Brandt, R OBP: 0.278, SLG: 0.194 Darold Knowles, L Phil Linz, R										3	0	0	0	0	0	1											
										0	0	0	0	0	0	0											
										1	0	0	0	0	0	0											
Rick Wise, R Tony Taylor, R Terry Fox, R										2	0	0	0	0	1	0											
										2	1	2	0	0	0	0											
										0	0	0	0	0	0	0											
Inning Stats	R: 2 E: 0 K: 0 S: 15	H: 4 LOB: 2 BB: 1 P: 28	R: 0 E: 0 K: 1 S: 8	H: 0 LOB: 0 BB: 0 P: 12	R: 1 E: 0 K: 0 S: 11	H: 1 LOB: 2 BB: 2 P: 25	R: 0 E: 0 K: 0 S: 6	H: 0 LOB: 0 BB: 0 P: 8	R: 0 E: 0 K: 0 S: 4	H: 1 LOB: 1 BB: 0 P: 6	R: 1 E: 0 K: 2 S: 18	H: 2 LOB: 1 BB: 0 P: 26	R: 0 E: 0 K: 1 S: 9	H: 0 LOB: 2 BB: 0 P: 12	R: 0 E: 0 K: 0 S: 13	H: 2 LOB: 3 BB: 0 P: 16	1B: 8 2B: 3 3B: 0 HR: 1	SF: 0 SAC: 0 DP: 2 HBP: 0	WP: 0 PB: 0 SB: 1 CS: 0	PA: 39							
PITCHER	IP	WLS	BF	H	R	ER	SO	BB	IBB	HBP	BLK	WP	HR	S	P	ERA	WHIP										
Curt Simmons, L ERA: 4.08	6.0	W	27	9	4	4	7	3	0	0	0	0	0	56	96	6.00	1.833										
Don Dennis, R ERA: 6.23	1.1		5	1	0	0	2	0	0	0	0	0	0	15	21	0.00	0.750										
Joe Hoerner, L ERA: 0.52	1.2	S	7	2	0	0	1	0	0	0	0	0	0	19	24	0.00	1.200										

St. Louis Cardinals @ Philadelphia Phillies
 Connie Mack Stadium, Philadelphia, PA
 Fri Jun 10 1966, 7:05 PM EDT
 Att: 17,693 - Unknown

AB 36
 R 4
 H 11
 RBI 4
 BB 3
 SO 4
 LOB 19



Batter	1	2	3	4	5	6	7	8	9	AB	R	H	RBI	BB	SO	LOB	TOP				
Lou Brock, L OBP: 0.282, SLG: 0.343 (1, 7)	6-3	1-3 1B					6-3			4	1	2	0	0	0	0	St. Louis Cardinals @ Philadelphia Phillies Connie Mack Stadium, Philadelphia, PA Sat Jun 11 1966, 7:05 PM EDT Att: 20,895 - Unknown				
Phil Gaigliano, R OBP: 0.378, SLG: 0.365 (1, 5)	F7	K			FC5-4 1B		K			4	0	1	1	0	2	2					
Curt Flood, R OBP: 0.361, SLG: 0.457 (1, 8)	2B 1B				FC5-4 1-2 1B		F9			4	1	1	0	0	0	1					
Tito Francona, L OBP: 0.321, SLG: 0.275 (1, 3)	1-H 2B				F8				3-1	4	0	1	1	0	0	1					
Tim McCarver, L OBP: 0.314, SLG: 0.405 (1, 2)	IBB				3-1		P3			3	0	1	0	1	0	0					
Jerry Buchek, R OBP: 0.316, SLG: 0.376 (1, 4)	P4				K		2B			4	0	1	0	0	2	3					
Bobby Tolan, L OBP: 0.282, SLG: 0.269 (1, 9)		F2			F9		IBB			3	0	0	0	1	1	0					
Dal Maxvill, R OBP: 0.191, SLG: 0.222 (1, 6)		K			6-3		K			4	0	0	0	0	3	2					
Bob Gibson, R OBP: 0.240, SLG: 0.313 (1, 1)		1B			4-3		F8			4	0	1	0	0	1	2					
Inning Stats	R: 1 E: 0 K: 0 S: 5	H: 2 LOB: 2 BB: 1 P: 9	R: 0 E: 0 K: 2 S: 9	H: 2 LOB: 2 BB: 0 P: 9	R: 0 E: 0 K: 1 S: 3	H: 0 LOB: 0 BB: 0 P: 3	R: 0 E: 0 K: 1 S: 5	H: 0 LOB: 0 BB: 0 P: 5	R: 1 E: 0 K: 0 S: 5	H: 2 LOB: 1 BB: 1 P: 10	R: 0 E: 0 K: 1 S: 5	H: 0 LOB: 0 BB: 0 P: 5	R: 0 E: 0 K: 1 S: 5	H: 1 LOB: 0 BB: 0 P: 5	R: 0 E: 0 K: 3 S: 9	H: 0 LOB: 0 BB: 0 P: 9	1B: 5 2B: 3 3B: 0 HR: 0	SF: 0 SAC: 0 DP: 0 HBP: 0	WP: 0 PB: 0 SB: 1 CS: 0	PA: 36	
PITCHER	IP	WLS	BF	H	R	ER	SO	BB	IBB	HBP	BLK	WP	HR	S	P	ERA	WHIP				
Jim Bunning, R ERA: 1.67 (1, 1)	7.0	L	30	7	2	2	5	0	2	0	0	0	0	38	46	2.57	1.000				
Darold Knowles, L ERA: 2.01 (8, 1)	2.0		6	1	0	0	4	0	0	0	0	0	0	14	14	0.00	0.500				

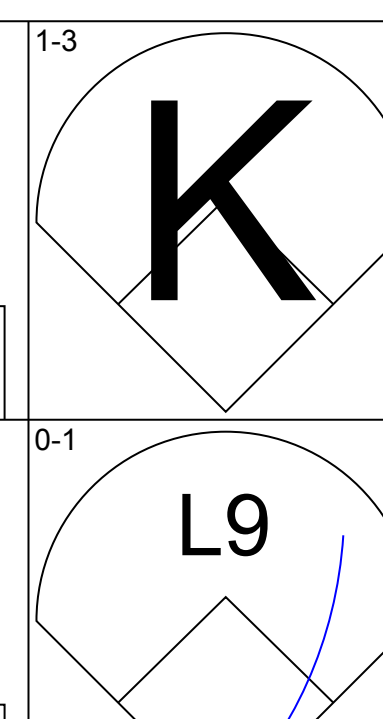
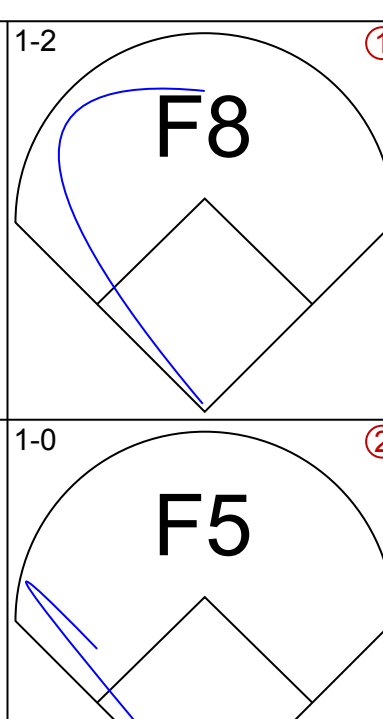
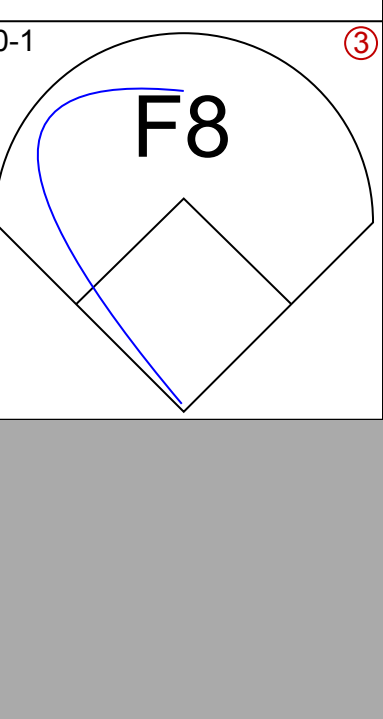
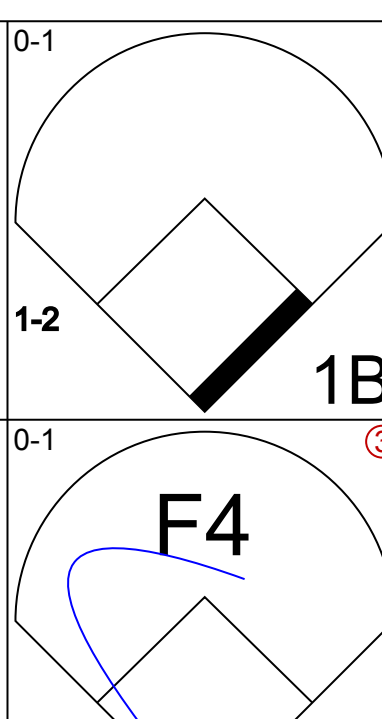
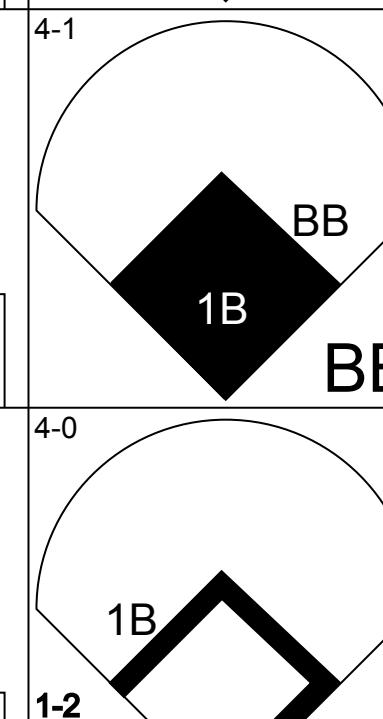
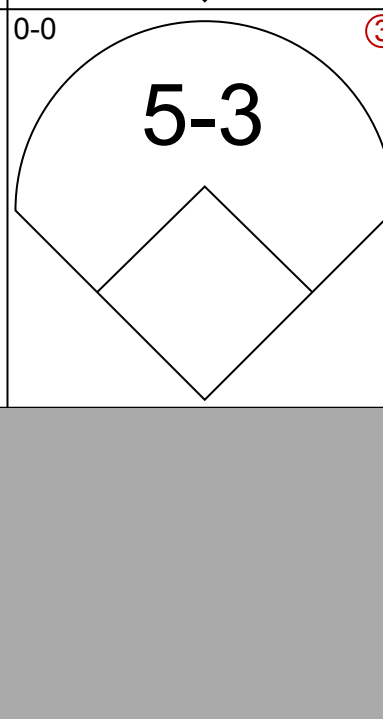
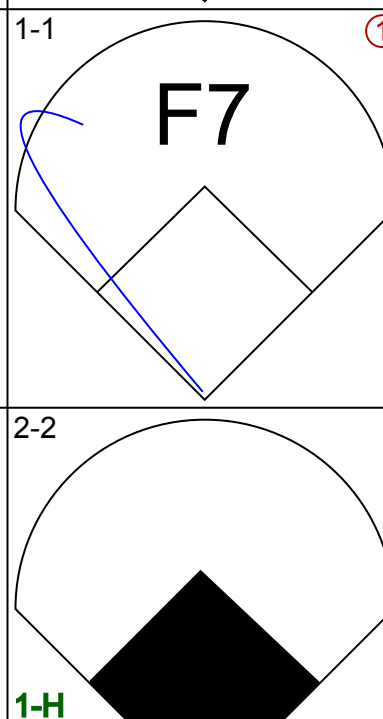


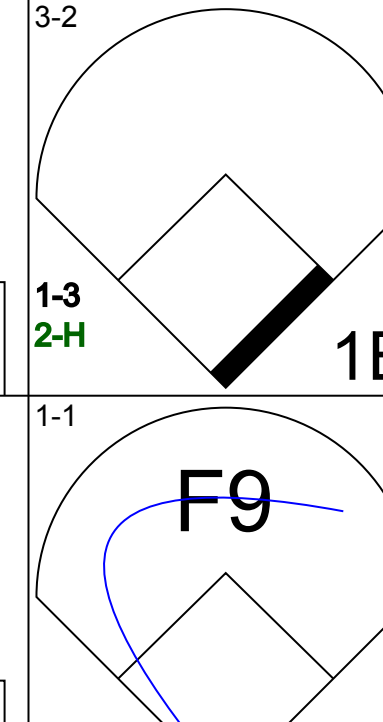

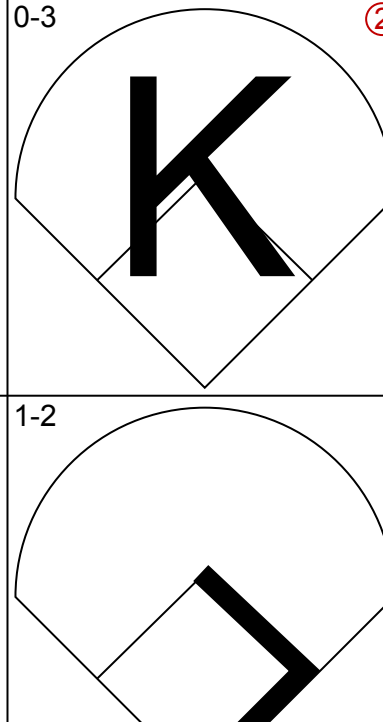
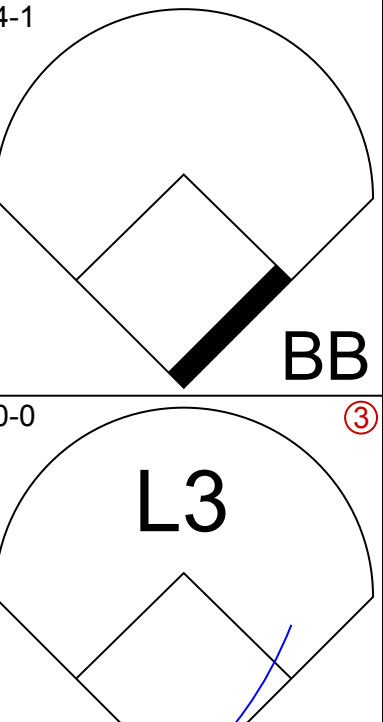


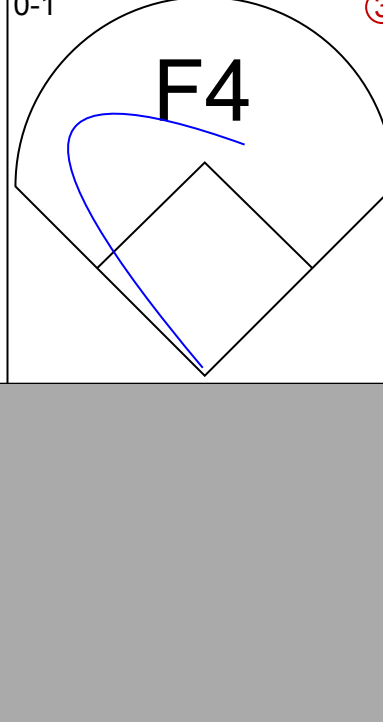




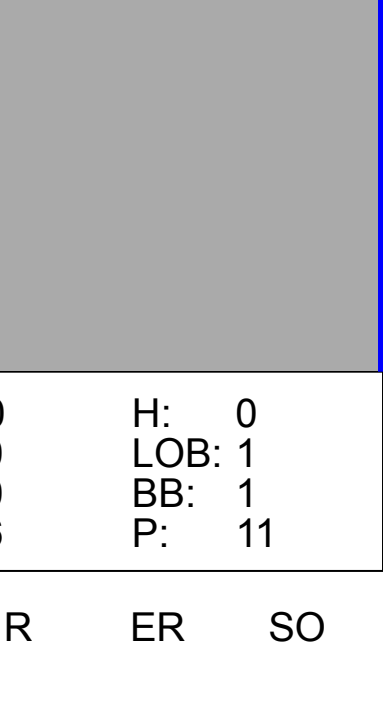
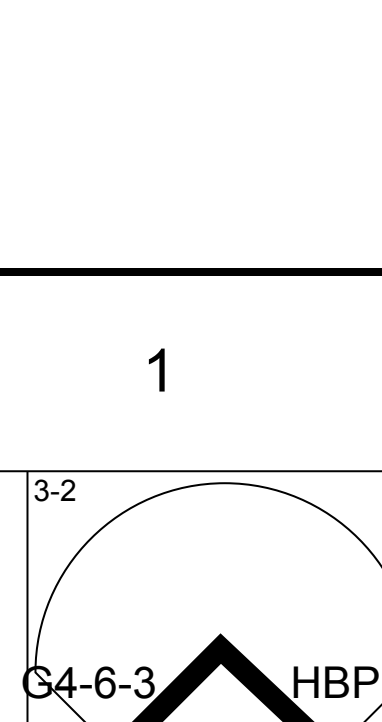
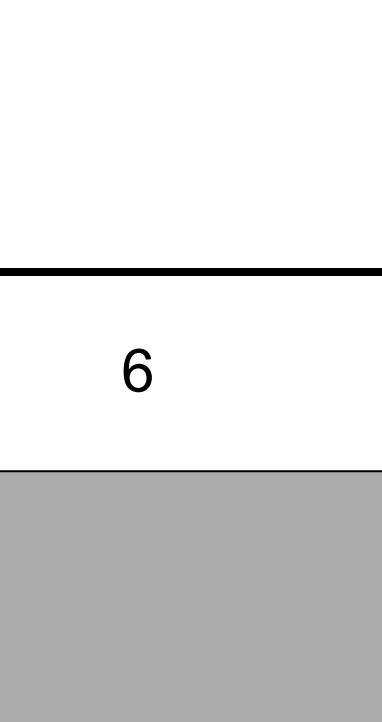
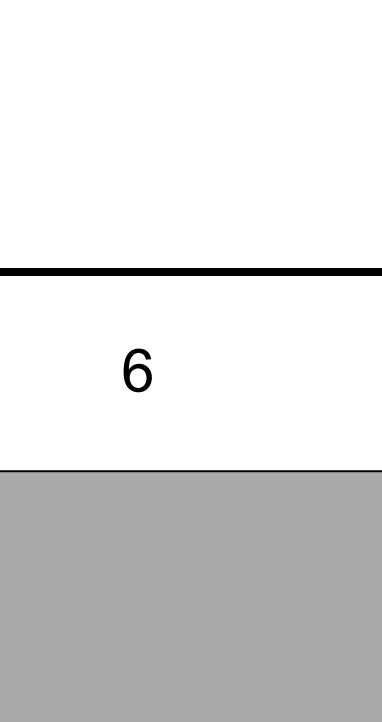
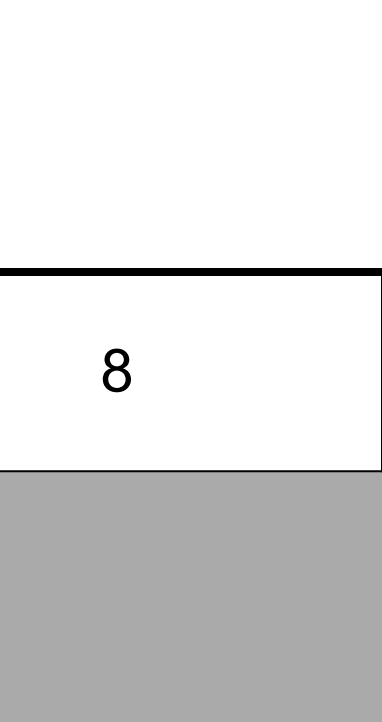
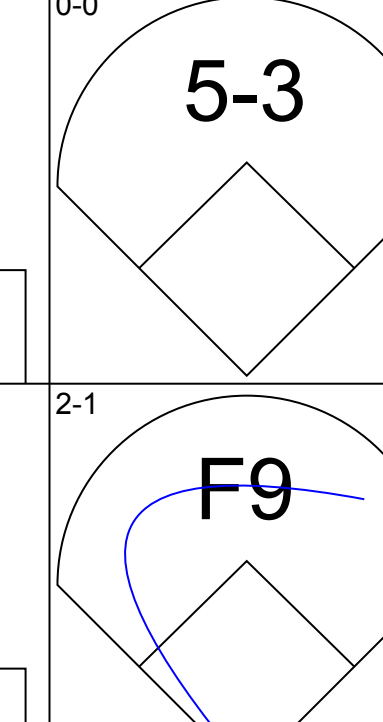
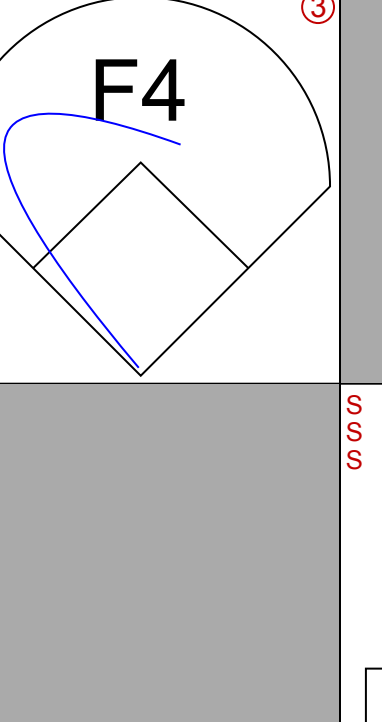
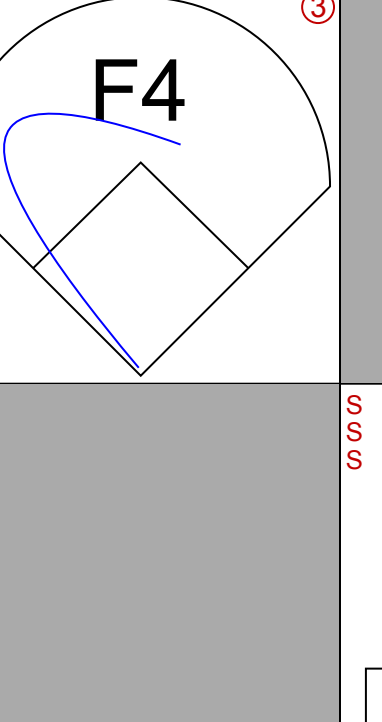
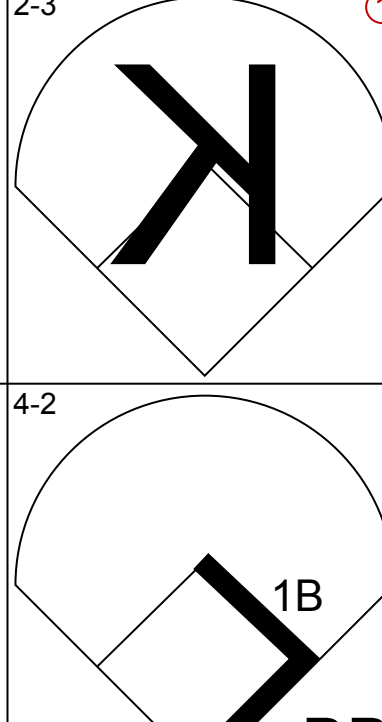
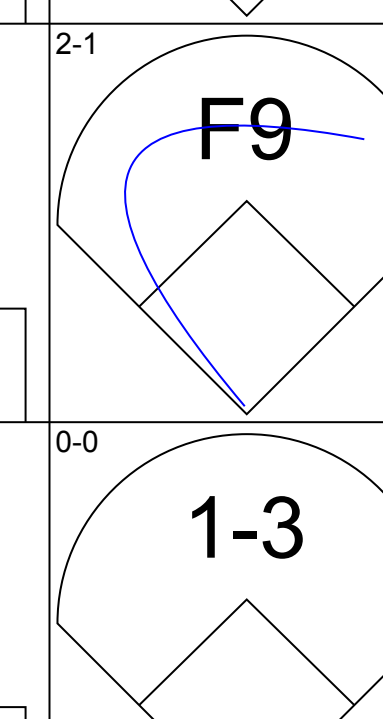
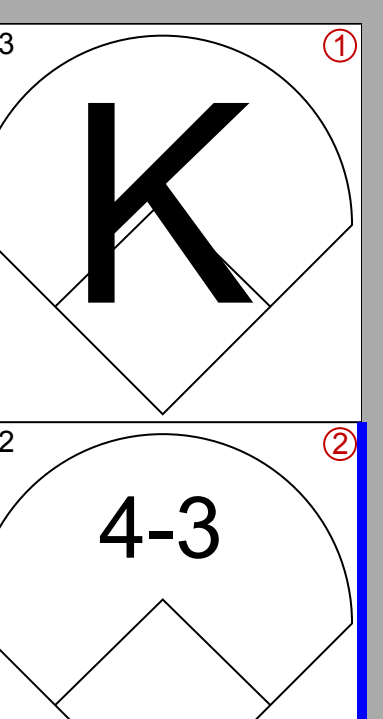
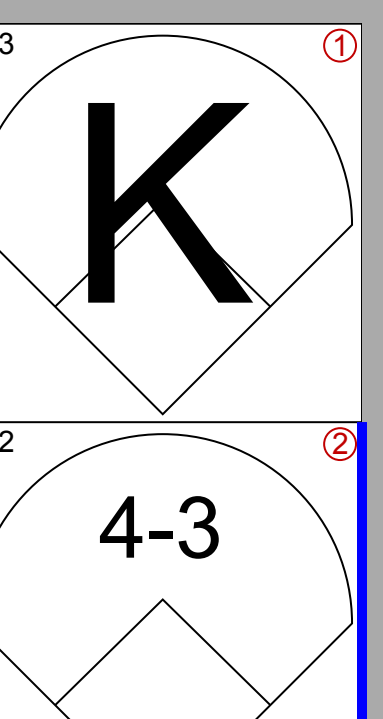
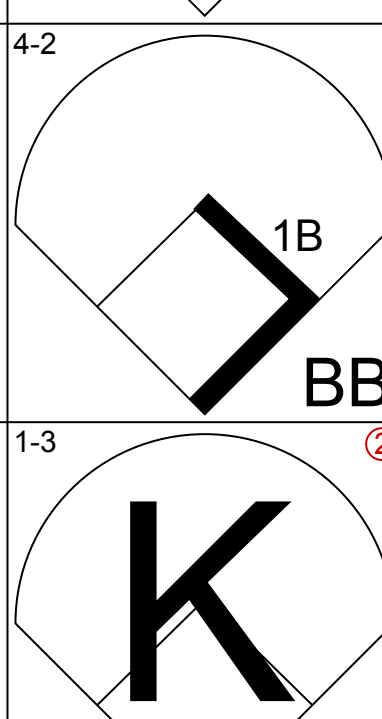
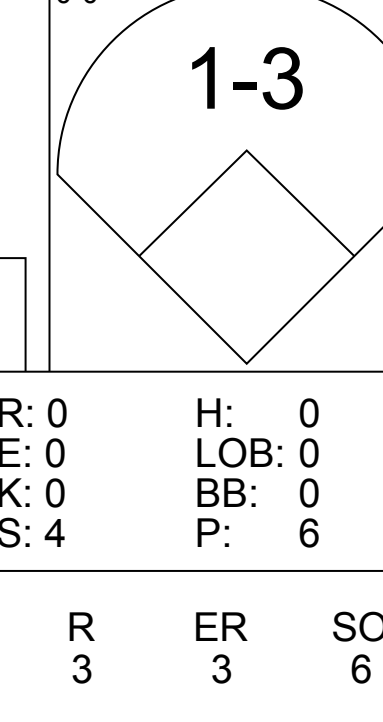
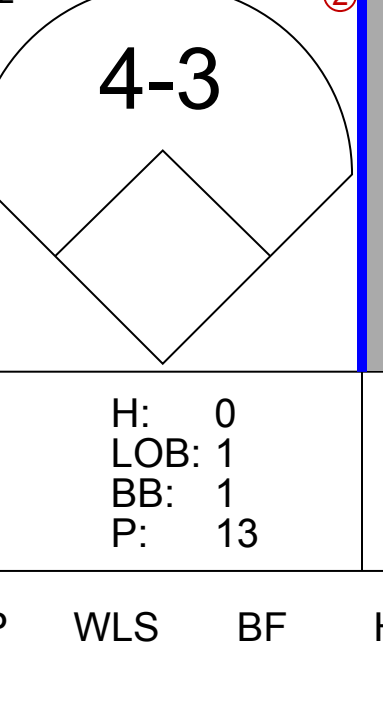
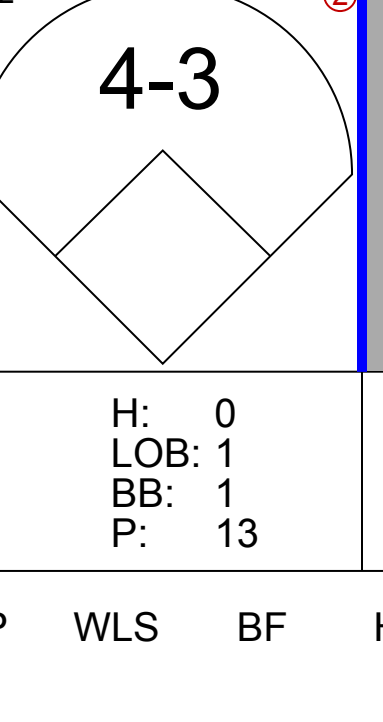
AB	34
R	2
H	8
RBI	2
BB	2
SO	9
LOB	11



Batter	1	2	3	4	5	6	7	8	9	AB	R	H	RBI	BB	SO	LOB	BOTTOM					
Cookie Rojas, R OBP: 0.319, SLG: 0.378 (1, 4)	6-3		1B			4-3		5-3		4	0	1	0	0	0	0	St. Louis Cardinals @ Philadelphia Phillies Connie Mack Stadium, Philadelphia, PA Sat Jun 11 1966, 7:05 PM EDT Att: 20,895 - Unknown					
Johnny Callison, L OBP: 0.324, SLG: 0.374 (1, 9)	F9		1-3 1B			1B		F8		4	0	2	0	0	0	0						
Dick Allen, R OBP: 0.419, SLG: 0.714 (1, 7)	6-3		K			K		BB		3	0	0	0	1	2	3						
Bill White, L OBP: 0.323, SLG: 0.407 (1, 3)		FC6-4 1B			CS BB	P3		F5		3	0	1	0	1	0	2						
Tony Gonzalez, L OBP: 0.309, SLG: 0.391 (1, 8)		K			K		L7			4	0	0	0	0	2	2						
Dick Great, R OBP: 0.295, SLG: 0.330 (1, 6)		FC6-4 1-2 1B			K		F7			4	0	0	0	0	2	3						
Clay Dalrymple, L OBP: 0.370, SLG: 0.351 (1, 2)		K				G3-6-1 1B		1B		4	0	3	0	0	1	1						
Terry Fox, R (9, PH)										0	0	0	0	0	0	0						
Phil Linz, R OBP: 0.333, SLG: 0.346 (1, 5)					G1-6-3 1B	G3-6-1 1-2 1B		F3		4	0	2	0	0	0	3						
Jim Bunning, R OBP: 0.227, SLG: 0.190 (1, 1)					G1-6-3 1B	5-3		P1		2	0	0	0	0	0	1						
Doug Clemens, L OBP: 0.363, SLG: 0.338 (7, PH)										1	0	0	0	0	0	2						
Darold Knowles, L OBP: 0.111, SLG: 0.111 (8, 1)										0	0	0	0	0	0	0						
Harvey Kuenn, R OBP: 0.300, SLG: 0.396 (8, PH)										1	0	0	0	0	0	2						
Inning Stats	R: 0 E: 0 K: 0 S: 3	H: 0 LOB: 0 BB: 0 P: 3	R: 0 E: 0 K: 2 S: 8	H: 1 LOB: 1 BB: 0 P: 8	R: 0 E: 0 K: 1 S: 7	H: 3 LOB: 2 BB: 0 P: 7	R: 0 E: 0 K: 2 S: 6	H: 0 LOB: 1 BB: 1 P: 10	R: 0 E: 0 K: 1 S: 3	H: 1 LOB: 0 BB: 0 P: 3	R: 0 E: 0 K: 1 S: 6	H: 1 LOB: 1 BB: 0 P: 6	R: 0 E: 0 K: 0 S: 5	H: 2 LOB: 2 BB: 0 P: 5	R: 0 E: 0 K: 0 S: 3	H: 0 LOB: 1 BB: 1 P: 7	R: 0 E: 1 K: 1 S: 7	H: 1 LOB: 2 BB: 0 P: 7	1B: 8 2B: 2 3B: 0 HR: 0	SF: 0 SAC: 0 DP: 3 HBP: 0	WP: 0 PB: 0 SB: 0 CS: 1	PA: 36
PITCHER	IP	WLS	BF	H	R	ER	SO	BB	IBB	HBP	BLK	WP	HR	S	P	ERA	WHIP					
Bob Gibson, R ERA: 2.14 (1, 1)	9.0	W	36	9	0	0	7	2	0	0	0	0	0	48	56	0.00	1.222					

AB	34
R	0
H	9
RBI	0
BB	2
SO	7
LOB	19

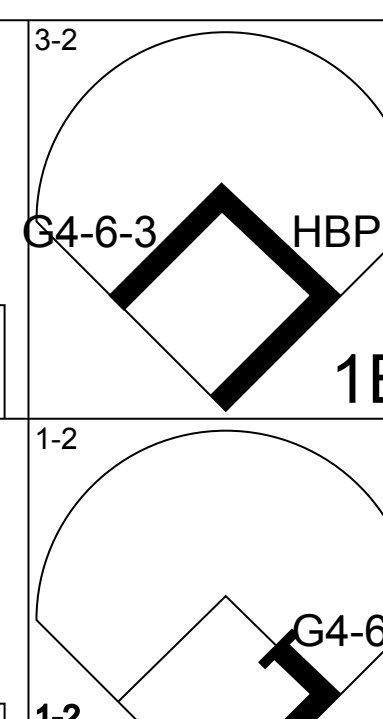
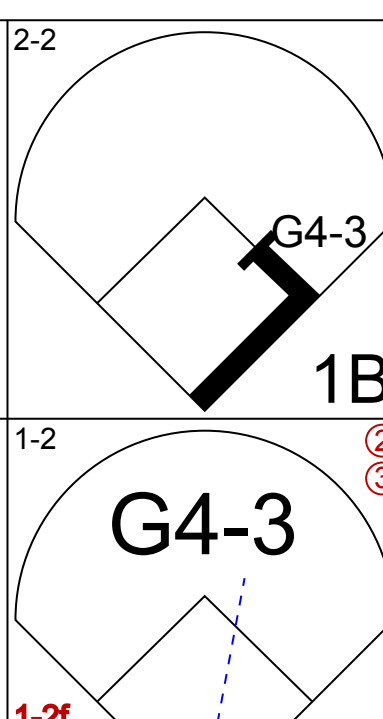
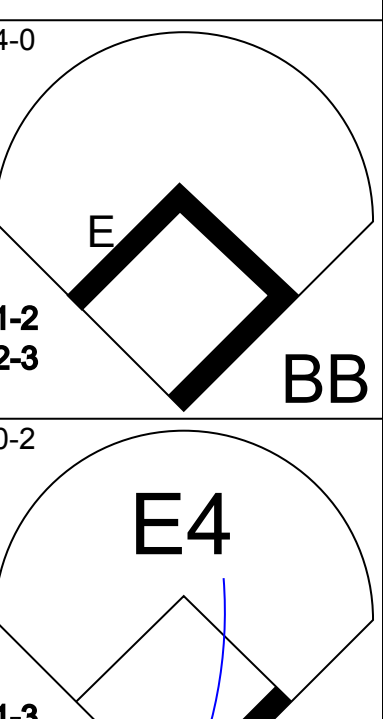
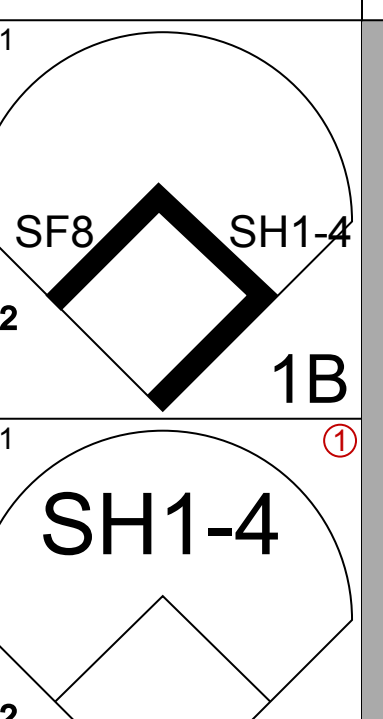
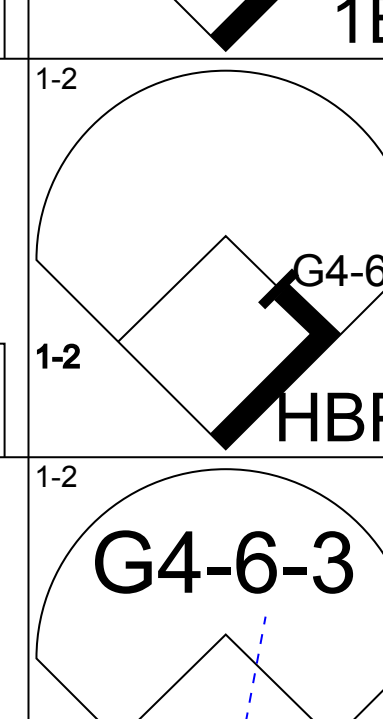
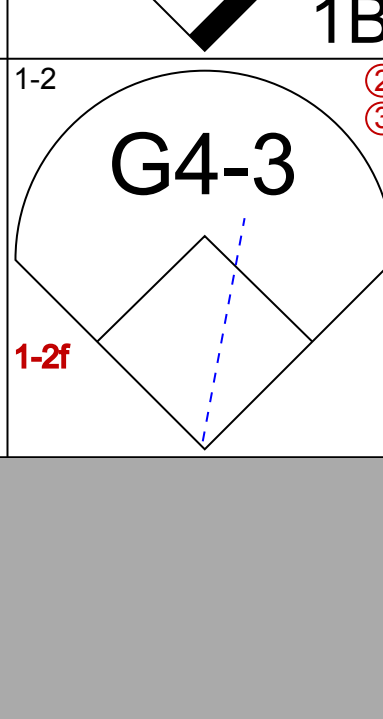
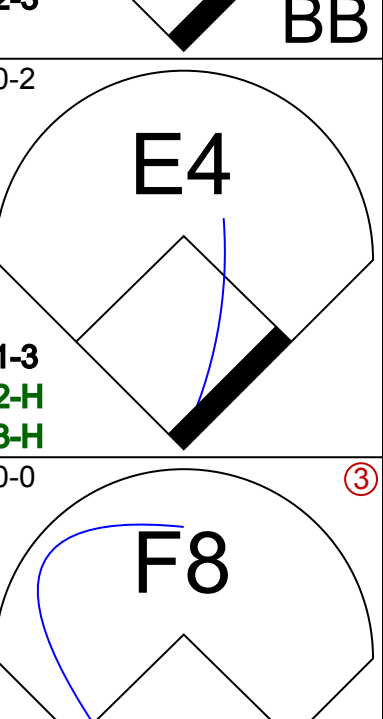
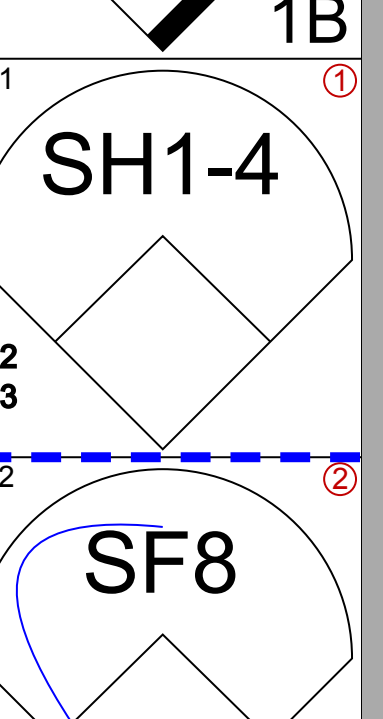
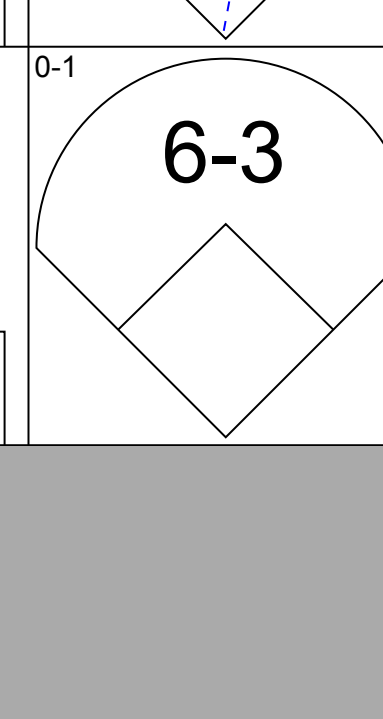



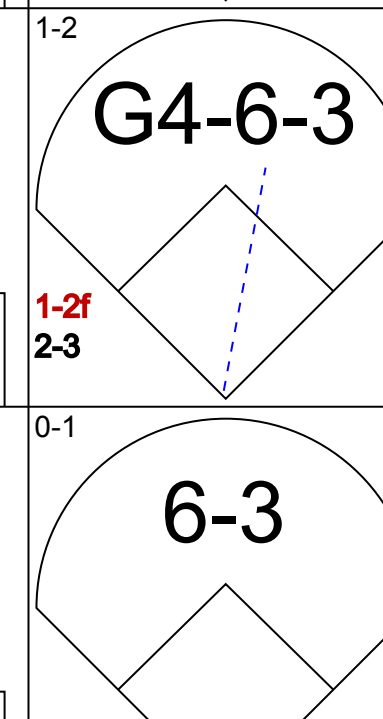
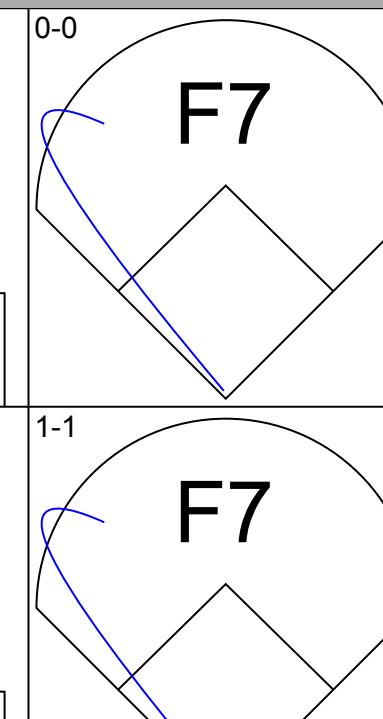
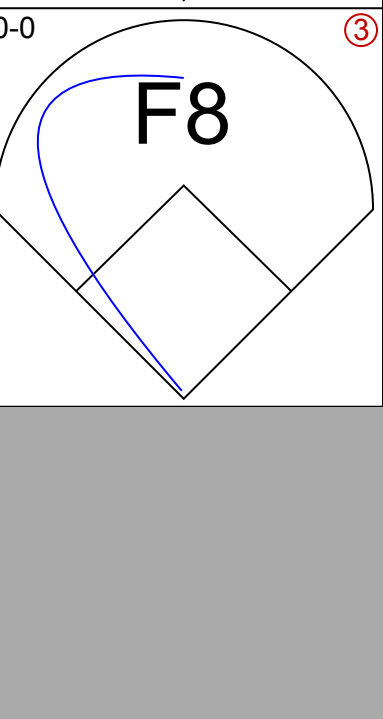
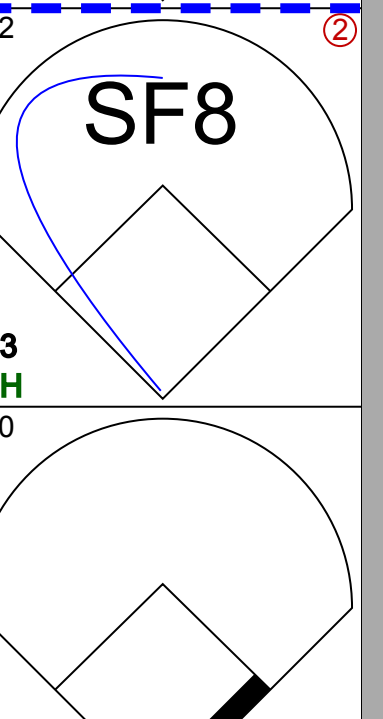
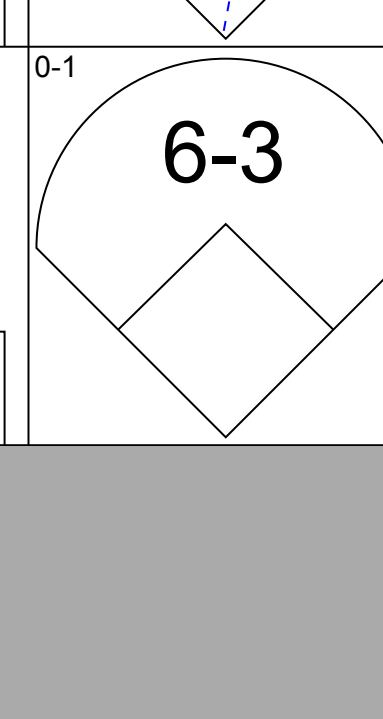
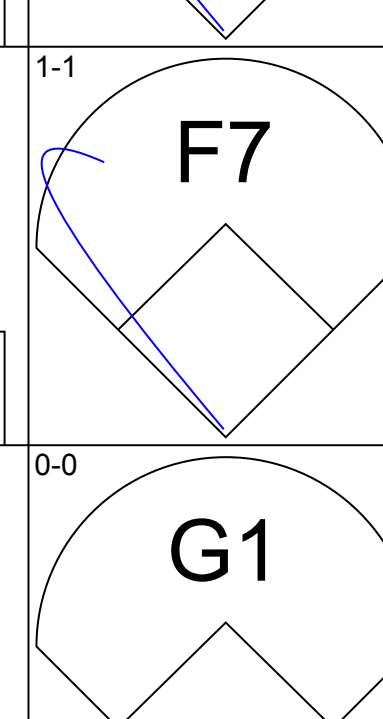
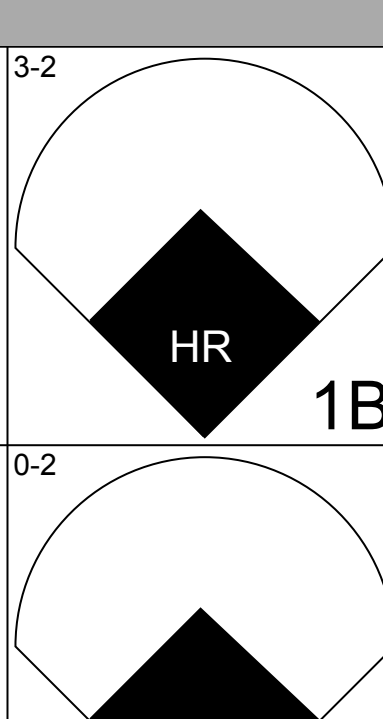

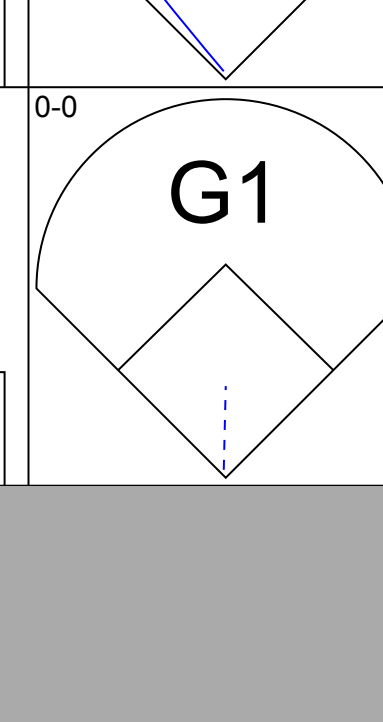
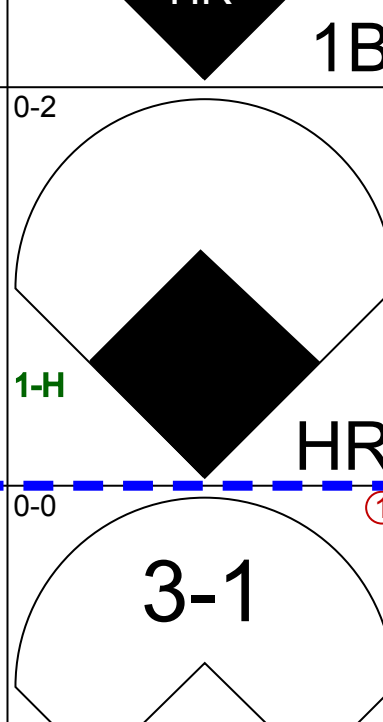
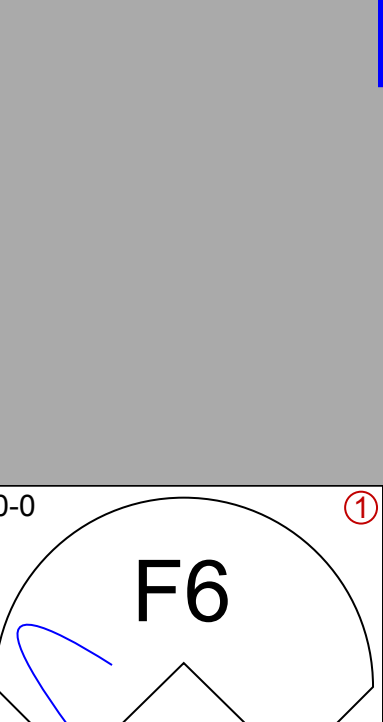
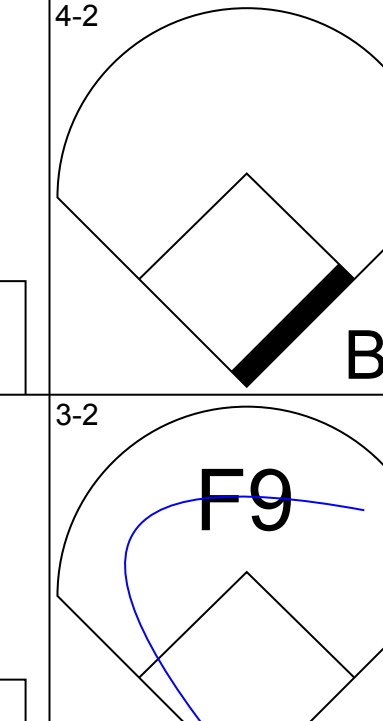
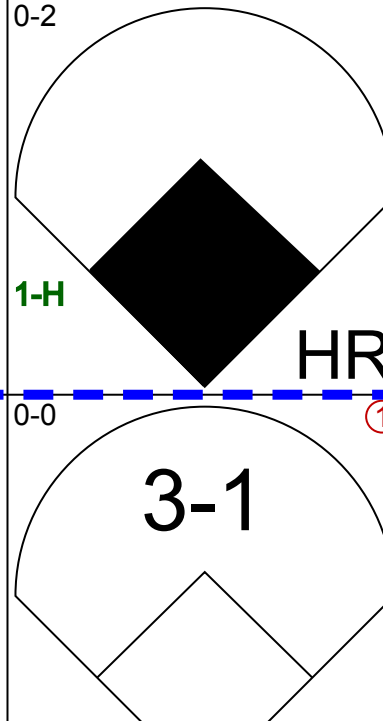
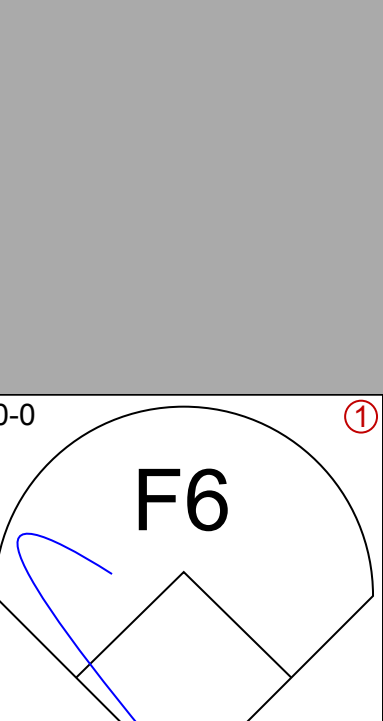

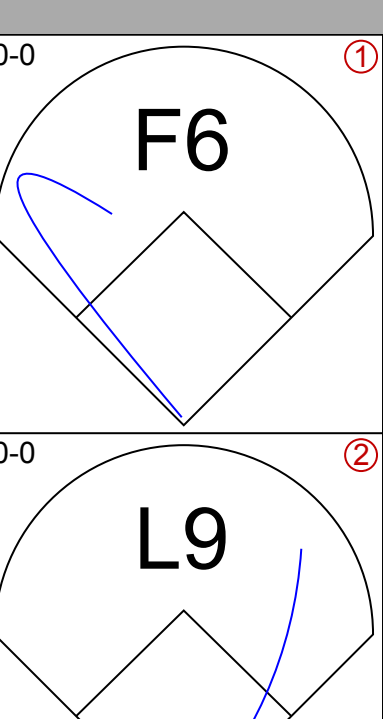

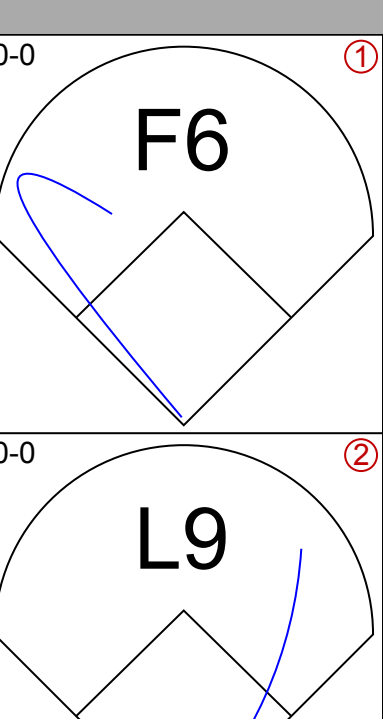
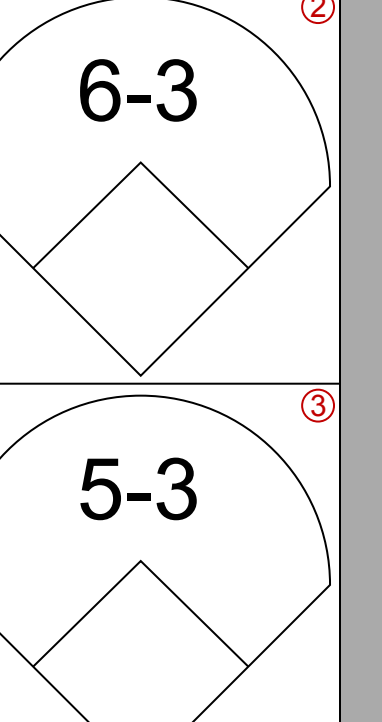
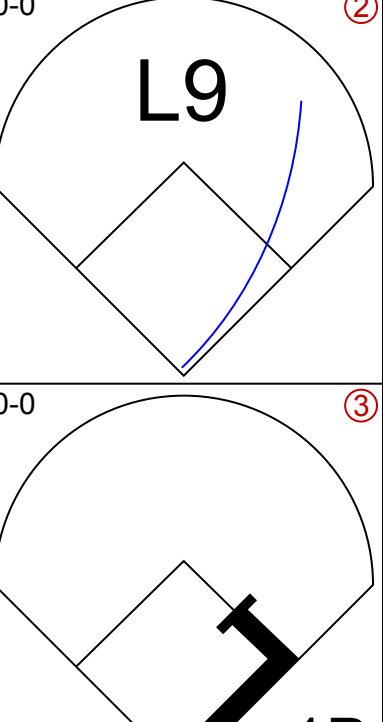
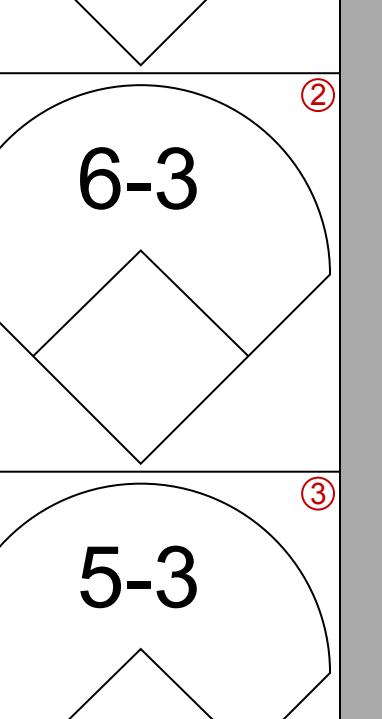
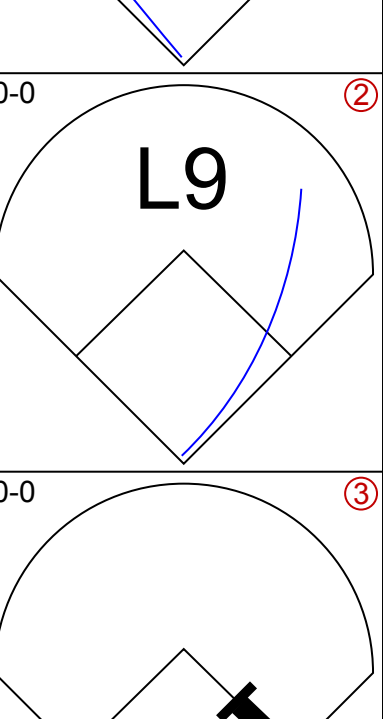
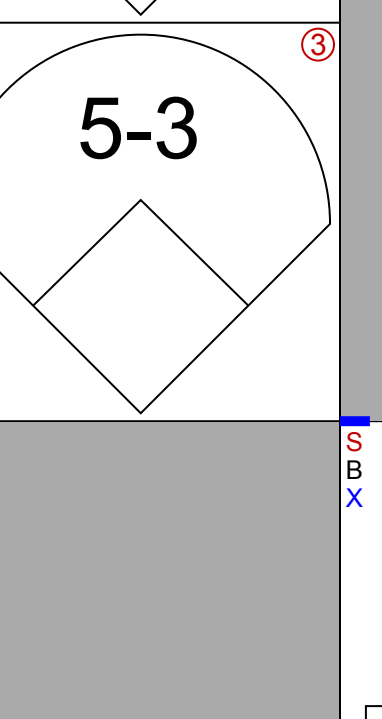
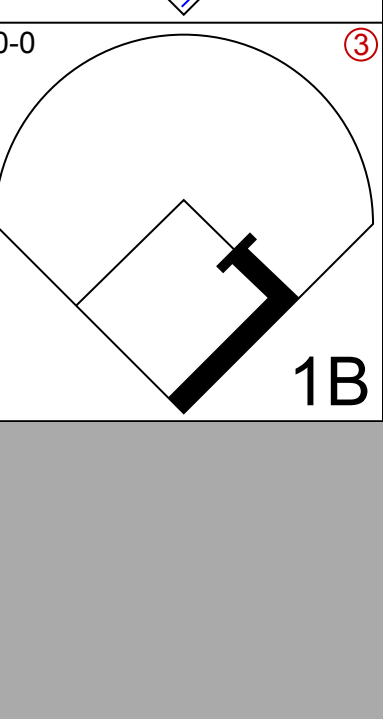
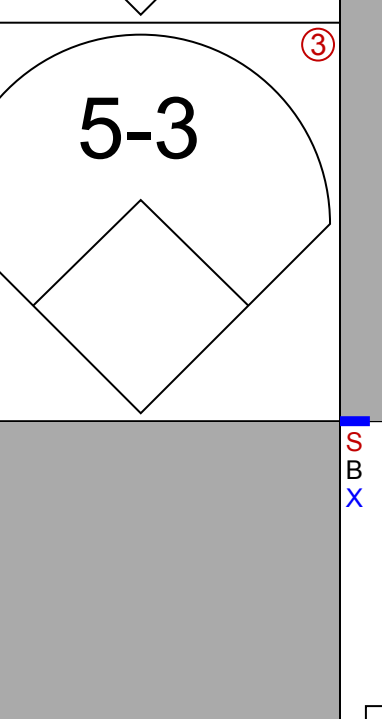
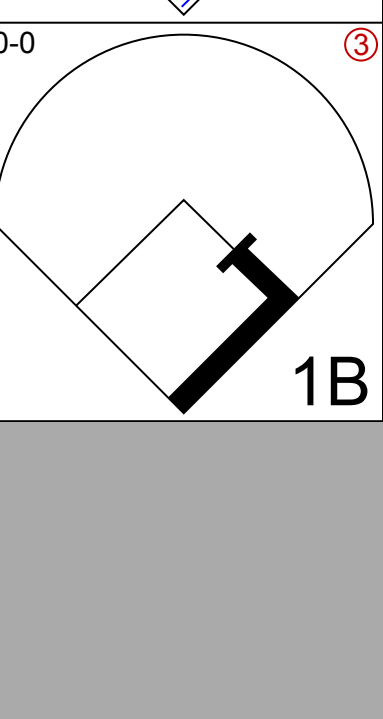
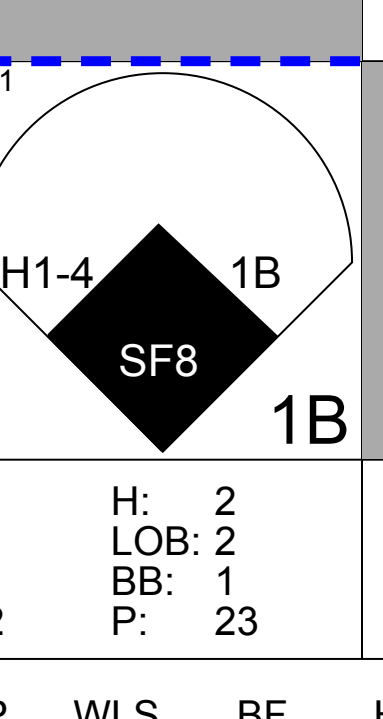

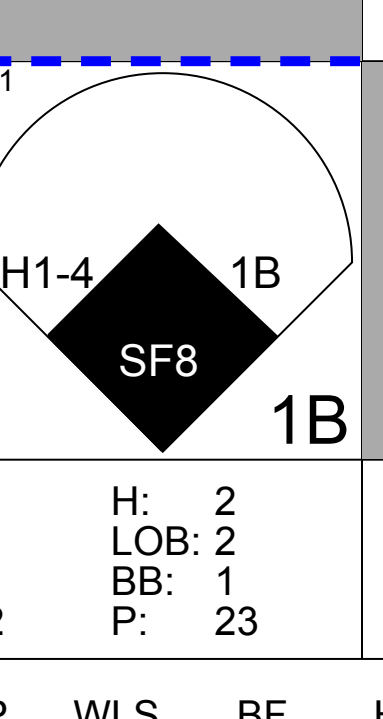
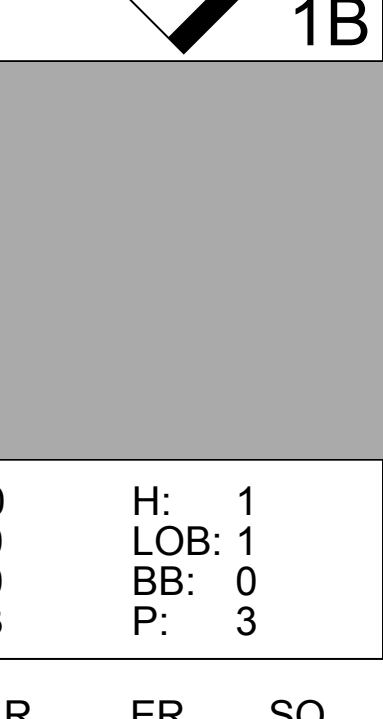


Batter	1	2	3	4	5	6	7	8	9	AB	R	H	RBI	BB	SO	LOB	TOP		
Julian Javier, R OBP: 0.286, SLG: 0.312																	4 0 1 0 1 1 1		
Phil Gaigliano, R OBP: 0.367, SLG: 0.343																	4 1 0 0 1 0 3		
Curt Flood, R OBP: 0.359, SLG: 0.450																	3 1 0 0 1 0 1		
Mike Shannon, R OBP: 0.279, SLG: 0.444																	3 1 1 2 1 0 0		
Jerry Buchek, R OBP: 0.321, SLG: 0.375																	3 0 1 1 1 1 0		
Lou Brock, L OBP: 0.281, SLG: 0.346																	4 0 1 0 0 1 3		
Pat Corrales, R OBP: 0.200, SLG: 0.205																	4 0 0 0 0 1 1		
Dal Maxvill, R OBP: 0.216, SLG: 0.229																	3 0 1 0 1 1 0		
Nelson Briles, R Hal Woodeshick, L Bobby Thomson, R Don Dennis, R Joe Hoerner, R Bob Gibson, R																		1 0 0 0 0 0 0 0 0 0 0 0 0 0 1 0 1 0 0 0 0 0 1	
Inning Stats	R: 1 E: 0 K: 1 S: 11	H: 1 LOB: 2 BB: 2 P: 24	R: 0 E: 0 K: 0 S: 4	H: 0 LOB: 0 BB: 0 P: 6	R: 0 E: 0 K: 0 S: 6	H: 0 LOB: 0 BB: 0 P: 8	R: 0 E: 0 K: 1 S: 6	H: 1 LOB: 1 BB: 0 P: 7	R: 2 E: 0 K: 1 S: 14	H: 2 LOB: 1 BB: 1 P: 22	R: 0 E: 0 K: 1 S: 8	H: 0 LOB: 1 BB: 1 P: 13	R: 0 E: 0 K: 0 S: 6	H: 0 LOB: 1 BB: 1 P: 11	R: 0 E: 0 K: 2 S: 15	H: 1 LOB: 2 BB: 1 P: 22	1B: 3 2B: 1 3B: 0 HR: 1	SF: 0 SAC: 1 DP: 0 HBP: 0	WP: 0 PA: 38 PB: 0 SB: 0 CS: 0
PITCHER Chris Short, L ERA: 2.69	IP: 9.0 WLS: W BF: 38 H: 5 R: 3 ER: 3 SO: 6 BB: 6 IBB: 0 HBP: 0 BLK: 0 WP: 0 HR: 1 S: 77 P: 119 ERA: 3.00 WHIP: 1.222															PITCHER			

St. Louis Cardinals @ Philadelphia Phillies
 Connie Mack Stadium, Philadelphia, PA
 Sun Jun 12 1966, 3:33 AM EDT
 Att: 13,421 - Unknown

AB	31
R	3
H	5
RBI	3
BB	6
SO	6
LOB	10



Batter	1	2	3	4	5	6	7	8	9	AB	R	H	RBI	BB	SO	LOB	BOTTOM		
Tony Gonzalez, L OBP: 0.329, SLG: 0.405																	3 0 3 0 1 0 0		
Cookie Rojas, R OBP: 0.322, SLG: 0.378																	0 0 0 0 0 0 0		
Tony Taylor, R OBP: 0.305, SLG: 0.436																	2 0 0 0 0 0 2		
Johnny Callison, L OBP: 0.319, SLG: 0.368																	3 0 0 1 0 0 4		
Dick Allen, R OBP: 0.421, SLG: 0.704																	3 1 1 0 1 0 1		
Jackie Brandt, R OBP: 0.276, SLG: 0.194																	0 0 0 0 0 0 0		
Bill White, L OBP: 0.326, SLG: 0.420																	3 1 1 2 1 1 2		
Clay Dalrymple, L OBP: 0.360, SLG: 0.339																	4 0 0 0 0 0 1		
Dick Groat, R OBP: 0.290, SLG: 0.324																	4 0 0 0 0 1 1		
Phil Linz, R OBP: 0.355, SLG: 0.367																	4 1 2 0 0 1 1		
Chris Short, R OBP: 0.268, SLG: 0.268																	3 2 2 0 0 1 0		
Inning Stats	R: 0 E: 0 K: 0 S: 11	H: 1 LOB: 1 BB: 0 P: 16	R: 0 E: 0 K: 2 S: 11	H: 0 LOB: 1 BB: 1 P: 21	R: 0 E: 0 K: 1 S: 9	H: 1 LOB: 0 BB: 0 P: 13	R: 0 E: 0 K: 0 S: 4	H: 0 LOB: 0 BB: 0 P: 5	R: 2 E: 1 K: 0 S: 13	H: 2 LOB: 2 BB: 1 P: 20	R: 2 E: 0 K: 0 S: 10	H: 2 LOB: 0 BB: 0 P: 14	R: 1 E: 0 K: 1 S: 12	H: 2 LOB: 2 BB: 1 P: 23	R: 0 E: 0 K: 0 S: 3	H: 1 LOB: 1 BB: 0 P: 3	1B: 8 2B: 0 3B: 0 HR: 1	SF: 1 SAC: 1 DP: 2 HBP: 1	WP: 0 PA: 35 PB: 0 SB: 0 CS: 0
PITCHER Nelson Briles, R ERA: 3.36 Hal Woodeshick, L ERA: 1.31 Don Dennis, R ERA: 6.75 Joe Hoerner, L ERA: 0.47	IP: 5.0 WLS: L BF: 23 H: 4 R: 4 ER: 2 SO: 3 BB: 2 IBB: 0 HBP: 0 BLK: 0 WP: 0 HR: 1 S: 54 P: 84 ERA: 3.60 WHIP: 1.600															PITCHER			

St. Louis Cardinals @ Philadelphia Phillies
 Connie Mack Stadium, Philadelphia, PA
 Sun Jun 12 1966, 3:33 AM EDT
 Att: 13,421 - Unknown


AB	29
R	5
H	9
RBI	3
BB	3
SO	4
LOB	12



Batter	1	2	3	4	5	6	7	8	9	AB	R	H	RBI	BB	SO	LOB	TOP			
Lou Brock, L OBP: 0.276, SLG: 0.339 (1, 7)	G3	FC4-6			F8			4-3		4	0	0	0	0	0	2				
Phil Gaigliano, R OBP: 0.361, SLG: 0.366 (1, 5)	1B		K		L5			6-3		4	1	1	0	0	1	1				
Curt Flood, R OBP: 0.357, SLG: 0.447 (1, 8)	1B	5-3			F9			6-3		4	1	1	1	0	1	0				
Tito Francona, L OBP: 0.333, SLG: 0.291 (1, 3)	1B				P5			F5		4	0	2	0	0	0	0				
Tim McCarver, L OBP: 0.307, SLG: 0.395 (1, 2)	5-3				4-3			FC3-6		4	0	0	1	0	0	2				
Mike Shannon, R OBP: 0.281, SLG: 0.440 (1, 9)	5-3				G6-4-3			CS		3	0	1	0	0	0	1				
Jerry Buchek, R OBP: 0.315, SLG: 0.367 (7, 6)			5-3		G6-4-3			F5		3	0	0	0	0	0	1				
Dal Maxvill, R OBP: 0.208, SLG: 0.220 (7, PH)			6-3					6-3		2	0	0	0	0	0	0				
Bob Skinner, L OBP: 0.250, SLG: 0.308 (7, 4)			6-3					6-3		1	0	0	0	0	0	0				
Julian Javier, R OBP: 0.286, SLG: 0.312 (8, 1)										0	0	0	0	0	0	0				
Al Jackson, L OBP: 0.455, SLG: 0.529 (8, PH)										0	0	0	0	1	0	0				
Hal Woodeshick, R OBP: 0.500, SLG: 1.000 (8, PH)										0	0	0	0	0	0	0				
Bobby Tolan, L OBP: 0.244, SLG: 0.261 (8, 1)										1	0	0	0	0	0	0				
Joe Hoerner, R (8, 1)										0	0	0	0	0	0	0				
Inning Stats	R: 2 E: 0 K: 0 S: 6	H: 3 LOB: 1 BB: 0 P: 6	R: 0 E: 0 K: 0 S: 3	H: 0 LOB: 1 BB: 0 P: 4	R: 0 E: 0 K: 1 S: 5	H: 0 LOB: 0 BB: 0 P: 5	R: 0 E: 0 K: 0 S: 3	H: 1 LOB: 0 BB: 0 P: 3	R: 0 E: 0 K: 0 S: 3	H: 0 LOB: 1 BB: 0 P: 3	R: 0 E: 0 K: 0 S: 3	H: 0 LOB: 0 BB: 0 P: 3	R: 0 E: 0 K: 0 S: 3	H: 0 LOB: 0 BB: 0 P: 3	R: 0 E: 0 K: 1 S: 5	H: 0 LOB: 0 BB: 0 P: 5	1B: 4 2B: 0 3B: 1 HR: 0	SF: 0 SAC: 0 DP: 1 HBP: 1	WP: 0 PB: 0 SB: 1 CS: 1	PA: 33
PITCHER Bob Shaw, R ERA: 5.31 (1, 1)	IP: 9.0 WLS: W BF: 32 H: 5 R: 2 ER: 2 SO: 2 BB: 1 IBB: 0 HBP: 1 BLK: 0 WP: 0 HR: 0 S: 34 P: 39 ERA: 2.00 WHIP: 0.667															PITCHER	IP: 9.0 WLS: W BF: 32 H: 5 R: 2 ER: 2 SO: 2 BB: 1 IBB: 0 HBP: 1 BLK: 0 WP: 0 HR: 0 S: 34 P: 39 ERA: 2.00 WHIP: 0.667			

St. Louis Cardinals @ New York Mets
Shea Stadium, Flushing, NY
Mon Jun 13 1966, 7:05 PM EDT
Unknown

AB 30
R 2
H 5
RBI 2
BB 1
SO 2
LOB 7



Batter	1	2	3	4	5	6	7	8	9	AB	R	H	RBI	BB	SO	LOB	BOTTOM	
Ron Hunt, R OBP: 0.362, SLG: 0.386 (1, 4)	5-3		F9		FC4-6			E6		4	1	0	0	0	0	2		
Al Luplow, L OBP: 0.346, SLG: 0.286 (1, 9)	1B		FC5-4				K	FC1-5		3	0	1	0	1	1	2		
Ken Boyer, R OBP: 0.330, SLG: 0.471 (1, 5)	1B		FC5-4				HR	FC5-4		4	1	3	1	0	0	1		
Ron Swoboda, R OBP: 0.316, SLG: 0.305 (1, 7)	L8				6-3			FC5-4		3	1	0	0	1	0	4		
Hawk Taylor, R OBP: 0.200, SLG: 0.400 (1, 2)	L7				P3			CS		4	1	1	3	0	0	2		
Ed Kranepool, L OBP: 0.293, SLG: 0.301 (1, 3)			4-3		F7			K		4	0	0	0	0	2	0		
Billy Murphy, R OBP: 0.271, SLG: 0.386 (1, 8)			F7					1B		4	1	2	1	0	0	0		
Roy McMillan, R OBP: 0.214, SLG: 0.178 (1, 6)			F8					F8		4	0	0	0	0	0	1		
Bob Shaw, R OBP: 0.222, SLG: 0.222 (1, 1)			K					FC1-5		3	0	2	0	0	1	0		
Inning Stats	R: 0 E: 0 K: 0 S: 4	H: 1 LOB: 2 BB: 1 P: 8	R: 0 E: 0 K: 0 S: 3	H: 0 LOB: 0 BB: 0 P: 3	R: 0 E: 0 K: 1 S: 6	H: 1 LOB: 1 BB: 0 P: 6	R: 0 E: 0 K: 0 S: 3	H: 0 LOB: 0 BB: 0 P: 3	R: 0 E: 0 K: 2 S: 10	H: 3 LOB: 1 BB: 1 P: 14	R: 1 E: 1 K: 0 S: 5	H: 2 LOB: 1 BB: 0 P: 5	R: 1 E: 0 K: 1 S: 6	H: 1 LOB: 0 BB: 0 P: 6	1B: 6 2B: 1 3B: 0 HR: 2	SF: 0 SAC: 0 DP: 0 HBP: 0	WP: 0 PB: 0 SB: 0 CS: 1	PA: 36
PITCHER Al Jackson, L ERA: 2.1 (7, 1)	IP: 6.1 WLS: L BF: 30 H: 8 R: 4 ER: 4 SO: 3 BB: 2 IBB: 0 HBP: 0 BLK: 0 WP: 0 HR: 1 S: 34 P: 42 ERA: 5.68 WHIP: 1.579															PITCHER	IP: 6.1 WLS: L BF: 30 H: 8 R: 4 ER: 4 SO: 3 BB: 2 IBB: 0 HBP: 0 BLK: 0 WP: 0 HR: 1 S: 34 P: 42 ERA: 5.68 WHIP: 1.579	
Hal Woodeshick, L ERA: 1.27 (7, 1)	0.2	1	0	0	0	0	0	0	0	0	0	1	1	0.00	0.000			
Joe Hoerner, L ERA: 0.9 (8, 1)	1.0	4	1	1	1	1	0	0	0	0	1	6	6	9.00	1.000			

St. Louis Cardinals @ New York Mets
Shea Stadium, Flushing, NY
Mon Jun 13 1966, 7:05 PM EDT
Unknown

AB 33
R 5
H 9
RBI 5
BB 2
SO 4
LOB 12



Batter	1	2	3	4	5	6	7	8	9	AB	R	H	RBI	BB	SO	LOB	TOP										
Julian Javier, R OBP: 0.278, SLG: 0.302 (1, 4)										5	1	1	1	0	2	3	St. Louis Cardinals @ New York Mets Shea Stadium, Flushing, NY Tue Jun 14 1966, 3:33 AM EDT Att: 10,810 - Unknown										
Phil Gagliano, R OBP: 0.380, SLG: 0.364 (1, 3)										3	1	1	0	2	1	2											
Curt Flood, R OBP: 0.437, SLG: 0.437 Bobby Tolan, L OBP: 0.238, SLG: 0.254 (1, 8) (4, 9)										3	0	1	1	0	0	2											
Mike Shannon, R OBP: 0.306, SLG: 0.467 (1, 9) (4, 8)										4	2	3	1	1	0	0											
Jerry Buchek, R OBP: 0.318, SLG: 0.388 (1, 5)										5	2	2	2	0	2	3											
Lou Brock, L OBP: 0.286, SLG: 0.390 (1, 7)										5	2	4	2	0	0	0											
Pat Corrales, R OBP: 0.205, SLG: 0.195 (1, 2)										2	1	0	1	0	1	2											
Dal Maxvill, R OBP: 0.233, SLG: 0.232 (1, 6)										3	0	1	1	1	1	1											
Tracy Stallard, R Joe Hoerner, R (1, 1) (8, 1)										4	0	0	0	0	3	5											
										0	0	0	0	0	0	0											
Inning Stats	R: 0 E: 0 K: 0 S: 2	H: 1 LOB: 0 BB: 1 P: 6	R: 6 E: 1 K: 1 S: 12	H: 6 LOB: 2 BB: 1 P: 16	R: 1 E: 0 K: 1 S: 6	H: 1 LOB: 0 BB: 0 P: 6	R: 0 E: 0 K: 1 S: 5	H: 1 LOB: 0 BB: 1 P: 5	R: 2 E: 0 K: 1 S: 7	H: 2 LOB: 1 BB: 1 P: 11	R: 0 E: 0 K: 2 S: 7	H: 0 LOB: 0 BB: 0 P: 7	R: 0 E: 0 K: 1 S: 5	H: 0 LOB: 0 BB: 0 P: 5	R: 0 E: 0 K: 2 S: 7	H: 2 LOB: 2 BB: 1 P: 11	R: 0 E: 0 K: 3 S: 11	H: 2 LOB: 0 BB: 0 P: 11	1B: 10 2B: 1 3B: 0 HR: 2	SF: 1 SAC: 0 DP: 1 HBP: 1	WP: 1 PB: 0 SB: 4 CS: 2	PA: 44					
PITCHER	IP	WLS	BF	H	R	ER	SO	BB	IBB	HBP	BLK	WP	HR	S	P	ERA	WHIP										
Dick Ruteck, L ERA: 2.7 Larry Bearmuth, R ERA: 4.4 Bill Hepler, L ERA: 2.2 Dave Eilers, R ERA: 3.41 Dick Selma, R ERA: 4.67 (1, 1) (2, 1) (2, 1) (3, 1) (5, 1)	1.0	L	8	5	5	3	0	1	0	0	0	0	1	7	11	27.00	6.000										
PITCHER	IP	WLS	BF	H	R	ER	SO	BB	IBB	HBP	BLK	WP	HR	S	P	ERA	WHIP										
Jack Hamilton, R ERA: 3.84 (9, 1)	1.0		5	2	0	0	3	0	0	0	0	1	0	11	11	0.00	2.000										
Batter	1	2	3	4	5	6	7	8	9	AB	R	H	RBI	BB	SO	LOB	BOTTOM										
Johnny Lewis, L OBP: 0.301, SLG: 0.376 Billy Murphy, R OBP: 0.260, SLG: 0.370 (1, 8) (9, FH)										4	0	1	0	0	1	5	St. Louis Cardinals @ New York Mets Shea Stadium, Flushing, NY Tue Jun 14 1966, 3:33 AM EDT Att: 10,810 - Unknown										
Ron Hunt, R OBP: 0.368, SLG: 0.389 (1, 4)										4	0	2	0	1	0	0											
Al Luplow, L OBP: 0.348, SLG: 0.267 (1, 9)										5	0	0	0	0	0	4											
John Stephenson, L OBP: 0.258, SLG: 0.270 (1, 2)										3	1	0	0	1	0	3											
Ron Swoboda, R OBP: 0.319, SLG: 0.310 (1, 7)										4	0	2	0	0	0	2											
Ed Kranepool, L OBP: 0.306, SLG: 0.338 Hawk Taylor, R OBP: 0.185, SLG: 0.370 (1, 3) (8, FH) (9, 3)										3	1	3	1	0	0	0											
Eddie Bressoud, R OBP: 0.302, SLG: 0.424 (1, 5)										2	0	2	0	2	0	0											
Roy McMillan, R OBP: 0.208, SLG: 0.173 (1, 6)										4	0	0	1	0	1	8											
Dick Ruteck, R Larry Bearmuth, R Bill Hepler, L Dave Eilers, R Dick Selma, R Joe Hoerner, R Tracy Stallard, R Dick Stuart, R (1, 1) (1, 1) (1, 1) (1, 1) (1, 1) (1, 1) (1, 1) (1, 1)										0	0	0	0	0	0	0											
										0	0	0	0	0	0	0											
Inning Stats	R: 0 E: 0 K: 0 S: 4	H: 1 LOB: 2 BB: 1 P: 8	R: 0 E: 0 K: 2 S: 9	H: 2 LOB: 0 BB: 0 P: 9	R: 0 E: 0 K: 0 S: 3	H: 0 LOB: 0 BB: 0 P: 3	R: 0 E: 0 K: 1 S: 7	H: 2 LOB: 3 BB: 1 P: 11	R: 0 E: 0 K: 0 S: 3	H: 1 LOB: 0 BB: 0 P: 3	R: 1 E: 0 K: 0 S: 5	H: 2 LOB: 1 BB: 0 P: 5	R: 0 E: 0 K: 0 S: 3	H: 1 LOB: 0 BB: 0 P: 3	R: 1 E: 0 K: 0 S: 4	H: 1 LOB: 2 BB: 2 P: 12	R: 0 E: 0 K: 1 S: 5	H: 0 LOB: 0 BB: 0 P: 5	1B: 7 2B: 2 3B: 0 HR: 1	SF: 0 SAC: 0 DP: 2 HBP: 0	WP: 0 PB: 0 SB: 0 CS: 0	PA: 39					
PITCHER	IP	WLS	BF	H	R	ER	SO	BB	IBB	HBP	BLK	WP	HR	S	P	ERA	WHIP										
Tracy Stallard, R ERA: 5.16 Joe Hoerner, L ERA: 0.82 (1, 1) (8, 1)	7.0	W	32	10	2	2	3	3	0	0	0	0	0	8	12	0.00	0.500										
PITCHER	IP	WLS	BF	H	R	ER	SO	BB	IBB	HBP	BLK	WP	HR	S	P	ERA	WHIP										

Batter	1	2	3	4	5	6	7	8	9	AB	R	H	RBI	BB	SO	LOB	TOP					
Matty Alou, L OBP: 0.337, SLG: 0.450 (1, 8)	1-3		5-3			L6		F7		4	0	0	0	0	0	0						
Gene Alley, R OBP: 0.316, SLG: 0.391 (1, 6)	P3		K			5-3		G3		4	0	0	0	0	1	0						
Roberto Clemente, R OBP: 0.365, SLG: 0.529 (1, 9)					F9		K		4-3	4	0	1	0	0	1	0						
Willie Stargell, L OBP: 0.400, SLG: 0.577 (1, 7)	K				G4-6-3 1B		BB BB		P4	3	0	1	0	1	1	1						
Jim Pagliaroni, R OBP: 0.304, SLG: 0.393 (1, 2)					G4-6-3 1B		BB BB			2	0	1	0	1	0	1						
Jose Pagan, R OBP: 0.285, SLG: 0.376 (1, 5)	4-3					P4		F3		3	0	0	0	0	0	3						
Donn Clendenon, R OBP: 0.315, SLG: 0.356 (1, 3)	K					4-3		K		3	0	0	0	0	2	3						
Bill Mazerolski, R OBP: 0.264, SLG: 0.327 (1, 4)	6-3					3-1		P4		3	0	0	0	0	0	1						
Bob Veale, S OBP: 0.200, SLG: 0.257 (1, 1)										2	0	0	0	0	2	0						
Jerry Lynch, L OBP: 0.306, SLG: 0.217 (8, PH)										1	0	0	0	0	1	0						
Pete Mikkelsen, R OBP: 0.125, SLG: 0.125 (8, 1)										0	0	0	0	0	0	0						
Inning Stats	R: 0 E: 0 K: 1 S: 6	H: 1 LOB: 1 BB: 0 P: 6	R: 0 E: 0 K: 1 S: 6	H: 1 LOB: 1 BB: 0 P: 6	R: 0 E: 0 K: 2 S: 7	H: 0 LOB: 0 BB: 0 P: 7	R: 0 E: 0 K: 0 S: 3	H: 1 LOB: 0 BB: 0 P: 3	R: 0 E: 0 K: 0 S: 3	H: 0 LOB: 0 BB: 0 P: 3	R: 0 E: 0 K: 2 S: 5	H: 0 LOB: 0 BB: 0 P: 5	R: 0 E: 0 K: 2 S: 7	H: 0 LOB: 2 BB: 2 P: 15	R: 0 E: 0 K: 1 S: 5	H: 0 LOB: 0 BB: 0 P: 5	R: 0 E: 0 K: 0 S: 3	H: 0 LOB: 0 BB: 0 P: 3	1B: 3 2B: 0 3B: 0 HR: 0	SF: 0 SAC: 0 DP: 1 HBP: 0	WP: 0 PB: 0 SB: 0 CS: 0	PA: 31
PITCHER Bob Gibson, R ERA: 1.98 (1, 1)	IP: 9.0 WLS: W BF: 31 H: 3 R: 0 ER: 0 SO: 8 BB: 2 IBB: 0 HBP: 0 BLK: 0 WP: 0 HR: 0 S: 45 P: 53 ERA: 0.00 WHIP: 0.556															PITCHER IP: 9.0 WLS: W BF: 31 H: 3 R: 0 ER: 0 SO: 8 BB: 2 IBB: 0 HBP: 0 BLK: 0 WP: 0 HR: 0 S: 45 P: 53 ERA: 0.00 WHIP: 0.556						

Pittsburgh Pirates @ St. Louis Cardinals
 Busch Stadium, St. Louis, MO
 Wed Jun 15 1966, 7:05 PM CDT
 Att: 21,652 - Unknown

AB	29
R	0
H	3
RBI	0
BB	2
SO	8
LOB	9



Batter	1	2	3	4	5	6	7	8	9	AB	R	H	RBI	BB	SO	LOB	BOTTOM			
Julian Javier, R OBP: 0.277, SLG: 0.301 (1, 4)	1B FC6-4	6-3		FC6-4			5-3			4	1	1	0	0	0	3				
Phil Gaetano, R OBP: 0.385, SLG: 0.363 (1, 3)	FC6-4 1B		P3		5-3		FC5-4 BB			3	0	1	0	1	0	0				
Curt Flood, R OBP: 0.349, SLG: 0.434 (1, 8)	FC6-4 BB				5-3		FC5-4			4	0	1	1	0	0	2				
Mike Shannon, R OBP: 0.314, SLG: 0.457 (1, 9)								5-3		2	0	0	0	2	1	1				
Jerry Buchek, R OBP: 0.316, SLG: 0.381 (1, 5)	K				4-3		K		CS BB	3	0	0	0	1	2	4				
Lou Brock, L OBP: 0.292, SLG: 0.382 (1, 7)	4-3				E7 1B		K		F8	4	0	0	0	0	1	3				
Pat Corrales, R OBP: 0.213, SLG: 0.186 (1, 2)					6-3		1B BB		K	2	0	0	0	1	1	0				
Dal Maxvill, R OBP: 0.222, SLG: 0.220 (1, 6)					F9		F7		4-3	3	0	0	0	0	0	2				
Bob Gibson, R OBP: 0.259, SLG: 0.346 (1, 1)					S 2B		FC6-4 1B		G3	3	0	2	0	0	0	0				
Inning Stats	R: 1 E: 0 K: 1 S: 7	H: 2 LOB: 2 BB: 1 P: 11	R: 0 E: 0 K: 0 S: 4	H: 1 LOB: 1 BB: 0 P: 4	R: 0 E: 0 K: 1 S: 6	H: 1 LOB: 1 BB: 0 P: 6	R: 0 E: 1 K: 0 S: 4	H: 1 LOB: 2 BB: 1 P: 8	R: 0 E: 0 K: 1 S: 5	H: 0 LOB: 1 BB: 1 P: 9	R: 0 E: 0 K: 2 S: 7	H: 0 LOB: 0 BB: 0 P: 7	R: 0 E: 0 K: 0 S: 3	H: 0 LOB: 1 BB: 1 P: 7	R: 0 E: 0 K: 0 S: 2	H: 0 LOB: 0 BB: 1 P: 6	1B: 4 2B: 1 3B: 0 HR: 0	SF: 0 SAC: 0 DP: 0 HBP: 0	WP: 0 PB: 0 SB: 1 CS: 1	PA: 33
PITCHER Bob Veale, L ERA: 2.95 (1, 1)	IP: 7.0 WLS: L BF: 30 H: 5 R: 1 ER: 1 SO: 5 BB: 4 IBB: 0 HBP: 0 BLK: 0 WP: 0 HR: 0 S: 36 P: 52 ERA: 1.29 WHIP: 1.286															PITCHER IP: 7.0 WLS: L BF: 30 H: 5 R: 1 ER: 1 SO: 5 BB: 4 IBB: 0 HBP: 0 BLK: 0 WP: 0 HR: 0 S: 36 P: 52 ERA: 1.29 WHIP: 1.286				
Pete Mikkelsen, R ERA: 3.06 (8, 1)	IP: 1.0 WLS: 3 BF: 3 H: 0 R: 0 ER: 0 SO: 0 BB: 1 IBB: 0 HBP: 0 BLK: 0 WP: 0 HR: 0 S: 2 P: 6 ERA: 0.00 WHIP: 1.000															PITCHER IP: 1.0 WLS: 3 BF: 3 H: 0 R: 0 ER: 0 SO: 0 BB: 1 IBB: 0 HBP: 0 BLK: 0 WP: 0 HR: 0 S: 2 P: 6 ERA: 0.00 WHIP: 1.000				

Pittsburgh Pirates @ St. Louis Cardinals
 Busch Stadium, St. Louis, MO
 Wed Jun 15 1966, 7:05 PM CDT
 Att: 21,652 - Unknown


AB	28
R	1
H	5
RBI	1
BB	5
SO	5
LOB	15



Batter	1	2	3	4	5	6	7	8	9	AB	R	H	RBI	BB	SO	LOB	TOP					
Matty Alou, L OBP: 0.332, SLG: 0.443 Manny Mota, R OBP: 0.363, SLG: 0.467 (9, PH)	F8		6-3			FC4-6			1B	3	0	0	0	0	0	1						
Gene Alley, R OBP: 0.315, SLG: 0.388	F9			K		6-3			1B	4	0	1	0	0	1	1						
Roberto Clemente, R OBP: 0.363, SLG: 0.524	K			K			4-3		1B	4	0	1	1	0	2	0						
Willie Stargell, L OBP: 0.397, SLG: 0.586		HR		F8			4-3		K	4	1	1	1	0	1	2						
Jim Pagliaroni, R OBP: 0.298, SLG: 0.383		K			P3		F8		P4	4	0	0	0	0	1	2						
Jose Pagan, R OBP: 0.255, SLG: 0.361		P5			K				F9	4	0	0	0	0	1	2						
Donn Clendenon, R OBP: 0.311, SLG: 0.351		5-3			K				1-3	3	0	0	0	0	1	0						
Bill Mazerowski, R OBP: 0.265, SLG: 0.327			K			L9			1B	3	0	1	0	0	1	0						
Steve Blass, R OBP: 0.172, SLG: 0.207 Roy Face, R			G3			FC4-6		F9		3	0	1	0	0	0	1						
										0	0	0	0	0	0	0						
Inning Stats	R: 0 E: 0 K: 1 S: 5	H: 0 LOB: 0 BB: 0 P: 5	R: 1 E: 0 K: 1 S: 6	H: 1 LOB: 0 BB: 0 P: 6	R: 0 E: 0 K: 1 S: 5	H: 0 LOB: 0 BB: 0 P: 5	R: 0 E: 0 K: 2 S: 7	H: 0 LOB: 0 BB: 0 P: 7	R: 0 E: 0 K: 2 S: 7	H: 0 LOB: 0 BB: 0 P: 7	R: 0 E: 0 K: 0 S: 4	H: 1 LOB: 1 BB: 0 P: 4	R: 0 E: 0 K: 0 S: 3	H: 0 LOB: 0 BB: 0 P: 3	R: 0 E: 0 K: 0 S: 4	H: 1 LOB: 1 BB: 0 P: 4	R: 1 E: 0 K: 1 S: 8	H: 3 LOB: 2 BB: 0 P: 8	1B: 5 2B: 0 3B: 0 HR: 1	SF: 0 SAC: 0 DP: 0 HBP: 0	WP: 0 PB: 0 SB: 1 CS: 0	PA: 33
PITCHER	IP	WLS	BF	H	R	ER	SO	BB	IBB	HBP	BLK	WP	HR	S	P	ERA	WHIP					
Nelson Briles, R ERA: 3.09	8.0	L	27	3	1	1	7	0	0	0	0	0	1	41	41	1.12	0.375					
Hal Woodeshick, L ERA: 2.05	0.0		2	2	1	1	0	0	0	0	0	0	0	2	2	∞	∞					
Don Dennis, R ERA: 6.75	0.0		1	1	0	0	0	0	0	0	0	0	0	1	1	∞	∞					
Joe Hoerner, L ERA: 0.78	1.0		3	0	0	0	1	0	0	0	0	0	0	5	5	0.00	0.000					

Pittsburgh Pirates @ St. Louis Cardinals
 Busch Stadium, St. Louis, MO
 Thu Jun 16 1966, 7:05 PM CDT
 Att: 16,877 - Unknown


AB 33
 R 2
 H 6
 RBI 2
 BB 0
 SO 8
 LOB 9



Batter	1	2	3	4	5	6	7	8	9	AB	R	H	RBI	BB	SO	LOB	BOTTOM					
Lou Brock, L OBP: 0.296, SLG: 0.384	4-3		F7			1B		F7		4	0	2	0	0	0	1						
Phil Gaetano, R OBP: 0.370, SLG: 0.345	F7			F9		F7			F2	4	0	0	0	0	0	2						
Curt Flood, R OBP: 0.347, SLG: 0.428	4-3			4-3			4-3		3B	3	1	0	0	1	0	1						
Tito Francona, L OBP: 0.309, SLG: 0.270	4-3			K			K		F7	4	0	0	0	0	2	2						
Tim McCarver, L OBP: 0.316, SLG: 0.417		L4-3			3-1				1B	4	0	3	1	0	0	0						
Mike Shannon, R OBP: 0.302, SLG: 0.439	L4-3			L4-3		K		F2	F7	4	0	0	0	0	1	3						
Julian Javier, R OBP: 0.275, SLG: 0.297 Bobby Tolan, L OBP: 0.247, SLG: 0.264 Jerry Buchek, R OBP: 0.316, SLG: 0.381		G3			6-3				4-3	2	0	0	0	0	0	0						
Dal Maxvill, R OBP: 0.212, SLG: 0.210			L4			F8		K		3	0	0	0	0	1	1						
Nelson Briles, R OBP: 0.111, SLG: 0.059 Bob Skinner, L OBP: 0.241, SLG: 0.296 Hal Woodeshick, R OBP: 0.333, SLG: 0.667 Don Dennis, R Joe Hoerner, R			5-3			6-3		4-3		2	0	0	0	0	0	0						
										1	0	0	0	0	0	0						
										0	0	0	0	0	0	0						
										0	0	0	0	0	0	0						
										0	0	0	0	0	0	0						
Inning Stats	R: 0 E: 0 K: 0 S: 4	H: 1 LOB: 1 BB: 0 P: 4	R: 0 E: 0 K: 0 S: 3	H: 1 LOB: 0 BB: 0 P: 3	R: 0 E: 0 K: 0 S: 3	H: 0 LOB: 0 BB: 0 P: 3	R: 0 E: 0 K: 1 S: 5	H: 0 LOB: 0 BB: 0 P: 5	R: 0 E: 0 K: 1 S: 5	H: 0 LOB: 0 BB: 0 P: 5	R: 0 E: 0 K: 0 S: 4	H: 1 LOB: 1 BB: 0 P: 4	R: 0 E: 0 K: 1 S: 6	H: 1 LOB: 1 BB: 0 P: 6	R: 0 E: 0 K: 1 S: 6	H: 1 LOB: 1 BB: 0 P: 6	R: 1 E: 0 K: 0 S: 4	H: 1 LOB: 1 BB: 1 P: 8	1B: 4 2B: 2 3B: 1 HR: 0	SF: 0 SAC: 0 DP: 1 HBP: 0	WP: 0 PB: 0 SB: 2 CS: 0	PA: 33
PITCHER	IP	WLS	BF	H	R	ER	SO	BB	IBB	HBP	BLK	WP	HR	S	P	ERA	WHIP					
Steve Blass, R ERA: 3.3	8.2	W	32	6	1	1	4	1	0	0	0	0	0	39	43	1.04	0.808					
Roy Face, R ERA: 2.49	0.1	S	1	0	0	0	0	0	0	0	0	0	0	1	1	0.00	0.000					

Pittsburgh Pirates @ St. Louis Cardinals
 Busch Stadium, St. Louis, MO
 Thu Jun 16 1966, 7:05 PM CDT
 Att: 16,877 - Unknown

AB 32
 R 1
 H 6
 RBI 1
 BB 1
 SO 4
 LOB 11



Batter	1	2	3	4	5	6	7	8	9	AB	R	H	RBI	BB	SO	LOB	TOP								
Cookie Rojas, R (1, 8) OBP: 0.329, SLG: 0.386	E6 FC3-6		1-2 1B		F8			WP SH2-3 E 1B	4-3	5	1	2	0	0	0	1									
Dick Groat, R (1, 5) OBP: 0.291, SLG: 0.325	K		P4			1B		SH2-3		3	0	1	0	0	1	3									
Johnny Callison, L (1, 9) OBP: 0.329, SLG: 0.406	FC3-6		K			K		F8 E BB		3	0	0	0	1	2	4									
Dick Allen, R (1, 7) OBP: 0.411, SLG: 0.703	6-3			HR		F9		E4		4	1	1	2	0	0	3									
Bill White, L (1, 3) OBP: 0.340, SLG: 0.418		1-3		F9		4-3		F8		4	0	0	0	0	0	3									
Tony Taylor, R (1, 4) OBP: 0.306, SLG: 0.418		5-3		F9			5-3	1-3		4	0	0	0	0	0	2									
Bob Uecker, R (1, 2) OBP: 0.318, SLG: 0.436		K		F9			4-3	F9		4	0	0	0	0	1	0									
Bobby Wine, R (1, 6) OBP: 0.313, SLG: 0.324			K		6-3			6-3		4	0	1	0	0	1	0									
Bob Buhl, R (1, 1) OBP: 0.200, SLG: 0.111					6-3					2	0	1	0	0	0	0									
Harvey Kuenn, R (7, PH) OBP: 0.305, SLG: 0.375					6-3					1	0	0	0	0	0	1									
Roger Craig, R (7, PH) OBP: 0.295, SLG: 0.289			1B							0	0	0	0	0	0	0									
Jackie Brandt, R (9, PH) OBP: 0.295, SLG: 0.289			1B							1	0	1	0	0	0	0									
Inning Stats	R: 0 E: 1 K: 1 S: 6	H: 0 LOB: 1 BB: 0 P: 6	R: 0 E: 0 K: 1 S: 5	H: 0 LOB: 0 BB: 0 P: 5	R: 0 E: 0 K: 2 S: 9	H: 2 LOB: 2 BB: 0 P: 9	R: 1 E: 0 K: 0 S: 4	H: 1 LOB: 0 BB: 0 P: 4	R: 0 E: 0 K: 0 S: 3	H: 0 LOB: 0 BB: 0 P: 3	R: 0 E: 0 K: 1 S: 6	H: 1 LOB: 1 BB: 0 P: 6	R: 0 E: 0 K: 0 S: 4	H: 1 LOB: 1 BB: 0 P: 4	R: 1 E: 1 K: 0 S: 5	H: 1 LOB: 2 BB: 1 P: 9	R: 0 E: 0 K: 0 S: 4	H: 1 LOB: 1 BB: 0 P: 4	R: 0 E: 0 K: 0 S: 4	H: 1 LOB: 1 BB: 0 P: 4	1B: 6 2B: 0 3B: 0 HR: 1	SF: 0 SAC: 1 DP: 0 HBP: 0	WP: 1 PB: 0 SB: 1 CS: 0	PA: 37	
PITCHER	IP WLS BF H R ER SO BB IBB HBP BLK WP HR S P ERA WHIP	9.0 W 37 7 2 2 5 1 0 0 0 1 1 46 50 2.00 0.889																							

Philadelphia Phillies @ St. Louis Cardinals
 Busch Stadium, St. Louis, MO
 Sat Jun 18 1966, 7:05 PM CDT
 Att: 36,932 - Unknown

AB 35
 R 2
 H 7
 RBI 2
 BB 1
 SO 5
 LOB 17



Batter	1	2	3	4	5	6	7	8	9	AB	R	H	RBI	BB	SO	LOB	BOTTOM								
Lou Brock, L (1, 7) OBP: 0.299, SLG: 0.398	S 2B 1B		K2-3			9-3 1B		HR		4	2	3	1	0	1	0									
Phil Gaetano, R (1, 5) OBP: 0.380, SLG: 0.363	1B G4-6-3 2B		6-3			9-3 1-2		F7		4	1	1	1	0	0	1									
Curt Flood, R (1, 8) OBP: 0.345, SLG: 0.428	G4-6-3 1B		F9			2B				3	0	2	0	0	0	0									
Tito Francona, L (1, 3) OBP: 0.320, SLG: 0.286	G4-6-3			G5-4-3 1B		L9				3	0	1	0	0	0	2									
Tim McCarver, L (1, 2) OBP: 0.311, SLG: 0.414	K			L8		1-3				3	0	0	0	0	1	1									
Mike Shannon, R (1, 9) OBP: 0.292, SLG: 0.429		6-3		G5-4-3 1-2		K				3	0	0	0	0	1	1									
Julian Javier, R (1, 4) OBP: 0.275, SLG: 0.297		E1 4-3 1B			L8		K			3	0	1	0	0	1	0									
Dal Maxvill, R (1, 6) OBP: 0.208, SLG: 0.206		4-3			4-3			B5-3		3	0	0	0	0	0	1									
Al Jackson, L (1, 1) OBP: 0.400, SLG: 0.450		F8			4-3			4-3		3	0	0	0	0	0	1									
Inning Stats	R: 2 E: 0 K: 1 S: 7	H: 3 LOB: 0 BB: 0 P: 7	R: 0 E: 1 K: 0 S: 4	H: 1 LOB: 1 BB: 0 P: 4	R: 0 E: 0 K: 1 S: 5	H: 0 LOB: 0 BB: 0 P: 5	R: 0 E: 0 K: 0 S: 3	H: 1 LOB: 0 BB: 0 P: 3	R: 0 E: 0 K: 0 S: 3	H: 0 LOB: 0 BB: 0 P: 3	R: 0 E: 0 K: 0 S: 4	H: 2 LOB: 1 BB: 0 P: 4	R: 0 E: 0 K: 2 S: 7	H: 0 LOB: 0 BB: 0 P: 7	R: 1 E: 0 K: 0 S: 4	H: 1 LOB: 0 BB: 0 P: 4	R: 0 E: 0 K: 0 S: 4	H: 1 LOB: 0 BB: 0 P: 4	R: 0 E: 0 K: 0 S: 4	H: 1 LOB: 0 BB: 0 P: 4	1B: 5 2B: 3 3B: 0 HR: 1	SF: 0 SAC: 0 DP: 3 HBP: 0	WP: 0 PB: 0 SB: 1 CS: 0	PA: 29	
PITCHER	IP WLS BF H R ER SO BB IBB HBP BLK WP HR S P ERA WHIP	6.0 L 7 1 1 1 2 0 0 0 0 0 1 11 11 4.50 0.500																							

Philadelphia Phillies @ St. Louis Cardinals
 Busch Stadium, St. Louis, MO
 Sat Jun 18 1966, 7:05 PM CDT
 Att: 36,932 - Unknown

AB 29
 R 3
 H 8
 RBI 2
 BB 0
 SO 4
 LOB 7



Batter	1	2	3	4	5	6	7	8	9	AB	R	H	RBI	BB	SO	LOB	TOP			
Cookie Rojas, R OBP: 0.328, SLG: 0.382 (1,4)	1-3		BB			K			6-3	3	0	0	0	1	1	0	Philadelphia Phillies @ St. Louis Cardinals Busch Stadium, St. Louis, MO Sun Jun 19 1966, 3:33 AM CDT Unknown livebaseballscores.com			
Johnny Callison, L OBP: 0.324, SLG: 0.399 (1,9)	3-1		BB			F8			3-1	4	0	0	0	0	1	2				
Dick Allen, R OBP: 0.401, SLG: 0.684 (1,7)	B1-3					K			F8	4	0	0	0	0	1	0				
Bill White, L OBP: 0.336, SLG: 0.413 (1,3)		1-3				L3			K	3	0	0	0	0	1	0				
Tony Gonzalez, L OBP: 0.309, SLG: 0.368 (1,8)		6-3				4-3			1-3	3	0	0	0	0	0	0				
Clay Dalrymple, L OBP: 0.388, SLG: 0.396 (1,2)										2	0	1	0	1	1	0				
Phil Linz, R OBP: 0.280, SLG: 0.327 (8, PR)										0	0	0	0	0	0	0				
Darold Knowles, L OBP: 0.111, SLG: 0.111 (8, 1)										0	0	0	0	0	0	0				
Dick Groat, R OBP: 0.287, SLG: 0.321 (1,6)			3-1			G4-6-3			L7-3	3	0	0	0	0	0	2				
Tony Taylor, R OBP: 0.311, SLG: 0.419 (1,5)						L9				2	0	1	0	1	0	0				
Jim Bunning, R OBP: 0.213, SLG: 0.178 (1, 1)										1	0	0	0	0	0	0				
Doug Clemens, L OBP: 0.361, SLG: 0.329 (8, PH)			SH1-4							1	0	0	0	0	0	1				
Bob Uecker, R OBP: 0.318, SLG: 0.436 (8, 2)						1-3			4-3	0	0	0	0	0	0	0				
Inning Stats	R: 0 E: 0 K: 0 S: 3	H: 0 LOB: 0 BB: 0 P: 3	R: 0 E: 0 K: 1 S: 5	H: 0 LOB: 0 BB: 0 P: 5	R: 0 E: 0 K: 1 S: 5	H: 0 LOB: 2 BB: 2 P: 13	R: 0 E: 0 K: 1 S: 5	H: 0 LOB: 0 BB: 0 P: 5	R: 0 E: 0 K: 1 S: 5	H: 1 LOB: 0 BB: 0 P: 3	R: 0 E: 0 K: 1 S: 5	H: 0 LOB: 0 BB: 0 P: 5	R: 0 E: 0 K: 1 S: 5	H: 1 LOB: 1 BB: 1 P: 7	R: 0 E: 0 K: 0 S: 3	H: 0 LOB: 0 BB: 0 P: 3	1B: 2 2B: 1 3B: 0 HR: 0	SF: 0 SAC: 1 DP: 2 HBP: 0	WP: 0 PB: 0 SB: 0 CS: 0	PA: 30
PITCHER Ray Washburn, R ERA: 2.98 (1, 1)	IP: 9.0 WLS: W BF: 30	H: 2 R: 0 ER: 0 SO: 5	BB: 3 IBB: 0 HBP: 0 BLK: 0	WP: 0 HR: 0 S: 37 P: 49	ERA: 0.00 WHIP: 0.556	PITCHER										IP: 9.0 WLS: W BF: 30	H: 2 R: 0 ER: 0 SO: 5	BB: 3 IBB: 0 HBP: 0 BLK: 0	WP: 0 HR: 0 S: 37 P: 49	ERA: 0.00 WHIP: 0.556

Batter	1	2	3	4	5	6	7	8	9	AB	R	H	RBI	BB	SO	LOB	BOTTOM			
Lou Brock, L OBP: 0.293, SLG: 0.391 (1,7)	K		K						K	4	0	0	0	0	3	2	Philadelphia Phillies @ St. Louis Cardinals Busch Stadium, St. Louis, MO Sun Jun 19 1966, 3:33 AM CDT Unknown livebaseballscores.com			
Phil Gaetano, R OBP: 0.375, SLG: 0.358 (1,5)	F3								6-3	4	0	1	0	0	0	0				
Curt Flood, R OBP: 0.340, SLG: 0.421 (1,8)	5-3								L6	4	0	0	0	0	0	1				
Tito Francona, L OBP: 0.333, SLG: 0.333 (1,3)										2	1	1	1	1	0	1				
Tim McCarver, L OBP: 0.311, SLG: 0.410 (1,2)										2	0	0	0	1	0	1				
Bobby Tolan, L OBP: 0.247, SLG: 0.303 (1,9)										3	0	0	0	0	1	2				
Jerry Buchek, R OBP: 0.309, SLG: 0.371 (1,4)										3	0	0	0	0	0	0				
Julian Javier, R OBP: 0.275, SLG: 0.297 (8, 4)										0	0	0	0	0	0	0				
Dal Maxvill, R OBP: 0.227, SLG: 0.225 (1,6)										3	0	2	0	0	1	0				
Ray Washburn, R OBP: 0.167, SLG: 0.125 (1, 1)										2	0	1	0	0	1	1				
Inning Stats	R: 0 E: 0 K: 1 S: 5	H: 0 LOB: 0 BB: 0 P: 5	R: 0 E: 0 K: 1 S: 4	H: 0 LOB: 1 BB: 1 P: 8	R: 0 E: 0 K: 2 S: 8	H: 1 LOB: 1 BB: 0 P: 8	R: 0 E: 0 K: 0 S: 4	H: 1 LOB: 2 BB: 1 P: 8	R: 0 E: 0 K: 1 S: 6	H: 1 LOB: 0 BB: 0 P: 6	R: 0 E: 0 K: 1 S: 5	H: 0 LOB: 0 BB: 0 P: 5	R: 0 E: 0 K: 1 S: 5	H: 0 LOB: 0 BB: 0 P: 5	1B: 4 2B: 0 3B: 0 HR: 1	SF: 0 SAC: 1 DP: 1 HBP: 0	WP: 0 PB: 0 SB: 0 CS: 0	PA: 30		
PITCHER Jim Bunning, R ERA: 1.87 (1, 1)	IP: 7.0 WLS: L BF: 27	H: 5 R: 1 ER: 1 SO: 5	BB: 1 IBB: 0 HBP: 0 BLK: 0	WP: 0 HR: 1 S: 35 P: 43	ERA: 1.29 WHIP: 0.857	PITCHER										IP: 7.0 WLS: L BF: 27	H: 5 R: 1 ER: 1 SO: 5	BB: 1 IBB: 0 HBP: 0 BLK: 0	WP: 0 HR: 1 S: 35 P: 43	ERA: 1.29 WHIP: 0.857
PITCHER Darold Knowles, L ERA: 2.6 (8, 1)	IP: 1.0 WLS: L BF: 3	H: 0 R: 0 ER: 0 SO: 1	BB: 0 IBB: 0 HBP: 0 BLK: 0	WP: 0 HR: 0 S: 5 P: 5	ERA: 0.00 WHIP: 0.000	PITCHER										IP: 1.0 WLS: L BF: 3	H: 0 R: 0 ER: 0 SO: 1	BB: 0 IBB: 0 HBP: 0 BLK: 0	WP: 0 HR: 0 S: 5 P: 5	ERA: 0.00 WHIP: 0.000

Batter	1	2	3	4	5	6	7	8	9	AB	R	H	RBI	BB	SO	LOB	TOP			
Cookie Rojas, R OBP: 0.327, SLG: 0.377 (1,4)	1-3		1-3			G6-4-3 BB		F8		3	0	0	0	1	0	1	Philadelphia Phillies @ St. Louis Cardinals Busch Stadium, St. Louis, MO Sun Jun 19 1966, 3:38 AM CDT Att: 44,940 - Unknown			
Johnny Callison, L OBP: 0.323, SLG: 0.397 (1,9)	F8			F8		F7		BB 1B		4	0	1	0	0	0	2				
Dick Allen, R OBP: 0.398, SLG: 0.671 (1,7)	K			K		G6-4-3 1-2		BB		3	0	0	0	1	2	2				
Bill White, L Ray Herbert, R (1,3) (8,1)		F8		P6			F8	P4		4	0	0	0	0	0	3				
Tony Gonzalez, L OBP: 0.308, SLG: 0.372 (1,8)		L7			F8		F8 WP 2B		P6	4	1	1	0	0	0	0				
Clay Dalrymple, L OBP: 0.391, SLG: 0.401 (1,2)		BB			4-3 2B		F8 2-3		K	3	0	1	0	1	1	1				
Tony Taylor, R OBP: 0.305, SLG: 0.411 (1,5)		K			4-3 2-3		K 3-H		L8	4	0	0	0	0	2	2				
Bobby Wine, R OBP: 0.305, SLG: 0.316 Dick Groat, R OBP: 0.286, SLG: 0.319 (1,6) (8, PH) (8,6)			P4		K			F9		2	0	0	0	0	1	1				
Rick Wise, R Harvey Kuenn, R Ray Culp, R Doug Clemens, L (1,1) (6, PH) (6,1) (8, PH) (8,3)		K				E7		BB 1B BB		1	0	0	0	0	1	0				
Inning Stats	R: 0 E: 0 K: 1 S: 5	H: 0 LOB: 0 BB: 0 P: 5	R: 0 E: 0 K: 1 S: 5	H: 0 LOB: 1 BB: 1 P: 9	R: 0 E: 0 K: 1 S: 5	H: 0 LOB: 0 BB: 0 P: 5	R: 0 E: 0 K: 1 S: 5	H: 0 LOB: 0 BB: 0 P: 5	R: 0 E: 0 K: 0 S: 3	H: 1 LOB: 1 BB: 1 P: 7	R: 1 E: 0 K: 1 S: 6	H: 1 LOB: 0 BB: 0 P: 6	R: 0 E: 0 K: 0 S: 4	H: 1 LOB: 3 BB: 2 P: 12	R: 0 E: 0 K: 1 S: 5	H: 0 LOB: 0 BB: 0 P: 5		1B: 1 2B: 2 3B: 0 HR: 0	SF: 0 SAC: 0 DP: 1 HBP: 0	WP: 1 PB: 0 SB: 0 CS: 0
PITCHER Bob Gibson, R ERA: 1.92 (1,1)	IP: 9.0 WLS: W BF: 34 H: 3 R: 1 ER: 1 SO: 7 BB: 4 IBB: 0 HBP: 0 BLK: 0 WP: 1 HR: 0 S: 44 P: 60 ERA: 1.00 WHIP: 0.778																			

Batter	1	2	3	4	5	6	7	8	9	AB	R	H	RBI	BB	SO	LOB	BOTTOM			
Lou Brock, L OBP: 0.288, SLG: 0.384 (1,7)	F7			4-3	P6		K			4	0	0	0	0	1	3	Philadelphia Phillies @ St. Louis Cardinals Busch Stadium, St. Louis, MO Sun Jun 19 1966, 3:38 AM CDT Att: 44,940 - Unknown			
Phil Gaetano, R OBP: 0.379, SLG: 0.364 (1,5)	F8			6-3	1B			3-1 SH3 1B		4	0	2	1	0	0	0				
Curt Flood, R OBP: 0.340, SLG: 0.420 (1,8)	4-3			2B 1B		5-3		SH3 1-2		3	1	1	0	0	0	0				
Tito Francona, L OBP: 0.341, SLG: 0.395 (1,3)		L6		HR 2B		HR		3-1 2-3		4	2	2	2	0	0	1				
Tim McCarver, L OBP: 0.310, SLG: 0.422 (1,2)	1-3			HR		4-3		6-3		4	1	1	2	0	0	1				
Mike Shannon, R OBP: 0.302, SLG: 0.430 (1,9)		CS 1B		FC4-6 BB		K				2	0	1	0	1	1	0				
Jerry Buchek, R OBP: 0.309, SLG: 0.366 Julian Javier, R OBP: 0.275, SLG: 0.297 (1,4) (7, PR) (8,4)		CS 1-2	P5	FC4-6 1-2		SH1-4 BB				2	0	0	0	1	0	1				
Dal Maxvill, R OBP: 0.234, SLG: 0.233 (1,6)			6-3		SH3-4 1B 1B		SH1-4 1-2			2	1	1	0	0	0	0				
Bob Gibson, R OBP: 0.250, SLG: 0.333 (1,1)		L6		SH3-4		F3				2	0	0	0	0	2					
Inning Stats	R: 0 E: 0 K: 0 S: 3	H: 0 LOB: 0 BB: 0 P: 3	R: 0 E: 0 K: 0 S: 3	H: 1 LOB: 0 BB: 0 P: 3	R: 0 E: 0 K: 0 S: 3	H: 0 LOB: 0 BB: 0 P: 3	R: 3 E: 0 K: 0 S: 6	H: 3 LOB: 1 BB: 1 P: 10	R: 1 E: 0 K: 0 S: 4	H: 2 LOB: 1 BB: 0 P: 4	R: 1 E: 0 K: 1 S: 6	H: 1 LOB: 0 BB: 0 P: 6	R: 0 E: 0 K: 1 S: 5	H: 0 LOB: 2 BB: 1 P: 9	R: 0 E: 0 K: 0 S: 4	H: 1 LOB: 1 BB: 0 P: 4		1B: 5 2B: 1 3B: 0 HR: 2	SF: 0 SAC: 3 DP: 0 HBP: 0	WP: 0 PB: 0 SB: 0 CS: 1
PITCHER Rick Wise, R ERA: 3.86 Ray Culp, R ERA: 4.5 Ray Herbert, R ERA: 3.57 (1,1) (6,1) (8,1)	IP: 5.0 WLS: L BF: 20 H: 6 R: 4 ER: 4 SO: 4 BB: 1 IBB: 0 HBP: 0 BLK: 0 WP: 0 HR: 1 S: 19 P: 23 ERA: 7.20 WHIP: 1.400																			

AB	30
R	1
H	3
RBI	0
BB	4
SO	7
LOB	12



AB	27
R	5
H	8
RBI	5
BB	2
SO	2
LOB	8



Batter	1	2	3	4	5	6	7	8	9	AB	R	H	RBI	BB	SO	LOB	TOP								
Ron Hunt, R OBP: 0.359, SLG: 0.374 (1, 4)	6-3	F9						P6		4	0	1	0	0	0	1	New York Mets @ St. Louis Cardinals Busch Stadium, St. Louis, MO Mon Jun 20 1966, 7:05 PM CDT Att: 18,639 - Unknown								
Eddie Bressoud, R OBP: 0.317, SLG: 0.436 (1, 6)	FC4-6 1B		K			FC6-4 1B		FC6-4 1B		3	0	1	0	1	1										
Al Luplow, L OBP: 0.349, SLG: 0.275 (1, 9)	FC4-6 1-2		4-3			4-3		4-3 1-2 1B		4	0	1	0	0	1										
Ken Boyer, R OBP: 0.317, SLG: 0.469 (1, 5)	F3		6-3			6-3 BB		L9		3	0	0	0	1	0										
Cleon Jones, R OBP: 0.318, SLG: 0.355 (1, 8)		BB 1B			L9			G6-3 1-2		3	1	1	0	1	0										
Ed Kranepool, L OBP: 0.302, SLG: 0.339 (1, 3)		4-0 1B SF9 BB			F8					2	1	0	0	1	0										
Ron Swoboda, R OBP: 0.286, SLG: 0.270 (9, PH)										1	0	0	0	0	1										
Johnny Lewis, L OBP: 0.302, SLG: 0.384 (9, PH)										3	0	1	1	0	1										
Billy Murphy, R OBP: 0.288, SLG: 0.426 (9, PH)					K			F9		1	0	0	0	0	1										
Hawk Taylor, R OBP: 0.195, SLG: 0.317 (1, 2)								F9		4	0	0	0	0	3										
Dick Selma, R OBP: 0.125, SLG: 0.250 (8, 1)										1	0	0	1	0	0										
Chuck Hillier, L OBP: 0.308, SLG: 0.400 (8, PH)										1	0	0	0	0	0										
Larry Bearnarth, R OBP: 0.125, SLG: 0.250 (8, 1)										0	0	0	0	0	0										
Inning Stats	R: 0 E: 0 K: 0 S: 4	H: 1 LOB: 1 BB: 0 P: 4	R: 2 E: 0 K: 0 S: 5	H: 2 LOB: 1 BB: 1 P: 9	R: 0 E: 0 K: 1 S: 5	H: 0 LOB: 0 BB: 0 P: 5	R: 0 E: 0 K: 1 S: 5	H: 0 LOB: 0 BB: 0 P: 5	R: 0 E: 0 K: 0 S: 4	H: 1 LOB: 1 BB: 0 P: 4	R: 0 E: 0 K: 0 S: 2	H: 0 LOB: 0 BB: 1 P: 6	R: 0 E: 0 K: 0 S: 3	H: 0 LOB: 0 BB: 0 P: 3	R: 0 E: 0 K: 0 S: 4	H: 1 LOB: 2 BB: 1 P: 8	R: 0 E: 0 K: 0 S: 3	H: 0 LOB: 1 BB: 1 P: 7	1B: 5 2B: 0 3B: 0 HR: 0	SF: 1 SAC: 0 DP: 1 HBP: 0	WP: 0 PB: 0 SB: 0 CS: 0	PA: 35			
PITCHER	IP	WLS	BF	H	R	ER	SO	BB	IBB	HBP	BLK	WP	HR	S	P	ERA	WHIP								
Nelson Briles, R ERA: 3.0 (1, 1)	8.0	W	32	5	2	2	2	4	0	0	0	0	0	32	48	2.25	1.125								
Joe Hoerner, L ERA: 0.75 (9, 1)	1.0	S	3	0	0	0	0	0	0	0	0	0	0	3	3	0.00	0.000								

AB	30
R	2
H	5
RBI	2
BB	4
SO	2
LOB	12



Batter	1	2	3	4	5	6	7	8	9	AB	R	H	RBI	BB	SO	LOB	BOTTOM								
Lou Brock, L OBP: 0.296, SLG: 0.396 (1, 7)	1B E S BB			4-3				E S WP 1B		3	2	2	0	1	0	2	New York Mets @ St. Louis Cardinals Busch Stadium, St. Louis, MO Mon Jun 20 1966, 7:05 PM CDT Att: 18,639 - Unknown								
Phil Gaetano, R OBP: 0.375, SLG: 0.359 (1, 5)	E SF8 1B		K					E6 WP		4	1	1	0	0	1	2									
Curt Flood, R OBP: 0.338, SLG: 0.417 (1, 8)	E4 1-3 3H 1B		F8					4-3		4	1	1	1	0	1	1									
Tito Francona, L OBP: 0.326, SLG: 0.375 (1, 3)	G3		F9					F8		4	0	0	0	0	1	2									
Tim McCarver, L OBP: 0.309, SLG: 0.421 (1, 2)	SF8		F8					F8		3	0	1	1	0	0	0									
Mike Shannon, R OBP: 0.308, SLG: 0.432 (1, 9)										4	0	2	1	0	1	1									
Jerry Buchek, R OBP: 0.308, SLG: 0.364 (1, 4)										4	0	1	0	0	2										
Julian Javier, R OBP: 0.275, SLG: 0.297 (9, 4)	4-3							FC6-4 1B		0	0	0	0	0	0	0									
Dal Maxvill, R OBP: 0.238, SLG: 0.237 (1, 6)										3	0	1	0	0	0	0									
Nelson Briles, R OBP: 0.095, SLG: 0.050 (1, 1)										3	0	0	0	0	1	2									
Joe Hoerner, R ERA: 4.75 (9, 1)										0	0	0	0	0	0	0									
Inning Stats	R: 3 E: 1 K: 0 S: 6	H: 3 LOB: 1 BB: 1 P: 10	R: 0 E: 0 K: 2 S: 8	H: 1 LOB: 0 BB: 0 P: 8	R: 0 E: 0 K: 0 S: 3	H: 0 LOB: 0 BB: 0 P: 3	R: 0 E: 0 K: 0 S: 5	H: 2 LOB: 2 BB: 0 P: 5	R: 0 E: 0 K: 2 S: 7	H: 0 LOB: 0 BB: 0 P: 7	R: 0 E: 0 K: 1 S: 5	H: 1 LOB: 0 BB: 0 P: 5	R: 1 E: 1 K: 0 S: 5	H: 1 LOB: 1 BB: 0 P: 5	R: 0 E: 0 K: 0 S: 4	H: 1 LOB: 1 BB: 0 P: 4	1B: 8 2B: 1 3B: 1 HR: 0	SF: 1 SAC: 0 DP: 1 HBP: 0	WP: 1 PB: 0 SB: 2 CS: 1	PA: 34					
PITCHER	IP	WLS	BF	H	R	ER	SO	BB	IBB	HBP	BLK	WP	HR	S	P	ERA	WHIP								
Dick Selma, R ERA: 4.1 (1, 1)	7.0	L	30	8	4	1	5	1	0	0	0	0	0	39	43	1.29	1.286								
Larry Bearnarth, R ERA: 4.75 (8, 1)	1.0		4	1	0	0	0	0	0	0	0	0	0	4	4	0.00	1.000								

AB	32
R	4
H	9
RBI	3
BB	1
SO	5
LOB	12



Batter	1	2	3	4	5	6	7	8	9	AB	R	H	RBI	BB	SO	LOB	TOP				
Cleon Jones, R (1, 8) OBP: 0.317, SLG: 0.353	0-3 K		0-0 3-1		0-0 1B			0-3 K		4	0	1	0	0	2	0	New York Mets @ St. Louis Cardinals Busch Stadium, St. Louis, MO Tue Jun 21 1966, 7:05 PM CDT Att: 16,494 - Unknown				
Chuck Hiller, L (1, 4) OBP: 0.373, SLG: 0.391	0-0 F7			0-0 WP 6-3 1B	0-0 L3			0-0 F2		4	1	1	0	0	0	1					
Ken Boyer, R (1, 5) OBP: 0.316, SLG: 0.465	0-0 P4			0-0 6-3 WP 1-2 1B		0-0 P6		0-0 6-3		4	1	1	0	0	0	0					
Al Luplow, L (1, 9) OBP: 0.336, SLG: 0.263		0-0 4-3		0-0 6-3		0-0 1-3			0-0 3-1	4	0	0	1	0	0	1					
Ron Swoboda, R (1, 7) OBP: 0.285, SLG: 0.270		0-3 K		0-0 4-3 1B		0-3 K			0-0 5-3	4	0	1	1	0	2	0					
Ed Kranepool, L (1, 3) OBP: 0.301, SLG: 0.333		4-0 BB		0-0 4-3			0-0 4-3		0-0 4-3	3	0	0	0	1	0	1					
Eddie Bressoud, R (1, 6) OBP: 0.310, SLG: 0.425		0-0 F7		0-3 K			0-0 F9			3	0	0	0	0	1	2					
Jerry Grote, R (1, 2) OBP: 0.382, SLG: 0.358			0-0 F7		0-0 P4			0-0 1B		3	0	1	0	0	0	0					
Bob Shaw, R (1, 1) OBP: 0.200, SLG: 0.143			0-3 K		0-0 L6			0-3 K		3	0	0	0	0	2	1					
Inning Stats	R: 0 E: 0 K: 1 S: 5	H: 0 LOB: 0 BB: 0 P: 5	R: 0 E: 0 K: 1 S: 5	H: 0 LOB: 1 BB: 1 P: 9	R: 0 E: 0 K: 1 S: 5	H: 0 LOB: 0 BB: 0 P: 5	R: 2 E: 0 K: 1 S: 8	H: 3 LOB: 1 BB: 0 P: 8	R: 0 E: 0 K: 0 S: 4	H: 1 LOB: 1 BB: 0 P: 4	R: 0 E: 0 K: 1 S: 5	H: 0 LOB: 0 BB: 0 P: 5	R: 0 E: 0 K: 1 S: 6	H: 1 LOB: 1 BB: 0 P: 6	R: 0 E: 0 K: 0 S: 3	H: 0 LOB: 0 BB: 0 P: 3	1B: 5 2B: 0 3B: 0 HR: 0	SF: 0 SAC: 0 DP: 0 HBP: 0	WP: 1 PB: 0 SB: 0 CS: 0	PA: 33	
PITCHER	IP	WLS	BF	H	R	ER	SO	BB	IBB	HBP	BLK	WP	HR	S	P	ERA	WHIP				
Tracy Stallard, R (1, 1) ERA: 4.71	6.0	L	23	4	2	2	5	1	0	0	0	1	0	32	36	3.00	0.833				
Curt Simmons, L (7, 1) ERA: 4.59	2.0		7	1	0	0	2	0	0	0	0	0	0	11	11	0.00	0.500				
Hal Woodeshick, L (9, 1) ERA: 2.28	1.0		3	0	0	0	0	0	0	0	0	0	0	3	3	0.00	0.000				

Batter	1	2	3	4	5	6	7	8	9	AB	R	H	RBI	BB	SO	LOB	BOTTOM					
Lou Brock, L (1, 7) OBP: 0.291, SLG: 0.389	0-3 K		0-0 1-3			0-0 4-3		0-0 L9		4	0	0	0	0	1	0	New York Mets @ St. Louis Cardinals Busch Stadium, St. Louis, MO Tue Jun 21 1966, 7:05 PM CDT Att: 16,494 - Unknown					
Phil Gaetano, R (1, 5) OBP: 0.379, SLG: 0.364	0-0 FC4-6 1B		0-0 F7			0-0 1B			0-3 K	4	0	2	0	0	1	0						
Curt Flood, R (1, 8) OBP: 0.333, SLG: 0.410	0-0 FC4-6 1-2			0-0 6-3		0-3 K			0-0 1-3	4	0	0	0	0	1	2						
Tito Francona, L (1, 3) OBP: 0.311, SLG: 0.357	0-0 P6			0-0 F8			0-0 L3		0-3 K	4	0	0	0	0	1	1						
Tim McCarver, L (1, 2) OBP: 0.309, SLG: 0.435		0-0 P4		0-0 F7			0-0 HR			3	1	1	1	0	0	0						
Mike Shannon, R (1, 9) OBP: 0.301, SLG: 0.421		0-0 F7			0-3 K		0-0 L8			3	0	0	0	0	1	0						
Jerry Buchek, R (1, 4) OBP: 0.309, SLG: 0.363		0-0 FC5-4 1B			0-3 K		0-3 K			3	0	1	0	0	2	0						
Dal Maxvill, R (1, 6) OBP: 0.232, SLG: 0.231		0-0 FC5-4			0-0 5-3			0-3 K		2	0	0	0	0	0	1						
Bob Skinner, L (8, PH) OBP: 0.233, SLG: 0.286										1	0	0	0	0	1	0						
Julian Javier, R (9, 4) OBP: 0.275, SLG: 0.297		0-0 FC5-4 1-2								0	0	0	0	0	0	0						
Tracy Stallard, R (1, 1) ERA: 4.76			0-0 1-6-3			0-0 4-3			0-3 K	1	0	0	0	0	0	0						
Bobby Tolan, L (6, PH) OBP: 0.244, SLG: 0.299										1	0	0	0	0	0	0						
Curt Simmons, L (7, 1) OBP: 0.222, SLG: 0.250										0	0	0	0	0	0	0						
Charley Smith, R (8, PH) OBP: 0.311, SLG: 0.390										1	0	0	0	0	1	0						
Hal Woodeshick, R (9, 1) OBP: 0.333, SLG: 0.667										0	0	0	0	0	0	0						
Inning Stats	R: 0 E: 0 K: 1 S: 6	H: 1 LOB: 1 BB: 0 P: 6	R: 0 E: 0 K: 0 S: 4	H: 1 LOB: 1 BB: 0 P: 4	R: 0 E: 0 K: 0 S: 3	H: 0 LOB: 0 BB: 0 P: 3	R: 0 E: 0 K: 0 S: 3	H: 0 LOB: 0 BB: 0 P: 3	R: 0 E: 0 K: 2 S: 7	H: 0 LOB: 0 BB: 0 P: 7	R: 0 E: 0 K: 1 S: 6	H: 1 LOB: 1 BB: 0 P: 6	R: 1 E: 0 K: 1 S: 6	H: 1 LOB: 0 BB: 0 P: 6	R: 0 E: 0 K: 2 S: 7	H: 0 LOB: 0 BB: 0 P: 7	R: 0 E: 0 K: 2 S: 7	H: 0 LOB: 0 BB: 0 P: 7	1B: 3 2B: 0 3B: 0 HR: 1	SF: 0 SAC: 0 DP: 0 HBP: 0	WP: 0 PB: 0 SB: 0 CS: 0	PA: 31
PITCHER	IP	WLS	BF	H	R	ER	SO	BB	IBB	HBP	BLK	WP	HR	S	P	ERA	WHIP					
Bob Shaw, R (1, 1) ERA: 4.76	9.0	W	31	4	1	1	9	0	0	0	0	0	1	49	49	1.00	0.444					

AB	32
R	2
H	5
RBI	2
BB	1
SO	7
LOB	6

AB	31
R	1
H	4
RBI	1
BB	0
SO	9
LOB	4



Batter	1	2	3	4	5	6	7	8	9	10	AB	R	H	RBI	BB	SO	LOB	TOP			
Cleon Jones, R OBP: 0.319, SLG: 0.354 (1, 9)	6-3		P4			1-2 1B		3-2 3-H		1B	5	0	2	2	0	0	2	New York Mets @ St. Louis Cardinals Busch Stadium, St. Louis, MO Wed Jun 22 1966, 7:05 PM CDT Att. 18,065 - Unknown			
Eddie Bressoud, R OBP: 0.306, SLG: 0.415 (1, 4) (8, 6)	6-3			G5-4-3 1B		K		K	K	1-3	5	0	1	0	0	2	3				
Ken Boyer, R OBP: 0.315, SLG: 0.461 (1, 5)	1B			G5-4-3 1-2		F9		P6			4	0	1	0	0	0	3				
Hawk Taylor, R OBP: 0.222, SLG: 0.333 Ed Kranepool, L OBP: 0.301, SLG: 0.333 (1, 3) (10, 3)	L6			1-3		FC4-6 1B		FC5-4 1B			4	0	2	0	0	0	1				
Ron Swoboda, R OBP: 0.278, SLG: 0.263 (1, 7)	L8					6-3		B2		FC5-4 1-2	4	0	0	0	0	0	2				
Billy Murphy, R OBP: 0.270, SLG: 0.397 (1, 8)	4-3			1-3		1-3		FC4-6 1-2		6-3	4	0	0	0	0	0	1				
Jerry Grote, R OBP: 0.377, SLG: 0.364 (1, 2)	6-3			5-3		F2				F9 1B	4	1	1	0	0	0	1				
Roy McMillan, R OBP: 0.223, SLG: 0.192 Johnny Lewis, L OBP: 0.253, SLG: 0.384 Ron Hunt, R OBP: 0.361, SLG: 0.374 Jack Hamilton, R OBP: 0.148, SLG: 0.115 (1, 6) (8, PR) (8, 4) (10, 1)	L7					P5		BLK 3-2 2B		S 1B IBB	3	0	1	0	0	0	0				
Jack Fisher, R OBP: 0.194, SLG: 0.111 Chuck Hiller, L OBP: 0.368, SLG: 0.385 (1, 1) (10, PH) (10, 4)	5-3					1B BB		4-3 2-3		F9 2-3	2	0	0	0	1	0	1				
Inning Stats	R: 0 E: 0 K: 0 S: 4	H: 1 LOB: 1 BB: 0 P: 4	R: 0 E: 0 K: 0 S: 3	H: 0 LOB: 0 BB: 0 P: 3	R: 0 E: 0 K: 0 S: 3	H: 1 LOB: 0 BB: 0 P: 3	R: 0 E: 0 K: 0 S: 6	H: 1 LOB: 2 BB: 1 P: 10	R: 0 E: 0 K: 0 S: 4	H: 1 LOB: 1 BB: 0 P: 4	R: 0 E: 0 K: 1 S: 6	H: 1 LOB: 1 BB: 0 P: 6	R: 2 E: 0 K: 0 S: 5	H: 2 LOB: 1 BB: 1 P: 9	1B: 6 2B: 3 3B: 0 HR: 0	SF: 0 SAC: 0 DP: 2 HBP: 0	WP: 0 PA: 38 PB: 0 SB: 1 CS: 0				
PITCHER Al Jackson, L ERA: 2.05 (1, 1)	IP: 10.0 WLS: L BF: 38 H: 8 R: 2 ER: 2 SO: 2 BB: 1 IBB: 2 HBP: 0 BLK: 1 WP: 0 HR: 0 S: 40 P: 48 ERA: 1.80 WHIP: 0.900																				

Batter	1	2	3	4	5	6	7	8	9	10	AB	R	H	RBI	BB	SO	LOB	BOTTOM			
Lou Brock, L OBP: 0.290, SLG: 0.387 (1, 7)	K		4-3			CS 1B		1-3			4	0	1	0	0	1	1	New York Mets @ St. Louis Cardinals Busch Stadium, St. Louis, MO Wed Jun 22 1966, 7:05 PM CDT Att. 18,065 - Unknown			
Phil Gagliano, R OBP: 0.375, SLG: 0.360 (1, 5)	5-3			F2		CS		SH1-4 1B		P6	4	0	1	0	0	0	0				
Curt Flood, R OBP: 0.333, SLG: 0.409 (1, 8)	1B			F3		SH1-4 1-2		SH1-4		P4	3	0	1	0	0	0	0				
Tito Francona, L OBP: 0.298, SLG: 0.341 (1, 3)	F8			5-3		4-3		4-3		P6	4	0	0	0	0	0	2				
Tim McCarver, L OBP: 0.318, SLG: 0.439 (1, 2)		3-1				G3-6 1B		FC6-4 IBB		FC5-6 BB 1B	3	0	2	0	1	0	0				
Mike Shannon, R OBP: 0.299, SLG: 0.410 (1, 9)	F2			G3-6 1-2		G3-6		FC6-4 1-2		FC5-6 BB	3	0	0	0	1	0	3				
Jerry Buchek, R OBP: 0.302, SLG: 0.355 Julian Javier, R OBP: 0.275, SLG: 0.297 (1, 4) (10, PR)	5-3			L6		L6		F2		FC5-6 1-2 2-3	4	0	0	0	0	0	2				
Dal Maxvill, R OBP: 0.235, SLG: 0.235 Bob Skinner, L OBP: 0.226, SLG: 0.276 (1, 6) (10, PH)	5-3					6-3		SH1-4 1B		K	3	0	1	0	0	0	0				
Al Jackson, L OBP: 0.370, SLG: 0.409 Bobby Tolan, L OBP: 0.241, SLG: 0.295 (1, 1) (10, PH)	F7					F8		SH1-4 1-2		3-1	2	0	0	0	0	0	0				
Inning Stats	R: 0 E: 0 K: 1 S: 6	H: 1 LOB: 1 BB: 6 P: 6	R: 0 E: 0 K: 0 S: 3	H: 0 LOB: 0 BB: 0 P: 3	R: 0 E: 0 K: 0 S: 3	H: 0 LOB: 0 BB: 0 P: 3	R: 0 E: 0 K: 0 S: 3	H: 1 LOB: 2 BB: 1 P: 8	R: 0 E: 0 K: 0 S: 4	H: 1 LOB: 1 BB: 0 P: 4	R: 0 E: 0 K: 0 S: 3	H: 0 LOB: 0 BB: 0 P: 3	R: 0 E: 0 K: 1 S: 6	H: 1 LOB: 2 BB: 1 P: 10	1B: 6 2B: 0 3B: 0 HR: 0	SF: 0 SAC: 2 DP: 1 HBP: 0	WP: 0 PA: 37 PB: 0 SB: 0 CS: 1				
PITCHER Jack Fisher, R ERA: 3.3 Jack Hamilton, R ERA: 3.83 (1, 1) (10, 1)	IP: 9.0 WLS: W BF: 31 H: 5 R: 0 ER: 0 SO: 1 BB: 0 IBB: 1 HBP: 0 BLK: 0 WP: 0 HR: 0 S: 32 P: 36 ERA: 0.00 WHIP: 0.556																				

Batter	1	2	3	4	5	6	7	8	9	AB	R	H	RBI	BB	SO	LOB	TOP										
Lou Brock, L (1, 7) OBP: 0.294, SLG: 0.397	0-0 1B		0-0 F4		0-0 CS	0-3 K2-3		0-0 1B 3B		4	1	2	0	0	1	1	St. Louis Cardinals @ Houston Astros Astrodome, Houston, TX Thu Jun 23 1966, 8:05 PM EDT Att: 23,064 - Dome										
Phil Gagliano, R (1, 5) OBP: 0.366, SLG: 0.368	0-0 1B 9-2		0-0 6-3			4-0 FC6-4 BB		0-0 1-3 WP 1B		3	0	2	1	1	0	1											
Curt Flood, R (1, 8) OBP: 0.332, SLG: 0.407	0-0 1-3 1B			0-0 5-3		0-0 FC6-4 FC6		0-0 K		4	0	1	0	0	1	2											
Tito Francona, L (1, 3) OBP: 0.286, SLG: 0.326	0-0 9-2			0-3 K		0-0 FC6		0-0 1-3		4	0	0	0	0	1	4											
Tim McCarver, L (1, 2) OBP: 0.312, SLG: 0.430		0-0 F8		0-0 6-3			0-0 4-3	0-0 F8		4	0	0	0	0	0	1											
Bobby Tolan, L (1, 9) OBP: 0.253, SLG: 0.309		0-0 3-1			1-0 FC6-4 HBP		0-0 WP 2B		0-0 4-3	3	0	1	0	0	0	0											
Julian Javier, R (1, 4) OBP: 0.270, SLG: 0.291		0-0 F2			0-0 FC6-4 1B FC6-4		0-3 K		0-0 F9	4	1	0	0	0	1	2											
Dal Maxvill, R (1, 6) OBP: 0.256, SLG: 0.250			0-0 SH1-3 1B		0-0 FC6-4 1B		4-0 WP IBB		0-0 F8	3	0	2	0	1	0	0											
Bob Gibson, R (1, 1) OBP: 0.241, SLG: 0.321			0-0 SH1-3		0-0 FC6-4 CS		0-3 K			2	0	0	1	0	1	3											
Inning Stats	R: 0 E: 0 K: 0 S: 4	H: 3 LOB: 1 BB: 0 P: 4	R: 0 E: 0 K: 0 S: 3	H: 0 LOB: 0 BB: 0 P: 3	R: 0 E: 0 K: 0 S: 4	H: 1 LOB: 1 BB: 0 P: 4	R: 0 E: 0 K: 1 S: 5	H: 0 LOB: 0 BB: 0 P: 5	R: 1 E: 0 K: 0 S: 3	H: 1 LOB: 0 BB: 0 P: 4	R: 0 E: 0 K: 1 S: 5	H: 0 LOB: 1 BB: 1 P: 9	R: 0 E: 0 K: 2 S: 8	H: 1 LOB: 2 BB: 1 P: 12	R: 1 E: 0 K: 1 S: 7	H: 2 LOB: 1 BB: 0 P: 7	R: 0 E: 0 K: 0 S: 3	H: 0 LOB: 0 BB: 0 P: 3	1B: 6 2B: 2 3B: 1 HR: 0	SF: 0 SAC: 1 DP: 1 HBP: 1	WP: 2 PB: 0 SB: 0 CS: 1	PA: 36					
PITCHER	IP	WLS	BF	H	R	ER	SO	BB	IBB	HBP	BLK	WP	HR	S	P	ERA	WHIP										
Dave Giusti, R (1, 1) ERA: 3.03	7.0	L	29	8	2	2	4	1	1	1	0	1	0	34	43	2.57	1.286										
Claude Raymond, R (8, 1) ERA: 1.95	1.0		3	0	0	0	1	0	0	0	0	1	0	5	5	0.00	0.000										
Jim Owens, R (9, 1) ERA: 3.1	1.0		3	0	0	0	0	0	0	0	0	0	0	3	3	0.00	0.000										

AB	31
R	2
H	8
RBI	2
BB	2
SO	5
LOB	14



Batter	1	2	3	4	5	6	7	8	9	AB	R	H	RBI	BB	SO	LOB	BOTTOM										
Joe Morgan, L (1, 4) OBP: 0.432, SLG: 0.440	0-0 6-3			0-0 F7		0-0 F7		0-0 FC4-6 FC4		4	0	0	0	0	0	1	St. Louis Cardinals @ Houston Astros Astrodome, Houston, TX Thu Jun 23 1966, 8:05 PM EDT Att: 23,064 - Dome										
Sonny Jackson, L (1, 6) OBP: 0.312, SLG: 0.315	0-3 K			0-0 6-3		0-0 F9		0-0 FC4		4	0	0	0	0	1	1											
Jimmy Wynn, R (1, 8) OBP: 0.325, SLG: 0.449	4-0 CS BB			0-0 E6 PB 1B		0-0 3B			0-0 SH1 1B	3	1	2	0	1	0	0											
Rusty Staub, L (1, 9) OBP: 0.313, SLG: 0.417	0-0 CS	0-0 5-3		0-0 1-3 1B		0-0 4-3			0-0 SH1	3	0	1	1	0	0	1											
Bob Aspromonte, R (1, 5) OBP: 0.280, SLG: 0.301		0-0 F7		0-0 F3			0-0 F4		0-0 F9	4	0	0	0	0	0	2											
Lee Maye, L (1, 7) OBP: 0.259, SLG: 0.366		0-0 F7			0-0 1-3		0-0 F7		0-0 6-3	4	0	0	0	0	0	1											
Chuck Harrison, R (1, 3) OBP: 0.266, SLG: 0.292			0-3 K		0-0 6-3		0-3 K			3	0	0	0	0	2	0											
John Bateman, R (1, 2) OBP: 0.343, SLG: 0.541			0-0 6-3		0-0 1B			0-0 F8		3	0	1	0	0	0	0											
Dave Giusti, R (1, 1) OBP: 0.265, SLG: 0.303			0-0 4-3		0-3 K			4-0 FC4-6 BB		2	0	0	0	0	1	1											
Bill Heath, L (8, PH) OBP: 0.154, SLG: 0.083										0	0	0	0	1	0	0											
Nate Colbert, R (8, PR)										0	0	0	0	0	0	0											
Jim Owens, R (9, 1)										0	0	0	0	0	0	0											
Inning Stats	R: 0 E: 1 K: 1 S: 4	H: 0 LOB: 0 BB: 1 P: 8	R: 0 E: 0 K: 0 S: 3	H: 0 LOB: 0 BB: 0 P: 3	R: 0 E: 0 K: 1 S: 5	H: 0 LOB: 0 BB: 0 P: 5	R: 1 E: 1 K: 0 S: 5	H: 1 LOB: 1 BB: 0 P: 5	R: 0 E: 0 K: 0 S: 4	H: 1 LOB: 1 BB: 0 P: 4	R: 0 E: 0 K: 1 S: 5	H: 0 LOB: 0 BB: 0 P: 5	R: 0 E: 0 K: 0 S: 3	H: 0 LOB: 1 BB: 1 P: 7	R: 0 E: 0 K: 0 S: 4	H: 1 LOB: 1 BB: 0 P: 4	1B: 3 2B: 0 3B: 1 HR: 0	SF: 0 SAC: 1 DP: 0 HBP: 0	WP: 0 PB: 1 SB: 0 CS: 1	PA: 34							
PITCHER	IP	WLS	BF	H	R	ER	SO	BB	IBB	HBP	BLK	WP	HR	S	P	ERA	WHIP										
Bob Gibson, R (1, 1) ERA: 1.8	9.0	W	33	4	1	0	4	2	0	0	0	0	0	39	47	0.00	0.667										

AB	30
R	1
H	4
RBI	1
BB	2
SO	4
LOB	7



Batter	1	2	3	4	5	6	7	8	9	AB	R	H	RBI	BB	SO	LOB	TOP			
Lou Brock, L (1.7) OBP: 0.296, SLG: 0.397	0-0 CS 1B		0-0 FC6-4 FC3-6 1B		0-0 F8	0-0 FC3-2 FC6-4		0-0 5-3	5 1 2 0 0 0 3											
Phil Gagliano, R (1.5) OBP: 0.397, SLG: 0.370	0-0 PB 1B		0-0 FC6-4 1B		0-0 E6 1B	0-0 FC6-4		0-0 F6	5 0 2 0 0 0 3											
Curt Flood, R (1.8) OBP: 0.326, SLG: 0.399	0-3 K		0-0 FC6-4 FC3-6 1-2 2-3		0-3 K		0-0 F7	5 0 0 0 0 2 4												
Tito Francona, L (1.3) OBP: 0.284, SLG: 0.323	0-3 K		0-0 FC3-6 BB 1-2 3-H		0-0 1B		0-0 F6	4 0 1 1 0 1 2												
Tim McCarver, L (1.2) OBP: 0.315, SLG: 0.438	0-0 2-3		0-0 BB 1-2 BB		0-0 F3		0-0 3B	3 0 1 0 1 0 4												
Bobby Tolan, L (1.9) OBP: 0.242, SLG: 0.294		0-3 K	0-0 F8			0-3 K	0-0 6-3	4 0 0 0 0 2 3												
Jerry Buchek, R (1.4) OBP: 0.306, SLG: 0.354		0-0 FC5-4 1B		0-0 5-3		4-0 1B FC3-2 BB	0-0 F9	3 0 1 0 1 0 0												
Dal Maxvill, R (1.6) OBP: 0.258, SLG: 0.250		0-0 FC5-4 1-2		0-0 F8		0-0 FC3-2 1B 1-2	0-0 F7	4 0 1 0 0 0 1												
Nelson Briles, R (1.1) Orlando Cepeda, R (5. PH) Al Jackson, R (5. PH) Tracy Stallard, R (5. PH) Bob Skinner, L (5. PH) Larry Jaster, L (5. PH)	0-3 K		0-0 6-3		0-0 6-3	0-0 FC3-2 1B 1-2 2-3	0-0 F6	2 0 0 0 0 1 1 1 0 1 0 0 0 0 0 0 0 0 0 0 0 0 0 0 0 0 0 0 1 0 0 0 0 0 0 0 0 0 0 0 0 0												
Inning Stats	R: 0 E: 0 K: 2 S: 9	H: 2 LOB: 2 BB: 0 P: 9	R: 0 E: 0 K: 2 S: 8	H: 1 LOB: 1 BB: 0 P: 8	R: 1 E: 0 K: 0 S: 5	H: 2 LOB: 2 BB: 1 P: 9	R: 0 E: 0 K: 0 S: 3	H: 0 LOB: 0 BB: 0 P: 3	R: 0 E: 1 K: 1 S: 7	H: 2 LOB: 2 BB: 0 P: 7	R: 0 E: 0 K: 0 S: 4	H: 1 LOB: 1 BB: 0 P: 4	R: 0 E: 0 K: 0 S: 3	H: 0 LOB: 0 BB: 0 P: 3	R: 0 E: 0 K: 0 S: 3	H: 0 LOB: 0 BB: 0 P: 3	1B: 8 2B: 0 3B: 1 HR: 0	SF: 0 SAC: 0 DP: 0 HBP: 0	WP: 0 PB: 1 SB: 0 CS: 1	PA: 39
PITCHER Larry Dierker, R (1.1) ERA: 3.35	IP: 9.0 WLS: W BF: 39 H: 9 R: 1 ER: 1 SO: 6 BB: 2 IBB: 0 HBP: 0 BLK: 0 WP: 0 HR: 0 S: 49 P: 57 ERA: 1.00 WHIP: 1.222																			

St. Louis Cardinals @ Houston Astros
Astrodome, Houston, TX
Fri Jun 24 1966, 8:05 PM EDT
Att: 23,271 - Dome

AB 37
R 1
H 9
RBI 1
BB 2
SO 6
LOB 21



Batter	1	2	3	4	5	6	7	8	9	AB	R	H	RBI	BB	SO	LOB	BOTTOM	
Joe Morgan, L (1.4) OBP: 0.435, SLG: 0.438	4-0 G5-3 1B BB		0-0 F8		0-0 6-3	0-0 FC1-3 1B		4-0 L1-6 SH1-3 BB	3 0 1 0 2 0 1									
Sonny Jackson, L (1.6) OBP: 0.318, SLG: 0.321	0-0 G5-3 1B 1-2		0-0 1B		0-0 1B S	0-0 FC1-3 BB S 1-2		0-0 SH1-3	4 1 3 0 0 0 1									
Jimmy Wynn, R (1.8) OBP: 0.323, SLG: 0.442	0-0 G5-3 1-2 2-3f		0-0 F9		0-0 5-3	0-3 K 1-2		4-0 IBB	4 0 0 0 1 1 6									
Rusty Staub, L (1.7) OBP: 0.319, SLG: 0.416	0-0 3B 1B 2H		0-0 4-3		4-0 1B IBB	4-0 BB IBB		0-0 L1-6 2-3	3 1 1 1 2 0 2									
Dave Nicholson, R (1.9) OBP: 0.420, SLG: 0.503	0-0 1B 3B 1-H		0-0 E 1B		1-2 2-3 1B	1-2 2-3 BB			3 2 3 1 1 0 0									
Bob Aspromonte, R (1.5) OBP: 0.280, SLG: 0.300	0-0 WP 1B 3-H		0-0 1-3		0-0 FC6-4 1-2	0-0 5-3			4 0 1 1 0 0 7									
Chuck Harrison, R (1.3) OBP: 0.277, SLG: 0.303	0-0 F8		0-0 E5 2H		0-0 FC5-4 1B		0-0 F7	4 0 2 0 0 0 1										
John Bateman, R (1.2) OBP: 0.346, SLG: 0.536		4-0 1B BB	4-0 1B IBB		0-0 FC5-4 1-2 2-3		0-0 F8	2 0 0 0 2 0 1										
Larry Dierker, R (1.1) OBP: 0.118, SLG: 0.206		0-3 K	0-0 6-3		0-0 G1-6-4-3 1-2		0-3 K	4 0 0 0 0 2 4										
Inning Stats	R: 3 E: 0 K: 0 S: 6	H: 4 LOB: 1 BB: 1 P: 10	R: 0 E: 0 K: 1 S: 6	H: 1 LOB: 2 BB: 1 P: 10	R: 1 E: 1 K: 0 S: 5	H: 2 LOB: 2 BB: 1 P: 9	R: 0 E: 0 K: 0 S: 5	H: 2 LOB: 3 BB: 1 P: 9	R: 0 E: 0 K: 1 S: 6	H: 1 LOB: 3 BB: 2 P: 14	R: 0 E: 0 K: 1 S: 5	H: 0 LOB: 0 BB: 0 P: 5	R: 0 E: 0 K: 0 S: 2	H: 0 LOB: 1 BB: 2 P: 10	1B: 10 2B: 1 3B: 1 HR: 0	SF: 0 SAC: 1 DP: 3 HBP: 0	WP: 1 PB: 0 SB: 2 CS: 0	PA: 40
PITCHER Nelson Briles, R (1.1) ERA: 3.15 Tracy Stallard, R (6.1) ERA: 4.4 Larry Jaster, L (8.1) ERA: 4.2	IP: 5.0 WLS: L BF: 27 H: 10 R: 4 ER: 3 SO: 10 BB: 2 IBB: 2 HBP: 0 BLK: 0 WP: 1 HR: 0 S: 25 P: 41 ERA: 5.40 WHIP: 2.400																	

St. Louis Cardinals @ Houston Astros
Astrodome, Houston, TX
Fri Jun 24 1966, 8:05 PM EDT
Att: 23,271 - Dome

AB 31
R 4
H 11
RBI 3
BB 8
SO 3
LOB 23



Batter	1	2	3	4	5	6	7	8	9	AB	R	H	RBI	BB	SO	LOB	TOP					
Lou Brock, L OBP: 0.295, SLG: 0.395 (1, 7)	0-3 K		0-3 K			0-3 K		0-0 E 1-2 8-2 1B		4	0	1	0	0	3	0	St. Louis Cardinals @ Houston Astros Astrodome, Houston, TX Sat Jun 25 1966, 8:05 PM EDT Att: 36,825 - Dome					
Phil Gaigliano, R OBP: 0.397, SLG: 0.385 (1, 5)	4-0 BB F7			0-0 E6 G6-3		0-0 1B 2B		0-0 E2 1-3 1B 1-3 2-H		3	1	2	0	1	0	0						
Curt Flood, R OBP: 0.325, SLG: 0.397 (1, 8)	0-0 F7 1-2			0-3 K		0-0 E 1B 2-H		0-0 1-3 1B 1-2		4	0	1	1	0	1	4						
Orlando Cepeda, R OBP: 0.366, SLG: 0.536 (1, 3)		0-3 K		0-0 G6-3 1-2		0-0 E4 1-2		4-0 1B IBB		3	0	0	0	1	1	2						
Mike Shannon, R OBP: 0.290, SLG: 0.397 (1, 9)		0-3 K			0-0 F3	0-3 K		0-0 8-2 3-H		4	0	0	0	0	2	5						
Julian Javier, R OBP: 0.274, SLG: 0.291 (1, 4)		0-0 2B 1B			4-0 BB		0-3 K		0-0 6-3	3	0	1	0	1	1	0						
Dal Maxvill, R OBP: 0.264, SLG: 0.264 (8, PH) Jerry Buchek, R OBP: 0.305, SLG: 0.352 (8, PH)		0-0 1-H 2B			0-3 K		0-3 K		0-0 F8	3	0	1	0	0	2	1						
Pat Corrales, R OBP: 0.196, SLG: 0.170 (8, PH) Tim McCarver, L OBP: 0.314, SLG: 0.436 (8, PH)			0-0 F9		0-3 K		0-3 K		0-3 K	3	0	0	0	0	2	1						
Ray Washburn, R OBP: 0.150, SLG: 0.111 (8, PH) Charley Smith, R OBP: 0.315, SLG: 0.394 (8, PR) Bob Gibson, R OBP: 0.241, SLG: 0.321 (8, 1) Joe Hoerner, R (8, 1)			0-3 K			0-3 K		0-0 1B E 1B 1B		2	0	0	0	0	2	0						
Inning Stats	R: 0 E: 0 K: 1 S: 4	H: 0 LOB: 0 BB: 1 P: 8	R: 0 E: 0 K: 2 S: 8	H: 2 LOB: 2 BB: 0 P: 8	R: 0 E: 0 K: 2 S: 7	H: 0 LOB: 0 BB: 0 P: 7	R: 0 E: 1 K: 1 S: 5	H: 0 LOB: 0 BB: 0 P: 5	R: 0 E: 0 K: 2 S: 7	H: 0 LOB: 1 BB: 1 P: 11	R: 0 E: 0 K: 3 S: 12	H: 0 LOB: 2 BB: 0 P: 12	R: 0 E: 0 K: 3 S: 9	H: 0 LOB: 0 BB: 0 P: 9	R: 1 E: 1 K: 0 S: 5	H: 3 LOB: 2 BB: 1 P: 9		R: 0 E: 0 K: 1 S: 5	H: 0 LOB: 0 BB: 0 P: 5	1B: 5 2B: 3 3B: 0 HR: 0	SF: 0 SAC: 0 DP: 2 HBP: 0	WP: 0 PB: 0 SB: 0 CS: 0
PITCHER Mike Cuellar, L ERA: 1.73 (1, 1)	IP: 9.0 WLS: W BF: 35 H: 7 R: 2 ER: 1 SO: 15 BB: 2 IBB: 1 HBP: 0 BLK: 0 WP: 0 HR: 0 S: 62 P: 74 ERA: 1.00 WHIP: 1.000															PITCHER Mike Cuellar, L ERA: 1.73 (1, 1)	IP: 9.0 WLS: W BF: 35 H: 7 R: 2 ER: 1 SO: 15 BB: 2 IBB: 1 HBP: 0 BLK: 0 WP: 0 HR: 0 S: 62 P: 74 ERA: 1.00 WHIP: 1.000					

AB	32
R	2
H	7
RBI	1
BB	3
SO	15
LOB	13



Batter	1	2	3	4	5	6	7	8	9	AB	R	H	RBI	BB	SO	LOB	BOTTOM					
Sonny Jackson, L OBP: 0.321, SLG: 0.335 (1, 6)	0-0 HR		0-0 FC6 1B		0-0 F7		0-0 E4 2-H			4	1	2	1	0	0	0	St. Louis Cardinals @ Houston Astros Astrodome, Houston, TX Sat Jun 25 1966, 8:05 PM EDT Att: 36,825 - Dome					
Jimmy Wynn, R OBP: 0.318, SLG: 0.435 (1, 8)	0-3 K		0-0 FC6 1-2		0-0 F8		0-0 F8			4	0	0	0	0	1	2						
Rusty Staub, L OBP: 0.321, SLG: 0.417 (1, 7)	0-0 5-3			0-0 E1 1B FC6-4 1B		0-0 L6-4 SH3 1B		0-3 K		4	1	2	0	0	1	0						
Dave Nicholson, R OBP: 0.419, SLG: 0.500 (1, 9)	0-0 F9			0-0 FC6-4 1B 2-3		0-0 SH3 1-2		0-0 F3		3	0	1	0	0	0	0						
Bob Aspromonte, R OBP: 0.279, SLG: 0.297 (1, 5)		0-0 F4		0-0 FC6-4 1-2 3-H		4-0 IBB		0-0 F4		3	0	0	1	1	0	1						
John Bateman, R OBP: 0.342, SLG: 0.529 (1, 2)		0-0 4-3		0-0 5-3		0-0 L6-4 2-3				3	0	0	0	0	0	3						
Chuck Harrison, R OBP: 0.279, SLG: 0.295 (1, 3)		0-0 F8		4-0 BB			0-0 F7			2	0	0	0	1	0	0						
Bob Lillis, R OBP: 0.259, SLG: 0.208 (1, 4)			0-0 F5		0-0 F8		0-0 SH1-3 E 1B			3	1	1	0	0	0	2						
Mike Cuellar, L OBP: 0.071, SLG: 0.071 (1, 1)			0-0 4-3		0-0 4-3		0-0 SH1-3 1-2			2	0	0	0	0	0	0						
Inning Stats	R: 1 E: 0 K: 1 S: 6	H: 1 LOB: 0 BB: 0 P: 6	R: 0 E: 0 K: 0 S: 3	H: 0 LOB: 0 BB: 0 P: 3	R: 0 E: 0 K: 0 S: 4	H: 1 LOB: 1 BB: 0 P: 4	R: 1 E: 2 K: 0 S: 5	H: 2 LOB: 2 BB: 1 P: 9	R: 0 E: 0 K: 0 S: 3	H: 0 LOB: 0 BB: 0 P: 3	R: 0 E: 0 K: 0 S: 3	H: 1 LOB: 1 BB: 1 P: 7	R: 1 E: 1 K: 0 S: 5	H: 1 LOB: 1 BB: 0 P: 5	R: 0 E: 0 K: 1 S: 5	H: 0 LOB: 0 BB: 0 P: 5		R: 0 E: 0 K: 1 S: 5	H: 0 LOB: 0 BB: 0 P: 5	1B: 5 2B: 1 3B: 0 HR: 1	SF: 0 SAC: 2 DP: 1 HBP: 0	WP: 0 PB: 0 SB: 0 CS: 0
PITCHER Ray Washburn, R ERA: 2.81 (1, 1) Joe Hoerner, L ERA: 0.72 (8, 1)	IP: 7.0 WLS: L BF: 29 H: 6 R: 3 ER: 1 SO: 1 BB: 3 IBB: 0 HBP: 0 BLK: 0 WP: 0 HR: 1 S: 29 P: 37 ERA: 1.29 WHIP: 1.000															PITCHER Ray Washburn, R ERA: 2.81 (1, 1) Joe Hoerner, L ERA: 0.72 (8, 1)	IP: 7.0 WLS: L BF: 29 H: 6 R: 3 ER: 1 SO: 1 BB: 3 IBB: 0 HBP: 0 BLK: 0 WP: 0 HR: 1 S: 29 P: 37 ERA: 1.29 WHIP: 1.000					



Batter	1	2	3	4	5	6	7	8	9	AB	R	H	RBI	BB	SO	LOB	TOP											
Jesus Alou, R OBP: 0.250, SLG: 0.287 (1, 9)										4	1	2	0	0	0	0	San Francisco Giants @ St. Louis Cardinals Busch Stadium, St. Louis, MO Mon Jun 27 1966, 7:05 PM CDT Att: 30,308 - Unknown											
Tom Haller, L OBP: 0.325, SLG: 0.516 (1, 2)										4	0	1	0	0	0	2												
Willie Mays, R OBP: 0.345, SLG: 0.544 (1, 8)										4	1	1	2	0	2	1												
Willie McCovey, L OBP: 0.362, SLG: 0.516 (1, 3)										3	0	0	0	0	1	1												
Jim Ray Hart, R OBP: 0.373, SLG: 0.554 (1, 5)										4	0	0	0	0	1	2												
Len Gabrielson, L OBP: 0.271, SLG: 0.302 Cap Peterson, R OBP: 0.282, SLG: 0.255 Don Landrum, L OBP: 0.271, SLG: 0.286 (1, 7)										2	0	1	0	1	1	0												
Jim Davenport, R OBP: 0.333, SLG: 0.424 (1, 6)										3	0	1	0	0	1	2												
Hal Lanier, R OBP: 0.241, SLG: 0.284 (1, 4)										3	0	0	0	0	0	2												
Ron Herbel, R OBP: 0.087, SLG: 0.045 Bill Henry, L (7, 1) Lindy McDaniel, R OBP: 0.111, SLG: 0.111 (8, 1)										2	0	0	0	0	1	1												
Inning Stats	R: 2 E: 0 K: 0 S: 5	H: 2 LOB: 0 BB: 0 P: 5	R: 0 E: 0 K: 0 S: 4	H: 1 LOB: 1 BB: 0 P: 4	R: 0 E: 0 K: 1 S: 5	H: 0 LOB: 0 BB: 0 P: 5	R: 0 E: 0 K: 2 S: 7	H: 0 LOB: 1 BB: 1 P: 11	R: 0 E: 0 K: 1 S: 5	H: 0 LOB: 0 BB: 0 P: 5	R: 0 E: 0 K: 0 S: 4	H: 1 LOB: 0 BB: 0 P: 4	R: 0 E: 0 K: 1 S: 5	H: 1 LOB: 0 BB: 0 P: 5	R: 0 E: 0 K: 0 S: 3	H: 1 LOB: 0 BB: 0 P: 3		R: 0 E: 0 K: 2 S: 7	H: 0 LOB: 1 BB: 0 P: 8	1B: 4 2B: 1 3B: 0 HR: 1	SF: 0 SAC: 0 DP: 2 HBP: 1	WP: 0 PB: 0 SB: 0 CS: 0	PA: 33					
PITCHER	IP	WLS	BF	H	R	ER	SO	BB	IBB	HBP	BLK	WP	HR	S	P	ERA	WHIP											
Bob Gibson, R ERA: 1.84 Hal Woodeshick, L ERA: 2.05 (1, 1)	7.0	L	26	5	2	2	5	1	0	0	0	0	0	1	35	39	2.57	0.857										
(8, 1)	2.0		7	1	0	0	2	0	0	1	0	0	0	0	10	11	0.00	0.500										

Batter	1	2	3	4	5	6	7	8	9	AB	R	H	RBI	BB	SO	LOB	BOTTOM										
Lou Brock, L OBP: 0.299, SLG: 0.401 (1, 9)										4	1	1	0	0	1	2	San Francisco Giants @ St. Louis Cardinals Busch Stadium, St. Louis, MO Mon Jun 27 1966, 7:05 PM CDT Att: 30,308 - Unknown										
Phil Gaetano, R OBP: 0.403, SLG: 0.378 Bobby Tolan, L OBP: 0.240, SLG: 0.291 (1, 7)										2	0	0	0	1	0	1											
Curt Flood, R OBP: 0.315, SLG: 0.384 (1, 8)										4	0	0	1	0	0	1											
Orlando Cepeda, R OBP: 0.357, SLG: 0.515 (1, 3)										4	0	0	0	0	1	0											
Tim McCarver, L OBP: 0.313, SLG: 0.437 (1, 2)										3	0	1	0	1	0	0											
Charley Smith, R OBP: 0.322, SLG: 0.396 Jimmy Williams, R OBP: 0.500, SLG: 0.429 (1, 5)										4	0	2	0	0	1	1											
Julian Javier, R OBP: 0.281, SLG: 0.298 (1, 4)										4	0	1	0	0	0	3											
Dal Maxvill, R OBP: 0.265, SLG: 0.260 Tito Francona, L OBP: 0.391, SLG: 0.330 Al Jackson, L OBP: 0.323, SLG: 0.346 Hal Woodeshick, R OBP: 0.333, SLG: 0.667 Mike Shannon, R OBP: 0.286, SLG: 0.390 (1, 6)										1	0	0	0	1	0	3											
Bob Gibson, R OBP: 0.250, SLG: 0.328 Bob Skinner, L OBP: 0.242, SLG: 0.290 Jerry Buchek, R OBP: 0.303, SLG: 0.350 (1, 1)										2	0	1	0	0	0	1											
Inning Stats	R: 0 E: 0 K: 1 S: 4	H: 0 LOB: 0 BB: 1 P: 8	R: 0 E: 1 K: 0 S: 4	H: 1 LOB: 2 BB: 1 P: 8	R: 0 E: 0 K: 0 S: 3	H: 1 LOB: 0 BB: 0 P: 3	R: 0 E: 0 K: 1 S: 6	H: 1 LOB: 1 BB: 0 P: 6	R: 0 E: 0 K: 0 S: 3	H: 0 LOB: 0 BB: 0 P: 3	R: 0 E: 0 K: 0 S: 5	H: 2 LOB: 2 BB: 0 P: 5	R: 1 E: 0 K: 1 S: 6	H: 1 LOB: 0 BB: 0 P: 6	R: 0 E: 0 K: 0 S: 4	H: 1 LOB: 1 BB: 0 P: 4		1B: 6 2B: 1 3B: 1 HR: 0	SF: 0 SAC: 0 DP: 3 HBP: 0	WP: 0 PB: 0 SB: 1 CS: 0	PA: 35						
PITCHER	IP	WLS	BF	H	R	ER	SO	BB	IBB	HBP	BLK	WP	HR	S	P	ERA	WHIP										
Ron Herbel, R ERA: 4.06 Bill Henry, L ERA: 1.23 Lindy McDaniel, R ERA: 3.18 (1, 1)	6.2	W	26	5	0	0	2	3	0	0	0	0	0	27	39	0.00	1.200										
(7, 1)	0.2		3	1	1	1	0	0	0	0	0	0	0	3	3	13.50	1.500										
(8, 1)	1.2	S	6	1	0	0	1	0	0	0	0	0	0	8	8	0.00	0.600										

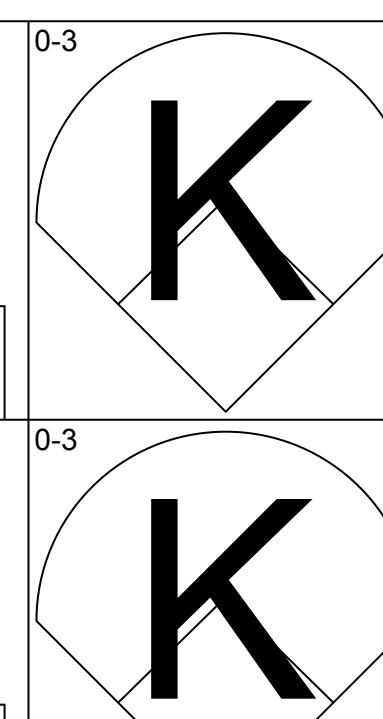
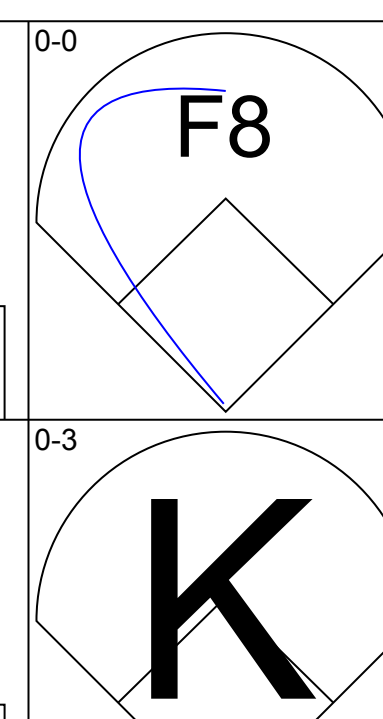
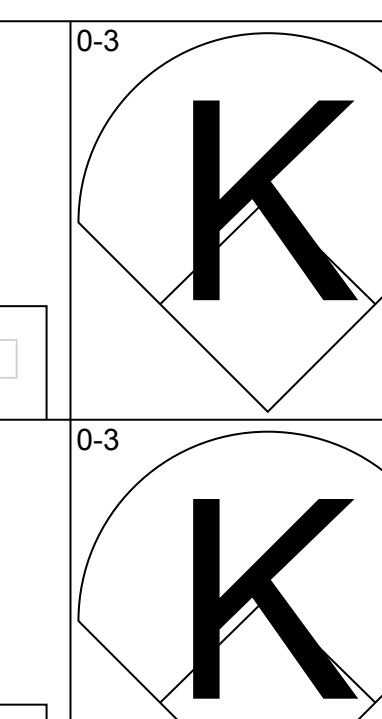
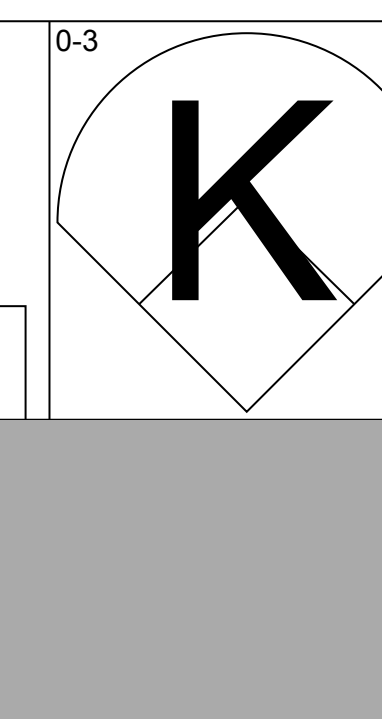
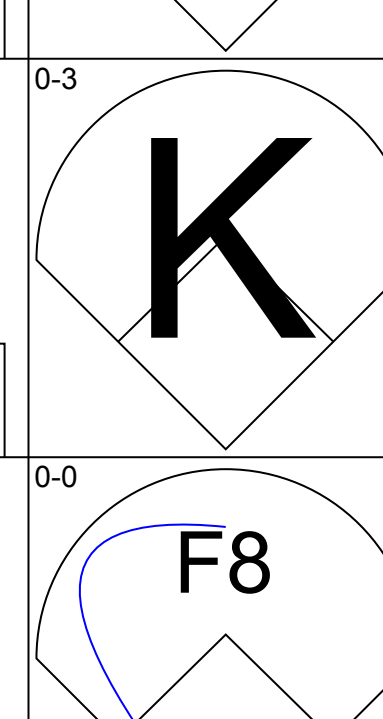
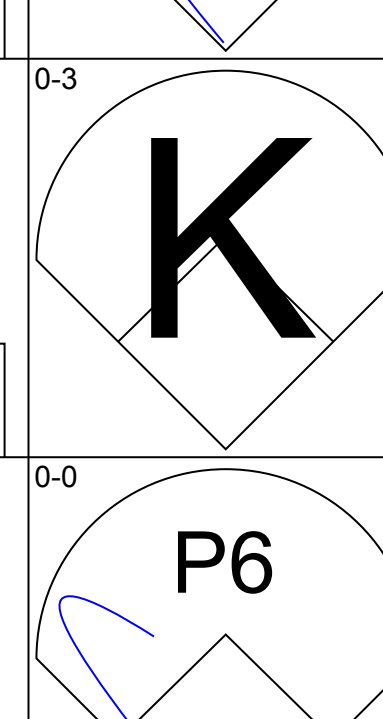
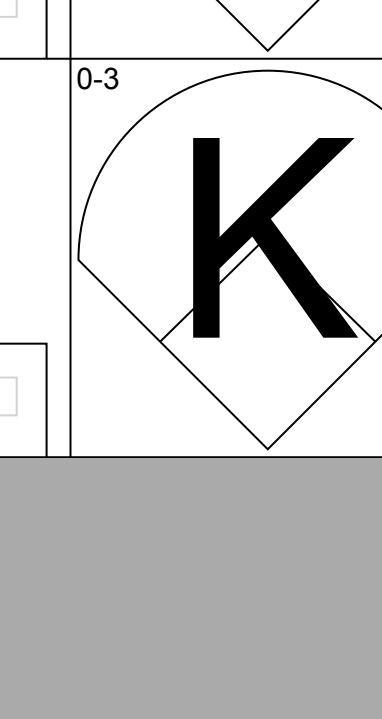
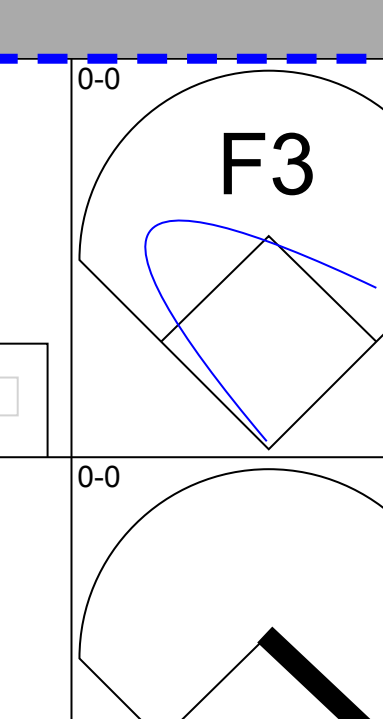
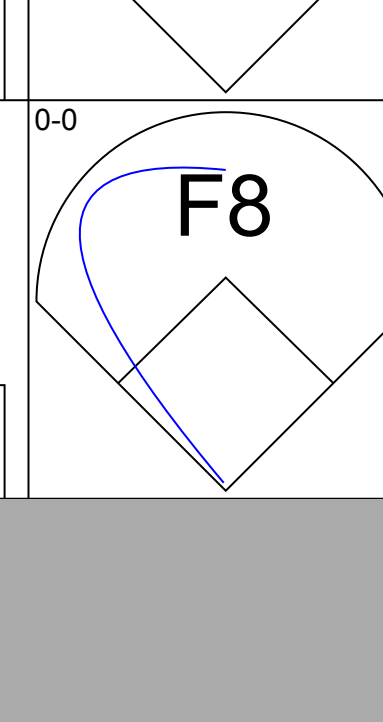
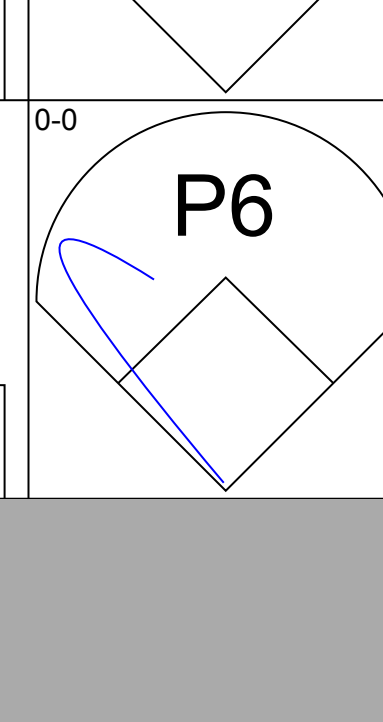
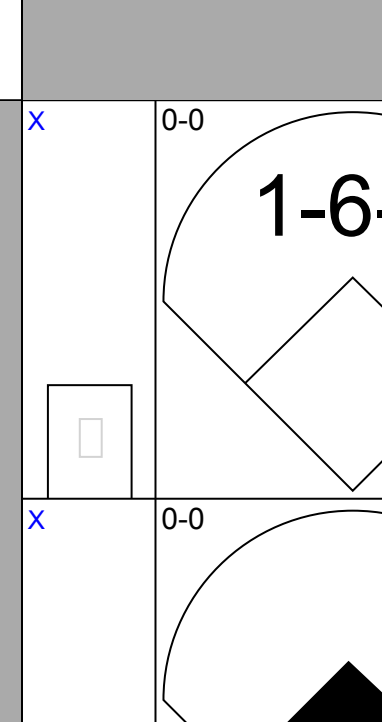
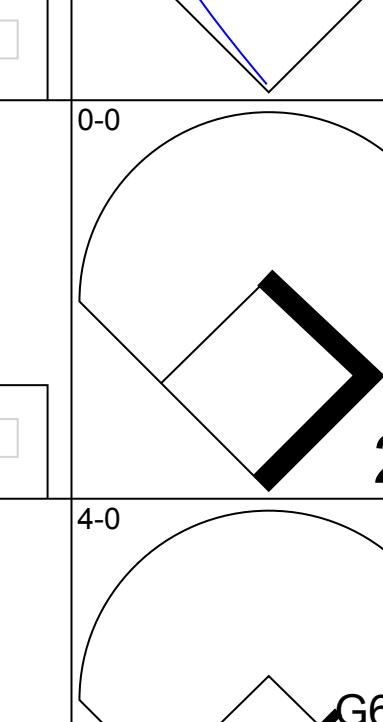
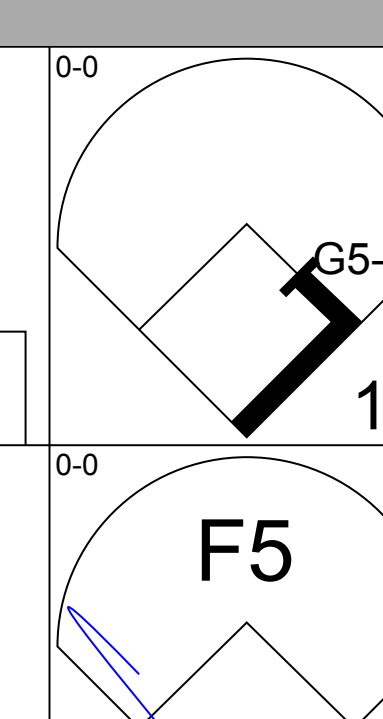
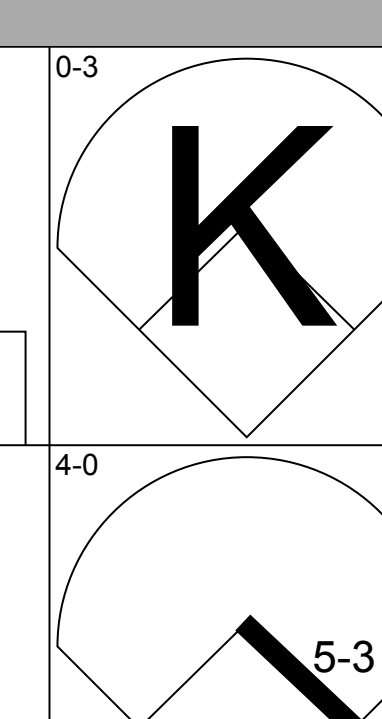
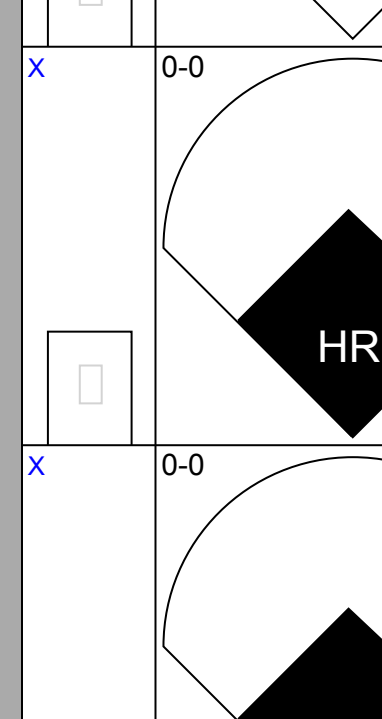
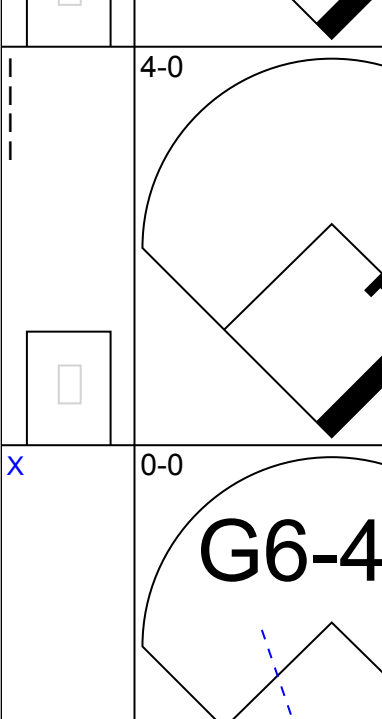
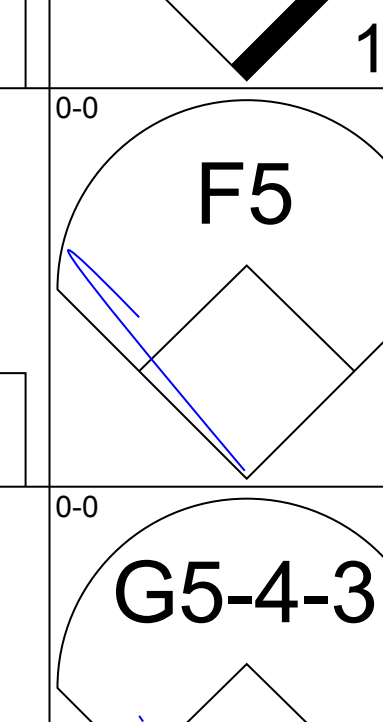
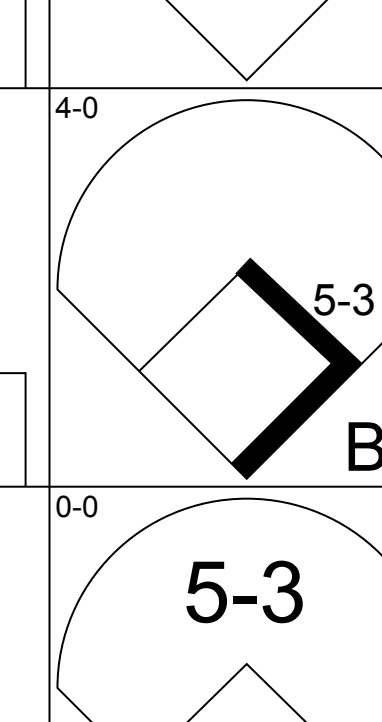
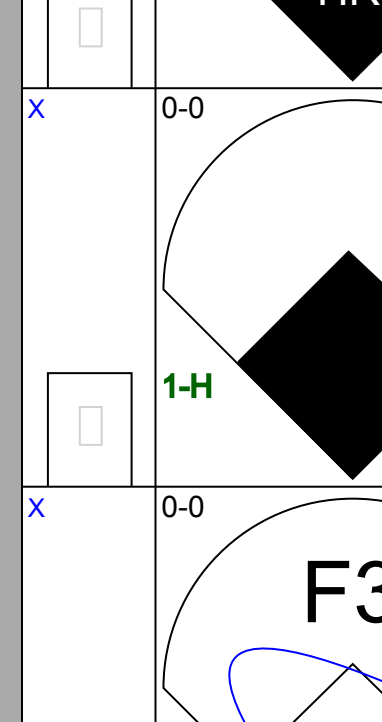
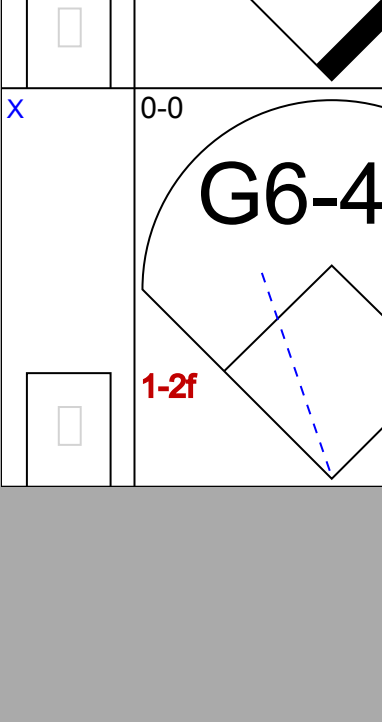
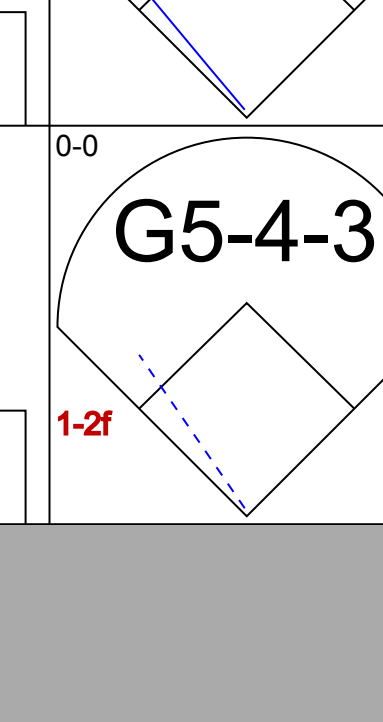
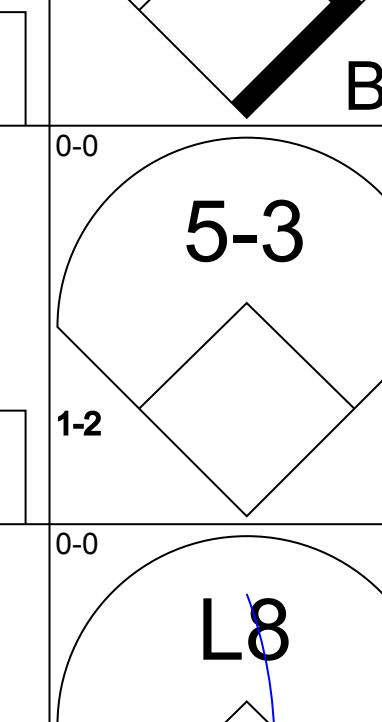
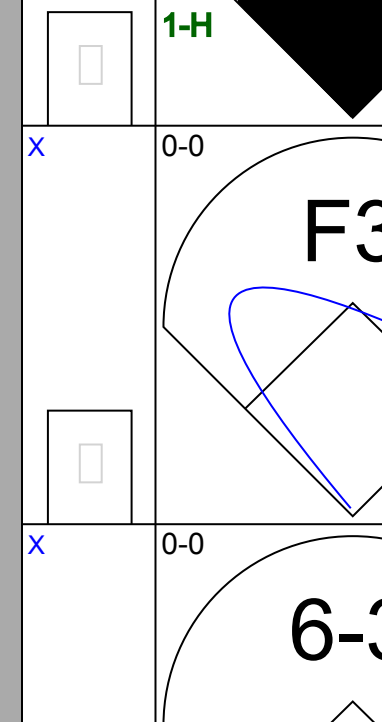
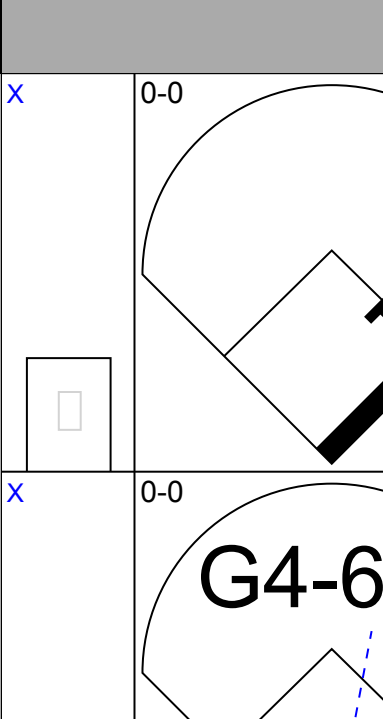
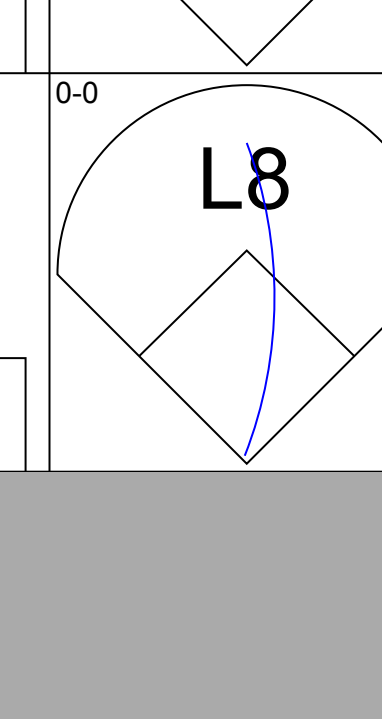
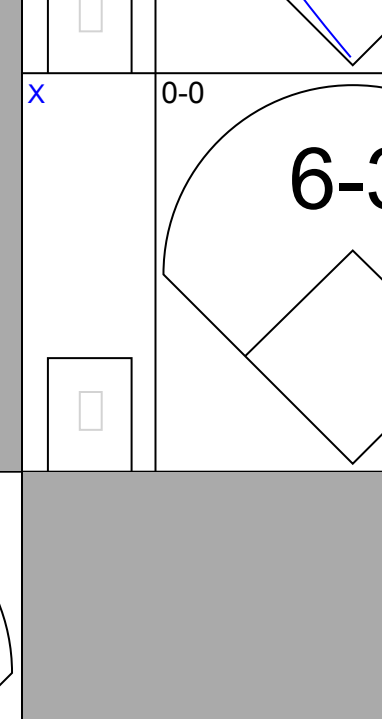
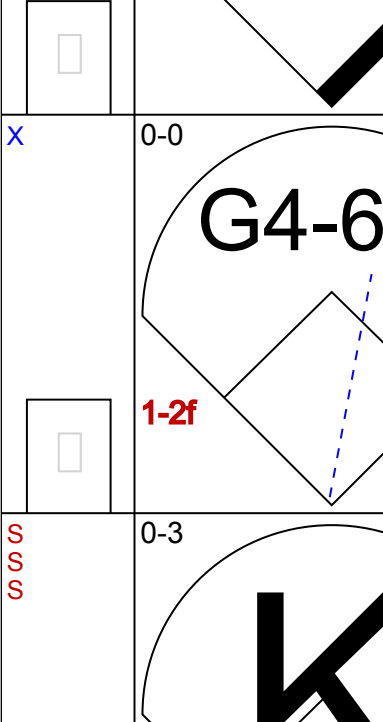
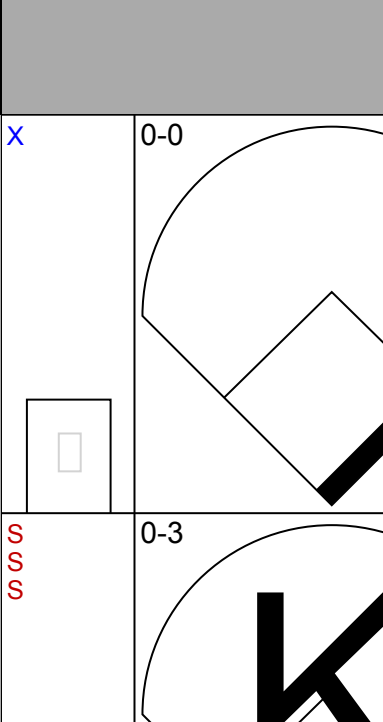
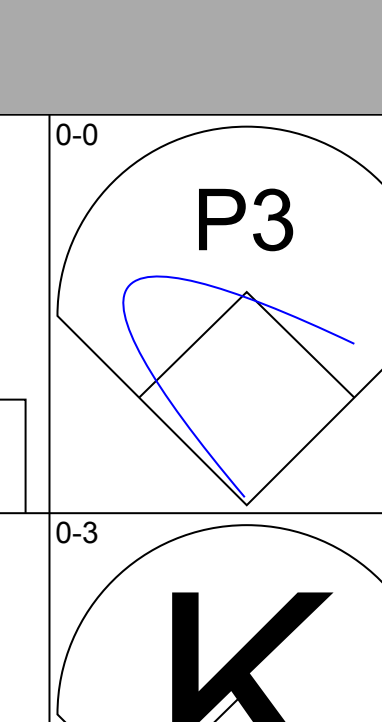
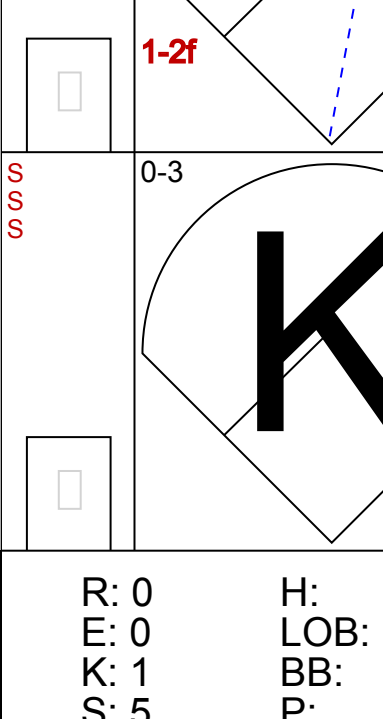
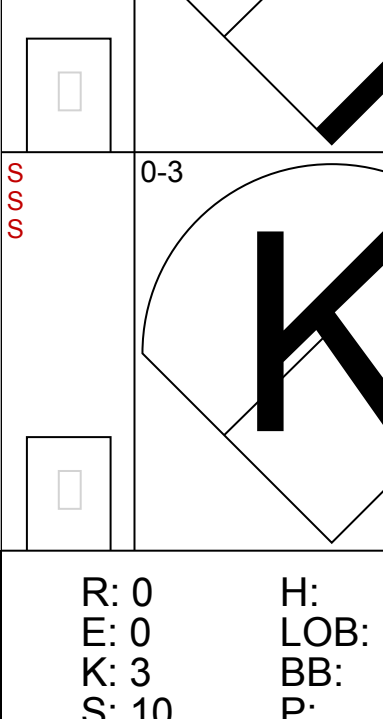
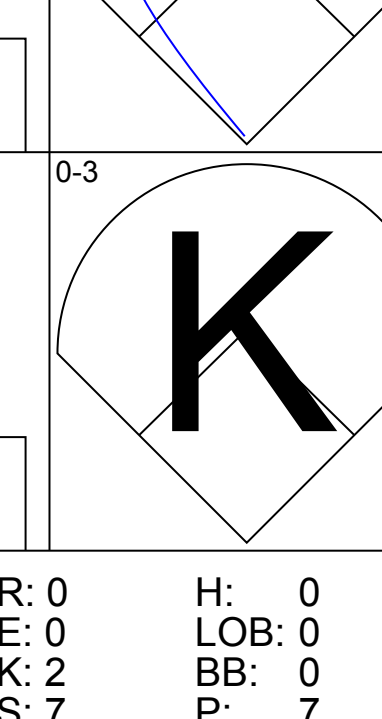
Batter	1	2	3	4	5	6	7	8	9	AB	R	H	RBI	BB	SO	LOB	TOP					
Jesus Alou, R OBP: 0.270, SLG: 0.304 (1, 9)	0-0 4-3 ①			0-0 G6-4-3 1B		0-0 F6 ②		0-0 G5-4-3 1B		4	0	2	0	0	0	0	San Francisco Giants @ St. Louis Cardinals Busch Stadium, St. Louis, MO Wed Jun 29 1966, 3:33 AM CDT Att: 29,119 - Unknown					
Tom Haller, L OBP: 0.327, SLG: 0.514 (1, 2)	0-0 6-3 ②			0-0 G6-4-3 ①②		4-0 BB		0-0 G5-4-3 ①②③		2	0	0	0	1	0	1						
Ozzie Virgil, R OBP: 0.250, SLG: 0.500 (8, PH)	0-0 6-3			1-2f				1-2f		1	0	0	0	0	0	2						
Bob Barton, R OBP: 0.222, SLG: 0.207 (8, 2)				1-2f				1-2f		0	0	0	0	0	0	0						
Willie Mays, R OBP: 0.348, SLG: 0.549 (1, 8)	0-3 K ③			4-0 1B BB		0-3 K ③			0-3 K ①	3	0	0	0	1	3	1						
Willie McCovey, L OBP: 0.369, SLG: 0.540 (1, 3)		0-0 6-3 ①		0-0 1B BB					0-0 G5-4-3 1B	4	1	3	1	0	0	0						
Jim Ray Hart, R OBP: 0.375, SLG: 0.547 (1, 5)	0-3 K ②			1-4		0-0 G4-6-3 1B		0-0 HR	0-0 G5-4-3 1B	4	0	1	0	0	1	1						
Len Gabrielson, L OBP: 0.269, SLG: 0.298 (1, 7)	0-0 6-3 ③			1-2f		0-0 G4-6-3 1B		0-0 G6-4-3 1B		3	0	1	0	0	0	1						
Jim Davenport, R OBP: 0.330, SLG: 0.424 (1, 6)			0-0 1-3 ①		0-0 2B		0-0 G6-4-3 1-2f			3	0	1	0	0	0	1						
Hal Lanier, R OBP: 0.232, SLG: 0.274 (1, 4)	0-0 F4 ②			0-0 1-3 ③				0-0 6-3 ①		3	0	0	0	0	0	1						
Juan Marichal, R OBP: 0.279, SLG: 0.328 (1, 1)	0-0 6-3 ③			0-0 F6 ①				0-0 1B 1B		3	0	1	0	0	0	0						
Inning Stats	R: 0 E: 0 K: 1 S: 5	H: 0 LOB: 0 BB: 0 P: 5	R: 0 E: 0 K: 1 S: 5	H: 0 LOB: 0 BB: 0 P: 5	R: 0 E: 0 K: 0 S: 3	H: 0 LOB: 0 BB: 0 P: 3	R: 0 E: 0 K: 0 S: 3	H: 2 LOB: 2 BB: 1 P: 7	R: 0 E: 0 K: 0 S: 4	H: 2 LOB: 1 BB: 1 P: 4	R: 0 E: 0 K: 1 S: 5	H: 0 LOB: 1 BB: 1 P: 9	R: 1 E: 0 K: 0 S: 4	H: 2 LOB: 0 BB: 0 P: 4	R: 0 E: 0 K: 0 S: 4	H: 2 LOB: 1 BB: 0 P: 4	R: 0 E: 0 K: 1 S: 5	H: 1 LOB: 0 BB: 0 P: 5	1B: 7 2B: 1 3B: 0 HR: 1	SF: 0 SAC: 0 DP: 5 HBP: 0	WP: 0 PB: 0 SB: 0 CS: 0	PA: 32
PITCHER	IP WLS BF H R ER SO BB IBB HBP BLK WP HR S P ERA WHIP	IP WLS BF H R ER SO BB IBB HBP BLK WP HR S P ERA WHIP																				
Nelson Briles, R ERA: 2.99 Joe Hoerner, L ERA: 1.01	(1, 1) 7.1 W 28 8 1 1 3 2 0 0 0 0 0 1 32 40 1.23 1.364	(8, 1) 1.2 S 4 1 0 0 1 0 0 0 0 0 0 0 6 6 0.00 0.600																				

AB	30
R	1
H	9
RBI	1
BB	2
SO	4
LOB	8



Batter	1	2	3	4	5	6	7	8	9	AB	R	H	RBI	BB	SO	LOB	BOTTOM			
Lou Brock, L OBP: 0.298, SLG: 0.404 (1, 7)	0-0 SF8 3B		0-0 S 1B		0-0 F6 ②			0-0 3-1 ①		4	1	2	0	0	0	2	San Francisco Giants @ St. Louis Cardinals Busch Stadium, St. Louis, MO Wed Jun 29 1966, 3:33 AM CDT Att: 29,119 - Unknown			
Phil Gaetano, R OBP: 0.395, SLG: 0.364 (1, 5)	0-0 SF8 ①		0-0 6-3 ③		0-0 F8 ③			0-3 K ②		3	0	0	1	0	1	3				
Curt Flood, R OBP: 0.311, SLG: 0.378 (1, 8)	0-3 K ②		1-2	0-0 G4-6 1B		0-0 6-3 ①		0-0 4-3 ③		4	0	1	0	0	1	0				
Orlando Cepeda, R OBP: 0.354, SLG: 0.524 (1, 3)	0-0 5-3 ③		1-2	0-0 G4-6 ①		0-0 HR				3	0	1	1	0	0	1				
Tim McCarver, L OBP: 0.305, SLG: 0.425 (1, 2)		0-0 4-3 ①		0-0 F3 ②		0-0 4-3 ②		0-0 4-3 ②		3	0	0	0	0	0	1				
Mike Shannon, R OBP: 0.279, SLG: 0.381 (1, 9)	0-0 F7 ②		1-2	0-0 F3 ③		0-0 6-3 ③				3	0	0	0	0	0	1				
Julian Javier, R OBP: 0.279, SLG: 0.296 (1, 4)	0-3 K ③			0-0 1B 1B		0-0 F6 ①				3	0	1	0	0	1	0				
Dal Maxvill, R OBP: 0.267, SLG: 0.263 (1, 6)			0-0 F8 ①		1-3 1B		0-0 6-3 ②			3	0	1	0	0	0	0				
Nelson Briles, R OBP: 0.077, SLG: 0.040 Joe Hoerner, R (8, 1)		0-3 K ②		0-0 F3 ①		0-0 5-3 ③				3	0	0	0	0	1	2				
Inning Stats	R: 1 E: 0 K: 1 S: 6	H: 1 LOB: 0 BB: 0 P: 6	R: 0 E: 0 K: 1 S: 5	H: 0 LOB: 0 BB: 0 P: 5	R: 0 E: 0 K: 1 S: 6	H: 1 LOB: 1 BB: 0 P: 6	R: 0 E: 0 K: 0 S: 4	H: 1 LOB: 1 BB: 0 P: 4	R: 0 E: 0 K: 0 S: 5	H: 2 LOB: 2 BB: 0 P: 5	R: 1 E: 0 K: 0 S: 4	H: 1 LOB: 0 BB: 0 P: 4	R: 0 E: 0 K: 0 S: 3	H: 0 LOB: 0 BB: 0 P: 3	R: 0 E: 0 K: 1 S: 5	H: 0 LOB: 0 BB: 0 P: 5		1B: 4 2B: 0 3B: 1 HR: 1	SF: 1 SAC: 0 DP: 0 HBP: 0	WP: 0 PB: 0 SB: 2 CS: 0
PITCHER	IP WLS BF H R ER SO BB IBB HBP BLK WP HR S P ERA WHIP	IP WLS BF H R ER SO BB IBB HBP BLK WP HR S P ERA WHIP																		
Juan Marichal, R ERA: 1.92	(1, 1) 8.0 L 30 6 2 2 4 0 0 0 0 0 1 38 38 2.25 0.750																			

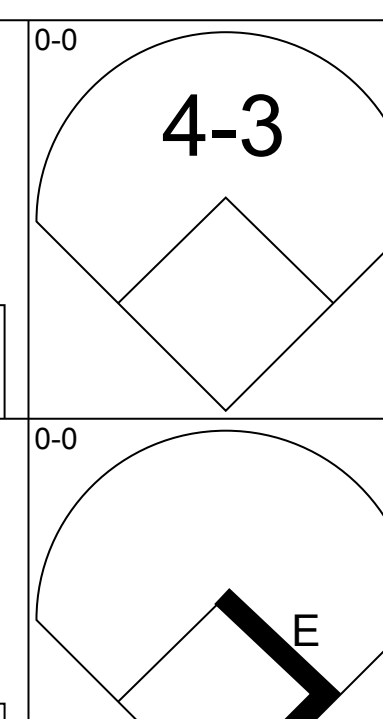
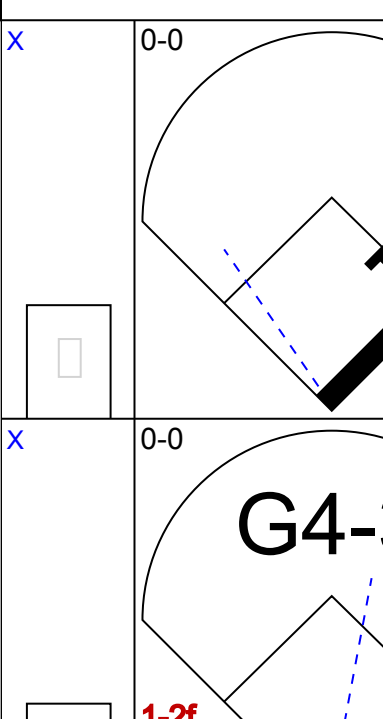
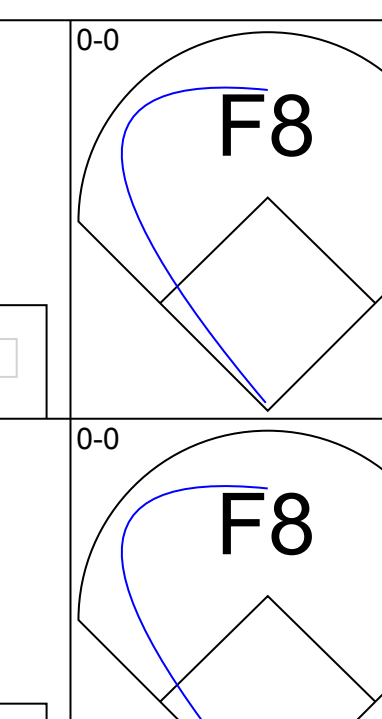
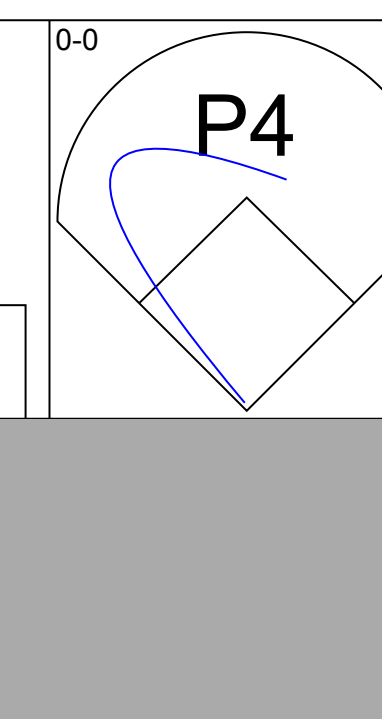
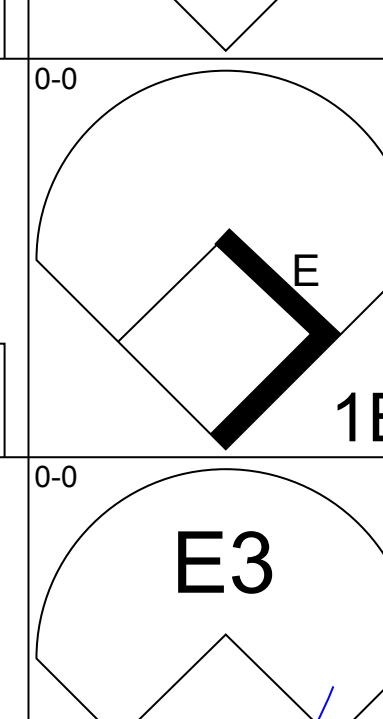
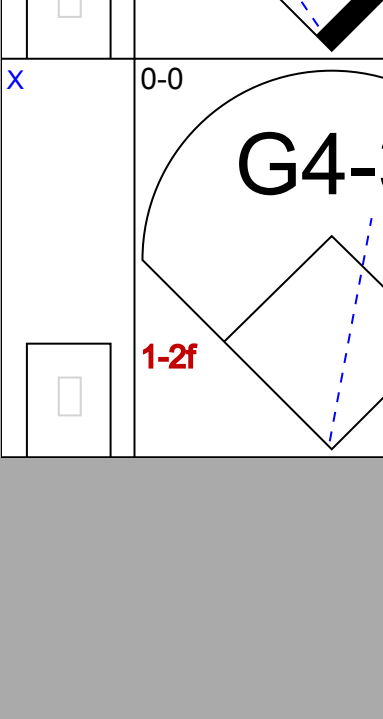
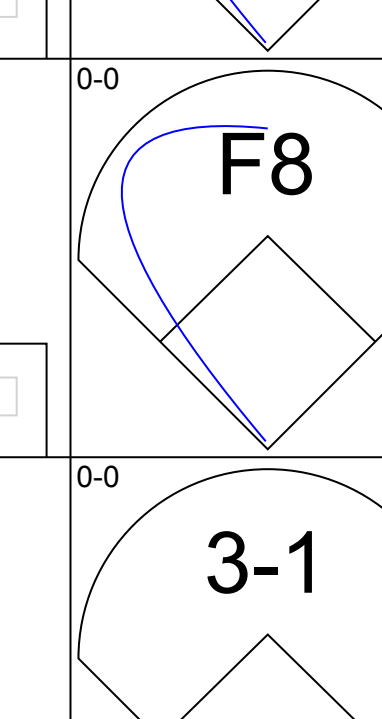
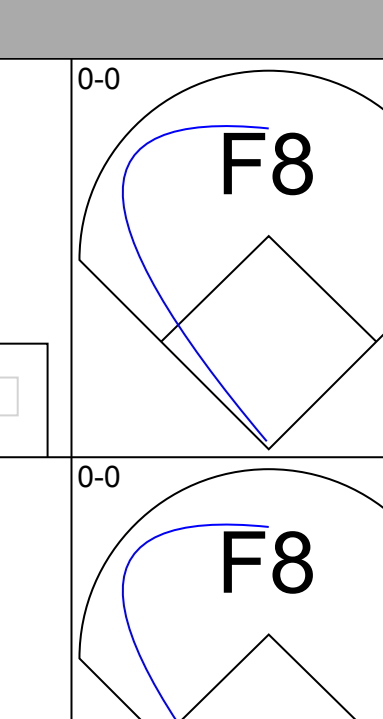
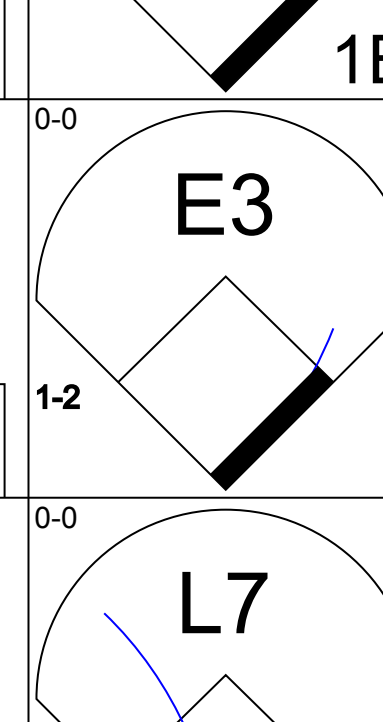
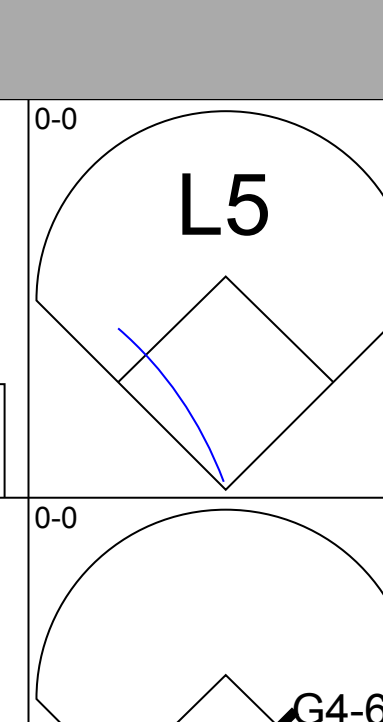
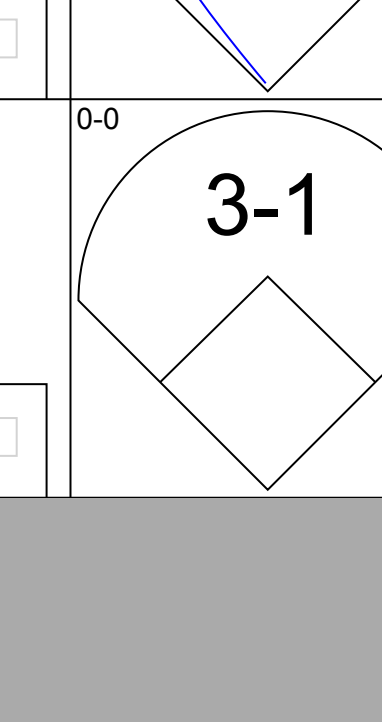
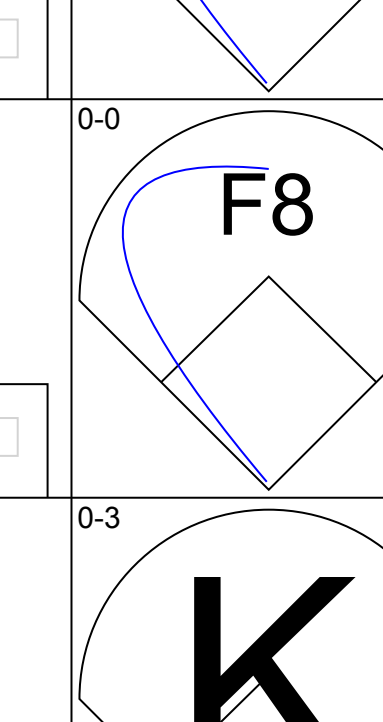
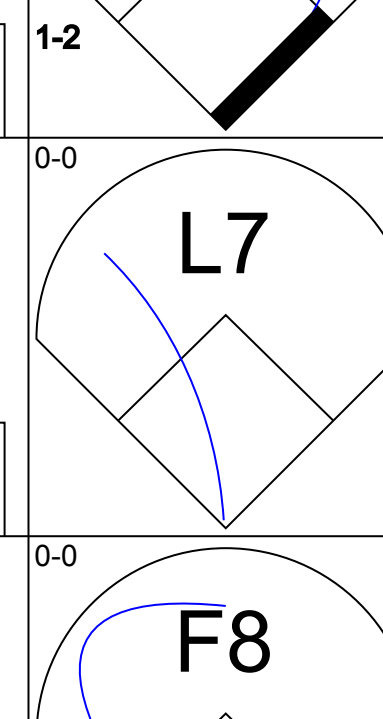
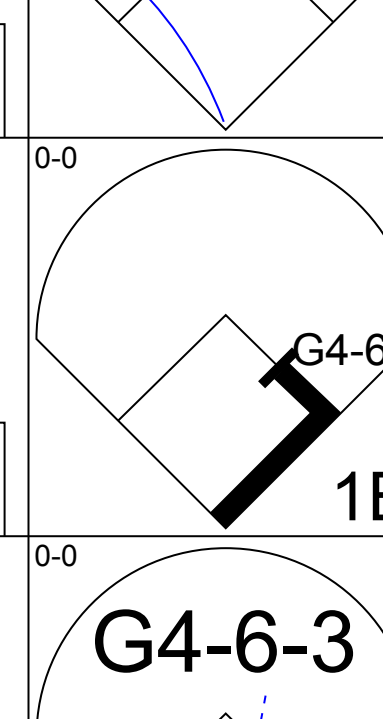
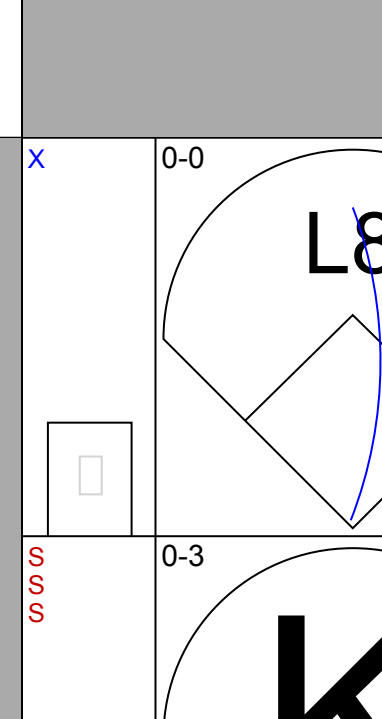
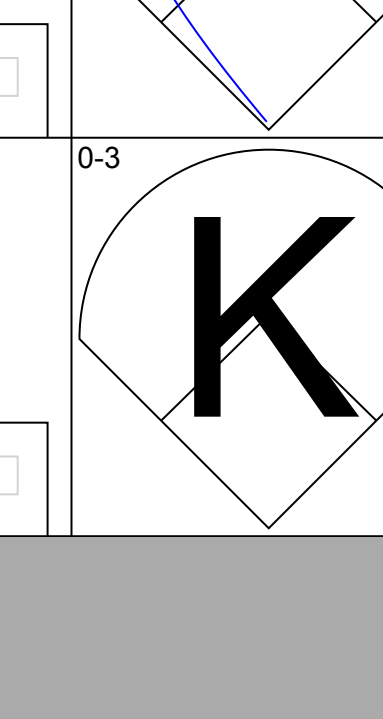
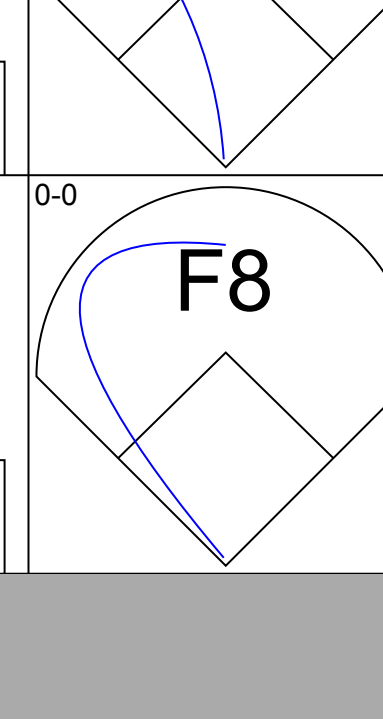
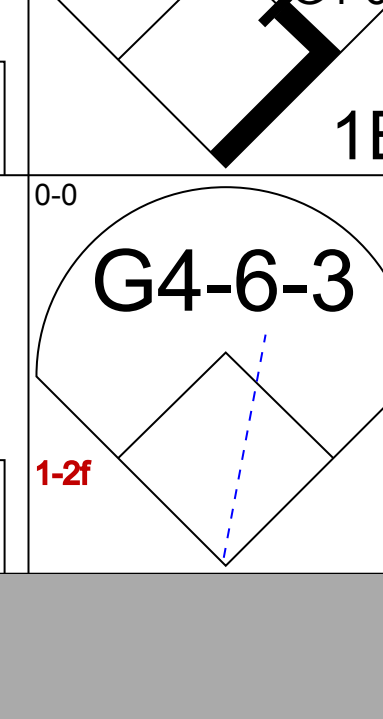
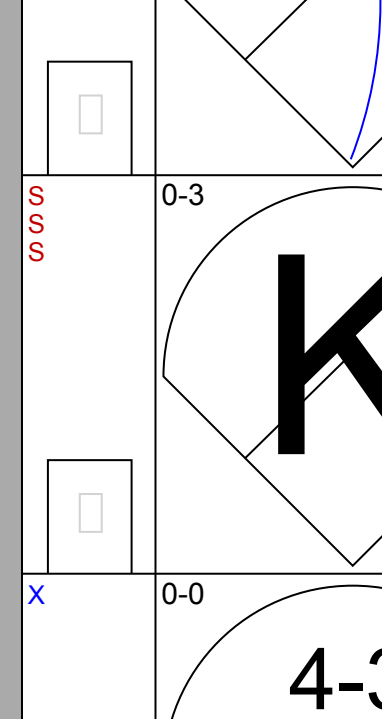
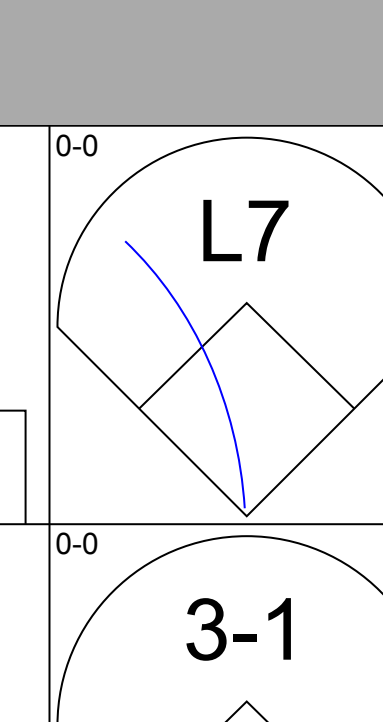
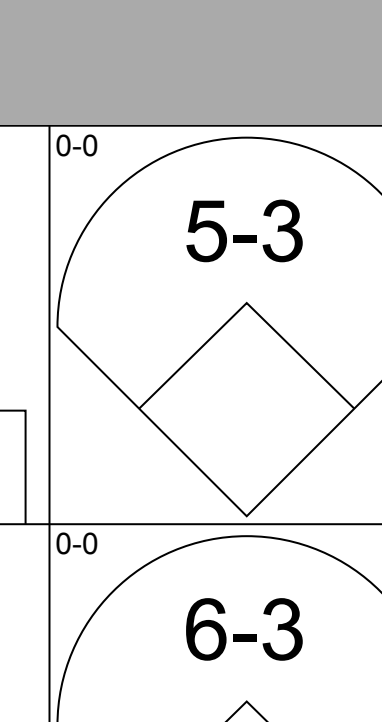
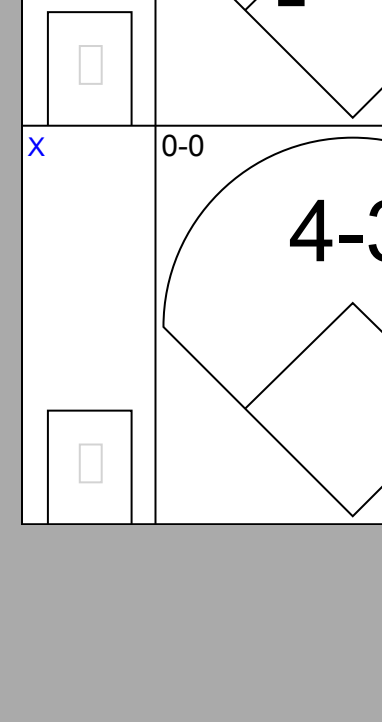
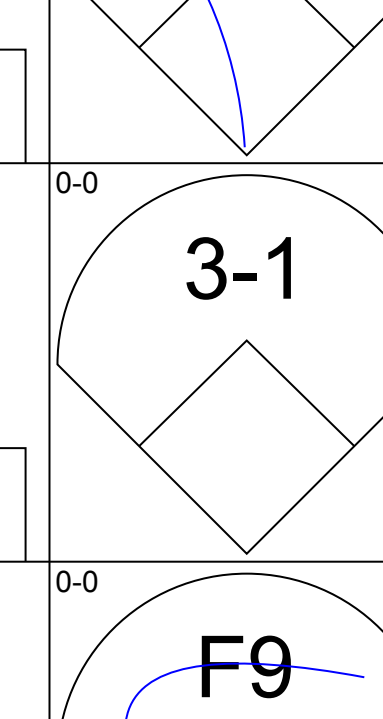
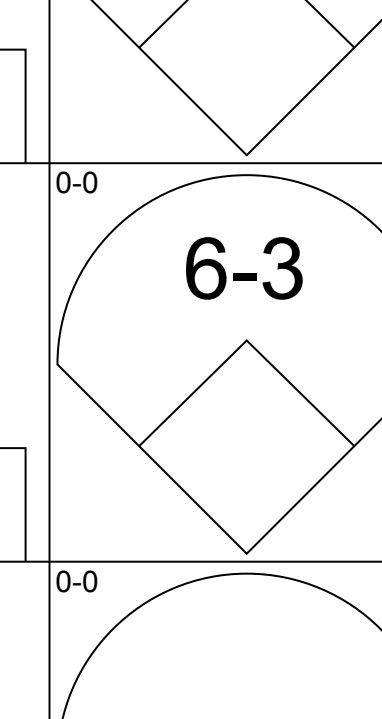
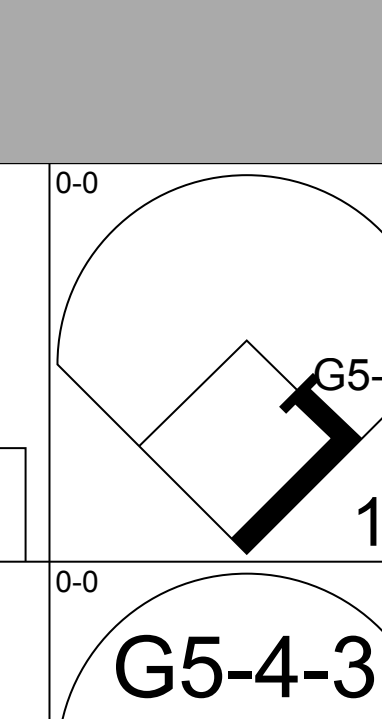
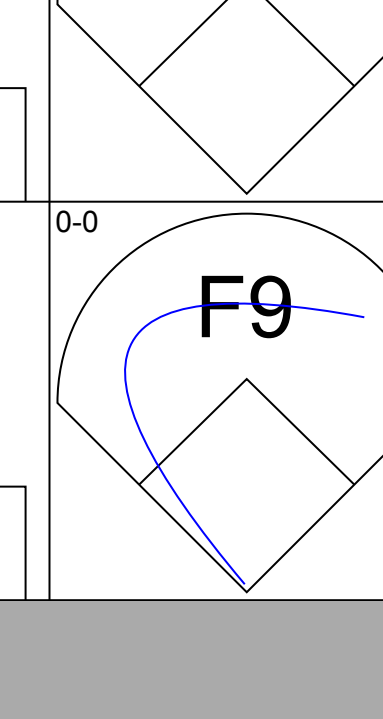
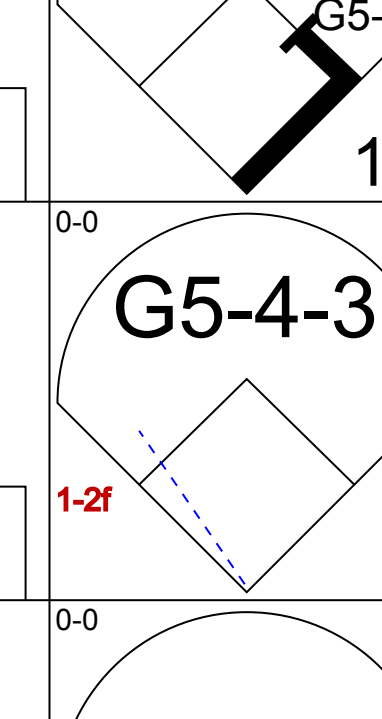


Batter	1	2	3	4	5	6	7	8	9	AB	R	H	RBI	BB	SO	LOB	TOP								
Lou Brock, L (1,7) OBP: 0.293, SLG: 0.398										4	0	0	0	0	3	1									
Phil Gaigliano, R (1,5) OBP: 0.365, SLG: 0.353										4	0	0	0	0	3	1									
Curt Flood, R (1,8) OBP: 0.310, SLG: 0.380										4	0	1	0	0	0	0									
Orlando Cepeda, R (1,3) OBP: 0.363, SLG: 0.526										3	1	2	0	1	1	0									
Mike Shannon, R (1,9) OBP: 0.286, SLG: 0.403										3	1	1	2	1	0	3									
Julian Javier, R (1,4) OBP: 0.275, SLG: 0.292										3	0	0	0	0	0	2									
Dal Maxvill, R (1,6) OBP: 0.269, SLG: 0.265										3	0	1	0	0	0	1									
Pat Corrales, R (1,2) OBP: 0.204, SLG: 0.180										3	0	1	0	0	0	1									
Al Jackson, L (1,1) OBP: 0.294, SLG: 0.310										3	0	0	0	0	3	1									
Inning Stats	R: 0 E: 0 K: 2 S: 7	H: 0 LOB: 0 BB: 0 P: 7	R: 0 E: 0 K: 0 S: 3	H: 1 LOB: 0 BB: 0 P: 3	R: 0 E: 0 K: 1 S: 5	H: 1 LOB: 0 BB: 0 P: 5	R: 0 E: 0 K: 1 S: 5	H: 0 LOB: 0 BB: 0 P: 5	R: 0 E: 0 K: 1 S: 5	H: 1 LOB: 1 BB: 1 P: 9	R: 0 E: 0 K: 3 S: 10	H: 1 LOB: 0 BB: 0 P: 10	R: 2 E: 0 K: 0 S: 5	H: 2 LOB: 0 BB: 0 P: 5	R: 0 E: 0 K: 2 S: 7	H: 0 LOB: 0 BB: 0 P: 7	R: 0 E: 0 K: 0 S: 3	H: 1 LOB: 1 BB: 1 P: 7	1B: 4 2B: 1 3B: 0 HR: 1	SF: 0 SAC: 0 DP: 3 HBP: 0	WP: 0 PB: 0 SB: 0 CS: 0	PA: 32			
PITCHER	IP	WLS	BF	H	R	ER	SO	BB	IBB	HBP	BLK	WP	HR	S	P	ERA	WHIP								
Sandy Koufax, L (1,1) ERA: 1.6	8.0	L	28	5	2	2	10	1	0	0	0	0	1	47	51	2.25	0.750								
Phil Regan, R (9,1) ERA: 1.62	1.0		4	1	0	0	0	0	1	0	0	0	0	3	7	0.00	1.000								

St. Louis Cardinals @ Los Angeles Dodgers
 Dodger Stadium, Los Angeles, CA
 Fri Jul 01 1966, 7:05 PM PDT
 Att: 38,410 - Unknown

AB	30
R	2
H	6
RBI	2
BB	2
SO	10
LOB	10



Batter	1	2	3	4	5	6	7	8	9	AB	R	H	RBI	BB	SO	LOB	BOTTOM								
Maury Wills, S (1,6) OBP: 0.352, SLG: 0.352										4	0	1	0	0	0	1									
Wes Parker, S (1,9) OBP: 0.348, SLG: 0.423										4	0	1	0	0	0	1									
Willie Davis, L (1,8) OBP: 0.288, SLG: 0.363										4	0	0	0	0	0	1									
Lou Johnson, R (1,7) OBP: 0.319, SLG: 0.419										4	0	1	0	0	1	2									
Ron Fairly, L (1,3) OBP: 0.374, SLG: 0.406										3	0	0	0	0	1	3									
Jim Lefebvre, S (1,5) OBP: 0.341, SLG: 0.486										3	0	0	0	0	0	0									
John Roseboro, L (1,2) OBP: 0.351, SLG: 0.433										3	0	1	0	0	0	0									
John Kennedy, R (1,4) OBP: 0.240, SLG: 0.271										2	0	1	0	0	0	0									
Al Ferrara, R (8,PH) OBP: 0.308, SLG: 0.361										1	0	0	0	0	0	1									
Phil Regan, R (9,1) OBP: 0.133, SLG: 0.133										0	0	0	0	0	0	0									
Sandy Koufax, R (1,1) OBP: 0.068, SLG: 0.053										2	0	0	0	0	0	1									
Tommy Davis, R (8,PH) OBP: 0.308, SLG: 0.361										1	0	1	0	0	0	0									
Nate Oliver, R (6,PR) OBP: 0.290, SLG: 0.237										0	0	0	0	0	0	0									
Inning Stats	R: 0 E: 1 K: 0 S: 5	H: 1 LOB: 2 BB: 0 P: 5	R: 0 E: 0 K: 0 S: 3	H: 0 LOB: 0 BB: 0 P: 3	R: 0 E: 0 K: 0 S: 3	H: 1 LOB: 0 BB: 0 P: 3	R: 0 E: 0 K: 0 S: 3	H: 1 LOB: 0 BB: 0 P: 3	R: 0 E: 0 K: 1 S: 5	H: 0 LOB: 0 BB: 0 P: 5	R: 0 E: 0 K: 0 S: 4	H: 2 LOB: 1 BB: 0 P: 4	R: 0 E: 0 K: 0 S: 5	H: 0 LOB: 0 BB: 0 P: 5	R: 0 E: 0 K: 1 S: 5	H: 0 LOB: 0 BB: 0 P: 5	1B: 6 2B: 0 3B: 0 HR: 0	SF: 0 SAC: 0 DP: 3 HBP: 0	WP: 0 PB: 0 SB: 0 CS: 0	PA: 31					
PITCHER	IP	WLS	BF	H	R	ER	SO	BB	IBB	HBP	BLK	WP	HR	S	P	ERA	WHIP								
Al Jackson, L (1,1) ERA: 1.98	9.0	W	31	6	0	0	2	0	0	0	0	0	0	35	35	0.00	0.667								

St. Louis Cardinals @ Los Angeles Dodgers
 Dodger Stadium, Los Angeles, CA
 Fri Jul 01 1966, 7:05 PM PDT
 Att: 38,410 - Unknown

AB	31
R	0
H	6
RBI	0
BB	0
SO	2
LOB	10



Batter	1	2	3	4	5	6	7	8	9	AB	R	H	RBI	BB	SO	LOB	TOP								
Lou Brock, L OBP: 0.289, SLG: 0.392 (1, 7)	F7		B5-3		K		K			4	0	0	0	0	2	2	St. Louis Cardinals @ Los Angeles Dodgers Dodger Stadium, Los Angeles, CA Sat Jul 02 1966, 7:05 PM PDT Att: 29,042 - Unknown livebaseballscorecards.com								
Phil Gaigliano, R OBP: 0.392, SLG: 0.357 (1, 5)	6-3		1B 2B		K		E6			4	0	1	0	0	1	2									
Curt Flood, R OBP: 0.309, SLG: 0.378 (1, 8)	L5		2-3 1B		L3		4-3			4	0	1	0	0	0	2									
Orlando Cepeda, R OBP: 0.365, SLG: 0.542 (1, 3)		2B 1B	K		HR		K			4	2	2	1	0	2	2									
Mike Shannon, R OBP: 0.292, SLG: 0.414 (1, 9)	1B 1-3 2B				6-3		4-3			4	0	2	0	0	0	0									
Julian Javier, R OBP: 0.272, SLG: 0.288 (1, 4)	6-3				6-3		FC4-6 1B			3	0	0	0	0	0	3									
Bobby Tolan, L OBP: 0.235, SLG: 0.284 (8, PH)	6-3				6-3		FC4-6 WP 1-2			1	0	0	0	0	0	0									
Jimmy Williams, R OBP: 0.500, SLG: 0.429 (8, 4)	6-3				6-3		4-3			0	0	0	0	0	0	0									
Dal Maxvill, R OBP: 0.270, SLG: 0.267 (1, 6)	2-3 3-H 1B				6-3		4-3			3	0	1	1	0	0	1									
Tito Francona, L OBP: 0.278, SLG: 0.314 (9, PH)	K				6-3		4-3			1	0	0	0	0	0	0									
Pat Corrales, R OBP: 0.196, SLG: 0.173 (1, 2)					K		E 1B			2	0	0	0	0	2	1									
Charley Smith, R OBP: 0.329, SLG: 0.399 (7, PH)	K				K		K			1	0	1	0	0	0	0									
Tim McCarver, L OBP: 0.304, SLG: 0.423 (7, 2)					K		K			1	0	0	0	0	0	0									
Bob Gibson, R OBP: 0.254, SLG: 0.328 (1, 1)					K		K			3	0	1	0	0	2	1									
Hal Woodeshick, R OBP: 0.333, SLG: 0.667 (7, 1)							K			0	0	0	0	0	0	0									
Bob Skinner, L OBP: 0.229, SLG: 0.273 (9, PH)							1B			1	0	0	0	0	1	0									
Inning Stats	R: 0 E: 0 K: 0 S: 3	H: 0 LOB: 0 BB: 0 P: 3	R: 1 E: 0 K: 1 S: 7	H: 3 LOB: 1 BB: 0 P: 7	R: 0 E: 0 K: 2 S: 9	H: 2 LOB: 2 BB: 0 P: 9	R: 0 E: 0 K: 0 S: 3	H: 0 LOB: 0 BB: 0 P: 3	R: 0 E: 0 K: 3 S: 10	H: 1 LOB: 1 BB: 0 P: 10	R: 1 E: 0 K: 0 S: 5	H: 2 LOB: 1 BB: 0 P: 5	R: 0 E: 1 K: 2 S: 9	H: 1 LOB: 2 BB: 0 P: 9	R: 0 E: 0 K: 1 S: 5	H: 0 LOB: 0 BB: 0 P: 5	R: 0 E: 0 K: 1 S: 5	H: 0 LOB: 0 BB: 0 P: 5	R: 0 E: 0 K: 1 S: 5	H: 0 LOB: 0 BB: 0 P: 5	1B: 6 2B: 2 3B: 0 HR: 1	SF: 0 SAC: 0 DP: 0 HBP: 0	WP: 2 PB: 0 SB: 0 CS: 0	PA: 36	
PITCHER	IP	WLS	BF	H	R	ER	SO	BB	IBB	HBP	BLK	WP	HR	S	P	ERA	WHIP								
Claude Osteen, L ERA: 2.34 (1, 1)	6.2	W	29	9	2	2	8	0	0	0	0	1	1	45	45	2.70	1.350								
Phil Regan, R ERA: 1.55 (7, 1)	2.1	S	7	0	0	0	2	0	0	0	0	0	0	11	11	0.00	0.000								

Batter	1	2	3	4	5	6	7	8	9	AB	R	H	RBI	BB	SO	LOB	BOTTOM								
Maury Wills, S OBP: 0.347, SLG: 0.347 (1, 6)	K2-3		G6-3		F5		G3			4	0	0	0	0	1	4	St. Louis Cardinals @ Los Angeles Dodgers Dodger Stadium, Los Angeles, CA Sat Jul 02 1966, 7:05 PM PDT Att: 29,042 - Unknown livebaseballscorecards.com								
Jim Gilliam, S OBP: 0.287, SLG: 0.244 (1, 5)	F7		6-3		F2		E7 1B			4	0	1	2	0	0	0									
John Kennedy, R OBP: 0.240, SLG: 0.271 (8, 5)							2-H 3-H 1B			0	0	0	0	0	0	0									
Willie Davis, L OBP: 0.291, SLG: 0.365 (1, 8)	F5				G3 E 3B 1B		K			4	1	2	0	0	1	1									
Ron Fairly, L OBP: 0.371, SLG: 0.401 (1, 9)		F3			G3		B2-6-4 1B			4	0	1	0	0	0	2									
Jim Lefebvre, S OBP: 0.343, SLG: 0.492 (1, 4)		F2			SH1 3B		BB			3	1	1	1	1	0	1									
Nate Oliver, R OBP: 0.290, SLG: 0.237 (9, 4)					SH1 3B		G6-3 1B			0	0	0	0	0	0	0									
Lou Johnson, R OBP: 0.319, SLG: 0.418 (1, 7)	6-3				SH1		G1			3	1	1	1	0	0	1									
John Roseboro, L OBP: 0.364, SLG: 0.448 (1, 2)					E 2B		G3 E 1B			3	2	3	0	1	0	0									
Wes Parker, S OBP: 0.347, SLG: 0.421 (1, 3)					FC6 SH G6-3 2H		F4			4	1	1	1	0	0	2									
Claude Osteen, L OBP: 0.261, SLG: 0.364 (1, 1)					SH G6-3 2-3		CS 1B			1	0	1	0	0	0	0									
Phil Regan, R OBP: 0.176, SLG: 0.176 (7, 1)							G3 E 1B			2	1	1	0	0	0	2									
Inning Stats	R: 0 E: 0 K: 1 S: 5	H: 0 LOB: 0 BB: 0 P: 5	R: 0 E: 0 K: 0 S: 3	H: 0 LOB: 0 BB: 0 P: 3	R: 2 E: 2 K: 0 S: 5	H: 1 LOB: 0 BB: 0 P: 5	R: 2 E: 1 K: 0 S: 5	H: 2 LOB: 1 BB: 1 P: 9	R: 0 E: 0 K: 0 S: 3	H: 1 LOB: 0 BB: 0 P: 3	R: 0 E: 0 K: 0 S: 3	H: 1 LOB: 1 BB: 1 P: 7	R: 2 E: 1 K: 1 S: 8	H: 3 LOB: 1 BB: 0 P: 8	R: 1 E: 0 K: 0 S: 6	H: 4 LOB: 2 BB: 0 P: 6	R: 0 E: 0 K: 0 S: 6	H: 0 LOB: 0 BB: 0 P: 6	1B: 10 2B: 1 3B: 1 HR: 0	SF: 0 SAC: 2 DP: 3 HBP: 0	WP: 0 PB: 0 SB: 0 CS: 1	PA: 36			
PITCHER	IP	WLS	BF	H	R	ER	SO	BB	IBB	HBP	BLK	WP	HR	S	P	ERA	WHIP								
Bob Gibson, R ERA: 2.04 (1, 1)	6.2	L	29	8	6	5	1	2	0	0	0	0	0	29	37	6.75	1.500								
Hal Woodeshick, L ERA: 2.3 (7, 1)	1.1		7	4	1	1	1	0	0	0	0	0	0	9	9	6.75	3.000								

Batter	1	2	3	4	5	6	7	8	9	AB	R	H	RBI	BB	SO	LOB	TOP									
Lou Brock, L OBP: 0.292, SLG: 0.404 (1, 7)										4	1	2	1	0	0	1	St. Louis Cardinals @ Los Angeles Dodgers Dodger Stadium, Los Angeles, CA Sun Jul 03 1966, 3:33 AM PDT Att: 25,148 - Unknown livebaseballscorecards.com									
Phil Gaiglano, R OBP: 0.373, SLG: 0.347 (1, 5)										4	0	0	0	0	2	1										
Curt Flood, R OBP: 0.308, SLG: 0.376 (1, 8)										4	0	1	0	0	0	0										
Orlando Cepeda, R OBP: 0.358, SLG: 0.530 (1, 3)										4	0	0	0	0	1	1										
Tim McCarver, L OBP: 0.300, SLG: 0.417 (1, 2)										3	0	0	0	0	1	0										
Mike Shannon, R OBP: 0.293, SLG: 0.426 (1, 9)										3	1	1	0	0	0	0										
Julian Javier, R OBP: 0.269, SLG: 0.284 (1, 4)										3	0	0	0	0	0	1										
Dal Maxvill, R OBP: 0.272, SLG: 0.269 (1, 6)										3	0	1	1	0	1	0										
Larry Jaster, L OBP: 0.333, SLG: 0.273 (1, 1)										3	0	1	0	0	1	1										
Inning Stats	R: 0 E: 0 K: 1 S: 6	H: 2 LOB: 1 BB: 0 P: 6	R: 0 E: 0 K: 0 S: 3	H: 0 LOB: 0 BB: 0 P: 3	R: 0 E: 0 K: 1 S: 5	H: 1 LOB: 0 BB: 0 P: 5	R: 0 E: 0 K: 1 S: 5	H: 0 LOB: 0 BB: 0 P: 5	R: 1 E: 0 K: 1 S: 7	H: 2 LOB: 1 BB: 0 P: 7	R: 0 E: 0 K: 0 S: 3	H: 0 LOB: 0 BB: 0 P: 5	R: 0 E: 0 K: 1 S: 5	H: 0 LOB: 0 BB: 0 P: 5	R: 0 E: 0 K: 0 S: 3	H: 0 LOB: 0 BB: 0 P: 3	R: 1 E: 0 K: 1 S: 6	H: 1 LOB: 0 BB: 0 P: 6	1B: 4 2B: 0 3B: 1 HR: 1	SF: 0 SAC: 0 DP: 1 HBP: 0	WP: 0 PB: 0 SB: 0 CS: 1	PA: 31				
PITCHER Don Drysdale, R ERA: 4.31 (1, 1)	IP: 9.0 WLS: L BF: 31	H: 6 R: 2 ER: 2 SO: 6	BB: 0 IBB: 0 HBP: 0 BLK: 0	WP: 0 HR: 1 S: 43 P: 43	ERA: 2.00 WHIP: 0.667											ERA: 2.00 WHIP: 0.667										

Batter	1	2	3	4	5	6	7	8	9	AB	R	H	RBI	BB	SO	LOB	BOTTOM									
Maury Wills, S OBP: 0.346, SLG: 0.346 (1, 6)										4	0	1	0	0	1	0	St. Louis Cardinals @ Los Angeles Dodgers Dodger Stadium, Los Angeles, CA Sun Jul 03 1966, 3:33 AM PDT Att: 25,148 - Unknown livebaseballscorecards.com									
Wes Parker, S OBP: 0.343, SLG: 0.415 (1, 8)										4	0	0	0	0	0	1										
Lou Johnson, R OBP: 0.318, SLG: 0.415 (1, 9)										4	0	1	0	0	1	1										
Tommy Davis, R OBP: 0.309, SLG: 0.361 (1, 7)										3	0	1	0	0	1	1										
Jim Lefebvre, S OBP: 0.343, SLG: 0.488 (9, 5)										2	0	0	0	1	0	2										
Ron Fairly, L OBP: 0.365, SLG: 0.393 (1, 3)										3	0	0	0	0	0	2										
John Roseboro, L OBP: 0.359, SLG: 0.441 (1, 2)										3	0	0	0	0	0	1										
John Kennedy, R OBP: 0.235, SLG: 0.265 (8, PH) Al Ferrara, R OBP: 0.343, SLG: 0.484 (8, PR) Nate Oliver, R OBP: 0.290, SLG: 0.237 (9, 4)										2	0	0	0	0	1	0										
Don Drysdale, R OBP: 0.264, SLG: 0.320 (1, 1)										3	0	0	0	0	1	1										
Inning Stats	R: 0 E: 0 K: 1 S: 5	H: 0 LOB: 0 BB: 0 P: 5	R: 0 E: 0 K: 0 S: 4	H: 1 LOB: 1 BB: 0 P: 4	R: 0 E: 0 K: 2 S: 7	H: 0 LOB: 0 BB: 0 P: 7	R: 0 E: 0 K: 1 S: 6	H: 1 LOB: 1 BB: 0 P: 6	R: 0 E: 0 K: 0 S: 3	H: 0 LOB: 0 BB: 0 P: 3	R: 0 E: 0 K: 0 S: 4	H: 1 LOB: 1 BB: 0 P: 4	R: 0 E: 0 K: 0 S: 2	H: 0 LOB: 0 BB: 1 P: 6	R: 0 E: 0 K: 0 S: 2	H: 0 LOB: 1 BB: 0 P: 3	R: 0 E: 0 K: 1 S: 5	H: 0 LOB: 0 BB: 0 P: 5	1B: 3 2B: 0 3B: 0 HR: 0	SF: 0 SAC: 0 DP: 1 HBP: 1	WP: 0 PB: 0 SB: 0 CS: 1	PA: 30				
PITCHER Larry Jaster, L ERA: 3.05 (1, 1)	IP: 9.0 WLS: W BF: 30	H: 3 R: 0 ER: 0 SO: 5	BB: 1 IBB: 0 HBP: 1 BLK: 0	WP: 0 HR: 0 S: 38 P: 43	ERA: 0.00 WHIP: 0.444											ERA: 0.00 WHIP: 0.444										

Batter	1	2	3	4	5	6	7	8	9	AB	R	H	RBI	BB	SO	LOB	TOP					
Lou Brock, L OBP: 0.294, SLG: 0.415 (1, 7)	F4		5-3		HR		1B		K	5	2	2	1	0	1	1	St. Louis Cardinals @ San Francisco Giants Candlestick Park, San Francisco, CA Mon Jul 04 1966, 6:33 AM EDT Unknown					
Phil Gaigliano, R OBP: 0.374, SLG: 0.365 (1, 5)	K			HR	4-3		3-1			4	1	1	1	1	1	2						
Curt Flood, R OBP: 0.310, SLG: 0.377 (1, 8)	G3			FC5	BB	1B			F9	5	0	2	2	0	0	2						
Orlando Cepeda, R OBP: 0.356, SLG: 0.530 (1, 3)		6-3		F4						0	1	0	0	0	0	0						
Tim McCarver, L OBP: 0.299, SLG: 0.412 (1, 2)	F5			BB		2B			F6	3	0	0	0	1	1	1						
Mike Shannon, R OBP: 0.298, SLG: 0.450 (1, 9)				K					F6	4	1	2	2	0	1	2						
Julian Javier, R OBP: 0.264, SLG: 0.279 (1, 4)				K	FC5		4-3		K	4	0	0	0	0	2	3						
Dal Maxvill, R OBP: 0.280, SLG: 0.277 (1, 6)			K							4	0	2	0	0	2	0						
Ray Washburn, R OBP: 0.130, SLG: 0.095 Joe Hoerner, R (8, 1)			K		F2		FC1-6	1B	SH3-4	3	1	0	0	0	1	1						
			K				FC1-6	1B	SH3-4	0	0	0	0	0	0	0						
Inning Stats	R: 0 E: 0 K: 1 S: 5	H: 0 LOB: 0 BB: 0 P: 5	R: 0 E: 0 K: 1 S: 6	H: 1 LOB: 1 BB: 0 P: 6	R: 0 E: 0 K: 2 S: 7	H: 0 LOB: 0 BB: 0 P: 7	R: 1 E: 0 K: 1 S: 7	H: 2 LOB: 2 BB: 1 P: 11	R: 1 E: 0 K: 1 S: 6	H: 1 LOB: 0 BB: 0 P: 6	R: 2 E: 0 K: 1 S: 7	H: 2 LOB: 1 BB: 0 P: 7	R: 2 E: 0 K: 0 S: 6	H: 3 LOB: 1 BB: 0 P: 6	R: 0 E: 0 K: 1 S: 5	H: 0 LOB: 0 BB: 0 P: 5	R: 0 E: 0 K: 1 S: 6	H: 1 LOB: 2 BB: 1 P: 10	1B: 6 2B: 1 3B: 0 HR: 3	SF: 0 SAC: 1 DP: 0 HBP: 0	WP: 0 PB: 0 SB: 0 CS: 0	PA: 39
PITCHER	IP	WLS	BF	H	R	ER	SO	BB	IBB	HBP	BLK	WP	HR	S	P	ERA	WHIP					
Juan Marichal, R ERA: 2.15 (1, 1)	8.0	L	34	9	6	6	8	1	0	0	0	0	3	49	53	6.75	1.250					
Joe Gibbon, L ERA: 2.96 (9, 1)	1.0	S	5	1	0	0	1	1	0	0	0	0	0	6	10	0.00	2.000					

Batter	1	2	3	4	5	6	7	8	9	AB	R	H	RBI	BB	SO	LOB	BOTTOM					
Tito Fuentes, S OBP: 0.292, SLG: 0.345 (1, 4)	F6		6-3			1-3				4	1	1	0	0	0	0	St. Louis Cardinals @ San Francisco Giants Candlestick Park, San Francisco, CA Mon Jul 04 1966, 6:33 AM EDT Unknown					
Tom Haller, L OBP: 0.333, SLG: 0.517 (1, 2)	1B		F8			1B	SF8	2B	F5	4	1	2	0	0	0	1						
Willie Mays, R OBP: 0.350, SLG: 0.540 (1, 8)					F7					4	0	3	1	0	0	0						
Willie McCovey, L OBP: 0.366, SLG: 0.521 (1, 3)	G3-6-3					SF8			F2	3	0	1	1	0	0	3						
Jim Ray Hart, R OBP: 0.369, SLG: 0.539 (1, 5)					FC4-6				F8	4	0	1	0	0	1	2						
Jesus Alou, R OBP: 0.272, SLG: 0.304 (1, 9)					4-3					3	0	1	0	0	1	1						
Len Gabrielson, L OBP: 0.265, SLG: 0.299 Cap Peterson, R (9, PH)						G3			G4-6-3	3	0	0	0	0	1	1						
Hal Lanier, R OBP: 0.241, SLG: 0.275 (1, 6)										1	0	0	0	0	0	1						
Juan Marichal, R OBP: 0.270, SLG: 0.317 Don Landrum, L (8, PH) Joe Gibbon, R (9, 1)						G3				2	0	0	0	0	1	1						
										1	0	0	0	0	0	0						
										0	0	0	0	0	0	0						
Inning Stats	R: 0 E: 0 K: 0 S: 4	H: 2 LOB: 1 BB: 0 P: 4	R: 0 E: 0 K: 1 S: 6	H: 1 LOB: 0 BB: 0 P: 6	R: 0 E: 0 K: 1 S: 5	H: 0 LOB: 0 BB: 0 P: 5	R: 0 E: 0 K: 0 S: 4	H: 1 LOB: 1 BB: 0 P: 4	R: 0 E: 0 K: 0 S: 2	H: 0 LOB: 0 BB: 1 P: 6	R: 1 E: 0 K: 1 S: 7	H: 2 LOB: 1 BB: 0 P: 7	R: 0 E: 0 K: 1 S: 5	H: 0 LOB: 0 BB: 0 P: 5	R: 1 E: 0 K: 0 S: 5	H: 2 LOB: 1 BB: 0 P: 5	R: 0 E: 0 K: 0 S: 3	H: 1 LOB: 0 BB: 0 P: 3	1B: 8 2B: 1 3B: 0 HR: 0	SF: 1 SAC: 1 DP: 3 HBP: 0	WP: 1 PB: 0 SB: 1 CS: 0	PA: 34
PITCHER	IP	WLS	BF	H	R	ER	SO	BB	IBB	HBP	BLK	WP	HR	S	P	ERA	WHIP					
Ray Washburn, R ERA: 2.76 (1, 1)	7.2	W	30	8	2	2	4	1	0	0	0	0	0	37	41	2.35	1.174					
Joe Hoerner, L ERA: 0.96 (8, 1)	1.1	S	4	1	0	0	0	0	0	0	0	1	0	4	4	0.00	0.750					

Batter	1	2	3	4	5	6	7	8	9	AB	R	H	RBI	BB	SO	LOB	TOP										
Lou Brock, L OBP: 0.293, SLG: 0.411 (1, 7)										4	1	1	0	0	1	1	St. Louis Cardinals @ San Francisco Giants Candlestick Park, San Francisco, CA Tue Jul 05 1966, 6:33 AM EDT Att: 7,418 - Unknown										
Phil Gagliano, R OBP: 0.359, SLG: 0.348 (1, 5)										3	0	0	1	0	0	2											
Curt Flood, R OBP: 0.305, SLG: 0.370 (1, 8)										4	0	0	1	0	0	2											
Orlando Cepeda, R OBP: 0.352, SLG: 0.518 (1, 3)										0	0	0	0	0	0	0											
Mike Shannon, R OBP: 0.308, SLG: 0.473 (1, 9)										4	0	2	0	0	1	0											
Tim McCarver, L OBP: 0.298, SLG: 0.419 (1, 2)										4	1	2	1	0	0	1											
Jerry Buchek, R OBP: 0.302, SLG: 0.348 (1, 4)										3	0	1	0	0	1	0											
Julian Javier, R OBP: 0.260, SLG: 0.274 (8, 4)										1	0	0	0	0	0	2											
Dal Maxvill, R OBP: 0.274, SLG: 0.271 (1, 6)										4	1	1	0	0	0	3											
Al Jackson, L OBP: 0.278, SLG: 0.290 (1, 1)										2	0	0	0	0	0	1											
Inning Stats	R: 1 E: 0 K: 1 S: 6	H: 0 LOB: 0 BB: 0 P: 6	R: 1 E: 0 K: 0 S: 5	H: 2 LOB: 1 BB: 0 P: 5	R: 0 E: 0 K: 0 S: 4	H: 1 LOB: 1 BB: 0 P: 4	R: 0 E: 0 K: 1 S: 5	H: 1 LOB: 0 BB: 0 P: 5	R: 0 E: 0 K: 0 S: 3	H: 0 LOB: 0 BB: 0 P: 3	R: 0 E: 0 K: 0 S: 5	H: 0 LOB: 0 BB: 0 P: 5	R: 0 E: 1 K: 0 S: 5	H: 1 LOB: 1 BB: 0 P: 5	R: 0 E: 0 K: 0 S: 5	H: 2 LOB: 2 BB: 0 P: 5	1B: 6 2B: 0 3B: 0 HR: 1	SF: 0 SAC: 2 DP: 0 HBP: 0	WP: 1 PB: 0 SB: 3 CS: 1	PA: 35							
PITCHER	IP	WLS	BF	H	R	ER	SO	BB	IBB	HBP	BLK	WP	HR	S	P	ERA	WHIP										
Ron Herbel, R ERA: 4.0 (1, 1)	8.0	L	30	5	3	2	3	0	0	0	0	1	1	36	36	2.25	0.625										
Frank Linzy, R ERA: 3.06 (9, 1)	1.0		5	2	0	0	0	0	0	0	0	0	0	5	5	0.00	2.000										

Batter	1	2	3	4	5	6	7	8	9	AB	R	H	RBI	BB	SO	LOB	BOTTOM										
Tito Fuentes, S OBP: 0.281, SLG: 0.332 (1, 4)										4	0	0	0	0	0	0	St. Louis Cardinals @ San Francisco Giants Candlestick Park, San Francisco, CA Tue Jul 05 1966, 6:33 AM EDT Att: 7,418 - Unknown										
Tom Haller, L OBP: 0.329, SLG: 0.510 (1, 2)										3	0	0	0	0	2	0											
Bob Barton, R OBP: 0.219, SLG: 0.203 (9, PH)										1	0	0	0	0	0	0											
Willie Mays, R OBP: 0.347, SLG: 0.532 (1, 8)										4	0	1	0	0	0	0											
Jim Ray Hart, R OBP: 0.364, SLG: 0.528 (1, 5)										4	1	0	0	0	0	1											
Jesus Alou, R OBP: 0.266, SLG: 0.297 (1, 9)										3	0	0	0	0	0	2											
Cap Peterson, R OBP: 0.302, SLG: 0.298 (1, 7)										2	0	0	0	1	0	1											
Ozzie Virgil, R OBP: 0.235, SLG: 0.412 (1, 3)										3	0	1	1	0	0	2											
Hal Lanier, R OBP: 0.243, SLG: 0.273 (1, 6)										3	0	0	0	0	0	1											
Ron Herbel, R OBP: 0.074, SLG: 0.038 (1, 1)										2	0	0	0	0	1	0											
Jim Davenport, R OBP: 0.327, SLG: 0.403 (8, PH)										1	0	0	0	0	0	0											
Frank Linzy, R OBP: 0.273, SLG: 0.455 (9, 1)										0	0	0	0	0	0	0											
Inning Stats	R: 0 E: 0 K: 0 S: 3	H: 0 LOB: 0 BB: 0 P: 3	R: 1 E: 1 K: 0 S: 5	H: 1 LOB: 1 BB: 0 P: 5	R: 0 E: 0 K: 2 S: 7	H: 0 LOB: 0 BB: 0 P: 7	R: 0 E: 0 K: 0 S: 4	H: 1 LOB: 2 BB: 1 P: 8	R: 0 E: 0 K: 0 S: 3	H: 0 LOB: 0 BB: 0 P: 3	R: 0 E: 0 K: 1 S: 5	H: 0 LOB: 0 BB: 0 P: 5	R: 0 E: 0 K: 0 S: 3	H: 0 LOB: 0 BB: 0 P: 3	R: 0 E: 0 K: 0 S: 3	H: 0 LOB: 0 BB: 0 P: 3	1B: 2 2B: 0 3B: 0 HR: 0	SF: 0 SAC: 0 DP: 0 HBP: 0	WP: 0 PB: 0 SB: 0 CS: 0	PA: 31							
PITCHER	IP	WLS	BF	H	R	ER	SO	BB	IBB	HBP	BLK	WP	HR	S	P	ERA	WHIP										
Al Jackson, L ERA: 1.82 (1, 1)	9.0	W	31	2	1	0	3	1	0	0	0	0	0	36	40	0.00	0.333										

Batter	1	2	3	4	5	6	7	8	9	AB	R	H	RBI	BB	SO	LOB	TOP
Jimmy Wynn, R <small>OBP: 0.307, SLG: 0.428</small> 										4	1	1	0	1	0	1	Houston Astros @ St. Louis Cardinals Busch Stadium, St. Louis, MO Fri Jul 08 1966, 7:05 PM CDT Att: 30,044 - Unknown - 93 F AB 35 R 6 H 13 RBI 6 BB 5 SO 3 LOB 22
Sonny Jackson, L <small>OBP: 0.328, SLG: 0.339</small> 									5	2	2	0	0	0	2		
Rusty Staub, L <small>OBP: 0.331, SLG: 0.407</small> 									2	0	0	0	2	0	2		
John Bateman, R <small>OBP: 0.327, SLG: 0.502</small> 									4	1	3	3	1	0	1		
Lee Maye, L <small>OBP: 0.279, SLG: 0.405</small> Dave Nicholson, R <small>OBP: 0.406, SLG: 0.494</small> 									3	1	2	0	0	0	2		
Chuck Harrison, R <small>OBP: 0.285, SLG: 0.320</small> 									2	0	0	0	0	1	4		
Bob Aspromonte, R <small>OBP: 0.282, SLG: 0.292</small> 									4	0	3	0	0	0	2		
Bob Lillis, R <small>OBP: 0.272, SLG: 0.280</small> 									3	0	1	2	0	0	1		
Bob Bruce, R <small>OBP: 0.067, SLG: 0.067</small> Claude Raymond, R <small>OBP: 0.067, SLG: 0.067</small> 									4	0	0	0	0	2	3		
Inning Stats R: 2 H: 2 E: 0 LOB: 1 K: 0 BB: 1 S: 5 P: 9 R: 0 H: 1 E: 0 LOB: 0 K: 1 BB: 0 S: 5 P: 5 R: 0 H: 1 E: 0 LOB: 1 K: 0 BB: 0 S: 4 P: 4 R: 1 H: 2 E: 0 LOB: 1 K: 0 BB: 1 S: 5 P: 5 R: 1 H: 2 E: 0 LOB: 1 K: 0 BB: 1 S: 4 P: 8 R: 1 H: 2 E: 0 LOB: 1 K: 1 BB: 1 S: 6 P: 10 R: 1 H: 2 E: 0 LOB: 2 K: 1 BB: 1 S: 7 P: 11 R: 0 H: 0 E: 0 LOB: 0 K: 0 BB: 0 S: 3 P: 3 R: 0 H: 1 E: 0 LOB: 2 K: 0 BB: 1 S: 4 P: 8 1B: 11 SF: 1 2B: 1 SAC: 1 3B: 0 DP: 2 HR: 1 HBP: 0	WP: 1 PA: 42 PB: 0 SB: 0 CS: 1																
PITCHER Bob Gibson, R <small>ERA: 2.21</small> Hal Woodeshick, L <small>ERA: 2.45</small> Nelson Briles, R <small>ERA: 3.09</small> Larry Jaster, L <small>ERA: 3.12</small> Don Dennis, R <small>ERA: 6.27</small>	IP WLS BF H R ER SO BB IBB HBP BLK WP HR S P ERA WHIP 4.1 L 22 8 4 4 1 1 1 0 0 0 1 1 22 30 8.31 2.077 0.2 3 1 1 1 0 1 0 0 0 0 0 0 2 6 13.50 3.000 1.0 3 1 0 0 1 0 0 0 0 0 0 0 5 5 0.00 1.000 2.0 9 2 1 1 1 0 1 0 0 0 0 0 10 14 4.50 1.000 1.0 5 1 0 0 0 1 0 0 0 0 0 0 4 8 0.00 2.000	PITCHER IP WLS BF H R ER SO BB IBB HBP BLK WP HR S P ERA WHIP 4.0 S BB 4-0 1 1 22 30 8.31 2.077 0-0 BB 0-3 1 1 2 6 13.50 3.000 0-0 BB 0-3 1 1 2 5 0.00 1.000 0-0 BB 0-3 1 1 10 14 4.50 1.000 0-0 BB 0-3 1 1 4 8 0.00 2.000															
Batter	1	2	3	4	5	6	7	8	9	AB	R	H	RBI	BB	SO	LOB	BOTTOM
Lou Brock, L <small>OBP: 0.294, SLG: 0.406</small> 										3	0	1	0	1	0	0	Houston Astros @ St. Louis Cardinals Busch Stadium, St. Louis, MO Fri Jul 08 1966, 7:05 PM CDT Att: 30,044 - Unknown - 93 F AB 30 R 1 H 3 RBI 1 BB 1 SO 3 LOB 7
Phil Gaetano, R <small>OBP: 0.342, SLG: 0.329</small> 									4	0	0	0	0	1	2		
Curt Flood, R <small>OBP: 0.306, SLG: 0.372</small> 									4	0	0	0	0	1	1		
Orlando Cepeda, R <small>OBP: 0.347, SLG: 0.505</small> 									4	0	0	0	0	0	1		
Tim McCarver, L <small>OBP: 0.301, SLG: 0.417</small> 									3	0	1	0	0	0	1		
Mike Shannon, R <small>OBP: 0.305, SLG: 0.481</small> 									3	0	0	0	0	1	1		
Jerry Buchek, R <small>OBP: 0.292, SLG: 0.337</small> 									3	0	0	0	0	0	1		
Dal Maxvill, R <small>OBP: 0.285, SLG: 0.276</small> Tito Francona, L <small>OBP: 0.292, SLG: 0.346</small> Julian Javier, R <small>OBP: 0.260, SLG: 0.274</small> 									2	0	0	0	0	0	0		
Bob Gibson, R <small>ERA: 2.21</small> Hal Woodeshick, L <small>ERA: 2.45</small> Nelson Briles, R <small>ERA: 3.09</small> Bobby Tolan, R <small>ERA: 3.00</small> Larry Jaster, L <small>ERA: 3.12</small> Bob Skinner, L <small>ERA: 6.34</small> Don Dennis, R <small>ERA: 6.27</small>	IP WLS BF H R ER SO BB IBB HBP BLK WP HR S P ERA WHIP 8.0 W 27 2 1 1 2 1 0 0 0 0 0 0 6 6 0.00 1.000 1.0 S 4 1 0 0 1 0 0 0 0 0 0 0 6 6 0.00 1.000	WP: 0 PA: 31 PB: 0 SB: 1 CS: 0															
PITCHER Bob Bruce, R <small>ERA: 5.18</small> Claude Raymond, R <small>ERA: 1.45</small>	IP WLS BF H R ER SO BB IBB HBP BLK WP HR S P ERA WHIP 8.0 W 27 2 1 1 2 1 0 0 0 0 0 0 6 6 0.00 1.000 1.0 S 4 1 0 0 1 0 0 0 0 0 0 0 6 6 0.00 1.000	PITCHER IP WLS BF H R ER SO BB IBB HBP BLK WP HR S P ERA WHIP 4.0 S BB 4-0 1 1 22 30 8.31 2.077 0-0 BB 0-3 1 1 2 6 13.50 3.000 0-0 BB 0-3 1 1 2 5 0.00 1.000 0-0 BB 0-3 1 1 10 14 4.50 1.000 0-0 BB 0-3 1 1 4 8 0.00 2.000															

Batter	1	2	3	4	5	6	7	8	9	AB	R	H	RBI	BB	SO	LOB	TOP		
Jimmy Wynn, R OBP: 0.305, SLG: 0.422 (1, 8)	0-3 K		0-0 F2		0-0 F8		0-0 5-3		4-0 BB	4	0	0	0	1	1	2			
Sony Jackson, L OBP: 0.324, SLG: 0.333 (1, 6)	0-0 1-3			0-0 F7	0-0 L9			0-0 4-3	0-0 4-3	5	0	0	0	0	0	3			
Rusty Staub, L OBP: 0.333, SLG: 0.408 (1, 9)	0-0 F7			0-0 4-3 1B		0-0 F3		0-0 FC4-6 1B		4	0	2	0	0	0	0			
John Bateman, R OBP: 0.327, SLG: 0.500 Bill Heath, L OBP: 0.304, SLG: 0.333 (1, 2)		0-0 5-3		0-0 4-3 1B		0-0 6-3		0-0 FC4-6 1B		3	0	1	0	0	0	0			
Lee Maye, L OBP: 0.290, SLG: 0.413 (1, 7)		0-0 1B		0-0 4-3		0-0 1B		0-0 1B BLK		4	0	3	0	0	0	2			
Chuck Harrison, R OBP: 0.298, SLG: 0.328 (1, 3)	4-0 BB			0-0 6-3		0-0 1B		0-0 1B		3	0	2	1	1	0	2			
Bob Aspromonte, R OBP: 0.278, SLG: 0.288 (1, 5)	0-0 6-3				0-0 E5 F8 1B	0-0 F8		0-0 5-3		4	0	0	0	0	0	5			
Bob Lillis, R Ron Taylor, R Julio Gotay, R Jim Owens, R Don Arlich, L Dave Nicholson, R OBP: 0.295, SLG: 0.273 OBP: 0.304, SLG: 1.000 (1, 4)			0-0 6-3		0-0 F9		0-0 F5		0-0 5-3	2	0	0	0	0	0	0			
Larry Dierker, R OBP: 0.150, SLG: 0.225 Felix Mantilla, R OBP: 0.240, SLG: 0.316 (1, 1)			0-0 F9		0-0 1B		0-3 K		0-3 K2-3	1	0	0	0	0	0	0			
Inning Stats	R: 0 E: 0 K: 1 S: 5	H: 0 LOB: 0 BB: 0 P: 5	R: 0 E: 0 K: 0 S: 3	H: 1 LOB: 1 BB: 1 P: 7	R: 0 E: 0 K: 0 S: 3	H: 0 LOB: 0 BB: 0 P: 3	R: 0 E: 0 K: 0 S: 5	H: 2 LOB: 2 BB: 0 P: 5	R: 0 E: 1 K: 0 S: 5	H: 1 LOB: 2 BB: 0 P: 5	R: 0 E: 0 K: 0 S: 5	H: 0 LOB: 0 BB: 0 P: 5	R: 0 E: 0 K: 0 S: 6	H: 3 LOB: 3 BB: 0 P: 6	R: 0 E: 0 K: 1 S: 5	H: 0 LOB: 1 BB: 1 P: 9	1B: 9 2B: 0 3B: 0 HR: 0	SF: 0 SAC: 0 DP: 0 HBP: 0	WP: 0 PA: 38
PITCHER Ray Washburn, R ERA: 2.57 (1, 1)	IP: 9.0 WLS: W BF: 38 H: 9 R: 1 ER: 1 SO: 3 BB: 2 IBB: 0 HBP: 0 BLK: 1 WP: 0 HR: 0 S: 42 P: 50 ERA: 1.00 WHIP: 1.222																		

Houston Astros @ St. Louis Cardinals
Busch Stadium, St. Louis, MO

Sat Jul 09 1966, 7:05 PM CDT
Att: 47,696 - Unknown - 101 F

AB 36
R 1
H 9
RBI 1
BB 2
SO 3
LOB 16



Batter	1	2	3	4	5	6	7	8	9	AB	R	H	RBI	BB	SO	LOB	BOTTOM
Lou Brock, L OBP: 0.289, SLG: 0.399 (1, 7)	0-0 6-3	0-0 F5		0-0 FC6 HR		0-0 G4-6-3		0-0 6-3		5	1	0	0	0	0	3	
Jerry Buchek, R OBP: 0.296, SLG: 0.356 Julian Javier, R OBP: 0.259, SLG: 0.273 (1, 4)		0-0 F9		0-0 HR			0-3 K	0-0 F7		4	1	2	2	0	1	1	
Curt Flood, R OBP: 0.304, SLG: 0.370 (1, 8)	0-3 K		0-0 F9	0-0 L5			0-0 1B 1B	0-0 F8		5	1	1	0	0	1	1	
Orlando Cepeda, R OBP: 0.350, SLG: 0.505 Tito Francona, L OBP: 0.292, SLG: 0.346 (1, 3)	0-0 L7		0-0 FC5-4 1B		0-0 F8		0-0 1B 1B			4	1	2	0	0	0	1	
Tim McCarver, L OBP: 0.304, SLG: 0.418 (1, 2)		0-0 4-3	0-0 FC5-4 1B		0-0 S 1B		0-3 K			4	0	2	0	0	1	2	
Mike Shannon, R OBP: 0.310, SLG: 0.481 (1, 9)		0-0 FC6 1B	0-0 FC5-4		0-0 F6		0-0 1B 1B			4	1	2	1	0	0	3	
Charley Smith, R OBP: 0.328, SLG: 0.405 (1, 5)		0-0 FC6 2B	0-0 F3		0-0 1-3		0-0 1B			4	1	2	1	0	0	3	
Dal Maxvill, R OBP: 0.299, SLG: 0.286 (1, 6)		0-0 FC6 SH WP		0-0 FC6 1B		0-0 G4-6-3 1B		0-0 1B		3	1	2	1	1	0	1	
Ray Washburn, R OBP: 0.115, SLG: 0.083 (1, 1)		0-0 SH WP		0-0 F3		0-3 K	0-3 K			3	0	0	1	0	2	5	
Inning Stats	R: 0 E: 0 K: 1 S: 6	H: 1 LOB: 1 BB: 0 P: 6	R: 3 E: 2 K: 0 S: 7	H: 2 LOB: 1 BB: 0 P: 7	R: 0 E: 0 K: 0 S: 5	H: 2 LOB: 2 BB: 0 P: 5	R: 2 E: 0 K: 0 S: 5	H: 2 LOB: 0 BB: 0 P: 5	R: 0 E: 0 K: 1 S: 5	H: 1 LOB: 0 BB: 0 P: 5	R: 2 E: 0 K: 3 S: 13	H: 4 LOB: 3 BB: 1 P: 17	R: 0 E: 0 K: 0 S: 3	H: 0 LOB: 0 BB: 0 P: 3	1B: 11 2B: 1 3B: 0 HR: 1	SF: 0 SAC: 1 DP: 1 HBP: 0	WP: 1 PA: 39
PITCHER Larry Dierker, R ERA: 3.46 Ron Taylor, R ERA: 4.55 Jim Owens, R ERA: 3.97 Don Arlich, L ERA: (1, 1)	IP: 4.0 WLS: L BF: 21 H: 7 R: 5 ER: 4 SO: 1 BB: 0 IBB: 0 HBP: 0 BLK: 0 WP: 1 HR: 1 S: 23 P: 23 ERA: 9.00 WHIP: 1.750																

Houston Astros @ St. Louis Cardinals
Busch Stadium, St. Louis, MO

Sat Jul 09 1966, 7:05 PM CDT
Att: 47,696 - Unknown - 101 F

AB 37
R 7
H 13
RBI 6
BB 1
SO 5
LOB 20



Batter	1	2	3	4	5	6	7	8	9	AB	R	H	RBI	BB	SO	LOB	TOP		
Ron Brand, R OBP: 0.352, SLG: 0.313	5-3		1B		F9		6-3	IBB		4	0	1	0	1	0	1	Houston Astros @ St. Louis Cardinals Busch Stadium, St. Louis, MO Sun Jul 10 1966, 3:33 AM CDT Att: 18,387 - Sunny - 98 F		
Sonny Jackson, L OBP: 0.322, SLG: 0.331	K		FC5-4		G3		F8	F8		5	0	1	0	0	1	3			
Jimmy Wynn, R OBP: 0.304, SLG: 0.417	F8		FC5-4			E	F7		F2	4	1	0	0	1	0	2			
Dave Nicholson, R OBP: 0.394, SLG: 0.478		G3		K		E4		1-3	6-3	5	0	0	0	0	1	1			
Chuck Harrison, R OBP: 0.295, SLG: 0.318		1-3		G3		5-3		HR	F2	4	1	0	0	1	0	2			
Rusty Staub, L OBP: 0.335, SLG: 0.429		HR		4-3		FC6-5-6		HR		4	2	2	4	0	0	1			
Bob Aspromonte, R OBP: 0.281, SLG: 0.291		6-3			6-3	1B		E7	1B	4	1	2	0	0	0	0			
Bob Lillis, R OBP: 0.287, SLG: 0.309			6-3		1B	2B		SH3	1B	4	1	3	1	0	0	0			
Dave Giusti, R OBP: 0.288, SLG: 0.351			G3		2H	1B		SH3		2	0	1	1	0	0	0			
Barry Latman, R OBP: 0.238, SLG: 0.156										0	0	0	0	0	0	0			
Felix Martinez, R OBP: 0.228, SLG: 0.156										1	0	0	0	0	0	3			
Turk Farrell, R OBP: 0.252, SLG: 0.313										0	0	0	0	0	0	0			
Claude Raymond, R ERA: 2.54										0	0	0	0	0	0	0			
Mike Cuellar, L OBP: 0.294, SLG: 0.294										0	0	0	0	0	0	0			
Inning Stats	R: 0 E: 0 K: 1 S: 5	H: 0 LOB: 0 BB: 0 P: 5	R: 1 E: 0 K: 0 S: 4	H: 1 LOB: 0 BB: 0 P: 4	R: 0 E: 0 K: 0 S: 5	H: 2 LOB: 2 BB: 0 P: 5	R: 0 E: 0 K: 1 S: 5	H: 0 LOB: 0 BB: 0 P: 5	R: 1 E: 0 K: 0 S: 6	H: 2 LOB: 1 BB: 1 P: 5	R: 1 E: 1 K: 0 S: 6	H: 2 LOB: 3 BB: 1 P: 10	R: 0 E: 0 K: 0 S: 3	H: 0 LOB: 0 BB: 0 P: 3	R: 0 E: 0 K: 0 S: 3	H: 0 LOB: 0 BB: 0 P: 3	1B: 7 2B: 1 3B: 0 HR: 2	SF: 0 SAC: 1 DP: 0 HBP: 0	WP: 0 PA: 41
PITCHER	IP WLS BF H R ER SO BB IBB HBP BLK WP HR S P ERA WHIP																		
Al Jackson, L ERA: 2.01	(1, 1) 7.1 L 34 9 6 4 2 2 2 0 0 0 0 2 36 44 4.91 1.500																		
Joe Hoerner, L ERA: 0.9	(8, 1) 1.2 7 1 0 0 0 0 0 1 0 0 0 0 6 10 0.00 0.600																		

Houston Astros @ St. Louis Cardinals
 Busch Stadium, St. Louis, MO
 Sun Jul 10 1966, 3:33 AM CDT
 Att: 18,387 - Sunny - 98 F

AB 37
 R 6
 H 10
 RBI 6
 BB 3
 SO 2
 LOB 13



Batter	1	2	3	4	5	6	7	8	9	AB	R	H	RBI	BB	SO	LOB	BOTTOM		
Lou Brock, L OBP: 0.287, SLG: 0.395	4-3		F4		K	F2	L6		G6-4-3	6	0	1	0	0	1	2	Houston Astros @ St. Louis Cardinals Busch Stadium, St. Louis, MO Sun Jul 10 1966, 3:33 AM CDT Att: 18,387 - Sunny - 98 F		
Jerry Buchak, R OBP: 0.304, SLG: 0.361			F7		1B				G6-4-3	3	1	2	0	1	0	0			
Julian Javier, R OBP: 0.250, SLG: 0.273					1B					0	0	0	0	0	0	0			
Tito Francona, L OBP: 0.248, SLG: 0.362	1B				1B			1B	FC5-2	1	0	1	0	0	0	0			
Jimmy Williams, R OBP: 0.444, SLG: 0.375	BB				1B				1-2	1	0	0	0	0	0	2			
Curt Flood, R OBP: 0.309, SLG: 0.371	F8		1B		2B	F8		FC5-2	HBP	4	1	2	0	1	0	2			
Orlando Cepeda, R OBP: 0.364, SLG: 0.529					2B			FC5-2	1B	4	2	4	2	0	0	0			
Tim McCarver, L OBP: 0.306, SLG: 0.426	1B		1B		2B	HR		FC5-2	HBP	4	2	4	2	0	0	0			
Tim McCarver, L OBP: 0.306, SLG: 0.426	4-3		F9		WP	SH	SF9	FC5-2		5	1	2	2	0	0	7			
Mike Shannon, R OBP: 0.309, SLG: 0.472		F8		K	2-3	SH	1B	K		3	0	0	0	1	2	3			
Charley Smith, R OBP: 0.319, SLG: 0.395		1-3		K		K		SF9	F2	4	0	0	1	0	2	5			
Dal Maxvill, R OBP: 0.317, SLG: 0.313						F8			1B	5	0	4	0	0	0	2			
Al Jackson, L OBP: 0.250, SLG: 0.257									1B	4	0	0	0	0	4	4			
Joe Hoerner, R ERA: 0.9									F2	0	0	0	0	0	0	0			
Bobby Tolan, L OBP: 0.230, SLG: 0.278										0	0	0	0	0	0	0			
Phil Gagliano, R OBP: 0.340, SLG: 0.327										1	0	0	0	0	0	1			
Inning Stats	R: 0 E: 0 K: 0 S: 4	H: 1 LOB: 2 BB: 1 P: 8	R: 0 E: 0 K: 1 S: 6	H: 1 LOB: 0 BB: 0 P: 6	R: 0 E: 0 K: 3 S: 10	H: 1 LOB: 1 BB: 0 P: 10	R: 3 E: 0 K: 2 S: 11	H: 4 LOB: 2 BB: 1 P: 15	R: 0 E: 0 K: 1 S: 6	H: 1 LOB: 1 BB: 0 P: 6	R: 2 E: 1 K: 1 S: 9	H: 3 LOB: 2 BB: 0 P: 9	R: 0 E: 0 K: 1 S: 7	H: 2 LOB: 3 BB: 0 P: 8	R: 0 E: 0 K: 0 S: 4	H: 2 LOB: 1 BB: 0 P: 4	1B: 11 2B: 4 3B: 0 HR: 1	SF: 1 SAC: 1 DP: 1 HBP: 1	WP: 1 PA: 47
PITCHER	IP WLS BF H R ER SO BB IBB HBP BLK WP HR S P ERA WHIP																		
Dave Giusti, R ERA: 3.38	(1, 1) 4.1 23 8 3 0 0 1 1 0 0 0 1 0 4 8 6.23 2.308																		
Barry Latman, R ERA: 2.54	(5, 1) 0.2 3 0 0 0 0 1 1 0 0 0 0 1 0 4 8 0.00 1.500																		
Turk Farrell, R ERA: 5.15	(6, 1) 1.2 10 4 2 2 2 0 0 0 0 0 0 1 14 14 10.80 2.400																		
Claude Raymond, R ERA: 1.44	(7, 1) 0.1 4 2 0 0 0 0 0 0 1 0 0 0 3 4 0.00 6.000																		
Mike Cuellar, L ERA: 1.78	(8, 1) 2.0 W 7 2 0 0 1 0 0 0 0 0 0 0 9 9 0.00 1.000																		

Houston Astros @ St. Louis Cardinals
 Busch Stadium, St. Louis, MO
 Sun Jul 10 1966, 3:33 AM CDT
 Att: 18,387 - Sunny - 98 F

AB 41
 R 5
 H 16
 RBI 5
 BB 3
 SO 9
 LOB 28



Batter	1	2	3	4	5	6	7	8	9	AB	R	H	RBI	BB	SO	LOB	TOP										
Lou Brock, L OBP: 0.293, SLG: 0.397 (1, 7)	0-0 FC5-4 SF8 1B		0-0 4-3 1B		0-0 F6			4-0 1B BB		3	2	2	0	1	0	0											
Jerry Buchek, R OBP: 0.308, SLG: 0.360 (1, 4)	4-0 FC5-4 1-2 BB		0-0 4-3 1-3			0-3 K		0-0 1B 1B		3	0	1	1	1	1	1											
Curt Flood, R OBP: 0.308, SLG: 0.368 (1, 8)	0-0 FC5-4 1-2 2-3		0-0 6-3			4-0 BB		0-0 F7		3	0	0	0	1	0	4											
Orlando Cepeda, R OBP: 0.362, SLG: 0.526 (1, 3)	0-0 SF8 3-H			0-3 K		0-3 K		0-0 1-2 1B		3	0	1	1	0	2	1											
Tim McCarver, L OBP: 0.303, SLG: 0.421 Pat Corrales, R OBP: 0.193, SLG: 0.170 (6, 2)	0-0 F8			0-0 F2		0-0 G3		0-0 L5		3	0	0	0	0	0	2											
Mike Shannon, R OBP: 0.307, SLG: 0.464 (1, 9)		0-3 K		4-0 BB				0-3 F6 K		3	0	0	0	1	2	2											
Charley Smith, R OBP: 0.318, SLG: 0.389 (1, 5)		0-3 K		0-0 F3				4-0 BB		3	0	0	0	1	2	1											
Dal Maxvill, R OBP: 0.312, SLG: 0.308 Art Mahaffey, R (5, 1)		0-3 K			0-0 F7			0-0 F5		2	0	0	0	0	1	0											
Tito Francona, L OBP: 0.286, SLG: 0.358 Don Dennis, R (7, 1)					0-0 F7			0-0 K		2	0	0	0	0	0	0											
Bob Skinner, L OBP: 0.237, SLG: 0.306 (9, PH)								0-0 F9		3	0	0	0	0	0	0											
Nelson Briles, R OBP: 0.074, SLG: 0.038 Hal Woodeshick, L OBP: 0.333, SLG: 0.687 Bobby Jaster, L OBP: 0.228, SLG: 0.275 Larry Jaster, L OBP: 0.275, SLG: 0.275 Jimmy Williams, R OBP: 0.333, SLG: 0.275 (5, 9)				0-0 F6		0-3 K				3	0	0	0	0	0	0											
Inning Stats	R: 1 E: 0 K: 0 S: 4	H: 1 LOB: 1 BB: 1 P: 8	R: 0 E: 0 K: 3 S: 9	H: 0 LOB: 0 BB: 0 P: 9	R: 0 E: 0 K: 0 S: 4	H: 1 LOB: 1 BB: 0 P: 4	R: 0 E: 0 K: 1 S: 5	H: 0 LOB: 0 BB: 1 P: 9	R: 0 E: 0 K: 2 S: 7	H: 0 LOB: 1 BB: 1 P: 11	R: 0 E: 0 K: 0 S: 3	H: 0 LOB: 1 BB: 1 P: 7	R: 1 E: 0 K: 3 S: 7	H: 2 LOB: 2 BB: 1 P: 11	R: 0 E: 0 K: 3 S: 9	H: 0 LOB: 0 BB: 0 P: 9	1B: 4 2B: 0 3B: 0 HR: 0	SF: 1 SAC: 0 DP: 0 HBP: 0	WP: 0 PB: 0 SB: 3 CS: 0	PA: 36							
PITCHER	IP	WLS	BF	H	R	ER	SO	BB	IBB	HBP	BLK	WP	HR	S	P	ERA	WHIP										
Jim Maloney, R ERA: 2.66 Don Nottebart, R ERA: 1.51	(1, 1)	7.1	W	31	4	2	2	7	5	0	0	0	0	40	60	2.46	1.227										
(8, 1)	1.2	S	5	0	0	0	4	0	0	0	0	0	0	13	13	0.00	0.000										

St. Louis Cardinals @ Cincinnati Reds
Crosley Field, Cincinnati, OH
Thu Jul 14 1966, 7:05 PM EDT
Unknown

AB 30
R 2
H 4
RBI 2
BB 5
SO 11
LOB 15



Batter	1	2	3	4	5	6	7	8	9	AB	R	H	RBI	BB	SO	LOB	BOTTOM										
Tommy Harper, R OBP: 0.348, SLG: 0.388 (1, 9)	0-0 WP 1B 1B	4-0 BB 1B BB		0-0 S 1B 1B		0-3 K		0-0 F9		4	2	2	0	1	1	0											
Pete Rose, S OBP: 0.323, SLG: 0.380 (1, 4)	0-0 1B 1-2 SF8 1B	4-0 1B 1-2 2-3 BB		0-0 1B 1-1 1B		4-0 2B BB		0-0 HR		3	3	3	1	2	0	0											
Vada Pinson, L OBP: 0.354, SLG: 0.453 (1, 8)	0-0 F6 2-3	0-0 1-3 2-H 3-H 1B		0-0 S 1B 1B		0-0 2B		0-0 1B 1B		5	1	4	2	0	0	2											
Gordy Coleman, L OBP: 0.307, SLG: 0.278 Giraldo Ruiz, S OBP: 0.219, SLG: 0.197 (9, 5)	0-0 1-3 3-H 1B	0-3 K		0-0 1-H 1B 1B		0-0 F7		0-0 F6		5	0	2	3	0	1	5											
Art Shamsky, L OBP: 0.312, SLG: 0.532 (1, 7)	0-0 SF8 3-H			0-0 5-3 HR				0-0 6-3 E 2B		4	2	3	2	0	0	1											
Johnny Edwards, L OBP: 0.306, SLG: 0.311 (1, 2)	0-0 4-3			0-0 K		0-3 K		0-0 6-3 K		5	0	0	0	0	3	4											
Deron Johnson, R OBP: 0.266, SLG: 0.360 (9, 3)		0-0 F8		4-3 K		0-0 F7		0-0 E3		4	0	0	1	0	0	0											
Leo Cardenas, R OBP: 0.307, SLG: 0.417 (1, 6)		0-3 K		0-0 F9		0-0 F9		3-H F2		4	0	0	0	0	1	1											
Jim Maloney, L OBP: 0.288, SLG: 0.229 Don Nottebart, R OBP: 0.071, SLG: 0.071 (8, 1)		4-0 BB 1B BB		0-3 K		0-0 1-3 K				3	1	0	0	1	2	1											
Inning Stats	R: 2 E: 0 K: 0 S: 6	H: 3 LOB: 1 BB: 0 P: 6	R: 2 E: 0 K: 2 S: 8	H: 1 LOB: 2 BB: 3 P: 20	R: 1 E: 0 K: 1 S: 6	H: 1 LOB: 0 BB: 0 P: 6	R: 2 E: 0 K: 1 S: 8	H: 4 LOB: 1 BB: 0 P: 8	R: 0 E: 0 K: 1 S: 5	H: 0 LOB: 0 BB: 0 P: 5	R: 0 E: 0 K: 1 S: 6	H: 1 LOB: 2 BB: 1 P: 10	R: 1 E: 1 K: 1 S: 7	H: 1 LOB: 1 BB: 0 P: 7	R: 1 E: 0 K: 1 S: 8	H: 3 LOB: 2 BB: 0 P: 8	1B: 10 2B: 2 3B: 0 HR: 2	SF: 1 SAC: 0 DP: 0 HBP: 0	WP: 1 PB: 0 SB: 2 CS: 0	PA: 42							
PITCHER	IP	WLS	BF	H	R	ER	SO	BB	IBB	HBP	BLK	WP	HR	S	P	ERA	WHIP										
Nelson Briles, R ERA: 3.41 Hal Woodeshick, L ERA: 2.43 Larry Jaster, L ERA: 3.57 Art Mahaffey, R ERA: 5.71 Don Dennis, R ERA: 6.53	(1, 1)	1.2	L	11	3	4	4	1	0	0	0	0	0	4	4	0.00	3.000										
(3, 1)	2.0		10	5	3	3	2	0	0	0	0	0	1	14	14	13.50	2.500										
(5, 1)	2.0		8	1	0	0	2	1	0	0	0	0	0	11	15	0.00	1.000										
(7, 1)	2.0		11	4	2	2	2	0	0	0	0	0	1	15	15	9.00	2.000										

St. Louis Cardinals @ Cincinnati Reds
Crosley Field, Cincinnati, OH
Thu Jul 14 1966, 7:05 PM EDT
Unknown

AB 37
R 9
H 14
RBI 9
BB 4
SO 8
LOB 14



Batter	1	2	3	4	5	6	7	8	9	AB	R	H	RBI	BB	SO	LOB	TOP					
Curt Flood, R OBP: 0.314, SLG: 0.375 (1, 8)										5	3	4	1	0	0	0	St. Louis Cardinals @ Cincinnati Reds Crosley Field, Cincinnati, OH Fri Jul 15 1966, 7:05 PM EDT Att: 13,834 - Unknown					
Lou Brock, L OBP: 0.292, SLG: 0.404 (1, 7)									5	0	0	0	0	0	2	4						
Tim McCarver, L OBP: 0.310, SLG: 0.425 (1, 2)									5	0	2	1	0	0	2							
Orlando Cepeda, R OBP: 0.365, SLG: 0.550 Tito Francona, L OBP: 0.292, SLG: 0.364 (7, 3)										4	2	2	3	0	1	2						
Mike Shannon, R OBP: 0.328, SLG: 0.486 (1, 9)										5	3	4	1	0	1	2						
Charley Smith, R OBP: 0.319, SLG: 0.383 (1, 5)									5	0	1	1	0	1	4							
Dal Maxvill, R OBP: 0.320, SLG: 0.319 (1, 6)									4	0	1	1	1	2	1							
Julian Javier, R OBP: 0.250, SLG: 0.263 (1, 4)										4	1	0	1	0	2	1						
Ray Washburn, R OBP: 0.107, SLG: 0.077 Hal Woodeshick, R OBP: 0.250, SLG: 0.500 (6, 1)										2	0	0	0	0	2	1						
Inning Stats	R: 1 E: 0 K: 1 S: 8	H: 3 LOB: 2 BB: 0 P: 8	R: 0 E: 0 K: 2 S: 7	H: 0 LOB: 0 BB: 0 P: 7	R: 0 E: 0 K: 0 S: 3	H: 0 LOB: 0 BB: 0 P: 3	R: 2 E: 0 K: 2 S: 9	H: 2 LOB: 1 BB: 1 P: 13	R: 3 E: 0 K: 2 S: 11	H: 4 LOB: 1 BB: 0 P: 11	R: 1 E: 1 K: 0 S: 5	H: 2 LOB: 1 BB: 0 P: 5	R: 1 E: 0 K: 3 S: 12	H: 3 LOB: 2 BB: 0 P: 12	R: 0 E: 0 K: 2 S: 7	H: 0 LOB: 0 BB: 0 P: 7		1B: 11 2B: 2 3B: 0 HR: 2	SF: 0 SAC: 2 DP: 0 HBP: 0	WP: 0 PB: 0 SB: 3 CS: 0	PA: 44	
PITCHER	IP WLS BF H R ER SO BB IBB HBP BLK WP HR S P ERA WHIP																					
Sammy Ellis, R ERA: 5.42 (1, 1)	4.2 L 23 8 6 6 6 1 0 0 0 0 0 2 34 38 11.57 1.929																					
Jack Baldschun, R ERA: 6.33 (5, 1)	0.1 2 1 0 0 1 0 0 0 0 0 0 0 4 4 0.00 3.000																					
Joe Nuxhall, L ERA: 5.71 (6, 1)	2.0 10 3 2 1 0 0 0 0 0 0 0 0 10 10 4.50 1.500																					
Ted Davidson, L ERA: 5.31 (8, 1)	1.0 6 3 1 1 3 0 0 0 0 0 0 0 12 12 9.00 3.000																					
Mel Queen, R ERA: (9, 1)	1.0 3 0 0 0 2 0 0 0 0 0 0 0 7 7 0.00 0.000																					
Batter	1	2	3	4	5	6	7	8	9	AB	R	H	RBI	BB	SO	LOB	BOTTOM					
Tommy Harper, R OBP: 0.353, SLG: 0.394 (1, 9)										4	1	2	0	1	0	2	St. Louis Cardinals @ Cincinnati Reds Crosley Field, Cincinnati, OH Fri Jul 15 1966, 7:05 PM EDT Att: 13,834 - Unknown					
Pete Rose, S OBP: 0.321, SLG: 0.376 (1, 4)										5	0	0	0	0	0	6						
Vada Pinson, L OBP: 0.350, SLG: 0.452 (1, 8)										4	0	0	1	0	1	3						
Gordy Coleman, L OBP: 0.308, SLG: 0.306 (7, PH)										3	0	1	0	0	0	0						
Tony Perez, R OBP: 0.289, SLG: 0.350 (8, 3)										1	0	0	0	0	0	3						
Art Shamsky, L OBP: 0.328, SLG: 0.561 (8, PH)										3	0	2	0	0	0	0						
Jimmie Coker, R OBP: 0.310, SLG: 0.407 (9, 7)										1	0	1	0	0	0	0						
Johnny Edwards, L OBP: 0.303, SLG: 0.308 Don Pavletich, R OBP: 0.340, SLG: 0.473 (7, 2)										2	0	0	0	0	0	1						
Deron Johnson, R OBP: 0.265, SLG: 0.355 (1, 5)										3	1	0	0	1	0	5						
Leo Cardenas, R OBP: 0.311, SLG: 0.427 (1, 6)										4	0	2	0	0	1	2						
Sammy Ellis, L OBP: 0.145, SLG: 0.281 Jack Baldschun, R OBP: 0.222, SLG: 0.333 Joe Nuxhall, L OBP: 0.292, SLG: 0.290 Dick Simpson, R OBP: 0.292, SLG: 0.290 Ted Davidson, R OBP: 0.190, SLG: 0.407 Tommy Helms, R OBP: 0.190, SLG: 0.288 (1, 1)										1	0	0	0	0	0	0						
Inning Stats	R: 1 E: 0 K: 0 S: 3	H: 0 LOB: 0 BB: 1 P: 7	R: 0 E: 0 K: 0 S: 3	H: 1 LOB: 0 BB: 0 P: 3	R: 0 E: 0 K: 1 S: 6	H: 1 LOB: 1 BB: 0 P: 6	R: 0 E: 0 K: 0 S: 3	H: 0 LOB: 0 BB: 0 P: 3	R: 1 E: 0 K: 0 S: 5	H: 2 LOB: 2 BB: 1 P: 9	R: 0 E: 0 K: 0 S: 5	H: 2 LOB: 2 BB: 0 P: 5	R: 0 E: 1 K: 1 S: 8	H: 2 LOB: 3 BB: 0 P: 8	R: 0 E: 0 K: 0 S: 4	H: 1 LOB: 2 BB: 1 P: 8	R: 0 E: 0 K: 0 S: 3	H: 0 LOB: 0 BB: 0 P: 3	1B: 9 2B: 0 3B: 0 HR: 0	SF: 1 SAC: 0 DP: 1 HBP: 0	WP: 0 PB: 0 SB: 2 CS: 0	PA: 39
PITCHER	IP WLS BF H R ER SO BB IBB HBP BLK WP HR S P ERA WHIP																					
Ray Washburn, R ERA: 2.62 (1, 1)	5.1 W 23 6 2 2 1 2 0 0 0 0 0 0 23 31 3.38 1.500																					
Hal Woodeshick, L ERA: 2.16 (6, 1)	3.2 S 16 3 0 0 1 1 0 0 0 0 0 0 17 21 0.00 1.091																					

Batter	1	2	3	4	5	6	7	8	9	AB	R	H	RBI	BB	SO	LOB	TOP										
Curt Flood, R OBP: 0.309, SLG: 0.369 (1, 8)	5-3		F6		K		E6 1B FC4-2		6-3	5	0	0	0	0	1	1											
Lou Brock, L OBP: 0.295, SLG: 0.410 (1, 7)	4-3		S 1B		F6		WP S 1B			5	1	3	1	0	0	0											
Tim McCarver, L OBP: 0.308, SLG: 0.421 (1, 2)	F8		E S 1B		4-3		FC4-2 WP		F8	5	0	1	1	0	0	3											
Orlando Cepeda, R OBP: 0.367, SLG: 0.545 (1, 3)		5-3								2	0	0	0	2	0	0											
Mike Shannon, R OBP: 0.326, SLG: 0.480 (1, 9)										4	1	1	0	0	0	5											
Charley Smith, R OBP: 0.322, SLG: 0.391 (1, 5)					F3					4	0	2	1	0	1	0											
Julian Javier, R OBP: 0.254, SLG: 0.266 (1, 4)					F3					4	0	2	0	0	0	2											
Dal Maxvill, R OBP: 0.318, SLG: 0.317 (1, 6)					F3					4	1	1	0	0	0	3											
Al Jackson, L OBP: 0.238, SLG: 0.243 (1, 1)										2	0	0	0	0	2	1											
Joe Hoerner, R (7, 1)										0	0	0	0	0	0	0											
Phil Gaigliano, R OBP: 0.339, SLG: 0.325 (9, PH)					K					1	0	0	0	0	0	0											
Inning Stats	R: 0 E: 0 K: 0 S: 3	H: 0 LOB: 0 BB: 0 P: 3	R: 1 E: 0 K: 0 S: 5	H: 2 LOB: 1 BB: 0 P: 5	R: 1 E: 0 K: 1 S: 7	H: 2 LOB: 2 BB: 1 P: 11	R: 0 E: 0 K: 1 S: 6	H: 1 LOB: 1 BB: 0 P: 6	R: 0 E: 0 K: 0 S: 4	H: 1 LOB: 1 BB: 0 P: 4	R: 1 E: 1 K: 0 S: 6	H: 2 LOB: 3 BB: 1 P: 10	R: 0 E: 0 K: 1 S: 5	H: 1 LOB: 0 BB: 0 P: 5	R: 0 E: 0 K: 0 S: 4	H: 1 LOB: 1 BB: 0 P: 4	1B: 8 2B: 2 3B: 0 HR: 0	SF: 0 SAC: 1 DP: 1 HBP: 0	WP: 1 PB: 0 SB: 3 CS: 0	PA: 39							
PITCHER	IP	WLS	BF	H	R	ER	SO	BB	IBB	HBP	BLK	WP	HR	S	P	ERA	WHIP										
Jim O'Toole, L ERA: 2.96 (1, 1)	6.1		27	7	3	3	3	1	0	0	0	0	0	32	36	4.26	1.263										
Billy McCool, L ERA: 1.78 (7, 1)	2.2	W	12	3	0	0	1	0	1	0	0	1	0	13	17	0.00	1.125										

St. Louis Cardinals @ Cincinnati Reds
Crosley Field, Cincinnati, OH
Sat Jul 16 1966, 3:33 AM EDT
Att: 5,844 - Unknown

AB 36
R 3
H 10
RBI 3
BB 2
SO 4
LOB 15



Batter	1	2	3	4	5	6	7	8	9	AB	R	H	RBI	BB	SO	LOB	BOTTOM										
Tommy Harper, R OBP: 0.355, SLG: 0.391 (1, 9)	4-3 1B BB		F4		F7		E 1B IBB			2	2	0	0	2	0	0											
Vada Pinson, L OBP: 0.346, SLG: 0.447 (1, 8)	F7		G3		L6		E1 F8 1B			4	0	0	0	0	0	2											
Pete Rose, S OBP: 0.320, SLG: 0.375 (1, 4)	4-3 1-2		F3		F9		1-2 3H 1B			4	0	1	1	0	0	1											
Tony Perez, R OBP: 0.294, SLG: 0.359 (1, 3)					G3 1B 2B		6-3 F8			4	1	2	1	0	0	2											
Don Pavletich, R OBP: 0.337, SLG: 0.467 (1, 2)	K				G3		2B 1B K			4	1	1	0	0	2	4											
Tommy Helms, R OBP: 0.327, SLG: 0.412 (1, 5)					L6		1-2 2B			4	0	2	1	0	0	1											
Deron Johnson, R OBP: 0.266, SLG: 0.354 (1, 7)					F4		5-3 1B			3	0	1	1	0	0	2											
Billy McCool, R OBP: 0.308, SLG: 0.250 (7, 1)										1	0	1	0	0	0	0											
Leo Cardenas, R OBP: 0.307, SLG: 0.421 (1, 6)					FC1-4 FC6 1B		F7			4	0	0	0	0	0	3											
Jim O'Toole, S OBP: 0.143, SLG: 0.143 (1, 1)					FC6		6-3			2	0	0	0	0	0	1											
Dick Simpson, R OBP: 0.216, SLG: 0.333 (7, 9)										2	1	1	0	0	0	1											
Inning Stats	R: 1 E: 0 K: 1 S: 6	H: 1 LOB: 1 BB: 1 P: 10	R: 0 E: 0 K: 0 S: 4	H: 1 LOB: 1 BB: 0 P: 4	R: 0 E: 0 K: 0 S: 3	H: 0 LOB: 0 BB: 0 P: 3	R: 1 E: 0 K: 0 S: 5	H: 2 LOB: 1 BB: 0 P: 5	R: 0 E: 0 K: 0 S: 3	H: 0 LOB: 0 BB: 0 P: 3	R: 1 E: 1 K: 1 S: 8	H: 2 LOB: 2 BB: 1 P: 12	R: 0 E: 0 K: 0 S: 4	H: 1 LOB: 1 BB: 0 P: 4	R: 0 E: 0 K: 0 S: 4	H: 1 LOB: 1 BB: 0 P: 4	1B: 6 2B: 3 3B: 0 HR: 0	SF: 0 SAC: 0 DP: 0 HBP: 0	WP: 0 PB: 0 SB: 0 CS: 0	PA: 36							
PITCHER	IP	WLS	BF	H	R	ER	SO	BB	IBB	HBP	BLK	WP	HR	S	P	ERA	WHIP										
Al Jackson, L ERA: 2.19 (1, 1)	6.1	L	30	8	5	4	1	1	0	0	0	0	0	30	38	5.68	1.421										
Joe Hoerner, L ERA: 0.84 (7, 1)	1.2		6	1	0	0	1	0	0	0	0	0	0	8	8	0.00	0.600										

St. Louis Cardinals @ Cincinnati Reds
Crosley Field, Cincinnati, OH
Sat Jul 16 1966, 3:33 AM EDT
Att: 5,844 - Unknown

AB 34
R 5
H 9
RBI 4
BB 2
SO 2
LOB 17



Batter	1	2	3	4	5	6	7	8	9	10	11	AB	R	H	RBI	BB	SO	LOB	TOP	
Adolfo Phillips, R OBP: 0.364, SLG: 0.493 John Baccaballa, R (10, PH) OBP: 0.289, SLG: 0.400	6-3 S SF7 BB		5-3			K		F7		1B BB		3	1	0	0	1	1	0		
Glenn Beckert, R OBP: 0.320, SLG: 0.364	6-3 1-3		5-3			4-3		4-3 1B		1B 1-2 1B		5	0	2	0	0	0	1		
Billy Williams, L OBP: 0.352, SLG: 0.471	SF7		6-3			1B		4-3		1-3 2H 1B		4	0	2	2	0	0	1		
Ron Santo, R OBP: 0.416, SLG: 0.569	BB					K		FC6 IBB		K		3	0	0	0	2	3	3		
14 Ernie Banks, R OBP: 0.281, SLG: 0.353 Joey Amalfitano, R (7, PR) OBP: 0.219, SLG: 0.185 Lee Thomas, L OBP: 0.278, SLG: 0.336	K					F5		SH3-4 2B		L6		3	0	1	0	0	1	1		
Randy Hundley, R OBP: 0.298, SLG: 0.413						F9		SH3-4 2-3		K		4	0	1	0	0	2	0		
Byron Browne, R OBP: 0.325, SLG: 0.473						6-3		IBB		F8		4	1	1	0	1	0	1		
Don Kessinger, S OBP: 0.263, SLG: 0.262	SF7 3B					4-3		K		G3		4	0	0	1	0	1	4		
Curt Simmons, L OBP: 0.183, SLG: 0.188 Fergie Jenkins, R OBP: 0.279, SLG: 0.429 Cal Koonce, R OBP: 0.250, SLG: 0.250 Marty Keough, L OBP: 0.188, SLG: 0.188 Don Bryant, R OBP: 0.250, SLG: 0.250	K					2-3		K		K		4	0	0	0	0	3	3		
Inning Stats	R: 1 E: 0 K: 1 S: 5	H: 0 LOB: 1 BB: 2 P: 13	R: 1 E: 0 K: 2 S: 8	H: 1 LOB: 0 BB: 0 P: 8	R: 0 E: 0 K: 0 S: 3	H: 0 LOB: 0 BB: 0 P: 3	R: 0 E: 0 K: 1 S: 5	H: 0 LOB: 0 BB: 0 P: 5	R: 0 E: 0 K: 2 S: 8	H: 1 LOB: 1 BB: 0 P: 8	R: 0 E: 0 K: 0 S: 4	H: 0 LOB: 0 BB: 0 P: 5	R: 1 E: 0 K: 2 S: 9	H: 2 LOB: 2 BB: 1 P: 13	R: 0 E: 0 K: 0 S: 4	H: 1 LOB: 1 BB: 0 P: 4	1B: 5 2B: 1 3B: 1 HR: 0	SF: 2 SAC: 1 DP: 0 HBP: 0	WP: 0 PB: 0 SB: 1 CS: 0	PA: 45
PITCHER	IP WLS BF H R ER SO BB IBB HBP BLK WP HR S P ERA WHIP	IP WLS BF H R ER SO BB IBB HBP BLK WP HR S P ERA WHIP	IP WLS BF H R ER SO BB IBB HBP BLK WP HR S P ERA WHIP	IP WLS BF H R ER SO BB IBB HBP BLK WP HR S P ERA WHIP	IP WLS BF H R ER SO BB IBB HBP BLK WP HR S P ERA WHIP	IP WLS BF H R ER SO BB IBB HBP BLK WP HR S P ERA WHIP	IP WLS BF H R ER SO BB IBB HBP BLK WP HR S P ERA WHIP	IP WLS BF H R ER SO BB IBB HBP BLK WP HR S P ERA WHIP	IP WLS BF H R ER SO BB IBB HBP BLK WP HR S P ERA WHIP	IP WLS BF H R ER SO BB IBB HBP BLK WP HR S P ERA WHIP	IP WLS BF H R ER SO BB IBB HBP BLK WP HR S P ERA WHIP	IP WLS BF H R ER SO BB IBB HBP BLK WP HR S P ERA WHIP	IP WLS BF H R ER SO BB IBB HBP BLK WP HR S P ERA WHIP	IP WLS BF H R ER SO BB IBB HBP BLK WP HR S P ERA WHIP	IP WLS BF H R ER SO BB IBB HBP BLK WP HR S P ERA WHIP	IP WLS BF H R ER SO BB IBB HBP BLK WP HR S P ERA WHIP	IP WLS BF H R ER SO BB IBB HBP BLK WP HR S P ERA WHIP	IP WLS BF H R ER SO BB IBB HBP BLK WP HR S P ERA WHIP	IP WLS BF H R ER SO BB IBB HBP BLK WP HR S P ERA WHIP	IP WLS BF H R ER SO BB IBB HBP BLK WP HR S P ERA WHIP
Nelson Bries, R ERA: 3.28	1.0	6	2	1	1	2	1	0	0	0	0	0	0	9	13	9.00	3.000			
Joe Hoerner, L ERA: 1.08	0.2	3	1	0	0	0	0	0	0	0	0	0	0	3	3	0.00	1.500			
Don Dennis, R ERA: 6.33	0.1	W	1	0	0	0	0	0	0	0	0	0	0	1	1	0.00	0.000			
Hal Woodeshick, L ERA: 2.14																				

Chicago Cubs @ St. Louis Cardinals
 Busch Stadium, St. Louis, MO
 Sun Jul 17 1966, 3:33 AM CDT
 Unknown

AB	37
R	3
H	7
RBI	3
BB	5
SO	11
LOB	19



Batter	1	2	3	4	5	6	7	8	9	10	11	AB	R	H	RBI	BB	SO	LOB	BOTTOM			
Lou Brock, L OBP: 0.293, SLG: 0.407	6-3		G3 CS 1B			G3		FC6-4 FC6-4 1-2F		1-3		5	0	1	1	0	0	2				
Julian Javier, R OBP: 0.294, SLG: 0.278 Tito Francona, L (10, PH) OBP: 0.289, SLG: 0.361 Don Dennis, R OBP: 0.250, SLG: 0.500	F8		F8 1-2			HR		FC6-4 1-2F		3-4-1 3H		4	1	1	1	0	0	2				
Curt Flood, R OBP: 0.316, SLG: 0.382	BB					5-3		FC5-4 1B		HR		4	1	3	1	1	0	0				
Orlando Cepeda, R OBP: 0.361, SLG: 0.535	L7					F6		FC5-4 CS		B3		4	0	0	0	0	0	3				
Mike Shannon, R OBP: 0.330, SLG: 0.478						6-3		CS 1-2		F8 FC5-4 BB		3	0	1	0	1	0	0				
Charley Smith, R OBP: 0.316, SLG: 0.383	F7					4-3		F8		FC5-4 1-2F		4	0	0	0	0	0	2				
Dal Maxvill, R OBP: 0.323, SLG: 0.318 Bobby Tolan, L (10, PR) OBP: 0.228, SLG: 0.275 Jerry Buchek, R OBP: 0.311, SLG: 0.369	G4-6-3 1-2F					FC6-4 BB		6-3		1B SH3-4 WP 1B		3	0	1	0	1	0	1				
Pat Corrales, R OBP: 0.217, SLG: 0.214 Phil Sagliano, R (10, PH) OBP: 0.339, SLG: 0.325						1B 2B		1B		SH3-4 1-2		3	1	2	0	0	0	1				
Nelson Bries, R OBP: 0.100, SLG: 0.089 Joe Hoerner, R OBP: 0.310, SLG: 0.423						K		FC6-4 1B		1-3 WP 1B		3	0	1	0	0	2	2				
Inning Stats	R: 0 E: 0 K: 0 S: 3	H: 0 LOB: 1 BB: 1 P: 7	R: 0 E: 0 K: 0 S: 3	H: 1 LOB: 0 BB: 0 P: 3	R: 1 E: 0 K: 1 S: 6	H: 2 LOB: 0 BB: 0 P: 6	R: 0 E: 0 K: 0 S: 3	H: 0 LOB: 0 BB: 0 P: 3	R: 0 E: 0 K: 0 S: 4	H: 0 LOB: 0 BB: 0 P: 4	R: 0 E: 0 K: 0 S: 4	H: 2 LOB: 1 BB: 0 P: 4	R: 0 E: 0 K: 0 S: 3	H: 1 LOB: 1 BB: 1 P: 7	R: 1 E: 0 K: 0 S: 5	H: 2 LOB: 2 BB: 0 P: 5	R: 1 E: 0 K: 0 S: 1	H: 1 LOB: 0 BB: 0 P: 1	1B: 8 2B: 1 3B: 0 HR: 2	SF: 0 SAC: 1 DP: 1 HBP: 0	WP: 1 PB: 0 SB: 0 CS: 3	PA: 40
PITCHER	IP WLS BF H R ER SO BB IBB HBP BLK WP HR S P ERA WHIP	IP WLS BF H R ER SO BB IBB HBP BLK WP HR S P ERA WHIP	IP WLS BF H R ER SO BB IBB HBP BLK WP HR S P ERA WHIP	IP WLS BF H R ER SO BB IBB HBP BLK WP HR S P ERA WHIP	IP WLS BF H R ER SO BB IBB HBP BLK WP HR S P ERA WHIP	IP WLS BF H R ER SO BB IBB HBP BLK WP HR S P ERA WHIP	IP WLS BF H R ER SO BB IBB HBP BLK WP HR S P ERA WHIP	IP WLS BF H R ER SO BB IBB HBP BLK WP HR S P ERA WHIP	IP WLS BF H R ER SO BB IBB HBP BLK WP HR S P ERA WHIP	IP WLS BF H R ER SO BB IBB HBP BLK WP HR S P ERA WHIP	IP WLS BF H R ER SO BB IBB HBP BLK WP HR S P ERA WHIP	IP WLS BF H R ER SO BB IBB HBP BLK WP HR S P ERA WHIP	IP WLS BF H R ER SO BB IBB HBP BLK WP HR S P ERA WHIP	IP WLS BF H R ER SO BB IBB HBP BLK WP HR S P ERA WHIP	IP WLS BF H R ER SO BB IBB HBP BLK WP HR S P ERA WHIP	IP WLS BF H R ER SO BB IBB HBP BLK WP HR S P ERA WHIP	IP WLS BF H R ER SO BB IBB HBP BLK WP HR S P ERA WHIP	IP WLS BF H R ER SO BB IBB HBP BLK WP HR S P ERA WHIP	IP WLS BF H R ER SO BB IBB HBP BLK WP HR S P ERA WHIP	IP WLS BF H R ER SO BB IBB HBP BLK WP HR S P ERA WHIP		
Curt Simmons, L ERA: 4.32	0.1	1	0	0	0	0	0	0	0	0	0	0	0	1	1	0.00	0.000					
Fergie Jenkins, R ERA: 4.08	0.1	2	1	0	0	0	0	0	0	0	0	0	0	2	2	0.00	3.000					
Billy Hoelt, L ERA: 4.2	0.1	1	0	0	0	0	0	0	0	0	0	0	0	1	1	0.00	0.000					
Cal Koonce, R ERA: 5.4	0.0	L	1	1	1	1	0	0	0	0	0	0	0	1	1	∞	∞					
Bob Hendley, L ERA: 4.57																						

Chicago Cubs @ St. Louis Cardinals
 Busch Stadium, St. Louis, MO
 Sun Jul 17 1966, 3:33 AM CDT
 Unknown

AB	35
R	4
H	11
RBI	3
BB	3
SO	2
LOB	15



Batter	1	2	3	4	5	6	7	8	9	AB	R	H	RBI	BB	SO	LOB	TOP					
Glenn Beckert, R OBP: 0.318, SLG: 0.365	F8	K		6-3		G6-3				5	0	1	0	0	1	2						
Lee Thomas, L OBP: 0.295, SLG: 0.339	1B WP	G3				F9				4	2	2	0	0	0	0						
Billy Williams, L OBP: 0.358, SLG: 0.493	WP 1B									5	4	4	2	0	0	2						
Ron Santo, R OBP: 0.413, SLG: 0.563	WP 1B									3	1	0	1	1	0	3						
Byron Browne, R OBP: 0.330, SLG: 0.480	1B BB									3	0	2	1	1	0	0						
John Bocabella, R OBP: 0.275, SLG: 0.400	1B									5	0	2	2	0	0	2						
Don Bryant, R OBP: 0.500, SLG: 0.500	F3									5	0	3	0	0	0	3						
Don Kessinger, S OBP: 0.262, SLG: 0.261	4-3									5	0	1	0	0	0	7						
Ken Holtzman, R OBP: 0.091, SLG: 0.063										2	0	0	0	1	0	1						
14 Ernie Banks, R OBP: 0.260, SLG: 0.352										1	0	0	0	0	0	0						
Fergie Jenkins, R OBP: 0.360, SLG: 0.409										1	0	0	0	0	1	2						
Inning Stats	R: 3 E: 0 K: 0 S: 6	H: 3 LOB: 2 BB: 2 P: 14	R: 0 E: 0 K: 1 S: 5	H: 0 LOB: 0 BB: 0 P: 5	R: 1 E: 0 K: 0 S: 4	H: 1 LOB: 0 BB: 0 P: 4	R: 0 E: 0 K: 0 S: 4	H: 1 LOB: 1 BB: 0 P: 4	R: 2 E: 0 K: 0 S: 7	H: 4 LOB: 2 BB: 0 P: 7	R: 0 E: 0 K: 1 S: 2	H: 0 LOB: 0 BB: 1 P: 6	R: 1 E: 0 K: 0 S: 6	H: 3 LOB: 2 BB: 0 P: 6	R: 0 E: 0 K: 0 S: 4	H: 1 LOB: 2 BB: 0 P: 5	R: 0 E: 0 K: 1 S: 7	H: 2 LOB: 2 BB: 0 P: 7	1B: 10 2B: 3 HR: 1	SF: 2 SAC: 0 HBP: 1	WP: 2 PB: 0 SB: 1 CS: 0	PA: 45
PITCHER	IP WLS BF H R ER SO BB IBB HBP BLK WP HR S P ERA WHIP	IP WLS BF H R ER SO BB IBB HBP BLK WP HR S P ERA WHIP															IP WLS BF H R ER SO BB IBB HBP BLK WP HR S P ERA WHIP					
Art Mahaffey, R ERA: 6.43	0.1 L 6 3 3 3 0 2 0 0 0 2 0 4 12 81.00 15.000	4.2 20 6 3 3 1 0 0 0 0 0 0 0 22 5.79 1.286	2.0 9 3 1 1 0 1 0 0 0 0 0 1 8 4.50 2.000	2.0 10 3 0 0 1 0 0 1 0 0 0 0 11 0.00 1.500															IP WLS BF H R ER SO BB IBB HBP BLK WP HR S P ERA WHIP			

Chicago Cubs @ St. Louis Cardinals
 Busch Stadium, St. Louis, MO
 Sun Jul 17 1966, 7:05 PM CDT
 Att: 32,590 - Unknown

AB	39
R	7
H	15
RBI	6
BB	3
SO	2
LOB	22



Batter	1	2	3	4	5	6	7	8	9	AB	R	H	RBI	BB	SO	LOB	BOTTOM				
Lou Brock, L OBP: 0.294, SLG: 0.406	F5									3	0	1	0	0	0	0					
Bobby Tolan, L OBP: 0.225, SLG: 0.272										1	0	0	0	0	1	0					
Julian Javier, R OBP: 0.252, SLG: 0.276										2	0	0	0	0	1	0					
Tito Francona, L OBP: 0.287, SLG: 0.358										1	0	0	0	0	0	0					
Jimmy Williams, R OBP: 0.333, SLG: 0.273										0	0	0	0	0	0	0					
Curt Flood, R OBP: 0.315, SLG: 0.381										4	0	1	0	0	1	2					
Orlando Cepeda, R OBP: 0.359, SLG: 0.543										4	1	1	1	1	0	2					
Mike Shannon, R OBP: 0.328, SLG: 0.478										4	1	1	0	0	0	0					
Tim McCarver, L OBP: 0.309, SLG: 0.421										4	0	1	0	0	1	0					
Charley Smith, R OBP: 0.316, SLG: 0.382										3	0	1	0	0	0	1					
Dal Maxvill, R OBP: 0.323, SLG: 0.313										2	0	0	0	1	0	1					
Art Mahaffey, R ERA: 6.43	7.0 W 27 6 2 2 4	2.0 S 6 0 0 0 4	0.3 K 1 S 5	0.3 K 0 S 5	0.3 K 1 S 6	0.3 K 0 S 4	0.3 K 0 S 6	0.3 K 1 S 7	0.3 K 2 S 7	0.3 K 0 S 7	0.3 K 2 S 7	0.3 K 0 S 7	0.3 K 0 S 7	0.3 K 0 S 7	0.3 K 0 S 7	0.3 K 0 S 7	0.3 K 0 S 7	1B: 4 2B: 1 3B: 0 HR: 1	SF: 0 SAC: 1 DP: 1 HBP: 0	WP: 0 PB: 0 SB: 0 CS: 0	PA: 33
PITCHER	IP WLS BF H R ER SO BB IBB HBP BLK WP HR S P ERA WHIP	IP WLS BF H R ER SO BB IBB HBP BLK WP HR S P ERA WHIP															IP WLS BF H R ER SO BB IBB HBP BLK WP HR S P ERA WHIP				
Ken Holtzman, L ERA: 4.0	7.0 W 27 6 2 2 4	2.0 S 6 0 0 0 4	0.3 K 1 S 5	0.3 K 0 S 5	0.3 K 1 S 6	0.3 K 0 S 4	0.3 K 0 S 6	0.3 K 1 S 7	0.3 K 2 S 7	0.3 K 0 S 7	0.3 K 2 S 7	0.3 K 0 S 7	0.3 K 0 S 7	0.3 K 0 S 7	0.3 K 0 S 7	0.3 K 0 S 7	0.3 K 0 S 7	1B: 4 2B: 1 3B: 0 HR: 1	SF: 0 SAC: 1 DP: 1 HBP: 0	WP: 0 PB: 0 SB: 0 CS: 0	PA: 33
Fergie Jenkins, R ERA: 4.0	2.0 S 6 0 0 0 4	0.3 K 1 S 5	0.3 K 0 S 5	0.3 K 1 S 6	0.3 K 0 S 4	0.3 K 0 S 6	0.3 K 1 S 7	0.3 K 2 S 7	0.3 K 0 S 7	0.3 K 2 S 7	0.3 K 0 S 7	0.3 K 0 S 7	0.3 K 0 S 7	0.3 K 0 S 7	0.3 K 0 S 7	0.3 K 0 S 7	0.3 K 0 S 7	1B: 4 2B: 1 3B: 0 HR: 1	SF: 0 SAC: 1 DP: 1 HBP: 0	WP: 0 PB: 0 SB: 0 CS: 0	PA: 33

Chicago Cubs @ St. Louis Cardinals
 Busch Stadium, St. Louis, MO
 Sun Jul 17 1966, 7:05 PM CDT
 Att: 32,590 - Unknown

AB	31
R	2
H	6
RBI	1
BB	1
SO	8
LOB	9



Batter	1	2	3	4	5	6	7	8	9	AB	R	H	RBI	BB	SO	LOB	TOP								
Glenn Beckert, R OBP: 0.320, SLG: 0.365 (1.4)	L6		SH5-3 1B		4-3		FC4-6 1B		F3	5	0	2	0	0	0	0									
Don Kessinger, S OBP: 0.265, SLG: 0.265 (1.6)	L7		SH5-3 1-2		S 1B		FC4-6 1-2		1B	4	0	2	0	0	0	1									
Billy Williams, L OBP: 0.359, SLG: 0.492 (1.9)	4-3		4-3		L7				14 1B HR	5	1	2	0	0	0	2									
Ron Santo, R OBP: 0.407, SLG: 0.553 (1.5)		F9		F8	F9				L9	5	0	0	0	0	0	4									
14 Ernie Banks, R OBP: 0.267, SLG: 0.355 (1.3)		HR 1B		BB 1B SF7 HBP		6-3			HR 1B	3	3	2	0	0	0	0									
John Boccabella, R OBP: 0.274, SLG: 0.394 (1.7)	F8			BB 1B	F8				K	4	0	1	0	0	1	3									
Byron Browne, R OBP: 0.336, SLG: 0.506 (1.8)	HR			FC6-4 BB	K				HR	3	2	2	5	1	1	0									
Randy Hundley, R OBP: 0.282, SLG: 0.408 (1.2)	F8		SF7		F8		F8		F8	3	0	0	1	0	0	0									
Dick Ellsworth, L OBP: 0.170, SLG: 0.176 (1.1)										3	0	0	0	0	1	2									
Fergie Jenkins, R OBP: 0.360, SLG: 0.409 (8.1)			K	FC6-4						0	0	0	0	0	0	0									
Don Bryant, R OBP: 0.426, SLG: 0.429 (9. PH)									G3	1	0	0	0	0	0	0									
Inning Stats	R: 0 E: 0 K: 0 S: 3	H: 0 LOB: 0 BB: 0 P: 3	R: 2 E: 0 K: 0 S: 5	H: 2 LOB: 0 BB: 0 P: 5	R: 0 E: 0 K: 1 S: 6	H: 1 LOB: 1 BB: 0 P: 6	R: 1 E: 0 K: 0 S: 4	H: 1 LOB: 2 BB: 1 P: 9	R: 0 E: 0 K: 1 S: 5	H: 0 LOB: 0 BB: 0 P: 5	R: 0 E: 0 K: 0 S: 4	H: 1 LOB: 1 BB: 0 P: 4	R: 0 E: 0 K: 1 S: 5	H: 1 LOB: 1 BB: 0 P: 4	R: 3 E: 0 K: 1 S: 8	H: 3 LOB: 2 BB: 0 P: 8	R: 0 E: 0 K: 0 S: 5	H: 2 LOB: 2 BB: 0 P: 5	1B: 9 2B: 0 3B: 0 HR: 2	SF: 1 SAC: 1 DP: 0 HBP: 1	WP: 0 PB: 0 SB: 1 CS: 0	PA: 40			
PITCHER	IP	WLS	BF	H	R	ER	SO	BB	IBB	HBP	BLK	WP	HR	S	P	ERA	WHIP								
Larry Jaster, L ERA: 3.99 (1.1)	7.2	W	34	9	6	6	3	1	0	1	0	0	2	38	43	7.04	1.304								
Joe Hoerner, L ERA: 0.95 (8.1)	1.1	S	6	2	0	0	0	0	0	0	0	0	0	6	6	0.00	1.500								

Chicago Cubs @ St. Louis Cardinals
 Busch Stadium, St. Louis, MO
 Mon Jul 18 1966, 7:05 PM CDT
 Att: 15,283 - Unknown

AB	36
R	6
H	11
RBI	6
BB	1
SO	3
LOB	12



Batter	1	2	3	4	5	6	7	8	9	AB	R	H	RBI	BB	SO	LOB	BOTTOM								
Lou Brock, L OBP: 0.292, SLG: 0.403 (1.7)	CS 1B		E6 6-3 S		FC1-6 1B		1-3	4-3		5	0	1	0	0	0	2									
Julian Javier, R OBP: 0.252, SLG: 0.276 (1.4)	5-3 1-2		6-3		1B		3-1			4	0	1	0	0	0	2									
Curt Flood, R OBP: 0.317, SLG: 0.380 (1.8)	5-3		FC6-4 BB		F8		1B HR			3	1	1	0	1	0	2									
Orlando Cepeda, R OBP: 0.365, SLG: 0.547 (1.3)		1B SF9 1B	FC6-4		HR 1B		HR 1B			4	3	3	0	0	0	2									
Mike Shannon, R OBP: 0.337, SLG: 0.500 (1.9)		SF9 1B		K	HR 1B		HR			4	2	3	3	0	1	0									
Tim McCarver, L OBP: 0.312, SLG: 0.433 (1.2)		SF9 1B		F7	HR		4-3			4	1	2	3	0	0	0									
Charley Smith, R OBP: 0.315, SLG: 0.381 (1.5)		SF9		F3	4-3					3	0	1	1	0	0	0									
Dal Maxvill, R OBP: 0.315, SLG: 0.305 (1.6)		K			6-3		6-3		F3	4	0	0	0	0	1	2									
Larry Jaster, L OBP: 0.375, SLG: 0.286 (1.1)					4-3					3	0	1	0	0	0	0									
Joe Hoerner, R ERA: 3.95 (8.1)					FC1-6 1B		F7		FC3-6 1B	1	0	0	0	0	0	1									
Inning Stats	R: 0 E: 0 K: 0 S: 3	H: 1 LOB: 0 BB: 0 P: 3	R: 1 E: 0 K: 1 S: 7	H: 3 LOB: 1 BB: 0 P: 7	R: 0 E: 1 K: 0 S: 4	H: 0 LOB: 2 BB: 1 P: 8	R: 0 E: 0 K: 1 S: 5	H: 0 LOB: 0 BB: 0 P: 5	R: 0 E: 0 K: 0 S: 6	H: 2 LOB: 2 BB: 0 P: 5	R: 3 E: 0 K: 0 S: 6	H: 3 LOB: 0 BB: 0 P: 6	R: 3 E: 0 K: 0 S: 6	H: 3 LOB: 0 BB: 0 P: 6	R: 0 E: 0 K: 0 S: 4	H: 1 LOB: 1 BB: 0 P: 4	1B: 11 2B: 0 3B: 0 HR: 2	SF: 1 SAC: 0 DP: 0 HBP: 0	WP: 0 PB: 0 SB: 1 CS: 1	PA: 37					
PITCHER	IP	WLS	BF	H	R	ER	SO	BB	IBB	HBP	BLK	WP	HR	S	P	ERA	WHIP								
Dick Ellsworth, L ERA: 4.18 (1.1)	7.0	L	34	13	7	7	2	1	0	0	0	0	2	37	41	9.00	2.000								
Fergie Jenkins, R ERA: 3.95 (8.1)	1.0		3	0	0	0	0	0	0	0	0	0	0	3	3	0.00	0.000								

Chicago Cubs @ St. Louis Cardinals
 Busch Stadium, St. Louis, MO
 Mon Jul 18 1966, 7:05 PM CDT
 Att: 15,283 - Unknown

AB	35
R	7
H	13
RBI	7
BB	1
SO	2
LOB	11



Batter	1	2	3	4	5	6	7	8	9	10	11	12	AB	R	H	RBI	BB	SO	LOB	TOP							
Felipe Alou, R OBP: 0.336, SLG: 0.519 (1.3)	0-0 HR 3B	0-0 4-3		0-0 1B 1B		0-0 6-3		0-0 FC3-6 1B		1-0 HBP		0-0 1B	6	2	4	0	0	0	1								
Eddie Mathews, L OBP: 0.322, SLG: 0.367 (8. PR)	4-0 BB	4-0 FC5-4 BB		0-0 1B 1B		0-0 L7		0-0 FC3-6 1B		0-0 SH2-4-5		0-3 K	3	2	1	2	2	0	1								
Felix Milani, R OBP: 0.285, SLG: 0.342 (8. PR)	0-0 HR BB	0-0 FC5-4 BB		0-0 1B 1B		0-0 L7		0-0 FC3-6 1B		0-0 SH2-4-5		0-3 K	0	0	0	0	0	0	0								
Denis Menke, R OBP: 0.363, SLG: 0.413 (8.5)	0-0 HR BB	0-0 FC5-4 BB		0-0 1B 1B		0-0 L7		0-0 FC3-6 1B		0-0 SH2-4-5		0-3 K	1	0	0	0	0	1	2								
Hank Aaron, R OBP: 0.369, SLG: 0.575 (1.9)	4-0 HR BB	0-3 K		0-0 FC5-4 1B		0-0 HR		0-0 K		0-3 K		0-3 K	5	1	1	1	1	3	3								
Joe Torre, R OBP: 0.375, SLG: 0.564 (1.2)	0-0 HR	0-0 FC5-4		0-0 FC5-4		0-0 HR		0-0 F7		0-0 F8		0-0 F8	6	2	2	5	0	0	5								
Mack Jones, L OBP: 0.330, SLG: 0.503 (1.8)	0-0 F9		0-0 F9	0-3 K		0-0 HR		0-0 BB 1B		4-0 G3 BB		0-0 1-3	5	1	1	0	1	1	1								
Rico Carty, R OBP: 0.368, SLG: 0.408 (8.3)	0-0 5-3		0-0 F5		0-3 K		0-0 F9		0-0 F2		4-0 CS BB		5	0	0	0	1	1	2								
Frank Bolling, R OBP: 0.209, SLG: 0.221 (1.4)	0-0 1B		0-0 L7		0-0 4-3		4-0 1B BB		0-0 G3		0-0 CS BB	4-0 1B BB	4	0	1	0	2	0	1								
Woody Woodward, R OBP: 0.328, SLG: 0.319 (1.6)	0-0 L6		0-0 E4 1B		0-0 L3		0-0 1B		4-0 BB		4-0 BB	0-0 F5	5	1	1	1	1	0	2								
Tony Cloninger, R OBP: 0.300, SLG: 0.300 (1.1)		0-0 4-3 WP 1B		0-3 K		0-0 1-3		0-0 6-3		0-3 K		0-0 L8	3	0	1	0	0	1	1								
Clay Carroll, R OBP: 0.285, SLG: 0.342 (8. PR)													0	0	0	0	0	0	0								
Chi-Chi Olivo, R OBP: 0.285, SLG: 0.342 (8. PR)													1	0	0	0	0	2	2								
Gene Oliver, R OBP: 0.300, SLG: 0.300 (9. PR)													1	0	0	0	0	0	0								
Ted Abernathy, R OBP: 0.250, SLG: 0.300 (12. PR)													0	0	0	0	0	0	0								
Miguel de la Hoz, R OBP: 0.300, SLG: 0.300 (12. PR)													1	0	0	0	0	0	1								
Arnold Umbach, R OBP: 0.300, SLG: 0.300 (12. PR)													0	0	0	0	0	0	0								
Inning Stats	R: 4 E: 0 K: 6 S: 6	H: 3 LOB: 1 BB: 2 P: 14	R: 0 E: 0 K: 1 S: 6	H: 1 LOB: 2 BB: 1 P: 10	R: 0 E: 0 K: 0 S: 3	H: 0 LOB: 0 BB: 0 P: 3	R: 3 E: 1 K: 2 S: 11	H: 3 LOB: 1 BB: 0 P: 11	R: 0 E: 0 K: 1 S: 5	H: 0 LOB: 0 BB: 0 P: 5	R: 2 E: 0 K: 0 S: 6	H: 3 LOB: 2 BB: 1 P: 10	R: 0 E: 0 K: 1 S: 5	H: 1 LOB: 2 BB: 0 P: 6	R: 0 E: 0 K: 1 S: 5	H: 0 LOB: 0 BB: 0 P: 5	R: 0 E: 0 K: 0 S: 2	H: 0 LOB: 0 BB: 0 P: 6	R: 0 E: 0 K: 1 S: 6	H: 1 LOB: 2 BB: 1 P: 10	1B: 9 2B: 1 3B: 1 HR: 2	SF: 0 SAC: 1 DP: 1 HBP: 1	WP: 2 PB: 0 SB: 1 CS: 1	PA: 57			
PITCHER	IP WLS BF H R ER SO BB IBB HBP BLK WP HR S P ERA WHIP	3.1 21 8 0 0 0 2 0 0 0 0 0 12 12 0.00 3.000																									
Tracy Stallard, R ERA: 5.51																											
Don Dennis, R ERA: 5.65																											
Hal Woodeshick, L ERA: 2.72																											
Nelson Briles, R ERA: 3.12																											

Atlanta Braves @ St. Louis Cardinals
 Busch Stadium, St. Louis, MO
 Tue Jul 19 1966, 7:05 PM CDT
 Att. 18,616 - Unknown

AB 46
 R 9
 H 12
 RBI 9
 BB 8
 SO 8
 LOB 24



Batter	1	2	3	4	5	6	7	8	9	10	11	12	AB	R	H	RBI	BB	SO	LOB	BOTTOM								
Curt Flood, R OBP: 0.317, SLG: 0.378 (1.8)	4-0 FC4 BB		0-0 F5		0-0 F8	0-0 1B 1B		0-0 6-3		0-0 6-3		0-0 6-3	5	1	1	1	1	0	0									
Lou Brock, L OBP: 0.293, SLG: 0.402 (1.7)	0-3 K		0-0 1B		0-0 1B	0-3 1B 1B		0-0 1-3		0-0 1-3		0-0 F8	6	0	2	1	0	1	1									
Tim McCarver, L OBP: 0.316, SLG: 0.445 (1.2)	0-0 F9		0-0 1B		0-0 1B	0-0 HR		0-0 F7		0-0 1-3		0-0 1-3	6	1	3	2	0	0	1									
Orlando Cepeda, R OBP: 0.365, SLG: 0.545 (1.3)	0-0 FC4		0-0 F7		0-0 F5	0-0 1B 1B		0-0 F9		0-0 F9		0-0 SH1-3 1B 2B	6	1	2	0	0	0	5									
Bobby Tolan, L OBP: 0.225, SLG: 0.272 (12. PR)	0-0 FC4		0-0 F7		0-0 F5	0-0 1B 1B		0-0 F9		0-0 F9		0-0 SH1-3 1B 2B	0	1	0	0	0	0	0									
Mike Shannon, R OBP: 0.338, SLG: 0.495 (1.9)		0-0 6-3		0-3 K		4-0 BB 1B E	0-0 HR 1B	0-0 K		0-3 K		0-0 SH1-3	4	2	1	0	1	2	0									
Charley Smith, R OBP: 0.324, SLG: 0.404 (1.5)		0-0 6-3 1B		0-0 F6		0-0 BB 1B E	0-0 HR	0-0 L6		0-0 L6		0-0 1B	6	2	4	4	0	0	0									
Julian Javier, R OBP: 0.293, SLG: 0.273 (6. PH)		0-0 6-3 1B		0-0 1-3		4-0 BB 1B E	0-3 K	0-0 F9		0-0 F9			2	1	0	0	1	0	1									
Jerry Buchek, R OBP: 0.307, SLG: 0.363 (8.4)		0-0 6-3		0-0 1-3		0-0 1B BB	0-0 K	0-0 F9		0-0 F9			2	0	0	0	0	1	0									
Dal Maxvill, R OBP: 0.306, SLG: 0.296 (1.6)		0-0 6-3		0-0 1-3		0-0 E5 1B 1B	0-0 L9	0-0 6-3		0-0 6-3			5	1	0	1	0	0	2									
Tracy Stallard, R ERA: 5.51																												
Don Dennis, R ERA: 5.65																												
Tito Francona, L OBP: 0.284, SLG: 0.355 (6. PH)																												
Hal Woodeshick, R OBP: 0.250, SLG: 0.300 (12. PR)																												
Nelson Briles, R OBP: 0.094, SLG: 0.065 (7.1)																												
Inning Stats	R: 0 E: 0 K: 1 S: 5	H: 0 LOB: 1 BB: 1 P: 1	R: 0 E: 0 K: 0 S: 4	H: 1 LOB: 1 BB: 0 P: 4	R: 0 E: 0 K: 0 S: 5	H: 2 LOB: 2 BB: 0 P: 5	R: 0 E: 0 K: 1 S: 9	H: 0 LOB: 0 BB: 0 P: 6	R: 0 E: 0 K: 1 S: 5	H: 0 LOB: 0 BB: 0 P: 5	R: 0 E: 0 K: 0 S: 3	H: 0 LOB: 0 BB: 0 P: 3	R: 0 E: 0 K: 0 S: 3	H: 0 LOB: 0 BB: 0 P: 3	R: 0 E: 0 K: 0 S: 3	H: 0 LOB: 0 BB: 0 P: 3	R: 1 E: 0 K: 0 S: 3	H: 2 LOB: 2 BB: 0 P: 3	1B: 10 2B: 1 3B: 0 HR: 2	SF: 0 SAC: 1 DP: 0 HBP: 0	WP: 0 PB: 0 SB: 0 CS: 0	PA: 51						
PITCHER	IP WLS BF H R ER SO BB IBB HBP BLK WP HR S P ERA WHIP	5.1 26 6 3 1 0 3 3 0 0 0 0 1 29 41 5.06 1.688																										
Tony Cloninger, R ERA: 4.83																												
Clay Carroll, R ERA: 2.41																												
Chi-Chi Olivo, R ERA: 3.66																												
Ted Abernathy, R ERA: 5.37																												
Arnold Umbach, R ERA: 3.1																												

Atlanta Braves @ St. Louis Cardinals
 Busch Stadium, St. Louis, MO
 Tue Jul 19 1966, 7:05 PM CDT
 Att. 18,616 - Unknown


AB 47
 R 10
 H 13
 RBI 9
 BB 3
 SO 6
 LOB 12



Batter	1	2	3	4	5	6	7	8	9	AB	R	H	RBI	BB	SO	LOB	TOP			
Felipe Alou, R OBP: 0.338, SLG: 0.517 (1, 7)										3	0	1	0	0	0	2				
Mack Jones, L OBP: 0.325, SLG: 0.497 (1, 8)										4	0	1	1	0	0	3				
Hank Aaron, R OBP: 0.368, SLG: 0.571 (1, 9)										4	0	1	0	0	1	2				
Joe Torre, R OBP: 0.373, SLG: 0.560 (1, 3)										4	1	1	0	0	0	2				
Miguel de la Hoz, R OBP: 0.285, SLG: 0.313 (1, 5)										4	1	3	2	0	0	0				
Gene Oliver, R OBP: 0.240, SLG: 0.289 (1, 2)										4	0	0	0	0	2	2				
Denis Menke, R OBP: 0.357, SLG: 0.406 (1, 6)										4	0	0	0	0	1	2				
Woody Woodward, R OBP: 0.327, SLG: 0.318 (1, 4)										4	1	1	0	0	0	1				
Ken Johnson, R OBP: 0.158, SLG: 0.270 (7, PH)										1	0	0	0	0	0	0				
Eddie Mathews, L OBP: 0.325, SLG: 0.367 (7, PR)										0	0	0	0	1	0	0				
Felix Millan, R OBP: 0.295, SLG: 0.342 (7, PR)										0	0	0	0	0	0	0				
Dan Schneider, L OBP: 0.750, SLG: 0.750 (7, 1)										0	0	0	0	0	0	0				
Clay Carroll, R OBP: 0.750, SLG: 0.750 (7, 1)										0	0	0	0	0	0	0				
Inning Stats	R: 0 E: 0 K: 0 S: 2	H: 0 LOB: 0 BB: 0 P: 3	R: 2 E: 0 K: 1 S: 7	H: 2 LOB: 0 BB: 0 P: 7	R: 0 E: 0 K: 1 S: 6	H: 1 LOB: 1 BB: 0 P: 6	R: 0 E: 0 K: 1 S: 6	H: 1 LOB: 1 BB: 0 P: 6	R: 1 E: 0 K: 0 S: 6	H: 3 LOB: 2 BB: 0 P: 6	R: 0 E: 0 K: 0 S: 2	H: 0 LOB: 0 BB: 1 P: 6	R: 0 E: 0 K: 0 S: 3	H: 0 LOB: 0 BB: 0 P: 3	R: 0 E: 0 K: 0 S: 3	H: 0 LOB: 0 BB: 0 P: 3	1B: 7 2B: 0 3B: 0 HR: 1	SF: 0 SAC: 1 DP: 2 HBP: 1	WP: 0 PB: 0 SB: 0 CS: 0	PA: 35
PITCHER Ray Washburn, R ERA: 2.65 (1, 1)	IP: 9.0 WLS: W BF: 35 H: 8 R: 3 ER: 3 SO: 4 BB: 1 IBB: 0 HBP: 1 BLK: 0 WP: 0 HR: 1 S: 41 P: 46 ERA: 3.00 WHIP: 1.000															PITCHER				

Atlanta Braves @ St. Louis Cardinals
 Busch Stadium, St. Louis, MO
 Wed Jul 20 1966, 7:05 PM CDT
 Att: 17,914 - Unknown

AB 32
 R 3
 H 8
 RBI 3
 BB 1
 SO 4
 LOB 14




Batter	1	2	3	4	5	6	7	8	9	AB	R	H	RBI	BB	SO	LOB	BOTTOM			
Curt Flood, R OBP: 0.317, SLG: 0.382 (1, 8)										4	0	1	0	0	0	1				
Lou Brock, L OBP: 0.295, SLG: 0.403 (1, 7)										4	2	2	0	0	0	1				
Tim McCarver, L OBP: 0.318, SLG: 0.444 (1, 2)										3	1	1	0	1	0	1				
Orlando Cepeda, R OBP: 0.363, SLG: 0.543 (1, 3)										3	1	1	1	0	0	3				
Mike Shannon, R OBP: 0.346, SLG: 0.505 (1, 9)										4	0	3	2	0	0	0				
Charley Smith, R OBP: 0.323, SLG: 0.401 (1, 5)										4	0	1	0	0	0	3				
Jerry Buchek, R OBP: 0.310, SLG: 0.366 (1, 4)										4	1	2	0	0	0	2				
Dal Maxvill, R OBP: 0.305, SLG: 0.301 (1, 6)										4	1	1	0	0	0	2				
Ray Washburn, R OBP: 0.129, SLG: 0.103 (1, 1)										3	0	1	2	0	1	1				
Inning Stats	R: 1 E: 0 K: 0 S: 5	H: 2 LOB: 2 BB: 1 P: 9	R: 0 E: 0 K: 0 S: 3	H: 1 LOB: 0 BB: 0 P: 3	R: 0 E: 0 K: 0 S: 4	H: 1 LOB: 1 BB: 0 P: 4	R: 2 E: 0 K: 0 S: 6	H: 4 LOB: 1 BB: 0 P: 6	R: 1 E: 1 K: 0 S: 5	H: 2 LOB: 1 BB: 0 P: 5	R: 0 E: 0 K: 1 S: 5	H: 1 LOB: 0 BB: 0 P: 5	R: 2 E: 1 K: 0 S: 5	H: 2 LOB: 0 BB: 0 P: 5	R: 0 E: 0 K: 0 S: 3	H: 0 LOB: 0 BB: 0 P: 3	1B: 10 2B: 3 3B: 1 HR: 0	SF: 1 SAC: 0 DP: 2 HBP: 0	WP: 1 PB: 0 SB: 1 CS: 1	PA: 35
PITCHER Ken Johnson, R ERA: 2.89 (1, 1)	IP: 6.0 WLS: L BF: 27 H: 11 R: 4 ER: 3 SO: 1 BB: 1 IBB: 0 HBP: 0 BLK: 0 WP: 0 HR: 0 S: 28 P: 32 ERA: 4.50 WHIP: 2.000															PITCHER				
Dan Schneider, L ERA: 2.31 (7, 1)	0.1 3 2 2 1 0 0 0 0 0 0 0 3 3 27.00 6.000																			
Clay Carroll, R ERA: 2.37 (7, 1)	1.2 5 0 0 0 0 0 0 0 0 1 0 5 5 0.00 0.000																			

Atlanta Braves @ St. Louis Cardinals
 Busch Stadium, St. Louis, MO
 Wed Jul 20 1966, 7:05 PM CDT
 Att: 17,914 - Unknown

AB 33
 R 6
 H 13
 RBI 5
 BB 1
 SO 1
 LOB 14



Batter	1	2	3	4	5	6	7	8	9	AB	R	H	RBI	BB	SO	LOB	TOP										
Felipe Alou, R OBP: 0.340, SLG: 0.517 (1, 7)	L6			1B		K		1B		4	1	2	0	0	1	0	Atlanta Braves @ St. Louis Cardinals Busch Stadium, St. Louis, MO Thu Jul 21 1966, 7:05 PM CDT Att: 22,043 - Unknown										
Woody Woodward, R OBP: 0.324, SLG: 0.314 (1, 4) (7, 6)	5-3			F9		1-3		1B		3	0	0	0	0	0	1											
Rico Carty, R OBP: 0.390, SLG: 0.411 (7, 5)								1B		1	0	1	0	0	0	0											
Hank Aaron, R OBP: 0.369, SLG: 0.579 (1, 9)	F8			G1-6-3 1B				K		4	1	2	1	0	1	3											
Joe Torre, R OBP: 0.372, SLG: 0.556 (1, 3)				G1-6-3 1B				1B		4	0	1	2	0	0	2											
Miguel de la Hoz, R OBP: 0.264, SLG: 0.308 (1, 5) (7, 6)								1B		4	0	1	0	0	0	2											
Gene Oliver, R OBP: 0.248, SLG: 0.314 (1, 2)								1B		4	1	2	0	0	0	2											
Mack Jones, L OBP: 0.327, SLG: 0.497 (1, 8)				1-3		K		3B		4	0	1	1	0	1	2											
Denis Menke, R OBP: 0.354, SLG: 0.401 (1, 6)				F8		K		F8		3	0	0	0	0	1	3											
Denny Lemaster, R OBP: 0.174, SLG: 0.140 (5, PH) Frank Bolling, R OBP: 0.200, SLG: 0.219 (5, PH) Chi-Chi Ojivo, R OBP: 0.301, SLG: 0.322 (7, 1) Ted Abernathy, R OBP: 0.290, SLG: 0.346 (7, 4) Felix Millan, R OBP: 0.260, SLG: 0.346 (5, PH) Gary Geiger, L OBP: 0.322, SLG: 0.390 (5, PH)				K				1B		1	0	0	0	0	1	0											
Inning Stats	R: 0 E: 0 K: 0 S: 3	H: 0 LOB: 0 BB: 0 P: 3	R: 0 E: 0 K: 0 S: 3	H: 0 LOB: 0 BB: 0 P: 3	R: 0 E: 0 K: 1 S: 5	H: 2 LOB: 1 BB: 0 P: 5	R: 0 E: 0 K: 2 S: 8	H: 2 LOB: 2 BB: 0 P: 8	R: 0 E: 0 K: 1 S: 5	H: 0 LOB: 0 BB: 0 P: 5	R: 2 E: 0 K: 0 S: 6	H: 3 LOB: 1 BB: 0 P: 6	R: 2 E: 0 K: 1 S: 9	H: 4 LOB: 2 BB: 0 P: 9	R: 0 E: 0 K: 0 S: 3	H: 0 LOB: 0 BB: 0 P: 3	1B: 8 2B: 2 3B: 1 HR: 1		SF: 0 SAC: 0 DP: 2 HBP: 0	WP: 0 PB: 0 SB: 0 CS: 1	PA: 36						
PITCHER	IP	WLS	BF	H	R	ER	SO	BB	IBB	HBP	BLK	WP	HR	S	P	ERA	WHIP										
Al Jackson, L ERA: 2.34 (1, 1)	7.1	W	31	11	4	4	5	0	0	0	0	0	1	41	41	4.91	1.500										
Ron Piche, R ERA: (8, 1)	1.2	S	5	0	0	0	0	0	0	0	0	0	0	5	5	0.00	0.000										

Batter	1	2	3	4	5	6	7	8	9	AB	R	H	RBI	BB	SO	LOB	BOTTOM											
Lou Brock, L OBP: 0.298, SLG: 0.404 (1, 7)	L5 1B									4	2	2	0	0	0	1	Atlanta Braves @ St. Louis Cardinals Busch Stadium, St. Louis, MO Thu Jul 21 1966, 7:05 PM CDT Att: 22,043 - Unknown											
Jerry Buchek, R OBP: 0.313, SLG: 0.370 (1, 4) Julian Javier, R OBP: 0.253, SLG: 0.273 (7, PR) (8, 4)	K							1B		3	1	1	0	1	1	1												
Curt Flood, R OBP: 0.316, SLG: 0.389 (1, 8)	L5 1-2							BB		4	1	1	3	0	0	3												
Orlando Cepeda, R OBP: 0.365, SLG: 0.554 (1, 3)								1B		4	1	2	1	0	1	3												
Mike Shannon, R OBP: 0.353, SLG: 0.507 (1, 9)								1B		3	0	2	1	1	0	0												
Tim McCarver, L OBP: 0.314, SLG: 0.438 (1, 2)								1B		4	0	0	0	0	0	3												
Charley Smith, R OBP: 0.326, SLG: 0.414 (1, 5)								1B		3	1	1	1	1	1	0												
Dal Maxvill, R OBP: 0.303, SLG: 0.299 (1, 6)								1B		4	0	1	0	0	1	3												
Al Jackson, L OBP: 0.267, SLG: 0.300 (1, 1) Ron Piche, R (8, 1)								1B		3	1	2	0	0	0	3												
Inning Stats	R: 0 E: 0 K: 1 S: 5	H: 1 LOB: 3 BB: 2 P: 12	R: 0 E: 0 K: 0 S: 4	H: 1 LOB: 2 BB: 0 P: 12	R: 0 E: 0 K: 0 S: 3	H: 0 LOB: 0 BB: 0 P: 3	R: 0 E: 0 K: 0 S: 3	H: 1 LOB: 0 BB: 0 P: 3	R: 5 E: 0 K: 1 S: 10	H: 5 LOB: 0 BB: 0 P: 10	R: 0 E: 0 K: 0 S: 3	H: 0 LOB: 0 BB: 0 P: 3	R: 2 E: 0 K: 1 S: 7	H: 3 LOB: 2 BB: 1 P: 11	R: 0 E: 0 K: 2 S: 8	H: 1 LOB: 1 BB: 0 P: 8		1B: 7 2B: 2 3B: 0 HR: 3	SF: 0 SAC: 0 DP: 1 HBP: 0	WP: 1 PB: 0 SB: 1 CS: 0	PA: 36							
PITCHER	IP	WLS	BF	H	R	ER	SO	BB	IBB	HBP	BLK	WP	HR	S	P	ERA	WHIP											
Denny Lemaster, L ERA: 3.93 (1, 1)	5.0	L	23	8	5	5	2	1	0	0	0	0	0	3	25	33	9.00	1.800										
Chi-Chi Ojivo, R ERA: 3.9 (6, 1)	1.0		6	2	2	2	0	1	0	0	0	1	0	5	9	18.00	3.000											
Ted Abernathy, R ERA: 5.18 (7, 1)	2.0		7	2	0	0	3	0	0	0	0	0	0	13	13	0.00	1.000											



Batter	1	2	3	4	5	6	7	8	9	AB	R	H	RBI	BB	SO	LOB	TOP					
Lou Brock, L OBP: 0.299, SLG: 0.411 (1, 7)	F7		G5-4-3 HBP		HR		4-3	K		4	1	1	1	0	1	0						
Jerry Buchek, R OBP: 0.308, SLG: 0.363 Julian Javier, R OBP: 0.255, SLG: 0.276 (7, 4)	6-3		G5-4-3		6-3		F8		HR	4	0	0	0	0	0	1						
Curt Flood, R OBP: 0.315, SLG: 0.394 (1, 8)	6-3		L6		F8		6-3		HR	5	1	1	2	0	0	0						
Orlando Cepeda, R OBP: 0.373, SLG: 0.556 (1, 3)		G3 1B BB		G3 1B	CS 1B			1B BB	F4	3	1	2	0	2	0	0						
Mike Shannon, R OBP: 0.368, SLG: 0.539 (1, 9)		G3 1B		G3 1B	CS	E FC4-6 2B		1B HR 1B	HR	5	3	5	1	0	0	0						
Tim McCarver, L OBP: 0.312, SLG: 0.433 (1, 2)		G3		G3		F7		HR 1B	K	5	1	1	1	0	1	5						
Charley Smith, R OBP: 0.319, SLG: 0.405 (1, 5)		K		K		E6 FC4-6		K	5-3	5	0	0	0	0	3	7						
Dal Maxvill, R OBP: 0.308, SLG: 0.296 (1, 6)		IBB		IBB		FC4-6 FC6-4		K		2	0	0	1	2	1	3						
Don Dennis, R (1, 1) Joe Hoerner, R OBP: 0.333, SLG: 1.333 (6, 1) Ron Piche, R (8, 1)		3-1		FC4		FC6-4		HR		3	0	0	0	0	0	7						
Inning Stats	R: 0 E: 0 K: 0 S: 3	H: 0 LOB: 0 BB: 0 P: 3	R: 0 E: 0 K: 1 S: 6	H: 1 LOB: 3 BB: 2 P: 14	R: 0 E: 0 K: 0 S: 2	H: 0 LOB: 0 BB: 0 P: 3	R: 0 E: 0 K: 1 S: 7	H: 2 LOB: 3 BB: 1 P: 11	R: 1 E: 1 K: 0 S: 4	H: 2 LOB: 0 BB: 0 P: 4	R: 0 E: 0 K: 0 S: 3	H: 0 LOB: 0 BB: 0 P: 3	R: 4 E: 0 K: 3 S: 12	H: 3 LOB: 0 BB: 1 P: 16	R: 3 E: 0 K: 1 S: 8	H: 3 LOB: 0 BB: 0 P: 8	1B: 7 2B: 1 3B: 0 HR: 4	SF: 0 SAC: 0 DP: 1 HBP: 1	WP: 0 PB: 0 SB: 0 CS: 1	PA: 44		
PITCHER	IP WLS BF H R ER SO BB IBB HBP BLK WP HR S P ERA WHIP	IP WLS BF H R ER SO BB IBB HBP BLK WP HR S P ERA WHIP	Dick Ellsworth, L ERA: 4.22 (1, 1)	Fergie Jenkins, R ERA: 3.95 (8, 1)	Bob Hendley, L ERA: 4.71 (9, 1)																	

St. Louis Cardinals @ Chicago Cubs
Wrigley Field, Chicago, IL
Fri Jul 22 1966, 3:33 AM CDT
Att: 6,159 - Unknown

AB 38
R 9
H 12
RBI 9
BB 4
SO 6
LOB 23



Batter	1	2	3	4	5	6	7	8	9	AB	R	H	RBI	BB	SO	LOB	BOTTOM				
Adolfo Phillips, R OBP: 0.363, SLG: 0.486 (1, 8)	K		1-3		G5-4-3		3-1	FC6-4 1B		5	0	1	1	0	1	1					
Glenn Beckert, R OBP: 0.326, SLG: 0.366 (1, 4)	6-3		1B		F9		4-3	FC6-4		5	0	1	1	0	0	2					
Billy Williams, L OBP: 0.360, SLG: 0.488 (1, 9)	F8		F7		HR	1B	F2			5	1	2	1	0	0	3					
Ron Santo, R OBP: 0.408, SLG: 0.535 (1, 5)		14 1B		F8		F7		14 E HBP		4	0	2	0	0	0	0					
George Altman, L OBP: 0.284, SLG: 0.398 John Boccabella, R OBP: 0.261, SLG: 0.373 (7, PH) (8, 7)		F8		F7		4-3	4-3	F6		3	0	0	0	0	0	1					
14 Ernie Banks, R OBP: 0.289, SLG: 0.386 (1, 3)		1B		1B		E 2B		E 1B 1B		5	2	4	0	0	0	1					
Randy Hundley, R OBP: 0.288, SLG: 0.395 (1, 2)		F6		1B		E BB		1B E FC6-4 1B		4	1	2	0	1	1	4					
Don Kessinger, S OBP: 0.265, SLG: 0.271 Lee Thomas, L OBP: 0.277, SLG: 0.326 (9, PH) (1, 6)		F7		F7		E2 1B		E5 FC6-4 1B	G3	4	0	1	1	0	0	6					
Dick Ellsworth, L OBP: 0.179, SLG: 0.185 Fergie Jenkins, R OBP: 0.348, SLG: 0.391 Byron Browne, R OBP: 0.324, SLG: 0.481 Bob Hendley, R OBP: 0.333, SLG: 0.375 (1, 1) (8, 1) (6, PH) (9, 1)		5-3		G5-4-3 1B		6-3		K		3	0	1	0	0	0	2					
Inning Stats	R: 0 E: 0 K: 1 S: 5	H: 2 LOB: 2 BB: 0 P: 5	R: 0 E: 0 K: 0 S: 4	H: 1 LOB: 1 BB: 0 P: 4	R: 0 E: 0 K: 0 S: 5	H: 2 LOB: 2 BB: 0 P: 5	R: 0 E: 0 K: 0 S: 3	H: 1 LOB: 0 BB: 1 P: 3	R: 2 E: 1 K: 0 S: 6	H: 3 LOB: 2 BB: 1 P: 10	R: 0 E: 0 K: 0 S: 5	H: 2 LOB: 0 BB: 0 P: 5	R: 2 E: 1 K: 1 S: 9	H: 3 LOB: 2 BB: 0 P: 9	R: 0 E: 1 K: 1 S: 6	H: 0 LOB: 2 BB: 0 P: 7	1B: 12 2B: 1 3B: 0 HR: 1	SF: 0 SAC: 0 DP: 1 HBP: 1	WP: 0 PB: 0 SB: 0 CS: 0	PA: 44	
PITCHER	IP WLS BF H R ER SO BB IBB HBP BLK WP HR S P ERA WHIP	IP WLS BF H R ER SO BB IBB HBP BLK WP HR S P ERA WHIP	Don Dennis, R ERA: 5.24 (1, 1)	Joe Hoerner, L ERA: 1.18 (6, 1)	Ron Piche, R ERA: (8, 1)																

St. Louis Cardinals @ Chicago Cubs
Wrigley Field, Chicago, IL
Fri Jul 22 1966, 3:33 AM CDT
Att: 6,159 - Unknown

AB 42
R 4
H 14
RBI 4
BB 1
SO 3
LOB 28



Batter	1	2	3	4	5	6	7	8	9	AB	R	H	RBI	BB	SO	LOB	TOP								
Curt Flood, R OBP: 0.314, SLG: 0.393 (1, 8)	1-3		5-3			F5		2H 1B		4	0	1	1	0	0	0									
Lou Brock, L OBP: 0.296, SLG: 0.417 (1, 7)	F5			1-3		F8			HR	4	1	1	1	0	0	0									
Tim McCarver, L OBP: 0.318, SLG: 0.438 (1, 2)				1-3 1B			6-3		1B SF7 1B	4	1	3	0	0	0	0									
Orlando Cepeda, R OBP: 0.371, SLG: 0.551 (1, 3)	F8			1-3			6-3		FC5-4 1B	4	0	1	0	0	0	2									
Mike Shannon, R OBP: 0.361, SLG: 0.531 (1, 9)		K		K			K		SF7	3	0	0	1	0	3	1									
Phil Gagliano, R OBP: 0.335, SLG: 0.322 (1, 5)	4-3				F2			F8 SH3-4 2B 1B	FC5-4 1B	4	1	1	0	0	0	1									
Jerry Buchek, R OBP: 0.305, SLG: 0.360 (1, 4)					F4			SH3-4		2	0	0	0	0	1	0									
Julian Javier, R OBP: 0.258, SLG: 0.279 (8, 4)	K							1-2	1B	1	0	1	0	0	0	0									
Dal Maxvill, R OBP: 0.301, SLG: 0.289 (1, 6)			1-3		K			F8	K	4	0	0	0	0	2	3									
Bob Gibson, R OBP: 0.254, SLG: 0.338 (1, 1)			K			F7		3H 1B 2B		3	1	1	1	0	1	0									
Inning Stats	R: 0 E: 0 K: 0 S: 4	H: 1 LOB: 1 BB: 0 P: 4	R: 0 E: 0 K: 2 S: 7	H: 0 LOB: 0 BB: 0 P: 7	R: 0 E: 0 K: 1 S: 5	H: 0 LOB: 0 BB: 0 P: 5	R: 0 E: 0 K: 1 S: 6	H: 1 LOB: 1 BB: 0 P: 6	R: 0 E: 0 K: 1 S: 5	H: 0 LOB: 0 BB: 0 P: 5	R: 0 E: 0 K: 0 S: 3	H: 0 LOB: 0 BB: 0 P: 3	R: 0 E: 0 K: 0 S: 5	H: 0 LOB: 0 BB: 0 P: 5	R: 2 E: 0 K: 0 S: 5	H: 3 LOB: 1 BB: 0 P: 5	R: 2 E: 0 K: 1 S: 9	H: 4 LOB: 2 BB: 0 P: 9	1B: 7 2B: 1 3B: 0 HR: 1	SF: 1 SAC: 1 DP: 0 HBP: 0	WP: 0 PB: 0 SB: 0 CS: 0	PA: 35			
PITCHER	IP	WLS	BF	H	R	ER	SO	BB	IBB	HBP	BLK	WP	HR	S	P	ERA	WHIP								
Robin Roberts, R ERA: 3.34 (1, 1)	8.0	L	28	5	2	2	6	0	0	0	0	0	0	40	40	2.25	0.625								
Billy Hoelt, L ERA: 4.51 (9, 1)	0.0		2	2	2	2	0	0	0	0	0	0	1	2	2	∞	∞								
Don Lee, R ERA: 4.5 (9, 1)	1.0		5	2	0	0	1	0	0	0	0	0	0	7	7	0.00	2.000								

St. Louis Cardinals @ Chicago Cubs
Wrigley Field, Chicago, IL
Sat Jul 23 1966, 3:33 AM CDT
Att: 12,008 - Unknown

AB 33
R 4
H 9
RBI 4
BB 0
SO 7
LOB 7



Batter	1	2	3	4	5	6	7	8	9	AB	R	H	RBI	BB	SO	LOB	BOTTOM								
Adolfo Phillips, R OBP: 0.369, SLG: 0.492 (1, 8)	FC5-4				CS			1B		3	0	2	0	1	0	2									
Glenn Beckert, R OBP: 0.322, SLG: 0.362 (1, 4)	F3		F4		CS	6-3		F7		4	0	0	0	0	0	1									
Billy Williams, L OBP: 0.359, SLG: 0.484 (1, 9)	BB		4-3			F5		4-3		3	0	0	0	1	0	1									
Ron Santo, R OBP: 0.411, SLG: 0.535 (1, 5)	BB		K			1B			14 1B BB	2	0	1	0	2	1	0									
George Altman, L OBP: 0.274, SLG: 0.383 (1, 7)	L7			4-3		F8			K	4	0	0	0	0	1	4									
14 Ernie Banks, R OBP: 0.289, SLG: 0.384 (1, 3)		F9		F8		F3			1B	4	0	1	0	0	0	0									
Randy Hundley, R OBP: 0.288, SLG: 0.393 (1, 2)		6-3		K			G6-4-3 1B		F4	4	0	1	0	0	1	2									
Don Kessinger, S OBP: 0.262, SLG: 0.268 (1, 6)					3-1				K	3	0	0	0	0	0	1									
Marty Keough, L OBP: 0.256, SLG: 0.176 (9, PH)		E5				G6-4-3			K	1	0	0	0	0	1	2									
Robin Roberts, S OBP: 0.231, SLG: 0.091 (1, 1)										1	0	1	0	1	0	0									
Lee Thomas, L OBP: 0.276, SLG: 0.325 (8, PH)										1	0	0	0	0	0	0									
Billy Hoelt, L OBP: 0.250, SLG: 0.250 (9, 1)										0	0	0	0	0	0	0									
Don Lee, R OBP: 1.000, SLG: 1.000 (9, 1)										0	0	0	0	0	0	0									
Inning Stats	R: 0 E: 0 K: 0 S: 3	H: 1 LOB: 2 BB: 2 P: 11	R: 0 E: 1 K: 0 S: 4	H: 0 LOB: 2 BB: 1 P: 8	R: 0 E: 0 K: 1 S: 5	H: 0 LOB: 0 BB: 0 P: 5	R: 0 E: 0 K: 1 S: 5	H: 0 LOB: 0 BB: 0 P: 5	R: 0 E: 0 K: 0 S: 2	H: 1 LOB: 0 BB: 1 P: 6	R: 0 E: 0 K: 0 S: 4	H: 1 LOB: 1 BB: 0 P: 4	R: 0 E: 0 K: 0 S: 3	H: 1 LOB: 0 BB: 0 P: 3	R: 0 E: 0 K: 0 S: 4	H: 1 LOB: 1 BB: 0 P: 4	R: 0 E: 0 K: 2 S: 8	H: 1 LOB: 2 BB: 1 P: 12	1B: 5 2B: 1 3B: 0 HR: 0	SF: 0 SAC: 0 DP: 1 HBP: 0	WP: 0 PB: 0 SB: 0 CS: 1	PA: 36			
PITCHER	IP	WLS	BF	H	R	ER	SO	BB	IBB	HBP	BLK	WP	HR	S	P	ERA	WHIP								
Bob Gibson, R ERA: 2.09 (1, 1)	9.0	W	35	6	0	0	4	5	0	0	0	0	0	38	58	0.00	1.222								

St. Louis Cardinals @ Chicago Cubs
Wrigley Field, Chicago, IL
Sat Jul 23 1966, 3:33 AM CDT
Att: 12,008 - Unknown

AB 30
R 0
H 6
RBI 0
BB 5
SO 4
LOB 13



Batter	1	2	3	4	5	6	7	8	9	10	AB	R	H	RBI	BB	SO	LOB	TOP										
Lou Brock, L OBP: 0.301, SLG: 0.428 (1, 7)	K			4-3		F8 1B		FC4-6 1B			5	3	2	3	0	1	1	St. Louis Cardinals @ Chicago Cubs Wrigley Field, Chicago, IL Sun Jul 24 1966, 3:38 AM CDT Att: 30,931 - Unknown										
Jerry Buchek, R OBP: 0.306, SLG: 0.356 (1, 5)	K					K2-3				6-3	5	0	2	1	0	2	1											
Curt Flood, R OBP: 0.309, SLG: 0.389 (1, 8)	F8			F8		F8		L8		5-3	5	0	0	0	0	0	3											
Orlando Cepeda, R OBP: 0.373, SLG: 0.559 (1, 3)	K				F3					6-3	4	0	1	1	0	1	0											
Mike Shannon, R OBP: 0.353, SLG: 0.521 (1, 9)	K					CS		E5		1-3	4	1	1	0	0	1	0											
Julian Javier, R OBP: 0.257, SLG: 0.289 (1, 4)	F3					HR		FC2-6			4	1	1	2	0	1	1											
Dal Maxvill, R OBP: 0.299, SLG: 0.283 (1, 6)				K				L6-3		E6	4	1	1	0	0	1	1											
Pat Corrales, R OBP: 0.210, SLG: 0.207 Tim McCarver, L OBP: 0.323, SLG: 0.447 (8, PH) (8, 2)	K			K		F4		F8		FC4	2	0	0	0	0	1	1											
Larry Jaster, L OBP: 0.338, SLG: 0.289 Don Dennis, R OBP: 0.311, SLG: 0.191 Joe Hoerner, L OBP: 0.351, SLG: 0.333 Tito Franconeri, L OBP: 0.301, SLG: 0.301 Ron Piche, R OBP: 0.225, SLG: 0.180 Hal Woodeshick, L OBP: 0.118, SLG: 0.091 (1, 1) (6, 1) (6, 1) (10, PH) (10, 1) (10, 1)	K			K		F5		FC4-6 1B		FC4	2	0	0	0	0	1	1											
Inning Stats	R: 0 E: 0 K: 2 S: 7	H: 0 LOB: 0 BB: 0 P: 7	R: 0 E: 0 K: 2 S: 7	H: 0 LOB: 0 BB: 0 P: 7	R: 0 E: 0 K: 3 S: 9	H: 0 LOB: 0 BB: 0 P: 9	R: 0 E: 0 K: 0 S: 3	H: 1 LOB: 0 BB: 0 P: 3	R: 2 E: 0 K: 0 S: 6	H: 3 LOB: 1 BB: 0 P: 6	R: 1 E: 0 K: 1 S: 6	H: 2 LOB: 0 BB: 0 P: 6	R: 0 E: 1 K: 0 S: 3	H: 0 LOB: 0 BB: 0 P: 3	R: 1 E: 0 K: 0 S: 5	H: 2 LOB: 1 BB: 0 P: 5	R: 0 E: 0 K: 1 S: 5		H: 0 LOB: 0 BB: 0 P: 5	R: 3 E: 1 K: 0 S: 6	H: 2 LOB: 0 BB: 0 P: 6	1B: 7 2B: 2 3B: 0 HR: 2	SF: 0 SAC: 0 DP: 1 HBP: 0	WP: 0 PB: 0 SB: 1 CS: 2	PA: 40			
PITCHER	IP	WLS	BF	H	R	ER	SO	BB	IBB	HBP	BLK	WP	HR	S	P	ERA	WHIP											
Ken Holtzman, L ERA: 4.13 (1, 1)	6.0		22	6	3	3	8	0	0	0	0	0	0	1	38	38	4.50	1.000										
Fergie Jenkins, R ERA: 3.97 (7, 1)	1.2		7	2	1	1	0	0	0	0	0	0	0	7	7	5.40	1.200											
Cal Koonce, R ERA: 5.43 (8, 1)	2.1	L	10	2	3	2	1	0	0	0	0	0	1	12	12	7.71	0.857											

AB	39
R	7
H	10
RBI	7
BB	0
SO	9
LOB	11



Batter	1	2	3	4	5	6	7	8	9	10	AB	R	H	RBI	BB	SO	LOB	BOTTOM									
Adolfo Phillips, R OBP: 0.377, SLG: 0.514 (1, 8)	F4			6-3		1B HBP		HR		6-3	4	2	2	1	0	0	0	St. Louis Cardinals @ Chicago Cubs Wrigley Field, Chicago, IL Sun Jul 24 1966, 3:38 AM CDT Att: 30,931 - Unknown									
Glenn Beckert, R OBP: 0.324, SLG: 0.364 (1, 4)	F5			5-3		14 1B		L4		6-3	4	1	1	1	1	0	0										
Billy Williams, L OBP: 0.364, SLG: 0.487 (1, 9)	CS					F8				F5	4	0	2	0	1	0	3										
Ron Santo, R OBP: 0.411, SLG: 0.538 (1, 5)	CS	F9		FC5-4		14 1B		FC6-4		6-3	4	0	1	0	1	0	3										
14 Ernie Banks, R OBP: 0.296, SLG: 0.377 (1, 3)						F8		F8		4-3	5	0	1	1	0	0	4										
Randy Hundley, R OBP: 0.285, SLG: 0.389 Don Bryant, R OBP: 0.353, SLG: 0.313 (1, 2) (8, 2)						F8		F4		FC6-4	3	0	0	0	0	0	2										
Byron Browne, R OBP: 0.323, SLG: 0.476 (1, 7)						F9		F9			3	0	0	0	1	0	0										
Don Kessinger, S OBP: 0.258, SLG: 0.264 (1, 6)						F7		1-3		6-3	4	0	0	0	0	0	0										
Ken Holtzman, R OBP: 0.083, SLG: 0.057 Joey Amalfitano, R OBP: 0.265, SLG: 0.214 Fergie Jenkins, R OBP: 0.333, SLG: 0.375 Cal Koonce, R (1, 1) (6, PH) (7, 1) (8, 1)						F3		1-3		F8	1	0	0	0	0	0	0										
Inning Stats	R: 0 E: 0 K: 0 S: 3	H: 1 LOB: 0 BB: 0 P: 3	R: 0 E: 0 K: 0 S: 3	H: 0 LOB: 0 BB: 0 P: 3	R: 0 E: 0 K: 0 S: 3	H: 0 LOB: 0 BB: 0 P: 3	R: 0 E: 0 K: 0 S: 3	H: 0 LOB: 1 BB: 1 P: 7	R: 0 E: 0 K: 0 S: 2	H: 0 LOB: 0 BB: 1 P: 6	R: 3 E: 0 K: 0 S: 7	H: 4 LOB: 2 BB: 0 P: 8	R: 0 E: 0 K: 0 S: 3	H: 0 LOB: 0 BB: 0 P: 3	R: 1 E: 0 K: 0 S: 5	H: 2 LOB: 2 BB: 1 P: 9	R: 0 E: 0 K: 0 S: 3		H: 0 LOB: 0 BB: 0 P: 3	R: 0 E: 0 K: 0 S: 4	H: 1 LOB: 2 BB: 1 P: 8	1B: 5 2B: 2 3B: 0 HR: 1	SF: 0 SAC: 0 DP: 0 HBP: 1	WP: 0 PB: 0 SB: 0 CS: 1	PA: 43		
PITCHER	IP	WLS	BF	H	R	ER	SO	BB	IBB	HBP	BLK	WP	HR	S	P	ERA	WHIP										
Larry Jaster, L ERA: 4.06 (1, 1)	5.2		22	4	3	3	0	2	0	0	0	0	0	19	28	4.76	1.059										
Don Dennis, R ERA: 5.25 (6, 1)	1.2		7	2	1	1	0	0	0	0	0	0	1	7	7	5.40	1.200										
Joe Hoerner, L ERA: 1.1 (8, 1)	1.2	W	7	1	0	0	0	0	1	0	0	0	0	6	10	0.00	0.600										
Ron Piche, R ERA: 2.25 (10, 1)	0.0		2	1	0	0	0	1	0	0	0	0	0	1	5	∞	∞										
Hal Woodeshick, L ERA: 2.65 (10, 1)	0.2		2	0	0	0	0	0	0	0	0	0	0	2	2	0.00	0.000										
PITCHER	IP	WLS	BF	H	R	ER	SO	BB	IBB	HBP	BLK	WP	HR	S	P	ERA	WHIP										
Nelson Briles, R ERA: 3.54 (10, 1)	0.1		1	0	0	0	0	0	0	0	0	0	0	1	1	0.00	0.000										



Batter	1	2	3	4	5	6	7	8	9	AB	R	H	RBI	BB	SO	LOB	TOP								
Curt Flood, R OBP: 0.309, SLG: 0.395 (1, 8)	0-0 FC6-4 1B		0-0 L6	0-0 HR		0-0 4-3		0-3 K		5	1	2	1	0	1	1	St. Louis Cardinals @ Atlanta Braves Atlanta Stadium, Atlanta, GA Wed Jul 27 1966, 7:05 PM EDT Att: 11,616 - Unknown								
Lou Brock, L OBP: 0.301, SLG: 0.426 (1, 7)	0-0 FC6-4 CS 1-2		0-3 K	0-0 CS 1B		0-0 L7		0-0 2B		5	0	2	0	0	1	2									
Tim McCarver, L OBP: 0.323, SLG: 0.452 (1, 2)	0-0 4-3 1-2		0-0 4-3	0-0 CS 1-2	1-0 2B 4-3 WP HBP		0-0 F7		0-0 F9		4	1	0	0	0	3									
Orlando Cepeda, R OBP: 0.375, SLG: 0.565 (1, 3)		0-0 3B 2B		0-0 F4	0-0 4-3 1B 2B		0-0 E 1B		0-0 F8		5	2	3	0	0	0									
Mike Shannon, R OBP: 0.357, SLG: 0.538 (1, 9)		0-0 SF7 3B 2H		4-0 3B BB	0-0 F9		0-0 F8		0-0 F8		4	2	1	1	1	0									
Charley Smith, R OBP: 0.316, SLG: 0.408 (1, 5)		0-0 SF7		0-0 3B 1-H	0-0 4-3		0-0 E5		0-3 K		4	1	1	3	0	1									
Julian Javier, R OBP: 0.266, SLG: 0.300 (1, 4)		0-0 L7		0-0 HR 3B	0-0 FC6-4 1B		0-0 F5				4	1	2	2	0	2									
Dal Maxvill, R OBP: 0.297, SLG: 0.278 (1, 6)		0-0 1B		0-0 6-3	0-0 FC6-4 1-2		0-3 K				4	0	1	0	0	1									
Ray Washburn, R OBP: 0.176, SLG: 0.281 (1, 1)		0-0 L6		0-0 HR		0-0 4-3 2B		0-3 K		3	1	2	2	0	0	1									
Hal Woodeshick, R OBP: 0.250, SLG: 0.500 (7, 1)										0	0	0	0	0	0	0									
Nelson Briles, R OBP: 0.114, SLG: 0.088 (7, 1)										1	0	0	0	0	1	0									
Inning Stats	R: 0 E: 0 K: 0 S: 3	H: 1 LOB: 0 BB: 0 P: 3	R: 2 E: 0 K: 0 S: 6	H: 3 LOB: 1 BB: 0 P: 6	R: 0 E: 0 K: 1 S: 5	H: 0 LOB: 0 BB: 0 P: 5	R: 5 E: 0 K: 0 S: 7	H: 5 LOB: 0 BB: 1 P: 11	R: 2 E: 0 K: 0 S: 5	H: 2 LOB: 1 BB: 0 P: 6	R: 0 E: 0 K: 0 S: 4	H: 1 LOB: 1 BB: 0 P: 4	R: 0 E: 1 K: 1 S: 7	H: 1 LOB: 2 BB: 0 P: 7	R: 0 E: 0 K: 2 S: 8	H: 1 LOB: 0 BB: 0 P: 8	R: 0 E: 0 K: 1 S: 5	H: 0 LOB: 0 BB: 0 P: 5	1B: 5 2B: 4 3B: 3 HR: 2	SF: 1 SAC: 0 DP: 0 HBP: 1	WP: 1 PB: 0 SB: 0 CS: 2	PA: 43			
PITCHER	IP	WLS	BF	H	R	ER	SO	BB	IBB	HBP	BLK	WP	HR	S	P	ERA	WHIP								
Joey Jay, R ERA: 4.39 (1, 1)	3.2	L	19	8	7	7	1	1	0	0	0	0	2	20	24	17.18	2.455								
Dan Schneider, L ERA: 3.09 (4, 1)	3.1		16	5	2	2	1	0	0	1	0	1	0	17	18	5.40	1.500								
Dick Kelley, L ERA: 16.2 (8, 1)	1.0		4	1	0	0	2	0	0	0	0	0	0	8	8	0.00	1.000								
Clay Carroll, R ERA: 2.3 (9, 1)	1.0		3	0	0	0	1	0	0	0	0	0	0	5	5	0.00	0.000								

Batter	1	2	3	4	5	6	7	8	9	AB	R	H	RBI	BB	SO	LOB	BOTTOM								
Felipe Alou, R OBP: 0.348, SLG: 0.531 (1, 3) (8, 5)	0-0 6-3		0-0 1B		0-0 HR		0-0 F5	0-0 L4		5	1	2	2	0	0	0	St. Louis Cardinals @ Atlanta Braves Atlanta Stadium, Atlanta, GA Wed Jul 27 1966, 7:05 PM EDT Att: 11,616 - Unknown								
Mack Jones, L OBP: 0.325, SLG: 0.484 (1, 8) BB	4-0 5-3		0-0 1B		0-0 G3		0-0 HR	0-0 L6		4	1	2	1	1	0	0									
Hank Aaron, R OBP: 0.370, SLG: 0.579 (1, 9)	0-0 5-3 1-2		0-0 F5		4-0 FC5-4 BB		0-0 5-3 1B	0-0 5-3 1B		4	1	1	0	1	0	3									
Joe Torre, R OBP: 0.370, SLG: 0.560 (1, 2)	0-3 K		0-3 K		0-0 FC5-4		0-0 5-3 1B	0-0 5-3 1B		5	1	2	0	0	2	4									
Felix Milian, R OBP: 0.236, SLG: 0.341 (9, PR)					1-2 FC5-4		1-2 2B	1B		0	1	0	0	0	0	0									
Rico Carty, R OBP: 0.383, SLG: 0.406 (1, 7)		0-0 FC6-4 1B		0-0 F8	0-0 5-3		0-0 5-3	0-0 L4		5	0	1	0	0	0	4									
Frank Bolling, R OBP: 0.254, SLG: 0.279 (1, 4)		0-0 F6		0-0 1B		0-0 4-3 2B	4-0 2B BB	0-0 FC4-6 1B		4	1	3	1	1	0	1									
Eddie Mathews, L OBP: 0.147, SLG: 0.094 (1, 5)		0-0 L8		0-0 F8		0-0 4-3	0-0 2B	0-0 FC4-6 1B		3	0	0	1	0	0	2									
Gene Oliver, R OBP: 0.254, SLG: 0.325 (7, PH) (8, 3)		0-0 L8		0-0 F8		0-0 4-3	0-0 2B	0-0 FC4-6 1B		2	0	1	2	0	0	1									
Denis Menke, R OBP: 0.348, SLG: 0.384 (1, 6)		0-0 FC6-4		0-3 K		0-0 F7	0-0 F7			4	0	0	0	0	1	4									
Joey Jay, S OBP: 0.147, SLG: 0.094 (1, 1)										1	0	0	0	0	0	0									
Dan Schneider, L OBP: 0.500, SLG: 0.500 (4, 1)										2	1	1	0	0	0	0									
Dick Kelley, R (8, 1)										0	0	0	0	0	0	0									
Miguel de la Hoz, R OBP: 0.233, SLG: 0.271 (8, PH)										1	0	0	0	0	0	0									
Clay Carroll, R (9, 1)										0	0	0	0	0	0	0									
Inning Stats	R: 0 E: 0 K: 1 S: 5	H: 0 LOB: 1 BB: 1 P: 9	R: 0 E: 0 K: 0 S: 4	H: 1 LOB: 1 BB: 0 P: 4	R: 0 E: 0 K: 1 S: 7	H: 2 LOB: 2 BB: 0 P: 7	R: 0 E: 0 K: 1 S: 6	H: 1 LOB: 1 BB: 0 P: 6	R: 2 E: 0 K: 0 S: 5	H: 2 LOB: 1 BB: 1 P: 9	R: 1 E: 0 K: 0 S: 4	H: 1 LOB: 0 BB: 0 P: 4	R: 3 E: 0 K: 0 S: 7	H: 4 LOB: 2 BB: 1 P: 11	R: 0 E: 0 K: 0 S: 3	H: 0 LOB: 1 BB: 0 P: 3	R: 1 E: 0 K: 0 S: 5	H: 2 LOB: 1 BB: 0 P: 5	1B: 9 2B: 2 3B: 0 HR: 2	SF: 0 SAC: 0 DP: 0 HBP: 0	WP: 0 PB: 1 SB: 1 CS: 0	PA: 43			
PITCHER	IP	WLS	BF	H	R	ER	SO	BB	IBB	HBP	BLK	WP	HR	S	P	ERA	WHIP								
Ray Washburn, R ERA: 3.0 (1, 1)	6.2	W	33	10	6	6	3	3	0	0	0	0	2	36	48	8.10	1.950								
Hal Woodeshick, L ERA: 2.65 (7, 1)	0.0		1	1	0	0	0	0	0	0	0	0	0	1	1	∞	∞								
Nelson Briles, R ERA: 3.46 (7, 1)	2.1	S	9	2	1	0	0	0	0	0	0	0	0	9	9	0.00	0.857								

AB 39
R 9
H 14
RBI 9
BB 1
SO 5
LOB 18



AB 40
R 7
H 13
RBI 7
BB 3
SO 3
LOB 19



Batter	1	2	3	4	5	6	7	8	9	AB	R	H	RBI	BB	SO	LOB	TOP				
Curt Flood, R OBP: 0.310, SLG: 0.398 (1, 8)	0-0 6-3	0-0 3B 1B		0-0 1-3			0-3 K		0-0 2B	5	1	2	0	0	1	1	St. Louis Cardinals @ Atlanta Braves Atlanta Stadium, Atlanta, GA Thu Jul 28 1966, 7:05 PM EDT Att: 11,343 - Unknown				
Lou Brock, L OBP: 0.305, SLG: 0.438 (1, 7)	0-0 4-3	0-0 3B		0-0 F6			0-0 2B		0-0 2B	5	0	3	3	0	0	1					
Tim McCarver, L OBP: 0.319, SLG: 0.445 (1, 2)	0-0 G3	0-0 G3			0-0 4-3		0-0 F8		0-0 F6	5	0	0	0	0	0	4					
Orlando Cepeda, R OBP: 0.376, SLG: 0.576 (1, 3)		0-0 HR	0-0 6-3		0-3 K			0-0 2B	0-3 K	5	2	2	1	0	2	2					
Mike Shannon, R OBP: 0.355, SLG: 0.537 (1, 9)		0-3 K	0-0 F2		0-3 K			0-0 2B		4	0	1	1	0	2	0					
Charley Smith, R OBP: 0.318, SLG: 0.407 (1, 5)		4-0 1B 3B BB	0-0 1B		0-0 1B		0-0 F4		0-0 5-3	3	1	1	0	1	0	1					
Julian Javier, R OBP: 0.266, SLG: 0.299 (1, 4)		0-0 1-2 3B 1B	0-0 F6		0-3 K			0-0 B3-5		4	1	1	0	0	1	2					
Dal Maxvill, R OBP: 0.306, SLG: 0.298 (1, 6)		0-0 3B		0-0 WP SH3-4 1B		0-0 4-3			0-0 2B 1B	4	1	3	2	0	0	0					
Bob Gibson, R OBP: 0.246, SLG: 0.328 (1, 1)		0-0 FC5-2-6 3B		0-0 SH3-4 1B			0-0 F3		0-3 K	2	1	0	0	0	0	1					
Don Dennis, R OBP: 0.111, SLG: 0.111 (8, 1)										0	0	0	0	0	0	0					
Joe Hoerner, R OBP: 0.250, SLG: 1.000 (8, 1)										1	0	0	0	0	1	1					
Inning Stats	R: 0 E: 0 K: 0 S: 3	H: 0 LOB: 0 BB: 0 P: 3	R: 5 E: 0 K: 1 S: 10	H: 5 LOB: 1 BB: 1 P: 14	R: 0 E: 0 K: 0 S: 4	H: 1 LOB: 1 BB: 0 P: 4	R: 0 E: 0 K: 0 S: 4	H: 1 LOB: 1 BB: 0 P: 4	R: 0 E: 0 K: 2 S: 7	H: 0 LOB: 0 BB: 0 P: 7	R: 0 E: 0 K: 1 S: 5	H: 0 LOB: 0 BB: 0 P: 5	R: 0 E: 0 K: 1 S: 6	H: 1 LOB: 1 BB: 0 P: 6	R: 1 E: 0 K: 0 S: 4	H: 2 LOB: 0 BB: 0 P: 4	R: 1 E: 0 K: 2 S: 10	H: 3 LOB: 2 BB: 0 P: 10	1B: 5 2B: 6 3B: 2 HR: 1	SF: 0 SAC: 1 DP: 1 HBP: 0	WP: 2 PA: 40 CS: 0
PITCHER	IP WLS BF H R ER SO BB IBB HBP BLK WP HR S P ERA WHIP																				
Don Schwall, R ERA: 4.03 (1, 1)	1.2 L 11 5 5 5 1 1 0 0 0 0 0 1 12 16 27.00 3.600																				
Clay Carroll, R ERA: 2.24 (2, 1)	2.1 9 2 0 0 0 0 0 0 0 0 1 0 9 9 0.00 0.857																				
Jay Ritchie, R ERA: (5, 1)	3.0 10 1 0 0 4 0 0 0 0 0 0 0 18 18 0.00 0.333																				
Dick Kelley, L ERA: 13.5 (8, 1)	1.0 4 2 1 1 0 0 0 0 0 0 1 0 4 4 9.00 2.000																				
Ted Abernathy, R ERA: 4.79 (9, 1)	1.0 6 3 1 1 2 0 0 0 0 0 0 0 10 10 9.00 3.000																				


AB 38
R 7
H 13
RBI 7
BB 1
SO 7
LOB 13



Batter	1	2	3	4	5	6	7	8	9	AB	R	H	RBI	BB	SO	LOB	BOTTOM				
Felipe Alou, R OBP: 0.349, SLG: 0.536 (1, 3)	0-0 L8 BB SF9 1B		0-0 F4		0-0 F8		0-0 HR		0-0 1-4-3	5	2	2	1	0	0	1	St. Louis Cardinals @ Atlanta Braves Atlanta Stadium, Atlanta, GA Thu Jul 28 1966, 7:05 PM EDT Att: 11,343 - Unknown				
Mack Jones, L OBP: 0.331, SLG: 0.482 (1, 8)	4-0 SF9 BB BB		0-0 F7		0-0 1B		4-0 BB		0-0 F6	3	0	1	0	2	0	0					
Hank Aaron, R OBP: 0.368, SLG: 0.573 (1, 9)	0-0 L8		4-0 BB		0-0 F8		0-3 K		0-3 K	4	0	0	0	1	2	4					
Joe Torre, R OBP: 0.370, SLG: 0.556 (1, 2)	4-0 1-2 BB		0-0 L5		0-0 F3			0-0 1B SF9 1B	0-0 L6	4	1	1	0	1	0	2					
Rico Carty, R OBP: 0.385, SLG: 0.406 (1, 7)	0-0 SF9			4-0 1B BB		0-0 6-3		0-0 1-2 2B 1B		2	1	1	1	1	0	0					
Frank Bolling, R OBP: 0.254, SLG: 0.278 (1, 4)	0-3 K		0-3 K		0-0 F8			0-0 1-2 2B 1B		4	1	1	0	0	2	3					
Eddie Mathews, L OBP: 0.371, SLG: 0.352 (1, 5)		0-3 K		0-0 F7		0-0 G3		0-0 SF9		3	0	0	0	0	1	1					
Miguel de la Hoz, R OBP: 0.230, SLG: 0.271 (8, PH) (9, 5)										0	0	0	1	0	0	0					
Denis Menke, R OBP: 0.350, SLG: 0.390 (1, 6)		0-0 6-3		0-0 1-3 1B			0-0 F8		0-0 2B	4	0	2	2	0	0	0					
Don Schwall, R ERA: 0.118, SLG: 0.063 (1, 1)										0	0	0	0	0	0	0					
Clay Carroll, R ERA: 2.24 (2, 1)										1	0	0	0	0	0	0					
Gene Oliver, R ERA: 5.79, SLG: 0.323 (4, PH)										1	0	0	0	0	1	2					
Jay Ritchie, R ERA: (5, 1)										0	0	0	0	0	0	0					
Ty Cline, L OBP: 0.333, SLG: 0.333 (7, PH)										1	0	0	0	0	0	0					
Dick Kelley, R ERA: 13.5 (8, 1)										0	0	0	0	0	0	0					
Woody Woodward, R ERA: 5.79, SLG: 0.319 (8, PH)										1	0	0	0	0	1	1					
Ted Abernathy, R ERA: 4.79, SLG: 0.200 (9, 1)										0	0	0	0	0	0	0					
Inning Stats	R: 1 E: 0 K: 1 S: 6	H: 1 LOB: 2 BB: 2 P: 14	R: 0 E: 0 K: 1 S: 5	H: 0 LOB: 0 BB: 0 P: 5	R: 0 E: 0 K: 0 S: 3	H: 0 LOB: 1 BB: 1 P: 7	R: 0 E: 0 K: 2 S: 8	H: 1 LOB: 2 BB: 1 P: 12	R: 0 E: 0 K: 0 S: 4	H: 1 LOB: 1 BB: 0 P: 4	R: 0 E: 0 K: 0 S: 3	H: 0 LOB: 0 BB: 0 P: 3	R: 1 E: 0 K: 1 S: 6	H: 1 LOB: 1 BB: 1 P: 10	R: 3 E: 0 K: 1 S: 9	H: 4 LOB: 1 BB: 0 P: 9	R: 0 E: 0 K: 1 S: 5	H: 0 LOB: 0 BB: 0 P: 5	1B: 6 2B: 1 3B: 0 HR: 1	SF: 2 SAC: 0 DP: 0 HBP: 0	WP: 0 PA: 40 CS: 0
PITCHER	IP WLS BF H R ER SO BB IBB HBP BLK WP HR S P ERA WHIP																				
Bob Gibson, R ERA: 2.16 (1, 1)	7.0 W 31 5 3 3 5 5 0 0 0 0 0 0 2 2 3.86 1.429																				
Don Dennis, R ERA: 5.79 (8, 1)	0.0 2 2 0 0 0 0 0 0 0 0 0 0 2 2																				
Joe Hoerner, L ERA: 1.02 (8, 1)	2.0 S 7 1 2 2 2 2 0 0 0 0 0 0 11 11 9.00 0.500																				

AB 33
R 5
H 8
RBI 5
BB 5
SO 7
LOB 14



Batter	1	2	3	4	5	6	7	8	9	AB	R	H	RBI	BB	SO	LOB	TOP			
Willie Davis, L (1.8) OBP: 0.299, SLG: 0.380	0-0 4-3		0-0 F2			0-0 FC6-4 1B		0-0 F7		4	0	0	0	0	0	1	Los Angeles Dodgers @ St. Louis Cardinals Busch Stadium, St. Louis, MO Fri Jul 29 1966, 7:05 PM CDT Att: 43,699 - Unknown livebaseballscorecards.com			
Maury Wills, S (1.6) OBP: 0.339, SLG: 0.341	0-3 K		0-3 K			0-0 1B		0-0 F5		4	0	1	0	0	2	0				
Lou Johnson, R (1.7) OBP: 0.321, SLG: 0.397	0-3 K2-3			0-3 K		0-0 1B			0-0 L6	4	0	1	0	0	2	0				
Dick Stuart, R (1.3) OBP: 0.313, SLG: 0.397		4-0 PB BB		0-0 L7		0-0 1B		0-0 G6-4-3	0-0 6-3	3	0	0	0	1	0	3				
Al Ferrara, R (1.9) OBP: 0.333, SLG: 0.462	0-3 K		0-3 K				0-3 K		0-0 6-3	4	0	0	0	0	3	1				
Jim Gilliam, S (1.5) OBP: 0.277, SLG: 0.244	0-3 K				0-0 F7		0-0 1B			3	0	1	0	0	1	1				
John Kennedy, R (1.4) OBP: 0.250, SLG: 0.286	4-0 BB			0-0 F7		0-0 1B		0-0 G5-4-3		2	0	1	0	1	0	0				
Jeff Torborg, R (1.2) OBP: 0.283, SLG: 0.286	0-0 F9				0-0 1-3		0-0 G5-4-3			2	0	0	0	0	0	2				
Tommy Davis, R (7. PH) OBP: 0.304, SLG: 0.349										1	0	0	0	0	0	2				
John Roseboro, L (7.2) OBP: 0.364, SLG: 0.455										0	0	0	0	0	0	0				
Don Drysdale, R (1.1) OBP: 0.290, SLG: 0.379			0-0 P4			0-0 FC6-4 1B		0-0 F8		3	0	1	0	0	0	0				
Inning Stats	R: 0 E: 0 K: 2 S: 7	H: 0 LOB: 0 BB: 0 P: 7	R: 0 E: 0 K: 2 S: 7	H: 0 LOB: 2 BB: 2 P: 15	R: 0 E: 0 K: 1 S: 5	H: 0 LOB: 0 BB: 0 P: 5	R: 0 E: 0 K: 2 S: 7	H: 0 LOB: 0 BB: 0 P: 7	R: 0 E: 0 K: 0 S: 3	H: 0 LOB: 0 BB: 0 P: 3	R: 0 E: 0 K: 0 S: 3	H: 0 LOB: 0 BB: 0 P: 3	R: 0 E: 0 K: 0 S: 3	H: 0 LOB: 0 BB: 0 P: 3	R: 0 E: 0 K: 0 S: 3	H: 0 LOB: 0 BB: 0 P: 3		1B: 5 2B: 0 3B: 0 HR: 0	SF: 0 SAC: 0 DP: 2 HBP: 0	WP: 0 PB: 1 SB: 0 CS: 0
PITCHER Larry Jaster, L (1.1) ERA: 3.55	IP: 9.0 WLS: W BF: 32	H: 5 R: 0 ER: 0 SO: 8	BB: 2 IBB: 0 HBP: 0 BLK: 0	WP: 0 HR: 0 S: 46 P: 54	ERA: 0.00 WHIP: 0.778	PITCHER										IP: 9.0 WLS: W BF: 32	H: 5 R: 0 ER: 0 SO: 8	BB: 2 IBB: 0 HBP: 0 BLK: 0	WP: 0 HR: 0 S: 46 P: 54	ERA: 0.00 WHIP: 0.778

Batter	1	2	3	4	5	6	7	8	9	AB	R	H	RBI	BB	SO	LOB	BOTTOM			
Curt Flood, R (1.8) OBP: 0.310, SLG: 0.395	0-0 6-3		1-0 1B HBP	0-0 FC4		0-0 F8				3	1	0	0	0	0	3	Los Angeles Dodgers @ St. Louis Cardinals Busch Stadium, St. Louis, MO Fri Jul 29 1966, 7:05 PM CDT Att: 43,699 - Unknown livebaseballscorecards.com			
Lou Brock, L (1.7) OBP: 0.309, SLG: 0.447	0-0 CS 1B		0-0 1B E6	0-0 SF7 3B		0-0 1-3				4	1	3	1	0	0	0				
Tim McCarver, L (1.2) OBP: 0.315, SLG: 0.441	0-0 F7		0-0 F8	0-0 SF7		0-0 F8				3	0	0	1	0	0	3				
Orlando Cepeda, R (1.3) OBP: 0.377, SLG: 0.573		4-0 FC4-6 BB	0-0 E6 1B	0-0 F7		0-0 F9				3	0	1	1	1	0	0				
Mike Shannon, R (1.9) OBP: 0.349, SLG: 0.528	0-0 FC4-6		0-0 E6	0-3 K			0-0 P5			4	0	0	0	0	1	3				
Charley Smith, R (1.5) OBP: 0.314, SLG: 0.400	0-0 FC4-6		0-0 F7		0-0 2-3		0-0 5-3			4	0	0	0	0	0	1				
Julian Javier, R (1.4) OBP: 0.269, SLG: 0.302	0-3 K		0-0 FC6-4 1B	0-0 FC4 1B		0-0 5-3				4	1	2	0	0	1	1				
Dal Maxvill, R (1.6) OBP: 0.311, SLG: 0.309			0-0 4-3 1B 2B	0-0 FC6-4 1B		0-0 FC4 1B				3	1	2	0	0	0	1				
Larry Jaster, L (1.1) OBP: 0.333, SLG: 0.263			0-0 4-3	0-0 FC4		0-0 FC4				3	0	1	1	0	0	2				
Inning Stats	R: 0 E: 0 K: 0 S: 3	H: 1 LOB: 0 BB: 0 P: 3	R: 0 E: 0 K: 1 S: 5	H: 0 LOB: 1 BB: 1 P: 9	R: 2 E: 1 K: 0 S: 6	H: 3 LOB: 2 BB: 0 P: 7	R: 0 E: 0 K: 0 S: 5	H: 2 LOB: 2 BB: 0 P: 5	R: 1 E: 0 K: 1 S: 6	H: 1 LOB: 0 BB: 0 P: 6	R: 0 E: 0 K: 0 S: 3	H: 0 LOB: 0 BB: 0 P: 3	R: 0 E: 0 K: 0 S: 3	H: 0 LOB: 0 BB: 0 P: 3	R: 0 E: 0 K: 0 S: 3	H: 0 LOB: 0 BB: 0 P: 3		1B: 7 2B: 1 3B: 1 HR: 0	SF: 1 SAC: 0 DP: 0 HBP: 1	WP: 0 PB: 0 SB: 0 CS: 1
PITCHER Don Drysdale, R (1.1) ERA: 4.04	IP: 8.0 WLS: L BF: 34	H: 9 R: 4 ER: 4 SO: 2	BB: 1 IBB: 0 HBP: 1 BLK: 0	WP: 0 HR: 0 S: 36 P: 41	ERA: 4.50 WHIP: 1.250	PITCHER										IP: 8.0 WLS: L BF: 34	H: 9 R: 4 ER: 4 SO: 2	BB: 1 IBB: 0 HBP: 1 BLK: 0	WP: 0 HR: 0 S: 36 P: 41	ERA: 4.50 WHIP: 1.250

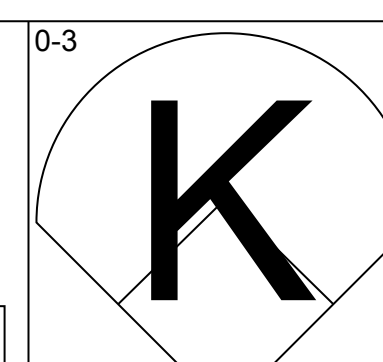
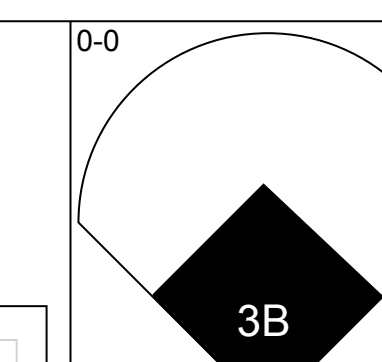
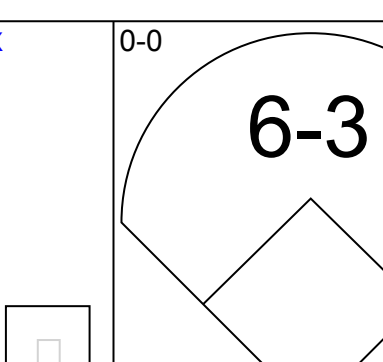
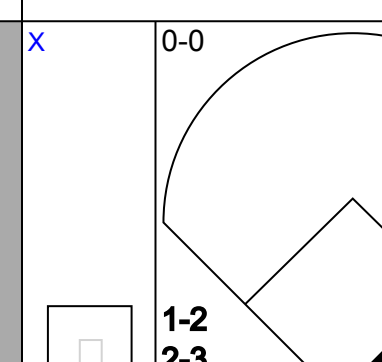
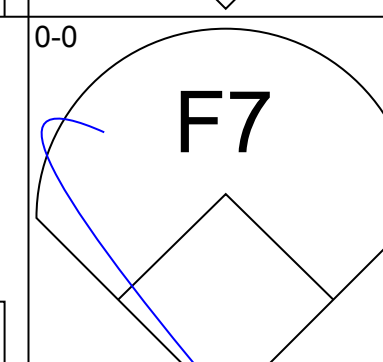
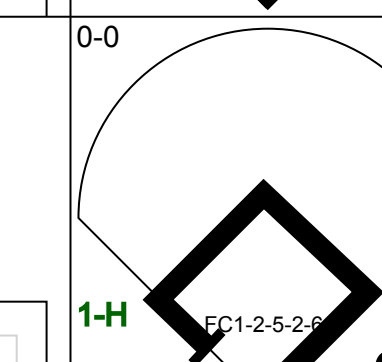
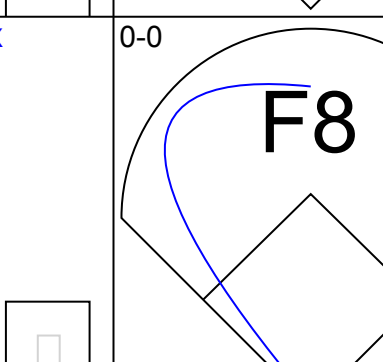
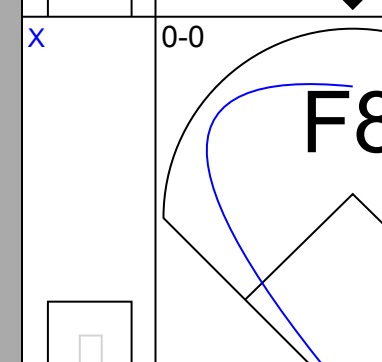
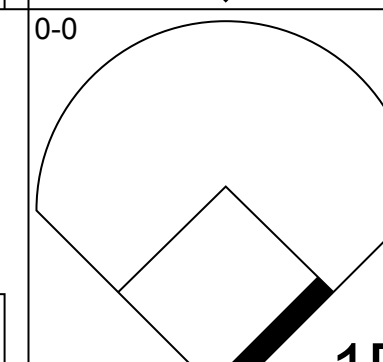
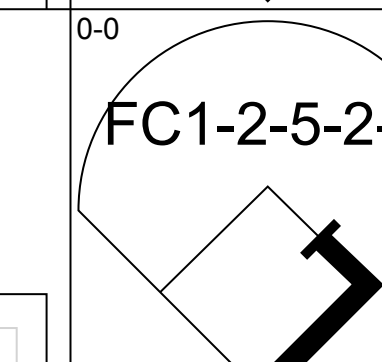


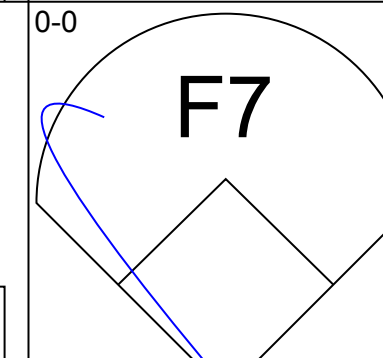
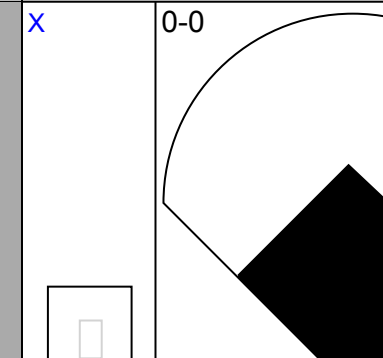
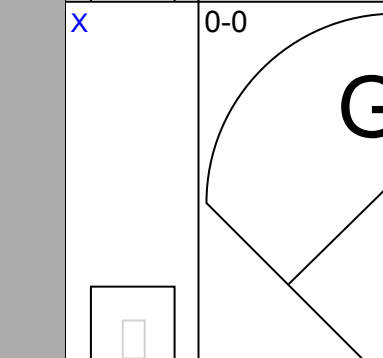
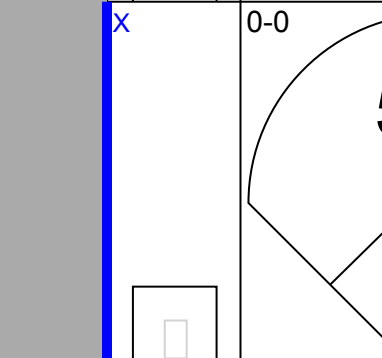
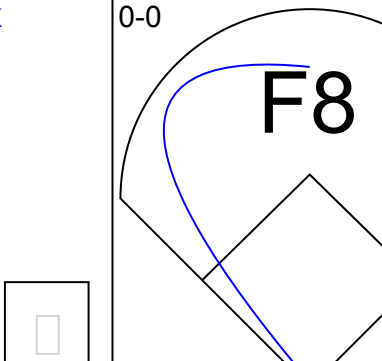
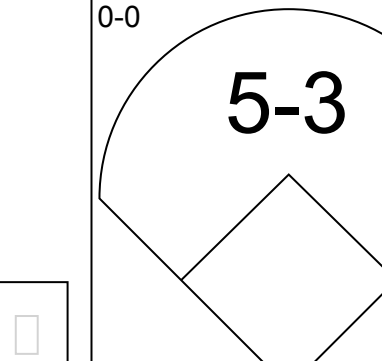
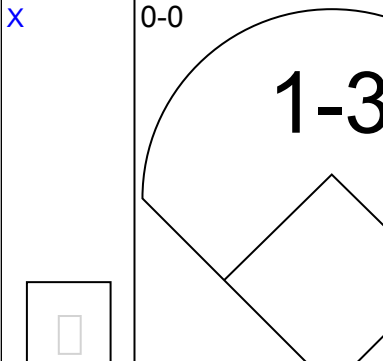
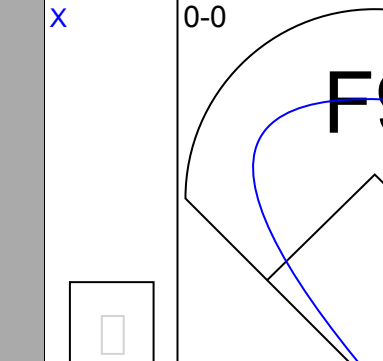
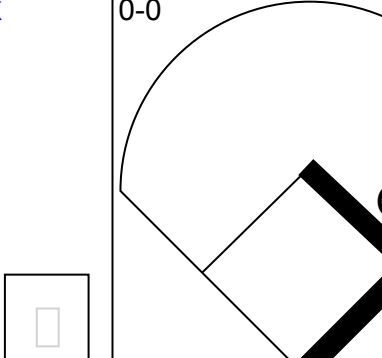
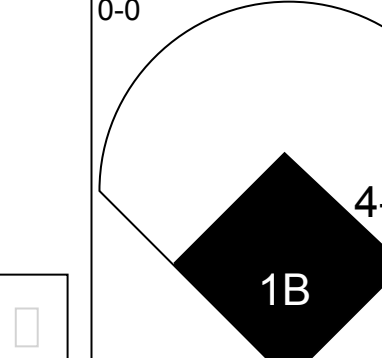

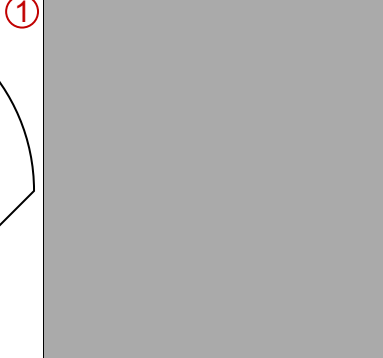
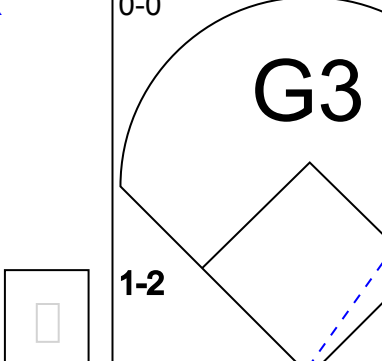
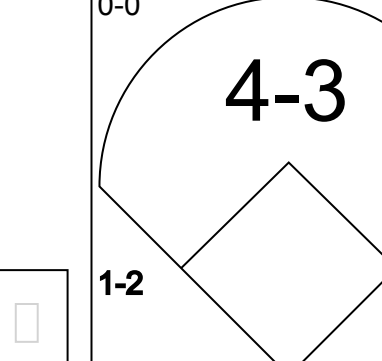

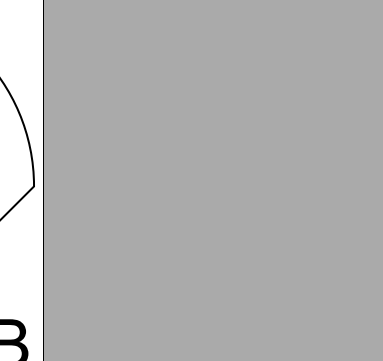

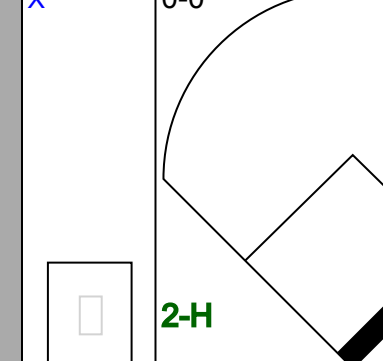


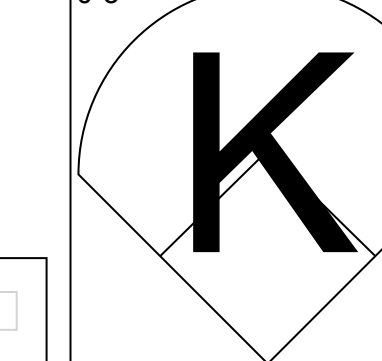
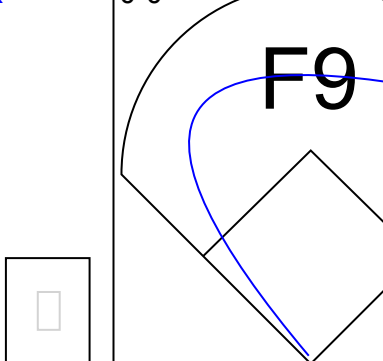
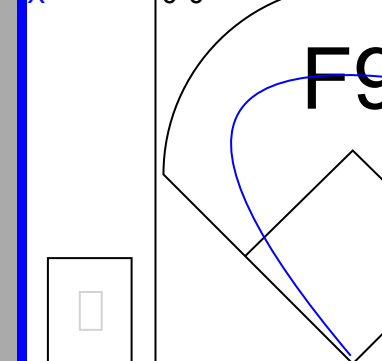


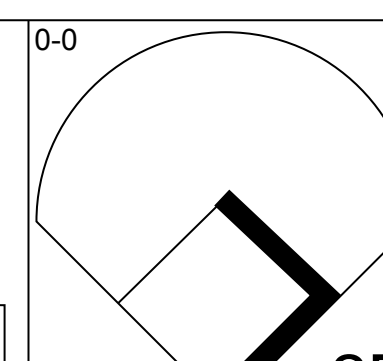
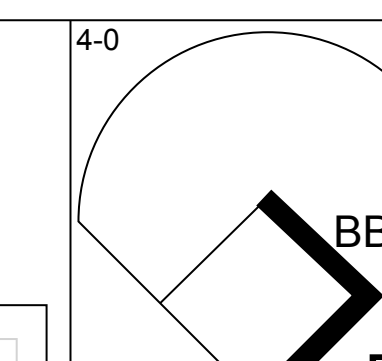

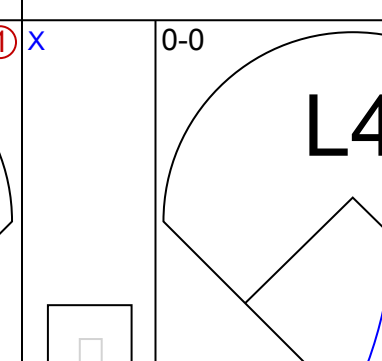
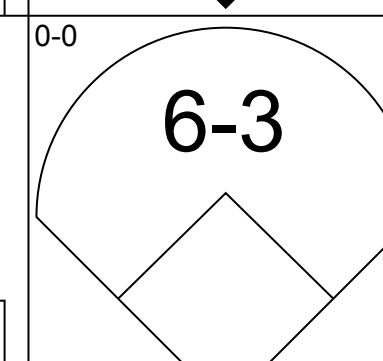
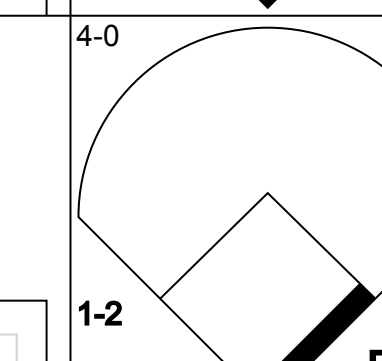

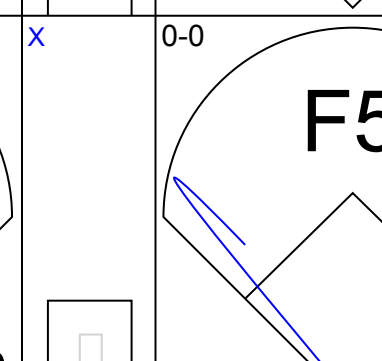
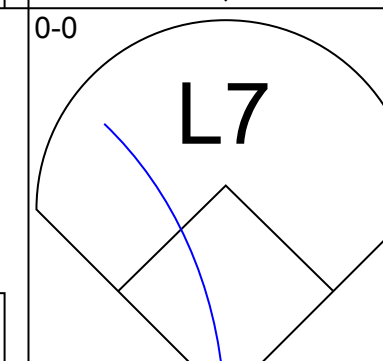
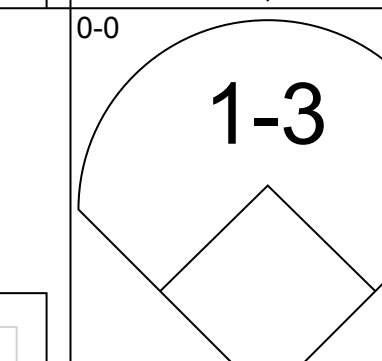


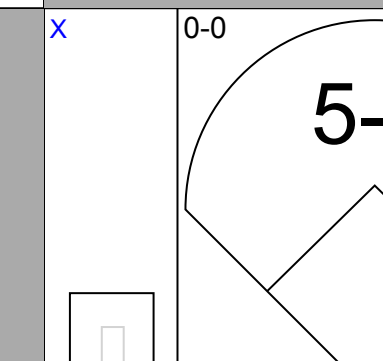
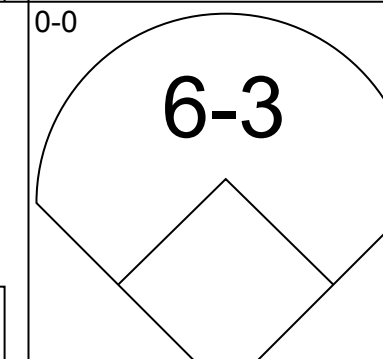
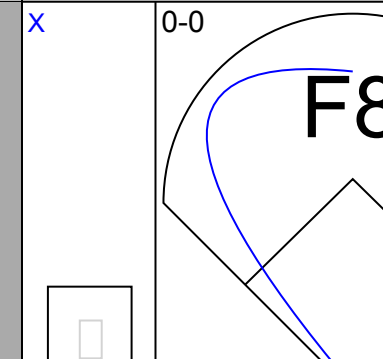
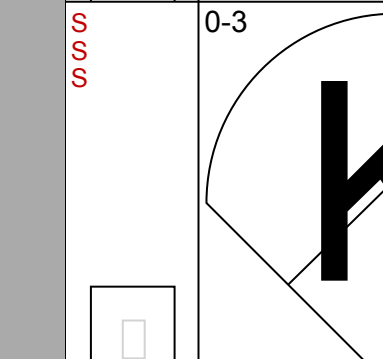
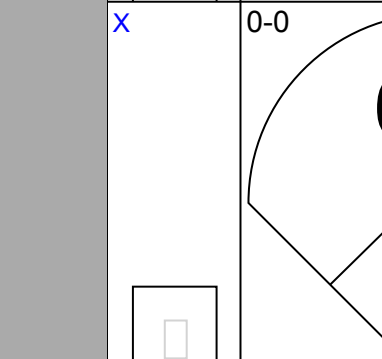
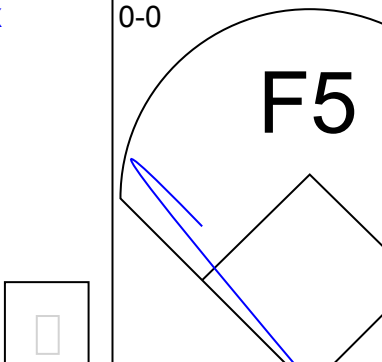
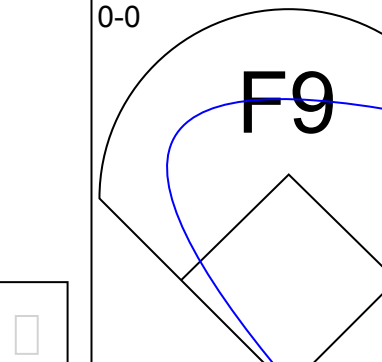
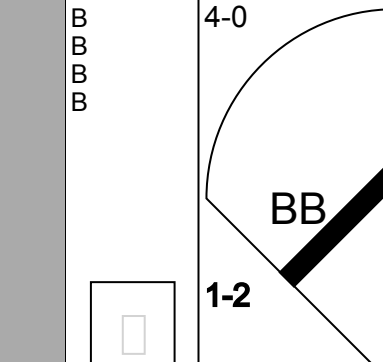
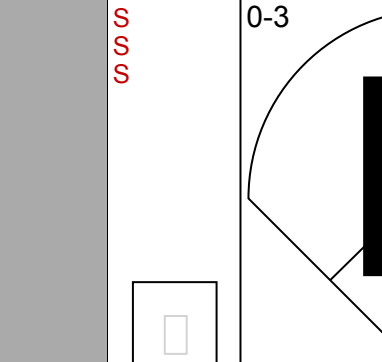
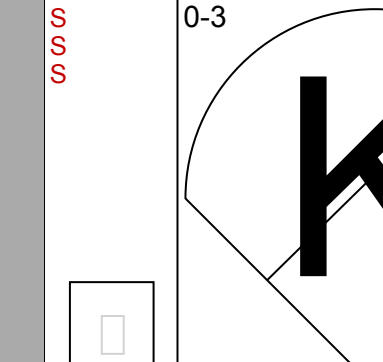
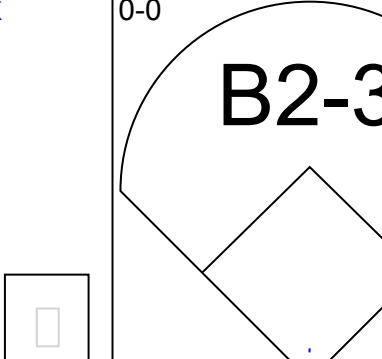
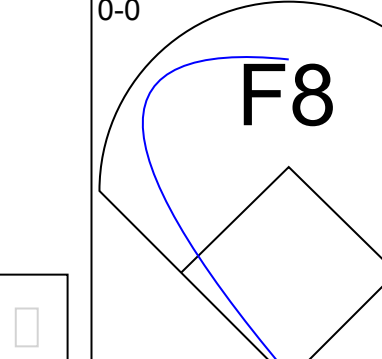
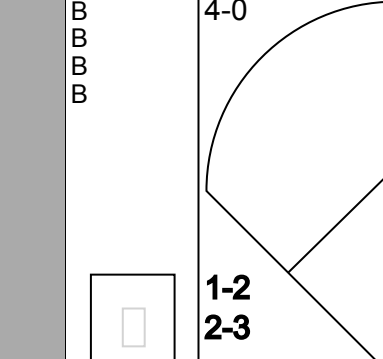


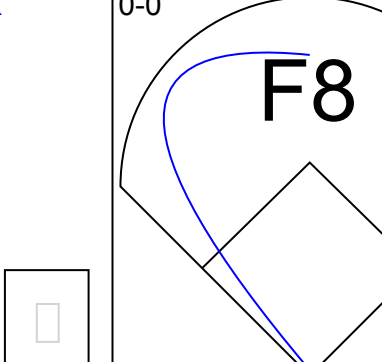

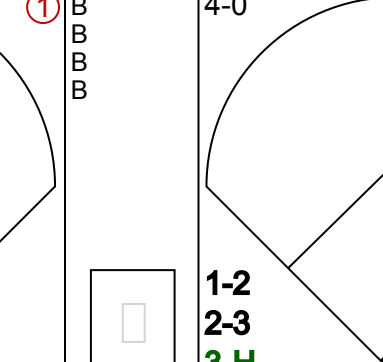


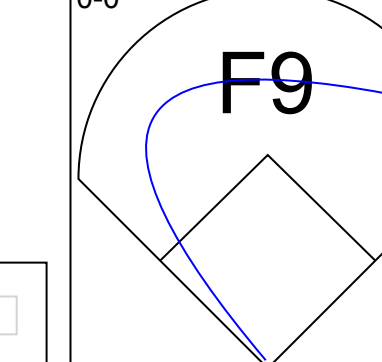
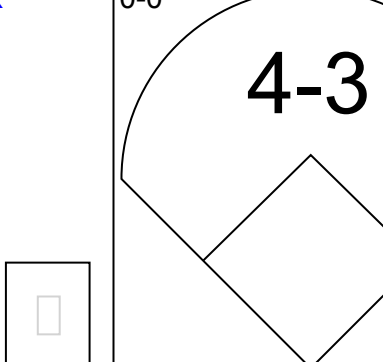


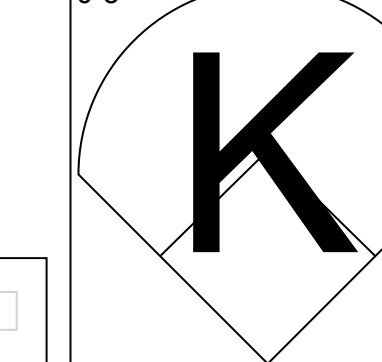
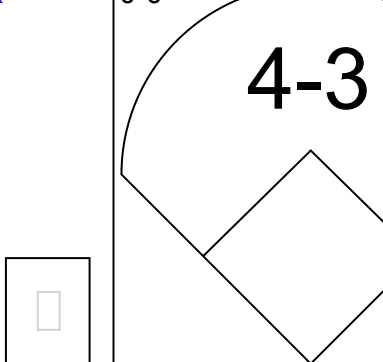
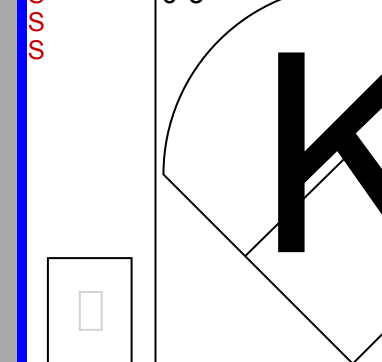
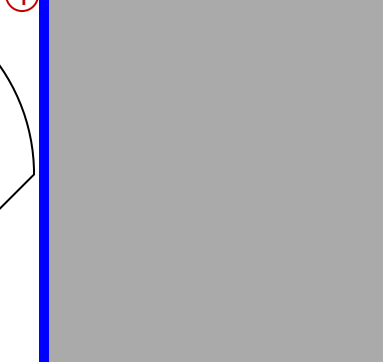
Batter	1	2	3	4	5	6	7	8	9	AB	R	H	RBI	BB	SO	LOB	TOP			
Willie Davis, L OBP: 0.298, SLG: 0.378 (1, 8)										4	1	1	0	0	0	0	Los Angeles Dodgers @ St. Louis Cardinals Busch Stadium, St. Louis, MO Sat Jul 30 1966, 7:05 PM CDT Att: 47,770 - Unknown livebaseballscorecards.com			
Maury Wills, S OBP: 0.335, SLG: 0.337 (1, 6)										4	0	0	0	0	0	1				
Lou Johnson, R OBP: 0.320, SLG: 0.399 (1, 9)										4	0	1	0	0	0	1				
Dick Stuart, R OBP: 0.318, SLG: 0.400 Nate Oliver, R OBP: 0.296, SLG: 0.227 (9, PR)										4	0	2	1	0	0	1				
Tommy Davis, R OBP: 0.308, SLG: 0.352 (1, 7)										4	0	2	0	0	0	1				
Jim Lefebvre, S OBP: 0.326, SLG: 0.443 (1, 4)										3	0	0	0	0	0	3				
John Kennedy, R OBP: 0.246, SLG: 0.281 (1, 5)										3	0	0	0	0	0	1				
John Roseboro, L OBP: 0.360, SLG: 0.450 (1, 2)										3	0	0	0	0	0	1				
Don Sutton, R OBP: 0.230, SLG: 0.250 Joe Moeller, R OBP: 0.333, SLG: 0.200 Wes Parker, S OBP: 0.341, SLG: 0.389 Phil Regan, R OBP: 0.222, SLG: 0.176 (8, 1)										2	0	0	0	0	1	0				
Inning Stats	R: 1 E: 0 K: 0 S: 6	H: 3 LOB: 2 BB: 0 P: 6	R: 0 E: 0 K: 1 S: 5	H: 0 LOB: 0 BB: 0 P: 5	R: 0 E: 0 K: 1 S: 4	H: 1 LOB: 1 BB: 0 P: 4	R: 0 E: 0 K: 0 S: 3	H: 0 LOB: 0 BB: 0 P: 3	R: 0 E: 0 K: 0 S: 3	H: 0 LOB: 0 BB: 0 P: 3	R: 0 E: 0 K: 0 S: 4	H: 1 LOB: 1 BB: 0 P: 4	R: 0 E: 0 K: 0 S: 3	H: 0 LOB: 0 BB: 0 P: 3	R: 0 E: 0 K: 0 S: 3	H: 1 LOB: 1 BB: 0 P: 3		1B: 5 2B: 2 3B: 0 HR: 0	SF: 0 SAC: 0 DP: 1 HBP: 0	WP: 1 PB: 0 SB: 0 CS: 0
PITCHER A Jackson, L ERA: 2.32 (1, 1)	IP: 9.0 WLS: W BF: 32 H: 6 R: 1 ER: 1 SO: 1 BB: 0 IBB: 0 HBP: 0 BLK: 0 WP: 1 HR: 0 S: 34 P: 34 ERA: 1.00 WHIP: 0.667																			

Batter	1	2	3	4	5	6	7	8	9	AB	R	H	RBI	BB	SO	LOB	BOTTOM			
Curt Flood, R OBP: 0.307, SLG: 0.391 (1, 8)										4	0	0	0	0	0	1	Los Angeles Dodgers @ St. Louis Cardinals Busch Stadium, St. Louis, MO Sat Jul 30 1966, 7:05 PM CDT Att: 47,770 - Unknown livebaseballscorecards.com			
Lou Brock, L OBP: 0.314, SLG: 0.458 (1, 7)										4	2	3	1	0	0	0				
Tim McCarver, L OBP: 0.314, SLG: 0.444 (1, 2)										4	1	1	1	0	1	1				
Orlando Cepeda, R OBP: 0.373, SLG: 0.567 (1, 3)										3	0	0	1	0	1	1				
Mike Shannon, R OBP: 0.352, SLG: 0.527 (1, 9)										4	0	2	0	0	0	1				
Charley Smith, R OBP: 0.313, SLG: 0.397 (1, 5)										4	0	1	0	0	0	1				
Julian Javier, R OBP: 0.266, SLG: 0.299 (1, 4)										3	0	0	0	0	2					
Dal Maxvill, R OBP: 0.316, SLG: 0.311 (1, 6)										2	0	1	0	1	0	2				
AJ Jackson, L OBP: 0.255, SLG: 0.283 (1, 1)										3	0	0	0	0	2	4				
Inning Stats	R: 2 E: 0 K: 0 S: 6	H: 3 LOB: 1 BB: 0 P: 6	R: 0 E: 0 K: 0 S: 3	H: 0 LOB: 1 BB: 1 P: 7	R: 0 E: 0 K: 1 S: 6	H: 1 LOB: 1 BB: 0 P: 6	R: 0 E: 0 K: 1 S: 6	H: 1 LOB: 0 BB: 0 P: 6	R: 1 E: 0 K: 1 S: 6	H: 1 LOB: 0 BB: 0 P: 6	R: 0 E: 0 K: 1 S: 7	H: 2 LOB: 2 BB: 0 P: 7	R: 0 E: 0 K: 0 S: 3	H: 0 LOB: 0 BB: 0 P: 3	R: 0 E: 0 K: 0 S: 3	H: 0 LOB: 0 BB: 0 P: 3		1B: 6 2B: 0 3B: 1 HR: 1	SF: 1 SAC: 0 DP: 0 HBP: 0	WP: 0 PB: 0 SB: 1 CS: 0
PITCHER Don Sutton, R ERA: 3.24 Joe Moeller, R ERA: 1.91 Phil Regan, R ERA: 1.61 (8, 1)	IP: 5.0 WLS: L BF: 24 H: 8 R: 3 ER: 3 SO: 3 BB: 1 IBB: 0 HBP: 0 BLK: 0 WP: 0 HR: 1 S: 29 P: 33 ERA: 5.40 WHIP: 1.800																			

Batter	1	2	3	4	5	6	7	8	9	AB	R	H	RBI	BB	SO	LOB	TOP					
Willie Davis, L OBP: 0.297, SLG: 0.377										4	1	1	1	0	1	3	Los Angeles Dodgers @ St. Louis Cardinals Busch Stadium, St. Louis, MO Sun Jul 31 1966, 3:33 AM CDT Att: 48,085 - Unknown livebaseballscorecards.com					
Maury Wills, S OBP: 0.336, SLG: 0.338										5	1	2	0	0	1	5						
Lou Johnson, R OBP: 0.321, SLG: 0.399										5	0	2	0	0	0	1						
Dick Stuart, R OBP: 0.328, SLG: 0.440										5	2	3	3	0	1	2						
Wes Parker, S OBP: 0.341, SLG: 0.389										0	0	0	0	0	0	0						
Tommy Davis, R OBP: 0.310, SLG: 0.347										3	1	0	0	2	0	3						
Jim Lefebvre, S OBP: 0.328, SLG: 0.443										0	0	0	0	0	0	0						
John Roseboro, L OBP: 0.364, SLG: 0.453										5	0	3	1	0	0	4						
John Kennedy, R OBP: 0.247, SLG: 0.278										2	0	0	0	1	1	4						
Jim Barbieri, L OBP: 0.362, SLG: 0.349										2	0	0	0	0	0	1						
Nate Oliver, R OBP: 0.289, SLG: 0.221										3	0	0	0	0	1	2						
Jim Gilliam, S OBP: 0.276, SLG: 0.242										1	0	0	0	0	0	0						
Claude Osteen, L OBP: 0.281, SLG: 0.352										1	0	0	0	1	0	0						
Bob Miller, R OBP: 0.281, SLG: 0.352										0	0	0	0	0	0	0						
Wes Covington, L OBP: 0.281, SLG: 0.352										0	0	0	0	0	0	0						
Don Sutton, R OBP: 0.281, SLG: 0.352										0	0	0	0	0	0	0						
Ron Perranoski, L OBP: 0.281, SLG: 0.352										0	0	0	0	0	0	0						
Ron Fairly, L OBP: 0.281, SLG: 0.352										0	0	0	0	0	0	0						
Al Ferrara, R OBP: 0.281, SLG: 0.352										0	0	0	0	0	0	0						
Phil Regan, R OBP: 0.281, SLG: 0.352										0	0	0	0	0	0	0						
Inning Stats	R: 1 E: 0 K: 0 S: 5	H: 3 LOB: 1 BB: 0 P: 5	R: 0 E: 0 K: 1 S: 6	H: 1 LOB: 3 BB: 2 P: 14	R: 1 E: 0 K: 0 S: 5	H: 2 LOB: 1 BB: 0 P: 5	R: 0 E: 0 K: 0 S: 3	H: 0 LOB: 0 BB: 0 P: 3	R: 0 E: 0 K: 2 S: 9	H: 2 LOB: 3 BB: 1 P: 13	R: 1 E: 0 K: 1 S: 6	H: 1 LOB: 1 BB: 0 P: 6	R: 0 E: 1 K: 0 S: 4	H: 0 LOB: 1 BB: 0 P: 4	R: 0 E: 0 K: 0 S: 3	H: 0 LOB: 0 BB: 0 P: 3	R: 3 E: 0 K: 1 S: 8	H: 3 LOB: 1 BB: 1 P: 12	1B: 9 2B: 1 3B: 1 HR: 1	SF: 1 SAC: 0 DP: 1 HBP: 0	WP: 0 PB: 0 SB: 0 CS: 0	PA: 43
PITCHER	IP WLS BF H R ER SO BB IBB HBP BLK WP HR S P ERA WHIP																					
Steve Carlton, L ERA: 4.5	(1, 1) 4.0 21 8 2 2 1 2 0 0 0 0 1 21 29 4.50 2.500																					
Ron Piche, R ERA: 2.35	(5, 1) 3.2 14 1 1 1 3 1 0 0 0 0 0 19 23 2.46 0.545																					
Joe Hoerner, L ERA: 1.58	(8, 1) 1.1 L 8 3 3 3 1 0 1 0 1 0 0 9 13 20.25 2.250																					

Batter	1	2	3	4	5	6	7	8	9	AB	R	H	RBI	BB	SO	LOB	BOTTOM					
Lou Brock, L OBP: 0.312, SLG: 0.457										5	0	1	0	0	1	0	Los Angeles Dodgers @ St. Louis Cardinals Busch Stadium, St. Louis, MO Sun Jul 31 1966, 3:33 AM CDT Att: 48,085 - Unknown livebaseballscorecards.com					
Julian Javier, R OBP: 0.286, SLG: 0.298										4	1	1	0	0	2	1						
Curt Flood, R OBP: 0.304, SLG: 0.387										4	0	0	0	0	0	2						
Orlando Cepeda, R OBP: 0.377, SLG: 0.573										4	2	3	1	0	0	0						
Mike Shannon, R OBP: 0.354, SLG: 0.525										3	1	1	0	1	1	3						
Tim McCarver, L OBP: 0.313, SLG: 0.442										4	0	1	1	0	0	2						
Charley Smith, R OBP: 0.312, SLG: 0.395										4	0	1	1	0	0	3						
Dal Maxvill, R OBP: 0.312, SLG: 0.307										3	0	0	1	0	0	2						
Bob Skinner, L OBP: 0.225, SLG: 0.289										1	0	0	0	0	0	0						
Steve Carlton, L ERA: 4.5	(1, 1) 4.2 22 6 4 0 0 1 0 0 0 0 0 0 3 3 0.00 0.000																					
Ron Piche, R ERA: 2.35	(5, 1) 3.2 14 1 1 1 3 1 0 0 0 0 0 19 23 2.46 0.545																					
Joe Hoerner, L ERA: 1.58	(8, 1) 1.1 L 8 3 3 3 1 0 1 0 1 0 0 9 13 20.25 2.250																					
Tito Francona, L OBP: 0.280, SLG: 0.348	(8, PH) 2.0 W 7 1 0 0 0 0 0 0 0 0 0 7 7 0.00 0.500																					
Inning Stats	R: 0 E: 0 K: 1 S: 5	H: 0 LOB: 0 BB: 0 P: 5	R: 2 E: 0 K: 1 S: 7	H: 2 LOB: 1 BB: 1 P: 11	R: 0 E: 0 K: 0 S: 3	H: 0 LOB: 0 BB: 0 P: 3	R: 1 E: 0 K: 0 S: 5	H: 2 LOB: 1 BB: 0 P: 5	R: 1 E: 1 K: 3 S: 12	H: 2 LOB: 2 BB: 0 P: 12	R: 0 E: 0 K: 0 S: 3	H: 0 LOB: 0 BB: 0 P: 3	R: 0 E: 0 K: 1 S: 6	H: 1 LOB: 1 BB: 0 P: 6	R: 0 E: 0 K: 0 S: 4	H: 1 LOB: 1 BB: 0 P: 4	R: 0 E: 0 K: 0 S: 3	H: 0 LOB: 0 BB: 0 P: 3	1B: 6 2B: 2 3B: 0 HR: 0	SF: 0 SAC: 0 DP: 0 HBP: 0	WP: 0 PB: 0 SB: 0 CS: 0	PA: 37
PITCHER	IP WLS BF H R ER SO BB IBB HBP BLK WP HR S P ERA WHIP																					
Claude Osteen, L ERA: 2.37	(1, 1) 4.2 22 6 4 0 0 1 0 0 0 0 0 0 3 3 0.00 0.000																					
Bob Miller, R ERA: 3.02	(5, 1) 3.2 14 1 1 1 3 1 0 0 0 0 0 19 23 2.46 0.545																					
Ron Perranoski, L ERA: 1.86	(8, 1) 1.1 L 8 3 3 3 1 0 1 0 1 0 0 9 13 20.25 2.250																					
Phil Regan, R ERA: 1.57	(8, PH) 2.0 W 7 1 0 0 0 0 0 0 0 0 0 7 7 0.00 0.500																					

Batter	1	2	3	4	5	6	7	8	9	AB	R	H	RBI	BB	SO	LOB	TOP		
Tommy Harper, R (1, 9) OBP: 0.375, SLG: 0.408										4	1	2	0	0	1	0	Cincinnati Reds @ St. Louis Cardinals Busch Stadium, St. Louis, MO Mon Aug 01 1966, 7:05 PM CDT Att: 21,555 - Unknown		
Pete Rose, S (1, 4) OBP: 0.315, SLG: 0.398										4	0	1	1	0	0	3			
Vada Pinson, L (1, 8) OBP: 0.333, SLG: 0.431										4	0	1	0	0	0	1			
Gordy Coleman, L (1, 3) OBP: 0.309, SLG: 0.335 Don Pavletich, R (8, PH) OBP: 0.345, SLG: 0.518 Dick Simpson, R (8, 7) OBP: 0.286, SLG: 0.361										3	1	1	1	0	0	1			
Tommy Helms, R (1, 5) OBP: 0.337, SLG: 0.418										4	0	0	0	0	0	0			
Deron Johnson, R (1, 7) OBP: 0.283, SLG: 0.386										4	1	2	0	0	0	0			
Johnny Edwards, L (1, 2) OBP: 0.298, SLG: 0.322										4	0	1	0	0	0	2			
Leo Cardenas, R (1, 6) OBP: 0.319, SLG: 0.424										3	0	1	1	1	1	1			
Jim O'Toole, S (1, 1) OBP: 0.133, SLG: 0.103 Jack Baldschun, R (6, 1) Ted Davidson, R (6, 1) Giraldo Ruiz, S (7, PH) OBP: 0.247, SLG: 0.219 Don Nottebart, R (7, 1) OBP: 0.116, SLG: 0.063										2	0	0	0	0	1	0			
Inning Stats	R: 0 E: 0 K: 1 S: 6	H: 1 LOB: 1 BB: 0 P: 6	R: 0 E: 0 K: 1 S: 6	H: 1 LOB: 1 BB: 0 P: 6	R: 1 E: 0 K: 1 S: 6	H: 2 LOB: 0 BB: 0 P: 6	R: 2 E: 0 K: 0 S: 5	H: 3 LOB: 1 BB: 0 P: 5	R: 0 E: 0 K: 0 S: 3	H: 0 LOB: 0 BB: 0 P: 3	R: 0 E: 0 K: 0 S: 5	H: 2 LOB: 3 BB: 1 P: 9	R: 0 E: 0 K: 0 S: 3	H: 0 LOB: 0 BB: 0 P: 3	R: 0 E: 0 K: 0 S: 3	H: 0 LOB: 0 BB: 0 P: 3		1B: 6 2B: 2 3B: 1 HR: 1	SF: 0 SAC: 0 DP: 1 HBP: 0
PITCHER	IP WLS BF H R ER SO BB IBB HBP BLK WP HR S P ERA WHIP	7.0 L 29 9 3 3 3 0 1 0 0 0 1 34 38 3.86 1.286	2.0 6 0 0 0 0 0 0 0 0 0 0 6 6 0.00 0.000																

Batter	1	2	3	4	5	6	7	8	9	AB	R	H	RBI	BB	SO	LOB	BOTTOM				
Lou Brock, L (1, 7) OBP: 0.314, SLG: 0.458										3	0	1	0	1	0	0	Cincinnati Reds @ St. Louis Cardinals Busch Stadium, St. Louis, MO Mon Aug 01 1966, 7:05 PM CDT Att: 21,555 - Unknown				
Julian Javier, R (1, 4) OBP: 0.269, SLG: 0.306										3	1	1	0	1	0	1					
Curt Flood, R (1, 8) OBP: 0.303, SLG: 0.386										4	1	1	1	0	0	3					
Orlando Cepeda, R (1, 3) OBP: 0.373, SLG: 0.566										4	0	0	0	0	1	2					
Mike Shannon, R (1, 9) OBP: 0.352, SLG: 0.519										3	0	0	0	1	1	0					
Tim McCarver, L (1, 2) OBP: 0.315, SLG: 0.441										3	0	1	0	1	0	0					
Charley Smith, R (1, 5) OBP: 0.312, SLG: 0.392										2	0	0	1	1	1	0					
Dal Maxvill, R (1, 6) OBP: 0.307, SLG: 0.302 Bob Skinner, L (9, PH) OBP: 0.220, SLG: 0.282										3	0	0	0	0	0	3					
Ray Washburn, R (1, 1) OBP: 0.167, SLG: 0.265 Tito Francona, L (7, PH) OBP: 0.277, SLG: 0.345 Hal Woodeshick, R (8, 1) OBP: 0.250, SLG: 0.500 Phil Gagliano, R (8, PH) OBP: 0.337, SLG: 0.330										2	0	0	0	0	1	0					
Inning Stats	R: 0 E: 0 K: 0 S: 4	H: 1 LOB: 1 BB: 0 P: 4	R: 0 E: 0 K: 0 S: 3	H: 0 LOB: 0 BB: 0 P: 3	R: 0 E: 0 K: 1 S: 5	H: 0 LOB: 2 BB: 2 P: 13	R: 0 E: 0 K: 0 S: 3	H: 0 LOB: 0 BB: 0 P: 3	R: 0 E: 0 K: 1 S: 5	H: 0 LOB: 0 BB: 0 P: 5	R: 2 E: 0 K: 1 S: 7	H: 2 LOB: 3 BB: 3 P: 19	R: 0 E: 0 K: 1 S: 5	H: 0 LOB: 0 BB: 0 P: 5	R: 0 E: 0 K: 0 S: 5	H: 1 LOB: 1 BB: 0 P: 4		1B: 2 2B: 1 3B: 1 HR: 0	SF: 0 SAC: 1 DP: 0 HBP: 0	WP: 0 PA: 36 PB: 0 SB: 0 CS: 0	
PITCHER	IP WLS BF H R ER SO BB IBB HBP BLK WP HR S P ERA WHIP	5.2 W 23 3 2 2 3 2 0 0 0 0 0 26 38 3.18 1.059	0.0 2 0 0 0 0 2 0 0 0 0 0 0 8 * * 0.00 0.000	0.1 1 0 0 0 0 0 0 0 0 0 0 1 1 0.00 0.000	3.0 S 10 1 0 0 2 0 0 0 0 0 0 14 14 0.00 0.333																

Batter	1	2	3	4	5	6	7	8	9	10	11	12	13	14	15	16	AB	R	H	RBI	BB	SO	LOB	TOP			
Tommy Harper, R OBP: 0.366, SLG: 0.400 (7, 7)	K		K			K			5-3		F9			K		HBP 1B	7	1	1	0	0	4	1				
Vada Pinson, L OBP: 0.336, SLG: 0.440 (16, 1)	F5			L9			K		CS 1B		2B 1B			K		1B	6	0	2	0	0	2	0				
Don Nottebart, R OBP: 0.111, SLG: 0.059	F7			6-3			5-3		1B		1B			L3		HBP SF7	6	0	2	1	0	0	0				
Pete Rose, S OBP: 0.314, SLG: 0.399 (1, 4)				6-3			5-3		1B		1B						3	0	0	0	0	0	0				
Tony Perez, R OBP: 0.289, SLG: 0.367 (7, 9)		6-3		5-3			1-3		1B								4	0	2	1	0	1	0				
Dick Simpson, R OBP: 0.298, SLG: 0.366 (16, 8)									1B																		
Tommy Helms, R OBP: 0.338, SLG: 0.423 (1, 5)	F5				5-3			HR	F8					6-3		FC	7	1	1	1	0	0	4				
Deron Johnson, R OBP: 0.283, SLG: 0.393 (7, 3)	1-3				6-3					1-3				4-3			6	0	1	0	0	0	0				
Leo Cardenas, R OBP: 0.314, SLG: 0.415 (1, 6)			L4		5-3				6-3		K			1-3			6	0	0	0	0	1	1				
Jimmie Coker, R OBP: 0.248, SLG: 0.424 (13, PH)						6-3					F6																
Girardo Ruiz, S OBP: 0.256, SLG: 0.230 (13, PH)																											
Johnny Edwards, L OBP: 0.296, SLG: 0.316 (13, 2)			1B						1B																		
Jim Maloney, L OBP: 0.296, SLG: 0.233 (11, 1)											F8																
Billy McCool, R OBP: 0.290, SLG: 0.200 (16, PH)									1-3					B3-4-6-4													
Gordy Coleman, L OBP: 0.308, SLG: 0.333 (16, PH)																											
Mal Queen, L OBP: 0.229, SLG: 0.132 (16, 9)																HBP SF7 1B	4	0	0	0	0	1	2				
Inning Stats	R: 0 E: 0 K: 1 S: 5	H: 0 LOB: 0 BB: 0 P: 5	R: 0 E: 0 K: 0 S: 3	H: 0 LOB: 0 BB: 0 P: 3	R: 0 E: 0 K: 2 S: 8	H: 1 LOB: 1 BB: 0 P: 8	R: 0 E: 0 K: 0 S: 3	H: 0 LOB: 0 BB: 0 P: 3	R: 0 E: 0 K: 0 S: 3	H: 0 LOB: 0 BB: 0 P: 5	R: 1 E: 0 K: 1 S: 5	H: 2 LOB: 1 BB: 0 P: 5	R: 0 E: 0 K: 0 S: 5	H: 0 LOB: 0 BB: 0 P: 5	R: 0 E: 0 K: 0 S: 3	H: 1 LOB: 0 BB: 0 P: 3	R: 0 E: 0 K: 2 S: 7	H: 0 LOB: 0 BB: 0 P: 7	R: 0 E: 0 K: 1 S: 6	H: 1 LOB: 1 BB: 0 P: 6	R: 2 E: 0 K: 0 S: 6	H: 3 LOB: 2 BB: 0 P: 7	1B: 11 2B: 2 3B: 0 HR: 1	SF: 1 SAC: 0 DP: 1 HBP: 1	WP: 0 PB: 0 SB: 0 CS: 1	PA: 59	
PITCHER	IP 9.0	WLS 32	BF 6	H 1	R 1	ER 0	SO 5	BB 0	IBB 0	HBP 0	BLK 0	WP 0	HR 0	S 42	P 42	ERA 1.00	WHIP 0.667										
Al Jackson, L ERA: 2.22	6.1	L	23	6	2	2	4	0	0	0	0	0	0	0	31	2.84	0.947										
Nelson Briles, R ERA: 3.43	0.1		3	1	0	0	0	0	0	1	0	0	0	2	3	0.00	3.000										
Joe Hoerner, L ERA: 1.57	0.1		1	0	0	0	0	0	0	0	0	0	0	1	1	0.00	0.000										
Don Dennis, R ERA: 5.7																											

Cincinnati Reds @ St. Louis Cardinals
 Busch Stadium, St. Louis, MO
 Wed Aug 03 1966, 7:05 PM CDT
 Att: 19,793 - Unknown

AB	57
R	13
H	3
RBI	3
BB	0
SO	9
LOB	9



Batter	1	2	3	4	5	6	7	8	9	10	11	12	13	14	15	16	AB	R	H	RBI	BB	SO	LOB	BOTTOM						
Curt Flood, R OBP: 0.301, SLG: 0.378 (1, 6)	PB 4-3 1B BB		F5		FC5-4 1B				F8		F6			K		6-3	6	1	0	0	2	1	7							
Lou Brock, L OBP: 0.317, SLG: 0.456 (1, 7)	4-3 1B		F8						3-1		K			K			7	0	2	0	0	2	3							
Tim McCarver, L OBP: 0.318, SLG: 0.438 (1, 2)	4-3				F2				F4		L3			CS 1B			7	0	2	1	0	1	3							
Orlando Cepeda, R OBP: 0.365, SLG: 0.547 (1, 3)	F1		F6						5-3		F8			K			5	0	0	0	2	1	4							
Mike Shannon, R OBP: 0.348, SLG: 0.504 (1, 9)	K				F6				K2-3		F7			K			6	0	0	0	1	3	3							
Charley Smith, R OBP: 0.310, SLG: 0.384 (16, PH)			F5						F8		K			F4			7	0	1	0	0	2	1							
Bob Gibson, R OBP: 0.250, SLG: 0.319 (16, PH)									K		K			F8			0	0	0	0	0	0	0							
Julian Javier, R OBP: 0.276, SLG: 0.313 (1, 4)					4-3						6-3			F8			7	0	2	0	0	1	0							
Dal Maxvill, R OBP: 0.308, SLG: 0.301 (1, 6)					1-3				F8		F9						5	0	0	0	1	0	2							
Al Jackson, L ERA: 2.01	4.1	W	14	1	0	0	5	1	0	0	0	0	0	23	27	0.00	0.462													
Billy McCool, L ERA: 1.98	0.0		2	2	0	0	0	0	0	0	0	0	0	2	2	∞	∞													
Ted Davidson, L ERA: 4.86	1.0	S	3	0	0	0	1	0	0	0	0	0	0	5	5	0.00	0.000													
Don Nottebart, R ERA: 1.98																														
Inning Stats	R: 1 E: 0 K: 1 S: 6	H: 1 LOB: 1 BB: 1 P: 10	R: 0 E: 0 K: 0 S: 3	H: 0 LOB: 0 BB: 0 P: 3	R: 0 E: 0 K: 1 S: 7	H: 2 LOB: 1 BB: 0 P: 7	R: 0 E: 0 K: 0 S: 3	H: 0 LOB: 0 BB: 0 P: 3	R: 0 E: 0 K: 0 S: 3	H: 1 LOB: 2 BB: 1 P: 8	R: 0 E: 0 K: 1 S: 5	H: 1 LOB: 1 BB: 0 P: 6	R: 0 E: 0 K: 0 S: 5	H: 0 LOB: 1 BB: 1 P: 9	R: 0 E: 0 K: 1 S: 5	H: 0 LOB: 2 BB: 2 P: 13	R: 0 E: 0 K: 2 S: 7	H: 1 LOB: 0 BB: 0 P: 7	R: 0 E: 0 K: 1 S: 5	H: 0 LOB: 0 BB: 0 P: 5	R: 0 E: 0 K: 1 S: 6	H: 0 LOB: 2 BB: 0 P: 5	R: 0 E: 0 K: 1 S: 7	H: 0 LOB: 1 BB: 1 P: 9	R: 0 E: 0 K: 1 S: 7	H: 2 LOB: 2 BB: 0 P: 7	1B: 9 2B: 0 3B: 0 HR: 0	SF: 0 SAC: 1 DP: 0 HBP: 0	WP: 2 PB: 1 SB: 2 CS: 1	PA: 64
PITCHER	IP 10.2	WLS 45	BF 6	H 1	R 0	ER 0	SO 8	BB 6	IBB 0	HBP 0	BLK 0	WP 2	HR 0	S 55	P 79	ERA 0.00	WHIP 1.125													

Cincinnati Reds @ St. Louis Cardinals
 Busch Stadium, St. Louis, MO
 Wed Aug 03 1966, 7:05 PM CDT
 Att: 19,793 - Unknown

AB	56
R	1
H	9
RBI	1
BB	7
SO	14
LOB	26



Batter	1	2	3	4	5	6	7	8	9	AB	R	H	RBI	BB	SO	LOB	TOP					
Tommy Harper, R OBP: 0.366, SLG: 0.403 (1, 9)	L6		5-3		F4			4-3 1B	2B	5	1	2	1	0	0	1	Cincinnati Reds @ St. Louis Cardinals Busch Stadium, St. Louis, MO Thu Aug 04 1966, 7:05 PM CDT Att: 19,656 - Unknown					
Pete Rose, S OBP: 0.314, SLG: 0.404 (1, 4)	F8		1B 2B			2B 2B		B5	K	5	2	2	1	0	1	2						
Tommy Helms, R OBP: 0.337, SLG: 0.421 (1, 5)	F8		PO 1B		F4			4-3		4	0	1	1	0	0	2						
Deron Johnson, R OBP: 0.283, SLG: 0.391 (1, 7)		6-3	PO 1-2	6-3	L9				1B	4	0	1	1	0	0	1						
Tony Perez, R OBP: 0.289, SLG: 0.371 Art Shamsky, L OBP: 0.319, SLG: 0.497 (1, 3)	F9			F8				4-3		3	0	1	1	0	0	0						
Dick Simpson, R OBP: 0.314, SLG: 0.432 (1, 8)					2B					1	0	0	0	0	0	1						
Leo Cardenas, R OBP: 0.313, SLG: 0.416 (1, 6)	HR K			BB					K	3	1	1	1	1	2	1						
Jimmie Coker, R OBP: 0.262, SLG: 0.429 (1, 2)					F9					4	1	1	0	0	1	1						
Sammy Ellis, L OBP: 0.180, SLG: 0.109 (1, 1)			SH3-4 1-2		F8				SH1-4	2	0	0	0	0	0	0						
Inning Stats	R: 0 E: 0 K: 0 S: 3	H: 0 LOB: 0 BB: 0 P: 3	R: 1 E: 0 K: 1 S: 6	H: 1 LOB: 0 BB: 0 P: 6	R: 2 E: 0 K: 0 S: 5	H: 3 LOB: 0 BB: 0 P: 5	R: 0 E: 0 K: 0 S: 3	H: 0 LOB: 1 BB: 1 P: 7	R: 0 E: 0 K: 1 S: 7	H: 2 LOB: 1 BB: 0 P: 7	R: 0 E: 0 K: 0 S: 3	H: 0 LOB: 0 BB: 0 P: 3	R: 1 E: 0 K: 0 S: 5	H: 2 LOB: 1 BB: 0 P: 5	R: 2 E: 0 K: 2 S: 10	H: 3 LOB: 1 BB: 0 P: 10	1B: 5 2B: 5 3B: 0 HR: 1	SF: 0 SAC: 2 DP: 0 HBP: 0	WP: 0 PB: 0 SB: 1 CS: 0	PA: 39		
PITCHER	IP	WLS	BF	H	R	ER	SO	BB	IBB	HBP	BLK	WP	HR	S	P	ERA	WHIP					
Larry Jaster, L ERA: 3.69 Don Dennis, R ERA: 6.1	(1, 1)	7.0	L	27	6	4	4	2	1	0	0	0	0	1	30	34	5.14	1.000				
PITCHER	IP	WLS	BF	H	R	ER	SO	BB	IBB	HBP	BLK	WP	HR	S	P	ERA	WHIP					
	(8, 1)	2.0		11	5	3	3	2	0	0	0	0	0	0	15	15	13.50	2.500				

Batter	1	2	3	4	5	6	7	8	9	AB	R	H	RBI	BB	SO	LOB	BOTTOM					
Lou Brock, L OBP: 0.316, SLG: 0.454 (1, 7)	S 1B		4-3		F8		F8			4	0	1	0	0	0	0	Cincinnati Reds @ St. Louis Cardinals Busch Stadium, St. Louis, MO Thu Aug 04 1966, 7:05 PM CDT Att: 19,656 - Unknown					
Julian Javier, R OBP: 0.274, SLG: 0.313 (1, 4)	F9 1-2		6-3		FC3-6 1B			6-3		4	0	1	0	0	0	1						
Tim McCarver, L OBP: 0.317, SLG: 0.436 (1, 2)	F4		2B 1B		FC3-6 1-2			G3		4	1	1	0	0	0	2						
Orlando Cepeda, R OBP: 0.364, SLG: 0.546 (1, 3)	6-3		WP 1-H 2B		F8			F2		4	0	1	1	0	0	2						
Mike Shannon, R OBP: 0.350, SLG: 0.504 (1, 9)		1B 1B	F4 2-3			G6-3 1B		L8		4	0	2	0	0	0	1						
Curt Flood, R OBP: 0.296, SLG: 0.374 (1, 8)	F8			F8		G6-3 1-2		5-3		4	0	0	0	0	0	2						
Charley Smith, R OBP: 0.310, SLG: 0.382 (1, 5)		K				6-3		F5		4	0	1	0	0	1	1						
Dal Maxvill, R OBP: 0.309, SLG: 0.302 (1, 6)							F9			3	0	1	0	0	1	1						
Larry Jaster, L OBP: 0.304, SLG: 0.238 Bob Skinner, L OBP: 0.209, SLG: 0.268 Don Dennis, R OBP: 0.111, SLG: 0.111 (1, 1)									K	2	0	0	0	0	1	3						
Inning Stats	R: 0 E: 0 K: 0 S: 4	H: 1 LOB: 1 BB: 0 P: 4	R: 0 E: 0 K: 2 S: 9	H: 2 LOB: 2 BB: 0 P: 9	R: 1 E: 0 K: 0 S: 5	H: 2 LOB: 1 BB: 0 P: 5	R: 0 E: 0 K: 1 S: 6	H: 1 LOB: 1 BB: 0 P: 6	R: 0 E: 0 K: 0 S: 4	H: 1 LOB: 1 BB: 0 P: 4	R: 0 E: 0 K: 0 S: 3	H: 0 LOB: 0 BB: 0 P: 3	R: 0 E: 0 K: 1 S: 5	H: 0 LOB: 0 BB: 0 P: 5	R: 0 E: 0 K: 0 S: 3	H: 0 LOB: 0 BB: 0 P: 3	1B: 7 2B: 1 3B: 0 HR: 0	SF: 0 SAC: 0 DP: 1 HBP: 0	WP: 1 PB: 0 SB: 1 CS: 0	PA: 34		
PITCHER	IP	WLS	BF	H	R	ER	SO	BB	IBB	HBP	BLK	WP	HR	S	P	ERA	WHIP					
Sammy Ellis, R ERA: 4.89	(1, 1)	9.0	W	34	8	1	1	4	0	0	0	0	0	0	42	42	1.00	0.889				
PITCHER	IP	WLS	BF	H	R	ER	SO	BB	IBB	HBP	BLK	WP	HR	S	P	ERA	WHIP					
	(8, 1)																					



Batter	1	2	3	4	5	6	7	8	9	AB	R	H	RBI	BB	SO	LOB	TOP									
Lou Brock, L OBP: 0.320, SLG: 0.454 (1, 9)	F8		F7														4 1 2 0 1 0 1									
Tim McCarver, L OBP: 0.318, SLG: 0.444 (1, 2)	K																5 1 2 3 0 1 1									
Tito Francona, L OBP: 0.282, SLG: 0.368 Curt Flood, R OBP: 0.300, SLG: 0.377 (7, 8)	P6																3 1 1 1 1 0 0 1 2 0 1 0 0 0 0 0									
Orlando Cepeda, R OBP: 0.364, SLG: 0.541 (1, 3)		5-3															3 1 0 0 1 0 1									
Mike Shannon, R OBP: 0.344, SLG: 0.494 (7, 9)	K																5 0 0 0 0 2 5									
Charley Smith, R OBP: 0.315, SLG: 0.384 (1, 5)	K																4 1 2 1 1 2 0									
Julian Javier, R OBP: 0.273, SLG: 0.320 (1, 4)																	5 1 1 2 0 0 4									
Dal Maxvill, R OBP: 0.312, SLG: 0.302 (1, 6)																	3 1 1 0 1 0 0									
Steve Carlton, L OBP: 0.500, SLG: 0.333 (1, 1)																	2 0 1 0 0 0 0									
Inning Stats	R: 0 E: 0 K: 1 S: 5	H: 0 LOB: 0 BB: 0 P: 5	R: 0 E: 0 K: 2 S: 7	H: 0 LOB: 0 BB: 0 P: 7	R: 0 E: 0 K: 0 S: 4	H: 1 LOB: 1 BB: 0 P: 4	R: 1 E: 0 K: 0 S: 4	H: 1 LOB: 0 BB: 0 P: 4	R: 0 E: 0 K: 1 S: 6	H: 2 LOB: 2 BB: 0 P: 7	R: 0 E: 0 K: 0 S: 4	H: 1 LOB: 1 BB: 0 P: 4	R: 2 E: 0 K: 0 S: 6	H: 3 LOB: 1 BB: 0 P: 6	R: 1 E: 1 K: 1 S: 6	H: 1 LOB: 1 BB: 0 P: 7	R: 3 E: 0 K: 0 S: 5	H: 2 LOB: 3 BB: 4 P: 21	1B: 7 2B: 1 3B: 0 HR: 3	SF: 0 SAC: 1 DP: 0 HBP: 2	WP: 0 PB: 0 SB: 1 CS: 2	PA: 43				
PITCHER	IP	WLS	BF	H	R	ER	SO	BB	IBB	HBP	BLK	WP	HR	S	P	ERA	WHIP									
Bob Shaw, R ERA: 4.48 (1, 1)	6.2	L	28	8	3	3	4	0	0	1	0	0	0	2	35	36	4.05	1.200								
Rob Gardner, L ERA: 4.42 (7, 1)	0.1		1	0	0	0	0	0	0	0	0	0	0	1	1	0.00	0.000									
Darrell Sutherland, R ERA: 5.34 (8, 1)	2.0		14	3	4	3	1	2	2	1	0	0	1	11	28	13.50	2.500									

St. Louis Cardinals @ New York Mets
Shea Stadium, Flushing, NY
Fri Aug 05 1966, 7:05 PM EDT
Att: 33,550 - Unknown

AB 36
R 7
H 11
RBI 7
BB 4
SO 5
LOB 13



Batter	1	2	3	4	5	6	7	8	9	AB	R	H	RBI	BB	SO	LOB	BOTTOM								
Al Luplow, L OBP: 0.323, SLG: 0.333 (1, 9)	L5-3		K														2 0 1 1 1 1 0								
Eddie Brassoud, R OBP: 0.315, SLG: 0.373 (1, 6)	L5-3		5-3														4 0 0 0 0 0 3								
Ron Hunt, R OBP: 0.358, SLG: 0.357 (1, 4)	6-3																4 0 1 0 0 0 0								
Ken Boyer, R OBP: 0.306, SLG: 0.423 (1, 5)																	3 0 1 0 1 0 1								
Ron Swoboda, R OBP: 0.282, SLG: 0.354 (1, 7)	L7																4 0 0 0 0 0 3								
Billy Murphy, R OBP: 0.246, SLG: 0.340 (1, 8)	5-3																4 0 0 0 0 0 3								
Jerry Grote, R OBP: 0.328, SLG: 0.324 (1, 2)																	3 1 2 0 1 0 1								
Ed Kranepool, L OBP: 0.319, SLG: 0.392 (1, 3)	4-3																3 0 0 0 0 0 4								
Bob Shaw, R OBP: 0.256, SLG: 0.216 (1, 1)																	2 0 1 0 0 0 0								
Rob Gardner, R OBP: 0.158, SLG: 0.184 (7, 1)																	0 0 0 0 0 0 0								
Cleon Jones, R OBP: 0.316, SLG: 0.373 (7, PH)																	1 0 0 0 0 0 1								
Darrell Sutherland, R OBP: 0.667, SLG: 0.667 (8, 1)																	0 0 0 0 0 0 0								
Inning Stats	R: 0 E: 0 K: 0 S: 3	H: 1 LOB: 0 BB: 0 P: 3	R: 0 E: 0 K: 0 S: 5	H: 2 LOB: 0 BB: 0 P: 5	R: 0 E: 0 K: 1 S: 5	H: 0 LOB: 0 BB: 0 P: 5	R: 0 E: 0 K: 0 S: 4	H: 1 LOB: 1 BB: 0 P: 4	R: 1 E: 0 K: 0 S: 5	H: 2 LOB: 1 BB: 0 P: 5	R: 0 E: 0 K: 0 S: 3	H: 0 LOB: 0 BB: 0 P: 3	R: 0 E: 0 K: 0 S: 3	H: 0 LOB: 1 BB: 1 P: 7	R: 0 E: 0 K: 0 S: 2	H: 0 LOB: 1 BB: 1 P: 6	R: 0 E: 0 K: 0 S: 3	H: 0 LOB: 1 BB: 1 P: 7	1B: 5 2B: 2 3B: 0 HR: 0	SF: 1 SAC: 0 DP: 2 HBP: 0	WP: 1 PB: 0 SB: 0 CS: 0	PA: 34			
PITCHER	IP	WLS	BF	H	R	ER	SO	BB	IBB	HBP	BLK	WP	HR	S	P	ERA	WHIP								
Steve Carlton, L ERA: 2.08 (1, 1)	9.0	W	34	6	1	1	1	3	0	0	0	1	0	33	45	1.00	1.000								

St. Louis Cardinals @ New York Mets
Shea Stadium, Flushing, NY
Fri Aug 05 1966, 7:05 PM EDT
Att: 33,550 - Unknown

AB 30
R 1
H 6
RBI 1
BB 3
SO 1
LOB 16



Batter	1	2	3	4	5	6	7	8	9	AB	R	H	RBI	BB	SO	LOB	TOP								
Lou Brock, L OBP: 0.323, SLG: 0.455 (1, 9)										4	1	2	1	1	2	2									
Tim McCarver, L OBP: 0.319, SLG: 0.445 (1, 2)										4	1	2	1	0	0	6									
Tito Francona, L OBP: 0.291, SLG: 0.392 Curt Flood, R OBP: 0.300, SLG: 0.378 (6, PH) (6, 8)										3	1	2	1	0	0	0									
Orlando Cepeda, R OBP: 0.365, SLG: 0.537 (1, 3)										4	2	1	0	0	1	2									
Mike Shannon, R OBP: 0.348, SLG: 0.506 (1, 8) (6, 7)										4	2	4	1	0	1										
Charley Smith, R OBP: 0.316, SLG: 0.396 (1, 5)										5	1	2	1	0	1	0									
Julian Javier, R OBP: 0.275, SLG: 0.321 (1, 4)										3	1	1	1	1	0	0									
Dal Maxvill, R OBP: 0.318, SLG: 0.303 (1, 6)										3	0	1	0	2	0	0									
Ray Washburn, R OBP: 0.158, SLG: 0.250 Hal Woodeshick, L OBP: 0.290, SLG: 0.500 Ron Piche, R OBP: 0.330, SLG: 0.330 Phil Gagliano, R OBP: 0.292, SLG: 1.000 Joe Hoerner, L OBP: 0.292, SLG: 0.292 Bob Skinner, R OBP: 0.292, SLG: 0.100 Don Dennis, R OBP: 0.292, SLG: 0.100 Nelson Briles, R OBP: 0.158, SLG: 0.096 (1, 1) (4, 1) (4, 1) (6, PH) (8, 1) (7, PH) (7, 1) (9, 1)										2	0	0	0	0	0	2									
Inning Stats	R: 1 E: 0 K: 1 S: 7	H: 2 LOB: 1 BB: 0 P: 7	R: 0 E: 0 K: 0 S: 3	H: 0 LOB: 0 BB: 0 P: 3	R: 4 E: 0 K: 0 S: 7	H: 4 LOB: 0 BB: 0 P: 7	R: 0 E: 0 K: 0 S: 4	H: 2 LOB: 2 BB: 1 P: 8	R: 0 E: 0 K: 0 S: 3	H: 0 LOB: 0 BB: 0 P: 3	R: 1 E: 0 K: 1 S: 7	H: 2 LOB: 3 BB: 2 P: 15	R: 2 E: 0 K: 2 S: 8	H: 1 LOB: 2 BB: 2 P: 17	R: 1 E: 0 K: 1 S: 6	H: 3 LOB: 0 BB: 0 P: 6	R: 1 E: 0 K: 0 S: 4	H: 1 LOB: 0 BB: 0 P: 4	1B: 12 2B: 1 3B: 1 HR: 2	SF: 2 SAC: 0 DP: 1 HBP: 1	WP: 1 PB: 0 SB: 3 CS: 1	PA: 46			
PITCHER	IP	WLS	BF	H	R	ER	SO	BB	IBB	HBP	BLK	WP	HR	S	P	ERA	WHIP								
Bob Friend, R ERA: 4.0 (1, 1)	3.1		18	8	5	5	1	0	0	0	0	0	1	20	20	13.50	2.400								
Bill Hepler, L ERA: 3.71 (4, 1)	2.0		10	2	1	1	1	3	0	0	0	0	0	9	21	4.50	2.500								
Rob Gardner, L ERA: 4.55 (6, 1)	0.2		4	0	2	2	0	1	0	1	0	0	0	2	7	27.00	1.500								
Jack Hamilton, R ERA: 3.89 (7, 1)	3.0	L	13	5	2	2	3	1	0	0	0	1	1	18	22	6.00	2.000								

St. Louis Cardinals @ New York Mets
Shea Stadium, Flushing, NY
Sat Aug 06 1966, 3:33 AM EDT
Att: 21,133 - Unknown

AB 37
R 10
H 15
RBI 9
BB 5
SO 5
LOB 18

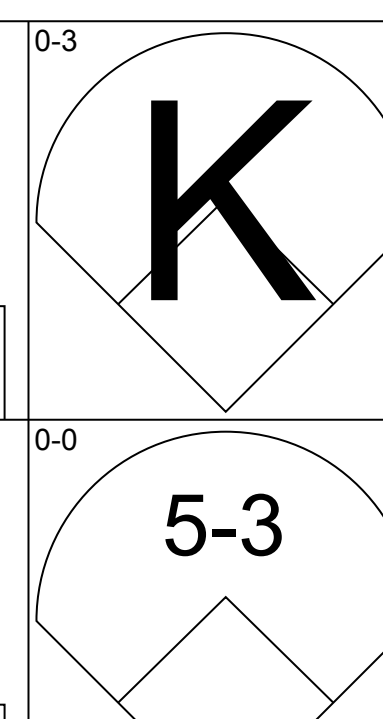
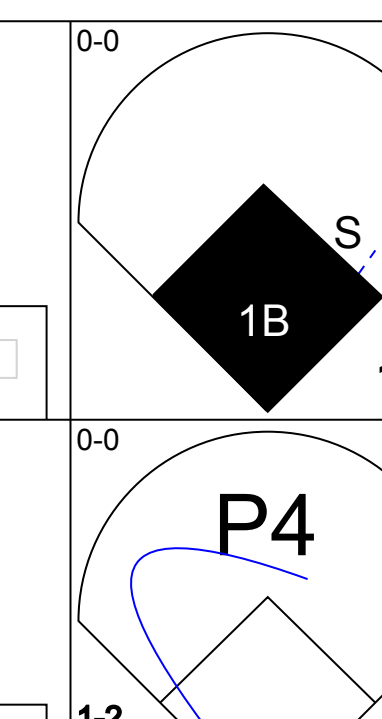
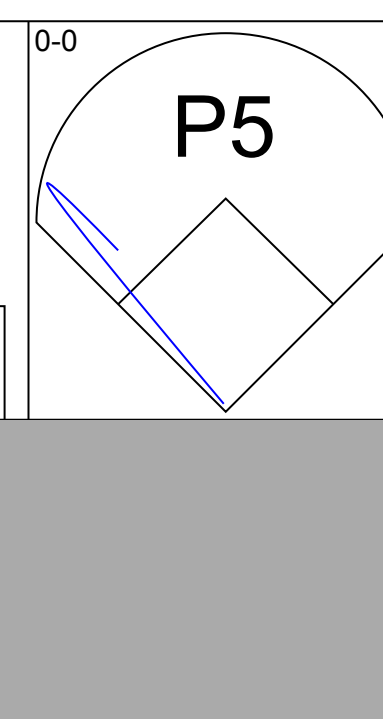
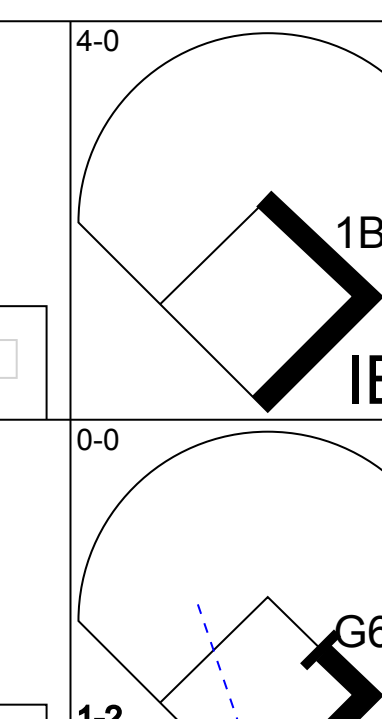
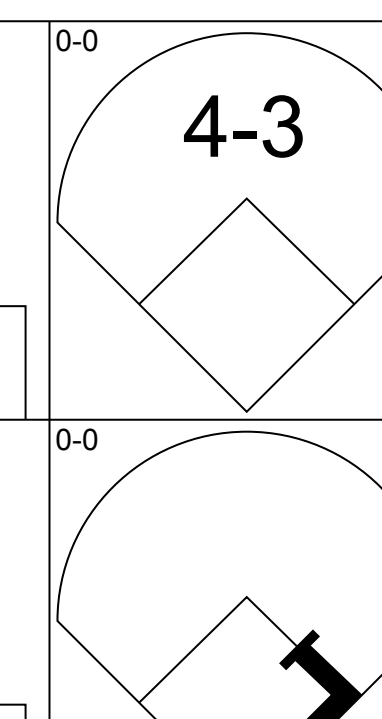
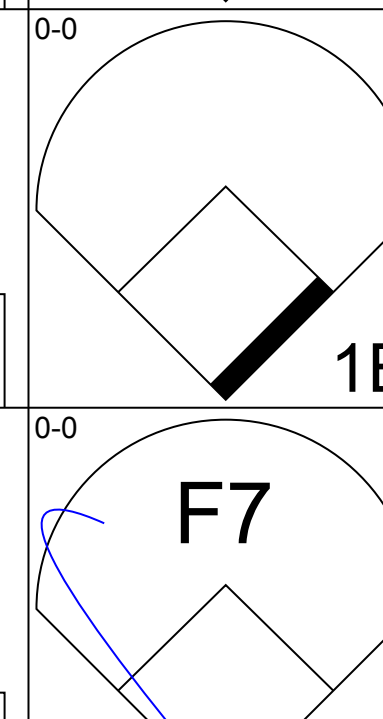
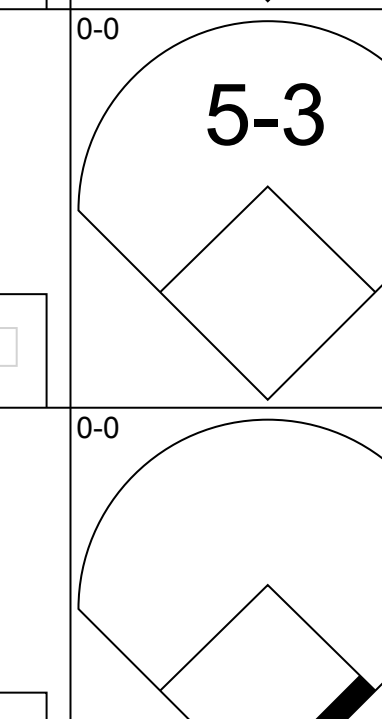
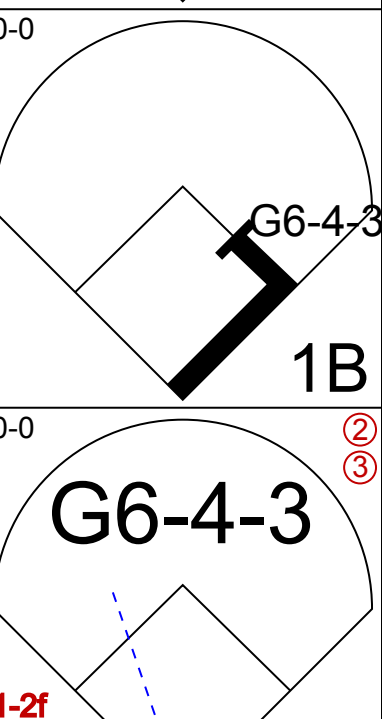
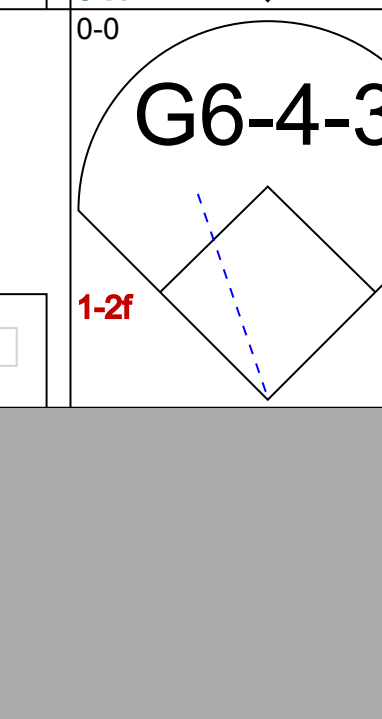


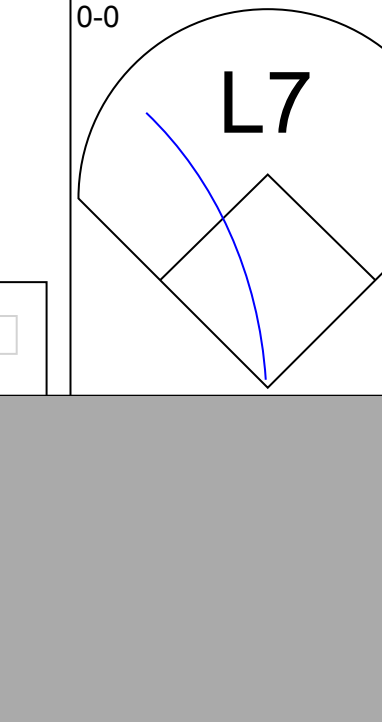

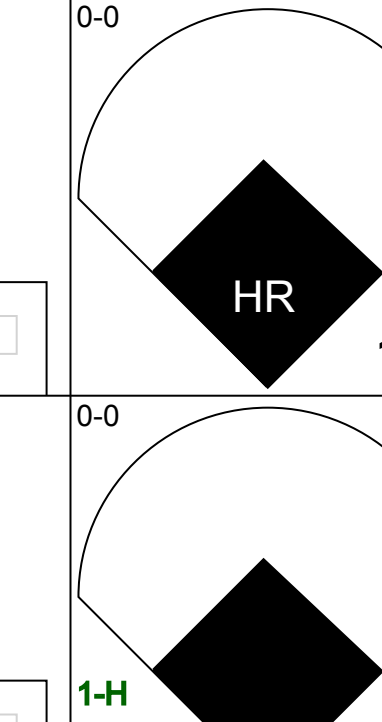
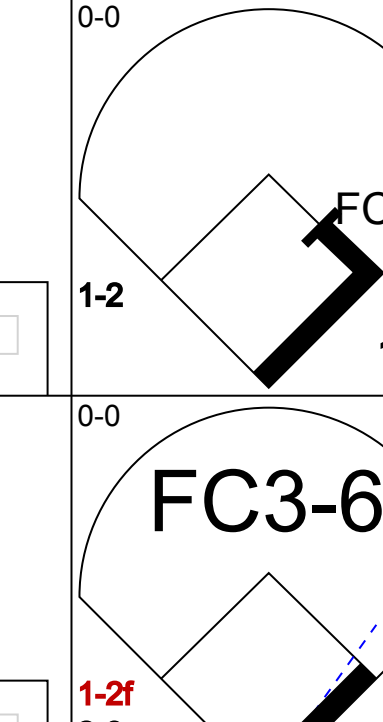



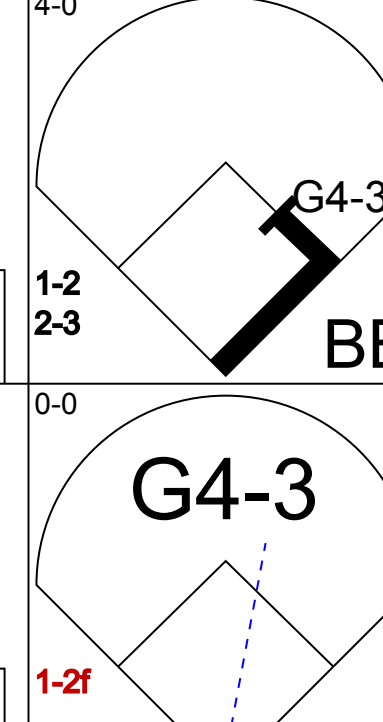
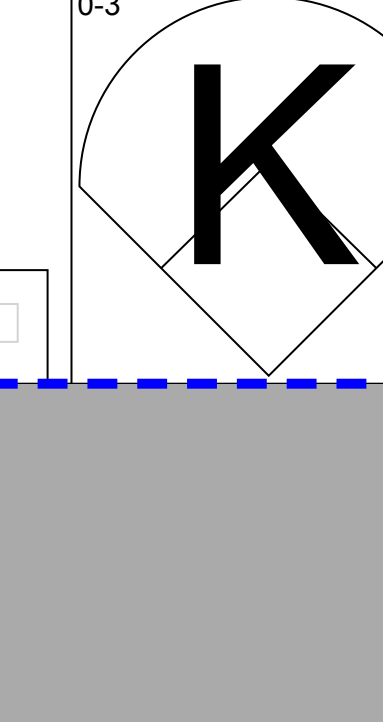
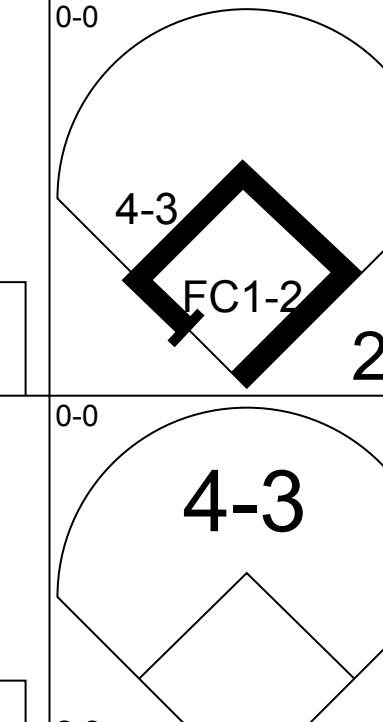
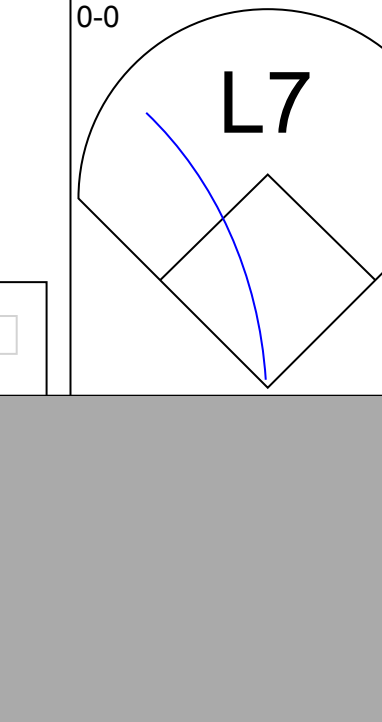
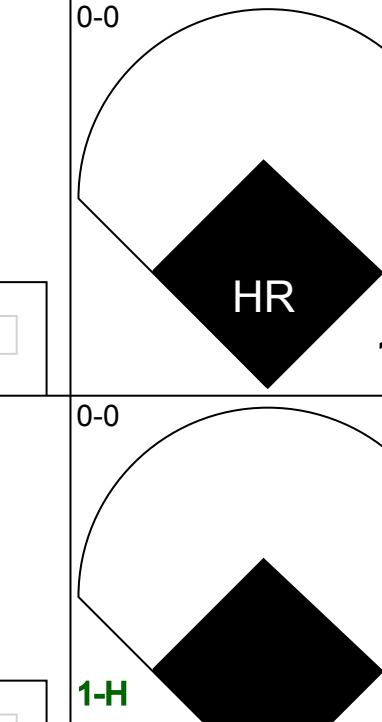
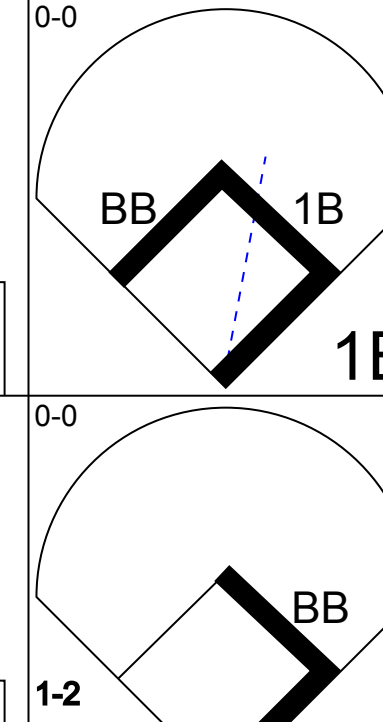
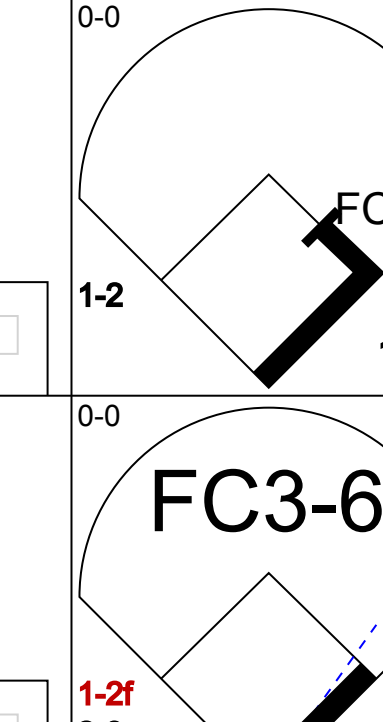
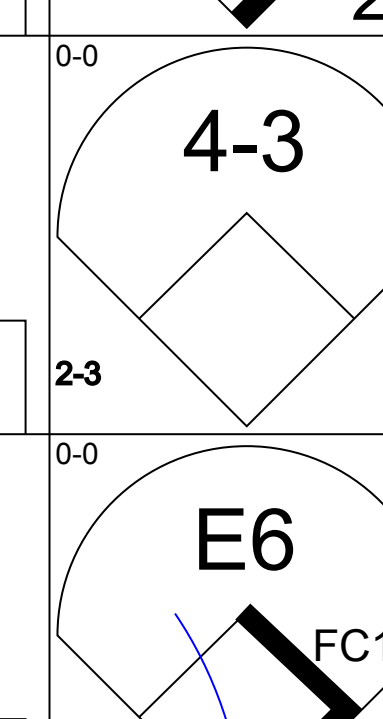
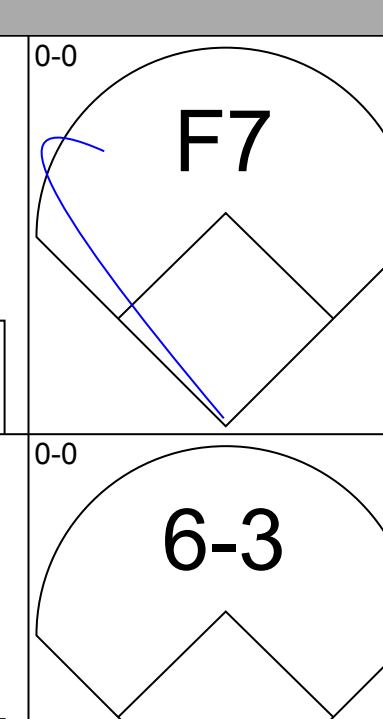
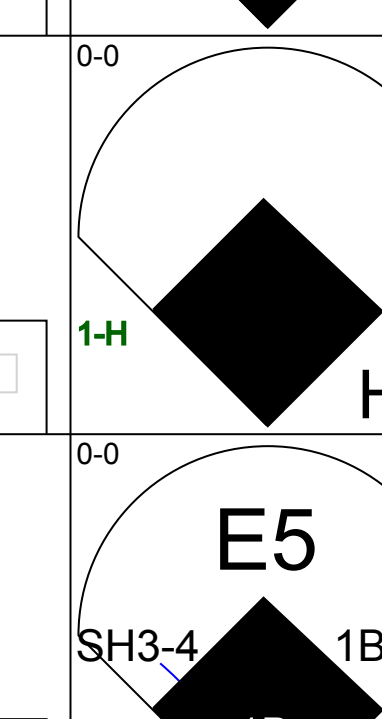
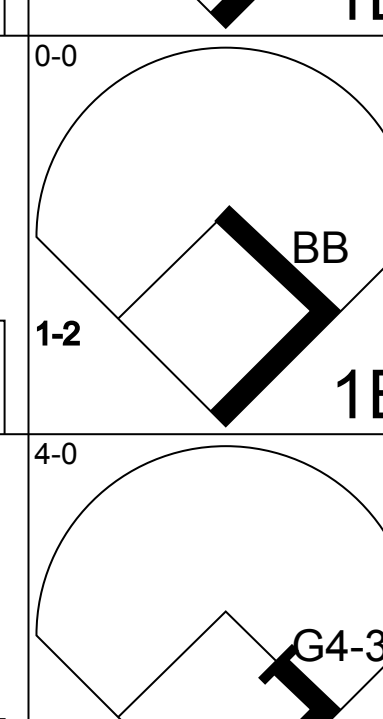
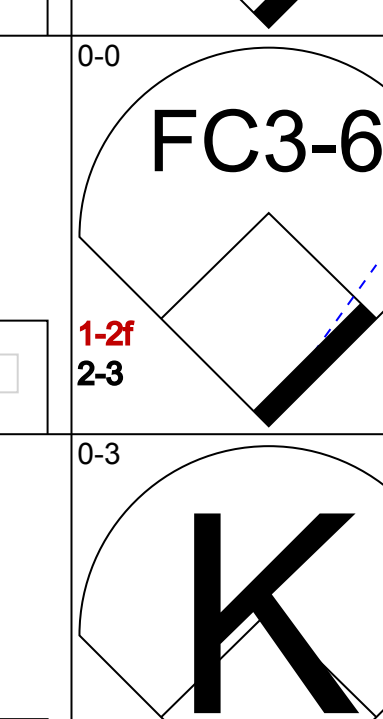
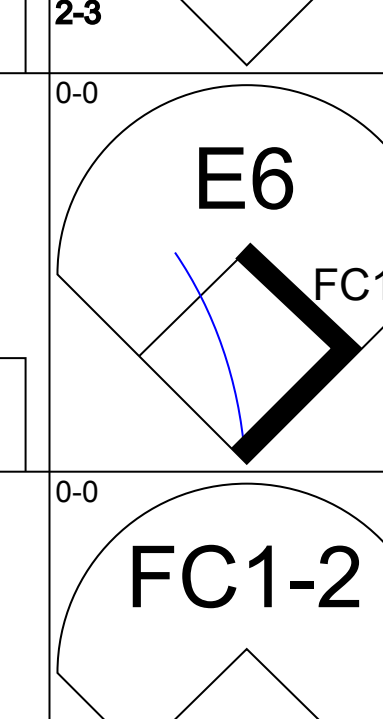
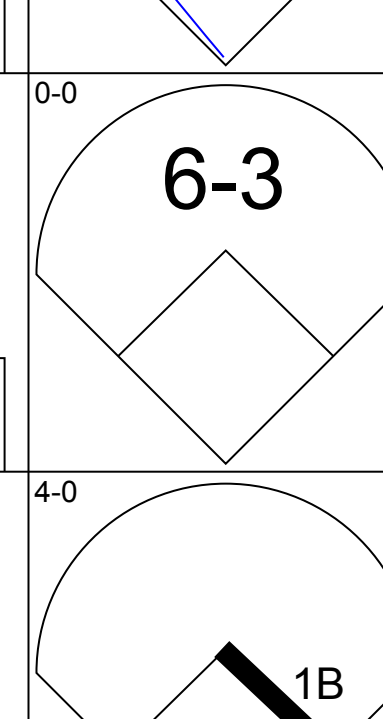
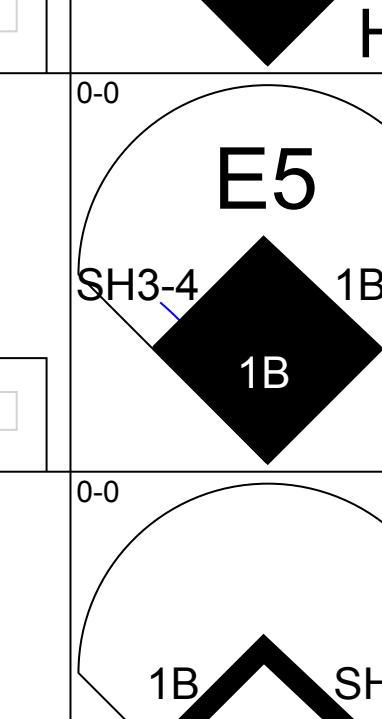
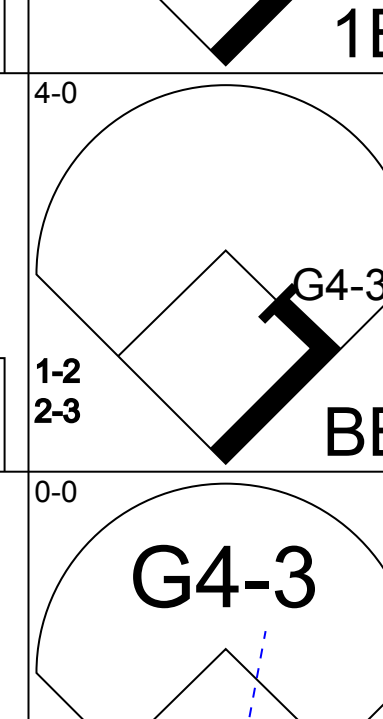
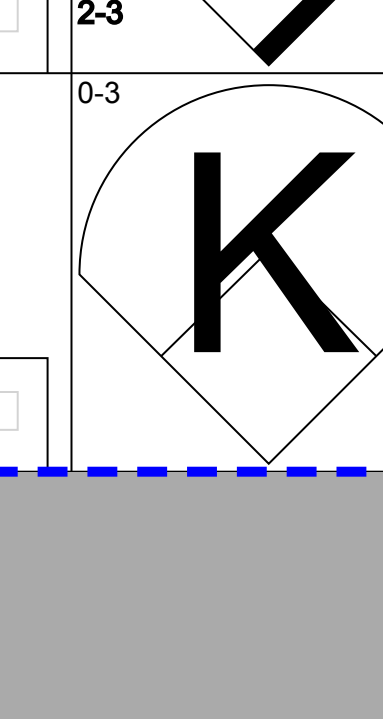
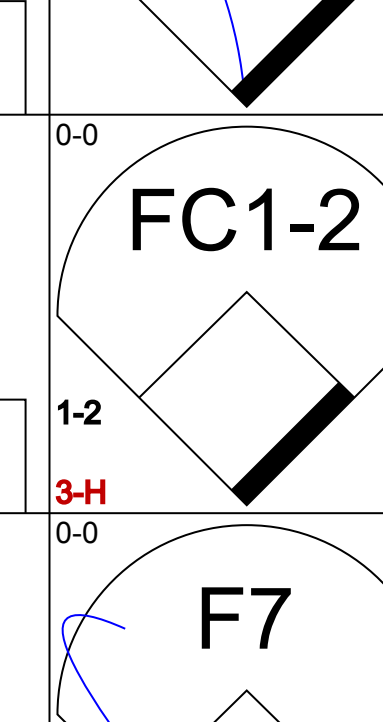
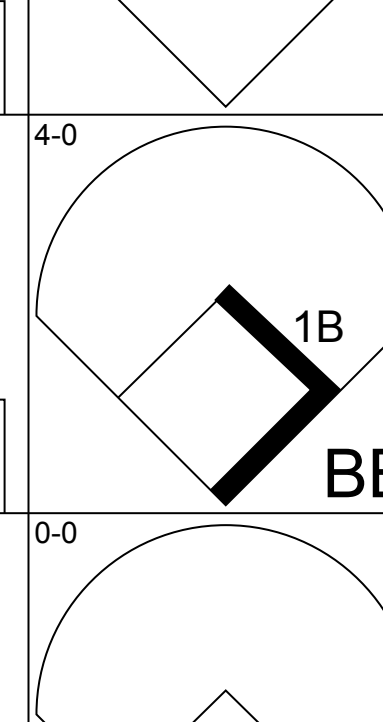
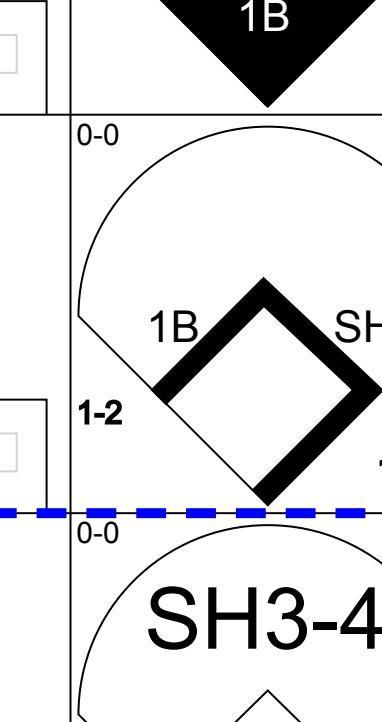
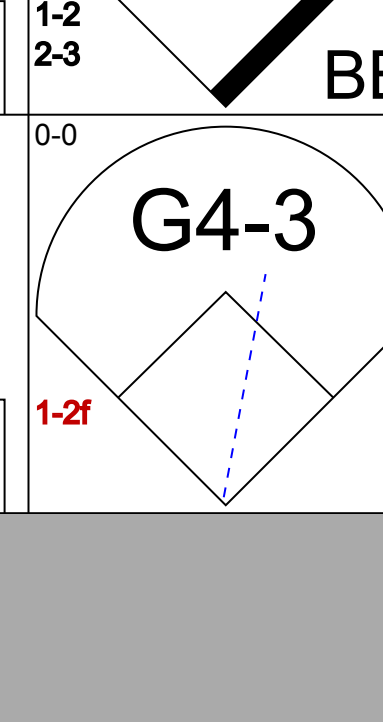
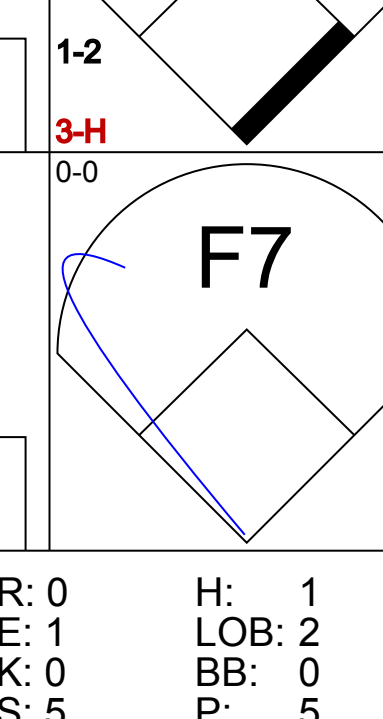
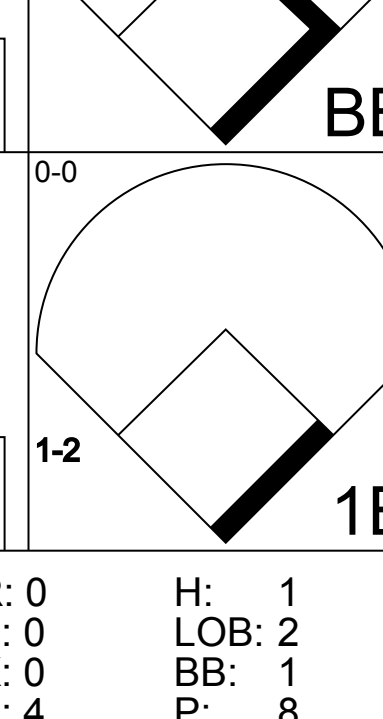
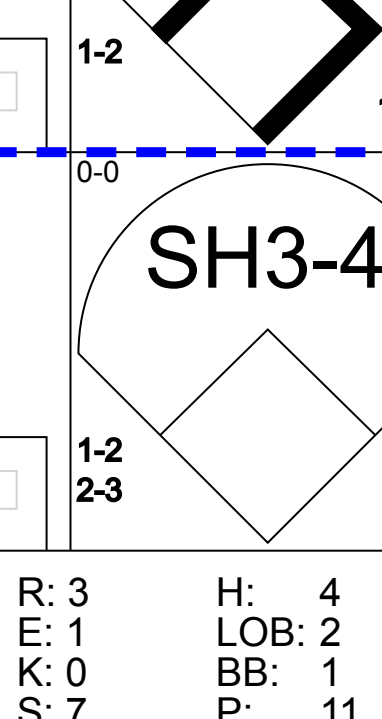
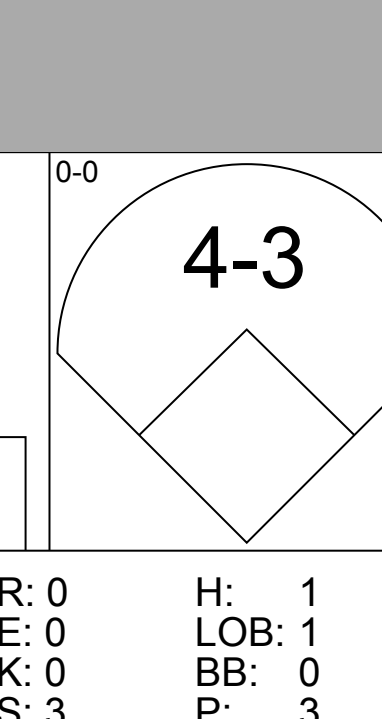
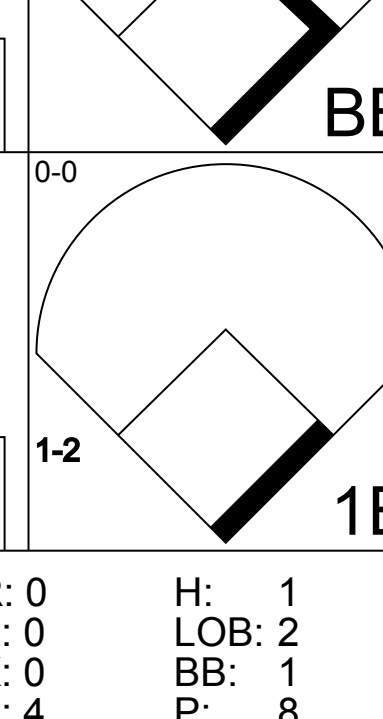


Batter	1	2	3	4	5	6	7	8	9	AB	R	H	RBI	BB	SO	LOB	BOTTOM								
Al Luplow, L OBP: 0.321, SLG: 0.330 (1, 8)										5	0	1	0	0	0	1									
Ron Hunt, R OBP: 0.361, SLG: 0.360 (1, 4)										5	2	3	0	0	0	0									
Ed Kranepool, L OBP: 0.320, SLG: 0.396 (1, 3)										5	2	2	0	0	1	1									
Larry Elliot, L OBP: 0.359, SLG: 0.458 (1, 9)										5	1	3	2	0	1	3									
Ken Boyer, R OBP: 0.307, SLG: 0.431 (1, 5)										5	1	2	3	0	1	2									
Ron Swoboda, R OBP: 0.288, SLG: 0.359 (1, 7)										5	1	3	0	0	0	2									
Eddie Bressoud, R OBP: 0.313, SLG: 0.382 (1, 6)										5	1	1	3	0	2	4									
Jerry Grote, R OBP: 0.332, SLG: 0.325 John Stephenson, L OBP: 0.256, SLG: 0.257 (7, PH) (8, 2)										2	0	1	0	1	1	0									
Bob Friend, R ERA: 3.51 Bill Hepler, L ERA: 2.5 Rob Gardner, R OBP: 0.158, SLG: 0.184 Jack Hamilton, R OBP: 0.143, SLG: 0.118 (1, 1) (4, 1) (6, 1) (7, 1)										2	0	0	0	0	1	3									
Inning Stats	R: 0 E: 0 K: 0 S: 4	H: 2 LOB: 1 BB: 0 P: 4	R: 0 E: 0 K: 2 S: 8	H: 1 LOB: 2 BB: 1 P: 12	R: 5 E: 0 K: 0 S: 9	H: 6 LOB: 1 BB: 0 P: 9	R: 3 E: 0 K: 2 S: 11	H: 4 LOB: 1 BB: 0 P: 11	R: 0 E: 0 K: 1 S: 5	H: 1 LOB: 0 BB: 0 P: 5	R: 0 E: 0 K: 1 S: 6	H: 1 LOB: 1 BB: 0 P: 6	R: 0 E: 0 K: 0 S: 4	H: 0 LOB: 1 BB: 0 P: 4	R: 0 E: 0 K: 0 S: 3	H: 0 LOB: 2 BB: 0 P: 7	R: 0 E: 0 K: 1 S: 7	H: 2 LOB: 2 BB: 0 P: 7	1B: 14 2B: 1 3B: 0 HR: 2	SF: 0 SAC: 0 DP: 1 HBP: 0	WP: 0 PB: 0 SB: 0 CS: 1	PA: 44			
PITCHER	IP	WLS	BF	H	R	ER	SO	BB	IBB	HBP	BLK	WP	HR	S	P	ERA	WHIP								
Ray Washburn, R ERA: 3.51 (1, 1)	3.1		21	11	7	7	2	1	0	0	0	0	0	3	3	0.00	0.000								
Hal Woodeshick, L ERA: 2.5 (4, 1)	0.1		1	0	0	0	1	0	0	0	0	0	0	3	3	0.00	0.000								
Ron Piche, R ERA: 4.09 (4, 1)	1.1		6	3	1	1	2	0	0	0	0	0	1	10	10	6.75	2.250								
Joe Hoerner, L ERA: 1.53 Don Dennis, R ERA: 5.9 (6, 1) (7, 1)	1.0		4	1	0	0	1	0	0	0	0	0	0	6	6	0.00	1.000								
2.0	W		8	1	0	0	0	0	0	0	0	0	0	8	8	0.00	0.500								

St. Louis Cardinals @ New York Mets
Shea Stadium, Flushing, NY
Sat Aug 06 1966, 3:33 AM EDT
Att: 21,133 - Unknown

AB 43
R 8
H 17
RBI 8
BB 1
SO 7
LOB 20

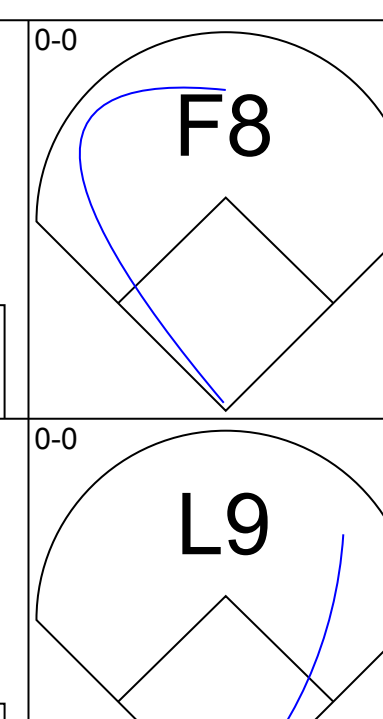
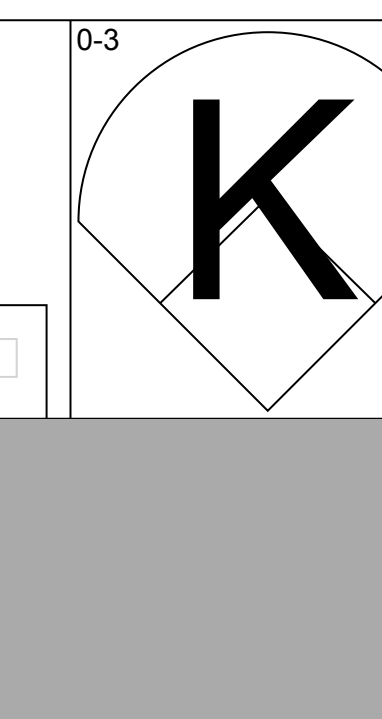
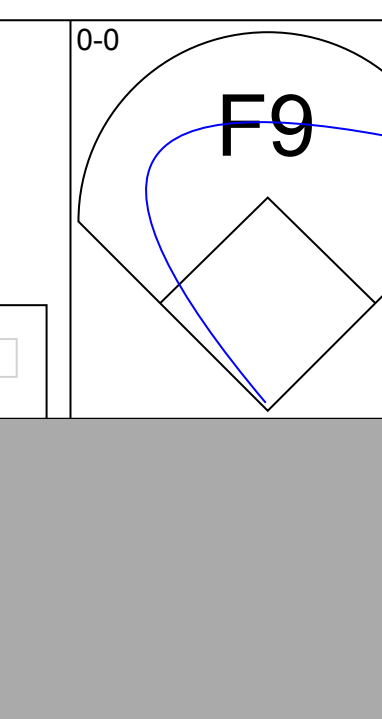
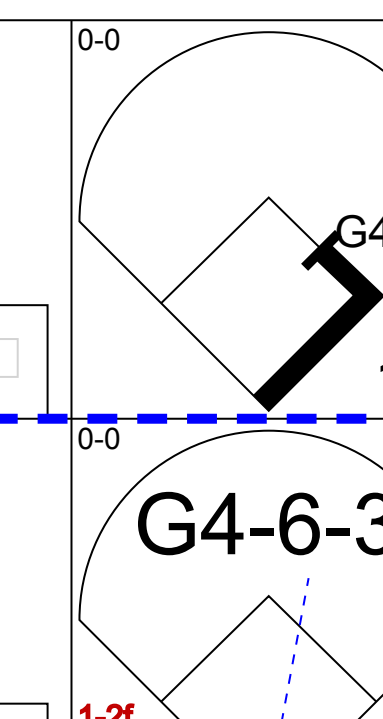
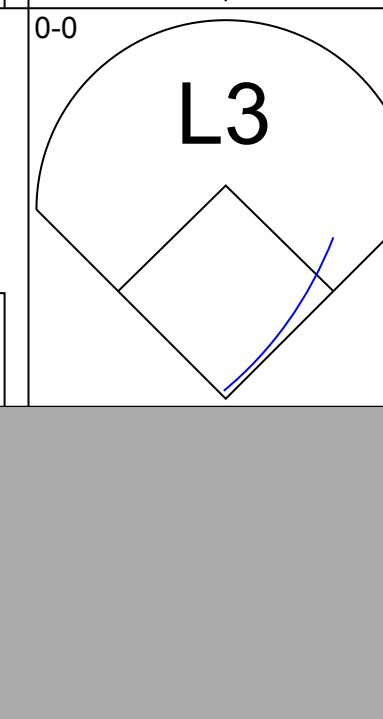
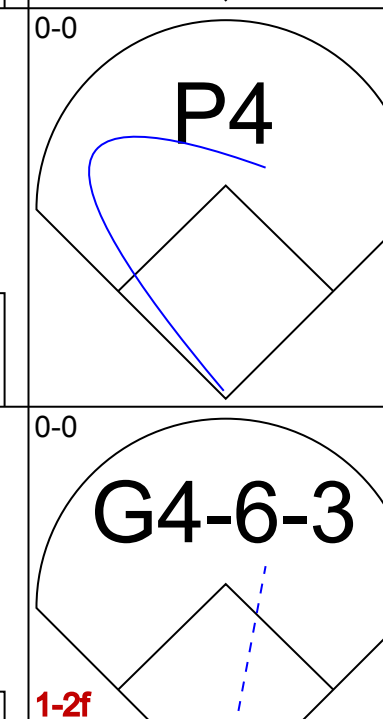
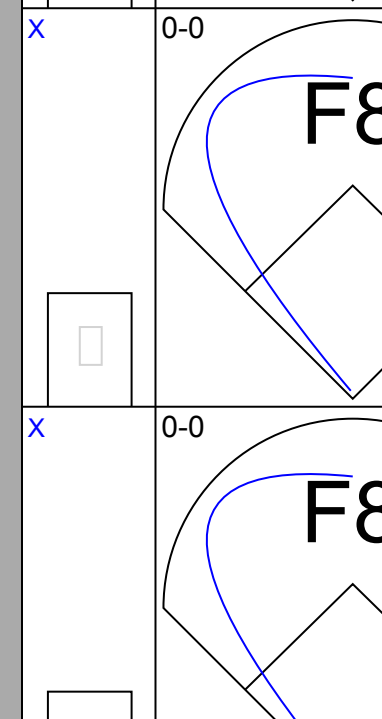




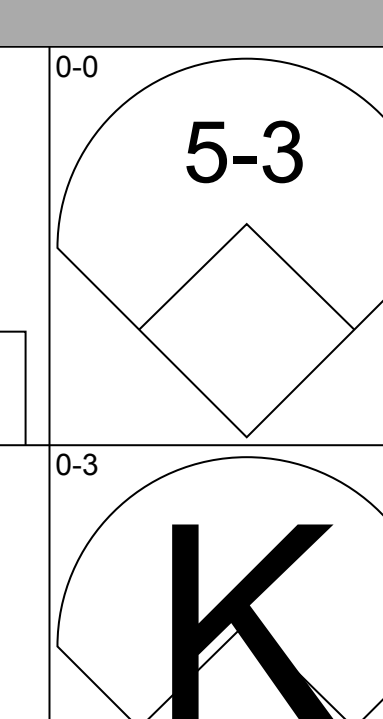
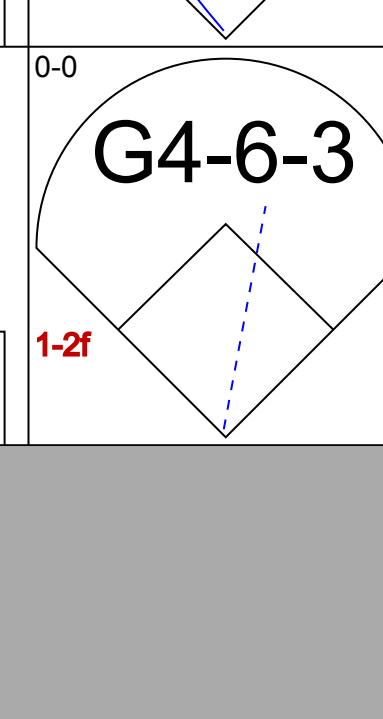
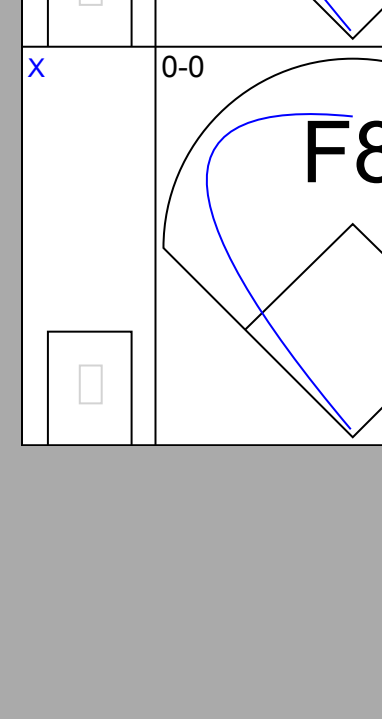
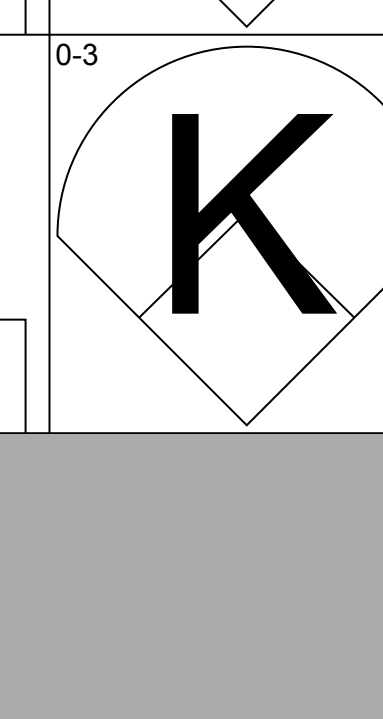
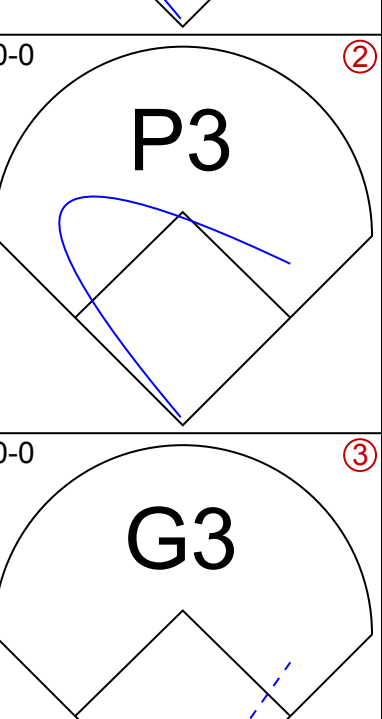
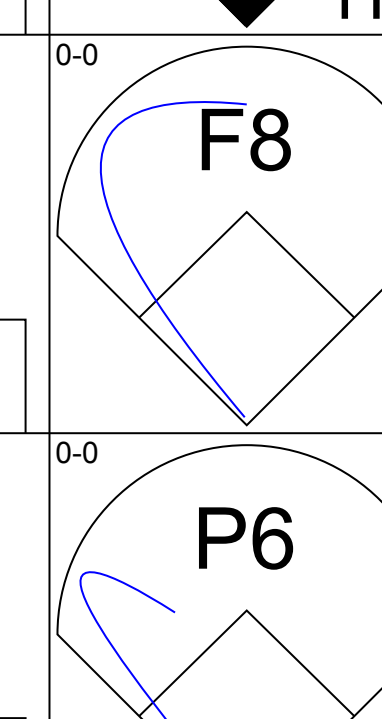


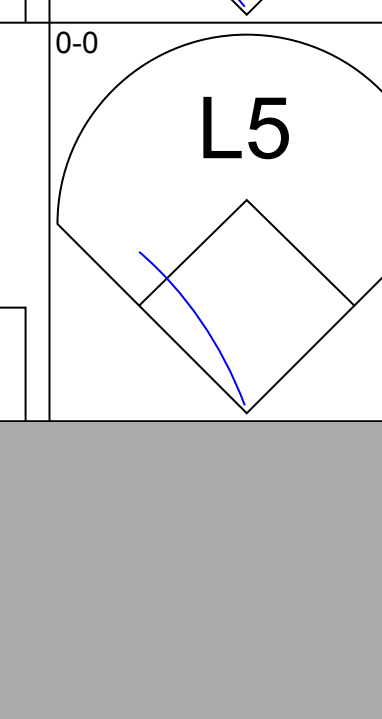
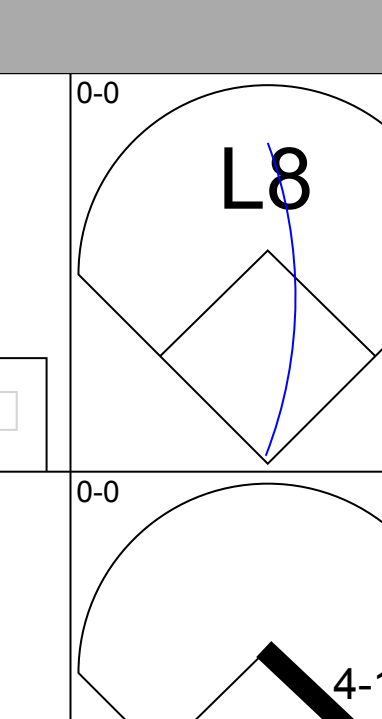
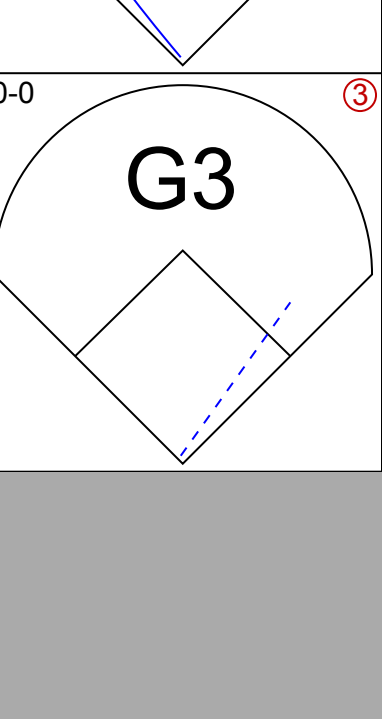
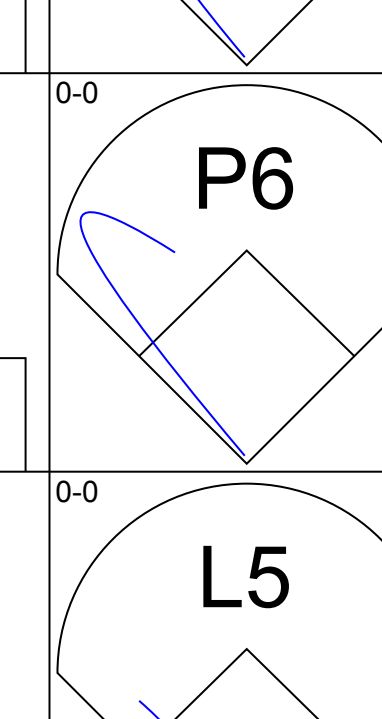
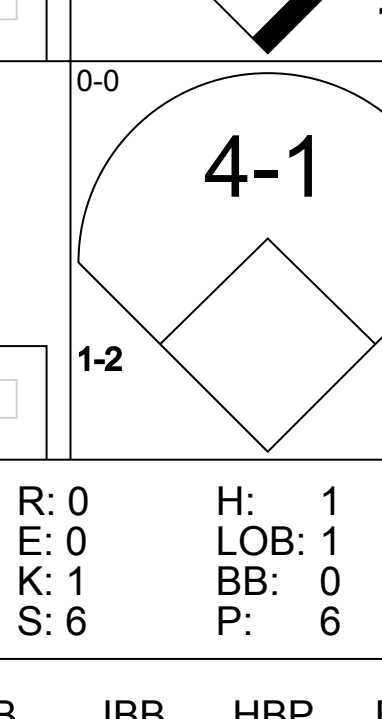
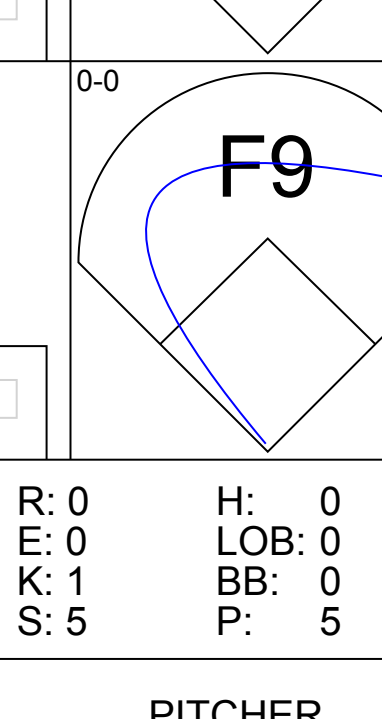
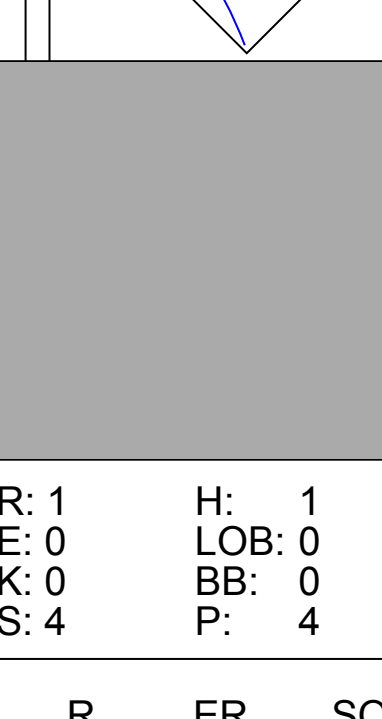





Batter	1	2	3	4	5	6	7	8	9	AB	R	H	RBI	BB	SO	LOB	TOP					
Lou Brock, L OBP: 0.324, SLG: 0.453 (1, 7)										4	1	1	0	1	1	2						
Julian Javier, R OBP: 0.277, SLG: 0.322 (1, 4)										5	0	2	1	0	0	1						
Curt Flood, R OBP: 0.302, SLG: 0.378 (1, 8)										5	0	2	0	0	1	4						
Orlando Cepeda, R OBP: 0.365, SLG: 0.535 (1, 3)										5	0	2	1	0	0	2						
Mike Shannon, R OBP: 0.356, SLG: 0.515 (1, 9)										5	1	4	0	0	0	1						
Tim McCarver, L OBP: 0.320, SLG: 0.453 (1, 2)										5	1	2	2	0	0	3						
Charley Smith, R OBP: 0.314, SLG: 0.390 (1, 5)										4	1	0	0	1	1	3						
Dal Maxvill, R OBP: 0.321, SLG: 0.303 (1, 6)										3	0	1	0	1	0	5						
Bob Gibson, R OBP: 0.253, SLG: 0.319 (1, 1)										3	0	1	0	0	0	2						
Hal Woodeshick, R OBP: 0.250, SLG: 0.500 (9, 1)										0	0	0	0	0	0	0						
Inning Stats	R: 0 E: 0 K: 1 S: 6	H: 1 LOB: 1 BB: 0 P: 6	R: 0 E: 1 K: 0 S: 5	H: 1 LOB: 2 BB: 0 P: 5	R: 1 E: 0 K: 0 S: 5	H: 2 LOB: 1 BB: 0 P: 5	R: 0 E: 0 K: 0 S: 4	H: 1 LOB: 0 BB: 0 P: 8	R: 0 E: 0 K: 0 S: 3	H: 1 LOB: 0 BB: 0 P: 3	R: 3 E: 1 K: 0 S: 7	H: 4 LOB: 2 BB: 1 P: 11	R: 0 E: 0 K: 0 S: 4	H: 2 LOB: 2 BB: 1 P: 8	R: 0 E: 0 K: 0 S: 3	H: 1 LOB: 1 BB: 0 P: 3	R: 0 E: 0 K: 2 S: 9	H: 2 LOB: 2 BB: 0 P: 9	1B: 13 2B: 1 3B: 0 HR: 1	SF: 0 SAC: 1 DP: 3 HBP: 0	WP: 0 PB: 0 SB: 1 CS: 0	PA: 43
PITCHER	IP	WLS	BF	H	R	ER	SO	BB	IBB	HBP	BLK	WP	HR	S	P	ERA	WHIP					
Gerry Arriaga, L ERA: 3.91 (1, 1)	5.0	L	26	9	4	3	1	1	0	0	0	0	1	27	31	5.40	2.000					
Larry Bearmarth, R ERA: 4.45 (6, 1)	1.0		4	1	0	0	0	0	1	0	0	0	0	3	7	0.00	1.000					
Darrell Sutherland, R ERA: 4.89 (7, 1)	3.0		13	5	0	0	2	1	0	0	0	0	0	16	20	0.00	2.000					

St. Louis Cardinals @ New York Mets
Shea Stadium, Flushing, NY
Sun Aug 07 1966, 3:33 AM EDT
Unknown

AB 39
R 4
H 15
RBI 4
BB 3
SO 3
LOB 23



Batter	1	2	3	4	5	6	7	8	9	AB	R	H	RBI	BB	SO	LOB	BOTTOM					
Chuck Hiller, L OBP: 0.366, SLG: 0.395 (1, 4)										4	0	1	0	0	1	1						
Al Luplow, L OBP: 0.321, SLG: 0.327 (1, 8)										2	0	0	0	1	0	0						
Cleon Jones, R OBP: 0.315, SLG: 0.372 (9, PH)										1	0	0	0	0	0	1						
Larry Elliot, L OBP: 0.350, SLG: 0.445 (1, 9)										3	0	0	0	0	0	1						
Ken Boyer, R OBP: 0.305, SLG: 0.427 (1, 5)										3	0	0	0	0	0	1						
Ed Kranepool, L OBP: 0.320, SLG: 0.404 (1, 3)										3	1	1	1	0	1	0						
Ron Swoboda, R OBP: 0.285, SLG: 0.354 (1, 7)										3	0	0	0	0	1	0						
John Stephenson, L OBP: 0.250, SLG: 0.250 (1, 2)										3	0	0	0	0	0	0						
Eddie Bressoud, R OBP: 0.313, SLG: 0.381 (1, 6)										3	0	1	0	0	1	0						
Gerry Arriaga, L OBP: 0.538, SLG: 0.636 (1, 1)										1	0	0	0	0	0	1						
Larry Bearmarth, R OBP: 0.311, SLG: 0.222 (6, 1)										0	0	0	0	0	0	0						
Billy Murphy, R OBP: 0.248, SLG: 0.336 (6, PH)										1	0	0	0	0	0	0						
Darrell Sutherland, R OBP: 0.667, SLG: 0.667 (7, 1)										0	0	0	0	0	0	0						
Ron Hunt, R OBP: 0.350, SLG: 0.359 (9, PH)										1	0	0	0	0	0	0						
Inning Stats	R: 0 E: 0 K: 0 S: 3	H: 0 LOB: 0 BB: 0 P: 3	R: 0 E: 0 K: 2 S: 7	H: 0 LOB: 0 BB: 0 P: 7	R: 0 E: 0 K: 1 S: 6	H: 1 LOB: 1 BB: 0 P: 6	R: 0 E: 0 K: 0 S: 2	H: 0 LOB: 0 BB: 1 P: 6	R: 0 E: 0 K: 0 S: 3	H: 0 LOB: 0 BB: 0 P: 3	R: 0 E: 0 K: 1 S: 5	H: 0 LOB: 0 BB: 0 P: 5	R: 0 E: 0 K: 0 S: 3	H: 0 LOB: 0 BB: 0 P: 3	R: 1 E: 0 K: 0 S: 4	H: 1 LOB: 0 BB: 0 P: 4	R: 0 E: 0 K: 0 S: 3	H: 1 LOB: 0 BB: 0 P: 3	1B: 2 2B: 0 3B: 0 HR: 1	SF: 0 SAC: 0 DP: 2 HBP: 0	WP: 0 PB: 0 SB: 0 CS: 0	PA: 29
PITCHER	IP	WLS	BF	H	R	ER	SO	BB	IBB	HBP	BLK	WP	HR	S	P	ERA	WHIP					
Bob Gibson, R ERA: 2.18 (1, 1)	8.1	W	28	3	1	1	4	1	0	0	0	0	0	1	35	39	1.08	0.480				
Hal Woodeshick, L ERA: 2.45 (9, 1)	0.2	S	1	0	0	0	0	0	0	0	0	0	0	1	1	0.00	0.000					

St. Louis Cardinals @ New York Mets
Shea Stadium, Flushing, NY
Sun Aug 07 1966, 3:33 AM EDT
Unknown

AB 28
R 1
H 3
RBI 1
BB 1
SO 4
LOB 5



Batter	1	2	3	4	5	6	7	8	9	AB	R	H	RBI	BB	SO	LOB	TOP			
Lou Brock, L OBP: 0.327, SLG: 0.454 (1, 9)										3	0	2	0	1	0	1	St. Louis Cardinals @ New York Mets Shea Stadium, Flushing, NY Sun Aug 07 1966, 3:38 AM EDT Att: 49,157 - Unknown			
Tim McCarver, L OBP: 0.317, SLG: 0.448 (1, 2)										4	0	0	0	0	1	5				
Tito Francona, L OBP: 0.282, SLG: 0.379 Nelson Briles, R OBP: 0.135, SLG: 0.086 (8, 1)										4	0	0	0	0	0	2				
Orlando Cepeda, R OBP: 0.364, SLG: 0.530 (1, 3)										3	0	0	0	1	1	1				
Mike Shannon, R OBP: 0.355, SLG: 0.511 (1, 8)										4	0	1	0	0	0	1				
Charley Smith, R OBP: 0.310, SLG: 0.384 (1, 5)										4	0	0	0	0	2	2				
Julian Javier, R OBP: 0.275, SLG: 0.319 (1, 4)										3	0	0	0	0	0	1				
Dal Maxvill, R OBP: 0.325, SLG: 0.321 (1, 6)										3	1	2	0	0	0	0				
Al Jackson, L OBP: 0.268, SLG: 0.294 Ron Piche, R OBP: 0.250, SLG: 0.500 Hal Woodeshick, R OBP: 0.340, SLG: 0.333 (8, 7)										2	0	0	0	0	1	1				
Inning Stats	R: 0 E: 0 K: 1 S: 4	H: 0 LOB: 0 BB: 1 P: 8	R: 0 E: 0 K: 1 S: 6	H: 1 LOB: 1 BB: 0 P: 6	R: 0 E: 0 K: 0 S: 4	H: 1 LOB: 1 BB: 0 P: 4	R: 0 E: 0 K: 1 S: 5	H: 0 LOB: 0 BB: 0 P: 9	R: 0 E: 0 K: 1 S: 5	H: 0 LOB: 0 BB: 0 P: 5	R: 0 E: 0 K: 0 S: 3	H: 0 LOB: 0 BB: 0 P: 3	R: 1 E: 0 K: 0 S: 5	H: 3 LOB: 1 BB: 0 P: 5	R: 0 E: 0 K: 1 S: 5	H: 0 LOB: 0 BB: 0 P: 5		1B: 4 2B: 2 3B: 1 HR: 0	SF: 0 SAC: 0 DP: 1 HBP: 0	WP: 0 PB: 0 SB: 0 CS: 1
PITCHER Jack Fisher, R ERA: 3.71 (1, 1)	IP: 9.0 WLS: W BF: 33 H: 6 R: 1 ER: 1 SO: 5 BB: 2 IBB: 0 HBP: 0 BLK: 0 WP: 0 HR: 0 S: 41 P: 49 ERA: 1.00 WHIP: 0.889															PITCHER				

Batter	1	2	3	4	5	6	7	8	9	AB	R	H	RBI	BB	SO	LOB	BOTTOM			
Ron Hunt, R OBP: 0.358, SLG: 0.360 (1, 4)										5	1	1	0	0	0	1	St. Louis Cardinals @ New York Mets Shea Stadium, Flushing, NY Sun Aug 07 1966, 3:38 AM EDT Att: 49,157 - Unknown			
Eddie Brassoud, R OBP: 0.316, SLG: 0.388 (1, 6)										3	1	2	0	0	0	0				
Ken Boyer, R OBP: 0.309, SLG: 0.428 (1, 5)										2	2	1	0	2	0	1				
Ron Swoboda, R OBP: 0.288, SLG: 0.357 (1, 7)										4	0	2	2	0	0	2				
Larry Elliot, L OBP: 0.339, SLG: 0.430 (1, 9)										4	0	0	0	0	2	4				
Billy Murphy, R OBP: 0.271, SLG: 0.349 (1, 8)										2	0	2	1	1	0	0				
Ed Kranepool, L OBP: 0.320, SLG: 0.402 (1, 3)										4	0	1	0	0	0	4				
Jerry Grote, R OBP: 0.331, SLG: 0.321 (1, 2)										3	0	0	0	1	1	3				
Jack Fisher, R OBP: 0.212, SLG: 0.170 (1, 1)										3	0	0	0	0	0	3				
Inning Stats	R: 2 E: 0 K: 1 S: 8	H: 4 LOB: 2 BB: 0 P: 8	R: 0 E: 0 K: 0 S: 3	H: 0 LOB: 1 BB: 1 P: 7	R: 0 E: 0 K: 0 S: 3	H: 0 LOB: 1 BB: 1 P: 7	R: 0 E: 0 K: 0 S: 4	H: 1 LOB: 0 BB: 0 P: 4	R: 0 E: 0 K: 0 S: 4	H: 1 LOB: 1 BB: 0 P: 4	R: 2 E: 1 K: 0 S: 5	H: 2 LOB: 2 BB: 2 P: 13	R: 0 E: 0 K: 1 S: 5	H: 0 LOB: 0 BB: 0 P: 5	R: 0 E: 0 K: 1 S: 5	H: 0 LOB: 0 BB: 0 P: 5		1B: 7 2B: 2 3B: 0 HR: 0	SF: 0 SAC: 2 DP: 1 HBP: 1	WP: 0 PB: 0 SB: 0 CS: 0
PITCHER Al Jackson, L ERA: 2.33 (7, 1) Ron Piche, R ERA: 4.09 (7, 1) Hal Woodeshick, L ERA: 2.41 (8, 1) Nelson Briles, R ERA: 3.38 (8, 1)	IP: 6.1 WLS: L BF: 32 H: 9 R: 4 ER: 3 SO: 2 BB: 2 IBB: 1 HBP: 1 BLK: 0 WP: 0 HR: 0 S: 32 P: 45 ERA: 4.26 WHIP: 1.737															PITCHER				

Batter	1	2	3	4	5	6	7	8	9	AB	R	H	RBI	BB	SO	LOB	TOP								
John Briggs, L (1, 8) OBP: 0.431, SLG: 0.602	4-2 CS BB		0-0 F5			1-1 G4-6-3			0-0 HR	3	1	1	1	1	0	1	Philadelphia Phillies @ St. Louis Cardinals Busch Stadium, St. Louis, MO Tue Aug 09 1966, 7:05 PM CDT Att: 26,191 - Unknown								
Cookie Rojas, R (1, 7) OBP: 0.305, SLG: 0.341	1-2 E5			2-2 F5		0-0 5-3			1-2 1B G6-4-3	4	1	1	0	0	0	1									
Johnny Callison, L (1, 9) OBP: 0.349, SLG: 0.438	1-3 K			0-3 K			2-1 F6		0-1 1B G6-4-3	4	0	1	0	0	2	1									
Dick Allen, R (1, 5) OBP: 0.383, SLG: 0.613	3-3 K			0-0 F9			0-3 K		0-0 G6-4-3	4	0	0	0	0	2	2									
Tony Taylor, R (1, 4) OBP: 0.303, SLG: 0.388		0-0 F4			1-2 6-3				0-0 K	4	0	0	0	0	1	0									
Bill White, L (1, 3) OBP: 0.368, SLG: 0.495		0-3 K			1-2 1B				1-3 K	3	0	1	0	0	2	0									
Dick Groat, R (1, 6) OBP: 0.296, SLG: 0.312		0-0 F9			0-1 F9				2-2 4-3	3	0	0	0	0	0	1									
Bob Uecker, R (1, 2) OBP: 0.299, SLG: 0.390			0-0 F9		0-1 F8				0-0 E6	3	0	0	0	0	0	1									
Jim Bunning, R (1, 1) OBP: 0.195, SLG: 0.189			0-0 4-3			2-1 1B			2-2 F7	2	0	1	0	0	0	0									
Jackie Brandt, R (8, PH) OBP: 0.323, SLG: 0.328										1	0	0	0	0	0	1									
Ray Culp, R (8, 1) OBP: 0.067, SLG: 0.067										0	0	0	0	0	0	0									
Inning Stats	R: 0 E: 1 K: 2 S: 14	H: 0 LOB: 1 BB: 1 P: 23	R: 0 E: 0 K: 1 S: 5	H: 0 LOB: 0 BB: 0 P: 5	R: 0 E: 0 K: 0 S: 3	H: 0 LOB: 0 BB: 0 P: 3	R: 0 E: 0 K: 1 S: 7	H: 0 LOB: 0 BB: 0 P: 9	R: 0 E: 0 K: 0 S: 10	H: 1 LOB: 1 BB: 0 P: 12	R: 0 E: 0 K: 0 S: 5	H: 1 LOB: 0 BB: 0 P: 8	R: 0 E: 0 K: 1 S: 7	H: 0 LOB: 0 BB: 0 P: 9	R: 0 E: 1 K: 1 S: 14	H: 0 LOB: 1 BB: 0 P: 19	R: 2 E: 0 K: 1 S: 10	H: 3 LOB: 0 BB: 0 P: 13	1B: 4 2B: 0 3B: 0 HR: 1	SF: 0 SAC: 0 DP: 2 HBP: 0	WP: 0 PB: 0 SB: 0 CS: 1	PA: 32			
PITCHER	IP	WLS	BF	H	R	ER	SO	BB	IBB	HBP	BLK	WP	HR	S	P	ERA	WHIP								
Larry Jaster, L (1, 1) ERA: 3.56	8.0	W	30	5	2	2	6	1	0	0	0	0	1	71	95	2.25	0.750								
Nelson Briles, R (9, 1) ERA: 3.35	1.0	S	2	0	0	0	1	0	0	0	0	0	0	4	6	0.00	0.000								


AB	31
R	2
H	5
RBI	1
BB	1
SO	7
LOB	8



Batter	1	2	3	4	5	6	7	8	9	AB	R	H	RBI	BB	SO	LOB	BOTTOM								
Lou Brock, L (1, 7) OBP: 0.329, SLG: 0.460	3-1 6-3		1-0 HR			1-2 F7			4-2 6-3 BB	3	1	1	2	1	0	0	Philadelphia Phillies @ St. Louis Cardinals Busch Stadium, St. Louis, MO Tue Aug 09 1966, 7:05 PM CDT Att: 26,191 - Unknown								
Curt Flood, R (1, 8) OBP: 0.299, SLG: 0.375	1-3 K		2-2 E4 G5-4-3			0-1 5-3			0-1 6-3	4	0	0	0	0	1	1									
Tim McCarver, L (1, 2) OBP: 0.314, SLG: 0.443	1-0 4-3		0-0 F7			2-1 4-3			0-0 4-3	4	0	0	0	0	2	2									
Orlando Cepeda, R (1, 3) OBP: 0.363, SLG: 0.529		0-3 K	0-0 G5-4-3			0-0 2B			0-0 1-3	4	1	1	0	0	1	1									
Mike Shannon, R (1, 9) OBP: 0.360, SLG: 0.518		1-2 F9		0-0 S 1B		0-0 2B			0-0 1B	4	0	3	1	0	0	0									
Charley Smith, R (1, 5) OBP: 0.309, SLG: 0.380		4-0 E 1B BB		2-3 K		0-0 6-3			0-0 F8	3	0	0	0	1	1	3									
Julian Javier, R (1, 4) OBP: 0.274, SLG: 0.318		3-1 E7 1B		1-3 K		0-0 F7			0-3 K	4	0	1	0	0	2	3									
Daf Maxvill, R (1, 6) OBP: 0.325, SLG: 0.319		1-3 K		2-2 HBP		0-0 F3			0-0 F8	2	0	0	0	0	1	3									
Larry Jaster, L (1, 1) OBP: 0.308, SLG: 0.250			1-2 HR		2-2 F7					3	1	1	0	0	0	2									
Nelson Briles, R (9, 1) OBP: 0.135, SLG: 0.086										0	0	0	0	0	0	0									
Inning Stats	R: 0 E: 0 K: 1 S: 7	H: 0 LOB: 0 BB: 0 P: 12	R: 0 E: 1 K: 2 S: 11	H: 1 LOB: 2 BB: 1 P: 20	R: 2 E: 1 K: 0 S: 9	H: 2 LOB: 0 BB: 0 P: 13	R: 0 E: 0 K: 2 S: 13	H: 1 LOB: 0 BB: 0 P: 20	R: 0 E: 0 K: 0 S: 7	H: 0 LOB: 0 BB: 0 P: 10	R: 1 E: 0 K: 0 S: 5	H: 2 LOB: 1 BB: 0 P: 5	R: 0 E: 0 K: 0 S: 6	H: 0 LOB: 1 BB: 1 P: 10	R: 0 E: 0 K: 1 S: 6	H: 1 LOB: 1 BB: 0 P: 6	R: 0 E: 0 K: 1 S: 6	H: 1 LOB: 1 BB: 0 P: 6	1B: 4 2B: 2 3B: 0 HR: 1	SF: 0 SAC: 0 DP: 1 HBP: 1	WP: 0 PB: 0 SB: 3 CS: 0	PA: 34			
PITCHER	IP	WLS	BF	H	R	ER	SO	BB	IBB	HBP	BLK	WP	HR	S	P	ERA	WHIP								
Jim Bunning, R (1, 1) ERA: 2.44	7.0	L	30	6	3	3	5	2	0	1	0	0	1	58	90	3.86	1.143								
Ray Culp, R (8, 1) ERA: 5.45	1.0		4	1	0	0	1	0	0	0	0	0	0	6	6	0.00	1.000								

AB	31
R	3
H	7
RBI	3
BB	2
SO	6
LOB	15



Batter	1	2	3	4	5	6	7	8	9	AB	R	H	RBI	BB	SO	LOB	TOP					
John Briggs, L (1.8) OBP: 0.425, SLG: 0.591	0-0 SH1-3 1B		0-2 3-1			1-3 K		1-3 K		4	0	1	0	0	2	1	Philadelphia Phillies @ St. Louis Cardinals Busch Stadium, St. Louis, MO Thu Aug 11 1966, 7:05 PM CDT Att: 22,404 - Unknown					
Cookie Rojas, R (1.7) OBP: 0.304, SLG: 0.338	0-0 SH1-3 1-2		1-2 6-3			0-0 1-3		0-0 1B		3	0	1	0	0	0	0						
Johnny Callison, L (1.9) OBP: 0.345, SLG: 0.430	1-2 F8			0-2 3-1		0-2 6-3		1-3 K		4	0	0	0	0	1	3						
Dick Allen, R (1.5) OBP: 0.386, SLG: 0.624	2-3 K			2-1 F9			1-1 HR		0-0 6-3	4	1	1	1	0	1	1						
Tony Taylor, R (1.4) OBP: 0.296, SLG: 0.379		3-2 L7		1-2 6-3			0-0 6-3		0-0 F8	4	0	0	0	0	0	0						
Bill White, L (1.3) OBP: 0.366, SLG: 0.493		2-3 K			0-0 4-3		0-0 1-3		0-0 1B	4	0	1	0	0	1	0						
Dick Groat, R (1.6) OBP: 0.299, SLG: 0.318		1-0 2B			0-0 FC6-4 1B		0-0 5-3		0-0 FC5-4 1B	4	0	3	0	0	0	0						
Bob Uecker, R (1.2) OBP: 0.285, SLG: 0.368		3-1 5-3			0-0 FC6-4 1-2			1-3 K	2-2 FC5-4 1-2	4	0	0	0	0	1	4						
Larry Jackson, R (1.1) OBP: 0.154, SLG: 0.194 Darold Knowles, L (7.1) OBP: 0.220, SLG: 0.280 Harvey Kuenn, L (6. PR) OBP: 0.234, SLG: 0.361 Tony Gonzalez, R (6. PR) OBP: 0.175, SLG: 0.348 Bob Buhl, R (8.1) OBP: 0.195, SLG: 0.111 John Morris, R (8.1)			2-3 K		0-0 1-3			0-0 1B 1B		2	0	0	0	0	0	1						
										0	0	0	0	0	0	0						
Inning Stats	R: 0 E: 0 K: 1 S: 8	H: 1 LOB: 1 BB: 0 P: 11	R: 0 E: 0 K: 1 S: 10	H: 1 LOB: 1 BB: 0 P: 19	R: 0 E: 0 K: 1 S: 9	H: 0 LOB: 0 BB: 0 P: 12	R: 0 E: 0 K: 0 S: 8	H: 0 LOB: 0 BB: 0 P: 11	R: 0 E: 0 K: 0 S: 4	H: 1 LOB: 1 BB: 0 P: 4	R: 0 E: 0 K: 1 S: 7	H: 0 LOB: 0 BB: 0 P: 8	R: 1 E: 0 K: 0 S: 5	H: 1 LOB: 0 BB: 0 P: 6	R: 0 E: 0 K: 3 S: 12	H: 2 LOB: 2 BB: 0 P: 15	R: 0 E: 0 K: 0 S: 7	H: 2 LOB: 2 BB: 0 P: 9	1B: 6 2B: 1 3B: 0 HR: 1	SF: 0 SAC: 1 DP: 0 HBP: 0	WP: 0 PB: 0 SB: 0 CS: 0	PA: 35
PITCHER Al Jackson, L (1.1) ERA: 2.26	IP: 9.0 WLS: W BF: 35 H: 8 R: 1 ER: 1 SO: 7 BB: 0 IBB: 0 HBP: 0 BLK: 0 WP: 0 HR: 1 S: 70 P: 95 ERA: 1.00 WHIP: 0.889											PITCHER	IP: 0 WLS: 0 BF: 0 H: 0 R: 0 ER: 0 SO: 0 BB: 0 IBB: 0 HBP: 0 BLK: 0 WP: 0 HR: 0 S: 0 P: 0 ERA: 0 WHIP: 0									

Batter	1	2	3	4	5	6	7	8	9	AB	R	H	RBI	BB	SO	LOB	BOTTOM			
Lou Brock, L (1.7) OBP: 0.330, SLG: 0.459	0-0 E3 FC1-6 S		1-3 K				0-0 2B 1B	1-1 FC6 1-2		5	1	2	1	0	1	2	Philadelphia Phillies @ St. Louis Cardinals Busch Stadium, St. Louis, MO Thu Aug 11 1966, 7:05 PM CDT Att: 22,404 - Unknown			
Phil Gagliano, R (1.5) OBP: 0.336, SLG: 0.335	0-1 FC1-6-5 1B 1-3		2-1 5-3		2-2 FC5 2-3F		0-0 2B 1-H			4	0	1	1	0	0	3				
Tim McCarver, L (1.2) OBP: 0.311, SLG: 0.437	0-0 1B 1-3		0-0 4-3			0-0 3-1	1-3 K			4	0	1	0	0	1	1				
Tito Francona, L (1.3) OBP: 0.274, SLG: 0.367	0-0 4-3			0-0 L9		0-0 3-1	1-2 F5			4	0	0	0	0	0	2				
Mike Shannon, R (1.9) OBP: 0.358, SLG: 0.510		1-1 F8		1-2 3-1		4-2 BB		0-3 K		3	0	0	0	1	1	0				
Curt Flood, R (1.8) OBP: 0.299, SLG: 0.373		2-1 6-3		0-0 5-3		1-2 1-3		0-0 BB 1B		4	1	1	0	0	0	1				
Julian Javier, R (1.4) OBP: 0.274, SLG: 0.314		0-0 1B S			0-0 5-3		1-2 F5	4-2 FC1-5 1B 1-2 BB		3	1	1	0	1	0	0				
Dal Maxvill, R (1.6) OBP: 0.333, SLG: 0.328		1-1 1B 1-H			1-1 FC1-8 1B		1-2 3B 1B	2-2 FC1-5 1B 1-2 2H		4	1	4	2	0	0	0				
Al Jackson, L (1.1) OBP: 0.267, SLG: 0.327		0-0 4-3			0-0 FC1-6 FC5 1B 1-2		1-2 1B 3B	0-0 FC1-5 FC6 1-2 2-3F		4	1	1	1	0	0	4				
Inning Stats	R: 0 E: 1 K: 0 S: 5	H: 1 LOB: 1 BB: 0 P: 5	R: 1 E: 0 K: 0 S: 8	H: 2 LOB: 1 BB: 0 P: 12	R: 0 E: 0 K: 1 S: 6	H: 0 LOB: 0 BB: 0 P: 9	R: 0 E: 0 K: 0 S: 6	H: 0 LOB: 0 BB: 0 P: 7	R: 0 E: 0 K: 0 S: 9	H: 2 LOB: 2 BB: 0 P: 12	R: 0 E: 0 K: 0 S: 8	H: 0 LOB: 1 BB: 1 P: 13	R: 3 E: 0 K: 1 S: 21	H: 4 LOB: 1 BB: 0 P: 26	R: 1 E: 0 K: 1 S: 14	H: 2 LOB: 2 BB: 1 P: 21	1B: 9 2B: 1 3B: 1 HR: 0	SF: 0 SAC: 0 DP: 0 HBP: 0	WP: 0 PB: 0 SB: 2 CS: 0	PA: 37
PITCHER Larry Jackson, R (1.1) ERA: 3.39 Darold Knowles, L (7.1) ERA: 2.95 Bob Buhl, R (8.1) ERA: 4.27 John Morris, L (8.1) ERA:	IP: 6.1 WLS: L BF: 29 H: 9 R: 4 ER: 4 SO: 4 BB: 1 IBB: 0 HBP: 0 BLK: 0 WP: 0 HR: 0 S: 57 P: 76 ERA: 5.68 WHIP: 1.579											PITCHER	IP: 0 WLS: 0 BF: 0 H: 0 R: 0 ER: 0 SO: 0 BB: 0 IBB: 0 HBP: 0 BLK: 0 WP: 0 HR: 0 S: 0 P: 0 ERA: 0 WHIP: 0							

AB	34
R	1
H	8
RBI	1
BB	0
SO	7
LOB	10



AB	35
R	5
H	11
RBI	5
BB	2
SO	3
LOB	13



Batter	1	2	3	4	5	6	7	8	9	AB	R	H	RBI	BB	SO	LOB	TOP			
Al Luplow, L OBP: 0.335, SLG: 0.356 (1, 8)	0-0 2B		0-0 3-1		0-0 F7		0-3 K		0-0 HR	5	1	2	1	0	1	2				
Chuck Hiller, L OBP: 0.350, SLG: 0.376 (1, 4)	0-0 P4		0-0 F7		0-0 1-3		0-0 4-3		0-0 F8	5	0	0	0	0	0	3				
Ken Boyer, R OBP: 0.311, SLG: 0.421 (1, 5)	0-0 F2		4-0 2B		0-0 P3				0-0 E6	3	1	0	0	1	0	1				
Larry Elliot, L OBP: 0.329, SLG: 0.419 (1, 9)	0-3 K		0-0 2B		0-0 G3				0-0 FC3-6	4	1	1	2	0	1	2				
Ed Kranepool, L OBP: 0.332, SLG: 0.431 (1, 3)		0-0 1B	0-0 3-1		0-0 1B				0-0 HR	4	2	3	2	0	0	1				
Ron Swoboda, R OBP: 0.286, SLG: 0.356 (1, 7)		0-0 1B		0-3 K		0-3 K		0-0 F9	4	0	1	1	0	2	1					
Jerry Grote, R OBP: 0.295, SLG: 0.315 (1, 2)		0-3 K		0-3 K		0-3 K		0-0 F8	1	0	0	0	0	0	1	1				
Bill Hepler, L OBP: 0.250, SLG: 0.250 (3, 1)										1	0	0	0	0	1	0				
Jim Hickman, R OBP: 0.290, SLG: 0.354 (6, PR)										1	0	0	0	0	1	1				
Rob Gardner, L OBP: 0.178, SLG: 0.205 (6, 1)										0	0	0	0	0	0	0				
Clayton Kershaw, R OBP: 0.378, SLG: 0.378 (8, PR)										1	0	0	0	0	0	0				
Jack Hamilton, R OBP: 0.143, SLG: 0.118 (8, 1)										0	0	0	0	0	0	0				
Eddie Bressoud, R OBP: 0.315, SLG: 0.379 (1, 6)	0-0 G5-4-3			4-0 BB				0-0 P4	0-0 F8	3	0	0	0	1	0	1				
Bob Friend, R (1, 1)			0-0 PB	0-0 1B		0-0 P3		4-0 BB	0-0 F9	0	0	0	0	0	0	0				
John Stephenson, L OBP: 0.260, SLG: 0.254 (3, PH) (3, 2)			0-0 2B							3	1	1	0	1	0	1				
Inning Stats	R: 0 E: 0 K: 1 S: 6	H: 1 LOB: 1 BB: 0 P: 6	R: 1 E: 0 K: 1 S: 6	H: 2 LOB: 0 BB: 0 P: 6	R: 2 E: 0 K: 0 S: 5	H: 2 LOB: 1 BB: 1 P: 9	R: 0 E: 0 K: 2 S: 7	H: 0 LOB: 1 BB: 1 P: 11	R: 0 E: 0 K: 0 S: 3	H: 1 LOB: 0 BB: 0 P: 8	R: 0 E: 0 K: 1 S: 5	H: 0 LOB: 1 BB: 1 P: 9	R: 2 E: 1 K: 0 S: 5	H: 1 LOB: 0 BB: 0 P: 5	R: 1 E: 0 K: 0 S: 4	H: 1 LOB: 0 BB: 0 P: 4	1B: 3 2B: 3 3B: 0 HR: 2	SF: 0 SAC: 0 DP: 1 HBP: 0	WP: 1 PB: 1 SB: 0 CS: 0	PA: 38
PITCHER Bob Gibson, R ERA: 2.3 (1, 1)	IP: 9.0 WLS: W BF: 38 H: 8 R: 6 ER: 5 SO: 7 BB: 3 IBB: 0 HBP: 0 BLK: 0 WP: 1 HR: 2 S: 49 P: 61 ERA: 5.00 WHIP: 1.222															PITCHER IP: WLS: BF: H: R: ER: SO: BB: IBB: HBP: BLK: WP: HR: S: P: ERA: WHIP:				

New York Mets @ St. Louis Cardinals
 Busch Stadium, St. Louis, MO
 Sat Aug 13 1966, 3:33 AM CDT
 Att: 15,341 - Unknown

AB 35
 R 6
 H 8
 RBI 6
 BB 3
 SO 7
 LOB 14



Batter	1	2	3	4	5	6	7	8	9	AB	R	H	RBI	BB	SO	LOB	BOTTOM	
Lou Brock, L OBP: 0.334, SLG: 0.460 (1, 7)	0-0 F7			0-0 4-3		0-0 6-3		4-0 S		4	2	1	0	1	0	3		
Tim McCarver, L OBP: 0.321, SLG: 0.442 (1, 2)	4-0 1B				0-0 3-1		0-0 E3		0-0 CS	4	1	2	2	1	0	1		
Curt Flood, R OBP: 0.302, SLG: 0.376 (1, 8)	0-0 HR		0-0 G6-4-3		4-0 BB		0-0 FC6-4		0-0 CS	3	1	1	0	1	0	3		
Orlando Cepeda, R OBP: 0.363, SLG: 0.533 (1, 3)					0-3 K					3	1	2	3	0	1	1		
Al Jackson, L OBP: 0.297, SLG: 0.327 (7, PR)										0	0	0	0	0	0	0		
Tito Francona, L OBP: 0.266, SLG: 0.356 (8, 3)	1-3 HR									0	0	0	0	0	0	0		
Mike Shannon, R OBP: 0.352, SLG: 0.503 (1, 9)	0-0 1B		0-0 G6-4-3		0-0 F3		0-3 K2-3			4	1	1	0	0	1	3		
Charley Smith, R OBP: 0.309, SLG: 0.388 (1, 5)	0-0 1B		0-0 5-3				0-3 K			4	1	2	1	0	1	1		
Jerry Buchek, R OBP: 0.304, SLG: 0.357 (1, 4)	0-0 FC4-6				0-0 P3					3	0	1	1	0	0	1		
Julian Javier, R OBP: 0.273, SLG: 0.313 (6, PR) (7, 4)	1-2 3-H									1	1	0	0	0	0	2		
Dal Maxvill, R OBP: 0.328, SLG: 0.322 (1, 6)	0-0 5-3				0-0 6-3					3	0	0	0	0	0	1		
Bob Gibson, R OBP: 0.266, SLG: 0.320 (1, 1)		0-3 K			4-0 BB					3	1	1	1	1	1	0		
Inning Stats	R: 4 E: 0 K: 0 S: 7	H: 4 LOB: 1 BB: 1 P: 11	R: 1 E: 0 K: 1 S: 6	H: 2 LOB: 0 BB: 0 P: 6	R: 0 E: 0 K: 0 S: 2	H: 0 LOB: 0 BB: 0 P: 3	R: 0 E: 0 K: 0 S: 3	H: 0 LOB: 1 BB: 1 P: 7	R: 0 E: 0 K: 1 S: 5	H: 3 LOB: 2 BB: 0 P: 7	R: 0 E: 1 K: 2 S: 8	H: 1 LOB: 2 BB: 0 P: 8	R: 1 E: 0 K: 0 S: 3	H: 1 LOB: 0 BB: 1 P: 7	1B: 7 2B: 2 3B: 0 HR: 2	SF: 0 SAC: 1 DP: 2 HBP: 1	WP: 1 PB: 0 SB: 3 CS: 1	PA: 39
PITCHER Bob Friend, R ERA: 4.35 (1, 1)	IP: 2.0 WLS: L BF: 12 H: 6 R: 5 ER: 5 SO: 1 BB: 1 IBB: 0 HBP: 0 BLK: 0 WP: 0 HR: 1 S: 13 P: 17 ERA: 22.50 WHIP: 3.500															PITCHER IP: WLS: BF: H: R: ER: SO: BB: IBB: HBP: BLK: WP: HR: S: P: ERA: WHIP:		
Bill Hepler, L ERA: 3.71 (3, 1)	3.0	11	0	0	0	1	2	0	1	0	0	0	10	19	0.00	0.667		
Rob Gardner, L ERA: 4.75 (6, 1)	2.0	11	4	3	2	2	0	0	0	0	1	1	15	15	9.00	2.000		
Jack Hamilton, R ERA: 3.67 (8, 1)	1.0	4	1	1	1	0	1	0	0	0	0	0	3	7	9.00	2.000		

New York Mets @ St. Louis Cardinals
 Busch Stadium, St. Louis, MO
 Sat Aug 13 1966, 3:33 AM CDT
 Att: 15,341 - Unknown

AB 32
 R 9
 H 11
 RBI 8
 BB 4
 SO 4
 LOB 16



Batter	1	2	3	4	5	6	7	8	9	AB	R	H	RBI	BB	SO	LOB	TOP								
Ron Hunt, R OBP: 0.362, SLG: 0.366 (1, 4)										5	1	3	0	0	0	2	New York Mets @ St. Louis Cardinals Busch Stadium, St. Louis, MO Sun Aug 14 1966, 3:33 AM CDT Unknown								
Eddie Bressoud, R OBP: 0.314, SLG: 0.387 (1, 6)										5	2	1	1	0	0	5									
Ken Boyer, R OBP: 0.308, SLG: 0.416 (1, 5)										4	0	0	0	0	1	2									
Cleon Jones, R OBP: 0.322, SLG: 0.376 Billy Murphy, R OBP: 0.295, SLG: 0.342 (1, 8) (7, 8)										1	1	0	0	2	0	1									
Jim Hickman, R OBP: 0.292, SLG: 0.368 Al Luplow, L OBP: 0.333, SLG: 0.354 (7, PH) (7, 9)										3	0	1	0	0	1	1									
Ron Swoboda, R OBP: 0.286, SLG: 0.354 (1, 7)										4	0	1	2	0	1	3									
Jerry Grote, R OBP: 0.331, SLG: 0.319 (1, 2)										4	1	2	1	0	1	0									
Ed Kranepool, L OBP: 0.333, SLG: 0.430 (1, 3)										3	0	1	0	1	0	0									
Dennis Ribant, R OBP: 0.200, SLG: 0.222 (1, 1)										4	0	1	1	0	0	1									
Inning Stats	R: 0 E: 0 K: 1 S: 6	H: 1 LOB: 1 BB: 0 P: 6	R: 1 E: 0 K: 0 S: 5	H: 2 LOB: 2 BB: 1 P: 9	R: 2 E: 0 K: 1 S: 7	H: 3 LOB: 2 BB: 1 P: 11	R: 0 E: 0 K: 0 S: 4	H: 2 LOB: 1 BB: 0 P: 4	R: 0 E: 1 K: 1 S: 6	H: 0 LOB: 1 BB: 0 P: 6	R: 0 E: 0 K: 1 S: 5	H: 0 LOB: 0 BB: 0 P: 5	R: 2 E: 1 K: 1 S: 7	H: 2 LOB: 1 BB: 1 P: 11	R: 0 E: 0 K: 0 S: 3	H: 0 LOB: 0 BB: 0 P: 3		R: 0 E: 1 K: 0 S: 3	H: 0 LOB: 0 BB: 0 P: 3	1B: 8 2B: 1 3B: 0 HR: 1	SF: 0 SAC: 2 DP: 2 HBP: 0	WP: 0 PB: 0 SB: 0 CS: 0	PA: 40		
PITCHER	IP	WLS	BF	H	R	ER	SO	BB	IBB	HBP	BLK	WP	HR	S	P	ERA	WHIP	PITCHER							
Larry Jaster, L ERA: 3.77 (1, 1)	2.1		14	5	3	3	1	2	0	0	0	0	1	14	22	11.57	3.000								
Nelson Briles, R ERA: 3.53 (3, 1)	4.2	L	19	5	2	0	4	0	1	0	0	0	0	26	30	0.00	1.071								
Hal Woodeshick, L ERA: 2.03 (8, 1)	2.0		6	0	0	0	0	0	0	0	0	0	0	6	6	0.00	0.000								

Batter	1	2	3	4	5	6	7	8	9	AB	R	H	RBI	BB	SO	LOB	BOTTOM								
Lou Brock, L OBP: 0.333, SLG: 0.458 (1, 7)										4	0	1	0	0	2	1	New York Mets @ St. Louis Cardinals Busch Stadium, St. Louis, MO Sun Aug 14 1966, 3:33 AM CDT Unknown								
Tim McCarver, L OBP: 0.320, SLG: 0.443 (1, 2)										4	0	1	0	0	0	1									
Curt Flood, R OBP: 0.300, SLG: 0.373 (1, 8)										4	0	0	0	0	0	2									
Orlando Cepeda, R OBP: 0.365, SLG: 0.533 Al Jackson, L OBP: 0.297, SLG: 0.327 (9, PR) (9, PR)										4	1	2	0	0	0	1									
Mike Shannon, R OBP: 0.354, SLG: 0.513 (1, 9)										4	1	2	2	0	0	0									
Charley Smith, R OBP: 0.308, SLG: 0.393 (1, 5)										4	1	1	0	0	0	2									
Julian Javier, R OBP: 0.274, SLG: 0.313 Ed Spiezio, R OBP: 0.250, SLG: 0.500 Hal Woodeshick, R OBP: 0.132, SLG: 0.083 Tito Francona, L OBP: 0.264, SLG: 0.353 (9, PH) (9, PH)										0	0	0	1	1	0	0									
Dal Maxvill, R OBP: 0.328, SLG: 0.331 Phil Gagliano, R OBP: 0.333, SLG: 0.337 (9, PH) (9, PH)										1	0	0	0	0	0	1									
Larry Jaster, L OBP: 0.296, SLG: 0.240 Nelson Briles, R OBP: 0.132, SLG: 0.083 Ted Savage, R OBP: 0.304, SLG: 0.357 (8, 4) (8, 4)										1	0	0	0	0	0	1									
Inning Stats	R: 0 E: 0 K: 1 S: 5	H: 0 LOB: 0 BB: 0 P: 5	R: 3 E: 0 K: 1 S: 9	H: 4 LOB: 1 BB: 0 P: 9	R: 0 E: 0 K: 0 S: 3	H: 1 LOB: 0 BB: 0 P: 3	R: 0 E: 0 K: 0 S: 3	H: 0 LOB: 1 BB: 1 P: 7	R: 0 E: 0 K: 1 S: 6	H: 1 LOB: 1 BB: 0 P: 6	R: 0 E: 0 K: 0 S: 3	H: 1 LOB: 0 BB: 0 P: 3	R: 0 E: 0 K: 0 S: 3	H: 0 LOB: 0 BB: 0 P: 3	R: 0 E: 0 K: 0 S: 3	H: 0 LOB: 0 BB: 0 P: 3		R: 1 E: 2 K: 0 S: 5	H: 1 LOB: 1 BB: 0 P: 5	1B: 4 2B: 1 3B: 2 HR: 1	SF: 1 SAC: 0 DP: 1 HBP: 0	WP: 0 PB: 0 SB: 0 CS: 0	PA: 35		
PITCHER	IP	WLS	BF	H	R	ER	SO	BB	IBB	HBP	BLK	WP	HR	S	P	ERA	WHIP	PITCHER							
Dennis Ribant, R ERA: 2.8 (1, 1)	9.0	W	35	8	4	3	3	1	0	0	0	0	1	40	44	3.00	1.000								

New York Mets @ St. Louis Cardinals
 Busch Stadium, St. Louis, MO
 Sun Aug 14 1966, 3:33 AM CDT
 Unknown

AB 34
 R 5
 H 10
 RBI 5
 BB 3
 SO 5
 LOB 18



New York Mets @ St. Louis Cardinals
 Busch Stadium, St. Louis, MO
 Sun Aug 14 1966, 3:33 AM CDT
 Unknown

AB 33
 R 4
 H 8
 RBI 3
 BB 1
 SO 3
 LOB 11



Batter	1	2	3	4	5	6	7	8	9	AB	R	H	RBI	BB	SO	LOB	TOP			
Lou Brock, L OBP: 0.331, SLG: 0.453 (1, 7)	5-3			4-3 S 1B		1B F9 1B		F8		4	1	2	0	0	0	0	St. Louis Cardinals @ San Francisco Giants Candlestick Park, San Francisco, CA Tue Aug 16 1966, 10:05 PM EDT Att: 24,178 - Unknown			
Curt Flood, R OBP: 0.296, SLG: 0.369 (1, 8)	4-3			4-3		F9		K		4	0	0	0	0	1	2				
Tim McCarver, L OBP: 0.323, SLG: 0.445 (1, 2)	F7			K		FC6-4 1B		6-3		4	0	1	0	0	1	1				
Orlando Cepeda, R OBP: 0.369, SLG: 0.529 (1, 3)		5-3				K			5-3	0	0	0	0	0	0	0				
Mike Shannon, R OBP: 0.350, SLG: 0.503 (1, 9)		6-3				FC6-4 1-2		F7		4	0	0	0	0	1	3				
Charley Smith, R OBP: 0.312, SLG: 0.393 (1, 5)		6-3						F4		4	0	2	0	0	0	0				
Julian Javier, R OBP: 0.270, SLG: 0.308 (1, 4)				F8		4-3 1B		SH1-4 1B		2	0	0	0	0	0	1				
Dal Maxvill, R OBP: 0.325, SLG: 0.324 (1, 6)				4-3		FC4-2-5		6-3		2	0	0	0	0	0	1				
Tito Francona, L OBP: 0.298, SLG: 0.356 (7, PH)				4-3		FC4-2-5				1	0	0	0	0	0	1				
Jerry Buchek, R OBP: 0.304, SLG: 0.357 (7, 6)				4-3		4-3		F8		0	0	0	0	0	0	0				
Al Jackson, L OBP: 0.254, SLG: 0.310 (1, 1)				4-3		4-3				3	0	0	0	0	0	2				
Inning Stats	R: 0 E: 0 K: 0 S: 3	H: 0 LOB: 0 BB: 0 P: 3	R: 0 E: 0 K: 0 S: 3	H: 0 LOB: 0 BB: 0 P: 3	R: 0 E: 0 K: 0 S: 3	H: 0 LOB: 0 BB: 0 P: 3	R: 1 E: 0 K: 2 S: 9	H: 2 LOB: 1 BB: 0 P: 9	R: 0 E: 0 K: 1 S: 7	H: 2 LOB: 2 BB: 0 P: 7	R: 0 E: 0 K: 0 S: 4	H: 1 LOB: 1 BB: 0 P: 4	R: 0 E: 0 K: 1 S: 5	H: 0 LOB: 0 BB: 0 P: 5	R: 0 E: 0 K: 0 S: 3	H: 0 LOB: 0 BB: 0 P: 3	1B: 6 2B: 0 3B: 0 HR: 0	SF: 0 SAC: 1 DP: 0 HBP: 0	WP: 0 PB: 1 SB: 1 CS: 0	PA: 33
PITCHER Gaylord Perry, R ERA: 2.6 (1, 1)	IP: 9.0 WLS: W BF: 33	H: 6 R: 1 ER: 1 SO: 4	BB: 0 IBB: 0 HBP: 0 BLK: 0	WP: 0 HR: 0 S: 41 P: 41	ERA: 1.00 WHIP: 0.667											ERA: 1.00 WHIP: 0.667				

Batter	1	2	3	4	5	6	7	8	9	AB	R	H	RBI	BB	SO	LOB	BOTTOM			
Tito Fuentes, S OBP: 0.288, SLG: 0.353 (1, 6)	FC5-2-5 3B	E7 1-3 2-H 1B			F7	FC5-4 1-2				4	0	2	1	0	0	2	St. Louis Cardinals @ San Francisco Giants Candlestick Park, San Francisco, CA Tue Aug 16 1966, 10:05 PM EDT Att: 24,178 - Unknown			
Willie McCovey, L OBP: 0.392, SLG: 0.568 (1, 3)	WP FC5-2 BB	G3			3-1			HR		3	1	1	1	1	0	2				
Willie Mays, R OBP: 0.366, SLG: 0.566 (1, 8)	FC5-2-5 WP 1-2 3-H			HR	1B	1B		K		4	1	2	1	0	1	2				
Jim Ray Hart, R OBP: 0.346, SLG: 0.502 (1, 5)	FC5-2 1-2 2-H			5-3	1B	1B		G1-4-3 1B		4	0	2	0	0	0	2				
Cap Peterson, R OBP: 0.309, SLG: 0.341 (1, 7)	F2			4-3	5-3			G1-4-3 1-2		4	0	0	0	0	0	5				
Ozzie Virgil, R OBP: 0.253, SLG: 0.329 (1, 2)		E3 FC2-5 BB		F5		FC1-5 1B BB		6-3		3	0	0	0	1	0	0				
Ollie Brown, R OBP: 0.293, SLG: 0.302 (1, 9)		FC2-5 1B BB		K		FC1-4 FC1-5 1B		F9		3	1	1	0	1	1	0				
Hal Lanier, R OBP: 0.256, SLG: 0.284 (1, 4)		FC2-5 E 1B 1-2 2-3		F9		FC1-5 FC1-4		6-3		4	0	0	0	0	0	4				
Gaylord Perry, R OBP: 0.215, SLG: 0.219 (1, 1)	F9			1-3		FC1-4 FC5-4 1-2 2-3				3	0	0	0	0	0	4				
Inning Stats	R: 0 E: 0 K: 0 S: 4	H: 1 LOB: 2 BB: 1 P: 8	R: 1 E: 2 K: 0 S: 5	H: 1 LOB: 2 BB: 1 P: 9	R: 1 E: 0 K: 0 S: 4	H: 1 LOB: 0 BB: 0 P: 4	R: 0 E: 0 K: 1 S: 5	H: 0 LOB: 0 BB: 0 P: 5	R: 0 E: 0 K: 0 S: 4	H: 2 LOB: 2 BB: 1 P: 8	R: 1 E: 0 K: 1 S: 6	H: 2 LOB: 0 BB: 0 P: 6	R: 0 E: 0 K: 0 S: 3	H: 0 LOB: 0 BB: 0 P: 3	R: 0 E: 0 K: 0 S: 3	H: 0 LOB: 0 BB: 0 P: 3		1B: 5 2B: 0 3B: 1 HR: 2	SF: 0 SAC: 0 DP: 1 HBP: 0	WP: 1 PB: 0 SB: 0 CS: 0
PITCHER Al Jackson, L ERA: 2.26 (1, 1)	IP: 8.0 WLS: L BF: 35	H: 8 R: 3 ER: 2 SO: 2	BB: 3 IBB: 0 HBP: 0 BLK: 0	WP: 1 HR: 2 S: 36 P: 48	ERA: 2.25 WHIP: 1.375											ERA: 2.25 WHIP: 1.375				

Batter	1	2	3	4	5	6	7	8	9	AB	R	H	RBI	BB	SO	LOB	TOP										
Lou Brock, L OBP: 0.331, SLG: 0.458 (1, 7)										4	1	1	1	0	1	0	St. Louis Cardinals @ San Francisco Giants Candlestick Park, San Francisco, CA Wed Aug 17 1966, 6:33 AM EDT Att: 21,956 - Unknown										
Curt Flood, R OBP: 0.296, SLG: 0.366 (1, 8)										4	0	0	0	0	1	0											
Tim McCarver, L OBP: 0.322, SLG: 0.443 (1, 2)										4	0	1	0	0	0	0											
Orlando Cepeda, R OBP: 0.368, SLG: 0.526 (1, 3)										0	0	0	0	0	0	0											
Mike Shannon, R OBP: 0.349, SLG: 0.500 (1, 9)										4	0	1	0	0	0	2											
Charley Smith, R OBP: 0.311, SLG: 0.391 (1, 5)										4	1	1	0	0	0	1											
Julian Javier, R OBP: 0.270, SLG: 0.307 (1, 4)										4	1	1	0	0	0	0											
Dal Maxvill, R OBP: 0.328, SLG: 0.332 (1, 6)										3	0	2	1	0	0	0											
Ray Washburn, R OBP: 0.146, SLG: 0.231 (1, 1)										3	0	0	0	0	1	2											
Joe Hoerner, R OBP: 0.250, SLG: 1.000 (8, 1)										0	0	0	0	0	0	0											
Nelson Briles, R OBP: 0.132, SLG: 0.083 (8, 1)										0	0	0	0	0	0	0											
Inning Stats	R: 1 E: 1 K: 0 S: 5	H: 1 LOB: 1 BB: 0 P: 5	R: 2 E: 0 K: 0 S: 5	H: 3 LOB: 0 BB: 0 P: 5	R: 0 E: 0 K: 1 S: 6	H: 1 LOB: 1 BB: 0 P: 6	R: 0 E: 0 K: 0 S: 4	H: 1 LOB: 0 BB: 0 P: 4	R: 0 E: 0 K: 1 S: 5	H: 0 LOB: 0 BB: 0 P: 5	R: 0 E: 0 K: 1 S: 5	H: 0 LOB: 0 BB: 0 P: 5	R: 0 E: 0 K: 1 S: 6	H: 1 LOB: 1 BB: 0 P: 6	R: 0 E: 0 K: 0 S: 3	H: 0 LOB: 0 BB: 0 P: 3	1B: 6 2B: 1 3B: 0 HR: 1	SF: 0 SAC: 0 DP: 2 HBP: 0	WP: 0 PB: 0 SB: 0 CS: 0	PA: 34							
PITCHER	IP	WLS	BF	H	R	ER	SO	BB	IBB	HBP	BLK	WP	HR	S	P	ERA	WHIP										
Juan Marichal, R ERA: 2.14 (1, 1)	2.0		10	4	3	3	0	0	0	0	0	0	1	10	10	13.50	2.000										
Lindy McDaniel, R ERA: 3.1 (3, 1)	6.0		21	4	0	0	5	0	0	0	0	0	0	31	31	0.00	0.667										
Frank Linzy, R ERA: 2.85 (9, 1)	1.0	W	3	0	0	0	0	0	0	0	0	0	0	3	3	0.00	0.000										

Batter	1	2	3	4	5	6	7	8	9	AB	R	H	RBI	BB	SO	LOB	BOTTOM										
Tito Fuentes, S OBP: 0.288, SLG: 0.352 (1, 6)										4	1	1	1	0	0	0	St. Louis Cardinals @ San Francisco Giants Candlestick Park, San Francisco, CA Wed Aug 17 1966, 6:33 AM EDT Att: 21,956 - Unknown										
Len Gabrielson, L OBP: 0.279, SLG: 0.304 (1, 7)										3	0	0	0	0	0	0											
Cap Peterson, R OBP: 0.308, SLG: 0.339 (8, PH) (9, 7)										1	0	0	0	0	0	2											
Willie Mays, R OBP: 0.368, SLG: 0.572 (1, 8)										3	1	1	1	1	2	0											
Willie McCovey, L OBP: 0.390, SLG: 0.565 (1, 3)										4	0	1	1	0	1	0											
Jim Ray Hart, R OBP: 0.345, SLG: 0.500 (1, 5)										4	0	1	0	0	1	3											
Tom Haller, L OBP: 0.314, SLG: 0.486 (1, 2)										4	1	2	0	0	0	1											
Ollie Brown, R OBP: 0.289, SLG: 0.298 (1, 9)										4	0	0	0	0	1	4											
Hal Lanier, R OBP: 0.254, SLG: 0.283 (1, 4)										2	0	0	0	0	1	0											
Jim Davenport, R OBP: 0.304, SLG: 0.385 (8, PH) (9, 4)										2	0	1	0	0	0	0											
Juan Marichal, R OBP: 0.247, SLG: 0.296 (1, 1)										0	0	0	0	0	0	0											
Lindy McDaniel, R OBP: 0.267, SLG: 0.287 (1, 1)										2	0	0	0	0	1	0											
Bob Burdette, R OBP: 0.250, SLG: 0.295 (8, PH)										1	0	1	0	0	0	0											
Don Mason, R OBP: 0.250, SLG: 0.295 (8, PH)										0	1	0	0	0	0	0											
Frank Linzy, R OBP: 0.185, SLG: 0.313 (9, 1)										0	0	0	0	0	0	0											
Jesus Alou, R OBP: 0.254, SLG: 0.272 (9, PH)										1	0	1	1	0	0	0											
Inning Stats	R: 0 E: 0 K: 1 S: 5	H: 0 LOB: 0 BB: 0 P: 5	R: 0 E: 1 K: 0 S: 4	H: 0 LOB: 1 BB: 0 P: 4	R: 0 E: 0 K: 0 S: 3	H: 0 LOB: 0 BB: 0 P: 3	R: 1 E: 0 K: 0 S: 6	H: 3 LOB: 2 BB: 0 P: 6	R: 0 E: 0 K: 2 S: 7	H: 0 LOB: 0 BB: 0 P: 7	R: 0 E: 0 K: 2 S: 7	H: 0 LOB: 0 BB: 0 P: 7	R: 0 E: 0 K: 0 S: 3	H: 0 LOB: 0 BB: 0 P: 3	R: 2 E: 1 K: 1 S: 8	H: 3 LOB: 3 BB: 1 P: 12	R: 1 E: 0 K: 1 S: 6	H: 3 LOB: 2 BB: 0 P: 6	1B: 8 2B: 0 3B: 0 HR: 1	SF: 0 SAC: 0 DP: 0 HBP: 0	WP: 0 PB: 0 SB: 0 CS: 0	PA: 36					
PITCHER	IP	WLS	BF	H	R	ER	SO	BB	IBB	HBP	BLK	WP	HR	S	P	ERA	WHIP										
Ray Washburn, R ERA: 3.74 (1, 1)	7.1		28	5	3	3	5	1	0	0	0	0	0	2	6	0.00	6.000										
Joe Hoerner, L ERA: 1.42 (8, 1)	0.1		3	1	0	0	0	1	0	0	0	0	0	2	6	0.00	6.000										
Nelson Briles, R ERA: 3.28 (8, 1)	0.2	L	5	3	1	1	2	0	0	0	0	0	0	9	9	13.50	4.500										



Batter	1	2	3	4	5	6	7	8	9	AB	R	H	RBI	BB	SO	LOB	TOP					
Lou Brock, L OBP: 0.328, SLG: 0.454 (1, 7)	0-0 6-3		0-0 4-3		0-0 1-3			0-0 F7		4	0	0	0	0	0	1						
Curt Flood, R OBP: 0.295, SLG: 0.365 (1, 8)	0-0 F9		0-3 K			0-0 1B		0-0 1-3		4	0	1	0	0	1	0						
Tim McCarver, L OBP: 0.319, SLG: 0.439 (1, 2)	0-0 G3		0-0 F9			0-0 F8			0-3 K	4	0	0	0	0	1	1						
Orlando Cepeda, R OBP: 0.369, SLG: 0.526 (1, 3)		0-0 1B		0-0 3-1		0-0 G4-6-3		0-0 F6		4	1	2	0	0	0	0						
Mike Shannon, R OBP: 0.345, SLG: 0.494 (1, 9)		0-3 K		0-3 K		0-0 G4-6-3		0-3 K		4	0	0	0	0	3	3						
Charley Smith, R OBP: 0.311, SLG: 0.390 (1, 5)		0-0 FC6-4		0-0 4-3				0-0 F3		3	0	1	0	0	0	0						
Julian Javier, R OBP: 0.271, SLG: 0.308 (7, PH)		0-0 FC6-4			0-0 F8		0-3 K			2	0	1	1	0	0	0						
Ted Savage, R OBP: 0.333, SLG: 0.333 (7, 4)		1-2 2-H								1	0	0	0	0	1	0						
Jerry Buchek, R OBP: 0.304, SLG: 0.357 (7, 4)		1-2 2-H								0	0	0	0	0	0	0						
Dal Maxvill, R OBP: 0.325, SLG: 0.328 (1, 6)		0-0 FC6-4			0-3 K			0-0 5-3		3	0	0	0	0	1	2						
Bob Gibson, R OBP: 0.272, SLG: 0.338 (8, PH)		0-3 K								2	0	1	0	0	1	2						
Phil Gagliano, R OBP: 0.330, SLG: 0.333 (8, 1)								0-0 1-6-3		1	0	0	0	0	0	0						
Hal Woodeshick, R OBP: 0.250, SLG: 0.500 (8, 1)										0	0	0	0	0	0	0						
Inning Stats	R: 0 E: 0 K: 0 S: 3	H: 0 LOB: 0 BB: 0 P: 3	R: 1 E: 0 K: 2 S: 10	H: 3 LOB: 2 BB: 0 P: 10	R: 0 E: 0 K: 1 S: 5	H: 0 LOB: 0 BB: 0 P: 5	R: 0 E: 0 K: 1 S: 5	H: 0 LOB: 0 BB: 0 P: 5	R: 0 E: 0 K: 1 S: 6	H: 1 LOB: 1 BB: 0 P: 6	R: 0 E: 0 K: 0 S: 4	H: 2 LOB: 1 BB: 0 P: 4	R: 0 E: 0 K: 1 S: 5	H: 0 LOB: 0 BB: 0 P: 5	R: 0 E: 0 K: 0 S: 3	H: 0 LOB: 0 BB: 0 P: 3	R: 0 E: 0 K: 2 S: 7	H: 0 LOB: 0 BB: 0 P: 7	1B: 5 2B: 1 3B: 0 HR: 0	SF: 0 SAC: 0 DP: 1 HBP: 0	WP: 0 PB: 0 SB: 0 CS: 0	PA: 32
PITCHER Don Drysdale, R ERA: 3.75 (1, 1)	IP: 9.0 WLS: W BF: 32 H: 6 R: 1 ER: 1 SO: 8 BB: 0 IBB: 0 HBP: 0 BLK: 0 WP: 0 HR: 0 S: 48 P: 48 ERA: 1.00 WHIP: 0.667															PITCHER	IP: 9.0 WLS: W BF: 32 H: 6 R: 1 ER: 1 SO: 8 BB: 0 IBB: 0 HBP: 0 BLK: 0 WP: 0 HR: 0 S: 48 P: 48 ERA: 1.00 WHIP: 0.667					

St. Louis Cardinals @ Los Angeles Dodgers
Dodger Stadium, Los Angeles, CA
 Thu Aug 18 1966, 7:05 PM PDT
 Att: 28,522 - Unknown

AB	32
R	1
H	6
RBI	1
BB	0
SO	8
LOB	9



Batter	1	2	3	4	5	6	7	8	9	AB	R	H	RBI	BB	SO	LOB	BOTTOM			
Jim Barbieri, L OBP: 0.363, SLG: 0.361 (1, 9)	4-0 1B		0-0 F6		0-3 K		4-0 BB			2	1	0	0	2	1	0				
Wes Parker, S OBP: 0.338, SLG: 0.386 (8, 3)	BB									0	0	0	0	0	0	0				
Maury Wills, S OBP: 0.321, SLG: 0.324 (1, 6)	0-0 F3		0-0 4-3			0-0 6-3		0-0 4-3		4	0	0	0	0	0	2				
Willie Davis, L OBP: 0.296, SLG: 0.384 (1, 8)	0-3 K		0-0 HR			0-0 E		0-0 G3		4	2	2	1	0	1	1				
Ron Fairly, L OBP: 0.350, SLG: 0.391 (1, 3)	0-0 1B		0-0 F8			0-0 E6		0-0 3-1		4	0	1	0	0	0	1				
Jim Lefebvre, S OBP: 0.335, SLG: 0.483 (1, 4)	0-0 FC4-6				0-0 F9		0-0 1B		0-3 K	4	0	2	2	0	1	0				
Lou Johnson, R OBP: 0.325, SLG: 0.405 (1, 7)	1-3 3-H		0-0 FC4-6		1-0 CS		1-2 2-H			2	0	0	0	0	1	4				
John Roseboro, L OBP: 0.363, SLG: 0.451 (1, 2)			0-0 F7		0-0 F4		0-0 L6			3	0	0	0	0	0	3				
John Kennedy, R OBP: 0.233, SLG: 0.262 (1, 5)			0-0 6-3				0-0 F3		0-0 1-3	3	0	0	0	0	0	0				
Don Drysdale, R OBP: 0.256, SLG: 0.329 (1, 1)			0-3 K				0-3 K			3	0	0	0	0	3	0				
Inning Stats	R: 1 E: 0 K: 1 S: 7	H: 2 LOB: 2 BB: 1 P: 11	R: 0 E: 0 K: 1 S: 5	H: 0 LOB: 0 BB: 0 P: 5	R: 1 E: 0 K: 0 S: 4	H: 1 LOB: 0 BB: 0 P: 4	R: 0 E: 0 K: 0 S: 2	H: 0 LOB: 0 BB: 0 P: 3	R: 0 E: 0 K: 2 S: 7	H: 0 LOB: 0 BB: 0 P: 7	R: 1 E: 1 K: 1 S: 8	H: 2 LOB: 2 BB: 0 P: 8	R: 0 E: 0 K: 1 S: 5	H: 0 LOB: 1 BB: 1 P: 9	R: 0 E: 0 K: 1 S: 5	H: 0 LOB: 0 BB: 0 P: 5	1B: 4 2B: 0 3B: 0 HR: 1	SF: 0 SAC: 0 DP: 0 HBP: 1	WP: 0 PB: 0 SB: 0 CS: 1	PA: 32
PITCHER Bob Gibson, R ERA: 2.31 (1, 1)	IP: 7.0 WLS: L BF: 29 H: 5 R: 3 ER: 2 SO: 6 BB: 2 IBB: 1 HBP: 0 BLK: 0 WP: 0 HR: 1 S: 38 P: 47 ERA: 2.57 WHIP: 1.000															PITCHER	IP: 7.0 WLS: L BF: 29 H: 5 R: 3 ER: 2 SO: 6 BB: 2 IBB: 1 HBP: 0 BLK: 0 WP: 0 HR: 1 S: 38 P: 47 ERA: 2.57 WHIP: 1.000			
Hal Woodeshick, L ERA: 1.99 (8, 1)	IP: 1.0 WLS: 3 BF: 0 H: 0 R: 0 ER: 0 SO: 1 BB: 0 IBB: 0 HBP: 0 BLK: 0 WP: 0 HR: 0 S: 5 P: 5 ERA: 0.00 WHIP: 0.000															PITCHER	IP: 1.0 WLS: 3 BF: 0 H: 0 R: 0 ER: 0 SO: 1 BB: 0 IBB: 0 HBP: 0 BLK: 0 WP: 0 HR: 0 S: 5 P: 5 ERA: 0.00 WHIP: 0.000			

St. Louis Cardinals @ Los Angeles Dodgers
Dodger Stadium, Los Angeles, CA
 Thu Aug 18 1966, 7:05 PM PDT
 Att: 28,522 - Unknown

AB	29
R	3
H	5
RBI	3
BB	2
SO	7
LOB	11



Batter	1	2	3	4	5	6	7	8	9	10	11	12	13	AB	R	H	RBI	BB	SO	LOB	TOP						
Lou Brock, L OBP: 0.333, SLG: 0.453 (1, 7)	K		K			1-3 1B		F3		FC4-6 IBB			4-3	5	0	1	0	1	2	0							
Ted Savage, R Curt Flood, R OBP: 0.143, SLG: 0.362 (8, 8)	5-3			5-3		1-3		F9		FC4-6 1-2			1B 1B 1B	4	0	0	0	0	0	1							
Tim McCarver, L OBP: 0.319, SLG: 0.436 (1, 2)	3-1				FC6-4 1B	F6		1-3			L6		1B 1B 1B	6	0	2	0	0	0	1							
Orlando Cepeda, R OBP: 0.368, SLG: 0.517 (1, 3)		5-3		FC6-4 1-2					4-3				1B 1B 1B	5	0	1	1	1	1	1							
Mike Shannon, R OBP: 0.341, SLG: 0.483 (1, 9)		1-3 BB		K2-3 1-2		F8			K				G4-6-3 1B	5	0	0	0	1	3	5							
Charley Smith, R OBP: 0.309, SLG: 0.389 (1, 5)	1-3				5-3		F6		F8					5	0	1	0	0	0	1							
Julian Javier, R OBP: 0.275, SLG: 0.331 (1, 4)	K				HR		HR			F5			4-3	5	2	2	2	0	1	2							
Dal Maxvill, R OBP: 0.332, SLG: 0.331 (1, 6)			F9		F9		6-3			E9 1B			G6-4-3 IBB	4	0	1	0	1	0	0							
Al Jackson, L Nelson Briles, R Hal Woodeshick, L Tito Francona, R Joe Hoerner, L Phil Gagliano, R Ron Piche, R OBP: 0.262, SLG: 0.265 (8, 1) (8, 1) (8, 1) (8, 1) (8, 1) (8, 1) (8, 1)	K		K		K		K			6-3			G6-4-3 1-2	3	0	0	0	0	0	3							
Inning Stats	R: 0 E: 0 K: 1 S: 5	H: 0 LOB: 0 BB: 0 P: 5	R: 0 E: 0 K: 1 S: 5	H: 0 LOB: 1 BB: 1 P: 9	R: 0 E: 0 K: 2 S: 7	H: 0 LOB: 0 BB: 0 P: 7	R: 0 E: 0 K: 1 S: 6	H: 1 LOB: 1 BB: 0 P: 6	R: 1 E: 0 K: 1 S: 6	H: 1 LOB: 0 BB: 0 P: 6	R: 0 E: 0 K: 0 S: 4	H: 0 LOB: 0 BB: 0 P: 3	R: 0 E: 1 K: 0 S: 4	H: 1 LOB: 2 BB: 1 P: 8	R: 0 E: 0 K: 0 S: 3	H: 1 LOB: 1 BB: 1 P: 5	R: 0 E: 0 K: 2 S: 7	H: 0 LOB: 0 BB: 0 P: 7	R: 0 E: 0 K: 0 S: 3	H: 1 LOB: 1 BB: 1 P: 5	1B: 6 2B: 1 3B: 0 HR: 2	SF: 0 SAC: 0 DP: 2 HBP: 0	W/P: 0 PB: 0 SB: 1 CS: 0	PA: 50			
PITCHER	IP	WLS	BF	H	R	ER	SO	BB	IBB	HBP	BLK	WP	HR	S	P	ERA	WHIP										
Don Sutton, R ERA: 3.33 Phil Regan, R ERA: 1.77 Bob Miller, R ERA: 3.02 Ron Ferranoski, L ERA: 2.36 Joe Moeller, R ERA: 2.88	8.0	3	30	4	2	2	7	1	1	0	0	0	2	42	50	2.25	0.625										

St. Louis Cardinals @ Los Angeles Dodgers
Dodger Stadium, Los Angeles, CA
Sat Aug 20 1966, 3:33 AM PDT
Att. 28,522 - Unknown

livebaseballscores.com

AB 46
R 3
H 9
RBI 3
BB 4
SO 10
LOB 16




Batter	1	2	3	4	5	6	7	8	9	10	11	12	13	AB	R	H	RBI	BB	SO	LOB	BOTTOM						
Maury Wills, S OBP: 0.318, SLG: 0.321 (1, 6)	6-3		L8			1B 1B		5-3		5-3 1B			4-3	6	0	2	0	0	0	3							
Wille Davis, L OBP: 0.296, SLG: 0.382 (1, 8)	5-3			4-3		G6-4-3 1B		L6		5-3 1-2			F7	6	0	1	0	0	0	3							
Lou Johnson, R OBP: 0.320, SLG: 0.398 (1, 9)	F3			5-3		F1			4-3 1B 1B				F4	6	1	1	0	0	1	2							
Tommy Davis, R OBP: 0.336, SLG: 0.383 (1, 7)		G5-4-3 1B		F4		G6-4-3 1-2			4-3 1-2			HBP 2B	F8	6	0	2	0	0	0	3							
Jim Lefebvre, S OBP: 0.336, SLG: 0.487 (1, 4)		G5-4-3 1-2			HR		F2			2H 1B		HBP 1B	F7	5	1	2	2	1	0	1							
Wes Parker, S OBP: 0.340, SLG: 0.383 (1, 3)		6-3			6-3							F9		3	0	0	0	2	0	2							
John Roseboro, L OBP: 0.366, SLG: 0.452 (1, 2)			G4-6-3 1B				G4-3 1-2			L8		1-2 2-3 HBP		4	0	2	0	0	0	3							
John Kennedy, R Dick Rymer, L Joe Hoerner, L Phil Gagliano, R Bob Miller, R Don Sutton, R Ron Piche, R OBP: 0.262, SLG: 0.265 (8, 1) (8, 1) (8, 1) (8, 1) (8, 1) (8, 1) (8, 1)			G4-6-3 1-2		K			SH3 1B		K			K	2	0	0	0	0	0	1							
Don Sutton, R OBP: 0.208, SLG: 0.225 Jim Gilliam, S OBP: 0.288, SLG: 0.262 (8, 5)					K			SH3 1-2		F3			F7	2	0	1	0	0	1	1							
Inning Stats	R: 0 E: 0 K: 0 S: 3	H: 0 LOB: 0 BB: 0 P: 3	R: 0 E: 0 K: 0 S: 3	H: 1 LOB: 0 BB: 0 P: 3	R: 0 E: 0 K: 0 S: 4	H: 2 LOB: 1 BB: 0 P: 4	R: 0 E: 0 K: 0 S: 4	H: 2 LOB: 1 BB: 1 P: 6	R: 0 E: 0 K: 0 S: 4	H: 1 LOB: 2 BB: 0 P: 4	R: 1 E: 0 K: 1 S: 7	H: 2 LOB: 2 BB: 1 P: 11	R: 0 E: 0 K: 2 S: 8	H: 1 LOB: 3 BB: 1 P: 13	R: 0 E: 0 K: 0 S: 3	H: 0 LOB: 0 BB: 0 P: 3	R: 0 E: 0 K: 0 S: 3	H: 0 LOB: 0 BB: 0 P: 3	R: 0 E: 0 K: 0 S: 3	H: 0 LOB: 0 BB: 0 P: 3	1B: 10 2B: 2 3B: 0 HR: 1	SF: 0 SAC: 1 DP: 5 HBP: 1	W/P: 0 PB: 0 SB: 0 CS: 0	PA: 50			
PITCHER	IP	WLS	BF	H	R	ER	SO	BB	IBB	HBP	BLK	WP	HR	S	P	ERA	WHIP										
Al Jackson, L ERA: 2.21 Nelson Briles, R ERA: 3.34 Hal Woodeshick, L ERA: 1.97 Joe Hoerner, L ERA: 1.37 Ron Piche, R ERA: 2.81	8.0	0.1	3	2	1	1	2	1	0	0	0	0	0	3	3	1.12	1.125										

St. Louis Cardinals @ Los Angeles Dodgers
Dodger Stadium, Los Angeles, CA
Sat Aug 20 1966, 3:33 AM PDT
Att. 28,522 - Unknown

livebaseballscores.com

AB 45
R 2
H 12
RBI 2
BB 3
SO 5
LOB 25




Batter	1	2	3	4	5	6	7	8	9	AB	R	H	RBI	BB	SO	LOB	TOP			
Julian Javier, R OBP: 0.272, SLG: 0.327 (1, 4)	G3	P5			K		F7			4	0	0	0	0	1	1	St. Louis Cardinals @ Los Angeles Dodgers Dodger Stadium, Los Angeles, CA Sun Aug 21 1966, 3:33 AM PDT Att: 33,309 - Unknown livebaseballscorecards.com			
Lou Brock, L OBP: 0.334, SLG: 0.455 (1, 7)	1B S 1B		K		P6		F8	2B		4	1	2	0	0	1	0				
Charley Smith, R OBP: 0.308, SLG: 0.387 (1, 5)	BB 1-3 1B		K		F7		F7	5-3		4	0	1	0	0	1	1				
Orlando Cepeda, R OBP: 0.364, SLG: 0.511 (1, 3)	K		K				F8	F8		4	0	0	0	0	2	3				
Curt Flood, R OBP: 0.294, SLG: 0.361 (1, 8)	BB 1-2 3-H 1B				6-3		F8	6-3		4	0	1	1	0	0	1				
Mike Shannon, R OBP: 0.340, SLG: 0.479 (1, 9)	1-2 2-3 BB		L4				K			3	0	0	0	1	2	0				
Tim McCarver, L OBP: 0.321, SLG: 0.441 (1, 2)	3-1									4	0	2	0	0	1	3				
Dal Maxvill, R OBP: 0.331, SLG: 0.327 (1, 6)			F8				K	F8		3	0	0	0	1	1					
Ray Washburn, R OBP: 0.143, SLG: 0.225 (3, 1) Hal Woodeshick, L OBP: 0.290, SLG: 0.500 (4, PH) Phil Carls, R OBP: 0.327, SLG: 0.530 (4, 1) Don Dennis, R OBP: 0.189, SLG: 0.097 (7, PH) Ed Spiezio, R OBP: 0.132, SLG: 0.093 (7, 1)			6-3		F7		K	K		1	0	0	0	0	0	0				
Inning Stats	R: 1 E: 0 K: 1 S: 8	H: 3 LOB: 3 BB: 1 P: 12	R: 0 E: 0 K: 0 S: 3	H: 0 LOB: 0 BB: 0 P: 3	R: 0 E: 0 K: 3 S: 9	H: 0 LOB: 0 BB: 0 P: 9	R: 0 E: 0 K: 0 S: 4	H: 1 LOB: 2 BB: 1 P: 8	R: 0 E: 0 K: 1 S: 5	H: 0 LOB: 0 BB: 0 P: 5	R: 0 E: 0 K: 1 S: 5	H: 1 LOB: 1 BB: 0 P: 8	R: 0 E: 0 K: 0 S: 4	H: 1 LOB: 1 BB: 0 P: 4	R: 0 E: 0 K: 2 S: 7	H: 0 LOB: 0 BB: 0 P: 7		1B: 4 2B: 1 3B: 1 HR: 0	SF: 0 SAC: 0 DP: 0 HBP: 0	WP: 0 PB: 0 SB: 2 CS: 0
PITCHER Sandy Koufax, L ERA: 1.68 (1, 1)	IP: 9.0 WLS: W BF: 35 H: 6 R: 1 ER: 1 SO: 10 BB: 2 IBB: 0 HBP: 0 BLK: 0 WP: 0 HR: 0 S: 53 P: 61 ERA: 1.00 WHIP: 0.889																			

Batter	1	2	3	4	5	6	7	8	9	AB	R	H	RBI	BB	SO	LOB	BOTTOM			
Maury Wills, S OBP: 0.316, SLG: 0.318 (1, 6)	6-3	FC5-2		E1			6-3			4	0	0	0	0	0	2	St. Louis Cardinals @ Los Angeles Dodgers Dodger Stadium, Los Angeles, CA Sun Aug 21 1966, 3:33 AM PDT Att: 33,309 - Unknown livebaseballscorecards.com			
Willie Davis, L OBP: 0.296, SLG: 0.381 (1, 8)	P4	F2		8-4				1B		4	0	1	0	0	0	3				
Lou Johnson, R OBP: 0.322, SLG: 0.399 (1, 7)	1B 1B		1B 1B	6-3			5-3			4	2	2	0	0	0	1				
Ron Fairly, L OBP: 0.356, SLG: 0.397 (1, 9)	1-H 1B		1B SF9 1B				CS 1B	4-3		4	1	3	1	0	0	0				
Jim Lefebvre, S OBP: 0.338, SLG: 0.487 (1, 4)	1-3		1-3 1B				F8	1B		4	0	2	1	0	0	2				
John Roseboro, L OBP: 0.385, SLG: 0.450 (1, 2)		1B 1B	1-3 1B	4-3				F8		4	1	1	0	0	0	3				
Wes Parker, S OBP: 0.342, SLG: 0.382 (1, 3)		1B FC5-2 1B					F9	4-1		3	0	1	0	1	0	1				
John Kennedy, R OBP: 0.232, SLG: 0.261 (1, 5)		FC5-2 1B	SF9				5-3			2	0	1	2	0	0	0				
Sandy Koufax, R OBP: 0.096, SLG: 0.088 (1, 1)	B2		1-3				1-3			3	0	0	0	0	0	4				
Inning Stats	R: 1 E: 0 K: 0 S: 5	H: 2 LOB: 1 BB: 0 P: 5	R: 1 E: 0 K: 0 S: 6	H: 3 LOB: 2 BB: 0 P: 6	R: 2 E: 0 K: 0 S: 6	H: 3 LOB: 2 BB: 1 P: 10	R: 0 E: 1 K: 0 S: 3	H: 0 LOB: 0 BB: 0 P: 3	R: 0 E: 0 K: 0 S: 3	H: 0 LOB: 0 BB: 0 P: 3	R: 0 E: 0 K: 0 S: 3	H: 1 LOB: 0 BB: 0 P: 3	R: 0 E: 0 K: 0 S: 4	H: 1 LOB: 1 BB: 0 P: 4	R: 0 E: 0 K: 0 S: 4	H: 0 LOB: 0 BB: 0 P: 4		1B: 11 2B: 1 3B: 0 HR: 0	SF: 1 SAC: 0 DP: 1 HBP: 0	WP: 0 PB: 0 SB: 0 CS: 1
PITCHER Ray Washburn, R ERA: 3.97 (1, 1) Hal Woodeshick, L ERA: 1.93 (3, 1) Don Dennis, R ERA: 5.01 (4, 1) Nelson Briles, R ERA: 3.29 (7, 1)	IP: 2.0 WLS: L BF: 14 H: 8 R: 4 ER: 4 SO: 4 BB: 0 IBB: 0 HBP: 0 BLK: 0 WP: 0 HR: 0 S: 14 P: 14 ERA: 18.00 WHIP: 4.000																			

Batter	1	2	3	4	5	6	7	8	9	AB	R	H	RBI	BB	SO	LOB	TOP		
Lou Brock, L OBP: 0.337, SLG: 0.455 (1, 7)	2-3		E S 1B		F5			1-2 2-3 BB		4	0	2	0	1	0	0			
Julian Javier, R OBP: 0.271, SLG: 0.326 (1, 4)	4-3		K 1-3		HBP 1B	5-3		SF8		4	1	1	1	0	1	3			
Tim McCarver, L OBP: 0.317, SLG: 0.436 (1, 2)	E3 1B		F2		F7		F9	F5		5	1	0	0	0	0	4			
Orlando Cepeda, R OBP: 0.369, SLG: 0.512 (1, 3)	1B		HBP		HBP 1B		HBP 1B	F8		3	0	2	0	0	0	2			
Curt Flood, R OBP: 0.298, SLG: 0.365 (1, 8)	1B		4-3		1-2 2-H 1B		HBP 1B		FC5-4 1B	4	0	3	2	0	0	2			
Mike Shannon, R OBP: 0.338, SLG: 0.474 (1, 9)	5-3			S 1B	L8		F6	L8		5	0	1	0	0	0	7			
Charley Smith, R OBP: 0.304, SLG: 0.381 (1, 5)		6-3		K 1-2		F7	L8	FC5-4 1-2		5	0	0	0	0	1	4	AB 38		
Dal Maxvill, R OBP: 0.329, SLG: 0.325 (1, 6)		F8		5-3		5-3		BB SF8 SH 1B	F8	5	1	1	0	0	0	2	R 3		
Steve Carlton, L OBP: 0.375, SLG: 0.286 (1, 1)		6-3		4-3		1B		SH SF8 BB 1-2		3	0	1	0	0	0	1	H 11		
Inning Stats	R: 1 E: 1 K: 0 S: 6	H: 2 LOB: 2 BB: 0 P: 6	R: 0 E: 0 K: 0 S: 3	H: 0 LOB: 0 BB: 0 P: 3	R: 0 E: 0 K: 1 S: 6	H: 1 LOB: 2 BB: 0 P: 7	R: 0 E: 0 K: 1 S: 6	H: 1 LOB: 1 BB: 0 P: 6	R: 1 E: 0 K: 0 S: 5	H: 2 LOB: 2 BB: 0 P: 5	R: 0 E: 0 K: 0 S: 4	H: 1 LOB: 2 BB: 0 P: 5	R: 1 E: 0 K: 0 S: 5	H: 1 LOB: 2 BB: 1 P: 9	R: 0 E: 0 K: 0 S: 4	H: 1 LOB: 1 BB: 0 P: 4	1B: 11 2B: 0 3B: 0 HR: 0	SF: 1 SAC: 1 DP: 0 HBP: 3	WP: 0 PA: 44 PB: 0 SB: 2 CS: 0
PITCHER	IP WLS BF H R ER SO BB IBB HBP BLK WP HR S P ERA WHIP																		
Bob Bruce, R ERA: 5.55 (1, 1)	6.1 L 32 9 2 1 2 0 0 0 3 0 0 0 0 0 0 0 1.42 1.421																		
Ron Taylor, R ERA: 5.99 (7, 1)	0.2 2 0 0 0 0 0 0 0 0 0 0 0 0 2 2 0.00 0.000																		
Carroll Sembera, R ERA: 3.0 (8, 1)	0.1 4 1 1 1 0 1 0 0 0 0 0 0 0 3 7 27.00 6.000																		
Frank Carpin, L ERA: 6.75 (8, 1)	1.2 6 1 0 0 0 0 0 0 0 0 0 0 0 6 6 0.00 0.600																		

St. Louis Cardinals @ Houston Astros
Astrodome, Houston, TX
Mon Aug 22 1966, 8:05 PM EDT
Att: 19,597 - Dome

AB 38
R 3
H 11
RBI 3
BB 1
SO 2
LOB 25



Batter	1	2	3	4	5	6	7	8	9	AB	R	H	RBI	BB	SO	LOB	BOTTOM				
Ron Davis, R OBP: 0.278, SLG: 0.292 (1, 8)	1B BB		2B 1B		F5		F9			3	0	1	0	1	0	1					
Sonny Jackson, L OBP: 0.329, SLG: 0.330 (1, 6)	L8		K		F6			4-3		4	0	0	0	0	1	2					
Joe Morgan, L OBP: 0.430, SLG: 0.431 (1, 4)	1B		F6		1B			K		4	0	2	0	0	1	1					
Chuck Harrison, R OBP: 0.302, SLG: 0.361 (1, 3)	K		2B		F8			F8		4	0	1	0	0	1	3					
Dave Nicholson, R OBP: 0.366, SLG: 0.436 (1, 7)	K		K		F9			6-3		4	0	0	0	0	2	5					
Rusty Staub, L OBP: 0.351, SLG: 0.434 (1, 9)		K		F7		F9		4-3		4	0	0	0	0	1	1					
Bob Aspromonte, R OBP: 0.301, SLG: 0.349 (1, 5)		1B		6-3		F8		1B		4	0	2	0	0	0	0	AB 34				
Ron Brand, R OBP: 0.300, SLG: 0.259 (1, 2)	F6		F7		F7		F9	F9		4	0	0	0	0	0	2	R 0				
Bob Bruce, R OBP: 0.094, SLG: 0.065 (1, 1)		4-3								2	0	0	0	0	1	1	H 7				
Ron Taylor, R OBP: 0.250, SLG: 0.375 (7, 1)										0	0	0	0	0	0	0	RBI 0				
Felix Mantilla, R OBP: 0.272, SLG: 0.343 (7, PH)										1	0	1	0	0	0	0	BB 1				
Carroll Sembera, R (8, 1)										0	0	0	0	0	0	0	SO 7				
Frank Carpin, L (8, 1)										0	0	0	0	0	0	0	LOB 16				
Inning Stats	R: 0 E: 0 K: 2 S: 8	H: 1 LOB: 2 BB: 1 P: 12	R: 0 E: 0 K: 1 S: 6	H: 1 LOB: 0 BB: 0 P: 6	R: 0 E: 0 K: 2 S: 9	H: 2 LOB: 0 BB: 0 P: 9	R: 0 E: 0 K: 0 S: 3	H: 0 LOB: 0 BB: 0 P: 3	R: 0 E: 0 K: 1 S: 5	H: 0 LOB: 0 BB: 0 P: 5	R: 0 E: 0 K: 0 S: 4	H: 1 LOB: 1 BB: 0 P: 4	R: 0 E: 0 K: 0 S: 4	H: 1 LOB: 0 BB: 0 P: 4	R: 0 E: 0 K: 1 S: 5	H: 0 LOB: 0 BB: 0 P: 5	R: 0 E: 0 K: 0 S: 4	H: 1 LOB: 1 BB: 0 P: 4	1B: 6 2B: 1 3B: 0 HR: 0	SF: 0 SAC: 0 DP: 0 HBP: 0	WP: 1 PA: 35 PB: 0 SB: 0 CS: 0
PITCHER	IP WLS BF H R ER SO BB IBB HBP BLK WP HR S P ERA WHIP																				
Steve Carlton, L ERA: 2.6 (1, 1)	9.0 W 35 7 0 0 7 1 0 0 0 1 0 48 52 0.00 0.889																				

St. Louis Cardinals @ Houston Astros
Astrodome, Houston, TX
Mon Aug 22 1966, 8:05 PM EDT
Att: 19,597 - Dome

AB 34
R 0
H 7
RBI 0
BB 1
SO 7
LOB 16



Batter	1	2	3	4	5	6	7	8	9	AB	R	H	RBI	BB	SO	LOB	TOP				
Julian Javier, R OBP: 0.272, SLG: 0.326	1-3		G4-6-3 1B			FC6-4 1B		F7		4	0	2	1	0	0	0	St. Louis Cardinals @ Houston Astros Astrodome, Houston, TX Wed Aug 24 1966, 8:05 PM EDT Att: 21,507 - Dome				
Lou Brock, L OBP: 0.337, SLG: 0.452			G4-6-3 1-2			FC6-4 2B		K		3	1	0	0	1	1	2					
Mike Shannon, R OBP: 0.336, SLG: 0.467	K				5-3	5-3				3	0	0	0	1	1	2					
Orlando Cepeda, R OBP: 0.367, SLG: 0.509		1-3			K					4	0	1	1	0	2	1					
Curt Flood, R OBP: 0.300, SLG: 0.362		WP BB			6-3					3	0	0	0	1	1	2					
Tim McCarver, L OBP: 0.311, SLG: 0.428										4	0	0	0	0	2	2					
Charley Smith, R OBP: 0.301, SLG: 0.376										3	0	1	0	0	1	1					
Dal Maxvill, R OBP: 0.338, SLG: 0.336										3	1	1	0	0	2	1					
Larry Jaster, L OBP: 0.258, SLG: 0.207										1	0	0	0	0	0	1					
Ron Piche, R										0	0	0	0	0	0	0					
Hal Woodeshick, R OBP: 0.250, SLG: 0.500										0	0	0	0	0	0	0					
Phil Gagliano, R OBP: 0.326, SLG: 0.328										1	0	0	0	0	0	0					
Nelson Briles, R OBP: 0.132, SLG: 0.083										0	0	0	0	0	0	0					
Inning Stats	R: 0 E: 0 K: 1 S: 4	H: 0 LOB: 0 BB: 1 P: 8	R: 0 E: 0 K: 2 S: 7	H: 0 LOB: 1 BB: 1 P: 11	R: 1 E: 0 K: 0 S: 4	H: 2 LOB: 0 BB: 0 P: 4	R: 0 E: 0 K: 1 S: 5	H: 0 LOB: 0 BB: 0 P: 5	R: 0 E: 0 K: 1 S: 6	H: 1 LOB: 1 BB: 0 P: 6	R: 1 E: 0 K: 1 S: 7	H: 2 LOB: 1 BB: 0 P: 7	R: 0 E: 0 K: 2 S: 7	H: 0 LOB: 0 BB: 0 P: 7	R: 0 E: 0 K: 1 S: 5	H: 0 LOB: 1 BB: 1 P: 9		1B: 4 2B: 1 3B: 0 HR: 0	SF: 0 SAC: 1 DP: 1 HBP: 0	WP: 2 PB: 0 SB: 0 CS: 1	PA: 33
PITCHER Mike Cuellar, L ERA: 2.36	IP: 9.0 WLS: W BF: 33 H: 5 R: 2 ER: 2 SO: 10 BB: 3 IBB: 0 HBP: 0 BLK: 0 WP: 1 HR: 0 S: 50 P: 62 ERA: 2.00 WHIP: 0.889											PITCHER	IP: WLS: BF: H: R: ER: SO: BB: IBB: HBP: BLK: WP: HR: S: P: ERA: WHIP:								

Batter	1	2	3	4	5	6	7	8	9	AB	R	H	RBI	BB	SO	LOB	BOTTOM				
Ron Davis, R OBP: 0.264, SLG: 0.275	6-3		SH5-3 1B		6-3					4	1	1	0	0	0	2	St. Louis Cardinals @ Houston Astros Astrodome, Houston, TX Wed Aug 24 1966, 8:05 PM EDT Att: 21,507 - Dome				
Sonny Jackson, L OBP: 0.331, SLG: 0.329			SH5-3 1-2							2	2	1	0	2	0	0					
Joe Morgan, L OBP: 0.422, SLG: 0.420										4	0	0	1	1	0	5					
Dave Nicholson, R OBP: 0.363, SLG: 0.429										4	1	0	0	1	2	4					
Bob Aspromonte, R OBP: 0.302, SLG: 0.349										5	1	2	3	0	0	2					
Rusty Staub, L OBP: 0.350, SLG: 0.431										4	1	2	2	1	0	1					
Chuck Harrison, R OBP: 0.304, SLG: 0.361										3	0	1	1	2	0	2					
Ron Brand, R OBP: 0.306, SLG: 0.268										4	0	2	0	0	0	3					
Mike Cuellar, L OBP: 0.143, SLG: 0.130										3	1	1	0	1	1	2					
Inning Stats	R: 0 E: 0 K: 0 S: 4	H: 1 LOB: 1 BB: 0 P: 4	R: 0 E: 0 K: 0 S: 4	H: 2 LOB: 2 BB: 1 P: 8	R: 0 E: 0 K: 1 S: 6	H: 1 LOB: 2 BB: 1 P: 10	R: 0 E: 0 K: 1 S: 7	H: 2 LOB: 2 BB: 0 P: 7	R: 3 E: 1 K: 1 S: 8	H: 3 LOB: 1 BB: 1 P: 12	R: 4 E: 1 K: 0 S: 5	H: 1 LOB: 2 BB: 4 P: 21	R: 0 E: 1 K: 0 S: 4	H: 0 LOB: 1 BB: 0 P: 4	R: 0 E: 0 K: 0 S: 3	H: 0 LOB: 1 BB: 1 P: 7		1B: 9 2B: 1 3B: 0 HR: 0	SF: 0 SAC: 2 DP: 0 HBP: 0	WP: 0 PB: 0 SB: 2 CS: 0	PA: 43
PITCHER Larry Jaster, L ERA: 3.53	IP: 4.2 WLS: L BF: 25 H: 9 R: 3 ER: 3 SO: 3 BB: 3 IBB: 0 HBP: 0 BLK: 0 WP: 0 HR: 0 S: 28 P: 40 ERA: 5.79 WHIP: 2.571											PITCHER	IP: WLS: BF: H: R: ER: SO: BB: IBB: HBP: BLK: WP: HR: S: P: ERA: WHIP:								
Ron Piche, R ERA: 3.66	0.1	3	0	2	2	0	1	0	0	0	0	2	6	54.00	3.000						
Hal Woodeshick, L ERA: 2.19	2.0	11	1	2	2	0	1	2	0	0	0	8	20	9.00	1.000						
Nelson Briles, R ERA: 3.27	1.0	4	0	0	0	0	1	0	0	0	0	3	7	0.00	1.000						

AB 29
R 2
H 5
RBI 2
BB 3
SO 10
LOB 12



AB 33
R 7
H 10
RBI 7
BB 8
SO 3
LOB 21



livebaseballscores.com

livebaseballscores.com

Batter	1	2	3	4	5	6	7	8	9	AB	R	H	RBI	BB	SO	LOB	TOP					
Matty Alou, L OBP: 0.374, SLG: 0.437 (1, 8)	1-3		FC6-4				K			4	0	1	1	0	1	1	Pittsburgh Pirates @ St. Louis Cardinals Busch Stadium, St. Louis, MO Sat Aug 27 1966, 7:05 PM CDT Att: 30,457 - Unknown					
Gene Alley, R OBP: 0.331, SLG: 0.420 (1, 6)	F8		FC6-4				K			4	0	1	0	0	1							
Roberto Clemente, R OBP: 0.369, SLG: 0.541 (1, 9)	6-3				K		K2-3		G6-3	4	0	1	0	0	2	2						
Willie Stargell, L OBP: 0.393, SLG: 0.603 (1, 7)		L8			1-3				L8	3	0	0	0	1	0	1						
Donn Clendenon, R OBP: 0.368, SLG: 0.521 (1, 3)		S					K		G6-3	4	0	2	0	0	1	2						
Bill Mazerowski, R OBP: 0.295, SLG: 0.389 (1, 4)		F2			K		F6			4	0	0	0	0	1	3						
Bob Bailey, R OBP: 0.356, SLG: 0.439 (1, 5)		F8								4	1	3	0	0	0	1						
Jesse Gonder, L OBP: 0.275, SLG: 0.416 (1, 2)			K							4	0	0	0	0	2	4						
Steve Blass, R OBP: 0.213, SLG: 0.234 (1, 1)										1	0	1	0	0	0	0						
Jerry Lynch, L OBP: 0.275, SLG: 0.313 (7, PH)										1	0	0	0	0	0	0						
Pete Mikkelsen, R OBP: 0.214, SLG: 0.154 (7, 1)										0	0	0	0	0	0	0						
Inning Stats	R: 0 E: 0 K: 0 S: 3	H: 0 LOB: 0 BB: 0 P: 3	R: 0 E: 0 K: 0 S: 4	H: 1 LOB: 1 BB: 0 P: 4	R: 0 E: 0 K: 1 S: 6	H: 1 LOB: 1 BB: 0 P: 6	R: 0 E: 0 K: 2 S: 8	H: 1 LOB: 1 BB: 0 P: 8	R: 1 E: 0 K: 1 S: 8	H: 3 LOB: 2 BB: 0 P: 8	R: 0 E: 0 K: 2 S: 8	H: 1 LOB: 0 BB: 0 P: 12	R: 0 E: 0 K: 2 S: 7	H: 0 LOB: 0 BB: 0 P: 7	R: 0 E: 0 K: 0 S: 3	H: 1 LOB: 0 BB: 0 P: 3	R: 0 E: 0 K: 0 S: 3	H: 1 LOB: 0 BB: 0 P: 3	1B: 9 2B: 0 3B: 0 HR: 0	SF: 0 SAC: 1 DP: 2 HBP: 0	WP: 0 PB: 0 SB: 2 CS: 0	PA: 35
PITCHER Bob Gibson, R ERA: 2.17 (1, 1)	IP: 9.0 WLS: W BF: 35 H: 9 R: 1 ER: 1 SO: 8 BB: 1 IBB: 0 HBP: 0 BLK: 0 WP: 0 HR: 0 S: 50 P: 54 ERA: 1.00 WHIP: 1.111															PITCHER						

Batter	1	2	3	4	5	6	7	8	9	AB	R	H	RBI	BB	SO	LOB	BOTTOM			
Lou Brock, L OBP: 0.337, SLG: 0.450 (1, 7)	L6									3	2	1	0	1	0	0	Pittsburgh Pirates @ St. Louis Cardinals Busch Stadium, St. Louis, MO Sat Aug 27 1966, 7:05 PM CDT Att: 30,457 - Unknown			
Ted Savage, R OBP: 0.250, SLG: 0.417 (1, 9)	WP									4	1	2	2	0	0	2				
Tim McCarver, L OBP: 0.319, SLG: 0.431 (1, 2)	E									3	0	2	1	1	0	1				
Orlando Cepeda, R OBP: 0.362, SLG: 0.504 (1, 3)	2B									4	0	0	0	0	0	2				
Curt Flood, R OBP: 0.299, SLG: 0.360 (1, 8)	F9									4	0	1	0	0	0	1				
Charley Smith, R OBP: 0.299, SLG: 0.385 (1, 5)										4	0	0	0	0	0	0				
Julian Javier, R OBP: 0.274, SLG: 0.335 (1, 4)										3	1	1	0	0	2	0				
Dal Maxvill, R OBP: 0.337, SLG: 0.332 (1, 6)										3	1	1	1	0	0	0				
Bob Gibson, R OBP: 0.256, SLG: 0.317 (1, 1)										3	0	0	0	0	0	1				
Inning Stats	R: 1 E: 1 K: 0 S: 4	H: 1 LOB: 1 BB: 1 P: 8	R: 0 E: 0 K: 1 S: 5	H: 0 LOB: 0 BB: 0 P: 5	R: 0 E: 0 K: 0 S: 4	H: 2 LOB: 2 BB: 0 P: 4	R: 0 E: 0 K: 0 S: 3	H: 0 LOB: 0 BB: 0 P: 3	R: 0 E: 0 K: 1 S: 5	H: 0 LOB: 0 BB: 0 P: 5	R: 1 E: 1 K: 0 S: 5	H: 2 LOB: 2 BB: 0 P: 5	R: 3 E: 1 K: 0 S: 6	H: 3 LOB: 1 BB: 1 P: 10	R: 0 E: 0 K: 0 S: 3	H: 0 LOB: 0 BB: 0 P: 3	1B: 5 2B: 3 3B: 0 HR: 0	SF: 0 SAC: 0 DP: 0 HBP: 0	WP: 1 PB: 0 SB: 2 CS: 0	PA: 33
PITCHER Steve Blass, R ERA: 3.52 (1, 1)	IP: 6.0 WLS: L BF: 23 H: 5 R: 2 ER: 2 SO: 2 BB: 1 IBB: 0 HBP: 0 BLK: 0 WP: 1 HR: 0 S: 26 P: 30 ERA: 0.00 WHIP: 1.000															PITCHER				
PITCHER Pete Mikkelsen, R ERA: 3.17 (7, 1)	IP: 2.0 WLS: L BF: 10 H: 3 R: 3 ER: 3 SO: 0 BB: 0 IBB: 1 HBP: 0 BLK: 0 WP: 0 HR: 0 S: 9 P: 13 ERA: 13.50 WHIP: 1.500															PITCHER				



Batter	1	2	3	4	5	6	7	8	9	AB	R	H	RBI	BB	SO	LOB	TOP					
Matty Alou, L OBP: 0.372, SLG: 0.434 (1, 8)										5	0	1	0	0	0	1						
Gene Alley, R OBP: 0.328, SLG: 0.415 (1, 6)										5	0	0	0	0	2	2						
Roberto Clemente, R OBP: 0.369, SLG: 0.539 (1, 9)										5	1	2	0	0	0	2						
Willie Stargell, L OBP: 0.392, SLG: 0.599 (1, 7)										4	1	1	0	0	2	2						
Donn Clendenon, R OBP: 0.369, SLG: 0.521 (1, 3)										4	0	2	1	0	1	1						
Bill Mazerowski, R OBP: 0.299, SLG: 0.392 (1, 4)										4	0	3	1	0	1	2						
Bob Bailey, R OBP: 0.359, SLG: 0.438 (1, 5)										3	0	1	0	1	1	3						
Jesse Gonder, L OBP: 0.279, SLG: 0.417 (6, PH)										2	0	1	0	0	0	1						
Jim Pagliaroni, R OBP: 0.342, SLG: 0.417 (6, 2)										2	0	0	0	0	1	5						
Vern Law, R OBP: 0.278, SLG: 0.358 (7, PH)										2	0	0	0	0	0	1						
Andre Rodgers, R OBP: 0.340, SLG: 0.256 (7, PH)										1	0	0	0	0	1	0						
Roy Face, R OBP: 0.402, SLG: 0.522 (9, PH)										0	0	0	0	0	0	0						
Manny Mota, R OBP: 0.402, SLG: 0.522 (9, PH)										1	0	1	0	0	0	0						
Inning Stats	R: 0 E: 0 K: 2 S: 8	H: 1 LOB: 1 BB: 0 P: 8	R: 0 E: 0 K: 1 S: 6	H: 1 LOB: 1 BB: 0 P: 6	R: 0 E: 0 K: 0 S: 3	H: 0 LOB: 0 BB: 0 P: 3	R: 0 E: 0 K: 2 S: 9	H: 2 LOB: 2 BB: 0 P: 9	R: 0 E: 0 K: 0 S: 3	H: 1 LOB: 0 BB: 0 P: 3	R: 1 E: 0 K: 1 S: 8	H: 3 LOB: 3 BB: 1 P: 12	R: 0 E: 0 K: 1 S: 5	H: 0 LOB: 0 BB: 0 P: 5	R: 1 E: 0 K: 1 S: 8	H: 3 LOB: 2 BB: 0 P: 8	R: 0 E: 0 K: 1 S: 6	H: 1 LOB: 1 BB: 0 P: 6	1B: 12 2B: 0 3B: 0 HR: 0	SF: 0 SAC: 0 DP: 1 HBP: 0	WP: 0 PB: 0 SB: 1 CS: 0	PA: 39
PITCHER	IP	WLS	BF	H	R	ER	SO	BB	IBB	HBP	BLK	WP	HR	S	P	ERA	WHIP					
Ray Washburn, R ERA: 3.87 (1, 1)	5.2	W	25	8	1	1	6	1	0	0	0	0	0	36	40	1.59	1.588					
Hal Woodeshick, L ERA: 2.29 (6, 1)	2.0		8	2	1	1	1	0	0	0	0	0	0	10	10	4.50	1.000					
Nelson Briles, R ERA: 3.25 (8, 1)	1.1	S	6	2	0	0	2	0	0	0	0	0	0	10	10	0.00	1.500					

Pittsburgh Pirates @ St. Louis Cardinals
Busch Stadium, St. Louis, MO
Sun Aug 28 1966, 3:33 AM CDT
Unknown

AB	38
R	2
H	12
RBI	2
BB	1
SO	9
LOB	20





Batter	1	2	3	4	5	6	7	8	9	AB	R	H	RBI	BB	SO	LOB	BOTTOM					
Lou Brock, L OBP: 0.338, SLG: 0.450 (1, 7)										4	1	2	0	0	0	0						
Ted Savage, R OBP: 0.313, SLG: 0.533 (1, 9)										3	1	1	1	1	2	0						
Mike Shannon, R OBP: 0.332, SLG: 0.462 (9, 9)										0	0	0	0	0	0	0						
Tim McCarver, L OBP: 0.321, SLG: 0.429 (1, 2)										2	1	0	0	2	0	1						
Orlando Cepeda, R OBP: 0.364, SLG: 0.504 (1, 3)										4	0	2	1	0	0	3						
Curt Flood, R OBP: 0.299, SLG: 0.360 (1, 8)										3	0	1	0	0	0	3						
Phil Gagliano, R OBP: 0.329, SLG: 0.337 (1, 5)										3	0	2	1	0	0	0						
Julian Javier, R OBP: 0.272, SLG: 0.332 (1, 4)										3	0	0	0	0	0	3						
Dal Maxvill, R OBP: 0.333, SLG: 0.329 (1, 6)										3	0	0	0	0	0	1						
Ray Washburn, R OBP: 0.140, SLG: 0.220 (1, 1)										1	0	0	0	0	1	0						
Hal Woodeshick, R OBP: 0.200, SLG: 0.400 (6, 1)										1	0	0	0	0	1	0						
Nelson Briles, R OBP: 0.128, SLG: 0.081 (8, 1)										1	0	0	0	0	0	0						
Inning Stats	R: 2 E: 0 K: 0 S: 5	H: 3 LOB: 0 BB: 0 P: 5	R: 0 E: 0 K: 0 S: 3	H: 0 LOB: 0 BB: 0 P: 3	R: 0 E: 0 K: 2 S: 7	H: 0 LOB: 0 BB: 0 P: 7	R: 0 E: 0 K: 0 S: 3	H: 1 LOB: 0 BB: 0 P: 3	R: 0 E: 0 K: 0 S: 3	H: 1 LOB: 0 BB: 0 P: 3	R: 0 E: 0 K: 2 S: 7	H: 0 LOB: 0 BB: 0 P: 7	R: 1 E: 0 K: 0 S: 4	H: 2 LOB: 1 BB: 1 P: 8	R: 0 E: 0 K: 0 S: 4	H: 1 LOB: 3 BB: 2 P: 12	R: 0 E: 0 K: 0 S: 4	H: 1 LOB: 3 BB: 2 P: 12	1B: 6 2B: 2 3B: 1 HR: 0	SF: 0 SAC: 0 DP: 3 HBP: 0	WP: 1 PB: 0 SB: 2 CS: 1	PA: 32
PITCHER	IP	WLS	BF	H	R	ER	SO	BB	IBB	HBP	BLK	WP	HR	S	P	ERA	WHIP					
Vern Law, R ERA: 4.21 (7, 1)	6.0	L	20	5	2	2	4	0	0	0	0	0	0	28	28	3.00	0.833					
Roy Face, R ERA: 2.75 (7, 1)	2.0		11	3	1	1	0	3	0	0	0	1	0	8	20	4.50	3.000					

Pittsburgh Pirates @ St. Louis Cardinals
Busch Stadium, St. Louis, MO
Sun Aug 28 1966, 3:33 AM CDT
Unknown

AB	28
R	3
H	8
RBI	3
BB	3
SO	4
LOB	11



Batter	1	2	3	4	5	6	7	8	9	AB	R	H	RBI	BB	SO	LOB	TOP			
Julian Javier, R OBP: 0.270, SLG: 0.329 (1, 4)	F5		G3		L4			F3		4	0	0	0	0	0	1	St. Louis Cardinals @ Cincinnati Reds Crosley Field, Cincinnati, OH Mon Aug 29 1966, 7:05 PM EDT Att: 10,009 - Unknown AB 29 R 0 H 3 RBI 0 BB 2 SO 3 LOB 5 			
Lou Brock, L OBP: 0.339, SLG: 0.449 (1, 7)	K		F7			K		F7		4	0	0	0	0	2	0				
Ted Savage, R OBP: 0.250, SLG: 0.364 (1, 8)	BB			F2		5-3		4-3		3	0	0	0	1	0	0				
Orlando Cepeda, R OBP: 0.362, SLG: 0.497 (1, 3)	F4			G3		5-3		3-1		4	0	0	0	0	1	0				
Mike Shannon, R OBP: 0.337, SLG: 0.467 (1, 9)		BB						K		2	0	1	0	1	1	0				
Tim McCarver, L OBP: 0.319, SLG: 0.425 (1, 2)		BB						6-3		3	0	0	0	0	0	2				
Charley Smith, R OBP: 0.297, SLG: 0.381 (1, 5)								F4		3	0	0	0	0	0	1				
Dal Maxvill, R OBP: 0.329, SLG: 0.324 (1, 6)								F9		3	0	1	0	0	0	0				
Larry Jaster, L OBP: 0.273, SLG: 0.226 (1, 1)								F8		2	0	1	0	0	0	0				
Phil Gagliano, R OBP: 0.326, SLG: 0.333 (8, PH)								F8		1	0	0	0	0	0	0				
Nelson Briles, R OBP: 0.128, SLG: 0.081 (8, 1)										0	0	0	0	0	0	0				
Inning Stats	R: 0 E: 0 K: 1 S: 5	H: 0 LOB: 1 BB: 1 P: 9	R: 0 E: 0 K: 0 S: 3	H: 1 LOB: 2 BB: 1 P: 7	R: 0 E: 0 K: 0 S: 3	H: 0 LOB: 0 BB: 0 P: 3	R: 0 E: 0 K: 0 S: 4	H: 1 LOB: 1 BB: 0 P: 4	R: 0 E: 0 K: 1 S: 5	H: 0 LOB: 0 BB: 0 P: 5	R: 0 E: 0 K: 1 S: 5	H: 0 LOB: 0 BB: 0 P: 5	R: 0 E: 0 K: 0 S: 3	H: 0 LOB: 0 BB: 0 P: 3	R: 0 E: 0 K: 0 S: 3	H: 0 LOB: 0 BB: 0 P: 3	1B: 2 2B: 1 3B: 0 HR: 0	SF: 0 SAC: 0 DP: 0 HBP: 0	WP: 0 PB: 0 SB: 1 CS: 0	PA: 31
PITCHER Joe Nuxhall, L ERA: 4.04 (1, 1)	IP: 9.0 WLS: W BF: 31 H: 3 R: 0 ER: 0 SO: 3 BB: 2 IBB: 0 HBP: 0 BLK: 0 WP: 0 HR: 0 S: 35 P: 43 ERA: 0.00 WHIP: 0.556															PITCHER Joe Nuxhall, L ERA: 4.04 (1, 1)	IP: 9.0 WLS: W BF: 31 H: 3 R: 0 ER: 0 SO: 3 BB: 2 IBB: 0 HBP: 0 BLK: 0 WP: 0 HR: 0 S: 35 P: 43 ERA: 0.00 WHIP: 0.556			

Batter	1	2	3	4	5	6	7	8	9	AB	R	H	RBI	BB	SO	LOB	BOTTOM			
Tommy Harper, R OBP: 0.364, SLG: 0.385 (1, 9) (8, 7)	L9					F9		K		3	0	0	0	1	1	0	St. Louis Cardinals @ Cincinnati Reds Crosley Field, Cincinnati, OH Mon Aug 29 1966, 7:05 PM EDT Att: 10,009 - Unknown AB 26 R 2 H 5 RBI 2 BB 3 SO 3 LOB 9 			
Pete Rose, S OBP: 0.341, SLG: 0.441 (1, 4)	6-3		L8			1B		L4		4	0	1	0	0	0	1				
Tommy Helms, R OBP: 0.329, SLG: 0.412 (1, 5)	F8				L9			K		4	0	1	0	0	1	0				
Deron Johnson, R OBP: 0.311, SLG: 0.455 (1, 7) (8, 3)		HR				G4-6-3				3	2	2	2	0	0	2				
Tony Perez, R OBP: 0.303, SLG: 0.387 (1, 3)										2	0	1	0	1	0	0				
Dick Simpson, R OBP: 0.338, SLG: 0.455 (7, PR) (8, 9)		1B						SH5-3		0	0	0	0	0	0	0				
Vada Pinson, L OBP: 0.333, SLG: 0.455 (1, 8)	F8							SH5-3		2	0	0	0	0	0	1				
Jimmie Coker, R OBP: 0.314, SLG: 0.429 (1, 2)										3	0	0	0	0	0	3				
Leo Cardenas, R OBP: 0.315, SLG: 0.409 (1, 6)										2	0	0	0	1	0	0				
Joe Nuxhall, L OBP: 0.097, SLG: 0.129 (1, 1)										3	0	0	0	0	1	2				
Inning Stats	R: 0 E: 0 K: 0 S: 3	H: 0 LOB: 0 BB: 0 P: 3	R: 1 E: 0 K: 0 S: 4	H: 2 LOB: 0 BB: 0 P: 4	R: 0 E: 0 K: 0 S: 3	H: 0 LOB: 1 BB: 1 P: 7	R: 1 E: 0 K: 0 S: 4	H: 1 LOB: 0 BB: 0 P: 4	R: 0 E: 0 K: 1 S: 5	H: 0 LOB: 0 BB: 0 P: 5	R: 0 E: 0 K: 0 S: 4	H: 2 LOB: 1 BB: 0 P: 4	R: 0 E: 0 K: 0 S: 3	H: 0 LOB: 2 BB: 2 P: 11	R: 0 E: 0 K: 2 S: 7	H: 0 LOB: 0 BB: 0 P: 7	1B: 3 2B: 0 3B: 0 HR: 2	SF: 0 SAC: 1 DP: 1 HBP: 0	WP: 0 PB: 0 SB: 1 CS: 1	PA: 31
PITCHER Larry Jaster, L ERA: 3.47 Nelson Briles, R ERA: 3.23 (1, 1) (8, 1)	IP: 7.0 WLS: L BF: 27 H: 5 R: 2 ER: 2 SO: 2 BB: 2 IBB: 1 HBP: 0 BLK: 0 WP: 0 HR: 2 S: 26 P: 38 ERA: 2.57 WHIP: 1.000															PITCHER Larry Jaster, L ERA: 3.47 Nelson Briles, R ERA: 3.23 (1, 1) (8, 1)	IP: 1.0 WLS: L BF: 3 H: 0 R: 0 ER: 0 SO: 2 BB: 0 IBB: 0 HBP: 0 BLK: 0 WP: 0 HR: 0 S: 7 P: 7 ERA: 0.00 WHIP: 0.000			

Batter	1	2	3	4	5	6	7	8	9	AB	R	H	RBI	BB	SO	LOB	TOP								
Felipe Alou, R OBP: 0.361, SLG: 0.528 (1, 3)	5-6-3		2B SF7	FC4-2 3B		1-H 2B		1B		5	2	4	1	0	0	0	Atlanta Braves @ St. Louis Cardinals Busch Stadium, St. Louis, MO Wed Aug 31 1966, 7:05 PM CDT Att: 15,681 - Unknown								
Eddie Mathews, L OBP: 0.332, SLG: 0.376 (1, 5)	HR		1B	FC4-2 FC5 WP		2-H 2B		F4		5	2	3	1	0	0	2									
Hank Aaron, R OBP: 0.363, SLG: 0.540 (1, 9)	K		SF7	3-H 4-0 BB		4-0 IBB		K		2	0	0	1	2	2	2									
Joe Torre, R OBP: 0.378, SLG: 0.552 (1, 2)	HR		BB 1B	FC5		G6-4-3 IBB		L7		4	1	1	2	1	0	4									
Rico Carty, R OBP: 0.382, SLG: 0.449 (1, 7)	K		BB 1B					HR		5	1	3	2	0	2	0									
Mack Jones, L OBP: 0.331, SLG: 0.460 (1, 8)		SH3-1 S 1B	K					HR		4	1	2	1	1	2	3									
Denis Menke, R OBP: 0.349, SLG: 0.394 (1, 6)		SH3-1 1B		CS BB				HR		3	0	0	0	1	0	2									
Frank Bolling, R OBP: 0.241, SLG: 0.254 (1, 4)	F4		G1							5	0	0	0	0	0	5									
Ken Johnson, R OBP: 0.125, SLG: 0.200 (1, 1)										2	0	0	0	0	2	1									
Clay Carroll, R OBP: 0.077, SLG: 0.077 (5, 1)	K			K		WP 1B		K		2	1	1	0	0	1	0									
Inning Stats	R: 2 E: 0 K: 2 S: 9	H: 2 LOB: 0 BB: 0 P: 9	R: 0 E: 0 K: 1 S: 6	H: 1 LOB: 1 BB: 0 P: 6	R: 2 E: 0 K: 1 S: 8	H: 3 LOB: 3 BB: 2 P: 16	R: 0 E: 0 K: 1 S: 6	H: 1 LOB: 2 BB: 1 P: 10	R: 0 E: 0 K: 1 S: 4	H: 0 LOB: 0 BB: 1 P: 8	R: 2 E: 0 K: 0 S: 5	H: 3 LOB: 1 BB: 1 P: 9	R: 0 E: 0 K: 1 S: 6	H: 1 LOB: 1 BB: 0 P: 6	R: 0 E: 0 K: 2 S: 8	H: 1 LOB: 1 BB: 0 P: 8	R: 2 E: 0 K: 0 S: 5	H: 2 LOB: 2 BB: 0 P: 5	1B: 8 2B: 2 3B: 1 HR: 3	SF: 1 SAC: 1 DP: 1 HBP: 0	WP: 2 PB: 0 SB: 2 CS: 1	PA: 44			
PITCHER	IP	WLS	BF	H	R	ER	SO	BB	IBB	HBP	BLK	WP	HR	S	P	ERA	WHIP								
Bob Gibson, R ERA: 2.29 (1, 1)	3.2		21	7	4	4	5	3	0	0	0	1	1	28	40	9.82	2.727								
Ron Piche, R ERA: 4.35 (4, 1)	1.2	L	9	3	2	2	1	1	1	0	0	1	0	9	17	10.80	2.400								
Nelson Bries, R ERA: 3.29 (6, 1)	3.0		12	4	2	2	3	0	0	0	0	0	2	18	18	6.00	1.333								
Joe Hoerner, L ERA: 1.3 (9, 1)	0.2		2	0	0	0	0	0	0	0	0	0	0	2	2	0.00	0.000								

Batter	1	2	3	4	5	6	7	8	9	AB	R	H	RBI	BB	SO	LOB	BOTTOM								
Lou Brock, L OBP: 0.336, SLG: 0.446 (1, 7)	E 2B	4-3		K					F7	5	1	2	0	0	1	2	Atlanta Braves @ St. Louis Cardinals Busch Stadium, St. Louis, MO Wed Aug 31 1966, 7:05 PM CDT Att: 15,681 - Unknown								
Curt Flood, R OBP: 0.300, SLG: 0.359 (1, 8)	5-3		F3	1B					6-3	4	0	1	2	0	0	1									
Tim McCarver, L OBP: 0.320, SLG: 0.425 (1, 2)	F8		5-3 1B	2-H 3-H 1B						4	1	2	0	0	0	2									
Orlando Cepeda, R OBP: 0.355, SLG: 0.487 (1, 3)	E5 1B		5-3						4-3	4	1	0	0	0	1	2									
Mike Shannon, R OBP: 0.340, SLG: 0.467 (1, 9)	1B			6-3					F3	4	0	2	1	0	0	0									
Charley Smith, R OBP: 0.304, SLG: 0.398 (1, 5)	1B		4-3						FC6-4 1B	4	0	2	1	0	1	1									
Jerry Buchek, R OBP: 0.303, SLG: 0.362 (1, 4) (9, 6)	5-3			1B					F8	4	1	1	0	0	0	3									
Dal Maxvill, R OBP: 0.331, SLG: 0.322 (1, 6) (9, PH)			F9						FC6-4	2	1	0	0	0	0	0									
Tito Francona, L OBP: 0.255, SLG: 0.338 (9, 4)				SH1-3 1B					1-2	1	0	0	0	0	0	1									
Julian Javier, R OBP: 0.270, SLG: 0.329 (9, 4)				BB						0	0	0	0	0	0	0									
Bob Gibson, R OBP: 0.253, SLG: 0.313 (1, 1)				SH1-3						1	0	0	0	0	0	0									
Ron Piche, R (4, 1)										0	0	0	0	0	0	0									
Nelson Bries, R OBP: 0.125, SLG: 0.079 (6, 1)										1	0	0	0	0	1	0									
Joe Hoerner, R OBP: 0.250, SLG: 1.000 (9, 1)										0	0	0	0	0	0	0									
Phil Gagliano, R OBP: 0.323, SLG: 0.330 (9, PH)										1	0	0	0	0	0	0									
Inning Stats	R: 2 E: 1 K: 0 S: 7	H: 3 LOB: 2 BB: 0 P: 7	R: 0 E: 0 K: 0 S: 3	H: 0 LOB: 0 BB: 0 P: 3	R: 1 E: 0 K: 0 S: 5	H: 2 LOB: 1 BB: 0 P: 5	R: 2 E: 0 K: 1 S: 7	H: 3 LOB: 2 BB: 1 P: 11	R: 0 E: 0 K: 2 S: 7	H: 0 LOB: 0 BB: 0 P: 7	R: 0 E: 0 K: 1 S: 5	H: 0 LOB: 0 BB: 0 P: 5	R: 0 E: 0 K: 0 S: 4	H: 1 LOB: 1 BB: 0 P: 4	R: 0 E: 0 K: 0 S: 4	H: 1 LOB: 1 BB: 0 P: 4	R: 0 E: 0 K: 0 S: 3	H: 0 LOB: 0 BB: 0 P: 3	1B: 7 2B: 2 3B: 1 HR: 0	SF: 0 SAC: 2 DP: 0 HBP: 0	WP: 0 PB: 0 SB: 0 CS: 0	PA: 38			
PITCHER	IP	WLS	BF	H	R	ER	SO	BB	IBB	HBP	BLK	WP	HR	S	P	ERA	WHIP								
Ken Johnson, R ERA: 3.31 (1, 1)	4.0		21	8	5	3	1	1	0	0	0	0	0	22	26	6.75	2.250								
Clay Carroll, R ERA: 2.39 (5, 1)	5.0	W	17	2	0	0	3	0	0	0	0	0	0	23	23	0.00	0.400								



Batter	1	2	3	4	5	6	7	8	9	AB	R	H	RBI	BB	SO	LOB	TOP					
Felipe Alou, R OBP: 0.363, SLG: 0.531 (1, 3)										5	1	3	0	0	0	0						
Mack Jones, L OBP: 0.326, SLG: 0.453 (1, 8)										5	0	0	0	0	1	4						
Hank Aaron, R OBP: 0.363, SLG: 0.539 (1, 9)										5	0	2	0	0	0	1						
Joe Torre, R OBP: 0.375, SLG: 0.547 (1, 2)										4	0	0	0	0	1	3						
Rico Carty, R OBP: 0.383, SLG: 0.449 (1, 7)										4	2	2	0	0	1	2						
Miguel de la Hoz, R OBP: 0.242, SLG: 0.247 (1, 5)										4	1	2	0	0	0	1						
Denis Menke, R OBP: 0.350, SLG: 0.395 (1, 6)										2	0	1	2	1	0	0						
Frank Bolling, R OBP: 0.241, SLG: 0.254 (1, 4)										4	0	1	1	0	1	3						
Dick Kelley, R OBP: 0.067, SLG: 0.067 (3, 1)										1	0	0	0	0	1	0						
Jay Ritchie, R OBP: 0.256, SLG: 0.374 (4, 1)										0	0	0	0	0	0	0						
Gene Oliver, R OBP: 0.074, SLG: 0.074 (4, 1)										1	0	0	0	0	1	3						
Phil Niekro, R OBP: 0.375, SLG: 0.375 (8, 1)										1	0	0	0	0	1	1						
Eddie Mathews, L OBP: 0.231, SLG: 0.167 (8, 1)										0	0	0	0	0	0	0						
Inning Stats	R: 1 E: 1 K: 2 S: 9	H: 2 LOB: 1 BB: 0 P: 9	R: 0 E: 0 K: 0 S: 2	H: 0 LOB: 0 BB: 1 P: 6	R: 0 E: 0 K: 1 S: 5	H: 0 LOB: 0 BB: 0 P: 5	R: 1 E: 1 K: 1 S: 9	H: 3 LOB: 3 BB: 0 P: 9	R: 0 E: 0 K: 0 S: 4	H: 1 LOB: 1 BB: 0 P: 4	R: 2 E: 0 K: 1 S: 9	H: 4 LOB: 2 BB: 0 P: 9	R: 0 E: 0 K: 1 S: 6	H: 1 LOB: 1 BB: 0 P: 6	R: 0 E: 0 K: 2 S: 7	H: 0 LOB: 0 BB: 0 P: 7	R: 0 E: 0 K: 0 S: 3	H: 0 LOB: 0 BB: 0 P: 3	1B: 9 2B: 2 3B: 0 HR: 0	SF: 1 SAC: 0 DP: 1 HBP: 0	WP: 0 PB: 0 SB: 0 CS: 0	PA: 39
PITCHER	IP	WLS	BF	H	R	ER	SO	BB	IBB	HBP	BLK	WP	HR	S	P	ERA	WHIP					
Steve Carlton, L ERA: 3.49	(1, 1)	5.1	W	26	9	4	3	4	1	0	0	0	0	33	37	5.06	1.875					
Joe Hoerner, L ERA: 1.22	(6, 1)	3.2	S	13	2	0	0	4	0	0	0	0	0	21	21	0.00	0.545					

Atlanta Braves @ St. Louis Cardinals
Busch Stadium, St. Louis, MO
Thu Sep 01 1966, 7:05 PM CDT
Att: 11,493 - Unknown

AB 37
R 4
H 11
RBI 3
BB 1
SO 8
LOB 18



Batter	1	2	3	4	5	6	7	8	9	AB	R	H	RBI	BB	SO	LOB	BOTTOM					
Lou Brock, L OBP: 0.336, SLG: 0.448 (1, 7)										4	1	1	0	0	0	2						
Jerry Buchek, R OBP: 0.302, SLG: 0.372 (1, 4)										4	1	1	1	0	1	2						
Julian Javier, R OBP: 0.270, SLG: 0.329 (8, 4)										0	0	0	0	0	0	0						
Curt Flood, R OBP: 0.297, SLG: 0.356 (1, 8)										3	0	0	1	0	0	0						
Orlando Cepeda, R OBP: 0.356, SLG: 0.485 (1, 3)										2	2	0	0	2	0	0						
Mike Shannon, R OBP: 0.342, SLG: 0.469 (1, 9)										3	1	1	0	1	1	2						
Tim McCarver, L OBP: 0.323, SLG: 0.431 (1, 2)										3	2	2	1	0	1							
Charley Smith, R OBP: 0.303, SLG: 0.402 (1, 5)										4	0	1	2	0	0	3						
Dal Maxvill, R OBP: 0.333, SLG: 0.322 (1, 6)										3	0	1	0	1	0	1						
Steve Carlton, L OBP: 0.333, SLG: 0.273 (1, 1)										2	0	1	0	0	0	0						
Joe Hoerner, R OBP: 0.200, SLG: 0.800 (6, 1)										1	0	0	0	0	0	2						
Inning Stats	R: 1 E: 0 K: 0 S: 4	H: 1 LOB: 0 BB: 0 P: 4	R: 2 E: 1 K: 0 S: 6	H: 3 LOB: 1 BB: 0 P: 6	R: 2 E: 0 K: 1 S: 7	H: 2 LOB: 1 BB: 1 P: 11	R: 0 E: 0 K: 0 S: 3	H: 0 LOB: 0 BB: 0 P: 3	R: 0 E: 0 K: 0 S: 5	H: 0 LOB: 0 BB: 0 P: 5	R: 0 E: 0 K: 0 S: 2	H: 0 LOB: 0 BB: 1 P: 6	R: 0 E: 0 K: 0 S: 4	H: 1 LOB: 1 BB: 0 P: 4	R: 2 E: 0 K: 0 S: 4	H: 1 LOB: 2 BB: 3 P: 16	R: 0 E: 0 K: 0 S: 3	H: 0 LOB: 0 BB: 0 P: 16	1B: 3 2B: 1 3B: 3 HR: 1	SF: 1 SAC: 1 DP: 1 HBP: 0	WP: 0 PB: 0 SB: 0 CS: 0	PA: 36
PITCHER	IP	WLS	BF	H	R	ER	SO	BB	IBB	HBP	BLK	WP	HR	S	P	ERA	WHIP					
Dick Kelley, L ERA: 3.26	(1, 1)	2.1	L	13	5	5	4	0	1	0	0	0	0	12	16	15.43	2.571					
Jay Ritchie, R ERA: 2.12	(3, 1)	0.2		3	1	0	0	1	0	0	0	0	0	5	5	0.00	1.500					
Phil Niekro, R ERA: 3.46	(4, 1)	4.0		13	1	0	0	1	1	0	0	0	0	14	18	0.00	0.500					
Ted Abernathy, R ERA: 4.62	(8, 1)	1.0		7	1	2	2	0	1	2	0	0	0	4	16	18.00	2.000					

Atlanta Braves @ St. Louis Cardinals
Busch Stadium, St. Louis, MO
Thu Sep 01 1966, 7:05 PM CDT
Att: 11,493 - Unknown

AB 29
R 7
H 8
RBI 6
BB 5
SO 2
LOB 13



Batter	1	2	3	4	5	6	7	8	9	AB	R	H	RBI	BB	SO	LOB	TOP							
Tito Fuentes, S OBP: 0.276, SLG: 0.340										4	0	1	0	0	1	2	San Francisco Giants @ St. Louis Cardinals Busch Stadium, St. Louis, MO Sat Sep 03 1966, 3:33 AM CDT Att: 20,574 - Unknown							
Ozzie Virgil, R OBP: 0.236, SLG: 0.306										4	0	0	0	0	0	3								
Jim Davenport, R OBP: 0.302, SLG: 0.380										4	0	0	0	0	0	0								
Willie Mays, R OBP: 0.371, SLG: 0.578										1	1	0	0	3	0	0								
Jesus Alou, R OBP: 0.278, SLG: 0.319										4	1	2	1	0	0	2								
Ollie Brown, R OBP: 0.293, SLG: 0.307										4	0	2	1	0	1	1								
Hal Lanier, R OBP: 0.259, SLG: 0.290										2	0	0	0	0	0	2								
Jim Ray Hart, R OBP: 0.335, SLG: 0.500										1	0	0	0	0	0	0								
Bob Barton, R OBP: 0.224, SLG: 0.210										3	0	1	0	0	1	2								
Willie McCovey, L OBP: 0.397, SLG: 0.560										1	0	0	0	0	0	0								
Bobby Bolin, R OBP: 0.231, SLG: 0.237										2	0	1	0	0	1	2								
Cap Peterson, R OBP: 0.296, SLG: 0.313										1	0	0	0	0	1	0								
Lindy McDaniel, R OBP: 0.059, SLG: 0.059										0	0	0	0	0	0	0								
Inning Stats	R: 0 E: 0 K: 0 S: 3	H: 1 LOB: 0 BB: 0 P: 3	R: 1 E: 0 K: 1 S: 7	H: 2 LOB: 2 BB: 1 P: 11	R: 0 E: 0 K: 0 S: 3	H: 0 LOB: 0 BB: 0 P: 3	R: 0 E: 0 K: 1 S: 5	H: 0 LOB: 1 BB: 1 P: 9	R: 0 E: 0 K: 1 S: 6	H: 2 LOB: 1 BB: 0 P: 6	R: 1 E: 0 K: 0 S: 5	H: 2 LOB: 1 BB: 0 P: 5	R: 0 E: 0 K: 2 S: 7	H: 0 LOB: 1 BB: 0 P: 7	R: 0 E: 0 K: 0 S: 3	H: 0 LOB: 1 BB: 1 P: 7	R: 0 E: 0 K: 0 S: 3	H: 0 LOB: 0 BB: 0 P: 3	R: 0 E: 0 K: 0 S: 3	H: 0 LOB: 0 BB: 0 P: 3	1B: 6 2B: 0 3B: 0 HR: 1	SF: 0 SAC: 1 DP: 2 HBP: 0	WP: 0 PB: 0 SB: 0 CS: 0	PA: 35
PITCHER Larry Jaster, L ERA: 3.36	IP: 9.0 WLS: W BF: 35 H: 7 R: 2 ER: 2 SO: 5 BB: 3 IBB: 0 HBP: 0 BLK: 0 WP: 0 HR: 1 S: 42 P: 54 ERA: 2.00 WHIP: 1.111															PITCHER	IP: 9.0 WLS: W BF: 35 H: 7 R: 2 ER: 2 SO: 5 BB: 3 IBB: 0 HBP: 0 BLK: 0 WP: 0 HR: 1 S: 42 P: 54 ERA: 2.00 WHIP: 1.111							

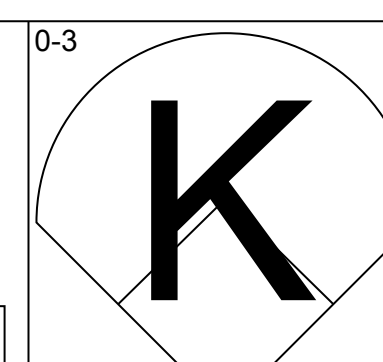
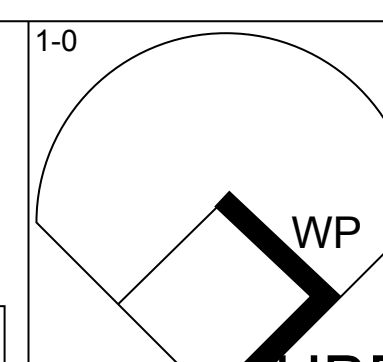
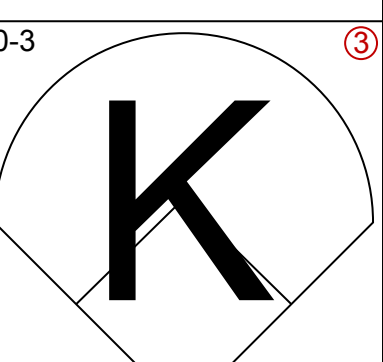
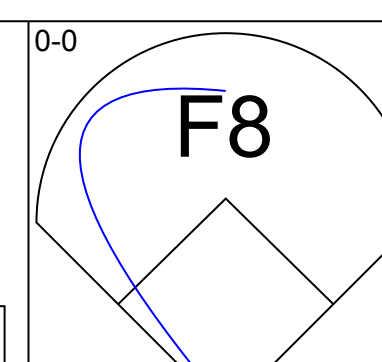

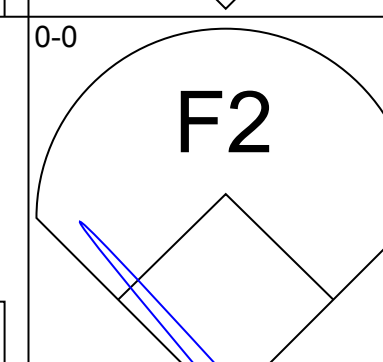
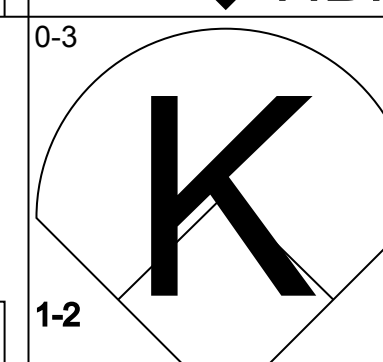
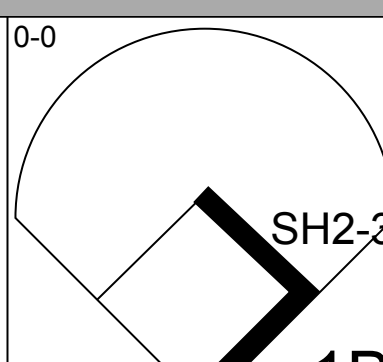
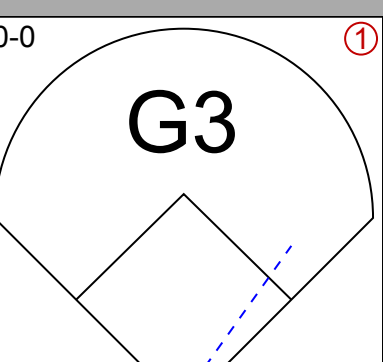
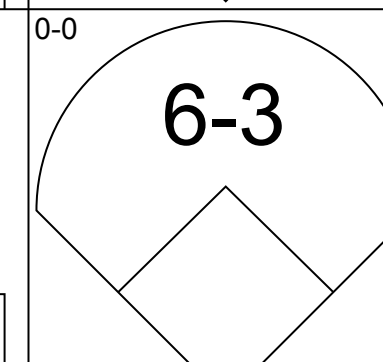
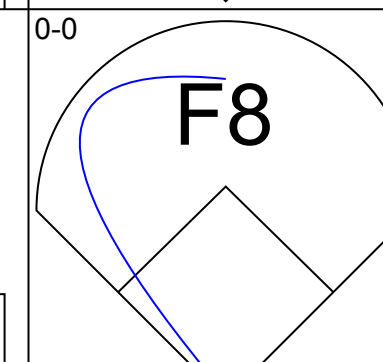
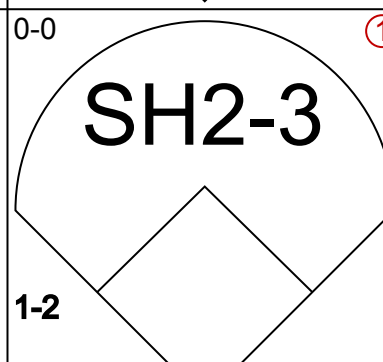
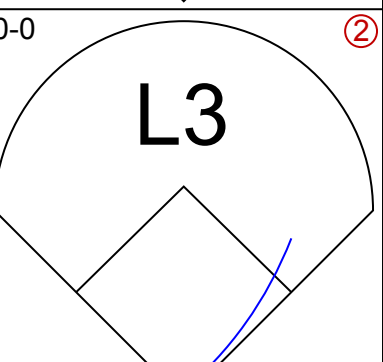
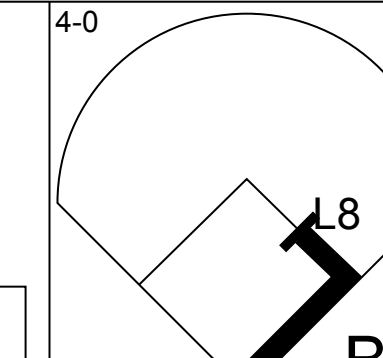
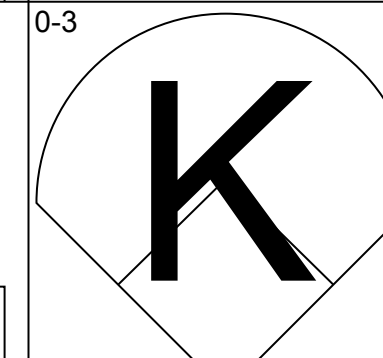
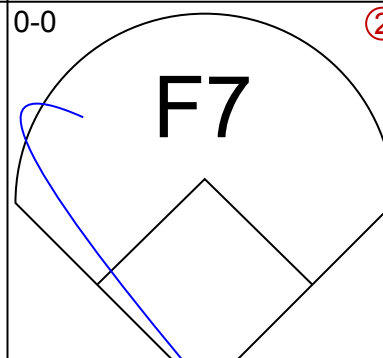
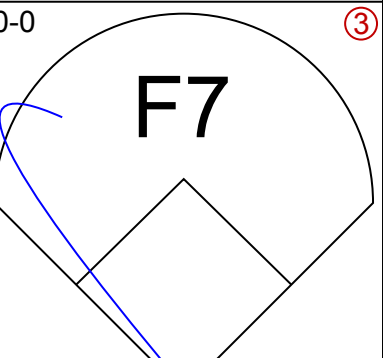
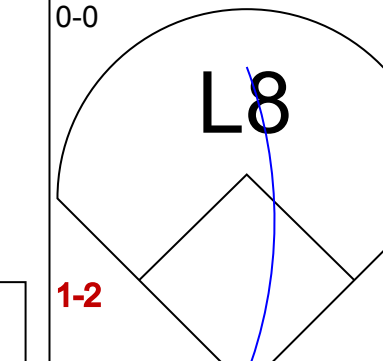
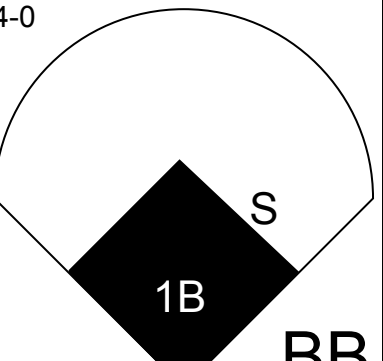
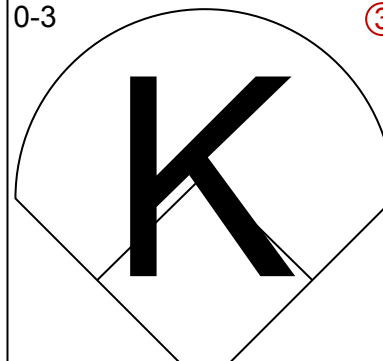
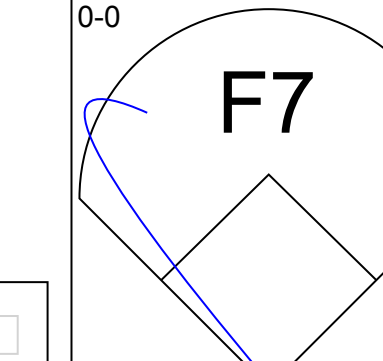
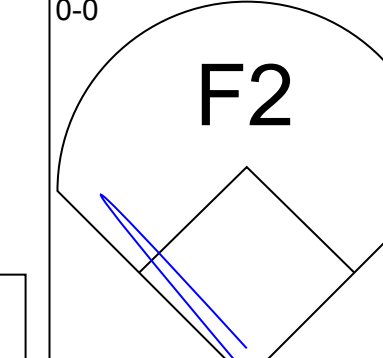
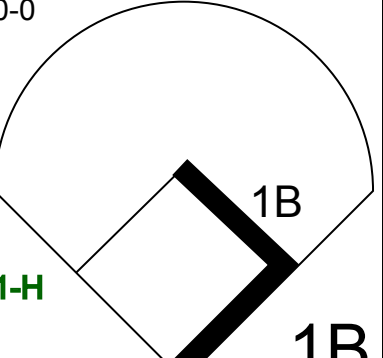
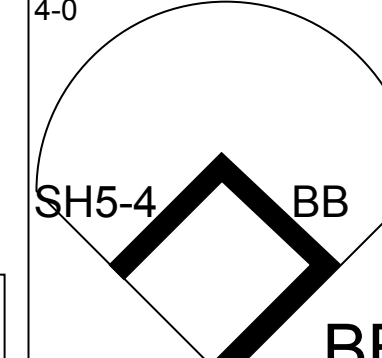
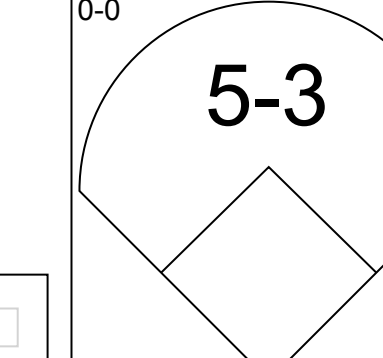
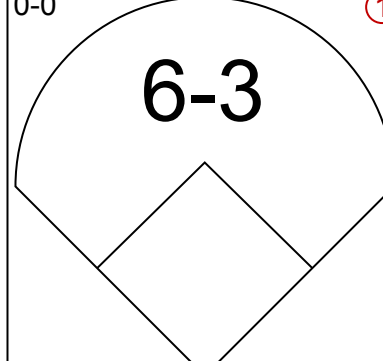
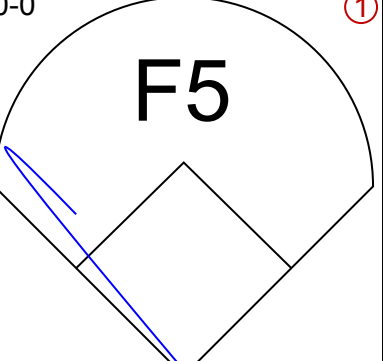
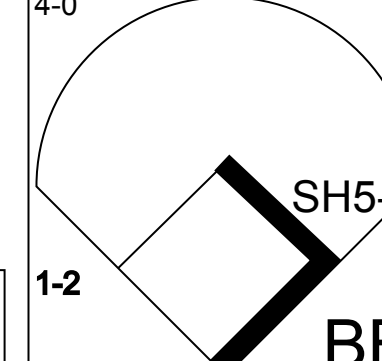
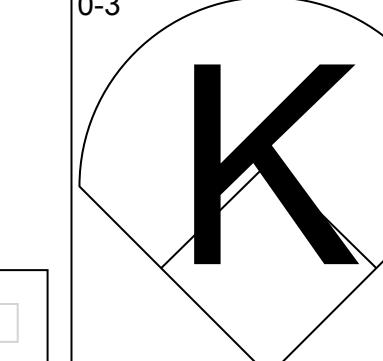
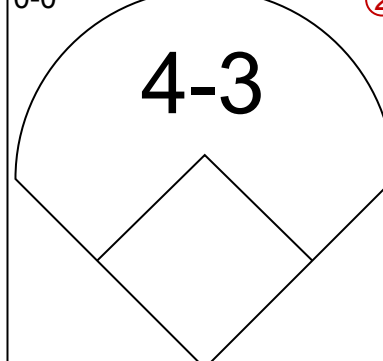
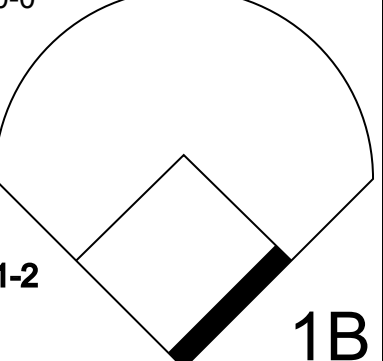
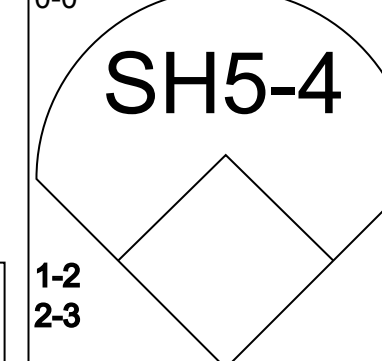
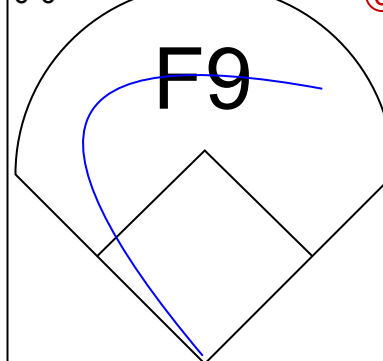
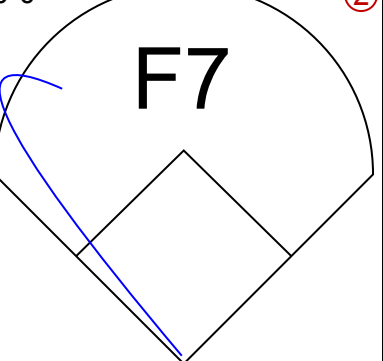
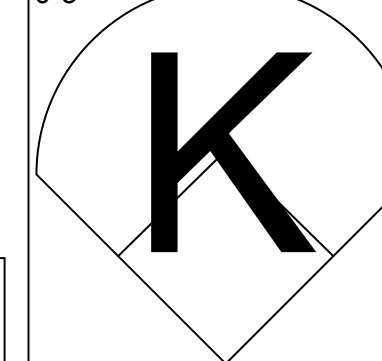
Batter	1	2	3	4	5	6	7	8	9	AB	R	H	RBI	BB	SO	LOB	BOTTOM					
Lou Brock, L OBP: 0.331, SLG: 0.447										5	1	1	1	0	2	2	San Francisco Giants @ St. Louis Cardinals Busch Stadium, St. Louis, MO Sat Sep 03 1966, 3:33 AM CDT Att: 20,574 - Unknown					
Jerry Buchek, R OBP: 0.310, SLG: 0.377										3	1	1	0	1	2	2						
Julian Javier, R OBP: 0.270, SLG: 0.328										0	0	0	0	0	0	0						
Curt Flood, R OBP: 0.298, SLG: 0.360										3	0	1	0	0	1	1						
Orlando Cepeda, R OBP: 0.362, SLG: 0.486										2	0	2	1	1	0	0						
Mike Shannon, R OBP: 0.343, SLG: 0.466										4	0	0	0	0	2	6						
Tim McCarver, L OBP: 0.327, SLG: 0.430										2	1	1	0	2	0	2						
Charley Smith, R OBP: 0.304, SLG: 0.402										4	0	0	0	0	0	8						
Dal Maxvill, R OBP: 0.336, SLG: 0.327										4	0	1	0	0	1	0						
Larry Jaster, L OBP: 0.243, SLG: 0.206										3	0	0	1	0	0	0						
Inning Stats	R: 1 E: 0 K: 1 S: 6	H: 1 LOB: 1 BB: 1 P: 10	R: 1 E: 1 K: 2 S: 10	H: 2 LOB: 2 BB: 0 P: 10	R: 0 E: 0 K: 1 S: 6	H: 1 LOB: 2 BB: 0 P: 7	R: 1 E: 0 K: 1 S: 6	H: 1 LOB: 0 BB: 0 P: 6	R: 0 E: 0 K: 1 S: 6	H: 1 LOB: 2 BB: 1 P: 10	R: 0 E: 0 K: 0 S: 3	H: 0 LOB: 0 BB: 0 P: 3	R: 0 E: 0 K: 0 S: 4	H: 1 LOB: 3 BB: 2 P: 12	R: 0 E: 0 K: 2 S: 7	H: 0 LOB: 0 BB: 0 P: 7	R: 0 E: 0 K: 0 S: 3	H: 0 LOB: 0 BB: 0 P: 7	1B: 5 2B: 1 3B: 0 HR: 1	SF: 1 SAC: 1 DP: 0 HBP: 1	WP: 0 PB: 0 SB: 2 CS: 0	PA: 37
PITCHER Bobby Bolin, R ERA: 3.25	IP: 6.0 WLS: L BF: 28 H: 6 R: 3 ER: 3 SO: 6 BB: 1 IBB: 3 HBP: 1 BLK: 0 WP: 0 HR: 1 S: 37 P: 46 ERA: 4.50 WHIP: 1.167															PITCHER	IP: 6.0 WLS: L BF: 28 H: 6 R: 3 ER: 3 SO: 6 BB: 1 IBB: 3 HBP: 1 BLK: 0 WP: 0 HR: 1 S: 37 P: 46 ERA: 4.50 WHIP: 1.167					
Lindy McDaniel, R ERA: 2.82	IP: 2.0 WLS: 9 BF: 1 H: 0 R: 0 ER: 0 SO: 2 BB: 0 IBB: 2 HBP: 0 BLK: 0 WP: 0 HR: 0 S: 11 P: 19 ERA: 0.00 WHIP: 0.500															PITCHER	IP: 2.0 WLS: 9 BF: 1 H: 0 R: 0 ER: 0 SO: 2 BB: 0 IBB: 2 HBP: 0 BLK: 0 WP: 0 HR: 0 S: 11 P: 19 ERA: 0.00 WHIP: 0.500					

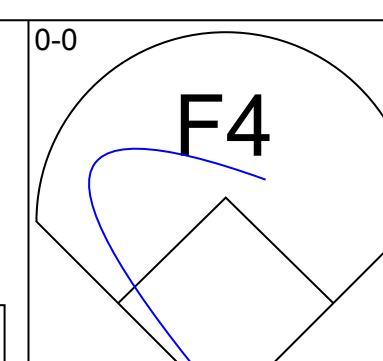
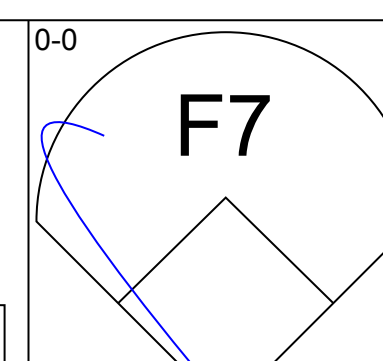
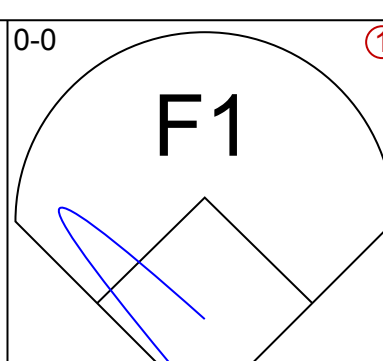
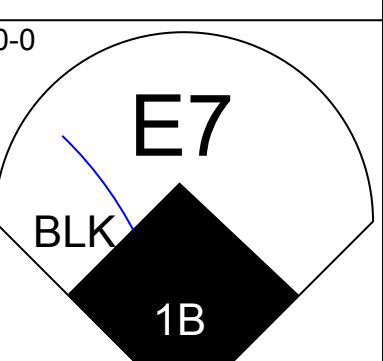

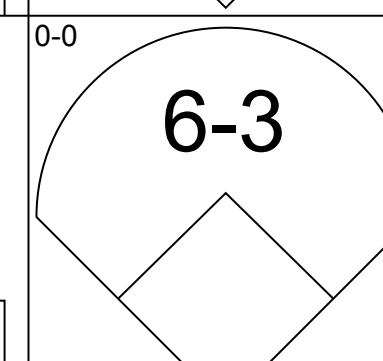
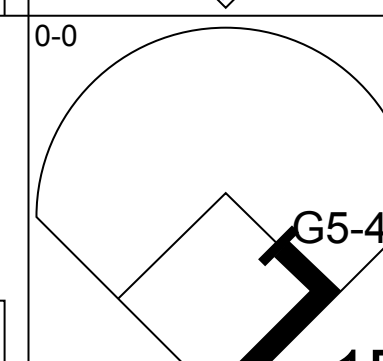
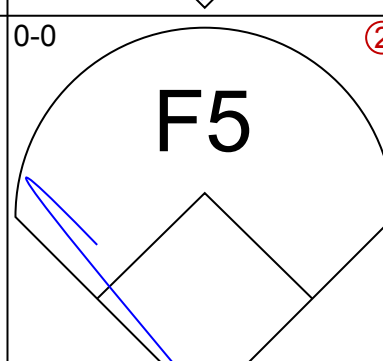
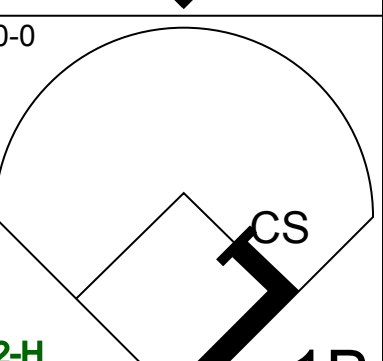
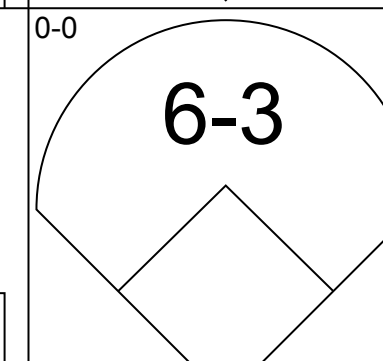
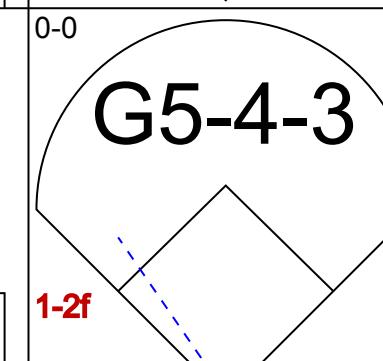
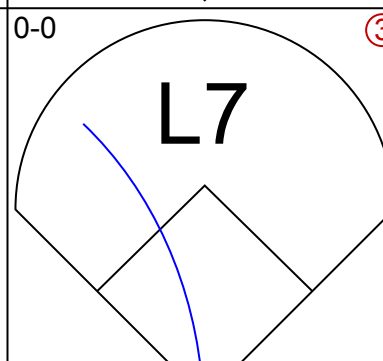
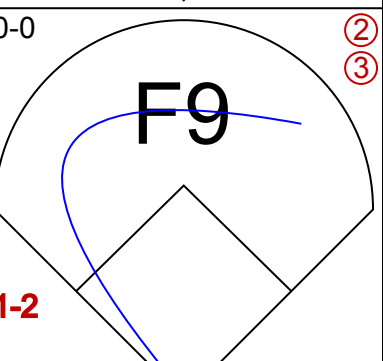
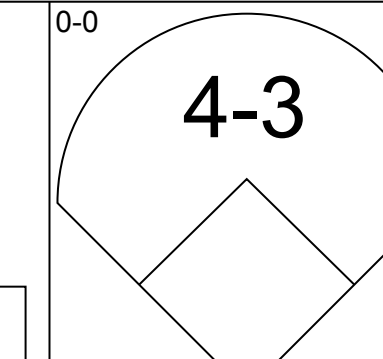
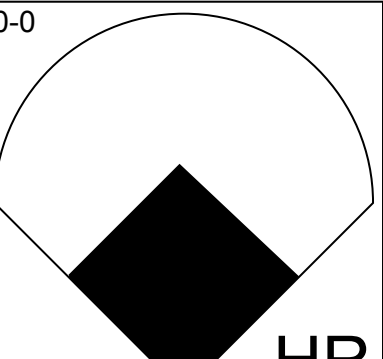
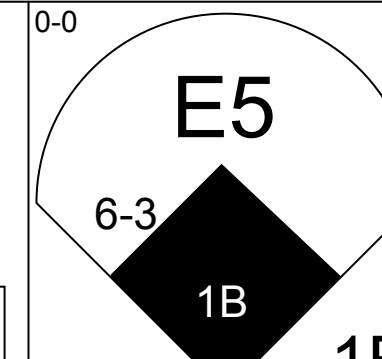
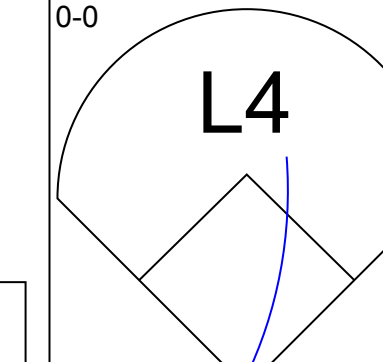
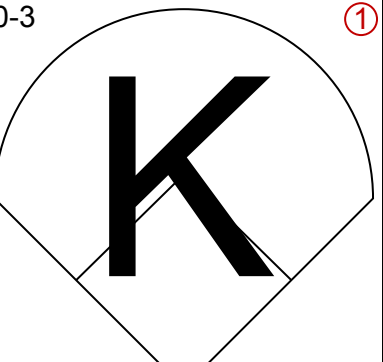
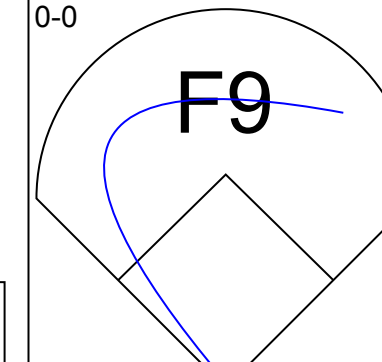
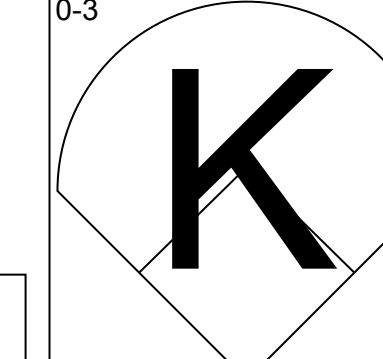
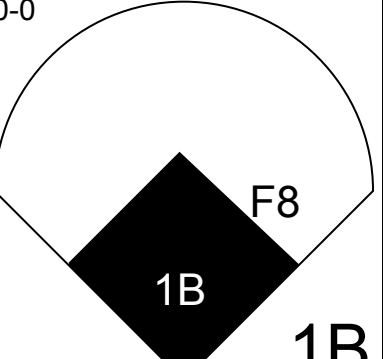
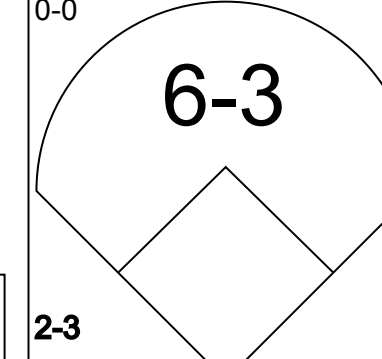
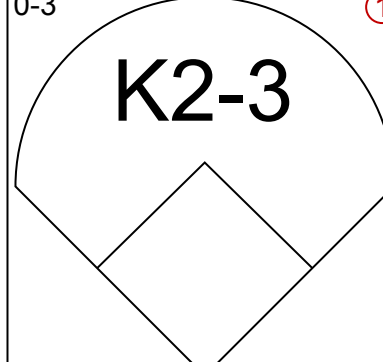
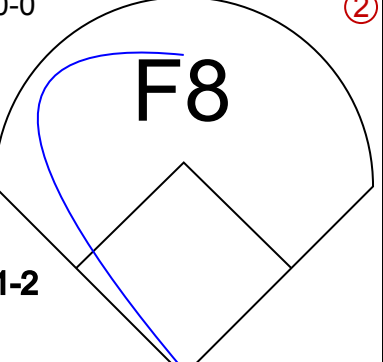
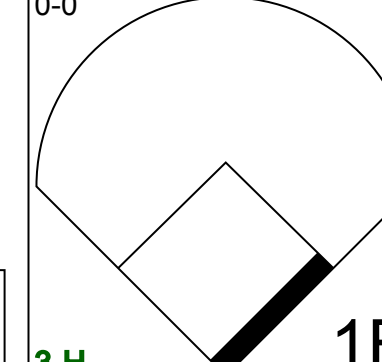
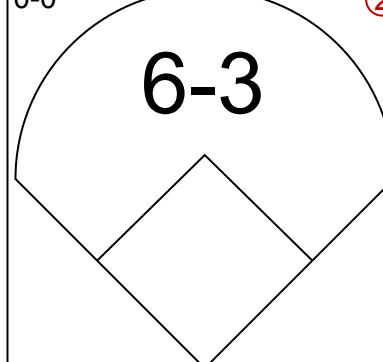
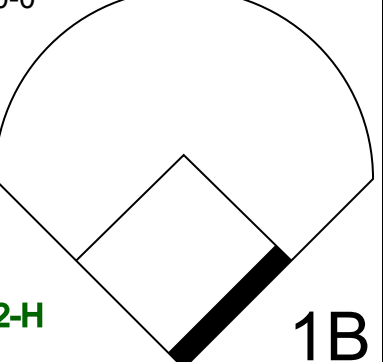
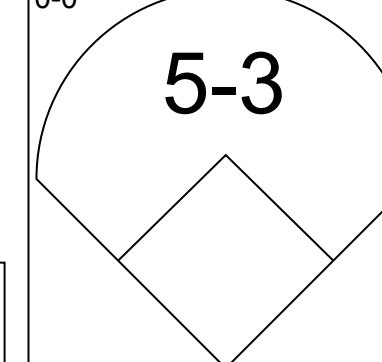
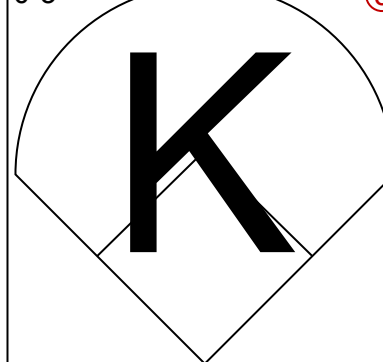
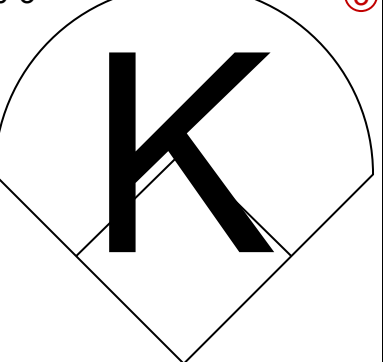
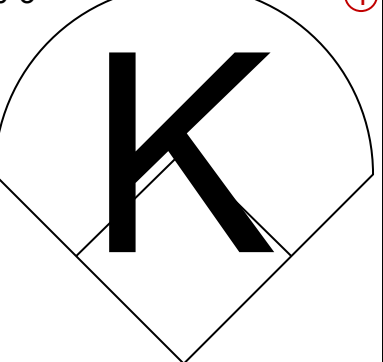
AB	31
R	2
H	7
RBI	2
BB	3
SO	5
LOB	14



Batter	1	2	3	4	5	6	7	8	9	AB	R	H	RBI	BB	SO	LOB	TOP					
Tito Fuentes, S OBP: 0.278, SLG: 0.350 (1, 6)										5	3	3	2	0	0	1	San Francisco Giants @ St. Louis Cardinals Busch Stadium, St. Louis, MO Sun Sep 04 1966, 3:33 AM CDT Att: 33,824 - Unknown					
Willie McCovey, L OBP: 0.389, SLG: 0.570 (1, 3)										5	3	3	3	0	1	0						
Willie Mays, R OBP: 0.370, SLG: 0.574 (1, 8)										5	0	1	1	0	2	2						
Jim Ray Hart, R OBP: 0.331, SLG: 0.495 (1, 5)										5	0	0	0	0	0	3						
Jesus Alou, R OBP: 0.278, SLG: 0.322 (1, 7)										4	1	1	0	0	0	1						
Ollie Brown, R OBP: 0.296, SLG: 0.310 (1, 9)										4	0	2	1	0	1	1						
Hal Lanier, R OBP: 0.259, SLG: 0.290 (1, 4)										4	0	1	0	0	0	2						
Bob Barton, R OBP: 0.243, SLG: 0.231 (1, 2)										3	0	2	0	0	0	0						
Tom Haller, L OBP: 0.310, SLG: 0.454 (7, 2)										1	0	0	0	0	0	1						
Juan Marichal, R OBP: 0.245, SLG: 0.287 (1, 1)										4	2	1	0	0	0	3						
Inning Stats	R: 3 E: 1 K: 1 S: 9	H: 3 LOB: 1 BB: 0 P: 9	R: 0 E: 0 K: 0 S: 3	H: 1 LOB: 0 BB: 0 P: 3	R: 1 E: 0 K: 2 S: 9	H: 2 LOB: 1 BB: 0 P: 9	R: 2 E: 0 K: 0 S: 5	H: 2 LOB: 0 BB: 0 P: 5	R: 0 E: 1 K: 0 S: 3	H: 0 LOB: 0 BB: 0 P: 3	R: 0 E: 0 K: 0 S: 4	H: 2 LOB: 1 BB: 0 P: 4	R: 0 E: 0 K: 1 S: 5	H: 0 LOB: 0 BB: 0 P: 5	R: 0 E: 0 K: 0 S: 3	H: 0 LOB: 0 BB: 0 P: 3	R: 3 E: 0 K: 0 S: 7	H: 4 LOB: 1 BB: 0 P: 7	1B: 10 2B: 2 3B: 0 HR: 2	SF: 0 SAC: 0 DP: 1 HBP: 0	WP: 1 PB: 0 SB: 0 CS: 2	PA: 41
PITCHER	IP WLS BF H R ER SO BB IBB HBP BLK WP HR S P ERA WHIP	6.0 L 27 10 6 3 3 0 0 0 0 1 2 33 33 4.50 1.667	3.0 W 13 4 3 3 1 0 0 0 0 0 0 15 15 9.00 1.333																			

Batter	1	2	3	4	5	6	7	8	9	AB	R	H	RBI	BB	SO	LOB	BOTTOM					
Lou Brock, L OBP: 0.332, SLG: 0.447 (1, 7)										4	1	2	0	0	0	0	San Francisco Giants @ St. Louis Cardinals Busch Stadium, St. Louis, MO Sun Sep 04 1966, 3:33 AM CDT Att: 33,824 - Unknown					
Jerry Buchek, R OBP: 0.313, SLG: 0.378 (1, 4)										4	0	2	1	0	1	1						
Curt Flood, R OBP: 0.296, SLG: 0.357 (1, 8)										4	0	0	0	0	0	4						
Orlando Cepeda, R OBP: 0.365, SLG: 0.487 (1, 3)										2	0	1	0	2	1	0						
Tim McCarver, L OBP: 0.327, SLG: 0.429 (1, 2)										4	0	1	0	0	1	2						
Mike Shannon, R OBP: 0.348, SLG: 0.467 (1, 9)										3	0	2	1	1	0	0						
Charley Smith, R OBP: 0.301, SLG: 0.397 (1, 5)										4	0	0	0	0	2	4						
Dal Maxvill, R OBP: 0.332, SLG: 0.323 (1, 6)										4	0	0	0	0	2	2						
Al Jackson, L OBP: 0.243, SLG: 0.292 (1, 1)										2	0	1	0	0	0	0						
Tito Francona, L OBP: 0.252, SLG: 0.333 (6, PH)										1	0	0	0	0	0	2						
Don Dennis, R OBP: 0.083, SLG: 0.083 (7, 1)										0	0	0	0	0	0	0						
Ed Spiezio, R (8, PH)										1	0	0	0	0	0	0						
Inning Stats	R: 0 E: 0 K: 1 S: 5	H: 0 LOB: 0 BB: 0 P: 5	R: 0 E: 0 K: 0 S: 2	H: 0 LOB: 2 BB: 0 P: 10	R: 0 E: 0 K: 1 S: 7	H: 3 LOB: 2 BB: 0 P: 7	R: 0 E: 0 K: 3 S: 10	H: 1 LOB: 1 BB: 0 P: 10	R: 1 E: 1 K: 0 S: 5	H: 1 LOB: 1 BB: 0 P: 5	R: 1 E: 0 K: 1 S: 8	H: 3 LOB: 2 BB: 0 P: 8	R: 0 E: 0 K: 0 S: 3	H: 1 LOB: 0 BB: 0 P: 3	R: 0 E: 0 K: 0 S: 2	H: 0 LOB: 0 BB: 1 P: 6	R: 0 E: 0 K: 1 S: 5	H: 0 LOB: 0 BB: 0 P: 5	1B: 9 2B: 1 3B: 0 HR: 0	SF: 0 SAC: 0 DP: 2 HBP: 0	WP: 0 PB: 0 SB: 1 CS: 1	PA: 36
PITCHER	IP WLS BF H R ER SO BB IBB HBP BLK WP HR S P ERA WHIP	9.0 W 36 9 2 1 7 3 0 0 0 0 0 47 59 1.00 1.333																				

Batter	1	2	3	4	5	6	7	8	9	AB	R	H	RBI	BB	SO	LOB	TOP					
Ron Davis, R (1, 8) OBP: 0.296, SLG: 0.323										3	0	0	0	0	2	4	<p>Houston Astros @ St. Louis Cardinals Busch Stadium, St. Louis, MO Mon Sep 05 1966, 3:33 AM CDT Unknown</p> <p>livebaseballscores.com</p> <p>AB 27 R 1 H 3 RBI 1 BB 4 SO 7 LOB 15</p> 					
Norm Miller, L (1, 5) OBP: 0.154, SLG: 0.154										4	0	1	0	0	1	1						
Joe Morgan, L (1, 4) OBP: 0.422, SLG: 0.412										3	0	0	0	0	0	1						
Rusty Staub, L (1, 9)										3	0	0	0	1	1	2						
Lee Maye, L (1, 7)										3	1	0	0	1	1	2						
Bill Heath, L (1, 2) OBP: 0.340, SLG: 0.337										3	0	1	1	1	0	0						
Chuck Harrison, R (1, 3) OBP: 0.314, SLG: 0.372										3	0	0	0	1	1	1						
Bob Lillis, R (1, 6) OBP: 0.272, SLG: 0.281										2	0	1	0	0	0	0						
Turk Farrell, R (1, 1) OBP: 0.146, SLG: 0.208										3	0	0	0	0	1	4						
Inning Stats	R: 0 E: 0 K: 1 S: 5	H: 0 LOB: 0 BB: 0 P: 5	R: 0 E: 0 K: 0 S: 2	H: 0 LOB: 0 BB: 1 P: 6	R: 0 E: 0 K: 0 S: 3	H: 0 LOB: 0 BB: 0 P: 3	R: 0 E: 0 K: 2 S: 7	H: 0 LOB: 1 BB: 0 P: 8	R: 1 E: 0 K: 1 S: 7	H: 2 LOB: 2 BB: 1 P: 11	R: 0 E: 0 K: 1 S: 6	H: 1 LOB: 1 BB: 0 P: 6	R: 0 E: 0 K: 1 S: 5	H: 0 LOB: 2 BB: 2 P: 13	R: 0 E: 0 K: 0 S: 3	H: 0 LOB: 0 BB: 0 P: 3	R: 0 E: 0 K: 1 S: 5	H: 0 LOB: 0 BB: 0 P: 5	1B: 3 2B: 0 3B: 0 HR: 0	SF: 0 SAC: 2 DP: 0 HBP: 1	WP: 1 PB: 0 SB: 1 CS: 0	PA: 34
PITCHER Bob Gibson, R (1, 1) ERA: 2.24	IP: 9.0 WLS: W BF: 34 H: 3 R: 1 ER: 1 SO: 7 BB: 4 IBB: 0 HBP: 1 BLK: 0 WP: 1 HR: 0 S: 43 P: 60 ERA: 1.00 WHIP: 0.778															PITCHER						

Batter	1	2	3	4	5	6	7	8	9	AB	R	H	RBI	BB	SO	LOB	BOTTOM			
Lou Brock, L (1, 7) OBP: 0.330, SLG: 0.444										4	1	0	0	0	0	0	<p>Houston Astros @ St. Louis Cardinals Busch Stadium, St. Louis, MO Mon Sep 05 1966, 3:33 AM CDT Unknown</p> <p>livebaseballscores.com</p> <p>AB 30 R 4 H 7 RBI 4 BB 0 SO 6 LOB 7</p> 			
Julian Javier, R (1, 4) OBP: 0.272, SLG: 0.330										4	0	2	1	0	0	0				
Curt Flood, R (1, 8) OBP: 0.284, SLG: 0.354										4	0	0	0	0	0	2				
Orlando Cepeda, R (1, 3) OBP: 0.367, SLG: 0.495										3	2	2	1	0	0	0				
Tim McCarver, L (1, 2) OBP: 0.325, SLG: 0.426										3	0	0	0	0	1	1				
Mike Shannon, R (1, 9) OBP: 0.347, SLG: 0.466										3	1	1	0	0	1	1				
Charley Smith, R (1, 5) OBP: 0.301, SLG: 0.397										3	0	1	1	0	1	1				
Dal Maxvill, R (1, 6) OBP: 0.332, SLG: 0.323										3	0	1	1	0	0	1				
Bob Gibson, R (1, 1) OBP: 0.244, SLG: 0.302										3	0	0	0	0	3	1				
Inning Stats	R: 0 E: 0 K: 0 S: 3	H: 0 LOB: 0 BB: 0 P: 3	R: 0 E: 0 K: 1 S: 5	H: 0 LOB: 0 BB: 0 P: 5	R: 0 E: 0 K: 2 S: 7	H: 0 LOB: 0 BB: 0 P: 7	R: 0 E: 0 K: 0 S: 3	H: 1 LOB: 0 BB: 0 P: 3	R: 2 E: 0 K: 2 S: 10	H: 3 LOB: 1 BB: 0 P: 10	R: 0 E: 0 K: 0 S: 3	H: 0 LOB: 0 BB: 0 P: 3	R: 1 E: 1 K: 0 S: 5	H: 2 LOB: 1 BB: 0 P: 5	R: 1 E: 1 K: 1 S: 6	H: 1 LOB: 0 BB: 0 P: 6	1B: 6 2B: 0 3B: 0 HR: 1	SF: 0 SAC: 0 DP: 1 HBP: 0	WP: 0 PB: 0 SB: 0 CS: 1	PA: 30
PITCHER Turk Farrell, R (1, 1) ERA: 4.49	IP: 8.0 WLS: L BF: 30 H: 7 R: 4 ER: 3 SO: 6 BB: 0 IBB: 0 HBP: 0 BLK: 1 WP: 0 HR: 1 S: 42 P: 42 ERA: 3.38 WHIP: 0.875															PITCHER				

Batter	1	2	3	4	5	6	7	8	9	AB	R	H	RBI	BB	SO	LOB	TOP		
Ron Davis, R OBP: 0.299, SLG: 0.326 (1, 8)	F8		G3 1B		F7		F3		1B 2B 1B	5	1	2	0	0	0	1			
Joe Morgan, L OBP: 0.417, SLG: 0.406 (1, 4)	4-3		G3 1-2		F9		E3 SH5-4 1B		K 1B	5	1	0	0	0	1	2			
Chuck Harrison, R OBP: 0.316, SLG: 0.376 (1, 3)	K		6-3					SH5-4 2-3	2B 1B	4	1	2	0	0	1	0			
Dave Nicholson, R OBP: 0.356, SLG: 0.411 (1, 7)		L8 1B 1B		F9				1B E IBB	F5	3	2	1	0	2	0	2			
John Bateman, R OBP: 0.314, SLG: 0.473 (1, 2)		1B 1B			F5			E 1B 1B	2B	5	1	4	3	0	0	2			
Bob Aspromonte, R OBP: 0.290, SLG: 0.335 (1, 5)	L8		F8		F8			E6 1B FC1-2	F9	5	0	0	0	0	0	7			
Rusty Staub, L OBP: 0.353, SLG: 0.432 (1, 9)		1B						SH3-4 1B	FC1-2 1B	4	0	3	2	0	1	1			
Bob Lillis, R OBP: 0.267, SLG: 0.276 (1, 6)	F4				4-3			SH3-4	FC1-2	3	0	0	0	0	0	4			
Larry Dierker, R OBP: 0.172, SLG: 0.228 (1, 1)	K				L3			K	F9	4	0	0	0	0	2	5			
Inning Stats	R: 0 E: 0 K: 1 S: 5	H: 0 LOB: 0 BB: 0 P: 5	R: 1 E: 0 K: 1 S: 8	H: 3 LOB: 2 BB: 0 P: 8	R: 0 E: 0 K: 0 S: 3	H: 1 LOB: 0 BB: 0 P: 3	R: 0 E: 0 K: 1 S: 6	H: 1 LOB: 1 BB: 0 P: 6	R: 0 E: 0 K: 0 S: 4	H: 0 LOB: 0 BB: 1 P: 3	R: 0 E: 0 K: 0 S: 6	H: 1 LOB: 1 BB: 0 P: 6	R: 0 E: 0 K: 0 S: 7	H: 2 LOB: 2 BB: 1 P: 11	R: 2 E: 0 K: 1 S: 8	H: 3 LOB: 1 BB: 0 P: 8	1B: 10 2B: 2 3B: 0 HR: 0	SF: 0 SAC: 2 DP: 0 HBP: 0	WP: 0 PA: 42 PB: 0 SB: 0 CS: 0
PITCHER	IP WLS BF H R ER SO BB IBB HBP BLK WP HR S P ERA WHIP	IP WLS BF H R ER SO BB IBB HBP BLK WP HR S P ERA WHIP	IP WLS BF H R ER SO BB IBB HBP BLK WP HR S P ERA WHIP	IP WLS BF H R ER SO BB IBB HBP BLK WP HR S P ERA WHIP	IP WLS BF H R ER SO BB IBB HBP BLK WP HR S P ERA WHIP	IP WLS BF H R ER SO BB IBB HBP BLK WP HR S P ERA WHIP	IP WLS BF H R ER SO BB IBB HBP BLK WP HR S P ERA WHIP	IP WLS BF H R ER SO BB IBB HBP BLK WP HR S P ERA WHIP	IP WLS BF H R ER SO BB IBB HBP BLK WP HR S P ERA WHIP	IP WLS BF H R ER SO BB IBB HBP BLK WP HR S P ERA WHIP	IP WLS BF H R ER SO BB IBB HBP BLK WP HR S P ERA WHIP	IP WLS BF H R ER SO BB IBB HBP BLK WP HR S P ERA WHIP	IP WLS BF H R ER SO BB IBB HBP BLK WP HR S P ERA WHIP	IP WLS BF H R ER SO BB IBB HBP BLK WP HR S P ERA WHIP	IP WLS BF H R ER SO BB IBB HBP BLK WP HR S P ERA WHIP	IP WLS BF H R ER SO BB IBB HBP BLK WP HR S P ERA WHIP	IP WLS BF H R ER SO BB IBB HBP BLK WP HR S P ERA WHIP	IP WLS BF H R ER SO BB IBB HBP BLK WP HR S P ERA WHIP	
Steve Carlton, L ERA: 3.13 (1, 1)	7.1 L 32 8 4 1 4																		
Ron Piche, R ERA: 4.35 (8, 1)	0.0 1 0 0 0 0 0																		
Hal Woodeshick, L ERA: 2.12 (8, 1)	0.2 3 1 0 0 0 0																		
Joe Hoerner, L ERA: 1.42 (9, 1)	1.0 6 3 2 2 1 0																		

Houston Astros @ St. Louis Cardinals
Busch Stadium, St. Louis, MO
Mon Sep 05 1966, 3:38 AM CDT
Att: 18,308 - Sunny - 88 F

AB 38
R 6
H 12
RBI 5
BB 2
SO 5
LOB 24



Batter	1	2	3	4	5	6	7	8	9	AB	R	H	RBI	BB	SO	LOB	BOTTOM				
Lou Brock, L OBP: 0.328, SLG: 0.441 (1, 7)	K		F7			4-3		1-3		4	0	0	0	0	1	1					
Julian Javier, R OBP: 0.272, SLG: 0.330 (1, 4)										3	0	1	0	0	1	0					
Phil Gagliano, R OBP: 0.322, SLG: 0.329 (9, PH)	K					F9			K	1	0	0	0	0	1	0					
Mike Shannon, R OBP: 0.346, SLG: 0.464 (1, 9)	5-3				F7 1B					4	0	1	0	0	1	1					
Orlando Cepeda, R OBP: 0.364, SLG: 0.490 (1, 3)		4-3			F2			F2	K	4	0	0	0	0	1	2					
Tim McCarver, L OBP: 0.324, SLG: 0.426 (1, 2)		F7			4-3				F8	4	0	1	0	0	0	2					
Curt Flood, R OBP: 0.294, SLG: 0.354 (1, 8)						F3		5-3		3	0	1	0	0	0	1					
Charley Smith, R OBP: 0.299, SLG: 0.394 (1, 5)		FC6-4 1B			L6				1-3	3	0	0	0	0	0	1					
Dal Maxvill, R OBP: 0.332, SLG: 0.323 (1, 6)			6-3		K					3	0	1	0	0	1	0					
Steve Carlton, L OBP: 0.286, SLG: 0.231 (1, 1)										2	0	0	0	0	1	0					
Ron Piche, R (8, 1)										0	0	0	0	0	0	0					
Hal Woodeshick, R OBP: 0.200, SLG: 0.400 (8, 1)										0	0	0	0	0	0	0					
Tito Francona, L OBP: 0.250, SLG: 0.331 (8, PH)										1	0	0	0	0	0	1					
Joe Hoerner, R OBP: 0.187, SLG: 0.667 (9, 1)										0	0	0	0	0	0	0					
Inning Stats	R: 0 E: 0 K: 2 S: 7	H: 0 LOB: 0 BB: 0 P: 7	R: 0 E: 0 K: 0 S: 4	H: 1 LOB: 1 BB: 0 P: 4	R: 0 E: 0 K: 1 S: 5	H: 0 LOB: 0 BB: 0 P: 5	R: 0 E: 0 K: 0 S: 4	H: 1 LOB: 1 BB: 0 P: 4	R: 0 E: 0 K: 1 S: 5	H: 0 LOB: 0 BB: 0 P: 5	R: 0 E: 0 K: 0 S: 3	H: 0 LOB: 0 BB: 0 P: 3	R: 0 E: 0 K: 1 S: 6	H: 1 LOB: 1 BB: 0 P: 6	R: 0 E: 0 K: 0 S: 4	H: 1 LOB: 1 BB: 0 P: 4	R: 0 E: 0 K: 2 S: 8	H: 1 LOB: 1 BB: 0 P: 8	1B: 4 2B: 1 3B: 0 HR: 0	SF: 0 SAC: 0 DP: 0 HBP: 0	WP: 0 PA: 32 PB: 0 SB: 0 CS: 0
PITCHER	IP WLS BF H R ER SO BB IBB HBP BLK WP HR S P ERA WHIP	IP WLS BF H R ER SO BB IBB HBP BLK WP HR S P ERA WHIP	IP WLS BF H R ER SO BB IBB HBP BLK WP HR S P ERA WHIP	IP WLS BF H R ER SO BB IBB HBP BLK WP HR S P ERA WHIP	IP WLS BF H R ER SO BB IBB HBP BLK WP HR S P ERA WHIP	IP WLS BF H R ER SO BB IBB HBP BLK WP HR S P ERA WHIP	IP WLS BF H R ER SO BB IBB HBP BLK WP HR S P ERA WHIP	IP WLS BF H R ER SO BB IBB HBP BLK WP HR S P ERA WHIP	IP WLS BF H R ER SO BB IBB HBP BLK WP HR S P ERA WHIP	IP WLS BF H R ER SO BB IBB HBP BLK WP HR S P ERA WHIP	IP WLS BF H R ER SO BB IBB HBP BLK WP HR S P ERA WHIP	IP WLS BF H R ER SO BB IBB HBP BLK WP HR S P ERA WHIP	IP WLS BF H R ER SO BB IBB HBP BLK WP HR S P ERA WHIP	IP WLS BF H R ER SO BB IBB HBP BLK WP HR S P ERA WHIP	IP WLS BF H R ER SO BB IBB HBP BLK WP HR S P ERA WHIP	IP WLS BF H R ER SO BB IBB HBP BLK WP HR S P ERA WHIP	IP WLS BF H R ER SO BB IBB HBP BLK WP HR S P ERA WHIP	IP WLS BF H R ER SO BB IBB HBP BLK WP HR S P ERA WHIP			
Larry Dierker, R ERA: 3.3 (1, 1)	9.0 W 32 5 0 0 7																				

Houston Astros @ St. Louis Cardinals
Busch Stadium, St. Louis, MO
Mon Sep 05 1966, 3:38 AM CDT
Att: 18,308 - Sunny - 88 F

AB 32
R 0
H 5
RBI 0
BB 0
SO 7
LOB 9



Batter	1	2	3	4	5	6	7	8	9	AB	R	H	RBI	BB	SO	LOB	TOP								
Ron Davis, R OBP: 0.306, SLG: 0.326 (1, 8)	F6			1B PB BB	L7		6-3		1-3	4	1	0	0	1	0	2									
Joe Morgan, L OBP: 0.413, SLG: 0.402 (1, 4)	F6			S PB 2B 1B		4-3	F7		6-3	5	1	1	0	0	0	1									
Chuck Harrison, R OBP: 0.312, SLG: 0.369 (1, 3)	4-3			K		F6		5-3		4	0	0	0	0	1	1									
John Bateman, R OBP: 0.322, SLG: 0.489 (1, 2)		F9		K		HR		1B 1B		4	1	2	1	0	1	1									
Rusty Staub, L OBP: 0.355, SLG: 0.434 (1, 9)	K					1B 2B BB		FC6-4 1B		3	1	2	1	1	1	0									
Aaron Pointer, R OBP: 0.500, SLG: 0.333 (1, 7)	CS BB			3-H F7		1-2 2B 1B		K		3	1	1	0	1	1	3									
Bob Aspromonte, R OBP: 0.290, SLG: 0.337 (1, 5)	CS			G1-6-3 1B		K		FC6-4		4	0	2	2	0	1	2									
Bob Lillis, R OBP: 0.262, SLG: 0.270 (1, 6)				G1-6-3 1-2		6-3		1-H 2-H 2B		4	0	1	0	0	0	2									
Dave Giusti, R OBP: 0.265, SLG: 0.333 Carroll Sembera, R (7, 1)				K				SH1-4		2	0	0	0	1	2	0									
Mike Cuellar, L OBP: 0.131, SLG: 0.119 Ron Brand, R (9, PH) OBP: 0.311, SLG: 0.269						BB		1-2		0	0	0	0	0	0	0									
Inning Stats	R: 0 E: 0 K: 0 S: 3	H: 0 LOB: 0 BB: 0 P: 3	R: 0 E: 0 K: 1 S: 4	H: 0 LOB: 0 BB: 1 P: 8	R: 0 E: 0 K: 1 S: 5	H: 1 LOB: 0 BB: 0 P: 5	R: 2 E: 0 K: 2 S: 9	H: 2 LOB: 1 BB: 1 P: 13	R: 0 E: 0 K: 1 S: 5	H: 0 LOB: 1 BB: 1 P: 9	R: 3 E: 0 K: 0 S: 6	H: 3 LOB: 0 BB: 0 P: 10	R: 0 E: 0 K: 1 S: 5	H: 0 LOB: 0 BB: 0 P: 5	R: 0 E: 0 K: 1 S: 7	H: 2 LOB: 2 BB: 0 P: 7	R: 0 E: 0 K: 0 S: 4	H: 1 LOB: 1 BB: 0 P: 4	1B: 6 2B: 2 3B: 0 HR: 1	SF: 0 SAC: 1 DP: 1 HBP: 0	WP: 0 PB: 1 SB: 1 CS: 1	PA: 39			
PITCHER	IP	WLS	BF	H	R	ER	SO	BB	IBB	HBP	BLK	WP	HR	S	P	ERA	WHIP								
Larry Jaster, L ERA: 3.49 Ron Piche, R ERA: 4.29 Joe Hoerner, L ERA: 1.4 Hal Woodeshick, L ERA: 1.99	5.2		25	6	5	4	5	4	0	0	0	0	1	31	47	6.35	1.765								

Houston Astros @ St. Louis Cardinals
 Busch Stadium, St. Louis, MO
 Wed Sep 07 1966, 7:05 PM CDT
 Alt. 9,982 - Unknown - 73 F

AB	33
R	5
H	9
RBI	4
BB	4
SO	7
LOB	12



Batter	1	2	3	4	5	6	7	8	9	AB	R	H	RBI	BB	SO	LOB	BOTTOM								
Lou Brock, L OBP: 0.326, SLG: 0.437 (1, 9) (8, 7)	3-1			K		FC4-6 1B	G4-6-3			4	0	0	0	0	1	4									
Jerry Buchek, R OBP: 0.310, SLG: 0.374 Charley Smith, R OBP: 0.299, SLG: 0.395 (1, 4) (9, 5)	F7			5-3		1-2 2-3 3-H	K			4	0	1	1	0	1	1									
Tito Francona, L OBP: 0.250, SLG: 0.329 Curt Flood, R OBP: 0.295, SLG: 0.354 (1, 7) (8, 8)	4-3			4-3		F5		HR 1B		3	0	0	0	0	0	2									
Orlando Cepeda, R OBP: 0.360, SLG: 0.482 (1, 3)		F3				F5	F7	L7		4	0	0	0	0	0	3									
Tim McCarver, L OBP: 0.329, SLG: 0.436 (1, 2)		F4				FC4-6 BB	HR 2B	1-H HR		3	2	2	2	1	0	0									
Mike Shannon, R OBP: 0.352, SLG: 0.472 (1, 8) (8, 9)	1-3					F6	HR	BB		3	1	1	2	1	0	1									
Ed Spiezio, R OBP: 0.111, SLG: 0.111 Julian Javier, R OBP: 0.271, SLG: 0.328 (1, 5) (9, 4)				F4		FC4-6	1B G4-6-3	K		4	1	1	0	0	1	2									
Dal Maxvill, R OBP: 0.333, SLG: 0.322 (1, 6)				6-3		FC4-6 1B	G4-6-3 BB	K		4	1	2	0	0	1	1									
Larry Jaster, L OBP: 0.225, SLG: 0.200 Ron Piche, R OBP: 0.290, SLG: 0.290 Bob Skinner, L OBP: 0.273, SLG: 0.269 Joe Hoerner, R OBP: 0.187, SLG: 0.187 Phil Caslick, R OBP: 0.325, SLG: 0.325 Hal Woodeshick, R OBP: 0.201, SLG: 0.400 (1, 1) (8, 1) (8, 1) (7, 1) (7, 1) (8, 1)				F6		FC4-6 HBP	G4-6-3 BB			1	0	0	0	0	0	0									
Inning Stats	R: 0 E: 0 K: 0 S: 3	H: 0 LOB: 0 BB: 0 P: 3	R: 0 E: 0 K: 0 S: 3	H: 0 LOB: 0 BB: 0 P: 3	R: 0 E: 0 K: 0 S: 3	H: 0 LOB: 0 BB: 0 P: 3	R: 0 E: 0 K: 1 S: 5	H: 0 LOB: 0 BB: 0 P: 5	R: 0 E: 0 K: 1 S: 3	H: 0 LOB: 1 BB: 1 P: 7	R: 1 E: 0 K: 0 S: 5	H: 2 LOB: 2 BB: 0 P: 6	R: 3 E: 0 K: 1 S: 8	H: 4 LOB: 1 BB: 1 P: 12	R: 2 E: 0 K: 2 S: 9	H: 2 LOB: 1 BB: 1 P: 13	1B: 5 2B: 1 3B: 0 HR: 2	SF: 0 SAC: 0 DP: 1 HBP: 1	WP: 0 PB: 0 SB: 0 CS: 0	PA: 35					
PITCHER	IP	WLS	BF	H	R	ER	SO	BB	IBB	HBP	BLK	WP	HR	S	P	ERA	WHIP								
Dave Giusti, R ERA: 4.1 Carroll Sembera, R ERA: 3.62 Mike Cuellar, L ERA: 2.27	6.0		25	5	4	4	1	1	0	1	0	0	0	1	5	∞	∞								

Houston Astros @ St. Louis Cardinals
 Busch Stadium, St. Louis, MO
 Wed Sep 07 1966, 7:05 PM CDT
 Alt. 9,982 - Unknown - 73 F

AB	31
R	6
H	8
RBI	5
BB	3
SO	4
LOB	14



Batter	1	2	3	4	5	6	7	8	9	10	11	12	AB	R	H	RBI	BB	SO	LOB	TOP								
Julian Javier, R OBP: 0.270, SLG: 0.327 (1.4)													5	1	1	0	0	0	3									
Lou Brock, L OBP: 0.325, SLG: 0.434 (1.7)													4	1	0	0	1	2	1									
Curt Flood, R OBP: 0.296, SLG: 0.353 (1.8)													4	0	1	0	1	0	2									
Orlando Cepeda, R OBP: 0.360, SLG: 0.484 (1.3)													5	0	2	2	0	2	2									
Mike Shannon, R OBP: 0.348, SLG: 0.466 (1.9)													5	0	0	0	0	3	3									
Tim McCarver, L OBP: 0.329, SLG: 0.433 (1.2)													5	0	1	0	0	0	0									
Ed Spiezio, R OBP: 0.214, SLG: 0.286 (1.5)													5	0	2	0	0	1	0									
Dal Maxvill, R OBP: 0.329, SLG: 0.317 (1.6)													5	0	0	0	0	0	2									
Ray Washburn, R OBP: 0.143, SLG: 0.196 (1.1)													2	0	0	0	1	0	1									
Tito Francona, L OBP: 0.248, SLG: 0.327 (10, PH)													1	0	0	0	0	1	0									
Nelson Briles, R OBP: 0.125, SLG: 0.079 (10, 11)													0	0	0	0	0	0	0									
Joe Hoerner, R OBP: 0.167, SLG: 0.667 (12, 11)													0	0	0	0	0	0	0									
Inning Stats	R: 1 E: 0 K: 1 S: 7	H: 2 LOB: 1 BB: 0 P: 7	R: 0 E: 0 K: 0 S: 4	H: 1 LOB: 2 BB: 1 P: 8	R: 0 E: 0 K: 1 S: 4	H: 0 LOB: 0 BB: 1 P: 8	R: 0 E: 0 K: 0 S: 3	H: 0 LOB: 0 BB: 0 P: 3	R: 0 E: 0 K: 0 S: 3	H: 0 LOB: 0 BB: 0 P: 3	R: 1 E: 0 K: 1 S: 6	H: 2 LOB: 2 BB: 1 P: 10	R: 0 E: 0 K: 0 S: 4	H: 1 LOB: 1 BB: 0 P: 4	R: 0 E: 0 K: 1 S: 5	H: 0 LOB: 0 BB: 0 P: 5	R: 0 E: 0 K: 1 S: 5	H: 0 LOB: 0 BB: 0 P: 5	R: 0 E: 0 K: 2 S: 8	H: 1 LOB: 1 BB: 0 P: 8	R: 0 E: 0 K: 1 S: 5	H: 0 LOB: 0 BB: 0 P: 6	R: 0 E: 0 K: 1 S: 5	H: 0 LOB: 0 BB: 0 P: 6	1B: 5 2B: 2 3B: 0 HR: 0	SF: 0 SAC: 0 DP: 1 HBP: 0	WP: 0 PB: 0 SB: 1 CS: 0	PA: 44
PITCHER	IP WLS BF H R ER SO BB IBB HBP BLK WP HR S P ERA WHIP	IP WLS BF H R ER SO BB IBB HBP BLK WP HR S P ERA WHIP																			IP WLS BF H R ER SO BB IBB HBP BLK WP HR S P ERA WHIP							
Woodie Fryman, L ERA: 3.58 (1.1)	7.0	28	6	2	2	3	3	0	0	0	0	0	0	0	0	10	10	0.00	0.000									
Pete Mikkelsen, R ERA: 2.85 (8, 1)	2.0	6	0	0	0	2	0	0	0	0	0	0	0	0	10	10	0.00	0.000										
Roy Face, R ERA: 2.51 (10, 1)	3.0	10	1	0	0	4	0	0	0	0	0	0	0	18	18	0.00	0.333											

St. Louis Cardinals @ Pittsburgh Pirates
 Forbes Field, Pittsburgh, PA
 Fri Sep 09 1966, 7:05 PM EDT
 Att. 19,676 - Unknown

AB 41
 R 2
 H 7
 RBI 2
 BB 3
 SO 9
 LOB 14

Batter	1	2	3	4	5	6	7	8	9	10	11	12	AB	R	H	RBI	BB	SO	LOB	BOTTOM								
Matty Alou, L OBP: 0.361, SLG: 0.435 (1.8)													5	2	3	0	1	0	0									
Gene Alley, R OBP: 0.333, SLG: 0.421 (1.6)													5	0	0	0	0	1	3									
Roberto Clemente, R OBP: 0.371, SLG: 0.542 (1.9)													5	1	4	0	1	1	0									
Willie Stargell, L OBP: 0.379, SLG: 0.571 (1.7)													3	0	1	2	1	1	1									
Manny Mota, R OBP: 0.394, SLG: 0.503 (12, PH)													0	0	0	0	1	0	0									
Bill Mazeroski, R OBP: 0.297, SLG: 0.406 (1.4)													5	0	0	1	0	0	5									
Bob Bailey, R OBP: 0.369, SLG: 0.450 (1.5)													4	0	1	0	1	1	4									
Donn Clendenon, R OBP: 0.365, SLG: 0.503 (1.3)													3	0	1	0	2	1	1									
Jim Pagliaroni, R OBP: 0.337, SLG: 0.394 (1.2)													4	0	0	0	0	2	5									
Woodie Fryman, R OBP: 0.293, SLG: 0.175 (1.1)													2	0	0	0	0	1	2									
Jerry Lynch, L OBP: 0.259, SLG: 0.294 (7, PH)													1	0	0	0	0	0	0									
Pete Mikkelsen, R OBP: 0.235, SLG: 0.188 (8, 1)													0	0	0	0	0	0	0									
Andre Rodgers, R OBP: 0.302, SLG: 0.222 (9, PH)													1	0	0	0	0	0	1									
Roy Face, R ERA: 1.39 (10, 1)	0.1	3	0	0	0	0	1	1	0	0	0	0	1	0	0	0	0	1	0									
Inning Stats	R: 1 E: 0 K: 2 S: 5	H: 2 LOB: 3 BB: 1 P: 12	R: 0 E: 0 K: 2 S: 8	H: 2 LOB: 3 BB: 1 P: 12	R: 0 E: 0 K: 1 S: 5	H: 0 LOB: 0 BB: 0 P: 5	R: 0 E: 0 K: 2 S: 7	H: 0 LOB: 1 BB: 1 P: 11	R: 0 E: 0 K: 1 S: 5	H: 0 LOB: 0 BB: 0 P: 5	R: 1 E: 1 K: 1 S: 7	H: 2 LOB: 2 BB: 0 P: 11	R: 0 E: 0 K: 0 S: 3	H: 0 LOB: 0 BB: 0 P: 3	R: 0 E: 0 K: 0 S: 6	H: 1 LOB: 1 BB: 0 P: 6	R: 0 E: 0 K: 0 S: 4	H: 1 LOB: 2 BB: 1 P: 8	R: 0 E: 0 K: 1 S: 3	H: 1 LOB: 1 BB: 0 P: 7	R: 0 E: 0 K: 1 S: 5	H: 0 LOB: 0 BB: 0 P: 5	R: 1 E: 0 K: 0 S: 3	H: 1 LOB: 2 BB: 2 P: 11	1B: 9 2B: 1 3B: 0 HR: 0	SF: 2 SAC: 2 DP: 1 HBP: 0	WP: 0 PB: 0 SB: 0 CS: 0	PA: 50
PITCHER	IP WLS BF H R ER SO BB IBB HBP BLK WP HR S P ERA WHIP	IP WLS BF H R ER SO BB IBB HBP BLK WP HR S P ERA WHIP																			IP WLS BF H R ER SO BB IBB HBP BLK WP HR S P ERA WHIP							
Ray Washburn, R ERA: 3.78 (1.1)	9.0	38	8	2	1	8	3	1	0	0	0	0	0	0	50	66	1.00	1.222										
Nelson Briles, R ERA: 3.28 (10, 1)	2.1	9	2	1	1	1	1	0	0	0	0	0	0	10	14	3.86	1.286											
Joe Hoerner, L ERA: 1.39 (12, 1)	0.1	3	0	0	0	0	1	1	0	0	0	0	0	1	9	0.00	3.000											

St. Louis Cardinals @ Pittsburgh Pirates
 Forbes Field, Pittsburgh, PA
 Fri Sep 09 1966, 7:05 PM EDT
 Att. 19,676 - Unknown

AB 39
 R 3
 H 10
 RBI 3
 BB 7
 SO 9
 LOB 22

Batter	1	2	3	4	5	6	7	8	9	AB	R	H	RBI	BB	SO	LOB	TOP								
Lou Brock, L OBP: 0.326, SLG: 0.434 (1, 7)										5	1	2	0	0	0	2	St. Louis Cardinals @ Pittsburgh Pirates Forbes Field, Pittsburgh, PA Sat Sep 10 1966, 7:05 PM EDT Att: 13,535 - Unknown								
Curt Flood, R OBP: 0.297, SLG: 0.353 (1, 8)										5	1	2	1	0	0	1									
Tim McCarver, L OBP: 0.326, SLG: 0.433 (1, 2)										5	0	1	1	0	0	3									
Orlando Cepeda, R OBP: 0.361, SLG: 0.483 (1, 3)										5	1	2	1	0	0	2									
Mike Shannon, R OBP: 0.351, SLG: 0.467 (1, 9)										4	1	2	0	1	0	2									
Ed Spiezio, R OBP: 0.222, SLG: 0.278 (1, 5)										4	0	1	1	0	1	2									
Al Jackson, L OBP: 0.239, SLG: 0.288 (9, PR)										0	0	0	0	0	0	0									
Hal Woodeshick, R OBP: 0.200, SLG: 0.400 (9, 1)										0	0	0	0	0	0	0									
Julian Javier, R OBP: 0.274, SLG: 0.333 (1, 4)										5	1	3	0	0	0	2									
Dal Maxvill, R OBP: 0.328, SLG: 0.316 (1, 6)										4	0	1	1	0	0	3									
Bob Gibson, R OBP: 0.247, SLG: 0.303 (1, 1)										3	0	1	1	0	1	1									
Phil Gagliano, R OBP: 0.328, SLG: 0.337 (9, 5)										1	1	1	0	0	0	0									
Inning Stats	R: 0 E: 0 K: 0 S: 4	H: 1 LOB: 1 BB: 0 P: 4	R: 0 E: 0 K: 0 S: 4	H: 2 LOB: 1 BB: 0 P: 4	R: 0 E: 0 K: 1 S: 6	H: 1 LOB: 1 BB: 0 P: 6	R: 2 E: 0 K: 0 S: 7	H: 4 LOB: 2 BB: 0 P: 7	R: 0 E: 0 K: 0 S: 4	H: 1 LOB: 1 BB: 0 P: 4	R: 0 E: 0 K: 0 S: 4	H: 1 LOB: 1 BB: 0 P: 4	R: 0 E: 0 K: 0 S: 3	H: 0 LOB: 1 BB: 1 P: 7	R: 4 E: 0 K: 0 S: 8	H: 5 LOB: 1 BB: 0 P: 8	1B: 13 2B: 3 3B: 0 HR: 0	SF: 0 SAC: 1 DP: 1 HBP: 0	WP: 0 PB: 0 SB: 2 CS: 0	PA: 43					
PITCHER	IP WLS BF H R ER SO BB IBB HBP BLK WP HR S P ERA WHIP																								
Vern Law, R ERA: 4.16 (1, 1)	7.1		33	11	2	2	2	1	0	0	0	0	0	0	0	36	40	2.46	1.636						
Pete Mikkelsen, R ERA: 3.13 (8, 1)	1.2	L	10	5	4	4	0	0	0	0	0	0	0	0	10	10	21.60	3.000							

Batter	1	2	3	4	5	6	7	8	9	AB	R	H	RBI	BB	SO	LOB	BOTTOM							
Matty Alou, L OBP: 0.380, SLG: 0.433 (1, 8)										5	1	1	0	0	0	1	St. Louis Cardinals @ Pittsburgh Pirates Forbes Field, Pittsburgh, PA Sat Sep 10 1966, 7:05 PM EDT Att: 13,535 - Unknown							
Gene Alley, R OBP: 0.337, SLG: 0.428 (1, 6)										5	0	4	1	0	0	0								
Roberto Clemente, R OBP: 0.370, SLG: 0.539 (1, 9)										5	0	1	0	0	1	4								
Willie Stargell, L OBP: 0.382, SLG: 0.572 (1, 7)										3	1	2	0	1	0	0								
Andre Rodgers, R OBP: 0.235, SLG: 0.217 (9, PH)										4	0	0	0	0	3	4								
Donn Clendenon, R OBP: 0.362, SLG: 0.499 (1, 3)										4	0	0	0	0	3	4								
Bill Mazerowski, R OBP: 0.298, SLG: 0.412 (1, 4)										4	2	2	2	0	0	0								
Bob Bailey, R OBP: 0.370, SLG: 0.457 (1, 5)										4	0	2	1	0	0	0								
Jim Pagliaroni, R OBP: 0.336, SLG: 0.391 (1, 2)										3	0	0	0	1	0	1								
Vern Law, R OBP: 0.302, SLG: 0.367 (1, 1)										2	1	1	0	1	1	2								
Pete Mikkelsen, R ERA: 2.31 (8, 1)	8.0		35	11	5	4	5	1	2	0	0	0	0	0	0	0								
Manny Mota, R OBP: 0.393, SLG: 0.502 (9, PH)	1.0	S	5	2	0	0	0	0	0	0	0	0	0	0	0	0								
Inning Stats	R: 0 E: 0 K: 0 S: 3	H: 0 LOB: 0 BB: 0 P: 3	R: 0 E: 0 K: 1 S: 5	H: 0 LOB: 0 BB: 0 P: 5	R: 2 E: 1 K: 1 S: 7	H: 3 LOB: 1 BB: 1 P: 11	R: 1 E: 0 K: 1 S: 7	H: 3 LOB: 2 BB: 1 P: 11	R: 0 E: 0 K: 0 S: 6	H: 1 LOB: 2 BB: 1 P: 10	R: 0 E: 0 K: 0 S: 3	H: 0 LOB: 0 BB: 0 P: 3	R: 0 E: 0 K: 1 S: 7	H: 2 LOB: 1 BB: 0 P: 7	R: 2 E: 0 K: 0 S: 5	H: 2 LOB: 2 BB: 0 P: 5	1B: 9 2B: 2 3B: 2 HR: 1	SF: 0 SAC: 0 DP: 3 HBP: 0	WP: 0 PB: 0 SB: 0 CS: 0	PA: 40				
PITCHER	IP WLS BF H R ER SO BB IBB HBP BLK WP HR S P ERA WHIP																							
Bob Gibson, R ERA: 2.31 (1, 1)	8.0		35	11	5	4	5	1	2	0	0	0	0	0	0	0	4.50	1.500						
Hal Woodeshick, L ERA: 1.96 (9, 1)	1.0	S	5	2	0	0	0	0	0	0	5	5	0.00	2.000										



Batter	1	2	3	4	5	6	7	8	9	AB	R	H	RBI	BB	SO	LOB	TOP											
Tommy Harper, R OBP: 0.350, SLG: 0.362 (1, 9)										3	1	0	0	1	2	0	Cincinnati Reds @ St. Louis Cardinals Busch Stadium, St. Louis, MO Tue Sep 13 1966, 7:05 PM CDT Att: 12,431 - Unknown											
Tommy Helms, R OBP: 0.321, SLG: 0.398 (1, 5)										3	0	0	0	0	0	0												
Pete Rose, S OBP: 0.350, SLG: 0.454 (1, 4)										4	0	2	0	0	0	0												
Deron Johnson, R OBP: 0.315, SLG: 0.477 (1, 7)										4	1	2	2	0	2	1												
Lee May, R OBP: 0.200, SLG: 0.333 Mel Queen, L OBP: 0.250, SLG: 0.137 (1, 3)										3	0	1	0	0	0	1												
Vada Pinson, L OBP: 0.334, SLG: 0.455 (1, 8)										3	0	0	0	0	1	1												
Jimmie Coker, R OBP: 0.302, SLG: 0.393 (1, 2)										3	0	0	0	0	0	0												
Leo Cardenas, R OBP: 0.316, SLG: 0.425 (1, 6)										3	0	0	0	0	0	0												
Jim O'Toole, S OBP: 0.143, SLG: 0.146 Ted Davidson, R (7, 1)										2	0	0	0	0	2	0												
Don Nottebart, R OBP: 0.217, SLG: 0.182 (8, 1)										1	0	0	0	0	1	0												
Inning Stats	R: 0 E: 0 K: 1 S: 5	H: 0 LOB: 0 BB: 0 P: 5	R: 0 E: 0 K: 1 S: 5	H: 0 LOB: 0 BB: 0 P: 5	R: 0 E: 0 K: 1 S: 5	H: 0 LOB: 0 BB: 0 P: 5	R: 1 E: 0 K: 0 S: 4	H: 2 LOB: 1 BB: 1 P: 8	R: 0 E: 0 K: 1 S: 5	H: 0 LOB: 0 BB: 0 P: 5	R: 1 E: 0 K: 0 S: 4	H: 2 LOB: 0 BB: 0 P: 4	R: 0 E: 0 K: 1 S: 5	H: 0 LOB: 0 BB: 0 P: 5	R: 0 E: 0 K: 2 S: 8	H: 1 LOB: 1 BB: 0 P: 8	1B: 3 2B: 1 3B: 0 HR: 1	SF: 0 SAC: 1 DP: 1 HBP: 0	WP: 0 PA: 31 PB: 0 SB: 0 CS: 0									
PITCHER	IP	WLS	BF	H	R	ER	SO	BB	IBB	HBP	BLK	WP	HR	S	P	ERA	WHIP											
Larry Jaster, L ERA: 3.42 Dick Hughes, R ERA:	(1, 1)	8.0	W	27	4	2	2	6	1	0	0	0	0	1	38	42	2.25	0.625										
(9, 1)	1.0	S	4	1	0	0	2	0	0	0	0	0	0	0	8	8	0.00	1.000										

Batter	1	2	3	4	5	6	7	8	9	AB	R	H	RBI	BB	SO	LOB	BOTTOM										
Julian Javier, R OBP: 0.275, SLG: 0.331 (1, 4)										3	0	1	0	1	0	0	Cincinnati Reds @ St. Louis Cardinals Busch Stadium, St. Louis, MO Tue Sep 13 1966, 7:05 PM CDT Att: 12,431 - Unknown										
Lou Brock, L OBP: 0.323, SLG: 0.429 (1, 7)										4	1	0	0	0	3												
Curt Flood, R OBP: 0.296, SLG: 0.354 (1, 8)										4	0	1	2	0	0	1											
Orlando Cepeda, R OBP: 0.363, SLG: 0.482 (1, 3)										4	1	2	0	0	1	1											
Mike Shannon, R OBP: 0.352, SLG: 0.465 (1, 9)										2	0	1	0	1	0	1											
Tim McCarver, L OBP: 0.328, SLG: 0.432 (1, 2)										3	0	0	0	0	1	3											
Ed Spiezio, R OBP: 0.225, SLG: 0.490 Charley Smith, R OBP: 0.299, SLG: 0.395 (1, 5)										3	0	1	1	0	0	1											
Dal Maxvill, R OBP: 0.330, SLG: 0.315 (1, 6)										2	1	0	0	1	0	2											
Larry Jaster, L OBP: 0.225, SLG: 0.189 Phil Gagliano, R OBP: 0.325, SLG: 0.333 Dick Hughes, R (8, 1)										2	0	0	0	0	1	2											
(9, 1)										1	0	0	0	0	1	1											
Inning Stats	R: 0 E: 0 K: 0 S: 3	H: 0 LOB: 0 BB: 0 P: 3	R: 0 E: 0 K: 1 S: 5	H: 1 LOB: 0 BB: 0 P: 5	R: 0 E: 0 K: 0 S: 3	H: 0 LOB: 0 BB: 0 P: 3	R: 0 E: 0 K: 0 S: 3	H: 0 LOB: 0 BB: 0 P: 3	R: 1 E: 0 K: 1 S: 7	H: 2 LOB: 2 BB: 1 P: 11	R: 0 E: 0 K: 0 S: 2	H: 0 LOB: 0 BB: 1 P: 6	R: 0 E: 0 K: 1 S: 6	H: 1 LOB: 1 BB: 0 P: 6	R: 2 E: 1 K: 1 S: 7	H: 2 LOB: 1 BB: 1 P: 11	1B: 5 2B: 2 3B: 0 HR: 0	SF: 0 SAC: 0 DP: 2 HBP: 0	WP: 0 PA: 31 PB: 0 SB: 1 CS: 0								
PITCHER	IP	WLS	BF	H	R	ER	SO	BB	IBB	HBP	BLK	WP	HR	S	P	ERA	WHIP										
Jim O'Toole, L ERA: 3.33 Ted Davidson, L ERA: 3.97 Don Nottebart, R ERA: 2.56	(1, 1)	6.1	L	6	1	2	1	1	0	0	0	0	0	7	11	13.50	1.500										
(7, 1)	1.1	L	6	1	2	2	1	1	0	0	0	0	0	2	2	0.00	3.000										
(8, 1)	0.1		2	1	0	0	0	0	0	0	0	0	0	2	2	0.00	3.000										



Batter	1	2	3	4	5	6	7	8	9	AB	R	H	RBI	BB	SO	LOB	TOP				
Giraldo Ruiz, S OBP: 0.299, SLG: 0.304 (1, 5)	0-0 G4-6-3 1B		0-3 K			0-0 1B 3B		0-0 L9		4	1	2	1	0	1	1					
Pete Rose, S OBP: 0.350, SLG: 0.452 (1, 4)	0-0 G4-6-3 1-2f			0-0 F7		0-0 FC4-6 1B		0-0 F8		4	0	1	1	0	0	1					
Vada Pinson, L OBP: 0.332, SLG: 0.452 (1, 8)	0-0 F8			0-0 3-1		0-0 FC4-6 FC6-4 1-2f		0-0 F8		4	0	0	0	0	0	1					
Deron Johnson, R OBP: 0.313, SLG: 0.473 (1, 3)		0-3 K		0-0 F7		0-0 FC6-4 1-2f		0-0 4-3		4	0	0	0	0	1	1					
Art Shamsky, L OBP: 0.319, SLG: 0.543 (1, 7)	0-0 F5				0-0 F9			0-0 P6		3	0	0	0	0	0	0					
Mel Queen, L OBP: 0.254, SLG: 0.148 (1, 9)	0-3 K				0-3 K			0-0 1B		3	0	1	0	0	2	0					
Johnny Edwards, L OBP: 0.275, SLG: 0.294 (1, 2)			0-0 F2		0-0 4-3			0-0 4-3		3	0	0	0	0	0	0					
Leo Cardenas, R OBP: 0.314, SLG: 0.423 (1, 6)			0-0 4-3			0-0 F8		0-0 6-3		3	0	0	0	0	0	0					
Sammy Ellis, L OBP: 0.176, SLG: 0.141 (1, 1) Don Nottebart, R OBP: 0.217, SLG: 0.182 (3, 1) Lee May, R OBP: 0.229, SLG: 0.375 (6, 1) Dom Zanni, R OBP: 0.301, SLG: 0.355 (8, 1) Gordy Coleman, L OBP: 0.291, SLG: 0.325 (8, 1) Joe Nuxhall, L OBP: 0.198, SLG: 0.118 (8, 1)			0-0 2B			0-0 3B 1B		0-0 F7		1	0	1	0	0	0	0					
Inning Stats	R: 0 E: 0 K: 0 S: 3	H: 1 LOB: 0 BB: 0 P: 3	R: 0 E: 0 K: 2 S: 7	H: 0 LOB: 0 BB: 0 P: 7	R: 0 E: 0 K: 1 S: 6	H: 1 LOB: 1 BB: 0 P: 6	R: 0 E: 0 K: 0 S: 3	H: 0 LOB: 0 BB: 0 P: 3	R: 0 E: 0 K: 1 S: 5	H: 0 LOB: 0 BB: 0 P: 5	R: 2 E: 0 K: 0 S: 6	H: 3 LOB: 1 BB: 0 P: 6	R: 0 E: 0 K: 0 S: 3	H: 1 LOB: 0 BB: 0 P: 3	R: 0 E: 0 K: 0 S: 3	H: 0 LOB: 0 BB: 0 P: 3	R: 0 E: 0 K: 0 S: 3	H: 0 LOB: 0 BB: 0 P: 3	1B: 4 2B: 1 3B: 1 HR: 0	SF: 0 SAC: 0 DP: 1 HBP: 0	WP: 0 PA: 31 PB: 0 SB: 0 CS: 0
PITCHER Ray Washburn, R ERA: 3.88 (1, 1)	IP: 9.0 WLS: W BF: 31 H: 6 R: 2 ER: 2 SO: 4 BB: 0 IBB: 0 HBP: 0 BLK: 0 WP: 0 HR: 0 S: 39 P: 39 ERA: 2.00 WHIP: 0.667															PITCHER Ray Washburn, R ERA: 3.88 (1, 1)	IP: 9.0 WLS: W BF: 31 H: 6 R: 2 ER: 2 SO: 4 BB: 0 IBB: 0 HBP: 0 BLK: 0 WP: 0 HR: 0 S: 39 P: 39 ERA: 2.00 WHIP: 0.667				

Cincinnati Reds @ St. Louis Cardinals
 Busch Stadium, St. Louis, MO
 Wed Sep 14 1966, 7:05 PM CDT
 Att: 9,961 - Unknown

AB	31
R	2
H	6
RBI	2
BB	0
SO	4
LOB	4



Batter	1	2	3	4	5	6	7	8	9	AB	R	H	RBI	BB	SO	LOB	BOTTOM		
Lou Brock, L OBP: 0.324, SLG: 0.436 (1, 7)	0-0 HR 1B			0-0 HR			0-0 4-3			3	2	2	2	0	0	0			
Curt Flood, R OBP: 0.297, SLG: 0.362 (1, 8)	0-0 6-3 1-2	0-0 F8		0-0 HR			0-0 BB 2B			4	1	2	1	0	0	2			
Tim McCarver, L OBP: 0.331, SLG: 0.445 (1, 2)	0-0 HR		0-0 HR	0-0 6-3			4-0 BB IBB			3	2	2	3	1	0	0			
Orlando Cepeda, R OBP: 0.364, SLG: 0.483 (1, 3)	0-0 2B		0-0 P2		0-0 L8		4-0 BB G6-4-3			3	0	1	0	1	0	0			
Mike Shannon, R OBP: 0.351, SLG: 0.461 (1, 9)	0-3 K		0-0 F9		4-0 BB		0-0 G6-4-3 1-2f			3	0	0	0	1	1	4			
Ed Spiezio, R OBP: 0.241, SLG: 0.414 (1, 5)	0-0 5-3		0-0 2B		0-0 L6-3			0-0 P4		4	0	1	0	0	0	2			
Julian Javier, R OBP: 0.275, SLG: 0.330 (1, 4)		0-0 1B SF7 1B		0-0 4-3		0-0 5-3		0-0 P6		4	1	1	0	0	0	1			
Dal Maxvill, R OBP: 0.332, SLG: 0.317 (1, 6)		0-0 1B		0-0 4-3		0-3 K		0-0 1B		4	0	2	0	0	1	0			
Ray Washburn, R OBP: 0.132, SLG: 0.180 (1, 1)	0-3 K		0-0 F9		0-3 K			0-0 1-3		4	0	0	0	0	2	3			
Inning Stats	R: 2 E: 0 K: 1 S: 8	H: 3 LOB: 1 BB: 0 P: 8	R: 1 E: 0 K: 1 S: 7	H: 2 LOB: 1 BB: 0 P: 7	R: 1 E: 0 K: 0 S: 5	H: 2 LOB: 1 BB: 0 P: 5	R: 2 E: 0 K: 0 S: 5	H: 2 LOB: 0 BB: 0 P: 5	R: 0 E: 0 K: 2 S: 7	H: 0 LOB: 0 BB: 0 P: 7	R: 0 E: 0 K: 0 S: 3	H: 1 LOB: 2 BB: 2 P: 11	R: 0 E: 0 K: 0 S: 4	H: 1 LOB: 1 BB: 0 P: 4	R: 0 E: 0 K: 0 S: 4	H: 1 LOB: 1 BB: 0 P: 4	1B: 4 2B: 4 3B: 0 HR: 4	SF: 1 SAC: 0 DP: 2 HBP: 0	WP: 0 PA: 36 PB: 0 SB: 1 CS: 0
PITCHER Sammy Ellis, R ERA: 5.18 (1, 1) Don Nottebart, R ERA: 2.69 (3, 1) Dom Zanni, R ERA: (6, 1) Joe Nuxhall, L ERA: 4.6 (8, 1)	IP: 2.2 WLS: L BF: 15 H: 7 R: 4 ER: 4 SO: 2 BB: 0 IBB: 0 HBP: 0 BLK: 0 WP: 0 HR: 2 S: 19 P: 19 ERA: 13.50 WHIP: 2.625															PITCHER Sammy Ellis, R ERA: 5.18 (1, 1) Don Nottebart, R ERA: 2.69 (3, 1) Dom Zanni, R ERA: (6, 1) Joe Nuxhall, L ERA: 4.6 (8, 1)	IP: 2.2 WLS: L BF: 15 H: 7 R: 4 ER: 4 SO: 2 BB: 0 IBB: 0 HBP: 0 BLK: 0 WP: 0 HR: 2 S: 19 P: 19 ERA: 13.50 WHIP: 2.625		

Cincinnati Reds @ St. Louis Cardinals
 Busch Stadium, St. Louis, MO
 Wed Sep 14 1966, 7:05 PM CDT
 Att: 9,961 - Unknown

AB	32
R	6
H	11
RBI	6
BB	3
SO	4
LOB	12



Batter	1	2	3	4	5	6	7	8	9	AB	R	H	RBI	BB	SO	LOB	TOP								
Julian Javier, R OBP: 0.276, SLG: 0.333 (1, 4)										5	1	2	0	0	2	0									
Lou Brock, L OBP: 0.326, SLG: 0.437 (1, 7)										5	2	3	0	0	0	1									
Curt Flood, R OBP: 0.300, SLG: 0.363 (1, 8)										4	0	2	3	1	0	1									
Orlando Cepeda, R OBP: 0.365, SLG: 0.483 (1, 3)										4	0	2	0	0	0	4									
Mike Shannon, R OBP: 0.350, SLG: 0.458 (1, 9)											3	0	0	0	1	1	4								
Ed Spiezio, R OBP: 0.212, SLG: 0.364 (7, 5)											4	0	0	0	0	0	3								
Charley Smith, R OBP: 0.299, SLG: 0.395 (1, 6)										0	0	0	0	0	0	0									
Dal Maxvill, R OBP: 0.331, SLG: 0.319 (1, 2)										4	0	1	0	0	0	0									
Pat Corrales, R OBP: 0.200, SLG: 0.197 (1, 1)										4	0	0	0	0	0	1									
Bob Gibson, R OBP: 0.237, SLG: 0.290 (1, 1)										4	0	0	0	0	1	1									
Inning Stats	R: 1 E: 0 K: 1 S: 7	H: 3 LOB: 1 BB: 0 P: 7	R: 0 E: 1 K: 0 S: 4	H: 0 LOB: 1 BB: 0 P: 4	R: 0 E: 0 K: 0 S: 3	H: 1 LOB: 1 BB: 1 P: 7	R: 0 E: 0 K: 0 S: 4	H: 1 LOB: 1 BB: 0 P: 4	R: 1 E: 1 K: 1 S: 8	H: 2 LOB: 2 BB: 0 P: 8	R: 0 E: 0 K: 0 S: 3	H: 0 LOB: 0 BB: 0 P: 3	R: 1 E: 0 K: 1 S: 8	H: 3 LOB: 3 BB: 1 P: 12	R: 0 E: 0 K: 0 S: 3	H: 0 LOB: 0 BB: 0 P: 3	R: 0 E: 0 K: 1 S: 5	H: 0 LOB: 0 BB: 0 P: 5	1B: 8 2B: 4 3B: 0 HR: 0	SF: 0 SAC: 0 DP: 2 HBP: 0	WP: 0 PB: 0 SB: 3 CS: 0	PA: 39			
PITCHER	IP WLS BF H R ER SO BB IBB HBP BLK WP HR S P ERA WHIP	IP WLS BF H R ER SO BB IBB HBP BLK WP HR S P ERA WHIP	IP WLS BF H R ER SO BB IBB HBP BLK WP HR S P ERA WHIP	IP WLS BF H R ER SO BB IBB HBP BLK WP HR S P ERA WHIP	IP WLS BF H R ER SO BB IBB HBP BLK WP HR S P ERA WHIP	IP WLS BF H R ER SO BB IBB HBP BLK WP HR S P ERA WHIP	IP WLS BF H R ER SO BB IBB HBP BLK WP HR S P ERA WHIP	IP WLS BF H R ER SO BB IBB HBP BLK WP HR S P ERA WHIP	IP WLS BF H R ER SO BB IBB HBP BLK WP HR S P ERA WHIP	IP WLS BF H R ER SO BB IBB HBP BLK WP HR S P ERA WHIP	IP WLS BF H R ER SO BB IBB HBP BLK WP HR S P ERA WHIP	IP WLS BF H R ER SO BB IBB HBP BLK WP HR S P ERA WHIP	IP WLS BF H R ER SO BB IBB HBP BLK WP HR S P ERA WHIP	IP WLS BF H R ER SO BB IBB HBP BLK WP HR S P ERA WHIP	IP WLS BF H R ER SO BB IBB HBP BLK WP HR S P ERA WHIP	IP WLS BF H R ER SO BB IBB HBP BLK WP HR S P ERA WHIP	IP WLS BF H R ER SO BB IBB HBP BLK WP HR S P ERA WHIP	IP WLS BF H R ER SO BB IBB HBP BLK WP HR S P ERA WHIP	IP WLS BF H R ER SO BB IBB HBP BLK WP HR S P ERA WHIP	IP WLS BF H R ER SO BB IBB HBP BLK WP HR S P ERA WHIP	IP WLS BF H R ER SO BB IBB HBP BLK WP HR S P ERA WHIP	IP WLS BF H R ER SO BB IBB HBP BLK WP HR S P ERA WHIP	IP WLS BF H R ER SO BB IBB HBP BLK WP HR S P ERA WHIP	IP WLS BF H R ER SO BB IBB HBP BLK WP HR S P ERA WHIP	IP WLS BF H R ER SO BB IBB HBP BLK WP HR S P ERA WHIP

St. Louis Cardinals @ Chicago Cubs
Wrigley Field, Chicago, IL
Fri Sep 16 1966, 3:33 AM CDT
Sunny

AB 37
R 3
H 10
RBI 3
BB 2
SO 4
LOB 15



Batter	1	2	3	4	5	6	7	8	9	AB	R	H	RBI	BB	SO	LOB	BOTTOM								
Don Kessinger, S OBP: 0.298, SLG: 0.301 (1, 6)										4	0	3	0	0	0	1									
Glenn Beckert, R OBP: 0.324, SLG: 0.354 (1, 4)										4	0	0	0	0	1	4									
Billy Williams, L OBP: 0.349, SLG: 0.478 (1, 9)										4	0	0	0	0	0	1									
Ron Santo, R OBP: 0.411, SLG: 0.539 (1, 5)										4	0	1	0	0	1	0									
Lee Thomas, L OBP: 0.284, SLG: 0.320 (1, 3)										4	1	2	0	0	0	0									
Bob Raudman, L OBP: 0.273, SLG: 0.273 (1, 7)										3	0	1	0	0	0	2									
Don Bryant, R OBP: 0.207, SLG: 0.400 (7, PH)										2	0	0	0	0	1	2									
George Altman, L OBP: 0.272, SLG: 0.349 (8, 2)										1	0	1	1	0	0	0									
Randy Hundley, R OBP: 0.296, SLG: 0.423 (1, 8)										0	0	0	0	0	0	0									
Adolfo Phillips, R OBP: 0.347, SLG: 0.451 (1, 1)										1	0	0	0	2	0	0									
Curt Simmons, L OBP: 0.207, SLG: 0.154 (6, PH)										1	0	0	0	0	1	0									
Jimmy Stewart, S OBP: 0.236, SLG: 0.219 (7, 1)										1	0	0	0	0	0	0									
Chuck Hartenstein, R OBP: 0.290, SLG: 0.186 (8, PH)										0	0	0	0	0	0	0									
Marty Keough, L OBP: 0.280, SLG: 0.136 (9, 1)										1	0	0	0	0	1	1									
Cal Koonce, R OBP: 0.200, SLG: 0.136 (1, 1)										0	0	0	0	0	0	0									
Inning Stats	R: 0 E: 0 K: 0 S: 3	H: 1 LOB: 0 BB: 0 P: 3	R: 0 E: 0 K: 0 S: 4	H: 2 LOB: 1 BB: 0 P: 4	R: 0 E: 0 K: 1 S: 5	H: 1 LOB: 0 BB: 0 P: 5	R: 0 E: 0 K: 0 S: 3	H: 0 LOB: 0 BB: 0 P: 3	R: 0 E: 0 K: 1 S: 5	H: 0 LOB: 0 BB: 0 P: 5	R: 0 E: 0 K: 1 S: 5	H: 0 LOB: 1 BB: 1 P: 9	R: 1 E: 0 K: 1 S: 7	H: 3 LOB: 1 BB: 0 P: 7	R: 0 E: 0 K: 1 S: 5	H: 1 LOB: 1 BB: 1 P: 9	R: 0 E: 0 K: 0 S: 3	H: 0 LOB: 0 BB: 0 P: 3	1B: 8 2B: 0 3B: 0 HR: 0	SF: 0 SAC: 0 DP: 3 HBP: 0	WP: 0 PB: 0 SB: 0 CS: 2	PA: 34			
PITCHER	IP WLS BF H R ER SO BB IBB HBP BLK WP HR S P ERA WHIP	IP WLS BF H R ER SO BB IBB HBP BLK WP HR S P ERA WHIP	IP WLS BF H R ER SO BB IBB HBP BLK WP HR S P ERA WHIP	IP WLS BF H R ER SO BB IBB HBP BLK WP HR S P ERA WHIP	IP WLS BF H R ER SO BB IBB HBP BLK WP HR S P ERA WHIP	IP WLS BF H R ER SO BB IBB HBP BLK WP HR S P ERA WHIP	IP WLS BF H R ER SO BB IBB HBP BLK WP HR S P ERA WHIP	IP WLS BF H R ER SO BB IBB HBP BLK WP HR S P ERA WHIP	IP WLS BF H R ER SO BB IBB HBP BLK WP HR S P ERA WHIP	IP WLS BF H R ER SO BB IBB HBP BLK WP HR S P ERA WHIP	IP WLS BF H R ER SO BB IBB HBP BLK WP HR S P ERA WHIP	IP WLS BF H R ER SO BB IBB HBP BLK WP HR S P ERA WHIP	IP WLS BF H R ER SO BB IBB HBP BLK WP HR S P ERA WHIP	IP WLS BF H R ER SO BB IBB HBP BLK WP HR S P ERA WHIP	IP WLS BF H R ER SO BB IBB HBP BLK WP HR S P ERA WHIP	IP WLS BF H R ER SO BB IBB HBP BLK WP HR S P ERA WHIP	IP WLS BF H R ER SO BB IBB HBP BLK WP HR S P ERA WHIP	IP WLS BF H R ER SO BB IBB HBP BLK WP HR S P ERA WHIP	IP WLS BF H R ER SO BB IBB HBP BLK WP HR S P ERA WHIP	IP WLS BF H R ER SO BB IBB HBP BLK WP HR S P ERA WHIP	IP WLS BF H R ER SO BB IBB HBP BLK WP HR S P ERA WHIP	IP WLS BF H R ER SO BB IBB HBP BLK WP HR S P ERA WHIP	IP WLS BF H R ER SO BB IBB HBP BLK WP HR S P ERA WHIP	IP WLS BF H R ER SO BB IBB HBP BLK WP HR S P ERA WHIP	IP WLS BF H R ER SO BB IBB HBP BLK WP HR S P ERA WHIP

St. Louis Cardinals @ Chicago Cubs
Wrigley Field, Chicago, IL
Fri Sep 16 1966, 3:33 AM CDT
Sunny

AB 30
R 1
H 8
RBI 1
BB 2
SO 5
LOB 12



Batter	1	2	3	4	5	6	7	8	9	AB	R	H	RBI	BB	SO	LOB	TOP									
Julian Javier, R OBP: 0.277, SLG: 0.334 (1, 4)	5-3		P4		F9			FC5-2 1B	1B	5	0	2	0	0	0	1	St. Louis Cardinals @ Chicago Cubs Wrigley Field, Chicago, IL Fri Sep 16 1966, 3:38 AM CDT Att: 2,297 - Sunny AB 36 R 4 H 12 RBI 3 BB 1 SO 3 LOB 18									
Lou Brock, L OBP: 0.325, SLG: 0.435 (1, 7)	CS 1B		P3		P4			F7	F7	5	0	1	0	0	0	2										
Curt Flood, R OBP: 0.300, SLG: 0.362 (1, 8)	6-3		6-3		P4-3			FC5-2 HR 1B		4	1	1	0	0	0	1										
Orlando Cepeda, R OBP: 0.364, SLG: 0.481 (1, 3)		G3 1B			F9			FC5-2 HR 1B		4	1	1	0	0	0	2										
Mike Shannon, R OBP: 0.351, SLG: 0.466 (1, 9)		G3 1B			F9			HR		4	1	2	3	0	0	0										
Tim McCarver, L OBP: 0.330, SLG: 0.444 (1, 2)		G3						HR		4	0	1	0	0	1	2										
Charley Smith, R OBP: 0.303, SLG: 0.401 (1, 5)		K			E8 1B			SH1-3 PB 2B		4	1	3	0	0	1	2										
Dal Maxvill, R OBP: 0.333, SLG: 0.320 (1, 6)		IBB			F9			SH1-3		2	0	1	0	1	0	1										
Al Jackson, L OBP: 0.221, SLG: 0.264 (1, 1)		P6			P6			K		4	0	0	0	0	1	7										
Inning Stats	R: 0 E: 0 K: 0 S: 3	H: 1 LOB: 0 BB: 0 P: 3	R: 0 E: 0 K: 1 S: 7	H: 2 LOB: 3 BB: 1 P: 11	R: 0 E: 0 K: 0 S: 3	H: 0 LOB: 0 BB: 0 P: 3	R: 0 E: 0 K: 0 S: 3	H: 1 LOB: 1 BB: 0 P: 3	R: 0 E: 1 K: 0 S: 4	H: 1 LOB: 1 BB: 0 P: 4	R: 0 E: 0 K: 0 S: 3	H: 0 LOB: 0 BB: 0 P: 3	R: 0 E: 0 K: 1 S: 5	H: 2 LOB: 2 BB: 0 P: 5	R: 3 E: 0 K: 1 S: 8	H: 3 LOB: 0 BB: 0 P: 8	R: 1 E: 0 K: 1 S: 7	H: 2 LOB: 1 BB: 0 P: 7	1B: 10 2B: 1 3B: 0 HR: 1	SF: 0 SAC: 1 DP: 0 HBP: 0	WP: 0 PB: 1 SB: 0 CS: 1	PA: 38				
PITCHER	IP	WLS	BF	H	R	ER	SO	BB	IBB	HBP	BLK	WP	HR	S	P	ERA	WHIP									
Rich Nye, L ERA: 3.38 (1, 1)	8.0	L	33	10	3	3	2	0	0	0	0	0	0	1	36	40	3.38	1.250								
Bill Hands, R ERA: 4.51 (9, 1)	1.0		5	2	1	1	1	0	0	0	0	0	0	0	7	7	9.00	2.000								

Batter	1	2	3	4	5	6	7	8	9	AB	R	H	RBI	BB	SO	LOB	BOTTOM									
Don Kessinger, S OBP: 0.295, SLG: 0.298 (1, 6)	6-3		5-3			F8			6-3	4	0	0	0	0	0	1	St. Louis Cardinals @ Chicago Cubs Wrigley Field, Chicago, IL Fri Sep 16 1966, 3:38 AM CDT Att: 2,297 - Sunny AB 28 R 0 H 4 RBI 0 BB 2 SO 7 LOB 9									
Paul Popovich, S (1, 4)	K		P1-3			P4-6-3 1-2f			P6-3	4	0	0	0	0	1	1										
Billy Williams, L OBP: 0.347, SLG: 0.475 (1, 9)	G3				K				4-3	4	0	0	0	0	2	0										
Ron Santo, R OBP: 0.412, SLG: 0.541 (1, 5)		K			G5-4-3 BB			L5-4 2B		2	0	1	0	1	1	0										
14 Ernie Banks, R OBP: 0.317, SLG: 0.440 (1, 3)		1B			G5-4-3 1-2f			IBB		2	0	1	0	1	0	1										
Randy Hundley, R OBP: 0.297, SLG: 0.423 (1, 2)		1B			5-3			L5-4		3	0	1	0	0	0	2										
Adolfo Phillips, R OBP: 0.345, SLG: 0.448 (1, 8)		K			K			K		3	0	0	0	0	3	2										
Byron Browne, R OBP: 0.311, SLG: 0.428 (1, 7)		3-1			6-3			1-3		3	0	0	0	0	0	2										
Rich Nye, L OBP: 0.500, SLG: 0.500 (1, 1)					4-3			F7		2	0	1	0	0	0	0										
Glenn Beckert, R (8, PH)										1	0	0	0	0	0	0										
Bill Hands, R OBP: 0.098, SLG: 0.063 (9, 1)						P4-6-3 1B				0	0	0	0	0	0	0										
Inning Stats	R: 0 E: 0 K: 1 S: 5	H: 0 LOB: 0 BB: 0 P: 5	R: 0 E: 0 K: 2 S: 9	H: 2 LOB: 2 BB: 0 P: 9	R: 0 E: 0 K: 0 S: 3	H: 0 LOB: 0 BB: 0 P: 3	R: 0 E: 0 K: 1 S: 4	H: 0 LOB: 0 BB: 1 P: 8	R: 0 E: 0 K: 1 S: 5	H: 0 LOB: 0 BB: 0 P: 5	R: 0 E: 0 K: 0 S: 3	H: 1 LOB: 0 BB: 0 P: 3	R: 0 E: 0 K: 1 S: 5	H: 1 LOB: 1 BB: 1 P: 9	R: 0 E: 0 K: 1 S: 5	H: 0 LOB: 0 BB: 0 P: 5	R: 0 E: 0 K: 0 S: 3	H: 0 LOB: 0 BB: 0 P: 3	1B: 3 2B: 2 3B: 0 HR: 0	SF: 0 SAC: 0 DP: 3 HBP: 0	WP: 0 PB: 0 SB: 0 CS: 0	PA: 30				
PITCHER	IP	WLS	BF	H	R	ER	SO	BB	IBB	HBP	BLK	WP	HR	S	P	ERA	WHIP									
Al Jackson, L ERA: 2.41 (1, 1)	9.0	W	30	4	0	0	7	1	1	0	0	0	0	0	42	50	0.00	0.556								

Batter	1	2	3	4	5	6	7	8	9	AB	R	H	RBI	BB	SO	LOB	TOP								
Julian Javier, R OBP: 0.277, SLG: 0.333 (1, 4)	F3		F9					L6	P4	5	0	1	1	0	0	3	St. Louis Cardinals @ Chicago Cubs Wrigley Field, Chicago, IL Sat Sep 17 1966, 3:33 AM CDT Att: 5,391 - Cloudy - 68 F								
Lou Brock, L OBP: 0.323, SLG: 0.432 (1, 7)	P5			F6		K		K		4	0	0	0	0	2	2									
Curt Flood, R OBP: 0.299, SLG: 0.360 (1, 8)	6-3			3-1		5-3		2B	BB	3	1	0	0	1	0	1									
Orlando Cepeda, R OBP: 0.365, SLG: 0.486 (1, 3)		6-3		6-3			HR	2B	2B	4	2	2	2	0	0	0									
Mike Shannon, R OBP: 0.353, SLG: 0.476 (1, 9)		F8			K			HR	2B	4	1	2	3	0	1	0									
Tim McCarver, L OBP: 0.328, SLG: 0.440 (1, 2)		P6			P4		3-1	F7		4	0	0	0	0	0	2									
Charley Smith, R OBP: 0.300, SLG: 0.397 (1, 5)			K		L5		K		E4	4	0	0	0	0	2	0									
Dal Maxvill, R OBP: 0.332, SLG: 0.317 (1, 6)		6-3				BB	3-1		F9	3	1	0	0	1	0	1									
Dick Hughes, R OBP: 0.000, SLG: 1.000 (5, PH)						1B				1	0	1	0	0	0	0									
Ted Savage, R OBP: 0.266, SLG: 0.375 (5, PH)										0	0	0	0	0	1	0									
Don Dennis, R OBP: 0.282, SLG: 0.394 (5, PH)										0	0	0	0	0	0	0									
Ed Spiezio, R OBP: 0.250, SLG: 0.354 (5, PH)										0	0	0	0	0	1	0									
Al Jackson, L OBP: 0.221, SLG: 0.254 (5, PH)										0	1	0	0	0	0	0									
Hal Woodeshick, R OBP: 0.220, SLG: 0.400 (5, PH)										0	0	0	0	0	0	0									
Joe Hoerner, R OBP: 0.143, SLG: 0.571 (5, PH)										1	0	0	0	0	1	1									
Inning Stats	R: 0 E: 0 K: 0 S: 3	H: 0 LOB: 0 BB: 0 P: 3	R: 0 E: 0 K: 0 S: 3	H: 0 LOB: 0 BB: 0 P: 3	R: 0 E: 0 K: 1 S: 6	H: 1 LOB: 1 BB: 0 P: 6	R: 0 E: 0 K: 0 S: 3	H: 0 LOB: 0 BB: 0 P: 3	R: 0 E: 0 K: 1 S: 5	H: 0 LOB: 0 BB: 0 P: 5	R: 1 E: 0 K: 0 S: 5	H: 1 LOB: 1 BB: 2 P: 13	R: 2 E: 0 K: 1 S: 7	H: 2 LOB: 0 BB: 0 P: 7	R: 3 E: 0 K: 1 S: 7	H: 2 LOB: 2 BB: 2 P: 15	R: 0 E: 1 K: 1 S: 6	H: 0 LOB: 1 BB: 0 P: 6	1B: 2 2B: 3 3B: 0 HR: 1	SF: 0 SAC: 0 DP: 0 HBP: 0	WP: 1 PB: 0 SB: 0 CS: 0	PA: 37			
PITCHER	IP	WLS	BF	H	R	ER	SO	BB	IBB	HBP	BLK	WP	HR	S	P	ERA	WHIP								
Ken Holtzman, L ERA: 3.92 (1, 1)	7.2	L	30	4	5	5	5	4	0	0	0	1	1	36	52	5.87	1.043								
Cal Koonce, R ERA: 3.8 (8, 1)	0.0		2	2	1	1	0	0	0	0	0	0	0	2	2	∞	∞								
Bob Hendley, L ERA: 3.75 (8, 1)	1.1		5	0	0	0	1	0	0	0	0	0	0	7	7	0.00	0.000								

AB 33
R 6
H 6
RBI 6
BB 4
SO 6
LOB 10



Batter	1	2	3	4	5	6	7	8	9	AB	R	H	RBI	BB	SO	LOB	BOTTOM								
Jimmy Stewart, S OBP: 0.224, SLG: 0.206 (1, 8)	3-1		G3	P6						4	0	0	0	0	0	3	St. Louis Cardinals @ Chicago Cubs Wrigley Field, Chicago, IL Sat Sep 17 1966, 3:33 AM CDT Att: 5,391 - Cloudy - 68 F								
Byron Browne, R OBP: 0.312, SLG: 0.428 (9, FH)									FC5-4 BB	0	0	0	0	1	0	0									
Glenn Beckert, R OBP: 0.324, SLG: 0.353 (1, 4)					F3		6-3		FC5-4 FC4-6	4	0	1	1	1	0	1									
Billy Williams, L OBP: 0.346, SLG: 0.472 (1, 9)		BB		1B					FC4-6	5	1	1	0	0	0	4									
Ron Santo, R OBP: 0.411, SLG: 0.539 (1, 5)			F7		P4					4	0	1	0	0	0	3									
14 Ernie Banks, R OBP: 0.320, SLG: 0.445 (8, PR)			F9							4	1	3	1	0	0	0									
Joey Amalfitano, R OBP: 0.243, SLG: 0.194 (8, PR)					2B	2B				0	0	0	0	0	0	0									
Lee Thomas, L OBP: 0.284, SLG: 0.320 (9, 7)						1B			G5-4-3	0	0	0	0	0	0	0									
Bob Raudman, L OBP: 0.286, SLG: 0.357 (1, 7)										3	1	1	1	0	2	1									
John Boccabella, R OBP: 0.266, SLG: 0.354 (8, FH)					2B	2B				1	0	0	0	0	1	2									
Randy Hundley, R OBP: 0.294, SLG: 0.419 (1, 2)					F5				G5-4-3	4	0	0	0	0	1	4									
Ron Campbell, R OBP: 0.259, SLG: 0.224 (1, 6)										4	1	1	0	0	1	2									
Ken Holtzman, R OBP: 0.132, SLG: 0.134 (1, 1)										2	0	1	1	0	1	0									
Cal Koonce, R OBP: 0.200, SLG: 0.136 (8, PH)										0	0	0	0	0	0	0									
Bob Hendley, R OBP: 0.263, SLG: 0.235 (8, PH)										0	0	0	0	0	0	0									
Adolfo Phillips, R OBP: 0.346, SLG: 0.457 (9, PH)										1	1	1	1	0	0	0									
Inning Stats	R: 0 E: 0 K: 0 S: 3	H: 0 LOB: 1 BB: 1 P: 7	R: 0 E: 0 K: 2 S: 7	H: 0 LOB: 0 BB: 0 P: 7	R: 1 E: 1 K: 0 S: 6	H: 2 LOB: 2 BB: 0 P: 6	R: 2 E: 0 K: 1 S: 8	H: 3 LOB: 1 BB: 0 P: 8	R: 0 E: 0 K: 0 S: 3	H: 0 LOB: 0 BB: 0 P: 3	R: 0 E: 0 K: 1 S: 6	H: 1 LOB: 1 BB: 0 P: 6	R: 0 E: 0 K: 1 S: 5	H: 0 LOB: 0 BB: 0 P: 5	R: 1 E: 0 K: 1 S: 7	H: 3 LOB: 2 BB: 0 P: 7	R: 1 E: 0 K: 0 S: 4	H: 1 LOB: 1 BB: 1 P: 8	1B: 6 2B: 3 3B: 0 HR: 1	SF: 0 SAC: 1 DP: 1 HBP: 0	WP: 0 PB: 0 SB: 0 CS: 0	PA: 39			
PITCHER	IP	WLS	BF	H	R	ER	SO	BB	IBB	HBP	BLK	WP	HR	S	P	ERA	WHIP								
Dick Hughes, R ERA: 3.0 (1, 1)	5.0		22	5	3	3	3	1	0	0	0	0	0	11	11	0.00	0.500								
Don Dennis, R ERA: 4.98 (6, 1)	2.0	W	7	1	0	0	2	0	0	0	0	0	0	11	11	0.00	0.500								
Hal Woodeshick, L ERA: 2.1 (8, 1)	0.0		3	3	1	1	0	0	0	0	0	0	0	3	3	∞	∞								
Joe Hoerner, L ERA: 1.49 (8, 1)	2.0	S	7	1	1	1	1	1	0	0	0	0	1	8	12	4.50	1.000								



Batter	1	2	3	4	5	6	7	8	9	AB	R	H	RBI	BB	SO	LOB	TOP										
Julian Javier, R (1,4) OBP: 0.275, SLG: 0.330 Tito Francona, L (8, PH) OBP: 0.253, SLG: 0.338 Bob Gibson, R (8, PR) OBP: 0.237, SLG: 0.290 Jerry Buchek, R (8,4) OBP: 0.310, SLG: 0.374	6-3		K			4-3		4-3		3	0	0	0	0	1	0	St. Louis Cardinals @ Chicago Cubs Wrigley Field, Chicago, IL Sun Sep 18 1966, 3:33 AM CDT Att: 7,245 - Unknown										
Lou Brock, L (1,7) OBP: 0.323, SLG: 0.431	4-3			4-3		1B 1B		4-3		4	1	1	0	0	0	1											
Curt Flood, R (1,8) OBP: 0.302, SLG: 0.364	1B			F9 2B		G5-3 1B		K		4	1	3	0	0	1	2											
Orlando Cepeda, R (1,3) OBP: 0.366, SLG: 0.486 Al Jackson, L (9, PR) OBP: 0.221, SLG: 0.264	5-3			F9		1-2 1B		1B		4	0	2	1	0	0	2											
Mike Shannon, R (1,9) OBP: 0.352, SLG: 0.476	4-3			2B		G5-3		P3		4	0	1	1	0	0	3											
Ed Spiezio, R (1,5) OBP: 0.211, SLG: 0.324	6-3			5-3				K		4	0	0	0	0	1	2											
Dal Maxvill, R (1,6) OBP: 0.330, SLG: 0.314 Ted Savage, R (9, PH) OBP: 0.286, SLG: 0.360	4-3			K		L6		4-3		3	0	0	0	0	1	0											
Pat Corrales, R (1,2) OBP: 0.192, SLG: 0.188 Nelson Briles, R (8,1) OBP: 0.125, SLG: 0.079	5-3			1-3		1-3				3	0	0	0	0	0	0											
Larry Jaster, L (1,1) OBP: 0.214, SLG: 0.179 Ron Piche, R (5,1) Hal Woodeshick, R (7,1) OBP: 0.200, SLG: 0.400 Tim McCarver, L (8, PH) OBP: 0.327, SLG: 0.439	P4			K		F9				2	0	0	0	0	1	0											
Inning Stats	R: 0 E: 0 K: 0 S: 4	H: 1 LOB: 1 BB: 0 P: 4	R: 0 E: 0 K: 0 S: 3	H: 0 LOB: 0 BB: 0 P: 3	R: 0 E: 0 K: 1 S: 5	H: 0 LOB: 0 BB: 0 P: 5	R: 1 E: 0 K: 0 S: 5	H: 2 LOB: 1 BB: 0 P: 5	R: 0 E: 0 K: 2 S: 7	H: 0 LOB: 0 BB: 0 P: 7	R: 1 E: 0 K: 0 S: 5	H: 3 LOB: 1 BB: 0 P: 5	R: 0 E: 0 K: 0 S: 3	H: 0 LOB: 0 BB: 0 P: 3	R: 0 E: 0 K: 1 S: 6	H: 1 LOB: 2 BB: 0 P: 6		R: 0 E: 0 K: 1 S: 6	H: 1 LOB: 1 BB: 0 P: 6	R: 0 E: 0 K: 1 S: 6	H: 1 LOB: 1 BB: 0 P: 6	1B: 5 2B: 3 3B: 0 HR: 0	SF: 0 SAC: 0 DP: 1 HBP: 0	WP: 0 PB: 0 SB: 0 CS: 0	PA: 34		
PITCHER	IP	WLS	BF	H	R	ER	SO	BB	IBB	HBP	BLK	WP	HR	S	P	ERA	WHIP										
Dick Ellsworth, L (1,1) ERA: 4.17 Bill Hands, R (8,1) ERA: 4.74	7.0	W	26	6	2	1	3	0	0	0	0	0	0	32	32	1.29	0.857										

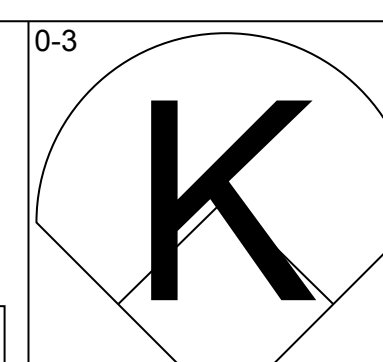
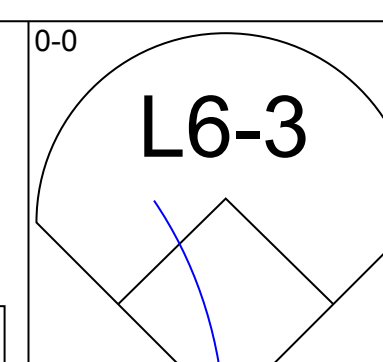
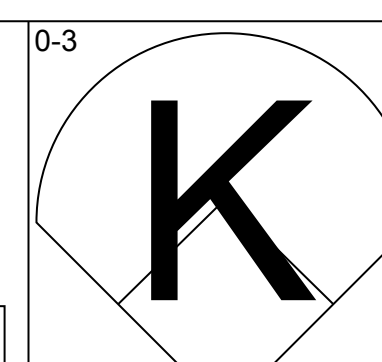
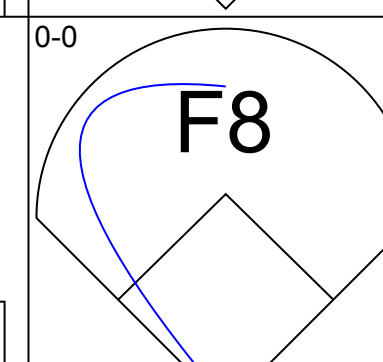
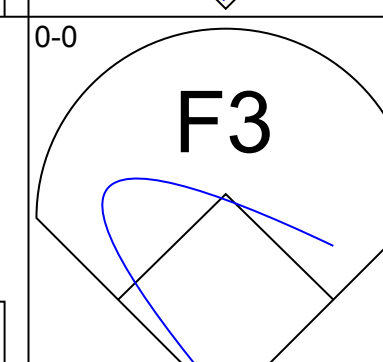
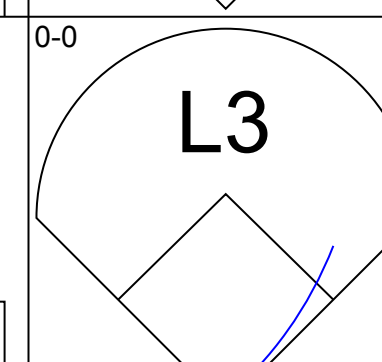
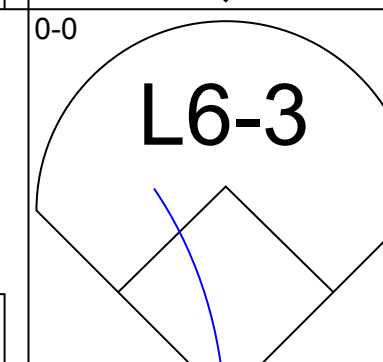
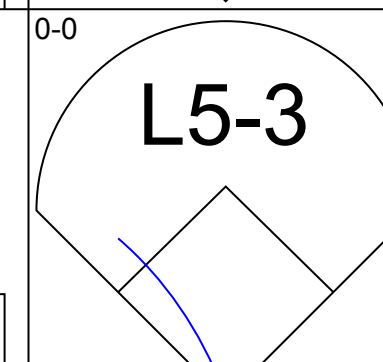
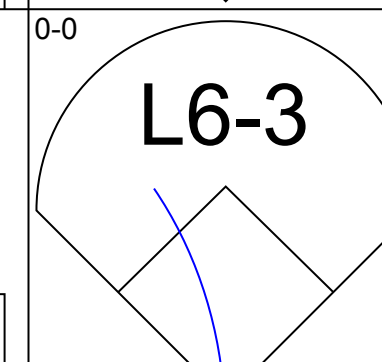
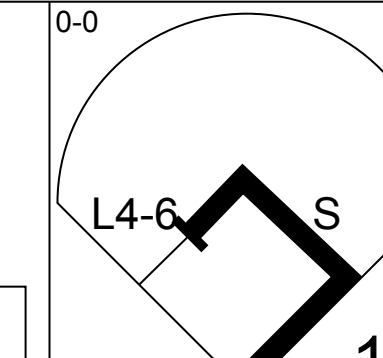
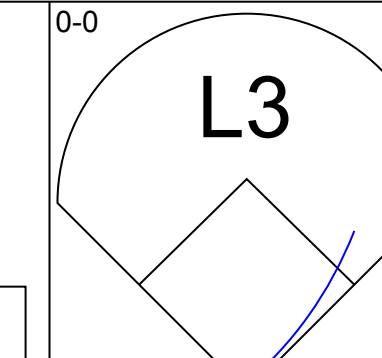
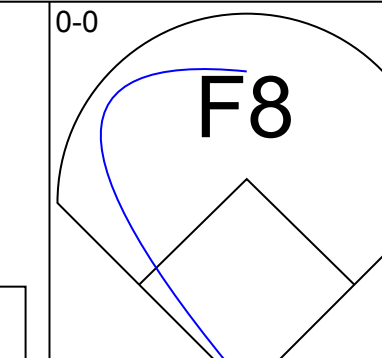

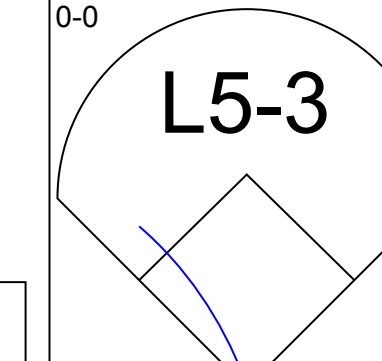
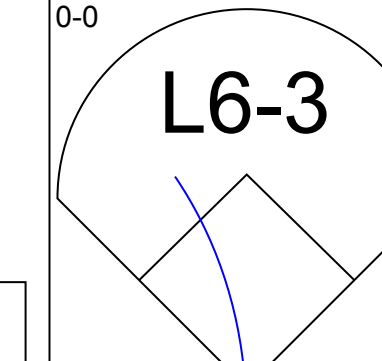

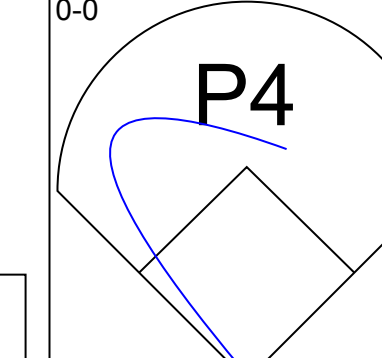
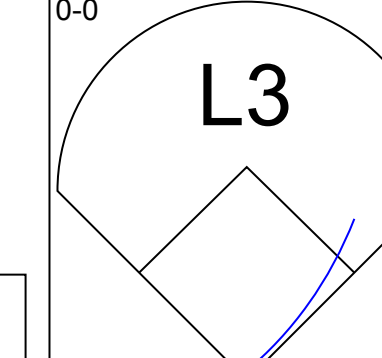
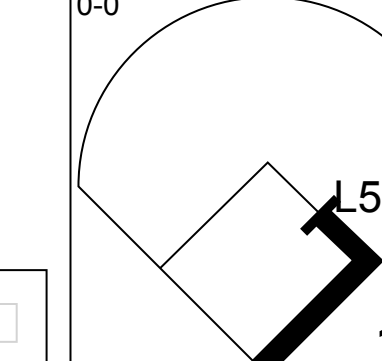
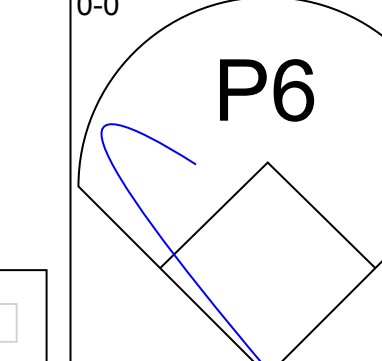
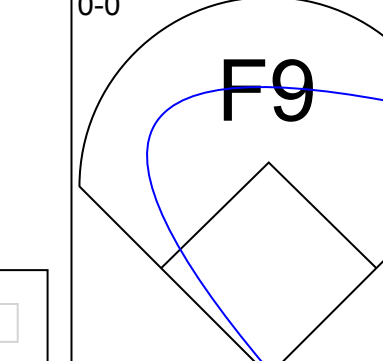
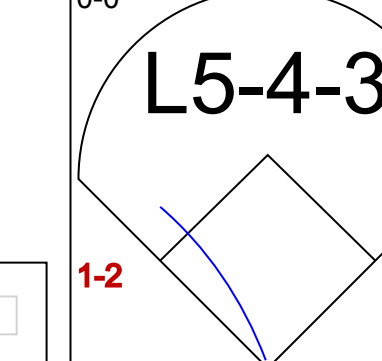
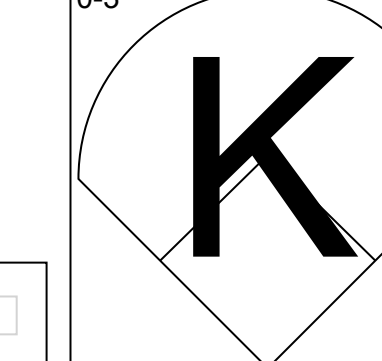
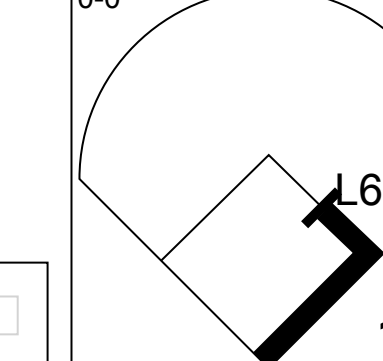
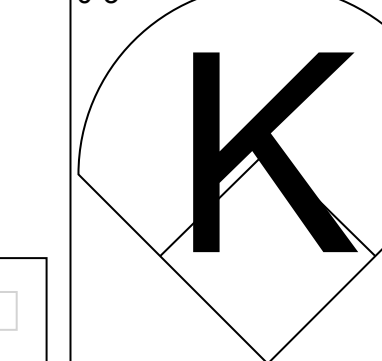
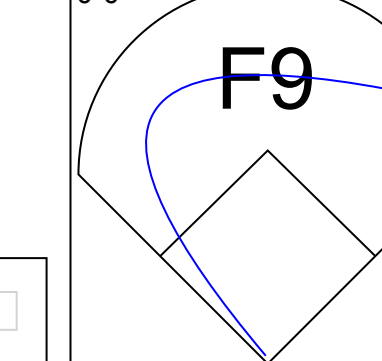
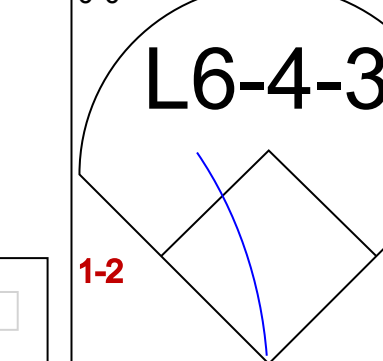
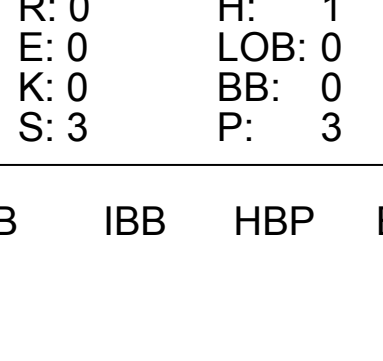
Batter	1	2	3	4	5	6	7	8	9	AB	R	H	RBI	BB	SO	LOB	BOTTOM										
Adolfo Phillips, R (1,8) OBP: 0.347, SLG: 0.455	K		E5		P6	FC4-6 BB		E5 L3-6 1B		4	0	1	0	1	1	0	St. Louis Cardinals @ Chicago Cubs Wrigley Field, Chicago, IL Sun Sep 18 1966, 3:33 AM CDT Att: 7,245 - Unknown										
Glenn Beckert, R (1,4) OBP: 0.323, SLG: 0.352	F8		F9		1B	FC4-6 1-2		L3-6 2-3		5	0	1	0	0	5												
Billy Williams, L (1,9) OBP: 0.343, SLG: 0.469	L3			G3	K			L8		5	0	0	0	0	1	1											
Ron Santo, R (1,5) OBP: 0.414, SLG: 0.540	5-3			14 HR 1B	1-2 1B	14 BLK 2B BB				3	2	2	0	1	0	0											
14 Ernie Banks, R (1,3) OBP: 0.322, SLG: 0.451	FC4-6 BB			1-H HR	P4			K		3	1	1	2	1	1	3											
Randy Hundley, R (1,2) OBP: 0.294, SLG: 0.417	F7			P4		K		2B BB		3	0	0	0	1	1	1											
Byron Browne, R (1,7) OBP: 0.316, SLG: 0.436	FC4-6 1-2			2B		4-3 WP 1B		1-3 2-H 2B		4	0	3	1	0	0	1											
Ron Campbell, R (1,6) OBP: 0.276, SLG: 0.216	F5			4-3		4-3		FC6-4 IBB		2	0	0	0	2	0	1											
Dick Ellsworth, L (1,1) OBP: 0.193, SLG: 0.169 John Boccabella, R (7, PH) OBP: 0.265, SLG: 0.352 Bill Hands, R (8,1) OBP: 0.098, SLG: 0.063	K			1-3		BB BB		FC6-4 1-2		2	0	0	0	1	1	2											
Inning Stats	R: 0 E: 0 K: 1 S: 5	H: 0 LOB: 0 BB: 0 P: 5	R: 0 E: 0 K: 0 S: 3	H: 0 LOB: 1 BB: 1 P: 7	R: 0 E: 1 K: 1 S: 6	H: 0 LOB: 1 BB: 0 P: 6	R: 2 E: 0 K: 0 S: 6	H: 3 LOB: 2 BB: 1 P: 10	R: 0 E: 0 K: 1 S: 7	H: 2 LOB: 2 BB: 0 P: 7	R: 0 E: 0 K: 1 S: 6	H: 1 LOB: 3 BB: 2 P: 14	R: 1 E: 0 K: 1 S: 6	H: 1 LOB: 3 BB: 3 P: 18	R: 0 E: 1 K: 0 S: 3	H: 1 LOB: 0 BB: 0 P: 3		R: 0 E: 1 K: 0 S: 3	H: 1 LOB: 0 BB: 0 P: 3	1B: 5 2B: 3 3B: 0 HR: 1	SF: 0 SAC: 0 DP: 1 HBP: 0	WP: 1 PB: 0 SB: 0 CS: 0	PA: 39				
PITCHER	IP	WLS	BF	H	R	ER	SO	BB	IBB	HBP	BLK	WP	HR	S	P	ERA	WHIP										
Larry Jaster, L (1,1) ERA: 3.43 Ron Piche, R (5,1) ERA: 4.3 Hal Woodeshick, L (7,1) ERA: 2.09 Nelson Briles, R (8,1) ERA: 3.25	4.2	L	13	2	1	1	2	4	1	0	0	1	0	12	32	4.50	3.000										

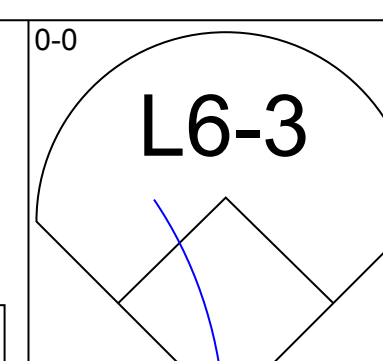
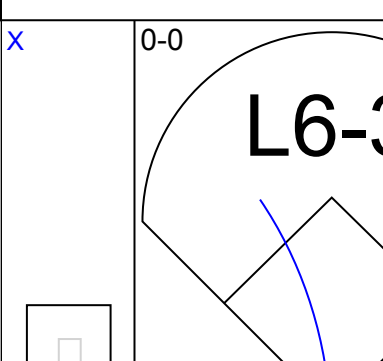
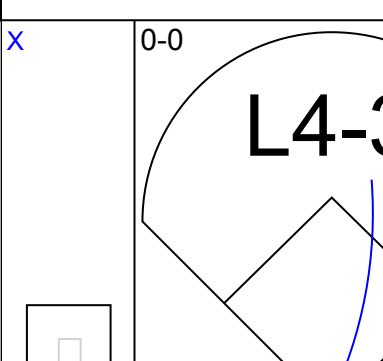
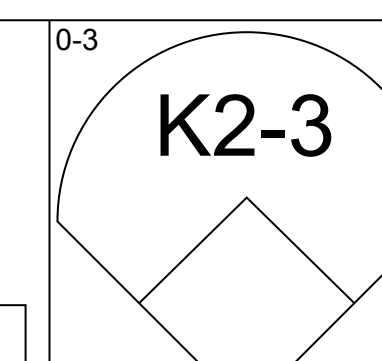
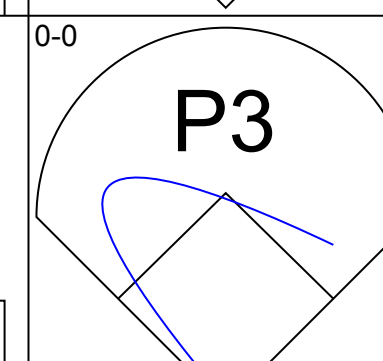
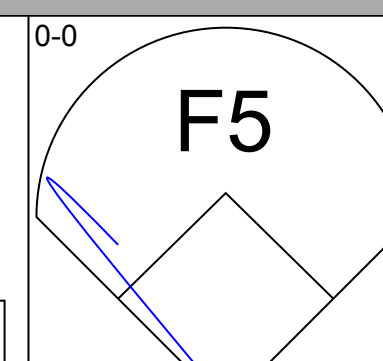
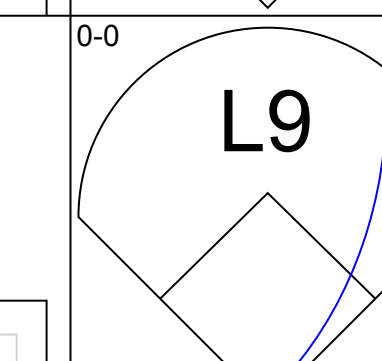
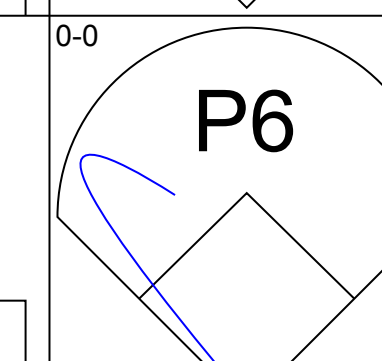
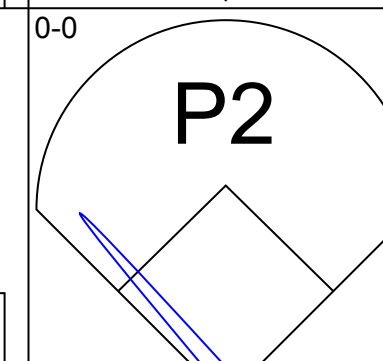
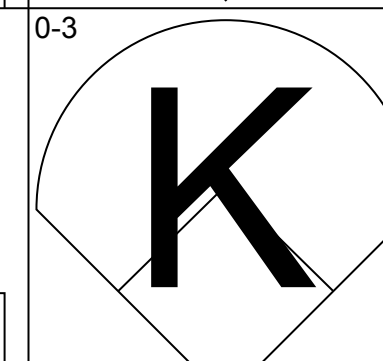
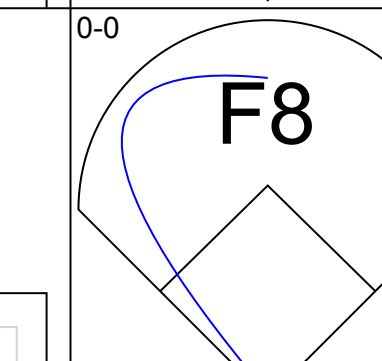
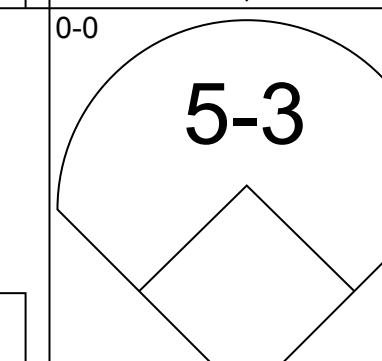
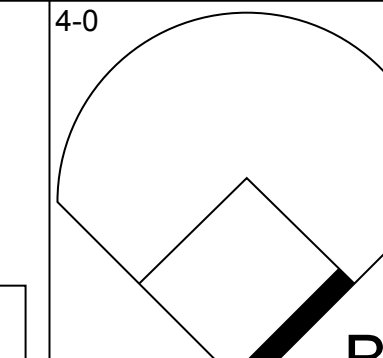
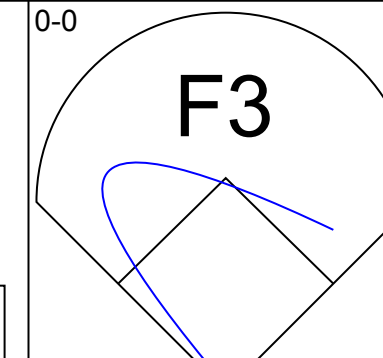
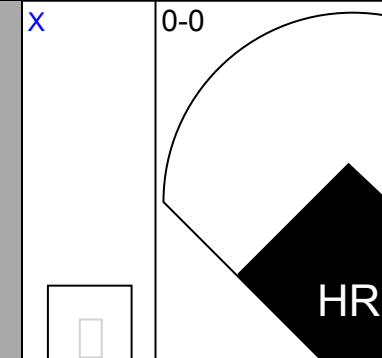
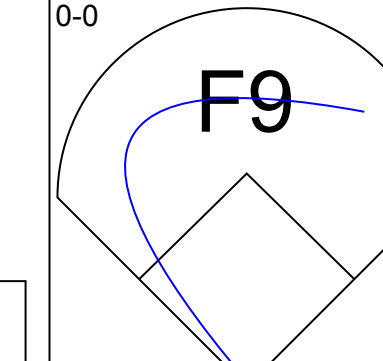
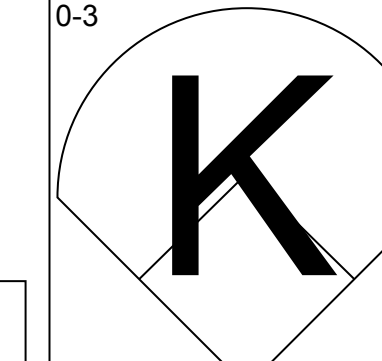
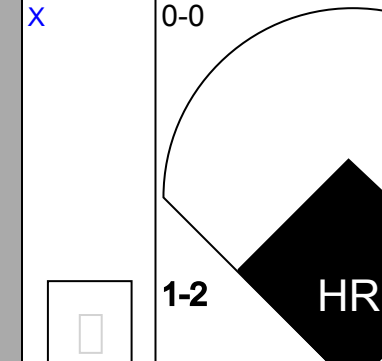
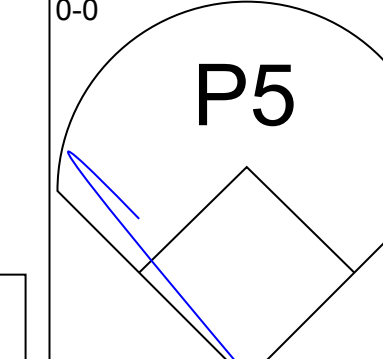
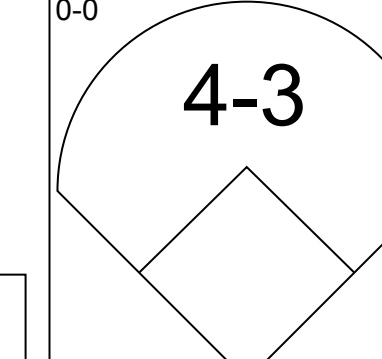
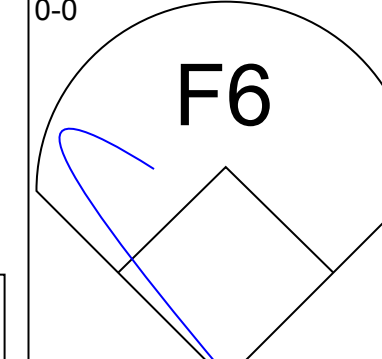
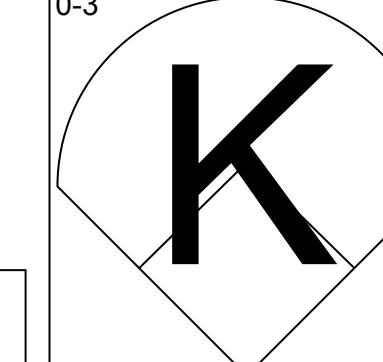
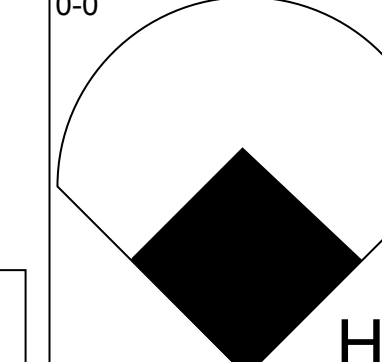
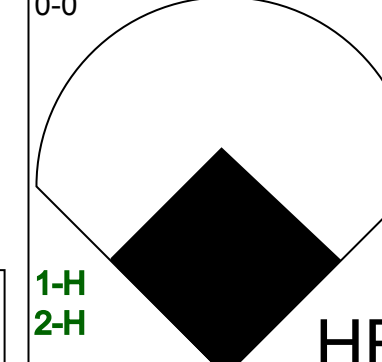
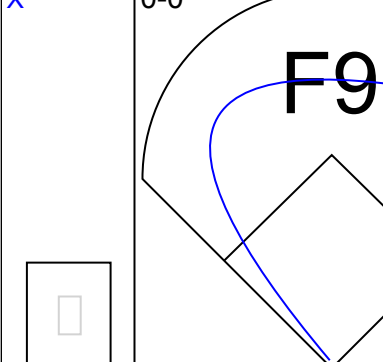
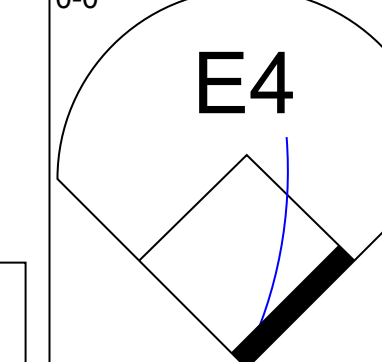
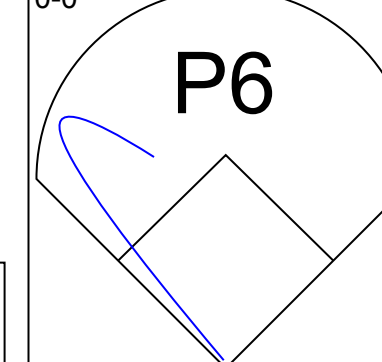
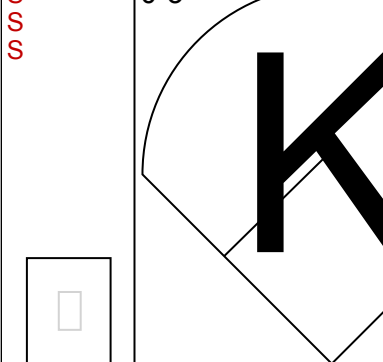
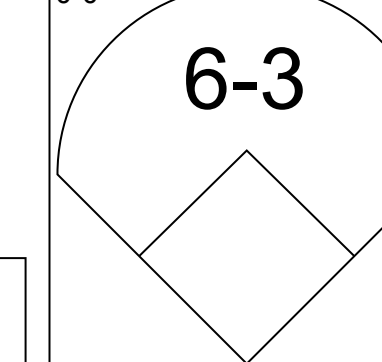
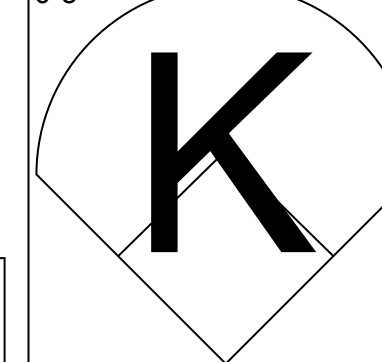
AB	34
R	2
H	8
RBI	2
BB	0
SO	5
LOB	11



Batter	1	2	3	4	5	6	7	8	9	AB	R	H	RBI	BB	SO	LOB	TOP
Lou Brock, L OBP: 0.324, SLG: 0.431 (1, 7)										4	1	2	0	0	0	0	St. Louis Cardinals @ Atlanta Braves Atlanta Stadium, Atlanta, GA Tue Sep 20 1966, 7:05 PM EDT Att: 12,818 - Unknown
Curt Flood, R OBP: 0.302, SLG: 0.364 (1, 8)										4	0	1	0	0	0	1	
Tim McCarver, L OBP: 0.327, SLG: 0.438 (1, 2)										4	0	1	0	0	0	3	
Orlando Cepeda, R OBP: 0.363, SLG: 0.482 (1, 3)										4	0	0	1	0	0	3	
Mike Shannon, R OBP: 0.349, SLG: 0.472 (1, 9)										3	0	0	0	0	2	1	
Ed Spiezio, R OBP: 0.195, SLG: 0.300 (1, 5)										3	0	0	0	0	0	0	
Jerry Buchek, R OBP: 0.307, SLG: 0.369 (1, 4)										3	0	0	0	0	1	0	
Dal Maxvill, R OBP: 0.330, SLG: 0.315 (1, 6)										3	0	1	0	0	0	0	
Ray Washburn, R OBP: 0.127, SLG: 0.173 Ron Willis, R (7, 1)										2	0	0	0	0	2	1	
Tito Francona, L OBP: 0.252, SLG: 0.336 Nelson Briles, R OBP: 0.125, SLG: 0.079 (8, PH) (8, 1)										0	0	0	0	0	0	0	
										0	0	0	0	0	0	0	
Inning Stats	R: 1 E: 0 K: 1 S: 7	H: 2 LOB: 1 BB: 0 P: 7	R: 0 E: 0 K: 1 S: 5	H: 0 LOB: 0 BB: 0 P: 5	R: 0 E: 0 K: 1 S: 5	H: 1 LOB: 0 BB: 0 P: 5	R: 0 E: 0 K: 1 S: 6	H: 1 LOB: 1 BB: 0 P: 6	R: 0 E: 0 K: 0 S: 3	H: 0 LOB: 0 BB: 0 P: 3	R: 0 E: 0 K: 0 S: 3	H: 0 LOB: 0 BB: 0 P: 3	R: 0 E: 0 K: 0 S: 3	H: 0 LOB: 0 BB: 0 P: 3	1B: 5 2B: 0 3B: 0 HR: 0	SF: 0 SAC: 0 DP: 1 HBP: 0	
PITCHER Tony Cloninger, R ERA: 4.05 (1, 1)	IP: 9.0 WLS: W BF: 31 H: 5 R: 1 ER: 1 SO: 5 BB: 0 IBB: 0 HBP: 0 BLK: 0 WP: 0 HR: 0 S: 41 P: 41 ERA: 1.00 WHIP: 0.556															PITCHER IP: WLS: BF: H: R: ER: SO: BB: IBB: HBP: BLK: WP: HR: S: P: ERA: WHIP	

Batter	1	2	3	4	5	6	7	8	9	AB	R	H	RBI	BB	SO	LOB	BOTTOM	
Ty Cline, L OBP: 0.370, SLG: 0.346 (1, 3)										3	2	0	1	0	1		St. Louis Cardinals @ Atlanta Braves Atlanta Stadium, Atlanta, GA Tue Sep 20 1966, 7:05 PM EDT Att: 12,818 - Unknown	
Eddie Mathews, L OBP: 0.345, SLG: 0.431 (1, 5)										4	1	3	2	0	0	1		
Hank Aaron, R OBP: 0.362, SLG: 0.535 Bill Robinson, R (7, PR) (8, 9)										4	0	1	1	0	1	3		
Joe Torre, R OBP: 0.379, SLG: 0.559 (1, 2)										4	0	2	0	0	1	1		
Rico Carty, R OBP: 0.392, SLG: 0.465 (1, 7)										4	0	0	0	0	1	4		
Mack Jones, L OBP: 0.337, SLG: 0.457 (1, 8)										4	1	2	1	0	2	1		
Denis Menke, R OBP: 0.354, SLG: 0.400 (1, 6)										3	0	0	0	1	3	1		
Woody Woodward, R OBP: 0.328, SLG: 0.333 (1, 4)										4	0	1	0	0	0	1		
Tony Cloninger, R OBP: 0.266, SLG: 0.429 (1, 1)										3	1	1	0	0	1	1		
Inning Stats	R: 1 E: 0 K: 1 S: 6	H: 2 LOB: 1 BB: 1 P: 10	R: 2 E: 0 K: 1 S: 9	H: 4 LOB: 2 BB: 0 P: 9	R: 0 E: 0 K: 2 S: 8	H: 1 LOB: 1 BB: 0 P: 8	R: 0 E: 0 K: 1 S: 6	H: 1 LOB: 0 BB: 0 P: 6	R: 0 E: 0 K: 0 S: 2	H: 1 LOB: 1 BB: 1 P: 6	R: 2 E: 0 K: 0 S: 6	H: 3 LOB: 2 BB: 0 P: 6	R: 0 E: 0 K: 2 S: 7	H: 0 LOB: 0 BB: 0 P: 7	1B: 8 2B: 4 3B: 0 HR: 1	SF: 0 SAC: 0 DP: 2 HBP: 0		WP: 0 PA: 35 PB: 0 SB: 0 CS: 1
PITCHER Ray Washburn, R ERA: 3.81 Ron Willis, R ERA Nelson Briles, R ERA: 3.23 (1, 1) (7, 1) (8, 1)	IP: 6.1 WLS: L BF: 30 H: 12 R: 5 ER: 5 SO: 7 BB: 2 IBB: 0 HBP: 0 BLK: 0 WP: 0 HR: 1 S: 42 P: 50 ERA: 7.11 WHIP: 2.211															PITCHER IP: WLS: BF: H: R: ER: SO: BB: IBB: HBP: BLK: WP: HR: S: P: ERA: WHIP		

Batter	1	2	3	4	5	6	7	8	9	AB	R	H	RBI	BB	SO	LOB	TOP	
Lou Brock, L OBP: 0.322, SLG: 0.429 (1, 7)										3	0	0	0	0	2	0	St. Louis Cardinals @ Atlanta Braves Atlanta Stadium, Atlanta, GA Wed Sep 21 1966, 7:05 PM EDT Att: 10,022 - Unknown	
Jerry Buchek, R OBP: 0.303, SLG: 0.365 (1, 4)										3	0	0	0	0	0	0		
Curt Flood, R OBP: 0.300, SLG: 0.362 (1, 8)										3	0	0	0	0	0	0		
Orlando Cepeda, R OBP: 0.363, SLG: 0.481 (1, 3)										3	0	1	0	0	0	0		
Mike Shannon, R OBP: 0.347, SLG: 0.469 (1, 9)										3	0	0	0	0	1	1		
Tim McCarver, L OBP: 0.325, SLG: 0.435 (1, 2)										3	0	0	0	0	0	1		
Charley Smith, R OBP: 0.300, SLG: 0.396 (1, 5)										3	0	1	0	0	0	0		AB 27 R 0 H 3 RBI 0 BB 0 SO 5 LOB 4
Dal Maxvill, R OBP: 0.330, SLG: 0.315 (1, 6)										3	0	1	0	0	1	1		
Bob Gibson, R OBP: 0.232, SLG: 0.284 (1, 1)										2	0	0	0	0	1	0		
Ed Spiezio, R OBP: 0.190, SLG: 0.293 (9, PH)										1	0	0	0	0	0	1		
Inning Stats	R: 0 E: 0 K: 1 S: 5	H: 0 LOB: 0 BB: 0 P: 5	R: 0 E: 0 K: 1 S: 5	H: 1 LOB: 0 BB: 0 P: 5	R: 0 E: 0 K: 1 S: 5	H: 1 LOB: 0 BB: 0 P: 5	R: 0 E: 0 K: 0 S: 3	H: 0 LOB: 0 BB: 0 P: 3	R: 0 E: 0 K: 0 S: 3	H: 0 LOB: 0 BB: 0 P: 3	R: 0 E: 0 K: 0 S: 3	H: 0 LOB: 0 BB: 0 P: 3	R: 0 E: 0 K: 0 S: 3	H: 1 LOB: 0 BB: 0 P: 3	1B: 3 2B: 1 3B: 0 HR: 0	SF: 0 SAC: 0 DP: 3 HBP: 0	WP: 0 PB: 0 SB: 1 CS: 0	PA: 27
PITCHER Dick Kelley, L ERA: 2.99 (1, 1)	IP: 9.0 WLS: W BF: 27 H: 3 R: 0 ER: 0 SO: 5 BB: 0 IBB: 0 HBP: 0 BLK: 0 WP: 0 HR: 0 S: 37 P: 37 ERA: 0.00 WHIP: 0.333																	

Batter	1	2	3	4	5	6	7	8	9	AB	R	H	RBI	BB	SO	LOB	BOTTOM	
Ty Cline, L OBP: 0.345, SLG: 0.321 (1, 3)										4	0	0	0	0	1	0	St. Louis Cardinals @ Atlanta Braves Atlanta Stadium, Atlanta, GA Wed Sep 21 1966, 7:05 PM EDT Att: 10,022 - Unknown	
Eddie Mathews, L OBP: 0.346, SLG: 0.427 (1, 5)										4	0	0	0	0	0	0		
Hank Aaron, R OBP: 0.359, SLG: 0.531 (1, 9)										4	0	0	0	0	1	0		
Joe Torre, R OBP: 0.381, SLG: 0.559 (1, 2)										2	1	1	0	1	0	0		
Rico Carty, R OBP: 0.391, SLG: 0.464 (1, 7)										3	1	1	0	0	1	1		
Mack Jones, L OBP: 0.335, SLG: 0.454 (1, 8)										3	0	0	0	0	0	3		
Denis Menke, R OBP: 0.356, SLG: 0.416 (1, 6)										3	2	2	4	0	1	1		AB 29 R 4 H 4 RBI 4 BB 1 SO 6 LOB 6
Woody Woodward, R OBP: 0.326, SLG: 0.331 (1, 4)										3	0	0	0	0	0	0		
Dick Kelley, R OBP: 0.042, SLG: 0.042 (1, 1)										3	0	0	0	0	2	1		
Inning Stats	R: 0 E: 0 K: 0 S: 3	H: 0 LOB: 0 BB: 1 P: 3	R: 0 E: 0 K: 1 S: 5	H: 0 LOB: 1 BB: 1 P: 9	R: 0 E: 0 K: 1 S: 5	H: 0 LOB: 0 BB: 0 P: 5	R: 1 E: 1 K: 1 S: 7	H: 1 LOB: 1 BB: 0 P: 7	R: 0 E: 0 K: 0 S: 3	H: 0 LOB: 0 BB: 0 P: 3	R: 3 E: 0 K: 1 S: 8	H: 3 LOB: 0 BB: 0 P: 8	R: 0 E: 0 K: 1 S: 5	H: 0 LOB: 0 BB: 0 P: 5	1B: 2 2B: 0 3B: 0 HR: 2	SF: 0 SAC: 0 DP: 0 HBP: 0	WP: 0 PB: 0 SB: 0 CS: 0	PA: 30
PITCHER Bob Gibson, R ERA: 2.33 (1, 1)	IP: 8.0 WLS: L BF: 30 H: 4 R: 4 ER: 4 SO: 6 BB: 1 IBB: 0 HBP: 0 BLK: 0 WP: 0 HR: 2 S: 41 P: 45 ERA: 4.50 WHIP: 0.625																	

Batter	1	2	3	4	5	6	7	8	9	AB	R	H	RBI	BB	SO	LOB	TOP				
Lou Brock, L OBP: 0.325, SLG: 0.435 (1, 7)										4	2	0	1	1	1	0					
Curt Flood, R OBP: 0.300, SLG: 0.362 (1, 8)										5	0	1	1	0	0	2					
Tim McCarver, L OBP: 0.326, SLG: 0.435 (1, 2)										5	1	2	0	0	0	1					
Orlando Cepeda, R OBP: 0.361, SLG: 0.476 (1, 3)										4	0	0	0	0	2	3					
Mike Shannon, R OBP: 0.349, SLG: 0.479 (1, 9)										4	1	3	1	0	0	1					
Ed Spiezio, R OBP: 0.224, SLG: 0.362 (1, 5)										3	0	2	2	1	0	1					
Julian Javier, R OBP: 0.271, SLG: 0.325 (5, PH)										2	0	0	0	0	1	3					
Tito Francona, L OBP: 0.255, SLG: 0.333 (5, 4)										1	0	0	0	0	2						
Jerry Buchek, R OBP: 0.302, SLG: 0.364 (5, 4)										1	0	0	0	0	0	0					
Dal Maxvill, R OBP: 0.325, SLG: 0.308 (1, 6)										4	0	0	0	0	2	2					
Al Jackson, L OBP: 0.276, SLG: 0.345 (4, PH)										1	0	0	0	0	1	0					
Ron Willis, R OBP: 0.276, SLG: 0.345 (4, 1)										0	0	0	0	0	0	0					
Ted Savage, R OBP: 0.276, SLG: 0.345 (4, 1)										1	0	0	0	0	1	0					
Nelson Briles, R OBP: 0.276, SLG: 0.345 (5, PH)										0	0	0	0	0	0	0					
Bob Skinner, L OBP: 0.276, SLG: 0.345 (5, PH)										1	0	0	0	0	1	0					
Ron Piche, R OBP: 0.276, SLG: 0.345 (5, 1)										0	0	0	0	0	0	0					
Charley Smith, R OBP: 0.276, SLG: 0.345 (5, PH)										1	0	0	0	0	1	0					
Joe Hoerner, L OBP: 0.143, SLG: 0.571 (8, 1)										0	0	0	0	0	0	0					
Inning Stats	R: 2 E: 0 K: 1 S: 8	H: 3 LOB: 2 BB: 1 P: 12	R: 0 E: 0 K: 1 S: 6	H: 1 LOB: 1 BB: 0 P: 6	R: 1 E: 0 K: 1 S: 7	H: 2 LOB: 1 BB: 0 P: 7	R: 1 E: 0 K: 2 S: 9	H: 2 LOB: 1 BB: 0 P: 9	R: 0 E: 0 K: 1 S: 6	H: 1 LOB: 2 BB: 1 P: 10	R: 0 E: 0 K: 2 S: 7	H: 0 LOB: 0 BB: 0 P: 7	R: 0 E: 0 K: 1 S: 6	H: 1 LOB: 1 BB: 0 P: 6	R: 0 E: 0 K: 1 S: 5	H: 0 LOB: 0 BB: 0 P: 5	R: 0 E: 0 K: 0 S: 3	H: 0 LOB: 0 BB: 0 P: 3	1B: 4 2B: 3 3B: 3 HR: 0	SF: 0 SAC: 0 DP: 0 HBP: 0	WP: 0 PA: 39 PB: 0 SB: 4 CS: 0
PITCHER Jim Bunning, R ERA: 2.34 (1, 1)	IP: 9.0 WLS: W BF: 39 H: 10 R: 4 ER: 4 SO: 10 BB: 2 IBB: 0 HBP: 0 BLK: 0 WP: 0 HR: 0 S: 57 P: 65 ERA: 4.00 WHIP: 1.333																				

St. Louis Cardinals @ Philadelphia Phillies
 Connie Mack Stadium, Philadelphia, PA
 Sat Sep 24 1966, 7:05 PM EDT
 Att: 8,186 - Unknown

AB 37
 R 4
 H 10
 RBI 4
 BB 2
 SO 10
 LOB 15



Batter	1	2	3	4	5	6	7	8	9	AB	R	H	RBI	BB	SO	LOB	BOTTOM		
Cookie Rojas, R OBP: 0.311, SLG: 0.332 (1, 8)										4	1	3	1	0	0	0			
Johnny Callison, L OBP: 0.340, SLG: 0.419 (1, 9)										4	1	3	0	0	0	1			
Dick Groat, R OBP: 0.309, SLG: 0.318 (1, 6)										4	1	1	1	0	0	4			
Dick Allen, R OBP: 0.392, SLG: 0.636 (1, 5)										3	1	0	0	1	1	3			
Harvey Kuenn, R OBP: 0.312, SLG: 0.345 (5, PH)										2	0	1	1	0	1	0			
Tony Gonzalez, L OBP: 0.331, SLG: 0.406 (6, 8)										2	0	0	0	0	0	0			
Tony Taylor, R OBP: 0.297, SLG: 0.355 (1, 4)										4	0	0	0	0	1	1			
Bill White, L OBP: 0.351, SLG: 0.447 (1, 3)										2	0	0	0	2	0	0			
Jimmie Schaffer, R OBP: 0.250, SLG: 0.545 (3, PH)										1	0	0	0	0	1	0			
Clay Dalrymple, L OBP: 0.366, SLG: 0.342 (4, 2)										3	0	0	0	0	0	3			
Jim Bunning, R OBP: 0.208, SLG: 0.214 (1, 1)										4	1	1	0	0	2	0			
Inning Stats	R: 0 E: 0 K: 0 S: 4	H: 1 LOB: 1 BB: 0 P: 4	R: 0 E: 0 K: 1 S: 5	H: 0 LOB: 0 BB: 0 P: 5	R: 5 E: 1 K: 2 S: 12	H: 5 LOB: 2 BB: 2 P: 20	R: 0 E: 0 K: 2 S: 9	H: 2 LOB: 2 BB: 0 P: 9	R: 0 E: 0 K: 0 S: 3	H: 0 LOB: 1 BB: 1 P: 7	R: 0 E: 0 K: 0 S: 4	H: 1 LOB: 1 BB: 0 P: 4	R: 0 E: 0 K: 0 S: 3	H: 0 LOB: 0 BB: 0 P: 3	R: 0 E: 0 K: 1 S: 5	H: 0 LOB: 0 BB: 0 P: 5	1B: 7 2B: 2 3B: 0 HR: 0	SF: 0 SAC: 0 DP: 0 HBP: 0	WP: 0 PA: 36 PB: 0 SB: 0 CS: 0
PITCHER Al Jackson, L ERA: 2.5 (3, 1)	IP: 0.2 WLS: L BF: 3 H: 6 R: 5 ER: 3 SO: 2 BB: 0 IBB: 1 HBP: 0 BLK: 0 WP: 0 HR: 0 S: 17 P: 21 ERA: 11.57 WHIP: 2.571																		
Ron Willis, R ERA: 3.19 (4, 1)	IP: 2.0 WLS: 9 BF: 2 H: 2 R: 0 ER: 0 SO: 2 BB: 1 IBB: 0 HBP: 0 BLK: 0 WP: 0 HR: 0 S: 12 P: 16 ERA: 0.00 WHIP: 1.500																		
Ron Piche, R ERA: 3.96 (6, 1)	IP: 2.0 WLS: 7 BF: 1 H: 1 R: 0 ER: 0 SO: 0 BB: 0 IBB: 0 HBP: 0 BLK: 0 WP: 0 HR: 0 S: 7 P: 7 ERA: 0.00 WHIP: 0.500																		
Joe Hoerner, L ERA: 1.54 (8, 1)	IP: 1.0 WLS: 3 BF: 0 H: 0 R: 0 ER: 0 SO: 1 BB: 0 IBB: 0 HBP: 0 BLK: 0 WP: 0 HR: 0 S: 5 P: 5 ERA: 0.00 WHIP: 0.000																		

St. Louis Cardinals @ Philadelphia Phillies
 Connie Mack Stadium, Philadelphia, PA
 Sat Sep 24 1966, 7:05 PM EDT
 Att: 8,186 - Unknown

AB 33
 R 5
 H 9
 RBI 3
 BB 3
 SO 6
 LOB 12



Batter	1	2	3	4	5	6	7	8	9	10	11	12	13	AB	R	H	RBI	BB	SO	LOB	TOP					
Julian Javier, R OBP: 0.267, SLG: 0.321 (1, 4)	E1		F2		FC6		FC1-2		L6			F7		6	0	0	0	0	0	5						
Lou Brock, L OBP: 0.322, SLG: 0.431 (1, 7)	K		K			P6		K	CS	4-3			L8	6	0	0	0	0	3	2						
Curt Flood, R OBP: 0.299, SLG: 0.360 (1, 8)	K		5-3			6-3		1B	F8				F2	6	1	1	0	0	1	2						
Orlando Cepeda, R OBP: 0.361, SLG: 0.473 (1, 3)	IBB				5-3	5-3		1B	P4				P6	5	1	1	0	1	0	0						
Mike Shannon, R OBP: 0.347, SLG: 0.476 (1, 9)	5-3		F7				F8		K					5	0	1	1	0	1	2						
Ed Spiezio, R OBP: 0.241, SLG: 0.365 (1, 5)		F9		L4					P3					5	1	2	1	0	0	0						
Dal Maxvill, R OBP: 0.324, SLG: 0.306 (1, 6)					1-3		F9	G6-4-3	1-3				1-3	5	0	1	0	0	0	3						
Pat Corrales, R OBP: 0.211, SLG: 0.208 Tim McCarver, L OBP: 0.327, SLG: 0.438 (7, PR) (7, 2)	G6-3				FC1-6		1B	FC1-2	CS			F9		3	0	2	0	0	0	1						
Steve Carlton, L OBP: 0.313, SLG: 0.333 Ron Willis, R OBP: 0.216, SLG: 0.218 Joe Hoerner, L OBP: 0.231, SLG: 0.300 Hal Woodeshick, L OBP: 0.156, SLG: 0.095 Nelson Briles, R OBP: 0.321, SLG: 0.431 (1, 1) (7, PR) (7, 1) (8, 1) (8, 1) (8, 1) (12, PR) (12, 1) (12, 1)					FC1-6		FC1-2		K			K		2	0	1	0	0	0	1						
Inning Stats	R: 0 E: 1 K: 2 S: 8	H: 0 LOB: 2 BB: 1 P: 12	R: 0 E: 0 K: 0 S: 3	H: 1 LOB: 0 BB: 3 P: 3	R: 0 E: 0 K: 1 S: 6	H: 1 LOB: 1 BB: 0 P: 6	R: 0 E: 0 K: 0 S: 3	H: 0 LOB: 0 BB: 0 P: 3	R: 0 E: 0 K: 0 S: 6	H: 3 LOB: 2 BB: 0 P: 6	R: 2 E: 0 K: 1 S: 8	H: 4 LOB: 1 BB: 0 P: 8	R: 0 E: 0 K: 1 S: 5	H: 0 LOB: 0 BB: 0 P: 5	R: 0 E: 0 K: 1 S: 5	H: 0 LOB: 0 BB: 0 P: 5	R: 0 E: 0 K: 0 S: 3	H: 0 LOB: 0 BB: 0 P: 3	1B: 10 2B: 1 3B: 0 HR: 0	SF: 0 SAC: 0 DP: 2 HBP: 0	WIP: 0 PB: 0 SB: 1 CS: 1	PA: 50				
PITCHER	IP 7.1	WLS 32	H 9	R 3	ER 3	SO 4	BB 0	IBB 1	HBP 0	BLK 0	WP 0	HR 0	S 39	P 43	ERA 3.68	WHIP 1.227										
Chris Short, L ERA: 3.59 Terry Fox, R ERA: 4.6 Bob Buhl, R ERA: 5.0	(1, 1) (8, 1) (9, 1)																									

St. Louis Cardinals @ Philadelphia Phillies
 Connie Mack Stadium, Philadelphia, PA
 Sun Sep 25 1966, 3:33 AM EDT
 Att. 4,628 - Sunny

AB 48
 R 3
 H 11
 RBI 3
 BB 1
 SO 7
 LOB 17



Batter	1	2	3	4	5	6	7	8	9	10	11	12	13	AB	R	H	RBI	BB	SO	LOB	BOTTOM					
Cookie Rojas, R OBP: 0.313, SLG: 0.333 (8, 7)	P4		P6				6-3		SH	FC6-4			FC6-4	7	1	3	0	0	0	2						
Johnny Callison, L OBP: 0.338, SLG: 0.417 (1, 9)	P5		F3				G3		SH	F8			FC6-4	6	1	1	0	0	0	2						
Dick Groat, R OBP: 0.309, SLG: 0.318 (1, 6)	5-3			F8	F7				P4	6-3			1B	7	0	2	0	0	0	4						
Dick Allen, R OBP: 0.396, SLG: 0.643 (1, 5)		1-3		HR		K	5-3		FC1-2				1B	6	1	4	3	1	1	1						
Harvey Kuenn, R OBP: 0.216, SLG: 0.218 Tony Gonzalez, R OBP: 0.231, SLG: 0.300 Jackie Brandt, R OBP: 0.156, SLG: 0.095 Doug Clemens, L OBP: 0.231, SLG: 0.300 Bobby Wine, R OBP: 0.231, SLG: 0.300 John Briggs, R OBP: 0.321, SLG: 0.431 (1, 7) (8, 1) (8, 1) (8, 1) (8, 1) (8, 1) (10, 8)		1-3		FC5-4		1B		E5	FC1-2			K		2	1	1	0	1	0	1						
Tony Taylor, R OBP: 0.298, SLG: 0.352 (1, 4)		BLK		FC5-4		F9		FC1-5	1-6-3				6-3	4	0	0	0	2	0	4						
Bill White, L OBP: 0.349, SLG: 0.444 (1, 3)		K		P6		1B		FC1-5		K2-3		F5		6	0	1	0	0	2	4						
Bob Uecker, R OBP: 0.282, SLG: 0.344 (1, 2)			F5				F8		F9			5-3		6	0	2	1	0	0	2						
Chris Short, R OBP: 0.216, SLG: 0.218 Terry Fox, R OBP: 0.231, SLG: 0.300 Jimmie Schaffer, R OBP: 0.231, SLG: 0.300 Bob Buhl, R OBP: 0.156, SLG: 0.095 (1, 1) (8, 1) (8, 1) (8, 1)					6-3			P3		K			F3	3	0	1	0	0	1	2						
Inning Stats	R: 0 E: 0 K: 0 S: 3	H: 0 LOB: 0 BB: 0 P: 3	R: 0 E: 0 K: 1 S: 5	H: 1 LOB: 1 BB: 1 P: 9	R: 0 E: 0 K: 0 S: 4	H: 1 LOB: 1 BB: 0 P: 6	R: 1 E: 0 K: 2 S: 9	H: 2 LOB: 1 BB: 0 P: 13	R: 0 E: 1 K: 0 S: 4	H: 0 LOB: 2 BB: 1 P: 8	R: 1 E: 1 K: 0 S: 6	H: 2 LOB: 2 BB: 0 P: 6	R: 0 E: 0 K: 2 S: 8	H: 1 LOB: 1 BB: 0 P: 8	R: 0 E: 0 K: 1 S: 5	H: 0 LOB: 1 BB: 1 P: 9	R: 0 E: 0 K: 0 S: 3	H: 0 LOB: 0 BB: 0 P: 3	R: 1 E: 0 K: 0 S: 5	H: 3 LOB: 2 BB: 0 P: 5	1B: 14 2B: 0 3B: 0 HR: 1	SF: 0 SAC: 1 DP: 0 HBP: 0	WIP: 0 PB: 0 SB: 0 CS: 0	PA: 58		
PITCHER	IP 6.0	WLS 27	H 8	R 2	ER 2	SO 3	BB 2	IBB 0	HBP 0	BLK 1	WP 0	HR 1	S 31	P 39	ERA 3.00	WHIP 1.667										
Steve Carlton, L ERA: 3.12 Ron Willis, R ERA: Joe Hoerner, L ERA: 1.04 Dick Hughes, R ERA: 3.0 Hal Woodeshick, L ERA: 2.0	(1, 1) (7, 1) (8, 1) (8, 1) (8, 1)																									

St. Louis Cardinals @ Philadelphia Phillies
 Connie Mack Stadium, Philadelphia, PA
 Sun Sep 25 1966, 3:33 AM EDT
 Att. 4,628 - Sunny

AB 53
 R 4
 H 15
 RBI 4
 BB 4
 SO 6
 LOB 28




Batter	1	2	3	4	5	6	7	8	9	AB	R	H	RBI	BB	SO	LOB	TOP
Maury Wills, S (1,6) OBP: 0.313, SLG: 0.308	1-4			5-3		F8		FC6-4 BB		3	0	0	0	1	0	0	Los Angeles Dodgers @ St. Louis Cardinals Busch Stadium, St. Louis, MO Wed Sep 28 1966, 7:05 PM CDT Att: 16,146 - Unknown livebaseballscorecards.com
Willie Davis, L (1,8) OBP: 0.303, SLG: 0.401	F5			F8		P6		F7		4	0	0	0	0	0	1	
Lou Johnson, R (1,9) OBP: 0.322, SLG: 0.424	K			BB 1B		F3		FC6-4 1-2		4	0	1	0	0	1	1	
Tommy Davis, R (1,7)		5-3		BB 1B					6-3	4	0	2	0	0	0	0	
Dick Stuart, R (1,3) OBP: 0.327, SLG: 0.367	F7			1-2 1B		F3		K		3	0	0	0	1	1	1	
Jim Lefebvre, S (1,4) OBP: 0.331, SLG: 0.462	F9			BB		F7		F9		4	0	0	0	0	0	4	
Dick Schofield, S (1,5) OBP: 0.287, SLG: 0.206			6-3			6-3		1-3 1B		3	0	1	0	0	0	0	
Jeff Torborg, R (1,2) OBP: 0.276, SLG: 0.275			F9			5-3		K		2	0	0	0	0	0	0	
Al Ferrara, R (7, PH) OBP: 0.336, SLG: 0.439										1	0	0	0	0	1	2	
John Roseboro, L (7,2) OBP: 0.348, SLG: 0.404										0	0	0	0	0	0	0	
Don Sutton, R (1,1) OBP: 0.202, SLG: 0.207								F3		1	0	0	0	0	1	0	
Nate Oliver, R (5, PH) OBP: 0.276, SLG: 0.210										1	0	0	0	0	0	0	
Bob Miller, R (5,1) OBP: 0.077, SLG: 0.077										0	0	0	0	0	0	0	
Wes Parker, S (8, PH) OBP: 0.347, SLG: 0.389										1	0	0	0	0	0	0	
Ron Perranoski, L (8,1) OBP: 0.250, SLG: 0.625										0	0	0	0	0	0	0	
Inning Stats	R: 0 E: 0 K: 1 S: 5	H: 0 LOB: 0 BB: 0 P: 5	R: 0 E: 0 K: 0 S: 3	H: 0 LOB: 0 BB: 0 P: 3	R: 0 E: 0 K: 1 S: 5	H: 2 LOB: 3 BB: 1 P: 9	R: 0 E: 0 K: 0 S: 3	H: 0 LOB: 0 BB: 0 P: 3	R: 0 E: 0 K: 1 S: 7	H: 2 LOB: 2 BB: 0 P: 7	R: 0 E: 0 K: 0 S: 3	H: 0 LOB: 1 BB: 0 P: 7	R: 0 E: 0 K: 1 S: 5	H: 0 LOB: 0 BB: 0 P: 5	1B: 4 2B: 0 3B: 0 HR: 0	SF: 0 SAC: 0 DP: 0 HBP: 0	WP: 0 PA: 33 PB: 0 SB: 0 CS: 0
PITCHER Larry Jaster, L (1,1) ERA: 3.26	IP: 9.0 WLS: W BF: 33 H: 4 R: 0 ER: 0 SO: 4 BB: 2 IBB: 0 HBP: 0 BLK: 0 WP: 0 HR: 0 S: 39 P: 47 ERA: 0.00 WHIP: 0.667																

Batter	1	2	3	4	5	6	7	8	9	AB	R	H	RBI	BB	SO	LOB	BOTTOM
Lou Brock, L (1,7) OBP: 0.322, SLG: 0.429	6-3		F6							2	0	0	0	2	0	0	Los Angeles Dodgers @ St. Louis Cardinals Busch Stadium, St. Louis, MO Wed Sep 28 1966, 7:05 PM CDT Att: 16,146 - Unknown livebaseballscorecards.com
Curt Flood, R (1,8) OBP: 0.296, SLG: 0.359	2B			E5 FC6-4 BB 2B	3-1		6-3			4	1	1	0	0	0	2	
Tim McCarver, L (1,2) OBP: 0.323, SLG: 0.430	1-3			FC6-4 BB		3-1		F9		3	0	0	0	1	0	1	
Orlando Cepeda, R (1,3) OBP: 0.362, SLG: 0.471	F2			K		FC5 E 1B		K		4	0	1	0	0	2	3	
Mike Shannon, R (1,9) OBP: 0.341, SLG: 0.467		K		FC6-4 2B		K				4	1	1	0	0	2	3	
Ed Spiezio, R (1,5) OBP: 0.286, SLG: 0.393										3	0	1	2	1	0	1	
Charley Smith, R (9,5) OBP: 0.302, SLG: 0.397	P4			2B				6-3		0	0	0	0	0	0	0	
Jerry Buchek, R (1,4) OBP: 0.296, SLG: 0.356				1H 3H 2B						3	0	0	0	0	1	3	
Julian Javier, R (7,4) OBP: 0.269, SLG: 0.324	5-3			K		FC5				0	0	0	0	0	0	0	
Dal Maxvill, R (1,6) OBP: 0.318, SLG: 0.301			F9							3	0	0	0	0	0	0	
Larry Jaster, L (1,1) OBP: 0.208, SLG: 0.244			1-3					K		3	0	0	0	0	1	0	
Inning Stats	R: 0 E: 0 K: 0 S: 4	H: 1 LOB: 1 BB: 0 P: 4	R: 0 E: 0 K: 1 S: 5	H: 0 LOB: 0 BB: 0 P: 5	R: 0 E: 0 K: 2 S: 9	H: 1 LOB: 1 BB: 1 P: 13	R: 0 E: 0 K: 0 S: 3	H: 0 LOB: 1 BB: 1 P: 7	R: 0 E: 1 K: 1 S: 6	H: 1 LOB: 2 BB: 1 P: 10	R: 0 E: 0 K: 1 S: 5	H: 0 LOB: 1 BB: 1 P: 9	R: 0 E: 0 K: 1 S: 6	H: 1 LOB: 1 BB: 0 P: 6	1B: 1 2B: 3 3B: 0 HR: 0	SF: 0 SAC: 0 DP: 0 HBP: 0	WP: 0 PA: 33 PB: 0 SB: 1 CS: 0
PITCHER Don Sutton, R (1,1) ERA: 2.99	IP: 4.0 WLS: L BF: 16 H: 2 R: 2 ER: 0 SO: 3 BB: 1 IBB: 0 HBP: 0 BLK: 0 WP: 0 HR: 0 S: 21 P: 25 ERA: 0.00 WHIP: 0.750																
Bob Miller, R (5,1) ERA: 2.64	3.0 13 1 0 0 2 2 1 0 0 0 0 0 14 26 0.00 1.000																
Ron Perranoski, L (8,1) ERA: 3.0	1.0 4 1 0 0 1 0 0 0 0 0 0 6 6 0.00 1.000																

Batter	1	2	3	4	5	6	7	8	9	AB	R	H	RBI	BB	SO	LOB	TOP			
Don Kessinger, S (1, 6) OBP: 0.305, SLG: 0.303			1-3					F7		4	0	0	0	0	2	1				
Glenn Beckert, R (1, 4) OBP: 0.318, SLG: 0.349			E5			F3			F8	4	0	0	0	0	1	0				
Billy Williams, L (1, 9) OBP: 0.345, SLG: 0.463	F9		CS	4-3					F7	4	0	0	0	0	1	0				
Ron Santo, R (1, 5) OBP: 0.412, SLG: 0.542		L7			6-3				F9	4	0	1	0	0	0	0				
Lee Thomas, L (1, 3) OBP: 0.291, SLG: 0.325		2B		P4					F9	2	0	0	0	1	0	1				
Jimmy Stewart, S (1, 8) OBP: 0.266, SLG: 0.259										3	0	1	0	0	2	1				
Bob Raudman, L (1, 7) OBP: 0.269, SLG: 0.346			1-3						L9	3	0	1	0	0	0	2				
Randy Hundley, R (1, 2) OBP: 0.285, SLG: 0.400									6-3	3	0	0	0	0	2	3				
Fergie Jenkins, R (1, 1) OBP: 0.185, SLG: 0.235									F8	1	0	0	0	0	0	0				
George Altman, L (8, PH) OBP: 0.278, SLG: 0.337			6-3			SH2-4				1	0	0	0	0	0	0				
Bill Hands, R (8, 1) OBP: 0.096, SLG: 0.061										0	0	0	0	0	0	0				
Inning Stats	R: 0 E: 0 K: 2 S: 7	H: 0 LOB: 0 BB: 0 P: 7	R: 0 E: 0 K: 1 S: 6	H: 1 LOB: 2 BB: 1 P: 10	R: 0 E: 1 K: 0 S: 3	H: 0 LOB: 0 BB: 0 P: 3	R: 0 E: 0 K: 1 S: 6	H: 1 LOB: 1 BB: 0 P: 6	R: 0 E: 0 K: 1 S: 5	H: 0 LOB: 0 BB: 0 P: 5	R: 0 E: 0 K: 1 S: 5	H: 0 LOB: 0 BB: 0 P: 5	R: 0 E: 0 K: 0 S: 3	H: 0 LOB: 0 BB: 0 P: 3	R: 0 E: 0 K: 0 S: 3	H: 0 LOB: 0 BB: 0 P: 3	1B: 1 2B: 2 3B: 0 HR: 0	SF: 0 SAC: 1 DP: 0 HBP: 0	WP: 0 PB: 0 SB: 0 CS: 1	PA: 32
PITCHER Dick Hughes, R (1, 1) ERA: 1.71	IP: 9.0 WLS: W BF: 31 H: 3 R: 0 ER: 0 SO: 8 BB: 1 IBB: 0 HBP: 0 BLK: 0 WP: 0 HR: 0 S: 46 P: 50 ERA: 0.00 WHIP: 0.444															PITCHER				

Chicago Cubs @ St. Louis Cardinals
 Busch Stadium, St. Louis, MO
 Fri Sep 30 1966, 7:05 PM CDT
 Att: 7,615 - Cloudy - 50 F


AB	29
R	0
H	3
RBI	0
BB	1
SO	8
LOB	8



Batter	1	2	3	4	5	6	7	8	9	AB	R	H	RBI	BB	SO	LOB	BOTTOM			
Lou Brock, L (1, 7) OBP: 0.321, SLG: 0.430										4	0	2	0	0	2	0				
Curt Flood, R (1, 8) OBP: 0.296, SLG: 0.365				5-3				F8		3	0	0	0	0	1	2				
Tim McCarver, L (1, 2) OBP: 0.322, SLG: 0.428	F9			P6						3	0	0	0	0	1	2				
Orlando Cepeda, R (1, 3) OBP: 0.361, SLG: 0.468		F9			F7			F5		3	0	0	0	0	0	2				
Mike Shannon, R (1, 9) OBP: 0.340, SLG: 0.465			G5-4-3					F9		3	1	2	0	0	0	0				
Ed Spiezio, R (1, 5) OBP: 0.276, SLG: 0.418			G5-4-3							3	1	1	2	0	1	1				
Jerry Buchek, R (1, 4) OBP: 0.293, SLG: 0.348				F2				5-3		2	0	0	0	1	0	0				
Dal Maxvill, R (1, 6) OBP: 0.314, SLG: 0.296								F8		3	0	0	0	0	2	1				
Dick Hughes, R (1, 1) OBP: 0.400, SLG: 0.400				6-3				1-6-3		3	0	0	0	0	0	1				
Inning Stats	R: 0 E: 0 K: 2 S: 7	H: 0 LOB: 0 BB: 0 P: 7	R: 0 E: 0 K: 0 S: 3	H: 1 LOB: 0 BB: 0 P: 3	R: 0 E: 0 K: 1 S: 5	H: 0 LOB: 0 BB: 0 P: 5	R: 0 E: 0 K: 0 S: 4	H: 1 LOB: 1 BB: 0 P: 4	R: 2 E: 0 K: 1 S: 6	H: 2 LOB: 0 BB: 1 P: 10	R: 0 E: 0 K: 1 S: 6	H: 1 LOB: 1 BB: 0 P: 6	R: 0 E: 0 K: 1 S: 5	H: 0 LOB: 0 BB: 0 P: 5	R: 0 E: 0 K: 1 S: 5	H: 0 LOB: 0 BB: 0 P: 5	1B: 3 2B: 0 3B: 1 HR: 1	SF: 0 SAC: 0 DP: 2 HBP: 0	WP: 0 PB: 0 SB: 1 CS: 0	PA: 28
PITCHER Fergie Jenkins, R (1, 1) ERA: 3.32	IP: 7.0 WLS: L BF: 25 H: 5 R: 2 ER: 2 SO: 6 BB: 1 IBB: 0 HBP: 0 BLK: 0 WP: 1 HR: 1 S: 36 P: 40 ERA: 2.57 WHIP: 0.857															PITCHER				
Bill Hands, R (8, 1) ERA: 4.55	IP: 1.0 WLS: L BF: 3 H: 0 R: 0 ER: 0 SO: 1 BB: 0 IBB: 0 HBP: 0 BLK: 0 WP: 0 HR: 0 S: 5 P: 5 ERA: 0.00 WHIP: 0.000															PITCHER				

Chicago Cubs @ St. Louis Cardinals
 Busch Stadium, St. Louis, MO
 Fri Sep 30 1966, 7:05 PM CDT
 Att: 7,615 - Cloudy - 50 F

AB	27
R	2
H	5
RBI	2
BB	1
SO	7
LOB	9



Batter	1	2	3	4	5	6	7	8	9	AB	R	H	RBI	BB	SO	LOB	TOP				
Don Kessinger, S (1, 6) OBP: 0.306, SLG: 0.302	F8		K			5-3			F7	4	0	0	0	0	1	0					
Glenn Beckert, R (1, 4) OBP: 0.317, SLG: 0.348	K			6-3		P6			G6-3 1B	4	0	1	0	0	0	1					
Billy Williams, L (1, 9) OBP: 0.347, SLG: 0.461	4-3			3-1					G6-3 BB	3	0	0	0	1	0	1					
Ron Santo, R (1, 5) OBP: 0.412, SLG: 0.538		FC5-4 1B			4-0 BB	G6-3			G6-3 1-2	2	0	1	0	1	0	1					
14 Ernie Banks, R (1, 3) OBP: 0.315, SLG: 0.432	F2			P6					5-3	3	0	0	0	0	0	2					
Byron Browne, R (1, 7) OBP: 0.316, SLG: 0.427	K					F7			K	3	0	0	0	0	2	1					
Randy Hundley, R (1, 2) OBP: 0.285, SLG: 0.397	FC5-4 1-2					6-3			5-3	3	0	0	0	0	0	1					
Adolfo Phillips, R (1, 8) OBP: 0.346, SLG: 0.449			F3			6-3			HBP	2	0	0	0	0	0	0					
Dick Ellsworth, L (1, 1) OBP: 0.200, SLG: 0.178			K			6-3			G3	1	0	0	0	0	1	0					
Jimmy Stewart, S (6, PH) OBP: 0.253, SLG: 0.244										1	0	0	0	0	0	0					
Rich Nye, L (6, PH) OBP: 0.250, SLG: 0.250										0	0	0	0	0	0	0					
Lee Thomas, L (8, PH) OBP: 0.293, SLG: 0.324										1	0	0	0	0	0	1					
Fred Norman, S (8, 1)										0	0	0	0	0	0	0					
Inning Stats	R: 0 E: 0 K: 1 S: 5	H: 0 LOB: 0 BB: 0 P: 5	R: 0 E: 0 K: 1 S: 6	H: 1 LOB: 1 BB: 0 P: 6	R: 0 E: 0 K: 2 S: 7	H: 0 LOB: 0 BB: 0 P: 7	R: 0 E: 0 K: 0 S: 3	H: 0 LOB: 1 BB: 1 P: 7	R: 0 E: 0 K: 0 S: 3	H: 0 LOB: 0 BB: 0 P: 3	R: 0 E: 0 K: 0 S: 2	H: 0 LOB: 0 BB: 1 P: 6	R: 0 E: 0 K: 1 S: 5	H: 0 LOB: 1 BB: 0 P: 6	R: 0 E: 0 K: 0 S: 3	H: 1 LOB: 0 BB: 0 P: 3	1B: 2 2B: 0 3B: 0 HR: 0	SF: 0 SAC: 0 DP: 2 HBP: 1	WP: 0 PB: 0 SB: 0 CS: 0	PA: 30	
PITCHER	IP WLS BF H R ER SO BB IBB HBP BLK WP HR S P ERA WHIP																				
Jim Cosman, R (1, 1) ERA:	9.0 W 30	H 2 R 0 ER 0 SO 5	BB 2 IBB 0 HBP 1 BLK 0	WP 0 HR 0 S 37 P 46	ERA 0.00 WHIP 0.444																

Chicago Cubs @ St. Louis Cardinals
 Busch Stadium, St. Louis, MO
 Sun Oct 02 1966, 3:33 AM CDT
 Att. 12,157 - Sunny - 60 F

AB	27
R	0
H	2
RBI	0
BB	2
SO	5
LOB	7



Batter	1	2	3	4	5	6	7	8	9	AB	R	H	RBI	BB	SO	LOB	BOTTOM				
Lou Brock, L (1, 7) OBP: 0.320, SLG: 0.429	6-3					1-3			F7	4	0	1	0	0	0	0					
Jerry Buchek, R (1, 4) OBP: 0.288, SLG: 0.342	4-3		F8						K	4	0	1	0	0	1	2					
Curt Flood, R (1, 8) OBP: 0.298, SLG: 0.364						6-3			1B	1	0	0	0	0	0	0					
Ted Savage, R (3, 8) OBP: 0.273, SLG: 0.310	6-3			S 1B BB		6-3			K	2	1	0	0	1	1	1					
Orlando Cepeda, R (1, 3) OBP: 0.361, SLG: 0.473		5-3								1	0	0	0	0	0	0					
Phil Gagliano, R (4, 3) OBP: 0.329, SLG: 0.338				1B S FC4-6 1B						2	1	2	0	0	0	0					
Mike Shannon, R (1, 9) OBP: 0.339, SLG: 0.462		5-3							K	3	0	1	1	0	1	1					
Tim McCarver, L (1, 2) OBP: 0.319, SLG: 0.424		5-3							K	3	0	0	1	0	1	1					
Ed Spiezio, R (1, 5) OBP: 0.269, SLG: 0.397			1-3			G5-6-3			F7	3	0	0	0	0	0	1					
Dal Maxvill, R (1, 6) OBP: 0.312, SLG: 0.294				1B 1B		5-3			6-3	3	0	1	0	0	0	0					
Jim Cosman, R (1, 1)			K			K			K	3	0	0	0	0	3	1					
Inning Stats	R: 0 E: 0 K: 0 S: 3	H: 0 LOB: 0 BB: 0 P: 3	R: 0 E: 0 K: 1 S: 7	H: 2 LOB: 2 BB: 0 P: 7	R: 2 E: 0 K: 0 S: 4	H: 2 LOB: 0 BB: 1 P: 8	R: 0 E: 0 K: 1 S: 5	H: 0 LOB: 0 BB: 0 P: 5	R: 0 E: 0 K: 2 S: 8	H: 1 LOB: 1 BB: 0 P: 8	R: 0 E: 0 K: 1 S: 5	H: 0 LOB: 0 BB: 0 P: 5	R: 0 E: 0 K: 2 S: 8	H: 1 LOB: 1 BB: 0 P: 8	R: 0 E: 0 K: 0 S: 3	H: 0 LOB: 0 BB: 0 P: 3	1B: 6 2B: 0 3B: 0 HR: 0	SF: 0 SAC: 0 DP: 1 HBP: 0	WP: 0 PB: 0 SB: 2 CS: 0	PA: 30	
PITCHER	IP WLS BF H R ER SO BB IBB HBP BLK WP HR S P ERA WHIP																				
Dick Ellsworth, L (1, 1) ERA: 3.98	5.0 L 19	H 4 R 2 ER 2 SO 2	BB 1 IBB 0 HBP 0 BLK 0	WP 0 HR 0 S 22 P 26	ERA 3.60 WHIP 1.000																
Rich Nye, L (6, 1) ERA: 2.12	2.0	H 1 R 0 ER 0 SO 3	BB 0 IBB 0 HBP 0 BLK 0	WP 0 HR 0 S 13 P 13	ERA 0.00 WHIP 0.500																
Fred Norman, L (8, 1) ERA: 4.5	1.0	H 1 R 0 ER 0 SO 2	BB 0 IBB 0 HBP 0 BLK 0	WP 0 HR 0 S 8 P 8	ERA 0.00 WHIP 1.000																

Chicago Cubs @ St. Louis Cardinals
 Busch Stadium, St. Louis, MO
 Sun Oct 02 1966, 3:33 AM CDT
 Att. 12,157 - Sunny - 60 F

AB	29
R	2
H	6
RBI	2
BB	1
SO	7
LOB	7

