


St. Louis Cardinals - 1967

Batter	1	2	3	4	5	6	7	8	9	AB R H RBI BB SO LOB	TOP									
Ken Henderson, S (1, 9) OBP: 0.750, SLG: 0.750	0-3 K		0-0 1-2 2-3 1B			0-0 FC6-4 1B			0-0 1-3 1B	4 0 3 0 0 1 0	<p>San Francisco Giants @ St. Louis Cardinals</p> <p>Busch Stadium, St. Louis, MO</p> <p>Tue Apr 11 1967, 6:05 PM CST</p> <p>Att. 38,117 - Unknown - 65 F</p>									
Jesus Alou, R (1, 7)	0-3 K		0-0 G3-2			0-3 K			0-3 K	4 0 0 0 0 3 5										
Willie Mays, R (1, 8)	0-3 K					0-0 FC6-4 1-2f			0-0 1-3 1-2	4 0 0 0 0 1 2										
Willie McCovey, L (1, 3)		0-3 K				0-3 K			0-0 4-3	4 0 0 0 0 3 1										
Jim Ray Hart, R (1, 5)		0-3 K				0-3 K			0-0 F8	3 0 0 0 0 2 0										
Tom Haller, L (1, 2)		0-0 F2				0-0 G3			0-0 F2	3 0 0 0 0 0 0										
Jim Davenport, R (1, 6)			0-0 F8			0-3 K			0-3 K	3 0 0 0 0 2 0										
Hal Lanier, R (1, 4) OBP: 0.333, SLG: 0.333			0-0 1B G3-2 1B			0-3 K2-3			0-0 6-3	3 0 1 0 0 1 0										
Juan Marichal, R (1, 1) OBP: 0.500, SLG: 0.500			0-0 1B						0-0 4-1	2 0 1 0 0 0 0										
Norm Siebern, L (8, PH)			1-2 1B							1 0 0 0 0 0 0										
Lindy McDaniel, R (8, 1)										0 0 0 0 0 0 0										
Inning Stats	R: 0 E: 0 K: 3 S: 9	H: 0 LOB: 0 BB: 0 P: 9	R: 0 E: 0 K: 2 S: 7	H: 0 LOB: 0 BB: 0 P: 7	R: 0 E: 0 K: 0 S: 5	H: 3 LOB: 2 BB: 0 P: 5	R: 0 E: 0 K: 2 S: 7	H: 0 LOB: 0 BB: 0 P: 7	R: 0 E: 0 K: 1 S: 6	H: 1 LOB: 1 BB: 0 P: 6	R: 0 E: 0 K: 1 S: 5	H: 0 LOB: 0 BB: 0 P: 5	R: 0 E: 0 K: 1 S: 6	H: 1 LOB: 1 BB: 0 P: 6	1B: 5 2B: 0 3B: 0 HR: 0	SF: 0 SAC: 0 DP: 1 HBP: 0	WP: 0 PB: 0 SB: 0 CS: 0	PA: 31		
PITCHER Bob Gibson, R (1, 1) ERA:	IP 9.0	WLS W	BF 31	H 5	R 0	ER 0	SO 13	BB 0	IBB 0	HBP 0	BLK 0	WP 0	HR 0	S 57	P 57	ERA 0.00	WHIP 0.556			
PITCHER	IP	WLS	BF	H	R	ER	SO	BB	IBB	HBP	BLK	WP	HR	S	P	ERA	WHIP			

AB	31
R	0
H	5
RBI	0
BB	0
SO	13
LOB	8



Batter	1	2	3	4	5	6	7	8	9	AB R H RBI BB SO LOB	TOP											
Gene Michael, S (1, 6) OBP: 0.429, SLG: 0.333	0-0 5-3		0-0 L8			0-0 1-3		4-0 BB	0-0 P6	4 0 0 0 1 0 2												
Ron Hunt, R (1, 4)	0-3 K		0-0 FC5-4			4-0 BLK BB		0-0 F8	0-0 F7	4 0 0 0 1 1 3												
Lou Johnson, R (1, 8) OBP: 0.125, SLG: 0.125	0-3 K			0-0 5-3		0-3 K		0-0 F8		4 0 0 0 0 2 2												
Al Ferrara, R (1, 9)		0-0 L7		0-0 F5		0-0 P6		0-0 P6		4 0 0 0 0 0 2												
Jim Lefebvre, S (1, 5) OBP: 0.500, SLG: 0.714		0-0 1B 1B		4-0 BB		0-0 1B SF9 1B		0-0 1B 3B		3 2 3 0 1 0 0												
Ron Fairly, L (1, 3) OBP: 0.500, SLG: 0.500		0-0 G4-6-3 1B		0-0 G3		0-0 FC5-4 1B		0-0 1B 1B		4 1 3 1 0 0 1												
Bob Bailey, R (1, 7)		0-0 G4-6-3		0-0 6-3		0-0 P4		0-0 K		4 0 0 0 0 1 5	AB 34 R 4 H 9 RBI 3 BB 3 SO 5 LOB 16											
Jeff Torborg, R (1, 2) OBP: 0.250, SLG: 0.333			0-0 F8		0-0 F8		0-0 SF9		0-0 E7 3B 1B	3 1 1 1 0 0 0												
Claude Osteen, L (1, 1) OBP: 1.000, SLG: 1.000 Bob Miller, R (3, 1) Jim Campanis, R (5, PH) Bill Singer, R (5, 1) Dick Egan, L (5, 1) Jim Hickman, R (7, PH) Bob Lee, R (7, 1) Wes Parker, S (9, PH) OBP: 0.400, SLG: 0.750			0-0 FC5-4 1B		0-3 K		0-0 FC5-4		0-0 3B	1 0 1 0 0 0 0 0 0 0 0 0 0 0 1 0 0 0 0 0 1 0 0 0 0 0 0 0 0 0 0 0 0 0 0 0 0 0 1 0 0 0 0 0 0 1 0 0 0 0 0 0 0 0 1 0 1 1 0 0 0 0												
Inning Stats	R: 0 E: 0 K: 2 S: 7	H: 0 LOB: 0 BB: 0 P: 7	R: 0 E: 0 K: 0 S: 4	H: 2 LOB: 1 BB: 0 P: 4	R: 0 E: 0 K: 0 S: 4	H: 1 LOB: 1 BB: 0 P: 4	R: 0 E: 0 K: 0 S: 3	H: 0 LOB: 1 BB: 1 P: 7	R: 0 E: 0 K: 1 S: 5	H: 0 LOB: 0 BB: 0 P: 5	R: 0 E: 0 K: 1 S: 5	H: 0 LOB: 1 BB: 1 P: 9	R: 1 E: 0 K: 0 S: 5	H: 2 LOB: 1 BB: 0 P: 5	R: 0 E: 0 K: 0 S: 3	H: 0 LOB: 1 BB: 1 P: 7	R: 3 E: 1 K: 1 S: 9	H: 4 LOB: 1 BB: 0 P: 9	1B: 7 2B: 0 3B: 2 HR: 0	SF: 1 SAC: 0 DP: 1 HBP: 0	WP: 0 PB: 0 SB: 0 CS: 0	PA: 38
PITCHER	IP WLS BF H R ER SO BB IBB HBP BLK WP HR S P ERA WHIP																					
Larry Jaster, L (1, 1) ERA: 3.38	8.0 W 33 7 3 3 4 3 0 0 0 0 0 0 38 50 3.38 1.250																					
Dick Hughes, R (9, 1) ERA: 9.0	1.0 S 5 2 1 1 1 0 0 0 0 0 0 0 7 7 9.00 2.000																					

Los Angeles Dodgers @ St. Louis Cardinals
 Busch Stadium, St. Louis, MO
 Fri Apr 14 1967, 6:05 PM CST
 Att. 24,757 - Unknown

livebaseballscores.com

BOTTOM

Los Angeles Dodgers @ St. Louis Cardinals
Busch Stadium, St. Louis, MO

AB 32
R 8
H 10
RBI 7
BB 5
SO 6
LOB 14



WP: 1 PA: 39
PB: 0
SB: 0
CS: 0

ERA WHIP

AB R H RBI BB SO LOB

5 0 0 0 0 1 1

3 2 1 0 1 0 0

4 3 3 1 0 0 1

3 2 2 3 1 1 1

4 0 2 1 0 0 2

3 1 1 2 1 0 2

3 0 1 0 1 0 2

3 0 0 0 1 1 2

4 0 0 0 0 3 3

0 0 0 0 0 0 0

1B: 6 SF: 0
2B: 3 SAC: 0
3B: 1 DP: 0
HR: 0 HBP: 1

WP HR S P ERA WHIP

9

0-0

0-0

0-0

4-0

0-0

0-0

0-0

0-0

0-3

R: 0 H: 0
E: 0 LOB: 0
K: 1 BB: 0
S: 5 P: 5

8

0-0

0-0

0-0

0-0

0-0

0-0

0-0

0-3

0-3

R: 0 H: 0
E: 0 LOB: 0
K: 1 BB: 0
S: 5 P: 5

7

0-0

0-0

0-0

0-0

0-0

0-0

0-0

0-3

0-3

R: 0 H: 1
E: 0 LOB: 1
K: 1 BB: 0
S: 6 P: 6

6

0-3

1-0

0-0

0-3

0-0

0-0

0-0

0-3

0-3

R: 0 H: 0
E: 0 LOB: 1
K: 2 BB: 0
S: 7 P: 8

5

4-0

4-0

0-0

0-0

0-0

4-0

4-0

4-0

0-3

R: 3 H: 2
E: 0 LOB: 2
K: 1 BB: 4
S: 6 P: 22

4

0-0

0-0

0-0

0-0

0-0

0-0

0-0

0-0

0-0

R: 0 H: 0
E: 0 LOB: 0
K: 0 BB: 0
S: 3 P: 3

3

0-0

0-0

0-0

0-0

0-0

0-0

0-0

0-0

0-0

R: 2 H: 3
E: 0 LOB: 1
K: 0 BB: 0
S: 6 P: 6

2

0-0

0-0

0-0

0-0

0-0

0-0

0-0

0-3

0-3

R: 0 H: 1
E: 0 LOB: 1
K: 1 BB: 0
S: 6 P: 6

1

0-0

0-0

0-0

4-0

0-0

0-0

0-0

0-0

0-3

R: 3 H: 3
E: 0 LOB: 0
K: 0 BB: 1
S: 5 P: 9

Batter

Lou Brock, L (1, 7)
OBP: 0.200, SLG: 0.500

Curt Flood, R (1, 8)
OBP: 0.500, SLG: 0.375

Roger Maris, L (1, 9)
OBP: 0.556, SLG: 1.000

Orlando Cepeda, R (1, 3)
OBP: 0.556, SLG: 0.667

Phil Gagliano, R (1, 5)
OBP: 0.429, SLG: 0.857

Tim McCarver, L (1, 2)
OBP: 0.500, SLG: 0.429

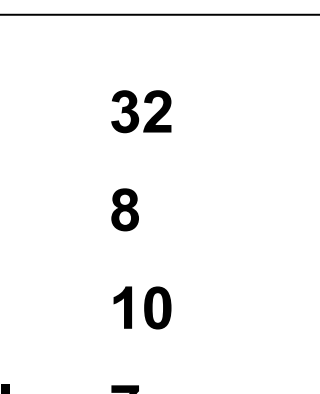

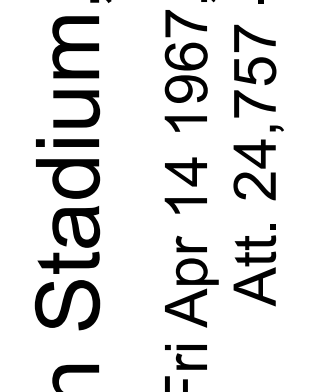


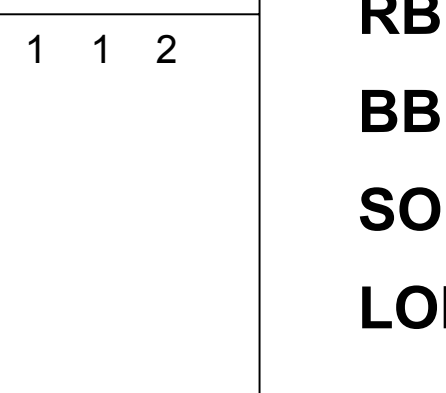
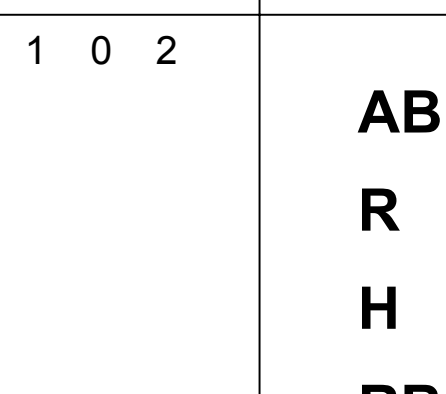
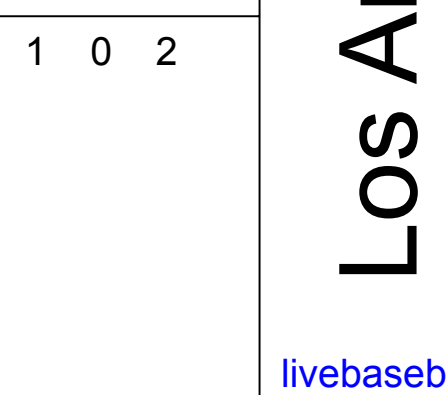
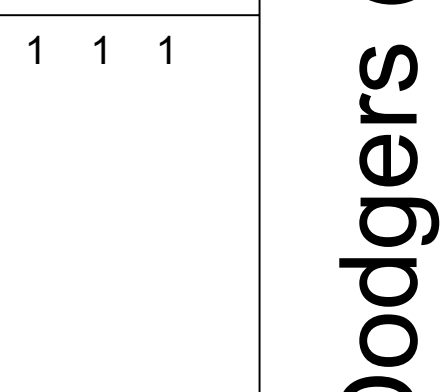
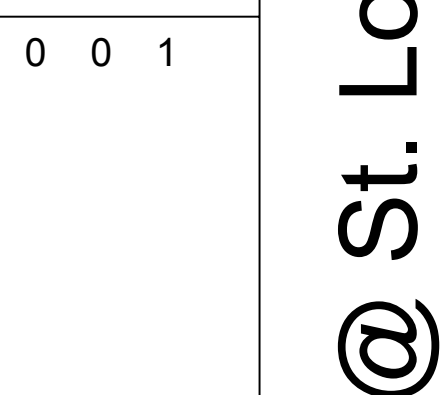
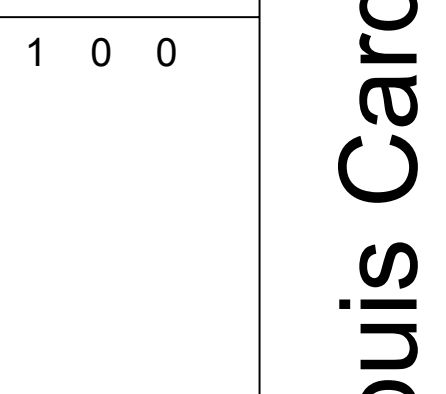









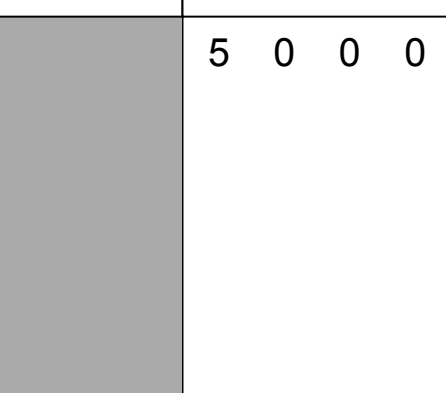
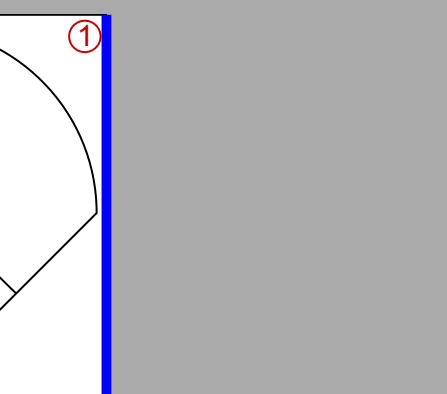

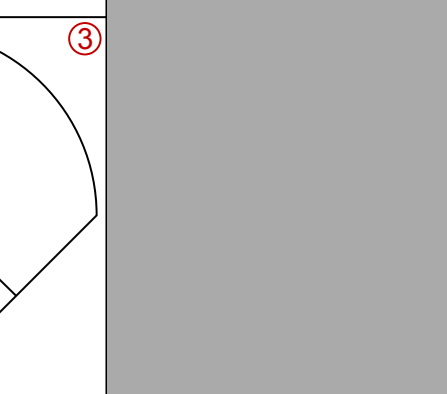
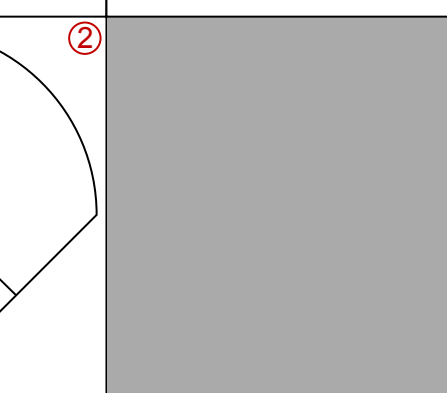
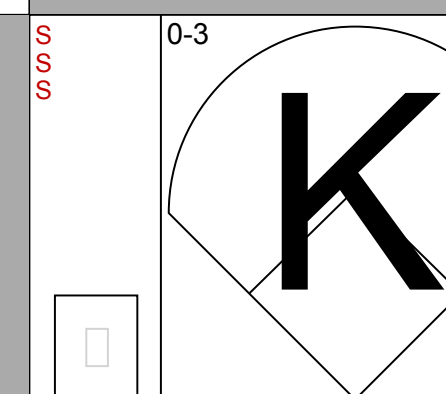



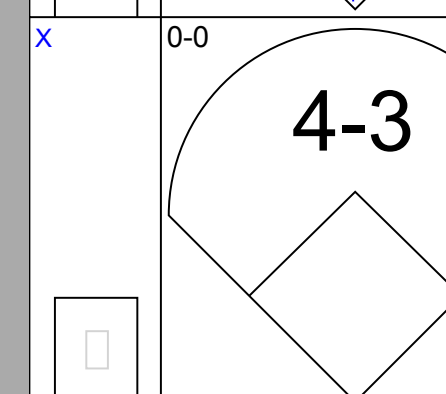
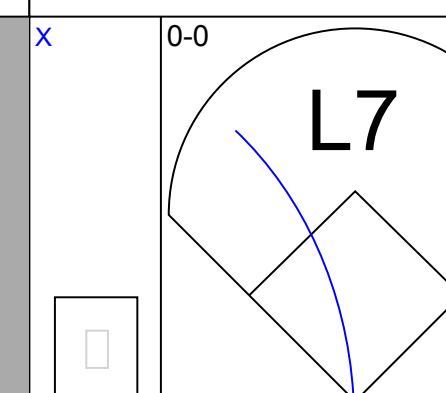

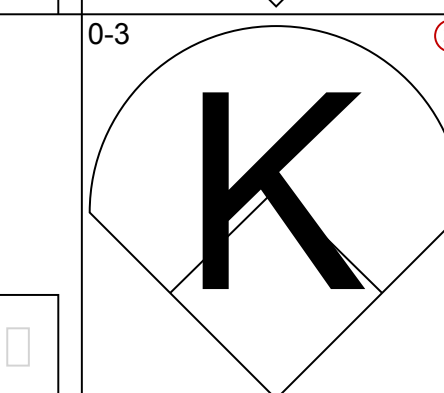
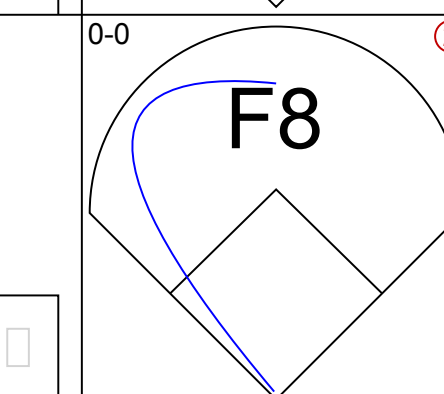
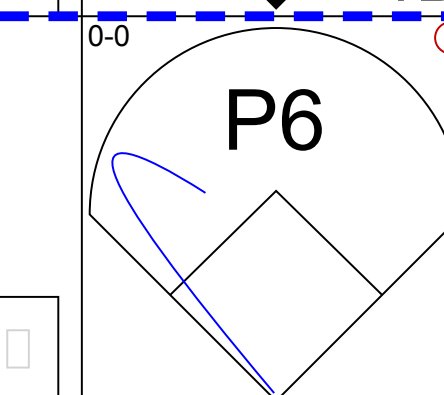
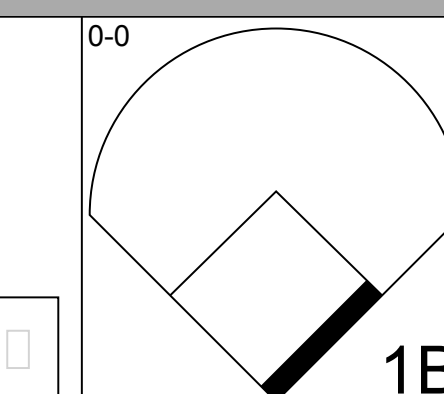





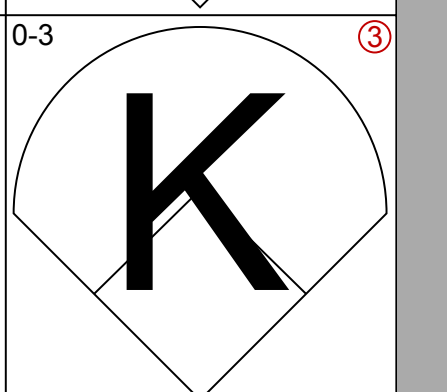
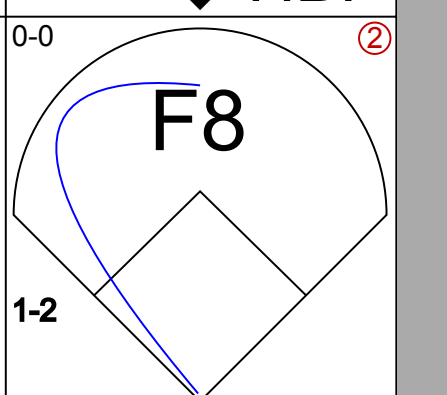
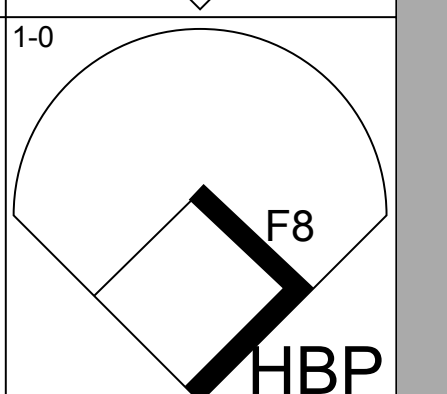
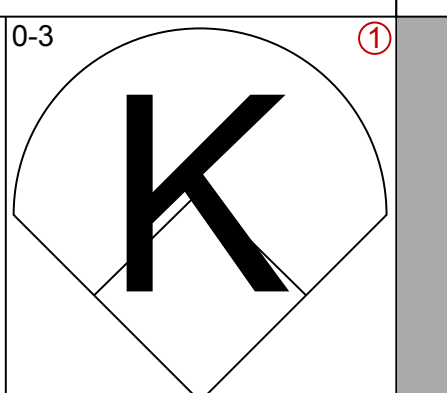
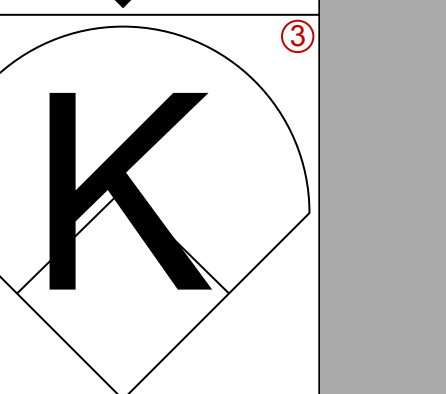
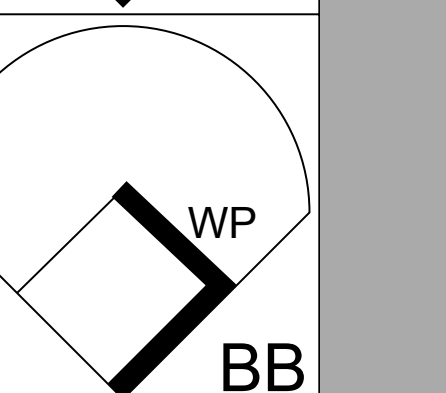
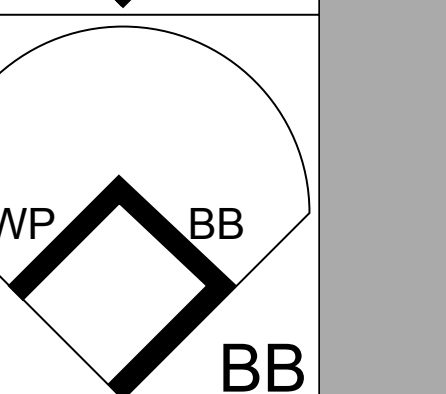
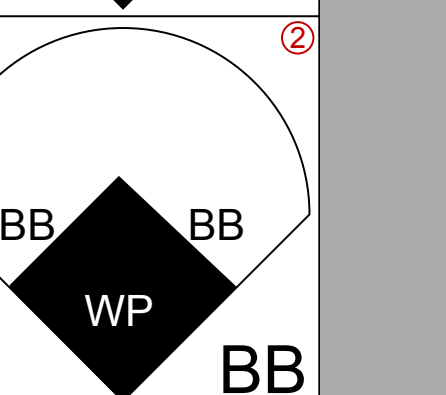
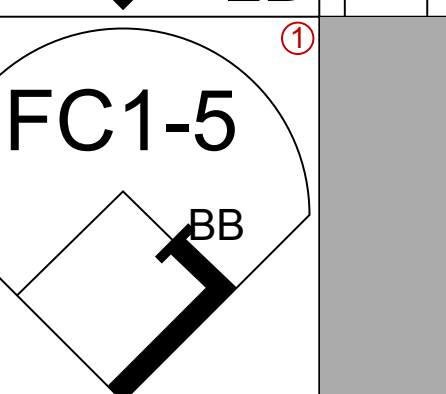
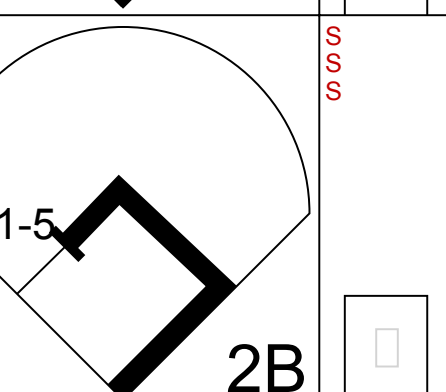
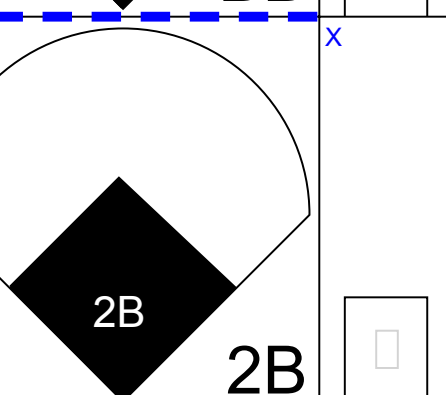
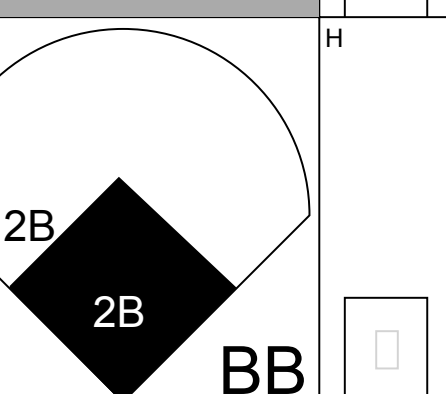
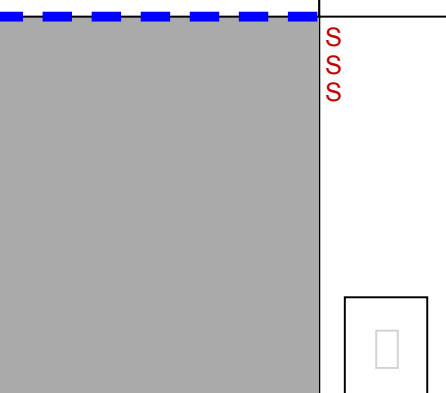
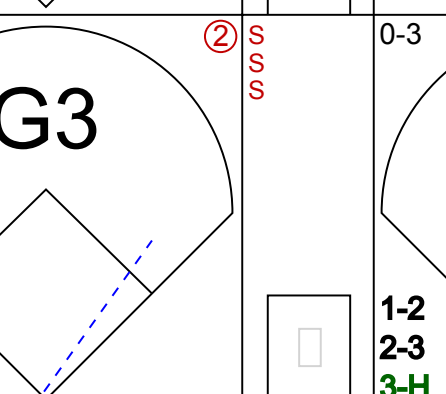
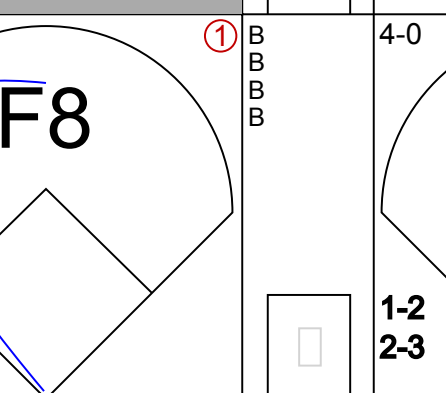
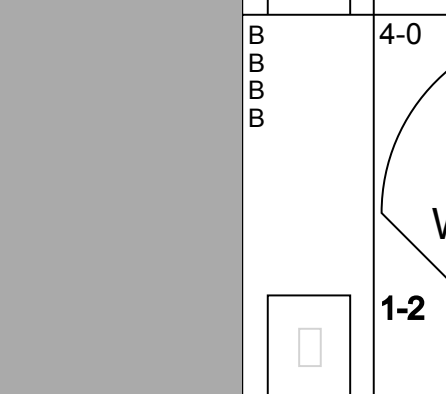
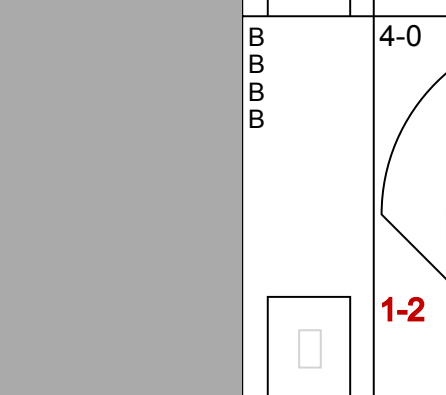
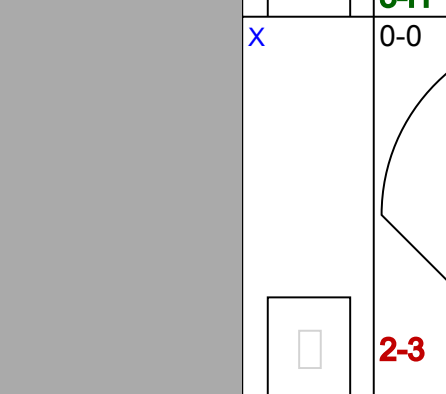
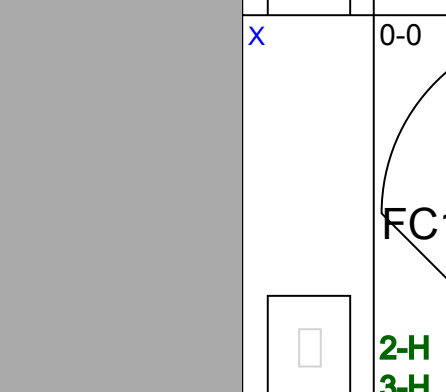
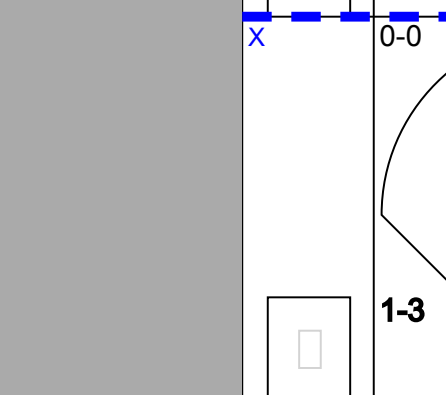
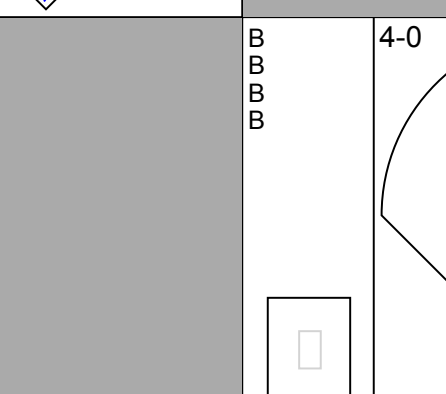
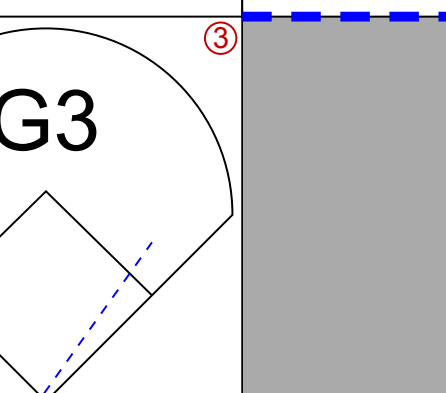
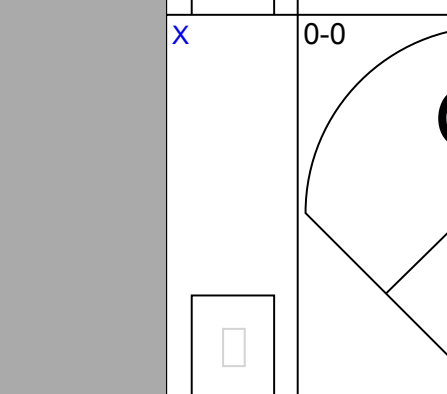
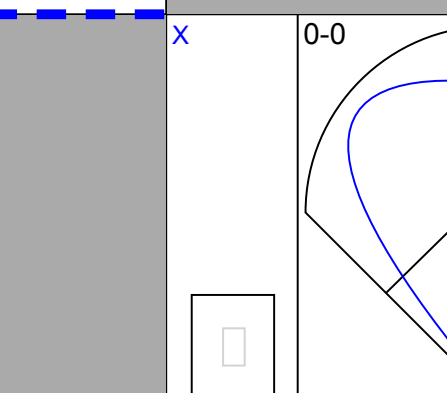
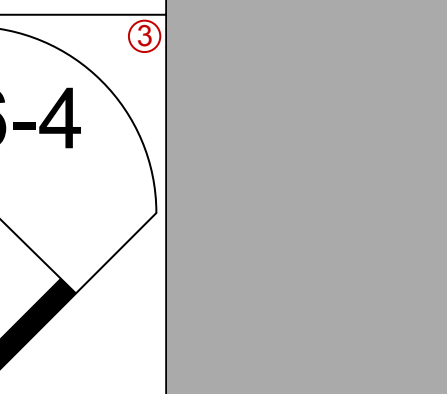
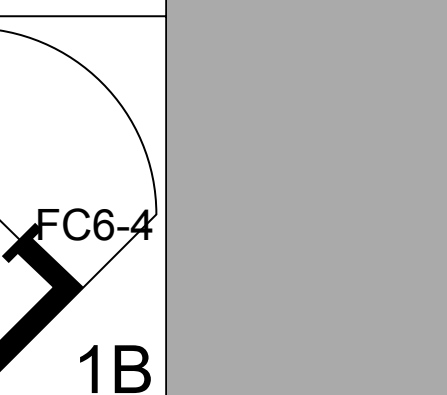
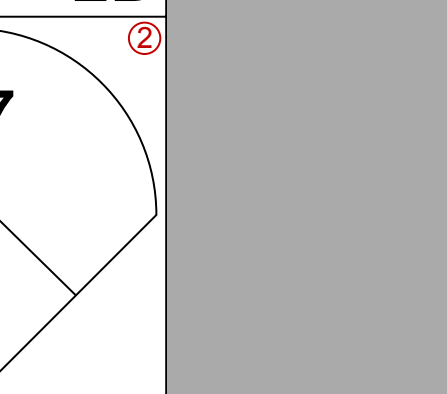
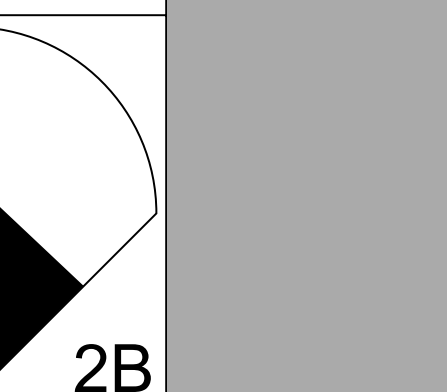
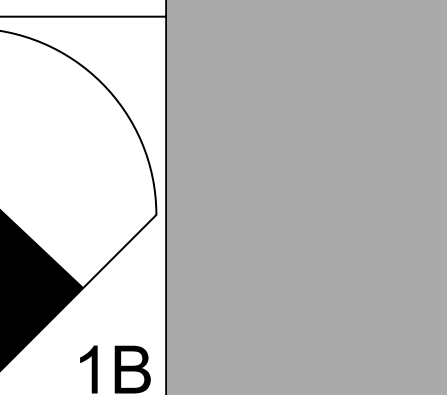
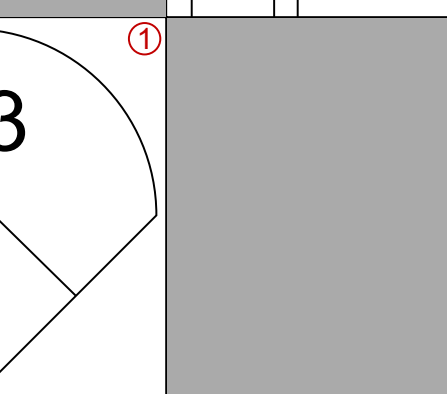
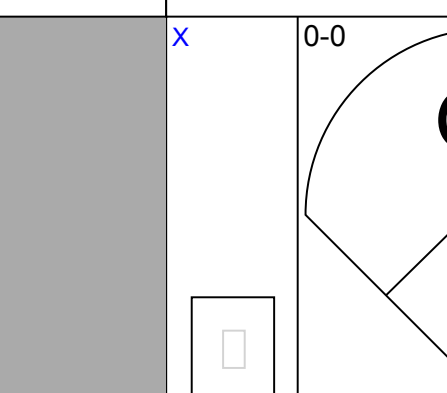
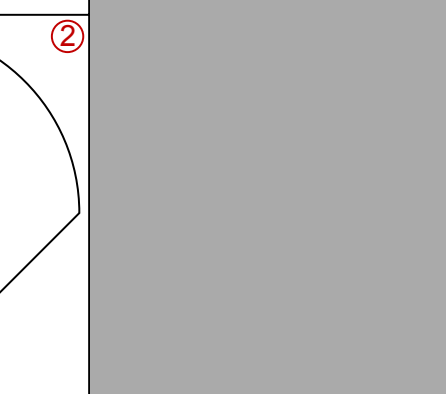
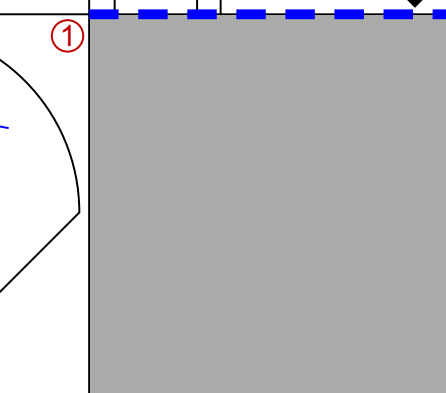
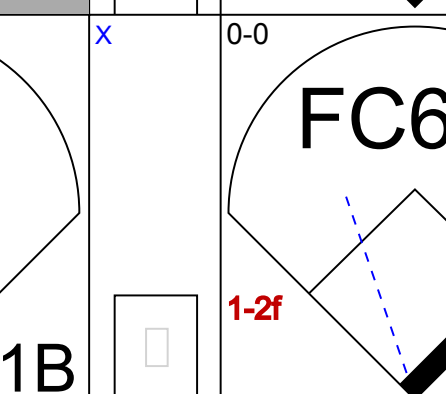
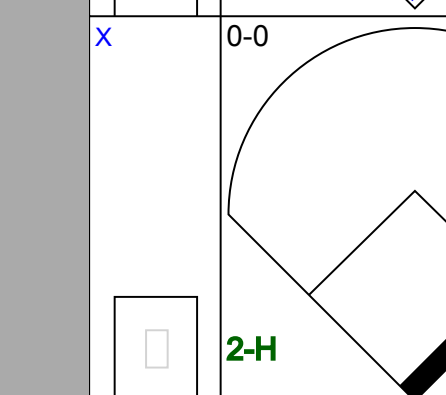
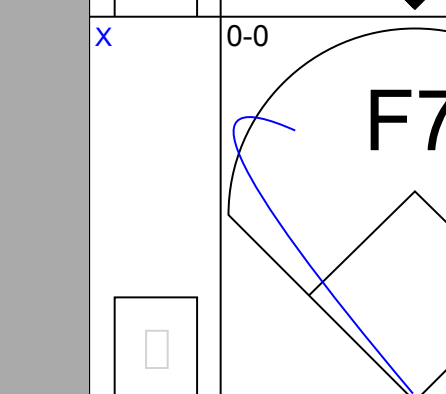
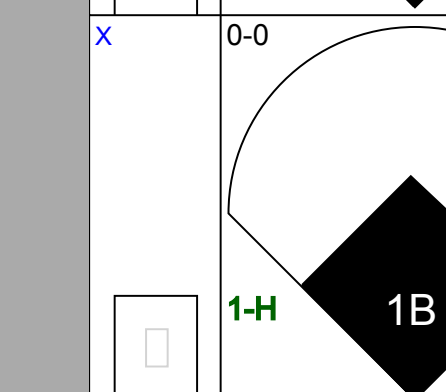
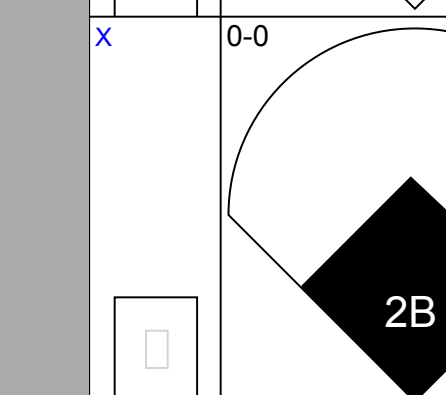
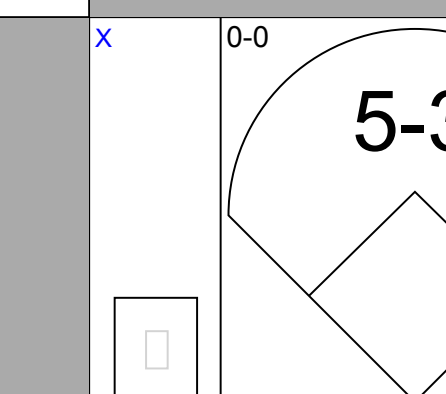
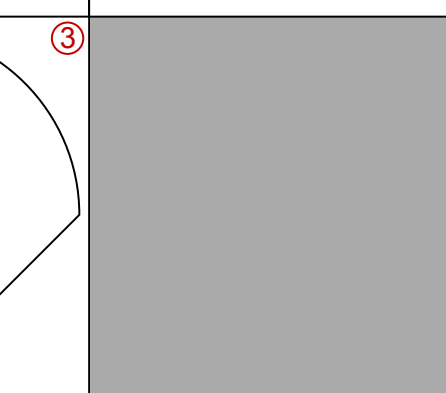
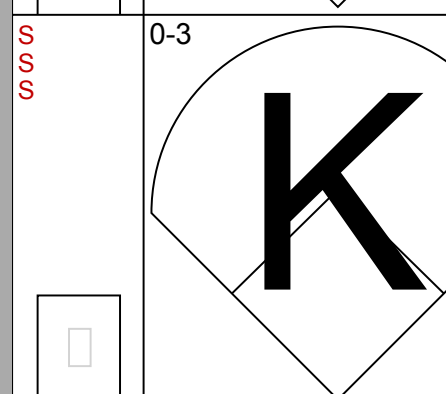
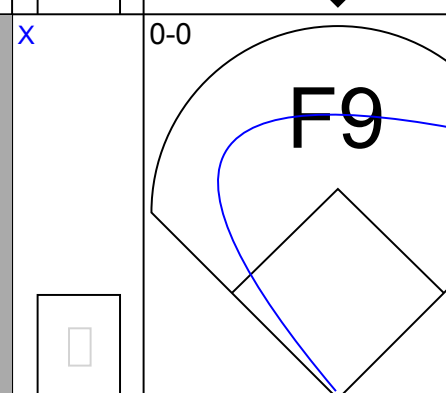
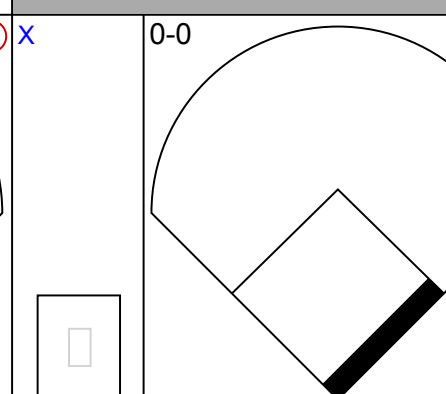

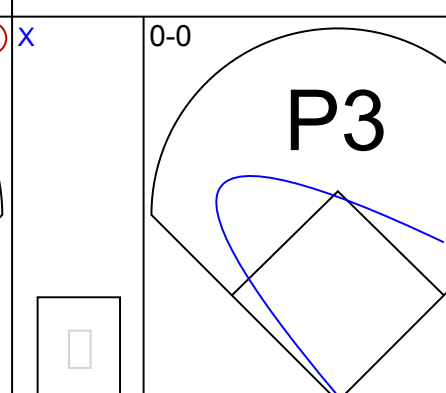

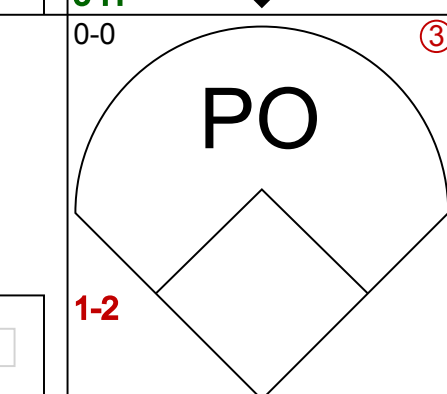
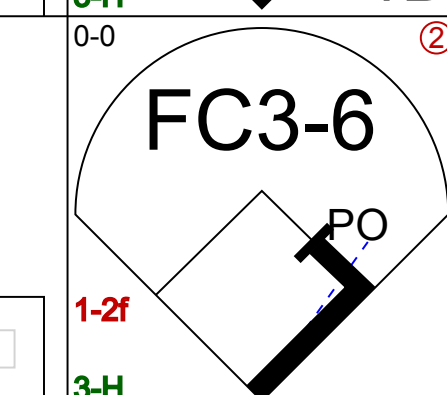
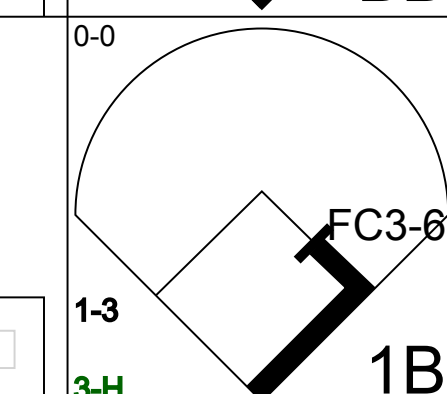
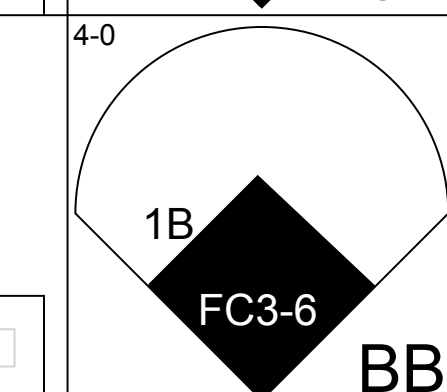
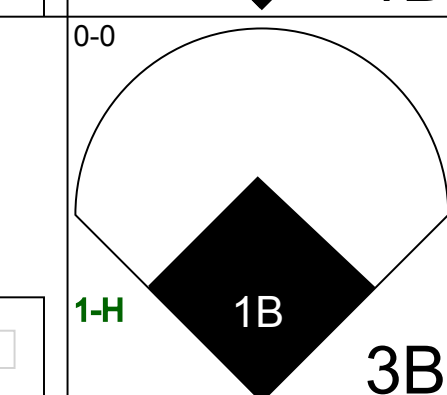
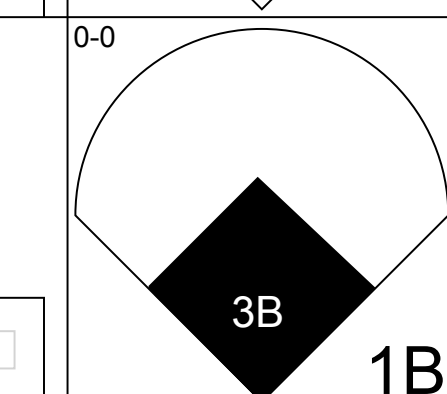
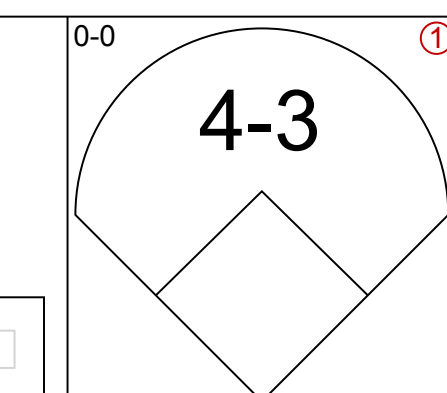
Julian Javier, R (1, 4)
OBP: 0.625, SLG: 0.500

Dal Maxvill, R (1, 6)
OBP: 0.500, SLG: 0.429

Larry Jaster, L (1, 1)
Dick Hughes, R (9, 1)

Inning Stats

PITCHER
Claude Osteen, L (1, 1)
ERA: 16.88
Bob Miller, R (3, 1)
ERA: 5.06
Bill Singer, R (5, 1)
ERA: 40.5
Dick Egan, L (5, 1)
ERA:
Bob Lee, R (7, 1)
ERA:



WP: 1 PA: 39
PB: 0
SB: 0
CS: 0

Batter	1	2	3	4	5	6	7	8	9
Lou Brock, L OBP: 0.375, SLG: 0.938 (1, 7)	0-0 F5	0-0 1-3						0-0 HR	0-0 HR
Curt Flood, R OBP: 0.438, SLG: 0.308 (1, 8)	0-0 4-3		0-0 5-3				0-0 6-3	0-3 K	
Roger Maris, L OBP: 0.571, SLG: 0.846 (1, 9) Bobby Tolan, L (8, 9)	0-0 1B		4-0 BB				0-0 BLK 2B	0-0 1-3	
Orlando Cepeda, R OBP: 0.571, SLG: 0.727 (1, 3)	0-0 1-2 1B		0-0 P4				0-0 1B	0-0 2B	
Tim McCarver, L OBP: 0.538, SLG: 0.500 (1, 2)	0-0 4-3		0-0 F8				0-0 1B	0-0 1B	
Phil Gagliano, R OBP: 0.417, SLG: 0.750 (1, 5)			0-0 F8				0-0 1B	0-3 K	
Julian Javier, R OBP: 0.615, SLG: 0.600 (1, 4)			0-0 1B				0-0 2B	0-0 1B	
Dal Maxvill, R OBP: 0.385, SLG: 0.364 (1, 6)			0-0 F8				0-0 1B	0-0 2B	
Al Jackson, L OBP: 0.250, SLG: 0.250 (1, 1) Hal Woodeshick, R (8, 1)			0-0 1B				0-3 K	0-0 6-3	

AB	R	H	RBI	BB	SO	LOB
6	3	4	5	0	0	2
5	1	1	0	1	1	0
4	1	2	0	1	1	5
1	0	0	0	0	0	0
5	2	3	2	0	1	1
5	2	3	2	0	0	3
5	1	2	2	0	1	1
4	2	2	0	1	0	3
4	1	1	1	0	0	3
4	0	1	0	0	1	2
1	0	0	0	0	0	2

AB	R	H	RBI	BB	SO	LOB
44	13	19	12	3	5	22

Inning	R	H	E	K	S	P	IP	WLS	BF	H	R	ER	SO	BB	IBB	HBP	BLK	WP	HR	S	P	ERA	WHIP
1	0	2	0	5	5		4.1	L	23	8	4	3	1	2	0	0	0	0	0	23	31	6.23	2.308
2	0	2	0	5	5		0.1		6	2	2	0	0	1	0	0	0	0	0	5	9	0.00	9.000
3	0	2	0	5	5		1.1		6	2	1	1	1	0	0	0	0	0	0	8	8	6.75	1.500
4	0	4	0	5	5		0.2		6	4	3	3	1	0	0	0	1	0	1	8	8	40.50	6.000
5	0	2	0	5	5		1.1		7	3	3	3	2	0	0	0	0	0	1	11	11	20.25	2.250

WP	HR	S	P	ERA	WHIP
0	0	0	0	0	0

BOTTOM

Los Angeles Dodgers @ St. Louis Cardinals
 Busch Stadium, St. Louis, MO
 Sat Apr 15 1967, 3:33 AM CST
 Att. 17,939 - Unknown

livebaseballscores.com



Batter	1	2	3	4	5	6	7	8	9	AB R H RBI BB SO LOB	TOP											
Sonny Jackson, L (1, 6) OBP: 0.250, SLG: 0.286	0-0 G3		0-0 1B 2B 1B		0-0 F8	0-0 F8			0-0 FC6-4 2B 6-3	5 2 1 0 0 0 3												
Jim Landis, R (1, 9) OBP: 0.476, SLG: 0.600	0-3 K		0-0 1B 2B 1B		0-0 G3			0-0 2B	0-0 2B	5 1 3 1 0 1 1												
Joe Morgan, L (1, 4) OBP: 0.440, SLG: 0.200	0-0 4-3		0-0 2B			4-0 FC5-4 BB		0-0 F8	0-0 6-3	4 0 1 3 1 0 2												
Jimmy Wynn, R (1, 8) OBP: 0.231, SLG: 0.320		0-0 FC3-6 1B	0-3 K			0-0 FC5-4 1B 1-2f		0-3 K	0-0 5-3	5 1 1 0 0 2 4												
Eddie Mathews, L (1, 3) OBP: 0.320, SLG: 0.476		0-0 FC3-6 G5-4-3 1-2f		0-0 3-1		0-0 E SF8 1B 1-2		0-3 K		4 1 1 0 0 1 2												
Bob Aspromonte, R (1, 5) OBP: 0.320, SLG: 0.286		0-0 G5-4-3 1-2f		0-0 5-3		0-0 E7 HR 1B 1-3 2-H				4 1 1 1 0 1 1												
Aaron Pointer, R (1, 7) OBP: 0.320, SLG: 0.450			0-3 K	0-3 K		0-0 SF8		0-3 K		3 0 0 1 0 3 0												
John Bateman, R (1, 2) OBP: 0.450, SLG: 0.500			4-0 1B 1B BB		0-0 F3	0-0 HR		0-0 5-3		3 2 1 2 1 0 0												
Mike Cuellar, L (1, 1) OBP: 0.200, SLG: 0.200			0-0 F9		0-0 1B	0-0 1B			4-0 FC6-4 BB	1 0 0 0 0 0 0 1 0 0 0 0 0 0 0 0 1 0 1 0 0 0 0 0 1 0 1 0 1 0 0												
Barry Latman, R (4, 1)																						
Dave Adlesh, R (5, PH)																						
Carroll Sembera, R (5, 1)																						
Turk Farrell, R (6, 1)																						
Dan Schneider, L (7, 1)																						
Ron Brand, R (9, PH)																						
Inning Stats	R: 0 E: 0 K: 1 S: 5	H: 0 LOB: 0 BB: 0 P: 5	R: 0 E: 0 K: 0 S: 3	H: 1 LOB: 0 BB: 0 P: 3	R: 3 E: 0 K: 2 S: 10	H: 3 LOB: 1 BB: 1 P: 14	R: 0 E: 0 K: 1 S: 5	H: 0 LOB: 0 BB: 0 P: 5	R: 0 E: 0 K: 0 S: 4	H: 1 LOB: 1 BB: 0 P: 4	R: 4 E: 1 K: 0 S: 7	H: 4 LOB: 1 BB: 1 P: 11	R: 0 E: 0 K: 2 S: 8	H: 1 LOB: 1 BB: 0 P: 8	R: 0 E: 0 K: 2 S: 7	H: 0 LOB: 0 BB: 0 P: 7	R: 1 E: 0 K: 0 S: 4	H: 1 LOB: 1 BB: 1 P: 8	1B: 7 2B: 3 3B: 0 HR: 1	SF: 1 SAC: 0 DP: 1 HBP: 0	WP: 0 PB: 0 SB: 0 CS: 0	PA: 40
PITCHER	IP WLS BF H R ER SO BB IBB HBP BLK WP HR S P ERA WHIP																					
Bob Gibson, R (1, 1) ERA: 4.2	6.0 W 29 10 7 7 4 2 0 0 0 0 0 1 35 43 10.50 2.000																					
Steve Carlton, L (7, 1) ERA: 3.0	3.0 S 11 1 1 1 4 1 0 0 0 0 0 0 18 22 3.00 0.667																					

Houston Astros @ St. Louis Cardinals
 Busch Stadium, St. Louis, MO
 Sun Apr 16 1967, 3:33 AM CST
 Att: 21,557 - Unknown

livebaseballscorecards.com

AB	36
R	8
H	11
RBI	8
BB	3
SO	8
LOB	14



Batter	1	2	3	4	5	6	7	8	9	AB	R	H	RBI	BB	SO	LOB
Lou Brock, L OBP: 0.476, SLG: 1.190 (1, 7)	0-0 HR	0-0 1B 1-2 2-H		0-0 HR	0-0 1-3		0-0 S E 1B			5	4	4	3	0	0	1
Curt Flood, R OBP: 0.476, SLG: 0.412 (1, 8)	0-0 F9	4-0 1B 1-2 2-3		0-0 G3 2B 1B		0-3 K	0-0 E4 SF7 2B			4	2	2	2	1	1	0
Roger Maris, L OBP: 0.474, SLG: 0.706 (1, 9)	0-0 G3	0-0 1B 1-3 2-H 3-H		0-0 G3 1-2		0-0 1-3	0-0 SF7			4	0	1	3	0	0	1
Orlando Cepeda, R OBP: 0.526, SLG: 0.875 (1, 3)	0-0 L7	0-0 4-3		0-0 FC6-5-6 2B 2-H		0-0 HR	0-0 P4			5	1	2	2	0	0	2
Phil Gagliano, R OBP: 0.412, SLG: 0.688 (1, 5)		0-0 FC6-4 5-3 2B		0-0 5-3	0-0 FC6-5-6		4-0 FC5 1B BB		0-0 L4	4	1	1	0	1	0	1
John Romano, R OBP: 0.333, SLG: 0.333 (1, 2)		0-0 FC6-4 1B		0-0 E6 FC5-4 1B	0-3 K		0-0 1-2 1B		0-0 4-3	3	0	1	0	0	1	1
Tim McCarver, L OBP: 0.533, SLG: 0.500 (6, PH) (7, 2)										2	0	1	0	0	0	0
Julian Javier, R OBP: 0.500, SLG: 0.467 (1, 4)		0-0 FC6-4 5-3 1B 1-2f 2-3		0-0 FC5-4 1B 1-2		0-3 K	0-0 FC5 2-3f		0-0 4-3	5	1	1	0	0	1	4
Dal Maxvill, R OBP: 0.294, SLG: 0.267 (1, 6)		0-0 5-3 1-2 3-H		0-0 FC5-4 1-2f 2-3		0-0 5-3			0-0 4-3	4	0	0	1	0	0	3
Bob Gibson, R Steve Carlton, L (7, 1)		4-0 BB 1B 1B BB		0-0 F3		4-0 BB BB BB	4-0 1B E BB			1	1	0	0	2	0	2
										0	1	0	0	1	0	0


Inning Stats	R: 1	H: 1	E: 0	K: 0	S: 4	H: 1	LOB: 0	BB: 0	P: 4	R: 4	H: 4	E: 0	K: 0	S: 7	H: 1	LOB: 2	BB: 2	P: 15	R: 0	H: 1	E: 1	K: 0	S: 5	R: 2	H: 3	E: 0	K: 1	S: 8	R: 0	H: 0	E: 0	K: 1	S: 5	R: 1	H: 2	E: 0	K: 1	S: 7	R: 3	H: 2	E: 1	K: 0	S: 5	R: 0	H: 0	E: 0	K: 0	S: 3
--------------	------	------	------	------	------	------	--------	-------	------	------	------	------	------	------	------	--------	-------	-------	------	------	------	------	------	------	------	------	------	------	------	------	------	------	------	------	------	------	------	------	------	------	------	------	------	------	------	------	------	------

PITCHER	IP	WLS	BF	H	R	ER	SO	BB	IBB	HBP	BLK	WP	HR	S	P	ERA	WHIP
Mike Cuellar, L ERA: 5.84 (1, 1)	3.1		22	9	7	7	0	2	0	0	0	0	2	20	28	18.90	3.300
Barry Latman, R ERA: 21.6 (4, 1)	0.2		2	0	0	0	1	0	0	0	0	0	0	4	4	0.00	0.000
Carroll Sembera, R ERA: 2.25 (5, 1)	1.2	L	9	2	1	1	2	2	0	0	0	0	1	11	19	5.40	2.400
Turk Farrell, R ERA: 6.75 (6, 1)	0.2		5	2	3	2	0	1	0	0	0	0	0	4	8	27.00	4.500
Dan Schneider, L ERA: (7, 1)	1.2		5	0	0	0	0	0	0	0	0	0	0	5	5	0.00	0.000

BOTTOM

Houston Astros @ St. Louis Cardinals
 Busch Stadium, St. Louis, MO
 Sun Apr 16 1967, 3:33 AM CST
 Att. 21,557 - Unknown

AB	37
R	11
H	13
RBI	11
BB	5
SO	3
LOB	15



WP: 0	PA: 43
PB: 0	
SB: 1	
CS: 0	

PITCHER	IP	WLS	BF	H	R	ER	SO	BB	IBB	HBP	BLK	WP	HR	S	P	ERA	WHIP
---------	----	-----	----	---	---	----	----	----	-----	-----	-----	----	----	---	---	-----	------

Batter	1	2	3	4	5	6	7	8	9	10	11	AB R H RBI BB SO LOB	TOP											
Lou Brock, L (1, 7) OBP: 0.462, SLG: 1.038	0-0 4-3	0-0 P3			0-3 K			0-0 G4-6-3 1B			0-0 G6-4-3 1B	5 0 2 0 0 1 3	St. Louis Cardinals @ San Francisco Giants Candlestick Park, San Francisco, CA Tue Apr 18 1967, 6:33 AM EST Att. 31,900 - Unknown											
Curt Flood, R (1, 8) OBP: 0.423, SLG: 0.364	0-0 1B		0-0 1-3		0-0 P3			0-0 G4-6-3 1-2f			0-0 G6-4-3 1-2f	5 0 1 0 0 0 2												
Roger Maris, L (1, 9) OBP: 0.458, SLG: 0.636	0-0 G6-4-3 1B		0-0 FC4-6 1B		0-0 4-3			0-3 K			0-0 E8 1B	5 1 2 0 0 1 0												
Orlando Cepeda, R (1, 3) OBP: 0.500, SLG: 0.762	0-0 G6-4-3 1-2f		0-0 FC4-6 1-2f			0-0 G6-4-3 1B					0-0 2-H 1B	5 0 2 1 0 0 3												
Tim McCarver, L (1, 2) OBP: 0.400, SLG: 0.368		0-0 E6 G3 1B	0-0 P4			0-0 F7				0-0 G3	0-0 4-3	5 0 0 0 0 0 3												
Phil Gagliano, R (1, 5) OBP: 0.381, SLG: 0.600		0-0 G3 1-2 1B		0-0 5-3		0-0 G6-4-3 1-2f				0-0 1-3		4 0 1 0 0 0 1												
Julian Javier, R (1, 4) OBP: 0.455, SLG: 0.579		0-0 G3 1-2 2-3		0-0 HR		0-3 K				0-0 6-3		4 1 1 1 0 1 2												
Dal Maxvill, R (1, 6) OBP: 0.300, SLG: 0.235		4-0		0-3 K		0-0 F3				0-0 3-1		2 0 0 0 1 1 0												
Bobby Tolan, L (10, PH)				0-3 K								1 0 0 0 0 0 0												
Eddie Bressoud, R (10, 6)				0-3 IBB								0 0 0 0 0 0 0												
Ray Washburn, R (1, 1)		0-3 K		0-3 K		0-3 K				0-0 6-3		3 0 0 0 0 3 3												
Ted Savage, R (10, PH)												1 0 0 0 0 0 0												
Joe Hoerner, R (10, 1)												0 0 0 0 0 0 0												
Nelson Briles, R (10, 1)												0 0 0 0 0 0 0												
Hal Woodeshick, R (10, 1)												0 0 0 0 0 0 0												
Inning Stats	R: 0 E: 0 K: 0 S: 4	H: 2 LOB: 1 BB: 0 P: 4	R: 0 E: 1 K: 1 S: 7	H: 1 LOB: 3 BB: 1 P: 11	R: 0 E: 0 K: 0 S: 4	H: 1 LOB: 1 BB: 0 P: 4	R: 1 E: 0 K: 2 S: 8	H: 1 LOB: 0 BB: 0 P: 8	R: 0 E: 0 K: 1 S: 5	H: 0 LOB: 0 BB: 0 P: 5	R: 0 E: 0 K: 0 S: 3	H: 1 LOB: 0 BB: 0 P: 3	R: 0 E: 0 K: 1 S: 5	H: 0 LOB: 0 BB: 0 P: 5	R: 0 E: 0 K: 0 S: 3	H: 0 LOB: 0 BB: 0 P: 3	R: 0 E: 0 K: 0 S: 3	H: 0 LOB: 0 BB: 0 P: 3	R: 1 E: 1 K: 0 S: 5	H: 2 LOB: 1 BB: 0 P: 5	1B: 8 2B: 0 3B: 0 HR: 1	SF: 0 SAC: 0 DP: 4 HBP: 0	WP: 0 PB: 0 SB: 0 CS: 0	PA: 41
PITCHER Gaylord Perry, R (1, 1) ERA: 0.45	IP 11.0 WLS L BF 41 H 9 R 2 ER 1 SO 7 BB 0 IBB 1 HBP 0 BLK 0 WP 0 HR 1 S 54 P 58 ERA 0.82 WHIP 0.818																							

livebaseballscorecards.com

AB	40
R	2
H	9
RBI	2
BB	1
SO	7
LOB	17



Batter	1	2	3	4	5	6	7	8	9	10	11	AB R H RBI BB SO LOB	BOTTOM											
Tito Fuentes, S OBP: 0.167, SLG: 0.417 (1, 4)	0-0 6-3		0-0 L9		0-0 SH3-4		0-0 P6		0-0 P6			4 0 0 0 0 0 1	St. Louis Cardinals @ San Francisco Giants Candlestick Park, San Francisco, CA Tue Apr 18 1967, 6:33 AM EST Att. 31,900 - Unknown											
Ken Henderson, S OBP: 0.267, SLG: 0.300 (1, 8)	0-3 K		0-0 G3		0-0 F8		0-0 F5		0-0 SH5-3 1B			5 0 1 0 0 1 1												
Willie McCovey, L OBP: 0.250, SLG: 0.462 (1, 3)	0-0 4-3			0-0 4-3 1B	4-0 IBB		0-0 F7		0-0 SH5-3			3 1 1 0 1 0 0												
Jim Ray Hart, R OBP: 0.107, SLG: 0.074 (1, 5)		0-3 K		0-0 4-3	0-3 K		0-0 1-3		0-0 4-3			5 0 0 0 0 2 4												
Tom Haller, L OBP: 0.182, SLG: 0.238 (1, 2)		4-0 E BB		0-0 4-3 1B		0-0 F7		0-0 F8		4-0 IBB		3 0 1 1 1 0 0												
Jim Davenport, R OBP: 0.368, SLG: 0.647 (10, PH)				3-H								0 0 0 0 1 0 0												
Bob Barton, R OBP: 0.500, SLG: 0.500 (11, 2)												0 0 0 0 0 0 0												
Ollie Brown, R OBP: 0.400, SLG: 0.421 (1, 9)		0-0 E5		0-0 1B		1-0 E HBP		0-0 6-3		0-3 K		4 0 1 0 0 1 3												
Jesus Alou, R OBP: 0.276, SLG: 0.370 (1, 7)		0-0 F8		4-0 IBB		0-0 E4			4-0 SH3-4 BB			3 0 0 0 2 0 3												
Cesar Gutierrez, R OBP: 0.083, SLG: 0.083 (1, 6)		0-3 K		0-0 4-3		0-0 FC1-6-4			0-3 K			2 0 0 0 0 1 4												
Norm Siebern, L OBP: 0.083, SLG: 0.083 (6, PH)						1-2 2-3						1 0 0 0 0 0 2												
Hal Lanier, R OBP: 0.083, SLG: 0.083 (7, 6)												1 0 0 0 0 1 1												
Jack Hiatt, R OBP: 0.182, SLG: 0.455 (11, PH)												1 0 0 0 0 0 0												
Gaylord Perry, R OBP: 0.333, SLG: 0.333 (1, 1)			0-0 1-3		0-0 SH3-4 1B		0-0 FC4-6		0-0 SH3-4			3 0 1 0 0 0 2												
Willie Mays, R OBP: 0.182, SLG: 0.455 (11, PH)												1 0 0 0 0 0 0												
Inning Stats	R: 0 E: 0 K: 1 S: 5	H: 0 LOB: 0 BB: 0 P: 5	R: 0 E: 1 K: 2 S: 8	H: 0 LOB: 2 BB: 1 P: 12	R: 0 E: 0 K: 0 S: 3	H: 0 LOB: 0 BB: 0 P: 3	R: 1 E: 0 K: 0 S: 5	H: 3 LOB: 2 BB: 1 P: 9	R: 0 E: 1 K: 1 S: 6	H: 1 LOB: 2 BB: 1 P: 10	R: 0 E: 1 K: 0 S: 3	H: 0 LOB: 0 BB: 0 P: 3	R: 0 E: 0 K: 0 S: 3	H: 0 LOB: 0 BB: 0 P: 3	R: 0 E: 0 K: 1 S: 5	H: 0 LOB: 1 BB: 1 P: 9	R: 0 E: 0 K: 1 S: 6	H: 1 LOB: 2 BB: 1 P: 10	R: 0 E: 0 K: 0 S: 3	H: 0 LOB: 0 BB: 0 P: 3	1B: 4 2B: 1 3B: 0 HR: 0	SF: 0 SAC: 3 DP: 0 HBP: 1	WP: 0 PB: 0 SB: 0 CS: 0	PA: 45
PITCHER	IP WLS BF H R ER SO BB IBB HBP BLK WP HR S P ERA WHIP																							
Ray Washburn, R ERA: 1.0 (1, 1)	9.0 2 37 4 1 1 5 2 2 1 0 0 0 42 59 1.00 0.667																							
Joe Hoerner, L ERA: (10, 1)	0.1 2 1 0 0 0 0 0 0 0 0 0 0 2 2 0.00 3.000																							
Nelson Briles, R ERA: (10, 1)	0.1 1 0 0 0 0 0 0 0 0 0 0 0 1 1 0.00 0.000																							
Hal Woodeshick, L ERA: (10, 1)	1.1 W 5 0 0 0 1 0 1 0 0 0 0 6 10 0.00 0.000																							

livebaseballscores.com

AB	36
R	1
H	5
RBI	1
BB	5
SO	6
LOB	21



Batter	1	2	3	4	5	6	7	8	9	AB	R	H	RBI	BB	SO	LOB	TOP					
Lou Brock, L (1, 7) OBP: 0.452, SLG: 0.935	0-3 K	0-0 1B		0-0 1B		0-0 6-3		0-0 F7		5	0	2	1	0	1	2						
Curt Flood, R (1, 8) OBP: 0.419, SLG: 0.346	0-0 1B HR	0-0 G3		0-0 3-1		4-0 BB		0-3 K		4	1	1	0	1	1	6						
Roger Maris, L (1, 9) OBP: 0.414, SLG: 0.556	0-0 1B HR		0-0 F9	0-0 1-3		0-0 F2		0-0 F7		5	1	1	0	0	0	3						
Orlando Cepeda, R (1, 3) OBP: 0.448, SLG: 0.654	0-3 K		0-0 2-3		0-0 FC5-6 1B		0-0 3-1		0-0 6-3	5	0	1	0	0	1	2						
Tim McCarver, L (1, 2) OBP: 0.360, SLG: 0.458	0-0 1B HR		0-0 P5		0-0 FC5-6 FC4-6		0-0 F9		0-3 K	5	1	1	3	0	1	1						
Phil Gagliano, R (1, 5) OBP: 0.360, SLG: 0.542	0-3 K			0-0 1B 1B	0-0 FC4-6 HR		0-0 F7			4	2	1	0	0	1	1						
Julian Javier, R (1, 4) OBP: 0.500, SLG: 0.739		0-0 F9		0-0 1B 1B	0-0 HR			0-0 1-3 1B		4	2	3	2	0	0	0						
Dal Maxvill, R (1, 6) OBP: 0.292, SLG: 0.238		0-3 K		0-0 3-1 1B	0-0 4-3			0-0 1-3		4	0	1	1	0	1	1						
Larry Jaster, L (1, 1) OBP: 0.250, SLG: 0.143		0-0 1B		0-0 P3		0-0 4-3		4-0 BB		3	0	1	0	1	0	2						
Joe Hoerner, R (8, 1)										0	0	0	0	0	0	0						
Inning Stats	R: 3 E: 0 K: 3 S: 12	H: 3 LOB: 0 BB: 0 P: 12	R: 0 E: 0 K: 1 S: 7	H: 2 LOB: 2 BB: 0 P: 7	R: 0 E: 0 K: 0 S: 3	H: 0 LOB: 0 BB: 0 P: 3	R: 2 E: 0 K: 0 S: 7	H: 4 LOB: 2 BB: 0 P: 7	R: 2 E: 0 K: 0 S: 5	H: 2 LOB: 0 BB: 0 P: 5	R: 0 E: 0 K: 0 S: 3	H: 0 LOB: 1 BB: 1 P: 7	R: 0 E: 0 K: 0 S: 3	H: 0 LOB: 0 BB: 0 P: 3	R: 0 E: 0 K: 1 S: 6	H: 1 LOB: 2 BB: 1 P: 10	R: 0 E: 0 K: 1 S: 5	H: 0 LOB: 0 BB: 0 P: 5	1B: 10 2B: 0 3B: 0 HR: 2	SF: 0 SAC: 0 DP: 0 HBP: 0	WP: 0 PB: 0 SB: 0 CS: 0	PA: 41
PITCHER	IP WLS BF H R ER SO BB IBB HBP BLK WP HR S P ERA WHIP																	PITCHER	IP WLS BF H R ER SO BB IBB HBP BLK WP HR S P ERA WHIP			
Juan Marichal, R (1, 1) ERA: 6.38	3.1 L 19 9 5 5 4 0 0 0 0 0 1 27 27 13.50 2.700																					
Joe Gibbon, L (4, 1) ERA: 6.0	1.2 7 2 2 2 0 0 0 0 0 0 0 1 7 7 10.80 1.200																					
Ron Herbel, R (6, 1) ERA: 1.08	2.0 7 0 0 0 0 0 1 0 0 0 0 0 6 10 0.00 0.500																					
Frank Linzy, R (8, 1) ERA:	2.0 8 1 0 0 0 2 1 0 0 0 0 0 11 15 0.00 1.000																					

St. Louis Cardinals @ San Francisco Giants
 Candlestick Park, San Francisco, CA
 Wed Apr 19 1967, 9:05 PM EST
 Att. 9,223 - Unknown

livebaseballscorecards.com

AB 39
 R 7
 H 12
 RBI 7
 BB 2
 SO 6
 LOB 18



Batter	1	2	3	4	5	6	7	8	9	AB R H RBI BB SO LOB
Tito Fuentes, S (1, 4) OBP: 0.125, SLG: 0.313	0-3 K ①		0-0 P4 ②		0-0 FC5-4 ③			0-0 L8 ①		4 0 0 0 0 1 2
Ken Henderson, S (1, 8) OBP: 0.294, SLG: 0.500	0-3 K ②		0-0 P4 ③			0-0 HR		0-0 HR		4 2 2 2 0 1 1
Willie McCovey, L (1, 3) OBP: 0.261, SLG: 0.567	0-3 K ③			0-0 1B G6-4-3 1B		0-0 HR		0-0 P6 ②		4 2 2 1 0 1 0
Jim Ray Hart, R (1, 5) OBP: 0.156, SLG: 0.129		0-0 F8 ①		0-0 1B G6-4-3 1-3		0-0 F2 ①		0-0 1B		4 0 2 0 0 0 0
Ollie Brown, R (1, 9) OBP: 0.333, SLG: 0.348		0-0 F9 ②		0-0 G6-4-3 ① ②		0-0 6-3 ②		0-0 F9 ③		4 0 0 0 0 0 2
Jesus Alou, R (1, 7) OBP: 0.273, SLG: 0.452		0-0 HR		0-0 F3 ③		0-0 6-3 ③			0-0 G3 ①	4 1 1 1 0 0 0
Bob Barton, R (1, 2) OBP: 0.333, SLG: 0.333		0-0 6-3 ③			0-0 5-3 ①		0-0 G6-3 1B		0-0 F9 ②	4 0 1 0 0 0 0
Hal Lanier, R (1, 6) OBP: 0.133, SLG: 0.133			0-3 K ①			0-0 FC5-4 1B		0-0 G6-3 ① ②	0-0 F8 ③	3 0 1 0 0 1 1
Jack Hiatt, R (9, PH)										1 0 0 0 0 0 0
Juan Marichal, R (1, 1) OBP: 0.333, SLG: 0.500			0-0 K ②		0-0 K ②		0-3 K ③			1 0 1 0 0 0 0
Joe Gibboni, F (4, 1)										0 0 0 0 0 0 0
Dick Dietz, R (5, PH) OBP: 0.400, SLG: 0.400										1 0 0 0 0 1 1
Ron Herbel, R (6, 1) OBP: 0.667, SLG: 1.000										0 0 0 0 0 0 0
Jim Davenport, R (7, PH) OBP: 0.250, SLG: 0.611										1 0 0 0 0 1 0
Frank Linzy, R (8, 1)										0 0 0 0 0 0 0

Inning Stats	R: 0	H: 0	E: 0	K: 3	S: 9	LOB: 0	BB: 0	P: 9	R: 1	H: 1	E: 0	K: 0	S: 4	LOB: 0	BB: 0	P: 4	R: 0	H: 1	E: 0	K: 1	S: 6	LOB: 1	BB: 0	P: 6	R: 1	H: 2	E: 0	K: 0	S: 4	LOB: 0	BB: 0	P: 4	R: 0	H: 1	E: 0	K: 1	S: 6	LOB: 1	BB: 0	P: 6	R: 2	H: 2	E: 0	K: 0	S: 5	LOB: 0	BB: 0	P: 5	R: 0	H: 1	E: 0	K: 1	S: 5	LOB: 0	BB: 0	P: 5	R: 1	H: 2	E: 0	K: 0	S: 5	LOB: 1	BB: 0	P: 5	R: 0	H: 0	E: 0	K: 0	S: 3	LOB: 0	BB: 0	P: 3	1B: 5	SF: 0	2B: 1	SAC: 0	3B: 0	DP: 2	HR: 4	HBP: 0	WP: 0	PA: 35
--------------	------	------	------	------	------	--------	-------	------	------	------	------	------	------	--------	-------	------	------	------	------	------	------	--------	-------	------	------	------	------	------	------	--------	-------	------	------	------	------	------	------	--------	-------	------	------	------	------	------	------	--------	-------	------	------	------	------	------	------	--------	-------	------	------	------	------	------	------	--------	-------	------	------	------	------	------	------	--------	-------	------	-------	-------	-------	--------	-------	-------	-------	--------	-------	--------

PITCHER	IP	WLS	BF	H	R	ER	SO	BB	IBB	HBP	BLK	WP	HR	S	P	ERA	WHIP
Larry Jaster, L (1, 1) ERA: 4.7	7.1	W	29	9	5	5	6	0	0	0	0	0	4	41	41	6.14	1.227
Joe Hoerner, L (8, 1) ERA:	1.2	S	6	1	0	0	0	0	0	0	0	0	0	6	6	0.00	0.600

BOTTOM

St. Louis Cardinals @ San Francisco Giants
 Candlestick Park, San Francisco, CA
 Wed Apr 19 1967, 9:05 PM EST
 Att. 9,223 - Unknown

livebaseballscorecards.com

AB	35
R	5
H	10
RBI	4
BB	0
SO	6
LOB	7



Batter	1	2	3	4	5	6	7	8	9	AB R H RBI BB SO LOB	TOP									
Lou Brock, L (1, 7) OBP: 0.417, SLG: 0.917	0-0 HR		0-0 1-3			0-0 P6		0-0 F7	0-0 4-3	5 1 1 1 0 0 0	St. Louis Cardinals @ San Francisco Giants Candlestick Park, San Francisco, CA Thu Apr 20 1967, 6:33 AM EST Att. 6,308 - Unknown									
Curt Flood, R (1, 8) OBP: 0.400, SLG: 0.333	0-0 5-3			0-0 2B FC5-2-5 1B		0-0 F7		0-3 K		4 0 1 0 0 1 0										
Roger Maris, L (1, 9) OBP: 0.424, SLG: 0.567	0-0 F5			0-0 SF9 2B		0-0 3-1		4-0 1B BB		3 2 1 0 1 0 0										
Orlando Cepeda, R (1, 3) OBP: 0.455, SLG: 0.633	0-0 F7			0-0 FC5-2-5 2-3 3-H		0-0 1B 1B		0-0 BB 1B 1B		4 1 2 0 0 0 2										
Tim McCarver, L (1, 2) OBP: 0.345, SLG: 0.444		0-0 F5		0-0 SF9 3-H		0-0 P5		0-0 BB 1B		3 0 1 2 0 0 1										
Phil Gagliano, R (1, 5) OBP: 0.379, SLG: 0.519		0-0 L8		0-0 P6		0-0 1B 6-3 1B		4-0 FC6-4 BB		3 1 1 0 1 0 1										
Julian Javier, R (1, 4) OBP: 0.467, SLG: 0.667		0-0 5-3			0-0 P3		0-0 S 1B	0-0 FC6-4		4 0 1 1 0 0 3										
Dal Maxvill, R (1, 6) OBP: 0.269, SLG: 0.217			0-0 F9		0-0 F9		0-0 6-3		0-0 F8	2 0 0 0 0 0 0										
Bobby Tolan, L (7, PH)										1 0 0 1 0 0 1										
Nelson Briles, R (7, 1)										0 0 0 0 0 0 0										
John Romano, R (9, PH) OBP: 0.250, SLG: 0.250										1 0 0 0 0 0 0										
Al Jackson, L (1, 1) OBP: 0.250, SLG: 0.250			0-3 K		0-3 K		0-3 K		0-0 P6	0 0 0 0 0 0 0										
Ted Savage, R (3, PH)										1 0 0 0 0 0 1										
Jim Cosman, R (3, 1)										0 0 0 0 0 0 0										
Ed Spiezio, R (5, PH)										1 0 0 0 0 0 1										
Ron Willis, R (5, 1)										0 0 0 0 0 0 0										
Joe Hoerner, R (6, 1)										0 0 0 0 0 0 0										
Alex Johnson, R (7, PH)										1 0 0 0 0 1 1										
Eddie Bressoud, R (7, 6)										1 0 0 0 0 0 0										
Inning Stats	R: 1 E: 0 K: 0 S: 4	H: 1 LOB: 0 BB: 0 P: 4	R: 0 E: 0 K: 0 S: 3	H: 0 LOB: 0 BB: 0 P: 3	R: 0 E: 0 K: 1 S: 5	H: 0 LOB: 0 BB: 0 P: 5	R: 1 E: 0 K: 0 S: 5	H: 2 LOB: 1 BB: 0 P: 5	R: 0 E: 0 K: 1 S: 5	H: 0 LOB: 0 BB: 0 P: 5	R: 2 E: 0 K: 1 S: 8	H: 3 LOB: 1 BB: 0 P: 8	R: 1 E: 0 K: 1 S: 7	H: 2 LOB: 3 BB: 2 P: 15	R: 0 E: 0 K: 0 S: 3	H: 0 LOB: 0 BB: 0 P: 3	1B: 6 2B: 1 3B: 0 HR: 1	SF: 1 SAC: 0 DP: 0 HBP: 0	WP: 0 PB: 0 SB: 1 CS: 0	PA: 37
PITCHER	IP WLS BF H R ER SO BB IBB HBP BLK WP HR S P ERA WHIP																			
Bobby Bolin, R (1, 1) ERA: 6.97	6.1 W 25 6 4 4 2 0 0 0 0 0 1 29 29 5.68 0.947																			
Lindy McDaniel, R (7, 1) ERA: 6.75	1.1 6 1 1 1 2 1 0 0 0 0 0 9 13 6.75 1.500																			
Bill Henry, L (8, 1) ERA:	0.0 1 1 0 0 0 0 0 0 0 0 0 1 1 ∞ ∞																			
Frank Linzy, R (8, 1) ERA:	1.1 S 5 0 0 0 0 1 0 0 0 0 0 4 8 0.00 0.750																			

livebaseballscores.com

AB	34
R	5
H	8
RBI	5
BB	2
SO	4
LOB	9



Batter	1	2	3	4	5	6	7	8	9
Tito Fuentes, S OBP: 0.200, SLG: 0.368 (1, 4)	0-0 6-3	0-0 5-3		4-0 CS BB		0-0 2B			
Ken Henderson, S OBP: 0.289, SLG: 0.474 (1, 9)	0-0 5-3	0-0 1B		0-0 4-3		0-3 K			
Willie McCovey, L OBP: 0.250, SLG: 0.500 (1, 3)	0-3 K	0-3 K			0-0 4-3		0-0 G3		
Willie Mays, R OBP: 0.333, SLG: 0.500 (1, 8)		0-0 1B E 1B	4-0 FC6-4 BB		0-0 4-3		0-0 G5-4-3 1B		
Jim Ray Hart, R OBP: 0.167, SLG: 0.143 (1, 5)		0-0 E 1B 1B	0-0 F8		0-0 5-3		0-0 G5-4-3		
Jesus Alou, R OBP: 0.270, SLG: 0.429 (1, 7)		0-0 1B E 5-3 1B	0-0 FC6-4 WP		0-0 4-3		0-3 K2-3		
Dick Dietz, R OBP: 0.500, SLG: 0.333 (1, 2)		0-3 K	4-0 WP		4-0 2B 2B BB		0-0 1B		
Tom Haller, L OBP: 0.217, SLG: 0.273 (8, PH) (9, 2)		0-0 E6 5-3 1B 1B	0-3 K2-3		0-0 F7		0-0 F5		
Hal Lanier, R OBP: 0.105, SLG: 0.105 (1, 6)		0-0 5-3 1B 1B		0-3 K		0-0 2B 2B		0-0 5-3	
Bobby Bolin, R OBP: 0.500, SLG: 0.750 (1, 1)									
Lindy McDaniel, R (7, 1)									
Bill Henry, L (8, 1)									
Frank Linzy, R (8, 1)									

Inning Stats	R: 0	H: 0	E: 0	K: 1	S: 5	LOB: 0	BB: 0	P: 5	R: 5	H: 5	E: 1	K: 2	S: 13	LOB: 1	BB: 0	P: 13	R: 0	H: 0	E: 0	K: 1	S: 5	LOB: 0	BB: 1	P: 8	R: 0	H: 0	E: 0	K: 0	S: 3	LOB: 0	BB: 0	P: 3	R: 2	H: 2	E: 0	K: 1	S: 7	LOB: 1	BB: 1	P: 11	R: 0	H: 1	E: 0	K: 0	S: 3	LOB: 0	BB: 0	P: 3	R: 0	H: 1	E: 0	K: 1	S: 6	LOB: 1	BB: 0	P: 6
--------------	------	------	------	------	------	--------	-------	------	------	------	------	------	-------	--------	-------	-------	------	------	------	------	------	--------	-------	------	------	------	------	------	------	--------	-------	------	------	------	------	------	------	--------	-------	-------	------	------	------	------	------	--------	-------	------	------	------	------	------	------	--------	-------	------

AB	R	H	RBI	BB	SO	LOB
3	0	1	3	1	0	2
4	0	1	2	0	1	2
4	0	0	0	0	2	1
3	1	2	0	1	0	0
4	1	1	0	0	0	2
4	1	1	0	0	1	1
1	1	0	0	2	1	3
1	0	1	0	0	0	0
4	1	0	0	0	1	6
3	2	2	1	0	1	0
0	0	0	0	0	0	0
0	0	0	0	0	0	0
1	0	0	0	0	0	1

BOTTOM

St. Louis Cardinals @ San Francisco Giants
Candlestick Park, San Francisco, CA

Thu Apr 20 1967, 6:33 AM EST
Att. 6,308 - Unknown

livebaseballscorecards.com

AB	32
R	7
H	9
RBI	6
BB	4
SO	7
LOB	18

GIANTS

WP: 1	PA: 36
PB: 0	
SB: 0	
CS: 1	

PITCHER	IP	WLS	BF	H	R	ER	SO	BB	IBB	HBP	BLK	WP	HR	S	P	ERA	WHIP
Al Jackson, L (1, 1) ERA: 6.0	2.0	L	12	5	5	2	3	0	0	0	0	0	0	18	18	9.00	2.500
Jim Cosman, R (3, 1) ERA:	2.0		8	0	0	0	2	3	0	0	0	1	0	9	21	0.00	1.500
Ron Willis, R (5, 1) ERA: 10.8	1.2		7	1	2	2	0	1	0	0	0	0	0	6	10	10.80	1.200
Joe Hoerner, L (6, 1) ERA:	0.1		2	1	0	0	1	0	0	0	0	0	0	4	4	0.00	3.000
Nelson Briles, R (7, 1) ERA:	2.0		7	2	0	0	1	0	0	0	0	0	0	9	9	0.00	1.000

Batter	1	2	3	4	5	6	7	8	9	AB R H RBI BB SO LOB	TOP		
Lou Brock, L (1, 7) x OBP: 0.425, SLG: 0.875	0-0 3-1 ①		0-3 K ③			x 0-0 CS 1B		x 0-0 SH1-3 1B 1-2 G1-2-3 1B 2-3		4 0 2 0 0 1 0	St. Louis Cardinals @ Los Angeles Dodgers Dodger Stadium, Los Angeles, CA Sat Apr 22 1967, 6:05 PM PST Att. 24,439 - Unknown livebaseballscorecards.com		
Curt Flood, R (1, 8) x OBP: 0.410, SLG: 0.353	0-0 5-3 ②			x 0-0 E8 1B 1B		x 0-0 F9 ②		x 0-0 SH1-3 1B 1-2 2-H 3-H		4 1 2 2 0 0 1			
Roger Maris, L (1, 9) x OBP: 0.444, SLG: 0.606	0-0 1B		0-3 K ①			x 0-0 2B		x 0-0 SH1-3 1B 1-2 2-3		3 0 2 0 0 1 1			
Orlando Cepeda, R (1, 3) x OBP: 0.459, SLG: 0.606	0-0 F8 ③			x 0-0 G1-6-3 1B 2-H		x 0-0 P6 ③		x 4-0 IBB		3 0 1 1 1 0 2			
Tim McCarver, L (1, 2) x OBP: 0.303, SLG: 0.387		x 0-0 G3 ①		x 0-0 G1-6-3 ② ③ 1-2f		x 0-0 4-3 ①		x 0-0 G1-2-3 ② ③ 3-Hf		4 0 0 0 0 0 4			
Phil Gagliano, R (1, 5) x OBP: 0.333, SLG: 0.452		x 0-0 F9 ②			x 0-0 5-3 ①		x 0-0 6-3 ②		x 0-3 K ①			4 0 0 0 0 1 0	
Julian Javier, R (1, 4) x OBP: 0.412, SLG: 0.581		x 0-0 6-3 ③			x 0-0 1-3 ②		x 0-0 F7 ③		x 0-0 4-3 ②			4 0 0 0 0 0 0	
Dal Maxvill, R (1, 6) x OBP: 0.333, SLG: 0.269			x 0-0 F8 ①		x 0-0 1B			x 0-0 1B SH 1B BB		3 1 2 0 1 0 0			
Bob Gibson, R (1, 1) x OBP: 0.333, SLG: 0.269			0-3 K ②		x 0-0 F9 ③			x 0-0 SH 1B 1-2		3 1 0 0 0 1 2			
Inning Stats	R: 0 H: 1 E: 0 LOB: 1 K: 0 BB: 0 S: 4 P: 4	R: 0 H: 0 E: 0 LOB: 0 K: 0 BB: 0 S: 3 P: 3	R: 0 H: 0 E: 0 LOB: 0 K: 2 BB: 0 S: 7 P: 7	R: 1 H: 2 E: 1 LOB: 0 K: 1 BB: 0 S: 6 P: 6	R: 0 H: 1 E: 0 LOB: 1 K: 0 BB: 0 S: 4 P: 4	R: 0 H: 2 E: 0 LOB: 1 K: 0 BB: 0 S: 4 P: 4	R: 0 H: 0 E: 0 LOB: 0 K: 0 BB: 0 S: 3 P: 3	R: 2 H: 3 E: 1 LOB: 2 K: 0 BB: 1 S: 6 P: 10	R: 0 H: 0 E: 0 LOB: 1 K: 1 BB: 1 S: 5 P: 9	1B: 8 SF: 0 2B: 1 SAC: 2 3B: 0 DP: 2 HR: 0 HBP: 0		WP: 0 PA: 36 PB: 0 SB: 0 CS: 1	
PITCHER	IP WLS BF H R ER SO BB IBB HBP BLK WP HR S P ERA WHIP											PITCHER	IP WLS BF H R ER SO BB IBB HBP BLK WP HR S P ERA WHIP
Don Drysdale, R (1, 1) ERA: 3.55	7.1 L 31 9 3 1 3 0 1 0 0 0 0 0 0 36 40 1.23 1.227												
Ron Perranoski, L (8, 1) ERA: 2.38	1.2 5 0 0 0 1 1 0 0 0 0 0 0 6 10 0.00 0.600												



Batter	1	2	3	4	5	6	7	8	9	AB R H RBI BB SO LOB	TOP																													
Lou Brock, L (1, 7) OBP: 0.444, SLG: 0.844	0-0 1-3 1B		0-0 CS 1B		0-0 FC6 1-2f			0-0 1B 4-3 1B	0-0 F7	5 1 3 1 0 0 4																														
Curt Flood, R (1, 8) OBP: 0.419, SLG: 0.368	0-0 1-3 1-2		0-0 F7 1-2			0-0 G3 4-3 1B		0-0 1B 4-3 1B		4 1 2 0 0 0 2																														
Roger Maris, L (1, 9) OBP: 0.400, SLG: 0.541	0-0 F7			0-0 F3		0-0 4-3 1-2		0-0 4-3 1-2		4 0 0 1 0 0 3																														
Orlando Cepeda, R (1, 3) OBP: 0.439, SLG: 0.568	0-0 2-3			0-3 K		0-0 G3 2-3		0-0 FC6-4 1B 2-H		4 0 1 1 0 1 2																														
Phil Gagliano, R (1, 5) OBP: 0.297, SLG: 0.400		0-0 5-3		0-0 5-3		0-0 1-3		0-0 FC6-4 1-2f		4 0 0 0 0 0 2																														
John Romano, R (1, 2) OBP: 0.125, SLG: 0.125		0-0 5-3			0-3 K		0-0 P6		0-0 5-3	4 0 0 0 0 1 0																														
Julian Javier, R (1, 4) OBP: 0.395, SLG: 0.543		0-0 5-3			0-0 F8		0-0 P4		0-0 1B 1B	4 0 1 0 0 0 0																														
Dal Maxvill, R (1, 6) OBP: 0.382, SLG: 0.345			0-0 1B 2B		4-0 1B BB		0-3 K		0-0 1-3 1B	3 1 2 0 1 1 0																														
Ray Washburn, R (1, 1) Joe Hoerner, R (4, 1) Ron Willis, R (4, 1) Mike Shannon, R (5, PH) Dick Hughes, R (5, 1) Alex Johnson, R (8, PH) Jim Cosman, R (8, 1) Ted Savage, R (9, PH)			0-3 K		0-0 FC6 1-2 1B		0-0 3-1		0-3 K	1 0 0 0 0 0 1 1 0 0 0 0 0 0 0 0 0 0 0 0 0 0 0 0 1 0 0 1 0 0 0 0 0 0 0 0 0 0 0 0 1 0 0 0 0 0 0 0 0 0 0 0 0 0 0 0 1 0 0 0 0 0 0 0 1 0 0 0 0 0 1 2																														
Inning Stats	R: 0 E: 0 K: 0 S: 4	H: 1 LOB: 1 BB: 0 P: 4	R: 0 E: 0 K: 0 S: 3	H: 0 LOB: 0 BB: 0 P: 3	R: 1 E: 0 K: 1 S: 6	H: 2 LOB: 0 BB: 0 P: 6	R: 0 E: 0 K: 1 S: 5	H: 0 LOB: 0 BB: 0 P: 5	R: 0 E: 0 K: 1 S: 6	H: 1 LOB: 2 BB: 1 P: 10	R: 0 E: 0 K: 0 S: 4	H: 1 LOB: 1 BB: 0 P: 4	R: 0 E: 0 K: 1 S: 5	H: 0 LOB: 0 BB: 0 P: 5	R: 2 E: 0 K: 0 S: 6	H: 3 LOB: 1 BB: 0 P: 6	R: 0 E: 0 K: 1 S: 7	H: 2 LOB: 2 BB: 0 P: 7	1B: 9 2B: 1 3B: 0 HR: 0	SF: 0 SAC: 0 DP: 0 HBP: 0	WP: 0 PB: 0 SB: 0 CS: 1	PA: 37																		
PITCHER Claude Osteen, L (1, 1) ERA: 4.34	IP 9.0	WLS W	BF 37	H 10	R 3	ER 3	SO 5	BB 1	IBB 0	HBP 0	BLK 0	WP 0	HR 0	S 46	P 50	ERA 3.00	WHIP 1.222						PITCHER	IP 9.0	WLS W	BF 37	H 10	R 3	ER 3	SO 5	BB 1	IBB 0	HBP 0	BLK 0	WP 0	HR 0	S 46	P 50	ERA 3.00	WHIP 1.222

St. Louis Cardinals @ Los Angeles Dodgers
Dodger Stadium, Los Angeles, CA
Sun Apr 23 1967, 3:33 AM PST
Att: 26,404 - Unknown

AB	36
R	3
H	10
RBI	3
BB	1
SO	5
LOB	16



Batter	1	2	3	4	5	6	7	8	9	AB	R	H	RBI	BB	SO	LOB
Wes Parker, S OBP: 0.333, SLG: 0.250 (1, 8)	0-0 4-3	0-0 FC3-6		0-0 4-3	0-3 K		0-0 P4			5	0	0	0	0	1	2
Ron Hunt, R OBP: 0.476, SLG: 0.375 (1, 4)	0-0 4-3 1B		4-0 2B BB	0-0 1B HR		4-0 1B BB		4-0 SH1-3 BLK SF8 BB		2	4	2	0	3	0	0
Lou Johnson, R OBP: 0.308, SLG: 0.286 (1, 9)	0-0 E6 4-3 1-2		4-0 2B BB	0-0 HR 1B		0-3 K		0-0 SH1-3		3	2	1	0	1	1	2
Ron Fairly, L OBP: 0.400, SLG: 0.541 (1, 3)	0-0 4-3 1-2 2-3		0-0 4-3 E 2B	0-0 HR		4-0 1B BB		4-0 BB IBB		3	2	2	5	2	0	2
Jim Lefebvre, S OBP: 0.350, SLG: 0.361 (1, 5)	0-0 G3		0-0 4-3 2-3	0-0 1B 1B		0-0 F7		0-0 SF8		4	0	1	1	0	0	5
John Roseboro, L OBP: 0.444, SLG: 0.333 (1, 2)		0-0 5-3	4-0 E FC6-4 IBB	0-0 G1-4-3 1B		0-0 1B		4-0 BB		3	1	2	1	2	0	0
Bob Bailey, R OBP: 0.158, SLG: 0.135 (1, 7)		0-0 P6	0-0 E4 FC6-4	0-0 G1-4-3		0-0 F5		0-0 F7		5	0	0	1	0	0	7
Gene Michael, S OBP: 0.300, SLG: 0.286 (1, 6)		0-0 1B 1B	0-0 FC6-4		0-3 K		0-3 K			4	0	1	1	0	2	1
Claude Osteen, L OBP: 0.500, SLG: 0.500 (1, 1)		0-0 FC3-6 1B	0-3 K		0-0 F8		0-3 K			4	0	1	0	0	2	1

Inning Stats	R: 0	H: 1	E: 1	K: 0	S: 5	LOB: 2	BB: 0	P: 5	R: 0	H: 2	E: 0	K: 0	S: 5	LOB: 2	BB: 0	P: 5	R: 4	H: 1	E: 1	K: 1	S: 7	LOB: 1	BB: 3	P: 19	R: 3	H: 5	E: 0	K: 0	S: 7	LOB: 1	BB: 0	P: 7	R: 0	H: 0	E: 0	K: 2	S: 7	LOB: 0	BB: 0	P: 7	R: 1	H: 1	E: 0	K: 1	S: 6	LOB: 2	BB: 2	P: 14	R: 0	H: 0	E: 0	K: 2	S: 7	LOB: 0	BB: 0	P: 7	R: 1	H: 0	E: 0	K: 0	S: 3	LOB: 2	BB: 3	P: 15
--------------	------	------	------	------	------	--------	-------	------	------	------	------	------	------	--------	-------	------	------	------	------	------	------	--------	-------	-------	------	------	------	------	------	--------	-------	------	------	------	------	------	------	--------	-------	------	------	------	------	------	------	--------	-------	-------	------	------	------	------	------	--------	-------	------	------	------	------	------	------	--------	-------	-------


PITCHER	IP	WLS	BF	H	R	ER	SO	BB	IBB	HBP	BLK	WP	HR	S	P	ERA	WHIP
Ray Washburn, R ERA: 4.38 (1, 1)	3.1	L	21	6	6	5	1	2	1	0	0	0	0	20	32	13.50	2.400
Joe Hoerner, L ERA: 3.86 (4, 1)	0.0		3	3	1	1	0	0	0	0	0	0	1	3	3	∞	∞
Ron Willis, R ERA: 7.71 (4, 1)	0.2		1	0	0	0	0	0	0	0	0	0	0	1	1	0.00	0.000
Dick Hughes, R ERA: 4.5 (5, 1)	3.0		12	1	1	1	5	2	0	0	0	0	0	20	28	3.00	1.000
Jim Cosman, R ERA: 3.0 (8, 1)	1.0		6	0	1	1	0	2	1	0	1	0	0	3	15	9.00	2.000

BOTTOM

St. Louis Cardinals @ Los Angeles Dodgers
Dodger Stadium, Los Angeles, CA

Sun Apr 23 1967, 3:33 AM PST
Att. 26,404 - Unknown

AB	33
R	9
H	10
RBI	9
BB	8
SO	6
LOB	20



WP	HR	S	P	ERA	WHIP
1B: 8	SF: 1	WP: 0	PA: 43		
2B: 1	SAC: 1	PB: 0			
3B: 0	DP: 1	SB: 0			
HR: 1	HBP: 0	CS: 0			

Batter	1	2	3	4	5	6	7	8	9	10	11	12	13	AB R H RBI BB SO LOB	TOP																		
Lou Brock, L OBP: 0.462, SLG: 0.843 (1, 7)	0-0 1B S 4-6-3 1B	0-0 1-H 3B		0-0 FC6-4 1-2f 2-3		0-0 FC6-4 1-2f 3-H		0-0 E S 1B			0-3 K		4-0 1B IBB	6 1 3 2 1 1 3																			
Curt Flood, R OBP: 0.420, SLG: 0.364 (1, 8)	0-0 1-3 4-6-3 1B	0-0 6-3		4-0 1-2 BB		0-0 F8		0-0 F8 1-3			0-0 1-3		0-0 1-3 2-H 1B	6 0 2 1 1 0 3																			
Roger Maris, L OBP: 0.340, SLG: 0.455 (1, 9)	0-0 1-2 3-H 4-6-3			0-0 P7				0-0 G3			0-3 K		0-0 P4	7 0 0 1 0 2 6																			
Orlando Cepeda, R OBP: 0.417, SLG: 0.512 (1, 3)	0-3 K			0-0 G6-3 1B				0-3 K 1B			0-0 P6		0-3 K IBB	6 0 1 0 1 4 1																			
Mike Shannon, R OBP: 0.500, SLG: 0.333 Phil Gagliano, R OBP: 0.302, SLG: 0.375 (1, PR)	1-0 HBP			0-0 G6-3 1-2f				0-0 1-2 1B			0-0 6-3		4-0 FC6-4 BB 5-3	0 0 0 0 0 0 0 5 0 1 0 1 0 4																			
Tim McCarver, L OBP: 0.308, SLG: 0.405 (1, 2)	0-0 F8			0-0 F8 CS 1B				0-0 F7			0-0 2B		0-0 FC6-4 1-2f	6 0 2 0 0 0 5																			
Julian Javier, R OBP: 0.386, SLG: 0.500 (1, 4)		0-0 P4		0-0 1B 1B		0-0 CS 1-2		0-0 F9			0-0 6-3		0-0 5-3	5 2 1 0 1 0 4																			
Dal Maxvill, R OBP: 0.368, SLG: 0.333 John Romano, R OBP: 0.111, SLG: 0.111 Eddie Bressoud, R (10, 6)		0-0 F3		0-0 FC6-4 1-2 1B		0-3 K 1-2		0-3 K			0-0 P6		4-0 SH3-8 1B BB	4 0 1 0 0 2 1 1 0 0 0 0 0 1 0 1 0 0 1 0 0																			
Larry Jaster, L Nelson Briles, R Bobby Ryan, L Dick Hughes, R Dave Riske, S Bob Gilson, R Ron Willis, R Ed Spezio, R Hal Woodeshick, R Ted Savage, R Joe Hoerner, R		0-0 3B 1B		0-0 FC6-4 1-2 2-H 1B		0-0 FC6-4 2-3 1B		0-0 L8			0-0 6-3		0-0 SH3-8	1 1 1 0 0 0 0 0 0 0 0 0 0 0 1 0 0 1 0 0 0 0 0 0 0 0 0 0 0 0 0 0 0 0 0 1 0 0 0 0 0 0 0 0 0 0 0 0 0 1 0 0 0 0 0 0 0 0 0 0 0 0 0 1 0 0 0 0 0 0 0 0 0 0 0 0 0 1 0 0 0 0 0 0 0 0 0 0 0 0 0																			
Inning Stats	R: 1 E: 0 K: 1 S: 7	H: 2 LOB: 2 BB: 0 P: 8	R: 1 E: 0 K: 0 S: 5	H: 2 LOB: 1 BB: 0 P: 5	R: 0 E: 0 K: 1 S: 5	H: 0 LOB: 0 BB: 0 P: 5	R: 1 E: 0 K: 0 S: 6	H: 3 LOB: 3 BB: 1 P: 10	R: 0 E: 0 K: 1 S: 3	H: 2 LOB: 0 BB: 0 P: 3	R: 1 E: 0 K: 1 S: 6	H: 1 LOB: 1 BB: 1 P: 10	R: 0 E: 0 K: 1 S: 7	H: 1 LOB: 2 BB: 0 P: 7	R: 0 E: 0 K: 1 S: 5	H: 0 LOB: 0 BB: 0 P: 5	R: 0 E: 0 K: 1 S: 4	H: 1 LOB: 1 BB: 0 P: 4	R: 0 E: 0 K: 2 S: 7	H: 0 LOB: 0 BB: 0 P: 7	R: 0 E: 0 K: 1 S: 4	H: 0 LOB: 1 BB: 1 P: 9	R: 1 E: 0 K: 0 S: 4	H: 1 LOB: 3 BB: 3 P: 16	1B: 12 2B: 1 3B: 1 HR: 0	SF: 0 SAC: 1 DP: 1 HBP: 1	WP: 1 PB: 0 SB: 4 CS: 1	PA: 60					
PITCHER	IP WLS BF H R ER SO BB IBB HBP BLK WP HR S P ERA WHIP																																
Don Sutton, R ERA: 4.67 (1, 1)	5.0	25	9	4	4	2	2	0	0	0	0	0	0	1	0	26	24	0.00	0.750														
Phil Regan, R ERA: 1.93 (6, 1)	4.0	16	3	0	0	4	0	0	0	0	0	0	0	0	0	24	24	0.00	0.750														
Ron Perranoski, L ERA: 1.88 (10, 1)	3.0	11	1	0	0	3	1	0	0	0	0	0	0	0	0	16	20	0.00	0.667														
Joe Moeller, R ERA: 27.0 (13, 1)	0.1	4	1	1	1	0	1	1	0	0	0	0	0	0	0	2	10	27.00	6.000														
Dick Egan, L ERA: (13, 1)	0.2	W	3	0	0	0	0	1	0	0	0	0	0	0	0	2	6	0.00	0.000														

St. Louis Cardinals @ Los Angeles Dodgers
Dodger Stadium, Los Angeles, CA
Mon Apr 24 1967, 6:05 PM PST
Att. 15,932 - Unknown

AB	51
R	5
H	14
RBI	5
BB	6
SO	9
LOB	29



Batter	1	2	3	4	5	6	7	8	9	10	11	12	13	AB R H RBI BB SO LOB
Gene Michael, S (1, 6) Jim Campanis, R (13, PH) Dick Schofield, S (13, PR)	0-0 P4		0-0 BB 1B	0-0 4-3			0-0 3-5 1B			0-0 5-3			0-0 SH SF9 2B	5 1 2 0 0 0 1 1 0 1 0 0 0 0 0 1 0 0 0 0 0
Ron Hunt, R (1, 4) Wes Parker, S (13, PR)	0-0 F7		0-0 F3		0-0 P4		0-0 3-5 1-3f			0-0 6-3			1-0 SH 1B HBP	5 0 0 0 0 0 2 0 1 0 0 0 0 0
Jim Hickman, R (1, 8)	0-0 HR 2B		4-0 1B 1-2 BB		0-3 K			0-0 6-3		0-3 K			0-0 SH 1B	4 1 1 0 1 2 0
Jim Lefebvre, S (1, 5)	0-0 2-H HR		0-0 1-3 2-H 1B		4-0 BB			0-0 5-3		0-0 6-3			0-0 SF9	4 1 2 4 1 0 0
Ron Fairly, L (1, 3)	0-3 K		0-0 F2		0-3 K			0-3 K		0-3 K			0-0 F9	6 0 0 0 0 4 5
Lou Johnson, R (1, 9)		0-0 HR	0-0 1-3		0-3 K				0-0 P4				0-0 F8	6 1 2 2 0 1 2
Bob Bailey, R (1, 7)		0-0 4-3		0-3 K		0-0 1-3			0-0 6-3				0-0 F9	5 0 0 0 0 1 0
John Roseboro, L (1, 2) Jeff Torborg, R (11, 2)		0-3 K	0-0 G3 BB	4-0 BB BB	0-0 F7				4-0 FC6-4 BB				0-0 F2	2 0 0 0 2 1 0 1 0 0 0 0 0 0
Don Sutton, R (1, 1) Phil Regan, R (6, 1) Al Ferrara, R (9, PH) Ron Perranoski, L (10, 1) Johnny Werhas, R (12, PH) Joe Moeller, R (13, 1) Dick Egan, L (13, 1)		0-0 F9	0-0 G3 1-2	0-0 G3		0-0 4-3			0-0 FC6-4 1-2f				0-0 6-3	2 0 0 0 0 0 0 1 1 0 0 0 0 0 0 0 1 0

Inning Stats	R: 2	H: 2	E: 0	LOB: 0	K: 1	S: 7	R: 1	H: 1	E: 0	LOB: 0	K: 1	S: 6	R: 1	H: 2	E: 0	LOB: 2	K: 0	S: 5	R: 0	H: 0	E: 0	LOB: 1	K: 1	S: 5	R: 0	H: 0	E: 0	LOB: 1	K: 2	S: 7	R: 0	H: 0	E: 0	LOB: 0	K: 1	S: 5	R: 0	H: 1	E: 0	LOB: 0	K: 0	S: 3	R: 0	H: 0	E: 0	LOB: 0	K: 1	S: 5	R: 0	H: 0	E: 0	LOB: 0	K: 1	S: 5	R: 0	H: 0	E: 0	LOB: 0	K: 1	S: 5	R: 0	H: 0	E: 0	LOB: 0	K: 1	S: 5	R: 0	H: 0	E: 0	LOB: 0	K: 1	S: 5	R: 0	H: 0	E: 0	LOB: 0	K: 1	S: 5	R: 0	H: 0	E: 0	LOB: 0	K: 1	S: 5	R: 0	H: 0	E: 0	LOB: 0	K: 1	S: 5	R: 2	H: 2	E: 1	LOB: 2	K: 0	S: 5	R: 2	H: 2	E: 1	LOB: 2	K: 0	S: 5	R: 2	H: 2	E: 1	LOB: 2	K: 0	S: 5	R: 2	H: 2	E: 1	LOB: 2	K: 0	S: 5	1B: 4	SF: 1	2B: 3	SAC: 1	3B: 0	DP: 1	HR: 2	HBP: 1	WP: 0	PA: 51
--------------	------	------	------	--------	------	------	------	------	------	--------	------	------	------	------	------	--------	------	------	------	------	------	--------	------	------	------	------	------	--------	------	------	------	------	------	--------	------	------	------	------	------	--------	------	------	------	------	------	--------	------	------	------	------	------	--------	------	------	------	------	------	--------	------	------	------	------	------	--------	------	------	------	------	------	--------	------	------	------	------	------	--------	------	------	------	------	------	--------	------	------	------	------	------	--------	------	------	------	------	------	--------	------	------	------	------	------	--------	------	------	------	------	------	--------	------	------	------	------	------	--------	------	------	-------	-------	-------	--------	-------	-------	-------	--------	-------	--------


PITCHER	IP	WLS	BF	H	R	ER	SO	BB	IBB	HBP	BLK	WP	HR	S	P	ERA	WHIP
Larry Jaster, L (1, 1) ERA: 6.11	2.1		12	4	4	4	2	1	0	0	0	0	2	15	19	15.43	2.143
Nelson Briles, R (3, 1) ERA:	0.2		3	1	0	0	0	0	0	0	0	0	0	3	3	0.00	1.500
Dick Hughes, R (4, 1) ERA: 3.0	2.0		8	0	0	0	3	2	0	0	0	0	0	12	20	0.00	1.000
Ron Willis, R (6, 1) ERA: 4.15	2.0		6	1	0	0	1	0	0	0	0	0	0	8	8	0.00	0.500
Hal Woodeshick, L (8, 1) ERA:	2.0		7	0	0	0	1	1	0	0	0	0	0	8	12	0.00	0.500
PITCHER	IP	WLS	BF	H	R	ER	SO	BB	IBB	HBP	BLK	WP	HR	S	P	ERA	WHIP
Joe Hoerner, L (10, 1) ERA: 3.0	3.2		15	2	2	1	2	0	0	1	0	0	0	18	19	2.46	0.545

BOTTOM

St. Louis Cardinals @ Los Angeles Dodgers
 Dodger Stadium, Los Angeles, CA

Mon Apr 24 1967, 6:05 PM PST
 Att: 15,932 - Unknown

AB	44
R	6
H	8
RBI	6
BB	4
SO	9
LOB	12



Batter	1	2	3	4	5	6	7	8	9	AB R H RBI BB SO LOB	TOP									
Lou Brock, L (1, 7) OBP: 0.464, SLG: 0.836	0-0 4-3		0-0 4-3 FC	0-0 1-3 2-H 1B			0-0 F9			4 1 2 1 0 0 0										
Curt Flood, R (1, 8) OBP: 0.389, SLG: 0.333	0-0 G3		0-0 4-3			0-0 6-3		0-0 4-3		4 0 0 0 0 0 1										
Bobby Tolan, L (1, 3) OBP: 0.125, SLG: 0.125	0-3 K		0-0 FC			0-0 G3		0-0 6-3		4 0 0 1 0 1 0										
Roger Maris, L (1, 9) OBP: 0.360, SLG: 0.444 Alex Johnson, R (7, 9)		1-0 HR HBP	4-0 1-2 BB			0-3 K		0-0 5-3		1 1 0 0 1 1 0 1 0 0 0 0 0 0										
Ed Spiezio, R (1, 5) OBP: 0.167, SLG: 0.167		0-0 F7	0-3 K			0-3 K		0-0 CS 1B		4 0 1 0 0 2 2										
Tim McCarver, L (1, 2) OBP: 0.326, SLG: 0.488		0-0 1-H HR		0-0 1B 1B		0-0 F2		0-0 3-1		4 2 2 2 0 0 1										
Julian Javier, R (1, 4) OBP: 0.375, SLG: 0.465		1-0 5-3 HBP		0-3 K		0-0 6-3		0-3 K		3 0 0 0 0 2 1										
Dal Maxvill, R (1, 6) OBP: 0.341, SLG: 0.306		0-0 5-3		0-0 F8			0-0 F9			3 0 0 0 0 0 2										
Al Jackson, L (1, 1) OBP: 0.286, SLG: 0.286		0-3 K2-3		0-0 1B 1-2 1B			0-3 K			3 0 1 0 0 2 1										
Inning Stats	R: 0 E: 0 K: 1 S: 5	H: 0 LOB: 0 BB: 0 P: 5	R: 2 E: 0 K: 1 S: 6	H: 1 LOB: 1 BB: 0 P: 8	R: 1 E: 0 K: 1 S: 6	H: 1 LOB: 1 BB: 1 P: 10	R: 1 E: 0 K: 1 S: 7	H: 3 LOB: 2 BB: 0 P: 7	R: 0 E: 0 K: 1 S: 5	H: 0 LOB: 0 BB: 0 P: 5	R: 0 E: 0 K: 1 S: 5	H: 0 LOB: 0 BB: 0 P: 5	R: 0 E: 0 K: 0 S: 3	H: 0 LOB: 0 BB: 0 P: 3	R: 0 E: 0 K: 1 S: 5	H: 1 LOB: 0 BB: 0 P: 5	1B: 4 2B: 1 3B: 0 HR: 1	SF: 0 SAC: 0 DP: 0 HBP: 2	WP: 0 PB: 0 SB: 0 CS: 2	PA: 34
PITCHER	IP WLS BF H R ER SO BB IBB HBP BLK WP HR S P ERA WHIP																			
Chris Zachary, R (1, 1) ERA: 6.75	4.0 L 19 5 4 4 4 1 0 2 0 0 1 24 30 9.00 1.500																			
Carroll Sembera, R (5, 1) ERA: 2.25	2.0 6 0 0 0 2 0 0 0 0 0 0 10 10 0.00 0.000																			
Jim Owens, R (7, 1) ERA:	2.0 6 0 0 0 1 0 0 0 0 0 0 8 8 0.00 0.000																			
Claude Raymond, R (9, 1) ERA: 1.8	1.0 3 1 0 0 1 0 0 0 0 0 0 5 5 0.00 1.000																			

St. Louis Cardinals @ Houston Astros
Astrodome, Houston, TX
Tue Apr 25 1967, 7:05 PM EST
Att. 10,622 - Unknown

livebaseballscorecards.com

AB	31
R	4
H	6
RBI	4
BB	1
SO	8
LOB	8



St. Louis Cardinals @ Houston Astros
Astrodome, Houston, TX

Wed Apr 26 1967, 7:05 PM EST
Att. 12,255 - Unknown

livebaseballscorecards.com

AB	35
R	7
H	9
RBI	6
BB	6
SO	6
LOB	15



WP:	0	PA:	42
PB:	0		
SB:	2		
CS:	0		

Batter	1	2	3	4	5	6	7	8	9	AB	R	H	RBI	BB	SO	LOB
Lou Brock, L OBP: 0.475, SLG: 0.845 (1, 7)	0-0 3-1			4-0 F8 BB BB	0-0 4-3	0-0 3B		1-0 S HBP		3	1	1	1	1	0	0
Curt Flood, R OBP: 0.390, SLG: 0.314 (1, 8)	0-0 4-3			4-0 BB BB BB 1-2 1B BB	0-0 F7	4-0 FC6-4 BB		0-0 F2		3	1	0	0	2	0	1
Alex Johnson, R OBP: 0.125, SLG: 0.125 (1, 9)	0-0 P3			0-0 F8	0-0 1B	0-0 FC6-4 1-2f		0-3 K		5	0	1	0	0	1	5
Mike Shannon, R OBP: 0.444, SLG: 0.286 (1, 5)		0-0 L8		4-0 1B BB 1-2 FC4-6 BB	0-0 5-3		0-0 1B		0-0 P3		4	1	1	0	1	0
John Romano, R OBP: 0.143, SLG: 0.077 (1, 2)		0-3 K		4-0 FC4-6 1B 1-2 2-3 3-H BB		0-0 F7		0-0 F9		0-3 K		4	1	0	1	2
Julian Javier, R OBP: 0.392, SLG: 0.478 Eddie Bressoud, R (6, 6)		0-0 P6		0-0 FC4-6 1-2 2-3 3-H 1B		0-0 1B		0-0 F8		0-3 K		3	0	2	1	0
Bobby Tolan, L OBP: 0.250, SLG: 0.250 (1, 3)			0-3 K	0-0 FC4-6 1-2f 2-3 3-H 1B		0-0 1B		0-0 S 1B		4	1	2	1	0	1	2
Dal Maxvill, R OBP: 0.356, SLG: 0.308 (6, 4)			0-0 5-3	0-0 1-2 3-H 1B		4-0 1B 1-2 E BB		0-3 K		3	1	1	1	1	1	2
Steve Carlton, L OBP: 0.400, SLG: 0.250 Dick Hughes, R (9, 1)			0-0 1-3	0-0 F8		0-0 E9 3B 1B		0-0 F9		4	1	1	1	0	0	2
										0	0	0	0	0	0	0

Inning Stats	R: 0	H: 0	E: 0	K: 0	S: 3	P: 3	R: 0	H: 0	E: 0	K: 1	S: 5	P: 5	R: 0	H: 0	E: 0	K: 1	S: 5	P: 5	R: 4	H: 2	E: 0	K: 0	S: 5	P: 21	R: 0	H: 1	E: 0	K: 0	S: 4	P: 4	R: 3	H: 4	E: 1	K: 0	S: 6	P: 14	R: 0	H: 2	E: 0	K: 1	S: 7	P: 7	R: 0	H: 0	E: 0	K: 1	S: 5	P: 6	R: 0	H: 0	E: 0	K: 2	S: 7	P: 7	1B: 8	SF: 0	2B: 0	SAC: 0	3B: 1	DP: 0	HR: 0	HBP: 1	WP: 0	PA: 42
--------------	------	------	------	------	------	------	------	------	------	------	------	------	------	------	------	------	------	------	------	------	------	------	------	-------	------	------	------	------	------	------	------	------	------	------	------	-------	------	------	------	------	------	------	------	------	------	------	------	------	------	------	------	------	------	------	-------	-------	-------	--------	-------	-------	-------	--------	-------	--------

PITCHER	IP	WLS	BF	H	R	ER	SO	BB	IBB	HBP	BLK	WP	HR	S	P	ERA	WHIP
Mike Cuellar, L ERA: 5.0 (1, 1)	5.2	L	27	6	7	7	2	5	0	0	0	0	0	26	46	11.12	1.941
Dan Schneider, L ERA: 2.25 (6, 1)	0.0		1	1	0	0	0	0	0	0	0	0	0	1	1	∞	∞
Barry Latman, R ERA: 4.5 (6, 1)	2.1		11	2	0	0	2	1	0	1	0	0	0	13	18	0.00	1.286
Carroll Sembera, R ERA: 2.0 (9, 1)	1.0		3	0	0	0	2	0	0	0	0	0	0	7	7	0.00	0.000

Batter	1	2	3	4	5	6	7	8	9	AB	R	H	RBI	BB	SO	LOB
Joe Morgan, L (1, 4) OBP: 0.327, SLG: 0.103	0-0 F9		0-0 P3		0-0 P3			0-0 P6		4	0	0	0	0	0	1
Sonny Jackson, L (1, 6) OBP: 0.258, SLG: 0.317	0-0 1-3			0-0 F8		0-0 6-3		0-0 WP		4	0	1	0	0	0	0
Jim Landis, R (1, 7) OBP: 0.381, SLG: 0.432	0-3 K			0-3 K		0-0 2B		0-0 P4		4	0	1	0	0	2	1
Jimmy Wynn, R (1, 8) OBP: 0.333, SLG: 0.392		0-0 6-3		0-3 K		0-3 K				3	0	0	0	1	2	1
Bob Aspromonte, R (1, 5) OBP: 0.309, SLG: 0.250		0-3 K			0-0 HR	0-0 L8			0-0 G4-6-3	4	1	1	0	0	1	2
Rusty Staub, L (1, 9) OBP: 0.313, SLG: 0.500		4-0 BB			0-0 HR			0-0 F7		3	1	1	2	1	0	0
John Bateman, R (1, 2) OBP: 0.234, SLG: 0.233		0-3 K			0-0 P6			0-0 5-3		3	0	0	0	0	1	1
Chuck Harrison, R (1, 3) OBP: 0.308, SLG: 0.273			0-3 K			0-0 1B		0-0 F3		3	0	1	0	0	1	0
Mike Cuellar, L (1, 1) OBP: 0.182, SLG: 0.182			0-3 K			0-3 K			0-0 1-3	2	0	0	0	0	2	1
Dan Schneider, L (6, 1)										0	0	0	0	0	0	0
Barry Latman, R (6, 1)										0	0	0	0	0	0	0
Ron Brand, R (8, PH)										1	0	0	0	0	0	0
Carroll Sembera, R (9, 1)										0	0	0	0	0	0	0


Inning Stats	R: 0	H: 0	E: 0	K: 1	S: 5	LOB: 0	BB: 0	P: 5	R: 0	H: 0	E: 0	K: 2	S: 7	LOB: 1	BB: 1	P: 11	R: 0	H: 0	E: 0	K: 2	S: 7	LOB: 0	BB: 0	P: 7	R: 2	H: 3	E: 0	K: 1	S: 8	LOB: 1	BB: 0	P: 8	R: 0	H: 1	E: 0	K: 1	S: 6	LOB: 1	BB: 0	P: 6	R: 0	H: 0	E: 0	K: 0	S: 3	LOB: 0	BB: 0	P: 3	R: 0	H: 1	E: 0	K: 0	S: 4	LOB: 1	BB: 0	P: 4	R: 0	H: 0	E: 0	K: 0	S: 2	LOB: 0	BB: 1	P: 6	1B: 2	SF: 0	2B: 2	SAC: 0	3B: 0	DP: 1	HR: 1	HBP: 0	WP: 1	PA: 33
--------------	------	------	------	------	------	--------	-------	------	------	------	------	------	------	--------	-------	-------	------	------	------	------	------	--------	-------	------	------	------	------	------	------	--------	-------	------	------	------	------	------	------	--------	-------	------	------	------	------	------	------	--------	-------	------	------	------	------	------	------	--------	-------	------	------	------	------	------	------	--------	-------	------	-------	-------	-------	--------	-------	-------	-------	--------	-------	--------


PITCHER	IP	WLS	BF	H	R	ER	SO	BB	IBB	HBP	BLK	WP	HR	S	P	ERA	WHIP
Steve Carlton, L (1, 1) ERA: 2.45	8.0	W	31	5	2	2	9	2	0	0	0	1	1	47	55	2.25	0.875
Dick Hughes, R (9, 1) ERA: 2.57	1.0	S	2	0	0	0	0	0	0	0	0	0	0	2	2	0.00	0.000

St. Louis Cardinals @ Houston Astros
Astrodome, Houston, TX

Wed Apr 26 1967, 7:05 PM EST
Att. 12,255 - Unknown

AB	31
R	2
H	5
RBI	2
BB	2
SO	9
LOB	7



Batter	1	2	3	4	5	6	7	8	9	AB R H RBI BB SO LOB	TOP	
Lou Brock, L (1, 7) OBP: 0.470, SLG: 0.806	0-0 F7		0-0 1B S 1B		0-0 F8		H 1-0 1-2 HBP		0-0 F7	4 0 1 0 0 0 0		
Curt Flood, R (1, 8) OBP: 0.406, SLG: 0.339	0-0 6-3		0-0 1-3 1B		0-0 1B		X 0-0 FC5 2-3f		0-0 1B	5 0 3 0 0 0 2		
Roger Maris, L (1, 9) OBP: 0.327, SLG: 0.400	0-0 4-3		0-0 G3		0-3 K			0-3 K	0-0 P4	5 0 0 0 0 2 4		
Mike Shannon, R (1, 5) OBP: 0.429, SLG: 0.500		0-0 F9		0-0 3B		S S S 0-3 K		0-0 1B 1B	0-0 4-3	5 2 2 0 0 1 1		
Tim McCarver, L (1, 2) OBP: 0.340, SLG: 0.533		0-0 F7		0-0 E 3B		S S S 0-3 K		0-0 F8 1B 1B		4 2 2 1 0 1 0		
Bobby Tolan, L (1, 3) OBP: 0.375, SLG: 0.333		4-0 E S BB		0-0 E7 L6-5 1B		X 0-0 3-1		0-0 1B 1B		3 0 2 2 1 0 0		
Eddie Bressoud, R (1, 6) Ted Savage, R (8, PH) Jim Cosman, R (8, 1) Dick Hughes, R (8, 1)		0-3 K		0-3 K		X 0-0 F5		0-0 F8		3 0 0 0 0 2 2 1 0 0 0 0 0 2 0 0 0 0 0 0 0 0 0 0 0 0 0 0	AB 38 R 4 H 12 RBI 4 BB 1 SO 6 LOB 14	
Dal Maxvill, R (1, 4) Dave Ricketts, S (8, PH) Al Jackson, L (8, PR) Julian Javier, R (8, 4) OBP: 0.392, SLG: 0.478			0-0 5-3		0-0 L6-5		X 0-0 F8		0-0 FC4-6 1B	3 0 0 0 0 0 1 1 0 1 1 0 0 0 0 0 0 0 0 0 0 0 0 0 0 0 0 0		
Bob Gibson, R (1, 1) Hal Woodeshick, R (7, 1) Nelson Briles, R (7, 1) Joe Hoerner, R (7, 1) Ron Willis, R (7, 1) Phil Gagliano, R (8, PH) OBP: 0.295, SLG: 0.366			0-0 5-3		0-0 4-3		X 0-0 FC5 HBP 1B		0-0 FC4-6	3 0 1 0 1 0 0 0 0 0 2		
Inning Stats	R: 0 H: 0 E: 0 LOB: 0 K: 0 BB: 0 S: 3 P: 3	R: 0 H: 0 E: 0 LOB: 1 K: 1 BB: 1 S: 5 P: 9	R: 0 H: 2 E: 0 LOB: 2 K: 0 BB: 0 S: 5 P: 5	R: 2 H: 3 E: 1 LOB: 0 K: 1 BB: 0 S: 7 P: 7	R: 0 H: 1 E: 0 LOB: 1 K: 1 BB: 0 S: 6 P: 6	R: 0 H: 0 E: 0 LOB: 0 K: 2 BB: 0 S: 7 P: 7	R: 0 H: 1 E: 0 LOB: 2 K: 0 BB: 0 S: 4 P: 5	R: 2 H: 4 E: 0 LOB: 2 K: 1 BB: 0 S: 9 P: 9	R: 0 H: 1 E: 0 LOB: 1 K: 0 BB: 0 S: 4 P: 4	1B: 10 SF: 0 2B: 1 SAC: 0 3B: 2 DP: 1 HR: 0 HBP: 1	WP: 0 PA: 40 PB: 0 SB: 2 CS: 0	
PITCHER	IP WLS BF H R ER SO BB IBB HBP BLK WP HR S P ERA WHIP											
Larry Dierker, R (1, 1) ERA: 3.47	7.0 W 29 7 2 2 5 1 0 1 0 0 0 0 37 42 2.57 1.143											
Turk Farrell, R (8, 1) ERA: 4.91	0.2 6 4 2 2 1 0 0 0 0 0 0 0 8 8 27.00 6.000											
Claude Raymond, R (8, 1) ERA: 1.59	1.1 S 5 1 0 0 0 0 0 0 0 0 0 0 5 5 0.00 0.750											

St. Louis Cardinals @ Houston Astros
Astrodome, Houston, TX
Thu Apr 27 1967, 7:05 PM EST
Att. 11,315 - Unknown

livebaseballscorecards.com

BOTTOM

St. Louis Cardinals @ Houston Astros
Astrodome, Houston, TX
Thu Apr 27 1967, 7:05 PM EST
Att. 11,315 - Unknown

livebaseballscorecards.com

AB 35
R 6
H 12
RBI 6
BB 3
SO 5
LOB 25



WP: 0 PA: 40
PB: 0
SB: 0
CS: 0

AB	R	H	RBI	BB	SO	LOB
5	1	2	3	0	0	3
4	1	2	1	1	0	2
5	0	1	0	0	0	6
5	0	2	1	0	2	4
3	0	1	1	0	1	2
0	0	0	0	0	0	0
0	0	0	0	0	0	0
3	0	0	0	1	0	2
3	0	1	0	0	1	2
0	1	0	0	0	0	0
1	0	0	0	0	1	2
3	2	1	0	1	0	2
2	0	1	0	0	0	0
1	1	1	0	0	0	0
0	0	0	0	0	0	0
0	0	0	0	0	0	0

Batter	1	2	3	4	5	6	7	8	9
Joe Morgan, L (1, 4) OBP: 0.333, SLG: 0.205	0-0 F9		0-0 3-1		0-0 2B		0-0 2B 3B	0-0 FC4-6	
Sonny Jackson, L (1, 6) OBP: 0.284, SLG: 0.328	0-0 1B		0-0 6-3		0-0 1-3		4-0 2B SF8	0-0 FC5	
Jimmy Wynn, R (1, 8) OBP: 0.323, SLG: 0.375	0-0 1B		0-0 F7		0-0 F7		0-0 F9	0-0 FC5	
Eddie Mathews, L (1, 3) OBP: 0.404, SLG: 0.442	0-3 K			0-0 1B		0-0 1-3	0-0 1-3	0-3 K	
Rusty Staub, L (1, 9) OBP: 0.300, SLG: 0.471	0-3 K			0-0 1B		0-0 1-3	0-0 SF8		
Turk Farrell, R (8, 1)				1-2 1B					
Claude Raymond, R (8, 1)									
Bob Aspromonte, R (1, 5) OBP: 0.305, SLG: 0.235		0-0 F9		0-0 F9		0-0 5-3	4-0 IBB		
John Bateman, R (1, 2) OBP: 0.240, SLG: 0.239		0-3 K		0-0 L6			0-0 1B		
Lee Bales, S (7, PR)									
Jim Landis, R (7, PH) OBP: 0.372, SLG: 0.421							0-0 K		
Ron Davis, R (1, 7) OBP: 0.267, SLG: 0.500		0-0 P6		0-0 P6			4-0 1B	0-0 FC4-6	
Larry Dierker, R (1, 1) OBP: 0.429, SLG: 0.333			0-0 6-3		0-0 1-3		0-0 3B	1-0 FC4-6	
Ron Brand, R (7, PH) OBP: 0.333, SLG: 0.143							1-2 3B		
Alonzo Harris, S (8, PR)									
Bill Heath, L (9, 2) OBP: 0.286, SLG: 0.091									

Inning	R	H	E	K	S	H	LOB	BB	P
1	0	2	0	9	9	0	2	0	9
2	0	0	0	5	5	0	0	0	5
3	0	1	0	4	4	1	1	0	4
4	0	2	0	5	5	0	2	0	5
5	0	1	0	4	4	1	1	0	4
6	0	0	0	3	3	0	0	0	3
7	5	4	0	9	21	2	2	3	21
8	1	2	0	7	8	0	2	0	8

PITCHER	IP	WLS	BF	H	R	ER	SO	BB	IBB	HBP	BLK	WP	HR	S	P	ERA	WHIP
Bob Gibson, R (1, 1) ERA: 3.3	6.0	L	27	8	3	3	3	1	0	0	0	0	0	32	36	4.50	1.500
Hal Woodeshick, L (7, 1) ERA: 3.38	0.0		2	1	0	0	0	1	0	0	0	0	0	1	5	∞	∞
Nelson Briles, R (7, 1) ERA:	0.1		1	0	0	0	0	0	0	0	0	0	0	1	1	0.00	0.000
Joe Hoerner, L (7, 1) ERA: 2.84	0.1		3	1	2	2	0	0	1	0	0	0	0	2	6	54.00	3.000
Ron Willis, R (7, 1) ERA: 3.86	0.1		1	0	0	0	1	0	0	0	0	0	0	3	3	0.00	0.000
Jim Cosman, R (8, 1) ERA: 5.4	0.1		4	2	1	1	0	0	0	0	0	0	0	3	4	27.00	6.000
Dick Hughes, R (8, 1) ERA: 2.35	0.2		2	0	0	0	1	0	0	0	0	0	0	4	4	0.00	0.000

Batter	1	2	3	4	5	6	7	8	9	AB R H RBI BB SO LOB	TOP	
Matty Alou, L (1, 8) OBP: 0.367, SLG: 0.333	0-0 1-3		0-0 2-3 1B		0-0 F8			0-0 F7	0-0 E6	5 1 1 0 0 0 2		
Maury Wills, S (1, 5) OBP: 0.333, SLG: 0.333	0-0 1-3		0-0 3-1		0-0 F8			0-0 4-3	0-0 E1	5 0 0 0 0 0 1		
Roberto Clemente, R (1, 9) OBP: 0.429, SLG: 0.455	0-0 F8			0-0 4-3		0-0 HR 1B		0-0 1B 1B	4-0 HBP IBB	4 2 2 0 1 0 0		
Willie Stargell, L (1, 7) OBP: 0.217, SLG: 0.357 Manny Mota, R (9, PH) OBP: 0.333, SLG: 0.500 (9, 7)		0-0 F7		0-0 F3		0-0 HR 1-H		0-0 1B 1B	1-0 G6-3 HBP	4 2 2 2 0 0 0 0 0 0 0 0 0 0		
Bill Mazaroski, R (1, 4) OBP: 0.333, SLG: 0.467		0-0 F9		0-3 K		0-3 K		0-0 1B 1B	0-0 G6-3	5 1 1 1 0 2 3		
Donn Clendenon, R (1, 3) OBP: 0.333, SLG: 0.436		0-0 1B		0-0 FC1-5 1B		0-0 F3		0-0 1B IBB		3 0 2 0 1 0 0		
Gene Alley, R (1, 6) OBP: 0.341, SLG: 0.537		0-0 P6		0-0 F8			0-3 K	0-0 1-2 2-H 3-H 1B		4 0 1 2 0 1 2		
Jerry May, R (1, 2) OBP: 0.333, SLG: 0.333			0-0 1B SH1-3 1B		0-0 FC1-5 1B		0-0 4-3	0-0 5-3		4 0 2 0 0 0 2		
Bob Veale, S (1, 1) OBP: 0.100, SLG: 0.100			0-0 SH1-3		0-0 FC1-5		0-0 6-3		0-3 K	3 0 0 0 0 1 2		
Inning Stats	R: 0 H: 0 E: 0 LOB: 0 K: 0 BB: 0 S: 3 P: 3	R: 0 H: 1 E: 0 LOB: 1 K: 0 BB: 0 S: 4 P: 4	R: 0 H: 2 E: 0 LOB: 1 K: 0 BB: 0 S: 4 P: 4	R: 0 H: 0 E: 0 LOB: 0 K: 1 BB: 0 S: 5 P: 5	R: 0 H: 2 E: 0 LOB: 2 K: 0 BB: 0 S: 5 P: 5	R: 2 H: 2 E: 0 LOB: 0 K: 1 BB: 0 S: 7 P: 7	R: 0 H: 0 E: 0 LOB: 0 K: 1 BB: 0 S: 5 P: 5	R: 3 H: 4 E: 0 LOB: 2 K: 0 BB: 1 S: 7 P: 11	R: 1 H: 0 E: 2 LOB: 2 K: 1 BB: 1 S: 6 P: 11	1B: 10 SF: 0 2B: 0 SAC: 1 3B: 0 DP: 1 HR: 1 HBP: 1	WP: 0 PA: 41 PB: 0 SB: 1 CS: 0	
PITCHER	IP WLS BF H R ER SO BB IBB HBP BLK WP HR S P ERA WHIP											
Ray Washburn, R (1, 1) ERA: 4.95	7.2 L 34 11 5 5 3 0 0 0 0 0 0 1 39 43 5.87 1.435											
Ron Willis, R (8, 1) ERA: 3.6	0.1 1 0 0 0 0 0 0 0 0 0 0 0 1 1 0.00 0.000											
Hal Woodeshick, L (9, 1) ERA: 3.18	0.1 4 0 1 0 1 0 1 0 1 0 0 0 0 5 9 0.00 0.000											
Nelson Briles, R (9, 1) ERA:	0.2 2 0 0 0 0 0 0 0 0 1 0 0 0 1 2 0.00 0.000											

Pittsburgh Pirates @ St. Louis Cardinals
 Busch Stadium, St. Louis, MO
 Fri Apr 28 1967, 6:05 PM CST
 Att. 45,565 - Unknown

AB	37
R	6
H	11
RBI	5
BB	2
SO	4
LOB	12



WP: 0	PA: 41
PB: 0	
SB: 1	
CS: 0	

PITCHER	IP	WLS	BF	H	R	ER	SO	BB	IBB	HBP	BLK	WP	HR	S	P	ERA	WHIP
Ray Washburn, R	7.2	L	34	11	5	5	3	0	0	0	0	0	1	39	43	5.87	1.435
Ron Willis, R	0.1		1	0	0	0	0	0	0	0	0	0	0	1	1	0.00	0.000
Hal Woodeshick, L	0.1		4	0	1	0	1	0	1	0	0	0	0	5	9	0.00	0.000
Nelson Briles, R	0.2		2	0	0	0	0	0	0	1	0	0	0	1	2	0.00	0.000

Batter	1	2	3	4	5	6	7	8	9	AB	R	H	RBI	BB	SO	LOB
Lou Brock, L OBP: 0.457, SLG: 0.773 (1, 7)	0-0 5-3		0-0 4-3			0-3 K		0-0 WP 1B		4	0	1	0	0	1	1
Curt Flood, R OBP: 0.412, SLG: 0.339 (1, 8)	0-0 1-3			0-0 G4-6-3 1B		4-0 3B BB		0-3 K 1-2		3	1	1	0	1	1	1
Alex Johnson, R OBP: 0.167, SLG: 0.333 (1, 9)	0-3 K			0-3 K		0-0 3B		0-0 F9		4	1	1	1	0	2	2
Mike Shannon, R OBP: 0.389, SLG: 0.563 (1, 5)		0-0 L8		0-0 G4-6-3 1-2f		0-0 3B			0-0 5-3	4	0	1	1	0	0	1
Phil Gagliano, R OBP: 0.292, SLG: 0.356 (1, 3)		0-0 L5-3 1B			0-3 K	0-3 K			0-0 E6 FC5-4	4	0	1	0	0	2	1
John Romano, R OBP: 0.167, SLG: 0.063 (1, 2)		0-0 L5-3 1-2			4-0 S BB		0-0 6-3		0-0 F8	3	0	0	0	1	0	2
Eddie Bressoud, R Ed Spiezio, R OBP: 0.143, SLG: 0.143 (9, PH)			4-0 BB		0-0 F9 1-2		0-0 F7		0-0 FC5-4 1-2f	2	0	0	0	1	0	1
Dal Maxvill, R OBP: 0.314, SLG: 0.267 (1, 4)			0-3 K		0-3 K		0-0 6-3			3	0	0	0	0	2	2
Ray Washburn, R Ron Willis, R Ted Savage, R Hal Woodeshick, R Nelson Briles, R			0-3 K			0-0 5-3		0-0 1-3		2	0	0	0	0	1	1

Inning Stats	R: 0	H: 0	E: 0	K: 1	S: 5	R: 0	H: 1	E: 0	K: 0	S: 3	R: 0	H: 0	E: 0	K: 2	S: 7	R: 0	H: 1	E: 0	K: 1	S: 5	R: 0	H: 0	E: 0	K: 2	S: 7	R: 2	H: 2	E: 0	K: 2	S: 9	R: 0	H: 0	E: 0	K: 0	S: 3	R: 0	H: 1	E: 1	K: 0	S: 4	1B: 3	2B: 1	3B: 2	HR: 0	SF: 0	SAC: 0	DP: 2	HBP: 0	WP: 1	PB: 0	SB: 1	CS: 0	PA: 34
--------------	------	------	------	------	------	------	------	------	------	------	------	------	------	------	------	------	------	------	------	------	------	------	------	------	------	------	------	------	------	------	------	------	------	------	------	------	------	------	------	------	-------	-------	-------	-------	-------	--------	-------	--------	-------	-------	-------	-------	--------

PITCHER	IP	WLS	BF	H	R	ER	SO	BB	IBB	HBP	BLK	WP	HR	S	P	ERA	WHIP	PITCHER	IP	WLS	BF	H	R	ER	SO	BB	IBB	HBP	BLK	WP	HR	S	P	ERA	WHIP																
Bob Veale, L ERA: 2.6 (1, 1)	9.0	W	34	5	2	2	9	3	0	0	0	1	0	49	61	2.00	0.889																																		

BOTTOM

Pittsburgh Pirates @ St. Louis Cardinals
Busch Stadium, St. Louis, MO
 Fri Apr 28 1967, 6:05 PM CST
 Att. 45,565 - Unknown

livebaseballscorecards.com

AB	31
R	2
H	5
RBI	2
BB	3
SO	9
LOB	13



Batter	1	2	3	4	5	6	7	8	9	AB R H RBI BB SO LOB	TOP
Maury Wills, S (1, 5) OBP: 0.345, SLG: 0.365	0-0 6-3		0-0 1B 2B		0-0 6-3 S 1B			0-0 6-3		4 0 2 0 0 0 0	
Manny Mota, R (1, 8) OBP: 0.316, SLG: 0.444	0-3 K		0-0 6-3 1B		0-0 6-3 1-3			0-0 E6 FC6-4		4 0 1 0 0 1 1	
Roberto Clemente, R (1, 9) OBP: 0.396, SLG: 0.417	0-3 K		0-0 6-3 2-3					0-0 FC6-4 1-2f		4 0 0 0 0 2 2	
Donn Clendenon, R (1, 3) OBP: 0.304, SLG: 0.395		0-0 F8	0-0 F3					0-0 F8		4 0 0 0 0 0 1	
Bill Mazeroski, R (1, 4) OBP: 0.327, SLG: 0.449		0-0 1B 1B 1B		0-0 1-3				0-0 F8		4 1 1 0 0 1 0	
Gene Alley, R (1, 6) OBP: 0.354, SLG: 0.578		0-0 P4		0-0 F8				0-0 L4-6 2B		4 0 2 0 0 0 1	
Willie Stargell, L (1, 7) OBP: 0.240, SLG: 0.356		0-0 1B 1B		0-0 1-3				0-0 L4-6 2-3		3 0 1 0 1 0 1	
Jerry May, R (1, 2) OBP: 0.400, SLG: 0.700		0-0 1-2 1B						0-0 5-3		4 1 2 2 0 0 2	
Juan Pizarro, L (1, 1) OBP: 0.200, SLG: 0.200	0-3 K				0-0 4-3			0-3 K		3 0 0 0 0 2 2	
Inning Stats	R: 0 E: 0 K: 2 S: 7 H: 0 LOB: 0 BB: 0 P: 7	R: 1 E: 0 K: 1 S: 8 H: 3 LOB: 2 BB: 0 P: 8	R: 0 E: 0 K: 0 S: 4 H: 2 LOB: 1 BB: 0 P: 4	R: 0 E: 0 K: 0 S: 3 H: 0 LOB: 0 BB: 0 P: 3	R: 1 E: 0 K: 0 S: 4 H: 2 LOB: 0 BB: 0 P: 4	R: 0 E: 0 K: 1 S: 5 H: 0 LOB: 0 BB: 0 P: 5	R: 0 E: 0 K: 0 S: 3 H: 1 LOB: 0 BB: 0 P: 3	R: 0 E: 1 K: 1 S: 6 H: 0 LOB: 1 BB: 0 P: 6	R: 0 E: 0 K: 1 S: 6 H: 1 LOB: 2 BB: 1 P: 10	1B: 5 2B: 4 3B: 0 HR: 1 SF: 0 SAC: 0 DP: 1 HBP: 0	WP: 0 PB: 0 SB: 1 CS: 0 PA: 35
PITCHER	IP WLS BF H R ER SO BB IBB HBP BLK WP HR S P ERA WHIP										
Larry Jaster, L (1, 1) ERA: 5.85	2.1 L 11 5 1 1 3 0 0 0 0 0 0 0 17 17 3.86 2.143										
Nelson Briles, R (3, 1) ERA: 1.17	3.2 12 2 1 1 1 0 0 0 0 0 0 1 14 14 2.46 0.545										
Hal Woodeshick, L (7, 1) ERA: 2.35	2.0 7 1 0 0 1 0 0 0 0 0 0 0 9 9 0.00 0.500										
Ron Willis, R (9, 1) ERA: 3.0	1.0 5 1 0 0 1 0 1 0 0 0 0 0 6 10 0.00 1.000										

Pittsburgh Pirates @ St. Louis Cardinals
 Busch Stadium, St. Louis, MO
 Sun Apr 30 1967, 3:33 AM CDT
 Att. 20,017 - Unknown

AB	34
R	2
H	9
RBI	2
BB	1
SO	6
LOB	10



WP: 0	PA: 35
PB: 0	
SB: 1	
CS: 0	

Batter	1	2	3	4	5	6	7	8	9	AB	R	H	RBI	BB	SO	LOB
Lou Brock, L (1, 7) OBP: 0.432, SLG: 0.729	0-0 2-3		0-0 F8			0-3 K		0-0 1-3		4	0	0	0	0	1	0
Curt Flood, R (1, 8) OBP: 0.417, SLG: 0.339	4-0 BB			0-0 G4-6-3 1B		0-0 P4			0-0 1-3	3	0	1	0	1	0	0
Alex Johnson, R (1, 9) OBP: 0.188, SLG: 0.267	0-0 F9			0-0 G4-6-3 1-2f			4-0 1B BB		0-0 4-3	3	0	0	0	1	0	2
Orlando Cepeda, R (1, 3) OBP: 0.385, SLG: 0.468	0-3 K			0-0 6-3			0-0 F7		0-0 F9	4	0	0	0	0	1	2
Mike Shannon, R (1, 5) OBP: 0.429, SLG: 0.556		0-0 1-3			4-0 FC3-6 BB		0-0 FC5-4 1B			2	0	1	0	1	0	0
Tim McCarver, L (1, 2) OBP: 0.340, SLG: 0.521		0-0 G5-4-3 1B			0-0 FC3-6 1-2f		0-3 K			3	0	1	0	0	1	3
Julian Javier, R (1, 4) OBP: 0.370, SLG: 0.449		0-0 G5-4-3 1-2f			0-3 K		0-0 FC5-4 1-2f			3	0	0	0	0	1	4
Dal Maxvill, R (1, 6) OBP: 0.302, SLG: 0.255			0-0 4-3		0-3 K			0-3 K		2	0	0	0	0	1	1
Phil Gagliano, R (8, PH) OBP: 0.286, SLG: 0.348										1	0	0	0	0	1	0
Ron Willis, R (9, 1)										0	0	0	0	0	0	0
Larry Jaster, L (1, 1) OBP: 0.333, SLG: 0.250			0-3 K				0-0 1B		0-3 K	0	0	0	0	0	0	0
Nelson Briles, R (3, 1)										1	0	0	0	0	1	0
Ted Savage, R (6, PH) OBP: 0.143, SLG: 0.143										1	0	1	0	0	0	0
Hal Woodeshick, R (7, 1)										0	0	0	0	0	0	0
Ed Spiezio, R (8, PH) OBP: 0.125, SLG: 0.125										1	0	0	0	0	1	0
Eddie Bressoud, R (9, 8)										0	0	0	0	0	0	0


Inning Stats	R: 0	H: 0	E: 0	K: 1	S: 5	R: 0	H: 1	E: 0	K: 0	S: 3	R: 0	H: 0	E: 0	K: 1	S: 5	R: 0	H: 1	E: 0	K: 0	S: 3	R: 0	H: 0	E: 0	K: 2	S: 7	R: 0	H: 1	E: 0	K: 1	S: 5	R: 0	H: 1	E: 0	K: 1	S: 6	R: 0	H: 0	E: 0	K: 2	S: 7	R: 0	H: 0	E: 0	K: 0	S: 3	1B: 4	2B: 0	3B: 0	HR: 0	SF: 0	SAC: 0	DP: 2	HBP: 0	WP: 0	PB: 0	SB: 0	CS: 0	PA: 31
PITCHER Juan Pizarro, L (1, 1) ERA: 1.72	IP	WLS	BF	H	R	ER	SO	BB	IBB	HBP	BLK	WP	HR	S	P	ERA	WHIP	IP	WLS	BF	H	R	ER	SO	BB	IBB	HBP	BLK	WP	HR	S	P	ERA	WHIP	IP	WLS	BF	H	R	ER	SO	BB	IBB	HBP	BLK	WP	HR	S	P	ERA	WHIP							

BOTTOM

Pittsburgh Pirates @ St. Louis Cardinals
 Busch Stadium, St. Louis, MO
 Sun Apr 30 1967, 3:33 AM CDT
 Att. 20,017 - Unknown

livebaseballscorecards.com

AB	28
R	0
H	4
RBI	0
BB	3
SO	8
LOB	12



Batter	1	2	3	4	5	6	7	8	9	AB R H RBI BB SO LOB	TOP											
Maury Wills, S OBP: 0.339, SLG: 0.357 (1, 5) X	0-0 L1		0-0 WP 1B	0-0 6-3		0-0 G3			0-0 SH5-4	4 1 1 1 0 0 1												
Manny Mota, R OBP: 0.333, SLG: 0.455 (1, 8) S S	0-3 K		0-0 FC5 1B						0-0 SF8	4 1 2 3 0 2 0												
Roberto Clemente, R OBP: 0.414, SLG: 0.491 (1, 9) X	0-0 6-3		0-0 FC5 1B						0-3 K	5 1 3 2 0 1 2												
Donn Clendenon, R OBP: 0.300, SLG: 0.383 (1, 3) S S		0-0 G4-6-3 1B	0-3 K						0-0 G4-6-3	4 0 1 0 0 2 3												
Bill Mazaroski, R OBP: 0.302, SLG: 0.415 (1, 4) X	0-0 P4		0-0 FC5						0-0 F8	4 0 0 0 0 0 3												
Gene Alley, R OBP: 0.346, SLG: 0.612 (1, 6) X	0-0 G4-6-3		0-0 F8						0-0 F7	4 1 1 1 0 0 3												
Willie Stargell, L OBP: 0.259, SLG: 0.388 (1, 7) X			0-0 E 1B	0-0 4-3 FC1-5-2 2B					0-0 P4	4 1 2 0 0 0 0												
Jerry May, R OBP: 0.429, SLG: 0.643 (1, 2) X			0-0 E9 1B	0-0 4-3					0-0 SH5-4 SH SF8 1B	4 1 2 0 0 0 1												
George Spriggs, L OBP: 0.333, SLG: 0.200 (9, PR)			1-H 1B							0 1 0 0 0 0 0												
Jesse Gonder, L OBP: 0.400, SLG: 0.385 (9, 2) X			0-0 WP 1B	0-0 FC1-5-2					0-0 SH	0 0 0 0 0 0 0												
Billy O'Dell, S OBP: 0.200, SLG: 0.200 (1, 1) X			1B						0-0 SF8 SH5-4	3 1 1 0 0 0 1												
Pete Mikkelsen, R (8, 1)			1B							0 0 0 0 0 0 0												
Roy Face, R (9, 1)										0 0 0 0 0 0 0												
Inning Stats	R: 0 E: 0 K: 1 S: 5	H: 0 LOB: 0 BB: 0 P: 5	R: 0 E: 0 K: 0 S: 3	H: 1 LOB: 0 BB: 0 P: 3	R: 4 E: 1 K: 1 S: 11	H: 6 LOB: 2 BB: 0 P: 11	R: 0 E: 0 K: 0 S: 4	H: 1 LOB: 1 BB: 0 P: 4	R: 3 E: 0 K: 1 S: 8	H: 3 LOB: 0 BB: 0 P: 8	R: 0 E: 0 K: 0 S: 3	H: 0 LOB: 0 BB: 0 P: 3	R: 0 E: 0 K: 1 S: 5	H: 1 LOB: 0 BB: 0 P: 5	R: 0 E: 0 K: 0 S: 3	H: 0 LOB: 0 BB: 0 P: 3	R: 1 E: 0 K: 1 S: 7	H: 1 LOB: 2 BB: 0 P: 7	1B: 10 2B: 1 3B: 0 HR: 2	SF: 1 SAC: 2 DP: 2 HBP: 0	WP: 1 PB: 0 SB: 0 CS: 0	PA: 39
PITCHER	IP WLS BF H R ER SO BB IBB HBP BLK WP HR S P ERA WHIP																					
Al Jackson, L ERA: 4.5 (1, 1)	2.0 L 11 6 4 4 1 0 0 0 0 1 0 13 13 18.00 3.000																					
Ron Willis, R ERA: 2.57 (3, 1)	1.0 4 1 0 0 1 0 0 0 0 0 0 6 6 0.00 1.000																					
Dick Hughes, R ERA: 4.66 (4, 1)	2.0 10 4 3 3 1 0 0 0 0 0 2 12 12 13.50 2.000																					
Jim Cosman, R ERA: 2.84 (6, 1)	3.0 9 1 0 0 1 0 0 0 0 0 0 11 11 0.00 0.333																					
Joe Hoerner, L ERA: 3.68 (9, 1)	1.0 5 1 1 1 1 0 0 0 0 0 0 7 7 9.00 1.000																					

Pittsburgh Pirates @ St. Louis Cardinals
 Busch Stadium, St. Louis, MO
 Mon May 01 1967, 7:05 PM CDT
 Att. 13,707 - Unknown

livebaseballscorecards.com

AB	36
R	8
H	13
RBI	7
BB	0
SO	5
LOB	14



Batter	1	2	3	4	5	6	7	8	9	AB R H RBI BB SO LOB	TOP	
Tommy Harper, R (1, 9) OBP: 0.313, SLG: 0.388	0-0 F9		0-0 F8			0-0 E3		0-0 F8		4 0 0 0 0 0 1	Cincinnati Reds @ St. Louis Cardinals Busch Stadium, St. Louis, MO Tue May 02 1967, 7:05 PM CDT Att: 11,716 - Unknown	
Vada Pinson, L (1, 8) Dick Simpson, R (8, 8) OBP: 0.364, SLG: 0.494 OBP: 0.500, SLG: 2.000	0-3 K			0-0 4-3 2B		0-3 K		0-0 L6		4 0 1 0 0 2 1 0 0 0 0 0 0 0		
Pete Rose, S (1, 7) OBP: 0.350, SLG: 0.394	0-3 K			0-0 4-3		0-0 F8		0-0 6-3		4 0 0 0 0 1 2		
Tony Perez, R (1, 3) Gordy Coleman, L (6, PH) (6, 3) OBP: 0.286, SLG: 0.466		0-3 K		0-3 K		0-0 F8			0-0 F9	2 0 0 0 0 2 1 2 0 0 0 0 0 1		
Deron Johnson, R (1, 5) OBP: 0.329, SLG: 0.569		0-3 K		0-0 P6			4-0 BB BB		0-0 5-3	3 0 0 0 1 1 1		
Don Pavletich, R (1, 2) OBP: 0.432, SLG: 0.515		0-3 K			0-0 6-3		0-3 K		0-0 6-3	4 0 0 0 0 2 1		
Tommy Helms, R (1, 4) OBP: 0.284, SLG: 0.351			0-3 K		0-3 K		4-0 BB			2 0 0 0 1 2 0		
Leo Cardenas, R (1, 6) OBP: 0.329, SLG: 0.301			0-0 E5 FC5-6		0-0 1B		0-3 K			3 0 1 0 0 1 2		
Jim Maloney, L (1, 1) Darrell Osteen, R (6, 1) Art Shamsky, L (7, PH) Don Nottebart, R (7, 1) OBP: 0.167, SLG: 0.167 OBP: 0.278, SLG: 0.188			0-0 FC5-6		0-3 K		0-0 F8			2 0 0 0 0 1 2 0 0 0 0 0 0 0 1 0 0 0 0 0 2 0 0 0 0 0 0 0		
Inning Stats	R: 0 E: 0 K: 2 S: 7 H: 0 LOB: 0 BB: 0 P: 7	R: 0 E: 0 K: 3 S: 9 H: 0 LOB: 0 BB: 0 P: 9	R: 0 E: 1 K: 1 S: 6 H: 0 LOB: 1 BB: 0 P: 6	R: 0 E: 0 K: 1 S: 6 H: 1 LOB: 1 BB: 0 P: 6	R: 0 E: 0 K: 2 S: 8 H: 1 LOB: 1 BB: 0 P: 8	R: 0 E: 1 K: 1 S: 6 H: 0 LOB: 1 BB: 0 P: 6	R: 0 E: 0 K: 2 S: 7 H: 0 LOB: 2 BB: 2 P: 15	R: 0 E: 0 K: 0 S: 3 H: 0 LOB: 0 BB: 0 P: 3	R: 0 E: 0 K: 0 S: 3 H: 0 LOB: 0 BB: 0 P: 3	1B: 1 2B: 1 3B: 0 HR: 0 SF: 0 SAC: 0 DP: 0 HBP: 0		WP: 0 PB: 0 SB: 0 CS: 0 PA: 33
PITCHER Bob Gibson, R (1, 1) ERA: 2.54	IP 9.0 WLS W BF 33 H 2 R 0 ER 0 SO 12 BB 2 IBB 0 HBP 0 BLK 0 WP 0 HR 0 S 55 P 63 ERA 0.00 WHIP 0.444											PITCHER IP WLS BF H R ER SO BB IBB HBP BLK WP HR S P ERA WHIP

livebaseballscorecards.com

AB	31
R	0
H	2
RBI	0
BB	2
SO	12
LOB	14



Batter	1	2	3	4	5	6	7	8	9
Lou Brock, L OBP: 0.393, SLG: 0.650 (1, 7)	0-3 K2-3		0-0 4-3		0-0 F8	0-0 E4 1B		0-0 5-3	
Curt Flood, R OBP: 0.427, SLG: 0.366 (1, 8)	0-0 1B		0-0 F8 WP 1B		0-0 6-3	0-0 L7		0-0 F2	
Roger Maris, L OBP: 0.328, SLG: 0.382 (1, 9)	0-3 K		0-0 F8		4-0 WP BB 2B	0-0 1-3 2-H 1B			
Orlando Cepeda, R OBP: 0.400, SLG: 0.462 (1, 3)	0-0 5-3		4-0 BB		4-0 1-2 2B BB	0-3 K			
Tim McCarver, L OBP: 0.364, SLG: 0.519 (1, 2)		0-0 S WP 4-3 1B	0-0 F8		4-0 1-2 2-3 2B BB	0-0 F8			
Mike Shannon, R OBP: 0.414, SLG: 0.538 (1, 5)		0-0 4-3		0-0 6-3	0-0 1-H 2-H 3-H 2B	0-0 F7			
Julian Javier, R OBP: 0.344, SLG: 0.411 (1, 4)		0-3 K 2-H		0-0 F3	0-0 G3	0-0 S 1B			
Dal Maxvill, R OBP: 0.317, SLG: 0.288 (1, 6)		4-0 BB		0-0 3B		0-0 F9	0-3 K		
Bob Gibson, R OBP: 0.235, SLG: 0.071 (1, 1)		0-3 K		0-3 K		4-0 1B E BB	0-3 K		

Inning Stats	R: 0	H: 1	E: 0	K: 2	S: 8	R: 1	H: 1	E: 0	K: 2	S: 8	R: 0	H: 1	E: 0	K: 0	S: 4	R: 0	H: 1	E: 0	K: 1	S: 6	R: 3	H: 1	E: 0	K: 0	S: 4	R: 1	H: 1	E: 1	K: 1	S: 7	R: 0	H: 1	E: 0	K: 1	S: 6	R: 0	H: 0	E: 0	K: 1	S: 5
	LOB: 1	BB: 0	P: 8	LOB: 1	BB: 1	P: 12	LOB: 2	BB: 1	P: 8		LOB: 1	BB: 0	P: 6	LOB: 1	BB: 3	P: 16	LOB: 2	BB: 1	P: 11		LOB: 1	BB: 0	P: 6	LOB: 0	BB: 0	P: 5		LOB: 0	BB: 0	P: 5		LOB: 0	BB: 0	P: 5		LOB: 0	BB: 0	P: 5		

PITCHER	IP	WLS	BF	H	R	ER	SO	BB	IBB	HBP	BLK	WP	HR	S	P	ERA	WHIP
Jim Maloney, R ERA: 3.94 (1, 1)	5.2	L	30	6	5	4	5	6	0	0	0	3	0	34	58	6.35	2.118
Darrell Osteen, R ERA: (6, 1)	0.1		1	0	0	0	1	0	0	0	0	0	0	3	3	0.00	0.000
Don Nottebart, R ERA: 2.45 (7, 1)	2.0		7	1	0	0	2	0	0	0	0	0	0	11	11	0.00	0.500

BOTTOM

Cincinnati Reds @ St. Louis Cardinals
 Busch Stadium, St. Louis, MO
 Tue May 02 1967, 7:05 PM CDT
 Att. 11,716 - Unknown

AB	R	H	RBI	BB	SO	LOB
5	0	0	0	0	1	1
5	0	2	0	0	0	2
3	1	1	1	1	1	2
2	1	0	0	2	1	3
3	2	1	0	1	0	2
4	0	1	3	0	0	1
4	0	1	0	0	1	1
3	0	1	0	1	1	1
3	1	0	0	1	3	2

AB	32
R	5
H	7
RBI	4
BB	6
SO	8
LOB	15



WP	PA
3	38

Batter	1	2	3	4	5	6	7	8	9	AB R H RBI BB SO LOB	TOP									
Tommy Harper, R (1, 9) OBP: 0.320, SLG: 0.379	4-0 CS BB			0-0 F9		4-0 BB		0-0 6-3		2 0 0 0 2 0 0										
Vada Pinson, L (1, 8) OBP: 0.348, SLG: 0.472	0-0 P1			0-3 K		0-0 4-3		0-0 P6		4 0 0 0 0 1 2										
Pete Rose, S (1, 7) OBP: 0.345, SLG: 0.387	0-3 K			0-0 1B		0-3 K		0-0 4-3		4 0 1 0 0 2 2										
Gordy Coleman, L (1, 3)	0-0 CS 1-2	0-0 P3		0-0 F5		0-0 F8		0-0 3-1		4 0 0 0 0 0 1										
Deron Johnson, R (1, 5) OBP: 0.316, SLG: 0.547				0-3 K	0-0 5-3	0-0 5-3				3 0 0 0 0 1 0										
Don Pavletich, R (1, 2) OBP: 0.425, SLG: 0.486				0-0 L4	0-0 G3	4-0 BB				2 0 0 0 1 0 0										
Darrell Osteen, R (7, PR)										0 0 0 0 0 0 0										
Tommy Helms, R (7, 4) OBP: 0.284, SLG: 0.351										0 0 0 0 0 0 0										
Giraldo Ruiz, S (1, 4) OBP: 0.286, SLG: 0.286				0-0 5-3	0-0 1B	0-0 4-3				2 0 1 0 0 0 0										
Art Shamsky, L (7, PH) OBP: 0.263, SLG: 0.176										1 0 0 0 0 0 1										
Johnny Edwards, L (7, 2) OBP: 0.311, SLG: 0.211										0 0 0 0 0 0 0										
Leo Cardenas, R (1, 6) OBP: 0.318, SLG: 0.289				0-0 1-3	0-3 K			0-0 L5		3 0 0 0 0 1 1										
Milt Pappas, R (1, 1)				0-0 F2		0-0 6-3		0-0 F8		2 0 0 0 0 0 0										
Floyd Robinson, L (8, PH)										1 0 0 0 0 0 0										
Mel Queen, L (8, 1) OBP: 0.111, SLG: 0.111										0 0 0 0 0 0 0										
Inning Stats	R: 0 E: 0 K: 1 S: 4	H: 0 LOB: 0 BB: 1 P: 8	R: 0 E: 0 K: 1 S: 5	H: 0 LOB: 0 BB: 0 P: 5	R: 0 E: 0 K: 0 S: 3	H: 0 LOB: 0 BB: 0 P: 3	R: 0 E: 0 K: 1 S: 6	H: 1 LOB: 1 BB: 0 P: 6	R: 0 E: 0 K: 1 S: 6	H: 1 LOB: 1 BB: 0 P: 6	R: 0 E: 0 K: 1 S: 5	H: 0 LOB: 1 BB: 1 P: 9	R: 0 E: 0 K: 0 S: 3	H: 0 LOB: 0 BB: 0 P: 3	R: 0 E: 0 K: 0 S: 3	H: 0 LOB: 0 BB: 0 P: 3	1B: 2 2B: 0 3B: 0 HR: 0	SF: 0 SAC: 0 DP: 0 HBP: 0	WP: 0 PB: 0 SB: 0 CS: 1	PA: 32
PITCHER Ray Washburn, R (1, 1) ERA: 3.41	IP: 9.0 WLS: W BF: 31 H: 2 R: 0 ER: 0 SO: 5 BB: 3 IBB: 0 HBP: 0 BLK: 0 WP: 0 HR: 0 S: 38 P: 50 ERA: 0.00 WHIP: 0.556																			

Cincinnati Reds @ St. Louis Cardinals
 Busch Stadium, St. Louis, MO
 Wed May 03 1967, 3:33 AM CDT
 Att: 14,879 - Unknown

AB	28
R	0
H	2
RBI	0
BB	3
SO	5
LOB	7



Batter	1	2	3	4	5	6	7	8	9
Lou Brock, L OBP: 0.386, SLG: 0.631 (1, 7) X	0-0 4-3 S FC4-2 1B		0-3 K		0-0 F9			0-0 1-3	
Curt Flood, R OBP: 0.419, SLG: 0.360 (1, 8) X	0-0 4-3 1-3			0-0 5-3	0-0 L1			0-0 1B	
Roger Maris, L OBP: 0.323, SLG: 0.373 (1, 9) X	0-0 FC4-2 3-H			0-0 2B 1B		0-0 3-1		0-3 K	
Orlando Cepeda, R OBP: 0.397, SLG: 0.473 (1, 3) X	0-0 F9			0-0 1B 2B		0-0 F7			
Tim McCarver, L OBP: 0.362, SLG: 0.500 (1, 2) X		0-0 G3		4-0 1B FC5-2 IBB		0-0 P4			
Mike Shannon, R OBP: 0.406, SLG: 0.517 (1, 5) X		0-0 F8		0-0 FC5-2 1-3 2-H 3-H 1B		0-0 F9			
Julian Javier, R OBP: 0.344, SLG: 0.424 (1, 4) X		0-0 L6		0-0 FC5-2 1-3 3-H 2B		0-0 6-3 CS 2B			
Dal Maxvill, R OBP: 0.302, SLG: 0.273 (1, 6) X			0-0 5-3	0-0 4-3		0-0 6-3 2-3			
Ray Washburn, R (1, 1) S			0-3 K		0-0 5-3		0-0 CS 3-H	0-3 K	

Inning Stats	R: 0	H: 1	E: 0	K: 0	S: 4	LOB: 1	BB: 0	P: 4
	R: 0	H: 0	E: 0	K: 0	S: 3 <td>LOB: 0</td> <td>BB: 0</td> <td>P: 3 </td>	LOB: 0	BB: 0	P: 3
	R: 0	H: 0	E: 0	K: 2	S: 7 <td>LOB: 0</td> <td>BB: 0</td> <td>P: 7 </td>	LOB: 0	BB: 0	P: 7
	R: 2	H: 3	E: 0	K: 0	S: 6 <td>LOB: 2</td> <td>BB: 1</td> <td>P: 10 </td>	LOB: 2	BB: 1	P: 10
	R: 0	H: 0	E: 0	K: 0	S: 3 <td>LOB: 0</td> <td>BB: 0</td> <td>P: 3 </td>	LOB: 0	BB: 0	P: 3
	R: 0	H: 0	E: 0	K: 0	S: 3 <td>LOB: 0</td> <td>BB: 0</td> <td>P: 3 </td>	LOB: 0	BB: 0	P: 3
	R: 0	H: 1	E: 0	K: 0	S: 3 <td>LOB: 0</td> <td>BB: 0</td> <td>P: 3 </td>	LOB: 0	BB: 0	P: 3
	R: 0	H: 1	E: 0	K: 2	S: 8 <td>LOB: 1</td> <td>BB: 0</td> <td>P: 8 </td>	LOB: 1	BB: 0	P: 8

PITCHER	IP	WLS	BF	H	R	ER	SO	BB	IBB	HBP	BLK	WP	HR	S	P	ERA	WHIP
Milt Pappas, R (1, 1) ERA: 3.71	7.0	L	26	5	2	2	2	0	0	0	0	0	0	29	33	2.57	0.714
Mel Queen, R (8, 1) ERA: 1.52	1.0		4	1	0	0	2	0	0	0	0	0	0	8	8	0.00	1.000


BOTTOM

Cincinnati Reds @ St. Louis Cardinals
 Busch Stadium, St. Louis, MO
 Wed May 03 1967, 3:33 AM CDT
 Att. 14,879 - Unknown

AB	R	H	RBI	BB	SO	LOB
4	0	1	0	0	1	0
4	0	1	0	0	0	1
4	1	1	0	0	1	2
3	1	1	0	0	0	1
2	0	0	0	1	0	0
3	0	1	2	0	0	0
3	0	1	0	0	0	2
3	0	0	0	0	0	3
3	0	0	0	0	2	0

AB	29
R	2
H	6
RBI	2
BB	1
SO	4
LOB	9

livebaseballscorecards.com



WP	PA
0	31

Batter	1	2	3	4	5	6	7	8	9	AB R H RBI BB SO LOB	TOP											
Lou Brock, L (1, 7) OBP: 0.376, SLG: 0.607	0-3 K		0-0 4-3			0-0 FC5-2 2B 1B	0-3 K		0-3 K	5 0 1 0 0 3 2												
Curt Flood, R (1, 8) OBP: 0.422, SLG: 0.372	0-0 5-3			0-0 E5 HR		0-0 FC5-2 1-3 WP 2B	4-0 BB			3 2 1 0 1 0 0												
Alex Johnson, R (1, 9) OBP: 0.174, SLG: 0.364	0-0 F8			0-0 F9		0-0 FC5-2 WP	0-0 4-3			4 0 0 0 0 0 5												
Orlando Cepeda, R (1, 3) OBP: 0.403, SLG: 0.517		0-0 F5		0-0 1-H HR		4-0 WP IBB		0-0 6-3		3 1 1 2 1 0 0												
Mike Shannon, R (1, 5) OBP: 0.417, SLG: 0.500		0-0 5-3		0-3 K		4-0 FC6-4 1-2 2-3 3-H IBB		0-0 WP 1B		3 0 1 0 1 1 0												
John Romano, R (1, 2) OBP: 0.240, SLG: 0.095		0-3 K		0-0 F7		0-3 K		0-0 5-3		3 0 0 0 0 2 3												
Tim McCarver, L (8, PH) OBP: 0.356, SLG: 0.491								1-2		1 0 0 0 0 0 1												
Phil Gagliano, R (1, 4) OBP: 0.259, SLG: 0.314			0-0 L7		0-0 F8	0-0 FC6-4 1-2		0-0 1-3		4 0 0 0 0 0 4												
Dal Maxvill, R (1, 6) OBP: 0.318, SLG: 0.298			4-0 BB		0-0 5-3		0-0 WP 2B		0-0 F6	2 0 1 0 1 0 0												
Bobby Tolan, L (9, PH) OBP: 0.333, SLG: 0.294										1 0 0 0 0 0 0												
Dick Hughes, R (1, 1)			0-0 F9		0-0 G3		0-3 K		0-3 K	3 0 0 0 0 1 2												
Steve Carlton, L (7, 1) OBP: 0.400, SLG: 0.250										0 0 0 0 0 0 0												
Nelson Briles, R (7, 1)										0 0 0 0 0 0 0												
Ron Willis, R (8, 1)										0 0 0 0 0 0 0												
Roger Maris, L (9, PH) OBP: 0.318, SLG: 0.367							2-3			1 0 0 0 0 1 0												
Inning Stats	R: 0 E: 0 K: 1 S: 5	H: 0 LOB: 0 BB: 0 P: 5	R: 0 E: 0 K: 1 S: 5	H: 0 LOB: 0 BB: 0 P: 5	R: 0 E: 0 K: 0 S: 3	H: 0 LOB: 1 BB: 1 P: 7	R: 2 E: 1 K: 1 S: 7	H: 1 LOB: 0 BB: 0 P: 7	R: 0 E: 0 K: 0 S: 3	H: 0 LOB: 0 BB: 0 P: 3	R: 1 E: 0 K: 1 S: 7	H: 2 LOB: 3 BB: 2 P: 15	R: 0 E: 0 K: 2 S: 8	H: 1 LOB: 2 BB: 1 P: 12	R: 0 E: 0 K: 0 S: 4	H: 1 LOB: 1 BB: 0 P: 4	R: 0 E: 0 K: 2 S: 7	H: 0 LOB: 0 BB: 0 P: 7	1B: 2 2B: 2 3B: 0 HR: 1	SF: 0 SAC: 0 DP: 0 HBP: 0	WP: 3 PB: 0 SB: 0 CS: 0	PA: 37
PITCHER	IP WLS BF H R ER SO BB IBB HBP BLK WP HR S P ERA WHIP																					
Ken Holtzman, L (1, 1) ERA: 1.89	7.0 W 30 4 3 2 6 2 2 0 0 2 1 38 54 2.57 0.857																					
Bill Hands, R (8, 1) ERA: 1.8	2.0 S 7 1 0 0 2 0 0 0 0 1 0 11 11 0.00 0.500																					

St. Louis Cardinals @ Chicago Cubs
Wrigley Field, Chicago, IL
Fri May 05 1967, 3:33 AM CDT
Att. 2,106 - Unknown - 48 F

livebaseballscorecards.com

AB	33
R	3
H	5
RBI	2
BB	4
SO	8
LOB	17



Batter	1	2	3	4	5	6	7	8	9
Don Kessinger, S (1, 6) OBP: 0.300, SLG: 0.246	0-0 4-3		0-0 F7		0-0 F7		0-0 WP 1B	0-0 WP 1B 2-H	
Glenn Beckert, R (1, 4) OBP: 0.276, SLG: 0.333	0-0 F7		0-0 F7		0-3 K		0-3 K	0-3 K 2-3	
Billy Williams, L (1, 7) OBP: 0.467, SLG: 0.603	4-0 BB			4-0 BB		0-0 14 1B 2B	0-0 1B 1B 1-H		
Lee Thomas, L (1, 9) OBP: 0.417, SLG: 0.471	0-0 P6			0-3 K		0-0 F7	0-0 1B 1B 1-2		
Ron Santo, R (1, 5) OBP: 0.320, SLG: 0.283		0-0 6-3		0-0 P6		0-3 K	0-0 14 1B 1B 1-2 2-H		
14 Ernie Banks, R (1, 3) OBP: 0.300, SLG: 0.411		4-0 FC6-4 BB		0-3 K		0-0 BB 1B 2-H	0-0 1B 1B 1-3 2-H		
Randy Hundley, R (1, 2) OBP: 0.281, SLG: 0.294		0-0 FC6-4 1-2f			0-0 E 2B	4-0 BB 1B		4-0 SH1-4 1B BB	
Adolfo Phillips, R (1, 8) OBP: 0.436, SLG: 0.509		0-0 F7			0-0 E7 2-3	0-3 K		0-3 K	
Ken Holtzman, R (1, 1) OBP: 0.077, SLG: 0.077 Jimmy Stewart, S (7, PH) OBP: 0.250, SLG: 0.250 Bill Hands, R (8, 1)			0-3 K		0-3 K 1-2		0-0 4-3	0-0 SH1-4 1-2	

AB	R	H	RBI	BB	SO	LOB
5	1	2	1	0	0	2
5	0	0	0	0	3	4
2	2	2	1	2	0	0
4	1	1	0	0	1	3
4	0	1	1	0	1	2
3	0	2	2	1	1	1
2	1	1	0	2	0	1
4	0	0	0	0	2	5
2	0	0	0	0	2	2
1	0	0	0	0	0	0
0	0	0	0	0	0	0

BOTTOM

St. Louis Cardinals @ Chicago Cubs
Wrigley Field, Chicago, IL
Fri May 05 1967, 3:33 AM CDT
Att. 2,106 - Unknown - 48 F

livebaseballscorecards.com

AB	32
R	5
H	9
RBI	5
BB	5
SO	10
LOB	20



Inning Stats		R: 0	H: 0	E: 0	K: 0	S: 3	R: 0	H: 0	E: 0	K: 0	S: 3	R: 0	H: 0	E: 0	K: 1	S: 5	R: 0	H: 0	E: 0	K: 2	S: 7	R: 0	H: 1	E: 1	K: 2	S: 9	R: 1	H: 2	E: 0	K: 2	S: 9	R: 3	H: 5	E: 0	K: 1	S: 9	R: 1	H: 1	E: 0	K: 2	S: 8																												
PITCHER		IP	WLS	BF	H	R	ER	SO	BB	IBB	HBP	BLK	WP	HR	S	P	ERA	WHIP	PITCHER		IP	WLS	BF	H	R	ER	SO	BB	IBB	HBP	BLK	WP	HR	S	P	ERA	WHIP																																
Dick Hughes, R (1, 1) ERA: 4.41	6.2			30	5	3	3	8	4	0	0	0	1	0	42	58	4.05	1.350	Steve Carlton, L (7, 1) ERA: 3.27	0.0	L	1	1	0	0	0	0	0	0	0	0	1	1	∞	∞	Nelson Briles, R (7, 1) ERA: 2.25	0.1		3	2	2	0	1	0	0	0	0	2	6	54.00	9.000	Ron Willis, R (8, 1) ERA: 2.25	1.0		4	1	0	0	2	0	0	0	0	1	0	8	8	0.00	1.000

WP	HR	S	P	ERA	WHIP
2	0	12	38		

Batter	1	2	3	4	5	6	7	8	9	AB	R	H	RBI	BB	SO	LOB	TOP										
Lou Brock, L (1, 7) OBP: 0.367, SLG: 0.585	0-3 K	0-0 4-3		0-0 L5		0-0 G4-6-3			0-0 S 1B	5	0	1	0	0	1	4											
Curt Flood, R (1, 8) OBP: 0.411, SLG: 0.361	0-0 1-3		0-0 F7	0-0 4-3			0-0 FC6-4 1B		0-3 K 1-2	5	0	1	0	0	1	2											
Alex Johnson, R (1, 9) OBP: 0.154, SLG: 0.320 Roger Maris, L (7, PH) OBP: 0.309, SLG: 0.355	0-0 6-3		0-0 5-3		0-0 6-3		0-0 F9		0-0 G3	3	0	0	0	0	0	0											
Orlando Cepeda, R (1, 3) OBP: 0.423, SLG: 0.629		0-0 HR	0-0 HR		0-0 S 1B		0-3 K			4	2	3	2	0	1	1											
Mike Shannon, R (1, 5) OBP: 0.400, SLG: 0.556		0-0 5-3	0-0 HR		0-0 F8		0-0 FC6-4 1-2f			4	1	1	1	0	0	2											
Tim McCarver, L (1, 2) OBP: 0.365, SLG: 0.492		0-0 1B 1B	0-0 1B		0-0 F7 1-2			0-0 G3		4	1	2	0	0	0	1											
Julian Javier, R (1, 4) OBP: 0.353, SLG: 0.429		0-0 1B 1B	0-0 L4		0-0 E S 1B 1B			0-0 P6		4	1	2	0	0	0	1											
Dal Maxvill, R (1, 6) OBP: 0.329, SLG: 0.311		0-0 1-2 3-H 1B		0-0 1B		0-3 K 1-3		0-3 K		4	0	2	1	0	2	1											
Al Jackson, L (1, 1) OBP: 0.273, SLG: 0.273 Ron Willis, R (9, 1)		0-0 P6		0-3 K		0-0 G4-6-3 1B 3-H			0-0 F8	4	0	1	1	0	1	3											
										0	0	0	0	0	0	0											
Inning Stats	R: 0 E: 0 K: 1 S: 5	H: 0 LOB: 0 BB: 0 P: 5	R: 2 E: 0 K: 0 S: 7	H: 4 LOB: 2 BB: 0 P: 7	R: 2 E: 0 K: 0 S: 6	H: 3 LOB: 1 BB: 0 P: 6	R: 0 E: 0 K: 1 S: 6	H: 1 LOB: 1 BB: 0 P: 6	R: 0 E: 0 K: 0 S: 4	H: 1 LOB: 1 BB: 0 P: 4	R: 1 E: 0 K: 1 S: 6	H: 2 LOB: 0 BB: 0 P: 6	R: 0 E: 0 K: 1 S: 6	H: 1 LOB: 1 BB: 0 P: 6	R: 0 E: 0 K: 1 S: 5	H: 0 LOB: 0 BB: 0 P: 5	R: 0 E: 0 K: 1 S: 6	H: 1 LOB: 1 BB: 0 P: 6	1B: 10 2B: 0 3B: 0 HR: 3	SF: 0 SAC: 0 DP: 1 HBP: 0	WP: 0 PB: 0 SB: 3 CS: 0	PA: 39					
PITCHER	IP	WLS	BF	H	R	ER	SO	BB	IBB	HBP	BLK	WP	HR	S	P	ERA	WHIP										
Curt Simmons, L (1, 1) ERA: 5.11	2.2	L	14	6	4	4	1	0	0	0	0	0	3	16	16	13.50	2.250										
Joe Niekro, R (3, 1) ERA: 2.7	2.2		13	5	1	1	2	0	0	0	0	0	0	17	17	3.38	1.875										
Cal Koonce, R (6, 1) ERA: 7.71	2.2		8	1	0	0	2	0	0	0	0	0	0	12	12	0.00	0.375										
Ray Culp, R (9, 1) ERA: 4.26	1.0		4	1	0	0	1	0	0	0	0	0	0	6	6	0.00	1.000										

St. Louis Cardinals @ Chicago Cubs
Wrigley Field, Chicago, IL
Sat May 06 1967, 3:33 AM CDT
Att. 8,660 - Unknown

livebaseballscorecards.com

AB	39
R	5
H	13
RBI	5
BB	0
SO	6
LOB	17



Batter	1	2	3	4	5	6	7	8	9	AB R H RBI BB SO LOB	TOP											
Lou Brock, L (1, 7) OBP: 0.373, SLG: 0.592	0-0 E S BLK 1B		0-3 K			0-0 WP 2B		0-0 4-3		4 1 2 0 0 1 0												
Curt Flood, R (1, 8) OBP: 0.404, SLG: 0.356	0-0 5-3 1-3			0-0 5-3		0-3 K2-3 2-3		0-0 1B		4 0 1 0 0 1 2												
Tim McCarver, L (1, 2) OBP: 0.343, SLG: 0.460	0-0 F7			0-0 4-3		0-0 F6		0-0 L7		4 0 0 0 0 0 3												
Orlando Cepeda, R (1, 3) OBP: 0.427, SLG: 0.667	0-0 5-3 3-H			0-0 HR			0-0 E 1B 1B	0-3 K		4 2 2 1 0 1 1												
Mike Shannon, R (1, 5) OBP: 0.386, SLG: 0.600		0-3 K		0-0 F8			0-0 L8		0-0 HR	4 1 1 1 0 1 1												
Alex Johnson, R (1, 9) OBP: 0.133, SLG: 0.276				0-0 F8		0-0 4-3	0-0 E5 1B		0-0 F8	4 0 0 0 0 0 1												
Julian Javier, R (1, 4) OBP: 0.347, SLG: 0.418				0-0 F8		0-0 5-3	0-0 FC6-4 1B		0-0 5-3	4 0 1 1 0 0 0												
Dal Maxvill, R (1, 6) OBP: 0.319, SLG: 0.302			0-0 4-3		0-0 F8		0-3 K		4-0 BB BB BB BB	2 0 0 0 0 0 0 1 0 0 0 0 1 2 0 0 0 0 1 0 0												
Ted Savage, R (7, PH) OBP: 0.222, SLG: 0.125																						
Eddie Bressoud, R (7, 6)																						
Bob Gibson, R (1, 1) OBP: 0.190, SLG: 0.056			0-0 P6		0-0 P3		0-0 FC6-4		0-0 F9	4 0 0 0 0 0 3												
Inning Stats	R: 1 E: 0 K: 0 S: 4	H: 1 LOB: 0 BB: 0 P: 4	R: 0 E: 0 K: 1 S: 5	H: 0 LOB: 0 BB: 0 P: 5	R: 0 E: 0 K: 1 S: 5	H: 0 LOB: 0 BB: 0 P: 5	R: 1 E: 0 K: 0 S: 4	H: 1 LOB: 0 BB: 0 P: 4	R: 0 E: 0 K: 0 S: 3	H: 0 LOB: 0 BB: 0 P: 3	R: 0 E: 0 K: 1 S: 6	H: 1 LOB: 1 BB: 0 P: 6	R: 1 E: 1 K: 1 S: 8	H: 2 LOB: 2 BB: 0 P: 8	R: 0 E: 0 K: 1 S: 6	H: 1 LOB: 1 BB: 0 P: 6	R: 1 E: 0 K: 0 S: 4	H: 1 LOB: 1 BB: 1 P: 8	1B: 4 2B: 1 3B: 0 HR: 2	SF: 0 SAC: 0 DP: 0 HBP: 0	WP: 1 PB: 0 SB: 1 CS: 0	PA: 36
PITCHER Rich Nye, L (1, 1) ERA: 2.31	IP: 9.0 WLS: W BF: 36 H: 7 R: 4 ER: 3 SO: 5 BB: 1 IBB: 0 HBP: 0 BLK: 1 WP: 1 HR: 2 S: 45 P: 49 ERA: 3.00 WHIP: 0.889											PITCHER	IP: 9.0 WLS: W BF: 36 H: 7 R: 4 ER: 3 SO: 5 BB: 1 IBB: 0 HBP: 0 BLK: 1 WP: 1 HR: 2 S: 45 P: 49 ERA: 3.00 WHIP: 0.889									

St. Louis Cardinals @ Chicago Cubs
Wrigley Field, Chicago, IL
Sun May 07 1967, 3:33 AM CDT
Att. 17,618 - Sunny - 62 F

livebaseballscorecards.com

AB	35
R	4
H	7
RBI	3
BB	1
SO	5
LOB	13



Batter	1	2	3	4	5	6	7	8	9	AB R H RBI BB SO LOB
Don Kessinger, S OBP: 0.316, SLG: 0.265 (1, 6)	4-0 1B FC5 BB	0-3 K			0-0 3-1 WP 2B		0-0 F3		0-0 2-H 1B	4 2 2 1 1 1 1
Glenn Beckert, R OBP: 0.274, SLG: 0.325 (1, 4)	0-0 1-3 FC5 1B		0-0 5-3		0-0 F8		0-0 FC1-4			4 1 1 0 0 0 2
Billy Williams, L OBP: 0.446, SLG: 0.571 (1, 7)	0-0 1-2 FC5 1B		0-0 4-3		0-0 3-1		0-0 F8			4 0 0 1 0 0 3
Ron Santo, R OBP: 0.337, SLG: 0.313 (1, 5)	0-0 1-3 2-H 1B		0-0 BB		0-0 6-3			0-0 P3		3 0 1 1 1 0 0
Lee Thomas, L OBP: 0.341, SLG: 0.381 (1, 9)	0-0 P4		0-0 P6			0-0 3-1		0-0 P6		4 0 0 0 0 0 3
14 Ernie Banks, R OBP: 0.309, SLG: 0.453 (1, 3)	0-3 K			0-0 HR		0-0 4-3		0-0 6-3		4 1 1 1 0 1 2
Randy Hundley, R OBP: 0.262, SLG: 0.259 (1, 2)	0-0 P3			0-0 F5		0-0 FC6-4 BB			0-3 K	3 0 0 0 1 1 2
Adolfo Phillips, R OBP: 0.411, SLG: 0.458 (1, 8)				0-3 K		0-0 FC6-4			0-3 K	4 0 0 0 0 2 1
Rich Nye, L OBP: 0.125, SLG: 0.125 Clarence Jones, L OBP: 0.214, SLG: 0.286 (9, PH)				0-0 G3			0-0 FC1-4 1B		0-0 1B 2B	3 0 1 0 0 0 0 1 1 1 0 0 0 0

Inning Stats	R: 2 E: 0 K: 1 S: 8	H: 2 LOB: 2 BB: 1 P: 12	R: 0 E: 0 K: 1 S: 5	H: 0 LOB: 0 BB: 0 P: 5	R: 0 E: 0 K: 0 S: 3	H: 0 LOB: 1 BB: 1 P: 7	R: 1 E: 0 K: 1 S: 6	H: 1 LOB: 0 BB: 0 P: 6	R: 1 E: 0 K: 0 S: 4	H: 1 LOB: 0 BB: 0 P: 4	R: 0 E: 0 K: 0 S: 3	H: 0 LOB: 1 BB: 1 P: 7	R: 0 E: 0 K: 0 S: 4	H: 1 LOB: 1 BB: 0 P: 4	R: 0 E: 0 K: 0 S: 3	H: 0 LOB: 0 BB: 0 P: 3	R: 1 E: 0 K: 2 S: 8	H: 2 LOB: 1 BB: 0 P: 8	1B: 4 2B: 2 3B: 0 HR: 1	SF: 0 SAC: 0 DP: 0 HBP: 0
PITCHER Bob Gibson, R ERA: 3.02 (1, 1)	IP: 8.2 WLS: L BF: 37 H: 7 R: 5 ER: 5 SO: 5 BB: 3 IBB: 0 HBP: 0 BLK: 0 WP: 1 HR: 1 S: 44 P: 56 ERA: 5.19 WHIP: 1.154																		WP: 1 PB: 0 SB: 0 CS: 0	PA: 37 ERA WHIP

BOTTOM

St. Louis Cardinals @ Chicago Cubs
Wrigley Field, Chicago, IL
Sun May 07 1967, 3:33 AM CDT
Att. 17,618 - Sunny - 62 F

AB	34
R	5
H	7
RBI	4
BB	3
SO	5
LOB	14



WP: 1	PA: 37
ERA	WHIP

TOP

St. Louis Cardinals @ Pittsburgh Pirates
Forbes Field, Pittsburgh, PA
Mon May 08 1967, 7:05 PM EDT
Att: 5,388 - Unknown

livebaseballscorecards.com

AB	39
R	6
H	12
RBI	6
BB	6
SO	11
LOB	20



WP:	0	PA:	47
PB:	0		
SB:	1		
CS:	2		

AB R H RBI BB SO LOB

5	1	1	0	0	2	0
4	1	2	0	1	1	1
5	2	2	1	0	0	2
3	1	1	0	2	2	2
4	1	2	2	1	0	3
5	0	2	2	0	1	3
3	0	0	0	0	0	2
1	0	1	1	1	0	0
3	0	0	0	0	2	1
1	0	1	0	0	0	0
0	0	0	0	1	0	0
2	0	0	0	0	1	0
0	0	0	0	0	0	0
1	0	0	0	0	1	0
0	0	0	0	0	0	0
0	0	0	0	0	0	0
0	0	0	0	0	0	0
0	0	0	0	0	0	0

Batter	1	2	3	4	5	6	7	8	9	10
Lou Brock, L OBP: 0.364, SLG: 0.573 (1, 7)	0-3 K		0-3 K			0-0 S 2B 1B		0-0 P6		0-0 P5
Julian Javier, R OBP: 0.364, SLG: 0.437 (1, 4)	0-0 FC5-4 1B		0-3 K			0-0 P6 1-2		4-0 CS BB		0-0 5-3 1B 2B
Curt Flood, R OBP: 0.404, SLG: 0.370 (1, 8)	0-0 FC5-4 1-2f			0-0 5-3		0-0 1B 2B 2-H		0-0 CS 1-2	0-0 1B 4-1 1B	0-0 5-3 2-3
Orlando Cepeda, R OBP: 0.438, SLG: 0.652 (1, 3)	0-3 K			4-0 BB		0-3 K BB			0-0 1B 4-1 1B 1-3	4-0 1B 1B IBB
Mike Shannon, R OBP: 0.408, SLG: 0.591 (1, 5)		4-0 BB BB		0-0 F9 BB		0-0 CS 1B 2-H			0-0 P6 1B 1-2 2B 1B 3-H	0-0 1B 2B 1B
Tim McCarver, L OBP: 0.347, SLG: 0.456 (1, 2)		0-0 F8 BB		0-3 K		0-0 CS 1-2	0-0 G6-4-3 1B		0-0 4-1 1-2 3-H	0-0 2B 1B 1-3 2-H
Alex Johnson, R OBP: 0.121, SLG: 0.250 Roger Maris, L OBP: 0.329, SLG: 0.381 (9, PH) (9, 9)		0-0 L9		0-0 5-3		0-0 5-3	0-0 G6-4-3 1-2f		0-0 1B IBB 4-0	0-0 1B 2B 1-3 3-H
Dal Maxvill, R OBP: 0.307, SLG: 0.288 Bobby Tolan, L OBP: 0.368, SLG: 0.333 Eddie Bressoud, R (9, 6)		0-3 K		0-3 K		0-3 K	0-0 6-3		0-0 FC4 1B 1-2 2-3	0-0 IBB
Ray Washburn, R Hal Woodeshick, R Ed Spiezo, R Joe Hoerner, R Dave Ricketts, S Ron Willis, R Nelson Briles, R Larry Jaster, L (1, 1) (7, 1) (8, PH) (8, 1) (9, PH) (9, 1) (10, 1) (10, 1)			0-0 4-3		0-3 K			0-3 K	0-0 FC4 1-2f	0-3 K

Inning Stats	R: 0 E: 0 K: 2 S: 8	H: 1 LOB: 1 BB: 0 P: 8	R: 0 E: 0 K: 1 S: 5	H: 0 LOB: 1 BB: 1 P: 9	R: 0 E: 0 K: 2 S: 7	H: 0 LOB: 0 BB: 0 P: 7	R: 0 E: 0 K: 1 S: 5	H: 0 LOB: 1 BB: 1 P: 9	R: 0 E: 0 K: 2 S: 7	H: 0 LOB: 0 BB: 0 P: 7	R: 2 E: 0 K: 1 S: 7	H: 3 LOB: 0 BB: 0 P: 7	R: 0 E: 0 K: 0 S: 3	H: 1 LOB: 0 BB: 0 P: 3	R: 0 E: 0 K: 1 S: 4	H: 0 LOB: 0 BB: 1 P: 8	R: 1 E: 0 K: 0 S: 6	H: 3 LOB: 3 BB: 1 P: 10	R: 3 E: 0 K: 1 S: 9	H: 4 LOB: 3 BB: 2 P: 17	1B: 9 2B: 3 3B: 0 HR: 0	SF: 0 SAC: 0 DP: 1 HBP: 0
--------------	------------------------------	---------------------------------	------------------------------	---------------------------------	------------------------------	---------------------------------	------------------------------	---------------------------------	------------------------------	---------------------------------	------------------------------	---------------------------------	------------------------------	---------------------------------	------------------------------	---------------------------------	------------------------------	----------------------------------	------------------------------	----------------------------------	----------------------------------	------------------------------------

PITCHER	IP	WLS	BF	H	R	ER	SO	BB	IBB	HBP	BLK	WP	HR	S	P	ERA	WHIP
Juan Pizarro, L ERA: 2.1 (1, 1)	8.0		31	7	3	3	10	3	0	0	0	0	0	48	60	3.38	1.250
Roy Face, R ERA: (9, 1)	0.1		1	0	0	0	0	0	0	0	0	0	0	1	1	0.00	0.000
Bill Short, L ERA: 4.5 (9, 1)	0.1		1	0	0	0	0	0	0	0	0	0	0	1	1	0.00	0.000
Al McBean, R ERA: 2.19 (9, 1)	0.1		3	1	0	0	0	0	1	0	0	0	0	2	6	0.00	3.000
Vern Law, R ERA: 6.28 (10, 1)	1.0	L	9	4	3	3	1	0	2	0	0	0	0	9	17	27.00	4.000

Batter	1	2	3	4	5	6	7	8	9	AB	R	H	RBI	BB	SO	LOB
--------	---	---	---	---	---	---	---	---	---	----	---	---	-----	----	----	-----

Matty Alou, L OBP: 0.375, SLG: 0.370 (1, 8)	F7			E5 1-3 1B		P6		G3-6-3 1B	K	5	1	2	0	0	1	2
Manny Mota, R OBP: 0.216, SLG: 0.286 (1, 7)	K			1-3		K		G3-6-3 1-2f		4	0	0	0	0	2	2
Gene Alley, R OBP: 0.405, SLG: 0.539 (1, 6)	K			E S 1B				F8		3	0	1	1	1	1	0
Donn Clendenon, R OBP: 0.289, SLG: 0.372 (1, 3)			K	K		K			WP 1B	4	1	1	0	0	3	2
Bill Mazerowski, R OBP: 0.341, SLG: 0.425 (1, 4)				5-3				6-3	WP 1B	4	1	2	0	0	0	1
Jose Pagan, R OBP: 0.222, SLG: 0.222 (1, 5)			F8			F9			1-3 1B	4	0	2	2	0	0	1
Willie Stargell, L OBP: 0.278, SLG: 0.333 (1, 9)			G3						1-3 1B	2	0	1	0	2	0	0
Jerry May, R OBP: 0.410, SLG: 0.486 (1, 2)			K			G6-4-3			1-3	3	0	0	0	1	1	4
Woodie Fryman, R (1, 1)			K			K			F6	2	0	0	0	0	2	1
Bill Short, L (7, 1)										0	0	0	0	0	0	0
Andre Rodgers, R (7, PH)										1	0	0	0	0	0	2
Dennis Ribant, R (8, 1)										0	0	0	0	0	0	0
Jim Pagliaroni, R OBP: 0.214, SLG: 0.130 (9, PH)										1	0	0	0	0	0	2


Inning Stats	R: 0	H: 0	R: 0	H: 1	R: 0	H: 0	R: 1	H: 2	R: 0	H: 1	R: 0	H: 0	R: 0	H: 1	R: 0	H: 4
	E: 0	LOB: 0	E: 0	LOB: 0	E: 0	LOB: 0	E: 1	LOB: 1	E: 0	LOB: 1	E: 0	LOB: 2	E: 0	LOB: 2	E: 0	LOB: 2
	K: 2	BB: 0	K: 1	BB: 0	K: 2	BB: 0	K: 1	BB: 0	K: 0	BB: 1	K: 0	BB: 2	K: 1	BB: 0	K: 0	BB: 0
	S: 7	P: 7	S: 5	P: 5	S: 7	P: 7	S: 7	P: 7	S: 5	P: 9	S: 3	P: 11	S: 3	P: 3	S: 9	P: 9

PITCHER	IP	WLS	BF	H	R	ER	SO	BB	IBB	HBP	BLK	WP	HR	S	P	ERA	WHIP
Steve Carlton, L ERA: 3.32 (1, 1)	8.0	W	32	7	3	3	9	4	0	0	0	0	0	46	62	3.38	1.375
Joe Hoerner, L ERA: 2.89 (9, 1)	1.0	S	5	2	0	0	1	0	0	0	0	1	0	7	7	0.00	2.000

BOTTOM

St. Louis Cardinals @ Pittsburgh Pirates
Forbes Field, Pittsburgh, PA
 Tue May 09 1967, 7:05 PM EDT
 Att. 4,951 - Unknown

AB	33
R	3
H	9
RBI	3
BB	4
SO	10
LOB	17



WP	PA	ERA	WHIP
1	37		
0			
1			
1			

Batter	1	2	3	4	5	6	7	8	9	AB R H RBI BB SO LOB	TOP		
Don Bosch, S (1, 8) <small>OBP: 0.207, SLG: 0.185</small> Bob Johnson, R (9, PH) <small>OBP: 0.600, SLG: 0.333</small>	0-0 E6 G3 SF9		0-0 F8		0-0 5-3		0-3 K		4-0 G1-6-3 BB	4 1 0 0 0 1 0 0 0 0 0 1 0 0			
Ed Kranepool, L (1, 3) <small>OBP: 0.400, SLG: 0.600</small> Tommie Reynolds, R (9, PH) <small>OBP: 0.276, SLG: 0.357</small> Al Luplow, L (9, PH) <small>OBP: 0.268, SLG: 0.346</small>	0-0 G3 2-3		0-0 1B 1B		0-0 FC5-4 1B		0-0 F7		0-0 G1-6-3 1-2f	4 0 2 0 0 0 1 0 0 0 0 0 0 0 1 0 0 0 0 0 1			
Ed Charles, R (1, 5) <small>OBP: 0.380, SLG: 0.277</small>	0-0 SF9 3-H		0-0 1B		0-0 FC5-4 1-2f		0-3 K		0-0 1B 1B	4 0 2 1 0 1 1			
Tommy Davis, R (1, 7) <small>OBP: 0.352, SLG: 0.506</small>	0-0 F9		0-0 F8			0-0 2B HR 1B		0-0 E 1B 1B	0-0 1B 1B	5 1 3 0 0 0 2			
Ron Swoboda, R (1, 9) <small>OBP: 0.273, SLG: 0.400</small>		0-0 E 1B		0-0 F8		0-0 1-3 HR 2B		0-0 E7 1B	0-0 6-3	5 2 3 0 0 0 2			
Jerry Buchek, R (1, 4) <small>OBP: 0.309, SLG: 0.431</small>		0-0 E4 1-H		0-0 5-3		0-0 2-H 3-H HR		4-0 IBB		3 1 1 3 1 0 0			
Jerry Grote, R (1, 2) <small>OBP: 0.239, SLG: 0.254</small>		0-0 6-3		0-0 1B		0-0 6-3		0-3 K		4 0 1 0 0 1 3			
Sandy Alomar Sr., S (1, 6)		0-0 F8		0-0 4-3		0-0 F9		0-3 K		4 0 0 0 0 1 4			
Tom Seaver, R (1, 1) <small>OBP: 0.400, SLG: 0.250</small> Jack Lamabe, R (4, 1) Don Shaw, L (8, 1) Bob Shaw, R (8, 1)			0-3 K		0-0 6-3	0-0 3-1		0-3 K		1 0 0 0 0 1 0 3 0 0 0 0 1 3 0 0 0 0 0 0 0 0 0 0 0 0 0 0			
Inning Stats	R: 1 H: 0 E: 1 LOB: 0 K: 0 BB: 0 S: 4 P: 4	R: 1 H: 1 E: 1 LOB: 0 K: 0 BB: 0 S: 4 P: 4	R: 0 H: 2 E: 0 LOB: 2 K: 1 BB: 0 S: 7 P: 7	R: 0 H: 1 E: 0 LOB: 1 K: 0 BB: 0 S: 4 P: 4	R: 0 H: 1 E: 0 LOB: 1 K: 0 BB: 0 S: 4 P: 4	R: 3 H: 3 E: 0 LOB: 0 K: 0 BB: 0 S: 6 P: 6	R: 0 H: 0 E: 0 LOB: 0 K: 2 BB: 0 S: 7 P: 7	R: 0 H: 2 E: 1 LOB: 3 K: 3 BB: 1 S: 11 P: 15	R: 0 H: 2 E: 0 LOB: 2 K: 0 BB: 1 S: 4 P: 8	1B: 10 SF: 1 2B: 1 SAC: 0 3B: 0 DP: 1 HR: 1 HBP: 0	WP: 0 PA: 41 PB: 0 SB: 0 CS: 0		
PITCHER	IP WLS BF H R ER SO BB IBB HBP BLK WP HR S P ERA WHIP											PITCHER	IP WLS BF H R ER SO BB IBB HBP BLK WP HR S P ERA WHIP
Al Jackson, L (1, 1) <small>ERA: 4.19</small> Nelson Briles, R (7, 1) <small>ERA: 1.74</small> Hal Woodeshick, L (9, 1) <small>ERA: 4.32</small> Ron Willis, R (9, 1) <small>ERA: 3.18</small>	6.0 W 27 8 5 3 1 0 0 0 0 0 1 29 29 4.50 1.333												

New York Mets @ St. Louis Cardinals
 Busch Stadium, St. Louis, MO
 Fri May 12 1967, 7:05 PM CDT
 Att. 18,040 - Unknown

livebaseballscorecards.com

AB	38
R	5
H	12
RBI	4
BB	2
SO	6
LOB	17



Batter	1	2	3	4	5	6	7	8	9
Lou Brock, L OBP: 0.372, SLG: 0.560 (1, 7) X	0-0 CS 1B	0-0 FC6-4 1B		4-0 BB BB		0-0 E4 1-2		0-0 E S 1-3 1B	
Curt Flood, R OBP: 0.390, SLG: 0.352 (1, 8) X	0-0 1-3 1-2	0-0 FC6-4 1-2f		4-0 BB BB		0-0 5-3 BB		0-0 2B 1-3 1B	
Roger Maris, L OBP: 0.350, SLG: 0.444 (1, 9) X	0-0 1B 1B		4-0 L3 BB	0-0 P4 BB		0-0 FC1-6 1B		0-0 1B 1-3 2B	
Orlando Cepeda, R OBP: 0.468, SLG: 0.675 (1, 3) X	0-0 1B 1-2 1B		0-0 L3 1-2		0-0 4-3 BB	0-0 F9 BB		4-0 1B IBB	
Mike Shannon, R OBP: 0.397, SLG: 0.554 (1, 5) X	0-0 1-3 2-H 1B		0-0 1B		0-3 K BB	0-0 FC1-6 1-2f FC6-4		0-0 1-2 2-H 3-H 1B	
Tim McCarver, L OBP: 0.341, SLG: 0.455 (1, 2) X		4-0 FC3-6 BB	0-0 P6 BB		0-0 F9 BB	0-0 FC6-4 1-2f		0-0 F9 BB	
Julian Javier, R OBP: 0.352, SLG: 0.405 (1, 4) X		0-0 FC3-6 WP 4-3 1-2f 1B		0-3 K BB		0-0 F2 BB		0-0 1B FC4-6 1B	
Dal Maxvill, R OBP: 0.314, SLG: 0.303 (1, 6) X		0-0 4-3 BB		0-3 K BB		0-0 F8 BB		0-0 FC4-6 1-3 1B	
Dave Ricketts, S OBP: 0.600, SLG: 0.600 (8, PH)									
Dick Hughes, R (8, PR)									
Eddie Bressoud, R (9, 6)									
Al Jackson, L OBP: 0.386, SLG: 0.333 (1, 1) X		4-0 1B BB		0-0 BB WP 1B		0-0 E 1B		0-0 FC4-6 1-2f E	
Ed Spiezio, R OBP: 0.273, SLG: 0.200 (8, PH)									
Nelson Briles, R (7, 1)									
Bobby Tolan, L OBP: 0.350, SLG: 0.316 (8, PH)									
Hal Woodeshick, R (9, 1)									
Ron Willis, R (9, 1)									

AB	R	H	RBI	BB	SO	LOB
4	1	3	1	1	0	1
4	1	1	1	1	0	5
4	2	3	0	1	0	3
4	0	1	0	1	0	2
5	0	3	3	0	1	1
4	0	0	0	1	0	4
5	2	1	0	0	2	3
3	0	0	0	0	1	1
1	0	1	0	0	0	0
0	0	0	0	0	0	0
1	1	0	1	0	0	1
0	0	0	0	0	0	0
0	0	0	0	0	0	0

BOTTOM	
AB	37
R	7
H	15
RBI	6
BB	6
SO	4
LOB	21

Inning Stats	
R: 1 E: 0 K: 0 S: 5	H: 4 LOB: 2 BB: 0 P: 5
R: 1 E: 0 K: 0 S: 4	H: 1 LOB: 2 BB: 2 P: 12
R: 0 E: 0 K: 0 S: 3	H: 1 LOB: 1 BB: 1 P: 7
R: 0 E: 0 K: 2 S: 8	H: 1 LOB: 3 BB: 2 P: 16
R: 0 E: 0 K: 1 S: 5	H: 0 LOB: 0 BB: 0 P: 5
R: 0 E: 1 K: 0 S: 5	H: 1 LOB: 2 BB: 0 P: 5
R: 0 E: 0 K: 0 S: 4	H: 1 LOB: 1 BB: 0 P: 4
R: 5 E: 0 K: 1 S: 11	H: 6 LOB: 2 BB: 1 P: 15

PITCHER		IP	WLS	BF	H	R	ER	SO	BB	IBB	HBP	BLK	WP	HR	S	P	ERA	WHIP
Tom Seaver, R ERA: 2.21 (1, 1)		3.0		15	6	2	2	0	3	0	0	0	1	0	12	24	6.00	3.000
Jack Lamabe, R ERA: 3.38 (4, 1)		4.1		22	6	3	3	3	2	0	0	0	1	0	26	34	6.23	1.846
Don Shaw, L ERA: 5.79 (8, 1)	L	0.0		2	2	0	0	0	0	0	0	0	0	0	2	2	∞	∞
Bob Shaw, R ERA: 6.19 (8, 1)		0.2		4	1	2	2	1	0	1	0	0	0	0	5	9	27.00	1.500

PITCHER		IP	WLS	BF	H	R	ER	SO	BB	IBB	HBP	BLK	WP	HR	S	P	ERA	WHIP
WP: 2	PA: 43																	
PB: 0																		
SB: 1																		
CS: 1																		

New York Mets @ St. Louis Cardinals
Busch Stadium, St. Louis, MO
 Fri May 12 1967, 7:05 PM CDT
 Att. 18,040 - Unknown

livebaseballscorecards.com



Batter	1	2	3	4	5	6	7	8	9	AB R H RBI BB SO LOB	TOP	
Bob Johnson, R (1, 6) OBP: 0.500, SLG: 0.500	0-0 6-3		0-0 L3	0-0 2B			0-0 SH5-3 1B		0-0 G6-4-3	5 0 2 2 0 0 1		
Ed Kranepool, L (1, 3) OBP: 0.422, SLG: 0.603	0-0 1B		0-0 1B	0-0 4-3			0-0 SH5-3		4-0 BB	3 0 2 0 1 0 1		
Ed Charles, R (1, 5) OBP: 0.369, SLG: 0.261	0-0 P4		4-0 1-2 BB				0-0 P4		0-0 P4	4 0 0 0 1 0 3		
Tommy Davis, R (1, 7) OBP: 0.337, SLG: 0.483	0-0 L7		0-0 P4				0-0 F9		0-0 P6	4 0 0 0 0 0 4		
Al Luplow, L (1, 8) OBP: 0.250, SLG: 0.321		0-0 L4		0-0 F8		0-3 K		0-0 L7		4 0 0 0 0 1 0		
Jerry Buchek, R (1, 4) OBP: 0.339, SLG: 0.509		0-0 1B 7-2 1B		0-0 HR		0-3 K		0-0 1B		4 1 3 1 0 1 0		
Ron Swoboda, R (1, 9) OBP: 0.313, SLG: 0.442		0-0 1-3 1B		0-0 FC2-5 2B		4-0 FC6-4 BB		0-3 K		3 0 2 0 1 1 1		
John Sullivan, L (1, 2) OBP: 0.250, SLG: 0.211		0-0 7-2		4-0 FC2-5 2B IBB		0-3 K		0-0 4-3		3 1 0 0 1 1 4		
Jack Fisher, R (1, 1) OBP: 0.333, SLG: 0.267			0-0 4-3	0-0 FC2-5 2B		0-0 FC6-4			0-0 G6-4-3 1B	4 1 1 0 0 0 3		
Inning Stats	R: 0 E: 0 K: 0 S: 4 H: 1 LOB: 1 BB: 0 P: 4	R: 0 E: 0 K: 0 S: 4 H: 2 LOB: 1 BB: 0 P: 4	R: 0 E: 0 K: 0 S: 4 H: 1 LOB: 2 BB: 1 P: 8	R: 3 E: 0 K: 0 S: 6 H: 3 LOB: 1 BB: 1 P: 10	R: 0 E: 0 K: 1 S: 5 H: 0 LOB: 0 BB: 0 P: 5	R: 0 E: 0 K: 2 S: 7 H: 0 LOB: 1 BB: 1 P: 11	R: 0 E: 0 K: 0 S: 4 H: 1 LOB: 1 BB: 0 P: 4	R: 0 E: 0 K: 1 S: 6 H: 1 LOB: 0 BB: 0 P: 6	R: 0 E: 0 K: 0 S: 3 H: 1 LOB: 1 BB: 1 P: 7	1B: 7 2B: 3 3B: 0 HR: 1 SF: 0 SAC: 1 DP: 2 HBP: 0	WP: 0 PB: 0 SB: 0 CS: 0 PA: 39	
PITCHER	IP WLS BF H R ER SO BB IBB HBP BLK WP HR S P ERA WHIP											
Bob Gibson, R (1, 1) ERA: 3.33	3.2 L 19 7 3 3 0 1 1 0 0 0 0 1 17 25 7.36 2.182											
Hal Woodeshick, L (4, 1) ERA: 3.38	2.1 8 0 0 0 3 1 0 0 0 0 0 0 13 17 0.00 0.429											
Nelson Briles, R (7, 1) ERA: 1.46	2.0 8 2 0 0 1 0 0 0 0 0 0 0 10 10 0.00 1.000											
Dick Hughes, R (9, 1) ERA: 3.7	1.0 4 1 0 0 0 1 0 0 0 0 0 0 3 7 0.00 2.000											

New York Mets @ St. Louis Cardinals
 Busch Stadium, St. Louis, MO
 Sun May 14 1967, 3:33 AM CDT
 Att: 11,853 - Cloudy

livebaseballscorecards.com

AB 34
R 3
H 10
RBI 3
BB 4
SO 4
LOB 17



Batter	1	2	3	4	5	6	7	8	9	AB R H RBI BB SO LOB	TOP		
Tito Francona, L (1, 3) OBP: 0.246, SLG: 0.173 Gary Sutherland, R (8, PH) OBP: 0.394, SLG: 0.531 (8, 6)	0-0 F8		0-0 4-3		0-0 CS	0-0 F5		0-0 F9		3 0 0 0 0 0 0 1 0 0 0 0 0 1	Philadelphia Phillies @ St. Louis Cardinals Busch Stadium, St. Louis, MO Tue May 16 1967, 7:05 PM CDT Att. 10,514 - Unknown		
John Briggs, L (1, 7) OBP: 0.271, SLG: 0.360 Don Lock, R (8, PH) OBP: 0.391, SLG: 0.585 (8, 8)	0-0 L6		4-0 CS BB		0-3 K	0-3 K		0-3 K		2 0 0 0 1 1 0 1 0 0 0 0 1 1			
Dick Allen, R (1, 5) OBP: 0.408, SLG: 0.510	0-0 F9		0-0 CS	0-0 4-3	0-3 K			0-3 K		4 0 0 0 0 2 0			
Johnny Callison, L (1, 9) OBP: 0.359, SLG: 0.392		0-0 F8 1B SF7 1B		0-0 F9		0-0 CS 1B		0-0 L8		4 1 2 0 0 0 0			
Tony Gonzalez, L (1, 8) OBP: 0.363, SLG: 0.429 (8, 7) Jackie Brandt, R (9, PH) OBP: 0.286, SLG: 0.429 (9, 7)		0-0 1-2 1B		0-0 6-3		0-0 F8		0-3 K		3 0 1 0 0 0 1 1 0 0 0 0 1 0			
Clay Dalrymple, L (1, 2) OBP: 0.221, SLG: 0.191		0-0 F8			0-0 E G6-4-3 1B		0-0 F9			3 1 1 0 0 0 2			
Cookie Rojas, R (1, 4) OBP: 0.276, SLG: 0.322		0-0 SF7			0-0 E6 G6-4-3			0-0 HR		2 1 1 2 0 0 1			
Bobby Wine, R (1, 6) OBP: 0.082, SLG: 0.100 Doug Clemens, L (5, PH) OBP: 0.273, SLG: 0.300 Rick Wise, R (5, 1) Grant Jackson, S (7, 1) OBP: 0.400, SLG: 0.250		0-3 K			0-0 G6-4-3			0-0 FC1-6 1B		1 0 0 0 0 1 1 1 0 0 0 0 0 1 0 0 0 0 0 0 0 1 0 1 0 0 0 0			
Dick Ellsworth, L (1, 1) OBP: 0.091, SLG: 0.091 Tony Taylor, R (5, PH) OBP: 0.329, SLG: 0.361 (5, 6) (8, 3)			0-3 K		0-0 CS 1B			0-0 FC1-6		1 0 0 0 0 1 0 2 0 1 0 0 0 1			
Inning Stats	R: 0 H: 0 E: 0 LOB: 0 K: 0 BB: 0 S: 3 P: 3	R: 1 H: 2 E: 0 LOB: 1 K: 1 BB: 0 S: 7 P: 7	R: 0 H: 0 E: 0 LOB: 0 K: 1 BB: 1 S: 4 P: 8	R: 0 H: 0 E: 0 LOB: 0 K: 0 BB: 0 S: 3 P: 3	R: 1 H: 2 E: 1 LOB: 0 K: 0 BB: 0 S: 4 P: 4	R: 0 H: 0 E: 0 LOB: 0 K: 2 BB: 0 S: 7 P: 7	R: 0 H: 1 E: 0 LOB: 0 K: 0 BB: 0 S: 3 P: 3	R: 1 H: 2 E: 0 LOB: 1 K: 1 BB: 0 S: 7 P: 7	R: 0 H: 0 E: 0 LOB: 0 K: 2 BB: 0 S: 7 P: 7	1B: 6 SF: 1 2B: 0 SAC: 0 3B: 0 DP: 1 HR: 1 HBP: 0		WP: 0 PA: 34 PB: 0 SB: 0 CS: 3	
PITCHER	IP WLS BF H R ER SO BB IBB HBP BLK WP HR S P ERA WHIP											PITCHER	IP WLS BF H R ER SO BB IBB HBP BLK WP HR S P ERA WHIP
Ray Washburn, R (1, 1) ERA: 3.38 Joe Hoerner, L (8, 1) ERA: 2.38	7.0 26 7 3 2 4 1 0 0 0 0 1 33 37 2.57 1.143												

livebaseballscorecards.com

AB 30
R 3
H 7
RBI 2
BB 1
SO 7
LOB 9



Batter	1	2	3	4	5	6	7	8	9	AB	R	H	RBI	BB	SO	LOB
Lou Brock, L OBP: 0.354, SLG: 0.528 (1, 7)	0-0 1B G6-3 1B	0-0 F7		0-0 G3		0-0 6-3		0-3 K		5	1	1	0	0	1	2
Julian Javier, R OBP: 0.343, SLG: 0.391 (1, 4)	0-0 1B G6-3 1-3 1B		0-0 F8	0-3 K			0-0 1B SH1-3 1B		0-0 F9	5	0	2	0	0	1	1
Curt Flood, R OBP: 0.389, SLG: 0.357 (1, 8)	0-0 G6-3 1-2f 3-H		0-0 2B		0-0 3B 1B		0-0 SH1-3 1-2		4-0 1B BB	3	2	2	0	1	0	1
Orlando Cepeda, R OBP: 0.466, SLG: 0.644 (1, 3)	0-0 1B 1B		4-0 IBB		0-0 L7		4-0 1B IBB		0-0 1B 1-2 1B	3	0	2	0	2	0	1
Mike Shannon, R OBP: 0.408, SLG: 0.547 (1, 5)	0-0 1-2 1B		0-3 K		0-3 K		0-0 1-2 2-3 1B		0-0 1-2 2-H 1B	5	0	3	1	0	2	3
Tim McCarver, L OBP: 0.337, SLG: 0.464 (1, 2)	0-0 1-3		0-0 1-3		0-0 1-H 3B		0-0 P6			4	0	1	1	0	0	7
Bobby Tolan, L OBP: 0.320, SLG: 0.292 (1, 9)		0-0 SH1-3 1B		0-0 G3	0-0 F8		0-0 4-3			4	0	1	0	0	0	4
Dal Maxvill, R OBP: 0.312, SLG: 0.301 (1, 6)		0-0 F7		0-0 3B 1B		0-0 1-3		0-0 5-3		4	1	1	0	0	0	1
Ray Washburn, R OBP: 0.077, SLG: 0.231 Joe Hoerner, R (8, 1)		0-0 SH1-3 1-2		0-0 1-H 3B		0-3 K		0-3 K		2	0	1	1	0	1	0
										1	0	0	0	0	1	0

Inning Stats	R: 1	H: 4	E: 0	LOB: 2	K: 0	S: 6	R: 0	H: 1	E: 0	LOB: 1	K: 0	S: 4	R: 0	H: 1	E: 0	LOB: 2	K: 1	S: 6	R: 1	H: 2	E: 0	LOB: 1	K: 1	S: 7	R: 1	H: 2	E: 0	LOB: 1	K: 1	S: 7	R: 0	H: 0	E: 0	LOB: 0	K: 0	S: 5	R: 0	H: 2	E: 0	LOB: 3	K: 0	S: 5	R: 0	H: 0	E: 0	LOB: 0	K: 2	S: 7	R: 1	H: 2	E: 0	LOB: 2	K: 0	S: 3	1B: 11	SF: 0	2B: 1	SAC: 2	3B: 2	DP: 1	HR: 0	HBP: 0	WP: 0	PA: 41
--------------	------	------	------	--------	------	------	------	------	------	--------	------	------	------	------	------	--------	------	------	------	------	------	--------	------	------	------	------	------	--------	------	------	------	------	------	--------	------	------	------	------	------	--------	------	------	------	------	------	--------	------	------	------	------	------	--------	------	------	--------	-------	-------	--------	-------	-------	-------	--------	-------	--------

PITCHER	IP	WLS	BF	H	R	ER	SO	BB	IBB	HBP	BLK	WP	HR	S	P	ERA	WHIP
Dick Ellsworth, L ERA: 5.6 (1, 1)	4.0		20	8	2	2	2	0	0	0	0	0	0	23	27	4.50	2.000
Rick Wise, R ERA: 4.61 (5, 1)	2.1		12	4	1	1	2	0	1	0	0	0	0	15	19	3.86	1.714
Grant Jackson, L ERA: 2.18 (7, 1)	2.0	L	9	2	1	1	2	1	0	0	0	0	0	12	16	4.50	1.500

BOTTOM

Philadelphia Phillies @ St. Louis Cardinals
 Busch Stadium, St. Louis, MO
 Tue May 16 1967, 7:05 PM CDT
 Att. 10,514 - Unknown

livebaseballscorecards.com

AB	36
R	4
H	14
RBI	3
BB	3
SO	6
LOB	20



Batter	1	2	3	4	5	6	7	8	9	AB R H RBI BB SO LOB	TOP																
Tony Taylor, R OBP: 0.333, SLG: 0.364 (1, 3) X	0-0 E4 FC5-4		0-0 G3		0-0 FC1-2		0-0 1B 1B		0-0 F9 SH3 1B	5 0 2 0 0 0 2																	
Gary Sutherland, R OBP: 0.378, SLG: 0.500 (1, 7) X	0-0 FC5-4 1B 1-2f		0-0 F2		0-0 5-3		0-0 1B FC6-4 1B 1-2 2-3		0-0 SH3	4 0 1 0 0 0 3																	
Dick Allen, R OBP: 0.408, SLG: 0.505 (1, 5) X	0-0 1B 1-3		0-0 6-3				0-0 1B 1B		0-0 F9	5 0 2 0 0 0 4																	
Don Lock, R OBP: 0.367, SLG: 0.545 (1, 8) S S	0-3 K				0-0 F3		0-0 F8		0-0 FC6-4 SH1-4 1B	3 0 0 0 0 1 3 1 1 1 0 1 0 0																	
Tony Gonzalez, L OBP: 0.378, SLG: 0.437 (8, 8)									4-0 IBB																		
Cookie Rojas, R OBP: 0.275, SLG: 0.319 (1, 4) X	0-0 P6				0-0 P4		0-0 1B 1-3		0-0 SH1-4	4 0 1 0 0 0 4																	
Johnny Callison, L OBP: 0.364, SLG: 0.390 (1, 9) X					0-0 G3		0-0 4-3		4-0 FC6-4 IBB	3 1 1 0 1 0 1																	
Bob Uecker, R OBP: 0.154, SLG: 0.120 (1, 2) X									0-0 FC6-4	3 0 1 0 0 0 1																	
Doug Clemens, L OBP: 0.273, SLG: 0.300 (8, PH)									0-0 FC6-4	0 0 0 0 0 0 0																	
Jackie Brandt, R OBP: 0.250, SLG: 0.375 (8, PH)									1-3 1B FC1-2 1B	1 0 0 0 0 0 2																	
Clay Dalrymple, L OBP: 0.221, SLG: 0.191 (8, 2) X									1-2 2-3 1B	0 0 0 0 0 0 0																	
Bobby Wine, R OBP: 0.123, SLG: 0.141 (1, 6) X									0-0 SH1-4 1B	4 0 3 2 0 0 0																	
Chris Short, R OBP: 0.136, SLG: 0.136 (1, 1) X									1-3 3-H 1B																		
Turk Farrell, R (8, 1) X									0-0 SH1-4	3 0 0 0 0 1 3																	
									0-0 6-3	0 0 0 0 0 0 0																	
Inning Stats	R: 0 E: 1 K: 1 S: 7	H: 1 LOB: 2 BB: 0 P: 7	R: 1 E: 0 K: 0 S: 4	H: 1 LOB: 0 BB: 0 P: 4	R: 0 E: 0 K: 0 S: 3	H: 0 LOB: 0 BB: 0 P: 3	R: 0 E: 0 K: 0 S: 3	H: 0 LOB: 0 BB: 0 P: 3	R: 0 E: 0 K: 0 S: 5	H: 2 LOB: 2 BB: 0 P: 5	R: 0 E: 0 K: 0 S: 4	H: 2 LOB: 1 BB: 0 P: 4	R: 0 E: 0 K: 1 S: 8	H: 3 LOB: 3 BB: 0 P: 8	R: 1 E: 0 K: 0 S: 5	H: 2 LOB: 2 BB: 1 P: 9	R: 0 E: 0 K: 0 S: 4	H: 1 LOB: 2 BB: 1 P: 8	1B: 12 2B: 0 3B: 0 HR: 0	SF: 0 SAC: 3 DP: 0 HBP: 0	WP: 0 PB: 1 SB: 0 CS: 0	PA: 41					
PITCHER	IP WLS BF H R ER SO BB IBB HBP BLK WP HR S P ERA WHIP																										
Steve Carlton, L ERA: 2.45 (1, 1)	6.2		29	9	1	0	2	0	0	0	0	0	0	33	33	0.00	1.350										
Ron Willis, R ERA: 3.09 (7, 1)	0.1		1	0	0	0	0	0	0	0	0	0	1	1	0.00	0.000											
Nelson Briles, R ERA: 2.13 (8, 1)	0.1		3	1	1	1	0	0	1	0	0	0	2	6	27.00	3.000											
Hal Woodeshick, L ERA: 3.18 (8, 1)	0.2		4	2	0	0	0	0	0	0	0	0	4	4	0.00	3.000											
Dick Hughes, R ERA: 3.55 (9, 1)	1.0	W	4	0	0	0	0	0	1	0	0	0	3	7	0.00	0.000											

Philadelphia Phillies @ St. Louis Cardinals
 Busch Stadium, St. Louis, MO
 Wed May 17 1967, 7:05 PM CDT
 Att: 15,923 - Unknown

livebaseballscorecards.com

AB	36
R	2
H	12
RBI	2
BB	2
SO	2
LOB	23




Batter	1	2	3	4	5	6	7	8	9	AB	R	H	RBI	BB	SO	LOB
Lou Brock, L OBP: 0.351, SLG: 0.519 (1, 7)	0-3 K			0-0 F8		0-0 F8		0-0 SH1-3 FCB-2-5 1B		4	0	1	0	0	1	1
Julian Javier, R OBP: 0.333, SLG: 0.379 (1, 4)	0-3 K			0-0 G3		0-3 K		0-0 SH1-3 1-3		3	0	0	0	0	2	1
Curt Flood, R OBP: 0.377, SLG: 0.345 (1, 8)	0-0 1-3			0-3 K		0-0 5-3		0-0 FC6-2-5 1B 3-H		4	1	0	0	0	1	2
Orlando Cepeda, R OBP: 0.467, SLG: 0.633 (1, 3)		0-0 P3			0-0 F8		4-0 3B BB	0-0 1B 2-H		3	1	1	1	1	0	0
Mike Shannon, R OBP: 0.400, SLG: 0.559 (1, 5)		0-3 K			0-0 E5 BB		0-0 FC3-2 3B 1-H	0-0 F7		4	0	1	1	0	1	1
John Romano, R OBP: 0.281, SLG: 0.080 (1, 2)		0-0 F2			4-0 BB BB BB		0-0 F3		0-0 HR	2	0	0	0	1	0	1
Tim McCarver, L OBP: 0.344, SLG: 0.506 (9, PH)					1-2 BB					1	1	1	1	0	0	0
Bobby Tolan, L OBP: 0.296, SLG: 0.269 (1, 9)			0-3 K		0-0 P5		0-0 FC3-2 1B 3-H			2	0	0	0	0	1	2
Phil Gagliano, R OBP: 0.250, SLG: 0.302 (7, PH)										1	0	0	0	0	0	1
Alex Johnson, R OBP: 0.108, SLG: 0.222 (8, 9)										0	0	0	0	0	0	0
Dal Maxvill, R OBP: 0.313, SLG: 0.302 (1, 6)				0-0 F8		0-0 F8		0-0 1-2 1B		3	0	1	0	0	0	2
Steve Carlton, L OBP: 0.300, SLG: 0.300 (1, 1)			0-3 K				0-0 1B			2	0	1	0	0	1	0
Ron Willis, R OBP: 0.308, SLG: 0.250 (7, PH)										0	0	0	0	0	0	0
Ed Spiezio, R OBP: 0.308, SLG: 0.250 (7, PH)										1	0	0	0	0	1	2
Nelson Briles, R OBP: 0.308, SLG: 0.250 (8, 1)										0	0	0	0	0	0	0
Hal Woodeshick, R OBP: 0.308, SLG: 0.250 (8, 1)										0	0	0	0	0	0	0
Dick Hughes, R OBP: 0.308, SLG: 0.250 (9, 1)										0	0	0	0	0	0	0

Inning Stats	R: 0	H: 0	E: 0	LOB: 0	K: 2	BB: 0	S: 7	P: 7	R: 0	H: 0	E: 0	LOB: 0	K: 1	BB: 0	S: 5	P: 5	R: 0	H: 0	E: 0	LOB: 0	K: 2	BB: 0	S: 7	P: 7	R: 0	H: 0	E: 1	LOB: 2	K: 0	BB: 1	S: 4	P: 8	R: 0	H: 1	E: 0	LOB: 1	K: 1	BB: 0	S: 6	P: 6	R: 1	H: 2	E: 0	LOB: 2	K: 1	BB: 1	S: 7	P: 11	R: 1	H: 2	E: 0	LOB: 1	K: 0	BB: 0	S: 5	P: 5	R: 1	H: 1	E: 0	LOB: 0	K: 0	BB: 0	S: 1	P: 1	1B: 4	SF: 0	2B: 0	SAC: 1	3B: 1	DP: 0	HR: 1	HBP: 0	WP: 0	PA: 33	PB: 0	SB: 1	CS: 0	ERA	WHIP
Chris Short, L ERA: 2.88 (1, 1)	7.1	WLS	BF	H	R	ER	SO	BB	IBB	HBP	BLK	WP	HR	S	P	ERA	WHIP																																																														
Turk Farrell, R ERA: 3.86 (8, 1)	0.2	L	4	2	1	1	0	0	0	0	0	0	0	1	4	4	13.50	3.000																																																													

BOTTOM

Philadelphia Phillies @ St. Louis Cardinals
 Busch Stadium, St. Louis, MO
 Wed May 17 1967, 7:05 PM CDT
 Att. 15,923 - Unknown

AB	30
R	3
H	6
RBI	3
BB	2
SO	8
LOB	13



WP	PA	ERA	WHIP
0	33		

Batter	1	2	3	4	5	6	7	8	9	AB R H RBI BB SO LOB	TOP											
Lou Brock, L (1, 7) OBP: 0.360, SLG: 0.549	0-0 HR	0-0 6-3			0-0 1B 2B	4-0 IBB		0-0 F2		4 2 2 1 1 0 1												
Curt Flood, R (1, 8) OBP: 0.378, SLG: 0.355	0-0 F9 SF8 2B		0-0 1-3		0-0 F8	0-0 FC5 2-3f		0-0 1B		5 1 2 0 0 0 3												
Roger Maris, L (1, 9) OBP: 0.360, SLG: 0.438	0-0 F9 2-3		0-0 5-3 1B		0-0 1B 1B 2-H		0-0 F2	0-3 K		5 0 2 1 0 1 2												
Orlando Cepeda, R (1, 3) OBP: 0.464, SLG: 0.638	0-0 SF8 3-H		0-0 5-3		0-0 FC6 1B 1-2		0-0 1B 2B	0-0 4-3		4 1 2 1 0 0 2												
Tim McCarver, L (1, 2) OBP: 0.358, SLG: 0.500	0-0 FC6-4 1B		4-0 IBB		0-0 F9		4-0 1B 1B IBB		0-0 3-1	3 1 1 0 2 0 2												
Mike Shannon, R (1, 5) OBP: 0.388, SLG: 0.534	0-0 FC6-4 1-2f		0-3 K2-3		0-0 FC6 1-2f		0-0 4-3 1B 1-3 2-H		0-0 4-3	5 0 1 1 0 1 5												
Julian Javier, R (1, 4) OBP: 0.336, SLG: 0.410		0-0 1-3		0-0 E6 CS		0-3 K	0-0 4-3 1B 1-2 3-H		0-0 HR	5 1 2 2 0 1 0												
Dal Maxvill, R (1, 6) OBP: 0.317, SLG: 0.308		0-0 4-3		0-0 F9 1-2		0-0 FC5 SH1-3 1B	0-0 4-3 1-2 2-3		0-0 1B	5 0 2 0 0 0 3												
Bob Gibson, R (1, 1) OBP: 0.231, SLG: 0.130		0-0 1B		0-3 K		0-0 SH1-3	0-3 K		0-0 F9	4 0 1 0 0 2 3												
Dick Hughes, R (9, 1)										0 0 0 0 0 0 0												
Inning Stats	R: 2 E: 0 K: 0 S: 6	H: 3 LOB: 1 BB: 0 P: 6	R: 0 E: 0 K: 0 S: 4	H: 1 LOB: 1 BB: 0 P: 4	R: 0 E: 0 K: 1 S: 6	H: 1 LOB: 2 BB: 1 P: 10	R: 0 E: 1 K: 1 S: 5	H: 0 LOB: 0 BB: 0 P: 5	R: 1 E: 0 K: 0 S: 6	H: 3 LOB: 2 BB: 0 P: 6	R: 0 E: 0 K: 1 S: 6	H: 1 LOB: 2 BB: 1 P: 10	R: 2 E: 0 K: 1 S: 8	H: 3 LOB: 2 BB: 1 P: 12	R: 0 E: 0 K: 1 S: 6	H: 1 LOB: 1 BB: 0 P: 6	R: 1 E: 0 K: 0 S: 5	H: 2 LOB: 1 BB: 0 P: 5	1B: 10 2B: 3 3B: 0 HR: 2	SF: 1 SAC: 1 DP: 0 HBP: 0	WP: 0 PB: 0 SB: 0 CS: 1	PA: 45
PITCHER	IP WLS BF H R ER SO BB IBB HBP BLK WP HR S P ERA WHIP																					
Jack Fisher, R (1, 1) ERA: 3.21	6.1 L 34 12 5 5 3 0 0 0 0 0 0 1 37 49 7.11 1.895																					
Bob Shaw, R (7, 1) ERA: 5.4	0.2 2 0 0 0 1 0 0 0 0 0 0 0 4 4 0.00 0.000																					
Don Shaw, L (8, 1) ERA: 5.56	2.0 9 3 1 1 1 0 0 0 0 0 0 1 11 11 4.50 1.500																					

St. Louis Cardinals @ New York Mets
 Shea Stadium, Flushing, NY
 Fri May 19 1967, 7:05 PM EDT
 Att. 32,695 - Unknown

livebaseballscorecards.com

AB	40
R	6
H	15
RBI	6
BB	3
SO	5
LOB	21



BOTTOM

St. Louis Cardinals @ New York Mets
 Shea Stadium, Flushing, NY
 Fri May 19 1967, 7:05 PM EDT
 Att. 32,695 - Unknown

livebaseballscorecards.com

AB	34
R	3
H	8
RBI	3
BB	2
SO	13
LOB	13



WP:	1	PA:	36
PB:	0	SB:	0
CS:	0		

AB R H RBI BB SO LOB

2	0	0	0	1	1	0
1	0	1	1	0	0	0
4	0	1	0	0	1	3
4	0	1	0	0	1	0
4	1	1	1	0	1	2
4	1	1	1	0	2	2
3	0	0	0	1	3	0
0	0	0	0	0	0	0
4	1	2	0	0	0	1
4	0	1	0	0	2	2
2	0	0	0	0	0	0
0	0	0	0	0	0	0
1	0	0	0	0	1	2
0	0	0	0	0	0	0
1	0	0	0	0	1	1

Batter	1	2	3	4	5	6	7	8	9
Bud Harrelson, S (1, 6) OBP: 0.316, SLG: 0.299 Bob Johnson, R (7, PH) OBP: 0.467, SLG: 0.417 (8, 6)	0-3 K ①		4-0 BB			0-0 F7 ①	0-0 1B		
Ed Kranepool, L (1, 3) OBP: 0.408, SLG: 0.551	0-0 6-3 ②		0-3 K ③			0-0 F8 1B 1B	0-0 P4 ③		
Jerry Buchek, R (1, 4) OBP: 0.324, SLG: 0.500	0-3 K ③			0-0 L7 ①		0-0 1B 1B		0-0 F8 ①	
Tommy Davis, R (1, 7) OBP: 0.333, SLG: 0.500		0-0 HR		0-3 K ②		0-0 F8 ②		0-0 F9 ②	
Al Luplow, L (1, 8) OBP: 0.257, SLG: 0.354		0-3 K ①		0-0 HR		0-3 K ③		0-0 4-3 ③	
Ron Swoboda, R (1, 9) OBP: 0.317, SLG: 0.396 Don Bosch, S (9, PR) OBP: 0.207, SLG: 0.185		0-3 K ②		0-3 K ③			0-3 K ①		4-0 WP BB
Ken Boyer, R (1, 5) OBP: 0.321, SLG: 0.264		0-0 5-3 ③			0-0 F7 3B		0-0 1B 1B		0-0 P4 ①
John Sullivan, L (1, 2) OBP: 0.276, SLG: 0.222			0-3 K ①		0-0 F7 ① ②		0-0 1B 1B		0-3 K ②
Jack Fisher, R (1, 1) OBP: 0.300, SLG: 0.235 Bob Shaw, R (7, 1) Ed Charles, R (7, PH) OBP: 0.355, SLG: 0.247 Don Shaw, L (8, 1) Tommie Reynolds, R (9, PH) OBP: 0.267, SLG: 0.345			0-0 4-3 ②		0-0 6-3 ③		0-3 K ②		0-3 K ③

Inning Stats	R: 0	H: 0	E: 0	K: 2	S: 7	R: 1	H: 1	E: 0	K: 2	S: 8	R: 0	H: 0	E: 0	K: 2	S: 7	R: 1	H: 1	E: 0	K: 2	S: 8	R: 0	H: 1	E: 0	K: 0	S: 3	R: 0	H: 2	E: 0	K: 1	S: 7	R: 1	H: 3	E: 0	K: 2	S: 10	R: 0	H: 0	E: 0	K: 0	S: 3	R: 0	H: 0	E: 0	K: 2	S: 7	R: 0	H: 0	E: 0	K: 2	S: 7	1B: 5	2B: 0	3B: 1	SF: 0	SAC: 0	DP: 0	HBP: 0	WP: 1	PA: 36
--------------	------	------	------	------	------	------	------	------	------	------	------	------	------	------	------	------	------	------	------	------	------	------	------	------	------	------	------	------	------	------	------	------	------	------	-------	------	------	------	------	------	------	------	------	------	------	------	------	------	------	------	-------	-------	-------	-------	--------	-------	--------	-------	--------

PITCHER	IP	WLS	BF	H	R	ER	SO	BB	IBB	HBP	BLK	WP	HR	S	P	ERA	WHIP
Bob Gibson, R (1, 1) ERA: 3.34	8.0	W	33	8	3	3	11	2	0	0	0	0	2	53	61	3.38	1.250
Dick Hughes, R (9, 1) ERA: 3.42	1.0	S	3	0	0	0	2	0	0	0	0	1	0	7	7	0.00	0.000

St. Louis Cardinals @ New York Mets
 Shea Stadium, Flushing, NY
 Sat May 20 1967, 7:05 PM EDT
 Att: 29,075 - Unknown

AB	42
R	11
H	16
RBI	11
BB	2
SO	6
LOB	19



WP	1	PA	44
PB	0		
SB	0		
CS	0		

Batter	1	2	3	4	5	6	7	8	9	AB R H RBI BB SO LOB	TOP																								
Lou Brock, L (1, 7) OBP: 0.354, SLG: 0.536	0-0 4-3		0-0 2-3		0-0 4-3		0-0 P5	0-0 1B		5 0 1 1 0 0 4																									
Curt Flood, R (1, 8) OBP: 0.371, SLG: 0.349	0-3 K		0-0 6-3		0-0 6-3		0-0 2B 1B	0-0 4-3		5 1 1 2 0 1 3																									
Roger Maris, L (1, 9) OBP: 0.359, SLG: 0.434	0-0 P6		0-0 1B		0-0 F7		0-0 F7		0-0 WP 2B 1B	3 0 1 1 0 0 0																									
Phil Gagliano, R (7, PH) OBP: 0.246, SLG: 0.296			3-H				3-H			1 0 0 0 0 0 2																									
Joe Hoerner, R (7, 1)			2-H							0 0 0 0 0 0 0																									
Alex Johnson, R (9, PH) OBP: 0.132, SLG: 0.243										1 1 1 0 0 0 0																									
Larry Jaster, L (9, 1) OBP: 0.333, SLG: 0.250										0 0 0 0 0 0 0																									
Orlando Cepeda, R (1, 3) OBP: 0.470, SLG: 0.687		0-0 6-3		0-0 HR		0-0 F9	0-0 2B		0-0 F8 1B 2B	5 2 3 4 0 0 0																									
Tim McCarver, L (1, 2) OBP: 0.350, SLG: 0.484	0-3 K			0-0 1B 1B		0-0 G3	0-0 4-3		0-0 F8	5 0 1 0 0 1 2																									
Mike Shannon, R (1, 5) OBP: 0.376, SLG: 0.513				0-3 K		0-0 P5		0-0 P6	0-0 1B	5 0 1 1 0 1 1																									
Julian Javier, R (1, 4) OBP: 0.357, SLG: 0.433			4-0 BB 1B BB	0-0 1-3 1B			0-0 1B 2B	0-0 FC3-6 1B	0-3 K	4 2 3 0 1 1 1																									
Dal Maxvill, R (1, 6) OBP: 0.327, SLG: 0.312			4-0 BB 1B BB	0-0 F5			0-0 2B 1B	0-0 FC3-6 1B	0-3 K	2 2 1 0 1 0 2																									
Dave Ricketts, S (8, PH) OBP: 0.500, SLG: 0.500			2-3 6-3 BB				2-3 1B 1B	1-2 1B		1 0 0 0 0 0 1																									
Bob Gibson, R (8, PR) OBP: 0.231, SLG: 0.130			1-2 1B				2-3 1B			0 1 0 0 0 0 0																									
Eddie Bressoud, R (8, 6)										1 0 0 0 0 1 1																									
Al Jackson, L (1, 1) OBP: 0.400, SLG: 0.357			0-0 1B 1B		0-3 K		0-0 2B	0-0 1B		2 1 1 1 0 1 2																									
Nelson Briles, R (4, 1)										0 0 0 0 0 0 0																									
Dick Hughes, R (6, 1)										0 0 0 0 0 0 0																									
Hal Woodeshick, R (6, 1)										0 0 0 0 0 0 0																									
Ron Willis, R (6, 1)										0 0 0 0 0 0 0																									
Bobby Tolan, L (7, PH) OBP: 0.345, SLG: 0.357			1-2 2-H 1B				1-3 3-H 2B	1-3 1B		2 1 2 1 0 0 0																									
Inning Stats	R: 0 H: 0 E: 0 K: 1 S: 5	H: 0 LOB: 0 BB: 0 P: 5	R: 0 H: 0 E: 0 K: 1 S: 5	H: 0 LOB: 0 BB: 0 P: 5	R: 3 H: 2 E: 0 K: 0 S: 4	H: 2 LOB: 1 BB: 2 P: 12	R: 1 H: 3 E: 0 K: 2 S: 10	H: 3 LOB: 2 BB: 0 P: 10	R: 0 H: 0 E: 0 K: 0 S: 3	H: 0 LOB: 0 BB: 0 P: 3	R: 4 H: 5 E: 0 K: 0 S: 8	H: 5 LOB: 1 BB: 0 P: 8	R: 1 H: 3 E: 0 K: 0 S: 6	H: 3 LOB: 2 BB: 0 P: 6	R: 2 H: 3 E: 0 K: 2 S: 10	H: 3 LOB: 1 BB: 0 P: 10	1B: 11 SF: 0 2B: 4 SAC: 0 3B: 0 DP: 0 HR: 1 HBP: 0	WP: 1 PA: 44 PB: 0 SB: 0 CS: 0																	
PITCHER	IP WLS BF H R ER SO BB IBB HBP BLK WP HR S P ERA WHIP																																		
Jack Hamilton, R (1, 1) ERA: 4.05	3.0		14	4	4	4	2	2	0	0	0	0	0	1	16	24	12.00	2.000																	
Jack Lamabe, R (4, 1) ERA: 3.14	1.0		4	1	0	0	2	0	0	0	0	0	0	0	8	8	0.00	1.000																	
Bill Denehy, R (5, 1) ERA: 4.26	2.0		9	3	3	3	0	0	0	0	0	0	0	9	9	13.50	1.500																		
Don Shaw, L (7, 1) ERA: 5.84	1.0		5	2	1	1	0	0	0	0	0	0	0	5	5	9.00	2.000																		
Bob Shaw, R (8, 1) ERA: 6.14	2.0	L	12	6	3	3	2	0	0	0	0	1	0	16	16	13.50	3.000																		

BOTTOM

St. Louis Cardinals @ New York Mets
Shea Stadium, Flushing, NY
Sat May 20 1967, 7:05 PM EDT
Att. 29,075 - Unknown

livebaseballscorecards.com

AB 36
R 9
H 11
RBI 9
BB 7
SO 7
LOB 26



WP: 0 PA: 45
PB: 0
SB: 0
CS: 2

AB R H RBI BB SO LOB

3 0 0 0 0 1 3
0 1 0 0 1 0 0
0 0 0 0 0 0 0
0 0 0 0 0 0 0
0 0 0 0 0 0 0

5 1 2 2 0 0 1

5 1 2 2 0 0 2

4 1 1 0 1 2 1
0 0 0 0 0 0 0

4 0 1 0 1 2 3

2 1 2 1 2 0 0
1 0 0 0 0 0 0


3 1 0 0 1 1 4

1 0 0 0 0 0 3
4 1 1 0 0 0 6

1 1 1 4 0 0 0
0 0 0 0 0 0 0
3 1 1 0 1 1 3

1B: 5 SF: 0
2B: 5 SAC: 2
3B: 0 DP: 1
HR: 1 HBP: 0

Batter	1	2	3	4	5	6	7	8	9											
Cleon Jones, R (1, 8) OBP: 0.122, SLG: 0.178 Bill Denehy, S (5, 1) Don Shaw, L (7, 1) Tommy Reynolds, R (7, PH) OBP: 0.267, SLG: 0.345 Bob Shaw, R (8, 1)	0-0 1-6-3	0-3 K		0-0 F3		4-0 2B 2B BB	0-0 SH1-3													
Ed Kranepool, L (1, 3) OBP: 0.407, SLG: 0.554	0-0 F3		0-0 G6-4-3 1B		0-0 F8	0-0 2B 2B	0-0 F3													
Jerry Buchek, R (1, 4) OBP: 0.329, SLG: 0.521	0-0 L3		0-0 G6-4-3 1-2f		0-0 2B	0-0 CS 2B 2H 3-H	0-0 6-3													
Tommy Davis, R (1, 7) OBP: 0.336, SLG: 0.500 Don Bosch, S (9, 8) OBP: 0.207, SLG: 0.185		0-0 1-3 HR 2B	0-0 F9		0-3 K	4-0 E CS IBB		0-3 K												
Ron Swoboda, R (1, 9) OBP: 0.323, SLG: 0.386		0-0 1-3		4-0 SH 1B BB	0-0 2B 1B	0-3 K 1-2 2-3		0-3 K												
Ken Boyer, R (1, 5) OBP: 0.352, SLG: 0.297 Ed Charles, R (6, PR) OBP: 0.351, SLG: 0.244 (7, 5)		4-0 BB HR BB		0-0 SH 1B	0-0 2B	4-0 E BB	0-0 F8													
Jerry Grote, R (1, 2) OBP: 0.231, SLG: 0.233		4-0 1-2 HR BB		0-0 SH 1-2 2-3	0-3 K	0-0 E4 1-2 2-3		0-0 F8												
Bud Harrelson, S (1, 6) OBP: 0.312, SLG: 0.294 Bob Johnson, R (4, PH) OBP: 0.421, SLG: 0.375 (5, 6)		0-0 P5		0-0 F9		E BB 2B 1B		0-0 2-3												
Jack Hamilton, R (1, 1) OBP: 1.000, SLG: 4.000 Jack Lamabe, R (4, 1) Al Luplow, L (4, PH) OBP: 0.270, SLG: 0.353 (5, 8) (9, 7)		0-0 1-H 2-H 3-H HR		0-3 K		4-0 E 2B BB	0-0 SH1-3 1B		0-0 L6											
Inning Stats	R: 0 E: 0 K: 0 S: 3	H: 0 LOB: 0 BB: 0 P: 3	R: 4 E: 0 K: 1 S: 7	H: 2 LOB: 0 BB: 2 P: 15	R: 0 E: 0 K: 0 S: 3	H: 1 LOB: 0 BB: 0 P: 3	R: 1 E: 1 K: 1 S: 7	H: 3 LOB: 3 BB: 0 P: 10	R: 4 E: 2 K: 1 S: 8	H: 3 LOB: 3 BB: 4 P: 24	R: 0 E: 0 K: 0 S: 4	H: 1 LOB: 1 BB: 0 P: 4	R: 0 E: 0 K: 2 S: 7	H: 0 LOB: 0 BB: 0 P: 7	R: 0 E: 0 K: 0 S: 3	H: 0 LOB: 0 BB: 0 P: 3	1B: 5 2B: 5 3B: 0 HR: 1	SF: 0 SAC: 2 DP: 1 HBP: 0	WP: 0 PB: 0 SB: 0 CS: 2	PA: 45
PITCHER	IP WLS BF H R ER SO	IP WLS BF H R ER SO	IP WLS BF H R ER SO	IP WLS BF H R ER SO	IP WLS BF H R ER SO	IP WLS BF H R ER SO	IP WLS BF H R ER SO	IP WLS BF H R ER SO	IP WLS BF H R ER SO	IP WLS BF H R ER SO	IP WLS BF H R ER SO	IP WLS BF H R ER SO	IP WLS BF H R ER SO	IP WLS BF H R ER SO	IP WLS BF H R ER SO	IP WLS BF H R ER SO	ERA WHIP	ERA WHIP	ERA WHIP	
Al Jackson, L (1, 1) ERA: 4.82	3.0	2.0	0.0	0.0	1.0	2.0	2.0	1.0	2.0	2.0	2.0	2.0	2.0	2.0	2.0	2.0	12.00	2.333	0.00	0.500
Nelson Briles, R (4, 1) ERA: 3.68	2.0	0.0	0.0	0.0	0.0	0.0	0.0	0.0	0.0	0.0	0.0	0.0	0.0	0.0	0.0	0.0	13.50	2.500	0.00	0.000
Dick Hughes, R (6, 1) ERA: 3.76	0.0	0.0	0.0	0.0	0.0	0.0	0.0	0.0	0.0	0.0	0.0	0.0	0.0	0.0	0.0	0.0	∞	∞	∞	∞
Hal Woodeshick, L (6, 1) ERA: 3.97	0.0	0.0	0.0	0.0	0.0	0.0	0.0	0.0	0.0	0.0	0.0	0.0	0.0	0.0	0.0	0.0	∞	∞	∞	∞
Ron Willis, R (6, 1) ERA: 2.84	1.0	0.0	0.0	0.0	0.0	0.0	0.0	0.0	0.0	0.0	0.0	0.0	0.0	0.0	0.0	0.0	0.00	1.000	0.00	0.000

Batter	1	2	3	4	5	6	7	8	9	AB R H RBI BB SO LOB	TOP											
Lou Brock, L (1, 7) OBP: 0.358, SLG: 0.556	0-3 K		0-0 HR			0-0 1B S G1-6-3 1B		0-0 F8		4 2 2 1 0 1 0												
Curt Flood, R (1, 8) OBP: 0.368, SLG: 0.346	0-0 6-3		0-0 5-3			0-0 1-3 G1-6-3 1B		0-0 F8		4 0 1 0 0 0 0												
Roger Maris, L (1, 9) OBP: 0.365, SLG: 0.471	0-0 F9			0-0 HR		0-0 G1-6-3 1-2f 3-H 1B		0-0 1-3 1B		4 1 2 1 0 0 1												
Orlando Cepeda, R (1, 3) OBP: 0.463, SLG: 0.667		4-0 BB FC4-6 BB		0-0 F7		0-0 5-3		0-0 1-3		3 0 0 0 1 0 1												
Tim McCarver, L (1, 2) OBP: 0.356, SLG: 0.479		0-0 FC4-6 1-2f		0-0 CS 1B		0-0 F8		4-0 IBB		3 0 1 0 1 0 1												
Mike Shannon, R (1, 5) OBP: 0.360, SLG: 0.488		0-3 K		0-0 P4 1-2		0-0 P3		0-0 F8		4 0 0 0 0 1 4												
Julian Javier, R (1, 4) OBP: 0.348, SLG: 0.421		0-0 F9			0-3 K		0-0 5-3			3 0 0 0 0 1 1	AB 31 R 3 H 6 RBI 2 BB 2 SO 5 LOB 8											
Dal Maxvill, R (1, 6) OBP: 0.318, SLG: 0.302			0-0 4-3		0-0 P4		0-0 L8			3 0 0 0 0 0 0												
Ray Washburn, R (1, 1) OBP: 0.063, SLG: 0.188			0-3 K		0-0 F2		0-3 K			3 0 0 0 0 2 0												
Inning Stats	R: 0 E: 0 K: 1 S: 5	H: 0 LOB: 0 BB: 0 P: 5	R: 0 E: 0 K: 1 S: 5	H: 0 LOB: 1 BB: 1 P: 9	R: 1 E: 0 K: 1 S: 6	H: 1 LOB: 0 BB: 0 P: 6	R: 1 E: 0 K: 0 S: 4	H: 2 LOB: 0 BB: 0 P: 4	R: 0 E: 0 K: 1 S: 5	H: 0 LOB: 0 BB: 0 P: 5	R: 1 E: 0 K: 0 S: 4	H: 2 LOB: 0 BB: 0 P: 4	R: 0 E: 0 K: 0 S: 3	H: 0 LOB: 0 BB: 0 P: 3	R: 0 E: 0 K: 1 S: 5	H: 0 LOB: 0 BB: 0 P: 5	R: 0 E: 0 K: 0 S: 4	H: 1 LOB: 2 BB: 1 P: 8	1B: 4 2B: 0 3B: 0 HR: 2	SF: 0 SAC: 0 DP: 1 HBP: 0	WP: 0 PB: 0 SB: 1 CS: 1	PA: 33
PITCHER	IP WLS BF H R ER SO BB IBB HBP BLK WP HR S P ERA WHIP																					
Don Cardwell, R (1, 1) ERA: 3.71	7.0 L 25 5 3 3 4 1 0 0 0 0 0 2 32 36 3.86 0.857																					
Jack Lamabe, R (8, 1) ERA: 2.76	2.0 8 1 0 0 1 0 1 0 0 0 0 0 9 13 0.00 0.500																					

St. Louis Cardinals @ New York Mets
 Shea Stadium, Flushing, NY
 Sun May 21 1967, 3:33 AM EDT
 Att. 28,455 - Unknown

livebaseballscorecards.com

Batter	1	2	3	4	5	6	7	8	9	AB	R	H	RBI	BB	SO	LOB
Bud Harrelson, S OBP: 0.321, SLG: 0.306 (1, 6)	0-0 G3		0-0 4-3 2-H 1B		0-0 1B			0-0 6-3		4	0	2	1	0	0	0
Ed Kranepool, L OBP: 0.388, SLG: 0.526 (1, 3)	0-0 L9		0-0 4-3		0-0 F8			0-0 4-3		4	0	0	0	0	0	2
Tommy Davis, R OBP: 0.325, SLG: 0.482 (1, 7)	0-0 P3		0-3 K					0-3 K		4	0	0	0	0	2	1
Jerry Buchek, R OBP: 0.313, SLG: 0.493 (1, 4)		0-0 6-3		0-0 6-3				0-0 F7		4	0	0	0	0	0	0
Al Luplow, L OBP: 0.256, SLG: 0.333 (1, 8)		0-3 K		0-0 F9				0-0 1-3		4	0	0	0	0	1	0
Ed Charles, R OBP: 0.357, SLG: 0.268 (1, 5)		0-0 1B		0-0 2B				0-0 F8		4	0	2	0	0	0	0
Cleon Jones, R OBP: 0.130, SLG: 0.224 (1, 9)		0-0 5-3		0-0 5-3				0-0 HR		3	1	1	1	0	0	2
John Sullivan, L OBP: 0.313, SLG: 0.300 (1, 2)			0-0 1B 2B		0-0 G6-4-3 1B			0-0 F8		3	1	2	0	0	0	0
Don Cardwell, R OBP: 0.250, SLG: 0.421 (1, 1)			0-0 6-3		0-0 G6-4-3			0-0 F3		2	0	0	0	0	0	2
Tommie Reynolds, R OBP: 0.258, SLG: 0.333 (7, PH)					1-2f					1	0	0	0	0	0	0
Jack Lamabe, R (8, 1)										0	0	0	0	0	0	0


Inning Stats	R: 0	H: 0	E: 0	K: 0	S: 3	R: 0	H: 1	E: 0	K: 1	S: 6	R: 1	H: 2	E: 0	K: 1	S: 7	R: 0	H: 1	E: 0	K: 0	S: 4	R: 0	H: 2	E: 0	K: 0	S: 4	R: 0	H: 0	E: 0	K: 0	S: 3	R: 1	H: 1	E: 0	K: 0	S: 4	R: 0	H: 0	E: 0	K: 1	S: 5	R: 0	H: 0	E: 0	K: 0	S: 3	R: 0	H: 0	E: 0	K: 0	S: 3	1B: 4	2B: 2	3B: 0	HR: 1	SF: 0	SAC: 0	DP: 1	HBP: 0	WP: 0	PA: 33
PITCHER Ray Washburn, R ERA: 3.14 (1, 1)	IP	WLS	BF	H	R	ER	SO	BB	IBB	HBP	BLK	WP	HR	S	P	ERA	WHIP																																											

BOTTOM

St. Louis Cardinals @ New York Mets
Shea Stadium, Flushing, NY
Sun May 21 1967, 3:33 AM EDT
Att. 28,455 - Unknown

livebaseballscorecards.com

AB	33
R	2
H	7
RBI	2
BB	0
SO	3
LOB	7



Batter	1	2	3	4	5	6	7	8	9	AB	R	H	RBI	BB	SO	LOB	TOP										
Lou Brock, L (1, 7) OBP: 0.359, SLG: 0.571	0-3 K		0-0 2B 1B	0-0 FC4-6 1B		0-0 HR		0-3 K2-3		5	3	2	2	0	2	1											
Julian Javier, R (1, 4) OBP: 0.359, SLG: 0.440 Phil Gagliano, R (3, 4) OBP: 0.267, SLG: 0.316	0-0 WP 1B		0-0 F7 1B 2B	0-0 1B		0-0 1B		0-0 L9		2	1	2	2	0	0	0											
Curt Flood, R (1, 8) OBP: 0.369, SLG: 0.348	0-0 1-3		0-0 F7 2B	0-0 1-3		0-0 1B		0-0 G4-6-3 1B		5	0	2	0	0	0	3											
Orlando Cepeda, R (1, 3) OBP: 0.460, SLG: 0.651	4-0 IBB		0-0 BB 1B		0-0 F9	0-0 1-3		0-0 G4-6-3		4	0	1	1	1	0	3											
Mike Shannon, R (1, 5) OBP: 0.344, SLG: 0.465	0-3 K		0-3 K		0-0 3-1		0-3 K		0-0 G6-3 1B	4	0	0	0	0	3	3											
Tim McCarver, L (1, 2) OBP: 0.370, SLG: 0.480		4-0 CS BB	4-0 BB		0-0 G3		0-0 G6-3 1B			2	0	1	0	2	0	0											
Roger Maris, L (1, 9) OBP: 0.360, SLG: 0.462		0-3 K	0-0 P4			0-0 WP HR 1B	0-0 G6-3			4	1	1	0	0	1	4											
Dal Maxvill, R (1, 6) OBP: 0.306, SLG: 0.290		0-0 F2		0-0 P4		0-3 K		0-0 F9		4	0	0	0	0	1	1											
Steve Carlton, L (1, 1) OBP: 0.364, SLG: 0.300 Nelson Briles, R (2, 1) Hal Woodeshick, R (4, 1) Alex Johnson, R (6, PH) Larry Jaster, L (6, 1) Ed Spiezio, R (8, PH) Ron Willis, R (8, 1)			4-0 BB 2B	4-0 FC4-6 BB		0-3 K		0-0 F3		0	0	0	0	0	0	0											
Inning Stats	R: 0 E: 0 K: 2 S: 8	H: 1 LOB: 2 BB: 1 P: 12	R: 0 E: 0 K: 1 S: 4	H: 0 LOB: 0 BB: 1 P: 8	R: 3 E: 0 K: 1 S: 8	H: 3 LOB: 2 BB: 2 P: 16	R: 1 E: 0 K: 0 S: 4	H: 1 LOB: 1 BB: 1 P: 8	R: 0 E: 0 K: 0 S: 3	H: 0 LOB: 0 BB: 0 P: 3	R: 2 E: 0 K: 2 S: 11	H: 4 LOB: 2 BB: 0 P: 11	R: 0 E: 0 K: 1 S: 5	H: 1 LOB: 0 BB: 0 P: 5	R: 0 E: 0 K: 1 S: 5	H: 0 LOB: 0 BB: 0 P: 5	R: 0 E: 0 K: 0 S: 3	H: 1 LOB: 0 BB: 0 P: 3	1B: 9 2B: 2 3B: 0 HR: 1	SF: 0 SAC: 0 DP: 3 HBP: 0	WP: 2 PB: 0 SB: 1 CS: 1	PA: 40					
PITCHER	IP	WLS	BF	H	R	ER	SO	BB	IBB	HBP	BLK	WP	HR	S	P	ERA	WHIP										
Wade Blasingame, L (1, 1) ERA: 7.11	2.0		11	3	3	3	3	2	1	0	0	1	0	14	26	13.50	2.500										
Pat Jarvis, R (3, 1) ERA: 5.27	1.0	W	5	1	0	0	1	1	0	0	0	0	0	6	10	0.00	2.000										
Jay Ritchie, R (4, 1) ERA: 1.86	3.1		17	6	3	3	3	1	0	0	0	1	1	22	26	8.10	2.100										
Ramon Hernandez, L (7, 1) ERA: 6.75	2.2	S	7	1	0	0	1	0	0	0	0	0	0	9	9	0.00	0.375										

St. Louis Cardinals @ Atlanta Braves
Atlanta Stadium, Atlanta, GA
Tue May 23 1967, 7:05 PM EDT
Att. 8,032 - Unknown

livebaseballscorecards.com

AB	35
R	6
H	11
RBI	6
BB	5
SO	8
LOB	16



Batter	1	2	3	4	5	6	7	8	9	AB	R	H	RBI	BB	SO	LOB
Woody Woodward, R (1, 4) OBP: 0.222, SLG: 0.213	0-0 E 1B	0-0 1-3 2-H 1B	4-0 BB	0-0 F9			0-0 5-3			4	1	2	1	1	0	2
Felipe Alou, R (1, 8) OBP: 0.338, SLG: 0.469	0-0 E5 1B	0-0 F8	0-0 FC5	0-0 L9			0-0 F8			5	0	1	0	0	0	7
Hank Aaron, R (1, 9) OBP: 0.393, SLG: 0.642	0-3 K	0-0 P6		0-0 1B 1B	0-0 L5			0-0 P6		5	1	1	0	0	1	3
Joe Torre, R (1, 3) OBP: 0.363, SLG: 0.575	0-3 K		0-0 6-3	0-0 1B 1B	0-0 F9			0-0 G1		5	1	1	0	0	1	1
Rico Carty, R (1, 7) OBP: 0.387, SLG: 0.403	0-0 L7		0-0 BB 2B 1B	0-0 F9	0-0 P4			4-0 FC6-4 BB		4	1	1	0	1	0	3
Gene Oliver, R (1, 2) OBP: 0.368, SLG: 0.618		0-0 HR	4-0 2B BLK BB	0-0 1B 1B	0-0 F9			0-0 FC6-4		4	3	2	2	1	0	1
Clete Boyer, R (1, 5) OBP: 0.308, SLG: 0.398		0-0 SH1-3 1B	0-0 BLK 2B	0-0 1B 1B	0-0 G3					4	2	3	2	0	0	0
Denis Menke, R (1, 6) Marty Martinez, S (2, 6) OBP: 0.307, SLG: 0.281 OBP: 0.545, SLG: 0.444		0-0 SH1-3	4-0 FC5 BLK IBB	0-0 E 1B	0-3 K					0	0	0	0	0	0	0
Wade Blasingame, L (1, 1) Pat Jarvis, R (3, 1) Mack Jones, L (3, PH) Jay Ritchie, R (4, 1) Ramon Hernandez, S (7, 1) OBP: 0.400, SLG: 0.250 OBP: 0.291, SLG: 0.368 OBP: 0.500, SLG: 1.000		4-0 1B BB	0-3 K	0-0 E1 1B	0-3 K					0	0	0	0	1	0	0

Inning Stats	R: 1	H: 2	E: 1	K: 2	S: 9	H: 2	LOB: 1	BB: 0	P: 9	R: 2	H: 3	E: 0	K: 0	S: 6	H: 3	LOB: 2	BB: 1	P: 10	R: 2	H: 2	E: 0	K: 1	S: 7	H: 6	LOB: 2	BB: 0	P: 9	R: 0	H: 0	E: 0	K: 0	S: 3	R: 0	H: 0	E: 0	K: 1	S: 5	R: 0	H: 0	E: 0	K: 1	S: 5	R: 0	H: 0	E: 0	K: 0	S: 3	R: 0	H: 0	E: 0	K: 0	S: 7	R: 0	H: 0	E: 0	K: 0	S: 5	R: 0	H: 0	E: 0	K: 0	S: 5	R: 0	H: 0	E: 0	K: 0	S: 3	R: 0	H: 0	E: 0	K: 0	S: 7
--------------	------	------	------	------	------	------	--------	-------	------	------	------	------	------	------	------	--------	-------	-------	------	------	------	------	------	------	--------	-------	------	------	------	------	------	------	------	------	------	------	------	------	------	------	------	------	------	------	------	------	------	------	------	------	------	------	------	------	------	------	------	------	------	------	------	------	------	------	------	------	------	------	------	------	------	------

PITCHER	IP	WLS	BF	H	R	ER	SO	BB	IBB	HBP	BLK	WP	HR	S	P	ERA	WHIP
Steve Carlton, L (1, 1) ERA: 3.0	1.1		10	5	3	2	2	1	0	0	0	0	1	13	17	13.50	4.500
Nelson Briles, R (2, 1) ERA: 5.94	2.0	L	14	5	5	5	1	2	1	0	1	0	0	13	25	22.50	3.500
Hal Woodeshick, L (4, 1) ERA: 3.46	1.2		8	3	1	0	0	0	0	0	0	0	0	8	8	0.00	1.800
Larry Jaster, L (6, 1) ERA: 4.94	2.0		6	0	0	0	2	0	0	0	0	0	0	10	10	0.00	0.000
Ron Willis, R (8, 1) ERA: 2.63	1.0		4	0	0	0	0	1	0	0	0	0	0	3	7	0.00	1.000


BOTTOM

St. Louis Cardinals @ Atlanta Braves
Atlanta Stadium, Atlanta, GA

Tue May 23 1967, 7:05 PM EDT
Att. 8,032 - Unknown

AB	36
R	9
H	13
RBI	6
BB	5
SO	5
LOB	19

livebaseballscorecards.com



WP: 0	PA: 42
PB: 0	
SB: 0	
CS: 0	

Batter	1	2	3	4	5	6	7	8	9	AB R H RBI BB SO LOB	TOP																					
Lou Brock, L (1, 7) OBP: 0.357, SLG: 0.563	0-0 1-3		0-0 BB 1B		0-0 L8			0-0 1-4-3		4 0 1 0 0 0 0																						
Phil Gagliano, R (1, 4) OBP: 0.281, SLG: 0.305	0-0 P3		4-0 BB 1-2		4-0 G5-4-3 BB			0-0 F9		2 0 0 0 2 0 0																						
Curt Flood, R (1, 8) OBP: 0.366, SLG: 0.341	4-0 BB BB		0-0 P3		0-0 P4			0-0 P4		3 0 0 0 1 0 3																						
Orlando Cepeda, R (1, 3) OBP: 0.454, SLG: 0.633	4-0 1-2 BB		0-0 F9		0-0 G5-4-3 1-2f			0-0 F8		3 0 0 0 1 0 3																						
Ed Spiezio, R (1, 5) OBP: 0.235, SLG: 0.188	0-3 K			0-0 F7			0-0 F7			3 0 0 0 0 1 2																						
Tim McCarver, L (1, 2) OBP: 0.360, SLG: 0.465		0-0 4-3		0-0 F9			0-0 L4			3 0 0 0 0 0 0																						
Roger Maris, L (1, 9) OBP: 0.350, SLG: 0.447		0-3 K		0-0 F7			0-0 P5			3 0 0 0 0 1 0																						
Dal Maxvill, R (1, 6) OBP: 0.298, SLG: 0.282		0-0 5-3			0-0 6-3			0-0 F9		3 0 0 0 0 0 0																						
Bob Gibson, R (1, 1) OBP: 0.207, SLG: 0.115			0-3 K		0-3 K			0-0 5-3		3 0 0 0 0 2 0																						
Inning Stats	R: 0 E: 0 K: 1 S: 5	H: 0 LOB: 2 BB: 2 P: 13	R: 0 E: 0 K: 1 S: 5	H: 0 LOB: 0 BB: 0 P: 5	R: 0 E: 0 K: 1 S: 6	H: 1 LOB: 2 BB: 1 P: 10	R: 0 E: 0 K: 0 S: 3	H: 0 LOB: 0 BB: 0 P: 3	R: 0 E: 0 K: 1 S: 5	H: 0 LOB: 0 BB: 0 P: 5	R: 0 E: 0 K: 0 S: 2	H: 0 LOB: 0 BB: 1 P: 6	R: 0 E: 0 K: 0 S: 3	H: 0 LOB: 0 BB: 0 P: 3	R: 0 E: 0 K: 0 S: 3	H: 0 LOB: 0 BB: 0 P: 3	R: 0 E: 0 K: 0 S: 3	H: 0 LOB: 0 BB: 0 P: 3	R: 0 E: 0 K: 0 S: 3	H: 0 LOB: 0 BB: 0 P: 3	1B: 1 2B: 0 3B: 0 HR: 0	SF: 0 SAC: 0 DP: 1 HBP: 0	WP: 0 PB: 0 SB: 0 CS: 0	PA: 31								
PITCHER Denny Lemaster, L (1, 1) ERA: 2.45	IP 9.0	WLS W	BF 31	H 1	R 0	ER 0	SO 4	BB 4	IBB 0	HBP 0	BLK 0	WP 0	HR 0	S 35	P 51	ERA 0.00	WHIP 0.556															
											PITCHER	IP	WLS	BF	H	R	ER	SO	BB	IBB	HBP	BLK	WP	HR	S	P	ERA	WHIP				

St. Louis Cardinals @ Atlanta Braves
Atlanta Stadium, Atlanta, GA
Wed May 24 1967, 7:05 PM EDT
Att: 17,500 - Unknown

livebaseballscorecards.com

AB	27
R	0
H	1
RBI	0
BB	4
SO	4
LOB	8



Batter	1	2	3	4	5	6	7	8	9
Woody Woodward, R OBP: 0.224, SLG: 0.203 (1, 4)	0-0 F2 ①		0-0 1-3 ③		4-0 HR BB			0-0 1-3 ①	
Felipe Alou, R OBP: 0.335, SLG: 0.483 (1, 3)	0-0 F7 ②			0-0 F8 ①	0-0 HR 1-H			0-0 F7 ②	
Hank Aaron, R OBP: 0.390, SLG: 0.638 (1, 9)	0-0 F8 ③			0-0 BB 2B	0-0 F7 ③			0-0 F7 ③	
Joe Torre, R OBP: 0.362, SLG: 0.577 (1, 2)		0-0 2B		0-0 F2 ②		0-0 5-3 ①			
Rico Carty, R OBP: 0.386, SLG: 0.397 (1, 7)		0-0 5-3 ①		4-0 BB BB		0-0 F3 ②			
Mack Jones, L OBP: 0.292, SLG: 0.361 (1, 8)		0-0 P3 ②		4-0 1-2 2-3 BB		0-0 F9 ③			
Clete Boyer, R OBP: 0.300, SLG: 0.387 (1, 5)		0-0 F7 ③		0-0 F9 ③			0-0 1-3 ①		
Marty Martinez, S OBP: 0.429, SLG: 0.333 (1, 6)			0-0 5-3 ①		0-0 4-3 ①		0-0 F3 ②		
Denny Lemaster, R OBP: 0.091, SLG: 0.091 (1, 1)			0-3 K ②		0-0 3-1 ②		0-3 K ③		

Inning Stats	R: 0	H: 0	E: 0	K: 0	S: 3	R: 0	H: 1	E: 0	K: 0	S: 4	R: 0	H: 0	E: 0	K: 1	S: 5	R: 0	H: 1	E: 0	K: 0	S: 4	R: 2	H: 1	E: 0	K: 0	S: 4	R: 0	H: 0	E: 0	K: 0	S: 3	R: 0	H: 0	E: 0	K: 1	S: 5	R: 0	H: 0	E: 0	K: 0	S: 3
	LOB: 0	BB: 0	P: 3			LOB: 1	BB: 0	P: 4			LOB: 3	BB: 2	P: 12			LOB: 0	BB: 1	P: 8			LOB: 0	BB: 0	P: 3			LOB: 0	BB: 0	P: 5			LOB: 0	BB: 0	P: 3			LOB: 0	BB: 0	P: 3		

PITCHER	IP	WLS	BF	H	R	ER	SO	BB	IBB	HBP	BLK	WP	HR	S	P	ERA	WHIP
Bob Gibson, R ERA: 3.21 (1, 1)	8.0	L	30	3	2	2	2	3	0	0	0	0	1	31	43	2.25	0.750

BOTTOM

AB	R	H	RBI	BB	SO	LOB
3	1	0	0	1	0	0
4	1	1	2	0	0	0
4	0	1	0	0	0	0
3	0	1	0	0	0	1
2	0	0	0	1	0	1
2	0	0	0	1	0	1
3	0	0	0	0	0	4
3	0	0	0	0	0	0
3	0	0	0	0	2	0

AB	27
R	2
H	3
RBI	2
BB	3
SO	2
LOB	7



1B:	2B:	3B:	HR:	SF:	SAC:	DP:	HBP:	WP:	PA:
0	2	0	1	0	0	0	0	0	30

St. Louis Cardinals @ Atlanta Braves
 Atlanta Stadium, Atlanta, GA
 Wed May 24 1967, 7:05 PM EDT
 Att. 17,500 - Unknown

livebaseballscorecards.com

Batter	1	2	3	4	5	6	7	8	9	AB R H RBI BB SO LOB	TOP		
Lou Brock, L (1, 7) X OBP: 0.360, SLG: 0.581	0-0 F7		0-0 HR		0-0 HR 1B		0-0 FC1-4 CS			4 2 2 1 0 0 1	St. Louis Cardinals @ Atlanta Braves Atlanta Stadium, Atlanta, GA Thu May 25 1967, 7:05 PM EDT Att. 18,375 - Unknown		
Curt Flood, R (1, 8) X OBP: 0.369, SLG: 0.362	0-0 6-3		4-0 CS BB		0-0 HR		0-0 5-3			3 1 1 3 1 0 1			
Phil Gagliano, R (1, 4) X OBP: 0.279, SLG: 0.302	0-0 F9		0-0 4-3		0-0 1B 1B			0-0 6-3		4 0 1 0 0 0 1			
Orlando Cepeda, R (1, 3) X OBP: 0.455, SLG: 0.628		0-0 6-3		0-0 1B	0-0 1B			0-0 F8		4 0 2 0 0 0 0			
Ed Spiezio, R (1, 5) X OBP: 0.238, SLG: 0.158		4-0 1B S BB		0-0 G5-4-3 1B	0-3 K			0-0 6-3		3 1 0 0 1 1 3			
Alex Johnson, R (1, 9) X OBP: 0.140, SLG: 0.238		0-0 1B S 1B		0-0 F9		0-0 P4		0-0 6-3		4 0 1 0 0 0 0			
John Romano, R (1, 2) X OBP: 0.278, SLG: 0.103		0-0 F3			0-0 F7	0-0 4-3		0-0 F9-3 1B		4 0 1 0 0 0 1			
Dal Maxvill, R (1, 6) X OBP: 0.288, SLG: 0.271		0-0 L7			0-0 4-3	0-0 6-3		0-0 F9-3		4 0 0 0 0 0 2			
Dick Hughes, R (1, 1) X OBP: 0.250, SLG: 0.143			0-3 K		0-0 1B HR 1B		4-0 FC1-4 BB			2 1 1 0 1 1 0			
Inning Stats	R: 0 H: 0 E: 0 K: 0 S: 3	R: 1 H: 1 E: 0 K: 0 S: 4	R: 1 H: 1 E: 0 K: 1 S: 5	R: 0 H: 1 E: 0 K: 0 S: 3	R: 3 H: 5 E: 0 K: 1 S: 10	R: 0 H: 0 E: 0 K: 0 S: 3	R: 0 H: 0 E: 0 K: 0 S: 2	R: 0 H: 0 E: 0 K: 0 S: 3	R: 0 H: 1 E: 0 K: 0 S: 3	1B: 7 SF: 0 2B: 1 SAC: 0 3B: 0 DP: 2 HR: 2 HBP: 0	WP: 0 PA: 35 PB: 0 SB: 3 CS: 2		
PITCHER	IP WLS BF H R ER SO BB IBB HBP BLK WP HR S P ERA WHIP											PITCHER	IP WLS BF H R ER SO BB IBB HBP BLK WP HR S P ERA WHIP
Dick Kelley, L (1, 1) ERA: 5.09	4.2 L 21 7 5 5 1 2 0 0 0 0 0 2 21 29 9.64 1.929												
Jay Ritchie, R (5, 1) ERA: 1.74	1.1 5 1 0 0 1 0 0 0 0 0 0 0 7 7 0.00 0.750												
Clay Carroll, R (7, 1) ERA: 5.4	2.0 6 0 0 0 0 1 0 0 0 0 0 0 5 9 0.00 0.500												
Ramon Hernandez, L (9, 1) ERA: 6.17	1.0 3 1 0 0 0 0 0 0 0 0 0 0 3 3 0.00 1.000												

livebaseballscorecards.com

AB	32
R	5
H	9
RBI	4
BB	3
SO	2
LOB	9



Batter	1	2	3	4	5	6	7	8	9	AB R H RBI BB SO LOB	TOP																
Lou Brock, L (1, 7) OBP: 0.361, SLG: 0.575	0-0 L9	0-0 1-3 2-H 1B		0-0 FC5-4 1B		0-0 8-4 2-3f			0-3 K	5 0 2 1 0 1 1																	
Curt Flood, R (1, 8) OBP: 0.364, SLG: 0.356	0-3 K	0-0 F9 1-2		0-0 FC5-4 1-2f			0-0 G4-6-3 1B		0-0 P4	5 0 1 0 0 1 3																	
Roger Maris, L (1, 9) OBP: 0.346, SLG: 0.439	0-0 F7		0-0 E SF9 1B	0-3 K			0-0 G4-6-3 1-2f			4 1 1 0 0 1 2																	
Orlando Cepeda, R (1, 3) OBP: 0.449, SLG: 0.624		0-0 F8	0-0 E5 SF9 1-3 1B		0-0 2B		0-3 K			4 0 1 0 0 1 1																	
Tim McCarver, L (1, 2) OBP: 0.383, SLG: 0.485		0-0 1B 1B	4-0 IBB		4-0 G6-4-3 BB			0-0 SH1-3 2B		2 1 2 0 2 0 0																	
Phil Gagliano, R (1, 4) OBP: 0.282, SLG: 0.308		0-0 1B 1B	0-0 SF9 2-3 3-H	0-0 F8			0-0 SH1-3 2-3			2 1 1 1 0 0 2																	
Ed Spiezio, R (1, 5) OBP: 0.240, SLG: 0.174		0-0 1B 1B	0-3 K	0-0 G6-4-3 1-2f			0-0 P5			4 1 1 1 0 1 5																	
Dal Maxvill, R (1, 6) OBP: 0.295, SLG: 0.279		0-0 1B 1B	0-0 F9				0-0 P4			4 0 2 1 0 0 3																	
Ray Washburn, R (1, 1) OBP: 0.056, SLG: 0.167	0-3 K		0-3 K				0-0 SH3-4 8-4 1B		0-3 K	2 0 0 0 0 2 2																	
Ron Willis, R (8, 1)										0 0 0 0 0 0 0																	
Joe Hoerner, R (8, 1)										0 0 0 0 0 0 0																	
Bobby Tolán, L (9, PH) OBP: 0.333, SLG: 0.345										1 0 0 0 0 1 0																	
Inning Stats	R: 0 E: 0 K: 1 S: 5	H: 0 LOB: 0 BB: 0 P: 5	R: 3 E: 0 K: 1 S: 10	H: 5 LOB: 2 BB: 0 P: 10	R: 1 E: 1 K: 1 S: 7	H: 1 LOB: 2 BB: 1 P: 11	R: 0 E: 0 K: 2 S: 8	H: 1 LOB: 1 BB: 0 P: 8	R: 0 E: 0 K: 0 S: 3	H: 1 LOB: 1 BB: 1 P: 7	R: 0 E: 0 K: 0 S: 3	H: 1 LOB: 0 BB: 0 P: 3	R: 0 E: 0 K: 1 S: 5	H: 1 LOB: 0 BB: 0 P: 5	R: 0 E: 0 K: 0 S: 4	H: 1 LOB: 1 BB: 0 P: 4	R: 0 E: 0 K: 2 S: 7	H: 0 LOB: 0 BB: 0 P: 7	1B: 9 2B: 3 3B: 0 HR: 0	SF: 1 SAC: 2 DP: 3 HBP: 0	WP: 0 PB: 0 SB: 1 CS: 0	PA: 38					
PITCHER	IP WLS BF H R ER SO BB IBB HBP BLK WP HR S P ERA WHIP																										
Jim Bunning, R (1, 1) ERA: 3.75	4.0		23	8	4	3	5	1	1	0	0	0	0	31	39	6.75	2.250										
Dick Hall, R (5, 1) ERA: 1.47	4.0	W	12	3	0	0	1	0	0	0	0	0	0	14	14	0.00	0.750										
Turk Farrell, R (9, 1) ERA: 3.42	1.0	S	3	0	0	0	2	0	0	0	0	0	0	7	7	0.00	0.000										

St. Louis Cardinals @ Philadelphia Phillies
 Connie Mack Stadium, Philadelphia, PA

Fri May 26 1967, 7:05 PM EDT
 Att. 15,365 - Unknown

livebaseballscorecards.com

AB	33
R	4
H	11
RBI	4
BB	2
SO	8
LOB	19



Batter	1	2	3	4	5	6	7	8	9
Tony Gonzalez, L OBP: 0.383, SLG: 0.453 (1, 7)	0-0 G3		0-0 6-3		0-0 CS 1B			0-0 P1	
Tony Taylor, R OBP: 0.327, SLG: 0.383 (1, 3)	0-0 HR 1B		0-0 F9		0-0 CS 1-2	0-0 L6-3 1B		0-0 3-1 1B HR 1B	
Dick Allen, R OBP: 0.413, SLG: 0.485 (1, 5)	0-0 F8		0-3 K			0-0 F8		0-0 3-1 HR 1B	
Johnny Callison, L OBP: 0.355, SLG: 0.403 (1, 9)	0-0 HR 1-H			0-0 HR		0-0 L6-3 1-2		0-0 3-1	
Don Lock, R OBP: 0.418, SLG: 0.586 (1, 8)	0-0 F8			0-0 1-3				0-0 HR	
Cookie Rojas, R OBP: 0.261, SLG: 0.292 (1, 4)		0-0 5-3		0-0 5-3			0-3 K	0-0 P4	
Gary Sutherland, R OBP: 0.370, SLG: 0.440 (1, 6)		0-0 FC4-6 1B		0-0 6-3			0-0 L7		
Clay Dalrymple, L OBP: 0.250, SLG: 0.211 (1, 2)		0-0 FC4-6 1-2f			0-3 K		0-0 1-3		
Jim Bunning, R OBP: 0.125, SLG: 0.292 (1, 1)		0-0 F9			0-0 6-3			0-0 1B 1B 1B	
Dick Hall, R (5, 1)									
John Briggs, L OBP: 0.278, SLG: 0.353 (8, PH)									
Turk Farrell, R (9, 1)									

Inning Stats	R: 2 E: 0 K: 0 S: 5	H: 2 LOB: 0 BB: 0 P: 5	R: 0 E: 0 K: 0 S: 4	H: 1 LOB: 1 BB: 0 P: 4	R: 0 E: 0 K: 1 S: 5	H: 0 LOB: 0 BB: 0 P: 5	R: 1 E: 0 K: 0 S: 4	H: 1 LOB: 0 BB: 0 P: 4	R: 0 E: 0 K: 1 S: 5	H: 1 LOB: 0 BB: 0 P: 5	R: 0 E: 0 K: 0 S: 3	H: 1 LOB: 0 BB: 0 P: 3	R: 0 E: 0 K: 1 S: 6	H: 1 LOB: 1 BB: 0 P: 6	R: 4 E: 0 K: 0 S: 7	H: 4 LOB: 0 BB: 0 P: 7
--------------	------------------------------	---------------------------------	------------------------------	---------------------------------	------------------------------	---------------------------------	------------------------------	---------------------------------	------------------------------	---------------------------------	------------------------------	---------------------------------	------------------------------	---------------------------------	------------------------------	---------------------------------

PITCHER															IP	WLS	BF	H	R	ER	SO	BB	IBB	HBP	BLK	WP	HR	S	P	ERA	WHIP
Ray Washburn, R (1, 1) ERA: 3.38															7.0		27	8	4	4	3	0	0	0	0	0	2	33	33	5.14	1.143
Ron Willis, R (8, 1) ERA: 3.86															0.1	L	3	2	0	0	0	0	0	0	0	0	0	3	3	0.00	6.000
Joe Hoerner, L (8, 1) ERA: 2.57															0.2		3	1	3	3	0	0	0	0	0	0	1	3	3	40.50	1.500

BOTTOM


AB	R	H	RBI	BB	SO	LOB
4	0	1	0	0	0	1
4	2	3	0	0	0	0
4	1	1	1	0	1	2
4	2	2	3	0	0	3
4	1	2	3	0	0	0
4	0	0	0	0	1	1
3	0	1	0	0	0	1
3	0	0	0	0	1	2
1	0	0	0	0	0	1
1	0	0	0	0	0	0
1	1	1	0	0	0	0
0	0	0	0	0	0	0

St. Louis Cardinals @ Philadelphia Phillies
Connie Mack Stadium, Philadelphia, PA

Fri May 26 1967, 7:05 PM EDT
 Att. 15,365 - Unknown

livebaseballscorecards.com

AB	33
R	7
H	11
RBI	7
BB	0
SO	3
LOB	11



WP	PA
0	34
PB	0
SB	0
CS	1

Batter	1	2	3	4	5	6	7	8	9	AB R H RBI BB SO LOB	TOP											
Lou Brock, L (1, 7) OBP: 0.360, SLG: 0.566	0-0 F9		0-0 S 5-3 S 1B	0-0 4-3		0-0 1B WP 1B		0-3 K	0-0 5-3	6 2 2 2 0 1 2												
Curt Flood, R (1, 8) OBP: 0.375, SLG: 0.364	0-0 FC4 1B		4-0 3-H S 1-2 1B BB		0-0 5-3	0-0 WP S 1-3 1B		0-0 F3	0-0 3-H HBP 2-3 1B	5 1 3 0 1 0 0												
Phil Gagliano, R (1, 4) OBP: 0.286, SLG: 0.300	0-0 FC4 1-2f		0-0 5-3		0-0 5-3	0-0 5-3		4-0 2B BB	0-0 HBP 1-2 1B	5 1 1 2 1 0 3												
Orlando Cepeda, R (1, 3) OBP: 0.458, SLG: 0.628	0-0 F9		4-0 1B IBB		0-0 1B 1B		0-0 L7	0-0 1-H E 2B	1-0 1-2 2-3 FC6-4 HBP	4 2 2 1 1 0 1												
Alex Johnson, R (1, 9) OBP: 0.184, SLG: 0.271		0-3 K	0-0 1-3 2-H 1B		0-0 1B 1B		0-0 E6 PB S 1B	0-0 2-H 1B	0-0 FC6-4 1-2f	6 1 3 1 0 1 3												
Ed Spiezio, R (1, 5) OBP: 0.250, SLG: 0.192		0-3 K	0-0 5-3		0-0 1-3 2-H 1B		0-0 5-3		4-0 2B BB	3 0 1 1 0 1 2												
Dave Ricketts, S (7, PH) OBP: 0.429, SLG: 0.429										1 0 0 0 0 0 1												
Eddie Bressoud, R (7, 5)										0 1 0 0 1 0 0												
John Romano, R (1, 2) OBP: 0.289, SLG: 0.100		0-3 K		4-0 BLK BB		0-0 4-3		4-0 1B 2-3 IBB	0-0 1-H 5-3 2B	1 0 0 0 1 1 0												
Tim McCarver, L (5, PH) OBP: 0.390, SLG: 0.495										2 1 1 1 1 0 2												
Dal Maxvill, R (1, 6) OBP: 0.299, SLG: 0.278			0-0 SH1-3 1B	0-3 K		0-0 F8		0-0 1-3 3-H 1B	4-0 1B 5-3 BB	4 2 1 1 1 1 1												
Larry Jaster, L (1, 1) OBP: 0.273, SLG: 0.200			0-0 SH1-3	0-0 F8		0-3 K		0-0 F8	0-3 K	2 0 0 0 0 1 1												
Hal Woodeshick, R (6, 1)										0 0 0 0 0 0 0												
Nelson Briles, R (6, 1)										2 0 0 0 0 1 4												
Inning Stats	R: 0 E: 0 K: 0 S: 4	H: 1 LOB: 1 BB: 0 P: 4	R: 0 E: 0 K: 3 S: 9	H: 0 LOB: 0 BB: 0 P: 9	R: 3 E: 1 K: 0 S: 6	H: 2 LOB: 2 BB: 2 P: 14	R: 0 E: 0 K: 1 S: 5	H: 0 LOB: 1 BB: 1 P: 9	R: 1 E: 0 K: 0 S: 6	H: 3 LOB: 2 BB: 0 P: 6	R: 1 E: 0 K: 1 S: 7	H: 2 LOB: 1 BB: 0 P: 7	R: 1 E: 1 K: 0 S: 5	H: 1 LOB: 2 BB: 1 P: 9	R: 2 E: 2 K: 1 S: 6	H: 2 LOB: 1 BB: 1 P: 10	R: 3 E: 0 K: 1 S: 8	H: 3 LOB: 3 BB: 2 P: 17	1B: 12 2B: 2 3B: 0 HR: 0	SF: 0 SAC: 1 DP: 0 HBP: 1	WP: 1 PB: 1 SB: 5 CS: 0	PA: 50
PITCHER	IP WLS BF H R ER SO BB IBB HBP BLK WP HR S P ERA WHIP																					
Grant Jackson, L (1, 1) ERA: 2.61	4.0 L 19 3 3 0 4 2 1 0 0 1 0 0 24 36 0.00 1.250																					
Rick Wise, R (5, 1) ERA: 4.86	2.0 11 5 2 2 1 0 0 0 0 1 0 13 13 9.00 2.500																					
Turk Farrell, R (7, 1) ERA: 3.28	1.0 6 1 1 0 0 0 1 0 0 0 0 5 9 0.00 1.000																					
Larry Loughlin, L (8, 1) ERA: 36.0	1.0 7 3 4 4 1 2 0 0 0 0 0 7 15 36.00 5.000																					
Pedro Ramos, R (9, 1) ERA: 6.75	1.0 7 2 1 1 1 1 0 1 0 0 0 7 12 9.00 3.000																					

St. Louis Cardinals @ Philadelphia Phillies
 Connie Mack Stadium, Philadelphia, PA
 Sat May 27 1967, 3:33 AM EDT
 Att. 6,351 - Unknown

livebaseballscorecards.com

AB	41
R	11
H	14
RBI	9
BB	7
SO	7
LOB	20



Batter	1	2	3	4	5	6	7	8	9	AB	R	H	RBI	BB	SO	LOB
Tony Taylor, R OBP: 0.311, SLG: 0.364 (1, 3) (8, 6)	0-0 1-3		0-3 K		0-0 F7	0-0 E4 1B		0-0 F8		5	0	0	1	0	1	2
Gary Sutherland, R OBP: 0.368, SLG: 0.434 Tony Gonzalez, L OBP: 0.385, SLG: 0.454 (1, 7) (6, PH) (7, 7)	0-0 6-3		0-0 F7		0-0 2B 1B	0-0 1B 1B		0-3 K		3	1	1	0	0	0	0
Dick Allen, R OBP: 0.418, SLG: 0.486 (1, 5)	0-0 F8		0-0 2B 1B		0-0 F8	4-0 IBB		0-0 1B		4	0	2	0	1	0	1
Don Lock, R OBP: 0.431, SLG: 0.619 (1, 8)		0-0 2B 1B	0-0 1-3 2B		0-0 1-H 2B	0-0 P6		0-3 K		5	0	3	1	0	1	4
Cookie Rojas, R OBP: 0.252, SLG: 0.280 (1, 4)		0-0 F9	0-0 L8		0-0 L7	0-0 L9		0-3 K		5	0	0	0	0	1	7
Johnny Callison, L OBP: 0.363, SLG: 0.413 (1, 9)		0-0 P4		4-0 BB		0-0 1B 2B	0-0 3-1	0-0 G6-4-3 1B		4	1	2	0	1	0	1
Bobby Wine, R OBP: 0.159, SLG: 0.175 Tito Francona, L OBP: 0.276, SLG: 0.217 (1, 6) (7, PH) (8, 3)		0-0 1-3 2B		0-3 K		0-0 BB E 1B	0-3 K	0-0 G6-4-3 1-2f		3	1	2	1	0	1	1
Bob Uecker, R OBP: 0.219, SLG: 0.107 Clay Dalrymple, L OBP: 0.257, SLG: 0.220 (1, 2) (7, PH) (8, 2)		4-0 IBB		0-0 F8		4-0 E 1B BB	0-0 BLK 1B			1	1	0	0	2	0	1
Grant Jackson, S OBP: 0.250, SLG: 0.143 Jackie Brandt, R OBP: 0.153, SLG: 0.200 Rick Wise, R OBP: 0.375, SLG: 0.333 Phil Linz, R OBP: 0.375, SLG: 0.333 Turk Farrell, R OBP: 0.279, SLG: 0.349 John Briggs, L OBP: 0.279, SLG: 0.349 Larry Loughlin, L OBP: 0.279, SLG: 0.349 Pedro Ramos, S OBP: 0.279, SLG: 0.349 (1, 1) (4, PH) (5, 1) (6, PH) (7, 1) (7, PH) (8, 1) (9, 1)		0-3 K		0-0 P4		4-0 1B E BB	0-0 4-3			1	0	0	0	0	1	3

Inning Stats	R: 0	H: 0	E: 0	K: 0	S: 3	H: 2	LOB: 0	BB: 0	P: 3	R: 0	H: 2	E: 0	K: 1	S: 7	H: 2	LOB: 3	BB: 1	P: 11	R: 0	H: 2	E: 0	K: 1	S: 7	R: 0	H: 0	E: 0	K: 1	S: 5	R: 1	H: 2	E: 0	K: 0	S: 5	R: 3	H: 3	E: 1	K: 0	S: 6	H: 3	LOB: 3	BB: 3	P: 18	R: 0	H: 1	E: 0	K: 1	S: 6	H: 1	LOB: 1	BB: 0	P: 6	R: 0	H: 1	E: 0	K: 2	S: 8	H: 1	LOB: 1	BB: 0	P: 8	R: 0	H: 1	E: 0	K: 1	S: 5	H: 1	LOB: 0	BB: 0	P: 5	1B: 8	SF: 0	2B: 4	SAC: 0	3B: 0	DP: 1	HR: 0	HBP: 0	WP: 0	PA: 43
PITCHER	IP	WLS	BF	H	R	ER	SO	BB	IBB	HBP	BLK	WP	HR	S	P	ERA	WHIP																																																														
Larry Jaster, L ERA: 5.34 (1, 1)	5.0	W	26	8	4	4	3	2	1	0	0	0	0	29	41	7.20	2.000																																																														
Hal Woodeshick, L ERA: 3.46 (6, 1)	0.0		2	0	0	0	0	1	0	0	0	0	0	1	5	∞	∞																																																														
Nelson Briles, R ERA: 4.79 (6, 1)	4.0	S	15	4	0	0	4	0	1	0	1	0	0	22	26	0.00	1.000																																																														

BOTTOM

St. Louis Cardinals @ Philadelphia Phillies
 Connie Mack Stadium, Philadelphia, PA

Sat May 27 1967, 3:33 AM EDT
 Att. 6,351 - Unknown

livebaseballscores.com

AB	38
R	4
H	12
RBI	4
BB	5
SO	7
LOB	23



Batter	1	2	3	4	5	6	7	8	9	AB R H RBI BB SO LOB	TOP											
Lou Brock, L (1, 7) OBP: 0.367, SLG: 0.573	0-0 S 3B 1B		0-0 S 5-3 1B 1B	0-0 CS 1-H 2B		0-0 4-3		0-0 F8 2-3		5 2 3 1 0 0 2												
Curt Flood, R (1, 8) OBP: 0.370, SLG: 0.359	0-0 P3 1-2		0-0 5-3 1-3	0-0 5-3 2-3			0-0 5-3	0-0 1-3 3-H 1B		5 0 1 1 0 0 3												
Roger Maris, L (1, 9) OBP: 0.348, SLG: 0.456	0-0 2-H 3B		0-0 3-H 1B FC4-6 1B			0-0 1-3	0-0 4-3	0-0 4-3		5 1 2 2 0 0 2												
Orlando Cepeda, R (1, 3) OBP: 0.456, SLG: 0.619	0-0 F2		0-0 1-3 1B FC4-6 1B		0-0 K 1B		0-3 K		0-0 FC5-4 1B	5 1 2 0 0 2 1												
Tim McCarver, L (1, 2) OBP: 0.390, SLG: 0.514	4-0 IBB		0-0 1-2f 3-H 1B FC4-6 1B		0-0 F8			0-0 HR	0-0 P6	4 1 1 2 1 0 3												
Phil Gagliano, R (1, 4) OBP: 0.305, SLG: 0.311	0-0 L7		0-0 1-3 1B		0-0 2-H 1B			4-0 BB 1B BB	0-0 FC5-4 1-2f	4 1 2 1 1 0 3												
Ed Spiezio, R (1, 5) OBP: 0.226, SLG: 0.172		0-0 5-3	0-0 1-3		0-0 F9			4-0 F8 1B 1B BB	0-0 F8	3 0 0 0 0 0 3												
Bobby Toljan, L (8, PH) OBP: 0.355, SLG: 0.345										0 1 0 0 1 0 0												
Eddie Bressoud, R (8, 6)										1 0 0 0 0 0 1												
Dal Maxvill, R (1, 6) OBP: 0.305, SLG: 0.294		0-0 4-3		0-0 FC1-5 2B		0-0 P4		0-0 1B 1-2 2-H 1B		4 0 2 1 0 0 0												
Steve Carlton, L (1, 1) OBP: 0.267, SLG: 0.214		0-3 K		0-0 FC1-5 2B		0-3 K		0-3 K		4 1 0 0 0 3 3												
Inning Stats	R: 1 E: 0 K: 0 S: 5	H: 2 LOB: 2 BB: 1 P: 9	R: 0 E: 0 K: 1 S: 5	H: 0 LOB: 0 BB: 0 P: 5	R: 2 E: 0 K: 0 S: 7	H: 4 LOB: 2 BB: 0 P: 7	R: 1 E: 0 K: 0 S: 4	H: 2 LOB: 0 BB: 0 P: 4	R: 1 E: 0 K: 1 S: 7	H: 1 LOB: 1 BB: 0 P: 7	R: 0 E: 0 K: 1 S: 5	H: 0 LOB: 0 BB: 0 P: 5	R: 0 E: 0 K: 1 S: 5	H: 0 LOB: 0 BB: 0 P: 5	R: 3 E: 0 K: 1 S: 8	H: 3 LOB: 2 BB: 2 P: 16	R: 0 E: 0 K: 0 S: 4	H: 1 LOB: 1 BB: 0 P: 4	1B: 9 2B: 2 3B: 1 HR: 1	SF: 0 SAC: 0 DP: 0 HBP: 0	WP: 1 PB: 0 SB: 2 CS: 1	PA: 43
PITCHER	IP WLS BF H R ER SO BB IBB HBP BLK WP HR S P ERA WHIP																					
Larry Jackson, R (1, 1) ERA: 3.72	4.0 L 20 8 4 4 1 0 0 0 0 0 0 0 21 25 9.00 2.000																					
Grant Jackson, L (5, 1) ERA: 2.73	2.0 8 1 1 1 2 0 0 0 0 0 1 0 12 12 4.50 0.500																					
Rick Wise, R (7, 1) ERA: 5.79	2.0 11 3 3 3 2 2 0 0 0 0 0 1 13 21 13.50 2.500																					
Pedro Ramos, R (9, 1) ERA: 5.4	1.0 4 1 0 0 0 0 0 0 0 0 0 0 4 4 0.00 1.000																					

St. Louis Cardinals @ Philadelphia Phillies
 Connie Mack Stadium, Philadelphia, PA
 Sun May 28 1967, 3:33 AM EDT
 Att: 11,250 - Unknown

livebaseballscorecards.com

AB	40
R	8
H	13
RBI	8
BB	3
SO	5
LOB	21



Batter	1	2	3	4	5	6	7	8	9	10	11	AB R H RBI BB SO LOB	TOP			
Lou Brock, L OBP: 0.366, SLG: 0.571 (1.7)	0-0 WP 1B 2B	0-0 F8			0-0 F7			0-0 F7		0-0 1B	0-0 1-3	6 1 2 0 0 0 5	St. Louis Cardinals @ Cincinnati Reds Crosley Field, Cincinnati, OH Mon May 29 1967, 7:05 PM EDT Unknown			
Curt Flood, R OBP: 0.371, SLG: 0.360 (1.8)	0-0 F2		0-0 5-3 1B		0-3 K			0-0 1B		0-3 K		5 0 2 0 0 2 3				
Roger Maris, L OBP: 0.342, SLG: 0.444 (1.9)	0-0 1B		0-3 K		0-0 F2			0-0 F7		0-0 F7		5 0 1 1 0 1 4				
Orlando Cepeda, R OBP: 0.442, SLG: 0.595 (1.3)	0-0 L8		0-0 5-3		0-0 5-3			0-3 K			0-0 5-3	5 0 0 0 0 1 3				
Tim McCarver, L OBP: 0.391, SLG: 0.513 (1.2)	0-0 L7		4-0 BB		0-0 F5			0-0 P6			0-0 5-3 2B	4 1 1 0 1 0 1				
Phil Gagliano, R OBP: 0.287, SLG: 0.291 (1.5)		0-0 P3	0-0 6-3		0-0 6-3			0-0 5-3			0-0 5-3	5 0 0 0 0 0 3				
Eddie Bressoud, R Julian Javier, R OBP: 0.361, SLG: 0.450 (7.4)		0-0 6-3		0-0 F9			0-0 6-3		0-3 K		0-0 WP 2B	3 0 0 0 0 0 0 2 0 1 1 0 1 0				
Dal Maxvill, R OBP: 0.309, SLG: 0.301 (7.6)		0-0 E6 1B		0-0 L7			0-3 K			0-0 SH2-4 2B	4-0 WP IBB	4 0 1 0 1 1 0				
Bob Gibson, R OBP: 0.242, SLG: 0.138 (1.1)		0-0 1-2 1B		0-3 K			0-3 K			0-0 SH2-4 2B	4-0 1-2 2-3 BB	3 0 1 0 1 2 0				
Inning Stats	R: 1 H: 2 E: 0 LOB: 1 K: 0 BB: 0 S: 5 P: 5	R: 0 H: 1 E: 1 LOB: 2 K: 0 BB: 0 S: 5 P: 5	R: 0 H: 1 E: 0 LOB: 2 K: 1 BB: 1 S: 6 P: 10	R: 0 H: 0 E: 0 LOB: 0 K: 1 BB: 0 S: 5 P: 5	R: 0 H: 0 E: 0 LOB: 0 K: 1 BB: 0 S: 5 P: 5	R: 0 H: 0 E: 0 LOB: 0 K: 0 BB: 0 S: 3 P: 3	R: 0 H: 0 E: 0 LOB: 0 K: 2 BB: 0 S: 7 P: 7	R: 0 H: 1 E: 0 LOB: 1 K: 1 BB: 0 S: 6 P: 6	R: 0 H: 0 E: 0 LOB: 0 K: 1 BB: 0 S: 5 P: 5	R: 0 H: 2 E: 0 LOB: 2 K: 1 BB: 0 S: 7 P: 7	R: 1 H: 2 E: 0 LOB: 3 K: 0 BB: 2 S: 5 P: 13	1B: 5 SF: 0 2B: 4 SAC: 1 3B: 0 DP: 0 HR: 0 HBP: 0		WP: 2 PA: 46 PB: 0 SB: 0 CS: 0		
PITCHER	IP WLS BF H R ER SO BB IBB HBP BLK WP HR S P ERA WHIP															
Mel Queen, R ERA: 1.62 (1.1)	9.0	34	5	1	1	7	1	0	0	0	1	0	47	51	1.00	0.667
Gerry Arrigo, L ERA: 0.9 (10.1)	0.1	3	2	0	0	0	0	0	0	0	0	0	3	3	0.00	6.000
Don Nottebart, R ERA: 2.04 (10.1)	1.2	L 9	2	1	1	1	1	1	0	0	1	0	9	17	5.40	1.800

AB	42
R	2
H	9
RBI	2
BB	3
SO	8
LOB	19



Batter	1	2	3	4	5	6	7	8	9	10	11	AB	R	H	RBI	BB	SO	LOB	BOTTOM											
Floyd Robinson, L (1, 9) OBP: 0.371, SLG: 0.333	0-0 4-3		0-0 F8			4-0 G3 BB		0-3 K		4-0 BB		3	0	0	0	2	1	1	St. Louis Cardinals @ Cincinnati Reds Crosley Field, Cincinnati, OH Mon May 29 1967, 7:05 PM EDT Unknown											
Vada Pinson, L (1, 8) OBP: 0.297, SLG: 0.376	4-0 BB		0-0 F3			0-0 P4		0-0 P6		0-0 F9		4	0	0	0	1	0	3												
Pete Rose, S (1, 7) OBP: 0.396, SLG: 0.497	0-0 F8			0-0 PB 1B		0-0 G3		0-0 2B			0-0 L9	5	0	2	0	0	0	2												
Tony Perez, R (1, 5) OBP: 0.327, SLG: 0.543 Giraldo Ruiz, S (11, PR) OBP: 0.219, SLG: 0.274	0-0 P4			0-3 K		0-3 K		0-0 6-3			0-0 5-3 1B	5	0	1	0	0	2	4												
Deron Johnson, R (1, 3) OBP: 0.336, SLG: 0.550		0-3 K		0-0 6-3			0-0 5-3			0-0 P3	0-0 5-3	5	0	0	0	0	1	2												
Tommy Helms, R (1, 4) OBP: 0.295, SLG: 0.371		0-3 K		0-0 F3			0-0 1B 2B			0-3 K	0-3 K	5	1	1	0	0	3	3												
Johnny Edwards, L (1, 2) OBP: 0.283, SLG: 0.280 Gerry Arrigo, L (10, 1) Don Nottebart, R (10, 1)		0-0 6-3				0-3 K		0-0 5-3		0-3 K		4	0	0	0	0	2	1												
Leo Cardenas, R (1, 6) OBP: 0.307, SLG: 0.277			0-0 1B			0-3 K		0-0 S 1B			0-0 6-3	4	0	2	1	0	1	0												
Mel Queen, L (1, 1) OBP: 0.111, SLG: 0.059 Jimmie Coker, R (10, 2) OBP: 0.300, SLG: 0.400			0-3 K			0-0 F8		0-0 G3		0-3 K		3	0	0	0	0	1	2												
						1-2				0-0		1	0	0	0	0	1	0												
Inning Stats	R: 0 E: 0 K: 0 S: 3	H: 0 LOB: 1 BB: 1 P: 7	R: 0 E: 0 K: 2 S: 7	H: 0 LOB: 0 BB: 0 P: 7	R: 0 E: 0 K: 1 S: 6	H: 1 LOB: 1 BB: 0 P: 6	R: 0 E: 0 K: 1 S: 6	H: 1 LOB: 1 BB: 0 P: 6	R: 0 E: 0 K: 2 S: 7	H: 0 LOB: 0 BB: 0 P: 7	R: 0 E: 0 K: 1 S: 5	H: 0 LOB: 1 BB: 1 P: 9	R: 1 E: 0 K: 0 S: 5	H: 2 LOB: 1 BB: 0 P: 5	R: 0 E: 0 K: 1 S: 6	H: 1 LOB: 1 BB: 0 P: 6	R: 0 E: 0 K: 2 S: 7	H: 0 LOB: 0 BB: 0 P: 7		R: 0 E: 0 K: 1 S: 5	H: 0 LOB: 1 BB: 1 P: 9	R: 0 E: 0 K: 1 S: 6	H: 0 LOB: 1 BB: 1 P: 7	R: 0 E: 0 K: 1 S: 6	H: 1 LOB: 2 BB: 0 P: 6	R: 0 E: 0 K: 1 S: 6	H: 1 LOB: 0 BB: 0 P: 6	1B: 4 2B: 2 3B: 0 HR: 0	SF: 0 SAC: 0 DP: 0 HBP: 0	WP: 0 PB: 1 SB: 1 CS: 0
PITCHER Bob Gibson, R (1, 1) ERA: 2.87	IP: 11.0 WLS: W BF: 42 H: 6 R: 1 ER: 1 SO: 12 BB: 3 IBB: 0 HBP: 0 BLK: 0 WP: 0 HR: 0 S: 63 P: 75 ERA: 0.82 WHIP: 0.818																													

livebaseballscorecards.com

AB	39
R	1
H	6
RBI	1
BB	3
SO	12
LOB	18



Batter	1	2	3	4	5	6	7	8	9	AB R H RBI BB SO LOB	TOP					
Lou Brock, L (1, 7) OBP: 0.362, SLG: 0.566	0-0 4-3		0-0 1B 2B		0-0 E4 1B SF9		0-3 K		0-0 F9	5 2 1 0 0 1 2						
Curt Flood, R (1, 8) OBP: 0.379, SLG: 0.388 Bobby Tolan, L (9, PH) OBP: 0.344, SLG: 0.333	0-3 K 5-6-3		0-0 FC6-4 1B		0-0 1B 1B		0-0 HR		0-0 F7	4 1 3 5 0 1 0 1 0 0 0 0 0 0						
Phil Gagliano, R (1, 5) OBP: 0.272, SLG: 0.277	0-0 5-6-3 2-3		0-0 P6		0-0 SF9		0-0 4-3		0-3 K	4 0 0 1 0 1 2						
Orlando Cepeda, R (1, 3) OBP: 0.443, SLG: 0.590	0-3 K		0-0 FC6-4		0-0 1B		1-0 BLK HBP			3 0 1 0 0 1 2						
Alex Johnson, R (1, 9) OBP: 0.170, SLG: 0.250		0-0 6-3		0-0 F8		0-0 6-3		0-0 6-3		4 0 0 0 0 0 3						
John Romano, R (1, 2) OBP: 0.262, SLG: 0.088		0-3 K		0-0 F7		0-3 K		0-0 P6		4 0 0 0 0 2 0						
Eddie Bressoud, R (1, 6)		0-3 K		0-0 F8		0-0 F9		0-0 6-3		4 0 0 0 0 1 0						
Dal Maxvill, R (1, 4) OBP: 0.307, SLG: 0.299			0-0 4-3		0-0 F9		0-0 6-3		0-0 1B	4 0 1 0 0 0 0						
Al Jackson, L (1, 1) OBP: 0.471, SLG: 0.400 Nelson Briles, R (5, 1) Ed Spiezio, R (7, PH) OBP: 0.250, SLG: 0.172 Hal Woodeshick, R (7, 1) Ron Willis, R (8, 1) Joe Hoerner, R (9, 1)			0-0 2B 1B		4-0 E 1B BB		4-0 S HR BB		0-3 K	1 2 1 0 1 0 0 0 0 0 0 0 0 0 0 1 0 0 1 0 0 1 0 0 0 0 1 1 0 0 0 0 0 0 0 0 0 0 0 0 0 0						
Inning Stats	R: 0 H: 0 E: 0 LOB: 1 K: 2 BB: 0 S: 8 P: 8	R: 0 H: 0 E: 0 LOB: 0 K: 2 BB: 0 S: 7 P: 7	R: 2 H: 3 E: 0 LOB: 1 K: 0 BB: 0 S: 6 P: 6	R: 0 H: 0 E: 0 LOB: 0 K: 0 BB: 0 S: 3 P: 3	R: 2 H: 2 E: 1 LOB: 2 K: 0 BB: 1 S: 6 P: 10	R: 0 H: 0 E: 0 LOB: 0 K: 1 BB: 0 S: 5 P: 5	R: 2 H: 1 E: 0 LOB: 1 K: 1 BB: 1 S: 6 P: 11	R: 0 H: 1 E: 0 LOB: 1 K: 1 BB: 0 S: 6 P: 6	R: 0 H: 0 E: 0 LOB: 0 K: 1 BB: 0 S: 5 P: 5	1B: 5 SF: 1 2B: 1 SAC: 0 3B: 0 DP: 0 HR: 1 HBP: 1	WP: 1 PA: 39 PB: 0 SB: 1 CS: 0					
PITCHER	IP WLS BF H R ER SO BB IBB HBP BLK WP HR S P ERA WHIP															
Billy McCool, L (1, 1) ERA: 2.67	8.0	36	7	6	4	7	2	0	1	1	1	1	47	56	4.50	1.125
Gary Nolan, R (9, 1) ERA: 2.33	1.0	W	3	0	0	0	1	0	0	0	0	0	5	5	0.00	0.000

St. Louis Cardinals @ Cincinnati Reds
 Crosley Field, Cincinnati, OH
 Mon May 29 1967, 7:05 PM EDT
 Att: 30,318 - Unknown

livebaseballscorecards.com

AB	35
R	6
H	7
RBI	6
BB	2
SO	8
LOB	10



Batter	1	2	3	4	5	6	7	8	9	AB	R	H	RBI	BB	SO	LOB
Pete Rose, S (1, 7) OBP: 0.411, SLG: 0.517	4-0 2B BB	0-0 2B 1-H 2-H			0-0 1B 1B	0-0 2B 1-3		4-0 IBB G6-4-3		3	2	3	1	2	0	0
Tommy Helms, R (1, 4) OBP: 0.315, SLG: 0.392	0-0 1B 2B 1-H		0-0 1B 1B G4-6-3		0-0 1B 1B HBP	4-0 IBB		0-0 IBB G6-4-3 1-2f		4	2	3	1	1	0	2
Tony Perez, R (1, 5) OBP: 0.335, SLG: 0.554 Giraldo Ruiz, S (9, PR) OBP: 0.219, SLG: 0.274	0-0 F9		0-0 1B 1-2 G4-6-3		1-0 1B 1B HBP SF7	0-0 F3		0-0 3B SF8		4	1	2	0	0	0	4
Deron Johnson, R (1, 3) OBP: 0.339, SLG: 0.545	0-0 1B G6-4-3 2-H		0-0 1B 1-2f 2-3 G4-6-3		0-0 1B 1B HBP SF9	0-0 F9		4-0 IBB IBB		3	0	1	2	1	0	5
Don Pavletich, R (1, 2) OBP: 0.352, SLG: 0.372	0-0 IBB G6-4-3 1-2f		4-0 IBB		0-0 1B 1-3 2-H SF7		0-0 F9	4-0 IBB 1-2		3	0	1	1	2	0	1
Vada Pinson, L (1, 8) OBP: 0.296, SLG: 0.376 Jimmie Coker, R (9, PH) OBP: 0.273, SLG: 0.364		0-0 1B 1B FC1-5	0-0 IBB G3		0-0 1B 1-2 3-H SF7	0-0 1-3		0-3 IBB K		3	0	1	1	0	0	2
Dick Simpson, R (1, 9) OBP: 0.200, SLG: 0.353		0-3 IBB K		0-0 IBB 5-3	0-0 1B 1-2 3-H F7	0-0 6-3		0-0 IBB 3-H SF8		4	0	0	1	0	1	2
Leo Cardenas, R (1, 6) OBP: 0.311, SLG: 0.288		0-0 1B 1B FC1-5		0-0 IBB 4-1	0-3 IBB K		0-0 IBB F8 2B			4	1	2	0	0	1	0
Billy McCool, R (1, 1) OBP: 0.130, SLG: 0.048 Lee May, R (8, PH) OBP: 0.333, SLG: 0.397 Gary Nolan, R (9, 1)		0-0 1B 1B FC1-5		0-0 IBB F9	0-0 IBB 2B BB		0-0 IBB F8			2	0	0	0	1	0	2

Inning Stats	R: 2	H: 2	E: 0	K: 0	S: 4	H: 2	LOB: 0	BB: 1	P: 8	R: 1	H: 3	E: 0	K: 1	S: 7	R: 0	H: 2	E: 0	K: 0	S: 4	R: 0	H: 0	E: 0	K: 0	S: 3	R: 3	H: 3	E: 0	K: 0	S: 6	R: 0	H: 1	E: 0	K: 1	S: 6	R: 0	H: 0	E: 0	K: 0	S: 3	R: 0	H: 1	E: 0	K: 0	S: 3	R: 1	H: 1	E: 0	K: 1	S: 5	1B: 8	SF: 3	2B: 4	3B: 1	HR: 0	SAC: 0	DP: 3	HBP: 1	WP: 0	PA: 43
--------------	------	------	------	------	------	------	--------	-------	------	------	------	------	------	------	------	------	------	------	------	------	------	------	------	------	------	------	------	------	------	------	------	------	------	------	------	------	------	------	------	------	------	------	------	------	------	------	------	------	------	-------	-------	-------	-------	-------	--------	-------	--------	-------	--------


PITCHER	IP	WLS	BF	H	R	ER	SO	BB	IBB	HBP	BLK	WP	HR	S	P	ERA	WHIP
Al Jackson, L (1, 1) ERA: 5.44	4.0		20	9	5	5	1	1	1	0	0	0	0	20	28	11.25	2.500
Nelson Briles, R (5, 1) ERA: 4.76	2.0		11	2	1	1	1	1	1	1	0	0	0	10	19	4.50	1.500
Hal Woodeshick, L (7, 1) ERA: 3.14	1.1		5	1	0	0	0	0	0	0	0	0	0	5	5	0.00	0.750
Ron Willis, R (8, 1) ERA: 4.3	0.2	L	5	1	1	1	0	0	3	0	0	0	0	2	14	13.50	1.500
Joe Hoerner, L (9, 1) ERA: 2.45	0.2		2	0	0	0	1	0	0	0	0	0	0	4	4	0.00	0.000

BOTTOM

St. Louis Cardinals @ Cincinnati Reds
Crosley Field, Cincinnati, OH

Mon May 29 1967, 7:05 PM EDT
Att. 30,318 - Unknown

AB 32
R 7
H 13
RBI 7
BB 7
SO 3
LOB 22



PITCHER	IP	WLS	BF	H	R	ER	SO	BB	IBB	HBP	BLK	WP	HR	S	P	ERA	WHIP
---------	----	-----	----	---	---	----	----	----	-----	-----	-----	----	----	---	---	-----	------

Batter	1	2	3	4	5	6	7	8	9	AB R H RBI BB SO LOB	TOP	
Lou Brock, L (1, 7) x OBP: 0.365, SLG: 0.565	0-0 ① 4-3		x 0-0 ① CS 1B		0-0 ② K			x 0-0 CS 1B		4 0 2 0 0 1 0		
Bobby Tolan, L (1, 8) s OBP: 0.361, SLG: 0.441	0-3 ② K		x 0-0 ① 1-2 HR		0-0 1B			x 0-0 ② P4 1-2		4 1 2 1 0 1 1		
Roger Maris, L (1, 9) x OBP: 0.347, SLG: 0.441	0-0 1B		B 4-0 BB BB		0-0 ③ F8			x 0-0 ③ G3		3 0 1 0 1 0 1		
Orlando Cepeda, R (1, 3) x OBP: 0.438, SLG: 0.580	0-0 ③ 5-3		x 0-0 ② F9		0-0 ① F2			x 0-0 1B 6-4-3-2 1B		4 0 1 0 0 0 2		
Tim McCarver, L (1, 2) B OBP: 0.402, SLG: 0.513		B 4-0 BB BB	B 4-0 BB BB		x 0-0 ② 4-3			x 0-0 1B 6-4-3-2 1B		2 0 1 0 2 0 0		
Phil Gagliano, R (1, 5) x OBP: 0.260, SLG: 0.264	0-0 ① 1-3		x 0-0 ③ PO 1-2	x 0-0 ① L9		x 0-0 ③ F8		x 0-0 ① 6-4-3-2 1-2 3-Hr		4 0 0 0 0 0 3		
Eddie Bressoud, R (1, 6) B OBP: 0.260, SLG: 0.264		B 4-0 BB BB		x 0-0 ② 1-3			x 0-0 ① L7			2 0 0 0 1 0 0		
Dal Maxvill, R (1, 4) x OBP: 0.301, SLG: 0.292	0-0 ② FC5-4		x 0-0 ③ F8		x 0-0 ② L4					3 0 0 0 0 0 2		
Dick Hughes, R (1, 1) s OBP: 0.182, SLG: 0.100	0-3 ③ K				0-3 ① K					3 0 0 0 0 3 2		
Inning Stats	R: 0 H: 1 E: 0 LOB: 1 K: 1 BB: 0 S: 6 P: 6	R: 0 H: 0 E: 0 LOB: 2 K: 1 BB: 2 S: 5 P: 13	R: 1 H: 2 E: 0 LOB: 1 K: 0 BB: 2 S: 3 P: 11	R: 0 H: 0 E: 0 LOB: 0 K: 0 BB: 0 S: 3 P: 3	R: 0 H: 1 E: 0 LOB: 1 K: 2 BB: 0 S: 8 P: 8	R: 0 H: 0 E: 0 LOB: 0 K: 0 BB: 0 S: 3 P: 3	R: 0 H: 0 E: 0 LOB: 0 K: 1 BB: 0 S: 5 P: 5	R: 0 H: 1 E: 0 LOB: 0 K: 0 BB: 0 S: 3 P: 3	R: 0 H: 2 E: 0 LOB: 0 K: 0 BB: 0 S: 3 P: 3	1B: 6 SF: 0 2B: 0 SAC: 0 3B: 1 DP: 0 HR: 1 HBP: 0	WP: 0 PA: 34 PB: 0 SB: 0 CS: 2	
PITCHER	IP WLS BF H R ER SO BB IBB HBP BLK WP HR S P ERA WHIP											
Jim Maloney, R (1, 1) ERA: 3.25	8.0 W 32 7 1 1 5 4 0 0 0 0 0 1 38 54 1.12 1.375											
Don Nottebart, R (9, 1) ERA: 1.93	1.0 S 1 0 0 0 0 0 0 0 0 0 0 0 1 1 0.00 0.000											

St. Louis Cardinals @ Cincinnati Reds
 Crosley Field, Cincinnati, OH
 Tue May 30 1967, 7:05 PM EDT
 Att. 9,732 - Unknown

livebaseballscorecards.com

AB 29
 R 1
 H 7
 RBI 1
 BB 4
 SO 5
 LOB 11



Batter	1	2	3	4	5	6	7	8	9	10	AB R H RBI BB SO LOB	TOP												
Woody Woodward, R (1, 4) OBP: 0.267, SLG: 0.245	0-0 6-3	0-0 FC6-4			0-0 G6-4-3			0-0 SH1-3 1B	4-0 BB BB BB 1-2 2-3 3-H BB		4 0 1 1 1 0 3													
Gary Geiger, L (1, 7) (8, 8) OBP: 0.351, SLG: 0.200	0-0 4-3		0-3 K			0-0 4-3		0-0 SH1-3	0-3 K		4 0 0 0 0 2 3													
Hank Aaron, R (1, 9) OBP: 0.368, SLG: 0.569	0-0 HR		0-0 7-3-4 1B			0-0 E5 G3-6-1		4-0 G1-6-3 IBB		0-0 F3	4 1 2 1 1 0 0													
Mack Jones, L (1, 8) OBP: 0.314, SLG: 0.432	0-3 K		0-0 7-3-4			0-0 G3-6-1		0-0 G1-6-3		0-3 K	3 0 0 0 0 1 2 2 0 0 0 0 1 2													
Rico Carty, R (8, PH) (8, 7) OBP: 0.347, SLG: 0.349			1-2f			1-2f		1-2f																
Joe Torre, R (1, 2) OBP: 0.378, SLG: 0.584		0-3 K		0-0 6-3			0-0 5-3		0-0 BB BB BB 1B	0-0 5-3	5 1 1 0 0 1 0													
Felipe Alou, R (1, 3) OBP: 0.310, SLG: 0.442		0-0 4-3		0-0 L7			0-0 1B FC6-4 2B		0-0 F7		4 1 1 0 0 0 1													
Clete Boyer, R (1, 5) OBP: 0.313, SLG: 0.401		0-0 1B 2B		0-3 K			0-0 FC6-4 1B		4-0 BB BB 1-2 BB		3 1 2 0 1 1 0													
Denis Menke, R (1, 6) OBP: 0.301, SLG: 0.272		4-0 1B BB		0-3 K			0-0 FC6-4		4-0 BB BB 1-2 BB		1 0 0 0 1 1 0 1 0 0 1 0 0 1 0 0 0 0 1 0 0													
Charlie Lau, L (7, PH) OBP: 0.250, SLG: 0.222					0-3 K																			
Marty Martinez, S (7, PR) (7, 6) OBP: 0.333, SLG: 0.250																								
Denny Lemaster, R (1, 1) OBP: 0.138, SLG: 0.111		0-0 FC6-4 1B			4-0 G6-4-3 BB				0-0 F7		3 0 1 1 1 0 4 0 0 0 0 0 0 0 0 0 0 0 0 0 0													
Phil Niekro, R (9, 1) OBP: 0.400, SLG: 0.500		1-3 2-H																						
Clay Carroll, R (9, 1)																								
Inning Stats	R: 1 E: 0 K: 1 S: 6	H: 1 LOB: 0 BB: 0 P: 6	R: 1 E: 0 K: 1 S: 7	H: 2 LOB: 2 BB: 1 P: 11	R: 0 E: 0 K: 1 S: 5	H: 1 LOB: 0 BB: 0 P: 5	R: 0 E: 0 K: 1 S: 5	H: 0 LOB: 0 BB: 0 P: 5	R: 0 E: 1 K: 0 S: 3	H: 0 LOB: 0 BB: 0 P: 3	R: 1 E: 0 K: 0 S: 5	H: 2 LOB: 1 BB: 0 P: 5	R: 0 E: 0 K: 0 S: 3	H: 1 LOB: 1 BB: 1 P: 7	R: 1 E: 0 K: 1 S: 6	H: 1 LOB: 3 BB: 3 P: 18	R: 0 E: 0 K: 1 S: 5	H: 0 LOB: 0 BB: 0 P: 5	1B: 5 2B: 3 3B: 0 HR: 1	SF: 0 SAC: 1 DP: 4 HBP: 0	WP: 0 PB: 0 SB: 0 CS: 0	PA: 41		
PITCHER	IP WLS BF H R ER SO BB IBB HBP BLK WP HR S P ERA WHIP												IP WLS BF H R ER SO BB IBB HBP BLK WP HR S P ERA WHIP											
Ray Washburn, R (1, 1) ERA: 3.41	7.1		30	7	3	3	5	2	1	0	0	0	0	0	1	37	49	3.68	1.227					
Larry Jaster, L (8, 1) ERA: 5.46	1.0		5	1	1	1	0	2	0	0	0	0	0	0	3	11	9.00	3.000						
Ron Willis, R (9, 1) ERA: 4.2	0.1		2	0	0	0	0	1	0	0	0	0	0	0	1	5	0.00	3.000						
Joe Hoerner, L (9, 1) ERA: 2.4	0.1		1	0	0	0	1	0	0	0	0	0	0	0	3	3	0.00	0.000						
Al Jackson, L (10, 1) ERA: 5.31	1.0	W	3	0	0	0	1	0	0	0	0	0	0	0	5	5	0.00	0.000						

Atlanta Braves @ St. Louis Cardinals
 Busch Stadium, St. Louis, MO
 Thu Jun 01 1967, 7:05 PM CDT
 Att. 11,988 - Unknown

livebaseballscorecards.com

AB 34
 R 4
 H 8
 RBI 4
 BB 6
 SO 7
 LOB 16



BOTTOM

Atlanta Braves @ St. Louis Cardinals
Busch Stadium, St. Louis, MO
Thu Jun 01 1967, 7:05 PM CDT
Att: 11,988 - Unknown

livebaseballscorecards.com

AB 38
R 5
H 9
RBI 5
BB 5
SO 6
LOB 22



WP: 2 PA: 45
PB: 2
SB: 0
CS: 0

AB R H RBI BB SO LOB

4 0 2 1 0 1 0

3 1 1 0 1 0 0

4 1 1 1 1 0 4

0 0 0 0 0 0 0

3 1 1 0 2 1 3

4 0 1 2 0 1 5

1 0 0 0 0 0 2

4 0 0 0 1 0 4

5 1 1 0 0 0 1

3 0 1 0 0 0 0

1 0 0 0 0 0 1

1 0 0 0 0 0 1

3 0 0 0 0 3 1

0 0 0 0 0 0 0

0 0 0 0 0 0 0

0 0 0 0 0 0 0

1 0 0 0 0 0 0

0 1 0 0 0 0 0

1 0 1 1 0 0 0

1B: 7 SF: 1

2B: 1 SAC: 1

3B: 1 DP: 0

HR: 0 HBP: 0

1B: 7 SF: 1

2B: 1 SAC: 1

3B: 1 DP: 0

HR: 0 HBP: 0

1B: 7 SF: 1

2B: 1 SAC: 1

3B: 1 DP: 0

HR: 0 HBP: 0

1B: 7 SF: 1

2B: 1 SAC: 1

3B: 1 DP: 0

HR: 0 HBP: 0

1B: 7 SF: 1

2B: 1 SAC: 1

3B: 1 DP: 0

HR: 0 HBP: 0

1B: 7 SF: 1

2B: 1 SAC: 1

3B: 1 DP: 0

HR: 0 HBP: 0

1B: 7 SF: 1

2B: 1 SAC: 1

3B: 1 DP: 0

HR: 0 HBP: 0

1B: 7 SF: 1

2B: 1 SAC: 1

3B: 1 DP: 0

HR: 0 HBP: 0

1B: 7 SF: 1

2B: 1 SAC: 1

3B: 1 DP: 0

HR: 0 HBP: 0

1B: 7 SF: 1

2B: 1 SAC: 1

3B: 1 DP: 0

HR: 0 HBP: 0

1B: 7 SF: 1

2B: 1 SAC: 1

3B: 1 DP: 0

HR: 0 HBP: 0

1B: 7 SF: 1

2B: 1 SAC: 1

3B: 1 DP: 0

HR: 0 HBP: 0

1B: 7 SF: 1

2B: 1 SAC: 1

3B: 1 DP: 0

HR: 0 HBP: 0

1B: 7 SF: 1

2B: 1 SAC: 1

3B: 1 DP: 0

HR: 0 HBP: 0

1B: 7 SF: 1

2B: 1 SAC: 1

3B: 1 DP: 0

HR: 0 HBP: 0

1B: 7 SF: 1

2B: 1 SAC: 1

3B: 1 DP: 0

HR: 0 HBP: 0

1B: 7 SF: 1

2B: 1 SAC: 1

3B: 1 DP: 0

HR: 0 HBP: 0

1B: 7 SF: 1

2B: 1 SAC: 1

3B: 1 DP: 0

HR: 0 HBP: 0

1B: 7 SF: 1

2B: 1 SAC: 1

3B: 1 DP: 0

HR: 0 HBP: 0

1B: 7 SF: 1

2B: 1 SAC: 1

3B: 1 DP: 0

HR: 0 HBP: 0

1B: 7 SF: 1

2B: 1 SAC: 1

3B: 1 DP: 0

HR: 0 HBP: 0

1B: 7 SF: 1

2B: 1 SAC: 1

3B: 1 DP: 0

HR: 0 HBP: 0

1B: 7 SF: 1

2B: 1 SAC: 1

3B: 1 DP: 0

HR: 0 HBP: 0

1B: 7 SF: 1

2B: 1 SAC: 1

3B: 1 DP: 0

HR: 0 HBP: 0

1B: 7 SF: 1

2B: 1 SAC: 1

3B: 1 DP: 0

HR: 0 HBP: 0

1B: 7 SF: 1

2B: 1 SAC: 1

3B: 1 DP: 0

HR: 0 HBP: 0

1B: 7 SF: 1

2B: 1 SAC: 1

3B: 1 DP: 0

HR: 0 HBP: 0

1B: 7 SF: 1

2B: 1 SAC: 1

3B: 1 DP: 0

HR: 0 HBP: 0

1B: 7 SF: 1

2B: 1 SAC: 1

3B: 1 DP: 0

HR: 0 HBP: 0

1B: 7 SF: 1

2B: 1 SAC: 1

3B: 1 DP: 0

HR: 0 HBP: 0

1B: 7 SF: 1

2B: 1 SAC: 1

3B: 1 DP: 0

HR: 0 HBP: 0

1B: 7 SF: 1

2B: 1 SAC: 1

3B: 1 DP: 0

HR: 0 HBP: 0

1B: 7 SF: 1

2B: 1 SAC: 1

3B: 1 DP: 0

HR: 0 HBP: 0

1B: 7 SF: 1

2B: 1 SAC: 1

3B: 1 DP: 0

HR: 0 HBP: 0

1B: 7 SF: 1

2B: 1 SAC: 1

3B: 1 DP: 0

HR: 0 HBP: 0

1B: 7 SF: 1

2B: 1 SAC: 1

3B: 1 DP: 0

HR: 0 HBP: 0

1B: 7 SF: 1

2B: 1 SAC: 1

3B: 1 DP: 0

HR: 0 HBP: 0

1B: 7 SF: 1

2B: 1 SAC: 1

3B: 1 DP: 0

HR: 0 HBP: 0

1B: 7 SF: 1

2B: 1 SAC: 1

3B: 1 DP: 0

HR: 0 HBP: 0

1B: 7 SF: 1

2B: 1 SAC: 1

3B: 1 DP: 0

HR: 0 HBP: 0

1B: 7 SF: 1

2B: 1 SAC: 1

3B: 1 DP: 0

HR: 0 HBP: 0

1B: 7 SF: 1

2B: 1 SAC: 1

3B: 1 DP: 0

HR: 0 HBP: 0

1B: 7 SF: 1

2B: 1 SAC: 1

3B: 1 DP: 0

HR: 0 HBP: 0

1B: 7 SF: 1

2B: 1 SAC: 1

3B: 1 DP: 0

HR: 0 HBP: 0

1B: 7 SF: 1

2B: 1 SAC: 1

3B: 1 DP: 0

HR: 0 HBP: 0

1B: 7 SF: 1

2B: 1 SAC: 1

3B: 1 DP: 0

HR: 0 HBP: 0

1B: 7 SF: 1

2B: 1 SAC: 1

3B: 1 DP: 0

HR: 0 HBP: 0

1B: 7 SF: 1

2B: 1 SAC: 1

3B: 1 DP: 0

HR: 0 HBP: 0

1B: 7 SF: 1

2B: 1 SAC: 1

3B: 1 DP: 0

HR: 0 HBP: 0

1B: 7 SF: 1

2B: 1 SAC: 1

3B: 1 DP: 0

HR: 0 HBP: 0

1B: 7 SF: 1

2B: 1 SAC: 1

3B: 1 DP: 0

HR: 0 HBP: 0

1B: 7 SF: 1

2B: 1 SAC: 1

3B: 1 DP: 0

HR: 0 HBP: 0

1B: 7 SF: 1

2B: 1 SAC: 1

3B: 1 DP: 0

HR: 0 HBP: 0

1B: 7 SF: 1

2B: 1 SAC: 1

3B: 1 DP: 0

HR: 0 HBP: 0

1B: 7 SF: 1

2B: 1 SAC: 1

3B: 1 DP: 0

HR: 0 HBP: 0

1B: 7 SF: 1

2B: 1 SAC: 1

3B: 1 DP: 0

HR: 0 HBP: 0

1B: 7 SF: 1

2B: 1 SAC: 1

3B: 1 DP: 0

HR: 0 HBP: 0

1B: 7 SF: 1

2B: 1 SAC: 1

3B: 1 DP: 0

HR: 0 HBP: 0

1B: 7 SF: 1

2B: 1 SAC: 1

3B: 1 DP: 0

HR: 0 HBP: 0

1B: 7 SF: 1

2B: 1 SAC: 1

3B: 1 DP: 0

HR: 0 HBP: 0

Batter	1	2	3	4	5	6	7	8	9	AB	R	H	RBI	BB	SO	LOB		
Lou Brock, L OBP: 0.363, SLG: 0.572 (1, 7)	0-0 P6		0-0 4-3		0-0 HR		0-0 3-1			4	1	1	2	0	0	1		
Julian Javier, R OBP: 0.362, SLG: 0.441 (1, 4)	0-0 FC1-6 1B			0-0 5-3	0-0 P6		0-0 6-3			4	0	1	0	0	0	1		
Curt Flood, R OBP: 0.377, SLG: 0.382 (1, 8)	0-0 FC1-6 1-2f			0-0 1B 1B		0-0 6-3		0-0 4-3		4	0	1	0	0	0	1		
Orlando Cepeda, R OBP: 0.444, SLG: 0.579 (1, 3)	0-0 F2			0-0 1-2 1B		0-0 F9		0-0 FC6-4 1B		4	0	2	0	0	0	1		
Alex Johnson, R OBP: 0.180, SLG: 0.250 (1, 9)		0-3 K		0-0 F8		0-0 E 1B		0-0 F3		4	0	1	0	0	1	3		
Ed Spiezio, R OBP: 0.216, SLG: 0.147 (1, 5)		0-0 5-3		0-0 1-3		0-0 E6		0-0 FC6-4 1-2f		4	0	0	0	0	0	4		
John Romano, R OBP: 0.239, SLG: 0.079 (1, 2)		0-0 F9			0-0 E5 FC5-4	0-0 P4				3	0	0	0	0	0	2		
Dal Maxvill, R OBP: 0.302, SLG: 0.289 (1, 6)			0-0 L6		0-0 F8		4-0 3-1 BB			2	0	0	0	1	0	1		
Steve Carlton, L OBP: 0.222, SLG: 0.176 (1, 1)		0-3 K		0-0 FC5-4 1-2f HR		0-0 F5				3	1	0	0	0	1	2		
Inning Stats	R: 0 E: 0 K: 0 S: 4	H: 1 LOB: 1 BB: 0 P: 4	R: 0 E: 0 K: 1 S: 5	H: 0 LOB: 0 BB: 0 P: 5	R: 0 E: 0 K: 1 S: 5	H: 0 LOB: 0 BB: 0 P: 5	R: 0 E: 0 K: 0 S: 5	H: 2 LOB: 2 BB: 0 P: 5	R: 2 E: 1 K: 0 S: 5	H: 1 LOB: 0 BB: 0 P: 5	R: 0 E: 1 K: 0 S: 5	H: 1 LOB: 2 BB: 0 P: 5	R: 0 E: 0 K: 0 S: 3	H: 0 LOB: 1 BB: 1 P: 7	R: 0 E: 0 K: 0 S: 4	H: 1 LOB: 1 BB: 0 P: 4	1B: 5 2B: 0 3B: 0 HR: 1	SF: 0 SAC: 0 DP: 0 HBP: 0

BOTTOM

Chicago Cubs @ St. Louis Cardinals
 Busch Stadium, St. Louis, MO
 Fri Jun 02 1967, 7:05 PM CDT
 Att: 32,781 - Unknown - 70 F

livebaseballscorecards.com

AB	32
R	2
H	6
RBI	2
BB	1
SO	2
LOB	16



PITCHER																
IP	WLS	BF	H	R	ER	SO	BB	IBB	HBP	BLK	WP	HR	S	P	ERA	WHIP
Curt Simmons, L (1, 1)	7.0	L	29	5	2	0	2	1	0	0	0	1	32	36	0.00	0.857
Bill Hands, R (8, 1)	1.0		4	1	0	0	0	0	0	0	0	0	4	4	0.00	1.000

WP: 0	PA: 33
PB: 0	
SB: 0	
CS: 0	

BOTTOM

Chicago Cubs @ St. Louis Cardinals
Busch Stadium, St. Louis, MO
Sat Jun 03 1967, 7:05 PM CDT
Att. 46,670 - Cloudy - 60 F

livebaseballscorecards.com

AB 37
R 5
H 11
RBI 5
BB 4
SO 7
LOB 17



WP: 0 PA: 42
PB: 0
SB: 0
CS: 1

AB R H RBI BB SO LOB

5 2 2 1 0 2 0

4 1 1 0 1 1 1

4 2 2 1 1 0 1

3 0 1 1 1 1 3

0 0 0 0 0 0 0

4 0 2 2 1 0 2

5 0 1 0 0 2 5

4 0 1 0 0 0 3

3 0 1 0 0 0 1

1 0 0 0 0 0 0

2 0 0 0 0 0 1
0 0 0 0 0 0 0
1 0 0 0 0 0 0
0 0 0 0 0 0 0
0 0 0 0 0 0 0
1 0 0 0 0 1 0

1B: 6 SF: 0
2B: 3 SAC: 0
3B: 1 DP: 0
HR: 1 HBP: 1

Batter	1	2	3	4	5	6	7	8	9
Lou Brock, L (1, 7) OBP: 0.364, SLG: 0.588	0-0 2B		0-0 3-1		0-3 K		0-3 K		0-0 HR
Bobby Tolan, L (1, 8) OBP: 0.381, SLG: 0.487	0-0 F8		4-0 BB		0-3 K		0-0 F8		0-0 3B
Roger Maris, L (1, 9) OBP: 0.354, SLG: 0.457	4-0 2B		0-0 F9		0-0 1B		0-0 1-3		0-0 1B
Orlando Cepeda, R (1, 3) OBP: 0.449, SLG: 0.574 Eddie Bressoud, R (9, PR)	0-3 K		4-0 1-2		0-0 6-3		1-0 2B		0-0 BB
Tim McCarver, L (1, 2) OBP: 0.401, SLG: 0.512	0-0 2B		0-0 F8		0-0 F7		0-0 2B		0-0 BB
Mike Shannon, R (1, 5) OBP: 0.337, SLG: 0.451	0-0 5-3			0-0 FC6-4		0-0 P3		0-3 K	0-3 K
Julian Javier, R (1, 4) OBP: 0.359, SLG: 0.434		0-0 F2		0-0 FC6-4		0-0 1B		0-0 P6	
Dal Maxvill, R (1, 6) OBP: 0.303, SLG: 0.290 Curt Flood, R (9, PH)		0-0 1-3		0-0 1-2		0-0 1B			0-0 F8
Bob Gibson, R (1, 1) OBP: 0.229, SLG: 0.129 Nelson Briles, R (5, 1) Phil Gagliano, R (7, PH) Hal Woodeshick, R (8, 1) Ron Willis, R (9, 1) Dave Ricketts, S (9, PH)		0-0 4-3		0-0 1-3			0-0 F7		0-3 K

Inning Stats	R: 2	H: 2	E: 0	K: 1	S: 7	LOB: 1	BB: 1	P: 11
	R: 0	H: 0	E: 0	K: 0	S: 3	LOB: 0	BB: 0	P: 3
	R: 0	H: 0	E: 0	K: 0	S: 3	LOB: 2	BB: 2	P: 11
	R: 0	H: 2	E: 0	K: 0	S: 4	LOB: 1	BB: 0	P: 4
	R: 0	H: 1	E: 0	K: 2	S: 8	LOB: 1	BB: 0	P: 8
	R: 0	H: 1	E: 0	K: 0	S: 4	LOB: 1	BB: 0	P: 4
	R: 0	H: 0	E: 0	K: 1	S: 5	LOB: 0	BB: 0	P: 5
	R: 0	H: 1	E: 0	K: 1	S: 6	LOB: 2	BB: 0	P: 7
	R: 3	H: 4	E: 0	K: 2	S: 11	LOB: 2	BB: 1	P: 15

PITCHER	IP	WLS	BF	H	R	ER	SO	BB	IBB	HBP	BLK	WP	HR	S	P	ERA	WHIP
Fergie Jenkins, R (1, 1) ERA: 3.61	8.2	W	39	10	5	5	6	3	0	1	0	0	1	47	60	5.19	1.500
Cal Koonce, R (9, 1) ERA: 4.74	0.0		1	1	0	0	0	0	0	0	0	0	0	1	1	∞	∞
Bob Hendley, L (9, 1) ERA: 9.82	0.0		1	0	0	0	0	1	0	0	0	0	0	4	3	∞	∞
Bill Hands, R (9, 1) ERA: 2.25	0.1	S	1	0	0	0	1	0	0	0	0	0	0	3	3	0.00	0.000

Batter	1	2	3	4	5	6	7	8	9
Lou Brock, L (1, 7) OBP: 0.365, SLG: 0.598	0-0 HR		0-0 F9		0-0 4-3		0-0 F7	0-0 1-3 2-H 1B	
Julian Javier, R (1, 4) OBP: 0.353, SLG: 0.425	0-0 1-3			0-0 4-3		0-0 1B SF8 1B	0-0 F8	0-0 5-3 1-2	
Curt Flood, R (1, 8) OBP: 0.383, SLG: 0.388	0-0 3-1			0-0 2B 1B		0-0 BB 1B FC5-2 1B	0-0 1B		
Orlando Cepeda, R (1, 3) OBP: 0.444, SLG: 0.570	0-0 5-3			0-3 K		0-0 SF8	0-0 FC4-6 1B		
Mike Shannon, R (1, 5) OBP: 0.343, SLG: 0.463		0-0 P6		0-0 1-H 2B		0-0 FC5-2 BB 1B	0-0 FC4-6		
Roger Maris, L (1, 9) OBP: 0.351, SLG: 0.445		0-0 P5		0-3 K		4-0 BB BB BB FC5-2 BB	0-0 F7		
John Romano, R (1, 2) OBP: 0.250, SLG: 0.077 Dave Ricketts, S (6, PH) OBP: 0.400, SLG: 0.400		0-0 F7			4-0 BB BB BB FC4-6 BB	0-0 FC5-2	0-0 1B 1B		
Dal Maxvill, R (1, 6) OBP: 0.301, SLG: 0.289			0-3 K		0-0 FC4-6	0-0 1-3	0-0 1B 1B		
Dick Hughes, R (1, 1) OBP: 0.200, SLG: 0.143			0-3 K		0-3 K		0-0 1B 1B 1B	0-3 K	

Inning Stats	R: 1	H: 1	E: 0	K: 0	S: 4	R: 0	H: 0	E: 0	K: 0	S: 3	R: 0	H: 0	E: 0	K: 2	S: 7	R: 1	H: 2	E: 0	K: 2	S: 9	R: 0	H: 0	E: 0	K: 1	S: 5	R: 1	H: 3	E: 0	K: 0	S: 6	R: 0	H: 3	E: 0	K: 0	S: 6	R: 1	H: 3	E: 0	K: 1	S: 8
	LOB: 0	BB: 0	LOB: 0	BB: 0	P: 4	LOB: 0	BB: 0	LOB: 0	BB: 0	P: 3	LOB: 1	BB: 0	LOB: 1	BB: 1	P: 7	LOB: 3	BB: 1	LOB: 3	BB: 1	P: 10	LOB: 3	BB: 0	LOB: 2	BB: 0	P: 8	LOB: 0	BB: 0	LOB: 0	BB: 0	P: 8	LOB: 0	BB: 0	LOB: 0	BB: 0	P: 8	LOB: 0	BB: 0	LOB: 0	BB: 0	P: 8

PITCHER	IP	WLS	BF	H	R	ER	SO	BB	IBB	HBP	BLK	WP	HR	S	P	ERA	WHIP
Rich Nye, L (1, 1) ERA: 3.7	5.1		24	6	3	3	5	2	0	0	0	0	1	32	40	5.06	1.500
Bill Hands, R (6, 1) ERA: 2.36	2.2	L	14	6	1	1	1	0	0	0	0	0	0	16	16	3.38	2.250


BOTTOM

Chicago Cubs @ St. Louis Cardinals
 Busch Stadium, St. Louis, MO
 Sun Jun 04 1967, 3:33 AM CDT
 Att. 26,942 - Cloudy - 74 F

AB	R	H	RBI	BB	SO	LOB
5	1	2	2	0	0	2
5	1	1	0	0	0	3
4	1	3	0	0	0	0
3	0	1	1	0	1	1
4	0	2	1	0	0	3
3	0	0	0	1	1	1
1	0	0	0	1	0	0
2	1	1	0	0	0	3
4	0	1	0	0	1	4
4	0	1	0	0	3	3

AB	35
R	4
H	12
RBI	4
BB	2
SO	6
LOB	20

livebaseballscorecards.com



WP	PA
0	38

Batter	1	2	3	4	5	6	7	8	9	AB R H RBI BB SO LOB	TOP											
Julio Gotay, R (1, 4) OBP: 0.500, SLG: 0.600	0-3 K		0-0 FC6-4 1B		0-0 BB SF7 2B	0-0 1B		0-0 F7		5 1 3 2 0 1 0												
Sonny Jackson, L (1, 6) OBP: 0.255, SLG: 0.269	0-3 K		0-3 K		0-0 E1 BB	0-0 1B		0-0 E S 1B		5 0 2 1 0 2 3												
Jimmy Wynn, R (1, 8) OBP: 0.370, SLG: 0.470	4-0 BB		0-0 FC6-4 1-2f		4-0 BB	0-0 F7		0-0 F8 1-3		3 0 0 0 2 0 5												
Chuck Harrison, R (1, 3) OBP: 0.275, SLG: 0.319	0-3 K			0-0 6-3	0-0 SF7		0-0 F7	0-0 5-3		4 0 0 1 0 1 2												
Rusty Staub, L (1, 9) OBP: 0.375, SLG: 0.508		0-0 F9		0-0 F9	0-0 F8		0-0 4-3		0-0 1B	5 0 1 0 0 0 2												
Jim Landis, R (1, 7) OBP: 0.363, SLG: 0.400		0-0 F9		0-0 1B		0-0 F9 FC6-2 2B	4-0 S 2B BB		0-0 4-1 FC1-2 2B	4 1 3 0 1 0 0												
Bob Aspromonte, R (1, 5) OBP: 0.313, SLG: 0.360		0-0 F2		0-0 P4		4-0 FC6-2 1B BB	0-0 1-H 2B		0-0 4-1 2-3	4 1 1 1 1 0 2												
John Bateman, R (1, 2) OBP: 0.234, SLG: 0.223			0-0 1B 1B		0-0 SH5-4 2B 1B	0-0 F9 1-2 2-3	4-0 1B IBB		4-0 FC1-2 IBB	3 1 2 0 2 0 2												
Dave Giusti, R (1, 1) OBP: 0.138, SLG: 0.074			0-0 P2		0-0 SH5-4	0-0 FC6-2 1B	0-0 1-3		0-0 FC1-2 1-2 3-H	4 1 0 0 0 0 7												
Inning Stats	R: 0 E: 0 K: 3 S: 9	H: 0 LOB: 1 BB: 1 P: 13	R: 0 E: 0 K: 0 S: 3	H: 0 LOB: 0 BB: 0 P: 3	R: 0 E: 0 K: 1 S: 7	H: 2 LOB: 2 BB: 0 P: 7	R: 0 E: 0 K: 0 S: 4	H: 1 LOB: 1 BB: 0 P: 4	R: 2 E: 1 K: 0 S: 6	H: 2 LOB: 2 BB: 1 P: 10	R: 2 E: 0 K: 0 S: 6	H: 3 LOB: 2 BB: 1 P: 10	R: 1 E: 0 K: 0 S: 4	H: 1 LOB: 2 BB: 2 P: 12	R: 0 E: 0 K: 0 S: 4	H: 1 LOB: 1 BB: 0 P: 4	R: 0 E: 0 K: 0 S: 4	H: 2 LOB: 2 BB: 1 P: 8	1B: 8 2B: 4 3B: 0 HR: 0	SF: 1 SAC: 1 DP: 0 HBP: 0	WP: 0 PB: 0 SB: 2 CS: 0	PA: 45
PITCHER	IP WLS BF H R ER SO BB IBB HBP BLK WP HR S P ERA WHIP																					
Larry Jaster, L (1, 1) ERA: 5.45	5.0 L 25 6 4 3 4 3 0 0 0 0 0 0 30 42 5.40 1.800																					
Ron Willis, R (6, 1) ERA: 4.0	2.0 11 3 1 1 0 1 1 0 0 0 0 0 9 17 4.50 2.000																					
Al Jackson, L (8, 1) ERA: 5.08	2.0 9 3 0 0 0 0 0 1 0 0 0 0 8 12 0.00 1.500																					

Houston Astros @ St. Louis Cardinals
 Busch Stadium, St. Louis, MO
 Mon Jun 05 1967, 7:05 PM CDT
 Att. 13,620 - Unknown

livebaseballscorecards.com

AB	37
R	5
H	12
RBI	5
BB	6
SO	4
LOB	23



Batter	1	2	3	4	5	6	7	8	9	AB R H RBI BB SO LOB
--------	---	---	---	---	---	---	---	---	---	----------------------

Lou Brock, L OBP: 0.370, SLG: 0.608 (1, 7)	0-0 1B 2B		0-0 1B 2B		0-3 K		0-0 1-2 1B		0-0 G3	5 1 3 0 0 1 0
Curt Flood, R OBP: 0.385, SLG: 0.387 (1, 8)	0-3 K		0-0 2-3 1B			4-0 L8 HBP BB	0-0 F9			3 0 1 0 1 1 3
Roger Maris, L OBP: 0.356, SLG: 0.438 (1, 9)	0-0 F5		0-3 K			1-0 1-2 HBP		4-0 1B 4-3 BB		2 1 0 0 1 1 3
Orlando Cepeda, R OBP: 0.451, SLG: 0.571 (1, 3)	0-0 2-H 1B			4-0 FC3-6 BB		0-0 L8		0-0 4-3 F9 1B		3 0 2 1 1 0 2
Tim McCarver, L OBP: 0.390, SLG: 0.496 (1, 2)		0-0 F2		0-0 FC3-6 1-2f		0-3 K		0-0 F9		4 0 0 0 0 1 5
Mike Shannon, R OBP: 0.330, SLG: 0.444 (1, 5)		0-0 P4		0-3 K		0-3 K		0-0 4-3		4 0 0 1 0 2 4
Julian Javier, R OBP: 0.350, SLG: 0.420 (1, 4)		0-3 K		0-0 L9			0-0 1B 1B	0-0 F8		4 0 1 0 0 1 2
Dal Maxvill, R OBP: 0.297, SLG: 0.285 (1, 6)			0-0 5-3		0-0 F8		0-3 K		0-0 L4	2 0 0 0 0 0 0
Bobby Tolan, L OBP: 0.372, SLG: 0.475 (7, PH)										1 0 0 0 0 1 1
Eddie Bressoud, R (8, 6)										1 0 0 0 0 0 0
Larry Jaster, L OBP: 0.231, SLG: 0.167 (1, 1)			0-3 K		0-0 P6		0-0 L7		0-3 K	2 0 0 0 0 1 0
Ron Willis, R (6, 1)										0 0 0 0 0 0 0
Dave Ricketts, S OBP: 0.364, SLG: 0.364 (7, PH)										1 0 0 0 0 0 1
Al Jackson, L OBP: 0.471, SLG: 0.400 (8, 1)										0 0 0 0 0 0 0
Phil Gagliano, R OBP: 0.252, SLG: 0.255 (9, PH)										1 0 0 0 0 1 0

Inning Stats	R: 1	H: 2	R: 0	H: 0	R: 0	H: 2	R: 0	H: 0	R: 0	H: 0	R: 0	H: 2	R: 1	H: 1	R: 0	H: 0	1B: 5	SF: 0	WP: 0	PA: 37
	E: 0	LOB: 1	E: 0	LOB: 0	E: 0	LOB: 2	E: 0	LOB: 1	E: 0	LOB: 2	E: 0	LOB: 0	E: 0	LOB: 1	E: 0	LOB: 0	2B: 2	SAC: 0	PB: 0	
	K: 1	BB: 0	K: 1	BB: 0	K: 2	BB: 0	K: 1	BB: 1	K: 2	BB: 1	K: 1	BB: 0	K: 0	BB: 1	K: 1	BB: 0	3B: 0	DP: 0	SB: 0	
	S: 6	P: 6	S: 5	P: 5	S: 9	P: 9	S: 5	P: 9	S: 7	P: 12	S: 7	P: 5	S: 4	P: 8	S: 5	P: 5	HR: 0	HBP: 1	CS: 0	

PITCHER	IP	WLS	BF	H	R	ER	SO	BB	IBB	HBP	BLK	WP	HR	S	P	ERA	WHIP										
Dave Giusti, R ERA: 3.08 (1, 1)	9.0	W	37	7	2	2	10	3	0	1	0	0	0	53	66	2.00	1.111										

BOTTOM

Houston Astros @ St. Louis Cardinals
 Busch Stadium, St. Louis, MO
 Mon Jun 05 1967, 7:05 PM CDT
 Att. 13,620 - Unknown

AB	33
R	2
H	7
RBI	2
BB	3
SO	10
LOB	21



WP: 0	PA: 37
PB: 0	
SB: 0	
CS: 0	

Batter	1	2	3	4	5	6	7	8	9	AB R H RBI BB SO LOB	TOP	
Julio Gotay, R (1, 4) OBP: 0.400, SLG: 0.467	0-0 F3		0-0 F5		0-0 1B		0-0 1-3		0-0 F3	5 0 1 0 0 0 2		
Sonny Jackson, L (1, 6) OBP: 0.250, SLG: 0.264	0-0 4-3		0-0 F8		0-0 F9			0-0 F8		4 0 0 0 0 0 1		
Jimmy Wynn, R (1, 8) OBP: 0.372, SLG: 0.485	4-0 BB			0-0 HR		0-3 K		0-0 5-3		3 1 1 1 1 1 0		
Rusty Staub, L (1, 9) OBP: 0.371, SLG: 0.500	0-0 4-3			0-0 F9		0-3 K		0-0 1B		4 0 1 0 0 1 1		
Eddie Mathews, L (1, 3) OBP: 0.333, SLG: 0.362 Chuck Harrison, R (9, 3) OBP: 0.275, SLG: 0.319			0-0 L1		0-0 F9		0-0 P4		0-0 G3	4 0 0 0 0 0 1 0 0 0 0 0 0 0		
Jim Landis, R (1, 7) OBP: 0.377, SLG: 0.402			4-0 1-3 BB		0-0 1B		0-0 4-3		4-0 FC6-4 SH1-4 BB	2 0 1 0 2 0 0		
Bob Aspromonte, R (1, 5) OBP: 0.314, SLG: 0.359			0-0 1-3		0-3 K		0-0 HR 1B		0-0 SH1-4	3 1 1 0 0 1 2		
John Bateman, R (1, 2) OBP: 0.241, SLG: 0.248			0-0 1-3			0-0 1-6-3		0-0 HR	4-0 FC6-4 IBB	3 1 1 2 1 0 1		
Mike Cuellar, L (1, 1) OBP: 0.156, SLG: 0.219					0-3 K		0-0 G3		0-0 FC6-4	4 0 0 0 0 2 2		
Inning Stats	R: 0 E: 0 K: 0 S: 3 H: 0 LOB: 1 BB: 1 P: 7	R: 0 E: 0 K: 0 S: 3 H: 0 LOB: 1 BB: 1 P: 7	R: 0 E: 0 K: 1 S: 5 H: 0 LOB: 0 BB: 0 P: 5	R: 1 E: 0 K: 1 S: 7 H: 2 LOB: 1 BB: 0 P: 7	R: 0 E: 0 K: 1 S: 6 H: 1 LOB: 1 BB: 0 P: 6	R: 0 E: 0 K: 2 S: 7 H: 0 LOB: 0 BB: 0 P: 7	R: 2 E: 0 K: 0 S: 5 H: 2 LOB: 0 BB: 0 P: 5	R: 0 E: 0 K: 0 S: 4 H: 1 LOB: 1 BB: 0 P: 4	R: 0 E: 0 K: 0 S: 3 H: 0 LOB: 2 BB: 2 P: 11	1B: 4 2B: 0 3B: 0 HR: 2 SF: 0 SAC: 1 DP: 0 HBP: 0	WP: 0 PB: 0 SB: 0 CS: 0 PA: 37	
PITCHER	IP WLS BF H R ER SO BB IBB HBP BLK WP HR S P ERA WHIP											
Ray Washburn, R (1, 1) ERA: 3.41	8.0 L 32 6 3 3 5 2 0 0 0 0 0 2 40 48 3.38 1.000											
Joe Hoerner, L (9, 1) ERA: 2.25	1.0 5 0 0 0 0 1 1 0 0 0 0 3 11 0.00 1.000											

Houston Astros @ St. Louis Cardinals
 Busch Stadium, St. Louis, MO
 Tue Jun 06 1967, 7:05 PM CDT
 Att. 13,750 - Unknown

livebaseballscorecards.com

AB	32
R	3
H	6
RBI	3
BB	4
SO	5
LOB	10



Batter	1	2	3	4	5	6	7	8	9	AB	R	H	RBI	BB	SO	LOB
Lou Brock, L (1, 7) OBP: 0.368, SLG: 0.601	0-3 K ①		0-0 P4 ③			0-0 F2 ②		0-0 1B		4	0	1	0	0	1	0
Julian Javier, R (1, 4) OBP: 0.347, SLG: 0.422	0-3 K ②			0-0 5-3 ①		0-0 PB 1B 2B		0-3 K ③		4	1	1	0	0	2	1
Alex Johnson, R (1, 9) OBP: 0.200, SLG: 0.266	0-0 1B			0-0 4-3 ②		0-0 CS 1B		0-0 5-3 ①		4	0	2	1	0	0	0
Orlando Cepeda, R (1, 3) OBP: 0.441, SLG: 0.557	0-0 4-3 ③			0-0 4-3 ③		0-0 CS 1-2	0-0 F8 ①	0-3 K ②		4	0	0	0	0	1	1
Mike Shannon, R (1, 5) OBP: 0.327, SLG: 0.466		0-0 F8 ①			0-0 F9 ①		0-0 HR	0-3 K ③		4	1	1	1	0	1	0
John Romano, R (1, 2) OBP: 0.255, SLG: 0.095		0-3 K ②			0-0 1B		0-0 P6 ②			3	0	1	0	0	1	0
Bobby Tolan, L (1, 8) OBP: 0.348, SLG: 0.442		0-3 K2-3 ③			0-3 K ②		0-3 K2-3 ③			3	0	0	0	0	3	1
Dal Maxvill, R (1, 6) OBP: 0.292, SLG: 0.279			0-3 K ①		0-0 5-3 ③			0-3 K ①		3	0	0	0	0	2	1
Ray Washburn, R (1, 1) OBP: 0.043, SLG: 0.130			0-3 K ②			0-3 K ①		0-0 2-3 ②		2	0	0	0	0	2	0
Phil Gagliano, R (8, PH) OBP: 0.250, SLG: 0.253										1	0	0	0	0	0	0
Joe Hoerner, R (9, 1)										0	0	0	0	0	0	0


Inning Stats	R: 0	H: 1	E: 0	LOB: 1	K: 2	BB: 0	S: 8	P: 8	R: 0	H: 0	E: 0	LOB: 0	K: 2	BB: 0	S: 7	P: 7	R: 0	H: 0	E: 0	LOB: 0	K: 2	BB: 0	S: 7	P: 7	R: 0	H: 0	E: 0	LOB: 0	K: 0	BB: 0	S: 3	P: 3	R: 0	H: 1	E: 0	LOB: 1	K: 1	BB: 0	S: 6	P: 6	R: 1	H: 2	E: 0	LOB: 0	K: 1	BB: 0	S: 6	P: 6	R: 1	H: 1	E: 0	LOB: 0	K: 1	BB: 0	S: 6	P: 6	R: 0	H: 1	E: 0	LOB: 1	K: 2	BB: 0	S: 8	P: 8	R: 0	H: 0	E: 0	LOB: 0	K: 2	BB: 0	S: 7	P: 7
--------------	------	------	------	--------	------	-------	------	------	------	------	------	--------	------	-------	------	------	------	------	------	--------	------	-------	------	------	------	------	------	--------	------	-------	------	------	------	------	------	--------	------	-------	------	------	------	------	------	--------	------	-------	------	------	------	------	------	--------	------	-------	------	------	------	------	------	--------	------	-------	------	------	------	------	------	--------	------	-------	------	------

PITCHER	IP	WLS	BF	H	R	ER	SO	BB	IBB	HBP	BLK	WP	HR	S	P	ERA	WHIP
Mike Cuellar, L (1, 1) ERA: 2.93	9.0	W	32	6	2	1	13	0	0	0	0	0	1	58	58	1.00	0.667

BOTTOM

Houston Astros @ St. Louis Cardinals
 Busch Stadium, St. Louis, MO
 Tue Jun 06 1967, 7:05 PM CDT
 Att. 13,750 - Unknown

AB	32
R	2
H	6
RBI	2
BB	0
SO	13
LOB	4



WP: 0	PA: 33
PB: 1	
SB: 0	
CS: 1	

Batter	1	2	3	4	5	6	7	8	9	AB R H RBI BB SO LOB	TOP	
Julio Gotay, R (1, 4) OBP: 0.385, SLG: 0.423	0-0 SH1-3 SF4 1B		0-0 F2			0-0 4-3		0-0 F8		4 1 1 0 0 0 0		
Sonny Jackson, L (1, 6) OBP: 0.261, SLG: 0.281	0-0 SF4 1-2 PB 1B		0-0 L5			0-0		0-0 F7		4 1 2 0 0 0 0		
Jimmy Wynn, R (1, 8) OBP: 0.380, SLG: 0.480	0-0 SH1-3 1-2 2-3			0-3 K		0-3 K			0-0 6-3	3 0 0 0 0 2 1		
Rusty Staub, L (1, 9) OBP: 0.367, SLG: 0.489	0-0 SF4 2-3 3-H			0-0 3-1			0-0 P4		0-0 F9	3 0 0 1 0 0 0		
Eddie Mathews, L (1, 3) OBP: 0.333, SLG: 0.356	0-3 K 3-H			0-0 F3			0-0 L9			3 0 0 0 0 1 0		
Jim Landis, R (1, 7) OBP: 0.365, SLG: 0.400		0-3 K			0-3 K		0-0			3 0 1 0 0 2 0		
Bob Aspromonte, R (1, 5) OBP: 0.330, SLG: 0.371		H 1-0 L6-3 HBP			0-0 F9		0-0 F9			2 0 0 0 0 0 1		
John Bateman, R (1, 2) OBP: 0.236, SLG: 0.243		X 0-0 L6-3 1-2			0-3 K			0-0 1-3		3 0 0 0 0 1 1		
Larry Dierker, R (1, 1) OBP: 0.308, SLG: 0.417 Jim Owens, R (5, 1) Jose Herrera, R (6, PH) Carroll Sembera, R (6, 1) Norm Miller, L (8, PH) Dan Schneider, L (8, 1)			0-3 K			0-3 K		0-3 K		1 0 0 0 0 1 0 0 0 0 0 0 0 0 1 0 0 0 0 1 0 0 0 0 0 0 0 0 1 0 0 0 0 1 0 0 0 0 0 0 0 0		
Inning Stats	R: 2 H: 2 E: 0 LOB: 0 K: 1 BB: 0 S: 7 P: 7	R: 0 H: 0 E: 0 LOB: 0 K: 1 BB: 0 S: 4 P: 5	R: 0 H: 0 E: 0 LOB: 0 K: 1 BB: 0 S: 5 P: 5	R: 0 H: 0 E: 0 LOB: 0 K: 1 BB: 0 S: 5 P: 5	R: 0 H: 0 E: 0 LOB: 0 K: 2 BB: 0 S: 7 P: 7	R: 0 H: 1 E: 0 LOB: 1 K: 2 BB: 0 S: 8 P: 8	R: 0 H: 1 E: 0 LOB: 1 K: 0 BB: 0 S: 4 P: 4	R: 0 H: 0 E: 0 LOB: 0 K: 1 BB: 0 S: 5 P: 5	R: 0 H: 0 E: 0 LOB: 0 K: 0 BB: 0 S: 3 P: 3	1B: 4 SF: 1 2B: 1 SAC: 1 3B: 0 DP: 1 HR: 0 HBP: 1	WP: 0 PA: 31 PB: 1 SB: 0 CS: 0	
PITCHER Bob Gibson, R (1, 1) ERA: 3.04	IP WLS BF H R ER SO BB IBB HBP BLK WP HR S P ERA WHIP	9.0 W 31 4 2 1 9 0 0 1 0 0 0 0 48 49 1.00 0.444										

Houston Astros @ St. Louis Cardinals
 Busch Stadium, St. Louis, MO
 Thu Jun 08 1967, 7:05 PM CDT
 Att. 14,093 - Unknown

livebaseballscorecards.com

AB	28
R	2
H	4
RBI	1
BB	0
SO	9
LOB	3



BOTTOM

Houston Astros @ St. Louis Cardinals
Busch Stadium, St. Louis, MO
Thu Jun 08 1967, 7:05 PM CDT
Att. 14,093 - Unknown

livebaseballscorecards.com

AB 32
R 6
H 10
RBI 6
BB 1
SO 5
LOB 9



WP: 1 PA: 34
PB: 0
SB: 1
CS: 0

AB R H RBI BB SO LOB

4 1 1 0 0 0 3

4 1 2 2 0 0 0

4 0 1 1 0 0 1

4 1 1 0 0 2 1

4 0 0 0 0 0 1

3 1 1 1 1 0 0

4 1 2 1 0 0 1

3 1 1 0 0 2 2

2 0 1 1 0 1 0

1B: 6 SF: 0
2B: 1 SAC: 1
3B: 2 DP: 1
HR: 1 HBP: 0

Batter	1	2	3	4	5	6	7	8	9
Lou Brock, L OBP: 0.358, SLG: 0.590 (1, 7)	0-0 F3		0-0 3B		0-0 3-1	0-0 4-3			
Bobby Tolan, L OBP: 0.365, SLG: 0.479 (1, 8)	0-0 F5		0-0 3B		0-0 2B		0-0 F7		
Roger Maris, L OBP: 0.355, SLG: 0.441 (1, 9)	0-0 4-3		0-0 L4		0-0 2B		0-0 P5		
Orlando Cepeda, R OBP: 0.444, SLG: 0.546 (1, 3)		0-0 1B		0-3 K	0-3 K		0-0 L7		
Tim McCarver, L OBP: 0.383, SLG: 0.489 (1, 2)		0-0 P6		0-0 F9		0-0 4-3		0-0 F8	
Mike Shannon, R OBP: 0.331, SLG: 0.455 (1, 5)		0-0 1B		0-0 P5		4-0 1B		0-0 F8	
Julian Javier, R OBP: 0.349, SLG: 0.448 (1, 4)		0-0 G6-4-3				0-0 HR		0-0 6-3	
Eddie Bressoud, R OBP: 0.226, SLG: 0.040 (1, 6)			0-3 K		0-0 1B	0-3 K			
Bob Gibson, R OBP: 0.243, SLG: 0.152 (1, 1)			0-3 K		0-0 SH3-4				

Inning Stats	R: 0	H: 0	E: 0	K: 0	S: 3	R: 1	H: 2	E: 0	K: 0	S: 4	R: 1	H: 2	E: 0	K: 2	S: 9	R: 0	H: 0	E: 0	K: 1	S: 5	R: 3	H: 4	E: 0	K: 1	S: 9	R: 1	H: 2	E: 0	K: 1	S: 7	R: 0	H: 0	E: 0	K: 0	S: 3	R: 0	H: 0	E: 0	K: 0	S: 3
	LOB: 0	BB: 0		LOB: 0	BB: 0	LOB: 1	BB: 0	LOB: 0	BB: 0		LOB: 1	BB: 0	LOB: 0	BB: 0		LOB: 2	BB: 1	LOB: 0	BB: 0		LOB: 1	BB: 0	LOB: 2	BB: 1	LOB: 0	BB: 0	LOB: 0	BB: 0	LOB: 0	BB: 0	LOB: 0	BB: 0	LOB: 0	BB: 0	LOB: 0	BB: 0	LOB: 0	BB: 0	LOB: 0	

PITCHER	IP	WLS	BF	H	R	ER	SO	BB	IBB	HBP	BLK	WP	HR	S	P	ERA	WHIP
Larry Dierker, R ERA: 3.84 (1, 1)	4.2	L	21	8	5	5	3	0	0	0	0	1	1	27	27	9.64	1.714
Jim Owens, R ERA: 2.57 (5, 1)	0.1		1	0	0	0	1	0	0	0	0	0	0	3	3	0.00	0.000
Carroll Sembera, R ERA: 3.86 (6, 1)	2.0		9	2	1	1	1	1	0	0	0	0	0	10	14	4.50	1.500
Dan Schneider, L ERA: 1.84 (8, 1)	1.0		3	0	0	0	0	0	0	0	0	0	0	3	3	0.00	0.000

Batter	1	2	3	4	5	6	7	8	9	AB R H RBI BB SO LOB	TOP											
Wes Parker, S (1, 3) OBP: 0.356, SLG: 0.312	0-0 L9		0-0 G3			4-0 1B		0-0 4-3		3 1 0 0 1 0 1												
Ron Hunt, R (1, 4) OBP: 0.394, SLG: 0.390	0-0 2B		0-0 1B			0-0 5-3		0-0 F7		4 0 2 1 0 0 1												
Willie Davis, L (1, 8) OBP: 0.333, SLG: 0.373	0-3 K		0-0 CS		0-0 F9		0-0 4-3		0-0 SH3	4 0 1 0 0 1 2												
Ron Fairly, L (1, 9) OBP: 0.333, SLG: 0.370	0-3 K				0-0 F3		0-0 1B		0-0 SH3	3 0 1 1 0 1 1												
Jim Lefebvre, S (1, 5) OBP: 0.354, SLG: 0.381		0-0 P5			0-0 L3		0-0 4-3		0-3 K	4 0 0 0 0 1 2												
John Roseboro, L (1, 2) OBP: 0.397, SLG: 0.352		0-0 1B			0-0 L4		0-0 1-3		0-0 F9	3 0 1 0 0 0 0												
Al Ferrara, R (9, PH) OBP: 0.314, SLG: 0.402		G6-4-3 1B								1 0 0 0 0 0 1												
Bob Bailey, R (1, 7) OBP: 0.237, SLG: 0.250		0-0 G6-4-3			0-0 6-3		0-0 F8			3 0 0 0 0 0 1												
Gene Michael, S (1, 6) OBP: 0.257, SLG: 0.236			0-3 K		0-0 1B		0-3 K			3 0 1 0 0 2 0												
Claude Osteen, L (1, 1) OBP: 0.250, SLG: 0.273			0-0 G3		0-0 L9			0-0 F9		2 1 1 0 0 0 1												
Len Gabrielson, L (8, PH) OBP: 0.226, SLG: 0.293			1B							1 0 0 0 0 0 0												
Bob Miller, R (8, 1)			2B							0 0 0 0 0 0 0												
Inning Stats	R: 0 E: 0 K: 2 S: 8	H: 1 LOB: 1 BB: 0 P: 8	R: 0 E: 0 K: 0 S: 3	H: 1 LOB: 0 BB: 0 P: 3	R: 1 E: 0 K: 1 S: 6	H: 2 LOB: 0 BB: 0 P: 6	R: 0 E: 0 K: 0 S: 3	H: 0 LOB: 0 BB: 0 P: 3	R: 0 E: 0 K: 0 S: 4	H: 1 LOB: 1 BB: 0 P: 4	R: 1 E: 0 K: 0 S: 4	H: 1 LOB: 1 BB: 1 P: 8	R: 0 E: 0 K: 1 S: 5	H: 0 LOB: 0 BB: 0 P: 5	R: 0 E: 0 K: 0 S: 3	H: 0 LOB: 0 BB: 0 P: 3	R: 0 E: 0 K: 1 S: 6	H: 1 LOB: 1 BB: 0 P: 6	1B: 5 2B: 2 3B: 0 HR: 0	SF: 0 SAC: 1 DP: 1 HBP: 0	WP: 0 PB: 0 SB: 0 CS: 1	PA: 34
PITCHER	IP WLS BF H R ER SO BB IBB HBP BLK WP HR S P ERA WHIP																					
Dick Hughes, R (1, 1) ERA: 2.54	8.0 W 30 7 2 2 4 1 0 0 0 0 0 0 37 41 2.25 1.000																					
Joe Hoerner, L (9, 1) ERA: 2.6	0.2 2 0 0 0 1 0 0 0 0 0 0 0 4 4 0.00 0.000																					
Nelson Briles, R (9, 1) ERA: 4.67	0.1 S 1 0 0 0 0 0 0 0 0 0 0 0 1 1 0.00 0.000																					

Los Angeles Dodgers @ St. Louis Cardinals
 Busch Stadium, St. Louis, MO
 Fri Jun 09 1967, 7:05 PM CDT
 Att. 23,980 - Unknown

AB	31
R	2
H	7
RBI	2
BB	1
SO	5
LOB	10



Batter	1	2	3	4	5	6	7	8	9	10	11	AB R H RBI BB SO LOB	TOP				
Willie Davis, L (1, 8) OBP: 0.329, SLG: 0.373	0-0 SH 4-3 2B		0-3 K			0-0 F8		0-3 K			0-0 P6	5 1 1 0 0 2 1	Los Angeles Dodgers @ St. Louis Cardinals Busch Stadium, St. Louis, MO Sat Jun 10 1967, 7:05 PM CDT Att. 30,090 - Unknown				
Jim Hickman, R (1, 7) OBP: 0.231, SLG: 0.267	0-0 SH 4-3 SF8		0-0 L8			0-3 K			0-0 6-3			3 1 0 0 0 1 0					
Ron Hunt, R (1, 4) OBP: 0.392, SLG: 0.384	0-0 4-3			0-0 F2			4-0 SH1-3 BB		0-0 P4			3 0 0 1 1 0 1					
Jim Lefebvre, S (1, 5) OBP: 0.349, SLG: 0.376	0-0 SF8			0-0 6-3			0-0 SH1-3		0-0 6-3			2 0 0 1 0 0 0					
Ron Fairly, L (1, 3) OBP: 0.327, SLG: 0.363 (8, 9)	0-0 F9			0-0 F9			0-0 FC1-5-4 2B			0-3 K		4 0 0 0 0 1 1					
Al Ferrara, R (1, 9) OBP: 0.315, SLG: 0.409 Wes Parker, S (8, 3) OBP: 0.354, SLG: 0.310			0-3 K			0-0 F8				0-3 K		3 0 1 0 0 1 0 1 0 0 0 0 1 0					
Jim Campanis, R (1, 2) OBP: 0.400, SLG: 0.529 John Roseboro, L (8, PH) OBP: 0.398, SLG: 0.355 (8, 2)			0-3 K			0-0 L7				0-0 6-3		2 0 0 0 0 1 0 2 0 1 0 0 0 0					
Gene Michael, S (1, 6) OBP: 0.251, SLG: 0.230			0-3 K			0-0 F5			0-0 G2-6-3		0-0 5-3	4 0 0 0 0 1 1					
Jim Brewer, L (1, 1) Ron Perranoski, L (7, 1) OBP: 0.250, SLG: 0.250 Bob Bailey, R (8, PH) OBP: 0.243, SLG: 0.250 Phil Regan, R (8, 1) Lou Johnson, R (11, PH) OBP: 0.365, SLG: 0.481 Bob Miller, R (11, 1)			0-3 K			0-3 K			4-0 BB		0-0 F9	2 0 0 0 0 0 2 0 0 0 0 0 0 0 0 0 0 0 0 0 1 0 0 0 0 0 0 0 0 0 0 0 1 0 0 0 0 0 0 0 0 0 0 0 0 0 0 0					
Inning Stats	R: 2 H: 1 E: 0 LOB: 0 K: 0 BB: 0 S: 5 P: 5	R: 0 H: 0 E: 0 LOB: 0 K: 3 BB: 0 S: 9 P: 9	R: 0 H: 0 E: 0 LOB: 0 K: 2 BB: 0 S: 7 P: 7	R: 0 H: 0 E: 0 LOB: 0 K: 0 BB: 0 S: 3 P: 3	R: 0 H: 0 E: 0 LOB: 0 K: 0 BB: 0 S: 3 P: 3	R: 0 H: 0 E: 0 LOB: 0 K: 2 BB: 0 S: 7 P: 7	R: 0 H: 1 E: 0 LOB: 2 K: 0 BB: 1 S: 3 P: 7	R: 0 H: 1 E: 0 LOB: 1 K: 1 BB: 1 S: 5 P: 9	R: 0 H: 0 E: 0 LOB: 0 K: 0 BB: 0 S: 3 P: 3	R: 0 H: 0 E: 0 LOB: 0 K: 2 BB: 0 S: 7 P: 7	R: 0 H: 0 E: 0 LOB: 0 K: 0 BB: 0 S: 3 P: 3	1B: 1 SF: 1 2B: 2 SAC: 2 3B: 0 DP: 1 HR: 0 HBP: 0		WP: 0 PA: 37 PB: 0 SB: 1 CS: 0			
PITCHER	IP WLS BF H R ER SO BB IBB HBP BLK WP HR S P ERA WHIP																
Larry Jaster, L (1, 1) ERA: 4.74	9.0	31	3	2	2	8	2	0	0	0	0	0	0	45	53	2.00	0.556
Joe Hoerner, L (10, 1) ERA: 2.33	2.0	6	0	0	0	2	0	0	0	0	0	0	0	10	10	0.00	0.000

AB	32
R	2
H	3
RBI	2
BB	2
SO	10
LOB	4



livebaseballscorecards.com


Batter	1	2	3	4	5	6	7	8	9	10	11	AB R H RBI BB SO LOB
Lou Brock, L OBP: 0.357, SLG: 0.580 (1, 7)	0-0 1B		4-3		0-0 WP 1B		0-0 FC1-6 FC5 S 1-2f		0-0 L8			5 0 2 0 0 0 1
Julian Javier, R OBP: 0.342, SLG: 0.434 (1, 4)	0-0 E6		0-0 F3		0-0 F7 1-2 2-3		0-0 L3 1-2			0-3 K		5 0 0 0 0 1 3
Alex Johnson, R OBP: 0.182, SLG: 0.250 Joe Hoerner, R OBP: 0.500, SLG: 0.500 (1, 9) (10, 1)	0-3 K			0-0 F3	0-3 K		0-0 FC5 2-3			0-0 1B		4 0 0 0 0 2 5 1 0 1 0 0 0 0
Orlando Cepeda, R OBP: 0.444, SLG: 0.558 (1, 3)	0-3 K			0-0 FC6-4 1B		0-0 G3		0-0 G3-6-4 1B		0-0 P6		5 0 2 0 0 1 2
Mike Shannon, R OBP: 0.323, SLG: 0.437 (1, 5)		0-0 1B		0-0 FC6-4 1B		0-0 F8		0-0 G3-6-4 1-2f		0-0 F7		5 0 2 0 0 0 2
Tim McCarver, L OBP: 0.389, SLG: 0.493 (1, 2)		4-0 BB		0-0 FC6-4 1-2f 2-3		0-0 1-2-3		0-0 1B			0-0 FC1-5 2B	4 0 2 0 1 0 2
Eddie Bressoud, R OBP: 0.222, SLG: 0.133 Curt Flood, R OBP: 0.391, SLG: 0.396 Dal Maxvill, R OBP: 0.285, SLG: 0.272 (1, 6) (7, PH) (7, PR) (8, 6)		0-3 K		0-3 K			4-0 HR BB	0-0 F9			0-0 FC1-5 1B HR	2 0 0 0 0 2 3 0 0 0 0 1 0 0 2 2 0 0 0 0 2
Bobby Tolan, L OBP: 0.373, SLG: 0.527 (1, 8)		0-0 F9			0-0 WP 1B		0-0 HR		0-0 F2		0-0 HR 1B	5 2 3 2 0 0 1
Larry Jaster, L OBP: 0.250, SLG: 0.200 Roger Maris, L OBP: 0.357, SLG: 0.465 (1, 1) (9, PH) (10, 9)			0-0 P6		0-0 F8		0-0 FC1-6 1B		0-0 P4		0-0 HR 1-H 2-H	3 0 1 0 0 0 1 2 1 1 3 0 0 0

Inning Stats	R: 0	H: 1	R: 0	H: 1	R: 0	H: 0	R: 0	H: 2	R: 0	H: 2	R: 0	H: 0	R: 2	H: 2	R: 0	H: 2	R: 0	H: 0	R: 0	H: 0	R: 3	H: 3	
E: 1	LOB: 1	E: 0	LOB: 1	E: 0	LOB: 0	E: 0	LOB: 2	E: 0	LOB: 2	E: 0	LOB: 2	E: 0	LOB: 2	E: 0	LOB: 1	E: 0	LOB: 0	E: 0	LOB: 0	E: 0	LOB: 1	E: 0	LOB: 0
K: 2	BB: 0	K: 1	BB: 1	K: 0	BB: 0	K: 1	BB: 0	K: 1	BB: 0	K: 0	BB: 0	K: 0	BB: 0	K: 0	BB: 0	K: 1	BB: 0	K: 0	BB: 0	K: 0	BB: 0	K: 0	BB: 0
S: 8	P: 8	S: 5	P: 9	S: 3	P: 3	S: 7	P: 7	S: 7	P: 7	S: 3	P: 3	S: 5	P: 9	S: 4	P: 4	S: 3	P: 3	S: 6	P: 6	S: 4	P: 4	S: 4	P: 4

PITCHER	IP	WLS	BF	H	R	ER	SO	BB	IBB	HBP	BLK	WP	HR	S	P	ERA	WHIP
Jim Brewer, L ERA: 2.57 (1, 1)	6.0		26	7	2	2	5	2	0	0	0	1	1	34	42	3.00	1.500
Ron Perranoski, L ERA: 2.58 (7, 1)	1.0		4	1	0	0	0	0	0	0	0	0	0	4	4	0.00	1.000
Phil Regan, R ERA: 2.63 (8, 1)	3.0		11	3	0	0	1	0	0	0	0	0	0	13	13	0.00	1.000
Bob Miller, R ERA: 6.62 (11, 1)	0.1	L	4	3	3	3	0	0	0	0	0	0	1	4	4	81.00	9.000

Los Angeles Dodgers @ St. Louis Cardinals
 Busch Stadium, St. Louis, MO
 Sat Jun 10 1967, 7:05 PM CDT
 Att. 30,090 - Unknown

AB	43
R	5
H	14
RBI	5
BB	2
SO	6
LOB	22



WP	PA
1	45

Batter	1	2	3	4	5	6	7	8	9	AB R H RBI BB SO LOB	TOP																									
Wes Parker, S (1, 3) OBP: 0.356, SLG: 0.327	0-3 K	0-3 K			0-0 1-3		0-0 HR		4-0 1B BB	4 2 1 1 1 2 2	Los Angeles Dodgers @ St. Louis Cardinals Busch Stadium, St. Louis, MO Sun Jun 11 1967, 3:33 AM CDT Unknown																									
Ron Hunt, R (1, 4) OBP: 0.392, SLG: 0.384	0-0 F9	0-0 1-3			0-0 E5 1B		0-0 FC4-6 1B		0-0 1B 1-3 HR	5 1 2 0 0 0 2																										
Willie Davis, L (1, 8) OBP: 0.337, SLG: 0.380	0-0 2B 1B				0-0 P6 1B		0-0 FC4-6 1B 1-2f		0-0 1B 1-2 HR	5 2 3 1 0 0 1																										
Ron Fairly, L (1, 9) OBP: 0.329, SLG: 0.369	0-0 1-H 2B				0-0 F9 1B		0-0 1-3 1B		0-0 F8	5 0 2 1 0 0 4																										
Jim Lefebvre, S (1, 5) OBP: 0.345, SLG: 0.389	0-0 F5				0-0 L9		0-3 K		0-0 1-H 2-H HR	5 1 1 3 0 1 5																										
John Roseboro, L (1, 2) OBP: 0.397, SLG: 0.354		0-3 K			0-0 F9		0-0 L6		0-0 1B	3 0 1 0 0 1 0																										
Lou Johnson, R (7, PH) OBP: 0.345, SLG: 0.472							3-1 G3 1B		0-0 1B	1 0 0 0 0 0 2																										
Jeff Torborg, R (7, 2) OBP: 0.274, SLG: 0.303									0-0 1B	1 0 1 0 0 0 0																										
Len Gabrielson, L (1, 7) OBP: 0.231, SLG: 0.283		BB BB BB 4-0 1B E BB			0-0 F8		0-0 G3 1-2		0-0 F9	2 1 0 0 1 0 1																										
Jim Hickman, R (8, PH) OBP: 0.224, SLG: 0.258									0-0 F3	2 0 0 0 0 0 1																										
Dick Schofield, S (1, 6) OBP: 0.353, SLG: 0.250		0-0 E 1-3 1B			4-0 BB		0-0 3-1 2-3		0-0 F9	4 0 2 0 1 0 1																										
Bill Singer, R (1, 1) OBP: 0.071, SLG: 0.071		0-0 E1			0-3 K		0-0 4-3		0-3 K	3 0 0 1 0 1 3																										
Ron Perranoski, L (6, 1) OBP: 0.250, SLG: 0.250									0-3 K	0 0 0 0 0 0 0																										
Al Ferrara, R (8, PH) OBP: 0.112, SLG: 0.405										1 0 0 0 0 1 0																										
Dick Egan, L (8, 1)										0 0 0 0 0 0 0																										
Bob Bailey, R (9, PH) OBP: 0.241, SLG: 0.248		1-2 3-H								1 0 0 0 0 1 2																										
Bob Miller, R (9, 1)										0 0 0 0 0 0 0																										
Inning Stats	R: 1 E: 0 K: 1 S: 7	H: 2 LOB: 1 BB: 0 P: 7	R: 1 E: 1 K: 2 S: 9	H: 1 LOB: 2 BB: 1 P: 13	R: 0 E: 0 K: 0 S: 3	H: 0 LOB: 0 BB: 0 P: 3	R: 0 E: 0 K: 1 S: 5	H: 0 LOB: 1 BB: 1 P: 9	R: 0 E: 1 K: 0 S: 5	H: 1 LOB: 2 BB: 0 P: 5	R: 0 E: 0 K: 0 S: 4	H: 1 LOB: 1 BB: 0 P: 4	R: 1 E: 0 K: 1 S: 8	H: 3 LOB: 2 BB: 0 P: 8	R: 0 E: 0 K: 1 S: 5	H: 0 LOB: 0 BB: 0 P: 5	R: 4 E: 0 K: 1 S: 10	H: 5 LOB: 2 BB: 1 P: 14	1B: 10 2B: 1 3B: 0 HR: 2	SF: 0 SAC: 0 DP: 0 HBP: 0	WP: 0 PB: 0 SB: 0 CS: 0	PA: 45														
PITCHER	IP WLS BF H R ER SO BB IBB HBP BLK WP HR S P ERA WHIP																																			
Ray Washburn, R (1, 1) ERA: 3.47	6.1		31	8	3	3	4	2	0	0	0	0	1	37	45	4.26	1.579																			
Joe Hoerner, L (7, 1) ERA: 3.8	2.0		10	3	4	4	2	1	0	0	0	0	1	13	17	18.00	2.000																			
Nelson Briles, R (9, 1) ERA: 4.55	0.2	W	4	2	0	0	1	0	0	0	0	0	0	6	6	0.00	3.000																			



Batter	1	2	3	4	5	6	7	8	9	AB R H RBI BB SO LOB	TOP											
Wes Parker, S (1, 8) OBP: 0.352, SLG: 0.323	0-0 1-3	0-0 L3		0-0 1B		0-0 F9		0-0 1-3		5 0 1 0 0 0 4												
Ron Hunt, R (1, 4) Gene Michael, S (9, PR) OBP: 0.401, SLG: 0.400 OBP: 0.251, SLG: 0.230	0-0 P4		0-0 BB 2B 1B	0-0 1B		0-0 1H 2B		0-0 G3 1B		5 1 4 1 0 0 0 0 0 0 0 0 0 0												
Lou Johnson, R (1, 7) OBP: 0.317, SLG: 0.431	0-0 1-3		0-3 K	0-3 K		0-0 F9		0-3 K		5 0 0 0 0 3 5												
Jim Lefebvre, S (1, 5) OBP: 0.347, SLG: 0.385		0-0 F3	4-0 BB 2B BB		0-0 4-3 1B		0-0 G3	0-0 G3		4 1 1 0 1 0 1												
Ron Fairly, L (1, 3) OBP: 0.322, SLG: 0.360		0-0 F8	0-0 P6		0-0 4-3 1-2		0-0 6-3	0-0 3-1		5 0 0 0 0 0 5												
Jim Hickman, R (1, 9) OBP: 0.225, SLG: 0.273		0-0 E5 1B BB	0-0 1H 2H 2B		0-0 5-3		0-3 K			4 1 1 2 0 1 1												
Dick Schofield, S (1, 6) OBP: 0.342, SLG: 0.226		4-0 BB 1B BB	0-0 5-3		0-0 L4			0-0 4-3		3 1 0 0 1 0 2												
Jeff Torborg, R (1, 2) John Roseboro, L (8, PH) OBP: 0.276, SLG: 0.304 OBP: 0.394, SLG: 0.351		0-0 1B 1-2 2H 1B		0-0 5-3		0-0 5-3		0-0 F7		3 0 1 1 0 0 0 1 0 0 0 0 0 0												
Don Sutton, R (1, 1) Nate Oliver, R (6, PH) Ron Perranoski, L (6, 1) Willie Davis, L (8, PH) Phil Regan, R (8, 1) OBP: 0.200, SLG: 0.267 OBP: 0.440, SLG: 0.458 OBP: 0.250, SLG: 0.250 OBP: 0.341, SLG: 0.384		0-0 1B 1-2 2H 1B		0-0 1-3		0-0 2B 1B		0-0 1B		2 0 1 1 0 0 0 1 1 1 0 0 0 0 0 0 0 0 0 0 0 1 0 1 0 0 0 0 0 0 0 0 0 0 0												
Inning Stats	R: 0 E: 0 K: 0 S: 3	H: 0 LOB: 0 BB: 0 P: 3	R: 2 E: 1 K: 0 S: 6	H: 2 LOB: 2 BB: 1 P: 10	R: 2 E: 0 K: 1 S: 7	H: 2 LOB: 1 BB: 1 P: 11	R: 0 E: 0 K: 1 S: 7	H: 2 LOB: 2 BB: 0 P: 7	R: 0 E: 0 K: 0 S: 4	H: 1 LOB: 1 BB: 0 P: 4	R: 1 E: 0 K: 0 S: 5	H: 2 LOB: 1 BB: 0 P: 5	R: 0 E: 0 K: 1 S: 5	H: 0 LOB: 0 BB: 0 P: 5	R: 0 E: 0 K: 0 S: 4	H: 1 LOB: 1 BB: 0 P: 4	R: 0 E: 0 K: 1 S: 6	H: 1 LOB: 2 BB: 0 P: 6	1B: 9 2B: 2 3B: 0 HR: 0	SF: 0 SAC: 0 DP: 0 HBP: 0	WP: 0 PB: 0 SB: 0 CS: 0	PA: 41
PITCHER	IP WLS BF H R ER SO BB IBB HBP BLK WP HR S P ERA WHIP																					
Al Jackson, L (1, 1) ERA: 5.01	5.2 W 29 9 5 3 2 2 0 0 0 0 0 0 31 39 4.76 1.941																					
Ron Willis, R (6, 1) ERA: 5.16	3.1 S 12 2 0 0 2 0 0 0 0 0 0 0 16 16 0.00 0.600																					

Los Angeles Dodgers @ St. Louis Cardinals
 Busch Stadium, St. Louis, MO
 Sun Jun 11 1967, 3:38 AM CDT
 Att. 43,159 - Unknown

AB	39
R	5
H	11
RBI	5
BB	2
SO	4
LOB	18



Batter	1	2	3	4	5	6	7	8	9	AB	R	H	RBI	BB	SO	LOB
Lou Brock, L OBP: 0.352, SLG: 0.563 (1, 7) BBB	4-0 1B 2B BB	0-0 F3		0-0 1-3		0-0 F9				3	1	0	0	1	0	2
Bobby Tolan, L OBP: 0.368, SLG: 0.516 (1, 8) X	0-0 S 2B 1B	0-0 F9		0-0 3-1			0-0 1-3			4	1	1	0	0	0	1
Roger Maris, L OBP: 0.375, SLG: 0.493 (1, 9) BBB	4-0 2B BB	0-0 F3			0-3 K		0-0 HR			3	2	1	1	1	1	1
Orlando Cepeda, R OBP: 0.449, SLG: 0.564 (1, 3) X	0-0 1B 2B		4-0 FC6-4 BB		0-0 1B 2B		0-0 4-3			3	2	2	3	1	0	0
Mike Shannon, R OBP: 0.338, SLG: 0.461 (1, 5) X	0-0 G4-6-3 1B		0-0 FC6-4 2B		0-0 1B		0-3 K			4	1	2	2	0	1	1
Dave Ricketts, S OBP: 0.375, SLG: 0.438 (1, 2) X	0-0 G4-6-3 1-2f		0-0 1-H 2B		0-3 K			0-0 1B		4	0	2	1	0	1	1
Julian Javier, R OBP: 0.337, SLG: 0.425 (1, 4) X	0-0 1B		0-0 F8		0-0 F8		0-0 F8	0-3 K		4	0	1	0	0	1	2
Dal Maxvill, R OBP: 0.277, SLG: 0.259 (1, 6) X	0-0 F9		0-0 F9		0-0 F8		0-0 F8	0-0 F3		4	0	0	0	0	0	3
Al Jackson, L OBP: 0.450, SLG: 0.444 (1, 1) Ron Willis, R OBP: 0.333, SLG: 0.333 (6, 1) X		0-0 F9 2B		0-0 F8		0-0 1B		0-0 6-3		2	0	1	0	0	0	0
										2	0	1	0	0	0	1

Inning Stats	R: 4	H: 4	E: 0	K: 0	S: 6	LOB: 1	BB: 2	P: 14	R: 0	H: 1	E: 0	K: 0	S: 4	LOB: 1	BB: 0	P: 4	R: 1	H: 1	E: 0	K: 0	S: 4	LOB: 0	BB: 0	P: 3	R: 1	H: 2	E: 0	K: 2	S: 8	LOB: 0	BB: 0	P: 8	R: 0	H: 1	E: 0	K: 0	S: 4	LOB: 1	BB: 0	P: 4	R: 1	H: 1	E: 0	K: 1	S: 6	LOB: 0	BB: 0	P: 6	R: 0	H: 1	E: 0	K: 1	S: 6	LOB: 1	BB: 0	P: 6
--------------	------	------	------	------	------	--------	-------	-------	------	------	------	------	------	--------	-------	------	------	------	------	------	------	--------	-------	------	------	------	------	------	------	--------	-------	------	------	------	------	------	------	--------	-------	------	------	------	------	------	------	--------	-------	------	------	------	------	------	------	--------	-------	------


PITCHER	IP	WLS	BF	H	R	ER	SO	BB	IBB	HBP	BLK	WP	HR	S	P	ERA	WHIP
Don Sutton, R ERA: 4.93 (1, 1)	5.0	L	24	8	6	6	2	3	0	0	0	0	0	25	37	10.80	2.200
Ron Perranoski, L ERA: 2.57 (6, 1)	2.0		8	2	1	1	1	0	0	0	0	0	1	10	10	4.50	1.000
Phil Regan, R ERA: 2.56 (8, 1)	1.0		4	1	0	0	1	0	0	0	0	0	0	6	6	0.00	1.000

BOTTOM

Los Angeles Dodgers @ St. Louis Cardinals
 Busch Stadium, St. Louis, MO
 Sun Jun 11 1967, 3:38 AM CDT
 Att. 43,159 - Unknown

AB	33
R	7
H	11
RBI	7
BB	3
SO	4
LOB	12

WP: 0 PA: 36
 PB: 0
 SB: 1
 CS: 0



livebaseballscores.com

Batter	1	2	3	4	5	6	7	8	9	AB R H RBI BB SO LOB	TOP									
Lou Brock, L (1, 7) OBP: 0.359, SLG: 0.574	0-0 3-1 2B		0-0 L7			0-0 4-3 1B		0-0 HR 2B		4 1 3 0 0 0 0	St. Louis Cardinals @ Pittsburgh Pirates Forbes Field, Pittsburgh, PA Mon Jun 12 1967, 7:05 PM EDT Att: 10,964 - Unknown livebaseballscorecards.com									
Bobby Tolan, L (1, 8) OBP: 0.361, SLG: 0.544	0-0 L9		0-0 F2			0-0 P4 1-2		0-0 2-H HR		4 1 1 2 0 0 2										
Roger Maris, L (1, 9) OBP: 0.365, SLG: 0.479	0-0 3-1 2-3		0-3 K			0-0 4-3 2-3		0-0 4-3		4 0 0 0 0 1 2										
Orlando Cepeda, R (1, 3) OBP: 0.440, SLG: 0.552	0-0 P6				0-0 P5			0-0 P3		4 0 0 0 0 0 2										
Tim McCarver, L (1, 2) OBP: 0.392, SLG: 0.513		0-0 2B 2B			0-0 F8			0-0 HR BB BB BB		3 2 2 1 1 0 0										
Mike Shannon, R (1, 5) OBP: 0.336, SLG: 0.462		0-0 2-H 2B			0-3 K			0-0 6-3 SS SS		4 0 1 1 0 2 1										
Julian Javier, R (1, 4) OBP: 0.335, SLG: 0.439		0-0 6-3			0-0 6-3			0-0 HR		4 1 1 1 0 0 1										
Dal Maxvill, R (1, 6) OBP: 0.274, SLG: 0.256		0-0 F9			0-0 F9			0-0 G3		2 0 0 0 0 0 1										
Dave Ricketts, S (7, PH) OBP: 0.353, SLG: 0.412										1 0 0 0 0 0 0										
Nelson Briles, R (7, 1)										0 0 0 0 0 0 0										
Phil Gagliano, R (9, PH) OBP: 0.248, SLG: 0.250										1 0 0 0 0 1 0										
Steve Carlton, L (1, 1) OBP: 0.190, SLG: 0.150		0-0 G3			0-0 F7			0-0 4-3		2 0 0 0 0 0 1										
Curt Flood, R (7, PH) OBP: 0.389, SLG: 0.393										1 0 0 0 0 0 0										
Eddie Bressoud, R (7, 6) OBP: 0.216, SLG: 0.129										1 0 0 0 0 1 0										
Inning Stats	R: 0 E: 0 K: 0 S: 4	H: 1 LOB: 1 BB: 0 P: 4	R: 1 E: 0 K: 0 S: 5	H: 2 LOB: 1 BB: 0 P: 5	R: 0 E: 0 K: 1 S: 5	H: 0 LOB: 0 BB: 0 P: 5	R: 0 E: 0 K: 1 S: 5	H: 0 LOB: 0 BB: 0 P: 3	R: 0 E: 0 K: 0 S: 4	H: 1 LOB: 1 BB: 0 P: 4	R: 2 E: 0 K: 0 S: 5	H: 2 LOB: 0 BB: 0 P: 5	R: 2 E: 0 K: 1 S: 7	H: 2 LOB: 1 BB: 1 P: 11	R: 0 E: 0 K: 2 S: 7	H: 0 LOB: 0 BB: 0 P: 7	1B: 1 2B: 4 3B: 0 HR: 3	SF: 0 SAC: 0 DP: 0 HBP: 0	WP: 0 PB: 0 SB: 1 CS: 0	PA: 36
PITCHER	IP WLS BF H R ER SO BB IBB HBP BLK WP HR S P ERA WHIP																			
Dennis Ribant, R (1, 1) ERA: 3.53	7.0 W 28 7 4 4 2 0 0 0 0 0 2 32 32 5.14 1.000																			
Roy Face, R (8, 1) ERA: 1.29	2.0 S 8 1 1 1 3 1 0 0 0 0 1 13 17 4.50 1.000																			



Batter	1	2	3	4	5	6	7	8	9
Maury Wills, S OBP: 0.317, SLG: 0.375 (1, 5)	0-0 6-3		0-0 1B		0-0 6-3	0-0 HR		0-0 FC6-2	
Manny Mota, R OBP: 0.308, SLG: 0.409 (1, 8)	0-0 BB		0-0 1B		0-0 L9	0-3 K		0-0 FC4-6	
Gene Alley, R OBP: 0.340, SLG: 0.436 (1, 6)	4-0 BB		0-0 G6-4-3		0-3 K		0-0 6-3		
Roberto Clemente, R OBP: 0.436, SLG: 0.607 (1, 9)	0-3 K			0-0 6-3		0-0 1B	0-0 F9		
Bill Mazaroski, R OBP: 0.313, SLG: 0.381 (1, 4)	0-0 F9			0-0 HR		0-0 1B	0-0 F8		
Jose Pagan, R OBP: 0.317, SLG: 0.375 (1, 7)		0-3 K		0-0 F9		0-0 F9		0-0 E WP	
Willie Stargell, L OBP: 0.333, SLG: 0.453 (1, 3)		0-3 K		0-0 HR		0-3 K		4-0 FC6-2	
Jerry May, R OBP: 0.409, SLG: 0.406 (1, 2)		0-0 5-3		4-0 BB		0-0 1B		0-3 K	
Dennis Ribant, R OBP: 0.250, SLG: 0.350 (1, 1)			0-0 3-1		0-3 K			0-0 E4	
Roy Face, R (8, 1)									

AB	R	H	RBI	BB	SO	LOB
5	1	2	3	0	0	3
5	0	2	0	0	1	3
3	0	0	0	1	1	2
4	1	1	0	0	1	2
4	2	2	1	0	0	2
4	0	1	0	0	1	2
3	1	1	2	1	2	1
3	1	1	0	1	1	2
3	1	1	1	0	1	1
1	0	0	0	0	0	2

AB	R	H	RBI	BB	SO	LOB
35	7	11	7	3	8	20

Inning Stats		R: 0	H: 1	E: 0	K: 1	S: 6	R: 0	H: 0	E: 0	K: 2	S: 7	R: 0	H: 2	E: 0	K: 0	S: 4	R: 2	H: 2	E: 0	K: 1	S: 7	R: 0	H: 0	E: 0	K: 1	S: 5	R: 5	H: 5	E: 0	K: 2	S: 12	R: 0	H: 0	E: 0	K: 0	S: 3	R: 0	H: 1	E: 1	K: 1	S: 7	1B: 8	2B: 1	3B: 0	HR: 2	SF: 0	SAC: 0	DP: 1	HBP: 0	WP: 1	PB: 0	SB: 1	CS: 0	PA: 38												
PITCHER	IP	WLS	BF	H	R	ER	SO	BB	IBB	HBP	BLK	WP	HR	S	P	ERA	WHIP	PITCHER																		IP	WLS	BF	H	R	ER	SO	BB	IBB	HBP	BLK	WP	HR	S	P	ERA	WHIP														
Steve Carlton, L ERA: 3.7 (1, 1)	6.0	L	29	10	7	7	7	2	0	0	0	0	2	41	49	10.50	2.000																																																	
Nelson Briles, R ERA: 4.25 (7, 1)	2.0		9	1	0	0	1	0	1	0	0	1	0	10	14	0.00	0.500																																																	

St. Louis Cardinals @ Pittsburgh Pirates
Forbes Field, Pittsburgh, PA
 Mon Jun 12 1967, 7:05 PM EDT
 Att. 10,964 - Unknown

livebaseballscorecards.com



Batter	1	2	3	4	5	6	7	8	9	AB R H RBI BB SO LOB	TOP			
Lou Brock, L (1, 7) OBP: 0.355, SLG: 0.567	0-3 K2-3	0-0 1B	0-0 5-3			0-0 F9			0-0 6-3	5 1 1 2 0 1 1				
Curt Flood, R (1, 8) OBP: 0.399, SLG: 0.410 Alex Johnson, R (9, PR) OBP: 0.182, SLG: 0.250 (9, 9)	0-0 WP 1B	0-0 2B 1B			0-0 1B 1B	0-0 6-3			0-0 1-3 1B	5 1 4 1 0 0 0 0 0 0 0 0 0 0				
Bobby Tolan, L (1, 9) OBP: 0.351, SLG: 0.534 (9, 8)	0-0 P5	0-0 2B			0-3 K	0-0 3-1			0-0 1-3	5 0 1 0 0 1 3				
Orlando Cepeda, R (1, 3) OBP: 0.439, SLG: 0.548	0-0 E 1B				0-0 F9				0-0 F6	5 1 2 1 0 0 3				
Tim McCarver, L (1, 2) OBP: 0.400, SLG: 0.516	0-0 E9 1B				0-0 1B BB	0-0 FC6-4 1B			0-0 F9	3 1 2 0 1 0 0				
Mike Shannon, R (1, 5) OBP: 0.333, SLG: 0.452					0-0 F9	0-0 FC6-4			0-0 5-3	3 0 0 0 1 0 4				
Julian Javier, R (1, 4) OBP: 0.345, SLG: 0.446					0-0 E 1B 1B				0-0 G6-3 1B	4 2 3 0 0 0 0				
Dal Maxvill, R (1, 6) OBP: 0.268, SLG: 0.252					0-0 SF9				0-0 G6-3	3 0 0 1 0 0 3				
Dick Hughes, R (1, 1) OBP: 0.227, SLG: 0.190 Joe Hoerner, R (9, 1) OBP: 0.500, SLG: 0.500					0-0 FC4-2-5-4 1B	0-0 F8			0-3 K	4 1 1 1 0 1 2 0 0 0 0 0 0 0				
Inning Stats	R: 1 H: 3 E: 1 LOB: 2 K: 1 BB: 0 S: 7 P: 7	R: 3 H: 4 E: 0 LOB: 2 K: 0 BB: 1 S: 6 P: 10	R: 3 H: 3 E: 1 LOB: 1 K: 0 BB: 1 S: 6 P: 10	R: 0 H: 2 E: 0 LOB: 2 K: 1 BB: 0 S: 7 P: 7	R: 0 H: 0 E: 0 LOB: 0 K: 0 BB: 0 S: 3 P: 3	R: 0 H: 0 E: 0 LOB: 0 K: 0 BB: 0 S: 3 P: 3	R: 0 H: 0 E: 0 LOB: 0 K: 0 BB: 0 S: 3 P: 3	R: 0 H: 1 E: 0 LOB: 0 K: 1 BB: 0 S: 5 P: 5	R: 0 H: 1 E: 0 LOB: 2 K: 0 BB: 0 S: 4 P: 4	1B: 12 SF: 1 2B: 2 SAC: 0 3B: 0 DP: 1 HR: 0 HBP: 0	WP: 1 PA: 40 PB: 0 SB: 0 CS: 0			
PITCHER	IP WLS BF H R ER SO BB IBB HBP BLK WP HR S P ERA WHIP												PITCHER	IP WLS BF H R ER SO BB IBB HBP BLK WP HR S P ERA WHIP
Tommie Sisk, R (1, 1) ERA: 3.75	1.2 L 11 6 4 4 1 1 0 0 0 0 1 0 12 16 21.60 4.200													
Woodie Fryman, L (2, 1) ERA: 6.51	1.1 8 4 3 3 0 1 0 0 0 0 0 0 7 11 20.25 3.750													
Pete Mikkelsen, R (4, 1) ERA: 4.03	4.0 14 2 0 0 1 0 0 0 0 0 0 0 16 16 0.00 0.500													
Al McBean, R (8, 1) ERA: 2.17	1.0 3 1 0 0 1 0 0 0 0 0 0 0 5 5 0.00 1.000													
Roy Face, R (9, 1) ERA: 1.24	1.0 4 1 0 0 0 0 0 0 0 0 0 0 4 4 0.00 1.000													

St. Louis Cardinals @ Pittsburgh Pirates
 Forbes Field, Pittsburgh, PA
 Tue Jun 13 1967, 3:33 AM EDT
 Att. 14,325 - Unknown

livebaseballscorecards.com

AB 37
 R 7
 H 14
 RBI 6
 BB 2
 SO 3
 LOB 16



Batter	1	2	3	4	5	6	7	8	9	AB	R	H	RBI	BB	SO	LOB
Matty Alou, L OBP: 0.348, SLG: 0.348 (1, 8)	0-0 6-3 1B	0-0 1B			0-0 6-3		0-0 3B		0-0 6-3	5	0	2	0	0	0	0
Maury Wills, S OBP: 0.314, SLG: 0.371 (1, 5)	0-0 F8	0-0 4-3			0-0 6-3		0-0 6-3		0-0 1B	5	0	1	0	0	0	2
Roberto Clemente, R OBP: 0.435, SLG: 0.602 (1, 9)	0-0 1B WP 1B		0-3 K		0-0 F8			0-3 K	0-0 1B	5	1	2	0	0	2	0
Willie Stargell, L OBP: 0.335, SLG: 0.470 (1, 3)	0-0 1-3 WP 1B		0-0 4-3		0-0 P6			0-0 HR	0-3 K	5	1	2	1	0	1	2
Bill Mazerowski, R OBP: 0.321, SLG: 0.385 (1, 4)	4-0 1-2 BB		0-0 1B		0-0 6-3			0-0 1B		3	0	2	0	1	0	0
Manny Mota, R OBP: 0.316, SLG: 0.446 (1, 7)	0-3 K		0-0 F9		0-0 HR			0-0 1B		4	1	2	1	0	1	3
Gene Alley, R OBP: 0.333, SLG: 0.427 (1, 6)		0-3 K		0-3 K		0-0 F8		0-3 K		4	0	0	0	0	3	2
Jerry May, R OBP: 0.407, SLG: 0.434 (1, 2)		0-0 1B		0-0 6-3		0-0 P4		0-0 F9		3	1	1	1	0	0	0
Al McBean, R (8, 1)										0	0	0	0	0	0	0
George Spriggs, L (8, PH)										1	0	0	0	0	0	2
Roy Face, R (9, 1)										0	0	0	0	0	0	0
Tommie Sisk, R (1, 1)		0-0 L9		0-0 F7		0-3 K			0-0 F8	0	0	0	0	0	0	0
Woodie Fryman, R (2, 1)										1	0	0	0	0	0	0
Pete Mikkelsen, R (4, 1)										1	0	0	0	0	0	0
Jim Pagliaroni, R (7, PH)										2	0	0	0	0	1	0

Inning Stats	R: 1	H: 2	E: 0	LOB: 2	K: 1	BB: 1	S: 7	R: 1	H: 2	E: 0	LOB: 1	K: 1	BB: 0	S: 7	R: 0	H: 1	E: 0	LOB: 1	K: 1	BB: 0	S: 6	R: 0	H: 0	E: 0	LOB: 0	K: 1	BB: 0	S: 5	R: 0	H: 0	E: 0	LOB: 0	K: 0	BB: 0	S: 3	R: 1	H: 1	E: 0	LOB: 0	K: 0	BB: 0	S: 4	R: 0	H: 1	E: 0	LOB: 1	K: 1	BB: 0	S: 6	R: 1	H: 3	E: 0	LOB: 2	K: 2	BB: 0	S: 10	R: 0	H: 2	E: 0	LOB: 2	K: 1	BB: 0	S: 7	1B: 8	SF: 0	2B: 0	SAC: 0	3B: 1	DP: 0	HR: 3	HBP: 0
--------------	------	------	------	--------	------	-------	------	------	------	------	--------	------	-------	------	------	------	------	--------	------	-------	------	------	------	------	--------	------	-------	------	------	------	------	--------	------	-------	------	------	------	------	--------	------	-------	------	------	------	------	--------	------	-------	------	------	------	------	--------	------	-------	-------	------	------	------	--------	------	-------	------	-------	-------	-------	--------	-------	-------	-------	--------


PITCHER	IP	WLS	BF	H	R	ER	SO	BB	IBB	HBP	BLK	WP	HR	S	P	ERA	WHIP
Dick Hughes, R (1, 1) ERA: 2.74	8.2	W	39	12	4	4	7	1	0	0	0	1	3	52	56	4.15	1.500
Joe Hoerner, L (9, 1) ERA: 3.74	0.1	S	1	0	0	0	1	0	0	0	0	0	0	3	3	0.00	0.000

BOTTOM

St. Louis Cardinals @ Pittsburgh Pirates
Forbes Field, Pittsburgh, PA
 Tue Jun 13 1967, 3:33 AM EDT
 Att. 14,325 - Unknown

AB	39
R	4
H	12
RBI	3
BB	1
SO	8
LOB	11

WP: 1 PA: 40
 PB: 0 SB: 0 CS: 0



livebaseballscorecards.com

Batter	1	2	3	4	5	6	7	8	9	AB R H RBI BB SO LOB	TOP											
Lou Brock, L (1, 7) OBP: 0.352, SLG: 0.563	0-3 K	0-0 1B 2B		0-3 K			0-0 4-3		0-0 FC6-4 FC4-6 1-2f	5 1 1 0 0 2 1												
Julian Javier, R (1, 4) OBP: 0.346, SLG: 0.442	4-0 2B HR BB	0-0 1-3		0-0 5-3			0-0 1B SF9		0-0 F8	4 2 1 0 1 0 3												
Curt Flood, R (1, 8) OBP: 0.394, SLG: 0.406	0-0 F9	0-0 SF9		0-3 K			0-0 1B		0-0 FC4-6 1-2f	4 0 1 1 0 1 2 0 0 0 0 0 0 0												
Roger Maris, L (9, 9)																						
Orlando Cepeda, R (1, 3) OBP: 0.441, SLG: 0.555	0-0 1B HR 2B	0-0 1B 1B			0-0 F9				0-0 SF9	3 1 2 2 0 0 0												
Mike Shannon, R (1, 5) OBP: 0.338, SLG: 0.449	4-0 HR IBB	0-0 1B			0-0 5-3				0-0 F8	3 1 1 0 1 0 1												
Tim McCarver, L (1, 2) OBP: 0.397, SLG: 0.529	0-0 HR	0-0 1-3			0-0 F2				0-0 F2	4 1 1 4 0 0 2												
Alex Johnson, R (1, 9) OBP: 0.190, SLG: 0.269	0-0 2B			0-0 F9			0-0 2B		0-3 K	2 0 1 0 0 0 0 2 0 1 0 0 1 0												
Bobby Tolan, L (6, PH) OBP: 0.354, SLG: 0.547																						
Dal Maxvill, R (1, 6) OBP: 0.262, SLG: 0.246	0-0 6-3			0-3 K			0-0 5-3		0-0 F9	4 0 0 0 0 1 1												
Bob Gibson, R (1, 1) OBP: 0.268, SLG: 0.143		4-0 2B SF9 BB		0-0 4-3			0-3 K		4-0 FC6-4 BB	2 1 0 0 2 1 0												
Inning Stats	R: 4 E: 0 K: 1 S: 8	H: 3 LOB: 1 BB: 2 P: 16	R: 2 E: 0 K: 0 S: 6	H: 3 LOB: 2 BB: 1 P: 10	R: 0 E: 0 K: 1 S: 5	H: 0 LOB: 0 BB: 0 P: 5	R: 0 E: 0 K: 2 S: 7	H: 0 LOB: 0 BB: 0 P: 7	R: 0 E: 0 K: 0 S: 3	H: 0 LOB: 0 BB: 0 P: 3	R: 0 E: 0 K: 1 S: 5	H: 1 LOB: 0 BB: 0 P: 5	R: 1 E: 0 K: 0 S: 5	H: 2 LOB: 1 BB: 0 P: 5	R: 0 E: 0 K: 1 S: 5	H: 0 LOB: 0 BB: 0 P: 5	R: 0 E: 0 K: 0 S: 3	H: 0 LOB: 1 BB: 1 P: 7	1B: 4 2B: 4 3B: 0 HR: 1	SF: 2 SAC: 0 DP: 0 HBP: 0	WP: 0 PB: 0 SB: 0 CS: 0	PA: 39
PITCHER	IP WLS BF H R ER SO BB IBB HBP BLK WP HR S P ERA WHIP																					
Billy O'Dell, L (1, 1) ERA: 4.87	1.0 L 10 4 6 6 1 2 1 0 0 0 0 1 9 21 54.00 6.000																					
Tommie Sisk, R (2, 1) ERA: 3.68	1.0 5 2 0 0 0 0 0 0 0 0 0 0 5 5 0.00 2.000																					
Vern Law, R (3, 1) ERA: 5.97	5.0 17 3 1 1 4 0 0 0 0 0 0 0 25 25 1.80 0.600																					
Al McBean, R (8, 1) ERA: 2.03	2.0 7 0 0 0 0 1 1 0 0 0 0 0 8 12 0.00 0.500																					

St. Louis Cardinals @ Pittsburgh Pirates
 Forbes Field, Pittsburgh, PA
 Wed Jun 14 1967, 7:05 PM EDT
 Att. 14,217 - Unknown

AB	33
R	7
H	9
RBI	7
BB	4
SO	6
LOB	10



WP: 0	PA: 39
PB: 0	
SB: 0	
CS: 0	

PITCHER	IP	WLS	BF	H	R	ER	SO	BB	IBB	HBP	BLK	WP	HR	S	P	ERA	WHIP
Billy O'Dell, L	1.0	L	10	4	6	6	1	2	1	0	0	0	1	9	21	54.00	6.000
Tommie Sisk, R	1.0		5	2	0	0	0	0	0	0	0	0	0	5	5	0.00	2.000
Vern Law, R	5.0		17	3	1	1	4	0	0	0	0	0	0	25	25	1.80	0.600
Al McBean, R	2.0		7	0	0	0	1	1	0	0	0	0	0	8	12	0.00	0.500

Batter	1	2	3	4	5	6	7	8	9	AB R H RBI BB SO LOB	TOP											
Lou Brock, L (1, 7) OBP: 0.350, SLG: 0.555	0-3 K	0-0 F9			4-0 1B BB		0-0 3-1		0-0 F7	4 1 0 0 1 1 0												
Curt Flood, R (1, 8) OBP: 0.392, SLG: 0.400	0-3 K	0-0 4-3			0-0 4-3		4-0 G4-6-3 BB			3 0 0 0 1 1 1												
Roger Maris, L (1, 9) OBP: 0.375, SLG: 0.490	0-0 1B 2B				0-0 1B 1B		0-0 G4-6-3			3 1 2 1 1 0 1												
Orlando Cepeda, R (1, 3) OBP: 0.437, SLG: 0.546	4-0 1B BB				0-0 F8			0-0 F9		3 1 0 0 1 0 2												
Tim McCarver, L (1, 2) OBP: 0.404, SLG: 0.534	0-0 1B 1B				0-0 1B			0-0 BB 1B		4 1 3 0 0 1 0												
Mike Shannon, R (1, 5) OBP: 0.349, SLG: 0.450	0-0 1B 1B				4-0 FC5-4 BB			4-0 G5-4-3 BB		2 1 1 2 2 0 2												
Julian Javier, R (1, 4) OBP: 0.344, SLG: 0.438	0-0 1B				0-0 FC5-4 1B		0-0 P3		0-0 G5-4-3	4 0 1 2 0 0 3												
Dal Maxvill, R (1, 6) OBP: 0.262, SLG: 0.246	0-3 K				0-0 1B		0-0 F9		0-0 4-3	4 0 1 0 0 1 1												
Ray Washburn, R (1, 1) OBP: 0.069, SLG: 0.138		0-0 6-3			0-3 K		0-3 K		0-0 P4	3 0 0 0 0 2 1												
Al Jackson, L (7, 1) OBP: 0.450, SLG: 0.444										0 0 0 0 0 0 0												
Ron Willis, R (7, 1) OBP: 0.333, SLG: 0.333										0 0 0 0 0 0 0												
Joe Hoerner, R (8, 1) OBP: 0.333, SLG: 0.333										1 0 0 0 0 0 0												
Inning Stats	R: 4 E: 0 K: 3 S: 13	H: 4 LOB: 1 BB: 1 P: 17	R: 0 E: 0 K: 0 S: 3	H: 0 LOB: 0 BB: 0 P: 3	R: 0 E: 0 K: 1 S: 4	H: 0 LOB: 0 BB: 1 P: 8	R: 0 E: 0 K: 1 S: 5	H: 1 LOB: 1 BB: 1 P: 9	R: 1 E: 0 K: 0 S: 5	H: 2 LOB: 2 BB: 1 P: 9	R: 0 E: 0 K: 1 S: 5	H: 0 LOB: 0 BB: 0 P: 5	R: 0 E: 0 K: 0 S: 2	H: 0 LOB: 0 BB: 1 P: 6	R: 0 E: 0 K: 0 S: 3	H: 1 LOB: 1 BB: 1 P: 7	R: 0 E: 0 K: 0 S: 3	H: 0 LOB: 0 BB: 0 P: 3	1B: 7 2B: 1 3B: 0 HR: 0	SF: 0 SAC: 0 DP: 3 HBP: 0	WP: 0 PB: 0 SB: 0 CS: 0	PA: 37
PITCHER	IP WLS BF H R ER SO BB IBB HBP BLK WP HR S P ERA WHIP																					
Lindy McDaniel, R (1, 1) ERA: 5.19	0.2 L 7 4 4 4 2 1 0 0 0 0 0 0 10 14 54.00 7.500																					
Mike McCormick, L (1, 1) ERA: 3.51	4.1 17 3 1 1 3 3 0 0 0 0 0 0 20 32 2.08 1.385																					
Ray Sadecki, L (6, 1) ERA: 3.57	3.0 10 1 0 0 1 2 0 0 0 0 0 0 10 18 0.00 1.000																					
Frank Linzy, R (9, 1) ERA: 1.43	1.0 3 0 0 0 0 0 0 0 0 0 0 0 3 3 0.00 0.000																					

St. Louis Cardinals @ San Francisco Giants
 Candlestick Park, San Francisco, CA
 Fri Jun 16 1967, 10:05 PM EDT
 Att: 21,780 - Unknown

livebaseballscorecards.com

AB 31
 R 5
 H 8
 RBI 5
 BB 6
 SO 6
 LOB 11



BOTTOM

St. Louis Cardinals @ San Francisco Giants
Candlestick Park, San Francisco, CA

Fri Jun 16 1967, 10:05 PM EDT
 Att. 21,780 - Unknown

livebaseballscorecards.com

AB 31
R 3
H 7
RBI 3
BB 7
SO 6
LOB 16



WP: 1 PA: 39
 PB: 0
 SB: 0
 CS: 0

AB R H RBI BB SO LOB

3 0 0 0 2 0 3
 1 0 0 0 1 0 0

5 0 1 0 0 1 4

3 1 1 0 1 0 2

4 0 1 0 0 2 1

3 2 1 0 1 0 2

3 0 1 0 0 1 0
 1 0 1 2 0 0 0

3 0 0 0 0 0 1

0 0 0 0 0 0 0
 0 0 0 0 1 0 0
 1 0 1 1 0 0 0
 0 0 0 0 1 0 0
 1 0 0 0 0 1 1
 0 0 0 0 0 0 0

1B: 5 SF: 0
 2B: 2 SAC: 1
 3B: 0 DP: 2
 HR: 0 HBP: 0

Batter	1	2	3	4	5	6	7	8	9
Jesus Alou, R OBP: 0.312, SLG: 0.389 (1, 9)	4-0 FC6-4 BB		0-0 F9		0-0 G1-6-3		4-0 BB BB 1-2		0-0 P3
Tom Haller, L OBP: 0.382, SLG: 0.505 Dick Dietz, R OBP: 0.447, SLG: 0.405 (7, PH) (8, 2)	0-3 K		0-0 5-3			0-0 G3	4-0 FC6-4 BB 1-2 2-3		0-0 F8
Willie Mays, R OBP: 0.365, SLG: 0.495 (1, 8)	0-3 K			0-0 G6-4-3 1B		0-0 F9	0-0 FC6-4 1-2f		0-0 F3
Jim Ray Hart, R OBP: 0.329, SLG: 0.449 (1, 7)	0-0 FC6-4 1-2f			0-0 G6-4-3 1-2f		0-0 1B 1B		4-0 2B BB	
Jack Hiatt, R OBP: 0.424, SLG: 0.509 (1, 3)		0-3 K		0-3 K		0-0 1B		0-0 F7	
Jim Davenport, R OBP: 0.373, SLG: 0.396 (1, 5)		0-0 F7			4-0 SH1-3 1B BB	0-0 F7		0-0 2B	
Hal Lanier, R OBP: 0.220, SLG: 0.265 Bob Schroder, L OBP: 0.262, SLG: 0.293 (8, PH) (9, 4)		0-0 6-3			0-0 1B SH1-3 1B 1-2		0-3 K	0-0 2B 2-H 3-H	
Tito Fuentes, S OBP: 0.217, SLG: 0.234 (1, 4) (9, 6)			0-0 P5		0-0 SH1-3		0-0 6-3	0-0 P4	
Lindy McDaniel, R OBP: 0.333, SLG: 0.333 Mike McCormick, L OBP: 0.316, SLG: 0.250 Bill Sorrell, L OBP: 0.333, SLG: 0.400 Ray Sadecki, L OBP: 0.269, SLG: 0.140 Norm Siebern, L OBP: 0.269, SLG: 0.140 Frank Linzy, R (9, 1)			4-0 BB		0-0 G1-6-3 1B 2-3 3-H		4-0 BB WP BB	0-3 K	

Inning Stats	R: 0	H: 0	E: 0	K: 2	S: 7	LOB: 1	BB: 1	P: 11	R: 0	H: 0	E: 0	K: 1	S: 5	LOB: 0	BB: 0	P: 5	R: 0	H: 1	E: 0	K: 1	S: 5	LOB: 0	BB: 0	P: 5	R: 1	H: 2	E: 0	K: 0	S: 4	LOB: 1	BB: 1	P: 8	R: 0	H: 2	E: 0	K: 0	S: 5	LOB: 2	BB: 0	P: 5	R: 0	H: 0	E: 0	K: 1	S: 5	LOB: 0	BB: 3	P: 17	R: 2	H: 2	E: 0	K: 1	S: 7	LOB: 1	BB: 1	P: 11	R: 0	H: 0	E: 0	K: 0	S: 3	LOB: 0	BB: 0	P: 3
--------------	------	------	------	------	------	--------	-------	-------	------	------	------	------	------	--------	-------	------	------	------	------	------	------	--------	-------	------	------	------	------	------	------	--------	-------	------	------	------	------	------	------	--------	-------	------	------	------	------	------	------	--------	-------	-------	------	------	------	------	------	--------	-------	-------	------	------	------	------	------	--------	-------	------

PITCHER	IP	WLS	BF	H	R	ER	SO	BB	IBB	HBP	BLK	WP	HR	S	P	ERA	WHIP
Ray Washburn, R ERA: 3.31 (1, 1)	6.2	W	28	5	1	1	5	5	0	0	0	1	0	33	53	1.35	1.500
Al Jackson, L ERA: 5.01 (7, 1)	0.0		1	0	0	0	0	1	0	0	0	0	0	4	4	∞	∞
Ron Willis, R ERA: 5.79 (7, 1)	0.2		4	1	2	2	0	1	0	0	0	0	0	3	7	27.00	3.000
Joe Hoerner, L ERA: 3.47 (8, 1)	1.2	S	6	1	0	0	1	0	0	0	0	0	0	8	8	0.00	0.600

PITCHER	IP	WLS	BF	H	R	ER	SO	BB	IBB	HBP	BLK	WP	HR	S	P	ERA	WHIP
---------	----	-----	----	---	---	----	----	----	-----	-----	-----	----	----	---	---	-----	------

Batter	1	2	3	4	5	6	7	8	9	AB R H RBI BB SO LOB	TOP											
Lou Brock, L (1, 7) OBP: 0.348, SLG: 0.550	0-0 6-3		0-0 5-3	0-3 K			0-0 S 1B			4 0 1 0 0 1 2	St. Louis Cardinals @ San Francisco Giants Candlestick Park, San Francisco, CA Sat Jun 17 1967, 6:33 AM EDT Att: 28,018 - Unknown livebaseballscorecards.com											
Julian Javier, R (1, 4) OBP: 0.342, SLG: 0.433	0-0 3-1		0-0 1B 1B		0-0 F8	0-3 K 1-2				4 0 1 0 0 1 1												
Curt Flood, R (1, 8) OBP: 0.389, SLG: 0.412	0-0 HR		0-0 F9		0-0 5-3	0-0 5-3				4 1 1 1 0 0 2												
Orlando Cepeda, R (1, 3) OBP: 0.434, SLG: 0.540	0-0 G3		0-0 FC6-4 1B		0-0 4-3		0-3 K			4 0 1 0 0 1 0												
Mike Shannon, R (1, 5) OBP: 0.340, SLG: 0.438		0-0 F9	0-0 FC6-4 1-2f		0-0 F8		0-3 K			4 0 0 0 0 1 2												
Tim McCarver, L (1, 2) OBP: 0.401, SLG: 0.524		1-0 1B FC6-4 HBP		0-0 F7		0-0 1-3		0-0 4-3		3 1 0 0 0 0 0												
Alex Johnson, R (1, 9) OBP: 0.205, SLG: 0.272		0-0 FC6-4 1B		0-0 4-3		4-0 S BB		0-0 1-3		3 0 1 0 1 0 0												
Dal Maxvill, R (1, 6) OBP: 0.263, SLG: 0.247		0-0 FC6-4 FC4-6 1-2f		0-0 1B 1B		0-0 1-3 1-2		0-0 4-3		3 0 1 1 0 0 2												
Roger Maris, L (9, PH) OBP: 0.373, SLG: 0.486										1 0 0 0 0 0 0												
Steve Carlton, L (1, 1) OBP: 0.182, SLG: 0.143		0-0 FC4-6		0-0 1B			0-0 4-3		0-0 1-3	1 0 0 0 0 0 1												
Ron Willis, R (3, 1) OBP: 0.500, SLG: 0.500				0-0 1B						1 0 1 0 0 0 0												
Dave Ricketts, S (7, PH) OBP: 0.333, SLG: 0.389										1 0 0 0 0 0 0												
Nelson Briles, R (7, 1)										0 0 0 0 0 0 0												
Bobby Tolan, L (9, PH) OBP: 0.350, SLG: 0.539				1-2 1B						1 0 0 0 0 0 0												
Inning Stats	R: 1 E: 0 K: 0 S: 4	H: 1 LOB: 0 BB: 0 P: 4	R: 1 E: 0 K: 0 S: 4	H: 1 LOB: 1 BB: 0 P: 5	R: 0 E: 0 K: 0 S: 5	H: 2 LOB: 2 BB: 0 P: 5	R: 0 E: 0 K: 1 S: 7	H: 2 LOB: 2 BB: 0 P: 7	R: 0 E: 0 K: 0 S: 3	H: 0 LOB: 0 BB: 0 P: 3	R: 0 E: 0 K: 0 S: 3	H: 0 LOB: 1 BB: 1 P: 7	R: 0 E: 0 K: 1 S: 6	H: 1 LOB: 1 BB: 0 P: 6	R: 0 E: 0 K: 2 S: 7	H: 0 LOB: 0 BB: 0 P: 7	R: 0 E: 0 K: 0 S: 3	H: 0 LOB: 0 BB: 0 P: 3	1B: 6 2B: 0 3B: 0 HR: 1	SF: 0 SAC: 0 DP: 0 HBP: 1	WP: 0 PB: 0 SB: 2 CS: 0	PA: 36
PITCHER	IP WLS BF H R ER SO BB IBB HBP BLK WP HR S P ERA WHIP																				PITCHER	IP WLS BF H R ER SO BB IBB HBP BLK WP HR S P ERA WHIP
Joe Gibbon, L (1, 1) ERA: 2.78	6.0 W 26 6 2 2 1 1 0 1 0 0 1 26 31 3.00 1.167																				Frank Linzy, R (7, 1) ERA: 1.33	3.0 S 10 1 0 0 3 0 0 0 0 0 0 16 16 0.00 0.333



Batter	1	2	3	4	5	6	7	8	9	AB R H RBI BB SO LOB	TOP									
Lou Brock, L (1, 7) OBP: 0.342, SLG: 0.540	0-3 K	0-0 FC6			0-0 3-1			0-0 F8	0-0 G3	5 0 0 0 0 1 2										
Curt Flood, R (1, 8) OBP: 0.382, SLG: 0.404	0-0 F7		0-0 1-3			0-3 K		0-0 1-3		4 0 0 0 0 1 0										
Roger Maris, L (1, 9) OBP: 0.382, SLG: 0.490	0-0 1B		0-0 P5			0-0 1B		4-0 HR		3 2 2 0 1 0 0										
Orlando Cepeda, R (1, 3) OBP: 0.435, SLG: 0.554	0-0 1B		0-3 K			0-0 F9		0-0 HR		4 1 2 2 0 1 1										
Tim McCarver, L (1, 2) OBP: 0.398, SLG: 0.518	0-0 1B			0-0 G3		0-0 6-3		0-0 F8		4 0 1 1 0 0 1										
Mike Shannon, R (1, 5) OBP: 0.338, SLG: 0.439	0-0 F3		0-3 K			0-0 4-3		0-0 1B		4 1 1 0 0 1 2										
Julian Javier, R (1, 4) OBP: 0.340, SLG: 0.429		0-0 6-3		0-3 K		0-0 1-3		0-0 F7		4 0 1 0 0 1 1										
Dal Maxvill, R (1, 6) OBP: 0.264, SLG: 0.244		4-0 FC6		0-3 K		0-0 1-3		0-0 1B		2 0 0 0 1 1 1										
Bobby Tolán, L (9, PH) OBP: 0.358, SLG: 0.545										1 0 1 1 0 0 0										
Eddie Bressoud, R (9, 6) OBP: 0.216, SLG: 0.129										0 0 0 0 0 0 0										
Dick Hughes, R (1, 1) OBP: 0.192, SLG: 0.160		0-3 K		0-3 K		0-3 K		0-0 B3		4 0 0 0 0 3 3										
Inning Stats	R: 1 E: 0 K: 1 S: 8	H: 3 LOB: 2 BB: 0 P: 8	R: 0 E: 0 K: 1 S: 5	H: 0 LOB: 1 BB: 1 P: 9	R: 0 E: 0 K: 1 S: 5	H: 0 LOB: 0 BB: 0 P: 5	R: 0 E: 0 K: 2 S: 7	H: 0 LOB: 0 BB: 0 P: 7	R: 0 E: 0 K: 1 S: 6	H: 1 LOB: 1 BB: 0 P: 6	R: 0 E: 0 K: 1 S: 6	H: 1 LOB: 1 BB: 0 P: 6	R: 2 E: 0 K: 0 S: 4	H: 1 LOB: 0 BB: 1 P: 8	R: 1 E: 0 K: 0 S: 5	H: 2 LOB: 1 BB: 0 P: 5	1B: 6 2B: 1 3B: 0 HR: 1	SF: 0 SAC: 0 DP: 0 HBP: 0	WP: 0 PB: 0 SB: 0 CS: 0	PA: 37
PITCHER	IP WLS BF H R ER SO BB IBB HBP BLK WP HR S P ERA WHIP																			
Gaylord Perry, R (1, 1) ERA: 3.5	8.0 L 32 6 3 3 9 2 0 0 0 0 0 1 48 56 3.38 1.000																			
Ron Herbel, R (9, 1) ERA: 3.73	0.2 4 2 1 1 0 0 0 0 0 0 0 0 4 4 13.50 3.000																			
Bill Henry, L (9, 1) ERA: 2.7	0.1 1 0 0 0 0 0 0 0 0 0 0 0 1 1 0.00 0.000																			

St. Louis Cardinals @ San Francisco Giants
 Candlestick Park, San Francisco, CA
 Sun Jun 18 1967, 6:33 AM EDT
 Att. 38,280 - Unknown

livebaseballscorecards.com

AB	35
R	4
H	8
RBI	4
BB	2
SO	9
LOB	11



Batter	1	2	3	4	5	6	7	8	9	AB	R	H	RBI	BB	SO	LOB
--------	---	---	---	---	---	---	---	---	---	----	---	---	-----	----	----	-----

Jesus Alou, R OBP: 0.306, SLG: 0.379 (1, 9)	0-0 F8		0-0 1B		0-0 F7			0-0 P6		4	0	1	0	0	0	1
Tom Haller, L OBP: 0.382, SLG: 0.508 (1, 2)	0-0 BB 1B		0-3 K			0-0 BLK SF8 2B		0-0 F3		4	1	2	0	0	1	1
Willie Mays, R OBP: 0.366, SLG: 0.484 (1, 8)	0-0 F8		0-3 K			0-3 K			0-0 4-3	4	0	0	0	0	2	3
Jim Ray Hart, R OBP: 0.331, SLG: 0.446 (1, 7)	4-0 1-2 BB			0-0 P6		0-0 SF8			0-3 K	2	0	0	1	1	1	0
Jack Hiatt, R OBP: 0.419, SLG: 0.525 (1, 3)	0-0 P6			0-0 4-3		0-0 F8			0-3 K	4	0	0	0	0	1	2
Jim Davenport, R OBP: 0.368, SLG: 0.381 (1, 5)		0-0 F9		0-0 F8			0-3 K			3	0	0	0	0	1	0
Hal Lanier, R OBP: 0.217, SLG: 0.266 (1, 6)		0-0 6-3			0-0 2B		0-0 P5			3	0	1	0	0	0	0
Tito Fuentes, S OBP: 0.209, SLG: 0.224 (1, 4)		0-3 K		0-3 K			0-0 5-3			3	0	0	0	0	2	1
Gaylord Perry, R OBP: 0.194, SLG: 0.194 (1, 1)			0-0 F3		0-0 6-3			0-0 F5		2	0	0	0	0	0	1
Bob Schroder, L OBP: 0.256, SLG: 0.286 (8, PH)										1	0	0	0	0	0	0
Ron Herbel, R OBP: 0.400, SLG: 0.500 (9, 1)										0	0	0	0	0	0	0
Bill Henry, L (9, 1)										0	0	0	0	0	0	0

Inning Stats	R: 0	H: 1	R: 0	H: 0	R: 0	H: 1	R: 0	H: 0	R: 1	H: 1	R: 0	H: 0	R: 0	H: 0	R: 0	H: 0	R: 0	H: 0	1B: 2	SF: 1	WP: 0	PA: 32
	E: 0	LOB: 2	E: 0	LOB: 0	E: 0	LOB: 1	E: 0	LOB: 0	E: 0	LOB: 0	E: 0	LOB: 0	E: 0	LOB: 0	E: 0	LOB: 0	E: 0	LOB: 0	2B: 2	SAC: 0	PB: 0	
	K: 0	BB: 1	K: 1	BB: 0	K: 2	BB: 0	K: 0	BB: 0	K: 1	BB: 0	K: 1	BB: 0	K: 0	BB: 0	K: 2	BB: 0	K: 0	BB: 0	3B: 0	DP: 0	SB: 0	
	S: 4	P: 8	S: 5	P: 5	S: 8	P: 8	S: 3	P: 3	S: 6	P: 6	S: 5	P: 5	S: 3	P: 3	S: 7	P: 7	S: 3	P: 3	HR: 0	HBP: 0	CS: 0	

PITCHER	IP	WLS	BF	H	R	ER	SO	BB	IBB	HBP	BLK	WP	HR	S	P	ERA	WHIP	PITCHER	IP	WLS	BF	H	R	ER	SO	BB	IBB	HBP	BLK	WP	HR	S	P	ERA	WHIP	
Dick Hughes, R ERA: 2.54 (1, 1)	9.0	W	32	4	1	1	8	1	0	0	1	0	0	47	51	1.00	0.556																			

BOTTOM

St. Louis Cardinals @ San Francisco Giants
Candlestick Park, San Francisco, CA
 Sun Jun 18 1967, 6:33 AM EDT
 Att. 38,280 - Unknown

livebaseballscorecards.com

AB	30
R	1
H	4
RBI	1
BB	1
SO	8
LOB	9



Batter	1	2	3	4	5	6	7	8	9	10	11	AB R H RBI BB SO LOB	TOP														
Lou Brock, L OBP: 0.339, SLG: 0.537 (1, 7)	F7		4-3			F8		SH1-4 1-H 1B 2B	K			5 1 1 1 0 1 1	St. Louis Cardinals @ Houston Astros Astrodome, Houston, TX Mon Jun 19 1967, 8:05 PM EDT Att. 23,953 - Unknown														
Julian Javier, R OBP: 0.338, SLG: 0.426 (1, 4)	G3			1-3		1B BB 1B		SH1-4	K			4 1 1 0 0 1 0															
Curt Flood, R OBP: 0.383, SLG: 0.401 (1, 8)	1-3			F8		1B BB		HBP 1B 1B	5-3			4 0 1 1 1 0 0															
Orlando Cepeda, R OBP: 0.434, SLG: 0.551 (1, 3)		F8		5-3		1B S		HBP 1B	4-3			5 0 2 2 0 0 0															
Mike Shannon, R OBP: 0.333, SLG: 0.428 (1, 5)		5-3			5-3	F5		HBP			6-3	4 0 0 0 0 0 2															
Tim McCarver, L OBP: 0.398, SLG: 0.514 (1, 2)							4-3	P6			2B 1B	5 1 2 0 0 1 3															
Roger Maris, L OBP: 0.376, SLG: 0.487 Eddie Bressoud, R OBP: 0.216, SLG: 0.129 (1, 9) (11, 6)						4-3		K			2B	5 0 1 1 0 1 4 0 0 0 0 0 0 0															
Dal Maxvill, R OBP: 0.264, SLG: 0.244 Bobby Tolan, L OBP: 0.354, SLG: 0.538 (1, 6) (11, PH) (11, 9)			K			1B BB 1B 1B	1-3		K		F2	4 1 1 0 0 2 0 1 0 0 0 0 0 1															
Bob Gibson, R OBP: 0.256, SLG: 0.135 Phil Gagliano, R OBP: 0.255, SLG: 0.250 Joe Hoerner, R OBP: 0.250, SLG: 0.250 Nelson Briles, R (9, 1)			K					2B BB	K		K	2 0 0 0 0 2 1 0 1 0 0 1 0 0 1 0 0 0 0 1 0 1 0 0 0 0 1 1															
Inning Stats	R: 0 E: 0 S: 3	H: 0 LOB: 0 P: 3	R: 0 E: 0 S: 4	H: 1 LOB: 1 BB: 0 P: 4	R: 0 E: 0 S: 7	H: 0 LOB: 0 BB: 0 P: 7	R: 0 E: 0 S: 3	H: 0 LOB: 0 BB: 0 P: 3	R: 0 E: 0 S: 5	H: 0 LOB: 0 BB: 0 P: 5	R: 2 E: 0 S: 8	H: 3 LOB: 2 BB: 1 P: 12		R: 0 E: 0 S: 3	H: 0 LOB: 0 BB: 0 P: 3	R: 2 E: 0 S: 8	H: 3 LOB: 3 BB: 1 P: 13	R: 0 E: 0 S: 9	H: 0 LOB: 0 BB: 0 P: 9	R: 0 E: 0 S: 5	H: 0 LOB: 0 BB: 0 P: 5	R: 1 E: 0 S: 7	H: 2 LOB: 1 BB: 0 P: 7	1B: 7 2B: 2 3B: 0 HR: 0	SF: 0 SAC: 1 DP: 0 HBP: 1	WP: 0 PB: 0 SB: 1 CS: 0	PA: 45
PITCHER	IP WLS BF H R ER SO BB IBB HBP BLK WP HR S P ERA WHIP													IP WLS BF H R ER SO BB IBB HBP BLK WP HR S P ERA WHIP													
Mike Cuellar, L ERA: 2.93 (1, 1)	7.1	31	7	4	4	4	2	0	0	0	0	0	0	0	37	45	4.91	1.227									
Carroll Sembera, R ERA: 4.76 (8, 1)	0.0	1	0	0	0	0	0	0	1	0	0	0	0	0	1	∞	∞										
Dan Schneider, L ERA: 1.93 (8, 1)	0.2	2	0	0	0	1	0	0	0	0	0	0	0	4	4	0.00	0.000										
Dave Eilers, R ERA: (9, 1)	1.0	3	0	0	0	3	0	0	0	0	0	0	0	9	9	0.00	0.000										
Barry Latman, R ERA: 3.92 (10, 1)	2.0	L 8	2	1	1	2	0	0	0	0	0	0	0	12	12	4.50	1.000										

AB	41
R	5
H	9
RBI	5
BB	2
SO	10
LOB	13



livebaseballscorecards.com


Batter	1	2	3	4	5	6	7	8	9	10	11	AB R H RBI BB SO LOB
Julio Gotay, R OBP: 0.376, SLG: 0.432 (1, 4)	0-0 BLK 1B		0-0 3-H 3B		0-0 1B		0-0 1-2 2B		0-0 3-H 1B			5 0 5 2 0 0 0
Ron Brand, R OBP: 0.284, SLG: 0.250 (1, 2)	0-0 6-3 1-2		0-0 5-3		0-0 F2		0-0 F8		0-3 K 1-2			5 0 0 0 0 1 5
Jimmy Wynn, R OBP: 0.375, SLG: 0.578 (1, 8)	0-0 P4		0-0 F8		0-0 HR 2B		0-0 F7		0-0 F7			5 1 1 0 0 0 2
Rusty Staub, L OBP: 0.377, SLG: 0.492 (1, 9)	0-3 K			0-0 FC6-4 1B		0-0 2-H HR		0-3 K		0-0 6-3		5 1 2 2 0 2 1
Eddie Mathews, L OBP: 0.353, SLG: 0.393 (1, 3)		0-0 L9		0-0 P4		0-0 F7		0-0 1B		0-0 4-3		5 0 1 0 0 0 1
Jim Landis, R OBP: 0.351, SLG: 0.356 (1, 7)		0-3 K		0-0 F7		0-0 6-3		0-0 F9			0-0 SH1-4 1B	5 0 1 0 0 1 2
Bob Aspromonte, R OBP: 0.342, SLG: 0.408 (1, 5)		0-0 4-3		0-0 FC6-4 1-2f		0-0 F2			0-0 SH1-3 1B 2B		0-0 SH1-4	4 1 1 0 0 0 1
Bob Lillis, R OBP: 0.154, SLG: 0.083 (1, 6)			0-0 L9		0-0 1-3		0-0 CS 1B		0-0 SH1-3		0-0 8	4 0 1 0 0 0 1
Mike Cuellar, L OBP: 0.214, SLG: 0.333 Carroll Sembersky, R OBP: 0.333, SLG: 0.333 Dan Schneider, L OBP: 0.333, SLG: 0.333 Dave Eilers, R OBP: 0.276, SLG: 0.315 Chuck Harrison, R OBP: 0.433, SLG: 0.438 Joe Morgan, R OBP: 0.200, SLG: 0.200 (1, 1) (8, 1) (8, 1) (9, 1) (9, PH) (9, PH) (10, 1)			0-0 3B 3B		0-0 F7		0-3 K		0-3 K			3 1 1 0 0 1 1 0 1 0 0 0 0 1 1 0 0 0 0 0 0 0

Inning Stats	R: 0	H: 1	R: 0	H: 0	R: 1	H: 2	R: 0	H: 1	R: 2	H: 2	R: 0	H: 2	R: 0	H: 1	R: 1	H: 2	R: 0	H: 0	R: 0	H: 1	
E: 0	LOB: 1	E: 0	LOB: 0	E: 0	LOB: 1	E: 0	LOB: 1	E: 0	LOB: 0	E: 0	LOB: 1	E: 0	LOB: 1	E: 0	LOB: 1	E: 0	LOB: 0	E: 0	LOB: 0	E: 0	LOB: 0
K: 1	BB: 0	K: 1	BB: 0	K: 0	BB: 0	K: 0	BB: 0	K: 0	BB: 0	K: 1	BB: 0	K: 0	BB: 0	K: 1	BB: 0	K: 2	BB: 0	K: 0	BB: 0	K: 0	BB: 0
S: 6	P: 6	S: 5	P: 5	S: 5	P: 5	S: 4	P: 4	S: 4	P: 4	S: 6	P: 6	S: 6	P: 6	S: 9	P: 9	S: 3	P: 3	S: 3	P: 3	S: 3	P: 3

BOTTOM

St. Louis Cardinals @ Houston Astros
Astrodome, Houston, TX
Mon Jun 19 1967, 8:05 PM EDT
Att. 23,953 - Unknown

AB	42
R	4
H	13
RBI	4
BB	0
SO	6
LOB	15



WP: 1	PA: 44
PB: 0	
SB: 0	
CS: 1	

Batter	1	2	3	4	5	6	7	8	9	AB R H RBI BB SO LOB	TOP			
Lou Brock, L (1, 7) OBP: 0.337, SLG: 0.535	0-0 E1 1B	0-0 FC4-6 1-2f			0-0 FC4-6 1-2f CS			0-0 L8	0-0 2B	5 1 1 0 0 0 2				
Julian Javier, R (1, 4) OBP: 0.335, SLG: 0.420	0-0 5-3		0-3 K		0-0 CS 1-2	0-0 5-3		0-0 1B HR	0-0 P3	5 1 1 0 0 1 2				
Curt Flood, R (1, 8) OBP: 0.385, SLG: 0.403	0-0 2-H 1B		0-0 F2			0-3 K		0-0 1-2 HR		4 1 2 1 0 1 0				
Orlando Cepeda, R (1, 3) OBP: 0.435, SLG: 0.569	0-0 F9		0-0 4-3			0-0 2B		0-0 1-H 2-H HR		4 1 2 3 0 0 1				
Mike Shannon, R (1, 5) OBP: 0.325, SLG: 0.417	0-3 K			0-0 6-3		0-0 F8		0-0 F9		4 0 0 0 0 1 2				
Tim McCarver, L (1, 2) OBP: 0.400, SLG: 0.525		0-0 6-3 1B 2B		0-0 P5		0-0 4-3		0-0 2B		4 1 2 0 0 0 0				
Alex Johnson, R (1, 9) OBP: 0.207, SLG: 0.271		0-0 6-3 2-3		0-0 5-3		0-0 3B 1B		0-0 6-3		4 1 1 0 0 0 2				
Dal Maxvill, R (1, 6) OBP: 0.269, SLG: 0.261		0-0 FC3-6 1B 3-H		0-0 6-3		0-0 1-H CS 3B		0-0 F9		4 0 2 2 0 0 0				
Larry Jaster, L (1, 1) OBP: 0.250, SLG: 0.167		0-0 FC3-6 FC4-6 1-2		4-0 BB BB BB BB		0-0 G3 3-H		0-0 F8		3 0 0 0 1 0 2 0 0 0 0 0 0 0				
Ron Willis, R (9, 1) OBP: 0.500, SLG: 0.500														
Inning Stats	R: 1 E: 1 K: 1 S: 7 H: 1 LOB: 1 BB: 0 P: 7	R: 1 E: 0 K: 0 S: 5 H: 2 LOB: 1 BB: 0 P: 5	R: 0 E: 0 K: 1 S: 5 H: 0 LOB: 0 BB: 0 P: 5	R: 0 E: 0 K: 0 S: 3 H: 0 LOB: 0 BB: 0 P: 3	R: 0 E: 0 K: 0 S: 2 H: 0 LOB: 0 BB: 1 P: 6	R: 0 E: 0 K: 1 S: 6 H: 1 LOB: 1 BB: 0 P: 6	R: 1 E: 0 K: 0 S: 4 H: 2 LOB: 0 BB: 0 P: 4	R: 3 E: 0 K: 0 S: 7 H: 4 LOB: 1 BB: 0 P: 7	R: 0 E: 0 K: 0 S: 4 H: 1 LOB: 1 BB: 0 P: 4	1B: 5 2B: 4 3B: 1 HR: 1 SF: 0 SAC: 0 DP: 0 HBP: 0	WP: 0 PB: 0 SB: 0 CS: 2 PA: 39			
PITCHER	IP WLS BF H R ER SO BB IBB HBP BLK WP HR S P ERA WHIP												PITCHER	IP WLS BF H R ER SO BB IBB HBP BLK WP HR S P ERA WHIP
Bo Belinsky, L (1, 1) ERA: 4.02	7.0 L 27 6 3 2 3 1 0 0 0 0 0 0 32 36 2.57 1.000													
Jim Owens, R (8, 1) ERA: 4.22	0.2 6 4 3 3 0 0 0 0 0 0 0 1 6 6 40.50 6.000													
Dave Eilers, R (8, 1) ERA:	1.1 5 1 0 0 0 0 0 0 0 0 0 0 5 5 0.00 0.750													

St. Louis Cardinals @ Houston Astros
Astrodome, Houston, TX
Tue Jun 20 1967, 8:05 PM EDT
Att. 20,719 - Unknown

livebaseballscorecards.com

AB 37
R 6
H 11
RBI 6
BB 1
SO 3
LOB 11



Batter	1	2	3	4	5	6	7	8	9	AB	R	H	RBI	BB	SO	LOB
Julio Gotay, R OBP: 0.389, SLG: 0.447 (1, 4)	1-0 HBP		0-0 1B		0-0 2B		0-0 6-3		0-3 K	4	0	2	0	0	1	1
Ron Brand, R OBP: 0.283, SLG: 0.250 (1, 2) Joe Morgan, L OBP: 0.416, SLG: 0.438 (9, PH)	0-0 F8		0-3 K		0-0 F8		0-0 E 1B		4-0 BB	4	0	1	0	0	1	3
Jimmy Wynn, R OBP: 0.372, SLG: 0.568 (1, 8)	0-3 K		0-0 F8		4-0 IBB		0-0 E5		0-3 K	4	0	0	0	1	2	4
Rusty Staub, L OBP: 0.373, SLG: 0.485 (1, 9)	0-0 P6			0-0 E9 SF7 1B	0-0 4-3		0-0 4-3		0-0 F7	5	1	1	0	0	0	7
Jim Landis, R OBP: 0.348, SLG: 0.356 (1, 7)		0-0 1B 1B 1B		0-0 SF7		0-0 F7		0-0 F8		3	1	1	1	0	0	0
Bob Aspromonte, R OBP: 0.340, SLG: 0.406 (1, 5)		0-3 K		0-0 E5		0-0 1B		0-0 L8		4	0	1	0	0	1	1
Chuck Harrison, R OBP: 0.284, SLG: 0.323 (1, 3)		0-0 1B 1-3 1B		0-3 K		0-3 K		0-0 1B		4	0	2	0	0	2	2
Bob Lillis, R OBP: 0.176, SLG: 0.125 (1, 6)		0-0 1-3 3-H 1B		0-0 4-3		0-0 6-3		0-0 F7		4	0	1	1	0	0	3
Bo Belinsky, L Ron Davis, R OBP: 0.272, SLG: 0.400 (7, PH) Jim Owens, R (8, 1) Dave Eilers, R (8, 1) Jackie Brandt, R OBP: 0.185, SLG: 0.222 (9, PH)		0-0 6-3		0-0 F2		0-0 P3		0-0 WP 1B		2	0	0	0	0	0	1

Inning Stats	R: 0	H: 0	E: 0	K: 1	S: 5	LOB: 1	BB: 0	P: 6	R: 1	H: 3	E: 0	K: 1	S: 7	LOB: 1	BB: 0	P: 7	R: 0	H: 1	E: 0	K: 1	S: 5	LOB: 0	BB: 0	P: 5	R: 1	H: 1	E: 2	K: 1	S: 7	LOB: 1	BB: 0	P: 7	R: 0	H: 1	E: 0	K: 0	S: 4	LOB: 2	BB: 1	P: 8	R: 0	H: 1	E: 0	K: 1	S: 6	LOB: 1	BB: 0	P: 6	R: 0	H: 1	E: 1	K: 0	S: 5	LOB: 2	BB: 0	P: 5	R: 0	H: 1	E: 0	K: 0	S: 4	LOB: 1	BB: 0	P: 4	R: 0	H: 1	E: 0	K: 2	S: 8	LOB: 2	BB: 1	P: 12	1B: 9	SF: 1	3B: 0	HR: 0	SAC: 0	DP: 0	HBP: 1	WP: 1	PA: 40
--------------	------	------	------	------	------	--------	-------	------	------	------	------	------	------	--------	-------	------	------	------	------	------	------	--------	-------	------	------	------	------	------	------	--------	-------	------	------	------	------	------	------	--------	-------	------	------	------	------	------	------	--------	-------	------	------	------	------	------	------	--------	-------	------	------	------	------	------	------	--------	-------	------	------	------	------	------	------	--------	-------	-------	-------	-------	-------	-------	--------	-------	--------	-------	--------

PITCHER	IP	WLS	BF	H	R	ER	SO	BB	IBB	HBP	BLK	WP	HR	S	P	ERA	WHIP
Larry Jaster, L ERA: 4.18 (1, 1)	8.0	W	36	10	2	1	5	0	0	0	0	0	0	44	49	1.12	1.250
Ron Willis, R ERA: 4.76 (9, 1)	1.0	S	4	0	0	0	2	1	0	0	0	1	0	7	11	0.00	1.000

BOTTOM

St. Louis Cardinals @ Houston Astros
Astrodome, Houston, TX
Tue Jun 20 1967, 8:05 PM EDT
Att. 20,719 - Unknown

livebaseballscorecards.com

AB	36
R	2
H	10
RBI	2
BB	2
SO	7
LOB	22



Batter	1	2	3	4	5	6	7	8	9	AB R H RBI BB SO LOB	TOP							
Lou Brock, L (1, 7) OBP: 0.338, SLG: 0.532	0-0 BLK 1B		0-0 4-3		0-0 E S 1B		0-3 K		0-0 E3	5 0 2 0 0 1 2	St. Louis Cardinals @ Los Angeles Dodgers Dodger Stadium, Los Angeles, CA Wed Jun 21 1967, 7:05 PM PDT Att. 25,551 - Unknown livebaseballscorecards.com							
Curt Flood, R (1, 8) OBP: 0.381, SLG: 0.398	0-0 L3		0-0 2-3		0-0 P4		0-3 K		0-0 1-3	5 0 1 1 0 1 4								
Roger Maris, L (1, 9) OBP: 0.368, SLG: 0.474	0-3 K		0-0 3-H 1B		0-3 K		0-0 1-3			4 0 0 0 0 2 3								
Orlando Cepeda, R (1, 3) OBP: 0.429, SLG: 0.558	0-0 F8			0-0 6-3		0-0 G3		0-0 1-3		4 0 0 0 0 0 1								
Tim McCarver, L (1, 2) OBP: 0.402, SLG: 0.541		0-0 4-3		0-0 1B 1B		0-0 HR		0-0 G3		4 1 2 1 0 0 0								
Mike Shannon, R (1, 5) OBP: 0.324, SLG: 0.413		0-0 P6		0-0 1-2 1B		0-0 6-3		0-0 P4		4 0 1 0 0 0 0								
Julian Javier, R (1, 4) OBP: 0.333, SLG: 0.416		0-3 K		0-0 F9		0-0 1B 1B		0-3 K		4 0 1 0 0 2 2								
Dal Maxvill, R (1, 6) OBP: 0.273, SLG: 0.266			0-0 4-3 SH2-4 1B 1B		0-0 F8		0-0 1-3 1B		0-0 F7	4 1 2 0 0 0 2								
Ray Washburn, R (1, 1) OBP: 0.065, SLG: 0.129			0-0 SH2-4		0-3 K		0-3 K		0-0 E 1B	2 0 0 0 0 2 2								
Joe Hoerner, R (7, 1) OBP: 0.400, SLG: 0.400			1-2							1 0 1 0 0 0 0								
Nelson Briles, R (9, 1)										0 0 0 0 0 0 0								
Inning Stats	R: 0 E: 0 K: 1 S: 6	H: 1 LOB: 1 BB: 0 P: 6	R: 0 E: 0 K: 1 S: 5	H: 0 LOB: 0 BB: 0 P: 5	R: 1 E: 0 K: 0 S: 5	H: 2 LOB: 1 BB: 0 P: 5	R: 0 E: 0 K: 0 S: 5	H: 2 LOB: 2 BB: 0 P: 5	R: 0 E: 0 K: 2 S: 7	H: 0 LOB: 0 BB: 0 P: 7	R: 0 E: 0 K: 2 S: 3	H: 0 LOB: 0 BB: 0 P: 3	R: 0 E: 1 K: 1 S: 7	H: 1 LOB: 2 BB: 0 P: 7	1B: 9 2B: 0 3B: 0 HR: 1	SF: 0 SAC: 1 DP: 0 HBP: 0	WP: 0 PB: 0 SB: 1 CS: 0	PA: 38
PITCHER Don Drysdale, R (1, 1) ERA: 2.15	IP: 9.0 WLS: L BF: 38 H: 10 R: 2 ER: 2 SO: 8 BB: 0 IBB: 0 HBP: 0 BLK: 1 WP: 0 HR: 1 S: 54 P: 54 ERA: 2.00 WHIP: 1.111											PITCHER	IP: WLS: BF: H: R: ER: SO: BB: IBB: HBP: BLK: WP: HR: S: P: ERA: WHIP:					



Batter	1	2	3	4	5	6	7	8	9	AB	R	H	RBI	BB	SO	LOB
Willie Davis, L (1, 8) OBP: 0.323, SLG: 0.374	0-0 G3		0-0 P5			0-0 F9		0-0 F7		4	0	0	0	0	0	0
Ron Hunt, R (1, 4) OBP: 0.381, SLG: 0.383	0-0 6-3		0-0 P3			0-0 6-3		0-0 5-3		4	0	0	0	0	0	0
Lou Johnson, R (1, 7) OBP: 0.322, SLG: 0.397 Al Ferrara, R (2, 9) OBP: 0.317, SLG: 0.403	0-0 FC4-6 1B		0-0 L7			0-0 F8		0-0 F8		1	0	1	0	0	0	0
Ron Fairly, L (1, 3) OBP: 0.318, SLG: 0.345 Bob Bailey, R (9, PH) OBP: 0.238, SLG: 0.244	0-0 FC4-6 1-2f			0-0 6-3			0-0 P4		0-0 L9	3	0	0	0	0	0	1
Jim Lefebvre, S (1, 5) OBP: 0.372, SLG: 0.427		0-0 5-3		0-3 K			0-0 1B 1B		0-0 F6	4	0	1	0	0	1	0
John Roseboro, L (1, 2) OBP: 0.369, SLG: 0.338 Wes Parker, S (9, PH) OBP: 0.338, SLG: 0.316 Gene Michael, S (9, PR) OBP: 0.246, SLG: 0.225		0-0 G3		0-0 4-3			0-0 BB 1B		4-0 WP BB	3	0	1	0	0	0	0
Len Gabrielson, L (1, 9) OBP: 0.284, SLG: 0.383 Jim Hickman, R (7, PH) OBP: 0.250, SLG: 0.265 (8, 7)		0-0 BB 1B				0-0 4-3		0-0 K	4-0 BB 1-2	2	0	1	0	0	0	0
Dick Schofield, S (1, 6) OBP: 0.338, SLG: 0.263		4-0 BB 1-2				0-0 G3		4-0 FC6-4 BB	0-0 5-3	2	0	0	0	2	0	2
Don Drysdale, R (1, 1) OBP: 0.163, SLG: 0.130		0-0 4-3				0-0 6-3		0-0 FC6-4 1-2f		3	0	0	0	0	0	5

Inning Stats	R: 0	H: 1	E: 0	LOB: 1	K: 0	BB: 0	S: 4	P: 4	R: 0	H: 1	E: 0	LOB: 2	K: 0	BB: 1	S: 4	P: 8	R: 0	H: 0	E: 0	LOB: 0	K: 0	BB: 0	S: 3	P: 3	R: 0	H: 0	E: 0	LOB: 0	K: 1	BB: 0	S: 5	P: 5	R: 0	H: 0	E: 0	LOB: 0	K: 0	BB: 0	S: 3	P: 3	R: 0	H: 2	E: 0	LOB: 3	K: 1	BB: 1	S: 7	P: 11	R: 0	H: 0	E: 0	LOB: 0	K: 0	BB: 0	S: 3	P: 3	R: 0	H: 0	E: 0	LOB: 2	K: 0	BB: 2	S: 3	P: 11	1B: 4	SF: 0	2B: 0	SAC: 0	3B: 0	DP: 0	HR: 0	HBP: 0	WP: 1	PA: 35
--------------	------	------	------	--------	------	-------	------	------	------	------	------	--------	------	-------	------	------	------	------	------	--------	------	-------	------	------	------	------	------	--------	------	-------	------	------	------	------	------	--------	------	-------	------	------	------	------	------	--------	------	-------	------	-------	------	------	------	--------	------	-------	------	------	------	------	------	--------	------	-------	------	-------	-------	-------	-------	--------	-------	-------	-------	--------	-------	--------

PITCHER	IP	WLS	BF	H	R	ER	SO	BB	IBB	HBP	BLK	WP	HR	S	P	ERA	WHIP
Ray Washburn, R (1, 1) ERA: 3.09	6.1	W	24	4	0	0	1	1	0	0	0	0	0	25	29	0.00	0.789
Joe Hoerner, L (7, 1) ERA: 3.33	2.1		9	0	0	0	1	2	0	0	0	0	0	9	17	0.00	0.857
Nelson Briles, R (9, 1) ERA: 3.63	0.1	S	2	0	0	0	0	1	0	0	0	1	0	1	5	0.00	3.000

BOTTOM

St. Louis Cardinals @ Los Angeles Dodgers
 Dodger Stadium, Los Angeles, CA
 Wed Jun 21 1967, 7:05 PM PDT
 Att. 25,551 - Unknown

livebaseballscorecards.com

AB	31
R	0
H	4
RBI	0
BB	4
SO	2
LOB	10



Batter	1	2	3	4	5	6	7	8	9	AB R H RBI BB SO LOB	TOP											
Lou Brock, L (1, 7) OBP: 0.339, SLG: 0.532	0-0 CS 1B		0-0 1-4-3		0-0 FC6-4		0-0 S 1B	0-0 SF7		4 0 2 1 0 0 2	St. Louis Cardinals @ Los Angeles Dodgers Dodger Stadium, Los Angeles, CA Thu Jun 22 1967, 7:05 PM PDT Att. 21,522 - Unknown											
Julian Javier, R (1, 4) OBP: 0.335, SLG: 0.416	0-0 F8 1-2		0-3 K			0-0 1B 1B	0-3 K	0-0 3-H 1B		5 1 2 0 0 2 2												
Curt Flood, R (1, 8) OBP: 0.377, SLG: 0.394	0-0 1B			0-0 4-3		0-0 F8	0-0 6-3	0-0 P4		5 0 1 0 0 0 4												
Orlando Cepeda, R (1, 3) OBP: 0.428, SLG: 0.550	0-0 L8			0-3 K		0-3 K	4-0 IBB		4-0 1B BB	3 1 0 0 2 2 2												
Mike Shannon, R (1, 5) OBP: 0.326, SLG: 0.412		0-0 6-3		0-0 6-3		0-0 1B HBP 1B	0-0 P4		0-0 SH1-4 1B BB	5 2 2 1 0 0 2												
Tim McCarver, L (1, 2) OBP: 0.409, SLG: 0.541		0-0 L4			0-0 1B 1B	1-0 1B HBP		4-0 FC1 HBP BB	0-0 SH1-4	2 2 1 0 1 0 0												
Ed Spiezio, R (1, 9) OBP: 0.268, SLG: 0.237		0-0 FC6-4 1B			0-0 F8	0-0 1B 1B		1-0 E SF7 HBP	0-0 SF9	3 0 2 2 0 0 1												
Bobby Toljan, L (8, PH) OBP: 0.357, SLG: 0.538						1-2 2-H 3-H 1B		1-2 SF7 HBP	0-0 3-H F9	0 1 0 1 0 0 0												
Dal Maxvill, R (1, 6) OBP: 0.271, SLG: 0.264		0-0 FC6-4			0-0 F7	0-0 1-2 2-H 1B		0-0 FC1 1B	0-0 F9	5 0 1 1 0 0 3												
Steve Carlton, L (1, 1) OBP: 0.192, SLG: 0.160			0-0 B1		0-0 FC6-4 1B	0-3 K		0-3 K		4 0 1 0 0 2 4												
Inning Stats	R: 0 E: 0 K: 0 S: 4	H: 2 LOB: 1 BB: 0 P: 4	R: 0 E: 0 K: 0 S: 4	H: 1 LOB: 1 BB: 0 P: 4	R: 0 E: 0 K: 1 S: 5	H: 0 LOB: 0 BB: 0 P: 5	R: 0 E: 0 K: 1 S: 5	H: 0 LOB: 0 BB: 0 P: 5	R: 0 E: 0 K: 0 S: 5	H: 2 LOB: 2 BB: 0 P: 5	R: 3 E: 0 K: 2 S: 11	H: 4 LOB: 2 BB: 0 P: 12	R: 0 E: 0 K: 1 S: 6	H: 1 LOB: 2 BB: 1 P: 10	R: 2 E: 1 K: 1 S: 7	H: 1 LOB: 2 BB: 1 P: 12	R: 2 E: 0 K: 0 S: 4	H: 1 LOB: 0 BB: 1 P: 8	1B: 12 2B: 0 3B: 0 HR: 0	SF: 2 SAC: 1 DP: 0 HBP: 2	WP: 0 PB: 0 SB: 1 CS: 1	PA: 44
PITCHER	IP WLS BF H R ER SO BB IBB HBP BLK WP HR S P ERA WHIP																					
Claude Osteen, L (1, 1) ERA: 3.53	6.0 L 28 10 3 3 4 0 0 1 0 0 0 0 35 36 4.50 1.667																					
Bob Miller, R (7, 1) ERA: 6.21	1.0 7 0 2 0 1 1 1 1 1 0 0 0 6 15 0.00 1.000																					
Jim Brewer, L (8, 1) ERA: 2.57	2.0 9 2 2 2 1 1 0 0 0 0 0 0 10 14 9.00 1.500																					

AB	36
R	7
H	12
RBI	6
BB	3
SO	6
LOB	20



Batter	1	2	3	4	5	6	7	8	9	AB	R	H	RBI	BB	SO	LOB
--------	---	---	---	---	---	---	---	---	---	----	---	---	-----	----	----	-----

Willie Davis, L <small>(1, 8)</small> <small>OBP: 0.326, SLG: 0.382</small>										4	0	2	0	0	1	0
Ron Hunt, R <small>(1, 4)</small> <small>OBP: 0.379, SLG: 0.380</small>										4	0	1	0	0	0	2
Jim Lefebvre, S <small>(1, 5)</small> <small>OBP: 0.366, SLG: 0.419</small>										4	1	0	0	0	2	3
Al Ferrara, R <small>(1, 7)</small> <small>OBP: 0.315, SLG: 0.398</small>										4	1	1	0	0	1	2
Ron Fairly, L <small>(1, 9)</small> <small>OBP: 0.321, SLG: 0.345</small>										3	0	1	1	1	0	1
Wes Parker, S <small>(1, 3)</small> <small>OBP: 0.336, SLG: 0.315</small>										4	0	1	1	0	0	1
Jeff Torborg, R <small>(1, 2)</small> <small>OBP: 0.282, SLG: 0.269</small>										3	0	0	0	0	1	3
Gene Michael, S <small>(1, 6)</small> <small>OBP: 0.244, SLG: 0.223</small> Bob Bailey, R <small>(7, PH)</small> <small>OBP: 0.236, SLG: 0.242</small> Dick Schofield, S <small>(8, 6)</small> <small>OBP: 0.333, SLG: 0.259</small>										2	0	0	0	0	1	2
Claude Osteen, L <small>(1, 1)</small> <small>OBP: 0.283, SLG: 0.372</small> Bob Miller, R <small>(7, 1)</small> <small>OBP: 0.364, SLG: 0.474</small> Jim Campanis, R <small>(7, 2)</small> <small>OBP: 0.091, SLG: 0.182</small> Jim Brewer, L <small>(8, 1)</small> <small>OBP: 0.400, SLG: 0.448</small> Nate Oliver, R <small>(9, PH)</small> <small>OBP: 0.400, SLG: 0.448</small>										1	0	0	0	0	0	0

Inning Stats	R: 0	H: 1	E: 0	K: 1	S: 6	R: 0	H: 0	E: 0	K: 0	S: 3	R: 0	H: 0	E: 0	K: 2	S: 7	R: 2	H: 3	E: 1	K: 2	S: 11	R: 0	H: 1	E: 0	K: 0	S: 4	R: 0	H: 0	E: 0	K: 1	S: 5	R: 0	H: 1	E: 0	K: 1	S: 6	R: 0	H: 0	E: 0	K: 1	S: 5	R: 0	H: 0	E: 0	K: 1	S: 5	R: 0	H: 1	E: 0	K: 1	S: 6	R: 0	H: 0	E: 0	K: 1	S: 5	R: 0	H: 0	E: 0	K: 1	S: 5	1B: 5	2B: 1	3B: 0	HR: 0	SF: 0	SAC: 0	DP: 0	HBP: 0	WP: 0	PB: 0	SB: 1	CS: 0	PA: 35
--------------	------	------	------	------	------	------	------	------	------	------	------	------	------	------	------	------	------	------	------	-------	------	------	------	------	------	------	------	------	------	------	------	------	------	------	------	------	------	------	------	------	------	------	------	------	------	------	------	------	------	------	------	------	------	------	------	------	------	------	------	------	-------	-------	-------	-------	-------	--------	-------	--------	-------	-------	-------	-------	--------

PITCHER	IP	WLS	BF	H	R	ER	SO	BB	IBB	HBP	BLK	WP	HR	S	P	ERA	WHIP
Steve Carlton, L <small>(1, 1)</small> <small>ERA: 3.63</small>	9.0	W	35	6	2	1	8	1	0	0	0	0	0	50	54	1.00	0.778

BOTTOM

St. Louis Cardinals @ Los Angeles Dodgers
Dodger Stadium, Los Angeles, CA
 Thu Jun 22 1967, 7:05 PM PDT
 Att. 21,522 - Unknown

livebaseballscorecards.com

AB	34
R	2
H	6
RBI	2
BB	1
SO	8
LOB	14



Batter	1	2	3	4	5	6	7	8	9	AB R H RBI BB SO LOB	TOP																				
Tony Gonzalez, L (1, 7) OBP: 0.381, SLG: 0.460	0-0 3-1		0-0 G3			0-0 SH1-4 1B		0-0 F6		4 0 1 0 0 0 0	Philadelphia Phillies @ St. Louis Cardinals Busch Stadium, St. Louis, MO Fri Jun 23 1967, 7:05 PM CDT Att: 31,727 - Unknown livebaseballscorecards.com																				
John Briggs, L (1, 8) OBP: 0.266, SLG: 0.338	0-3 K		0-0 F8			0-0 SH1-4 1-2		0-0 G3		3 0 0 0 0 1 0																					
Dick Allen, R (1, 5) OBP: 0.417, SLG: 0.542	0-0 HR		0-0 L7			0-0 5-3		0-3 K		4 1 1 1 0 1 1																					
Johnny Callison, L (1, 9) OBP: 0.361, SLG: 0.466	0-0 HR			0-3 K		4-0 IBB		4-0 WP HBP BB		2 1 1 1 2 1 0																					
Bill White, L (1, 3) OBP: 0.236, SLG: 0.188 Billy Cowan, R (9, PR)	0-0 F5		0-3 K		0-0 L8			1-0 G3 HBP		3 0 0 0 0 1 2 0 0 0 0 0 0 0																					
Tony Taylor, R (1, 4) OBP: 0.332, SLG: 0.398		0-0 L8		0-0 6-3		0-0 1-4-3		0-0 G3		4 0 0 0 0 0 2																					
Clay Dalrymple, L (1, 2) OBP: 0.253, SLG: 0.239		0-0 1B			0-0 F2		0-0 4-3	4-0 IBB		3 0 1 0 1 0 0																					
Gary Sutherland, R (1, 6) OBP: 0.316, SLG: 0.350 Doug Clemens, L (9, PH) OBP: 0.237, SLG: 0.294		0-0 P5			0-0 F7		0-3 K	0-3 K		3 0 0 0 0 1 1 1 0 0 0 0 1 3																					
Rick Wise, R (1, 1) OBP: 0.133, SLG: 0.133 Dick Hall, R (8, 1)		0-3 K		0-3 K				0-0 F3		3 0 0 0 0 2 1 0 0 0 0 0 0 0																					
Inning Stats	R: 2 E: 0 K: 1 S: 7	H: 2 LOB: 0 BB: 0 P: 7	R: 0 E: 0 K: 1 S: 6	H: 1 LOB: 1 BB: 0 P: 6	R: 0 E: 0 K: 0 S: 3	H: 0 LOB: 0 BB: 0 P: 3	R: 0 E: 0 K: 2 S: 7	H: 0 LOB: 0 BB: 0 P: 7	R: 0 E: 0 K: 1 S: 5	H: 0 LOB: 0 BB: 0 P: 5	R: 0 E: 0 K: 1 S: 4	H: 1 LOB: 2 BB: 1 P: 8	R: 0 E: 0 K: 1 S: 5	H: 0 LOB: 0 BB: 0 P: 5	R: 0 E: 0 K: 0 S: 3	H: 0 LOB: 0 BB: 0 P: 3	R: 0 E: 0 K: 2 S: 7	H: 0 LOB: 3 BB: 2 P: 16	1B: 2 2B: 0 3B: 0 HR: 2	SF: 0 SAC: 1 DP: 0 HBP: 1	WP: 1 PB: 0 SB: 0 CS: 0	PA: 35									
PITCHER Dick Hughes, R (1, 1) ERA: 2.48	IP 9.0	WLS W	BF 35	H 4	R 2	ER 2	SO 8	BB 1	IBB 2	HBP 1	BLK 0	WP 1	HR 2	S 47	P 60	ERA 2.00	WHIP 0.556														
											PITCHER	IP	WLS	BF	H	R	ER	SO	BB	IBB	HBP	BLK	WP	HR	S	P	ERA	WHIP			



Batter	1	2	3	4	5	6	7	8	9	AB	R	H	RBI	BB	SO	LOB
--------	---	---	---	---	---	---	---	---	---	----	---	---	-----	----	----	-----

Lou Brock, L OBP: 0.334, SLG: 0.524 (1, 7) X	0-0 4-3 1-2 2-3 3-H	0-0 1-3 1-2 2-3 3-H			0-0 4-3		0-3 K			4	0	0	1	0	1	3
Curt Flood, R OBP: 0.375, SLG: 0.391 (1, 8) X	0-0 F9	0-0 P4			0-0 G3 PB 1B		0-0 F8			4	0	1	0	0	0	3
Roger Maris, L OBP: 0.371, SLG: 0.491 (1, 9) B B B	4-0 BB		0-0 F5		0-0 G3 1-3		0-0 HR			3	1	1	1	1	0	1
Orlando Cepeda, R OBP: 0.421, SLG: 0.541 (1, 3) X	0-0 1-3		0-0 F9		0-0 L5		0-0 3-1			4	0	0	0	0	0	2
Tim McCarver, L OBP: 0.415, SLG: 0.548 (1, 2) X		0-0 1-3 1B	0-0 F5 BB		0-0 P4		0-0 2B			3	1	2	0	1	0	0
Mike Shannon, R OBP: 0.319, SLG: 0.402 (1, 5) X		0-0 1-3 1-2	0-0 F8		0-0 P5		0-0 6-3			4	0	0	0	0	0	3
Julian Javier, R OBP: 0.333, SLG: 0.410 (1, 4) B B B		4-0 FC 1B 1-3 BB	0-0 F7		0-0 6-3		0-0 1-3			3	1	0	0	1	0	1
Dal Maxvill, R OBP: 0.277, SLG: 0.270 (1, 6) X		0-0 1-3 FC 1-2 2-H 1B	0-0 F9		0-0 K		0-0 1B			3	0	2	1	0	0	0
Dick Hughes, R OBP: 0.172, SLG: 0.143 (1, 1) X		0-0 FC 1-2 2-3 1-3	0-0 6-3		0-3 K					3	0	0	0	0	1	3

Inning Stats	R: 0	H: 0	E: 0	K: 0	S: 3	R: 2	H: 2	E: 0	K: 0	S: 6	R: 0	H: 0	E: 0	K: 0	S: 3	R: 0	H: 1	E: 0	K: 0	S: 4	R: 0	H: 0	E: 0	K: 0	S: 3	R: 0	H: 2	E: 0	K: 0	S: 5	1B: 4	SF: 0	2B: 1	SAC: 0	3B: 0	DP: 0	HR: 1	HBP: 0	WP: 0	PA: 34
--------------	------	------	------	------	------	------	------	------	------	------	------	------	------	------	------	------	------	------	------	------	------	------	------	------	------	------	------	------	------	------	-------	-------	-------	--------	-------	-------	-------	--------	-------	--------

PITCHER	IP	WLS	BF	H	R	ER	SO	BB	IBB	HBP	BLK	WP	HR	S	P	ERA	WHIP
Rick Wise, R ERA: 4.85 (1, 1)	7.1	L	32	6	3	3	2	3	0	0	0	0	1	33	45	3.68	1.227
Dick Hall, R ERA: 1.47 (8, 1)	0.2		2	0	0	0	0	0	0	0	0	0	0	2	2	0.00	0.000

BOTTOM

Philadelphia Phillies @ St. Louis Cardinals
 Busch Stadium, St. Louis, MO
 Fri Jun 23 1967, 7:05 PM CDT
 Att. 31,727 - Unknown

livebaseballscorecards.com

AB	31
R	3
H	6
RBI	3
BB	3
SO	2
LOB	16



Batter	1	2	3	4	5	6	7	8	9	AB R H RBI BB SO LOB	TOP									
Tony Gonzalez, L (1, 7) OBP: 0.379, SLG: 0.455	0-0 BB 1B		0-0 F2			0-3 K		0-0 F8		4 0 1 0 0 1 1										
John Briggs, L (1, 8) OBP: 0.286, SLG: 0.331	4-0 G4-6-3 1-2 BB		0-3 K			0-0 F3		0-3 K		3 0 0 0 1 2 1										
Dick Allen, R (1, 5) OBP: 0.418, SLG: 0.550	0-3 K			0-3 K			0-0 1B 3B		0-0 HBP 1B	4 1 2 0 0 2 2										
Johnny Callison, L (1, 9) OBP: 0.359, SLG: 0.462	0-0 G4-6-3 1-2f			0-0 CS 1B			0-3 K		0-0 F7	4 0 1 0 0 1 4										
Bill White, L (1, 3) OBP: 0.241, SLG: 0.196		0-0 4-3		0-0 P6			0-0 BB 1B		0-3 K	3 0 1 1 0 0 1										
Cookie Rojas, R (7, PR) OBP: 0.259, SLG: 0.269				1-2			3-H			0 0 0 0 0 0 0										
Gene Oliver, R (9, PH) OBP: 0.373, SLG: 0.575										1 0 0 0 0 1 1										
Tony Taylor, R (1, 4) OBP: 0.330, SLG: 0.391		0-0 G3			0-3 K		0-0 L9		1-0 HBP	3 0 0 0 0 1 1										
Clay Dalrymple, L (1, 2) OBP: 0.259, SLG: 0.236		0-0 F8			4-0 G6-4-3 BB		4-0 1-2 BB		0-0 4-3	2 0 0 0 2 0 2										
Gary Sutherland, R (1, 6) OBP: 0.316, SLG: 0.349			0-0 1B		0-0 G6-4-3 1-2f		0-0 F5			3 0 1 0 0 0 3										
Larry Jackson, R (1, 1) OBP: 0.163, SLG: 0.143			0-0 L9			0-0 3-1		0-0 5-3		2 0 0 0 0 0 1										
Doug Clemens, L (8, PH) OBP: 0.231, SLG: 0.286										1 0 0 0 0 0 0										
Dick Hall, R (8, 1)										0 0 0 0 0 0 0										
Inning Stats	R: 0 E: 0 K: 1 S: 5	H: 1 LOB: 1 BB: 1 P: 9	R: 0 E: 0 K: 0 S: 3	H: 0 LOB: 0 BB: 0 P: 3	R: 0 E: 0 K: 1 S: 6	H: 1 LOB: 1 BB: 0 P: 6	R: 0 E: 0 K: 1 S: 5	H: 1 LOB: 0 BB: 0 P: 5	R: 0 E: 0 K: 1 S: 4	H: 0 LOB: 0 BB: 1 P: 8	R: 1 E: 0 K: 1 S: 7	H: 2 LOB: 2 BB: 1 P: 11	R: 0 E: 0 K: 1 S: 5	H: 0 LOB: 0 BB: 0 P: 5	R: 0 E: 0 K: 1 S: 6	H: 1 LOB: 2 BB: 0 P: 7	1B: 5 2B: 0 3B: 1 HR: 0	SF: 0 SAC: 0 DP: 2 HBP: 1	WP: 0 PB: 0 SB: 0 CS: 1	PA: 34
PITCHER Bob Gibson, R (1, 1) ERA: 3.01	IP: 9.0 WLS: W BF: 34 H: 6 R: 1 ER: 1 SO: 8 BB: 3 IBB: 0 HBP: 1 BLK: 0 WP: 0 HR: 0 S: 46 P: 59 ERA: 1.00 WHIP: 1.000																			
PITCHER	IP: 9.0 WLS: W BF: 34 H: 6 R: 1 ER: 1 SO: 8 BB: 3 IBB: 0 HBP: 1 BLK: 0 WP: 0 HR: 0 S: 46 P: 59 ERA: 1.00 WHIP: 1.000																			

Philadelphia Phillies @ St. Louis Cardinals
 Busch Stadium, St. Louis, MO
 Sat Jun 24 1967, 3:33 AM CDT
 Att. 19,486 - Unknown

AB	30
R	1
H	6
RBI	1
BB	3
SO	8
LOB	17




Batter	1	2	3	4	5	6	7	8	9	AB	R	H	RBI	BB	SO	LOB
Lou Brock, L (1, 7) OBP: 0.329, SLG: 0.517	0-0 G3		0-0 5-3		0-0 P6		0-0 1-3 2B			4	0	1	0	0	0	0
Curt Flood, R (1, 8) OBP: 0.363, SLG: 0.378	0-3 K			0-0 4-3		0-0 5-3	0-0 6-3			4	0	0	0	0	1	2
Bobby Tolan, L (1, 9) OBP: 0.367, SLG: 0.561	0-0 P6			4-0 2B BB		0-3 K		0-0 HR		3	2	1	1	1	1	0
Orlando Cepeda, R (1, 3) OBP: 0.424, SLG: 0.557		0-0 F9		0-0 1B 2B		0-0 HR		0-0 G6-4-3 1B		4	2	3	2	0	0	0
Dave Ricketts, S (1, 2) OBP: 0.375, SLG: 0.458		0-0 E6 5-3		0-0 1B		0-0 2B		0-0 G6-4-3 1-2f		4	0	2	1	0	0	1
Mike Shannon, R (1, 5) OBP: 0.317, SLG: 0.394		0-0 5-3		0-3 K		0-3 K		0-0 F8		4	0	0	0	0	2	3
Julian Javier, R (1, 4) OBP: 0.327, SLG: 0.401		0-3 K		0-3 K			0-3 K		0-0 1-3	4	0	0	0	0	3	2
Dal Maxvill, R (1, 6) OBP: 0.273, SLG: 0.266			0-0 6-3		0-0 4-3		0-0 2B 1B		0-0 4-3	4	0	1	0	0	0	0
Larry Jaster, L (1, 1) OBP: 0.238, SLG: 0.158			0-0 4-3		0-3 K2-3		0-3 K		0-0 1-3	1	0	0	0	0	0	0
Nelson Briles, R (5, 1)										1	0	0	0	0	1	0
Tim McCarver, L (7, PH) OBP: 0.411, SLG: 0.543										1	0	0	0	0	1	1
Ron Willis, R (8, 1) OBP: 0.500, SLG: 0.500										0	0	0	0	0	0	0
Ed Spiezio, R (9, PH) OBP: 0.262, SLG: 0.231										1	0	0	0	0	0	0

Inning Stats	R: 0	H: 0	E: 0	LOB: 0	K: 1	BB: 0	S: 5	P: 5	R: 0	H: 0	E: 1	LOB: 1	K: 1	BB: 0	S: 6	P: 6	R: 0	H: 0	E: 0	LOB: 0	K: 0	BB: 0	S: 3	P: 3	R: 2	H: 2	E: 0	LOB: 1	K: 2	BB: 1	S: 9	P: 13	R: 0	H: 0	E: 0	LOB: 0	K: 1	BB: 0	S: 5	P: 5	R: 1	H: 2	E: 0	LOB: 1	K: 2	BB: 0	S: 9	P: 9	R: 0	H: 2	E: 0	LOB: 2	K: 2	BB: 0	S: 9	P: 9	R: 1	H: 2	E: 0	LOB: 0	K: 0	BB: 0	S: 4	P: 4	R: 0	H: 0	E: 0	LOB: 0	K: 0	BB: 0	S: 3	P: 3	1B: 3	SF: 0	2B: 3	SAC: 0	3B: 0	DP: 1	HR: 2	HBP: 0	WP: 0	PA: 36	PB: 0	SB: 0	CS: 0
PITCHER	IP	WLS	BF	H	R	ER	SO	BB	IBB	HBP	BLK	WP	HR	S	P	ERA	WHIP																			PITCHER	IP	WLS	BF	H	R	ER	SO	BB	IBB	HBP	BLK	WP	HR	S	P	ERA	WHIP																																
Jim Bunning, R (1, 1) ERA: 3.56	7.0	W	31	8	4	4	9	1	0	0	0	0	0	48	52	5.14	1.286																			Dick Hall, R (8, 1) ERA: 1.36	2.0	S	5	0	0	0	0	0	0	0	0	0	5	5	0.00	0.000																																	

BOTTOM

Philadelphia Phillies @ St. Louis Cardinals
 Busch Stadium, St. Louis, MO
 Sun Jun 25 1967, 3:33 AM CDT
 Unknown

AB	35
R	4
H	8
RBI	4
BB	1
SO	9
LOB	9



livebaseballscorecards.com

Batter	1	2	3	4	5	6	7	8	9	AB	R	H	RBI	BB	SO	LOB	TOP					
Tony Taylor, R OBP: 0.319, SLG: 0.376 (1, 3)	0-3 K		0-0 E6 SH1-3 2B	0-0 1B		0-0 4-3		0-3 K		5	1	1	1	0	2	0						
Billy Cowan, R OBP: 0.286, SLG: 0.667 (1, 7)	0-0 E6 HR		0-0 SH1-3	0-0 P4			4-0 1B BB	0-0 E5 1B		3	3	0	0	1	0	1						
Dick Allen, R OBP: 0.432, SLG: 0.571 (1, 5)	0-0 F8		0-0 E 2B		0-0 6-3		0-0 1B 1B	4-0 1B SF8 IBB		4	3	2	1	1	0	1						
Don Lock, R OBP: 0.400, SLG: 0.586 (1, 8)	0-0 HR		4-0 E 2B IBB		4-0 1B BB		0-3 K	0-0 1B 1-3 2-H		3	2	2	3	2	1	2						
Gene Oliver, R OBP: 0.360, SLG: 0.568 (1, 2)	0-0 1-3		0-0 2B		0-0 P6		0-0 L8	0-0 SF8		4	0	1	3	0	0	3						
Johnny Callison, L OBP: 0.362, SLG: 0.463 (1, 9)		0-0 G3	0-3 K		0-0 1B		0-0 1B 1B	0-3 K		5	0	2	1	0	2	1						
Cookie Rojas, R OBP: 0.258, SLG: 0.267 (1, 4)		0-0 F9		0-0 E 1B	0-0 6-4-3		0-0 BB 1B	0-0 1-3 2-H	0-0 1-3	5	1	2	1	0	0	2						
Bobby Wine, R OBP: 0.198, SLG: 0.202 (1, 6)		4-0 BB		0-0 FC3 G6-4-3		0-0 5-3	4-0 BB	0-0 5-3		3	0	0	0	2	0	1						
Dick Ellsworth, L OBP: 0.111, SLG: 0.111 (1, 1)		0-3 K		0-0 G6-4-3		0-0 6-3	0-0 F8	0-0 6-3		1	0	0	0	0	1	1						
Phil Linz, R OBP: 0.294, SLG: 0.333 (4, PH)				1-2f 2-3						1	0	0	0	0	0	2						
John Boozer, R OBP: 0.200, SLG: 0.200 (4, 1)										3	0	0	0	0	0	3						
Inning Stats	R: 2 E: 1 K: 1 S: 7	H: 1 LOB: 0 BB: 0 P: 7	R: 0 E: 0 K: 1 S: 5	H: 0 LOB: 1 BB: 1 P: 9	R: 3 E: 2 K: 1 S: 7	H: 2 LOB: 0 BB: 1 P: 11	R: 1 E: 1 K: 0 S: 5	H: 2 LOB: 1 BB: 0 P: 5	R: 0 E: 0 K: 0 S: 4	H: 1 LOB: 2 BB: 1 P: 8	R: 0 E: 0 K: 0 S: 3	H: 0 LOB: 0 BB: 0 P: 3	R: 2 E: 0 K: 1 S: 8	H: 3 LOB: 3 BB: 2 P: 16	R: 2 E: 1 K: 2 S: 9	H: 1 LOB: 1 BB: 1 P: 13	R: 0 E: 0 K: 0 S: 3	H: 0 LOB: 0 BB: 0 P: 3	1B: 7 2B: 2 3B: 0 HR: 1	SF: 1 SAC: 1 DP: 1 HBP: 0	WP: 0 PB: 0 SB: 0 CS: 0	PA: 45
PITCHER	IP WLS BF H R ER SO BB IBB HBP BLK WP HR S P ERA WHIP																	IP WLS BF H R ER SO BB IBB HBP BLK WP HR S P ERA WHIP				
Al Jackson, L ERA: 5.11 (1, 1)	6.0 L 30 7 8 4 3 3 1 0 0 0 1 32 48 6.00 1.667																					
Ron Willis, R ERA: 4.31 (7, 1)	1.0 6 2 0 0 1 1 0 0 0 0 0 0 7 11 0.00 3.000																					
Hal Woodeshick, L ERA: 6.62 (8, 1)	2.0 9 1 2 0 2 0 1 0 0 0 0 0 12 16 0.00 0.500																					

Philadelphia Phillies @ St. Louis Cardinals
 Busch Stadium, St. Louis, MO
 Sun Jun 25 1967, 3:38 AM CDT
 Att: 47,020 - Unknown

livebaseballscorecards.com

AB	37
R	10
H	10
RBI	10
BB	6
SO	6
LOB	17



Batter	1	2	3	4	5	6	7	8	9	AB R H RBI BB SO LOB
Lou Brock, L (1, 7) OBP: 0.327, SLG: 0.512	0-0 F9		0-0 F9		0-3 K			0-0 1B	0-3 K	5 1 1 0 0 2 2
Julian Javier, R (1, 4) OBP: 0.330, SLG: 0.403	0-0 4-3 1B		0-0 6-3		0-0 G1-6-3			0-0 1B		4 1 2 0 0 0 1
Curt Flood, R (1, 8) OBP: 0.365, SLG: 0.392	0-0 4-3 1-2		0-0 HR			0-0 FC8-6 1B		0-3 K		4 1 2 1 0 1 3
Orlando Cepeda, R (1, 3) OBP: 0.425, SLG: 0.556	0-0 1B		0-0 P4			0-3 K		0-0 1B		4 0 2 2 0 1 1
Mike Shannon, R (1, 5) OBP: 0.311, SLG: 0.385	0-0 5-3			0-0 6-3		0-0 FC8-6		0-0 F9		4 0 0 0 0 0 4
Ed Spiezio, R (1, 9) OBP: 0.261, SLG: 0.302		0-0 HR		0-3 K		0-0 4-3		0-0 5-3		4 1 1 1 0 1 3
John Romano, R (1, 2) OBP: 0.255, SLG: 0.089		0-0 5-3		4-0 FC6 BB			0-0 5-3		0-0 5-3	3 0 0 0 1 0 0
Eddie Bressoud, R (1, 6) OBP: 0.205, SLG: 0.121		0-0 4-3		0-0 FC6			0-3 K		0-0 1B	2 0 0 0 0 0 1
Dave Ricketts, S (7, PH) OBP: 0.360, SLG: 0.440				1-2						1 0 0 0 0 1 0
Dal Maxvill, R (8, 6) OBP: 0.276, SLG: 0.270										1 0 1 0 0 0 0
Al Jackson, L (1, 1) OBP: 0.455, SLG: 0.450		0-0 4-3			0-0 G1-6-3 1B				0-3 K	2 0 1 0 0 0 0
Ron Willis, R (7, 1) OBP: 0.500, SLG: 0.500							0-0 3-1			0 0 0 0 0 0 0
Bobby Tolan, L (7, PH) OBP: 0.363, SLG: 0.554										1 0 0 0 0 0 0
Hal Woodeshick, R (8, 1)										0 0 0 0 0 0 0
Alex Johnson, R (9, PH) OBP: 0.205, SLG: 0.267										1 0 0 0 0 1 1


Inning Stats	R: 1	H: 2	E: 0	K: 0	S: 5	H: 1	LOB: 1	BB: 0	P: 5	R: 1	H: 1	E: 0	K: 0	S: 4	H: 1	LOB: 0	BB: 0	P: 4	R: 1	H: 1	E: 0	K: 0	S: 4	R: 0	H: 0	E: 0	K: 1	S: 5	H: 1	LOB: 1	BB: 1	P: 9	R: 0	H: 1	E: 0	K: 1	S: 5	H: 1	LOB: 0	BB: 0	P: 5	R: 0	H: 1	E: 0	K: 1	S: 6	H: 1	LOB: 1	BB: 0	P: 6	R: 0	H: 0	E: 0	K: 1	S: 5	H: 0	LOB: 0	BB: 0	P: 5	R: 1	H: 3	E: 0	K: 1	S: 8	H: 3	LOB: 2	BB: 0	P: 8	R: 0	H: 1	E: 0	K: 2	S: 8	H: 1	LOB: 1	BB: 0	P: 8	1B: 8	2B: 0	3B: 0	HR: 2	SF: 0	SAC: 0	DP: 1	HBP: 0	WP: 0	PB: 0	SB: 0	CS: 0	PA: 37
--------------	------	------	------	------	------	------	--------	-------	------	------	------	------	------	------	------	--------	-------	------	------	------	------	------	------	------	------	------	------	------	------	--------	-------	------	------	------	------	------	------	------	--------	-------	------	------	------	------	------	------	------	--------	-------	------	------	------	------	------	------	------	--------	-------	------	------	------	------	------	------	------	--------	-------	------	------	------	------	------	------	------	--------	-------	------	-------	-------	-------	-------	-------	--------	-------	--------	-------	-------	-------	-------	--------

PITCHER	IP	WLS	BF	H	R	ER	SO	BB	IBB	HBP	BLK	WP	HR	S	P	ERA	WHIP
Dick Ellsworth, L (1, 1) ERA: 6.1	3.0		13	4	3	3	0	0	0	0	0	0	2	13	13	9.00	1.333
John Boozer, R (4, 1) ERA: 7.8	6.0	W	24	6	1	1	7	1	0	0	0	0	0	37	41	1.50	1.167

BOTTOM

Philadelphia Phillies @ St. Louis Cardinals
 Busch Stadium, St. Louis, MO
 Sun Jun 25 1967, 3:38 AM CDT
 Att. 47,020 - Unknown

AB	36
R	4
H	10
RBI	4
BB	1
SO	7
LOB	16



livebaseballscores.com

Batter	1	2	3	4	5	6	7	8	9	AB R H RBI BB SO LOB	TOP									
Jesus Alou, R (1, 7) OBP: 0.297, SLG: 0.354	0-3 K		0-0 F8		0-3 K			0-0 G3	0-0 1-3	5 0 0 0 0 2 3	<p>San Francisco Giants @ St. Louis Cardinals</p> <p>Busch Stadium, St. Louis, MO</p> <p>Mon Jun 26 1967, 7:05 PM CDT</p> <p>Att. 20,563 - Unknown</p>									
Tom Haller, L (1, 2) OBP: 0.371, SLG: 0.475	4-0 BB		0-0 3-1			0-0 L7		0-0 5-3		3 0 0 0 1 0 1										
Willie Mays, R (1, 8) OBP: 0.355, SLG: 0.507	0-0 F6			0-0 E6 1B 6-3		0-0 F3		4-0 FC5 1B BB		3 1 0 0 1 0 1										
Willie McCovey, L (1, 3) OBP: 0.386, SLG: 0.527	0-0 4-3			0-0 6-3 1-3 WP 1B		0-0 P6		0-0 1-2 1B		4 0 2 0 0 0 1										
Jim Ray Hart, R (1, 5) OBP: 0.348, SLG: 0.457		4-0 FC3-6 BB		0-0 5-3 1-2			0-0 SH2-4 1B BB	0-0 FC5 2-3f		3 0 1 0 1 0 4										
Ollie Brown, R (1, 9) OBP: 0.330, SLG: 0.503		0-0 FC3-6 CS 1-2f		0-0 6-3 2-3 3-H		4-0 G5-3 SH2-4 1-2 BB		0-3 K		3 0 0 1 1 1 2										
Hal Lanier, R (1, 6) OBP: 0.214, SLG: 0.261		0-0 F7 1-2		0-0 5-3		0-0 SH2-4		4-0 BB BB		2 0 0 0 0 0 2										
Bob Schroder, L (9, PH) OBP: 0.258, SLG: 0.241						1-2 2-3		BB BB		0 0 0 0 1 0 0										
Tito Fuentes, S (1, 4) OBP: 0.207, SLG: 0.222			0-0 F8 SH3-4 1B		0-0 F9		4-0 IBB	4-0 BB BB		2 0 1 0 0 0 0										
Jim Davenport, R (7, PH) OBP: 0.382, SLG: 0.393								1-2 BB		0 0 0 0 2 0 0										
Gaylord Perry, R (1, 1) OBP: 0.200, SLG: 0.200			0-0 SH3-4		0-0 4-3		0-0 G5-3 2-3f	0-3 K		1 0 0 0 0 0 0										
Jack Hiatt, R (7, PH) OBP: 0.410, SLG: 0.485										1 0 0 0 0 0 3										
Joe Gibbon, R (7, 1) OBP: 0.154, SLG: 0.167										0 0 0 0 0 0 0										
Ron Herbel, R (8, 1) OBP: 0.400, SLG: 0.500										0 0 0 0 0 0 0										
Norm Siebern, L (9, PH) OBP: 0.309, SLG: 0.200										1 0 0 0 0 1 2										
Inning Stats	R: 0 E: 0 K: 1 S: 5	H: 0 LOB: 1 BB: 1 P: 9	R: 0 E: 0 K: 0 S: 2	H: 0 LOB: 0 BB: 1 P: 6	R: 0 E: 0 K: 0 S: 4	H: 1 LOB: 1 BB: 0 P: 4	R: 1 E: 1 K: 0 S: 5	H: 1 LOB: 1 BB: 0 P: 5	R: 0 E: 0 K: 1 S: 5	H: 0 LOB: 0 BB: 0 P: 5	R: 0 E: 0 K: 0 S: 3	H: 0 LOB: 2 BB: 2 P: 11	R: 0 E: 0 K: 0 S: 4	H: 1 LOB: 2 BB: 1 P: 8	R: 0 E: 0 K: 2 S: 7	H: 0 LOB: 2 BB: 2 P: 15	1B: 4 2B: 0 3B: 0 HR: 0	SF: 0 SAC: 2 DP: 1 HBP: 0	WP: 1 PB: 0 SB: 0 CS: 1	PA: 37
PITCHER	IP WLS BF H R ER SO BB IBB HBP BLK WP HR S P ERA WHIP																			
Jim Cosman, R (1, 1) ERA: 1.23	8.1 W 35 4 1 0 3 6 1 0 0 1 0 34 62 0.00 1.200																			
Nelson Bries, R (9, 1) ERA: 3.35	0.2 S 2 0 0 0 1 0 0 0 0 0 0 4 4 0.00 0.000																			

livebaseballscorecards.com

AB	28
R	1
H	4
RBI	1
BB	7
SO	4
LOB	19



Batter	1	2	3	4	5	6	7	8	9
Lou Brock, L OBP: 0.323, SLG: 0.505 (1, 7)	0-0 4-3	0-0 4-3			0-0 4-3		0-0 F7		
Curt Flood, R OBP: 0.360, SLG: 0.386 (1, 8)	0-0 6-3		0-3 K		0-0 E6 1-3 1B		0-0 4-3		
Bobby Tolan, L OBP: 0.368, SLG: 0.552 (1, 9)	0-0 1B		0-0 3-1		0-0 1-3 1B		0-0 P1		
Orlando Cepeda, R OBP: 0.426, SLG: 0.555 (1, 3)	0-3 K		0-0 WP 1B		0-0 1-3			0-0 SH2-4 1B	
Tim McCarver, L OBP: 0.419, SLG: 0.550 (1, 2)		0-0 1B SF9 2B	4-0 1-2 IBB		4-0 FC6-4 IBB			0-0 SH2-4	
Ed Spiezio, R OBP: 0.280, SLG: 0.319 (1, 5)		0-0 1B 5-3 1B	0-0 F8		0-0 FC6-4			0-0 G6-4-3 1B	
Julian Javier, R OBP: 0.325, SLG: 0.397 (1, 4)		0-0 SF9		0-3 K		0-0 L4		0-0 G6-4-3	
Dal Maxvill, R OBP: 0.272, SLG: 0.266 (1, 6)		0-0 5-3		0-0 6-3		0-3 K			
Jim Cosman, R OBP: 0.333, SLG: 0.333 (1, 1)		0-0 2-H 1B		0-0 4-3		0-3 K			
Nelson Briles, R (9, 1)									

Inning Stats	R: 0	H: 1	E: 0	K: 1	S: 6	R: 2	H: 3	E: 0	K: 0	S: 6	R: 0	H: 1	E: 0	K: 1	S: 6	R: 0	H: 0	E: 0	K: 1	S: 5	R: 0	H: 1	E: 1	K: 0	S: 5	R: 0	H: 0	E: 0	K: 2	S: 7	R: 0	H: 0	E: 0	K: 0	S: 3	R: 1	H: 2	E: 0	K: 0	S: 4
	LOB: 1	BB: 0	P: 6			LOB: 1	BB: 0	P: 6			LOB: 2	BB: 1	P: 10			LOB: 0	BB: 0	P: 5			LOB: 3	BB: 1	P: 9			LOB: 0	BB: 0	P: 7			LOB: 0	BB: 0	P: 3			LOB: 0	BB: 0	P: 4		

PITCHER	IP	WLS	BF	H	R	ER	SO	BB	IBB	HBP	BLK	WP	HR	S	P	ERA	WHIP
Gaylord Perry, R ERA: 3.38 (1, 1)	6.0	L	27	6	2	2	5	0	2	0	0	1	0	35	43	3.00	1.000
Joe Gibbon, L ERA: 3.79 (7, 1)	1.1		5	1	1	1	0	0	0	0	0	0	0	5	5	6.75	0.750
Ron Herbel, R ERA: 4.23 (8, 1)	0.2		2	1	0	0	0	0	0	0	0	0	0	2	2	0.00	1.500

BOTTOM

AB	R	H	RBI	BB	SO	LOB
4	0	0	0	0	0	1
4	0	0	0	0	1	0
4	0	2	0	0	0	0
4	1	2	0	0	1	3
1	1	1	0	2	0	0
4	1	2	1	0	0	5
3	0	0	1	0	1	1
3	0	0	0	0	1	1
3	0	1	1	0	1	0
0	0	0	0	0	0	0

AB	30
R	3
H	8
RBI	3
BB	2
SO	5
LOB	11



WP	PA
1	34

San Francisco Giants @ St. Louis Cardinals
Busch Stadium, St. Louis, MO
 Mon Jun 26 1967, 7:05 PM CDT
 Att. 20,563 - Unknown

livebaseballscorecards.com

Batter	1	2	3	4	5	6	7	8	9	AB	R	H	RBI	BB	SO	LOB	TOP										
Jim Davenport, R (1, 5) OBP: 0.385, SLG: 0.391	0-0 F8		4-0 BB		0-0 6-3	0-0 SH3	0-0 FC6-4 1B			3	0	1	1	1	0	0											
Ollie Brown, R (1, 9) OBP: 0.327, SLG: 0.495	0-3 K		0-3 K		0-0 1B FC5-4 1B	0-0 1-3	0-0 P4			5	1	1	0	0	2	6											
Willie Mays, R (1, 8) OBP: 0.356, SLG: 0.502	0-0 6-3		0-0 5-3		0-0 1B FC5-4 1B	4-0 IBB	0-0 FC6-4			4	0	1	0	1	0	5											
Jim Ray Hart, R (1, 7) Ty Cline, L (8, 7) OBP: 0.349, SLG: 0.456 OBP: 0.254, SLG: 0.302		0-0 L6-4 BB 1B		0-0 BB 1B	0-0 FC5-4 BB 2B	0-0 L7		0-0 L7		5	2	2	1	0	0	3											
Jack Hiatt, R (1, 3) OBP: 0.409, SLG: 0.472	0-3 K			0-0 F9	4-0 BB 2B		0-0 1-3 BB 1B	0-0 F8		4	2	1	0	1	1	2											
Dick Dietz, R (1, 2) OBP: 0.446, SLG: 0.372		4-0 1-2 BB		4-0 1B BB	4-0 2B BB		0-0 BB 1-3 1B	0-3 K		2	1	1	0	3	1	0											
Hal Lanier, R (1, 6) OBP: 0.214, SLG: 0.265	0-0 L6-4			0-0 F9	0-0 2B		0-0 1-3		0-0 6-3	5	0	1	2	0	0	6											
Tito Fuentes, S (1, 4) OBP: 0.219, SLG: 0.224			4-0 SH1-4 BB	0-0 1-3 2-H 3-H 1B	0-3 K		4-0 1B BB IBB		0-0 P5	3	0	1	1	2	1	2											
Mike McCormick, L (1, 1) OBP: 0.226, SLG: 0.231			0-0 SH1-4	0-3 K		0-0 SH3 1B	4-0 1-2 2-3 3-H BB		0-0 F8	3	0	1	1	1	1	2											
Inning Stats	R: 0 E: 0 K: 1 S: 5	H: 0 LOB: 0 BB: 0 P: 5	R: 0 E: 0 K: 1 S: 5	H: 1 LOB: 1 BB: 1 P: 9	R: 0 E: 0 K: 1 S: 5	H: 0 LOB: 2 BB: 2 P: 13	R: 1 E: 0 K: 1 S: 7	H: 2 LOB: 2 BB: 1 P: 11	R: 3 E: 0 K: 1 S: 8	H: 3 LOB: 2 BB: 2 P: 16	R: 0 E: 0 K: 0 S: 4	H: 1 LOB: 2 BB: 1 P: 8	R: 2 E: 0 K: 0 S: 6	H: 3 LOB: 3 BB: 2 P: 14	R: 0 E: 0 K: 1 S: 5	H: 0 LOB: 0 BB: 0 P: 5	R: 0 E: 0 K: 0 S: 3	H: 0 LOB: 0 BB: 0 P: 3	1B: 9 2B: 2 3B: 0 HR: 0	SF: 0 SAC: 2 DP: 1 HBP: 0	WP: 0 PB: 0 SB: 0 CS: 0	PA: 45					
PITCHER	IP	WLS	BF	H	R	ER	SO	BB	IBB	HBP	BLK	WP	HR	S	P	ERA	WHIP										
Steve Carlton, L (1, 1) ERA: 3.89	4.2	L	24	5	4	4	4	6	0	0	0	0	0	26	50	7.71	2.357										
Ron Willis, R (5, 1) ERA: 4.13	1.1		7	2	0	0	1	0	1	0	0	0	0	8	12	0.00	1.500										
Hal Woodeshick, L (7, 1) ERA: 7.5	0.1		5	2	2	2	0	1	1	0	0	0	0	3	11	54.00	9.000										
Al Jackson, L (7, 1) ERA: 4.97	1.2		6	1	0	0	1	0	0	0	0	0	0	8	8	0.00	0.600										
Larry Jaster, L (9, 1) ERA: 4.55	1.0		3	0	0	0	0	0	0	0	0	0	0	3	3	0.00	0.000										

San Francisco Giants @ St. Louis Cardinals
 Busch Stadium, St. Louis, MO
 Tue Jun 27 1967, 7:05 PM CDT
 Att. 17,384 - Unknown

livebaseballscorecards.com

AB	34
R	6
H	10
RBI	6
BB	9
SO	6
LOB	26



Batter	1	2	3	4	5	6	7	8	9	AB R H RBI BB SO LOB	TOP	
Jim Davenport, R (1, 5) <small>OBP: 0.390, SLG: 0.400</small>	1-0 		0-0 	0-0 		0-0 	0-0 		0-0 	5 0 2 0 0 0 1	San Francisco Giants @ St. Louis Cardinals Busch Stadium, St. Louis, MO Wed Jun 28 1967, 7:05 PM CDT Att. 29,384 - Unknown	
Tom Haller, L (1, 2) <small>OBP: 0.366, SLG: 0.468</small>	0-0 		0-0 	0-0 		0-0 		0-0 	0-0 	5 0 1 1 0 0 2		
Willie Mays, R (1, 8) <small>OBP: 0.364, SLG: 0.534</small>	0-3 			0-0 		0-0 		0-0 	0-0 	5 3 4 2 0 1 1		
Ty Cline, L (9, PH) <small>OBP: 0.250, SLG: 0.296</small>					0-0 		0-0 		0-0 	0-0 		1 0 0 0 0 0 2
Jim Ray Hart, R (1, 7) <small>OBP: 0.353, SLG: 0.456</small>	0-3 			0-0 		0-0 		4-0 		4 2 2 0 1 1 3		
Willie McCovey, L (1, 3) <small>OBP: 0.391, SLG: 0.529</small>		0-0 		0-0 	0-0 	0-0 		4-0 		3 0 2 1 1 0 0		
Ollie Brown, R (1, 9) <small>OBP: 0.328, SLG: 0.497</small>		0-0 		0-0 	0-0 	0-0 		0-0 		5 1 2 0 0 0 4		
Hal Lanier, R (1, 6) <small>OBP: 0.218, SLG: 0.268</small>		0-0 		0-0 	0-0 	0-0 		0-0 		5 1 2 3 0 0 5		
Tito Fuentes, S (1, 4) <small>OBP: 0.224, SLG: 0.248</small>			0-0 	0-0 	0-0 		0-0 		0-0 	5 1 2 2 0 0 2		
Ray Sadecki, L (1, 1) <small>OBP: 0.267, SLG: 0.286</small>			0-0 	0-0 	0-0 		0-0 		0-3 	5 1 2 0 0 1 3		
Inning Stats	R: 0 H: 0 E: 0 LOB: 1 K: 2 BB: 0 S: 7 P: 8	R: 0 H: 0 E: 0 LOB: 0 K: 0 BB: 0 S: 3 P: 3	R: 0 H: 2 E: 0 LOB: 1 K: 0 BB: 0 S: 4 P: 4	R: 6 H: 8 E: 1 LOB: 2 K: 0 BB: 0 S: 11 P: 11	R: 0 H: 2 E: 0 LOB: 2 K: 0 BB: 0 S: 5 P: 5	R: 1 H: 3 E: 1 LOB: 3 K: 0 BB: 0 S: 7 P: 7	R: 0 H: 0 E: 0 LOB: 0 K: 0 BB: 0 S: 3 P: 3	R: 2 H: 2 E: 0 LOB: 2 K: 0 BB: 2 S: 4 P: 12	R: 0 H: 2 E: 0 LOB: 2 K: 1 BB: 0 S: 7 P: 7	1B: 14 SF: 2 2B: 2 SAC: 0 3B: 0 DP: 0 HR: 3 HBP: 1	WP: 0 PA: 48 PB: 0 SB: 0 CS: 0	
PITCHER Dick Hughes, R (1, 1) <small>ERA: 2.99</small> Al Jackson, L (4, 1) <small>ERA: 5.08</small> Joe Hoerner, L (8, 1) <small>ERA: 3.25</small> Hal Woodeshick, L (9, 1) <small>ERA: 7.11</small>	IP WLS BF H R ER SO BB IBB HBP BLK WP HR S P ERA WHIP											PITCHER IP WLS BF H R ER SO BB IBB HBP BLK WP HR S P ERA WHIP

livebaseballscorecards.com

AB	43
R	9
H	19
RBI	9
BB	2
SO	3
LOB	23



Batter	1	2	3	4	5	6	7	8	9	AB R H RBI BB SO LOB	TOP									
Jim Davenport, R (1, 5) OBP: 0.384, SLG: 0.392			0-0 6-3		0-0 F9		0-3 K			5 1 1 0 0 1 4										
Tom Haller, L (1, 2) OBP: 0.370, SLG: 0.467			4-0 			0-3 K	0-0 4-3			3 2 1 0 2 1 3										
Willie Mays, R (1, 8) OBP: 0.365, SLG: 0.532			0-0 F8			0-3 K		0-0 6-3		5 2 2 2 0 1 1										
Ty Cline, L (9, 8) OBP: 0.250, SLG: 0.296										0 0 0 0 0 0 0										
Jim Ray Hart, R (1, 7) OBP: 0.354, SLG: 0.467			0-0 6-3			0-3 K		0-0 1-3		5 2 2 4 0 1 1										
Willie McCovey, L (1, 3) OBP: 0.401, SLG: 0.531				4-0 BB			0-0 4-3	0-0 		3 1 2 0 2 0 0										
Ollie Brown, R (1, 9) OBP: 0.330, SLG: 0.495			0-0 G1-6-3		0-0 G1-6-3		0-0 	0-0 5-3		5 2 2 1 0 0 3										
Hal Lanier, R (1, 6) OBP: 0.226, SLG: 0.283		0-0 5-3		0-3 K		0-0 		0-0 	0-0 	5 1 3 2 0 1 0	AB 41									
Tito Fuentes, S (1, 4) OBP: 0.229, SLG: 0.259		0-0 F7			0-0 5-3		0-0 	0-0 G5-4-3		5 1 2 2 0 0 1	R 12									
Joe Gibbon, R (1, 1) OBP: 0.143, SLG: 0.154	0-3 K		0-3 K		0-0 4-3		0-0 	0-0 F8		1 0 0 0 0 1 1	H 16									
Bobby Bolin, R (1, 1) OBP: 0.290, SLG: 0.333										4 0 1 0 0 1 0	RBI 11									
Inning Stats	R: 11 E: 1 K: 1 S: 15	H: 10 LOB: 1 BB: 2 P: 23	R: 0 E: 0 K: 1 S: 5	H: 0 LOB: 0 BB: 0 P: 5	R: 0 E: 0 K: 1 S: 3	H: 0 LOB: 1 BB: 1 P: 7	R: 0 E: 0 K: 1 S: 4	H: 0 LOB: 0 BB: 1 P: 8	R: 0 E: 0 K: 3 S: 9	H: 0 LOB: 0 BB: 0 P: 9	R: 1 E: 0 K: 1 S: 9	H: 4 LOB: 3 BB: 0 P: 9	R: 0 E: 0 K: 0 S: 4	H: 1 LOB: 1 BB: 0 P: 4	R: 0 E: 0 K: 0 S: 3	H: 1 LOB: 0 BB: 0 P: 3	1B: 13 2B: 1 3B: 1 HR: 1	SF: 0 SAC: 0 DP: 2 HBP: 0	WP: 0 PB: 0 SB: 0 CS: 0	PA: 45
PITCHER	IP WLS BF H R ER SO BB IBB HBP BLK WP HR S P ERA WHIP																			
Bob Gibson, R (1, 1) ERA: 3.68	0.2 L 11 7 9 9 1 1 1 0 0 0 0 0 11 19 121.50 12.000																			
Nelson Briles, R (1, 1) ERA: 3.48	6.1 27 7 3 3 6 2 0 0 0 0 1 37 45 4.26 1.421																			
Hal Woodeshick, L (8, 1) ERA: 6.43	2.0 7 2 0 0 0 0 0 0 0 0 0 0 7 7 0.00 1.000																			

San Francisco Giants @ St. Louis Cardinals
 Busch Stadium, St. Louis, MO
 Thu Jun 29 1967, 7:05 PM CDT
 Att. 23,668 - Unknown

livebaseballscorecards.com



BOTTOM

San Francisco Giants @ St. Louis Cardinals
Busch Stadium, St. Louis, MO
 Thu Jun 29 1967, 7:05 PM CDT
 Att. 23,668 - Unknown

livebaseballscorecards.com

AB	36
R	4
H	11
RBI	4
BB	1
SO	4
LOB	14



WP: 0	PA: 38
PB: 0	
SB: 0	
CS: 1	


AB	R	H	RBI	BB	SO	LOB
5	1	1	0	0	2	0
4	2	2	2	0	0	0
4	1	3	0	0	0	0
4	0	2	1	0	0	1
3	0	1	1	1	0	2
4	0	2	0	0	0	4
4	0	0	0	0	0	5
2	0	0	0	0	0	1
2	0	0	0	0	2	0
0	0	0	0	0	0	0
2	0	0	0	0	0	1
1	0	0	0	0	0	0
0	0	0	0	0	0	0
1	0	0	0	0	0	0

Batter	1	2	3	4	5	6	7	8	9
Lou Brock, L OBP: 0.319, SLG: 0.503 (1, 7)	0-0 1B 3B		0-3 K		0-3 K		0-0 5-3		0-0 G3
Julian Javier, R OBP: 0.329, SLG: 0.411 (1, 4)	0-0 1B 1B		0-0 HR		0-0 F2			0-0 P4	
Curt Flood, R OBP: 0.366, SLG: 0.399 (1, 8)	0-0 1B 1B		0-0 F8 2B		0-0 6-3			0-0 1B 1B	
Orlando Cepeda, R OBP: 0.426, SLG: 0.546 (1, 3)	0-0 1B		0-0 F8		0-0 F8			0-0 BB 1B	
Mike Shannon, R OBP: 0.312, SLG: 0.385 (1, 9) (8, 5)	0-0 G6-4-3		0-0 CS 1B		0-0 6-3			4-0 BB 1B	
Tim McCarver, L OBP: 0.417, SLG: 0.545 (1, 2)	0-0 F8		0-0 CS	0-0 F8 2B		0-0 1B		0-0 L3	
Phil Gagliano, R OBP: 0.237, SLG: 0.231 (1, 5) (8, 6)		0-0 1-3		0-0 F8 2B		0-0 F8		0-0 P3	
Dal Maxvill, R OBP: 0.262, SLG: 0.255 (1, 6) Bobby Tolan, L OBP: 0.350, SLG: 0.522 (7, PH) (8, 9)		0-0 F5		0-0 5-3		0-3 K		0-3 K	
Bob Gibson, R OBP: 0.239, SLG: 0.125 (1, 1) Nelson Briles, R (1, 1) Roger Maris, L OBP: 0.370, SLG: 0.484 (7, PH) Hal Woodeshick, R (8, 1) Dave Ricketts, S OBP: 0.346, SLG: 0.423 (9, PH)		0-0 L8		0-0 5-3		0-0 1-3		0-0 P3	

Inning Stats	R: 2	H: 4	E: 0	K: 0	S: 6	H: 4	LOB: 1	BB: 0	P: 6	R: 0	H: 0	E: 0	K: 0	S: 3	R: 0	H: 3	E: 0	K: 1	S: 7	R: 0	H: 1	E: 0	K: 0	S: 4	R: 0	H: 0	E: 0	K: 1	S: 5	R: 0	H: 1	E: 0	K: 0	S: 4	R: 0	H: 0	E: 0	K: 1	S: 5	R: 0	H: 1	E: 0	K: 0	S: 4	R: 0	H: 0	E: 0	K: 1	S: 5	R: 0	H: 2	E: 0	K: 0	S: 5	R: 0	H: 0	E: 0	K: 1	S: 5
--------------	------	------	------	------	------	------	--------	-------	------	------	------	------	------	------	------	------	------	------	------	------	------	------	------	------	------	------	------	------	------	------	------	------	------	------	------	------	------	------	------	------	------	------	------	------	------	------	------	------	------	------	------	------	------	------	------	------	------	------	------

PITCHER	IP	WLS	BF	H	R	ER	SO	BB	IBB	HBP	BLK	WP	HR	S	P	ERA	WHIP
Joe Gibbon, L ERA: 4.29 (1, 1)	0.0		4	4	2	2	0	0	0	0	0	0	0	4	4	∞	∞
Bobby Bolin, R ERA: 4.57 (1, 1)	9.0	W	33	7	2	2	4	1	0	0	0	0	1	40	44	2.00	0.889

PITCHER	IP	WLS	BF	H	R	ER	SO	BB	IBB	HBP	BLK	WP	HR	S	P	ERA	WHIP
---------	----	-----	----	---	---	----	----	----	-----	-----	-----	----	----	---	---	-----	------

Batter	1	2	3	4	5	6	7	8	9	AB R H RBI BB SO LOB	TOP											
Lou Brock, L (1, 7) OBP: 0.317, SLG: 0.498	0-0 P4	0-0 F7		0-0 4-3			0-0 1B		0-3 K	5 0 1 0 0 1 1												
Curt Flood, R (1, 8) OBP: 0.363, SLG: 0.395	0-0 5-3	0-0 1B			0-0 6-3		0-0 5-3		0-0 5-3	5 0 1 0 0 0 1												
Roger Maris, L (1, 9) OBP: 0.371, SLG: 0.485	0-0 1B 2B	0-3 K			0-0 L9		0-3 K		4-0 1B BB	4 1 1 0 1 2 2												
Orlando Cepeda, R (1, 3) OBP: 0.429, SLG: 0.545	0-0 2B 1B		0-0 5-3		0-0 G3		4-0 IBB		0-0 1B	4 1 2 1 1 0 0												
Tim McCarver, L (1, 2) OBP: 0.416, SLG: 0.546	0-0 1B 2B		0-0 4-3			0-0 1B SF7 1B			0-3 K	5 2 2 0 0 1 4												
Mike Shannon, R (1, 5) OBP: 0.316, SLG: 0.384	4-0 1B BB		0-0 1-3			0-0 6-3 1B		0-0 5-3		3 0 1 0 1 0 0												
Julian Javier, R (1, 4) OBP: 0.328, SLG: 0.410	0-0 1B			0-0 E6 4-3		0-0 SF7		0-0 E5 6-3		3 0 1 3 0 0 0	AB 37 R 4 H 9 RBI 4 BB 3 SO 4 LOB 16											
Dal Maxvill, R (1, 6) OBP: 0.257, SLG: 0.250	0-0 5-3			0-0 L6		0-0 6-3		0-0 6-3		4 0 0 0 0 0 5												
Larry Jaster, L (1, 1) OBP: 0.200, SLG: 0.130		0-0 G3		0-0 4-3		0-0 4-3		0-0 P6		4 0 0 0 0 0 3												
Inning Stats	R: 3 E: 0 K: 0 S: 7	H: 4 LOB: 2 BB: 1 P: 11	R: 0 E: 0 K: 1 S: 6	H: 1 LOB: 1 BB: 0 P: 6	R: 0 E: 0 K: 0 S: 3	H: 0 LOB: 0 BB: 0 P: 3	R: 0 E: 1 K: 0 S: 4	H: 0 LOB: 1 BB: 0 P: 4	R: 0 E: 0 K: 0 S: 3	H: 0 LOB: 0 BB: 0 P: 3	R: 1 E: 0 K: 0 S: 5	H: 2 LOB: 1 BB: 0 P: 5	R: 0 E: 0 K: 1 S: 6	H: 1 LOB: 2 BB: 1 P: 10	R: 0 E: 1 K: 0 S: 4	H: 0 LOB: 1 BB: 0 P: 4	R: 0 E: 0 K: 2 S: 8	H: 1 LOB: 2 BB: 1 P: 12	1B: 7 2B: 2 3B: 0 HR: 0	SF: 1 SAC: 0 DP: 0 HBP: 0	WP: 0 PB: 0 SB: 1 CS: 0	PA: 41
PITCHER	IP WLS BF H R ER SO BB IBB HBP BLK WP HR S P ERA WHIP																					
Bob Shaw, R (1, 1) ERA: 4.3	6.0 L 27 7 4 4 1 1 0 0 0 0 0 0 28 32 6.00 1.333																					
Don Shaw, L (7, 1) ERA: 3.38	3.0 14 2 0 0 3 1 1 0 0 0 0 0 18 26 0.00 1.000																					

St. Louis Cardinals @ New York Mets
 Shea Stadium, Flushing, NY
 Fri Jun 30 1967, 7:05 PM EDT
 Att. 29,958 - Unknown

livebaseballscorecards.com

St. Louis Cardinals @ New York Mets
 Shea Stadium, Flushing, NY
 Sat Jul 01 1967, 3:33 AM EDT
 Att. 15,720 - Unknown

livebaseballscorecards.com

AB	36
R	4
H	10
RBI	4
BB	3
SO	3
LOB	14



WP	0	PA	39
PB	0		
SB	0		
CS	0		

Batter	1	2	3	4	5	6	7	8	9	AB	R	H	RBI	BB	SO	LOB						
Lou Brock, L (1, 7) OBP: 0.316, SLG: 0.497	0-0 5-3		0-3 K	0-0 2B			0-0 F9		0-0 F7	5	0	1	1	0	1	1						
Julian Javier, R (1, 4) OBP: 0.325, SLG: 0.406	0-0 F8		0-0 FC6-4 1B	0-0 4-3			0-0 6-3		0-0 F8	5	0	1	0	0	0	3						
Curt Flood, R (1, 8) OBP: 0.360, SLG: 0.389	0-0 F8		0-0 FC6-4 1-2f		0-3 K		4-0 BB BB		0-0 FC5-4 1-2f	4	0	0	0	1	1	2						
Orlando Cepeda, R (1, 3) OBP: 0.430, SLG: 0.543		0-0 L9		0-0 HR 1B		0-0 F9	4-0 BB BB		4-0 BB BB	3	1	1	0	1	0	0						
Mike Shannon, R (1, 5) OBP: 0.319, SLG: 0.402		0-0 2B 1B		0-0 HR		0-0 5-3			0-0 F8	4	2	2	2	0	0	2						
Roger Maris, L (1, 9) OBP: 0.363, SLG: 0.473		0-0 F8		0-0 3-1		0-0 3-1			0-3 K	4	0	0	0	0	1	1						
Dave Ricketts, S (1, 2) OBP: 0.400, SLG: 0.500		0-0 1-H 2B		0-0 FC4-6 2B 1B		0-0 BB 1B			0-0 6-3	4	1	3	1	0	0	0						
Dal Maxvill, R (1, 6) OBP: 0.261, SLG: 0.251		0-0 6-3		0-0 FC4-6 1-2 1B		4-0 BB BB BB BB G1-6-3 BB			0-0 6-3	3	0	1	0	1	0	1						
Jim Cosman, R (1, 1) OBP: 0.200, SLG: 0.200			0-0 F8	0-0 FC4-6 2B 1-2f 2-3		0-0 G1-6-3			0-0 FC5-4 1B	2	0	0	0	0	0	2						
Al Jackson, L (4, 1) OBP: 0.417, SLG: 0.409										1	0	0	0	0	0	2						
Ron Willis, R (7, 1) OBP: 0.500, SLG: 0.500										0	0	0	0	0	0	0						
Ed Spiezio, R (9, PH) OBP: 0.294, SLG: 0.333										1	0	1	0	0	0	0						
Inning Stats	R: 0 E: 0 K: 0 S: 3	H: 0 LOB: 0 BB: 0 P: 3	R: 1 E: 0 K: 0 S: 5	H: 2 LOB: 1 BB: 0 P: 5	R: 0 E: 0 K: 1 S: 6	H: 1 LOB: 1 BB: 0 P: 6	R: 3 E: 0 K: 0 S: 8	H: 5 LOB: 2 BB: 0 P: 8	R: 0 E: 0 K: 1 S: 5	H: 0 LOB: 0 BB: 0 P: 5	R: 0 E: 0 K: 0 S: 3	H: 1 LOB: 1 BB: 1 P: 7	R: 0 E: 0 K: 0 S: 3	H: 0 LOB: 2 BB: 2 P: 11	R: 0 E: 0 K: 1 S: 5	H: 0 LOB: 0 BB: 0 P: 5	R: 0 E: 0 K: 0 S: 4	H: 1 LOB: 1 BB: 0 P: 4	1B: 7 2B: 2 3B: 0 HR: 1	SF: 0 SAC: 0 DP: 1 HBP: 0	WP: 0 PB: 0 SB: 0 CS: 0	PA: 39
PITCHER	IP	WLS	BF	H	R	ER	SO	BB	IBB	HBP	BLK	WP	HR	S	P	ERA	WHIP					
Dennis Bennett, L (1, 1) ERA: 4.24	3.1		17	7	4	4	1	0	0	0	0	0	1	19	19	10.80	2.100					
Dick Selma, R (4, 1) ERA: 3.16	2.2		10	2	0	0	1	1	0	0	0	0	0	11	15	0.00	1.125					
Hal Reniff, R (7, 1) ERA: 3.98	3.0	W	12	1	0	0	1	2	0	0	0	0	0	12	20	0.00	1.000					

BOTTOM

St. Louis Cardinals @ New York Mets
 Shea Stadium, Flushing, NY
 Sat Jul 01 1967, 3:33 AM EDT
 Att. 15,720 - Unknown

livebaseballscorecards.com

AB	30
R	6
H	8
RBI	5
BB	5
SO	3
LOB	21



WP: 0	PA: 38
PB: 0	
SB: 2	
CS: 2	

AB R H RBI BB SO LOB

3 1 3 2 2 0 0

3 0 1 2 0 1 3
 1 1 1 0 0 0 0

4 0 0 0 0 0 7

2 0 1 0 1 0 0
 1 0 0 1 0 0 1

3 0 0 0 1 0 3

4 0 0 0 0 0 2

2 3 1 0 1 0 0

3 0 0 0 0 0 2

1 1 1 0 0 0 0
 1 0 0 0 0 0 2
 1 0 0 0 0 1 0
 1 0 0 0 0 1 1

1B: 8 SF: 0
 2B: 1 SAC: 0
 3B: 0 DP: 1
 HR: 0 HBP: 2

Batter	1	2	3	4	5	6	7	8	9
Bud Harrelson, S OBP: 0.317, SLG: 0.301 (1, 6)	4-0 S BB	4-0 1B 1-2 2-3 BB		x 0-0 1-2 2-H 1B			x 0-0 E 1B E 1B	x 0-0 CS 1B 3-H	
Larry Stahl, L OBP: 0.278, SLG: 0.273 (1, 8)	0-0 L7 1-2	0-0 1-3 2-H 3-H 1B		0-3 K			0-0 E 1B E 1B	0-0 CS 1-2	
Cleon Jones, R OBP: 0.232, SLG: 0.286 (7, PH) (8, 8)									
Tommy Davis, R OBP: 0.335, SLG: 0.486 (1, 7)	0-0 F8	0-0 1-3		0-0 FC5 2-3f			0-0 E6 1-2 2-3 E6		
Ed Kranepool, L OBP: 0.371, SLG: 0.402 (1, 3)	4-0 BB		x 0-0 F7		x 0-0 1-6-5-4 1-3 1B		x 0-0 E6 1-H 2-H 3-H CS		
Ken Boyer, R OBP: 0.331, SLG: 0.313 (7, PH) (8, 3)									
Ron Swoboda, R OBP: 0.309, SLG: 0.426 (1, 9)	0-0 4-3		x 0-0 P4		x 0-0 1-3 1-2		4-0 BB 1-2		
Chuck Hiller, L OBP: 0.137, SLG: 0.163 (1, 4)		x 0-0 6-3	x 0-0 G1		x 0-0 1-6-5-4 2-3f		x 0-0 4-3		
Ed Charles, R OBP: 0.361, SLG: 0.317 (1, 5)		4-0 BB 1B 1B BB		H 1-0 1B HBP HBP		x 0-0 F9	x 0-0 4-3 S 1B 1B		
Jerry Grote, R OBP: 0.240, SLG: 0.283 (1, 2)		x 0-0 F8	H 1-0 FC5 1B 1-2 HBP		x 0-0 4-3		x 0-0 4-3 1-3		
Dennis Bennett, L OBP: 0.179, SLG: 0.296 (1, 1)		x 0-0 1B BB		x 0-0 F2		x 0-3 K	x 0-3 K		
Dick Selma, R (4, 1)									
Tommie Reynolds, R OBP: 0.250, SLG: 0.278 (6, PH)		1-2 1B 1B							
Hal Reniff, R (7, 1)									

Inning Stats	R: 0	H: 0	E: 0	K: 0	S: 3	H: 0	LOB: 2	BB: 2	P: 11	R: 2	H: 2	E: 0	K: 0	S: 5	H: 0	LOB: 0	BB: 0	P: 3	R: 0	H: 1	E: 0	K: 0	S: 3	H: 1	LOB: 0	BB: 0	P: 3	R: 0	H: 0	E: 0	K: 1	S: 5	H: 0	LOB: 0	BB: 0	P: 5	R: 2	H: 2	E: 2	K: 0	S: 5	H: 2	LOB: 1	BB: 1	P: 9	R: 1	H: 2	E: 0	K: 1	S: 6	H: 2	LOB: 0	BB: 0	P: 6
--------------	------	------	------	------	------	------	--------	-------	-------	------	------	------	------	------	------	--------	-------	------	------	------	------	------	------	------	--------	-------	------	------	------	------	------	------	------	--------	-------	------	------	------	------	------	------	------	--------	-------	------	------	------	------	------	------	------	--------	-------	------

PITCHER	IP	WLS	BF	H	R	ER	SO	BB	IBB	HBP	BLK	WP	HR	S	P	ERA	WHIP
Jim Cosman, R ERA: 2.55 (1, 1)	3.0		17	2	3	3	0	4	0	2	0	0	0	11	29	9.00	2.000
Al Jackson, L ERA: 4.98 (4, 1)	3.0	L	13	4	2	1	2	0	0	0	0	0	0	17	17	3.00	1.333
Ron Willis, R ERA: 4.15 (7, 1)	2.0		7	2	1	1	1	1	0	0	0	0	0	8	12	4.50	1.500

WP: 0 PA: 38

ERA WHIP

St. Louis Cardinals @ New York Mets
 Shea Stadium, Flushing, NY
 Sun Jul 02 1967, 3:33 AM EDT
 Unknown

livebaseballscorecards.com

AB	34
R	4
H	10
RBI	4
BB	6
SO	5
LOB	17



WP	1	PA	41
PB	0		
SB	0		
CS	0		

AB R H RBI BB SO LOB

5	0	1	1	0	0	0
5	0	1	0	0	1	2
5	1	2	0	0	0	1
3	1	2	0	2	0	1
4	1	1	3	0	1	5
2	1	0	0	2	0	0
2	0	1	0	2	1	1
3	0	1	0	0	1	2
1	0	0	0	0	0	2
0	0	0	0	0	0	0
3	0	1	0	0	1	2
1	0	0	0	0	0	1
0	0	0	0	0	0	0

1B	7	SF	1
2B	2	SAC	0
3B	0	DP	2
HR	1	HBP	0

Batter	1	2	3	4	5	6	7	8	9
Lou Brock, L (1, 7) OBP: 0.314, SLG: 0.492	0-0 L8	0-0 1-2 2-H 1B		0-0 B1-3		0-0 4-3			0-0 4-3
Julian Javier, R (1, 4) OBP: 0.323, SLG: 0.402	0-0 5-3 1B	0-0 F8		0-0 L7		0-0 L4			0-3 K
Curt Flood, R (1, 8) OBP: 0.361, SLG: 0.393	0-0 5-3 1-2		0-0 HR 1B	0-0 6-3			0-0 G3		0-0 WP 2B
Orlando Cepeda, R (1, 3) OBP: 0.436, SLG: 0.548	4-0 BB		0-0 F7		0-0 E4 SF9 2B		0-0 G6-4-3 1B		4-0 WP IBB
Mike Shannon, R (1, 9) OBP: 0.316, SLG: 0.414	0-0 F8		0-0 1-H HR		0-0 SF9		0-0 G6-4-3 1-2f		0-3 K 1-2 2-3
Phil Gagliano, R (1, 5) OBP: 0.246, SLG: 0.226		4-0 1B BB	0-0 5-3		0-0 5-3			4-0 G4-6-3 BB	
John Romano, R (1, 2) OBP: 0.283, SLG: 0.104		0-3 K	4-0 1B BB		0-0 1B			4-0 G4-6-3 1-2 BB	
Eddie Bressoud, R (1, 6) OBP: 0.233, SLG: 0.162		0-3 K	0-0 1-2 1B		0-0 F8			0-0 G4-6-3 1-2f 2-3	
Roger Maris, L (8, PH) OBP: 0.361, SLG: 0.471									
Dal Maxvill, R (8, 6) OBP: 0.261, SLG: 0.251									
Dick Hughes, R (1, 1) OBP: 0.182, SLG: 0.156		0-0 1-2 1B	0-3 K			0-0 6-3		0-0 6-3	
Joe Hoerner, R (7, 1) OBP: 0.333, SLG: 0.333									
Nelson Briles, R (9, 1)									

Inning Stats	1	2	3	4	5	6	7	8	9
R: 0 H: 1 E: 0 LOB: 2 K: 0 BB: 1 S: 4 P: 8	R: 1 H: 2 E: 0 LOB: 2 K: 2 BB: 1 P: 13	R: 2 H: 3 E: 0 LOB: 2 K: 1 BB: 1 P: 12	R: 0 H: 0 E: 0 LOB: 0 K: 0 BB: 0 S: 3 P: 3	R: 1 H: 2 E: 1 LOB: 1 K: 0 BB: 0 P: 5	R: 0 H: 0 E: 0 LOB: 0 K: 0 BB: 0 S: 3 P: 3	R: 0 H: 1 E: 0 LOB: 0 K: 0 BB: 0 S: 3 P: 3	R: 0 H: 0 E: 0 LOB: 1 K: 2 BB: 2 S: 2 P: 10	R: 0 H: 1 E: 0 LOB: 2 K: 2 BB: 1 S: 8 P: 12	

PITCHER	IP	WLS	BF	H	R	ER	SO	BB	IBB	HBP	BLK	WP	HR	S	P	ERA	WHIP
Bob Hendley, L (1, 1) ERA: 6.29	2.2		16	5	3	3	2	3	0	0	0	0	1	17	29	10.12	3.000
Ron Taylor, R (3, 1) ERA: 3.72	2.1		10	3	1	1	1	0	0	0	0	0	0	12	12	3.86	1.286
Dick Selma, R (6, 1) ERA: 2.97	2.0		6	1	0	0	0	0	0	0	0	0	0	6	6	0.00	0.500
Dennis Bennett, L (8, 1) ERA: 4.24	0.0		2	0	0	0	0	2	0	0	0	0	0	8	8	∞	∞
Jack Fisher, R (8, 1) ERA: 4.14	1.0		2	0	0	0	0	0	0	0	0	0	0	2	2	0.00	0.000
Don Shaw, L (9, 1) ERA: 3.29	0.2		4	1	0	0	1	0	1	0	0	0	0	5	9	0.00	1.500
Hal Reniff, R (9, 1) ERA: 3.95	0.1	W	1	0	0	0	1	0	0	0	0	1	0	3	3	0.00	0.000

BOTTOM

St. Louis Cardinals @ New York Mets
Shea Stadium, Flushing, NY
Sun Jul 02 1967, 3:33 AM EDT
Unknown

livebaseballscorecards.com

AB	36
R	5
H	12
RBI	4
BB	2
SO	2
LOB	12



WP	1	PA	38
PB	1		
SB	1		
CS	0		

AB R H RBI BB SO LOB

5	2	3	0	0	0	0
4	0	2	0	0	0	1
0	0	0	0	1	0	0
4	0	1	1	0	1	1
3	1	2	1	0	0	0
1	0	0	0	0	0	2
3	1	2	0	1	0	0
3	0	0	0	0	0	4
1	0	0	0	0	1	0
4	1	2	2	0	0	3
3	0	0	0	0	0	1
1	0	0	0	0	0	0
0	0	0	0	0	0	0
1	0	0	0	0	0	0
0	0	0	0	0	0	0
0	0	0	0	0	0	0
0	0	0	0	0	0	0
1	0	0	0	0	0	0

Batter	1	2	3	4	5	6	7	8	9
Bud Harrelson, S (1, 6) OBP: 0.323, SLG: 0.307	0-0 F8		0-0 1B		0-0 P6		0-0 1B 1B		0-0 WP 1B
Larry Stahl, L (1, 8) Tommy Reynolds, R (9, PH) OBP: 0.259, SLG: 0.278	0-0 L9		0-0 F7		0-0 PB 1B		0-0 1B 1B		4-0 BB 1B
Tommy Davis, R (1, 7) OBP: 0.333, SLG: 0.483	0-0 F8			0-3 K2-3	0-0 P4		0-0 1B 1B		
Ed Kranepool, L (1, 3) Bob Johnson, R (7, PH) OBP: 0.379, SLG: 0.516		0-0 F8		0-0 HR		0-0 FC1-5 1B 1B	0-0 P4		
Ron Swoboda, R (1, 9) OBP: 0.319, SLG: 0.430		0-0 FC3-6 1B		4-0 2B BB		0-0 FC1-5 1B		0-0 P4	
Chuck Hiller, L (1, 4) Jerry Buchek, R (8, PH) OBP: 0.276, SLG: 0.365		0-0 FC3-6		0-0 F9		0-0 FC1-5 G6-4-3		0-3 K	
Ken Boyer, R (1, 5) OBP: 0.335, SLG: 0.344		0-0 F7		0-0 2B		0-0 G6-4-3		0-0 HR	
John Sullivan, L (1, 2) Hawk Taylor, R (8, 2) OBP: 0.270, SLG: 0.286			0-0 F9	0-0 F3			0-0 F8	0-0 1-3	
Bob Hendley, R Ron Taylor, R Cleon Jones, R Dick Schmitt, R Dennis Bennett, L Jack Fisher, R Don Shaw, L Hal Renitt, R Ed Charles, R			0-0 6-3		0-0 F7		0-0 G3		0-0 F8

Inning Stats	R: 0 H: 0 E: 0 K: 3	H: 0 LOB: 0 BB: 0 P: 3	R: 0 H: 1 E: 0 K: 0 S: 4	H: 1 LOB: 1 BB: 0 P: 4	R: 0 H: 1 E: 0 K: 0 S: 4	H: 1 LOB: 1 BB: 0 P: 4	R: 2 H: 2 E: 0 K: 1 S: 7	H: 2 LOB: 1 BB: 1 P: 11	R: 0 H: 1 E: 0 K: 0 S: 4	H: 1 LOB: 1 BB: 0 P: 4	R: 0 H: 2 E: 0 K: 0 S: 4	H: 2 LOB: 1 BB: 0 P: 4	R: 1 H: 3 E: 0 K: 0 S: 6	H: 3 LOB: 2 BB: 0 P: 6	R: 1 H: 1 E: 0 K: 1 S: 6	H: 1 LOB: 0 BB: 0 P: 6	R: 1 H: 1 E: 0 K: 0 S: 2	H: 1 LOB: 1 BB: 1 P: 6
--------------	---------------------	------------------------	--------------------------	------------------------	--------------------------	------------------------	--------------------------	-------------------------	--------------------------	------------------------	--------------------------	------------------------	--------------------------	------------------------	--------------------------	------------------------	--------------------------	------------------------

PITCHER	IP	WLS	BF	H	R	ER	SO	BB	IBB	HBP	BLK	WP	HR	S	P	ERA	WHIP
Dick Hughes, R (1, 1) ERA: 3.06	6.2		30	10	3	3	1	1	0	0	0	0	1	31	35	4.05	1.650
Joe Hoerner, L (7, 1) ERA: 3.38	1.2	L	7	2	2	1	1	0	0	0	0	0	1	9	9	5.40	1.200
Nelson Briles, R (9, 1) ERA: 3.48	0.0		1	0	0	0	0	1	0	0	0	1	0	0	4	∞	∞

Batter	1	2	3	4	5	6	7	8	9	AB R H RBI BB SO LOB	TOP																			
Lou Brock, L (1, 7) OBP: 0.310, SLG: 0.487	0-3 K	0-3 K			0-0 F7			0-0 F7		4 0 0 0 0 2 1																				
Curt Flood, R (1, 8) OBP: 0.359, SLG: 0.395	0-3 K		0-0 1-3		0-0 F8			0-0 2B		4 0 1 0 0 1 0																				
Roger Maris, L (1, 9) OBP: 0.364, SLG: 0.468	0-0 F7		0-0 1B			0-0 3-1		4-0 BB		3 0 1 0 1 0 0																				
Orlando Cepeda, R (1, 3) OBP: 0.433, SLG: 0.548		0-0 2B	0-0 P3		0-0 5-3			0-0 F9		4 1 1 0 0 0 3																				
Mike Shannon, R (1, 5) OBP: 0.311, SLG: 0.406		0-0 P6	0-0 F8		0-0 F8			0-3 K		4 0 0 0 0 1 2																				
Dave Ricketts, S (1, 2) OBP: 0.382, SLG: 0.500		0-0 3B		0-0 F8			0-0 F9		0-0 F9	4 1 1 1 0 0 0																				
Julian Javier, R (1, 4) OBP: 0.322, SLG: 0.407		0-0 SF8		0-0 5-3			0-3 K		0-0 5-3	4 1 1 1 0 1 0																				
Dal Maxvill, R (1, 6) OBP: 0.258, SLG: 0.249		0-0 SF8		0-0 P6			0-0 F8			2 0 0 1 0 0 0																				
Steve Carlton, L (1, 1) OBP: 0.200, SLG: 0.207		0-0 2B			0-3 K			0-3 K		3 0 1 0 0 2 0																				
Inning Stats	R: 0 E: 0 K: 2 S: 7	H: 0 LOB: 0 BB: 0 P: 7	R: 3 E: 0 K: 1 S: 9	H: 4 LOB: 1 BB: 0 P: 9	R: 0 E: 0 K: 0 S: 4	H: 1 LOB: 1 BB: 0 P: 4	R: 0 E: 0 K: 0 S: 3	H: 0 LOB: 0 BB: 0 P: 3	R: 0 E: 0 K: 1 S: 5	H: 0 LOB: 0 BB: 0 P: 5	R: 0 E: 0 K: 1 S: 5	H: 0 LOB: 0 BB: 0 P: 5	R: 0 E: 0 K: 1 S: 6	H: 1 LOB: 2 BB: 1 P: 10	R: 0 E: 0 K: 1 S: 5	H: 0 LOB: 0 BB: 0 P: 5	1B: 1 2B: 4 3B: 1 HR: 0	SF: 1 SAC: 0 DP: 0 HBP: 0	WP: 0 PB: 0 SB: 0 CS: 0	PA: 34										
PITCHER Jack Lamabe, R (1, 1) ERA: 3.63 Don Shaw, L (8, 1) ERA: 3.07	IP 7.0	WLS L	BF 26	H 5	R 3	ER 3	SO 5	BB 0	IBB 0	HBP 0	BLK 0	WP 0	HR 0	S 36	P 36	ERA 3.86	WHIP 0.714													
											PITCHER	IP	WLS	BF	H	R	ER	SO	BB	IBB	HBP	BLK	WP	HR	S	P	ERA	WHIP		

St. Louis Cardinals @ New York Mets
 Shea Stadium, Flushing, NY
 Sun Jul 02 1967, 3:38 AM EDT
 Att: 37,100 - Unknown

livebaseballscorecards.com

AB 32
 R 3
 H 6
 RBI 3
 BB 1
 SO 7
 LOB 6



Batter	1	2	3	4	5	6	7	8	9	AB R H RBI BB SO LOB
Bud Harrelson, S OBP: 0.322, SLG: 0.315 (1, 6)	0-3 K		0-0 K		0-3 K			0-0 5-3		4 0 1 0 0 2 1
Cleon Jones, R OBP: 0.232, SLG: 0.294 (1, 8)	0-0 4-3		0-3 K			0-0 5-3		0-0 SF8		4 1 1 0 0 1 1
Tommy Davis, R OBP: 0.332, SLG: 0.481 (1, 7)	0-0 6-3			0-0 FC6 1B		0-0 F9		0-0 SF8		3 0 1 1 0 0 0
Ron Swoboda, R OBP: 0.324, SLG: 0.439 (1, 9)		0-0 1B		0-3 K		0-0 2B		0-0 6-3		4 0 2 0 0 1 1
Ed Charles, R OBP: 0.352, SLG: 0.308 (1, 5)		0-0 F8		0-0 L7		0-0 P4			0-0 6-3	4 0 0 0 0 0 3
Jerry Buchek, R OBP: 0.276, SLG: 0.362 (1, 4)		0-3 K		0-0 FC6			0-0 1B		0-0 6-3	4 0 1 0 0 1 2
Jerry Grote, R OBP: 0.233, SLG: 0.275 (1, 2)		0-0 4-3			0-0 F8		0-0 F7		0-0 4-3	4 0 0 0 0 0 2
Ed Kranepool, L OBP: 0.371, SLG: 0.418 Bob Johnson, R OBP: 0.373, SLG: 0.508 Don Shaw, L (8, 1)			0-0 4-3		0-0 4-3		0-0 F9			2 0 0 0 0 0 0 1 0 0 0 0 0 1 0 0 0 0 0 0 0
Jack Lamabe, R (1, 1) Ken Boyer, R OBP: 0.333, SLG: 0.342 (7, PH) (8, 3)			0-3 K		4-0 WP BB		0-0 F8			1 0 0 0 1 1 0 1 0 0 0 0 0 1


Inning Stats	R: 0	H: 0	E: 0	K: 1	S: 5	R: 0	H: 1	E: 0	K: 1	S: 6	R: 0	H: 1	E: 0	K: 2	S: 8	R: 0	H: 1	E: 0	K: 1	S: 6	R: 0	H: 1	E: 0	K: 1	S: 5	R: 0	H: 1	E: 0	K: 0	S: 4	R: 0	H: 1	E: 0	K: 0	S: 4	R: 1	H: 1	E: 0	K: 0	S: 4	R: 0	H: 0	E: 0	K: 0	S: 3	1B: 3	SF: 1	2B: 1	SAC: 0	3B: 2	DP: 0	HR: 0	HBP: 0	WP: 1	PA: 34
PITCHER Steve Carlton, L ERA: 3.57 (1, 1)	IP	WLS	BF	H	R	ER	SO	BB	IBB	HBP	BLK	WP	HR	S	P	ERA	WHIP													IP	WLS	BF	H	R	ER	SO	BB	IBB	HBP	BLK	WP	HR	S	P	ERA	WHIP									

BOTTOM

St. Louis Cardinals @ New York Mets
Shea Stadium, Flushing, NY
Sun Jul 02 1967, 3:38 AM EDT
Att. 37,100 - Unknown

livebaseballscorecards.com

AB	32
R	1
H	6
RBI	1
BB	1
SO	6
LOB	12



Batter	1	2	3	4	5	6	7	8	9	AB R H RBI BB SO LOB	TOP									
Tommy Helms, R (1, 6) OBP: 0.288, SLG: 0.346	0-3 K			0-0 F9		0-0 L8		0-0 FC3-6 FC4-6		4 0 0 0 0 1 3										
Vada Pinson, L (1, 8) OBP: 0.314, SLG: 0.420	0-0 4-3			0-3 K		0-3 K		0-0 FC4-6 1B		4 1 0 1 0 2 2										
Pete Rose, S (1, 4) OBP: 0.380, SLG: 0.475	0-3 K			0-3 K			0-0 1B	0-0 1B		4 0 2 1 0 2 0										
Tony Perez, R (1, 5) OBP: 0.333, SLG: 0.539		0-3 K		0-0 F9		0-3 K		0-0 F8		4 0 0 0 0 2 2										
Ted Abernathy, R (8, 1) OBP: 0.250, SLG: 0.250										0 0 0 0 0 0 0										
Deron Johnson, R (1, 3) OBP: 0.326, SLG: 0.485		0-3 K		0-0 1B		0-0 F9			0-3 K	4 0 1 0 0 2 1										
Lee May, R (1, 7) OBP: 0.275, SLG: 0.374		0-3 K		0-0 P4		0-3 K			0-3 K	4 0 0 0 0 3 2										
Art Shamsky, L (1, 9) OBP: 0.260, SLG: 0.286			0-3 K		0-0 F9			0-0 HR	0-3 K	4 1 1 1 0 2 1										
Don Pavletich, R (1, 2) OBP: 0.348, SLG: 0.511			0-0 6-3		0-0 L9			0-0 FC3-6 FC4-6 1B		3 1 1 0 0 0 0										
Milt Pappas, R (1, 1) OBP: 0.111, SLG: 0.086			0-3 K		0-0 1B			4-0 1B		0 0 0 0 0 0 0										
Don Nottebart, R (1, 1) OBP: 0.111, SLG: 0.086								1-2 BB		1 0 0 0 0 1 0										
Jake Wood, R (6, PH) OBP: 0.111, SLG: 0.115										1 0 1 0 0 0 0										
Jack Baldschun, R (6, 1) OBP: 0.111, SLG: 0.115										0 0 0 0 0 0 0										
Floyd Robinson, L (8, PH) OBP: 0.299, SLG: 0.337										0 0 0 0 1 0 0										
Inning Stats	R: 0 E: 0 K: 2 S: 7	H: 0 LOB: 0 BB: 0 P: 7	R: 0 E: 0 K: 3 S: 9	H: 0 LOB: 0 BB: 0 P: 9	R: 0 E: 0 K: 2 S: 7	H: 0 LOB: 0 BB: 0 P: 7	R: 0 E: 0 K: 2 S: 4	H: 1 LOB: 1 BB: 0 P: 4	R: 0 E: 0 K: 1 S: 6	H: 1 LOB: 1 BB: 0 P: 6	R: 0 E: 0 K: 2 S: 8	H: 1 LOB: 1 BB: 0 P: 8	R: 3 E: 1 K: 0 S: 6	H: 3 LOB: 1 BB: 1 P: 10	R: 0 E: 0 K: 3 S: 9	H: 0 LOB: 0 BB: 0 P: 9	1B: 5 2B: 0 3B: 0 HR: 1	SF: 0 SAC: 0 DP: 0 HBP: 0	WP: 0 PB: 0 SB: 0 CS: 0	PA: 34
PITCHER	IP WLS BF H R ER SO BB IBB HBP BLK WP HR S P ERA WHIP																			
Bob Gibson, R (1, 1) ERA: 3.6	7.2 W 30 6 3 2 12 1 0 0 0 0 0 1 53 57 2.35 0.913																			
Nelson Briles, R (8, 1) ERA: 3.38	1.1 S 4 0 0 0 3 0 0 0 0 0 0 0 10 10 0.00 0.000																			

Cincinnati Reds @ St. Louis Cardinals
 Busch Stadium, St. Louis, MO
 Mon Jul 03 1967, 7:05 PM CDT
 Att: 34,241 - Unknown

livebaseballscorecards.com

AB	33
R	3
H	6
RBI	3
BB	1
SO	15
LOB	11



Batter	1	2	3	4	5	6	7	8	9	AB	R	H	RBI	BB	SO	LOB
Lou Brock, L OBP: 0.313, SLG: 0.488 (1, 7)										3	1	1	0	0	1	1
Curt Flood, R OBP: 0.361, SLG: 0.396 (1, 8)										4	1	2	0	0	0	1
Roger Maris, L OBP: 0.367, SLG: 0.469 (1, 9)										4	1	2	1	0	1	3
Orlando Cepeda, R OBP: 0.431, SLG: 0.543 (1, 3)										4	1	1	1	0	1	3
Tim McCarver, L OBP: 0.418, SLG: 0.548 (1, 2)										3	0	2	1	0	0	0
Mike Shannon, R OBP: 0.314, SLG: 0.408 (1, 5)										4	1	2	0	0	0	0
Julian Javier, R OBP: 0.321, SLG: 0.405 (1, 4)										4	1	1	0	0	1	2
Dal Maxvill, R OBP: 0.258, SLG: 0.253 (1, 6)										4	1	1	2	0	1	2
Bob Gibson, R OBP: 0.245, SLG: 0.140 (1, 1)										3	0	1	0	0	0	2
Nelson Briles, R (8, 1)										0	0	0	0	0	0	0

Inning Stats	R: 7	H: 8	E: 1	LOB: 0	K: 0	S: 10	P: 10	R: 0	H: 1	E: 0	LOB: 0	K: 0	S: 3	P: 3	R: 0	H: 2	E: 0	LOB: 2	K: 0	S: 5	P: 5	R: 0	H: 0	E: 0	LOB: 0	K: 1	S: 5	P: 5	R: 0	H: 2	E: 0	LOB: 1	K: 1	S: 6	P: 6	R: 0	H: 0	E: 0	LOB: 0	K: 1	S: 5	P: 5	R: 0	H: 0	E: 0	LOB: 0	K: 1	S: 5	P: 5
--------------	------	------	------	--------	------	-------	-------	------	------	------	--------	------	------	------	------	------	------	--------	------	------	------	------	------	------	--------	------	------	------	------	------	------	--------	------	------	------	------	------	------	--------	------	------	------	------	------	------	--------	------	------	------

PITCHER	IP	WLS	BF	H	R	ER	SO	BB	IBB	HBP	BLK	WP	HR	S	P	ERA	WHIP
Milt Pappas, R ERA: 3.63 (1, 1)	0.1	L	7	6	6	6	0	0	0	0	0	0	0	7	7	162.00	18.000
Don Nottebart, R ERA: 1.7 (1, 1)	4.2		18	5	1	1	2	0	0	1	0	0	0	21	22	1.93	1.071
Jack Baldschun, R ERA: 7.5 (6, 1)	2.0		7	2	0	0	2	0	0	0	0	0	0	11	11	0.00	1.000
Ted Abernathy, R ERA: 1.71 (8, 1)	1.0		3	0	0	0	1	0	0	0	0	0	0	5	5	0.00	0.000

BOTTOM

Cincinnati Reds @ St. Louis Cardinals
 Busch Stadium, St. Louis, MO
 Mon Jul 03 1967, 7:05 PM CDT
 Att. 34,241 - Unknown

AB	33
R	7
H	13
RBI	5
BB	0
SO	5
LOB	14



WP	PA	3B	DP	HR	CS
0	36	0	2	0	1

livebaseballscores.com

Batter	1	2	3	4	5	6	7	8	9	AB R H RBI BB SO LOB	TOP											
Vada Pinson, L (1, 8) OBP: 0.310, SLG: 0.415	0-0 F5		0-0 F7			0-0 FC1-6 1B		0-0 F9		4 0 0 0 0 0 2												
Tommy Helms, R (1, 6) OBP: 0.287, SLG: 0.345	0-0 4-3		0-0 FC5-4			0-0 1B		0-0 6-3		4 0 1 0 0 0 1												
Pete Rose, S (1, 4) OBP: 0.381, SLG: 0.475	0-0 1B			0-0 5-3		0-0 P4			0-0 2B 1B	4 1 2 0 0 0 2												
Tony Perez, R (1, 5) OBP: 0.329, SLG: 0.532	0-0 5-3			0-0 L9		0-0 F9			0-3 K	4 0 0 0 0 1 4												
Deron Johnson, R (1, 3) OBP: 0.324, SLG: 0.485		0-0 F7		0-3 K			0-3 K		0-0 BB 2B	4 0 1 1 0 2 0												
Lee May, R (1, 7) OBP: 0.280, SLG: 0.373		0-0 F9			0-0 F2		0-0 1B 1B		4-0 BB IBB	3 0 1 0 1 0 0												
Don Pavletich, R (1, 2) OBP: 0.348, SLG: 0.507		0-0 L9			0-3 K		0-0 G6-4-3 1B		0-0 L8	3 0 1 0 0 1 0												
Mel Queen, L (7, PR) OBP: 0.179, SLG: 0.162										0 0 0 0 0 0 0												
Johnny Edwards, L (7, 2) OBP: 0.252, SLG: 0.250										1 0 0 0 0 0 2												
Dick Simpson, R (1, 9) OBP: 0.286, SLG: 0.333			0-0 F2		0-0 F3		0-0 G6-4-3		4-0 BB	3 0 0 0 1 0 2												
Gary Nolan, R (1, 1) OBP: 0.235, SLG: 0.103			0-0 FC5-4 1B			0-0 FC1-6 1B		0-3 K	0-0 G3	4 0 2 0 0 1 3												
Inning Stats	R: 0 E: 0 K: 0 S: 4	H: 1 LOB: 1 BB: 0 P: 4	R: 0 E: 0 K: 0 S: 3	H: 0 LOB: 0 BB: 0 P: 3	R: 0 E: 0 K: 0 S: 4	H: 1 LOB: 1 BB: 0 P: 4	R: 0 E: 0 K: 1 S: 5	H: 0 LOB: 0 BB: 0 P: 5	R: 0 E: 0 K: 1 S: 5	H: 0 LOB: 0 BB: 0 P: 5	R: 0 E: 0 K: 1 S: 6	H: 2 LOB: 2 BB: 0 P: 5	R: 0 E: 0 K: 1 S: 5	H: 2 LOB: 2 BB: 0 P: 6	R: 0 E: 0 K: 1 S: 5	H: 0 LOB: 0 BB: 0 P: 5	R: 1 E: 0 K: 1 S: 7	H: 2 LOB: 3 BB: 2 P: 15	1B: 7 2B: 1 3B: 0 HR: 0	SF: 0 SAC: 0 DP: 1 HBP: 0	WP: 0 PB: 0 SB: 0 CS: 0	PA: 36
PITCHER	IP WLS BF H R ER SO BB IBB HBP BLK WP HR S P ERA WHIP																					
Larry Jaster, L (1, 1) ERA: 3.72	8.2 L 35 8 1 1 5 1 1 0 0 0 0 43 51 1.04 1.038																					
Joe Hoerner, L (9, 1) ERA: 3.34	0.1 1 0 0 0 0 0 0 0 0 0 0 0 0 1 1 0.00 0.000																					

Cincinnati Reds @ St. Louis Cardinals
 Busch Stadium, St. Louis, MO
 Tue Jul 04 1967, 3:33 AM CDT
 Att. 22,661 - Unknown

AB	34
R	1
H	8
RBI	1
BB	2
SO	5
LOB	16



Batter	1	2	3	4	5	6	7	8	9	AB R H RBI BB SO LOB
--------	---	---	---	---	---	---	---	---	---	----------------------

Lou Brock, L OBP: 0.309, SLG: 0.483 (1, 7)	0-0 4-3		0-0 L4			0-0 P6			0-0 F7	4 0 0 0 0 0 0
---	------------	--	-----------	--	--	-----------	--	--	-----------	---------------

Curt Flood, R OBP: 0.363, SLG: 0.396 (1, 8)	4-0 G4-6-3 BB			0-0 P4			0-0 P4		0-0 BB 1B	3 0 1 0 1 0 0
--	---------------------	--	--	-----------	--	--	-----------	--	-----------------	---------------

Roger Maris, L OBP: 0.365, SLG: 0.461 (1, 9)	0-0 G4-6-3			0-3 K			0-0 F2		4-0 BB	3 0 0 0 1 1 1
Alex Johnson, R OBP: 0.194, SLG: 0.253 (9, PR)	1-2f								1-2 BB	0 0 0 0 0 0 0

Orlando Cepeda, R OBP: 0.429, SLG: 0.539 (1, 3)		0-0 F8		0-0 F2			0-0 1B		0-0 F8	4 0 1 0 0 0 2
--	--	-----------	--	-----------	--	--	-----------	--	-----------	---------------

Tim McCarver, L OBP: 0.413, SLG: 0.540 (1, 2)		0-0 F5			0-0 F7		0-0 P4			3 0 0 0 0 0 1
--	--	-----------	--	--	-----------	--	-----------	--	--	---------------

Mike Shannon, R OBP: 0.314, SLG: 0.407 (1, 5)		0-0 1B		0-3 K				0-0 4-3		3 0 1 0 0 1 0
--	--	-----------	--	----------	--	--	--	------------	--	---------------

Julian Javier, R OBP: 0.317, SLG: 0.400 (1, 4)		0-3 K		0-0 F3				0-0 5-3		3 0 0 0 0 1 1
---	--	----------	--	-----------	--	--	--	------------	--	---------------

Dal Maxvill, R OBP: 0.255, SLG: 0.250 (1, 6)			0-0 4-3			0-0 F7		0-0 F7		3 0 0 0 0 0 0
---	--	--	------------	--	--	-----------	--	-----------	--	---------------

Larry Jaster, L OBP: 0.185, SLG: 0.120 (1, 1)			0-0 4-3			0-0 1-3			0-0 F7	2 0 0 0 0 0 0
Joe Hoerner, R OBP: 0.333, SLG: 0.333 (9, 1)										0 0 0 0 0 0 0
Dave Ricketts, S OBP: 0.371, SLG: 0.486 (9, PH)										1 0 0 0 0 0 0

Inning Stats	R: 0 H: 0 E: 0 K: 0 S: 2	H: 0 LOB: 0 BB: 1 P: 6	R: 0 H: 1 E: 0 K: 1 S: 6	H: 1 LOB: 1 BB: 0 P: 6	R: 0 H: 0 E: 0 K: 0 S: 3	H: 0 LOB: 0 BB: 0 P: 3	R: 0 H: 0 E: 0 K: 1 S: 5	H: 0 LOB: 0 BB: 0 P: 5	R: 0 H: 0 E: 0 K: 1 S: 5	H: 0 LOB: 0 BB: 0 P: 5	R: 0 H: 1 E: 0 K: 0 S: 4	H: 0 LOB: 1 BB: 0 P: 4	R: 0 H: 0 E: 0 K: 0 S: 3	H: 0 LOB: 0 BB: 0 P: 3	R: 0 H: 1 E: 0 K: 0 S: 4	H: 1 LOB: 2 BB: 1 P: 8	1B: 3 2B: 0 3B: 0 HR: 0	SF: 0 SAC: 0 DP: 1 HBP: 0	WP: 0 PB: 0 SB: 0 CS: 0	PA: 31
--------------	--------------------------	------------------------	--------------------------	------------------------	--------------------------	------------------------	--------------------------	------------------------	--------------------------	------------------------	--------------------------	------------------------	--------------------------	------------------------	--------------------------	------------------------	-------------------------	---------------------------	-------------------------	--------

PITCHER	Gary Nolan, R ERA: 2.66 (1, 1)	IP 9.0 WLS W BF 31 H 3 R 0 ER 0 SO 3 BB 2 IBB 0 HBP 0 BLK 0 WP 0 HR 0 S 35 P 43 ERA 0.00 WHIP 0.556	PITCHER		IP WLS BF H R ER SO BB IBB HBP BLK WP HR S P ERA WHIP
---------	-----------------------------------	---	---------	--	---

BOTTOM

Cincinnati Reds @ St. Louis Cardinals
 Busch Stadium, St. Louis, MO
 Tue Jul 04 1967, 3:33 AM CDT
 Att. 22,661 - Unknown

livebaseballscorecards.com

AB	29
R	0
H	3
RBI	0
BB	2
SO	3
LOB	5



Batter	1	2	3	4	5	6	7	8	9	10	AB R H RBI BB SO LOB	TOP											
Tommy Helms, R (1, 6) OBP: 0.290, SLG: 0.346	0-0 L6		0-0 1B		0-0 G6-4-3			0-0 5-3		0-0 G4-6-3 1B	5 0 2 0 0 0 2	Cincinnati Reds @ St. Louis Cardinals Busch Stadium, St. Louis, MO Wed Jul 05 1967, 7:05 PM CDT Att. 29,760 - Unknown											
Vada Pinson, L (1, 8) OBP: 0.309, SLG: 0.421	0-0 4-3		0-0 P4			0-0 HR		0-3 K		0-0 G4-6-3	5 1 1 1 0 1 2												
Pete Rose, S (1, 4) OBP: 0.383, SLG: 0.471	4-0 BB		0-0 4-3			0-0 4-3		4-0 BB			2 0 0 0 2 0 1												
Tony Perez, R (1, 5) OBP: 0.325, SLG: 0.525	0-0 5-3			0-0 4-3		0-0 5-3		0-0 F9			4 0 0 0 0 0 2												
Deron Johnson, R (1, 3) OBP: 0.319, SLG: 0.476		0-0 5-3		0-0 F3		0-0 6-3			0-0 6-3		4 0 0 0 0 0 0												
Art Shamsky, L (1, 9) OBP: 0.260, SLG: 0.284 (10, 7)		0-0 3-1		0-0 CS 1B			0-0 4-3		0-0 4-3		4 0 1 0 0 0 0												
Lee May, R (1, 7) Dick Simpson, R (10, 9) OBP: 0.280, SLG: 0.370 OBP: 0.286, SLG: 0.333		0-0 1B		0-0 CS 1-2	0-0 5-3		0-0 P4		0-0 6-3		4 0 1 0 0 0 0 0 0 0 0 0 0 0												
Johnny Edwards, L (1, 2) Mel Queen, L (7, PR) Jimmie Coker, R (7, 2) OBP: 0.261, SLG: 0.254 OBP: 0.179, SLG: 0.162 OBP: 0.333, SLG: 0.488		0-0 4-3		0-0 BB 1B	4-0 BB 1B		0-0 1B			0-0 P6	2 0 1 0 1 0 1 0 0 0 0 0 0 0 1 0 0 0 0 0 0												
Jim Maloney, L (1, 1) Giraldo Ruiz, S (10, PH) Ted Abernathy, R (10, 1) OBP: 0.194, SLG: 0.267 OBP: 0.246, SLG: 0.294 OBP: 0.250, SLG: 0.250			0-0 1-3		0-0 G6-4-3 1B		0-0 4-3			0-0 S WP 2B	3 0 1 0 0 0 1 1 1 1 0 0 0 0 0 0 0 0 0 0 0												
Inning Stats	R: 0 E: 0 K: 0 S: 3	H: 0 LOB: 1 BB: 1 P: 7	R: 0 E: 0 K: 0 S: 4	H: 1 LOB: 1 BB: 0 P: 4	R: 0 E: 0 K: 0 S: 4	H: 1 LOB: 1 BB: 0 P: 4	R: 0 E: 0 K: 0 S: 3	H: 1 LOB: 0 BB: 0 P: 3	R: 0 E: 0 K: 0 S: 4	H: 1 LOB: 1 BB: 1 P: 7	R: 1 E: 0 K: 0 S: 4		H: 1 LOB: 0 BB: 0 P: 4	R: 0 E: 0 K: 1 S: 5	H: 0 LOB: 1 BB: 1 P: 9	R: 0 E: 0 K: 0 S: 3	H: 0 LOB: 0 BB: 0 P: 3	R: 1 E: 0 K: 0 S: 4	H: 2 LOB: 0 BB: 0 P: 4	1B: 6 2B: 1 3B: 0 HR: 1	SF: 0 SAC: 0 DP: 2 HBP: 0	WP: 1 PB: 0 SB: 1 CS: 1	PA: 39
PITCHER	IP WLS BF H R ER SO BB IBB HBP BLK WP HR S P ERA WHIP																						
Jim Cosman, R (1, 1) ERA: 2.1	8.0																						
Nelson Briles, R (9, 1) ERA: 3.47	1.1	L	6	2	1	1	0	0	0	0	0	1	0	6	6	6.75	1.500						
Joe Hoerner, L (10, 1) ERA: 3.26	0.2		1	0	0	0	0	0	0	0	0	0	0	1	1	0.00	0.000						

livebaseballscores.com

AB	35
R	2
H	8
RBI	1
BB	3
SO	1
LOB	9



BOTTOM

Cincinnati Reds @ St. Louis Cardinals
Busch Stadium, St. Louis, MO
Wed Jul 05 1967, 7:05 PM CDT
Att: 29,760 - Unknown

livebaseballscorecards.com

AB	39
R	1
H	9
RBI	1
BB	4
SO	9
LOB	33



WP	1	PA	45
PB	0		
SB	0		
CS	0		

AB	R	H	RBI	BB	SO	LOB
5	0	0	0	0	1	0
4	0	1	0	1	0	0
3	0	0	0	1	1	2
5	1	4	0	0	1	1
4	0	3	1	0	0	2
4	0	0	0	1	0	6
5	0	1	0	0	1	7
3	0	0	0	0	0	6
0	0	0	0	1	0	0
0	0	0	0	0	0	0
0	0	0	0	0	0	0
1	0	0	0	0	1	3
3	0	0	0	0	2	0
1	0	0	0	0	1	3
0	0	0	0	0	0	0
1	0	0	0	0	1	3

Batter	1	2	3	4	5	6	7	8	9	10
Lou Brock, L OBP: 0.305, SLG: 0.476 (1, 7)	0-3 K		0-0 1-3		0-0 L3		0-0 G3		0-0 L8	
Curt Flood, R OBP: 0.364, SLG: 0.397 (1, 8)	0-0 6-3		0-0 F4		4-0 BB		0-0 2B		0-0 6-3	
Roger Maris, L OBP: 0.365, SLG: 0.454 (1, 9)	4-0 BB			1-0 FC1-5 1B HBP	0-3 K		0-0 4-3		0-0 F9	
Orlando Cepeda, R OBP: 0.434, SLG: 0.547 (1, 3)	0-3 K			0-0 E FC1-5 1-2 1B		0-0 1B 2B		0-0 WP SH1-4 1B	0-0 FC2-5 1B 1B	
Tim McCarver, L OBP: 0.418, SLG: 0.544 (1, 2)		0-0 1B 9-2 1B		0-0 F8		0-0 FC5-4 2H 1B		0-0 SH1-4	0-0 E FC2-5 1-2 1B	
Mike Shannon, R OBP: 0.312, SLG: 0.399 (1, 5)		0-0 L8		0-0 FC1-5 1-2 2-3f		0-0 F5		4-0 BB IBB	0-0 FC2-5 1-2 2-3f	
Julian Javier, R OBP: 0.315, SLG: 0.396 (1, 4)		0-0 1-3 1B		0-0 E4 1-2 2-3		0-0 FC5-4 1-2f		0-3 K	0-0 E1 1-2 2-3	
Dal Maxvill, R OBP: 0.252, SLG: 0.247 (1, 6)		0-0 9-2		0-0 F9		0-0 FC6-4 1-2f		4-0 BB BB	0-3 K	
Bobby Tolan, L OBP: 0.356, SLG: 0.522 (8, PH)										
Nelson Briles, R (9, 1)										
Joe Hoerner, R OBP: 0.333, SLG: 0.333 (10, 1)										
Phil Gagliano, R OBP: 0.244, SLG: 0.224 (10, PH)										
Jim Cosman, R OBP: 0.125, SLG: 0.125 (1, 1)			0-3 K		0-0 P3		0-3 K		0-3 K	
Dave Ricketts, S OBP: 0.361, SLG: 0.472 (8, PH)										
Eddie Bressoud, R OBP: 0.233, SLG: 0.162 (9, 6)										
Ed Spiezio, R OBP: 0.288, SLG: 0.327 (10, PH)										

Inning Stats	R: 0	H: 0	E: 0	K: 2	S: 7	P: 11
	0	1	1	1	7	3
	0	2	0	0	4	5
	0	1	0	0	2	0
	0	1	0	0	5	1
	0	2	0	0	6	1
	0	1	0	0	9	1
	1	2	1	0	5	2
	0	1	0	0	6	2
	0	1	0	0	6	3
	0	1	0	0	8	3
	0	1	0	0	16	3
	0	0	0	0	3	3
	0	2	1	0	10	10
	1B: 7	SF: 0	2B: 3	SAC: 1	3B: 0	DP: 1
	HR: 0	HBP: 1				

PITCHER	IP	WLS	BF	H	R	ER	SO	BB	IBB	HBP	BLK	WP	HR	S	P	ERA	WHIP
Jim Maloney, R ERA: 3.96 (1, 1)	9.0	W	39	7	1	1	7	3	1	1	0	1	0	48	65	1.00	1.111
Ted Abernathy, R ERA: 1.67 (10, 1)	1.0	S	6	2	0	0	2	0	0	0	0	0	0	10	10	0.00	2.000

PITCHER	IP	WLS	BF	H	R	ER	SO	BB	IBB	HBP	BLK	WP	HR	S	P	ERA	WHIP
---------	----	-----	----	---	---	----	----	----	-----	-----	-----	----	----	---	---	-----	------

Batter	1	2	3	4	5	6	7	8	9	AB R H RBI BB SO LOB	TOP																	
Tommy Helms, R (1, 6) OBP: 0.284, SLG: 0.339	0-3 K		0-0 F8 1-H			0-0 L4	0-0 G3		0-0 F9	5 0 0 0 0 1 1																		
Vada Pinson, L (1, 8) OBP: 0.305, SLG: 0.416	0-0 P6		0-0 P6			0-0 P6		0-0 4-3		4 0 0 0 0 0 0																		
Pete Rose, S (1, 4) OBP: 0.388, SLG: 0.487	0-3 K			0-0 CS 2B		0-0 HR 3B		0-0 E 1B		4 2 3 0 0 1 0																		
Tony Perez, R (1, 5) OBP: 0.324, SLG: 0.531		0-3 K		0-0 5-3		0-0 HR		0-0 E6 1B		4 1 1 2 0 1 2																		
Deron Johnson, R (1, 3) OBP: 0.318, SLG: 0.472		0-3 K		0-3 K		0-0 E6		0-0 1B		4 0 1 1 0 2 1																		
Art Shamsky, L (1, 9) OBP: 0.260, SLG: 0.275 (7, 7)		0-0 4-3		4-0 IBB		0-0 F7		0-0 P6		3 0 0 0 1 0 3																		
Lee May, R (1, 7) OBP: 0.275, SLG: 0.363			0-3 K	0-0 CS	0-3 K		0-0 5-3	0-3 K		3 0 0 0 0 2 0																		
Dick Simpson, R (7, 9) OBP: 0.279, SLG: 0.324				2-3						1 0 0 0 0 1 2	AB 36 R 5 H 8 RBI 4 BB 1 SO 9 LOB 9																	
Jimmie Coker, R (1, 2) OBP: 0.327, SLG: 0.511			0-0 1B 3B		0-0 P4		0-0 1-3		0-3 K	4 1 1 0 0 1 0																		
Mel Queen, L (1, 1) OBP: 0.214, SLG: 0.200			0-0 E 1B		0-0 P4				0-0 F9	3 1 2 1 0 0 0																		
Giraldo Ruiz, S (9, PH) OBP: 0.245, SLG: 0.292										1 0 0 0 0 0 0																		
Bob Lee, R (9, 1) OBP: 0.279, SLG: 0.324										0 0 0 0 0 0 0																		
Inning Stats	R: 0 E: 0 K: 2 S: 7	H: 0 LOB: 0 BB: 0 P: 7	R: 0 E: 0 K: 2 S: 7	H: 0 LOB: 0 BB: 0 P: 7	R: 2 E: 0 K: 1 S: 7	H: 2 LOB: 0 BB: 0 P: 7	R: 0 E: 0 K: 1 S: 5	H: 1 LOB: 1 BB: 1 P: 9	R: 0 E: 0 K: 1 S: 5	H: 0 LOB: 0 BB: 0 P: 5	R: 2 E: 1 K: 0 S: 6	H: 2 LOB: 1 BB: 0 P: 6	R: 0 E: 0 K: 0 S: 4	H: 1 LOB: 1 BB: 0 P: 4	R: 1 E: 1 K: 1 S: 8	H: 2 LOB: 2 BB: 0 P: 8	R: 0 E: 0 K: 1 S: 5	H: 0 LOB: 0 BB: 0 P: 5	1B: 4 2B: 1 3B: 2 HR: 1	SF: 0 SAC: 0 DP: 0 HBP: 0	WP: 0 PB: 0 SB: 1 CS: 1	PA: 38						
PITCHER	IP WLS BF H R ER SO BB IBB HBP BLK WP HR S P ERA WHIP																											
Dick Hughes, R (1, 1) ERA: 3.15	6.0		24	5	4	3	7	0	1	0	0	0	0	1	37	41	4.50	0.833										
Ron Willis, R (7, 1) ERA: 4.0	1.1		8	3	1	0	0	0	0	0	0	0	0	8	8	0.00	2.250											
Joe Hoerner, L (8, 1) ERA: 3.09	1.2	W	5	0	0	0	2	0	0	0	0	0	0	9	9	0.00	0.000											

Cincinnati Reds @ St. Louis Cardinals
 Busch Stadium, St. Louis, MO
 Thu Jul 06 1967, 7:05 PM CDT
 Att. 26,131 - Unknown

livebaseballscorecards.com



Batter	1	2	3	4	5	6	7	8	9	AB R H RBI BB SO LOB
Bobby Tolan, L (1, 7) OBP: 0.368, SLG: 0.536	0-0 5-3		0-0 2B		0-0 WP 4-3 1B		0-0 P6		0-0 S 1B	5 1 3 0 0 0 0
Curt Flood, R (1, 8) OBP: 0.361, SLG: 0.392	0-0 6-3		0-0 F9		0-0 F8		0-0 G3		4-0 1B BB	4 0 0 0 1 0 2
Roger Maris, L (1, 9) OBP: 0.362, SLG: 0.444	0-0 L3			4-0 HR BB	0-0 4-3		0-0 4-3		0-0 L7	4 1 0 0 1 0 3
Orlando Cepeda, R (1, 3) OBP: 0.437, SLG: 0.559		0-0 P5		0-0 HR	0-0 6-3			0-0 1B	0-0 1B	5 1 3 3 0 0 1
Tim McCarver, L (1, 2) OBP: 0.415, SLG: 0.553		0-0 3-1		0-0 HR		0-0 P2		0-0 F8		4 1 1 1 0 0 0
Mike Shannon, R (1, 5) OBP: 0.319, SLG: 0.405		0-0 2B		0-0 P3		4-0 1B BB		1-0 HR HBP		2 1 1 0 1 0 0
Julian Javier, R (1, 4) OBP: 0.318, SLG: 0.409		0-3 K		0-0 6-3		0-0 1B		0-0 HR		4 1 2 2 0 1 1
Dal Maxvill, R (1, 6) OBP: 0.254, SLG: 0.249			0-0 F9		0-0 1B		0-3 K		0-0 P4	2 0 1 0 0 0 0
Lou Brock, L (6, PH) OBP: 0.304, SLG: 0.474										1 0 0 0 0 1 2
Ron Willis, R (7, 1) OBP: 0.500, SLG: 0.500										0 0 0 0 0 0 0
Joe Hoerner, R (8, 1) OBP: 0.286, SLG: 0.286										1 0 0 0 0 0 0
Dick Hughes, R (1, 1) OBP: 0.171, SLG: 0.147			0-3 K		0-3 K		0-0 6-3		0-0 F8	2 0 0 0 0 2 1
Dave Ricketts, S (6, PH) OBP: 0.351, SLG: 0.459										1 0 0 0 0 0 2
Eddie Bressoud, R (7, 6) OBP: 0.227, SLG: 0.158										1 0 0 0 0 0 0

Inning Stats	R: 0	H: 0	E: 0	K: 0	S: 3	P: 3	R: 0	H: 1	E: 0	K: 1	S: 6	R: 0	H: 1	E: 0	K: 1	S: 6	R: 3	H: 3	E: 0	K: 1	S: 8	R: 0	H: 1	E: 0	K: 0	S: 4	R: 0	H: 0	E: 0	K: 0	S: 3	R: 2	H: 2	E: 0	K: 0	S: 4	R: 1	H: 2	E: 0	K: 0	S: 4	1B: 6	SF: 0	2B: 2	SAC: 0	3B: 0	DP: 0	HR: 3	HBP: 1	WP: 1	PA: 40
PITCHER	IP	WLS	BF	H	R	ER	SO	BB	IBB	HBP	BLK	WP	HR	S	P	ERA	WHIP																																		
Mel Queen, R (1, 1) ERA: 3.01	8.0		35	9	5	5	4	2	0	1	0	1	3	40	49	5.62	1.375																																		
Bob Lee, R (9, 1) ERA: 3.69	0.2	L	5	2	1	1	0	1	0	0	0	0	0	4	8	13.50	4.500																																		

BOTTOM

Cincinnati Reds @ St. Louis Cardinals
 Busch Stadium, St. Louis, MO
 Thu Jul 06 1967, 7:05 PM CDT
 Att. 26,131 - Unknown

livebaseballscorecards.com

AB	36
R	6
H	11
RBI	6
BB	3
SO	4
LOB	12



Batter	1	2	3	4	5	6	7	8	9	AB R H RBI BB SO LOB	TOP	
Lou Brock, L (1, 7) OBP: 0.302, SLG: 0.470	0-3 K		0-0 1-3			0-0 FC 3-1 BB 1B	0-0 F7		0-0 L3	5 1 1 0 0 1 0		
Bobby Tolan, L (1, 8) OBP: 0.373, SLG: 0.530	0-3 K		0-0 F9			4-0 FC 1-2 1B BB	0-0 G1-6-3 1B			3 1 1 0 1 1 0		
Roger Maris, L (1, 9) OBP: 0.355, SLG: 0.435	0-0 F8		0-0 6-3			0-0 3-1 1-2 2-3	0-0 G1-6-3 1-2f			4 0 0 0 0 0 3		
Orlando Cepeda, R (1, 3) OBP: 0.435, SLG: 0.554		0-0 6-3		0-0 5-3		0-0 FC 1B 2-3 3-H		0-0 CS 1B 1B		4 1 1 1 0 0 1		
Tim McCarver, L (1, 2) OBP: 0.421, SLG: 0.552		4-0 2B FC6-5-4-6 BB		0-0 L9		4-0 1B E IBB		0-0 1-2 1B		2 2 1 0 2 0 0		
Mike Shannon, R (1, 5) OBP: 0.318, SLG: 0.406		0-0 FC6-5-4-6 1-3 2B		0-0 5-3		0-3 K		0-3 K 2-3		4 0 1 0 0 2 5		
Julian Javier, R (1, 4) OBP: 0.317, SLG: 0.407		0-0 FC6-5-4-6 2-3 3-H		0-3 K		0-0 E9 1B 1-H 2-H 3-H		0-0 5-3		4 0 1 3 0 1 2		
Dal Maxvill, R (1, 6) OBP: 0.258, SLG: 0.247		4-0 BB		0-0 6-3		0-0 6-3 4-0 IBB			0-0 5-3	2 0 0 0 2 0 0		
Steve Carlton, L (1, 1) OBP: 0.176, SLG: 0.182		0-3 K		0-0 4-3		0-3 K			0-0 F7	4 0 0 0 0 2 4		
Inning Stats	R: 0 E: 0 K: 2 S: 7 H: 0 LOB: 0 BB: 0 P: 7	R: 1 E: 0 K: 1 S: 6 H: 1 LOB: 2 BB: 2 P: 14	R: 0 E: 0 K: 0 S: 3 H: 0 LOB: 0 BB: 0 P: 3	R: 0 E: 0 K: 0 S: 3 H: 0 LOB: 0 BB: 0 P: 3	R: 0 E: 0 K: 1 S: 5 H: 0 LOB: 0 BB: 0 P: 5	R: 4 E: 1 K: 2 S: 10 H: 2 LOB: 2 BB: 3 P: 22	R: 0 E: 0 K: 0 S: 3 H: 1 LOB: 0 BB: 0 P: 3	R: 0 E: 0 K: 1 S: 6 H: 2 LOB: 1 BB: 0 P: 6	R: 0 E: 0 K: 0 S: 3 H: 0 LOB: 0 BB: 0 P: 3	1B: 5 2B: 2 3B: 0 HR: 0 SF: 0 SAC: 0 DP: 2 HBP: 0	WP: 0 PB: 0 SB: 0 CS: 1 PA: 37	
PITCHER	IP WLS BF H R ER SO BB IBB HBP BLK WP HR S P ERA WHIP											
Larry Jackson, R (1, 1) ERA: 3.32	5.2 L 25 3 5 4 5 3 1 0 0 0 0 31 47 6.35 1.059											
Dick Ellsworth, L (6, 1) ERA: 5.77	1.1 5 1 0 0 1 0 1 0 0 0 0 6 10 0.00 0.750											
John Boozer, R (8, 1) ERA: 5.84	2.0 7 2 0 0 1 0 0 0 0 0 0 9 9 0.00 1.000											

St. Louis Cardinals @ Philadelphia Phillies
 Connie Mack Stadium, Philadelphia, PA

Fri Jul 07 1967, 7:05 PM EDT
 Att. 21,176 - Unknown

livebaseballscorecards.com

AB	32
R	5
H	6
RBI	4
BB	5
SO	7
LOB	15



Batter	1	2	3	4	5	6	7	8	9	AB	R	H	RBI	BB	SO	LOB
Tony Taylor, R OBP: 0.327, SLG: 0.361 (1, 3)	0-0 F8		0-0 2B		0-0 FC4-6		0-0 L9			4	0	1	1	0	0	2
Billy Cowan, R OBP: 0.200, SLG: 0.292 (1, 7)	0-3 K		0-3 K		0-0 6-3			0-0 F7		4	0	0	0	0	2	2
Dick Allen, R OBP: 0.424, SLG: 0.534 (1, 5)	0-3 K		0-3 K			0-0 F9		0-0 L8		4	0	0	0	0	2	1
Don Lock, R OBP: 0.390, SLG: 0.556 (1, 8)		4-0 BB		0-0 F8		0-0 2B		0-0 L7		3	0	1	0	1	0	0
Gene Oliver, R OBP: 0.333, SLG: 0.500 (1, 2)		0-3 K		0-0 6-3		0-0 F3			0-3 K	4	0	0	0	0	2	2
Johnny Callison, L OBP: 0.367, SLG: 0.467 (1, 9)		0-0 P4		0-0 2B		0-0 F8			0-0 1B	4	0	2	0	0	0	2
Cookie Rojas, R OBP: 0.256, SLG: 0.264 (1, 4)		0-0 1-3		0-0 5-3			0-0 1B		0-0 1-3	4	0	1	0	0	0	3
Bobby Wine, R OBP: 0.233, SLG: 0.279 (1, 6)			0-0 6-3		0-0 FC4-6 1B		0-0 F9		0-0 6-3	4	0	1	0	0	0	2
Larry Jackson, R OBP: 0.170, SLG: 0.174 (1, 1)			0-0 2B		0-0 P4		0-0 P5			2	1	1	0	0	0	1
Dick Ellsworth, L OBP: 0.111, SLG: 0.111 (6, 1)										0	0	0	0	0	0	0
Gary Sutherland, R OBP: 0.309, SLG: 0.335 (7, PH)										1	0	0	0	0	0	1
John Boozer, R OBP: 0.286, SLG: 0.167 (8, 1)										0	0	0	0	0	0	0

Inning Stats	R: 0	H: 0	E: 0	K: 2	S: 7	R: 0	H: 0	E: 0	K: 1	S: 5	R: 1	H: 2	E: 0	K: 2	S: 9	R: 0	H: 1	E: 0	K: 0	S: 4	R: 0	H: 1	E: 0	K: 0	S: 4	R: 0	H: 1	E: 0	K: 0	S: 4	R: 0	H: 0	E: 0	K: 0	S: 3	R: 0	H: 1	E: 0	K: 1	S: 6	1B: 3	2B: 4	3B: 0	HR: 0	SF: 0	SAC: 0	DP: 0	HBP: 0	WP: 0	PA: 35
PITCHER Steve Carlton, L ERA: 3.31 (1, 1)	IP	WLS	BF	H	R	ER	SO	BB	IBB	HBP	BLK	WP	HR	S	P	ERA	WHIP																																	


BOTTOM

St. Louis Cardinals @ Philadelphia Phillies
 Connie Mack Stadium, Philadelphia, PA

Fri Jul 07 1967, 7:05 PM EDT
 Att. 21,176 - Unknown

livebaseballscorecards.com

AB	34
R	1
H	7
RBI	1
BB	1
SO	6
LOB	16



Batter	1	2	3	4	5	6	7	8	9	10	11	12	AB R H RBI BB SO LOB	TOP																
Julian Javier, R OBP: 0.324, SLG: 0.427 (1, 4)	L7		FC1-2 CS 1-3 3-H 2B			FC1-4 1B		P3		1B		IHR	6 1 4 4 0 0 0	St. Louis Cardinals @ Philadelphia Phillies Connie Mack Stadium, Philadelphia, PA Sat Jul 08 1967, 7:05 PM EDT Att. 21,488 - Unknown																
Bobby Tolan, L OBP: 0.362, SLG: 0.509 (1, 8)	K		FC1-2			F9		1B		F7		F9	6 0 1 0 0 1 4																	
Ed Spiezio, R OBP: 0.263, SLG: 0.296 (1, 5)	6-3		CS	F7		FC1-4 HR		F2		F8			5 1 0 0 0 0 2																	
Orlando Cepeda, R OBP: 0.431, SLG: 0.559 (1, 3)		K		F3		HR		F3		1-3			5 1 1 2 0 1 1																	
Mike Shannon, R OBP: 0.311, SLG: 0.397 (1, 7) (9, 9)		6-3		G3		4-3			4-3		K		5 0 0 0 0 1 0																	
Tim McCarver, L OBP: 0.416, SLG: 0.544 (1, 2)		K										3-1	5 0 1 0 0 3 0																	
Alex Johnson, R OBP: 0.208, SLG: 0.258 Lou Brock, L OBP: 0.301, SLG: 0.468 (9, 7) (9, 7)			1B 2B BB			FC5-4 1B				F7		E6 IHR	2 1 1 0 1 0 1 2 1 0 0 0 0 0																	
Dai Maxvill, R OBP: 0.259, SLG: 0.248 Roger Maris, L OBP: 0.353, SLG: 0.432 Eddie Bressoud, R OBP: 0.244, SLG: 0.179 (1, 6) (10, PH) (10, 6)			2B FC1-2 1B			FC5-4		F8		F7		IHR 1B	3 0 1 0 0 0 2 1 0 0 0 0 0 0 1 1 1 0 0 0 0																	
Bob Gibson, R OBP: 0.226, SLG: 0.128 Joe Hoerner, R OBP: 0.296, SLG: 0.296 Nelson Briles, R OBP: 0.300, SLG: 0.447 Ron Willis, R OBP: 0.500, SLG: 0.500 Al Jackson, L OBP: 0.417, SLG: 0.409 (1, 1) (10, 1) (11, 1) (12, PH) (12, 1) (12, 1)			K			F8		K		K		F7	4 0 0 0 0 0 3 4 0 0 0 0 0 0 0 0 0 0 0 0 0 0 0 0 1 0 0 0 0 0 0 2 0 0 0 0 0 0 0 0 0 0 0 0 0 0 0 0																	
Inning Stats	R: 0 E: 0 K: 1 S: 5	H: 0 LOB: 0 BB: 0 P: 5	R: 0 E: 0 K: 2 S: 7	H: 0 LOB: 0 BB: 0 P: 7	R: 1 E: 0 K: 1 S: 6	H: 2 LOB: 1 BB: 1 P: 10	R: 0 E: 0 K: 0 S: 3	H: 0 LOB: 0 BB: 0 P: 3	R: 0 E: 0 K: 0 S: 4	H: 1 LOB: 1 BB: 0 P: 4	R: 2 E: 0 K: 0 S: 5	H: 2 LOB: 0 BB: 0 P: 5	R: 0 E: 0 K: 2 S: 8		H: 1 LOB: 1 BB: 0 P: 8	R: 0 E: 0 K: 0 S: 4	H: 1 LOB: 1 BB: 0 P: 4	R: 0 E: 0 K: 1 S: 5	H: 0 LOB: 0 BB: 0 P: 5	R: 0 E: 0 K: 1 S: 6	H: 1 LOB: 1 BB: 0 P: 6	R: 0 E: 0 K: 1 S: 5	H: 0 LOB: 0 BB: 0 P: 5	R: 3 E: 1 K: 0 S: 6	H: 2 LOB: 0 BB: 0 P: 6	1B: 7 2B: 1 3B: 0 HR: 2	SF: 0 SAC: 0 DP: 0 HBP: 0	WP: 0 PB: 0 SB: 1 CS: 1	PA: 48	
PITCHER	IP WLS BF H R ER SO BB IBB HBP BLK WP HR S P ERA WHIP																													
Chris Short, L ERA: 2.4 Dick Hall, R ERA: 1.2 (1, 1) (9, 1)	8.0 L 31 7 3 3 6 1 0 0 0 0 0 1 42 46 3.38 1.000																													

AB	46
R	6
H	10
RBI	6
BB	1
SO	9
LOB	16



BOTTOM

St. Louis Cardinals @ Philadelphia Phillies
Connie Mack Stadium, Philadelphia, PA
 Sun Jul 09 1967, 3:33 AM EDT
 Att: 19,619 - Unknown

livebaseballscorecards.com

AB	33
R	4
H	5
RBI	4
BB	5
SO	6
LOB	16



WP : 0	PA : 38
PB : 0	
SB : 0	
CS : 1	

AB R H RBI BB SO LOB

5 0 1 0 0 0 3

4 2 1 1 0 0 2

3 1 1 2 1 1 2

3 0 0 0 1 2 1

4 0 0 0 0 1 1

4 0 0 0 0 1 0

3 0 1 0 1 0 0

2 0 0 0 2 0 2

2 0 0 0 0 1 2

1 0 0 0 0 0 1

0 0 0 0 0 0 0

1 0 0 0 0 0 2

0 0 0 0 0 0 0

1B: 2 SF: 0
 2B: 0 SAC: 0
 3B: 0 DP: 0
 HR: 3 HBP: 0

Batter	1	2	3	4	5	6	7	8	9	10
Tony Taylor, R (1, 3) OBP: 0.326, SLG: 0.363	0-0 4-3		0-0 1-2 1B		0-0 F8			0-0 6-3	0-0 F9	
Billy Cowan, R (1, 7) OBP: 0.207, SLG: 0.393	0-0 HR		0-0 F8			0-0 F3		0-0 E5 HR		0-0 HR
Tony Gonzalez, L (10, PH) OBP: 0.391, SLG: 0.479										
Dick Allen, R (1, 5) OBP: 0.423, SLG: 0.541	4-0 CS BB		0-3 K			0-0 F9		0-0 1-H HR		
Don Lock, R (1, 8) OBP: 0.384, SLG: 0.542	0-0 F9			0-3 K		4-0 FC5-4 BB		0-3 K		
Gene Oliver, R (1, 2) OBP: 0.329, SLG: 0.484		0-0 L7		0-0 F9		0-0 FC5-4		0-3 K		
Johnny Callison, L (1, 9) OBP: 0.359, SLG: 0.465		0-3 K		0-0 P5			0-0 F8		0-0 F2	
Cookie Rojas, R (1, 4) OBP: 0.255, SLG: 0.260		0-0 F8			4-0 BB		0-0 E8		0-0 FC4-6 BB 1B	
Bobby Wine, R (1, 6) OBP: 0.244, SLG: 0.278			4-0 FC3-6 BB		0-0 L7		0-0 F9		4-0 FC4-6 BB	
Jim Bunning, R (1, 1) OBP: 0.137, SLG: 0.294			0-0 FC3-6		0-3 K		0-0 L5		0-0 FC4-6	
Phil Linz, R (7, PH) OBP: 0.300, SLG: 0.500			1-2 1B						1-2 2-3	
Grant Jackson, S (8, 1) OBP: 0.167, SLG: 0.091										
Gary Sutherland, R (9, PH) OBP: 0.304, SLG: 0.329										
Rick Wise, R (10, 1) OBP: 0.217, SLG: 0.217										

Inning Stats	R: 1	H: 1	E: 0	LOB: 0	K: 0	S: 3	P: 7	R: 0	H: 0	E: 0	LOB: 0	K: 1	S: 5	P: 5	R: 0	H: 1	E: 0	LOB: 2	K: 1	S: 6	P: 10	R: 0	H: 0	E: 0	LOB: 0	K: 1	S: 5	P: 5	R: 0	H: 0	E: 0	LOB: 1	K: 0	S: 3	P: 7	R: 0	H: 0	E: 1	LOB: 1	K: 0	S: 4	P: 4	R: 2	H: 1	E: 1	LOB: 0	K: 2	S: 9	P: 9	R: 0	H: 1	E: 0	LOB: 2	K: 0	S: 4	P: 8	R: 1	H: 1	E: 0	LOB: 0	K: 0	S: 1	P: 1	1B: 2	SF: 0	2B: 0	SAC: 0	3B: 0	DP: 0	HR: 3	HBP: 0	WP: 0	PA: 38
--------------	------	------	------	--------	------	------	------	------	------	------	--------	------	------	------	------	------	------	--------	------	------	-------	------	------	------	--------	------	------	------	------	------	------	--------	------	------	------	------	------	------	--------	------	------	------	------	------	------	--------	------	------	------	------	------	------	--------	------	------	------	------	------	------	--------	------	------	------	-------	-------	-------	--------	-------	-------	-------	--------	-------	--------

PITCHER	IP	WLS	BF	H	R	ER	SO	BB	IBB	HBP	BLK	WP	HR	S	P	ERA	WHIP
Larry Jaster, L (1, 1) ERA: 3.5	7.1		29	2	2	2	4	4	0	0	0	0	1	33	49	2.46	0.818
Nelson Briles, R (8, 1) ERA: 3.59	0.2		3	1	1	0	2	0	0	0	0	0	1	7	7	0.00	1.500
Joe Hoerner, L (9, 1) ERA: 2.91	1.0		5	1	0	0	0	1	0	0	0	0	0	4	8	0.00	2.000
Ron Willis, R (10, 1) ERA: 4.5	0.0	L	1	1	1	1	0	0	0	0	0	0	1	1	1	∞	∞

Batter	1	2	3	4	5	6	7	8	9	AB R H RBI BB SO LOB	TOP	
Matty Alou, L (1, 8) OBP: 0.362, SLG: 0.386 Manny Mota, R (8, PH) OBP: 0.327, SLG: 0.432 (8, 8)	4-0 L5-3 BB			x 0-0 F7		x 0-0 4-3		x 0-0 SF8		2 0 0 0 1 0 0 0 0 0 1 0 0 0		
Maury Wills, S (1, 5) OBP: 0.296, SLG: 0.345	x 0-0 L5-3 1-2		x 0-0 E9		x 0-0 6-3		x 0-0 6-3	x 0-3 K		4 0 0 0 0 1 1		
Roberto Clemente, R (1, 9) OBP: 0.404, SLG: 0.522	x 0-0 6-3		x 0-3 K		x 0-0 5-3		x 0-0 5-3	x 0-0 G5-4-3 1B		4 0 1 0 0 1 1		
Willie Stargell, L (1, 7) OBP: 0.350, SLG: 0.489		x 0-0 4-3	x 0-0 L9		x 0-0 F5		x 0-3 K			4 0 0 0 0 1 2		
Bill Mazaroski, R (1, 4) OBP: 0.310, SLG: 0.376		x 0-0 G4-6-3 1B		x 0-0 F8		x 0-0 6-3		x 0-0 G5-4-3 1-2f		4 0 1 0 0 0 1		
Donn Clendenon, R (1, 3) OBP: 0.294, SLG: 0.391		x 0-0 G4-6-3 1-2f		x 0-0 F8 1B						3 1 2 0 0 0 1		
Gene Alley, R (1, 6) OBP: 0.346, SLG: 0.434			x 0-0 P4 1B		x 0-0 F8 1-2		x 0-0 HR 1B			3 1 2 2 0 0 1		
Jerry May, R (1, 2) OBP: 0.353, SLG: 0.368			x 0-0 P4 1-2		x 0-0 F9		x 0-0 SF8 3B			3 1 1 0 0 0 2		
Steve Blass, R (1, 1) OBP: 0.095, SLG: 0.095 Juan Pizarro, L (8, 1) OBP: 0.211, SLG: 0.167 Pete Mikkelsen, R (8, 1)			x 0-3 K		x 0-0 F2		x 0-3 K			3 0 0 0 0 2 1 0 0 0 0 0 0 0 0 0 0 0 0 0 0		
Inning Stats	R: 0 H: 0 E: 0 LOB: 0 K: 0 BB: 1 S: 2 P: 6	R: 0 H: 1 E: 0 LOB: 0 K: 0 BB: 0 S: 3 P: 3	R: 0 H: 1 E: 0 LOB: 0 K: 1 BB: 0 S: 5 P: 5	R: 0 H: 0 E: 1 LOB: 1 K: 1 BB: 0 S: 6 P: 6	R: 0 H: 1 E: 0 LOB: 1 K: 0 BB: 0 S: 4 P: 4	R: 0 H: 0 E: 0 LOB: 0 K: 0 BB: 0 S: 3 P: 3	R: 0 H: 0 E: 0 LOB: 0 K: 0 BB: 0 S: 3 P: 3	R: 3 H: 3 E: 0 LOB: 0 K: 2 BB: 0 S: 10 P: 10	R: 0 H: 1 E: 0 LOB: 0 K: 1 BB: 0 S: 5 P: 5	1B: 5 SF: 1 2B: 1 SAC: 0 3B: 1 DP: 3 HR: 1 HBP: 0	WP: 0 PA: 32 PB: 0 SB: 0 CS: 0	
PITCHER Dick Hughes, R (1, 1) ERA: 3.18 Al Jackson, L (8, 1) ERA: 4.79	IP WLS BF H R ER SO BB IBB HBP BLK WP HR S P ERA WHIP	7.1 27 6 3 3 3 1 0 0 0 0 0 1 32 36 3.68 0.955	1.2 W 5 1 0 0 2 0 0 0 0 0 0 0 9 9 0.00 0.600	PITCHER IP WLS BF H R ER SO BB IBB HBP BLK WP HR S P ERA WHIP								

Pittsburgh Pirates @ St. Louis Cardinals
 Busch Stadium, St. Louis, MO
 Wed Jul 12 1967, 7:05 PM CDT
 Att. 14,812 - Unknown

livebaseballscorecards.com

AB 30
 R 3
 H 7
 RBI 3
 BB 1
 SO 5
 LOB 10



Batter	1	2	3	4	5	6	7	8	9	AB	R	H	RBI	BB	SO	LOB
Lou Brock, L (1, 7) OBP: 0.304, SLG: 0.471	0-0 4-3 2B		0-0 FC3-8 1B		4-0 BB		0-0 4-3			3	0	2	0	1	0	0
Bobby Tolan, L (1, 8) OBP: 0.344, SLG: 0.474	0-3 K		0-0 FC3-6 1-2f		0-0 F8		0-0 6-3			4	0	0	0	0	1	3
Roger Maris, L (1, 9) OBP: 0.357, SLG: 0.438	0-0 4-3 2-3		0-0 F9 1-2			0-0 E 1B	0-0 P4			4	1	1	0	0	0	2
Orlando Cepeda, R (1, 3) OBP: 0.429, SLG: 0.552	0-0 5-3			0-0 E5 FC6-4		0-0 E5 1B G4-3		0-0 HR 1B		4	2	1	0	0	0	2
Tim McCarver, L (1, 2) OBP: 0.421, SLG: 0.541		0-0 G5-4-3 1B		0-0 F8		4-0 G4-3 1B IBB		0-0 F2		3	0	1	0	1	0	2
Mike Shannon, R (1, 5) OBP: 0.313, SLG: 0.409		0-0 G5-4-3 1-2f		0-0 FC6-4 1-2f		0-0 G4-3 1B 1-2 2-3 3-H		0-0 HR 1-H		4	1	2	3	0	0	2
Julian Javier, R (1, 4) OBP: 0.325, SLG: 0.426		0-0 1B		0-0 5-3		0-0 G4-3 1-2f 2-3 3-H		0-0 FC5-4 1B		4	0	2	0	0	0	3
Dal Maxvill, R (1, 6) OBP: 0.255, SLG: 0.241		0-0 5-3			0-0 F9	0-0 BB		0-0 FC5-4 1-2f		3	0	0	0	1	0	2
Dick Hughes, R (1, 1) OBP: 0.158, SLG: 0.135			0-0 5-3		0-0 6-3	0-3 K		0-3 K		3	0	0	0	0	1	2
Al Jackson, L (8, 1) OBP: 0.400, SLG: 0.391										1	0	0	0	0	1	1

Inning Stats	R: 0	H: 1	E: 0	K: 1	S: 6	R: 0	H: 2	E: 0	K: 0	S: 4	R: 0	H: 1	E: 0	K: 0	S: 4	R: 0	H: 0	E: 1	K: 0	S: 4	R: 0	H: 0	E: 0	K: 0	S: 3	R: 2	H: 2	E: 1	K: 1	S: 7	R: 0	H: 0	E: 0	K: 0	S: 3	R: 2	H: 3	E: 0	K: 1	S: 8
	LOB: 1	BB: 0	P: 6			LOB: 1	BB: 0	P: 4			LOB: 1	BB: 0	P: 4			LOB: 1	BB: 1	P: 7			LOB: 2	BB: 2			LOB: 0	BB: 0	P: 3			LOB: 0	BB: 0	P: 8			LOB: 1	BB: 0	P: 8			

PITCHER	IP	WLS	BF	H	R	ER	SO	BB	IBB	HBP	BLK	WP	HR	S	P	ERA	WHIP
Steve Blass, R (1, 1) ERA: 2.39	7.0		31	7	3	1	2	2	1	0	0	0	0	32	44	1.29	1.286
Juan Pizarro, L (8, 1) ERA: 4.33	0.1		1	0	0	0	0	0	0	0	0	0	0	1	1	0.00	0.000
Pete Mikkelsen, R (8, 1) ERA: 4.34	0.2	L	4	2	1	1	1	0	0	0	0	0	1	6	6	13.50	3.000

BOTTOM

Pittsburgh Pirates @ St. Louis Cardinals
 Busch Stadium, St. Louis, MO
 Wed Jul 12 1967, 7:05 PM CDT
 Att. 14,812 - Unknown

AB	33
R	4
H	9
RBI	3
BB	3
SO	3
LOB	19

livebaseballscorecards.com

1B	7	SF	0
2B	1	SAC	0
3B	0	DP	2
HR	1	HBP	0

WP	0	PA	36
PB	0		
SB	1		
CS	0		



Batter	1	2	3	4	5	6	7	8	9	AB R H RBI BB SO LOB	TOP											
Maury Wills, S OBP: 0.301, SLG: 0.349 (1, 5) X	0-0 PB 4-3 1B		0-0 SH5-3 E 1B	0-0 F9			0-0 4-3	0-0 4-3 1B		5 2 3 0 0 0 1												
Manny Mota, R OBP: 0.331, SLG: 0.434 (1, 8) X (7, 7)	0-0 5-3 PB 1-2 1B		0-0 SH5-3		0-0 F9		0-0 PB 1B	0-0 4-3		4 1 2 0 0 0 1												
Roberto Clemente, R OBP: 0.407, SLG: 0.520 (1, 9) X	0-0 4-3 1-2 2-H		0-0 E1 1B		0-0 F9		4-0 1B E IBB	4-0 L1-3 IBB		3 2 1 2 2 0 1												
Bill Mazerowski, R OBP: 0.311, SLG: 0.386 (1, 4) X	0-0 5-3 2-3		0-0 5-3		0-0 HR		0-0 E SF9 1B	0-0 L1-3		5 2 2 2 0 0 4												
Donn Clendenon, R OBP: 0.293, SLG: 0.389 Willie Stargell, L OBP: 0.348, SLG: 0.487 (1, 3) S (9, PH) S (9, 3)	0-3 K		0-0 FC6-4 1B		0-0 5-3		0-0 E4 SF9 1B		0-3 K	4 1 1 2 0 1 2 1 0 0 0 0 1 0												
Gene Alley, R OBP: 0.343, SLG: 0.428 (1, 6)		0-0 1-3	0-0 FC6-4 1-2f			0-0 4-3	4-0 1B IBB		0-0 P3	4 0 0 0 1 0 1												
Jose Pagan, R OBP: 0.292, SLG: 0.350 Matty Alou, L OBP: 0.361, SLG: 0.385 (1, 7) X (7, 8)		0-0 F7		0-0 P3		0-0 1B 1B	0-0 SF9		0-0 G3	3 0 1 1 0 0 0 1 0 0 0 0 0 0												
Jerry May, R OBP: 0.366, SLG: 0.389 (1, 2) X		0-0 1B		0-0 2B		0-0 1B 1B	0-0 1-2 1B			4 0 4 1 0 0 0												
Bob Veale, S OBP: 0.023, SLG: 0.023 Billy O'Dell, S OBP: 0.185, SLG: 0.120 Al McBean, R (1, 1) X (6, 1) (9, 1)		0-0 F9		0-3 K		0-0 G4-6-3	0-0 4-3			3 0 0 0 0 1 4 1 0 0 0 0 0 2 0 0 0 0 0 0 0												
Inning Stats	R: 1 E: 0 K: 1 S: 7	H: 2 LOB: 1 BB: 0 P: 7	R: 0 E: 0 K: 0 S: 4	H: 1 LOB: 1 BB: 0 P: 4	R: 2 E: 1 K: 0 S: 6	H: 3 LOB: 1 BB: 0 P: 6	R: 0 E: 0 K: 1 S: 6	H: 1 LOB: 1 BB: 0 P: 6	R: 1 E: 0 K: 0 S: 4	H: 1 LOB: 0 BB: 0 P: 4	R: 0 E: 0 K: 0 S: 4	H: 2 LOB: 1 BB: 0 P: 4	R: 4 E: 1 K: 0 S: 7	H: 3 LOB: 2 BB: 2 P: 15	R: 0 E: 0 K: 0 S: 3	H: 1 LOB: 1 BB: 1 P: 7	R: 0 E: 0 K: 1 S: 5	H: 0 LOB: 0 BB: 0 P: 5	1B: 12 2B: 2 3B: 0 HR: 1	SF: 1 SAC: 1 DP: 2 HBP: 0	WP: 0 PB: 2 SB: 0 CS: 0	PA: 43
PITCHER	IP WLS BF H R ER SO BB IBB HBP BLK WP HR S P ERA WHIP																					
Steve Carlton, L ERA: 3.39 (1, 1)	6.0 L 27 10 4 3 2 0 0 0 0 0 0 1 31 31 4.50 1.667																					
Ron Willis, R ERA: 4.95 (7, 1)	0.1 4 2 3 2 0 0 0 1 0 0 0 0 3 7 54.00 6.000																					
Hal Woodeshick, L ERA: 5.96 (7, 1)	1.2 9 2 1 0 0 0 0 2 0 0 0 0 7 15 0.00 1.200																					
Nelson Briles, R ERA: 3.51 (9, 1)	1.0 3 0 0 0 0 1 0 0 0 0 0 0 5 5 0.00 0.000																					

Pittsburgh Pirates @ St. Louis Cardinals
 Busch Stadium, St. Louis, MO
 Thu Jul 13 1967, 7:05 PM CDT
 Att. 24,134 - Unknown

livebaseballscorecards.com

AB	38
R	8
H	14
RBI	8
BB	3
SO	3
LOB	16



BOTTOM

Pittsburgh Pirates @ St. Louis Cardinals
 Busch Stadium, St. Louis, MO
 Thu Jul 13 1967, 7:05 PM CDT
 Att. 24,134 - Unknown

livebaseballscorecards.com

AB	32
R	5
H	7
RBI	5
BB	11
SO	6
LOB	17



WP:	0	PA:	43
PB:	0	SB:	1
CS:	0		

1B:	6	SF:	0
2B:	1	SAC:	0
3B:	0	DP:	2
HR:	0	HBP:	0

1	0	0	0	1	1	1
0	0	0	0	1	0	0
0	0	0	0	0	0	0
0	0	0	0	0	0	0
0	0	0	0	0	0	0
0	0	0	0	0	0	0
1	0	0	0	0	1	0
0	0	0	0	0	0	0

AB	R	H	RBI	BB	SO	LOB
4	0	0	0	1	0	1

4	2	2	1	1	1	0
---	---	---	---	---	---	---

4	1	1	0	1	1	4
---	---	---	---	---	---	---

3	0	1	1	2	0	1
---	---	---	---	---	---	---

3	1	0	1	2	1	3
---	---	---	---	---	---	---

3	0	1	0	1	0	2
---	---	---	---	---	---	---

5	0	1	1	0	1	3
---	---	---	---	---	---	---

3	1	0	0	1	0	2
---	---	---	---	---	---	---

1	0	0	0	0	1	1	1
0	0	0	0	0	1	0	0
0	0	0	0	0	0	0	0
0	0	0	0	0	0	0	0
0	0	0	0	0	0	0	0
0	0	0	0	0	0	0	0
1	0	0	0	0	0	1	0
0	0	0	0	0	0	0	0

Batter	1	2	3	4	5	6	7	8	9
Julian Javier, R (1, 4) OBP: 0.323, SLG: 0.420	0-0 P3		0-0 5-3	0-0 L8		4-0 1B BB			0-0 F8
Bobby Tolan, L (1, 8) OBP: 0.354, SLG: 0.475	0-0 F2		0-0 1B S 1B		0-3 K	0-0 1B			4-0 1B FC6-4 BB
Ed Spiezio, R (1, 5) OBP: 0.286, SLG: 0.305	4-0 BB		0-3 K		0-0 P4	0-0 4-3			0-0 FC6-4 BB 1B
Orlando Cepeda, R (1, 3) OBP: 0.431, SLG: 0.550	0-0 G3		0-0 FC5 BB 1B		4-0 BB		0-0 4-3		4-0 FC6-4 BB 1B
Mike Shannon, R (1, 7) OBP: 0.315, SLG: 0.404		4-0 2B 1B BB	4-0 1B BB		0-3 K		0-0 P5		0-0 FC6-4 1B
Alex Johnson, R (1, 9) OBP: 0.220, SLG: 0.271		0-0 1B G1-3-2 2B	0-0 FC5			4-0 G3-6-3 BB		0-0 F8	0-0 FC4 1B
Tim McCarver, L (9, PH) OBP: 0.423, SLG: 0.543		1-3 G1-3-2 2B	2-3f						1-2 3-H
Dave Ricketts, S (1, 2) OBP: 0.326, SLG: 0.419		0-0 G1-3-2 1B	2-3 3-H	0-3 K		0-0 G3-6-3		0-0 4-3	0-0 FC4
Dal Maxvill, R (1, 6) OBP: 0.255, SLG: 0.238		0-0 G1-3-2	1-2 3-H	0-0 6-3		4-0 BB BB 1B BB		0-0 F9	
Steve Carlton, L (1, 1) OBP: 0.184, SLG: 0.178		0-3 K		4-0 BB		4-0 1B BB		0-3 K	
Phil Gagliano, R (6, PH) OBP: 0.250, SLG: 0.224									
Al Jackson, L (6, PR) OBP: 0.450, SLG: 0.391									
Ron Willis, R (7, 1) OBP: 0.500, SLG: 0.500									
Hal Woodeshick, R (7, 1) OBP: 0.239, SLG: 0.175									
Eddie Bressoud, R (8, PH) OBP: 0.239, SLG: 0.175									
Nelson Briles, R (9, 1)									

Inning Stats	R: 0	H: 0	E: 0	K: 0	S: 3	LOB: 1	BB: 1	P: 7	R: 1	H: 2	E: 0	K: 1	S: 6	LOB: 1	BB: 1	P: 10	R: 1	H: 2	E: 0	K: 1	S: 7	LOB: 2	BB: 1	P: 11	R: 0	H: 0	E: 0	K: 2	S: 7	LOB: 1	BB: 1	P: 11	R: 1	H: 1	E: 0	K: 0	S: 3	LOB: 3	BB: 4	P: 19	R: 0	H: 0	E: 0	K: 0	S: 3	LOB: 0	BB: 0	P: 3	R: 0	H: 0	E: 0	K: 1	S: 5	LOB: 0	BB: 0	P: 5	R: 2	H: 2	E: 0	K: 0	S: 5	LOB: 2	BB: 2	P: 13	1B: 6	SF: 0	2B: 1	SAC: 0	3B: 0	DP: 2	HR: 0	HBP: 0	WP: 0	PA: 43
--------------	------	------	------	------	------	--------	-------	------	------	------	------	------	------	--------	-------	-------	------	------	------	------	------	--------	-------	-------	------	------	------	------	------	--------	-------	-------	------	------	------	------	------	--------	-------	-------	------	------	------	------	------	--------	-------	------	------	------	------	------	------	--------	-------	------	------	------	------	------	------	--------	-------	-------	-------	-------	-------	--------	-------	-------	-------	--------	-------	--------

PITCHER	IP	WLS	BF	H	R	ER	SO	BB	IBB	HBP	BLK	WP	HR	S	P	ERA	WHIP
Bob Veale, L (1, 1) ERA: 3.51	5.2	W	28	4	3	3	5	9	0	0	0	0	0	29	65	4.76	2.294
Billy O'Dell, L (6, 1) ERA: 5.64	2.2		12	2	2	2	1	2	0	0	0	0	0	12	20	6.75	1.500
Al McBean, R (9, 1) ERA: 2.89	0.2	S	3	1	0	0	0	0	0	0	0	0	0	3	3	0.00	1.500

PITCHER	IP	WLS	BF	H	R	ER	SO	BB	IBB	HBP	BLK	WP	HR	S	P	ERA	WHIP
Bob Veale, L (1, 1) ERA: 3.51	5.2	W	28	4	3	3	5	9	0	0	0	0	0	29	65	4.76	2.294
Billy O'Dell, L (6, 1) ERA: 5.64	2.2		12	2	2	2	1	2	0	0	0	0	0	12	20	6.75	1.500
Al McBean, R (9, 1) ERA: 2.89	0.2	S	3	1	0	0	0	0	0	0	0	0	0	3	3	0.00	1.500

Batter	1	2	3	4	5	6	7	8	9	AB	R	H	RBI	BB	SO	LOB	TOP
Maury Wills, S (1, 5) <small>OBP: 0.301, SLG: 0.347</small> Matty Alou, L (8, PH) <small>OBP: 0.363, SLG: 0.387</small> (8, 8)	0-3 K		4-0 F8 BB			0-0 1-3		0-0 FC5-4 1B		2	0	0	0	1	1	0	
Manny Mota, R (1, 8) <small>OBP: 0.325, SLG: 0.426</small> Al Luplow, L (8, PH) <small>OBP: 0.245, SLG: 0.268</small> (8, 7)	0-0 1-3		0-0 F8 1-2			0-0 6-3		0-0 FC5-4 E 1-2f		3	0	0	0	0	0	1	
Roberto Clemente, R (1, 9) <small>OBP: 0.405, SLG: 0.516</small>	0-0 1B		0-3 K			0-0 E4 CS		0-0 E4 FC4-8 1-3		4	0	1	0	0	1	1	
Bill Mazerowski, R (1, 4) <small>OBP: 0.307, SLG: 0.381</small>	0-0 F9				0-0 F7		0-0 CS 1-2	0-0 F8	0-0 P3	4	0	0	0	0	0	3	
Donn Clendenon, R (1, 3) <small>OBP: 0.289, SLG: 0.383</small>		0-0 6-3			0-0 6-3			0-3 K 1-2f	0-0 FC4-6	4	0	0	0	0	1	2	
Gene Alley, R (1, 6) <small>OBP: 0.342, SLG: 0.425</small>		0-0 1-6-3			0-0 P3			0-0 1B E 1B	0-0 5-3	4	1	1	0	0	0	0	
Jose Pagan, R (1, 7) <small>OBP: 0.304, SLG: 0.361</small> (8, 5)		0-0 1B 1B			0-0 F3			0-0 E7 1-H 1B	4-0 G4-6-3 BB	3	0	2	0	0	0	0	
Willie Stargell, L (9, PH) <small>OBP: 0.348, SLG: 0.487</small> Jim Pagliaroni, R (9, PH) <small>OBP: 0.286, SLG: 0.127</small> Dennis Ribant, R (9, PR) <small>OBP: 0.265, SLG: 0.353</small>		0-0 1B 1B			0-0 F9			4-0 1B IBB	0-0 G4-6-3 1-2f	3	0	1	0	1	0	1	
Jerry May, R (1, 2) <small>OBP: 0.369, SLG: 0.388</small>		0-0 1B			0-0 F9			0-0 IBB									
Tommie Sisk, R (1, 1) <small>OBP: 0.111, SLG: 0.111</small>	0-3 K				0-3 K			0-0 P2		3	0	0	0	0	2	4	
Inning Stats	R: 0 E: 0 K: 1 S: 6 H: 1 LOB: 1 BB: 0 P: 6	R: 0 E: 0 K: 1 S: 7 H: 2 LOB: 2 BB: 0 P: 7	R: 0 E: 0 K: 1 S: 4 H: 0 LOB: 0 BB: 1 P: 8	R: 0 E: 0 K: 0 S: 3 H: 0 LOB: 0 BB: 0 P: 3	R: 0 E: 0 K: 1 S: 5 H: 0 LOB: 0 BB: 0 P: 5	R: 0 E: 1 K: 0 S: 3 H: 0 LOB: 0 BB: 0 P: 3	R: 1 E: 1 K: 1 S: 7 H: 2 LOB: 2 BB: 1 P: 11	R: 0 E: 1 K: 0 S: 5 H: 1 LOB: 2 BB: 0 P: 5	R: 0 E: 0 K: 0 S: 2 H: 0 LOB: 1 BB: 1 P: 6	1B: 6 2B: 0 3B: 0 HR: 0 SF: 0 SAC: 0 DP: 1 HBP: 0	WP: 0 PB: 0 SB: 0 CS: 1 PA: 36						
PITCHER	IP WLS BF H R ER SO BB IBB HBP BLK WP HR S P ERA WHIP	IP WLS BF H R ER SO BB IBB HBP BLK WP HR S P ERA WHIP	IP WLS BF H R ER SO BB IBB HBP BLK WP HR S P ERA WHIP	IP WLS BF H R ER SO BB IBB HBP BLK WP HR S P ERA WHIP	IP WLS BF H R ER SO BB IBB HBP BLK WP HR S P ERA WHIP	IP WLS BF H R ER SO BB IBB HBP BLK WP HR S P ERA WHIP	IP WLS BF H R ER SO BB IBB HBP BLK WP HR S P ERA WHIP	IP WLS BF H R ER SO BB IBB HBP BLK WP HR S P ERA WHIP	IP WLS BF H R ER SO BB IBB HBP BLK WP HR S P ERA WHIP	IP WLS BF H R ER SO BB IBB HBP BLK WP HR S P ERA WHIP							
Larry Jaster, L (1, 1) <small>ERA: 3.22</small>	Nelson Briles, R (8, 1) <small>ERA: 3.42</small>	Joe Hoerner, L (9, 1) <small>ERA: 2.86</small>															

Pittsburgh Pirates @ St. Louis Cardinals
 Busch Stadium, St. Louis, MO
 Fri Jul 14 1967, 7:05 PM CDT
 Att. 25,668 - Unknown

livebaseballscorecards.com

AB	32
R	1
H	6
RBI	0
BB	3
SO	5
LOB	13



Batter	1	2	3	4	5	6	7	8	9	AB	R	H	RBI	BB	SO	LOB	
Lou Brock, L OBP: 0.301, SLG: 0.466 (1, 7)	0-0 6-3		0-0 FC5-4			0-0 L7	0-0 F8			4	0	0	0	0	0	3	
Bobby Tolan, L OBP: 0.343, SLG: 0.459 (1, 3) (8, 8)	0-0 4-3		0-0 4-3			0-0 4-3		0-0 P3		4	0	0	0	0	0	1	
Roger Maris, L OBP: 0.359, SLG: 0.433 (1, 9)	0-0 4-3			4-0 L3 BB		4-0 BB		0-0 F8		2	0	0	0	2	0	0	
Tim McCarver, L OBP: 0.417, SLG: 0.534 (1, 2)		0-0 4-3		0-0 L3		0-0 F7		0-0 4-3		4	0	0	0	0	0	2	
Mike Shannon, R OBP: 0.319, SLG: 0.405 (1, 8) (8, 5)		4-0 BB		0-0 1B			0-0 6-3			2	0	1	0	1	0	0	
Ed Spiezio, R OBP: 0.288, SLG: 0.306 (1, 5) Alex Johnson, R OBP: 0.220, SLG: 0.271 (7, PR) Dal Maxvill, R OBP: 0.255, SLG: 0.238 (8, 6)		0-3 K		0-3 K			0-0 BB 1B			3	0	1	0	0	2	2	
Julian Javier, R OBP: 0.323, SLG: 0.417 (1, 4)		0-0 P6				0-0 F9		4-0 BB 1B E BB		2	1	0	0	1	0	1	
Eddie Bressoud, R OBP: 0.250, SLG: 0.171 (1, 6) Orlando Cepeda, R OBP: 0.433, SLG: 0.551 (7, PH) (8, 3)			4-0 FC5-4 BB		0-0 5-3		0-0 E 1B			1	0	0	0	1	0	0	
Larry Jaster, L OBP: 0.156, SLG: 0.100 (1, 1) Dave Ricketts, S OBP: 0.318, SLG: 0.409 (7, PH) Nelson Briles, R (8, 1) Joe Hoerner, R OBP: 0.286, SLG: 0.286 (9, 1)		0-3 K	0-3 K		0-0 4-3		0-0 F7			2	0	0	0	0	1	1	
Inning Stats	R: 0 E: 0 K: 0 S: 3	H: 0 LOB: 0 BB: 0 P: 3	R: 0 E: 0 K: 1 S: 5	H: 0 LOB: 1 BB: 1 P: 9	R: 0 E: 0 K: 1 S: 5	H: 0 LOB: 1 BB: 1 P: 9	R: 0 E: 0 K: 0 S: 3	H: 0 LOB: 0 BB: 0 P: 3	R: 0 E: 0 K: 0 S: 3	H: 0 LOB: 1 BB: 1 P: 7	R: 2 E: 1 K: 0 S: 5	H: 2 LOB: 2 BB: 1 P: 9	R: 0 E: 0 K: 0 S: 3	H: 0 LOB: 0 BB: 0 P: 3	1B: 3 2B: 1 3B: 0 HR: 0	SF: 0 SAC: 0 DP: 1 HBP: 0	
PITCHER Tommy Sisk, R ERA: 3.29 (1, 1)	IP 8.0	WLS L	BF 31	H 3	R 2	ER 1	SO 3	BB 5	IBB 0	HBP 0	BLK 0	WP 0	HR 0	S 32	P 52	ERA 1.12	WHIP 1.000
PITCHER	IP	WLS	BF	H	R	ER	SO	BB	IBB	HBP	BLK	WP	HR	S	P	ERA	WHIP

BOTTOM

Pittsburgh Pirates @ St. Louis Cardinals
 Busch Stadium, St. Louis, MO
 Fri Jul 14 1967, 7:05 PM CDT
 Att. 25,668 - Unknown

livebaseballscorecards.com

AB	26
R	2
H	3
RBI	1
BB	5
SO	3
LOB	11



WP: 0	PA: 31
PB: 0	
SB: 1	
CS: 0	

Batter	1	2	3	4	5	6	7	8	9	AB R H RBI BB SO LOB	TOP																										
Matty Alou, L (1, 8) OBP: 0.363, SLG: 0.387	0-0 F8		0-0 F7		0-0 CS 1B		0-0 1B 1B	0-0 6-3		5 1 2 0 0 0 3																											
Maury Wills, S (1, 5) OBP: 0.303, SLG: 0.348	0-0 3-1		0-0 F5		0-3 K		0-0 1B 1B		0-0 6-3 1-3 1B	5 2 2 0 0 1 3																											
Roberto Clemente, R (1, 9) OBP: 0.408, SLG: 0.521	0-0 5-3			0-0 BB SF8 1B		0-0 SH1-3 1B 2B	0-0 1B 1B		0-0 1-3 1-2	5 2 3 1 0 0 1																											
Willie Stargell, L (1, 7) OBP: 0.351, SLG: 0.485		0-0 4-3		4-0 BB BB 1-2 BB		0-0 SH1-3	0-0 1-3 2-H 1B		0-0 6-3 2-3	3 0 1 1 1 0 1																											
Bill Mazaroski, R (1, 4) OBP: 0.306, SLG: 0.378		0-0 F7		0-0 F8		0-0 L6	0-0 5-3		0-0 3-H 1B	5 0 1 1 0 0 5																											
Donn Clendenon, R (1, 3) OBP: 0.295, SLG: 0.385		0-3 K		4-0 FC5-4 BB		0-0 3-H 1B		0-0 1B SH3-4 5-3 1B	0-0 6-3	4 1 2 1 1 1 1																											
Gene Alley, R (1, 6) OBP: 0.342, SLG: 0.423			4-0 FC1-5 BB BB	0-0 SF8		0-0 F8		0-0 SH3-4		1 0 0 1 1 0 1																											
Jerry May, R (1, 2) OBP: 0.371, SLG: 0.387			4-0 FC1-5 BB	0-0 FC5-4			0-0 5-3	0-0 5-3 1B		3 0 1 0 1 0 2																											
Dennis Ribant, R (1, 1) OBP: 0.260, SLG: 0.333			0-0 FC1-5		0-0 2-3		0-0 F9	0-0 5-3		2 0 0 0 0 0 2																											
Manny Mota, R (7, PH) OBP: 0.323, SLG: 0.423										1 0 0 0 0 0 0																											
Al McBean, R (7, 1)										0 0 0 0 0 0 0																											
Juan Pizarro, L (7, 1) OBP: 0.211, SLG: 0.167										0 0 0 0 0 0 0																											
Manny Jimenez, L (8, PH) OBP: 0.304, SLG: 0.591										0 0 0 0 0 0 0																											
Jose Legan, R (8, PH) OBP: 0.301, SLG: 0.357										1 0 0 1 0 0 1																											
Roy Face, R (8, 1)										0 0 0 0 0 0 0																											
Inning Stats	R: 0 E: 0 K: 0 S: 3	H: 0 LOB: 0 BB: 0 P: 3	R: 0 E: 0 K: 1 S: 5	H: 0 LOB: 0 BB: 0 P: 5	R: 0 E: 0 K: 0 S: 3	H: 0 LOB: 2 BB: 2 P: 11	R: 1 E: 0 K: 0 S: 4	H: 1 LOB: 2 BB: 2 P: 12	R: 0 E: 0 K: 1 S: 5	H: 1 LOB: 1 BB: 0 P: 5	R: 1 E: 0 K: 0 S: 5	H: 2 LOB: 1 BB: 0 P: 5	R: 2 E: 0 K: 0 S: 7	H: 4 LOB: 2 BB: 0 P: 7	R: 1 E: 0 K: 0 S: 5	H: 2 LOB: 1 BB: 0 P: 5	R: 1 E: 0 K: 0 S: 5	H: 2 LOB: 1 BB: 0 P: 5	1B: 11 2B: 2 3B: 0 HR: 0	SF: 1 SAC: 2 DP: 1 HBP: 0	WP: 0 PB: 0 SB: 0 CS: 1	PA: 42															
PITCHER	IP WLS BF H R ER SO BB IBB HBP BLK WP HR S P ERA WHIP																				PITCHER	IP WLS BF H R ER SO BB IBB HBP BLK WP HR S P ERA WHIP															
Bob Gibson, R (1, 1) ERA: 3.52	3.1	15	1	1	1	1	4	0	0	0	0	0	0	13	29	2.70	1.500																				
Al Jackson, L (4, 1) ERA: 4.94	3.1	16	7	3	3	1	0	0	0	0	0	0	0	18	18	8.10	2.100																				
Ron Willis, R (7, 1) ERA: 4.91	0.1	1	0	0	0	0	0	0	0	0	0	0	0	1	1	0.00	0.000																				
Nelson Briles, R (8, 1) ERA: 3.58	0.1	L	3	2	1	1	0	0	0	0	0	0	0	3	3	27.00	6.000																				
Hal Woodeshick, L (8, 1) ERA: 5.92	1.2	7	2	1	1	0	0	0	0	0	0	0	0	7	7	5.40	1.200																				

Pittsburgh Pirates @ St. Louis Cardinals
 Busch Stadium, St. Louis, MO
 Sat Jul 15 1967, 7:05 PM CDT
 Att: 39,440 - Unknown

AB	35
R	6
H	12
RBI	6
BB	4
SO	2
LOB	20



WP: 0	PA: 42
-------	--------

BOTTOM

Pittsburgh Pirates @ St. Louis Cardinals
Busch Stadium, St. Louis, MO
Sat Jul 15 1967, 7:05 PM CDT
Att. 39,440 - Unknown

livebaseballscorecards.com

AB 33
R 4
H 7
RBI 4
BB 2
SO 4
LOB 12



WP: 0 PA: 36
PB: 0
SB: 0
CS: 0

AB R H RBI BB SO LOB

4 1 1 0 0 1 2

2 1 0 0 1 1 1
1 0 0 0 0 1 2
0 0 0 0 0 0 0
0 0 0 0 0 0 0

4 0 1 1 0 0 1

4 1 1 2 0 0 3

4 0 1 0 0 0 1

4 1 1 0 0 0 1

4 0 1 0 0 1 0

3 0 1 0 1 0 0

1 0 0 0 0 0 0
1 0 0 0 0 0 0
0 0 0 0 0 0 0
1 0 0 1 0 0 1

1B: 5 SF: 1
2B: 0 SAC: 0
3B: 1 DP: 1
HR: 1 HBP: 0

Batter	1	2	3	4	5	6	7	8	9
Lou Brock, L OBP: 0.301, SLG: 0.464 (1, 7)	0-0 E 3B 1B		0-0 1-3			0-0 L4	0-3 K		
Bobby Tolan, L OBP: 0.343, SLG: 0.452 (1, 8) Phil Gagliano, R OBP: 0.248, SLG: 0.222 (7, PH) Nelson Briles, R (8, 1) Hal Woodeshick, R (8, 1)	0-3 K 1-3		0-0 P3			4-0 G3 HR BB	0-3 K		
Roger Maris, L OBP: 0.357, SLG: 0.440 (1, 9)	0-0 3B 3-H			0-0 E4 1B		0-0 G3 1-2		0-0 E3 G4-3	
Orlando Cepeda, R OBP: 0.431, SLG: 0.557 (1, 3)	0-0 F3			0-0 F8		0-0 HR 2-H		0-0 G4-3 1-2f	
Tim McCarver, L OBP: 0.415, SLG: 0.529 (1, 2)	0-0 P4			0-0 1B 1-3		0-0 F9		0-0 1-3	
Mike Shannon, R OBP: 0.318, SLG: 0.402 (1, 5)		0-0 5-3		0-0 F9			0-0 1B SF9 1B		0-0 6-3
Julian Javier, R OBP: 0.322, SLG: 0.414 (1, 4)		0-0 6-3			0-3 K		0-0 SF9 1B 1-2 1B		0-0 4-3
Eddie Bressoud, R OBP: 0.269, SLG: 0.182 (1, 6)		0-0 L7			0-0 L7		0-0 1B 1-2 2-3 1B		4-0 FC5-4 BB
Bob Gibson, R OBP: 0.222, SLG: 0.125 (1, 1) Al Jackson, L OBP: 0.385, SLG: 0.375 (4, 1) Ron Willis, R OBP: 0.500, SLG: 0.500 (7, 1) Alex Johnson, R OBP: 0.216, SLG: 0.268 (7, PH) (8, 8)			0-0 6-3			0-0 F2		0-0 SF9	0-0 FC5-4 1-2f

Inning Stats	R: 1	H: 2	E: 1	K: 1	S: 7	LOB: 1	BB: 0	P: 7	R: 0	H: 0	E: 0	K: 0	S: 3	LOB: 0	BB: 0	P: 3	R: 0	H: 0	E: 0	K: 0	S: 3	LOB: 0	BB: 0	P: 3	R: 0	H: 1	E: 1	K: 0	S: 4	LOB: 1	BB: 0	P: 4	R: 0	H: 0	E: 0	K: 1	S: 5	LOB: 0	BB: 0	P: 5	R: 2	H: 1	E: 0	K: 2	S: 10	LOB: 2	BB: 0	P: 10	R: 0	H: 0	E: 1	K: 0	S: 3	LOB: 0	BB: 0	P: 3	R: 0	H: 0	E: 0	K: 0	S: 3	LOB: 1	BB: 1	P: 7	1B: 5	SF: 1	2B: 0	SAC: 0	3B: 1	DP: 1	HR: 1	HBP: 0
--------------	------	------	------	------	------	--------	-------	------	------	------	------	------	------	--------	-------	------	------	------	------	------	------	--------	-------	------	------	------	------	------	------	--------	-------	------	------	------	------	------	------	--------	-------	------	------	------	------	------	-------	--------	-------	-------	------	------	------	------	------	--------	-------	------	------	------	------	------	------	--------	-------	------	-------	-------	-------	--------	-------	-------	-------	--------

PITCHER	IP	WLS	BF	H	R	ER	SO	BB	IBB	HBP	BLK	WP	HR	S	P	ERA	WHIP
Dennis Ribant, R ERA: 3.35 (1, 1)	6.0		23	4	3	3	2	1	0	0	0	0	1	26	30	4.50	0.833
Al McBean, R ERA: 3.06 (7, 1)	0.1		4	3	1	1	0	0	0	0	0	0	0	4	4	27.00	9.000
Juan Pizarro, L ERA: 4.29 (7, 1)	0.2	W	2	0	0	0	2	0	0	0	0	0	0	6	6	0.00	0.000
Roy Face, R ERA: 1.38 (8, 1)	2.0	S	7	0	0	0	0	1	0	0	0	0	0	6	10	0.00	0.500

Batter	1	2	3	4	5	6	7	8	9	AB R H RBI BB SO LOB	TOP
Bud Harrelson, S (1, 6) OBP: 0.329, SLG: 0.331	0-0 4-3		0-0 1-3			0-0 3B		0-3 K		4 0 1 0 0 1 0	
Larry Stahl, L (1, 8) OBP: 0.284, SLG: 0.319	0-0 F7			0-3 K		0-3 K			0-0 F8	4 0 0 0 0 2 1	
Tommy Davis, R (1, 7) OBP: 0.350, SLG: 0.498 Jerry Grote, R (8, 2) OBP: 0.231, SLG: 0.266	0-0 3-1			0-0 1-3			0-0 HR 2B		0-0 F9	3 1 1 0 0 0 0 1 0 0 0 0 0 0	
Ed Kranepool, L (1, 3) OBP: 0.362, SLG: 0.406		0-0 P6		0-0 1-3			0-0 2-H HR		0-0 F5	4 1 1 2 0 0 0	
Jerry Buchek, R (1, 4) OBP: 0.287, SLG: 0.374		0-0 F9 2B			0-0 L7		0-0 P3			3 0 1 0 0 0 0	
Ed Charles, R (1, 5) OBP: 0.355, SLG: 0.343		0-0 F9 2-3			0-0 6-3		0-0 5-3			3 0 0 0 0 0 1	
Tommie Reynolds, R (1, 9) OBP: 0.272, SLG: 0.280		0-0 1-3			0-0 4-3		0-0 P4			3 0 0 0 0 0 1	
John Sullivan, L (1, 2) OBP: 0.256, SLG: 0.235 Cleon Jones, R (8, PH) OBP: 0.229, SLG: 0.280 (8, 7)			0-0 G3			0-0 F9		0-0 L7		2 0 0 0 0 0 0 1 0 0 0 0 0 0	
Dennis Bennett, L (1, 1) OBP: 0.161, SLG: 0.267 Bob Johnson, R (8, PH) OBP: 0.349, SLG: 0.456 Hal Reniff, R (8, 1)		0-0 F7				0-3 K		0-0 P5		2 0 0 0 0 1 0 1 0 0 0 0 0 0 0 0 0 0 0 0 0	
Inning Stats	R: 0 E: 0 K: 0 S: 3 H: 0 LOB: 0 BB: 0 P: 3	R: 0 E: 0 K: 0 S: 4 H: 1 LOB: 1 BB: 0 P: 4	R: 0 E: 0 K: 0 S: 3 H: 0 LOB: 0 BB: 0 P: 3	R: 0 E: 0 K: 1 S: 5 H: 0 LOB: 0 BB: 0 P: 5	R: 0 E: 0 K: 0 S: 3 H: 0 LOB: 0 BB: 0 P: 3	R: 0 E: 0 K: 2 S: 8 H: 1 LOB: 1 BB: 0 P: 8	R: 2 E: 0 K: 0 S: 5 H: 2 LOB: 0 BB: 0 P: 5	R: 0 E: 0 K: 1 S: 5 H: 0 LOB: 0 BB: 0 P: 5	R: 0 E: 0 K: 0 S: 3 H: 0 LOB: 0 BB: 0 P: 3	1B: 0 2B: 2 3B: 1 HR: 1 SF: 0 SAC: 0 DP: 0 HBP: 0	WP: 0 PB: 0 SB: 0 CS: 0 PA: 31
PITCHER Ray Washburn, R (1, 1) ERA: 3.05 Joe Hoerner, L (8, 1) ERA: 2.7	IP 7.0 WLS L BF 25 H 4 R 2 ER 2 SO 3 BB 0 IBB 0 HBP 0 BLK 0 WP 0 HR 1 S 31 P 31 ERA 2.57 WHIP 0.571					PITCHER IP WLS BF H R ER SO BB IBB HBP BLK WP HR S P ERA WHIP					

New York Mets @ St. Louis Cardinals
Busch Stadium, St. Louis, MO
Sun Jul 16 1967, 3:33 AM CDT
Unknown

livebaseballscorecards.com

AB 31
R 2
H 4
RBI 2
BB 0
SO 4
LOB 3



Batter	1	2	3	4	5	6	7	8	9	AB R H RBI BB SO LOB	TOP																									
Bud Harrelson, S OBP: 0.330, SLG: 0.330 (1, 6) X	0-0 F8 3-1 1B		4-0 F9 BB E BB	0-0 6-3	0-3 K			0-0 1-3		4 1 1 0 1 1 1																										
Cleon Jones, R OBP: 0.233, SLG: 0.276 (1, 8) X (9, 7)	0-0 3-1 1-2		4-0 F9 BB E 1B BB		0-0 F9	0-3 K		4-0 BB		3 1 0 0 2 1 1																										
Tommy Davis, R OBP: 0.353, SLG: 0.498 Larry Stahl, L OBP: 0.284, SLG: 0.319 (1, 7) H (9, 8)	1-0 S HBP		0-0 F9		0-0 HR 1B	0-0 G4-6-3 1B		0-0 F8		4 1 2 0 0 0 3 0 0 0 0 0 0 0																										
Ed Kranepool, L OBP: 0.363, SLG: 0.420 (1, 3) X	0-0 F8 2-3		0-0 1B 1B		0-0 HR	0-0 G4-6-3		0-0 F7		5 2 2 3 0 0 3																										
Jerry Buchek, R OBP: 0.289, SLG: 0.375 (1, 4) X	0-0 P6 1-2		0-0 1B 1B		0-0 E1 1B		0-0 F9		0-0 P4	5 1 2 1 0 0 2																										
Ed Charles, R OBP: 0.360, SLG: 0.350 (1, 5)			0-0 K 1B		0-0 E 2B 1B		0-0 FC6-4 1B		0-0 6-3	5 1 3 1 0 1 0																										
Ron Swoboda, R OBP: 0.313, SLG: 0.387 (1, 9)			4-0 BB 1B		0-0 E5 2B		0-0 FC6-4 1B			3 1 0 0 1 0 4																										
Jerry Grote, R OBP: 0.231, SLG: 0.271 (1, 2) X			0-0 F8 2B		0-0 F9 2B		0-0 F8			4 0 1 2 0 0 2																										
Dick Selma, R Don Shaw, L Tommie Reynolds, R Bob Shaw, R (1, 1) (4, 1) (5, PH) (5, 1)			0-0 F2		0-3 K G3		0-0 1-3			2 0 0 0 0 1 1 0 0 0 0 0 0 0 1 0 0 0 0 0 1 1 0 0 0 0 0 0																										
Inning Stats	R: 0 E: 0 K: 0 S: 4	H: 1 LOB: 2 BB: 0 P: 5	R: 0 E: 0 K: 1 S: 5	H: 0 LOB: 1 BB: 1 P: 9	R: 3 E: 1 K: 0 S: 5	H: 3 LOB: 1 BB: 2 P: 13	R: 0 E: 0 K: 1 S: 5	H: 0 LOB: 0 BB: 0 P: 5	R: 5 E: 2 K: 1 S: 11	H: 5 LOB: 1 BB: 0 P: 11	R: 0 E: 0 K: 1 S: 5	H: 1 LOB: 0 BB: 0 P: 5	R: 0 E: 0 K: 0 S: 4	H: 1 LOB: 1 BB: 0 P: 4	R: 0 E: 0 K: 0 S: 3	H: 0 LOB: 1 BB: 1 P: 7	R: 0 E: 0 K: 0 S: 3	H: 0 LOB: 0 BB: 0 P: 3	1B: 9 2B: 1 3B: 0 HR: 1	SF: 0 SAC: 0 DP: 2 HBP: 1	WP: 0 PB: 0 SB: 1 CS: 0	PA: 42														
PITCHER	IP WLS BF H R ER SO BB IBB HBP BLK WP HR S P ERA WHIP																																			
Jim Cosman, R ERA: 2.89 (1, 1)	2.1		13	2	3	3	1	3	0	1	0	0	0	11	24	11.57	2.143																			
Jack Lamabe, R ERA: 4.42 (3, 1)	2.0	L	13	7	5	4	1	0	0	0	0	0	1	15	15	18.00	3.500																			
Ron Willis, R ERA: 4.7 (5, 1)	1.2		5	1	0	0	2	0	0	0	0	0	0	9	9	0.00	0.600																			
Hal Woodeshick, L ERA: 5.47 (7, 1)	2.0		8	1	0	0	0	1	0	0	0	0	0	7	11	0.00	1.000																			
Al Jackson, L ERA: 4.88 (9, 1)	1.0		3	0	0	0	0	0	0	0	0	0	0	3	3	0.00	0.000																			

New York Mets @ St. Louis Cardinals
 Busch Stadium, St. Louis, MO
 Sun Jul 16 1967, 3:38 AM CDT
 Att. 33,673 - Unknown

livebaseballscorecards.com

AB	37
R	8
H	11
RBI	7
BB	4
SO	4
LOB	18



BOTTOM

New York Mets @ St. Louis Cardinals
Busch Stadium, St. Louis, MO
Sun Jul 16 1967, 3:38 AM CDT
Att. 33,673 - Unknown

livebaseballscores.com

AB 33
R 5
H 11
RBI 5
BB 3
SO 3
LOB 10



WP: 2 PA: 39
PB: 1
SB: 0
CS: 1

AB R H RBI BB SO LOB

4	2	3	1	1	0	0
4	0	0	1	0	0	3
3	1	2	1	1	0	1
4	0	1	1	0	0	2
4	0	2	0	0	0	1
4	0	0	0	0	2	2
3	1	1	0	0	1	0
0	0	0	0	0	0	0
1	0	0	0	0	0	1
0	0	0	0	0	0	0
2	0	0	0	0	0	0

Batter	1	2	3	4	5	6	7	8	9
Lou Brock, L (1, 7) OBP: 0.309, SLG: 0.471	0-0 SF9 3B	4-0 CS BB		0-0 1-2 2-H 1B			0-0 E2 4-3 1B		0-0 5-3
Bobby Tolan, L (1, 8) OBP: 0.336, SLG: 0.442	0-0 SF9 3B	0-0 CS 1-2	0-0 F8	0-0 L3			0-0 4-3 2-3		0-0 F9
Roger Maris, L (1, 9) OBP: 0.363, SLG: 0.455	0-0 HR		4-0 G5-4-3 BB		0-0 G6-4-3 1B		0-0 1-3		
Orlando Cepeda, R (1, 3) OBP: 0.427, SLG: 0.548	0-0 F8		0-0 G5-4-3 1-2f		0-0 G6-4-3 1-2f		0-0 1B 3-H		
Tim McCarver, L (1, 2) OBP: 0.414, SLG: 0.530	0-0 2B			0-0 F8		0-0 1B		0-0 F9	
Mike Shannon, R (1, 5) OBP: 0.316, SLG: 0.395	0-3 K			0-3 K		0-0 F7		0-0 E3 G6-4-3	
Julian Javier, R (1, 4) OBP: 0.322, SLG: 0.411		0-0 P4		0-0 WP PB 1B		0-3 K		0-0 G6-4-3 1-2f	
Hal Woodeshick, R (7, 1)									
Ed Spiezio, R (8, PH) OBP: 0.296, SLG: 0.318									
Al Jackson, L (9, 1) OBP: 0.385, SLG: 0.375									
Dal Maxvill, R (1, 6) OBP: 0.258, SLG: 0.239		0-0 WP SH1-4 1B		4-0 WP 1B 1-3 BB		0-0 4-3		0-0 1-3	
Jim Cosman, R (1, 1) OBP: 0.125, SLG: 0.125		0-0 SH1-4		0-0 1B		0-0 5-3			0-0 5-3
Jack Lamabe, R (3, 1) OBP: 0.286, SLG: 0.167				1-2 3-H 1B					
Ron Willis, R (5, 1) OBP: 0.500, SLG: 0.500									
Phil Gagliano, R (6, PH) OBP: 0.242, SLG: 0.216									

Inning Stats	R: 2	H: 3	E: 0	K: 1	S: 8	H: 3	LOB: 1	BB: 0	P: 8	R: 0	H: 1	E: 0	K: 0	S: 3	H: 1	LOB: 1	BB: 1	P: 7	R: 0	H: 0	E: 0	K: 0	S: 2	R: 2	H: 3	E: 0	K: 1	S: 8	H: 3	LOB: 2	BB: 1	P: 12	R: 0	H: 2	E: 0	K: 0	S: 4	R: 0	H: 0	E: 0	K: 1	S: 5	R: 1	H: 2	E: 1	K: 0	S: 5	R: 0	H: 0	E: 1	K: 0	S: 3	R: 0	H: 0	E: 0	K: 0	S: 3	R: 0	H: 0	E: 0	K: 0	S: 3
--------------	------	------	------	------	------	------	--------	-------	------	------	------	------	------	------	------	--------	-------	------	------	------	------	------	------	------	------	------	------	------	------	--------	-------	-------	------	------	------	------	------	------	------	------	------	------	------	------	------	------	------	------	------	------	------	------	------	------	------	------	------	------	------	------	------	------

PITCHER	IP	WLS	BF	H	R	ER	SO	BB	IBB	HBP	BLK	WP	HR	S	P	ERA	WHIP
Dick Selma, R (1, 1) ERA: 3.52	3.2		18	6	4	4	2	3	0	0	0	2	1	19	31	9.82	2.455
Don Shaw, L (4, 1) ERA: 3.52	0.1		2	1	0	0	0	0	0	0	0	0	0	2	2	0.00	3.000
Bob Shaw, R (5, 1) ERA: 4.23	5.0	W	18	4	1	0	1	0	0	0	0	0	0	20	20	0.00	0.800

Batter	1	2	3	4	5	6	7	8	9	AB R H RBI BB SO LOB	TOP											
Bud Harrelson, S (1, 6) OBP: 0.334, SLG: 0.334	0-0 F3		0-0 CS 1B		0-0 E 1B		0-0 4-3		0-0 1B 1B	5 1 3 0 0 0 0												
Larry Stahl, L (1, 8) OBP: 0.295, SLG: 0.342 Bob Johnson, R (9, PH) OBP: 0.357, SLG: 0.463 Cleon Jones, R (9, PR) OBP: 0.233, SLG: 0.276	0-0 1B		0-0 4-3		0-0 E7 2B		0-0 P4		0-0 1B 1B	4 0 2 2 0 0 1 1 0 1 0 0 0 0 0 0 0 0 0 0 0												
Tommy Davis, R (1, 7) OBP: 0.351, SLG: 0.492	0-0 F3		4-0 CS BB		0-3 K			0-0 P6	0-0 F3	4 0 0 0 1 1 5												
Ed Kranepool, L (1, 3) OBP: 0.361, SLG: 0.417	0-0 L7		0-0 CS		0-0 F8			0-0 F7		4 0 1 0 0 0 1												
Ed Charles, R (1, 5) OBP: 0.358, SLG: 0.352		0-0 6-3		0-0 F8		0-0 2B		0-0 6-3		4 0 1 0 0 0 0												
Jerry Buchek, R (1, 4) OBP: 0.292, SLG: 0.393		0-0 E 2B		0-3 K		0-0 P6			0-0 HR	4 2 2 1 0 1 2												
Ron Swoboda, R (1, 9) OBP: 0.307, SLG: 0.379		0-0 F7		0-3 K		0-3 K			0-0 P4	4 0 0 0 0 2 3												
Jerry Grote, R (1, 2) OBP: 0.233, SLG: 0.272 Ron Taylor, R (7, 1) Tommie Reynolds, R (9, PH) OBP: 0.266, SLG: 0.274		0-0 E7 1B		0-0 4-3		0-3 K			0-0 E5 1B 1B	3 0 1 1 0 1 2 0 0 0 0 0 0 0 1 0 0 0 0 0 0												
Don Cardwell, R (1, 1) OBP: 0.269, SLG: 0.348 Don Shaw, L (4, 1) John Sullivan, L (7, PH) OBP: 0.250, SLG: 0.229		0-0 1-3		4-0 E BB			0-0 P3		0-0 F8	1 0 0 0 0 0 1 0 1 0 0 1 0 0 2 0 0 0 0 0 1												
Inning Stats	R: 0 E: 0 K: 0 S: 4	H: 1 LOB: 1 BB: 0 P: 4	R: 1 E: 1 K: 0 S: 5	H: 2 LOB: 1 BB: 0 P: 5	R: 0 E: 0 K: 1 S: 5	H: 1 LOB: 0 BB: 1 P: 6	R: 0 E: 0 K: 1 S: 5	H: 0 LOB: 0 BB: 0 P: 5	R: 2 E: 1 K: 2 S: 9	H: 2 LOB: 1 BB: 1 P: 13	R: 0 E: 0 K: 2 S: 9	H: 2 LOB: 2 BB: 0 P: 9	R: 0 E: 0 K: 0 S: 3	H: 0 LOB: 0 BB: 0 P: 3	R: 0 E: 0 K: 0 S: 3	H: 0 LOB: 0 BB: 0 P: 3	R: 1 E: 1 K: 0 S: 7	H: 3 LOB: 3 BB: 0 P: 7	1B: 7 2B: 3 3B: 0 HR: 1	SF: 0 SAC: 0 DP: 0 HBP: 0	WP: 0 PB: 0 SB: 0 CS: 2	PA: 40
PITCHER	IP WLS BF H R ER SO BB IBB HBP BLK WP HR S P ERA WHIP																					
Dick Hughes, R (1, 1) ERA: 3.25	8.2 W 37 10 4 4 5 2 0 0 0 0 0 1 45 53 4.15 1.385																					
Joe Hoerner, L (9, 1) ERA: 2.7	0.0 1 1 0 0 0 0 0 0 0 0 0 0 1 1 ∞ ∞																					
Nelson Briles, R (9, 1) ERA: 3.55	0.1 S 1 0 0 0 0 0 0 0 0 0 0 0 1 1 0.00 0.000																					

New York Mets @ St. Louis Cardinals
 Busch Stadium, St. Louis, MO
 Mon Jul 17 1967, 7:05 PM CDT
 Att: 17,857 - Unknown

livebaseballscorecards.com

AB	37
R	4
H	11
RBI	4
BB	2
SO	5
LOB	16



Batter	1	2	3	4	5	6	7	8	9
Lou Brock, L OBP: 0.308, SLG: 0.468 (1, 7)	0-0 1B	0-0 F9		0-0 F3		0-3 K		0-0 4-3	
Bobby Tolan, L OBP: 0.327, SLG: 0.429 (1, 8)	0-3 K		0-0 P6	0-3 K		0-0 F7			
Roger Maris, L OBP: 0.361, SLG: 0.451 (1, 9)	0-0 P3		0-0 F7		0-0 1B SF8 1B	0-3 K			
Orlando Cepeda, R OBP: 0.422, SLG: 0.541 (1, 3)	0-3 K		0-0 P4		0-0 F9		0-0 4-3		
Tim McCarver, L OBP: 0.423, SLG: 0.538 (1, 2)		0-0 2B 1B		0-0 HR 1B	0-0 1-3 1B		0-0 1B		
Mike Shannon, R OBP: 0.319, SLG: 0.414 (1, 5)		0-0 1B 2B		0-0 HR	0-0 SF8		0-3 K		
Julian Javier, R OBP: 0.321, SLG: 0.409 (1, 4)		0-0 1-3		0-0 1B 1B	0-0 F7		0-0 1-3		
Dal Maxvill, R OBP: 0.261, SLG: 0.255 (1, 6)		0-0 P3		0-0 1B		0-0 IHR		0-0 5-3	
Dick Hughes, R OBP: 0.190, SLG: 0.171 (1, 1)		0-0 1B		0-3 K		0-0 1B		0-3 K	
Joe Hoerner, R OBP: 0.286, SLG: 0.286 (9, 1)									
Nelson Bries, R OBP: 0.286, SLG: 0.286 (9, 1)									

Inning Stats	R: 0	H: 1	E: 0	K: 2	S: 8	LOB: 1	BB: 0	P: 8
	R: 1	H: 3	E: 0	K: 0	S: 6	LOB: 2	BB: 0	P: 6
	R: 0	H: 0	E: 0	K: 0	S: 3	LOB: 0	BB: 0	P: 3
	R: 3	H: 4	E: 0	K: 2	S: 11	LOB: 1	BB: 0	P: 11
	R: 1	H: 2	E: 0	K: 0	S: 5	LOB: 1	BB: 0	P: 5
	R: 1	H: 2	E: 0	K: 2	S: 9	LOB: 1	BB: 0	P: 9
	R: 0	H: 1	E: 0	K: 1	S: 6	LOB: 1	BB: 0	P: 6
	R: 0	H: 0	E: 0	K: 1	S: 5	LOB: 0	BB: 0	P: 5

PITCHER	IP	WLS	BF	H	R	ER	SO	BB	IBB	HBP	BLK	WP	HR	S	P	ERA	WHIP
Don Cardwell, R ERA: 3.82 (1, 1)	3.0	L	17	8	4	4	2	0	0	0	0	0	1	21	21	12.00	2.667
Don Shaw, L ERA: 3.74 (4, 1)	3.0		13	4	2	2	4	0	0	0	0	0	0	21	21	6.00	1.333
Ron Taylor, R ERA: 3.24 (7, 1)	2.0		7	1	0	0	2	0	0	0	0	0	0	11	11	0.00	0.500

AB R H RBI BB SO LOB

5	0	1	0	0	1	4
4	0	0	0	0	2	3
4	1	1	0	0	1	2
4	0	0	0	0	1	2
4	2	4	0	0	0	0
3	1	2	4	0	1	1
4	1	1	0	0	0	3
4	1	2	2	0	0	1
4	0	2	0	0	2	1
0	0	0	0	0	0	0
0	0	0	0	0	0	0

1B: 10	SF: 1	WP: 0	PA: 37
2B: 1	SAC: 0	PB: 0	
3B: 0	DP: 0	SB: 1	
HR: 2	HBP: 0	CS: 0	

New York Mets @ St. Louis Cardinals
 Busch Stadium, St. Louis, MO
 Mon Jul 17 1967, 7:05 PM CDT
 Att. 17,857 - Unknown

AB	36
R	6
H	13
RBI	6
BB	0
SO	8
LOB	17



WP	HR	S	P	ERA	WHIP
0	0	0	0	0	0

Batter	1	2	3	4	5	6	7	8	9	AB R H RBI BB SO LOB	TOP											
Lou Brock, L (1, 7) OBP: 0.304, SLG: 0.462	0-0 6-3		0-0 P5		0-3 K2-3		0-3 K		0-0 F7	5 0 0 0 0 2 2												
Bobby Tolan, L (1, 8) OBP: 0.322, SLG: 0.420	0-0 1-3		0-3 K		0-3 K		0-0 WP 1B		0-0 4-3	5 0 1 0 0 2 2												
Roger Maris, L (1, 9) OBP: 0.369, SLG: 0.470	0-0 1B			0-0 4-3		0-0 HR	4-0 G6-4-3 BB		0-0 2B 1B	4 2 3 1 1 0 0												
Orlando Cepeda, R (1, 3) OBP: 0.424, SLG: 0.554	0-3 K			0-0 1B S		0-0 HR	0-0 G6-4-3 1-2f		0-0 1B 2B	5 2 3 1 0 1 3												
Tim McCarver, L (1, 2) OBP: 0.419, SLG: 0.531		0-0 G3		0-0 F9		0-0 4-3		0-0 4-3	0-0 1B	5 0 1 1 0 0 1												
Mike Shannon, R (1, 5) OBP: 0.320, SLG: 0.414		0-0 G3		0-0 1B 2-H		0-0 P4		0-0 BB 1B	0-0 F9	5 0 2 1 0 0 2												
Julian Javier, R (1, 4) OBP: 0.317, SLG: 0.404		0-0 4-3		0-3 K2-3		0-0 E6 1B		0-3 K		4 0 0 0 0 2 2												
Dal Maxvill, R (1, 6) OBP: 0.268, SLG: 0.260			0-0 FC5-6 1B		0-0 F8	0-0 1-2 1B	4-0 BB BB	4-0 1-2 BB		3 0 2 0 1 0 0												
Steve Carlton, L (1, 1) OBP: 0.205, SLG: 0.216			0-0 FC5-6		0-0 F7		0-0 F7	0-0 5-3		3 0 1 0 0 0 3												
Jack Lamabe, R (7, 1) OBP: 0.286, SLG: 0.167										0 0 0 0 0 0 0												
Joe Hoerner, R (7, 1) OBP: 0.296, SLG: 0.296										0 0 0 0 0 0 0												
Ron Willis, R (7, 1) OBP: 0.500, SLG: 0.500										0 0 0 0 0 0 0												
Ed Spiezio, R (8, PH) OBP: 0.202, SLG: 0.313										1 0 0 0 0 0 2												
Jim Costigan, R (8, 1) OBP: 0.125, SLG: 0.125										0 0 0 0 0 0 0												
Inning Stats	R: 0 E: 0 K: 1 S: 6	H: 1 LOB: 1 BB: 0 P: 6	R: 0 E: 0 K: 0 S: 3	H: 0 LOB: 0 BB: 0 P: 3	R: 0 E: 1 K: 1 S: 6	H: 1 LOB: 1 BB: 0 P: 6	R: 1 E: 0 K: 1 S: 7	H: 2 LOB: 1 BB: 0 P: 7	R: 0 E: 0 K: 2 S: 8	H: 1 LOB: 1 BB: 0 P: 8	R: 2 E: 1 K: 0 S: 7	H: 3 LOB: 2 BB: 0 P: 7	R: 0 E: 0 K: 1 S: 5	H: 1 LOB: 1 BB: 1 P: 9	R: 0 E: 0 K: 1 S: 6	H: 1 LOB: 2 BB: 1 P: 10	R: 1 E: 0 K: 0 S: 6	H: 3 LOB: 2 BB: 0 P: 6	1B: 9 2B: 2 3B: 0 HR: 2	SF: 0 SAC: 0 DP: 1 HBP: 0	WP: 2 PB: 0 SB: 1 CS: 0	PA: 42
PITCHER	IP WLS BF H R ER SO BB IBB HBP BLK WP HR S P ERA WHIP																					
Jim Maloney, R (1, 1) ERA: 4.01	7.0 W 31 9 3 3 6 1 0 0 0 1 2 42 46 3.86 1.429																					
Ted Abernathy, R (8, 1) ERA: 1.6	2.0 S 11 4 1 1 1 1 0 0 0 0 0 12 16 4.50 2.500																					

St. Louis Cardinals @ Cincinnati Reds
 Crosley Field, Cincinnati, OH
 Tue Jul 18 1967, 7:05 PM EDT
 Att. 17,884 - Unknown - 77 F

livebaseballscorecards.com

AB	40
R	4
H	13
RBI	4
BB	2
SO	7
LOB	17



BOTTOM

St. Louis Cardinals @ Cincinnati Reds
 Crosley Field, Cincinnati, OH
 Tue Jul 18 1967, 7:05 PM EDT
 Att: 17,884 - Unknown - 77 F

livebaseballscorecards.com

AB	31
R	7
H	8
RBI	6
BB	3
SO	6
LOB	12



WP: 0	PA: 36
PB: 0	
SB: 0	
CS: 1	

AB	R	H	RBI	BB	SO	LOB
1	0	0	0	0	0	0
3	1	2	3	0	0	0
3	1	1	1	0	1	0
4	0	0	0	0	0	2
3	1	1	0	1	1	0
4	1	1	0	0	2	3
4	1	1	1	0	0	0
2	1	0	0	1	1	0
4	0	2	0	0	0	4
2	0	0	0	0	1	2
0	0	0	0	0	0	0
0	1	0	1	1	0	0
1	0	0	0	0	0	1
1B: 5	SF: 0					
2B: 4	SAC: 1					
3B: 0	DP: 1					
HR: 0	HBP: 1					

Batter	1	2	3	4	5	6	7	8	9
Floyd Robinson, L OBP: 0.313, SLG: 0.341 Dick Simpson, R OBP: 0.283, SLG: 0.340 (1, 9) (4, PH) (5, 9)	0-0 5-3			0-0 F8 SH1-3 1B		0-0 F8	0-0 1B 2B 1-H 2-H 3-H		
Vada Pinson, L OBP: 0.314, SLG: 0.416 (1, 8)	0-3 K			0-0 SH1-3 1-2		0-0 4-3	0-0 5-3 E 1B 2-H		
Pete Rose, S OBP: 0.383, SLG: 0.477 (1, 4)	0-0 6-3			0-0 F8 2-3		0-0 F8	0-0 5-3 1-2		
Tony Perez, R OBP: 0.332, SLG: 0.533 (1, 5)		0-3 K		4-0 BB			0-0 1B 2B E6		
Don Pavletich, R OBP: 0.347, SLG: 0.500 (1, 2)		0-0 L7		0-3 K			0-0 1B 2B K		
Lee May, R OBP: 0.297, SLG: 0.420 (1, 7)		0-0 6-3			0-0 L8		0-0 BB 2B 1-3 2-H	0-0 6-3	
Deron Johnson, R OBP: 0.311, SLG: 0.442 (1, 3)			0-3 K		0-0 6-3		4-0 BB 2B BB	1-0 FC6-4 HBP	
Tommy Helms, R OBP: 0.284, SLG: 0.337 (1, 6)			0-0 CS 1B		0-0 2B		0-0 P4	0-0 FC6-4 1-2f	
Jim Maloney, L OBP: 0.194, SLG: 0.257 Art Shamsky, L OBP: 0.263, SLG: 0.263 Jake Wood, R OBP: 0.172, SLG: 0.148 Ted Abernathy, R OBP: 0.167, SLG: 0.167 (1, 1) (7, PH) (7, PH) (8, 1)			0-3 K		0-0 L4		4-0 2B BB 1-2 2-3 3-H	0-0 6-3	
Inning Stats	R: 0 H: 0 E: 0 LOB: 0 K: 1 BB: 0 S: 5 P: 5	R: 0 H: 0 E: 0 LOB: 0 K: 1 BB: 0 S: 5 P: 5	R: 0 H: 1 E: 0 LOB: 1 K: 2 BB: 0 S: 7 P: 7	R: 0 H: 1 E: 0 LOB: 2 K: 1 BB: 1 S: 6 P: 10	R: 0 H: 1 E: 0 LOB: 1 K: 0 BB: 0 S: 4 P: 4	R: 0 H: 0 E: 0 LOB: 0 K: 0 BB: 0 S: 3 P: 3	R: 7 H: 5 E: 1 LOB: 1 K: 1 BB: 2 S: 11 P: 19	R: 0 H: 0 E: 0 LOB: 1 K: 0 BB: 0 S: 3 P: 4	

PITCHER	IP	WLS	BF	H	R	ER	SO	BB	IBB	HBP	BLK	WP	HR	S	P	ERA	WHIP
Steve Carlton, L ERA: 3.45 (1, 1)	6.0		24	6	3	3	5	1	0	0	0	0	0	33	37	4.50	1.167
Jack Lamabe, R ERA: 4.62 (7, 1)	0.1	L	2	0	0	0	0	1	0	0	0	0	0	1	5	0.00	3.000
Joe Hoerner, L ERA: 3.19 (7, 1)	0.0		3	2	3	3	0	1	0	0	0	0	0	2	6	∞	∞
Ron Willis, R ERA: 4.62 (7, 1)	0.2		3	0	1	0	1	0	0	0	0	0	0	5	5	0.00	0.000
Jim Cosman, R ERA: 2.79 (8, 1)	1.0		4	0	0	0	0	0	0	1	0	0	0	3	4	0.00	0.000

Batter	1	2	3	4	5	6	7	8	9	10	11	12
Dick Simpson, R OBP: 0.310, SLG: 0.353 Mel Queen, L OBP: 0.208, SLG: 0.196 Gerry Arrigo, L OBP: 0.143, SLG: 0.214 Don Nottebart, R (12, 1)	0-0 E7 8-6-4 1B		0-0 4-3 2B 1B	0-0 5-3		4-0 IBB		0-0 4-3		0-0 FC6-4 1-2f		
Vada Pinson, L OBP: 0.309, SLG: 0.409	0-0 F5		0-0 1-3 1-2		0-0 F7	0-0 F2		0-3 K			0-0 F9	
Pete Rose, S OBP: 0.379, SLG: 0.471 (8, 7)	0-0 8-6-4 2-3f		0-0 4-3		0-0 6-3		0-0 6-3		0-0 1B		0-0 4-3	
Tony Perez, R OBP: 0.337, SLG: 0.534		0-0 2B 1B	4-0 2B BB		0-0 1B 1B		0-0 1B 1B		0-3 K		0-0 6-3	
Don Pavletich, R OBP: 0.358, SLG: 0.519		0-0 1-3 2B	0-0 1-H 3-H 2B		1-2 1B		1-3 1B		0-0 L7			0-0 6-3
Lee May, R OBP: 0.291, SLG: 0.411 Giraldo Ruiz, S OBP: 0.243, SLG: 0.289		0-0 5-3	0-0 F9		0-0 F8		0-0 P4			0-0 1B		0-0 F5
Deron Johnson, R OBP: 0.312, SLG: 0.435		4-0 BB		0-0 5-3		0-0 F9	4-0 1-2 BB			0-0 P5		0-3 K
Tommy Helms, R OBP: 0.279, SLG: 0.331		0-0 P4		0-0 6-3		0-0 F3	0-0 P3			0-3 K		
Gary Nolan, R OBP: 0.233, SLG: 0.158 Ted Abernathy, R OBP: 0.143, SLG: 0.143 Art Shamsky, L OBP: 0.270, SLG: 0.263 (11, 9)		0-3 K		0-0 1B		0-0 2B		0-3 K		4-0 FC6-4 IBB		

AB	R	H	RBI	BB	SO	LOB
4	1	2	0	1	0	1
1	0	0	0	0	0	2
0	0	0	0	0	0	0
0	0	0	0	0	0	0
6	0	0	0	0	1	4
6	0	1	0	0	0	2
5	1	3	0	1	1	0
6	0	4	2	0	0	0
4	0	0	0	0	0	7
2	0	1	0	0	0	0
4	0	0	0	2	1	1
5	0	0	0	0	1	7
3	0	2	0	0	1	3
1	0	0	0	0	1	0
0	0	0	0	1	0	0


BOTTOM

St. Louis Cardinals @ Cincinnati Reds
Crosley Field, Cincinnati, OH

Wed Jul 19 1967, 7:05 PM EDT
Att: 25,625 - Unknown - 73 F

livebaseballscorecards.com

AB	47
R	2
H	13
RBI	2
BB	5
SO	6
LOB	27



Inning Stats	R: 0	H: 1	E: 1	LOB: 0	K: 0	BB: 0	P: 3	R: 0	H: 2	E: 0	LOB: 3	K: 1	BB: 1	P: 11	R: 2	H: 2	E: 0	LOB: 1	K: 0	BB: 1	P: 9	R: 0	H: 1	E: 0	LOB: 1	K: 0	BB: 0	P: 4	R: 0	H: 2	E: 0	LOB: 2	K: 0	BB: 0	P: 5	R: 0	H: 1	E: 0	LOB: 3	K: 0	BB: 1	P: 9	R: 0	H: 0	E: 0	LOB: 0	K: 2	BB: 0	P: 7	R: 0	H: 1	E: 0	LOB: 0	K: 1	BB: 0	P: 5	R: 0	H: 1	E: 0	LOB: 2	K: 1	BB: 1	P: 10	R: 0	H: 0	E: 0	LOB: 0	K: 0	BB: 0	P: 3	R: 0	H: 0	E: 0	LOB: 0	K: 1	BB: 0	P: 5	R: 0	H: 0	E: 0	LOB: 0	K: 1	BB: 0	P: 5	1B: 10	SF: 0	2B: 4	SAC: 0	3B: 0	DP: 1	HR: 0	HBP: 0	WP: 0	PA: 52
PITCHER	IP	WLS	BF	H	R	ER	SO	BB	IBB	HBP	BLK	WP	HR	S	P	ERA	WHIP																																																																													
Larry Jaster, L ERA: 3.18	(1, 1)	7.0		35	11	2	2	1	3	1	0	0	0	0	33	49	2.57	2.000																																																																												
Ron Willis, R ERA: 4.19	(8, 1)	4.0	W	14	2	0	0	4	0	1	0	0	0	21	25	0.00	0.500																																																																													
Jack Lamabe, R ERA: 4.5	(12, 1)	1.0	S	3	0	0	0	1	0	0	0	0	0	5	5	0.00	0.000																																																																													

Batter	1	2	3	4	5	6	7	8	9	AB R H RBI BB SO LOB	TOP
Lou Brock, L (1, 7) OBP: 0.300, SLG: 0.453	0-3 K		0-3 K		0-0 E 2B S 1B		0-0 1-3		0-0 L6	5 1 1 0 0 2 0	
Bobby Tolan, L (1, 8) OBP: 0.327, SLG: 0.435	0-0 F2		0-0 1-3		0-3 K		0-0 HR			4 1 1 1 0 1 1	
Roger Maris, L (1, 9) OBP: 0.371, SLG: 0.469	0-0 F7		4-0 BB		0-0 HR 2B		0-0 F8			3 1 1 1 1 0 0	
Orlando Cepeda, R (1, 3) OBP: 0.420, SLG: 0.554		0-0 4-3	0-0 F8		0-0 HR			0-3 K		4 1 1 2 0 1 1	
Tim McCarver, L (1, 2) OBP: 0.413, SLG: 0.517		4-0 HR BB		0-0 F7	0-0 5-3			4-0 BB		2 1 0 0 2 0 0	
Mike Shannon, R (1, 5) OBP: 0.328, SLG: 0.414		4-0 HR BB		0-0 FC6-4 1B		4-0 FC5-4 BB		0-3 K		2 1 1 0 2 1 1	
Julian Javier, R (1, 4) OBP: 0.314, SLG: 0.406		0-0 HR		0-0 FC6-4	0-0 FC5-4 CS		0-0 K			4 1 1 3 0 1 3	
Dal Maxvill, R (1, 6) OBP: 0.267, SLG: 0.262		0-0 F8		0-0 P4	0-3 K			0-3 K		4 0 0 0 0 2 2	
Ray Washburn, R (1, 1) OBP: 0.057, SLG: 0.114		0-0 3-1			0-3 K		0-3 K		0-3 K	2 0 0 0 0 1 0	
Joe Hoerner, R (6, 1) OBP: 0.222, SLG: 0.222										2 0 0 0 0 2 0	
Inning Stats	R: 0 H: 0 E: 0 LOB: 0 K: 1 BB: 0 S: 5 P: 5	R: 3 H: 1 E: 0 LOB: 0 K: 0 BB: 2 S: 4 P: 12	R: 0 H: 0 E: 0 LOB: 1 K: 1 BB: 1 S: 5 P: 9	R: 0 H: 1 E: 0 LOB: 1 K: 0 BB: 0 S: 4 P: 4	R: 3 H: 3 E: 0 LOB: 0 K: 2 BB: 0 S: 10 P: 10	R: 0 H: 0 E: 0 LOB: 0 K: 1 BB: 1 S: 4 P: 8	R: 1 H: 1 E: 0 LOB: 0 K: 1 BB: 0 S: 6 P: 6	R: 0 H: 0 E: 0 LOB: 1 K: 3 BB: 1 S: 9 P: 13	R: 0 H: 0 E: 0 LOB: 0 K: 2 BB: 0 S: 7 P: 7	1B: 2 SF: 0 2B: 1 SAC: 0 3B: 0 DP: 0 HR: 3 HBP: 0	WP: 0 PA: 37 PB: 0 SB: 2 CS: 1
PITCHER	IP WLS BF H R ER SO BB IBB HBP BLK WP HR S P ERA WHIP										
Mel Queen, R (1, 1) ERA: 3.16	6.0 L 26 5 6 6 5 4 0 0 0 0 0 2 32 48 9.00 1.500										
Don Nottebart, R (7, 1) ERA: 1.83	3.0 11 1 1 1 6 1 0 0 0 0 0 1 22 26 3.00 0.667										

St. Louis Cardinals @ Cincinnati Reds
 Crosley Field, Cincinnati, OH
 Thu Jul 20 1967, 7:05 PM EDT
 Att: 18,901 - Unknown

livebaseballscorecards.com

AB	32
R	7
H	6
RBI	7
BB	5
SO	11
LOB	8



Batter	1	2	3	4	5	6	7	8	9	AB	R	H	RBI	BB	SO	LOB
Pete Rose, S (1, 4) OBP: 0.380, SLG: 0.473	0-0 G3		0-0 2B 1B		0-0 L7		0-0 5-3		0-0 2B	5	1	2	0	0	0	0
Tommy Helms, R (1, 6) OBP: 0.281, SLG: 0.339	0-0 L6		0-0 1-H 2B		0-0 1B 2B		0-0 6-3		0-0 L4	5	1	2	1	0	0	1
Vada Pinson, L (1, 8) OBP: 0.311, SLG: 0.408	0-0 F8		0-0 P6		0-0 2-H 1B		4-0 BB			3	0	1	1	1	0	1
Tony Perez, R (1, 5) OBP: 0.339, SLG: 0.534		0-0 1B		0-0 1B 1B		0-0 6-3		0-0 L9		4	1	2	0	0	0	2
Don Pavletich, R (1, 2) OBP: 0.356, SLG: 0.512		0-3 K		0-0 1-2 1B		0-0 G1-6-3 1B		0-0 6-3		4	0	1	0	0	1	2
Lee May, R (1, 7) OBP: 0.290, SLG: 0.408		0-3 K		0-0 2-H 1B		0-0 G1-6-3 1-2f		0-0 6-3		4	0	1	1	0	1	2
Deron Johnson, R (1, 3) OBP: 0.314, SLG: 0.436		0-3 K		0-0 1-2 1B		0-0 1B 1B		0-0 P6		4	0	2	0	0	1	1
Art Shamsky, L (1, 9) OBP: 0.271, SLG: 0.265			0-3 K		0-0 F7		0-0 1-2 1B		0-3 K2-3	3	0	1	0	0	1	1
Giraldo Ruiz, S (9, PH) OBP: 0.242, SLG: 0.287										1	0	0	0	0	1	0
Mel Queen, L (1, 1) OBP: 0.200, SLG: 0.188			0-0 4-3		0-0 6-3		0-0 F8		0-3 K	2	0	0	0	0	0	0
Jake Wood, R (6, PH) OBP: 0.167, SLG: 0.143										1	0	0	0	0	0	2
Don Nottebart, R (7, 1)										0	0	0	0	0	0	0
Jimmie Coker, R (9, PH) OBP: 0.263, SLG: 0.355										1	0	0	0	0	1	0

BOTTOM

St. Louis Cardinals @ Cincinnati Reds
Crosley Field, Cincinnati, OH
Thu Jul 20 1967, 7:05 PM EDT
Att. 18,901 - Unknown

livebaseballscorecards.com

AB	37
R	3
H	12
RBI	3
BB	1
SO	6
LOB	12



Inning Stats	R: 0	H: 0	E: 0	K: 0	S: 3	LOB: 0	BB: 0	P: 3	R: 0	H: 1	E: 0	K: 3	S: 10	LOB: 1	BB: 0	P: 10	R: 1	H: 2	E: 0	K: 1	S: 7	LOB: 1	BB: 0	P: 7	R: 1	H: 3	E: 0	K: 0	S: 5	LOB: 1	BB: 0	P: 5	R: 0	H: 3	E: 0	K: 0	S: 5	LOB: 2	BB: 0	P: 5	R: 0	H: 0	E: 0	K: 0	S: 3	LOB: 1	BB: 1	P: 7	R: 0	H: 0	E: 0	K: 0	S: 3	LOB: 0	BB: 0	P: 3	R: 0	H: 1	E: 0	K: 2	S: 8	LOB: 1	BB: 0	P: 8	1B: 9	2B: 3	3B: 0	HR: 0	SF: 0	SAC: 0	DP: 1	HBP: 0	WP: 0	PB: 0	SB: 0	CS: 1	PA: 38
--------------	------	------	------	------	------	--------	-------	------	------	------	------	------	-------	--------	-------	-------	------	------	------	------	------	--------	-------	------	------	------	------	------	------	--------	-------	------	------	------	------	------	------	--------	-------	------	------	------	------	------	------	--------	-------	------	------	------	------	------	------	--------	-------	------	------	------	------	------	------	--------	-------	------	-------	-------	-------	-------	-------	--------	-------	--------	-------	-------	-------	-------	--------

PITCHER	IP	WLS	BF	H	R	ER	SO	BB	IBB	HBP	BLK	WP	HR	S	P	ERA	WHIP
Ray Washburn, R (1, 1) ERA: 3.14	5.2	W	25	10	3	3	4	0	0	0	0	0	0	33	33	4.76	1.765
Joe Hoerner, L (6, 1) ERA: 2.93	3.1	S	13	2	0	0	2	1	0	0	0	0	0	16	20	0.00	0.900

Batter	1	2	3	4	5	6	7	8	9	AB R H RBI BB SO LOB	TOP											
Tito Francona, L (1, 3) OBP: 0.287, SLG: 0.307	0-0 5-3		0-3 K		0-0 FC6-4 1B		0-0 F7		0-0 E4	5 0 1 0 0 1 4												
Mack Jones, L (1, 8) OBP: 0.324, SLG: 0.415	0-3 K			4-0 HR BB	0-0 P6		0-0 CS	0-3 K	0-0 G3	4 1 0 0 1 2 3												
Hank Aaron, R (1, 9) OBP: 0.399, SLG: 0.616	0-3 K			0-0 HR	0-0 FC6-4			0-0 1B SF7 1B		4 2 2 2 0 1 1												
Rico Carty, R (1, 7) OBP: 0.348, SLG: 0.433		0-0 5-3		0-0 3-1		0-0 1B 1B		0-0 FC6-4 1B		4 0 2 0 0 0 0												
Clete Boyer, R (1, 5) OBP: 0.293, SLG: 0.418		0-0 F7		0-0 HR		0-0 G6-4-3 1B		0-0 SF7		3 1 2 2 0 0 0												
Miguel de la Hoz, R (1, 4) OBP: 0.277, SLG: 0.453		0-0 5-3		0-0 FC6-4 1B		0-0 G6-4-3		0-0 FC6-4		3 0 1 0 0 0 1												
Woody Woodward, R (6, 4) OBP: 0.289, SLG: 0.270										1 0 0 0 0 0 1												
Denis Menke, R (1, 6) OBP: 0.324, SLG: 0.322			0-0 6-3	0-0 F2			0-0 F5		0-0 P6	4 0 0 0 0 0 1												
Bob Uecker, R (1, 2) OBP: 0.207, SLG: 0.167			0-0 6-3	0-0 FC6-4			4-0 CS E BB		0-0 E5 E WP	3 0 0 0 1 0 1												
Phil Niekro, R (1, 1) OBP: 0.222, SLG: 0.200			0-0 1B		0-0 L7		0-0 E1		0-0 6-3	4 0 1 0 0 0 2												
Inning Stats	R: 0 E: 0 K: 2 S: 7	H: 0 LOB: 0 BB: 0 P: 7	R: 0 E: 0 K: 1 S: 3	H: 0 LOB: 0 BB: 0 P: 3	R: 0 E: 0 K: 1 S: 6	H: 1 LOB: 1 BB: 0 P: 6	R: 3 E: 0 K: 0 S: 6	H: 3 LOB: 1 BB: 1 P: 10	R: 0 E: 0 K: 0 S: 4	H: 1 LOB: 1 BB: 0 P: 4	R: 0 E: 0 K: 0 S: 3	H: 2 LOB: 0 BB: 0 P: 3	R: 0 E: 1 K: 0 S: 3	H: 0 LOB: 1 BB: 1 P: 7	R: 1 E: 0 K: 1 S: 7	H: 2 LOB: 1 BB: 0 P: 7	R: 0 E: 2 K: 0 S: 5	H: 0 LOB: 2 BB: 0 P: 5	1B: 7 2B: 0 3B: 0 HR: 2	SF: 1 SAC: 0 DP: 1 HBP: 0	WP: 1 PB: 0 SB: 0 CS: 1	PA: 39
PITCHER	IP WLS BF H R ER SO BB IBB HBP BLK WP HR S P ERA WHIP											PITCHER	IP WLS BF H R ER SO BB IBB HBP BLK WP HR S P ERA WHIP									
Nelson Briles, R (1, 1) ERA: 3.59	7.0 L 28 7 3 3 3 2 0 0 0 0 2 32 40 3.86 1.286											Al Jackson, L (8, 1) ERA: 4.86	2.0 10 2 1 1 1 0 0 0 0 1 0 12 12 4.50 1.000									

Atlanta Braves @ St. Louis Cardinals
 Busch Stadium, St. Louis, MO
 Fri Jul 21 1967, 7:05 PM CDT
 Att: 30,606 - Unknown

livebaseballscorecards.com

AB	35
R	4
H	9
RBI	4
BB	2
SO	4
LOB	14



Batter	1	2	3	4	5	6	7	8	9	AB	R	H	RBI	BB	SO	LOB
Lou Brock, L (1, 7) OBP: 0.298, SLG: 0.448	0-0 4-3		0-0 L5		0-0 1-3			0-3 K		4	0	0	0	0	1	0
Bobby Tolan, L (1, 8) OBP: 0.325, SLG: 0.430	0-0 6-3		0-0 F3		0-0 L8			0-0 1B		4	0	1	0	0	0	0
Roger Maris, L (1, 9) OBP: 0.373, SLG: 0.474	0-0 1B 2B		0-0 1B			0-0 F8		0-0 P3		4	1	2	0	0	0	1
Orlando Cepeda, R (1, 3) OBP: 0.420, SLG: 0.552	0-0 PB 1B		0-0 F8			1-0 G1-6-3 HBP		0-3 K		3	0	1	1	0	1	2
Tim McCarver, L (1, 2) OBP: 0.414, SLG: 0.515	4-0 1-2 BB			0-0 5-3 1B		0-0 G1-6-3			0-0 1-3	3	0	1	0	1	0	1
Mike Shannon, R (1, 5) OBP: 0.323, SLG: 0.408	0-0 4-3			0-0 5-3			0-0 L8		0-0 5-3	4	0	0	0	0	0	3
Julian Javier, R (1, 4) OBP: 0.310, SLG: 0.401		0-3 K		0-0 P3			0-0 5-3		0-0 4-3	4	0	0	0	0	1	1
Dal Maxvill, R (1, 6) OBP: 0.268, SLG: 0.263		0-0 F8		0-0 6-3			0-0 1B			3	0	1	0	0	0	1
Nelson Briles, R (1, 1) Ed Spiezio, R (7, PH) Al Jackson, L (8, 1)		0-0 5-3			0-0 G3		0-0 1-3			2	0	0	0	0	0	0
										1	0	0	0	0	0	1
										0	0	0	0	0	0	0

Inning Stats	R: 1	H: 2	E: 0	LOB: 2	K: 0	P: 9	R: 0	H: 0	E: 0	LOB: 0	K: 1	P: 5	R: 0	H: 1	E: 0	LOB: 1	K: 0	P: 4	R: 0	H: 0	E: 0	LOB: 0	K: 0	P: 3	R: 0	H: 1	E: 0	LOB: 1	K: 0	P: 4	R: 0	H: 1	E: 0	LOB: 1	K: 2	P: 8	R: 0	H: 0	E: 0	LOB: 0	K: 0	P: 3
	1	2	0	2	0	9	0	0	0	0	1	5	0	1	0	1	0	0	4	0	0	0	0	3	0	1	0	1	0	1	0	1	2	8	0	0	0	0	0	3		
	5	9	0	0	1	5	0	0	0	0	0	5	0	0	0	0	0	4	0	0	0	0	3	0	1	0	0	0	0	0	0	0	0	0	0	0	0	0	0	0	3	

BOTTOM

Atlanta Braves @ St. Louis Cardinals
 Busch Stadium, St. Louis, MO
 Fri Jul 21 1967, 7:05 PM CDT
 Att. 30,606 - Unknown

AB	32
R	1
H	6
RBI	1
BB	1
SO	3
LOB	10



WP: 0	PA: 34
PB: 1	
SB: 0	
CS: 0	

Batter	1	2	3	4	5	6	7	8	9	10	11	12	13	AB R H RBI BB SO LOB	TOP																
Tito Francona, L OBP: 0.286, SLG: 0.302	3-1		F9		P6		FC6-4		FC6-4 BB		5-3		1B	6 0 1 1 1 0 1	Atlanta Braves @ St. Louis Cardinals Busch Stadium, St. Louis, MO Sat Jul 22 1967, 7:05 PM CDT Att. 22,763 - Unknown																
Mack Jones, L OBP: 0.332, SLG: 0.418	1B		BB		F8			HR BB	F3		1B		1B	5 1 3 0 2 0 1																	
Hank Aaron, R OBP: 0.397, SLG: 0.617	K		5-3					HR	FC6-4		6-3		1B	6 1 1 2 1 2 4																	
Joe Torre, R OBP: 0.375, SLG: 0.530 Bob Uecker, R OBP: 0.206, SLG: 0.165	L8				1-3		FC5-4 1B		F9				F8	6 0 1 0 0 1 1 1 0 0 0 0 0 3																	
Clete Boyer, R OBP: 0.297, SLG: 0.431		HR				FC5-4		BB HBP			K		G5-4-3	5 2 2 1 0 1 2																	
Rico Carty, R OBP: 0.347, SLG: 0.429		P3			6-3		F5		F8		BB BB		CS 1B	5 0 1 0 1 0 3																	
Miguel de la Hoz, R OBP: 0.279, SLG: 0.448 Woody Woodward, R OBP: 0.293, SLG: 0.269		4-3					6-3		6-3		BB BB		CS	3 0 1 1 0 0 0 1 0 0 0 2 0 0																	
Denis Menke, R OBP: 0.320, SLG: 0.317 Charlie Lau, L OBP: 0.241, SLG: 0.240 Felipe Alou, R OBP: 0.334, SLG: 0.442 Marty Martinez, S OBP: 0.333, SLG: 0.235		5-3			6-3				P4		K		SH1-4 1B	4 0 0 0 0 1 3 0 0 0 0 0 0 0 1 0 0 0 0 1 2 1 1 1 0 0 0 0																	
Ken Johnson, R OBP: 0.200, SLG: 0.111 Ramon Hernandez, S							P3				K		SH1-4	4 0 1 0 0 2 0 1 0 0 0 0 1 0																	
Claude Raymond, R OBP: 0.143, SLG: 0.266 Dick Kelley, R OBP: 0.313, SLG: 0.333 Cecil Upshaw, R								FC6-4 1B			K																				
Inning Stats	R: 0 E: 0 S: 6	H: 1 LOB: 1 BB: 0 P: 6	R: 1 E: 0 K: 0 S: 4	H: 1 LOB: 0 BB: 0 P: 4	R: 0 E: 0 K: 1 S: 5	H: 0 LOB: 1 BB: 1 P: 9	R: 1 E: 0 K: 0 S: 5	H: 2 LOB: 1 BB: 0 P: 5	R: 0 E: 0 K: 0 S: 3	H: 0 LOB: 0 BB: 0 P: 3	R: 0 E: 0 K: 1 S: 6	H: 1 LOB: 1 BB: 0 P: 6	R: 0 E: 0 K: 0 S: 4	H: 1 LOB: 1 BB: 0 P: 4		R: 2 E: 0 K: 1 S: 6	H: 1 LOB: 2 BB: 2 P: 15	R: 0 E: 0 K: 1 S: 5	H: 0 LOB: 1 BB: 1 P: 9	R: 0 E: 0 K: 3 S: 9	H: 0 LOB: 2 BB: 2 P: 17	R: 0 E: 1 K: 0 S: 3	H: 1 LOB: 1 BB: 0 P: 6	R: 0 E: 0 K: 0 S: 3	H: 1 LOB: 1 BB: 0 P: 3	R: 1 E: 0 K: 0 S: 6	H: 3 LOB: 3 BB: 1 P: 10	1B: 9 2B: 1 3B: 0 HR: 2	SF: 0 SAC: 1 DP: 1 HBP: 1	WP: 0 PB: 0 SB: 0 CS: 1	PA: 59
PITCHER	IP WLS BF H R ER SO BB IBB HBP BLK WP HR S P ERA WHIP																														
Dick Hughes, R ERA: 3.32	(1, 1) 8.1 37 7 4 4 5 4 0 0 0 0 0 2 2 4.32 1.320																														
Hal Woodeshick, L ERA: 5.33	(9, 1) 0.2 2 0 0 0 0 0 0 0 0 0 0 2 2 0.00 0.000																														
Ron Willis, R ERA: 4.12	(10, 1) 0.2 4 0 0 0 2 2 0 0 0 0 0 6 14 0.00 3.000																														
Joe Hoerner, L ERA: 2.9	(10, 1) 0.1 1 0 0 0 1 0 0 0 0 0 0 3 3 0.00 0.000																														
Jack Lamabe, R ERA: 4.43	(11, 1) 2.2 L 13 5 1 1 1 1 0 0 0 0 0 0 14 18 3.38 2.250																														
PITCHER	IP WLS BF H R ER SO BB IBB HBP BLK WP HR S P ERA WHIP																														
Al Jackson, L ERA: 4.84	(13, 1) 0.1 1 0 0 0 0 0 0 0 0 0 0 1 1 0.00 0.000																														

livebaseballscorecards.com

AB	49
R	5
H	12
RBI	5
BB	7
SO	9
LOB	20



Batter	1	2	3	4	5	6	7	8	9	AB R H RBI BB SO LOB	TOP											
Felipe Alou, R OBP: 0.336, SLG: 0.451 (1, 3) X	0-0 1B		0-0 E6		0-3 K			0-0 HR		4 1 2 1 0 1 1												
Mack Jones, L OBP: 0.328, SLG: 0.412 (1, 8) SSS	0-3 K		0-0 6-3			0-0 L8		0-0 4-3		4 0 0 0 0 1 2												
Hank Aaron, R OBP: 0.396, SLG: 0.615 (1, 9) X	0-0 P4			0-0 E5		0-0 P6		0-0 2B		4 0 1 0 0 0 1												
Joe Torre, R OBP: 0.370, SLG: 0.522 (1, 2) X	0-0 5-3			0-0 L5-3		0-3 K		0-3 K		4 0 0 0 0 2 3												
Clete Boyer, R OBP: 0.296, SLG: 0.429 (1, 5) X		0-0 F9		0-0 1B			0-0 6-3		0-0 5-3	4 0 1 0 0 0 0												
Rico Carty, R OBP: 0.349, SLG: 0.427 (1, 7) SSS		0-3 K		0-0 1B			4-0 2-3		0-0 4-3	3 0 1 0 1 1 0												
Miguel de la Hoz, R OBP: 0.264, SLG: 0.423 (1, 4) X		0-0 P4			0-0 F9		0-0 2-3		0-3 K	4 0 0 0 0 1 1												
Denis Menke, R OBP: 0.321, SLG: 0.315 (1, 6) X			0-0 L9		4-0 BB		0-3 K			2 0 0 0 1 1 1												
Denny Lemaster, R OBP: 0.122, SLG: 0.106 (1, 1) X			0-0 F7		0-3 K			0-0 F9		2 0 0 0 0 1 1												
Woody Woodward, R OBP: 0.292, SLG: 0.268 (8, PH)										1 0 0 0 0 0 0												
Claude Raymond, R OBP: 0.143, SLG: 0.286 (8, 1) X										0 0 0 0 0 0 0												
Inning Stats	R: 0 E: 0 K: 1 S: 6	H: 1 LOB: 1 BB: 0 P: 6	R: 0 E: 0 K: 1 S: 5	H: 0 LOB: 0 BB: 0 P: 5	R: 0 E: 1 K: 0 S: 4	H: 0 LOB: 1 BB: 0 P: 4	R: 0 E: 1 K: 0 S: 4	H: 2 LOB: 2 BB: 0 P: 4	R: 0 E: 0 K: 2 S: 7	H: 0 LOB: 1 BB: 1 P: 11	R: 0 E: 0 K: 1 S: 5	H: 0 LOB: 0 BB: 0 P: 5	R: 0 E: 0 K: 1 S: 5	H: 0 LOB: 1 BB: 1 P: 9	R: 1 E: 0 K: 1 S: 7	H: 2 LOB: 1 BB: 0 P: 7	R: 0 E: 0 K: 1 S: 5	H: 0 LOB: 0 BB: 0 P: 5	1B: 3 2B: 2 3B: 0 HR: 1	SF: 0 SAC: 0 DP: 1 HBP: 0	WP: 0 PB: 0 SB: 1 CS: 0	PA: 34
PITCHER	IP WLS BF H R ER SO BB IBB HBP BLK WP HR S P ERA WHIP																					
Steve Carlton, L ERA: 3.29 (1, 1)	7.2 W 30 5 1 1 6 2 0 0 0 0 0 1 40 48 1.17 0.913																					
Ron Willis, R ERA: 4.0 (8, 1)	1.1 S 4 0 0 0 2 0 0 0 0 0 0 0 8 8 0.00 0.000																					

Atlanta Braves @ St. Louis Cardinals
 Busch Stadium, St. Louis, MO
 Sun Jul 23 1967, 3:33 AM CDT
 Unknown

livebaseballscorecards.com

AB 32
 R 1
 H 5
 RBI 1
 BB 2
 SO 8
 LOB 10



Batter	1	2	3	4	5	6	7	8	9	AB R H RBI BB SO LOB	TOP																
Felipe Alou, R (1, 3) OBP: 0.334, SLG: 0.456	0-0 HR		0-0 F7	0-3 K			0-0 F8		0-0 F7	5 1 1 1 0 1 1																	
Gary Geiger, L (1, 7) OBP: 0.338, SLG: 0.288	0-0 F2		4-0 FC3-6 1B BB			0-3 K	4-0 BB		0-0 G3	3 0 0 0 2 1 0																	
Hank Aaron, R (1, 9) OBP: 0.394, SLG: 0.611	0-0 P3		0-0 FC3-6 1-2 1B			0-0 6-3	0-0 F8		0-0 F8	4 0 1 0 0 0 1																	
Mack Jones, L (1, 8) OBP: 0.330, SLG: 0.417	0-0 3B 2B		0-0 FC3-6 1-2f 2-3			0-0 FC5-4 1B	0-0 4-3		0-0 4-3	4 1 2 0 0 0 3																	
Clete Boyer, R (1, 5) OBP: 0.299, SLG: 0.439	0-0 3B		0-0 F7			0-0 FC5-4			0-0 2B	4 0 2 1 0 0 3																	
Miguel de la Hoz, R (1, 4) OBP: 0.250, SLG: 0.400	0-3 K			0-0 4-3		0-3 K			0-0 L8	4 0 0 0 0 2 2																	
Bob Uecker, R (1, 2) OBP: 0.207, SLG: 0.192		0-3 K		0-0 K		0-0 6-3		0-3 K		4 1 1 1 0 2 1																	
Marty Martinez, S (1, 6) OBP: 0.357, SLG: 0.250		0-0 6-3		0-0 K		4-0 BB		0-0 L7		2 0 1 0 1 0 0																	
Tito Francona, L (8, PH) OBP: 0.285, SLG: 0.300										1 0 0 0 0 0 1																	
Denis Menke, R (8, 6) OBP: 0.321, SLG: 0.315										0 0 0 0 0 0 0																	
Ed Rakow, S (1, 1) OBP: 0.369, SLG: 0.520		0-3 K		0-0 F7		0-0 L8			0-0 6-3	2 0 0 0 0 1 1																	
Joe Torre, R (6, PH) OBP: 0.375, SLG: 0.625										1 0 0 0 0 0 1																	
Ramon Hernandez, S (6, 1) OBP: 0.233, SLG: 0.231										0 0 0 0 0 0 0																	
Jay Ritchie, R (8, 1) OBP: 0.375, SLG: 0.625										0 0 0 0 0 0 0																	
Charlie Lau, L (9, PH) OBP: 0.233, SLG: 0.231										1 0 0 0 0 0 0																	
Inning Stats	R: 2 E: 0 K: 1 S: 8	H: 3 LOB: 1 BB: 0 P: 8	R: 0 E: 0 K: 2 S: 7	H: 0 LOB: 0 BB: 0 P: 7	R: 0 E: 0 K: 0 S: 4	H: 1 LOB: 2 BB: 1 P: 8	R: 1 E: 0 K: 1 S: 7	H: 2 LOB: 1 BB: 0 P: 7	R: 0 E: 0 K: 1 S: 6	H: 1 LOB: 1 BB: 0 P: 6	R: 0 E: 0 K: 1 S: 5	H: 0 LOB: 1 BB: 1 P: 9	R: 0 E: 0 K: 0 S: 3	H: 0 LOB: 1 BB: 1 P: 7	R: 0 E: 0 K: 1 S: 6	H: 1 LOB: 1 BB: 0 P: 6	R: 0 E: 0 K: 0 S: 3	H: 0 LOB: 0 BB: 0 P: 3	1B: 3 2B: 2 3B: 1 HR: 2	SF: 0 SAC: 0 DP: 0 HBP: 0	WP: 0 PB: 0 SB: 0 CS: 0	PA: 38					
PITCHER	IP WLS BF H R ER SO BB IBB HBP BLK WP HR S P ERA WHIP																										
Jim Cosman, R (1, 1) ERA: 3.16	2.1		12	4	2	2	3	1	0	0	0	0	1	17	21	7.71	2.143										
Hal Woodeshick, L (3, 1) ERA: 4.83	4.2	W	19	3	1	1	3	2	0	0	0	0	1	23	31	1.93	1.071										
Ron Willis, R (8, 1) ERA: 3.83	2.0	S	7	1	0	0	1	0	0	0	0	0	0	9	9	0.00	0.500										

Atlanta Braves @ St. Louis Cardinals
 Busch Stadium, St. Louis, MO
 Sun Jul 23 1967, 3:38 AM CDT
 Att. 35,334 - Unknown

livebaseballscorecards.com

AB	35
R	3
H	8
RBI	3
BB	3
SO	7
LOB	14



Batter	1	2	3	4	5	6	7	8	9
Lou Brock, L (1, 7) OBP: 0.298, SLG: 0.448 Alex Johnson, R (8, PH) OBP: 0.216, SLG: 0.267 (9, 7)	0-0 F7			0-0 6-3		0-0 6-3		4-0 SH E BB	
Bobby Tolan, L (1, 8) OBP: 0.326, SLG: 0.420	0-3 K2-3			0-0 P3		0-3 K		0-0 SH 3B	
Roger Maris, L (1, 9) OBP: 0.372, SLG: 0.481	0-0 F9			0-0 F2		0-0 2B		0-0 2B 3B	
Orlando Cepeda, R (1, 3) OBP: 0.418, SLG: 0.549		0-0 F7		0-3 K		4-0 IBB		0-0 6-3	
Tim McCarver, L (1, 2) OBP: 0.410, SLG: 0.504		0-0 L4		4-0 HR BB		0-0 P6		4-0 2B IBB	
Mike Shannon, R (1, 5) OBP: 0.324, SLG: 0.414		0-3 K		0-0 HR		0-0 SH3-4 1B		0-3 K	
Phil Gagliano, R (1, 4) OBP: 0.246, SLG: 0.248 Ron Willis, R (8, 1) OBP: 0.500, SLG: 0.667			0-0 F7	0-0 HR		0-0 SH3-4 1B		0-0 2B	
Dal Maxvill, R (1, 6) OBP: 0.266, SLG: 0.261			0-3 K	0-0 6-3		0-0 1B		0-0 G3	
Jim Cosman, R (1, 1) OBP: 0.125, SLG: 0.125 Hal Woodeshick, R (3, 1) Julian Javier, R (7, PH) OBP: 0.307, SLG: 0.404 (8, 4)			0-3 K2-3	0-3 K		0-0 4-3			


AB	R	H	RBI	BB	SO	LOB
3	0	0	0	0	0	0
0	1	0	0	1	0	0
3	1	0	0	0	2	0
4	1	2	1	0	0	0
3	0	0	0	1	1	1
2	2	0	0	2	0	2
4	2	2	2	0	2	2
2	1	1	1	0	0	0
1	0	1	2	0	0	0
4	0	1	1	0	1	1
0	0	0	0	0	0	0
2	0	0	0	0	2	0
1	0	0	0	0	0	0

BOTTOM

Atlanta Braves @ St. Louis Cardinals
 Busch Stadium, St. Louis, MO
 Sun Jul 23 1967, 3:38 AM CDT
 Att. 35,334 - Unknown

livebaseballscorecards.com

AB	29
R	8
H	7
RBI	7
BB	4
SO	8
LOB	6



Inning Stats	R: 0	H: 0	E: 0	LOB: 0	K: 1	BB: 0	S: 5	P: 5
R: 0 H: 0 E: 0 LOB: 0 K: 1 BB: 0 S: 5	R: 0 H: 0 E: 0 LOB: 0 K: 1 BB: 0 P: 5	R: 0 H: 0 E: 0 LOB: 0 K: 2 BB: 0 S: 7	R: 0 H: 0 E: 0 LOB: 0 K: 0 BB: 0 P: 3	R: 3 H: 2 E: 0 LOB: 0 K: 2 BB: 1 S: 9	R: 0 H: 1 E: 0 LOB: 2 K: 1 BB: 1 S: 6	R: 1 H: 2 E: 0 LOB: 0 K: 0 BB: 0 S: 4	R: 4 H: 2 E: 1 LOB: 1 K: 1 BB: 2 S: 8	
1B: 2 SF: 0 2B: 2 SAC: 2 3B: 1 DP: 0 HR: 2 HBP: 0	WP: 0 PA: 35 PB: 0 SB: 1 CS: 0							

PITCHER	IP	WLS	BF	H	R	ER	SO	BB	IBB	HBP	BLK	WP	HR	S	P	ERA	WHIP
Ed Rakow, R (1, 1) ERA: 9.0	5.0		18	2	3	3	6	1	0	0	0	0	2	29	33	5.40	0.600
Ramon Hernandez, L (6, 1) ERA: 5.12	2.0	L	12	4	4	4	1	1	1	0	0	0	0	12	20	18.00	2.500
Jay Ritchie, R (8, 1) ERA: 4.0	1.0		5	1	1	1	1	0	1	0	0	0	0	6	10	9.00	1.000

Batter	1	2	3	4	5	6	7	8	9	AB R H RBI BB SO LOB	TOP											
Don Kessinger, S (1, 6) OBP: 0.273, SLG: 0.253	0-0 F2	4-0 BB			0-0 F7		0-0 5-3		0-0 F9	4 0 0 1 1 0 0												
Glenn Beckert, R (1, 4) OBP: 0.304, SLG: 0.362	0-0 F9	0-0 5-3			0-0 1B FC6-4 1B		0-0 6-3		0-0 F3	5 1 1 0 0 0 3												
Billy Williams, L (1, 7) OBP: 0.362, SLG: 0.490	0-0 F8			0-0 F7	0-0 1B FC6-4 1B		4-0 BB			3 0 1 0 1 0 0												
Ron Santo, R (1, 5) OBP: 0.389, SLG: 0.526		0-0 14 2B 1B		0-0 4-3	0-0 1B FC6-4 14 FC6-4		0-3 K			4 1 1 1 0 1 2												
14 Ernie Banks, R (1, 3) OBP: 0.320, SLG: 0.511		0-0 1B FC5-2 2B		0-0 2B	0-0 1B FC6-4 1-2f			4-0 BB		3 0 2 1 1 0 1												
Randy Hundley, R (1, 2) OBP: 0.342, SLG: 0.432		4-0 FC5-2 1B BB		0-0 5-3	0-0 1B FC6-4 1B			0-3 K		3 1 1 0 1 1 2												
Clarence Jones, L (1, 9) OBP: 0.200, SLG: 0.209		0-0 BB FC5-2 1B		0-0 1-3	0-3 K			0-3 K		4 0 1 0 0 2 2												
Ted Savage, R (8, 9) OBP: 0.343, SLG: 0.342		1-2 2-3			0-3 K					0 0 0 0 0 0 0	AB 34											
Adolfo Phillips, R (1, 8) OBP: 0.398, SLG: 0.529		0-0 FC5-2 BB		0-0 1-5-3	0-0 L7			0-0 F8		4 0 0 0 0 0 5	R 3											
Ray Culp, R (1, 1) OBP: 0.075, SLG: 0.175		0-3 K		0-3 K	0-0 FC6-4 1-2f					4 0 0 0 0 3 4	H 7											
Inning Stats	R: 0 E: 0 K: 0 S: 3	H: 0 LOB: 0 BB: 0 P: 3	R: 2 E: 0 K: 1 S: 8	H: 3 LOB: 3 BB: 2 P: 16	R: 0 E: 0 K: 0 S: 4	H: 1 LOB: 1 BB: 0 P: 4	R: 0 E: 0 K: 1 S: 5	H: 0 LOB: 0 BB: 0 P: 5	R: 1 E: 0 K: 0 S: 5	H: 2 LOB: 1 BB: 0 P: 5	R: 0 E: 0 K: 1 S: 6	H: 1 LOB: 1 BB: 0 P: 6	R: 0 E: 0 K: 1 S: 5	H: 0 LOB: 1 BB: 1 P: 9	R: 0 E: 0 K: 2 S: 7	H: 0 LOB: 1 BB: 1 P: 11	R: 0 E: 0 K: 1 S: 5	H: 0 LOB: 0 BB: 0 P: 5	1B: 5 2B: 2 3B: 0 HR: 0	SF: 0 SAC: 0 DP: 0 HBP: 0	WP: 0 PB: 0 SB: 0 CS: 0	PA: 38
PITCHER	IP WLS BF H R ER SO BB IBB HBP BLK WP HR S P ERA WHIP																					
Larry Jaster, L (1, 1) ERA: 3.32	1.1 L 8 3 2 2 0 1 0 0 0 0 0 0 7 11 13.50 3.000																					
Jack Lamabe, R (2, 1) ERA: 4.27	3.2 15 3 1 1 2 1 0 0 0 0 0 0 18 22 2.46 1.091																					
Al Jackson, L (6, 1) ERA: 4.72	2.0 8 1 0 0 2 1 0 0 0 0 0 0 11 15 0.00 1.000																					
Joe Hoerner, L (8, 1) ERA: 2.76	2.0 7 0 0 0 3 1 0 0 0 0 0 0 12 16 0.00 0.500																					

Chicago Cubs @ St. Louis Cardinals
 Busch Stadium, St. Louis, MO
 Mon Jul 24 1967, 7:05 PM CDT
 Att. 41,337 - Cloudy - 87 F

livebaseballscorecards.com



Batter	1	2	3	4	5	6	7	8	9	AB R H RBI BB SO LOB	TOP											
Don Kessinger, S (1, 6) OBP: 0.273, SLG: 0.253	0-0 4-3		0-0 1B		0-0 6-3		0-0 4-3			4 0 1 0 0 0 0	Chicago Cubs @ St. Louis Cardinals Busch Stadium, St. Louis, MO Tue Jul 25 1967, 7:05 PM CDT Att. 37,918 - Unknown - 90 F											
Glenn Beckert, R (1, 4) OBP: 0.303, SLG: 0.360	0-0 F9		0-0 1B			0-0 6-3		0-0 4-3		4 0 1 0 0 0 0												
Billy Williams, L (1, 7) OBP: 0.358, SLG: 0.485	0-0 P6		0-0 4-3			0-0 4-3		0-0 G3		4 0 0 0 0 0 2												
Ron Santo, R (1, 5) OBP: 0.390, SLG: 0.525		0-0 P6		0-0 1B		0-0 14 3B 1B		0-0 P5		4 1 2 0 0 0 0												
14 Ernie Banks, R (1, 3) OBP: 0.325, SLG: 0.518		4-0 BB		0-0 F9		0-0 1B 3B		0-0 1B 1B		3 2 2 1 1 0 1												
Clarence Jones, L (1, 9) OBP: 0.208, SLG: 0.217		0-0 F5		0-3 K		0-0 1B		1-0 1B HBP		3 0 1 1 0 1 2												
Ted Savage, R (9, PH) OBP: 0.346, SLG: 0.342								1-2 1B HBP		0 0 0 0 0 0 0												
Randy Hundley, R (1, 2) OBP: 0.339, SLG: 0.427		0-0 L7		0-0 F9		0-3 K		0-0 L7		4 0 0 0 0 1 5												
Adolfo Phillips, R (1, 8) OBP: 0.394, SLG: 0.522			0-3 K		0-0 6-3		0-0 1-3		0-0 P6	4 0 0 0 0 1 2												
Rob Gardner, R (1, 1) OBP: 0.071, SLG: 0.037			0-0 5-3		0-0 P4		0-0 L4		0-0 1B	0 0 0 0 0 0 0												
Lee Thomas, L (7, PH) OBP: 0.298, SLG: 0.311									1-H 2-H	2 0 0 0 0 0 0												
Bill Hands, R (7, 1) OBP: 0.211, SLG: 0.167										1 0 0 0 0 0 0												
Al Spangler, L (9, PH) OBP: 0.339, SLG: 0.333										0 0 0 0 0 0 0												
Inning Stats	R: 0 E: 0 K: 0 S: 3	H: 0 LOB: 0 BB: 0 P: 3	R: 0 E: 0 K: 0 S: 3	H: 0 LOB: 1 BB: 1 P: 7	R: 0 E: 0 K: 1 S: 7	H: 2 LOB: 2 BB: 0 P: 7	R: 0 E: 0 K: 1 S: 6	H: 1 LOB: 1 BB: 0 P: 6	R: 0 E: 0 K: 0 S: 3	H: 0 LOB: 0 BB: 0 P: 3	R: 2 E: 0 K: 1 S: 8	H: 3 LOB: 1 BB: 0 P: 8	R: 0 E: 0 K: 0 S: 3	H: 0 LOB: 0 BB: 0 P: 3	R: 0 E: 0 K: 0 S: 3	H: 0 LOB: 0 BB: 0 P: 3	R: 1 E: 0 K: 0 S: 4	H: 2 LOB: 2 BB: 0 P: 5	1B: 7 2B: 0 3B: 1 HR: 0	SF: 0 SAC: 0 DP: 0 HBP: 1	WP: 0 PB: 0 SB: 0 CS: 0	PA: 36
PITCHER	IP WLS BF H R ER SO BB IBB HBP BLK WP HR S P ERA WHIP																					
Ray Washburn, R (1, 1) ERA: 3.16	8.0 W 32 7 3 3 3 1 0 0 0 0 0 0 37 41 3.38 1.000																					
Hal Woodeshick, L (9, 1) ERA: 4.83	0.0 1 0 0 0 0 0 0 0 1 0 0 0 0 1 ∞ ∞																					
Ron Willis, R (9, 1) ERA: 3.75	1.0 S 3 1 0 0 0 0 0 0 0 0 0 0 3 3 0.00 1.000																					

livebaseballscorecards.com

AB	34
R	3
H	8
RBI	3
BB	1
SO	3
LOB	12



Batter	1	2	3	4	5	6	7	8	9	AB R H RBI BB SO LOB	TOP											
Don Kessinger, S (1, 6) OBP: 0.275, SLG: 0.253	0-0 F7		4-0 BB		0-0 F8		0-0 1B		0-0 F8	4 0 1 0 1 0 2												
Glenn Beckert, R (1, 4) OBP: 0.300, SLG: 0.356	0-0 P4		0-0 F9		0-0 P3		0-0 F7			4 0 0 0 0 0 3												
Billy Williams, L (1, 7) OBP: 0.357, SLG: 0.488	0-0 3-1		0-0 L6			0-0 1B 3B		0-0 4-3		4 1 1 0 0 0 1												
Ron Santo, R (1, 5) OBP: 0.389, SLG: 0.521		0-3 K		1-0 FC3-6 HBP		0-0 5-3		0-0 5-3		3 0 0 0 0 1 1												
14 Ernie Banks, R (1, 3) OBP: 0.324, SLG: 0.518		0-0 3-1 2B		0-0 P6		0-3 K		0-3 K		4 0 1 0 0 2 2												
Clarence Jones, L (1, 9) OBP: 0.228, SLG: 0.260		0-0 3-1 2-3		0-0 FC3-6 1-2f		0-0 FC6-4 1B		0-0 1B 2B		4 1 2 1 0 0 2												
Randy Hundley, R (1, 2) OBP: 0.340, SLG: 0.426		4-0 FC5-4 BB		0-3 K		0-0 FC6-4 1-2f		0-0 FC5-4 1B		3 0 1 1 1 1 2												
Adolfo Phillips, R (1, 8) OBP: 0.388, SLG: 0.514		0-0 FC5-4 1-2f		0-0 F7		0-0 P6		0-0 FC5-4 1-2f		4 0 0 0 0 0 3												
Rich Nye, L (1, 1) OBP: 0.250, SLG: 0.298		0-3 K		0-0 E4		0-0 F8		0-3 K		2 0 0 0 0 1 0												
Al Spangler, L (7, PH) OBP: 0.333, SLG: 0.327										1 0 0 0 0 0 0												
Joe Niekro, R (7, 1) OBP: 0.190, SLG: 0.211										0 0 0 0 0 0 0												
Lee Thomas, L (9, PH) OBP: 0.298, SLG: 0.311										0 0 0 0 0 0 0												
Ted Savage, R (9, PH) OBP: 0.344, SLG: 0.340										1 0 0 0 0 1 1												
Inning Stats	R: 0 E: 0 K: 0 S: 3	H: 0 LOB: 0 BB: 0 P: 3	R: 0 E: 0 K: 1 S: 6	H: 1 LOB: 2 BB: 1 P: 10	R: 0 E: 0 K: 1 S: 5	H: 0 LOB: 1 BB: 1 P: 9	R: 0 E: 1 K: 1 S: 5	H: 0 LOB: 1 BB: 0 P: 6	R: 0 E: 1 K: 0 S: 4	H: 0 LOB: 1 BB: 0 P: 4	R: 1 E: 0 K: 1 S: 7	H: 2 LOB: 1 BB: 0 P: 7	R: 0 E: 0 K: 0 S: 4	H: 1 LOB: 1 BB: 0 P: 4	R: 0 E: 0 K: 1 S: 5	H: 0 LOB: 0 BB: 0 P: 5	R: 1 E: 0 K: 1 S: 7	H: 2 LOB: 1 BB: 0 P: 7	1B: 3 2B: 2 3B: 1 HR: 0	SF: 0 SAC: 0 DP: 0 HBP: 1	WP: 0 PB: 0 SB: 0 CS: 0	PA: 37
PITCHER	IP WLS BF H R ER SO BB IBB HBP BLK WP HR S P ERA WHIP																					
Nelson Briles, R (1, 1) ERA: 3.43	8.0 W 34 6 2 2 5 2 0 1 0 0 0 41 50 2.25 1.000																					
Jack Lamabe, R (9, 1) ERA: 4.24	0.1 1 0 0 0 0 0 0 0 0 0 0 1 1 0.00 0.000																					
Joe Hoerner, L (9, 1) ERA: 2.72	0.2 S 2 0 0 0 1 0 0 0 0 0 0 4 4 0.00 0.000																					

Chicago Cubs @ St. Louis Cardinals
 Busch Stadium, St. Louis, MO
 Wed Jul 26 1967, 7:05 PM CDT
 Att. 38,837 - Unknown - 87 F

livebaseballscorecards.com

AB	34
R	2
H	6
RBI	2
BB	2
SO	6
LOB	17



Batter	1	2	3	4	5	6	7	8	9	AB R H RBI BB SO LOB	TOP			
Lou Brock, L (1, 7) OBP: 0.304, SLG: 0.454	0-0 F8	0-3 K		0-3 K		0-0 G3		0-0 1B 1B		5 0 1 0 0 2 2				
Julian Javier, R (1, 4) OBP: 0.314, SLG: 0.417	4-0 F9 WP BB		0-3 K		0-0 F8	0-0 6-3		0-0 1-2 G4-3 1B		4 0 1 0 1 1 0				
Curt Flood, R (1, 8) OBP: 0.365, SLG: 0.393	4-0 1-2 BB		0-0 5-3		0-0 1B 2B 1B	0-0 1B HR 1B		0-0 1-2f G4-3		4 2 2 0 1 0 2				
Orlando Cepeda, R (1, 3) OBP: 0.415, SLG: 0.560	0-0 F9 2-3		0-0 HR		0-0 1-2 2B 1B	0-0 1-H HR		0-0 F8		5 3 3 3 0 0 2				
Mike Shannon, R (1, 5) OBP: 0.319, SLG: 0.399	0-0 P3		0-0 4-3		0-0 F7	0-0 6-3		0-0 F9 BB 1B		5 1 0 0 0 0 4				
Tim McCarver, L (1, 2) OBP: 0.404, SLG: 0.495		0-0 F8		0-0 2B E 1B	0-0 1-H 2-H 1B 2B		1-0 L6-3 HBP	4-0 1-2 1B BB		3 2 2 2 1 0 0				
Roger Maris, L (1, 9) OBP: 0.375, SLG: 0.471		4-0 1B BB		0-0 1-H E9 1B 2B	4-0 1B IBB		0-3 K	0-0 F9 2-3		3 1 1 0 2 1 3				
Dal Maxvill, R (1, 6) OBP: 0.279, SLG: 0.273		0-0 1-3 1B		0-0 2-H 1B	0-0 1-2 2-H 1B		0-0 1-2 L6-3	0-0 1-2 1B		5 0 4 3 0 0 1				
Dick Hughes, R (1, 1) OBP: 0.163, SLG: 0.146		0-3 K		0-3 K	0-0 L7			0-0 F7	0-3 K	5 0 0 0 0 3 6				
Inning Stats	R: 0 E: 0 K: 0 S: 3 H: 0 LOB: 2 BB: 2 P: 11	R: 0 E: 0 K: 2 S: 8 H: 1 LOB: 2 BB: 1 P: 12	R: 1 E: 0 K: 1 S: 6 H: 1 LOB: 0 BB: 0 P: 6	R: 2 E: 1 K: 2 S: 9 H: 3 LOB: 0 BB: 0 P: 9	R: 3 E: 0 K: 0 S: 7 H: 4 LOB: 2 BB: 1 P: 11	R: 2 E: 0 K: 0 S: 5 H: 2 LOB: 0 BB: 0 P: 5	R: 0 E: 0 K: 1 S: 4 H: 0 LOB: 0 BB: 0 P: 5	R: 0 E: 0 K: 0 S: 4 H: 2 LOB: 1 BB: 0 P: 4	R: 1 E: 1 K: 1 S: 7 H: 1 LOB: 2 BB: 1 P: 11	1B: 10 2B: 3 3B: 0 HR: 2 SF: 0 SAC: 0 DP: 2 HBP: 1	WP: 1 PB: 0 SB: 0 CS: 0 PA: 45			
PITCHER	IP WLS BF H R ER SO BB IBB HBP BLK WP HR S P ERA WHIP												PITCHER	IP WLS BF H R ER SO BB IBB HBP BLK WP HR S P ERA WHIP
Denny Lemaster, L (1, 1) ERA: 3.32	4.2 L 24 8 6 6 5 3 0 0 0 1 1 31 43 11.57 2.357													
Cecil Upshaw, R (5, 1) ERA: 2.08	0.1 3 1 0 0 0 0 0 1 0 0 0 0 2 6 0.00 3.000													
Ed Rakow, R (6, 1) ERA: 10.29	1.0 5 2 2 2 0 0 0 0 0 0 0 1 5 5 18.00 2.000													
Dick Kelley, L (7, 1) ERA: 4.9	2.0 7 2 0 0 1 0 0 0 1 0 0 0 8 9 0.00 1.000													
Ramon Hernandez, L (9, 1) ERA: 5.4	1.0 6 1 1 0 1 1 0 0 0 0 0 0 7 11 0.00 2.000													

St. Louis Cardinals @ Atlanta Braves
 Atlanta Stadium, Atlanta, GA
 Fri Jul 28 1967, 7:05 PM EDT
 Att: 41,255 - Unknown

livebaseballscorecards.com

AB	39
R	9
H	14
RBI	8
BB	5
SO	7
LOB	20



Batter	1	2	3	4	5	6	7	8	9	AB R H RBI BB SO LOB	TOP											
Lou Brock, L (1, 7) OBP: 0.304, SLG: 0.454	0-0 SH1-3 G3 2B		0-3 K		0-0 4-3			0-0 6-3		4 1 1 0 0 1 0												
Curt Flood, R (1, 8) OBP: 0.361, SLG: 0.389	0-0 SH1-3 2-3		0-0 F9		0-0 F8			0-0 F9		3 0 0 0 0 0 0												
Roger Maris, L (1, 9) OBP: 0.376, SLG: 0.481	0-0 G3			4-0 1B HR BB		0-0 HR		0-0 F9		3 2 1 2 1 0 0												
Orlando Cepeda, R (1, 3) OBP: 0.416, SLG: 0.568	0-0 HR			0-0 HR 1B		0-0 F3		0-0 6-3		4 2 2 1 0 0 0												
Tim McCarver, L (1, 2) OBP: 0.402, SLG: 0.502	0-3 K			0-0 HR		0-0 F8		0-0 4-3		4 1 1 3 0 1 0												
Mike Shannon, R (1, 5) OBP: 0.318, SLG: 0.397		0-0 L4-3 1B		0-0 P4		0-3 K		0-0 1-3		4 0 1 0 0 1 0												
Julian Javier, R (1, 4) OBP: 0.311, SLG: 0.413		0-0 P4		0-0 P3						3 0 0 0 0 1 1												
Dal Maxvill, R (1, 6) OBP: 0.276, SLG: 0.270		0-0 L4-3 1-2		0-3 K				0-0 L5		3 0 0 0 0 1 1												
Steve Carlton, L (1, 1) OBP: 0.178, SLG: 0.186			0-0 3-1		0-0 F5			0-0 4-3		3 0 0 0 0 0 0												
Joe Hoerner, R (9, 1) OBP: 0.222, SLG: 0.222										0 0 0 0 0 0 0												
Inning Stats	R: 2 E: 0 K: 1 S: 7	H: 2 LOB: 0 BB: 0 P: 7	R: 0 E: 0 K: 0 S: 3	H: 1 LOB: 0 BB: 0 P: 3	R: 0 E: 0 K: 1 S: 5	H: 0 LOB: 0 BB: 0 P: 5	R: 3 E: 0 K: 1 S: 7	H: 2 LOB: 0 BB: 1 P: 11	R: 0 E: 0 K: 0 S: 3	H: 0 LOB: 0 BB: 0 P: 3	R: 1 E: 0 K: 1 S: 6	H: 1 LOB: 0 BB: 0 P: 6	R: 0 E: 0 K: 1 S: 5	H: 0 LOB: 0 BB: 0 P: 5	R: 0 E: 0 K: 0 S: 3	H: 0 LOB: 0 BB: 0 P: 3	R: 0 E: 0 K: 0 S: 3	H: 0 LOB: 0 BB: 0 P: 3	1B: 2 2B: 2 3B: 0 HR: 3	SF: 0 SAC: 1 DP: 1 HBP: 0	WP: 0 PB: 0 SB: 0 CS: 0	PA: 33
PITCHER	IP WLS BF H R ER SO BB IBB HBP BLK WP HR S P ERA WHIP																					
Tony Cloninger, R (1, 1) ERA: 5.37	3.0 L 14 5 5 5 2 1 0 0 0 0 0 2 17 21 15.00 2.000																					
Jay Ritchie, R (4, 1) ERA: 3.55	2.0 6 0 0 0 1 0 0 0 0 0 0 0 8 8 0.00 0.000																					
Cecil Upshaw, R (6, 1) ERA: 2.53	2.0 7 1 1 1 2 0 0 0 0 0 0 1 11 11 4.50 0.500																					
Ramon Hernandez, L (8, 1) ERA: 5.09	2.0 6 0 0 0 0 0 0 0 0 0 0 0 6 6 0.00 0.000																					

St. Louis Cardinals @ Atlanta Braves
 Atlanta Stadium, Atlanta, GA
 Sat Jul 29 1967, 7:05 PM EDT
 Att. 35,243 - Unknown

livebaseballscorecards.com

AB	31
R	6
H	6
RBI	6
BB	1
SO	5
LOB	2



St. Louis Cardinals @ Atlanta Braves
 Atlanta Stadium, Atlanta, GA
 Sun Jul 30 1967, 3:33 AM EDT
 Att. 47,152 - Unknown

AB	40
R	5
H	15
RBI	5
BB	5
SO	8
LOB	26



WP	0	PA	45
PB	2		
SB	0		
CS	0		

1B	14	SF	0
2B	1	SAC	0
3B	0	DP	1
HR	0	HBP	0

AB	R	H	RBI	BB	SO	LOB
4	1	1	0	1	0	3
5	0	1	0	0	3	2
5	1	4	1	0	1	1
4	0	2	1	1	0	2
3	0	0	0	2	0	6
5	1	2	0	0	0	4
4	1	1	0	1	0	2
5	1	3	1	0	1	2
3	0	1	2	0	1	2
0	0	0	0	0	0	0
1	0	0	0	0	1	2
0	0	0	0	0	0	0
1	0	0	0	0	1	0

Batter	1	2	3	4	5	6	7	8	9
Felipe Alou, R OBP: 0.328, SLG: 0.449 (1, 3) X	0-0 6-3 ①		4-0 PB BB ①	0-0 FC6-4 1-2f ②		0-0 1B E 1B X	0-0 P6 ③		
Gary Geiger, L OBP: 0.302, SLG: 0.247 (1, 8) X	0-0 6-3 ②		0-3 K 1-2 ①	0-3 K ③		0-0 E G1-2-3 1B X		0-3 K ①	
Hank Aaron, R OBP: 0.398, SLG: 0.616 (1, 9) X	0-0 1B ③		0-3 K ②		0-0 1B 2B ①	0-0 E7 1-3 2-H 1B X		0-0 1B 1B X	
Joe Torre, R OBP: 0.374, SLG: 0.509 (1, 2) X	0-0 6-3 ③		0-0 F8 ③		0-0 4-3 1B 2-H X	4-0 IBB X		0-0 1-2 1B X	
Clete Boyer, R OBP: 0.303, SLG: 0.431 (1, 5)		4-0 1B BB ①		4-0 1B BB ①		0-0 F8 ①	0-0 G1-2-3 3-Hf ② ③	0-0 F8 ②	
Rico Carty, R OBP: 0.334, SLG: 0.401 (1, 7)		0-0 L9 ①		0-0 1B 1B 1-2 X	0-0 4-3 ②		0-0 1B 1B X	0-0 F8 ③	
Denis Menke, R OBP: 0.319, SLG: 0.316 (1, 6)		0-0 L9 ②		0-0 PB 1B 1-2 2-H 1B X	4-0 BB ③		0-0 F8 ①	0-0 F7 ①	
Woody Woodward, R OBP: 0.295, SLG: 0.271 (1, 4)		0-0 1B 1-3 X		0-0 PB 1B 1-2 2-H 1B X	0-0 P4 ③		0-0 1B 1B 1-2 X	0-3 K ②	
Pat Jarvis, R OBP: 0.120, SLG: 0.102 (1, 1)		0-3 K ③		0-0 FC6-4 1B 1-H 2-H X		0-0 F2 ①	0-3 K ②		0-3 K ③
Jay Ritchie, R OBP: 0.333, SLG: 0.556 (7, 1)									
Miguel de la Hoz, R OBP: 0.241, SLG: 0.385 (7, PH)									
Claude Raymond, R OBP: 0.143, SLG: 0.286 (8, 1)									
Mack Jones, L OBP: 0.328, SLG: 0.408 (9, PH)									

Inning Stats	R	H	E	K	S	H	LOB	BB	P	R	H	E	K	S	H	LOB	BB	P
	0	1	0	4	6	1	2	0	4	0	2	0	1	7	3	2	0	7
	0	1	0	1	6	0	2	1	10	0	2	0	1	11	0	2	0	9
	1	2	0	4	8	1	2	1	9	1	3	0	1	5	2	2	0	5
	0	2	0	1	7	0	2	0	7	0	2	0	1	7	2	0	0	7
	0	2	0	1	7	0	2	0	7	0	2	0	1	7	2	0	0	7
	0	0	0	0	7	0	0	0	7	0	0	0	0	7	0	0	0	7

PITCHER	IP	WLS	BF	H	R	ER	SO	BB	IBB	HBP	BLK	WP	HR	S	P	ERA	WHIP
Larry Jaster, L ERA: 3.39 (1, 1)	3.1		17	5	3	2	3	3	0	0	0	0	0	20	32	5.40	2.400
Jack Lamabe, R ERA: 4.44 (4, 1)	2.0		11	4	2	2	1	1	0	0	0	0	0	12	16	9.00	2.500
Hal Woodeshick, L ERA: 4.83 (6, 1)	0.0		1	1	0	0	0	0	0	0	0	0	0	1	1	∞	∞
Ron Willis, R ERA: 3.7 (6, 1)	0.2	W	3	1	0	0	0	0	1	0	0	0	0	2	6	0.00	1.500
Al Jackson, L ERA: 4.64 (7, 1)	1.1		8	4	0	0	2	0	0	0	0	0	0	12	12	0.00	3.000

PITCHER	IP	WLS	BF	H	R	ER	SO	BB	IBB	HBP	BLK	WP	HR	S	P	ERA	WHIP
Joe Hoerner, L ERA: 2.56 (8, 1)	1.2		5	0	0	0	2	0	0	0	0	0	0	9	9	0.00	0.000

Batter	1	2	3	4	5	6	7	8	9	AB R H RBI BB SO LOB	TOP									
Lou Brock, L (1, 7) OBP: 0.306, SLG: 0.460	0-0 4-3		0-0 F7		0-0 SF7		0-0 FC6-5 1B	0-0 HR		4 2 1 4 0 0 1										
Julian Javier, R (1, 4) OBP: 0.312, SLG: 0.414	0-0 1B SF8 1B		0-0 P4		0-0 P3		0-0 FC 1B	0-3 K		5 1 1 0 0 1 1										
Curt Flood, R (1, 8) OBP: 0.370, SLG: 0.397	0-0 1-3 1B			0-0 1B 1B		0-0 HR 1B	0-0 1-3 2-H 1B		0-0 F8	5 1 4 1 0 0 0										
Orlando Cepeda, R (1, 3) OBP: 0.409, SLG: 0.565	0-0 SF8			0-3 K		0-0 1-H HR	0-0 P5		0-0 P6	4 1 1 3 0 1 3										
Mike Shannon, R (1, 5) OBP: 0.315, SLG: 0.401	0-0 F9			0-0 F5		0-0 1B SF9 1B	0-3 K		0-0 P3	5 1 1 0 0 1 4										
Tim McCarver, L (1, 2) OBP: 0.398, SLG: 0.493		0-0 3-1		0-0 1-2 1B		0-0 CS 1B		0-0 P4		4 0 2 0 0 0 0										
Roger Maris, L (1, 9) OBP: 0.372, SLG: 0.475		0-0 4-3		0-3 K		0-0 SF9		0-0 BB HR 1B		3 1 1 1 0 1 2										
Dal Maxvill, R (1, 6) OBP: 0.281, SLG: 0.281		0-0 F7			0-0 SF7 3B	0-0 1-3		4-0 HR BB		3 2 1 0 1 0 1										
Ray Washburn, R (1, 1) Hal Woodeshick, R (8, 1)			0-0 L8		0-0 5-3		0-0 FC6-5 E 1B	0-3 K		4 0 1 0 0 1 3 0 0 0 0 0 0 0										
Inning Stats	R: 1 E: 0 K: 0 S: 5	H: 2 LOB: 1 BB: 0 P: 5	R: 0 E: 0 K: 0 S: 3	H: 0 LOB: 0 BB: 0 P: 3	R: 0 E: 0 K: 2 S: 9	H: 2 LOB: 2 BB: 0 P: 9	R: 1 E: 0 K: 0 S: 4	H: 1 LOB: 0 BB: 0 P: 4	R: 3 E: 0 K: 0 S: 6	H: 4 LOB: 0 BB: 0 P: 6	R: 1 E: 1 K: 1 S: 8	H: 2 LOB: 2 BB: 0 P: 8	R: 3 E: 0 K: 2 S: 9	H: 2 LOB: 0 BB: 1 P: 13	R: 0 E: 0 K: 0 S: 3	H: 0 LOB: 0 BB: 0 P: 3	1B: 10 2B: 0 3B: 1 HR: 2	SF: 3 SAC: 0 DP: 0 HBP: 0	WP: 0 PB: 0 SB: 0 CS: 1	PA: 41
PITCHER	IP WLS BF H R ER SO BB IBB HBP BLK WP HR S P ERA WHIP																			
Rich Nye, L (1, 1) ERA: 3.75	5.0 L 23 8 5 5 2 0 0 0 0 0 0 1 27 27 9.00 1.600																			
Curt Simmons, L (6, 1) ERA: 4.63	1.1 7 3 1 0 0 0 0 0 0 0 0 0 7 7 0.00 2.250																			
Bill Stoneman, R (7, 1) ERA: 6.17	1.2 8 2 3 3 3 1 0 0 0 0 0 1 13 17 16.20 1.800																			
Rob Gardner, L (9, 1) ERA: 4.41	1.0 3 0 0 0 0 0 0 0 0 0 0 0 3 3 0.00 0.000																			

St. Louis Cardinals @ Chicago Cubs
Wrigley Field, Chicago, IL
Mon Jul 31 1967, 3:33 AM CDT
Att. 23,169 - Sunny - 78 F

livebaseballscorecards.com

AB	37
R	9
H	13
RBI	9
BB	1
SO	5
LOB	15



Batter	1	2	3	4	5	6	7	8	9	AB R H RBI BB SO LOB	TOP											
Lou Brock, L (1, 7) OBP: 0.306, SLG: 0.460	0-0 F7		0-0 G3			0-0 2B		0-3 K		4 0 1 0 0 1 2												
Curt Flood, R (1, 8) OBP: 0.368, SLG: 0.395	0-0 F9			0-0 F8		0-0 5-3		0-0 BB 1B		4 0 1 1 0 0 1												
Roger Maris, L (1, 9) OBP: 0.370, SLG: 0.470 Ron Willis, R (8, 1) OBP: 0.500, SLG: 0.667 Hal Woodeshick, R (8, 1)	0-0 F8			0-3 K			0-0 F7	4-0 BB 1B		3 0 0 0 1 1 0 0 0 0 0 0 0 0 0 0 0 0 0 0 0												
Orlando Cepeda, R (1, 3) OBP: 0.407, SLG: 0.564		0-0 2B		0-0 P6			0-3 K	0-0 F8		4 0 1 0 0 1 3												
Tim McCarver, L (1, 2) OBP: 0.396, SLG: 0.489		4-0 BB G6-4-3 BB			0-0 F7		0-0 P6		0-0 4-3	3 0 0 0 1 0 0												
Mike Shannon, R (1, 5) OBP: 0.317, SLG: 0.400		0-0 P4			0-0 L6			4-0 BB 1B	0-0 1B 1B	3 1 1 0 1 0 2												
Julian Javier, R (1, 4) OBP: 0.309, SLG: 0.409		0-0 G6-4-3 1-2f			0-0 5-3			0-3 K	0-0 P5	4 0 0 0 0 1 4												
Dal Maxvill, R (1, 6) OBP: 0.280, SLG: 0.279 Bobby Tolan, L (8, PH) OBP: 0.312, SLG: 0.399			0-0 5-3			0-0 P6		0-0 E3 1B 1B	0-0 1B 1B	2 0 0 0 0 0 0 2 1 1 0 0 0 1												
Nelson Briles, R (1, 1) OBP: 0.188, SLG: 0.071 Al Jackson, L (6, 1) OBP: 0.370, SLG: 0.360 Alex Johnson, R (8, PH) OBP: 0.216, SLG: 0.264 Eddie Bressoud, R (8, 6) OBP: 0.259, SLG: 0.163 Ed Spiezio, R (9, PH) OBP: 0.282, SLG: 0.301			0-0 6-3			0-3 K		0-0 1B 1B	0-3 K	2 0 0 0 0 1 0 0 0 0 0 0 0 0 1 0 1 1 0 0 0 0 0 0 0 0 0 0 1 0 0 0 0 1 2												
Inning Stats	R: 0 E: 0 K: 0 S: 3	H: 0 LOB: 0 BB: 0 P: 3	R: 0 E: 0 K: 0 S: 3	H: 1 LOB: 1 BB: 1 P: 7	R: 0 E: 0 K: 0 S: 3	H: 0 LOB: 0 BB: 0 P: 3	R: 0 E: 0 K: 1 S: 5	H: 0 LOB: 0 BB: 0 P: 5	R: 0 E: 0 K: 1 S: 3	H: 0 LOB: 0 BB: 0 P: 3	R: 0 E: 0 K: 1 S: 6	H: 1 LOB: 1 BB: 0 P: 6	R: 0 E: 0 K: 1 S: 5	H: 0 LOB: 0 BB: 0 P: 5	R: 2 E: 1 K: 2 S: 10	H: 2 LOB: 3 BB: 2 P: 18	R: 0 E: 0 K: 1 S: 7	H: 2 LOB: 2 BB: 0 P: 7	1B: 4 2B: 2 3B: 0 HR: 0	SF: 0 SAC: 0 DP: 1 HBP: 0	WP: 0 PB: 0 SB: 0 CS: 0	PA: 36
PITCHER Fergie Jenkins, R (1, 1) ERA: 2.98	IP: 9.0 WLS: W BF: 36 H: 6 R: 2 ER: 1 SO: 6 BB: 3 IBB: 0 HBP: 0 BLK: 0 WP: 0 HR: 0 S: 45 P: 57 ERA: 1.00 WHIP: 1.000											PITCHER	IP: WLS: BF: H: R: ER: SO: BB: IBB: HBP: BLK: WP: HR: S: P: ERA: WHIP:									

St. Louis Cardinals @ Chicago Cubs
 Wrigley Field, Chicago, IL
 Tue Aug 01 1967, 3:33 AM CDT
 Att. 25,439 - Sunny - 80 F

livebaseballscorecards.com

AB	33
R	2
H	6
RBI	2
BB	3
SO	6
LOB	15



Batter	1	2	3	4	5	6	7	8	9	AB	R	H	RBI	BB	SO	LOB
Don Kessinger, S OBP: 0.272, SLG: 0.259 (1, 6)	0-0 5-3	0-0 4-3			0-0 4-3		0-0 6-3			4	0	0	0	0	0	1
Glenn Beckert, R OBP: 0.309, SLG: 0.363 (1, 4)	0-0 E 1B WP 1B		0-0 P4		0-0 F5		0-0 1B			4	1	2	0	0	0	0
Billy Williams, L OBP: 0.356, SLG: 0.484 (1, 7)	0-0 E8 WP 1B 1-3 2B		0-0 5-3 1B		0-0 F7		0-0 4-3			4	1	2	0	0	0	1
Ron Santo, R OBP: 0.396, SLG: 0.532 (1, 5)	0-0 14 F8 2B		0-0 5-3		0-0 14 1B 2B 1B		0-3 K			4	1	2	1	0	1	1
14 Ernie Banks, R OBP: 0.324, SLG: 0.504 (1, 3)	0-0 F8 2-3		0-0 5-3		0-0 2B 1B		0-0 5-3			4	0	1	0	0	0	2
Clarence Jones, L OBP: 0.286, SLG: 0.386 (1, 9)	0-0 F8		0-0 4-3		0-0 4-3 1-H 3-H 2B		0-0 FC5 1B 1B			4	0	2	1	0	0	1
Al Spangler, L OBP: 0.338, SLG: 0.310 (1, 8)		0-0 E3 FC1-6		4-0 BB	0-0 4-3		0-0 4-3 1-2 1B			3	0	1	0	1	0	1
John Stephenson, L OBP: 0.313, SLG: 0.429 Randy Hundley, R OBP: 0.344, SLG: 0.419 (8, PH) (9, 2)		0-0 F8		0-0 F7	0-0 G3		0-0 FC5 2-3f			3	0	0	0	0	0	3
Fergie Jenkins, R OBP: 0.175, SLG: 0.220 (1, 1)		0-0 FC1-6 1-2f		0-3 K			0-0 F8			1	0	0	0	0	1	2

Inning Stats	R: 2	H: 3	E: 1	LOB: 1	K: 0	P: 6	R: 0	H: 0	E: 1	LOB: 1	K: 0	P: 4	R: 0	H: 1	E: 0	LOB: 1	K: 0	P: 4	R: 0	H: 0	E: 0	LOB: 1	K: 1	P: 9	R: 0	H: 0	E: 0	LOB: 0	K: 0	P: 3	R: 1	H: 3	E: 0	LOB: 1	K: 0	P: 5	R: 0	H: 1	E: 0	LOB: 1	K: 0	P: 4	R: 0	H: 2	E: 0	LOB: 2	K: 1	P: 7
--------------	------	------	------	--------	------	------	------	------	------	--------	------	------	------	------	------	--------	------	------	------	------	------	--------	------	------	------	------	------	--------	------	------	------	------	------	--------	------	------	------	------	------	--------	------	------	------	------	------	--------	------	------


PITCHER	IP	WLS	BF	H	R	ER	SO	BB	IBB	HBP	BLK	WP	HR	S	P	ERA	WHIP
Nelson Briles, R ERA: 3.55 (1, 1)	5.1	L	24	7	3	3	1	1	0	0	0	1	0	25	29	5.06	1.500
Al Jackson, L ERA: 4.54 (6, 1)	1.2		6	1	0	0	0	0	0	0	0	0	0	6	6	0.00	0.600
Ron Willis, R ERA: 3.65 (8, 1)	0.2		4	2	0	0	1	0	0	0	0	0	0	6	6	0.00	3.000
Hal Woodeshick, L ERA: 4.54 (8, 1)	0.1		1	0	0	0	0	0	0	0	0	0	0	1	1	0.00	0.000

BOTTOM

St. Louis Cardinals @ Chicago Cubs
 Wrigley Field, Chicago, IL
 Tue Aug 01 1967, 3:33 AM CDT
 Att. 25,439 - Sunny - 80 F

AB	34
R	3
H	10
RBI	2
BB	1
SO	2
LOB	14

WP: 1 PA: 35
 PB: 0
 SB: 0
 CS: 0



PITCHER	IP	WLS	BF	H	R	ER	SO	BB	IBB	HBP	BLK	WP	HR	S	P	ERA	WHIP
---------	----	-----	----	---	---	----	----	----	-----	-----	-----	----	----	---	---	-----	------

Batter	1	2	3	4	5	6	7	8	9	AB	R	H	RBI	BB	SO	LOB
Don Kessinger, S OBP: 0.275, SLG: 0.260 (1, 6)	4-0 3-1 1-3 1B BB	0-0 6-3			0-0 F8			0-0 FC4-8 1B		3	1	1	0	1	0	2
Glenn Beckert, R OBP: 0.306, SLG: 0.359 (1, 4)	0-0 1-3 1-2		0-0 6-3		0-0 L7			0-0 F8		4	0	0	0	0	0	2
Billy Williams, L OBP: 0.353, SLG: 0.479 (1, 7)	0-0 3-1 2-3		0-0 1-3			0-3 K		0-0 FC4-6 1-2f		4	0	0	0	0	1	2
Ron Santo, R OBP: 0.394, SLG: 0.529 (1, 5)	0-0 3-H 1B		0-3 K			0-0 F7		0-0 F9		4	0	1	1	0	1	1
14 Ernie Banks, R OBP: 0.323, SLG: 0.510 (1, 3)	0-0 F7		0-3 K			0-0 F7			0-0 HR	4	1	1	1	0	1	1
Clarence Jones, L OBP: 0.309, SLG: 0.405 (1, 9)		0-0 1B 1B		0-0 1B			0-0 G3 1B		0-0 P5	4	0	3	0	0	0	0
John Stephenson, L OBP: 0.300, SLG: 0.389 (1, 2)		0-0 1-3 1B		0-0 F9			0-0 G3 1-2		0-3 K	4	0	1	0	0	1	2
Byron Browne, R OBP: 0.294, SLG: 0.333 Al Spangler, L (7, PH) OBP: 0.326, SLG: 0.300 (8, 8)		0-3 K		0-0 6-3			0-0 F8		0-0 P6	2	0	0	0	0	1	3
Ray Culp, R OBP: 0.091, SLG: 0.182 Bill Hands, R OBP: 0.217, SLG: 0.143 Lee Thomas, L (7, PH) OBP: 0.293, SLG: 0.305 Rob Gardner, R Bill Stoneman, R (9, 1)		0-3 K		0-3 K		0-3 K		0-0 4-3		1	0	0	0	0	1	2
										1	0	0	0	0	1	0
										1	0	0	0	0	0	1
										0	0	0	0	0	0	0
										0	0	0	0	0	0	0

Inning Stats	R: 1	H: 1	E: 0	K: 0	S: 4	LOB: 1	BB: 1	P: 8	R: 0	H: 2	E: 0	K: 2	S: 9	LOB: 2	BB: 0	P: 9	R: 0	H: 0	E: 0	K: 1	S: 5	LOB: 0	BB: 0	P: 5	R: 0	H: 1	E: 0	K: 1	S: 6	LOB: 1	BB: 0	P: 6	R: 0	H: 0	E: 0	K: 1	S: 5	LOB: 0	BB: 0	P: 5	R: 0	H: 0	E: 0	K: 1	S: 5	LOB: 0	BB: 0	P: 5	R: 0	H: 1	E: 0	K: 0	S: 4	LOB: 1	BB: 0	P: 4	R: 0	H: 1	E: 0	K: 0	S: 4	LOB: 1	BB: 0	P: 4	R: 0	H: 1	E: 0	K: 1	S: 6	LOB: 0	BB: 0	P: 6
--------------	------	------	------	------	------	--------	-------	------	------	------	------	------	------	--------	-------	------	------	------	------	------	------	--------	-------	------	------	------	------	------	------	--------	-------	------	------	------	------	------	------	--------	-------	------	------	------	------	------	------	--------	-------	------	------	------	------	------	------	--------	-------	------	------	------	------	------	------	--------	-------	------	------	------	------	------	------	--------	-------	------

PITCHER	IP	WLS	BF	H	R	ER	SO	BB	IBB	HBP	BLK	WP	HR	S	P	ERA	WHIP
Dick Hughes, R ERA: 3.1 (1, 1)	9.0	W	35	7	2	2	7	1	0	0	0	0	1	48	52	2.00	0.889

BOTTOM

St. Louis Cardinals @ Chicago Cubs
 Wrigley Field, Chicago, IL
 Wed Aug 02 1967, 3:33 AM CDT
 Sunny - 80 F

AB	34
R	2
H	7
RBI	2
BB	1
SO	7
LOB	17



WP	PA	35
PB	0	
SB	0	
CS	0	

livebaseballscorecards.com

Batter	1	2	3	4	5	6	7	8	9	AB R H RBI BB SO LOB	TOP	
Lou Brock, L (1, 7) X OBP: 0.312, SLG: 0.465	0-0 1B SF8 1B		0-0 G4-3 1B 1B	0-0 1B		0-0 F7			0-0 SH1-4 3B 1B	5 3 4 0 0 0 0		
Curt Flood, R (1, 8) X OBP: 0.376, SLG: 0.401	0-0 1-3 1B		0-0 G4-3 1B	0-0 F8			4-0 FC4 BB		0-0 SH1-4	3 0 2 0 1 0 1		
Bobby Tolan, L (1, 9) X OBP: 0.309, SLG: 0.407	0-0 SF8		0-0 G4-3 1-2f 2-3 1B	0-0 F8			0-0 FC4 L9		0-0 1B 3B	4 1 1 2 0 0 4		
Orlando Cepeda, R (1, 3) H OBP: 0.410, SLG: 0.560	1-0 HBP		0-0 S 2B 1B		0-0 4-3		0-0 L9		0-0 2B 1B	4 1 2 2 0 0 1		
Tim McCarver, L (1, 2) X OBP: 0.399, SLG: 0.487	0-0 F7		1-0 2B HBP		0-0 L8		4-0 IBB		0-0 1-3 2B	3 1 1 0 1 0 2		
Mike Shannon, R (1, 5) X OBP: 0.322, SLG: 0.404	0-0 F9		0-0 1-H 2-H 1B 2B		0-0 1B		0-0 4-3		4-0 G6-4-3 IBB	4 1 2 2 1 0 4		
Phil Gagliano, R (1, 4) X OBP: 0.244, SLG: 0.246		0-0 5-3	0-0 2-H 1B		0-0 4-3			0-0 5-3	0-0 G6-4-3 1-2f	5 0 1 1 0 0 4		
Dal Maxvill, R (1, 6) X OBP: 0.279, SLG: 0.274		0-0 F9	0-0 F8			0-0 P4		0-3 K		4 0 0 0 0 1 1		
Steve Carlton, L (1, 1) X OBP: 0.163, SLG: 0.170		0-0 4-3		0-3 K		0-3 K		0-0 L6		4 0 0 0 0 2 0		
Inning Stats	R: 1 H: 2 E: 0 LOB: 2 K: 0 BB: 0 S: 5 P: 6	R: 0 H: 0 E: 0 LOB: 0 K: 0 BB: 0 S: 3 P: 3	R: 4 H: 5 E: 0 LOB: 1 K: 0 BB: 0 S: 7 P: 8	R: 0 H: 1 E: 0 LOB: 1 K: 1 BB: 0 S: 6 P: 6	R: 0 H: 1 E: 0 LOB: 1 K: 0 BB: 0 S: 4 P: 4	R: 0 H: 0 E: 0 LOB: 0 K: 1 BB: 0 S: 5 P: 5	R: 0 H: 0 E: 0 LOB: 2 K: 0 BB: 2 S: 3 P: 11	R: 0 H: 0 E: 0 LOB: 0 K: 1 BB: 0 S: 5 P: 5	R: 2 H: 4 E: 0 LOB: 2 K: 0 BB: 1 S: 6 P: 10	1B: 10 SF: 1 2B: 2 SAC: 1 3B: 1 DP: 2 HR: 0 HBP: 2	WP: 0 PA: 43 PB: 0 SB: 1 CS: 0	
PITCHER	IP WLS BF H R ER SO BB IBB HBP BLK WP HR S P ERA WHIP											
Bob Shaw, R (1, 1) ERA: 4.7	2.2 L 16 7 5 5 0 0 0 0 2 0 0 0 0 14 16 16.88 2.625											
Bill Stoneman, R (3, 1) ERA: 4.6	3.1 12 2 0 0 2 0 0 0 0 0 0 0 0 16 16 0.00 0.600											
Chuck Hartenstein, R (7, 1) ERA: 2.68	3.0 15 4 2 2 1 1 2 0 0 0 0 0 0 14 26 6.00 1.667											

St. Louis Cardinals @ Chicago Cubs
Wrigley Field, Chicago, IL
Wed Aug 02 1967, 3:38 AM CDT
Att. 37,164 - Sunny - 80 F

livebaseballscorecards.com

AB	36
R	7
H	13
RBI	7
BB	3
SO	3
LOB	17



Batter	1	2	3	4	5	6	7	8	9	AB R H RBI BB SO LOB	TOP
Tommy Harper, R (1, 9) OBP: 0.323, SLG: 0.359	0-0 SH5-3 FC1-5-2-5 2B		0-0 5-3			0-0 SH3-4 1B		0-0 F7		4 0 2 0 0 0 0	Cincinnati Reds @ St. Louis Cardinals Busch Stadium, St. Louis, MO Fri Aug 04 1967, 7:05 PM CDT Att: 35,533 - Unknown
Giraldo Ruiz, S (1, 6) OBP: 0.266, SLG: 0.323	0-0 SH5-3 2-3			0-0 5-3		0-0 SH3-4 1-2		0-0 1B		2 0 1 0 0 0 0	
Pete Rose, S (1, 4) OBP: 0.379, SLG: 0.470	0-0 FC1-5-2-5 3-H			0-0 E5		0-0 6-3		0-0 6-3		4 0 0 0 0 0 3	
Vada Pinson, L (1, 8) OBP: 0.321, SLG: 0.436	0-0 P3			0-0 F7		0-0 P6			0-0 G3	4 0 0 0 0 0 3	
Tony Perez, R (1, 5) OBP: 0.344, SLG: 0.525		0-0 6-3		0-0 F9		0-0 F9			0-0 F8	4 0 0 0 0 0 1	
Deron Johnson, R (1, 3) OBP: 0.296, SLG: 0.407		0-3 K		0-3 K		0-3 K			0-0 5-3	4 0 0 0 0 3 0	
Lee May, R (1, 7) OBP: 0.290, SLG: 0.411		0-0 F9		0-0 F8		0-0 1B				3 0 1 0 0 0 0	
Don Pavletich, R (1, 2) OBP: 0.344, SLG: 0.471			0-3 K		4-0 BB		0-0 F8			2 0 0 0 1 1 1	
Gary Nolan, R (1, 1) OBP: 0.204, SLG: 0.136			0-3 K		0-0 4-3			0-0 P3		2 0 0 0 0 1 1	
Don Nottebart, R (6, 1)										0 0 0 0 0 0 0	
Jake Wood, R (8, PH) OBP: 0.132, SLG: 0.111										1 0 0 0 0 0 0	
Sammy Ellis, L (8, 1) OBP: 0.140, SLG: 0.075										0 0 0 0 0 0 0	
Inning Stats	R: 0 H: 1 E: 0 LOB: 1 K: 0 BB: 0 S: 4 P: 4	R: 0 H: 0 E: 0 LOB: 0 K: 1 BB: 0 S: 5 P: 5	R: 0 H: 0 E: 0 LOB: 0 K: 2 BB: 0 S: 7 P: 7	R: 0 H: 0 E: 1 LOB: 1 K: 0 BB: 0 S: 4 P: 4	R: 0 H: 0 E: 0 LOB: 1 K: 1 BB: 1 S: 5 P: 9	R: 0 H: 1 E: 0 LOB: 1 K: 0 BB: 0 S: 4 P: 4	R: 0 H: 1 E: 0 LOB: 1 K: 1 BB: 0 S: 6 P: 6	R: 0 H: 1 E: 0 LOB: 1 K: 0 BB: 0 S: 4 P: 4	R: 0 H: 0 E: 0 LOB: 0 K: 0 BB: 0 S: 3 P: 3	1B: 3 SF: 0 2B: 1 SAC: 2 3B: 0 DP: 0 HR: 0 HBP: 0	WP: 0 PA: 33 PB: 0 SB: 0 CS: 0
PITCHER Larry Jaster, L (1, 1) ERA: 3.11	IP WLS BF H R ER SO BB IBB HBP BLK WP HR S P ERA WHIP										

livebaseballscorecards.com

AB	30
R	0
H	4
RBI	0
BB	1
SO	5
LOB	9



Batter	1	2	3	4	5	6	7	8	9
Lou Brock, L OBP: 0.313, SLG: 0.468 (1, 7)	0-3 K		0-0 1B		0-0 1-3	0-0 2B			
Curt Flood, R OBP: 0.375, SLG: 0.399 (1, 8)	0-0 F9		0-0 1B		0-0 1-3	0-0 L3			
Roger Maris, L OBP: 0.369, SLG: 0.466 (1, 9)	0-0 1B		0-0 F2			0-3 K	0-0 FC4-6 1B		
Orlando Cepeda, R OBP: 0.408, SLG: 0.556 (1, 3)	0-3 K		0-0 F8			1-0 1B WP HBP	0-0 FC4-6 FC6-4		
Tim McCarver, L OBP: 0.400, SLG: 0.484 (1, 2)		4-0 BB CS		0-0 P4		4-0 1B 2B BB	0-0 FC6-4		
Mike Shannon, R OBP: 0.321, SLG: 0.402 (1, 5)		0-3 K		0-0 P3		0-0 2B FC6 1B	0-0 F8		
Phil Gagliano, R OBP: 0.244, SLG: 0.254 (1, 4)		0-0 F5		0-3 K		0-0 FC6 2B	0-0 5-3		
Dal Maxvill, R OBP: 0.284, SLG: 0.278 (1, 6)			0-0 1B 1B 1B		0-0 1-3 1B	4-0 FC6 IBB	0-0 5-3		
Larry Jaster, L OBP: 0.146, SLG: 0.103 (1, 1)			0-3 K		0-0 P4	0-0 FC6 2B	0-0 F2		

Inning Stats	R: 0 E: 0 K: 2 S: 8	H: 1 LOB: 1 BB: 0 P: 8	R: 0 E: 0 K: 1 S: 4	H: 0 LOB: 0 BB: 1 P: 8	R: 0 E: 0 K: 1 S: 8	H: 3 LOB: 3 BB: 0 P: 8	R: 0 E: 0 K: 1 S: 5	H: 0 LOB: 0 BB: 0 P: 5	R: 0 E: 0 K: 0 S: 4	H: 1 LOB: 1 BB: 0 P: 4	R: 5 E: 0 K: 1 S: 8	H: 3 LOB: 1 BB: 2 P: 17	R: 0 E: 0 K: 0 S: 4	H: 1 LOB: 1 BB: 0 P: 4	R: 0 E: 0 K: 0 S: 3	H: 0 LOB: 0 BB: 0 P: 3
1B: 7 2B: 2 3B: 0 HR: 0	SF: 0 SAC: 0 DP: 0 HBP: 1	WP: 1 PB: 0 SB: 0 CS: 1	PA: 36	ERA: 7.94 WHIP: 1.765	ERA: 0.00 WHIP: 0.750	ERA: 0.00 WHIP: 0.000										

PITCHER	IP	WLS	BF	H	R	ER	SO	BB	IBB	HBP	BLK	WP	HR	S	P	ERA	WHIP
Gary Nolan, R ERA: 2.71 (1, 1)	5.2	L	28	8	5	5	6	2	1	1	0	1	0	36	49	7.94	1.765
Don Nottebart, R ERA: 1.89 (6, 1)	1.1		5	1	0	0	0	0	0	0	0	0	0	5	5	0.00	0.750
Sammy Ellis, R ERA: 3.85 (8, 1)	1.0		3	0	0	0	0	0	0	0	0	0	0	3	3	0.00	0.000

BOTTOM

Cincinnati Reds @ St. Louis Cardinals
 Busch Stadium, St. Louis, MO
 Fri Aug 04 1967, 7:05 PM CDT
 Att. 35,533 - Unknown

livebaseballscores.com

AB	32
R	5
H	9
RBI	5
BB	3
SO	6
LOB	18



Batter	1	2	3	4	5	6	7	8	9	10	11	12	AB R H RBI BB SO LOB	TOP										
Tommy Harper, R (1, 9) OBP: 0.323, SLG: 0.360	0-0 6-3		0-0 F9			0-0 HR 2B		0-0 SH1-3 1B BB		0-3 K		0-0 F8	5 2 1 0 1 1 1											
Vada Pinson, L (1, 8) OBP: 0.320, SLG: 0.441	0-0 L9		0-0 P4			0-0 HR		0-0 SH1-3		0-0 F8		0-0 F8	4 1 1 2 0 0 0											
Pete Rose, S (1, 7) OBP: 0.379, SLG: 0.468	1-0 HBP		0-3 K			0-0 4-3		0-0 F8 1B		0-0 F8		0-0 F8	4 0 1 1 0 1 0											
Lee May, R (1, 3) OBP: 0.288, SLG: 0.407	0-0 F8				0-0 G6-4-3 1B		0-3 K		0-0 F8			0-0 F8	5 0 1 0 0 1 2											
Tony Perez, R (1, 5) OBP: 0.343, SLG: 0.520		0-0 6-3		0-0 G6-4-3		0-0 4-3		0-0 IBB				0-0 6-3	4 0 0 0 1 0 1											
Tommy Helms, R (1, 6) OBP: 0.278, SLG: 0.331		0-0 4-3		0-3 K			0-0 F8		0-0 1-3			0-0 5-3	5 0 0 0 0 1 2											
Giraldo Ruiz, S (1, 4) OBP: 0.270, SLG: 0.321		0-0 1B 1B			0-0 1-3		0-0 2-3		0-0 L8			4-0 F9 SH3-4 BB	4 0 1 0 1 0 0	AB 40										
Johnny Edwards, L (1, 2) OBP: 0.267, SLG: 0.242		0-0 1-3 1B			0-0 3-1		0-0 2B 1B		0-0 P4			0-0 SH3-4	4 0 2 0 0 0 0	R 3										
Mel Queen, L (1, 1) OBP: 0.190, SLG: 0.182		0-0 P6			0-0 4-3		0-0 1-H 2B		0-3 K			0-0 F9	2 0 0 0 0 0 0 2	H 8										
Billy McCool, R (6, 1) OBP: 0.190, SLG: 0.087													0 0 0 0 0 0 0 0	RBI 3										
Art Shamsky, L (7, PH) OBP: 0.196, SLG: 0.279													1 0 1 0 0 0 0 0	BB 3										
Sammy Ellis, L (7, 1) OBP: 0.140, SLG: 0.075													0 0 0 0 0 0 0 0	SO 5										
Ted Abernathy, R (8, 1) OBP: 0.100, SLG: 0.100													1 0 0 0 0 0 1 0	LOB 9										
Deron Johnson, R (12, PH) OBP: 0.205, SLG: 0.405													1 0 0 0 0 0 0 1											
Don Nottebart, R (12, 1)													0 0 0 0 0 0 0 0											
Inning Stats	R: 0 E: 0 K: 0 S: 3	H: 0 LOB: 1 BB: 0 P: 4	R: 0 E: 0 K: 0 S: 5	H: 2 LOB: 2 BB: 0 P: 5	R: 0 E: 0 K: 1 S: 5	H: 0 LOB: 0 BB: 0 P: 5	R: 0 E: 0 K: 1 S: 5	H: 1 LOB: 0 BB: 0 P: 5	R: 0 E: 0 K: 0 S: 3	H: 2 LOB: 2 BB: 0 P: 4	R: 1 E: 0 K: 0 S: 4	H: 1 LOB: 2 BB: 2 P: 12	R: 0 E: 0 K: 1 S: 5	H: 0 LOB: 0 BB: 0 P: 5	R: 0 E: 0 K: 0 S: 3	H: 0 LOB: 0 BB: 0 P: 3	R: 0 E: 0 K: 0 S: 3	H: 0 LOB: 1 BB: 1 P: 7	1B: 5 2B: 2 3B: 0 HR: 1	SF: 0 SAC: 2 DP: 1 HBP: 1	WP: 0 PB: 0 SB: 0 CS: 0	PA: 46		
PITCHER	IP WLS BF H R ER SO BB IBB HBP BLK WP HR S P ERA WHIP																							
Ray Washburn, R (1, 1) ERA: 3.16	7.0																							
Joe Hoerner, L (8, 1) ERA: 2.4	3.0		11	1	0	0	2	0	1	0	0	0	0	0	14	18	0.00	0.333						
Ron Willis, R (11, 1) ERA: 3.51	2.0	W	7	0	0	0	0	1	0	0	0	0	0	0	6	10	0.00	0.500						

Cincinnati Reds @ St. Louis Cardinals
 Busch Stadium, St. Louis, MO
 Sat Aug 05 1967, 7:05 PM CDT
 Att. 48,019 - Unknown

AB	40
R	3
H	8
RBI	3
BB	3
SO	5
LOB	9



Batter	1	2	3	4	5	6	7	8	9	10	11	12
Lou Brock, L OBP: 0.316, SLG: 0.475 (1, 7) X	0-0 2B 2B		0-0 1B			0-0 2B 3B		0-3 K		0-0 FC3-6 CS		
Curt Flood, R OBP: 0.376, SLG: 0.407 Bobby Tolan, L OBP: 0.308, SLG: 0.404 (1, 8) X (10, 8)	0-0 2B 2H		0-3 K			0-0 F8 1B 2B		0-0 F8		0-0 CS	0-0 G3	
Roger Maris, L OBP: 0.366, SLG: 0.459 (1, 9) X	0-0 F7			0-0 F5		4-0 1B BB		0-0 6-3			0-0 2-3	
Orlando Cepeda, R OBP: 0.404, SLG: 0.549 (1, 3) X	0-0 5-3			0-0 5-3		0-0 F8			0-0 4-3		0-0 P4	
Tim McCarver, L OBP: 0.397, SLG: 0.480 (1, 2) X	0-0 P5			0-3 K		0-0 1B			0-0 F8			0-0 1-3
Mike Shannon, R OBP: 0.319, SLG: 0.399 (1, 5) X		0-0 F7			0-0 F8	0-0 F3			0-0 E6			0-0 1B 1B
Phil Cagliano, R OBP: 0.250, SLG: 0.260 (1, 4) X		0-0 L4-3 1B			0-0 P6		0-3 K		0-0 F8			0-0 1B E 1B
Dal Maxvill, R OBP: 0.283, SLG: 0.283 (1, 6) X	0-0 L4-3				0-0 P5		0-0 B1-5 3B			0-0 F3		0-0 E6 1B
Ray Washburn, R OBP: 0.065, SLG: 0.109 Joe Hoerner, R OBP: 0.222, SLG: 0.222 Alex Johnson, R OBP: 0.222, SLG: 0.270 Ron Willis, R OBP: 0.500, SLG: 0.667 Dave Ricketts, S OBP: 0.333, SLG: 0.422 (1, 1) (8, 1) (10, PH) (11, 1) (12, PH)			0-0 F9			0-3 K	0-0 B1-5			0-0 FC3-6 1B		0-0 1B 1-2 2-3 3-H

Inning Stats	R: 1	H: 2	E: 0	LOB: 1	K: 0	P: 5	R: 0	H: 1	E: 0	LOB: 0	K: 0	P: 3	R: 0	H: 1	E: 0	LOB: 0	K: 1	P: 5	R: 0	H: 0	E: 0	LOB: 0	K: 1	P: 5	R: 0	H: 0	E: 0	LOB: 0	K: 0	P: 3	R: 2	H: 3	E: 0	LOB: 2	K: 1	P: 8	R: 0	H: 1	E: 0	LOB: 0	K: 1	P: 5	R: 0	H: 0	E: 0	LOB: 0	K: 1	P: 5	R: 0	H: 0	E: 0	LOB: 0	K: 1	P: 5	R: 0	H: 0	E: 1	LOB: 1	K: 0	P: 4	R: 0	H: 1	E: 0	LOB: 0	K: 0	P: 3	R: 0	H: 0	E: 0	LOB: 0	K: 0	P: 3	R: 1	H: 3	E: 1	LOB: 3	K: 0	P: 5	1B: 7	2B: 5	3B: 2	HR: 0	SF: 0	SAC: 0	DP: 2	HBP: 0	WP: 0	PA: 46
--------------	------	------	------	--------	------	------	------	------	------	--------	------	------	------	------	------	--------	------	------	------	------	------	--------	------	------	------	------	------	--------	------	------	------	------	------	--------	------	------	------	------	------	--------	------	------	------	------	------	--------	------	------	------	------	------	--------	------	------	------	------	------	--------	------	------	------	------	------	--------	------	------	------	------	------	--------	------	------	------	------	------	--------	------	------	-------	-------	-------	-------	-------	--------	-------	--------	-------	--------

PITCHER	IP	WLS	BF	H	R	ER	SO	BB	IBB	HBP	BLK	WP	HR	S	P	ERA	WHIP
Mel Queen, R ERA: 3.21 (1, 1)	5.2		22	6	3	3	3	1	0	0	0	0	0	27	31	4.76	1.235
Billy McCool, L ERA: 3.24 (6, 1)	0.1		2	1	0	0	0	0	0	0	0	0	0	2	2	0.00	3.000
Sammy Ellis, R ERA: 3.82 (7, 1)	1.0		3	1	0	0	1	0	0	0	0	0	0	5	5	0.00	1.000
Ted Abernathy, R ERA: 1.54 (8, 1)	4.0		13	1	0	0	1	0	0	0	0	0	0	15	15	0.00	0.250
Don Nottebart, R ERA: 2.05 (12, 1)	0.1	L	5	3	1	1	0	0	0	0	0	0	0	5	5	27.00	9.000


BOTTOM

Cincinnati Reds @ St. Louis Cardinals
 Busch Stadium, St. Louis, MO

Sat Aug 05 1967, 7:05 PM CDT
 Att: 48,019 - Unknown

AB	R	H	RBI	BB	SO	LOB
5	2	3	0	0	1	1
4	1	2	2	0	1	1
1	0	0	0	0	0	0
4	0	0	0	1	0	1
5	0	0	0	0	0	3
5	0	1	1	0	1	1
5	1	1	0	0	0	2
5	0	2	0	0	1	1
5	0	1	0	0	0	3
3	0	0	0	0	1	1
0	0	0	0	0	0	0
1	0	1	0	0	0	0
0	0	0	0	0	0	0
1	0	1	1	0	0	0

AB 44
R 4
H 12
RBI 4
BB 1
SO 5
LOB 14



Batter	1	2	3	4	5	6	7	8	9	AB R H RBI BB SO LOB	TOP											
Tommy Harper, R (1, 9) OBP: 0.321, SLG: 0.371	0-0 6-3		0-0 FC5-4 CS			0-0 HR	0-0 CS	0-0 4-3	0-0 P4	5 1 1 1 0 0 3												
Vada Pinson, L (1, 8) OBP: 0.320, SLG: 0.440	0-0 3-1		0-0 CS	0-0 4-3		0-0 P6		0-0 CS 1B		4 0 1 0 0 0 0												
Pete Rose, S (1, 7) OBP: 0.382, SLG: 0.474	0-0 6-3			0-0 CS 1B		0-0 1B 2B		0-0 E FC5 1B		4 1 3 0 0 0 0												
Lee May, R (1, 3) OBP: 0.287, SLG: 0.404		0-0 L8		0-0 P4		0-0 FC5-4 1B		0-0 FC5 FC6-4		4 0 1 1 0 0 2												
Tony Perez, R (1, 5) OBP: 0.342, SLG: 0.517		0-0 6-3			0-0 4-3 1B	0-0 FC5-4 FC6-4		0-0 FC6-4		4 0 1 0 0 0 3												
Tommy Helms, R (1, 6) OBP: 0.278, SLG: 0.330		0-0 1B			0-0 L8	0-0 FC6-4		0-0 G2		4 0 1 0 0 0 2												
Giraldo Ruiz, S (1, 4) OBP: 0.271, SLG: 0.321 Art Shamsky, L (9, PH) OBP: 0.264, SLG: 0.276		0-0 F9			0-0 4-3 1B		0-0 3-1	0-0 F5		3 0 1 0 0 0 1 1 0 0 0 0 0 0												
Johnny Edwards, L (1, 2) OBP: 0.266, SLG: 0.242 Jake Wood, R (9, PR) OBP: 0.132, SLG: 0.111			0-0 E5 FC5-4		0-0 4-3	0-0 L6		0-0 1B 1B		4 0 1 0 0 0 2 0 0 0 0 0 0 0												
Jim Maloney, L (1, 1) OBP: 0.159, SLG: 0.209 Mel Queen, L (7, PH) OBP: 0.203, SLG: 0.182 Dick Simpson, R (7, PR) OBP: 0.310, SLG: 0.353 Billy McCool, R (7, 1) OBP: 0.160, SLG: 0.087 Deron Johnson, R (9, PH) OBP: 0.297, SLG: 0.407			0-3 K		0-0 F7	0-0 CS BB		0-0 1B		2 0 0 0 0 1 3 0 0 0 0 1 0 0 0 0 0 0 0 0 0 0 0 0 0 0 0 0 1 0 1 0 0 0 0												
Inning Stats	R: 0 E: 0 K: 0 S: 3	H: 0 LOB: 0 BB: 0 P: 3	R: 0 E: 0 K: 0 S: 4	H: 1 LOB: 1 BB: 0 P: 4	R: 0 E: 1 K: 1 S: 5	H: 0 LOB: 0 BB: 0 P: 5	R: 0 E: 0 K: 0 S: 3	H: 1 LOB: 0 BB: 0 P: 3	R: 0 E: 0 K: 0 S: 5	H: 2 LOB: 2 BB: 0 P: 5	R: 2 E: 0 K: 0 S: 6	H: 3 LOB: 1 BB: 0 P: 6	R: 0 E: 0 K: 0 S: 2	H: 0 LOB: 1 BB: 1 P: 6	R: 0 E: 1 K: 0 S: 5	H: 2 LOB: 2 BB: 0 P: 5	R: 0 E: 0 K: 0 S: 5	H: 2 LOB: 2 BB: 0 P: 5	1B: 9 2B: 1 3B: 0 HR: 1	SF: 0 SAC: 0 DP: 0 HBP: 0	WP: 0 PB: 0 SB: 0 CS: 4	PA: 39
PITCHER	IP WLS BF H R ER SO BB IBB HBP BLK WP HR S P ERA WHIP																					
Nelson Briles, R (1, 1) ERA: 3.54	5.1 W 22 7 2 2 1 0 0 0 0 0 0 1 24 24 3.38 1.312																					
Ron Willis, R (6, 1) ERA: 3.29	3.1 14 4 0 0 0 1 0 0 0 0 0 0 13 17 0.00 1.500																					
Jack Lamabe, R (9, 1) ERA: 4.41	0.1 S 1 0 0 0 0 0 0 0 0 0 0 0 1 1 0.00 0.000																					

Cincinnati Reds @ St. Louis Cardinals
 Busch Stadium, St. Louis, MO
 Sun Aug 06 1967, 3:33 AM CDT
 Att: 35,869 - Unknown

livebaseballscorecards.com

AB	36
R	2
H	11
RBI	2
BB	1
SO	1
LOB	16



Batter	1	2	3	4	5	6	7	8	9	AB R H RBI BB SO LOB	TOP														
Dick Schofield, S (1, 6) OBP: 0.309, SLG: 0.282	0-0 E5 4-3 5-3	0-0 F9			0-0 P4		0-0 F9		0-0 E 1-2 E 1B	5 1 1 0 0 0 3	Los Angeles Dodgers @ St. Louis Cardinals Busch Stadium, St. Louis, MO Mon Aug 07 1967, 7:05 PM CDT Att: 25,314 - Unknown livebaseballscores.com														
Ron Hunt, R (1, 4) OBP: 0.372, SLG: 0.377	0-0 5-3		0-0 5-3 SH1-3 1B 1B		0-0 F8		0-0 5-3	0-0 E8 1-2 E 1B 1-H 2-H	5 2 2 1 0 0 1																
Willie Davis, L (1, 8) OBP: 0.297, SLG: 0.330	0-0 4-3		0-0 SH1-3		0-0 6-3		0-0 P5	0-0 F9	4 0 0 0 0 0 1																
Al Ferrara, R (1, 9) OBP: 0.347, SLG: 0.500 Ron Fairly, L (8, PH) OBP: 0.310, SLG: 0.316 (8, 9)	0-3 K		0-0 5-3		4-0 SH1-4 1B SF9 BB		0-0 3-1		2 1 0 0 1 1 2 1 0 0 0 0 0 0																
Lou Johnson, R (1, 7) OBP: 0.314, SLG: 0.400		0-0 1B 1B	0-0 1B		0-0 SF9 SH1-4 S 1B		4-0 CS BB		3 1 3 1 1 0 0																
Bob Bailey, R (1, 5) OBP: 0.281, SLG: 0.255		0-0 BB 1B	0-0 F8		0-0 SH1-4		0-3 K 1-2		3 0 1 0 0 1 2																
Wes Parker, S (1, 3) OBP: 0.367, SLG: 0.354		4-0 1-2 BB		0-0 5-3		0-0 SF9		0-0 E 1B 1B	2 1 1 1 1 0 0																
Jeff Torborg, R (1, 2) OBP: 0.274, SLG: 0.286		0-3 K	0-0 5-3		0-0 S IBB		0-3 K	0-3 K	3 0 0 0 1 2 4																
Bill Singer, R (1, 1) OBP: 0.073, SLG: 0.073 Jim Brewer, L (4, 1) OBP: 0.077, SLG: 0.154 Bob Miller, R (8, 1) Ron Perranoski, L (8, 1) OBP: 0.167, SLG: 0.167 Nate Oliver, R (9, PH) OBP: 0.330, SLG: 0.356 Phil Regan, R (9, 1) OBP: 0.111, SLG: 0.111		0-3 K	0-3 K		0-3 K		0-3 K	0-3 K	2 0 0 0 0 0 2 3 1 0 0 0 0 0 1 1 0 0 0 0 0 0 0 0 0 0 0 0 0 0 0 0 1 0 0 0 0 0 1 1 0 0 0 0 0 0 0 0																
Inning Stats	R: 0 E: 1 K: 1 S: 6	H: 0 LOB: 1 BB: 0 P: 6	R: 0 E: 0 K: 2 S: 9	H: 2 LOB: 3 BB: 1 P: 13	R: 1 E: 0 K: 0 S: 5	H: 2 LOB: 1 BB: 0 P: 5	R: 0 E: 0 K: 1 S: 5	H: 0 LOB: 0 BB: 0 P: 5	R: 0 E: 0 K: 0 S: 3	H: 0 LOB: 0 BB: 0 P: 3	R: 2 E: 0 K: 1 S: 6	H: 1 LOB: 1 BB: 2 P: 14	R: 0 E: 0 K: 0 S: 3	H: 0 LOB: 0 BB: 0 P: 3	R: 0 E: 0 K: 1 S: 4	H: 0 LOB: 1 BB: 1 P: 8	R: 3 E: 1 K: 2 S: 10	H: 3 LOB: 0 BB: 0 P: 10	1B: 8 2B: 1 3B: 0 HR: 0	SF: 1 SAC: 2 DP: 1 HBP: 0	WP: 0 PB: 0 SB: 2 CS: 1	PA: 39			
PITCHER	IP WLS BF H R ER SO BB IBB HBP BLK WP HR S P ERA WHIP																								
Steve Carlton, L (1, 1) ERA: 2.97	7.0		30	5	3	3	5	2	1	0	0	0	0	37	49	3.86	1.000								
Al Jackson, L (8, 1) ERA: 4.48	1.0		3	0	0	0	1	1	0	0	0	0	0	4	8	0.00	1.000								
Joe Hoerner, L (9, 1) ERA: 2.54	1.0	L	6	3	3	1	2	0	0	0	0	0	0	10	10	9.00	3.000								



BOTTOM

Los Angeles Dodgers @ St. Louis Cardinals
Busch Stadium, St. Louis, MO
Mon Aug 07 1967, 7:05 PM CDT
Att. 25,314 - Unknown

livebaseballscorecards.com

AB 38
R 4
H 12
RBI 4
BB 3
SO 5
LOB 19



WP: 0 PA: 42
PB: 0
SB: 0
CS: 0

AB R H RBI BB SO LOB

5 0 1 0 0 1 6

5 1 2 0 0 0 5

5 0 0 0 0 1 4

5 2 2 1 0 1 0

4 1 2 0 0 1 0

5 0 3 2 0 0 1

3 0 1 1 1 0 1

4 0 1 0 0 0 2

1B: 9 SF: 0
2B: 3 SAC: 1
3B: 0 DP: 0
HR: 0 HBP: 0

Batter	1	2	3	4	5	6	7	8	9
Lou Brock, L OBP: 0.315, SLG: 0.475 (1, 7)	0-0 E6 1-3		0-0 E5 1B	0-0 FC3-2 1-2 2-3 3-H			0-0 FC5-4 1B	0-3 K	
Curt Flood, R OBP: 0.378, SLG: 0.414 (1, 8)	0-0 1-3 1-2		0-0 1B	0-0 P3			0-0 FC5-4 1-2f		0-0 1-3 G3 2B
Roger Maris, L OBP: 0.360, SLG: 0.446 (1, 9)	0-3 K		0-0 F8		0-0 4-3		0-0 F9		0-0 1-3 2-3
Orlando Cepeda, R OBP: 0.402, SLG: 0.552 (1, 3)		0-0 4-3		0-0 1B 1B	0-3 K			0-0 SH1-4 2B 1B	0-0 G3 3-H
Tim McCarver, L OBP: 0.398, SLG: 0.483 (1, 2)		0-0 6-3		0-0 1B 1B	0-3 K			0-0 SH1-4	0-0 2B
Mike Shannon, R OBP: 0.325, SLG: 0.405 (1, 5)		0-0 FC6-4 1B		0-0 1B FC3-2 1B		0-0 P4		0-0 1B 2B	0-0 5-3
Phil Gagliano, R OBP: 0.252, SLG: 0.256 (1, 4)		0-0 FC6-4 1-2f		0-0 FC3-2 BB 1B		0-0 P6		4-0 1B IBB	
Dal Maxvill, R OBP: 0.281, SLG: 0.280 (1, 6)			0-0 6-3	0-0 F9		0-0 6-3		0-0 1B 1-3 2-H	
Steve Carlton, L OBP: 0.176, SLG: 0.167 (1, 1)			0-3 K	4-0 FC3-2 BB			0-0 P6	4-0 BB	
Alex Johnson, R OBP: 0.220, SLG: 0.268 (7, PH)									
Al Jackson, L OBP: 0.370, SLG: 0.360 (8, 1)									
Julian Javier, R OBP: 0.310, SLG: 0.409 (8, PH)									
Bobby Tolan, L OBP: 0.311, SLG: 0.404 (8, PH)									
Joe Hoerner, R OBP: 0.222, SLG: 0.222 (9, 1)									

Inning Stats	R: 0	H: 0	E: 1	LOB: 0	K: 1	BB: 0	S: 5	P: 5
	R: 0	H: 1	E: 0	LOB: 1	K: 0	BB: 0	S: 4	P: 4
	R: 0	H: 1	E: 1	LOB: 2	K: 1	BB: 0	S: 7	P: 7
	R: 2	H: 4	E: 0	LOB: 3	K: 0	BB: 1	S: 7	P: 11
	R: 0	H: 0	E: 0	LOB: 0	K: 2	BB: 0	S: 7	P: 7
	R: 0	H: 0	E: 0	LOB: 0	K: 0	BB: 0	S: 3	P: 3
	R: 0	H: 1	E: 0	LOB: 1	K: 0	BB: 0	S: 4	P: 4
	R: 1	H: 3	E: 0	LOB: 3	K: 1	BB: 2	S: 7	P: 15
	R: 1	H: 2	E: 0	LOB: 1	K: 0	BB: 0	S: 5	P: 5

PITCHER	IP	WLS	BF	H	R	ER	SO	BB	IBB	HBP	BLK	WP	HR	S	P	ERA	WHIP
Bill Singer, R ERA: 2.92 (1, 1)	3.1		18	6	2	2	2	1	0	0	0	0	0	21	25	5.40	2.100
Jim Brewer, L ERA: 2.38 (4, 1)	4.1		17	4	1	1	2	0	1	0	0	0	0	20	24	2.08	0.923
Bob Miller, R ERA: 5.63 (8, 1)	0.0		1	0	0	0	0	1	0	0	0	0	0	4	4	∞	∞
Ron Perranoski, L ERA: 2.64 (8, 1)	0.1	W	1	0	0	0	1	0	0	0	0	0	0	3	3	0.00	0.000
Phil Regan, R ERA: 3.01 (9, 1)	1.0	S	5	2	1	1	0	0	0	0	0	0	0	5	5	9.00	2.000

Batter	1	2	3	4	5	6	7	8	9	AB	R	H	RBI	BB	SO	LOB
--------	---	---	---	---	---	---	---	---	---	----	---	---	-----	----	----	-----

Lou Brock, L OBP: 0.316, SLG: 0.475 (1, 7)	0-0 2B 1B	0-0 F7			0-0 FC4-6 1B		0-3 K			4	1	2	0	0	1	1
Curt Flood, R OBP: 0.379, SLG: 0.421 (1, 8)	0-0 1B 1-3 2B		0-0 2B		0-3 K			0-0 6-3		4	1	2	0	0	1	1
Bobby Tolan, L OBP: 0.310, SLG: 0.401 (1, 9) (2, 3)	0-0 F8 4-3 1B		0-0 1-3		0-0 FC4-6 1-2f			0-0 1-3		4	0	1	1	0	0	2
Orlando Cepeda, R OBP: 0.402, SLG: 0.552 (1, 3) Roger Maris, L OBP: 0.355, SLG: 0.440 (1, PH) (2, 9)	0-0 4-3 1-2 3-H		0-3 K		0-0 F8			0-0 P6		0	0	0	0	0	0	0
Tim McCarver, L OBP: 0.397, SLG: 0.479 (1, 2)	0-0 F8 2-3		4-0 FC5-4 IBB		0-0 F8			0-0 F8		3	0	0	0	1	0	1
Mike Shannon, R OBP: 0.322, SLG: 0.400 (1, 5)	0-0 P6		0-0 FC5-4 1-2f		0-0 6-3			0-0 F9		4	0	0	0	0	0	3
Phil Gagliano, R OBP: 0.245, SLG: 0.248 (1, 4)		0-3 K		0-0 F7			0-0 F8		0-0 1-3	4	0	0	0	0	1	0
Dal Maxvill, R OBP: 0.281, SLG: 0.280 (1, 6) Eddie Bressoud, R OBP: 0.259, SLG: 0.163 (8, 6)		0-0 1B		0-0 6-3			0-0 6-3		0-0 6-3	3	0	1	0	0	0	0
Dick Hughes, R OBP: 0.148, SLG: 0.132 (1, 1) Hal Woodeshick, R (5, 1) Ed Spiezio, R OBP: 0.278, SLG: 0.297 (7, PH) Jack Lamabe, R OBP: 0.222, SLG: 0.125 (8, 1)		0-3 K		0-0 F7			0-0 F8			2	0	0	0	0	1	1

Inning Stats	R: 2	H: 3	E: 0	K: 0	S: 6	H: 3	LOB: 1	BB: 0	P: 6	R: 0	H: 1	E: 0	K: 2	S: 8	H: 1	LOB: 1	BB: 0	P: 8	R: 0	H: 1	E: 0	K: 1	S: 6	H: 0	LOB: 0	BB: 0	P: 3	R: 0	H: 1	E: 0	K: 1	S: 6	H: 0	LOB: 1	BB: 0	P: 6	R: 0	H: 0	E: 0	K: 0	S: 3	H: 0	LOB: 0	BB: 0	P: 3	R: 0	H: 0	E: 0	K: 0	S: 3	H: 0	LOB: 0	BB: 0	P: 3	R: 0	H: 0	E: 0	K: 0	S: 3	H: 0	LOB: 0	BB: 0	P: 3	R: 0	H: 0	E: 0	K: 0	S: 3	H: 0	LOB: 0	BB: 0	P: 3
--------------	------	------	------	------	------	------	--------	-------	------	------	------	------	------	------	------	--------	-------	------	------	------	------	------	------	------	--------	-------	------	------	------	------	------	------	------	--------	-------	------	------	------	------	------	------	------	--------	-------	------	------	------	------	------	------	------	--------	-------	------	------	------	------	------	------	------	--------	-------	------	------	------	------	------	------	------	--------	-------	------

PITCHER	IP	WLS	BF	H	R	ER	SO	BB	IBB	HBP	BLK	WP	HR	S	P	ERA	WHIP
Don Sutton, R ERA: 3.92 (1, 1)	9.0	W	34	6	2	2	5	0	1	0	0	0	0	43	47	2.00	0.667

BOTTOM

Los Angeles Dodgers @ St. Louis Cardinals
 Busch Stadium, St. Louis, MO
 Tue Aug 08 1967, 7:05 PM CDT
 Att. 22,780 - Unknown

AB	33
R	2
H	6
RBI	2
BB	1
SO	5
LOB	12



WP	PA	ERA	WHIP
0	34		

Batter	1	2	3	4	5	6	7	8	9	10	11	AB R H RBI BB SO LOB	TOP						
Dick Schofield, S OBP: 0.309, SLG: 0.301 (1, 6)												5 1 1 1 0 0 0							
Nate Oliver, R OBP: 0.330, SLG: 0.355 (1, 4)												5 0 1 0 0 0 0							
Willie Davis, L OBP: 0.290, SLG: 0.322 (1, 8)												5 0 0 0 0 1 1							
Al Ferrara, R OBP: 0.341, SLG: 0.491 Ron Fairly, L OBP: 0.309, SLG: 0.323 (1, 9) (10, 9)												4 0 0 0 0 1 0 1 0 0 0 0 0 1							
Jim Lefebvre, S OBP: 0.346, SLG: 0.398 (1, 5)												4 0 1 0 0 0 0							
Lou Johnson, R OBP: 0.327, SLG: 0.409 (1, 7)												3 0 1 0 1 0 0							
Wes Parker, S OBP: 0.362, SLG: 0.349 (1, 3)												3 0 0 0 0 1 1							
Jeff Torborg, R OBP: 0.271, SLG: 0.282 Bob Bailey, R OBP: 0.280, SLG: 0.254 Ron Perranoski, L OBP: 0.167, SLG: 0.167 Jim Hickman, R OBP: 0.245, SLG: 0.231 Phil Regan, R OBP: 0.111, SLG: 0.111 (1, 2) (8, PH) (8, 1) (10, PH) (10, 1)												2 0 0 0 0 0 2 1 0 0 0 0 0 0 0 0 0 0 0 0 0 1 0 1 0 0 0 0 0 0 0 0 0 0 0							
Don Drysdale, R OBP: 0.167, SLG: 0.132 Jim Campanis, R OBP: 0.343, SLG: 0.484 (1, 1) (8, PH) (8, 2)												2 0 0 0 0 0 2 2 1 1 1 0 1 1							
Inning Stats	R: 1 H: 1 E: 0 LOB: 0 K: 0 BB: 0 S: 4 P: 4	R: 0 H: 2 E: 0 LOB: 2 K: 0 BB: 0 S: 5 P: 5	R: 0 H: 0 E: 0 LOB: 0 K: 0 BB: 0 S: 3 P: 3	R: 0 H: 0 E: 0 LOB: 1 K: 2 BB: 1 S: 7 P: 11	R: 0 H: 0 E: 0 LOB: 0 K: 0 BB: 0 S: 3 P: 3	R: 0 H: 0 E: 0 LOB: 0 K: 1 BB: 0 S: 5 P: 5	R: 0 H: 0 E: 0 LOB: 0 K: 0 BB: 0 S: 3 P: 3	R: 1 H: 1 E: 0 LOB: 0 K: 0 BB: 0 S: 4 P: 4	R: 0 H: 0 E: 0 LOB: 0 K: 0 BB: 0 S: 3 P: 3	R: 0 H: 1 E: 0 LOB: 1 K: 1 BB: 0 S: 6 P: 6	R: 0 H: 1 E: 0 LOB: 1 K: 0 BB: 0 S: 4 P: 4	1B: 4 SF: 0 2B: 0 SAC: 1 3B: 0 DP: 0 HR: 2 HBP: 0	WP: 0 PA: 40 PB: 0 SB: 0 CS: 0						
PITCHER	IP WLS BF H R ER SO BB IBB HBP BLK WP HR S P ERA WHIP																		
Larry Jaster, L ERA: 3.0 (1, 1)	10.0	36	5	2	2	4	1	0	0	0	0	0	0	0	2	43	47	1.80	0.600
Ron Willis, R ERA: 3.23 (11, 1)	1.0	W	4	1	0	0	0	0	0	0	0	0	0	0	4	4	0.00	1.000	

Los Angeles Dodgers @ St. Louis Cardinals
 Busch Stadium, St. Louis, MO
 Wed Aug 09 1967, 7:05 PM CDT
 Att. 23,564 - Unknown

livebaseballscores.com

AB	38
R	2
H	6
RBI	2
BB	1
SO	4
LOB	8



Batter	1	2	3	4	5	6	7	8	9	10	11	AB	R	H	RBI	BB	SO	LOB	BOTTOM							
Lou Brock, L OBP: 0.319, SLG: 0.485 (1, 7)	0-0 6-3 ①		0-0 HR		0-0 2B			0-3 K		0-0 1B 1B		5	1	3	1	0	1	0								
Curt Flood, R OBP: 0.376, SLG: 0.417 (1, 8)	0-0 6-3 ②		0-0 4-3 ②		0-0 4-3 ②			0-3 K		0-0 FC4-6 1B		3	0	0	0	0	0	1								
Julian Javier, R OBP: 0.311, SLG: 0.410 (8, PH) (9, 4)	0-0 6-3		0-0 4-3 ③		0-0 3-1 ③			0-3 K2-3		0-3 K		4	0	0	0	1	2	3								
Bobby Tolán, L OBP: 0.307, SLG: 0.392 (1, 3) (9, 8)	4-0 CS BB		0-0 4-3 ③		0-0 3-1 ③			0-3 K2-3		0-3 K		4	0	0	0	1	2	3								
Tim McCarver, L OBP: 0.399, SLG: 0.480 (1, 2)	0-0 CS 1-2	0-0 FC4-6 1B		0-0 FC1-6 1B		0-0 F7		0-0 F7		0-0 4-3 SH1-4 1B	0-0 FC4-6 1-2f	5	0	3	0	0	0	2								
Mike Shannon, R OBP: 0.321, SLG: 0.401 (1, 5)		0-0 FC4-6 F8 1-2f		0-3 K		0-0 F9		0-0 F9		0-0 SH1-4 1-2		4	1	1	0	0	1	2								
Roger Maris, L OBP: 0.356, SLG: 0.438 (1, 9)		0-0 F8 1-2		0-0 FC1-6 1B		0-0 4-3		0-0 4-3		0-0 4-3 2-3		4	0	1	0	1	0	2								
Phil Gagliano, R OBP: 0.250, SLG: 0.243 (1, 4) (9, 3)		0-0 L6		0-0 FC1-6 FC6-4 1-2f 2-3		0-0 5-3		0-0 5-3		4-0 IBB		3	0	0	0	2	0	3								
Eddie Bressoud, R OBP: 0.270, SLG: 0.241 (1, 6)			0-0 HR		0-0 FC6-4 1-2f		0-0 G4-6-3 1B		0-0 5-3 ③		0-0 P3 3-H	5	1	2	1	0	0	6								
Larry Jaster, L OBP: 0.136, SLG: 0.095 (1, 1)			0-0 3-1 ①		0-0 1-3 ①		0-0 1-3 ①		0-0 G4-6-3 ② ③		0-3 K	3	0	0	0	0	0	1								
Dave Ricketts, S OBP: 0.300, SLG: 0.380 (10, PH)												1	0	0	0	0	1	0								
Ron Willis, R OBP: 0.429, SLG: 0.571 (11, 1)												0	0	0	0	0	0	0								
Inning Stats	R: 0 E: 0 K: 0 S: 2	H: 0 LOB: 0 BB: 1 P: 6	R: 0 E: 0 K: 0 S: 4	H: 1 LOB: 1 BB: 0 P: 4	R: 2 E: 0 K: 1 S: 7	H: 2 LOB: 0 BB: 0 P: 5	R: 0 E: 0 K: 1 S: 7	H: 2 LOB: 2 BB: 0 P: 7	R: 0 E: 0 K: 0 S: 4	H: 1 LOB: 1 BB: 0 P: 4	R: 0 E: 0 K: 0 S: 3	H: 0 LOB: 0 BB: 0 P: 3	R: 0 E: 0 K: 0 S: 3	H: 1 LOB: 0 BB: 0 P: 3	R: 0 E: 0 K: 3 S: 9	H: 0 LOB: 0 BB: 0 P: 9	R: 0 E: 0 K: 0 S: 4	H: 1 LOB: 2 BB: 1 P: 8	R: 0 E: 0 K: 2 S: 9	H: 2 LOB: 2 BB: 0 P: 9	R: 1 E: 1 K: 0 S: 2	H: 1 LOB: 3 BB: 2 P: 10	1B: 7 2B: 2 3B: 0 HR: 2	SF: 0 SAC: 1 DP: 1 HBP: 0	WP: 0 PB: 0 SB: 0 CS: 1	PA: 45
PITCHER	IP	WLS	BF	H	R	ER	SO	BB	IBB	HBP	BLK	WP	HR	S	P	ERA	WHIP									
Don Drysdale, R ERA: 2.63 (1, 1)	7.0		27	7	2	2	1	1	0	0	0	0	2	28	32	2.57	1.143									
Ron Perranoski, L ERA: 2.57 (8, 1)	2.0		8	1	0	0	3	0	1	0	0	0	0	13	17	0.00	0.500									
Phil Regan, R ERA: 2.96 (10, 1)	1.1	L	9	3	1	0	2	1	1	0	0	0	0	11	19	0.00	3.000									

Los Angeles Dodgers @ St. Louis Cardinals
 Busch Stadium, St. Louis, MO
 Wed Aug 09 1967, 7:05 PM CDT
 Att. 23,564 - Unknown

livebaseballscorecards.com

AB	39
R	3
H	11
RBI	2
BB	4
SO	6
LOB	20



Batter	1	2	3	4	5	6	7	8	9	AB R H RBI BB SO LOB	TOP											
Jesus Alou, R (1, 9) OBP: 0.323, SLG: 0.388	0-0 4-3		0-0 4-3		0-3 K		0-0 2B			4 0 1 0 0 1 2	San Francisco Giants @ St. Louis Cardinals Busch Stadium, St. Louis, MO Thu Aug 10 1967, 7:05 PM CDT Att: 31,841 - Unknown											
Willie Mays, R (1, 8) OBP: 0.349, SLG: 0.482	0-0 E 1B WP 1B		0-3 K		0-0 F7		0-0 F9			4 1 1 0 0 1 3												
Willie McCovey, L (1, 3) OBP: 0.400, SLG: 0.546	0-0 E4 WP 1-3 1B			0-0 1B FC1-2 1B	0-0 1-1 2-1 HR			0-0 F7		4 1 3 3 0 0 0												
Jim Ray Hart, R (1, 7) OBP: 0.382, SLG: 0.566	0-3 K		0-3 K	0-3 K	0-0 F8			0-0 HR		4 1 1 1 0 2 2												
Tom Haller, L (1, 2) OBP: 0.366, SLG: 0.455	0-0 F5			0-0 FC1-2 1-3 1B		0-3 K		4-0 BB BB BB CS BB		3 0 1 0 1 1 1												
Jim Davenport, R (1, 5) OBP: 0.353, SLG: 0.365		0-0 F6		0-0 FC1-2 1-2 3-H		0-0 F3		0-0 4-1 1-2		4 0 0 0 0 0 3												
Dick Groat, R (1, 6) OBP: 0.244, SLG: 0.185		0-3 K		0-0 F9		0-0 4-3			0-3 K	4 0 0 0 0 2 2												
Hal Lanier, R (1, 4) OBP: 0.243, SLG: 0.279		0-0 F8			0-0 SH HR 1B		0-0 6-3		0-0 F8	4 1 1 0 0 0 0												
Mike McCormick, L (1, 1) OBP: 0.183, SLG: 0.200			0-3 K		0-0 SH HR		0-0 4-3		0-3 K	3 1 0 0 0 2 0												
Inning Stats	R: 1 E: 1 K: 1 S: 7	H: 2 LOB: 1 BB: 0 P: 7	R: 0 E: 0 K: 1 S: 5	H: 0 LOB: 0 BB: 0 P: 5	R: 0 E: 0 K: 2 S: 7	H: 0 LOB: 0 BB: 0 P: 7	R: 0 E: 0 K: 1 S: 7	H: 2 LOB: 2 BB: 0 P: 7	R: 3 E: 0 K: 1 S: 8	H: 2 LOB: 0 BB: 0 P: 8	R: 0 E: 0 K: 1 S: 5	H: 0 LOB: 0 BB: 0 P: 5	R: 0 E: 0 K: 0 S: 4	H: 1 LOB: 1 BB: 0 P: 4	R: 1 E: 0 K: 0 S: 3	H: 1 LOB: 0 BB: 1 P: 7	R: 0 E: 0 K: 2 S: 7	H: 0 LOB: 0 BB: 0 P: 7	1B: 5 2B: 1 3B: 0 HR: 2	SF: 0 SAC: 1 DP: 0 HBP: 0	WP: 1 PB: 0 SB: 0 CS: 1	PA: 36
PITCHER	IP WLS BF H R ER SO BB IBB HBP BLK WP HR S P ERA WHIP												PITCHER	IP WLS BF H R ER SO BB IBB HBP BLK WP HR S P ERA WHIP								
Ray Washburn, R (1, 1) ERA: 3.23	8.0 L 33 8 5 4 7 1 0 0 0 1 2 46 50 4.50 1.125																					
Jack Lamabe, R (9, 1) ERA: 4.15	1.0 3 0 0 0 2 0 0 0 0 0 0 7 7 0.00 0.000																					

livebaseballscores.com

AB	34
R	5
H	8
RBI	4
BB	1
SO	9
LOB	13



Batter	1	2	3	4	5	6	7	8	9	AB	R	H	RBI	BB	SO	LOB	TOP										
Jesus Alou, R (1, 9) OBP: 0.325, SLG: 0.389	0-0 5-3			0-0 5-3		0-0 E 1B		0-0 E 1B		4	1	2	0	0	0	0											
Willie Mays, R (1, 8) OBP: 0.346, SLG: 0.476	0-0 F7			0-0 F3		0-0 F2		0-0 E6 1B		4	0	0	0	0	0	2											
Willie McCovey, L (1, 3) OBP: 0.401, SLG: 0.544	0-3 K			4-0 1B BB		0-0 E3 1-2		0-0 BB 1B		3	0	1	1	1	1	1											
Jim Ray Hart, R (1, 7) OBP: 0.383, SLG: 0.564		0-0 6-3		0-0 1-3 1B		0-3 K		4-0 FC6-4 BB		3	0	1	0	1	1	2											
Tom Haller, L (1, 2) OBP: 0.363, SLG: 0.451		0-0 L3		0-0 F9			0-3 K	0-0 FC6-4		3	0	0	0	0	1	2											
Jack Hiatt, R (8, PH) OBP: 0.402, SLG: 0.495										1	0	0	0	0	0	3											
Lindy McDaniel, R (8, 1) OBP: 0.200, SLG: 0.200										0	0	0	0	0	0	0											
Jim Davenport, R (1, 5) OBP: 0.347, SLG: 0.358		0-0 6-3			0-0 F9				0-0 F8	4	0	0	0	0	0	0											
Dick Groat, R (1, 6) OBP: 0.234, SLG: 0.176			0-0 F2		0-0 F3				0-0 F6	4	0	0	0	0	0	0											
Hal Lanier, R (1, 4) OBP: 0.240, SLG: 0.276			0-3 K		0-3 K				0-0 F4	4	0	0	0	0	2	0											
Gaylord Perry, R (1, 1) OBP: 0.172, SLG: 0.190			0-0 5-3						0-0 L6-3	2	0	0	0	0	0	0											
Ty Cline, L (8, PH) OBP: 0.303, SLG: 0.353										1	0	0	0	0	0	0											
Dick Dietz, R (8, 2) OBP: 0.412, SLG: 0.442										0	0	0	0	0	0	0											
Inning Stats	R: 0 E: 0 K: 1 S: 5	H: 0 LOB: 0 BB: 0 P: 5	R: 0 E: 0 K: 0 S: 3	H: 0 LOB: 0 BB: 0 P: 3	R: 0 E: 0 K: 1 S: 5	H: 0 LOB: 0 BB: 0 P: 5	R: 0 E: 0 K: 0 S: 4	H: 1 LOB: 2 BB: 1 P: 8	R: 0 E: 0 K: 1 S: 5	H: 0 LOB: 0 BB: 0 P: 5	R: 0 E: 0 K: 1 S: 7	H: 1 LOB: 2 BB: 0 P: 7	R: 0 E: 0 K: 1 S: 5	H: 0 LOB: 0 BB: 0 P: 5	R: 1 E: 1 K: 0 S: 6	H: 2 LOB: 3 BB: 1 P: 10	R: 0 E: 0 K: 0 S: 3	H: 0 LOB: 0 BB: 0 P: 3	1B: 4 2B: 0 3B: 0 HR: 0	SF: 0 SAC: 0 DP: 0 HBP: 0	WP: 0 PB: 0 SB: 0 CS: 0	PA: 35					
PITCHER	IP	WLS	BF	H	R	ER	SO	BB	IBB	HBP	BLK	WP	HR	S	P	ERA	WHIP										
Nelson Briles, R (1, 1) ERA: 3.21	7.2	W	30	4	1	0	5	1	0	0	0	0	0	39	43	0.00	0.652										
Ron Willis, R (8, 1) ERA: 3.23	0.0		1	0	0	0	0	1	0	0	0	0	0	0	4	∞	∞										
Joe Hoerner, L (8, 1) ERA: 2.47	1.1	S	4	0	0	0	0	0	0	0	0	0	0	4	4	0.00	0.000										

San Francisco Giants @ St. Louis Cardinals
 Busch Stadium, St. Louis, MO
 Fri Aug 11 1967, 7:05 PM CDT
 Att: 36,042 - Unknown

livebaseballscorecards.com

AB	33
R	1
H	4
RBI	1
BB	2
SO	5
LOB	10



Batter	1	2	3	4	5	6	7	8	9
Lou Brock, L OBP: 0.316, SLG: 0.479 (1, 7)	0-0 4-3		0-3 K2-3			0-3 K		0-0 F7	
Curt Flood, R OBP: 0.379, SLG: 0.419 (1, 8)	0-0 4-3		0-0 6-3			0-0 FC4-6 1B		0-0 1B	
Bobby Tolan, L OBP: 0.303, SLG: 0.386 (9, 8)									
Roger Maris, L OBP: 0.352, SLG: 0.432 (1, 9)	0-0 G3			0-0 F9		0-0 FC4-6 HR		0-0 6-3	
Orlando Cepeda, R OBP: 0.404, SLG: 0.560 (1, 3)		0-0 BB 1B		0-0 F6		0-0 HR			
Tim McCarver, L OBP: 0.395, SLG: 0.472 (1, 2)		0-0 F6		0-0 4-3		0-0 G3			
Mike Shannon, R OBP: 0.320, SLG: 0.397 (1, 5)		4-0 BB 1-2 BB			0-3 K		0-0 6-3		
Julian Javier, R OBP: 0.308, SLG: 0.407 (1, 4)		0-0 F9			0-0 F9		0-0 6-3		
Dal Maxvill, R OBP: 0.281, SLG: 0.281 (1, 6)		0-3 K			0-0 WP 1B		0-3 K		
Nelson Briles, R OBP: 0.200, SLG: 0.111 (1, 1)			0-3 K			0-3 K		0-0 1-3	
Ron Willis, R OBP: 0.429, SLG: 0.571 (8, 1)									
Joe Hoerner, R OBP: 0.200, SLG: 0.200 (8, 1)									

AB	R	H	RBI	BB	SO	LOB
4	0	0	0	0	2	0
4	0	2	0	0	0	0
0	0	0	0	0	0	0
4	1	0	0	0	0	2
3	1	2	2	0	0	0
3	0	0	0	0	0	1
2	0	0	0	1	1	0
3	0	0	0	0	0	2
3	0	1	0	0	2	2
2	0	0	0	0	2	1
0	0	0	0	0	0	0
1	0	0	0	0	0	0

BOTTOM

San Francisco Giants @ St. Louis Cardinals
 Busch Stadium, St. Louis, MO

Fri Aug 11 1967, 7:05 PM CDT
 Att. 36,042 - Unknown

livebaseballscorecards.com

AB	29
R	2
H	5
RBI	2
BB	1
SO	7
LOB	8




1B: 4	SF: 0
2B: 0	SAC: 0
3B: 0	DP: 0
HR: 1	HBP: 0

WP: 1	PA: 30
PB: 0	
SB: 0	
CS: 0	

Inning Stats	R	H	E	K	S	R	H	E	K	S	R	H	E	K	S	R	H	E	K	S	R	H	E	K	S	R	H	E	K	S
Gaylord Perry, R ERA: 3.53 (1, 1)	7.0	4	0	2	7	1	0	0	1	0	1	1	0	2	39	2.57	0.714													
Lindy McDaniel, R ERA: 4.19 (8, 1)	1.0	1	0	0	0	0	0	0	0	0	0	0	0	4	4	0.00	1.000													

PITCHER	IP	WLS	BF	H	R	ER	SO	BB	IBB	HBP	BLK	WP	HR	S	P	ERA	WHIP
Gaylord Perry, R ERA: 3.53 (1, 1)	7.0	L	26	4	2	2	7	1	0	0	0	1	1	39	43	2.57	0.714
Lindy McDaniel, R ERA: 4.19 (8, 1)	1.0		4	1	0	0	0	0	0	0	0	0	0	4	4	0.00	1.000

Batter	1	2	3	4	5	6	7	8	9	AB R H RBI BB SO LOB	TOP
Jesus Alou, R (1, 9) OBP: 0.329, SLG: 0.393 Ken Henderson, S (6, 9) OBP: 0.277, SLG: 0.289	0-0 E 1B	0-0 1B 1B		0-0 6-3		0-0 1-3 1B			0-0 F7	4 1 3 0 0 0 0 1 0 0 0 0 0 0	
Jim Davenport, R (1, 5) OBP: 0.344, SLG: 0.354	0-3 K 1B	0-0 1-3 1B		0-0 E4 1B		0-0 F9			0-0 F4	5 0 1 0 0 1 3	
Willie Mays, R (1, 8) OBP: 0.344, SLG: 0.472	0-0 F8	0-0 F4		0-0 1-2 1B		0-3 K			0-0 5-3	5 0 1 0 0 1 5	
Jim Ray Hart, R (1, 7) OBP: 0.384, SLG: 0.563	0-0 1B 1B 2-H		0-0 BB 1B	0-0 F9		0-0 1-3			0-0 1-3	4 1 2 0 0 0 2	
Jack Hiatt, R (1, 3) OBP: 0.405, SLG: 0.491	0-0 1B 1-2 1B		4-0 1-2 BB	0-0 6-3		0-0 1-3			0-0 1-3	3 0 1 0 1 0 0	
Dick Dietz, R (1, 2) OBP: 0.406, SLG: 0.432	0-0 1-3 2-H 1B		0-0 F9	0-3 K		0-0 F8			0-0 F8	4 0 1 1 0 1 2	
Hal Lanier, R (1, 6) OBP: 0.238, SLG: 0.274 Bob Schroder, L (8, PH) OBP: 0.280, SLG: 0.243	0-3 K		0-0 F3	0-3 K		0-0 F8			0-0 L3-1	3 0 0 0 0 2 4 1 0 0 0 0 0 0	AB 38 R 2 H 10 RBI 1 BB 1 SO 8 LOB 19
Tito Fuentes, S (1, 4) OBP: 0.239, SLG: 0.268 Ty Cline, L (8, PH) OBP: 0.299, SLG: 0.348 Dick Groat, R (8, 6) OBP: 0.234, SLG: 0.176		0-0 F6	0-3 K	0-0 1B 1B		0-0 K			0-0 F7	3 0 1 0 0 1 2 1 0 0 0 0 0 0 0 0 0 0 0 0 0	
Joe Gibbon, R (1, 1) OBP: 0.091, SLG: 0.095 Lindy McDaniel, R (1, 1) OBP: 0.125, SLG: 0.125 Frank Linzy, R (6, 1) Tom Haller, L (8, PH) OBP: 0.362, SLG: 0.450 Bill Henry, L (8, 1) Bobby Bolin, R (8, 1) OBP: 0.273, SLG: 0.313		0-0 F9	0-3 K		0-3 K				0-0 F7	0 0 0 0 0 0 0 3 0 0 0 0 2 1 0 0 0 0 0 0 0 1 0	
Inning Stats	R: 2 H: 4 E: 1 LOB: 2 K: 2 BB: 0 S: 11 P: 11	R: 0 H: 2 E: 0 LOB: 2 K: 0 BB: 0 S: 5 P: 5	R: 0 H: 1 E: 0 LOB: 2 K: 1 BB: 1 S: 6 P: 10	R: 0 H: 1 E: 1 LOB: 2 K: 1 BB: 0 S: 7 P: 7	R: 0 H: 0 E: 0 LOB: 0 K: 2 BB: 0 S: 7 P: 7	R: 0 H: 2 E: 0 LOB: 2 K: 2 BB: 0 S: 9 P: 9	R: 0 H: 0 E: 0 LOB: 0 K: 0 BB: 0 S: 3 P: 3	R: 0 H: 0 E: 0 LOB: 0 K: 0 BB: 0 S: 3 P: 3	R: 0 H: 0 E: 0 LOB: 0 K: 0 BB: 0 S: 3 P: 3	1B: 10 SF: 0 2B: 0 SAC: 0 3B: 0 DP: 0 HR: 0 HBP: 0	WP: 0 PA: 39 PB: 0 SB: 0 CS: 0
PITCHER Steve Carlton, L (1, 1) ERA: 2.93 Jack Lamabe, R (3, 1) ERA: 3.66	IP WLS BF H R ER SO BB IBB HBP BLK WP HR S P ERA WHIP	2.0 14 7 2 0 2 1 0 0 0 0 0 0 17 21 0.00 4.000	7.0 25 3 0 0 6 0 0 0 0 0 0 0 37 37 0.00 0.429								

San Francisco Giants @ St. Louis Cardinals
 Busch Stadium, St. Louis, MO
 Sat Aug 12 1967, 7:05 PM CDT
 Att: 49,093 - Unknown

livebaseballscorecards.com

Batter	1	2	3	4	5	6	7	8	9
Lou Brock, L OBP: 0.313, SLG: 0.475 (1, 7)	0-0 F9	0-0 5-3			0-0 FC5-4			0-0 F7	
Alex Johnson, R OBP: 0.234, SLG: 0.274 Roger Maris, L OBP: 0.353, SLG: 0.432 (5, PH) (6, 9)	0-0 1B BB 1B		0-3 K		0-0 CS	0-0 3B 1B		0-3 K	
Curt Flood, R OBP: 0.383, SLG: 0.427 Bobby Tolan, L OBP: 0.303, SLG: 0.386 (8, PR) (9, 8)	0-0 BB BB 1-3 1B		0-3 K			0-0 1B 3B		1-0 1B HBP	
Orlando Cepeda, R OBP: 0.407, SLG: 0.561 (1, 3)	4-0 BB 1-2 BB		0-0 F9			0-0 G6-3 1B		0-0 1-3 1B	
Mike Shannon, R OBP: 0.320, SLG: 0.394 (1, 5)	4-0 BB 1-2 2-3 3-H BB			0-0 F3		0-0 G6-3		0-0 F6	
Tim McCarver, L OBP: 0.392, SLG: 0.468 (1, 2)	0-3 K			0-0 4-3		0-0 F2			
Julian Javier, R OBP: 0.306, SLG: 0.403 (1, 4)	0-3 K			0-0 6-3			0-0 6-3		
Dal Maxvill, R OBP: 0.279, SLG: 0.278 (1, 6)			0-0 F8		0-0 5-3		0-3 K		
Steve Carlton, L OBP: 0.173, SLG: 0.163 Jack Lamabe, R OBP: 0.273, SLG: 0.200 (3, 1)			0-0 F8		0-0 FC5-4 1B		0-0 F8		

AB	R	H	RBI	BB	SO	LOB
4	0	0	0	0	0	1
2	1	1	0	0	1	0
2	1	1	0	0	1	0
3	1	2	1	0	1	0
0	0	0	0	0	0	0
3	0	2	1	1	0	0
3	0	0	1	1	0	3
3	0	0	0	0	1	3
3	0	0	0	0	1	3
3	0	0	0	0	1	0
1	0	0	0	0	0	0
2	0	1	0	0	0	0

BOTTOM

San Francisco Giants @ St. Louis Cardinals
 Busch Stadium, St. Louis, MO
 Sat Aug 12 1967, 7:05 PM CDT
 Att. 49,093 - Unknown

AB	29
R	3
H	7
RBI	3
BB	2
SO	6
LOB	10



Inning Stats	R	H	E	K	S	R	H	E	K	S	R	H	E	K	S	R	H	E	K	S	R	H	E	K	S	R	H	E	K	S	R	H	E	K	S		
	1	2	0	2	7	0	0	0	0	7	0	0	0	0	7	0	1	0	0	5	0	0	0	0	0	0	0	0	0	0	0	0	0	0	0	0	0

PITCHER	IP	WLS	BF	H	R	ER	SO	BB	IBB	HBP	BLK	WP	HR	S	P	ERA	WHIP
Joe Gibbon, L ERA: 3.76 (1, 1)	0.1		4	2	1	1	0	1	0	0	0	0	0	3	7	27.00	9.000
Lindy McDaniel, R ERA: 4.15 (1, 1)	4.2	L	18	4	2	2	4	1	0	0	0	0	0	25	29	3.86	1.071
Frank Linzy, R ERA: 1.63 (6, 1)	2.0		5	0	0	0	1	0	0	0	0	0	0	7	7	0.00	0.000
Bill Henry, L ERA: 2.2 (8, 1)	0.2		3	0	0	0	1	0	0	1	0	0	0	4	5	0.00	0.000
Bobby Bolin, R ERA: 5.06 (8, 1)	0.1		2	1	0	0	0	0	0	0	0	0	0	2	2	0.00	3.000

WP	PA
0	33

WP	HR	S	P	ERA	WHIP
0	0	0	0	0	0

Batter	1	2	3	4	5	6	7	8	9	AB R H RBI BB SO LOB	TOP											
Ty Cline, L (1, 9) OBP: 0.296, SLG: 0.370	0-0 F5		0-0 3B		0-0 L7			0-0 L6-3		4 0 1 0 0 0 1												
Jim Davenport, R (1, 5) OBP: 0.343, SLG: 0.352	0-0 F9		0-0 5-3			0-0 F5		0-0 1B		4 0 1 0 0 0 1												
Willie McCovey, L (1, 3) OBP: 0.402, SLG: 0.550	0-0 1B			0-0 1B 3B		0-3 K		0-0 F4		4 1 2 0 0 1 1												
Jim Ray Hart, R (1, 7) OBP: 0.383, SLG: 0.560	0-0 F6			0-0 1B		0-0 5-3		0-0 F3		4 0 1 1 0 0 1												
Willie Mays, R (1, 8) OBP: 0.343, SLG: 0.470		0-0 F9		0-0 L5-3			0-0 1B	0-3 K		4 0 1 0 0 1 1												
Tom Haller, L (1, 2) Dick Dietz, R (9, PH) OBP: 0.412, SLG: 0.439		0-0 F6		0-3 K			0-0 F7	0-0 1B		3 0 0 0 0 1 1 1 0 1 0 0 0 0												
Hal Lanier, R (1, 6) Jack Hiatt, R (9, PH) OBP: 0.402, SLG: 0.486		0-0 F8			0-0 F3		0-0 F7	0-0 F4		3 0 0 0 0 0 1 1 0 0 0 0 0 1												
Bob Schroder, L (1, 4) OBP: 0.271, SLG: 0.234			0-0 6-3		0-0 1-3		0-0 F8			3 0 0 0 0 0 1												
Ray Sadecki, L (1, 1) OBP: 0.275, SLG: 0.333			0-0 4-3					0-0 F9		3 0 1 0 0 0 0												
Inning Stats	R: 0 E: 0 K: 0 S: 4	H: 1 LOB: 1 BB: 0 P: 4	R: 0 E: 0 K: 0 S: 3	H: 0 LOB: 0 BB: 0 P: 3	R: 0 E: 0 K: 0 S: 4	H: 1 LOB: 1 BB: 0 P: 4	R: 1 E: 0 K: 1 S: 6	H: 2 LOB: 0 BB: 0 P: 6	R: 0 E: 0 K: 0 S: 4	H: 1 LOB: 1 BB: 0 P: 4	R: 0 E: 0 K: 1 S: 5	H: 0 LOB: 0 BB: 0 P: 5	R: 0 E: 0 K: 0 S: 4	H: 1 LOB: 1 BB: 0 P: 4	R: 0 E: 0 K: 1 S: 6	H: 1 LOB: 1 BB: 0 P: 6	R: 0 E: 0 K: 1 S: 6	H: 1 LOB: 1 BB: 0 P: 6	1B: 6 2B: 1 3B: 2 HR: 0	SF: 0 SAC: 0 DP: 1 HBP: 0	WP: 0 PB: 0 SB: 0 CS: 0	PA: 34
PITCHER	IP WLS BF H R ER SO BB IBB HBP BLK WP HR S P ERA WHIP																					
Dick Hughes, R (1, 1) ERA: 3.08	7.2 W 29 7 1 1 2 0 0 0 0 0 0 0 33 33 1.17 0.913																					
Joe Hoerner, L (8, 1) ERA: 2.41	1.1 S 5 1 0 0 1 0 0 0 0 0 0 0 7 7 0.00 0.750																					

San Francisco Giants @ St. Louis Cardinals
 Busch Stadium, St. Louis, MO
 Sun Aug 13 1967, 3:33 AM CDT
 Att: 45,217 - Unknown

AB	34
R	1
H	8
RBI	1
BB	0
SO	3
LOB	9



Batter	1	2	3	4	5	6	7	8	9	AB R H RBI BB SO LOB	TOP																
Don Kessinger, S (1, 6) OBP: 0.288, SLG: 0.273	0-0 F9		0-0 F8		0-0 BB 1B	4-0 BB WP BB		0-0 SH1-4		3 1 1 0 1 0 0																	
Glenn Beckert, R (1, 4) OBP: 0.302, SLG: 0.352	0-0 F7		0-0 1B		4-0 1B 14 SF8 BB	0-0 6-3		0-0 F8		4 1 1 0 1 0 2																	
Billy Williams, L (1, 7) OBP: 0.350, SLG: 0.466	4-0 2B BB		0-0 G3		4-0 1B 1B BB	4-0 BB IBB		0-3 K		2 1 0 0 3 1 2																	
Ron Santo, R (1, 5) OBP: 0.395, SLG: 0.525	0-0 1-3 2B			0-0 6-3	0-0 1-2 2-3 3-H 1B 1B	4-0 1-2 2-3 BB		0-0 HR		4 1 3 2 1 0 0																	
14 Ernie Banks, R (1, 3) OBP: 0.317, SLG: 0.487	0-3 K			0-0 1B 1B	0-0 3-H SF8	0-0 L7		0-0 5-3		4 1 1 1 0 1 5																	
Randy Hundley, R (1, 2) OBP: 0.324, SLG: 0.404		0-0 P3		0-0 P3	0-3 K		0-0 6-3		0-0 2-3	5 0 0 0 0 1 3																	
Ted Savage, R (1, 9) OBP: 0.353, SLG: 0.331		0-0 F7		0-0 1-2 1B 1B	0-0 1-2 2-H 1B		0-0 5-3		0-0 F5	5 0 2 1 0 0 0																	
Adolfo Phillips, R (1, 8) OBP: 0.378, SLG: 0.489		0-0 F8		0-0 1-2 2-H 1B	0-3 K		0-3 K			4 0 1 1 0 2 2																	
Ray Culp, R (1, 1) OBP: 0.083, SLG: 0.167			0-3 K		0-3 K		0-0 3-1		4-0 SH1-4 BB	1 0 0 0 0 1 0																	
Norm Gigon, R (4, PH) OBP: 0.211, SLG: 0.262										1 0 0 0 0 1 2																	
Bob Shaw, R (4, 1) OBP: 0.129, SLG: 0.069										1 0 0 0 1 0 0																	
Chuck Hartenstein, R (9, 1) OBP: 0.077, SLG: 0.077										0 0 0 0 0 0 0																	
Jim Ellis, R (9, 1) OBP: 1.000, SLG: 2.000										0 0 0 0 0 0 0																	
Inning Stats	R: 0 E: 0 K: 1 S: 6	H: 1 LOB: 2 BB: 1 P: 10	R: 0 E: 0 K: 0 S: 3	H: 0 LOB: 0 BB: 0 P: 3	R: 0 E: 0 K: 1 S: 6	H: 1 LOB: 1 BB: 0 P: 6	R: 1 E: 0 K: 1 S: 8	H: 3 LOB: 2 BB: 0 P: 8	R: 3 E: 0 K: 2 S: 10	H: 3 LOB: 2 BB: 2 P: 18	R: 0 E: 0 K: 0 S: 3	H: 0 LOB: 3 BB: 3 P: 15	R: 0 E: 0 K: 1 S: 5	H: 0 LOB: 0 BB: 0 P: 5	R: 0 E: 0 K: 1 S: 5	H: 0 LOB: 1 BB: 1 P: 9	R: 1 E: 0 K: 0 S: 4	H: 1 LOB: 0 BB: 0 P: 4	1B: 7 2B: 1 3B: 0 HR: 1	SF: 1 SAC: 1 DP: 0 HBP: 0	WP: 1 PB: 0 SB: 0 CS: 0	PA: 43					
PITCHER	IP WLS BF H R ER SO BB IBB HBP BLK WP HR S P ERA WHIP																										
Larry Jaster, L (1, 1) ERA: 3.19	4.0		21	6	4	4	3	3	0	0	0	0	0	24	36	9.00	2.250										
Ron Willis, R (5, 1) ERA: 3.12	2.0		11	2	0	0	2	2	1	0	0	1	0	12	24	0.00	2.000										
Al Jackson, L (7, 1) ERA: 4.43	3.0	W	11	1	1	1	2	1	0	0	0	0	1	14	18	3.00	0.667										

Chicago Cubs @ St. Louis Cardinals
Busch Stadium, St. Louis, MO

Mon Aug 14 1967, 7:05 PM CDT
Att. 40,727 - Unknown - 70 F

livebaseballscorecards.com

AB	34
R	5
H	9
RBI	5
BB	7
SO	7
LOB	16



Batter	1	2	3	4	5	6	7	8	9	AB R H RBI BB SO LOB
Lou Brock, L (1, 7) OBP: 0.314, SLG: 0.472	0-0 G3		0-0 1B 3B 1B	0-0 L8			0-0 F8		0-0 1B 1B	5 2 2 1 0 0 2
Curt Flood, R (1, 8) OBP: 0.381, SLG: 0.425	0-0 1B 1B		0-0 1-3 3B 1B		0-3 K		0-0 6-3		0-0 1-3 E 1B 1B	5 2 3 0 0 1 0
Roger Maris, L (1, 9) OBP: 0.356, SLG: 0.445	0-0 F5		0-0 1-H 3-H SF7 3B		0-3 K		0-0 2B		0-0 1-H 3-H E9 1B	5 1 3 3 0 1 1
Orlando Cepeda, R (1, 3) OBP: 0.406, SLG: 0.557	0-0 1-3 1B		0-0 3-H SF7		0-0 4-3		0-0 5-3			3 0 1 1 0 0 1
Tim McCarver, L (1, 2) OBP: 0.390, SLG: 0.464	0-0 4-3		0-0 L9			0-0 FC4-6 1B		0-0 F7		4 0 1 0 0 0 2
Mike Shannon, R (1, 5) OBP: 0.314, SLG: 0.386		0-0 L5		0-0 3-1		0-0 FC4-6 S		0-0 4-3		4 0 0 0 0 0 1
Julian Javier, R (1, 4) OBP: 0.303, SLG: 0.398		0-0 P3		0-0 1B 1B		0-0 L5 1-2		0-0 6-3		4 0 1 0 0 0 1
Dal Maxvill, R (1, 6) OBP: 0.283, SLG: 0.281		0-0 F8		0-0 F9		1-0 HBP		4-0 BB BB	G1 1B BB	2 0 0 0 0 0 1
Bobby Tolan, L (9, PH) OBP: 0.306, SLG: 0.386										0 1 0 0 1 0 0
Larry Jaster, L (1, 1) OBP: 0.152, SLG: 0.114			0-0 F9	0-0 1-2 1B		0-0 F8		0-0 G1	0-0 G1	2 0 1 0 0 0 0
Ron Willis, R (5, 1) OBP: 0.429, SLG: 0.571										0 0 0 0 0 0 0
Dave Ricketts, S (6, PH) OBP: 0.294, SLG: 0.373										1 0 0 0 0 0 2
Al Jackson, L (7, 1) OBP: 0.370, SLG: 0.360										0 0 0 0 0 0 0
Alex Johnson, R (9, PH) OBP: 0.240, SLG: 0.281										1 0 0 0 0 0 1


Inning Stats	R: 0	H: 2	E: 0	LOB: 2	K: 0	BB: 0	S: 5	R: 0	H: 0	E: 0	LOB: 0	K: 0	BB: 0	S: 3	R: 3	H: 3	E: 0	LOB: 0	K: 0	BB: 0	S: 6	R: 0	H: 2	E: 0	LOB: 2	K: 0	BB: 0	S: 5	R: 0	H: 0	E: 0	LOB: 0	K: 2	BB: 0	S: 7	R: 0	H: 1	E: 0	LOB: 2	K: 0	BB: 0	S: 4	R: 0	H: 1	E: 0	LOB: 1	K: 0	BB: 0	S: 4	R: 0	H: 0	E: 0	LOB: 0	K: 0	BB: 0	S: 3	R: 3	H: 3	E: 1	LOB: 1	K: 0	BB: 1	S: 4	1B: 10	SF: 1	2B: 1	SAC: 0	3B: 1	DP: 0	HR: 0	HBP: 1	WP: 0	PA: 39
--------------	------	------	------	--------	------	-------	------	------	------	------	--------	------	-------	------	------	------	------	--------	------	-------	------	------	------	------	--------	------	-------	------	------	------	------	--------	------	-------	------	------	------	------	--------	------	-------	------	------	------	------	--------	------	-------	------	------	------	------	--------	------	-------	------	------	------	------	--------	------	-------	------	--------	-------	-------	--------	-------	-------	-------	--------	-------	--------

PITCHER	IP	WLS	BF	H	R	ER	SO	BB	IBB	HBP	BLK	WP	HR	S	P	ERA	WHIP
Ray Culp, R (1, 1) ERA: 3.89	3.0		14	5	3	3	0	0	0	0	0	0	0	14	14	9.00	1.667
Bob Shaw, R (4, 1) ERA: 4.5	5.0		21	4	1	1	2	1	0	1	0	0	0	23	28	1.80	1.000
Chuck Hartenstein, R (9, 1) ERA: 2.85	0.1	L	3	2	0	0	0	0	0	0	0	0	0	3	3	0.00	6.000
Jim Ellis, L (9, 1) ERA: 3.38	0.0		1	1	2	1	0	0	0	0	0	0	0	1	1	∞	∞

BOTTOM

Chicago Cubs @ St. Louis Cardinals
 Busch Stadium, St. Louis, MO
 Mon Aug 14 1967, 7:05 PM CDT
 Att: 40,727 - Unknown - 70 F

AB	36
R	6
H	12
RBI	5
BB	1
SO	2
LOB	12



Batter	1	2	3	4	5	6	7	8	9	AB R H RBI BB SO LOB
Don Kessinger, S (1, 6) OBP: 0.285, SLG: 0.270	0-0 4-3		0-0 6-3	0-0 L5		0-0 1-3			0-3 K	5 0 0 0 0 1 3
Glenn Beckert, R (1, 4) OBP: 0.301, SLG: 0.350	0-0 F7		0-0 4-3		0-0 5-3		0-0 1B G6-4-3		0-0 F8	5 1 1 0 0 0 0
Billy Williams, L (1, 7) OBP: 0.351, SLG: 0.467	0-0 F8		0-0 14 FC5 2B		0-0 4-3		0-0 1-3 1B G6-4-3		0-3 K	5 0 2 0 0 1 0
Ron Santo, R (1, 5) OBP: 0.398, SLG: 0.526		0-0 L8 14 1B FC3 1B	4-0 BB		0-0 14 FC6-4 1B		0-0 1-2f 3-H G6-4-3			3 1 2 0 1 0 1
14 Ernie Banks, R (1, 3) OBP: 0.316, SLG: 0.485		0-0 FC3 1-2 1B	0-0 FC5 2-3f		0-0 FC6-4 1-2f		0-0 F7			4 0 1 0 0 0 3
Clarence Jones, L (1, 9) OBP: 0.290, SLG: 0.357		0-0 L8 2-3		0-0 F5		0-3 K		0-0 3-1		4 0 0 0 0 1 2
John Stephenson, L (1, 2) OBP: 0.313, SLG: 0.400		0-0 FC3 1-2 3-H		0-0 FC6-4 1B		0-0 F9 2B 2B		0-0 F5		4 1 2 1 0 0 1
Adolfo Phillips, R (1, 8) OBP: 0.377, SLG: 0.495		0-0 P4		0-0 FC6-4 1B 1-2f		0-0 F9 2-3		0-0 HR		4 1 1 1 0 0 4
Rich Nye, L (1, 1) OBP: 0.255, SLG: 0.315		0-0 P4		0-0 1-2 1B		0-0 3-H 2B		0-3 K		3 0 2 1 0 0 2
Bill Stoneman, R (6, 1)										0 0 0 0 0 0 0
Rob Gardner, R (6, 1)										0 0 0 0 0 0 0
Al Spangler, L (8, PH)										0 0 0 0 0 0 0
Ted Savage, R (8, PH)										1 0 0 0 0 1 0
Pete Mikkelsen, R (8, 1)										0 0 0 0 0 0 0

TOP	
Chicago Cubs @ St. Louis Cardinals	
Busch Stadium, St. Louis, MO	
Tue Aug 15 1967, 7:05 PM CDT	
Att. 44,018 - Unknown - 71 F	
AB 38	
R 4	
H 11	
RBI 3	
BB 1	
SO 4	
LOB 16	
WP: 0 PA: 39	
PB: 0	
SB: 0	
CS: 0	
1B: 7 SF: 0	
2B: 3 SAC: 0	
3B: 0 DP: 1	
HR: 1 HBP: 0	

Inning Stats		R: 0	H: 0	E: 0	K: 0	S: 3	P: 3	R: 1	H: 2	E: 0	K: 0	S: 6	P: 6	R: 0	H: 1	E: 0	K: 0	S: 4	P: 8	R: 0	H: 2	E: 0	K: 0	S: 5	P: 5	R: 0	H: 1	E: 0	K: 0	S: 4	P: 4	R: 1	H: 2	E: 0	K: 1	S: 7	P: 7	R: 1	H: 2	E: 0	K: 0	S: 4	P: 4	R: 1	H: 1	E: 0	K: 1	S: 6	P: 6	R: 0	H: 0	E: 0	K: 2	S: 7	P: 7
1	2	3	4	5	6	7	8	9	10	11	12	13	14	15	16	17	18	19	20	21	22	23	24	25	26	27	28	29	30	31	32	33	34	35	36	37	38	39	40	41	42	43	44	45	46	47	48	49	50						

PITCHER																		PITCHER																																	
IP	WLS	BF	H	R	ER	SO	BB	IBB	HBP	BLK	WP	HR	S	P	ERA	WHIP	IP	WLS	BF	H	R	ER	SO	BB	IBB	HBP	BLK	WP	HR	S	P	ERA	WHIP																		
Ray Washburn, R (1, 1) ERA: 3.29	6.0	W	30	10	3	3	1	1	0	0	0	0	31	35	4.50	1.833																																			
Ron Willis, R (7, 1) ERA: 3.19	1.2		5	1	1	1	0	0	0	0	0	0	1	5	5.40	0.600																																			
Joe Hoerner, L (8, 1) ERA: 2.35	1.1	S	4	0	0	0	3	0	0	0	0	0	10	10	0.00	0.000																																			



Batter	1	2	3	4	5	6	7	8	9
Lou Brock, L OBP: 0.315, SLG: 0.472 (1, 7)	0-3 K		0-0 1-2 1B			HBP			
Alex Johnson, R OBP: 0.241, SLG: 0.280 (1, 9)	0-0 5-3		0-3 K			0-0 E1 FC6 1B 1-H	0-0 L8		
Curt Flood, R OBP: 0.378, SLG: 0.420 (1, 8)	0-0 F9			0-0 5-3		0-0 FC6 1B 2-3	0-0 F8		
Orlando Cepeda, R OBP: 0.405, SLG: 0.555 (1, 3)		0-0 4-3		0-0 6-3		0-0 1-2 3B 1B	0-0 5-3		
Mike Shannon, R OBP: 0.313, SLG: 0.387 (1, 5)		0-0 F9		0-0 1-5-3		0-3 K	0-0 E7 WP 2B		
Tim McCarver, L OBP: 0.386, SLG: 0.459 (1, 2)		0-0 1-3			0-0 1-3	0-0 F2	0-0 G3		
Julian Javier, R OBP: 0.305, SLG: 0.405 (1, 4)			0-0 6-3		0-0 6-3 1B	0-0 1-H 2-H 1B 3B	0-0 5-3		
Dal Maxvill, R OBP: 0.285, SLG: 0.281 (1, 6)			0-0 1B 1B		0-0 6-3 1-2	4-0 1B IBB	0-0 L4		
Ray Washburn, R OBP: 0.078, SLG: 0.118 (1, 1)			0-3 K		0-0 F8	0-0 1-3 3-H 1B			
Ron Willis, R OBP: 0.429, SLG: 0.571 (7, 1)									
Joe Hoerner, R OBP: 0.200, SLG: 0.200 (8, 1)									


Inning Stats	R: 0	H: 0	E: 0	K: 1	S: 5	LOB: 0	BB: 0	P: 5	R: 0	H: 0	E: 0	K: 0	S: 3	LOB: 0	BB: 0	P: 3	R: 0	H: 2	E: 0	K: 2	S: 9	LOB: 2	BB: 0	P: 9	R: 0	H: 0	E: 0	K: 0	S: 3	LOB: 0	BB: 0	P: 3	R: 0	H: 1	E: 0	K: 0	S: 4	LOB: 1	BB: 0	P: 4	R: 5	H: 4	E: 1	K: 1	S: 10	LOB: 2	BB: 1	P: 15	R: 0	H: 0	E: 0	K: 0	S: 3	LOB: 0	BB: 0	P: 3	R: 1	H: 1	E: 1	K: 0	S: 4	LOB: 0	BB: 0	P: 4
--------------	------	------	------	------	------	--------	-------	------	------	------	------	------	------	--------	-------	------	------	------	------	------	------	--------	-------	------	------	------	------	------	------	--------	-------	------	------	------	------	------	------	--------	-------	------	------	------	------	------	-------	--------	-------	-------	------	------	------	------	------	--------	-------	------	------	------	------	------	------	--------	-------	------

AB	R	H	RBI	BB	SO	LOB
3	1	1	0	0	1	2
4	1	1	0	0	1	2
4	1	0	0	0	0	1
4	1	1	1	0	0	0
4	1	1	0	0	1	2
4	0	0	0	0	0	2
4	1	2	2	0	0	0
3	0	1	0	1	0	1
3	0	1	1	0	1	2
0	0	0	0	0	0	0
0	0	0	0	0	0	0

BOTTOM

Chicago Cubs @ St. Louis Cardinals
 Busch Stadium, St. Louis, MO
 Tue Aug 15 1967, 7:05 PM CDT
 Att: 44,018 - Unknown - 71 F

AB	33
R	6
H	8
RBI	4
BB	1
SO	4
LOB	12



PITCHER	IP	WLS	BF	H	R	ER	SO	BB	IBB	HBP	BLK	WP	HR	S	P	ERA	WHIP
Rich Nye, L ERA: 3.75 (1, 1)	5.0	L	22	5	4	1	3	0	0	1	0	0	0	27	28	1.80	1.000
Bill Stoneman, R ERA: 3.71 (6, 1)	0.2		5	2	1	0	1	0	1	0	0	0	0	6	10	0.00	3.000
Rob Gardner, L ERA: 3.29 (6, 1)	1.1		4	0	0	0	0	0	0	0	0	0	0	4	4	0.00	0.000
Pete Mikkelsen, R ERA: 4.65 (8, 1)	1.0		4	1	1	1	0	0	0	0	0	1	0	4	4	9.00	1.000

BOTTOM

Chicago Cubs @ St. Louis Cardinals
 Busch Stadium, St. Louis, MO
 Wed Aug 16 1967, 7:05 PM CDT
 Att: 42,228 - Unknown - 80 F

livebaseballscorecards.com

AB	34
R	4
H	10
RBI	4
BB	2
SO	3
LOB	10



WP: 0	PA: 36
PB: 0	
SB: 1	
CS: 0	

AB R H RBI BB SO LOB

4	0	2	0	0	0	1
4	1	1	0	0	0	1
3	0	0	0	1	0	1
4	1	2	1	0	0	2
4	2	1	1	0	0	2
4	0	0	0	0	2	2
4	0	2	0	0	0	0
2	0	0	0	0	0	0
1	0	0	0	0	0	1
0	0	0	0	0	0	0
0	0	0	0	0	0	0
1	0	0	0	0	0	0
0	0	0	0	0	0	0
1	0	1	1	0	0	0

Batter	1	2	3	4	5	6	7	8	9
Lou Brock, L OBP: 0.316, SLG: 0.472 (1, 7)	0-0 1B S		0-0 1B 1-3		0-0 1-2f G4-6-3			0-0 4-3	
Curt Flood, R OBP: 0.376, SLG: 0.418 (1, 8)	0-0 1B 1-H		0-0 1-2 1-3		0-0 F7			0-0 4-3	
Roger Maris, L OBP: 0.355, SLG: 0.441 (1, 9)	0-0 P4		4-0 BB		0-0 F5			0-0 F9	
Orlando Cepeda, R OBP: 0.406, SLG: 0.554 (1, 3)	0-0 1B 2-H		0-0 4-3		0-0 6-3			0-0 1B BB 1B	
Tim McCarver, L OBP: 0.385, SLG: 0.465 (1, 2)	0-0 G3			0-0 HR	0-0 4-3			0-0 1B BB 1B E3	
Mike Shannon, R OBP: 0.310, SLG: 0.383 (1, 5)		0-3 K		0-0 1-3	0-3 K			0-0 L6	
Julian Javier, R OBP: 0.307, SLG: 0.406 (1, 4)		0-0 L4		0-0 F8	0-0 L3 1B			0-0 1B BB 1B	
Dal Maxvill, R OBP: 0.283, SLG: 0.280 (1, 6)		0-0 F8		0-0 6-3	0-0 L3			4-0 1B BB	
Bobby Tolan, L OBP: 0.305, SLG: 0.384 (7, PH)								1-2 2-3 3-H	
Eddie Bressoud, R OBP: 0.258, SLG: 0.228 (8, 6)								0-0 1B	
Phil Gagliano, R OBP: 0.250, SLG: 0.238 (9, PH)								1-2 2-3 3-H	
Nelson Briles, R OBP: 0.227, SLG: 0.150 (1, 1)			0-3 K		0-0 G4-6-3 1B			0-0 P6	
Hal Woodeshick, R OBP: 0.429, SLG: 0.571 (8, 1)								1-2 2-3 3-H	
Ron Willis, R OBP: 0.289, SLG: 0.365 (8, PH)									
Dave Ricketts, S OBP: 0.273, SLG: 0.200 (9, 1)									
Jack Lamabe, R OBP: 0.246, SLG: 0.286 (9, PH)									
Alex Johnson, R OBP: 0.246, SLG: 0.286 (9, PH)									

Inning Stats	R: 1	H: 3	E: 0	K: 0	S: 5	R: 0	H: 0	E: 0	K: 1	S: 5	R: 0	H: 1	E: 0	K: 1	S: 6	R: 1	H: 1	E: 0	K: 0	S: 4	R: 0	H: 1	E: 0	K: 0	S: 3	R: 0	H: 0	E: 0	K: 1	S: 5	R: 0	H: 0	E: 0	K: 0	S: 3	R: 2	H: 3	E: 2	K: 0	S: 6	1B: 9	2B: 1	3B: 0	HR: 1	SF: 0	SAC: 0	DP: 2	HBP: 0	WP: 0	PA: 36
--------------	------	------	------	------	------	------	------	------	------	------	------	------	------	------	------	------	------	------	------	------	------	------	------	------	------	------	------	------	------	------	------	------	------	------	------	------	------	------	------	------	-------	-------	-------	-------	-------	--------	-------	--------	-------	--------

PITCHER	IP	WLS	BF	H	R	ER	SO	BB	IBB	HBP	BLK	WP	HR	S	P	ERA	WHIP
Joe Niekro, R ERA: 3.98 (1, 1)	6.0		23	6	2	2	2	1	0	0	0	0	1	26	30	3.00	1.167
Bill Hands, R ERA: 2.36 (7, 1)	2.2	L	12	3	2	0	1	1	0	0	0	0	0	13	17	0.00	1.500
Chuck Hartenstein, R ERA: 2.85 (9, 1)	0.0		1	1	0	0	0	0	0	0	0	0	0	1	1	∞	∞

Batter	1	2	3	4	5	6	7	8	9	AB R H RBI BB SO LOB	TOP	
Lou Brock, L (1, 7) OBP: 0.314, SLG: 0.467	0-0 P6		0-0 F2		0-0 3-1		0-0 F8		0-0 FC6	5 0 0 0 0 0 2		
Alex Johnson, R (1, 9) OBP: 0.246, SLG: 0.300 Roger Maris, L (9, PH) OBP: 0.354, SLG: 0.439 (9, 9)	0-0 4-3		0-0 P4		0-0 1B 3B		0-0 6-3		0-3 K	4 1 1 0 0 0 1 1 0 0 0 0 1 1		
Curt Flood, R (1, 8) OBP: 0.380, SLG: 0.420	4-0 BB			0-3 K	0-0 1B HBP		0-0 FC6-4 1B			3 1 2 1 1 1 0		
Orlando Cepeda, R (1, 3) OBP: 0.405, SLG: 0.550	0-3 K			0-0 L8	1-0 1B HBP		0-0 FC6-4			3 0 0 0 0 1 2		
Mike Shannon, R (1, 5) OBP: 0.312, SLG: 0.392		0-3 K		0-0 HR	0-0 1B			0-3 K		4 1 2 2 0 2 0		
Tim McCarver, L (1, 2) OBP: 0.381, SLG: 0.460		0-3 K		0-0 E5 HR	0-0 3-1			0-0 F9		4 1 0 0 0 1 2		
Julian Javier, R (1, 4) OBP: 0.306, SLG: 0.412		0-0 4-3		0-0 HR		0-3 K		0-3 K		4 1 1 2 0 2 0		
Dal Maxvill, R (1, 6) OBP: 0.283, SLG: 0.277			4-0 SH5-4 BB	0-0 P3		0-0 4-3			0-0 E4 FC6	3 0 0 0 1 0 0		
Steve Carlton, L (1, 1) OBP: 0.164, SLG: 0.154			0-0 SH5-4		0-0 L4	0-0 4-3			0-3 K	3 0 0 0 0 1 1		
Inning Stats	R: 0 E: 0 K: 1 S: 5 H: 0 LOB: 1 BB: 1 P: 9	R: 0 E: 0 K: 2 S: 7 H: 0 LOB: 0 BB: 0 P: 7	R: 0 E: 0 K: 0 S: 3 H: 0 LOB: 1 BB: 1 P: 7	R: 3 E: 1 K: 1 S: 8 H: 2 LOB: 0 BB: 0 P: 8	R: 2 E: 0 K: 0 S: 6 H: 3 LOB: 2 BB: 0 P: 7	R: 0 E: 0 K: 1 S: 5 H: 0 LOB: 0 BB: 0 P: 5	R: 0 E: 0 K: 0 S: 4 H: 1 LOB: 1 BB: 0 P: 4	R: 0 E: 0 K: 2 S: 7 H: 0 LOB: 0 BB: 0 P: 7	R: 0 E: 1 K: 2 S: 8 H: 0 LOB: 1 BB: 0 P: 8	1B: 3 2B: 0 3B: 1 HR: 2 SF: 0 SAC: 1 DP: 0 HBP: 1	WP: 0 PB: 0 SB: 0 CS: 0 PA: 38	
PITCHER	IP WLS BF H R ER SO BB IBB HBP BLK WP HR S P ERA WHIP											
Mike Cuellar, L (1, 1) ERA: 3.09	5.0 L 24 5 5 3 4 2 0 1 0 0 2 29 38 5.40 1.400											
Dave Eilers, R (6, 1) ERA: 3.45	1.0 3 0 0 0 1 0 0 0 0 0 0 5 5 0.00 0.000											
Tom Dukes, R (7, 1) ERA: 1.59	3.0 11 1 0 0 4 0 0 0 0 0 0 19 19 0.00 0.333											

St. Louis Cardinals @ Houston Astros
Astrodome, Houston, TX
Fri Aug 18 1967, 8:05 PM EDT
Att. 27,341 - Unknown

livebaseballscorecards.com

AB	34
R	5
H	6
RBI	5
BB	2
SO	9
LOB	9



Batter	1	2	3	4	5	6	7	8	9	AB R H RBI BB SO LOB
Julio Gotay, R (1, 6) OBP: 0.338, SLG: 0.381	0-3 K	0-3 K			0-0 F7	0-0 F8			0-0 4-3	5 0 0 0 0 2 4
Joe Morgan, L (1, 4) OBP: 0.383, SLG: 0.405	4-0 WP BB		0-0 L8		0-3 K		0-0 F9			3 0 0 0 1 1 0
Jimmy Wynn, R (1, 8) OBP: 0.335, SLG: 0.507	0-0 P6		0-3 K		0-0 6-3		0-3 K			4 0 0 0 0 2 1
Rusty Staub, L (1, 9) OBP: 0.397, SLG: 0.486	4-0 BB		0-3 K			0-0 1B 2B 1B	0-0 3-1			3 1 1 0 1 1 0
Doug Rader, R (1, 3) OBP: 0.400, SLG: 0.553	0-3 K			0-0 2B 2B		0-0 2B 1B	0-0 L7			4 2 2 0 0 1 2
Ron Davis, R (1, 7) OBP: 0.294, SLG: 0.415		0-0 F7		0-3 K		0-0 P4	0-0 F9			4 0 0 0 0 1 3
Bob Aspromonte, R (1, 5) OBP: 0.356, SLG: 0.390		0-0 BB 1B		0-0 L8		0-0 WP 1H 2H 2B	0-0 6-3			4 0 2 2 0 0 1
Ron Brand, R (1, 2) OBP: 0.303, SLG: 0.264		0-3 K		0-0 2B		0-0 P5		0-0 P4		4 0 1 1 0 1 2
Mike Cuellar, L (1, 1) Dave Eilers, R (6, 1) Jackie Brandt, R (6, PH) Dave Giusti, R (6, PR) Tom Dukes, R (7, 1) Dave Adlesh, R (9, PH)		4-0 BB		0-3 K		4-0 BB		0-3 K		1 0 0 0 0 1 1 1 0 0 0 0 0 0 0 0 0 0 0 0 0 1 0 0 0 0 0 0 0 0 0 0 0 0 0 0 0 0 0 0 1 0 0 0 0 0 1 0

Inning Stats	R: 0	H: 0	E: 0	K: 2	S: 7	R: 0	H: 1	E: 0	K: 2	S: 8	R: 0	H: 0	E: 0	K: 2	S: 7	R: 1	H: 2	E: 0	K: 2	S: 9	R: 0	H: 0	E: 0	K: 1	S: 5	R: 2	H: 3	E: 0	K: 0	S: 6	R: 0	H: 0	E: 0	K: 1	S: 5	R: 0	H: 0	E: 0	K: 0	S: 3	R: 0	H: 0	E: 0	K: 1	S: 5	1B: 3	SF: 0	2B: 3	SAC: 0	3B: 0	DP: 0	HR: 0	HBP: 0	WP: 2	PA: 37
--------------	------	------	------	------	------	------	------	------	------	------	------	------	------	------	------	------	------	------	------	------	------	------	------	------	------	------	------	------	------	------	------	------	------	------	------	------	------	------	------	------	------	------	------	------	------	-------	-------	-------	--------	-------	-------	-------	--------	-------	--------

PITCHER	IP	WLS	BF	H	R	ER	SO	BB	IBB	HBP	BLK	WP	HR	S	P	ERA	WHIP
Steve Carlton, L (1, 1) ERA: 2.93	9.0	W	37	6	3	3	11	4	0	0	0	2	0	55	71	3.00	1.111

St. Louis Cardinals @ Houston Astros
Astrodome, Houston, TX

Fri Aug 18 1967, 8:05 PM EDT
Att. 27,341 - Unknown

AB	33
R	3
H	6
RBI	3
BB	4
SO	11
LOB	14



Batter	1	2	3	4	5	6	7	8	9	AB R H RBI BB SO LOB	TOP											
Lou Brock, L (1, 7) x OBP: 0.314, SLG: 0.467	0-0 1B S SF8 1B	0-0 F7		0-3 K		0-0 CS 1B		0-0 F7		5 1 2 0 0 1 2												
Curt Flood, R (1, 8) x OBP: 0.385, SLG: 0.425	0-0 1B SF8 SF8 1B		0-0 BB 2B 1B	0-3 K		0-0 CS 1-2	0-0 4-3 1B	0-0 2-H 1B		5 3 4 1 0 1 0												
Roger Maris, L (1, 9) x OBP: 0.355, SLG: 0.438	0-0 SF8 1-2 3-H		4-0 2B FC6-4 BB		0-0 FC3-6 1B		0-0 4-3 1-2	0-0 F7		3 1 1 1 1 0 2												
Orlando Cepeda, R (1, 3) x OBP: 0.409, SLG: 0.554	0-0 S 1B		0-0 FC6-4 1-3 2-H 2B		0-0 FC3-6 1-2 1B		4-0 1B BB	0-0 6-3		4 0 3 1 1 0 0												
Tim McCarver, L (1, 2) x OBP: 0.381, SLG: 0.459	0-0 SF8 1-2 3-H		4-0 FC6-4 IBB		0-0 FC3-6 1-2 2-3		0-0 1-2 2-H 1B	0-0 F8		3 0 1 2 1 0 2												
Mike Shannon, R (1, 5) x OBP: 0.311, SLG: 0.388	0-0 6-3		0-0 P3		0-0 F2		0-3 K	4-0 2B BB		4 1 0 0 1 1 8												
Julian Javier, R (1, 4) OBP: 0.305, SLG: 0.412		0-3 K	0-0 FC6-4 1-2 2-3 3-H		0-0 F7		0-0 L5	0-0 E 2B		5 0 1 2 0 1 6												
Dal Maxvill, R (1, 6) OBP: 0.285, SLG: 0.277		0-0 SH3-4 1B	0-0 4-3			0-0 4-3		4-0 SH2-4 1B BB	0-0 E6 2-3	4 1 1 0 1 0 3												
Dick Hughes, R (1, 1) OBP: 0.153, SLG: 0.123		0-0 SH3-4 1-2		0-0 6-3		0-0 F3		0-0 SH2-4 1-2	0-0 4-3	3 0 0 0 0 0 2												
Inning Stats	R: 2 E: 0 K: 0 S: 6	H: 3 LOB: 1 BB: 0 P: 6	R: 0 E: 0 K: 1 S: 6	H: 1 LOB: 1 BB: 0 P: 6	R: 2 E: 0 K: 0 S: 5	H: 2 LOB: 2 BB: 2 P: 13	R: 0 E: 0 K: 2 S: 7	H: 0 LOB: 0 BB: 0 P: 7	R: 0 E: 0 K: 0 S: 5	H: 2 LOB: 2 BB: 0 P: 5	R: 0 E: 0 K: 0 S: 3	H: 1 LOB: 0 BB: 0 P: 3	R: 1 E: 0 K: 1 S: 7	H: 2 LOB: 2 BB: 1 P: 11	R: 1 E: 0 K: 0 S: 4	H: 1 LOB: 1 BB: 1 P: 8	R: 1 E: 1 K: 0 S: 5	H: 1 LOB: 2 BB: 1 P: 9	1B: 11 2B: 2 3B: 0 HR: 0	SF: 2 SAC: 2 DP: 0 HBP: 0	WP: 0 PB: 0 SB: 2 CS: 1	PA: 46
PITCHER	IP WLS BF H R ER SO BB IBB HBP BLK WP HR S P ERA WHIP																					
Bruce Von Hoff, R (1, 1) ERA: 2.77	5.0 L 25 8 4 4 3 1 1 0 0 0 0 29 37 7.20 1.800																					
Dave Eilers, R (6, 1) ERA: 3.51	2.0 9 3 1 1 1 1 0 0 0 0 0 10 14 4.50 2.000																					
Larry Sherry, R (8, 1) ERA: 5.8	2.0 11 2 2 2 0 2 0 0 0 0 0 9 17 9.00 2.000																					

St. Louis Cardinals @ Houston Astros
Astrodome, Houston, TX
Sat Aug 19 1967, 8:05 PM EDT
Att: 44,887 - Unknown

AB	36
R	7
H	13
RBI	7
BB	5
SO	4
LOB	25



Batter	1	2	3	4	5	6	7	8	9	AB	R	H	RBI	BB	SO	LOB
Sonny Jackson, L OBP: 0.275, SLG: 0.290 (1, 6)	0-0 5-3		0-0 F7		0-0 P6			0-0 F7		4	0	0	0	0	0	1
Joe Morgan, L OBP: 0.384, SLG: 0.407 (1, 4)	4-0 G5-4-3 BB		0-0 2B		0-0 P4			0-0 3-1		3	0	1	0	1	0	1
Jimmy Wynn, R OBP: 0.335, SLG: 0.503 (1, 8)	0-0 G5-4-3 1-2f		0-0 F7		0-0 F7			4-0 BB		3	0	0	0	1	0	2
Rusty Staub, L OBP: 0.400, SLG: 0.506 (1, 9)		0-0 3-1 E 2B		0-0 HR		0-0 HR		0-3 K		4	3	3	2	0	1	1
Norm Miller, L OBP: 0.295, SLG: 0.313 (1, 7)		0-0 3-1		0-0 F7		0-0 G3		0-0 4-3		4	0	0	0	0	0	1
Doug Rader, R OBP: 0.409, SLG: 0.619 (1, 3)		0-0 2-3 E5 F8 1B		0-0 6-3		0-0 F8		0-0 HR		4	1	2	2	0	0	0
Bob Aspromonte, R OBP: 0.352, SLG: 0.385 (1, 5)		0-0 3-H F8 2-3		0-0 P4		0-0 6-3		0-0 6-3		4	0	0	0	0	0	1
Ron Brand, R OBP: 0.308, SLG: 0.278 (1, 2)		0-0 L5		0-0 2B		0-0 F7		0-0 1B		4	0	2	0	0	0	1
Bruce Von Hoff, R Jackie Brandt, R Dave Eilers, R Julio Gotay, R Larry Sherry, R Ron Davis, R		0-3 K		0-3 K		0-0 4-3		0-0 6-3		1	0	0	0	0	1	0

BOTTOM

St. Louis Cardinals @ Houston Astros
Astrodome, Houston, TX
Sat Aug 19 1967, 8:05 PM EDT
Att. 44,887 - Unknown

livebaseballscorecards.com

AB	34
R	4
H	8
RBI	4
BB	2
SO	3
LOB	10



Inning Stats	R: 0 E: 0 K: 0 S: 2	H: 0 LOB: 0 BB: 1 P: 6	R: 1 E: 1 K: 0 S: 5	H: 2 LOB: 1 BB: 0 P: 5	R: 0 E: 0 K: 1 S: 6	H: 1 LOB: 1 BB: 0 P: 6	R: 1 E: 0 K: 0 S: 4	H: 1 LOB: 0 BB: 0 P: 4	R: 0 E: 0 K: 1 S: 6	H: 1 LOB: 1 BB: 0 P: 6	R: 1 E: 0 K: 0 S: 4	H: 1 LOB: 0 BB: 0 P: 4	R: 0 E: 0 K: 0 S: 3	H: 0 LOB: 0 BB: 0 P: 3	R: 0 E: 0 K: 1 S: 5	H: 0 LOB: 1 BB: 1 P: 9	R: 1 E: 0 K: 0 S: 5	H: 2 LOB: 1 BB: 0 P: 5	1B: 2 2B: 3 3B: 0 HR: 3	SF: 0 SAC: 0 DP: 1 HBP: 0	WP: 0 PB: 0 SB: 0 CS: 0	PA: 36
--------------	------------------------------	---------------------------------	------------------------------	---------------------------------	------------------------------	---------------------------------	------------------------------	---------------------------------	------------------------------	---------------------------------	------------------------------	---------------------------------	------------------------------	---------------------------------	------------------------------	---------------------------------	------------------------------	---------------------------------	----------------------------------	------------------------------------	----------------------------------	--------

PITCHER	Dick Hughes, R ERA: 3.13 (1, 1)	IP: 9.0 WLS: W BF: 36 H: 8 R: 4 ER: 4 SO: 3 BB: 2 IBB: 0 HBP: 0 BLK: 0 WP: 0 HR: 3 S: 40 P: 48 ERA: 4.00 WHIP: 1.111
---------	---------------------------------------	--

Batter	1	2	3	4	5	6	7	8	9	AB R H RBI BB SO LOB	TOP									
Lou Brock, L (1, 7) OBP: 0.313, SLG: 0.464	0-3 K		0-3 K		0-0 F7			0-0 4-3 HBP 1B	0-0 F7	5 1 1 0 0 2 1	St. Louis Cardinals @ Houston Astros Astrodome, Houston, TX Sun Aug 20 1967, 4:33 AM EDT Att: 31,624 - Unknown									
Curt Flood, R (1, 8) OBP: 0.384, SLG: 0.423	0-0 4-3		0-0 F9			0-3 K		0-0 HBP 4-3 1B		4 0 1 0 0 1 0										
Roger Maris, L (1, 9) OBP: 0.353, SLG: 0.436	0-0 4-3			0-0 G3		0-0 1B		0-0 4-3		4 0 1 0 0 0 2										
Orlando Cepeda, R (1, 3)		0-0 E 2B		0-0 5-3		0-0 F9		4-0 HBP BB		3 0 1 0 1 0 1										
Tim McCarver, L (1, 2) OBP: 0.380, SLG: 0.456	0-3 K			0-0 1B		0-0 F5		0-0 F8		4 0 1 0 0 1 5										
Mike Shannon, R (1, 5) OBP: 0.308, SLG: 0.385		0-3 K		0-3 K			0-0 F9	1-0 HBP		3 0 0 0 0 2 2										
Bobby Tolan, L (8, PH) OBP: 0.308, SLG: 0.384								1-2 2-3 3-H HBP		0 0 0 1 0 0 0										
Ed Spiezio, R (8, 5) OBP: 0.288, SLG: 0.307										0 0 0 0 0 0 0										
Julian Javier, R (1, 4) OBP: 0.302, SLG: 0.408		0-0 E6 2-3		0-0 5-3		0-0 P5		0-0 P4		4 0 0 0 0 0 4										
Dal Maxvill, R (1, 6) OBP: 0.284, SLG: 0.279		0-3 K		0-3 K		0-0 WP 2B			0-0 P4	4 0 1 0 0 2 2										
Larry Jaster, L (1, 1) OBP: 0.167, SLG: 0.111			0-0 F3		1-0 HBP		0-0 P6 2-3		0-0 1-6-3	1 0 0 0 0 0 0										
Dave Ricketts, S (7, PH) OBP: 0.283, SLG: 0.358										1 0 0 0 0 0 1										
Jack Lamabe, R (7, 1) OBP: 0.273, SLG: 0.200										0 0 0 0 0 0 0										
Alex Johnson, R (9, PH) OBP: 0.245, SLG: 0.298										1 0 0 0 0 0 0										
Inning Stats	R: 0 E: 0 K: 1 S: 5	H: 0 LOB: 0 BB: 0 P: 5	R: 0 E: 1 K: 3 S: 11	H: 1 LOB: 2 BB: 0 P: 11	R: 0 E: 0 K: 1 S: 5	H: 0 LOB: 0 BB: 0 P: 5	R: 0 E: 0 K: 1 S: 6	H: 1 LOB: 1 BB: 0 P: 6	R: 0 E: 0 K: 1 S: 5	H: 1 LOB: 1 BB: 0 P: 6	R: 0 E: 0 K: 0 S: 4	H: 1 LOB: 1 BB: 0 P: 4	R: 1 E: 0 K: 0 S: 5	H: 2 LOB: 3 BB: 1 P: 10	R: 0 E: 0 K: 0 S: 3	H: 0 LOB: 0 BB: 0 P: 3	1B: 4 2B: 2 3B: 0 HR: 0	SF: 0 SAC: 0 DP: 0 HBP: 2	WP: 1 PB: 0 SB: 0 CS: 0	PA: 37
PITCHER Don Wilson, R (1, 1) ERA: 2.82	IP 9.0 WLS W BF 37 H 6 R 1 ER 1 SO 8 BB 1 IBB 0 HBP 2 BLK 0 WP 1 HR 0 S 50 P 56 ERA 1.00 WHIP 0.778																			

livebaseballscorecards.com

AB	34
R	1
H	6
RBI	1
BB	1
SO	8
LOB	18



Batter	1	2	3	4	5	6	7	8	9	AB	R	H	RBI	BB	SO	LOB
Ron Davis, R OBP: 0.292, SLG: 0.410 (1, 7)	0-0 P6		0-0 6-3		0-0 FC6-4 1B		0-0 1-3			4	0	1	0	0	0	0
Sonny Jackson, L OBP: 0.275, SLG: 0.290 (1, 6)	0-3 K		0-0 1-3		0-0 FC6-4 1-2f 2-3		0-0 1B S PO 1B			4	0	1	0	0	1	2
Rusty Staub, L OBP: 0.399, SLG: 0.502 (1, 9)	0-0 F7		0-0 4-1		0-0 L4		4-0 1B 1-2 IBB			3	0	0	0	1	0	2
Doug Rader, R OBP: 0.417, SLG: 0.609 (1, 3)		0-0 6-3		0-0 1B		0-0 P6		0-0 1-2 2-3 1B		4	0	2	0	0	0	0
Jimmy Wynn, R OBP: 0.532, SLG: 0.499 (1, 8)		0-0 F7		0-0 P6		0-0 6-3		0-0 PO 3-H	0-0 6-3	4	0	0	0	0	0	1
Joe Morgan, L OBP: 0.385, SLG: 0.407 (1, 4)		4-0 2B BB		0-0 F3		0-0 S 1B			0-0 F7	3	1	1	0	1	0	1
Bob Aspromonte, R OBP: 0.354, SLG: 0.388 (1, 5)		0-0 E4 1-H 2B		0-0 5-3		4-0 1-2 IBB			0-3 K	3	1	1	1	1	1	1
Ron Brand, R OBP: 0.309, SLG: 0.286 (1, 2)		0-0 2B			0-0 6-3		0-0 F9			3	0	1	0	0	0	2
Don Wilson, R OBP: 0.145, SLG: 0.103 (1, 1)		0-0 F9			1-0 FC6-4 1B HBP		0-3 K			2	0	0	0	0	1	1


Inning Stats	R: 0	H: 0	E: 0	K: 1	S: 5	R: 2	H: 2	E: 1	K: 0	S: 5	R: 0	H: 0	E: 0	K: 0	S: 3	R: 0	H: 1	E: 0	K: 0	S: 4	R: 0	H: 1	E: 0	K: 0	S: 4	R: 0	H: 1	E: 0	K: 0	S: 4	R: 0	H: 2	E: 0	K: 1	S: 6	R: 0	H: 0	E: 0	K: 1	S: 5
	LOB: 0	BB: 0	P: 5	LOB: 1	BB: 1	LOB: 0	BB: 0	LOB: 1	BB: 0	P: 9	LOB: 0	BB: 0	LOB: 1	BB: 0	P: 3	LOB: 2	BB: 0	LOB: 2	BB: 1	P: 8	LOB: 2	BB: 1	LOB: 0	BB: 0	P: 5	LOB: 0	BB: 0	LOB: 0	BB: 0	P: 5	LOB: 0	BB: 0	LOB: 0	BB: 0	P: 5	LOB: 0	BB: 0	LOB: 0	BB: 0	P: 5

PITCHER	IP	WLS	BF	H	R	ER	SO	BB	IBB	HBP	BLK	WP	HR	S	P	ERA	WHIP
Larry Jaster, L ERA: 3.18 (1, 1)	6.0	L	26	5	2	2	1	1	1	1	0	0	0	25	34	3.00	1.000
Jack Lamabe, R ERA: 3.48 (7, 1)	2.0		8	2	0	0	2	0	1	0	0	0	0	11	15	0.00	1.000

St. Louis Cardinals @ Houston Astros
Astrodome, Houston, TX

Sun Aug 20 1967, 4:33 AM EDT
Att. 31,624 - Unknown

AB	30
R	2
H	7
RBI	1
BB	3
SO	3
LOB	10



WP: 0 PA: 35
PB: 0
SB: 2
CS: 0

Batter	1	2	3	4	5	6	7	8	9	AB R H RBI BB SO LOB	TOP													
Lou Brock, L (1, 7) X OBP: 0.311, SLG: 0.461	0-0 1B 1B 2B	0-0 5-3			0-0 3-1	0-3 K		0-3 K		5 1 1 0 0 2 3														
Julian Javier, R (1, 4) X OBP: 0.308, SLG: 0.417	0-0 1B 2-3 1B	4-0 BB BB BB BB			0-0 E HR 1B	0-0 1-H 2-H HR		0-0 F5		4 3 3 3 1 0 0														
Curt Flood, R (1, 8) S S S OBP: 0.376, SLG: 0.413	0-3 K	0-0 FC5 2-3f			0-0 E1 HR 1-2	0-0 5-3		0-0 1-5-3		5 1 0 0 0 1 5														
Orlando Cepeda, R (1, 3) X OBP: 0.410, SLG: 0.562	0-0 WP 1-3 3-H 1B				0-0 F2	0-0 1-H 2-H HR		0-0 4-3 HBP 1B	0-3 K	5 2 3 4 0 1 0														
Alex Johnson, R (1, 9) B B B OBP: 0.270, SLG: 0.321	4-0 WP 1-3 3-H BB				0-0 5-3	0-0 F8		1-0 4-3 HBP	0-0 5-3	3 0 0 0 1 0 0														
Ed Spiezio, R (1, 5) S S S OBP: 0.270, SLG: 0.321	0-3 K				0-0 F9	0-0 F4		0-0 F2	0-0 5-3	5 0 0 0 0 1 4														
Dave Ricketts, S (1, 2) X OBP: 0.281, SLG: 0.339	0-0 1-3 1-2 3-H				0-0 5-3			0-0 4-3		3 1 0 0 1 0 3														
Dal Maxvill, R (1, 6) B B B OBP: 0.289, SLG: 0.279		4-0 FC5 SH1-4 BB			0-3 K	0-0 6-3 1-2		4-0 IBB		2 0 0 0 2 1 1														
Nelson Briles, R (1, 1) X OBP: 0.240, SLG: 0.136		0-0 SH1-4 1-2			0-3 K	4-0 HR BB		0-3 K		2 1 0 0 1 2 3														
Inning Stats	R: 3 E: 0 K: 2 S: 10	H: 3 LOB: 1 BB: 1 P: 14	R: 0 E: 0 K: 0 S: 3	H: 0 LOB: 2 BB: 2 P: 11	R: 0 E: 0 K: 0 S: 3	H: 0 LOB: 0 BB: 0 P: 3	R: 0 E: 0 K: 2 S: 7	H: 0 LOB: 0 BB: 0 P: 7	R: 3 E: 1 K: 0 S: 6	H: 2 LOB: 0 BB: 0 P: 6	R: 3 E: 0 K: 1 S: 6	H: 1 LOB: 0 BB: 2 P: 14	R: 0 E: 0 K: 1 S: 6	H: 1 LOB: 3 BB: 1 P: 11	R: 0 E: 0 K: 1 S: 5	H: 0 LOB: 0 BB: 0 P: 5	R: 0 E: 0 K: 1 S: 5	H: 0 LOB: 0 BB: 0 P: 5	R: 0 E: 0 K: 1 S: 5	H: 0 LOB: 0 BB: 0 P: 5	1B: 4 2B: 1 3B: 0 HR: 2	SF: 0 SAC: 1 DP: 0 HBP: 1	WP: 3 PB: 0 SB: 0 CS: 0	PA: 42
PITCHER	IP WLS BF H R ER SO BB IBB HBP BLK WP HR S P ERA WHIP																							
Ray Sadecki, L (1, 1) ERA: 3.26	4.1 L 22 5 6 5 4 3 0 0 0 2 1 27 39 10.38 1.846																							
Bobby Bolin, R (5, 1) ERA: 5.3	1.2 8 1 3 3 1 2 0 0 0 0 1 8 16 16.20 1.800																							
Lindy McDaniel, R (7, 1) ERA: 4.18	3.0 12 1 0 0 3 0 1 1 0 0 0 16 21 0.00 0.333																							

St. Louis Cardinals @ San Francisco Giants
 Candlestick Park, San Francisco, CA
 Tue Aug 22 1967, 10:05 PM EDT
 Att: 18,300 - Unknown

livebaseballscorecards.com

AB	34
R	9
H	7
RBI	7
BB	6
SO	8
LOB	19



Batter	1	2	3	4	5	6	7	8	9	AB	R	H	RBI	BB	SO	LOB
Jesus Alou, R OBP: 0.333, SLG: 0.398 (1, 9)	0-0 G3		0-0 2-3			0-0 F9		0-0 FC6-4		4	0	0	0	0	0	2
Jim Davenport, R OBP: 0.346, SLG: 0.350 (1, 5) Ken Henderson, S OBP: 0.265, SLG: 0.270 (7, 8)	0-0 F8			0-0 F3		0-0 F2		0-3 K		3	0	0	0	0	0	1
Willie Mays, R OBP: 0.331, SLG: 0.449 (1, 8) Lindy McDaniel, R OBP: 0.125, SLG: 0.125 (7, 1) Ollie Brown, R OBP: 0.312, SLG: 0.416 (9, PH)	0-0 F3			0-0 F3		0-0 1-3			0-0 F8	3	0	0	0	0	0	1
Willie McCovey, L OBP: 0.391, SLG: 0.544 (1, 3)		0-0 1B		4-0 BB			0-0 1B		0-0 F9	3	0	2	0	1	0	0
Jim Ray Hart, R OBP: 0.374, SLG: 0.544 (1, 7)		0-0 F4		0-0 6-3			0-3 K		0-0 5-3	4	0	0	0	0	1	3
Tom Haller, L OBP: 0.361, SLG: 0.442 (1, 2)		0-3 K			0-0 F7		0-0 F7			3	0	0	0	0	1	2
Hal Lanier, R OBP: 0.234, SLG: 0.263 (1, 6)		0-0 4-3			0-3 K		0-0 5-3			3	0	0	0	0	1	2
Tito Fuentes, S OBP: 0.245, SLG: 0.281 (1, 4)			0-0 5-3		0-0 6-3			0-0 F5		3	0	0	0	0	0	0
Ray Sadecki, L OBP: 0.289, SLG: 0.341 (1, 1) Bobby Bolin, R OBP: 0.265, SLG: 0.303 (5, 1) Ty Cline, L OBP: 0.305, SLG: 0.391 (6, PH) Bobby Etheridge, R OBP: 0.295, SLG: 0.366 (7, 5)			0-0 1-3			0-0 1B		0-0 FC6-4 1B		1	0	0	0	0	0	0
										0	0	0	0	0	0	0
										1	0	1	0	0	0	0
										1	0	1	0	0	0	0

Inning Stats	R: 0	H: 0	E: 0	K: 0	S: 3	R: 0	H: 1	E: 0	K: 1	S: 6	R: 0	H: 0	E: 0	K: 0	S: 3	R: 0	H: 0	E: 0	K: 0	S: 3	R: 0	H: 0	E: 0	K: 1	S: 5	R: 0	H: 1	E: 0	K: 0	S: 4	R: 0	H: 1	E: 0	K: 1	S: 6	R: 0	H: 1	E: 0	K: 1	S: 6	R: 0	H: 0	E: 0	K: 0	S: 3		
	LOB: 0	BB: 0	P: 3	LOB: 1	BB: 0	P: 6	LOB: 0	BB: 0	P: 3	LOB: 1	BB: 1	LOB: 0	BB: 0	P: 3	LOB: 0	BB: 0	LOB: 1	BB: 1	LOB: 0	BB: 0	P: 5	LOB: 1	BB: 0	LOB: 1	BB: 0	P: 4	LOB: 1	BB: 0	LOB: 1	BB: 0	P: 6	LOB: 0	BB: 0	LOB: 1	BB: 0	P: 6	LOB: 0	BB: 0	LOB: 0	BB: 0	P: 3						
	1B: 4	2B: 0	3B: 0	HR: 0	SF: 0	SAC: 0	DP: 0	HBP: 0	WP: 0	PA: 32																																					

PITCHER	IP	WLS	BF	H	R	ER	SO	BB	IBB	HBP	BLK	WP	HR	S	P	ERA	WHIP
Nelson Briles, R ERA: 2.96 (1, 1)	9.0	W	32	4	0	0	4	1	0	0	0	0	0	39	43	0.00	0.556


BOTTOM

St. Louis Cardinals @ San Francisco Giants
Candlestick Park, San Francisco, CA

Tue Aug 22 1967, 10:05 PM EDT
Att. 18,300 - Unknown

livebaseballscorecards.com

AB	31
R	0
H	4
RBI	0
BB	1
SO	4
LOB	12



Batter	1	2	3	4	5	6	7	8	9	AB R H RBI BB SO LOB	TOP									
Lou Brock, L (1, 7) OBP: 0.309, SLG: 0.458	0-0 4-3		0-0 F8		0-0 4-3			0-0 1-3		4 0 0 0 0 0 3	St. Louis Cardinals @ San Francisco Giants Candlestick Park, San Francisco, CA Wed Aug 23 1967, 6:33 AM EDT Att: 15,068 - Unknown									
Julian Javier, R (1, 4) OBP: 0.307, SLG: 0.415	0-3 K			0-0 5-3		0-0 1-3		0-0 1B		4 0 1 0 0 1 0										
Curt Flood, R (1, 8) OBP: 0.372, SLG: 0.409	0-0 F9			0-0 F7		0-0 6-3		0-0 F5		4 0 0 0 0 0 2										
Orlando Cepeda, R (1, 3) OBP: 0.415, SLG: 0.565		0-0 1B		0-0 1B		0-0 1B		4-0 BB		3 0 3 0 1 0 0										
Alex Johnson, R (1, 9) OBP: 0.263, SLG: 0.312		0-0 G5-4-3		0-0 5-3		0-0 F5		0-0 1-3		4 0 0 0 0 0 6										
Ed Spiezio, R (1, 5) OBP: 0.280, SLG: 0.314		4-0 BB			0-0 6-3		0-0 5-3		4-0 BB	2 0 0 0 2 0 0										
Dave Ricketts, S (1, 2) OBP: 0.279, SLG: 0.322		0-0 FC6-4			4-0 1B		0-0 6-3		0-0 F2	3 0 0 0 1 0 2										
Dal Maxvill, R (1, 6) OBP: 0.289, SLG: 0.279			0-0 L1		0-0 1B		0-0 6-3		0-0 G1-6-3	4 0 1 0 0 0 1										
Steve Carlton, L (1, 1) OBP: 0.161, SLG: 0.151			0-3 K		0-0 F5			4-0 1B		1 0 0 0 0 1 0										
Phil Gagliano, R (5, PH) OBP: 0.248, SLG: 0.236								BB		1 0 0 0 0 0 2										
Ron Willis, R (5, 1) OBP: 0.429, SLG: 0.571								BB		0 0 0 0 0 0 0										
Mike Shannon, R (8, PH) OBP: 0.310, SLG: 0.385								BB		0 0 0 0 1 0 0										
Joe Hoerner, R (8, 1) OBP: 0.200, SLG: 0.200								BB		0 0 0 0 0 0 0										
Inning Stats	R: 0 E: 0 K: 1 S: 5	H: 0 LOB: 0 BB: 0 P: 5	R: 0 E: 0 K: 0 S: 3	H: 1 LOB: 1 BB: 1 P: 7	R: 0 E: 0 K: 1 S: 5	H: 0 LOB: 0 BB: 0 P: 5	R: 0 E: 0 K: 0 S: 4	H: 1 LOB: 1 BB: 0 P: 4	R: 0 E: 0 K: 0 S: 4	H: 1 LOB: 2 BB: 1 P: 8	R: 0 E: 0 K: 0 S: 3	H: 0 LOB: 0 BB: 0 P: 3	R: 0 E: 0 K: 0 S: 4	H: 1 LOB: 3 BB: 2 P: 12	R: 0 E: 0 K: 0 S: 2	H: 0 LOB: 0 BB: 1 P: 6	1B: 5 2B: 0 3B: 0 HR: 0	SF: 0 SAC: 0 DP: 2 HBP: 0	WP: 2 PB: 0 SB: 0 CS: 0	PA: 35
PITCHER Mike McCormick, L (1, 1) ERA: 2.74	IP: 9.0 WLS: W BF: 35 H: 5 R: 0 ER: 0 SO: 2 BB: 5 IBB: 0 HBP: 0 BLK: 0 WP: 2 HR: 0 S: 34 P: 54 ERA: 0.00 WHIP: 1.111																			

livebaseballscorecards.com

AB	30
R	0
H	5
RBI	0
BB	5
SO	2
LOB	16



Batter	1	2	3	4	5	6	7	8	9	AB R H RBI BB SO LOB	TOP											
Lou Brock, L (1, 7) OBP: 0.308, SLG: 0.454	0-0 F5		0-0 4-3			4-0 WP 1B BB		0-0 F6	0-3 K	4 0 0 0 1 1 2												
Curt Flood, R (1, 8) OBP: 0.372, SLG: 0.408	0-3 K		0-0 6-3			0-0 WP 1B		4-0 BB BB	0-0 F9	4 0 1 0 1 1 2												
Roger Maris, L (1, 9) OBP: 0.355, SLG: 0.433	4-0 BB BB				0-0 F6	0-0 F5		4-0 BB BB		2 0 0 0 2 0 2												
Orlando Cepeda, R (1, 3) OBP: 0.417, SLG: 0.564	4-0 1-2 BB				0-0 CS 1B	4-0 IBB		0-3 K		2 0 1 0 2 1 2												
Tim McCarver, L (1, 2) OBP: 0.379, SLG: 0.454	0-0 F8				0-3 K2-3	0-0 F9			0-0 SH3-4 1B 1B	4 1 1 0 0 1 6												
Mike Shannon, R (1, 5) OBP: 0.308, SLG: 0.382		0-3 K			0-0 F6			0-0 F9	0-0 SH3-4	3 0 0 0 0 1 0												
Julian Javier, R (1, 4) OBP: 0.306, SLG: 0.412		0-3 K			0-0 F5			0-0 F3	4-0 1B 1B IBB	3 1 0 0 1 1 0												
Dal Maxvill, R (1, 6) OBP: 0.287, SLG: 0.276		0-0 5-3			0-0 6-3			0-0 5-3	0-0 1B 1B	3 0 0 0 0 0 0												
Bobby Tolan, L (9, PH) OBP: 0.310, SLG: 0.385									1-3 2-H	1 0 1 1 0 0 0												
Eddie Bressoud, R (9, 6) OBP: 0.250, SLG: 0.220									3-H	0 0 0 0 0 0 0												
Dick Hughes, R (1, 1) OBP: 0.159, SLG: 0.131			0-3 K			0-0 1-3		0-3 K	0-0 1B	4 0 1 1 0 2 0												
Inning Stats	R: 0 E: 0 K: 1 S: 5	H: 0 LOB: 2 BB: 2 P: 13	R: 0 E: 0 K: 2 S: 7	H: 0 LOB: 0 BB: 0 P: 7	R: 0 E: 0 K: 1 S: 5	H: 0 LOB: 0 BB: 0 P: 5	R: 0 E: 0 K: 1 S: 5	H: 1 LOB: 0 BB: 0 P: 5	R: 0 E: 0 K: 0 S: 3	H: 0 LOB: 0 BB: 0 P: 3	R: 0 E: 0 K: 0 S: 4	H: 1 LOB: 3 BB: 2 P: 12	R: 0 E: 0 K: 0 S: 3	H: 0 LOB: 0 BB: 0 P: 3	R: 0 E: 0 K: 2 S: 7	H: 0 LOB: 2 BB: 2 P: 15	R: 2 E: 0 K: 1 S: 8	H: 3 LOB: 2 BB: 1 P: 12	1B: 5 2B: 0 3B: 0 HR: 0	SF: 0 SAC: 1 DP: 0 HBP: 0	WP: 1 PB: 0 SB: 0 CS: 1	PA: 38
PITCHER	IP WLS BF H R ER SO BB IBB HBP BLK WP HR S P ERA WHIP																					
Gaylord Perry, R (1, 1) ERA: 3.31	8.1 L 36 5 2 2 7 5 2 0 0 1 0 43 71 2.16 1.200																					
Bill Henry, L (9, 1) ERA: 2.16	0.1 1 0 0 0 1 0 0 0 0 0 0 3 3 0.00 0.000																					
Frank Linzy, R (9, 1) ERA: 1.81	0.1 1 0 0 0 0 0 0 0 0 0 0 1 1 0.00 0.000																					

St. Louis Cardinals @ San Francisco Giants
 Candlestick Park, San Francisco, CA
 Thu Aug 24 1967, 6:33 AM EDT
 Att: 13,857 - Unknown

livebaseballscorecards.com

AB	30
R	2
H	5
RBI	2
BB	7
SO	8
LOB	14



Batter	1	2	3	4	5	6	7	8	9	AB R H RBI BB SO LOB	TOP											
Lou Brock, L (1, 7) OBP: 0.309, SLG: 0.454	0-0 1B 1B		0-3 K		0-0 PO 1B		0-0 L6		0-0 FC6-4 1-2f	5 0 2 0 0 1 1												
Curt Flood, R (1, 8) OBP: 0.376, SLG: 0.411	0-0 1-2 1B		0-0 1B		0-0 PO 1-2	0-0 5-3	0-0 1B			4 0 3 0 0 0 0												
Roger Maris, L (1, 9) OBP: 0.354, SLG: 0.431	0-3 K		0-0 4-3			0-0 4-3 1B	0-0 F8			4 1 1 0 0 1 4												
Orlando Cepeda, R (1, 3) OBP: 0.416, SLG: 0.562	0-3 K			0-0 F3		0-0 4-3		0-0 G3-6-3 1B		4 0 1 0 0 1 3												
Tim McCarver, L (1, 2) OBP: 0.380, SLG: 0.453	0-3 K			0-0 1B		4-0 1B IBB		0-0 G3-6-3 1-2f		3 0 1 0 1 1 3												
Mike Shannon, R (1, 5) OBP: 0.307, SLG: 0.381		0-0 F9		0-0 F7		0-0 1B 1-3 2-H		0-3 K		4 0 1 1 0 1 1												
Julian Javier, R (1, 4) OBP: 0.306, SLG: 0.409		0-3 K		0-0 4-3		4-0 IBB		0-0 4-3		3 0 0 0 1 1 1												
Dal Maxvill, R (1, 6) OBP: 0.285, SLG: 0.274 Dave Ricketts, S (9, PH) OBP: 0.274, SLG: 0.317		0-3 K2-3			0-0 F9	0-0 F9		0-0 5-3		3 0 0 0 0 1 3 1 0 0 0 0 0 0												
Larry Jaster, L (1, 1) OBP: 0.160, SLG: 0.106 Bobby Tolan, L (7, PH) OBP: 0.308, SLG: 0.383 Jack Lamabe, R (7, 1) OBP: 0.273, SLG: 0.200 Alex Johnson, R (9, PH) OBP: 0.268, SLG: 0.312			0-3 K		0-0 F2		0-0 6-3		1-0 FC6-4 HBP	2 0 0 0 0 1 0 1 0												
Inning Stats	R: 0 E: 0 K: 3 S: 11	H: 2 LOB: 2 BB: 0 P: 11	R: 0 E: 0 K: 2 S: 7	H: 0 LOB: 0 BB: 0 P: 7	R: 0 E: 0 K: 2 S: 8	H: 1 LOB: 1 BB: 0 P: 8	R: 0 E: 0 K: 0 S: 4	H: 1 LOB: 1 BB: 0 P: 4	R: 0 E: 0 K: 0 S: 3	H: 1 LOB: 0 BB: 0 P: 3	R: 1 E: 0 K: 0 S: 5	H: 2 LOB: 3 BB: 2 P: 13	R: 0 E: 0 K: 0 S: 4	H: 1 LOB: 1 BB: 0 P: 4	R: 0 E: 0 K: 1 S: 5	H: 1 LOB: 0 BB: 0 P: 5	R: 0 E: 0 K: 0 S: 3	H: 0 LOB: 1 BB: 0 P: 4	1B: 9 2B: 0 3B: 0 HR: 0	SF: 0 SAC: 0 DP: 1 HBP: 1	WP: 0 PB: 0 SB: 0 CS: 0	PA: 38
PITCHER Bill Singer, R (1, 1) ERA: 2.5	IP: 9.0 WLS: W BF: 37 H: 9 R: 1 ER: 1 SO: 8 BB: 0 IBB: 2 HBP: 1 BLK: 0 WP: 0 HR: 0 S: 50 P: 59 ERA: 1.00 WHIP: 1.000																					

St. Louis Cardinals @ Los Angeles Dodgers
Dodger Stadium, Los Angeles, CA
Fri Aug 25 1967, 7:05 PM PDT
Unknown

AB	34
R	1
H	9
RBI	1
BB	2
SO	8
LOB	16



Batter	1	2	3	4	5	6	7	8	9	AB R H RBI BB SO LOB	TOP									
Lou Brock, L (1, 7) OBP: 0.308, SLG: 0.451	0-3 K		0-0 G3		0-0 4-3			0-0 P6	1-0 HBP	4 0 0 0 0 1 1	St. Louis Cardinals @ Los Angeles Dodgers Dodger Stadium, Los Angeles, CA Fri Aug 25 1967, 7:05 PM PDT Att: 40,740 - Unknown livebaseballscorecards.com									
Julian Javier, R (1, 4) OBP: 0.305, SLG: 0.407	0-0 F3		0-0 1B			0-0 F7		0-0 E5 1B 4-3	0-0 F8	5 1 1 1 0 0 2										
Curt Flood, R (1, 8) Bobby Tolan, L (8, 8) OBP: 0.377, SLG: 0.412 OBP: 0.308, SLG: 0.383	0-0 1B		0-0 F7			0-0 F3		0-0 1B 4-3		4 0 2 0 0 0 1 0 0 0 0 0 0 0										
Orlando Cepeda, R (1, 3) OBP: 0.415, SLG: 0.566	0-0 5-3 1-2			0-0 HR		0-0 4-3		0-0 4-3		4 1 1 2 0 0 2										
Mike Shannon, R (1, 5) OBP: 0.304, SLG: 0.377		0-0 6-3		0-3 K			0-3 K	0-0 P4		4 0 0 0 0 2 1										
Tim McCarver, L (1, 2) OBP: 0.376, SLG: 0.448		0-0 F2		0-0 4-3			0-0 1-3		0-0 F8	4 0 0 0 0 0 0										
Alex Johnson, R (1, 9) Roger Maris, L (9, 9) OBP: 0.280, SLG: 0.324 OBP: 0.354, SLG: 0.431		0-0 1B CS		0-0 5-3			0-0 1B BB		0-0 1B S	4 1 3 0 0 0 0 0 0 0 0 0 0 0										
Dal Maxvill, R (1, 6) OBP: 0.289, SLG: 0.275		0-0 CS 1-2	4-0 G3 SH1-4 1B BB		0-0 6-3		4-0 BB 1-2 BB		0-0 1B 1-H	2 1 1 1 2 0 0										
Al Jackson, L (1, 1) Jack Lamabe, R (7, 1) Joe Hoerner, R (7, 1) OBP: 0.345, SLG: 0.333 OBP: 0.273, SLG: 0.200 OBP: 0.182, SLG: 0.182			0-0 SH1-4		0-3 K		0-3 K		0-3 K	2 0 0 0 0 2 2 0 0 0 0 0 0 0 1 0 0 0 0 1 1										
Inning Stats	R: 0 E: 0 K: 1 S: 6	H: 1 LOB: 1 BB: 0 P: 6	R: 0 E: 0 K: 0 S: 3	H: 1 LOB: 0 BB: 0 P: 3	R: 1 E: 0 K: 0 S: 4	H: 1 LOB: 1 BB: 1 P: 8	R: 1 E: 0 K: 1 S: 6	H: 1 LOB: 0 BB: 0 P: 6	R: 0 E: 0 K: 1 S: 5	H: 0 LOB: 0 BB: 0 P: 5		R: 0 E: 0 K: 2 S: 8	H: 1 LOB: 2 BB: 1 P: 12	R: 1 E: 1 K: 0 S: 5	H: 1 LOB: 1 BB: 0 P: 5	R: 1 E: 0 K: 1 S: 7	H: 2 LOB: 2 BB: 0 P: 8	1B: 7 2B: 0 3B: 0 HR: 1	SF: 0 SAC: 1 DP: 0 HBP: 1	WP: 0 PB: 0 SB: 1 CS: 1
PITCHER	IP WLS BF H R ER SO BB IBB HBP BLK WP HR S P ERA WHIP																			
Jim Brewer, L (1, 1) ERA: 2.48	7.0 L 27 5 2 2 5 2 0 0 0 0 0 1 35 43 2.57 1.000																			
Ron Perranoski, L (8, 1) ERA: 2.47	2.0 11 3 2 1 1 0 0 1 0 0 0 0 12 13 4.50 1.500																			



Batter	1	2	3	4	5	6	7	8	9	AB	R	H	RBI	BB	SO	LOB
Nate Oliver, R OBP: 0.325, SLG: 0.321 (1, 6)	0-3 K		0-0 6-3		0-0 G3		0-3 K			4	0	0	0	0	2	2
Willie Davis, L OBP: 0.292, SLG: 0.338 (1, 8)	0-0 P4		0-0 4-3		0-3 K			0-0 6-3		4	0	0	0	0	1	0
Lou Johnson, R OBP: 0.341, SLG: 0.433 (1, 7)	0-0 F9		1-0 HBP		0-0 G6-3 1B			0-0 6-3		3	0	1	0	0	0	0
Jim Lefebvre, S OBP: 0.333, SLG: 0.385 (1, 4)		0-0 F9	0-0 L4		0-0 G6-3 1-2f			0-0 6-3		4	0	0	0	0	0	2
Al Ferrara, R OBP: 0.349, SLG: 0.487 (1, 9)		0-0 F2		0-0 F7		0-0 F3			0-0 F9	4	0	0	0	0	0	0
Wes Parker, S OBP: 0.366, SLG: 0.352 (1, 3)		0-0 E 1B		0-0 L6			0-0 SH1-4 1B		0-0 F9	4	1	2	0	0	0	0
Bob Bailey, R OBP: 0.314, SLG: 0.281 (1, 5)		0-0 E7 1-H		0-0 1B			0-0 SH1-4 1-2		0-0 F3	3	0	1	0	0	0	0
Jim Campanis, R OBP: 0.326, SLG: 0.405 (1, 2)		4-0 IBB		0-0 1-3			0-3 K			2	0	0	0	1	1	2
Jim Brewer, L OBP: 0.053, SLG: 0.105 (1, 1)		0-3 K			0-0 1-3		4-0 BB			2	0	0	0	0	1	2
Ron Fairly, L OBP: 0.295, SLG: 0.307 (7, PH)										0	0	0	0	0	0	0
Ron Hunt, R OBP: 0.363, SLG: 0.368 (7, PH)										0	0	0	0	1	0	0
Gene Michael, S OBP: 0.235, SLG: 0.215 (7, PR)										0	0	0	0	0	0	0
Ron Perranoski, L OBP: 0.167, SLG: 0.167 (8, 1)										0	0	0	0	0	0	0

Inning Stats	R: 0	H: 0	E: 0	K: 1	S: 5	H: 0	LOB: 0	BB: 0	P: 5	R: 1	H: 1	E: 1	K: 1	S: 7	R: 0	H: 0	E: 0	K: 0	S: 3	H: 0	LOB: 1	BB: 0	P: 4	R: 0	H: 1	E: 0	K: 0	S: 4	R: 0	H: 0	E: 0	K: 1	S: 5	R: 0	H: 1	E: 0	K: 0	S: 3	R: 0	H: 0	E: 0	K: 2	S: 8	R: 0	H: 0	E: 0	K: 0	S: 3	R: 0	H: 0	E: 0	K: 0	S: 3	R: 0	H: 0	E: 0	K: 0	S: 3	1B: 4	SF: 0	2B: 0	3B: 0	HR: 0	SAC: 1	DP: 1	HBP: 1	WP: 0	PB: 0	SB: 1	CS: 0	PA: 34
--------------	------	------	------	------	------	------	--------	-------	------	------	------	------	------	------	------	------	------	------	------	------	--------	-------	------	------	------	------	------	------	------	------	------	------	------	------	------	------	------	------	------	------	------	------	------	------	------	------	------	------	------	------	------	------	------	------	------	------	------	------	-------	-------	-------	-------	-------	--------	-------	--------	-------	-------	-------	-------	--------

PITCHER	IP	WLS	BF	H	R	ER	SO	BB	IBB	HBP	BLK	WP	HR	S	P	ERA	WHIP
Al Jackson, L ERA: 4.04 (1, 1)	6.0		24	4	1	0	3	0	1	1	0	0	0	28	33	0.00	0.667
Jack Lamabe, R ERA: 3.34 (7, 1)	0.2		2	0	0	0	1	0	0	0	0	0	0	4	4	0.00	0.000
Joe Hoerner, L ERA: 2.21 (7, 1)	2.1	S	8	0	0	0	1	1	0	0	0	0	0	9	13	0.00	0.429

BOTTOM

St. Louis Cardinals @ Los Angeles Dodgers
 Dodger Stadium, Los Angeles, CA
 Fri Aug 25 1967, 7:05 PM PDT
 Att. 40,740 - Unknown

livebaseballscorecards.com

AB	30
R	1
H	4
RBI	0
BB	2
SO	5
LOB	8



Batter	1	2	3	4	5	6	7	8	9	10	11	12	AB	R	H	RBI	BB	SO	LOB	TOP		
Lou Brock, L OBP: 0.310, SLG: 0.450 (1, 7)	0-0 4-3		0-0 FC6-4 1B		0-0 CS 1B		0-0 F9		0-0 1-3		4-0 IBB		5	0	2	0	1	0	1			
Curt Flood, R OBP: 0.377, SLG: 0.410 (1, 8)	4-0		0-0 FC6-4		0-0		0-0	0-0 F8	0-0 F8		0-0 G3		4	0	1	0	1	0	1			
Joe Hoerner, R OBP: 0.182, SLG: 0.182 (10, 1)													0	0	0	0	0	0	0			
Dave Ricketts, S OBP: 0.270, SLG: 0.311 (11, PH)													1	0	0	0	0	0	3			
Hal Woodeshick, R (11, 1)			1-2f		1-2								0	0	0	0	0	0	0			
Ron Willis, R OBP: 0.429, SLG: 0.571 (12, 1)	BB				1B								0	0	0	0	0	0	0			
Roger Maris, L OBP: 0.353, SLG: 0.429 (1, 9)	0-3 K		0-0 F7		0-0 G4-6-3		0-0 G4-6-3	0-0 1B E		0-0 1-3		0-0 L9	4	0	1	0	0	1	3			
Alex Johnson, R OBP: 0.277, SLG: 0.320 (8, PR) (8, 9)					1-2f			1B					2	1	0	0	0	0	0			
Orlando Cepeda, R OBP: 0.414, SLG: 0.563 (1, 3)	0-0 P6		0-0 4-3				0-0 F8	0-0 1B E		0-0 P4		0-0 1B 1B	6	0	2	0	0	0	2			
Tim McCarver, L OBP: 0.378, SLG: 0.452 (1, 2)		0-0 S S 1B		0-0			0-0 4-3	0-0 1B E		0-0 F7		0-0 F9	6	0	3	1	0	0	1			
Mike Shannon, R OBP: 0.302, SLG: 0.374 (1, 5)		0-3 K		0-3 K			0-3 K	4-0 1B IBB		0-0 F9		0-0 1B	3	0	0	0	0	3	2			
Phil Gagliano, R OBP: 0.256, SLG: 0.240 (8, PH) (8, 5)		1-2										1-2	2	0	1	0	1	0	0			
Julian Javier, R OBP: 0.305, SLG: 0.406 (1, 4)		0-0 5-3		0-0 F3			0-0 E5 5-3 1B	0-0 P6		0-0 G3 1B		0-0 F3	6	0	2	0	0	0	7			
Dai Maxvill, R OBP: 0.293, SLG: 0.276 (1, 6)		4-0		4-0			0-0 5-3	0-0 F7		0-0 G3 1B			3	0	1	0	2	0	4			
Ray Washburn, R OBP: 0.088, SLG: 0.140 (1, 1)		2-3 IBB		2-3 IBB			2-3			1-2 2-3 G3			4	0	0	0	0	3	5			
Bobby Tolan, L OBP: 0.307, SLG: 0.381 (10, 8)		0-3 K		0-3 K			0-3 K		0-0 6-3				1	0	0	0	0	0	2			
Inning Stats	R: 0 E: 0 K: 1 S: 5	H: 0 LOB: 1 BB: 1 P: 9	R: 0 E: 0 K: 2 S: 8	H: 1 LOB: 2 BB: 1 P: 12	R: 0 E: 0 K: 2 S: 8	H: 1 LOB: 2 BB: 1 P: 12	R: 0 E: 0 K: 1 S: 5	H: 0 LOB: 0 BB: 0 P: 5	R: 0 E: 1 K: 1 S: 6	H: 1 LOB: 1 BB: 0 P: 6	R: 1 E: 1 K: 0 S: 6	H: 3 LOB: 3 BB: 1 P: 10	R: 0 E: 0 K: 0 S: 3	H: 0 LOB: 0 BB: 0 P: 3	R: 0 E: 0 K: 0 S: 3	H: 2 LOB: 3 BB: 1 P: 9	R: 0 E: 0 K: 0 S: 5	H: 2 LOB: 2 BB: 0 P: 5	1B: 12 2B: 1 3B: 0 HR: 0	SF: 0 SAC: 0 DP: 1 HBP: 0	WP: 0 PB: 0 SB: 2 CS: 1	PA: 52
PITCHER	IP WLS BF H R ER SO BB IBB HBP BLK WP HR S P ERA WHIP																					
Don Drysdale, R ERA: 2.6 (1, 1)	10.0		41	9	1	1	7	1	3	0	0	0	0	0	0	0	0	0	0	0.90	1.000	
Phil Regan, R ERA: 2.99 (11, 1)	2.0	W	11	4	0	0	0	0	1	0	0	0	0	0	0	0	0	0	0	0.00	2.000	

St. Louis Cardinals @ Los Angeles Dodgers
 Dodger Stadium, Los Angeles, CA
 Sat Aug 26 1967, 7:05 PM PDT
 Att. 29,904 - Unknown

AB	47
R	1
H	13
RBI	1
BB	5
SO	7
LOB	31



Batter	1	2	3	4	5	6	7	8	9	10	11	12	AB R H RBI BB SO LOB	BOTTOM														
Nate Oliver, R OBP: 0.326, SLG: 0.321 (1, 6)	0-0 4-3		0-0 1-2 1B			0-3 K		0-3 K		0-0 1-3 IBB 1B		0-0 5-3	6 0 2 0 0 2 1	St. Louis Cardinals @ Los Angeles Dodgers Dodger Stadium, Los Angeles, CA Sat Aug 26 1967, 7:05 PM PDT Att: 29,904 - Unknown livebaseballscorecards.com														
Willie Davis, L OBP: 0.289, SLG: 0.335 (1, 8)	0-0 G3		0-0 F9			0-0 G3		0-0 4-3		4-0 1-2 IBB		0-0 1B IBB 1B	4 0 0 0 0 0 2															
Ron Hunt, R OBP: 0.365, SLG: 0.368 (10, PH)												0-0 1B IBB	0 0 0 0 1 0 0															
Gene Michael, S OBP: 0.235, SLG: 0.215 (10, PR)												2-3 1B	0 0 0 0 0 0 0															
Jim Hickman, R OBP: 0.250, SLG: 0.237 (11, 9)												1-2 IBB	1 0 1 0 0 0 0															
Jim Lefebvre, S OBP: 0.331, SLG: 0.380 (1, 4)	0-3 K			0-0 F7		0-0 1-3		0-0 P5		0-0 L5		4-0 1-2 IBB	5 0 0 0 1 1 3															
Al Ferrara, R OBP: 0.353, SLG: 0.489 (1, 7)		0-3 K							0-0 P6	0-0 L4		0-0 1-2 2-3 3-H 1B	3 0 2 0 0 1 0															
Len Gabrielson, L OBP: 0.301, SLG: 0.389 (8, 7)						FC4-6 1B		FC3-6 1B					1 0 0 0 0 0 0															
Jim Campanis, R OBP: 0.318, SLG: 0.395 (10, PH)													1 0 0 0 0 0 3															
Phil Regan, R OBP: 0.100, SLG: 0.100 (11, 1)													0 0 0 0 0 0 0															
Jeff Torborg, R OBP: 0.268, SLG: 0.278 (12, PH)													1 0 1 1 0 0 0															
John Roseboro, L OBP: 0.353, SLG: 0.370 (1, 2)		0-0 F8				0-0 P6		0-0 FC3-6 1B SF8		0-0 F9		0-0 P6	5 1 0 0 0 0 2															
Wes Parker, S OBP: 0.372, SLG: 0.359 (1, 3)						0-0 FC4-6		0-0 SF8 1B		0-0 1B		0-0 G6-3 1B	5 0 4 0 0 0 1															
Ron Fairly, L OBP: 0.294, SLG: 0.306 (1, 9)			0-0 4-6 1B			0-0 FC4-6		0-0 SF8 1B		0-0 1B		0-0 G6-3 1B	4 0 1 1 0 0 2															
Bob Bailey, R OBP: 0.315, SLG: 0.278 (1, 5)				0-0 P5				0-0 SF8		0-0 4-3		0-0 G6-3	4 0 1 1 0 0 2															
Don Drysdale, R OBP: 0.173, SLG: 0.132 (1, 1)								0-0 CS 1B				0-0 G6-3	4 0 1 1 0 0 2															
Lou Johnson, R OBP: 0.344, SLG: 0.436 (10, PH)								1-2 3-H				1-2f	4 0 1 1 0 0 2															
Don Drysdale, R OBP: 0.173, SLG: 0.132 (1, 1)								1-2 3-H				1-2f	4 0 1 1 0 0 2															
Bob Bailey, R OBP: 0.315, SLG: 0.278 (1, 5)				0-3 K				0-0 F8		0-0 P4		4-0 1B SH5-3 1B BB	3 1 0 0 2 1 1															
Don Drysdale, R OBP: 0.173, SLG: 0.132 (1, 1)								0-0 IBB				0-0 SH5-3	2 0 0 0 1 0 3															
Lou Johnson, R OBP: 0.344, SLG: 0.436 (10, PH)								0-0 F3		0-0 1B		0-0 SH5-3	1 0 1 0 0 0 0															
Lou Johnson, R OBP: 0.344, SLG: 0.436 (11, 7)								1-2		0-0 1B		1-2	2 0 0 0 1 0 3															
Lou Johnson, R OBP: 0.344, SLG: 0.436 (11, 7)								1-2		0-0 1B		1-2	1 0 1 0 0 0 0															
Inning Stats	R: 0 E: 0 K: 1 S: 5	H: 0 LOB: 0 BB: 0 P: 5	R: 0 E: 0 K: 1 S: 5	H: 1 LOB: 1 BB: 0 P: 5	R: 0 E: 0 K: 1 S: 6	H: 1 LOB: 2 BB: 1 P: 10	R: 0 E: 0 K: 0 S: 4	H: 1 LOB: 1 BB: 0 P: 4	R: 0 E: 0 K: 1 S: 3	H: 1 LOB: 0 BB: 0 P: 3	R: 0 E: 0 K: 1 S: 5	H: 0 LOB: 0 BB: 0 P: 5	R: 1 E: 0 K: 0 S: 5	H: 2 LOB: 2 BB: 1 P: 9	R: 0 E: 0 K: 1 S: 5	H: 0 LOB: 0 BB: 0 P: 5	R: 0 E: 0 K: 0 S: 4	H: 1 LOB: 1 BB: 0 P: 4	R: 0 E: 0 K: 0 S: 5	H: 2 LOB: 3 BB: 1 P: 9	R: 0 E: 0 K: 0 S: 3	H: 1 LOB: 0 BB: 0 P: 3	R: 1 E: 0 K: 0 S: 4	H: 2 LOB: 3 BB: 2 P: 12	1B: 12 2B: 0 3B: 0 HR: 0	SF: 1 SAC: 1 DP: 1 HBP: 0	WP: 0 PB: 0 SB: 0 CS: 1	PA: 49
PITCHER	IP	WLS	BF	H	R	ER	SO	BB	IBB	HBP	BLK	WP	HR	S	P	ERA	WHIP											
Ray Washburn, R ERA: 3.45 (1, 1)	9.1		38	9	1	1	5	1	1	0	0	0	0	45	53	0.96	1.071											
Joe Hoerner, L ERA: 2.18 (10, 1)	0.2		3	0	0	0	0	0	1	0	0	0	0	2	6	0.00	0.000											
Hal Woodeshick, L ERA: 4.7 (11, 1)	1.1	L	5	1	1	1	0	1	0	0	0	0	0	4	8	6.75	1.500											
Ron Willis, R ERA: 3.13 (12, 1)	0.1		4	2	0	0	0	0	1	0	0	0	0	3	7	0.00	6.000											



Batter	1	2	3	4	5	6	7	8	9	AB R H RBI BB SO LOB	TOP		
Lou Brock, L (1, 7) OBP: 0.310, SLG: 0.449	0-0 P5		0-0 SH1-3	0-0 6-3			0-0 SH1-3 1B		0-0 4-3	4 0 1 0 0 0 0	St. Louis Cardinals @ Los Angeles Dodgers Dodger Stadium, Los Angeles, CA Sun Aug 27 1967, 3:33 AM PDT Att: 22,109 - Unknown livebaseballscorecards.com		
Julian Javier, R (1, 4) OBP: 0.307, SLG: 0.411	0-0 5-3		0-0 1B 2-H 3B	0-0 F8			0-0 SH1-3		0-0 FC6-4 1B	4 1 2 1 0 0 0			
Curt Flood, R (1, 8) OBP: 0.378, SLG: 0.407	0-0 4-3		4-0 1B 2B BB		4-0 5-3 1B BB		0-0 F8		0-0 FC6-4 1-2f	3 2 0 0 2 0 2			
Orlando Cepeda, R (1, 3) OBP: 0.414, SLG: 0.560		0-0 6-3	0-0 2B 1-3 E 3-H 1B		0-0 5-3		4-0 IBB		0-0 5-3	4 1 1 1 1 0 2			
Alex Johnson, R (1, 9) OBP: 0.286, SLG: 0.336		0-0 1B	0-0 E9 SF7 2B		0-0 G3-6 1B		0-0 F8			2 1 2 1 0 0 0			
Bobby Tolan, L (5, PH) OBP: 0.309, SLG: 0.383			1-H SF7 3-H 2B		2-H 1B					2 0 1 1 0 0 2			
Tim McCarver, L (1, 2) OBP: 0.377, SLG: 0.449		4-0 1B BB	0-0 SF7		0-0 G3-6					2 0 0 1 1 0 1			
Phil Gagliano, R (1, 5) OBP: 0.268, SLG: 0.253		0-0 1B	0-0 1B			0-0 F7		0-0 1B		4 0 3 0 0 0 0			
Dal Maxvill, R (1, 6) OBP: 0.290, SLG: 0.273		0-0 F7	0-0 L9			0-0 6-3		0-3 K		4 0 0 0 0 1 4			
Nelson Briles, R (1, 1) OBP: 0.241, SLG: 0.154			0-0 SH1-3 3B 1B		0-0 G3		0-0 F8		0-0 1-3	4 1 1 0 0 0 1			
Joe Hoerner, R (9, 1) OBP: 0.182, SLG: 0.182										0 0 0 0 0 0 0			
Inning Stats	R: 0 H: 0 E: 0 LOB: 0 K: 0 BB: 0 S: 3 P: 3	R: 0 H: 2 E: 0 LOB: 2 K: 0 BB: 1 S: 4 P: 8	R: 5 H: 5 E: 1 LOB: 1 K: 0 BB: 1 S: 8 P: 12	R: 0 H: 0 E: 0 LOB: 0 K: 0 BB: 0 S: 3 P: 3	R: 1 H: 1 E: 0 LOB: 0 K: 0 BB: 1 S: 3 P: 7	R: 0 H: 0 E: 0 LOB: 0 K: 0 BB: 0 S: 3 P: 3	R: 0 H: 1 E: 0 LOB: 2 K: 0 BB: 1 S: 4 P: 8	R: 0 H: 1 E: 0 LOB: 1 K: 1 BB: 0 S: 6 P: 6	R: 0 H: 1 E: 0 LOB: 1 K: 0 BB: 0 S: 4 P: 4	1B: 9 SF: 1 2B: 1 SAC: 2 3B: 1 DP: 1 HR: 0 HBP: 0	WP: 0 PA: 40 PB: 0 SB: 0 CS: 0		
PITCHER	IP WLS BF H R ER SO BB IBB HBP BLK WP HR S P ERA WHIP											PITCHER	IP WLS BF H R ER SO BB IBB HBP BLK WP HR S P ERA WHIP
Claude Osteen, L (1, 1) ERA: 3.3	2.2 L 16 7 5 5 0 2 0 0 0 0 0 0 0 14 22 16.88 3.375												
Bob Miller, R (3, 1) ERA: 4.81	2.1 8 1 1 1 0 1 0 0 0 0 0 0 0 7 11 3.86 0.857												
Dick Egan, L (6, 1) ERA: 5.74	2.0 8 1 0 0 0 0 0 1 0 0 0 0 0 7 11 0.00 0.500												
Ron Perranoski, L (8, 1) ERA: 2.42	2.0 8 2 0 0 0 1 0 0 0 0 0 0 0 10 10 0.00 1.000												



Batter	1	2	3	4	5	6	7	8	9	AB	R	H	RBI	BB	SO	LOB
Nate Oliver, R OBP: 0.316, SLG: 0.311 (1, 6)	0-0 P4		0-3 K		0-3 K		0-0 F7		0-3 K	5	0	0	0	0	3	4
Willie Davis, L OBP: 0.289, SLG: 0.334 (1, 8)	0-0 F7		0-0 P6			0-0 1B		0-0 4-3		4	0	1	0	0	0	0
Lou Johnson, R OBP: 0.342, SLG: 0.430 (1, 7)	0-0 5-3			0-3 K		0-3 K		4-0 BB		3	0	0	0	1	2	1
Jim Lefebvre, S OBP: 0.331, SLG: 0.379 (1, 4)		0-0 F8		0-3 K		0-0 1B		0-0 G4-6-3		4	0	1	0	0	1	1
John Roseboro, L OBP: 0.355, SLG: 0.369 (1, 2)		0-0 1B		0-0 F5		0-0 F7		4-0 BB	0-3 SF8	3	1	1	0	1	0	2
Wes Parker, S OBP: 0.368, SLG: 0.354 (1, 3)		0-0 F7			0-0 F7	0-0 F7		0-3 K		4	0	0	0	0	1	4
Ron Fairly, L OBP: 0.301, SLG: 0.316 (1, 9)		0-0 1B			0-0 1B		0-0 FC6-4		0-0 BB	4	1	4	0	0	0	0
Bob Bailey, R OBP: 0.314, SLG: 0.278 (1, 5)		0-3 K			0-0 1B		0-0 FC6-4		0-0 SF8	3	0	1	2	0	1	3
Claude Osteen, L OBP: 0.229, SLG: 0.282 Bob Miller, R OBP: 0.311, SLG: 0.387 Len Gabrielson, L OBP: 0.300, SLG: 0.387 Dick Egan, L OBP: 0.167, SLG: 0.167 Jim Campanis, R OBP: 0.257, SLG: 0.237 Ron Ferranoski, L OBP: 0.167, SLG: 0.167 Jim Hickman, R OBP: 0.257, SLG: 0.237			0-0 F9			0-0 F8		0-0 L7		0	0	0	0	0	0	0


Inning Stats	R: 0	H: 0	E: 0	K: 0	S: 3	R: 0	H: 2	E: 1	K: 1	S: 7	R: 0	H: 0	E: 0	K: 1	S: 5	R: 0	H: 0	E: 0	K: 2	S: 7	R: 1	H: 2	E: 0	K: 1	S: 7	R: 0	H: 2	E: 0	K: 1	S: 7	R: 0	H: 0	E: 0	K: 0	S: 2	R: 1	H: 1	E: 0	K: 2	S: 8	R: 0	H: 0	E: 0	K: 0	S: 2	R: 1	H: 1	E: 0	K: 2	S: 8	1B: 7	SF: 1	2B: 1	SAC: 0	3B: 0	DP: 1	HR: 0	HBP: 0	WP: 0	PA: 37
--------------	------	------	------	------	------	------	------	------	------	------	------	------	------	------	------	------	------	------	------	------	------	------	------	------	------	------	------	------	------	------	------	------	------	------	------	------	------	------	------	------	------	------	------	------	------	------	------	------	------	------	-------	-------	-------	--------	-------	-------	-------	--------	-------	--------

PITCHER	IP	WLS	BF	H	R	ER	SO	BB	IBB	HBP	BLK	WP	HR	S	P	ERA	WHIP
Nelson Bries, R ERA: 2.91 (1, 1)	8.0	W	32	7	2	2	6	2	0	0	0	0	0	42	50	2.25	1.125
Joe Hoerner, L ERA: 2.15 (9, 1)	1.0	S	5	1	0	0	2	1	0	0	0	0	0	8	12	0.00	2.000

BOTTOM

St. Louis Cardinals @ Los Angeles Dodgers
Dodger Stadium, Los Angeles, CA
 Sun Aug 27 1967, 3:33 AM PDT
 Att. 22,109 - Unknown

AB	33
R	2
H	8
RBI	2
BB	3
SO	8
LOB	17



New York Mets @ St. Louis Cardinals
 Busch Stadium, St. Louis, MO
 Mon Aug 28 1967, 7:05 PM CDT
 Unknown

livebaseballscorecards.com

AB	31
R	4
H	8
RBI	4
BB	3
SO	6
LOB	10



WP: 0	PA: 35
PB: 0	
SB: 0	
CS: 0	

AB R H RBI BB SO LOB

3	1	1	1	1	1	0
4	0	1	2	0	0	3
2	0	1	1	1	0	0
4	0	0	0	0	0	3
0	0	0	0	0	0	0
3	0	0	0	1	1	1
4	0	0	0	0	3	1
4	1	2	0	0	0	0
4	1	2	0	0	0	0
3	1	1	0	0	1	2
0	0	0	0	0	0	0

1B: 8	SF: 1
2B: 0	SAC: 0
3B: 0	DP: 3
HR: 0	HBP: 0

Batter	1	2	3	4	5	6	7	8	9
Bud Harrelson, S (1, 6) OBP: 0.334, SLG: 0.331	0-3 K		4-0 BB		0-0 1B SF8 1B		0-0 1-3		
Cleon Jones, R (1, 8) OBP: 0.292, SLG: 0.342	0-0 4-3		0-0 G1-2-3		0-0 1-3 2-H 3-H G3 1B		0-0 5-3		
Bob Johnson, R (1, 4) OBP: 0.386, SLG: 0.509	0-0 5-3			4-0 G1-6-3 BB	0-0 SF8			0-0 G6-4-3 1B	
Tommy Davis, R (1, 7) OBP: 0.349, SLG: 0.470		0-0 6-3		0-0 G1-6-3	0-0 G3			0-0 G6-4-3	
Tommie Reynolds, R (8, 7) OBP: 0.302, SLG: 0.287				1-2f	1-2			1-2f	
Ron Swoboda, R (1, 9) OBP: 0.346, SLG: 0.419	0-3 K		4-0 BB		0-0 F9			0-0 P6	
Jerry Buchek, R (1, 5) OBP: 0.291, SLG: 0.362	0-3 K		0-3 K		0-3 K			0-0 P6	
Ed Kranepool, L (1, 3) OBP: 0.336, SLG: 0.393			0-0 1B G1-2-3 1B		0-0 1B 1B 1B		0-0 F5	0-0 F7	
Jerry Grote, R (1, 2) OBP: 0.227, SLG: 0.260			0-0 BB 1B		0-0 1B 1B 1B		0-0 F9	0-0 4-3	
Jack Fisher, R (1, 1) OBP: 0.141, SLG: 0.115			0-3 K		0-0 1-2 2-3 1B 1B				
Ron Taylor, R (9, 1)							0-0 6-3		

Inning Stats	R: 0	H: 0	E: 0	K: 1	S: 5	P: 5	R: 0	H: 0	E: 0	K: 2	S: 7	P: 7	R: 0	H: 2	E: 0	K: 1	S: 6	P: 10	R: 0	H: 0	E: 0	K: 1	S: 4	P: 12	R: 4	H: 5	E: 0	K: 0	S: 8	P: 8	R: 0	H: 0	E: 0	K: 1	S: 5	P: 5	R: 0	H: 0	E: 0	K: 0	S: 3	P: 3	R: 0	H: 1	E: 0	K: 0	S: 3	P: 3	R: 0	H: 0	E: 0	K: 0	S: 3	P: 3
--------------	------	------	------	------	------	------	------	------	------	------	------	------	------	------	------	------	------	-------	------	------	------	------	------	-------	------	------	------	------	------	------	------	------	------	------	------	------	------	------	------	------	------	------	------	------	------	------	------	------	------	------	------	------	------	------

PITCHER	IP	WLS	BF	H	R	ER	SO	BB	IBB	HBP	BLK	WP	HR	S	P	ERA	WHIP
Steve Carlton, L (1, 1) ERA: 3.25	4.0	L	20	7	4	4	5	3	0	0	0	0	0	27	39	9.00	2.500
Ron Willis, R (5, 1) ERA: 3.08	1.0		3	0	0	0	0	0	0	0	0	0	0	3	3	0.00	0.000
Hal Woodeshick, L (6, 1) ERA: 4.35	3.0		9	1	0	0	1	0	0	0	0	0	0	11	11	0.00	0.333
Al Jackson, L (9, 1) ERA: 4.0	1.0		3	0	0	0	0	0	0	0	0	0	0	3	3	0.00	0.000

PITCHER	IP	WLS	BF	H	R	ER	SO	BB	IBB	HBP	BLK	WP	HR	S	P	ERA	WHIP
---------	----	-----	----	---	---	----	----	----	-----	-----	-----	----	----	---	---	-----	------

Batter	1	2	3	4	5	6	7	8	9	AB R H RBI BB SO LOB	TOP	
Bud Harrelson, S (1, 6) OBP: 0.333, SLG: 0.330 Phil Linz, R (8, 6) OBP: 0.260, SLG: 0.282	0-3 K		0-0 F9			0-0 FC5-4 BB 1B		0-0 F2		4 0 1 0 0 1 0 0 0 0 0 0 0 0		
Cleon Jones, R (1, 7) OBP: 0.292, SLG: 0.339	0-0 F8			0-0 G3		4-0 FC5-4 BB 1-2		0-0 4-3		3 0 0 0 1 0 0		
Larry Stahl, L (1, 8) OBP: 0.284, SLG: 0.295	0-3 K			0-0 4-3		0-0 FC5-4 1-2f 2-3			0-0 F8	4 0 0 0 0 1 2		
Ron Swoboda, R (1, 9) OBP: 0.345, SLG: 0.417		0-0 F9		0-0 F3		0-3 K			0-0 1B	4 0 1 0 0 1 2		
Ed Kranepool, L (1, 3) OBP: 0.335, SLG: 0.391		0-0 4-3			0-0 2B FC5-2 1B	0-0 F5			0-0 F9	4 0 1 0 0 0 3		
Bob Johnson, R (1, 4) OBP: 0.385, SLG: 0.506 Bill Connors, R (7, 1) Tommie Reynolds, R (9, PH) OBP: 0.300, SLG: 0.284		0-0 1B CS 1B		0-0 F9			0-0 F5		0-0 L3	3 0 1 0 0 0 1 0 0 0 0 0 0 0 1 0 0 0 0 0 1		
Ed Charles, R (1, 5) OBP: 0.332, SLG: 0.327		0-0 1-3 1B			0-0 FC5-2 1-3 2B		0-0 F8			3 0 2 0 0 0 0		
Jerry Grote, R (1, 2) OBP: 0.227, SLG: 0.259 Tommy Davis, R (5, PH) OBP: 0.348, SLG: 0.469 Hal Reniff, R (5, 1) Jerry Buchek, R (7, PH) OBP: 0.290, SLG: 0.361		0-0 CS	0-0 6-3		0-0 FC5-2 FC4-6		0-3 K			1 0 0 0 0 0 0 1 0 0 0 0 0 2 0 0 0 0 0 0 0 1 0 0 0 0 1 0		
Bob Hendley, R (1, 1) OBP: 0.154, SLG: 0.083 Don Cardwell, R (3, 1) OBP: 0.216, SLG: 0.265 John Sullivan, L (5, PH) OBP: 0.244, SLG: 0.231		0-0 3-H	0-3 K		0-0 FC4-6 1-2f			0-0 F2		1 0 0 0 0 1 0 0 0 0 0 0 0 0 2 0 0 0 0 0 2		
Inning Stats	R: 0 E: 0 K: 2 S: 7 H: 0 LOB: 0 BB: 0 P: 7	R: 0 E: 0 K: 0 S: 4 H: 2 LOB: 1 BB: 0 P: 4	R: 0 E: 0 K: 1 S: 5 H: 0 LOB: 0 BB: 0 P: 5	R: 0 E: 0 K: 0 S: 3 H: 0 LOB: 0 BB: 0 P: 3	R: 0 E: 0 K: 0 S: 5 H: 2 LOB: 2 BB: 0 P: 5	R: 0 E: 0 K: 1 S: 6 H: 1 LOB: 2 BB: 1 P: 10	R: 0 E: 0 K: 1 S: 5 H: 0 LOB: 0 BB: 0 P: 5	R: 0 E: 0 K: 0 S: 3 H: 0 LOB: 0 BB: 0 P: 3	R: 0 E: 0 K: 0 S: 4 H: 1 LOB: 1 BB: 0 P: 4	1B: 5 2B: 1 3B: 0 HR: 0 SF: 0 SAC: 0 DP: 0 HBP: 0	WP: 0 PB: 0 SB: 0 CS: 1 PA: 34	
PITCHER Jack Lamabe, R (1, 1) ERA: 2.93	IP WLS BF H R ER SO BB IBB HBP BLK WP HR S P ERA WHIP	9.0 W 33 6 0 0 5 1 0 0 0 0 0 0 42 46 0.00 0.778										

New York Mets @ St. Louis Cardinals
Busch Stadium, St. Louis, MO
 Mon Aug 28 1967, 7:05 PM CDT
 Att: 35,025 - Unknown

AB	32
R	0
H	6
RBI	0
BB	1
SO	5
LOB	13



Batter	1	2	3	4	5	6	7	8	9	AB	R	H	RBI	BB	SO	LOB
Lou Brock, L OBP: 0.311, SLG: 0.447 (1, 7)	0-0 L7	0-0 4-3		0-0 F2	4-0 IBB			0-0 F7		4	0	0	0	1	0	1
Julian Javier, R OBP: 0.310, SLG: 0.410 (1, 4)	0-3 K		4-0 1B BB	0-0 E S 1B	0-3 K			0-0 P6		4	1	1	0	1	2	2
Curt Flood, R OBP: 0.381, SLG: 0.410 (1, 8)	0-0 FC6-4 1B		0-0 1B 1B	0-0 E6 FC5-4				0-0 G4-6-3 1B		4	1	3	0	0	0	1
Orlando Cepeda, R OBP: 0.409, SLG: 0.553 (1, 3)	0-0 FC6-4 1-2f		0-0 1B 1-H 3-H	0-0 FC5-4 1-2f				0-0 F7		4	0	1	2	0	0	4
Alex Johnson, R OBP: 0.291, SLG: 0.346 (1, 9)		0-0 HR	0-0 1B 1B		0-0 F8			0-0 G4-6-3 1-2f		3	1	2	0	0	0	0
Bobby Tolán, L OBP: 0.308, SLG: 0.380 (6, PH) (7, 9)										1	0	0	0	0	0	1
Tim McCarver, L OBP: 0.377, SLG: 0.455 (1, 2)		0-0 HR 2-H	0-0 F9		0-0 E 1B			0-0 F7		4	2	2	2	0	0	1
Phil Gagliano, R OBP: 0.278, SLG: 0.266 (1, 5)		0-0 F8	0-0 1B 1-3		0-0 E7 1B			0-0 F3		4	1	2	0	0	0	0
Dal Maxvill, R OBP: 0.290, SLG: 0.273 (1, 6)		0-0 1B	0-0 F9		0-0 SH5-4 1B 2-H 3-H			0-0 F7		4	0	2	2	0	0	2
Jack Lamabe, R OBP: 0.214, SLG: 0.154 (1, 1)		0-3 K		0-3 K	0-0 SH5-4 1-2			0-3 K		3	0	0	0	0	3	1


Inning Stats	R: 0	H: 1	E: 0	LOB: 1	K: 1	S: 6	P: 6	R: 2	H: 3	E: 0	LOB: 1	K: 1	S: 8	P: 8	R: 2	H: 4	E: 0	LOB: 2	K: 0	S: 6	R: 0	H: 1	E: 1	LOB: 2	K: 1	S: 7	R: 2	H: 3	E: 1	LOB: 2	K: 1	S: 8	R: 0	H: 1	E: 0	LOB: 0	K: 0	S: 3	R: 0	H: 0	E: 0	LOB: 0	K: 0	S: 3	R: 0	H: 0	E: 0	LOB: 0	K: 1	S: 5	R: 0	H: 0	E: 0	LOB: 0	K: 1	S: 5
--------------	------	------	------	--------	------	------	------	------	------	------	--------	------	------	------	------	------	------	--------	------	------	------	------	------	--------	------	------	------	------	------	--------	------	------	------	------	------	--------	------	------	------	------	------	--------	------	------	------	------	------	--------	------	------	------	------	------	--------	------	------

PITCHER	IP	WLS	BF	H	R	ER	SO	BB	IBB	HBP	BLK	WP	HR	S	P	ERA	WHIP
Bob Hendley, L ERA: 3.95 (1, 1)	2.2	L	16	8	4	4	2	1	0	0	0	0	1	19	23	13.50	3.375
Don Cardwell, R ERA: 3.82 (3, 1)	1.1		6	1	0	0	1	0	0	0	0	0	0	8	8	0.00	0.750
Hal Reniff, R ERA: 3.42 (5, 1)	2.0		10	4	2	1	1	0	1	0	0	0	0	11	15	4.50	2.000
Bill Connors, R ERA: 4.5 (7, 1)	2.0		6	0	0	0	1	0	0	0	0	0	0	8	8	0.00	0.000

BOTTOM

New York Mets @ St. Louis Cardinals
 Busch Stadium, St. Louis, MO
 Mon Aug 28 1967, 7:05 PM CDT
 Att. 35,025 - Unknown

AB	35
R	6
H	13
RBI	6
BB	2
SO	5
LOB	13



WP	HR	S	P	ERA	WHIP
0	0	0	0	0	0

Batter	1	2	3	4	5	6	7	8	9	AB R H RBI BB SO LOB	TOP	
Bud Harrelson, S OBP: 0.331, SLG: 0.327 (1, 6) X	0-0 F7		0-0 FC6-4 FC6 1-2f			0-0 5-3		0-0 F9		4 0 0 0 0 0 1		
Cleon Jones, R OBP: 0.288, SLG: 0.335 (1, 8) S S S	0-3 K		0-0 FC6 1-2f			0-0 4-3		0-0 4-3		4 0 0 0 0 1 1		
Bob Johnson, R OBP: 0.382, SLG: 0.500 (1, 4) X	0-0 1B			0-0 F8		0-0 6-3		0-0 F9		4 0 1 0 0 0 0		
Tommy Davis, R OBP: 0.347, SLG: 0.467 (1, 7) X Tommie Reynolds, R OBP: 0.300, SLG: 0.284 (9, 7) X	0-0 F8		0-3 K			0-0 WP SH3-1 1B		0-0 4-3		4 1 1 0 0 1 1 0 0 0 0 0 0 0		
Ed Kranepool, L OBP: 0.333, SLG: 0.388 (1, 3) X		0-0 5-3		0-0 F8		0-0 SH3-1 1-2		0-0 4-3		3 0 0 0 0 0 0		
Ron Swoboda, R OBP: 0.344, SLG: 0.424 (1, 9) X		0-0 F3			0-0 HR	0-0 1-3 2-3		0-0 F8		4 1 1 1 0 0 1		
Ed Charles, R OBP: 0.332, SLG: 0.325 (1, 5) S S S S		0-3 K		0-0 6-3		4-0 1B BB				2 0 0 0 1 1 0		
Jerry Grote, R OBP: 0.228, SLG: 0.259 (1, 2) X			0-0 F5		0-0 L9	0-0 1-2 1B				3 0 1 1 0 0 0		
Cal Koonce, R OBP: 0.111, SLG: 0.111 (1, 1) S S S S			0-3 K FC6-4		0-3 K	0-0 6-3				3 0 0 0 0 2 2		
Inning Stats	R: 0 E: 0 K: 1 S: 6 H: 1 LOB: 1 BB: 0 P: 6	R: 0 E: 0 K: 1 S: 5 H: 0 LOB: 0 BB: 0 P: 5	R: 0 E: 0 K: 1 S: 6 H: 0 LOB: 1 BB: 0 P: 6	R: 0 E: 0 K: 1 S: 5 H: 0 LOB: 0 BB: 0 P: 5	R: 1 E: 0 K: 1 S: 6 H: 1 LOB: 0 BB: 0 P: 6	R: 0 E: 0 K: 0 S: 3 H: 0 LOB: 0 BB: 0 P: 3	R: 1 E: 0 K: 0 S: 5 H: 2 LOB: 2 BB: 1 P: 9	R: 0 E: 0 K: 0 S: 3 H: 0 LOB: 0 BB: 0 P: 3	R: 0 E: 0 K: 0 S: 3 H: 0 LOB: 0 BB: 0 P: 3	1B: 3 2B: 0 3B: 0 HR: 1 SF: 0 SAC: 1 DP: 0 HBP: 0	WP: 2 PB: 0 SB: 0 CS: 0 PA: 33	
PITCHER Dick Hughes, R ERA: 2.94 (1, 1) Ron Willis, R ERA: 3.03 (9, 1)	IP WLS BF H R ER SO BB IBB HBP BLK WP HR S P ERA WHIP											PITCHER IP WLS BF H R ER SO BB IBB HBP BLK WP HR S P ERA WHIP
	8.0 L 30 4 2 2 5 1 0 0 0 2 1 39 43 2.25 0.625											

New York Mets @ St. Louis Cardinals
 Busch Stadium, St. Louis, MO
 Tue Aug 29 1967, 7:05 PM CDT
 Att: 19,889 - Unknown

livebaseballscorecards.com

AB 31
R 2
H 4
RBI 2
BB 1
SO 5
LOB 6




Batter	1	2	3	4	5	6	7	8	9	AB	R	H	RBI	BB	SO	LOB
Bobby Tolan, L (1, 7) OBP: 0.302, SLG: 0.373 Ron Willis, R (9, 1) OBP: 0.429, SLG: 0.571	0-0 4-3		0-0 L6			0-3 K		0-0 1-3		4	0	0	0	0	1	3
Curt Flood, R (1, 8) OBP: 0.377, SLG: 0.406	0-0 5-3			0-0 4-3		0-0 FC6-4			0-0 5-3	4	0	0	0	0	0	1
Roger Maris, L (1, 9) OBP: 0.350, SLG: 0.421	0-0 4-3			0-0 G4-6-3 1B		0-0 4-3			0-0 4-3	4	0	1	0	0	0	1
Orlando Cepeda, R (1, 3) OBP: 0.406, SLG: 0.548		0-3 K		0-0 G4-6-3 1-2f			0-0 6-3		0-0 F8	4	0	0	0	0	1	1
Tim McCarver, L (1, 2) OBP: 0.374, SLG: 0.452		0-0 6-3			0-0 L3		0-0 6-3			3	0	0	0	0	0	0
Julian Javier, R (1, 4) OBP: 0.308, SLG: 0.408		0-0 P3			0-0 1-3		0-0 L4			3	0	0	0	0	0	0
Phil Gagliano, R (1, 5) OBP: 0.285, SLG: 0.273			0-0 5-3		0-0 1B			0-0 FC1-6 1B		3	0	2	0	0	0	0
Dal Maxvill, R (1, 6) OBP: 0.289, SLG: 0.272 Lou Brock, L (8, PH) OBP: 0.311, SLG: 0.446 (9, 7)			0-0 5-3		0-0 5-3			0-0 FC1-6 1-2f		2	0	0	0	0	0	1
Dick Hughes, R (1, 1) OBP: 0.185, SLG: 0.159 Alex Johnson, R (8, PH) OBP: 0.289, SLG: 0.344 Eddie Bressoud, R (9, 6) OBP: 0.261, SLG: 0.250			0-0 1B			0-0 FC6-4 1B		0-0 P3		1	0	0	0	0	0	1
										0	0	0	0	0	0	0

Inning Stats	R: 0 E: 0 K: 0 S: 3	H: 0 LOB: 0 BB: 0 P: 3	R: 0 E: 0 K: 1 S: 5	H: 0 LOB: 0 BB: 0 P: 5	R: 0 E: 0 K: 0 S: 4	H: 1 LOB: 1 BB: 0 P: 4	R: 0 E: 0 K: 0 S: 3	H: 1 LOB: 0 BB: 0 P: 3	R: 0 E: 0 K: 0 S: 4	H: 1 LOB: 1 BB: 0 P: 4	R: 0 E: 0 K: 1 S: 6	H: 1 LOB: 1 BB: 0 P: 6	R: 0 E: 0 K: 0 S: 3	H: 0 LOB: 0 BB: 0 P: 3	R: 0 E: 0 K: 0 S: 4	H: 1 LOB: 1 BB: 0 P: 4	R: 0 E: 0 K: 0 S: 3	H: 0 LOB: 0 BB: 0 P: 3	1B: 5 2B: 0 3B: 0 HR: 0	SF: 0 SAC: 0 DP: 1 HBP: 0	WP: 0 PB: 0 SB: 0 CS: 0	PA: 31
PITCHER Cal Koonce, R (1, 1) ERA: 3.5	IP: 9.0 WLS: W BF: 31 H: 5 R: 0 ER: 0 SO: 2 BB: 0 IBB: 0 HBP: 0 BLK: 0 WP: 0 HR: 0 S: 35 P: 35 ERA: 0.00 WHIP: 0.556																					

BOTTOM

New York Mets @ St. Louis Cardinals
 Busch Stadium, St. Louis, MO
 Tue Aug 29 1967, 7:05 PM CDT
 Att. 19,889 - Unknown

AB	31
R	0
H	5
RBI	0
BB	0
SO	2
LOB	9



livebaseballscores.com

Batter	1	2	3	4	5	6	7	8	9	AB R H RBI BB SO LOB	TOP											
Bud Harrelson, S (1, 6) OBP: 0.328, SLG: 0.325	0-3 K		0-0 P6			0-0 6-3		0-0 6-3		4 0 0 0 0 1 2												
Cleon Jones, R (1, 8) OBP: 0.288, SLG: 0.334	0-0 CS 1B		0-0 FC4-6			0-0 F8		0-0 F3		4 0 1 0 0 0 2												
Bob Johnson, R (1, 4) OBP: 0.379, SLG: 0.491	0-0 6-3				0-0 F8		0-3 K	4-0 BB		3 0 0 0 1 1 1												
Tommy Davis, R (1, 7) OBP: 0.345, SLG: 0.463		0-0 4-3			0-0 6-3		0-0 F9	0-3 K		4 0 0 0 0 1 1												
Ron Swoboda, R (1, 9) OBP: 0.343, SLG: 0.422		0-0 6-3			0-0 L6		0-0 1B 1B	0-0 F7		4 0 1 0 0 0 1												
Ed Charles, R (1, 5) OBP: 0.332, SLG: 0.325		0-0 1-3			0-0 1-3		0-0 G1-6-3 1B			3 0 1 0 0 0 0												
Ed Kranepool, L (1, 3) OBP: 0.333, SLG: 0.388			0-0 E 1B		0-0 E3		0-0 G1-6-3			3 0 1 0 0 0 2												
Jerry Grote, R (1, 2) OBP: 0.225, SLG: 0.257			0-0 F7		0-0 F7		0-0 F7			3 0 0 0 0 0 2												
Danny Frisella, L (1, 1) OBP: 0.167, SLG: 0.182			0-0 FC6		0-0 4-3		0-0 L6			2 0 0 0 0 0 2												
Joe Grzenda, R (7, 1)			1-2 FC4-6							0 0 0 0 0 0 0												
Jerry Buchek, R (8, PH) OBP: 0.290, SLG: 0.360										1 0 0 0 0 0 0												
Ron Taylor, R (8, 1)										0 0 0 0 0 0 0												
Inning Stats	R: 0 E: 0 K: 1 S: 5	H: 1 LOB: 0 BB: 0 P: 5	R: 0 E: 0 K: 0 S: 3	H: 0 LOB: 0 BB: 0 P: 3	R: 0 E: 1 K: 0 S: 5	H: 1 LOB: 2 BB: 0 P: 5	R: 0 E: 0 K: 0 S: 3	H: 0 LOB: 0 BB: 0 P: 3	R: 0 E: 1 K: 0 S: 4	H: 0 LOB: 1 BB: 0 P: 4	R: 0 E: 0 K: 1 S: 5	H: 0 LOB: 0 BB: 0 P: 5	R: 0 E: 0 K: 0 S: 4	H: 2 LOB: 1 BB: 0 P: 4	R: 0 E: 0 K: 0 S: 3	H: 0 LOB: 0 BB: 0 P: 3	R: 0 E: 0 K: 1 S: 5	H: 0 LOB: 1 BB: 1 P: 9	1B: 4 2B: 0 3B: 0 HR: 0	SF: 0 SAC: 0 DP: 1 HBP: 0	WP: 0 PB: 0 SB: 0 CS: 1	PA: 32
PITCHER	IP WLS BF H R ER SO BB IBB HBP BLK WP HR S P ERA WHIP																					
Larry Jaster, L (1, 1) ERA: 2.99	8.1 W 30 4 0 0 2 1 0 0 0 0 0 0 33 37 0.00 0.600																					
Ron Willis, R (9, 1) ERA: 3.0	0.2 S 2 0 0 0 1 0 0 0 0 0 0 0 4 4 0.00 0.000																					

New York Mets @ St. Louis Cardinals
Busch Stadium, St. Louis, MO
 Wed Aug 30 1967, 7:05 PM CDT
 Att: 19,964 - Unknown

livebaseballscorecards.com

AB	31
R	0
H	4
RBI	0
BB	1
SO	3
LOB	13



Batter	1	2	3	4	5	6	7	8	9
Lou Brock, L OBP: 0.308, SLG: 0.443 (1, 7)	0-0 1-3	0-0 4-3			0-0 F7		0-3 K		
Curt Flood, R OBP: 0.374, SLG: 0.402 (1, 8) Ron Willis, R OBP: 0.429, SLG: 0.571 (9, 1)	0-0 F8		0-0 F9		0-3 K		0-0 G6-4-3		
Roger Maris, L OBP: 0.351, SLG: 0.419 (1, 9)	4-0 2B BB		0-0 4-3		4-0 1B SF9 BB		0-0 F8		
Orlando Cepeda, R OBP: 0.409, SLG: 0.552 (1, 3)	0-0 1-H 2B		0-0 P4		0-0 1-3 1B		0-0 1B		
Tim McCarver, L OBP: 0.375, SLG: 0.461 (1, 2)		0-0 HR		0-0 1B	0-0 1B SF9		0-0 F9		
Phil Gagliano, R OBP: 0.290, SLG: 0.274 (1, 5)		4-0 G3 BB BB		0-0 1-3 FC5-4 1B	0-0 L7		0-0 4-3		
Julian Javier, R OBP: 0.306, SLG: 0.405 (1, 4)		0-3 K		0-0 1-2f FC5-4 G6-4-3	0-3 K				
Dal Maxvill, R OBP: 0.291, SLG: 0.271 (1, 6)		4-0 1-2 G3 BB BB		0-0 1-2f G6-4-3		4-0 BB BB			
Larry Jaster, L OBP: 0.170, SLG: 0.102 (1, 1) Bobby Tolan, L OBP: 0.302, SLG: 0.373 (9, 8)		0-0 1-2 2-3 G3			0-3 K		4-0 1-2 G6-4-3 BB		

Inning Stats	R: 0	H: 1	E: 0	K: 0	S: 3	LOB: 2	BB: 1	P: 7
	R: 1	H: 1	E: 0	K: 1	S: 6 <td>LOB: 2</td> <td>BB: 2</td> <td>P: 14</td>	LOB: 2	BB: 2	P: 14
	R: 0	H: 0	E: 0	K: 0	S: 3 <td>LOB: 0</td> <td>BB: 0</td> <td>P: 3</td>	LOB: 0	BB: 0	P: 3
	R: 0	H: 2	E: 0	K: 0	S: 4 <td>LOB: 1</td> <td>BB: 0</td> <td>P: 4</td>	LOB: 1	BB: 0	P: 4
	R: 0	H: 0	E: 0	K: 2	S: 7 <td>LOB: 0</td> <td>BB: 0</td> <td>P: 7</td>	LOB: 0	BB: 0	P: 7
	R: 1	H: 1	E: 0	K: 1	S: 6 <td>LOB: 1</td> <td>BB: 1</td> <td>P: 10</td>	LOB: 1	BB: 1	P: 10
	R: 0	H: 0	E: 0	K: 1	S: 4 <td>LOB: 1</td> <td>BB: 2</td> <td>P: 12</td>	LOB: 1	BB: 2	P: 12
	R: 0	H: 1	E: 0	K: 0	S: 4 <td>LOB: 1</td> <td>BB: 0</td> <td>P: 4</td>	LOB: 1	BB: 0	P: 4

PITCHER															IP	WLS	BF	H	R	ER	SO	BB	IBB	HBP	BLK	WP	HR	S	P	ERA	WHIP
Danny Frisella, R (1, 1)															6.0	L	27	5	2	2	4	6	0	0	0	0	1	29	53	3.00	1.833
Joe Grzenda, L (7, 1)															1.0		2	0	0	0	1	0	0	0	0	0	0	4	4	0.00	0.000
Ron Taylor, R (8, 1)															1.0		4	1	0	0	0	0	0	0	0	0	0	4	4	0.00	1.000

AB R H RBI BB SO LOB

4	0	0	0	0	1	4
4	0	0	0	0	1	2
0	0	0	0	0	0	0
2	1	0	0	2	0	0
4	0	3	0	0	0	0
3	1	2	2	0	0	1
3	0	1	0	1	0	2
3	0	0	0	0	2	4
1	0	0	0	2	0	2
2	0	0	0	1	1	2
0	0	0	0	0	0	0

1B: 4	SF: 1	WP: 0	PA: 33
2B: 1	SAC: 0	PB: 0	
3B: 0	DP: 2	SB: 0	
HR: 1	HBP: 0	CS: 0	

AB	R	H	RBI	BB	SO	LOB
26	2	6	2	6	5	17



New York Mets @ St. Louis Cardinals
 Busch Stadium, St. Louis, MO
 Wed Aug 30 1967, 7:05 PM CDT
 Att. 19,964 - Unknown

livebaseballscores.com

Batter	1	2	3	4	5	6	7	8	9	AB R H RBI BB SO LOB	TOP
Sonny Jackson, L (1, 6) OBP: 0.288, SLG: 0.300	0-0 F9		0-0 4-3			0-0 1-3		0-0 1-3		4 0 0 0 0 0 0	Houston Astros @ St. Louis Cardinals Busch Stadium, St. Louis, MO Thu Aug 31 1967, 7:05 PM CDT Att: 19,557 - Unknown livebaseballscorecards.com
Joe Morgan, L (1, 4) OBP: 0.388, SLG: 0.418	0-0 1B		0-0 4-3			0-0 F8		0-0 1B		4 0 2 0 0 0 0	
Jimmy Wynn, R (1, 8) OBP: 0.329, SLG: 0.506	0-3 K				0-3 K		0-0 HR	0-0 F6		4 1 1 1 0 2 2	
Rusty Staub, L (1, 9) OBP: 0.385, SLG: 0.478	4-0 BB				0-0 G3		0-0 3-1		0-0 F9	3 0 0 0 1 0 0	
Doug Rader, R (1, 3) OBP: 0.371, SLG: 0.538	0-3 K				0-0 1B		0-0 E1 G3 1B		0-3 K	4 0 2 0 0 2 2	
Bob Aspromonte, R (1, 5) OBP: 0.357, SLG: 0.395		0-0 6-3		0-0 6-3		0-0 6-3		0-0 P5		4 0 0 0 0 0 2	
Norm Miller, L (1, 7) OBP: 0.281, SLG: 0.314		0-0 4-3			0-0 1-3		0-0 G3			3 0 0 0 0 0 1	
Ron Brand, R (1, 2) OBP: 0.323, SLG: 0.296		0-0 4-3			0-0 4-3		0-0 4-3			3 0 0 0 0 0 1	
Bo Belinsky, L (1, 1) OBP: 0.135, SLG: 0.086			0-3 K		0-3 K			0-0 4-3		2 0 0 0 0 2 0	
Julio Gotay, R (8, PH) OBP: 0.338, SLG: 0.376										1 0 0 0 0 0 0	
Larry Sherry, R (8, 1)										0 0 0 0 0 0 0	
Dan Schneider, L (8, 1) OBP: 0.333, SLG: 0.333										0 0 0 0 0 0 0	
Inning Stats	R: 0 E: 0 K: 2 S: 8 H: 1 LOB: 2 BB: 1 P: 12	R: 0 E: 0 K: 0 S: 3 H: 0 LOB: 0 BB: 0 P: 3	R: 0 E: 0 K: 1 S: 5 H: 0 LOB: 0 BB: 0 P: 5	R: 0 E: 0 K: 1 S: 6 H: 1 LOB: 1 BB: 0 P: 6	R: 0 E: 0 K: 1 S: 5 H: 0 LOB: 0 BB: 0 P: 5	R: 1 E: 0 K: 0 S: 4 H: 1 LOB: 0 BB: 0 P: 4	R: 0 E: 1 K: 0 S: 4 H: 1 LOB: 1 BB: 0 P: 4	R: 0 E: 0 K: 0 S: 4 H: 1 LOB: 1 BB: 0 P: 4	R: 0 E: 0 K: 1 S: 5 H: 0 LOB: 0 BB: 0 P: 5	1B: 4 2B: 0 3B: 0 HR: 1 SF: 0 SAC: 0 DP: 0 HBP: 0	WP: 0 PB: 0 SB: 1 CS: 0 PA: 33
PITCHER	IP WLS BF H R ER SO BB IBB HBP BLK WP HR S P ERA WHIP										
Ray Washburn, R (1, 1) ERA: 3.34	7.2 W 29 5 1 1 5 1 0 0 0 0 0 1 38 42 1.17 0.783										
Ron Willis, R (8, 1) ERA: 2.94	1.1 S 4 0 0 0 1 0 0 0 0 0 0 0 6 6 0.00 0.000										



BOTTOM

Houston Astros @ St. Louis Cardinals
Busch Stadium, St. Louis, MO
Thu Aug 31 1967, 7:05 PM CDT
Att. 19,557 - Unknown

livebaseballscorecards.com

AB 28
R 5
H 5
RBI 3
BB 5
SO 7
LOB 11



WP: 1 PA: 34
PB: 0
SB: 1
CS: 0

AB	R	H	RBI	BB	SO	LOB
4	1	1	0	0	1	1
4	1	1	0	0	1	0
4	1	1	0	0	0	1
1	2	1	2	2	0	0
2	0	0	0	1	1	2
1	0	1	0	0	0	0
3	0	0	1	1	0	2
4	0	0	0	0	2	3
3	0	0	0	0	1	1
2	0	0	0	1	1	1
0	0	0	0	0	0	0
1B: 3	SF: 1	2B: 0	SAC: 0	3B: 1	DP: 1	HR: 1
WP: 1	PA: 34	PB: 0	SB: 1	CS: 0		

Batter	1	2	3	4	5	6	7	8	9
Lou Brock, L OBP: 0.308, SLG: 0.445 (1, 7)	F8		WP 3B		G6-3		K		
Julian Javier, R OBP: 0.305, SLG: 0.404 (1, 4)	4-3 1B		F5		K			E3 1B SF8	
Curt Flood, R OBP: 0.373, SLG: 0.401 (1, 8)	4-3 1-2		P4			L5		1B FC6-4 1B	
Orlando Cepeda, R OBP: 0.411, SLG: 0.559 (1, 3)	FC6-4 BB		HR			S E BB		SF8	
Alex Johnson, R OBP: 0.290, SLG: 0.340 Roger Maris, L OBP: 0.353, SLG: 0.421 (8, PH) (9, 9)	FC6-4		K			FC3-6 BB		FC6-4 1B	
Tim McCarver, L OBP: 0.374, SLG: 0.458 (1, 2)		4-3 BB		F5		FC3-6		FC6-4 FC6	
Phil Gagliano, R OBP: 0.283, SLG: 0.268 (1, 5)		K		L5		K		FC6	
Dal Maxvill, R OBP: 0.289, SLG: 0.269 (1, 6)		4-3 1-2		K			P4		
Ray Washburn, R OBP: 0.100, SLG: 0.136 Ron Willis, R OBP: 0.429, SLG: 0.571 (8, 1)					G6-3 BB		6-3		

Inning	R	H	E	K	S	H	LOB	BB	P
1	0	1	0	0	4	0	2	1	8
2	0	0	0	0	3	0	1	7	11
3	2	2	0	1	0	0	0	7	7
4	0	0	0	1	5	0	0	5	5
5	0	0	0	1	4	0	1	8	8
6	1	0	1	1	13	0	2	5	13
7	0	0	0	1	5	0	0	5	5
8	2	2	1	0	6	2	1	6	6

PITCHER	IP	WLS	BF	H	R	ER	SO	BB	IBB	HBP	BLK	WP	HR	S	P	ERA	WHIP
Bo Belinsky, L ERA: 4.83 (1, 1)	7.0	L	28	3	3	2	7	5	0	0	0	1	1	37	57	2.57	1.143
Larry Sherry, R ERA: 5.52 (8, 1)	0.1		4	2	2	0	0	0	0	0	0	0	0	4	4	0.00	6.000
Dan Schneider, L ERA: 5.54 (8, 1)	0.2		2	0	0	0	0	0	0	0	0	0	0	2	2	0.00	0.000

Batter	1	2	3	4	5	6	7	8	9	AB R H RBI BB SO LOB	TOP
Ron Davis, R (1, 7) OBP: 0.306, SLG: 0.425	0-0 5-3 1B		4-0 WP BB		0-0 1B		0-0 2B			3 0 3 0 1 0 0	
Sonny Jackson, L (1, 6) OBP: 0.290, SLG: 0.302	0-0 5-3 1-2 1B		0-0 1B		0-0 1B		0-0 L5			4 0 2 0 0 0 2	
Joe Morgan, L (1, 4) OBP: 0.385, SLG: 0.414	0-0 F7		0-0 F7		0-0 F9		0-0 F7			4 0 0 0 0 0 6	
Jimmy Wynn, R (1, 8) OBP: 0.326, SLG: 0.502	0-0 6-3		0-3 K		0-0 F9			0-0 6-3		4 0 0 0 0 1 5	
Rusty Staub, L (1, 9) OBP: 0.386, SLG: 0.481		0-0 1B		0-0 2B		0-3 K		0-0 6-3		4 0 2 0 0 1 0	
Bob Aspromonte, R (1, 5) OBP: 0.354, SLG: 0.391		0-3 K		0-0 L9		0-0 5-3		0-0 6-3		4 0 0 0 0 1 2	
Doug Rader, R (1, 3) OBP: 0.366, SLG: 0.537		0-0 F8		0-0 G3		0-0 2B		0-0 F8		4 0 1 0 0 0 2	
John Bateman, R (1, 2) OBP: 0.245, SLG: 0.250		0-3 K		0-0 4-3		0-0 5-3		0-3 K		4 0 0 0 0 2 3	
Bruce Von Hoff, R (1, 1) Dave Eilers, R (5, 1) Julio Gotay, R (7, PH) Dan Schneider, L (7, 1) Norm Miller, L (9, PH)			0-0 4-3		0-0 F8		0-0 5-3		0-0 F7	2 0 0 0 0 0 0 0 0 0 0 0 0 0 1 0 0 0 0 0 0 0 0 0 0 0 0 0 1 0 0 0 0 0 0	
Inning Stats	R: 0 H: 1 E: 0 LOB: 1 K: 0 BB: 0 S: 4 P: 4	R: 0 H: 1 E: 0 LOB: 1 K: 2 BB: 0 S: 8 P: 8	R: 0 H: 1 E: 0 LOB: 2 K: 1 BB: 1 S: 6 P: 10	R: 0 H: 1 E: 0 LOB: 1 K: 0 BB: 0 S: 4 P: 4	R: 0 H: 2 E: 0 LOB: 2 K: 0 BB: 0 S: 5 P: 5	R: 0 H: 1 E: 0 LOB: 1 K: 1 BB: 0 S: 6 P: 6	R: 0 H: 1 E: 0 LOB: 1 K: 0 BB: 0 S: 4 P: 4	R: 0 H: 0 E: 0 LOB: 0 K: 0 BB: 0 S: 3 P: 3	R: 0 H: 0 E: 0 LOB: 0 K: 1 BB: 0 S: 5 P: 5	1B: 5 SF: 0 2B: 3 SAC: 0 3B: 0 DP: 0 HR: 0 HBP: 0	WP: 1 PA: 36 PB: 0 SB: 0 CS: 0
PITCHER Nelson Bries, R (1, 1) ERA: 2.68	IP WLS BF H R ER SO BB IBB HBP BLK WP HR S P ERA WHIP										

Houston Astros @ St. Louis Cardinals
 Busch Stadium, St. Louis, MO
 Fri Sep 01 1967, 7:05 PM CDT
 Att. 33,362 - Unknown

livebaseballscorecards.com

AB	35
R	0
H	8
RBI	0
BB	1
SO	5
LOB	20



Batter	1	2	3	4	5	6	7	8	9
Lou Brock, L OBP: 0.309, SLG: 0.450 (1, 7) X	0-0 HR		0-0 F7		0-0 SH5-4 E 1B	0-0 F5		0-3 K	
Curt Flood, R OBP: 0.374, SLG: 0.400 (1, 8) X	0-0 6-3		0-0 1B 2-3 1B		4-0 1-2 SH5-4 E BB	0-0 1-3			
Bobby Tolan, L OBP: 0.303, SLG: 0.372 (1, 9) X	0-0 P6		0-0 1-2 3-H 1B		0-0 SH5-4		0-0 P3		
Orlando Cepeda, R OBP: 0.410, SLG: 0.555 (1, 3) X	0-0 P6		0-0 F8		4-0 E IBB		0-0 F8		
Tim McCarver, L OBP: 0.375, SLG: 0.458 (1, 2) X		0-0 F9		0-0 P4	0-0 1-3 2-H 3-H E9 1B		0-0 1B		
Mike Shannon, R OBP: 0.302, SLG: 0.373 (1, 5) X		0-0 E5 G4-6-3		0-0 1B SH1-2-3 1B	0-3 K		0-0 L3		
Julian Javier, R OBP: 0.305, SLG: 0.404 (1, 4) X		0-0 G4-6-3		0-0 1-3 SH1-2-3 1B	0-0 5-3		0-0 2B		
Phil Gagliano, R OBP: 0.288, SLG: 0.279 (2, 4) X		1-2f							
Dal Maxvill, R OBP: 0.290, SLG: 0.268 (1, 6) X			4-0 1B SH5-3 1B BB		0-0 SH1-2-3		0-0 E6 SH1		0-0 F9
Nelson Briles, R OBP: 0.226, SLG: 0.143 (1, 1) X			0-0 SH5-3		0-0 6-3		0-0 SH1		0-3 K

AB	R	H	RBI	BB	SO	LOB
5	2	2	1	0	1	3
3	1	1	0	1	0	1
3	0	1	1	0	0	0
3	0	0	0	1	0	2
4	0	2	2	0	0	0
4	1	1	0	0	1	3
0	0	0	0	0	0	0
4	0	2	0	0	0	3
2	1	0	1	1	0	1
2	0	0	0	0	1	2

BOTTOM

Houston Astros @ St. Louis Cardinals
 Busch Stadium, St. Louis, MO
 Fri Sep 01 1967, 7:05 PM CDT
 Att. 33,362 - Unknown

livebaseballscorecards.com

AB	30
R	5
H	9
RBI	5
BB	3
SO	3
LOB	15



1B: 7	SF: 0
2B: 1	SAC: 4
3B: 0	DP: 1
HR: 1	HBP: 0

WP: 0	PA: 37
PB: 0	
SB: 1	
CS: 0	

Inning	1	2	3	4	5	6	7	8	9
R:	1	0	1	1	2	0	0	0	0
E:	0	1	0	0	0	1	0	0	0
K:	0	0	0	0	0	0	0	2	0
S:	4	3	5	5	5	7	4	8	8
H:	1	0	2	2	2	0	1	1	1
LOB:	0	0	2	1	2	1	1	1	1
BB:	0	0	1	0	2	0	0	0	0
P:	4	3	9	5	15	4	4	8	8

PITCHER	IP	WLS	BF	H	R	ER	SO	BB	IBB	HBP	BLK	WP	HR	S	P	ERA	WHIP
Bruce Von Hoff, R ERA: 6.0 (1, 1)	4.0	L	20	6	5	5	0	2	0	0	0	0	1	18	26	11.25	2.000
Dave Eilers, R ERA: 3.22 (5, 1)	2.0		9	1	0	0	1	0	1	0	0	0	0	10	14	0.00	0.500
Dan Schneider, L ERA: 5.27 (7, 1)	2.0		8	2	0	0	2	0	0	0	0	0	0	12	12	0.00	1.000

Batter	1	2	3	4	5	6	7	8	9	AB R H RBI BB SO LOB	TOP	
Ron Davis, R (1, 7) OBP: 0.304, SLG: 0.418	0-0 5-3		4-0 FC6-4 BB		0-3 K		0-0 2-3		0-3 K	4 0 0 0 1 2 2		
Ron Brand, R (1, 2) OBP: 0.320, SLG: 0.290	4-0 BB 2B BB		0-0 FC6-4 FC1-4		0-0 F8		0-0 F7		0-0 P6	4 1 0 0 1 0 3		
Jimmy Wynn, R (1, 8) OBP: 0.329, SLG: 0.501	4-0 BB 2B BB		0-0 FC1-4		4-0 BB BB BB		4-0 BB BB			1 1 0 0 3 0 1		
Rusty Staub, L (1, 9) OBP: 0.387, SLG: 0.482	0-0 1-H 2-H 2B		0-0 P6		0-0 P6		4-0 1-2 2-3 BB			3 0 1 2 1 0 3		
Bob Aspromonte, R (1, 5) OBP: 0.353, SLG: 0.388	0-0 L6			0-0 F8		4-0 BB	0-0 F8			3 0 0 0 1 0 4		
Doug Rader, R (1, 3) OBP: 0.352, SLG: 0.515	0-0 4-3			0-0 6-3		0-3 K		0-0 5-3		4 0 0 0 0 1 2		
Larry Sherry, R (8, 1)										0 0 0 0 0 0 0		
Julio Gotay, R (1, 4) OBP: 0.335, SLG: 0.372		0-3 K		0-0 1B		0-3 K		0-0 F2		4 0 1 0 0 2 1		
Bob Lillis, R (1, 6) OBP: 0.253, SLG: 0.256		0-3 K		0-0 3-1		0-3 K		0-0 F9		4 0 0 0 0 2 2		
Dave Giusti, R (1, 1) OBP: 0.179, SLG: 0.303		0-3 K			0-0 BB 1B		0-0 BB 2-3 1B		0-3 K	1 0 0 0 0 1 0		
Jackie Brandt, R (5, PH) OBP: 0.265, SLG: 0.306										1 0 1 0 0 0 0		
Mike Cuellar, L (5, PR) OBP: 0.197, SLG: 0.260										0 0 0 0 0 0 0		
Tom Dukes, R (5, 1) OBP: 1.000, SLG: 1.000										0 0 0 0 0 0 0		
Norm Miller, L (7, PH) OBP: 0.284, SLG: 0.316										1 0 1 0 0 0 0		
Dan Schneider, L (7, 1) OBP: 0.333, SLG: 0.333										0 0 0 0 0 0 0		
Chuck Harrison, R (8, 3) OBP: 0.308, SLG: 0.356										1 0 0 0 0 1 0		
Inning Stats	R: 2 H: 1 E: 0 LOB: 1 K: 0 BB: 2 S: 4 P: 12	R: 0 H: 0 E: 0 LOB: 0 K: 3 BB: 0 S: 9 P: 9	R: 0 H: 0 E: 0 LOB: 1 K: 0 BB: 1 S: 3 P: 7	R: 0 H: 1 E: 0 LOB: 1 K: 0 BB: 0 S: 4 P: 4	R: 0 H: 1 E: 0 LOB: 2 K: 1 BB: 1 S: 6 P: 10	R: 0 H: 0 E: 0 LOB: 1 K: 3 BB: 1 S: 9 P: 13	R: 0 H: 1 E: 0 LOB: 3 K: 0 BB: 2 S: 4 P: 12	R: 0 H: 0 E: 0 LOB: 0 K: 2 BB: 0 S: 3 P: 3	R: 0 H: 0 E: 0 LOB: 0 K: 2 BB: 0 S: 7 P: 7	1B: 3 SF: 0 2B: 1 SAC: 0 3B: 0 DP: 0 HR: 0 HBP: 0	WP: 0 PA: 38 PB: 0 SB: 0 CS: 0	
PITCHER Steve Carlton, L (1, 1) ERA: 3.18	IP WLS BF H R ER SO BB IBB HBP BLK WP HR S P ERA WHIP	9.0 W 38 4 2 2 9 7 0 0 0 0 0 0 49 77 2.00 1.222										

Houston Astros @ St. Louis Cardinals
 Busch Stadium, St. Louis, MO
 Sat Sep 02 1967, 7:05 PM CDT
 Att: 33,394 - Unknown

livebaseballscorecards.com

AB	31
R	2
H	4
RBI	2
BB	7
SO	9
LOB	18



BOTTOM

Houston Astros @ St. Louis Cardinals
Busch Stadium, St. Louis, MO

AB	33
R	8
H	13
RBI	7
BB	3
SO	4
LOB	13



WP	3	PA	38
PB	0		
SB	3		
CS	0		

WP	3	PA	38
PB	0		
SB	3		
CS	0		

ERA	WHIP
-----	------

Sat Sep 02 1967, 7:05 PM CDT
Att. 33,394 - Unknown

livebaseballscorecards.com


AB	R	H	RBI	BB	SO	LOB
4	2	2	0	1	1	1
3	2	2	1	1	0	0
4	1	1	1	0	0	1
3	1	1	0	0	0	4
3	2	1	2	1	0	3
4	0	2	2	0	0	1
4	0	2	1	0	0	0
4	0	2	0	0	0	1
4	0	0	0	0	3	2
1B	11	SF	0			
2B	1	SAC	0			
3B	0	DP	1			
HR	1	HBP	1			

Batter	1	2	3	4	5	6	7	8	9
Lou Brock, L	0-0 WP S 1B	0-3 K		0-0 PO 2B			4-0 S 1B BB	0-0 F7	
Curt Flood, R	4-0 WP 1B 1-2 WP BB	0-0 4-3		0-0 1B			0-0 FC1-4 E 1-H 1B		
Bobby Tolan, L	0-0 WP WP 1-2 2-H 4-3 1B		0-0 1-3	0-0 PO	0-0 F7		0-0 E3 1-2 FC1-4		
Orlando Cepeda, R	0-0 F7 1-2 2-3		0-0 HR 1B		1-0 G4-6-3 HBP		0-0 FC1-4 1B S 1-2f 2-3		
Tim McCarver, L	4-0 4-3 WP 1B IBB		0-0 1-H HR		0-0 G4-6-3 1-2f		0-0 P6 1-2		
Mike Shannon, R	0-0 4-3 1-3 2-H 3-H		0-0 L3			0-0 1B	0-0 2-3 3-H 1B		
Phil Gagliano, R	0-0 1B 3-H		0-0 5-3			0-0 1-3 1B		0-0 6-3	
Dal Maxvill, R	0-0 1-3 1B			0-0 F7		0-0 F7		0-0 1B	
Steve Carlton, L		0-3 K		0-3 K		0-0 1-3		0-3 K	

Inning Stats	R	H	E	K	S	LOB	BB	P
	4	4	0	6	14	2	0	3
	0	0	0	2	7	0	0	3
	0	0	0	2	5	0	0	6
	0	0	0	1	6	0	0	3
	0	0	0	0	3	0	0	4
	0	0	0	0	9	0	0	6
	0	1	0	1	6	0	0	6

PITCHER	IP	WLS	BF	H	R	ER	SO	BB	IBB	HBP	BLK	WP	HR	S	P	ERA	WHIP
Dave Giusti, R	4.0	L	20	8	6	6	3	1	1	0	0	3	1	24	32	13.50	2.250
Tom Dukes, R	2.0		7	2	0	0	0	0	0	1	0	0	0	6	7	0.00	1.000
Dan Schneider, L	1.0		6	2	2	1	0	1	0	0	0	0	0	5	9	9.00	3.000
Larry Sherry, R	1.0		4	1	0	0	1	0	0	0	0	0	0	6	6	0.00	1.000

PITCHER	IP	WLS	BF	H	R	ER	SO	BB	IBB	HBP	BLK	WP	HR	S	P	ERA	WHIP
Dave Giusti, R	4.0	L	20	8	6	6	3	1	1	0	0	3	1	24	32	13.50	2.250
Tom Dukes, R	2.0		7	2	0	0	0	0	0	1	0	0	0	6	7	0.00	1.000
Dan Schneider, L	1.0		6	2	2	1	0	1	0	0	0	0	0	5	9	9.00	3.000
Larry Sherry, R	1.0		4	1	0	0	1	0	0	0	0	0	0	6	6	0.00	1.000

Batter	1	2	3	4	5	6	7	8	9	AB R H RBI BB SO LOB	TOP											
Sonny Jackson, L (1, 6) OBP: 0.287, SLG: 0.299	0-3 K		0-0 1-3			0-0 6-3			0-0 F7	4 0 0 0 0 1 0	Houston Astros @ St. Louis Cardinals Busch Stadium, St. Louis, MO Sun Sep 03 1967, 3:33 AM CDT Att: 31,210 - Unknown livebaseballscorecards.com AB 30 R 1 H 4 RBI 1 BB 2 SO 3 LOB 12 											
Joe Morgan, L (1, 4) OBP: 0.384, SLG: 0.411	0-0 5-3			4-0 BB BB		0-0 P5			0-0 F9	3 0 0 0 1 0 0												
Jimmy Wynn, R (1, 8) OBP: 0.329, SLG: 0.499	0-3 K			0-0 P6			0-0 1B		0-0 E5 2B	4 1 1 0 0 1 1												
Rusty Staub, L (1, 9) OBP: 0.390, SLG: 0.485		0-0 1B		4-0 1-2 BB			0-0 L8		0-0 1-H 2B	3 0 2 1 1 0 1												
Norm Miller, L (1, 7) OBP: 0.278, SLG: 0.309		0-0 F9		0-0 G4-6-3 1-2f			0-0 F7		0-0 1-4-3	4 0 0 0 0 0 5												
Bob Aspromonte, R (1, 5) OBP: 0.351, SLG: 0.385		0-0 F9			0-0 P4		0-0 1-3			3 0 0 0 0 0 2												
Chuck Harrison, R (1, 3) OBP: 0.309, SLG: 0.356		0-0 F9			0-0 F8			0-0 G4-6-3 1B		3 0 1 0 0 0 1												
Dave Adlesh, R (1, 2) OBP: 0.205, SLG: 0.198			0-3 K		0-0 F2			0-0 L5		3 0 0 0 0 1 1												
Don Wilson, R (1, 1) OBP: 0.152, SLG: 0.113 Dave Eilers, R (1, 1) Bo Belinsky, L (4, 1) Larry Sherry, R (6, 1) Julio Gotay, R (8, PH) Dan Schneider, L (8, 1) OBP: 0.333, SLG: 0.333			0-0 L4			0-0 6-3		0-0 G4-6-3 1-2f		0 0 0 0 0 0 0 1 0 0 0 0 0 0 1 0 0 0 0 0 0 0 0 0 0 0 0 0 1 0 0 0 0 0 1 0 0 0 0 0 0 0												
Inning Stats	R: 0 E: 0 K: 2 S: 7	H: 0 LOB: 0 BB: 0 P: 7	R: 0 E: 0 K: 0 S: 4	H: 1 LOB: 1 BB: 0 P: 4	R: 0 E: 0 K: 1 S: 5	H: 0 LOB: 0 BB: 0 P: 5	R: 0 E: 0 K: 0 S: 2	H: 0 LOB: 1 BB: 2 P: 10	R: 0 E: 0 K: 0 S: 3	H: 0 LOB: 0 BB: 0 P: 3	R: 0 E: 0 K: 0 S: 3	H: 0 LOB: 0 BB: 0 P: 3	R: 0 E: 0 K: 0 S: 4	H: 1 LOB: 1 BB: 0 P: 4	R: 0 E: 0 K: 0 S: 3	H: 1 LOB: 0 BB: 0 P: 3	R: 1 E: 1 K: 0 S: 5	H: 1 LOB: 1 BB: 0 P: 5	1B: 3 2B: 1 3B: 0 HR: 0	SF: 0 SAC: 0 DP: 2 HBP: 0	WP: 0 PB: 0 SB: 0 CS: 0	PA: 32
PITCHER Dick Hughes, R (1, 1) ERA: 2.8	IP: 9.0 WLS: W BF: 32 H: 4 R: 1 ER: 0 SO: 3 BB: 2 IBB: 0 HBP: 0 BLK: 0 WP: 0 HR: 0 S: 36 P: 44 ERA: 0.00 WHIP: 0.667											PITCHER	IP: 9.0 WLS: W BF: 32 H: 4 R: 1 ER: 0 SO: 3 BB: 2 IBB: 0 HBP: 0 BLK: 0 WP: 0 HR: 0 S: 36 P: 44 ERA: 0.00 WHIP: 0.667									

BOTTOM

Houston Astros @ St. Louis Cardinals
Busch Stadium, St. Louis, MO

AB 35
R 13
H 14
RBI 13
BB 6
SO 1
LOB 13



WP: 0 PA: 42
PB: 0
SB: 1
CS: 0

Sun Sep 03 1967, 3:33 AM CDT
Att. 31,210 - Unknown

livebaseballscorecards.com

AB	R	H	RBI	BB	SO	LOB
4	2	1	0	1	0	0
5	1	1	1	0	0	1
3	3	1	1	2	0	0
4	4	4	3	0	0	0
4	0	2	2	1	0	3
5	1	2	3	0	0	2
2	2	2	0	2	0	0
4	0	1	3	0	0	5
4	0	0	0	0	1	2
1B: 10	SF: 0	WP: 0	PA: 42			
2B: 4	SAC: 0	PB: 0				
3B: 0	DP: 3	SB: 1				
HR: 0	HBP: 1	CS: 0				

Batter	1	2	3	4	5	6	7	8	9
Lou Brock, L OBP: 0.312, SLG: 0.451 (1, 7)	0-0 F9 S 1B	0-0 5-3		4-0 1B 2B BB		0-0 6-3	0-0 P6		
Curt Flood, R OBP: 0.375, SLG: 0.400 (1, 8)	0-0 F9 1-3	0-0 6-3		0-0 BB 2B 1B		0-0 P4	0-0 6-3		
Roger Maris, L OBP: 0.356, SLG: 0.420 (1, 9)	0-0 1B 1B	0-0 F8		4-0 1-2 2B BB		4-0 BB 1B HBP BB	0-0 P6		
Orlando Cepeda, R OBP: 0.416, SLG: 0.562 (1, 3)	0-0 1B 2B 1B		0-0 G4-6-3 1B	0-0 1-H 2-H 3-H 2B		1-0 BB 1B HBP	0-0 1B 2B		
Phil Gagliano, R OBP: 0.300, SLG: 0.294 (1, 4)	0-0 P5		0-0 G4-6-3 1-2f	0-0 2-H 2B		4-0 1B 2-3 BB	0-0 G6-4-3 1B		
Mike Shannon, R OBP: 0.305, SLG: 0.374 (1, 5)	0-0 1B 2B 1B		0-0 P6	0-0 F9		0-0 1-3 2-H 3-H 1B	0-0 G6-4-3 1-2f		
Dave Ricketts, S OBP: 0.324, SLG: 0.359 (1, 2)	0-0 2B 1B			0-0 5-3 1B 1B		4-0 G6-4-3 BB			
Dal Maxvill, R OBP: 0.291, SLG: 0.272 (1, 6)	0-0 1-H 2-H 3-H 2B			0-0 5-3		0-0 G6-4-3 1-2f	0-0 L6		
Dick Hughes, R OBP: 0.174, SLG: 0.149 (1, 1)	0-0 P4			0-0 5-3		0-3 K	0-0 F9		

Inning	R	H	E	K	S	WLS	BF	H	R	ER	SO	BB	IBB	HBP	BLK	WP	HR	S	P	ERA	WHIP
1	5	6	0	9	3		6	0	0	0	0	0	0	0	0	0	0	0	0		
2	0	0	0	3	3		0	0	0	0	0	0	0	0	0	0	0	0	0		
3	0	1	0	3	3		0	1	0	0	0	0	0	0	0	0	0	0	0		
4	5	4	0	7	15		0	0	0	0	0	0	0	0	0	0	0	0	0		
5	0	0	0	4	8		0	0	0	0	0	0	0	0	0	0	0	0	0		
6	2	1	0	4	17		0	0	0	0	0	0	0	0	0	0	0	0	0		
7	0	0	0	3	3		0	0	0	0	0	0	0	0	0	0	0	0	0		
8	1	2	0	4	4		0	0	0	0	0	0	0	0	0	0	0	0	0		
9	0	0	0	0	0		0	0	0	0	0	0	0	0	0	0	0	0	0		

PITCHER	IP	WLS	BF	H	R	ER	SO	P	ERA	WHIP
Don Wilson, R ERA: 2.78 (1, 1)	0.0		0	0	0	0	0	0		
Dave Eilers, R ERA: 4.47 (1, 1)	3.2	L	20	9	8	8	0	19	19.64	2.727
Bo Belinsky, L ERA: 5.08 (4, 1)	2.0		13	3	4	4	1	10	18.00	3.500
Larry Sherry, R ERA: 5.32 (6, 1)	1.1		5	0	0	0	0	4	0.00	0.750
Dan Schneider, L ERA: 5.44 (8, 1)	1.0		4	2	1	1	0	4	9.00	2.000

Batter	1	2	3	4	5	6	7	8	9	AB R H RBI BB SO LOB	TOP														
Maury Wills, S OBP: 0.330, SLG: 0.366 (1, 5) X	0-0 1B S	0-0 1B	0-0 1B G1-6-3 1-2 2-H 3-H		0-0 4-3		0-0 1B 1-3 2-H		0-0 6-3	6 1 4 3 0 0 1															
Gene Alley, R OBP: 0.335, SLG: 0.388 (1, 6) B B B	4-0 1B 1-2 BB	0-0 F7	0-0 G1-6-3 1-2f			0-0 1B FC1-6	0-0 6-3			4 1 1 0 1 0 5															
Roberto Clemente, R OBP: 0.394, SLG: 0.551 (1, 9) X	0-0 1B 1-3 2-H SF9		0-0 5-3 1B 2B	0-0 5-3		0-0 1B FC1-6 1-2f G4-6-3		0-0 L9		5 2 2 1 0 0 1															
Willie Stargell, L OBP: 0.372, SLG: 0.492 (1, 7) X	0-0 1B 1-3 3-H FC5-4		0-0 5-3 1B 2B	0-3 K		0-0 1B G4-6-3 1-2f		0-3 K		5 1 2 1 0 2 1															
Donn Clendenon, R OBP: 0.306, SLG: 0.387 (1, 3) X	0-0 P4		0-0 5-3 1B 1-2 2-3	0-0 2B			0-3 K	0-0 1B 1B		5 0 2 0 0 1 4															
Manny Mota, R OBP: 0.347, SLG: 0.443 (1, 8) X	0-0 SF9 3-H		0-0 2B 2B 2-H 3-H	0-0 F8			0-0 2B SF7 1B	0-0 1B 1-2		4 2 3 3 0 0 1															
Bill Mazerowski, R OBP: 0.296, SLG: 0.362 (1, 4) X	0-0 FC5-4 1-2f		0-0 1B 2B 2-H		0-0 L7		0-0 1B 2B 1-3	0-0 F7		5 2 2 1 0 0 3															
Jerry May, R OBP: 0.344, SLG: 0.343 (1, 2) X		0-0 P4	4-0 1B 1B IBB		0-0 6-3		4-0 1B IBB		4-0 G1-6-3 BB	2 1 0 0 3 0 0															
Bob Veale, S OBP: 0.060, SLG: 0.045 (1, 1)		0-3 K	0-0 1B		0-0 2B		0-0 SF7		0-0 G1-6-3 1-2f	1 0 0 0 0 1 0															
Dennis Ribant, R OBP: 0.259, SLG: 0.368 (2, 1)										2 0 2 1 0 0 0															
Manny Jimenez, L OBP: 0.275, SLG: 0.388 (9, PH)										1 0 0 0 0 0 1															
Juan Pizarro, L OBP: 0.259, SLG: 0.269 (9, 1)										0 0 0 0 0 0 0															
Inning Stats	R: 3 E: 0 K: 0 S: 6	H: 3 LOB: 1 BB: 1 P: 10	R: 0 E: 0 K: 1 S: 6	H: 1 LOB: 1 BB: 0 P: 6	R: 5 E: 0 K: 0 S: 8	H: 6 LOB: 1 BB: 1 P: 12	R: 0 E: 0 K: 1 S: 6	H: 1 LOB: 1 BB: 0 P: 6	R: 0 E: 0 K: 0 S: 4	H: 1 LOB: 1 BB: 0 P: 4	R: 0 E: 0 K: 0 S: 3	H: 1 LOB: 0 BB: 0 P: 3	R: 2 E: 0 K: 1 S: 8	H: 3 LOB: 2 BB: 1 P: 12	R: 0 E: 0 K: 1 S: 7	H: 2 LOB: 2 BB: 0 P: 7	R: 0 E: 0 K: 0 S: 2	H: 0 LOB: 0 BB: 1 P: 6	1B: 13 2B: 5 3B: 0 HR: 0	SF: 2 SAC: 0 DP: 3 HBP: 0	WP: 0 PB: 0 SB: 1 CS: 0	PA: 46			
PITCHER	IP WLS BF H R ER SO BB IBB HBP BLK WP HR S P ERA WHIP																								
Larry Jaster, L ERA: 3.18 (1, 1)	0.0		4	3	3	3	0	1	0	0	0	0	0	3	7	∞	∞								
Jack Lamabe, R ERA: 3.43 (1, 1)	2.1	L	14	6	5	5	1	0	1	0	0	0	0	15	19	19.29	2.571								
Al Jackson, L ERA: 4.0 (3, 1)	4.1		19	7	2	2	2	0	1	0	0	0	0	22	26	4.15	1.615								
Ron Willis, R ERA: 2.84 (7, 1)	2.1		9	2	0	0	1	1	0	0	0	0	0	10	14	0.00	1.286								

Pittsburgh Pirates @ St. Louis Cardinals
 Busch Stadium, St. Louis, MO
 Mon Sep 04 1967, 3:33 AM CDT
 Unknown

AB	40
R	10
H	18
RBI	10
BB	4
SO	4
LOB	17



WP	0	PA	46
PB	0		
SB	1		
CS	0		

PITCHER	IP	WLS	BF	H	R	ER	SO	BB	IBB	HBP	BLK	WP	HR	S	P	ERA	WHIP
Larry Jaster, L	0.0		4	3	3	3	0	1	0	0	0	0	0	3	7	∞	∞
Jack Lamabe, R	2.1	L	14	6	5	5	1	0	1	0	0	0	0	15	19	19.29	2.571
Al Jackson, L	4.1		19	7	2	2	2	0	1	0	0	0	0	22	26	4.15	1.615
Ron Willis, R	2.1		9	2	0	0	1	1	0	0	0	0	0	10	14	0.00	1.286

BOTTOM

Pittsburgh Pirates @ St. Louis Cardinals
Busch Stadium, St. Louis, MO
Mon Sep 04 1967, 3:33 AM CDT
Unknown

livebaseballscorecards.com

AB	36
R	8
H	10
RBI	8
BB	1
SO	5
LOB	7



WP:	0	PA:	38
PB:	0	SB:	0
CS:	0		

AB	R	H	RBI	BB	SO	LOB
5	2	2	4	0	0	0
5	0	1	0	0	1	0
4	0	0	0	0	1	1
4	1	1	0	0	1	1
4	1	2	0	0	0	0
1	1	1	0	0	0	0
1	0	0	1	1	1	0
4	2	2	2	0	0	2
3	1	1	1	0	0	1
1	0	0	0	0	0	0
0	0	0	0	0	0	0
0	0	0	0	0	0	0
1	0	0	0	0	1	2
2	0	0	0	0	0	0
0	0	0	0	0	0	0
1	0	0	0	0	0	0

Batter	1	2	3	4	5	6	7	8	9
Lou Brock, L OBP: 0.313, SLG: 0.460 (1, 7)	0-0 4-3 1-H 3-H HR	0-0 HR		0-0 HR		0-0 F8			0-0 F8
Phil Gagliano, R OBP: 0.298, SLG: 0.292 (1, 4)	0-0 1B	0-0 6-3		0-0 F3			0-3 K		0-0 5-3
Curt Flood, R OBP: 0.372, SLG: 0.396 (1, 8)	0-3 K	0-0 4-3		0-0 6-3			0-0 F9		
Orlando Cepeda, R OBP: 0.415, SLG: 0.559 (1, 3)	0-3 K		0-0 1B SF8 1B		0-0 4-3		0-0 F8		
Mike Shannon, R OBP: 0.306, SLG: 0.376 (1, 5)		0-0 1B 2B 1B	0-0 1-3 1B		0-0 G3			0-0 5-3	
Alex Johnson, R OBP: 0.294, SLG: 0.344 Roger Maris, L OBP: 0.356, SLG: 0.419 (3, PH) (4, 9)		0-0 2B 1B 1B	0-0 SF8		4-0 BB		0-3 K		
Dave Ricketts, S OBP: 0.333, SLG: 0.426 (1, 2)		0-0 1B HR 2B	0-0 F8		0-0 4-3		0-0 HR		
Dal Maxvill, R OBP: 0.291, SLG: 0.273 Tim McCarver, L OBP: 0.376, SLG: 0.463 (8, PH) Eddie Bressoud, R OBP: 0.261, SLG: 0.250 (9, 6)		0-0 HR 1B	0-0 1-3			0-0 F9		0-0 F8	
Larry Jaster, L OBP: 0.170, SLG: 0.102 Jack Lamabe, R OBP: 0.200, SLG: 0.143 Al Jackson, L OBP: 0.323, SLG: 0.310 Ron Willis, R OBP: 0.429, SLG: 0.571 Ed Spiezio, R OBP: 0.277, SLG: 0.310 (1, 1) (1, 1) (3, 1) (7, 1) (9, PH)		0-3 K		0-0 P3		0-0 F8		0-0 P4	

Inning Stats	R: 0	H: 1	E: 0	LOB: 1	K: 2	BB: 0	P: 8	R: 5	H: 5	E: 0	LOB: 0	K: 1	BB: 0	S: 10	P: 10	R: 1	H: 2	E: 0	LOB: 1	K: 0	BB: 0	S: 5	P: 5	R: 1	H: 1	E: 0	LOB: 0	K: 0	BB: 0	S: 4	P: 4	R: 0	H: 0	E: 0	LOB: 1	K: 0	BB: 1	S: 3	P: 7	R: 0	H: 0	E: 0	LOB: 0	K: 0	BB: 0	S: 3	P: 3	R: 0	H: 0	E: 0	LOB: 0	K: 1	BB: 0	S: 5	P: 5	R: 1	H: 1	E: 0	LOB: 0	K: 1	BB: 0	S: 6	P: 6	R: 0	H: 0	E: 0	LOB: 0	K: 0	BB: 0	S: 3	P: 3	R: 0	H: 0	E: 0	LOB: 0	K: 0	BB: 0	S: 3	P: 3
--------------	------	------	------	--------	------	-------	------	------	------	------	--------	------	-------	-------	-------	------	------	------	--------	------	-------	------	------	------	------	------	--------	------	-------	------	------	------	------	------	--------	------	-------	------	------	------	------	------	--------	------	-------	------	------	------	------	------	--------	------	-------	------	------	------	------	------	--------	------	-------	------	------	------	------	------	--------	------	-------	------	------	------	------	------	--------	------	-------	------	------

PITCHER	IP	WLS	BF	H	R	ER	SO	BB	IBB	HBP	BLK	WP	HR	S	P	ERA	WHIP
Bob Veale, L ERA: 3.66 (1, 1)	1.1		10	6	5	5	3	0	0	0	0	0	1	16	16	33.75	4.500
Dennis Ribant, R ERA: 3.97 (2, 1)	6.2	W	25	4	3	3	2	1	0	0	0	0	2	28	32	4.05	0.750
Juan Pizarro, L ERA: 4.15 (9, 1)	1.0	S	3	0	0	0	0	0	0	0	0	0	0	3	3	0.00	0.000

Batter	1	2	3	4	5	6	7	8	9	AB	R	H	RBI	BB	SO	LOB						
Lou Brock, L (1, 7) OBP: 0.314, SLG: 0.465	0-0 F8		0-0 FC2-5 1B		0-0 F2			0-0 HR		4	2	2	1	0	0	0						
Curt Flood, R (1, 8) Eddie Bressoud, R (8, 6) OBP: 0.372, SLG: 0.396 OBP: 0.257, SLG: 0.246	0-0 4-3 1B		0-0 FC2-5 1B 1-2 2-3f		0-0 1-3			0-3 K		3	0	1	0	0	0	2						
Roger Maris, L (1, 9) OBP: 0.357, SLG: 0.420	0-0 4-3		0-0 1-2 2-H 1B				0-0 4-3	0-0 1B 1B		4	0	2	1	0	0	1						
Orlando Cepeda, R (1, 3) Bobby Tolan, L (6, PH) (7, 3) OBP: 0.413, SLG: 0.557 OBP: 0.308, SLG: 0.390	0-0 P6		0-0 F7				0-0 HR	0-0 FC6-4 1B		2	0	0	0	0	0	3						
Tim McCarver, L (1, 2) OBP: 0.374, SLG: 0.460		4-0 BB	0-0 F8				0-0 F5	0-0 F7		3	0	0	0	1	0	4						
Phil Gagliano, R (1, 4) OBP: 0.292, SLG: 0.286		0-0 L7		0-3 K			0-0 6-3	0-0 FC6-4		4	0	0	0	0	1	3						
Mike Shannon, R (1, 5) OBP: 0.304, SLG: 0.372		0-0 F9		0-3 K			0-0 4-3		0-0 F7	4	0	0	0	0	1	1						
Dal Maxvill, R (1, 6) Joe Hoerner, R (8, 1) Dave Ricketts, S (9, PH) OBP: 0.289, SLG: 0.271 OBP: 0.182, SLG: 0.182 OBP: 0.329, SLG: 0.420		0-0 F7		0-3 K			0-3 K		0-0 F9	3	0	0	0	0	2	1						
Ray Washburn, R Jack Lambdin, R Ed Spiezio, R Earl Wood, R Al Jackson, L John Romano, R Larry Jaster, L Alex Johnson, R			0-0 FC2-5 1B		0-3 K		0-0 F3		0-0 6-3	0	0	0	0	0	0	0						
Inning Stats	R: 0 E: 0 K: 0 S: 4	H: 1 LOB: 1 BB: 0 P: 4	R: 0 E: 0 K: 0 S: 3	H: 0 LOB: 1 BB: 1 P: 7	R: 1 E: 0 K: 0 S: 6	H: 3 LOB: 2 BB: 0 P: 6	R: 0 E: 0 K: 3 S: 9	H: 0 LOB: 0 BB: 0 P: 9	R: 0 E: 0 K: 1 S: 5	H: 0 LOB: 0 BB: 0 P: 5	R: 1 E: 0 K: 0 S: 4	H: 1 LOB: 0 BB: 0 P: 4	R: 0 E: 0 K: 1 S: 5	H: 0 LOB: 0 BB: 0 P: 5	R: 1 E: 0 K: 1 S: 8	H: 3 LOB: 2 BB: 0 P: 8	R: 0 E: 0 K: 0 S: 3	H: 0 LOB: 0 BB: 0 P: 3	1B: 6 2B: 0 3B: 0 HR: 2	SF: 0 SAC: 0 DP: 0 HBP: 0	WP: 0 PB: 0 SB: 0 CS: 0	PA: 36
PITCHER	IP WLS BF H R ER SO BB IBB HBP BLK WP HR S P ERA WHIP	IP WLS BF H R ER SO BB IBB HBP BLK WP HR S P ERA WHIP	IP WLS BF H R ER SO BB IBB HBP BLK WP HR S P ERA WHIP	IP WLS BF H R ER SO BB IBB HBP BLK WP HR S P ERA WHIP	IP WLS BF H R ER SO BB IBB HBP BLK WP HR S P ERA WHIP	IP WLS BF H R ER SO BB IBB HBP BLK WP HR S P ERA WHIP	IP WLS BF H R ER SO BB IBB HBP BLK WP HR S P ERA WHIP	IP WLS BF H R ER SO BB IBB HBP BLK WP HR S P ERA WHIP	IP WLS BF H R ER SO BB IBB HBP BLK WP HR S P ERA WHIP	IP WLS BF H R ER SO BB IBB HBP BLK WP HR S P ERA WHIP	IP WLS BF H R ER SO BB IBB HBP BLK WP HR S P ERA WHIP	IP WLS BF H R ER SO BB IBB HBP BLK WP HR S P ERA WHIP	IP WLS BF H R ER SO BB IBB HBP BLK WP HR S P ERA WHIP	IP WLS BF H R ER SO BB IBB HBP BLK WP HR S P ERA WHIP	IP WLS BF H R ER SO BB IBB HBP BLK WP HR S P ERA WHIP	IP WLS BF H R ER SO BB IBB HBP BLK WP HR S P ERA WHIP						
Steve Blass, R (1, 1) ERA: 3.77	7.1	W	31	8	3	3	6	1	0	0	0	0	0	0	0	0						
Juan Pizarro, L (8, 1) ERA: 4.08	1.2	S	5	0	0	0	0	0	0	0	0	0	0	0	0	0						

BOTTOM

Pittsburgh Pirates @ St. Louis Cardinals
Busch Stadium, St. Louis, MO
 Mon Sep 04 1967, 3:38 AM CDT
 Att. 43,960 - Unknown

livebaseballscorecards.com

AB	35
R	3
H	8
RBI	3
BB	1
SO	6
LOB	15



Batter	1	2	3	4	5	6	7	8	9	AB R H RBI BB SO LOB	TOP	
Lou Brock, L (1, 7) x OBP: 0.315, SLG: 0.469	0-0 1-3 ①		0-0 4-3 3B		4-0 BB BB BB G6-4-3 BB			0-0 SH 2-3		2 1 1 0 1 0 0		
Curt Flood, R (1, 8) x OBP: 0.371, SLG: 0.396	0-0 1B		0-0 4-3 ①		0-0 G6-4-3 ② ③ 1-2f			0-0 SF8 ①		3 0 1 2 0 0 1		
Roger Maris, L (1, 9) x Bobby Tolan, L (9, 9) x OBP: 0.354, SLG: 0.415 OBP: 0.308, SLG: 0.390	0-0 F7 ②		0-0 F7 ②				0-0 P4 ①	0-0 F2 ②		4 0 0 0 0 0 2 0 0 0 0 0 0 0		
Orlando Cepeda, R (1, 3) x OBP: 0.412, SLG: 0.554	0-0 P6 ③		0-0 1B				0-0 5-3 ②	0-0 P5 ③		4 0 1 0 0 0 2		
Tim McCarver, L (1, 2) x OBP: 0.371, SLG: 0.456		0-0 3-1 ①	0-0 5-3 ③				0-0 4-3 ③		0-0 4-3 ①	4 0 0 0 0 0 1		
Mike Shannon, R (1, 5) x OBP: 0.305, SLG: 0.379		4-0 1B BB		0-3 K ①			0-0 L6 ①		0-0 HR	3 1 1 1 1 1 0		
Julian Javier, R (1, 4) x OBP: 0.303, SLG: 0.400		0-0 F8 ②		0-3 K ②			0-0 5-3 ②		0-0 6-3 ②	4 0 0 0 0 1 1		
Dal Maxvill, R (1, 6) x OBP: 0.289, SLG: 0.271		0-0 1B 1-3		0-3 K ③			0-0 5-3 ③		0-0 F7 ③	4 0 1 0 0 1 0		
Nelson Briles, R (1, 1) x OBP: 0.235, SLG: 0.161		0-0 5-3 ③		0-3 K ①				0-0 E7 SH SF8 1B		3 1 1 0 0 1 2		
Inning Stats	R: 0 H: 1 E: 0 LOB: 1 K: 0 BB: 0 S: 4 P: 4	R: 0 H: 1 E: 0 LOB: 2 K: 0 BB: 1 S: 4 P: 8	R: 1 H: 2 E: 0 LOB: 1 K: 0 BB: 0 S: 5 P: 5	R: 0 H: 0 E: 0 LOB: 0 K: 3 BB: 0 S: 9 P: 9	R: 0 H: 0 E: 0 LOB: 0 K: 1 BB: 1 S: 4 P: 8	R: 0 H: 0 E: 0 LOB: 0 K: 0 BB: 0 S: 3 P: 3	R: 0 H: 0 E: 0 LOB: 0 K: 0 BB: 0 S: 3 P: 3	R: 1 H: 1 E: 2 LOB: 1 K: 0 BB: 0 S: 5 P: 5	R: 1 H: 1 E: 0 LOB: 0 K: 0 BB: 0 S: 4 P: 4	1B: 4 SF: 1 2B: 0 SAC: 1 3B: 1 DP: 1 HR: 1 HBP: 0	WP: 0 PA: 35 PB: 0 SB: 0 CS: 0	
PITCHER Jack Fisher, R (1, 1) ERA: 4.69	IP WLS BF H R ER SO BB IBB HBP BLK WP HR S P ERA WHIP	9.0 L 35 6 3 2 4 2 0 0 0 0 0 1 41 49 2.00 0.889										

St. Louis Cardinals @ New York Mets
 Shea Stadium, Flushing, NY
 Wed Sep 06 1967, 7:05 PM EDT
 Att. 23,444 - Unknown

livebaseballscorecards.com

AB 31
 R 3
 H 6
 RBI 3
 BB 2
 SO 4
 LOB 9



Batter	1	2	3	4	5	6	7	8	9	AB R H RBI BB SO LOB
Bud Harrelson, S OBP: 0.320, SLG: 0.315 (1, 6)	0-0 F8 ①		0-0 1B ③		0-0 6-3 ②			0-0 F7 ①		4 0 1 0 0 0 0
Cleon Jones, R OBP: 0.273, SLG: 0.325 (1, 8)	0-0 2B		0-3 K ③		0-0 F9 ③			0-3 K ②		4 0 1 0 0 2 1
Bob Johnson, R OBP: 0.370, SLG: 0.480 (1, 4)	0-0 6-3 ②			4-0 E 1B BB		0-0 F9 ①		0-0 F7 ③		3 1 0 0 1 0 1
Tommy Davis, R OBP: 0.345, SLG: 0.451 Amos Otis, R (9, PR)	0-0 6-3 ③			0-0 G3 ①		0-0 6-3 ②			4-0 FC6-3 BB	3 0 0 0 1 0 2 0 0 0 0 0 0 0
Ed Kranepool, L OBP: 0.317, SLG: 0.366 (1, 3)		0-0 3-1 ①		0-0 P6 ②		0-0 1B		0-0 F9 ①		4 0 1 0 0 0 2
Ron Swoboda, R OBP: 0.338, SLG: 0.417 (1, 9)		0-3 K ②		0-0 1B 2-H		0-0 F9 ③		0-3 K ②		4 0 1 1 0 2 2
Ed Charles, R OBP: 0.323, SLG: 0.321 (1, 5)		0-0 6-3 ③		0-0 1B 1-3			0-0 4-3 ①		0-0 FC6-3 ③	4 0 1 0 0 0 1
Jerry Grote, R OBP: 0.225, SLG: 0.256 (1, 2)			0-0 6-3 ①		0-0 F9 ③		0-0 6-3 ②			3 0 0 0 0 0 2
Jack Fisher, R OBP: 0.143, SLG: 0.119 (1, 1)			0-0 F8 ②		0-0 6-3 ①		0-3 K ③			3 0 0 0 0 1 0

Inning Stats	R: 0 E: 0 K: 0 S: 4	H: 1 LOB: 1 BB: 0 P: 4	R: 0 E: 0 K: 1 S: 5	H: 0 LOB: 0 BB: 0 P: 5	R: 0 E: 0 K: 1 S: 6	H: 1 LOB: 1 BB: 0 P: 6	R: 1 E: 1 K: 0 S: 5	H: 2 LOB: 2 BB: 1 P: 9	R: 0 E: 0 K: 0 S: 3	H: 0 LOB: 0 BB: 0 P: 3	R: 0 E: 0 K: 0 S: 4	H: 1 LOB: 1 BB: 0 P: 4	R: 0 E: 0 K: 1 S: 5	H: 0 LOB: 0 BB: 0 P: 5	R: 0 E: 0 K: 1 S: 5	H: 0 LOB: 0 BB: 0 P: 5	R: 0 E: 0 K: 1 S: 5	H: 0 LOB: 1 BB: 1 P: 9	1B: 4 2B: 1 3B: 0 HR: 0	SF: 0 SAC: 0 DP: 0 HBP: 0	WP: 0 PB: 0 SB: 0 CS: 0	PA: 34													
PITCHER Nelson Briles, R ERA: 2.49 (1, 1)	IP 9.0	WLS W	BF 34	H 5	R 1	ER 0	SO 5	BB 2	IBB 0	HBP 0	BLK 0	WP 0	HR 0	S 42	P 50	ERA 0.00	WHIP 0.778																		
																		PITCHER	IP	WLS	BF	H	R	ER	SO	BB	IBB	HBP	BLK	WP	HR	S	P	ERA	WHIP

BOTTOM

St. Louis Cardinals @ New York Mets
Shea Stadium, Flushing, NY
 Wed Sep 06 1967, 7:05 PM EDT
 Att. 23,444 - Unknown

livebaseballscorecards.com

AB	32
R	1
H	5
RBI	1
BB	2
SO	5
LOB	11



Batter	1	2	3	4	5	6	7	8	9	AB	R	H	RBI	BB	SO	LOB
Bud Harrelson, S OBP: 0.321, SLG: 0.315 Al Schmelz, R	4-0 1B 5-3 BB		0-0 2B 1B		0-0 G3-6 1-2f 2-3		0-0 G3			3	1	1	0	1	0	2
Larry Stahl, L OBP: 0.294, SLG: 0.308 Jerry Hinsley, R Amos Otis, R	0-0 CS 1-3 1B		0-0 1-3 2B		0-3 K			0-3 K		3	0	2	0	0	1	1
Bob Johnson, R OBP: 0.368, SLG: 0.475	0-0 5-3 1-2 3-H		0-0 F9			0-0 5-3 1B 1B		0-0 5-3		4	1	1	1	0	0	2
Ed Kranepool, L OBP: 0.317, SLG: 0.365	0-0 4-3			0-0 4-3		0-0 1B 5-3 1B		0-3 K		4	0	1	0	0	1	0
Ron Swoboda, R OBP: 0.337, SLG: 0.415		0-3 K2-3		0-0 FC5-4 1B		0-0 5-3		0-0 F9		4	0	1	0	0	1	2
Jerry Buchek, R OBP: 0.286, SLG: 0.368		0-0 6-3		0-3 K		0-0 G4-6-3 1B		0-0 F9		4	0	1	1	0	1	1
Cleon Jones, R OBP: 0.273, SLG: 0.324		0-0 1B		0-0 FC5-4 1-2f		0-0 G4-6-3 1-2f		0-0 4-3		4	0	1	0	0	0	3
Jerry Grote, R OBP: 0.230, SLG: 0.260		0-3 K			0-0 G3-6 1B 1B		0-0 G6-3 1B			3	0	2	0	0	1	1
Cal Koonce, R OBP: 0.100 Dick Selma, R OBP: 0.053, SLG: 0.053 Kevin Collins, L Don Cardwell, R OBP: 0.220, SLG: 0.263 Ron Taylor, R Don Bosch, S OBP: 0.232, SLG: 0.203			0-0 F8		0-0 G3-6 1-2 1B		0-0 G6-3 1-2f			0	0	0	0	0	0	0

Inning Stats	R: 1	H: 1	E: 0	LOB: 0	K: 0	S: 3	P: 7	R: 0	H: 1	E: 0	LOB: 1	K: 2	S: 8	R: 0	H: 2	E: 0	LOB: 1	K: 0	S: 4	R: 0	H: 1	E: 0	LOB: 1	K: 1	S: 6	R: 0	H: 3	E: 0	LOB: 1	K: 0	S: 5	R: 0	H: 1	E: 0	LOB: 0	K: 0	S: 3	R: 0	H: 0	E: 0	LOB: 0	K: 2	S: 7	R: 0	H: 0	E: 0	LOB: 0	K: 0	S: 3	R: 0	H: 0	E: 0	LOB: 0	K: 0	S: 3	1B: 10	SF: 0	2B: 1	SAC: 0	3B: 0	DP: 3	HR: 0	HBP: 0	WP: 0	PA: 34
--------------	------	------	------	--------	------	------	------	------	------	------	--------	------	------	------	------	------	--------	------	------	------	------	------	--------	------	------	------	------	------	--------	------	------	------	------	------	--------	------	------	------	------	------	--------	------	------	------	------	------	--------	------	------	------	------	------	--------	------	------	--------	-------	-------	--------	-------	-------	-------	--------	-------	--------

PITCHER	IP	WLS	BF	H	R	ER	SO	BB	IBB	HBP	BLK	WP	HR	S	P	ERA	WHIP
Bob Gibson, R ERA: 3.52	(1, 1)	5.0	21	8	2	2	4	1	0	0	0	0	0	28	32	3.60	1.800
Larry Jaster, L ERA: 3.13	(6, 1)	0.1	3	2	0	0	0	0	0	0	0	0	0	3	3	0.00	6.000
Jack Lamabe, R ERA: 3.25	(6, 1)	3.2	10	1	0	0	2	0	0	0	0	0	0	14	14	0.00	0.273

BOTTOM

St. Louis Cardinals @ New York Mets
Shea Stadium, Flushing, NY
Thu Sep 07 1967, 7:05 PM EDT
Att. 10,763 - Unknown

livebaseballscores.com

AB	33
R	2
H	11
RBI	2
BB	1
SO	6
LOB	13



TOP

St. Louis Cardinals @ Pittsburgh Pirates
Forbes Field, Pittsburgh, PA

Fri Sep 08 1967, 7:05 PM EDT
Att: 9,637 - Unknown

livebaseballscorecards.com

AB	39
R	3
H	12
RBI	3
BB	5
SO	4
LOB	23



WP:	0	PA:	44
PB:	0		
SB:	1		
CS:	1		

AB R H RBI BB SO LOB

4	1	2	0	1	0	1
4	0	1	0	0	0	4
1	0	0	0	0	0	0
4	0	2	1	1	0	0
5	1	1	1	0	2	4
3	1	1	0	2	0	1
5	0	0	0	0	1	4
5	0	4	0	0	0	0
4	0	1	0	1	0	4
4	0	0	1	0	1	5
0	0	0	0	0	0	0
0	0	0	0	0	0	0
0	0	0	0	0	0	0

R: 0	H: 1	R: 1	H: 2	R: 0	H: 1	R: 1	H: 3	R: 0	H: 1	R: 0	H: 0	R: 0	H: 1	R: 0	H: 1	R: 0	H: 1
E: 0	LOB: 1	E: 0	LOB: 3	E: 0	LOB: 1	E: 0	LOB: 1	E: 1	LOB: 1	E: 1	LOB: 1	E: 0	LOB: 2	E: 0	LOB: 0	E: 0	LOB: 0
K: 1	BB: 1	K: 1	BB: 2	K: 1	BB: 1	K: 0	BB: 0	K: 0	BB: 0	K: 0	BB: 0	K: 0	BB: 0	K: 0	BB: 1	K: 0	BB: 1
S: 5	P: 9	S: 7	P: 15	S: 5	P: 9	S: 4	P: 4	S: 4	P: 4	S: 5	P: 5	S: 4	P: 3	S: 3	P: 3	S: 4	P: 8
1B: 10	SF: 0	1B: 3	SF: 0	1B: 2	SF: 0	1B: 1	SF: 0	1B: 1	SF: 0	1B: 1	SF: 0	1B: 1	SF: 0	1B: 1	SF: 0	1B: 1	SF: 0
2B: 1	SAC: 0	2B: 1	SAC: 0	2B: 1	SAC: 0	2B: 1	SAC: 0	2B: 1	SAC: 0	2B: 1	SAC: 0	2B: 1	SAC: 0	2B: 1	SAC: 0	2B: 1	SAC: 0
3B: 0	DP: 2	3B: 0	DP: 2	3B: 0	DP: 2	3B: 0	DP: 2	3B: 0	DP: 2	3B: 0	DP: 2	3B: 0	DP: 2	3B: 0	DP: 2	3B: 0	DP: 2
HR: 1	HBP: 0	HR: 1	HBP: 0	HR: 1	HBP: 0	HR: 1	HBP: 0	HR: 1	HBP: 0	HR: 1	HBP: 0	HR: 1	HBP: 0	HR: 1	HBP: 0	HR: 1	HBP: 0

Batter	1	2	3	4	5	6	7	8	9	10
Lou Brock, L OBP: 0.319, SLG: 0.468 (1, 7)	0-0 CS 1B	4-0 FC4-6 BB		0-0 FC3-1 1-2f			0-0 1B 1B		0-0 4-3	
Curt Flood, R OBP: 0.371, SLG: 0.394 Bobby Tolan, L OBP: 0.306, SLG: 0.388 (1, 8) (8, 8)	0-0 4-3 1-2	0-0 FC4-6 1-2f			0-0 F8		0-0 G6-3 1B 1B		0-0 5-3	
Roger Maris, L OBP: 0.361, SLG: 0.428 (1, 9)	4-0 BB		0-0 2B		0-0 G3		0-0 G6-3 1B		0-0 4-3	
Orlando Cepeda, R OBP: 0.410, SLG: 0.553 (1, 3)	0-3 K		0-3 K		0-0 HR		0-0 G6-3 1-2f 2-3			0-0 F7
Tim McCarver, L OBP: 0.374, SLG: 0.454 (1, 2)		0-0 1B FC6-4 1B	4-0 G6-4-3 BB		0-0 F7		0-0 P6			4-0 FC6-4 BB
Mike Shannon, R OBP: 0.303, SLG: 0.377 (1, 5)		0-3 K	0-0 G6-4-3 1-2f			0-0 F8		0-0 6-3		0-0 FC6-4 1B 1-2f
Julian Javier, R OBP: 0.311, SLG: 0.414 (1, 4)		0-0 FC6-4 1-3 1B		0-0 FC1-6 1B		0-0 S 1B		0-0 5-3		0-0 1-3 1B
Dal Maxvill, R OBP: 0.298, SLG: 0.280 (1, 6)		4-0 FC6-4 IBB		0-0 F8		0-0 F8 1-2		0-0 E7 1B		0-0 F8
Dick Hughes, R OBP: 0.164, SLG: 0.141 Joe Hoerner, R OBP: 0.182, SLG: 0.182 Ron Willis, R OBP: 0.429, SLG: 0.571 Al Jackson, L OBP: 0.323, SLG: 0.310 (1, 1) (8, 1) (9, 1) (10, 1)		0-0 FC6-4 BB		0-0 FC1-6 FC3-1 1-2f		0-0 K		0-0 5-3		

Inning Stats	R: 0	H: 1	R: 1	H: 2	R: 0	H: 1	R: 1	H: 3	R: 0	H: 0	R: 0	H: 1	R: 0	H: 1	R: 0	H: 1	R: 0	H: 1	
E: 0	LOB: 1	E: 0	LOB: 3	E: 0	LOB: 1	E: 0	LOB: 1	E: 1	LOB: 1	E: 1	LOB: 1	E: 0	LOB: 2	E: 0	LOB: 0	E: 0	LOB: 0	E: 0	LOB: 0
K: 1	BB: 1	K: 1	BB: 2	K: 1	BB: 1	K: 0	BB: 0	K: 0	BB: 0	K: 0	BB: 0	K: 0	BB: 0	K: 0	BB: 1	K: 0	BB: 1	K: 0	BB: 1
S: 5	P: 9	S: 7	P: 15	S: 5	P: 9	S: 4	P: 4	S: 4	P: 4	S: 5	P: 5	S: 4	P: 3	S: 3	P: 3	S: 4	P: 8	S: 4	P: 8

PITCHER	IP	WLS	BF	H	R	ER	SO	BB	IBB	HBP	BLK	WP	HR	S	P	ERA	WHIP
Dennis Ribant, R ERA: 3.99 (1, 1)	6.0		30	10	3	3	4	3	1	0	0	0	1	34	34	4.50	2.167
Roy Face, R ERA: 1.57 (7, 1)	1.0		2	0	0	0	0	0	0	0	0	0	0	2	2	0.00	0.000
Juan Pizarro, L ERA: 3.99 (8, 1)	2.0		7	1	0	0	0	0	0	0	0	0	0	7	7	0.00	0.500
Bruce Dal Canton, R ERA: (10, 1)	1.0	W	5	1	0	0	0	1	0	0	0	0	0	4	8	0.00	2.000

BOTTOM

St. Louis Cardinals @ Pittsburgh Pirates
Forbes Field, Pittsburgh, PA
Fri Sep 08 1967, 7:05 PM EDT
Att. 9,637 - Unknown

livebaseballscorecards.com

AB	38
R	4
H	11
RBI	4
BB	8
SO	9
LOB	25



WP	1	PA	47
PB	0		
SB	1		
CS	1		

AB R H RBI BB SO LOB

6 0 2 1 0 0 3
4 0 1 0 0 1 5
1 0 0 0 0 0 1

2 2 1 0 3 1 2

4 0 1 1 1 2 3

5 0 0 0 0 0 5

5 1 3 1 0 0 0

3 1 1 0 2 1 0

4 0 0 0 1 3 3

1B	6	SF	0
2B	4	SAC	0
3B	1	DP	0
HR	0	HBP	0

R	0	H	2	1B	6	SF	0
E	0	LOB	3	2B	4	SAC	0
K	1	BB	2	3B	1	DP	0
S	7	P	7	HR	0	HBP	0

IP	7.0	WLS	30	H	7	R	3	ER	3	SO	6	BB	3	IBB	0	HBP	0	BLK	0	WP	1	HR	0	S	39	P	51	ERA	3.86	WHIP	1.429
IP	1.1		7	2	0	0	2	0	0	2	0	1	0	0	0	0	0	10	14	0.00	1.500										
IP	0.2	L	7	1	1	1	0	0	0	0	0	4	0	0	0	0	3	19	13.50	1.500											
IP	0.1		2	1	0	0	1	0	0	1	0	0	0	0	0	0	4	4	0.00	3.000											

R: 1 H: 2 E: 0 K: 0 S: 4

R: 0 H: 0 E: 0 K: 2 S: 7

R: 0 H: 1 E: 0 K: 1 S: 6

R: 0 H: 0 E: 0 K: 1 S: 3

R: 0 H: 0 E: 0 K: 2 S: 8

R: 0 H: 1 E: 0 K: 1 S: 7

R: 1 H: 2 E: 0 K: 1 S: 7

R: 0 H: 0 E: 0 K: 2 S: 3

R: 0 H: 0 E: 0 K: 1 S: 6

R: 0 H: 2 E: 0 K: 1 S: 5

R: 1 H: 2 E: 0 K: 1 S: 7

R: 0 H: 1 E: 0 K: 0 S: 3

R: 1 H: 2 E: 0 K: 1 S: 7

R: 0 H: 0 E: 0 K: 2 S: 8

R: 0 H: 0 E: 0 K: 1 S: 6

R: 0 H: 1 E: 0 K: 0 S: 3

R: 0 H: 0 E: 0 K: 2 S: 8

R: 0 H: 0 E: 0 K: 1 S: 6

R: 0 H: 0 E: 0 K: 2 S: 8

R: 0 H: 0 E: 0 K: 1 S: 6

R: 0 H: 0 E: 0 K: 1 S: 6

R: 0 H: 0 E: 0 K: 1 S: 6

R: 0 H: 0 E: 0 K: 2 S: 8

R: 0 H: 0 E: 0 K: 2 S: 8

R: 0 H: 0 E: 0 K: 2 S: 8

R: 0 H: 0 E: 0 K: 2 S: 8

R: 0 H: 0 E: 0 K: 2 S: 8

R: 0 H: 0 E: 0 K: 2 S: 8

R: 0 H: 0 E: 0 K: 2 S: 8

R: 0 H: 0 E: 0 K: 2 S: 8

R: 0 H: 0 E: 0 K: 2 S: 8

R: 0 H: 0 E: 0 K: 2 S: 8

R: 0 H: 0 E: 0 K: 2 S: 8

R: 0 H: 0 E: 0 K: 2 S: 8

R: 0 H: 0 E: 0 K: 2 S: 8

R: 0 H: 0 E: 0 K: 2 S: 8

R: 0 H: 0 E: 0 K: 2 S: 8

R: 0 H: 0 E: 0 K: 2 S: 8

R: 0 H: 0 E: 0 K: 2 S: 8

R: 0 H: 0 E: 0 K: 2 S: 8

R: 0 H: 0 E: 0 K: 2 S: 8

R: 0 H: 0 E: 0 K: 2 S: 8

R: 0 H: 0 E: 0 K: 2 S: 8

R: 0 H: 0 E: 0 K: 2 S: 8

R: 0 H: 0 E: 0 K: 2 S: 8

R: 0 H: 0 E: 0 K: 2 S: 8

R: 0 H: 0 E: 0 K: 2 S: 8

R: 0 H: 0 E: 0 K: 2 S: 8

R: 0 H: 0 E: 0 K: 2 S: 8

R: 0 H: 0 E: 0 K: 2 S: 8

R: 0 H: 0 E: 0 K: 2 S: 8

R: 0 H: 0 E: 0 K: 2 S: 8

R: 0 H: 0 E: 0 K: 2 S: 8

R: 0 H: 0 E: 0 K: 2 S: 8

R: 0 H: 0 E: 0 K: 2 S: 8

R: 0 H: 0 E: 0 K: 2 S: 8

R: 0 H: 0 E: 0 K: 2 S: 8

R: 0 H: 0 E: 0 K: 2 S: 8

R: 0 H: 0 E: 0 K: 2 S: 8

R: 0 H: 0 E: 0 K: 2 S: 8

R: 0 H: 0 E: 0 K: 2 S: 8

R: 0 H: 0 E: 0 K: 2 S: 8

R: 0 H: 0 E: 0 K: 2 S: 8

R: 0 H: 0 E: 0 K: 2 S: 8

R: 0 H: 0 E: 0 K: 2 S: 8

R: 0 H: 0 E: 0 K: 2 S: 8

R: 0 H: 0 E: 0 K: 2 S: 8

R: 0 H: 0 E: 0 K: 2 S: 8

R: 0 H: 0 E: 0 K: 2 S: 8

R: 0 H: 0 E: 0 K: 2 S: 8

R: 0 H: 0 E: 0 K: 2 S: 8

R: 0 H: 0 E: 0 K: 2 S: 8

R: 0 H: 0 E: 0 K: 2 S: 8

R: 0 H: 0 E: 0 K: 2 S: 8

R: 0 H: 0 E: 0 K: 2 S: 8

R: 0 H: 0 E: 0 K: 2 S: 8

R: 0 H: 0 E: 0 K: 2 S: 8

R: 0 H: 0 E: 0 K: 2 S: 8

R: 0 H: 0 E: 0 K: 2 S: 8

R: 0 H: 0 E: 0 K: 2 S: 8

R: 0 H: 0 E: 0 K: 2 S: 8

R: 0 H: 0 E: 0 K: 2 S: 8

R: 0 H: 0 E: 0 K: 2 S: 8

R: 0 H: 0 E: 0 K: 2 S: 8

R: 0 H: 0 E: 0 K: 2 S: 8

R: 0 H: 0 E: 0 K: 2 S: 8

R: 0 H: 0 E: 0 K: 2 S: 8

R: 0 H: 0 E: 0 K: 2 S: 8

R: 0 H: 0 E: 0 K: 2 S: 8

R: 0 H: 0 E: 0 K: 2 S: 8

R: 0 H: 0 E: 0 K: 2 S: 8

R: 0 H: 0 E: 0 K: 2 S: 8

R: 0 H: 0 E: 0 K: 2 S: 8

R: 0 H: 0 E: 0 K: 2 S: 8

R: 0 H: 0 E: 0 K: 2 S: 8

R: 0 H: 0 E: 0 K: 2 S: 8

R: 0 H: 0 E: 0 K: 2 S: 8

R: 0 H: 0 E: 0 K: 2 S: 8

R: 0 H: 0 E: 0 K: 2 S: 8

R: 0 H: 0 E: 0 K: 2 S: 8

R: 0 H: 0 E: 0 K: 2 S: 8

R: 0 H: 0 E: 0 K: 2 S: 8

R: 0 H: 0 E: 0 K: 2 S: 8

R: 0 H: 0 E: 0 K: 2 S: 8

R: 0 H: 0 E: 0 K: 2 S: 8

R: 0 H: 0 E: 0 K: 2 S: 8

R: 0 H: 0 E: 0 K: 2 S: 8

R: 0 H: 0 E: 0 K: 2 S: 8

R: 0 H: 0 E: 0 K: 2 S: 8

R: 0 H: 0 E: 0 K: 2 S: 8

R: 0 H: 0 E: 0 K: 2 S: 8

R: 0 H: 0 E: 0 K: 2 S: 8

R: 0 H: 0 E: 0 K: 2 S: 8

R: 0 H: 0 E: 0 K: 2 S: 8

R: 0 H: 0 E: 0 K: 2 S: 8

R: 0 H: 0 E: 0 K: 2 S: 8

R: 0 H: 0 E: 0 K: 2 S: 8

R: 0 H: 0 E: 0 K: 2 S: 8

R: 0 H: 0 E: 0 K: 2 S: 8

R: 0 H: 0 E: 0 K: 2 S: 8

R: 0 H: 0 E: 0 K: 2 S: 8

Maury Wills, S (1, 5) OBP: 0.330, SLG: 0.365

Matty Alou, L (1, 8) OBP: 0.366, SLG: 0.397

Manny Mota, R (9, 8) OBP: 0.338, SLG: 0.429

Roberto Clemente, R (1, 9) OBP: 0.396, SLG: 0.548

Willie Stargell, L (1, 7) OBP: 0.380, SLG: 0.503

Donn Clendenon, R (1, 3) OBP: 0.305, SLG: 0.379

Gene Alley, R (1, 6) OBP: 0.331, SLG: 0.386

Bill Mazerowski, R (1, 4) OBP: 0.302, SLG: 0.368

Jerry May, R (1, 2) OBP: 0.339, SLG: 0.337

Dennis Ribant, R (1, 1) OBP: 0.267, SLG: 0.362

Roy Face, R (7, 1)

Manny Jimenez, L (7, PH) OBP: 0.286, SLG: 0.420

Jose Pizarro, R (7, PR) OBP: 0.313, SLG: 0.330

Juan Pizarro, L (8, 1) OBP: 0.259, SLG: 0.269

Andre Rodgers, R (9, PH) OBP: 0.335, SLG: 0.404

Bruce Dal Canton, R (10, 1)

Al Luplow, L (10, PH) OBP: 0.252, SLG: 0.265

Dick Hughes, R (1, 1) ERA: 2.84

Joe Hoerner, L (8, 1) ERA: 2.03

Ron Willis, R (9, 1) ERA: 2.94

Al Jackson, L (10, 1) ERA: 3.92

IP WLS BF H R ER SO BB IBB HBP BLK WP HR S P ERA WHIP

7.0 30 7 3 3 6 3 0 0 0 1 0 39 51 3.86 1.429

1.1 7 2 0 0 2 0 1 0 0 0 0 10 14 0.00 1.500

0.2 L 7 1 1 1 0 0 4 0 0 0 0 3 19 13.50 1.500

0.1 2 1 0 0 1 0 0 0 0 0 0 4 4 0.00 3.000

PITCHER IP WLS BF H R ER SO BB IBB HBP BLK WP HR S P ERA WHIP

7.0 30 7 3 3 6 3 0 0 0 1 0 39 51 3.86 1.429

1.1 7 2 0 0 2 0 1 0 0 0 0 10 14 0.00 1.500

0.2 L 7 1 1 1 0 0 4 0 0 0 0 3 19 13.50 1.500

0.1 2 1 0 0 1 0 0 0 0 0 0 4 4 0.00 3.000

Batter	1	2	3	4	5	6	7	8	9	AB R H RBI BB SO LOB	TOP		
Lou Brock, L OBP: 0.322, SLG: 0.471 (1, 7) X	0-0 G3			0-0 FC5 E 1B	0-0 G4-3			4-0 1B FC6-4 BB	0-0 1-H 3-H 3B	4 1 2 2 1 0 1			
Bobby Tolan, L OBP: 0.304, SLG: 0.384 (1, 8) X (8, 9)	0-0 F8			0-0 E3 FC5 1B		0-0 1-3		0-0 FC6-4 1B	0-3 K2-3	5 1 1 0 0 1 2			
Roger Maris, L OBP: 0.359, SLG: 0.424 Curt Flood, R OBP: 0.371, SLG: 0.393 (1, 9) X (8, PH) (8, 8)	0-0 1-3			0-0 F7		0-0 F7		0-0 FC6-4 1-2f 3-H		3 0 0 0 0 0 2 1 0 0 1 0 0 1			
Orlando Cepeda, R OBP: 0.408, SLG: 0.553 (1, 3) X		0-0 F8		0-0 FC5 1B E		0-0 E9 2B		0-0 F9		4 1 1 0 0 0 3			
Dave Ricketts, S OBP: 0.325, SLG: 0.411 (1, 2) X		0-0 6-3		0-0 E9 BB 1B		0-0 3-1			0-0 4-3	4 0 1 1 0 0 1			
Julian Javier, R OBP: 0.312, SLG: 0.413 (1, 4) X		0-0 1-3		4-0 FC6-4 BB			0-0 F9		0-0 1B 1B	3 1 1 0 1 0 0			
Mike Shannon, R OBP: 0.305, SLG: 0.377 (1, 5) X				0-0 FC6-4 1-2f			0-0 6-3		0-0 1B 1-3 3B 1B	3 1 1 0 1 0 2			
Dal Maxvill, R OBP: 0.295, SLG: 0.277 (1, 6) X				0-0 4-3 1-2		0-0 P3		0-0 6-3	0-3 K	4 0 0 0 0 1 3			
Steve Carlton, L OBP: 0.169, SLG: 0.161 (1, 1) X				0-0 3-1		0-0 G4-3 1B		0-0 4-3	0-0 1-3 3-H 3B 1B	4 1 2 1 0 0 0			
Inning Stats	R: 0 E: 0 K: 0 S: 3 H: 0 LOB: 0 BB: 0 P: 3	R: 0 E: 0 K: 0 S: 3 H: 0 LOB: 0 BB: 0 P: 3	R: 0 E: 0 K: 0 S: 2 H: 0 LOB: 0 BB: 1 P: 6	R: 2 E: 2 K: 0 S: 6 H: 2 LOB: 2 BB: 1 P: 10	R: 0 E: 0 K: 0 S: 3 H: 1 LOB: 0 BB: 0 P: 3	R: 0 E: 1 K: 0 S: 4 H: 1 LOB: 1 BB: 0 P: 4	R: 0 E: 0 K: 0 S: 3 H: 0 LOB: 0 BB: 0 P: 3	R: 1 E: 0 K: 0 S: 4 H: 1 LOB: 1 BB: 1 P: 8	R: 3 E: 0 K: 2 S: 11 H: 4 LOB: 1 BB: 0 P: 11	1B: 7 2B: 1 3B: 1 HR: 0 SF: 0 SAC: 0 DP: 1 HBP: 0	WP: 0 PB: 0 SB: 0 CS: 1 PA: 38		
PITCHER	IP WLS BF H R ER SO BB IBB HBP BLK WP HR S P ERA WHIP											PITCHER	IP WLS BF H R ER SO BB IBB HBP BLK WP HR S P ERA WHIP
Steve Blass, R ERA: 3.61 (1, 1)	7.1 L 29 5 3 1 0 3 0 0 0 0 0 26 38 1.23 1.091												
Juan Pizarro, L ERA: 3.96 (8, 1)	0.2 2 0 0 0 0 0 0 0 0 0 0 0 2 2 0.00 0.000												
Roy Face, R ERA: 1.94 (9, 1)	0.2 6 4 3 3 1 0 0 0 0 0 0 0 8 8 40.50 6.000												
Billy O'Dell, L ERA: 5.42 (9, 1)	0.1 1 0 0 0 0 1 0 0 0 0 0 0 3 3 0.00 0.000												

St. Louis Cardinals @ Pittsburgh Pirates
 Forbes Field, Pittsburgh, PA
 Sat Sep 09 1967, 7:05 PM EDT
 Att. 6,446 - Unknown

livebaseballscorecards.com

AB	35
R	6
H	9
RBI	5
BB	3
SO	2
LOB	15



Batter	1	2	3	4	5	6	7	8	9	AB R H RBI BB SO LOB	TOP																
Lou Brock, L OBP: 0.322, SLG: 0.470 (1, 7)	0-0 E5	0-0 SH3 1B		0-3 K	0-0 1B			0-0 P4		5 0 2 2 0 1 1																	
Julian Javier, R OBP: 0.314, SLG: 0.413 (1, 4)	0-0 F9	0-0 SH3 1B		4-0 1B BB	0-0 1B			0-0 P6		3 0 1 1 1 0 1																	
Curt Flood, R OBP: 0.372, SLG: 0.393 (1, 8)	0-3 K	4-0		0-0 FC6-4 1B	0-0 4-3			0-0 F7		3 0 1 0 1 1 3																	
Al Jackson, L OBP: 0.313, SLG: 0.300 (5, 1)				1-2 2-3 1B						1 0 0 0 0 0 0																	
Joe Hoerner, R OBP: 0.182, SLG: 0.182 (8, 1)				1-2 2-3 1B						0 0 0 0 0 0 0																	
Ron Willis, R OBP: 0.429, SLG: 0.571 (8, 1)										0 0 0 0 0 0 0																	
Mike Torrez, R (8, 1)										0 0 0 0 0 0 0																	
Orlando Cepeda, R OBP: 0.405, SLG: 0.548 (1, 3)	0-0 6-3	0-0 9-4-2		0-0 FC6-4				0-0 P4		5 0 0 0 0 0 7																	
Alex Johnson, R OBP: 0.293, SLG: 0.342 (1, 9)																											
Bobby Tolan, L OBP: 0.305, SLG: 0.383 (5, PH)		0-0 1B 1B	0-0 6-3		0-0 CS 1B			0-0 F5		2 1 1 0 0 0 0																	
Phil Gagliano, R OBP: 0.294, SLG: 0.285 (1, 5)		0-0 1B 1B	0-3 K		4-0 1B BB			0-0 L8		3 0 1 0 0 0 0																	
Dave Ricketts, S OBP: 0.333, SLG: 0.416 (1, 2)		0-0 E 1B	0-0 F8		0-0 1B 1B			0-0 F9		4 2 2 1 0 0 0																	
Dal Maxvill, R OBP: 0.299, SLG: 0.280 (1, 6)		0-0 E9 1B 1B		4-0 1B SH3-4 BB	0-0 1B 1B			0-0 6-3		3 2 2 2 1 0 0																	
Ray Washburn, R OBP: 0.115, SLG: 0.150 (1, 1)		0-0 SH3 1B		0-0 SH3-4	0-0 F9			0-0 P2		1 0 1 1 0 0 0																	
Larry Jaster, L OBP: 0.170, SLG: 0.102 (4, 1)										0 0 0 0 0 0 0																	
Jack Lamabe, R OBP: 0.188, SLG: 0.133 (4, 1)										0 0 0 0 0 0 0																	
Roger Maris, L OBP: 0.357, SLG: 0.422 (5, PH)		0-0 9-4-2 1B		1-2						2 0 0 0 0 0 2																	
Inning Stats	R: 0 E: 1 K: 1 S: 6	H: 0 LOB: 1 BB: 0 P: 6	R: 4 E: 1 K: 0 S: 8	H: 6 LOB: 2 BB: 1 P: 12	R: 0 E: 0 K: 1 S: 5	H: 0 LOB: 0 BB: 0 P: 5	R: 0 E: 0 K: 1 S: 6	H: 1 LOB: 3 BB: 2 P: 14	R: 3 E: 0 K: 0 S: 7	H: 5 LOB: 2 BB: 1 P: 11	R: 0 E: 0 K: 0 S: 3	H: 0 LOB: 0 BB: 0 P: 3	R: 0 E: 0 K: 0 S: 3	H: 0 LOB: 0 BB: 0 P: 3	R: 0 E: 0 K: 1 S: 5	H: 0 LOB: 0 BB: 0 P: 5	1B: 12 2B: 1 3B: 0 HR: 0	SF: 0 SAC: 2 DP: 1 HBP: 0	WP: 0 PB: 0 SB: 1 CS: 1	PA: 42							
PITCHER	IP	WLS	BF	H	R	ER	SO	BB	IBB	HBP	BLK	WP	HR	S	P	ERA	WHIP										
Woodie Fryman, L ERA: 4.49 (1, 1)	1.0		8	4	4	4	1	0	0	0	0	0	0	10	10	36.00	4.000										
John Gelnar, R ERA: 6.14 (2, 1)	3.1		18	6	3	3	2	3	1	0	0	0	0	18	34	8.10	2.700										
Billy O'Dell, L ERA: 5.4 (5, 1)	0.1		3	2	0	0	0	0	0	0	0	0	0	3	3	0.00	6.000										
Bruce Dal Canton, R ERA: (5, 1)	1.1	W	4	0	0	0	0	0	0	0	0	0	0	4	4	0.00	0.000										
Juan Pizarro, L ERA: 3.88 (7, 1)	2.0		6	0	0	0	0	0	0	0	0	0	0	6	6	0.00	0.000										
PITCHER	IP	WLS	BF	H	R	ER	SO	BB	IBB	HBP	BLK	WP	HR	S	P	ERA	WHIP										
Tommie Sisk, R ERA: 3.27 (9, 1)	1.0	S	3	0	0	0	1	0	0	0	0	0	0	5	5	0.00	0.000										

St. Louis Cardinals @ Pittsburgh Pirates
 Forbes Field, Pittsburgh, PA
 Sun Sep 10 1967, 3:33 AM EDT
 Att. 8,920 - Unknown

livebaseballscorecards.com

AB 36
 R 7
 H 12
 RBI 7
 BB 4
 SO 4
 LOB 14



BOTTOM

St. Louis Cardinals @ Pittsburgh Pirates
Forbes Field, Pittsburgh, PA
Sun Sep 10 1967, 3:33 AM EDT
Att. 8,920 - Unknown

livebaseballscorecards.com

AB 37
R 8
H 15
RBI 8
BB 4
SO 4
LOB 14



WP: 0 PA: 41
PB: 0
SB: 0
CS: 1

AB	R	H	RBI	BB	SO	LOB
5	3	3	3	0	0	0
3	0	1	0	1	0	1
0	0	0	0	0	0	0
1	0	0	1	0	0	1
0	0	0	0	0	0	0
4	0	3	2	1	0	0
4	0	1	1	1	0	1
5	0	0	0	0	3	5
4	0	2	0	0	0	0
3	2	2	0	1	0	1
4	0	1	0	0	1	4
0	1	0	0	0	0	0
0	0	0	0	0	0	0
2	1	1	0	0	0	1
0	0	0	0	0	0	0
0	0	0	0	0	0	0
1	0	0	0	0	0	0
0	0	0	0	0	0	0
1	1	1	1	0	0	0
1B: 12	SF: 0	WP: 0	PA: 41	2B: 2	SAC: 0	PB: 0
3B: 1	DP: 0	SB: 0		HR: 0	HBP: 0	CS: 1

Batter	1	2	3	4	5	6	7	8	9										
Maury Wills, S OBP: 0.332, SLG: 0.370 (1, 5)	0-0 G3 1B		0-0 1B FC3-6 1B	0-0 2B 1B		0-0 5-3		0-0 4-3 3B											
Matty Alou, L OBP: 0.367, SLG: 0.397 Gene Alley, R OBP: 0.331, SLG: 0.386 Manny Jimenez, L OBP: 0.283, SLG: 0.412 Tommie Sisk, R OBP: 0.131, SLG: 0.102 (1, 8)	0-0 CS BB 1B		0-0 F8 1B	4-0 2B BB		0-0 6-3		0-0 4-3 3B											
Roberto Clemente, R OBP: 0.398, SLG: 0.549 (1, 9)	4-0 1B 1-2 BB		0-0 1B FC3-6 1B	0-0 2B		0-0 6-3		0-0 BB 1B											
Willie Stargell, L OBP: 0.379, SLG: 0.498 (1, 7)	0-0 1-3 2-3 1B		0-0 FC3-6 1-2f 3-H K		0-0 3-1		0-0 4-3 BB 1B	4-0 1-2 BB											
Donn Clendenon, R OBP: 0.302, SLG: 0.372 (1, 3)	0-3 K		0-3 K		0-0 5-3		0-0 6-3	0-3 K											
Bill Mazaroski, R OBP: 0.301, SLG: 0.367 (1, 4)		0-0 P4 1B		0-0 FC6-4 1B	0-0 1B			0-0 5-3											
Jose Pagan, R OBP: 0.327, SLG: 0.356 (1, 6)		4-0 BB		0-0 FC6-4 1B 1-2f 1B	0-0 1B			0-0 1B 2B											
Jerry May, R OBP: 0.334, SLG: 0.332 Manny Sanguillen, R OBP: 0.212, SLG: 0.234 (1, 2)		0-3 K		0-0 P6 1B	0-0 6-3			0-0 1B 3B 1B											
Woodie Fryman, R OBP: 0.171, SLG: 0.097 John Gelnar, R OBP: 0.333, SLG: 0.200 Billy O'Dell, S OBP: 0.179, SLG: 0.115 Bruce Dal Canton, R OBP: 0.126, SLG: 0.090 Andre Rodgers, R OBP: 0.259, SLG: 0.289 Juan Pizarro, L OBP: 0.342, SLG: 0.438 (1, 1)		0-0 F7 1B		0-0 BB 1B 2B 1B		0-0 1-3		0-0 1-2 2-H 3B 1B											
Inning Stats	R: 0 E: 0 K: 1 S: 6	H: 2 LOB: 2 BB: 1 P: 10	R: 0 E: 0 K: 1 S: 5	H: 0 LOB: 1 BB: 1 P: 9	R: 1 E: 0 K: 1 S: 7	H: 2 LOB: 1 BB: 0 P: 7	R: 3 E: 0 K: 0 S: 6	H: 4 LOB: 2 BB: 1 P: 10	R: 0 E: 0 K: 0 S: 5	H: 2 LOB: 2 BB: 0 P: 5	R: 0 E: 0 K: 0 S: 3	H: 0 LOB: 0 BB: 0 P: 3	R: 0 E: 0 K: 0 S: 3	H: 0 LOB: 0 BB: 0 P: 3	R: 4 E: 0 K: 1 S: 10	H: 5 LOB: 2 BB: 1 P: 14	1B: 12 2B: 2 3B: 1 HR: 0	SF: 0 SAC: 0 DP: 0 HBP: 0	WP: 0 PB: 0 SB: 0 CS: 1
PITCHER	IP	WLS	BF	H	R	ER	SO	BB	IBB	HBP	BLK	WP	HR	S	P	ERA	WHIP		
Ray Washburn, R ERA: 3.7 (1, 1)	3.2		19	7	4	4	3	2	0	0	0	0	0	23	31	9.82	2.455		
Larry Jaster, L ERA: 3.13 (4, 1)	0.0		1	0	0	0	0	1	0	0	0	0	0	0	4	∞	∞		
Jack Lamabe, R ERA: 3.24 (4, 1)	0.1		1	1	0	0	0	0	0	0	0	0	0	1	1	0.00	3.000		
Al Jackson, L ERA: 4.06 (5, 1)	3.1		15	5	3	3	0	0	0	0	0	0	0	15	15	8.10	1.500		
Joe Hoerner, L ERA: 2.18 (8, 1)	0.0	L	1	1	0	0	0	0	0	0	0	0	0	1	1	∞	∞		
PITCHER	IP	WLS	BF	H	R	ER	SO	BB	IBB	HBP	BLK	WP	HR	S	P	ERA	WHIP		
Ron Willis, R ERA: 2.93 (8, 1)	0.1		3	1	1	1	0	1	0	0	0	0	0	2	6	27.00	6.000		
Mike Torrez, R ERA: (8, 1)	0.1		1	0	0	0	1	0	0	0	0	0	0	3	3	0.00	0.000		

Batter	1	2	3	4	5	6	7	8	9										
Maury Wills, S OBP: 0.332, SLG: 0.370 (1, 5)	0-0 G3 1B		0-0 1B FC3-6 1B	0-0 2B 1B		0-0 5-3		0-0 4-3 3B											
Matty Alou, L OBP: 0.367, SLG: 0.397 Gene Alley, R OBP: 0.331, SLG: 0.386 Manny Jimenez, L OBP: 0.283, SLG: 0.412 Tommie Sisk, R OBP: 0.131, SLG: 0.102 (1, 8)	0-0 CS BB 1B		0-0 F8 1B	4-0 2B BB		0-0 6-3		0-0 4-3 3B											
Roberto Clemente, R OBP: 0.398, SLG: 0.549 (1, 9)	4-0 1B 1-2 BB		0-0 1B FC3-6 1B	0-0 2B		0-0 6-3		0-0 BB 1B											
Willie Stargell, L OBP: 0.379, SLG: 0.498 (1, 7)	0-0 1-3 2-3 1B		0-0 FC3-6 1-2f 3-H K		0-0 3-1		0-0 4-3 BB 1B	4-0 1-2 BB											
Donn Clendenon, R OBP: 0.302, SLG: 0.372 (1, 3)	0-3 K		0-3 K		0-0 5-3		0-0 6-3	0-3 K											
Bill Mazaroski, R OBP: 0.301, SLG: 0.367 (1, 4)		0-0 P4 1B		0-0 FC6-4 1B	0-0 1B			0-0 5-3											
Jose Pagan, R OBP: 0.327, SLG: 0.356 (1, 6)		4-0 BB		0-0 FC6-4 1B 1-2f 1B	0-0 1B			0-0 1B 2B											
Jerry May, R OBP: 0.334, SLG: 0.332 Manny Sanguillen, R OBP: 0.212, SLG: 0.234 (1, 2)		0-3 K		0-0 P6 1B	0-0 6-3			0-0 1B 3B 1B											
Woodie Fryman, R OBP: 0.171, SLG: 0.097 John Gelnar, R OBP: 0.333, SLG: 0.200 Billy O'Dell, S OBP: 0.179, SLG: 0.115 Bruce Dal Canton, R OBP: 0.126, SLG: 0.090 Andre Rodgers, R OBP: 0.259, SLG: 0.289 Juan Pizarro, L OBP: 0.342, SLG: 0.438 (1, 1)		0-0 F7 1B		0-0 BB 1B 2B 1B		0-0 1-3		0-0 1-2 2-H 3B 1B											
Inning Stats	R: 0 E: 0 K: 1 S: 6	H: 2 LOB: 2 BB: 1 P: 10	R: 0 E: 0 K: 1 S: 5	H: 0 LOB: 1 BB: 1 P: 9	R: 1 E: 0 K: 1 S: 7	H: 2 LOB: 1 BB: 0 P: 7	R: 3 E: 0 K: 0 S: 6	H: 4 LOB: 2 BB: 1 P: 10	R: 0 E: 0 K: 0 S: 5	H: 2 LOB: 2 BB: 0 P: 5	R: 0 E: 0 K: 0 S: 3	H: 0 LOB: 0 BB: 0 P: 3	R: 0 E: 0 K: 0 S: 3	H: 0 LOB: 0 BB: 0 P: 3	R: 4 E: 0 K: 1 S: 10	H: 5 LOB: 2 BB: 1 P: 14	1B: 12 2B: 2 3B: 1 HR: 0	SF: 0 SAC: 0 DP: 0 HBP: 0	WP: 0 PB: 0 SB: 0 CS: 1
PITCHER	IP	WLS	BF	H	R	ER	SO	BB	IBB	HBP	BLK	WP	HR	S	P	ERA	WHIP		
Ray Washburn, R ERA: 3.7 (1, 1)	3.2		19	7	4	4	3	2	0	0	0	0	0	23	31	9.82	2.455		
Larry Jaster, L ERA: 3.13 (4, 1)	0.0		1	0	0	0	0	1	0	0	0	0	0	0	4	∞	∞		
Jack Lamabe, R ERA: 3.24 (4, 1)	0.1		1	1	0	0	0	0	0	0	0	0	0	1	1	0.00	3.000		
Al Jackson, L ERA: 4.06 (5, 1)	3.1		15	5	3	3	0	0	0	0	0	0	0	15	15	8.10	1.500		
Joe Hoerner, L ERA: 2.18 (8, 1)	0.0	L	1	1	0	0	0	0	0	0	0	0	0	1	1	∞	∞		
PITCHER	IP	WLS	BF	H	R	ER	SO	BB	IBB	HBP	BLK	WP	HR	S	P	ERA	WHIP		
Ron Willis, R ERA: 2.93 (8, 1)	0.1		3	1	1	1	0	1	0	0	0	0	0	2	6	27.00	6.000		
Mike Torrez, R ERA: (8, 1)	0.1		1	0	0	0	1	0	0	0	0	0	0	3	3	0.00	0.000		

Batter	1	2	3	4	5	6	7	8	9	AB R H RBI BB SO LOB	TOP									
Tony Taylor, R (1, 5) OBP: 0.317, SLG: 0.332	0-3 K	0-0 1B			0-0 P1		0-0 1B		1-0 HBP	4 0 2 1 0 1 0	Philadelphia Phillies @ St. Louis Cardinals Busch Stadium, St. Louis, MO Mon Sep 11 1967, 7:05 PM CDT Att. 18,390 - Unknown									
John Briggs, L (1, 8) OBP: 0.331, SLG: 0.394	4-0 2B BB	0-0 F7			0-0 P3		0-3 K		0-0 3-4-3	4 0 0 0 1 1 4										
Johnny Callison, L (1, 9) OBP: 0.332, SLG: 0.417	0-0 F3		1-0 CS HBP		0-0 4-3			0-0 4-3		3 0 0 0 0 0 1										
Tony Gonzalez, L (1, 7) OBP: 0.402, SLG: 0.485	0-0 1-3 2B		0-0 F7		0-0 F8			0-0 1B 1B		4 0 2 0 0 0 1										
Bill White, L (1, 3) OBP: 0.372, SLG: 0.374	4-0 BB		0-0 L7		0-0 F8			0-0 1-3 FC6-4 1B		3 0 1 0 1 0 0										
Gene Oliver, R (1, 2) OBP: 0.297, SLG: 0.387	0-3 K			0-3 K		0-0 F5		0-3 K		4 0 0 0 0 3 5										
Cookie Rojas, R (1, 4) OBP: 0.292, SLG: 0.315		0-0 5-3		0-3 K		0-0 F5		0-0 FC6-4		4 0 0 0 0 1 2										
Bobby Wine, R (1, 6) OBP: 0.255, SLG: 0.286		0-0 1B 2B		0-0 1B		0-0 FC6-4 1B			0-0 1-3	4 1 3 0 0 0 0										
Chris Short, R (1, 1) OBP: 0.143, SLG: 0.130		0-0 1-3		0-0 6-3		0-0 FC6-4 1B			0-0 P4	2 0 0 0 0 0 2										
John Boozer, R (4, 1) OBP: 0.222, SLG: 0.176										0 0 0 0 0 0 0										
Chuck Hiller, L (7, PH) OBP: 0.232, SLG: 0.242										1 0 0 0 0 0 1										
Grant Jackson, S (7, 1) OBP: 0.188, SLG: 0.133										0 0 0 0 0 0 0										
Doug Clemens, L (9, PH) OBP: 0.256, SLG: 0.239										1 0 0 0 0 0 0										
Inning Stats	R: 0 E: 0 K: 2 S: 8	H: 1 LOB: 3 BB: 2 P: 16	R: 1 E: 0 K: 0 S: 5	H: 2 LOB: 1 BB: 0 P: 5	R: 0 E: 0 K: 0 S: 2	H: 0 LOB: 0 BB: 0 P: 3	R: 0 E: 0 K: 2 S: 8	H: 1 LOB: 1 BB: 0 P: 8	R: 0 E: 0 K: 0 S: 3	H: 0 LOB: 0 BB: 0 P: 3	R: 0 E: 0 K: 1 S: 7	H: 2 LOB: 2 BB: 0 P: 7	R: 0 E: 0 K: 1 S: 7	H: 2 LOB: 2 BB: 0 P: 7	R: 0 E: 0 K: 0 S: 3	H: 0 LOB: 1 BB: 0 P: 4	1B: 6 2B: 2 3B: 0 HR: 0	SF: 0 SAC: 0 DP: 0 HBP: 2	WP: 0 PB: 0 SB: 0 CS: 1	PA: 38
PITCHER Nelson Bries, R (1, 1) ERA: 2.39	IP: 9.0 WLS: W BF: 38 H: 8 R: 1 ER: 1 SO: 6 BB: 2 IBB: 0 HBP: 2 BLK: 0 WP: 0 HR: 0 S: 46 P: 56 ERA: 1.00 WHIP: 1.111																			

livebaseballscorecards.com

AB	34
R	1
H	8
RBI	1
BB	2
SO	6
LOB	16



Batter	1	2	3	4	5	6	7	8	9
Lou Brock, L OBP: 0.323, SLG: 0.469 (1, 7)	0-3 K		0-0 F7	0-0 S 1B		0-0 F7		4-0 1B SF7 BB	
Julian Javier, R OBP: 0.319, SLG: 0.418 (1, 4)	0-0 2B		0-3 K	0-0 BB 1B 1B		4-0 BB		0-0 BB 1B	
Curt Flood, R OBP: 0.372, SLG: 0.396 (1, 8)	0-0 1-3		0-0 2B	0-0 BB 1B		0-0 4-3		0-0 SF7	
Orlando Cepeda, R OBP: 0.407, SLG: 0.546 (1, 3)	4-0 IBB		4-0 IBB	4-0 BB			0-3 K	0-0 P3	
Alex Johnson, R OBP: 0.290, SLG: 0.337 (1, 9)	0-0 F9		0-0 F9	0-0 F8			4-0 1B SF8 BB	4-0 BB	
Roger Maris, L OBP: 0.359, SLG: 0.421 (4, PH) (5, 9)								1-2 BB	
Tim McCarver, L OBP: 0.378, SLG: 0.458 (1, 2)		0-0 CS 1B		0-0 1B SF8 1B	0-0 G5-4-3 1B		0-0 SF8 1B	0-0 F7	
Phil Gagliano, R OBP: 0.294, SLG: 0.286 (1, 5)		0-0 F8		0-0 SH2-4 1B 1B	0-0 G5-4-3		0-0 SF8		
Dal Maxvill, R OBP: 0.301, SLG: 0.279 (1, 6)		4-0 BB		0-0 SF8	0-0 4-3		4-0 IBB		
Nelson Briles, R OBP: 0.216, SLG: 0.147 (1, 1)	0-3 K		0-0 SH2-4			0-0 G3	0-3 K		

Inning Stats	R: 0	H: 1	E: 0	K: 1	S: 6	R: 0	H: 1	E: 0	K: 1	S: 5	R: 0	H: 1	E: 0	K: 1	S: 6	R: 3	H: 5	E: 0	K: 0	S: 8	R: 0	H: 1	E: 0	K: 0	S: 3	R: 1	H: 1	E: 0	K: 2	S: 8	R: 1	H: 1	E: 0	K: 0	S: 4
	LOB: 2	BB: 1	P: 10	LOB: 1	BB: 1	P: 9	LOB: 3	BB: 1	P: 12	LOB: 0	BB: 0	P: 3	LOB: 1	BB: 1	P: 7	LOB: 2	BB: 2	P: 16	LOB: 2	BB: 2	P: 12	LOB: 2	BB: 2	P: 12	1B: 9	SF: 3	2B: 2	SAC: 1	3B: 0	DP: 1	HR: 0	HBP: 0	WP: 0	PA: 42	

PITCHER	IP	WLS	BF	H	R	ER	SO	BB	IBB	HBP	BLK	WP	HR	S	P	ERA	WHIP
Chris Short, L ERA: 2.59 (1, 1)	3.2	L	20	7	3	3	3	1	2	0	0	0	0	23	35	7.36	2.182
John Boozer, R ERA: 4.52 (4, 1)	2.1		10	2	0	0	0	2	0	0	0	0	0	8	16	0.00	1.714
Grant Jackson, L ERA: 3.92 (7, 1)	2.0		12	2	2	2	2	3	1	0	0	0	0	12	28	9.00	2.500

BOTTOM

AB	R	H	RBI	BB	SO	LOB
4	2	1	1	1	1	0
4	0	3	1	1	1	0
4	0	2	1	0	0	2
2	0	0	0	3	1	1
2	0	0	0	0	0	4
1	1	0	0	2	0	3
5	1	4	0	0	0	2
3	1	1	1	0	0	2
1	0	0	1	2	0	0
3	0	0	0	0	2	3

AB	29
R	5
H	11
RBI	5
BB	9
SO	5
LOB	17



WP	PA
0	42

Philadelphia Phillies @ St. Louis Cardinals
 Busch Stadium, St. Louis, MO
 Mon Sep 11 1967, 7:05 PM CDT
 Att. 18,390 - Unknown

livebaseballscorecards.com

Batter	1	2	3	4	5	6	7	8	9	AB R H RBI BB SO LOB	TOP							
Cookie Rojas, R (1, 4) OBP: 0.293, SLG: 0.315	0-0 6-3		4-0 BB			0-0 G6-4-3 1B		0-0 F3		3 0 1 0 1 0 0								
Tony Taylor, R (1, 5) OBP: 0.314, SLG: 0.329	0-0 F8		0-3 K			0-0 G6-4-3 1-2f		0-0 F9		4 0 0 0 0 1 2								
Johnny Callison, L (1, 9) OBP: 0.332, SLG: 0.416	0-0 1B			0-0 4-3			0-0 L9		0-0 P6	4 0 1 0 0 0 0								
Tony Gonzalez, L (1, 7) OBP: 0.403, SLG: 0.485	0-0 6-3			0-0 G4-6-3 1B			0-0 1B 1B		0-0 L1	4 0 2 0 0 0 1								
John Briggs, L (1, 8) OBP: 0.331, SLG: 0.394		0-0 1-3		0-0 G4-6-3 1-2f			0-0 1-2 1B			3 0 1 0 0 0 1								
Bill White, L (1, 3) OBP: 0.368, SLG: 0.369		0-0 4-3			0-0 F2		0-0 P5			3 0 0 0 0 0 2								
Clay Dalrymple, L (1, 2) OBP: 0.281, SLG: 0.243		0-0 P3			0-0 4-1		0-0 P4			2 0 0 0 0 0 0								
Gene Oliver, R (7, PH) OBP: 0.296, SLG: 0.385										1 0 0 0 0 0 2								
Bobby Wine, R (1, 6) OBP: 0.253, SLG: 0.283			0-0 6-3		0-0 6-3			0-0 F8		3 0 0 0 0 0 0								
Rick Wise, R (1, 1) OBP: 0.260, SLG: 0.255			0-3 K			0-0 G3		0-0 5-3		1 0 0 0 0 0 1 0								
Dick Ellsworth, L (4, 1) OBP: 0.132, SLG: 0.108										0 0 0 0 0 0 0 0								
Chuck Hiller, L (6, PH) OBP: 0.229, SLG: 0.239										1 0 0 0 0 0 0 0								
Dallas Green, L (6, 1)										0 0 0 0 0 0 0 0								
Billy Cowan, R (8, PH) OBP: 0.220, SLG: 0.333										1 0 0 0 0 0 0 0								
Grant Jackson, S (8, 1) OBP: 0.188, SLG: 0.133										0 0 0 0 0 0 0 0								
Inning Stats	R: 0 E: 0 K: 0 S: 4	H: 1 LOB: 1 BB: 0 P: 4	R: 0 E: 0 K: 0 S: 3	H: 0 LOB: 0 BB: 0 P: 3	R: 0 E: 0 K: 2 S: 7	H: 0 LOB: 1 BB: 1 P: 11	R: 0 E: 0 K: 0 S: 3	H: 1 LOB: 0 BB: 0 P: 3	R: 0 E: 0 K: 0 S: 5	H: 2 LOB: 2 BB: 0 P: 5	R: 0 E: 0 K: 0 S: 3	H: 0 LOB: 0 BB: 0 P: 3	R: 0 E: 0 K: 0 S: 3	H: 0 LOB: 0 BB: 0 P: 3	1B: 5 2B: 0 3B: 0 HR: 0	SF: 0 SAC: 0 DP: 2 HBP: 0	WP: 0 PB: 0 SB: 0 CS: 0	PA: 31
PITCHER	IP WLS BF H R ER SO BB IBB HBP BLK WP HR S P ERA WHIP																	
Bob Gibson, R (1, 1) ERA: 3.38	6.1 W 23 5 0 0 2 1 0 0 0 0 0 0 26 30 0.00 0.947																	
Larry Jaster, L (7, 1) ERA: 3.07	2.2 S 8 0 0 0 0 0 0 0 0 0 0 0 8 8 0.00 0.000																	

Philadelphia Phillies @ St. Louis Cardinals
 Busch Stadium, St. Louis, MO
 Tue Sep 12 1967, 7:05 PM CDT
 Att: 19,932 - Unknown

livebaseballscorecards.com

AB	30
R	0
H	5
RBI	0
BB	1
SO	2
LOB	8



Batter	1	2	3	4	5	6	7	8	9
Lou Brock, L (1, 7) OBP: 0.323, SLG: 0.468	0-0 G3 1B	0-3 K		4-0 G4-6-3 1B BB	0-0 5-3			0-3 K2-3	
Bobby Tolan, L (1, 8) OBP: 0.302, SLG: 0.379 Curt Flood, R (4, PH) OBP: 0.372, SLG: 0.396	0-0 G3		0-3 K	0-0 G4-6-3 1B		0-0 5-3		0-0 6-3	
Roger Maris, L (1, 9) OBP: 0.360, SLG: 0.422	0-0 2-H 1B		0-0 1B	0-0 G4-6-3 1-2f 2-3 3-H		0-3 K			
Orlando Cepeda, R (1, 3) OBP: 0.406, SLG: 0.543	0-3 K		0-0 F8	4-0 BB IBB		0-0 5-3			
Tim McCarver, L (1, 2) OBP: 0.379, SLG: 0.460	0-0 4-3		0-0 6-3	4-0 1-2 BB			0-0 2B		
Phil Gagliano, R (1, 5) OBP: 0.297, SLG: 0.286		1-0 1B 2B HBP		BB 1B F3			0-0 F7		
Julian Javier, R (1, 4) OBP: 0.320, SLG: 0.417		0-0 2B CS 1B		BB BB BB 1B BB	0-0 F9		0-0 F8		
Dal Maxvill, R (1, 6) OBP: 0.302, SLG: 0.283		0-0 1B 2B		BB BB BB 1B 1B	0-0 F9		0-0 5-3		
Bob Gibson, R (1, 1) OBP: 0.233, SLG: 0.148 Larry Jaster, L (7, 1) OBP: 0.167, SLG: 0.100		0-0 F9 3-H		BB BB BB 1B BB G4-6-3 1B	0-0 1B		0-0 4-3		

Inning Stats	R: 1	H: 2	E: 0	K: 1	S: 7	R: 1	H: 2	E: 0	K: 1	S: 6	R: 0	H: 1	E: 0	K: 1	S: 6	R: 4	H: 4	E: 0	K: 0	S: 6	R: 0	H: 1	E: 0	K: 0	S: 4	R: 0	H: 0	E: 0	K: 1	S: 5	R: 0	H: 1	E: 0	K: 0	S: 4	R: 0	H: 0	E: 0	K: 1	S: 5
	LOB: 1	BB: 0	P: 7	LOB: 1	BB: 0	P: 7	LOB: 1	BB: 0	P: 6	LOB: 3	BB: 4	P: 22	LOB: 1	BB: 0	P: 4	LOB: 0	BB: 0	P: 5	LOB: 0	BB: 0	P: 4	LOB: 0	BB: 0	P: 5	LOB: 0	BB: 0	P: 5	LOB: 0	BB: 0	P: 5	LOB: 0	BB: 0	P: 5	LOB: 0	BB: 0	P: 5	LOB: 0	BB: 0	P: 5	

PITCHER	IP	WLS	BF	H	R	ER	SO	BB	IBB	HBP	BLK	WP	HR	S	P	ERA	WHIP
Rick Wise, R (1, 1) ERA: 3.4	3.0	L	18	8	6	6	3	1	0	1	0	0	0	22	27	18.00	3.000
Dick Ellsworth, L (4, 1) ERA: 4.53	2.0		10	2	0	0	0	2	1	0	0	0	0	7	19	0.00	2.000
Dallas Green, R (6, 1) ERA: 9.0	2.0		7	1	0	0	1	0	0	0	0	0	0	9	9	0.00	0.500
Grant Jackson, L (8, 1) ERA: 3.87	1.0		3	0	0	0	1	0	0	0	0	0	0	5	5	0.00	0.000

BOTTOM

Philadelphia Phillies @ St. Louis Cardinals
 Busch Stadium, St. Louis, MO
 Tue Sep 12 1967, 7:05 PM CDT
 Att. 19,932 - Unknown


AB	R	H	RBI	BB	SO	LOB
4	1	1	0	1	2	2
2	0	0	0	0	1	1
3	0	1	1	0	0	0
4	0	2	1	0	1	2
3	0	0	0	1	1	2
3	0	1	0	1	0	2
3	2	1	0	0	0	4
3	1	1	0	1	0	1
4	1	2	2	0	0	1
3	1	2	1	0	0	2
1	0	0	0	0	0	0

1B:	9	SF:	0
2B:	2	SAC:	0
3B:	0	DP:	1
HR:	0	HBP:	1

WP:	0	PA:	38
PB:	0		
SB:	0		
CS:	1		

livebaseballscorecards.com

AB 33
R 6
H 11
RBI 5
BB 4
SO 5
LOB 17



Batter	1	2	3	4	5	6	7	8	9	AB R H RBI BB SO LOB	TOP											
Cookie Rojas, R (1, 4) OBP: 0.293, SLG: 0.314	0-3 K			0-0 F9	0-0 2B 1B		0-0 F5		0-0 SH2-4	4 1 1 1 0 1 1	Philadelphia Phillies @ St. Louis Cardinals Busch Stadium, St. Louis, MO Wed Sep 13 1967, 7:05 PM CDT Att: 18,683 - Unknown livebaseballscorecards.com											
Tony Taylor, R (1, 5) OBP: 0.317, SLG: 0.338	0-0 1-3			0-0 2B	0-0 2B		0-0 1-2 1B		0-0 4-3	5 0 3 1 0 0 1												
Johnny Callison, L (1, 9) OBP: 0.330, SLG: 0.412	0-0 F2			0-0 F5	4-0 BB		0-0 F8		0-0 L8	4 0 0 0 1 0 4												
Tony Gonzalez, L (1, 7) OBP: 0.404, SLG: 0.484		0-0 6-3		1-0 HBP	0-0 P4			0-0 FC4-8 1B		3 0 1 0 0 0 2												
John Briggs, L (1, 8) OBP: 0.327, SLG: 0.388		0-0 3-1		0-0 F9		0-0 3-1		0-0 FC4-6 1B		4 0 0 0 0 0 3												
Bill White, L (1, 3) OBP: 0.370, SLG: 0.382		0-0 1-3			0-0 HR	0-0 F5		0-0 FC3-2-5 1B		4 1 2 1 0 0 0												
Clay Dalrymple, L (1, 2) OBP: 0.281, SLG: 0.243			0-3 K		0-0 SH1-4 1B	0-3 K		0-0 FC3-2-5 1B		4 1 1 0 0 2 2												
Bobby Wine, R (1, 6) OBP: 0.250, SLG: 0.279			0-3 K		0-0 P4		0-0 6-3	0-0 F7		4 0 0 0 0 1 3												
Larry Jackson, R (1, 1) OBP: 0.203, SLG: 0.208			0-0 L9		0-0 SH1-4		0-0 E4 1B		0-0 SH2-4 1B	3 0 1 0 0 0 0												
Inning Stats	R: 0 E: 0 K: 1 S: 5	H: 0 LOB: 0 BB: 0 P: 5	R: 0 E: 0 K: 0 S: 3	H: 0 LOB: 0 BB: 0 P: 3	R: 0 E: 0 K: 2 S: 7	H: 0 LOB: 0 BB: 0 P: 7	R: 0 E: 0 K: 0 S: 4	H: 1 LOB: 2 BB: 0 P: 5	R: 3 E: 0 K: 0 S: 7	H: 4 LOB: 2 BB: 1 P: 11	R: 0 E: 0 K: 1 S: 5	H: 0 LOB: 0 BB: 0 P: 5	R: 0 E: 1 K: 0 S: 5	H: 1 LOB: 2 BB: 0 P: 5	R: 0 E: 0 K: 0 S: 5	H: 2 LOB: 2 BB: 0 P: 5	R: 0 E: 0 K: 0 S: 4	H: 1 LOB: 1 BB: 0 P: 4	1B: 6 2B: 2 3B: 0 HR: 1	SF: 0 SAC: 2 DP: 0 HBP: 1	WP: 0 PB: 0 SB: 0 CS: 0	PA: 39
PITCHER	IP WLS BF H R ER SO BB IBB HBP BLK WP HR S P ERA WHIP																					
Dick Hughes, R (1, 1) ERA: 2.91	4.2 L 21 5 3 3 3 1 0 1 0 0 0 1 25 30 5.79 1.286																					
Al Jackson, L (5, 1) ERA: 4.01	1.1 4 0 0 0 1 0 0 0 0 0 0 0 6 6 0.00 0.000																					
Ron Willis, R (7, 1) ERA: 2.88	1.1 8 3 0 0 0 0 0 0 0 0 0 0 8 8 0.00 2.250																					
Joe Hoerner, L (8, 1) ERA: 2.12	1.2 6 1 0 0 0 0 0 0 0 0 0 0 6 6 0.00 0.600																					



Batter	1	2	3	4	5	6	7	8	9	AB R H RBI BB SO LOB
Lou Brock, L (1, 7) OBP: 0.323, SLG: 0.466	0-3 K			x 0-0 G3-6-1 1B		x 0-0 6-3			0-3 K	4 0 1 0 0 2 1
Bobby Tolan, L (1, 8) OBP: 0.297, SLG: 0.373	0-0 3-1			x 0-0 G3-6-1 1-2f			x 0-0 G3		x 0-0 G3	4 0 0 0 0 0 2
Roger Maris, L (1, 9) OBP: 0.358, SLG: 0.418	0-0 4-3			x 0-0 6-3			0-3 K			3 0 0 0 0 1 0
Orlando Cepeda, R (1, 3) OBP: 0.404, SLG: 0.539		x 0-0 F9			x 0-0 P4		x 0-0 L9			3 0 0 0 0 0 0
Tim McCarver, L (1, 2) OBP: 0.377, SLG: 0.456		x 0-0 F8			x 0-0 3-1			x 0-0 F7		3 0 0 0 0 0 0
Mike Shannon, R (1, 5) OBP: 0.305, SLG: 0.375		x 0-0 F9			4-0 BB			x 0-0 6-3		2 0 0 0 1 0 0
Julian Javier, R (1, 4) OBP: 0.318, SLG: 0.415			x 0-0 5-3		x 0-0 5-3			x 0-0 6-3		3 0 0 0 0 0 1
Dal Maxvill, R (1, 6) OBP: 0.301, SLG: 0.282			x 0-0 6-3			x 0-0 5-3			x 0-0 F9	2 0 0 0 0 0 0
Dave Ricketts, S (9, PH) OBP: 0.329, SLG: 0.410			x 0-0 6-3							1 0 0 0 0 0 0
Dick Hughes, R (1, 1) OBP: 0.182, SLG: 0.139			x 0-0 P6			x 0-0 F7			x 0-0 2B	1 0 0 0 0 0 0
Al Jackson, L (5, 1) OBP: 0.313, SLG: 0.300										0 0 0 0 0 0 0
Phil Cagliano, R (6, PH) OBP: 0.299, SLG: 0.285										1 0 0 0 0 0 0
Ron Willis, R (7, 1) OBP: 0.429, SLG: 0.571										0 0 0 0 0 0 0
Joe Hoerner, R (8, 1) OBP: 0.182, SLG: 0.182										0 0 0 0 0 0 0
Curt Flood, R (9, PH) OBP: 0.373, SLG: 0.399										1 0 1 0 0 0 0

BOTTOM

Philadelphia Phillies @ St. Louis Cardinals
 Busch Stadium, St. Louis, MO
 Wed Sep 13 1967, 7:05 PM CDT
 Att. 18,683 - Unknown

livebaseballscorecards.com

AB	28
R	0
H	2
RBI	0
BB	1
SO	3
LOB	4



Inning Stats	R: 0	H: 0	E: 0	LOB: 0	K: 1	BB: 0	S: 5	P: 5	R: 0	H: 0	E: 0	LOB: 0	K: 0	BB: 0	S: 3	P: 3	R: 0	H: 1	E: 0	LOB: 0	K: 0	BB: 0	S: 3	P: 3	R: 0	H: 0	E: 0	LOB: 1	K: 0	BB: 1	S: 3	P: 7	R: 0	H: 0	E: 0	LOB: 0	K: 0	BB: 0	S: 3	P: 3	R: 0	H: 0	E: 0	LOB: 0	K: 1	BB: 0	S: 3	P: 5	R: 0	H: 0	E: 0	LOB: 0	K: 0	BB: 0	S: 3	P: 3	R: 0	H: 1	E: 0	LOB: 1	K: 1	BB: 0	S: 6	P: 6	1B: 1	SF: 0	2B: 1	SAC: 0	3B: 0	DP: 1	HR: 0	HBP: 0	WP: 0	PA: 29	PB: 0	SB: 0	CS: 0	ERA	WHIP
PITCHER Larry Jackson, R (1, 1) ERA: 3.12	IP	WLS	BF	H	R	ER	SO	BB	IBB	HBP	BLK	WP	HR	S	P	ERA	WHIP	IP	WLS	BF	H	R	ER	SO	BB	IBB	HBP	BLK	WP	HR	S	P	ERA	WHIP	IP	WLS	BF	H	R	ER	SO	BB	IBB	HBP	BLK	WP	HR	S	P	ERA	WHIP																												

Batter	1	2	3	4	5	6	7	8	9	AB R H RBI BB SO LOB	TOP									
Lou Brock, L (1, 7) OBP: 0.322, SLG: 0.464	0-3 K	0-3 K	0-0 1-3 1B			0-0 6-3		0-0 P6		5 0 1 0 0 2 3										
Curt Flood, R (1, 8) OBP: 0.371, SLG: 0.397	0-0 1B	0-0 4-3	0-0 5-3			0-3 K		0-0 4-3		5 0 1 0 0 1 5										
Bobby Tolan, L (1, 9) OBP: 0.303, SLG: 0.375	0-0 1-3 1B		4-0 BB HR BB		0-0 2-3	0-0 FC6 1B		0-0 5-3		4 1 2 0 1 0 0										
Orlando Cepeda, R (1, 3) OBP: 0.402, SLG: 0.536	0-3 K		0-0 F8		0-0 WP PB 1B	0-0 FC6 1-2f		0-0 1-3		5 0 1 0 0 1 4										
Tim McCarver, L (1, 2) OBP: 0.377, SLG: 0.453	4-0 1-2 BB		4-0 1-2 HR BB		0-3 K			0-0 6-3		3 1 0 0 2 2 1										
Mike Shannon, R (1, 5) OBP: 0.305, SLG: 0.381	0-0 F2		0-0 1-H 2-H HR		0-0 4-3			0-0 6-3		4 1 1 3 0 0 4										
Julian Javier, R (1, 4) OBP: 0.320, SLG: 0.416			0-0 1B 2B			0-0 P4		0-0 F9		3 1 1 0 1 0 0										
Dal Maxvill, R (1, 6) OBP: 0.301, SLG: 0.282			0-0 F8		0-3 K			0-0 FC5-4 1B		4 0 1 0 0 1 2										
Steve Carlton, L (1, 1) OBP: 0.188, SLG: 0.182			0-0 1-2 1B		0-0 2-H 1B	0-3 K		0-0 FC5-4 1-2f		4 0 2 1 0 1 1										
Inning Stats	R: 0 E: 0 K: 2 S: 9	H: 2 LOB: 3 BB: 1 P: 13	R: 0 E: 0 K: 1 S: 6	H: 1 LOB: 2 BB: 1 P: 10	R: 4 E: 0 K: 1 S: 9	H: 4 LOB: 2 BB: 2 P: 17	R: 0 E: 0 K: 1 S: 5	H: 0 LOB: 0 BB: 0 P: 5	R: 0 E: 0 K: 1 S: 6	H: 1 LOB: 1 BB: 0 P: 6	R: 0 E: 0 K: 1 S: 5	H: 0 LOB: 0 BB: 0 P: 5	R: 0 E: 0 K: 0 S: 4	H: 1 LOB: 1 BB: 0 P: 4	R: 0 E: 0 K: 0 S: 3	H: 0 LOB: 0 BB: 0 P: 3	1B: 8 2B: 1 3B: 0 HR: 1	SF: 0 SAC: 0 DP: 0 HBP: 0	WP: 1 PB: 1 SB: 0 CS: 0	PA: 41
PITCHER	IP WLS BF H R ER SO BB IBB HBP BLK WP HR S P ERA WHIP																			
Gary Nolan, R (1, 1) ERA: 2.56	2.2 L 19 7 4 4 4 4 4 0 0 0 0 1 23 39 13.50 4.125																			
Don Nottebart, R (3, 1) ERA: 1.95	0.1 1 0 0 0 0 0 0 0 0 0 0 0 1 1 0.00 0.000																			
Billy McCool, L (4, 1) ERA: 3.4	3.0 11 2 0 0 3 0 0 0 0 1 0 17 17 0.00 0.667																			
Ted Davidson, L (7, 1) ERA: 5.59	2.0 7 1 0 0 1 0 0 0 0 0 0 9 9 0.00 0.500																			
Ted Abernathy, R (9, 1) ERA: 1.42	1.0 3 0 0 0 0 0 0 0 0 0 0 3 3 0.00 0.000																			

St. Louis Cardinals @ Cincinnati Reds
 Crosley Field, Cincinnati, OH
 Fri Sep 15 1967, 7:05 PM EDT
 Att. 13,797 - Unknown - 77 F

AB	37
R	4
H	10
RBI	4
BB	4
SO	8
LOB	20



Batter	1	2	3	4	5	6	7	8	9	AB R H RBI BB SO LOB
Pete Rose, S (1, 7) OBP: 0.368, SLG: 0.458	0-3 K		0-0 5-3			0-0 F7			0-0 5-3	4 0 0 0 0 1 1
Tommy Helms, R (1, 4) OBP: 0.306, SLG: 0.353	0-0 1B		0-0 F8			0-0 4-3			0-0 F8	4 0 1 0 0 0 1
Vada Pinson, L (1, 8) OBP: 0.317, SLG: 0.447	0-3 K			0-0 P4		0-0 F8			0-0 G3	4 0 0 0 0 1 2
Lee May, R (1, 9) OBP: 0.294, SLG: 0.406	0-0 L9			0-0 6-3			0-3 K			3 0 0 0 0 1 1
Tony Perez, R (1, 5) OBP: 0.328, SLG: 0.493		0-0 5-3		0-0 P4			0-0 F3			3 0 0 0 0 0 0
Deron Johnson, R (1, 3) OBP: 0.289, SLG: 0.398		0-0 F7			0-3 K		0-0 F2			3 0 0 0 0 1 0
Johnny Bench, R (1, 2) OBP: 0.175, SLG: 0.200		0-0 1B			0-3 K			0-0 F2		3 0 1 0 0 1 0
Leo Cardenas, R (1, 6) OBP: 0.309, SLG: 0.307		0-0 F7			0-0 4-3			0-3 K		3 0 0 0 0 1 1
Gary Nolan, R (1, 1) OBP: 0.181, SLG: 0.129 Don Nottebart, R (3, 1) Dick Simpson, R (3, PH) Billy McCool, R (4, 1) Tommy Harper, R (6, PH) Ted Davidson, R (7, 1) Giraldo Ruiz, S (8, PH) Ted Abernathy, R (9, 1)			0-3 K2-3			4-0 4-3 BB			0-3 K	0 0 0 0 0 0 0 0 0 0 0 0 0 0 1 0 0 0 0 1 0 0 0 0 0 0 0 0 0 0 0 0 1 0 0 0 0 0 0 0 0 0 1 0 0 0 0 1 0 0 0 0 0 0 0 0

Inning Stats	R: 0	H: 1	E: 0	LOB: 1	K: 2	BB: 0	S: 8	P: 8	R: 0	H: 1	E: 0	LOB: 1	K: 0	BB: 0	S: 4	P: 4	R: 0	H: 0	E: 0	LOB: 0	K: 1	BB: 0	S: 5	P: 5	R: 0	H: 0	E: 0	LOB: 0	K: 2	BB: 0	S: 7	P: 7	R: 0	H: 0	E: 0	LOB: 1	K: 0	BB: 1	S: 3	P: 7	R: 0	H: 0	E: 0	LOB: 0	K: 1	BB: 0	S: 5	P: 5	R: 0	H: 0	E: 0	LOB: 0	K: 2	BB: 0	S: 7	P: 7	R: 0	H: 0	E: 0	LOB: 0	K: 0	BB: 0	S: 3	P: 3	1B: 2	SF: 0	2B: 0	SAC: 0	3B: 0	DP: 0	HR: 0	HBP: 0	WP: 0	PA: 30
PITCHER Steve Carlton, L (1, 1) ERA: 2.86	IP	WLS	BF	H	R	ER	SO	BB	IBB	HBP	BLK	WP	HR	S	P	ERA	WHIP	IP	WLS	BF	H	R	ER	SO	BB	IBB	HBP	BLK	WP	HR	S	P	ERA	WHIP																																								


BOTTOM

St. Louis Cardinals @ Cincinnati Reds
Crosley Field, Cincinnati, OH
Fri Sep 15 1967, 7:05 PM EDT
Att: 13,797 - Unknown - 77 F

livebaseballscorecards.com

AB	29
R	0
H	2
RBI	0
BB	1
SO	8
LOB	6



Batter	1	2	3	4	5	6	7	8	9	AB R H RBI BB SO LOB	TOP		
Lou Brock, L (1, 7) OBP: 0.322, SLG: 0.464 Alex Johnson, R (8, PH) OBP: 0.288, SLG: 0.335 (8, 7)	0-0 1B 1B		0-3 K			0-0 5-3		0-0 5-3		3 1 1 0 0 1 0 1 0 0 0 0 0 0			
Curt Flood, R (1, 8) OBP: 0.374, SLG: 0.400	0-0 1B 1-3 1B		0-0 G4-6-3 1B			0-0 F9		0-0 1B		4 0 3 0 0 0 0			
Bobby Tolan, L (1, 3) OBP: 0.298, SLG: 0.369	0-0 F8		0-0 G4-6-3 1-2f			0-0 G3		0-0 F5		4 0 0 0 0 0 4			
Roger Maris, L (1, 9) OBP: 0.357, SLG: 0.416	0-0 FC 1-3 3-H 1B		0-0 F8			0-3 K		0-0 F8		4 0 1 1 0 1 1			
Tim McCarver, L (1, 2) OBP: 0.376, SLG: 0.454	0-0 FC G6-3 1-2		0-0 F9			0-0 1B 2B		0-0 5-3		4 1 1 0 0 0 2			
Mike Shannon, R (1, 5) OBP: 0.304, SLG: 0.378	0-0 G6-3 1-2f		0-3 K			4-0 1B 2B BB		0-0 4-3		3 1 0 0 1 1 3			
Julian Javier, R (1, 4) OBP: 0.321, SLG: 0.419		0-0 5-3			0-3 K		0-0 2B 1B		0-0 2B	4 1 2 1 0 1 0	AB 34 R 4 H 9 RBI 4 BB 2 SO 9 LOB 12		
Dal Maxvill, R (1, 6) OBP: 0.302, SLG: 0.284		0-3 K			0-0 F9		0-0 2B		4-0 IBB	3 0 1 2 1 1 0			
Ray Washburn, R (1, 1) OBP: 0.108, SLG: 0.141		0-3 K			0-3 K		0-3 K		0-3 K	4 0 0 0 0 4 2			
Inning Stats	R: 1 H: 3 E: 0 LOB: 2 K: 0 BB: 0 S: 6 P: 6	R: 0 H: 0 E: 0 LOB: 0 K: 2 BB: 0 S: 7 P: 7	R: 0 H: 1 E: 0 LOB: 0 K: 1 BB: 0 S: 5 P: 5	R: 0 H: 0 E: 0 LOB: 0 K: 1 BB: 0 S: 5 P: 5	R: 0 H: 0 E: 0 LOB: 0 K: 2 BB: 0 S: 7 P: 7	R: 0 H: 0 E: 0 LOB: 0 K: 0 BB: 0 S: 3 P: 3	R: 3 H: 3 E: 0 LOB: 0 K: 2 BB: 1 S: 9 P: 13	R: 0 H: 1 E: 0 LOB: 1 K: 0 BB: 0 S: 4 P: 4	R: 0 H: 1 E: 0 LOB: 2 K: 1 BB: 1 S: 6 P: 10	1B: 6 SF: 0 2B: 3 SAC: 0 3B: 0 DP: 2 HR: 0 HBP: 0	WP: 0 PA: 36 PB: 0 SB: 0 CS: 0		
PITCHER	IP WLS BF H R ER SO BB IBB HBP BLK WP HR S P ERA WHIP											PITCHER	IP WLS BF H R ER SO BB IBB HBP BLK WP HR S P ERA WHIP
Milt Pappas, R (1, 1) ERA: 2.94	8.0 L 31 8 4 4 8 1 0 0 0 0 0 0 46 50 4.50 1.125												
Ted Abernathy, R (9, 1) ERA: 1.4	1.0 5 1 0 0 1 0 1 0 0 0 0 0 6 10 0.00 1.000												

St. Louis Cardinals @ Cincinnati Reds
Crosley Field, Cincinnati, OH
Sat Sep 16 1967, 7:05 PM EDT
Att. 18,804 - Unknown - 82 F

livebaseballscorecards.com

Batter	1	2	3	4	5	6	7	8	9	AB	R	H	RBI	BB	SO	LOB
Pete Rose, S (1, 7) OBP: 0.367, SLG: 0.457	0-0 G3		0-0 6-3			0-0 SH1-4 1B		0-0 F8		4	0	1	0	0	0	1
Tommy Helms, R (1, 4) OBP: 0.304, SLG: 0.350	0-0 4-3		0-0 6-3			0-0 SH1-4			0-0 6-3	3	0	0	0	0	0	1
Vada Pinson, L (1, 8) OBP: 0.315, SLG: 0.444	0-0 6-3					0-3 K			0-0 4-3	4	0	0	0	0	1	1
Lee May, R (1, 9) OBP: 0.298, SLG: 0.409		0-0 E 1B				0-0 K			0-0 2B 1B	4	1	3	0	0	1	1
Tony Perez, R (1, 5) OBP: 0.328, SLG: 0.493		0-0 E6 G1-4-3				0-3 K			0-0 2B	4	0	1	1	0	1	2
Deron Johnson, R (1, 3) OBP: 0.285, SLG: 0.393		0-0 F8				0-0 4-3			0-0 5-3	4	0	0	0	0	0	4
Johnny Bench, R (1, 2) OBP: 0.169, SLG: 0.194 Giraldo Ruiz, S (7, PH) OBP: 0.259, SLG: 0.302 Johnny Edwards, L (8, 2) OBP: 0.258, SLG: 0.240		0-0 G1-4-3				0-0 5-3			0-3 K	2	0	0	0	0	0	2
Leo Cardenas, R (1, 6) OBP: 0.310, SLG: 0.305						0-0 F9			0-3 K	2	0	0	0	1	1	0
Milt Pappas, R (1, 1) OBP: 0.127, SLG: 0.088 Mel Queen, L (8, PH) OBP: 0.238, SLG: 0.240 Ted Abernathy, R (9, 1) OBP: 0.063, SLG: 0.063						0-3 K			0-0 G3	2	0	0	0	0	1	1

Inning Stats	R: 0	H: 0	E: 0	K: 0	S: 3	R: 0	H: 1	E: 1	K: 0	S: 4	R: 0	H: 0	E: 0	K: 0	S: 3	R: 0	H: 1	E: 0	K: 1	S: 6	R: 0	H: 0	E: 0	K: 1	S: 5	R: 0	H: 1	E: 0	K: 2	S: 8	R: 0	H: 0	E: 0	K: 1	S: 5	R: 0	H: 0	E: 0	K: 1	S: 5	R: 1	H: 2	E: 0	K: 0	S: 5	1B: 4	SF: 0	2B: 1	SAC: 1	3B: 0	DP: 1	HR: 0	HBP: 0	WP: 0	PA: 33
PITCHER Ray Washburn, R (1, 1) ERA: 3.56	IP	WLS	BF	H	R	ER	SO	BB	IBB	HBP	BLK	WP	HR	S	P	ERA	WHIP																																						
	9.0	W	33	5	1	1	6	1	0	0	0	0	0	44	48	1.00	0.667																																						

BOTTOM

St. Louis Cardinals @ Cincinnati Reds
Crosley Field, Cincinnati, OH
Sat Sep 16 1967, 7:05 PM EDT
Att: 18,804 - Unknown - 82 F

livebaseballscorecards.com

AB	31
R	1
H	5
RBI	1
BB	1
SO	6
LOB	13



Batter	1	2	3	4	5	6	7	8	9	AB R H RBI BB SO LOB	TOP											
Lou Brock, L (1, 7) OBP: 0.320, SLG: 0.461	0-0 P6		0-0 F7		0-0 4-3			0-0 4-3		4 0 0 0 0 0 0												
Curt Flood, R (1, 8) OBP: 0.373, SLG: 0.401	0-0 2B			0-0 6-3		0-0 4-3		0-3 K		4 0 1 0 0 1 0												
Bobby Tolan, L (1, 3) OBP: 0.302, SLG: 0.375	0-0 F2			0-0 F8 2B		0-0 F7		0-0 1B		4 1 2 0 0 0 1												
Roger Maris, L (1, 9) OBP: 0.358, SLG: 0.416	0-0 P6			4-0 2B 1B BB		0-0 1B		0-0 4-3		3 1 1 0 1 0 2												
Tim McCarver, L (1, 2) OBP: 0.373, SLG: 0.450		0-0 G3		0-0 F8 2-3		0-0 4-3			0-0 6-3	4 0 0 0 0 0 3												
Mike Shannon, R (1, 5) OBP: 0.304, SLG: 0.379		0-0 F9		0-0 1-3 3-H 1B 2B		0-0 6-3			0-0 F7	4 1 1 1 0 0 0												
Julian Javier, R (1, 4) OBP: 0.322, SLG: 0.420		0-3 K		0-0 2-H 3-H 1B		0-0 1B			0-3 K	4 0 2 2 0 2 0												
Dal Maxvill, R (1, 6) OBP: 0.301, SLG: 0.283			0-0 4-3		0-0 1-3		0-0 F9			3 0 0 0 0 0 1												
Nelson Briles, R (1, 1) OBP: 0.205, SLG: 0.139			0-3 K		0-3 K		0-3 K			2 0 0 0 0 2 0												
Jack Lamabe, R (6, 1) OBP: 0.188, SLG: 0.133										0 0 0 0 0 0 0												
Ron Willis, R (6, 1) OBP: 0.375, SLG: 0.500										1 0 0 0 0 1 1												
Inning Stats	R: 0 E: 0 K: 0 S: 4	H: 1 LOB: 1 BB: 0 P: 4	R: 0 E: 0 K: 1 S: 5	H: 0 LOB: 0 BB: 0 P: 5	R: 0 E: 0 K: 1 S: 5	H: 0 LOB: 0 BB: 0 P: 5	R: 3 E: 0 K: 0 S: 5	H: 3 LOB: 1 BB: 1 P: 9	R: 0 E: 0 K: 1 S: 5	H: 0 LOB: 0 BB: 0 P: 5	R: 0 E: 0 K: 1 S: 4	H: 1 LOB: 1 BB: 0 P: 4	R: 0 E: 0 K: 1 S: 6	H: 1 LOB: 1 BB: 0 P: 6	R: 0 E: 0 K: 1 S: 6	H: 1 LOB: 1 BB: 0 P: 6	R: 0 E: 0 K: 1 S: 5	H: 0 LOB: 0 BB: 0 P: 5	1B: 4 2B: 3 3B: 0 HR: 0	SF: 0 SAC: 0 DP: 0 HBP: 0	WP: 0 PB: 0 SB: 0 CS: 0	PA: 34
PITCHER	IP WLS BF H R ER SO BB IBB HBP BLK WP HR S P ERA WHIP																					
Jim Maloney, R (1, 1) ERA: 3.48	7.0 L 27 6 3 3 4 1 0 0 0 0 0 0 34 38 3.86 1.000																					
Ted Abernathy, R (8, 1) ERA: 1.37	2.0 7 1 0 0 2 0 0 0 0 0 0 0 11 11 0.00 0.500																					

St. Louis Cardinals @ Cincinnati Reds
 Crosley Field, Cincinnati, OH
 Sun Sep 17 1967, 3:33 AM EDT
 Att. 21,241 - Unknown - 80 F

livebaseballscorecards.com

AB 33
 R 3
 H 7
 RBI 3
 BB 1
 SO 6
 LOB 8



Batter	1	2	3	4	5	6	7	8	9	AB	R	H	RBI	BB	SO	LOB
Pete Rose, S (1, 7) OBP: 0.365, SLG: 0.454	0-0 4-3		0-0 FC6-4 BB		0-0 L4		0-0 1-3			4	0	0	1	0	0	3
Tommy Helms, R (1, 4) OBP: 0.303, SLG: 0.348	0-0 F8		4-0 G4-6-3 BB			0-0 F9		0-0 6-3		3	0	0	0	1	0	0
Vada Pinson, L (1, 8) OBP: 0.315, SLG: 0.448	0-0 4-1		0-0 G4-6-3			0-0 HR		0-3 K		4	1	1	1	0	1	3
Lee May, R (1, 9) OBP: 0.302, SLG: 0.418		0-0 5-3		0-0 FC4-6 1B		0-0 2B		0-0 2B		4	0	3	0	0	0	0
Tony Perez, R (1, 5) OBP: 0.325, SLG: 0.489		0-3 K		0-0 FC4-6		0-0 F8		0-0 F8		4	0	0	0	0	1	3
Deron Johnson, R (1, 3) OBP: 0.282, SLG: 0.388		0-0 1-4-3		0-0 F7		0-3 K			0-0 6-3	4	0	0	0	0	1	2
Johnny Bench, R (1, 2) OBP: 0.179, SLG: 0.190			4-0 1B FC6-4 BB		0-0 F8		0-0 F7		0-0 6-3	1	1	0	0	1	0	1
Giraldo Ruiz, S (7, PH) OBP: 0.258, SLG: 0.301										1	0	0	0	0	0	0
Johnny Edwards, L (8, 2) OBP: 0.257, SLG: 0.238										1	0	0	0	0	0	0
Leo Cardenas, R (1, 6) OBP: 0.312, SLG: 0.307			0-0 FC6-4 1B		0-0 G4-6-3 1B		0-0 2-3		0-0 5-3	4	0	2	0	0	0	0
Jim Maloney, L (1, 1) OBP: 0.172, SLG: 0.238			0-0 FC6-4 1B		0-0 G4-6-3		0-0 1B			2	0	1	0	0	0	1
Mel Queen, L (7, PH) OBP: 0.247, SLG: 0.250										1	0	1	0	0	0	0
Tommy Harper, R (7, PR) OBP: 0.297, SLG: 0.338										0	0	0	0	0	0	0
Ted Abernathy, R (8, 1) OBP: 0.063, SLG: 0.063			1-2 2-3 1B		1-2 1B					0	0	0	0	0	0	0

Inning Stats	R: 0	H: 0	E: 0	LOB: 0	K: 0	S: 3	R: 0	H: 0	E: 0	LOB: 0	K: 1	S: 5	R: 1	H: 2	E: 0	LOB: 2	K: 0	S: 4	R: 0	H: 1	E: 0	LOB: 1	K: 0	S: 4	R: 0	H: 1	E: 0	LOB: 0	K: 0	S: 3	R: 1	H: 2	E: 0	LOB: 1	K: 1	S: 7	R: 0	H: 1	E: 0	LOB: 1	K: 0	S: 4	R: 0	H: 1	E: 0	LOB: 1	K: 1	S: 6	R: 0	H: 0	E: 0	LOB: 0	K: 0	S: 3	1B: 5	SF: 0	2B: 2	SAC: 0	3B: 0	DP: 2	HR: 1	HBP: 0	WP: 0	PA: 35
--------------	------	------	------	--------	------	------	------	------	------	--------	------	------	------	------	------	--------	------	------	------	------	------	--------	------	------	------	------	------	--------	------	------	------	------	------	--------	------	------	------	------	------	--------	------	------	------	------	------	--------	------	------	------	------	------	--------	------	------	-------	-------	-------	--------	-------	-------	-------	--------	-------	--------

PITCHER	IP	WLS	BF	H	R	ER	SO	BB	IBB	HBP	BLK	WP	HR	S	P	ERA	WHIP
Nelson Briles, R (1, 1) ERA: 2.37	5.0	W	19	4	1	1	1	2	0	0	0	0	0	19	27	1.80	1.200
Jack Lamabe, R (6, 1) ERA: 3.32	0.2		4	2	1	1	0	0	0	0	0	0	1	4	4	13.50	3.000
Ron Willis, R (6, 1) ERA: 2.75	3.1	S	12	2	0	0	2	0	0	0	0	0	0	16	16	0.00	0.600


BOTTOM

St. Louis Cardinals @ Cincinnati Reds
Crosley Field, Cincinnati, OH

Sun Sep 17 1967, 3:33 AM EDT
Att: 21,241 - Unknown - 80 F

livebaseballscorecards.com

AB	33
R	2
H	8
RBI	2
BB	2
SO	3
LOB	13



Batter	1	2	3	4	5	6	7	8	9	AB R H RBI BB SO LOB	TOP		
Lou Brock, L (1, 7) OBP: 0.321, SLG: 0.462	0-3 K		0-3 K			0-0 1B 2B		0-0 SH1-3 SF 1B	0-3 K	5 2 2 1 0 3 2	St. Louis Cardinals @ Philadelphia Phillies Connie Mack Stadium, Philadelphia, PA Mon Sep 18 1967, 7:05 PM EDT Att. 10,433 - Unknown		
Julian Javier, R (1, 4) OBP: 0.322, SLG: 0.419	0-1 CI			0-0 6-3		0-0 2B 1B		0-0 SH1-3	0-0 F7	3 1 1 1 0 0 2			
Curt Flood, R (1, 8) OBP: 0.371, SLG: 0.398	0-0 F8			0-0 F9		0-3 K		0-0 SF F9 BB		3 0 0 1 0 1 2			
Orlando Cepeda, R (1, 3) OBP: 0.403, SLG: 0.534	0-0 F2			0-0 L7		4-0 2B E IBB		4-0 BB		2 1 0 0 2 0 1			
Mike Shannon, R (1, 5) OBP: 0.303, SLG: 0.380		0-3 K			0-0 F9	0-0 E4 2B		0-0 F9		4 0 1 1 0 1 2			
Tim McCarver, L (1, 2) OBP: 0.370, SLG: 0.446		0-0 4-3			0-0 4-3	0-0 F1		0-0 F9		4 0 0 0 0 0 3			
Alex Johnson, R (1, 9) OBP: 0.285, SLG: 0.331		0-0 F8			0-0 5-3		0-0 G6-3 1B		0-0 P6	2 0 0 0 0 0 0			
Bobby Toljan, L (7, PH) OBP: 0.303, SLG: 0.376										2 0 1 0 0 0 0			
Dal Maxvill, R (1, 6) OBP: 0.302, SLG: 0.284			0-3 K			0-0 SH1-4 2B 1B		0-0 G6-3		4 1 2 0 0 1 1			
Bob Gibson, R (1, 1) OBP: 0.238, SLG: 0.143			0-0 6-3			0-0 SH1-4	0-3 K		4-0 BB	2 0 0 0 1 1 0			
Inning Stats	R: 0 H: 0 E: 1 LOB: 1 K: 1 BB: 0 S: 6 P: 6	R: 0 H: 0 E: 0 LOB: 0 K: 1 BB: 0 S: 5 P: 5	R: 0 H: 0 E: 0 LOB: 0 K: 2 BB: 0 S: 7 P: 7	R: 0 H: 0 E: 0 LOB: 0 K: 0 BB: 0 S: 3 P: 3	R: 0 H: 0 E: 0 LOB: 0 K: 0 BB: 0 S: 3 P: 3	R: 4 H: 4 E: 1 LOB: 1 K: 1 BB: 1 S: 9 P: 13	R: 0 H: 1 E: 0 LOB: 0 K: 1 BB: 0 S: 5 P: 5	R: 1 H: 1 E: 1 LOB: 2 K: 0 BB: 1 S: 5 P: 9	R: 0 H: 1 E: 0 LOB: 2 K: 1 BB: 1 S: 6 P: 10	1B: 5 SF: 1 2B: 2 SAC: 2 3B: 0 DP: 1 HR: 0 HBP: 0	WP: 0 PA: 38 PB: 0 SB: 1 CS: 0		
PITCHER	IP WLS BF H R ER SO BB IBB HBP BLK WP HR S P ERA WHIP											PITCHER	IP WLS BF H R ER SO BB IBB HBP BLK WP HR S P ERA WHIP
Dick Ellsworth, L (1, 1) ERA: 4.5	6.0 L 24 4 4 3 5 0 1 0 0 0 0 0 33 37 4.50 0.667												
Rick Wise, R (7, 1) ERA: 3.51	2.0 9 2 1 1 1 1 0 0 0 0 0 0 10 14 4.50 1.500												
Grant Jackson, L (9, 1) ERA: 3.78	1.0 5 1 0 0 0 1 1 0 0 0 0 0 6 10 0.00 2.000												

livebaseballscorecards.com

AB	31
R	5
H	7
RBI	4
BB	3
SO	7
LOB	13



Batter	1	2	3	4	5	6	7	8	9	AB	R	H	RBI	BB	SO	LOB
--------	---	---	---	---	---	---	---	---	---	----	---	---	-----	----	----	-----

Cookie Rojas, R (1, 4) <small>OBP: 0.292, SLG: 0.312</small>	0-0 5-3		0-0 F9			0-0 1B 1B		0-0 F6		4	0	1	0	0	0	0
Tony Taylor, R (1, 5) <small>OBP: 0.311, SLG: 0.328</small>	0-0 4-3			0-0 1B		0-3 K		0-0 1B		4	0	2	0	0	1	1
Johnny Callison, L (1, 9) <small>OBP: 0.328, SLG: 0.413</small>	0-0 P5			0-0 P6		0-0 1B		0-0 P4		4	0	1	0	0	0	2
Tony Gonzalez, L (1, 7) <small>OBP: 0.400, SLG: 0.476</small>		0-0 F5		0-0 F2		0-0 4-3			0-0 E4	4	0	0	0	0	0	3
John Briggs, L (1, 8) <small>OBP: 0.314, SLG: 0.368</small>		0-3 K		0-0 F9			0-0 L9		0-3 K	4	0	0	0	0	2	2
Bill White, L (1, 3) <small>OBP: 0.367, SLG: 0.375</small>		4-0 S BB			0-0 F8		0-3 K		0-0 F7	3	0	0	0	1	1	1
Gene Oliver, R (1, 2) <small>OBP: 0.291, SLG: 0.376</small>		0-0 6-3			0-0 P6		0-0 1B		0-3 K	4	0	1	0	0	1	2
Bobby Wine, R (1, 6) <small>OBP: 0.254, SLG: 0.280</small> Doug Clemens, L (7, PH) <small>OBP: 0.268, SLG: 0.254</small> Gary Sutherland, R (8, 6) <small>OBP: 0.302, SLG: 0.326</small>			0-3 K		0-0 F3		0-0 F9			2	0	0	0	0	1	0
Jim Bunning, R (1, 1) <small>OBP: 0.168, SLG: 0.255</small> Chuck Hiller, L (8, PH) <small>OBP: 0.220, SLG: 0.229</small> Turk Farrell, R (9, 1) <small>OBP: 0.150, SLG: 0.158</small>			0-0 F5			0-0 6-3		0-3 K		2	0	0	0	0	0	0

Inning Stats	R: 0	H: 0	R: 0	H: 0	R: 0	H: 0	R: 0	H: 0	R: 0	H: 2	R: 0	H: 1	R: 0	H: 1	R: 0	H: 0	R: 0	H: 0	R: 0	H: 0	1B: 5	SF: 0	WP: 0	PA: 34
	E: 0	LOB: 0	E: 0	LOB: 1	E: 0	LOB: 0	E: 0	LOB: 1	E: 0	LOB: 2	E: 0	LOB: 1	E: 0	LOB: 1	E: 1	LOB: 1	E: 0	LOB: 1	E: 0	LOB: 1	2B: 0	SAC: 0	PB: 0	
	K: 0	BB: 0	K: 1	BB: 1	K: 1	BB: 0	K: 0	BB: 0	K: 1	BB: 0	K: 1	BB: 0	K: 1	BB: 0	K: 2	BB: 0	K: 1	BB: 0	K: 1	BB: 0	3B: 0	DP: 0	SB: 1	
	S: 3	P: 3	S: 5	P: 9	S: 5	P: 5	S: 4	P: 4	S: 3	P: 3	S: 7	P: 7	S: 6	P: 6	S: 8	P: 8	S: 6	P: 6	S: 8	P: 8	HR: 0	HBP: 0	CS: 0	

PITCHER	IP	WLS	BF	H	R	ER	SO	BB	IBB	HBP	BLK	WP	HR	S	P	ERA	WHIP
Dick Hughes, R (1, 1) <small>ERA: 2.78</small>	9.0	W	34	5	0	0	7	1	0	0	0	0	0	47	51	0.00	0.667

BOTTOM

St. Louis Cardinals @ Philadelphia Phillies
 Connie Mack Stadium, Philadelphia, PA

Tue Sep 19 1967, 7:05 PM EDT
 Att. 9,934 - Unknown

livebaseballscorecards.com

AB	33
R	0
H	5
RBI	0
BB	1
SO	7
LOB	12



Batter	1	2	3	4	5	6	7	8	9	AB R H RBI BB SO LOB	TOP																						
Ed Spiezio, R (1, 7) OBP: 0.291, SLG: 0.347	0-0 F9			0-0 HR	0-3 K			0-0 F3		4 1 1 1 0 1 1																							
Steve Huntz, S (1, 4) Phil Gagliano, R (9, PH) OBP: 0.294, SLG: 0.288	0-3 K			0-0 4-3		0-3 K			0-0 6-3	3 0 0 0 0 2 0 1 0 0 0 0 0 0																							
Curt Flood, R (1, 8) OBP: 0.371, SLG: 0.398	0-0 G3			0-0 BB 1B		0-0 5-3			0-0 1B	4 0 2 0 0 0 0																							
Orlando Cepeda, R (1, 3) OBP: 0.402, SLG: 0.531			0-3 K	4-0 BB 1-2 BB		0-0 F7			0-0 L9	3 0 0 0 1 1 1																							
Mike Shannon, R (1, 5) OBP: 0.301, SLG: 0.377			0-0 P4	0-0 F9			0-0 P3		0-0 P6	4 0 0 0 0 0 3																							
Alex Johnson, R (1, 9) OBP: 0.277, SLG: 0.322			0-3 K	0-3 K			0-0 G3			3 0 0 0 0 2 2																							
Dave Ricketts, S (1, 2) OBP: 0.326, SLG: 0.412				0-0 5-3		0-0 2B		0-0 5-3		3 0 1 0 0 0 0																							
Eddie Bressoud, R (1, 6) OBP: 0.237, SLG: 0.224				0-0 P4		0-3 K		0-0 P4		3 0 0 0 0 1 1																							
Steve Carlton, L (1, 1) OBP: 0.181, SLG: 0.174				0-3 K		0-3 K		0-0 F2		3 0 0 0 0 2 1																							
Inning Stats	R: 0 E: 0 K: 1 S: 5	H: 0 LOB: 0 BB: 0 P: 5	R: 0 E: 0 K: 2 S: 7	H: 0 LOB: 0 BB: 0 P: 7	R: 0 E: 0 K: 1 S: 5	H: 0 LOB: 0 BB: 0 P: 5	R: 1 E: 0 K: 1 S: 7	H: 2 LOB: 2 BB: 1 P: 11	R: 0 E: 0 K: 3 S: 10	H: 1 LOB: 1 BB: 0 P: 10	R: 0 E: 0 K: 1 S: 5	H: 0 LOB: 0 BB: 0 P: 5	R: 0 E: 0 K: 0 S: 3	H: 0 LOB: 0 BB: 0 P: 3	R: 0 E: 0 K: 0 S: 3	H: 0 LOB: 0 BB: 0 P: 3	R: 0 E: 0 K: 0 S: 4	H: 1 LOB: 1 BB: 0 P: 4	1B: 2 2B: 1 3B: 0 HR: 1	SF: 0 SAC: 0 DP: 0 HBP: 0	WP: 0 PB: 0 SB: 0 CS: 0	PA: 32											
PITCHER Chris Short, L (1, 1) ERA: 2.43	IP 9.0	WLS W	BF 32	H 4	R 1	ER 1	SO 9	BB 1	IBB 0	HBP 0	BLK 0	WP 0	HR 1	S 49	P 53	ERA 1.00	WHIP 0.556																
											PITCHER	IP	WLS	BF	H	R	ER	SO	BB	IBB	HBP	BLK	WP	HR	S	P	ERA	WHIP					

St. Louis Cardinals @ Philadelphia Phillies
 Connie Mack Stadium, Philadelphia, PA
 Wed Sep 20 1967, 7:05 PM EDT
 Att. 8,466 - Unknown

livebaseballscorecards.com

AB	31
R	1
H	4
RBI	1
BB	1
SO	9
LOB	9



Batter	1	2	3	4	5	6	7	8	9	AB R H RBI BB SO LOB	TOP					
Tito Francona, L (1, 3) OBP: 0.300, SLG: 0.323	0-0 F8	0-0 FC6		0-0 F8			0-0 F9		0-0 BB BB	5 0 1 1 0 0 2						
Mack Jones, L (1, 8) OBP: 0.352, SLG: 0.436 Gary Geiger, L (7, 8) OBP: 0.298, SLG: 0.225	1-0 1B HBP		4-0 6-3 BB		0-3 K		0-3 K		4-0 BB BB	2 1 0 0 1 2 0 0 0 0 0 1 0 0						
Hank Aaron, R (1, 9) OBP: 0.374, SLG: 0.585	0-0 F7		0-0 F5		0-0 F7		0-0 P6		0-0 SF7	4 0 0 1 0 0 2						
Joe Torre, R (1, 2) OBP: 0.350, SLG: 0.456	0-0 1B		0-0 6-3		0-0 1B			0-0 F9	4-0 1B BB	4 0 2 0 1 0 1						
Clete Boyer, R (1, 5) OBP: 0.299, SLG: 0.435	0-0 1B		0-0 L6		0-0 1B			0-0 L3	0-0 P4	5 0 2 1 0 0 4						
Rico Carty, R (1, 7) OBP: 0.334, SLG: 0.411	0-0 3-1			0-0 1B SF7		0-0 5-3		0-0 1-3		4 1 1 0 0 0 4						
Felix Millan, R (1, 4) OBP: 0.236, SLG: 0.267		0-0 FC1-6 1B		0-0 FC5-6 1B		0-0 1-3			0-0 SH1-4 1B	4 1 3 0 0 0 0						
Woody Woodward, R (1, 6) OBP: 0.289, SLG: 0.270		0-0 FC1-6 FC3-6		0-0 SF7		0-0 5-3			0-0 SH1-4	2 0 0 1 0 0 1						
Ron Reed, R (1, 1) Dick Kelley, R (7, 1) OBP: 0.313, SLG: 0.333 Charlie Lau, L (9, PH) OBP: 0.286, SLG: 0.306 Dave Nicholson, R (9, PH) Cecil Upshaw, R (9, 1) OBP: 0.429, SLG: 0.200		0-0 FC3-6 FC6		0-0 FC5-6		0-3 K			4-0 1B SF7 IBB	3 0 0 0 0 1 2 0 0 0 0 0 0 0 0 0 0 0 0 0 0 0 1 0 0 1 0 0 0 0 0 0 0 0 0						
Inning Stats	R: 1 H: 2 E: 0 LOB: 2 K: 0 BB: 0 S: 5 P: 6	R: 0 H: 1 E: 0 LOB: 1 K: 0 BB: 0 S: 4 P: 4	R: 0 H: 0 E: 0 LOB: 1 K: 0 BB: 1 S: 3 P: 7	R: 1 H: 2 E: 0 LOB: 1 K: 0 BB: 0 S: 5 P: 5	R: 0 H: 2 E: 0 LOB: 2 K: 1 BB: 0 S: 7 P: 7	R: 0 H: 0 E: 0 LOB: 0 K: 1 BB: 0 S: 5 P: 5	R: 0 H: 0 E: 0 LOB: 0 K: 1 BB: 0 S: 5 P: 5	R: 0 H: 0 E: 0 LOB: 0 K: 0 BB: 0 S: 3 P: 3	R: 2 H: 2 E: 0 LOB: 3 K: 0 BB: 3 S: 5 P: 17	1B: 9 SF: 2 2B: 0 SAC: 1 3B: 0 DP: 0 HR: 0 HBP: 1	WP: 0 PA: 41 PB: 0 SB: 0 CS: 0					
PITCHER	IP WLS BF H R ER SO BB IBB HBP BLK WP HR S P ERA WHIP															
Ray Washburn, R (1, 1) ERA: 3.53	7.0	30	7	2	2	3	1	0	1	0	0	0	34	39	2.57	1.143
Ron Willis, R (8, 1) ERA: 2.82	1.1	L	5	1	1	1	0	0	0	0	0	0	5	5	6.75	0.750
Joe Hoerner, L (9, 1) ERA: 2.24	0.2		6	1	1	1	0	2	1	0	0	0	3	15	13.50	4.500

Atlanta Braves @ St. Louis Cardinals
 Busch Stadium, St. Louis, MO
 Thu Sep 21 1967, 7:05 PM CDT
 Att. 20,146 - Unknown

livebaseballscorecards.com

AB 33
 R 4
 H 9
 RBI 4
 BB 4
 SO 3
 LOB 16



BOTTOM

Atlanta Braves @ St. Louis Cardinals
Busch Stadium, St. Louis, MO
Thu Sep 21 1967, 7:05 PM CDT
Att. 20,146 - Unknown

livebaseballscorecards.com

AB 32
R 2
H 8
RBI 2
BB 1
SO 2
LOB 15



WP: 0 PA: 36
PB: 0
SB: 1
CS: 0

AB R H RBI BB SO LOB

4 0 1 0 0 0 2

3 1 1 0 1 0 3

4 0 1 0 0 1 1

0 0 0 0 0 0 0
3 0 0 0 0 0 1

3 0 0 1 0 0 1

4 1 3 0 0 0 2

3 0 0 0 0 0 2

2 0 0 0 0 1 1
1 0 1 1 0 0 0
0 0 0 0 0 0 0
1 0 0 0 0 0 1

2 0 0 0 0 0 0
1 0 1 0 0 0 0
0 0 0 0 0 0 0
0 0 0 0 0 0 0
1 0 0 0 0 0 1

1B: 7 SF: 1
2B: 1 SAC: 1
3B: 0 DP: 1
HR: 0 HBP: 1

Batter	1	2	3	4	5	6	7	8	9
Lou Brock, L OBP: 0.321, SLG: 0.461 (1, 7)	0-0 4-3 ①		0-0 F8 1B		0-0 F7		0-0 FC6-4 1-2f		
Bobby Tolan, L OBP: 0.309, SLG: 0.379 (1, 8) (2, 3)	4-0 1B SF9 BB		0-0 F8 1-2			0-0 2B	0-0 1-3 ③		
Roger Maris, L OBP: 0.356, SLG: 0.412 (1, 9) (2, 8)	0-0 SF9 HBP 1-3 1B		0-0 F8 ③			0-0 F8 ①		0-3 K ①	
Orlando Cepeda, R OBP: 0.403, SLG: 0.531 Ed Spiezio, R OBP: 0.263, SLG: 0.337 (1, 3) (2, 9)	1-0 1-2 HBP		0-0 F8 ①			0-0 L7 ②		0-0 L8 ②	
Dave Ricketts, S OBP: 0.312, SLG: 0.398 (1, 2)	0-0 SF9 2-3 3-H		0-0 1-3 ②			0-0 4-3 ③		0-0 5-3 ③	
Mike Shannon, R OBP: 0.304, SLG: 0.380 (1, 5)	0-0 F9 ③		0-0 1B ③			0-0 S SH1-4 1B 1B		0-0 4-3 1B	
Phil Gagliano, R OBP: 0.290, SLG: 0.284 (1, 4)		0-0 E5 G6-4-3		0-0 F8 ③		0-0 SH1-4 ①		0-0 4-3 ①	
Jimmy Williams, R (1, 6)		0-0 G6-4-3 ① ②			0-3 K ①		0-0 1B 2-H 1B	0-0 6-3 ②	
Tim McCarver, L OBP: 0.371, SLG: 0.446 (7, PH)									0-0 6-3 ③
Eddie Bressoud, R OBP: 0.237, SLG: 0.224 (8, 6)									
Alex Johnson, R OBP: 0.276, SLG: 0.320 (9, PH)									
Ray Washburn, R OBP: 0.104, SLG: 0.136 (1, 1)									
Curt Flood, R OBP: 0.372, SLG: 0.400 (7, PH)									
Ron Willis, R OBP: 0.375, SLG: 0.500 (8, 1)									
Joe Hoerner, R OBP: 0.182, SLG: 0.182 (9, 1)									
Julian Javier, R OBP: 0.322, SLG: 0.418 (9, PH)									

Inning Stats	R: 1	H: 1	E: 0	K: 0	S: 4	H: 1	LOB: 2	BB: 1	P: 9	R: 0	H: 0	E: 1	K: 0	S: 3	R: 0	H: 1	E: 0	K: 0	S: 3	R: 0	H: 1	E: 0	K: 0	S: 4	R: 0	H: 0	E: 0	K: 1	S: 5	R: 0	H: 1	E: 0	K: 0	S: 4	R: 1	H: 3	E: 0	K: 0	S: 6	R: 0	H: 0	E: 0	K: 1	S: 5	R: 0	H: 0	E: 0	K: 0	S: 5	R: 0	H: 1	E: 0	K: 0	S: 4	1B: 7	SF: 1	2B: 1	SAC: 1	3B: 0	DP: 1	HR: 0	HBP: 1	WP: 0	PA: 36
--------------	------	------	------	------	------	------	--------	-------	------	------	------	------	------	------	------	------	------	------	------	------	------	------	------	------	------	------	------	------	------	------	------	------	------	------	------	------	------	------	------	------	------	------	------	------	------	------	------	------	------	------	------	------	------	------	-------	-------	-------	--------	-------	-------	-------	--------	-------	--------

PITCHER	IP	WLS	BF	H	R	ER	SO	BB	IBB	HBP	BLK	WP	HR	S	P	ERA	WHIP
Ron Reed, R ERA: 2.84 (1, 1)	6.1		27	7	2	2	1	1	0	1	0	0	0	27	32	2.84	1.263
Dick Kelley, L ERA: 3.87 (7, 1)	1.2	W	5	0	0	0	1	0	0	0	0	0	0	7	7	0.00	0.000
Cecil Upshaw, R ERA: 2.39 (9, 1)	1.0	S	4	1	0	0	0	0	0	0	0	0	0	4	4	0.00	1.000


Batter	1	2	3	4	5	6	7	8	9	10	11	12	AB R H RBI BB SO LOB
Lou Brock, L OBP: 0.320, SLG: 0.461 (1, 7) X	0-0 P6		0-0 L4		0-0 FC 1-H 3B		0-0 L6		0-0 F8			0-3 K	6 1 1 1 0 1 1
Julian Javier, R OBP: 0.320, SLG: 0.415 (1, 4) X	0-0 1B 1B		0-3 K		0-0 FC 1B		0-3 K		0-0 6-3			0-0 F8	6 0 1 1 0 2 1
Curt Flood, R OBP: 0.377, SLG: 0.403 Ron Willis, R OBP: 0.375, SLG: 0.500 Al Jackson, L OBP: 0.303, SLG: 0.290 Steve Huntz, S OBP: 0.286, SLG: 0.167 (1, 8) X (9, 1) (9, 1) (12, PH)	0-0 1B 1B				0-0 FC6-4 1B				4-0 F9 WP 2B BB			0-0 3-1	3 1 3 0 1 0 0 0 0 0 0 0 0 0 1 0 0 0 0 0 0 1 1 1 0 0 0 0
Ed Spiezio, R OBP: 0.275, SLG: 0.327 Bobby Tolan, L OBP: 0.309, SLG: 0.378 (1, 9) X (8, PH) (9, 9) (9, 8)	0-0 P5				0-0 FC6-4 WP 1-2f				0-0 F9 1-3			0-0 1B 1B	3 0 0 0 0 0 5 3 0 1 0 0 0 1
Mike Shannon, R OBP: 0.309, SLG: 0.381 (1, 5) S	0-3 K				4-0 FC5-4 1B BB				4-0 2B SF7-6 IBB			0-0 WP 1B	4 1 2 1 2 1 4
Phil Gagliano, R OBP: 0.288, SLG: 0.286 (1, 3) S		0-3 K			0-3 K				0-0 SF7-6 1-3 3-H 2B			0-0 6-3	5 0 1 1 0 3 3
Dave Ricketts, S OBP: 0.296, SLG: 0.380 (1, 2) X		0-0 6-3			0-0 FC5-4 1-2f				0-0 SF7-6 2-3 3-H			0-0 G3	4 0 0 1 0 0 2
Dal Maxvill, R OBP: 0.301, SLG: 0.284 (1, 6) S		0-3 K							0-0 F9			0-3 K	5 1 1 0 0 3 0
Mike Torrez, R Alex Johnson, R Jack Lammie, R Tim McCannell, L Larry Jastor, R Joe Hoerner, R Roger Maris, L (1, 1) (5, PH) (6, 1) (7, PH) (8, 1) (8, 1) (9, 1) (9, 9)			0-0 F9						0-0 F9			0-0 F5	1 0 0 0 0 0 0 1 0 0 0 0 0 1 0 0 0 0 0 0 0 1 0 2 0 1 0 0 0 0

Inning Stats	R: 0	H: 2	E: 0	LOB: 2	K: 1	P: 7	R: 0	H: 0	E: 0	LOB: 0	K: 2	P: 7	R: 0	H: 0	E: 0	LOB: 0	K: 1	P: 5	R: 0	H: 1	E: 0	LOB: 2	K: 1	P: 10	R: 2	H: 3	E: 0	LOB: 2	K: 0	P: 7	R: 0	H: 0	E: 0	LOB: 0	K: 2	P: 7	R: 0	H: 0	E: 0	LOB: 0	K: 1	P: 5	R: 2	H: 1	E: 0	LOB: 0	K: 0	P: 11	R: 0	H: 1	E: 0	LOB: 1	K: 0	P: 4	R: 0	H: 1	E: 0	LOB: 1	K: 1	P: 5	R: 1	H: 3	E: 0	LOB: 2	K: 1	P: 7	R: 0	H: 0	E: 0	LOB: 0	K: 1	P: 5	R: 1	H: 3	E: 0	LOB: 2	K: 1	P: 7	1B: 10	SF: 1	2B: 2	SAC: 0	3B: 1	DP: 1	HR: 0	HBP: 0	WP: 3	PA: 50
--------------	------	------	------	--------	------	------	------	------	------	--------	------	------	------	------	------	--------	------	------	------	------	------	--------	------	-------	------	------	------	--------	------	------	------	------	------	--------	------	------	------	------	------	--------	------	------	------	------	------	--------	------	-------	------	------	------	--------	------	------	------	------	------	--------	------	------	------	------	------	--------	------	------	------	------	------	--------	------	------	------	------	------	--------	------	------	--------	-------	-------	--------	-------	-------	-------	--------	-------	--------

PITCHER	IP	WLS	BF	H	R	ER	SO	BB	IBB	HBP	BLK	WP	HR	S	P	ERA	WHIP
Denny Lemaster, L ERA: 3.34 (1, 1)	7.0		29	6	2	2	8	1	0	0	0	1	0	44	48	2.57	1.000
Ed Rakow, R ERA: 4.46 (8, 1)	0.1		4	1	2	2	0	1	1	0	0	1	0	2	10	54.00	6.000
Clay Carroll, R ERA: 5.26 (8, 1)	1.2		5	1	0	0	0	0	0	0	0	0	0	5	5	0.00	0.600
Cecil Upshaw, R ERA: 2.45 (10, 1)	2.2	L	12	4	1	1	2	0	0	0	0	1	0	16	16	3.38	1.500

Atlanta Braves @ St. Louis Cardinals
 Busch Stadium, St. Louis, MO
 Fri Sep 22 1967, 7:05 PM CDT
 Att: 31,933 - Unknown

AB	46
R	5
H	12
RBI	5
BB	3
SO	10
LOB	18



PITCHER	IP	WLS	BF	H	R	ER	SO	BB	IBB	HBP	BLK	WP	HR	S	P	ERA	WHIP
---------	----	-----	----	---	---	----	----	----	-----	-----	-----	----	----	---	---	-----	------

Batter	1	2	3	4	5	6	7	8	9	AB R H RBI BB SO LOB	TOP
Felix Millan, R (1, 4) OBP: 0.230, SLG: 0.259	0-3 K		0-3 K			0-0 F7		0-0 3-1 1B		4 0 1 0 0 2 0	
Gary Geiger, L (1, 7) OBP: 0.305, SLG: 0.231	0-0 FC1-4 1B			0-0 F9			4-0 2B BB	0-0 3-1		3 1 1 0 1 0 2	
Hank Aaron, R (1, 9) OBP: 0.371, SLG: 0.579	0-0 FC1-4 1-2f			0-3 K			0-0 1-H 2B	0-3 K		4 1 1 1 0 2 3	
Clete Boyer, R (1, 5) OBP: 0.299, SLG: 0.439	0-0 6-3			0-0 P4			0-0 F7		0-0 F7	4 0 0 0 0 0 2	
Tito Francona, L (1, 3) OBP: 0.300, SLG: 0.323		0-0 F8			0-0 F9		0-0 E5 2-H		0-0 5-3	4 0 0 0 0 0 0	
Mike Lum, L (1, 8) OBP: 0.304, SLG: 0.273		0-3 K			0-0 F8		0-0 F7		0-0 1B	4 0 1 0 0 1 1	
Woody Woodward, R (1, 6) OBP: 0.285, SLG: 0.265		0-0 F7			0-3 K		0-3 K		0-0 6-3	4 0 0 0 0 2 2	
Bob Uecker, R (1, 2) OBP: 0.243, SLG: 0.211			0-0 5-3			0-0 5-3		0-3 K		3 0 0 0 0 1 0	
Pat Jarvis, R (1, 1) OBP: 0.123, SLG: 0.086			0-3 K			0-3 K		0-0 E5 3-1 1B		3 0 0 0 0 2 0	
Inning Stats	R: 0 E: 0 K: 1 S: 6 H: 1 LOB: 1 BB: 0 P: 6	R: 0 E: 0 K: 1 S: 5 H: 0 LOB: 0 BB: 0 P: 5	R: 0 E: 0 K: 2 S: 7 H: 0 LOB: 0 BB: 0 P: 7	R: 0 E: 0 K: 1 S: 5 H: 0 LOB: 0 BB: 0 P: 5	R: 0 E: 0 K: 1 S: 5 H: 0 LOB: 0 BB: 0 P: 5	R: 0 E: 0 K: 1 S: 5 H: 0 LOB: 0 BB: 0 P: 5	R: 2 E: 1 K: 1 S: 7 H: 1 LOB: 1 BB: 1 P: 11	R: 0 E: 1 K: 2 S: 9 H: 1 LOB: 2 BB: 0 P: 9	R: 0 E: 0 K: 0 S: 4 H: 1 LOB: 1 BB: 0 P: 4	1B: 3 2B: 1 3B: 0 HR: 0 SF: 0 SAC: 0 DP: 0 HBP: 0	WP: 0 PB: 0 SB: 0 CS: 0 PA: 34
PITCHER	IP WLS BF H R ER SO BB IBB HBP BLK WP HR S P ERA WHIP										
Bob Gibson, R (1, 1) ERA: 3.14	8.0 L 30 3 2 1 10 1 0 0 0 0 0 0 49 53 1.12 0.500										
Joe Hoerner, L (9, 1) ERA: 2.47	1.0 4 1 0 0 0 0 0 0 0 0 0 0 4 4 0.00 1.000										

Atlanta Braves @ St. Louis Cardinals
 Busch Stadium, St. Louis, MO
 Sat Sep 23 1967, 3:33 AM CDT
 Att. 28,298 - Unknown

livebaseballscorecards.com

AB	33
R	2
H	4
RBI	1
BB	1
SO	10
LOB	10



Batter	1	2	3	4	5	6	7	8	9	AB	R	H	RBI	BB	SO	LOB
Lou Brock, L (1, 7) OBP: 0.321, SLG: 0.461	0-0 CS S 1B		0-0 6-3			0-0 F9		4-0 1-2 BB		3	0	1	0	1	0	0
Bobby Tolan, L (1, 8) OBP: 0.308, SLG: 0.374	0-3 K 1-3		4-0 BB			0-0 G3		0-0 G3		3	0	0	0	1	1	3
Roger Maris, L (1, 9) OBP: 0.353, SLG: 0.408	0-0 F9		0-0 P3			0-0 G3			0-0 4-3	4	0	0	0	0	0	1
Orlando Cepeda, R (1, 3) OBP: 0.400, SLG: 0.527		0-3 K		0-0 6-3		0-0 6-3			0-0 E5 4-3 S	4	0	0	0	0	1	0
Alex Johnson, R (9, PR) OBP: 0.274, SLG: 0.318										0	0	0	0	0	0	0
Tim McCarver, L (1, 2) OBP: 0.371, SLG: 0.445		1-0 WP 1B HBP		0-0 F7		0-0 F2			0-0 4-3	0	1	0	0	0	0	0
Dave Ricketts, S (3, 2) OBP: 0.287, SLG: 0.368									1-3	3	0	0	0	0	0	1
Mike Shannon, R (1, 5) OBP: 0.306, SLG: 0.378		0-0 1-3		0-3 K		0-3 K			0-0 6-3	4	0	0	0	0	2	3
Julian Javier, R (1, 4) OBP: 0.320, SLG: 0.415		0-0 2-H 1B			0-3 K				0-0 1-3	3	0	1	1	0	1	0
Dal Maxvill, R (1, 6) OBP: 0.299, SLG: 0.282		0-0 F9			0-0 F9				0-0 L9	3	0	0	0	0	0	1
Bob Gibson, R (1, 1) OBP: 0.231, SLG: 0.138			0-3 K		0-3 K				0-0 BB 1B	2	0	0	0	0	2	0
Curt Flood, R (8, PH) OBP: 0.378, SLG: 0.404										1	0	1	0	0	0	0
Joe Hoerner, R (9, 1) OBP: 0.182, SLG: 0.182										0	0	0	0	0	0	0

Inning Stats	R: 0	H: 1	E: 0	LOB: 0	K: 1	P: 5	R: 1	H: 1	E: 0	LOB: 1	K: 1	P: 6	R: 0	H: 0	E: 0	LOB: 1	K: 1	P: 9	R: 0	H: 0	E: 0	LOB: 0	K: 1	P: 5	R: 0	H: 0	E: 0	LOB: 0	K: 2	P: 7	R: 0	H: 0	E: 0	LOB: 0	K: 0	P: 3	R: 0	H: 0	E: 0	LOB: 0	K: 1	P: 5	R: 0	H: 1	E: 0	LOB: 2	K: 0	P: 8	R: 0	H: 0	E: 1	LOB: 2	K: 0	P: 4	1B: 3	SF: 0	2B: 0	SAC: 0	3B: 0	DP: 0	HR: 0	HBP: 1	WP: 1	PA: 33
PITCHER Pat Jarvis, R (1, 1) ERA: 3.57	IP	WLS	BF	H	R	ER	SO	BB	IBB	HBP	BLK	WP	HR	S	P	ERA	WHIP	IP	WLS	BF	H	R	ER	SO	BB	IBB	HBP	BLK	WP	HR	S	P	ERA	WHIP	IP	WLS	BF	H	R	ER	SO	BB	IBB	HBP	BLK	WP	HR	S	P	ERA	WHIP													

BOTTOM

Atlanta Braves @ St. Louis Cardinals
 Busch Stadium, St. Louis, MO
 Sat Sep 23 1967, 3:33 AM CDT
 Att. 28,298 - Unknown

AB	30
R	1
H	3
RBI	1
BB	2
SO	7
LOB	9



livebaseballscorecards.com

Batter	1	2	3	4	5	6	7	8	9	AB R H RBI BB SO LOB	TOP														
Felix Millan, R (1, 4) OBP: 0.229, SLG: 0.257	0-0 F7		0-0 1B		0-0 4-3		0-0 5-3		0-0 6-3	5 0 1 1 0 0 1															
Gary Geiger, L (1, 7) OBP: 0.293, SLG: 0.221	0-0 F9		0-0 L6		0-3 K		0-0 E6		0-0 F9	5 0 0 0 0 1 2															
Hank Aaron, R (1, 9) OBP: 0.370, SLG: 0.576	0-0 F3			4-0 S 1B BB		0-0 F8	0-0 F7			3 1 0 0 1 0 1															
Clete Boyer, R (1, 5) OBP: 0.297, SLG: 0.435		0-3 K		0-0 4-3		0-0 F7		0-0 F7		4 0 0 0 0 1 1															
Tito Francona, L (1, 3) OBP: 0.303, SLG: 0.325		0-0 F5		0-0 4-3 1B		0-0 3B 1B		0-0 P6		4 1 2 1 0 0 0															
Cito Gaston, R (1, 8) OBP: 0.250, SLG: 0.500		0-0 6-3		0-0 4-3 1-2		0-0 1B 3B		0-0 1B 1B		4 1 2 1 0 0 1															
Woody Woodward, R (1, 6) OBP: 0.289, SLG: 0.272			0-0 1B 2B	0-3 K		0-0 FC6-4 1B		0-0 1-3 1B		4 1 3 1 0 1 1															
Bob Uecker, R (1, 2) OBP: 0.244, SLG: 0.218			0-0 F2		0-0 4-3 2B	0-0 FC6-4		0-3 K		3 0 1 0 0 0 2															
Joe Torre, R (8, PH) OBP: 0.350, SLG: 0.454										1 0 0 0 0 1 2															
Phil Niekro, R (1, 1) OBP: 0.167, SLG: 0.158			0-0 P4		0-3 K		0-3 K		0-0 F9	3 0 0 0 0 2 2															
Rico Carty, R (9, PH) OBP: 0.333, SLG: 0.408										1 0 0 0 0 0 0															
Cecil Upshaw, R (9, 1) OBP: 0.375, SLG: 0.167										0 0 0 0 0 0 0															
Inning Stats	R: 0 E: 0 K: 0 S: 3	H: 0 LOB: 0 BB: 0 P: 3	R: 0 E: 0 K: 1 S: 5	H: 0 LOB: 0 BB: 0 P: 5	R: 1 E: 0 K: 0 S: 5	H: 2 LOB: 1 BB: 0 P: 5	R: 1 E: 0 K: 1 S: 6	H: 1 LOB: 1 BB: 1 P: 10	R: 0 E: 0 K: 2 S: 8	H: 1 LOB: 1 BB: 0 P: 8	R: 2 E: 0 K: 0 S: 6	H: 3 LOB: 1 BB: 0 P: 6	R: 0 E: 1 K: 1 S: 6	H: 0 LOB: 1 BB: 0 P: 6	R: 0 E: 0 K: 1 S: 7	H: 2 LOB: 2 BB: 0 P: 7	R: 0 E: 0 K: 0 S: 3	H: 0 LOB: 0 BB: 0 P: 3	1B: 6 2B: 2 3B: 1 HR: 0	SF: 0 SAC: 0 DP: 0 HBP: 0	WP: 0 PB: 0 SB: 1 CS: 0	PA: 38			
PITCHER	IP	WLS	BF	H	R	ER	SO	BB	IBB	HBP	BLK	WP	HR	S	P	ERA	WHIP								
Nelson Briles, R (1, 1) ERA: 2.5	7.0		30	7	4	4	5	1	0	0	0	0	0	39	43	5.14	1.143								
Larry Jaster, L (8, 1) ERA: 3.01	2.0	W	8	2	0	0	1	0	0	0	0	0	0	10	10	0.00	1.000								

Atlanta Braves @ St. Louis Cardinals
 Busch Stadium, St. Louis, MO
 Sun Sep 24 1967, 3:33 AM CDT
 Att: 35,844 - Unknown

livebaseballscorecards.com

AB 37
 R 4
 H 9
 RBI 4
 BB 1
 SO 6
 LOB 13



Batter	1	2	3	4	5	6	7	8	9	10	11	AB R H RBI BB SO LOB	TOP																		
Ed Spiezio, R OBP: 0.268, SLG: 0.317 Bobby Tolan, L OBP: 0.304, SLG: 0.368 (9, 3)	0-0 4-3		0-0 P4		0-0 4-3			0-0 F7		0-0 F6		3 0 0 0 0 0 2 2 0 0 0 0 0 1																			
Julian Javier, R OBP: 0.316, SLG: 0.407 (1, 4)	0-0 L9		0-0 FC6-5			0-0 P1		0-3 K			0-0 P4	5 0 0 0 0 1 2																			
Curt Flood, R OBP: 0.375, SLG: 0.409 (1, 8)	0-3 K		0-0 1-3			0-0 2B 1B		0-0 5-3			0-0 E 1B 2B	5 2 2 0 0 1 2																			
Orlando Cepeda, R OBP: 0.402, SLG: 0.529 Alex Johnson, R OBP: 0.273, SLG: 0.316 (9, 7)		0-3 K		0-0 G3 1B		0-0 1-H 2B		0-0 6-3			0-0 E4 1B 2-3	4 0 2 1 0 1 0 1 0 0 0 0 0 1																			
Mike Shannon, R OBP: 0.304, SLG: 0.374 (1, 5)		0-0 6-3		0-3 K		0-0 F7		0-3 K		0-0 K	0-0 2B 1B	5 1 1 1 0 2 2																			
Tim McCarver, L OBP: 0.374, SLG: 0.458 (1, 2)		0-0 FC4-6 1B		0-0 G3 1-2		0-3 K		0-0 CS BB		4-0 CS BB	0-0 2B	4 0 2 1 1 1 2																			
Roger Maris, L OBP: 0.348, SLG: 0.403 (1, 9)		0-0 FC4-6 1-2f		0-0 4-3		0-3 K		0-0 CS		0-0 F7	0-0 L9	5 0 0 0 0 1 3																			
Dal Maxvill, R OBP: 0.299, SLG: 0.281 (1, 6)			0-0 FC6-5 BB 1B		0-0 4-3		0-0 6-3			0-0 1B		4 0 2 0 0 0 0																			
Bob Gibson, R OBP: 0.235, SLG: 0.133 Lou Brock, L OBP: 0.324, SLG: 0.470 Ron Willis, R OBP: 0.375, SLG: 0.500 (10, PH)			4-0 FC6-5 BB		0-0 5-3		0-0 L6			0-0 F6		2 0 0 0 1 0 0 1 0 0 0 0 0 1 0 0 0 0 0 0 0																			
Inning Stats	R: 0 E: 0 K: 1 S: 5	H: 0 LOB: 0 BB: 0 P: 5	R: 0 E: 0 K: 1 S: 6	H: 1 LOB: 1 BB: 0 P: 6	R: 0 E: 0 K: 0 S: 4	H: 1 LOB: 2 BB: 1 P: 8	R: 0 E: 0 K: 1 S: 6	H: 1 LOB: 1 BB: 0 P: 6	R: 0 E: 0 K: 1 S: 3	H: 0 LOB: 0 BB: 0 P: 3	R: 1 E: 0 K: 1 S: 7	H: 2 LOB: 1 BB: 0 P: 7	R: 0 E: 0 K: 1 S: 5	H: 0 LOB: 0 BB: 0 P: 5	R: 0 E: 0 K: 1 S: 5	H: 0 LOB: 0 BB: 0 P: 5	R: 0 E: 0 K: 1 S: 4	H: 0 LOB: 0 BB: 1 P: 8	R: 0 E: 0 K: 0 S: 4	H: 1 LOB: 1 BB: 0 P: 4	R: 2 E: 1 K: 0 S: 6	H: 3 LOB: 1 BB: 0 P: 6	1B: 6 2B: 3 3B: 0 HR: 0	SF: 0 SAC: 0 DP: 0 HBP: 0	WP: 0 PB: 0 SB: 0 CS: 1	PA: 44					
PITCHER	IP WLS BF H R ER SO BB IBB HBP BLK WP HR S P ERA WHIP															IP WLS BF H R ER SO BB IBB HBP BLK WP HR S P ERA WHIP															
George Stone, L ERA: 4.91 (1, 1)	7.0	27	5	1	1	5	1	0	0	0	0	0	0	36	40	1.29	0.857														
Cecil Upshaw, R ERA: 2.64 (8, 1)	2.0	6	0	0	0	2	1	0	0	0	0	0	0	9	13	0.00	0.500														
Jay Ritchie, R ERA: 3.17 (10, 1)	1.2	L	9	4	2	0	0	0	0	0	0	0	0	9	9	10.80	2.400														
Ramon Hernandez, L ERA: 4.18 (11, 1)	0.1	1	0	0	0	0	0	0	0	0	0	0	0	1	1	0.00	0.000														

St. Louis Cardinals @ Atlanta Braves
 Atlanta Stadium, Atlanta, GA
 Fri Sep 29 1967, 7:05 PM EDT
 Att: 6,216 - Unknown

livebaseballscorecards.com

AB	41
R	3
H	9
RBI	3
BB	2
SO	7
LOB	16



Batter	1	2	3	4	5	6	7	8	9	10	11	AB R H RBI BB SO LOB	BOTTOM																						
Remy Hermoso, R OBP: 0.375, SLG: 0.318 (1, 6)												5 1 2 0 0 1 3	St. Louis Cardinals @ Atlanta Braves Atlanta Stadium, Atlanta, GA Fri Sep 29 1967, 7:05 PM EDT Att: 6,216 - Unknown																						
Felix Millan, R OBP: 0.267, SLG: 0.328 (1, 4)												5 0 2 0 0 0 1																							
Hank Aaron, R OBP: 0.370, SLG: 0.576 (1, 9)												4 0 1 0 1 2 2																							
Joe Torre, R OBP: 0.348, SLG: 0.447 (1, 3) (6, 2)												5 0 1 0 0 1 5																							
Clete Boyer, R OBP: 0.294, SLG: 0.427 (1, 5)												5 0 1 0 0 1 3																							
Dave Nicholson, R OBP: 0.318, SLG: 0.263 (1, 7)												5 0 2 0 0 0 1																							
Cito Gaston, R OBP: 0.091, SLG: 0.182 (1, 8)												3 0 0 0 0 1 2																							
Bob Uecker, R OBP: 0.243, SLG: 0.218 (1, 2) Rico Carty, R OBP: 0.334, SLG: 0.407 (6, 3)												2 0 0 0 0 1 1 1 0 0 0 1 1 1																							
George Stone, L Mack Jones, L Cecil Upshaw, R Charlie Lau, L Jay Ritchie, R Ramon Hernandez, S (1, 1) (7, PH) (8, 1) (9, PH) (10, 1) (11, 1)												2 0 0 0 0 0 1 0 0 0 0 1 0 0 0 0 0 0 0 0 0 1 0 0 0 0 0 1 0 0 0 0 0 0 0 0 0 0 0 0 0 0																							
Inning Stats	R: 1 E: 1 K: 3 S: 11	H: 2 LOB: 1 BB: 0 P: 11	R: 0 E: 0 K: 2 S: 7	H: 0 LOB: 0 BB: 0 P: 7	R: 0 E: 0 K: 1 S: 5	H: 0 LOB: 0 BB: 0 P: 5	R: 0 E: 0 K: 0 S: 3	H: 1 LOB: 0 BB: 0 P: 3	R: 0 E: 0 K: 0 S: 4	H: 1 LOB: 1 BB: 0 P: 4	R: 0 E: 0 K: 0 S: 3	H: 1 LOB: 1 BB: 1 P: 7		R: 0 E: 0 K: 1 S: 6	H: 1 LOB: 1 BB: 0 P: 6	R: 0 E: 0 K: 1 S: 6	H: 1 LOB: 1 BB: 0 P: 6	R: 0 E: 0 K: 0 S: 3	H: 0 LOB: 0 BB: 0 P: 3	R: 0 E: 0 K: 0 S: 3	H: 1 LOB: 0 BB: 0 P: 3	1B: 9 2B: 0 3B: 0 HR: 0	SF: 0 SAC: 1 DP: 3 HBP: 0	WP: 1 PB: 0 SB: 1 CS: 0	PA: 42										
PITCHER	IP WLS BF H R ER SO BB IBB HBP BLK WP HR S P ERA WHIP																																		
Bob Gibson, R ERA: 2.98 (1, 1)	9.0	36	8	1	0	8	2	1	0	0	1	0	49	61	0.00	1.111																			
Ron Willis, R ERA: 2.67 (10, 1)	2.0	6	1	0	0	0	0	0	0	0	0	0	6	6	0.00	0.500																			

livebaseballscores.com

AB	38
R	1
H	9
RBI	0
BB	3
SO	8
LOB	21



Batter	1	2	3	4	5	6	7	8	9	AB R H RBI BB SO LOB	TOP	
Lou Brock, L OBP: 0.326, SLG: 0.472 (1, 7) X	0-0 1B E 1B		0-0 6-3			0-0 1B S 4-3 1B		0-0 G3 BB 1B		4 2 3 0 0 0 0	St. Louis Cardinals @ Atlanta Braves Atlanta Stadium, Atlanta, GA Sat Sep 30 1967, 3:33 AM EDT Att. 5,604 - Unknown	
Bobby Tolan, L OBP: 0.310, SLG: 0.371 (1, 8) X (6, 3)	0-0 L6		0-0 E9 1B			0-0 4-3 S G3 1B		4-0 G3 BB 1-2	3 1 2 0 1 0 1			
Roger Maris, L OBP: 0.347, SLG: 0.401 (1, 9) X (6, 8) (7, 9)	0-0 E 1-3 1B		0-3 K			0-0 4-3		0-0 G3	4 0 1 1 0 1 4			
Orlando Cepeda, R OBP: 0.402, SLG: 0.528 Ed Spiezio, R OBP: 0.265, SLG: 0.314 (1, 3) X (6, 9) (7, 5)	0-0 E1 G4-6-3 1-2 3-H		0-0 G6-4-3 1B			0-0 G3 3-H		0-0 5-3	3 0 1 2 0 0 1 1 0 0 0 0 0 2			
Tim McCarver, L OBP: 0.371, SLG: 0.454 (1, 2) X	0-0 G4-6-3 1-2f		0-0 F5			0-0 4-3		0-0 1-3	4 0 0 0 0 0 3			
Mike Shannon, R OBP: 0.303, SLG: 0.372 Alex Johnson, R OBP: 0.271, SLG: 0.314 (1, 5) (7, 8)		0-0 6-3		0-0 G6-4-3 1-2f			0-0 F2		0-0 6-3	3 0 0 0 0 0 1 1 0 0 0 0 0 0		
Phil Gagliano, R OBP: 0.283, SLG: 0.281 (1, 4)		0-0 5-3			0-0 F8		0-0 F9		0-0 6-3	4 0 0 0 0 0 0		
Dal Maxvill, R OBP: 0.297, SLG: 0.280 (1, 6)		0-0 3-1			0-0 5-3		0-0 F8			3 0 0 0 0 0 0		
Dick Hughes, R OBP: 0.150, SLG: 0.128 (1, 1)			0-3 K		0-0 6-3			0-0 P3		3 0 0 0 0 1 0		
Inning Stats	R: 1 E: 1 K: 0 S: 5 H: 2 LOB: 1 BB: 0 P: 5	R: 0 E: 0 K: 0 S: 3 H: 0 LOB: 0 BB: 0 P: 3	R: 0 E: 1 K: 2 S: 8 H: 1 LOB: 1 BB: 0 P: 8	R: 0 E: 0 K: 0 S: 3 H: 1 LOB: 0 BB: 0 P: 3	R: 0 E: 0 K: 0 S: 3 H: 0 LOB: 0 BB: 0 P: 3	R: 2 E: 0 K: 0 S: 5 H: 2 LOB: 0 BB: 0 P: 5	R: 0 E: 0 K: 0 S: 3 H: 0 LOB: 0 BB: 0 P: 3	R: 0 E: 0 K: 0 S: 4 H: 1 LOB: 2 BB: 1 P: 8	R: 0 E: 0 K: 0 S: 3 H: 0 LOB: 0 BB: 0 P: 3	1B: 7 2B: 0 3B: 0 HR: 0 SF: 0 SAC: 0 DP: 2 HBP: 0		WP: 0 PB: 0 SB: 2 CS: 0 PA: 34
PITCHER Jim Britton, R ERA: 6.08 (1, 1) Clay Carroll, R ERA: 5.52 (9, 1)	IP 8.0 WLS L BF 31 H 7 R 3 ER 3 SO 2 BB 1 IBB 0 HBP 0 BLK 0 WP 0 HR 0 S 34 P 38 ERA 3.38 WHIP 1.000	IP 1.0 WLS L BF 3 H 0 R 0 ER 0 SO 0 BB 0 IBB 0 HBP 0 BLK 0 WP 0 HR 0 S 3 P 3 ERA 0.00 WHIP 0.000	PITCHER IP WLS BF H R ER SO BB IBB HBP BLK WP HR S P ERA WHIP									

livebaseballscorecards.com

AB	33
R	3
H	7
RBI	3
BB	1
SO	2
LOB	12



Batter	1	2	3	4	5	6	7	8	9	AB	R	H	RBI	BB	SO	LOB
Remy Hermoso, R (1, 6) OBP: 0.357, SLG: 0.308	0-3 K			0-0 E7 6-3 2B 1B		0-0 6-3			0-0 L5	4	1	1	0	0	1	0
Felix Millan, R (1, 4) OBP: 0.259, SLG: 0.318	0-0 F9			0-0 6-3		0-0 L7			0-0 F8	4	0	0	0	0	0	1
Mike Lum, L (1, 8) OBP: 0.259, SLG: 0.231	0-0 F8			0-0 F3		0-0 4-3			0-0 F7	4	0	0	0	0	0	1
Joe Torre, R (1, 2) OBP: 0.348, SLG: 0.448		0-0 F9		0-0 2B			0-0 F2			3	0	1	1	0	0	0
Clete Boyer, R (1, 5) OBP: 0.293, SLG: 0.424		0-0 F8		0-0 F8			0-0 6-3			3	0	0	0	0	0	1
Rico Carty, R (1, 3) OBP: 0.332, SLG: 0.405		0-0 5-3			0-0 6-3		0-3 K			3	0	0	0	0	1	0
Dave Nicholson, R (1, 7) OBP: 0.280, SLG: 0.227			0-0 P3		0-0 6-3			0-3 K		3	0	0	0	0	1	0
Cito Gaston, R (1, 9) OBP: 0.120, SLG: 0.200			0-0 F8		0-0 1B			0-3 K		3	0	1	0	0	1	0
Jim Britton, R (1, 1) Hank Aaron, R (8, PH) Clay Carroll, R (9, 1) OBP: 0.370, SLG: 0.576 OBP: 0.118, SLG: 0.063			0-3 K		0-0 F5			0-3 K2-3		2	0	0	0	0	1	1
										1	0	0	0	0	1	0
										0	0	0	0	0	0	0

Inning Stats	R: 0	H: 0	E: 0	LOB: 0	K: 1	BB: 0	S: 5	P: 5	R: 0	H: 0	E: 0	LOB: 0	K: 0	BB: 0	S: 3	P: 3	R: 0	H: 0	E: 0	LOB: 0	K: 1	BB: 0	S: 5	P: 5	R: 1	H: 2	E: 1	LOB: 1	K: 0	BB: 0	S: 5	P: 5	R: 0	H: 1	E: 0	LOB: 1	K: 0	BB: 0	S: 4	P: 4	R: 0	H: 0	E: 0	LOB: 0	K: 0	BB: 0	S: 3	P: 3	R: 0	H: 0	E: 0	LOB: 0	K: 1	BB: 0	S: 5	P: 5	R: 0	H: 0	E: 0	LOB: 0	K: 3	BB: 0	S: 9	P: 9	R: 0	H: 0	E: 0	LOB: 0	K: 0	BB: 0	S: 3	P: 3	R: 0	H: 0	E: 0	LOB: 0	K: 0	BB: 0	S: 3	P: 3	1B: 2	SF: 0	2B: 1	SAC: 0	3B: 0	DP: 0	HR: 0	HBP: 0	WP: 0	PA: 30	ERA	WHIP
PITCHER Dick Hughes, R (1, 1) ERA: 2.67	IP	WLS	BF	H	R	ER	SO	BB	IBB	HBP	BLK	WP	HR	S	P	ERA	WHIP	IP	WLS	BF	H	R	ER	SO	BB	IBB	HBP	BLK	WP	HR	S	P	ERA	WHIP	IP	WLS	BF	H	R	ER	SO	BB	IBB	HBP	BLK	WP	HR	S	P	ERA	WHIP																																									


BOTTOM

St. Louis Cardinals @ Atlanta Braves
Atlanta Stadium, Atlanta, GA

Sat Sep 30 1967, 3:33 AM EDT
Att. 5,604 - Unknown

livebaseballscorecards.com

AB	30
R	1
H	3
RBI	1
BB	0
SO	6
LOB	4



Batter	1	2	3	4	5	6	7	8	9	AB R H RBI BB SO LOB	TOP											
Lou Brock, L (1, 7) OBP: 0.327, SLG: 0.472	0-3 K		0-0 1-3 1B			0-0 E8 2B 3B 1B	0-3 K			4 1 2 0 0 2 1	St. Louis Cardinals @ Atlanta Braves Atlanta Stadium, Atlanta, GA Sun Oct 01 1967, 3:33 AM EDT Att: 10,465 - Unknown											
Curt Flood, R (1, 8) OBP: 0.378, SLG: 0.414	0-0 PB 1B		0-0 SF9			0-0 3B 2B	0-0 1B			3 1 3 2 0 0 0												
Roger Maris, L (1, 9) OBP: 0.346, SLG: 0.405	0-0 F9 1-2		0-0 B1-3			0-0 FC6-2-5-1 3B	0-0 F9			4 0 1 2 0 0 3												
Orlando Cepeda, R (1, 3) OBP: 0.399, SLG: 0.524	0-0 F9			0-0 4-3		0-0 FC6-2-5-1 4-3	0-0 F5			4 1 0 0 0 0 2												
Tim McCarver, L (1, 2) OBP: 0.369, SLG: 0.452		0-0 4-3		0-0 P4		0-0 4-3	0-0 P6			2 0 0 0 0 0 0												
Dave Ricketts, S (4, 2) OBP: 0.295, SLG: 0.384										2 0 0 1 0 0 0												
Mike Shannon, R (1, 5) OBP: 0.302, SLG: 0.369		0-0 F8		0-0 4-3		3-H 4-0 BB	0-3 K			3 0 0 0 1 1 0												
Julian Javier, R (1, 4) OBP: 0.314, SLG: 0.404		0-3 K			0-3 K	0-0 F7		0-0 F7		4 0 0 0 0 2 1												
Dal Maxvill, R (1, 6) OBP: 0.297, SLG: 0.279			0-0 1B SF9 1B		0-3 K		0-0 E3 WP SH1-4 1B	0-0 6-3		4 2 1 0 0 1 0												
Nelson Briles, R (1, 1) OBP: 0.209, SLG: 0.150			0-3 K		0-0 4-3		0-0 SH1-4	0-0 P1		2 0 0 0 0 1 1												
Bobby Tolan, L (9, PH) OBP: 0.309, SLG: 0.370										1 0 0 0 0 0 0												
Jack Lamabe, R (9, 1) OBP: 0.188, SLG: 0.133										0 0 0 0 0 0 0												
Inning Stats	R: 0 E: 0 K: 1 S: 6	H: 1 LOB: 1 BB: 0 P: 6	R: 0 E: 0 K: 1 S: 5	H: 0 LOB: 0 BB: 0 P: 5	R: 1 E: 0 K: 1 S: 7	H: 2 LOB: 1 BB: 0 P: 7	R: 0 E: 0 K: 0 S: 3	H: 0 LOB: 0 BB: 0 P: 3	R: 0 E: 0 K: 2 S: 7	H: 0 LOB: 0 BB: 0 P: 7	R: 3 E: 1 K: 0 S: 6	H: 3 LOB: 1 BB: 1 P: 10	R: 1 E: 1 K: 1 S: 7	H: 1 LOB: 1 BB: 0 P: 7	R: 0 E: 0 K: 1 S: 5	H: 0 LOB: 0 BB: 0 P: 5	R: 0 E: 0 K: 0 S: 3	H: 0 LOB: 0 BB: 0 P: 3	1B: 5 2B: 1 3B: 1 HR: 0	SF: 1 SAC: 1 DP: 0 HBP: 0	WP: 1 PB: 1 SB: 0 CS: 0	PA: 36
PITCHER	IP WLS BF H R ER SO BB IBB HBP BLK WP HR S P ERA WHIP																					
Ron Reed, R (1, 1) ERA: 2.95	8.0 L 33 7 5 4 7 1 0 0 0 1 0 46 50 4.50 1.000																					
Cecil Upshaw, R (9, 1) ERA: 2.58	1.0 3 0 0 0 0 0 0 0 0 0 0 3 3 0.00 0.000																					

livebaseballscorecards.com

AB	33
R	5
H	7
RBI	5
BB	1
SO	7
LOB	8



Batter	1	2	3	4	5	6	7	8	9	AB R H RBI BB SO LOB
Felix Millan, R OBP: 0.266, SLG: 0.346 (1, 4)	0-0 5-3		0-0 E7 4-3 1B			0-0 HR		0-0 F9		4 2 2 1 0 0 0
Mack Jones, L OBP: 0.355, SLG: 0.434 (1, 8)	4-0 1B BB		0-0 4-3			0-0 F5		4-0 FC5-4 BB		2 0 0 1 2 0 0
Hank Aaron, R OBP: 0.369, SLG: 0.573 (1, 9)	0-0 1-2 1B		0-0 P6			0-0 F7		0-0 FC5-4 1-2f		4 0 1 0 0 0 1
Joe Torre, R OBP: 0.345, SLG: 0.444 (1, 2)	0-0 F9			0-0 F9		0-0 F9			0-0 5-3	4 0 0 0 0 0 2
Clete Boyer, R OBP: 0.292, SLG: 0.423 (1, 5)	0-3 K			0-0 4-3			0-0 5-3 1B		0-3 K	4 0 1 0 0 2 2
Rico Carty, R OBP: 0.329, SLG: 0.401 (1, 3)		0-0 6-3		0-0 F8			0-0 5-3 1-2		0-0 4-3	4 0 0 0 0 0 1
Dave Nicholson, R OBP: 0.250, SLG: 0.200 (1, 7)		0-0 G3			0-3 K		0-3 K			3 0 0 0 0 2 1
Woody Woodward, R OBP: 0.287, SLG: 0.270 (1, 6)		0-0 F9			0-0 F8		0-0 5-3			3 0 0 0 0 0 1
Ron Reed, R (1, 1)			0-3 K		0-3 K			0-0 F7		2 0 0 0 0 2 0
Miguel de la Hoz, R OBP: 0.224, SLG: 0.287 (8, PH)										1 0 0 0 0 0 0
Cecil Upshaw, R OBP: 0.375, SLG: 0.167 (9, 1)										0 0 0 0 0 0 0

Inning Stats	R: 0	H: 1	E: 0	K: 1	S: 6	LOB: 2	BB: 1	P: 10	R: 0	H: 0	E: 0	K: 0	S: 3	LOB: 0	BB: 0	P: 3	R: 1	H: 1	E: 1	K: 1	S: 6	LOB: 0	BB: 0	P: 6	R: 0	H: 0	E: 0	K: 2	S: 7	LOB: 0	BB: 0	P: 7	R: 1	H: 1	E: 0	K: 0	S: 4	LOB: 0	BB: 0	P: 4	R: 0	H: 1	E: 0	K: 1	S: 6	LOB: 1	BB: 0	P: 6	R: 0	H: 0	E: 0	K: 0	S: 3	LOB: 1	BB: 1	P: 7	R: 0	H: 0	E: 0	K: 1	S: 5	LOB: 0	BB: 0	P: 5
1B: 3	SF: 0	2B: 0	SAC: 0	3B: 0	DP: 0	HR: 1	HBP: 0	WP: 0	PA: 33	ERA: 1.12	WHIP: 0.750	ERA: 0.00	WHIP: 0.000	ERA: 2.43	WHIP: 3.2	ERA: 3.2	WHIP: 3.2	ERA: 0.00	WHIP: 0.000	ERA: 0.00	WHIP: 0.000	ERA: 0.00	WHIP: 0.000	ERA: 0.00	WHIP: 0.000	ERA: 0.00	WHIP: 0.000	ERA: 0.00	WHIP: 0.000	ERA: 0.00	WHIP: 0.000	ERA: 0.00	WHIP: 0.000	ERA: 0.00	WHIP: 0.000	ERA: 0.00	WHIP: 0.000	ERA: 0.00	WHIP: 0.000	ERA: 0.00	WHIP: 0.000	ERA: 0.00	WHIP: 0.000	ERA: 0.00	WHIP: 0.000	ERA: 0.00	WHIP: 0.000	ERA: 0.00	WHIP: 0.000															

St. Louis Cardinals @ Atlanta Braves
Atlanta Stadium, Atlanta, GA
 Sun Oct 01 1967, 3:33 AM EDT
 Att. 10,465 - Unknown

AB	31
R	2
H	4
RBI	2
BB	2
SO	6
LOB	8

Braves

Batter	1	2	3	4	5	6	7	8	9	AB R H RBI BB SO LOB	TOP
Lou Brock, L (1, 7) OBP: 1.000, SLG: 1.000	0-0 G5-3 S 1B		0-0 2B G3 1B	0-0 2-H 1B			0-0 G3 S 4-3 1B		4-0 BLK BB	4 2 4 0 1 0 0	
Curt Flood, R (1, 8) OBP: 0.200, SLG: 0.400	0-3 K 1-2		0-0 G3 2B			0-0 F7	0-0 G3 1-3		0-0 F9	5 0 1 0 0 1 4	
Roger Maris, L (1, 9) OBP: 0.400, SLG: 0.250	4-0 BB		0-0 G3 2-3 3-H			0-0 1B	0-0 4-3		0-0 F7 1-2 2-3	4 0 1 2 1 0 3	
Orlando Cepeda, R (1, 3)	0-0 G5-3 2-3f		0-0 F5			0-0 P3	0-3 K			4 0 0 0 0 1 4	
Tim McCarver, L (1, 2)		0-3 K BB BB	4-0 BB			0-0 F2		0-0 F8		3 0 0 0 1 1 1	
Mike Shannon, R (1, 5) OBP: 0.500, SLG: 0.500		0-0 1B 1B	0-0 P4			0-0 PB 1B		0-0 F7		4 0 2 0 0 0 2	
Julian Javier, R (1, 4) OBP: 0.500, SLG: 0.500		0-0 BB 1-3 1B		0-0 4-3 1B 1B		0-3 K 1-2		0-3 K		4 0 2 0 0 2 1	
Dal Maxvill, R (1, 6)		4-0 G5-4-3 1-2 BB		0-0 4-3		0-0 F2 1-2		4-0 BLK BB BB		2 0 0 0 2 0 2	
Bob Gibson, R (1, 1)		0-0 G5-4-3 1-2f		0-3 K		0-0 F7		0-0 F3		4 0 0 0 0 1 6	
Inning Stats	R: 0 H: 1 E: 0 LOB: 1 K: 1 BB: 1 S: 5 P: 9	R: 0 H: 2 E: 0 LOB: 2 K: 1 BB: 1 S: 6 P: 10	R: 1 H: 2 E: 0 LOB: 2 K: 0 BB: 1 S: 5 P: 9	R: 0 H: 2 E: 0 LOB: 2 K: 1 BB: 0 S: 6 P: 6	R: 0 H: 1 E: 0 LOB: 1 K: 0 BB: 0 S: 4 P: 4	R: 0 H: 1 E: 0 LOB: 1 K: 1 BB: 0 S: 6 P: 6	R: 1 H: 1 E: 0 LOB: 0 K: 1 BB: 0 S: 6 P: 6	R: 0 H: 0 E: 0 LOB: 0 K: 1 BB: 0 S: 5 P: 5	R: 0 H: 0 E: 0 LOB: 2 K: 0 BB: 2 S: 3 P: 11	1B: 9 SF: 0 2B: 1 SAC: 0 3B: 0 DP: 2 HR: 0 HBP: 0	WP: 0 PA: 39 PB: 1 SB: 2 CS: 0
PITCHER	IP WLS BF H R ER SO BB IBB HBP BLK WP HR S P ERA WHIP										
Jose Santiago, R (1, 1) ERA: 2.57	7.0 L 31 10 2 2 5 3 0 0 0 0 0 0 38 50 2.57 1.857										
John Wyatt, R (8, 1) ERA:	2.0 8 0 0 0 1 2 0 0 0 1 0 0 8 16 0.00 1.000										

St. Louis Cardinals @ Boston Red Sox
 Fenway Park, Boston, MA
 Wed Oct 04 1967, 3:33 AM EDT
 Att: 34,796 - Unknown

livebaseballscorecards.com

AB	34
R	2
H	10
RBI	2
BB	5
SO	6
LOB	23



Batter	1	2	3	4	5	6	7	8	9
Jose Tartabull, L (1, 9) X	0-0 F9 ①		0-3 K ②		0-0 F8 ②		4-0 HR 1B BB	0-0 F5 ②	
Dalton Jones, L (1, 5) S S S	0-3 K ②		0-0 F9 ③		0-0 3-1		0-0 HR 1B	0-0 1B 1B	
Carl Yastrzemski, L (1, 7) B B B	4-0 BB			0-0 HR		0-0 F7 ①	0-0 HR 1-H 2-H	0-0 1B 1-3	
George Scott, R (1, 3) S S S	0-3 K ③			0-0 1B 1B		4-0 E BB SF8 BB	0-0 L7 ①	0-0 5-3 ③	
Reggie Smith, S (1, 8)		0-0 F2 ①		0-0 F7 ①		4-0 SF8 E BB 1-2	0-0 F9 ②		
Jerry Adair, R (1, 4)		0-0 F7 ②		0-0 FC4-6 1B 1-2		0-0 E5 S BB 1B 1-2 2-3	0-0 BB 1B		
Rico Petrocelli, R (1, 6)		0-0 1B		0-3 K ②		0-0 SF8 2-3 3-H	4-0 BB 1-2		
Elston Howard, R (1, 2)		0-0 F8 ③		0-0 FC4-6 1-2f		4-0 IBB	0-3 K ③		
Jim Lonborg, R (1, 1)			0-3 K ①		0-0 F9 ①	0-3 K ③		0-3 K ①	

Inning Stats	R: 0 E: 0 K: 2 S: 7	H: 0 LOB: 1 BB: 11	R: 0 E: 0 K: 0 S: 4	H: 1 LOB: 1 BB: 0 P: 4	R: 0 E: 0 K: 2 S: 7	H: 0 LOB: 0 BB: 0 P: 7	R: 1 E: 0 K: 1 S: 8	H: 3 LOB: 2 BB: 0 P: 8	R: 0 E: 0 K: 0 S: 3	H: 0 LOB: 0 BB: 0 P: 3	R: 1 E: 1 K: 1 S: 6	H: 0 LOB: 3 BB: 3 P: 18	R: 3 E: 0 K: 1 S: 8	H: 3 LOB: 2 BB: 2 P: 16	R: 0 E: 0 K: 1 S: 7	H: 2 LOB: 2 BB: 0 P: 7
1B: 7 2B: 0 3B: 0 HR: 2	SF: 1 SAC: 0 DP: 0 HBP: 0	WP: 0 PB: 0 SB: 1 CS: 0														

PITCHER	IP	WLS	BF	H	R	ER	SO	BB	IBB	HBP	BLK	WP	HR	S	P	ERA	WHIP
Dick Hughes, R (1, 1) ERA: 1.69	5.1	L	24	4	2	1	5	3	0	0	0	0	1	31	43	1.69	1.312
Ron Willis, R (6, 1) ERA: 27.0	0.2		5	1	2	2	1	1	1	0	0	0	0	5	13	27.00	3.000
Joe Hoerner, L (7, 1) ERA: 13.5	0.2		5	2	1	1	0	1	0	0	0	0	1	4	8	13.50	4.500
Jack Lamabe, R (7, 1) ERA:	1.1		6	2	0	0	2	0	0	0	0	0	0	10	10	0.00	1.500

BOTTOM

St. Louis Cardinals @ Boston Red Sox
 Fenway Park, Boston, MA
 Thu Oct 05 1967, 3:33 AM EDT
 Att. 35,188 - Unknown

livebaseballscorecards.com

AB	33
R	5
H	9
RBI	5
BB	6
SO	8
LOB	16



1B: 7 2B: 0 3B: 0 HR: 2	SF: 1 SAC: 0 DP: 0 HBP: 0	WP: 0 PB: 0 SB: 1 CS: 0	PA: 40
----------------------------------	------------------------------------	----------------------------------	--------

Batter	1	2	3	4	5	6	7	8	9	AB R H RBI BB SO LOB	TOP
Jose Tartabull, L (1, 9) X	0-0 4-3 ①		0-0 P8 ③			0-0 B1-3 ①		0-0 F8 ②		4 0 0 0 0 0 2	Boston Red Sox @ St. Louis Cardinals Busch Stadium, St. Louis, MO Sat Oct 07 1967, 3:33 AM CDT Att: 54,575 - Unknown
Dalton Jones, L (1, 5) S S S	0-3 K ②			0-0 G4-6-3 1B		0-0 4-3 1B		0-0 1B		4 0 3 1 0 1 0	
Carl Yastrzemski, L (1, 7) H	1-0 2-6 HBP			0-0 G4-6-3 1-2f ① ②		0-0 4-3 1-2		0-0 4-3 ③		3 0 0 0 0 0 3	
George Scott, R (1, 3)	0-0 2-6 1-2 ③ X	0-0 1-4-3 ①		0-3 K ③		0-0 6-3 ③			0-0 5-3 ①	4 0 0 0 0 1 1	
Reggie Smith, S (1, 8)		0-0 P5 ②			0-0 1B		0-0 HR		0-0 P2 ②	4 1 2 1 0 0 0	
Jerry Adair, R (1, 4)		0-0 5-3 ③			0-0 P3 ①		0-0 6-3 ①		0-0 P5 ③	4 0 0 0 0 0 1	
Rico Petrocelli, R (1, 6)			0-0 F7 ①		0-0 F8 ②		0-0 F7 ②			3 0 0 0 0 0 1	
Elston Howard, R (1, 2)			0-0 1B		0-3 K ③		0-0 4-3 ③			3 0 1 0 0 1 1	
Gary Bell, R (1, 1) George Thomas, R (3, PH) Gary Waslewski, R (3, 1) Mike Andrews, R (6, PH) Lee Stange, R (6, 1) Joe Foy, R (8, PH) Dan Osinski, R (8, 1)			0-3 K ②			0-0 B1-3 1B		0-0 6-3 ①		0 0 0 0 0 0 0 1 0 0 0 0 1 1 0 0 0 0 0 0 0 1 1 1 0 0 0 0 0 0 0 0 0 0 0 1 0 0 0 0 0 0 0 0 0 0 0 0 0	
Inning Stats	R: 0 H: 0 E: 0 LOB: 1 K: 1 BB: 0 S: 4 P: 5	R: 0 H: 0 E: 0 LOB: 0 K: 0 BB: 0 S: 3 P: 3	R: 0 H: 1 E: 0 LOB: 1 K: 1 BB: 0 S: 6 P: 6	R: 0 H: 1 E: 0 LOB: 0 K: 1 BB: 0 S: 5 P: 5	R: 0 H: 1 E: 0 LOB: 1 K: 1 BB: 0 S: 6 P: 6	R: 1 H: 2 E: 0 LOB: 1 K: 0 BB: 0 S: 5 P: 5	R: 1 H: 1 E: 0 LOB: 0 K: 0 BB: 0 S: 4 P: 4	R: 0 H: 1 E: 0 LOB: 1 K: 0 BB: 0 S: 4 P: 4	R: 0 H: 0 E: 0 LOB: 0 K: 0 BB: 0 S: 3 P: 3	1B: 6 SF: 0 2B: 0 SAC: 0 3B: 0 DP: 1 HR: 1 HBP: 1	WP: 0 PA: 33 PB: 0 SB: 0 CS: 0
PITCHER Nelson Bries, R (1, 1) ERA: 2.0	IP WLS BF H R ER SO BB IBB HBP BLK WP HR S P ERA WHIP										

AB	32
R	2
H	7
RBI	2
BB	0
SO	4
LOB	10



Batter	1	2	3	4	5	6	7	8	9
Lou Brock, L (1, 7) OBP: 0.538, SLG: 0.667	0-0 1B 3B		0-3 K			0-0 E 1B		0-0 F8	
Curt Flood, R (1, 8) OBP: 0.231, SLG: 0.250	0-0 G1-6-3 1B		0-0 4-3			0-0 F9 1-3		0-0 5-3	
Roger Maris, L (1, 9) OBP: 0.333, SLG: 0.273	0-0 G1-6-3 1-2f		0-0 F9			0-0 3-H 1B		0-0 2B 1B	
Orlando Cepeda, R (1, 3) OBP: 0.091, SLG: 0.182	0-0 F5		0-3 K			0-0 F2		0-0 1-H 2B	
Tim McCarver, L (1, 2) OBP: 0.182, SLG: 0.100		0-0 HR 1B		0-0 3-1		0-0 F5		0-0 6-3	
Mike Shannon, R (1, 5) OBP: 0.400, SLG: 0.700		0-0 1-H HR		0-0 6-3			0-0 6-3 1B		
Julian Javier, R (1, 4) OBP: 0.400, SLG: 0.500		0-0 1B		0-3 K			0-0 6-3 1-2		
Dal Maxvill, R (1, 6)		0-3 K		0-0 F9			0-0 F8		
Nelson Briles, R (1, 1)		0-0 4-3		0-0 6-3			0-0 P4		

Inning Stats	R: 1	H: 2	E: 0	LOB: 0	K: 0	P: 4	R: 2	H: 3	E: 0	LOB: 0	K: 1	P: 7	R: 0	H: 0	E: 0	LOB: 0	K: 1	P: 5	R: 0	H: 0	E: 0	LOB: 0	K: 1	P: 5	R: 0	H: 0	E: 0	LOB: 0	K: 1	P: 5	R: 1	H: 2	E: 1	LOB: 1	K: 0	P: 5	R: 0	H: 1	E: 0	LOB: 1	K: 0	P: 4	R: 1	H: 2	E: 0	LOB: 1	K: 0	P: 5
	S: 4	BB: 4	S: 7	BB: 7	S: 5	BB: 5	S: 5	BB: 5	S: 5	BB: 5	S: 5	BB: 5	S: 5	BB: 5	S: 5	BB: 5	S: 5	BB: 5	S: 5	BB: 5	S: 5	BB: 5	S: 5	BB: 5	S: 5	BB: 5	S: 5	BB: 5	S: 5	BB: 5	S: 5	BB: 5	S: 5	BB: 5	S: 5	BB: 5	S: 5	BB: 5	S: 5	BB: 5	S: 5	BB: 5	S: 5	BB: 5	S: 5	BB: 5		

PITCHER	IP	WLS	BF	H	R	ER	SO	BB	IBB	HBP	BLK	WP	HR	S	P	ERA	WHIP
Gary Bell, R (1, 1) ERA: 13.5	2.0	L	9	5	3	3	1	0	0	0	0	0	1	11	11	13.50	2.500
Gary Waslewski, R (3, 1) ERA:	3.0		9	0	0	0	3	0	0	0	0	0	0	15	15	0.00	0.000
Lee Stange, R (6, 1) ERA:	2.0		9	3	1	0	0	0	0	0	0	0	0	9	9	0.00	1.500
Dan Osinski, R (8, 1) ERA: 9.0	1.0		5	2	1	1	0	0	0	0	0	0	0	5	5	9.00	2.000

BOTTOM

AB	R	H	RBI	BB	SO	LOB
4	2	2	0	0	1	0
4	0	1	1	0	0	1
4	1	2	1	0	0	1
4	0	1	1	0	1	1
4	1	1	0	0	0	2
3	1	2	2	0	0	0
3	0	1	0	0	1	1
3	0	0	0	0	1	1
3	0	0	0	0	0	1

AB	32
R	5
H	10
RBI	5
BB	0
SO	4
LOB	8



WP	PA
0	32

Boston Red Sox @ St. Louis Cardinals
 Busch Stadium, St. Louis, MO
 Sat Oct 07 1967, 3:33 AM CDT
 Att. 54,575 - Unknown

livebaseballscorecards.com

Batter	1	2	3	4	5	6	7	8	9	AB R H RBI BB SO LOB	TOP											
Jose Tartabull, L (1, 9) OBP: 0.231, SLG: 0.167	0-0 3-1		0-0 G3			0-0 1B		0-0 1B		4 0 2 0 0 0 0												
Dalton Jones, L (1, 5) OBP: 0.353, SLG: 0.353	0-0 1-3			0-0 F7		0-0 F7		0-0 F9		4 0 0 0 0 0 2												
Carl Yastrzemski, L (1, 7) OBP: 0.412, SLG: 0.800	0-0 1B			0-0 1-3		0-0 6-3			0-0 F9 2B	4 0 2 0 0 0 1												
George Scott, R (1, 3) OBP: 0.353, SLG: 0.333	0-3 K			0-0 1B		0-0 6-3			0-0 F9 2-3	4 0 1 0 0 1 2												
Reggie Smith, S (1, 8) OBP: 0.333, SLG: 0.462		0-0 4-3		0-0 G3		4-0 BB			0-3 K	3 0 0 0 1 1 2												
Jerry Adair, R (1, 4) OBP: 0.125, SLG: 0.125		0-3 K			0-0 5-3	0-0 F2			0-0 4-3	4 0 0 0 0 1 2												
Rico Petrocelli, R (1, 6) OBP: 0.154, SLG: 0.091		0-3 K			0-0 5-3	0-0 P1				3 0 0 0 0 1 1												
Elston Howard, R (1, 2) OBP: 0.222, SLG: 0.125			0-0 F3		0-0 F8		0-0 F8			2 0 0 0 0 0 0												
Dave Morehead, R (5, 1)										0 0 0 0 0 0 0												
Norm Siebern, L (8, PH) OBP: 0.500, SLG: 0.500										1 0 0 0 0 0 0												
Ken Brett, L (8, 1)										0 0 0 0 0 0 0												
Jose Santiago, R (1, 1) OBP: 0.500, SLG: 2.000			0-3 K		0-3 K		0-0 F8			0 0 0 0 0 0 0												
Gary Bell, R (1, 1)										0 0 0 0 0 0 0												
Joe Foy, R (3, PH)										1 0 0 0 0 1 0												
Jerry Stephenson, L (3, 1)										0 0 0 0 0 0 0												
Mike Ryan, R (5, 2)										2 0 0 0 0 1 0												
Inning Stats	R: 0 E: 0 K: 1 S: 6	H: 1 LOB: 1 BB: 0 P: 6	R: 0 E: 0 K: 2 S: 7	H: 0 LOB: 0 BB: 0 P: 7	R: 0 E: 0 K: 1 S: 5	H: 0 LOB: 0 BB: 0 P: 5	R: 0 E: 0 K: 0 S: 4	H: 1 LOB: 1 BB: 0 P: 4	R: 0 E: 0 K: 0 S: 3	H: 0 LOB: 0 BB: 0 P: 3	R: 0 E: 0 K: 1 S: 6	H: 1 LOB: 1 BB: 0 P: 6	R: 0 E: 0 K: 0 S: 3	H: 0 LOB: 1 BB: 1 P: 7	R: 0 E: 0 K: 0 S: 4	H: 1 LOB: 1 BB: 0 P: 4	R: 0 E: 0 K: 1 S: 6	H: 1 LOB: 1 BB: 0 P: 6	1B: 4 2B: 1 3B: 0 HR: 0	SF: 0 SAC: 0 DP: 0 HBP: 0	WP: 0 PB: 0 SB: 0 CS: 0	PA: 33
PITCHER Bob Gibson, R (1, 1) ERA: 0.5	IP: 9.0 WLS: W BF: 33 H: 5 R: 0 ER: 0 SO: 6 BB: 1 IBB: 0 HBP: 0 BLK: 0 WP: 0 HR: 0 S: 44 P: 48 ERA: 0.00 WHIP: 0.667																				PITCHER IP: WLS: BF: H: R: ER: SO: BB: IBB: HBP: BLK: WP: HR: S: P: ERA: WHIP:	

Boston Red Sox @ St. Louis Cardinals
 Busch Stadium, St. Louis, MO
 Sun Oct 08 1967, 3:33 AM CDT
 Att: 54,575 - Unknown

livebaseballscorecards.com

AB	32
R	0
H	5
RBI	0
BB	1
SO	6
LOB	10



Batter	1	2	3	4	5	6	7	8	9	AB	R	H	RBI	BB	SO	LOB
Lou Brock, L OBP: 0.529, SLG: 0.688 (1, 7)	0-0 1B 2B 1B	0-0 F7		0-0 4-3 2B		0-0 FC6-4 1-2f				4	1	2	0	0	0	1
Curt Flood, R OBP: 0.235, SLG: 0.250 (1, 8)	0-0 1-2 2B 1B	0-0 P3		0-0 4-3		0-0 6-3 1-2				4	1	1	0	0	0	2
Roger Maris, L OBP: 0.313, SLG: 0.333 (1, 9)	0-0 1-H 2-H F9 1B 2B	0-0 G3		0-0 G3		0-0 F7				4	1	1	2	0	0	1
Orlando Cepeda, R OBP: 0.133, SLG: 0.267 (1, 3)	0-0 F9 2-3		0-0 WP SF8 2B	0-0 5-3		0-0 F8				4	1	1	0	0	0	2
Tim McCarver, L OBP: 0.200, SLG: 0.154 (1, 2)	0-0 3-H 1B 1B		0-0 SF8 2-H		0-3 K		0-0 P6			3	1	1	2	0	1	0
Mike Shannon, R OBP: 0.357, SLG: 0.538 (1, 5)	0-0 F6		4-0 2B BB	0-0 4-3		0-0 F2				3	1	0	0	1	0	1
Julian Javier, R OBP: 0.429, SLG: 0.571 (1, 4)	0-0 1-2 1B 1B		0-0 6-3 1-H 2B	0-3 K		0-3 K				4	0	2	1	0	2	0
Dal Maxvill, R OBP: 0.308, SLG: 0.100 (1, 6)	0-0 1-3 2-H 1B		0-0 6-3 2-3	0-0 5-3		0-0 FC6-4 BB				3	0	1	1	1	0	1
Bob Gibson, R (1, 1)	0-0 F7		0-0 F8	4-0 FC6-4 BB		0-0 FC6-4 1-2f				3	0	0	0	1	0	4


Inning Stats	R: 4	H: 6	E: 0	LOB: 2	K: 0	BB: 0	S: 9	R: 0	H: 0	E: 0	LOB: 0	K: 0	BB: 0	S: 3	R: 2	H: 2	E: 0	LOB: 1	K: 0	BB: 1	S: 5	R: 0	H: 1	E: 0	LOB: 1	K: 0	BB: 0	S: 4	R: 0	H: 0	E: 0	LOB: 0	K: 2	BB: 0	S: 7	R: 0	H: 0	E: 0	LOB: 1	K: 0	BB: 1	S: 3	R: 0	H: 0	E: 0	LOB: 0	K: 0	BB: 0	S: 3	R: 0	H: 0	E: 0	LOB: 1	K: 1	BB: 1	S: 5	R: 0	H: 0	E: 0	LOB: 1	K: 0	BB: 1	S: 9
--------------	------	------	------	--------	------	-------	------	------	------	------	--------	------	-------	------	------	------	------	--------	------	-------	------	------	------	------	--------	------	-------	------	------	------	------	--------	------	-------	------	------	------	------	--------	------	-------	------	------	------	------	--------	------	-------	------	------	------	------	--------	------	-------	------	------	------	------	--------	------	-------	------

PITCHER	IP	WLS	BF	H	R	ER	SO	BB	IBB	HBP	BLK	WP	HR	S	P	ERA	WHIP
Jose Santiago, R ERA: 7.04 (1, 1)	0.2	L	8	6	4	4	0	0	0	0	0	0	0	8	8	54.00	9.000
Gary Bell, R ERA: 8.1 (1, 1)	1.1		4	0	0	0	0	0	0	0	0	0	0	4	4	0.00	0.000
Jerry Stephenson, R ERA: 9.0 (3, 1)	2.0		10	3	2	2	0	1	0	0	0	1	0	9	13	9.00	2.000
Dave Morehead, R ERA: (5, 1)	3.0		10	0	0	0	2	1	0	0	0	0	0	13	17	0.00	0.333
Ken Brett, L ERA: (8, 1)	1.0		4	0	0	0	1	1	0	0	0	0	0	5	9	0.00	1.000

BOTTOM

Boston Red Sox @ St. Louis Cardinals
 Busch Stadium, St. Louis, MO
 Sun Oct 08 1967, 3:33 AM CDT
 Att. 54,575 - Unknown

AB	32
R	6
H	9
RBI	6
BB	3
SO	3
LOB	12



WP: 1	PA: 36
PB: 0	
SB: 1	
CS: 0	

PITCHER	IP	WLS	BF	H	R	ER	SO	BB	IBB	HBP	BLK	WP	HR	S	P	ERA	WHIP
---------	----	-----	----	---	---	----	----	----	-----	-----	-----	----	----	---	---	-----	------

Batter	1	2	3	4	5	6	7	8	9	AB R H RBI BB SO LOB	TOP											
Joe Foy, R (1, 5) OBP: 0.125, SLG: 0.125	0-3 K		0-0 SH 1B		0-0 F8			0-3 K	0-3 K	5 1 1 0 0 3 2												
Mike Andrews, R (1, 4) OBP: 0.400, SLG: 0.400	0-0 P4		0-0 SH 1B		0-0 FC4-6 1B			0-0 5-3		3 0 1 0 0 0 0												
Carl Yastrzemski, L (1, 7) OBP: 0.429, SLG: 0.778	4-0 FC6-4 BB		0-3 K		0-0 FC4-6 1-2f			0-0 2B		3 0 1 0 1 1 3												
Ken Harrelson, R (1, 9) OBP: 0.286, SLG: 0.167 Jose Tartabull, L (8, 9) OBP: 0.231, SLG: 0.167	0-0 FC6-4 1-2f		0-0 1B			4-0 BB BB		0-0 6-3		3 0 1 1 1 0 2 0 0 0 0 0 0 0												
George Scott, R (1, 3) OBP: 0.333, SLG: 0.278		0-3 K FC6-4	0-0 F9		0-0 G4-6-3 1-2f			4-0 2B 1B BB		3 1 0 0 1 1 3												
Reggie Smith, S (1, 8) OBP: 0.316, SLG: 0.471		0-0 F8		0-0 P6		0-0 P4		0-0 1B 1-3 2B		4 1 1 0 0 0 1												
Rico Petrocelli, R (1, 6) OBP: 0.176, SLG: 0.071		0-0 F9		0-0 5-3			0-3 K	4-0 E CS IBB		3 0 0 0 1 1 1												
Elston Howard, R (1, 2) OBP: 0.231, SLG: 0.167		0-0 FC6-4 1-2f		0-0 F9			0-0 1-3	0-0 E9 1-3 2-H 3-H 1B		4 0 1 1 0 0 1												
Jim Lonborg, R (1, 1) OBP: 0.000, SLG: 0.000			0-3 K		0-3 K		0-0 F5	0-3 K		4 0 0 0 0 3 2												
Inning Stats	R: 0 E: 0 K: 1 S: 5	H: 0 LOB: 1 BB: 1 P: 9	R: 0 E: 0 K: 1 S: 6	H: 0 LOB: 1 BB: 0 P: 6	R: 1 E: 1 K: 2 S: 10	H: 2 LOB: 2 BB: 0 P: 10	R: 0 E: 0 K: 0 S: 3	H: 0 LOB: 0 BB: 0 P: 3	R: 0 E: 0 K: 1 S: 6	H: 1 LOB: 1 BB: 0 P: 6	R: 0 E: 0 K: 0 S: 2	H: 0 LOB: 0 BB: 1 P: 6	R: 0 E: 0 K: 1 S: 5	H: 0 LOB: 0 BB: 0 P: 5	R: 0 E: 0 K: 1 S: 6	H: 1 LOB: 1 BB: 0 P: 6	R: 2 E: 1 K: 2 S: 8	H: 2 LOB: 2 BB: 2 P: 16	1B: 4 2B: 3 3B: 0 HR: 0	SF: 0 SAC: 1 DP: 2 HBP: 0	WP: 1 PB: 0 SB: 0 CS: 1	PA: 37
PITCHER	IP WLS BF H R ER SO BB IBB HBP BLK WP HR S P ERA WHIP																					
Steve Carlton, L (1, 1) ERA:	6.0 L 24 3 1 0 5 2 0 0 0 0 1 0 32 40 0.00 0.833																					
Ray Washburn, R (7, 1) ERA:	2.0 7 1 0 0 2 0 0 0 0 0 0 0 11 11 0.00 0.500																					
Ron Willis, R (9, 1) ERA: 40.5	0.0 3 1 2 1 0 1 1 0 0 0 0 0 1 9 ∞ ∞																					
Jack Lamabe, R (9, 1) ERA:	1.0 3 1 0 0 2 0 0 0 0 0 0 0 7 7 0.00 1.000																					

Boston Red Sox @ St. Louis Cardinals
 Busch Stadium, St. Louis, MO
 Mon Oct 09 1967, 3:33 AM CDT
 Att: 54,575 - Unknown

AB	32
R	3
H	6
RBI	2
BB	4
SO	9
LOB	15



BOTTOM

Boston Red Sox @ St. Louis Cardinals
 Busch Stadium, St. Louis, MO
 Mon Oct 09 1967, 3:33 AM CDT
 Att. 54,575 - Unknown

livebaseballscorecards.com

AB	31
R	1
H	3
RBI	1
BB	0
SO	4
LOB	6



WP:	0	PA:	31
PB:	0	SB:	0
CS:	0		

AB	R	H	RBI	BB	SO	LOB
4	0	0	0	0	1	1
4	0	0	0	0	0	0
4	1	2	1	0	0	0
4	0	0	0	0	1	1
3	0	0	0	0	0	1
3	0	0	0	0	1	0
3	0	0	0	0	0	0
2	0	1	0	0	0	0
1	0	0	0	0	0	1
0	0	0	0	0	0	0
0	0	0	0	0	0	0
1	0	0	0	0	0	1
1	0	0	0	0	1	0
0	0	0	0	0	0	0
1	0	0	0	0	0	1
0	0	0	0	0	0	0

Batter	1	2	3	4	5	6	7	8	9
Lou Brock, L (1, 7) OBP: 0.429, SLG: 0.550	0-0 F9		0-3 K			0-0 G3			0-0 4-3
Curt Flood, R (1, 8) OBP: 0.190, SLG: 0.200	0-0 5-3			0-0 G3		0-0 4-3			0-0 5-3
Roger Maris, L (1, 9) OBP: 0.350, SLG: 0.526	0-0 G3			0-0 1B			0-0 P4		0-0 HR
Orlando Cepeda, R (1, 3) OBP: 0.105, SLG: 0.211		0-3 K		0-0 F7			0-0 6-3		0-0 5-3
Tim McCarver, L (1, 2) OBP: 0.167, SLG: 0.125		0-0 F7		0-0 1-3			0-0 F8		
Mike Shannon, R (1, 5) OBP: 0.294, SLG: 0.438		0-0 F2			0-3 K			0-0 6-3	
Julian Javier, R (1, 4) OBP: 0.353, SLG: 0.471			0-0 1-3		0-0 P5			0-0 E6	
Dal Maxvill, R (1, 6) OBP: 0.333, SLG: 0.167			0-0		0-0 5-3			0-0 G3	
Dave Ricketts, S (8, PH)								0-0 1-2	
Ron Willis, R (9, 1)								0-0 P6	
Jack Lamabe, R (9, 1)									
Steve Carlton, L (1, 1)			0-0 B5			0-3 K			
Bobby Tolan, L (6, PH)									
Ray Washburn, R (7, 1)									
Phil Gagliano, R (8, PH)									
Eddie Bressoud, R (9, 6)									

Inning Stats	R: 0	H: 0	E: 0	K: 0	S: 3	LOB: 0	BB: 0	P: 3
R: 0	H: 0	E: 0	K: 1	S: 5	LOB: 0	BB: 0	P: 5	
R: 0	H: 1	E: 0	K: 1	S: 6	LOB: 1	BB: 0	P: 6	
R: 0	H: 1	E: 0	K: 0	S: 4	LOB: 1	BB: 0	P: 4	
R: 0	H: 0	E: 0	K: 1	S: 5	LOB: 0	BB: 0	P: 5	
R: 0	H: 0	E: 0	K: 1	S: 5	LOB: 0	BB: 0	P: 5	
R: 0	H: 0	E: 0	K: 0	S: 3	LOB: 0	BB: 0	P: 3	
R: 0	H: 0	E: 1	K: 0	S: 4	LOB: 1	BB: 0	P: 4	
R: 1	H: 1	E: 0	K: 0	S: 4	LOB: 0	BB: 0	P: 4	

PITCHER	IP	WLS	BF	H	R	ER	SO	BB	IBB	HBP	BLK	WP	HR	S	P	ERA	WHIP
Jim Lonborg, R (1, 1) ERA: 0.5	9.0	W	31	3	1	1	4	0	0	0	0	0	1	39	39	1.00	0.333

Batter	1	2	3	4	5	6	7	8	9
Joe Foy, R OBP: 0.167, SLG: 0.250 (1, 5)	0-0 P4		0-0 P6		0-0 SH1-4		0-0 1B	0-0 1-3	
Mike Andrews, R OBP: 0.400, SLG: 0.400 (1, 4)	0-0 F7		0-0 F5		0-0 5-3		0-0 1B	0-0 FC4-6	
Carl Yastrzemski, L OBP: 0.500, SLG: 0.909 (1, 7)	0-0 1B			0-0 HR	4-0 IBB		0-0 1B	0-0 FC4-6	
Ken Harrelson, R OBP: 0.200, SLG: 0.111 (1, 9)	K			0-0 F8	0-0 P4		0-0 SF8		
Jose Tartabull, L OBP: 0.231, SLG: 0.167 (7, 9)									
Jerry Adair, R OBP: 0.118, SLG: 0.125 (7, PH)									
Gary Bell, R (8, 1)									
George Scott, R OBP: 0.320, SLG: 0.273 (1, 3)		0-0 F7		0-0 6-3		0-0 1-3	0-0 1B		
Reggie Smith, S OBP: 0.348, SLG: 0.619 (1, 8)		0-0 F9		0-0 HR		0-0 4-3	0-0 1B		
Rico Petrocelli, R OBP: 0.286, SLG: 0.529 (1, 6)		0-0 HR		0-0 HR		0-0 F9	4-0 IBB		
Elston Howard, R OBP: 0.176, SLG: 0.125 (1, 2)		0-0 4-3		0-0 5-3			5-3		
Gary Waslewski, R (1, 1)			0-3 K		1-0 SH1-4		0-0 2B	0-0 6-3	
John Wyatt, R (6, 1)									
Dalton Jones, L OBP: 0.389, SLG: 0.389 (7, PH)									
George Thomas, R (8, 9)									

Inning Stats	R: 0	H: 1	E: 0	K: 1	S: 6	LOB: 1	BB: 0	P: 6	R: 1	H: 1	E: 0	K: 0	S: 4	LOB: 0	BB: 0	P: 4	R: 0	H: 0	E: 0	K: 1	S: 5	LOB: 0	BB: 0	P: 5	R: 3	H: 3	E: 0	K: 0	S: 6	LOB: 0	BB: 0	P: 6	R: 0	H: 0	E: 0	K: 0	S: 3	LOB: 2	BB: 1	P: 8	R: 0	H: 0	E: 0	K: 0	S: 3	LOB: 0	BB: 0	P: 3	R: 4	H: 6	E: 0	K: 0	S: 9	LOB: 3	BB: 1	P: 13	R: 0	H: 1	E: 0	K: 0	S: 4	LOB: 1	BB: 0	P: 4
--------------	------	------	------	------	------	--------	-------	------	------	------	------	------	------	--------	-------	------	------	------	------	------	------	--------	-------	------	------	------	------	------	------	--------	-------	------	------	------	------	------	------	--------	-------	------	------	------	------	------	------	--------	-------	------	------	------	------	------	------	--------	-------	-------	------	------	------	------	------	--------	-------	------


PITCHER	IP	WLS	BF	H	R	ER	SO	BB	IBB	HBP	BLK	WP	HR	S	P	ERA	WHIP
Dick Hughes, R (1, 1)	3.2		16	5	4	4	2	0	0	0	0	0	0	1	1	9.82	1.364
Ron Willis, R (4, 1)	0.1		1	0	0	0	0	0	0	0	0	0	0	1	1	0.00	0.000
Nelson Bries, R (5, 1)	2.0		8	0	0	0	0	0	1	1	0	0	0	6	11	0.00	0.000
Jack Lamabe, R (7, 1)	0.1	L	3	2	2	2	0	0	0	0	0	0	0	3	3	54.00	6.000
Joe Hoerner, L (7, 1)	0.0		2	2	0	0	0	0	0	0	0	0	0	2	2	∞	∞

BOTTOM

St. Louis Cardinals @ Boston Red Sox
Fenway Park, Boston, MA
 Wed Oct 11 1967, 3:33 AM EDT
 Att. 35,188 - Unknown

AB	R	H	RBI	BB	SO	LOB
4	1	1	1	0	0	0
5	1	2	1	0	0	1
4	2	3	1	1	0	1
3	0	0	0	0	1	3
0	0	0	0	0	0	0
0	0	0	1	0	0	0
0	0	0	0	0	0	0
4	0	1	0	0	0	0
4	1	2	2	0	0	0
3	2	2	2	1	0	0
4	0	0	0	0	0	3
1	0	0	0	0	1	0
0	0	0	0	0	0	0
1	1	1	0	0	0	0
1	0	0	0	0	0	0

AB	34
R	8
H	12
RBI	8
BB	2
SO	2
LOB	8



PITCHER	IP	WLS	BF	H	R	ER	SO	BB	IBB	HBP	BLK	WP	HR	S	P	ERA	WHIP
Larry Jaster, L (7, 1)	0.1		3	2	2	2	0	0	0	0	0	0	0	3	3	54.00	6.000
Ray Washburn, R (7, 1)	0.1		2	0	0	0	0	0	1	0	0	0	0	1	5	0.00	0.000
Hal Woodeshick, L (8, 1)	1.0		4	1	0	0	0	0	0	0	0	0	0	4	4	0.00	1.000

Batter	1	2	3	4	5	6	7	8	9	AB R H RBI BB SO LOB	TOP	
Lou Brock, L (1, 7) x OBP: 0.452, SLG: 0.655	0-0 F7		0-0 P6		0-0 SF9	0-0			4-0 BB S BB	4 1 2 0 1 0 1		
Curt Flood, R (1, 8) x OBP: 0.258, SLG: 0.214	0-0 F8		0-0 1B WP 1B		4-0 BB	0-3 K			4-0 BB BB	3 1 1 1 2 1 1		
Roger Maris, L (1, 9) x OBP: 0.433, SLG: 0.538	0-0 1B		0-0 1B WP 1B		0-0 SF9				4-0 BB BB	3 0 2 1 1 0 0		
Orlando Cepeda, R (1, 3) x OBP: 0.103, SLG: 0.172	0-0 4-3		0-0 6-3		0-0 F7				1-2 2-3 BB	5 0 0 0 0 1 6		
Tim McCarver, L (1, 2) x OBP: 0.185, SLG: 0.167		0-0 P6		0-0 4-3		0-0 HR 2B			0-0 F6	5 1 1 0 0 0 3		
Mike Shannon, R (1, 5) x OBP: 0.240, SLG: 0.375		0-3 K		0-0 5-3		0-0 E5 HR			0-0 G3	4 1 0 0 0 1 1		
Julian Javier, R (1, 4) x OBP: 0.360, SLG: 0.600		0-0 CS 1B		0-3 K		0-0 HR			0-0 6-3	4 1 2 3 0 1 0		
Dal Maxvill, R (1, 6) x OBP: 0.304, SLG: 0.263		0-0 CS 1-2	0-0 1B 3B		0-0 5-3	0-0 F9			0-0 P3	4 1 1 0 0 0 0		
Bob Gibson, R (1, 1) x OBP: 0.167, SLG: 0.364			0-0 L5		0-0 HR	0-0 5-3			0-3 K	4 1 1 1 0 1 1		
Inning Stats	R: 0 H: 1 E: 0 LOB: 1 K: 0 BB: 0 S: 4 P: 4	R: 0 H: 1 E: 0 LOB: 0 K: 1 BB: 0 S: 5 P: 5	R: 2 H: 3 E: 0 LOB: 1 K: 0 BB: 0 S: 6 P: 6	R: 0 H: 0 E: 0 LOB: 0 K: 1 BB: 0 S: 5 P: 5	R: 2 H: 2 E: 0 LOB: 1 K: 0 BB: 1 S: 5 P: 9	R: 3 H: 3 E: 1 LOB: 1 K: 1 BB: 0 S: 9 P: 9	R: 0 H: 0 E: 0 LOB: 0 K: 1 BB: 0 S: 5 P: 5	R: 0 H: 0 E: 0 LOB: 0 K: 0 BB: 0 S: 3 P: 3	R: 0 H: 0 E: 0 LOB: 3 K: 1 BB: 3 S: 5 P: 17	1B: 5 SF: 1 2B: 2 SAC: 0 3B: 1 DP: 0 HR: 2 HBP: 0	WP: 1 PA: 42 PB: 0 SB: 3 CS: 1	
PITCHER	IP WLS BF H R ER SO BB IBB HBP BLK WP HR S P ERA WHIP	PITCHER										IP WLS BF H R ER SO BB IBB HBP BLK WP HR S P ERA WHIP
Jim Lonborg, R (1, 1) ERA: 2.63	6.0 L 29 10 7 6 3 1 0 0 0 0 1 2 34 38 9.00 1.833											
Jose Santiago, R (7, 1) ERA: 5.59	2.0 6 0 0 0 1 0 0 0 0 0 0 0 8 8 0.00 0.000											
Dave Morehead, R (9, 1) ERA:	0.1 4 0 0 0 1 3 0 0 0 0 0 0 3 15 0.00 9.000											
Dan Osinski, R (9, 1) ERA: 6.75	0.1 1 0 0 0 0 0 0 0 0 0 0 0 1 1 0.00 0.000											
Ken Brett, L (9, 1) ERA:	0.1 1 0 0 0 0 0 0 0 0 0 0 0 1 1 0.00 0.000											

St. Louis Cardinals @ Boston Red Sox
 Fenway Park, Boston, MA
 Thu Oct 12 1967, 3:33 AM EDT
 Att: 35,188 - Unknown

livebaseballscorecards.com

AB	36
R	7
H	10
RBI	6
BB	4
SO	5
LOB	13



Batter	1	2	3	4	5	6	7	8	9	AB	R	H	RBI	BB	SO	LOB
Joe Foy, R OBP: 0.188, SLG: 0.200 Dave Morehead, R Dan Osinski, R Ken Brett, L	4-0 SH3-4 BB		0-3 K			0-0 F2		0-0 FC3-6		3	0	0	0	1	1	1
Mike Andrews, R OBP: 0.308, SLG: 0.308	0-0 SH3-4 1-2			0-3 K		0-0 6-3		0-0 1-3		3	0	0	0	0	1	1
Carl Yastrzemski, L OBP: 0.500, SLG: 0.840	0-0 P6			0-0 4-3			4-0 FC6-4 BB		0-0 G6-4-3 1B	3	0	1	0	1	0	1
Ken Harrelson, R OBP: 0.143, SLG: 0.077	0-3 K			0-3 K			0-0 FC6-4 1-2f		0-0 G6-4-3 1-2f	4	0	0	0	0	2	3
George Scott, R OBP: 0.310, SLG: 0.346		0-3 K			0-0 E4 3B		0-0 F2		0-3 K	4	1	1	0	0	2	1
Reggie Smith, S OBP: 0.308, SLG: 0.542		0-0 4-3			0-0 F9		0-0 P4			3	0	0	0	0	0	1
Rico Petrocelli, R OBP: 0.292, SLG: 0.550		0-3 K			0-3 K			0-0 WP FC4-6 2B		3	1	1	0	0	2	0
Elston Howard, R Dalton Jones, L OBP: 0.421, SLG: 0.389			0-0 P3		0-0 F7			4-0 FC4-6 BB 2-3		2	0	0	0	0	0	0
Jim Lonborg, R Jose Tartabull, L Jose Santiago, R Norm Siebern, L Russ Gibson, R			0-3 K			0-3 K		0-0 FC4-6 FC3-6 1-2f 3-H		1	0	0	0	0	1	0

Inning Stats	R: 0	H: 0	R: 0	H: 0	R: 0	H: 0	R: 0	H: 0	R: 1	H: 1	R: 0	H: 0	R: 1	H: 1	R: 0	H: 1	R: 0	H: 1	1B: 1	SF: 0	WP: 1	PA: 32
E: 0	LOB: 1	E: 0	LOB: 0	E: 0	LOB: 0	E: 0	LOB: 0	E: 1	LOB: 0	E: 0	LOB: 1	E: 0	LOB: 1	E: 0	LOB: 0	E: 0	LOB: 0	E: 0	LOB: 0	2B: 1	SAC: 1	PB: 0
K: 1	BB: 1	K: 2	BB: 0	K: 2	BB: 0	K: 0	BB: 1	K: 1	BB: 0	K: 0	BB: 1	K: 1	BB: 1	K: 1	BB: 0	K: 1	BB: 0	K: 1	BB: 0	3B: 1	DP: 1	SB: 0
S: 5	P: 9	S: 7	P: 7	S: 7	P: 7	S: 7	P: 7	S: 6	P: 6	S: 3	P: 7	S: 4	P: 8	S: 5	P: 5	S: 5	P: 5	S: 5	P: 5	HR: 0	HBP: 0	CS: 0

PITCHER	IP	WLS	BF	H	R	ER	SO	BB	IBB	HBP	BLK	WP	HR	S	P	ERA	WHIP	PITCHER	IP	WLS	BF	H	R	ER	SO	BB	IBB	HBP	BLK	WP	HR	S	P	ERA	WHIP	
Bob Gibson, R ERA: 1.0	(1, 1)	9.0	32	3	2	2	10	3	0	0	0	1	0	49	61	2.00	0.667																			

St. Louis Cardinals @ Boston Red Sox
 Fenway Park, Boston, MA
 Thu Oct 12 1967, 3:33 AM EDT
 Att. 35,188 - Unknown

AB	28
R	2
H	3
RBI	1
BB	3
SO	10
LOB	9

