



St. Louis Cardinals - 1967

Batter	1	2	3	4	5	6	7	8	9	AB	R	H	RBI	BB	SO	LOB	TOP			
Ken Henderson, S (1.9) OBP: 0.750, SLG: 0.750	0-3 K		0-0 1B			0-0 FC6-4 1B			0-0 1-3 1B	4	0	3	0	0	1	0	<p>San Francisco Giants @ St. Louis Cardinals Busch Stadium, St. Louis, MO</p> <p>Tue Apr 11 1967, 6:05 PM CST Att: 38,117 - Unknown - 65 F</p> <p>livebaseballscores.com</p> <p>AB 31 R 0 H 5 RBI 0 BB 0 SO 13 LOB 8</p> 			
Jesus Alou, R (1.7)	0-3 K		0-0 G3-2			0-3 K			0-3 K	4	0	0	0	0	3	5				
Willie Mays, R (1.8)	0-3 K					0-0 FC6-4			0-0 1-3	4	0	0	0	0	1	2				
Willie McCovey, L (1.3)		0-3 K				0-3 K			0-0 4-3	4	0	0	0	0	3	1				
Jim Ray Hart, R (1.5)		0-3 K				0-3 K			0-0 F8	3	0	0	0	0	2	0				
Tom Haller, L (1.2)		0-0 F2				0-0 G3			0-0 F2	3	0	0	0	0	0	0				
Jim Davenport, R (1.6)						0-3 K			0-3 K	3	0	0	0	0	2	0				
Hal Lanier, R (1.4) OBP: 0.333, SLG: 0.333						0-3 K2-3			0-0 6-3	3	0	1	0	0	1	0				
Juan Marichal, R (1.1) OBP: 0.500, SLG: 0.500						0-0 1B			0-0 4-1	2	0	1	0	0	0	0				
Norm Siebern, L (8, PH)						0-0 1B				1	0	0	0	0	0	0				
Lindy McDaniel, R (8, 1)						1-2 1B				0	0	0	0	0	0	0				
Inning Stats	R: 0 E: 0 K: 3 S: 9	H: 0 LOB: 0 BB: 0 P: 9	R: 0 E: 0 K: 2 S: 7	H: 0 LOB: 0 BB: 0 P: 7	R: 0 E: 0 K: 0 S: 5	H: 3 LOB: 2 BB: 0 P: 5	R: 0 E: 0 K: 2 S: 7	H: 0 LOB: 0 BB: 0 P: 7	R: 0 E: 0 K: 1 S: 6	H: 1 LOB: 1 BB: 0 P: 6	R: 0 E: 0 K: 1 S: 5	H: 0 LOB: 0 BB: 0 P: 5	R: 0 E: 0 K: 1 S: 5	H: 0 LOB: 0 BB: 0 P: 5	R: 0 E: 0 K: 1 S: 6	H: 1 LOB: 1 BB: 0 P: 6	1B: 5 2B: 0 3B: 0 HR: 0	SF: 0 SAC: 0 DP: 1 HBP: 0	WP: 0 PB: 0 SB: 0 CS: 0	PA: 31
PITCHER Bob Gibson, R (1.1) ERA:	IP 9.0 WLS W BF 31 H 5 R 0 ER 0 SO 13 BB 0 IBB 0 HBP 0 BLK 0 WP 0 HR 0 S 57 P 57 ERA 0.00 WHIP 0.556															PITCHER				

Batter	1	2	3	4	5	6	7	8	9	AB	R	H	RBI	BB	SO	LOB	BOTTOM			
Lou Brock, L (1.7) OBP: 0.400, SLG: 1.000	0-0 1B					0-0 1-3			0-0 1-3	5	1	2	3	0	0	1	<p>San Francisco Giants @ St. Louis Cardinals Busch Stadium, St. Louis, MO</p> <p>Tue Apr 11 1967, 6:05 PM CST Att: 38,117 - Unknown - 65 F</p> <p>livebaseballscores.com</p> <p>AB 38 R 6 H 14 RBI 6 BB 3 SO 3 LOB 20</p> 			
Curt Flood, R (1.8) OBP: 0.400, SLG: 0.400	0-0 1B	1-H 3-H HR				0-0 1B			0-0 1-3	5	0	2	0	0	0	0				
Roger Maris, L (1.9) OBP: 0.400, SLG: 0.600	0-0 1B					0-0 1B			0-0 1-3	5	0	2	0	0	0	3				
Orlando Cepeda, R (1.3)	4-0 1B					0-0 F8			0-0 FC6-4 1B	3	0	0	0	2	0	2				
Mike Shannon, R (1.5) Phil Gagliano, R (5, PH) OBP: 0.333, SLG: 1.333	0-3 K					0-0 F9			0-0 FC6-4	2	0	0	0	0	1	3				
Tim McCarver, L (1.2) OBP: 0.500, SLG: 0.500	0-0 F9					0-0 FC6-4 1B			0-0 F7	4	1	2	0	0	0	3				
Julian Javier, R (1.4) OBP: 0.750, SLG: 0.667						0-0 1B			0-0 F5	3	2	2	0	1	0	1				
Dal Maxvill, R (1.6) OBP: 0.750, SLG: 0.750						0-0 FC6-4			0-0 G1	4	1	3	1	0	0	1				
Bob Gibson, R (1.1)						0-3 K			0-0 G1	4	0	0	1	0	2	5				
Inning Stats	R: 0 E: 0 K: 1 S: 7	H: 2 LOB: 3 BB: 1 P: 11	R: 3 E: 0 K: 1 S: 9	H: 4 LOB: 1 BB: 0 P: 9	R: 0 E: 0 K: 0 S: 4	H: 1 LOB: 1 BB: 0 P: 4	R: 0 E: 0 K: 1 S: 6	H: 1 LOB: 1 BB: 0 P: 6	R: 1 E: 0 K: 0 S: 5	H: 2 LOB: 2 BB: 1 P: 9	R: 0 E: 0 K: 0 S: 4	H: 1 LOB: 1 BB: 0 P: 4	R: 2 E: 0 K: 0 S: 6	H: 3 LOB: 1 BB: 0 P: 6	R: 0 E: 0 K: 0 S: 3	H: 0 LOB: 1 BB: 1 P: 7		1B: 11 2B: 1 3B: 0 HR: 2	SF: 0 SAC: 0 DP: 0 HBP: 0	WP: 0 PB: 0 SB: 2 CS: 0
PITCHER Juan Marichal, R (1.1) ERA: 7.71 Lindy McDaniel, R (8, 1) ERA:	IP 7.0 WLS L BF 37 H 14 R 6 ER 6 SO 3 BB 1 IBB 1 HBP 0 BLK 0 WP 0 HR 2 S 41 P 49 ERA 7.71 WHIP 2.143															PITCHER				

Batter	1	2	3	4	5	6	7	8	9	AB	R	H	RBI	BB	SO	LOB	TOP					
Gene Michael, S OBP: 0.429, SLG: 0.333	0-0 5-3		0-0 L8			0-0 1-3		4-0 BB	0-0 P6	4	0	0	0	1	0	2	Los Angeles Dodgers @ St. Louis Cardinals Busch Stadium, St. Louis, MO Fri Apr 14 1967, 6:05 PM CST Att: 24,757 - Unknown livebaseballscorecards.com					
Ron Hunt, R (1.4)	0-3 K		0-0 FC5-4			4-0 BLK BB		0-0 F8	0-0 F7	4	0	0	0	1	1	3						
Lou Johnson, R OBP: 0.125, SLG: 0.125	0-3 K			0-0 5-3		0-3 K		0-0 F8		4	0	0	0	0	2	2						
Al Ferrara, R (1.9)		0-0 L7		0-0 F5		0-0 P6		0-0 P6		4	0	0	0	0	0	2						
Jim Lefebvre, S OBP: 0.500, SLG: 0.714		0-0 1B 1B		4-0 BB		0-0 1B SF9 1B		0-0 1B 3B		3	2	3	0	1	0	0						
Ron Fairly, L OBP: 0.500, SLG: 0.500		0-0 G4-6-3 1B		0-0 G3		0-0 FC5-4 1B		0-0 1B E 1B		4	1	3	1	0	0	1						
Bob Bailey, R (1.7)		0-0 G4-6-3			0-0 6-3		0-0 P4	0-3 K		4	0	0	0	0	1	5						
Jeff Torborg, R OBP: 0.250, SLG: 0.333			0-0 F8		0-0 F8		0-0 SF9	0-0 E7 3B 1B		3	1	1	1	0	0	0						
Claude Osteen, L Bob Miller, R Jim Campanis, R Bill Singer, R Dick Egan, L Jim Hickman, R Bob Lee, R Wes Parker, S			0-0 FC5-4 1B		0-3 K		0-0 FC5-4 1-2	0-0 3B 3B		1	0	1	0	0	0	0						
Inning Stats	R: 0 E: 0 K: 2 S: 7	H: 0 LOB: 0 BB: 0 P: 7	R: 0 E: 0 K: 0 S: 4	H: 2 LOB: 1 BB: 0 P: 4	R: 0 E: 0 K: 0 S: 4	H: 1 LOB: 1 BB: 0 P: 4	R: 0 E: 0 K: 0 S: 3	H: 0 LOB: 1 BB: 1 P: 7	R: 0 E: 0 K: 1 S: 5	H: 0 LOB: 2 BB: 0 P: 5	R: 0 E: 0 K: 1 S: 5	H: 0 LOB: 1 BB: 1 P: 9	R: 1 E: 0 K: 0 S: 5	H: 2 LOB: 1 BB: 0 P: 5	R: 0 E: 0 K: 0 S: 3	H: 0 LOB: 1 BB: 1 P: 7		R: 3 E: 1 K: 1 S: 9	H: 4 LOB: 1 BB: 0 P: 9	1B: 7 2B: 0 3B: 2 HR: 0	SF: 1 SAC: 0 DP: 1 HBP: 0	WP: 0 PB: 0 SB: 0 CS: 0
PITCHER	IP WLS BF H R ER SO BB IBB HBP BLK WP HR S P ERA WHIP																					
Larry Jaster, L ERA: 3.38	(1.1)	8.0 W 33 7 3 3 4 3 0 0 0 1 0 0 38 50 3.38 1.250																				
Dick Hughes, R ERA: 9.0	(9.1)	1.0 S 5 2 1 1 1 0 0 0 0 0 0 0 7 7 9.00 2.000																				

Batter	1	2	3	4	5	6	7	8	9	AB	R	H	RBI	BB	SO	LOB	BOTTOM			
Lou Brock, L OBP: 0.200, SLG: 0.500	0-0 4-3	0-0 P3		0-0 G3		0-3 K		0-0 L7		5	0	0	0	0	1	1	Los Angeles Dodgers @ St. Louis Cardinals Busch Stadium, St. Louis, MO Fri Apr 14 1967, 6:05 PM CST Att: 24,757 - Unknown livebaseballscorecards.com			
Curt Flood, R OBP: 0.500, SLG: 0.375	0-0 3B 1B		0-0 5-3		4-0 2B 2B BB	1-0 F8 HBP		0-0 4-3		3	2	1	0	1	0	0				
Roger Maris, L OBP: 0.556, SLG: 1.000	0-0 1B 3B		0-0 2B 1B		0-0 2B 2B	0-0 F8				4	3	3	1	0	0	1				
Orlando Cepeda, R OBP: 0.556, SLG: 0.667	4-0 1B FC3-6 BB		0-0 1B 2B		0-0 FC1-5 2B 2H 3H	0-3 K				3	2	2	3	1	1	1				
Phil Gagliano, R OBP: 0.429, SLG: 0.857	0-0 FC3-6 1B		0-0 F7		0-0 FC1-5 BB		0-0 1B			4	0	2	1	0	0	2				
Tim McCarver, L OBP: 0.500, SLG: 0.429	0-0 FC3-6 PO		0-0 FC6-4 1B		4-0 BB BB WP BB		0-0 P6			3	1	1	2	1	0	2				
Julian Javier, R OBP: 0.625, SLG: 0.500	0-0 PO		0-0 FC6-4 1B		4-0 WP BB BB		0-0 F8			3	0	1	0	1	0	2				
Dal Maxvill, R OBP: 0.500, SLG: 0.429		0-0 F9		0-0 F8		4-0 WP BB		0-3 K		3	0	0	0	1	1	2				
Larry Jaster, L Dick Hughes, R		0-3 K		0-0 G3		0-3 K		0-3 K		4	0	0	0	0	3	3				
Inning Stats	R: 3 E: 0 K: 0 S: 5	H: 3 LOB: 0 BB: 1 P: 9	R: 0 E: 0 K: 1 S: 6	H: 1 LOB: 0 BB: 0 P: 6	R: 2 E: 0 K: 0 S: 6	H: 3 LOB: 1 BB: 0 P: 6	R: 0 E: 0 K: 0 S: 3	H: 0 LOB: 0 BB: 0 P: 3	R: 3 E: 0 K: 1 S: 6	H: 2 LOB: 2 BB: 4 P: 22	R: 0 E: 0 K: 2 S: 7	H: 0 LOB: 1 BB: 0 P: 8	R: 0 E: 0 K: 1 S: 6	H: 1 LOB: 0 BB: 0 P: 6	R: 0 E: 0 K: 1 S: 5	H: 0 LOB: 0 BB: 0 P: 5		1B: 6 2B: 3 3B: 1 HR: 0	SF: 0 SAC: 0 DP: 0 HBP: 1	WP: 1 PB: 0 SB: 0 CS: 0
PITCHER	IP WLS BF H R ER SO BB IBB HBP BLK WP HR S P ERA WHIP																			
Claude Osteen, L ERA: 16.88	(1.1)	2.2 L 15 7 5 0 0 0 0 0 0 0 0 0 0 4 4 16.88 3.000																		
Bob Miller, R ERA: 5.00	(3.1)	1.1 4 0 0 0 0 0 0 0 0 0 0 0 4 4 0.00 0.000																		
Bill Singer, R ERA: 40.5	(5.1)	0.2 7 2 3 3 0 4 0 0 0 0 0 0 3 19 40.50 9.000																		
Dick Egan, L ERA:	(5.1)	1.1 5 0 0 0 3 0 0 1 0 1 0 10 11 0.00 0.000																		
Bob Lee, R ERA:	(7.1)	2.0 7 1 0 0 2 0 0 0 0 0 0 0 11 11 0.00 0.500																		

Batter	1	2	3	4	5	6	7	8	9	AB	R	H	RBI	BB	SO	LOB	TOP																	
Wes Parker, S OBP: 0.400, SLG: 0.500 (1, 8)	5-3		1B				F8		4-3	4	1	1	0	1	0	2	Los Angeles Dodgers @ St. Louis Cardinals Busch Stadium, St. Louis, MO Sat Apr 15 1967, 3:33 AM CST Att: 17,939 - Unknown livebaseballscorecards.com																	
Ron Hunt, R OBP: 0.231, SLG: 0.091 (1, 4)	6-3		F8				G5-4-3			4	1	1	0	0	0	3																		
Lou Johnson, R OBP: 0.250, SLG: 0.182 (1, 9)	F2		1B						WP	3	1	1	0	1	0	2																		
Jim Lefebvre, S OBP: 0.583, SLG: 0.700 (1, 5)		1-3							WP	3	0	2	2	1	0	0																		
Ron Fairly, L OBP: 0.417, SLG: 0.417 (1, 3)	1-3		F8				G3		K	4	1	1	0	0	1	5																		
Bob Bailey, R (1, 7)	1-3						6-3		6-3	4	0	0	1	0	0	2																		
Jeff Torborg, R OBP: 0.250, SLG: 0.429 (1, 2)	2B		F8				F7		F8	4	0	1	1	0	0	1																		
Gene Michael, S OBP: 0.300, SLG: 0.222 Al Ferrara, R (9, PH)	F9						E5		F7	3	0	0	0	0	0	1																		
Don Sutton, R Phil Regan, R Jim Brewer, L Johnny Werhas, R Joe Moeller, R Bruce Brubaker, R Jim Hickman, R (1, 1) (5, 1) (5, 1) (7, PH) (7, 1) (7, 1) (9, PH)	5-3		5-3				4-3		6-3	2	0	0	0	0	0	0																		
Inning Stats	R: 0 E: 0 K: 0 S: 3	H: 0 LOB: 0 BB: 0 P: 3	R: 1 E: 0 K: 0 S: 5	H: 2 LOB: 1 BB: 0 P: 5	R: 0 E: 0 K: 0 S: 4	H: 1 LOB: 3 BB: 2 P: 12	R: 0 E: 0 K: 0 S: 3	H: 0 LOB: 0 BB: 0 P: 3	R: 2 E: 0 K: 0 S: 5	H: 3 LOB: 0 BB: 0 P: 5	R: 0 E: 0 K: 0 S: 3	H: 0 LOB: 0 BB: 0 P: 3	R: 0 E: 1 K: 0 S: 4	H: 1 LOB: 1 BB: 0 P: 4	R: 1 E: 0 K: 1 S: 6	H: 1 LOB: 1 BB: 1 P: 10		R: 0 E: 0 K: 0 S: 3	H: 0 LOB: 0 BB: 0 P: 3	1B: 7 2B: 1 3B: 0 HR: 0	SF: 0 SAC: 0 DP: 1 HBP: 0	WP: 1 PB: 0 SB: 0 CS: 1	PA: 38											
PITCHER	IP WLS BF H R ER SO BB IBB HBP BLK WP HR S P ERA WHIP	IP WLS BF H R ER SO BB IBB HBP BLK WP HR S P ERA WHIP																																
Al Jackson, L ERA: 5.14 (1, 1)	7.0	W	30	7	4	4	0	3	0	0	0	0	0	0	0	0	5.14	1.429																
Hal Woodeshick, L ERA: (8, 1)	2.0	S	7	1	0	0	1	0	0	0	0	0	1	0	9	9	0.00	0.500																

Batter	1	2	3	4	5	6	7	8	9	AB	R	H	RBI	BB	SO	LOB	BOTTOM																	
Lou Brock, L OBP: 0.375, SLG: 0.938 (1, 7)	F5	1-3								6	3	4	5	0	0	2	Los Angeles Dodgers @ St. Louis Cardinals Busch Stadium, St. Louis, MO Sat Apr 15 1967, 3:33 AM CST Att: 17,939 - Unknown livebaseballscorecards.com																	
Curt Flood, R OBP: 0.438, SLG: 0.308 (1, 8)	4-3		5-3				6-3		K	5	1	1	0	1	1	0																		
Roger Maris, L OBP: 0.571, SLG: 0.846 Bobby Tolan, L (8, 9)	1B						2B		1-3	4	1	2	0	1	1	5																		
Orlando Cepeda, R OBP: 0.571, SLG: 0.727 (1, 3)	1B		P4				K		1B	5	2	3	2	0	1	1																		
Tim McCarver, L OBP: 0.538, SLG: 0.500 (1, 2)	4-3		F8				1B		1B	5	2	3	2	0	0	3																		
Phil Gagliano, R OBP: 0.417, SLG: 0.750 (1, 5)	F8						K		K	5	1	2	2	0	1	1																		
Julian Javier, R OBP: 0.615, SLG: 0.600 (1, 4)	1B						1B		HR	4	2	2	0	1	0	3																		
Dal Maxvill, R OBP: 0.385, SLG: 0.364 (1, 6)	F8						1B		2B	4	1	1	1	0	0	3																		
Al Jackson, L OBP: 0.250, SLG: 0.250 Hal Woodeshick, R (8, 1)	1B						K		6-3	4	0	1	0	0	1	2																		
Inning Stats	R: 0 E: 0 K: 0 S: 5	H: 2 LOB: 2 BB: 0 P: 5	R: 0 E: 0 K: 0 S: 5	H: 2 LOB: 0 BB: 0 P: 5	R: 0 E: 0 K: 0 S: 3	H: 0 LOB: 1 BB: 1 P: 7	R: 0 E: 0 K: 0 S: 3	H: 0 LOB: 1 BB: 1 P: 7	R: 6 E: 2 K: 1 S: 13	H: 6 LOB: 3 BB: 1 P: 17	R: 1 E: 0 K: 1 S: 7	H: 2 LOB: 1 BB: 0 P: 7	R: 3 E: 0 K: 2 S: 11	H: 4 LOB: 1 BB: 0 P: 11	R: 3 E: 0 K: 1 S: 8	H: 3 LOB: 0 BB: 0 P: 8		1B: 14 2B: 3 3B: 0 HR: 2	SF: 1 SAC: 0 DP: 0 HBP: 0	WP: 0 PB: 0 SB: 0 CS: 0	PA: 48													
PITCHER	IP WLS BF H R ER SO BB IBB HBP BLK WP HR S P ERA WHIP	IP WLS BF H R ER SO BB IBB HBP BLK WP HR S P ERA WHIP																																
Don Sutton, R ERA: 6.23 Phil Regan, R ERA: 13.5 Jim Brewer, L ERA: 6.75 Joe Moeller, R ERA: 40.5 Bruce Brubaker, R ERA: 20.25 (1, 1) (5, 1) (5, 1) (7, 1) (7, 1) (7, 1)	4.1	L	23	8	4	3	1	2	0	0	0	0	0	0	0	0	6.23	2.308																
Al Jackson, L ERA: 13.5 (5, 1)	0.1		6	2	2	0	0	1	0	0	0	0	0	0	0	0	0.00	9.000																
Jim Brewer, L ERA: 6.75 (5, 1)	1.1		6	2	1	1	1	0	0	0	0	0	0	0	0	0	6.75	1.500																
Joe Moeller, R ERA: 40.5 (7, 1)	0.2		6	4	3	3	1	0	0	0	0	1	0	1	8	8	40.50	6.000																
Bruce Brubaker, R ERA: 20.25 (7, 1)	1.1		7	3	3	3	2	0	0	0	0	0	0	1	11	11	20.25	2.250																

Batter	1	2	3	4	5	6	7	8	9	AB	R	H	RBI	BB	SO	LOB	TOP								
Sonny Jackson, L OBP: 0.250, SLG: 0.286 (1, 6)	G3		1B 2B			F8	F8		FC6-4 2B 6-3	5	2	1	0	0	0	3									
Jim Landis, R OBP: 0.476, SLG: 0.600 (1, 9)	K		1B 2B			G3				5	1	3	1	0	1	1									
Joe Morgan, L OBP: 0.440, SLG: 0.200 (1, 4)	4-3		1B 2B						6-3	4	0	1	3	1	0	2									
Jimmy Wynn, R OBP: 0.231, SLG: 0.320 (1, 8)			K						5-3	5	1	1	0	0	2	4									
Eddie Mathews, L OBP: 0.320, SLG: 0.476 (1, 3)										4	1	1	0	0	1	2									
Bob Aspromonte, R OBP: 0.320, SLG: 0.286 (1, 5)										4	1	1	1	0	1	1									
Aaron Pointer, R OBP: 0.320, SLG: 0.450 (1, 7)			K							3	0	0	1	0	3	0									
John Bateman, R OBP: 0.450, SLG: 0.500 (1, 2)			1B BB							3	2	1	2	1	0	0									
Mike Cuellar, L OBP: 0.200, SLG: 0.200 Barry Latman, R OBP: 0.000, SLG: 0.000 Dave Adlesh, R OBP: 0.000, SLG: 0.000 Carroll Sembera, R OBP: 0.000, SLG: 0.000 Turk Farrell, R OBP: 0.000, SLG: 0.000 Dan Schneider, L OBP: 0.000, SLG: 0.000 Ron Brand, R OBP: 0.000, SLG: 0.000 (1, 1) (4, 1) (5, PH) (5, 1) (6, 1) (7, 1) (9, PH)			F9							1	0	0	0	0	0	1									
Inning Stats	R: 0 E: 0 K: 1 S: 5	H: 0 LOB: 0 BB: 0 P: 5	R: 0 E: 0 K: 0 S: 3	H: 1 LOB: 0 BB: 0 P: 3	R: 3 E: 0 K: 2 S: 10	H: 3 LOB: 1 BB: 1 P: 14	R: 0 E: 0 K: 1 S: 5	H: 0 LOB: 0 BB: 0 P: 5	R: 0 E: 0 K: 0 S: 4	H: 1 LOB: 1 BB: 0 P: 4	R: 4 E: 1 K: 0 S: 7	H: 4 LOB: 1 BB: 1 P: 11	R: 0 E: 0 K: 2 S: 8	H: 1 LOB: 0 BB: 0 P: 8	R: 0 E: 0 K: 2 S: 7	H: 0 LOB: 0 BB: 0 P: 7	R: 1 E: 0 K: 0 S: 4	H: 1 LOB: 1 BB: 1 P: 8	1B: 7 2B: 3 3B: 0 HR: 1	SF: 1 SAC: 0 DP: 1 HBP: 0	WP: 0 PB: 0 SB: 0 CS: 0	PA: 40			
PITCHER	IP	WLS	BF	H	R	ER	SO	BB	IBB	HBP	BLK	WP	HR	S	P	ERA	WHIP								
Bob Gibson, R ERA: 4.2 (1, 1)	6.0	W	29	10	7	7	4	2	0	0	0	0	1	35	43	10.50	2.000								
Steve Carlton, L ERA: 3.0 (7, 1)	3.0	S	11	1	1	1	4	1	0	0	0	0	0	18	22	3.00	0.667								

Houston Astros @ St. Louis Cardinals
 Busch Stadium, St. Louis, MO
 Sun Apr 16 1967, 3:33 AM CST
 Att: 21,557 - Unknown

AB	36
R	8
H	11
RBI	8
BB	3
SO	8
LOB	14

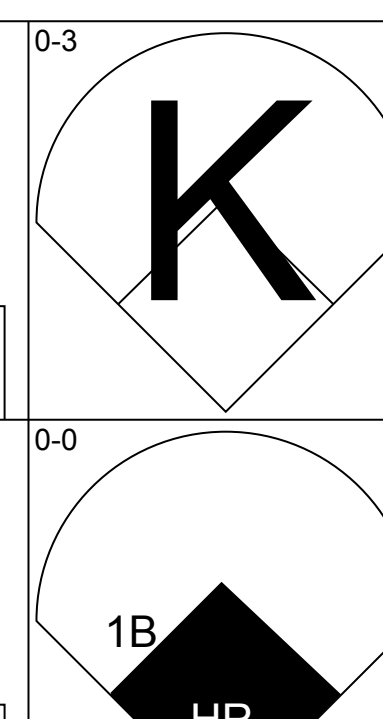
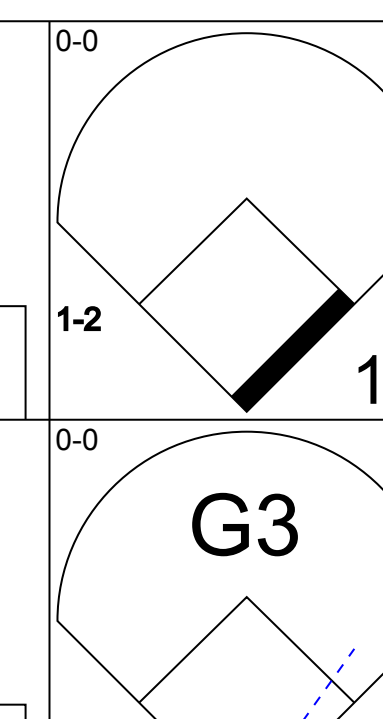
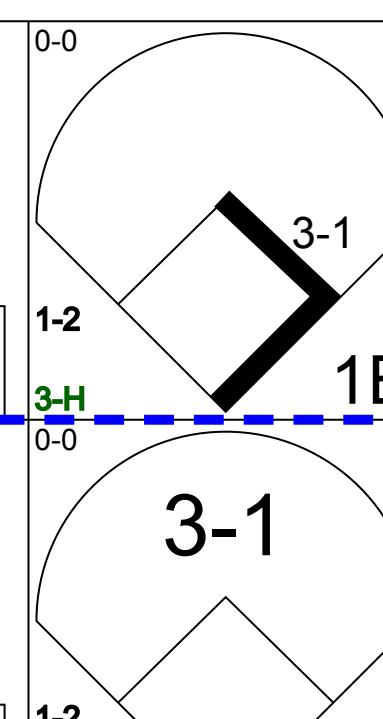
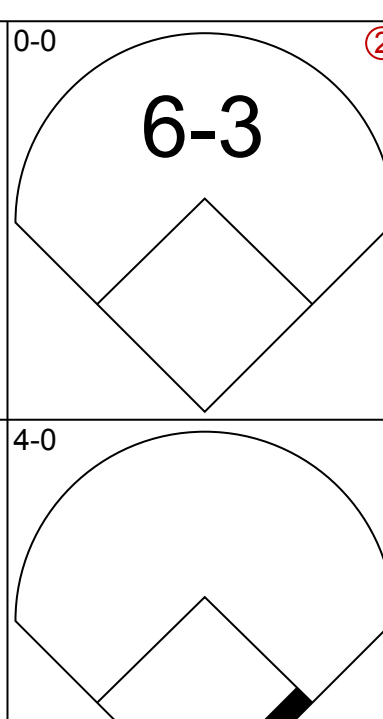
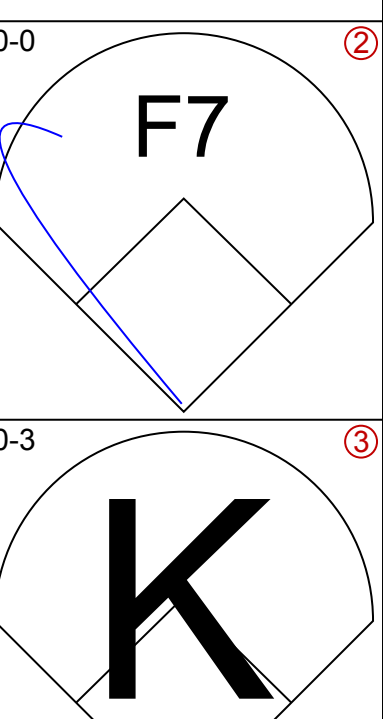
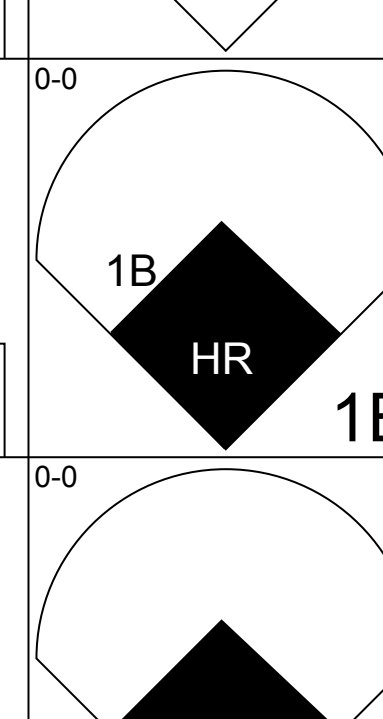
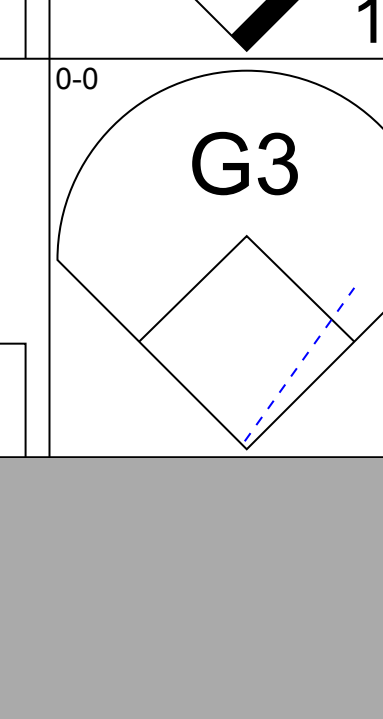
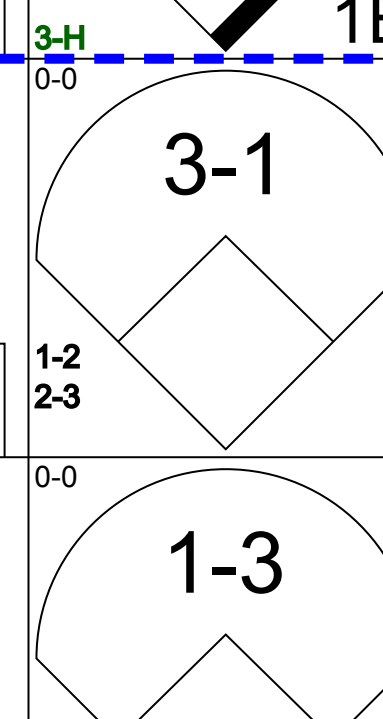
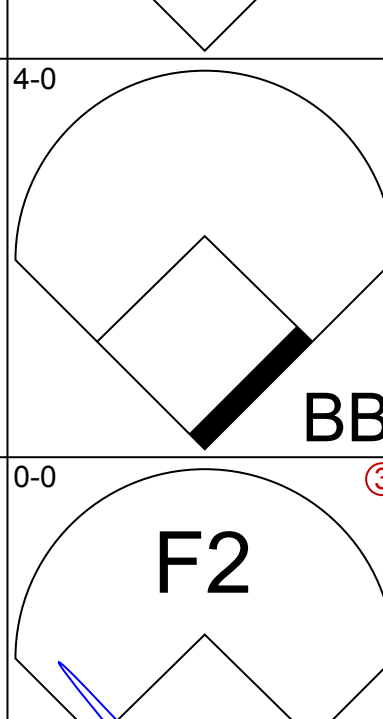
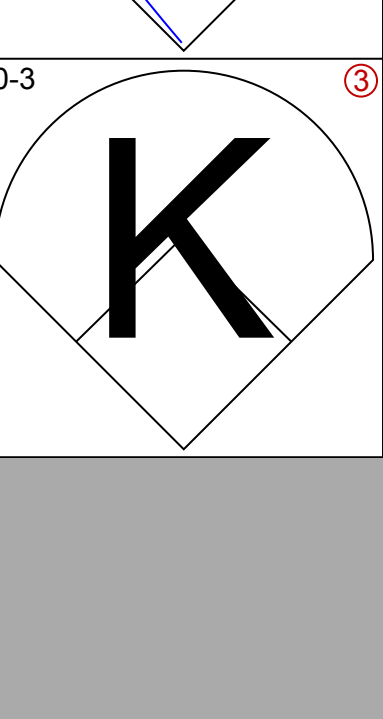
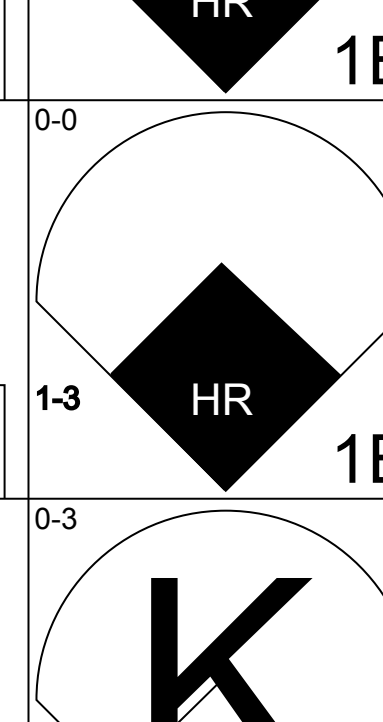
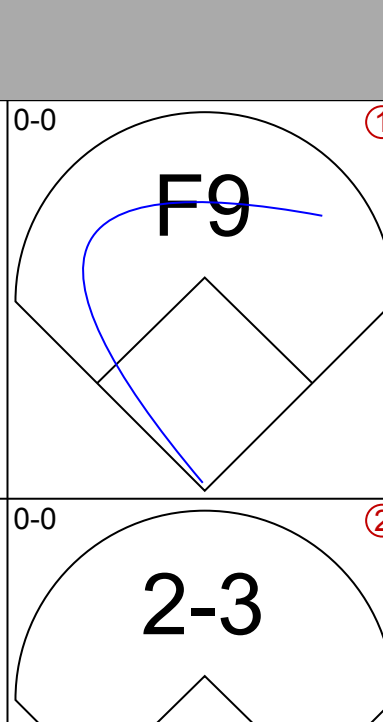
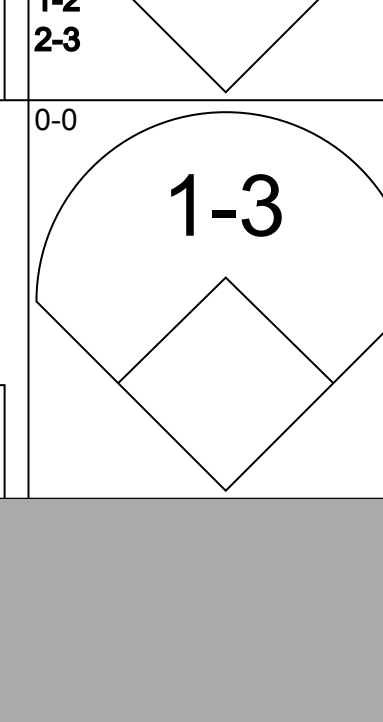
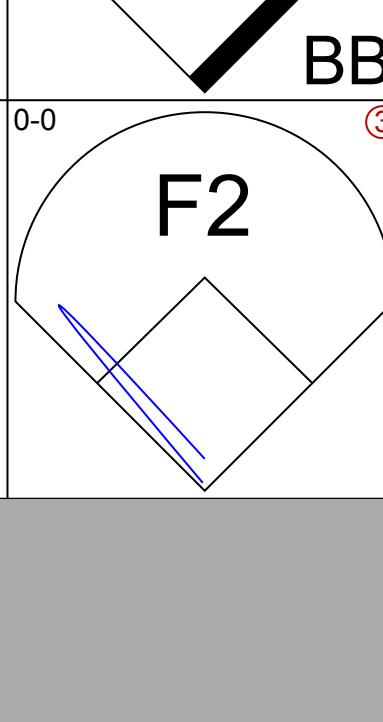

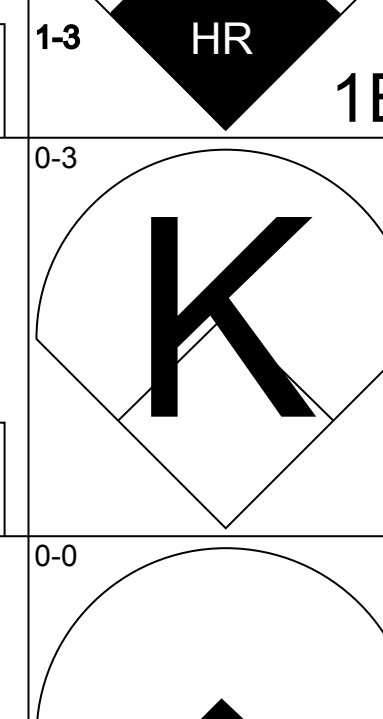
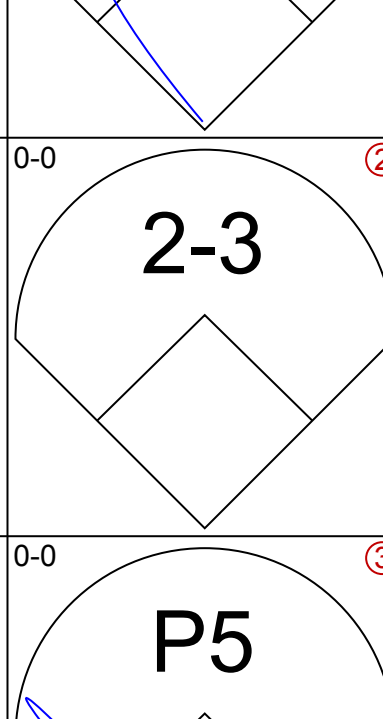
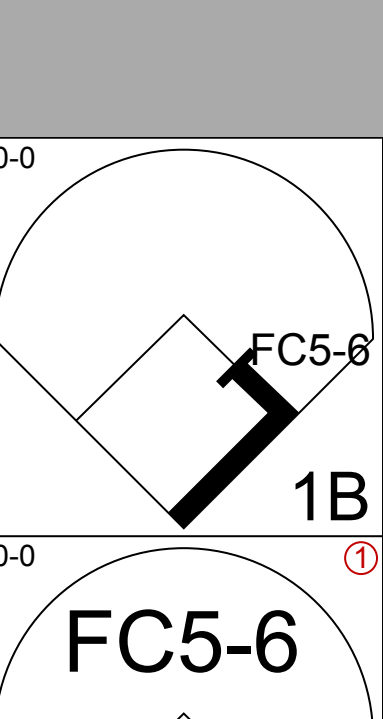
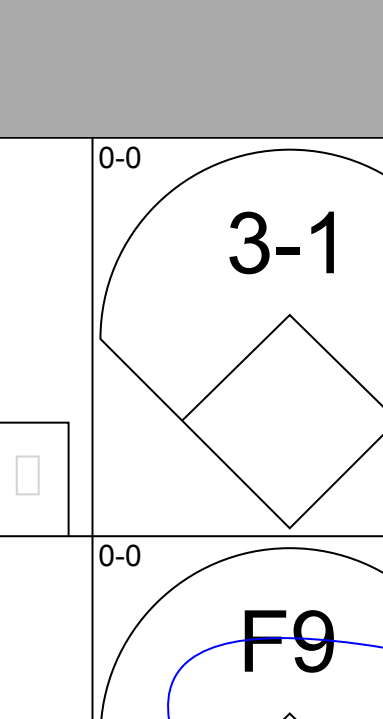
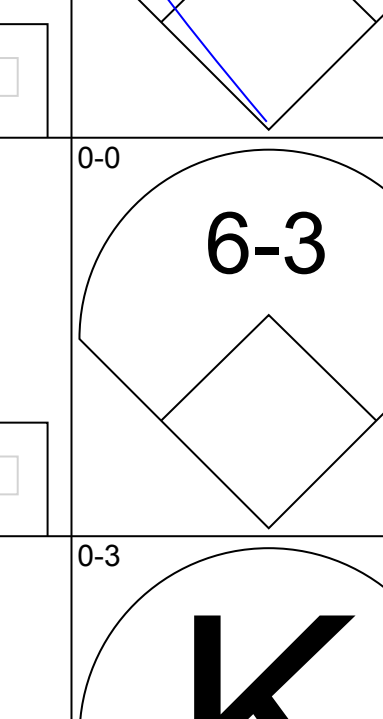
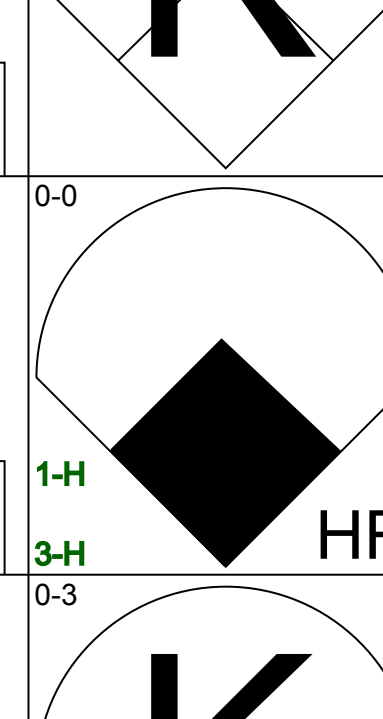
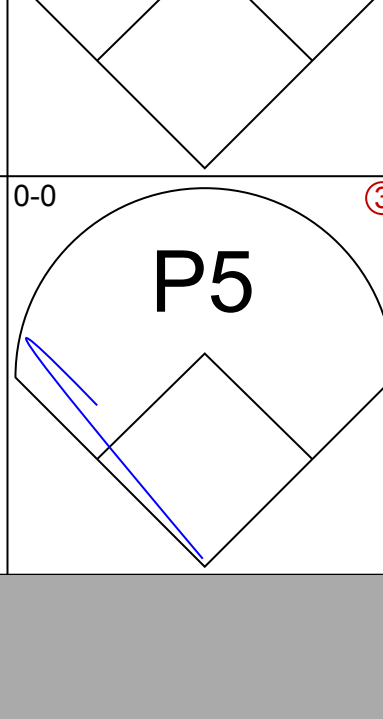
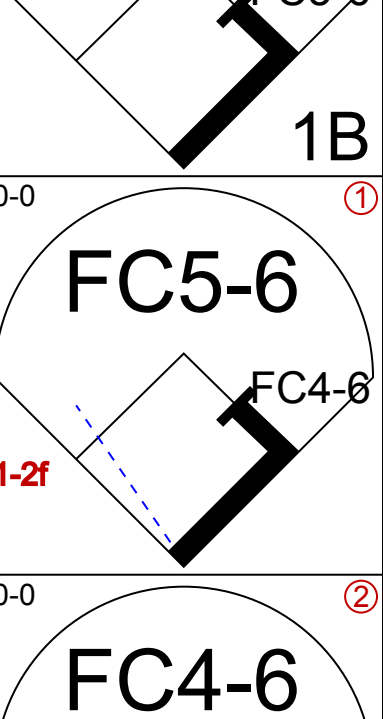
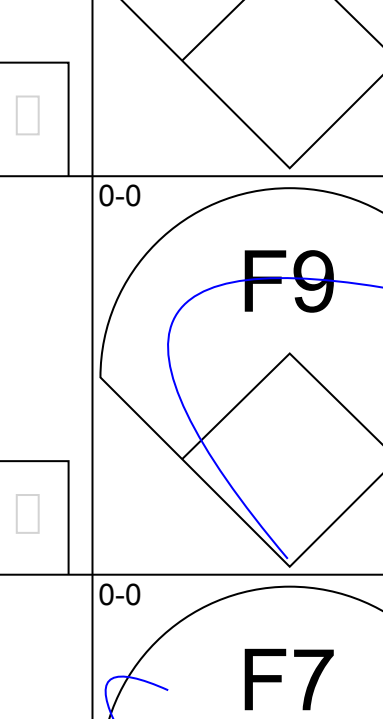
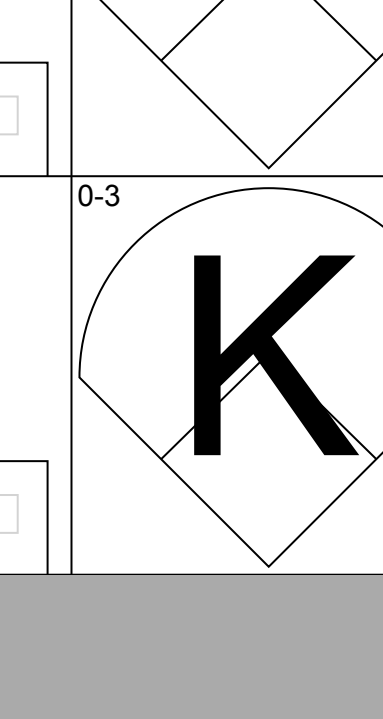
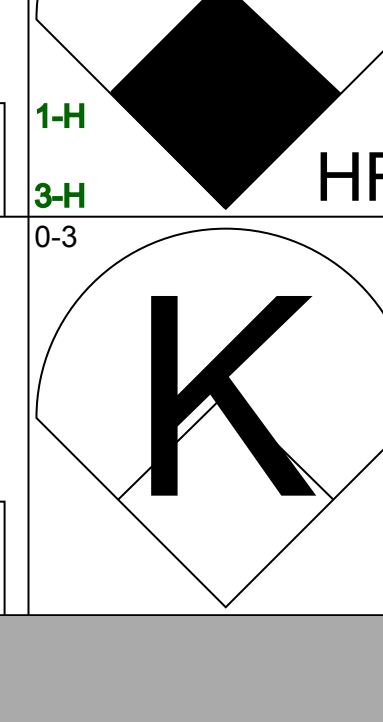
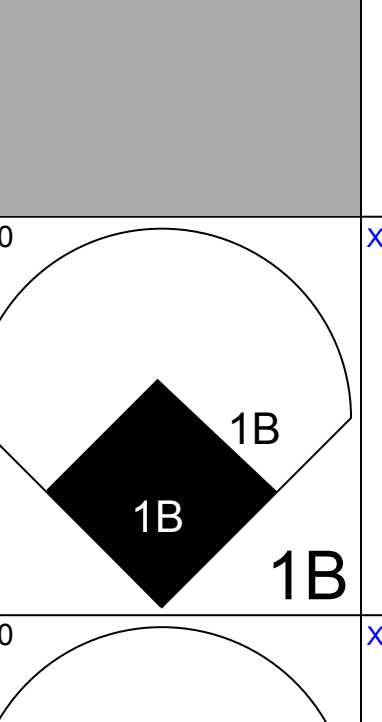
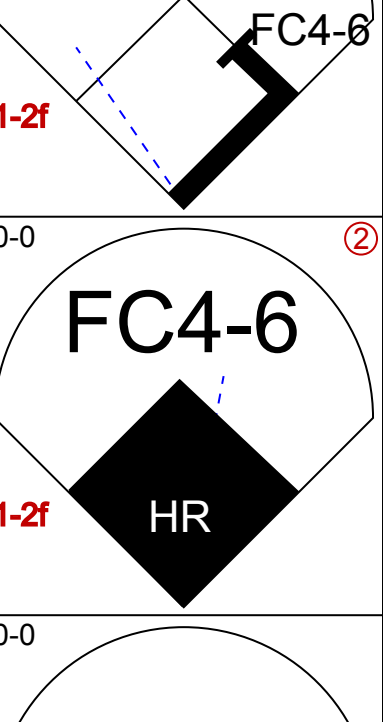
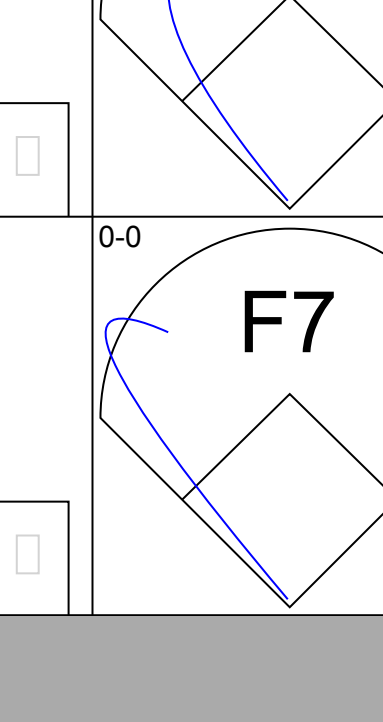
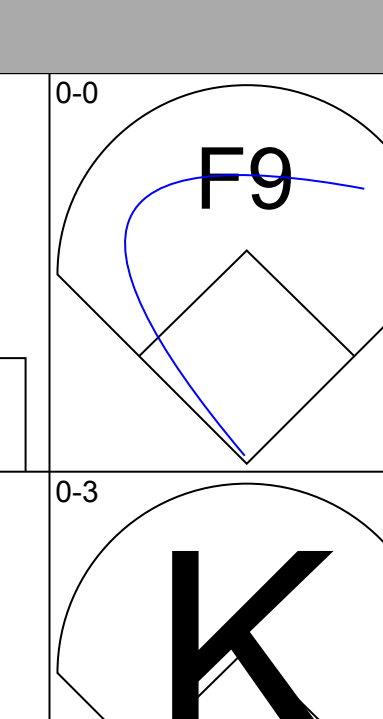
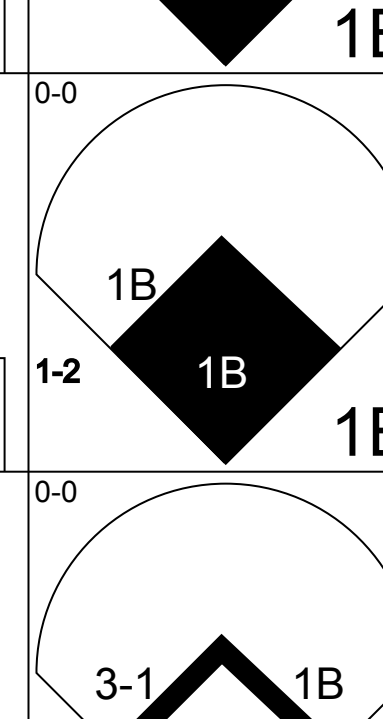
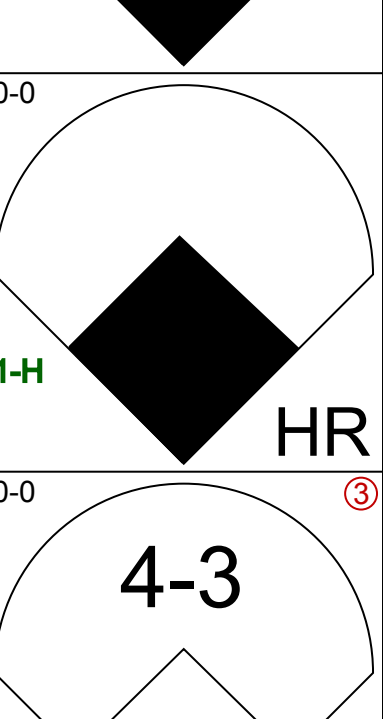
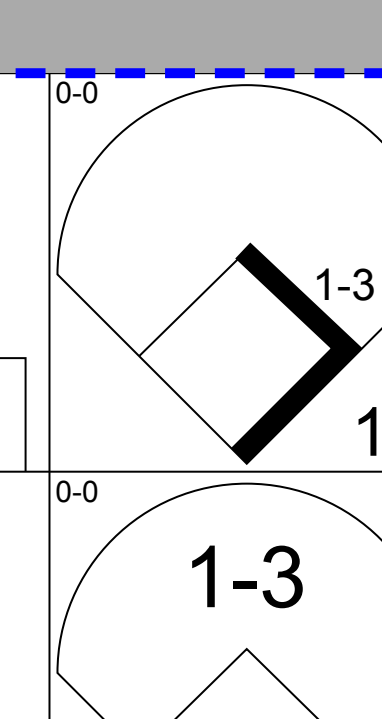
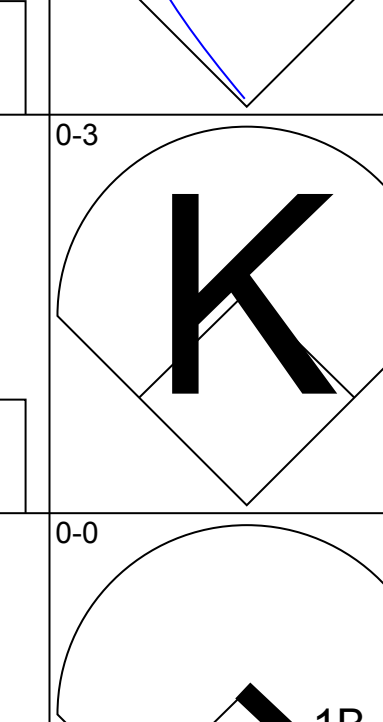
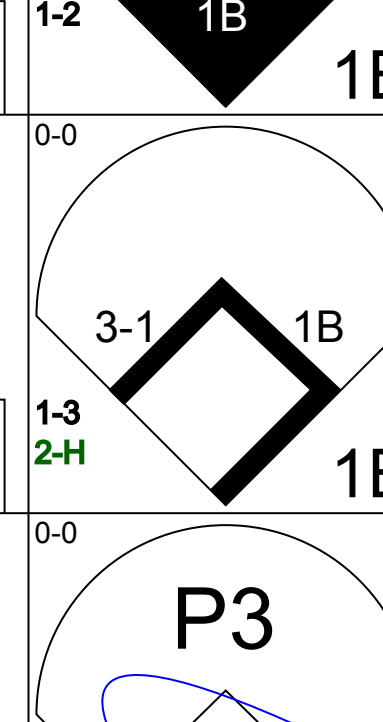
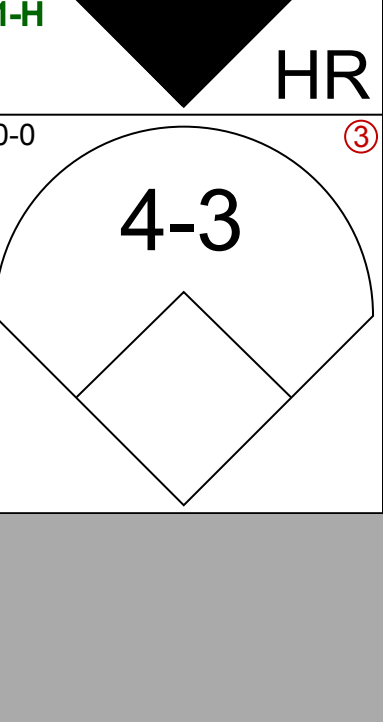
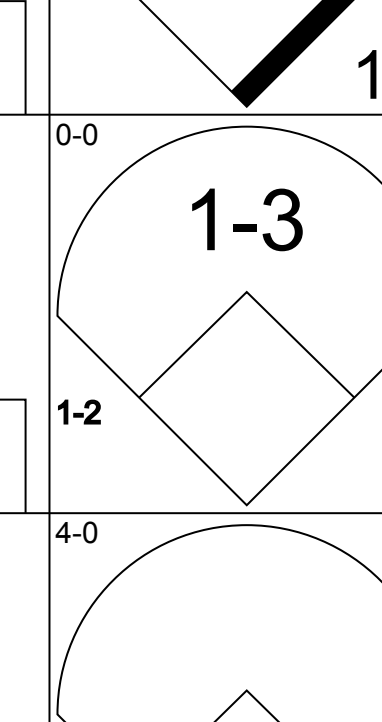
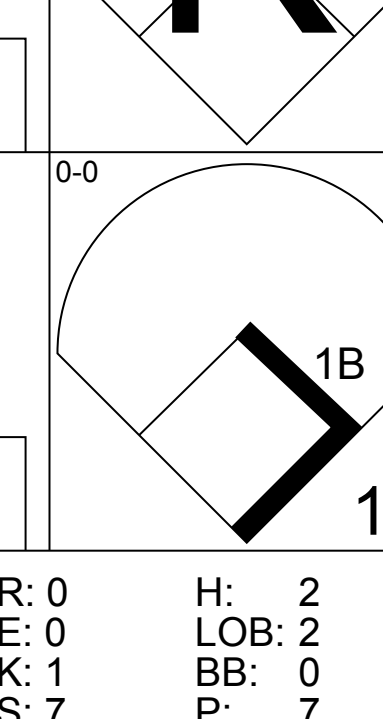
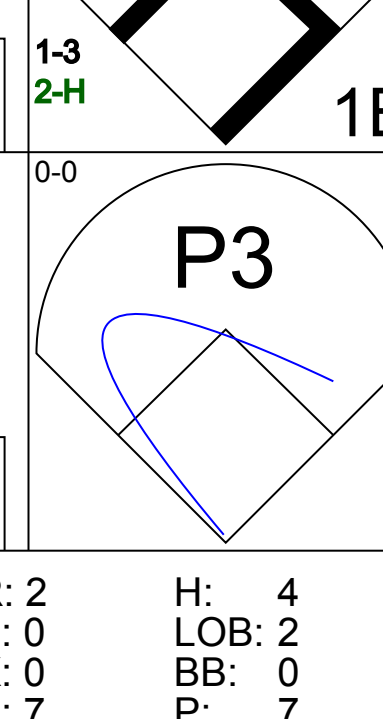
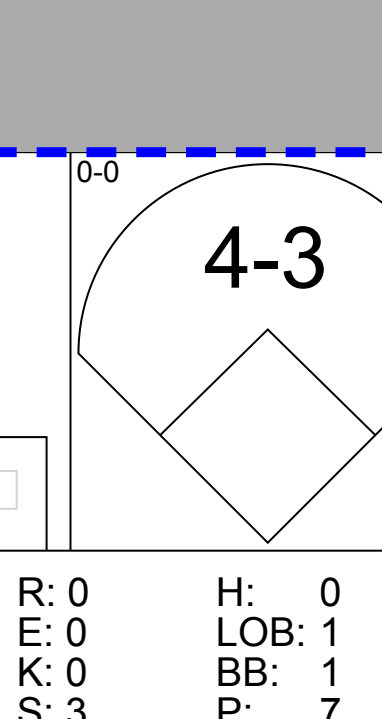
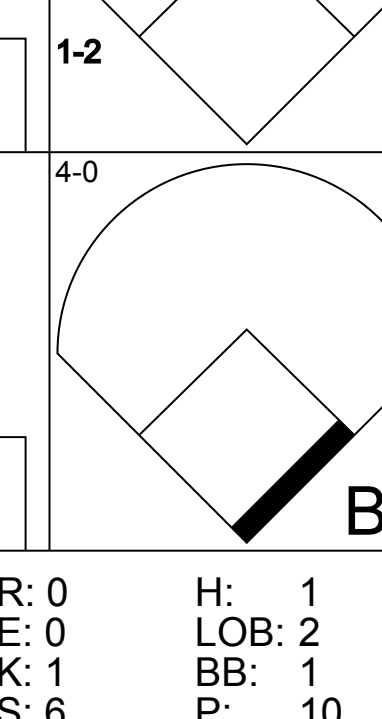


Batter	1	2	3	4	5	6	7	8	9	AB	R	H	RBI	BB	SO	LOB	BOTTOM								
Lou Brock, L OBP: 0.476, SLG: 1.190 (1, 7)	HR	1B BB								5	4	4	3	0	0	1									
Curt Flood, R OBP: 0.476, SLG: 0.412 (1, 8)	F9	1B BB								4	2	2	2	1	1	0									
Roger Maris, L OBP: 0.474, SLG: 0.706 (1, 9)	G3									4	0	1	3	0	0	1									
Orlando Cepeda, R OBP: 0.526, SLG: 0.875 (1, 3)	L7	4-3								5	1	2	2	0	0	2									
Phil Gagliano, R OBP: 0.412, SLG: 0.688 (1, 5)										4	1	1	0	1	0	1									
John Romano, R OBP: 0.333, SLG: 0.333 Tim McCarver, L OBP: 0.533, SLG: 0.500 (6, PH) (7, 2)										3	0	1	0	0	1	1									
Julian Javier, R OBP: 0.500, SLG: 0.467 (1, 4)										5	1	1	0	0	1	4									
Dal Maxvill, R OBP: 0.294, SLG: 0.267 (1, 6)										4	0	0	1	0	0	3									
Bob Gibson, R Steve Carlton, L (1, 1) (7, 1)										1	1	0	0	2	0	2									
Inning Stats	R: 1 E: 0 K: 0 S: 4	H: 1 LOB: 0 BB: 0 P: 4	R: 4 E: 0 K: 0 S: 7	H: 4 LOB: 2 BB: 2 P: 15	R: 0 E: 1 K: 0 S: 5	H: 1 LOB: 2 BB: 0 P: 5	R: 2 E: 0 K: 1 S: 8	H: 3 LOB: 1 BB: 0 P: 8	R: 0 E: 0 K: 1 S: 5	H: 0 LOB: 1 BB: 1 P: 9	R: 1 E: 0 K: 0 S: 7	H: 2 LOB: 2 BB: 1 P: 11	R: 3 E: 1 K: 0 S: 5	H: 2 LOB: 0 BB: 1 P: 9	R: 0 E: 0 K: 0 S: 3	H: 0 LOB: 0 BB: 0 P: 3	1B: 7 2B: 3 3B: 0 HR: 3	SF: 1 SAC: 0 DP: 0 HBP: 0	WP: 0 PB: 0 SB: 1 CS: 0	PA: 43					
PITCHER	IP	WLS	BF	H	R	ER	SO	BB	IBB	HBP	BLK	WP	HR	S	P	ERA	WHIP								
Mike Cuellar, L ERA: 5.84 (1, 1)	3.1		22	9	7	7	0	2	0	0	0	0	0	4	4	0.00	0.000								
Barry Latman, R ERA: 21.6 (4, 1)	0.2	L	2	0	0	0	1	0	0	0	0	0	0	4	4	0.00	0.000								
Carroll Sembera, R ERA: 2.25 (5, 1)	1.2	L	9	2	1	1	2	2	0	0	0	0	1	11	19	5.40	2.400								
Turk Farrell, R ERA: 6.75 (6, 1)	0.2		5	2	3	2	0	1	0	0	0	0	0	4	8	27.00	4.500								
Dan Schneider, L ERA: (7, 1)	1.2		5	0	0	0	0	0	0	0	0	0	0	5	5	0.00	0.000								

Houston Astros @ St. Louis Cardinals
 Busch Stadium, St. Louis, MO
 Sun Apr 16 1967, 3:33 AM CST
 Att: 21,557 - Unknown

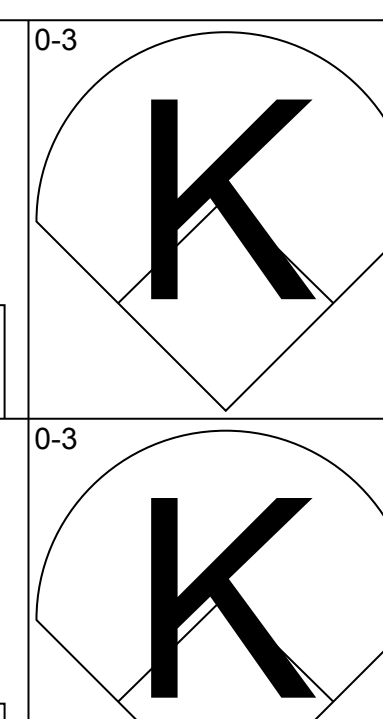
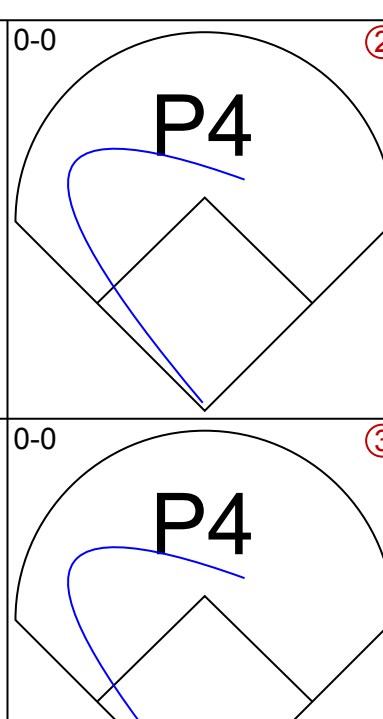
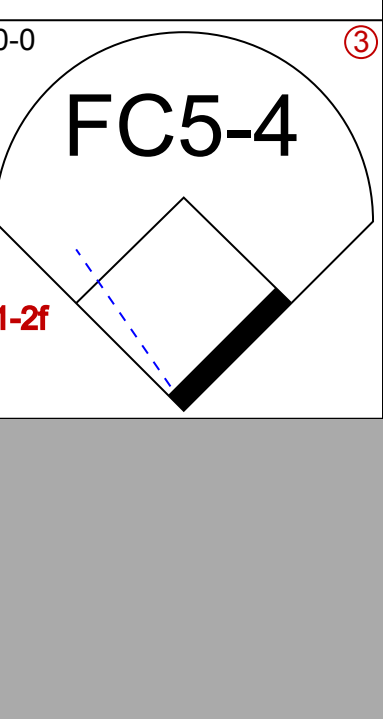
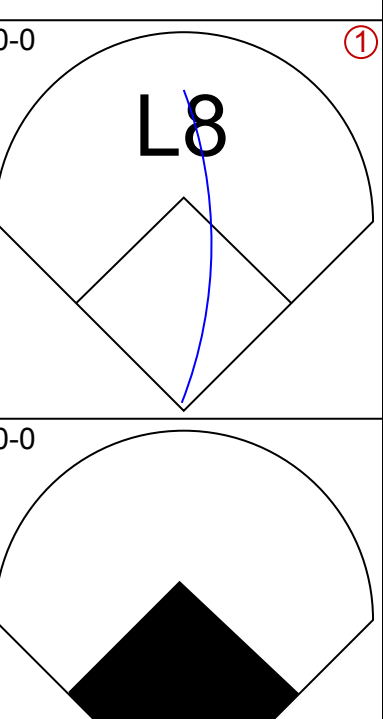
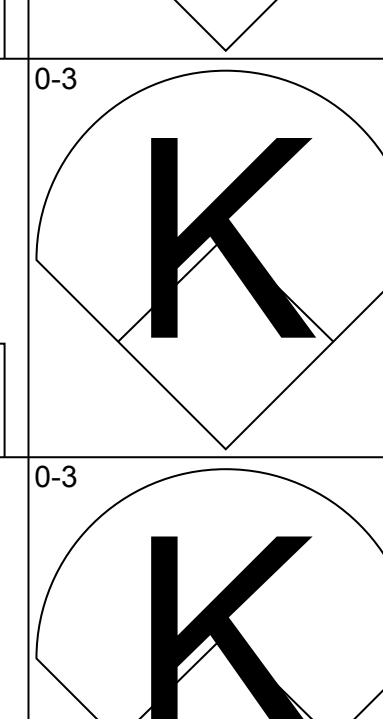
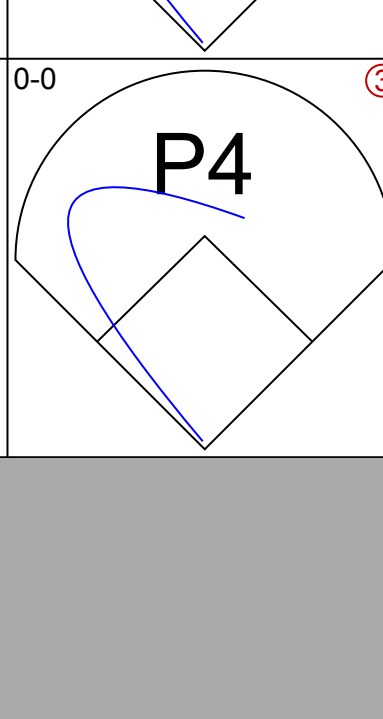
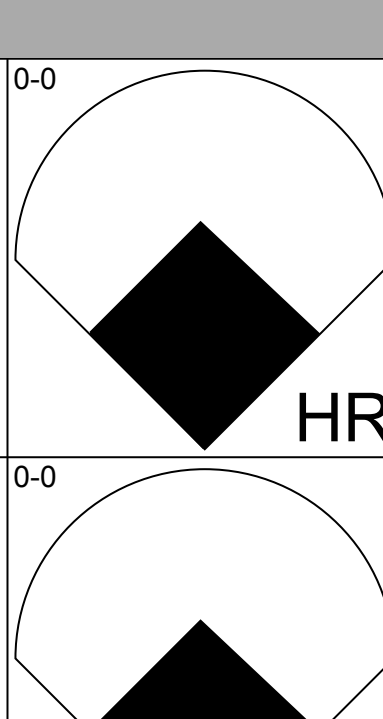
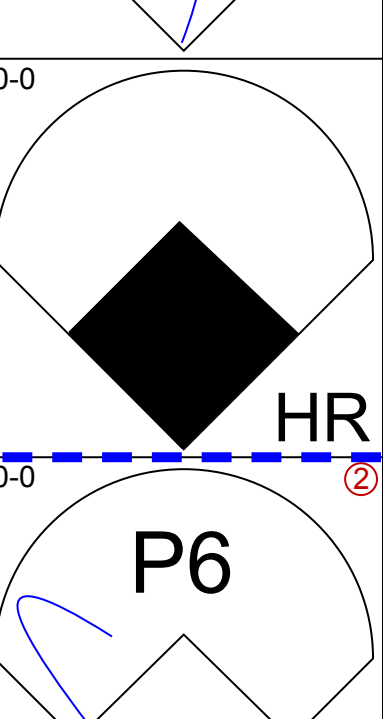
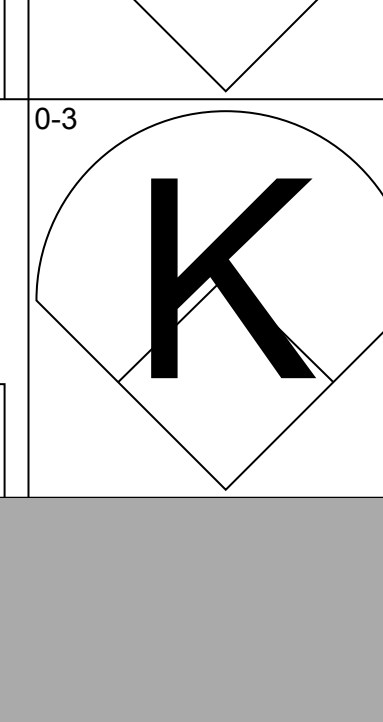
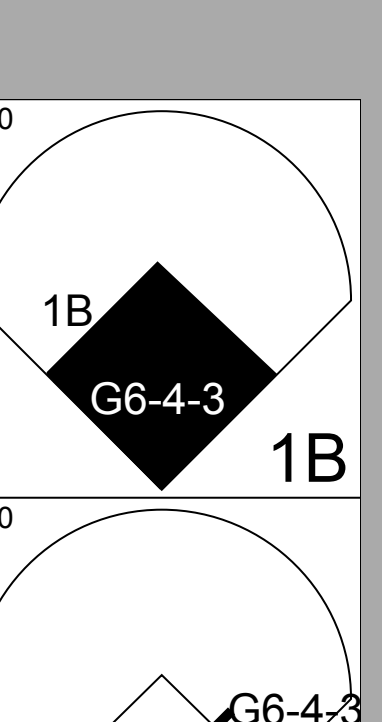
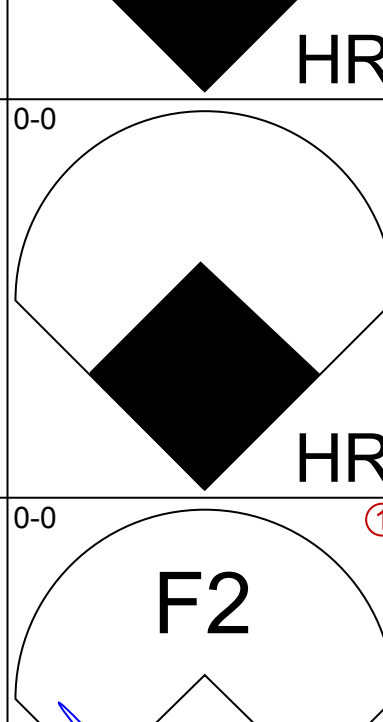
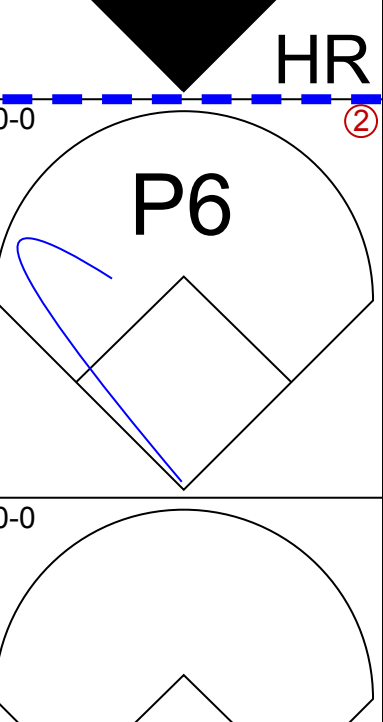
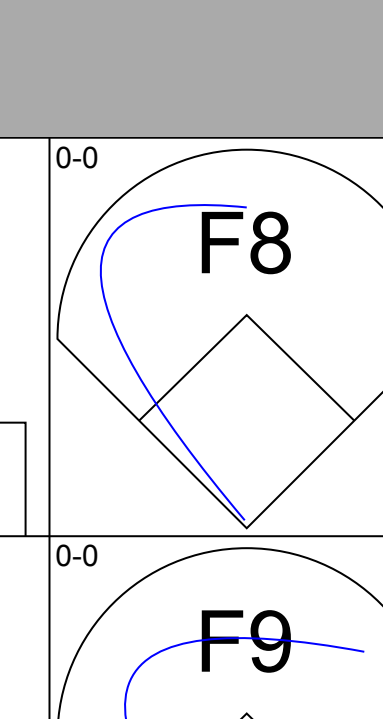
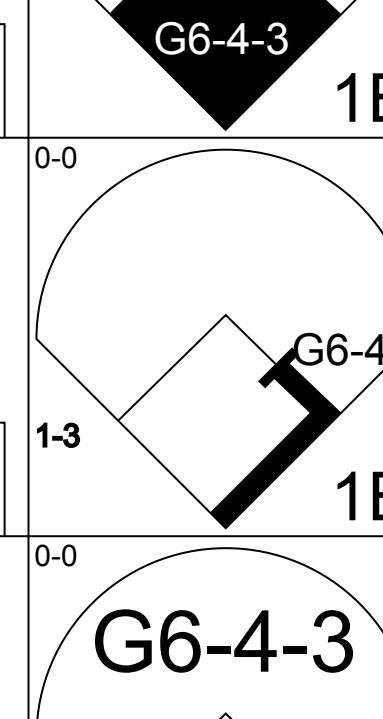
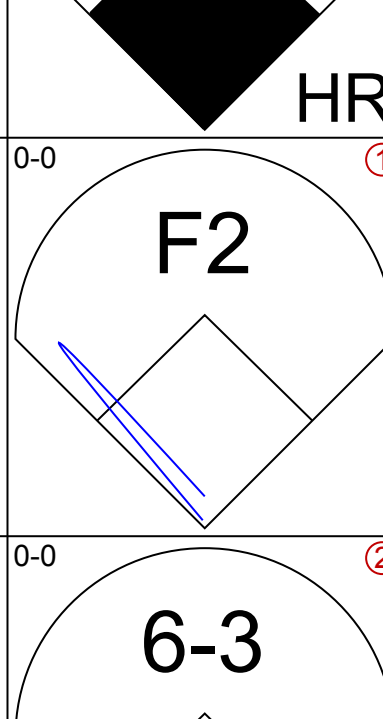
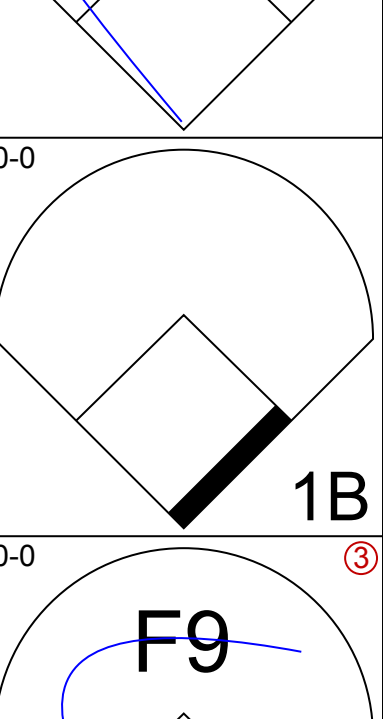
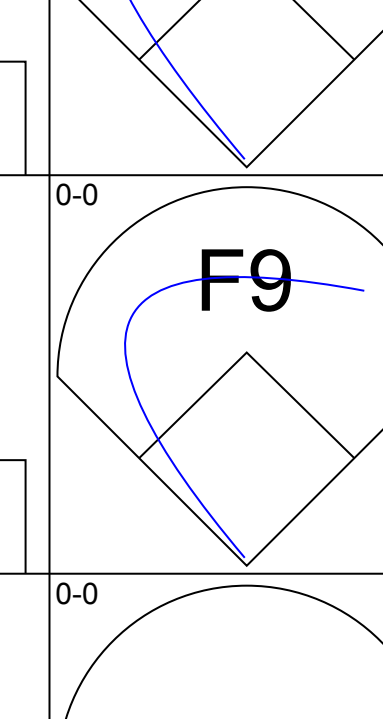
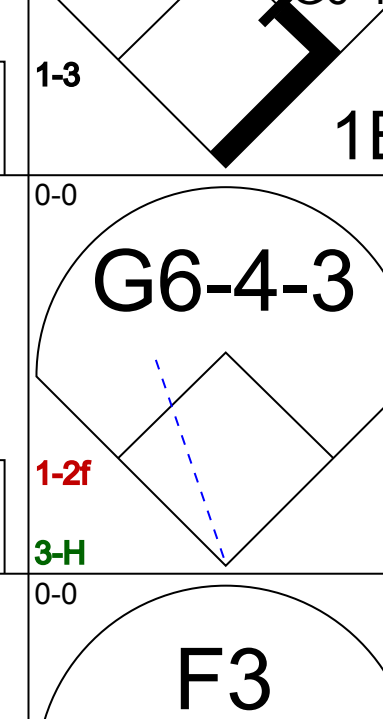
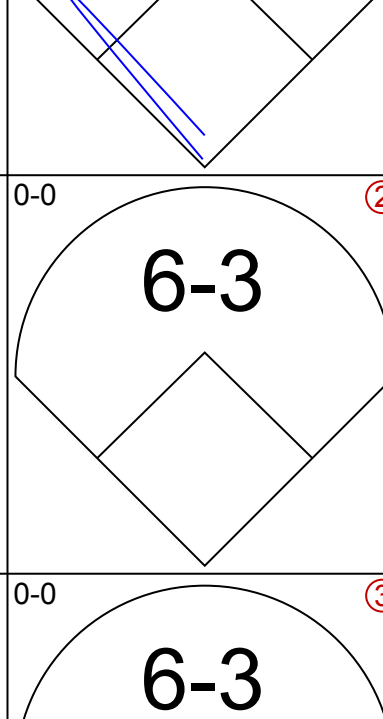
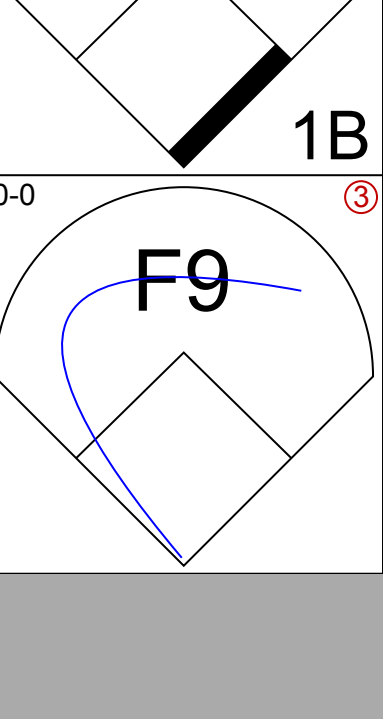
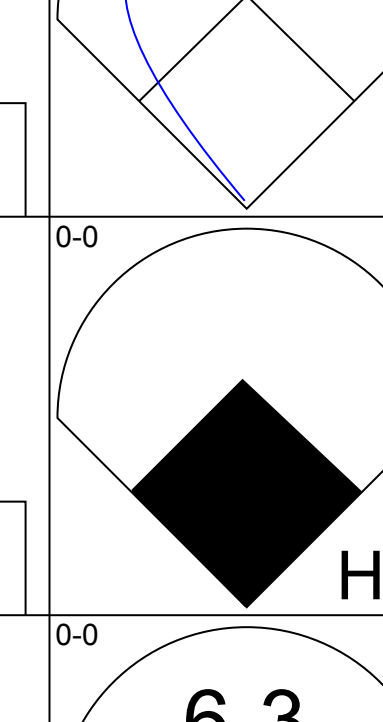
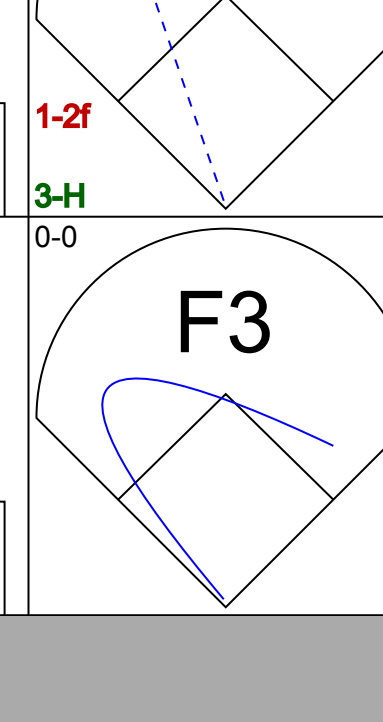
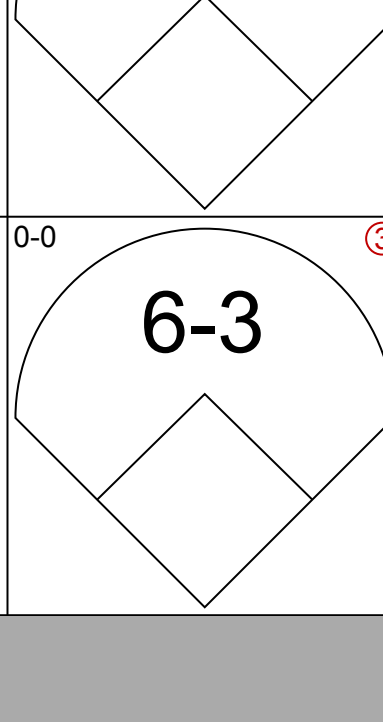
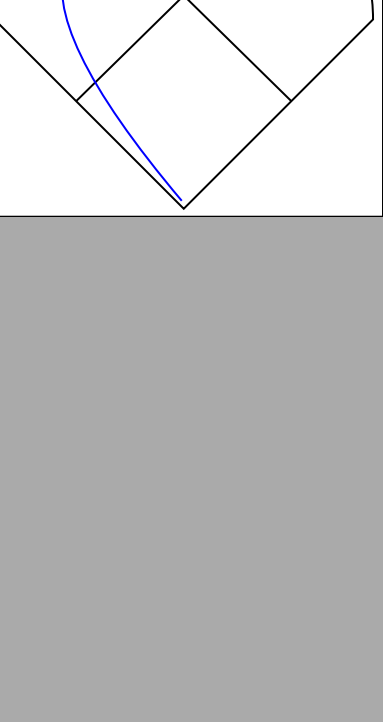
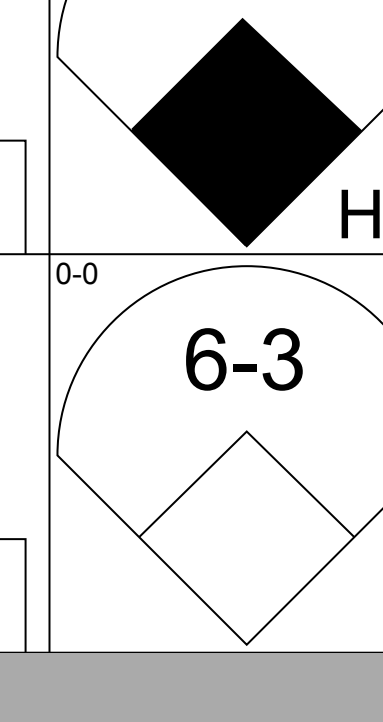
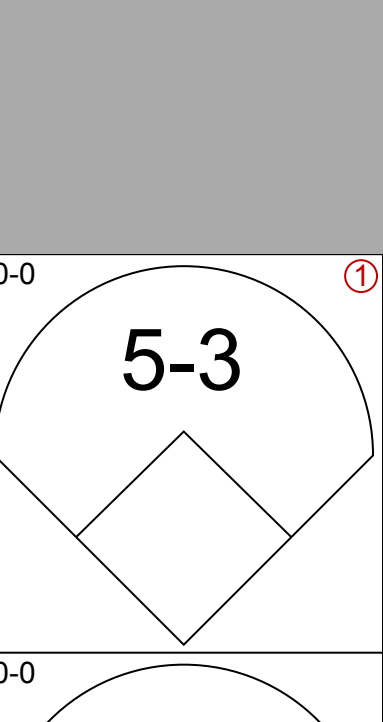
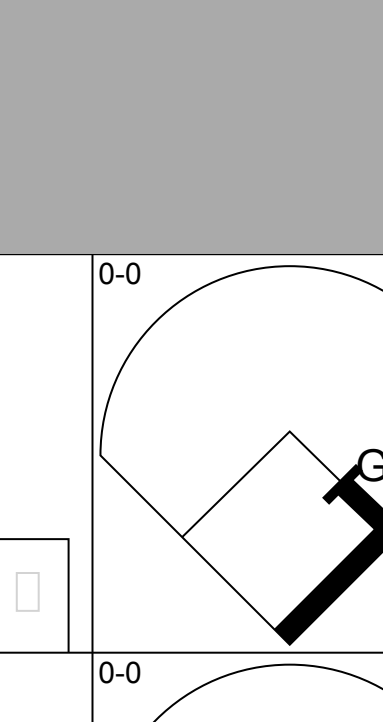
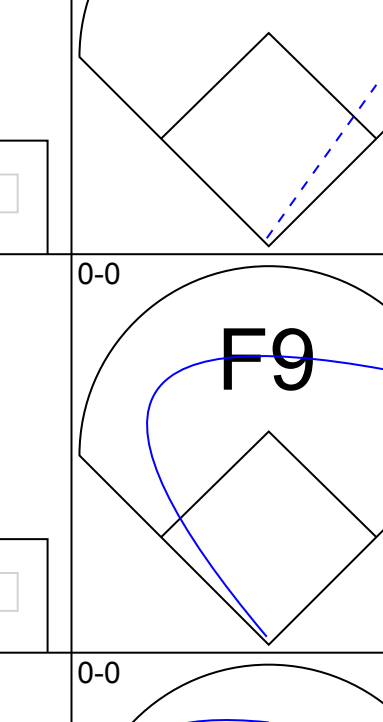
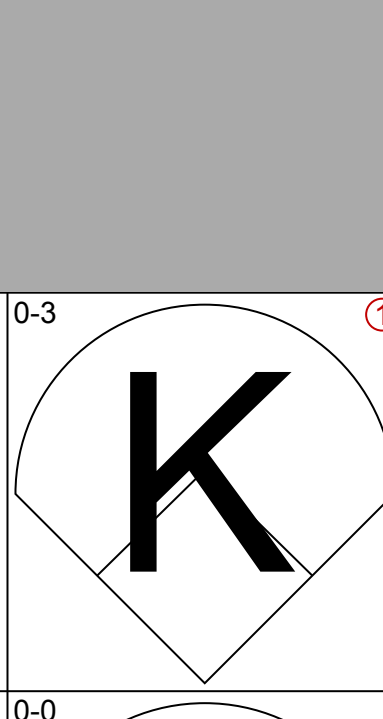
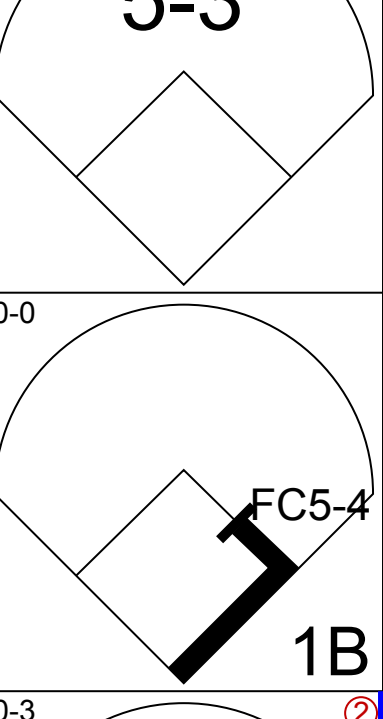
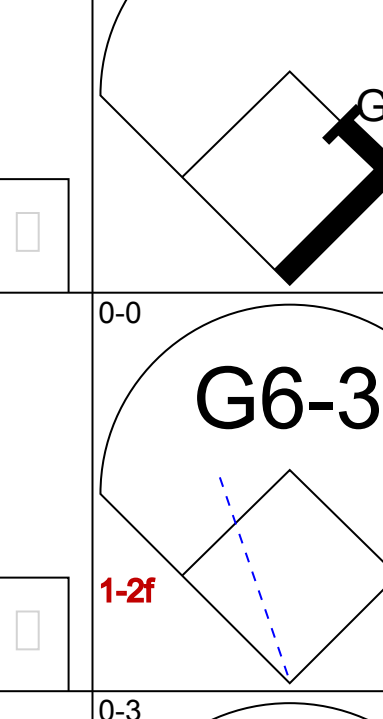
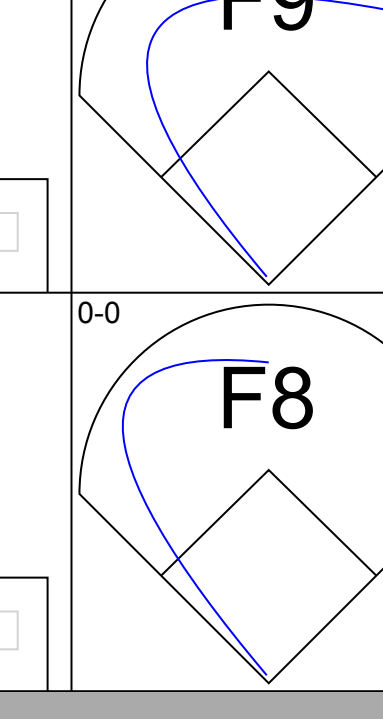
AB	37
R	11
H	13
RBI	11
BB	5
SO	3
LOB	15



Batter	1	2	3	4	5	6	7	8	9	AB	R	H	RBI	BB	SO	LOB	TOP		
Lou Brock, L OBP: 0.452, SLG: 0.935 (1, 7)										5	0	2	1	0	1	2	St. Louis Cardinals @ San Francisco Giants Candlestick Park, San Francisco, CA Wed Apr 19 1967, 9:05 PM EST Att: 9,223 - Unknown		
Curt Flood, R OBP: 0.419, SLG: 0.346 (1, 8)										4	1	1	0	1	1	6			
Roger Maris, L OBP: 0.414, SLG: 0.556 (1, 9)										5	1	1	0	0	0	3			
Orlando Cepeda, R OBP: 0.448, SLG: 0.654 (1, 3)											5	0	1	0	0	1		2	
Tim McCarver, L OBP: 0.360, SLG: 0.458 (1, 2)											5	1	1	3	0	1		1	
Phil Gagliano, R OBP: 0.360, SLG: 0.542 (1, 5)										4	2	1	0	0	1	1			
Julian Javier, R OBP: 0.500, SLG: 0.739 (1, 4)										4	2	3	2	0	0	0			
Dal Maxvill, R OBP: 0.292, SLG: 0.238 (1, 6)										4	0	1	1	0	1	1			
Larry Jaster, L OBP: 0.250, SLG: 0.143 Joe Hoerner, R (8, 1)										3	0	1	0	1	0	2			
										0	0	0	0	0	0	0			
Inning Stats	R: 3 E: 0 K: 3 S: 12	H: 3 LOB: 0 BB: 0 P: 12	R: 0 E: 0 K: 1 S: 7	H: 2 LOB: 2 BB: 0 P: 7	R: 0 E: 0 K: 0 S: 3	H: 0 LOB: 0 BB: 0 P: 3	R: 2 E: 0 K: 0 S: 7	H: 4 LOB: 2 BB: 0 P: 7	R: 2 E: 0 K: 0 S: 5	H: 2 LOB: 0 BB: 0 P: 5	R: 0 E: 0 K: 0 S: 3	H: 0 LOB: 0 BB: 0 P: 3	R: 0 E: 0 K: 1 S: 6	H: 1 LOB: 2 BB: 1 P: 10	R: 0 E: 0 K: 1 S: 5	H: 0 LOB: 0 BB: 0 P: 5	1B: 10 2B: 0 3B: 0 HR: 2	SF: 0 SAC: 0 DP: 0 HBP: 0	WP: 0 PA: 41 PB: 0 SB: 0 CS: 0
PITCHER	IP WLS BF H R ER SO BB IBB HBP BLK WP HR S P ERA WHIP	IP WLS BF H R ER SO BB IBB HBP BLK WP HR S P ERA WHIP	IP WLS BF H R ER SO BB IBB HBP BLK WP HR S P ERA WHIP	IP WLS BF H R ER SO BB IBB HBP BLK WP HR S P ERA WHIP	IP WLS BF H R ER SO BB IBB HBP BLK WP HR S P ERA WHIP	IP WLS BF H R ER SO BB IBB HBP BLK WP HR S P ERA WHIP	IP WLS BF H R ER SO BB IBB HBP BLK WP HR S P ERA WHIP	IP WLS BF H R ER SO BB IBB HBP BLK WP HR S P ERA WHIP	IP WLS BF H R ER SO BB IBB HBP BLK WP HR S P ERA WHIP	IP WLS BF H R ER SO BB IBB HBP BLK WP HR S P ERA WHIP	IP WLS BF H R ER SO BB IBB HBP BLK WP HR S P ERA WHIP	IP WLS BF H R ER SO BB IBB HBP BLK WP HR S P ERA WHIP	IP WLS BF H R ER SO BB IBB HBP BLK WP HR S P ERA WHIP	IP WLS BF H R ER SO BB IBB HBP BLK WP HR S P ERA WHIP	IP WLS BF H R ER SO BB IBB HBP BLK WP HR S P ERA WHIP	IP WLS BF H R ER SO BB IBB HBP BLK WP HR S P ERA WHIP	IP WLS BF H R ER SO BB IBB HBP BLK WP HR S P ERA WHIP		
Juan Marichal, R ERA: 6.38 (1, 1)	3.1 L 19 9 5 5 4 0 0 0 0 0 1 27 27 13.50 2.700																		
Joe Gibbon, L ERA: 5.0 (4, 1)	1.2 7 2 2 2 0 0 0 0 0 0 1 7 7 10.80 1.200																		
Ron Herbel, R ERA: 1.08 (6, 1)	2.0 7 0 0 0 0 1 0 0 0 0 0 6 10 0.00 0.500																		
Frank Linzy, R ERA: (8, 1)	2.0 8 1 0 0 2 1 0 0 0 0 0 11 15 0.00 1.000																		

AB	39
R	7
H	12
RBI	7
BB	2
SO	6
LOB	18



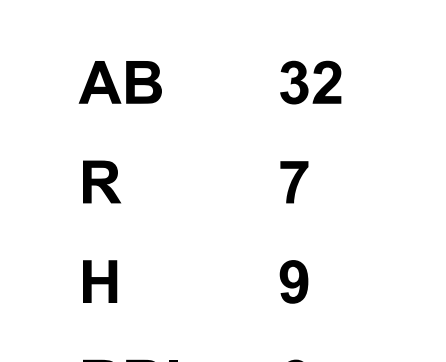
Batter	1	2	3	4	5	6	7	8	9	AB	R	H	RBI	BB	SO	LOB	BOTTOM				
Tito Fuentes, S OBP: 0.125, SLG: 0.313 (1, 4)										4	0	0	0	0	1	2	St. Louis Cardinals @ San Francisco Giants Candlestick Park, San Francisco, CA Wed Apr 19 1967, 9:05 PM EST Att: 9,223 - Unknown				
Ken Henderson, S OBP: 0.294, SLG: 0.500 (1, 8)										4	2	2	2	0	1	1					
Willie McCovey, L OBP: 0.261, SLG: 0.567 (1, 3)										4	2	2	1	0	1	0					
Jim Ray Hart, R OBP: 0.156, SLG: 0.129 (1, 5)										4	0	2	0	0	0	0					
Ollie Brown, R OBP: 0.333, SLG: 0.348 (1, 9)										4	0	0	0	0	0	2					
Jesus Alou, R OBP: 0.273, SLG: 0.452 (1, 7)										4	1	1	1	0	0	0					
Bob Barton, R OBP: 0.333, SLG: 0.333 (1, 2)											4	0	1	0	0	0		0			
Hal Lanier, R OBP: 0.133, SLG: 0.133 Jack Hiatt, R (9, PH)											3	0	1	0	0	1		1			
Juan Marichal, R OBP: 0.333, SLG: 0.500 Joe Gibbon, R (4, 1)										1	0	1	0	0	0	0					
Dick Dietz, R OBP: 0.400, SLG: 0.400 Ron Herbel, R (8, 1)										0	0	0	0	0	0	0					
Ron Herbel, R OBP: 0.260, SLG: 0.000 Jim Davenport, R OBP: 0.300, SLG: 0.681 Frank Linzy, R (8, 1)										0	0	0	0	0	0	0					
										0	0	0	0	0	0	0					
Inning Stats	R: 0 E: 0 K: 3 S: 9	H: 0 LOB: 0 BB: 0 P: 9	R: 1 E: 0 K: 0 S: 4	H: 1 LOB: 0 BB: 0 P: 4	R: 0 E: 0 K: 1 S: 6	H: 1 LOB: 1 BB: 0 P: 6	R: 1 E: 0 K: 0 S: 4	H: 2 LOB: 0 BB: 0 P: 4	R: 0 E: 0 K: 1 S: 6	H: 1 LOB: 1 BB: 0 P: 6	R: 2 E: 0 K: 0 S: 5	H: 2 LOB: 0 BB: 0 P: 5	R: 0 E: 0 K: 1 S: 5	H: 1 LOB: 0 BB: 0 P: 5	R: 1 E: 0 K: 0 S: 5	H: 2 LOB: 1 BB: 0 P: 5	R: 0 E: 0 K: 0 S: 3	H: 0 LOB: 0 BB: 0 P: 3	1B: 5 2B: 1 3B: 0 HR: 4	SF: 0 SAC: 0 DP: 2 HBP: 0	WP: 0 PA: 35 PB: 0 SB: 0 CS: 0
PITCHER	IP WLS BF H R ER SO BB IBB HBP BLK WP HR S P ERA WHIP	IP WLS BF H R ER SO BB IBB HBP BLK WP HR S P ERA WHIP	IP WLS BF H R ER SO BB IBB HBP BLK WP HR S P ERA WHIP	IP WLS BF H R ER SO BB IBB HBP BLK WP HR S P ERA WHIP	IP WLS BF H R ER SO BB IBB HBP BLK WP HR S P ERA WHIP	IP WLS BF H R ER SO BB IBB HBP BLK WP HR S P ERA WHIP	IP WLS BF H R ER SO BB IBB HBP BLK WP HR S P ERA WHIP	IP WLS BF H R ER SO BB IBB HBP BLK WP HR S P ERA WHIP	IP WLS BF H R ER SO BB IBB HBP BLK WP HR S P ERA WHIP	IP WLS BF H R ER SO BB IBB HBP BLK WP HR S P ERA WHIP	IP WLS BF H R ER SO BB IBB HBP BLK WP HR S P ERA WHIP	IP WLS BF H R ER SO BB IBB HBP BLK WP HR S P ERA WHIP	IP WLS BF H R ER SO BB IBB HBP BLK WP HR S P ERA WHIP	IP WLS BF H R ER SO BB IBB HBP BLK WP HR S P ERA WHIP	IP WLS BF H R ER SO BB IBB HBP BLK WP HR S P ERA WHIP	IP WLS BF H R ER SO BB IBB HBP BLK WP HR S P ERA WHIP	IP WLS BF H R ER SO BB IBB HBP BLK WP HR S P ERA WHIP				
Larry Jaster, L ERA: 4.7 (1, 1)	7.1 W 29 9 5 5 6 0 0 0 0 0 4 41 41 6.14 1.227																				
Joe Hoerner, L ERA: (8, 1)	1.2 S 6 1 0 0 0 0 0 0 0 0 6 6 0.00 0.600																				



Batter	1	2	3	4	5	6	7	8	9	AB	R	H	RBI	BB	SO	LOB	TOP		
Lou Brock, L OBP: 0.417, SLG: 0.917 (1, 7)										5	1	1	1	0	0	0	St. Louis Cardinals @ San Francisco Giants Candlestick Park, San Francisco, CA Thu Apr 20 1967, 6:33 AM EST Att: 6,308 - Unknown		
Curt Flood, R OBP: 0.400, SLG: 0.333 (1, 8)										4	0	1	0	0	1	0			
Roger Maris, L OBP: 0.424, SLG: 0.567 (1, 9)										3	2	1	0	1	0	0			
Orlando Cepeda, R OBP: 0.455, SLG: 0.633 (1, 3)										4	1	2	0	0	0	2			
Tim McCarver, L OBP: 0.345, SLG: 0.444 (1, 2)										3	0	1	2	0	0	1			
Phil Gaetano, R OBP: 0.379, SLG: 0.519 (1, 5)										3	1	1	0	1	0	1			
Julian Javier, R OBP: 0.467, SLG: 0.667 (1, 4)										4	0	1	1	0	0	3			
Dal Maxwell, R OBP: 0.269, SLG: 0.217 Bobby Tolan, L (7, PH)										2	0	0	0	0	0	0			
Nelson Briles, R (7, 1)										1	0	0	1	0	0	1			
John Romano, R (9, PH)										1	0	0	0	0	0	0			
Al Jackson, L OBP: 0.250, SLG: 0.250 Ted Savage, R (3, PH)										0	0	0	0	0	0	0			
Jim Cosman, R (3, 1)										1	0	0	0	0	0	1			
Ed Spiezio, R (5, PH)										0	0	0	0	0	0	0			
Ron Willis, R (5, 1)										0	0	0	0	0	0	0			
Joe Hoerner, R (5, 1)										0	0	0	0	0	0	0			
Alex Johnson, R (7, PH)										1	0	0	0	0	1	1			
Eddie Bressoud, R (7, 6)										1	0	0	0	0	0	0			
Inning Stats	R: 1 E: 0 K: 0 S: 4	H: 1 LOB: 0 BB: 0 P: 4	R: 0 E: 0 K: 0 S: 3	H: 0 LOB: 0 BB: 0 P: 3	R: 0 E: 0 K: 1 S: 5	H: 2 LOB: 1 BB: 0 P: 5	R: 0 E: 0 K: 0 S: 5	H: 0 LOB: 0 BB: 0 P: 5	R: 0 E: 0 K: 0 S: 3	H: 0 LOB: 0 BB: 0 P: 3	R: 2 E: 0 K: 1 S: 8	H: 3 LOB: 1 BB: 0 P: 8	R: 1 E: 0 K: 1 S: 7	H: 2 LOB: 2 BB: 2 P: 15	R: 0 E: 0 K: 0 S: 3	H: 0 LOB: 0 BB: 0 P: 3	1B: 6 2B: 1 3B: 0 HR: 1	SF: 1 SAC: 0 DP: 0 HBP: 0	WP: 0 PA: 37 PB: 0 SB: 1 CS: 0
PITCHER	IP WLS BF H R ER SO BB IBB HBP BLK WP HR S P ERA WHIP																		
Bobby Bolin, R ERA: 6.97	(1, 1) 6.1 W 25 6 4 4 2 0 0 0 0 0 0 1 29 29 5.68 0.947																		
Lindy McDaniel, R ERA: 6.75	(7, 1) 1.1 6 1 1 1 2 1 0 0 0 0 0 0 9 13 6.75 1.500																		
Bill Henry, L ERA: ∞	(8, 1) 0.0 1 1 0 0 0 0 0 0 0 0 0 0 1 1 ∞ ∞																		
Frank Linzy, R ERA: 0.00	(8, 1) 1.1 S 5 0 0 0 0 1 0 0 0 0 0 0 4 8 0.00 0.750																		

Batter	1	2	3	4	5	6	7	8	9	AB	R	H	RBI	BB	SO	LOB	BOTTOM		
Tito Fuentes, S OBP: 0.200, SLG: 0.368 (1, 4)										3	0	1	3	1	0	2	St. Louis Cardinals @ San Francisco Giants Candlestick Park, San Francisco, CA Thu Apr 20 1967, 6:33 AM EST Att: 6,308 - Unknown		
Ken Henderson, S OBP: 0.285, SLG: 0.474 (1, 9)										4	0	1	2	0	1	2			
Willie McCovey, L OBP: 0.250, SLG: 0.500 (1, 3)										4	0	0	0	0	2	1			
Willie Mays, R OBP: 0.333, SLG: 0.500 (1, 8)										3	1	2	0	1	0	0			
Jim Ray Hart, R OBP: 0.167, SLG: 0.143 (1, 5)										4	1	1	0	0	0	2			
Jesus Alou, R OBP: 0.270, SLG: 0.429 (1, 7)										4	1	1	0	0	1	1			
Dick Dietz, R OBP: 0.300, SLG: 0.333 (1, 2)										1	1	0	0	2	1	3			
Tom Haller, L OBP: 0.217, SLG: 0.273 (6, PH)										1	0	1	0	0	0	0			
Hal Lanier, R OBP: 0.105, SLG: 0.105 (1, 6)										4	1	0	0	0	1	6			
Bobby Bolin, R OBP: 0.500, SLG: 0.750 Lindy McDaniel, R (7, 1)										3	2	2	1	0	1	0			
Bill Henry, L (8, 1)										0	0	0	0	0	0	0			
Frank Linzy, R (8, 1)										1	0	0	0	0	0	1			
Inning Stats	R: 0 E: 0 K: 1 S: 5	H: 0 LOB: 0 BB: 0 P: 5	R: 5 E: 1 K: 2 S: 13	H: 5 LOB: 1 BB: 0 P: 13	R: 0 E: 0 K: 1 S: 5	H: 0 LOB: 2 BB: 2 P: 13	R: 0 E: 0 K: 1 S: 4	H: 0 LOB: 0 BB: 1 P: 8	R: 0 E: 0 K: 0 S: 3	H: 0 LOB: 0 BB: 0 P: 3	R: 2 E: 0 K: 1 S: 7	H: 2 LOB: 1 BB: 1 P: 11	R: 0 E: 0 K: 1 S: 6	H: 1 LOB: 1 BB: 0 P: 6	R: 0 E: 0 K: 1 S: 6	H: 1 LOB: 1 BB: 0 P: 6	1B: 7 2B: 2 3B: 0 HR: 0	SF: 0 SAC: 0 DP: 1 HBP: 0	WP: 1 PA: 36 PB: 0 SB: 0 CS: 1
PITCHER	IP WLS BF H R ER SO BB IBB HBP BLK WP HR S P ERA WHIP																		
Al Jackson, L ERA: 6.0	(1, 1) 2.0 L 12 5 5 2 3 0 0 0 0 0 1 0 9 21 9.00 2.500																		
Jim Cosman, R ERA: 10.8	(3, 1) 2.0 8 0 0 0 2 3 0 0 0 0 1 0 9 21 10.80 1.200																		
Ron Willis, R ERA: 10.8	(5, 1) 1.2 7 1 2 2 0 1 0 0 0 0 0 0 6 10 10.80 1.200																		
Joe Hoerner, L ERA: 3.00	(6, 1) 0.1 2 1 0 0 1 0 0 0 0 0 0 0 4 4 0.00 3.000																		
Nelson Briles, R ERA: 1.000	(7, 1) 2.0 7 2 0 0 1 0 0 0 0 0 0 0 9 9 0.00 1.000																		

AB	34
R	5
H	8
RBI	5
BB	2
SO	4
LOB	9



Batter	1	2	3	4	5	6	7	8	9	AB	R	H	RBI	BB	SO	LOB	TOP			
Lou Brock, L OBP: 0.425, SLG: 0.875 (1, 7)	3-1		K			CS 1B		SH1-3 1B		4	0	2	0	0	1	0	St. Louis Cardinals @ Los Angeles Dodgers Dodger Stadium, Los Angeles, CA Sat Apr 22 1967, 6:05 PM PST Att: 24,439 - Unknown			
Curt Flood, R OBP: 0.410, SLG: 0.353 (1, 8)	5-3			E8 1B		F9		SH1-3 1B		4	1	2	2	0	0	1				
Roger Maris, L OBP: 0.444, SLG: 0.606 (1, 9)				K				SH1-3		3	0	2	0	0	1	1				
Orlando Cepeda, R OBP: 0.459, SLG: 0.606 (1, 3)	F8			G1-6-3 1B		P6		IBB		3	0	1	1	1	0	2				
Tim McCarver, L OBP: 0.303, SLG: 0.387 (1, 2)		G3		G1-6-3 1B			4-3	G1-2-3		4	0	0	0	0	0	4				
Phil Gagliano, R OBP: 0.333, SLG: 0.452 (1, 5)	F9					5-3				4	0	0	0	0	1	0				
Julian Javier, R OBP: 0.412, SLG: 0.581 (1, 4)				6-3		1-3				4	0	0	0	0	0	0				
Dal Maxvill, R OBP: 0.333, SLG: 0.269 (1, 6)			F8					1B SH 1B		3	1	2	0	1	0	0				
Bob Gibson, R (1, 1)			K			F9		SH 1B		3	1	0	0	0	1	2				
Inning Stats	R: 0 E: 0 K: 0 S: 4	H: 1 LOB: 1 BB: 0 P: 4	R: 0 E: 0 K: 0 S: 3	H: 0 LOB: 0 BB: 0 P: 3	R: 0 E: 0 K: 2 S: 7	H: 0 LOB: 0 BB: 0 P: 7	R: 1 E: 1 K: 1 S: 6	H: 2 LOB: 0 BB: 0 P: 6	R: 0 E: 0 K: 0 S: 4	H: 1 LOB: 1 BB: 0 P: 4	R: 0 E: 0 K: 0 S: 3	H: 0 LOB: 0 BB: 0 P: 3	R: 2 E: 1 K: 0 S: 6	H: 3 LOB: 2 BB: 1 P: 10	R: 0 E: 0 K: 1 S: 5	H: 0 LOB: 1 BB: 1 P: 9	1B: 8 2B: 1 3B: 0 HR: 0	SF: 0 SAC: 2 DP: 2 HBP: 0	WP: 0 PB: 0 SB: 0 CS: 1	PA: 36
PITCHER	IP WLS BF H R ER SO BB IBB HBP BLK WP HR S P ERA WHIP	7.1 L 31 9 3 1 3 0 1 0 0 0 0 0 36 40 1.23 1.227	8.1 L 5 0 0 0 1 1 0 0 0 0 0 0 6 10 0.00 0.600																	

Batter	1	2	3	4	5	6	7	8	9	AB	R	H	RBI	BB	SO	LOB	BOTTOM					
Wes Parker, S OBP: 0.382, SLG: 0.296 (1, 8)	P4		CS BB			1-2 HBP		K		2	0	0	0	1	1	0	St. Louis Cardinals @ Los Angeles Dodgers Dodger Stadium, Los Angeles, CA Sat Apr 22 1967, 6:05 PM PST Att: 24,439 - Unknown					
Ron Hunt, R OBP: 0.405, SLG: 0.333 (1, 4)			CS	6-3		F2		5-3		3	0	0	0	1	0	2						
Lou Johnson, R OBP: 0.286, SLG: 0.281 (1, 9)					F8			F8		4	0	0	0	0	1	3						
Ron Fairly, L OBP: 0.343, SLG: 0.412 (1, 3)	F3			4-3				K		4	1	2	0	0	0	1						
Jim Lefebvre, S OBP: 0.371, SLG: 0.375 (1, 5)		F8			K		1B 1B	L4-6 2B		4	0	1	0	0	2	1						
John Roseboro, L OBP: 0.394, SLG: 0.278 (1, 2)		3-1			K		P5	L4-6		4	0	0	0	0	1	3						
Bob Bailey, R OBP: 0.162, SLG: 0.156 (1, 7)		F5			L7			1B		3	0	1	1	0	0	0						
Gene Michael, S OBP: 0.308, SLG: 0.292 (1, 6)			G3					FC1-2-5		3	0	1	0	0	0	2						
Don Drysdale, R OBP: 0.200, SLG: 0.200 Ron Perranoski, L (8, 1)			K			FC1-6 HBP	F9			3	0	0	0	0	1	3						
Inning Stats	R: 0 E: 0 K: 0 S: 3	H: 0 LOB: 1 BB: 1 P: 7	R: 0 E: 0 K: 0 S: 3	H: 0 LOB: 0 BB: 0 P: 3	R: 0 E: 0 K: 1 S: 4	H: 0 LOB: 0 BB: 1 P: 8	R: 0 E: 0 K: 0 S: 3	H: 0 LOB: 0 BB: 0 P: 3	R: 0 E: 0 K: 2 S: 7	H: 0 LOB: 0 BB: 0 P: 7	R: 0 E: 0 K: 0 S: 4	H: 1 LOB: 2 BB: 0 P: 5	R: 1 E: 0 K: 0 S: 6	H: 3 LOB: 2 BB: 0 P: 6	R: 0 E: 0 K: 2 S: 7	H: 0 LOB: 0 BB: 0 P: 7	R: 0 E: 0 K: 1 S: 5	H: 1 LOB: 0 BB: 0 P: 5	1B: 4 2B: 2 3B: 0 HR: 0	SF: 0 SAC: 0 DP: 1 HBP: 1	WP: 0 PB: 0 SB: 0 CS: 1	PA: 34
PITCHER	IP WLS BF H R ER SO BB IBB HBP BLK WP HR S P ERA WHIP	9.0 W 33 5 1 1 6 2 0 1 0 0 0 42 51 1.00 0.778																				

Batter	1	2	3	4	5	6	7	8	9	AB	R	H	RBI	BB	SO	LOB	TOP					
Lou Brock, L OBP: 0.444, SLG: 0.844 (1, 7)										5	1	3	1	0	0	4						
Curt Flood, R OBP: 0.419, SLG: 0.368 (1, 8)										4	1	2	0	0	0	2						
Roger Maris, L OBP: 0.400, SLG: 0.541 (1, 9)										4	0	0	1	0	0	3						
Orlando Cepeda, R OBP: 0.439, SLG: 0.568 (1, 3)										4	0	1	1	0	1	2						
Phil Gagliano, R OBP: 0.297, SLG: 0.400 (1, 5)										4	0	0	0	0	0	2						
John Romano, R OBP: 0.125, SLG: 0.125 (1, 2)										4	0	0	0	0	1	0						
Julian Javier, R OBP: 0.395, SLG: 0.543 (1, 4)										4	0	1	0	0	0	0						
Dal Maxvill, R OBP: 0.382, SLG: 0.345 (1, 6)										3	1	2	0	1	1	0						
Ray Washburn, R Joe Hoerner, R Ron Willis, R Mike Shannon, R Dick Hughes, R Alex Johnson, R Jim Cosman, R Ted Savage, R (1, 1) (4, 1) (4, 1) (5, PH) (5, PH) (8, PH) (8, PH) (8, PH)										1	0	0	0	0	1	1						
Inning Stats	R: 0 E: 0 K: 0 S: 4	H: 1 LOB: 1 BB: 0 P: 4	R: 0 E: 0 K: 0 S: 3	H: 0 LOB: 0 BB: 0 P: 3	R: 1 E: 0 K: 1 S: 6	H: 2 LOB: 0 BB: 0 P: 6	R: 0 E: 0 K: 1 S: 5	H: 0 LOB: 0 BB: 0 P: 5	R: 0 E: 0 K: 1 S: 6	H: 1 LOB: 2 BB: 1 P: 10	R: 0 E: 0 K: 1 S: 4	H: 0 LOB: 0 BB: 0 P: 4	R: 0 E: 0 K: 1 S: 5	H: 0 LOB: 0 BB: 0 P: 5	R: 2 E: 0 K: 0 S: 6	H: 3 LOB: 1 BB: 0 P: 6	R: 0 E: 0 K: 1 S: 7	H: 2 LOB: 2 BB: 0 P: 7	1B: 9 2B: 1 3B: 0 HR: 0	SF: 0 SAC: 0 DP: 0 HBP: 0	WP: 0 PB: 0 SB: 0 CS: 1	PA: 37
PITCHER Claude Osteen, L ERA: 4.34 (1, 1)	IP: 9.0 WLS: W BF: 37 H: 10 R: 3 ER: 3 SO: 5 BB: 1 IBB: 0 HBP: 0 BLK: 0 WP: 0 HR: 0 S: 46 P: 50 ERA: 3.00 WHIP: 1.222															PITCHER						

St. Louis Cardinals @ Los Angeles Dodgers
 Dodger Stadium, Los Angeles, CA
 Sun Apr 23 1967, 3:33 AM PST
 Att: 26,404 - Unknown

AB 36
 R 3
 H 10
 RBI 3
 BB 1
 SO 5
 LOB 16



Batter	1	2	3	4	5	6	7	8	9	AB	R	H	RBI	BB	SO	LOB	BOTTOM	
Wes Parker, S OBP: 0.333, SLG: 0.250 (1, 8)										5	0	0	0	0	1	2		
Ron Hunt, R OBP: 0.476, SLG: 0.375 (1, 4)										2	4	2	0	3	0	0		
Lou Johnson, R OBP: 0.308, SLG: 0.286 (1, 9)										3	2	1	0	1	1	2		
Ron Fairly, L OBP: 0.400, SLG: 0.541 (1, 3)										3	2	2	5	2	0	2		
Jim Lefebvre, S OBP: 0.350, SLG: 0.361 (1, 5)										4	0	1	1	0	0	5		
John Roseboro, L OBP: 0.444, SLG: 0.333 (1, 2)										3	1	2	1	2	0	0		
Bob Bailey, R OBP: 0.156, SLG: 0.135 (1, 7)										5	0	0	1	0	0	7		
Gene Michael, S OBP: 0.300, SLG: 0.286 (1, 6)										4	0	1	1	0	2	1		
Claude Osteen, L OBP: 0.500, SLG: 0.500 (1, 1)										4	0	1	0	0	2	1		
Inning Stats	R: 0 E: 1 K: 0 S: 5	H: 2 LOB: 2 BB: 0 P: 5	R: 4 E: 1 K: 1 S: 7	H: 1 LOB: 1 BB: 3 P: 19	R: 3 E: 0 K: 0 S: 7	H: 5 LOB: 1 BB: 0 P: 7	R: 0 E: 0 K: 2 S: 7	H: 0 LOB: 0 BB: 0 P: 7	R: 1 E: 0 K: 1 S: 6	H: 1 LOB: 2 BB: 2 P: 14	R: 0 E: 0 K: 2 S: 7	H: 0 LOB: 0 BB: 0 P: 7	R: 0 E: 0 K: 0 S: 3	H: 0 LOB: 2 BB: 3 P: 15	1B: 8 2B: 1 3B: 0 HR: 1	SF: 1 SAC: 1 DP: 1 HBP: 0	WP: 0 PB: 0 SB: 0 CS: 0	PA: 43
PITCHER Ray Washburn, R ERA: 4.38 Joe Hoerner, L ERA: 3.96 Ron Willis, R ERA: 7.71 Dick Hughes, R ERA: 4.5 Jim Cosman, R ERA: 3.0	IP: 3.1 WLS: L BF: 21 H: 6 R: 6 ER: 5 SO: 1 BB: 2 IBB: 0 HBP: 0 BLK: 0 WP: 0 HR: 0 S: 20 P: 32 ERA: 13.50 WHIP: 2.400															PITCHER		

St. Louis Cardinals @ Los Angeles Dodgers
 Dodger Stadium, Los Angeles, CA
 Sun Apr 23 1967, 3:33 AM PST
 Att: 26,404 - Unknown

AB 33
 R 9
 H 10
 RBI 9
 BB 8
 SO 6
 LOB 20



Batter	1	2	3	4	5	6	7	8	9	10	11	12	13	AB R H RBI BB SO LOB	TOP															
Lou Brock, L OBP: 0.462, SLG: 0.843 (1, 7)				FC6-4 		FC6-4 					K 			6 1 3 2 1 1 3																
Curt Flood, R OBP: 0.420, SLG: 0.364 (1, 8)		6-3 				F8 		F8 			1-3 			6 0 2 1 1 0 3																
Roger Maris, L OBP: 0.340, SLG: 0.455 (1, 9)	4-6-3 		4-3 	P7 			G3 				K 		P4 	7 0 0 1 0 2 6																
Orlando Cepeda, R OBP: 0.417, SLG: 0.312 (1, 3)	K 		K 					K 		P6 		K 		6 0 1 0 1 4 1																
Mike Shannon, R OBP: 0.300, SLG: 0.333 (1, PR)			6-3 			G6-3 				6-3 				0 0 0 0 0 0 0 5 0 1 0 1 0 4																
Phil Gagliano, R OBP: 0.302, SLG: 0.375 (1, 5)																														
Tim McCarver, L OBP: 0.306, SLG: 0.405 (1, 2)	F8 			F8 				F7 					FC6-4 	6 0 2 0 0 0 5																
Julian Javier, R OBP: 0.386, SLG: 0.500 (1, 4)			P4 					CS 			6-3 		5-3 	5 2 1 0 1 0 4																
Dal Maxvill, R OBP: 0.366, SLG: 0.333 (1, 6)														4 0 1 0 0 2 1 1 0 0 0 0 0 1 0 1 0 0 1 0 0																
John Romano, R OBP: 0.111, SLG: 0.111 (10, PH)	F3 							K 			P6 																			
Eddie Bressoud, R (10, 6)																														
Larry Jaster, L ERA: 6.11																														
Nelson Briles, R ERA: 1.500																														
Dick Hughes, R ERA: 3.0																														
Ron Willis, R ERA: 4.15																														
Hal Woodeshick, L ERA: 0.500																														
Joe Hoerner, L ERA: 3.0																														
Inning Stats	R: 1 E: 0 K: 1 S: 7	H: 2 LOB: 2 BB: 0 P: 8	R: 1 E: 0 K: 0 S: 5	H: 2 LOB: 1 BB: 0 P: 5	R: 0 E: 0 K: 1 S: 5	H: 0 LOB: 0 BB: 0 P: 5	R: 1 E: 0 K: 1 S: 6	H: 3 LOB: 3 BB: 1 P: 10	R: 0 E: 0 K: 0 S: 3	H: 2 LOB: 0 BB: 0 P: 3	R: 0 E: 0 K: 1 S: 7	H: 1 LOB: 2 BB: 0 P: 7	R: 0 E: 0 K: 1 S: 6	H: 1 LOB: 1 BB: 0 P: 6	R: 0 E: 0 K: 1 S: 5	H: 0 LOB: 0 BB: 0 P: 5	R: 0 E: 0 K: 2 S: 7	H: 0 LOB: 0 BB: 0 P: 7	R: 0 E: 0 K: 1 S: 5	H: 0 LOB: 1 BB: 1 P: 4	R: 0 E: 0 K: 2 S: 7	H: 0 LOB: 0 BB: 0 P: 7	R: 0 E: 0 K: 1 S: 5	H: 0 LOB: 1 BB: 1 P: 9	R: 1 E: 0 K: 0 S: 4	H: 1 LOB: 3 BB: 3 P: 16	1B: 12 2B: 1 3B: 1 HR: 0	SF: 0 SAC: 1 DP: 1 HBP: 1	WP: 1 PB: 0 SB: 4 CS: 1	PA: 60
PITCHER	IP	WLS	BF	H	R	ER	SO	BB	IBB	HBP	BLK	WP	HR	S	P	ERA	WHIP													
Don Sutton, R ERA: 4.67 (1, 1)	5.0		25	9	4	4	2	2	0	1	0	0	0	26	35	7.20	2.200													
Phil Regan, R ERA: 1.93 (6, 1)	4.0		16	3	0	0	4	0	0	0	1	0	24	24	0.00	0.750														
Ron Perranoski, L ERA: 1.88 (10, 1)	3.0		11	1	0	0	3	1	0	0	0	0	16	20	0.00	0.667														
Joe Moeller, R ERA: 27.0 (13, 1)	0.1		4	1	1	1	0	1	1	0	0	0	2	10	27.00	6.000														
Dick Egan, L ERA: (13, 1)	0.2		W	3	0	0	0	0	1	0	0	0	0	2	6	0.00	0.000													

St. Louis Cardinals @ Los Angeles Dodgers
Dodger Stadium, Los Angeles, CA
Mon Apr 24 1967, 6:05 PM PST
Att. 15,932 - Unknown

AB	51
R	5
H	14
RBI	5
BB	6
SO	9
LOB	29



Batter	1	2	3	4	5	6	7	8	9	10	11	12	13	AB R H RBI BB SO LOB	BOTTOM																	
Gene Michael, S OBP: 0.314, SLG: 0.303 (1, 6)	P4 													5 1 2 0 0 0 1 1 0 1 0 0 0 0 0 1 0 0 0 0 0																		
Jim Campanis, R OBP: 0.500, SLG: 1.000 (13, PH)				4-3 																												
Dick Schofield, S (13, PR)																																
Ron Hunt, R OBP: 0.438, SLG: 0.324 (1, 4)	F7 													5 0 0 0 0 0 2 0 1 0 0 0 0 0																		
Wes Parker, S OBP: 0.333, SLG: 0.250 (13, PR)																																
Jim Hickman, R OBP: 0.364, SLG: 0.500 (1, 8)														4 1 1 0 1 2 0																		
Jim Lefebvre, S OBP: 0.370, SLG: 0.450 (1, 5)														4 1 2 4 1 0 0																		
Ron Fairly, L OBP: 0.346, SLG: 0.465 (1, 3)	K 													6 0 0 0 0 4 5																		
Lou Johnson, R OBP: 0.311, SLG: 0.366 (1, 9)														6 1 2 2 0 1 2																		
Bob Bailey, R OBP: 0.140, SLG: 0.119 (1, 7)																																
John Roseboro, L OBP: 0.452, SLG: 0.304 (5, 1)																																
Jeff Torborg, R OBP: 0.167, SLG: 0.273 (11, 2)																																
Don Sutton, R ERA: 6.11 (1, 1)																																
Phil Regan, R ERA: 1.93 (6, 1)																																
Al Ferrara, R ERA: 16.000 (5, 1)																																
Ron Perranoski, L ERA: 1.88 (10, 1)																																
Johnny Watson, R OBP: 0.200, SLG: 0.200 (12, PR)																																
Joe Moeller, R ERA: 27.0 (13, 1)																																
Dick Egan, L ERA: (13, 1)																																
Inning Stats	R: 2 E: 0 K: 1 S: 7	H: 2 LOB: 0 BB: 0 P: 7	R: 1 E: 0 K: 1 S: 6	H: 1 LOB: 0 BB: 0 P: 6	R: 1 E: 0 K: 0 S: 9	H: 2 LOB: 2 BB: 1 P: 9	R: 0 E: 0 K: 1 S: 5	H: 0 LOB: 1 BB: 1 P: 9	R: 0 E: 0 K: 2 S: 7	H: 0 LOB: 1 BB: 1 P: 11	R: 0 E: 0 K: 1 S: 5	H: 0 LOB: 0 BB: 0 P: 5	R: 0 E: 0 K: 1 S: 3	H: 1 LOB: 0 BB: 0 P: 3	R: 0 E: 0 K: 1 S: 5	H: 0 LOB: 0 BB: 0 P: 5	R: 0 E: 0 K: 1 S: 5	H: 0 LOB: 1 BB: 1 P: 7	R: 0 E: 0 K: 1 S: 5	H: 0 LOB: 0 BB: 0 P: 5	R: 0 E: 0 K: 1 S: 5	H: 0 LOB: 0 BB: 0 P: 5	R: 0 E: 0 K: 1 S: 3	H: 0 LOB: 0 BB: 0 P: 5	R: 0 E: 0 K: 1 S: 3	H: 0 LOB: 0 BB: 0 P: 3	R: 2 E: 1 K: 0 S: 5	H: 2 LOB: 2 BB: 0 P: 6	1B: 4 2B: 3 3B: 0 HR: 2	SF: 1 SAC: 1 DP: 1 HBP: 1	WP: 0 PB: 0 SB: 0 CS: 0	PA: 51
PITCHER	IP	WLS	BF	H	R	ER	SO	BB	IBB	HBP	BLK	WP	HR	S	P	ERA	WHIP															
Larry Jaster, L ERA: 6.11 (1, 1)	2.1		12	4	4	4	2	1	0	0	0	0	0	3	3	0.00	1.500															
Nelson Briles, R ERA: 1.500 (3, 1)	0.2		3	1	0	0	0	0	0	0	0	0	0	3	3	0.00	1.500															
Dick Hughes, R ERA: 3.0 (4, 1)	2.0		8	0	0	0	3	2	0	0	0	0	0	12	20	0.00	1.000															
Ron Willis, R ERA: 4.15 (6, 1)	2.0		6	1	0	0	0	0	0	0	0	0	0	8	8	0.00	0.500															
Hal Woodeshick, L ERA: 0.500 (8, 1)	2.0		7	0	0	0	1	1	0	0	0	0	0	8	12	0.00	0.500															
Joe Hoerner, L ERA: 3.0 (10, 1)	3.2		15	2	2	2	2	0	0	1	0	0	0	18	19	2.46	0.545															

St. Louis Cardinals @ Los Angeles Dodgers
Dodger Stadium, Los Angeles, CA
Mon Apr 24 1967, 6:05 PM PST
Att. 15,932 - Unknown

AB	44
R	6
H	8
RBI	6
BB	4
SO	9
LOB	12




Batter	1	2	3	4	5	6	7	8	9	AB R H RBI BB SO LOB	TOP									
Lou Brock, L OBP: 0.464, SLG: 0.836 (1, 7)	4-3		FC	1-3 2H			F9			4 1 2 1 0 0 0	St. Louis Cardinals @ Houston Astros Astrodome, Houston, TX Tue Apr 25 1967, 7:05 PM EST Att: 10,622 - Unknown									
Curt Flood, R OBP: 0.389, SLG: 0.333 (1, 8)	G3		4-3		6-3			4-3		4 0 0 0 0 0 1										
Bobby Tolan, L OBP: 0.125, SLG: 0.125 (1, 3)	K		FC		G3			6-3		4 0 0 1 0 1 0										
Roger Maris, L OBP: 0.360, SLG: 0.444 Alex Johnson, R (7, 9)		HR			K			5-3		1 1 0 0 1 1 0 1 0 0 0 0 0 0										
Ed Spiezio, R OBP: 0.167, SLG: 0.167 (1, 5)	F7		K		K			CS		4 0 1 0 0 2 2										
Tim McCarver, L OBP: 0.326, SLG: 0.488 (1, 2)		HR			F2			3-1		4 2 2 2 0 0 1										
Julian Javier, R OBP: 0.375, SLG: 0.465 (1, 4)		5-3			6-3			K		3 0 0 0 0 2 1										
Dal Maxvill, R OBP: 0.341, SLG: 0.306 (1, 6)	5-3				F8			F9		3 0 0 0 0 0 2										
Al Jackson, L OBP: 0.286, SLG: 0.286 (1, 1)	K2-3				1B			K		3 0 1 0 0 2 1										
Inning Stats	R: 0 E: 0 K: 1 S: 5	H: 0 LOB: 0 BB: 0 P: 5	R: 2 E: 0 K: 1 S: 6	H: 1 LOB: 1 BB: 0 P: 8	R: 1 E: 0 K: 1 S: 6	H: 1 LOB: 1 BB: 1 P: 10	R: 1 E: 0 K: 1 S: 7	H: 3 LOB: 2 BB: 0 P: 7	R: 0 E: 0 K: 1 S: 5	H: 0 LOB: 0 BB: 0 P: 5	R: 0 E: 0 K: 1 S: 5	H: 0 LOB: 0 BB: 0 P: 5	R: 0 E: 0 K: 0 S: 3	H: 0 LOB: 0 BB: 0 P: 3	R: 0 E: 0 K: 1 S: 5	H: 1 LOB: 0 BB: 0 P: 5	1B: 4 2B: 1 3B: 0 HR: 1	SF: 0 SAC: 0 DP: 0 HBP: 2	WP: 0 PB: 0 SB: 0 CS: 2	PA: 34
PITCHER	IP WLS BF H R ER SO BB IBB HBP BLK WP HR S P ERA WHIP											IP WLS BF H R ER SO BB IBB HBP BLK WP HR S P ERA WHIP								
Chris Zachary, R ERA: 6.75 (1, 1)	4.0 L 19 5 4 4 4 1 0 0 0 0 0 1 24 30 9.00 1.500																			
Carroll Sembera, R ERA: 2.25 (5, 1)	2.0 6 0 0 0 2 0 0 0 0 0 0 0 10 10 0.00 0.000																			
Jim Owens, R ERA: (7, 1)	2.0 6 0 0 0 1 0 0 0 0 0 0 0 8 8 0.00 0.000																			
Claude Raymond, R ERA: 1.8 (9, 1)	1.0 3 1 0 0 1 0 0 0 0 0 0 0 5 5 0.00 1.000																			

Batter	1	2	3	4	5	6	7	8	9	AB R H RBI BB SO LOB	BOTTOM									
Lee Bales, S (1, 4)	G4-3		K			K			P3	3 0 0 0 1 2 1	St. Louis Cardinals @ Houston Astros Astrodome, Houston, TX Tue Apr 25 1967, 7:05 PM EST Att: 10,622 - Unknown									
Sonny Jackson, L OBP: 0.259, SLG: 0.304 Aaron Pointer, R (9, PH) OBP: 0.271, SLG: 0.317	G4-3				F7			1-3		3 0 0 0 0 0 1 1 0 0 0 0 0 0										
Jim Landis, R OBP: 0.395, SLG: 0.424 (1, 9)	1-3				5-3			F8		4 0 0 0 0 0 0										
Jimmy Wynn, R OBP: 0.340, SLG: 0.417 (1, 8)		1-3			BB			5-3		2 0 0 0 1 0 0										
John Bateman, R OBP: 0.250, SLG: 0.250 (1, 2)		P6			1-3			5-3		3 0 0 0 0 0 1										
Bob Aspromonte, R OBP: 0.314, SLG: 0.250 (1, 5)		5-3				6-3		1B		3 0 1 0 0 0 0										
Ron Davis, R OBP: 0.182, SLG: 0.455 (1, 7)					5-3	B5-3		P6		3 0 0 0 0 0 1										
Chuck Harrison, R OBP: 0.300, SLG: 0.250 (1, 3)					BB	5-3		L8		2 0 0 0 1 0 1										
Chris Zachary, L OBP: 0.000, SLG: 1.000 Carroll Sembera, R OBP: 0.333, SLG: 0.333 Dave Adkins, R OBP: 0.333, SLG: 0.333 Jim Owens, R Ron Brand, R Claude Raymond, R					F8			F3		1 0 0 0 0 0 1 0 0 0 0 0 0 0 1 0 0 0 0 0 1 0 0 0 0 0 0 0 1 0 0 0 0 0 1 0 0 0 0 0 0 0										
Inning Stats	R: 0 E: 0 K: 0 S: 2	H: 0 LOB: 0 BB: 1 P: 6	R: 0 E: 0 K: 0 S: 3	H: 0 LOB: 0 BB: 0 P: 3	R: 0 E: 0 K: 1 S: 5	H: 0 LOB: 1 BB: 1 P: 9	R: 0 E: 0 K: 0 S: 3	H: 0 LOB: 1 BB: 1 P: 7	R: 0 E: 0 K: 2 S: 7	H: 0 LOB: 0 BB: 0 P: 7	R: 0 E: 0 K: 0 S: 3	H: 0 LOB: 0 BB: 0 P: 3	R: 0 E: 0 K: 0 S: 4	H: 1 LOB: 1 BB: 0 P: 4	R: 0 E: 0 K: 0 S: 3	H: 0 LOB: 0 BB: 0 P: 3	1B: 1 2B: 0 3B: 0 HR: 0	SF: 0 SAC: 0 DP: 1 HBP: 0	WP: 0 PB: 0 SB: 0 CS: 0	PA: 30
PITCHER	IP WLS BF H R ER SO BB IBB HBP BLK WP HR S P ERA WHIP											IP WLS BF H R ER SO BB IBB HBP BLK WP HR S P ERA WHIP								
Al Jackson, L ERA: 3.0 (1, 1)	9.0 W 30 1 0 0 3 3 0 0 0 0 0 0 33 45 0.00 0.444																			

AB	31
R	4
H	6
RBI	4
BB	1
SO	8
LOB	8




AB	27
R	0
H	1
RBI	0
BB	3
SO	3
LOB	7



Batter	1	2	3	4	5	6	7	8	9	AB	R	H	RBI	BB	SO	LOB	TOP			
Lou Brock, L OBP: 0.475, SLG: 0.845 (1, 7)	3-1			F8 BB BB	4-3	3B		S HBP		3	1	1	1	1	0	0	St. Louis Cardinals @ Houston Astros Astrodome, Houston, TX Wed Apr 26 1967, 7:05 PM EST Att: 12,255 - Unknown			
Curt Flood, R OBP: 0.390, SLG: 0.314 (1, 8)	4-3			BB BB BB	F7	FC6-4 BB		F2		3	1	0	0	2	0	1				
Alex Johnson, R OBP: 0.125, SLG: 0.125 (1, 9)	P3			F8		FC6-4		K		5	0	1	0	0	1	5				
Mike Shannon, R OBP: 0.444, SLG: 0.286 (1, 5)		L8		1B BB FC4-6 BB	5-3			P3		4	1	1	0	1	0	1				
John Romano, R OBP: 0.143, SLG: 0.077 (1, 2)	K			FC4-6 1B BB		F7		K		4	1	0	1	1	2	1				
Julian Javier, R OBP: 0.392, SLG: 0.478 Eddie Bressoud, R (6, 6)	P6			FC4-6 1B		1B		K		3	0	2	1	0	0	0				
Bobby Tolan, L OBP: 0.250, SLG: 0.250 (1, 3)			K	FC4-6 1B		1B		K		4	1	2	1	0	1	2				
Dal Maxvill, R OBP: 0.356, SLG: 0.308 (6, 4)			5-3	1B		1B		K		3	1	1	1	1	1	2				
Steve Carlton, L OBP: 0.400, SLG: 0.250 Dick Hughes, R (9, 1)	1-3		F8			E9 3B 1B		F9		4	1	1	1	0	0	2				
										0	0	0	0	0	0	0				
Inning Stats	R: 0 E: 0 K: 0 S: 3	H: 0 LOB: 0 BB: 0 P: 3	R: 0 E: 0 K: 1 S: 5	H: 0 LOB: 0 BB: 0 P: 5	R: 0 E: 0 K: 1 S: 5	H: 2 LOB: 2 BB: 4 P: 21	R: 0 E: 0 K: 0 S: 4	H: 1 LOB: 1 BB: 0 P: 4	R: 3 E: 1 K: 0 S: 6	H: 4 LOB: 2 BB: 2 P: 14	R: 0 E: 0 K: 1 S: 7	H: 2 LOB: 2 BB: 0 P: 7	R: 0 E: 0 K: 1 S: 5	H: 0 LOB: 1 BB: 0 P: 6	R: 0 E: 0 K: 2 S: 7	H: 0 LOB: 0 BB: 0 P: 7	1B: 8 2B: 0 3B: 1 HR: 0	SF: 0 SAC: 0 DP: 0 HBP: 1	WP: 0 PB: 0 SB: 2 CS: 0	PA: 42
PITCHER	IP WLS BF H R ER SO BB IBB HBP BLK WP HR S P ERA WHIP																			
Mike Cuellar, L ERA: 5.0 (1, 1)	5.2 L 27 6 7 7 2 5 0 0 0 0 0 0 0 26 46 11.12 1.941																			
Dan Schneider, L ERA: 2.25 (6, 1)	0.0 1 1 0 0 0 0 0 0 0 0 0 0 0 1 1 ∞ ∞																			
Barry Latman, R ERA: 4.5 (6, 1)	2.1 11 2 0 0 2 1 0 0 1 0 0 0 0 13 18 0.00 1.286																			
Carroll Sembera, R ERA: 2.0 (9, 1)	1.0 3 0 0 0 2 0 0 0 0 0 0 0 0 7 7 0.00 0.000																			

Batter	1	2	3	4	5	6	7	8	9	AB	R	H	RBI	BB	SO	LOB	BOTTOM			
Joe Morgan, L OBP: 0.327, SLG: 0.103 (1, 4)	F9		P3		P3			P6		4	0	0	0	0	0	1	St. Louis Cardinals @ Houston Astros Astrodome, Houston, TX Wed Apr 26 1967, 7:05 PM EST Att: 12,255 - Unknown			
Sonny Jackson, L OBP: 0.258, SLG: 0.317 (1, 6)	1-3			F8		6-3		WP 2B		4	0	1	0	0	0	0				
Jim Landis, R OBP: 0.381, SLG: 0.432 (1, 7)	K			K		2B		P4		4	0	1	0	0	2	1				
Jimmy Wynn, R OBP: 0.333, SLG: 0.392 (1, 8)		6-3		K		K				3	0	0	0	1	2	1				
Bob Aspromonte, R OBP: 0.309, SLG: 0.250 (1, 5)		K			HR 1B	L8		G4-6-3 BB		4	1	1	0	0	1	2				
Rusty Staub, L OBP: 0.313, SLG: 0.500 (1, 9)					HR			F7		3	1	1	2	1	0	0				
John Bateman, R OBP: 0.234, SLG: 0.233 (1, 2)					P6			5-3		3	0	0	0	0	1	1				
Chuck Harrison, R OBP: 0.308, SLG: 0.273 (1, 3)			K					F3		3	0	1	0	0	1	0				
Mike Cuellar, L OBP: 0.182, SLG: 0.182 Dan Schneider, L (6, 1)			K					1-3		2	0	0	0	0	2	1				
Barry Latman, R (6, 1)										0	0	0	0	0	0	0				
Ron Brand, R (8, PH)										0	0	0	0	0	0	0				
Carroll Sembera, R OBP: 1.000, SLG: 1.000 (9, 1)										0	0	0	0	0	0	0				
Inning Stats	R: 0 E: 0 K: 1 S: 5	H: 0 LOB: 0 BB: 1 P: 11	R: 0 E: 0 K: 2 S: 7	H: 0 LOB: 0 BB: 0 P: 7	R: 0 E: 0 K: 2 S: 7	H: 0 LOB: 0 BB: 0 P: 7	R: 2 E: 0 K: 1 S: 8	H: 3 LOB: 1 BB: 0 P: 8	R: 0 E: 0 K: 1 S: 6	H: 1 LOB: 1 BB: 0 P: 6	R: 0 E: 0 K: 0 S: 3	H: 0 LOB: 0 BB: 0 P: 3	R: 0 E: 0 K: 0 S: 4	H: 1 LOB: 1 BB: 0 P: 4	R: 0 E: 0 K: 0 S: 2	H: 0 LOB: 0 BB: 1 P: 6	1B: 2 2B: 2 3B: 0 HR: 1	SF: 0 SAC: 0 DP: 1 HBP: 0	WP: 1 PB: 0 SB: 0 CS: 0	PA: 33
PITCHER	IP WLS BF H R ER SO BB IBB HBP BLK WP HR S P ERA WHIP																			
Steve Carlton, L ERA: 2.45 (1, 1)	8.0 W 31 5 2 2 9 2 0 0 0 0 0 0 0 47 55 2.25 0.875																			
Dick Hughes, R ERA: 2.57 (9, 1)	1.0 S 2 0 0 0 0 0 0 0 0 0 0 0 0 2 2 0.00 0.000																			

AB	35
R	7
H	9
RBI	6
BB	6
SO	6
LOB	15



Batter	1	2	3	4	5	6	7	8	9	AB	R	H	RBI	BB	SO	LOB	TOP			
Lou Brock, L (1.7) OBP: 0.470, SLG: 0.806	F7		1B		F8		HBP		F7	4	0	1	0	0	0	0	St. Louis Cardinals @ Houston Astros Astrodome, Houston, TX Thu Apr 27 1967, 7:05 PM EST Att: 11,315 - Unknown			
Curt Flood, R (1.8) OBP: 0.406, SLG: 0.339	6-3		1B		1B		FC5		1B	5	0	3	0	0	0	2				
Roger Maris, L (1.9) OBP: 0.327, SLG: 0.400	4-3		G3		K			K	P4	5	0	0	0	0	2	4				
Mike Shannon, R (1.5) OBP: 0.429, SLG: 0.500		F9		3B		K		1B	4-3	5	2	2	0	0	1	1				
Tim McCarver, L (1.2) OBP: 0.340, SLG: 0.533	F7		E	3B		K		1B		4	2	2	1	0	1	0				
Bobby Tolan, L (1.3) OBP: 0.375, SLG: 0.333	E	BB	E	L6-5	1B	3-1		1B		3	0	2	2	1	0	0				
Eddie Bressoud, R (1.6) OBP: 0.375, SLG: 0.333	K		K				F5	F8		3	0	0	0	0	2	2				
Ted Savage, R (8, PH)										1	0	0	0	0	0	2				
Jim Cosman, R (8, 1)										0	0	0	0	0	0	0				
Dick Hughes, R (8, 1)										0	0	0	0	0	0	0				
Dal Maxvill, R (1.4) OBP: 0.333, SLG: 0.286			5-3		L6-5		F8		FC4-6	3	0	0	0	0	0	1				
Dave Ricketts, S (8, PH) OBP: 1.000, SLG: 1.000										1	0	1	1	0	0	0				
Al Jackson, L (8, PR) OBP: 0.286, SLG: 0.286										0	0	0	0	0	0	0				
Julian Javier, R (8, 4) OBP: 0.392, SLG: 0.478										0	0	0	0	0	0	0				
Bob Gibson, R (7, 1) OBP: 0.231, SLG: 0.299			5-3		4-3					3	0	1	0	0	0	0				
Hal Woodeshick, R (7, 1)										0	0	0	0	0	0	0				
Nelson Briles, R (7, 1)										0	0	0	0	0	0	0				
Joe Hoerner, R (7, 1)										0	0	0	0	0	0	0				
Ron Willis, R (7, 1)										0	0	0	0	0	0	0				
Phil Gagliano, R (8, PH) OBP: 0.296, SLG: 0.306										1	0	0	0	0	0	2				
Inning Stats	R: 0 E: 0 K: 0 S: 3	H: 0 LOB: 0 BB: 0 P: 3	R: 0 E: 0 K: 1 S: 5	H: 0 LOB: 1 BB: 1 P: 9	R: 0 E: 0 K: 0 S: 5	H: 2 LOB: 2 BB: 0 P: 5	R: 2 E: 1 K: 1 S: 7	H: 3 LOB: 0 BB: 0 P: 7	R: 0 E: 0 K: 2 S: 6	H: 0 LOB: 0 BB: 0 P: 7	R: 0 E: 0 K: 0 S: 4	H: 1 LOB: 2 BB: 0 P: 5	R: 2 E: 0 K: 1 S: 9	H: 4 LOB: 2 BB: 0 P: 9	R: 0 E: 0 K: 0 S: 4	H: 1 LOB: 1 BB: 0 P: 4	1B: 10 2B: 1 3B: 2 HR: 0	SF: 0 SAC: 0 DP: 1 HBP: 1	WP: 0 PB: 0 SB: 2 CS: 0	PA: 40
PITCHER	IP WLS BF H R ER SO BB IBB HBP BLK WP HR S P ERA WHIP																			
Larry Dierker, R (1, 1) ERA: 3.47	7.0 W 29 7 2 2 5 1 0 1 0 0 0 0 37 42 2.57 1.143																			
Turk Farrell, R (8, 1) ERA: 4.91	0.2 6 4 2 2 1 0 0 0 0 0 0 0 8 8 27.00 6.000																			
Claude Raymond, R (8, 1) ERA: 1.59	1.1 S 5 1 0 0 0 0 0 0 0 0 0 0 5 5 0.00 0.750																			

Batter	1	2	3	4	5	6	7	8	9	AB	R	H	RBI	BB	SO	LOB	BOTTOM			
Joe Morgan, L (1.4) OBP: 0.333, SLG: 0.205	F9		3-1		2B		2B	3B	FC4-6	5	1	2	3	0	0	3	St. Louis Cardinals @ Houston Astros Astrodome, Houston, TX Thu Apr 27 1967, 7:05 PM EST Att: 11,315 - Unknown			
Sonny Jackson, L (1.6) OBP: 0.284, SLG: 0.328	1B		6-3		1-3		2B	BB	FC5	4	1	2	1	1	0	2				
Jimmy Wynn, R (1.8) OBP: 0.323, SLG: 0.375	1B		F7		F7		F9	FC5		5	0	1	0	0	0	6				
Eddie Mathews, L (1.3) OBP: 0.404, SLG: 0.442	K				1B		1-3	2B	K	5	0	2	1	0	2	4				
Rusty Staub, L (1.9) OBP: 0.300, SLG: 0.471	K				1B		1-3	SF8		3	0	1	1	0	1	2				
Turk Farrell, R (8, 1)										0	0	0	0	0	0	0				
Claude Raymond, R (8, 1)										0	0	0	0	0	0	0				
Bob Aspromonte, R (1.5) OBP: 0.305, SLG: 0.235		F9		F9		5-3		IBB		3	0	0	0	1	0	2				
John Bateman, R (1.2) OBP: 0.240, SLG: 0.239										3	0	1	0	0	1	2				
Lee Bales, S (7, PR)										0	1	0	0	0	0	0				
Jim Landis, R (7, PH) OBP: 0.372, SLG: 0.421					L6			K		1	0	0	0	0	1	2				
Ron Davis, R (1.7) OBP: 0.267, SLG: 0.500		P6		P6						3	2	1	0	1	0	2				
Larry Dierker, R (1, 1) OBP: 0.429, SLG: 0.333										2	0	1	0	0	0	0				
Ron Brand, R (7, PH) OBP: 0.333, SLG: 0.143					1-3					1	1	1	0	0	0	0				
Alonzo Harris, S (8, PR)										0	0	0	0	0	0	0				
Bill Heath, L (9, 2) OBP: 0.286, SLG: 0.091					1B					0	0	0	0	0	0	0				
Inning Stats	R: 0 E: 0 K: 2 S: 9	H: 2 LOB: 2 BB: 0 P: 9	R: 0 E: 0 K: 1 S: 5	H: 0 LOB: 0 BB: 0 P: 5	R: 0 E: 0 K: 0 S: 4	H: 1 LOB: 1 BB: 0 P: 4	R: 0 E: 0 K: 0 S: 5	H: 2 LOB: 2 BB: 0 P: 5	R: 0 E: 0 K: 0 S: 4	H: 1 LOB: 1 BB: 0 P: 4	R: 0 E: 0 K: 0 S: 3	H: 0 LOB: 0 BB: 0 P: 3	R: 5 E: 0 K: 1 S: 9	H: 4 LOB: 2 BB: 3 P: 21	R: 1 E: 0 K: 1 S: 7	H: 2 LOB: 2 BB: 0 P: 8	1B: 8 2B: 3 3B: 1 HR: 0	SF: 1 SAC: 0 DP: 0 HBP: 1	WP: 0 PB: 0 SB: 0 CS: 0	PA: 40
PITCHER	IP WLS BF H R ER SO BB IBB HBP BLK WP HR S P ERA WHIP																			
Bob Gibson, R (1, 1) ERA: 3.3	6.0 L 27 8 3 3 3 1 0 0 0 0 0 0 1 5 4.50 1.500																			
Hal Woodeshick, L (7, 1)	0.0 2 1 0 0 0 0 1 0 0 0 0 0 1 5 0.00 0.000																			
Nelson Briles, R (7, 1)	0.1 1 0 0 0 0 0 0 0 0 0 0 0 1 1 0.00 0.000																			
Joe Hoerner, L (7, 1)	0.1 3 1 2 2 0 0 1 0 0 0 0 0 2 6 54.00 3.000																			
Ron Willis, R (7, 1) ERA: 3.86	0.1 1 0 0 0 1 0 0 0 0 0 0 0 3 3 0.00 0.000																			
PITCHER	IP WLS BF H R ER SO BB IBB HBP BLK WP HR S P ERA WHIP																			
Jim Cosman, R (8, 1) ERA: 5.4	0.1 2 0 0 0 0 0 0 0 0 0 0 0 4 4 27.00 6.000																			
Dick Hughes, R (8, 1) ERA: 2.35	0.2 2 0 0 0 0 1 0 0 0 0 0 0 4 4 0.00 0.000																			


Batter	1	2	3	4	5	6	7	8	9	AB	R	H	RBI	BB	SO	LOB	TOP			
Maury Wills, S OBP: 0.345, SLG: 0.365 (1, 5)	0-0 6-3		0-0 1B 2B		0-0 6-3 1B			0-0 6-3		4	0	2	0	0	0	0	Pittsburgh Pirates @ St. Louis Cardinals Busch Stadium, St. Louis, MO Sun Apr 30 1967, 3:33 AM CDT Att: 20,017 - Unknown livebaseballscorecards.com			
Manny Mota, R OBP: 0.316, SLG: 0.444 (1, 8)	0-3 K		0-0 6-3 1B		0-0 6-3			0-0 E6 FC6-4		4	0	1	0	0	1	1				
Roberto Clemente, R OBP: 0.390, SLG: 0.417 (1, 9)	0-3 K		0-0 6-3					0-0 FC6-4		4	0	0	0	0	2	2				
Donn Clendenon, R OBP: 0.304, SLG: 0.395 (1, 3)		0-0 F8	0-0 F3					0-0 F9		4	0	0	0	0	0	1				
Bill Mazerowski, R OBP: 0.327, SLG: 0.449 (1, 4)		0-0 1B 1B		0-0 1-3				0-0 F8		4	1	1	0	0	1	0				
Gene Alley, R OBP: 0.354, SLG: 0.578 (1, 6)		0-0 P4		0-0 F8				0-0 L4-6 2B		4	0	2	0	0	0	1				
Willie Stargell, L OBP: 0.240, SLG: 0.356 (1, 7)		0-0 1B 1B		0-0 1-3				0-0 L4-6 2B		3	0	1	0	1	0	1				
Jerry May, R OBP: 0.400, SLG: 0.700 (1, 2)		0-0 1-2 3-H 1B						0-0 5-3		4	1	2	2	0	0	2				
Juan Pizarro, L OBP: 0.200, SLG: 0.200 (1, 1)	0-3 K			0-0 4-3				0-3 K		3	0	0	0	0	2	2				
Inning Stats	R: 0 E: 0 K: 2 S: 7	H: 0 LOB: 0 BB: 0 P: 7	R: 1 E: 0 K: 1 S: 8	H: 3 LOB: 2 BB: 0 P: 8	R: 0 E: 0 K: 0 S: 4	H: 2 LOB: 1 BB: 0 P: 4	R: 0 E: 0 K: 0 S: 3	H: 0 LOB: 0 BB: 0 P: 3	R: 1 E: 0 K: 0 S: 4	H: 2 LOB: 0 BB: 0 P: 4	R: 0 E: 0 K: 1 S: 5	H: 1 LOB: 0 BB: 0 P: 3	R: 0 E: 1 K: 1 S: 6	H: 0 LOB: 1 BB: 0 P: 6	R: 0 E: 0 K: 1 S: 6	H: 1 LOB: 2 BB: 1 P: 10	1B: 5 2B: 4 3B: 0 HR: 1	SF: 0 SAC: 0 DP: 1 HBP: 0	WP: 0 PB: 0 SB: 1 CS: 0	PA: 35
PITCHER	IP WLS BF H R ER SO BB IBB HBP BLK WP HR S P ERA WHIP																			
Larry Jaster, L ERA: 5.85 (1, 1)	2.1 L 11 5 1 1 3 0 0 0 0 0 0 0 17 17 3.86 2.143																			
Nelson Briles, R ERA: 1.17 (3, 1)	3.2 12 2 1 1 1 0 0 0 0 0 0 1 14 14 2.46 0.545																			
Hal Woodeshick, L ERA: 2.35 (7, 1)	2.0 7 1 0 0 1 0 0 0 0 0 0 0 9 9 0.00 0.500																			
Ron Willis, R ERA: 3.0 (9, 1)	1.0 5 1 0 0 1 0 1 0 0 0 0 0 6 10 0.00 1.000																			

Batter	1	2	3	4	5	6	7	8	9	AB	R	H	RBI	BB	SO	LOB	BOTTOM			
Lou Brock, L OBP: 0.432, SLG: 0.729 (1, 7)	0-0 2-3		0-0 F8					0-3 K		4	0	0	0	0	1	0	Pittsburgh Pirates @ St. Louis Cardinals Busch Stadium, St. Louis, MO Sun Apr 30 1967, 3:33 AM CDT Att: 20,017 - Unknown livebaseballscorecards.com			
Curt Flood, R OBP: 0.417, SLG: 0.339 (1, 8)	4-0 BB			0-0 G4-6-3 1B				0-0 P4		3	0	1	0	1	0	0				
Alex Johnson, R OBP: 0.188, SLG: 0.267 (1, 9)	0-0 F9			0-0 G4-6-3 1-2				4-0 1B BB		3	0	0	0	1	0	2				
Orlando Cepeda, R OBP: 0.385, SLG: 0.468 (1, 3)	0-3 K			0-0 6-3				0-0 F7		4	0	0	0	0	1	2				
Mike Shannon, R OBP: 0.429, SLG: 0.556 (1, 5)		0-0 1-3			4-0 FC3-6 BB			0-0 FC5-4 1B		2	0	1	0	1	0	0				
Tim McCarver, L OBP: 0.340, SLG: 0.521 (1, 2)		0-0 G5-4-3 1B			0-0 FC3-6 1-2			0-3 K		3	0	1	0	0	1	3				
Julian Javier, R OBP: 0.370, SLG: 0.449 (1, 4)		0-0 G5-4-3 1-2			0-3 K			0-0 FC5-4 1-2		3	0	0	0	0	1	4				
Dal Maxvill, R OBP: 0.302, SLG: 0.255 (8, PH) Phil Gagliano, R OBP: 0.266, SLG: 0.348 Ron Willis, R (9, 1)			0-0 4-3					0-3 K		2	0	0	0	0	1	1				
Larry Jaster, L OBP: 0.333, SLG: 0.250 (3, 1) Ted Savage, R OBP: 0.145, SLG: 0.145 Hal Woodeshick, R (7, 1) Ed Spiazo, R OBP: 0.125, SLG: 0.125 Eddie Bressoud, R (9, 6)			0-3 K					0-3 K		1	0	0	0	0	1	0				
Inning Stats	R: 0 E: 0 K: 1 S: 5	H: 0 LOB: 1 BB: 1 P: 9	R: 0 E: 0 K: 0 S: 3	H: 1 LOB: 0 BB: 0 P: 3	R: 0 E: 0 K: 1 S: 5	H: 0 LOB: 0 BB: 0 P: 5	R: 0 E: 0 K: 0 S: 3	H: 1 LOB: 0 BB: 0 P: 3	R: 0 E: 0 K: 2 S: 7	H: 0 LOB: 0 BB: 1 P: 11	R: 0 E: 0 K: 1 S: 5	H: 1 LOB: 2 BB: 1 P: 10	R: 0 E: 0 K: 2 S: 7	H: 0 LOB: 0 BB: 0 P: 7	R: 0 E: 0 K: 0 S: 3	H: 0 LOB: 0 BB: 0 P: 3	1B: 4 2B: 0 3B: 0 HR: 0	SF: 0 SAC: 0 DP: 2 HBP: 0	WP: 0 PB: 0 SB: 0 CS: 0	PA: 31
PITCHER	IP WLS BF H R ER SO BB IBB HBP BLK WP HR S P ERA WHIP																			
Juan Pizarro, L ERA: 1.72 (1, 1)	9.0 W 31 4 0 0 8 3 0 0 0 0 0 0 44 56 0.00 0.778																			




Batter	1	2	3	4	5	6	7	8	9	AB	R	H	RBI	BB	SO	LOB	TOP					
Tommy Harper, R OBP: 0.313, SLG: 0.388 (1, 9)	F9		F8			E3		F8		4	0	0	0	0	0	1	Cincinnati Reds @ St. Louis Cardinals Busch Stadium, St. Louis, MO Tue May 02 1967, 7:05 PM CDT Att: 11,716 - Unknown					
Vada Pinson, L OBP: 0.394, SLG: 0.494 Dick Simpson, R OBP: 0.500, SLG: 2.000 (1, 8) (8, 8)	K			4-3 2B		K		L6		4	0	1	0	0	2	1						
Pete Rose, S OBP: 0.350, SLG: 0.394 (1, 7)	K			4-3 2-3		F8		6-3		4	0	0	0	0	1	2						
Tony Perez, R OBP: 0.286, SLG: 0.466 Gordy Coleman, L (6, PH) (6, 3)		K			K	F8			F9	2	0	0	0	0	2	1						
Deron Johnson, R OBP: 0.329, SLG: 0.569 (1, 5)		K			K				5-3	3	0	0	0	1	1	1						
Don Pavletich, R OBP: 0.432, SLG: 0.515 (1, 2)		K				6-3			6-3	4	0	0	0	0	2	1						
Tommy Helms, R OBP: 0.284, SLG: 0.351 (1, 4)			K			K				2	0	0	0	1	2	0						
Leo Cardenas, R OBP: 0.329, SLG: 0.301 (1, 6)			E5 FC5-8							3	0	1	0	0	1	2						
Jim Maloney, L OBP: 0.167, SLG: 0.167 Darrell Osteen, R (6, 1)										2	0	0	0	0	1	2						
Art Shamsky, L OBP: 0.278, SLG: 0.188 Don Nottebart, R (7, 1) (7, 1)			FC5-6 1-2			K		F8		0	0	0	0	0	0	0						
										1	0	0	0	0	0	2						
										0	0	0	0	0	0	0						
Inning Stats	R: 0 E: 0 K: 2 S: 7	H: 0 LOB: 0 BB: 0 P: 7	R: 0 E: 0 K: 3 S: 9	H: 0 LOB: 0 BB: 0 P: 9	R: 0 E: 1 K: 1 S: 6	H: 0 LOB: 1 BB: 0 P: 6	R: 0 E: 0 K: 1 S: 6	H: 1 LOB: 1 BB: 0 P: 6	R: 0 E: 0 K: 2 S: 8	H: 0 LOB: 1 BB: 0 P: 8	R: 0 E: 1 K: 1 S: 6	H: 0 LOB: 0 BB: 0 P: 6	R: 0 E: 0 K: 2 S: 7	H: 0 LOB: 2 BB: 2 P: 15	R: 0 E: 0 K: 0 S: 3	H: 0 LOB: 0 BB: 0 P: 3	R: 0 E: 0 K: 0 S: 3	H: 0 LOB: 0 BB: 0 P: 3	1B: 1 2B: 1 3B: 0 HR: 0	SF: 0 SAC: 0 DP: 0 HBP: 0	WP: 0 PB: 0 SB: 0 CS: 0	PA: 33
PITCHER Bob Gibson, R ERA: 2.54 (1, 1)	IP: 9.0 WLS: W BF: 33 H: 2 R: 0 ER: 0 SO: 12 BB: 2 IBB: 0 HBP: 0 BLK: 0 WP: 0 HR: 0 S: 55 P: 63 ERA: 0.00 WHIP: 0.444											PITCHER	IP: 9.0 WLS: W BF: 33 H: 2 R: 0 ER: 0 SO: 12 BB: 2 IBB: 0 HBP: 0 BLK: 0 WP: 0 HR: 0 S: 55 P: 63 ERA: 0.00 WHIP: 0.444									

AB	31
R	0
H	2
RBI	0
BB	2
SO	12
LOB	14



Batter	1	2	3	4	5	6	7	8	9	AB	R	H	RBI	BB	SO	LOB	BOTTOM			
Lou Brock, L OBP: 0.393, SLG: 0.650 (1, 7)	K2-3		4-3		F8	E4 1B		5-3		5	0	0	0	0	1	1	Cincinnati Reds @ St. Louis Cardinals Busch Stadium, St. Louis, MO Tue May 02 1967, 7:05 PM CDT Att: 11,716 - Unknown			
Curt Flood, R OBP: 0.427, SLG: 0.366 (1, 8)			F8 WP 1B		6-3	L7		F2		5	0	2	0	0	0	2				
Roger Maris, L OBP: 0.328, SLG: 0.382 (1, 9)	K		F8 1-3		WP 2B BB					3	1	1	1	1	1	2				
Orlando Cepeda, R OBP: 0.400, SLG: 0.462 (1, 3)	5-3				WP 2B BB					2	1	0	0	2	1	3				
Tim McCarver, L OBP: 0.364, SLG: 0.519 (1, 2)		S 4-3 WP 1B	F8		1-2 2-3 2B BB			F8		3	2	1	0	1	0	2				
Mike Shannon, R OBP: 0.414, SLG: 0.538 (1, 5)		4-3 1-2			6-3			F7		4	0	1	3	0	0	1				
Julian Javier, R OBP: 0.344, SLG: 0.411 (1, 4)		K 2-H			F3	G3				4	0	1	0	0	1	1				
Daf Maxvill, R OBP: 0.317, SLG: 0.288 (1, 6)								F9		3	0	1	0	1	1	1				
Bob Gibson, R OBP: 0.235, SLG: 0.071 (1, 1)		K			K					3	1	0	0	1	3	2				
										1B: 5 2B: 1 3B: 1 HR: 0	SF: 0 SAC: 0 DP: 0 HBP: 0	WP: 3 PB: 0 SB: 2 CS: 0	PA: 38							
Inning Stats	R: 0 E: 0 K: 2 S: 8	H: 1 LOB: 1 BB: 0 P: 8	R: 1 E: 0 K: 2 S: 8	H: 1 LOB: 1 BB: 1 P: 12	R: 0 E: 0 K: 0 S: 4	H: 1 LOB: 2 BB: 1 P: 8	R: 0 E: 0 K: 1 S: 6	H: 1 LOB: 1 BB: 0 P: 6	R: 3 E: 0 K: 0 S: 4	H: 1 LOB: 1 BB: 3 P: 16	R: 1 E: 1 K: 1 S: 7	H: 1 LOB: 2 BB: 1 P: 11	R: 0 E: 0 K: 1 S: 6	H: 1 LOB: 1 BB: 0 P: 6	R: 0 E: 0 K: 1 S: 5	H: 0 LOB: 0 BB: 0 P: 5	1B: 5 2B: 1 3B: 1 HR: 0	SF: 0 SAC: 0 DP: 0 HBP: 0	WP: 3 PB: 0 SB: 2 CS: 0	PA: 38
PITCHER Jim Maloney, R ERA: 3.94 Darrell Osteen, R ERA: Don Nottebart, R ERA: 2.45 (1, 1) (6, 1) (7, 1)	IP: 5.2 WLS: L BF: 30 H: 6 R: 5 ER: 4 SO: 5 BB: 6 IBB: 0 HBP: 0 BLK: 0 WP: 0 HR: 0 S: 34 P: 58 ERA: 6.35 WHIP: 2.118											PITCHER	IP: 5.2 WLS: L BF: 30 H: 6 R: 5 ER: 4 SO: 5 BB: 6 IBB: 0 HBP: 0 BLK: 0 WP: 0 HR: 0 S: 34 P: 58 ERA: 6.35 WHIP: 2.118							

AB	32
R	5
H	7
RBI	4
BB	6
SO	8
LOB	15



Batter	1	2	3	4	5	6	7	8	9	AB	R	H	RBI	BB	SO	LOB	TOP					
Tommy Harper, R (1, 9) OBP: 0.320, SLG: 0.379	4-0 CS BB			0-0 F9		4-0 4-3 BB		0-0 6-3		2	0	0	0	2	0	0	Cincinnati Reds @ St. Louis Cardinals Busch Stadium, St. Louis, MO Wed May 03 1967, 3:33 AM CDT Att: 14,879 - Unknown livebaseballscorecards.com					
Vada Pinson, L (1, 8) OBP: 0.348, SLG: 0.472	0-0 P1			0-3 K		0-0 4-3		0-0 P6		4	0	0	0	0	1	2						
Pete Rose, S (1, 7) OBP: 0.345, SLG: 0.387	0-3 K			0-0 1B		0-3 K		0-0 4-3		4	0	1	0	0	2	2						
Gordy Coleman, L (1, 3)	0-0 CS 1-2	0-0 P3		0-0 F5				0-0 F8		4	0	0	0	0	0	1						
Deron Johnson, R (1, 5)		0-3 K			0-0 5-3			0-0 5-3		3	0	0	0	0	1	0						
Don Pavletich, R (1, 2) Darrell Osteen, R (7, PR)		0-0 L4			0-0 G3			4-0 BB		2	0	0	0	1	0	0						
Tommy Helms, R (7, 4) OBP: 0.294, SLG: 0.351					0-0 G3			0-0 BB		0	0	0	0	0	0	0						
Giraldo Ruiz, S (1, 4) Art Shamsky, L (7, PH)			0-0 5-3		0-0 1B			0-0 4-3		2	0	1	0	0	0	0						
Johnny Edwards, L (7, 2) OBP: 0.311, SLG: 0.211			0-0 5-3		0-3 1B			0-0 4-3		1	0	0	0	0	0	1						
Leo Cardenas, R (1, 6) OBP: 0.318, SLG: 0.289		0-0 1-3			0-3 K			0-0 L5		3	0	0	0	0	1	1						
Mitt Pappas, R (1, 1) Floyd Robinson, L (8, PH) Mel Queen, L (8, 1) OBP: 0.111, SLG: 0.111			0-0 F2				0-0 6-3	0-0 F8		2	0	0	0	0	0	0						
Inning Stats	R: 0 E: 0 K: 1 S: 4	H: 0 LOB: 0 BB: 1 P: 8	R: 0 E: 0 K: 1 S: 5	H: 0 LOB: 0 BB: 0 P: 5	R: 0 E: 0 K: 0 S: 3	H: 0 LOB: 0 BB: 0 P: 3	R: 0 E: 0 K: 1 S: 6	H: 1 LOB: 1 BB: 0 P: 6	R: 0 E: 0 K: 1 S: 6	H: 1 LOB: 1 BB: 0 P: 6	R: 0 E: 0 K: 0 S: 5	H: 0 LOB: 1 BB: 1 P: 9	R: 0 E: 0 K: 0 S: 3	H: 0 LOB: 1 BB: 1 P: 7	R: 0 E: 0 K: 0 S: 3	H: 0 LOB: 0 BB: 0 P: 3	R: 0 E: 0 K: 0 S: 3	H: 0 LOB: 0 BB: 0 P: 3	1B: 2 2B: 0 3B: 0 HR: 0	SF: 0 SAC: 0 DP: 0 HBP: 0	WP: 0 PB: 0 SB: 0 CS: 1	PA: 32
PITCHER Ray Washburn, R (1, 1) ERA: 3.41	IP: 9.0 WLS: W BF: 31 H: 2 R: 0 ER: 0 SO: 5 BB: 3 IBB: 0 HBP: 0 BLK: 0 WP: 0 HR: 0 S: 38 P: 50 ERA: 0.00 WHIP: 0.556															PITCHER						

Batter	1	2	3	4	5	6	7	8	9	AB	R	H	RBI	BB	SO	LOB	BOTTOM			
Lou Brock, L (1, 7) OBP: 0.386, SLG: 0.631	0-0 4-3 S FC4-2 1B		0-3 K		0-0 F9			0-0 1-3		4	0	1	0	0	1	0	Cincinnati Reds @ St. Louis Cardinals Busch Stadium, St. Louis, MO Wed May 03 1967, 3:33 AM CDT Att: 14,879 - Unknown livebaseballscorecards.com			
Curt Flood, R (1, 8) OBP: 0.419, SLG: 0.360	0-0 4-3 1-3			0-0 5-3	0-0 L1			0-0 1B		4	0	1	0	0	0	1				
Roger Maris, L (1, 9) OBP: 0.323, SLG: 0.373	0-0 FC4-2			0-0 2B 1B 1B			0-0 3-1	0-3 K		4	1	1	0	0	1	2				
Orlando Cepeda, R (1, 3) OBP: 0.397, SLG: 0.473	0-0 F9			0-0 1B 2B			0-0 F7			3	1	1	0	0	0	1				
Tim McCarver, L (1, 2) OBP: 0.362, SLG: 0.500		0-0 G3		0-0 1B FC5-2 IBB			0-0 P4			2	0	0	0	1	0	0				
Mike Shannon, R (1, 5) OBP: 0.406, SLG: 0.517		0-0 F8		0-0 FC5-2 1B			0-0 F9			3	0	1	2	0	0	0				
Julian Javier, R (1, 4) OBP: 0.344, SLG: 0.424		0-0 L6		0-0 FC5-2 1B			0-0 6-3 CS			3	0	1	0	0	0	2				
Dal Maxvill, R (1, 6) OBP: 0.302, SLG: 0.273			0-0 5-3	0-0 4-3			0-0 6-3			3	0	0	0	0	0	3				
Ray Washburn, R (1, 1)			0-3 K		0-0 5-3		0-0 CS	0-3 K		3	0	0	0	0	2	0				
Inning Stats	R: 0 E: 0 K: 0 S: 4	H: 1 LOB: 1 BB: 0 P: 4	R: 0 E: 0 K: 0 S: 3	H: 0 LOB: 0 BB: 0 P: 3	R: 0 E: 0 K: 2 S: 7	H: 0 LOB: 0 BB: 0 P: 7	R: 2 E: 0 K: 0 S: 6	H: 3 LOB: 2 BB: 1 P: 10	R: 0 E: 0 K: 0 S: 3	H: 0 LOB: 0 BB: 0 P: 3	R: 0 E: 0 K: 0 S: 3	H: 1 LOB: 0 BB: 0 P: 3	R: 0 E: 0 K: 2 S: 8	H: 1 LOB: 1 BB: 0 P: 8	R: 0 E: 0 K: 0 S: 3	H: 0 LOB: 0 BB: 0 P: 3		1B: 4 2B: 2 3B: 0 HR: 0	SF: 0 SAC: 0 DP: 0 HBP: 0	WP: 0 PB: 0 SB: 1 CS: 1
PITCHER Mitt Pappas, R (1, 1) ERA: 3.71 Mel Queen, R (8, 1) ERA: 1.52	IP: 7.0 WLS: L BF: 26 H: 5 R: 2 ER: 2 SO: 2 BB: 5 IBB: 2 HBP: 2 BLK: 2 WP: 0 HR: 0 S: 29 P: 33 ERA: 2.57 WHIP: 0.714															PITCHER				

Batter	1	2	3	4	5	6	7	8	9	AB	R	H	RBI	BB	SO	LOB	TOP					
Lou Brock, L (1, 7) OBP: 0.376, SLG: 0.607	0-3 K		0-0 4-3			0-0 2B FC5-2 1B	0-3 K		0-3 K	5	0	1	0	0	3	2						
Curt Flood, R (1, 8) OBP: 0.422, SLG: 0.372	0-0 5-3			0-0 E5 HR		0-0 FC5-2 1-3 WP 2B				3	2	1	0	1	0	0						
Alex Johnson, R (1, 9) OBP: 0.174, SLG: 0.364	0-0 F8			0-0 F9		0-0 FC5-2 WP	0-0 4-3			4	0	0	0	0	0	5						
Orlando Cepeda, R (1, 3) OBP: 0.403, SLG: 0.517		0-0 F5		0-0 HR		0-0 WP IBB		0-0 6-3		3	1	1	2	1	0	0						
Mike Shannon, R (1, 5) OBP: 0.417, SLG: 0.500	0-0 5-3			0-3 K		0-0 FC6-4 IBB		0-0 WP 1B		3	0	1	0	1	1	0						
John Romano, R (1, 2) OBP: 0.240, SLG: 0.095		0-3 K		0-0 F7		0-3 1-2 2-3 3-4 IBB		0-0 5-3		3	0	0	0	0	2	3						
Tim McCarver, L (8, PH) OBP: 0.356, SLG: 0.491								0-0 1-2		1	0	0	0	0	0	1						
Phil Gagliano, R (1, 4) OBP: 0.259, SLG: 0.314			0-0 L7		0-0 F8	0-0 FC6-4		0-0 1-3		4	0	0	0	0	0	4						
Dal Maxvill, R (1, 6) OBP: 0.318, SLG: 0.298			0-0 BB		0-0 5-3		0-0 WP 2B		0-0 F6	2	0	1	0	1	0	0						
Bobby Tolan, L (8, PH) OBP: 0.333, SLG: 0.294										1	0	0	0	0	0	0						
Dick Hughes, R (1, 1)		0-0 F9		0-0 G3			0-3 K		0-3 K	3	0	0	0	0	1	2						
Steve Carlton, L (7, 1) OBP: 0.409, SLG: 0.250										0	0	0	0	0	0	0						
Nelson Briles, R (7, 1)										0	0	0	0	0	0	0						
Ron Willis, R (8, 1)										0	0	0	0	0	0	0						
Roger Maris, L (9, PH) OBP: 0.318, SLG: 0.367										1	0	0	0	1	0							
Inning Stats	R: 0 E: 0 K: 1 S: 5	H: 0 LOB: 0 BB: 0 P: 5	R: 0 E: 0 K: 1 S: 5	H: 0 LOB: 0 BB: 0 P: 5	R: 0 E: 0 K: 0 S: 3	H: 0 LOB: 1 BB: 1 P: 7	R: 2 E: 1 K: 1 S: 7	H: 1 LOB: 0 BB: 0 P: 7	R: 0 E: 0 K: 0 S: 3	H: 0 LOB: 0 BB: 0 P: 3	R: 1 E: 0 K: 1 S: 7	H: 2 LOB: 3 BB: 2 P: 15	R: 0 E: 0 K: 2 S: 8	H: 1 LOB: 1 BB: 1 P: 12	R: 0 E: 0 K: 0 S: 4	H: 1 LOB: 1 BB: 0 P: 4	R: 0 E: 0 K: 2 S: 7	H: 0 LOB: 0 BB: 0 P: 7	1B: 2 2B: 2 3B: 0 HR: 1	SF: 0 SAC: 0 DP: 0 HBP: 0	WP: 3 PB: 0 SB: 0 CS: 0	PA: 37
PITCHER	IP WLS BF H R ER SO BB IBB HBP BLK WP HR S P ERA WHIP																					
Ken Holtzman, L (1, 1) ERA: 1.89	7.0 W 30 4 3 2 6 2 2 0 0 2 1 38 54 2.57 0.857																					
Bill Hands, R (8, 1) ERA: 1.6	2.0 S 7 1 0 0 2 0 0 0 0 1 0 11 11 0.00 0.500																					

St. Louis Cardinals @ Chicago Cubs
Wrigley Field, Chicago, IL
Fri May 05 1967, 3:33 AM CDT
Att. 2,106 - Unknown - 48 F

AB 33
R 3
H 5
RBI 2
BB 4
SO 8
LOB 17

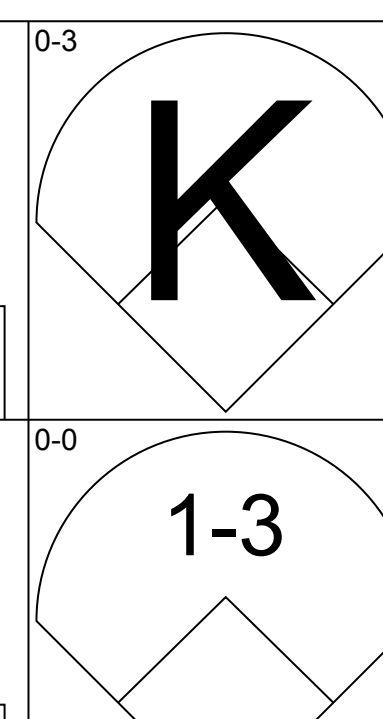
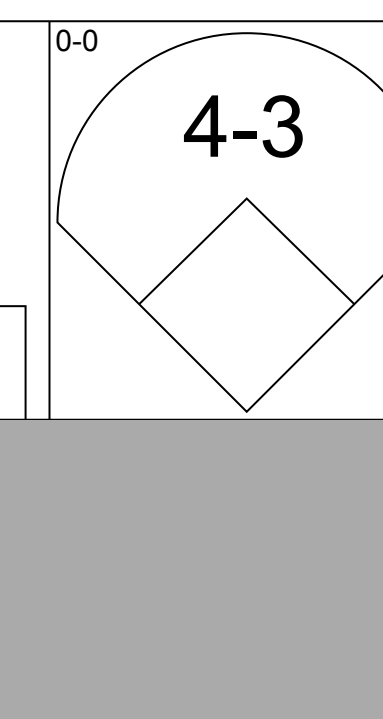
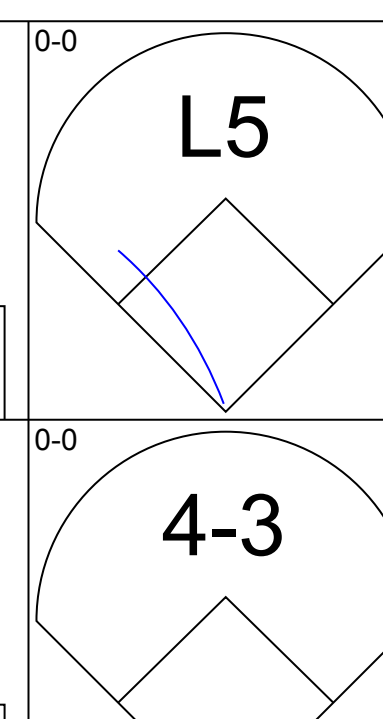
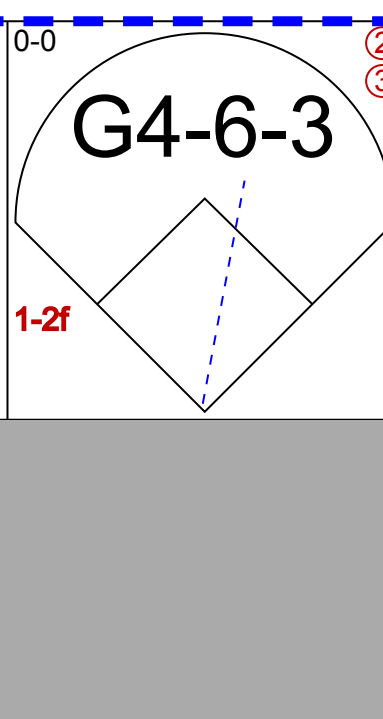
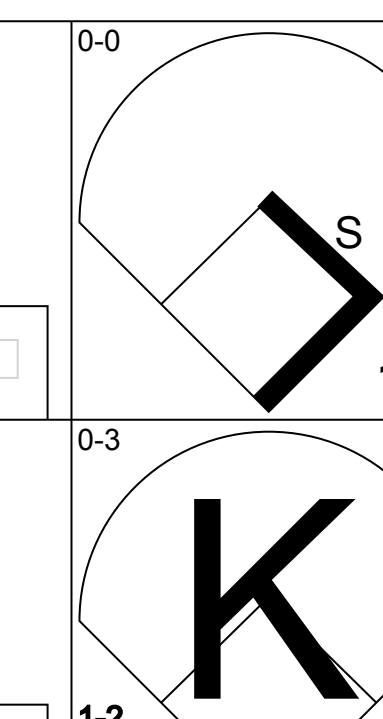
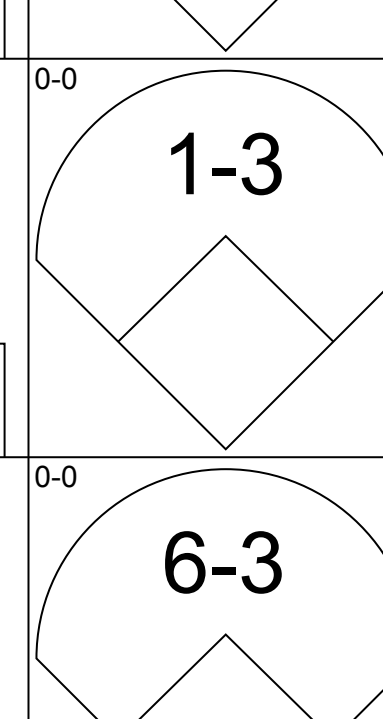
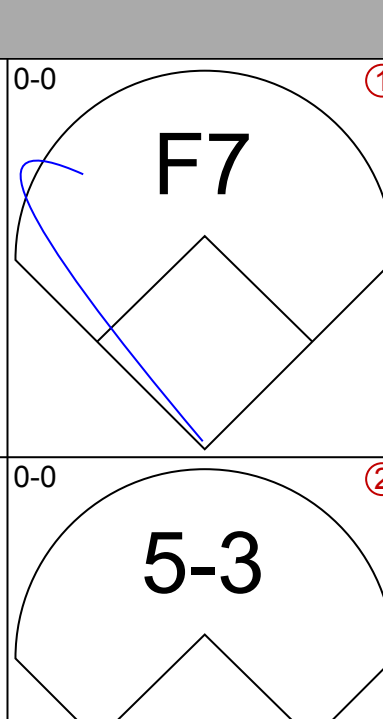
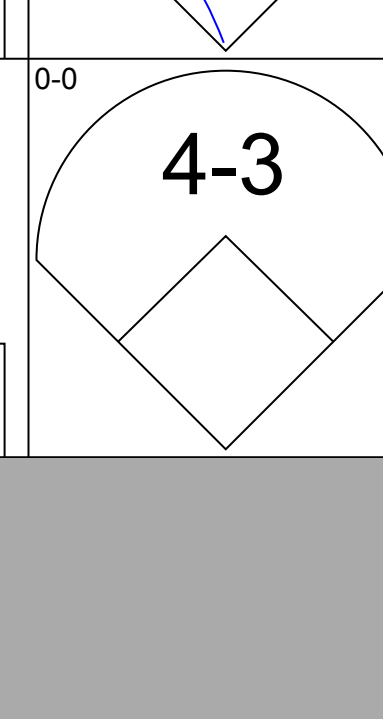
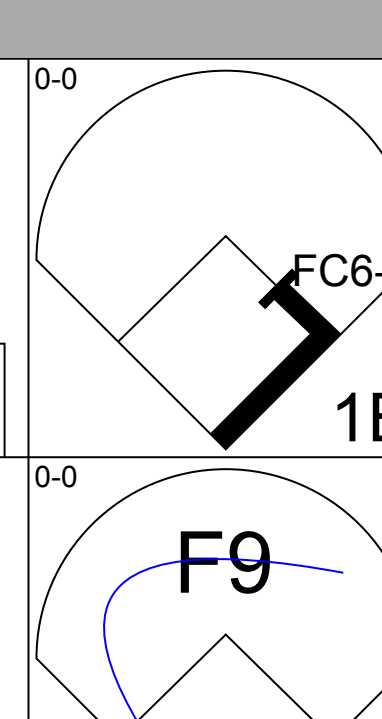
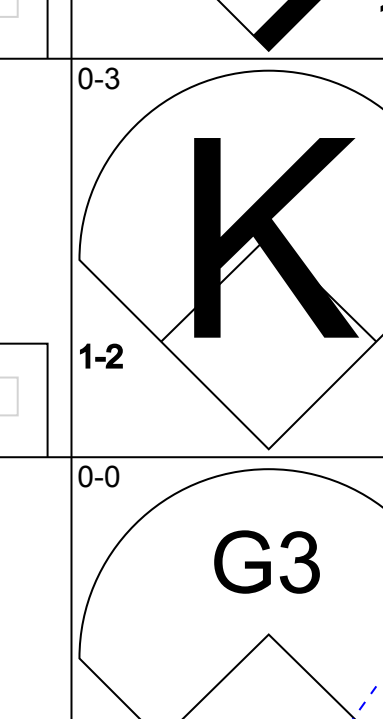
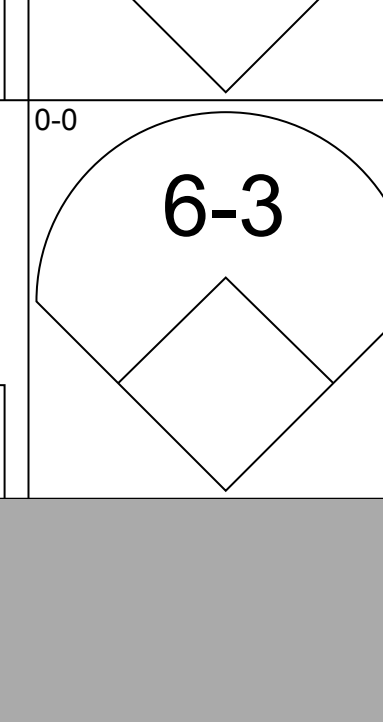
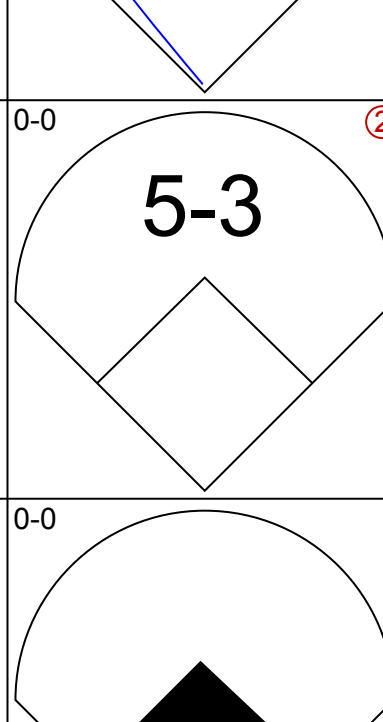
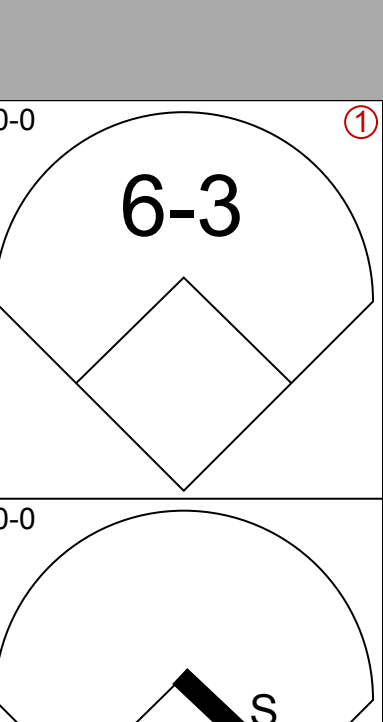
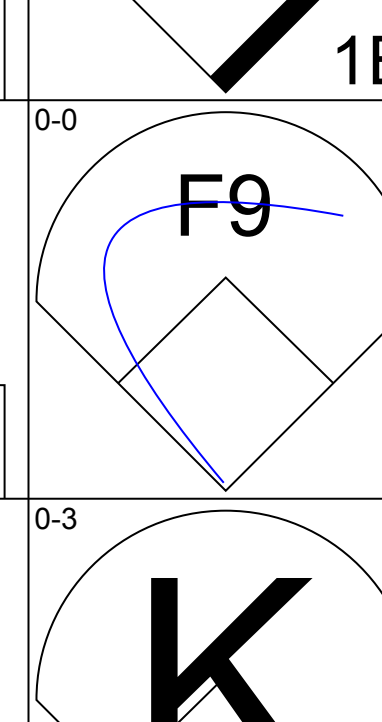
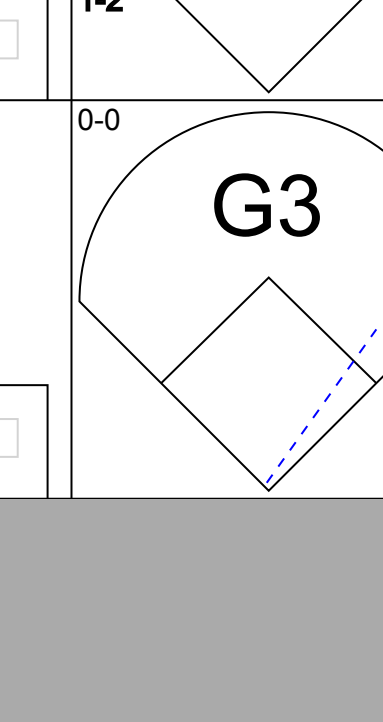
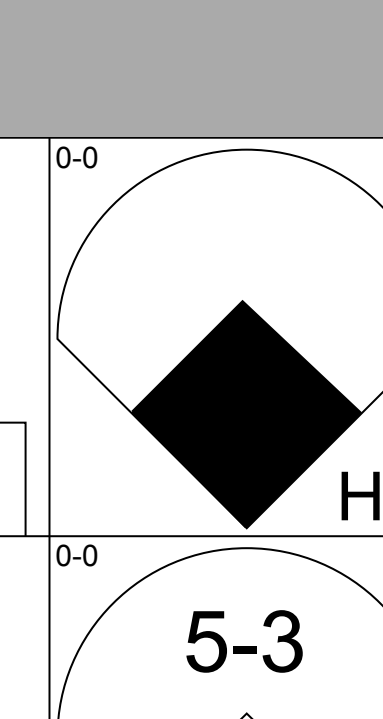
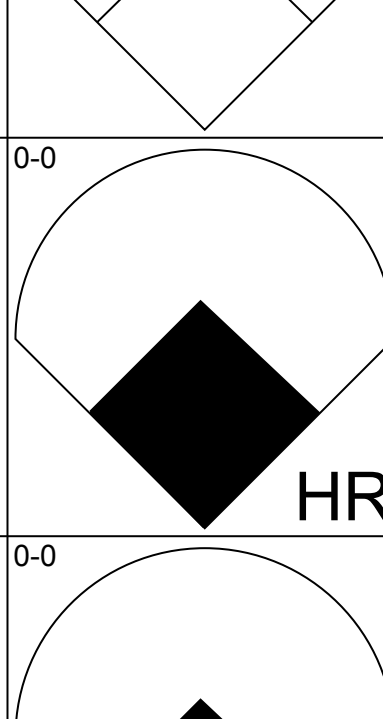
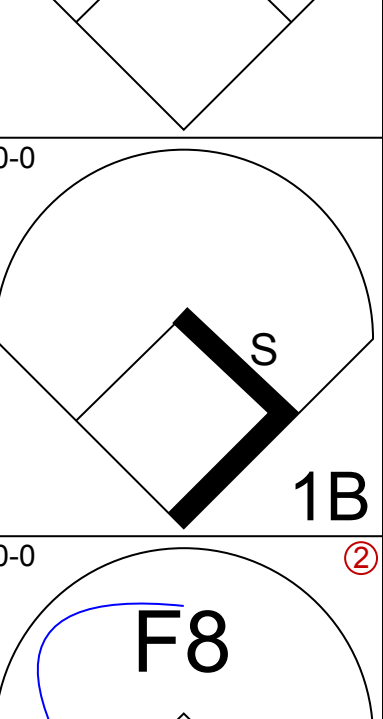
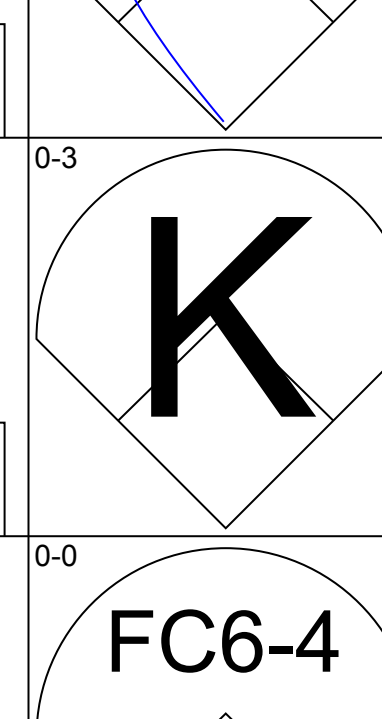
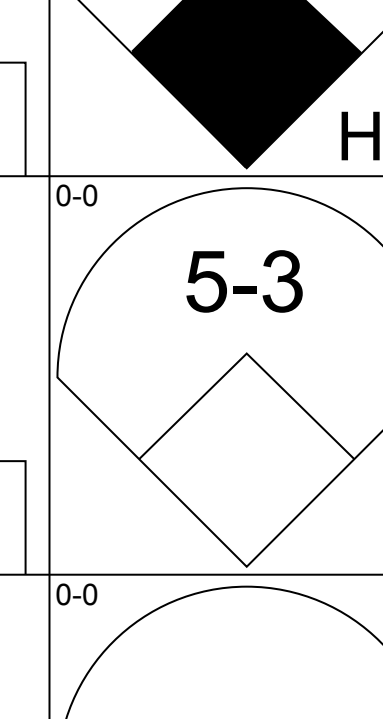
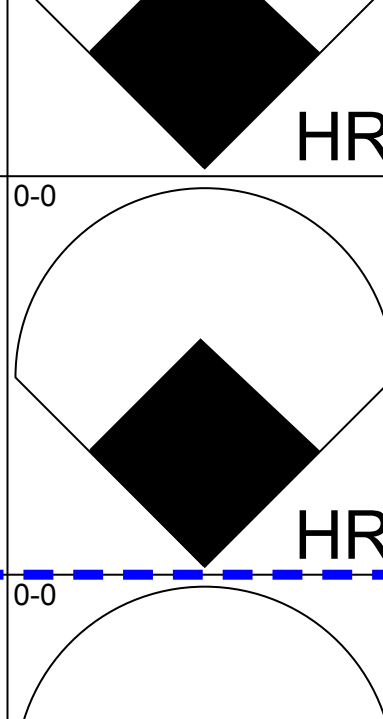
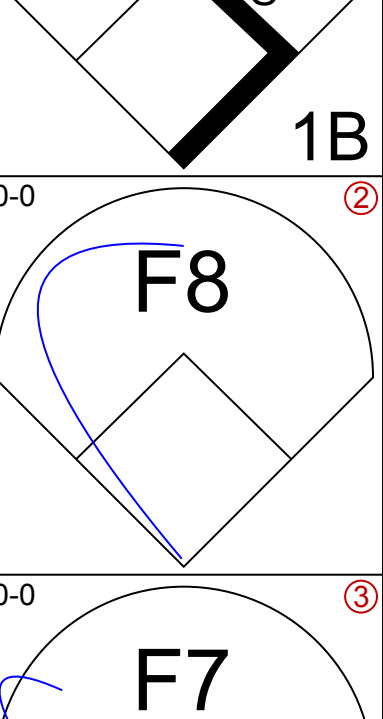
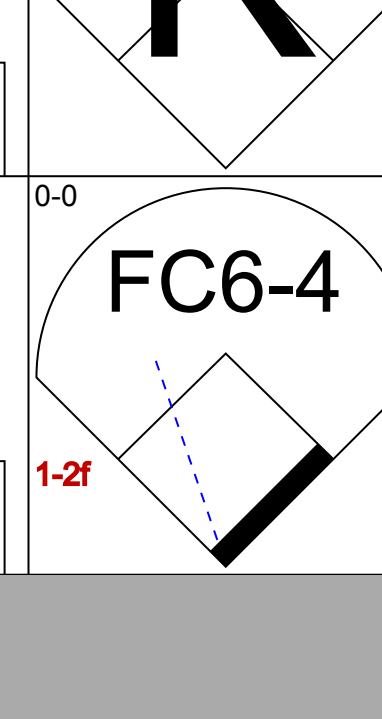
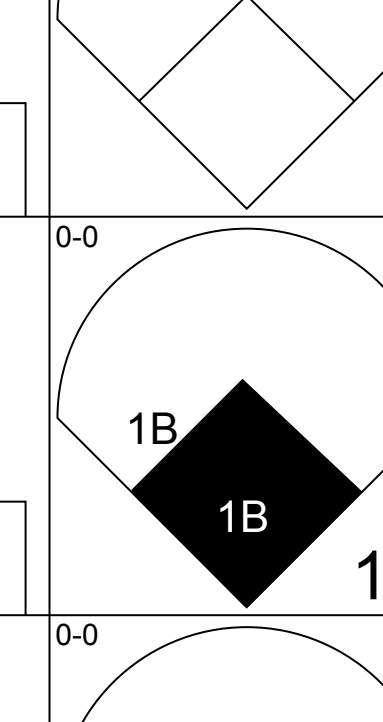
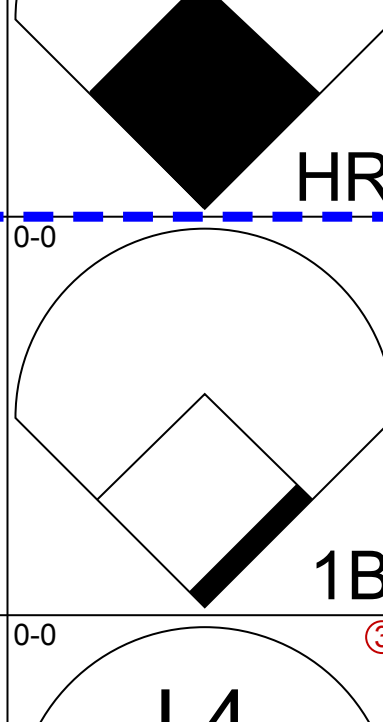
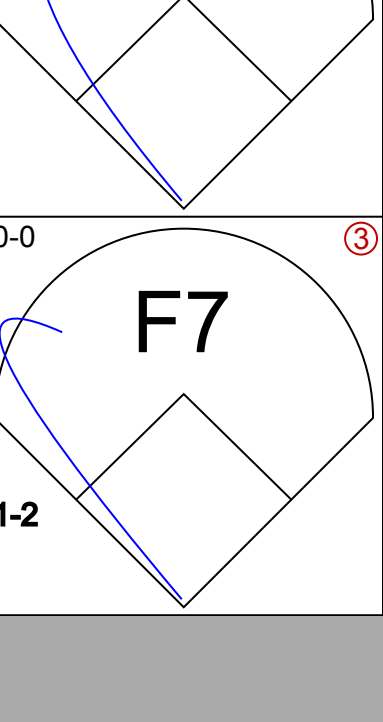
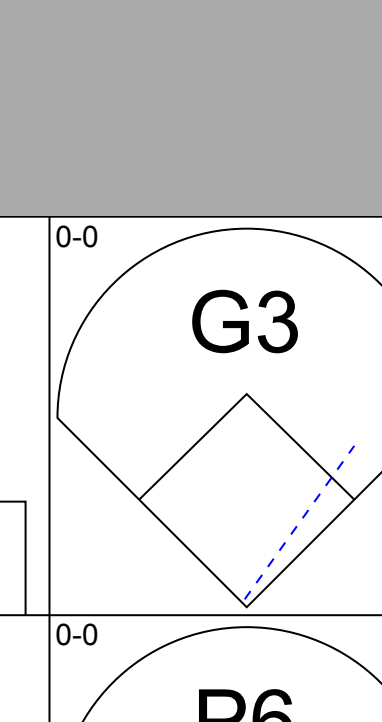
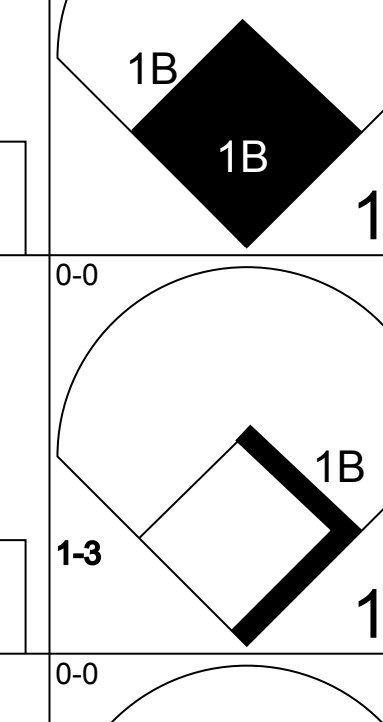
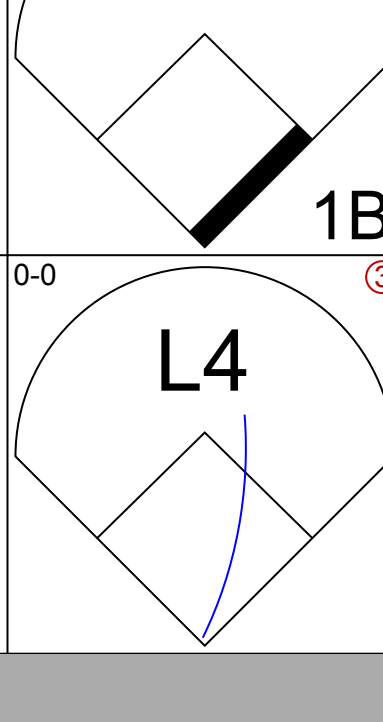
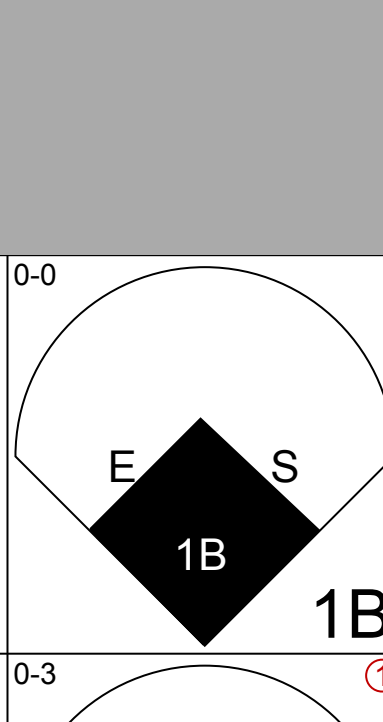
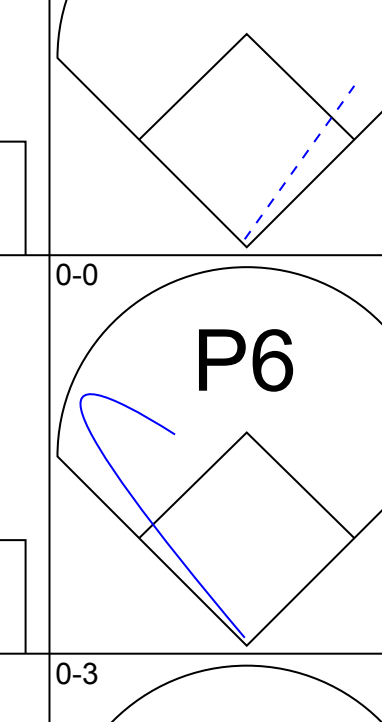
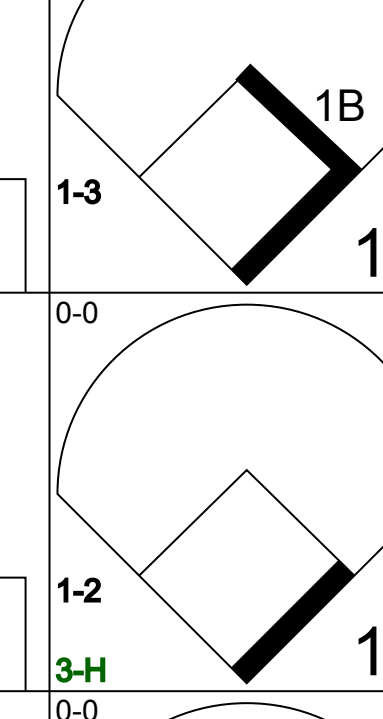
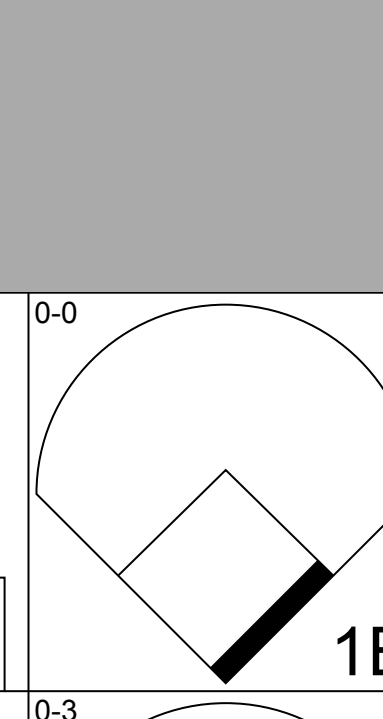
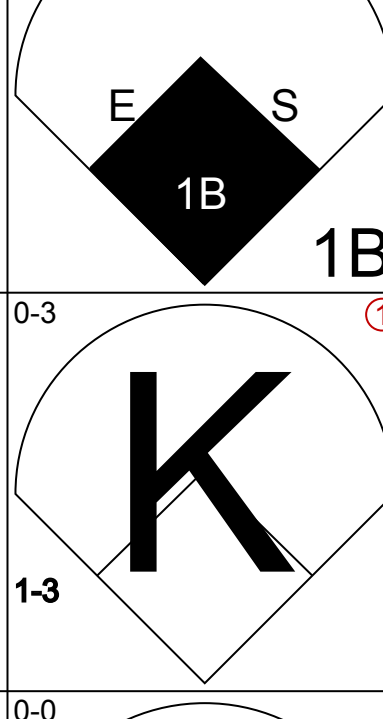
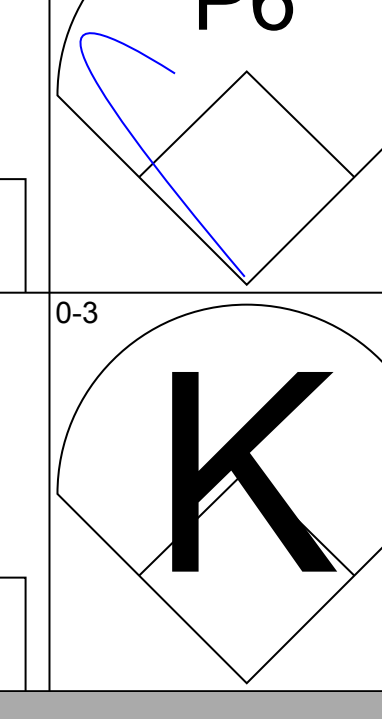
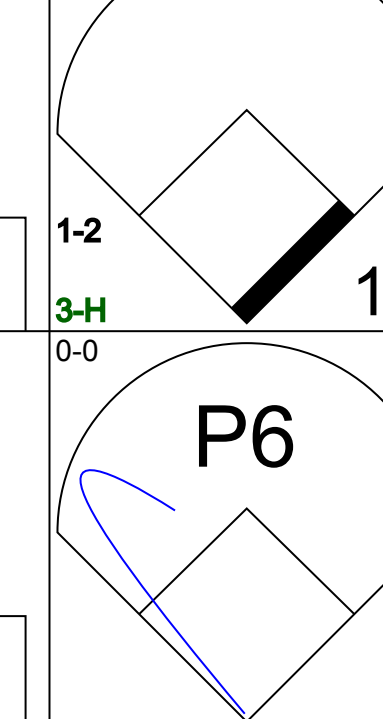
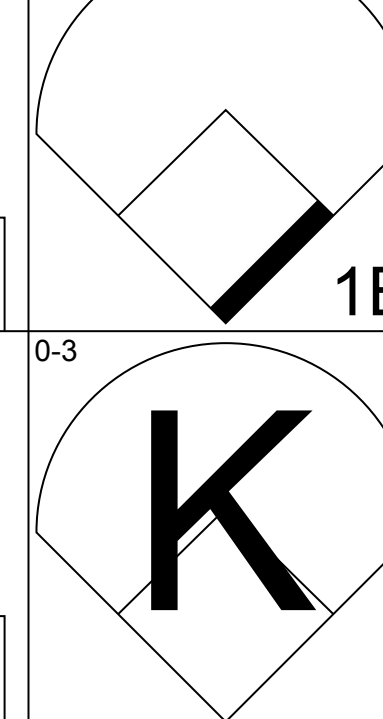
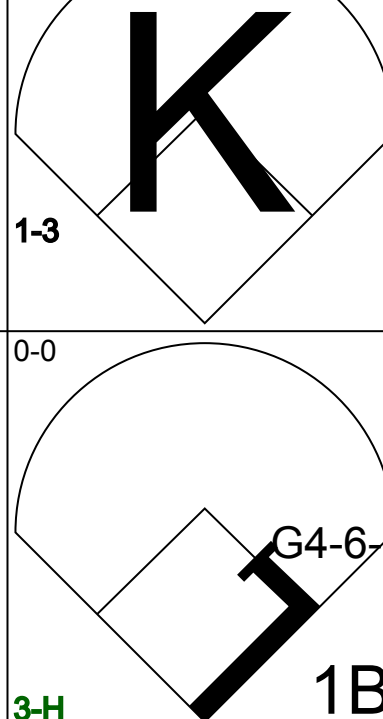
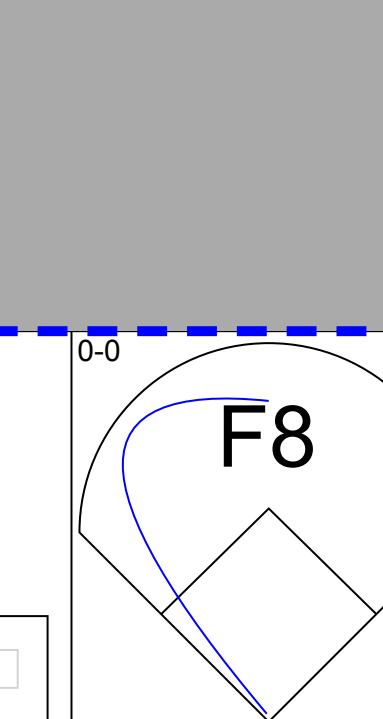


Batter	1	2	3	4	5	6	7	8	9	AB	R	H	RBI	BB	SO	LOB	BOTTOM			
Don Kessinger, S (1, 6) OBP: 0.300, SLG: 0.246	0-0 4-3		0-0 F7		0-0 F7		0-0 WP 1B	0-0 WP 1B		5	1	2	1	0	0	2				
Glenn Beckert, R (1, 4) OBP: 0.276, SLG: 0.333	0-0 F7		0-0 F7		0-3 K		0-3 K	0-3 2-3		5	0	0	0	0	3	4				
Billy Williams, L (1, 7) OBP: 0.467, SLG: 0.603	0-0 BB			0-0 BB		0-0 14 1B 2B	0-0 1B			2	2	2	1	2	0	0				
Lee Thomas, L (1, 9) OBP: 0.417, SLG: 0.471	0-0 P6			0-3 K		0-0 F7	0-0 14 1B 1B			4	1	1	0	0	1	3				
Ron Santo, R (1, 5) OBP: 0.320, SLG: 0.283		0-0 6-3		0-0 P6		0-3 K	0-0 14 1B 1B			4	0	1	1	0	1	2				
14 Ernie Banks, R (1, 3) OBP: 0.300, SLG: 0.411		0-0 FC6-4 BB		0-3 K		0-0 BB 1B	0-0 1-2 2-H 1B			3	0	2	2	1	1	1				
Randy Hundley, R (1, 2) OBP: 0.281, SLG: 0.294		0-0 FC6-4			0-0 E 2B	0-0 1-2 BB		0-0 SH1-4 1B BB		2	1	1	0	2	0	1				
Adolfo Phillips, R (1, 8) OBP: 0.439, SLG: 0.509		0-0 F7			0-0 E7 S	0-3 K		0-3 K		4	0	0	0	0	2	5				
Ken Holtzman, R (1, 1) OBP: 0.077, SLG: 0.077			0-3 K		0-3 K					2	0	0	0	0	2	2				
Jimmy Stewart, S (7, PH) ERA: 3.27					0-0 1-2					1	0	0	0	0	0	0				
Bill Hands, R (8, 1) ERA: 2.25								0-0 4-3		0	0	0	0	0	0	0				
Inning Stats	R: 0 E: 0 K: 0 S: 3	H: 0 LOB: 1 BB: 1 P: 7	R: 0 E: 0 K: 0 S: 3	H: 0 LOB: 1 BB: 1 P: 7	R: 0 E: 0 K: 1 S: 5	H: 0 LOB: 0 BB: 0 P: 5	R: 0 E: 0 K: 2 S: 7	H: 0 LOB: 1 BB: 1 P: 11	R: 0 E: 0 K: 2 S: 9	H: 1 LOB: 2 BB: 0 P: 9	R: 1 E: 0 K: 2 S: 9	H: 2 LOB: 2 BB: 1 P: 13	R: 3 E: 0 K: 1 S: 9	H: 5 LOB: 2 BB: 0 P: 9	R: 1 E: 0 K: 2 S: 8	H: 1 LOB: 1 BB: 1 P: 12	1B: 7 2B: 2 3B: 0 HR: 0	SF: 0 SAC: 1 DP: 0 HBP: 0	WP: 2 PB: 0 SB: 1 CS: 0	PA: 38
PITCHER	IP WLS BF H R ER SO BB IBB HBP BLK WP HR S P ERA WHIP																			
Dick Hughes, R (1, 1) ERA: 4.41	6.2 L 1 1 0 0 0 0 0 0 0 0 0 0 1 1 ∞ ∞																			
Steve Carlton, L (7, 1) ERA: 3.27	0.0 1 1 0 0 0 0 0 0 0 0 0 0 1 1 ∞ ∞																			
Nelson Briles, R (7, 1) ERA: 2.25	0.1 3 2 2 2 0 1 0 0 0 0 0 0 2 6 54.00 9.000																			
Ron Willis, R (8, 1) ERA: 2.25	1.0 4 1 0 0 2 0 0 0 0 0 1 0 8 8 0.00 1.000																			

St. Louis Cardinals @ Chicago Cubs
Wrigley Field, Chicago, IL
Fri May 05 1967, 3:33 AM CDT
Att. 2,106 - Unknown - 48 F


AB 32
R 5
H 9
RBI 5
BB 5
SO 10
LOB 20

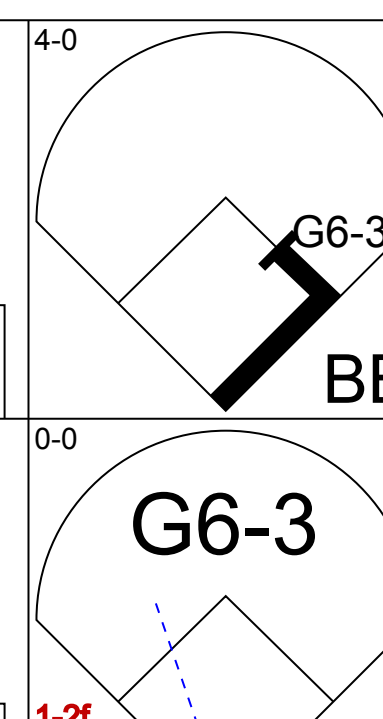
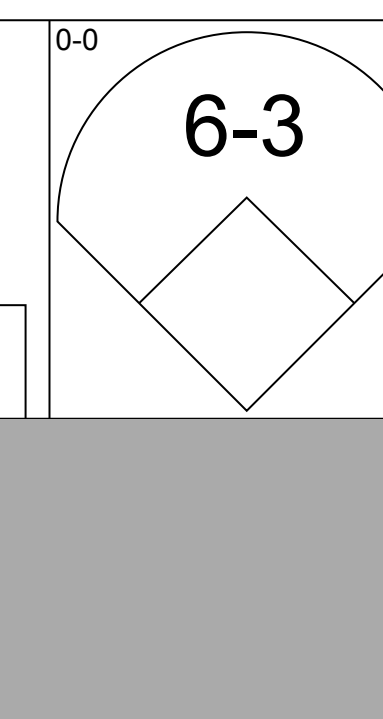
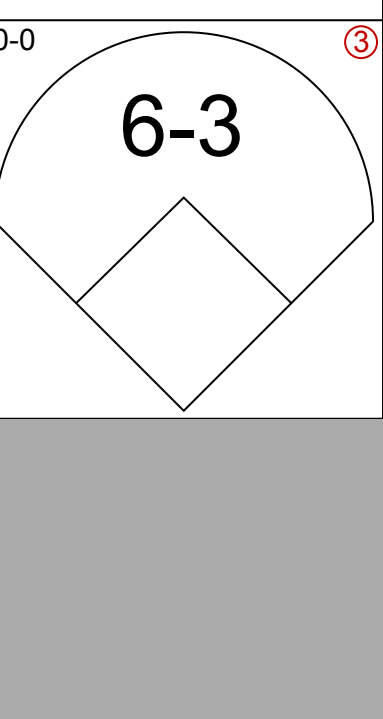
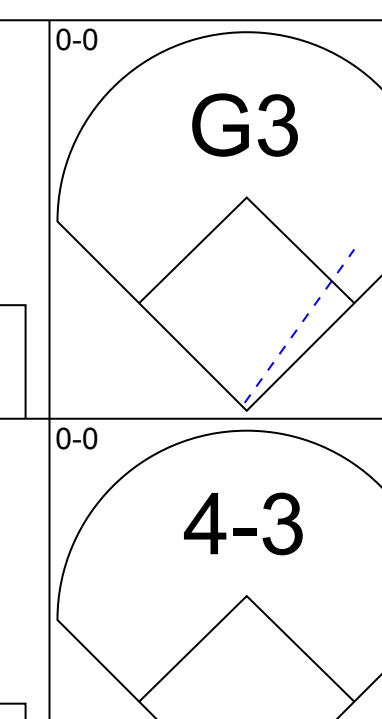
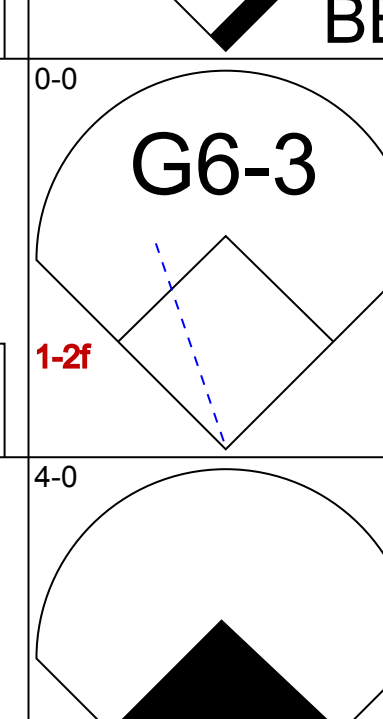
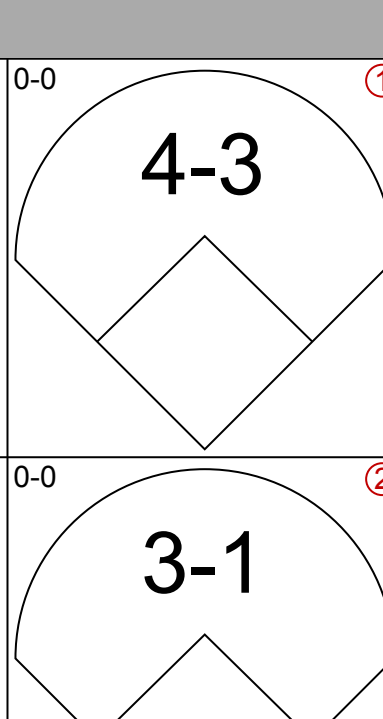
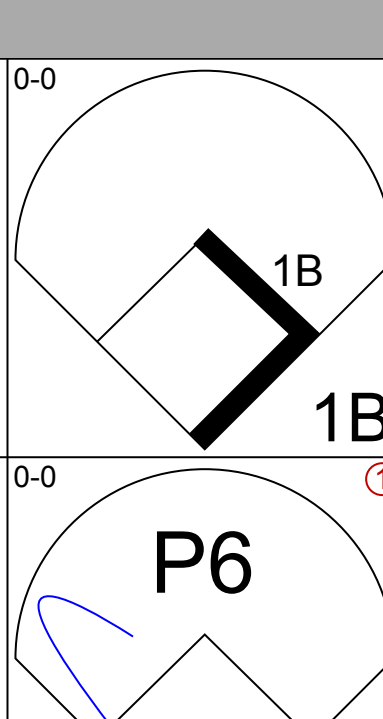
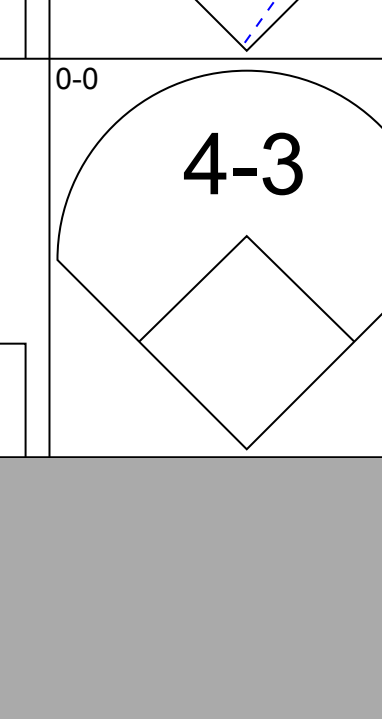

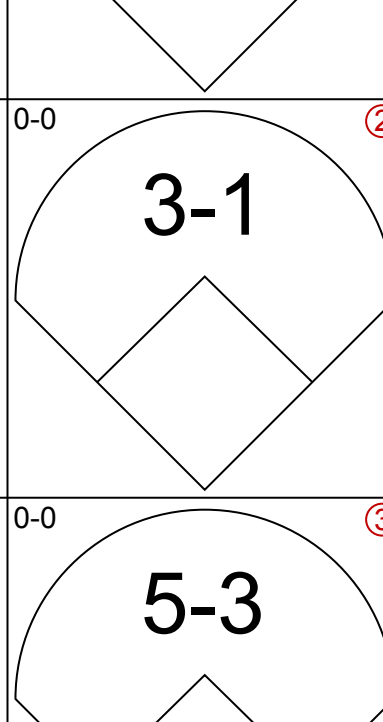
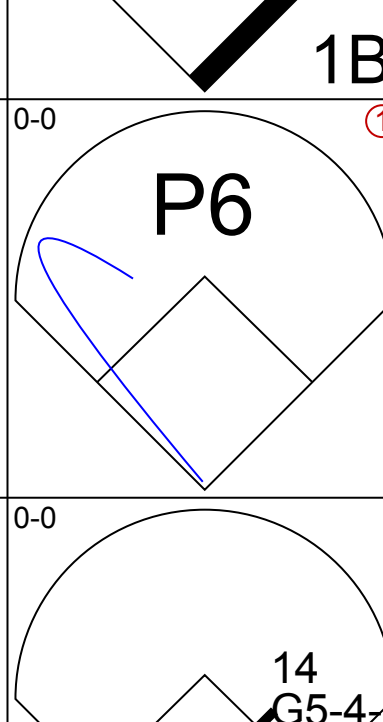
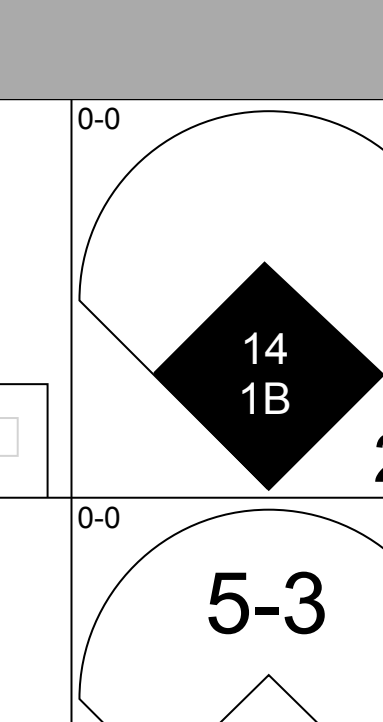

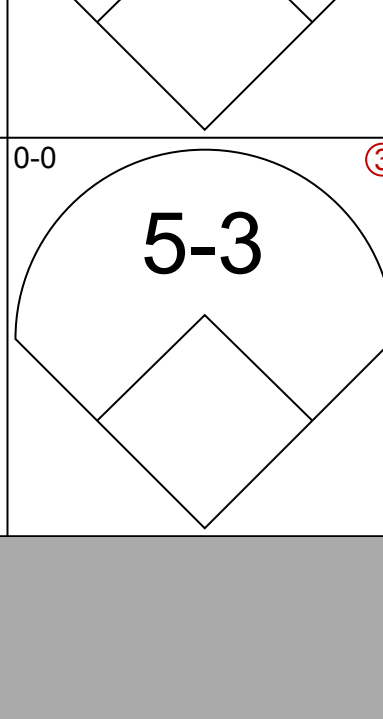
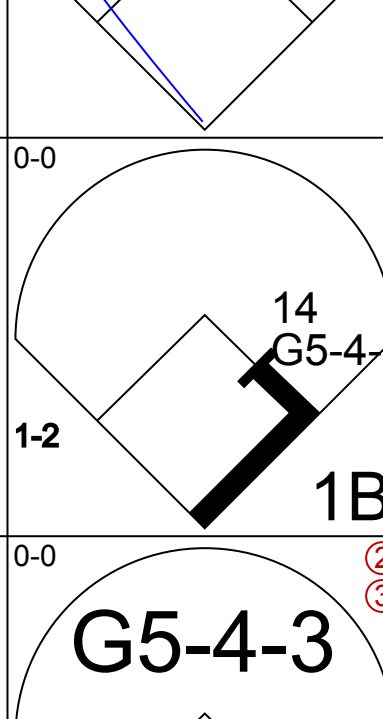
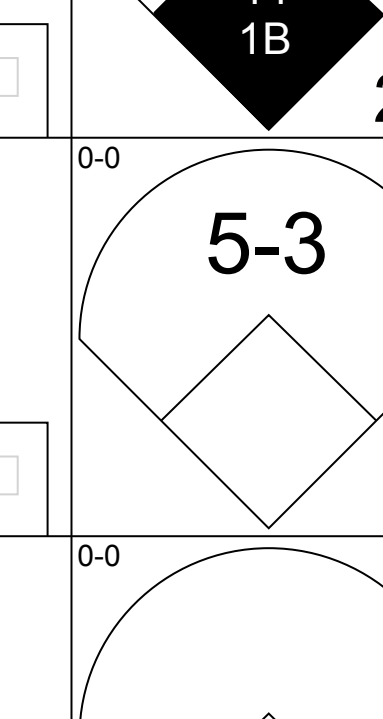

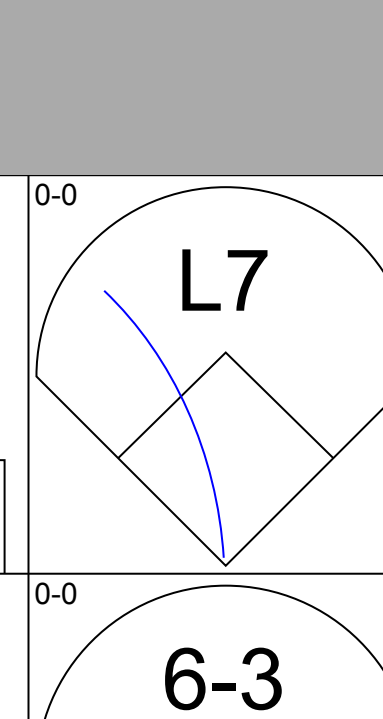
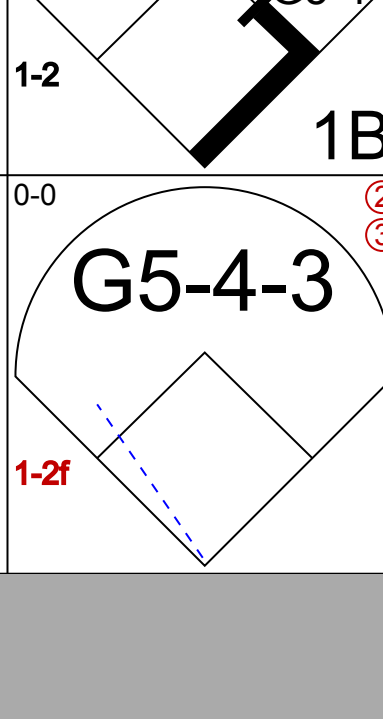
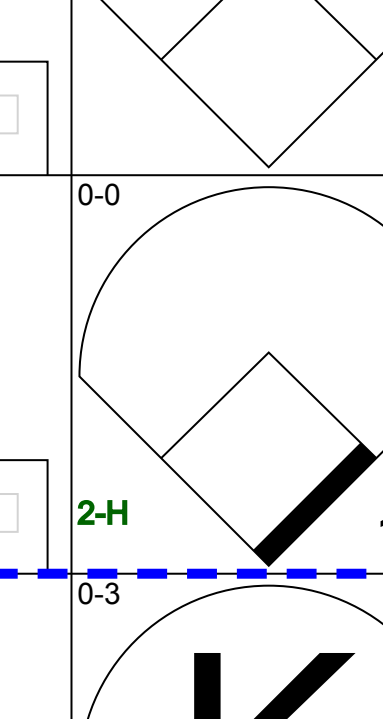
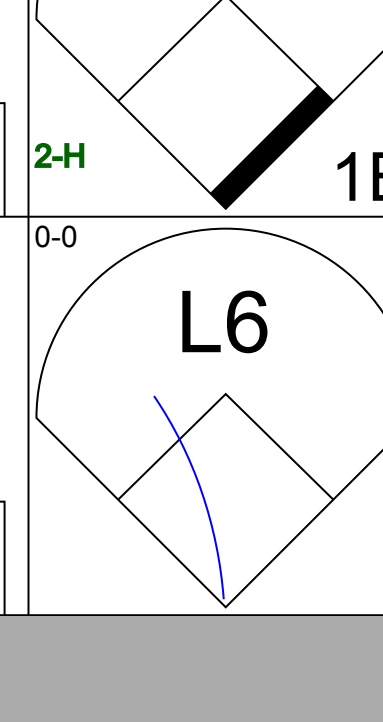
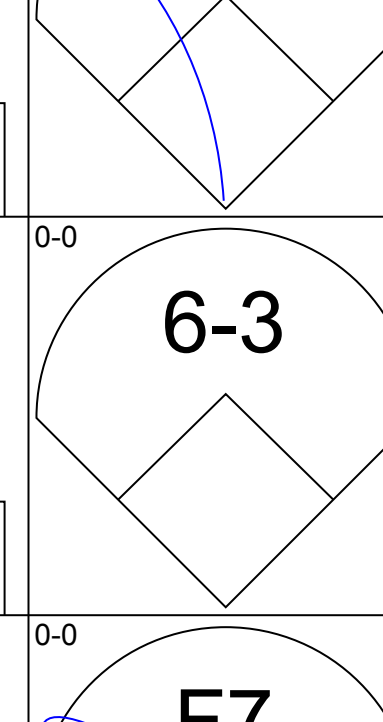
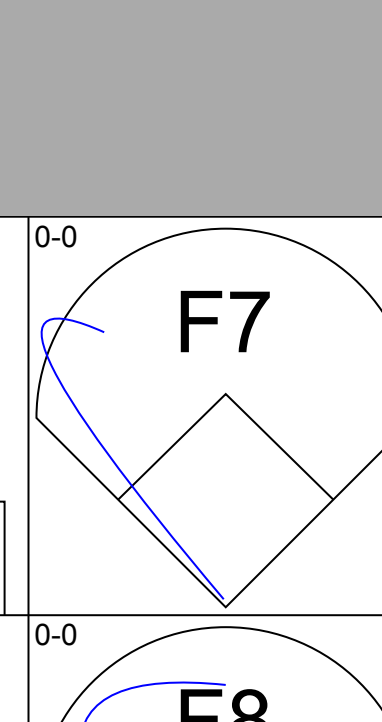
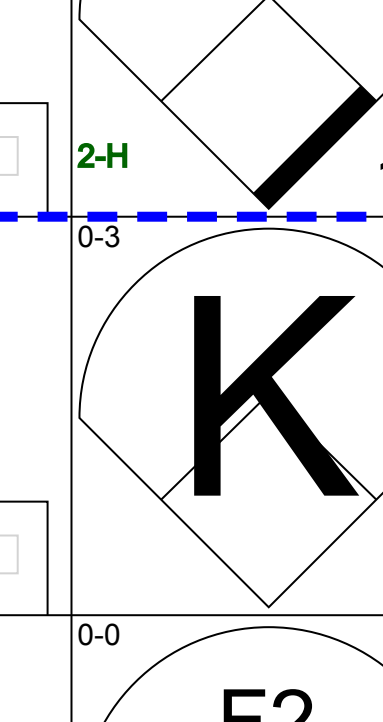
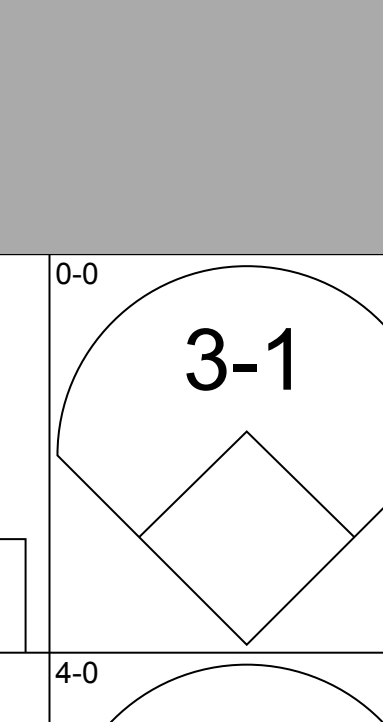
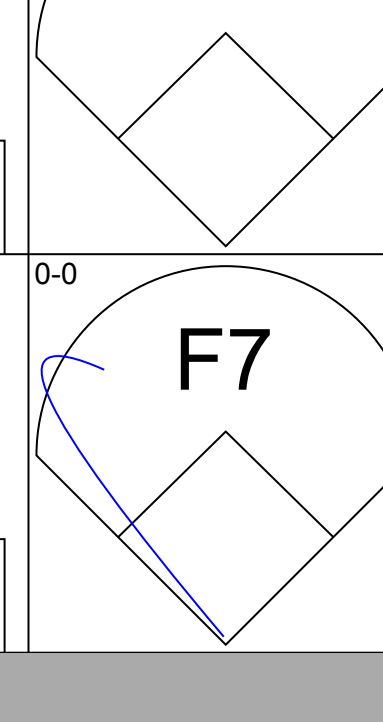
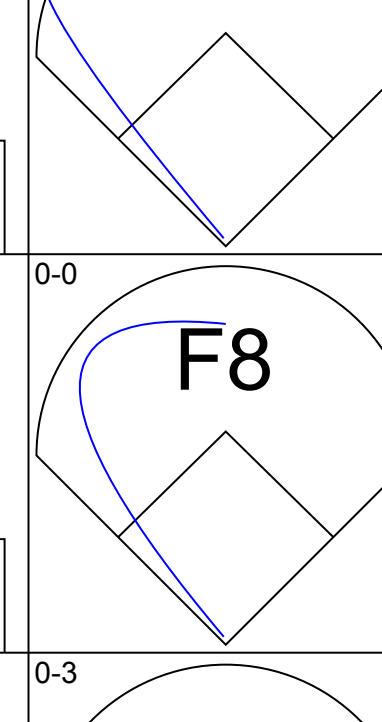
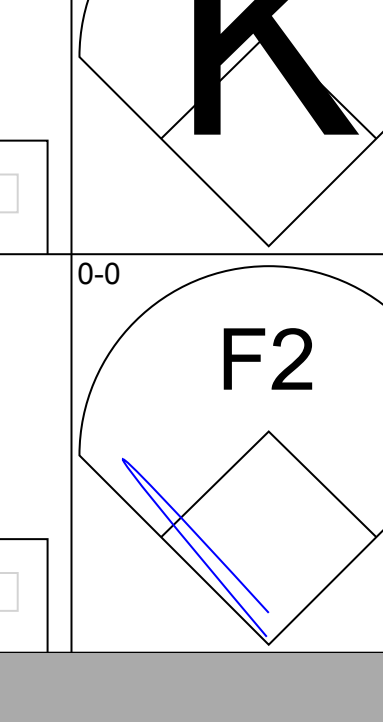
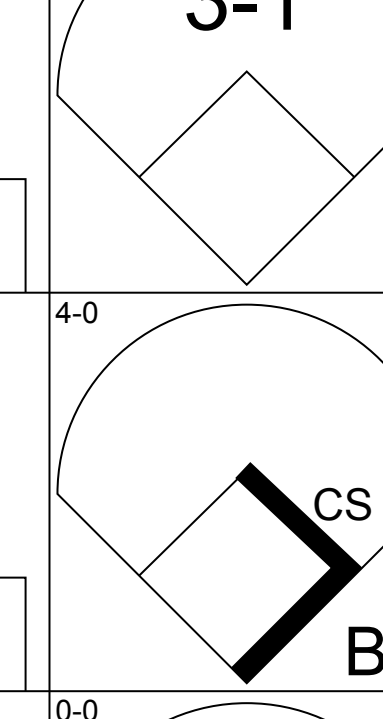
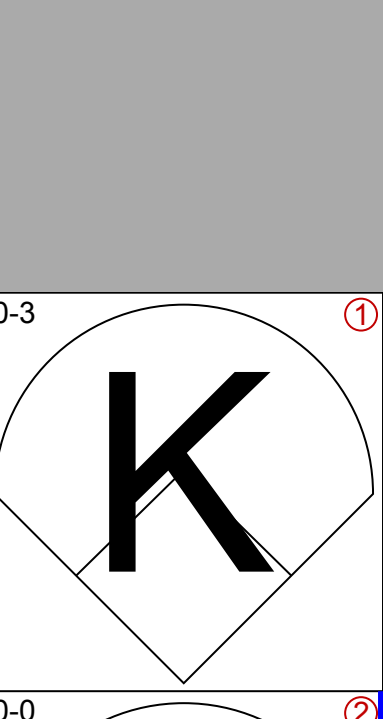
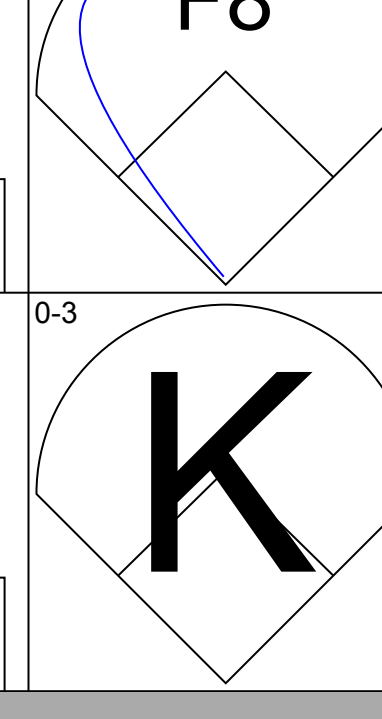


Batter	1	2	3	4	5	6	7	8	9	AB	R	H	RBI	BB	SO	LOB	TOP																	
Lou Brock, L OBP: 0.367, SLG: 0.585 (1, 7)										5	0	1	0	0	1	4																		
Curt Flood, R OBP: 0.411, SLG: 0.361 (1, 8)										5	0	1	0	0	1	2																		
Alex Johnson, R OBP: 0.154, SLG: 0.320 Roger Maris, L OBP: 0.308, SLG: 0.355 (7, PH) (7, 9)										3	0	0	0	0	0	0																		
Orlando Cepeda, R OBP: 0.423, SLG: 0.629 (1, 3)										4	2	3	2	0	1	1																		
Mike Shannon, R OBP: 0.400, SLG: 0.556 (1, 5)										4	1	1	1	0	0	2																		
Tim McCarver, L OBP: 0.365, SLG: 0.492 (1, 2)										4	1	2	0	0	0	1																		
Julian Javier, R OBP: 0.353, SLG: 0.429 (1, 4)										4	1	2	0	0	0	1																		
Dal Maxvill, R OBP: 0.329, SLG: 0.311 (1, 6)										4	0	2	1	0	2	1																		
Al Jackson, L OBP: 0.273, SLG: 0.273 Ron Willis, R (9, 1)										4	0	1	1	0	1	3																		
Inning Stats	R: 0 E: 0 K: 1 S: 5	H: 0 LOB: 0 BB: 0 P: 5	R: 2 E: 0 K: 0 S: 7	H: 4 LOB: 2 BB: 0 P: 7	R: 2 E: 0 K: 0 S: 6	H: 3 LOB: 1 BB: 0 P: 6	R: 0 E: 0 K: 1 S: 6	H: 1 LOB: 1 BB: 0 P: 6	R: 0 E: 0 K: 0 S: 4	H: 1 LOB: 1 BB: 0 P: 4	R: 0 E: 0 K: 1 S: 6	H: 2 LOB: 0 BB: 0 P: 6	R: 0 E: 0 K: 1 S: 6	H: 1 LOB: 1 BB: 0 P: 6	R: 0 E: 0 K: 1 S: 5	H: 0 LOB: 0 BB: 0 P: 5	R: 0 E: 0 K: 1 S: 6	H: 1 LOB: 1 BB: 0 P: 6	1B: 10 2B: 0 3B: 0 HR: 3	SF: 0 SAC: 0 DP: 1 HBP: 0	WP: 0 PB: 0 SB: 3 CS: 0	PA: 39												
PITCHER	IP WLS BF H R ER SO BB IBB HBP BLK WP HR S P ERA WHIP																																	
Curt Simmons, L ERA: 5.11 Joe Niekro, R ERA: 2.7 Cal Koonce, R ERA: 7.71 Ray Culp, R ERA: 4.26	(1, 1) (3, 1) (6, 1) (9, 1)	2.2 2.2 2.2 1.0	L 13 8 4	14 5 1 1	6 1 0 0	4 1 0 0	1 1 2 1	0 0 0 0	0 0 0 0	0 0 0 0	0 0 0 0	3 17 12 6	16 17 17 6	13.50 3.38 0.00 0.00	2.250 1.875 0.375 1.000																			

St. Louis Cardinals @ Chicago Cubs
Wrigley Field, Chicago, IL
Sat May 06 1967, 3:33 AM CDT
Att: 8,660 - Unknown

AB 39
R 5
H 13
RBI 5
BB 0
SO 6
LOB 17



Batter	1	2	3	4	5	6	7	8	9	AB	R	H	RBI	BB	SO	LOB	BOTTOM																	
Don Kessinger, S OBP: 0.297, SLG: 0.234 (1, 6)										3	0	0	0	1	0	1																		
Glenn Beckert, R OBP: 0.275, SLG: 0.329 (1, 4)										4	0	1	0	0	0	1																		
Billy Williams, L OBP: 0.468, SLG: 0.606 (1, 7)										3	2	1	0	1	0	1																		
Ron Santo, R OBP: 0.329, SLG: 0.313 (1, 5)										4	1	2	1	0	0	1																		
14 Ernie Banks, R OBP: 0.313, SLG: 0.417 (1, 3)										4	0	2	2	0	0	2																		
Randy Hundley, R OBP: 0.282, SLG: 0.273 (1, 2)										4	0	0	0	0	1	2																		
Lee Thomas, L OBP: 0.375, SLG: 0.421 (1, 9)										4	0	0	0	0	0	1																		
Adolfo Phillips, R OBP: 0.435, SLG: 0.491 (1, 8)										2	0	0	0	1	2	0																		
Curt Simmons, L OBP: 0.111, SLG: 0.111 Joe Niekro, R Cal Koonce, R Norm Gigon, R Ray Culp, R	(1, 1) (3, 1) (6, 1) (8, PH) (9, 1)	8.1 0.2	W S	32 2	6 0	3 0	3 0	3 0	1 1	0 0	0 0	0 0	0 0	0 0	0 0	0 0																		
Inning Stats	R: 2 E: 0 K: 0 S: 4	H: 2 LOB: 1 BB: 2 P: 12	R: 0 E: 0 K: 0 S: 3	H: 0 LOB: 1 BB: 1 P: 7	R: 0 E: 0 K: 0 S: 3	H: 0 LOB: 0 BB: 0 P: 3	R: 0 E: 0 K: 0 S: 3	H: 0 LOB: 0 BB: 0 P: 3	R: 0 E: 0 K: 1 S: 5	H: 0 LOB: 0 BB: 0 P: 5	R: 0 E: 0 K: 0 S: 4	H: 2 LOB: 1 BB: 0 P: 4	R: 0 E: 0 K: 1 S: 5	H: 0 LOB: 0 BB: 0 P: 5	R: 0 E: 0 K: 1 S: 5	H: 0 LOB: 0 BB: 0 P: 5	R: 1 E: 0 K: 1 S: 7	H: 2 LOB: 1 BB: 0 P: 7	1B: 4 2B: 2 3B: 0 HR: 0	SF: 0 SAC: 0 DP: 2 HBP: 0	WP: 0 PB: 0 SB: 0 CS: 1	PA: 34												
PITCHER	IP WLS BF H R ER SO BB IBB HBP BLK WP HR S P ERA WHIP																																	
Al Jackson, L Ron Willis, R	(1, 1) (9, 1)	0.2 S	2 2	0 0	0 0	0 0	1 1	0 0	0 0	0 0	0 0	4 4	4 4	0.00 0.00	0.000 0.000																			

St. Louis Cardinals @ Chicago Cubs
Wrigley Field, Chicago, IL
Sat May 06 1967, 3:33 AM CDT
Att: 8,660 - Unknown

AB 31
R 3
H 6
RBI 3
BB 3
SO 4
LOB 10




Batter	1	2	3	4	5	6	7	8	9	AB	R	H	RBI	BB	SO	LOB	TOP			
Lou Brock, L OBP: 0.373, SLG: 0.592 (1,7)										4	1	2	0	0	1	0	St. Louis Cardinals @ Chicago Cubs Wrigley Field, Chicago, IL Sun May 07 1967, 3:33 AM CDT Att: 17,618 - Sunny - 62 F			
Curt Flood, R OBP: 0.404, SLG: 0.356 (1,8)										4	0	1	0	0	1	2				
Tim McCarver, L OBP: 0.343, SLG: 0.460 (1,2)										4	0	0	0	0	0	3				
Orlando Cepeda, R OBP: 0.427, SLG: 0.667 (1,3)										4	2	2	1	0	1	1				
Mike Shannon, R OBP: 0.386, SLG: 0.600 (1,5)										4	1	1	1	0	1	1				
Alex Johnson, R OBP: 0.133, SLG: 0.276 (1,9)										4	0	0	0	0	0	1				
Julian Javier, R OBP: 0.347, SLG: 0.418 (1,4)										4	0	1	1	0	0	0				
Dal Maxvill, R OBP: 0.319, SLG: 0.302 (1,6)										2	0	0	0	0	0	0				
Ted Savage, R OBP: 0.222, SLG: 0.125 (7, PH)										1	0	0	0	0	1	2				
Eddie Bressoud, R (7,6)										0	0	0	0	1	0	0				
Bob Gibson, R OBP: 0.190, SLG: 0.056 (1,1)										4	0	0	0	0	0	3				
Inning Stats	R: 1 E: 0 K: 0 S: 4	H: 1 LOB: 0 BB: 0 P: 4	R: 0 E: 0 K: 1 S: 5	H: 0 LOB: 0 BB: 0 P: 5	R: 0 E: 0 K: 1 S: 5	H: 0 LOB: 0 BB: 0 P: 5	R: 1 E: 0 K: 0 S: 4	H: 1 LOB: 0 BB: 0 P: 4	R: 0 E: 0 K: 1 S: 6	H: 1 LOB: 1 BB: 0 P: 6	R: 1 E: 1 K: 1 S: 8	H: 2 LOB: 2 BB: 0 P: 8	R: 0 E: 0 K: 1 S: 6	H: 1 LOB: 1 BB: 0 P: 6	R: 1 E: 0 K: 0 S: 4	H: 1 LOB: 1 BB: 1 P: 8	1B: 4 2B: 1 3B: 0 HR: 2	SF: 0 SAC: 0 DP: 0 HBP: 0	WP: 1 PB: 0 SB: 1 CS: 0	PA: 36
PITCHER Rich Nye, L ERA: 2.31 (1,1)	IP: 9.0 WLS: W BF: 36 H: 7 R: 4 ER: 3 SO: 5 BB: 1 IBB: 0 HBP: 0 BLK: 1 WP: 1 HR: 2 S: 45 P: 49 ERA: 3.00 WHIP: 0.889															PITCHER				

Batter	1	2	3	4	5	6	7	8	9	AB	R	H	RBI	BB	SO	LOB	BOTTOM			
Don Kessinger, S OBP: 0.316, SLG: 0.265 (1,6)										4	2	2	1	1	1	1	St. Louis Cardinals @ Chicago Cubs Wrigley Field, Chicago, IL Sun May 07 1967, 3:33 AM CDT Att: 17,618 - Sunny - 62 F			
Glenn Beckert, R OBP: 0.274, SLG: 0.325 (1,4)										4	1	1	0	0	0	2				
Billy Williams, L OBP: 0.446, SLG: 0.571 (1,7)										4	0	0	1	0	0	3				
Ron Santo, R OBP: 0.337, SLG: 0.313 (1,5)										3	0	1	1	1	0	0				
Lee Thomas, L OBP: 0.341, SLG: 0.381 (1,9)										4	0	0	0	0	0	3				
14 Ernie Banks, R OBP: 0.309, SLG: 0.453 (1,3)										4	1	1	1	0	1	2				
Randy Hundley, R OBP: 0.262, SLG: 0.259 (1,2)										3	0	0	0	1	1	2				
Adolfo Phillips, R OBP: 0.411, SLG: 0.458 (1,8)										4	0	0	0	0	2	1				
Rich Nye, L OBP: 0.125, SLG: 0.125 (1,1)										3	0	1	0	0	0	0				
Clarence Jones, L OBP: 0.214, SLG: 0.286 (9, PH)										1	1	1	0	0	0	0				
Inning Stats	R: 2 E: 0 K: 1 S: 8	H: 2 LOB: 2 BB: 1 P: 12	R: 0 E: 0 K: 1 S: 5	H: 0 LOB: 0 BB: 0 P: 5	R: 0 E: 0 K: 0 S: 3	H: 0 LOB: 1 BB: 1 P: 7	R: 1 E: 0 K: 1 S: 6	H: 1 LOB: 0 BB: 0 P: 6	R: 1 E: 0 K: 0 S: 4	H: 1 LOB: 1 BB: 1 P: 4	R: 0 E: 0 K: 0 S: 3	H: 1 LOB: 1 BB: 0 P: 4	R: 0 E: 0 K: 0 S: 3	H: 0 LOB: 0 BB: 0 P: 3	R: 2 E: 0 K: 2 S: 8	H: 2 LOB: 1 BB: 0 P: 8	1B: 4 2B: 2 3B: 0 HR: 1	SF: 0 SAC: 0 DP: 0 HBP: 0	WP: 1 PB: 0 SB: 0 CS: 0	PA: 37
PITCHER Bob Gibson, R ERA: 3.02 (1,1)	IP: 8.2 WLS: L BF: 37 H: 7 R: 5 ER: 5 SO: 5 BB: 3 IBB: 0 HBP: 0 BLK: 0 WP: 1 HR: 1 S: 44 P: 56 ERA: 5.19 WHIP: 1.154															PITCHER				

AB	35
R	4
H	7
RBI	3
BB	1
SO	5
LOB	13

AB	34
R	5
H	7
RBI	4
BB	3
SO	5
LOB	14



Batter	1	2	3	4	5	6	7	8	9	AB	R	H	RBI	BB	SO	LOB	TOP								
Lou Brock, L OBP: 0.366, SLG: 0.574 (1, 7)	B1-3	K		5-3			FC1-5-6-1 2B	F8 1B		5	0	2	0	0	1	3	St. Louis Cardinals @ Pittsburgh Pirates Forbes Field, Pittsburgh, PA Tue May 09 1967, 7:05 PM EDT Att: 4,951 - Unknown livebaseballscorecards.com								
Julian Javier, R OBP: 0.354, SLG: 0.421 (1, 4)	F9		2B 1B		P4		FC1-5-6-1 2B	F8		5	2	1	0	0	0	3									
Curt Flood, R OBP: 0.394, SLG: 0.361 (1, 8)	BB 1B		K		P3		K	6-3		5	0	1	0	0	2	4									
Orlando Cepeda, R OBP: 0.471, SLG: 0.699 (1, 3)	BB 1B		SF8 2B		1B		3B 2B	G4-6-3 1B		4	2	4	2	1	0	0									
Mike Shannon, R OBP: 0.389, SLG: 0.553 (1, 5)	5-3		SF8		6-3		3B IBB	F8		3	1	0	1	1	0	4									
Tim McCarver, L OBP: 0.351, SLG: 0.479 (1, 2)		1B 1B	F7			F8	3B	G4-6-3		5	0	2	2	0	0	1									
Roger Maris, L OBP: 0.324, SLG: 0.418 (1, 9)		K		K		HR	4-3			4	1	1	1	0	2	2									
Dal Maxvill, R OBP: 0.316, SLG: 0.314 (1, 6)						6-3		K		4	0	2	0	0	1	0									
Steve Carlton, L OBP: 0.333, SLG: 0.250 (1, 1) Joe Hoerner, R (9, 1)				1-3		4-3		F8 1B 1B		4	0	1	0	0	1	3									
Inning Stats	R: 0 E: 0 K: 0 S: 4	H: 1 LOB: 2 BB: 1 P: 8	R: 0 E: 0 K: 3 S: 11	H: 2 LOB: 0 BB: 0 P: 11	R: 2 E: 0 K: 1 S: 7	H: 2 LOB: 0 BB: 0 P: 7	R: 0 E: 0 K: 1 S: 6	H: 1 LOB: 1 BB: 0 P: 6	R: 0 E: 0 K: 0 S: 4	H: 1 LOB: 0 BB: 0 P: 4	R: 1 E: 0 K: 0 S: 4	H: 1 LOB: 0 BB: 0 P: 4	R: 3 E: 0 K: 1 S: 8	H: 3 LOB: 1 BB: 1 P: 12	R: 0 E: 0 K: 1 S: 7	H: 2 LOB: 2 BB: 0 P: 7	R: 0 E: 0 K: 0 S: 3	H: 1 LOB: 0 BB: 0 P: 3	1B: 8 2B: 4 3B: 1 HR: 1	SF: 1 SAC: 0 DP: 1 HBP: 0	WP: 0 PB: 0 SB: 0 CS: 0	PA: 42			
PITCHER	IP	WLS	BF	H	R	ER	SO	BB	IBB	HBP	BLK	WP	HR	S	P	ERA	WHIP								
Woodie Fryman, L ERA: 5.56 (1, 1)	6.2	L	33	11	6	6	6	1	1	0	0	0	1	43	51	8.10	1.800								
Bill Short, L ERA: 3.99 (7, 1)	0.1		1	0	0	0	0	0	0	0	0	0	0	1	1	0.00	0.000								
Dennis Ribant, R ERA: 4.5 (8, 1)	2.0		8	3	0	0	1	0	0	0	0	0	0	10	10	0.00	1.500								

Batter	1	2	3	4	5	6	7	8	9	AB	R	H	RBI	BB	SO	LOB	BOTTOM								
Matty Alou, L OBP: 0.375, SLG: 0.370 (1, 8)	F7			E5 1B 1B		P6		G3-6-3 1B	K	5	1	2	0	0	1	2	St. Louis Cardinals @ Pittsburgh Pirates Forbes Field, Pittsburgh, PA Tue May 09 1967, 7:05 PM EDT Att: 4,951 - Unknown livebaseballscorecards.com								
Manny Mota, R OBP: 0.216, SLG: 0.286 (1, 7)	K			1-3		K		G3-6-3		4	0	0	0	0	2	2									
Gene Alley, R OBP: 0.405, SLG: 0.539 (1, 6)	K			E S 1B		BB		F8		3	0	1	1	1	1	0									
Donn Clendenon, R OBP: 0.289, SLG: 0.372 (1, 3)		K		K		K		WP 1B 2B		4	1	1	0	0	3	2									
Bill Mazerowski, R OBP: 0.341, SLG: 0.425 (1, 4)		CS 1B		5-3		6-3		WP 1B 1B		4	1	2	0	0	0	1									
Jose Pagan, R OBP: 0.222, SLG: 0.222 (1, 5)		F8				F9		1-3 1B		4	0	2	2	0	0	1									
Willie Stargell, L OBP: 0.276, SLG: 0.333 (1, 9)				G3		G6-4-3 BB		1-3 1B		2	0	1	0	2	0	0									
Jerry May, R OBP: 0.410, SLG: 0.486 (1, 2)				K		G6-4-3		1-3		3	0	0	0	1	1	4									
Woodie Fryman, R (1, 1) Bill Short, L (7, 1) Andre Rodgers, R (7, PH) Dennis Ribant, R (8, 1) Jim Pagliarini, R OBP: 0.214, SLG: 0.130 (9, PH)				K		K		F6		2	0	0	0	0	2	1									
Inning Stats	R: 0 E: 0 K: 2 S: 7	H: 0 LOB: 0 BB: 0 P: 7	R: 0 E: 0 K: 1 S: 5	H: 1 LOB: 0 BB: 0 P: 5	R: 0 E: 0 K: 2 S: 7	H: 0 LOB: 0 BB: 0 P: 7	R: 1 E: 1 K: 1 S: 7	H: 2 LOB: 1 BB: 0 P: 7	R: 0 E: 0 K: 1 S: 5	H: 1 LOB: 1 BB: 1 P: 9	R: 0 E: 0 K: 2 S: 7	H: 0 LOB: 1 BB: 1 P: 11	R: 0 E: 0 K: 0 S: 3	H: 0 LOB: 2 BB: 2 P: 11	R: 0 E: 0 K: 0 S: 3	H: 1 LOB: 0 BB: 0 P: 3	R: 2 E: 0 K: 1 S: 9	H: 4 LOB: 2 BB: 0 P: 9	1B: 8 2B: 1 3B: 0 HR: 0	SF: 0 SAC: 0 DP: 2 HBP: 0	WP: 1 PB: 0 SB: 1 CS: 1	PA: 37			
PITCHER	IP	WLS	BF	H	R	ER	SO	BB	IBB	HBP	BLK	WP	HR	S	P	ERA	WHIP								
Steve Carlton, L ERA: 3.32 (1, 1)	8.0	W	32	7	3	3	9	4	0	0	0	0	0	46	62	3.38	1.375								
Joe Hoerner, L ERA: 2.89 (9, 1)	1.0	S	5	2	0	0	1	0	0	0	0	1	0	7	7	0.00	2.000								



Batter	1	2	3	4	5	6	7	8	9	AB	R	H	RBI	BB	SO	LOB	TOP								
Tito Francona, L (1, 3) OBP: 0.246, SLG: 0.173 Gary Sutherland, R (8, PH) OBP: 0.394, SLG: 0.531 (8, 6)	F8		4-3		CS	F5		F9		3	0	0	0	0	0	0									
John Briggs, L (1, 7) OBP: 0.271, SLG: 0.360 Don Lock, R (8, PH) OBP: 0.391, SLG: 0.585 (8, 8)	L6		CS BB			K		K		2	0	0	0	1	1	0									
Dick Allen, R (1, 5) OBP: 0.408, SLG: 0.510	F9		CS	4-3		K			K	4	0	0	0	0	2	0									
Johnny Callison, L (1, 9) OBP: 0.359, SLG: 0.392		F8 1B SF7 1B		F9			CS 1B		L8	4	1	2	0	0	0	0									
Tony Gonzalez, L (1, 8) OBP: 0.363, SLG: 0.429 (8, 7)				6-3			F8		K	3	0	1	0	0	0	1									
Jackie Brandt, R (9, PH) OBP: 0.286, SLG: 0.429 (9, 7)		1-2 1B					1-2 F8			1	0	0	0	0	1	0									
Clay Dalrymple, L (1, 2) OBP: 0.221, SLG: 0.191		F8					F9			3	1	1	0	0	0	2									
Cookie Rojas, R (1, 4) OBP: 0.276, SLG: 0.322		SF7								2	1	1	2	0	0	1									
Bobby Wine, R (1, 6) OBP: 0.082, SLG: 0.100 Doug Clemens, L (5, PH) OBP: 0.273, SLG: 0.300 Rick Wise, R (5, 1)		3-H K					G6-4-3			1	0	0	0	0	1	1									
Grant Jackson, S (7, 1) OBP: 0.400, SLG: 0.250							1-2 3-H G6-4-3			0	0	0	0	0	0	0									
Dick Ellsworth, L (1, 1) OBP: 0.091, SLG: 0.091 Tony Taylor, R (5, PH) OBP: 0.329, SLG: 0.361 (8, 3)				K			CS 1B		FC1-6	1	0	0	0	0	1	0									
									FC1-6	2	0	1	0	0	0	1									
Inning Stats	R: 0 E: 0 K: 0 S: 3	H: 0 LOB: 0 BB: 0 P: 3	R: 1 E: 0 K: 1 S: 7	H: 2 LOB: 1 BB: 0 P: 7	R: 0 E: 0 K: 1 S: 4	H: 0 LOB: 0 BB: 1 P: 8	R: 0 E: 0 K: 0 S: 3	H: 0 LOB: 0 BB: 0 P: 3	R: 1 E: 1 K: 0 S: 4	H: 2 LOB: 0 BB: 0 P: 4	R: 0 E: 0 K: 2 S: 7	H: 0 LOB: 0 BB: 0 P: 7	R: 0 E: 0 K: 0 S: 3	H: 1 LOB: 0 BB: 0 P: 3	R: 1 E: 0 K: 1 S: 7	H: 2 LOB: 1 BB: 0 P: 7	R: 0 E: 0 K: 2 S: 3	H: 0 LOB: 0 BB: 0 P: 7	1B: 6 2B: 0 3B: 0 HR: 1	SF: 1 SAC: 0 DP: 1 HBP: 0	WP: 0 PB: 0 SB: 0 CS: 3	PA: 34			
PITCHER	IP	WLS	BF	H	R	ER	SO	BB	IBB	HBP	BLK	WP	HR	S	P	ERA	WHIP								
Ray Washburn, R (1, 1) ERA: 3.38	7.0		26	7	3	2	4	1	0	0	0	0	1	33	37	2.57	1.143								
Joe Hoerner, L (8, 1) ERA: 2.35	2.0	W	6	0	0	0	3	0	0	0	0	0	0	12	12	0.00	0.000								

Philadelphia Phillies @ St. Louis Cardinals
 Busch Stadium, St. Louis, MO
 Tue May 16 1967, 7:05 PM CDT
 Att: 10,514 - Unknown

AB 30
 R 3
 H 7
 RBI 2
 BB 1
 SO 7
 LOB 9



Batter	1	2	3	4	5	6	7	8	9	AB	R	H	RBI	BB	SO	LOB	BOTTOM								
Lou Brock, L (1, 7) OBP: 0.354, SLG: 0.528	1B G6-3 1B	F7		G3		6-3		K		5	1	1	0	0	1	2									
Julian Javier, R (1, 4) OBP: 0.343, SLG: 0.391			F8	K			1B SH1-3 1B		F9	5	0	2	0	0	1	1									
Curt Flood, R (1, 8) OBP: 0.389, SLG: 0.357	G6-3						SH1-3		1B BB	3	2	2	0	1	0	1									
Orlando Cepeda, R (1, 3) OBP: 0.466, SLG: 0.644	1B			IBB		L7	1B IBB		1B	3	0	2	0	2	0	1									
Mike Shannon, R (1, 5) OBP: 0.408, SLG: 0.547	1-2 1B		K			K			1-2 1B	5	0	3	1	0	2	3									
Tim McCarver, L (1, 2) OBP: 0.337, SLG: 0.464	1-3		1-3			1-H 3B			P6	4	0	1	1	0	0	7									
Bobby Tolan, L (1, 9) OBP: 0.320, SLG: 0.292				G3	F8		4-3			4	0	1	0	0	0	4									
Dal Maxvill, R (1, 6) OBP: 0.312, SLG: 0.301		F7		3B 1B		1-3		5-3		4	1	1	0	0	0	1									
Ray Washburn, R (1, 1) OBP: 0.077, SLG: 0.231 Joe Hoerner, R (8, 1)		SH1-3		1-H 3B		K		K		2	0	1	1	0	1	0									
Inning Stats	R: 1 E: 0 K: 0 S: 6	H: 4 LOB: 2 BB: 0 P: 6	R: 0 E: 0 K: 0 S: 4	H: 1 LOB: 1 BB: 0 P: 4	R: 0 E: 0 K: 1 S: 6	H: 1 LOB: 2 BB: 1 P: 10	R: 1 E: 0 K: 1 S: 7	H: 2 LOB: 1 BB: 0 P: 7	R: 1 E: 0 K: 1 S: 7	H: 2 LOB: 1 BB: 0 P: 7	R: 0 E: 0 K: 1 S: 5	H: 0 LOB: 0 BB: 0 P: 5	R: 0 E: 0 K: 0 S: 5	H: 2 LOB: 3 BB: 1 P: 9	R: 0 E: 0 K: 2 S: 7	H: 0 LOB: 0 BB: 0 P: 7	R: 1 E: 0 K: 0 S: 3	H: 2 LOB: 2 BB: 1 P: 7	1B: 11 2B: 1 3B: 2 HR: 0	SF: 0 SAC: 2 DP: 1 HBP: 0	WP: 0 PB: 0 SB: 0 CS: 0	PA: 41			
PITCHER	IP	WLS	BF	H	R	ER	SO	BB	IBB	HBP	BLK	WP	HR	S	P	ERA	WHIP								
Dick Ellsworth, L (1, 1) ERA: 5.6	4.0		20	8	2	2	2	0	0	0	0	0	0	15	19	3.86	1.714								
Rick Wise, R (5, 1) ERA: 4.61	2.1		12	4	1	1	2	0	1	0	0	0	0	12	16	4.50	1.500								
Grant Jackson, L (7, 1) ERA: 2.18	2.0	L	9	2	1	1	2	1	0	0	0	0	0	12	16	4.50	1.500								

Philadelphia Phillies @ St. Louis Cardinals
 Busch Stadium, St. Louis, MO
 Tue May 16 1967, 7:05 PM CDT
 Att: 10,514 - Unknown

AB 36
 R 4
 H 14
 RBI 3
 BB 3
 SO 6
 LOB 20



Batter	1	2	3	4	5	6	7	8	9	AB	R	H	RBI	BB	SO	LOB	TOP								
Tony Taylor, R (1, 3) OBP: 0.333, SLG: 0.364	E4 FC5-4		G3		FC1-2		1B 1B		F9 SH3 1B	5	0	2	0	0	0	2	Philadelphia Phillies @ St. Louis Cardinals Busch Stadium, St. Louis, MO Wed May 17 1967, 7:05 PM CDT Att: 15,923 - Unknown								
Gary Sutherland, R (1, 7) OBP: 0.376, SLG: 0.500	FC5-4 1B		F2		5-3		1B 1B		SH3	4	0	1	1	0	0	3									
Dick Allen, R (1, 5) OBP: 0.408, SLG: 0.505			6-3				1B 1B		F9	5	0	2	0	0	0	4									
Don Lock, R (1, 8) OBP: 0.154, SLG: 0.120 Tony Gonzalez, L (8, PH) OBP: 0.376, SLG: 0.437	K				F3		F8		FC6-4 SH1-4 1B	3	0	0	0	0	1	3									
Cookie Rojas, R (1, 4) OBP: 0.275, SLG: 0.319	P6				P4		1B		SH1-4 F9	4	0	1	0	0	0	4									
Johnny Callison, L (1, 9) OBP: 0.394, SLG: 0.390					G3		4-3		FC6-4 IBB	3	1	1	0	1	0	1									
Bob Uecker, R (1, 2) Doug Clemens, L (8, PH) OBP: 0.273, SLG: 0.300 Jackie Brandt, R (8, PH) OBP: 0.250, SLG: 0.375 Clay Dalmonte, L (8, 2) OBP: 0.221, SLG: 0.191					4-3		SH1-4 FC1-2 1B		F9 FC6-4	3	0	1	0	0	0	1									
Bobby Wine, R (1, 6) OBP: 0.123, SLG: 0.141					6-3		SH1-4 1B		1B 1B 1B	4	0	3	2	0	0	0									
Chris Short, R (1, 1) OBP: 0.136, SLG: 0.136 Turk Farrell, R (8, 1)					3-1		SH1-4		K 6-3	3	0	0	0	0	1	3									
Inning Stats	R: 0 E: 1 K: 7 S: 7	H: 1 LOB: 2 BB: 0 P: 7	R: 1 E: 0 K: 0 S: 4	H: 1 LOB: 0 BB: 0 P: 4	R: 0 E: 0 K: 0 S: 3	H: 0 LOB: 0 BB: 0 P: 3	R: 0 E: 0 K: 0 S: 3	H: 0 LOB: 0 BB: 0 P: 3	R: 0 E: 0 K: 0 S: 5	H: 2 LOB: 2 BB: 0 P: 5	R: 0 E: 0 K: 0 S: 4	H: 2 LOB: 1 BB: 0 P: 4	R: 0 E: 0 K: 1 S: 8	H: 3 LOB: 3 BB: 0 P: 8	R: 1 E: 0 K: 0 S: 5	H: 2 LOB: 2 BB: 1 P: 9		R: 0 E: 0 K: 0 S: 4	H: 1 LOB: 2 BB: 1 P: 8	1B: 12 2B: 0 3B: 0 HR: 0	SF: 0 SAC: 3 DP: 0 HBP: 0	WP: 0 PB: 1 SB: 0 CS: 0	PA: 41		
PITCHER	IP	WLS	BF	H	R	ER	SO	BB	IBB	HBP	BLK	WP	HR	S	P	ERA	WHIP								
Steve Carlton, L (1, 1) ERA: 2.45	6.2		29	9	1	0	2	0	0	0	0	0	0	33	33	0.00	1.350								
Ron Willis, R (7, 1) ERA: 3.09	0.1		1	0	0	0	0	0	0	0	0	0	0	1	1	0.00	0.000								
Nelson Briles, R (8, 1) ERA: 2.13	0.1		1	1	1	1	0	0	1	0	0	0	0	2	6	27.00	3.000								
Hal Woodeshick, L (8, 1) ERA: 3.18	0.2		4	2	0	0	0	0	0	0	0	0	0	4	4	0.00	3.000								
Dick Hughes, R (9, 1) ERA: 3.55	1.0	W	4	0	0	0	0	0	1	0	0	0	0	3	7	0.00	0.000								

Batter	1	2	3	4	5	6	7	8	9	AB	R	H	RBI	BB	SO	LOB	BOTTOM								
Lou Brock, L (1, 7) OBP: 0.351, SLG: 0.519	K				F8		F8		SH1-3 S 1B	4	0	1	0	0	1	1	Philadelphia Phillies @ St. Louis Cardinals Busch Stadium, St. Louis, MO Wed May 17 1967, 7:05 PM CDT Att: 15,923 - Unknown								
Julian Javier, R (1, 4) OBP: 0.333, SLG: 0.379	K				G3		K		SH1-3	3	0	0	0	0	2	1									
Curt Flood, R (1, 8) OBP: 0.377, SLG: 0.345	1-3				K		5-3		FC6-2-5 1B	4	1	0	0	0	1	2									
Orlando Cepeda, R (1, 3) OBP: 0.467, SLG: 0.633					P3		F8		3B BB 2H 1B	3	1	1	1	1	0	0									
Mike Shannon, R (1, 5) OBP: 0.400, SLG: 0.559	K				K		E5 BB		F7	4	0	1	1	0	1	1									
John Romano, R (1, 2) OBP: 0.281, SLG: 0.080 Tim McCarver, L (8, PH) OBP: 0.344, SLG: 0.506					F2				F3 HR	2	0	0	0	1	0	1									
Bobby Tolán, L (1, 9) OBP: 0.296, SLG: 0.269 Phil Gagliano, R (7, PH) OBP: 0.250, SLG: 0.302 Alex Johnson, R (8, 9) OBP: 0.108, SLG: 0.222					K		P5		FC3-2 1B	2	0	0	0	0	1	2									
Dal Maxvill, R (1, 6) OBP: 0.313, SLG: 0.302					F8		F8		1B	3	0	1	0	0	0	2									
Steve Carlton, L (1, 1) Ron Willis, R (7, 1) Ed Spiezio, R (8, PH) Nelson Briles, R (8, 1) Hal Woodeshick, R (8, 1) Dick Hughes, R (9, 1)					K					2	0	1	0	0	1	0									
Inning Stats	R: 0 E: 0 K: 2 S: 7	H: 0 LOB: 0 BB: 0 P: 7	R: 0 E: 0 K: 1 S: 5	H: 0 LOB: 0 BB: 0 P: 5	R: 0 E: 0 K: 2 S: 7	H: 0 LOB: 0 BB: 0 P: 7	R: 0 E: 0 K: 1 S: 5	H: 0 LOB: 0 BB: 0 P: 5	R: 0 E: 0 K: 1 S: 6	H: 1 LOB: 1 BB: 0 P: 6	R: 1 E: 0 K: 1 S: 7	H: 2 LOB: 2 BB: 1 P: 11	R: 1 E: 0 K: 0 S: 5	H: 2 LOB: 1 BB: 0 P: 5	R: 1 E: 0 K: 0 S: 1	H: 1 LOB: 0 BB: 0 P: 1		1B: 4 2B: 0 3B: 1 HR: 1	SF: 0 SAC: 1 DP: 0 HBP: 0	WP: 0 PB: 0 SB: 1 CS: 0	PA: 33				
PITCHER	IP	WLS	BF	H	R	ER	SO	BB	IBB	HBP	BLK	WP	HR	S	P	ERA	WHIP								
Chris Short, L (1, 1) ERA: 2.88	7.1		29	4	2	2	8	2	0	0	0	0	0	43	51	2.46	0.818								
Turk Farrell, R (8, 1) ERA: 3.96	0.2	L	4	2	1	1	0	0	0	0	0	0	1	4	4	13.50	3.000								

Batter	1	2	3	4	5	6	7	8	9	AB	R	H	RBI	BB	SO	LOB	TOP																
Lou Brock, L OBP: 0.360, SLG: 0.549 (1, 7)										4	2	2	1	1	0	1																	
Curt Flood, R OBP: 0.376, SLG: 0.355 (1, 8)										5	1	2	0	0	0	3																	
Roger Maris, L OBP: 0.360, SLG: 0.438 (1, 9)										5	0	2	1	0	1	2																	
Orlando Cepeda, R OBP: 0.464, SLG: 0.638 (1, 3)										4	1	2	1	0	0	2																	
Tim McCarver, L OBP: 0.358, SLG: 0.500 (1, 2)										3	1	1	0	2	0	2																	
Mike Shannon, R OBP: 0.388, SLG: 0.534 (1, 5)										5	0	1	1	0	1	5																	
Julian Javier, R OBP: 0.336, SLG: 0.410 (1, 4)										5	1	2	2	0	1	0																	
Dal Maxvill, R OBP: 0.317, SLG: 0.308 (1, 6)										5	0	2	0	0	0	3																	
Bob Gibson, R OBP: 0.231, SLG: 0.130 Dick Hughes, R (9, 1)										4	0	1	0	0	2	3																	
										0	0	0	0	0	0	0																	
Inning Stats	R: 2 E: 0 K: 0 S: 6	H: 3 LOB: 1 BB: 0 P: 6	R: 0 E: 0 K: 0 S: 4	H: 1 LOB: 1 BB: 0 P: 4	R: 0 E: 0 K: 1 S: 6	H: 1 LOB: 2 BB: 1 P: 10	R: 0 E: 1 K: 1 S: 5	H: 0 LOB: 0 BB: 0 P: 5	R: 1 E: 0 K: 0 S: 6	H: 3 LOB: 2 BB: 0 P: 6	R: 0 E: 0 K: 1 S: 6	H: 1 LOB: 2 BB: 1 P: 10	R: 2 E: 0 K: 1 S: 8	H: 3 LOB: 2 BB: 1 P: 12	R: 0 E: 0 K: 1 S: 6	H: 1 LOB: 1 BB: 0 P: 6	R: 1 E: 0 K: 0 S: 5	H: 2 LOB: 1 BB: 0 P: 5	1B: 10 2B: 3 3B: 0 HR: 2	SF: 1 SAC: 1 DP: 0 HBP: 0	WP: 0 PB: 0 SB: 0 CS: 1	PA: 45											
PITCHER	IP WLS BF H R ER SO BB IBB HBP BLK WP HR S P ERA WHIP																																
Jack Fisher, R ERA: 3.21 Bob Shaw, R ERA: 5.4 Don Shaw, L ERA: 5.56	(1, 1) (7, 1) (8, 1)	6.1 0.2 2.0	L 2 9	34 0 3	12 0 3	5 0 1	5 1 1	3 0 1	0 0 0	0 0 0	0 0 0	0 0 0	0 0 0	1 4 11	49 4 11	7.11 0.00 4.50	1.895 0.000 1.500																

St. Louis Cardinals @ New York Mets
Shea Stadium, Flushing, NY
Fri May 19 1967, 7:05 PM EDT
Att: 32,695 - Unknown

AB 40
R 6
H 15
RBI 6
BB 3
SO 5
LOB 21



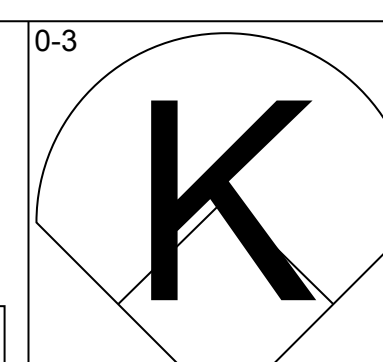
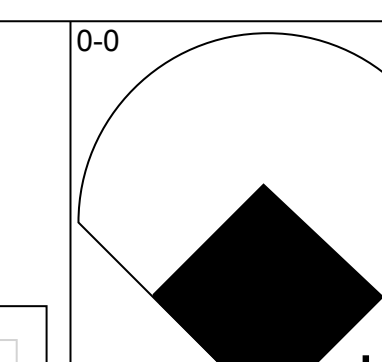
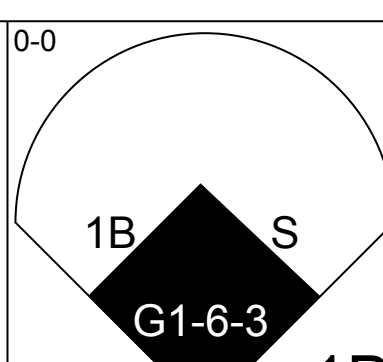
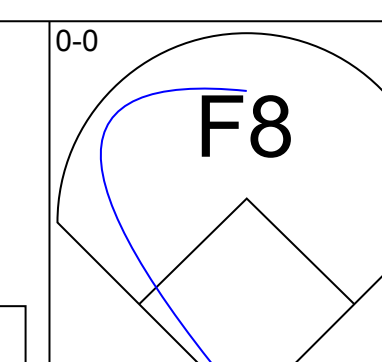
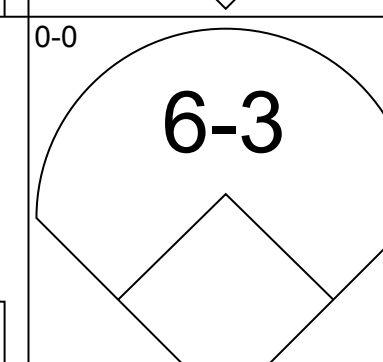
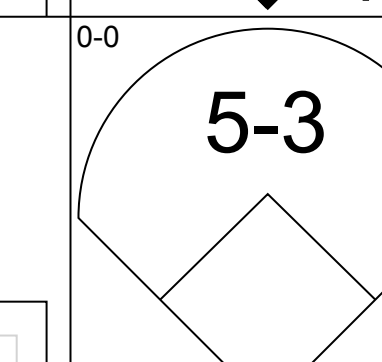
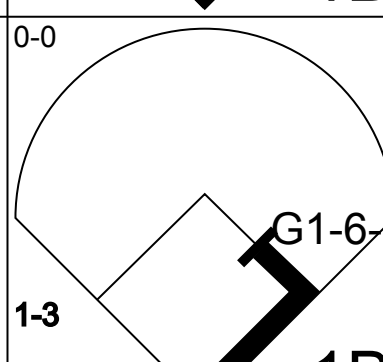

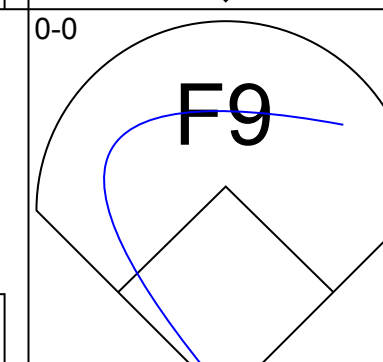
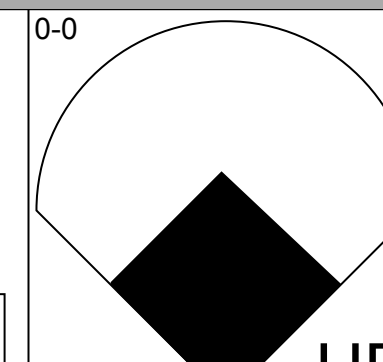
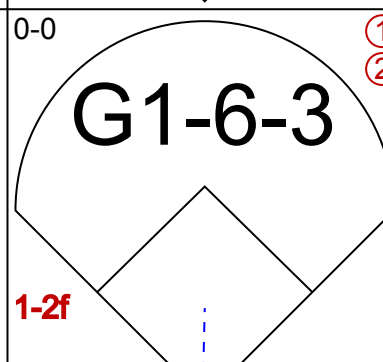

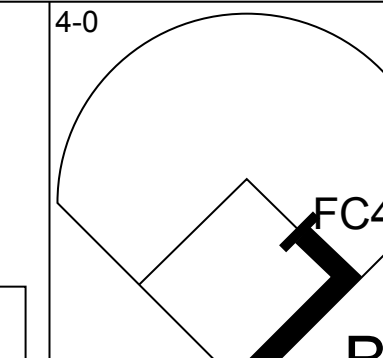
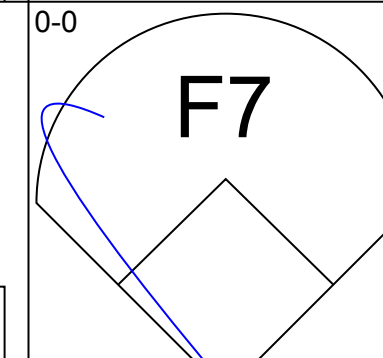
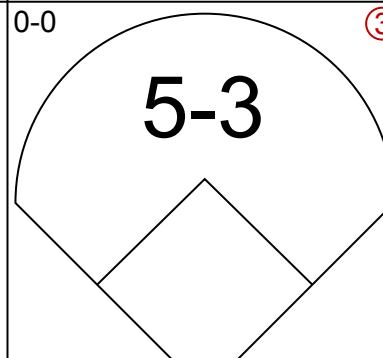

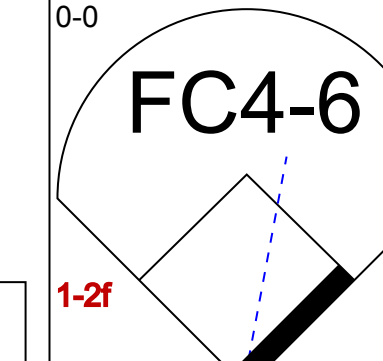
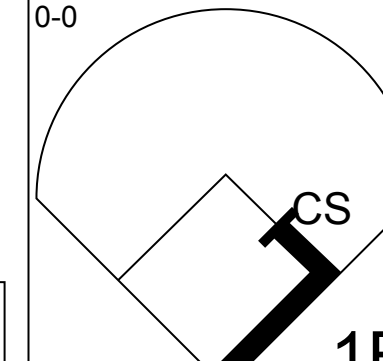
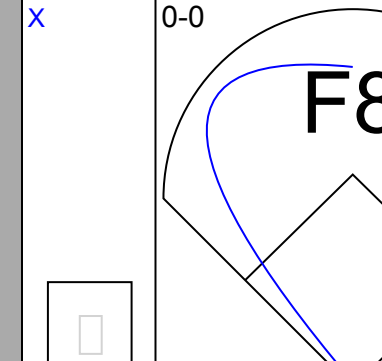


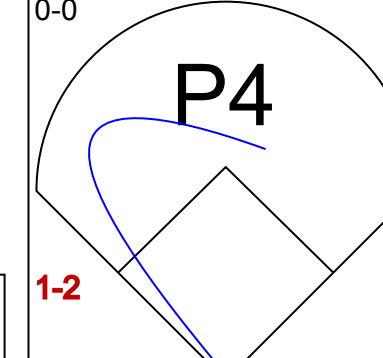
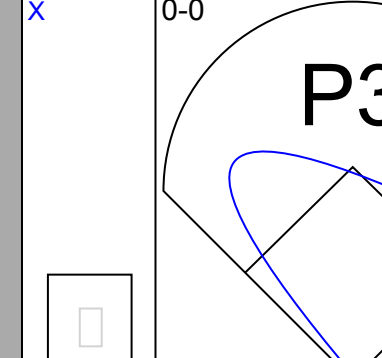


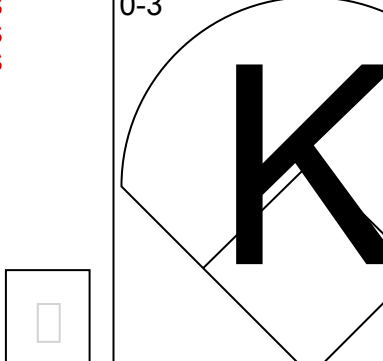
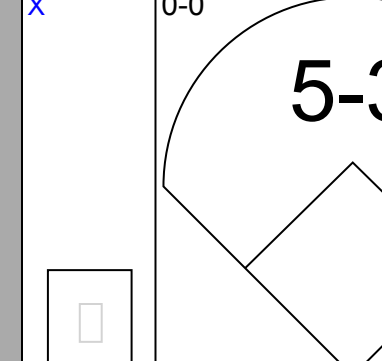
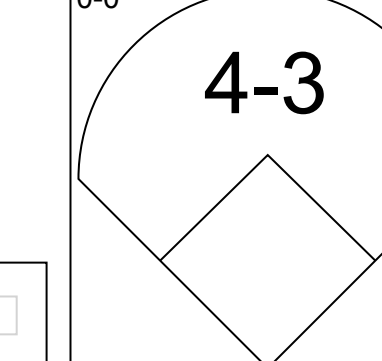
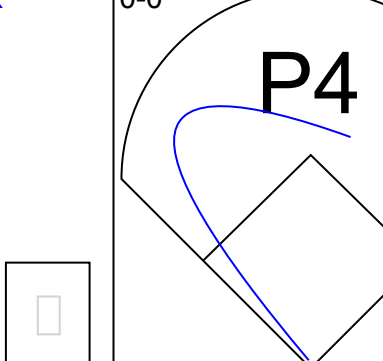
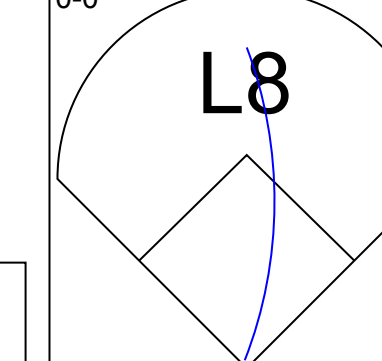
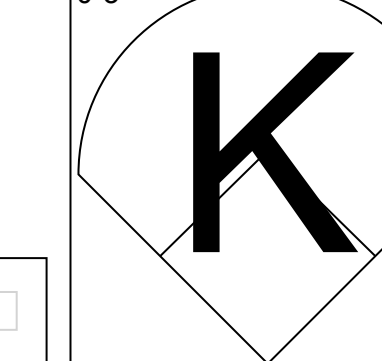
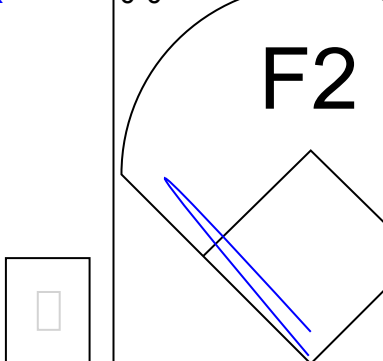
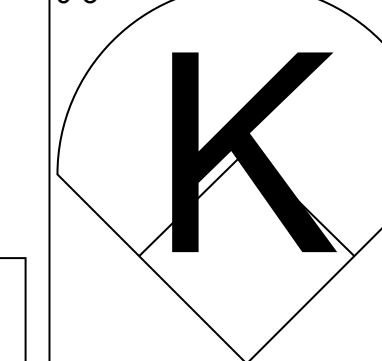
Batter	1	2	3	4	5	6	7	8	9	AB	R	H	RBI	BB	SO	LOB	BOTTOM					
Bud Harrelson, S OBP: 0.316, SLG: 0.299 Bob Johnson, R OBP: 0.467, SLG: 0.417 (7, PH) (8, 6)										2	0	0	0	1	1	0						
Ed Kranepool, L OBP: 0.408, SLG: 0.551 (1, 3)										4	0	1	0	0	1	3						
Jerry Buchek, R OBP: 0.324, SLG: 0.500 (1, 4)										4	0	1	0	0	1	0						
Tommy Davis, R OBP: 0.333, SLG: 0.500 (1, 7)										4	1	1	1	0	1	2						
Al Luplow, L OBP: 0.257, SLG: 0.354 (1, 8)										4	1	1	1	0	2	2						
Ron Swoboda, R OBP: 0.317, SLG: 0.396 Don Bosch, S OBP: 0.207, SLG: 0.185 (9, FR)										3	0	0	0	1	3	0						
										0	0	0	0	0	0	0						
Ken Boyer, R OBP: 0.321, SLG: 0.264 (1, 5)										4	1	2	0	0	0	1						
John Sullivan, L OBP: 0.276, SLG: 0.222 (1, 2)										4	0	1	0	0	2	2						
Jack Fisher, R OBP: 0.300, SLG: 0.235 Bob Shaw, R Ed Charles, R OBP: 0.355, SLG: 0.247 Don Shaw, L Tommie Reynolds, R OBP: 0.287, SLG: 0.345 (9, PH)	(1, 1) (7, 1) (7, PH) (8, 1) (9, PH)	8.0 1.0	W S	33 3	8 0	3 0	3 0	11 2	0 0	0 0	0 0	0 0	0 0	0 0	0 0	0 0						
Inning Stats	R: 0 E: 0 K: 2 S: 7	H: 0 LOB: 0 BB: 0 P: 7	R: 1 E: 0 K: 2 S: 8	H: 1 LOB: 0 BB: 0 P: 8	R: 0 E: 0 K: 2 S: 7	H: 0 LOB: 1 BB: 1 P: 11	R: 1 E: 0 K: 2 S: 8	H: 1 LOB: 0 BB: 0 P: 8	R: 0 E: 0 K: 0 S: 3	H: 1 LOB: 0 BB: 0 P: 3	R: 0 E: 0 K: 1 S: 7	H: 2 LOB: 2 BB: 0 P: 7	R: 1 E: 0 K: 2 S: 10	H: 3 LOB: 2 BB: 0 P: 10	R: 0 E: 0 K: 0 S: 3	H: 0 LOB: 0 BB: 0 P: 3	R: 0 E: 0 K: 2 S: 7	H: 0 LOB: 2 BB: 1 P: 11	1B: 5 2B: 0 3B: 1 HR: 2	SF: 0 SAC: 0 DP: 0 HBP: 0	WP: 1 PB: 0 SB: 0 CS: 0	PA: 36
PITCHER	IP WLS BF H R ER SO BB IBB HBP BLK WP HR S P ERA WHIP																					
Bob Gibson, R Dick Hughes, R ERA: 3.34 ERA: 3.42	(1, 1) (9, 1)	8.0 1.0	W S	33 3	8 0	3 0	3 0	11 2	0 0	0 0	0 0	0 0	0 0	0 0	0 0	0 0						

St. Louis Cardinals @ New York Mets
Shea Stadium, Flushing, NY
Fri May 19 1967, 7:05 PM EDT
Att: 32,695 - Unknown

AB 34
R 3
H 8
RBI 3
BB 2
SO 13
LOB 13



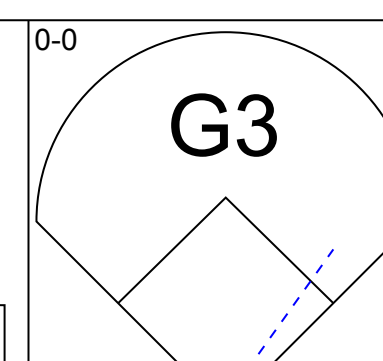
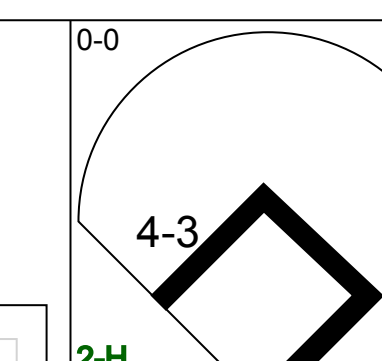
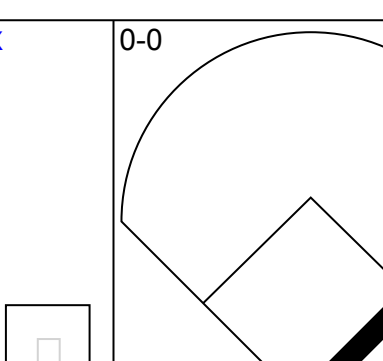
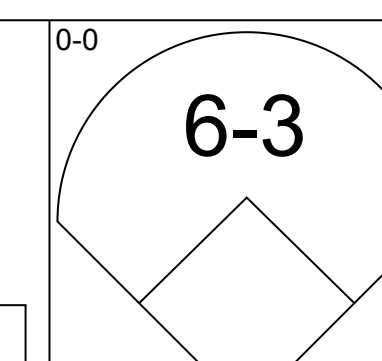
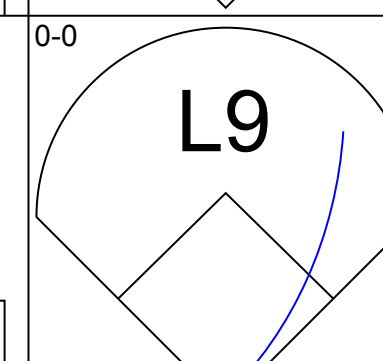
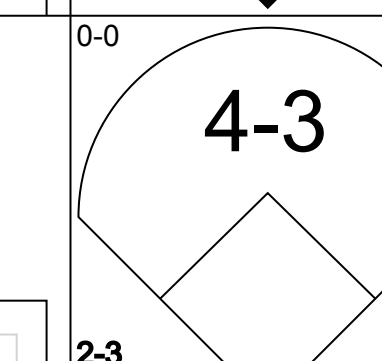
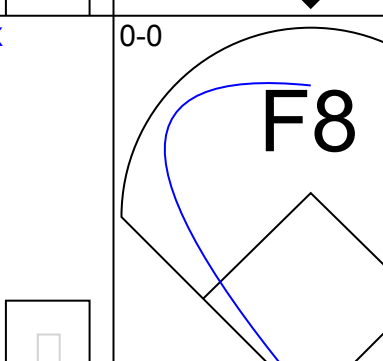
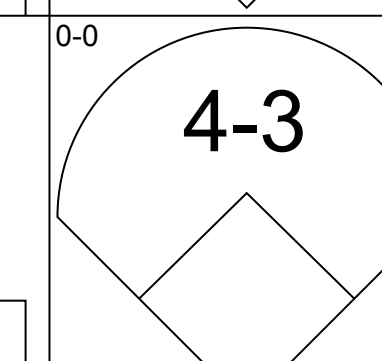
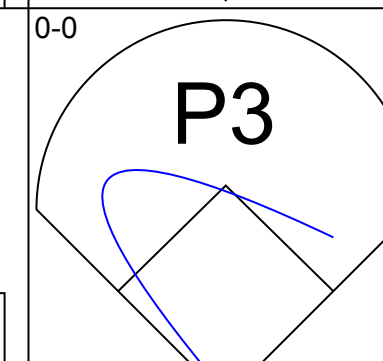
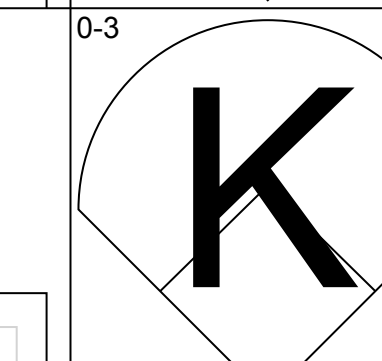
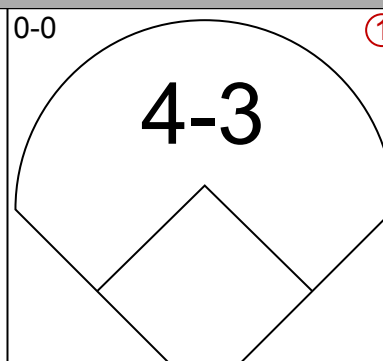
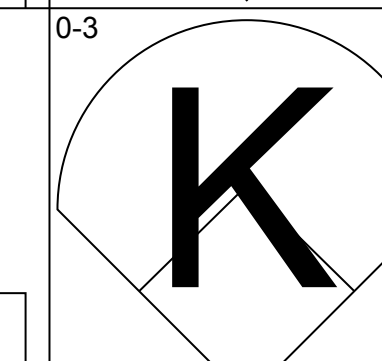
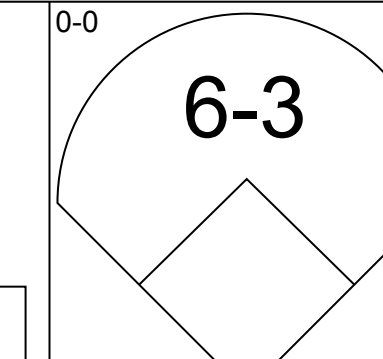
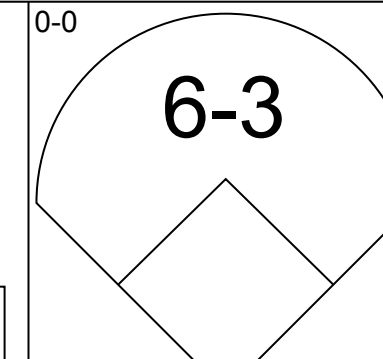
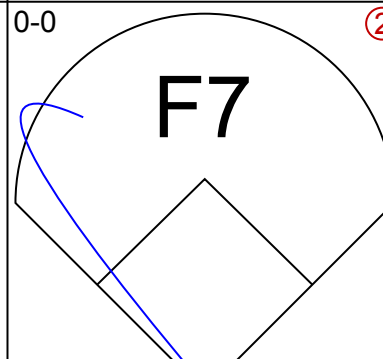

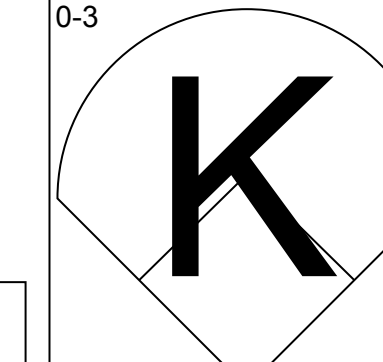
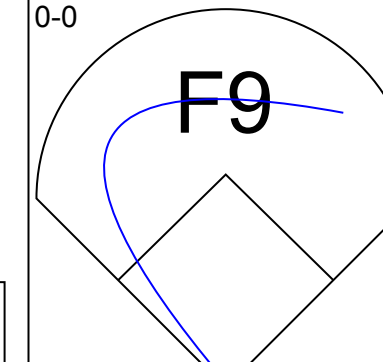
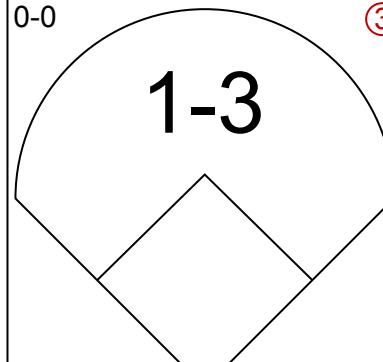

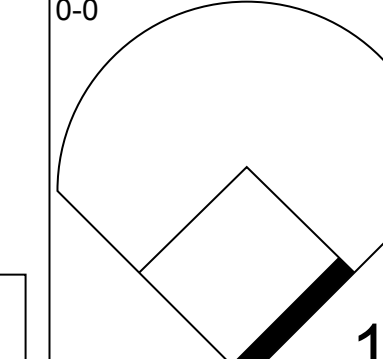
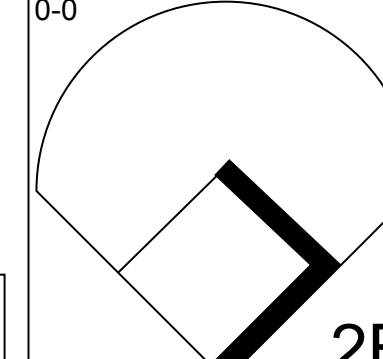
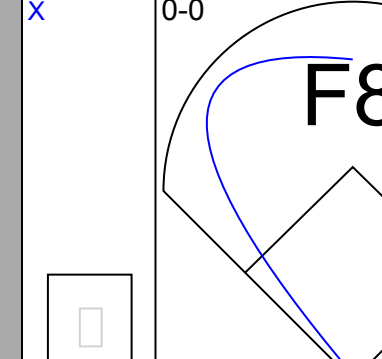

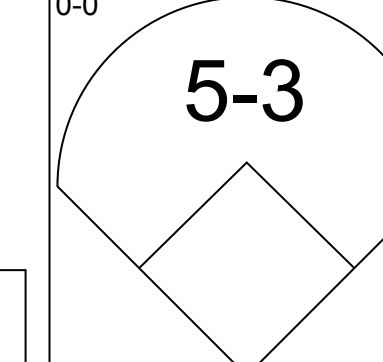
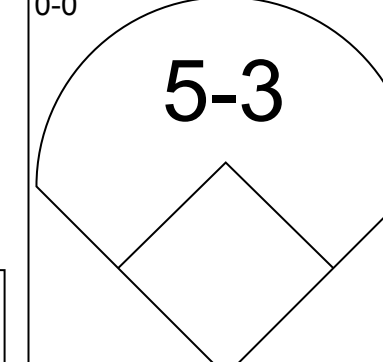
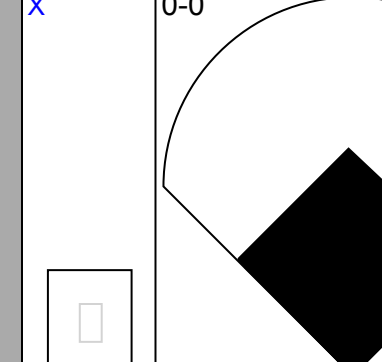
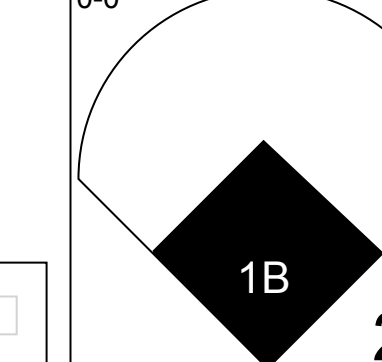
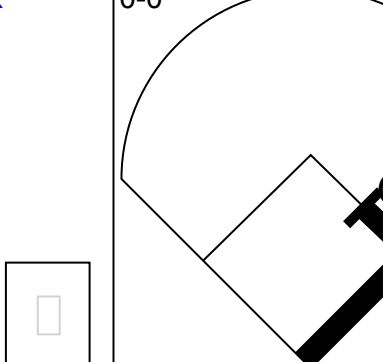
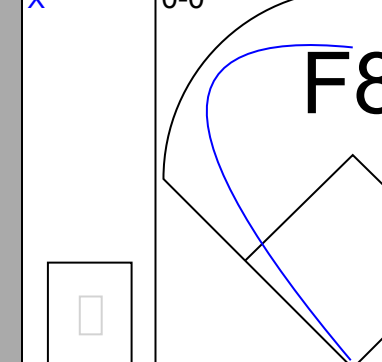
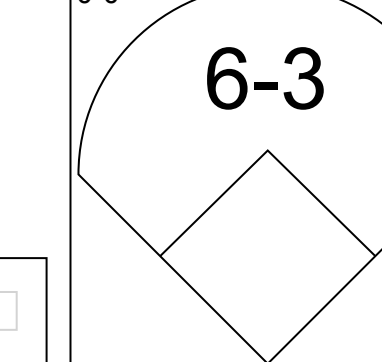
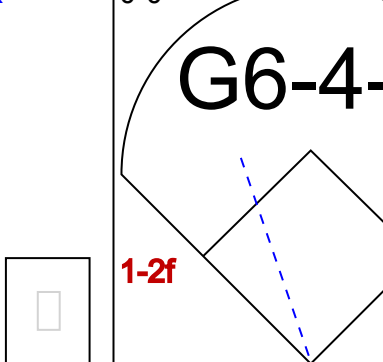
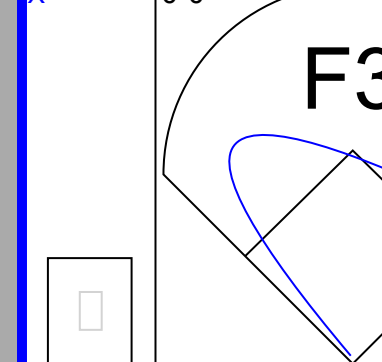
Batter	1	2	3	4	5	6	7	8	9	AB	R	H	RBI	BB	SO	LOB	TOP					
Lou Brock, L OBP: 0.354, SLG: 0.536 (1, 7)	4-3		2-3		4-3		P5			5	0	1	1	0	0	4	St. Louis Cardinals @ New York Mets Shea Stadium, Flushing, NY Sat May 20 1967, 7:05 PM EDT Att: 29,075 - Unknown					
Curt Flood, R OBP: 0.371, SLG: 0.349 (1, 8)	K		6-3		6-3		2B	1B		5	1	1	2	0	1	3						
Roger Maris, L OBP: 0.359, SLG: 0.434 Phil Gagliano, R OBP: 0.246, SLG: 0.296 Joe Hoerner, R (7, 1)	P6				F7		F7			3	0	1	1	0	0	0						
Alex Johnson, R OBP: 0.132, SLG: 0.243 Larry Jaster, L OBP: 0.333, SLG: 0.250 (9, PH)								2B	1B	0	0	0	0	0	0	0						
Orlando Cepeda, R OBP: 0.470, SLG: 0.687 (1, 3)		6-3								5	2	3	4	0	0	0						
Tim McCarver, L OBP: 0.350, SLG: 0.484 (1, 2)	K			HR						5	0	1	0	0	1	2						
Mike Shannon, R OBP: 0.376, SLG: 0.513 (1, 5)										5	0	1	1	0	1	1						
Julian Javier, R OBP: 0.357, SLG: 0.433 (1, 4)										4	2	3	0	1	1	1						
Dal Maxvill, R OBP: 0.327, SLG: 0.312 Dave Ricketts, S OBP: 0.500, SLG: 0.500 Bob Gibson, R OBP: 0.231, SLG: 0.130 Eddie Bressoud, R (8, 6)										2	2	1	0	1	0	2						
Al Jackson, L OBP: 0.400, SLG: 0.357 Nelson Briles, R OBP: 0.314, SLG: 0.314 Dick Hughes, R OBP: 0.376, SLG: 0.376 Hal Woodeshick, L OBP: 0.351, SLG: 0.351 Ron Willis, R OBP: 0.351, SLG: 0.351 Bobby Tolan, L OBP: 0.340, SLG: 0.340 (7, 9)										2	1	1	1	0	1	2						
Inning Stats	R: 0 E: 0 K: 1 S: 5	H: 0 LOB: 0 BB: 0 P: 5	R: 0 E: 0 K: 1 S: 5	H: 0 LOB: 0 BB: 0 P: 5	R: 3 E: 0 K: 0 S: 4	H: 2 LOB: 1 BB: 2 P: 12	R: 1 E: 0 K: 2 S: 10	H: 3 LOB: 2 BB: 0 P: 10	R: 0 E: 0 K: 0 S: 3	H: 0 LOB: 0 BB: 0 P: 3	R: 4 E: 0 K: 0 S: 8	H: 5 LOB: 1 BB: 0 P: 8	R: 1 E: 0 K: 0 S: 6	H: 3 LOB: 2 BB: 0 P: 6	R: 2 E: 0 K: 2 S: 10	H: 3 LOB: 1 BB: 0 P: 10	1B: 11 2B: 4 3B: 0 HR: 1	SF: 0 SAC: 0 DP: 0 HBP: 0	WP: 1 PB: 0 SB: 0 CS: 0	PA: 44		
PITCHER	IP WLS BF H R ER SO BB IBB HBP BLK WP HR S P ERA WHIP	IP WLS BF H R ER SO BB IBB HBP BLK WP HR S P ERA WHIP	IP WLS BF H R ER SO BB IBB HBP BLK WP HR S P ERA WHIP	IP WLS BF H R ER SO BB IBB HBP BLK WP HR S P ERA WHIP	IP WLS BF H R ER SO BB IBB HBP BLK WP HR S P ERA WHIP	IP WLS BF H R ER SO BB IBB HBP BLK WP HR S P ERA WHIP	IP WLS BF H R ER SO BB IBB HBP BLK WP HR S P ERA WHIP	IP WLS BF H R ER SO BB IBB HBP BLK WP HR S P ERA WHIP	IP WLS BF H R ER SO BB IBB HBP BLK WP HR S P ERA WHIP	IP WLS BF H R ER SO BB IBB HBP BLK WP HR S P ERA WHIP	IP WLS BF H R ER SO BB IBB HBP BLK WP HR S P ERA WHIP	IP WLS BF H R ER SO BB IBB HBP BLK WP HR S P ERA WHIP	IP WLS BF H R ER SO BB IBB HBP BLK WP HR S P ERA WHIP	IP WLS BF H R ER SO BB IBB HBP BLK WP HR S P ERA WHIP	IP WLS BF H R ER SO BB IBB HBP BLK WP HR S P ERA WHIP	IP WLS BF H R ER SO BB IBB HBP BLK WP HR S P ERA WHIP	IP WLS BF H R ER SO BB IBB HBP BLK WP HR S P ERA WHIP	IP WLS BF H R ER SO BB IBB HBP BLK WP HR S P ERA WHIP	IP WLS BF H R ER SO BB IBB HBP BLK WP HR S P ERA WHIP	IP WLS BF H R ER SO BB IBB HBP BLK WP HR S P ERA WHIP	IP WLS BF H R ER SO BB IBB HBP BLK WP HR S P ERA WHIP	IP WLS BF H R ER SO BB IBB HBP BLK WP HR S P ERA WHIP
Jack Hamilton, R ERA: 4.05 (1, 1)	3.0	14	4	4	4	2	2	0	0	0	0	0	0	0	0	0	12.00	2.000				
Jack Lamabe, R ERA: 3.14 (4, 1)	1.0	4	1	0	0	2	0	0	0	0	0	0	0	0	0	0	0.00	1.000				
Bill Denehy, R ERA: 4.26 (5, 1)	2.0	9	3	3	3	0	0	0	0	0	0	0	0	0	0	0	13.50	1.500				
Don Shaw, L ERA: 5.84 (7, 1)	1.0	5	2	1	1	0	0	0	0	0	0	0	0	0	0	0	9.00	2.000				
Bob Shaw, R ERA: 6.14 (8, 1)	2.0	L 12	6	3	3	2	0	0	0	0	0	0	0	0	0	0	13.50	3.000				
Batter	1	2	3	4	5	6	7	8	9	AB	R	H	RBI	BB	SO	LOB	BOTTOM					
Cleon Jones, R OBP: 0.122, SLG: 0.178 Bill Denehy, S (5, 1)	1-6-3	K								3	0	0	0	0	1	3	St. Louis Cardinals @ New York Mets Shea Stadium, Flushing, NY Sat May 20 1967, 7:05 PM EDT Att: 29,075 - Unknown					
Don Shaw, L (7, 1)										0	1	0	0	1	0	0						
Tommie Reynolds, R OBP: 0.267, SLG: 0.345 (7, PH)										0	0	0	0	0	0	0						
Bob Shaw, R (8, 1)										0	0	0	0	0	0	0						
Ed Kranevool, L OBP: 0.407, SLG: 0.554 (1, 3)	F3									5	1	2	2	0	0	1						
Jerry Buchek, R OBP: 0.329, SLG: 0.521 (1, 4)	L3									5	1	2	2	0	0	2						
Tommy Davis, R OBP: 0.336, SLG: 0.500 Don Bosch, S OBP: 0.207, SLG: 0.185 (9, 8)										4	1	1	0	1	2	1						
Ron Swoboda, R OBP: 0.323, SLG: 0.386 (1, 9)										4	0	1	0	1	2	3						
Ken Boyer, R OBP: 0.352, SLG: 0.297 Ed Charles, R OBP: 0.351, SLG: 0.244 (6, FR)										2	1	2	1	2	0	0						
Jerry Grote, R OBP: 0.231, SLG: 0.233 (1, 2)										3	1	0	0	1	1	4						
Bud Harrelson, S OBP: 0.312, SLG: 0.294 Bob Johnson, R OBP: 0.421, SLG: 0.375 (4, PH)										1	0	0	0	0	0	3						
Jack Hamilton, R OBP: 1.000, SLG: 4.000 Jack Lamabe, R (4, 1)										0	0	0	0	0	0	0						
Al Luplow, L OBP: 0.270, SLG: 0.353 (4, PH)										3	1	1	0	1	1	3						
Inning Stats	R: 0 E: 0 K: 0 S: 3	H: 0 LOB: 0 BB: 0 P: 3	R: 4 E: 0 K: 1 S: 7	H: 2 LOB: 2 BB: 2 P: 15	R: 0 E: 0 K: 0 S: 3	H: 1 LOB: 0 BB: 0 P: 3	R: 0 E: 1 K: 1 S: 7	H: 1 LOB: 3 BB: 1 P: 11	R: 1 E: 0 K: 2 S: 10	H: 3 LOB: 2 BB: 0 P: 10	R: 4 E: 2 K: 1 S: 8	H: 3 LOB: 3 BB: 4 P: 24	R: 0 E: 0 K: 0 S: 4	H: 1 LOB: 1 BB: 0 P: 4	R: 0 E: 0 K: 2 S: 7	H: 0 LOB: 0 BB: 0 P: 7	R: 0 E: 0 K: 0 S: 3	H: 0 LOB: 0 BB: 0 P: 3	1B: 5 2B: 5 3B: 0 HR: 1	SF: 0 SAC: 2 DP: 1 HBP: 0	WP: 0 PB: 0 SB: 0 CS: 2	PA: 45
PITCHER	IP WLS BF H R ER SO BB IBB HBP BLK WP HR S P ERA WHIP	IP WLS BF H R ER SO BB IBB HBP BLK WP HR S P ERA WHIP	IP WLS BF H R ER SO BB IBB HBP BLK WP HR S P ERA WHIP	IP WLS BF H R ER SO BB IBB HBP BLK WP HR S P ERA WHIP	IP WLS BF H R ER SO BB IBB HBP BLK WP HR S P ERA WHIP	IP WLS BF H R ER SO BB IBB HBP BLK WP HR S P ERA WHIP	IP WLS BF H R ER SO BB IBB HBP BLK WP HR S P ERA WHIP	IP WLS BF H R ER SO BB IBB HBP BLK WP HR S P ERA WHIP	IP WLS BF H R ER SO BB IBB HBP BLK WP HR S P ERA WHIP	IP WLS BF H R ER SO BB IBB HBP BLK WP HR S P ERA WHIP	IP WLS BF H R ER SO BB IBB HBP BLK WP HR S P ERA WHIP	IP WLS BF H R ER SO BB IBB HBP BLK WP HR S P ERA WHIP	IP WLS BF H R ER SO BB IBB HBP BLK WP HR S P ERA WHIP	IP WLS BF H R ER SO BB IBB HBP BLK WP HR S P ERA WHIP	IP WLS BF H R ER SO BB IBB HBP BLK WP HR S P ERA WHIP	IP WLS BF H R ER SO BB IBB HBP BLK WP HR S P ERA WHIP	IP WLS BF H R ER SO BB IBB HBP BLK WP HR S P ERA WHIP	IP WLS BF H R ER SO BB IBB HBP BLK WP HR S P ERA WHIP	IP WLS BF H R ER SO BB IBB HBP BLK WP HR S P ERA WHIP	IP WLS BF H R ER SO BB IBB HBP BLK WP HR S P ERA WHIP	IP WLS BF H R ER SO BB IBB HBP BLK WP HR S P ERA WHIP	IP WLS BF H R ER SO BB IBB HBP BLK WP HR S P ERA WHIP
Al Jackson, L ERA: 4.82 (1, 1)	3.0	15	4	4	4	4	3	0	0	0	0	0	0	0	0	0	12.00	2.333				
Nelson Briles, R ERA: 3.69 (4, 1)	2.0	12	4	3	3	3	1	0	0	0	0	0	0	0	0	0	13.50	2.500				
Dick Hughes, R ERA: 3.76 (6, 1)	0.0	1	0	0	0	0	1	0	0	0	0	0	0	0	0	0	∞	∞				
Hal Woodeshick, L ERA: 3.5 (6, 1)	0.0	3	2	2	2	0	0	1	0	0	0	0	0	0	0	0	∞	∞				
Ron Willis, R ERA: 2.84 (6, 1)	1.0	4	0	0	0	1	1	0	0	0	0	0	0	0	0	0	0.00	1.000				
Joe Hoerner, L ERA: 2.03 (7, 1)	2.0	W 7	1	0	0	0	0	0	0	0	0	0	0	0	0	0	0.00	0.500				
Larry Jaster, L ERA: 5.4 (9, 1)	1.0	S 3	0	0	0	0	0	0	0	0	0	0	0	0	0	0	0.00	0.000				

Batter	1	2	3	4	5	6	7	8	9	AB	R	H	RBI	BB	SO	LOB	TOP					
Lou Brock, L OBP: 0.358, SLG: 0.556 (1, 7)										4	2	2	1	0	1	0						
Curt Flood, R OBP: 0.366, SLG: 0.346 (1, 8)										4	0	1	0	0	0	0						
Roger Maris, L OBP: 0.365, SLG: 0.471 (1, 9)										4	1	2	1	0	0	1						
Orlando Cepeda, R OBP: 0.463, SLG: 0.667 (1, 3)										3	0	0	0	1	0	1						
Tim McCarver, L OBP: 0.356, SLG: 0.479 (1, 2)											3	0	1	0	1	0						
Mike Shannon, R OBP: 0.360, SLG: 0.488 (1, 5)											4	0	0	0	0	1	4					
Julian Javier, R OBP: 0.348, SLG: 0.421 (1, 4)											3	0	0	0	0	1						
Dal Maxvill, R OBP: 0.318, SLG: 0.302 (1, 6)										3	0	0	0	0	0	0						
Ray Washburn, R OBP: 0.063, SLG: 0.188 (1, 1)										3	0	0	0	0	2	0						
Inning Stats	R: 0 E: 0 K: 1 S: 5	H: 0 LOB: 0 BB: 0 P: 5	R: 0 E: 0 K: 1 S: 5	H: 0 LOB: 1 BB: 1 P: 9	R: 1 E: 0 K: 1 S: 6	H: 1 LOB: 0 BB: 0 P: 6	R: 1 E: 0 K: 0 S: 4	H: 2 LOB: 0 BB: 0 P: 4	R: 0 E: 0 K: 1 S: 5	H: 0 LOB: 0 BB: 0 P: 5	R: 1 E: 0 K: 0 S: 4	H: 2 LOB: 0 BB: 0 P: 4	R: 0 E: 0 K: 0 S: 3	H: 0 LOB: 0 BB: 0 P: 3	R: 0 E: 0 K: 1 S: 5	H: 0 LOB: 0 BB: 0 P: 5	R: 0 E: 0 K: 0 S: 4	H: 1 LOB: 2 BB: 1 P: 8	1B: 4 2B: 0 3B: 0 HR: 2	SF: 0 SAC: 0 DP: 1 HBP: 0	WP: 0 PB: 0 SB: 1 CS: 1	PA: 33
PITCHER	IP	WLS	BF	H	R	ER	SO	BB	IBB	HBP	BLK	WP	HR	S	P	ERA	WHIP					
Don Cardwell, R ERA: 3.71 (1, 1)	7.0	L	25	5	3	3	4	1	0	0	0	0	2	32	36	3.86	0.857					
Jack Lamabe, R ERA: 2.76 (8, 1)	2.0		8	1	0	0	1	0	1	0	0	0	0	9	13	0.00	0.500					

St. Louis Cardinals @ New York Mets
Shea Stadium, Flushing, NY
Sun May 21 1967, 3:33 AM EDT
Att: 28,455 - Unknown

AB 31
R 3
H 6
RBI 2
BB 2
SO 5
LOB 8

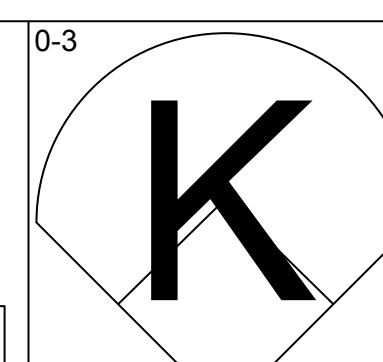
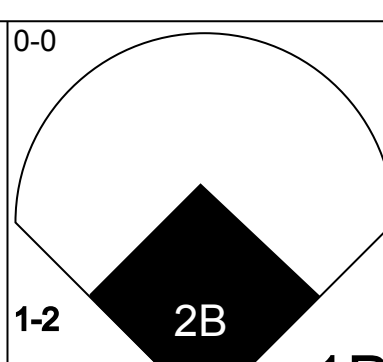
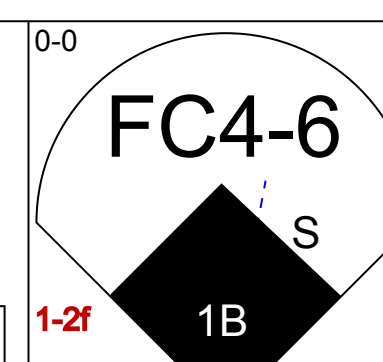
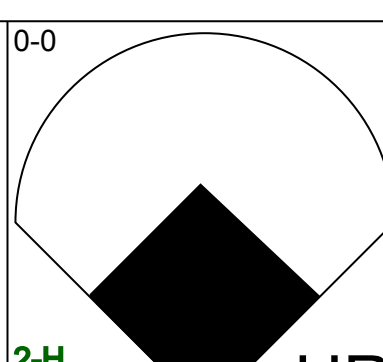
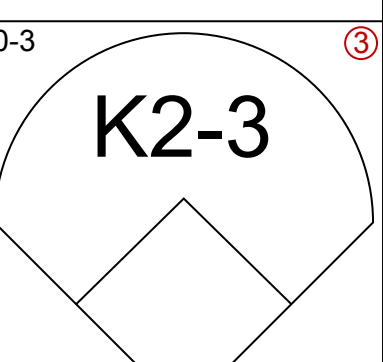
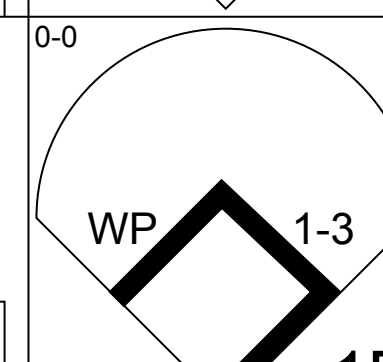
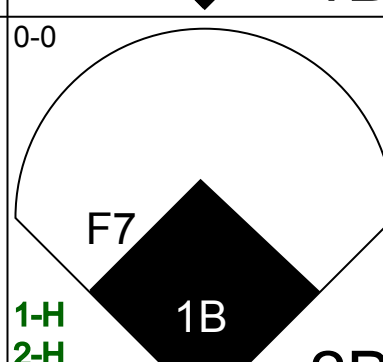
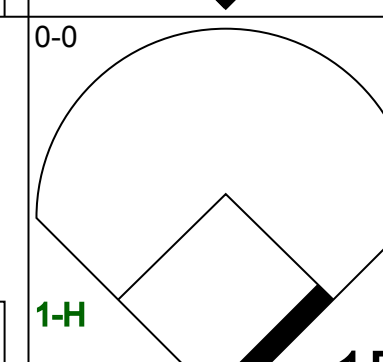
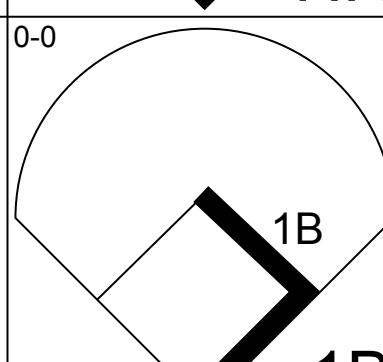

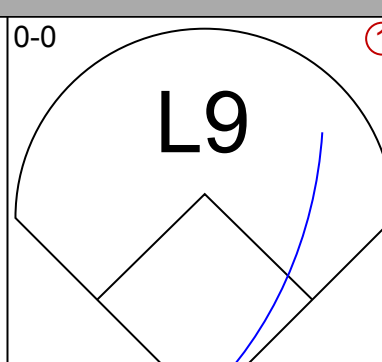
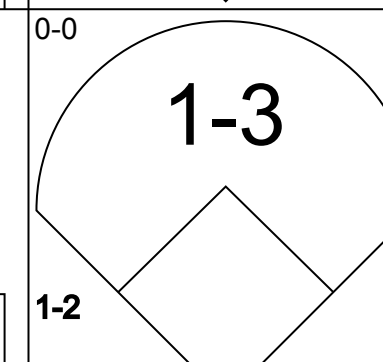
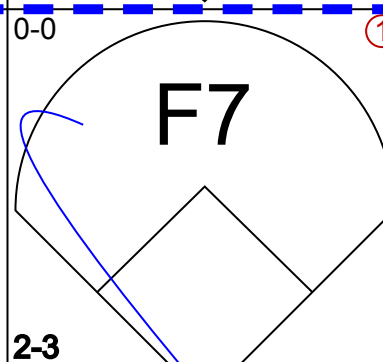
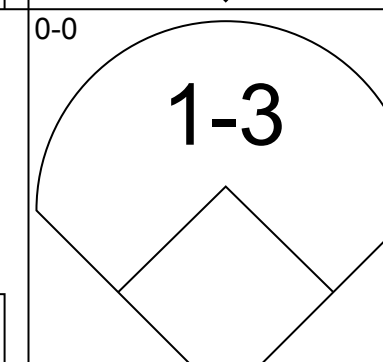
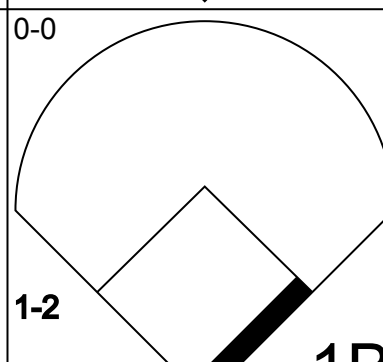

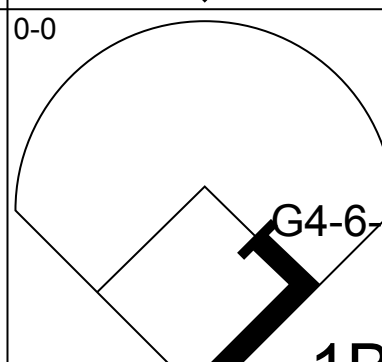
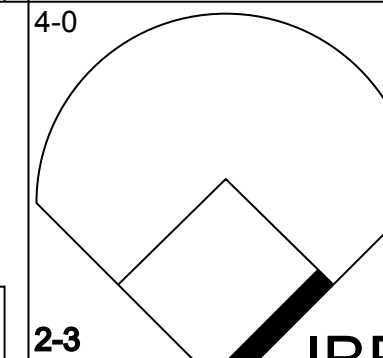
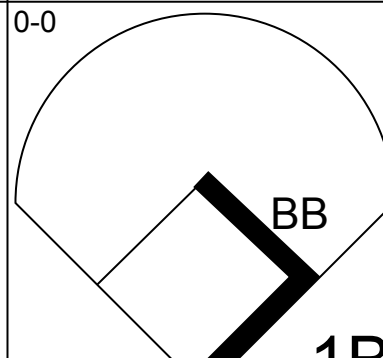

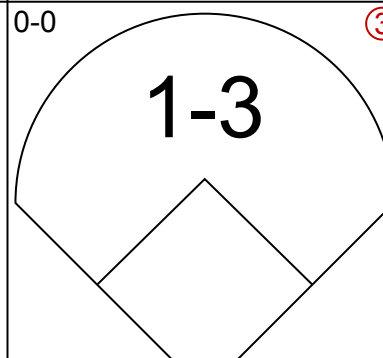

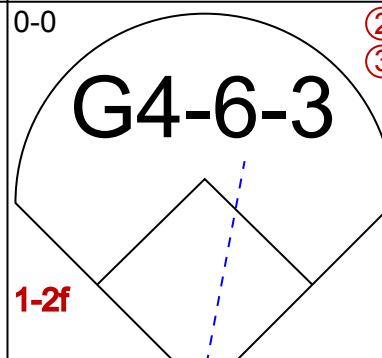
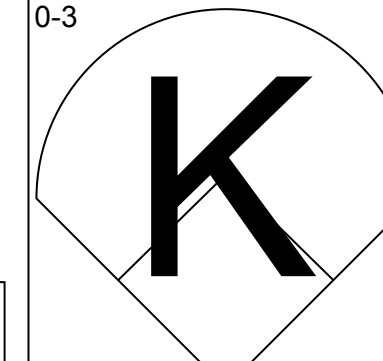
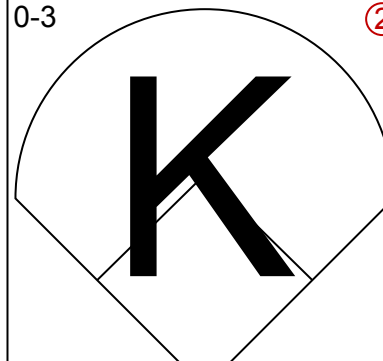
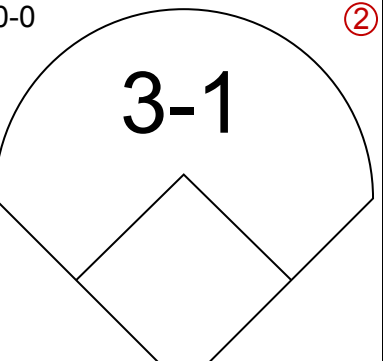




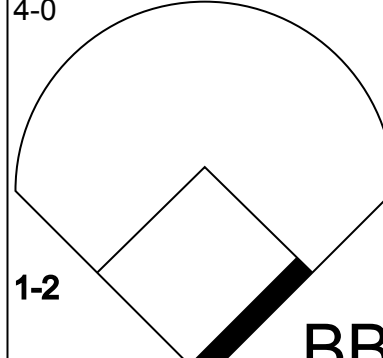
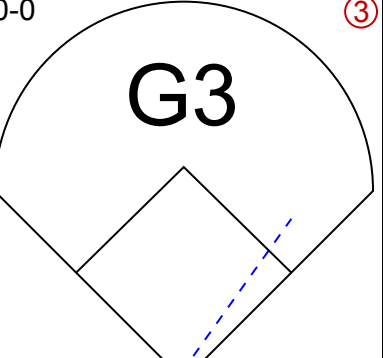
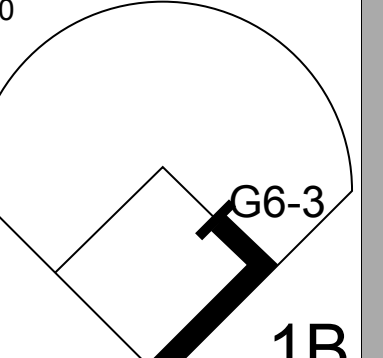
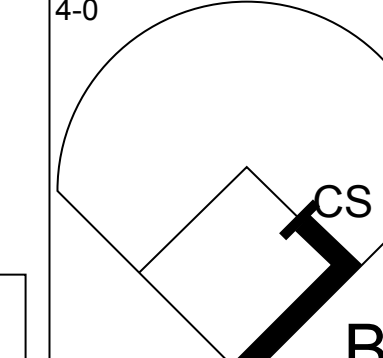
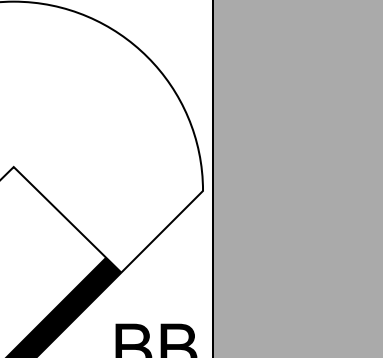
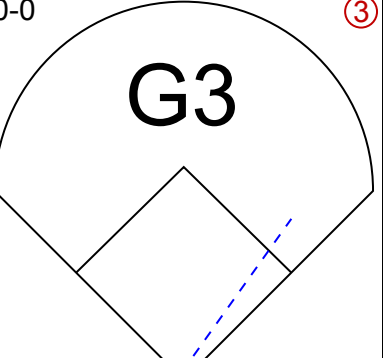
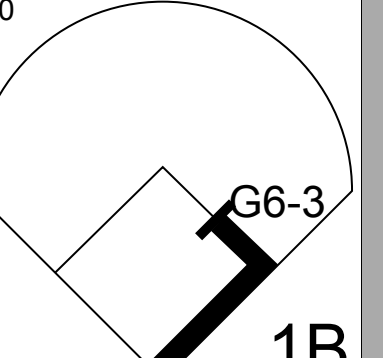

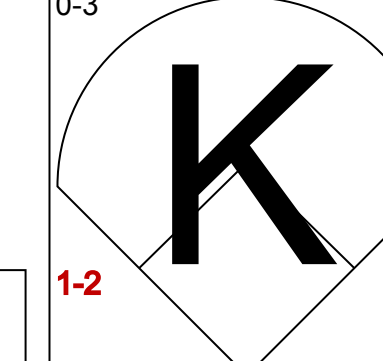
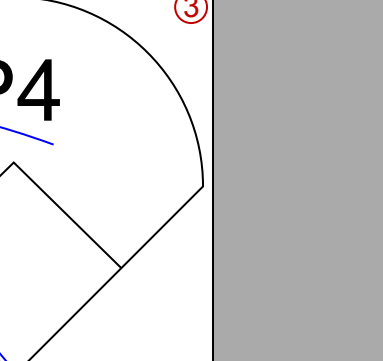
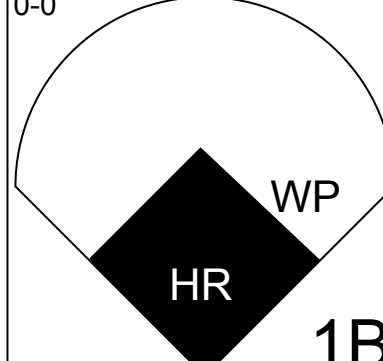


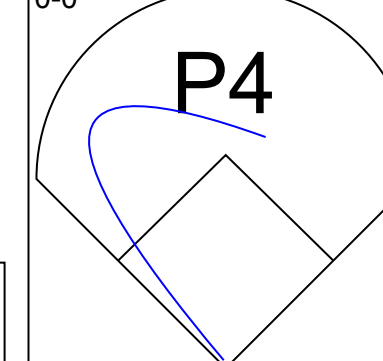
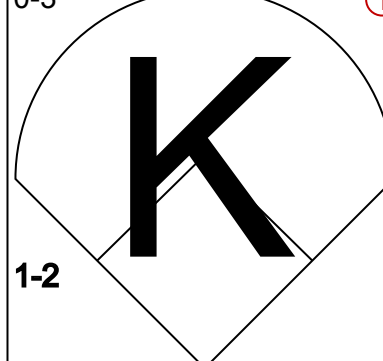
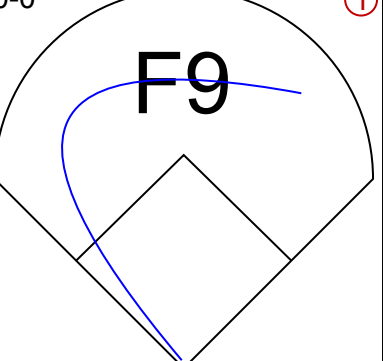
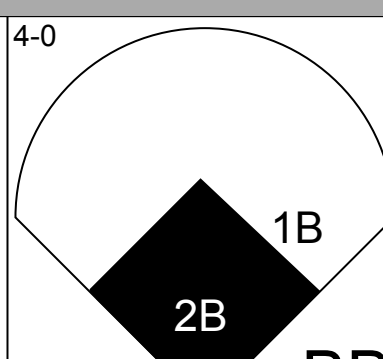
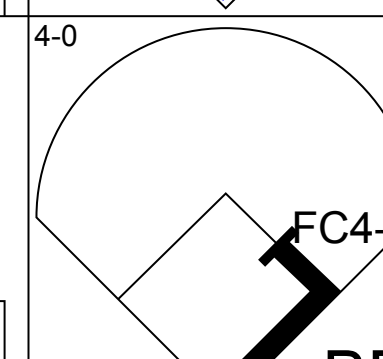
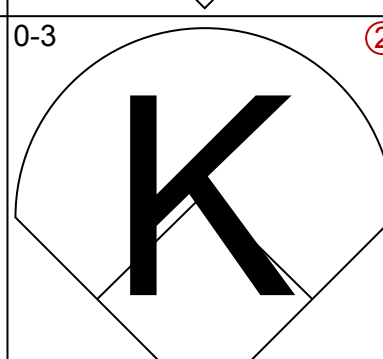
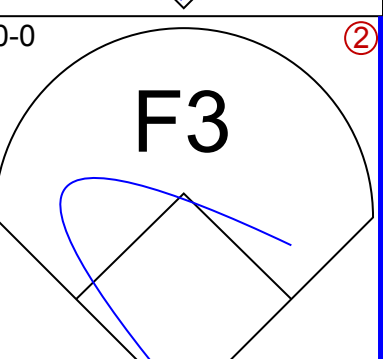

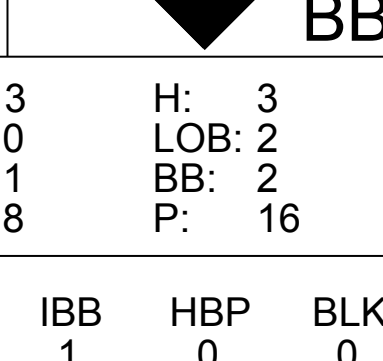


Batter	1	2	3	4	5	6	7	8	9	AB	R	H	RBI	BB	SO	LOB	BOTTOM					
Bud Harrelson, S OBP: 0.321, SLG: 0.306 (1, 6)										4	0	2	1	0	0	0						
Ed Kranepool, L OBP: 0.388, SLG: 0.526 (1, 3)										4	0	0	0	0	0	2						
Tommy Davis, R OBP: 0.325, SLG: 0.482 (1, 7)										4	0	0	0	0	2	1						
Jerry Buchek, R OBP: 0.313, SLG: 0.493 (1, 4)										4	0	0	0	0	0	0						
Al Luplow, L OBP: 0.256, SLG: 0.333 (1, 8)										4	0	0	0	0	1	0						
Ed Charles, R OBP: 0.357, SLG: 0.268 (1, 5)										4	0	2	0	0	0	0						
Cleon Jones, R OBP: 0.130, SLG: 0.224 (1, 9)										3	1	1	1	0	0	2						
John Sullivan, L OBP: 0.313, SLG: 0.300 (1, 2)										3	1	2	0	0	0	0						
Don Cardwell, R OBP: 0.250, SLG: 0.421 (1, 1)										2	0	0	0	0	0	2						
Tommy Reynolds, R OBP: 0.256, SLG: 0.333 (7, PH)										1	0	0	0	0	0	0						
Jack Lamabe, R OBP: 0.063, SLG: 0.188 (8, 1)										0	0	0	0	0	0	0						
Inning Stats	R: 0 E: 0 K: 0 S: 3	H: 0 LOB: 0 BB: 0 P: 3	R: 0 E: 0 K: 1 S: 6	H: 1 LOB: 1 BB: 0 P: 6	R: 1 E: 0 K: 1 S: 7	H: 2 LOB: 1 BB: 0 P: 7	R: 0 E: 0 K: 0 S: 4	H: 1 LOB: 1 BB: 0 P: 4	R: 0 E: 0 K: 0 S: 3	H: 0 LOB: 0 BB: 0 P: 3	R: 1 E: 0 K: 0 S: 4	H: 1 LOB: 0 BB: 0 P: 4	R: 0 E: 0 K: 1 S: 5	H: 0 LOB: 0 BB: 0 P: 5	R: 0 E: 0 K: 0 S: 3	H: 0 LOB: 0 BB: 0 P: 3	R: 0 E: 0 K: 0 S: 4	H: 0 LOB: 0 BB: 0 P: 3	1B: 4 2B: 2 3B: 0 HR: 1	SF: 0 SAC: 0 DP: 1 HBP: 0	WP: 0 PB: 0 SB: 0 CS: 0	PA: 33
PITCHER	IP	WLS	BF	H	R	ER	SO	BB	IBB	HBP	BLK	WP	HR	S	P	ERA	WHIP					
Ray Washburn, R ERA: 3.14 (1, 1)	9.0	W	33	7	2	2	3	0	0	0	0	0	1	39	39	2.00	0.778					

St. Louis Cardinals @ New York Mets
Shea Stadium, Flushing, NY
Sun May 21 1967, 3:33 AM EDT
Att: 28,455 - Unknown

AB 33
R 2
H 7
RBI 2
BB 0
SO 3
LOB 7

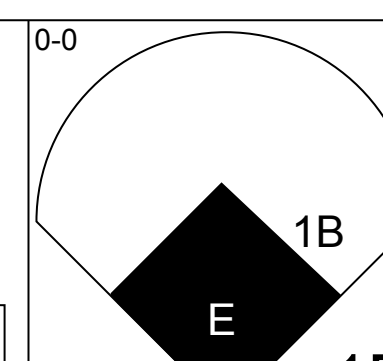
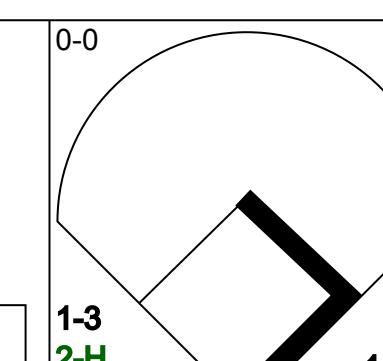
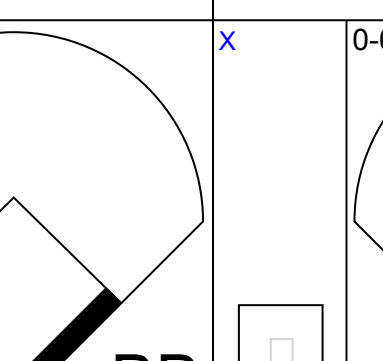
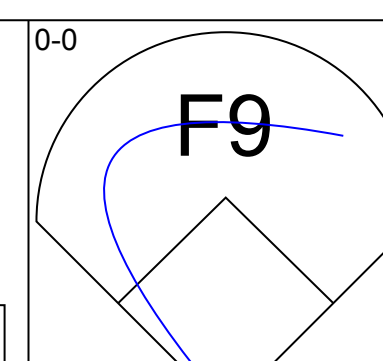
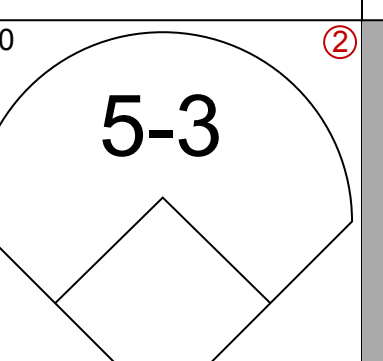
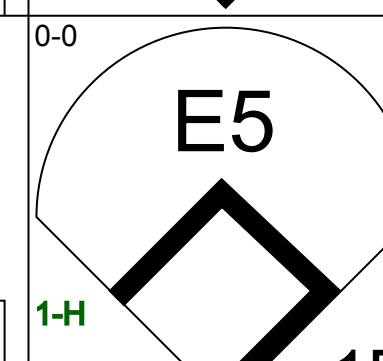
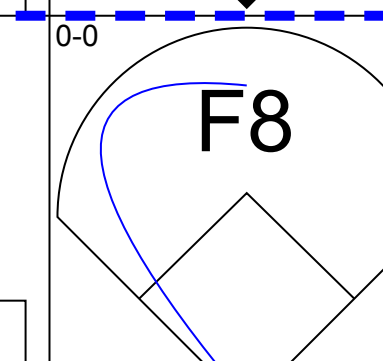
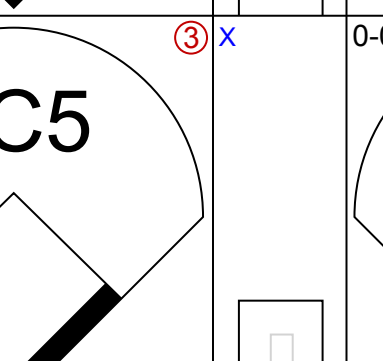
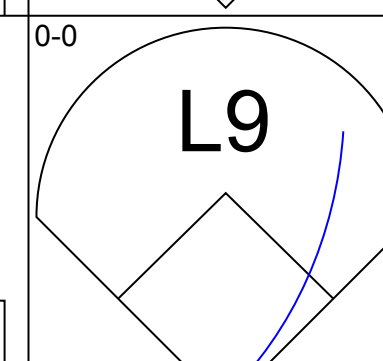
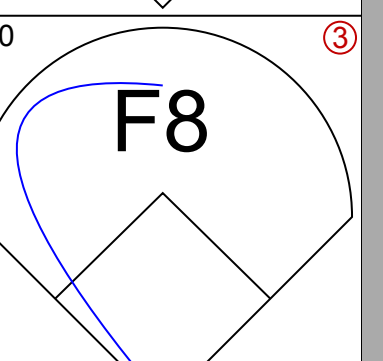
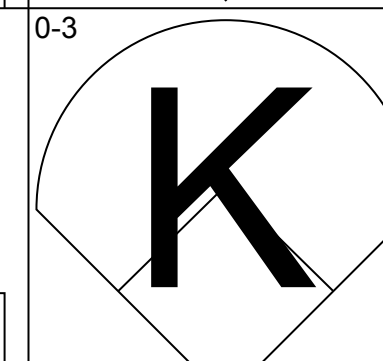
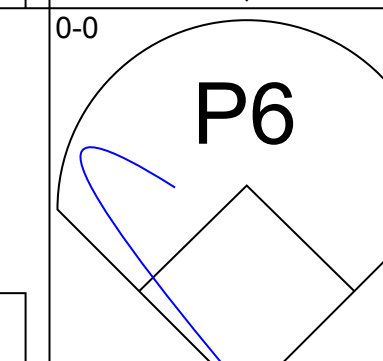
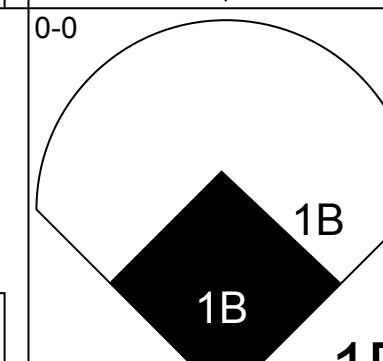
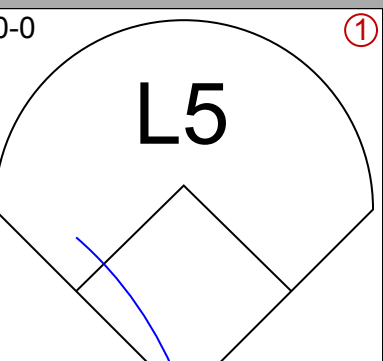
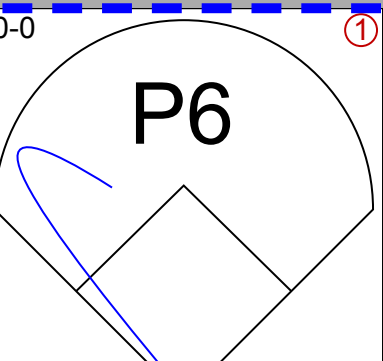
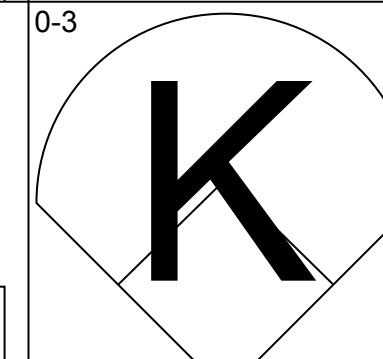
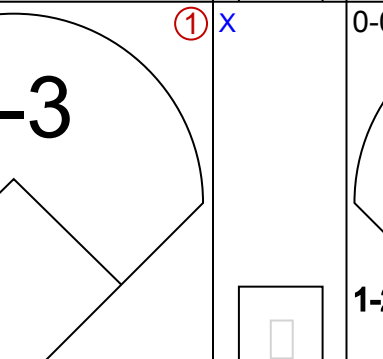
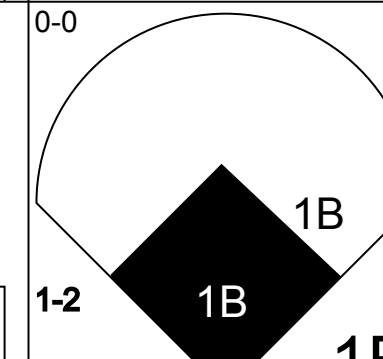
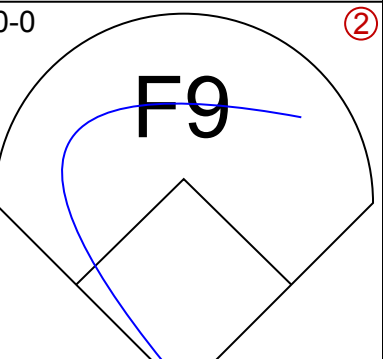
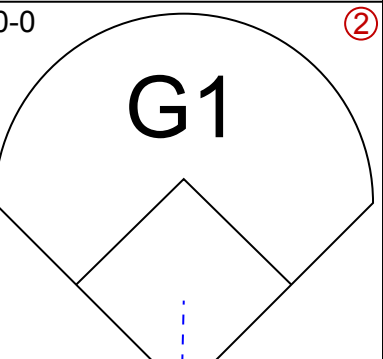
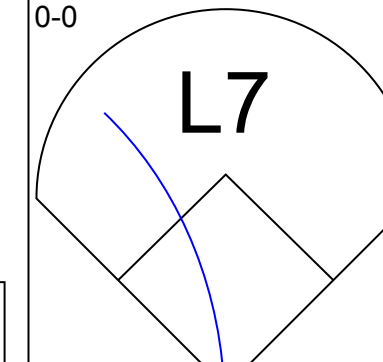
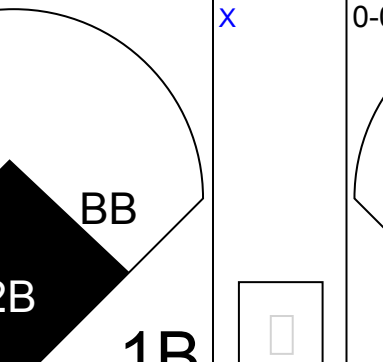
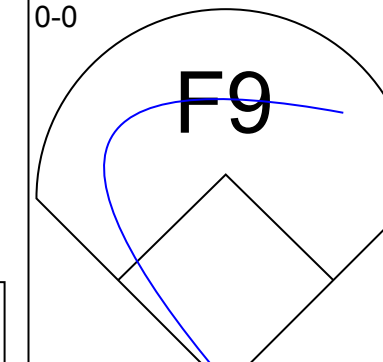
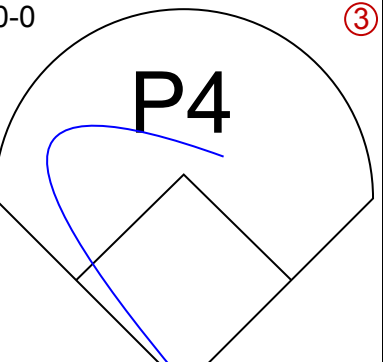
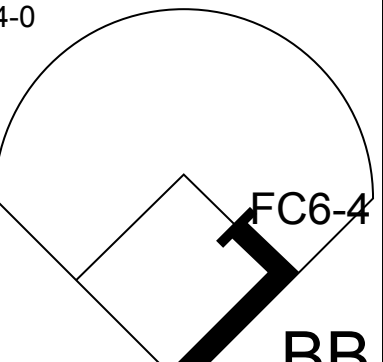
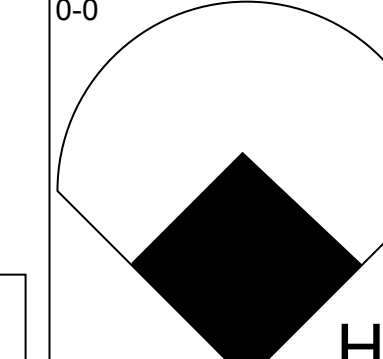
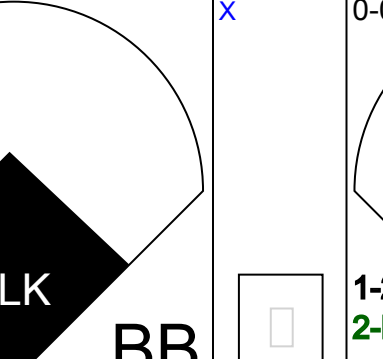
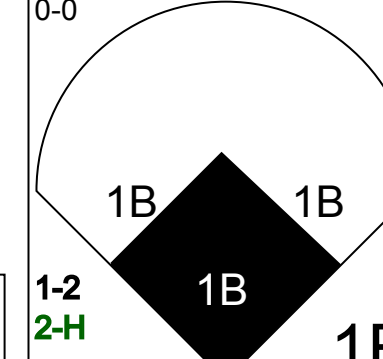
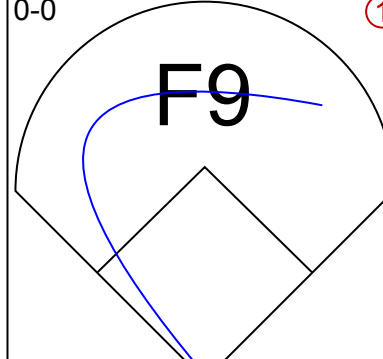
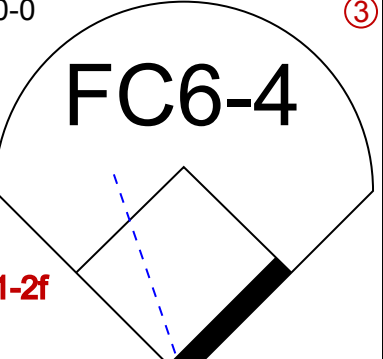
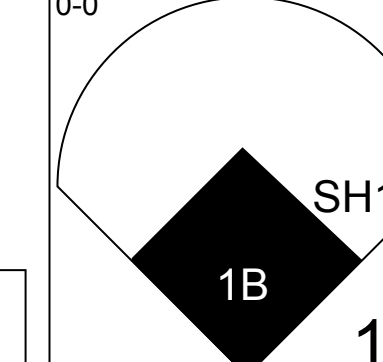
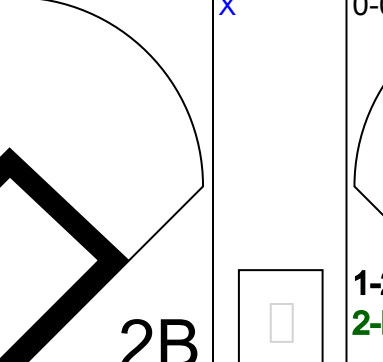
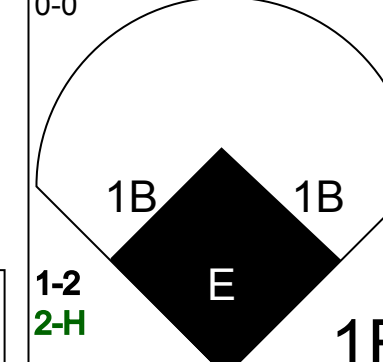
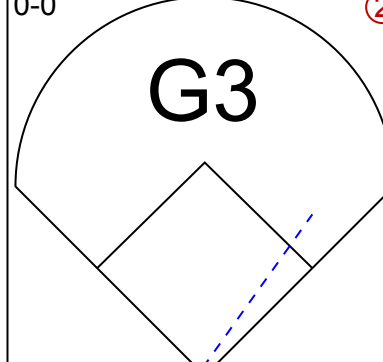
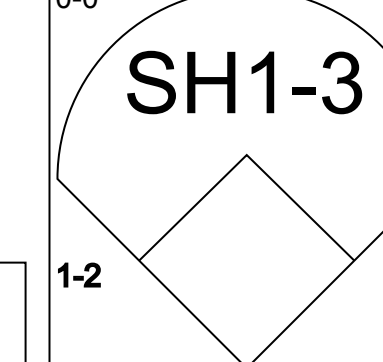
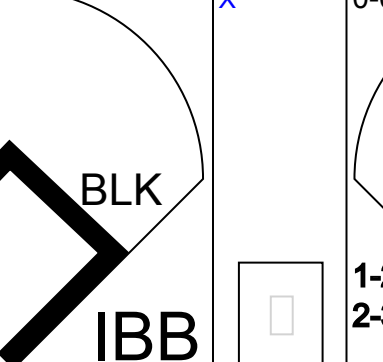
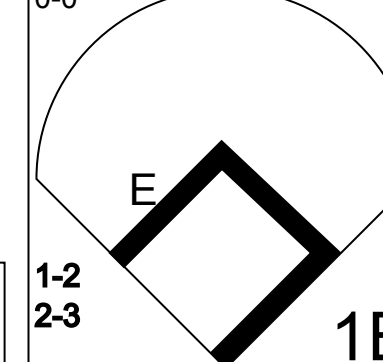
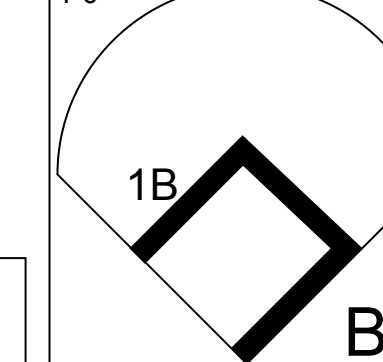
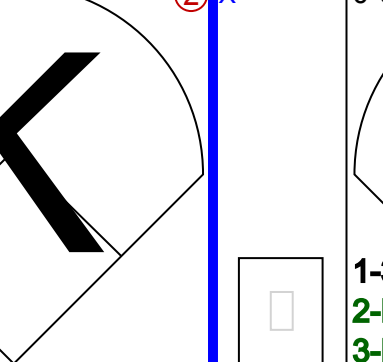
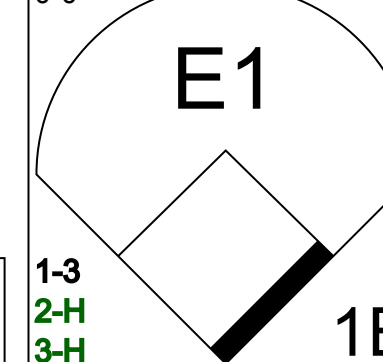

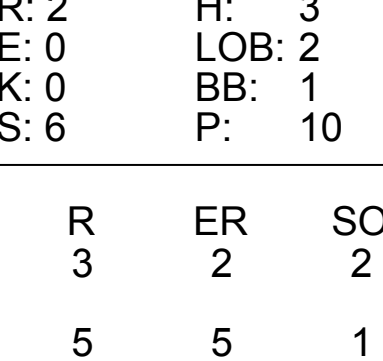
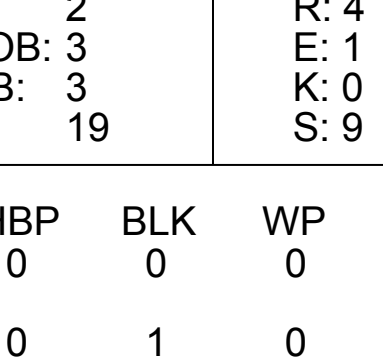
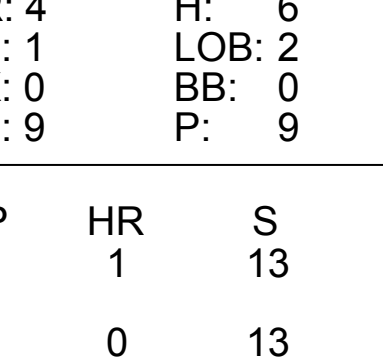




Batter	1	2	3	4	5	6	7	8	9	AB	R	H	RBI	BB	SO	LOB	TOP					
Lou Brock, L OBP: 0.359, SLG: 0.571 (1, 7)										5	3	2	2	2	0	2	1					
Julian Javier, R OBP: 0.359, SLG: 0.440 (1, 4)										2	1	2	2	0	0	0	0					
Phil Gagliano, R OBP: 0.267, SLG: 0.316 (3, 4)										3	0	2	1	0	0	0	0					
Curt Flood, R OBP: 0.369, SLG: 0.348 (1, 8)										5	0	2	0	0	0	3						
Orlando Cepeda, R OBP: 0.460, SLG: 0.651 (1, 3)										4	0	1	1	1	0	3						
Mike Shannon, R OBP: 0.344, SLG: 0.465 (1, 5)										4	0	0	0	0	3	3						
Tim McCarver, L OBP: 0.370, SLG: 0.480 (1, 2)										2	0	1	0	2	0	0						
Roger Maris, L OBP: 0.360, SLG: 0.462 (1, 9)										4	1	1	0	0	1	4	AB 35 R 6 H 11 RBI 6 BB 5 SO 8 LOB 16					
Dal Maxvill, R OBP: 0.306, SLG: 0.290 (1, 6)										4	0	0	0	0	1	1						
Steve Carlton, L OBP: 0.364, SLG: 0.300 (1, 1)										0	0	0	0	0	0	0						
Nelson Briles, R OBP: 0.320, SLG: 0.237 (2, 1)										0	1	0	0	2	0	0						
Hal Woodeshick, R OBP: 0.291, SLG: 0.368 (4, 1)										0	0	0	0	0	0	0						
Alex Johnson, R OBP: 0.355, SLG: 0.250 (6, PH)										1	0	0	0	0	1	1						
Larry Jaster, L OBP: 0.255, SLG: 0.230 (6, 1)										0	0	0	0	0	0	0						
Ed Spiezio, R OBP: 0.285, SLG: 0.231 (6, PH)										1	0	0	0	0	0	0						
Ron Willis, R OBP: 0.223 (8, 1)										0	0	0	0	0	0	0						
Inning Stats	R: 0 E: 0 K: 2 S: 8	H: 1 LOB: 2 BB: 1 P: 12	R: 0 E: 0 K: 1 S: 4	H: 0 LOB: 0 BB: 1 P: 8	R: 3 E: 0 K: 1 S: 8	H: 3 LOB: 2 BB: 2 P: 16	R: 1 E: 0 K: 0 S: 4	H: 1 LOB: 1 BB: 1 P: 8	R: 0 E: 0 K: 0 S: 3	H: 0 LOB: 0 BB: 0 P: 3	R: 2 E: 0 K: 2 S: 11	H: 4 LOB: 2 BB: 0 P: 11	R: 0 E: 0 K: 1 S: 5	H: 1 LOB: 0 BB: 0 P: 5	R: 0 E: 0 K: 1 S: 5	H: 0 LOB: 0 BB: 0 P: 5	R: 0 E: 0 K: 0 S: 3	H: 1 LOB: 0 BB: 0 P: 3	1B: 9 2B: 2 3B: 0 HR: 1	SF: 0 SAC: 0 DP: 3 HBP: 0	WP: 2 PB: 0 SB: 1 CS: 1	PA: 40
PITCHER	IP WLS BF H R ER SO BB IBB HBP BLK WP HR S P ERA WHIP																					
Wade Blasingame, L ERA: 7.11 (1, 1)	2.0	11	3	3	3	3	2	1	0	0	0	1	0	14	26	13.50	2.500					
Pat Jarvis, R ERA: 5.27 (3, 1)	1.0	W 5	1	0	0	1	1	0	0	0	0	0	0	6	10	0.00	2.000					
Jay Ritchie, R ERA: 1.86 (4, 1)	3.1	17	6	3	3	3	1	0	0	0	1	1	22	26	8.10	2.100						
Ramon Hernandez, L ERA: 6.75 (7, 1)	2.2	S 7	1	0	0	1	0	0	0	0	0	0	9	9	0.00	0.375						

St. Louis Cardinals @ Atlanta Braves
Atlanta Stadium, Atlanta, GA
Tue May 23 1967, 7:05 PM EDT
Att: 8,032 - Unknown

AB 35
R 6
H 11
RBI 6
BB 5
SO 8
LOB 16



Batter	1	2	3	4	5	6	7	8	9	AB	R	H	RBI	BB	SO	LOB	BOTTOM			
Woody Woodward, R OBP: 0.222, SLG: 0.213 (1, 4)										4	1	2	1	1	0	2				
Felipe Alou, R OBP: 0.338, SLG: 0.469 (1, 8)										5	0	1	0	0	0	7				
Hank Aaron, R OBP: 0.393, SLG: 0.642 (1, 9)										5	1	1	0	0	1	3				
Joe Torre, R OBP: 0.363, SLG: 0.575 (1, 3)										5	1	1	0	0	1	1				
Rico Carty, R OBP: 0.387, SLG: 0.403 (1, 7)										4	1	1	0	1	0	3				
Gene Oliver, R OBP: 0.388, SLG: 0.618 (1, 2)										4	3	2	2	1	0	1				
Clete Boyer, R OBP: 0.308, SLG: 0.398 (1, 5)										4	2	3	2	0	0	0				
Denis Menke, R OBP: 0.307, SLG: 0.281 (1, 6)										0	0	0	0	0	0	0				
Marty Martinez, S OBP: 0.545, SLG: 0.444 (2, 6)										2	0	1	0	1	1	0				
Wade Blasingame, L OBP: 0.400, SLG: 0.250 (1, 1)										0	0	0	0	1	0	0				
Pat Jarvis, R OBP: 0.291, SLG: 0.368 (3, PH)										0	0	0	0	0	0	0				
Jay Ritchie, R OBP: 0.500, SLG: 1.000 (4, 1)										1	0	0	0	0	1	2				
Ramon Hernandez, S ERA: 2.63 (7, 1)										1	0	0	0	0	1	0				
Inning Stats	R: 1 E: 1 K: 2 S: 9	H: 2 LOB: 1 BB: 0 P: 9	R: 2 E: 0 K: 0 S: 6	H: 3 LOB: 2 BB: 1 P: 10	R: 2 E: 0 K: 1 S: 7	H: 2 LOB: 3 BB: 3 P: 19	R: 4 E: 1 K: 0 S: 9	H: 6 LOB: 2 BB: 0 P: 9	R: 0 E: 0 K: 1 S: 5	H: 0 LOB: 0 BB: 0 P: 5	R: 0 E: 0 K: 1 S: 5	H: 0 LOB: 0 BB: 0 P: 5	R: 0 E: 0 K: 0 S: 3	H: 0 LOB: 1 BB: 1 P: 7	R: 0 E: 0 K: 0 S: 3	H: 0 LOB: 0 BB: 0 P: 7	1B: 11 2B: 1 3B: 0 HR: 1	SF: 0 SAC: 1 DP: 0 HBP: 0	WP: 0 PB: 0 SB: 0 CS: 0	PA: 42
PITCHER	IP WLS BF H R ER SO BB IBB HBP BLK WP HR S P ERA WHIP																			
Steve Carlton, L ERA: 3.0 (1, 1)	1.1	10	5	5	5	1	2	1	0	1	0	0	13	25	22.50	3.500				
Nelson Briles, R ERA: 5.94 (2, 1)	2.0	L 14	5	5	5	1	2	1	0	1	0	0	13	25	22.50	3.500				
Hal Woodeshick, L ERA: 3.46 (4, 1)	1.2	8	3	1	0	0	0	0	0	0	0	0	8	8	0.00	1.800				
Larry Jaster, L ERA: 4.84 (6, 1)	2.0	6	0	0	0	2	0	0	0	0	0	0	10	10	0.00	0.000				
Ron Willis, R ERA: 2.63 (8, 1)	1.0	4	0	0	0	0	1	0	0	0	0	0	3	7	0.00	1.000				

St. Louis Cardinals @ Atlanta Braves
Atlanta Stadium, Atlanta, GA
Tue May 23 1967, 7:05 PM EDT
Att: 8,032 - Unknown

AB 36
R 9
H 13
RBI 6
BB 5
SO 5
LOB 19



Batter	1	2	3	4	5	6	7	8	9	AB	R	H	RBI	BB	SO	LOB	TOP			
Lou Brock, L OBP: 0.357, SLG: 0.563 (1, 7)	0-0 1-3		0-0 BB 1B		0-0 L8			0-0 1-4-3		4	0	1	0	0	0	0				
Phil Gaigliano, R OBP: 0.291, SLG: 0.305 (1, 4)	0-0 P3		4-0 BB 1-2			4-0 G5-4-3 BB		0-0 F9		2	0	0	0	2	0	0				
Curt Flood, R OBP: 0.366, SLG: 0.341 (1, 8)	4-0 BB BB		0-0 P3			0-0 P4		0-0 P4		3	0	0	0	1	0	3				
Orlando Cepeda, R OBP: 0.454, SLG: 0.633 (1, 3)	4-0 1-2 BB		0-0 F9			0-0 G5-4-3 1-2		0-0 F8		3	0	0	0	1	0	3				
Ed Spiezio, R OBP: 0.235, SLG: 0.188 (1, 5)	0-3 K			0-0 F7				0-0 F7		3	0	0	0	0	1	2				
Tim McCarver, L OBP: 0.360, SLG: 0.465 (1, 2)		0-0 4-3		0-0 F9				0-0 L4		3	0	0	0	0	0	0				
Roger Maris, L OBP: 0.350, SLG: 0.447 (1, 9)		0-3 K		0-0 F7				0-0 P5		3	0	0	0	0	1	0				
Dal Maxvill, R OBP: 0.298, SLG: 0.282 (1, 6)		0-0 5-3			0-0 6-3			0-0 F9		3	0	0	0	0	0	0				
Bob Gibson, R OBP: 0.207, SLG: 0.115 (1, 1)			0-3 K		0-3 K			0-0 5-3		3	0	0	0	0	2	0				
Inning Stats	R: 0 E: 0 K: 1 S: 5	H: 0 LOB: 2 BB: 2 P: 13	R: 0 E: 0 K: 1 S: 5	H: 0 LOB: 0 BB: 0 P: 5	R: 0 E: 0 K: 1 S: 6	H: 1 LOB: 2 BB: 1 P: 10	R: 0 E: 0 K: 0 S: 3	H: 0 LOB: 0 BB: 0 P: 3	R: 0 E: 0 K: 1 S: 5	H: 0 LOB: 0 BB: 1 P: 6	R: 0 E: 0 K: 0 S: 3	H: 0 LOB: 0 BB: 0 P: 3	R: 0 E: 0 K: 0 S: 3	H: 0 LOB: 0 BB: 0 P: 3	R: 0 E: 0 K: 0 S: 3	H: 0 LOB: 0 BB: 0 P: 3	1B: 1 2B: 0 3B: 0 HR: 0	SF: 0 SAC: 0 DP: 1 HBP: 0	WP: 0 PB: 0 SB: 0 CS: 0	PA: 31
PITCHER Denny Lemaster, L ERA: 2.45 (1, 1)	IP: 9.0 WLS: W BF: 31 H: 1 R: 0 ER: 0 SO: 4 BB: 4 IBB: 0 HBP: 0 BLK: 0 WP: 0 HR: 0 S: 35 P: 51 ERA: 0.00 WHIP: 0.556															PITCHER				

St. Louis Cardinals @ Atlanta Braves
Atlanta Stadium, Atlanta, GA
Wed May 24, 1967, 7:05 PM EDT
Att: 17,500 - Unknown

AB 27
R 0
H 1
RBI 0
BB 4
SO 4
LOB 8



Batter	1	2	3	4	5	6	7	8	9	AB	R	H	RBI	BB	SO	LOB	BOTTOM			
Woody Woodward, R OBP: 0.224, SLG: 0.203 (1, 4)	0-0 F2		0-0 1-3		4-0 HR BB			0-0 1-3		3	1	0	0	1	0	0				
Felipe Alou, R OBP: 0.335, SLG: 0.483 (1, 3)	0-0 F7			0-0 F8	0-0 1-H HR			0-0 F7		4	1	1	2	0	0	0				
Hank Aaron, R OBP: 0.390, SLG: 0.638 (1, 9)	0-0 F8			0-0 BB 2B	0-0 F7			0-0 F7		4	0	1	0	0	0	0				
Joe Torre, R OBP: 0.362, SLG: 0.577 (1, 2)		0-0 2B		0-0 F2		0-0 5-3				3	0	1	0	0	0	1				
Rico Carty, R OBP: 0.386, SLG: 0.397 (1, 7)		0-0 5-3		4-0 BB BB		0-0 F3				2	0	0	0	1	0	1				
Mack Jones, L OBP: 0.292, SLG: 0.361 (1, 8)		0-0 P3		4-0 1-2 2-3 BB		0-0 F9				2	0	0	0	1	0	1				
Clete Boyer, R OBP: 0.300, SLG: 0.387 (1, 5)		0-0 F7		0-0 F9			0-0 1-3			3	0	0	0	0	0	4				
Marty Martinez, S OBP: 0.429, SLG: 0.333 (1, 6)			0-0 5-3		0-0 4-3		0-0 F3			3	0	0	0	0	0	0				
Denny Lemaster, R OBP: 0.091, SLG: 0.091 (1, 1)			0-3 K		0-0 3-1		0-3 K			3	0	0	0	0	2	0				
Inning Stats	R: 0 E: 0 K: 0 S: 3	H: 0 LOB: 0 BB: 0 P: 3	R: 0 E: 0 K: 0 S: 4	H: 1 LOB: 1 BB: 0 P: 4	R: 0 E: 0 K: 1 S: 5	H: 0 LOB: 0 BB: 0 P: 5	R: 0 E: 0 K: 0 S: 4	H: 1 LOB: 3 BB: 2 P: 12	R: 2 E: 0 K: 0 S: 4	H: 1 LOB: 0 BB: 1 P: 8	R: 0 E: 0 K: 0 S: 3	H: 0 LOB: 0 BB: 0 P: 3	R: 0 E: 0 K: 1 S: 5	H: 0 LOB: 0 BB: 0 P: 5	R: 0 E: 0 K: 0 S: 3	H: 0 LOB: 0 BB: 0 P: 3	1B: 0 2B: 2 3B: 0 HR: 1	SF: 0 SAC: 0 DP: 0 HBP: 0	WP: 0 PB: 0 SB: 0 CS: 0	PA: 30
PITCHER Bob Gibson, R ERA: 3.21 (1, 1)	IP: 8.0 WLS: L BF: 30 H: 3 R: 2 ER: 2 SO: 2 BB: 3 IBB: 0 HBP: 0 BLK: 0 WP: 0 HR: 1 S: 31 P: 43 ERA: 2.25 WHIP: 0.750															PITCHER				

St. Louis Cardinals @ Atlanta Braves
Atlanta Stadium, Atlanta, GA
Wed May 24, 1967, 7:05 PM EDT
Att: 17,500 - Unknown

AB 27
R 2
H 3
RBI 2
BB 3
SO 2
LOB 7



Batter	1	2	3	4	5	6	7	8	9	AB	R	H	RBI	BB	SO	LOB	TOP										
Lou Brock, L OBP: 0.360, SLG: 0.581 (1, 7)	F7		HR		HR		FC1-4			4	2	2	1	0	0	1											
Curt Flood, R OBP: 0.369, SLG: 0.362 (1, 8)	6-3		CS		HR		5-3			3	1	1	3	1	0	1											
Phil Gagliano, R OBP: 0.279, SLG: 0.302 (1, 4)	F9		BB		4-3					4	0	1	0	0	0	1											
Orlando Cepeda, R OBP: 0.455, SLG: 0.628 (1, 3)		6-3			G5-4-3					4	0	2	0	0	0	0											
Ed Spiezio, R OBP: 0.238, SLG: 0.158 (1, 5)		BB			G5-4-3					3	1	0	0	1	1	3											
Alex Johnson, R OBP: 0.140, SLG: 0.238 (1, 9)		BB			F9		P4			4	0	1	0	0	0	0											
John Romano, R OBP: 0.278, SLG: 0.103 (1, 2)		BB			F3		F7			4	0	1	0	0	0	1											
Dal Maxvill, R OBP: 0.288, SLG: 0.271 (1, 6)		BB			L7		4-3			4	0	0	0	0	0	2											
Dick Hughes, R OBP: 0.250, SLG: 0.143 (1, 1)					K		HR			2	1	1	0	1	1	0											
Inning Stats	R: 0 E: 0 K: 0 S: 3	H: 0 LOB: 0 BB: 0 P: 3	R: 1 E: 0 K: 0 S: 4	H: 1 LOB: 1 BB: 1 P: 8	R: 1 E: 0 K: 1 S: 5	H: 1 LOB: 0 BB: 1 P: 9	R: 0 E: 0 K: 0 S: 3	H: 1 LOB: 0 BB: 0 P: 3	R: 3 E: 0 K: 1 S: 10	H: 5 LOB: 2 BB: 0 P: 10	R: 0 E: 0 K: 0 S: 3	H: 0 LOB: 0 BB: 0 P: 3	R: 0 E: 0 K: 0 S: 2	H: 0 LOB: 0 BB: 1 P: 6	R: 0 E: 0 K: 0 S: 3	H: 1 LOB: 0 BB: 0 P: 3	R: 0 E: 0 K: 0 S: 3	H: 1 LOB: 0 BB: 0 P: 3	1B: 7 2B: 1 3B: 0 HR: 2	SF: 0 SAC: 0 DP: 2 HBP: 0	WP: 0 PB: 0 SB: 3 CS: 2	PA: 35					
PITCHER	IP	WLS	BF	H	R	ER	SO	BB	IBB	HBP	BLK	WP	HR	S	P	ERA	WHIP										
Dick Kelley, L ERA: 5.09 (1, 1)	4.2	L	21	7	5	5	1	2	0	0	0	0	2	21	29	9.64	1.929										
Jay Ritchie, R ERA: 1.74 (5, 1)	1.1		5	1	0	0	1	0	0	0	0	0	0	7	7	0.00	0.750										
Clay Carroll, R ERA: 5.4 (7, 1)	2.0		6	0	0	0	0	1	0	0	0	0	0	5	9	0.00	0.500										
Ramon Hernandez, L ERA: 6.17 (9, 1)	1.0		3	1	0	0	0	0	0	0	0	0	0	3	3	0.00	1.000										

St. Louis Cardinals @ Atlanta Braves
Atlanta Stadium, Atlanta, GA
Thu May 25 1967, 7:05 PM EDT
Att: 18,375 - Unknown

AB 32
R 5
H 9
RBI 4
BB 3
SO 2
LOB 9



Batter	1	2	3	4	5	6	7	8	9	AB	R	H	RBI	BB	SO	LOB	BOTTOM										
Woody Woodward, R OBP: 0.225, SLG: 0.206 (1, 4)	F2		1B						K	4	0	1	0	0	1	0											
Felipe Alou, R OBP: 0.327, SLG: 0.470 (1, 3)	F8		K						F8	4	0	0	0	0	1	1											
Hank Aaron, R OBP: 0.380, SLG: 0.620 (1, 9)	K				F8				K	4	0	0	0	0	2	0											
Joe Torre, R OBP: 0.355, SLG: 0.563 (1, 2)		K			P4				F8	3	0	0	0	0	1	0											
Rico Carty, R OBP: 0.378, SLG: 0.387 (1, 7)		K			6-3				F9	3	0	0	0	0	1	0											
Mack Jones, L OBP: 0.294, SLG: 0.354 (1, 8)		HBP			F8				K	2	0	0	0	0	1	0											
Clete Boyer, R OBP: 0.293, SLG: 0.377 (1, 5)		F8			6-3				5-3	3	0	0	0	0	0	1											
Marty Martinez, S OBP: 0.412, SLG: 0.333 (1, 6)					6-3				L6	3	0	1	0	0	0	0											
Dick Kelley, R OBP: 0.260, SLG: 0.222 (5, 1) Jay Ritchie, R OBP: 0.200, SLG: 1.000 (6, PH) Ty Cline, L (6, PH) Clay Carroll, R (7, 1) Gary Geiger, L OBP: 0.340, SLG: 0.190 (8, PH) Ramon Hernandez, S (9, 1)					K				L9	1	0	0	0	0	0	0											
Inning Stats	R: 0 E: 0 K: 1 S: 5	H: 0 LOB: 0 BB: 0 P: 5	R: 0 E: 0 K: 2 S: 7	H: 0 LOB: 1 BB: 0 P: 8	R: 0 E: 0 K: 2 S: 8	H: 1 LOB: 1 BB: 0 P: 8	R: 0 E: 0 K: 0 S: 3	H: 0 LOB: 0 BB: 0 P: 3	R: 0 E: 0 K: 0 S: 3	H: 0 LOB: 0 BB: 0 P: 3	R: 0 E: 0 K: 1 S: 5	H: 0 LOB: 0 BB: 0 P: 5	R: 0 E: 0 K: 2 S: 8	H: 1 LOB: 1 BB: 0 P: 8	R: 0 E: 0 K: 1 S: 5	H: 0 LOB: 0 BB: 0 P: 5	R: 0 E: 0 K: 2 S: 8	H: 1 LOB: 1 BB: 0 P: 8	1B: 2 2B: 0 3B: 0 HR: 0	SF: 0 SAC: 0 DP: 0 HBP: 1	WP: 0 PB: 0 SB: 1 CS: 0	PA: 30					
PITCHER	IP	WLS	BF	H	R	ER	SO	BB	IBB	HBP	BLK	WP	HR	S	P	ERA	WHIP										
Dick Hughes, R ERA: 2.8 (1, 1)	9.0	W	30	2	0	0	9	0	0	1	0	0	0	47	48	0.00	0.222										

St. Louis Cardinals @ Atlanta Braves
Atlanta Stadium, Atlanta, GA
Thu May 25 1967, 7:05 PM EDT
Att: 18,375 - Unknown

AB 29
R 0
H 2
RBI 0
BB 0
SO 9
LOB 3



Batter	1	2	3	4	5	6	7	8	9	AB	R	H	RBI	BB	SO	LOB	TOP				
Lou Brock, L OBP: 0.361, SLG: 0.575 (1, 7)	L9					8-4			K	5	0	2	1	0	1	1					
Curt Flood, R OBP: 0.364, SLG: 0.356 (1, 8)	K	F9		FC5-4					P4	5	0	1	0	0	1	3					
Roger Maris, L OBP: 0.346, SLG: 0.439 (1, 9)	F7									4	1	1	0	0	1	2					
Orlando Cepeda, R OBP: 0.449, SLG: 0.624 (1, 3)		F8	E5							4	0	1	0	0	1	1					
Tim McCarver, L OBP: 0.383, SLG: 0.485 (1, 2)										2	1	2	0	2	0	0					
Phil Gagliano, R OBP: 0.282, SLG: 0.308 (1, 4)										2	1	1	1	0	0	2					
Ed Spiezio, R OBP: 0.240, SLG: 0.174 (1, 5)										4	1	1	1	0	1	5					
Dal Maxvill, R OBP: 0.295, SLG: 0.279 (1, 6)										4	0	2	1	0	0	3					
Ray Washburn, R OBP: 0.056, SLG: 0.167 (1, 1)										2	0	0	0	0	2	2					
Ron Willis, R (8, 1)										0	0	0	0	0	0	0					
Joe Hoerner, R (8, 1)										0	0	0	0	0	0	0					
Bobby Tolán, L (8, PH) OBP: 0.333, SLG: 0.345										1	0	0	0	0	1	0					
Inning Stats	R: 0 E: 0 K: 1 S: 5	H: 0 LOB: 0 BB: 0 P: 5	R: 3 E: 0 K: 1 S: 10	H: 5 LOB: 2 BB: 0 P: 10	R: 1 E: 1 K: 1 S: 7	H: 1 LOB: 2 BB: 1 P: 11	R: 0 E: 0 K: 2 S: 8	H: 1 LOB: 1 BB: 0 P: 8	R: 0 E: 0 K: 0 S: 3	H: 1 LOB: 0 BB: 0 P: 3	R: 0 E: 0 K: 1 S: 5	H: 1 LOB: 0 BB: 0 P: 5	R: 0 E: 0 K: 0 S: 4	H: 1 LOB: 1 BB: 0 P: 4	R: 0 E: 0 K: 2 S: 7	H: 0 LOB: 0 BB: 0 P: 7	1B: 9 2B: 3 3B: 0 HR: 0	SF: 1 SAC: 2 DP: 3 HBP: 0	WP: 0 PB: 0 SB: 1 CS: 0	PA: 38	
PITCHER	IP	WLS	BF	H	R	ER	SO	BB	IBB	HBP	BLK	WP	HR	S	P	ERA	WHIP				
Jim Bunning, R (1, 1) ERA: 3.75	4.0		23	8	4	3	5	1	1	0	0	0	0	31	39	6.75	2.250				
Dick Hall, R (5, 1) ERA: 1.57	4.0	W	12	3	0	0	1	0	0	0	0	0	0	14	14	0.00	0.750				
Turk Farrell, R (9, 1) ERA: 3.42	1.0	S	3	0	0	0	2	0	0	0	0	0	0	7	7	0.00	0.000				

St. Louis Cardinals @ Philadelphia Phillies
 Connie Mack Stadium, Philadelphia, PA
 Fri May 26 1967, 7:05 PM EDT
 Att: 15,365 - Unknown

AB 33
 R 4
 H 11
 RBI 4
 BB 2
 SO 8
 LOB 19



Batter	1	2	3	4	5	6	7	8	9	AB	R	H	RBI	BB	SO	LOB	BOTTOM				
Tony Gonzalez, L OBP: 0.383, SLG: 0.453 (1, 7)	G3		6-3					P1		4	0	1	0	0	0	1					
Tony Taylor, R OBP: 0.327, SLG: 0.383 (1, 3)										4	2	3	0	0	0	0					
Dick Allen, R OBP: 0.413, SLG: 0.485 (1, 5)										4	1	1	1	0	1	2					
Johnny Callison, L OBP: 0.355, SLG: 0.403 (1, 9)										4	2	2	3	0	0	3					
Don Lock, R OBP: 0.418, SLG: 0.586 (1, 8)										4	1	2	3	0	0	0					
Cookie Rojas, R OBP: 0.261, SLG: 0.292 (1, 4)										4	0	0	0	0	1	1					
Gary Sutherland, R OBP: 0.370, SLG: 0.440 (1, 6)										3	0	1	0	0	0	1					
Clay Dalrymple, L OBP: 0.250, SLG: 0.211 (1, 2)										3	0	0	0	0	1	2					
Jim Bunning, R (1, 1) OBP: 0.125, SLG: 0.292										1	0	0	0	0	0	1					
Dick Hall, R (5, 1) ERA: 3.86										1	0	0	0	0	0	0					
John Briggs, L (8, PH) OBP: 0.276, SLG: 0.353										1	1	1	0	0	0	0					
Turk Farrell, R (9, 1) ERA: 2.57										0	0	0	0	0	0	0					
Inning Stats	R: 2 E: 0 K: 0 S: 5	H: 2 LOB: 0 BB: 0 P: 5	R: 0 E: 0 K: 0 S: 4	H: 1 LOB: 1 BB: 0 P: 4	R: 0 E: 0 K: 1 S: 5	H: 0 LOB: 0 BB: 0 P: 5	R: 1 E: 0 K: 0 S: 4	H: 1 LOB: 0 BB: 0 P: 4	R: 0 E: 0 K: 1 S: 5	H: 1 LOB: 0 BB: 0 P: 5	R: 0 E: 0 K: 0 S: 3	H: 1 LOB: 0 BB: 0 P: 3	R: 0 E: 0 K: 1 S: 6	H: 1 LOB: 1 BB: 0 P: 6	R: 4 E: 0 K: 0 S: 7	H: 4 LOB: 0 BB: 0 P: 7	1B: 8 2B: 1 3B: 0 HR: 3	SF: 0 SAC: 0 DP: 1 HBP: 0	WP: 0 PB: 0 SB: 0 CS: 1	PA: 34	
PITCHER	IP	WLS	BF	H	R	ER	SO	BB	IBB	HBP	BLK	WP	HR	S	P	ERA	WHIP				
Ray Washburn, R (1, 1) ERA: 3.38	7.0		27	8	4	4	3	0	0	0	0	0	0	2	33	5.14	1.143				
Ron Willis, R (8, 1) ERA: 3.86	0.1	L	3	2	0	0	0	0	0	0	0	0	0	3	3	0.00	6.000				
Joe Hoerner, L (8, 1) ERA: 2.57	0.2		3	1	3	3	0	0	0	0	0	0	1	3	3	40.50	1.500				

St. Louis Cardinals @ Philadelphia Phillies
 Connie Mack Stadium, Philadelphia, PA
 Fri May 26 1967, 7:05 PM EDT
 Att: 15,365 - Unknown

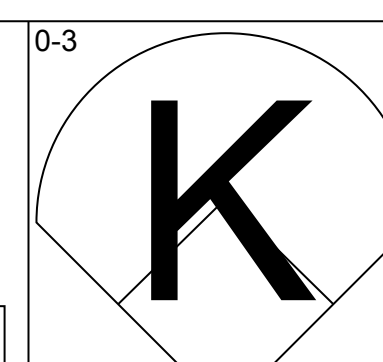
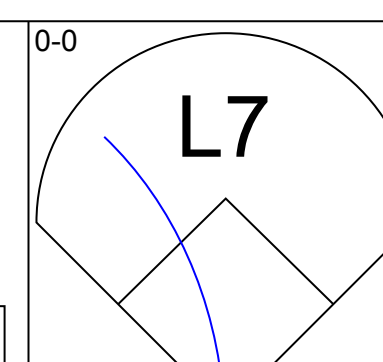
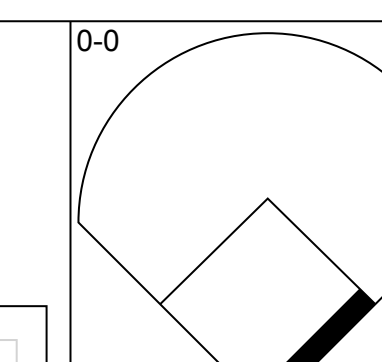
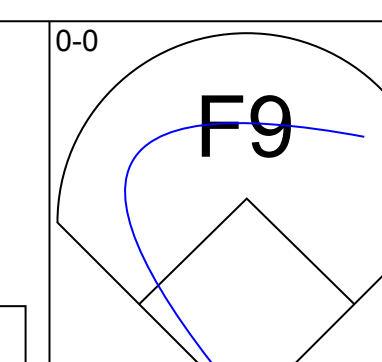
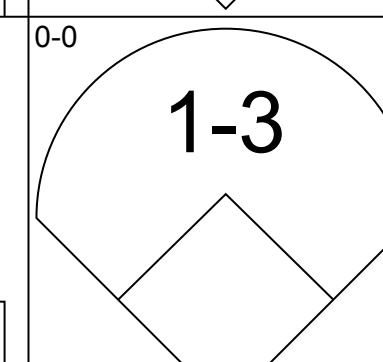
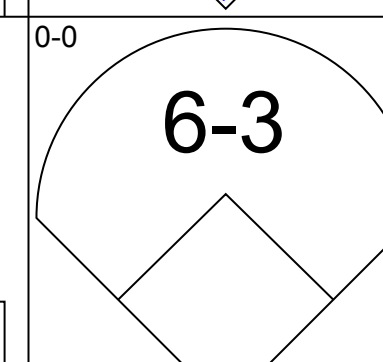
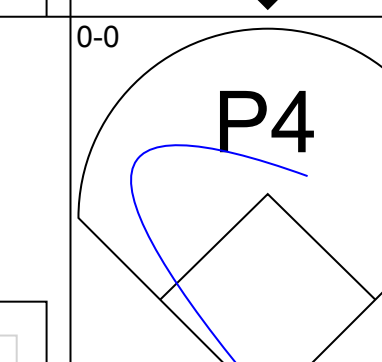
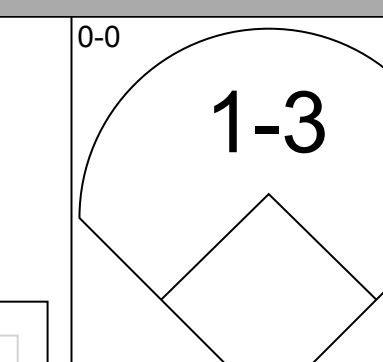
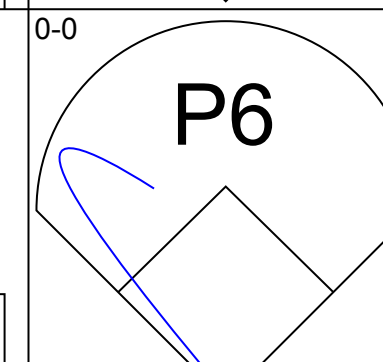
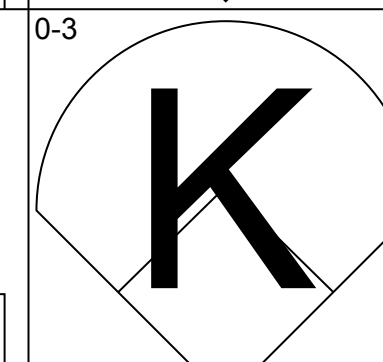
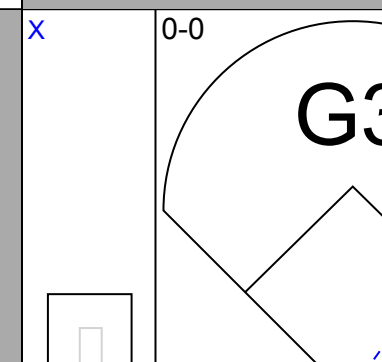
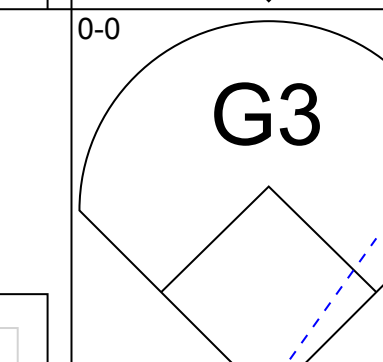
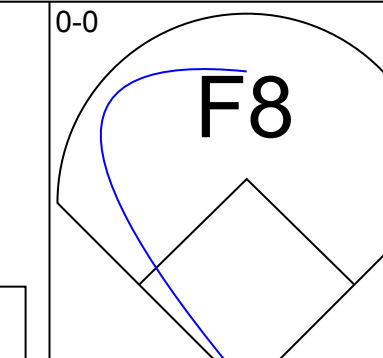
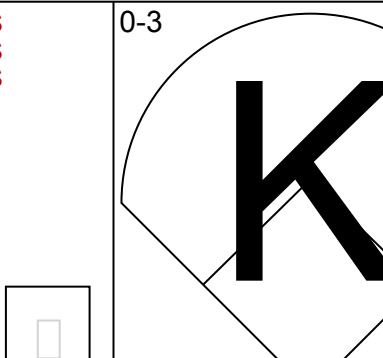
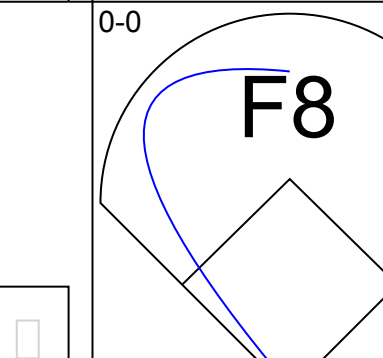
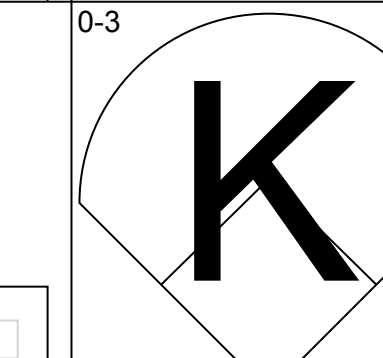
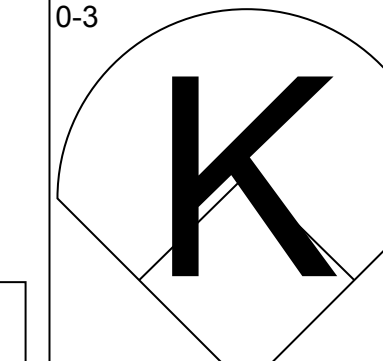
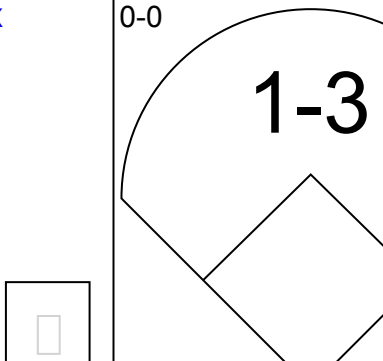
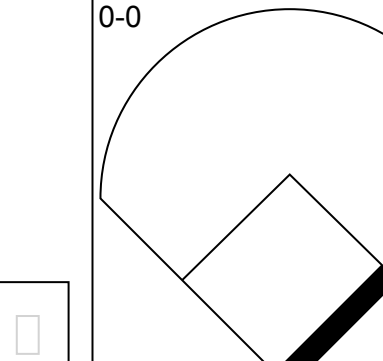
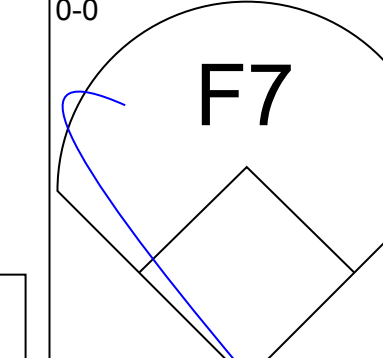
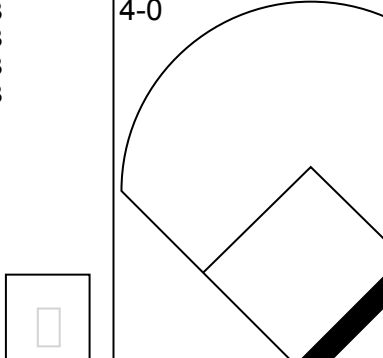
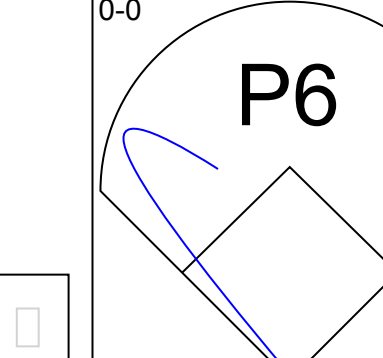
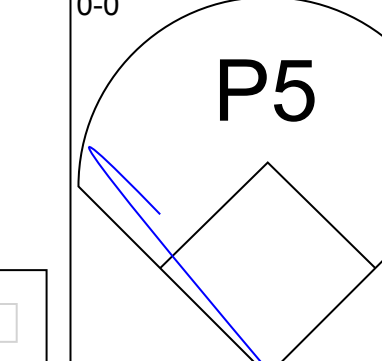
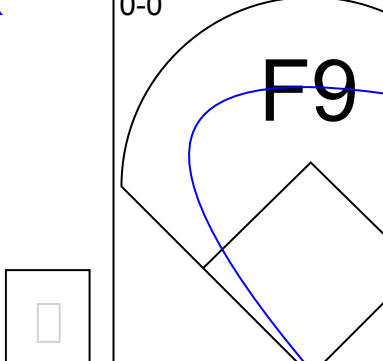
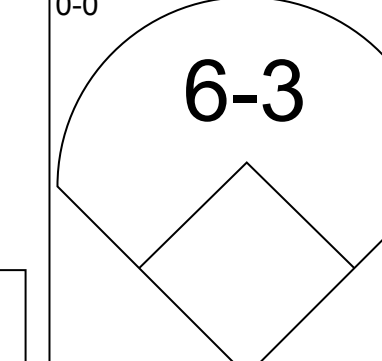
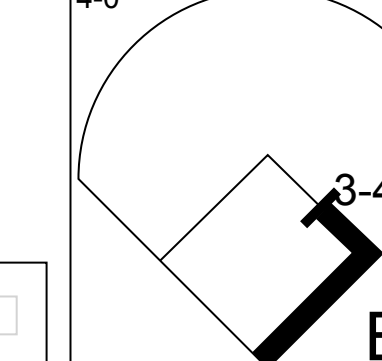
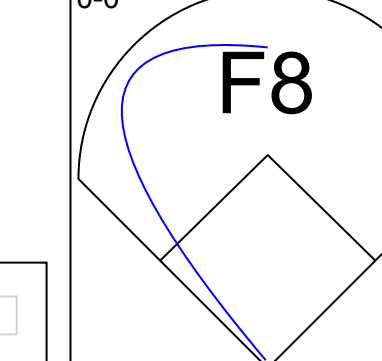
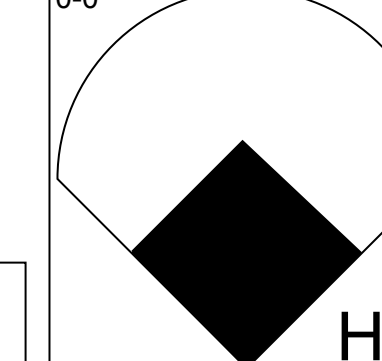
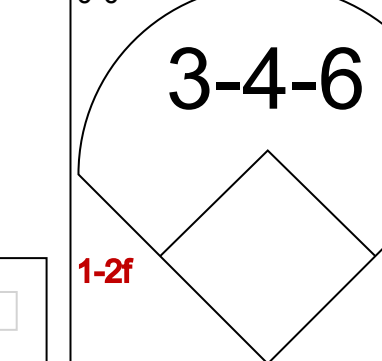
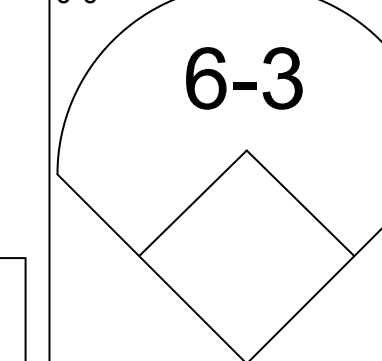
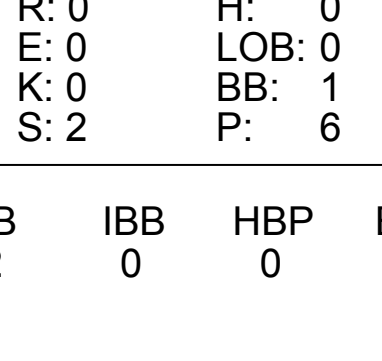
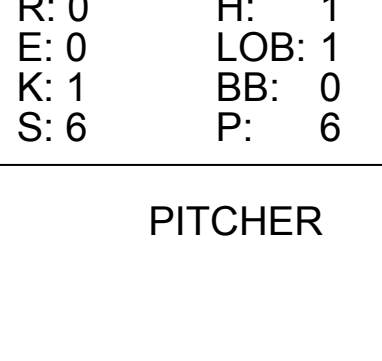
AB 33
 R 7
 H 11
 RBI 7
 BB 0
 SO 3
 LOB 11



Batter	1	2	3	4	5	6	7	8	9	10	AB	R	H	RBI	BB	SO	LOB	TOP				
Woody Woodward, R (1, 4) OBP: 0.267, SLG: 0.245	6-3	FC6-4			G6-4-3			SH1-3	BB		4	0	1	1	1	0	3	Atlanta Braves @ St. Louis Cardinals Busch Stadium, St. Louis, MO Thu Jun 01 1967, 7:05 PM CDT Att. 11,988 - Unknown				
Gary Geiger, L (1, 7) (8, 8) OBP: 0.351, SLG: 0.200	4-3			K		4-3		SH1-3	K		4	0	0	0	0	2	3					
Hank Aaron, R (1, 9) OBP: 0.368, SLG: 0.569	HR				7-3-4	E5		G1-6-3	IBB	F3	4	1	2	1	1	0	0					
Mack Jones, L (1, 8) OBP: 0.314, SLG: 0.432	K				7-3-4			G1-6-3			3	0	0	0	0	1	2					
Rico Carty, R (8, 7) OBP: 0.347, SLG: 0.349	K				7-3-4	G3-6-1		G1-6-3		K	2	0	0	0	0	1	2					
Joe Torre, R (1, 2) OBP: 0.378, SLG: 0.584		K			6-3			5-3		BB	5	1	1	0	0	1	0					
Felipe Alou, R (1, 3) OBP: 0.310, SLG: 0.442		4-3			L7			1B	FC6-4	2B	4	1	1	0	0	0	1					
Clete Boyer, R (1, 5) OBP: 0.313, SLG: 0.401					K			FC6-4	1B	BB	3	1	2	0	1	1	0					
Denis Menke, R (1, 6) OBP: 0.301, SLG: 0.272					K			FC6-4		BB	1	0	0	0	1	1	0					
Charlie Lau, L (7, PH) OBP: 0.250, SLG: 0.222		1B						FC6-4		BB	1	0	0	1	0	0	1					
Marty Martinez, S (7, PR) OBP: 0.333, SLG: 0.250		BB						1-2	3-H	BB	0	0	0	0	1	0	0					
Denny Lemaster, R (1, 1) OBP: 0.138, SLG: 0.111								F7		P4	3	0	1	1	1	0	4					
Phil Niekro, R (9, 1) OBP: 0.400, SLG: 0.500											0	0	0	0	0	0	0					
Clay Carroll, R (9, 1)											0	0	0	0	0	0	0					
Inning Stats	R: 1 E: 0 K: 1 S: 6	H: 1 LOB: 0 BB: 0 P: 6	R: 1 E: 0 K: 1 S: 7	H: 2 LOB: 2 BB: 1 P: 11	R: 0 E: 0 K: 1 S: 5	H: 1 LOB: 0 BB: 0 P: 5	R: 0 E: 0 K: 1 S: 5	H: 0 LOB: 0 BB: 0 P: 5	R: 0 E: 0 K: 0 S: 3	H: 0 LOB: 0 BB: 0 P: 3	R: 1 E: 0 K: 0 S: 5	H: 2 LOB: 1 BB: 0 P: 5	R: 0 E: 0 K: 0 S: 3	H: 1 LOB: 1 BB: 1 P: 7	R: 1 E: 0 K: 1 S: 6	H: 1 LOB: 3 BB: 3 P: 18	R: 0 E: 0 K: 1 S: 5	H: 0 LOB: 0 BB: 0 P: 5	1B: 5 2B: 3 3B: 0 HR: 1	SF: 0 SAC: 1 DP: 4 HBP: 0	WP: 0 PB: 0 SB: 0 CS: 0	PA: 41
PITCHER	IP	WLS	BF	H	R	ER	SO	BB	IBB	HBP	BLK	WP	HR	S	P	ERA	WHIP					
Ray Washburn, R ERA: 3.41	(1, 1)	7.1	30	7	3	3	5	2	1	0	0	0	0	1	37	49	3.68	1.227				
Larry Jaster, L ERA: 5.46	(8, 1)	1.0	5	1	1	1	0	2	0	0	0	0	0	3	11	9.00	3.000					
Ron Willis, R ERA: 4.2	(9, 1)	0.1	2	0	0	0	0	1	0	0	0	0	0	1	5	0.00	3.000					
Joe Hoerner, L ERA: 2.4	(9, 1)	0.1	1	0	0	0	1	0	0	0	0	0	0	3	3	0.00	0.000					
Al Jackson, L ERA: 5.31	(10, 1)	1.0	W	3	0	0	0	1	0	0	0	0	0	5	5	0.00	0.000					

Batter	1	2	3	4	5	6	7	8	9	10	AB	R	H	RBI	BB	SO	LOB	BOTTOM				
Lou Brock, L (1, 7) OBP: 0.365, SLG: 0.563	K				4-3			SH3-4	SF8		4	0	2	1	0	1	0	Atlanta Braves @ St. Louis Cardinals Busch Stadium, St. Louis, MO Thu Jun 01 1967, 7:05 PM CDT Att. 11,988 - Unknown				
Julian Javier, R (1, 4) OBP: 0.366, SLG: 0.447	E5				L7		SH3-4	PB	BB		3	1	1	0	1	0	0					
Curt Flood, R (1, 8) OBP: 0.350, SLG: 0.385					FC5-2		F8		BB		4	1	1	1	1	0	4					
Al Jackson, L (9, PR) OBP: 0.471, SLG: 0.400	5-3				BB		F8		1B		0	0	0	0	0	0	0					
Orlando Cepeda, R (1, 3) OBP: 0.443, SLG: 0.582					BB		5-3		K		3	1	1	0	2	1	3					
Alex Johnson, R (1, 9) OBP: 0.175, SLG: 0.250					BB						4	0	1	2	0	1	5					
Roger Maris, L (9, PH) OBP: 0.344, SLG: 0.438	1-3				K			F3	F7		1	0	0	0	0	0	2					
Tim McCarver, L (1, 2) OBP: 0.394, SLG: 0.496					1B						4	0	0	0	1	0	4					
Phil Gagliano, R (1, 5) OBP: 0.257, SLG: 0.261					L8			BB		4-3	5	1	1	0	0	0	1					
Dal Maxvill, R (1, 6) OBP: 0.301, SLG: 0.293					F9			P4		3B	AB	38										
Ed Spiezio, R (8, PH) OBP: 0.242, SLG: 0.167					P6			F3		1B	R	5										
Eddie Bressoud, R (9, 6)					1B			F2			H	9										
Ray Washburn, R (1, 1) OBP: 0.348, SLG: 0.143					K						RBI	5										
Larry Jaster, L (8, 1) OBP: 0.288, SLG: 0.200											BB	5										
Ron Willis, R (9, 1)											SO	6										
Joe Hoerner, R (9, 1)											LOB	22										
John Romano, R (9, PH) OBP: 0.206, SLG: 0.086											3	0	0	0	0	3	1					
Dick Hughes, L (9, PR) OBP: 0.242, SLG: 0.100											0	0	0	0	0	0	0					
Clay Carroll, R (10, 8) OBP: 0.378, SLG: 0.514											0	0	0	0	0	0	0					
Inning Stats	R: 0 E: 1 K: 1 S: 6	H: 0 LOB: 2 BB: 1 P: 10	R: 0 E: 0 K: 1 S: 6	H: 1 LOB: 1 BB: 0 P: 6	R: 0 E: 0 K: 1 S: 7	H: 2 LOB: 3 BB: 1 P: 11	R: 0 E: 0 K: 1 S: 5	H: 0 LOB: 0 BB: 0 P: 5	R: 2 E: 0 K: 0 S: 5	H: 2 LOB: 1 BB: 1 P: 9	R: 0 E: 0 K: 0 S: 4	H: 1 LOB: 1 BB: 0 P: 4	R: 0 E: 0 K: 0 S: 3	H: 0 LOB: 1 BB: 1 P: 7	R: 2 E: 0 K: 1 S: 7	H: 2 LOB: 2 BB: 1 P: 11	R: 1 E: 0 K: 0 S: 4	H: 2 LOB: 1 BB: 0 P: 4	1B: 7 2B: 1 3B: 1 HR: 0	SF: 1 SAC: 1 DP: 0 HBP: 0	WP: 2 PB: 2 SB: 0 CS: 0	PA: 45
PITCHER	IP	WLS	BF	H	R	ER	SO	BB	IBB	HBP	BLK	WP	HR	S	P	ERA	WHIP					
Denny Lemaster, L ERA: 2.5	(1, 1)	8.0	36	6	3	2	5	4	0	0	0	1	0	42	58	2.25	1.250					
Phil Niekro, R ERA: 1.83	(9, 1)	0.1	3	1	1	0	0	1	0	0	0	1	0	2	6	0.00	6.000					
Clay Carroll, R ERA: 5.34	(9, 1)	1.1	L	6	2	1	1	0	0	0	0	0	0	8	8	6.75	1.500					

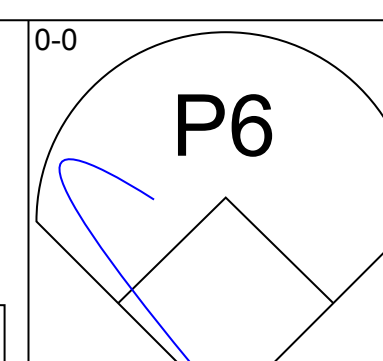
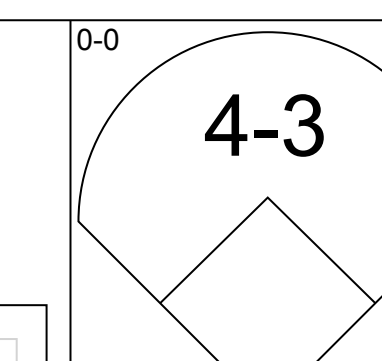
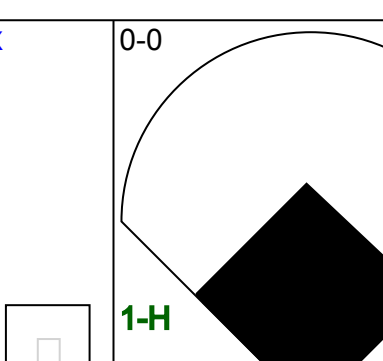
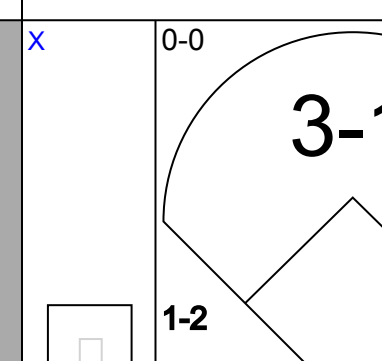
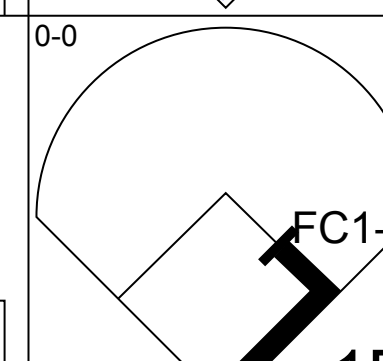
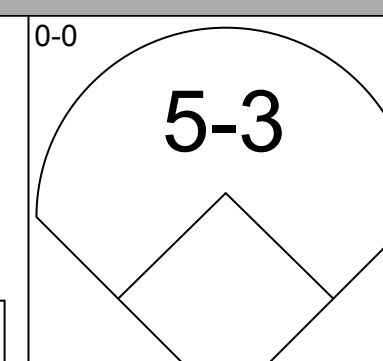
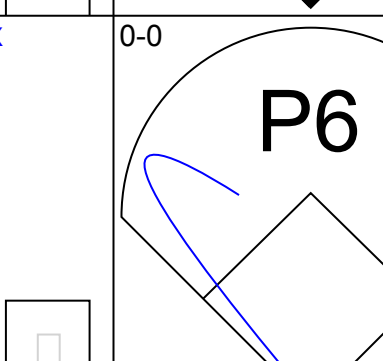
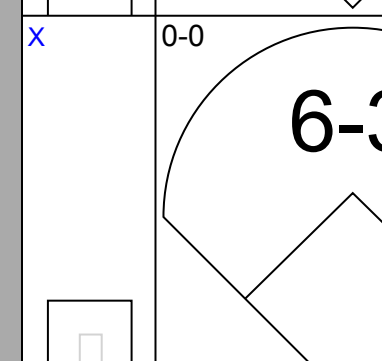
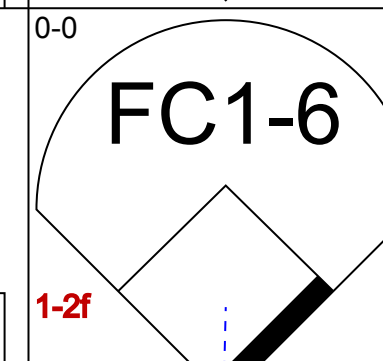
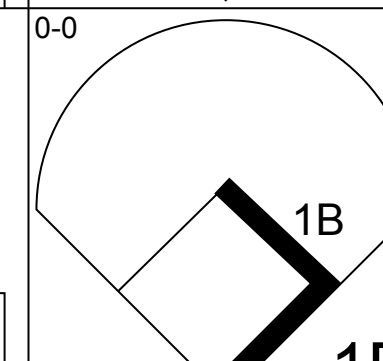
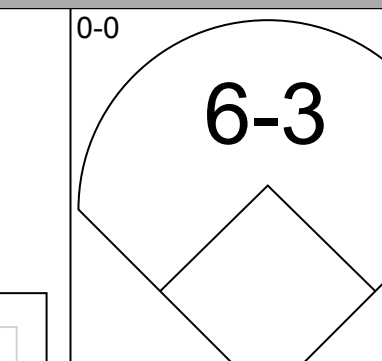
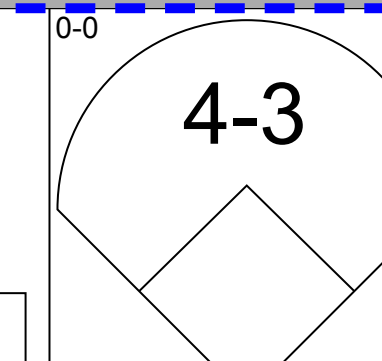
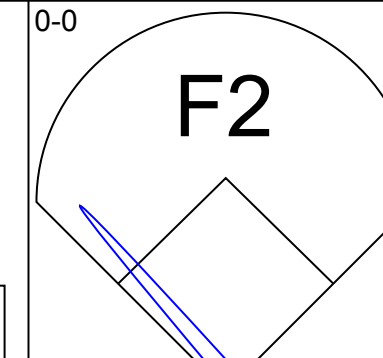
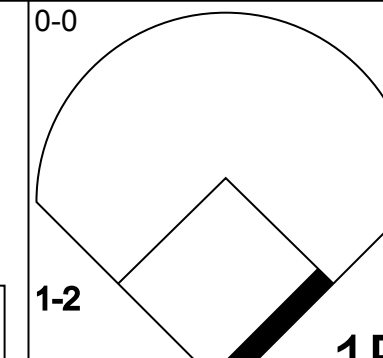
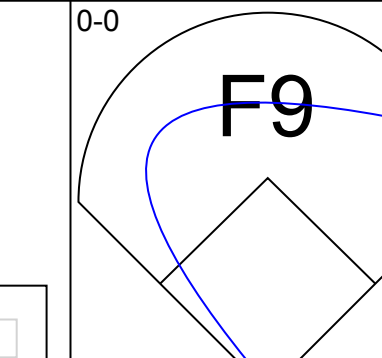
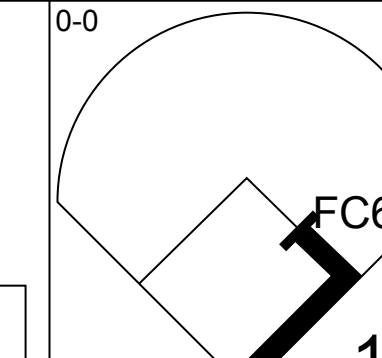
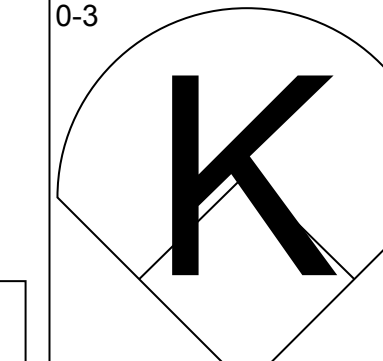
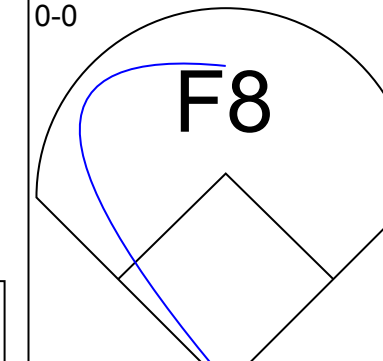
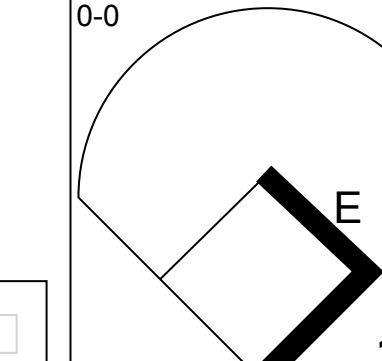
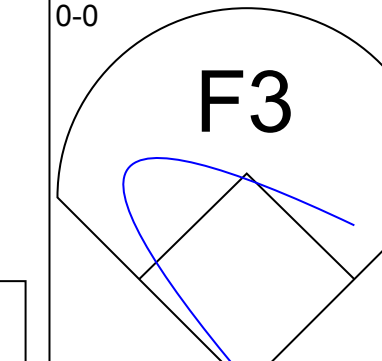
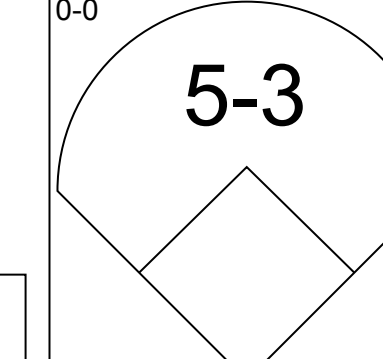
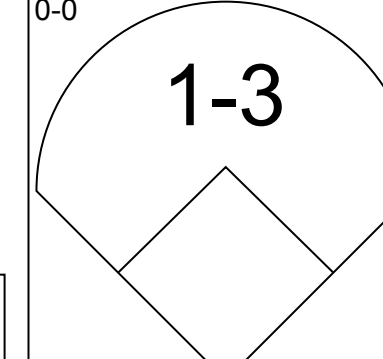
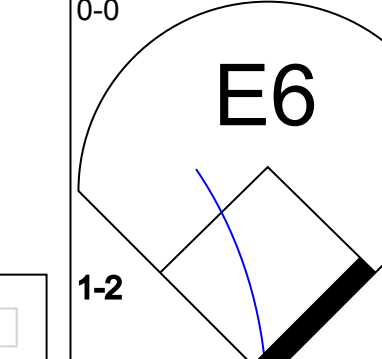
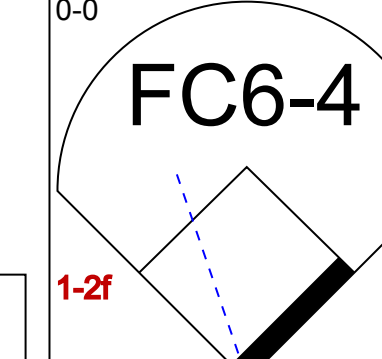
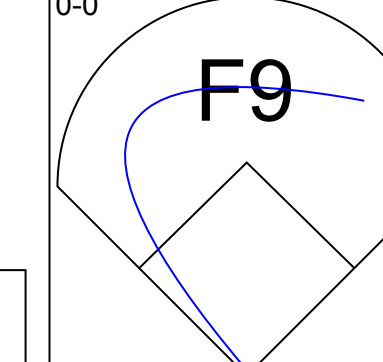
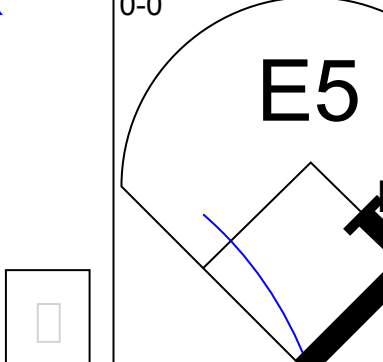
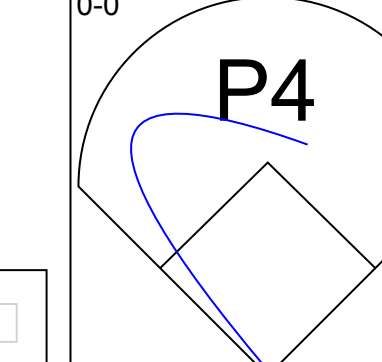
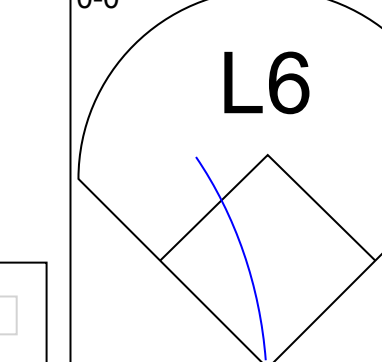
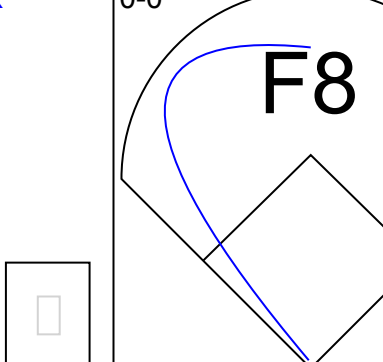
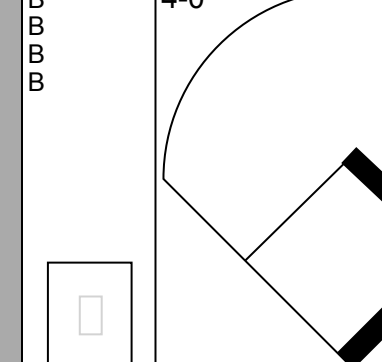
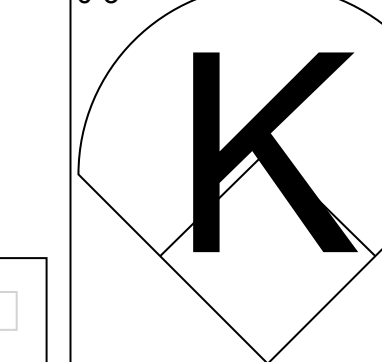
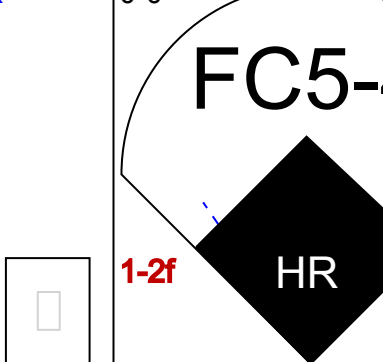
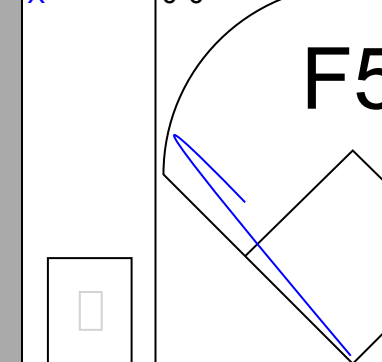


Batter	1	2	3	4	5	6	7	8	9	AB	R	H	RBI	BB	SO	LOB	TOP		
Don Kessinger, S (1, 6) OBP: 0.241, SLG: 0.227										4	0	1	0	0	1	0			
Glenn Beckert, R (1, 4) OBP: 0.308, SLG: 0.393										4	0	0	0	0	0	1			
Billy Williams, L (1, 7) OBP: 0.415, SLG: 0.522										4	0	0	0	0	1	0			
Ron Santo, R (1, 5) OBP: 0.323, SLG: 0.375										4	0	0	0	0	2	0			
14 Ernie Banks, R (1, 3) OBP: 0.337, SLG: 0.506										3	0	1	0	0	1	0			
Randy Hundley, R (1, 2) OBP: 0.306, SLG: 0.326										2	0	0	0	1	0	1			
John Boccabella, R (1, 9) OBP: 0.235, SLG: 0.143										3	0	0	0	0	0	1			
Ted Savage, R (1, 8) OBP: 0.324, SLG: 0.267										2	1	1	1	1	0	0			
Curt Simmons, L (1, 1) OBP: 0.111, SLG: 0.111										2	0	0	0	0	1	1			
Norm Gigon, R (8, PH) OBP: 0.167, SLG: 0.250										1	0	0	0	0	0	0			
Bill Hands, R (8, 1)										0	0	0	0	0	0	0			
Inning Stats	R: 0 E: 0 K: 1 S: 5	H: 0 LOB: 0 BB: 0 P: 5	R: 0 E: 0 K: 1 S: 5	H: 0 LOB: 0 BB: 0 P: 5	R: 0 E: 0 K: 0 S: 2	H: 0 LOB: 0 BB: 1 P: 6	R: 0 E: 0 K: 1 S: 5	H: 0 LOB: 0 BB: 0 P: 5	R: 0 E: 0 K: 1 S: 5	H: 1 LOB: 1 BB: 0 P: 6	R: 0 E: 0 K: 0 S: 4	H: 1 LOB: 1 BB: 0 P: 4	R: 1 E: 0 K: 0 S: 4	H: 1 LOB: 0 BB: 0 P: 4	R: 0 E: 0 K: 1 S: 5	H: 0 LOB: 0 BB: 0 P: 5	1B: 2 2B: 1 3B: 0 HR: 1	SF: 0 SAC: 0 DP: 1 HBP: 0	WP: 0 PA: 31 PB: 0 SB: 0 CS: 0
PITCHER Steve Carlton, L (1, 1) ERA: 2.6	IP: 9.0 WLS: W BF: 31 H: 3 R: 1 ER: 1 SO: 6 BB: 2 IBB: 0 HBP: 0 BLK: 0 WP: 0 HR: 1 S: 41 P: 49 ERA: 1.00 WHIP: 0.556																		

Chicago Cubs @ St. Louis Cardinals
 Busch Stadium, St. Louis, MO
 Fri Jun 02 1967, 7:05 PM CDT
 Att: 32,781 - Unknown - 70 F

AB	29
R	1
H	3
RBI	1
BB	2
SO	6
LOB	4



Batter	1	2	3	4	5	6	7	8	9	AB	R	H	RBI	BB	SO	LOB	BOTTOM
Lou Brock, L (1, 7) OBP: 0.363, SLG: 0.572										4	1	1	2	0	0	1	
Julian Javier, R (1, 4) OBP: 0.382, SLG: 0.441										4	0	1	0	0	0	1	
Curt Flood, R (1, 8) OBP: 0.377, SLG: 0.382										4	0	1	0	0	0	1	
Orlando Cepeda, R (1, 3) OBP: 0.444, SLG: 0.579										4	0	2	0	0	0	1	
Alex Johnson, R (1, 9) OBP: 0.180, SLG: 0.250										4	0	1	0	0	1	3	
Ed Spiezio, R (1, 5) OBP: 0.216, SLG: 0.147										4	0	0	0	0	0	4	
John Romano, R (1, 2) OBP: 0.239, SLG: 0.079										3	0	0	0	0	0	2	
Dal Maxvill, R (1, 6) OBP: 0.302, SLG: 0.289										2	0	0	0	1	0	1	
Steve Carlton, L (1, 1) OBP: 0.222, SLG: 0.176										3	1	0	0	0	1	2	
Inning Stats	R: 0 E: 0 K: 0 S: 4	H: 1 LOB: 1 BB: 0 P: 4	R: 0 E: 0 K: 1 S: 5	H: 0 LOB: 0 BB: 0 P: 5	R: 0 E: 0 K: 1 S: 5	H: 0 LOB: 0 BB: 0 P: 5	R: 2 E: 1 K: 0 S: 5	H: 1 LOB: 0 BB: 0 P: 5	R: 0 E: 1 K: 0 S: 3	H: 1 LOB: 1 BB: 1 P: 7	R: 0 E: 0 K: 0 S: 4	H: 1 LOB: 1 BB: 0 P: 4	R: 0 E: 0 K: 0 S: 4	H: 1 LOB: 1 BB: 0 P: 4	1B: 5 2B: 0 3B: 0 HR: 1	SF: 0 SAC: 0 DP: 0 HBP: 0	WP: 0 PA: 33 PB: 0 SB: 0 CS: 0
PITCHER Curt Simmons, L (1, 1) ERA: 3.4	IP: 7.0 WLS: L BF: 29 H: 5 R: 2 ER: 0 SO: 2 BB: 1 IBB: 0 HBP: 0 BLK: 0 WP: 0 HR: 1 S: 32 P: 36 ERA: 0.00 WHIP: 0.857																
Bill Hands, R (8, 1) ERA: 2.29	IP: 1.0 WLS: L BF: 4 H: 1 R: 0 ER: 0 SO: 0 BB: 0 IBB: 0 HBP: 0 BLK: 0 WP: 0 HR: 0 S: 4 P: 4 ERA: 0.00 WHIP: 1.000																

Chicago Cubs @ St. Louis Cardinals
 Busch Stadium, St. Louis, MO
 Fri Jun 02 1967, 7:05 PM CDT
 Att: 32,781 - Unknown - 70 F

AB	32
R	2
H	6
RBI	2
BB	1
SO	2
LOB	16



Batter	1	2	3	4	5	6	7	8	9	AB	R	H	RBI	BB	SO	LOB	TOP					
Don Kessinger, S OBP: 0.246, SLG: 0.227 (1, 6)	1-3		K			K			BB	4	1	1	0	1	2	1						
Glenn Beckert, R OBP: 0.311, SLG: 0.390 (1, 4)	6-3			P4		HR		1-3	FC5-2	4	1	1	1	1	0	0						
Billy Williams, L OBP: 0.420, SLG: 0.537 (1, 7)	G3			F7		HR			FC5-2	3	2	1	3	2	0	0						
Ron Santo, R OBP: 0.330, SLG: 0.374 (1, 5)		14							FC5-2	3	1	1	0	2	1	4						
14 Ernie Banks, R OBP: 0.339, SLG: 0.500 (1, 3)	G6-4-3								FC5-2	4	0	1	0	1	0	5						
George Altman, L OBP: 0.125, SLG: 0.250 Ted Savage, R OBP: 0.333, SLG: 0.281 (1, 9) (7, 9)	3-1			K		F7			FC5-2	3	0	0	0	0	1	4						
Randy Hundley, R OBP: 0.315, SLG: 0.338 (1, 2)									FC5-2	4	1	2	0	1	0	4						
Adolfo Phillips, R OBP: 0.392, SLG: 0.483 (1, 8)			P4			6-3			SH5-3	3	0	0	0	0	0	2						
Fergie Jenkins, R OBP: 0.172, SLG: 0.214 Cal Koonce, R (9, 1) Bob Hendley, R (9, 1) Bill Hands, R (9, 1)	SH2-4					6-3				3	1	2	1	0	0	0						
Inning Stats	R: 0 E: 0 K: 0 S: 3	H: 0 LOB: 0 BB: 0 P: 3	R: 0 E: 0 K: 0 S: 2	H: 0 LOB: 0 BB: 1 P: 6	R: 0 E: 0 K: 1 S: 6	H: 1 LOB: 1 BB: 0 P: 6	R: 0 E: 0 K: 1 S: 6	H: 1 LOB: 2 BB: 1 P: 10	R: 5 E: 0 K: 0 S: 9	H: 6 LOB: 2 BB: 1 P: 13	R: 0 E: 0 K: 1 S: 5	H: 0 LOB: 0 BB: 0 P: 5	R: 0 E: 0 K: 1 S: 5	H: 0 LOB: 1 BB: 1 P: 9	R: 0 E: 0 K: 0 S: 3	H: 1 LOB: 2 BB: 1 P: 7	R: 2 E: 0 K: 0 S: 4	H: 1 LOB: 2 BB: 3 P: 16	1B: 8 2B: 1 3B: 0 HR: 1	SF: 0 SAC: 2 DP: 1 HBP: 0	WP: 0 PB: 0 SB: 1 CS: 0	PA: 43
PITCHER	IP	WLS	BF	H	R	ER	SO	BB	IBB	HBP	BLK	WP	HR	S	P	ERA	WHIP					
Bob Gibson, R ERA: 3.27 Nelson Briles, R ERA: 4.29 Hal Woodeshick, L ERA: 4.11 Ron Willis, R ERA: 3.94	4.1	L	21	7	5	5	2	2	0	0	0	0	1	23	31	10.38	2.077					

Chicago Cubs @ St. Louis Cardinals
 Busch Stadium, St. Louis, MO
 Sat Jun 03 1967, 7:05 PM CDT
 Att: 46,670 - Cloudy - 60 F



AB	33
R	7
H	10
RBI	7
BB	8
SO	4
LOB	20

Batter	1	2	3	4	5	6	7	8	9	AB	R	H	RBI	BB	SO	LOB	BOTTOM					
Lou Brock, L OBP: 0.364, SLG: 0.588 (1, 7)	2B		3-1			K			HR	5	2	2	1	0	2	0						
Bobby Tolan, L OBP: 0.381, SLG: 0.487 (1, 8)	F8					K			3B	4	1	1	0	1	1	1						
Roger Maris, L OBP: 0.354, SLG: 0.457 (1, 9)	2B		F9						1B	4	2	2	1	1	0	1						
Orlando Cepeda, R OBP: 0.449, SLG: 0.574 Eddie Bressoud, R (9, PR)	K					6-3			BB	3	0	1	1	1	1	3						
Tim McCarver, L OBP: 0.401, SLG: 0.512 (1, 2)	2B		F8						1B	4	0	2	2	1	0	2						
Mike Shannon, R OBP: 0.337, SLG: 0.451 (1, 5)	5-3					P3			K	5	0	1	0	0	2	5						
Julian Javier, R OBP: 0.359, SLG: 0.434 (1, 4)			F2			FC6-4			P6	4	0	1	0	0	0	3						
Dal Maxvill, R OBP: 0.303, SLG: 0.290 Curt Flood, R (9, PH)	1-3					L6			F8	3	0	1	0	0	0	1						
Bob Gibson, R OBP: 0.228, SLG: 0.129 Nelson Briles, R (7, PH) Phil Gagliano, R OBP: 0.256, SLG: 0.298 Hal Woodeshick, R (8, 1) Ron Willis, R (9, 1) Dave Ricketts, S OBP: 0.376, SLG: 0.375 (9, PH)	4-3					1-3			K	2	0	0	0	0	0	1						
Inning Stats	R: 2 E: 0 K: 1 S: 7	H: 2 LOB: 1 BB: 1 P: 11	R: 0 E: 0 K: 0 S: 3	H: 0 LOB: 0 BB: 0 P: 3	R: 0 E: 0 K: 0 S: 3	H: 0 LOB: 2 BB: 2 P: 11	R: 0 E: 0 K: 0 S: 4	H: 2 LOB: 1 BB: 0 P: 4	R: 0 E: 0 K: 2 S: 8	H: 1 LOB: 1 BB: 0 P: 8	R: 0 E: 0 K: 0 S: 4	H: 1 LOB: 1 BB: 0 P: 4	R: 0 E: 0 K: 1 S: 5	H: 0 LOB: 0 BB: 0 P: 5	R: 0 E: 0 K: 1 S: 6	H: 1 LOB: 2 BB: 0 P: 7	R: 3 E: 0 K: 2 S: 11	H: 4 LOB: 2 BB: 1 P: 15	1B: 6 2B: 3 3B: 1 HR: 1	SF: 0 SAC: 0 DP: 0 HBP: 1	WP: 0 PB: 0 SB: 0 CS: 1	PA: 42
PITCHER	IP	WLS	BF	H	R	ER	SO	BB	IBB	HBP	BLK	WP	HR	S	P	ERA	WHIP					
Fergie Jenkins, R ERA: 3.61 Cal Koonce, R ERA: 4.74 Bob Hendley, L ERA: 9.82 Bill Hands, R ERA: 2.25	8.2	W	39	10	5	5	6	3	0	1	0	0	0	1	1	5.19	1.500					

Chicago Cubs @ St. Louis Cardinals
 Busch Stadium, St. Louis, MO
 Sat Jun 03 1967, 7:05 PM CDT
 Att: 46,670 - Cloudy - 60 F



AB	37
R	5
H	11
RBI	5
BB	4
SO	7
LOB	17

Batter	1	2	3	4	5	6	7	8	9	AB	R	H	RBI	BB	SO	LOB	TOP	
Don Kessinger, S OBP: 0.241, SLG: 0.223 (1, 6)	6-3			4-3	SH5-3		F7			3	0	0	0	0	0	1	Chicago Cubs @ St. Louis Cardinals Busch Stadium, St. Louis, MO Sun Jun 04 1967, 3:33 AM CDT Att: 26,942 - Cloudy - 74 F	
Glenn Beckert, R OBP: 0.305, SLG: 0.386 (1, 4)	K			14 1B BB	SF8			P4		2	1	0	1	1	1	0		
Billy Williams, L OBP: 0.411, SLG: 0.524 (1, 7)	L8			G3	K			F9		4	0	0	0	0	1	1		
Ron Santo, R OBP: 0.333, SLG: 0.373 (1, 5)		K		14 1B BB				L8		3	1	1	0	1	1	0		
14 Ernie Banks, R OBP: 0.337, SLG: 0.494 (1, 3)		F8		1B	1B			K		4	0	1	1	0	1	1		
Lee Thomas, L OBP: 0.274, SLG: 0.297 (1, 9)		P6		1-3 2-H	1B			K		4	0	1	1	0	1	0		
Randy Hundley, R OBP: 0.314, SLG: 0.331 (1, 2)				P5	FC6-4 BB			P5		3	0	0	0	1	0	0		
Adolfo Phillips, R OBP: 0.388, SLG: 0.473 (1, 8)				6-3	FC6-4			L5		3	0	0	0	1	0	3		
Rich Nye, L OBP: 0.300, SLG: 0.316 Bill Hands, R (6, 1)				K				E8 SH5-3 SF8		2	1	0	0	0	1	0		
								K		1	0	0	0	0	1	1	AB 29 R 3 H 3 RBI 3 BB 4 SO 7 LOB 7	
Inning Stats	R: 0 E: 0 K: 1 S: 5	H: 0 LOB: 0 BB: 0 P: 5	R: 0 E: 0 K: 1 S: 5	H: 0 LOB: 0 BB: 0 P: 5	R: 0 E: 0 K: 1 S: 5	H: 2 LOB: 3 BB: 3 P: 17	R: 1 E: 1 K: 1 S: 6	H: 0 LOB: 0 BB: 0 P: 6	R: 0 E: 0 K: 2 S: 7	H: 0 LOB: 0 BB: 0 P: 7	R: 0 E: 0 K: 1 S: 5	H: 1 LOB: 1 BB: 1 P: 4	R: 0 E: 0 K: 0 S: 3	H: 0 LOB: 0 BB: 0 P: 3	1B: 3 2B: 0 3B: 0 HR: 0	SF: 1 SAC: 1 DP: 0 HBP: 0		WP: 0 PB: 1 SB: 1 CS: 0
PITCHER Dick Hughes, R ERA: 2.88 (1, 1)	IP: 9.0 WLS: W BF: 35 H: 3 R: 3 ER: 2 SO: 7 BB: 4 IBB: 0 HBP: 0 BLK: 0 WP: 0 HR: 0 S: 45 P: 61 ERA: 2.00 WHIP: 0.778															PITCHER		

Batter	1	2	3	4	5	6	7	8	9	AB	R	H	RBI	BB	SO	LOB	BOTTOM
Lou Brock, L OBP: 0.365, SLG: 0.598 (1, 7)	HR		F9		4-3		F7	S 1B		5	1	2	2	0	0	2	Chicago Cubs @ St. Louis Cardinals Busch Stadium, St. Louis, MO Sun Jun 04 1967, 3:33 AM CDT Att: 26,942 - Cloudy - 74 F
Julian Javier, R OBP: 0.353, SLG: 0.425 (1, 4)	1-3			4-3		1B SF8 1B	F8	5-3		5	1	1	0	0	0	3	
Curt Flood, R OBP: 0.383, SLG: 0.388 (1, 8)	3-1			2B 1B		BB FC5-2 1B	1B	1B		4	1	3	0	0	0	0	
Orlando Cepeda, R OBP: 0.444, SLG: 0.570 (1, 3)	5-3			K		SF8	FC4-6 1B			3	0	1	1	0	1	1	
Mike Shannon, R OBP: 0.343, SLG: 0.463 (1, 5)		P6		1-H 2B		FC5-2 BB 1B	FC4-6			4	0	2	1	0	0	3	
Roger Maris, L OBP: 0.351, SLG: 0.445 (1, 9)		P5		K		FC5-2 BB		F7		3	0	0	0	1	1	1	
John Romano, R OBP: 0.250, SLG: 0.077 Dave Ricketts, S OBP: 0.400, SLG: 0.400 (6, PH) (7, 2)		F7		FC4-6 BB		FC5-2		1B 1B		1	0	0	0	1	0	0	
Dal Maxvill, R OBP: 0.301, SLG: 0.289 (1, 6)				K		FC4-6 1-2	1-3	1B 1B		4	0	1	0	0	1	4	
Dick Hughes, R OBP: 0.200, SLG: 0.143 (1, 1)				K		K		1B 1B 1B		4	0	1	0	0	3	3	
										1B: 10 2B: 1 3B: 0 HR: 1	SF: 1 SAC: 0 DP: 0 HBP: 0	WP: 0 PB: 0 SB: 1 CS: 0	PA: 38				
Inning Stats	R: 1 E: 0 K: 0 S: 4	H: 1 LOB: 0 BB: 0 P: 4	R: 0 E: 0 K: 0 S: 3	H: 0 LOB: 0 BB: 0 P: 3	R: 0 E: 0 K: 2 S: 7	H: 0 LOB: 0 BB: 0 P: 7	R: 1 E: 0 K: 2 S: 9	H: 2 LOB: 1 BB: 0 P: 9	R: 0 E: 0 K: 1 S: 5	H: 0 LOB: 1 BB: 1 P: 9	R: 1 E: 0 K: 0 S: 6	H: 3 LOB: 3 BB: 1 P: 10	R: 0 E: 0 K: 0 S: 6	H: 3 LOB: 3 BB: 0 P: 6	R: 1 E: 0 K: 1 S: 8	H: 3 LOB: 2 BB: 0 P: 8	
PITCHER Rich Nye, L ERA: 3.7 Bill Hands, R ERA: 2.35 (6, 1)	IP: 5.1 WLS: L BF: 14 H: 6 R: 1 ER: 1 SO: 1 BB: 0 IBB: 0 HBP: 0 BLK: 0 WP: 0 HR: 1 S: 16 P: 16 ERA: 5.06 WHIP: 1.500															PITCHER	

Batter	1	2	3	4	5	6	7	8	9	AB	R	H	RBI	BB	SO	LOB	TOP								
Julio Gotay, R OBP: 0.500, SLG: 0.600 (1,4)	K		FC6-4 1B		BB SF7 2B	1B		F7		5	1	3	2	0	1	0									
Sonny Jackson, L OBP: 0.255, SLG: 0.269 (1,6)	K		K		E1 BB	1B		F	S 1B	5	0	2	1	0	2	3									
Jimmy Wynn, R OBP: 0.370, SLG: 0.470 (1,8)			FC6-4					F7		3	0	0	0	2	0	5									
Chuck Harrison, R OBP: 0.275, SLG: 0.319 (1,3)	K				6-3			F7		4	0	0	1	0	1	2									
Rusty Staub, L OBP: 0.375, SLG: 0.508 (1,9)					F9			4-3		5	0	1	0	0	0	2									
Jim Landis, R OBP: 0.363, SLG: 0.400 (1,7)					F9			F9	FC6-2 2B	4	1	3	0	1	0	0									
Bob Aspromonte, R OBP: 0.313, SLG: 0.360 (1,5)					F2			F9	FC6-2 1B BB	4	1	1	1	1	0	2									
John Bateman, R OBP: 0.234, SLG: 0.223 (1,2)					1B			F9	SH5-4 2B 1B	3	1	2	0	2	0	2									
Dave Giusti, R OBP: 0.138, SLG: 0.074 (1,1)					P2			SH5-4	FC6-2 1B BB	4	1	0	0	0	0	7									
Inning Stats	R: 0 E: 0 K: 3 S: 9	H: 0 LOB: 1 BB: 1 P: 13	R: 0 E: 0 K: 0 S: 3	H: 0 LOB: 0 BB: 0 P: 3	R: 0 E: 0 K: 1 S: 7	H: 2 LOB: 2 BB: 0 P: 7	R: 0 E: 0 K: 0 S: 4	H: 1 LOB: 1 BB: 0 P: 4	R: 2 E: 1 K: 0 S: 6	H: 2 LOB: 2 BB: 1 P: 10	R: 2 E: 0 K: 0 S: 6	H: 3 LOB: 3 BB: 1 P: 10	R: 1 E: 0 K: 0 S: 4	H: 1 LOB: 2 BB: 2 P: 12	R: 0 E: 0 K: 0 S: 4	H: 1 LOB: 1 BB: 0 P: 4	R: 0 E: 0 K: 0 S: 4	H: 2 LOB: 2 BB: 1 P: 8	1B: 8 2B: 4 3B: 0 HR: 0	SF: 1 SAC: 1 DP: 0 HBP: 0	WP: 0 PB: 0 SB: 2 CS: 0	PA: 45			
PITCHER	IP	WLS	BF	H	R	ER	SO	BB	IBB	HBP	BLK	WP	HR	S	P	ERA	WHIP								
Larry Jaster, L ERA: 5.45 (1,1)	5.0	L	25	6	4	3	4	3	0	0	0	0	0	30	42	5.40	1.800								
Ron Willis, R ERA: 4.0 (6,1)	2.0		11	3	1	1	0	1	1	0	0	0	0	9	17	4.50	2.000								
Al Jackson, L ERA: 5.08 (8,1)	2.0		9	3	0	0	0	0	1	0	0	0	0	8	12	0.00	1.500								

Houston Astros @ St. Louis Cardinals
 Busch Stadium, St. Louis, MO
 Mon Jun 05 1967, 7:05 PM CDT
 Att: 13,620 - Unknown

AB 37
 R 5
 H 12
 RBI 5
 BB 6
 SO 4
 LOB 23



Batter	1	2	3	4	5	6	7	8	9	AB	R	H	RBI	BB	SO	LOB	BOTTOM								
Lou Brock, L OBP: 0.370, SLG: 0.608 (1,7)	1B 2B		1B 2B		K				G3	5	1	3	0	0	1	0									
Curt Flood, R OBP: 0.385, SLG: 0.387 (1,8)	K		2-3 1B			L8 HBP BB		F9		3	0	1	0	1	1	3									
Roger Maris, L OBP: 0.356, SLG: 0.438 (1,9)	F5		K					1B 4-3 BB		2	1	0	0	1	1	3									
Orlando Cepeda, R OBP: 0.451, SLG: 0.571 (1,3)					FC3-6 BB			L8		3	0	2	1	1	0	2									
Tim McCarver, L OBP: 0.390, SLG: 0.496 (1,2)			F2		FC3-6			F9		4	0	0	0	0	1	5									
Mike Shannon, R OBP: 0.330, SLG: 0.444 (1,5)			P4		K			4-3		4	0	0	1	0	2	4									
Julian Javier, R OBP: 0.350, SLG: 0.420 (1,4)			K		L9			1B		4	0	1	0	0	1	2									
Dal Maxvill, R OBP: 0.297, SLG: 0.285 (1,6)					5-3			K		2	0	0	0	0	0	0									
Bobby Tolan, L OBP: 0.372, SLG: 0.475 (7, PH)								F8		1	0	0	0	0	1	1									
Eddie Bressoud, R (8,6)								K		1	0	0	0	0	0	0									
Larry Jaster, L OBP: 0.231, SLG: 0.167 (1,1)								L7		2	0	0	0	0	1	0									
Ron Willis, R (6,1)								K		0	0	0	0	0	0	0									
Dave Ricketts, S OBP: 0.364, SLG: 0.364 (7, PH)								K		1	0	0	0	0	0	1									
Al Jackson, L OBP: 0.471, SLG: 0.400 (8,1)								K		0	0	0	0	0	0	0									
Phil Gagliano, R OBP: 0.252, SLG: 0.255 (9, PH)								K		1	0	0	0	0	1	0									
Inning Stats	R: 1 E: 0 K: 1 S: 6	H: 2 LOB: 1 BB: 0 P: 6	R: 0 E: 0 K: 1 S: 5	H: 0 LOB: 0 BB: 0 P: 5	R: 0 E: 0 K: 2 S: 9	H: 2 LOB: 2 BB: 0 P: 9	R: 0 E: 0 K: 1 S: 5	H: 0 LOB: 1 BB: 1 P: 9	R: 0 E: 0 K: 1 S: 5	H: 0 LOB: 0 BB: 0 P: 5	R: 0 E: 0 K: 2 S: 7	H: 0 LOB: 2 BB: 1 P: 12	R: 0 E: 0 K: 1 S: 7	H: 2 LOB: 2 BB: 0 P: 7	R: 1 E: 0 K: 0 S: 4	H: 1 LOB: 1 BB: 1 P: 8	R: 0 E: 0 K: 1 S: 5	H: 0 LOB: 0 BB: 0 P: 5	1B: 5 2B: 2 3B: 0 HR: 0	SF: 0 SAC: 0 DP: 0 HBP: 1	WP: 0 PB: 0 SB: 0 CS: 0	PA: 37			
PITCHER	IP	WLS	BF	H	R	ER	SO	BB	IBB	HBP	BLK	WP	HR	S	P	ERA	WHIP								
Dave Giusti, R ERA: 3.08 (1,1)	9.0	W	37	7	2	2	10	3	0	1	0	0	0	53	66	2.00	1.111								

Houston Astros @ St. Louis Cardinals
 Busch Stadium, St. Louis, MO
 Mon Jun 05 1967, 7:05 PM CDT
 Att: 13,620 - Unknown

AB 33
 R 2
 H 7
 RBI 2
 BB 3
 SO 10
 LOB 21



Batter	1	2	3	4	5	6	7	8	9	AB	R	H	RBI	BB	SO	LOB	TOP		
Julio Gotay, R OBP: 0.400, SLG: 0.467 (1,4)	F3		F5				1-3		F3	5	0	1	0	0	0	2			
Sonny Jackson, L OBP: 0.250, SLG: 0.264 (1,6)	4-3		F8					F8		4	0	0	0	0	0	1			
Jimmy Wynn, R OBP: 0.372, SLG: 0.485 (1,8)	BB			HR				5-3		3	1	1	1	1	1	0			
Rusty Staub, L OBP: 0.371, SLG: 0.500 (1,9)	4-3		F9			K				4	0	1	0	0	1	1			
Eddie Mathews, L OBP: 0.333, SLG: 0.362 (1,3)		L1		F9		K				4	0	0	0	0	0	1			
Chuck Harrison, R OBP: 0.275, SLG: 0.319 (9,3)						P4		G3		0	0	0	0	0	0	0			
Jim Landis, R OBP: 0.377, SLG: 0.402 (1,7)		1-3 BB					4-3		FC6-4 SH1-4 BB	2	0	1	0	2	0	0			
Bob Aspromonte, R OBP: 0.314, SLG: 0.359 (1,5)			1-3			K			SH1-4	3	1	1	0	0	1	2			
John Bateman, R OBP: 0.241, SLG: 0.248 (1,2)			1-3				1-6-3		FC6-4 IBB	3	1	1	2	1	0	1			
Mike Cuellar, L OBP: 0.156, SLG: 0.219 (1,1)						K			FC6-4	4	0	0	0	0	2	2			
Inning Stats	R: 0 E: 0 K: 0 S: 3	H: 0 LOB: 1 BB: 1 P: 7	R: 0 E: 0 K: 0 S: 3	H: 0 LOB: 1 BB: 1 P: 7	R: 0 E: 0 K: 1 S: 5	H: 0 LOB: 0 BB: 0 P: 5	R: 1 E: 0 K: 1 S: 7	H: 2 LOB: 1 BB: 0 P: 7	R: 0 E: 0 K: 2 S: 6	H: 0 LOB: 0 BB: 0 P: 7	R: 2 E: 0 K: 0 S: 5	H: 2 LOB: 0 BB: 0 P: 5	R: 0 E: 0 K: 0 S: 4	H: 1 LOB: 1 BB: 0 P: 4	R: 0 E: 0 K: 0 S: 3	H: 0 LOB: 2 BB: 2 P: 11	1B: 4 2B: 0 3B: 0 HR: 2	SF: 0 SAC: 1 DP: 0 HBP: 0	WP: 0 PA: 37 PB: 0 SB: 0 CS: 0
PITCHER	IP	WLS	BF	H	R	ER	SO	BB	IBB	HBP	BLK	WP	HR	S	P	ERA	WHIP		
Ray Washburn, R ERA: 3.41 (1,1)	8.0	L	32	6	3	3	5	2	0	0	0	0	2	40	48	3.38	1.000		
Joe Hoerner, L ERA: 2.25 (9,1)	1.0		5	0	0	0	0	1	1	0	0	0	0	3	11	0.00	1.000		

Houston Astros @ St. Louis Cardinals
 Busch Stadium, St. Louis, MO
 Tue Jun 06 1967, 7:05 PM CDT
 Att: 13,750 - Unknown

AB 32
 R 3
 H 6
 RBI 3
 BB 4
 SO 5
 LOB 10



Batter	1	2	3	4	5	6	7	8	9	AB	R	H	RBI	BB	SO	LOB	BOTTOM				
Lou Brock, L OBP: 0.368, SLG: 0.601 (1,7)	K		P4							4	0	1	0	0	1	0					
Julian Javier, R OBP: 0.347, SLG: 0.422 (1,4)	K				5-3					4	1	1	0	0	2	1					
Alex Johnson, R OBP: 0.200, SLG: 0.266 (1,9)					4-3					4	0	2	1	0	0	0					
Orlando Cepeda, R OBP: 0.441, SLG: 0.557 (1,3)					4-3					4	0	0	0	0	1	1					
Mike Shannon, R OBP: 0.327, SLG: 0.466 (1,5)			F8							4	1	1	1	0	1	0					
John Romano, R OBP: 0.285, SLG: 0.095 (1,2)			K							3	0	1	0	0	1	0					
Bobby Tolan, L OBP: 0.348, SLG: 0.442 (1,8)			K2-3							3	0	0	0	0	3	1					
Dal Maxvill, R OBP: 0.292, SLG: 0.279 (1,6)										3	0	0	0	0	2	1					
Ray Washburn, R OBP: 0.043, SLG: 0.130 (1,1)										2	0	0	0	0	2	0					
Phil Gagliano, R OBP: 0.250, SLG: 0.253 (8,PH)										1	0	0	0	0	0	0					
Joe Hoerner, R OBP: 0.250, SLG: 0.253 (9,1)										0	0	0	0	0	0	0					
Inning Stats	R: 0 E: 0 K: 2 S: 8	H: 1 LOB: 1 BB: 0 P: 8	R: 0 E: 0 K: 2 S: 7	H: 0 LOB: 0 BB: 0 P: 7	R: 0 E: 0 K: 2 S: 7	H: 0 LOB: 0 BB: 0 P: 7	R: 0 E: 0 K: 0 S: 3	H: 0 LOB: 0 BB: 0 P: 3	R: 0 E: 0 K: 1 S: 6	H: 1 LOB: 1 BB: 0 P: 6	R: 1 E: 0 K: 1 S: 6	H: 2 LOB: 0 BB: 0 P: 6	R: 1 E: 0 K: 1 S: 6	H: 1 LOB: 0 BB: 0 P: 6	R: 0 E: 0 K: 2 S: 8	H: 1 LOB: 1 BB: 0 P: 8	R: 0 E: 0 K: 2 S: 7	H: 0 LOB: 0 BB: 0 P: 7	1B: 4 2B: 1 3B: 0 HR: 1	SF: 0 SAC: 0 DP: 0 HBP: 0	WP: 0 PA: 33 PB: 1 SB: 0 CS: 1
PITCHER	IP	WLS	BF	H	R	ER	SO	BB	IBB	HBP	BLK	WP	HR	S	P	ERA	WHIP				
Mike Cuellar, L ERA: 2.93 (1,1)	9.0	W	32	6	2	1	13	0	0	0	0	0	1	58	58	1.00	0.667				

Houston Astros @ St. Louis Cardinals
 Busch Stadium, St. Louis, MO
 Tue Jun 06 1967, 7:05 PM CDT
 Att: 13,750 - Unknown

AB 32
 R 2
 H 6
 RBI 2
 BB 0
 SO 13
 LOB 4



Batter	1	2	3	4	5	6	7	8	9	AB	R	H	RBI	BB	SO	LOB	TOP		
Julio Gotay, R OBP: 0.385, SLG: 0.423 (1,4)										4	1	1	0	0	0	0	Houston Astros @ St. Louis Cardinals Busch Stadium, St. Louis, MO Thu Jun 08 1967, 7:05 PM CDT Att: 14,093 - Unknown		
Sonny Jackson, L OBP: 0.281, SLG: 0.281 (1,6)										4	1	2	0	0	0	0			
Jimmy Wynn, R OBP: 0.380, SLG: 0.480 (1,8)										3	0	0	0	0	2	1			
Rusty Staub, L OBP: 0.367, SLG: 0.489 (1,9)											3	0	0	1	0	0			
Eddie Mathews, L OBP: 0.333, SLG: 0.356 (1,3)										3	0	0	0	0	1	0			
Jim Landis, R OBP: 0.365, SLG: 0.400 (1,7)										3	0	1	0	0	2	0			
Bob Aspromonte, R OBP: 0.330, SLG: 0.371 (1,5)										2	0	0	0	0	0	1			
John Bateman, R OBP: 0.236, SLG: 0.243 (1,2)										3	0	0	0	0	1	1			
Larry Dierker, R OBP: 0.328, SLG: 0.417 (5,1)										1	0	0	0	0	1	0			
Jim Owens, R OBP: 0.330, SLG: 0.333 (5,1)										0	0	0	0	0	0	0			
Jose Herrera, R OBP: 0.330, SLG: 0.333 (5,1)										0	0	0	0	0	0	0			
Carroll Sembera, R OBP: 0.356, SLG: 0.289 (5,1)										0	0	0	0	0	0	0			
Norm Miller, R OBP: 0.356, SLG: 0.289 (5,1)										0	0	0	0	0	0	0			
Dan Schneider, L OBP: 0.356, SLG: 0.289 (5,1)										0	0	0	0	0	0	0			
Inning Stats	R: 2 E: 0 K: 1 S: 7	H: 2 LOB: 0 BB: 0 P: 7	R: 0 E: 0 K: 1 S: 4	H: 0 LOB: 0 BB: 0 P: 5	R: 0 E: 0 K: 1 S: 5	H: 0 LOB: 0 BB: 0 P: 5	R: 0 E: 0 K: 2 S: 7	H: 0 LOB: 0 BB: 0 P: 7	R: 0 E: 0 K: 2 S: 8	H: 1 LOB: 1 BB: 0 P: 8	R: 0 E: 0 K: 0 S: 4	H: 1 LOB: 1 BB: 0 P: 4	R: 0 E: 0 K: 1 S: 5	H: 0 LOB: 0 BB: 0 P: 5	R: 0 E: 0 K: 0 S: 3	H: 0 LOB: 0 BB: 0 P: 3	1B: 4 2B: 1 3B: 0 HR: 0	SF: 1 SAC: 1 DP: 1 HBP: 1	WP: 0 PA: 31 PB: 1 SB: 0 CS: 0
PITCHER Bob Gibson, R ERA: 3.04 (1,1)	IP: 9.0 WLS: W BF: 31 H: 4 R: 2 ER: 1 SO: 9 BB: 0 IBB: 0 HBP: 1 BLK: 0 WP: 0 HR: 0 S: 48 P: 49 ERA: 1.00 WHIP: 0.444															PITCHER			

Batter	1	2	3	4	5	6	7	8	9	AB	R	H	RBI	BB	SO	LOB	BOTTOM		
Lou Brock, L OBP: 0.358, SLG: 0.590 (1,7)										4	1	1	0	0	0	3	Houston Astros @ St. Louis Cardinals Busch Stadium, St. Louis, MO Thu Jun 08 1967, 7:05 PM CDT Att: 14,093 - Unknown		
Bobby Tolan, L OBP: 0.385, SLG: 0.479 (1,8)										4	1	2	2	0	0	0			
Roger Maris, L OBP: 0.355, SLG: 0.441 (1,9)										4	0	1	1	0	0	1			
Orlando Cepeda, R OBP: 0.444, SLG: 0.546 (1,3)										4	1	1	0	0	2	1			
Tim McCarver, L OBP: 0.383, SLG: 0.489 (1,2)										4	0	0	0	0	0	1			
Mike Shannon, R OBP: 0.331, SLG: 0.455 (1,5)										3	1	1	1	1	0	0			
Julian Javier, R OBP: 0.349, SLG: 0.448 (1,4)										4	1	2	1	0	0	1			
Eddie Bressoud, R OBP: 0.226, SLG: 0.040 (1,6)										3	1	1	0	0	2	2			
Bob Gibson, R OBP: 0.243, SLG: 0.152 (1,1)										2	0	1	1	0	1	0			
Inning Stats	R: 0 E: 0 K: 0 S: 3	H: 0 LOB: 0 BB: 0 P: 3	R: 1 E: 0 K: 0 S: 4	H: 2 LOB: 0 BB: 0 P: 4	R: 1 E: 0 K: 2 S: 9	H: 2 LOB: 1 BB: 0 P: 9	R: 0 E: 0 K: 1 S: 5	H: 0 LOB: 0 BB: 0 P: 5	R: 3 E: 0 K: 1 S: 9	H: 4 LOB: 1 BB: 0 P: 9	R: 0 E: 0 K: 0 S: 3	H: 2 LOB: 2 BB: 1 P: 11	R: 0 E: 0 K: 0 S: 3	H: 0 LOB: 0 BB: 0 P: 3	R: 0 E: 0 K: 0 S: 3	H: 0 LOB: 0 BB: 0 P: 3		1B: 6 2B: 1 3B: 2 HR: 1	SF: 0 SAC: 1 DP: 1 HBP: 0
PITCHER Larry Dierker, R ERA: 3.84 (1,1)	IP: 4.2 WLS: L BF: 21 H: 8 R: 5 ER: 5 SO: 3 BB: 0 IBB: 0 HBP: 0 BLK: 0 WP: 1 HR: 1 S: 27 P: 27 ERA: 9.64 WHIP: 1.714															PITCHER			
Jim Owens, R ERA: 2.57 (5,1)	0.1	1	0	0	0	1	0	0	0	0	0	3	3	0.00	0.000				
Carroll Sembera, R ERA: 3.86 (5,1)	2.0	9	2	1	1	1	1	0	0	0	0	10	14	4.50	1.500				
Dan Schneider, L ERA: 1.84 (5,1)	1.0	3	0	0	0	0	0	0	0	0	0	3	3	0.00	0.000				

Batter	1	2	3	4	5	6	7	8	9	AB	R	H	RBI	BB	SO	LOB	TOP			
Wes Parker, S (1, 3) OBP: 0.356, SLG: 0.312	L9		G3			4-3 1B BB		4-3		3	1	0	0	1	0	1	Los Angeles Dodgers @ St. Louis Cardinals Busch Stadium, St. Louis, MO Fri Jun 09 1967, 7:05 PM CDT Att: 23,980 - Unknown livebaseballscorecards.com			
Ron Hunt, R (1, 4) OBP: 0.394, SLG: 0.390	2B		CS 1B			5-3 1-2		F7		4	0	2	1	0	0	1				
Willie Davis, L (1, 8) OBP: 0.333, SLG: 0.373	K		CS 1-2		F9	4-3			SH3 1B	4	0	1	0	0	1	2				
Ron Fairly, L (1, 9) OBP: 0.333, SLG: 0.370	K				F3				SH3	3	0	1	1	0	1	1				
Jim Lefebvre, S (1, 5) OBP: 0.354, SLG: 0.381		P5			L3	4-3			K	4	0	0	0	0	1	2				
John Roseboro, L (1, 2) OBP: 0.397, SLG: 0.352																				
Al Ferrara, R (9, PH) OBP: 0.314, SLG: 0.402		G6-4-3 1B			L4				F9	3	0	1	0	0	0	0				
Bob Bailey, R (1, 7) OBP: 0.237, SLG: 0.250		G6-4-3 1-2			6-3				F8	3	0	0	0	0	0	1				
Gene Michael, S (1, 6) OBP: 0.257, SLG: 0.236			K						K	3	0	1	0	0	2	0				
Claude Osteen, L (1, 1) OBP: 0.250, SLG: 0.273																				
Len Gabrielson, L (8, PH) OBP: 0.226, SLG: 0.293																				
Bob Miller, R (8, 1)			G3 1B 2B						F9	2	1	1	0	0	0	1				
										1	0	0	0	0	0	0				
										0	0	0	0	0	0	0				
Inning Stats	R: 0 E: 0 K: 2 S: 8	H: 1 LOB: 1 BB: 0 P: 8	R: 0 E: 0 K: 0 S: 3	H: 1 LOB: 0 BB: 0 P: 3	R: 1 E: 0 K: 1 S: 6	H: 2 LOB: 0 BB: 0 P: 6	R: 0 E: 0 K: 0 S: 3	H: 0 LOB: 0 BB: 0 P: 3	R: 0 E: 0 K: 0 S: 4	H: 1 LOB: 1 BB: 0 P: 4	R: 1 E: 0 K: 0 S: 4	H: 1 LOB: 1 BB: 1 P: 8	R: 0 E: 0 K: 1 S: 5	H: 0 LOB: 0 BB: 0 P: 5	R: 0 E: 0 K: 0 S: 3	H: 0 LOB: 0 BB: 0 P: 3	1B: 5 2B: 2 3B: 0 HR: 0	SF: 0 SAC: 1 DP: 1 HBP: 0	WP: 0 PB: 0 SB: 0 CS: 1	PA: 34
PITCHER	IP WLS BF H R ER SO BB IBB HBP BLK WP HR S P ERA WHIP																			
Dick Hughes, R (1, 1) ERA: 2.54	8.0 W 30 7 2 2 4 1 0 0 0 0 0 0 37 41 2.25 1.000																			
Joe Hoerner, L (9, 1) ERA: 2.5	0.2 2 0 0 0 1 0 0 0 0 0 0 0 4 4 0.00 0.000																			
Nelson Briles, R (9, 1) ERA: 4.67	0.1 S 1 0 0 0 0 0 0 0 0 0 0 0 1 1 0.00 0.000																			

Batter	1	2	3	4	5	6	7	8	9	AB	R	H	RBI	BB	SO	LOB	BOTTOM			
Lou Brock, L (1, 7) OBP: 0.356, SLG: 0.584	3-1		F5				FC4-6 1B			4	0	1	1	0	0	2	Los Angeles Dodgers @ St. Louis Cardinals Busch Stadium, St. Louis, MO Fri Jun 09 1967, 7:05 PM CDT Att: 23,980 - Unknown livebaseballscorecards.com			
Julian Javier, R (1, 4) OBP: 0.353, SLG: 0.449	1B		FC6-4 1B				K			4	0	2	0	0	2	3				
Alex Johnson, R (1, 9) OBP: 0.192, SLG: 0.264	F9		FC6-4 1-2		PO	1-3			K	4	0	0	0	0	1	2				
Orlando Cepeda, R (1, 3) OBP: 0.445, SLG: 0.563						5-3			K	4	1	2	1	0	1	0				
Mike Shannon, R (1, 5) OBP: 0.320, SLG: 0.439	F8								F7	4	0	0	0	0	1	2				
Tim McCarver, L (1, 2) OBP: 0.382, SLG: 0.486		K			F8				SH 1B	3	1	1	0	0	1	0				
Bobby Tolan, L (1, 8) OBP: 0.352, SLG: 0.460		3-1			L1				SH FC4-6 1B	2	0	0	0	0	0	0				
Eddie Bressoud, R (1, 6) OBP: 0.235, SLG: 0.143			F8						K	3	1	1	0	0	1	2				
Dick Hughes, R (1, 1) OBP: 0.222, SLG: 0.176																				
Joe Hoerner, R (9, 1) ERA: 3.79																				
Nelson Briles, R (9, 1) ERA: 5.89					F2				FC4-6 1B	0	0	0	0	0	0	0				
										0	0	0	0	0	0	0				
										0	0	0	0	0	0	0				
Inning Stats	R: 0 E: 0 K: 0 S: 5	H: 2 LOB: 2 BB: 0 P: 5	R: 0 E: 0 K: 1 S: 5	H: 0 LOB: 0 BB: 0 P: 5	R: 0 E: 0 K: 0 S: 4	H: 1 LOB: 1 BB: 0 P: 4	R: 1 E: 0 K: 0 S: 4	H: 1 LOB: 0 BB: 0 P: 4	R: 1 E: 0 K: 2 S: 8	H: 2 LOB: 0 BB: 0 P: 8	R: 0 E: 0 K: 1 S: 5	H: 0 LOB: 0 BB: 0 P: 5	R: 1 E: 0 K: 2 S: 10	H: 2 LOB: 2 BB: 0 P: 10	R: 0 E: 0 K: 2 S: 7	H: 0 LOB: 0 BB: 0 P: 7	1B: 6 2B: 0 3B: 1 HR: 1	SF: 0 SAC: 1 DP: 0 HBP: 0	WP: 0 PB: 0 SB: 0 CS: 0	PA: 33
PITCHER	IP WLS BF H R ER SO BB IBB HBP BLK WP HR S P ERA WHIP																			
Claude Osteen, L (1, 1) ERA: 3.79	7.0 L 29 8 3 3 6 8 3 0 0 0 0 0 0 41 41 3.86 1.143																			
Bob Miller, R (8, 1) ERA: 5.89	1.0 3 0 0 0 2 0 0 0 0 0 0 0 7 7 0.00 0.000																			

Batter	1	2	3	4	5	6	7	8	9	10	11	AB	R	H	RBI	BB	SO	LOB	TOP					
Willie Davis, L OBP: 0.329, SLG: 0.373 (1, 8)	SH 4-3 2B		K			F8		K			P6	5	1	1	0	0	2	1						
Jim Hickman, R OBP: 0.231, SLG: 0.267 (1, 7)	SH 4-3 SF8		L8			K			6-3			3	1	0	0	0	1	0						
Ron Hunt, R OBP: 0.392, SLG: 0.384 (1, 4)	4-3				F2		SH1-3 BB		P4			3	0	0	1	1	0	1						
Jim Lefebvre, S OBP: 0.349, SLG: 0.376 (1, 5)	SF8				6-3		SH1-3		6-3			2	0	0	1	0	0	0						
Ron Fairly, L OBP: 0.327, SLG: 0.363 (1, 3) (8, 9)	F9				F9		FC1-5-4 2B				K	4	0	0	0	0	1	1						
Al Ferrara, R OBP: 0.315, SLG: 0.409 Wes Parker, S OBP: 0.354, SLG: 0.310 (1, 9) (8, 3)		K			F8					K	3	0	1	0	0	1	0	1						
Jim Campanis, R OBP: 0.400, SLG: 0.529 John Roseboro, L OBP: 0.398, SLG: 0.355 (1, 2) (8, PH) (8, 2)		K			L7					6-3	2	0	0	0	0	1	0	0						
Gene Michael, S OBP: 0.251, SLG: 0.230 (1, 6)		K			F5			G2-6-3 1B			4	0	0	0	0	1	1							
Jim Brewer, L Ron Perranoski, L Phil Regan, R Lou Johnson, R Bob Miller, R (1, 1) (7, 1) (8, PH) (8, PH) (11, PH) (11, 1)			K			K					F9	2	0	0	0	0	2	0						
Inning Stats	R: 2 E: 0 K: 0 S: 5	H: 1 LOB: 0 BB: 0 P: 5	R: 0 E: 0 K: 3 S: 9	H: 0 LOB: 0 BB: 0 P: 9	R: 0 E: 0 K: 2 S: 7	H: 0 LOB: 0 BB: 0 P: 7	R: 0 E: 0 K: 2 S: 3	H: 0 LOB: 0 BB: 0 P: 3	R: 0 E: 0 K: 0 S: 7	H: 1 LOB: 2 BB: 1 P: 7	R: 0 E: 0 K: 1 S: 5	H: 0 LOB: 0 BB: 0 P: 3	R: 0 E: 0 K: 2 S: 7	H: 0 LOB: 0 BB: 0 P: 7	R: 0 E: 0 K: 0 S: 3	H: 0 LOB: 0 BB: 0 P: 3	R: 0 E: 0 K: 0 S: 3	R: 0 E: 0 K: 0 S: 3	1B: 1 2B: 2 3B: 0 HR: 0	SF: 1 SAC: 2 DP: 1 HBP: 0	WP: 0 PB: 0 SB: 1 CS: 0	PA: 37		
PITCHER	IP WLS BF ERA WHIP																							
Larry Jaster, L ERA: 4.74 Joe Hoerner, L ERA: 2.33 (1, 1) (10, 1)	2.0 W 6	0 0 0 2	0 0 0 2	0 0 0 0	0 0 0 0	0 0 0 0	0 0 0 0	0 0 0 0	0 0 0 0	10 10 0.00 0.000														

Los Angeles Dodgers @ St. Louis Cardinals
Busch Stadium, St. Louis, MO
Sat Jun 10 1967, 7:05 PM CDT
Att: 30,090 - Unknown

AB 32
R 2
H 3
RBI 2
BB 2
SO 10
LOB 4



Batter	1	2	3	4	5	6	7	8	9	10	11	AB	R	H	RBI	BB	SO	LOB	BOTTOM					
Lou Brock, L OBP: 0.357, SLG: 0.580 (1, 7)	1B		4-3		WP 1B		FC1-6 FC5 S 1-2r		L8			5	0	2	0	0	0	1						
Julian Javier, R OBP: 0.342, SLG: 0.434 (1, 4)	E6		F3		F7		L3			K	5	0	0	0	0	1	3							
Alex Johnson, R OBP: 0.182, SLG: 0.250 Joe Hoerner, R OBP: 0.600, SLG: 0.500 (1, 9) (10, 1)	K		F3		K		FC5				4	0	0	0	0	2	5							
Orlando Cepeda, R OBP: 0.444, SLG: 0.558 (1, 3)	K				FC6-4 1B		G3			P6	5	0	2	0	0	1	2							
Mike Shannon, R OBP: 0.323, SLG: 0.437 (1, 5)		1B			FC6-4 1B		F8		G3-6-4 1B		F7	5	0	2	0	0	2							
Tim McCarver, L OBP: 0.389, SLG: 0.493 (1, 2)		BB			FC6-4 1-2r 2-3		1-2-3				FC1-5 2B	4	0	2	0	1	0	2						
Eddie Bressoud, R OBP: 0.222, SLG: 0.133 Curt Flood, R OBP: 0.391, SLG: 0.395 Dal Maxvill, R OBP: 0.285, SLG: 0.272 (1, 6) (7, PH) (7, PR) (8, 6)	K				K				F9		FC1-5 1B HR	2	0	0	0	0	2	3						
Bobby Tolan, L OBP: 0.373, SLG: 0.527 (1, 8)	F9				WP 1B		1B		F2		HR 1B	5	2	3	2	0	0	1						
Larry Jaster, L ERA: 2.57 Roger Maris, L OBP: 0.357, SLG: 0.465 (1, 1) (9, PH) (10, 9)	P6				F8		FC1-6 1B		P4		HR	3	0	1	0	0	0	1						
Inning Stats	R: 0 E: 1 K: 2 S: 8	H: 1 LOB: 1 BB: 8 P: 8	R: 0 E: 0 K: 1 S: 5	H: 1 LOB: 1 BB: 1 P: 9	R: 0 E: 0 K: 0 S: 3	H: 0 LOB: 0 BB: 0 P: 3	R: 0 E: 0 K: 1 S: 7	H: 2 LOB: 2 BB: 0 P: 7	R: 0 E: 0 K: 1 S: 7	H: 2 LOB: 2 BB: 1 P: 7	R: 0 E: 0 K: 0 S: 4	H: 1 LOB: 1 BB: 0 P: 4	R: 0 E: 0 K: 0 S: 3	H: 0 LOB: 0 BB: 0 P: 3	R: 0 E: 0 K: 1 S: 6	H: 1 LOB: 1 BB: 0 P: 6	R: 3 E: 0 K: 0 S: 4	H: 3 LOB: 0 BB: 0 P: 4	1B: 11 2B: 1 3B: 0 HR: 2	SF: 0 SAC: 0 DP: 1 HBP: 0	WP: 1 PB: 0 SB: 1 CS: 0	PA: 45		
PITCHER	IP WLS BF ERA WHIP																							
Jim Brewer, L ERA: 2.57 Ron Perranoski, L ERA: 2.58 Phil Regan, R ERA: 6.63 Bob Miller, R ERA: 6.62 (1, 1) (7, 1) (8, 1) (11, 1)	6.0 1.0 3.0 0.1	WLS 4 11 L	BF 26 11 4	H 7 3 3	R 2 0 3	ER 2 0 3	SO 5 0 0	BB 2 0 0	IBB 0 0 0	HBP 0 0 0	BLK 0 0 0	WP 1 0 0	HR 1 0 1	S 34 4 4	P 42 4 13 4	ERA 3.00 0.00 0.00 81.00	WHIP 1.500 1.000 1.000 9.000							

Los Angeles Dodgers @ St. Louis Cardinals
Busch Stadium, St. Louis, MO
Sat Jun 10 1967, 7:05 PM CDT
Att: 30,090 - Unknown

AB 43
R 5
H 14
RBI 5
BB 2
SO 6
LOB 22



Batter	1	2	3	4	5	6	7	8	9	AB	R	H	RBI	BB	SO	LOB	TOP								
Wes Parker, S OBP: 0.356, SLG: 0.327	0-3 K	0-3 K			1-3		HR		1B BB	4	2	1	1	1	2	2	Los Angeles Dodgers @ St. Louis Cardinals Busch Stadium, St. Louis, MO Sun Jun 11 1967, 3:33 AM CDT Unknown livebaseballscorecards.com								
Ron Hunt, R OBP: 0.392, SLG: 0.384	0-0 F9	1-3			E5 1B		FC4-6 1B		1B HR 1B	5	1	2	0	0	0	2									
Willie Davis, L OBP: 0.337, SLG: 0.380	0-0 2B 1B			P6	1-2 1B		FC4-6 1B 1-2		1-2 HR 1B	5	2	3	1	0	0	1									
Ron Fairly, L OBP: 0.329, SLG: 0.369	0-0 1-H 2B			4-3	F9		1-3 1B		F8	5	0	2	1	0	0	4									
Jim Lefebvre, S OBP: 0.345, SLG: 0.389	0-0 F5			L9	G3		0-3 K		1-H 2-H HR	5	1	1	3	0	1	5									
John Roseboro, L OBP: 0.397, SLG: 0.354		0-3 K			F9		L6			3	0	1	0	0	1	0									
Lou Johnson, R OBP: 0.345, SLG: 0.472						3-1 G3 1B			1B	1	0	0	0	0	0	2									
Jeff Torborg, R OBP: 0.274, SLG: 0.303									1B	1	0	1	0	0	0	0									
Len Gabrielson, L OBP: 0.231, SLG: 0.283		4-0 1B E BB			F8		G3		F9	2	1	0	0	1	0	1									
Jim Hickman, R OBP: 0.224, SLG: 0.258						1-2			F3	2	0	0	0	0	0	1									
Dick Schofield, S OBP: 0.353, SLG: 0.250		0-0 E 1B			3-1 BB				F9	4	0	2	0	1	0	1									
Bill Singer, R OBP: 0.071, SLG: 0.071		0-0 E1			4-3				K	3	0	0	1	0	1	3									
Ron Perranoski, L OBP: 0.295, SLG: 0.290		1-2 3-H							K	0	0	0	0	0	0	0									
Al Ferrara, L OBP: 0.112, SLG: 0.405									0	0	0	0	0	0	0	0									
Dick Egan, L OBP: 0.340, SLG: 0.248									0	0	0	0	0	0	0	0									
Bob Bailey, R OBP: 0.340, SLG: 0.248									0	0	0	0	0	0	1	2									
Bob Miller, R OBP: 0.340, SLG: 0.248									0	0	0	0	0	0	0	0									
Inning Stats	R: 1 E: 0 K: 1 S: 7	H: 2 LOB: 1 BB: 0 P: 7	R: 1 E: 1 K: 2 S: 9	H: 1 LOB: 2 BB: 1 P: 13	R: 0 E: 0 K: 0 S: 3	H: 0 LOB: 0 BB: 0 P: 3	R: 0 E: 0 K: 1 S: 5	H: 0 LOB: 1 BB: 1 P: 9	R: 0 E: 1 K: 0 S: 5	H: 1 LOB: 2 BB: 0 P: 5	R: 0 E: 0 K: 0 S: 4	H: 1 LOB: 1 BB: 0 P: 4	R: 1 E: 0 K: 1 S: 8	H: 3 LOB: 2 BB: 0 P: 8	R: 0 E: 0 K: 1 S: 5	H: 0 LOB: 0 BB: 0 P: 5	R: 4 E: 0 K: 1 S: 10	H: 5 LOB: 2 BB: 1 P: 14	1B: 10 2B: 1 3B: 0 HR: 2	SF: 0 SAC: 0 DP: 0 HBP: 0	WP: 0 PB: 0 SB: 0 CS: 0	PA: 45			
PITCHER	IP	WLS	BF	H	R	ER	SO	BB	IBB	HBP	BLK	WP	HR	S	P	ERA	WHIP								
Ray Washburn, R ERA: 3.47	(1, 1)	6.1	31	8	3	3	4	2	0	0	0	0	1	37	45	4.26	1.579								
Joe Hoerner, L ERA: 3.5	(7, 1)	2.0	10	3	4	4	2	1	0	0	0	0	1	13	17	18.00	2.000								
Nelson Briles, R ERA: 4.55	(9, 1)	0.2	W	4	2	0	0	1	0	0	0	0	0	6	6	0.00	3.000								

Batter	1	2	3	4	5	6	7	8	9	AB	R	H	RBI	BB	SO	LOB	BOTTOM								
Lou Brock, L OBP: 0.354, SLG: 0.570	4-0 1B FC6-4 BB				F9				F7	4	1	0	0	1	1	3	Los Angeles Dodgers @ St. Louis Cardinals Busch Stadium, St. Louis, MO Sun Jun 11 1967, 3:33 AM CDT Unknown livebaseballscorecards.com								
Bobby Tolan, L OBP: 0.375, SLG: 0.533	0-0 FC6-4 1B				5-3		1B 2B		K	5	1	2	0	0	2	1									
Roger Maris, L OBP: 0.372, SLG: 0.474	0-0 FC6-4 1-2 3-H				1B		1B BB		1-3 E 1B	4	3	3	1	1	0	1									
Orlando Cepeda, R OBP: 0.443, SLG: 0.551	4-0 1-2 BB				F9		F7		1-3	4	0	1	0	1	0	4									
Tim McCarver, L OBP: 0.383, SLG: 0.483	0-0 F7				F7		1-3 2-H E 1B		E3 2B	5	2	1	1	0	0	4									
Mike Shannon, R OBP: 0.333, SLG: 0.460	0-3 K				1-3		1-2 E 1B		1-H 2B	5	1	3	3	0	1	2									
Julian Javier, R OBP: 0.339, SLG: 0.429					F9		1-2 3-H 1B		1-H 2-H 1B	4	0	1	1	0	1	1									
Dal Maxvill, R OBP: 0.284, SLG: 0.266	0-0 F8				L9		F9		SH2-4 BB	3	0	0	0	1	0	1									
Ray Washburn, R OBP: 0.077, SLG: 0.154	0-3 K				K		1-2 1B		SH2-4	3	0	1	0	0	2	0									
Joe Hoerner, R OBP: 0.500, SLG: 0.500										0	0	0	0	0	0	0									
Nelson Briles, R ERA: 6.82										0	0	0	0	0	0	0									
Inning Stats	R: 1 E: 0 K: 1 S: 6	H: 1 LOB: 2 BB: 2 P: 14	R: 0 E: 0 K: 1 S: 5	H: 0 LOB: 0 BB: 0 P: 5	R: 0 E: 0 K: 0 S: 4	H: 1 LOB: 1 BB: 0 P: 4	R: 0 E: 0 K: 0 S: 3	H: 0 LOB: 0 BB: 0 P: 3	R: 0 E: 0 K: 1 S: 5	H: 0 LOB: 0 BB: 0 P: 5	R: 4 E: 1 K: 1 S: 10	H: 5 LOB: 2 BB: 1 P: 14	R: 2 E: 1 K: 2 S: 10	H: 2 LOB: 1 BB: 0 P: 10	R: 0 E: 0 K: 1 S: 5	H: 0 LOB: 1 BB: 1 P: 9	R: 1 E: 0 K: 0 S: 4	H: 3 LOB: 2 BB: 0 P: 4	1B: 9 2B: 3 3B: 0 HR: 0	SF: 0 SAC: 1 DP: 0 HBP: 0	WP: 0 PB: 0 SB: 0 CS: 0	PA: 42			
PITCHER	IP	WLS	BF	H	R	ER	SO	BB	IBB	HBP	BLK	WP	HR	S	P	ERA	WHIP								
Bill Singer, R ERA: 4.66	(1, 1)	5.1	24	5	5	5	3	3	0	0	0	0	0	27	39	8.44	1.500								
Ron Perranoski, L ERA: 2.49	(6, 1)	1.2	10	4	2	0	3	0	0	0	0	0	0	16	16	0.00	2.400								
Dick Egan, L ERA: 7.8	(8, 1)	1.0	4	0	0	0	1	1	0	0	0	0	0	5	9	0.00	1.000								
Bob Miller, R ERA: 6.82	(9, 1)	0.1	L	4	3	1	1	0	0	0	0	0	0	4	4	27.00	9.000								



Batter	1	2	3	4	5	6	7	8	9	AB	R	H	RBI	BB	SO	LOB	TOP																						
Wes Parker, S OBP: 0.352, SLG: 0.323 (1, 8)	1-3	L3		1B		F9		1-3		5	0	1	0	0	0	4																							
Ron Hunt, R OBP: 0.401, SLG: 0.400 Gene Michael, S OBP: 0.251, SLG: 0.230 (9, FR)	P4		2B	1B	1-3	2B		G3	1B	5	1	4	1	0	0	0																							
Lou Johnson, R OBP: 0.317, SLG: 0.431 (1, 7)	1-3		K	K		F9		K		5	0	0	0	0	3	5																							
Jim Lefebvre, S OBP: 0.347, SLG: 0.385 (1, 5)		F3	2B		4-3			G3		4	1	1	0	1	0	1																							
Ron Fairly, L OBP: 0.322, SLG: 0.360 (1, 3)	F8		P6		4-3			6-3		5	0	0	0	0	0	5																							
Jim Hickman, R OBP: 0.225, SLG: 0.273 (1, 9)	E5				5-3			K		4	1	1	2	0	1	1																							
Dick Schofield, S OBP: 0.342, SLG: 0.226 (1, 6)	1B		5-3		L4			4-3		3	1	0	0	1	0	2																							
Jeff Torborg, R OBP: 0.276, SLG: 0.304 John Roseboro, L OBP: 0.394, SLG: 0.351 (8, PH)	1B				5-3			F7		3	0	1	1	0	0	0																							
Don Sutton, R OBP: 0.200, SLG: 0.267 Nate Oliver, R OBP: 0.440, SLG: 0.458 Ron Perranoski, L OBP: 0.250, SLG: 0.250 Willie Davis, L OBP: 0.341, SLG: 0.384 Phil Regan, R (8, 1)	1B				1-3			2B	1B	2	0	1	1	0	0	0																							
Inning Stats	R: 0 E: 0 K: 0 S: 3	H: 0 LOB: 0 BB: 0 P: 3	R: 2 E: 1 K: 0 S: 6	H: 2 LOB: 2 BB: 1 P: 10	R: 2 E: 0 K: 1 S: 7	H: 2 LOB: 1 BB: 1 P: 11	R: 0 E: 0 K: 1 S: 7	H: 2 LOB: 2 BB: 0 P: 7	R: 0 E: 0 K: 0 S: 4	H: 1 LOB: 1 BB: 0 P: 4	R: 1 E: 0 K: 0 S: 5	H: 2 LOB: 1 BB: 0 P: 5	R: 0 E: 0 K: 1 S: 5	H: 0 LOB: 0 BB: 0 P: 5	R: 0 E: 0 K: 0 S: 4	H: 1 LOB: 1 BB: 0 P: 4	R: 0 E: 0 K: 1 S: 6	H: 1 LOB: 2 BB: 0 P: 6	1B: 9 2B: 2 3B: 0 HR: 0	SF: 0 SAC: 0 DP: 0 HBP: 0	WP: 0 PB: 0 SB: 0 CS: 0	PA: 41																	
PITCHER	IP	WLS	BF	H	R	ER	SO	BB	IBB	HBP	BLK	WP	HR	S	P	ERA	WHIP	PITCHER				IP	WLS	BF	H	R	ER	SO	BB	IBB	HBP	BLK	WP	HR	S	P	ERA	WHIP	
Al Jackson, L ERA: 5.01 Ron Willis, R ERA: 5.16	(1, 1)	5.2	W	29	9	5	3	2	2	0	0	0	0	0	31	39	4.76	1.941					(6, 1)	3.1	S	12	2	0	0	2	0	0	0	0	0	16	16	0.00	0.600

Los Angeles Dodgers @ St. Louis Cardinals
 Busch Stadium, St. Louis, MO
 Sun Jun 11 1967, 3:38 AM CDT
 Att: 43,159 - Unknown

AB 39
 R 5
 H 11
 RBI 5
 BB 2
 SO 4
 LOB 18



Batter	1	2	3	4	5	6	7	8	9	AB	R	H	RBI	BB	SO	LOB	BOTTOM																						
Lou Brock, L OBP: 0.352, SLG: 0.563 (1, 7)	1B	F3		1-3		F9				3	1	0	0	1	0	2																							
Bobby Tolan, L OBP: 0.388, SLG: 0.516 (1, 8)	2B	F9		3-1				1-3		4	1	1	0	0	0	1																							
Roger Maris, L OBP: 0.375, SLG: 0.493 (1, 9)	2B	F3				K		HR		3	2	1	1	1	1	1																							
Orlando Cepeda, R OBP: 0.449, SLG: 0.564 (1, 3)	1B			FC6-4		1B		4-3		3	2	2	3	1	0	0																							
Mike Shannon, R OBP: 0.338, SLG: 0.461 (1, 5)	G4-6-3		FC6-4			1B		K		4	1	2	2	0	1	1																							
Dave Ricketts, S OBP: 0.375, SLG: 0.438 (1, 2)	G4-6-3					K				4	0	2	1	0	1	1																							
Julian Javier, R OBP: 0.337, SLG: 0.425 (1, 4)	1B		F8			F8		K		4	0	1	0	0	1	2																							
Dal Maxvill, R OBP: 0.277, SLG: 0.259 (1, 6)	F9		F9			F8		F3		4	0	0	0	0	0	3																							
Al Jackson, L OBP: 0.450, SLG: 0.444 Ron Willis, R OBP: 0.333, SLG: 0.333 (6, 1)	F9					F8		6-3		2	0	1	0	0	0	0																							
Inning Stats	R: 4 E: 0 K: 0 S: 6	H: 4 LOB: 1 BB: 2 P: 14	R: 0 E: 0 K: 0 S: 4	H: 1 LOB: 0 BB: 0 P: 4	R: 1 E: 0 K: 0 S: 4	H: 1 LOB: 1 BB: 1 P: 8	R: 0 E: 0 K: 0 S: 3	H: 0 LOB: 0 BB: 0 P: 3	R: 1 E: 0 K: 2 S: 8	H: 2 LOB: 0 BB: 0 P: 8	R: 0 E: 0 K: 0 S: 4	H: 1 LOB: 1 BB: 0 P: 4	R: 1 E: 0 K: 1 S: 6	H: 1 LOB: 0 BB: 0 P: 6	R: 0 E: 0 K: 1 S: 6	H: 1 LOB: 1 BB: 0 P: 6	R: 0 E: 0 K: 1 S: 6	H: 1 LOB: 1 BB: 0 P: 6	1B: 6 2B: 4 3B: 0 HR: 1	SF: 0 SAC: 0 DP: 1 HBP: 0	WP: 0 PB: 0 SB: 1 CS: 0	PA: 36																	
PITCHER	IP	WLS	BF	H	R	ER	SO	BB	IBB	HBP	BLK	WP	HR	S	P	ERA	WHIP	PITCHER				IP	WLS	BF	H	R	ER	SO	BB	IBB	HBP	BLK	WP	HR	S	P	ERA	WHIP	
Don Sutton, R ERA: 4.93 Ron Perranoski, L ERA: 2.57 Phil Regan, R ERA: 2.56	(1, 1)	5.0	L	24	8	6	6	2	3	0	0	0	0	0	25	37	10.80	2.200					(6, 1)	2.0		8	2	1	1	1	0	0	0	0	1	10	10	4.50	1.000
	(8, 1)	1.0		4	1	0	0	1	0	0	0	0	0	0	6	6	0.00	1.000																					

Los Angeles Dodgers @ St. Louis Cardinals
 Busch Stadium, St. Louis, MO
 Sun Jun 11 1967, 3:38 AM CDT
 Att: 43,159 - Unknown

AB 33
 R 7
 H 11
 RBI 7
 BB 3
 SO 4
 LOB 12



Batter	1	2	3	4	5	6	7	8	9	AB	R	H	RBI	BB	SO	LOB	TOP			
Lou Brock, L OBP: 0.359, SLG: 0.574 (1, 7)	0-0 3-1 2B		0-0 L7			0-0 4-3 1B		0-0 HR 2B		4	1	3	0	0	0	0				
Bobby Tolan, L OBP: 0.361, SLG: 0.544 (1, 8)	0-0 L9		0-0 F2			0-0 P4		0-0 2-H HR		4	1	1	2	0	0	2				
Roger Maris, L OBP: 0.365, SLG: 0.479 (1, 9)	0-0 3-1 2-3		0-3 K			0-0 4-3 2-3		0-0 4-3		4	0	0	0	0	1	2				
Orlando Cepeda, R OBP: 0.440, SLG: 0.552 (1, 3)	0-0 P6			0-0 P5		0-0 P3		0-0 1-3		4	0	0	0	0	0	2				
Tim McCarver, L OBP: 0.392, SLG: 0.513 (1, 2)		0-0 2B		0-0 F8			0-0 HR	4-0 BB		3	2	2	1	1	0	0				
Mike Shannon, R OBP: 0.336, SLG: 0.462 (1, 5)		0-0 2B		0-3 K			0-0 6-3	0-3 K		4	0	1	1	0	2	1				
Julian Javier, R OBP: 0.335, SLG: 0.439 (1, 4)		0-0 6-3			0-0 6-3		0-0 HR	0-0 P6		4	1	1	1	0	0	1				
Dal Maxvill, R OBP: 0.274, SLG: 0.256 (7, PH)		0-0 F9		0-0 F9		0-0 G3		0-3 K		2	0	0	0	0	0	1				
Dave Ricketts, S OBP: 0.353, SLG: 0.412 (7, PH)										1	0	0	0	0	0	0				
Nelson Briles, R OBP: 0.248, SLG: 0.250 (9, PH)										1	0	0	0	0	1	0				
Steve Carlton, L OBP: 0.190, SLG: 0.150 (7, PH)		0-0 G3		0-0 F7		0-0 4-3		0-3 K		2	0	0	0	0	0	1				
Curt Flood, R OBP: 0.369, SLG: 0.393 (7, PH)										1	0	0	0	0	0	0				
Eddie Bressoud, R OBP: 0.216, SLG: 0.129 (7, 6)										1	0	0	0	0	1	0				
Inning Stats	R: 0 E: 0 K: 0 S: 4	H: 1 LOB: 1 BB: 0 P: 4	R: 1 E: 0 K: 0 S: 5	H: 2 LOB: 1 BB: 0 P: 5	R: 0 E: 0 K: 1 S: 5	H: 0 LOB: 0 BB: 0 P: 5	R: 0 E: 0 K: 1 S: 5	H: 0 LOB: 0 BB: 0 P: 3	R: 0 E: 0 K: 0 S: 4	H: 1 LOB: 1 BB: 0 P: 4	R: 2 E: 0 K: 0 S: 5	H: 2 LOB: 0 BB: 0 P: 5	R: 2 E: 0 K: 1 S: 7	H: 2 LOB: 1 BB: 0 P: 11	R: 0 E: 0 K: 2 S: 7	H: 0 LOB: 0 BB: 0 P: 7	1B: 1 2B: 4 3B: 0 HR: 3	SF: 0 SAC: 0 DP: 0 HBP: 0	WP: 0 PB: 0 SB: 1 CS: 0	PA: 36
PITCHER	IP WLS BF H R ER SO BB IBB HBP BLK WP HR S P ERA WHIP																			
Dennis Ribant, R ERA: 3.53 (1, 1)	7.0 W 28 7 4 4 2 0 0 0 0 0 2 32 32 5.14 1.000																			
Roy Face, R ERA: 1.29 (8, 1)	2.0 S 8 1 1 1 3 1 0 0 0 0 1 13 17 4.50 1.000																			

St. Louis Cardinals @ Pittsburgh Pirates
Forbes Field, Pittsburgh, PA
Mon Jun 12 1967, 7:05 PM EDT
Att: 10,964 - Unknown

AB 35
R 5
H 8
RBI 5
BB 1
SO 5
LOB 10



Batter	1	2	3	4	5	6	7	8	9	AB	R	H	RBI	BB	SO	LOB	BOTTOM			
Maury Wills, S OBP: 0.317, SLG: 0.375 (1, 5)	0-0 6-3		0-0 1B		0-0 6-3	0-0 1-H 2-H HR		0-0 FC6-2 FC4-6		5	1	2	3	0	0	3				
Manny Mota, R OBP: 0.308, SLG: 0.409 (1, 8)	0-0 BB 1B		0-0 G6-4-3 1B		0-0 L9	0-3 K		0-0 FC4-6		5	0	2	0	0	1	3				
Gene Alley, R OBP: 0.340, SLG: 0.436 (1, 6)	4-0 1-2 BB		0-0 G6-4-3 1-2		0-3 K		0-0 6-3			3	0	0	0	1	1	2				
Roberto Clemente, R OBP: 0.436, SLG: 0.667 (1, 9)	0-3 K			0-0 6-3		0-0 1B 1B		0-0 F9		4	1	1	0	0	1	2				
Bill Mazerowski, R OBP: 0.313, SLG: 0.381 (1, 4)	0-0 F9			0-0 F9 HR		0-0 1B 1B		0-0 F8		4	2	2	1	0	0	2				
Jose Pagan, R OBP: 0.317, SLG: 0.375 (1, 7)		0-3 K		0-0 F9		0-0 F9		0-0 E FC6-2 1B		4	0	1	0	0	1	2				
Willie Stargell, L OBP: 0.333, SLG: 0.453 (1, 3)		0-3 K		0-0 HR		0-3 K		4-0 FC6-2 1-2 IBB		3	1	1	2	1	2	1				
Jerry May, R OBP: 0.409, SLG: 0.406 (1, 2)		0-0 5-3			0-0 BB	0-0 1B HR		0-3 K		3	1	1	0	1	1	2				
Dennis Ribant, R OBP: 0.250, SLG: 0.350 (1, 1)			0-0 3-1		0-3 K		0-0 1B HR	0-0 E4 FC6-2		3	1	1	1	0	1	1				
Roy Face, R ERA: 1.29 (8, 1)										1	0	0	0	0	0	2				
Inning Stats	R: 0 E: 0 K: 1 S: 6	H: 1 LOB: 2 BB: 1 P: 10	R: 0 E: 0 K: 2 S: 7	H: 0 LOB: 0 BB: 0 P: 7	R: 0 E: 0 K: 0 S: 4	H: 2 LOB: 1 BB: 0 P: 4	R: 2 E: 0 K: 1 S: 7	H: 2 LOB: 1 BB: 1 P: 11	R: 0 E: 0 K: 1 S: 5	H: 0 LOB: 0 BB: 0 P: 3	R: 5 E: 0 K: 2 S: 12	H: 5 LOB: 0 BB: 0 P: 12	R: 0 E: 0 K: 0 S: 3	H: 0 LOB: 0 BB: 0 P: 3	R: 0 E: 1 K: 1 S: 7	H: 1 LOB: 3 BB: 1 P: 11	1B: 8 2B: 1 3B: 0 HR: 2	SF: 0 SAC: 0 DP: 1 HBP: 0	WP: 1 PB: 0 SB: 1 CS: 0	PA: 38
PITCHER	IP WLS BF H R ER SO BB IBB HBP BLK WP HR S P ERA WHIP																			
Steve Carlton, L ERA: 3.7 (1, 1)	6.0 L 29 10 7 7 7 2 0 0 0 0 1 0 2 41 10.50 2.000																			
Nelson Briles, R ERA: 4.25 (7, 1)	2.0 9 1 0 0 1 0 1 0 0 1 0 10 14 0.00 0.500																			

St. Louis Cardinals @ Pittsburgh Pirates
Forbes Field, Pittsburgh, PA
Mon Jun 12 1967, 7:05 PM EDT
Att: 10,964 - Unknown

AB 35
R 7
H 11
RBI 7
BB 3
SO 8
LOB 20



Batter	1	2	3	4	5	6	7	8	9	AB	R	H	RBI	BB	SO	LOB	TOP										
Lou Brock, L OBP: 0.355, SLG: 0.567 (1, 7)	K2-3 1B	1B	5-3			F9			6-3	5	1	1	2	0	1	1											
Curt Flood, R OBP: 0.399, SLG: 0.410 Alex Johnson, R OBP: 0.182, SLG: 0.250 (9, FR) (9, 9)	WP 1B	2B				6-3			1-3 1B	5	1	4	1	0	0	0											
Bobby Tolan, L OBP: 0.351, SLG: 0.534 (1, 9) (9, 8)	P5					3-1			1-3	5	0	1	0	0	1	3											
Orlando Cepeda, R OBP: 0.439, SLG: 0.548 (1, 3)	E 1B					F9			F6	5	1	2	1	0	0	3											
Tim McCarver, L OBP: 0.400, SLG: 0.516 (1, 2)	E9					F9				3	1	2	0	1	0	0											
Mike Shannon, R OBP: 0.333, SLG: 0.452 (1, 5)						F9				3	0	0	0	1	0	4											
Julian Javier, R OBP: 0.345, SLG: 0.446 (1, 4)						4-3			G6-3 1B	4	2	3	0	0	0	0											
Dal Maxvill, R OBP: 0.268, SLG: 0.252 (1, 6)						4-3			G6-3	3	0	0	1	0	0	3											
Dick Hughes, R OBP: 0.227, SLG: 0.190 Joe Hoerner, R OBP: 0.500, SLG: 0.500 (9, 1) (9, 1)	FC4-2-5-4 1B					F8			K	4	1	1	1	0	1	2											
Inning Stats	R: 1 E: 1 K: 1 S: 7	H: 3 LOB: 2 BB: 0 P: 7	R: 3 E: 0 K: 0 S: 6	H: 4 LOB: 2 BB: 1 P: 10	R: 3 E: 1 K: 0 S: 6	H: 3 LOB: 1 BB: 1 P: 10	R: 0 E: 0 K: 1 S: 7	H: 2 LOB: 2 BB: 0 P: 7	R: 0 E: 0 K: 0 S: 3	H: 0 LOB: 0 BB: 0 P: 3	R: 0 E: 0 K: 0 S: 3	H: 0 LOB: 0 BB: 0 P: 3	R: 0 E: 0 K: 1 S: 5	H: 1 LOB: 0 BB: 0 P: 5	R: 0 E: 0 K: 0 S: 4	H: 1 LOB: 2 BB: 0 P: 4	1B: 12 2B: 2 3B: 0 HR: 0	SF: 1 SAC: 0 DP: 1 HBP: 0	WP: 1 PB: 0 SB: 0 CS: 0	PA: 40							
PITCHER	IP	WLS	BF	H	R	ER	SO	BB	IBB	HBP	BLK	WP	HR	S	P	ERA	WHIP										
Tommie Sisk, R ERA: 3.75 (1, 1)	1.2	L	11	6	4	4	1	1	0	0	0	1	0	12	16	21.60	4.200										
Woodie Fryman, L ERA: 6.51 (2, 1)	1.1		8	4	3	3	0	1	0	0	0	0	0	7	11	20.25	3.750										
Pete Mikkelsen, R ERA: 4.03 (4, 1)	4.0		14	2	0	0	1	0	0	0	0	0	0	16	16	0.00	0.500										
Al McBean, R ERA: 2.17 (8, 1)	1.0		3	1	0	0	1	0	0	0	0	0	0	5	5	0.00	1.000										
Roy Face, R ERA: 1.24 (9, 1)	1.0		4	1	0	0	0	0	0	0	0	0	0	4	4	0.00	1.000										

St. Louis Cardinals @ Pittsburgh Pirates
Forbes Field, Pittsburgh, PA
Tue Jun 13 1967, 3:33 AM EDT
Att: 14,325 - Unknown

AB 37
R 7
H 14
RBI 6
BB 2
SO 3
LOB 16



Batter	1	2	3	4	5	6	7	8	9	AB	R	H	RBI	BB	SO	LOB	BOTTOM										
Matty Alou, L OBP: 0.348, SLG: 0.348 (1, 8)	6-3					6-3			6-3	5	0	2	0	0	0	0											
Maury Wills, S OBP: 0.314, SLG: 0.371 (1, 5)	F8					6-3			1B	5	0	1	0	0	0	2											
Roberto Clemente, R OBP: 0.435, SLG: 0.662 (1, 9)	1B WP					F8			1B	5	1	2	0	0	2	0											
Willie Stargell, L OBP: 0.335, SLG: 0.470 (1, 3)	WP 1B					4-3			K	5	1	2	1	0	1	2											
Bill Mazerowski, R OBP: 0.321, SLG: 0.385 (1, 4)						6-3			1B	3	0	2	0	1	0	0											
Manny Mota, R OBP: 0.316, SLG: 0.446 (1, 7)	K					F9			1B	4	1	2	1	0	1	3											
Gene Alley, R OBP: 0.333, SLG: 0.427 (1, 6)						K			K	4	0	0	0	0	3	2											
Jerry May, R OBP: 0.407, SLG: 0.434 Al McBean, R OBP: 0.263, SLG: 0.245 (8, 1) (8, PH) (9, 1)						6-3			P4	3	1	1	1	0	0	0											
George Spriggs, L OBP: 0.263, SLG: 0.245 Roy Face, R ERA: 1.24 (9, 1)						F9			F9	1	0	0	0	0	0	2											
Tommie Sisk, R (1, 1)						K			F8	0	0	0	0	0	0	0											
Woodie Fryman, R (2, 1)						F7				1	0	0	0	0	0	0											
Pete Mikkelsen, R (4, 1)										1	0	0	0	0	0	0											
Jim Pagliaroni, R OBP: 0.246, SLG: 0.128 (7, PH) (8, 2)										2	0	0	0	0	1	0											
Inning Stats	R: 1 E: 0 K: 1 S: 7	H: 2 LOB: 1 BB: 1 P: 11	R: 1 E: 0 K: 1 S: 7	H: 2 LOB: 0 BB: 0 P: 7	R: 0 E: 0 K: 1 S: 6	H: 1 LOB: 1 BB: 0 P: 6	R: 0 E: 0 K: 1 S: 5	H: 0 LOB: 0 BB: 0 P: 5	R: 0 E: 0 K: 0 S: 3	H: 0 LOB: 0 BB: 0 P: 3	R: 1 E: 0 K: 0 S: 4	H: 1 LOB: 0 BB: 0 P: 4	R: 0 E: 0 K: 1 S: 6	H: 1 LOB: 1 BB: 0 P: 6	R: 1 E: 0 K: 2 S: 10	H: 3 LOB: 2 BB: 0 P: 10	R: 0 E: 0 K: 1 S: 7	H: 2 LOB: 2 BB: 0 P: 7	1B: 8 2B: 0 3B: 1 HR: 3	SF: 0 SAC: 0 DP: 0 HBP: 0	WP: 1 PB: 0 SB: 0 CS: 0	PA: 40					
PITCHER	IP	WLS	BF	H	R	ER	SO	BB	IBB	HBP	BLK	WP	HR	S	P	ERA	WHIP										
Dick Hughes, R ERA: 2.74 (1, 1)	8.2	W	39	12	4	4	7	1	0	0	0	0	0	3	56	4.15	1.500										
Joe Hoerner, L ERA: 3.74 (9, 1)	0.1	S	1	0	0	0	1	0	0	0	0	0	0	3	3	0.00	0.000										

St. Louis Cardinals @ Pittsburgh Pirates
Forbes Field, Pittsburgh, PA
Tue Jun 13 1967, 3:33 AM EDT
Att: 14,325 - Unknown

AB 39
R 4
H 12
RBI 3
BB 1
SO 8
LOB 11



Batter	1	2	3	4	5	6	7	8	9	AB	R	H	RBI	BB	SO	LOB	TOP				
Lou Brock, L OBP: 0.352, SLG: 0.563 (1, 7)	0-3 K	0-0 1B		0-3 K			0-0 4-3		0-0 FC6-4	5	1	1	0	0	2	1	St. Louis Cardinals @ Pittsburgh Pirates Forbes Field, Pittsburgh, PA Wed Jun 14 1967, 7:05 PM EDT Att: 14,217 - Unknown livebaseballscorecards.com				
Julian Javier, R OBP: 0.346, SLG: 0.442 (1, 4)	4-0 2B	0-0 1-3		0-0 5-3			0-0 1B		0-0 F8	4	2	1	0	1	0	3					
Curt Flood, R OBP: 0.394, SLG: 0.406 (1, 8)	0-0 F9	0-0 SF9		0-3 K			0-0 1B		0-0 FC4-6	4	0	1	1	0	1	2					
Roger Maris, L OBP: 0.365, SLG: 0.479 (9, 9)							1-3 1B		1-2 1B	0	0	0	0	0	0	0					
Orlando Cepeda, R OBP: 0.441, SLG: 0.555 (1, 3)	0-0 HR	0-0 1B			0-0 F9		0-0 SF9			3	1	2	2	0	0	0					
Mike Shannon, R OBP: 0.338, SLG: 0.449 (1, 5)	4-0 HR	0-0 1B			0-0 5-3		3-H F8			3	1	1	0	1	0	1					
Tim McCarver, L OBP: 0.397, SLG: 0.529 (1, 2)	0-0 HR	0-0 1-3			0-0 F2			0-0 F2		4	1	1	4	0	0	2					
Alex Johnson, R OBP: 0.190, SLG: 0.269 (6, PH)	0-0 2B			0-0 F9		0-0 2B		0-3 K		2	0	1	0	0	0	0					
Bobby Tolan, L OBP: 0.354, SLG: 0.547 (6, 9)										2	0	1	0	0	1	0					
Dal Maxvill, R OBP: 0.262, SLG: 0.246 (1, 6)	0-0 6-3			0-3 K		0-0 5-3		0-0 F9		4	0	0	0	0	1	1					
Bob Gibson, R OBP: 0.268, SLG: 0.143 (1, 1)		4-0 2B		0-0 4-3		0-3 K		4-0 BB		2	1	0	0	2	1	0					
Inning Stats	R: 4 E: 0 K: 1 S: 8	H: 3 LOB: 1 BB: 2 P: 16	R: 2 E: 0 K: 0 S: 6	H: 3 LOB: 2 BB: 1 P: 10	R: 0 E: 0 K: 1 S: 5	H: 0 LOB: 0 BB: 0 P: 5	R: 0 E: 0 K: 2 S: 7	H: 0 LOB: 0 BB: 0 P: 7	R: 0 E: 0 K: 1 S: 5	H: 1 LOB: 0 BB: 0 P: 5	R: 1 E: 0 K: 0 S: 5	H: 2 LOB: 1 BB: 0 P: 5	R: 0 E: 0 K: 1 S: 5	H: 0 LOB: 0 BB: 0 P: 5	R: 0 E: 0 K: 0 S: 3	H: 0 LOB: 1 BB: 1 P: 7	1B: 4 2B: 4 3B: 0 HR: 1	SF: 2 SAC: 0 DP: 0 HBP: 0	WP: 0 PB: 0 SB: 0 CS: 0	PA: 39	
PITCHER	IP	WLS	BF	H	R	ER	SO	BB	IBB	HBP	BLK	WP	HR	S	P	ERA	WHIP				
Billy O'Dell, L ERA: 4.87 (1, 1)	1.0	L	10	4	6	6	1	2	1	0	0	0	1	9	21	54.00	6.000				
Tommie Sisk, R ERA: 3.69 (2, 1)	1.0		5	2	0	0	0	0	0	0	0	0	0	5	5	0.00	2.000				
Vern Law, R ERA: 5.97 (3, 1)	5.0		17	3	1	1	4	0	0	0	0	0	0	25	25	1.80	0.600				
Al McBean, R ERA: 2.03 (8, 1)	2.0		7	0	0	0	1	1	0	0	0	0	0	8	12	0.00	0.500				


Batter	1	2	3	4	5	6	7	8	9	AB	R	H	RBI	BB	SO	LOB	BOTTOM				
Matty Alou, L OBP: 0.350, SLG: 0.349 (1, 8)	0-0 1-3	0-0 1B			0-0 G4-6-3		0-0 G3		0-0 FC5-4	5	0	2	2	0	0	1	St. Louis Cardinals @ Pittsburgh Pirates Forbes Field, Pittsburgh, PA Wed Jun 14 1967, 7:05 PM EDT Att: 14,217 - Unknown livebaseballscorecards.com				
Maury Wills, S OBP: 0.311, SLG: 0.366 (1, 5)	0-0 1B	0-0 5-3			0-0 E4		0-0 4-3		0-0 F8	5	0	1	0	0	0	3					
Roberto Clemente, R OBP: 0.432, SLG: 0.690 (1, 9)	0-3 K			0-0 4-3		0-0 G4-6-3		0-0 1B		4	1	1	0	0	1	3					
Willie Stargell, L OBP: 0.333, SLG: 0.465 (1, 3)	0-0 F7			0-0 G5-4-3		0-3 K		0-0 6-3		4	0	1	0	0	1	3					
Bill Mazerowski, R OBP: 0.320, SLG: 0.382 (1, 4)		0-0 F7		0-0 G5-4-3		0-0 1B		0-0 F9		4	0	1	0	0	0	2					
Manny Mota, R OBP: 0.323, SLG: 0.448 (1, 7)		0-0 F8			0-0 FC4-6		0-0 F9		0-0 FC6-4	4	0	2	1	0	0	1					
Gene Alley, R OBP: 0.332, SLG: 0.423 (1, 6)		0-0 BB		0-0 FC4-6		0-3 K		0-0 FC6-4		4	1	1	0	0	1	3					
Jerry May, R OBP: 0.402, SLG: 0.422 (1, 2)		4-0 1B		0-3 K		0-3 K			0-0 5-3	3	1	0	0	1	2	2					
Billy O'Dell, S OBP: 0.230, SLG: 0.130 (2, 1)		0-0 1B		0-3 K			0-3 K		0-0 FC5-4	0	0	0	0	0	0	0					
Andre Rodgers, R OBP: 0.208, SLG: 0.167 (2, PH)										1	1	1	0	0	0	0					
Vern Law, R OBP: 0.298, SLG: 0.671 (3, 1)										1	0	0	0	0	1	1					
George Spriggs, L OBP: 0.292, SLG: 0.240 (7, PH)										1	0	0	0	0	1	0					
Al McBean, R OBP: 0.320, SLG: 0.386 (8, 1)		1-3 1B								1	0	1	0	0	0	0					
Inning Stats	R: 0 E: 0 K: 1 S: 6	H: 1 LOB: 1 BB: 0 P: 6	R: 3 E: 0 K: 0 S: 6	H: 3 LOB: 1 BB: 1 P: 10	R: 0 E: 0 K: 0 S: 3	H: 1 LOB: 0 BB: 0 P: 3	R: 0 E: 1 K: 2 S: 8	H: 1 LOB: 1 BB: 0 P: 8	R: 0 E: 0 K: 1 S: 6	H: 1 LOB: 1 BB: 0 P: 6	R: 0 E: 0 K: 2 S: 8	H: 1 LOB: 1 BB: 0 P: 8	R: 0 E: 0 K: 1 S: 5	H: 2 LOB: 1 BB: 0 P: 5	R: 0 E: 0 K: 0 S: 4	H: 1 LOB: 1 BB: 0 P: 4	1B: 10 2B: 1 3B: 0 HR: 0	SF: 0 SAC: 0 DP: 2 HBP: 0	WP: 0 PB: 0 SB: 1 CS: 0	PA: 38	
PITCHER	IP	WLS	BF	H	R	ER	SO	BB	IBB	HBP	BLK	WP	HR	S	P	ERA	WHIP				
Bob Gibson, R ERA: 3.13 (1, 1)	9.0	W	38	11	4	4	7	1	0	0	0	0	0	51	55	4.00	1.333				



Batter	1	2	3	4	5	6	7	8	9	AB	R	H	RBI	BB	SO	LOB	TOP							
Lou Brock, L OBP: 0.350, SLG: 0.555 (1, 7)	0-3 K	0-0 F9			4-0 1B BB		0-0 3-1		0-0 F7	4	1	0	0	1	1	0								
Curt Flood, R OBP: 0.392, SLG: 0.400 (1, 8)	0-3 K	0-0 4-3			4-0 4-3		4-0 G4-6-3 BB			3	0	0	0	1	1	1								
Roger Maris, L OBP: 0.375, SLG: 0.490 (1, 9)	0-0 1B 2B		4-0 G3-6-1 BB		0-0 1B		0-0 G4-6-3			3	1	2	1	1	0	1								
Orlando Cepeda, R OBP: 0.437, SLG: 0.546 (1, 3)	4-0 1B BB		0-0 G3-6-1		0-0 F8			0-0 F9		3	1	0	0	1	0	2								
Tim McCarver, L OBP: 0.404, SLG: 0.534 (1, 2)	0-0 1B 1B		0-3 K		0-0 1B			0-0 BB 1B		4	1	3	0	0	1	0								
Mike Shannon, R OBP: 0.348, SLG: 0.450 (1, 5)	0-0 1B			4-0 FC5-4 BB	0-0 F9			4-0 G5-4-3 BB		2	1	1	2	2	0	2								
Julian Javier, R OBP: 0.344, SLG: 0.438 (1, 4)	0-0 1B		0-0 FC5-4 1B		0-0 P3			0-0 G5-4-3		4	0	1	2	0	0	3								
Dal Maxvill, R OBP: 0.262, SLG: 0.246 (1, 6)	0-3 K		0-0 1B		0-0 F9			0-0 4-3		4	0	1	0	0	1	1								
Ray Washburn, R OBP: 0.069, SLG: 0.138 Al Jackson, L OBP: 0.450, SLG: 0.444 Ron Willis, R OBP: 0.333, SLG: 0.333 Joe Hoerner, R OBP: 0.333, SLG: 0.333 (1, 1)		0-0 6-3		0-3 K		0-0 K		0-0 P4		3	0	0	0	0	2	1								
Inning Stats	R: 4 E: 0 K: 3 S: 13	H: 4 LOB: 1 BB: 1 P: 17	R: 0 E: 0 K: 0 S: 3	H: 0 LOB: 0 BB: 0 P: 3	R: 0 E: 0 K: 1 S: 4	H: 0 LOB: 0 BB: 1 P: 8	R: 0 E: 0 K: 1 S: 5	H: 1 LOB: 1 BB: 1 P: 9	R: 1 E: 0 K: 0 S: 5	H: 2 LOB: 2 BB: 1 P: 9	R: 0 E: 0 K: 0 S: 2	H: 0 LOB: 0 BB: 1 P: 6	R: 0 E: 0 K: 0 S: 3	H: 1 LOB: 1 BB: 1 P: 7	R: 0 E: 0 K: 0 S: 3	H: 0 LOB: 0 BB: 0 P: 3	1B: 7 2B: 1 3B: 0 HR: 0	SF: 0 SAC: 0 DP: 3 HBP: 0	WP: 0 PB: 0 SB: 0 CS: 0	PA: 37				
PITCHER	IP WLS BF H R ER SO BB IBB HBP BLK WP HR S P ERA WHIP	IP WLS BF H R ER SO BB IBB HBP BLK WP HR S P ERA WHIP																						
Lindy McDaniel, R ERA: 5.19 (1, 1)	0.2 L 7 4 4 4 2	4.1 17 3 1 1 3 3	3.0 10 1 0 0 1 2	1.0 3 0 0 0 0 0	0.2 L 7 4 4 4 2	4.1 17 3 1 1 3 3	3.0 10 1 0 0 1 2	1.0 3 0 0 0 0 0	0.2 L 7 4 4 4 2	4.1 17 3 1 1 3 3	3.0 10 1 0 0 1 2	1.0 3 0 0 0 0 0	0.2 L 7 4 4 4 2	4.1 17 3 1 1 3 3	3.0 10 1 0 0 1 2	1.0 3 0 0 0 0 0	0.2 L 7 4 4 4 2	4.1 17 3 1 1 3 3	3.0 10 1 0 0 1 2	1.0 3 0 0 0 0 0	0.2 L 7 4 4 4 2	4.1 17 3 1 1 3 3	3.0 10 1 0 0 1 2	1.0 3 0 0 0 0 0

St. Louis Cardinals @ San Francisco Giants
Candlestick Park, San Francisco, CA
Fri Jun 16 1967, 10:05 PM EDT
Att: 21,780 - Unknown


AB 31
R 5
H 8
RBI 5
BB 6
SO 6
LOB 11



Batter	1	2	3	4	5	6	7	8	9	AB	R	H	RBI	BB	SO	LOB	BOTTOM							
Jesus Alou, R OBP: 0.312, SLG: 0.389 (1, 9)	4-0 FC6-4 BB		0-0 F9		0-0 G1-6-3		4-0 BB		0-0 P3	3	0	0	0	2	0	3								
Tom Haller, L OBP: 0.382, SLG: 0.505 Dick Dietz, R OBP: 0.447, SLG: 0.405 (1, 2)	0-3 K		0-0 5-3		0-0 G3		4-0 FC6-4 BB		0-0 F8	3	0	0	0	0	1	2								
Willie Mays, R OBP: 0.365, SLG: 0.495 (1, 8)	0-3 K			0-0 G6-4-3 1B	0-0 F9		0-0 FC6-4		0-0 F3	5	0	1	0	0	1	4								
Jim Ray Hart, R OBP: 0.329, SLG: 0.449 (1, 7)	0-0 FC6-4		0-0 G6-4-3		0-0 1B		0-0 1B		4-0 2B BB	3	1	1	0	1	0	2								
Jack Hiatt, R OBP: 0.424, SLG: 0.509 (1, 3)		0-3 K		0-3 K		0-0 1B		0-0 F7		4	0	1	0	0	2	1								
Jim Davenport, R OBP: 0.373, SLG: 0.396 (1, 5)		0-0 F7			4-0 SH1-3 1B BB		0-0 F7		0-0 2B 2B	3	2	1	0	1	0	2								
Hal Lanier, R OBP: 0.220, SLG: 0.265 Bob Schroder, L OBP: 0.262, SLG: 0.293 (1, 6)		0-0 6-3			0-0 1B SH1-3 1B			0-0 2B		3	0	1	0	0	1	0								
Tito Fuentes, S OBP: 0.217, SLG: 0.234 (1, 4)			0-0 P5		0-0 SH1-3		0-0 6-3		0-0 P4	3	0	0	0	0	0	1								
Lindy McDaniel, R ERA: 5.19 Mike McCormick, L ERA: 3.51 Bill Sorrell, L ERA: 3.31 Ray Sadecki, L ERA: 3.57 Norm Siebern, L ERA: 3.32 Frank Linzy, R ERA: 1.43 (1, 1)			4-0 BB		0-0 G1-6-3 1B		4-0 BB WP		0-3 K	0	0	0	0	0	0	0								
Inning Stats	R: 0 E: 0 K: 2 S: 7	H: 0 LOB: 1 BB: 1 P: 11	R: 0 E: 0 K: 1 S: 5	H: 0 LOB: 0 BB: 0 P: 5	R: 0 E: 0 K: 0 S: 3	H: 1 LOB: 0 BB: 1 P: 7	R: 0 E: 0 K: 1 S: 5	H: 2 LOB: 2 BB: 0 P: 5	R: 0 E: 0 K: 0 S: 5	H: 2 LOB: 2 BB: 0 P: 5	R: 0 E: 0 K: 1 S: 5	H: 0 LOB: 3 BB: 3 P: 17	R: 2 E: 0 K: 1 S: 7	H: 2 LOB: 1 BB: 1 P: 11	R: 0 E: 0 K: 0 S: 3	H: 0 LOB: 0 BB: 0 P: 3	1B: 5 2B: 2 3B: 0 HR: 0	SF: 0 SAC: 1 DP: 2 HBP: 0	WP: 1 PB: 0 SB: 0 CS: 0	PA: 39				
PITCHER	IP WLS BF H R ER SO BB IBB HBP BLK WP HR S P ERA WHIP	IP WLS BF H R ER SO BB IBB HBP BLK WP HR S P ERA WHIP																						
Ray Washburn, R ERA: 3.31 (1, 1)	6.2 W 28 5 1 1 5	0.0 1 0 0 0 0 1	0.2 4 1 2 2 0 1	1.2 S 6 1 0 0 1	6.2 W 28 5 1 1 5	0.0 1 0 0 0 0 1	0.2 4 1 2 2 0 1	1.2 S 6 1 0 0 1	6.2 W 28 5 1 1 5	0.0 1 0 0 0 0 1	0.2 4 1 2 2 0 1	1.2 S 6 1 0 0 1	6.2 W 28 5 1 1 5	0.0 1 0 0 0 0 1	0.2 4 1 2 2 0 1	1.2 S 6 1 0 0 1	6.2 W 28 5 1 1 5	0.0 1 0 0 0 0 1	0.2 4 1 2 2 0 1	1.2 S 6 1 0 0 1	6.2 W 28 5 1 1 5	0.0 1 0 0 0 0 1	0.2 4 1 2 2 0 1	1.2 S 6 1 0 0 1

St. Louis Cardinals @ San Francisco Giants
Candlestick Park, San Francisco, CA
Fri Jun 16 1967, 10:05 PM EDT
Att: 21,780 - Unknown

AB 31
R 3
H 7
RBI 3
BB 7
SO 6
LOB 16



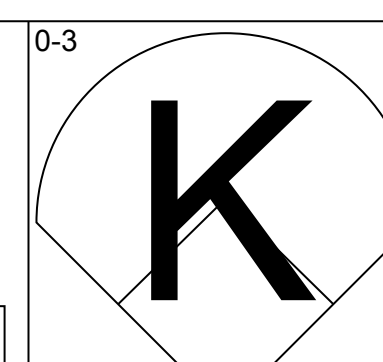
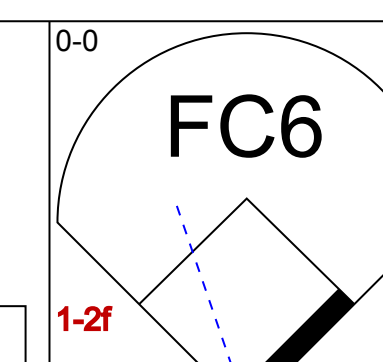
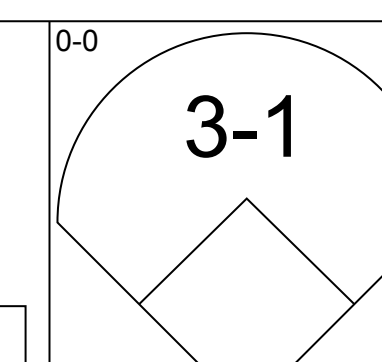
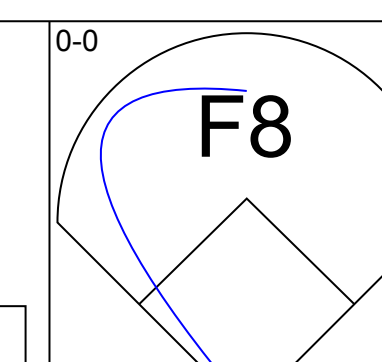
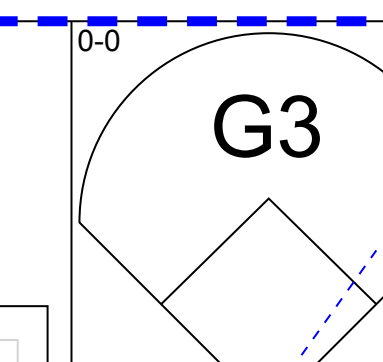
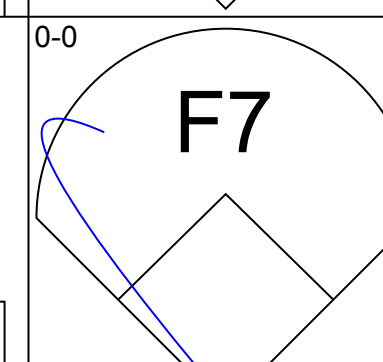
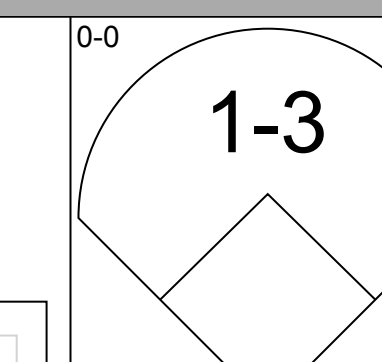
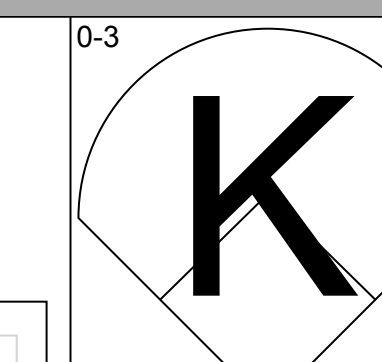
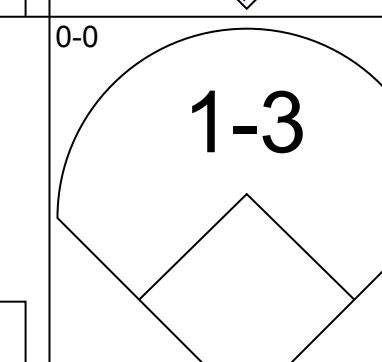
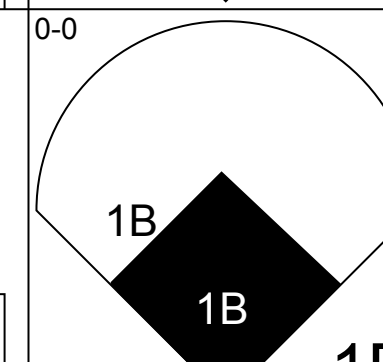
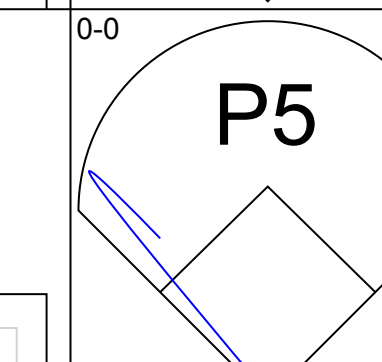
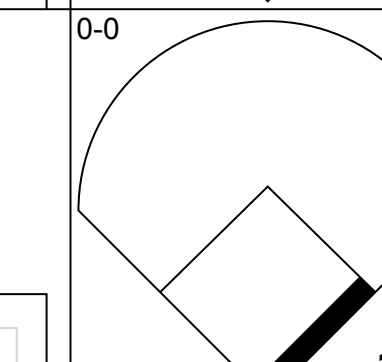
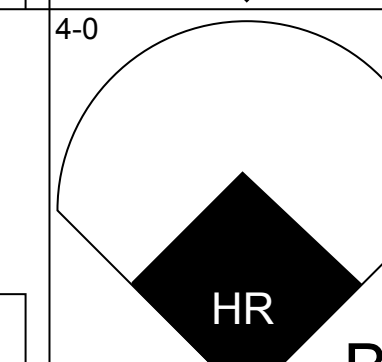
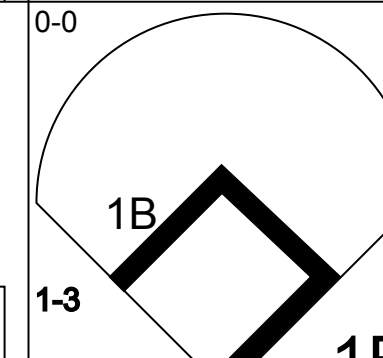
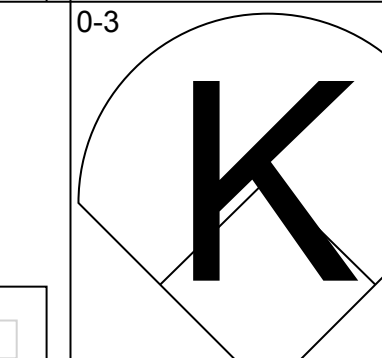
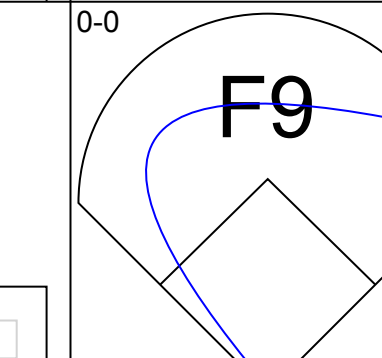
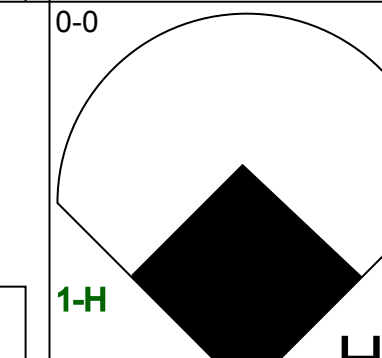
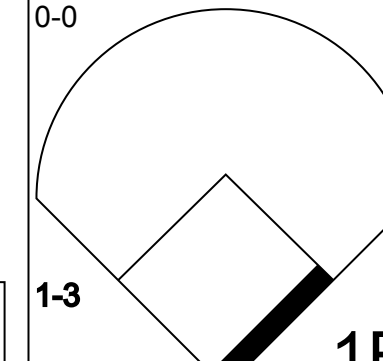
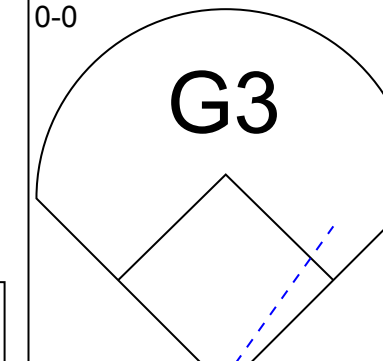
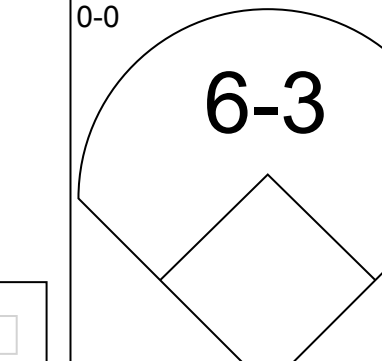
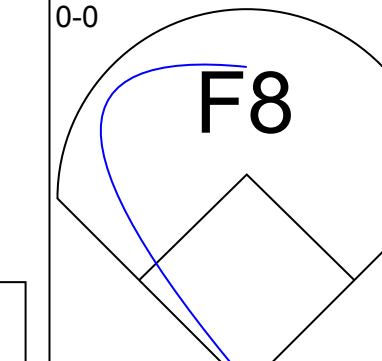
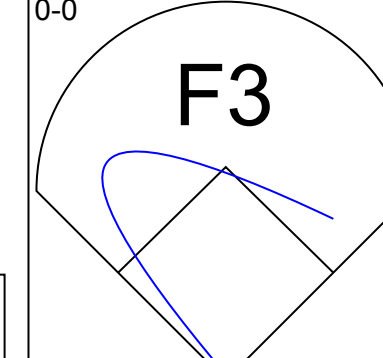
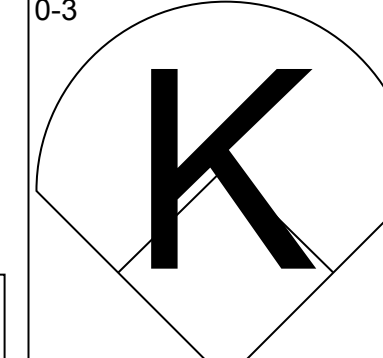
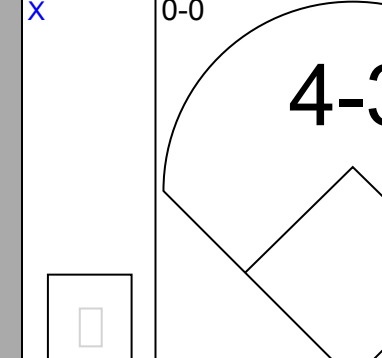
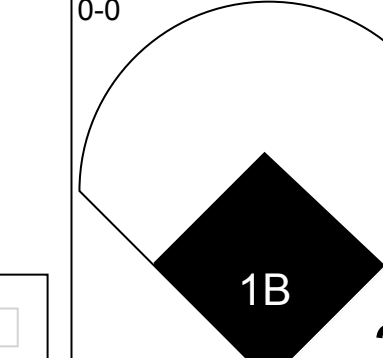
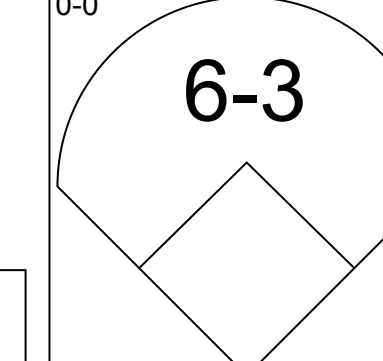
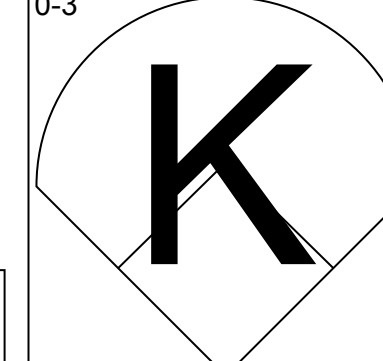
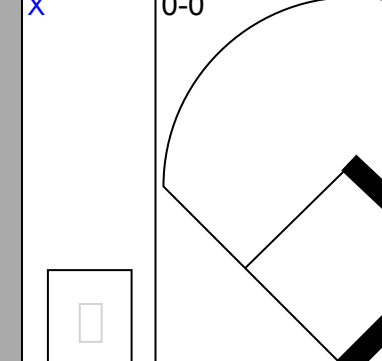
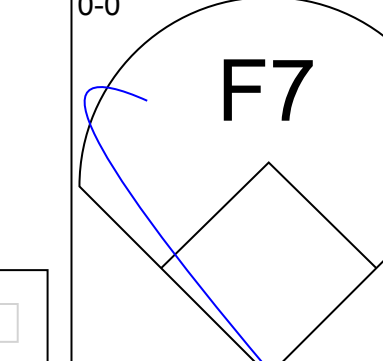
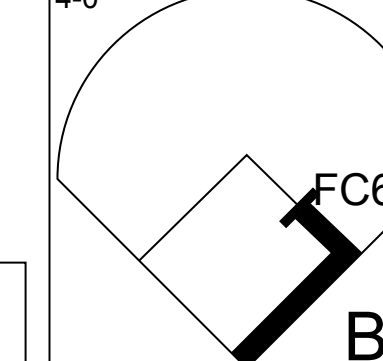
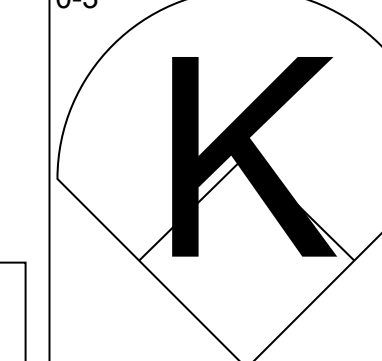
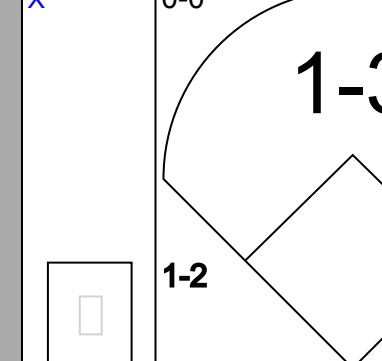
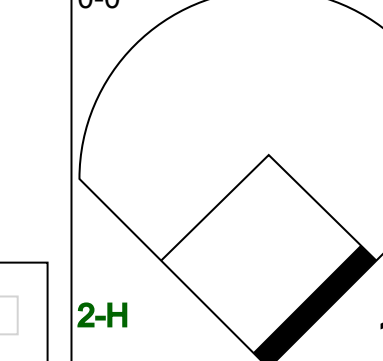
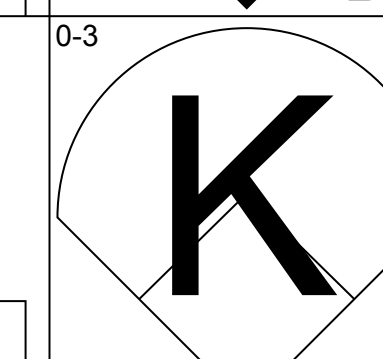
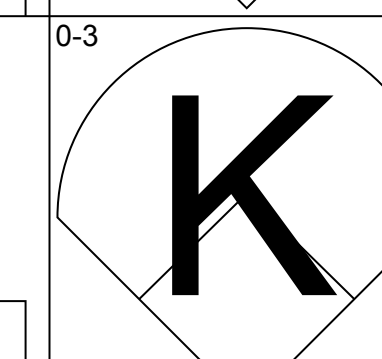
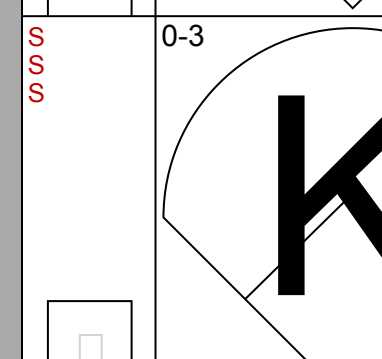
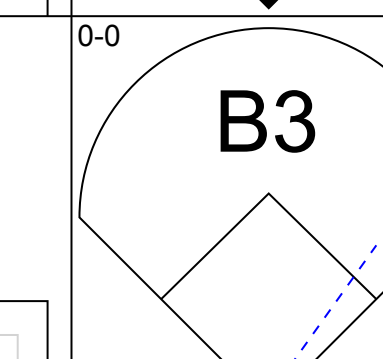
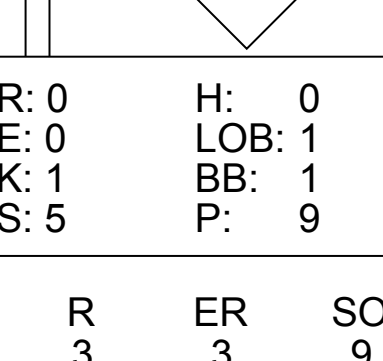
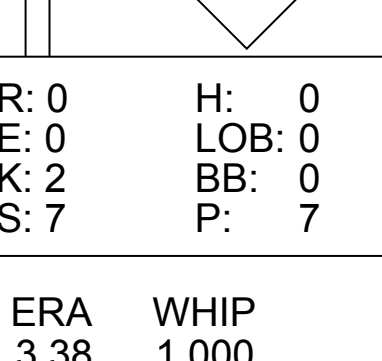
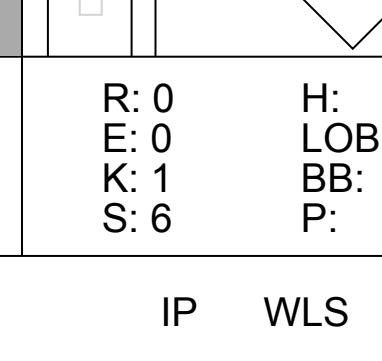
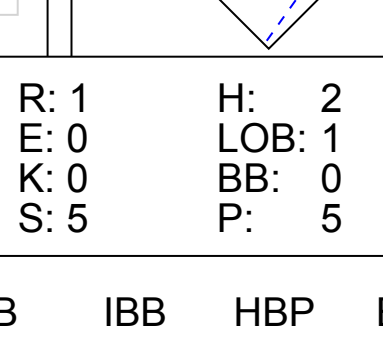




Batter	1	2	3	4	5	6	7	8	9	AB	R	H	RBI	BB	SO	LOB	TOP			
Lou Brock, L OBP: 0.348, SLG: 0.550 (1, 7)	6-3		5-3	K			S 1B			4	0	1	0	0	1	2	St. Louis Cardinals @ San Francisco Giants Candlestick Park, San Francisco, CA Sat Jun 17 1967, 6:33 AM EDT Att: 28,018 - Unknown			
Julian Javier, R OBP: 0.342, SLG: 0.433 (1, 4)	3-1		1B	1B	F8		K			4	0	1	0	0	1	1				
Curt Flood, R OBP: 0.389, SLG: 0.412 (1, 8)	HR		F9		5-3		5-3			4	1	1	1	0	0	2				
Orlando Cepeda, R OBP: 0.434, SLG: 0.540 (1, 3)	G3		FC6-4	1B	4-3		K			4	0	1	0	0	1	0				
Mike Shannon, R OBP: 0.340, SLG: 0.438 (1, 5)		F9	FC6-4			F8	K			4	0	0	0	0	1	2				
Tim McCarver, L OBP: 0.401, SLG: 0.524 (1, 2)	1B	FC6-4	HBP		F7	1-3		4-3		3	1	0	0	0	0	0				
Alex Johnson, R OBP: 0.205, SLG: 0.272 (1, 9)			FC6-4	1B	4-3		S BB		1-3	3	0	1	0	1	0	0				
Dal Maxvill, R OBP: 0.263, SLG: 0.247 (9, PH)		FC6-4	FC4-6	1B		1-3			4-3	3	0	1	1	0	0	2				
Roger Maris, L OBP: 0.373, SLG: 0.486 (9, PH)		FC6-4	FC4-6	1B		1-3			4-3	1	0	0	0	0	0	0				
Steve Carlton, L OBP: 0.182, SLG: 0.143 (3, 1)		FC4-6				4-3			1-3	1	0	0	0	0	0	1				
Ron Willis, R OBP: 0.500, SLG: 0.500 (7, PH)										1	0	1	0	0	0	0				
Dave Ricketts, S OBP: 0.333, SLG: 0.389 (7, 1)										1	0	0	0	0	0	0				
Nelson Briles, R OBP: 0.350, SLG: 0.539 (9, PH)										1	0	0	0	0	0	0				
Bobby Tolan, L OBP: 0.350, SLG: 0.539 (9, PH)										1	0	0	0	0	0	0				
Inning Stats	R: 1 E: 0 K: 0 S: 4	H: 1 LOB: 0 BB: 0 P: 4	R: 1 E: 0 K: 0 S: 4	H: 1 LOB: 1 BB: 0 P: 5	R: 0 E: 0 K: 0 S: 5	H: 2 LOB: 2 BB: 0 P: 5	R: 0 E: 0 K: 1 S: 7	H: 2 LOB: 2 BB: 0 P: 7	R: 0 E: 0 K: 0 S: 3	H: 0 LOB: 1 BB: 1 P: 7	R: 0 E: 0 K: 1 S: 6	H: 1 LOB: 1 BB: 0 P: 6	R: 0 E: 0 K: 2 S: 7	H: 0 LOB: 0 BB: 0 P: 7	R: 0 E: 0 K: 0 S: 3	H: 0 LOB: 0 BB: 0 P: 3	1B: 6 2B: 0 3B: 0 HR: 1	SF: 0 SAC: 0 DP: 0 HBP: 1	WP: 0 PB: 0 SB: 2 CS: 0	PA: 36
PITCHER	IP WLS BF H R ER SO BB IBB HBP BLK WP HR S P ERA WHIP	IP WLS BF H R ER SO BB IBB HBP BLK WP HR S P ERA WHIP	IP WLS BF H R ER SO BB IBB HBP BLK WP HR S P ERA WHIP	IP WLS BF H R ER SO BB IBB HBP BLK WP HR S P ERA WHIP	IP WLS BF H R ER SO BB IBB HBP BLK WP HR S P ERA WHIP	IP WLS BF H R ER SO BB IBB HBP BLK WP HR S P ERA WHIP	IP WLS BF H R ER SO BB IBB HBP BLK WP HR S P ERA WHIP	IP WLS BF H R ER SO BB IBB HBP BLK WP HR S P ERA WHIP	IP WLS BF H R ER SO BB IBB HBP BLK WP HR S P ERA WHIP	IP WLS BF H R ER SO BB IBB HBP BLK WP HR S P ERA WHIP	IP WLS BF H R ER SO BB IBB HBP BLK WP HR S P ERA WHIP	IP WLS BF H R ER SO BB IBB HBP BLK WP HR S P ERA WHIP	IP WLS BF H R ER SO BB IBB HBP BLK WP HR S P ERA WHIP	IP WLS BF H R ER SO BB IBB HBP BLK WP HR S P ERA WHIP	IP WLS BF H R ER SO BB IBB HBP BLK WP HR S P ERA WHIP	IP WLS BF H R ER SO BB IBB HBP BLK WP HR S P ERA WHIP	IP WLS BF H R ER SO BB IBB HBP BLK WP HR S P ERA WHIP			
Joe Gibbon, L ERA: 2.78 (1, 1)	6.0	W	26	6	2	2	1	1	0	1	0	1	0	0	0	0	3.00	1.167		
Frank Linzy, R ERA: 1.33 (7, 1)	3.0	S	10	1	0	0	3	0	0	0	0	0	0	0	0	0	0.00	0.333		

AB 34
R 2
H 7
RBI 2
BB 1
SO 4
LOB 10



Batter	1	2	3	4	5	6	7	8	9	AB	R	H	RBI	BB	SO	LOB	BOTTOM			
Jesus Alou, R OBP: 0.307, SLG: 0.381 (1, 9)	F9	FC6-4		2-3			1-4-3			4	0	0	0	0	0	1	St. Louis Cardinals @ San Francisco Giants Candlestick Park, San Francisco, CA Sat Jun 17 1967, 6:33 AM EDT Att: 28,018 - Unknown			
Jim Davenport, R OBP: 0.377, SLG: 0.394 (1, 5)	K		BB	1B	BB	1B	E6			3	1	1	0	1	1	0				
Willie Mays, R OBP: 0.373, SLG: 0.495 (1, 8)	1B	2B	BB	1B	BB	1B	K			2	2	1	0	2	1	1				
Jim Ray Hart, R OBP: 0.332, SLG: 0.450 (1, 7)	2B	1B		1B	1B	FC5-2-4-6		K		4	0	2	1	0	1	2				
Jack Hiatt, R OBP: 0.443, SLG: 0.561 (1, 3)	1-3			G6-4-3	1B	4-3				4	0	3	2	0	0	1				
Dick Dietz, R OBP: 0.420, SLG: 0.375 (1, 2)	3-H		2-3	3-H						3	0	0	0	0	2	4				
Frank Linzy, R ERA: 1.33 (7, 1)	F8		K				K			1	0	0	0	0	0	1				
Hal Lanier, R OBP: 0.215, SLG: 0.259 (1, 6)		L9	G6-4-3				6-3			4	0	0	0	0	0	3				
Tito Fuentes, S OBP: 0.213, SLG: 0.229 (1, 4)		K					K			3	0	0	0	0	3	0				
Joe Gibbon, R OBP: 0.167, SLG: 0.182 (1, 1)										1	0	0	0	1	1	0				
Tom Haller, L OBP: 0.380, SLG: 0.503 (7, 2)			FC6-4	BB			K		6-3	1	0	0	0	0	0	0				
Inning Stats	R: 1 E: 0 K: 1 S: 7	H: 2 LOB: 2 BB: 1 P: 11	R: 0 E: 0 K: 1 S: 5	H: 0 LOB: 1 BB: 1 P: 9	R: 2 E: 0 K: 1 S: 6	H: 2 LOB: 1 BB: 2 P: 14	R: 0 E: 0 K: 2 S: 7	H: 0 LOB: 0 BB: 0 P: 7	R: 0 E: 0 K: 0 S: 4	H: 2 LOB: 1 BB: 0 P: 4	R: 0 E: 0 K: 2 S: 7	H: 0 LOB: 0 BB: 0 P: 7	R: 0 E: 1 K: 1 S: 6	H: 0 LOB: 1 BB: 0 P: 6	R: 0 E: 0 K: 1 S: 6	H: 1 LOB: 1 BB: 0 P: 6	1B: 5 2B: 3 3B: 0 HR: 0	SF: 0 SAC: 0 DP: 2 HBP: 0	WP: 0 PB: 0 SB: 0 CS: 0	PA: 34
PITCHER	IP WLS BF H R ER SO BB IBB HBP BLK WP HR S P ERA WHIP	IP WLS BF H R ER SO BB IBB HBP BLK WP HR S P ERA WHIP	IP WLS BF H R ER SO BB IBB HBP BLK WP HR S P ERA WHIP	IP WLS BF H R ER SO BB IBB HBP BLK WP HR S P ERA WHIP	IP WLS BF H R ER SO BB IBB HBP BLK WP HR S P ERA WHIP	IP WLS BF H R ER SO BB IBB HBP BLK WP HR S P ERA WHIP	IP WLS BF H R ER SO BB IBB HBP BLK WP HR S P ERA WHIP	IP WLS BF H R ER SO BB IBB HBP BLK WP HR S P ERA WHIP	IP WLS BF H R ER SO BB IBB HBP BLK WP HR S P ERA WHIP	IP WLS BF H R ER SO BB IBB HBP BLK WP HR S P ERA WHIP	IP WLS BF H R ER SO BB IBB HBP BLK WP HR S P ERA WHIP	IP WLS BF H R ER SO BB IBB HBP BLK WP HR S P ERA WHIP	IP WLS BF H R ER SO BB IBB HBP BLK WP HR S P ERA WHIP	IP WLS BF H R ER SO BB IBB HBP BLK WP HR S P ERA WHIP	IP WLS BF H R ER SO BB IBB HBP BLK WP HR S P ERA WHIP	IP WLS BF H R ER SO BB IBB HBP BLK WP HR S P ERA WHIP				
Steve Carlton, L ERA: 4.03 (1, 1)	2.0	L	13	3	3	3	2	4	0	0	0	0	0	0	0	0	13.50	3.500		
Ron Willis, R ERA: 4.54 (3, 1)	4.0		13	3	0	0	5	0	0	0	0	23	23	0	0	0	0.00	0.750		
Nelson Briles, R ERA: 3.98 (7, 1)	2.0		8	1	0	0	2	0	0	0	0	12	12	0	0	0	0.00	0.500		

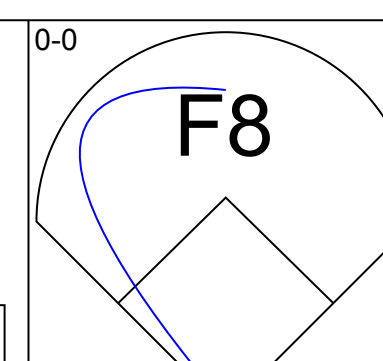
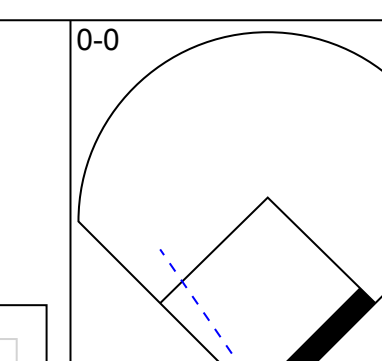
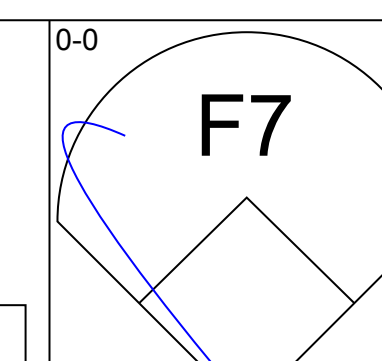
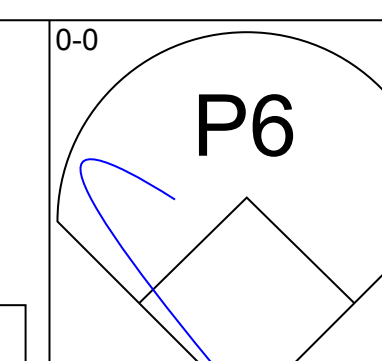
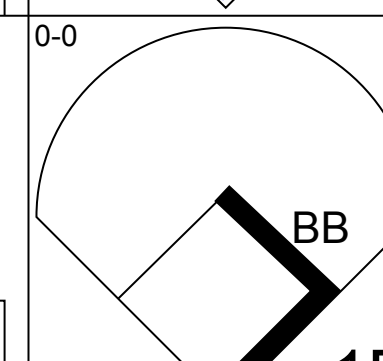
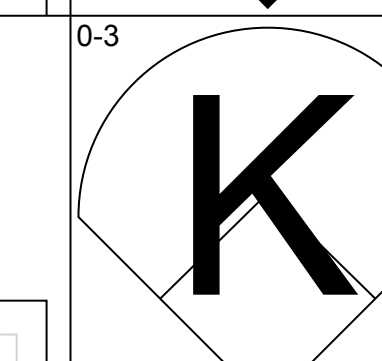
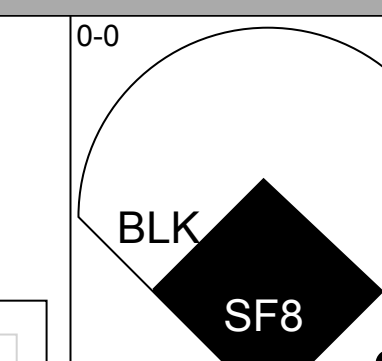
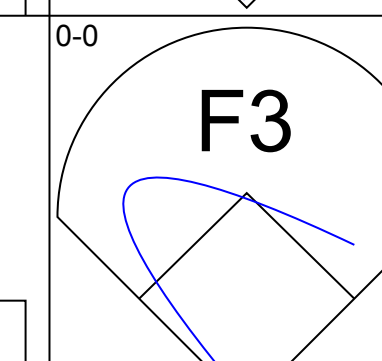
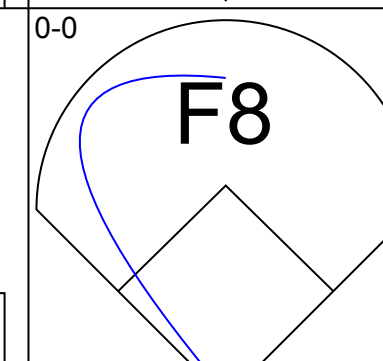
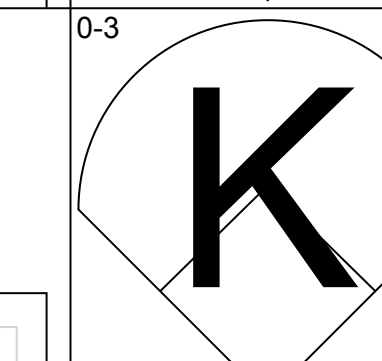
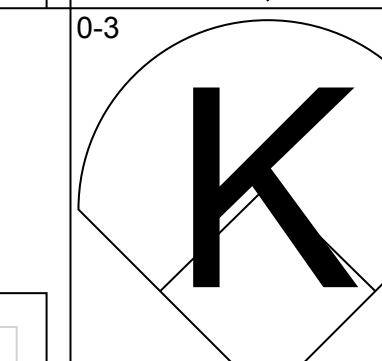
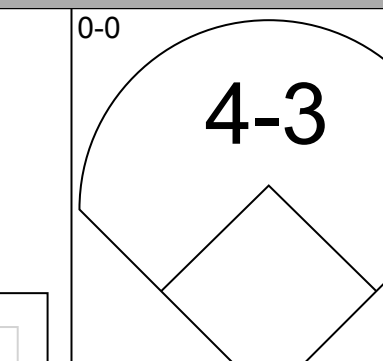
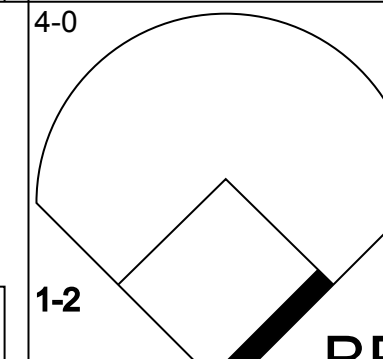
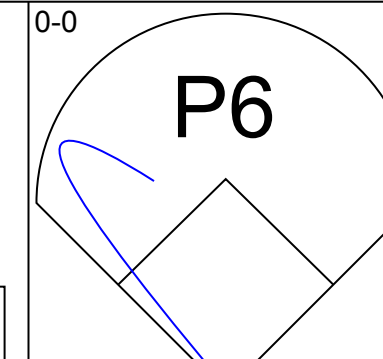
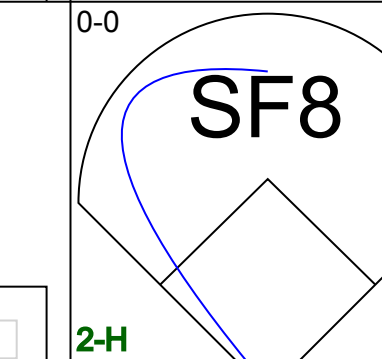
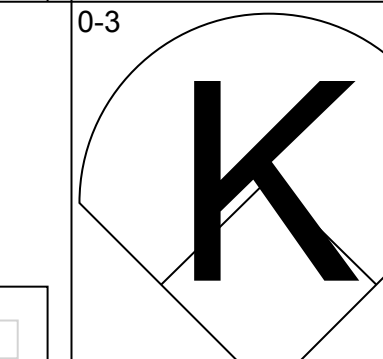
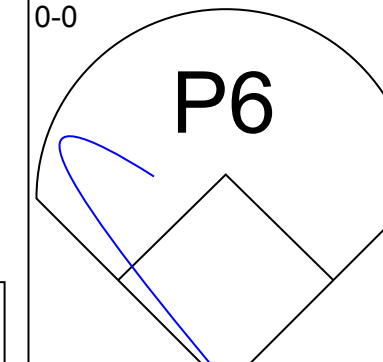
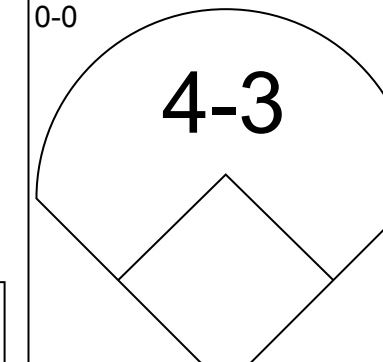
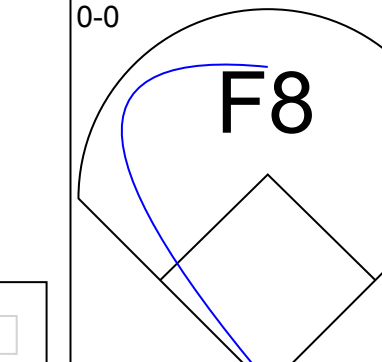
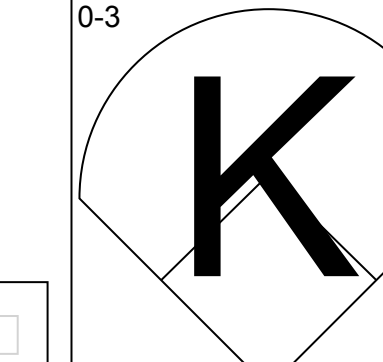
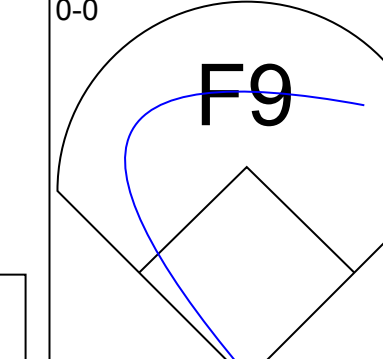
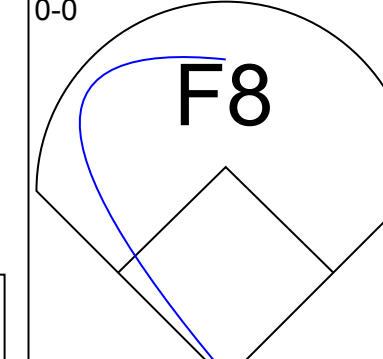
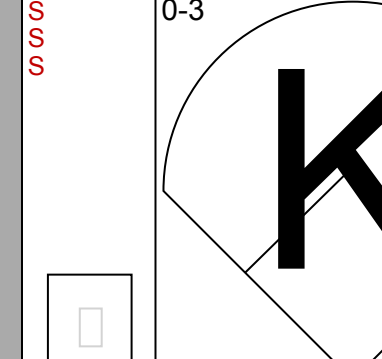
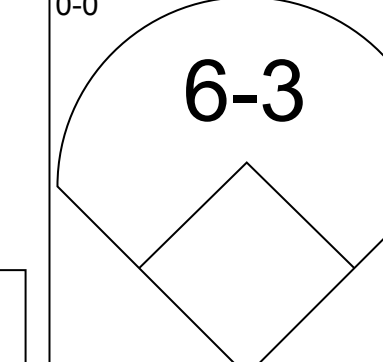
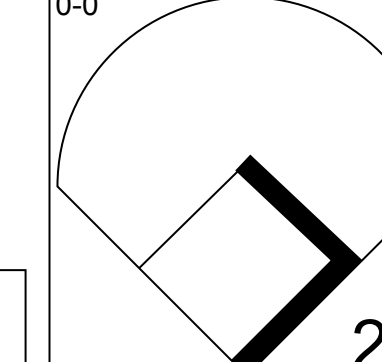
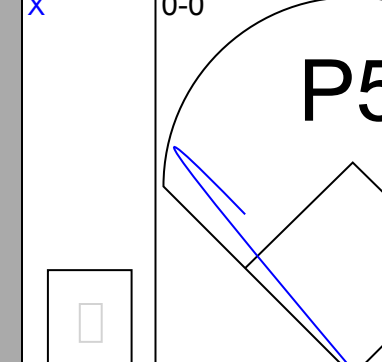
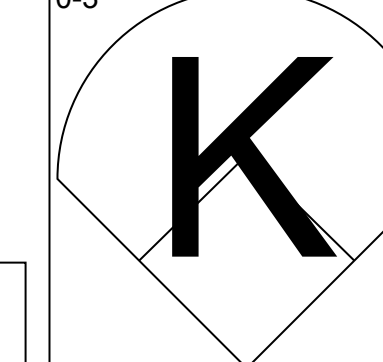
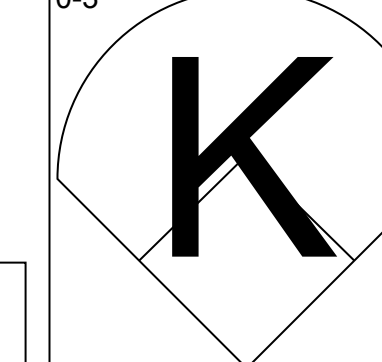
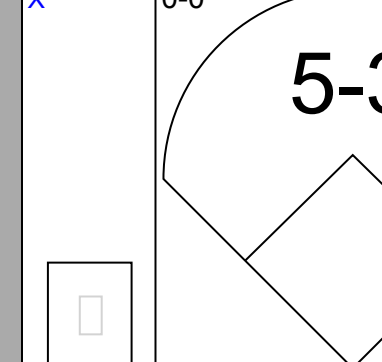
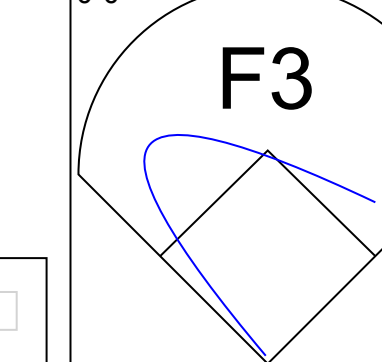
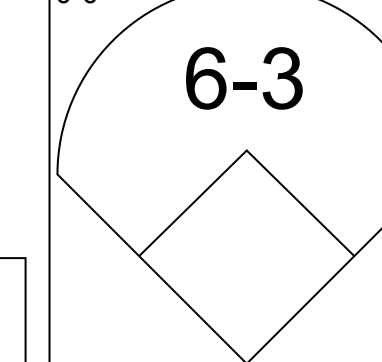
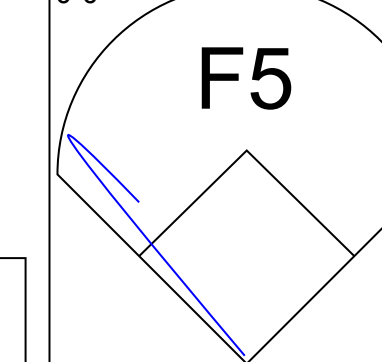


Batter	1	2	3	4	5	6	7	8	9	AB	R	H	RBI	BB	SO	LOB	TOP		
Lou Brock, L OBP: 0.342, SLG: 0.540 (1, 7)										5	0	0	0	0	1	2			
Curt Flood, R OBP: 0.382, SLG: 0.404 (1, 8)										4	0	0	0	0	1	0			
Roger Maris, L OBP: 0.382, SLG: 0.490 (1, 9)										3	2	2	0	1	0	0			
Orlando Cepeda, R OBP: 0.435, SLG: 0.554 (1, 3)										4	1	2	2	0	1	1			
Tim McCarver, L OBP: 0.398, SLG: 0.518 (1, 2)										4	0	1	1	0	0	1			
Mike Shannon, R OBP: 0.338, SLG: 0.439 (1, 5)										4	1	1	0	0	1	2			
Julian Javier, R OBP: 0.340, SLG: 0.429 (1, 4)										4	0	1	0	0	1	1			
Dal Maxvill, R OBP: 0.264, SLG: 0.244 (9, PH)										2	0	0	0	1	1	1			
Bobby Tolan, L OBP: 0.338, SLG: 0.545 (9, 6)										1	0	1	1	0	0	0			
Eddie Bressoud, R OBP: 0.216, SLG: 0.129 (9, 6)										4	0	0	0	0	3	3			
Dick Hughes, R OBP: 0.192, SLG: 0.160 (1, 1)										4	0	0	0	0	3	3			
Inning Stats	R: 1 E: 0 K: 1 S: 8	H: 3 LOB: 2 BB: 0 P: 8	R: 0 E: 0 K: 1 S: 5	H: 0 LOB: 1 BB: 1 P: 9	R: 0 E: 0 K: 1 S: 5	H: 0 LOB: 0 BB: 0 P: 5	R: 0 E: 0 K: 2 S: 7	H: 0 LOB: 0 BB: 0 P: 7	R: 0 E: 0 K: 2 S: 7	H: 1 LOB: 1 BB: 0 P: 6	R: 0 E: 0 K: 1 S: 6	H: 1 LOB: 1 BB: 0 P: 6	R: 2 E: 0 K: 0 S: 4	H: 1 LOB: 0 BB: 1 P: 8	R: 1 E: 0 K: 0 S: 5	H: 2 LOB: 1 BB: 0 P: 5	1B: 6 2B: 1 3B: 0 HR: 1	SF: 0 SAC: 0 DP: 0 HBP: 0	WP: 0 PA: 37 PB: 0 SB: 0 CS: 0
PITCHER	IP WLS BF H R ER SO BB IBB HBP BLK WP HR S P ERA WHIP																		
Gaylord Perry, R ERA: 3.5 (1, 1)	8.0 L 32 6 3 3 9 2 0 0 0 0 0 1 48 56 3.38 1.000																		
Ron Herbel, R ERA: 3.73 (9, 1)	0.2 4 2 1 1 0 0 0 0 0 0 0 0 4 4 13.50 3.000																		
Bill Henry, L ERA: 2.7 (9, 1)	0.1 1 0 0 0 0 0 0 0 0 0 0 0 1 1 0.00 0.000																		

St. Louis Cardinals @ San Francisco Giants
Candlestick Park, San Francisco, CA
Sun Jun 18 1967, 6:33 AM EDT
Att: 38,280 - Unknown

AB 35
R 4
H 8
RBI 4
BB 2
SO 9
LOB 11



Batter	1	2	3	4	5	6	7	8	9	AB	R	H	RBI	BB	SO	LOB	BOTTOM		
Jesus Alou, R OBP: 0.306, SLG: 0.379 (1, 9)										4	0	1	0	0	0	1			
Tom Haller, L OBP: 0.382, SLG: 0.508 (1, 2)										4	1	2	0	0	1	1			
Willie Mays, R OBP: 0.366, SLG: 0.484 (1, 8)										4	0	0	0	0	2	3			
Jim Ray Hart, R OBP: 0.331, SLG: 0.446 (1, 7)										2	0	0	1	1	1	0			
Jack Hiatt, R OBP: 0.419, SLG: 0.525 (1, 3)										4	0	0	0	0	1	2			
Jim Davenport, R OBP: 0.388, SLG: 0.381 (1, 5)										3	0	0	0	0	1	0			
Hal Lanier, R OBP: 0.217, SLG: 0.266 (1, 6)										3	0	1	0	0	0	0			
Tito Fuentes, S OBP: 0.209, SLG: 0.224 (1, 4)										3	0	0	0	0	2	1			
Gaylord Perry, R OBP: 0.194, SLG: 0.194 (8, PH)										2	0	0	0	0	0	1			
Bob Schroder, L OBP: 0.256, SLG: 0.286 (9, 1)										1	0	0	0	0	0	0			
Ron Herbel, R OBP: 0.400, SLG: 0.500 (9, 1)										0	0	0	0	0	0	0			
Bill Henry, L (9, 1)										0	0	0	0	0	0	0			
Inning Stats	R: 0 E: 0 K: 0 S: 4	H: 1 LOB: 2 BB: 1 P: 8	R: 0 E: 0 K: 1 S: 5	H: 0 LOB: 0 BB: 0 P: 5	R: 0 E: 0 K: 2 S: 3	H: 0 LOB: 0 BB: 0 P: 3	R: 0 E: 0 K: 1 S: 6	H: 1 LOB: 1 BB: 0 P: 6	R: 1 E: 0 K: 1 S: 6	H: 1 LOB: 0 BB: 0 P: 6	R: 0 E: 0 K: 1 S: 5	H: 0 LOB: 0 BB: 0 P: 5	R: 0 E: 0 K: 0 S: 3	H: 0 LOB: 0 BB: 0 P: 3	R: 0 E: 0 K: 2 S: 7	H: 0 LOB: 0 BB: 0 P: 7	1B: 2 2B: 2 3B: 0 HR: 0	SF: 1 SAC: 0 DP: 0 HBP: 0	WP: 0 PA: 32 PB: 0 SB: 0 CS: 0
PITCHER	IP WLS BF H R ER SO BB IBB HBP BLK WP HR S P ERA WHIP																		
Dick Hughes, R ERA: 2.54 (1, 1)	9.0 W 32 4 1 1 8 1 0 0 0 0 0 0 47 51 1.00 0.556																		

St. Louis Cardinals @ San Francisco Giants
Candlestick Park, San Francisco, CA
Sun Jun 18 1967, 6:33 AM EDT
Att: 38,280 - Unknown

AB 30
R 1
H 4
RBI 1
BB 1
SO 8
LOB 9



Batter	1	2	3	4	5	6	7	8	9	AB R H RBI BB SO LOB	TOP											
Lou Brock, L OBP: 0.337, SLG: 0.535 (1, 7)	E1 1B	FC4-6			FC4-6 CS			L8		5 1 1 0 0 0 2	St. Louis Cardinals @ Houston Astros Astrodome, Houston, TX Tue Jun 20 1967, 8:05 PM EDT Att: 20,719 - Unknown livebaseballscorecards.com											
Julian Javier, R OBP: 0.335, SLG: 0.420 (1, 4)	5-3		K		CS	5-3		1B HR	P3	5 1 1 0 0 1 2												
Curt Flood, R OBP: 0.385, SLG: 0.403 (1, 8)			F2			K		1B HR		4 1 2 1 0 1 0												
Orlando Cepeda, R OBP: 0.335, SLG: 0.569 (1, 3)	F9		4-3					1B HR		4 1 2 3 0 0 1												
Mike Shannon, R OBP: 0.325, SLG: 0.417 (1, 5)	K				6-3		F8	F9		4 0 0 0 0 1 2												
Tim McCarver, L OBP: 0.400, SLG: 0.525 (1, 2)					P5		4-3			4 1 2 0 0 0 0												
Alex Johnson, R OBP: 0.207, SLG: 0.271 (1, 9)					5-3			2B		4 1 1 0 0 0 2												
Dal Maxvill, R OBP: 0.269, SLG: 0.261 (1, 6)					6-3			1B	F9	4 0 2 2 0 0 0												
Larry Jaster, L OBP: 0.250, SLG: 0.167 (1, 1)					FC3-6			3B		3 0 0 0 1 0 2												
Ron Willis, R OBP: 0.500, SLG: 0.500 (9, 1)	FC3-6				FC4-6		G3		F8	0 0 0 0 0 0 0												
Inning Stats	R: 1 E: 1 K: 1 S: 7	H: 1 LOB: 1 BB: 0 P: 7	R: 1 E: 0 K: 0 S: 5	H: 2 LOB: 1 BB: 0 P: 5	R: 0 E: 0 K: 1 S: 5	H: 0 LOB: 0 BB: 0 P: 5	R: 0 E: 0 K: 0 S: 3	H: 0 LOB: 0 BB: 0 P: 3	R: 0 E: 0 K: 0 S: 2	H: 0 LOB: 0 BB: 1 P: 6	R: 0 E: 0 K: 1 S: 6	H: 1 LOB: 1 BB: 0 P: 6	R: 1 E: 0 K: 0 S: 4	H: 2 LOB: 0 BB: 0 P: 4	R: 3 E: 0 K: 0 S: 7	H: 4 LOB: 1 BB: 0 P: 7	R: 0 E: 0 K: 0 S: 4	H: 1 LOB: 1 BB: 0 P: 4	1B: 5 2B: 4 3B: 1 HR: 1	SF: 0 SAC: 0 DP: 0 HBP: 0	WP: 0 PB: 0 SB: 0 CS: 2	PA: 39
PITCHER	IP WLS BF H R ER SO BB IBB HBP BLK WP HR S P ERA WHIP											IP WLS BF H R ER SO BB IBB HBP BLK WP HR S P ERA WHIP										
Bo Belinsky, L ERA: 4.02 (1, 1)	7.0 L 27 6 3 2 3 1 0 0 0 0 0 0 32 36 2.57 1.000																					
Jim Owens, R ERA: 4.22 (8, 1)	0.2 6 4 3 3 0 0 0 0 0 0 1 6 6 40.50 6.000																					
Dave Eilers, R ERA: (8, 1)	1.1 5 1 0 0 0 0 0 0 0 0 0 0 5 5 0.00 0.750																					

Batter	1	2	3	4	5	6	7	8	9	AB R H RBI BB SO LOB	BOTTOM											
Julio Gotay, R OBP: 0.389, SLG: 0.447 (1, 4)							6-3		K	4 0 2 0 0 1 1	St. Louis Cardinals @ Houston Astros Astrodome, Houston, TX Tue Jun 20 1967, 8:05 PM EDT Att: 20,719 - Unknown livebaseballscorecards.com											
Ron Brand, R OBP: 0.283, SLG: 0.250 (1, 2)	HBP		1B		2B					4 0 1 0 0 1 3												
Joe Morgan, L OBP: 0.416, SLG: 0.438 (9, PH)	F8		K		F8		E		BB	0 0 0 0 1 0 0												
Jimmy Wynn, R OBP: 0.372, SLG: 0.568 (1, 8)			F8				E5		K	4 0 0 0 1 2 4												
Rusty Staub, L OBP: 0.373, SLG: 0.485 (1, 9)	P6				4-3		4-3		F7	5 1 1 0 0 0 7												
Jim Landis, R OBP: 0.348, SLG: 0.356 (1, 7)					SF7		F7		F8	3 1 1 1 0 0 0												
Bob Aspromonte, R OBP: 0.340, SLG: 0.406 (1, 5)		1B			E5				L8	4 0 1 0 0 1 1												
Chuck Harrison, R OBP: 0.284, SLG: 0.323 (1, 3)					K		K			4 0 2 0 0 2 2												
Bob Lillis, R OBP: 0.176, SLG: 0.125 (1, 6)					4-3		6-3		F7	4 0 1 1 0 0 3												
Bo Belinsky, L ERA: 4.18 (1, 1)					F2					2 0 0 0 0 0 1												
Ron Davis, R OBP: 0.272, SLG: 0.400 (7, PH)	6-3						P3		WP	1 0 0 0 0 0 0												
Jim Owens, R ERA: (8, 1)										0 0 0 0 0 0 0												
Dave Eilers, R ERA: (8, 1)										0 0 0 0 0 0 0												
Jackie Brandt, R OBP: 0.385, SLG: 0.222 (9, PH)									1B	1 0 1 0 0 0 0												
Inning Stats	R: 0 E: 0 K: 1 S: 5	H: 0 LOB: 1 BB: 0 P: 6	R: 1 E: 0 K: 1 S: 7	H: 3 LOB: 1 BB: 0 P: 7	R: 0 E: 0 K: 1 S: 5	H: 1 LOB: 0 BB: 0 P: 5	R: 1 E: 2 K: 1 S: 7	H: 1 LOB: 1 BB: 0 P: 7	R: 0 E: 0 K: 0 S: 4	H: 1 LOB: 2 BB: 1 P: 8	R: 0 E: 0 K: 1 S: 6	H: 1 LOB: 1 BB: 0 P: 6	R: 0 E: 1 K: 0 S: 5	H: 1 LOB: 2 BB: 0 P: 5	R: 0 E: 0 K: 0 S: 4	H: 1 LOB: 1 BB: 0 P: 4	R: 0 E: 0 K: 2 S: 8	H: 1 LOB: 2 BB: 1 P: 12	1B: 9 2B: 1 3B: 0 HR: 0	SF: 1 SAC: 0 DP: 0 HBP: 1	WP: 1 PB: 0 SB: 0 CS: 0	PA: 40
PITCHER	IP WLS BF H R ER SO BB IBB HBP BLK WP HR S P ERA WHIP											IP WLS BF H R ER SO BB IBB HBP BLK WP HR S P ERA WHIP										
Larry Jaster, L ERA: 4.75 (9, 1)	8.0 W 36 10 2 1 5 0 0 0 0 1 0 44 49 1.12 1.250																					
Ron Willis, R ERA: (9, 1)	1.0 S 4 0 0 0 2 1 0 0 0 1 0 7 11 0.00 1.000																					



Batter	1	2	3	4	5	6	7	8	9	AB	R	H	RBI	BB	SO	LOB	TOP					
Lou Brock, L OBP: 0.338, SLG: 0.532 (1, 7)										5	0	2	0	0	1	2	St. Louis Cardinals @ Los Angeles Dodgers Dodger Stadium, Los Angeles, CA Wed Jun 21 1967, 7:05 PM PDT Att: 25,551 - Unknown					
Curt Flood, R OBP: 0.381, SLG: 0.398 (1, 8)										5	0	1	1	0	1	4						
Roger Maris, L OBP: 0.368, SLG: 0.474 (1, 9)										4	0	0	0	0	2	3						
Orlando Cepeda, R OBP: 0.429, SLG: 0.558 (1, 3)										4	0	0	0	0	0	1						
Tim McCarver, L OBP: 0.402, SLG: 0.541 (1, 2)										4	1	2	1	0	0	0						
Mike Shannon, R OBP: 0.324, SLG: 0.413 (1, 5)										4	0	1	0	0	0	0						
Julian Javier, R OBP: 0.333, SLG: 0.416 (1, 4)										4	0	1	0	0	2	2						
Dal Maxvill, R OBP: 0.273, SLG: 0.266 (1, 6)										4	1	2	0	0	0	2						
Ray Washburn, R OBP: 0.065, SLG: 0.129 (1, 1)										2	0	0	0	0	2	2						
Joe Hoerner, R OBP: 0.400, SLG: 0.400 (7, 1)										1	0	1	0	0	0	0						
Nelson Briles, R OBP: 0.333, SLG: 0.400 (9, 1)										0	0	0	0	0	0	0						
Inning Stats	R: 0 E: 0 K: 1 S: 6	H: 1 LOB: 1 BB: 0 P: 6	R: 0 E: 0 K: 1 S: 5	H: 0 LOB: 0 BB: 0 P: 5	R: 1 E: 0 K: 0 S: 5	H: 2 LOB: 1 BB: 0 P: 5	R: 0 E: 0 K: 0 S: 5	H: 2 LOB: 2 BB: 0 P: 5	R: 0 E: 0 K: 2 S: 8	H: 1 LOB: 1 BB: 0 P: 8	R: 1 E: 0 K: 1 S: 8	H: 3 LOB: 2 BB: 0 P: 8	R: 0 E: 0 K: 2 S: 7	H: 0 LOB: 0 BB: 0 P: 7	R: 0 E: 0 K: 0 S: 3	H: 0 LOB: 0 BB: 0 P: 3	R: 0 E: 1 K: 1 S: 7	H: 1 LOB: 2 BB: 0 P: 7	1B: 9 2B: 0 3B: 0 HR: 1	SF: 0 SAC: 1 DP: 0 HBP: 0	WP: 0 PB: 0 SB: 1 CS: 0	PA: 38
PITCHER Don Drysdale, R ERA: 2.15 (1, 1)	IP: 9.0 WLS: L BF: 38	H: 10 R: 2 ER: 2 SO: 8	BB: 0 IBB: 0 HBP: 0 BLK: 1	WP: 0 HR: 1 S: 54 P: 54	ERA: 2.00 WHIP: 1.111																	

Batter	1	2	3	4	5	6	7	8	9	AB	R	H	RBI	BB	SO	LOB	BOTTOM			
Willie Davis, L OBP: 0.323, SLG: 0.374 (1, 8)										4	0	0	0	0	0	0	St. Louis Cardinals @ Los Angeles Dodgers Dodger Stadium, Los Angeles, CA Wed Jun 21 1967, 7:05 PM PDT Att: 25,551 - Unknown			
Ron Hunt, R OBP: 0.381, SLG: 0.383 (1, 4)										4	0	0	0	0	0	0				
Lou Johnson, R OBP: 0.322, SLG: 0.397 (1, 7)										1	0	1	0	0	0	0				
Al Ferrara, R OBP: 0.317, SLG: 0.403 (2, 9)										3	0	0	0	0	0	0				
Ron Fairly, L OBP: 0.318, SLG: 0.345 (1, 3)										3	0	0	0	0	0	0				
Bob Bailey, R OBP: 0.236, SLG: 0.244 (9, PH)										1	0	0	0	0	0	0				
Jim Lefebvre, S OBP: 0.372, SLG: 0.427 (1, 5)										4	0	1	0	0	1	0				
John Roseboro, L OBP: 0.369, SLG: 0.338 (1, 2)										3	0	1	0	0	0	0				
Wes Parker, S OBP: 0.338, SLG: 0.316 (9, PH)										0	0	0	0	1	0	0				
Gene Michael, S OBP: 0.246, SLG: 0.225 (9, PR)										0	0	0	0	0	0	0				
Len Gabrielson, L OBP: 0.284, SLG: 0.383 (1, 9)										2	0	1	0	0	0	0				
Jim Hickman, R OBP: 0.250, SLG: 0.265 (7, PH)										1	0	0	0	1	1	2				
Dick Schofield, S OBP: 0.338, SLG: 0.263 (1, 6)										2	0	0	0	2	0	2				
Don Drysdale, R OBP: 0.163, SLG: 0.130 (1, 1)										3	0	0	0	0	0	5				
Inning Stats	R: 0 E: 0 K: 0 S: 4	H: 1 LOB: 1 BB: 0 P: 4	R: 0 E: 0 K: 0 S: 4	H: 1 LOB: 2 BB: 1 P: 8	R: 0 E: 0 K: 0 S: 3	H: 0 LOB: 0 BB: 0 P: 3	R: 0 E: 0 K: 1 S: 5	H: 0 LOB: 0 BB: 0 P: 5	R: 0 E: 0 K: 0 S: 3	H: 0 LOB: 0 BB: 0 P: 3	R: 0 E: 0 K: 1 S: 7	H: 2 LOB: 3 BB: 1 P: 11	R: 0 E: 0 K: 0 S: 3	H: 0 LOB: 0 BB: 0 P: 3	R: 0 E: 0 K: 0 S: 3	H: 0 LOB: 2 BB: 2 P: 11	1B: 4 2B: 0 3B: 0 HR: 0	SF: 0 SAC: 0 DP: 0 HBP: 0	WP: 1 PB: 0 SB: 0 CS: 0	PA: 35
PITCHER Ray Washburn, R ERA: 3.09 (1, 1)	IP: 6.1 WLS: W BF: 24	H: 4 R: 0 ER: 0 SO: 1	BB: 1 IBB: 0 HBP: 0 BLK: 0	WP: 0 HR: 0 S: 25 P: 29	ERA: 0.00 WHIP: 0.789															
Joe Hoerner, L ERA: 3.33 (7, 1)	IP: 2.1 WLS: S BF: 9	H: 0 R: 0 ER: 0 SO: 1	BB: 2 IBB: 0 HBP: 0 BLK: 0	WP: 0 HR: 0 S: 9 P: 17	ERA: 0.00 WHIP: 0.857															
Nelson Briles, R ERA: 3.63 (9, 1)	IP: 0.1 WLS: S BF: 2	H: 0 R: 0 ER: 0 SO: 0	BB: 0 IBB: 0 HBP: 0 BLK: 0	WP: 1 HR: 0 S: 1 P: 5	ERA: 0.00 WHIP: 3.000															

Batter	1	2	3	4	5	6	7	8	9	AB	R	H	RBI	BB	SO	LOB	TOP
Lou Brock, L OBP: 0.339, SLG: 0.532 (1, 7)			1-4-3		FC6-4			SF7		4	0	2	1	0	0	2	St. Louis Cardinals @ Los Angeles Dodgers Dodger Stadium, Los Angeles, CA Thu Jun 22 1967, 7:05 PM PDT Att: 21,522 - Unknown livebaseballscorecards.com
Julian Javier, R OBP: 0.335, SLG: 0.416 (1, 4)			K				K			5	1	2	0	0	2	2	
Curt Flood, R OBP: 0.377, SLG: 0.394 (1, 8)				4-3			6-3	P4		5	0	1	0	0	0	4	
Orlando Cepeda, R OBP: 0.428, SLG: 0.550 (1, 3)				K		K		IBB		3	1	0	0	2	2	2	
Mike Shannon, R OBP: 0.326, SLG: 0.412 (1, 5)		6-3		6-3			P4			5	2	1	0	0	2		
Tim McCarver, L OBP: 0.405, SLG: 0.541 (1, 2)		L4							SH1-4	2	2	1	0	1	0	0	
Ed Spiezio, R Bobby Tolan, L OBP: 0.237 (8, PH) OBP: 0.357, SLG: 0.538 (8, 9)					F8				SF9	3	0	2	2	0	0	1	
Dal Maxvill, R OBP: 0.271, SLG: 0.264 (1, 6)					F7			FC1	F9	5	0	1	1	0	0	3	
Steve Carlton, L OBP: 0.192, SLG: 0.160 (1, 1)			B1			K		K		4	0	1	0	0	2	4	
Inning Stats	R: 0 E: 0 K: 0 S: 4	H: 2 LOB: 1 BB: 0 P: 4	R: 0 E: 0 K: 0 S: 4	H: 1 LOB: 1 BB: 0 P: 4	R: 0 E: 0 K: 1 S: 5	H: 0 LOB: 0 BB: 0 P: 5	R: 0 E: 0 K: 1 S: 5	H: 0 LOB: 0 BB: 0 P: 5	R: 0 E: 0 K: 0 S: 6	H: 1 LOB: 2 BB: 1 P: 10	R: 2 E: 1 K: 1 S: 7	H: 1 LOB: 2 BB: 1 P: 12	R: 2 E: 0 K: 0 S: 4	H: 1 LOB: 0 BB: 1 P: 8	1B: 12 2B: 0 3B: 0 HR: 0	SF: 2 SAC: 1 DP: 0 HBP: 2	
PITCHER	IP WLS BF H R ER SO BB IBB HBP BLK WP HR S P ERA WHIP																
Claude Osteen, L ERA: 3.53 (1, 1)	6.0 L 28 10 3 3 4 0 0 1 0 0 0 35 36 4.50 1.667																
Bob Miller, R ERA: 6.21 (7, 1)	1.0 7 0 2 0 1 1 1 1 0 0 0 6 15 0.00 1.000																
Jim Brewer, L ERA: 2.57 (8, 1)	2.0 9 2 2 2 1 1 0 0 0 0 0 10 14 9.00 1.500																

Batter	1	2	3	4	5	6	7	8	9	AB	R	H	RBI	BB	SO	LOB	BOTTOM				
Willie Davis, L OBP: 0.326, SLG: 0.382 (1, 8)			K							4	0	2	0	0	1	0	St. Louis Cardinals @ Los Angeles Dodgers Dodger Stadium, Los Angeles, CA Thu Jun 22 1967, 7:05 PM PDT Att: 21,522 - Unknown livebaseballscorecards.com				
Ron Hunt, R OBP: 0.379, SLG: 0.380 (1, 4)					G3					4	0	1	0	0	0	2					
Jim Lefebvre, S OBP: 0.366, SLG: 0.419 (1, 5)					6-3			K		4	1	0	0	0	2	3					
Al Ferrara, R OBP: 0.315, SLG: 0.398 (1, 7)						K		F7		4	1	1	0	0	1	2					
Ron Fairly, L OBP: 0.321, SLG: 0.345 (1, 9)								F9		3	0	1	1	1	0	1					
Wes Parker, S OBP: 0.336, SLG: 0.315 (1, 3)		6-3						F9		4	0	1	1	0	0	1					
Jeff Torborg, R OBP: 0.282, SLG: 0.289 (1, 2)				K				F8		3	0	0	0	0	1	3					
Gene Michael, S OBP: 0.244, SLG: 0.223 (1, 6)			5-3							2	0	0	0	0	1	2					
Bob Bailey, R OBP: 0.256, SLG: 0.242 (7, PH)				K				6-3		1	0	0	0	0	0	0					
Dick Schofield, S OBP: 0.333, SLG: 0.259 (8, 6)									P6	1	0	0	0	0	0	0					
Claude Osteen, L OBP: 0.283, SLG: 0.372 (1, 1)			K							2	0	0	0	0	1	0					
Bob Miller, R OBP: 0.364, SLG: 0.474 (7, 2)										0	0	0	0	0	0	0					
Jim Campanis, R OBP: 0.091, SLG: 0.182 (8, 1)										1	0	0	0	0	0	0					
Jim Brewer, L OBP: 0.091, SLG: 0.182 (8, 1)										0	0	0	0	0	0	0					
Nate Oliver, R OBP: 0.300, SLG: 0.448 (9, PH)										1	0	0	0	0	1	0					
Inning Stats	R: 0 E: 0 K: 1 S: 6	H: 1 LOB: 1 BB: 0 P: 6	R: 0 E: 0 K: 0 S: 3	H: 0 LOB: 0 BB: 0 P: 3	R: 0 E: 0 K: 2 S: 7	H: 0 LOB: 0 BB: 0 P: 7	R: 2 E: 1 K: 2 S: 11	H: 3 LOB: 2 BB: 0 P: 11	R: 0 E: 0 K: 0 S: 4	H: 1 LOB: 1 BB: 0 P: 4	R: 0 E: 0 K: 1 S: 5	H: 0 LOB: 1 BB: 1 P: 9	R: 0 E: 0 K: 0 S: 3	H: 0 LOB: 0 BB: 0 P: 3	R: 0 E: 0 K: 1 S: 6	H: 1 LOB: 1 BB: 0 P: 6	R: 0 E: 0 K: 1 S: 5	H: 0 LOB: 0 BB: 0 P: 5	1B: 5 2B: 1 3B: 0 HR: 0	SF: 0 SAC: 0 DP: 0 HBP: 0	WP: 0 PA: 35 PB: 0 SB: 1 CS: 0
PITCHER	IP WLS BF H R ER SO BB IBB HBP BLK WP HR S P ERA WHIP																				
Steve Carlton, L ERA: 3.63 (1, 1)	9.0 W 35 6 2 1 8 1 0 0 0 0 0 50 54 1.00 0.778																				

Batter	1	2	3	4	5	6	7	8	9	AB	R	H	RBI	BB	SO	LOB	TOP					
Tony Gonzalez, L (1, 7) OBP: 0.381, SLG: 0.460	3-1		G3			SH1-4 1B		F6		4	0	1	0	0	0	0	Philadelphia Phillies @ St. Louis Cardinals Busch Stadium, St. Louis, MO Fri Jun 23 1967, 7:05 PM CDT Att: 31,727 - Unknown					
John Briggs, L (1, 8) OBP: 0.266, SLG: 0.338	K		F8			SH1-4 1-2		G3		3	0	0	0	0	1	0						
Dick Allen, R (1, 5) OBP: 0.417, SLG: 0.542	HR		L7			5-3				4	1	1	1	0	1	1						
Johnny Callison, L (1, 9) OBP: 0.361, SLG: 0.466	HR			K						2	1	1	1	2	1	0						
Bill White, L (1, 3) OBP: 0.236, SLG: 0.188 Billy Cowan, R (9, PR)	F5			K						3	0	0	0	0	1	2						
Tony Taylor, R (1, 4) OBP: 0.332, SLG: 0.398		L8		6-3						4	0	0	0	0	0	2						
Clay Dalrymple, L (1, 2) OBP: 0.253, SLG: 0.239					F2					3	0	1	0	1	0	0						
Gary Sutherland, R (1, 6) OBP: 0.316, SLG: 0.350 Doug Clemens, L (9, PH) OBP: 0.237, SLG: 0.294	P5				F7					3	0	0	0	0	1	1						
Rick Wise, R (1, 1) OBP: 0.133, SLG: 0.133 Dick Hall, R (8, 1)	K				K					3	0	0	0	0	2	1						
								F3		0	0	0	0	0	0	0						
Inning Stats	R: 2 E: 0 K: 1 S: 7	H: 2 LOB: 0 BB: 0 P: 7	R: 0 E: 0 K: 1 S: 6	H: 1 LOB: 1 BB: 0 P: 6	R: 0 E: 0 K: 0 S: 3	H: 0 LOB: 0 BB: 0 P: 3	R: 0 E: 0 K: 2 S: 7	H: 0 LOB: 0 BB: 0 P: 7	R: 0 E: 0 K: 1 S: 5	H: 0 LOB: 0 BB: 1 P: 5	R: 0 E: 0 K: 0 S: 4	H: 1 LOB: 2 BB: 1 P: 8	R: 0 E: 0 K: 1 S: 5	H: 0 LOB: 0 BB: 0 P: 5	R: 0 E: 0 K: 0 S: 3	H: 0 LOB: 0 BB: 0 P: 3	R: 0 E: 0 K: 2 S: 7	H: 0 LOB: 3 BB: 2 P: 16	1B: 2 2B: 0 3B: 0 HR: 2	SF: 0 SAC: 1 DP: 0 HBP: 1	WP: 1 PB: 0 SB: 0 CS: 0	PA: 35
PITCHER Dick Hughes, R (1, 1) ERA: 2.48	IP: 9.0 WLS: W BF: 35 H: 4 R: 2 ER: 2 SO: 8 BB: 1 IBB: 2 HBP: 1 BLK: 0 WP: 1 HR: 2 S: 47 P: 60 ERA: 2.00 WHIP: 0.556											PITCHER	IP: 9.0 WLS: W BF: 35 H: 4 R: 2 ER: 2 SO: 8 BB: 1 IBB: 2 HBP: 1 BLK: 0 WP: 1 HR: 2 S: 47 P: 60 ERA: 2.00 WHIP: 0.556									

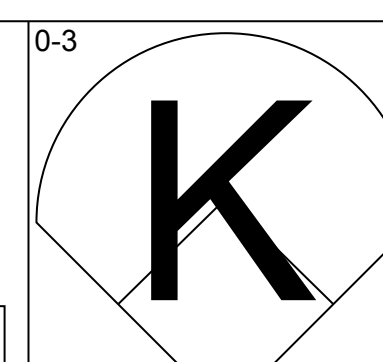
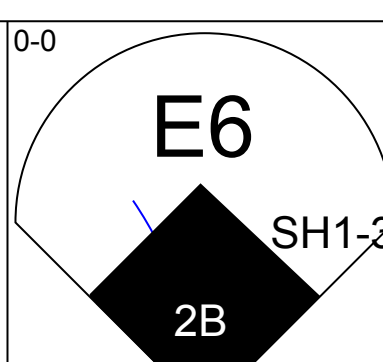
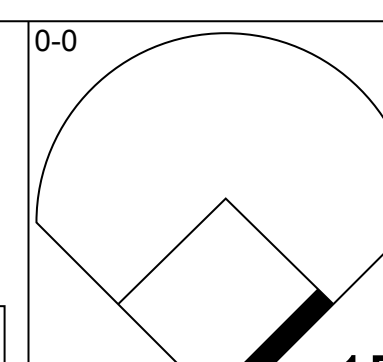
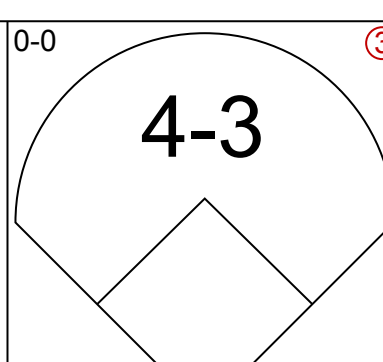
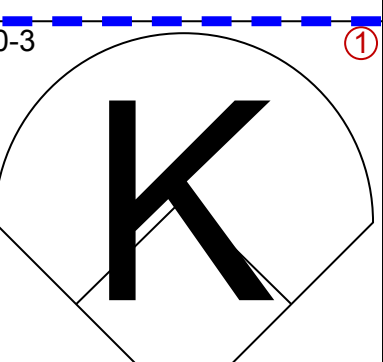
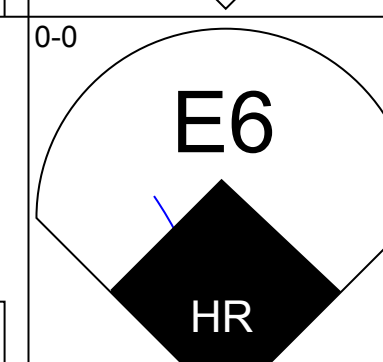
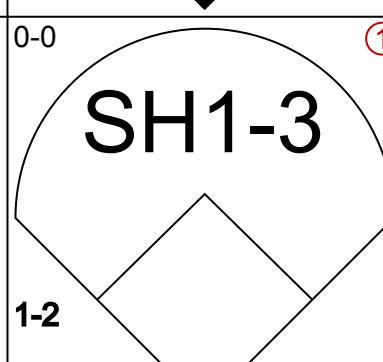
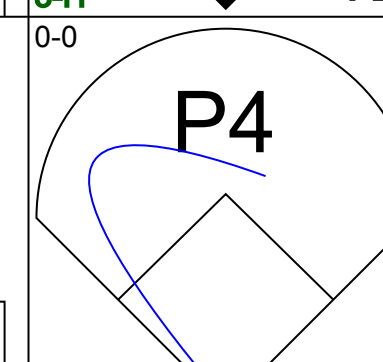
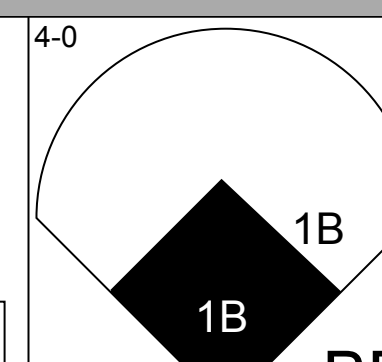
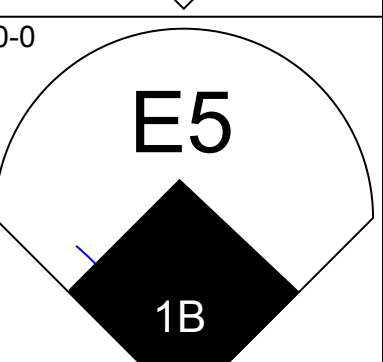
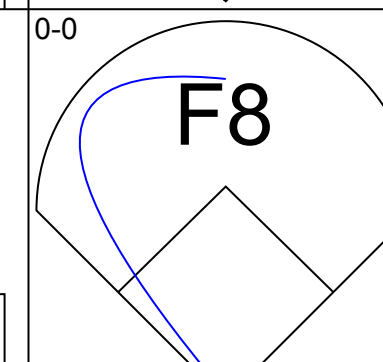
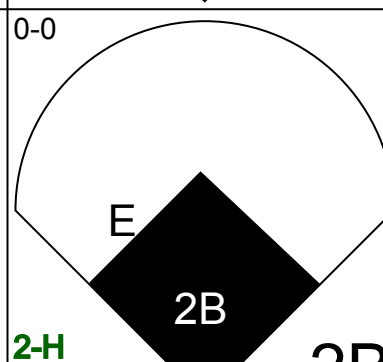
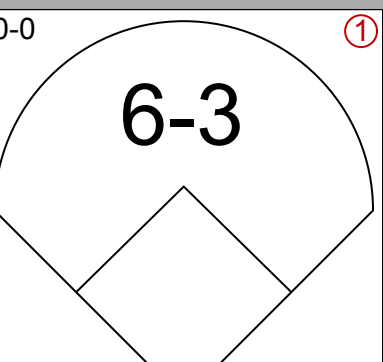
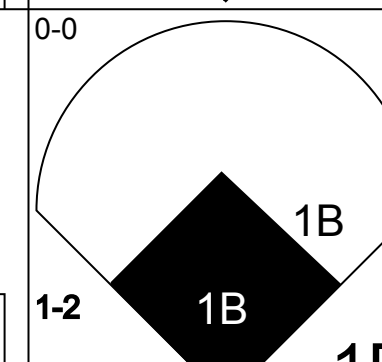
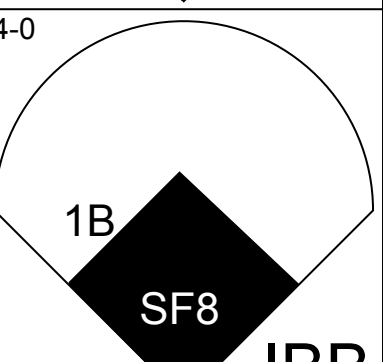
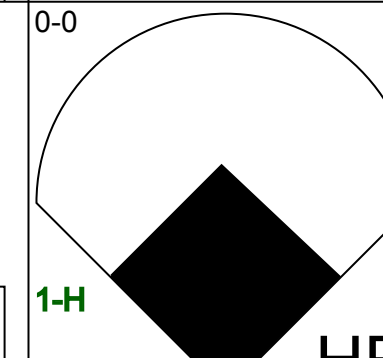
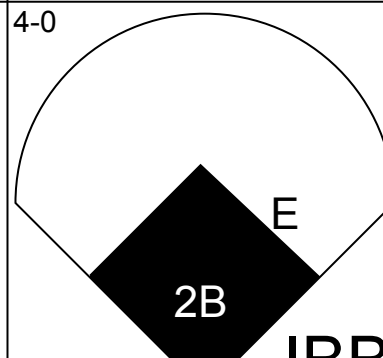
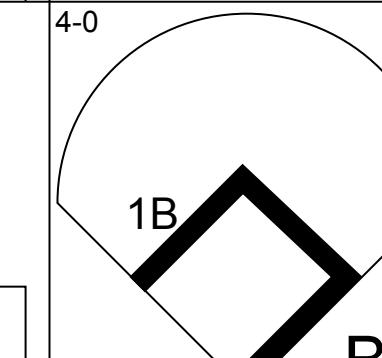
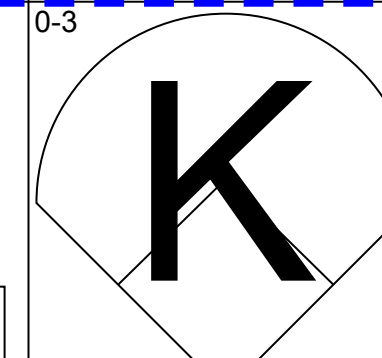
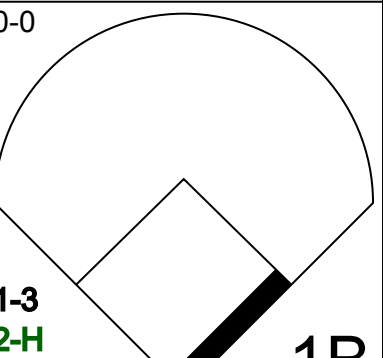
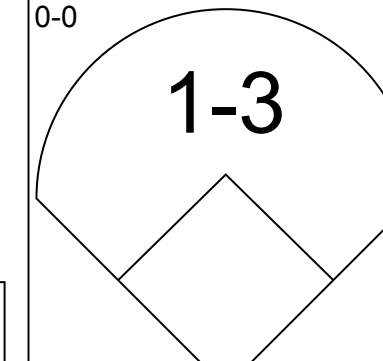
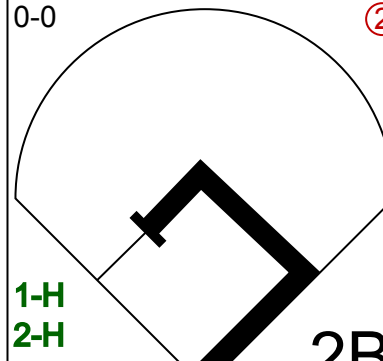
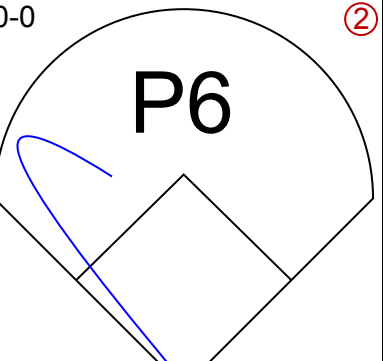
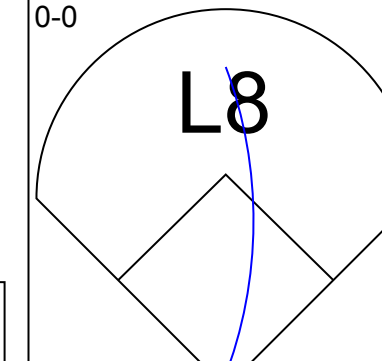
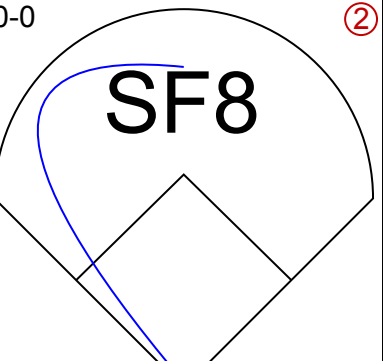
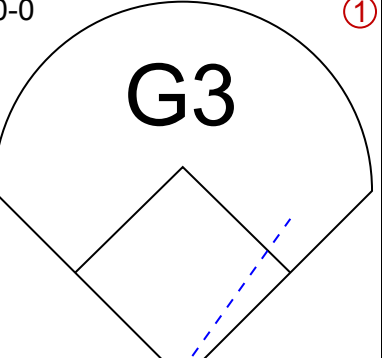
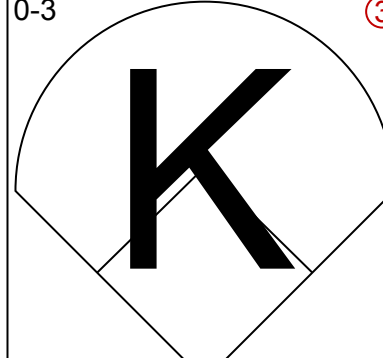
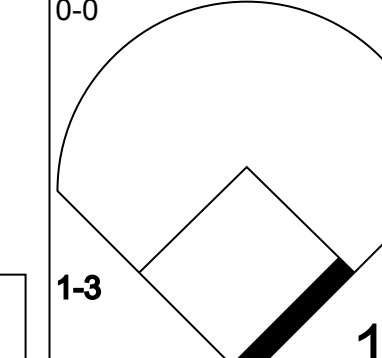
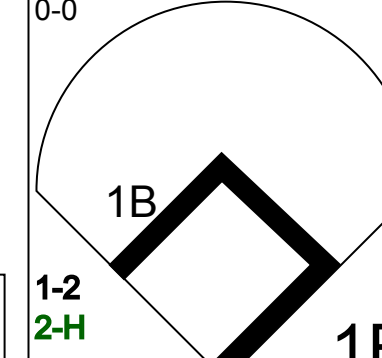
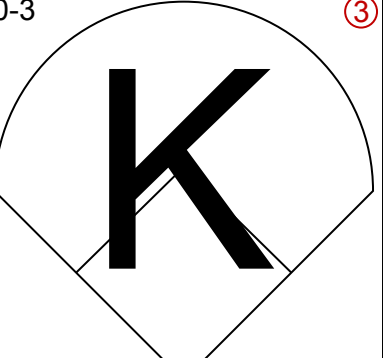
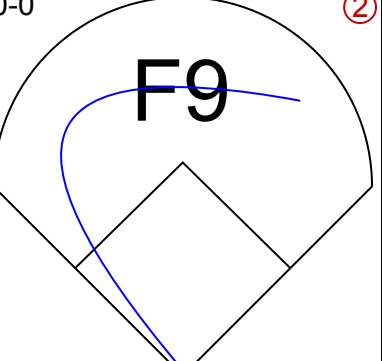
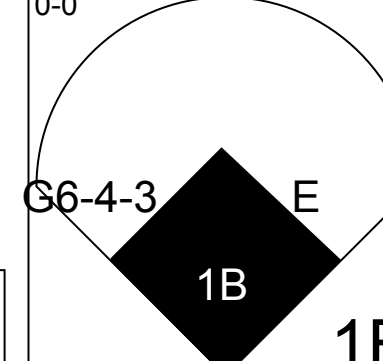
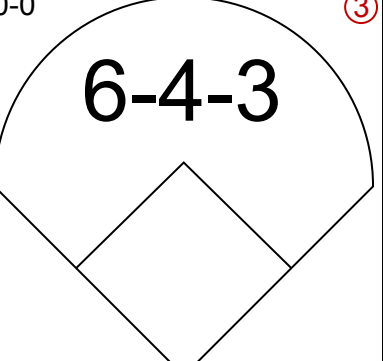
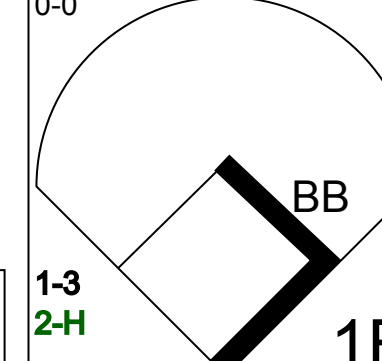
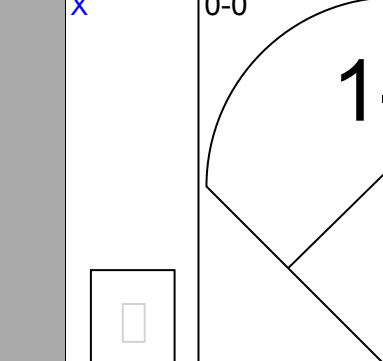
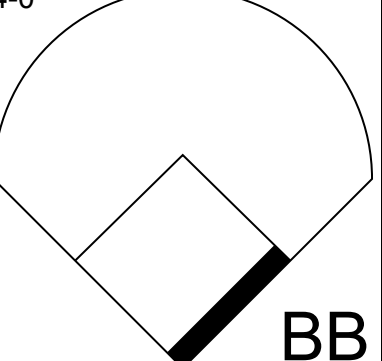
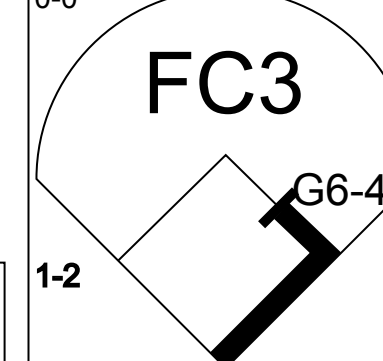
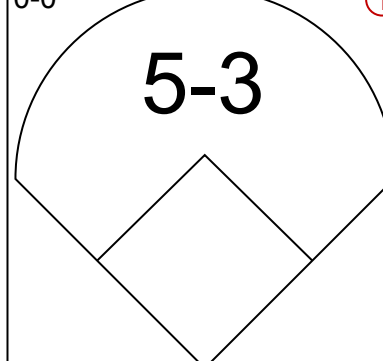
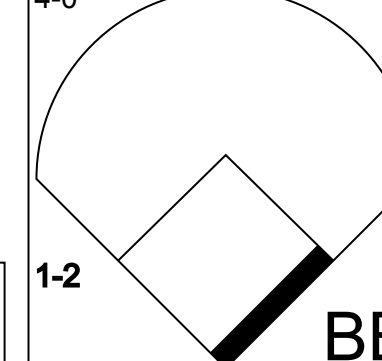
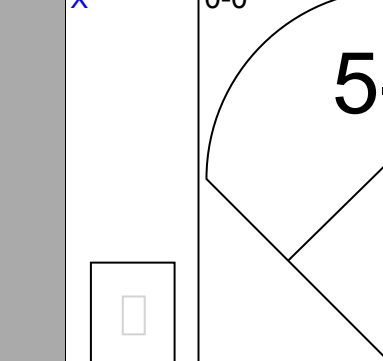
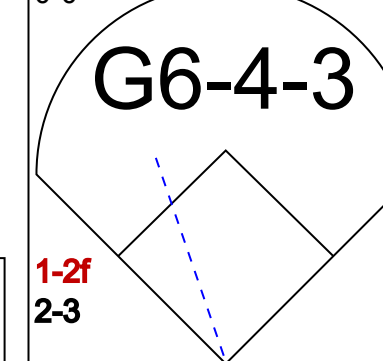
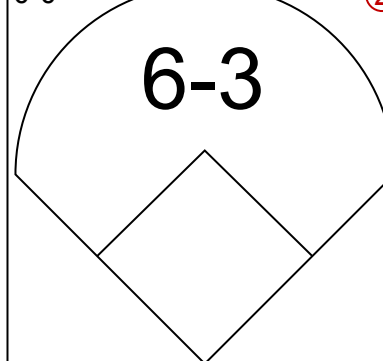
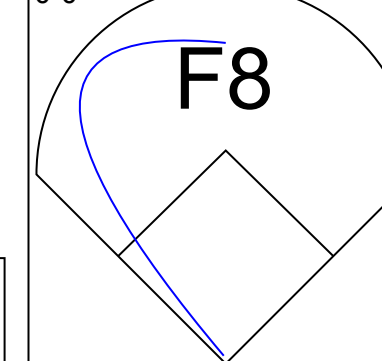
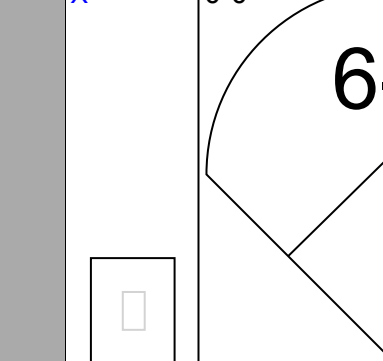
Batter	1	2	3	4	5	6	7	8	9	AB	R	H	RBI	BB	SO	LOB	BOTTOM			
Lou Brock, L (1, 7) OBP: 0.334, SLG: 0.524	4-3	1-3			4-3					4	0	0	1	0	1	3	Philadelphia Phillies @ St. Louis Cardinals Busch Stadium, St. Louis, MO Fri Jun 23 1967, 7:05 PM CDT Att: 31,727 - Unknown			
Curt Flood, R (1, 8) OBP: 0.375, SLG: 0.391	F9	P4			G3 PB 1B			F8		4	0	1	0	0	0	3				
Roger Maris, L (1, 9) OBP: 0.371, SLG: 0.491					F5					3	1	1	1	1	0	1				
Orlando Cepeda, R (1, 3) OBP: 0.421, SLG: 0.541	1-3				F9					4	0	0	0	0	0	2				
Tim McCarver, L (1, 2) OBP: 0.415, SLG: 0.548		1-3 1B								3	1	2	0	1	0	0				
Mike Shannon, R (1, 5) OBP: 0.319, SLG: 0.402	1-3				F8					4	0	0	0	0	0	3				
Julian Javier, R (1, 4) OBP: 0.333, SLG: 0.410					F7					3	1	0	0	1	0	1				
Dal Maxvill, R (1, 6) OBP: 0.277, SLG: 0.270		FC 1B			F9					3	0	2	1	0	0	0				
Dick Hughes, R (1, 1) OBP: 0.172, SLG: 0.143	FC				6-3					3	0	0	0	0	1	3				
Inning Stats	R: 0 E: 0 K: 0 S: 3	H: 0 LOB: 1 BB: 1 P: 7	R: 2 E: 0 K: 0 S: 6	H: 2 LOB: 2 BB: 1 P: 10	R: 0 E: 0 K: 0 S: 3	H: 0 LOB: 1 BB: 1 P: 7	R: 0 E: 0 K: 0 S: 3	H: 0 LOB: 0 BB: 0 P: 3	R: 0 E: 0 K: 0 S: 4	H: 1 LOB: 1 BB: 0 P: 4	R: 0 E: 0 K: 0 S: 3	H: 0 LOB: 0 BB: 0 P: 3	R: 0 E: 0 K: 2 S: 8	H: 1 LOB: 1 BB: 0 P: 8	R: 1 E: 0 K: 0 S: 5	H: 2 LOB: 1 BB: 0 P: 5	1B: 4 2B: 1 3B: 0 HR: 1	SF: 0 SAC: 0 DP: 0 HBP: 0	WP: 0 PB: 1 SB: 0 CS: 0	PA: 34
PITCHER Rick Wise, R (1, 1) ERA: 4.85 Dick Hall, R (8, 1) ERA: 1.47	IP: 7.1 WLS: L BF: 32 H: 6 R: 3 ER: 3 SO: 2 BB: 3 IBB: 0 HBP: 0 BLK: 0 WP: 0 HR: 1 S: 33 P: 45 ERA: 3.68 WHIP: 1.227											PITCHER	IP: 7.1 WLS: L BF: 32 H: 6 R: 3 ER: 3 SO: 2 BB: 3 IBB: 0 HBP: 0 BLK: 0 WP: 0 HR: 1 S: 33 P: 45 ERA: 3.68 WHIP: 1.227							

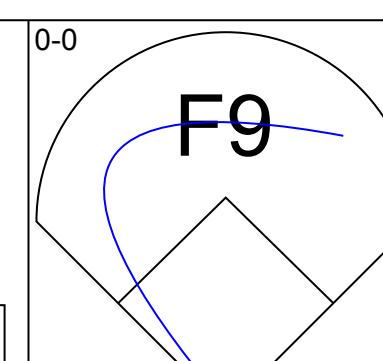
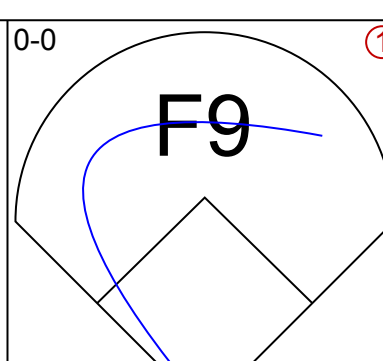
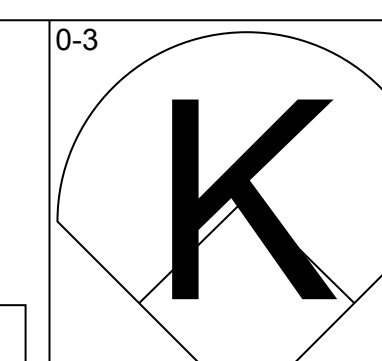
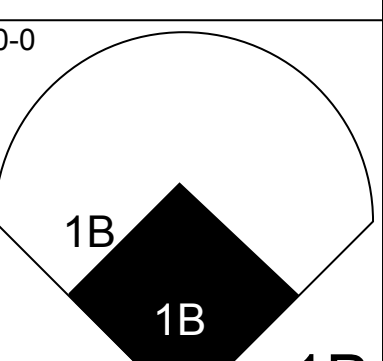
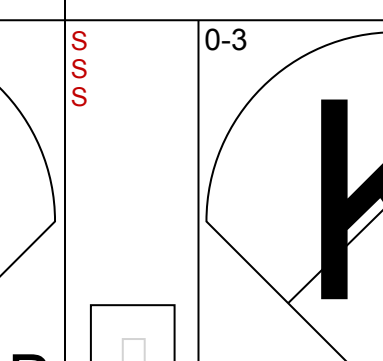
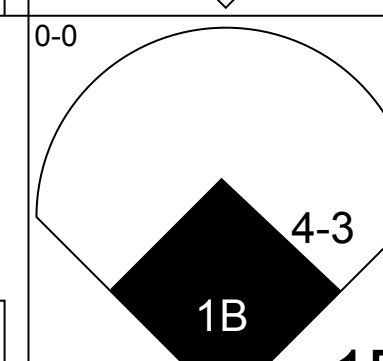
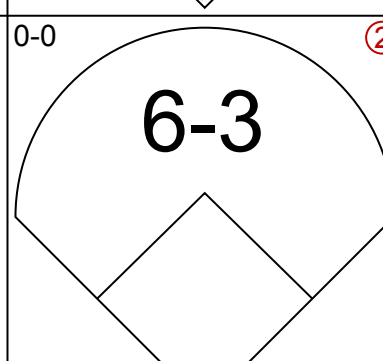
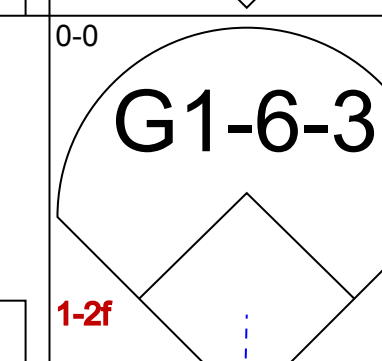
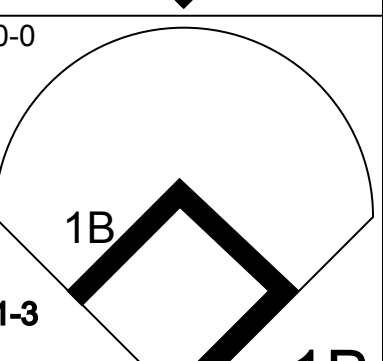
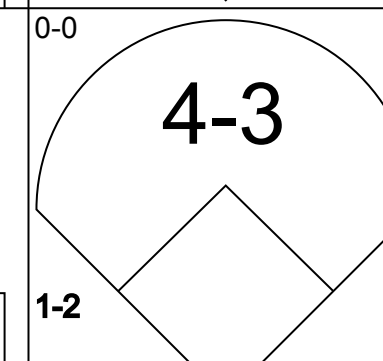
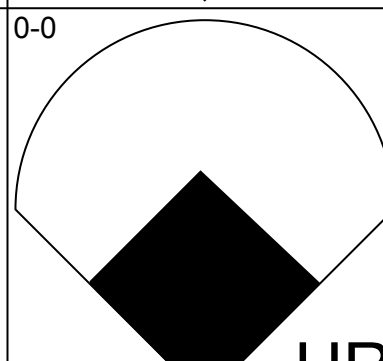
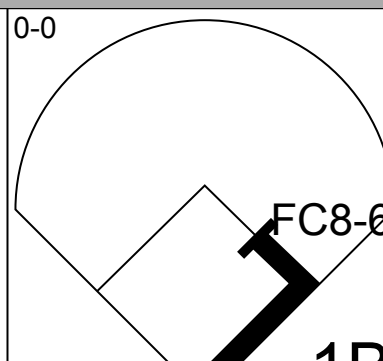
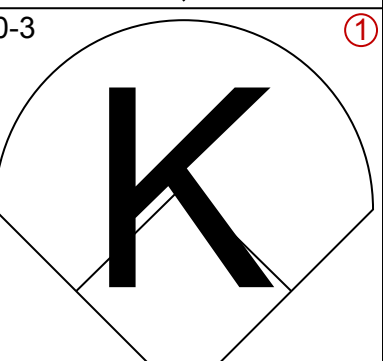
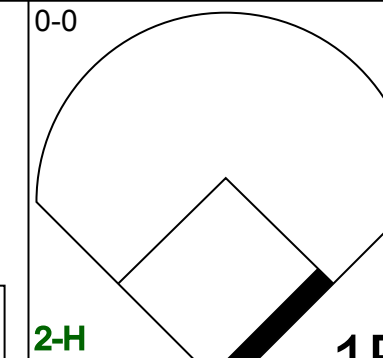
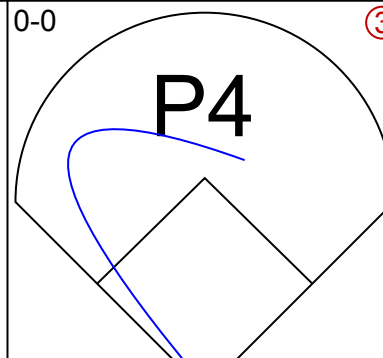
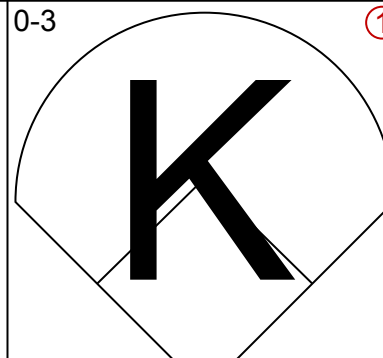
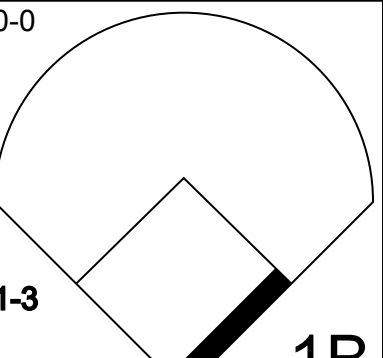
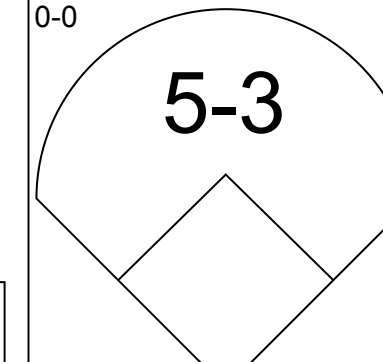
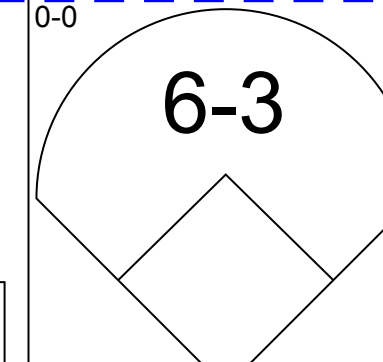
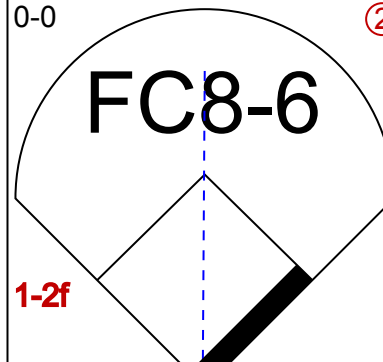
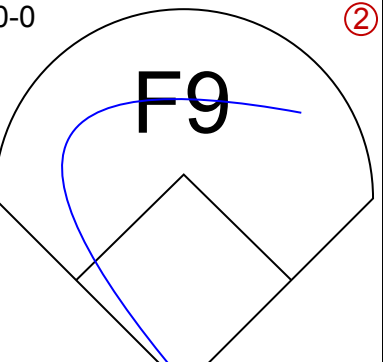
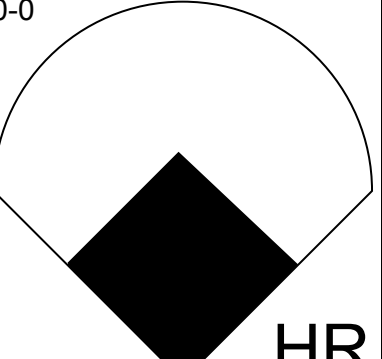
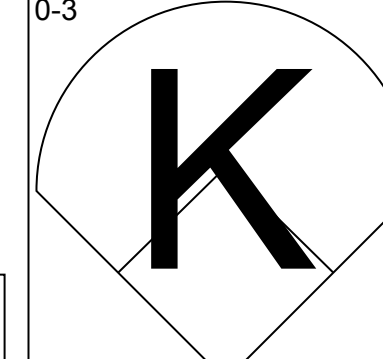
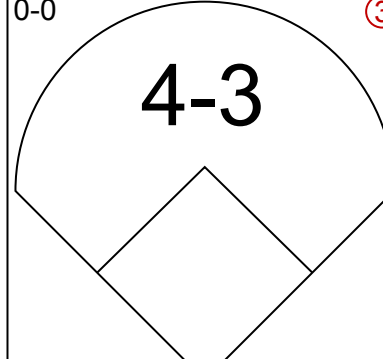
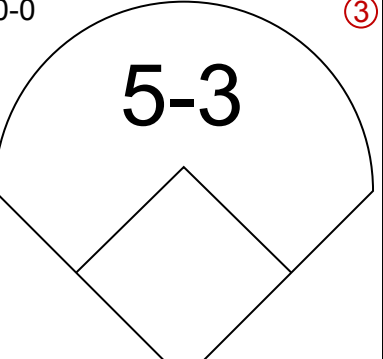
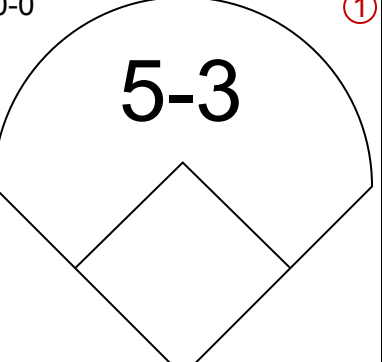
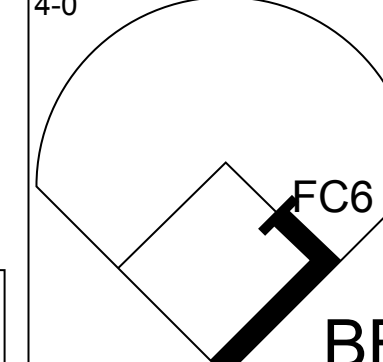


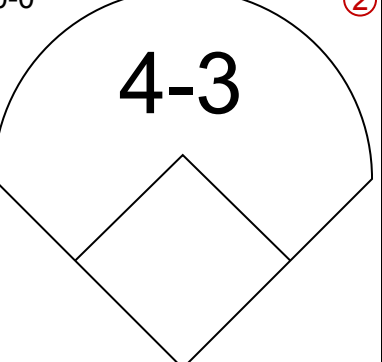
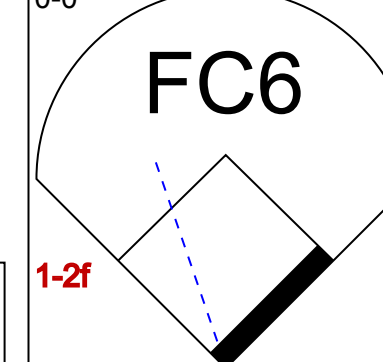
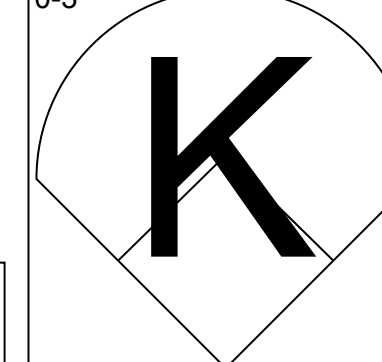
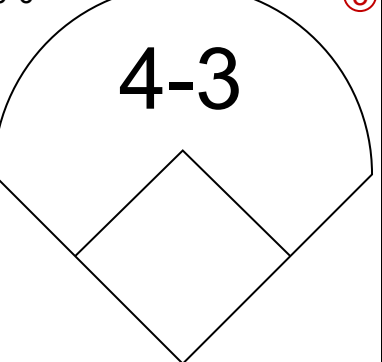
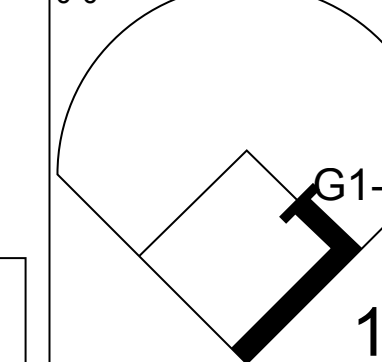
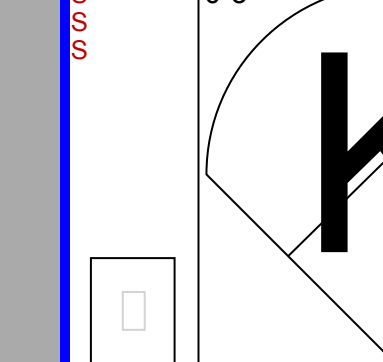
Batter	1	2	3	4	5	6	7	8	9	AB	R	H	RBI	BB	SO	LOB	TOP			
Tony Gonzalez, L (1, 7) OBP: 0.378, SLG: 0.455										4	0	1	0	0	1	1	Philadelphia Phillies @ St. Louis Cardinals Busch Stadium, St. Louis, MO Sat Jun 24 1967, 3:33 AM CDT Att: 19,486 - Unknown			
John Briggs, L (1, 8) OBP: 0.266, SLG: 0.331										3	0	0	0	1	2	1				
Dick Allen, R (1, 5) OBP: 0.418, SLG: 0.550										4	1	2	0	0	2	2				
Johnny Callison, L (1, 9) OBP: 0.359, SLG: 0.462										4	0	1	0	0	1	4				
Bill White, L (1, 3) OBP: 0.241, SLG: 0.196 Cookie Rojas, R (7, PR) OBP: 0.259, SLG: 0.269 Gene Oliver, R (9, PH) OBP: 0.373, SLG: 0.575										3	0	1	1	0	0	1				
Tony Taylor, R (1, 4) OBP: 0.330, SLG: 0.391										3	0	0	0	0	1	1				
Clay Dainryple, L (1, 2) OBP: 0.259, SLG: 0.236										2	0	0	0	2	0	2				
Gary Sutherland, R (1, 6) OBP: 0.316, SLG: 0.349										3	0	1	0	0	0	3				
Larry Jackson, R (1, 1) OBP: 0.163, SLG: 0.143 Doug Clemens, L (8, PH) OBP: 0.231, SLG: 0.286 Dick Hall, R (8, 1)										2	0	0	0	0	0	1				
Inning Stats	R: 0 E: 0 K: 1 S: 5	H: 1 LOB: 1 BB: 1 P: 9	R: 0 E: 0 K: 0 S: 3	H: 0 LOB: 0 BB: 0 P: 3	R: 0 E: 0 K: 1 S: 6	H: 1 LOB: 1 BB: 0 P: 6	R: 0 E: 0 K: 1 S: 5	H: 0 LOB: 0 BB: 0 P: 5	R: 0 E: 0 K: 1 S: 4	H: 0 LOB: 0 BB: 1 P: 8	R: 1 E: 0 K: 1 S: 7	H: 2 LOB: 2 BB: 1 P: 11	R: 0 E: 0 K: 1 S: 5	H: 0 LOB: 0 BB: 0 P: 5	R: 0 E: 0 K: 1 S: 6	H: 1 LOB: 2 BB: 0 P: 7		1B: 5 2B: 0 3B: 1 HR: 0	SF: 0 SAC: 0 DP: 2 HBP: 1	WP: 0 PB: 0 SB: 0 CS: 1
PITCHER Bob Gibson, R (1, 1) ERA: 3.01	IP: 9.0 WLS: W BF: 34 H: 6 R: 1 ER: 1 SO: 8 BB: 3 IBB: 0 HBP: 1 BLK: 0 WP: 0 HR: 0 S: 46 P: 59 ERA: 1.00 WHIP: 1.000																PITCHER			

Batter	1	2	3	4	5	6	7	8	9	AB	R	H	RBI	BB	SO	LOB	BOTTOM			
Lou Brock, L (1, 7) OBP: 0.330, SLG: 0.517										4	0	0	0	0	1	2	Philadelphia Phillies @ St. Louis Cardinals Busch Stadium, St. Louis, MO Sat Jun 24 1967, 3:33 AM CDT Att: 19,486 - Unknown			
Curt Flood, R (1, 8) OBP: 0.366, SLG: 0.384										4	0	0	0	0	0	0				
Roger Maris, L (1, 9) OBP: 0.372, SLG: 0.488 Bobby Tolan, L (3, PR) OBP: 0.360, SLG: 0.532										1	0	0	0	0	0	0				
Orlando Cepeda, R (1, 3) OBP: 0.419, SLG: 0.535										4	1	1	0	0	0	2				
Tim McCarver, L (1, 2) OBP: 0.413, SLG: 0.545 Dave Ricketts, S (3, 2) OBP: 0.350, SLG: 0.400										1	1	0	0	0	0	1				
Mike Shannon, R (1, 5) OBP: 0.324, SLG: 0.404										2	0	1	0	1	0	1				
Julian Javier, R (1, 4) OBP: 0.333, SLG: 0.409										3	0	1	2	0	0	1				
Dal Maxvill, R (1, 6) OBP: 0.273, SLG: 0.266										3	0	0	0	0	1	4				
Bob Gibson, R (1, 1) OBP: 0.239, SLG: 0.125										3	0	0	0	0	2	3				
Inning Stats	R: 0 E: 0 K: 0 S: 3	H: 0 LOB: 0 BB: 0 P: 3	R: 2 E: 1 K: 0 S: 5	H: 2 LOB: 1 BB: 1 P: 9	R: 0 E: 0 K: 0 S: 3	H: 0 LOB: 0 BB: 0 P: 4	R: 0 E: 0 K: 0 S: 3	H: 1 LOB: 0 BB: 0 P: 3	R: 0 E: 0 K: 3 S: 9	H: 0 LOB: 0 BB: 0 P: 9	R: 0 E: 0 K: 0 S: 3	H: 0 LOB: 1 BB: 1 P: 7	R: 0 E: 1 K: 1 S: 7	H: 1 LOB: 2 BB: 0 P: 7	R: 0 E: 0 K: 0 S: 3	H: 0 LOB: 0 BB: 0 P: 3		1B: 4 2B: 0 3B: 0 HR: 0	SF: 0 SAC: 0 DP: 2 HBP: 1	WP: 0 PB: 0 SB: 0 CS: 0
PITCHER Larry Jackson, R (1, 1) ERA: 3.36 Dick Hall, R (8, 1) ERA: 1.43	IP: 7.0 WLS: L BF: 28 H: 4 R: 2 ER: 1 SO: 4 BB: 2 IBB: 0 HBP: 1 BLK: 0 WP: 0 HR: 0 S: 33 P: 42 ERA: 1.29 WHIP: 0.857																PITCHER			

Batter	1	2	3	4	5	6	7	8	9	AB	R	H	RBI	BB	SO	LOB	TOP					
Tony Taylor, R (1, 3) OBP: 0.322, SLG: 0.381	E4 1B		F9		K		FC3-6 1B 4-3		6-3	5	1	0	0	0	1	1	Philadelphia Phillies @ St. Louis Cardinals Busch Stadium, St. Louis, MO Sun Jun 25 1967, 3:33 AM CDT Unknown					
Billy Cowan, R (1, 7) OBP: 0.333, SLG: 1.333 Tony Gonzalez, L (7, PH) OBP: 0.375, SLG: 0.450	K		P3		HR		4-3		4-3	3	1	1	1	0	1	1						
Dick Allen, R (1, 5) OBP: 0.429, SLG: 0.568	1B			S 1B 2B BB	HR		1B IBB		3B	3	2	3	0	2	0	0						
Don Lock, R (1, 8) OBP: 0.386, SLG: 0.560	1B			S 2B 1B	HR		1B		G1	5	2	4	3	0	0	1						
Gene Oliver, R (1, 2) OBP: 0.368, SLG: 0.571	G5-4-3			1-2 2B 1B	HR		1-2 2-3 1B			4	0	1	0	0	1	4						
Johnny Callison, L (1, 9) OBP: 0.361, SLG: 0.464		K				1-3				3	0	1	2	1	1	0						
Cookie Rojas, R (1, 4) OBP: 0.255, SLG: 0.264		F7		2H 3H 2B		6-3		G4-3 IBB		4	0	0	0	0	0	3						
Gary Sutherland, R (1, 6) OBP: 0.310, SLG: 0.342 Bobby Wine, R (6, 6) OBP: 0.169, SLG: 0.208		G3				F9		FC6 BB		3	0	0	0	0	1	1						
Jim Bunning, R (1, 1) OBP: 0.140, SLG: 0.326 Dick Hall, R (8, 1)			L9			F3		FC3-6 1B	FC6	4	0	1	0	0	0	2						
										0	0	0	0	0	0	0						
Inning Stats	R: 1 E: 1 K: 1 S: 7	H: 2 LOB: 1 BB: 0 P: 7	R: 0 E: 0 K: 1 S: 5	H: 0 LOB: 0 BB: 0 P: 5	R: 0 E: 0 K: 0 S: 3	H: 0 LOB: 0 BB: 0 P: 3	R: 2 E: 0 K: 2 S: 9	H: 2 LOB: 1 BB: 1 P: 13	R: 3 E: 0 K: 1 S: 8	H: 3 LOB: 0 BB: 0 P: 8	R: 0 E: 0 K: 0 S: 3	H: 0 LOB: 0 BB: 0 P: 3	R: 0 E: 0 K: 0 S: 4	H: 2 LOB: 2 BB: 1 P: 8	R: 0 E: 0 K: 0 S: 3	H: 1 LOB: 2 BB: 2 P: 11	R: 0 E: 0 K: 0 S: 4	H: 1 LOB: 1 BB: 0 P: 4	1B: 5 2B: 3 3B: 1 HR: 2	SF: 0 SAC: 0 DP: 2 HBP: 0	WP: 0 PB: 0 CS: 0	PA: 40
PITCHER	IP WLS BF H R ER SO BB IBB HBP BLK WP HR S P ERA WHIP																					
Larry Jaster, L (1, 1) ERA: 4.63	4.2 L 22 7 6 5 5 1 0 0 0 0 2 31 35 9.64 1.714																					
Nelson Briles, R (5, 1) ERA: 3.41	2.1 9 2 0 0 0 0 1 0 0 0 0 8 12 0.00 0.857																					
Ron Willis, R (8, 1) ERA: 4.45	2.0 9 2 0 0 0 0 1 1 0 0 0 0 7 15 0.00 1.500																					

Batter	1	2	3	4	5	6	7	8	9	AB	R	H	RBI	BB	SO	LOB	BOTTOM			
Lou Brock, L (1, 7) OBP: 0.329, SLG: 0.517	G3		5-3		P6					4	0	1	0	0	0	0	Philadelphia Phillies @ St. Louis Cardinals Busch Stadium, St. Louis, MO Sun Jun 25 1967, 3:33 AM CDT Unknown			
Curt Flood, R (1, 8) OBP: 0.363, SLG: 0.378	K			4-3		5-3	6-3			4	0	0	0	0	1	2				
Bobby Tolan, L (1, 9) OBP: 0.367, SLG: 0.561	P6			2B BB		K		HR		3	2	1	1	1	1	0				
Orlando Cepeda, R (1, 3) OBP: 0.424, SLG: 0.557		F9		1H 2B 1B		HR		G6-4-3 1B		4	2	3	2	0	0	0				
Dave Ricketts, S (1, 2) OBP: 0.375, SLG: 0.458	E6			2H 1B				G6-4-3		4	0	2	1	0	0	1				
Mike Shannon, R (1, 5) OBP: 0.317, SLG: 0.394	5-3			K		K		F8		4	0	0	0	0	2	3				
Julian Javier, R (1, 4) OBP: 0.327, SLG: 0.401	K			K					1-3	4	0	0	0	0	3	2				
Dal Maxvill, R (1, 6) OBP: 0.273, SLG: 0.266			6-3						4-3	4	0	1	0	0	0	0				
Larry Jaster, L (1, 1) OBP: 0.238, SLG: 0.158 Nelson Briles, R (5, 1)				4-3					1-3	1	0	0	0	0	0	0				
Tim McCarver, L (7, PH) OBP: 0.411, SLG: 0.543 Ron Willis, R (8, 1) OBP: 0.500, SLG: 0.500 Ed Spiezio, R (9, PH) OBP: 0.392, SLG: 0.231										1	0	0	0	0	0	0				
										1	0	0	0	0	1	1				
										0	0	0	0	0	0	0				
										1	0	0	0	0	0	0				
Inning Stats	R: 0 E: 0 K: 1 S: 5	H: 0 LOB: 0 BB: 0 P: 5	R: 0 E: 1 K: 1 S: 6	H: 0 LOB: 1 BB: 0 P: 6	R: 0 E: 0 K: 0 S: 3	H: 0 LOB: 0 BB: 0 P: 3	R: 2 E: 0 K: 2 S: 9	H: 2 LOB: 1 BB: 1 P: 13	R: 0 E: 0 K: 1 S: 5	H: 0 LOB: 0 BB: 0 P: 5	R: 1 E: 0 K: 2 S: 9	H: 2 LOB: 1 BB: 0 P: 9	R: 0 E: 0 K: 0 S: 4	H: 2 LOB: 0 BB: 0 P: 4	R: 0 E: 0 K: 0 S: 3	H: 0 LOB: 0 BB: 0 P: 3	1B: 3 2B: 3 3B: 0 HR: 2	SF: 0 SAC: 0 DP: 1 HBP: 0	WP: 0 PB: 0 CS: 0	PA: 36
PITCHER	IP WLS BF H R ER SO BB IBB HBP BLK WP HR S P ERA WHIP																			
Jim Bunning, R (1, 1) ERA: 3.96	7.0 W 31 8 4 4 4 0 0 0 0 0 2 48 52 5.14 1.286																			
Dick Hall, R (8, 1) ERA: 1.36	2.0 S 5 0 0 0 0 0 0 0 0 0 0 5 5 0.00 0.000																			

Batter	1	2	3	4	5	6	7	8	9	AB	R	H	RBI	BB	SO	LOB	TOP					
Tony Taylor, R OBP: 0.319, SLG: 0.376 (1, 3)										5	1	1	1	0	2	0	Philadelphia Phillies @ St. Louis Cardinals Busch Stadium, St. Louis, MO Sun Jun 25 1967, 3:38 AM CDT Att: 47,020 - Unknown					
Billy Cowan, R OBP: 0.286, SLG: 0.667 (1, 7)										3	3	0	0	1	0	1						
Dick Allen, R OBP: 0.432, SLG: 0.571 (1, 5)										4	3	2	1	1	0	1						
Don Lock, R OBP: 0.400, SLG: 0.586 (1, 8)										3	2	2	3	2	1	2						
Gene Oliver, R OBP: 0.360, SLG: 0.568 (1, 2)										4	0	1	3	0	0	3						
Johnny Callison, L OBP: 0.362, SLG: 0.463 (1, 9)										5	0	2	1	0	2	1						
Cookie Rojas, R OBP: 0.258, SLG: 0.267 (1, 4)										5	1	2	1	0	0	2						
Bobby Wine, R OBP: 0.196, SLG: 0.202 (1, 6)										3	0	0	0	2	0	1						
Dick Ellsworth, L OBP: 0.111, SLG: 0.111 (1, 1)										1	0	0	0	0	1	1						
Phil Linz, R OBP: 0.294, SLG: 0.333 (4, PH)										1	0	0	0	0	0	2						
John Boozer, R OBP: 0.200, SLG: 0.200 (4, 1)										3	0	0	0	0	0	3						
Inning Stats	R: 2 E: 1 K: 1 S: 7	H: 1 LOB: 0 BB: 0 P: 7	R: 0 E: 0 K: 1 S: 5	H: 0 LOB: 1 BB: 1 P: 9	R: 3 E: 2 K: 1 S: 7	H: 2 LOB: 0 BB: 1 P: 11	R: 1 E: 1 K: 0 S: 5	H: 2 LOB: 1 BB: 0 P: 5	R: 0 E: 0 K: 0 S: 4	H: 1 LOB: 2 BB: 1 P: 8	R: 0 E: 0 K: 0 S: 3	H: 0 LOB: 0 BB: 0 P: 3	R: 2 E: 0 K: 1 S: 8	H: 3 LOB: 3 BB: 2 P: 16	R: 2 E: 1 K: 2 S: 9	H: 1 LOB: 1 BB: 1 P: 13	R: 0 E: 0 K: 0 S: 3	H: 0 LOB: 0 BB: 0 P: 3	1B: 7 2B: 2 3B: 0 HR: 1	SF: 1 SAC: 1 DP: 1 HBP: 0	WP: 0 PB: 0 SB: 0 CS: 0	PA: 45
PITCHER	IP	WLS	BF	H	R	ER	SO	BB	IBB	HBP	BLK	WP	HR	S	P	ERA	WHIP					
Al Jackson, L ERA: 5.11 (1, 1)	6.0	L	30	7	8	4	3	3	1	0	0	0	1	32	48	6.00	1.667					
Ron Willis, R ERA: 4.31 (7, 1)	1.0		6	2	0	0	1	1	0	0	0	0	0	7	11	0.00	3.000					
Hal Woodeshick, L ERA: 6.62 (8, 1)	2.0		9	1	2	0	2	0	1	0	0	0	0	12	16	0.00	0.500					

Batter	1	2	3	4	5	6	7	8	9	AB	R	H	RBI	BB	SO	LOB	BOTTOM				
Lou Brock, L OBP: 0.327, SLG: 0.512 (1, 7)										5	1	1	0	0	2	2	Philadelphia Phillies @ St. Louis Cardinals Busch Stadium, St. Louis, MO Sun Jun 25 1967, 3:38 AM CDT Att: 47,020 - Unknown				
Julian Javier, R OBP: 0.330, SLG: 0.403 (1, 4)										4	1	2	0	0	0	1					
Curt Flood, R OBP: 0.365, SLG: 0.392 (1, 8)										4	1	2	1	0	1	3					
Orlando Cepeda, R OBP: 0.425, SLG: 0.556 (1, 3)										4	0	2	2	0	1	1					
Mike Shannon, R OBP: 0.311, SLG: 0.385 (1, 5)										4	0	0	0	0	0	4					
Ed Spiezio, R OBP: 0.261, SLG: 0.302 (1, 9)										4	1	1	1	0	1	3					
John Romano, R OBP: 0.255, SLG: 0.089 (1, 2)										3	0	0	0	1	0	0					
Eddie Bressoud, R OBP: 0.205, SLG: 0.121 (1, 6)										2	0	0	0	0	0	1					
Dave Ricketts, S OBP: 0.360, SLG: 0.440 (7, PH)										1	0	0	0	0	1	0					
Dal Maxvill, R OBP: 0.276, SLG: 0.270 (8, 6)										1	0	1	0	0	0	0					
Al Jackson, L OBP: 0.455, SLG: 0.450 (1, 1)										2	0	1	0	0	0	0					
Ron Willis, R OBP: 0.500, SLG: 0.500 (7, 1)										0	0	0	0	0	0	0					
Bobby Tolan, L OBP: 0.363, SLG: 0.554 (7, PH)										1	0	0	0	0	0	0					
Hal Woodeshick, R OBP: 0.383, SLG: 0.554 (8, 1)										0	0	0	0	0	0	0					
Alex Johnson, R OBP: 0.205, SLG: 0.267 (8, PH)										1	0	0	0	0	1	1					
Inning Stats	R: 1 E: 0 K: 0 S: 5	H: 2 LOB: 1 BB: 0 P: 5	R: 1 E: 0 K: 0 S: 4	H: 1 LOB: 0 BB: 0 P: 4	R: 1 E: 0 K: 0 S: 4	H: 1 LOB: 0 BB: 0 P: 4	R: 0 E: 0 K: 1 S: 5	H: 0 LOB: 1 BB: 1 P: 9	R: 0 E: 0 K: 1 S: 6	H: 1 LOB: 1 BB: 0 P: 6	R: 0 E: 0 K: 1 S: 5	H: 0 LOB: 0 BB: 0 P: 5	R: 0 E: 0 K: 1 S: 8	H: 3 LOB: 2 BB: 0 P: 8	R: 0 E: 0 K: 2 S: 8	H: 1 LOB: 1 BB: 0 P: 8	1B: 8 2B: 0 3B: 0 HR: 2	SF: 0 SAC: 0 DP: 1 HBP: 0	WP: 0 PB: 0 SB: 0 CS: 0	PA: 37	
PITCHER	IP	WLS	BF	H	R	ER	SO	BB	IBB	HBP	BLK	WP	HR	S	P	ERA	WHIP				
Dick Ellsworth, L ERA: 6.1 (1, 1)	3.0		13	4	3	3	0	0	0	0	0	0	0	2	13	9.00	1.333				
John Boozer, R ERA: 7.8 (4, 1)	6.0	W	24	6	1	1	7	1	0	0	0	0	0	37	41	1.50	1.167				

Batter	1	2	3	4	5	6	7	8	9	AB	R	H	RBI	BB	SO	LOB	TOP		
Jesus Alou, R OBP: 0.297, SLG: 0.354 (1, 7)										5	0	0	0	0	2	3	San Francisco Giants @ St. Louis Cardinals Busch Stadium, St. Louis, MO Mon Jun 26 1967, 7:05 PM CDT Att: 20,563 - Unknown		
Tom Haller, L OBP: 0.371, SLG: 0.475 (1, 2)										3	0	0	0	1	0	1			
Willie Mays, R OBP: 0.355, SLG: 0.507 (1, 8)										3	1	0	0	1	0	1			
Willie McCovey, L OBP: 0.386, SLG: 0.527 (1, 3)										4	0	2	0	0	0	1			
Jim Ray Hart, R OBP: 0.348, SLG: 0.457 (1, 5)										3	0	1	0	1	0	4			
Ollie Brown, R OBP: 0.330, SLG: 0.503 (1, 9)										3	0	0	1	1	1	2			
Hal Lanier, R OBP: 0.214, SLG: 0.261 (7, 4)										2	0	0	0	0	0	2			
Bob Schroder, L OBP: 0.258, SLG: 0.241 (9, PH)										0	0	0	0	1	0	0			
Tito Fuentes, S OBP: 0.207, SLG: 0.222 (7, PH)										2	0	1	0	0	0	0			
Jim Davenport, R OBP: 0.352, SLG: 0.393 (7, 6)										0	0	0	0	2	0	0			
Gaylord Perry, R OBP: 0.200, SLG: 0.200 (7, PH)										1	0	0	0	0	0	0			
Jack Hiatt, R OBP: 0.410, SLG: 0.485 (7, PH)										1	0	0	0	0	0	3			
Joe Gibbon, R OBP: 0.154, SLG: 0.167 (8, 1)										0	0	0	0	0	0	0			
Ron Herbel, R OBP: 0.400, SLG: 0.500 (9, PH)										0	0	0	0	0	0	0			
Norm Siebern, L OBP: 0.309, SLG: 0.200 (9, PH)										1	0	0	0	0	1	2			
Inning Stats	R: 0 E: 0 K: 1 S: 5	H: 0 LOB: 1 BB: 1 P: 9	R: 0 E: 0 K: 0 S: 2	H: 0 LOB: 0 BB: 1 P: 6	R: 0 E: 0 K: 0 S: 4	H: 1 LOB: 1 BB: 0 P: 4	R: 1 E: 1 K: 0 S: 5	H: 1 LOB: 1 BB: 0 P: 5	R: 0 E: 0 K: 1 S: 3	H: 0 LOB: 0 BB: 0 P: 3	R: 0 E: 0 K: 0 S: 3	H: 1 LOB: 2 BB: 2 P: 11	R: 0 E: 0 K: 0 S: 4	H: 1 LOB: 2 BB: 1 P: 8	R: 0 E: 0 K: 2 S: 7	H: 0 LOB: 2 BB: 2 P: 15	1B: 4 2B: 0 3B: 0 HR: 0	SF: 0 SAC: 2 DP: 1 HBP: 0	WP: 1 PA: 37
PITCHER	IP WLS BF H R ER SO BB IBB HBP BLK WP HR S P ERA WHIP																		
Jim Cosman, R ERA: 1.23 (1, 1)	8.1 W 35 4 1 0 3 6 1 0 0 1 0 0 34 62 0.00 1.200																		
Nelson Briles, R ERA: 3.35 (9, 1)	0.2 S 2 0 0 0 1 0 0 0 0 0 0 0 4 4 0.00 0.000																		

AB	28
R	1
H	4
RBI	1
BB	7
SO	4
LOB	19



Batter	1	2	3	4	5	6	7	8	9	AB	R	H	RBI	BB	SO	LOB	BOTTOM		
Lou Brock, L OBP: 0.323, SLG: 0.505 (1, 7)										4	0	0	0	0	0	1	San Francisco Giants @ St. Louis Cardinals Busch Stadium, St. Louis, MO Mon Jun 26 1967, 7:05 PM CDT Att: 20,563 - Unknown		
Curt Flood, R OBP: 0.360, SLG: 0.386 (1, 8)										4	0	0	0	0	1	0			
Bobby Tolan, L OBP: 0.368, SLG: 0.552 (1, 9)										4	0	2	0	0	0	0			
Orlando Cepeda, R OBP: 0.426, SLG: 0.555 (1, 3)										4	1	2	0	0	1	3			
Tim McCarver, L OBP: 0.419, SLG: 0.550 (1, 2)										1	1	1	0	2	0	0			
Ed Spiezio, R OBP: 0.280, SLG: 0.319 (1, 5)										4	1	2	1	0	0	5			
Julian Javier, R OBP: 0.325, SLG: 0.397 (1, 4)										3	0	0	1	0	1	1			
Dal Maxvill, R OBP: 0.272, SLG: 0.266 (1, 6)										3	0	0	0	0	1	1			
Jim Cosman, R OBP: 0.333, SLG: 0.333 (1, 1)										3	0	1	1	0	1	0			
Nelson Briles, R ERA: 4.23 (9, 1)										0	0	0	0	0	0	0			
Inning Stats	R: 0 E: 0 K: 1 S: 6	H: 1 LOB: 1 BB: 0 P: 6	R: 2 E: 0 K: 0 S: 6	H: 3 LOB: 1 BB: 0 P: 6	R: 0 E: 0 K: 1 S: 6	H: 1 LOB: 2 BB: 1 P: 10	R: 0 E: 0 K: 1 S: 5	H: 0 LOB: 0 BB: 0 P: 5	R: 0 E: 1 K: 0 S: 5	H: 1 LOB: 3 BB: 1 P: 9	R: 0 E: 0 K: 2 S: 7	H: 0 LOB: 0 BB: 0 P: 7	R: 0 E: 0 K: 0 S: 3	H: 0 LOB: 0 BB: 0 P: 3	R: 1 E: 0 K: 0 S: 4	H: 2 LOB: 2 BB: 0 P: 4	1B: 7 2B: 1 3B: 0 HR: 0	SF: 1 SAC: 1 DP: 1 HBP: 0	WP: 1 PA: 34
PITCHER	IP WLS BF H R ER SO BB IBB HBP BLK WP HR S P ERA WHIP																		
Gaylord Perry, R ERA: 3.38 (7, 1)	1.1 5 1 1 1 0 0 0 0 0 0 0 5 5 6.75 0.750																		
Joe Gibbon, L ERA: 3.79 (8, 1)	0.2 2 1 0 0 0 0 0 0 0 0 0 2 2 0.00 1.500																		



Batter	1	2	3	4	5	6	7	8	9	AB	R	H	RBI	BB	SO	LOB	TOP					
Jim Davenport, R (1.5) OBP: 0.385, SLG: 0.391	F8		BB		6-3	SH3	FC6-4			3	0	1	1	1	0	0	San Francisco Giants @ St. Louis Cardinals Busch Stadium, St. Louis, MO Tue Jun 27 1967, 7:05 PM CDT Att: 17,384 - Unknown					
Ollie Brown, R (1.9) OBP: 0.327, SLG: 0.495	K		K		1B	1-3	P4			5	1	1	0	0	2	6						
Willie Mays, R (1.8) OBP: 0.356, SLG: 0.502	6-3		5-3		1B		FC6-4			4	0	1	0	1	0	5						
Jim Ray Hart, R (1.7) OBP: 0.349, SLG: 0.456					FC5-4	L7				5	2	2	1	0	0	3						
Ty Cline, L (8.7) OBP: 0.254, SLG: 0.302					BB	2B				0	0	0	0	0	0	0						
Jack Hiatt, R (1.3) OBP: 0.409, SLG: 0.472					1B					4	2	1	0	1	1	2						
Dick Dietz, R (1.2) OBP: 0.446, SLG: 0.372					1B	2B				2	1	1	0	3	1	0						
Hal Lanier, R (1.6) OBP: 0.214, SLG: 0.265					F9					5	0	1	2	0	0	6						
Tito Fuentes, S (1.4) OBP: 0.219, SLG: 0.224					1B	2B				3	0	1	1	2	1	2						
Mike McCormick, L (1.1) OBP: 0.226, SLG: 0.231					SH1-4					3	0	1	1	1	1	2						
Inning Stats	R: 0 E: 0 K: 1 S: 5	H: 0 LOB: 0 BB: 0 P: 5	R: 0 E: 0 K: 1 S: 5	H: 1 LOB: 1 BB: 1 P: 9	R: 0 E: 0 K: 1 S: 5	H: 0 LOB: 2 BB: 2 P: 13	R: 1 E: 0 K: 1 S: 7	H: 2 LOB: 2 BB: 1 P: 11	R: 3 E: 0 K: 1 S: 8	H: 3 LOB: 2 BB: 2 P: 16	R: 0 E: 0 K: 0 S: 4	H: 1 LOB: 2 BB: 1 P: 8	R: 2 E: 0 K: 0 S: 6	H: 3 LOB: 3 BB: 2 P: 14	R: 0 E: 0 K: 1 S: 5	H: 0 LOB: 0 BB: 0 P: 5	R: 0 E: 0 K: 0 S: 3	H: 0 LOB: 0 BB: 0 P: 3	1B: 9 2B: 2 3B: 0 HR: 0	SF: 0 SAC: 2 DP: 1 HBP: 0	WP: 0 PB: 0 SB: 0 CS: 0	PA: 45
PITCHER	IP WLS BF H R ER SO BB IBB HBP BLK WP HR S P ERA WHIP																					
Steve Carlton, L (1.1) ERA: 3.89	4.2 L 24 5 4 4 4 6 0 0 0 0 0 0 26 50 7.71 2.357																					
Ron Willis, R (5.1) ERA: 4.13	1.1 7 2 0 0 1 0 1 0 0 0 0 0 8 12 0.00 1.500																					
Hal Woodeshick, L (7.1) ERA: 7.5	0.1 5 2 2 2 0 1 1 0 0 0 0 0 3 11 54.00 9.000																					
Al Jackson, L (7.1) ERA: 4.97	1.2 6 1 0 0 1 0 0 0 0 0 0 0 8 8 0.00 0.600																					
Larry Jaster, L (9.1) ERA: 4.55	1.0 3 0 0 0 0 0 0 0 0 0 0 0 3 3 0.00 0.000																					
Batter	1	2	3	4	5	6	7	8	9	AB	R	H	RBI	BB	SO	LOB	BOTTOM					
Lou Brock, L (1.7) OBP: 0.325, SLG: 0.508	G3			1B						4	0	2	0	0	1	0	San Francisco Giants @ St. Louis Cardinals Busch Stadium, St. Louis, MO Tue Jun 27 1967, 7:05 PM CDT Att: 17,384 - Unknown					
Julian Javier, R (1.4) OBP: 0.323, SLG: 0.395	K			F7						4	0	1	0	0	1	2						
Curt Flood, R (1.8) OBP: 0.358, SLG: 0.384	K									4	0	1	0	0	2	2						
Orlando Cepeda, R (1.3) OBP: 0.427, SLG: 0.554				P4						4	0	2	0	0	0	2						
Tim McCarver, L (1.2) OBP: 0.418, SLG: 0.547				F8						3	0	1	0	0	0	2						
John Romano, R (9.2) OBP: 0.250, SLG: 0.087				6-3						1	0	0	0	0	1	2						
Phil Gaigliano, R (1.5) OBP: 0.245, SLG: 0.240				6-3						4	0	0	0	0	0	3						
Bobby Tolan, L (1.9) OBP: 0.357, SLG: 0.533				P3						3	0	0	0	0	0	1						
Dal Maxvill, R (1.6) OBP: 0.269, SLG: 0.262				F9						3	0	0	0	0	0	0						
Steve Carlton, L (1.1) OBP: 0.185, SLG: 0.154				G3						1	0	0	0	0	0	0						
Ron Willis, R (5.1) OBP: 0.300, SLG: 0.500										0	0	0	0	0	0	0						
Alex Johnson, R (6.9) OBP: 0.300, SLG: 0.400										1	0	0	0	0	0	0						
Hal Woodeshick, R (7.1) OBP: 0.300, SLG: 0.400										0	0	0	0	0	0	0						
Al Jackson, L (7.1) OBP: 0.400, SLG: 0.450										0	0	0	0	0	0	0						
Mike Shannon, R (8.9) OBP: 0.300, SLG: 0.350										1	0	0	0	0	0	0						
Larry Jaster, L (9.1) OBP: 0.250, SLG: 0.150										0	0	0	0	0	0	0						
Inning Stats	R: 0 E: 0 K: 2 S: 7	H: 0 LOB: 0 BB: 0 P: 7	R: 0 E: 0 K: 0 S: 3	H: 0 LOB: 0 BB: 0 P: 3	R: 0 E: 0 K: 0 S: 3	H: 0 LOB: 0 BB: 0 P: 3	R: 0 E: 0 K: 0 S: 5	H: 2 LOB: 2 BB: 0 P: 5	R: 0 E: 0 K: 0 S: 3	H: 0 LOB: 0 BB: 0 P: 3	R: 0 E: 0 K: 0 S: 4	H: 1 LOB: 1 BB: 0 P: 4	R: 0 E: 0 K: 0 S: 4	H: 2 LOB: 1 BB: 0 P: 4	R: 0 E: 0 K: 1 S: 5	H: 0 LOB: 0 BB: 0 P: 5	R: 0 E: 0 K: 2 S: 9	H: 2 LOB: 2 BB: 0 P: 9	1B: 6 2B: 1 3B: 0 HR: 0	SF: 0 SAC: 0 DP: 0 HBP: 0	WP: 0 PB: 0 SB: 0 CS: 0	PA: 33
PITCHER	IP WLS BF H R ER SO BB IBB HBP BLK WP HR S P ERA WHIP																					
Mike McCormick, L (1.1) ERA: 2.88	9.0 W 33 7 0 0 5 0 0 0 0 0 0 0 43 43 0.00 0.778																					

Batter	1	2	3	4	5	6	7	8	9	AB	R	H	RBI	BB	SO	LOB	TOP			
Jim Davenport, R (1, 5) OBP: 0.384, SLG: 0.392			6-3		F9		K			5	1	1	0	0	1	4	San Francisco Giants @ St. Louis Cardinals Busch Stadium, St. Louis, MO Thu Jun 29 1967, 7:05 PM CDT Att: 23,668 - Unknown			
Tom Haller, L (1, 2) OBP: 0.370, SLG: 0.467						K	4-3			3	2	1	0	2	1	3				
Willie Mays, R (1, 8) Ty Cline, L (9, 8) OBP: 0.365, SLG: 0.532 OBP: 0.290, SLG: 0.296			F8			K		6-3		5	2	2	2	0	1	1				
Jim Ray Hart, R (1, 7) OBP: 0.354, SLG: 0.467			6-3			K		1-3		0	0	0	0	0	0	0				
Willie McCovey, L (1, 3) OBP: 0.401, SLG: 0.531									6-3	5	2	2	4	0	1	1				
Ollie Brown, R (1, 9) OBP: 0.330, SLG: 0.495										3	1	2	0	2	0	0				
Hal Lanier, R (1, 6) OBP: 0.226, SLG: 0.283										5	2	2	1	0	0	3				
Tito Fuentes, S (1, 4) OBP: 0.229, SLG: 0.259										5	1	3	2	0	1	0				
Joe Gibbon, R (1, 1) Bobby Bolin, R (1, 1) OBP: 0.143, SLG: 0.154 OBP: 0.290, SLG: 0.333										5	1	2	2	0	0	1				
Inning Stats	R: 11 E: 1 K: 15	H: 10 LOB: 1 BB: 2 P: 23	R: 0 E: 0 K: 5	H: 0 LOB: 0 BB: 0 P: 5	R: 0 E: 0 K: 0	H: 0 LOB: 1 BB: 1 P: 7	R: 0 E: 0 K: 1	H: 0 LOB: 0 BB: 1 P: 8	R: 0 E: 0 K: 3	H: 0 LOB: 0 BB: 0 P: 9	R: 1 E: 0 K: 1	H: 4 LOB: 3 BB: 0 P: 9	R: 0 E: 0 K: 0	H: 1 LOB: 1 BB: 0 P: 4	R: 0 E: 0 K: 0	H: 1 LOB: 0 BB: 0 P: 3		1B: 13 2B: 2 3B: 1 HR: 1	SF: 0 SAC: 0 DP: 2 HBP: 0	WP: 0 PB: 0 SB: 0 CS: 0
PITCHER	IP	WLS	BF	H	R	ER	SO	BB	IBB	HBP	BLK	WP	HR	S	P	ERA	WHIP			
Bob Gibson, R (1, 1) ERA: 3.68	0.2	L	11	7	9	9	1	1	1	0	0	0	0	11	19	121.50	12.000			
Nelson Briles, R (1, 1) ERA: 3.49	6.1		27	7	3	3	6	2	0	0	0	0	1	37	45	4.26	1.421			
Hal Woodeshick, L (8, 1) ERA: 6.43	2.0		7	2	0	0	0	0	0	0	0	0	0	7	7	0.00	1.000			

AB	41
R	12
H	16
RBI	11
BB	4
SO	7
LOB	14



Batter	1	2	3	4	5	6	7	8	9	AB	R	H	RBI	BB	SO	LOB	BOTTOM					
Lou Brock, L (1, 7) OBP: 0.319, SLG: 0.503			K		K		5-3		G3	5	1	1	0	0	2	0	San Francisco Giants @ St. Louis Cardinals Busch Stadium, St. Louis, MO Thu Jun 29 1967, 7:05 PM CDT Att: 23,668 - Unknown					
Julian Javier, R (1, 4) OBP: 0.329, SLG: 0.411					F2			P4		4	2	2	2	0	0	0						
Curt Flood, R (1, 8) OBP: 0.366, SLG: 0.399										4	1	3	0	0	0	0						
Orlando Cepeda, R (1, 3) OBP: 0.426, SLG: 0.546										4	0	2	1	0	0	1						
Mike Shannon, R (1, 9) OBP: 0.312, SLG: 0.385										3	0	1	1	1	0	2						
Tim McCarver, L (1, 2) OBP: 0.417, SLG: 0.545										4	0	2	0	0	0	4						
Phil Gagliano, R (1, 5) OBP: 0.237, SLG: 0.231										4	0	0	0	0	0	5						
Dal Maxvill, R (1, 6) OBP: 0.262, SLG: 0.255										2	0	0	0	0	0	1						
Bobby Tolan, L (7, PH) OBP: 0.350, SLG: 0.522										2	0	0	0	0	2	0						
Bob Gibson, R (1, 1) OBP: 0.239, SLG: 0.125										0	0	0	0	0	0	0						
Nelson Briles, R (1, 1)										2	0	0	0	0	0	1						
Roger Maris, L (7, PH) OBP: 0.370, SLG: 0.484										1	0	0	0	0	0	0						
Hal Woodeshick, R (8, 1)										0	0	0	0	0	0	0						
Dave Ricketts, S (9, PH) OBP: 0.346, SLG: 0.423										1	0	0	0	0	0	0						
Inning Stats	R: 2 E: 0 K: 0 S: 6	H: 4 LOB: 1 BB: 0 P: 6	R: 0 E: 0 K: 0	H: 0 LOB: 0 BB: 0 P: 3	R: 2 E: 0 K: 1	H: 3 LOB: 0 BB: 0 P: 7	R: 0 E: 0 K: 0	H: 1 LOB: 1 BB: 0 P: 4	R: 0 E: 0 K: 1	H: 0 LOB: 0 BB: 0 P: 5	R: 0 E: 0 K: 0	H: 1 LOB: 1 BB: 0 P: 4	R: 0 E: 0 K: 1	H: 0 LOB: 0 BB: 0 P: 5	R: 0 E: 0 K: 0	H: 2 LOB: 3 BB: 1 P: 9	R: 0 E: 0 K: 1	H: 0 LOB: 0 BB: 0 P: 5	1B: 7 2B: 2 3B: 1 HR: 1	SF: 0 SAC: 0 DP: 1 HBP: 0	WP: 0 PB: 0 SB: 0 CS: 1	PA: 38
PITCHER	IP	WLS	BF	H	R	ER	SO	BB	IBB	HBP	BLK	WP	HR	S	P	ERA	WHIP					
Joe Gibbon, L (1, 1) ERA: 4.29	0.0		4	2	2	2	4	0	0	0	0	0	1	40	44	2.00	0.889					
Bobby Bolin, R (1, 1) ERA: 4.57	9.0	W	33	7	2	2	4	1	0	0	0	0	1	40	44	2.00	0.889					



Batter	1	2	3	4	5	6	7	8	9	AB	R	H	RBI	BB	SO	LOB	TOP								
Lou Brock, L OBP: 0.317, SLG: 0.498 (1, 7)										5	0	1	0	0	1	1									
Curt Flood, R OBP: 0.363, SLG: 0.395 (1, 8)										5	0	1	0	0	0	1									
Roger Maris, L OBP: 0.371, SLG: 0.485 (1, 9)										4	1	1	0	1	2	2									
Orlando Cepeda, R OBP: 0.429, SLG: 0.545 (1, 3)										4	1	2	1	1	0	0									
Tim McCarver, L OBP: 0.416, SLG: 0.546 (1, 2)										5	2	2	0	0	1	4									
Mike Shannon, R OBP: 0.316, SLG: 0.384 (1, 5)										3	0	1	0	1	0	0									
Julian Javier, R OBP: 0.328, SLG: 0.410 (1, 4)										3	0	1	3	0	0	0									
Dal Maxvill, R OBP: 0.257, SLG: 0.250 (1, 6)										4	0	0	0	0	0	5									
Larry Jaster, L OBP: 0.200, SLG: 0.130 (1, 1)										4	0	0	0	0	0	3									
Inning Stats	R: 3 E: 0 K: 0 S: 7	H: 4 LOB: 2 BB: 1 P: 11	R: 0 E: 0 K: 1 S: 6	H: 1 LOB: 1 BB: 0 P: 6	R: 0 E: 0 K: 0 S: 3	H: 0 LOB: 0 BB: 0 P: 3	R: 0 E: 1 K: 0 S: 4	H: 0 LOB: 1 BB: 0 P: 4	R: 0 E: 0 K: 0 S: 3	H: 0 LOB: 0 BB: 0 P: 3	R: 1 E: 0 K: 0 S: 5	H: 2 LOB: 1 BB: 0 P: 5	R: 0 E: 0 K: 1 S: 6	H: 1 LOB: 2 BB: 1 P: 10	R: 0 E: 1 K: 0 S: 4	H: 0 LOB: 1 BB: 0 P: 4	R: 0 E: 0 K: 2 S: 8	H: 1 LOB: 2 BB: 1 P: 12	1B: 7 2B: 2 3B: 0 HR: 0	SF: 1 SAC: 0 DP: 0 HBP: 0	WP: 0 PB: 0 SB: 1 CS: 0	PA: 41			
PITCHER	IP	WLS	BF	H	R	ER	SO	BB	IBB	HBP	BLK	WP	HR	S	P	ERA	WHIP								
Bob Shaw, R ERA: 4.3 (1, 1)	6.0	L	27	7	4	4	1	1	0	0	0	0	0	28	32	6.00	1.333								
Don Shaw, L ERA: 3.99 (7, 1)	3.0		14	2	0	0	3	1	1	0	0	0	0	18	26	0.00	1.000								

St. Louis Cardinals @ New York Mets
Shea Stadium, Flushing, NY
Fri Jun 30 1967, 7:05 PM EDT
Att: 29,958 - Unknown

AB 37
R 4
H 9
RBI 4
BB 3
SO 4
LOB 16



Batter	1	2	3	4	5	6	7	8	9	AB	R	H	RBI	BB	SO	LOB	BOTTOM								
Bud Harrelson, S OBP: 0.303, SLG: 0.291 (1, 6)										4	0	1	0	0	1	3									
Cleon Jones, R OBP: 0.228, SLG: 0.282 (1, 8)										4	0	0	0	0	0	1									
Ken Boyer, R OBP: 0.333, SLG: 0.315 (1, 3)										3	0	1	0	1	0	1									
Tommy Davis, R OBP: 0.339, SLG: 0.494 (1, 7)										4	0	0	0	0	1	2									
Ron Swoboda, R OBP: 0.310, SLG: 0.434 (1, 9)										4	0	3	0	0	0	1									
Ed Charles, R OBP: 0.353, SLG: 0.315 (1, 5)										4	0	1	0	0	1	4									
Jerry Buchek, R OBP: 0.278, SLG: 0.366 Don Shaw, L (7, 1)										3	0	1	0	0	1	2									
Tommie Reynolds, R OBP: 0.253, SLG: 0.282 (9, PH)										0	0	0	0	0	0	0									
Jerry Grote, R OBP: 0.239, SLG: 0.289 (1, 2)										4	1	2	1	0	0	4									
Bob Shaw, R OBP: 0.095, SLG: 0.050 Bob Johnson, R (6, PH) (7, 4)										1	0	0	0	1	0	0									
Inning Stats	R: 0 E: 0 K: 2 S: 8	H: 1 LOB: 3 BB: 1 P: 8	R: 0 E: 0 K: 0 S: 5	H: 2 LOB: 3 BB: 1 P: 9	R: 0 E: 1 K: 1 S: 6	H: 0 LOB: 2 BB: 1 P: 10	R: 1 E: 0 K: 0 S: 4	H: 1 LOB: 0 BB: 0 P: 4	R: 0 E: 0 K: 0 S: 3	H: 0 LOB: 0 BB: 0 P: 3	R: 0 E: 0 K: 1 S: 7	H: 2 LOB: 2 BB: 0 P: 7	R: 0 E: 0 K: 0 S: 3	H: 1 LOB: 0 BB: 0 P: 3	R: 0 E: 0 K: 0 S: 3	H: 1 LOB: 0 BB: 0 P: 3	R: 0 E: 0 K: 0 S: 3	H: 1 LOB: 0 BB: 0 P: 3	1B: 7 2B: 2 3B: 0 HR: 1	SF: 0 SAC: 0 DP: 3 HBP: 0	WP: 0 PB: 0 SB: 0 CS: 0	PA: 36			
PITCHER	IP	WLS	BF	H	R	ER	SO	BB	IBB	HBP	BLK	WP	HR	S	P	ERA	WHIP								
Larry Jaster, L ERA: 4.07 (1, 1)	9.0	W	36	9	1	1	4	2	0	0	0	0	1	42	50	1.00	1.222								

St. Louis Cardinals @ New York Mets
Shea Stadium, Flushing, NY
Fri Jun 30 1967, 7:05 PM EDT
Att: 29,958 - Unknown

AB 34
R 1
H 9
RBI 1
BB 2
SO 4
LOB 21



Batter	1	2	3	4	5	6	7	8	9	AB	R	H	RBI	BB	SO	LOB	TOP			
Lou Brock, L (1.7) OBP: 0.316, SLG: 0.497	5-3		K				F9		F7	5	0	1	1	0	1	1				
Julian Javier, R (1.4) OBP: 0.325, SLG: 0.406	F8			4-3			6-3		F8	5	0	1	0	0	0	3				
Curt Flood, R (1.8) OBP: 0.360, SLG: 0.389	F8		FC6-4						FC5-4	4	0	0	0	1	1	2				
Orlando Cepeda, R (1.3) OBP: 0.430, SLG: 0.543		L9								3	1	1	0	1	0	0				
Mike Shannon, R (1.5) OBP: 0.319, SLG: 0.402		2B								4	2	2	2	0	0	2				
Roger Maris, L (1.9) OBP: 0.363, SLG: 0.473	F8			3-1						4	0	0	0	0	1	1				
Dave Ricketts, S (1.2) OBP: 0.400, SLG: 0.500										4	1	3	1	0	0	0				
Dal Maxvill, R (1.6) OBP: 0.261, SLG: 0.251		6-3								3	0	1	0	1	0	1				
Jim Cosman, R (1.1) OBP: 0.200, SLG: 0.200										2	0	0	0	0	0	2				
Al Jackson, L (4.1) OBP: 0.417, SLG: 0.409										1	0	0	0	0	0	2				
Ron Willis, R (7.1) OBP: 0.500, SLG: 0.500										0	0	0	0	0	0	0				
Ed Spiezio, R (9, PH) OBP: 0.294, SLG: 0.333										1	0	1	0	0	0	0				
Inning Stats	R: 0 E: 0 K: 0 S: 3	H: 0 LOB: 0 BB: 0 P: 3	R: 1 E: 0 K: 0 S: 5	H: 2 LOB: 1 BB: 0 P: 5	R: 0 E: 0 K: 1 S: 6	H: 1 LOB: 1 BB: 0 P: 6	R: 3 E: 0 K: 0 S: 8	H: 5 LOB: 2 BB: 0 P: 8	R: 0 E: 0 K: 1 S: 5	H: 0 LOB: 0 BB: 1 P: 7	R: 0 E: 0 K: 0 S: 3	H: 0 LOB: 0 BB: 2 P: 11	R: 0 E: 0 K: 1 S: 5	H: 0 LOB: 0 BB: 0 P: 5	R: 0 E: 0 K: 0 S: 4	H: 1 LOB: 1 BB: 0 P: 4	1B: 7 2B: 2 3B: 0 HR: 1	SF: 0 SAC: 0 DP: 1 HBP: 0	WP: 0 PB: 0 SB: 0 CS: 0	PA: 39
PITCHER	IP	WLS	BF	H	R	ER	SO	BB	IBB	HBP	BLK	WP	HR	S	P	ERA	WHIP			
Dennis Bennett, L (1.1) ERA: 4.24	3.1		17	7	4	4	1	0	0	0	0	0	1	19	19	10.80	2.100			
Dick Selma, R (4.1) ERA: 3.16	2.2		10	2	0	0	1	1	0	0	0	0	0	11	15	0.00	1.125			
Hal Reniff, R (7.1) ERA: 3.98	3.0	W	12	1	0	0	1	2	0	0	0	0	0	12	20	0.00	1.000			

St. Louis Cardinals @ New York Mets
Shea Stadium, Flushing, NY
Sat Jul 01 1967, 3:33 AM EDT
Att: 15,720 - Unknown

AB 36
R 4
H 10
RBI 4
BB 3
SO 3
LOB 14



Batter	1	2	3	4	5	6	7	8	9	AB	R	H	RBI	BB	SO	LOB	BOTTOM			
Bud Harrelson, S (1.6) OBP: 0.317, SLG: 0.301										3	1	3	2	2	0	0				
Larry Stahl, L (1.8) OBP: 0.276, SLG: 0.273										3	0	1	2	0	1	3				
Cleon Jones, R (7, PH) OBP: 0.232, SLG: 0.286										1	1	1	0	0	0	0				
Tommy Davis, R (1.7) OBP: 0.335, SLG: 0.486										4	0	0	0	0	0	7				
Ed Kranepool, L (1.3) OBP: 0.371, SLG: 0.402										2	0	1	0	1	0	0				
Ken Boyer, R (7, PH) OBP: 0.331, SLG: 0.313										1	0	0	1	0	0	1				
Ron Swoboda, R (1.9) OBP: 0.309, SLG: 0.426										3	0	0	0	1	0	3				
Chuck Hillier, L (1.4) OBP: 0.137, SLG: 0.163										4	0	0	0	0	0	2				
Ed Charles, R (1.5) OBP: 0.361, SLG: 0.317										2	3	1	0	1	0	0				
Jerry Grote, R (1.2) OBP: 0.240, SLG: 0.283										3	0	0	0	0	0	2				
Dennis Bennett, L (1.1) OBP: 0.179, SLG: 0.296										1	1	1	0	0	0	0				
Dick Selma, R (4.1) ERA: 4.98										1	0	0	0	0	0	2				
Tommie Reynolds, R (6, PH) OBP: 0.250, SLG: 0.278										1	0	0	0	0	1	0				
Hal Reniff, R (7.1) ERA: 4.15										1	0	0	0	0	1	1				
Inning Stats	R: 0 E: 0 K: 0 S: 3	H: 0 LOB: 2 BB: 2 P: 11	R: 2 E: 0 K: 0 S: 5	H: 2 LOB: 2 BB: 2 P: 13	R: 0 E: 0 K: 0 S: 3	H: 0 LOB: 0 BB: 0 P: 3	R: 1 E: 0 K: 1 S: 6	H: 1 LOB: 2 BB: 0 P: 8	R: 0 E: 0 K: 0 S: 3	H: 1 LOB: 0 BB: 0 P: 3	R: 0 E: 0 K: 1 S: 5	H: 0 LOB: 0 BB: 0 P: 5	R: 2 E: 2 K: 0 S: 5	H: 2 LOB: 1 BB: 1 P: 9	R: 1 E: 0 K: 1 S: 6	H: 2 LOB: 0 BB: 0 P: 6	1B: 8 2B: 1 3B: 0 HR: 0	SF: 0 SAC: 0 DP: 1 HBP: 2	WP: 0 PB: 0 SB: 2 CS: 2	PA: 38
PITCHER	IP	WLS	BF	H	R	ER	SO	BB	IBB	HBP	BLK	WP	HR	S	P	ERA	WHIP			
Jim Cosman, R (1.1) ERA: 2.55	3.0		17	4	2	1	2	0	0	0	0	0	0	17	17	3.00	1.333			
Al Jackson, L (4.1) ERA: 4.98	3.0	L	13	4	2	1	2	0	0	0	0	0	0	8	12	4.50	1.500			
Ron Willis, R (7.1) ERA: 4.15	2.0		7	2	1	1	1	1	0	0	0	0	0	8	12	4.50	1.500			

St. Louis Cardinals @ New York Mets
Shea Stadium, Flushing, NY
Sat Jul 01 1967, 3:33 AM EDT
Att: 15,720 - Unknown

AB 30
R 6
H 8
RBI 5
BB 5
SO 3
LOB 21



Batter	1	2	3	4	5	6	7	8	9	AB	R	H	RBI	BB	SO	LOB	TOP						
Lou Brock, L OBP: 0.314, SLG: 0.492 (1, 7)										5	0	1	1	0	0	0							
Julian Javier, R OBP: 0.323, SLG: 0.402 (1, 4)										5	0	1	0	0	1	2							
Curt Flood, R OBP: 0.361, SLG: 0.393 (1, 8)										5	1	2	0	0	0	1							
Orlando Cepeda, R OBP: 0.436, SLG: 0.548 (1, 3)										3	1	2	0	2	0	1							
Mike Shannon, R OBP: 0.316, SLG: 0.414 (1, 9)										4	1	1	3	0	1	5							
Phil Gagliano, R OBP: 0.246, SLG: 0.226 (1, 5)										2	1	0	0	2	0	0							
John Romano, R OBP: 0.283, SLG: 0.104 (1, 2)										2	0	1	0	2	1	1							
Eddie Bressoud, R OBP: 0.233, SLG: 0.162 (1, 6)										3	0	1	0	0	1	2							
Roger Maris, L OBP: 0.351, SLG: 0.471 (8, PH)										1	0	0	0	0	0	2							
Dal Maxvill, R OBP: 0.261, SLG: 0.251 (8, 6)										0	0	0	0	0	0	0							
Dick Hughes, R OBP: 0.182, SLG: 0.156 (1, 1)										3	0	1	0	0	1	2							
Joe Hoerner, R OBP: 0.333, SLG: 0.333 (7, 1)										1	0	0	0	0	0	1							
Nelson Briles, R (9, 1)										0	0	0	0	0	0	0							
Inning Stats	R: 0 E: 0 K: 0 S: 4	H: 1 LOB: 2 BB: 1 P: 8	R: 1 E: 0 K: 2 S: 9	H: 2 LOB: 2 BB: 1 P: 13	R: 2 E: 0 K: 1 S: 8	H: 3 LOB: 2 BB: 1 P: 12	R: 0 E: 0 K: 0 S: 3	H: 0 LOB: 0 BB: 0 P: 3	R: 1 E: 1 K: 0 S: 5	H: 2 LOB: 1 BB: 0 P: 5	R: 0 E: 0 K: 0 S: 3	H: 0 LOB: 0 BB: 0 P: 3	R: 0 E: 0 K: 0 S: 3	H: 1 LOB: 1 BB: 0 P: 3	R: 0 E: 0 K: 0 S: 2	H: 0 LOB: 1 BB: 2 P: 10	R: 0 E: 0 K: 2 S: 8	H: 1 LOB: 2 BB: 1 P: 12	1B: 7 2B: 2 3B: 0 HR: 1	SF: 1 SAC: 0 DP: 2 HBP: 0	WP: 1 PB: 0 SB: 0 CS: 0	PA: 41	
PITCHER	IP WLS BF H R ER SO BB IBB HBP BLK WP HR S P ERA WHIP																						
Bob Hendley, L ERA: 6.29 (1, 1)	2.2	16	5	3	3	2	3	0	0	0	0	0	0	0	1	17	29	10.12	3.000				
Ron Taylor, R ERA: 3.72 (3, 1)	2.1	10	3	1	1	1	0	0	0	0	0	0	0	0	0	12	12	3.86	1.286				
Dick Selma, R ERA: 2.97 (6, 1)	2.0	6	1	0	0	0	0	0	0	0	0	0	0	0	6	6	0.00	0.500					
Dennis Bennett, L ERA: 4.24 (8, 1)	0.0	2	0	0	0	0	2	0	0	0	0	0	0	0	8	8	∞	∞					
Jack Fisher, R ERA: 4.14 (8, 1)	1.0	2	0	0	0	0	0	0	0	0	0	0	0	0	2	2	0.00	0.000					

St. Louis Cardinals @ New York Mets
Shea Stadium, Flushing, NY
Sun Jul 02 1967, 3:33 AM EDT
Unknown

AB	34
R	4
H	10
RBI	4
BB	6
SO	5
LOB	17



Batter	1	2	3	4	5	6	7	8	9	AB	R	H	RBI	BB	SO	LOB	BOTTOM						
Bud Harrelson, S OBP: 0.323, SLG: 0.307 (1, 6)										5	2	3	0	0	0	0							
Larry Stahl, L OBP: 0.300, SLG: 0.297 (1, 8)										4	0	2	0	0	0	1							
Tommie Reynolds, R OBP: 0.259, SLG: 0.278 (8, PH)										0	0	0	0	1	0	0							
Tommy Davis, R OBP: 0.333, SLG: 0.483 (1, 7)										4	0	1	1	0	1	1							
Ed Kranepool, L OBP: 0.375, SLG: 0.423 (7, PH)										3	1	2	1	0	0	0							
Bob Johnson, R OBP: 0.379, SLG: 0.516 (8, 3)										1	0	0	0	0	0	2							
Ron Swoboda, R OBP: 0.319, SLG: 0.430 (1, 9)										3	1	2	0	1	0	0							
Chuck Hillier, L OBP: 0.130, SLG: 0.154 (8, PH)										3	0	0	0	0	0	4							
Jerry Buchek, R OBP: 0.276, SLG: 0.365 (9, 4)										1	0	0	0	0	1	0							
Ken Boyer, R OBP: 0.335, SLG: 0.344 (1, 5)										4	1	2	2	0	0	3							
John Sullivan, L OBP: 0.241, SLG: 0.203 (1, 2)										3	0	0	0	0	0	1							
Hawk Taylor, R OBP: 0.270, SLG: 0.286 (8, 2)										1	0	0	0	0	0	0							
Bob Hendley, L Ron Taylor, R Dick Selma, R Dennis Bennett, L Jack Fisher, R Don Shaw, L Hal Reniff, R Ed Chastey, R										0	0	0	0	0	0	0							
Inning Stats	R: 0 E: 0 K: 0 S: 3	H: 0 LOB: 0 BB: 0 P: 3	R: 0 E: 0 K: 0 S: 4	H: 1 LOB: 1 BB: 0 P: 4	R: 0 E: 0 K: 0 S: 4	H: 1 LOB: 1 BB: 0 P: 4	R: 2 E: 0 K: 1 S: 7	H: 2 LOB: 1 BB: 1 P: 11	R: 0 E: 0 K: 0 S: 4	H: 1 LOB: 1 BB: 0 P: 4	R: 0 E: 0 K: 0 S: 4	H: 2 LOB: 1 BB: 0 P: 4	R: 1 E: 0 K: 0 S: 6	H: 3 LOB: 2 BB: 0 P: 6	R: 1 E: 0 K: 1 S: 6	H: 1 LOB: 0 BB: 0 P: 6	R: 1 E: 0 K: 0 S: 2	H: 1 LOB: 1 BB: 1 P: 6	1B: 9 2B: 1 3B: 0 HR: 2	SF: 0 SAC: 0 DP: 1 HBP: 0	WP: 1 PB: 1 SB: 1 CS: 0	PA: 38	
PITCHER	IP WLS BF H R ER SO BB IBB HBP BLK WP HR S P ERA WHIP																						
Dick Hughes, R ERA: 3.06 (1, 1)	6.2	30	10	3	3	1	1	0	0	0	0	0	0	0	1	31	35	4.05	1.650				
Joe Hoerner, L ERA: 3.33 (7, 1)	1.2	L	7	2	2	1	1	0	0	0	0	1	9	9	9	9	5.40	1.200					
Nelson Briles, R ERA: 3.48 (9, 1)	0.0	1	0	0	0	0	0	1	0	0	0	0	0	4	4	4	∞	∞					

St. Louis Cardinals @ New York Mets
Shea Stadium, Flushing, NY
Sun Jul 02 1967, 3:33 AM EDT
Unknown

AB	36
R	5
H	12
RBI	4
BB	2
SO	2
LOB	12



Batter	1	2	3	4	5	6	7	8	9	AB	R	H	RBI	BB	SO	LOB	TOP										
Lou Brock, L (1, 7) OBP: 0.310, SLG: 0.487	0-3 K	0-3 K			0-0 F7			0-0 F7		4	0	0	0	0	2	1											
Curt Flood, R (1, 8) OBP: 0.356, SLG: 0.395	0-3 K		0-0 1-3		0-0 F8			0-0 2B		4	0	1	0	0	1	0											
Roger Maris, L (1, 9) OBP: 0.364, SLG: 0.468	0-0 F7			0-0 1B		0-0 3-1		4-0 BB		3	0	1	0	1	0	0											
Orlando Cepeda, R (1, 3) OBP: 0.433, SLG: 0.548		0-0 2B	0-0 P3		0-0 5-3			0-0 F9		4	1	1	0	0	0	3											
Mike Shannon, R (1, 5) OBP: 0.311, SLG: 0.406		0-0 P6	0-0 F8		0-0 F8			0-3 K		4	0	0	0	0	1	2											
Dave Ricketts, S (1, 2) OBP: 0.382, SLG: 0.500		0-0 3B		0-0 F8			0-0 F9	0-0 F9		4	1	1	1	0	0	0											
Julian Javier, R (1, 4) OBP: 0.322, SLG: 0.407		0-0 SF8		0-0 5-3		0-3 K		0-0 5-3		4	1	1	1	0	1	0											
Dal Maxvill, R (1, 6) OBP: 0.256, SLG: 0.249		0-0 SF8		0-0 P6		0-0 F8				2	0	0	1	0	0	0											
Steve Carlton, L (1, 1) OBP: 0.200, SLG: 0.207		0-0 2B			0-3 K			0-3 K		3	0	1	0	0	2	0											
Inning Stats	R: 0 E: 0 K: 2 S: 7	H: 0 LOB: 0 BB: 0 P: 7	R: 3 E: 0 K: 1 S: 9	H: 4 LOB: 1 BB: 0 P: 9	R: 0 E: 0 K: 0 S: 4	H: 1 LOB: 1 BB: 0 P: 4	R: 0 E: 0 K: 0 S: 3	H: 0 LOB: 0 BB: 0 P: 3	R: 0 E: 0 K: 1 S: 5	H: 0 LOB: 0 BB: 0 P: 5	R: 0 E: 0 K: 0 S: 3	H: 0 LOB: 0 BB: 0 P: 3	R: 0 E: 0 K: 1 S: 5	H: 0 LOB: 2 BB: 0 P: 5	R: 0 E: 0 K: 1 S: 6	H: 1 LOB: 2 BB: 1 P: 10	R: 0 E: 0 K: 1 S: 5	H: 0 LOB: 0 BB: 0 P: 5	1B: 1 2B: 4 3B: 1 HR: 0	SF: 1 SAC: 0 DP: 0 HBP: 0	WP: 0 PB: 0 SB: 0 CS: 0	PA: 34					
PITCHER	IP	WLS	BF	H	R	ER	SO	BB	IBB	HBP	BLK	WP	HR	S	P	ERA	WHIP										
Jack Lamabe, R (1, 1) ERA: 3.63	7.0	L	26	5	3	3	5	0	0	0	0	0	0	36	36	3.86	0.714										
Don Shaw, L (8, 1) ERA: 3.07	2.0		8	1	0	0	2	1	0	0	0	0	0	11	15	0.00	1.000										

St. Louis Cardinals @ New York Mets
Shea Stadium, Flushing, NY
Sun Jul 02 1967, 3:38 AM EDT
Att: 37,100 - Unknown

AB 32
R 3
H 6
RBI 3
BB 1
SO 7
LOB 6

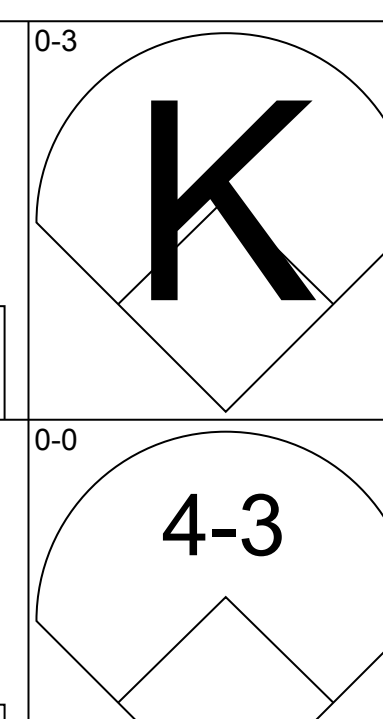
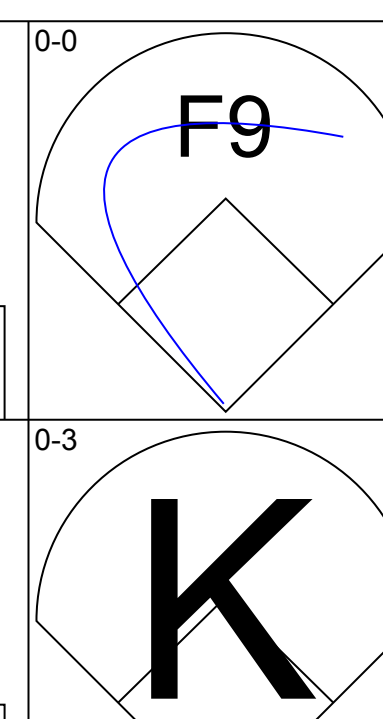
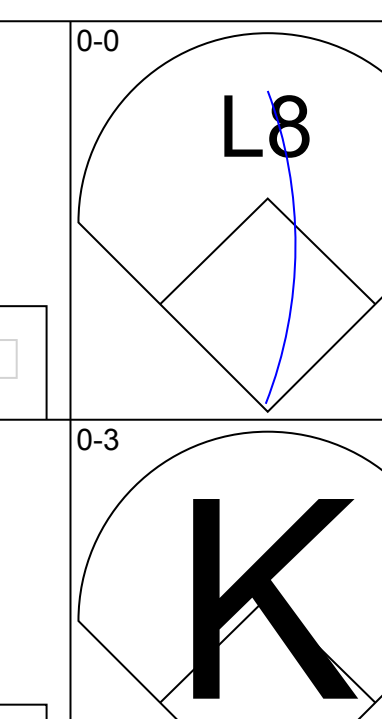
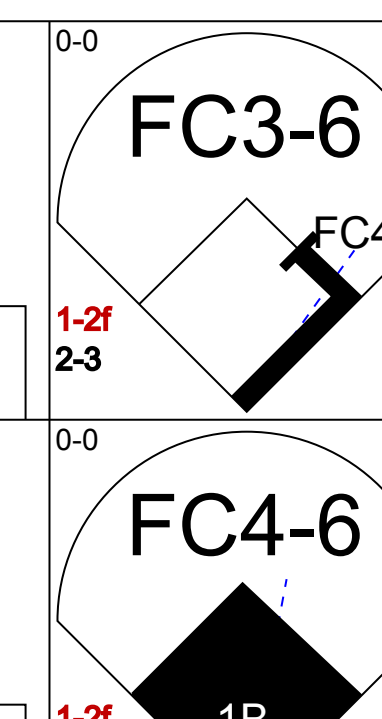
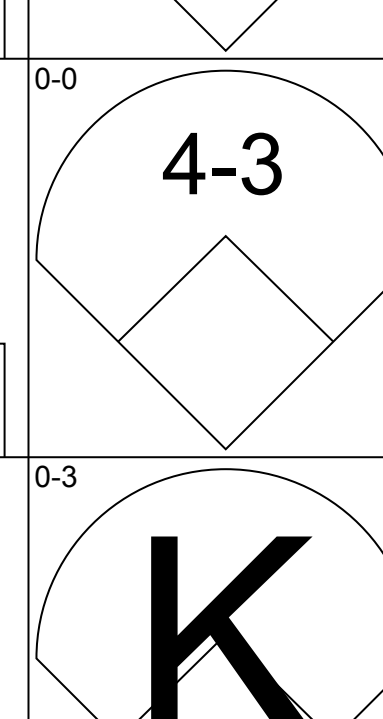
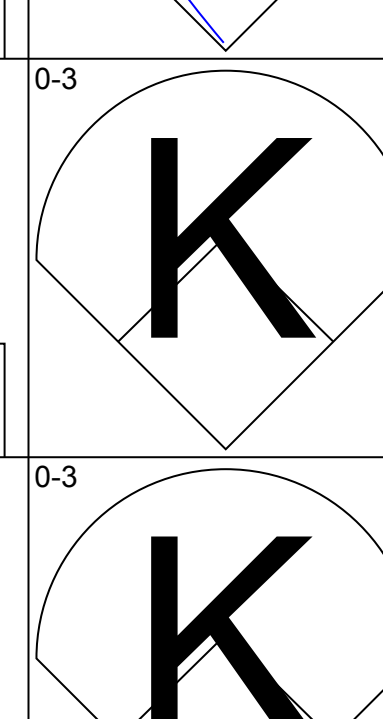
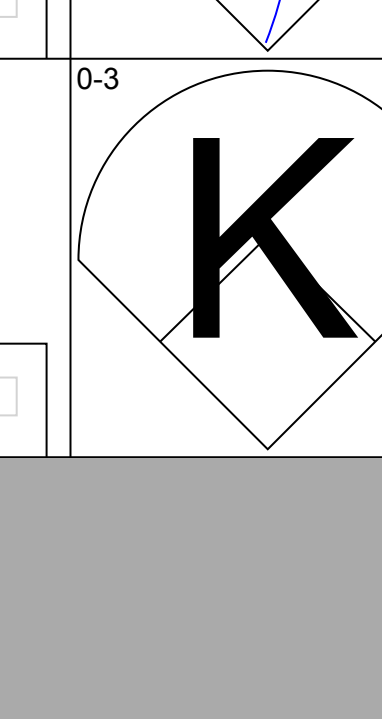
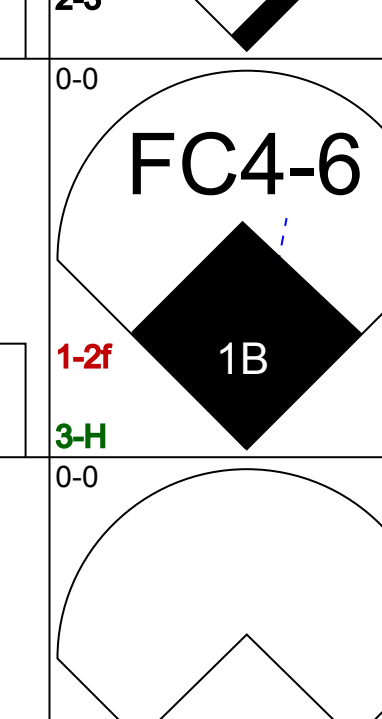
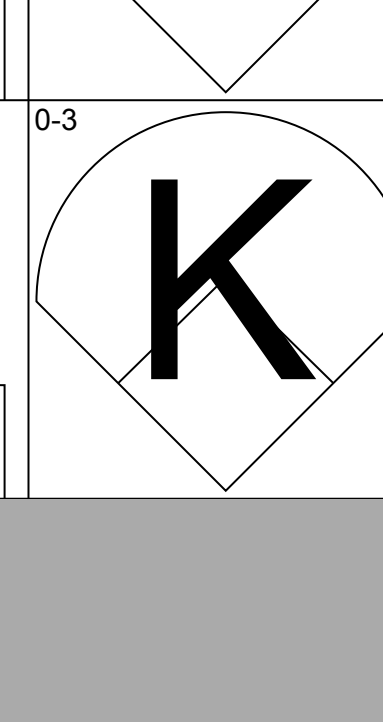
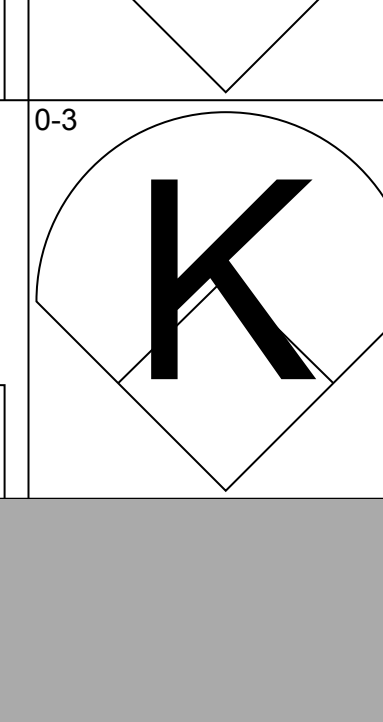
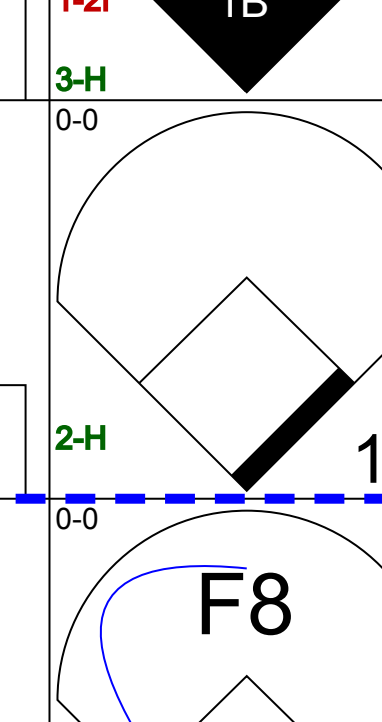
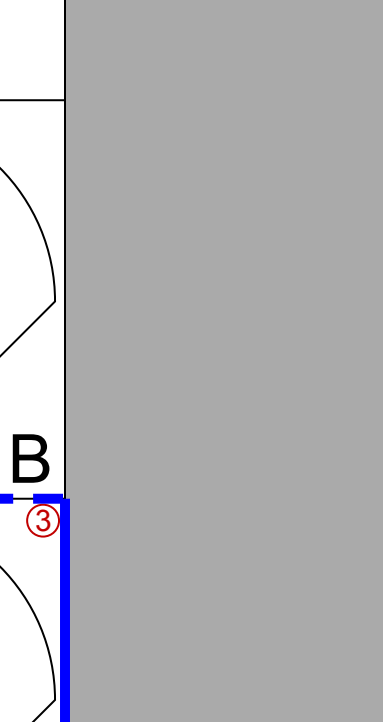
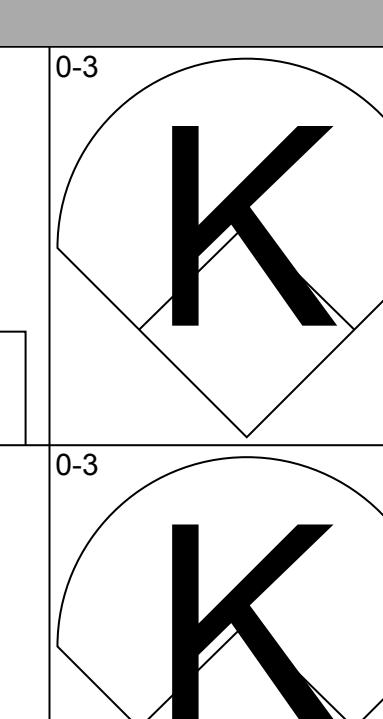
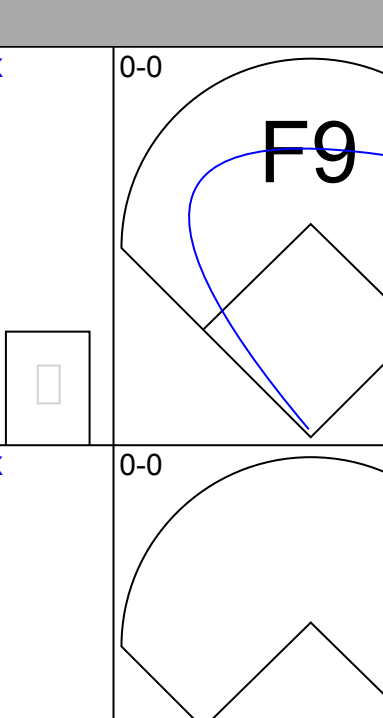
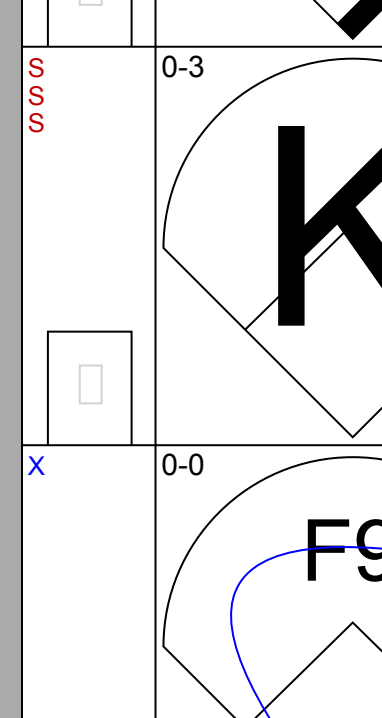
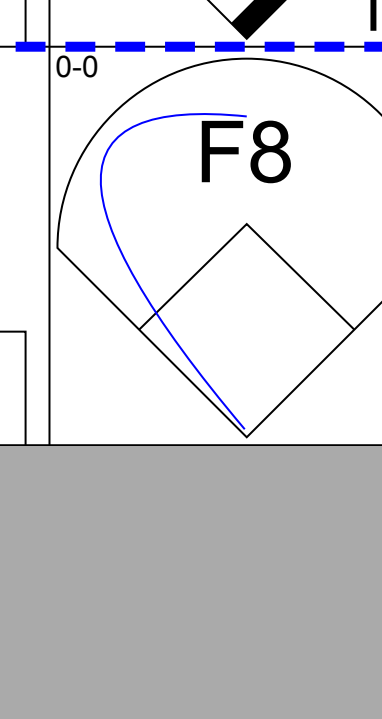
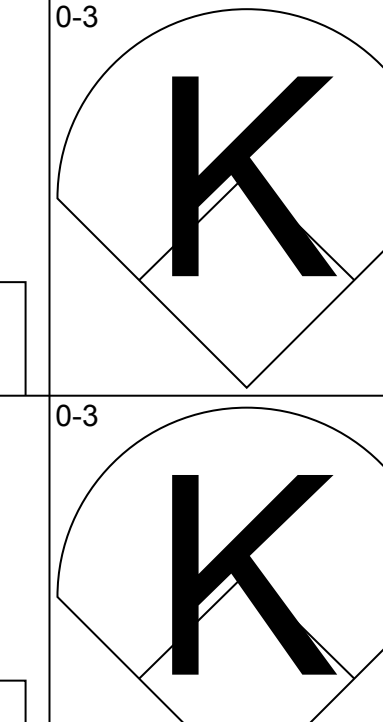
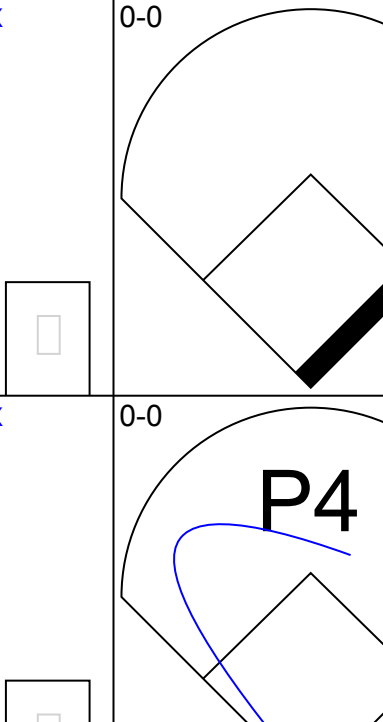
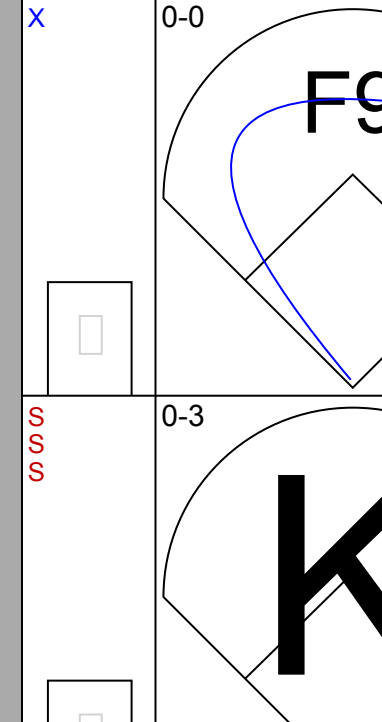
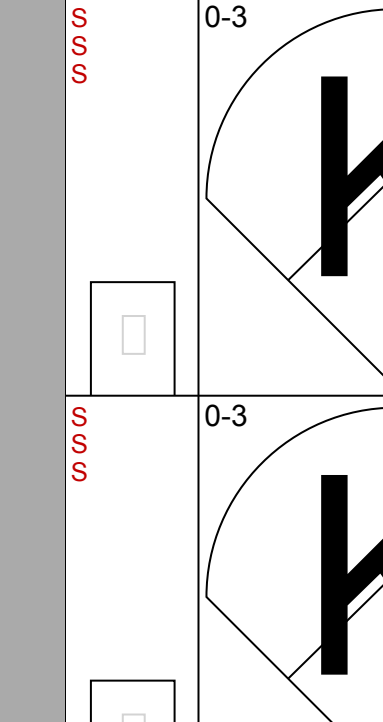
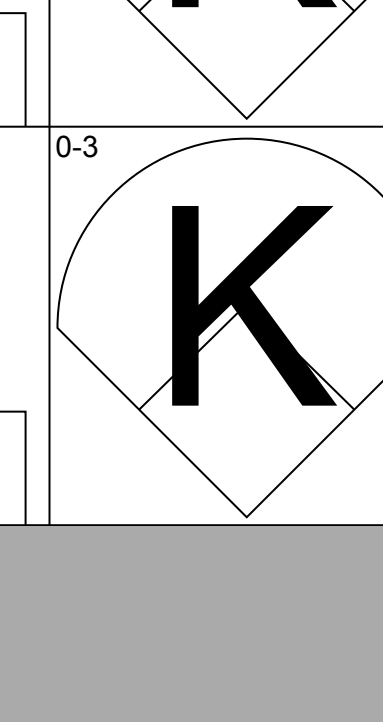
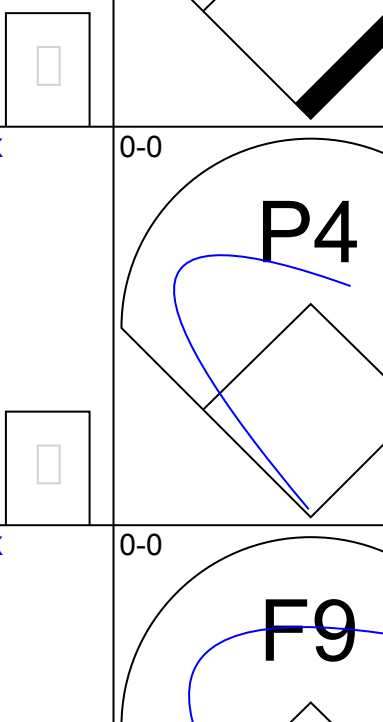
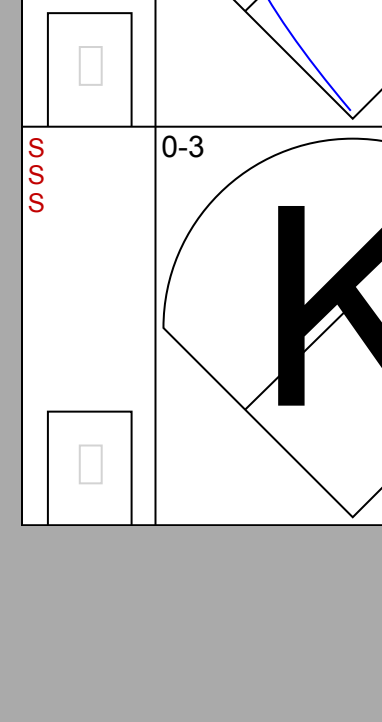
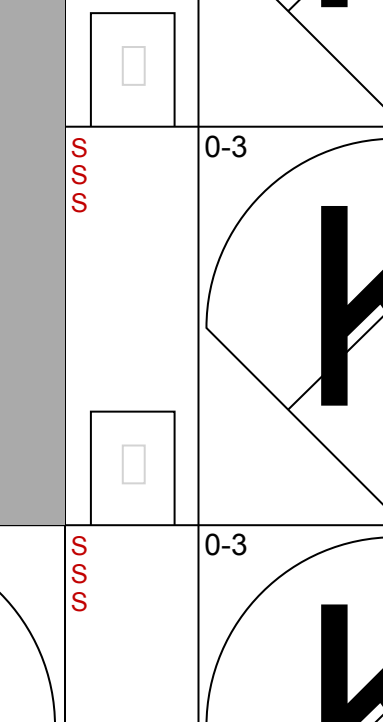
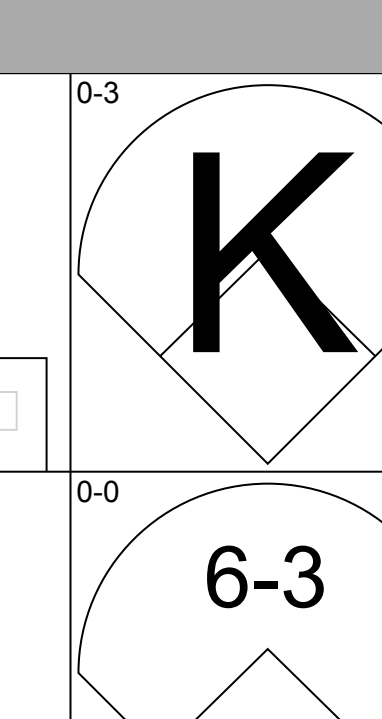
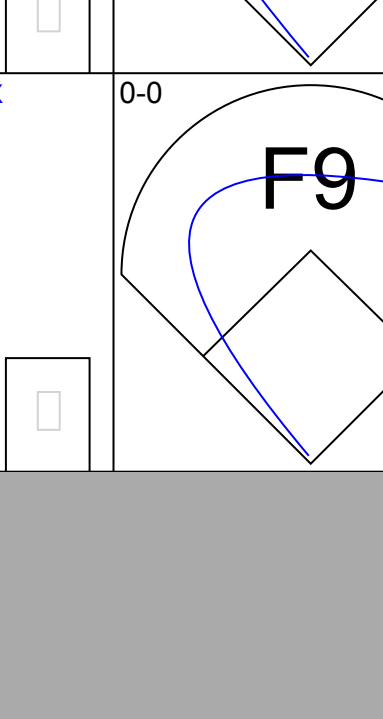
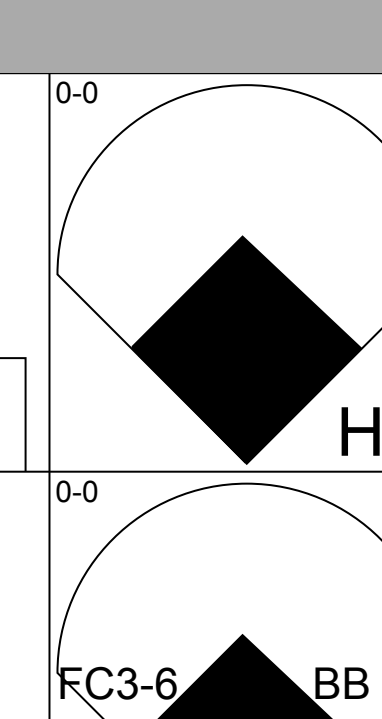
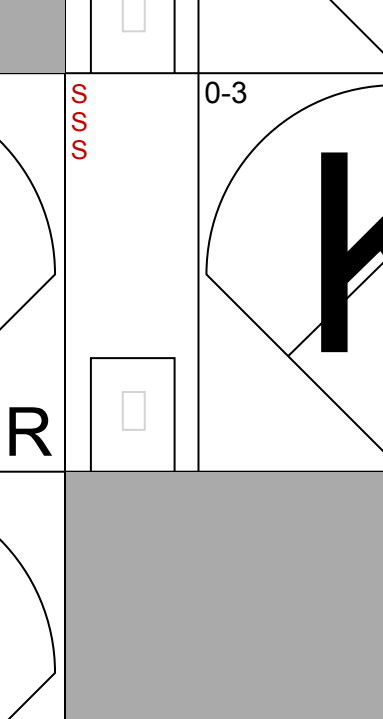
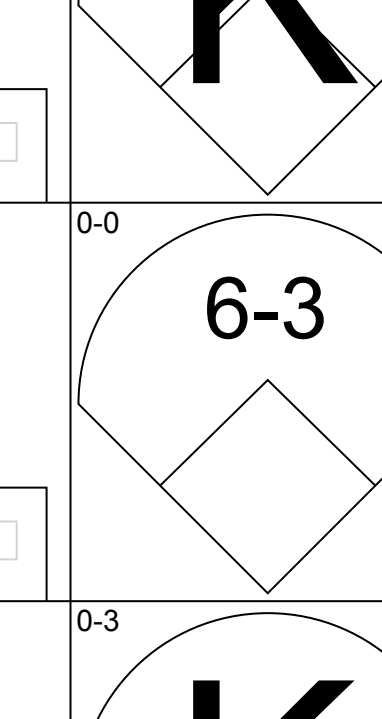
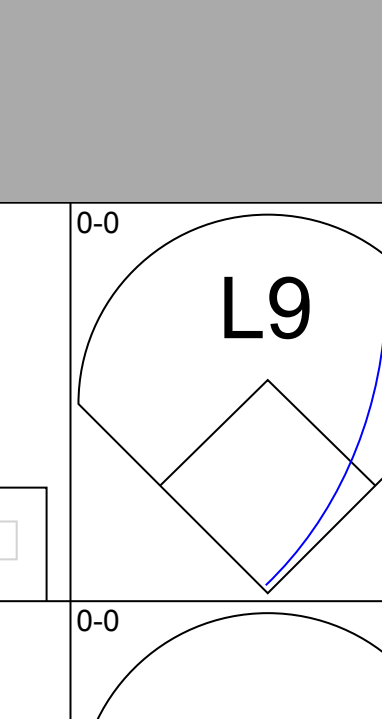
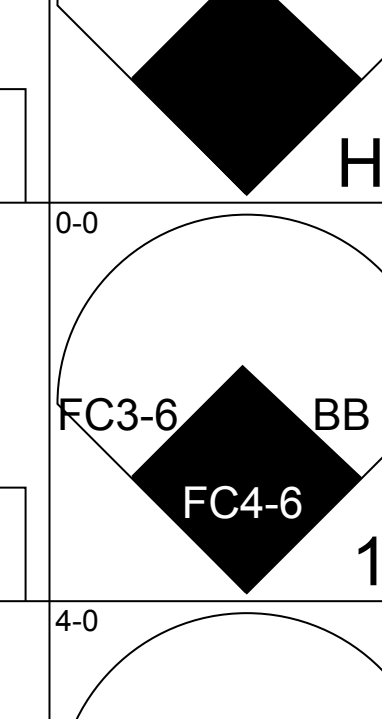
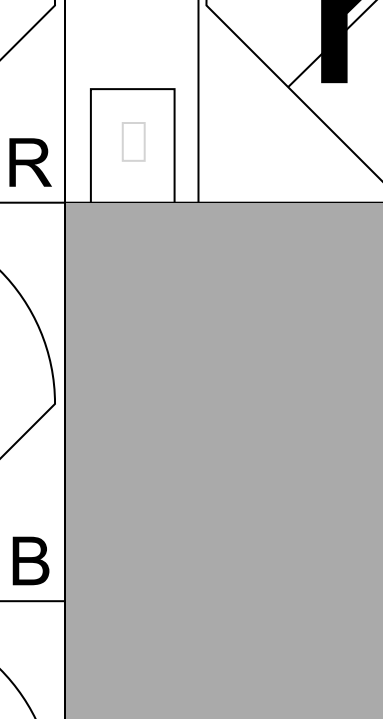


Batter	1	2	3	4	5	6	7	8	9	AB	R	H	RBI	BB	SO	LOB	BOTTOM										
Bud Harrelson, S (1, 6) OBP: 0.322, SLG: 0.315	0-3 K		0-0 3B		0-3 K			0-0 5-3		4	0	1	0	0	2	1											
Cleon Jones, R (1, 8) OBP: 0.232, SLG: 0.294	0-0 4-3		0-3 K		0-0 5-3			0-0 SF8		4	1	1	0	0	1	1											
Tommy Davis, R (1, 7) OBP: 0.332, SLG: 0.481	0-0 6-3			0-0 FC6	0-0 F9			0-0 SF8		3	0	1	1	0	0	0											
Ron Swoboda, R (1, 9) OBP: 0.324, SLG: 0.439		0-0 1B		0-3 K		0-0 2B		0-0 6-3		4	0	2	0	0	1	1											
Ed Charles, R (1, 5) OBP: 0.352, SLG: 0.308		0-0 F8		0-0 L7		0-0 P4			0-0 6-3	4	0	0	0	0	0	3											
Jerry Buchek, R (1, 4) OBP: 0.276, SLG: 0.362		0-3 K		0-0 FC6					0-0 6-3	4	0	1	0	0	1	2											
Jerry Grote, R (1, 2) OBP: 0.233, SLG: 0.275		0-0 4-3			0-0 F8		0-0 F7		0-0 4-3	4	0	0	0	0	0	2											
Ed Kranepool, L (1, 3) OBP: 0.371, SLG: 0.418			0-0 4-3							2	0	0	0	0	0	0											
Bob Johnson, R (7, PH) OBP: 0.373, SLG: 0.508										1	0	0	0	0	0	1											
Don Shaw, L (8, 1) ERA: 3.07										0	0	0	0	0	0	0											
Jack Lamabe, R (1, 1) ERA: 3.63			0-3 K			4-0 WP				1	0	0	0	1	1	0											
Ken Boyer, R (7, PH) OBP: 0.333, SLG: 0.342										1	0	0	0	0	0	1											
Inning Stats	R: 0 E: 0 K: 1 S: 5	H: 0 LOB: 0 BB: 0 P: 5	R: 0 E: 0 K: 1 S: 6	H: 1 LOB: 1 BB: 0 P: 6	R: 0 E: 0 K: 2 S: 8	H: 1 LOB: 1 BB: 0 P: 8	R: 0 E: 0 K: 1 S: 6	H: 1 LOB: 1 BB: 0 P: 6	R: 0 E: 0 K: 1 S: 5	H: 0 LOB: 1 BB: 1 P: 9	R: 0 E: 0 K: 0 S: 4	H: 1 LOB: 1 BB: 0 P: 4	R: 0 E: 0 K: 0 S: 4	H: 1 LOB: 1 BB: 0 P: 4	R: 1 E: 0 K: 0 S: 4	H: 1 LOB: 0 BB: 0 P: 4	R: 0 E: 0 K: 0 S: 3	H: 0 LOB: 0 BB: 0 P: 3	1B: 3 2B: 1 3B: 2 HR: 0	SF: 1 SAC: 0 DP: 0 HBP: 0	WP: 1 PB: 0 SB: 0 CS: 0	PA: 34					
PITCHER	IP	WLS	BF	H	R	ER	SO	BB	IBB	HBP	BLK	WP	HR	S	P	ERA	WHIP										
Steve Carlton, L (1, 1) ERA: 3.57	9.0	W	34	6	1	1	6	1	0	0	0	1	0	45	49	1.00	0.778										

St. Louis Cardinals @ New York Mets
Shea Stadium, Flushing, NY
Sun Jul 02 1967, 3:38 AM EDT
Att: 37,100 - Unknown

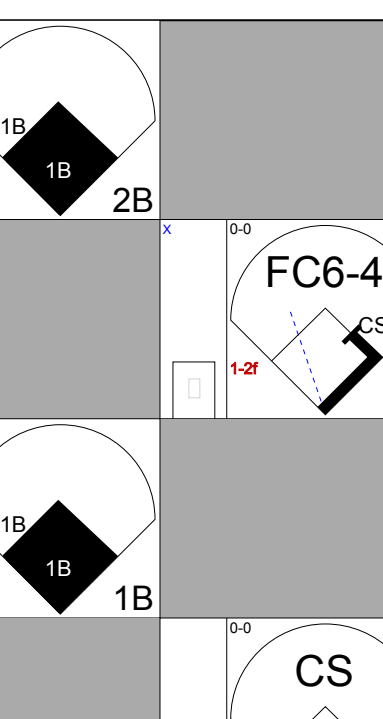
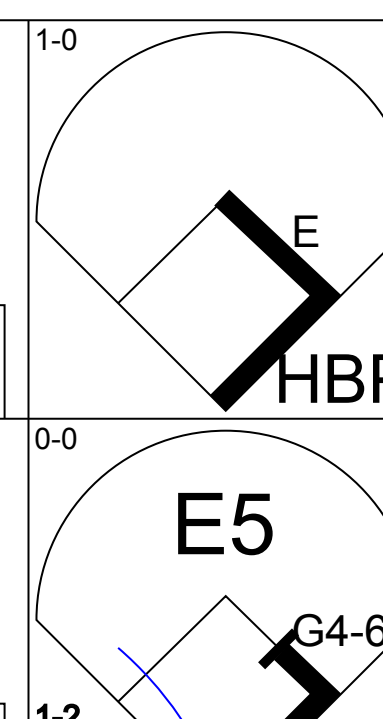
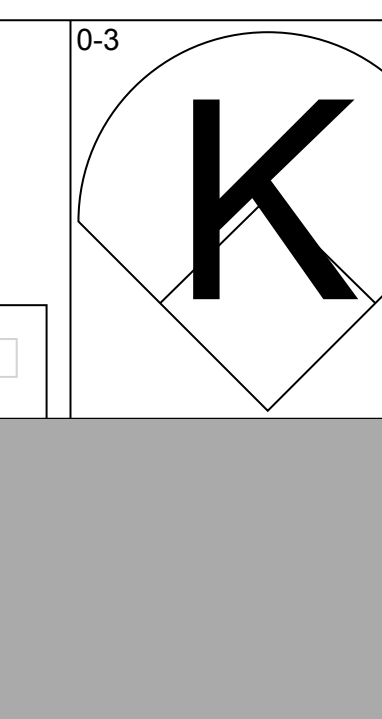
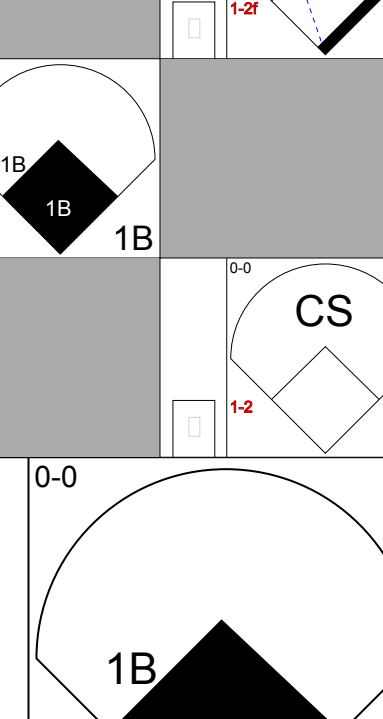
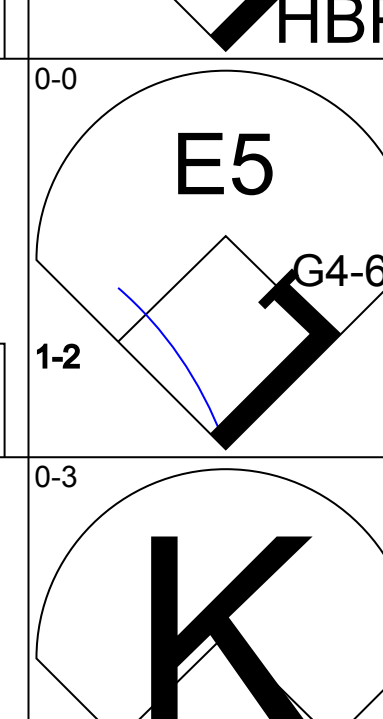
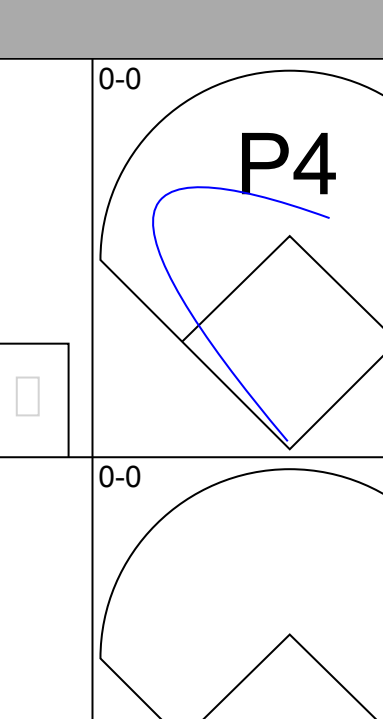
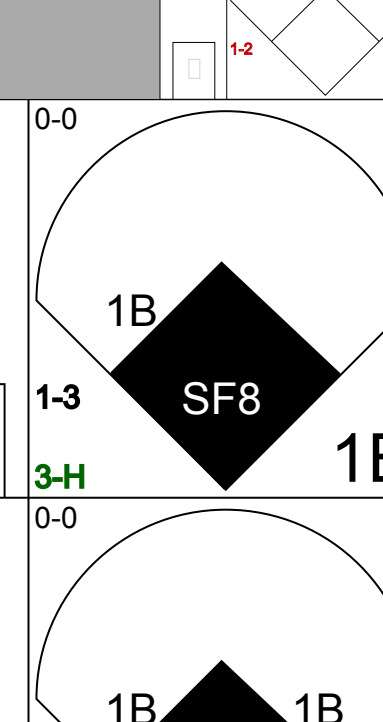

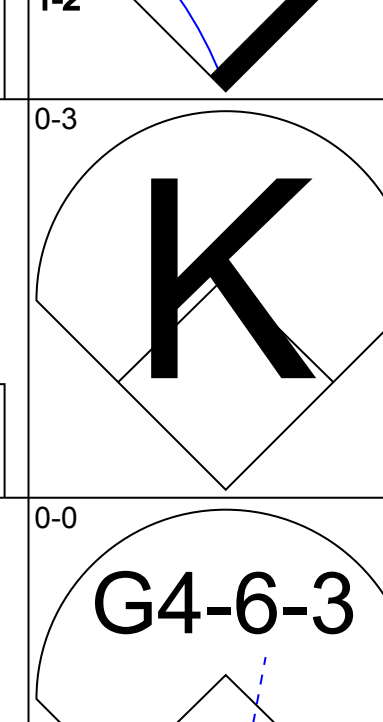
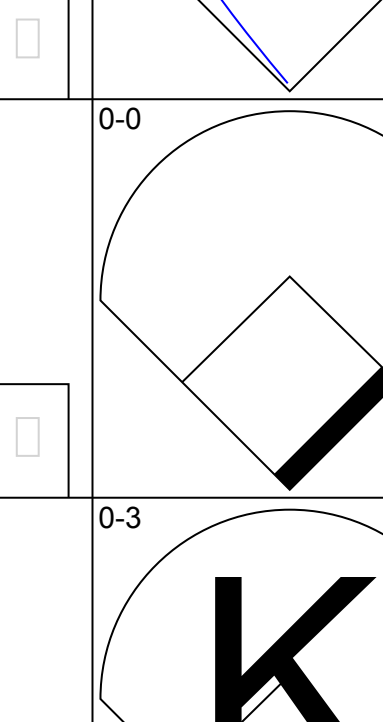
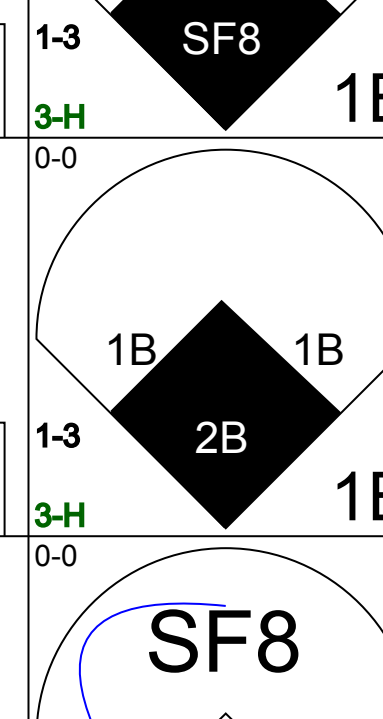

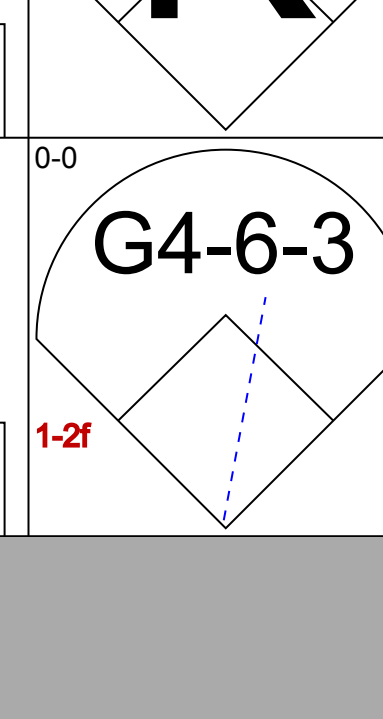
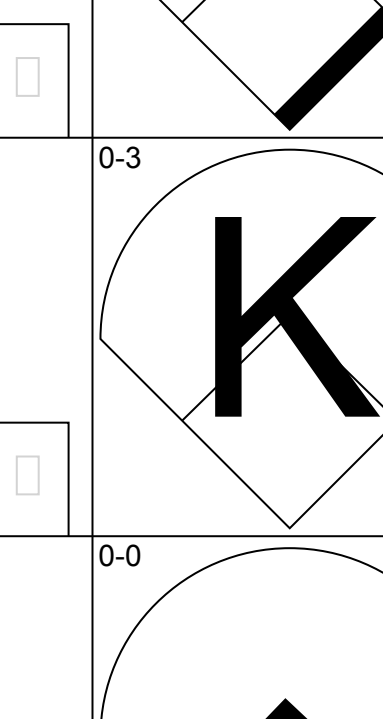
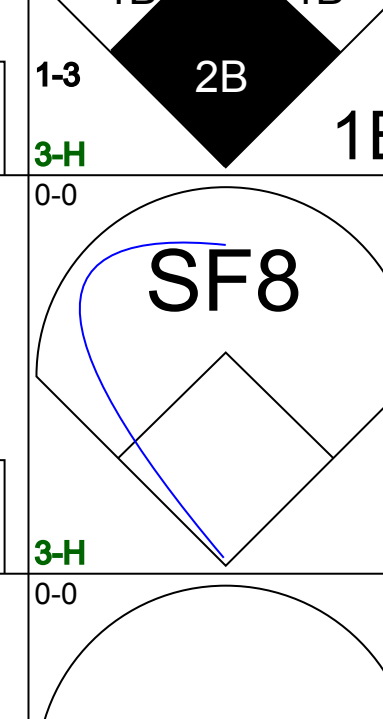
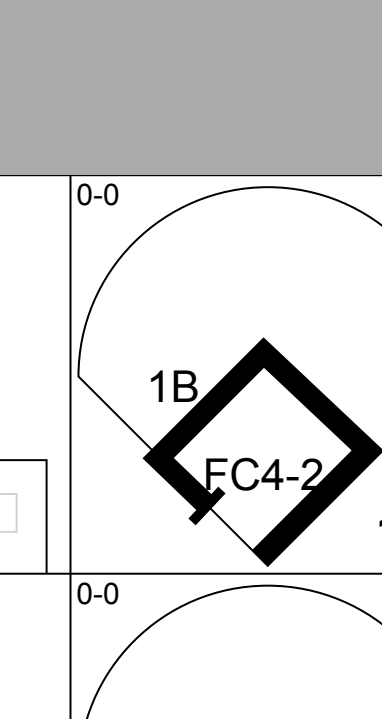
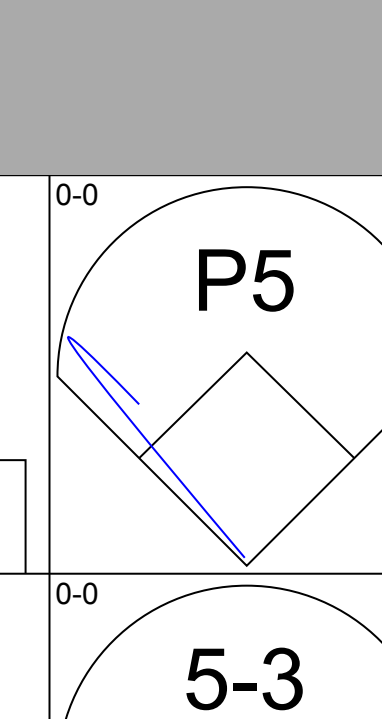
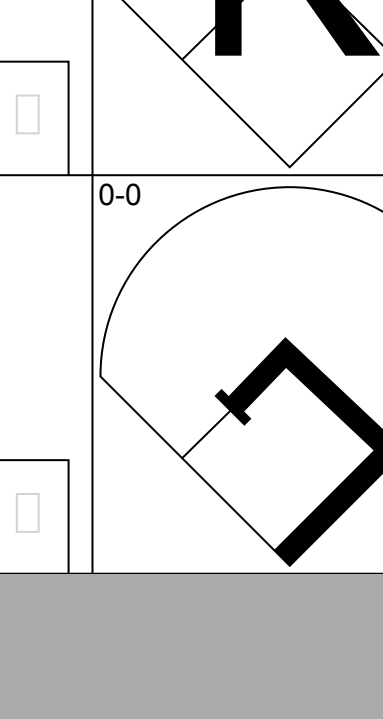
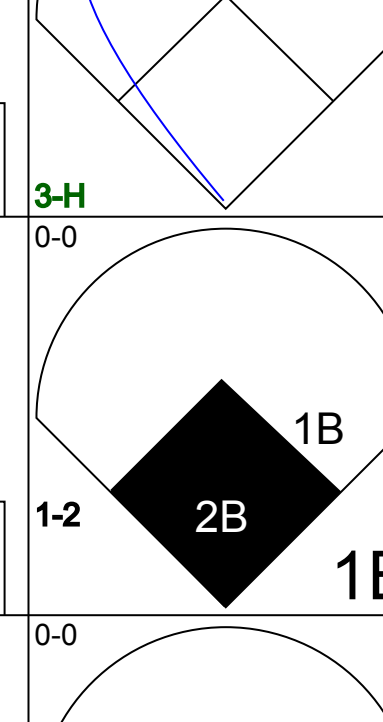
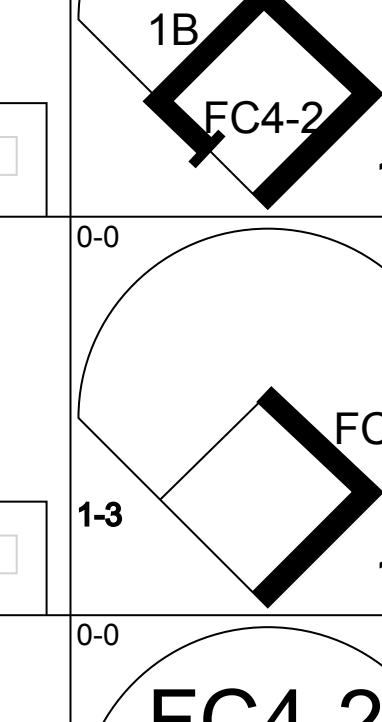
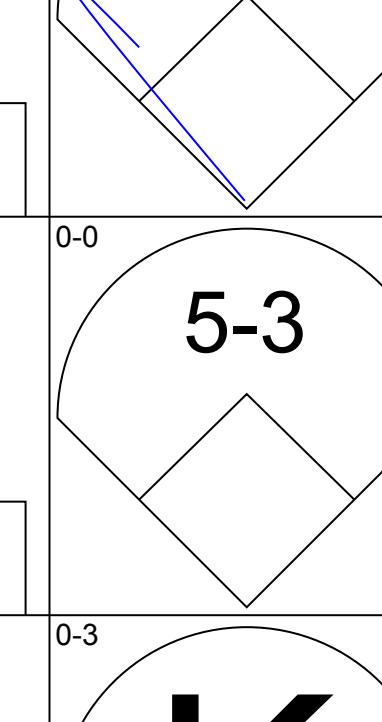
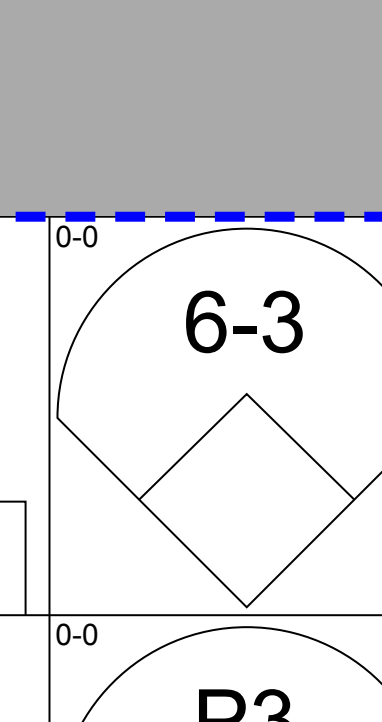
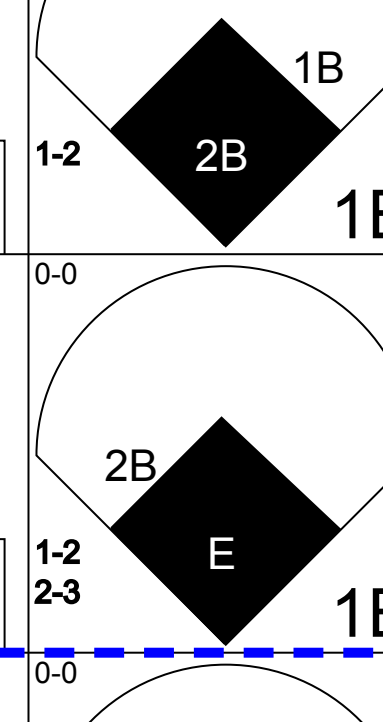
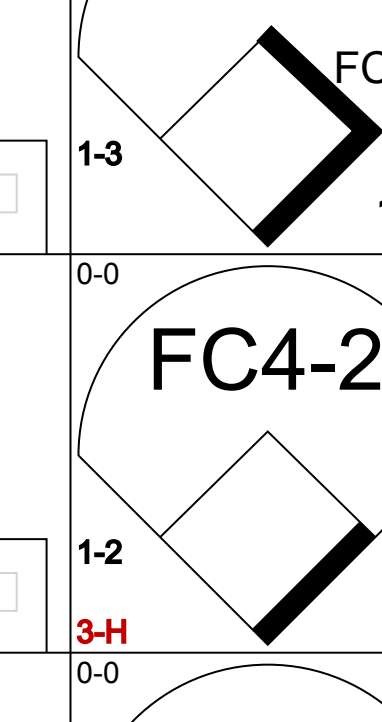
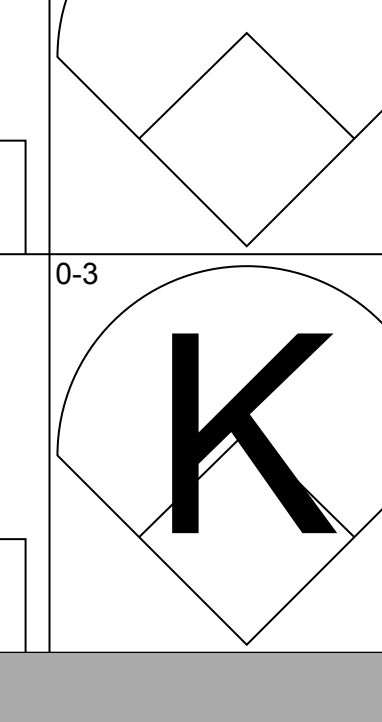
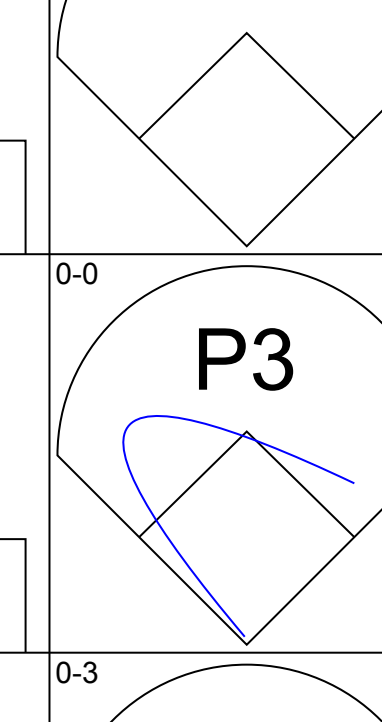
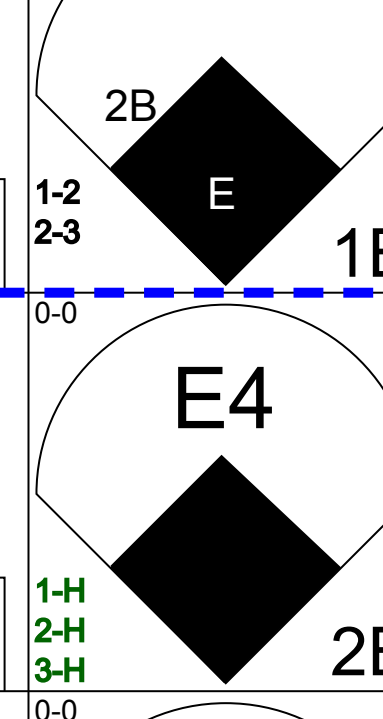
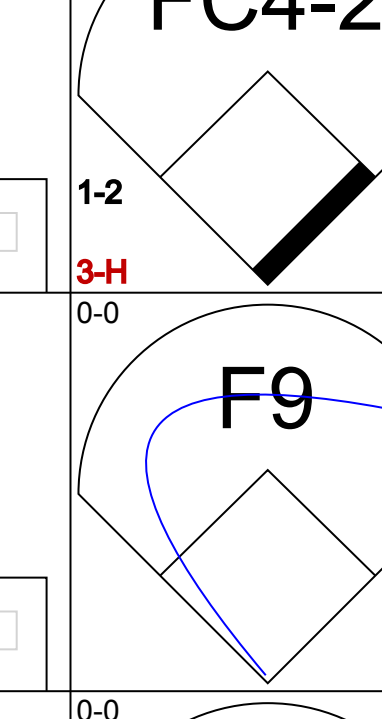
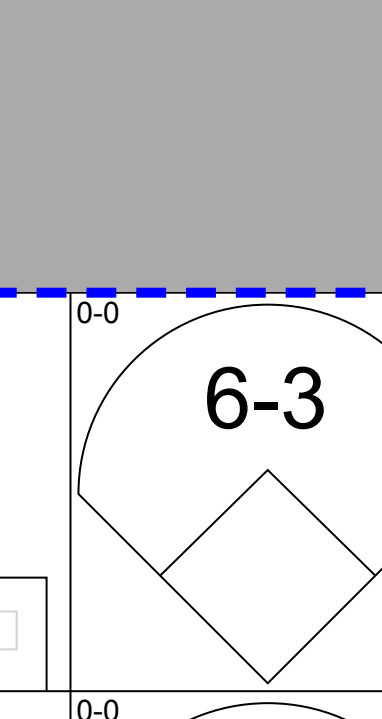
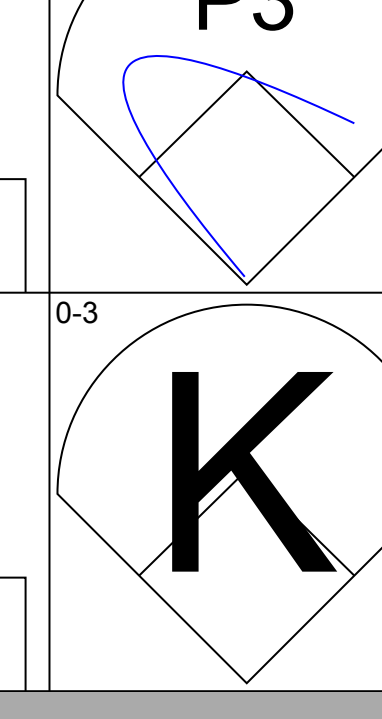
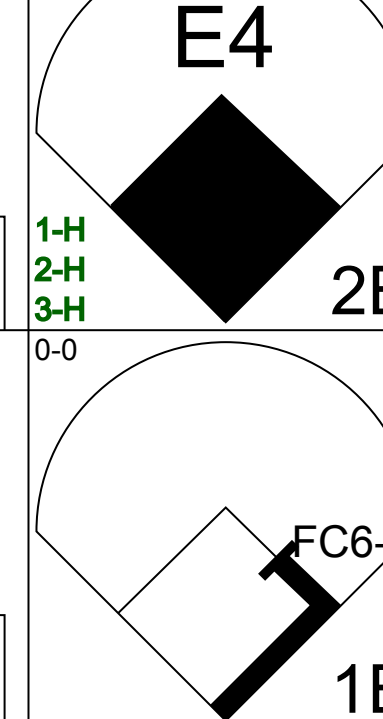
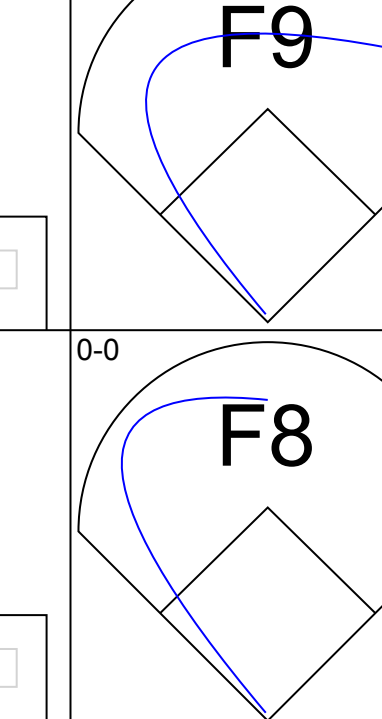
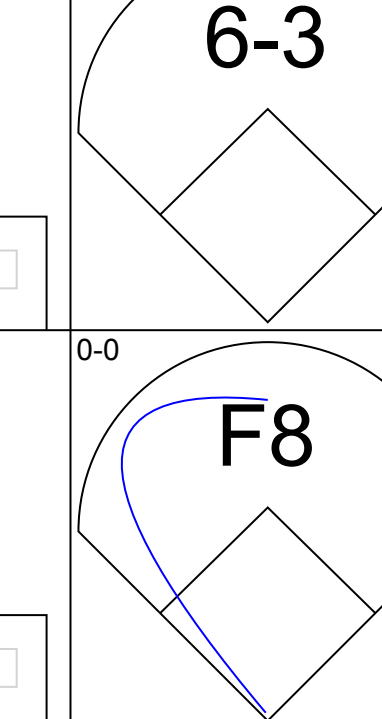
AB 32
R 1
H 6
RBI 1
BB 1
SO 6
LOB 12

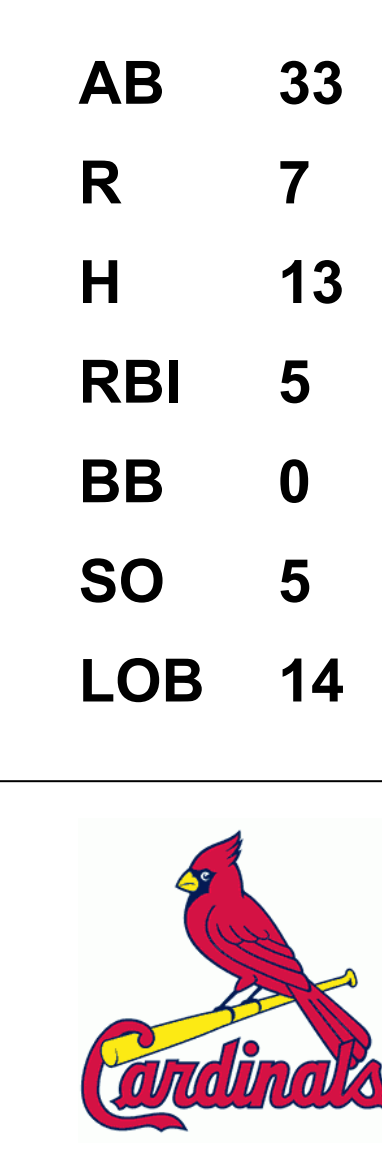


Batter	1	2	3	4	5	6	7	8	9	AB	R	H	RBI	BB	SO	LOB	TOP				
Tommy Helms, R (1, 6) OBP: 0.288, SLG: 0.346										4	0	0	0	0	1	3	Cincinnati Reds @ St. Louis Cardinals Busch Stadium, St. Louis, MO Mon Jul 03 1967, 7:05 PM CDT Att: 34,241 - Unknown				
Vada Pinson, L (1, 8) OBP: 0.314, SLG: 0.420										4	1	0	1	0	2	2					
Pete Rose, S (1, 4) OBP: 0.380, SLG: 0.475										4	0	2	1	0	2	0					
Tony Perez, R (1, 5) OBP: 0.333, SLG: 0.539										4	0	0	0	0	2	2					
Ted Abernathy, R (8, 1) OBP: 0.250, SLG: 0.250										0	0	0	0	0	0	0					
Deron Johnson, R (1, 3) OBP: 0.326, SLG: 0.485										4	0	1	0	0	2	1					
Lee May, R (1, 7) OBP: 0.275, SLG: 0.374										4	0	0	0	0	3	2					
Art Shamsky, L (1, 9) OBP: 0.260, SLG: 0.286										4	1	1	1	0	2	1					
Don Pavletich, R (1, 2) OBP: 0.348, SLG: 0.511										3	1	1	0	0	0	0					
Milt Pappas, R (1, 1) OBP: 0.111, SLG: 0.086										0	0	0	0	0	0	0					
Don Nottebart, R (1, 1) OBP: 0.111, SLG: 0.086										0	0	0	0	0	0	0					
Jake Wood, R (6, PH) OBP: 0.111, SLG: 0.086										0	0	0	0	0	0	0					
Jack Baldschun, R (6, 1) OBP: 0.111, SLG: 0.086										0	0	0	0	0	0	0					
Floyd Robinson, L (8, PH) OBP: 0.229, SLG: 0.337										0	0	0	0	0	0	0					
										0	0	0	0	0	0	0					
										0	0	0	0	0	0	0					
Inning Stats	R: 0 E: 0 K: 2 S: 7	H: 0 LOB: 0 BB: 0 P: 7	R: 0 E: 0 K: 3 S: 9	H: 0 LOB: 0 BB: 0 P: 9	R: 0 E: 0 K: 2 S: 7	H: 0 LOB: 0 BB: 0 P: 7	R: 0 E: 0 K: 2 S: 7	H: 0 LOB: 0 BB: 0 P: 7	R: 0 E: 0 K: 1 S: 4	H: 1 LOB: 1 BB: 0 P: 4	R: 0 E: 0 K: 1 S: 6	H: 1 LOB: 1 BB: 0 P: 6	R: 0 E: 0 K: 2 S: 8	H: 1 LOB: 1 BB: 0 P: 8	R: 3 E: 1 K: 0 S: 6	H: 3 LOB: 1 BB: 1 P: 10	R: 0 E: 0 K: 3 S: 9	H: 0 LOB: 0 BB: 0 P: 9	1B: 5 2B: 0 3B: 0 HR: 1	SF: 0 SAC: 0 DP: 0 HBP: 0	WP: 0 PA: 34 PB: 0 SB: 0 CS: 0
PITCHER	IP WLS BF H R ER SO BB IBB HBP BLK WP HR S P ERA WHIP																				
Bob Gibson, R (1, 1) ERA: 3.6	7.2 W 30 6 3 2 12 1 0 0 0 0 1 53 57 2.35 0.913																				
Nelson Briles, R (8, 1) ERA: 3.36	1.1 S 4 0 0 0 3 0 0 0 0 0 0 0 10 10 0.00 0.000																				

AB	33
R	3
H	6
RBI	3
BB	1
SO	15
LOB	11



Batter	1	2	3	4	5	6	7	8	9	AB	R	H	RBI	BB	SO	LOB	BOTTOM		
Lou Brock, L (1, 7) OBP: 0.313, SLG: 0.488										3	1	1	0	0	1	1	Cincinnati Reds @ St. Louis Cardinals Busch Stadium, St. Louis, MO Mon Jul 03 1967, 7:05 PM CDT Att: 34,241 - Unknown		
Curt Flood, R (1, 8) OBP: 0.361, SLG: 0.396										4	1	2	0	0	0	1			
Roger Maris, L (1, 9) OBP: 0.367, SLG: 0.469										4	1	2	1	0	1	3			
Orlando Cepeda, R (1, 3) OBP: 0.431, SLG: 0.543										4	1	1	1	0	1	3			
Tim McCarver, L (1, 2) OBP: 0.418, SLG: 0.548										3	0	2	1	0	0	0			
Mike Shannon, R (1, 5) OBP: 0.314, SLG: 0.408										4	1	2	0	0	0	0			
Julian Javier, R (1, 4) OBP: 0.321, SLG: 0.405										4	1	1	0	0	1	2			
Daf Maxvill, R (1, 6) OBP: 0.258, SLG: 0.253										4	1	1	2	0	1	2			
Bob Gibson, R (1, 1) OBP: 0.245, SLG: 0.140										3	0	1	0	0	0	2			
Nelson Briles, R (8, 1) ERA: 1.71										0	0	0	0	0	0	0			
Inning Stats	R: 7 E: 1 K: 0 S: 10	H: 8 LOB: 0 BB: 0 P: 10	R: 0 E: 0 K: 0 S: 3	H: 1 LOB: 0 BB: 0 P: 3	R: 0 E: 0 K: 0 S: 5	H: 2 LOB: 2 BB: 0 P: 5	R: 0 E: 1 K: 1 S: 5	H: 0 LOB: 1 BB: 0 P: 6	R: 0 E: 0 K: 1 S: 5	H: 0 LOB: 0 BB: 0 P: 5	R: 0 E: 0 K: 1 S: 6	H: 2 LOB: 1 BB: 0 P: 6	R: 0 E: 0 K: 1 S: 5	H: 0 LOB: 0 BB: 0 P: 5	R: 0 E: 0 K: 1 S: 5	H: 0 LOB: 0 BB: 0 P: 5	1B: 11 2B: 2 3B: 0 HR: 0	SF: 1 SAC: 0 DP: 2 HBP: 1	WP: 0 PA: 36 PB: 0 SB: 0 CS: 1
PITCHER	IP WLS BF H R ER SO BB IBB HBP BLK WP HR S P ERA WHIP																		
Milt Pappas, R (1, 1) ERA: 3.83	0.1 L 7 6 6 0 0 0 0 0 0 0 0 0 21 22 1.93 1.071																		
Don Nottebart, R (1, 1) ERA: 1.7	4.2 18 5 1 1 2 0 0 0 0 0 0 0 11 11 0.00 1.000																		
Jack Baldschun, R (6, 1) ERA: 7.5	2.0 7 2 0 0 0 2 0 0 0 0 0 0 11 11 0.00 1.000																		
Ted Abernathy, R (8, 1) ERA: 1.71	1.0 3 0 0 0 0 1 0 0 0 0 0 0 5 5 0.00 0.000																		



Batter	1	2	3	4	5	6	7	8	9	AB	R	H	RBI	BB	SO	LOB	TOP			
Vada Pinson, L OBP: 0.310, SLG: 0.415 (1, 8)	F5		F7			FC1-6 1B		F9		4	0	0	0	0	0	2	Cincinnati Reds @ St. Louis Cardinals Busch Stadium, St. Louis, MO Tue Jul 04 1967, 3:33 AM CDT Att: 22,661 - Unknown			
Tommy Helms, R OBP: 0.297, SLG: 0.345 (1, 6)	4-3		FC5-4					6-3		4	0	1	0	0	0	1				
Pete Rose, S OBP: 0.381, SLG: 0.475 (1, 4)				5-3		P4			2B 1B	4	1	2	0	0	2					
Tony Perez, R OBP: 0.329, SLG: 0.532 (1, 5)	5-3			L9		F9			K	4	0	0	0	0	14					
Deron Johnson, R OBP: 0.324, SLG: 0.485 (1, 3)			F7						BB 1-H 2B	4	0	1	1	0	20					
Lee May, R OBP: 0.280, SLG: 0.373 (1, 7)			F9			F2			BB IBB	3	0	1	0	1	00					
Don Pavletich, R OBP: 0.348, SLG: 0.507 (7, PR)										3	0	1	0	0	10					
Mel Queen, L OBP: 0.179, SLG: 0.162 (7, PR)			L9			K			L8	0	0	0	0	0	00					
Johnny Edwards, L OBP: 0.252, SLG: 0.250 (7, 2)										1	0	0	0	0	02					
Dick Simpson, R OBP: 0.286, SLG: 0.333 (1, 9)			F2			F3			BB	3	0	0	0	1	02					
Gary Nolan, R OBP: 0.235, SLG: 0.103 (1, 1)									G3	4	0	2	0	0	13					
Inning Stats	R: 0 E: 0 K: 0 S: 4	H: 1 LOB: 1 BB: 0 P: 4	R: 0 E: 0 K: 0 S: 3	H: 0 LOB: 0 BB: 0 P: 3	R: 0 E: 0 K: 1 S: 4	H: 1 LOB: 1 BB: 0 P: 4	R: 0 E: 0 K: 1 S: 5	H: 0 LOB: 0 BB: 0 P: 5	R: 0 E: 0 K: 1 S: 5	H: 2 LOB: 2 BB: 0 P: 5	R: 0 E: 0 K: 1 S: 6	H: 2 LOB: 2 BB: 0 P: 6	R: 0 E: 0 K: 1 S: 5	H: 0 LOB: 0 BB: 0 P: 5	R: 1 E: 0 K: 1 S: 7	H: 2 LOB: 2 BB: 2 P: 15	1B: 7 2B: 1 3B: 0 HR: 0	SF: 0 SAC: 0 DP: 1 HBP: 0	WP: 0 PA: 36 PB: 0 SB: 0 CS: 0	
PITCHER	IP WLS BF H R ER SO BB IBB HBP BLK WP HR S P ERA WHIP	8.2 L 35 8 1 1 5 1 1 0 0 0 0 0 43 51 1.04 1.038	0.1 1 0 0 0 0 0 0 0 0 0 0 0 0 1 1 0.00 0.000											PITCHER	IP WLS BF H R ER SO BB IBB HBP BLK WP HR S P ERA WHIP					
Larry Jaster, L ERA: 3.72 (1, 1)																				
Joe Hoerner, L ERA: 3.34 (9, 1)																				

AB	34
R	1
H	8
RBI	1
BB	2
SO	5
LOB	16



Batter	1	2	3	4	5	6	7	8	9	AB	R	H	RBI	BB	SO	LOB	BOTTOM			
Lou Brock, L OBP: 0.309, SLG: 0.483 (1, 7)	4-3		L4			P6			F7	4	0	0	0	0	0	0	Cincinnati Reds @ St. Louis Cardinals Busch Stadium, St. Louis, MO Tue Jul 04 1967, 3:33 AM CDT Att: 22,661 - Unknown			
Curt Flood, R OBP: 0.363, SLG: 0.396 (1, 8)						P4			BB 1B	3	0	1	0	1	00					
Roger Maris, L OBP: 0.365, SLG: 0.461 (1, 9)										3	0	0	0	1	11					
Alex Johnson, R OBP: 0.194, SLG: 0.253 (9, PR)						K			BB	0	0	0	0	0	00					
Orlando Cepeda, R OBP: 0.429, SLG: 0.539 (1, 3)			F8			F2			F8	4	0	1	0	0	02					
Tim McCarver, L OBP: 0.413, SLG: 0.540 (1, 2)			F5			F7				3	0	0	0	0	01					
Mike Shannon, R OBP: 0.314, SLG: 0.407 (1, 5)						K				3	0	1	0	0	10					
Julian Javier, R OBP: 0.317, SLG: 0.490 (1, 4)						F3				3	0	0	0	0	11					
Dal Maxvill, R OBP: 0.255, SLG: 0.250 (1, 6)			4-3			F7			F7	3	0	0	0	0	00					
Larry Jaster, L OBP: 0.185, SLG: 0.120 (1, 1)										2	0	0	0	0	00					
Joe Hoerner, R OBP: 0.333, SLG: 0.333 (9, 1)			4-3			1-3			F7	0	0	0	0	0	00					
Dave Ricketts, S OBP: 0.371, SLG: 0.486 (9, PH)										1	0	0	0	0	00					
Inning Stats	R: 0 E: 0 K: 0 S: 2	H: 0 LOB: 0 BB: 1 P: 6	R: 0 E: 0 K: 1 S: 6	H: 1 LOB: 1 BB: 0 P: 6	R: 0 E: 0 K: 0 S: 3	H: 0 LOB: 0 BB: 0 P: 3	R: 0 E: 0 K: 1 S: 5	H: 0 LOB: 0 BB: 0 P: 5	R: 0 E: 0 K: 1 S: 5	H: 0 LOB: 0 BB: 0 P: 3	R: 0 E: 0 K: 0 S: 4	H: 1 LOB: 1 BB: 0 P: 4	R: 0 E: 0 K: 0 S: 3	H: 0 LOB: 0 BB: 0 P: 3	R: 0 E: 0 K: 0 S: 4	H: 1 LOB: 2 BB: 1 P: 8	1B: 3 2B: 0 3B: 0 HR: 0	SF: 0 SAC: 0 DP: 1 HBP: 0	WP: 0 PA: 31 PB: 0 SB: 0 CS: 0	
PITCHER	IP WLS BF H R ER SO BB IBB HBP BLK WP HR S P ERA WHIP	9.0 W 31 3 0 0 3 2 0 0 0 0 0 35 43 0.00 0.556											PITCHER	IP WLS BF H R ER SO BB IBB HBP BLK WP HR S P ERA WHIP						
Gary Nolan, R ERA: 2.66 (1, 1)																				

AB	29
R	0
H	3
RBI	0
BB	2
SO	3
LOB	5



Batter	1	2	3	4	5	6	7	8	9	10	AB	R	H	RBI	BB	SO	LOB	TOP
Tommy Helms, R OBP: 0.290, SLG: 0.346 (1, 6)	L6				G6-4-3			5-3										5 0 2 0 0 0 2
Vada Pinson, L OBP: 0.309, SLG: 0.421 (1, 8)	4-3							K										5 1 1 1 0 1 2
Pete Rose, S OBP: 0.363, SLG: 0.471 (1, 4)				4-3														2 0 0 0 2 0 1
Tony Perez, R OBP: 0.325, SLG: 0.525 (1, 5)	5-3																	4 0 0 0 0 0 2
Deron Johnson, R OBP: 0.319, SLG: 0.476 (1, 3)		5-3			F3													4 0 0 0 0 0 0
Art Shamsky, L OBP: 0.269, SLG: 0.284 (10, 7)		3-1						4-3										4 0 1 0 0 0 0
Lee May, R OBP: 0.280, SLG: 0.370 Dick Simpson, R OBP: 0.286, SLG: 0.333 (10, 9)					CS													4 0 1 0 0 0 0
Johnny Edwards, L OBP: 0.261, SLG: 0.254 Mel Queen, L OBP: 0.179, SLG: 0.162 Jimmie Coker, R OBP: 0.333, SLG: 0.488 (7, 2)																		2 0 1 0 1 0 1
Jim Maloney, L OBP: 0.194, SLG: 0.267 Giraldo Ruiz, S OBP: 0.246, SLG: 0.294 Ted Abernathy, R OBP: 0.250, SLG: 0.250 (10, 1)																		0 0 0 0 0 0 0
Jim Maloney, L OBP: 0.194, SLG: 0.267 Giraldo Ruiz, S OBP: 0.246, SLG: 0.294 Ted Abernathy, R OBP: 0.250, SLG: 0.250 (10, 1)																		3 0 1 0 0 0 1
Inning Stats	R: 0 E: 0 K: 0 S: 3	H: 0 LOB: 1 BB: 1 P: 7	R: 0 E: 0 K: 0 S: 4	H: 1 LOB: 1 BB: 0 P: 4	R: 0 E: 0 K: 0 S: 3	H: 1 LOB: 0 BB: 0 P: 3	R: 0 E: 0 K: 0 S: 4	H: 1 LOB: 1 BB: 0 P: 4	R: 0 E: 0 K: 1 S: 5	H: 0 LOB: 1 BB: 1 P: 9	R: 0 E: 0 K: 0 S: 3	H: 0 LOB: 0 BB: 0 P: 3	R: 1 E: 0 K: 0 S: 4	H: 2 LOB: 0 BB: 0 P: 4	1B: 6 2B: 1 3B: 0 HR: 1	SF: 0 SAC: 0 DP: 2 HBP: 0	WP: 1 PB: 0 SB: 1 CS: 1	PA: 39
PITCHER	IP	WLS	BF	H	R	ER	SO	BB	IBB	HBP	BLK	WP	HR	S	P	ERA	WHIP	
Jim Cosman, R ERA: 2.1 Nelson Bries, R ERA: 3.47 Joe Hoerner, L ERA: 3.26	(1, 1)	8.0	L	31	6	1	1	3	0	0	0	0	1	30	42	1.12	1.125	
	(9, 1)	1.1	L	6	2	1	0	0	0	0	0	0	0	6	6	6.75	1.500	
	(10, 1)	0.2		0	0	0	0	0	0	0	0	0	0	1	1	0.00	0.000	

Cincinnati Reds @ St. Louis Cardinals
 Busch Stadium, St. Louis, MO
 Wed Jul 05 1967, 7:05 PM CDT
 Att: 29,760 - Unknown

livebaseballscorecards.com

AB 35
 R 2
 H 8
 RBI 1
 BB 3
 SO 1
 LOB 9




Batter	1	2	3	4	5	6	7	8	9	10	AB	R	H	RBI	BB	SO	LOB	BOTTOM		
Lou Brock, L OBP: 0.305, SLG: 0.476 (1, 7)	K				L3													5 0 0 0 0 1 0		
Curt Flood, R OBP: 0.364, SLG: 0.397 (1, 8)	6-3																	4 0 1 0 1 0 0		
Roger Maris, L OBP: 0.365, SLG: 0.454 (1, 9)																		3 0 0 0 1 1 2		
Orlando Cepeda, R OBP: 0.434, SLG: 0.547 (1, 3)	K																	5 1 4 0 0 1 1		
Tim McCarver, L OBP: 0.418, SLG: 0.544 (1, 2)																		4 0 3 1 0 0 2		
Mike Shannon, R OBP: 0.312, SLG: 0.399 (1, 5)																		4 0 0 0 1 0 6		
Julian Javier, R OBP: 0.315, SLG: 0.396 (1, 4)																		5 0 1 0 0 1 7		
Dal Maxvill, R OBP: 0.252, SLG: 0.247 Bobby Tolan, L OBP: 0.356, SLG: 0.522 Nelson Bries, R OBP: 0.333, SLG: 0.333 Phil Gagliano, R OBP: 0.244, SLG: 0.224 (10, PH)																		3 0 0 0 0 0 6		
Jim Cosman, R OBP: 0.125, SLG: 0.125 Dave Ricketts, S OBP: 0.361, SLG: 0.472 Eddie Bressoud, R OBP: 0.233, SLG: 0.162 Ed Spiezio, R OBP: 0.268, SLG: 0.327 (10, PH)																		0 0 0 0 1 0 0		
Inning Stats	R: 0 E: 0 K: 2 S: 7	H: 2 LOB: 1 BB: 0 P: 11	R: 0 E: 0 K: 0 S: 4	H: 2 LOB: 1 BB: 0 P: 4	R: 0 E: 0 K: 1 S: 5	H: 0 LOB: 0 BB: 0 P: 5	R: 0 E: 1 K: 0 S: 5	H: 1 LOB: 3 BB: 0 P: 6	R: 0 E: 0 K: 1 S: 5	H: 0 LOB: 1 BB: 0 P: 5	R: 0 E: 0 K: 2 S: 8	H: 1 LOB: 3 BB: 2 P: 16	R: 0 E: 0 K: 0 S: 3	H: 0 LOB: 0 BB: 0 P: 3	R: 0 E: 1 K: 2 S: 10	H: 2 LOB: 3 BB: 0 P: 10	1B: 7 2B: 3 3B: 0 HR: 0	SF: 0 SAC: 1 DP: 1 HBP: 1	WP: 1 PB: 0 SB: 0 CS: 0	PA: 45
PITCHER	IP	WLS	BF	H	R	ER	SO	BB	IBB	HBP	BLK	WP	HR	S	P	ERA	WHIP			
Jim Maloney, R ERA: 3.96 Ted Abernathy, R ERA: 1.67	(1, 1)	9.0	W	39	7	1	7	3	1	1	0	1	0	48	65	1.00	1.111			
	(10, 1)	1.0	S	6	2	0	2	0	0	0	0	0	0	10	10	0.00	2.000			

Cincinnati Reds @ St. Louis Cardinals
 Busch Stadium, St. Louis, MO
 Wed Jul 05 1967, 7:05 PM CDT
 Att: 29,760 - Unknown

livebaseballscorecards.com

AB 39
 R 1
 H 9
 RBI 1
 BB 4
 SO 9
 LOB 33



Batter	1	2	3	4	5	6	7	8	9	AB	R	H	RBI	BB	SO	LOB	TOP										
Tommy Helms, R OBP: 0.284, SLG: 0.339	K		F8			L4	G3		F9	5	0	0	0	0	1	1	Cincinnati Reds @ St. Louis Cardinals Busch Stadium, St. Louis, MO Thu Jul 06 1967, 7:05 PM CDT Att: 26,131 - Unknown										
Vada Pinson, L OBP: 0.305, SLG: 0.416	P6		P6			P6			4-3	4	0	0	0	0	0	0											
Pete Rose, S OBP: 0.388, SLG: 0.487	K			CS		HR			E	4	2	3	0	0	1	0											
Tony Perez, R OBP: 0.324, SLG: 0.531		K			5-3				E6	4	1	1	2	0	1	2											
Deron Johnson, R OBP: 0.318, SLG: 0.472	K				K				E6	4	0	1	1	0	2	1											
Art Shamsky, L OBP: 0.280, SLG: 0.275										3	0	0	0	1	0	3											
Lee May, R OBP: 0.214, SLG: 0.363										3	0	0	0	0	2	0											
Dick Simpson, R OBP: 0.279, SLG: 0.324			K	CS		K			5-3	1	0	0	0	0	1	2											
Jimmie Coker, R OBP: 0.327, SLG: 0.511						P4			1-3	4	1	1	0	0	1	0											
Mel Queen, L OBP: 0.214, SLG: 0.200										3	1	2	1	0	0	0											
Giraldo Ruiz, S OBP: 0.245, SLG: 0.292										1	0	0	0	0	0	0											
Bob Lee, R OBP: 0.279, SLG: 0.324										0	0	0	0	0	0	0											
Inning Stats	R: 0 E: 0 K: 2 S: 7	H: 0 LOB: 0 BB: 0 P: 7	R: 0 E: 0 K: 2 S: 7	H: 0 LOB: 0 BB: 0 P: 7	R: 2 E: 0 K: 1 S: 7	H: 2 LOB: 0 BB: 0 P: 7	R: 0 E: 0 K: 1 S: 5	H: 1 LOB: 1 BB: 1 P: 9	R: 0 E: 0 K: 1 S: 5	H: 0 LOB: 0 BB: 0 P: 5	R: 2 E: 1 K: 0 S: 6	H: 2 LOB: 1 BB: 0 P: 6	R: 0 E: 0 K: 0 S: 4	H: 1 LOB: 0 BB: 0 P: 4	R: 1 E: 1 K: 1 S: 8	H: 2 LOB: 2 BB: 0 P: 8	R: 0 E: 0 K: 1 S: 5	H: 0 LOB: 0 BB: 0 P: 5	1B: 4 2B: 1 3B: 2 HR: 1	SF: 0 SAC: 0 DP: 0 HBP: 0	WP: 0 PB: 0 SB: 1 CS: 1	PA: 38					
PITCHER	IP	WLS	BF	H	R	ER	SO	BB	IBB	HBP	BLK	WP	HR	S	P	ERA	WHIP	PITCHER									
Dick Hughes, R ERA: 3.15	(1, 1)	6.0	24	5	4	3	7	0	1	0	0	0	1	37	41	4.50	0.833										
Ron Willis, R ERA: 4.0	(7, 1)	1.1	8	3	1	0	0	0	0	0	0	0	0	8	8	0.00	2.250										
Joe Hoerner, L ERA: 3.09	(8, 1)	1.2	W	5	0	0	2	0	0	0	0	0	0	9	9	0.00	0.000										

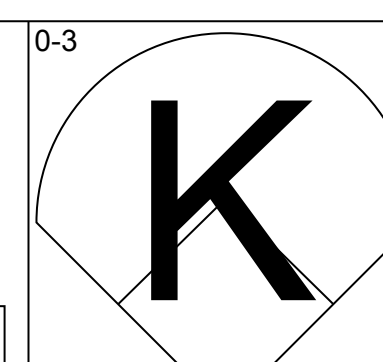
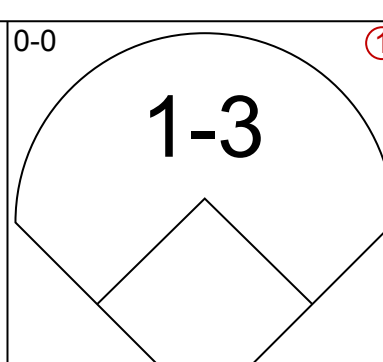
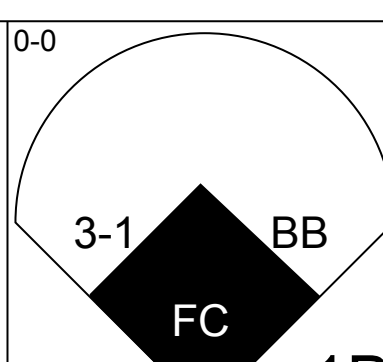
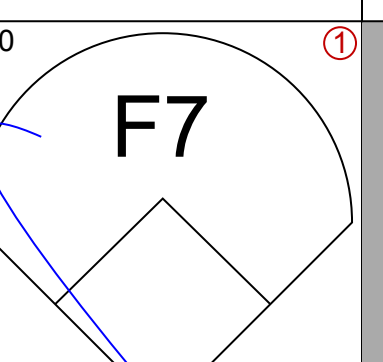
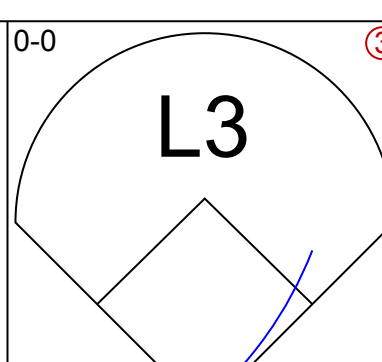
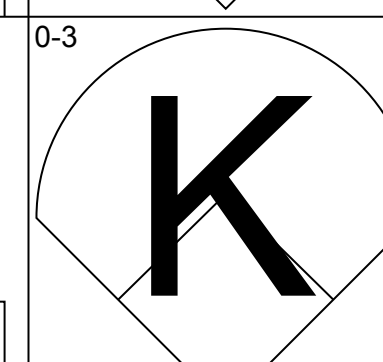
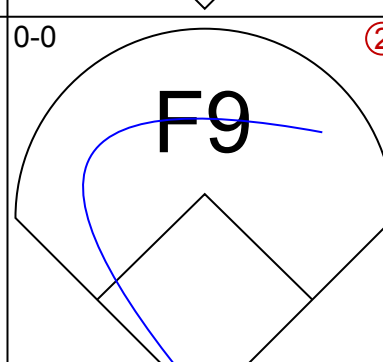
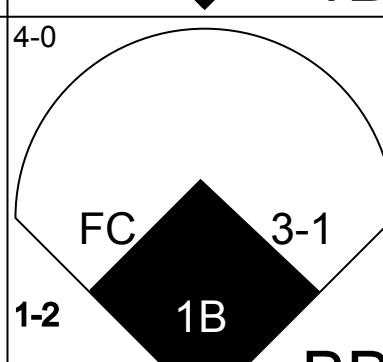
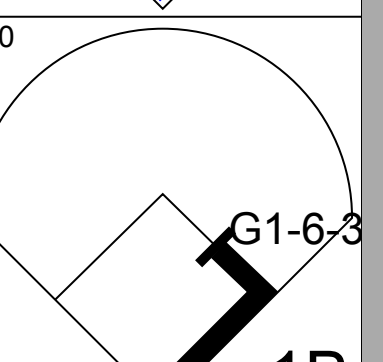
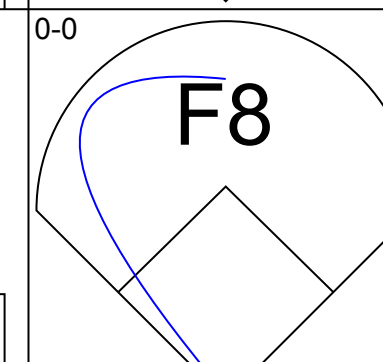
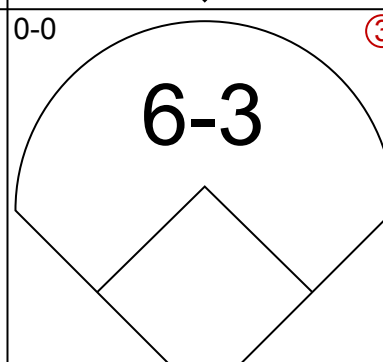
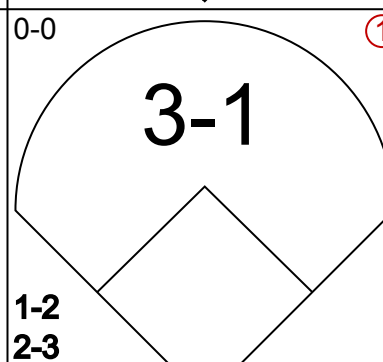
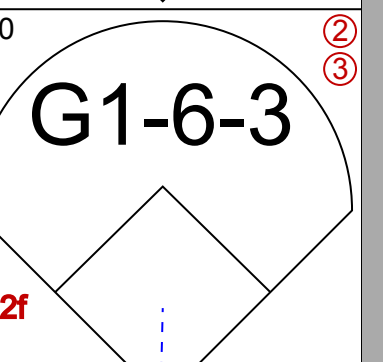
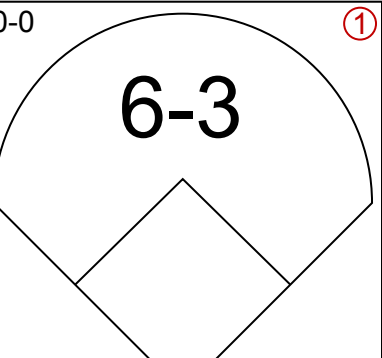
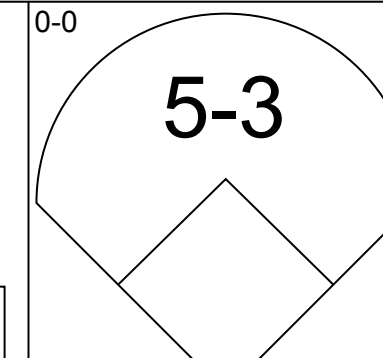
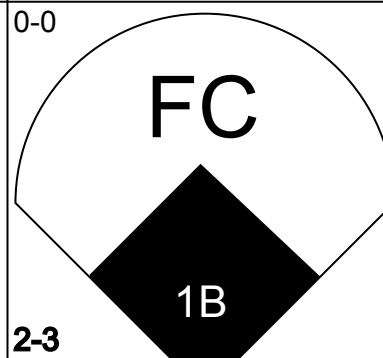
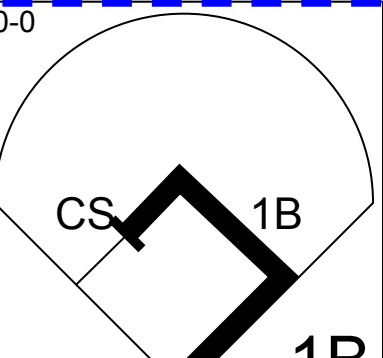
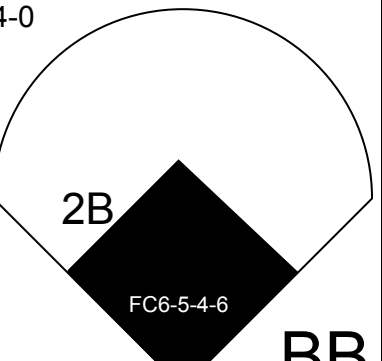
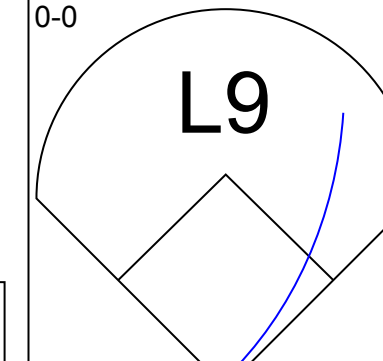
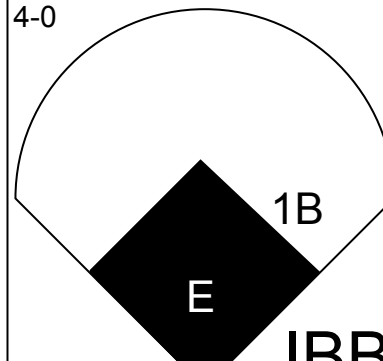
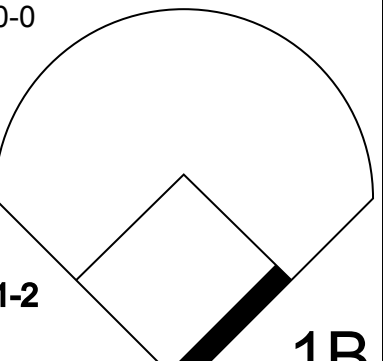
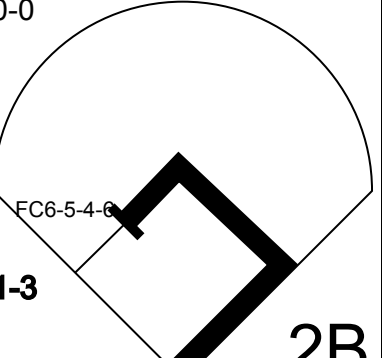
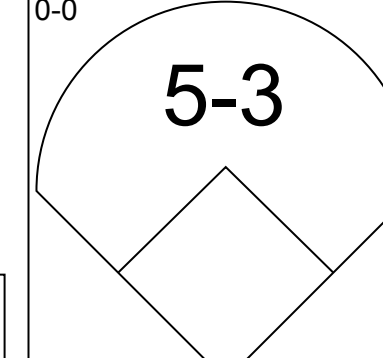
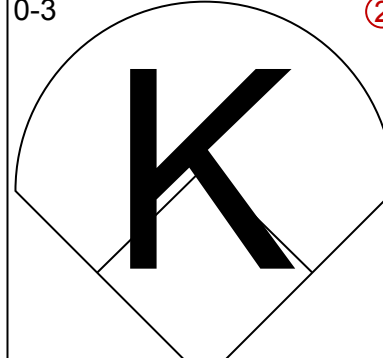
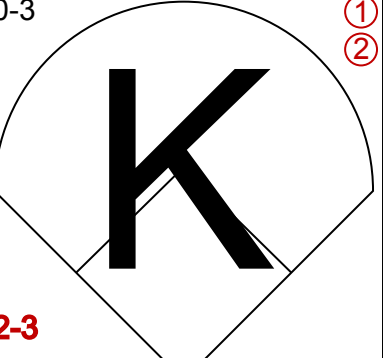
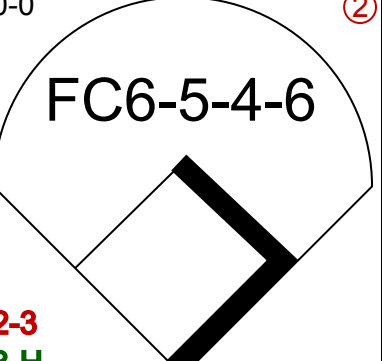
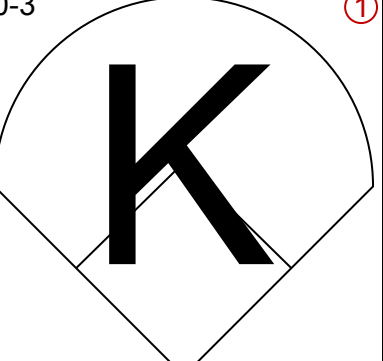
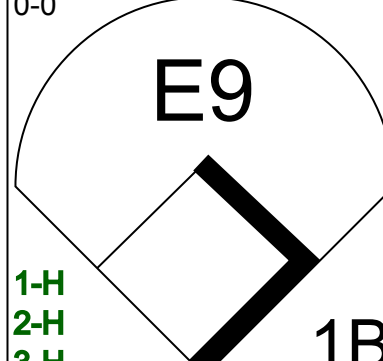
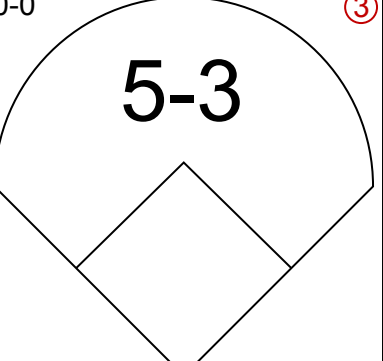
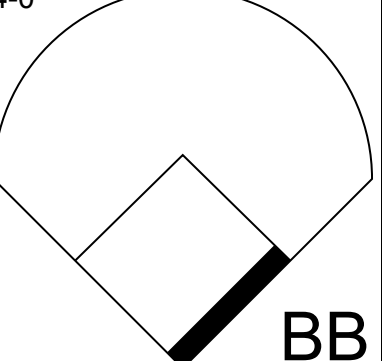
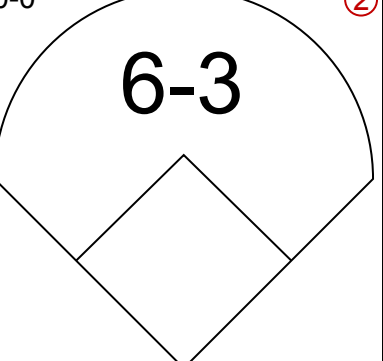
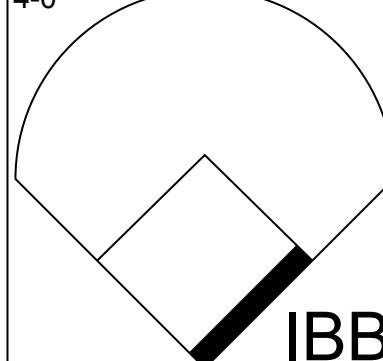
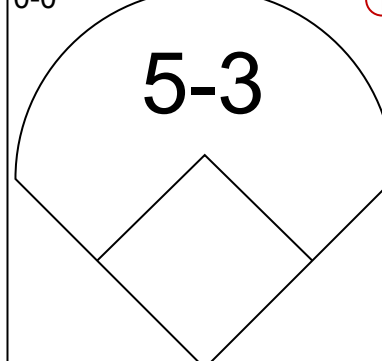

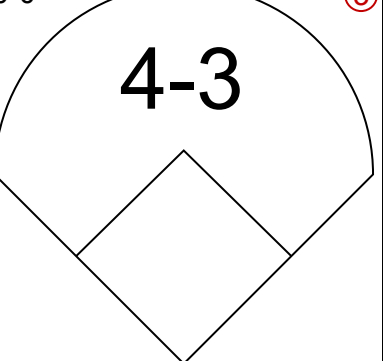

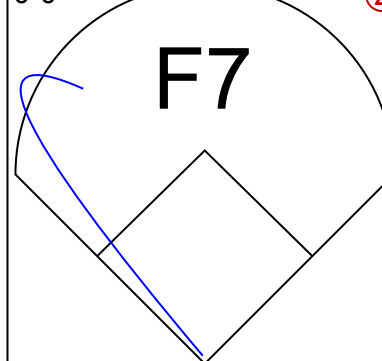
AB	36
R	5
H	8
RBI	4
BB	1
SO	9
LOB	9



Batter	1	2	3	4	5	6	7	8	9	AB	R	H	RBI	BB	SO	LOB	BOTTOM										
Bobby Tolan, L OBP: 0.368, SLG: 0.536	5-3									5	1	3	0	0	0	0	Cincinnati Reds @ St. Louis Cardinals Busch Stadium, St. Louis, MO Thu Jul 06 1967, 7:05 PM CDT Att: 26,131 - Unknown										
Curt Flood, R OBP: 0.381, SLG: 0.392	6-3		F9							4	0	0	0	1	0	2											
Roger Maris, L OBP: 0.362, SLG: 0.444	L3									4	1	0	0	1	0	3											
Orlando Cepeda, R OBP: 0.437, SLG: 0.559		P5								5	1	3	3	0	0	1											
Tim McCarver, L OBP: 0.415, SLG: 0.553										4	1	1	1	0	0	0											
Mike Shannon, R OBP: 0.319, SLG: 0.405										2	1	1	0	1	0	0											
Julian Javier, R OBP: 0.318, SLG: 0.409										4	1	2	2	0	1	1											
Dal Maxvill, R OBP: 0.254, SLG: 0.249										2	0	1	0	0	0	0											
Lou Brock, L OBP: 0.304, SLG: 0.474										1	0	0	0	0	1	2											
Ron Willis, R OBP: 0.500, SLG: 0.500										0	0	0	0	0	0	0											
Joe Hoerner, R OBP: 0.286, SLG: 0.286										1	0	0	0	0	0	0											
Dick Hughes, R OBP: 0.171, SLG: 0.147										2	0	0	0	0	2	1											
Dave Ricketts, S OBP: 0.351, SLG: 0.459										1	0	0	0	0	0	2											
Eddie Bressoud, R OBP: 0.227, SLG: 0.158										1	0	0	0	0	0	0											
Inning Stats	R: 0 E: 0 K: 0 S: 3	H: 0 LOB: 0 BB: 0 P: 3	R: 0 E: 0 K: 1 S: 6	H: 1 LOB: 1 BB: 0 P: 6	R: 0 E: 0 K: 1 S: 6	H: 1 LOB: 1 BB: 0 P: 6	R: 3 E: 0 K: 1 S: 8	H: 3 LOB: 1 BB: 1 P: 12	R: 0 E: 0 K: 0 S: 4	H: 1 LOB: 1 BB: 0 P: 4	R: 0 E: 0 K: 1 S: 6	H: 1 LOB: 2 BB: 1 P: 10	R: 0 E: 0 K: 0 S: 3	H: 0 LOB: 0 BB: 0 P: 3	R: 2 E: 0 K: 0 S: 4	H: 2 LOB: 0 BB: 0 P: 5	R: 1 E: 0 K: 0 S: 4	H: 2 LOB: 2 BB: 1 P: 8	1B: 6 2B: 2 3B: 0 HR: 3	SF: 0 SAC: 0 DP: 0 HBP: 1	WP: 1 PB: 0 SB: 1 CS: 0	PA: 40					
PITCHER	IP	WLS	BF	H	R	ER	SO	BB	IBB	HBP	BLK	WP	HR	S	P	ERA	WHIP	PITCHER									
Mel Queen, R ERA: 3.01	(1, 1)	8.0	L	5	2	1	1	0	1	0	0	0	0	4	8	13.50	4.500										
Bob Lee, R ERA: 3.09	(9, 1)	0.2	L	5	2	1	1	0	1	0	0	0	0	4	8	13.50	4.500										

AB	36
R	6
H	11
RBI	6
BB	3
SO	4
LOB	12

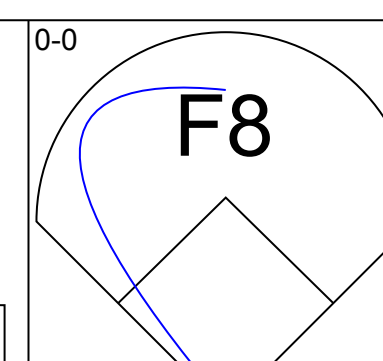
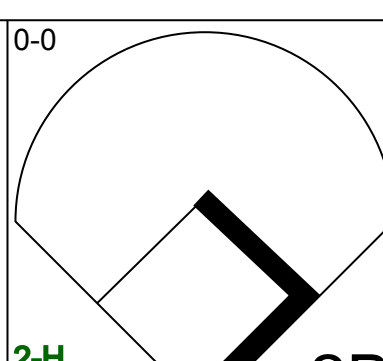
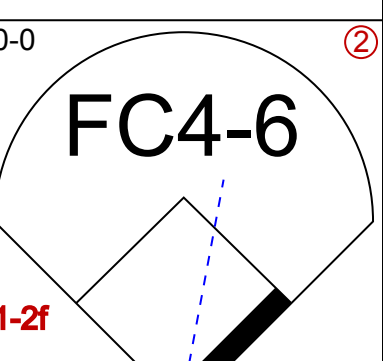
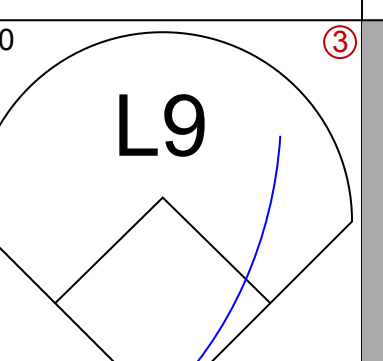
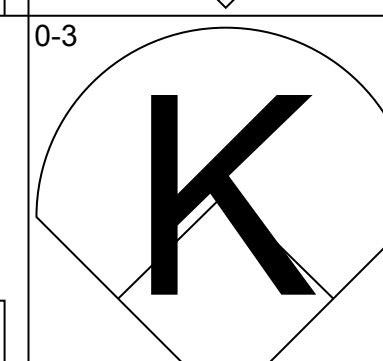
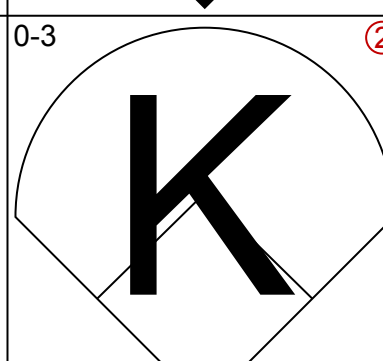
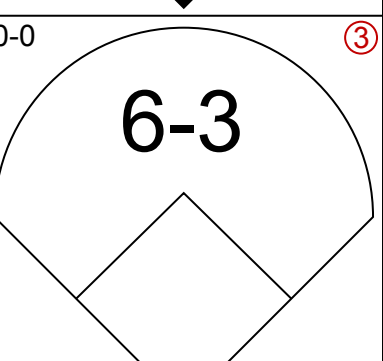
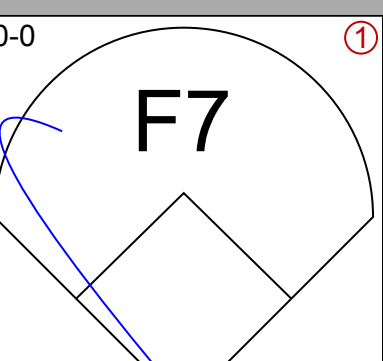
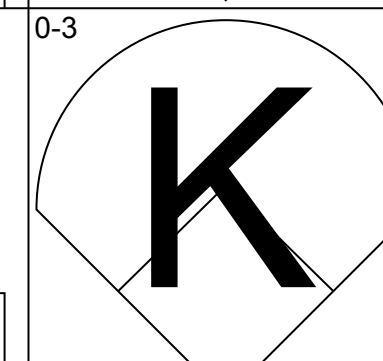
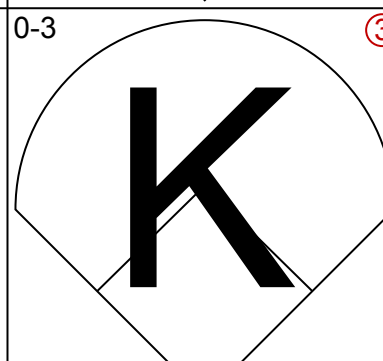
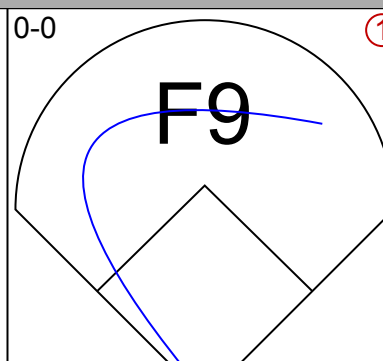
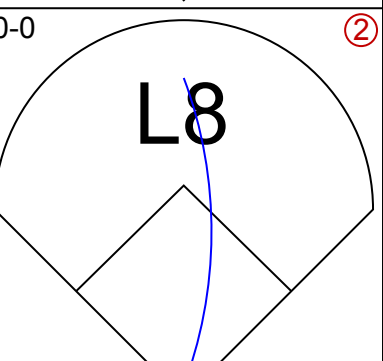
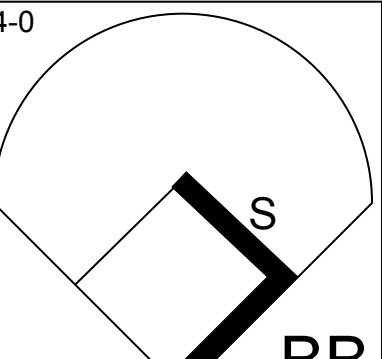
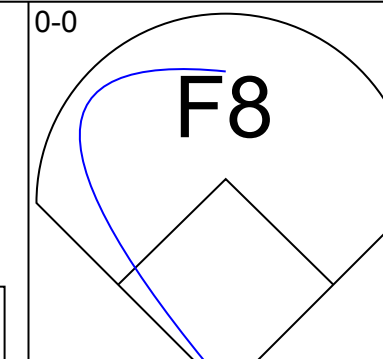
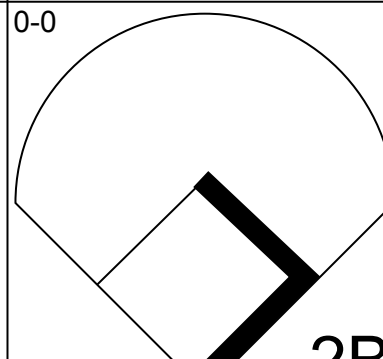
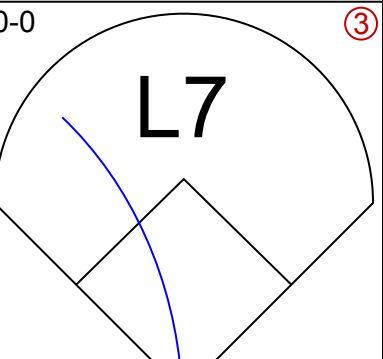
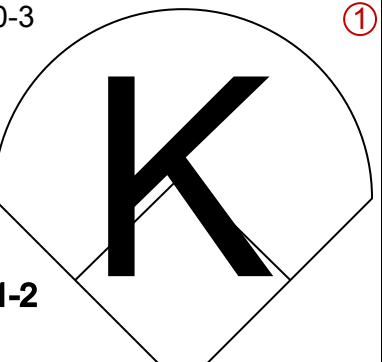
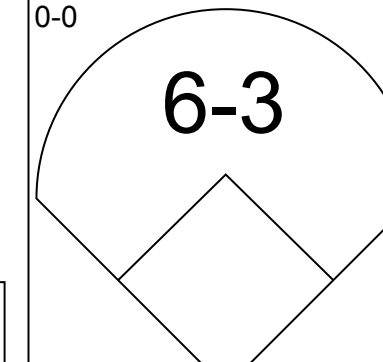
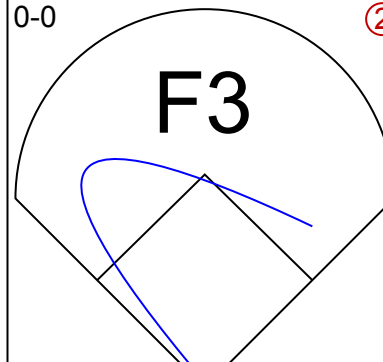
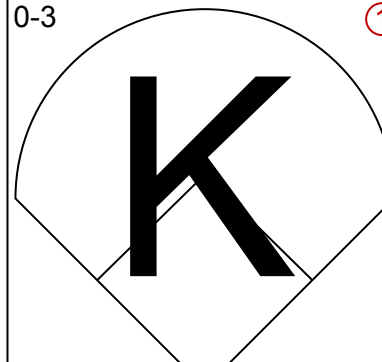
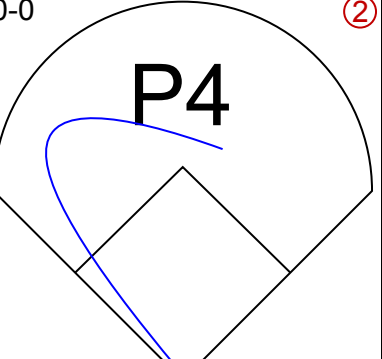
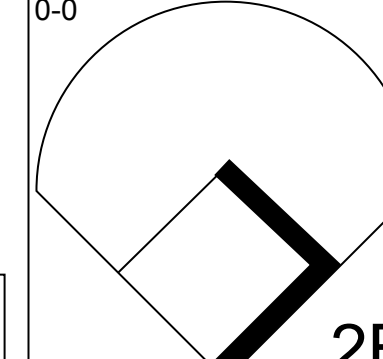
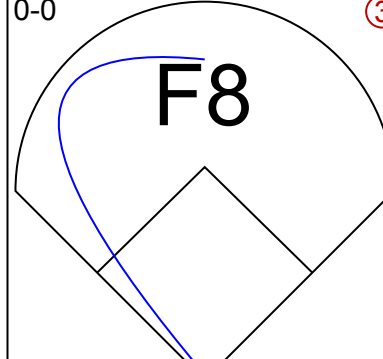
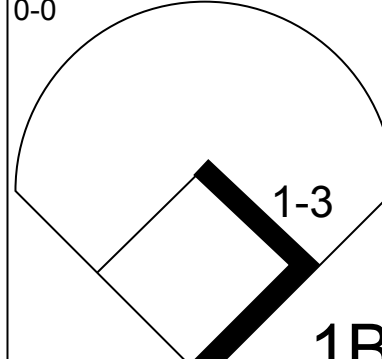
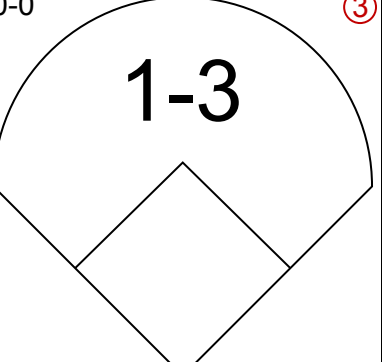
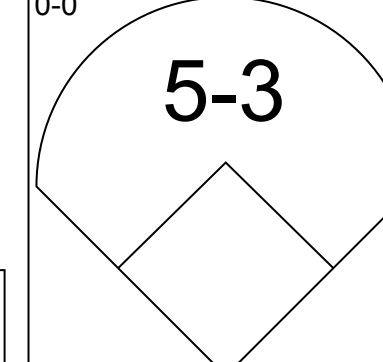
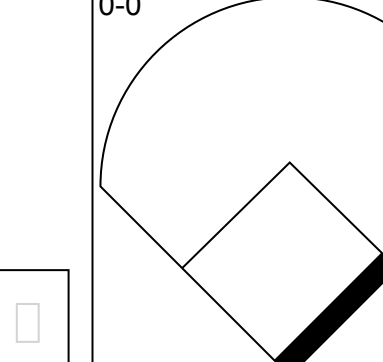
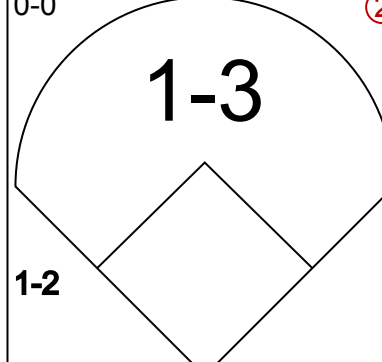
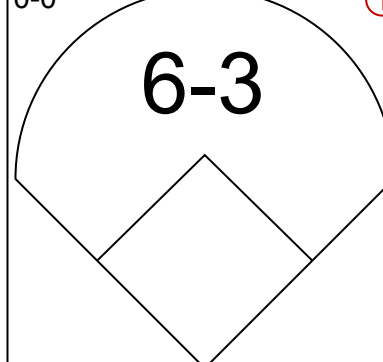
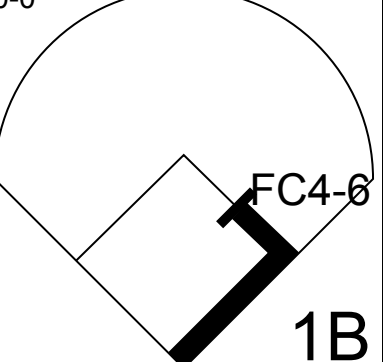
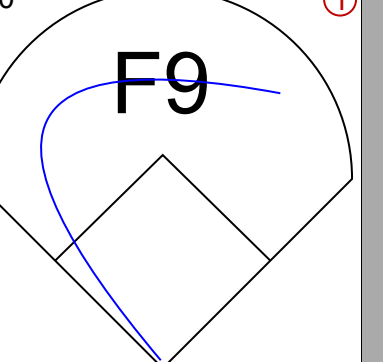
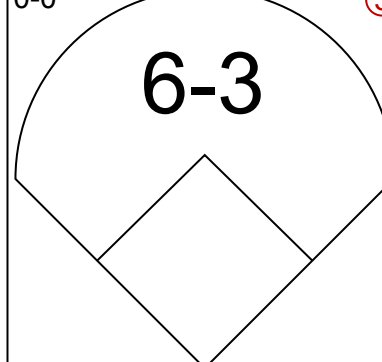
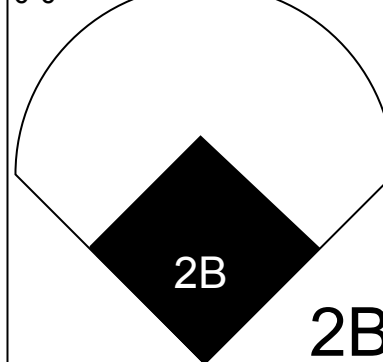
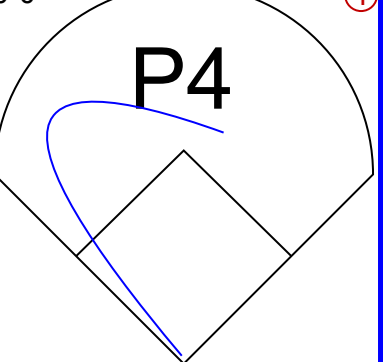
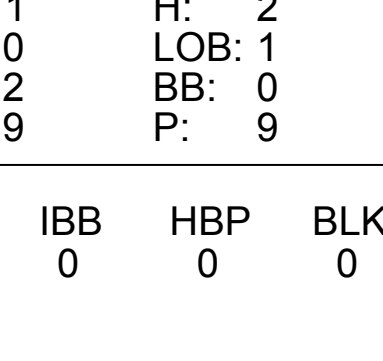


Batter	1	2	3	4	5	6	7	8	9	AB	R	H	RBI	BB	SO	LOB	TOP					
Lou Brock, L OBP: 0.302, SLG: 0.470 (1, 7)										5	1	1	0	0	1	0						
Bobby Tolan, L OBP: 0.373, SLG: 0.530 (1, 8)										3	1	1	0	1	1	0						
Roger Maris, L OBP: 0.355, SLG: 0.435 (1, 9)										4	0	0	0	0	0	3						
Orlando Cepeda, R OBP: 0.435, SLG: 0.554 (1, 3)										4	1	1	1	0	0	1						
Tim McCarver, L OBP: 0.421, SLG: 0.552 (1, 2)										2	2	1	0	2	0	0						
Mike Shannon, R OBP: 0.318, SLG: 0.406 (1, 5)										4	0	1	0	0	2	5						
Julian Javier, R OBP: 0.317, SLG: 0.407 (1, 4)										4	0	1	3	0	1	2						
Dal Maxvill, R OBP: 0.258, SLG: 0.247 (1, 6)										2	0	0	0	2	0	0						
Steve Carlton, L OBP: 0.176, SLG: 0.182 (1, 1)										4	0	0	0	0	2	4						
Inning Stats	R: 0 E: 0 K: 2 S: 7	H: 0 LOB: 0 BB: 0 P: 7	R: 1 E: 0 K: 1 S: 6	H: 1 LOB: 2 BB: 2 P: 14	R: 0 E: 0 K: 0 S: 3	H: 0 LOB: 0 BB: 0 P: 3	R: 0 E: 0 K: 0 S: 3	H: 0 LOB: 0 BB: 0 P: 3	R: 0 E: 0 K: 1 S: 5	H: 0 LOB: 0 BB: 0 P: 5	R: 4 E: 1 K: 2 S: 10	H: 2 LOB: 2 BB: 3 P: 22	R: 0 E: 0 K: 0 S: 3	H: 1 LOB: 0 BB: 0 P: 3	R: 0 E: 0 K: 1 S: 6	H: 2 LOB: 1 BB: 0 P: 6	R: 0 E: 0 K: 0 S: 3	H: 0 LOB: 0 BB: 0 P: 3	1B: 5 2B: 2 3B: 0 HR: 0	SF: 0 SAC: 0 DP: 2 HBP: 0	WP: 0 PB: 0 SB: 0 CS: 1	PA: 37
PITCHER	IP WLS BF H R ER SO BB IBB HBP BLK WP HR S P ERA WHIP																					
Larry Jackson, R ERA: 3.32 (1, 1)	5.2 L 25 3 5 4 5 3 1 0 0 0 0 0 31 47 6.35 1.059																					
Dick Ellsworth, L ERA: 5.77 (6, 1)	1.1 5 1 0 0 1 0 1 0 0 0 0 0 6 10 0.00 0.750																					
John Boozar, R ERA: 5.84 (8, 1)	2.0 7 2 0 0 1 0 0 0 0 0 0 0 9 9 0.00 1.000																					

St. Louis Cardinals @ Philadelphia Phillies
 Connie Mack Stadium, Philadelphia, PA
 Fri Jul 07 1967, 7:05 PM EDT
 Att: 21,176 - Unknown

AB	32
R	5
H	6
RBI	4
BB	5
SO	7
LOB	15



Batter	1	2	3	4	5	6	7	8	9	AB	R	H	RBI	BB	SO	LOB	BOTTOM					
Tony Taylor, R OBP: 0.327, SLG: 0.361 (1, 3)										4	0	1	1	0	0	2						
Billy Cowan, R OBP: 0.200, SLG: 0.292 (1, 7)										4	0	0	0	0	2	2						
Dick Allen, R OBP: 0.424, SLG: 0.534 (1, 5)										4	0	0	0	0	2	1						
Don Lock, R OBP: 0.390, SLG: 0.556 (1, 8)										3	0	1	0	1	0	0						
Gene Oliver, R OBP: 0.333, SLG: 0.500 (1, 2)										4	0	0	0	0	2	2						
Johnny Callison, L OBP: 0.367, SLG: 0.467 (1, 9)										4	0	2	0	0	0	2						
Cookie Rojas, R OBP: 0.256, SLG: 0.264 (1, 4)										4	0	1	0	0	0	3						
Bobby Wine, R OBP: 0.233, SLG: 0.279 (1, 6)										4	0	1	0	0	0	2						
Larry Jackson, R OBP: 0.170, SLG: 0.174 (1, 1)										2	1	1	0	0	0	1						
Dick Ellsworth, L OBP: 0.111, SLG: 0.111 (6, 1)										0	0	0	0	0	0	0						
Gary Sutherland, R OBP: 0.309, SLG: 0.335 (7, PH)										1	0	0	0	0	0	1						
John Boozar, R OBP: 0.286, SLG: 0.167 (8, 1)										0	0	0	0	0	0	0						
Inning Stats	R: 0 E: 0 K: 2 S: 7	H: 0 LOB: 0 BB: 0 P: 7	R: 0 E: 0 K: 1 S: 5	H: 0 LOB: 1 BB: 1 P: 9	R: 1 E: 0 K: 2 S: 9	H: 2 LOB: 1 BB: 0 P: 9	R: 0 E: 0 K: 0 S: 4	H: 1 LOB: 1 BB: 0 P: 4	R: 0 E: 0 K: 0 S: 4	H: 1 LOB: 1 BB: 0 P: 4	R: 0 E: 0 K: 0 S: 4	H: 1 LOB: 1 BB: 0 P: 4	R: 0 E: 0 K: 0 S: 3	H: 0 LOB: 0 BB: 0 P: 3	R: 0 E: 0 K: 1 S: 6	H: 1 LOB: 1 BB: 0 P: 6	R: 0 E: 0 K: 0 S: 6	H: 1 LOB: 1 BB: 0 P: 6	1B: 3 2B: 4 3B: 0 HR: 0	SF: 0 SAC: 0 DP: 0 HBP: 0	WP: 0 PB: 0 SB: 1 CS: 0	PA: 35
PITCHER	IP WLS BF H R ER SO BB IBB HBP BLK WP HR S P ERA WHIP																					
Steve Carlton, L ERA: 3.31 (1, 1)	9.0 W 35 7 1 1 6 1 0 0 0 0 0 0 46 50 1.00 0.889																					

St. Louis Cardinals @ Philadelphia Phillies
 Connie Mack Stadium, Philadelphia, PA
 Fri Jul 07 1967, 7:05 PM EDT
 Att: 21,176 - Unknown

AB	34
R	1
H	7
RBI	1
BB	1
SO	6
LOB	16



Batter	1	2	3	4	5	6	7	8	9	AB	R	H	RBI	BB	SO	LOB	TOP								
Matty Alou, L (1, 8) OBP: 0.362, SLG: 0.386 Manny Mota, R (8, FH) OBP: 0.327, SLG: 0.432	4-0 L5-3 BB			0-0 F7		0-0 4-3		0-0 SF8		2	0	0	0	1	0	0									
Maury Wills, S (1, 5) OBP: 0.296, SLG: 0.345	0-0 L5-3			0-0 E9		0-0 6-3		0-3 K		4	0	0	0	0	1	1									
Roberto Clemente, R (1, 9) OBP: 0.494, SLG: 0.522	0-0 6-3			0-3 K			0-0 5-3		0-0 G5-4-3 1B	4	0	1	0	0	1	1									
Willie Stargell, L (1, 7) OBP: 0.350, SLG: 0.489		0-0 4-3		0-0 L9			0-0 F5		0-3 K	4	0	0	0	0	1	2									
Bill Mazerowski, R (1, 4) OBP: 0.310, SLG: 0.376		0-0 G4-6-3 1B			0-0 F8		0-0 6-3		0-0 G5-4-3	4	0	1	0	0	0	1									
Donn Clendenen, R (1, 3) OBP: 0.294, SLG: 0.391		0-0 G4-6-3			0-0 F8 1B			0-0 HR 1B		3	1	2	0	0	0	1									
Gene Alley, R (1, 6) OBP: 0.346, SLG: 0.434				0-0 P4 1B		0-0 F8		0-0 HR		3	1	2	2	0	0	1									
Jerry May, R (1, 2) OBP: 0.353, SLG: 0.368				0-0 P4		0-0 F9		0-0 SF8 3B		3	1	1	0	0	0	2									
Steve Blass, R (1, 1) OBP: 0.095, SLG: 0.095 Juan Pizarro, L (8, 1) OBP: 0.211, SLG: 0.167 Pete Mikkelsen, R (8, 1)				0-3 K		0-0 F2		0-3 K		3	0	0	0	0	2	1									
Inning Stats	R: 0 E: 0 K: 0 S: 2	H: 0 LOB: 0 BB: 1 P: 6	R: 0 E: 0 K: 0 S: 3	H: 1 LOB: 0 BB: 0 P: 3	R: 0 E: 0 K: 1 S: 5	H: 1 LOB: 0 BB: 0 P: 5	R: 0 E: 1 K: 1 S: 6	H: 0 LOB: 1 BB: 0 P: 6	R: 0 E: 0 K: 0 S: 4	H: 1 LOB: 1 BB: 0 P: 4	R: 0 E: 0 K: 0 S: 3	H: 0 LOB: 0 BB: 0 P: 3	R: 0 E: 0 K: 0 S: 3	H: 0 LOB: 0 BB: 0 P: 3	R: 3 E: 0 K: 2 S: 10	H: 3 LOB: 0 BB: 0 P: 10	R: 0 E: 0 K: 1 S: 5	H: 1 LOB: 0 BB: 0 P: 5	1B: 5 2B: 1 3B: 1 HR: 1	SF: 1 SAC: 0 DP: 3 HBP: 0	WP: 0 PB: 0 SB: 0 CS: 0	PA: 32			
PITCHER	IP	WLS	BF	H	R	ER	SO	BB	IBB	HBP	BLK	WP	HR	S	P	ERA	WHIP								
Dick Hughes, R (1, 1) ERA: 3.18 Al Jackson, L (8, 1) ERA: 4.79	7.1		27	6	3	3	3	1	0	0	0	0	1	32	36	3.68	0.955								

Pittsburgh Pirates @ St. Louis Cardinals
 Busch Stadium, St. Louis, MO
 Wed Jul 12 1967, 7:05 PM CDT
 Att: 14,812 - Unknown

AB 30
 R 3
 H 7
 RBI 3
 BB 1
 SO 5
 LOB 10



Batter	1	2	3	4	5	6	7	8	9	AB	R	H	RBI	BB	SO	LOB	BOTTOM								
Lou Brock, L (1, 7) OBP: 0.304, SLG: 0.471	0-0 4-3 2B		0-0 FC3-6 1B		4-0 BB		0-0 4-3			3	0	2	0	1	0	0									
Bobby Tolan, L (1, 8) OBP: 0.344, SLG: 0.474	0-3 K		0-0 FC3-6 S		0-0 F8		0-0 6-3			4	0	0	0	0	1	3									
Roger Maris, L (1, 9) OBP: 0.357, SLG: 0.438	0-0 4-3		0-0 F9		0-0 E 1B		0-0 P4			4	1	1	0	0	0	2									
Orlando Cepeda, R (1, 3) OBP: 0.429, SLG: 0.552	0-0 5-3			0-0 E5 FC6-4		0-0 E5 1B G4-3		0-0 HR 1B		4	2	1	0	0	0	2									
Tim McCarver, L (1, 2) OBP: 0.421, SLG: 0.541		0-0 G5-4-3 1B		0-0 F8		4-0 G4-3 1B IBB		0-0 F2		3	0	1	0	1	0	2									
Mike Shannon, R (1, 5) OBP: 0.313, SLG: 0.409		0-0 G5-4-3		0-0 FC6-4		0-0 G4-3 1B		0-0 HR		4	1	2	3	0	0	2									
Julian Javier, R (1, 4) OBP: 0.325, SLG: 0.426			0-0 1B		0-0 5-3		0-0 G4-3		0-0 FC5-4 1B	4	0	2	0	0	0	3									
Dal Maxvill, R (1, 6) OBP: 0.255, SLG: 0.241		0-0 5-3			0-0 F9		0-0 BB		0-0 FC5-4	3	0	0	0	1	0	2									
Dick Hughes, R (1, 1) OBP: 0.158, SLG: 0.135 Al Jackson, L (8, 1) OBP: 0.400, SLG: 0.391			0-0 5-3		0-0 6-3		0-3 K		0-3 K	3	0	0	0	0	1	2									
Inning Stats	R: 0 E: 0 K: 1 S: 6	H: 1 LOB: 1 BB: 0 P: 6	R: 0 E: 0 K: 0 S: 4	H: 2 LOB: 1 BB: 0 P: 4	R: 0 E: 0 K: 0 S: 4	H: 1 LOB: 1 BB: 0 P: 4	R: 0 E: 1 K: 0 S: 4	H: 0 LOB: 1 BB: 0 P: 4	R: 0 E: 0 K: 0 S: 3	H: 0 LOB: 1 BB: 1 P: 7	R: 2 E: 1 K: 1 S: 7	H: 2 LOB: 2 BB: 2 P: 15	R: 0 E: 0 K: 0 S: 3	H: 0 LOB: 0 BB: 0 P: 3	R: 2 E: 0 K: 1 S: 8	H: 3 LOB: 1 BB: 0 P: 8	R: 0 E: 0 K: 1 S: 5	H: 1 LOB: 0 BB: 0 P: 5	1B: 7 2B: 1 3B: 0 HR: 1	SF: 0 SAC: 0 DP: 2 HBP: 0	WP: 0 PB: 0 SB: 1 CS: 0	PA: 36			
PITCHER	IP	WLS	BF	H	R	ER	SO	BB	IBB	HBP	BLK	WP	HR	S	P	ERA	WHIP								
Steve Blass, R (1, 1) ERA: 2.39 Juan Pizarro, L (8, 1) ERA: 4.33 Pete Mikkelsen, R (8, 1) ERA: 4.34	7.0		31	7	3	1	2	2	1	0	0	0	0	32	44	1.29	1.286								
	0.1		1	0	0	0	0	0	0	0	0	0	0	1	1	0.00	0.000								
	0.2	L	4	2	1	1	1	0	0	0	0	0	1	6	6	13.50	3.000								

Pittsburgh Pirates @ St. Louis Cardinals
 Busch Stadium, St. Louis, MO
 Wed Jul 12 1967, 7:05 PM CDT
 Att: 14,812 - Unknown

AB 33
 R 4
 H 9
 RBI 3
 BB 3
 SO 3
 LOB 19



Batter	1	2	3	4	5	6	7	8	9	AB	R	H	RBI	BB	SO	LOB	TOP					
Maury Wills, S OBP: 0.301, SLG: 0.349 (1, 5)										5	2	3	0	0	0	1						
Manny Mota, R OBP: 0.331, SLG: 0.434 (1, 8) (7, 7)										4	1	2	0	0	0	1						
Roberto Clemente, R OBP: 0.497, SLG: 0.520 (1, 9)										3	2	1	2	2	0	1						
Bill Mazerowski, R OBP: 0.311, SLG: 0.386 (1, 4)										5	2	2	2	0	0	4						
Donn Clendenon, R OBP: 0.293, SLG: 0.389 (1, 3) Willie Stargell, L OBP: 0.346, SLG: 0.487 (9, PH) (9, 3)										4	1	1	2	0	1	2						
Gene Alley, R OBP: 0.343, SLG: 0.428 (1, 6)										4	0	0	0	1	0	1						
Jose Pagan, R OBP: 0.292, SLG: 0.350 (1, 7) Matty Alou, L OBP: 0.361, SLG: 0.385 (7, 8)										3	0	1	1	0	0	0						
Jerry May, R OBP: 0.366, SLG: 0.389 (1, 2)										4	0	4	1	0	0	0						
Bob Veale, S OBP: 0.023, SLG: 0.023 (1, 1) Billy O'Dell, S OBP: 0.185, SLG: 0.120 (6, 1) Al McBean, R (9, 1)										3	0	0	0	0	1	4						
Inning Stats	R: 1 E: 0 K: 1 S: 7	H: 2 LOB: 1 BB: 0 P: 7	R: 0 E: 0 K: 0 S: 4	H: 1 LOB: 1 BB: 0 P: 4	R: 2 E: 1 K: 0 S: 6	H: 3 LOB: 1 BB: 0 P: 6	R: 0 E: 0 K: 1 S: 6	H: 1 LOB: 1 BB: 0 P: 6	R: 1 E: 0 K: 0 S: 4	H: 1 LOB: 0 BB: 0 P: 4	R: 0 E: 0 K: 0 S: 4	H: 2 LOB: 1 BB: 0 P: 4	R: 4 E: 1 K: 0 S: 7	H: 3 LOB: 2 BB: 2 P: 15	R: 0 E: 0 K: 0 S: 3	H: 1 LOB: 1 BB: 1 P: 7	R: 0 E: 0 K: 1 S: 5	H: 0 LOB: 0 BB: 0 P: 5	1B: 12 2B: 2 3B: 0 HR: 1	SF: 1 SAC: 1 DP: 2 HBP: 0	WP: 0 PB: 2 SB: 0 CS: 0	PA: 43
PITCHER	IP WLS BF H R ER SO BB IBB HBP BLK WP HR S P ERA WHIP																					
Steve Carlton, L ERA: 3.39	6.0 L 27 10 4 3 2 0 0 0 0 0 0 1 31 31 4.50 1.667																					
Ron Willis, R ERA: 4.55	0.1 4 2 3 2 0 0 1 0 0 0 0 0 3 7 54.00 6.000																					
Hal Woodeshick, L ERA: 5.96	1.2 9 2 1 0 0 0 2 0 0 0 0 0 7 15 0.00 1.200																					
Nelson Briles, R ERA: 3.51	1.0 3 0 0 0 1 0 0 0 0 0 0 0 5 5 0.00 0.000																					

Pittsburgh Pirates @ St. Louis Cardinals
Busch Stadium, St. Louis, MO
Thu Jul 13 1967, 7:05 PM CDT
Att: 24,134 - Unknown

AB 38
R 8
H 14
RBI 8
BB 3
SO 3
LOB 16



Batter	1	2	3	4	5	6	7	8	9	AB	R	H	RBI	BB	SO	LOB	BOTTOM					
Julian Javier, R OBP: 0.323, SLG: 0.420 (1, 4)										4	0	0	0	1	0	1						
Bobby Tolan, L OBP: 0.354, SLG: 0.475 (1, 8)										4	2	2	1	1	1	0						
Ed Spiezio, R OBP: 0.286, SLG: 0.305 (1, 5)										4	1	1	0	1	1	4						
Orlando Cepeda, R OBP: 0.431, SLG: 0.550 (1, 3)										3	0	1	1	2	0	1						
Mike Shannon, R OBP: 0.315, SLG: 0.404 (1, 7)										3	1	0	1	2	1	3						
Alex Johnson, R OBP: 0.220, SLG: 0.271 (1, 9) Tim McCarver, L OBP: 0.423, SLG: 0.543 (9, PH)										3	0	1	0	1	0	2						
Dave Ricketts, S OBP: 0.326, SLG: 0.419 (1, 2)										5	0	1	1	0	1	3						
Dal Maxvill, R OBP: 0.255, SLG: 0.238 (1, 6)										3	1	0	0	1	0	2						
Steve Carlton, L OBP: 0.194, SLG: 0.176 (5, PH) Phil Cigliano, R OBP: 0.207, SLG: 0.224 (6, PH) Al Jackson, L OBP: 0.340, SLG: 0.391 (7, 1) Ron Willis, R OBP: 0.340, SLG: 0.391 (7, 1) Hal Woodeshick, R OBP: 0.293, SLG: 0.389 (8, PH) Eddie Bressoud, R OBP: 0.209, SLG: 0.175 (9, 1)										1	0	0	0	1	1	1						
Inning Stats	R: 0 E: 0 K: 0 S: 3	H: 0 LOB: 1 BB: 1 P: 7	R: 1 E: 0 K: 1 S: 6	H: 2 LOB: 1 BB: 1 P: 10	R: 1 E: 0 K: 1 S: 7	H: 2 LOB: 2 BB: 1 P: 11	R: 0 E: 0 K: 1 S: 5	H: 0 LOB: 1 BB: 1 P: 9	R: 0 E: 0 K: 2 S: 7	H: 0 LOB: 1 BB: 1 P: 11	R: 0 E: 0 K: 0 S: 3	H: 1 LOB: 3 BB: 4 P: 19	R: 0 E: 0 K: 0 S: 3	H: 0 LOB: 0 BB: 0 P: 3	R: 0 E: 0 K: 1 S: 5	H: 0 LOB: 0 BB: 0 P: 5	R: 2 E: 0 K: 0 S: 5	H: 2 LOB: 2 BB: 2 P: 13	1B: 6 2B: 1 3B: 0 HR: 0	SF: 0 SAC: 0 DP: 2 HBP: 0	WP: 0 PB: 0 SB: 1 CS: 0	PA: 43
PITCHER	IP WLS BF H R ER SO BB IBB HBP BLK WP HR S P ERA WHIP																					
Bob Veale, L ERA: 3.51	5.2 W 28 4 3 3 5 9 0 0 0 0 0 0 12 20 4.76 2.294																					
Billy O'Dell, L ERA: 5.64	2.2 12 2 2 2 1 2 0 0 0 0 0 0 12 20 6.75 1.500																					
Al McBean, R ERA: 2.89	0.2 S 3 1 0 0 0 0 0 0 0 0 0 0 3 3 0.00 1.500																					

Pittsburgh Pirates @ St. Louis Cardinals
Busch Stadium, St. Louis, MO
Thu Jul 13 1967, 7:05 PM CDT
Att: 24,134 - Unknown

AB 32
R 5
H 7
RBI 5
BB 11
SO 6
LOB 17



Batter	1	2	3	4	5	6	7	8	9	AB	R	H	RBI	BB	SO	LOB	TOP	
Maury Wills, S OBP: 0.301, SLG: 0.347 Matty Alou, L OBP: 0.363, SLG: 0.387 (8, PH)	0-3 K		4-0 BB			0-0 1-3		0-0 FC5-4 1B		2	0	0	0	1	1	0		
Manny Mota, R OBP: 0.325, SLG: 0.426 Al Luplow, L OBP: 0.245, SLG: 0.268 (8, PH)	0-0 1-3		0-0 F8 1-2			0-0 6-3		0-0 FC5-4 E 1-2		3	0	0	0	0	0	1		
Roberto Clemente, R OBP: 0.493, SLG: 0.516 (1, 9)	0-0 1B		0-3 K			0-0 E4 CS		0-0 E4 FC4-6 1-3		4	0	1	0	0	1	1		
Bill Mazerowski, R OBP: 0.307, SLG: 0.381 (1, 4)	0-0 F9			0-0 F7		0-0 CS 1-2	0-0 F8	0-0 P3		4	0	0	0	0	0	3		
Donn Clendenon, R OBP: 0.289, SLG: 0.383 (1, 3)		0-0 6-3		0-0 6-3			0-3 K	0-0 FC4-6 1-2		4	0	0	0	0	1	2		
Gene Alley, R OBP: 0.342, SLG: 0.425 (1, 6)		0-0 1-6-3		0-0 P3			0-0 1B E 1B		0-0 5-3	4	1	1	0	0	0	0		
Jose Pagan, R OBP: 0.304, SLG: 0.361 (8, 5)		0-0 1B		0-0 F3			0-0 E7 1-H 1B	4-0 G4-6-3 BB		3	0	2	0	0	0	0		
Willie Stargell, L OBP: 0.348, SLG: 0.487 Jim Pajiarani, R OBP: 0.286, SLG: 0.127 Dennis Ribant, R OBP: 0.265, SLG: 0.353 (9, PR)		0-0 1B		0-0 F9			4-0 1B IBB	0-0 G4-6-3 1-2		3	0	1	0	1	0	1		
Jerry May, R OBP: 0.369, SLG: 0.388 (1, 2)		1-2 1B		0-3 K			0-0 P2			3	0	0	0	0	2	4		
Tommy Sisk, R OBP: 0.111, SLG: 0.111 (1, 1)																		
Inning Stats	R: 0 E: 0 K: 1 S: 6	H: 1 LOB: 1 BB: 0 P: 6	R: 0 E: 0 K: 1 S: 7	H: 2 LOB: 2 BB: 0 P: 7	R: 0 E: 0 K: 1 S: 4	H: 0 LOB: 0 BB: 1 P: 8	R: 0 E: 0 K: 0 S: 3	H: 0 LOB: 0 BB: 0 P: 3	R: 0 E: 0 K: 0 S: 5	H: 0 LOB: 0 BB: 0 P: 5	R: 1 E: 1 K: 1 S: 7	H: 2 LOB: 2 BB: 1 P: 11	R: 0 E: 0 K: 0 S: 5	H: 1 LOB: 1 BB: 1 P: 6	1B: 6 2B: 0 3B: 0 HR: 0	SF: 0 SAC: 0 DP: 1 HBP: 0	WP: 0 PA: 36 PB: 0 SB: 0 CS: 1	
PITCHER	IP	WLS	BF	H	R	ER	SO	BB	IBB	HBP	BLK	WP	HR	S	P	ERA	WHIP	
Larry Jaster, L ERA: 3.22	7.0	W	27	5	1	0	5	1	1	0	0	0	0	35	43	0.00	0.857	
Nelson Briles, R ERA: 3.42	1.1		6	1	0	0	0	0	0	0	0	0	0	6	6	0.00	0.750	
Joe Hoerner, L ERA: 2.86	0.2	S	2	0	0	0	0	1	0	0	0	0	0	1	5	0.00	1.500	

Pittsburgh Pirates @ St. Louis Cardinals
 Busch Stadium, St. Louis, MO
 Fri Jul 14, 1967, 7:05 PM CDT
 Att: 25,668 - Unknown

AB	32
R	1
H	6
RBI	0
BB	3
SO	5
LOB	13



Batter	1	2	3	4	5	6	7	8	9	AB	R	H	RBI	BB	SO	LOB	BOTTOM		
Lou Brock, L OBP: 0.301, SLG: 0.466 (1, 7)	0-0 6-3		0-0 FC5-4 S 1-2			0-0 L7	0-0 F8			4	0	0	0	0	0	3			
Bobby Tolan, L OBP: 0.343, SLG: 0.459 (1, 3)	0-0 4-3		0-0 4-3 1-2			0-0 4-3		0-0 P3		4	0	0	0	0	0	1			
Roger Maris, L OBP: 0.359, SLG: 0.433 (1, 9)	0-0 4-3			4-0 BB L3		4-0 BB		0-0 F8		2	0	0	0	2	0	0			
Tim McCarver, L OBP: 0.417, SLG: 0.534 (1, 2)		0-0 4-3		0-0 L3 1-2		0-0 F7		0-0 4-3		4	0	0	0	0	2	2			
Mike Shannon, R OBP: 0.319, SLG: 0.405 (8, 5)		4-0 BB		0-0 1B		0-0 6-3				2	0	1	0	1	0	0			
Ed Spiezio, R OBP: 0.288, SLG: 0.306 Alex Johnson, R OBP: 0.220, SLG: 0.271 Dal Maxvill, R OBP: 0.235, SLG: 0.238 (8, 6)		0-3 K		0-3 K			0-0 BB 1B			3	0	1	0	0	2	2			
Julian Javier, R OBP: 0.323, SLG: 0.417 (1, 4)		0-0 P6			0-0 F9		4-0 BB 1B E BB			2	1	0	0	1	0	1			
Eddie Bressoud, R OBP: 0.250, SLG: 0.171 Orlando Cepeda, R OBP: 0.433, SLG: 0.551 (7, PH)			4-0 FC5-4 BB		0-0 5-3		0-0 E 1B			1	0	0	0	1	0	0			
Larry Jaster, L OBP: 0.156, SLG: 0.100 Dave Ricketts, S OBP: 0.318, SLG: 0.409 Nelson Briles, R OBP: 0.286, SLG: 0.286 (8, 1)			0-3 K		0-0 4-3		0-0 F7 1-2 3H			2	0	0	0	0	1	1			
Joe Hoerner, R OBP: 0.286, SLG: 0.286 (8, 1)										1	0	0	0	0	0	0			
Inning Stats	R: 0 E: 0 K: 0 S: 3	H: 0 LOB: 0 BB: 0 P: 3	R: 0 E: 0 K: 1 S: 5	H: 0 LOB: 1 BB: 1 P: 9	R: 0 E: 0 K: 1 S: 5	H: 0 LOB: 1 BB: 1 P: 9	R: 0 E: 0 K: 1 S: 5	H: 1 LOB: 1 BB: 1 P: 9	R: 0 E: 0 K: 0 S: 3	H: 0 LOB: 0 BB: 0 P: 3	R: 0 E: 0 K: 0 S: 3	H: 0 LOB: 0 BB: 0 P: 7	R: 2 E: 1 K: 0 S: 5	H: 2 LOB: 2 BB: 1 P: 9	R: 0 E: 0 K: 0 S: 3	H: 0 LOB: 0 BB: 0 P: 3	1B: 3 2B: 1 3B: 0 HR: 0	SF: 0 SAC: 0 DP: 1 HBP: 0	WP: 0 PA: 31 PB: 0 SB: 1 CS: 0
PITCHER	IP	WLS	BF	H	R	ER	SO	BB	IBB	HBP	BLK	WP	HR	S	P	ERA	WHIP		
Tommy Sisk, R ERA: 3.29	8.0	L	31	3	2	1	3	5	0	0	0	0	0	32	52	1.12	1.000		

Pittsburgh Pirates @ St. Louis Cardinals
 Busch Stadium, St. Louis, MO
 Fri Jul 14, 1967, 7:05 PM CDT
 Att: 25,668 - Unknown

AB	26
R	2
H	3
RBI	1
BB	5
SO	3
LOB	11



Batter	1	2	3	4	5	6	7	8	9	AB	R	H	RBI	BB	SO	LOB	TOP										
Matty Alou, L OBP: 0.363, SLG: 0.387 (1, 8)										5	1	2	0	0	0	3											
Maury Wills, S OBP: 0.303, SLG: 0.348 (1, 5)										5	2	2	0	0	1	3											
Roberto Clemente, R OBP: 0.499, SLG: 0.521 (1, 9)										5	2	3	1	0	0	1											
Willie Stargell, L OBP: 0.351, SLG: 0.485 (1, 7)										3	0	1	1	1	0	1											
Bill Mazerowski, R OBP: 0.306, SLG: 0.378 (1, 4)										5	0	1	1	0	0	5											
Donn Clendenen, R OBP: 0.295, SLG: 0.385 (1, 3)										4	1	2	1	1	1	1											
Gene Alley, R OBP: 0.342, SLG: 0.423 (1, 6)										1	0	0	1	1	0	1											
Jerry May, R OBP: 0.371, SLG: 0.387 (1, 2)										3	0	1	0	1	0	2											
Dennis Ribant, R Manny Mota, R Al McBean, R Juan Pizarro, L Manny Jimenez, R Jose Pagan, R Roy Face, R (1, 1) (7, PH) (7, 1) (7, 1) (8, PH) (8, PH) (8, PH) (8, 1)										2	0	0	0	0	0	2											
Inning Stats	R: 0 E: 0 K: 0 S: 3	H: 0 LOB: 0 BB: 0 P: 3	R: 0 E: 0 K: 1 S: 5	H: 0 LOB: 0 BB: 0 P: 5	R: 0 E: 0 K: 0 S: 3	H: 0 LOB: 2 BB: 2 P: 11	R: 1 E: 0 K: 0 S: 4	H: 1 LOB: 2 BB: 2 P: 12	R: 0 E: 0 K: 1 S: 5	H: 1 LOB: 1 BB: 0 P: 5	R: 1 E: 0 K: 0 S: 5	H: 2 LOB: 1 BB: 0 P: 5	R: 2 E: 0 K: 0 S: 7	H: 4 LOB: 2 BB: 0 P: 7	R: 1 E: 0 K: 0 S: 5	H: 2 LOB: 1 BB: 0 P: 5	R: 1 E: 0 K: 0 S: 5	H: 2 LOB: 1 BB: 0 P: 5	1B: 11 2B: 2 3B: 0 HR: 0	SF: 1 SAC: 2 DP: 1 HBP: 0	WP: 0 PB: 0 SB: 0 CS: 1	PA: 42					
PITCHER	IP	WLS	BF	H	R	ER	SO	BB	IBB	HBP	BLK	WP	HR	S	P	ERA	WHIP										
Bob Gibson, R ERA: 3.52 (1, 1)	3.1		15	1	1	1	1	4	0	0	0	0	0	13	29	2.70	1.500										
Al Jackson, L ERA: 4.94 (4, 1)	3.1		16	7	3	3	1	0	0	0	0	0	0	18	18	8.10	2.100										
Ron Willis, R ERA: 4.91 (7, 1)	0.1	L	1	0	0	0	0	0	0	0	0	0	0	1	1	0.00	0.000										
Nelson Briles, R ERA: 3.58 (8, 1)	0.1	L	3	2	1	1	0	0	0	0	0	0	0	3	3	27.00	6.000										
Hal Woodeshick, L ERA: 5.92 (8, 1)	1.2		7	2	1	1	0	0	0	0	0	0	0	7	7	5.40	1.200										

Pittsburgh Pirates @ St. Louis Cardinals
Busch Stadium, St. Louis, MO

AB	35
R	6
H	12
RBI	6
BB	4
SO	2
LOB	20



WP	0	PA	42
PB	0		
SB	0		
CS	1		


Batter	1	2	3	4	5	6	7	8	9	AB	R	H	RBI	BB	SO	LOB	BOTTOM										
Lou Brock, L OBP: 0.301, SLG: 0.464 (1, 7)										4	1	1	0	0	1	2											
Bobby Tolan, L OBP: 0.343, SLG: 0.452 (1, 8)										2	1	0	0	1	1	1											
Phil Gagliano, R OBP: 0.248, SLG: 0.222 (7, PH)										1	0	0	0	0	1	2											
Nelson Briles, R (8, 1)										0	0	0	0	0	0	0											
Hal Woodeshick, R (8, 1)										0	0	0	0	0	0	0											
Roger Maris, L OBP: 0.357, SLG: 0.440 (1, 9)										4	0	1	1	0	0	1											
Orlando Cepeda, R OBP: 0.431, SLG: 0.557 (1, 3)										4	1	1	2	0	0	3											
Tim McCarver, L OBP: 0.415, SLG: 0.529 (1, 2)										4	0	1	0	0	0	1											
Mike Shannon, R OBP: 0.318, SLG: 0.402 (1, 5)										4	1	1	0	0	0	1											
Julian Javier, R OBP: 0.322, SLG: 0.414 (1, 4)										4	0	1	0	0	1	0											
Eddie Bressoud, R OBP: 0.269, SLG: 0.182 (1, 6)										3	0	1	0	1	0	0											
Bob Gibson, R OBP: 0.222, SLG: 0.125 (1, 1)										1	0	0	0	0	0	0											
Al Jackson, L OBP: 0.385, SLG: 0.375 (4, 1)										1	0	0	0	0	0	0											
Ron Willis, R OBP: 0.500, SLG: 0.500 (7, 1)										0	0	0	0	0	0	0											
Alex Johnson, R OBP: 0.216, SLG: 0.268 (7, PH)										1	0	0	1	0	0	1											
Inning Stats	R: 1 E: 1 K: 1 S: 7	H: 2 LOB: 1 BB: 0 P: 7	R: 0 E: 0 K: 0 S: 3	H: 0 LOB: 0 BB: 0 P: 3	R: 0 E: 0 K: 0 S: 3	H: 0 LOB: 0 BB: 0 P: 3	R: 0 E: 1 K: 0 S: 4	H: 1 LOB: 1 BB: 0 P: 4	R: 0 E: 0 K: 1 S: 5	H: 0 LOB: 0 BB: 0 P: 5	R: 2 E: 0 K: 0 S: 4	H: 1 LOB: 0 BB: 1 P: 8	R: 1 E: 0 K: 2 S: 10	H: 3 LOB: 2 BB: 0 P: 10	R: 0 E: 1 K: 0 S: 3	H: 0 LOB: 0 BB: 0 P: 3	R: 0 E: 0 K: 0 S: 3	H: 0 LOB: 1 BB: 1 P: 7	1B: 5 2B: 0 3B: 1 HR: 1	SF: 1 SAC: 0 DP: 1 HBP: 0	WP: 0 PB: 0 SB: 0 CS: 0	PA: 36					
PITCHER	IP	WLS	BF	H	R	ER	SO	BB	IBB	HBP	BLK	WP	HR	S	P	ERA	WHIP										
Dennis Ribant, R ERA: 3.35 (1, 1)	6.0		23	4	3	3	2	1	0	0	0	0	0	4	4	27.00	9.000										
Al McBean, R ERA: 3.06 (7, 1)	0.1		4	3	1	1	0	0	0	0	0	0	0	4	4	27.00	9.000										
Juan Pizarro, L ERA: 4.29 (7, 1)	0.2	W	2	0	0	0	2	0	0	0	0	0	0	6	6	0.00	0.000										
Roy Face, R ERA: 1.38 (8, 1)	2.0	S	7	0	0	0	0	1	0	0	0	0	0	6	10	0.00	0.500										


Pittsburgh Pirates @ St. Louis Cardinals
Busch Stadium, St. Louis, MO

AB	33
R	4
H	7
RBI	4
BB	2
SO	4
LOB	12



WP	0	PA	36
PB	0		
SB	0		
CS	0		

Batter	1	2	3	4	5	6	7	8	9	AB	R	H	RBI	BB	SO	LOB	TOP								
Bud Harrelson, S (1, 6) OBP: 0.329, SLG: 0.331	0-0 4-3		0-0 1-3					0-0 K		4	0	1	0	0	1	0	New York Mets @ St. Louis Cardinals Busch Stadium, St. Louis, MO Sun Jul 16 1967, 3:33 AM CDT Unknown AB 31 R 2 H 4 RBI 2 BB 0 SO 4 LOB 3 								
Larry Stahl, L (1, 8) OBP: 0.284, SLG: 0.319	0-0 F7						0-3 K		0-0 F8	4	0	0	0	0	2	1									
Tommy Davis, R (1, 7) OBP: 0.350, SLG: 0.498 Jerry Grote, R (8, 2) OBP: 0.231, SLG: 0.266	0-0 3-1			0-0 1-3					0-0 F9	3	1	1	0	0	0	0									
Ed Kranepool, L (1, 3) OBP: 0.362, SLG: 0.406		0-0 P6		0-0 1-3					0-0 F5	4	1	1	2	0	0	0									
Jerry Buchek, R (1, 4) OBP: 0.287, SLG: 0.374		0-0 F9			0-0 L7				0-0 P3	3	0	1	0	0	0	0									
Ed Charles, R (1, 5) OBP: 0.355, SLG: 0.343		0-0 F9			0-0 6-3				0-0 5-3	3	0	0	0	0	0	1									
Tommie Reynolds, R (1, 9) OBP: 0.272, SLG: 0.280			0-0 1-3		0-0 4-3				0-0 P4	3	0	0	0	0	0	1									
John Sullivan, L (1, 2) OBP: 0.256, SLG: 0.235 Cleon Jones, R (8, PH) OBP: 0.220, SLG: 0.280				0-0 G3					0-0 L7	2	0	0	0	0	0	0									
Dennis Bennett, L (1, 1) OBP: 0.161, SLG: 0.267 Bob Johnson, R (8, PH) OBP: 0.349, SLG: 0.456 Hal Reniff, R (8, 1)				0-0 F7					0-0 P5	2	0	0	0	0	1	0									
Inning Stats	R: 0 E: 0 K: 0 S: 3	H: 0 LOB: 0 BB: 0 P: 3	R: 0 E: 0 K: 0 S: 4	H: 1 LOB: 1 BB: 0 P: 4	R: 0 E: 0 K: 0 S: 3	H: 0 LOB: 0 BB: 0 P: 3	R: 0 E: 0 K: 1 S: 5	H: 0 LOB: 0 BB: 0 P: 5	R: 0 E: 0 K: 2 S: 8	H: 1 LOB: 1 BB: 0 P: 8	R: 2 E: 0 K: 0 S: 5	H: 2 LOB: 0 BB: 0 P: 5	R: 0 E: 0 K: 1 S: 5	H: 0 LOB: 0 BB: 0 P: 5	R: 0 E: 0 K: 0 S: 3	H: 0 LOB: 0 BB: 0 P: 3		1B: 0 2B: 2 3B: 1 HR: 1	SF: 0 SAC: 0 DP: 0 HBP: 0	WP: 0 PB: 0 SB: 0 CS: 0	PA: 31				
PITCHER	IP	WLS	BF	H	R	ER	SO	BB	IBB	HBP	BLK	WP	HR	S	P	ERA	WHIP								
Ray Washburn, R (1, 1) ERA: 3.05	7.0	L	25	4	2	2	3	0	0	0	0	0	1	31	31	2.57	0.571								
Joe Hoerner, L (8, 1) ERA: 2.7	2.0		6	0	0	0	1	0	0	0	0	0	0	8	8	0.00	0.000								

Batter	1	2	3	4	5	6	7	8	9	AB	R	H	RBI	BB	SO	LOB	BOTTOM								
Lou Brock, L (1, 7) OBP: 0.303, SLG: 0.463	0-0 E1		0-0 F8							3	1	1	0	0	0	0	New York Mets @ St. Louis Cardinals Busch Stadium, St. Louis, MO Sun Jul 16 1967, 3:33 AM CDT Unknown AB 32 R 1 H 6 RBI 1 BB 3 SO 2 LOB 16 								
Julian Javier, R (1, 4) OBP: 0.322, SLG: 0.412	0-0 P6		0-0 F8							4	0	1	1	0	0	3									
Ed Spiezio, R (1, 5) OBP: 0.300, SLG: 0.323	0-0 F3			4-0 G5-4-3					0-0 F8	3	0	1	0	1	0	2									
Orlando Cepeda, R (1, 3) OBP: 0.429, SLG: 0.552				0-0 G5-4-3					0-0 F9	3	0	0	0	1	0	2									
Mike Shannon, R (1, 8) OBP: 0.321, SLG: 0.402	0-0 F6			0-0 FC6-4					0-0 5-3	3	0	1	0	1	0	2									
Alex Johnson, R (1, 9) OBP: 0.210, SLG: 0.260 Bobby Tolan, L (8, PH) OBP: 0.348, SLG: 0.456		0-0 P4		0-0 FC6-4					0-0 CS	3	0	0	0	0	0	3									
John Romano, R (1, 2) OBP: 0.286, SLG: 0.137 Tim McCarver, L (8, PH) OBP: 0.413, SLG: 0.527		0-0 F7			0-0 2B				0-0 CS	3	0	1	0	0	0	2									
Eddie Bressoud, R (1, 6) OBP: 0.255, SLG: 0.170 Roger Maris, L (8, PH) OBP: 0.356, SLG: 0.438		0-3 K			0-0 6-3				0-0 F2	3	0	0	0	0	1	1									
Ray Washburn, R (1, 1) OBP: 0.061, SLG: 0.121 Phil Gagliano, R (7, PH) OBP: 0.246, SLG: 0.220 Joe Hoerner, R (8, 1) OBP: 0.286, SLG: 0.286 Larry Jaster, L (8, PH) OBP: 0.152, SLG: 0.097			0-3 K		0-0 6-3				0-0 4-3	2	0	0	0	0	1	1									
Inning Stats	R: 0 E: 1 K: 0 S: 4	H: 0 LOB: 2 BB: 1 P: 8	R: 0 E: 0 K: 1 S: 5	H: 0 LOB: 0 BB: 0 P: 5	R: 0 E: 0 K: 1 S: 5	H: 0 LOB: 0 BB: 0 P: 5	R: 0 E: 0 K: 0 S: 3	H: 1 LOB: 1 BB: 1 P: 7	R: 0 E: 0 K: 0 S: 4	H: 1 LOB: 2 BB: 1 P: 5	R: 1 E: 0 K: 0 S: 5	H: 2 LOB: 1 BB: 0 P: 5	R: 0 E: 0 K: 0 S: 3	H: 1 LOB: 0 BB: 0 P: 3	R: 0 E: 0 K: 0 S: 3	H: 0 LOB: 0 BB: 0 P: 3		1B: 4 2B: 2 3B: 0 HR: 0	SF: 0 SAC: 0 DP: 1 HBP: 1	WP: 0 PB: 0 SB: 2 CS: 1	PA: 37				
PITCHER	IP	WLS	BF	H	R	ER	SO	BB	IBB	HBP	BLK	WP	HR	S	P	ERA	WHIP								
Dennis Bennett, L (1, 1) ERA: 4.0	7.0		30	5	1	1	2	3	0	1	0	0	0	30	43	1.29	1.143								
Hal Reniff, R (8, 1) ERA: 3.17	2.0	S	6	1	0	0	0	0	0	0	0	0	0	6	6	0.00	0.500								

Batter	1	2	3	4	5	6	7	8	9	AB	R	H	RBI	BB	SO	LOB	TOP										
Bud Harrelson, S OBP: 0.330, SLG: 0.330 (1, 6)										4	1	1	0	1	1	1	New York Mets @ St. Louis Cardinals Busch Stadium, St. Louis, MO Sun Jul 16 1967, 3:38 AM CDT Att: 33,673 - Unknown										
Cleon Jones, R OBP: 0.233, SLG: 0.276 (1, 8) (9, 7)										3	1	0	0	2	1	1											
Tommy Davis, R OBP: 0.353, SLG: 0.498 (1, 7) Larry Stahl, L OBP: 0.284, SLG: 0.319 (9, 8)										4	1	2	0	0	0	3											
Ed Kranepool, L OBP: 0.363, SLG: 0.420 (1, 3)										5	2	2	3	0	0	3											
Jerry Buchek, R OBP: 0.289, SLG: 0.375 (1, 4)										5	1	2	1	0	0	2											
Ed Charles, R OBP: 0.360, SLG: 0.350 (1, 5)										5	1	3	1	0	1	0											
Ron Swoboda, R OBP: 0.313, SLG: 0.387 (1, 9)										3	1	0	0	1	0	4											
Jerry Grote, R OBP: 0.231, SLG: 0.271 (1, 2)										4	0	1	2	0	0	2											
Dick Selma, R OBP: 0.289, SLG: 0.375 (1, 1)										2	0	0	0	0	1	1											
Don Shaw, L OBP: 0.269, SLG: 0.277 (4, 1) Tommie Reynolds, R OBP: 0.289, SLG: 0.277 (5, PH) Bob Shaw, R OBP: 0.080, SLG: 0.042 (5, 1)										0	0	0	0	0	0	0											
Inning Stats	R: 0 E: 0 K: 0 S: 4	H: 1 LOB: 2 BB: 0 P: 5	R: 0 E: 0 K: 1 S: 5	H: 0 LOB: 1 BB: 1 P: 9	R: 3 E: 1 K: 0 S: 5	H: 3 LOB: 1 BB: 2 P: 13	R: 0 E: 0 K: 1 S: 5	H: 0 LOB: 0 BB: 0 P: 5	R: 5 E: 2 K: 1 S: 11	H: 5 LOB: 1 BB: 0 P: 11	R: 0 E: 0 K: 0 S: 5	H: 1 LOB: 0 BB: 0 P: 5	R: 0 E: 0 K: 0 S: 4	H: 1 LOB: 1 BB: 0 P: 4	R: 0 E: 0 K: 0 S: 3	H: 0 LOB: 1 BB: 1 P: 7	R: 0 E: 0 K: 0 S: 3	H: 0 LOB: 0 BB: 0 P: 3	1B: 9 2B: 1 3B: 0 HR: 1	SF: 0 SAC: 0 DP: 2 HBP: 1	WP: 0 PB: 0 SB: 1 CS: 0	PA: 42					
PITCHER	IP	WLS	BF	H	R	ER	SO	BB	IBB	HBP	BLK	WP	HR	S	P	ERA	WHIP										
Jim Cosman, R ERA: 2.89 (1, 1)	2.1		13	2	3	3	1	3	0	1	0	0	0	11	24	11.57	2.143										
Jack Lamabe, R ERA: 4.42 (3, 1)	2.0	L	13	7	5	4	1	0	0	0	0	0	1	15	15	18.00	3.500										
Ron Willis, R ERA: 4.7 (5, 1)	1.2		5	1	0	0	2	0	0	0	0	0	0	9	9	0.00	0.600										
Hal Woodeshick, L ERA: 5.47 (7, 1)	2.0		8	1	0	0	0	1	0	0	0	0	0	7	11	0.00	1.000										
Al Jackson, L ERA: 4.89 (9, 1)	1.0		3	0	0	0	0	0	0	0	0	0	0	3	3	0.00	0.000										
Batter	1	2	3	4	5	6	7	8	9	AB	R	H	RBI	BB	SO	LOB	BOTTOM										
Lou Brock, L OBP: 0.309, SLG: 0.471 (1, 7)										4	2	3	1	1	0	0	New York Mets @ St. Louis Cardinals Busch Stadium, St. Louis, MO Sun Jul 16 1967, 3:38 AM CDT Att: 33,673 - Unknown										
Bobby Tolan, L OBP: 0.336, SLG: 0.442 (1, 8)										4	0	0	1	0	0	3											
Roger Maris, L OBP: 0.363, SLG: 0.455 (1, 9)										3	1	2	1	1	0	1											
Orlando Cepeda, R OBP: 0.427, SLG: 0.548 (1, 3)										4	0	1	1	0	0	2											
Tim McCarver, L OBP: 0.414, SLG: 0.530 (1, 2)										4	0	2	0	0	0	1											
Mike Shannon, R OBP: 0.316, SLG: 0.395 (1, 5)										4	0	0	0	0	2	2											
Julian Javier, R OBP: 0.322, SLG: 0.411 (1, 4) Hal Woodeshick, R OBP: 0.296, SLG: 0.318 (8, PH) Al Jackson, L OBP: 0.385, SLG: 0.375 (9, 1)										3	1	1	0	0	1	0											
Dal Maxvill, R OBP: 0.258, SLG: 0.239 (1, 6)										3	1	1	0	1	0	0											
Jim Cosman, R OBP: 0.125, SLG: 0.125 (1, 1) Jack Lamabe, R OBP: 0.286, SLG: 0.167 (3, 1) Ron Willis, R OBP: 0.500, SLG: 0.500 (5, 1) Phil Gagliano, R OBP: 0.242, SLG: 0.216 (6, PH) (7, 4)										0	0	0	0	0	0	0											
Inning Stats	R: 2 E: 0 K: 1 S: 8	H: 3 LOB: 1 BB: 0 P: 8	R: 0 E: 0 K: 0 S: 3	H: 1 LOB: 1 BB: 1 P: 7	R: 0 E: 0 K: 0 S: 2	H: 0 LOB: 0 BB: 1 P: 6	R: 2 E: 0 K: 1 S: 8	H: 3 LOB: 2 BB: 1 P: 12	R: 0 E: 0 K: 0 S: 4	H: 2 LOB: 1 BB: 0 P: 4	R: 0 E: 0 K: 1 S: 5	H: 0 LOB: 0 BB: 0 P: 5	R: 1 E: 1 K: 0 S: 5	H: 2 LOB: 1 BB: 0 P: 5	R: 0 E: 0 K: 0 S: 3	H: 0 LOB: 0 BB: 0 P: 3		R: 0 E: 0 K: 0 S: 3	H: 0 LOB: 0 BB: 0 P: 3	1B: 8 2B: 1 3B: 1 HR: 1	SF: 1 SAC: 1 DP: 3 HBP: 0	WP: 2 PB: 1 SB: 0 CS: 1	PA: 39				
PITCHER	IP	WLS	BF	H	R	ER	SO	BB	IBB	HBP	BLK	WP	HR	S	P	ERA	WHIP										
Dick Selma, R ERA: 3.52 (1, 1)	3.2		18	6	4	4	2	3	0	0	0	0	0	19	31	9.82	2.455										
Don Shaw, L ERA: 3.52 (4, 1)	0.1		2	1	0	0	0	0	0	0	0	0	0	2	2	0.00	3.000										
Bob Shaw, R ERA: 4.23 (5, 1)	5.0	W	18	4	1	0	1	0	0	0	0	0	0	20	20	0.00	0.800										

Batter	1	2	3	4	5	6	7	8	9	AB	R	H	RBI	BB	SO	LOB	TOP					
Lou Brock, L OBP: 0.304, SLG: 0.462 (1,7)	6-3		P5		K2-3		K		F7	5	0	0	0	0	2	2	St. Louis Cardinals @ Cincinnati Reds Crosley Field, Cincinnati, OH Tue Jul 18 1967, 7:05 PM EDT Att: 17,884 - Unknown - 77 F					
Bobby Tolan, L OBP: 0.322, SLG: 0.420 (1,8)	1-3		K		K		WP		4-3	5	0	1	0	0	2	2						
Roger Maris, L OBP: 0.369, SLG: 0.470 (1,9)				4-3		HR			2B	4	2	3	1	1	0	0						
Orlando Cepeda, R OBP: 0.424, SLG: 0.554 (1,3)	K			S		HR			1B	5	2	3	1	0	1	3						
Tim McCarver, L OBP: 0.419, SLG: 0.531 (1,2)		G3		F9		4-3				5	0	1	1	0	0	1						
Mike Shannon, R OBP: 0.320, SLG: 0.414 (1,5)	G3					P4			F9	5	0	2	1	0	0	2						
Julian Javier, R OBP: 0.317, SLG: 0.404 (1,4)				K2-3		E6				4	0	0	0	0	2	2						
Dal Maxvill, R OBP: 0.268, SLG: 0.260 (1,6)				FC5-6		F8				3	0	2	0	1	0	0						
Steve Carlton, L OBP: 0.205, SLG: 0.216 (7,1)				FC5-6		F7			5-3	3	0	1	0	0	0	3						
Jack Lamabe, R OBP: 0.286, SLG: 0.167 (7,1)										0	0	0	0	0	0	0						
Joe Hoerner, L OBP: 0.285, SLG: 0.286 (7,1)										0	0	0	0	0	0	0						
Ron Willis, R OBP: 0.290, SLG: 0.508 (7,1)										0	0	0	0	0	0	0						
Ed Spiezio, R OBP: 0.322, SLG: 0.313 (8,PH)										1	0	0	0	0	0	2						
Jim Cosman, R OBP: 0.125, SLG: 0.125 (8,1)										0	0	0	0	0	0	0						
Inning Stats	R: 0 E: 0 K: 1 S: 6	H: 1 LOB: 1 BB: 0 P: 6	R: 0 E: 0 K: 0 S: 3	H: 0 LOB: 0 BB: 0 P: 3	R: 0 E: 1 K: 1 S: 6	H: 1 LOB: 1 BB: 0 P: 6	R: 1 E: 0 K: 1 S: 7	H: 2 LOB: 1 BB: 0 P: 7	R: 0 E: 0 K: 2 S: 8	H: 1 LOB: 1 BB: 0 P: 8	R: 2 E: 1 K: 0 S: 7	H: 3 LOB: 2 BB: 0 P: 7	R: 0 E: 0 K: 1 S: 5	H: 1 LOB: 1 BB: 1 P: 9	R: 0 E: 0 K: 1 S: 6	H: 1 LOB: 2 BB: 1 P: 10	R: 1 E: 0 K: 0 S: 6	H: 3 LOB: 2 BB: 0 P: 6	1B: 9 2B: 2 3B: 0 HR: 2	SF: 0 SAC: 0 DP: 1 HBP: 0	WP: 2 PB: 0 SB: 1 CS: 0	PA: 42
PITCHER	IP WLS BF H R ER SO BB IBB HBP BLK WP HR S P ERA WHIP																					
Jim Maloney, R ERA: 4.01 (1,1)	7.0 W 31 9 3 3 6 1 0 0 0 1 2 42 46 3.86 1.429																					
Ted Abernathy, R ERA: 1.6 (8,1)	2.0 S 11 4 1 1 1 1 0 0 0 0 0 12 16 4.50 2.500																					

St. Louis Cardinals @ Cincinnati Reds
 Crosley Field, Cincinnati, OH
 Tue Jul 18 1967, 7:05 PM EDT
 Att: 17,884 - Unknown - 77 F

AB 40
 R 4
 H 13
 RBI 4
 BB 2
 SO 7
 LOB 17

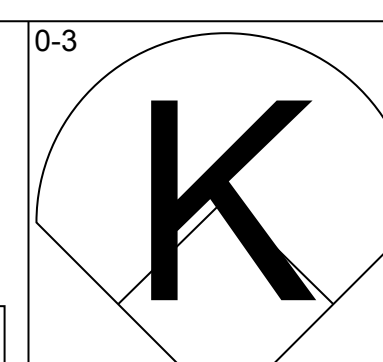
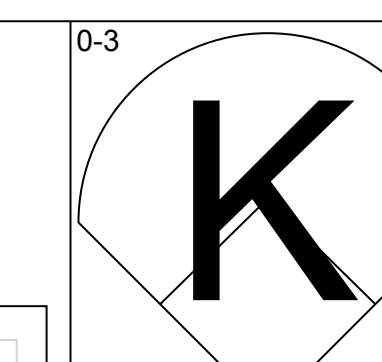
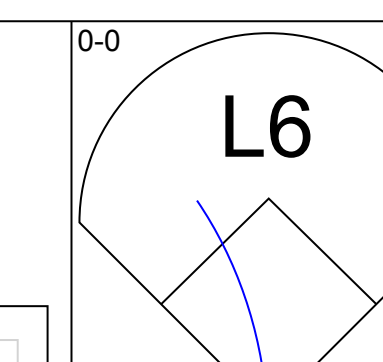
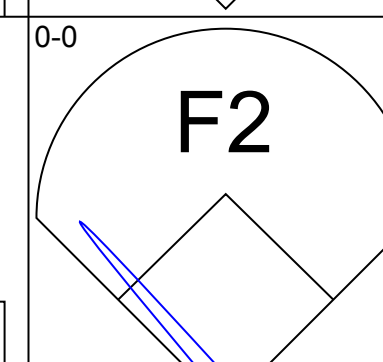
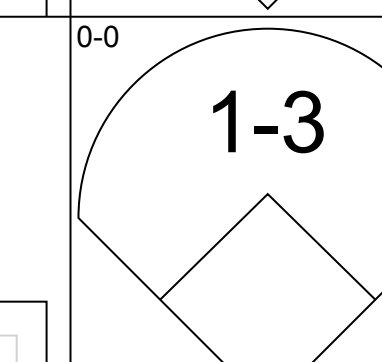
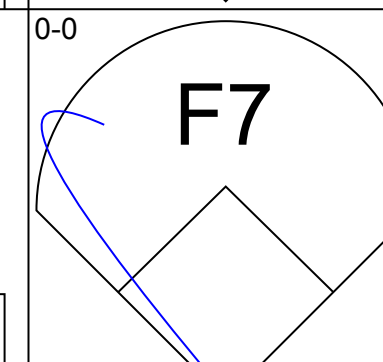
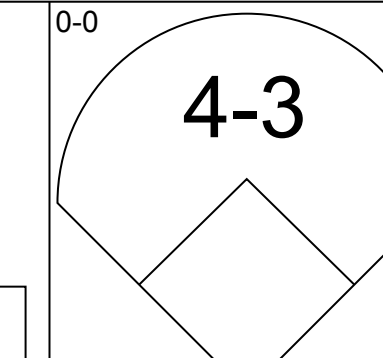
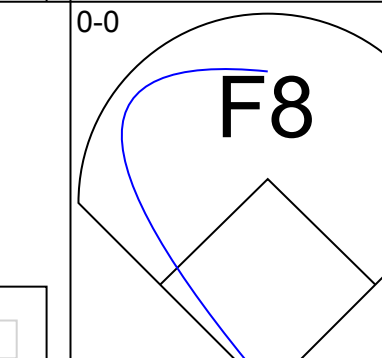
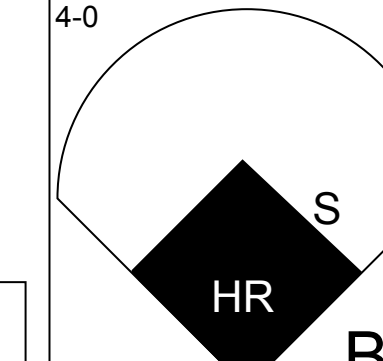
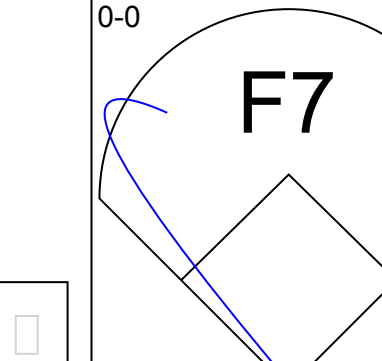
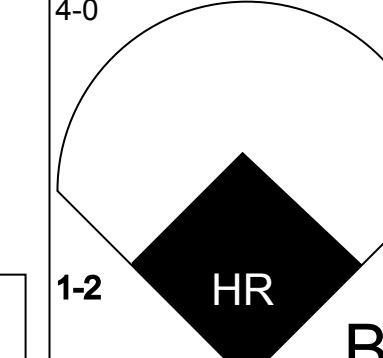
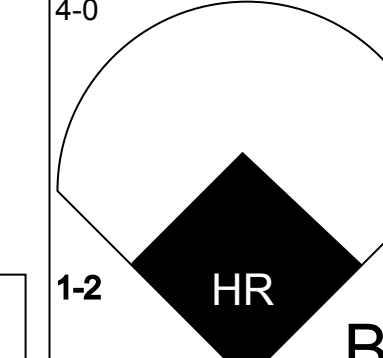
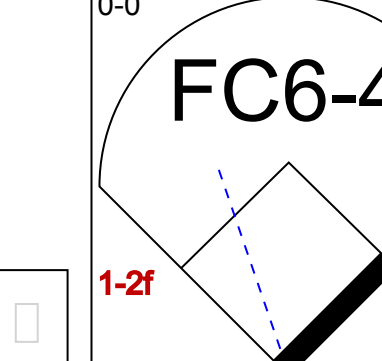
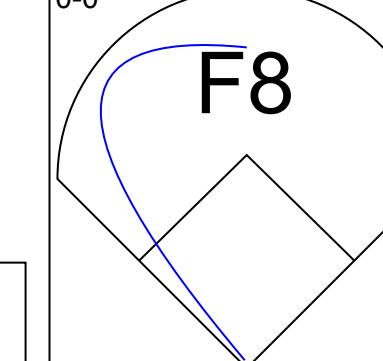


Batter	1	2	3	4	5	6	7	8	9	AB	R	H	RBI	BB	SO	LOB	BOTTOM			
Floyd Robinson, L OBP: 0.313, SLG: 0.341 (1,9)	5-3			F8		F8				1	0	0	0	0	0	0	St. Louis Cardinals @ Cincinnati Reds Crosley Field, Cincinnati, OH Tue Jul 18 1967, 7:05 PM EDT Att: 17,884 - Unknown - 77 F			
Dick Simpson, R OBP: 0.283, SLG: 0.340 (4,PH) (5,9)				SH1-3						3	1	2	3	0	0	0				
Vada Pinson, L OBP: 0.314, SLG: 0.416 (1,8)	K			SH1-3		4-3				3	1	1	1	0	1	0				
Pete Rose, S OBP: 0.383, SLG: 0.477 (1,4)	6-3			F8		F8				4	0	0	0	0	0	2				
Tony Perez, R OBP: 0.332, SLG: 0.533 (1,5)			K							3	1	1	0	1	1	0				
Don Pavletich, R OBP: 0.347, SLG: 0.500 (1,2)	L7			K						4	1	1	0	0	2	3				
Lee May, R OBP: 0.297, SLG: 0.420 (1,7)	6-3					L8				4	1	1	1	0	0	0				
Deron Johnson, R OBP: 0.311, SLG: 0.442 (1,3)			K			6-3				2	1	0	0	1	1	0				
Tommy Helms, R OBP: 0.284, SLG: 0.337 (1,6)										4	0	2	0	0	0	4				
Jim Maloney, L OBP: 0.194, SLG: 0.257 (1,1)										2	0	0	0	0	1	2				
Art Shamsky, L OBP: 0.263, SLG: 0.263 (7,PH)										0	0	0	0	0	0	0				
Jake Wood, R OBP: 0.172, SLG: 0.148 (7,PH)										0	1	0	1	1	0	0				
Ted Abernathy, R OBP: 0.167, SLG: 0.167 (8,1)										1	0	0	0	0	0	1				
Inning Stats	R: 0 E: 0 K: 1 S: 5	H: 0 LOB: 0 BB: 0 P: 5	R: 0 E: 0 K: 1 S: 5	H: 0 LOB: 0 BB: 0 P: 5	R: 0 E: 0 K: 2 S: 7	H: 1 LOB: 1 BB: 0 P: 7	R: 0 E: 0 K: 1 S: 6	H: 1 LOB: 2 BB: 1 P: 10	R: 0 E: 0 K: 0 S: 4	H: 1 LOB: 1 BB: 0 P: 4	R: 0 E: 0 K: 0 S: 3	H: 0 LOB: 0 BB: 0 P: 3	R: 7 E: 1 K: 1 S: 11	H: 5 LOB: 1 BB: 2 P: 19	R: 0 E: 0 K: 0 S: 3	H: 0 LOB: 1 BB: 0 P: 4	1B: 5 2B: 4 3B: 0 HR: 0	SF: 0 SAC: 1 DP: 1 HBP: 1	WP: 0 PB: 0 SB: 0 CS: 1	PA: 36
PITCHER	IP WLS BF H R ER SO BB IBB HBP BLK WP HR S P ERA WHIP																			
Steve Carlton, L ERA: 3.45 (1,1)	6.0 L 24 6 3 3 5 1 0 0 0 0 0 0 1 5 0.00 3.000																			
Jack Lamabe, R ERA: 4.02 (7,1)	0.1 2 0 0 0 0 1 0 0 0 0 0 0 1 5 0.00 3.000																			
Joe Hoerner, L ERA: 3.19 (7,1)	0.0 3 2 3 3 0 1 0 0 0 0 0 0 2 6 0.00 0.000																			
Ron Willis, R ERA: 4.62 (7,1)	0.2 3 0 1 0 1 0 0 0 0 0 0 0 5 5 0.00 0.000																			
Jim Cosman, R ERA: 2.79 (8,1)	1.0 4 0 0 0 0 0 0 0 1 0 0 0 3 4 0.00 0.000																			

St. Louis Cardinals @ Cincinnati Reds
 Crosley Field, Cincinnati, OH
 Tue Jul 18 1967, 7:05 PM EDT
 Att: 17,884 - Unknown - 77 F

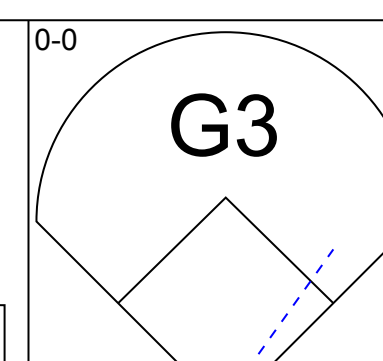
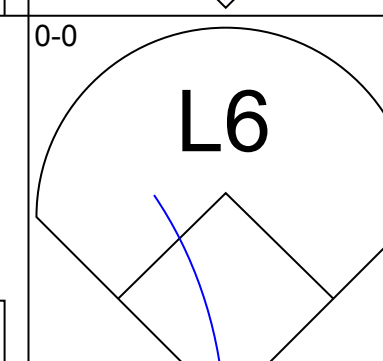
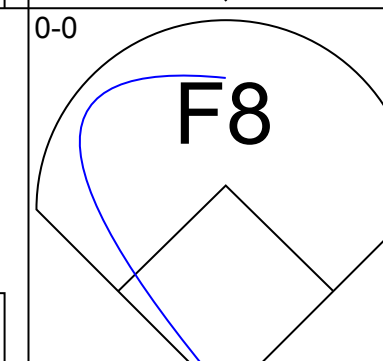
AB 31
 R 7
 H 8
 RBI 6
 BB 3
 SO 6
 LOB 12



Batter	1	2	3	4	5	6	7	8	9	AB	R	H	RBI	BB	SO	LOB	TOP							
Lou Brock, L OBP: 0.300, SLG: 0.453 (1, 7)										5	1	1	0	0	2	0	St. Louis Cardinals @ Cincinnati Reds Crosley Field, Cincinnati, OH Thu Jul 20 1967, 7:05 PM EDT Att: 18,901 - Unknown							
Bobby Tolan, L OBP: 0.327, SLG: 0.435 (1, 8)										4	1	1	1	0	1	1								
Roger Maris, L OBP: 0.371, SLG: 0.469 (1, 9)										3	1	1	1	1	0	0								
Orlando Cepeda, R OBP: 0.420, SLG: 0.554 (1, 3)										4	1	1	2	0	1	1								
Tim McCarver, L OBP: 0.413, SLG: 0.517 (1, 2)										2	1	0	0	2	0	0								
Mike Shannon, R OBP: 0.328, SLG: 0.414 (1, 5)										2	1	1	0	2	1	1								
Julian Javier, R OBP: 0.314, SLG: 0.406 (1, 4)										4	1	1	3	0	1	3								
Dal Maxvill, R OBP: 0.267, SLG: 0.262 (1, 6)										4	0	0	0	0	2	2								
Ray Washburn, R OBP: 0.057, SLG: 0.114 Joe Hoerner, R OBP: 0.222, SLG: 0.222 (1, 1) (6, 1)										2	0	0	0	0	1	0								
										2	0	0	0	0	2	0								
Inning Stats	R: 0 E: 0 K: 1 S: 5	H: 0 LOB: 0 BB: 0 P: 5	R: 3 E: 0 K: 0 S: 4	H: 1 LOB: 0 BB: 2 P: 12	R: 0 E: 0 K: 1 S: 5	H: 0 LOB: 1 BB: 1 P: 9	R: 0 E: 0 K: 0 S: 4	H: 1 LOB: 1 BB: 0 P: 4	R: 3 E: 0 K: 2 S: 10	H: 3 LOB: 0 BB: 0 P: 10	R: 0 E: 0 K: 1 S: 4	H: 0 LOB: 0 BB: 1 P: 8	R: 1 E: 0 K: 3 S: 6	H: 1 LOB: 0 BB: 0 P: 6	R: 0 E: 0 K: 3 S: 9	H: 0 LOB: 1 BB: 1 P: 13	R: 0 E: 0 K: 2 S: 7	H: 0 LOB: 0 BB: 0 P: 7	1B: 2 2B: 1 3B: 0 HR: 3	SF: 0 SAC: 0 DP: 0 HBP: 0	WP: 0 PB: 0 SB: 2 CS: 1	PA: 37		
PITCHER	IP WLS BF H R ER SO BB IBB HBP BLK WP HR S P ERA WHIP	6.0 L 26 5 6 6 5 4 0 0 0 0 2 32 48 9.00 1.500	3.0 S 11 1 1 1 6 1 0 0 0 0 1 22 26 3.00 0.667																					

AB	32
R	7
H	6
RBI	7
BB	5
SO	11
LOB	8




Batter	1	2	3	4	5	6	7	8	9	AB	R	H	RBI	BB	SO	LOB	BOTTOM						
Pete Rose, S OBP: 0.380, SLG: 0.473 (1, 4)										5	1	2	0	0	0	0	St. Louis Cardinals @ Cincinnati Reds Crosley Field, Cincinnati, OH Thu Jul 20 1967, 7:05 PM EDT Att: 18,901 - Unknown						
Tommy Helms, R OBP: 0.281, SLG: 0.339 (1, 6)										5	1	2	1	0	0	1							
Vada Pinson, L OBP: 0.311, SLG: 0.408 (1, 8)										3	0	1	1	1	0	1							
Tony Perez, R OBP: 0.339, SLG: 0.534 (1, 5)										4	1	2	0	0	0	2							
Don Pavletich, R OBP: 0.356, SLG: 0.512 (1, 2)										4	0	1	0	0	1	2							
Lee May, R OBP: 0.290, SLG: 0.408 (1, 7)										4	0	1	1	0	1	2							
Deron Johnson, R OBP: 0.314, SLG: 0.436 (1, 3)										4	0	2	0	0	1	1							
Art Shamsky, L OBP: 0.271, SLG: 0.265 Giraldo Ruiz, S OBP: 0.242, SLG: 0.287 (1, 9) (9, PH)										3	0	1	0	0	1	1							
Mel Queen, L OBP: 0.200, SLG: 0.188 Jake Wood, R OBP: 0.167, SLG: 0.143 Don Nottebart, R OBP: 0.263, SLG: 0.355 (1, 1) (6, PH) (7, 1) (9, PH)										2	0	0	0	0	0	0							
										1	0	0	0	0	0	2							
										0	0	0	0	0	0	0							
										1	0	0	0	0	1	0							
Inning Stats	R: 0 E: 0 K: 0 S: 3	H: 0 LOB: 0 BB: 0 P: 3	R: 0 E: 0 K: 3 S: 10	H: 1 LOB: 1 BB: 0 P: 10	R: 1 E: 0 K: 1 S: 7	H: 2 LOB: 1 BB: 0 P: 7	R: 1 E: 0 K: 0 S: 5	H: 3 LOB: 1 BB: 0 P: 5	R: 1 E: 0 K: 0 S: 5	H: 2 LOB: 1 BB: 0 P: 5	R: 0 E: 0 K: 0 S: 3	H: 3 LOB: 2 BB: 0 P: 5	R: 0 E: 0 K: 0 S: 3	H: 0 LOB: 1 BB: 1 P: 7	R: 0 E: 0 K: 0 S: 3	H: 0 LOB: 0 BB: 0 P: 3	R: 0 E: 0 K: 2 S: 8	H: 1 LOB: 1 BB: 0 P: 8	1B: 9 2B: 3 3B: 0 HR: 0	SF: 0 SAC: 0 DP: 1 HBP: 0	WP: 0 PB: 0 SB: 0 CS: 1	PA: 38	
PITCHER	IP WLS BF H R ER SO BB IBB HBP BLK WP HR S P ERA WHIP	5.2 W 25 10 3 3 4 10 3 3 4 0 0 33 33 4.76 1.765	3.1 S 13 2 0 0 2 1 0 0 0 0 0 16 20 0.00 0.900																				


AB	37
R	3
H	12
RBI	3
BB	1
SO	6
LOB	12



Batter	1	2	3	4	5	6	7	8	9	AB	R	H	RBI	BB	SO	LOB	TOP									
Tito Francona, L OBP: 0.287, SLG: 0.307 (1, 3)	5-3		K		FC6-4 1B		F7		E4	5	0	1	0	0	1	4	Atlanta Braves @ St. Louis Cardinals Busch Stadium, St. Louis, MO Fri Jul 21 1967, 7:05 PM CDT Att: 30,606 - Unknown livebaseballscores.com									
Mack Jones, L OBP: 0.324, SLG: 0.415 (1, 8)	K			HR BB	P6		CS	K	G3	4	1	0	0	1	2	3										
Hank Aaron, R OBP: 0.399, SLG: 0.616 (1, 9)	K			HR	FC6-4			1B SF7 1B		4	2	2	2	0	1	1										
Rico Carty, R OBP: 0.348, SLG: 0.433 (1, 7)		5-3		3-1				1B FC6-4 1B		4	0	2	0	0	0	0										
Clete Boyer, R OBP: 0.293, SLG: 0.418 (1, 5)	F7			HR			G6-4-3 1B	SF7		3	1	2	2	0	0	0										
Miguel de la Hoz, R OBP: 0.277, SLG: 0.453 Woody Woodward, R OBP: 0.289, SLG: 0.270 (1, 4) (6, 4)	5-3				FC6-4 1B		G6-4-3	FC6-4		3	0	1	0	0	0	1										
Denis Menke, R OBP: 0.324, SLG: 0.322 (1, 6)			6-3	F2			F5	P6		4	0	0	0	0	0	1										
Bob Uecker, R OBP: 0.207, SLG: 0.167 (1, 2)			6-3	FC6-4			CS E BB	E5 E WP		3	0	0	0	1	0	1										
Phil Niekro, R OBP: 0.222, SLG: 0.200 (1, 1)					L7		E1	6-3		4	0	1	0	0	0	2										
Inning Stats	R: 0 E: 0 K: 2 S: 7	H: 0 LOB: 0 BB: 7 P: 7	R: 0 E: 0 K: 0 S: 3	H: 0 LOB: 0 BB: 3 P: 3	R: 0 E: 0 K: 1 S: 6	H: 1 LOB: 1 BB: 0 P: 6	R: 3 E: 0 K: 0 S: 6	H: 3 LOB: 1 BB: 1 P: 10	R: 0 E: 0 K: 0 S: 4	H: 1 LOB: 1 BB: 0 P: 4	R: 0 E: 0 K: 0 S: 3	H: 2 LOB: 0 BB: 3 P: 3	R: 0 E: 1 K: 0 S: 3	H: 0 LOB: 1 BB: 1 P: 7	R: 1 E: 0 K: 1 S: 7	H: 2 LOB: 1 BB: 0 P: 7		R: 0 E: 2 K: 0 S: 5	H: 0 LOB: 2 BB: 0 P: 5	1B: 7 2B: 0 3B: 0 HR: 2	SF: 1 SAC: 0 DP: 1 HBP: 0	WP: 1 PB: 0 SB: 0 CS: 1	PA: 39			
PITCHER	IP	WLS	BF	H	R	ER	SO	BB	IBB	HBP	BLK	WP	HR	S	P	ERA	WHIP									
Nelson Briles, R ERA: 3.59 Al Jackson, L ERA: 4.96	(1, 1)	7.0	L	28	7	3	3	3	2	0	0	0	0	2	32	40	3.86	1.286								
PITCHER	IP	WLS	BF	H	R	ER	SO	BB	IBB	HBP	BLK	WP	HR	S	P	ERA	WHIP									
Phil Niekro, R ERA: 1.45	(1, 1)	9.0	W	34	6	1	1	3	1	0	1	0	0	38	43	1.00	0.778									

Batter	1	2	3	4	5	6	7	8	9	AB	R	H	RBI	BB	SO	LOB	BOTTOM								
Lou Brock, L OBP: 0.298, SLG: 0.448 (1, 7)	4-3		L5		1-3			K		4	0	0	0	0	1	0	Atlanta Braves @ St. Louis Cardinals Busch Stadium, St. Louis, MO Fri Jul 21 1967, 7:05 PM CDT Att: 30,606 - Unknown livebaseballscores.com								
Bobby Tolan, L OBP: 0.325, SLG: 0.430 (1, 8)	6-3		F3		L8			1B		4	0	1	0	0	0	0									
Roger Maris, L OBP: 0.373, SLG: 0.474 (1, 9)							F8	P3		4	1	2	0	0	0	1									
Orlando Cepeda, R OBP: 0.420, SLG: 0.552 (1, 3)			F8				G1-6-3 HBP	K		3	0	1	1	0	1	2									
Tim McCarver, L OBP: 0.414, SLG: 0.515 (1, 2)					5-3 1B		G1-6-3	1-3		3	0	1	0	1	0	1									
Mike Shannon, R OBP: 0.323, SLG: 0.408 (1, 5)	4-3				5-3		L8	5-3		4	0	0	0	0	0	3									
Julian Javier, R OBP: 0.310, SLG: 0.401 (1, 4)			K		P3		5-3	4-3		4	0	0	0	0	1	1									
Dal Maxvill, R OBP: 0.268, SLG: 0.263 (1, 6)			F8		6-3			1B		3	0	1	0	0	0	1									
Nelson Briles, R Ed Spiezio, R OBP: 0.284, SLG: 0.304 Al Jackson, L OBP: 0.385, SLG: 0.375 (1, 1) (7, PH) (8, 1)	5-3						G3	1-3		2	0	0	0	0	0	0									
Inning Stats	R: 1 E: 0 K: 0 S: 5	H: 2 LOB: 2 BB: 1 P: 9	R: 0 E: 0 K: 1 S: 5	H: 0 LOB: 0 BB: 0 P: 5	R: 0 E: 0 K: 0 S: 4	H: 1 LOB: 1 BB: 0 P: 4	R: 0 E: 0 K: 0 S: 4	H: 1 LOB: 1 BB: 0 P: 4	R: 0 E: 0 K: 0 S: 3	H: 0 LOB: 0 BB: 0 P: 3	R: 0 E: 0 K: 0 S: 4	H: 1 LOB: 1 BB: 0 P: 4	R: 0 E: 0 K: 2 S: 8	H: 1 LOB: 1 BB: 0 P: 8	R: 0 E: 0 K: 0 S: 3	H: 0 LOB: 0 BB: 0 P: 3		1B: 5 2B: 1 3B: 0 HR: 0	SF: 0 SAC: 0 DP: 1 HBP: 1	WP: 0 PB: 1 SB: 0 CS: 0	PA: 34				
PITCHER	IP	WLS	BF	H	R	ER	SO	BB	IBB	HBP	BLK	WP	HR	S	P	ERA	WHIP								
Phil Niekro, R ERA: 1.45	(1, 1)	9.0	W	34	6	1	1	3	1	0	1	0	0	38	43	1.00	0.778								

Batter	1	2	3	4	5	6	7	8	9	10	11	12	13	AB R H RBI BB SO LOB	TOP																
Tito Francona, L OBP: 0.286, SLG: 0.302 (1, 3)	3-1		F9		P6		FC6-4		FC6-4 BB		5-3		1B 2H 1B	6 0 1 1 1 0 1	Atlanta Braves @ St. Louis Cardinals Busch Stadium, St. Louis, MO Sat Jul 22 1967, 7:05 PM CDT Att. 22,763 - Unknown livebaseballscorescards.com AB 49 R 5 H 12 RBI 5 BB 7 SO 9 LOB 20 																
Mack Jones, L OBP: 0.332, SLG: 0.418 (1, 8)	1B				F8			HR BB	F3		1B		1B	5 1 3 0 2 0 1																	
Hank Aaron, R OBP: 0.397, SLG: 0.617 (1, 9)	K		5-3				K		FC6-4		6-3		BB	6 1 1 2 1 2 4																	
Joe Torre, R OBP: 0.375, SLG: 0.530 Bob Luecker, R OBP: 0.208, SLG: 0.165 (12, PR) (12, 2)	L8			1-3			FC5-4 1B		F9				E5 G5-4-3	6 0 1 0 0 1 1 1 0 0 0 0 0 3																	
Clete Boyer, R OBP: 0.297, SLG: 0.431 (1, 5)		HR			1B 2B		FC5-4		BB HBP		K		G5-4-3	5 2 2 1 0 1 2																	
Rico Carty, R OBP: 0.347, SLG: 0.429 (1, 7)		P3			6-3		F5		F8		BB BB		CS 1B	5 0 1 0 1 0 3																	
Miguel de la Hoz, R OBP: 0.279, SLG: 0.448 Woody Woodward, R OBP: 0.293, SLG: 0.269 (8, PH) (8, 4)	4-3								6-3				CS	3 0 1 1 0 0 0 1 0 0 0 2 0 0																	
Denis Menke, R OBP: 0.320, SLG: 0.317 Charlie Lau, L OBP: 0.241, SLG: 0.240 (10, PH) Felipe Alou, R OBP: 0.334, SLG: 0.442 Marty Martinez, S OBP: 0.333, SLG: 0.235 (10, 6)	5-3				6-3		2H 1B		P4		K			4 0 0 0 0 1 3 0 0 0 0 0 0 0 1 0 0 0 0 1 2 1 1 1 0 0 0 0																	
Ken Johnson, R OBP: 0.200, SLG: 0.111 Ramon Hernandez, S (9, 1) Claude Raymond, R OBP: 0.143, SLG: 0.286 Dick Kelley, R OBP: 0.313, SLG: 0.333 Cecil Upshaw, R (9, 1)				K			P3		FC6-4 1B		K		SH1-4 1B	4 0 1 0 0 2 0 1 0 0 0 0 1 0																	
Inning Stats	R: 0 E: 0 K: 1 S: 6	H: 1 LOB: 1 BB: 0 P: 6	R: 1 E: 0 K: 0 S: 4	H: 1 LOB: 0 BB: 0 P: 4	R: 0 E: 0 K: 1 S: 5	H: 0 LOB: 1 BB: 1 P: 9	R: 1 E: 0 K: 0 S: 5	H: 2 LOB: 1 BB: 0 P: 5	R: 0 E: 0 K: 0 S: 3	H: 0 LOB: 0 BB: 0 P: 3	R: 0 E: 0 K: 1 S: 6	H: 0 LOB: 2 BB: 2 P: 15	R: 0 E: 0 K: 0 S: 9	H: 0 LOB: 1 BB: 0 P: 17		R: 0 E: 1 K: 0 S: 3	H: 1 LOB: 1 BB: 0 P: 3	R: 1 E: 0 K: 0 S: 6	H: 3 LOB: 3 BB: 1 P: 10	1B: 9 2B: 1 3B: 0 HR: 2	SF: 0 SAC: 1 DP: 1 HBP: 1	WIP: 0 PB: 0 SB: 0 CS: 1	PA: 59								
PITCHER	IP WLS BF H R ER SO BB IBB HBP BLK WP HR S P ERA WHIP															PITCHER	Al Jackson, L ERA: 4.84 (13, 1)	IP WLS BF H R ER SO BB IBB HBP BLK WP HR S P ERA WHIP													
Dick Hughes, R ERA: 3.32 Hal Woodeshick, L ERA: 5.33 Ron Willis, R ERA: 4.12 Joe Hoerner, L ERA: 2.9 Jack Lamabe, R ERA: 4.43	8.1 0.2 0.2 0.1 2.2	L WLS 37	5 7 4 13	3 4 0 1	5 4 0 1	5 4 0 0	5 2 0 3	42 2 6 3	59 2 14 3	4.32 0.00 0.00 0.00	1.320 0.000 3.000 0.000														0.00 0.000	0.00 0.000					

Batter	1	2	3	4	5	6	7	8	9	10	11	12	13	AB R H RBI BB SO LOB	BOTTOM																
Lou Brock, L OBP: 0.300, SLG: 0.454 (1, 7)	4-3						F7						L7	6 1 3 1 0 0 0	Atlanta Braves @ St. Louis Cardinals Busch Stadium, St. Louis, MO Sat Jul 22 1967, 7:05 PM CDT Att. 22,763 - Unknown livebaseballscorescards.com AB 49 R 4 H 12 RBI 4 BB 1 SO 5 LOB 21 																
Bobby Tolan, L OBP: 0.351, SLG: 0.429 (1, 8)	CS 1B		P3				F9		FC6-4 2B		G3		FC5-4 1B	5 0 2 0 1 0 3																	
Roger Maris, L OBP: 0.368, SLG: 0.466 (1, 9)	K						F9		FC6-4				F5	6 1 1 0 0 2 4																	
Oriando Cepeda, R OBP: 0.419, SLG: 0.551 (1, 3)			K				F5		2B 1B		1B		G3 1B	6 1 2 1 0 1 1																	
Tim McCarver, L OBP: 0.409, SLG: 0.507 (1, 2)			F5				4-3		1B 2B		G3		1B	6 0 1 2 0 0 3																	
Mike Shannon, R OBP: 0.321, SLG: 0.404 (1, 5)									2H 3H 1B		1B		FC4-6	5 0 1 0 0 0 3																	
Julian Javier, R OBP: 0.309, SLG: 0.398 (1, 4)									G6-4-3 1B		5-3		5-3	5 1 1 0 0 1 3																	
Dal Maxvill, R OBP: 0.266, SLG: 0.262 (1, 6)									1-6-3		6-3		5-3	5 0 1 0 0 0 2																	
Dick Hughes, R ERA: 3.32 Hal Woodeshick, L ERA: 5.33 Alex Johnson, R ERA: 4.25 Ron Willis, R ERA: 4.12 Joe Hoerner, L ERA: 2.9 Jack Lamabe, R ERA: 4.43	8.1 0.1 0.0 0.0 4.1	W WLS 29	5 5 3 18	3 3 0 0	5 3 0 0	5 3 0 0	3 3 0 0	38 1 1 1	42 0 1 1	3.24 0.00 0.00 0.00	0.720 0.000 0.000 0.000														0.00 0.000						
Inning Stats	R: 0 E: 0 K: 1 S: 5	H: 1 LOB: 0 BB: 0 P: 5	R: 0 E: 0 K: 1 S: 5	H: 0 LOB: 0 BB: 0 P: 5	R: 1 E: 0 K: 1 S: 7	H: 2 LOB: 1 BB: 0 P: 7	R: 0 E: 0 K: 0 S: 3	H: 0 LOB: 0 BB: 0 P: 3	R: 0 E: 0 K: 1 S: 5	H: 0 LOB: 0 BB: 0 P: 5	R: 0 E: 0 K: 0 S: 3	H: 0 LOB: 0 BB: 0 P: 3	R: 3 E: 0 K: 0 S: 6	H: 3 LOB: 1 BB: 1 P: 10		R: 0 E: 0 K: 0 S: 5	H: 2 LOB: 2 BB: 0 P: 5	R: 0 E: 0 K: 0 S: 3	H: 0 LOB: 0 BB: 0 P: 3	R: 0 E: 0 K: 0 S: 4	H: 1 LOB: 1 BB: 0 P: 4	1B: 9 2B: 3 3B: 0 HR: 0	SF: 0 SAC: 0 DP: 1 HBP: 0	WIP: 0 PB: 0 SB: 0 CS: 1	PA: 50						
PITCHER	IP WLS BF H R ER SO BB IBB HBP BLK WP HR S P ERA WHIP															PITCHER	Ken Johnson, R ERA: 2.8 Ramon Hernandez, L ERA: 4.25 Claude Raymond, R ERA: 2.79 Dick Kelley, L ERA: 5.05 Cecil Upshaw, R ERA: 2.35	IP WLS BF H R ER SO BB IBB HBP BLK WP HR S P ERA WHIP													

Batter	1	2	3	4	5	6	7	8	9	AB	R	H	RBI	BB	SO	LOB	TOP			
Felipe Alou, R OBP: 0.336, SLG: 0.451 (1, 3)										4	1	2	1	0	1	1	Atlanta Braves @ St. Louis Cardinals Busch Stadium, St. Louis, MO Sun Jul 23 1967, 3:33 AM CDT Unknown			
Mack Jones, L OBP: 0.328, SLG: 0.412 (1, 8)										4	0	0	0	0	1	2				
Hank Aaron, R OBP: 0.396, SLG: 0.615 (1, 9)										4	0	1	0	0	0	1				
Joe Torre, R OBP: 0.370, SLG: 0.522 (1, 2)										4	0	0	0	0	2	3				
Clete Boyer, R OBP: 0.296, SLG: 0.429 (1, 5)											4	0	1	0	0	0				
Rico Carty, R OBP: 0.348, SLG: 0.427 (1, 7)										3	0	1	0	1	1	0				
Miguel de la Hoz, R OBP: 0.264, SLG: 0.423 (1, 4)											4	0	0	0	0	1				
Denis Menke, R OBP: 0.321, SLG: 0.315 (1, 6)										2	0	0	0	1	1	1				
Denny Lemaster, R OBP: 0.122, SLG: 0.106 (1, 1)										2	0	0	0	0	1	1				
Woody Woodward, R (8, PH) OBP: 0.292, SLG: 0.288										1	0	0	0	0	0	0				
Claude Raymond, R OBP: 0.143, SLG: 0.286 (8, 1)										0	0	0	0	0	0	0				
Inning Stats	R: 0 E: 0 K: 1 S: 6	H: 1 LOB: 1 BB: 0 P: 6	R: 0 E: 0 K: 1 S: 5	H: 0 LOB: 0 BB: 0 P: 5	R: 0 E: 1 K: 0 S: 4	H: 0 LOB: 1 BB: 0 P: 4	R: 0 E: 1 K: 0 S: 4	H: 2 LOB: 2 BB: 0 P: 4	R: 0 E: 0 K: 2 S: 7	H: 0 LOB: 1 BB: 1 P: 11	R: 0 E: 0 K: 1 S: 5	H: 0 LOB: 1 BB: 1 P: 9	R: 1 E: 0 K: 1 S: 7	H: 2 LOB: 1 BB: 0 P: 7	R: 0 E: 0 K: 1 S: 5	H: 0 LOB: 0 BB: 0 P: 5	1B: 3 2B: 2 3B: 0 HR: 1	SF: 0 SAC: 0 DP: 1 HBP: 0	WP: 0 PB: 0 SB: 1 CS: 0	PA: 34
PITCHER	IP WLS BF H R ER SO BB IBB HBP BLK WP HR S P ERA WHIP																			
Steve Carlton, L ERA: 3.29 (1, 1)	7.2 W 30 5 1 1 6 2 0 0 0 0 1 40 48 1.17 0.913																			
Ron Willis, R ERA: 4.0 (8, 1)	1.1 S 4 0 0 0 2 0 0 0 0 0 0 8 8 0.00 0.000																			

Batter	1	2	3	4	5	6	7	8	9	AB	R	H	RBI	BB	SO	LOB	BOTTOM			
Lou Brock, L OBP: 0.300, SLG: 0.452 (1, 7)										4	0	1	0	0	0	1	Atlanta Braves @ St. Louis Cardinals Busch Stadium, St. Louis, MO Sun Jul 23 1967, 3:33 AM CDT Unknown			
Julian Javier, R OBP: 0.308, SLG: 0.405 (1, 4)										4	1	1	2	0	1	1				
Alex Johnson, R OBP: 0.269, SLG: 0.267 (1, 9)										3	0	0	0	0	1	0				
Roger Maris, L (8, PH) OBP: 0.370, SLG: 0.469 (9, 9)										1	0	1	0	0	0	0				
Orlando Cepeda, R OBP: 0.420, SLG: 0.554 (1, 3)										4	1	2	0	0	1	1				
Mike Shannon, R OBP: 0.321, SLG: 0.401 (1, 5)										2	0	0	0	1	1	2				
Bobby Tolan, L OBP: 0.331, SLG: 0.428 (1, 8)										3	0	1	0	0	0	2				
John Romano, R OBP: 0.288, SLG: 0.148 (1, 2)										3	0	1	1	0	0	3				
Eddie Bressoud, R OBP: 0.259, SLG: 0.163 (1, 6)										2	1	0	0	1	0	1				
Steve Carlton, L OBP: 0.190, SLG: 0.200 (1, 1)										3	0	0	0	0	2	1				
Ron Willis, R OBP: 0.400, SLG: 0.400 (8, 1)										0	0	0	0	0	0	0				
Inning Stats	R: 0 E: 0 K: 0 S: 3	H: 1 LOB: 0 BB: 0 P: 3	R: 1 E: 0 K: 1 S: 7	H: 2 LOB: 1 BB: 0 P: 7	R: 0 E: 0 K: 1 S: 7	H: 2 LOB: 2 BB: 0 P: 7	R: 0 E: 0 K: 1 S: 7	H: 2 LOB: 0 BB: 1 P: 10	R: 0 E: 0 K: 1 S: 5	H: 0 LOB: 1 BB: 1 P: 9	R: 0 E: 0 K: 1 S: 5	H: 0 LOB: 0 BB: 0 P: 5	R: 0 E: 0 K: 0 S: 3	H: 1 LOB: 0 BB: 0 P: 3	R: 0 E: 0 K: 0 S: 3	H: 1 LOB: 0 BB: 0 P: 3	1B: 5 2B: 1 3B: 0 HR: 1	SF: 0 SAC: 0 DP: 1 HBP: 0	WP: 1 PB: 0 SB: 1 CS: 1	PA: 31
PITCHER	IP WLS BF H R ER SO BB IBB HBP BLK WP HR S P ERA WHIP																			
Denny Lemaster, L ERA: 3.04 (1, 1)	7.0 L 28 6 3 3 6 2 0 0 0 0 1 38 46 3.86 1.143																			
Claude Raymond, R ERA: 2.72 (8, 1)	1.0 3 1 0 0 0 0 0 0 0 0 0 3 3 0.00 1.000																			



Batter	1	2	3	4	5	6	7	8	9	AB	R	H	RBI	BB	SO	LOB	TOP																
Felipe Alou, R OBP: 0.334, SLG: 0.456 (1, 3)										5	1	1	1	0	1	1	Atlanta Braves @ St. Louis Cardinals Busch Stadium, St. Louis, MO Sun Jul 23 1967, 3:38 AM CDT Att: 35,334 - Unknown livebaseballscorecards.com																
Gary Geiger, L OBP: 0.336, SLG: 0.288 (1, 7)										3	0	0	0	2	1	0																	
Hank Aaron, R OBP: 0.394, SLG: 0.611 (1, 9)										4	0	1	0	0	0	1																	
Mack Jones, L OBP: 0.330, SLG: 0.417 (1, 8)										4	1	2	0	0	0	3																	
Clete Boyer, R OBP: 0.299, SLG: 0.439 (1, 5)										4	0	2	1	0	0	3																	
Miguel de la Hoz, R OBP: 0.259, SLG: 0.400 (1, 4)										4	0	0	0	0	2	2																	
Bob Uecker, R OBP: 0.207, SLG: 0.192 (1, 2)										4	1	1	1	0	2	1																	
Marty Martinez, S OBP: 0.357, SLG: 0.250 (8, PH)										2	0	1	0	1	0	0																	
Tito Francona, L OBP: 0.295, SLG: 0.300 (8, PH)										1	0	0	0	0	0	1																	
Denis Menke, R OBP: 0.321, SLG: 0.315 (8, 6)										0	0	0	0	0	0	0																	
Ed Rakow, S (1, 1)										2	0	0	0	0	1	1																	
Joe Torre, R OBP: 0.369, SLG: 0.520 (6, PH)										1	0	0	0	0	0	1																	
Ramon Hernandez, S (8, 1)										0	0	0	0	0	0	0																	
Jay Ritchie, R OBP: 0.375, SLG: 0.625 (9, PH)										0	0	0	0	0	0	0																	
Charlie Lau, L OBP: 0.233, SLG: 0.231 (9, PH)										1	0	0	0	0	0	0																	
Inning Stats	R: 2 E: 0 K: 1 S: 8	H: 3 LOB: 1 BB: 0 P: 8	R: 0 E: 0 K: 2 S: 7	H: 0 LOB: 0 BB: 0 P: 7	R: 0 E: 0 K: 0 S: 4	H: 1 LOB: 2 BB: 1 P: 8	R: 1 E: 0 K: 1 S: 7	H: 2 LOB: 1 BB: 0 P: 7	R: 0 E: 0 K: 1 S: 6	H: 1 LOB: 1 BB: 0 P: 6	R: 0 E: 0 K: 1 S: 5	H: 0 LOB: 1 BB: 1 P: 9	R: 0 E: 0 K: 0 S: 3	H: 0 LOB: 1 BB: 1 P: 7	R: 0 E: 0 K: 1 S: 6	H: 1 LOB: 0 BB: 0 P: 6	R: 0 E: 0 K: 0 S: 3	H: 0 LOB: 0 BB: 0 P: 3	1B: 3 2B: 2 3B: 1 HR: 2	SF: 0 SAC: 0 DP: 0 HBP: 0	WP: 0 PB: 0 SB: 0 CS: 0	PA: 38											
PITCHER	IP WLS BF H R ER SO BB IBB HBP BLK WP HR S P ERA WHIP																																
Jim Cosman, R ERA: 3.16 (1, 1)	2.1	12	4	2	2	3	1	0	0	0	0	0	1	17	21	7.71	2.143																
Hal Woodeshick, L ERA: 4.53 (3, 1)	4.2	W	19	3	1	1	3	2	0	0	0	0	1	23	31	1.93	1.071																
Ron Willis, R ERA: 3.83 (8, 1)	2.0	S	7	1	0	0	1	0	0	0	0	0	0	9	9	0.00	0.500																

Atlanta Braves @ St. Louis Cardinals
 Busch Stadium, St. Louis, MO
 Sun Jul 23 1967, 3:38 AM CDT
 Att: 35,334 - Unknown

AB 35
 R 3
 H 8
 RBI 3
 BB 3
 SO 7
 LOB 14





Batter	1	2	3	4	5	6	7	8	9	AB	R	H	RBI	BB	SO	LOB	BOTTOM															
Lou Brock, L OBP: 0.298, SLG: 0.448 (1, 7)										3	0	0	0	0	0	0	Atlanta Braves @ St. Louis Cardinals Busch Stadium, St. Louis, MO Sun Jul 23 1967, 3:38 AM CDT Att: 35,334 - Unknown livebaseballscorecards.com															
Alex Johnson, R OBP: 0.216, SLG: 0.267 (8, PH)										0	1	0	0	1	0	0																
Bobby Tolan, L OBP: 0.326, SLG: 0.420 (8, 7)										3	1	0	0	0	2	0																
Roger Maris, L OBP: 0.372, SLG: 0.481 (1, 9)										4	1	2	1	0	0	0																
Orlando Cepeda, R OBP: 0.418, SLG: 0.549 (1, 3)										3	0	0	0	1	1	1																
Tim McCarver, L OBP: 0.410, SLG: 0.504 (1, 2)										2	2	0	0	2	0	2																
Mike Shannon, R OBP: 0.324, SLG: 0.414 (1, 5)										4	2	2	2	0	2	2																
Phil Gagliano, R OBP: 0.246, SLG: 0.248 (1, 4)										2	1	1	1	0	0	0																
Ron Willis, R OBP: 0.500, SLG: 0.667 (8, 1)										1	0	1	2	0	0	0																
Dal Maxvill, R OBP: 0.266, SLG: 0.261 (1, 6)										4	0	1	1	0	1	1																
Jim Cosman, R OBP: 0.125, SLG: 0.125 (3, 1)										0	0	0	0	0	0	0																
Hal Woodeshick, R ERA: 5.12 (8, 4)										2	0	0	0	0	2	0																
Julian Javier, R OBP: 0.307, SLG: 0.404 (7, PH)										1	0	0	0	0	0	0																
Inning Stats	R: 0 E: 0 K: 1 S: 5	H: 0 LOB: 0 BB: 0 P: 5	R: 0 E: 0 K: 1 S: 5	H: 0 LOB: 0 BB: 0 P: 5	R: 0 E: 0 K: 2 S: 7	H: 0 LOB: 0 BB: 0 P: 7	R: 0 E: 0 K: 0 S: 3	H: 0 LOB: 0 BB: 0 P: 3	R: 3 E: 0 K: 2 S: 9	H: 2 LOB: 0 BB: 1 P: 13	R: 0 E: 0 K: 1 S: 6	H: 1 LOB: 2 BB: 1 P: 10	R: 1 E: 0 K: 0 S: 4	H: 2 LOB: 0 BB: 0 P: 4	R: 4 E: 1 K: 1 S: 8	H: 2 LOB: 1 BB: 2 P: 16	1B: 2 2B: 2 3B: 1 HR: 2	SF: 0 SAC: 2 DP: 0 HBP: 0	WP: 0 PB: 0 SB: 1 CS: 0	PA: 35												
PITCHER	IP WLS BF H R ER SO BB IBB HBP BLK WP HR S P ERA WHIP																															
Ed Rakow, R ERA: 9.0 (1, 1)	5.0	18	2	3	3	6	1	0	0	0	0	2	29	33	5.40	0.600																
Ramon Hernandez, L ERA: 5.12 (6, 1)	2.0	L	12	4	4	4	1	1	1	0	0	0	12	20	18.00	2.500																
Jay Ritchie, R ERA: 4.0 (8, 1)	1.0	5	1	1	1	1	0	1	0	0	0	0	6	10	9.00	1.000																


Atlanta Braves @ St. Louis Cardinals
 Busch Stadium, St. Louis, MO
 Sun Jul 23 1967, 3:38 AM CDT
 Att: 35,334 - Unknown


AB 29
 R 8
 H 7
 RBI 7
 BB 4
 SO 8
 LOB 6



Batter	1	2	3	4	5	6	7	8	9	AB	R	H	RBI	BB	SO	LOB	TOP					
Don Kessinger, S OBP: 0.273, SLG: 0.253	4-3		1B		6-3		4-3			4	0	1	0	0	0	0	Chicago Cubs @ St. Louis Cardinals Busch Stadium, St. Louis, MO Tue Jul 25 1967, 7:05 PM CDT Att: 37,918 - Unknown - 90 F AB 34 R 3 H 8 RBI 3 BB 1 SO 3 LOB 12 					
Glenn Beckert, R OBP: 0.303, SLG: 0.360	F9		1B			6-3		4-3		4	0	1	0	0	0							
Billy Williams, L OBP: 0.358, SLG: 0.485	P6		4-3			4-3		G3		4	0	0	0	0	2							
Ron Santo, R OBP: 0.390, SLG: 0.525		P6				14 3B		P5		4	1	2	0	0	0							
14 Ernie Banks, R OBP: 0.325, SLG: 0.518						1B				3	2	2	1	1	0	1						
Clarence Jones, L OBP: 0.208, SLG: 0.217																						
Ted Savage, R OBP: 0.346, SLG: 0.342																						
Randy Hundley, R OBP: 0.339, SLG: 0.427																						
Adolfo Phillips, R OBP: 0.394, SLG: 0.522																						
Rob Gardner, R OBP: 0.071, SLG: 0.037																						
Bob Shaw, R OBP: 0.298, SLG: 0.311																						
Lee Thomas, L OBP: 0.211, SLG: 0.167																						
Bill Hands, R OBP: 0.339, SLG: 0.333																						
AI Spangler, L OBP: 0.339, SLG: 0.333																						
Inning Stats	R: 0 E: 0 K: 0 S: 3	H: 0 LOB: 0 BB: 0 P: 3	R: 0 E: 0 K: 0 S: 3	H: 0 LOB: 1 BB: 1 P: 7	R: 0 E: 0 K: 1 S: 7	H: 2 LOB: 2 BB: 0 P: 7	R: 0 E: 0 K: 1 S: 6	H: 1 LOB: 1 BB: 0 P: 6	R: 0 E: 0 K: 0 S: 3	H: 0 LOB: 0 BB: 0 P: 3	R: 2 E: 0 K: 1 S: 8	H: 3 LOB: 1 BB: 0 P: 8	R: 0 E: 0 K: 0 S: 3	H: 0 LOB: 0 BB: 0 P: 3	R: 0 E: 0 K: 0 S: 3	H: 0 LOB: 0 BB: 0 P: 3	R: 1 E: 0 K: 0 S: 4	H: 2 LOB: 2 BB: 0 P: 5	1B: 7 2B: 0 3B: 1 HR: 0	SF: 0 SAC: 0 DP: 0 HBP: 1	WP: 0 PB: 0 SB: 0 CS: 0	PA: 36
PITCHER	IP WLS BF H R ER SO BB IBB HBP BLK WP HR S P ERA WHIP																					
Ray Washburn, R ERA: 3.16	8.0 W 32 7 3 3 3 1 0 0 0 0 0 0 37 41 3.38 1.000																					
Hal Woodeshick, L ERA: 4.53	0.0 1 0 0 0 0 0 0 0 1 0 0 0 0 1 ∞ ∞																					
Ron Willis, R ERA: 3.75	1.0 S 3 1 0 0 0 0 0 0 0 0 0 0 0 3 3 0.00 1.000																					

Batter	1	2	3	4	5	6	7	8	9	AB	R	H	RBI	BB	SO	LOB	BOTTOM			
Lou Brock, L OBP: 0.302, SLG: 0.449	1B	G3		FC5 SH3-4 SF8 1B		F8				4	2	2	0	0	0		Chicago Cubs @ St. Louis Cardinals Busch Stadium, St. Louis, MO Tue Jul 25 1967, 7:05 PM CDT Att: 37,918 - Unknown - 90 F AB 31 R 4 H 9 RBI 4 BB 3 SO 4 LOB 16 			
Julian Javier, R OBP: 0.308, SLG: 0.403	1B			SH3-4		K				3	1	2	0	0	1	0				
Roger Maris, L OBP: 0.376, SLG: 0.476	P5			FC5		F8				3	0	0	0	1	0	3				
Orlando Cepeda, R OBP: 0.415, SLG: 0.546	2B	G6-4-3		SF8		G3				3	1	1	2	0	0	2				
Mike Shannon, R OBP: 0.325, SLG: 0.411	2B			P6						3	0	2	1	1	0	1				
Tim McCarver, L OBP: 0.403, SLG: 0.496	2B			F8		6-3		4-3		4	0	1	1	0	0	2				
Alex Johnson, R OBP: 0.212, SLG: 0.262	F5																			
Bobby Tolan, L OBP: 0.314, SLG: 0.402				P2		4-3														
Dal Maxvill, R OBP: 0.270, SLG: 0.263						6-3														
Ray Washburn, R OBP: 0.051, SLG: 0.103	FC4-6																			
Hal Woodeshick, R ERA: 4.14																				
Ron Willis, R OBP: 0.500, SLG: 0.667				K		K														
Inning Stats	R: 3 E: 0 K: 0 S: 8	H: 5 LOB: 3 BB: 1 P: 12	R: 0 E: 0 K: 0 S: 3	H: 1 LOB: 1 BB: 1 P: 7	R: 0 E: 0 K: 1 S: 7	H: 2 LOB: 2 BB: 0 P: 7	R: 1 E: 0 K: 0 S: 5	H: 1 LOB: 1 BB: 0 P: 5	R: 0 E: 0 K: 0 S: 3	H: 0 LOB: 0 BB: 0 P: 3	R: 0 E: 0 K: 2 S: 7	H: 0 LOB: 0 BB: 0 P: 7	R: 0 E: 0 K: 0 S: 3	H: 0 LOB: 0 BB: 1 P: 7	R: 0 E: 0 K: 1 S: 5	H: 0 LOB: 0 BB: 0 P: 5	1B: 8 2B: 1 3B: 0 HR: 0	SF: 1 SAC: 1 DP: 1 HBP: 0	WP: 0 PB: 0 SB: 0 CS: 0	PA: 36
PITCHER	IP WLS BF H R ER SO BB IBB HBP BLK WP HR S P ERA WHIP																			
Rob Gardner, L ERA: 4.61	0.1 L 4 3 3 3 0 0 0 0 0 0 0 0 4 4 81.00 9.000																			
Bob Shaw, R ERA: 4.14	5.2 25 6 1 1 3 1 1 0 0 0 0 0 29 37 1.59 1.235																			
Bill Hands, R ERA: 2.44	2.0 7 0 0 0 0 1 1 0 0 0 0 0 8 12 0.00 0.500																			

Batter	1	2	3	4	5	6	7	8	9	AB	R	H	RBI	BB	SO	LOB	TOP											
Don Kessinger, S OBP: 0.275, SLG: 0.253	F7								F8	4	0	1	0	1	0	2	Chicago Cubs @ St. Louis Cardinals Busch Stadium, St. Louis, MO Wed Jul 26 1967, 7:05 PM CDT Att: 38,837 - Unknown - 87 F AB 34 R 2 H 6 RBI 2 BB 2 SO 6 LOB 17 											
Glenn Beckert, R OBP: 0.300, SLG: 0.356	P4		F9						F7	4	0	0	0	0	0	3												
Billy Williams, L OBP: 0.357, SLG: 0.488	3-1		L6						4-3	4	1	1	0	0	0	1												
Ron Santo, R OBP: 0.389, SLG: 0.521		K							5-3	3	0	0	0	0	1	1												
14 Ernie Banks, R OBP: 0.324, SLG: 0.518		3-1							K	4	0	1	0	0	2	2												
Clarence Jones, L OBP: 0.228, SLG: 0.260		3-1								4	1	2	1	0	0	2												
Randy Hundley, R OBP: 0.340, SLG: 0.426		2-3								3	0	1	1	1	1	2												
Adolfo Phillips, R OBP: 0.389, SLG: 0.514		FC5-4							FC5-4	4	0	0	0	0	0	3												
Rich Nye, L OBP: 0.250, SLG: 0.298									K	2	0	0	0	0	1	0												
Al Spangler, L OBP: 0.333, SLG: 0.327										1	0	0	0	0	0	0												
Joe Nickro, R OBP: 0.190, SLG: 0.211										0	0	0	0	0	0	0												
Lee Thomas, L OBP: 0.298, SLG: 0.311										0	0	0	0	0	0	0												
Ted Savage, R OBP: 0.344, SLG: 0.340										1	0	0	0	0	1	1												
Inning Stats	R: 0 E: 0 K: 0 S: 3	H: 0 LOB: 0 BB: 0 P: 3	R: 0 E: 0 K: 1 S: 6	H: 1 LOB: 2 BB: 1 P: 10	R: 0 E: 0 K: 1 S: 5	H: 0 LOB: 1 BB: 1 P: 9	R: 0 E: 1 K: 1 S: 5	H: 0 LOB: 1 BB: 0 P: 6	R: 0 E: 0 K: 0 S: 4	H: 2 LOB: 1 BB: 0 P: 4	R: 1 E: 0 K: 1 S: 7	H: 2 LOB: 1 BB: 0 P: 7	R: 0 E: 0 K: 0 S: 4	H: 1 LOB: 0 BB: 0 P: 4	R: 0 E: 0 K: 1 S: 5	H: 0 LOB: 0 BB: 0 P: 5		R: 1 E: 0 K: 1 S: 7	H: 2 LOB: 1 BB: 0 P: 7	1B: 3 2B: 2 3B: 1 HR: 0	SF: 0 SAC: 0 DP: 0 HBP: 1	WP: 0 PB: 0 SB: 0 CS: 0	PA: 37					
PITCHER	IP	WLS	BF	H	R	ER	SO	BB	IBB	HBP	BLK	WP	HR	S	P	ERA	WHIP											
Nelson Briles, R ERA: 3.43	(1, 1)	8.0	W	34	6	2	2	5	2	0	1	0	0	0	41	50	2.25	1.000										
Jack Lamabe, R ERA: 4.24	(9, 1)	0.1		1	0	0	0	0	0	0	0	0	0	1	1	0.00	0.000											
Joe Hoerner, L ERA: 2.72	(9, 1)	0.2	S	2	0	0	0	1	0	0	0	0	0	4	4	0.00	0.000											

Batter	1	2	3	4	5	6	7	8	9	AB	R	H	RBI	BB	SO	LOB	BOTTOM										
Lou Brock, L OBP: 0.306, SLG: 0.457	S	FC6-4								4	3	3	0	0	0	1	Chicago Cubs @ St. Louis Cardinals Busch Stadium, St. Louis, MO Wed Jul 26 1967, 7:05 PM CDT Att: 38,837 - Unknown - 87 F AB 33 R 4 H 9 RBI 4 BB 1 SO 5 LOB 12 										
Julian Javier, R OBP: 0.313, SLG: 0.419									1-3	4	1	3	3	0	0	1											
Roger Maris, L OBP: 0.371, SLG: 0.468									4-3	4	0	0	1	0	2	2											
Orlando Cepeda, R OBP: 0.413, SLG: 0.543									4-3	4	0	1	0	0	0	1											
Mike Shannon, R OBP: 0.324, SLG: 0.406										3	0	0	0	1	1	2											
Tim McCarver, L OBP: 0.398, SLG: 0.490										4	0	0	0	0	0	4											
Alex Johnson, R OBP: 0.209, SLG: 0.257										2	0	0	0	0	1	0											
Bobby Tolan, L OBP: 0.310, SLG: 0.398										2	0	0	0	0	0	0											
Dal Maxvill, R OBP: 0.270, SLG: 0.264										3	0	1	0	0	0	0											
Nelson Briles, R OBP: 0.214, SLG: 0.083										3	0	1	0	0	1	1											
Jack Lamabe, R OBP: 0.222, SLG: 0.125										0	0	0	0	0	0	0											
Joe Hoerner, R OBP: 0.222, SLG: 0.222										0	0	0	0	0	0	0											
Inning Stats	R: 1 E: 0 K: 1 S: 7	H: 2 LOB: 2 BB: 1 P: 11	R: 0 E: 0 K: 1 S: 6	H: 1 LOB: 0 BB: 0 P: 6	R: 0 E: 0 K: 0 S: 3	H: 2 LOB: 0 BB: 0 P: 3	R: 0 E: 0 K: 1 S: 6	H: 1 LOB: 0 BB: 0 P: 6	R: 1 E: 0 K: 0 S: 4	H: 1 LOB: 0 BB: 0 P: 4	R: 0 E: 0 K: 1 S: 5	H: 0 LOB: 0 BB: 0 P: 5	R: 0 E: 0 K: 1 S: 5	H: 0 LOB: 0 BB: 0 P: 5	R: 0 E: 0 K: 1 S: 5	H: 0 LOB: 0 BB: 0 P: 5		1B: 6 2B: 1 3B: 1 HR: 1	SF: 0 SAC: 0 DP: 0 HBP: 0	WP: 0 PB: 0 SB: 2 CS: 0	PA: 34						
PITCHER	IP	WLS	BF	H	R	ER	SO	BB	IBB	HBP	BLK	WP	HR	S	P	ERA		WHIP									
Rich Nye, L ERA: 3.55	(1, 1)	6.0	L	27	8	3	3	4	1	0	0	0	0	34	38	4.50	1.500										
Joe Nickro, R ERA: 3.22	(7, 1)	2.0		7	1	1	1	1	0	0	0	0	0	9	9	4.50	0.500										

Batter	1	2	3	4	5	6	7	8	9	AB	R	H	RBI	BB	SO	LOB	TOP								
Lou Brock, L OBP: 0.304, SLG: 0.454 (1, 7)	F8	K		K		G3		1B 1B		5	0	1	0	0	2	2	St. Louis Cardinals @ Atlanta Braves Atlanta Stadium, Atlanta, GA Fri Jul 28 1967, 7:05 PM EDT Att: 41,255 - Unknown								
Julian Javier, R OBP: 0.314, SLG: 0.417 (1, 4)	F9 WP BB		K		F8	6-3		1B G4-3 1B		4	0	1	0	1	1	0									
Curt Flood, R OBP: 0.365, SLG: 0.393 (1, 8)	1-2 BB		5-3		1B 2B 1B	HR 1B		G4-3 1-2 1B		4	2	2	0	1	0	2									
Orlando Cepeda, R OBP: 0.415, SLG: 0.560 (1, 3)	F9 2-3		HR		1B 2B 1B	HR 1B		F8		5	3	3	3	0	0	2									
Mike Shannon, R OBP: 0.319, SLG: 0.399 (1, 5)	P3		4-3		F7	6-3		E6 F9 BB 1B		5	1	0	0	0	0	4									
Tim McCarver, L OBP: 0.404, SLG: 0.495 (1, 2)		F8		2B E 1B	1B 2B		L6-3 HBP	1B 1-2 BB		3	2	2	2	1	0	0									
Roger Maris, L OBP: 0.375, SLG: 0.471 (1, 9)	1B BB		E9 1B 2B		1B IBB		K	F9		3	1	1	0	2	1	3									
Dal Maxvill, R OBP: 0.279, SLG: 0.273 (1, 6)	1-3 1B		2H 1B		1-2 2H 1B		L6-3	1-2 3H 1B		5	0	4	3	0	0	1									
Dick Hughes, R OBP: 0.163, SLG: 0.146 (1, 1)	K		K		L7			F7	K	5	0	0	0	0	3	6									
Inning Stats	R: 0 E: 0 K: 0 S: 3	H: 0 LOB: 2 BB: 2 P: 11	R: 0 E: 0 K: 2 S: 8	H: 1 LOB: 2 BB: 1 P: 12	R: 1 E: 0 K: 1 S: 6	H: 1 LOB: 0 BB: 0 P: 6	R: 2 E: 1 K: 2 S: 9	H: 3 LOB: 0 BB: 0 P: 9	R: 3 E: 0 K: 0 S: 7	H: 4 LOB: 2 BB: 1 P: 11	R: 2 E: 0 K: 0 S: 5	H: 2 LOB: 0 BB: 0 P: 5	R: 0 E: 0 K: 1 S: 4	H: 0 LOB: 0 BB: 0 P: 5	R: 0 E: 0 K: 0 S: 4	H: 2 LOB: 1 BB: 0 P: 4	R: 1 E: 1 K: 1 S: 7	H: 1 LOB: 2 BB: 1 P: 11	1B: 10 2B: 3 3B: 0 HR: 2	SF: 0 SAC: 0 DP: 2 HBP: 1	WP: 1 PB: 0 CS: 0	PA: 45			
PITCHER	IP	WLS	BF	H	R	ER	SO	BB	IBB	HBP	BLK	WP	HR	S	P	ERA	WHIP								
Denny Lemaster, L ERA: 3.32 (1, 1)	4.2	L	24	8	6	6	5	3	0	0	0	1	1	31	43	11.57	2.357								
Cecil Upshaw, R ERA: 2.08 (5, 1)	0.1		3	1	0	0	0	0	1	0	0	0	0	2	6	0.00	3.000								
Ed Rakow, R ERA: 10.29 (6, 1)	1.0		5	2	2	2	0	0	0	0	0	0	1	5	5	18.00	2.000								
Dick Kelley, L ERA: 4.9 (7, 1)	2.0		7	2	0	0	1	0	0	1	0	0	0	8	9	0.00	1.000								
Ramon Hernandez, L ERA: 5.4 (9, 1)	1.0		6	1	1	0	1	1	0	0	0	0	0	7	11	0.00	2.000								

AB	39
R	9
H	14
RBI	8
BB	5
SO	7
LOB	20



Batter	1	2	3	4	5	6	7	8	9	AB	R	H	RBI	BB	SO	LOB	BOTTOM								
Felipe Alou, R OBP: 0.328, SLG: 0.454 (1, 3)	6-3		SF8		K			5-3		3	0	0	1	0	1	1	St. Louis Cardinals @ Atlanta Braves Atlanta Stadium, Atlanta, GA Fri Jul 28 1967, 7:05 PM EDT Att: 41,255 - Unknown								
Gary Geiger, L OBP: 0.318, SLG: 0.260 (1, 8)	3-1		P4			K		BLK 1B BB		3	0	0	0	1	1	2									
Hank Aaron, R OBP: 0.396, SLG: 0.617 (1, 9)	K		K			1B		BLK 1B		4	0	2	0	0	2	2									
Joe Torre, R OBP: 0.365, SLG: 0.508 (1, 2)		F7		K		F3		4-3		3	0	0	0	0	1	1									
Dick Kelley, R OBP: 0.313, SLG: 0.333 (7, 1)										0	0	0	0	0	0	0									
Tito Francona, L OBP: 0.280, SLG: 0.294 (8, PH)										1	0	0	0	0	0	2									
Ramon Hernandez, S OBP: 0.280, SLG: 0.294 (9, 1)										0	0	0	0	0	0	0									
Clete Boyer, R OBP: 0.297, SLG: 0.433 (1, 5)	F8		F5		4-3			F8		4	0	0	0	0	0	1									
Rico Carty, R OBP: 0.338, SLG: 0.407 (1, 7)	4-3		K			F8		5-3		4	0	0	0	0	1	0									
Denis Menke, R OBP: 0.318, SLG: 0.320 (1, 6)			1B SF8 2B		F8		F6	1B		4	1	2	0	0	0	0									
Woody Woodward, R OBP: 0.294, SLG: 0.268 (1, 4)			SF8 1B BB		1B		5-3			3	0	1	0	1	0	1									
Denny Lemaster, R OBP: 0.140, SLG: 0.125 (5, 1)					F8			5-3		1	0	1	0	0	0	0									
Charlie Lau, L OBP: 0.219, SLG: 0.214 (5, PH)										1	0	0	0	0	0	1									
Ed Rakow, S OBP: 0.219, SLG: 0.214 (6, 1)										0	0	0	0	0	0	0									
Bob Uecker, R OBP: 0.208, SLG: 0.194 (7, 2)			1-2 2-3 1B							1	0	0	0	0	0	0									
Inning Stats	R: 0 E: 0 K: 1 S: 5	H: 0 LOB: 0 BB: 0 P: 5	R: 0 E: 0 K: 0 S: 3	H: 0 LOB: 0 BB: 0 P: 3	R: 1 E: 0 K: 1 S: 7	H: 2 LOB: 2 BB: 1 P: 11	R: 0 E: 0 K: 2 S: 7	H: 0 LOB: 0 BB: 0 P: 7	R: 0 E: 0 K: 1 S: 6	H: 1 LOB: 1 BB: 0 P: 6	R: 0 E: 0 K: 1 S: 6	H: 1 LOB: 1 BB: 0 P: 6	R: 0 E: 0 K: 0 S: 3	H: 0 LOB: 0 BB: 0 P: 3	R: 0 E: 0 K: 0 S: 4	H: 1 LOB: 2 BB: 1 P: 8	R: 0 E: 0 K: 0 S: 4	H: 1 LOB: 1 BB: 0 P: 4	1B: 5 2B: 1 3B: 0 HR: 0	SF: 1 SAC: 0 DP: 0 HBP: 0	WP: 0 PB: 0 CS: 0	PA: 35			
PITCHER	IP	WLS	BF	H	R	ER	SO	BB	IBB	HBP	BLK	WP	HR	S	P	ERA	WHIP								
Dick Hughes, R ERA: 3.17 (1, 1)	9.0	W	35	6	1	1	6	2	0	0	1	0	0	45	53	1.00	0.889								



Batter	1	2	3	4	5	6	7	8	9	AB R H RBI BB SO LOB	TOP											
Lou Brock, L OBP: 0.304, SLG: 0.454 (1, 7)	SH1-3 G3 2B		K		4-3			6-3		4 1 1 0 0 1 0	St. Louis Cardinals @ Atlanta Braves Atlanta Stadium, Atlanta, GA Sat Jul 29 1967, 7:05 PM EDT Att: 35,243 - Unknown											
Curt Flood, R OBP: 0.361, SLG: 0.389 (1, 8)	SH1-3 2-3		F9		F8			F9		3 0 0 0 0 0 0												
Roger Maris, L OBP: 0.376, SLG: 0.481 (1, 9)	G3			1B HR BB				F9		3 2 1 2 1 0 0												
Orlando Cepeda, R OBP: 0.416, SLG: 0.568 (1, 3)	HR			HR 1B				6-3		4 2 2 1 0 0 0												
Tim McCarver, L OBP: 0.402, SLG: 0.502 (1, 2)	K			HR				4-3		4 1 1 3 0 1 0												
Mike Shannon, R OBP: 0.318, SLG: 0.397 (1, 5)				HR				1-3		4 0 1 0 0 1 0												
Julian Javier, R OBP: 0.311, SLG: 0.413 (1, 4)										3 0 0 0 0 1 1												
Dal Maxvill, R OBP: 0.276, SLG: 0.270 (1, 6)										3 0 0 0 0 1 1												
Steve Carlton, L OBP: 0.178, SLG: 0.186 (1, 1)										3 0 0 0 0 0 0												
Joe Hoerner, R OBP: 0.222, SLG: 0.222 (9, 1)										0 0 0 0 0 0 0												
Inning Stats	R: 2 E: 0 K: 1 S: 7	H: 2 LOB: 0 BB: 7 P: 7	R: 0 E: 0 K: 0 S: 3	H: 1 LOB: 0 BB: 3 P: 3	R: 0 E: 0 K: 1 S: 5	H: 0 LOB: 0 BB: 0 P: 5	R: 3 E: 0 K: 1 S: 7	H: 2 LOB: 0 BB: 1 P: 11	R: 0 E: 0 K: 0 S: 3	H: 0 LOB: 0 BB: 0 P: 3	R: 1 E: 0 K: 1 S: 6	H: 1 LOB: 0 BB: 0 P: 6	R: 0 E: 0 K: 0 S: 5	H: 0 LOB: 0 BB: 0 P: 5	R: 0 E: 0 K: 0 S: 3	H: 0 LOB: 0 BB: 0 P: 3	R: 0 E: 0 K: 0 S: 3	H: 0 LOB: 0 BB: 0 P: 3	1B: 2 2B: 2 3B: 0 HR: 3	SF: 0 SAC: 1 DP: 1 HBP: 0	WP: 0 PB: 0 CS: 0	PA: 33
PITCHER	IP WLS BF H R ER SO BB IBB HBP BLK WP HR S P ERA WHIP											IP WLS BF H R ER SO BB IBB HBP BLK WP HR S P ERA WHIP										
Tony Cloninger, R ERA: 5.37 (1, 1)	3.0 L 14 5 5 5 2 1 0 0 0 0 0 2 17 21 15.00 2.000																					
Jay Ritchie, R ERA: 3.55 (4, 1)	2.0 6 0 0 0 1 0 0 0 0 0 0 0 8 8 0.00 0.000																					
Cecil Upshaw, R ERA: 2.53 (6, 1)	2.0 7 1 1 1 2 0 0 0 0 0 0 1 11 11 4.50 0.500																					
Ramon Hernandez, L ERA: 5.09 (8, 1)	2.0 6 0 0 0 0 0 0 0 0 0 0 0 6 6 0.00 0.000																					

Batter	1	2	3	4	5	6	7	8	9	AB R H RBI BB SO LOB	BOTTOM											
Felipe Alou, R OBP: 0.328, SLG: 0.452 (1, 3)	4-3		F7					F5		4 0 1 0 0 0 0	St. Louis Cardinals @ Atlanta Braves Atlanta Stadium, Atlanta, GA Sat Jul 29 1967, 7:05 PM EDT Att: 35,243 - Unknown											
Rico Carty, R OBP: 0.333, SLG: 0.401 (1, 7)	K		6-3		1-3			F9		4 0 0 0 0 1 2												
Hank Aaron, R OBP: 0.393, SLG: 0.610 (1, 9)	5-3				F8			4-3		4 0 0 0 0 1 0												
Joe Torre, R OBP: 0.370, SLG: 0.509 (1, 2)										3 0 2 0 1 0 0												
Clete Boyer, R OBP: 0.302, SLG: 0.435 (1, 5)										3 0 2 0 1 0 1												
Denis Menke, R OBP: 0.318, SLG: 0.317 (1, 6)										3 0 0 0 1 0 4												
Gary Geiger, L OBP: 0.257, SLG: 0.250 (1, 8)										3 0 0 0 0 1 2												
Miguel de la Hoz, R OBP: 0.244, SLG: 0.390 (9, PH)										1 0 0 0 0 0 3												
Woody Woodward, R OBP: 0.290, SLG: 0.264 (1, 4)										4 0 0 0 0 0 5												
Tony Cloninger, R OBP: 0.227, SLG: 0.238 (1, 1)										1 0 0 0 0 1 0												
Jay Ritchie, R OBP: 0.333, SLG: 0.356 (4, 1)										0 0 0 0 0 0 0												
Charlie Lau, R OBP: 0.242, SLG: 0.214 (5, PH)										0 0 0 0 0 1 0												
Cecil Upshaw, R OBP: 0.318, SLG: 0.317 (6, 1)										0 0 0 0 0 1 0												
Bob Uecker, R OBP: 0.257, SLG: 0.192 (7, PH)										1 0 0 0 0 0 0												
Ramon Hernandez, S OBP: 0.276, SLG: 0.292 (8, 1)										0 0 0 0 0 0 0												
Tito Francona, L OBP: 0.276, SLG: 0.292 (9, PH)										1 0 0 0 0 0 3												
Inning Stats	R: 0 E: 0 K: 1 S: 5	H: 0 LOB: 0 BB: 0 P: 5	R: 0 E: 0 K: 0 S: 3	H: 0 LOB: 2 BB: 2 P: 11	R: 0 E: 0 K: 1 S: 5	H: 0 LOB: 0 BB: 0 P: 5	R: 0 E: 0 K: 0 S: 4	H: 1 LOB: 1 BB: 0 P: 4	R: 0 E: 0 K: 1 S: 6	H: 1 LOB: 2 BB: 1 P: 10	R: 0 E: 0 K: 1 S: 6	H: 1 LOB: 0 BB: 0 P: 6	R: 0 E: 0 K: 0 S: 5	H: 0 LOB: 0 BB: 0 P: 5	R: 0 E: 1 K: 0 S: 3	H: 2 LOB: 3 BB: 1 P: 9	R: 0 E: 0 K: 0 S: 5	H: 0 LOB: 0 BB: 0 P: 9	1B: 5 2B: 0 3B: 0 HR: 0	SF: 0 SAC: 0 DP: 0 HBP: 0	WP: 0 PB: 0 CS: 0	PA: 36
PITCHER	IP WLS BF H R ER SO BB IBB HBP BLK WP HR S P ERA WHIP											IP WLS BF H R ER SO BB IBB HBP BLK WP HR S P ERA WHIP										
Steve Carlton, L ERA: 3.07 (1, 1)	8.0 W 33 5 0 0 0 4 0 0 0 0 0 0 39 55 0.00 1.125																					
Joe Hoerner, L ERA: 2.66 (9, 1)	1.0 S 3 0 0 0 0 0 0 0 0 0 0 0 3 3 0.00 0.000																					

Batter	1	2	3	4	5	6	7	8	9	AB	R	H	RBI	BB	SO	LOB	TOP																							
Lou Brock, L OBP: 0.307, SLG: 0.455 Bobby Tolan, L OBP: 0.310, SLG: 0.398	FC4-5 PB 1B	1B BB		F7			SH3-4 1B 1B		P4	4	1	2	0	1	0	1																								
Curt Flood, R OBP: 0.363, SLG: 0.391	FC4-5				F3		SH3-4		F CS SF 1B	4	1	2	2	0	0	1																								
Roger Maris, L OBP: 0.373, SLG: 0.477	F8	4-3			F3				SF E 1B	4	0	1	3	0	0	3																								
Orlando Cepeda, R OBP: 0.411, SLG: 0.560	F2				K		K		E4 1-2	5	0	0	0	0	2	3																								
Tim McCarver, L OBP: 0.396, SLG: 0.493		K			P6		P4		K	5	0	0	0	0	2	3																								
Mike Shannon, R OBP: 0.316, SLG: 0.404		K			5-3		HR		1-3	5	1	1	1	0	1	2																								
Julian Javier, R OBP: 0.313, SLG: 0.417		1B 2B					4-3		P4	4	1	2	0	0	0	0																								
Dal Maxwell, R OBP: 0.279, SLG: 0.274		1B 1B BB			F9		F8			3	1	1	0	1	0	1																								
Larry Jaster, L OBP: 0.162, SLG: 0.114 Jack Lambese, R OBP: 0.222, SLG: 0.326 Hal Woodeshick, L ERA: 4.83 Ron Willis, R ERA: 3.7 Ed Spiezio, R OBP: 0.370, SLG: 0.390 Al Jackson, L ERA: 4.64 Joe Hoerner, R OBP: 0.222, SLG: 0.222		1-3 2-H 1B 1B			F7		SH3-4 1B 1B		F5	2	1	1	1	0	0	1																								
Inning Stats	R: 0 E: 0 K: 0 S: 4	H: 1 LOB: 1 BB: 0 P: 4	R: 3 E: 0 K: 2 S: 10	H: 3 LOB: 2 BB: 2 P: 18	R: 0 E: 0 K: 0 S: 3	H: 0 LOB: 0 BB: 0 P: 3	R: 0 E: 0 K: 0 S: 4	H: 1 LOB: 1 BB: 0 P: 4	R: 0 E: 0 K: 1 S: 5	H: 0 LOB: 0 BB: 0 P: 5	R: 1 E: 0 K: 0 S: 4	H: 1 LOB: 0 BB: 0 P: 4	R: 2 E: 0 K: 1 S: 8	H: 3 LOB: 1 BB: 0 P: 8	R: 0 E: 0 K: 0 S: 4	H: 1 LOB: 1 BB: 0 P: 4	R: 1 E: 2 K: 1 S: 8	H: 1 LOB: 2 BB: 0 P: 8	1B: 8 2B: 2 3B: 0 HR: 1	SF: 1 SAC: 1 DP: 0 HBP: 0	WP: 0 PB: 1 SB: 0 CS: 1	PA: 42																		
PITCHER	IP	WLS	BF	H	R	ER	SO	BB	IBB	HBP	BLK	WP	HR	S	P	ERA	WHIP	PITCHER					IP	WLS	BF	H	R	ER	SO	BB	IBB	HBP	BLK	WP	HR	S	P	ERA	WHIP	
Pat Jarvis, R ERA: 3.62	6.0	L	28	8	6	6	3	2	0	0	0	0	1	32	40	9.00	1.667	Joe Hoerner, L ERA: 2.56					1.2	S	5	5	0	0	2	0	0	0	0	9	0.00	0.000				
Jay Ritchie, R ERA: 3.48	1.0		4	1	0	0	1	0	0	0	0	0	0	6	6	0.00	1.000	Joe Hoerner, L ERA: 2.56					0.0																	
Claude Raymond, R ERA: 2.93	2.0		10	2	1	0	1	0	0	0	0	0	0	12	12	0.00	1.000	Joe Hoerner, L ERA: 2.56					0.0																	

St. Louis Cardinals @ Atlanta Braves
Atlanta Stadium, Atlanta, GA
Sun Jul 30 1967, 3:33 AM EDT
Att: 47,152 - Unknown

AB 38
R 7
H 11
RBI 7
BB 2
SO 5
LOB 16



Batter	1	2	3	4	5	6	7	8	9	AB	R	H	RBI	BB	SO	LOB	BOTTOM																								
Felipe Alou, R OBP: 0.328, SLG: 0.449	6-3			FC6-4 PB BB 1-2		1B E 1B	P6			4	1	1	0	1	0	3																									
Gary Geiger, L OBP: 0.302, SLG: 0.247	6-3			K		E G1-2-3 1B			K	5	0	1	0	0	3	2																									
Hank Aaron, R OBP: 0.398, SLG: 0.616				K		E7 1-3 2-H 1B			1B	5	1	4	1	0	1	1																									
Joe Torre, R OBP: 0.374, SLG: 0.509	6-3			F8		4-3 1B			1B	4	0	2	1	1	0	2																									
Clete Boyer, R OBP: 0.303, SLG: 0.431		1B BB				F8 G1-2-3 3-H			F8	3	0	0	0	2	0	6																									
Rico Carty, R OBP: 0.334, SLG: 0.401		L9				4-3 1B 1B			F8	5	1	2	0	0	0	4																									
Denis Menke, R OBP: 0.319, SLG: 0.316		L9				1B PB 1B 1B 1-2 2-H			F7	4	1	1	0	1	0	2																									
Woody Woodward, R OBP: 0.295, SLG: 0.271						P4 PB 1B 1B 1-2 2-H			K	5	1	3	1	0	1	2																									
Pat Jarvis, R OBP: 0.120, SLG: 0.102 Jay Ritchie, R OBP: 0.333, SLG: 0.556 Miguel de la Hoz, R OBP: 0.241, SLG: 0.385 Claude Raymond, R OBP: 0.143, SLG: 0.286 Mack Jones, R OBP: 0.239, SLG: 0.408						F2 1-H 2-H 1B			K	3	0	1	2	0	1	2																									
Inning Stats	R: 0 E: 0 K: 0 S: 4	H: 1 LOB: 1 BB: 0 P: 4	R: 0 E: 0 K: 1 S: 6	H: 1 LOB: 1 BB: 1 P: 10	R: 0 E: 0 K: 2 S: 7	H: 0 LOB: 1 BB: 1 P: 11	R: 3 E: 0 K: 1 S: 8	H: 4 LOB: 1 BB: 1 P: 12	R: 1 E: 0 K: 0 S: 5	H: 2 LOB: 2 BB: 1 P: 9	R: 1 E: 1 K: 0 S: 5	H: 3 LOB: 2 BB: 1 P: 9	R: 0 E: 0 K: 1 S: 7	H: 2 LOB: 0 BB: 0 P: 7	R: 0 E: 0 K: 1 S: 7	H: 2 LOB: 0 BB: 0 P: 7	R: 0 E: 0 K: 2 S: 7	H: 0 LOB: 0 BB: 0 P: 7	1B: 14 2B: 1 3B: 0 HR: 0	SF: 0 SAC: 0 DP: 1 HBP: 0	WP: 0 PB: 2 SB: 0 CS: 0	PA: 45																			
PITCHER	IP	WLS	BF	H	R	ER	SO	BB	IBB	HBP	BLK	WP	HR	S	P	ERA	WHIP	PITCHER					IP	WLS	BF	H	R	ER	SO	BB	IBB	HBP	BLK	WP	HR	S	P	ERA	WHIP		
Larry Jaster, L ERA: 3.39	3.1		17	5	3	2	3	3	0	0	0	0	0	20	32	5.40	2.400	Joe Hoerner, L ERA: 2.56					0.0																		
Jack Lambese, R ERA: 4.44	2.0		11	4	2	2	1	1	0	0	0	0	0	12	16	9.00	2.500	Joe Hoerner, L ERA: 2.56					0.0																		
Hal Woodeshick, L ERA: 4.83	0.0		1	1	0	0	0	0	0	0	0	0	0	1	1	∞	∞	Joe Hoerner, L ERA: 2.56					0.0																		
Ron Willis, R ERA: 3.7	0.2	W	3	1	0	0	0	0	1	0	0	0	0	2	6	0.00	1.500	Joe Hoerner, L ERA: 2.56					0.0																		
Al Jackson, L ERA: 4.64	1.1		8	4	0	0	2	0	0	0	0	0	0	12	12	0.00	3.000	Joe Hoerner, L ERA: 2.56					0.0																		

St. Louis Cardinals @ Atlanta Braves
Atlanta Stadium, Atlanta, GA
Sun Jul 30 1967, 3:33 AM EDT
Att: 47,152 - Unknown

AB 40
R 5
H 15
RBI 5
BB 5
SO 8
LOB 26



Batter	1	2	3	4	5	6	7	8	9	AB	R	H	RBI	BB	SO	LOB	TOP			
Lou Brock, L OBP: 0.306, SLG: 0.460 (1, 7)										4	0	1	0	0	1	2				
Curt Flood, R OBP: 0.366, SLG: 0.395 (1, 8)										4	0	1	1	0	0	1				
Roger Maris, L OBP: 0.370, SLG: 0.470 Ron Willis, R OBP: 0.500, SLG: 0.667 Hal Woodeshick, R (8, 1)										3	0	0	0	1	1	0				
Orlando Cepeda, R OBP: 0.407, SLG: 0.564 (1, 3)										4	0	1	0	0	1	3				
Tim McCarver, L OBP: 0.396, SLG: 0.489 (1, 2)										3	0	0	0	1	0	0				
Mike Shannon, R OBP: 0.317, SLG: 0.400 (1, 5)										3	1	1	0	1	0	2				
Julian Javier, R OBP: 0.309, SLG: 0.409 (1, 4)										4	0	0	0	0	1	4				
Dal Maxvill, R OBP: 0.280, SLG: 0.279 Bobby Tolan, L OBP: 0.312, SLG: 0.399 (8, PH)										2	0	0	0	0	0	0				
Nelson Briles, R OBP: 0.188, SLG: 0.071 Al Jackson, L OBP: 0.370, SLG: 0.360 Alex Johnson, R OBP: 0.216, SLG: 0.264 Eddie Bressoud, R OBP: 0.259, SLG: 0.163 Ed Spiezio, R OBP: 0.292, SLG: 0.301 (9, PH)										2	0	0	0	0	1	0				
Inning Stats	R: 0 E: 0 K: 0 S: 3	H: 0 LOB: 0 BB: 0 P: 3	R: 0 E: 0 K: 0 S: 3	H: 1 LOB: 1 BB: 1 P: 7	R: 0 E: 0 K: 0 S: 3	H: 0 LOB: 0 BB: 0 P: 3	R: 0 E: 0 K: 1 S: 5	H: 0 LOB: 0 BB: 0 P: 5	R: 0 E: 0 K: 1 S: 6	H: 1 LOB: 1 BB: 0 P: 6	R: 0 E: 0 K: 1 S: 5	H: 0 LOB: 0 BB: 0 P: 5	R: 2 E: 1 K: 2 S: 10	H: 2 LOB: 3 BB: 2 P: 18	R: 0 E: 0 K: 1 S: 7	H: 2 LOB: 2 BB: 0 P: 7	1B: 4 2B: 2 3B: 0 HR: 0	SF: 0 SAC: 0 DP: 1 HBP: 0	WP: 0 PB: 0 SB: 0 CS: 0	PA: 36
PITCHER Fergie Jenkins, R ERA: 2.98 (1, 1)	IP: 9.0 WLS: W BF: 36 H: 6 R: 2 ER: 1 SO: 6 BB: 3 IBB: 0 HBP: 0 BLK: 0 WP: 0 HR: 0 S: 45 P: 57 ERA: 1.00 WHIP: 1.000															PITCHER	IP: 9.0 WLS: W BF: 36 H: 6 R: 2 ER: 1 SO: 6 BB: 3 IBB: 0 HBP: 0 BLK: 0 WP: 0 HR: 0 S: 45 P: 57 ERA: 1.00 WHIP: 1.000			

St. Louis Cardinals @ Chicago Cubs
Wrigley Field, Chicago, IL
Tue Aug 01 1967, 3:33 AM CDT
Att: 25,439 - Sunny - 80 F

AB 33
R 2
H 6
RBI 2
BB 3
SO 6
LOB 15



Batter	1	2	3	4	5	6	7	8	9	AB	R	H	RBI	BB	SO	LOB	BOTTOM	
Don Kessinger, S OBP: 0.272, SLG: 0.259 (1, 6)										4	0	0	0	0	0	1		
Glenn Beckert, R OBP: 0.309, SLG: 0.363 (1, 4)										4	1	2	0	0	0	0		
Billy Williams, L OBP: 0.356, SLG: 0.484 (1, 7)										4	1	2	0	0	0	1		
Ron Santo, R OBP: 0.396, SLG: 0.532 (1, 5)										4	1	2	1	0	1	1		
14 Ernie Banks, R OBP: 0.324, SLG: 0.504 (1, 3)										4	0	1	0	0	0	2		
Clarence Jones, L OBP: 0.286, SLG: 0.386 (1, 9)										4	0	2	1	0	0	1		
Al Spangler, L OBP: 0.338, SLG: 0.310 (1, 8)										3	0	1	0	1	0	1		
John Stephenson, L OBP: 0.313, SLG: 0.429 Randy Hundley, R OBP: 0.344, SLG: 0.419 (9, 2)										3	0	0	0	0	0	3		
Fergie Jenkins, R OBP: 0.175, SLG: 0.220 (1, 1)										3	0	0	0	0	1	2		
Inning Stats	R: 2 E: 1 K: 0 S: 6	H: 3 LOB: 1 BB: 0 P: 6	R: 0 E: 1 K: 0 S: 4	H: 0 LOB: 1 BB: 0 P: 4	R: 0 E: 0 K: 1 S: 5	H: 0 LOB: 1 BB: 1 P: 9	R: 0 E: 0 K: 0 S: 3	H: 0 LOB: 0 BB: 0 P: 3	R: 1 E: 0 K: 0 S: 5	H: 3 LOB: 1 BB: 0 P: 5	R: 0 E: 0 K: 0 S: 4	H: 1 LOB: 1 BB: 0 P: 4	R: 0 E: 0 K: 1 S: 7	H: 2 LOB: 2 BB: 0 P: 7	1B: 8 2B: 2 3B: 0 HR: 0	SF: 0 SAC: 0 DP: 0 HBP: 0	WP: 1 PB: 0 SB: 0 CS: 0	PA: 35
PITCHER Nelson Briles, R ERA: 3.55 Al Jackson, L ERA: 4.54 Ron Willis, R ERA: 3.65 Hal Woodeshick, L ERA: 4.54 (8, 1)	IP: 5.1 WLS: L BF: 24 H: 7 R: 3 ER: 3 SO: 1 BB: 1 IBB: 0 HBP: 0 BLK: 0 WP: 1 HR: 0 S: 25 P: 29 ERA: 5.06 WHIP: 1.500															PITCHER	IP: 5.1 WLS: L BF: 24 H: 7 R: 3 ER: 3 SO: 1 BB: 1 IBB: 0 HBP: 0 BLK: 0 WP: 1 HR: 0 S: 25 P: 29 ERA: 5.06 WHIP: 1.500	

St. Louis Cardinals @ Chicago Cubs
Wrigley Field, Chicago, IL
Tue Aug 01 1967, 3:33 AM CDT
Att: 25,439 - Sunny - 80 F


AB 34
R 3
H 10
RBI 2
BB 1
SO 2
LOB 14




Batter	1	2	3	4	5	6	7	8	9	AB	R	H	RBI	BB	SO	LOB	TOP		
Tommy Harper, R OBP: 0.323, SLG: 0.359	SH5-3 FC1-2-5 2B		5-3			SH3-4 1B		F7		4	0	2	0	0	0	0	Cincinnati Reds @ St. Louis Cardinals Busch Stadium, St. Louis, MO Fri Aug 04 1967, 7:05 PM CDT Att: 35,533 - Unknown		
Giraldo Ruiz, S OBP: 0.286, SLG: 0.323	SH5-3 2-3			5-3		SH3-4 1-2 1B				2	0	1	0	0	0	0			
Pete Rose, S OBP: 0.379, SLG: 0.470	FC1-5-2-5			E5		6-3		6-3		4	0	0	0	0	0	3			
Vada Pinson, L OBP: 0.321, SLG: 0.436	P3			F7		P6				4	0	0	0	0	0	3			
Tony Perez, R OBP: 0.344, SLG: 0.525		6-3		F9			F9			4	0	0	0	0	0	1			
Deron Johnson, R OBP: 0.286, SLG: 0.407		K			K		K			4	0	0	0	0	3	0			
Lee May, R OBP: 0.290, SLG: 0.411				F9		F8				3	0	1	0	0	0	0			
Don Pavletich, R OBP: 0.344, SLG: 0.471			K				F8			2	0	0	0	1	1	1			
Gary Nolan, R OBP: 0.204, SLG: 0.136										2	0	0	0	0	1	1			
Don Nottebart, R OBP: 0.132, SLG: 0.111			K		4-3					0	0	0	0	0	0	0			
Jake Wood, R OBP: 0.140, SLG: 0.075								P3		0	0	0	0	0	0	0			
Sammy Ellis, L										0	0	0	0	0	0	0			
Inning Stats	R: 0 E: 0 K: 0 S: 4	H: 1 LOB: 1 BB: 0 P: 4	R: 0 E: 0 K: 1 S: 5	H: 0 LOB: 0 BB: 0 P: 5	R: 0 E: 0 K: 2 S: 7	H: 0 LOB: 0 BB: 0 P: 7	R: 0 E: 1 K: 0 S: 4	H: 0 LOB: 1 BB: 0 P: 4	R: 0 E: 0 K: 1 S: 5	H: 1 LOB: 1 BB: 0 P: 9	R: 0 E: 0 K: 1 S: 6	H: 1 LOB: 1 BB: 0 P: 6	R: 0 E: 0 K: 0 S: 4	H: 0 LOB: 0 BB: 0 P: 3	R: 0 E: 0 K: 0 S: 3	H: 0 LOB: 0 BB: 0 P: 3	1B: 3 2B: 1 3B: 0 HR: 0	SF: 0 SAC: 2 DP: 0 HBP: 0	WP: 0 PA: 33 PB: 0 SB: 0 CS: 0
PITCHER Larry Jaster, L ERA: 3.11	IP: 9.0 WLS: W BF: 33 H: 4 R: 0 ER: 0 SO: 5 BB: 1 IBB: 0 HBP: 0 BLK: 0 WP: 0 HR: 0 S: 42 P: 46 ERA: 0.00 WHIP: 0.556															PITCHER			

Batter	1	2	3	4	5	6	7	8	9	AB	R	H	RBI	BB	SO	LOB	BOTTOM		
Lou Brock, L OBP: 0.313, SLG: 0.468	K				1-3	1B				4	0	2	2	0	1	1	Cincinnati Reds @ St. Louis Cardinals Busch Stadium, St. Louis, MO Fri Aug 04 1967, 7:05 PM CDT Att: 35,533 - Unknown		
Curt Flood, R OBP: 0.375, SLG: 0.399	F9				1-3	L3				4	0	1	0	0	0	2			
Roger Maris, L OBP: 0.369, SLG: 0.466					F2					4	0	2	0	0	1	3			
Orlando Cepeda, R OBP: 0.408, SLG: 0.556	K				F8					3	1	0	0	0	1	5			
Tim McCarver, L OBP: 0.400, SLG: 0.484					P4					2	1	0	0	2	0	1			
Mike Shannon, R OBP: 0.321, SLG: 0.402	K				P3					4	1	1	1	0	1	2			
Phil Gagliano, R OBP: 0.244, SLG: 0.254					K					4	1	1	1	0	1	0			
Dal Maxvill, R OBP: 0.284, SLG: 0.278										3	0	2	0	1	0	0			
Larry Jaster, L OBP: 0.146, SLG: 0.103					K					4	1	0	1	0	1	4			
Inning Stats	R: 0 E: 0 K: 2 S: 8	H: 1 LOB: 1 BB: 0 P: 8	R: 0 E: 0 K: 1 S: 4	H: 0 LOB: 1 BB: 1 P: 8	R: 0 E: 0 K: 1 S: 8	H: 3 LOB: 3 BB: 0 P: 8	R: 0 E: 0 K: 1 S: 5	H: 0 LOB: 0 BB: 0 P: 5	R: 0 E: 0 K: 1 S: 4	H: 1 LOB: 1 BB: 0 P: 4	R: 5 E: 0 K: 1 S: 8	H: 3 LOB: 1 BB: 2 P: 17	R: 0 E: 0 K: 0 S: 4	H: 1 LOB: 1 BB: 0 P: 4	R: 0 E: 0 K: 0 S: 3	H: 0 LOB: 0 BB: 0 P: 3		1B: 7 2B: 2 3B: 0 HR: 0	SF: 0 SAC: 0 DP: 0 HBP: 1
PITCHER Gary Nolan, R ERA: 2.71	IP: 5.2 WLS: L BF: 28 H: 8 R: 5 ER: 5 SO: 6 BB: 2 IBB: 1 HBP: 1 BLK: 0 WP: 1 HR: 0 S: 36 P: 49 ERA: 7.94 WHIP: 1.765															PITCHER			
Don Nottebart, R ERA: 1.89	IP: 1.1 WLS: 0 BF: 5 H: 1 R: 0 ER: 0 SO: 0 BB: 0 IBB: 0 HBP: 0 BLK: 0 WP: 0 HR: 0 S: 5 P: 5 ERA: 0.00 WHIP: 0.750															PITCHER			
Sammy Ellis, R ERA: 3.85	IP: 1.0 WLS: 0 BF: 3 H: 0 R: 0 ER: 0 SO: 0 BB: 0 IBB: 0 HBP: 0 BLK: 0 WP: 0 HR: 0 S: 3 P: 3 ERA: 0.00 WHIP: 0.000															PITCHER			

AB 30
R 0
H 4
RBI 0
BB 1
SO 5
LOB 9



AB 32
R 5
H 9
RBI 5
BB 3
SO 6
LOB 18



Batter	1	2	3	4	5	6	7	8	9	AB	R	H	RBI	BB	SO	LOB	TOP										
Tommy Harper, R OBP: 0.321, SLG: 0.371	0-0 6-3		0-0 FC5-4			0-0 HR	0-0 CS	0-0 4-3	0-0 P4	5	1	1	1	0	0	3											
Vada Pinson, L OBP: 0.320, SLG: 0.440	0-0 3-1		0-0 CS	0-0 4-3		0-0 P6		0-0 1B		4	0	1	0	0	0	0											
Pete Rose, S OBP: 0.382, SLG: 0.474	0-0 6-3			0-0 1B		0-0 1B	0-0 2B	0-0 1B		4	1	3	0	0	0	0											
Lee May, R OBP: 0.287, SLG: 0.404		0-0 L8		0-0 P4		0-0 1B	0-0 1B	0-0 FC5		4	0	1	1	0	0	2											
Tony Perez, R OBP: 0.342, SLG: 0.517		0-0 6-3			0-0 1B	0-0 1B	0-0 FC5-4	0-0 FC6-4		4	0	1	0	0	0	3											
Tommy Helms, R OBP: 0.276, SLG: 0.330		0-0 1B		0-0 L8		0-0 FC6-4			0-0 G2	4	0	1	0	0	0	2											
Giraldo Ruiz, S OBP: 0.271, SLG: 0.321		0-0 F9			0-0 1B				0-0 F5	3	0	1	0	0	0	1											
Art Shamsky, L OBP: 0.264, SLG: 0.276					0-0 1B					1	0	0	0	0	0	0											
Johnny Edwards, L OBP: 0.266, SLG: 0.242			0-0 E5		0-0 4-3		0-0 L6		0-0 1B	4	0	1	0	0	0	2											
Jake Wood, R OBP: 0.132, SLG: 0.111			0-0 FC5-4		0-0 1B				0-0 1B	0	0	0	0	0	0	0											
Jim Maloney, L OBP: 0.159, SLG: 0.209			0-3 K		0-0 F7				0-0 1B	2	0	0	0	0	1	3											
Mel Queen, L OBP: 0.203, SLG: 0.182										0	0	0	0	1	0	0											
Dick Simpson, R OBP: 0.310, SLG: 0.353										0	0	0	0	0	0	0											
Billy McCool, R OBP: 0.160, SLG: 0.087										0	0	0	0	0	0	0											
Deron Johnson, R OBP: 0.297, SLG: 0.407									0-0 1B	1	0	1	0	0	0	0											
Inning Stats	R: 0 E: 0 K: 0 S: 3	H: 0 LOB: 0 BB: 0 P: 3	R: 0 E: 0 K: 0 S: 4	H: 1 LOB: 1 BB: 0 P: 4	R: 0 E: 1 K: 1 S: 5	H: 0 LOB: 0 BB: 0 P: 5	R: 0 E: 0 K: 0 S: 3	H: 1 LOB: 0 BB: 0 P: 3	R: 0 E: 0 K: 0 S: 5	H: 2 LOB: 2 BB: 0 P: 5	R: 2 E: 0 K: 0 S: 6	H: 3 LOB: 1 BB: 0 P: 6	R: 0 E: 0 K: 0 S: 2	H: 0 LOB: 1 BB: 1 P: 6	R: 0 E: 1 K: 0 S: 5	H: 2 LOB: 2 BB: 0 P: 5	R: 0 E: 0 K: 0 S: 5	H: 2 LOB: 2 BB: 0 P: 5	1B: 9 2B: 1 3B: 0 HR: 1	SF: 0 SAC: 0 DP: 0 HBP: 0	WP: 0 PA: 39 PB: 0 SB: 0 CS: 4						
PITCHER	IP	WLS	BF	H	R	ER	SO	BB	IBB	HBP	BLK	WP	HR	S	P	ERA	WHIP										
Nelson Briles, R ERA: 3.54	(1, 1)	5.1	W	22	7	2	2	1	0	0	0	0	1	24	24	3.38	1.312										
Ron Willis, R ERA: 3.29	(6, 1)	3.1		14	4	0	0	0	1	0	0	0	0	13	17	0.00	1.500										
Jack Lamabe, R ERA: 4.41	(9, 1)	0.1	S	1	0	0	0	0	0	0	0	0	0	1	1	0.00	0.000										

Cincinnati Reds @ St. Louis Cardinals
 Busch Stadium, St. Louis, MO
 Sun Aug 06 1967, 3:33 AM CDT
 Att: 35,869 - Unknown

AB 36
 R 2
 H 11
 RBI 2
 BB 1
 SO 1
 LOB 16



Batter	1	2	3	4	5	6	7	8	9	AB	R	H	RBI	BB	SO	LOB	BOTTOM										
Lou Brock, L OBP: 0.316, SLG: 0.478	0-0 F8		0-0 3B		0-0 F9		0-0 4-3			4	0	1	0	0	0	1											
Curt Flood, R OBP: 0.377, SLG: 0.411	0-0 G3		0-0 5-3		0-0 HR		0-0 5-3			4	1	2	0	0	0	1											
Ed Spiezio, R OBP: 0.282, SLG: 0.301	0-0 2B				0-0 1B					0	0	0	0	0	0	0											
Roger Maris, L OBP: 0.365, SLG: 0.454	4-0 G3		0-0 L4		0-3 K			0-3 K		3	0	0	0	1	2	3											
Orlando Cepeda, R OBP: 0.402, SLG: 0.554	0-0 G3		0-0 L6		0-0 HR			0-3 K		4	1	1	3	0	1	3											
Mike Shannon, R OBP: 0.321, SLG: 0.399	1-0 HBP			0-3 K	0-3 K			0-0 1B		3	0	1	0	0	2	0											
Dave Ricketts, S OBP: 0.306, SLG: 0.388	0-0 F8			0-0 4-3		0-0 4-3		0-0 F9		4	0	0	0	0	0	4											
Phil Gagliano, R OBP: 0.245, SLG: 0.254		0-0 F8		0-0 E6		0-0 P3				3	0	0	0	0	0	0											
Dal Maxvill, R OBP: 0.281, SLG: 0.280		0-3 K		0-0 FC6-4		0-0 4-3				3	0	0	0	0	1	1											
Nelson Briles, R OBP: 0.222, SLG: 0.125		0-3 K			0-0 1B		0-0 6-3			2	1	1	0	0	1	0											
Ron Willis, R OBP: 0.429, SLG: 0.571					0-0 HR					1	0	0	0	0	0	0											
Jack Lamabe, R OBP: 0.222, SLG: 0.125										0	0	0	0	0	0	0											
Inning Stats	R: 0 E: 0 K: 0 S: 4	H: 1 LOB: 3 BB: 1 P: 9	R: 0 E: 0 K: 2 S: 7	H: 0 LOB: 0 BB: 0 P: 7	R: 0 E: 0 K: 1 S: 4	H: 1 LOB: 1 BB: 0 P: 4	R: 0 E: 1 K: 1 S: 6	H: 0 LOB: 1 BB: 0 P: 6	R: 3 E: 0 K: 2 S: 10	H: 3 LOB: 0 BB: 0 P: 10	R: 0 E: 0 K: 0 S: 3	H: 0 LOB: 0 BB: 0 P: 3	R: 0 E: 0 K: 2 S: 8	H: 1 LOB: 1 BB: 0 P: 8	R: 0 E: 0 K: 2 S: 8	H: 1 LOB: 1 BB: 0 P: 8	1B: 3 2B: 1 3B: 1 HR: 1	SF: 0 SAC: 0 DP: 0 HBP: 1	WP: 0 PA: 33 PB: 0 SB: 0 CS: 0								
PITCHER	IP	WLS	BF	H	R	ER	SO	BB	IBB	HBP	BLK	WP	HR	S	P	ERA	WHIP										
Jim Maloney, R ERA: 4.09	(1, 1)	6.0	L	26	5	3	3	5	1	0	1	0	0	34	39	4.50	1.000										
Billy McCool, L ERA: 3.16	(7, 1)	2.0		7	1	0	0	2	0	0	0	0	0	11	11	0.00	0.500										

Cincinnati Reds @ St. Louis Cardinals
 Busch Stadium, St. Louis, MO
 Sun Aug 06 1967, 3:33 AM CDT
 Att: 35,869 - Unknown

AB 31
 R 3
 H 6
 RBI 3
 BB 1
 SO 7
 LOB 13



Batter	1	2	3	4	5	6	7	8	9	AB	R	H	RBI	BB	SO	LOB	TOP					
Dick Schofield, S OBP: 0.309, SLG: 0.282	E5 4-3	F9			P4		F9		E 1-2	5	1	1	0	0	0	3	Los Angeles Dodgers @ St. Louis Cardinals Busch Stadium, St. Louis, MO Mon Aug 07 1967, 7:05 PM CDT Att: 25,314 - Unknown livebaseballscorecards.com					
Ron Hunt, R OBP: 0.372, SLG: 0.377	5-3		5-3 SH1-3 1B		F8		5-3		E8 1-2 1B	5	2	2	1	0	0	1						
Willie Davis, L OBP: 0.297, SLG: 0.330	4-3		SH1-3		6-3		P5		F9	4	0	0	0	0	0	1						
Al Ferrara, R OBP: 0.347, SLG: 0.500	K		5-3			4-0 SH1-4 1B SF9 BB		3-1		2	1	0	0	1	1	2						
Ron Fairly, L OBP: 0.310, SLG: 0.316			5-3							1	0	0	0	0	0	0						
Lou Johnson, R OBP: 0.314, SLG: 0.400		1B				1-2 SF9 SH1-4 S 1B			CS BB	3	1	3	1	1	0	0						
Bob Bailey, R OBP: 0.281, SLG: 0.255		1B	3-H		F8		SH1-4		K	3	0	1	0	0	1	2						
Wes Parker, S OBP: 0.367, SLG: 0.354		1B			5-3		SF9		E 1B	2	1	1	1	1	0	0						
Jeff Torborg, R OBP: 0.274, SLG: 0.286	K				5-3		2-3 3-H 4-0		K	3	0	0	0	1	2	4						
Bill Singer, R OBP: 0.273, SLG: 0.273	K				K		1-2 2-3		K	2	0	0	0	0	2	3						
Jim Brewer, L OBP: 0.271, SLG: 0.154							1-2 2-3			1	0	0	0	0	1	1						
Bob Miller, R OBP: 0.271, SLG: 0.154							1-2 2-3			0	0	0	0	0	0	0						
Ron Perranoski, L OBP: 0.271, SLG: 0.154							1-2 2-3			0	0	0	0	0	0	0						
Nate Oliver, R OBP: 0.271, SLG: 0.154							1-2 2-3			1	0	0	0	0	1	1						
Phil Regan, R OBP: 0.271, SLG: 0.154							1-2 2-3			0	0	0	0	0	0	0						
Inning Stats	R: 0 E: 1 K: 1 S: 6	H: 0 LOB: 1 BB: 0 P: 6	R: 0 E: 0 K: 2 S: 9	H: 2 LOB: 3 BB: 1 P: 13	R: 1 E: 0 K: 0 S: 5	H: 2 LOB: 1 BB: 0 P: 5	R: 0 E: 0 K: 1 S: 5	H: 0 LOB: 0 BB: 0 P: 5	R: 0 E: 0 K: 0 S: 3	H: 0 LOB: 0 BB: 0 P: 3	R: 2 E: 0 K: 1 S: 6	H: 1 LOB: 1 BB: 2 P: 14	R: 0 E: 0 K: 0 S: 3	H: 0 LOB: 1 BB: 0 P: 3	R: 0 E: 0 K: 1 S: 4	H: 0 LOB: 1 BB: 1 P: 8	R: 3 E: 1 K: 2 S: 10	H: 3 LOB: 0 BB: 0 P: 10	1B: 8 2B: 1 3B: 0 HR: 0	SF: 1 SAC: 2 DP: 1 HBP: 0	WP: 0 PB: 0 SB: 2 CS: 1	PA: 39
PITCHER	IP WLS BF H R ER SO BB IBB HBP BLK WP HR S P ERA WHIP	PITCHER																				
Steve Carlton, L ERA: 2.97	(1, 1) 7.0 30 5 3 3 5 2 1 0 0 0 0 0 37 49 3.86 1.000																					
Al Jackson, L ERA: 4.49	(8, 1) 1.0 3 0 0 0 1 1 0 0 0 0 0 4 8 0.00 1.000																					
Joe Hoerner, L ERA: 2.54	(9, 1) 1.0 L 6 3 3 1 2 0 0 0 0 0 0 10 10 9.00 3.000																					
Batter	1	2	3	4	5	6	7	8	9	AB	R	H	RBI	BB	SO	LOB	BOTTOM					
Lou Brock, L OBP: 0.315, SLG: 0.475	E6 1-3		E5 1B	FC3-2					K	5	0	1	0	0	1	6	Los Angeles Dodgers @ St. Louis Cardinals Busch Stadium, St. Louis, MO Mon Aug 07 1967, 7:05 PM CDT Att: 25,314 - Unknown livebaseballscorecards.com					
Curt Flood, R OBP: 0.376, SLG: 0.414	1-3			P3			FC5-4 1B		G3 2B	5	1	2	0	0	0	5						
Roger Maris, L OBP: 0.360, SLG: 0.446	K		F8		4-3		F9		1-3	5	0	0	0	0	1	4						
Orlando Cepeda, R OBP: 0.402, SLG: 0.552		4-3		1B 1B	K			G3		5	2	2	1	0	1	0						
Tim McCarver, L OBP: 0.398, SLG: 0.483		6-3		1B 1B	K			SH1-4 1B		4	1	2	0	0	1	0						
Mike Shannon, R OBP: 0.325, SLG: 0.405				1B 1B			P4		5-3	5	0	3	2	0	0	1						
Phil Gagliano, R OBP: 0.252, SLG: 0.256	FC6-4			FC3-2 1B			P6		1B IBB	3	0	1	1	1	0	1						
Dal Maxvill, R OBP: 0.281, SLG: 0.280			6-3	F9			6-3		1B	4	0	1	0	0	0	2						
Steve Carlton, L OBP: 0.176, SLG: 0.167				K						1	0	0	0	1	1	0						
Alto Johnson, R OBP: 0.220, SLG: 0.206										1	0	0	0	0	0	0						
Al Jackson, L ERA: 2.38										0	0	0	0	0	0	0						
Julian Javier, R OBP: 0.276, SLG: 0.360										0	0	0	0	0	0	0						
Bobby Tolan, L OBP: 0.311, SLG: 0.404										0	0	0	0	1	0	0						
Joe Hoerner, R OBP: 0.222, SLG: 0.222										0	0	0	0	0	0	0						
Inning Stats	R: 0 E: 1 K: 1 S: 5	H: 0 LOB: 0 BB: 0 P: 5	R: 0 E: 0 K: 0 S: 4	H: 1 LOB: 1 BB: 0 P: 4	R: 0 E: 1 K: 1 S: 7	H: 1 LOB: 2 BB: 0 P: 7	R: 2 E: 0 K: 0 S: 7	H: 4 LOB: 3 BB: 1 P: 11	R: 0 E: 0 K: 2 S: 7	H: 0 LOB: 0 BB: 0 P: 7	R: 0 E: 0 K: 0 S: 3	H: 0 LOB: 0 BB: 0 P: 3	R: 0 E: 0 K: 0 S: 4	H: 1 LOB: 1 BB: 0 P: 4	R: 1 E: 0 K: 1 S: 7	H: 3 LOB: 3 BB: 2 P: 15	R: 1 E: 0 K: 0 S: 5	H: 2 LOB: 1 BB: 0 P: 5	1B: 9 2B: 3 3B: 0 HR: 0	SF: 0 SAC: 1 DP: 0 HBP: 0	WP: 0 PB: 0 SB: 0 CS: 0	PA: 42
PITCHER	IP WLS BF H R ER SO BB IBB HBP BLK WP HR S P ERA WHIP	PITCHER																				
Bill Singer, R ERA: 2.92	(1, 1) 3.1 18 4 1 1 2 0 1 0 0 0 0 0 20 24 2.08 0.923																					
Jim Brewer, L ERA: 2.38	(4, 1) 4.1 17 4 1 1 2 0 1 0 0 0 0 0 20 24 2.08 0.923																					
Bob Miller, R ERA: 5.63	(8, 1) 0.0 1 0 0 0 0 1 0 0 0 0 0 0 4 ∞ ∞																					
Ron Perranoski, L ERA: 2.84	(8, 1) 0.1 W 1 0 0 0 1 0 0 0 0 0 0 3 3 0.00 0.000																					
Phil Regan, R ERA: 3.01	(9, 1) 1.0 S 5 2 1 1 0 0 0 0 0 0 0 5 5 9.00 2.000																					

Batter	1	2	3	4	5	6	7	8	9	AB	R	H	RBI	BB	SO	LOB	TOP								
Dick Schofield, S (1,6)	6-3		F9		F9		1B		F8	5	1	2	1	0	0	2									
Ron Hunt, R (1,4) Nate Oliver, R (5,4)	5-3		K		2B		FC3-6			3	0	1	2	0	1	1									
Willie Davis, L (1,8)	F2				K		FC3-6			4	0	0	0	0	1	2									
Len Gabrielson, L (1,9) Wes Parker, S (7,PH)		F9		F3		3-1		F8		3	0	0	0	0	0	0									
Jim Lefebvre, S (1,5)	K			4-3			2B		1-3	4	0	1	0	0	1	0									
Lou Johnson, R (1,7)	G1				F9		IBB			3	1	2	0	1	0	0									
Ron Fairly, L (1,3)			HR		F9		K		G4-6-3	4	1	1	1	0	1	4									
John Roseboro, L (1,2)			SH1-4		F9		IBB		4-3	3	2	1	0	1	0	2									
Don Sutton, R (1,1)			SH1-4		SH				1-3	2	1	0	1	0	1	0									
Inning Stats	R: 0 E: 0 K: 0 S: 3	H: 0 LOB: 0 BB: 0 P: 3	R: 0 E: 0 K: 1 S: 5	H: 0 LOB: 0 BB: 0 P: 5	R: 2 E: 0 K: 1 S: 7	H: 3 LOB: 0 BB: 0 P: 7	R: 0 E: 0 K: 0 S: 3	H: 0 LOB: 0 BB: 0 P: 3	R: 3 E: 1 K: 1 S: 8	H: 2 LOB: 1 BB: 1 P: 12	R: 0 E: 0 K: 1 S: 6	H: 1 LOB: 2 BB: 1 P: 10	R: 1 E: 0 K: 0 S: 5	H: 2 LOB: 1 BB: 0 P: 5	R: 0 E: 0 K: 0 S: 3	H: 1 LOB: 0 BB: 0 P: 3	R: 0 E: 0 K: 1 S: 5	H: 0 LOB: 0 BB: 0 P: 5	1B: 4 2B: 4 3B: 0 HR: 1	SF: 0 SAC: 2 DP: 1 HBP: 0	WP: 0 PB: 0 SB: 1 CS: 1	PA: 37			
PITCHER	IP	WLS	BF	H	R	ER	SO	BB	IBB	HBP	BLK	WP	HR	S	P	ERA	WHIP								
Dick Hughes, R (1,1) ERA: 3.18	4.2	L	20	5	5	3	2	0	1	0	0	0	1	23	27	5.79	1.071								
Hal Woodeshick, L (5,1) ERA: 4.5	2.1		11	3	1	1	2	0	1	0	0	0	0	14	18	3.86	1.286								
Jack Lamabe, R (8,1) ERA: 4.24	2.0		6	1	0	0	1	0	0	0	0	0	0	8	8	0.00	0.500								

Los Angeles Dodgers @ St. Louis Cardinals
 Busch Stadium, St. Louis, MO
 Tue Aug 08 1967, 7:05 PM CDT
 Att: 22,780 - Unknown

AB	33
R	6
H	9
RBI	6
BB	2
SO	5
LOB	12



Batter	1	2	3	4	5	6	7	8	9	AB	R	H	RBI	BB	SO	LOB	BOTTOM								
Lou Brock, L (1,7)	2B	F7			FC4-6		K			4	1	2	0	0	1	1									
Curt Flood, R (1,8)	1B				K			6-3		4	1	2	0	0	1	1									
Bobby Tolan, L (1,9)	2B			1-3	FC4-6			1-3		4	0	1	1	0	0	2									
Orlando Cepeda, R (1,3) Roger Maris, L (1,PH)	1B				F8			P6		0	0	0	0	0	0	0									
Tim McCarver, L (1,2)	4-3			K	F8					4	0	0	1	0	1	3									
Mike Shannon, R (1,5)	1-2	F8			FC5-4			F8		3	0	0	0	1	0	1									
Phil Gagliano, R (1,4)					FC5-4					4	0	0	0	0	0	3									
Dal Maxvill, R (1,6) Eddie Bressoud, R (8,6)					P6			F9		4	0	0	0	0	0	3									
Phil Gagliano, R (1,4)					FC5-4					4	0	0	0	0	1	0									
Dal Maxvill, R (1,6) Eddie Bressoud, R (8,6)					K			1-3		4	0	0	0	0	1	0									
Dick Hughes, R (1,1) Hal Woodeshick, R (5,1)					F7					3	0	1	0	0	0	0									
Ed Spiezio, R (7,PH) Jack Lamabe, R (8,1)					6-3			6-3		0	0	0	0	0	0	0									
Dick Hughes, R (1,1) Hal Woodeshick, R (5,1)					1B					2	0	0	0	0	1	1									
Ed Spiezio, R (7,PH) Jack Lamabe, R (8,1)					K			F8		0	0	0	0	0	0	0									
Ed Spiezio, R (7,PH) Jack Lamabe, R (8,1)					F7					1	0	0	0	0	0	0									
Jack Lamabe, R (8,1)										0	0	0	0	0	0	0									
Inning Stats	R: 2 E: 0 K: 0 S: 6	H: 3 LOB: 1 BB: 0 P: 6	R: 0 E: 0 K: 2 S: 8	H: 1 LOB: 1 BB: 0 P: 8	R: 0 E: 0 K: 1 S: 6	H: 1 LOB: 2 BB: 1 P: 10	R: 0 E: 0 K: 0 S: 3	H: 0 LOB: 0 BB: 0 P: 3	R: 0 E: 0 K: 1 S: 6	H: 1 LOB: 1 BB: 0 P: 6	R: 0 E: 0 K: 0 S: 3	H: 0 LOB: 0 BB: 0 P: 3	R: 0 E: 0 K: 1 S: 5	H: 0 LOB: 0 BB: 0 P: 5	R: 0 E: 0 K: 0 S: 3	H: 0 LOB: 0 BB: 0 P: 3	R: 0 E: 0 K: 0 S: 3	H: 0 LOB: 0 BB: 0 P: 3	1B: 4 2B: 2 3B: 0 HR: 0	SF: 0 SAC: 0 DP: 0 HBP: 0	WP: 0 PB: 0 SB: 0 CS: 0	PA: 34			
PITCHER	IP	WLS	BF	H	R	ER	SO	BB	IBB	HBP	BLK	WP	HR	S	P	ERA	WHIP								
Don Sutton, R (1,1) ERA: 3.92	9.0	W	34	6	2	2	5	0	1	0	0	0	0	43	47	2.00	0.667								

Los Angeles Dodgers @ St. Louis Cardinals
 Busch Stadium, St. Louis, MO
 Tue Aug 08 1967, 7:05 PM CDT
 Att: 22,780 - Unknown

AB	33
R	2
H	6
RBI	2
BB	1
SO	5
LOB	12



Batter	1	2	3	4	5	6	7	8	9	10	11	AB	R	H	RBI	BB	SO	LOB	TOP			
Dick Schofield, S OBP: 0.309, SLG: 0.301 (1, 6)												5	1	1	1	0	0	0				
Nate Oliver, R OBP: 0.330, SLG: 0.355 (1, 4)												5	0	1	0	0	0	0				
Willie Davis, L OBP: 0.290, SLG: 0.322 (1, 8)												5	0	0	0	0	0	1				
Al Ferrara, R OBP: 0.341, SLG: 0.491 (10, 9)												4	0	0	0	0	0	1				
Ron Fairly, L OBP: 0.309, SLG: 0.323 (10, 9)												1	0	0	0	0	0	1				
Jim Lefebvre, S OBP: 0.346, SLG: 0.396 (1, 5)												4	0	1	0	0	0	0				
Lou Johnson, R OBP: 0.327, SLG: 0.409 (1, 7)												3	0	1	0	1	0	0				
Wes Parker, S OBP: 0.362, SLG: 0.349 (1, 3)												3	0	0	0	0	1	1				
Jeff Torborg, R OBP: 0.271, SLG: 0.282 (8, PH)												2	0	0	0	0	0	2				
Bob Bailey, R OBP: 0.280, SLG: 0.254 (8, 1)												1	0	0	0	0	0	0				
Ron Perranoski, L OBP: 0.167, SLG: 0.167 (10, PH)												0	0	0	0	0	0	0				
Jim Hickman, R OBP: 0.245, SLG: 0.231 (10, 1)												1	0	1	0	0	0	0				
Phil Regan, R OBP: 0.111, SLG: 0.111 (10, 1)												0	0	0	0	0	0	0				
Don Drysdale, R OBP: 0.107, SLG: 0.132 (8, PH)												2	0	0	0	0	2					
Jim Campanis, R OBP: 0.343, SLG: 0.484 (8, 2)												2	1	1	1	0	1	1				
Inning Stats	R: 1 E: 0 K: 0 S: 4	H: 1 LOB: 0 BB: 0 P: 4	R: 0 E: 0 K: 0 S: 5	H: 2 LOB: 2 BB: 0 P: 5	R: 0 E: 0 K: 0 S: 3	H: 0 LOB: 0 BB: 0 P: 3	R: 0 E: 0 K: 2 S: 7	H: 0 LOB: 1 BB: 1 P: 11	R: 0 E: 0 K: 0 S: 3	H: 0 LOB: 0 BB: 0 P: 3	R: 0 E: 0 K: 1 S: 5	H: 0 LOB: 0 BB: 0 P: 5	R: 0 E: 0 K: 0 S: 3	H: 0 LOB: 0 BB: 0 P: 3	R: 0 E: 0 K: 0 S: 6	H: 1 LOB: 1 BB: 0 P: 6	R: 0 E: 0 K: 0 S: 4	H: 1 LOB: 1 BB: 0 P: 4	1B: 4 2B: 0 3B: 0 HR: 2	SF: 0 SAC: 1 DP: 0 HBP: 0	WP: 0 PB: 0 SB: 0 CS: 0	PA: 40
PITCHER	IP ERA: 3.0	WLS W	BF 4	H 1	R 0	ER 0	SO 4	BB 0	IBB 0	HBP 0	BLK 0	WP 0	HR 0	S 43	P 47	ERA 0.00	WHIP 1.000					
Larry Jaster, L ERA: 3.0 (1, 1)																						
Ron Willis, R ERA: 3.23 (11, 1)																						

Los Angeles Dodgers @ St. Louis Cardinals
 Busch Stadium, St. Louis, MO
 Wed Aug 09 1967, 7:05 PM CDT
 Att: 23,564 - Unknown

AB	38
R	2
H	6
RBI	2
BB	1
SO	4
LOB	8



Batter	1	2	3	4	5	6	7	8	9	10	11	AB	R	H	RBI	BB	SO	LOB	BOTTOM					
Lou Brock, L OBP: 0.319, SLG: 0.485 (1, 7)												5	1	3	1	0	1	0						
Curt Flood, R OBP: 0.376, SLG: 0.417 (1, 8)												3	0	0	0	0	0	1						
Julian Javier, R OBP: 0.311, SLG: 0.410 (8, PH)												2	0	1	0	0	1	0						
Bobby Tolan, L OBP: 0.307, SLG: 0.392 (9, 8)												4	0	0	0	1	2	3						
Tim McCarver, L OBP: 0.399, SLG: 0.480 (1, 2)												5	0	3	0	0	0	2						
Mike Shannon, R OBP: 0.321, SLG: 0.401 (1, 5)												4	1	1	0	0	1	2						
Roger Maris, L OBP: 0.358, SLG: 0.438 (1, 9)												4	0	1	0	1	0	2						
Phil Gagliano, R OBP: 0.280, SLG: 0.243 (9, 3)												3	0	0	0	2	0	3						
Eddie Bressoud, R OBP: 0.270, SLG: 0.241 (1, 6)												5	1	2	1	0	0	6						
Larry Jaster, L OBP: 0.106, SLG: 0.095 (1, 1)												3	0	0	0	0	0	1						
Dave Ricketts, S OBP: 0.300, SLG: 0.380 (10, PH)												1	0	0	0	0	1	0						
Ron Willis, R OBP: 0.453, SLG: 0.571 (11, 1)												0	0	0	0	0	0	0						
Inning Stats	R: 0 E: 0 K: 0 S: 2	H: 0 LOB: 0 BB: 1 P: 6	R: 0 E: 0 K: 0 S: 4	H: 1 LOB: 1 BB: 0 P: 4	R: 2 E: 0 K: 0 S: 5	H: 2 LOB: 2 BB: 0 P: 5	R: 0 E: 0 K: 1 S: 7	H: 2 LOB: 2 BB: 0 P: 7	R: 0 E: 0 K: 0 S: 4	H: 0 LOB: 0 BB: 0 P: 3	R: 0 E: 0 K: 0 S: 3	H: 1 LOB: 0 BB: 0 P: 3	R: 0 E: 0 K: 3 S: 9	H: 0 LOB: 0 BB: 0 P: 9	R: 0 E: 0 K: 0 S: 4	H: 1 LOB: 2 BB: 1 P: 8	R: 0 E: 0 K: 2 S: 9	H: 2 LOB: 2 BB: 0 P: 9	R: 1 E: 1 K: 0 S: 2	H: 1 LOB: 3 BB: 2 P: 10	1B: 7 2B: 2 3B: 0 HR: 2	SF: 0 SAC: 1 DP: 1 HBP: 0	WP: 0 PB: 0 SB: 0 CS: 1	PA: 45
PITCHER	IP ERA: 2.63	WLS 8	BF 27	H 7	R 1	ER 0	SO 3	BB 1	IBB 0	HBP 0	BLK 0	WP 0	HR 2	S 28	P 32	ERA 2.57	WHIP 1.143							
Ron Perranoski, L ERA: 2.57 (8, 1)																								
Phil Regan, R ERA: 2.95 (10, 1)																								

Los Angeles Dodgers @ St. Louis Cardinals
 Busch Stadium, St. Louis, MO
 Wed Aug 09 1967, 7:05 PM CDT
 Att: 23,564 - Unknown

AB	39
R	3
H	11
RBI	2
BB	4
SO	6
LOB	20



Batter	1	2	3	4	5	6	7	8	9	AB	R	H	RBI	BB	SO	LOB	TOP											
Jesus Alou, R OBP: 0.323, SLG: 0.388	4-3		4-3		K					4	0	1	0	0	1	2	San Francisco Giants @ St. Louis Cardinals Busch Stadium, St. Louis, MO Thu Aug 10 1967, 7:05 PM CDT Att: 31,841 - Unknown											
Willie Mays, R OBP: 0.349, SLG: 0.482	F 1B WP 1B		K		F7		F9			4	1	1	0	0	1	3												
Willie McCovey, L OBP: 0.400, SLG: 0.546	E4 WP 1-3 1B			1B FC1-2 1B	1H 2H HR			F7		4	1	3	3	0	0	0												
Jim Ray Hart, R OBP: 0.382, SLG: 0.566	K			K	F8			HR		4	1	1	1	0	2	2												
Tom Haller, L OBP: 0.366, SLG: 0.455	F5			FC1-2 1-3 1B		K		HR		3	0	1	0	1	1	1												
Jim Davenport, R OBP: 0.353, SLG: 0.365		F6		FC1-2 1-2 1B		F3		4-1		4	0	0	0	0	0	3												
Dick Groat, R OBP: 0.244, SLG: 0.185		K		F9		4-3				4	0	0	0	0	2	2												
Hal Lanier, R OBP: 0.243, SLG: 0.279		F8			SH HR 1B		6-3		F8	4	1	1	0	0	0	0												
Mike McCormick, L OBP: 0.183, SLG: 0.200			K		SH HR		4-3		K	3	1	0	0	0	2	0												
Inning Stats	R: 1 E: 1 K: 1 S: 7	H: 2 LOB: 1 BB: 0 P: 7	R: 0 E: 0 K: 1 S: 5	H: 0 LOB: 0 BB: 0 P: 5	R: 0 E: 0 K: 2 S: 7	H: 0 LOB: 0 BB: 0 P: 7	R: 0 E: 0 K: 1 S: 7	H: 2 LOB: 2 BB: 0 P: 7	R: 3 E: 0 K: 1 S: 8	H: 2 LOB: 0 BB: 0 P: 8	R: 0 E: 0 K: 0 S: 5	H: 0 LOB: 1 BB: 0 P: 5	R: 0 E: 0 K: 0 S: 4	H: 1 LOB: 1 BB: 0 P: 4	R: 1 E: 0 K: 0 S: 3	H: 1 LOB: 0 BB: 0 P: 7		R: 0 E: 0 K: 2 S: 7	H: 0 LOB: 0 BB: 0 P: 7	1B: 5 2B: 1 3B: 0 HR: 2	SF: 0 SAC: 1 DP: 0 HBP: 0	WP: 1 PB: 0 SB: 0 CS: 1	PA: 36					
PITCHER	IP	WLS	BF	H	R	ER	SO	BB	IBB	HBP	BLK	WP	HR	S	P	ERA	WHIP											
Ray Washburn, R ERA: 3.23	(1, 1)	8.0	L	33	8	5	4	7	1	0	0	0	1	2	46	50	4.50	1.125										
Jack Lamabe, R ERA: 4.15	(9, 1)	1.0		3	0	0	0	2	0	0	0	0	0	0	7	7	0.00	0.000										

AB	34
R	5
H	8
RBI	4
BB	1
SO	9
LOB	13



Batter	1	2	3	4	5	6	7	8	9	AB	R	H	RBI	BB	SO	LOB	BOTTOM											
Lou Brock, L OBP: 0.318, SLG: 0.483	S 1B 1B		1-3		K			G4-6-3 1-2		4	1	1	0	0	1	1	San Francisco Giants @ St. Louis Cardinals Busch Stadium, St. Louis, MO Thu Aug 10 1967, 7:05 PM CDT Att: 31,841 - Unknown											
Curt Flood, R OBP: 0.377, SLG: 0.418	1H K 1B			WP 1B 1B		F8		F9		4	0	2	1	0	0	0												
Alex Johnson, R OBP: 0.230, SLG: 0.270	K			1B 6-3 BB				F9		3	1	1	0	1	1	1												
Mike Shannon, R OBP: 0.320, SLG: 0.399	K			6-3 1-3 2H 1B		K		F2		4	0	1	0	0	2	2												
Tim McCarver, L OBP: 0.398, SLG: 0.476		F9		6-3 IBB		F9		F9		3	0	0	0	1	0	1												
Phil Gagliano, R OBP: 0.245, SLG: 0.238	K			6-3		6-3				3	0	0	1	0	1	2												
Bobby Tolan, L OBP: 0.303, SLG: 0.386	F6			1-2 2-3 3-H 6-3 K		K2-3				3	0	0	0	0	2	2												
Eddie Bressoud, R OBP: 0.258, SLG: 0.228			F5		F4		F3			3	0	0	0	0	0	0												
Ray Washburn, R OBP: 0.063, SLG: 0.104					6-3					2	0	0	0	0	1	0												
Ed Spiezio, R OBP: 0.289, SLG: 0.307			K					G4-6-3 1B		1	0	1	0	0	0	0												
Jack Lamabe, R OBP: 0.222, SLG: 0.125										0	0	0	0	0	0	0												
Inning Stats	R: 1 E: 0 K: 2 S: 8	H: 2 LOB: 0 BB: 0 P: 8	R: 0 E: 0 K: 1 S: 5	H: 0 LOB: 0 BB: 0 P: 5	R: 0 E: 0 K: 1 S: 5	H: 0 LOB: 0 BB: 0 P: 5	R: 1 E: 0 K: 1 S: 6	H: 2 LOB: 2 BB: 0 P: 14	R: 0 E: 0 K: 1 S: 5	H: 0 LOB: 0 BB: 0 P: 5	R: 0 E: 0 K: 1 S: 6	H: 1 LOB: 1 BB: 0 P: 6	R: 0 E: 0 K: 1 S: 5	H: 0 LOB: 0 BB: 0 P: 5	R: 0 E: 0 K: 0 S: 3	H: 1 LOB: 0 BB: 0 P: 3	R: 0 E: 0 K: 0 S: 3	H: 0 LOB: 0 BB: 0 P: 3	1B: 6 2B: 0 3B: 0 HR: 0	SF: 0 SAC: 0 DP: 1 HBP: 0	WP: 1 PB: 0 SB: 1 CS: 0	PA: 32						
PITCHER	IP	WLS	BF	H	R	ER	SO	BB	IBB	HBP	BLK	WP	HR	S	P	ERA	WHIP											
Mike McCormick, L ERA: 2.93	(1, 1)	9.0	W	32	6	2	2	8	1	1	0	0	1	0	46	54	2.00	0.778										



Batter	1	2	3	4	5	6	7	8	9	AB	R	H	RBI	BB	SO	LOB	TOP								
Jesus Alou, R OBP: 0.325, SLG: 0.389 (1, 9)	5-3			5-3		E 1B		E 1B		4	1	2	0	0	0	0	San Francisco Giants @ St. Louis Cardinals Busch Stadium, St. Louis, MO Fri Aug 11 1967, 7:05 PM CDT Att: 36,042 - Unknown								
Willie Mays, R OBP: 0.346, SLG: 0.476 (1, 8)	F7			F3		F2		E6 1B		4	0	0	0	0	0	2									
Willie McCovey, L OBP: 0.401, SLG: 0.544 (1, 3)	K			1B BB		E3		BB 1B		3	0	1	1	1	1	1									
Jim Ray Hart, R OBP: 0.383, SLG: 0.564 (1, 7)		6-3		1B		K		FC6-4 BB		3	0	1	0	1	1	2									
Tom Haller, L OBP: 0.363, SLG: 0.451 Jack Hiatt, R OBP: 0.402, SLG: 0.495 (8, PH) Lindy McDaniel, R OBP: 0.200, SLG: 0.200 (8, 1)	L3			F9				FC6-4 BB		3	0	0	0	0	1	2									
Jim Davenport, R OBP: 0.347, SLG: 0.358 (1, 5)	6-3									1	0	0	0	0	0	3									
Dick Groat, R OBP: 0.234, SLG: 0.176 (1, 6)										0	0	0	0	0	0	0									
Hal Lanier, R OBP: 0.240, SLG: 0.276 (1, 4)				K		K		F4		4	0	0	0	0	2	0									
Gaylord Perry, R OBP: 0.172, SLG: 0.190 Ty Cline, L OBP: 0.303, SLG: 0.353 (8, PH) Dick Dietz, R OBP: 0.412, SLG: 0.442 (8, 2)	5-3					1-3		L6-3		2	0	0	0	0	0	0									
Inning Stats	R: 0 E: 0 K: 1 S: 5	H: 0 LOB: 0 BB: 0 P: 5	R: 0 E: 0 K: 0 S: 3	H: 0 LOB: 0 BB: 0 P: 3	R: 0 E: 0 K: 1 S: 5	H: 0 LOB: 0 BB: 0 P: 5	R: 0 E: 0 K: 0 S: 4	H: 1 LOB: 2 BB: 1 P: 8	R: 0 E: 0 K: 1 S: 5	H: 0 LOB: 0 BB: 0 P: 5	R: 0 E: 0 K: 1 S: 7	H: 1 LOB: 2 BB: 0 P: 7	R: 0 E: 0 K: 1 S: 5	H: 0 LOB: 0 BB: 0 P: 5	R: 1 E: 1 K: 0 S: 6	H: 2 LOB: 3 BB: 1 P: 10		R: 0 E: 0 K: 0 S: 3	H: 0 LOB: 0 BB: 0 P: 3	1B: 4 2B: 0 3B: 0 HR: 0	SF: 0 SAC: 0 DP: 0 HBP: 0	WP: 0 PB: 0 SB: 0 CS: 0	PA: 35		
PITCHER	IP	WLS	BF	H	R	ER	SO	BB	IBB	HBP	BLK	WP	HR	S	P	ERA	WHIP								
Nelson Briles, R ERA: 3.21 (1, 1)	7.2	W	30	4	1	0	5	1	0	0	0	0	0	39	43	0.00	0.652								
Ron Willis, R ERA: 3.23 (8, 1)	0.0		1	0	0	0	0	1	0	0	0	0	0	0	4	∞	∞								
Joe Hoerner, L ERA: 2.47 (8, 1)	1.1	S	4	0	0	0	0	0	0	0	0	0	0	4	4	0.00	0.000								

Batter	1	2	3	4	5	6	7	8	9	AB	R	H	RBI	BB	SO	LOB	BOTTOM								
Lou Brock, L OBP: 0.316, SLG: 0.479 (1, 7)	4-3		K2-3			K		F7		4	0	0	0	0	2	0	San Francisco Giants @ St. Louis Cardinals Busch Stadium, St. Louis, MO Fri Aug 11 1967, 7:05 PM CDT Att: 36,042 - Unknown								
Curt Flood, R OBP: 0.379, SLG: 0.419 Bobby Tolan, L OBP: 0.303, SLG: 0.386 (9, 8)	4-3		6-3			FC4-6 1B		1B		4	0	2	0	0	0	0									
Roger Maris, L OBP: 0.352, SLG: 0.432 (1, 9)	G3				F9	FC4-6 HR		6-3		4	1	0	0	0	2	0									
Orlando Cepeda, R OBP: 0.404, SLG: 0.560 (1, 3)		BB 1B			F6	HR				3	1	2	2	0	0	0									
Tim McCarver, L OBP: 0.395, SLG: 0.472 (1, 2)	F6				4-3	G3				3	0	0	0	0	1	0									
Mike Shannon, R OBP: 0.320, SLG: 0.397 (1, 5)		BB 1B			K			6-3		2	0	0	0	1	1	0									
Julian Javier, R OBP: 0.308, SLG: 0.407 (1, 4)	F9				F9			6-3		3	0	0	0	0	2	0									
Dal Maxvill, R OBP: 0.281, SLG: 0.281 (1, 6)	K				WP 1B	K		K		3	0	1	0	0	2	2									
Nelson Briles, R OBP: 0.200, SLG: 0.111 Ron Willis, R OBP: 0.429, SLG: 0.571 Joe Hoerner, R OBP: 0.200, SLG: 0.200 (8, 1)	K				K			1-3		2	0	0	0	0	2	1									
Inning Stats	R: 0 E: 0 K: 0 S: 3	H: 1 LOB: 2 BB: 1 P: 10	R: 0 E: 0 K: 2 S: 7	H: 0 LOB: 0 BB: 0 P: 7	R: 0 E: 0 K: 0 S: 3	H: 0 LOB: 0 BB: 0 P: 3	R: 0 E: 0 K: 2 S: 8	H: 1 LOB: 1 BB: 0 P: 8	R: 2 E: 0 K: 1 S: 7	H: 2 LOB: 0 BB: 0 P: 7	R: 0 E: 0 K: 1 S: 5	H: 0 LOB: 0 BB: 0 P: 5	R: 0 E: 0 K: 0 S: 4	H: 1 LOB: 1 BB: 0 P: 4	R: 0 E: 0 K: 0 S: 3	H: 0 LOB: 0 BB: 0 P: 3		1B: 4 2B: 0 3B: 0 HR: 1	SF: 0 SAC: 0 DP: 0 HBP: 0	WP: 1 PB: 0 SB: 0 CS: 0	PA: 30				
PITCHER	IP	WLS	BF	H	R	ER	SO	BB	IBB	HBP	BLK	WP	HR	S	P	ERA	WHIP								
Gaylord Perry, R ERA: 3.53 (1, 1)	7.0	L	26	4	2	2	7	1	0	0	0	0	1	39	43	2.57	0.714								
Lindy McDaniel, R ERA: 4.19 (8, 1)	1.0		4	1	0	0	0	0	0	0	0	0	0	4	4	0.00	1.000								



Batter	1	2	3	4	5	6	7	8	9	AB	R	H	RBI	BB	SO	LOB	TOP			
Jesus Alou, R OBP: 0.329, SLG: 0.393 Ken Henderson, S OBP: 0.277, SLG: 0.289	0-0 E 1B	0-0 1B		0-0 6-3		0-0 1-3 1B			0-0 F7	4	1	3	0	0	0	0				
Jim Davenport, R OBP: 0.344, SLG: 0.354	0-3 K	0-0 1-3 1B		0-0 E4 1B		0-0 F9			0-0 F4	5	0	1	0	0	1	3				
Willie Mays, R OBP: 0.344, SLG: 0.472	0-0 F8	0-0 F4		0-0 1-2 1B		0-3 K			0-0 5-3	5	0	1	0	0	1	5				
Jim Ray Hart, R OBP: 0.384, SLG: 0.563	0-0 1B 2H 1B		0-0 BB 1B	0-0 F9					0-0 1-3	4	1	2	0	0	0	2				
Jack Hiatt, R OBP: 0.405, SLG: 0.491	0-0 1B 1-2 1B		4-0 BB 1B	0-0 6-3					0-0 1-3	3	0	1	0	1	0	0				
Dick Dietz, R OBP: 0.406, SLG: 0.432	0-0 1-3 2H 1B		0-3 F9	0-3 K					0-0 F8	4	0	1	1	0	1	2				
Hal Lanier, R OBP: 0.238, SLG: 0.274 Bob Schroder, L OBP: 0.280, SLG: 0.243	0-3 K		0-0 F3	0-3 K		0-3 K			0-0 F8	3	0	0	0	0	2	4	AB 38 R 2 H 10 RBI 1 BB 1 SO 8 LOB 19			
Tito Fuentes, S OBP: 0.239, SLG: 0.268 Ty Cline, L OBP: 0.299, SLG: 0.348 Dick Groat, R OBP: 0.234, SLG: 0.176		0-0 F6	0-3 K		0-0 1B 1B				0-0 L3-1	3	0	1	0	0	1	2				
Joe Gibbon, R OBP: 0.261, SLG: 0.295 Lindy McDaniel, R OBP: 0.125, SLG: 0.125 Frank Linzy, R OBP: 0.142, SLG: 0.450 Tom Haller, L OBP: 0.142, SLG: 0.450 Bill Henry, L OBP: 0.142, SLG: 0.450 Bobby Bolin, R OBP: 0.273, SLG: 0.313		0-0 F9		0-3 K		0-3 K			0-0 F7	0	0	0	0	0	0	0				
Inning Stats	R: 2 E: 1 K: 2 S: 11	H: 4 LOB: 2 BB: 0 P: 11	R: 0 E: 0 K: 0 S: 5	H: 2 LOB: 2 BB: 0 P: 5	R: 0 E: 0 K: 1 S: 6	H: 1 LOB: 2 BB: 1 P: 10	R: 0 E: 1 K: 1 S: 7	H: 1 LOB: 2 BB: 0 P: 7	R: 0 E: 0 K: 2 S: 7	H: 0 LOB: 0 BB: 0 P: 7	R: 0 E: 0 K: 0 S: 3	H: 0 LOB: 0 BB: 0 P: 3	R: 0 E: 0 K: 0 S: 3	H: 0 LOB: 0 BB: 0 P: 3	R: 0 E: 0 K: 0 S: 3	H: 0 LOB: 0 BB: 0 P: 3	1B: 10 2B: 0 3B: 0 HR: 0	SF: 0 SAC: 0 DP: 0 HBP: 0	WP: 0 PB: 0 SB: 0 CS: 0	PA: 39
PITCHER	IP WLS BF H R ER SO BB IBB HBP BLK WP HR S P ERA WHIP	IP WLS BF H R ER SO BB IBB HBP BLK WP HR S P ERA WHIP																		
Steve Carlton, L ERA: 2.93	(1, 1) 2.0 14 7 2 0 2 1 0 0 0 0 0 17 21 0.00 4.000	Jack Lamabe, R ERA: 3.66	(3, 1) 7.0 W 25 3 0 0 6 0 0 0 0 0 0 37 37 0.00 0.429																	

San Francisco Giants @ St. Louis Cardinals
Busch Stadium, St. Louis, MO
Sat Aug 12 1967, 7:05 PM CDT
Att: 49,093 - Unknown

AB 38
R 2
H 10
RBI 1
BB 1
SO 8
LOB 19



Batter	1	2	3	4	5	6	7	8	9	AB	R	H	RBI	BB	SO	LOB	BOTTOM				
Lou Brock, L OBP: 0.313, SLG: 0.475	0-0 F9	0-0 5-3			0-0 FC5-4 CS			0-0 F7		4	0	0	0	0	0	1					
Alex Johnson, R OBP: 0.234, SLG: 0.274 Roger Maris, L OBP: 0.353, SLG: 0.432	0-0 1B BB 1B		0-3 K		0-0 CS	0-0 3B 1B		0-3 K		2	1	1	0	0	1	0					
Curt Flood, R OBP: 0.383, SLG: 0.427 Bobby Tolan, L OBP: 0.303, SLG: 0.386	0-0 BB BB 1-3 1B		0-3 K		0-0 1-2 1B	0-0 1-3 3B 1B		1-0 1B HBP		3	1	2	1	0	1	0					
Orlando Cepeda, R OBP: 0.407, SLG: 0.561	4-0 BB 1-2 BB		0-0 F9		0-0 G6-3 1B			0-0 1-3 1B		3	0	2	1	1	0	0					
Mike Shannon, R OBP: 0.320, SLG: 0.394	4-0 1-2 2-3 3-4 BB		0-0 F3		0-0 G6-3 1-2 1B			0-0 F6		3	0	0	1	1	0	3					
Tim McCarver, L OBP: 0.392, SLG: 0.468	0-3 K			0-0 4-3		0-0 F2				3	0	0	0	0	1	3					
Julian Javier, R OBP: 0.306, SLG: 0.403	0-3 K			0-0 6-3					0-0 6-3	3	0	0	0	0	1	3	AB 29 R 3 H 7 RBI 3 BB 2 SO 6 LOB 10				
Dal Maxvill, R OBP: 0.279, SLG: 0.278		0-0 F8			0-0 5-3			0-3 K		3	0	0	0	0	1	0					
Steve Carlton, L OBP: 0.173, SLG: 0.163 Jack Lamabe, R OBP: 0.273, SLG: 0.200		0-0 F8			0-0 FC5-4 1B			0-0 F8		1	0	0	0	0	0	0					
Inning Stats	R: 1 E: 0 K: 2 S: 9	H: 2 LOB: 3 BB: 2 P: 17	R: 0 E: 0 K: 0 S: 3	H: 0 LOB: 0 BB: 0 P: 3	R: 0 E: 0 K: 2 S: 7	H: 0 LOB: 0 BB: 0 P: 7	R: 0 E: 0 K: 0 S: 3	H: 0 LOB: 0 BB: 0 P: 3	R: 0 E: 0 K: 1 S: 5	H: 3 LOB: 0 BB: 0 P: 5	R: 0 E: 0 K: 1 S: 5	H: 0 LOB: 0 BB: 0 P: 5	R: 0 E: 0 K: 1 S: 6	H: 1 LOB: 2 BB: 0 P: 7	R: 0 E: 0 K: 0 S: 3	H: 0 LOB: 0 BB: 0 P: 3	1B: 6 2B: 0 3B: 1 HR: 0	SF: 0 SAC: 0 DP: 1 HBP: 1	WP: 0 PB: 0 SB: 0 CS: 1	PA: 33	
PITCHER	IP WLS BF H R ER SO BB IBB HBP BLK WP HR S P ERA WHIP	IP WLS BF H R ER SO BB IBB HBP BLK WP HR S P ERA WHIP																			
Joe Gibbon, L ERA: 3.76 Lindy McDaniel, R ERA: 4.15 Frank Linzy, R ERA: 1.63 Bill Henry, L ERA: 2.2 Bobby Bolin, R ERA: 5.06	(1, 1) 0.1 4 18 4 2 2 4 1 0 0 0 0 0 25 29 3.86 1.071	(1, 1) 4.2 L 18 4 2 2 4 1 0 0 0 0 0 0 25 29 3.86 1.071	(6, 1) 2.0 5 0 0 0 1 0 0 0 0 0 0 0 7 7 0.00 0.000	(8, 1) 0.2 3 0 0 0 1 0 0 1 0 0 0 0 4 5 0.00 0.000	(8, 1) 0.1 2 1 0 0 0 0 0 0 0 0 0 0 2 2 0.00 3.000																

San Francisco Giants @ St. Louis Cardinals
Busch Stadium, St. Louis, MO
Sat Aug 12 1967, 7:05 PM CDT
Att: 49,093 - Unknown

AB 29
R 3
H 7
RBI 3
BB 2
SO 6
LOB 10



Batter	1	2	3	4	5	6	7	8	9	AB	R	H	RBI	BB	SO	LOB	TOP				
Ty Cline, L OBP: 0.296, SLG: 0.370 (1, 9)	F5		3B		L7			L6-3		4	0	1	0	0	0	1	San Francisco Giants @ St. Louis Cardinals Busch Stadium, St. Louis, MO Sun Aug 13 1967, 3:33 AM CDT Att: 45,217 - Unknown				
Jim Davenport, R OBP: 0.343, SLG: 0.352 (1, 5)	F9		5-3			F5		1B		4	0	1	0	0	0	1					
Willie McCovey, L OBP: 0.402, SLG: 0.550 (1, 3)	1B			1B	3B	K		F4		4	1	2	0	0	1	1					
Jim Ray Hart, R OBP: 0.383, SLG: 0.560 (1, 7)	F6			L5-3	1B	5-3			F3	4	0	1	1	0	0	1					
Willie Mays, R OBP: 0.236, SLG: 0.470 (1, 8)		F9		L5-3	1B			K		4	0	1	0	0	1	1					
Tom Haller, L OBP: 0.359, SLG: 0.446 Dick Dietz, R OBP: 0.412, SLG: 0.439 (9, PH)	F6			K		F7		1B		3	0	0	0	0	1	1					
Hal Lanier, R OBP: 0.272, SLG: 0.272 Jack Hiatt, R OBP: 0.402, SLG: 0.486 (9, PH)	F8					F7		1B		1	0	1	0	0	0	0					
Bob Schroder, L OBP: 0.271, SLG: 0.234 (1, 4)			6-3		1-3			F8		3	0	0	0	0	0	1					
Ray Sadecki, L OBP: 0.275, SLG: 0.333 (1, 1)			4-3					F9		3	0	1	0	0	0	0					
Inning Stats	R: 0 E: 0 K: 0 S: 4	H: 1 LOB: 1 BB: 0 P: 4	R: 0 E: 0 K: 0 S: 3	H: 0 LOB: 0 BB: 0 P: 3	R: 0 E: 0 K: 0 S: 4	H: 1 LOB: 1 BB: 0 P: 4	R: 1 E: 0 K: 1 S: 6	H: 2 LOB: 0 BB: 0 P: 6	R: 0 E: 0 K: 0 S: 4	H: 1 LOB: 1 BB: 0 P: 4	R: 0 E: 0 K: 0 S: 5	H: 0 LOB: 0 BB: 0 P: 5	R: 0 E: 0 K: 0 S: 4	H: 1 LOB: 1 BB: 0 P: 4	R: 0 E: 0 K: 1 S: 6	H: 1 LOB: 1 BB: 0 P: 6		1B: 6 2B: 1 3B: 2 HR: 0	SF: 0 SAC: 0 DP: 1 HBP: 0	WP: 0 PB: 0 SB: 0 CS: 0	PA: 34
PITCHER	IP	WLS	BF	H	R	ER	SO	BB	IBB	HBP	BLK	WP	HR	S	P	ERA	WHIP			ERA	WHIP
Dick Hughes, R ERA: 3.08 Joe Hoerner, L ERA: 2.41	(1, 1)	7.2	W	29	7	1	1	2	0	0	0	0	0	33	33	1.17	0.913				

Batter	1	2	3	4	5	6	7	8	9	AB	R	H	RBI	BB	SO	LOB	BOTTOM				
Lou Brock, L OBP: 0.313, SLG: 0.473 (1, 7)	6-3		2B		F8		4-3			4	1	1	1	0	0	1	San Francisco Giants @ St. Louis Cardinals Busch Stadium, St. Louis, MO Sun Aug 13 1967, 3:33 AM CDT Att: 45,217 - Unknown				
Alex Johnson, R OBP: 0.242, SLG: 0.283 (1, 9)	G5-4-3 HBP		2B		L9		K			3	0	1	1	0	1	0					
Curt Flood, R OBP: 0.379, SLG: 0.422 Bobby Tolan, L OBP: 0.303, SLG: 0.386 (9, 8)	G5-4-3		F8		1-3		5-3			4	0	0	0	0	0	2					
Orlando Cepeda, R OBP: 0.408, SLG: 0.559 (1, 3)		1B	FC5-4 IBB		L9		L9			3	0	1	0	1	0	0					
Mike Shannon, R OBP: 0.317, SLG: 0.390 (1, 5)	F6		FC5-4		K					3	0	0	0	0	1	3					
Tim McCarver, L OBP: 0.391, SLG: 0.466 (1, 2)	F6			CS	1B		6-3			3	0	1	0	0	0	1					
Julian Javier, R OBP: 0.304, SLG: 0.490 (1, 4)	F6			K		5-3				3	0	0	0	0	1	2					
Dal Maxvill, R OBP: 0.282, SLG: 0.282 (1, 6)			SH3 1B		2B		6-3			2	1	1	0	1	0	0					
Dick Hughes, R OBP: 0.161, SLG: 0.130 Joe Hoerner, R OBP: 0.200, SLG: 0.200 (8, 1)	SH3		SH3		K		BB			1	0	0	0	1	1	1					
Inning Stats	R: 0 E: 0 K: 0 S: 2	H: 0 LOB: 0 BB: 0 P: 3	R: 0 E: 0 K: 0 S: 4	H: 1 LOB: 1 BB: 0 P: 4	R: 2 E: 0 K: 2 S: 8	H: 2 LOB: 2 BB: 0 P: 8	R: 0 E: 0 K: 1 S: 5	H: 0 LOB: 0 BB: 0 P: 5	R: 0 E: 0 K: 1 S: 3	H: 0 LOB: 1 BB: 1 P: 7	R: 0 E: 0 K: 1 S: 5	H: 0 LOB: 0 BB: 0 P: 5	R: 0 E: 0 K: 1 S: 5	H: 0 LOB: 0 BB: 0 P: 5	1B: 3 2B: 3 3B: 0 HR: 0	SF: 0 SAC: 1 DP: 2 HBP: 1		WP: 0 PB: 0 SB: 1 CS: 1	PA: 31		
PITCHER	IP	WLS	BF	H	R	ER	SO	BB	IBB	HBP	BLK	WP	HR	S	P	ERA	WHIP			ERA	WHIP
Ray Sadecki, L ERA: 3.16	(1, 1)	8.0	L	31	5	2	2	4	2	1	1	0	0	35	48	2.25	0.875				

Batter	1	2	3	4	5	6	7	8	9	AB	R	H	RBI	BB	SO	LOB	TOP										
Don Kessinger, S OBP: 0.288, SLG: 0.273 (1, 6)	F9		F8			BB 1B		SH1-4		3	1	1	0	1	0	0	Chicago Cubs @ St. Louis Cardinals Busch Stadium, St. Louis, MO Mon Aug 14 1967, 7:05 PM CDT Att: 40,727 - Unknown - 70 F										
Glenn Beckert, R OBP: 0.302, SLG: 0.352 (1, 4)	F7				1B	1B	6-3	F8		4	1	1	0	1	0	2											
Billy Williams, L OBP: 0.350, SLG: 0.466 (1, 7)	2B		G3		1B	1B		K		2	1	0	0	3	1	2											
Ron Santo, R OBP: 0.395, SLG: 0.525 (1, 5)				6-3	1B	1B				4	1	3	2	1	0	0											
14 Ernie Banks, R OBP: 0.317, SLG: 0.487 (1, 3)	K			1B	SF8	L7				4	1	1	1	0	1	5											
Randy Hundley, R OBP: 0.324, SLG: 0.404 (1, 2)		P3		P3	K		6-3			5	0	0	0	0	1	3											
Ted Savage, R OBP: 0.353, SLG: 0.331 (1, 9)	F7			1B	1B	1B	5-3	F5		5	0	2	1	0	0	0											
Adolfo Phillips, R OBP: 0.376, SLG: 0.489 (1, 8)	F8			1B	K		K			4	0	1	1	0	2	2											
Ray Culp, R OBP: 0.083, SLG: 0.167 (1, 1)			K							1	0	0	0	0	1	0											
Norm Gigon, R OBP: 0.211, SLG: 0.262 (4, PH)										1	0	0	0	0	1	2											
Bob Shaw, R OBP: 0.153, SLG: 0.069 (4, 1)			K				3-1			1	0	0	0	1	0	0											
Chuck Hartenstein, R OBP: 0.077, SLG: 0.077 (9, 1)								SH1-4		0	0	0	0	0	0	0											
Jim Ellis, R OBP: 1.000, SLG: 2.000 (9, 1)								BB		0	0	0	0	0	0	0											
Inning Stats	R: 0 E: 0 K: 1 S: 6	H: 1 LOB: 2 BB: 1 P: 10	R: 0 E: 0 K: 0 S: 3	H: 0 LOB: 0 BB: 0 P: 3	R: 0 E: 0 K: 1 S: 6	H: 1 LOB: 1 BB: 0 P: 6	R: 1 E: 0 K: 1 S: 8	H: 3 LOB: 2 BB: 0 P: 8	R: 3 E: 0 K: 2 S: 10	H: 3 LOB: 2 BB: 2 P: 18	R: 0 E: 0 K: 0 S: 3	H: 0 LOB: 3 BB: 3 P: 15	R: 0 E: 0 K: 1 S: 5	H: 0 LOB: 0 BB: 0 P: 5	R: 0 E: 0 K: 1 S: 5	H: 0 LOB: 1 BB: 1 P: 9	R: 1 E: 0 K: 0 S: 4	H: 1 LOB: 0 BB: 0 P: 4	1B: 7 2B: 1 3B: 0 HR: 1	SF: 1 SAC: 1 DP: 0 HBP: 0	WP: 1 PB: 0 SB: 0 CS: 0	PA: 43					
PITCHER	IP	WLS	BF	H	R	ER	SO	BB	IBB	HBP	BLK	WP	HR	S	P	ERA	WHIP										
Larry Jaster, L ERA: 3.19 (1, 1)	4.0		21	6	4	4	3	3	0	0	0	0	0	24	36	9.00	2.250										
Ron Willis, R ERA: 3.12 (5, 1)	2.0		11	2	0	0	2	2	1	0	0	1	0	12	24	0.00	2.000										
Al Jackson, L ERA: 4.43 (7, 1)	3.0	W	11	1	1	1	2	1	0	0	0	0	1	14	18	3.00	0.667										

Chicago Cubs @ St. Louis Cardinals
 Busch Stadium, St. Louis, MO
 Mon Aug 14 1967, 7:05 PM CDT
 Att: 40,727 - Unknown - 70 F

AB 34
 R 5
 H 9
 RBI 5
 BB 7
 SO 7
 LOB 16



Batter	1	2	3	4	5	6	7	8	9	AB	R	H	RBI	BB	SO	LOB	BOTTOM										
Lou Brock, L OBP: 0.314, SLG: 0.472 (1, 7)	G3		1B	L8			F8		1B	5	2	2	1	0	0	2	Chicago Cubs @ St. Louis Cardinals Busch Stadium, St. Louis, MO Mon Aug 14 1967, 7:05 PM CDT Att: 40,727 - Unknown - 70 F										
Curt Flood, R OBP: 0.381, SLG: 0.425 (1, 8)	1B		3B		K		6-3		2H	5	2	3	0	0	1	0											
Roger Maris, L OBP: 0.356, SLG: 0.445 (1, 9)	F5		SF7		K					5	1	3	3	0	1	1											
Orlando Cepeda, R OBP: 0.406, SLG: 0.557 (1, 3)			SF7		4-3		5-3			3	0	1	1	0	0	1											
Tim McCarver, L OBP: 0.390, SLG: 0.464 (1, 2)	4-3		L9			FC4-6		F7		4	0	1	0	0	0	2											
Mike Shannon, R OBP: 0.314, SLG: 0.386 (1, 5)		L5		3-1		FC4-6		4-3		4	0	0	0	0	0	1											
Julian Javier, R OBP: 0.303, SLG: 0.398 (1, 4)		P3		1B		L5		6-3		4	0	1	0	0	0	1											
Dal Maxvill, R OBP: 0.283, SLG: 0.281 (9, PH)		F8		F9						2	0	0	0	0	0	1											
Bobby Tolan, L OBP: 0.306, SLG: 0.386 (9, PH)									G1	0	1	0	0	1	0	0											
Larry Jaster, L OBP: 0.152, SLG: 0.114 (1, 1)				F9					1B	2	0	1	0	0	0	0											
Ron Willis, R OBP: 0.429, SLG: 0.571 (5, 1)									G1	0	0	0	0	0	0	0											
Dave Ricketts, S OBP: 0.294, SLG: 0.373 (6, PH)										1	0	0	0	0	0	2											
Al Jackson, L OBP: 0.370, SLG: 0.360 (7, 1)					1-2					0	0	0	0	0	0	0											
Alex Johnson, R OBP: 0.340, SLG: 0.281 (9, PH)										1	0	0	0	0	0	1											
Inning Stats	R: 0 E: 0 K: 0 S: 5	H: 2 LOB: 0 BB: 0 P: 5	R: 0 E: 0 K: 0 S: 3	H: 0 LOB: 0 BB: 0 P: 3	R: 3 E: 0 K: 0 S: 6	H: 3 LOB: 0 BB: 0 P: 6	R: 0 E: 0 K: 0 S: 5	H: 2 LOB: 2 BB: 0 P: 5	R: 0 E: 0 K: 2 S: 7	H: 0 LOB: 0 BB: 0 P: 7	R: 0 E: 0 K: 0 S: 4	H: 1 LOB: 1 BB: 0 P: 5	R: 0 E: 0 K: 0 S: 4	H: 1 LOB: 0 BB: 0 P: 4	R: 0 E: 0 K: 0 S: 3	H: 0 LOB: 0 BB: 0 P: 3	R: 3 E: 1 K: 0 S: 4	H: 3 LOB: 1 BB: 1 P: 8	1B: 10 2B: 1 3B: 1 HR: 0	SF: 1 SAC: 0 DP: 0 HBP: 1	WP: 0 PB: 0 SB: 1 CS: 0	PA: 39					
PITCHER	IP	WLS	BF	H	R	ER	SO	BB	IBB	HBP	BLK	WP	HR	S	P	ERA	WHIP										
Ray Culp, R ERA: 3.89 (1, 1)	3.0		14	5	3	3	0	0	0	0	0	0	0	14	14	9.00	1.667										
Bob Shaw, R ERA: 4.5 (4, 1)	5.0		21	4	1	1	2	1	0	1	0	0	0	23	28	1.80	1.000										
Chuck Hartenstein, R ERA: 2.85 (9, 1)	0.1	L	3	2	0	0	0	0	0	0	0	0	0	3	3	0.00	6.000										
Jim Ellis, L ERA: 3.38 (9, 1)	0.0		1	1	2	1	0	0	0	0	0	0	0	1	1	*	*										

Chicago Cubs @ St. Louis Cardinals
 Busch Stadium, St. Louis, MO
 Mon Aug 14 1967, 7:05 PM CDT
 Att: 40,727 - Unknown - 70 F

AB 36
 R 6
 H 12
 RBI 5
 BB 1
 SO 2
 LOB 12



Batter	1	2	3	4	5	6	7	8	9	AB	R	H	RBI	BB	SO	LOB	TOP										
Don Kessinger, S OBP: 0.284, SLG: 0.269 (1, 6)	F8		K		E4		HR		K	5	1	1	0	0	2	1	Chicago Cubs @ St. Louis Cardinals Busch Stadium, St. Louis, MO Wed Aug 16 1967, 7:05 PM CDT Att: 42,228 - Unknown - 80 F										
Glenn Beckert, R OBP: 0.300, SLG: 0.356 (1, 4)	P4		6-3		5-3		HR		K	5	1	1	2	0	1	2											
Billy Williams, L OBP: 0.349, SLG: 0.464 (1, 7)	F8				K		4-3		L8	5	0	1	0	0	1	1											
Ron Santo, R OBP: 0.399, SLG: 0.526 Paul Popovich, S OBP: 0.272, SLG: 0.238 (9, 5)		1B 2B	F9		L7				14 SH1-3 1B	4	1	2	0	0	0	1											
14 Ernie Banks, R OBP: 0.314, SLG: 0.481 (1, 3)		1B K			F9				SH1-3	3	0	0	0	0	1	1											
Clarence Jones, L OBP: 0.307, SLG: 0.368 Ted Savage, R OBP: 0.354, SLG: 0.330 (8, PH) (8, 9)		2B G5-2-3 1B			F2				1-2	2	0	2	0	1	0	0											
John Stephenson, L OBP: 0.324, SLG: 0.424 Randy Hundley, R OBP: 0.324, SLG: 0.403 (8, PH) (8, 2)		1B			F9				1B	3	0	1	1	0	0	2											
Adolfo Phillips, R OBP: 0.376, SLG: 0.497 (1, 8)		2B IBB			L9				F8	3	0	1	0	0	2												
Joe Niekro, R OBP: 0.148, SLG: 0.160 Lee Thomas, L OBP: 0.259, SLG: 0.299 Bill Hands, R OBP: 0.122, SLG: 0.125 Chuck Hartenstein, R OBP: 0.077, SLG: 0.077 (7, PH) (7, 1) (9, 1)		G5-2-3			F8				F3	3	0	1	0	1	0	2											
		3-H			3-1				BB	2	0	0	0	0	1	5											
Inning Stats	R: 0 E: 0 K: 0 S: 3	H: 0 LOB: 0 BB: 0 P: 3	R: 1 E: 0 K: 1 S: 7	H: 3 LOB: 2 BB: 1 P: 11	R: 0 E: 0 K: 1 S: 6	H: 1 LOB: 1 BB: 0 P: 6	R: 0 E: 0 K: 1 S: 7	H: 2 LOB: 2 BB: 0 P: 7	R: 0 E: 1 K: 0 S: 5	H: 0 LOB: 1 BB: 0 P: 7	R: 2 E: 0 K: 0 S: 5	H: 2 LOB: 0 BB: 0 P: 5	R: 0 E: 0 K: 0 S: 4	H: 1 LOB: 2 BB: 1 P: 8	R: 0 E: 0 K: 2 S: 7	H: 0 LOB: 1 BB: 1 P: 11	1B: 6 2B: 2 3B: 0 HR: 1	SF: 0 SAC: 1 DP: 1 HBP: 0	WP: 0 PB: 0 SB: 0 CS: 1	PA: 39							
PITCHER	IP	WLS	BF	H	R	ER	SO	BB	IBB	HBP	BLK	WP	HR	S	P	ERA	WHIP										
Nelson Briles, R ERA: 3.25 (1, 1)	7.1		32	9	3	3	4	1	1	0	0	0	1	38	46	3.68	1.364										
Hal Woodeshick, L ERA: 4.5 (8, 1)	0.0		1	0	0	0	0	0	1	0	0	0	0	0	4	∞	∞										
Ron Willis, R ERA: 3.15 Jack Lamabe, R ERA: 3.6 (8, 1) (9, 1)	0.2	W	4	0	0	0	0	0	0	0	0	0	0	2	2	0.00	0.000										

Chicago Cubs @ St. Louis Cardinals
 Busch Stadium, St. Louis, MO
 Wed Aug 16 1967, 7:05 PM CDT
 Att: 42,228 - Unknown - 80 F

AB 34
 R 3
 H 9
 RBI 3
 BB 4
 SO 6
 LOB 17



Batter	1	2	3	4	5	6	7	8	9	AB	R	H	RBI	BB	SO	LOB	BOTTOM										
Lou Brock, L OBP: 0.316, SLG: 0.472 (1, 7)	S 1B 1B		1-3 1B		G4-6-3 1-2				4-3	4	0	2	0	0	0	1	Chicago Cubs @ St. Louis Cardinals Busch Stadium, St. Louis, MO Wed Aug 16 1967, 7:05 PM CDT Att: 42,228 - Unknown - 80 F										
Curt Flood, R OBP: 0.376, SLG: 0.418 (1, 8)	1B 1B		1-3 1-2		F7				4-3	4	1	1	0	0	0	1											
Roger Maris, L OBP: 0.355, SLG: 0.441 (1, 9)	P4		BB		F5				F9	3	0	0	0	1	0	1											
Orlando Cepeda, R OBP: 0.406, SLG: 0.554 (1, 3)	1B		4-3		6-3				1B E BB 1B	4	1	2	1	0	0	2											
Tim McCarver, L OBP: 0.385, SLG: 0.465 (1, 2)	G3				4-3				E3 BB 1B	4	2	1	1	0	0	2											
Mike Shannon, R OBP: 0.310, SLG: 0.383 (1, 5)			K		1-3				L6	4	0	0	0	0	2	2											
Julian Javier, R OBP: 0.307, SLG: 0.406 (1, 4)			L4		F8				1B BB 1B	4	0	2	0	0	0	0											
Dal Maxvill, R OBP: 0.283, SLG: 0.280 Bobby Tolan, L OBP: 0.305, SLG: 0.384 Eddie Bressoud, R OBP: 0.258, SLG: 0.228 Phil Gagliano, R OBP: 0.250, SLG: 0.238 (1, 6) (7, PH) (8, 6) (9, PH)			F8		6-3				1B BB 1B	2	0	0	0	0	0	0											
Nelson Briles, R OBP: 0.227, SLG: 0.250 Hal Woodeshick, R OBP: 0.227, SLG: 0.250 Ron Willis, R OBP: 0.227, SLG: 0.250 Dave Ricketts, S OBP: 0.227, SLG: 0.250 Jack Lamabe, R OBP: 0.227, SLG: 0.250 Alex Johnson, R OBP: 0.227, SLG: 0.250 (8, 1) (8, PH) (9, 1) (9, PH)			K		G4-6-3 1B				P6	2	0	1	0	0	1	0											
			1-2 2-3 3-H						1B	1	0	1	1	0	0	0											
Inning Stats	R: 1 E: 0 K: 0 S: 5	H: 3 LOB: 1 BB: 0 P: 5	R: 0 E: 0 K: 1 S: 5	H: 0 LOB: 0 BB: 0 P: 5	R: 0 E: 0 K: 1 S: 6	H: 1 LOB: 2 BB: 1 P: 10	R: 1 E: 0 K: 0 S: 4	H: 1 LOB: 0 BB: 0 P: 4	R: 0 E: 0 K: 0 S: 3	H: 0 LOB: 0 BB: 0 P: 3	R: 0 E: 0 K: 1 S: 5	H: 1 LOB: 0 BB: 0 P: 5	R: 0 E: 0 K: 0 S: 3	H: 0 LOB: 0 BB: 0 P: 3	R: 2 E: 2 K: 0 S: 6	H: 3 LOB: 3 BB: 1 P: 10	1B: 9 2B: 1 3B: 0 HR: 1	SF: 0 SAC: 0 DP: 2 HBP: 0	WP: 0 PB: 0 SB: 1 CS: 0	PA: 36							
PITCHER	IP	WLS	BF	H	R	ER	SO	BB	IBB	HBP	BLK	WP	HR	S	P	ERA	WHIP										
Joe Niekro, R ERA: 3.98 Bill Hands, R ERA: 2.36 Chuck Hartenstein, R ERA: 2.85 (1, 1) (7, 1) (9, 1)	6.0	L	23	6	2	2	2	1	0	0	0	0	0	13	17	0.00	1.500										

Chicago Cubs @ St. Louis Cardinals
 Busch Stadium, St. Louis, MO
 Wed Aug 16 1967, 7:05 PM CDT
 Att: 42,228 - Unknown - 80 F


AB 34
 R 4
 H 10
 RBI 4
 BB 2
 SO 3
 LOB 10




Batter	1	2	3	4	5	6	7	8	9	AB	R	H	RBI	BB	SO	LOB	TOP										
Lou Brock, L OBP: 0.314, SLG: 0.467 (1, 7)	0-0 P6		0-0 F2		0-0 3-1		0-0 F8		0-0 FC6	5	0	0	0	0	0	2	St. Louis Cardinals @ Houston Astros Astrodome, Houston, TX Fri Aug 18 1967, 8:05 PM EDT Att: 27,341 - Unknown										
Alex Johnson, R OBP: 0.246, SLG: 0.300 (1, 9) Roger Maris, L OBP: 0.354, SLG: 0.439 (9, PH) (9, 9)	0-0 4-3		0-0 P4		0-0 1B 3B		0-0 6-3		0-3 K	4	1	1	0	0	0	1											
Curt Flood, R OBP: 0.380, SLG: 0.420 (1, 8)	4-0 BB			0-3 K	0-0 HBP 1B		0-0 FC6-4 1B			3	1	2	1	1	1	0											
Orlando Cepeda, R OBP: 0.405, SLG: 0.550 (1, 3)	0-3 K			0-0 L8	0-0 HBP 1B		0-0 FC6-4			3	0	0	0	0	1	2											
Mike Shannon, R OBP: 0.312, SLG: 0.392 (1, 5)		0-3 K		0-0 HR	0-0 1-2 2-H 1B				0-3 K	4	1	2	2	0	2	0											
Tim McCarver, L OBP: 0.381, SLG: 0.460 (1, 2)	0-3 K			0-0 E5 HR	0-0 3-1				0-0 F9	4	1	0	0	0	1	2											
Julian Javier, R OBP: 0.306, SLG: 0.412 (1, 4)	0-0 4-3			0-0 HR			0-3 K		0-3 K	4	1	1	2	0	2	0											
Dal Maxvill, R OBP: 0.283, SLG: 0.277 (1, 6)			4-0 SH5-4 BB	0-0 P3			0-0 4-3		0-0 E4 FC6	3	0	0	0	1	0	0											
Steve Carlton, L OBP: 0.164, SLG: 0.154 (1, 1)			0-0 SH5-4		0-0 L4		0-0 4-3		0-3 K	3	0	0	0	0	1	1											
Inning Stats	R: 0 E: 0 K: 1 S: 5	H: 0 LOB: 1 BB: 1 P: 9	R: 0 E: 0 K: 2 S: 7	H: 0 LOB: 0 BB: 0 P: 7	R: 0 E: 0 K: 0 S: 3	H: 2 LOB: 1 BB: 1 P: 7	R: 3 E: 1 K: 1 S: 8	H: 2 LOB: 0 BB: 0 P: 8	R: 2 E: 0 K: 0 S: 6	H: 3 LOB: 2 BB: 0 P: 7	R: 0 E: 0 K: 1 S: 5	H: 0 LOB: 0 BB: 0 P: 5	R: 0 E: 0 K: 0 S: 4	H: 1 LOB: 1 BB: 0 P: 4	R: 0 E: 0 K: 2 S: 7	H: 0 LOB: 0 BB: 0 P: 7	R: 0 E: 1 K: 2 S: 8	H: 0 LOB: 1 BB: 0 P: 8	1B: 3 2B: 0 3B: 1 HR: 2	SF: 0 SAC: 1 DP: 0 HBP: 1	WP: 0 PB: 0 SB: 0 CS: 0	PA: 38					
PITCHER	IP	WLS	BF	H	R	ER	SO	BB	IBB	HBP	BLK	WP	HR	S	P	ERA	WHIP										
Mike Cuellar, L ERA: 3.09 (1, 1)	5.0	L	24	5	5	3	4	2	0	1	0	0	2	29	38	5.40	1.400										
Dave Eilers, R ERA: 3.45 (6, 1)	1.0		3	0	0	0	1	0	0	0	0	0	0	5	5	0.00	0.000										
Tom Dukes, R ERA: 1.59 (7, 1)	3.0		11	1	0	0	4	0	0	0	0	0	0	19	19	0.00	0.333										

Batter	1	2	3	4	5	6	7	8	9	AB	R	H	RBI	BB	SO	LOB	BOTTOM										
Julio Gotay, R OBP: 0.338, SLG: 0.381 (1, 6)	0-3 K	0-3 K			0-0 F7	0-0 F8			0-0 4-3	5	0	0	0	0	2	4	St. Louis Cardinals @ Houston Astros Astrodome, Houston, TX Fri Aug 18 1967, 8:05 PM EDT Att: 27,341 - Unknown										
Joe Morgan, L OBP: 0.383, SLG: 0.405 (1, 4)	4-0 WP BB		0-0 L8		0-3 K		0-0 F9			3	0	0	0	1	1	0											
Jimmy Wynn, R OBP: 0.335, SLG: 0.507 (1, 8)	0-0 P6		0-3 K		0-0 6-3		0-3 K			4	0	0	0	0	2	1											
Rusty Staub, L OBP: 0.397, SLG: 0.486 (1, 9)	4-0 BB		0-3 K			0-0 1B 2B 1B	0-0 3-1			3	1	1	0	1	1	0											
Doug Rader, R OBP: 0.400, SLG: 0.553 (1, 3)	0-3 K			0-0 2B 2B	0-0 1B 2B 1B		0-0 L7			4	2	2	0	0	1	2											
Ron Davis, R OBP: 0.294, SLG: 0.415 (1, 7)			0-0 F7	0-3 K	0-0 P4		0-0 F9			4	0	0	0	0	1	3											
Bob Aspromonte, R OBP: 0.356, SLG: 0.390 (1, 5)		0-0 BB 1B		0-0 L8	0-0 WP 1-H 2-H 2B		0-0 6-3			4	0	2	2	0	0	1											
Ron Brand, R OBP: 0.303, SLG: 0.264 (1, 2)		0-3 K		0-0 2H 2B	0-0 P5		0-0 P4			4	0	1	1	0	1	2											
Mike Cuellar, L OBP: 0.188, SLG: 0.239 (1, 1) Dave Eilers, R OBP: 0.296, SLG: 0.358 (6, PH) Jackie Brandt, R OBP: 0.189, SLG: 0.281 (7, 1) Dave Adlesh, R OBP: 0.214, SLG: 0.208 (9, PH)	4-0 BB		0-3 K		0-0 BB		0-3 K			1	0	0	0	1	1	1											
Inning Stats	R: 0 E: 0 K: 2 S: 7	H: 1 LOB: 2 BB: 1 P: 15	R: 0 E: 0 K: 2 S: 8	H: 1 LOB: 0 BB: 0 P: 12	R: 0 E: 0 K: 2 S: 7	H: 0 LOB: 0 BB: 0 P: 7	R: 1 E: 0 K: 2 S: 9	H: 2 LOB: 1 BB: 0 P: 9	R: 0 E: 0 K: 1 S: 5	H: 0 LOB: 0 BB: 0 P: 5	R: 2 E: 0 K: 0 S: 6	H: 3 LOB: 2 BB: 1 P: 10	R: 0 E: 0 K: 1 S: 5	H: 0 LOB: 0 BB: 0 P: 5	R: 0 E: 0 K: 0 S: 3	H: 0 LOB: 0 BB: 0 P: 3	R: 0 E: 0 K: 1 S: 5	H: 0 LOB: 0 BB: 0 P: 5	1B: 3 2B: 3 3B: 0 HR: 0	SF: 0 SAC: 0 DP: 0 HBP: 0	WP: 2 PB: 0 SB: 0 CS: 0	PA: 37					
PITCHER	IP	WLS	BF	H	R	ER	SO	BB	IBB	HBP	BLK	WP	HR	S	P	ERA	WHIP										
Steve Carlton, L ERA: 2.93 (1, 1)	9.0	W	37	6	3	3	11	4	0	0	0	2	0	55	71	3.00	1.111										

AB 34
R 5
H 6
RBI 5
BB 2
SO 9
LOB 9



AB 33
R 3
H 6
RBI 3
BB 4
SO 11
LOB 14



WP: 2
PB: 0
SB: 0
CS: 0

Batter	1	2	3	4	5	6	7	8	9	AB	R	H	RBI	BB	SO	LOB	TOP								
Lou Brock, L OBP: 0.314, SLG: 0.467 (1, 7)										5	1	2	0	0	1	2									
Curt Flood, R OBP: 0.385, SLG: 0.425 (1, 8)										5	3	4	1	0	1	0									
Roger Maris, L OBP: 0.355, SLG: 0.438 (1, 9)										3	1	1	1	1	0	2									
Orlando Cepeda, R OBP: 0.409, SLG: 0.554 (1, 3)										4	0	3	1	1	0	0									
Tim McCarver, L OBP: 0.381, SLG: 0.459 (1, 2)										3	0	1	2	1	0	2									
Mike Shannon, R OBP: 0.311, SLG: 0.388 (1, 5)										4	1	0	0	1	1	8									
Julian Javier, R OBP: 0.305, SLG: 0.412 (1, 4)										5	0	1	2	0	1	6									
Dal Maxvill, R OBP: 0.285, SLG: 0.277 (1, 6)										4	1	1	0	1	0	3									
Dick Hughes, R OBP: 0.153, SLG: 0.123 (1, 1)										3	0	0	0	0	0	2									
Inning Stats	R: 2 E: 0 K: 0 S: 6	H: 3 LOB: 1 BB: 0 P: 6	R: 0 E: 0 K: 1 S: 6	H: 1 LOB: 1 BB: 0 P: 6	R: 2 E: 0 K: 0 S: 5	H: 2 LOB: 2 BB: 2 P: 13	R: 0 E: 0 K: 2 S: 7	H: 0 LOB: 0 BB: 0 P: 7	R: 0 E: 0 K: 0 S: 5	H: 2 LOB: 2 BB: 0 P: 5	R: 0 E: 0 K: 0 S: 3	H: 1 LOB: 0 BB: 0 P: 3	R: 1 E: 0 K: 1 S: 7	H: 2 LOB: 2 BB: 1 P: 11	R: 1 E: 0 K: 0 S: 4	H: 1 LOB: 1 BB: 1 P: 8	R: 1 E: 1 K: 0 S: 5	H: 1 LOB: 2 BB: 1 P: 9	1B: 11 2B: 2 3B: 0 HR: 0	SF: 2 SAC: 2 DP: 0 HBP: 0	WP: 0 PB: 0 SB: 2 CS: 1	PA: 46			
PITCHER	IP	WLS	BF	H	R	ER	SO	BB	IBB	HBP	BLK	WP	HR	S	P	ERA	WHIP								
Bruce Von Hoff, R ERA: 2.77 (1, 1)	5.0	L	25	8	4	4	3	1	1	0	0	0	0	29	37	7.20	1.800								
Dave Eilers, R ERA: 3.51 (6, 1)	2.0		9	3	1	1	1	1	0	0	0	0	0	10	14	4.50	2.000								
Larry Sherry, R ERA: 5.8 (8, 1)	2.0		11	2	2	2	0	2	0	0	0	0	0	9	17	9.00	2.000								

St. Louis Cardinals @ Houston Astros
Astrodome, Houston, TX
Sat Aug 19 1967, 8:05 PM EDT
Att: 44,887 - Unknown

AB	36
R	7
H	13
RBI	7
BB	5
SO	4
LOB	25

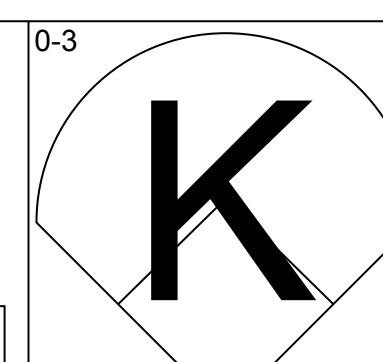
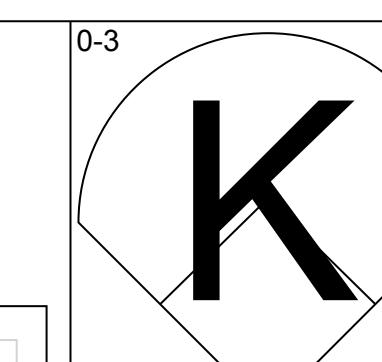
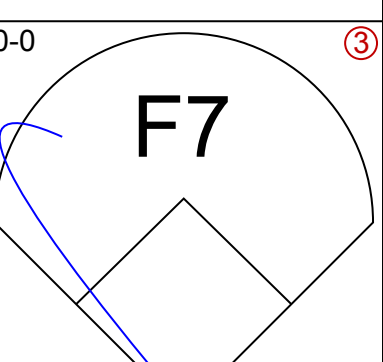
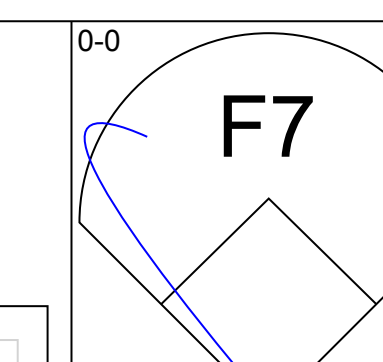
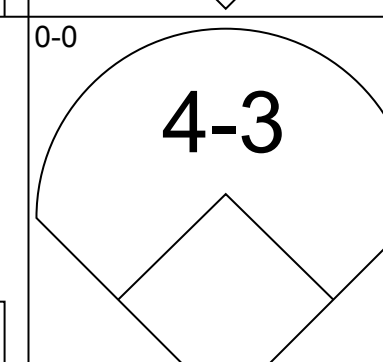
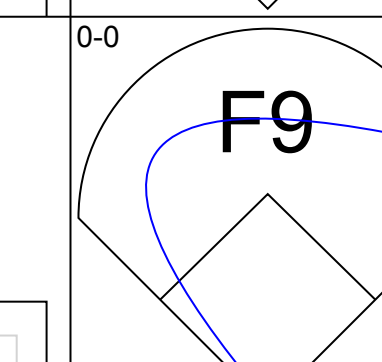
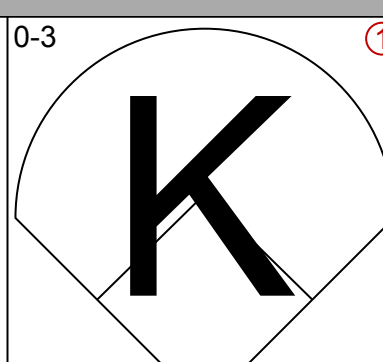
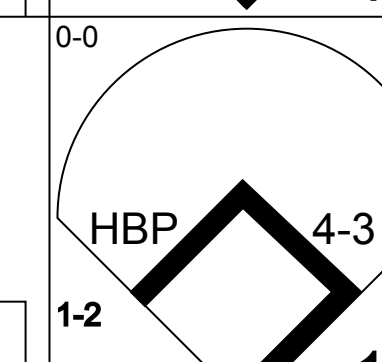
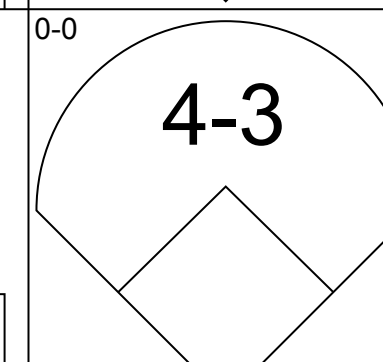
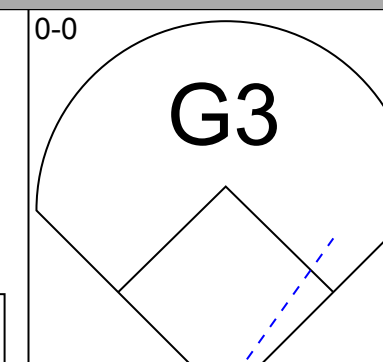
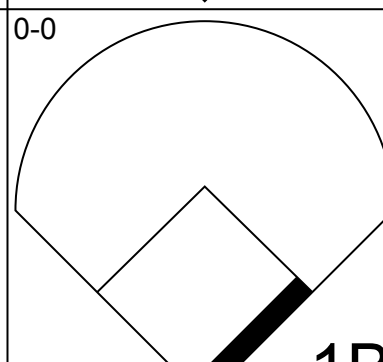
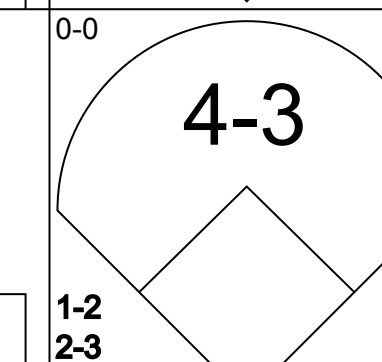
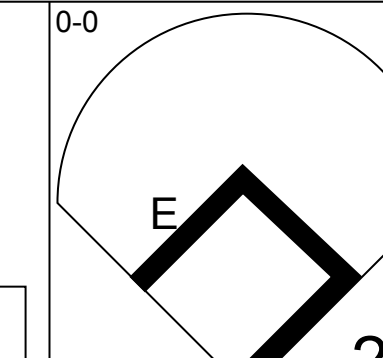
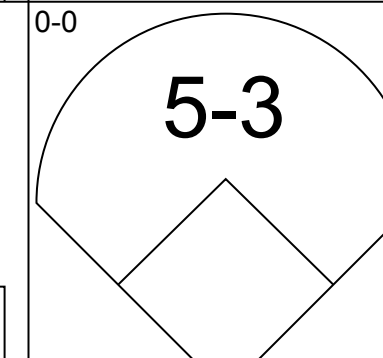
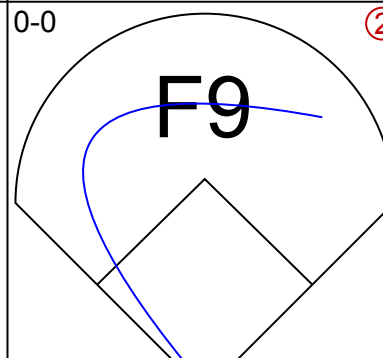
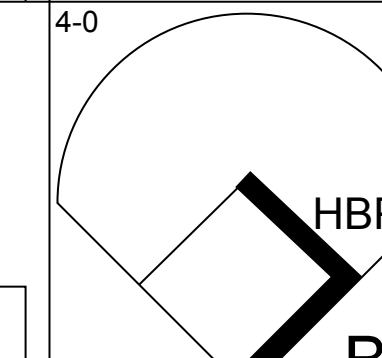
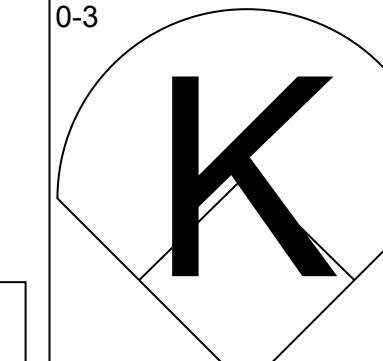
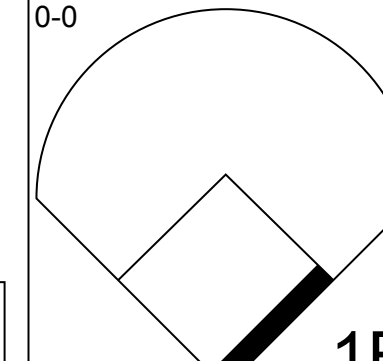
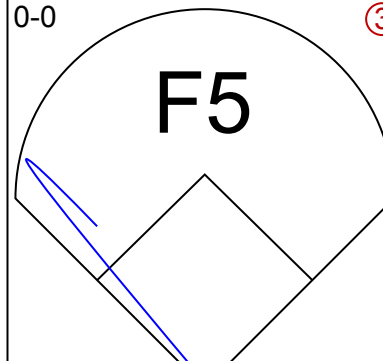
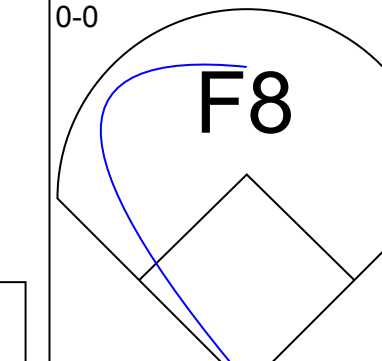
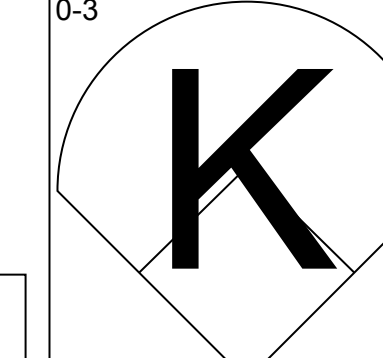
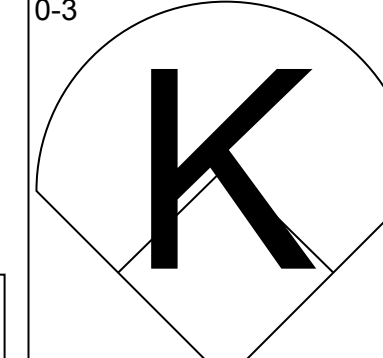
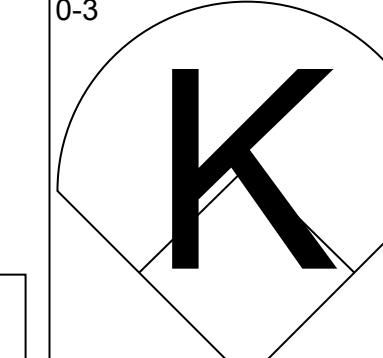
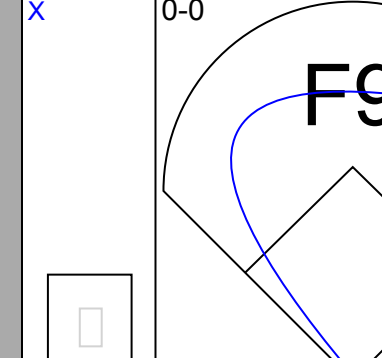
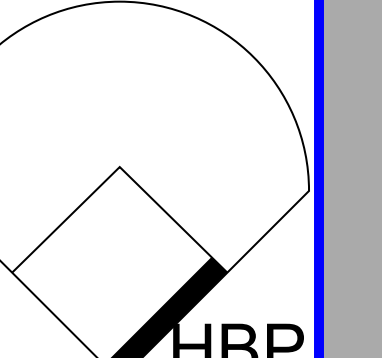
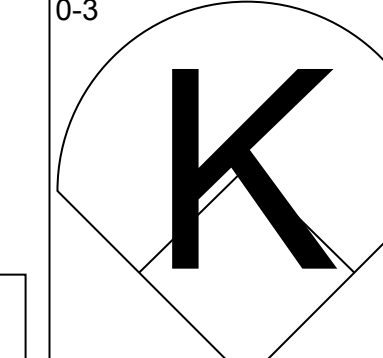
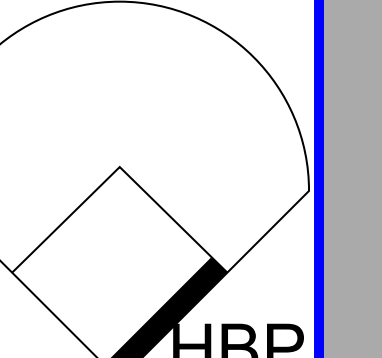
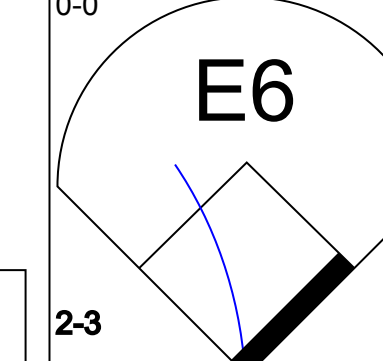
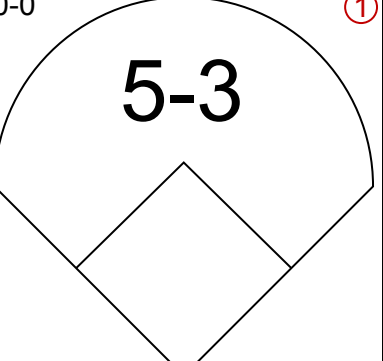
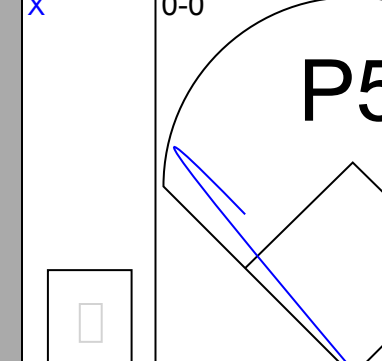
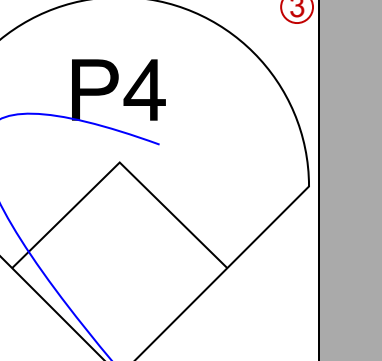
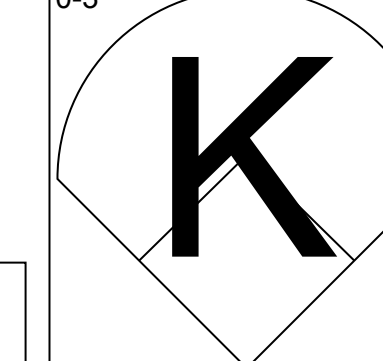
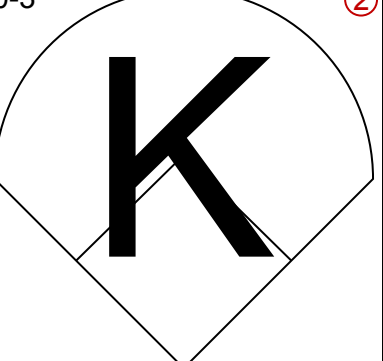
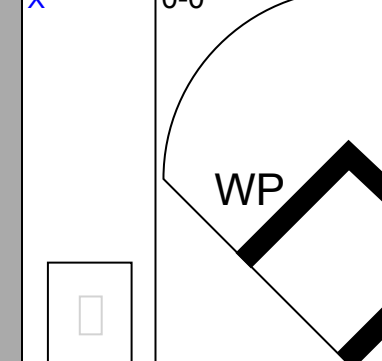

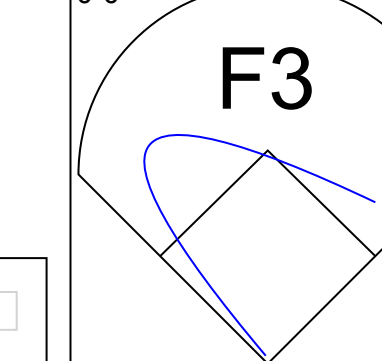
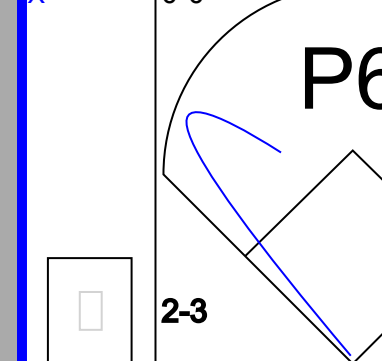
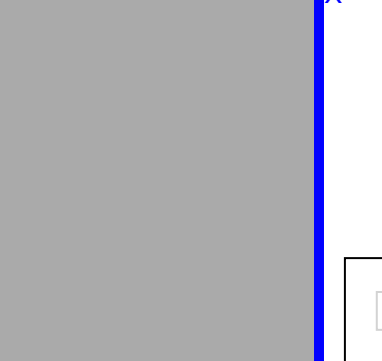



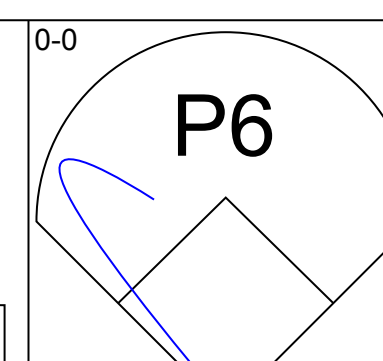
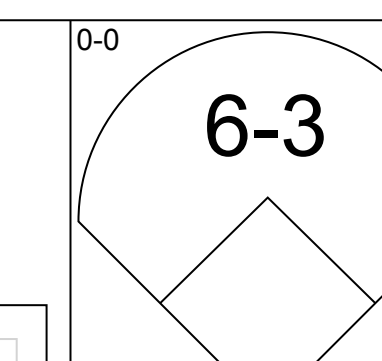
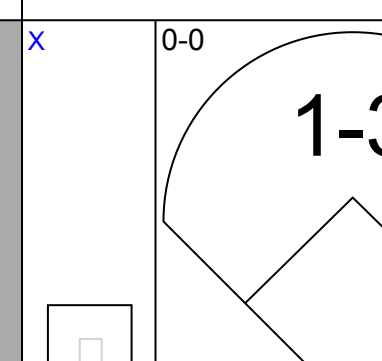
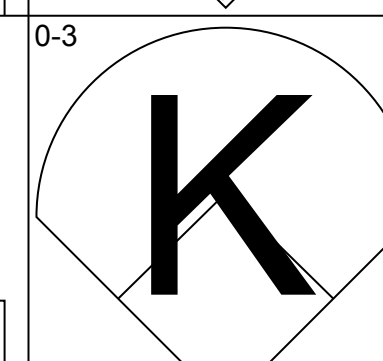
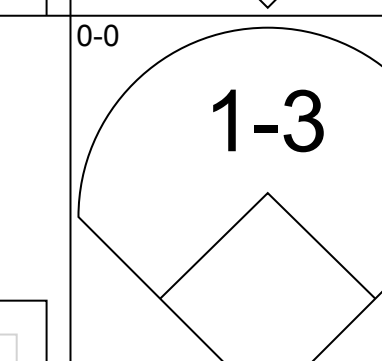
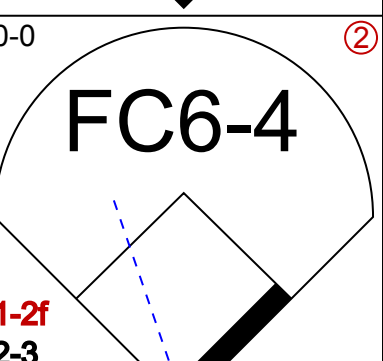
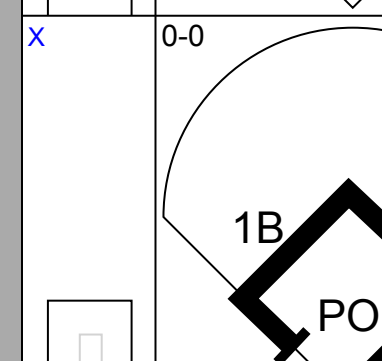
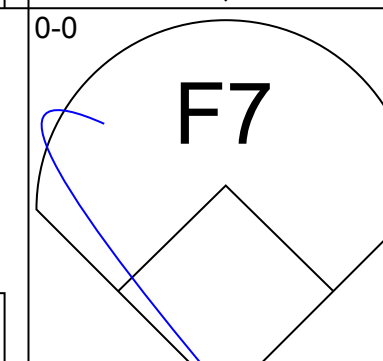
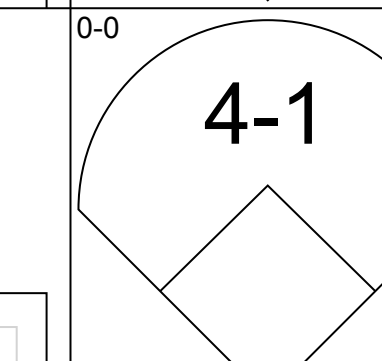
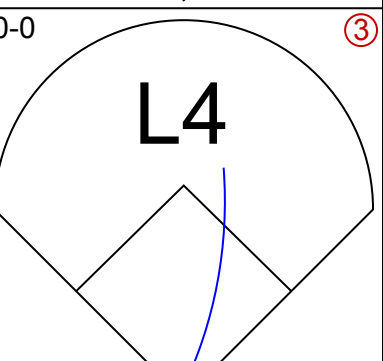
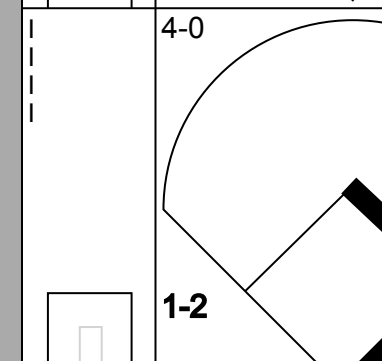
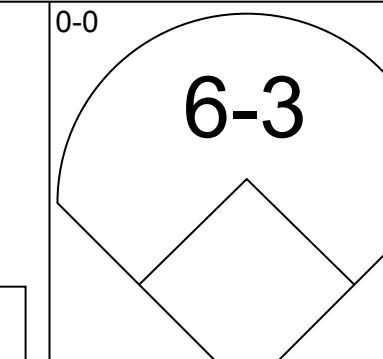
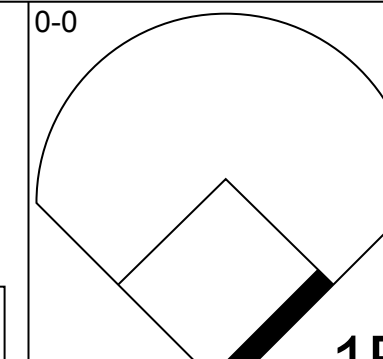
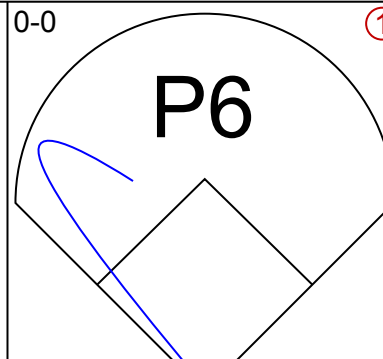

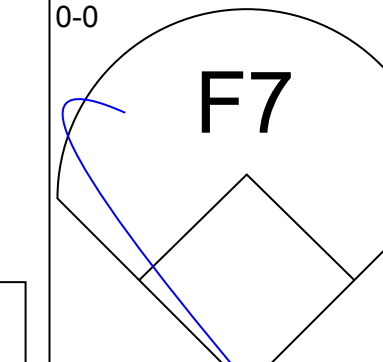
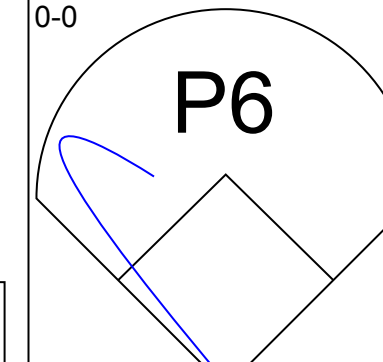
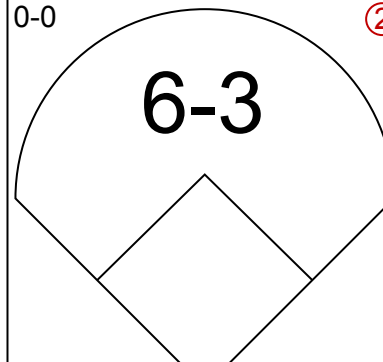
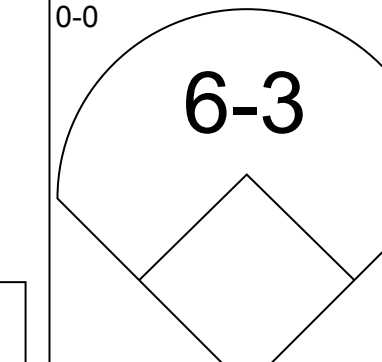

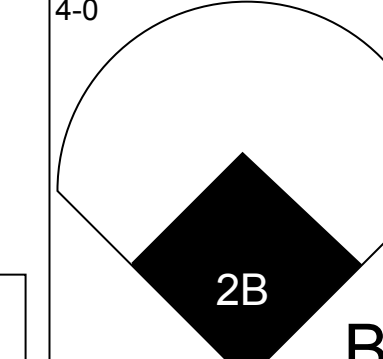
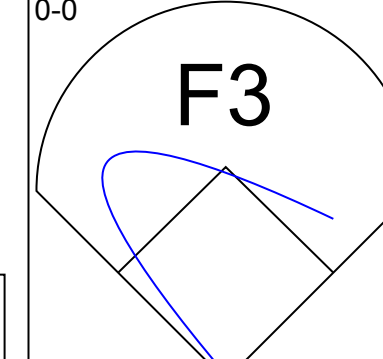
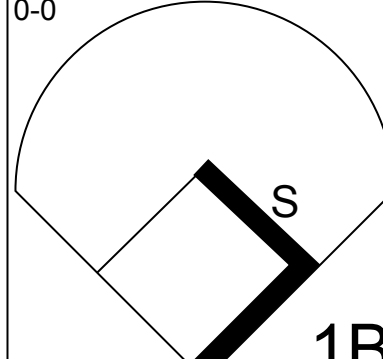
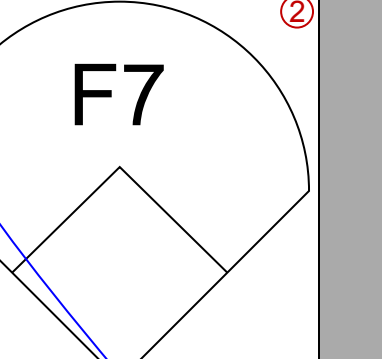
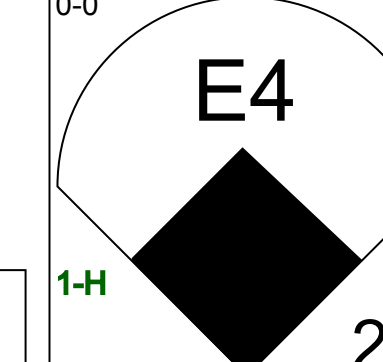
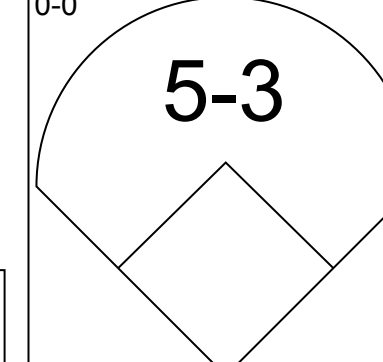
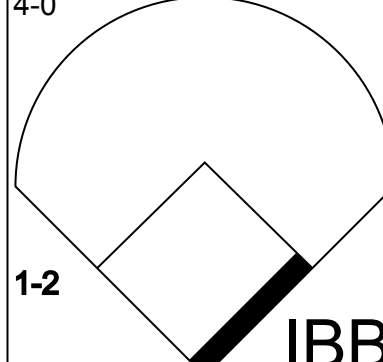
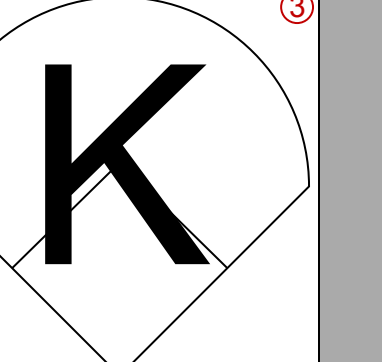
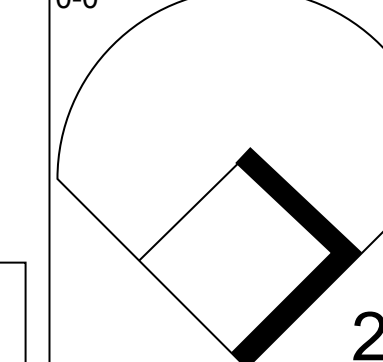
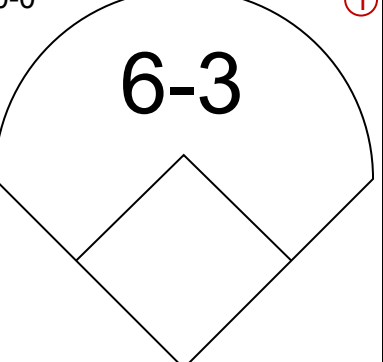

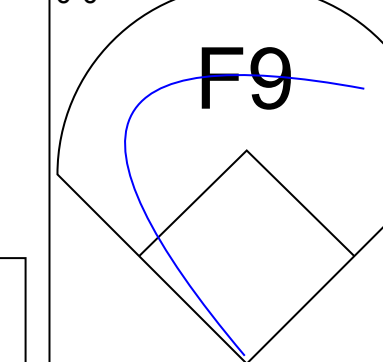
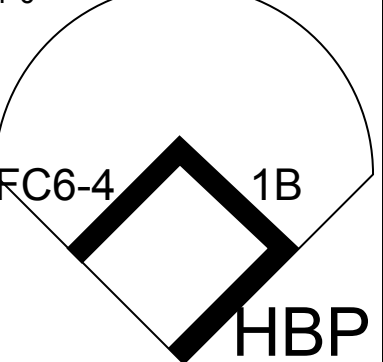
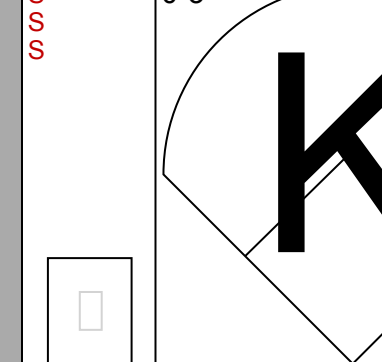
Batter	1	2	3	4	5	6	7	8	9	AB	R	H	RBI	BB	SO	LOB	BOTTOM								
Sonny Jackson, L OBP: 0.275, SLG: 0.290 (1, 6)										4	0	0	0	0	0	1									
Joe Morgan, L OBP: 0.384, SLG: 0.407 (1, 4)										3	0	1	0	1	0	1									
Jimmy Wynn, R OBP: 0.335, SLG: 0.503 (1, 8)										3	0	0	0	1	0	2									
Rusty Staub, L OBP: 0.400, SLG: 0.506 (1, 9)										4	3	3	2	0	1	1									
Norm Miller, L OBP: 0.295, SLG: 0.313 (1, 7)										4	0	0	0	0	0	1									
Doug Rader, R OBP: 0.409, SLG: 0.619 (1, 3)										4	1	2	2	0	0	0									
Bob Aspromonte, R OBP: 0.352, SLG: 0.385 (1, 5)										4	0	0	0	0	0	1									
Ron Brand, R OBP: 0.308, SLG: 0.278 (1, 2)										4	0	2	0	0	0	1									
Bruce Von Hoff, R ERA: 2.77 (1, 1)										1	0	0	0	0	1	0									
Jackie Brandt, R ERA: 2.27, SLG: 0.305 (5, PH)										1	0	0	0	0	0	1									
Dave Eilers, R ERA: 3.51 (6, 1)										0	0	0	0	0	0	0									
Julio Gotay, R OBP: 0.236, SLG: 0.379 (7, PH)										0	0	0	0	0	0	0									
Larry Sherry, R ERA: 5.8 (8, 1)										0	0	0	0	0	0	0									
Ron Davis, R OBP: 0.203, SLG: 0.413 (9, PH)										1	0	0	0	0	0	1									
Inning Stats	R: 0 E: 0 K: 0 S: 2	H: 0 LOB: 0 BB: 1 P: 6	R: 1 E: 1 K: 0 S: 5	H: 2 LOB: 1 BB: 0 P: 5	R: 0 E: 0 K: 1 S: 6	H: 1 LOB: 1 BB: 0 P: 6	R: 1 E: 0 K: 0 S: 4	H: 1 LOB: 0 BB: 0 P: 4	R: 0 E: 0 K: 0 S: 3	H: 0 LOB: 0 BB: 0 P: 3	R: 0 E: 0 K: 1 S: 5	H: 0 LOB: 1 BB: 1 P: 9	R: 1 E: 0 K: 0 S: 5	H: 2 LOB: 1 BB: 0 P: 5	1B: 2 2B: 3 3B: 0 HR: 3	SF: 0 SAC: 0 DP: 1 HBP: 0	WP: 0 PB: 0 SB: 0 CS: 0	PA: 36							
PITCHER	IP	WLS	BF	H	R	ER	SO	BB	IBB	HBP	BLK	WP	HR	S	P	ERA	WHIP								
Dick Hughes, R ERA: 3.13 (1, 1)	9.0	W	36	8	4	4	3	2	0	0	0	0	3	40	48	4.00	1.111								

St. Louis Cardinals @ Houston Astros
Astrodome, Houston, TX
Sat Aug 19 1967, 8:05 PM EDT
Att: 44,887 - Unknown

AB	34
R	4
H	8
RBI	4
BB	2
SO	3
LOB	10



Batter	1	2	3	4	5	6	7	8	9	AB	R	H	RBI	BB	SO	LOB	TOP			
Lou Brock, L OBP: 0.313, SLG: 0.464 (1, 7)										5	1	1	0	0	2	1	St. Louis Cardinals @ Houston Astros Astrodome, Houston, TX Sun Aug 20 1967, 4:33 AM EDT Att: 31,624 - Unknown livebaseballscorecards.com			
Curt Flood, R OBP: 0.384, SLG: 0.423 (1, 8)										4	0	1	0	0	1	0				
Roger Maris, L OBP: 0.353, SLG: 0.436 (1, 9)										4	0	1	0	0	0	2				
Orlando Cepeda, R OBP: 0.409, SLG: 0.555 (1, 3)										3	0	1	0	1	0	1				
Tim McCarver, L OBP: 0.380, SLG: 0.456 (1, 2)										4	0	1	0	0	1	5				
Mike Shannon, R OBP: 0.308, SLG: 0.385 (1, 5)										3	0	0	0	0	2	2				
Bobby Tolan, L OBP: 0.308, SLG: 0.384 (8, PH)										0	0	0	1	0	0	0				
Ed Speitz, R OBP: 0.288, SLG: 0.307 (8, 5)										0	0	0	0	0	0	0				
Julian Javier, R OBP: 0.302, SLG: 0.408 (1, 4)										4	0	0	0	0	0	4				
Dal Maxvill, R OBP: 0.284, SLG: 0.279 (1, 6)										4	0	1	0	0	2	2				
Larry Jaster, L OBP: 0.167, SLG: 0.111 (1, 1)										1	0	0	0	0	0	0				
Dave Ricketts, S OBP: 0.293, SLG: 0.358 (7, PH)										1	0	0	0	0	0	1				
Jack Lamabe, R OBP: 0.273, SLG: 0.200 (7, 1)										0	0	0	0	0	0	0				
Alex Johnson, R OBP: 0.245, SLG: 0.298 (8, PH)										1	0	0	0	0	0	0				
Inning Stats	R: 0 E: 0 K: 1 S: 5	H: 0 LOB: 0 BB: 0 P: 5	R: 0 E: 1 K: 3 S: 11	H: 1 LOB: 2 BB: 0 P: 11	R: 0 E: 0 K: 1 S: 5	H: 0 LOB: 0 BB: 0 P: 5	R: 0 E: 0 K: 1 S: 6	H: 1 LOB: 1 BB: 0 P: 6	R: 0 E: 0 K: 1 S: 5	H: 0 LOB: 1 BB: 0 P: 6	R: 0 E: 0 K: 0 S: 4	H: 1 LOB: 0 BB: 0 P: 4	R: 1 E: 0 K: 0 S: 5	H: 2 LOB: 3 BB: 1 P: 10	R: 0 E: 0 K: 0 S: 3	H: 0 LOB: 0 BB: 0 P: 3		1B: 4 2B: 2 3B: 0 HR: 0	SF: 0 SAC: 0 DP: 0 HBP: 2	WP: 1 PB: 0 SB: 0 CS: 0
PITCHER Don Wilson, R ERA: 2.82 (1, 1)	IP: 9.0 WLS: W BF: 37 H: 6 R: 1 ER: 1 SO: 8 BB: 1 IBB: 0 HBP: 2 BLK: 0 WP: 1 HR: 0 S: 50 P: 56 ERA: 1.00 WHIP: 0.778															PITCHER				

Batter	1	2	3	4	5	6	7	8	9	AB	R	H	RBI	BB	SO	LOB	BOTTOM		
Ron Davis, R OBP: 0.292, SLG: 0.410 (1, 7)										4	0	1	0	0	0	0	St. Louis Cardinals @ Houston Astros Astrodome, Houston, TX Sun Aug 20 1967, 4:33 AM EDT Att: 31,624 - Unknown livebaseballscorecards.com		
Sonny Jackson, L OBP: 0.275, SLG: 0.290 (1, 6)										4	0	1	0	0	1	2			
Rusty Staub, L OBP: 0.399, SLG: 0.502 (1, 9)										3	0	0	0	1	0	2			
Doug Rader, R OBP: 0.417, SLG: 0.609 (1, 3)										4	0	2	0	0	0	0			
Jimmy Wynn, R OBP: 0.332, SLG: 0.499 (1, 8)										4	0	0	0	0	0	1			
Joe Morgan, L OBP: 0.385, SLG: 0.407 (1, 4)										3	1	1	0	1	0	1			
Bob Aspromonte, R OBP: 0.354, SLG: 0.388 (1, 5)										3	1	1	1	1	1	1			
Ron Brand, R OBP: 0.309, SLG: 0.286 (1, 2)										3	0	1	0	0	0	2			
Don Wilson, R OBP: 0.145, SLG: 0.103 (1, 1)										2	0	0	0	0	1	1			
Inning Stats	R: 0 E: 0 K: 1 S: 5	H: 0 LOB: 0 BB: 0 P: 5	R: 2 E: 1 K: 0 S: 5	H: 2 LOB: 1 BB: 1 P: 9	R: 0 E: 0 K: 0 S: 3	H: 0 LOB: 0 BB: 0 P: 3	R: 0 E: 0 K: 0 S: 4	H: 1 LOB: 1 BB: 0 P: 4	R: 0 E: 0 K: 0 S: 4	H: 1 LOB: 2 BB: 1 P: 8	R: 0 E: 0 K: 1 S: 6	H: 2 LOB: 2 BB: 1 P: 10	R: 0 E: 0 K: 1 S: 5	H: 0 LOB: 0 BB: 0 P: 5	1B: 5 2B: 2 3B: 0 HR: 0	SF: 0 SAC: 0 DP: 0 HBP: 1		WP: 0 PB: 0 SB: 2 CS: 0	PA: 35
PITCHER Larry Jaster, L ERA: 3.18 (1, 1)	IP: 6.0 WLS: L BF: 26 H: 5 R: 2 ER: 2 SO: 2 BB: 1 IBB: 1 HBP: 1 BLK: 0 WP: 0 HR: 0 S: 25 P: 34 ERA: 3.00 WHIP: 1.000															PITCHER			
Jack Lamabe, R ERA: 3.45 (7, 1)	IP: 2.0 WLS: L BF: 8 H: 2 R: 0 ER: 0 SO: 2 BB: 0 IBB: 0 HBP: 0 BLK: 0 WP: 0 HR: 0 S: 11 P: 15 ERA: 0.00 WHIP: 1.000															PITCHER			

Batter	1	2	3	4	5	6	7	8	9	AB	R	H	RBI	BB	SO	LOB	TOP										
Lou Brock, L OBP: 0.312, SLG: 0.462 (1, 7)	6-3	6-3			4-3				6-3	5	0	1	1	0	0	2	St. Louis Cardinals @ Houston Astros Astrodome, Houston, TX Mon Aug 21 1967, 8:05 PM EDT Att: 19,868 - Unknown										
Julian Javier, R OBP: 0.302, SLG: 0.406 (1, 4)	G6-3 1B		5-3		K		1-3			4	0	1	0	0	1	1											
Curt Flood, R OBP: 0.380, SLG: 0.419 (1, 8)	G6-3 1-2		K		K			F2		4	0	0	0	0	2	1											
Orlando Cepeda, R OBP: 0.408, SLG: 0.555 (1, 3)		WP 2B	6-3		K			F2		4	1	1	0	0	1	0											
Alex Johnson, R OBP: 0.266, SLG: 0.328 (1, 9)		HR BB			6-3 CS 2B					3	1	3	0	1	0	0											
Ed Spiezio, R OBP: 0.286, SLG: 0.342 (1, 5)		HR	5-3		5-3		F8	6-3		4	1	1	2	0	0	3											
John Romano, R OBP: 0.286, SLG: 0.140 (1, 2)		F2		6-3			F9			3	0	0	0	1	0	1											
Dal Maxvill, R OBP: 0.287, SLG: 0.281 (1, 6)			5-3							2	1	1	0	1	0	0											
Al Jackson, L OBP: 0.370, SLG: 0.360 (7, 1)										0	0	0	0	0	0	0											
Bobby Tolan, L OBP: 0.307, SLG: 0.382 (9, PH)							3-1 1B		K	1	0	0	0	0	1	1											
Ray Washburn, R OBP: 0.094, SLG: 0.151 (1, 1)										2	0	1	0	0	1	0											
Hal Woodeshick, R OBP: 0.250, SLG: 0.220 (7, PH)									F8	2	0	0	0	0	0	2											
Eddie Bressoud, R OBP: 0.250, SLG: 0.220 (7, 6)		2B								2	0	0	0	0	0	2											
Inning Stats	R: 0 E: 0 K: 0 S: 3	H: 1 LOB: 0 BB: 0 P: 3	R: 3 E: 0 K: 0 S: 6	H: 3 LOB: 1 BB: 1 P: 10	R: 0 E: 0 K: 1 S: 5	H: 0 LOB: 0 BB: 0 P: 5	R: 0 E: 0 K: 0 S: 3	H: 1 LOB: 1 BB: 1 P: 7	R: 0 E: 0 K: 2 S: 8	H: 0 LOB: 0 BB: 0 P: 7	R: 0 E: 0 K: 2 S: 8	H: 1 LOB: 1 BB: 0 P: 8	R: 1 E: 0 K: 0 S: 5	H: 2 LOB: 1 BB: 0 P: 5	R: 0 E: 0 K: 0 S: 4	H: 1 LOB: 1 BB: 0 P: 4	R: 0 E: 0 K: 1 S: 5	H: 0 LOB: 1 BB: 1 P: 9	1B: 4 2B: 4 3B: 0 HR: 1	SF: 0 SAC: 0 DP: 1 HBP: 0	WP: 2 PB: 0 SB: 1 CS: 1	PA: 38					
PITCHER	IP	WLS	BF	H	R	ER	SO	BB	IBB	HBP	BLK	WP	HR	S	P	ERA	WHIP										
Wade Blasingame, L ERA: 5.76 (1, 1)	7.0	W	29	8	4	4	5	2	0	0	0	1	1	37	45	5.14	1.429										
Tom Dukes, R ERA: 1.17 (8, 1)	2.0	S	8	1	0	0	1	1	0	0	0	0	0	9	13	0.00	1.000										

Batter	1	2	3	4	5	6	7	8	9	AB	R	H	RBI	BB	SO	LOB	BOTTOM										
Sonny Jackson, L OBP: 0.274, SLG: 0.287 (1, 6)	E SF9 BB	1-3			F7	5-3		P6		4	1	0	1	1	0	3	St. Louis Cardinals @ Houston Astros Astrodome, Houston, TX Mon Aug 21 1967, 8:05 PM EDT Att: 19,868 - Unknown										
Joe Morgan, L OBP: 0.383, SLG: 0.406 (1, 4)	E4 2B		P6			E4 F8 WP		P5		5	2	1	1	0	0	2											
Doug Rader, R OBP: 0.415, SLG: 0.600 (1, 3)	SF9			G4-6-3 1B		F8		F8		4	0	2	2	0	0	1											
Rusty Staub, L OBP: 0.398, SLG: 0.502 (1, 9)	1-3 2B		G4-6-3		G4-6-3					4	1	1	1	0	1	3											
Jimmy Wynn, R OBP: 0.333, SLG: 0.500 (1, 8)	1-3				K					3	2	1	0	1	1	1											
Norm Miller, L OBP: 0.307, SLG: 0.348 (1, 7)										4	2	3	2	0	0	1											
Bob Aspromonte, R OBP: 0.355, SLG: 0.387 (1, 5)		6-3								3	1	1	0	1	0	0											
Ron Brand, R OBP: 0.313, SLG: 0.291 (1, 2)		F2								4	1	2	2	0	0	1											
Wade Blasingame, L OBP: 0.345, SLG: 0.174 (1, 1)										3	1	2	0	0	0	2											
Jackie Brandt, R OBP: 0.254, SLG: 0.302 (7, PH)										1	0	0	0	0	0	2											
Tom Dukes, R ERA: 4.32 (8, 1)										0	0	0	0	0	0	0											
Inning Stats	R: 3 E: 1 K: 0 S: 5	H: 2 LOB: 1 BB: 1 P: 9	R: 0 E: 0 K: 0 S: 4	H: 1 LOB: 0 BB: 0 P: 4	R: 0 E: 0 K: 0 S: 3	H: 1 LOB: 0 BB: 0 P: 3	R: 1 E: 0 K: 1 S: 7	H: 3 LOB: 1 BB: 0 P: 7	R: 1 E: 0 K: 0 S: 4	H: 2 LOB: 0 BB: 0 P: 4	R: 1 E: 1 K: 1 S: 9	H: 3 LOB: 2 BB: 2 P: 17	R: 1 E: 2 K: 0 S: 5	H: 1 LOB: 1 BB: 0 P: 5	R: 0 E: 0 K: 0 S: 3	H: 0 LOB: 0 BB: 0 P: 3	1B: 7 2B: 8 3B: 0 HR: 0	SF: 1 SAC: 0 DP: 4 HBP: 0	WP: 1 PB: 0 SB: 0 CS: 0	PA: 39							
PITCHER	IP	WLS	BF	H	R	ER	SO	BB	IBB	HBP	BLK	WP	HR	S	P	ERA	WHIP										
Ray Washburn, R ERA: 3.6 (1, 1)	5.0	L	26	11	9	8	1	0	0	0	0	1	0	7	7	0.00	1.000										
Hal Woodeshick, L ERA: 4.62 (6, 1)	1.0		5	1	1	0	1	0	0	0	0	0	0	7	7	0.00	1.000										
Al Jackson, L ERA: 4.32 (7, 1)	2.0		8	1	1	0	0	0	0	0	0	0	0	8	8	0.00	0.500										



Batter	1	2	3	4	5	6	7	8	9	AB	R	H	RBI	BB	SO	LOB	TOP			
Lou Brock, L OBP: 0.311, SLG: 0.461 (1, 7)										5	1	1	0	0	2	3	St. Louis Cardinals @ San Francisco Giants Candlestick Park, San Francisco, CA Tue Aug 22 1967, 10:05 PM EDT Att: 18,300 - Unknown			
Julian Javier, R OBP: 0.308, SLG: 0.417 (1, 4)										4	3	3	3	1	0	0				
Curt Flood, R OBP: 0.376, SLG: 0.413 (1, 8)										5	1	0	0	0	1	5				
Orlando Cepeda, R OBP: 0.410, SLG: 0.562 (1, 3)										5	2	3	4	0	1	0				
Alex Johnson, R OBP: 0.270, SLG: 0.321 (1, 9)										3	0	0	0	1	0	0				
Ed Spiezio, R OBP: 0.270, SLG: 0.321 (1, 5)										5	0	0	0	0	1	4				
Dave Ricketts, S OBP: 0.281, SLG: 0.339 (1, 2)										3	1	0	0	1	0	3				
Dal Maxvill, R OBP: 0.289, SLG: 0.279 (1, 6)										2	0	0	0	2	1	1				
Nelson Briles, R OBP: 0.240, SLG: 0.136 (1, 1)										2	1	0	0	1	2	3				
Inning Stats	R: 3 E: 0 K: 2 S: 10	H: 3 LOB: 1 BB: 1 P: 14	R: 0 E: 0 K: 0 S: 3	H: 0 LOB: 2 BB: 2 P: 11	R: 0 E: 0 K: 0 S: 3	H: 0 LOB: 0 BB: 0 P: 3	R: 0 E: 0 K: 2 S: 7	H: 0 LOB: 0 BB: 0 P: 7	R: 3 E: 1 K: 0 S: 6	H: 2 LOB: 0 BB: 0 P: 6	R: 0 E: 0 K: 1 S: 6	H: 1 LOB: 3 BB: 1 P: 11	R: 0 E: 0 K: 1 S: 5	H: 0 LOB: 0 BB: 0 P: 5	R: 0 E: 0 K: 1 S: 5	H: 0 LOB: 0 BB: 0 P: 5	1B: 4 2B: 1 3B: 0 HR: 2	SF: 0 SAC: 1 DP: 0 HBP: 1	WP: 3 PB: 0 SB: 0 CS: 0	PA: 42
PITCHER	IP WLS BF H R ER SO BB IBB HBP BLK WP HR S P ERA WHIP																			
Ray Sadecki, L ERA: 3.26 (1, 1)	4.1 L 22 5 6 5 4 3 0 0 0 0 2 1 27 39 10.38 1.846																			
Bobby Bolin, R ERA: 5.3 (5, 1)	1.2 8 1 3 3 1 2 0 0 0 0 0 1 8 16 16.20 1.800																			
Lindy McDaniel, R ERA: 4.18 (7, 1)	3.0 12 1 0 0 3 0 1 1 0 0 0 0 16 21 0.00 0.333																			
Batter	1	2	3	4	5	6	7	8	9	AB	R	H	RBI	BB	SO	LOB	BOTTOM			
Jesus Alou, R OBP: 0.333, SLG: 0.398 (1, 9)										4	0	0	0	0	0	2	St. Louis Cardinals @ San Francisco Giants Candlestick Park, San Francisco, CA Tue Aug 22 1967, 10:05 PM EDT Att: 18,300 - Unknown			
Jim Davenport, R OBP: 0.346, SLG: 0.350 Ken Henderson, S OBP: 0.265, SLG: 0.270 (1, 5) (7, 8)										3	0	0	0	0	0	1				
Willie Mays, R OBP: 0.331, SLG: 0.449 Lindy McDaniel, R OBP: 0.125, SLG: 0.125 Ollie Brown, R OBP: 0.312, SLG: 0.416 (1, 8) (7, 1) (9, PH)										3	0	0	0	0	0	1				
Willie McCovey, L OBP: 0.391, SLG: 0.544 (1, 3)										3	0	2	0	1	0	0				
Jim Ray Hart, R OBP: 0.374, SLG: 0.544 (1, 7)										4	0	0	0	0	1	3				
Tom Haller, L OBP: 0.361, SLG: 0.442 (1, 2)										3	0	0	0	0	1	2				
Hal Lanier, R OBP: 0.234, SLG: 0.263 (1, 6)										3	0	0	0	0	1	2				
Tito Fuentes, S OBP: 0.245, SLG: 0.281 (1, 4)										3	0	0	0	0	0	0				
Ray Sadecki, L OBP: 0.289, SLG: 0.341 Bobby Bolin, R OBP: 0.265, SLG: 0.303 Ty Cline, L OBP: 0.305, SLG: 0.391 Bobby Etheridge, R OBP: 0.295, SLG: 0.366 (1, 1) (5, 1) (6, PH) (7, 5)										1	0	0	0	0	0	0				
Inning Stats	R: 0 E: 0 K: 0 S: 3	H: 0 LOB: 0 BB: 0 P: 3	R: 0 E: 0 K: 1 S: 6	H: 1 LOB: 1 BB: 0 P: 6	R: 0 E: 0 K: 0 S: 3	H: 0 LOB: 0 BB: 0 P: 3	R: 0 E: 0 K: 0 S: 3	H: 0 LOB: 1 BB: 1 P: 7	R: 0 E: 0 K: 1 S: 5	H: 0 LOB: 0 BB: 0 P: 5	R: 0 E: 0 K: 0 S: 4	H: 1 LOB: 1 BB: 0 P: 4	R: 0 E: 0 K: 1 S: 6	H: 1 LOB: 1 BB: 0 P: 6	R: 0 E: 0 K: 1 S: 6	H: 0 LOB: 0 BB: 0 P: 3	1B: 4 2B: 0 3B: 0 HR: 0	SF: 0 SAC: 0 DP: 0 HBP: 0	WP: 0 PB: 0 SB: 0 CS: 0	PA: 32
PITCHER	IP WLS BF H R ER SO BB IBB HBP BLK WP HR S P ERA WHIP																			
Nelson Briles, R ERA: 2.96 (1, 1)	9.0 W 32 4 0 0 4 1 0 0 0 0 0 0 39 43 0.00 0.556																			

Batter	1	2	3	4	5	6	7	8	9	AB	R	H	RBI	BB	SO	LOB	TOP		
Lou Brock, L OBP: 0.309, SLG: 0.458 (1, 7)	4-3		F8		4-3			1-3		4	0	0	0	0	0	3	St. Louis Cardinals @ San Francisco Giants Candlestick Park, San Francisco, CA Wed Aug 23 1967, 6:33 AM EDT Att: 15,068 - Unknown		
Julian Javier, R OBP: 0.307, SLG: 0.415 (1, 4)	K			5-3		1-3		BB 1B		4	0	1	0	0	1	0			
Curt Flood, R OBP: 0.372, SLG: 0.409 (1, 8)	F9			F7		6-3		F5		4	0	0	0	0	0	2			
Orlando Cepeda, R OBP: 0.415, SLG: 0.565 (1, 3)		G5-4-3 1B		WP 1B		WP 1B		1-2 BB		3	0	3	0	1	0	0			
Alex Johnson, R OBP: 0.263, SLG: 0.312 (1, 9)	G5-4-3 1-2			5-3 1-2		F5 1-2		1-3		4	0	0	0	0	0	6			
Ed Spiezio, R OBP: 0.280, SLG: 0.314 (1, 5)		FC6-4 BB			6-3		5-3		G1-6-3 BB	2	0	0	0	2	0	0			
Dave Ricketts, S OBP: 0.279, SLG: 0.322 (1, 2)		FC6-4 1-2			1B BB		6-3		F2	3	0	0	0	1	0	2			
Dal Maxvill, R OBP: 0.289, SLG: 0.279 (1, 6)			L1		1-2 1B		6-3		G1-6-3 1-2	4	0	1	0	0	0	1			
Steve Carlton, L OBP: 0.161, SLG: 0.151 (1, 1)										1	0	0	0	0	1	0			
Phil Gagliano, R OBP: 0.248, SLG: 0.236 (5, PH)					F5					1	0	0	0	0	0	2			
Ron Willis, R OBP: 0.429, SLG: 0.571 (5, PH)								1B 1-3 BB		0	0	0	0	0	0	0			
Mike Shannon, R OBP: 0.310, SLG: 0.385 (8, PH)										0	0	0	0	1	0	0			
Joe Hoerner, R OBP: 0.200, SLG: 0.200 (8, 1)										0	0	0	0	0	0	0			
Inning Stats	R: 0 E: 0 K: 1 S: 5	H: 0 LOB: 0 BB: 0 P: 5	R: 0 E: 0 K: 0 S: 3	H: 1 LOB: 1 BB: 1 P: 7	R: 0 E: 0 K: 1 S: 5	H: 0 LOB: 0 BB: 0 P: 5	R: 0 E: 0 K: 0 S: 4	H: 1 LOB: 1 BB: 0 P: 4	R: 0 E: 0 K: 0 S: 4	H: 0 LOB: 2 BB: 1 P: 8	R: 0 E: 0 K: 0 S: 4	H: 1 LOB: 1 BB: 0 P: 4	R: 0 E: 0 K: 0 S: 3	H: 0 LOB: 2 BB: 2 P: 12	R: 0 E: 0 K: 0 S: 2	H: 0 LOB: 0 BB: 1 P: 6	1B: 5 2B: 0 3B: 0 HR: 0	SF: 0 SAC: 0 DP: 2 HBP: 0	WP: 2 PA: 35 PB: 0 SB: 0 CS: 0
PITCHER Mike McCormick, L ERA: 2.74 (1, 1)	IP: 9.0 WLS: W BF: 35 H: 5 R: 0 ER: 0 SO: 2 BB: 5 IBB: 0 HBP: 0 BLK: 0 WP: 2 HR: 0 S: 34 P: 54 ERA: 0.00 WHIP: 1.111															PITCHER			

Batter	1	2	3	4	5	6	7	8	9	AB	R	H	RBI	BB	SO	LOB	BOTTOM
Jesus Alou, R OBP: 0.337, SLG: 0.404 (1, 9)	CS 1B		4-3 3B 2B		6-3		1-2 1B E 1B			4	2	3	0	0	0	0	St. Louis Cardinals @ San Francisco Giants Candlestick Park, San Francisco, CA Wed Aug 23 1967, 6:33 AM EDT Att: 15,068 - Unknown
Jim Davenport, R OBP: 0.345, SLG: 0.348 (1, 5)	F9 1-2		4-3 2-3		6-3		1-1 2-H 1B			4	0	1	1	0	0	2	
Willie McCovey, L OBP: 0.395, SLG: 0.550 (1, 3)	FC6-4 HBP		HR 3-H		F7		4-0 IBB			2	1	1	1	1	0	0	
Willie Mays, R OBP: 0.330, SLG: 0.455 (1, 8)	FC6-4 1-2		HR		F9		F9			4	1	1	2	0	0	3	
Jim Ray Hart, R OBP: 0.373, SLG: 0.540 (1, 7)		1B S BB	K		6-3		F7			3	1	0	0	1	1	0	
Dick Dietz, R OBP: 0.381, SLG: 0.406 (1, 2)	K 1-2		5-3		K		FC6-4 2B			4	0	1	0	0	2	1	
Hal Lanier, R OBP: 0.236, SLG: 0.266 (1, 6)		2-H 1B			G5-4-3 1B		6-3 2-3		FC9-5-6	4	0	2	1	0	0	1	
Tito Fuentes, S OBP: 0.246, SLG: 0.282 (1, 4)	F7		G5-4-3 1-2		G5-4-3		FC4-6 1B			3	0	1	0	0	0	2	
Mike McCormick, L OBP: 0.174, SLG: 0.188 (1, 1)	F8		K		K		FC4-6 1B			3	1	0	0	0	1	2	
Inning Stats	R: 0 E: 0 K: 0 S: 3	H: 1 LOB: 1 BB: 0 P: 4	R: 1 E: 0 K: 1 S: 6	H: 1 LOB: 1 BB: 1 P: 10	R: 3 E: 0 K: 1 S: 8	H: 3 LOB: 0 BB: 0 P: 8	R: 0 E: 0 K: 1 S: 5	H: 1 LOB: 0 BB: 0 P: 5	R: 0 E: 0 K: 0 S: 3	H: 0 LOB: 0 BB: 0 P: 3	R: 2 E: 1 K: 0 S: 6	H: 3 LOB: 2 BB: 1 P: 10	R: 0 E: 0 K: 0 S: 3	H: 1 LOB: 0 BB: 0 P: 3	1B: 6 2B: 3 3B: 1 HR: 1	SF: 0 SAC: 0 DP: 2 HBP: 1	
PITCHER Steve Carlton, L ERA: 3.09 (1, 1)	IP: 4.0 WLS: L BF: 18 H: 6 R: 4 ER: 4 SO: 3 BB: 1 IBB: 0 HBP: 1 BLK: 0 WP: 0 HR: 1 S: 22 P: 27 ERA: 9.00 WHIP: 1.750															PITCHER	
Ron Willis, R ERA: 3.14 (5, 1)	3.0 13 3 2 1 1 0 1 0 0 0 0 14 18 3.00 1.000																
Joe Hoerner, L ERA: 2.3 (8, 1)	1.0 3 1 0 0 0 0 0 0 0 0 0 3 3 0.00 1.000																

AB 30
R 0
H 5
RBI 0
BB 5
SO 2
LOB 16



AB 31
R 6
H 10
RBI 5
BB 2
SO 4
LOB 11



Batter	1	2	3	4	5	6	7	8	9	AB R H RBI BB SO LOB	TOP												
Lou Brock, L OBP: 0.308, SLG: 0.454 (1, 7)	F5		4-3			WP 1B BB		F6	K	4 0 0 0 1 1 2	St. Louis Cardinals @ San Francisco Giants Candlestick Park, San Francisco, CA Thu Aug 24 1967, 6:33 AM EDT Att: 13,857 - Unknown												
Curt Flood, R OBP: 0.372, SLG: 0.408 (1, 8)	K		6-3			WP 1B		BB BB	F9	4 0 1 0 1 1 2													
Roger Maris, L OBP: 0.355, SLG: 0.433 (1, 9)	BB BB			F6		F5		BB BB		2 0 0 0 2 0 2													
Orlando Cepeda, R OBP: 0.417, SLG: 0.564 (1, 3)	BB BB			CS 1B		BB BB		BB BB	K	2 0 1 0 2 1 2													
Tim McCarver, L OBP: 0.379, SLG: 0.454 (1, 2)	F8			K2-3		F9			SH3-4 1B	4 1 1 0 0 1 6													
Mike Shannon, R OBP: 0.308, SLG: 0.382 (1, 5)		K				F6		F9	SH3-4 1B	3 0 0 0 0 1 0													
Julian Javier, R OBP: 0.306, SLG: 0.412 (1, 4)		K				F5		F3	1B 1B IBB	3 1 0 0 1 1 0													
Dal Maxvill, R OBP: 0.287, SLG: 0.276 (9, PH)						6-3		5-3	1B 1B	3 0 0 0 0 0 0													
Bobby Tolan, L OBP: 0.310, SLG: 0.385 (9, PH)		5-3				6-3		5-3	1B 1B	1 0 1 1 0 0 0													
Eddie Bressoud, R OBP: 0.250, SLG: 0.220 (9, 6)									1-3 2H 1B	0 0 0 0 0 0 0													
Dick Hughes, R OBP: 0.159, SLG: 0.131 (1, 1)			K			1-3		K	1-2 3H 1B	4 0 1 1 0 2 0													
Inning Stats	R: 0 E: 0 K: 1 S: 5	H: 0 LOB: 2 BB: 2 P: 13	R: 0 E: 0 K: 2 S: 7	H: 0 LOB: 0 BB: 0 P: 7	R: 0 E: 0 K: 1 S: 5	H: 0 LOB: 0 BB: 0 P: 5	R: 0 E: 0 K: 1 S: 5	H: 1 LOB: 0 BB: 0 P: 5	R: 0 E: 0 K: 0 S: 3	H: 0 LOB: 0 BB: 0 P: 3	R: 0 E: 0 K: 0 S: 4	H: 1 LOB: 3 BB: 2 P: 12	R: 0 E: 0 K: 0 S: 3	H: 0 LOB: 0 BB: 0 P: 3	R: 0 E: 0 K: 2 S: 7	H: 0 LOB: 2 BB: 2 P: 15	R: 2 E: 0 K: 1 S: 8	H: 3 LOB: 2 BB: 1 P: 12	1B: 5 2B: 0 3B: 0 HR: 0	SF: 0 SAC: 1 DP: 0 HBP: 0	WP: 1 PB: 0 SB: 0 CS: 1	PA: 38	
PITCHER	IP WLS BF H R ER SO BB IBB HBP BLK WP HR S P ERA WHIP											PITCHER	IP WLS BF H R ER SO BB IBB HBP BLK WP HR S P ERA WHIP										
Gaylord Perry, R ERA: 3.31 (1, 1)	8.1 L 36 5 2 2 7 5 2 0 0 1 0 43 71 2.16 1.200																						
Bill Henry, L ERA: 2.16 (9, 1)	0.1 1 0 0 0 1 0 0 0 0 0 0 3 3 0.00 0.000																						
Frank Linzy, R ERA: 1.81 (9, 1)	0.1 1 0 0 0 0 0 0 0 0 0 0 1 1 0.00 0.000																						

Batter	1	2	3	4	5	6	7	8	9	AB R H RBI BB SO LOB	BOTTOM												
Jesus Alou, R OBP: 0.336, SLG: 0.403 (1, 9)	G1-6-3 1B			6-3		F9			K	4 0 1 0 0 1 0	St. Louis Cardinals @ San Francisco Giants Candlestick Park, San Francisco, CA Thu Aug 24 1967, 6:33 AM EDT Att: 13,857 - Unknown												
Jim Davenport, R OBP: 0.343, SLG: 0.346 (1, 5)	G1-6-3 1-2			F6		BB BB		F3		4 0 1 0 0 0 1													
Willie Mays, R OBP: 0.329, SLG: 0.453 (1, 8)	6-3			BB BB		4-3		F7		4 0 1 0 0 0 1													
Willie McCovey, L OBP: 0.392, SLG: 0.545 (1, 3)		F4		4-3		F4				3 0 0 0 0 0 1													
Jim Ray Hart, R OBP: 0.370, SLG: 0.537 (1, 7)		5-3				5-3		K		3 0 0 0 0 1 0													
Dick Dietz, R OBP: 0.372, SLG: 0.394 (1, 2)		K				F8		F3		3 0 0 0 0 1 0													
Hal Lanier, R OBP: 0.237, SLG: 0.266 (1, 6)				F7		BB BB		F7		3 0 1 0 0 0 0													
Tito Fuentes, S OBP: 0.244, SLG: 0.279 (1, 4)				4-3		1-3		F7		3 0 0 0 0 0 1													
Gaylord Perry, R OBP: 0.162, SLG: 0.176 (1, 1)				K		K		F3		3 0 0 0 0 2 0													
Bill Henry, L (9, 1)										0 0 0 0 0 0 0													
Frank Linzy, R (9, 1)										0 0 0 0 0 0 0													
Inning Stats	R: 0 E: 0 K: 0 S: 3	H: 1 LOB: 0 BB: 0 P: 3	R: 0 E: 0 K: 1 S: 5	H: 0 LOB: 0 BB: 0 P: 5	R: 0 E: 0 K: 0 S: 4	H: 1 LOB: 1 BB: 0 P: 4	R: 0 E: 0 K: 0 S: 4	H: 1 LOB: 1 BB: 0 P: 4	R: 0 E: 0 K: 1 S: 6	H: 1 LOB: 1 BB: 0 P: 6	R: 0 E: 0 K: 0 S: 5	H: 0 LOB: 0 BB: 0 P: 5	R: 0 E: 0 K: 0 S: 3	H: 0 LOB: 0 BB: 0 P: 3	R: 0 E: 0 K: 1 S: 5	H: 0 LOB: 0 BB: 0 P: 5	1B: 4 2B: 0 3B: 0 HR: 0	SF: 0 SAC: 0 DP: 1 HBP: 0	WP: 0 PB: 0 SB: 0 CS: 0	PA: 30			
PITCHER	IP WLS BF H R ER SO BB IBB HBP BLK WP HR S P ERA WHIP											PITCHER	IP WLS BF H R ER SO BB IBB HBP BLK WP HR S P ERA WHIP										
Dick Hughes, R ERA: 2.97 (1, 1)	9.0 W 30 4 0 0 5 0 0 0 0 0 0 40 40 0.00 0.444																						

AB	30
R	2
H	5
RBI	2
BB	7
SO	8
LOB	14



AB	30
R	0
H	4
RBI	0
BB	0
SO	5
LOB	4



Batter	1	2	3	4	5	6	7	8	9	10	11	12	AB	R	H	RBI	BB	SO	LOB	TOP				
Lou Brock, L OBP: 0.310, SLG: 0.450 (1, 7)	4-3		FC6-4 1B		CS 1B		F9		1-3		IBB		5	0	2	0	1	0	1					
Curt Flood, R OBP: 0.377, SLG: 0.410 (1, 8)			FC6-4					F8		F8		G3	4	0	1	0	1	0	1					
Joe Hoerner, R OBP: 0.182, SLG: 0.182 (10, 1)													0	0	0	0	0	0	0					
Dave Ricketts, S OBP: 0.270, SLG: 0.311 (11, PH)													1	0	0	0	0	0	0					
Hal Woodeshick, R OBP: 0.311 (11, 1)													0	0	0	0	0	0	0					
Ron Willis, R OBP: 0.571 (12, 1)	BB												0	0	0	0	0	0	0					
Roger Maris, L OBP: 0.353, SLG: 0.429 (8, PR)													4	0	1	0	0	1	3					
Alex Johnson, R OBP: 0.277, SLG: 0.320 (8, 9)	K		F7		G4-6-3 1B			1B E		1-3		L9	2	1	0	0	0	0	0					
Orlando Cepeda, R OBP: 0.414, SLG: 0.563 (1, 3)	P6		4-3				F8		1B E	P4		1B	6	0	2	0	0	0	2					
Tim McCarver, L OBP: 0.378, SLG: 0.452 (1, 2)							4-3		1B E	F7		F9	6	0	3	1	0	0	1					
Mike Shannon, R OBP: 0.302, SLG: 0.374 (8, PH)			S 1B		2B				1-3 2-H				3	0	0	0	0	3	2					
Phil Gagliano, R OBP: 0.256, SLG: 0.240 (8, 5)	K		K		K		K					F9	2	0	1	0	1	0	0					
Julian Javier, R OBP: 0.305, SLG: 0.406 (1, 4)												1B	6	0	2	0	0	0	7					
Dal Maxvill, R OBP: 0.253, SLG: 0.276 (1, 8)												1B	3	0	1	0	2	0	4					
Ray Washburn, R OBP: 0.088, SLG: 0.140 (1, 1)													4	0	0	0	0	3	5					
Bobby Tolan, L OBP: 0.307, SLG: 0.381 (10, 8)	K		K		K		K					G3	1	0	0	0	0	0	2					
Inning Stats	R: 0 E: 0 K: 1 S: 5	H: 0 LOB: 1 BB: 1 P: 9	R: 0 E: 0 K: 2 S: 8	H: 1 LOB: 2 BB: 1 P: 12	R: 0 E: 0 K: 0 S: 4	H: 1 LOB: 1 BB: 0 P: 4	R: 0 E: 0 K: 2 S: 8	H: 1 LOB: 1 BB: 1 P: 12	R: 0 E: 0 K: 0 S: 3	H: 2 LOB: 0 BB: 0 P: 3	R: 0 E: 0 K: 1 S: 5	H: 0 LOB: 0 BB: 0 P: 5	R: 0 E: 0 K: 0 S: 3	H: 0 LOB: 0 BB: 0 P: 3	R: 0 E: 0 K: 0 S: 3	H: 0 LOB: 0 BB: 0 P: 3	R: 0 E: 0 K: 0 S: 5	H: 2 LOB: 3 BB: 1 P: 9	R: 0 E: 0 K: 0 S: 5	H: 2 LOB: 2 BB: 0 P: 6	1B: 12 2B: 1 3B: 0 HR: 0	SF: 0 SAC: 0 DP: 1 HBP: 0	WP: 0 PB: 0 SB: 2 CS: 1	PA: 52
PITCHER	IP	WLS	BF	H	R	ER	SO	BB	IBB	HBP	BLK	WP	HR	S	P	ERA	WHIP							
Don Drysdale, R ERA: 2.6 (1, 1)	10.0		41	9	1	1	7	0	1	0	0	0	0	10	14	0.00	1.000							
Phil Regan, R ERA: 2.99 (11, 1)	2.0	W	11	4	0	0	0	0	1	0	0	0	0	10	14	0.00	2.000							

St. Louis Cardinals @ Los Angeles Dodgers
Dodger Stadium, Los Angeles, CA

Sat Aug 26 1967, 7:05 PM PDT
Alt. 29,904 - Unknown

AB 47
R 1
H 13
RBI 1
BB 5
SO 7
LOB 31



Batter	1	2	3	4	5	6	7	8	9	10	11	12	AB	R	H	RBI	BB	SO	LOB	BOTTOM					
Nate Oliver, R OBP: 0.326, SLG: 0.321 (1, 6)	4-3		1-2 1B			K		K		IBB 1B		5-3	6	0	2	0	0	2	1						
Willie Davis, L OBP: 0.289, SLG: 0.335 (1, 8)	G3					G3		4-3		1B			4	0	0	0	0	0	2						
Ron Hunt, R OBP: 0.365, SLG: 0.368 (10, PH)			F9										0	0	0	0	1	0	0						
Gene Michael, S OBP: 0.235, SLG: 0.215 (10, PR)													0	0	0	0	0	0	0						
Jim Hickman, R OBP: 0.250, SLG: 0.237 (11, 9)													1	0	1	0	0	0	0						
Jim Lefebvre, S OBP: 0.331, SLG: 0.380 (1, 4)	K				F7			P5		L5		1B	5	0	0	0	1	1	3						
Al Ferrara, R OBP: 0.353, SLG: 0.489 (1, 7)													3	0	2	0	0	1	0						
Len Gabrielson, L OBP: 0.301, SLG: 0.389 (8, 7)													1	0	0	0	0	0	0						
Jim Campanis, R OBP: 0.318, SLG: 0.395 (10, PH)													1	0	0	0	0	0	3						
Phil Regan, R OBP: 0.100, SLG: 0.100 (11, 1)								FC4-6 1B		FC3-6 1B			0	0	0	0	0	0	0						
Jeff Torborg, R OBP: 0.288, SLG: 0.278 (12, PH)													1	0	1	1	0	0	0						
John Roseboro, L OBP: 0.353, SLG: 0.370 (1, 2)													5	1	0	0	0	0	2						
Wes Parker, S OBP: 0.372, SLG: 0.359 (1, 3)													5	0	4	0	0	0	1						
Ron Fairly, L OBP: 0.294, SLG: 0.306 (1, 9)													4	0	1	1	0	0	2						
Bob Bailey, R OBP: 0.315, SLG: 0.278 (1, 5)													3	1	0	0	2	1	1						
Don Drysdale, R OBP: 0.173, SLG: 0.132 (1, 1)													2	0	0	0	1	0	3						
Lou Johnson, R OBP: 0.344, SLG: 0.436 (10, PH)													1	0	1	0	0	0	0						
Inning Stats	R: 0 E: 0 K: 1 S: 5	H: 0 LOB: 0 BB: 0 P: 5	R: 0 E: 0 K: 1 S: 5	H: 1 LOB: 1 BB: 0 P: 5	R: 0 E: 0 K: 1 S: 4	H: 1 LOB: 1 BB: 0 P: 4	R: 0 E: 0 K: 0 S: 3	H: 1 LOB: 0 BB: 0 P: 3	R: 0 E: 0 K: 1 S: 5	H: 2 LOB: 2 BB: 1 P: 9	R: 0 E: 0 K: 0 S: 4	H: 0 LOB: 0 BB: 0 P: 5	R: 0 E: 0 K: 0 S: 5	H: 1 LOB: 1 BB: 0 P: 4	R: 0 E: 0 K: 0 S: 3	H: 2 LOB: 3 BB: 1 P: 9	R: 0 E: 0 K: 0 S: 3	H: 1 LOB: 0 BB: 0 P: 3	R: 1 E: 0 K: 0 S: 4	H: 2 LOB: 3 BB: 2 P: 12	1B: 12 2B: 0 3B: 0 HR: 0	SF: 1 SAC: 1 DP: 1 HBP: 0	WP: 0 PB: 0 SB: 0 CS: 1	PA: 49	
PITCHER	IP	WLS	BF	H	R	ER	SO	BB	IBB	HBP	BLK	WP	HR	S	P	ERA	WHIP								
Ray Washburn, R ERA: 3.45 (1, 1)	9.1		38	9	1	1	5	0	1	1	0	0	0	0	45	53	0.96	1.071							
Joe Hoerner, L ERA: 2.18 (10, 1)	0.2		3	0	0	0	0	0	0	0	0	0	0	0	2	6	0.00	0.000							
Hal Woodeshick, L ERA: 4.7 (11, 1)	1.1	L	5	1	1	1	0	1	0	0	0	0	0	0	4	8	6.75	1.500							
Ron Willis, R ERA: 3.13 (12, 1)	0.1		4	2	0	0	0	0	1	0	0	0	0	0	3	7	0.00	6.000							

St. Louis Cardinals @ Los Angeles Dodgers
Dodger Stadium, Los Angeles, CA

Sat Aug 26 1967, 7:05 PM PDT
Alt. 29,904 - Unknown

AB 42
R 2
H 12
RBI 2
BB 5
SO 5
LOB 18



Batter	1	2	3	4	5	6	7	8	9	AB	R	H	RBI	BB	SO	LOB	TOP			
Lou Brock, L OBP: 0.310, SLG: 0.449 (1, 7)										4	0	1	0	0	0	0				
Julian Javier, R OBP: 0.307, SLG: 0.411 (1, 4)										4	1	2	1	0	0	0				
Curt Flood, R OBP: 0.378, SLG: 0.407 (1, 8)										3	2	0	0	2	0	2				
Orlando Cepeda, R OBP: 0.414, SLG: 0.560 (1, 3)										4	1	1	1	1	0	2				
Alex Johnson, R OBP: 0.286, SLG: 0.336 (1, 9)										2	1	2	1	0	0	0				
Bobby Tolan, L OBP: 0.309, SLG: 0.383 (5, PH) (5, 9)										2	0	1	1	0	0	2				
Tim McCarver, L OBP: 0.377, SLG: 0.449 (1, 2)										2	0	0	1	1	0	1				
Phil Gagliano, R OBP: 0.268, SLG: 0.253 (1, 5)										4	0	3	0	0	0	0				
Dal Maxvill, R OBP: 0.290, SLG: 0.273 (1, 6)										4	0	0	0	0	1	4				
Nelson Briles, R OBP: 0.241, SLG: 0.154 (1, 1)										4	1	1	0	0	0	1				
Joe Hoerner, R OBP: 0.182, SLG: 0.182 (9, 1)										0	0	0	0	0	0	0				
Inning Stats	R: 0 E: 0 K: 0 S: 3	H: 0 LOB: 0 BB: 0 P: 3	R: 0 E: 0 K: 0 S: 4	H: 2 LOB: 2 BB: 1 P: 8	R: 5 E: 1 K: 0 S: 8	H: 5 LOB: 1 BB: 1 P: 12	R: 0 E: 0 K: 0 S: 3	H: 0 LOB: 0 BB: 0 P: 3	R: 1 E: 0 K: 0 S: 3	H: 1 LOB: 0 BB: 1 P: 7	R: 0 E: 0 K: 0 S: 3	H: 0 LOB: 2 BB: 1 P: 8	R: 0 E: 0 K: 1 S: 6	H: 1 LOB: 1 BB: 0 P: 6	R: 0 E: 0 K: 0 S: 4	H: 1 LOB: 1 BB: 0 P: 4	1B: 9 2B: 1 3B: 1 HR: 0	SF: 1 SAC: 2 DP: 1 HBP: 0	WP: 0 PB: 0 SB: 0 CS: 0	PA: 40
PITCHER	IP WLS BF H R ER SO BB IBB HBP BLK WP HR S P ERA WHIP																			
Claude Osteen, L ERA: 3.3 (1, 1)	2.2 L 16 7 5 5 0 2 0 0 0 0 0 0 14 22 16.88 3.375																			
Bob Miller, R ERA: 4.81 (3, 1)	2.1 8 1 1 1 0 1 0 0 0 0 0 0 7 11 3.86 0.857																			
Dick Egan, L ERA: 5.74 (6, 1)	2.0 8 1 0 0 0 0 0 0 0 0 0 0 7 11 0.00 0.500																			
Ron Perranoski, L ERA: 2.42 (8, 1)	2.0 8 2 0 0 1 0 0 0 0 0 0 0 10 11 0.00 1.000																			

St. Louis Cardinals @ Los Angeles Dodgers
Dodger Stadium, Los Angeles, CA
 Sun Aug 27 1967, 3:33 AM PDT
 Att: 22,109 - Unknown

AB	33
R	6
H	11
RBI	5
BB	4
SO	1
LOB	12



Batter	1	2	3	4	5	6	7	8	9	AB	R	H	RBI	BB	SO	LOB	BOTTOM			
Nate Oliver, R OBP: 0.316, SLG: 0.311 (1, 6)										5	0	0	0	0	3	4				
Willie Davis, L OBP: 0.289, SLG: 0.334 (1, 8)										4	0	1	0	0	0	0				
Lou Johnson, R OBP: 0.342, SLG: 0.430 (1, 7)										3	0	0	0	1	2	1				
Jim Lefebvre, S OBP: 0.331, SLG: 0.379 (1, 4)										4	0	1	0	0	1	1				
John Roseboro, L OBP: 0.355, SLG: 0.369 (1, 2)										3	1	1	0	1	0	2				
Wes Parker, S OBP: 0.398, SLG: 0.354 (1, 3)										4	0	0	0	0	1	4				
Ron Fairly, L OBP: 0.301, SLG: 0.316 (1, 9)										4	1	4	0	0	0	0				
Bob Bailey, R OBP: 0.314, SLG: 0.278 (1, 5)										3	0	1	2	0	1	3				
Claude Osteen, L ERA: 2.29 (1, 1)										0	0	0	0	0	0	0				
Len Gabrielson, L OBP: 0.291, SLG: 0.387 (5, PH) (6, 1)										1	0	0	0	0	0	0				
Jim Campanis, R OBP: 0.311, SLG: 0.385 (7, PH) (8, 1)										0	0	0	0	0	0	0				
Ron Perranoski, L OBP: 0.182, SLG: 0.182 (8, 1)										0	0	0	0	0	0	0				
Jim Hickman, R OBP: 0.251, SLG: 0.237 (9, PH) (9, 1)										0	0	0	0	1	0	0				
Inning Stats	R: 0 E: 0 K: 0 S: 3	H: 2 LOB: 2 BB: 0 P: 7	R: 0 E: 0 K: 1 S: 5	H: 0 LOB: 0 BB: 0 P: 5	R: 0 E: 0 K: 2 S: 7	H: 0 LOB: 0 BB: 0 P: 7	R: 1 E: 0 K: 1 S: 7	H: 2 LOB: 1 BB: 0 P: 7	R: 0 E: 0 K: 1 S: 7	H: 2 LOB: 2 BB: 0 P: 7	R: 0 E: 0 K: 0 S: 4	H: 1 LOB: 1 BB: 0 P: 4	R: 0 E: 0 K: 0 S: 2	H: 0 LOB: 0 BB: 1 P: 6	R: 1 E: 0 K: 2 S: 8	H: 1 LOB: 2 BB: 2 P: 16	1B: 7 2B: 1 3B: 0 HR: 0	SF: 1 SAC: 0 DP: 1 HBP: 0	WP: 0 PB: 0 SB: 0 CS: 0	PA: 37
PITCHER	IP WLS BF H R ER SO BB IBB HBP BLK WP HR S P ERA WHIP																			
Nelson Briles, R ERA: 2.91 (1, 1)	8.0 W 32 7 2 2 6 2 0 0 0 0 0 0 8 12 2.25 1.125																			
Joe Hoerner, L ERA: 2.15 (9, 1)	1.0 S 5 1 0 0 2 1 0 0 0 0 0 0 8 12 0.00 2.000																			

St. Louis Cardinals @ Los Angeles Dodgers
Dodger Stadium, Los Angeles, CA
 Sun Aug 27 1967, 3:33 AM PDT
 Att: 22,109 - Unknown

AB	33
R	2
H	8
RBI	2
BB	3
SO	8
LOB	17



Batter	1	2	3	4	5	6	7	8	9	AB	R	H	RBI	BB	SO	LOB	TOP								
Bud Harrelson, S (1, 6) OBP: 0.334, SLG: 0.331	0-3 K		4-0 BB		0-0 SF8 1B		0-0 1-3			3	1	1	1	1	1	0	New York Mets @ St. Louis Cardinals Busch Stadium, St. Louis, MO Mon Aug 28 1967, 7:05 PM CDT Unknown livebaseballscores.com								
Cleon Jones, R (1, 8) OBP: 0.292, SLG: 0.342	0-0 4-3		0-0 G1-2-3		0-0 G3 1B		0-0 5-3			4	0	1	2	0	0	3									
Bob Johnson, R (1, 4) OBP: 0.386, SLG: 0.509	0-0 5-3			4-0 G1-6-3 BB	0-0 SF8			0-0 G6-4-3 1B		2	0	1	1	1	0	0									
Tommy Davis, R (1, 7) OBP: 0.349, SLG: 0.470		0-0 6-3		0-0 G1-6-3	0-0 G3			0-0 G6-4-3		4	0	0	0	0	0	3									
Tommie Reynolds, R (8, 7)				1-2	1-2			1-2		0	0	0	0	0	0	0									
Ron Swoboda, R (1, 9) OBP: 0.346, SLG: 0.419	0-3 K		4-0 BB		0-0 F9			0-0 P6		3	0	0	0	1	1	1									
Jerry Buchek, R (1, 5) OBP: 0.291, SLG: 0.362	0-3 K		0-3 K		0-3 K		0-3 K		0-0 P6	4	0	0	0	0	3	1									
Ed Kranepool, L (1, 3) OBP: 0.336, SLG: 0.393			0-0 1B G1-2-3 1B		0-0 1B 1B 1B			0-0 F7		4	1	2	0	0	0	0									
Jerry Grote, R (1, 2) OBP: 0.227, SLG: 0.260			0-0 BB 1B		0-0 1B 1B 1B			0-0 F9		4	1	2	0	0	0	0									
Jack Fisher, R (1, 1) OBP: 0.141, SLG: 0.115			0-3 K		0-0 1B 1B					3	1	1	0	0	1	2									
Ron Taylor, R (9, 1)					1-2 1B 1B			0-0 6-3		0	0	0	0	0	0	0									
Inning Stats	R: 0 E: 0 K: 1 S: 5	H: 0 LOB: 0 BB: 0 P: 5	R: 0 E: 0 K: 2 S: 7	H: 0 LOB: 0 BB: 0 P: 7	R: 0 E: 0 K: 1 S: 6	H: 2 LOB: 2 BB: 1 P: 10	R: 0 E: 0 K: 1 S: 4	H: 0 LOB: 1 BB: 2 P: 12	R: 4 E: 0 K: 0 S: 8	H: 5 LOB: 1 BB: 0 P: 8	R: 0 E: 0 K: 0 S: 5	H: 0 LOB: 0 BB: 0 P: 5	R: 0 E: 0 K: 0 S: 3	H: 0 LOB: 0 BB: 0 P: 3	R: 0 E: 0 K: 0 S: 3	H: 1 LOB: 0 BB: 0 P: 3	R: 0 E: 0 K: 0 S: 3	H: 0 LOB: 0 BB: 0 P: 3	1B: 8 2B: 2 3B: 0 HR: 0	SF: 1 SAC: 0 DP: 3 HBP: 0	WP: 0 PB: 0 SB: 0 CS: 0	PA: 35			
PITCHER	IP	WLS	BF	H	R	ER	SO	BB	IBB	HBP	BLK	WP	HR	S	P	ERA	WHIP								
Steve Carlton, L (1, 1) ERA: 3.25	4.0	L	20	7	4	4	5	3	0	0	0	0	0	27	39	9.00	2.500								
Ron Willis, R (5, 1) ERA: 3.09	1.0		3	0	0	0	0	0	0	0	0	0	0	3	3	0.00	0.000								
Hal Woodeshick, L (6, 1) ERA: 4.35	3.0		9	1	0	0	1	0	0	0	0	0	0	11	11	0.00	0.333								
Al Jackson, L (9, 1) ERA: 4.0	1.0		3	0	0	0	0	0	0	0	0	0	0	3	3	0.00	0.000								

Batter	1	2	3	4	5	6	7	8	9	AB	R	H	RBI	BB	SO	LOB	BOTTOM								
Lou Brock, L (1, 7) OBP: 0.312, SLG: 0.450	0-0 4-3		0-0 1B		0-0 FC1-4 1B		0-0 F8		0-0 1B	5	0	3	1	0	0	1	New York Mets @ St. Louis Cardinals Busch Stadium, St. Louis, MO Mon Aug 28 1967, 7:05 PM CDT Unknown livebaseballscores.com								
Curt Flood, R (1, 8) OBP: 0.377, SLG: 0.407	0-0 6-3		0-0 BB		0-0 FC1-4			0-0 K		3	0	1	0	0	0	1									
Hal Woodeshick, R (6, 1)					0-0 FC1-4			0-3 K		0	0	0	0	0	0	0									
Dave Ricketts, S (6, PH) OBP: 0.229, SLG: 0.339			1-3 1B		1-2 1B			0-0 K		1	1	1	0	0	0	0									
Al Jackson, L (9, 1) OBP: 0.345, SLG: 0.333					0-0 F7			0-0 K		0	0	0	0	0	0	0									
Alex Johnson, R (9, PH) OBP: 0.284, SLG: 0.333					0-0 F7			0-0 K		1	0	0	0	0	1	1									
Roger Maris, L (1, 9) OBP: 0.351, SLG: 0.423	0-0 4-3		4-0 FC5-4 BB		0-0 F7			0-0 F8		4	0	0	0	1	0	3									
Orlando Cepeda, R (1, 3) OBP: 0.410, SLG: 0.555	0-3 K		0-0 FC5-4		0-0 F8			0-0 P4		4	0	0	0	0	1	4									
Tim McCarver, L (1, 2) OBP: 0.376, SLG: 0.447		0-0 G3		0-0 1-3		0-0 6-3		0-0 1B		4	0	1	1	0	0	0									
Julian Javier, R (1, 4) OBP: 0.309, SLG: 0.412		0-0 1B		0-0 F7		0-3 K		0-0 1B		4	0	2	0	0	1	0									
Phil Gagliano, R (1, 5) OBP: 0.273, SLG: 0.260	0-0 F5		0-0 F5		0-0 FC4-6 1B			0-0 F8		4	0	2	0	0	0	3									
Dal Maxvill, R (1, 6) OBP: 0.288, SLG: 0.271			0-0 6-3		0-0 FC4-6			0-0 G6-4-3 1B		3	0	0	0	0	0	2									
Eddie Bressoud, R (8, 6) OBP: 0.291, SLG: 0.250					1-2 1B			0-0 2-3 1B 2B		1	1	1	0	0	0	0									
Steve Carlton, L (1, 1) OBP: 0.158, SLG: 0.148			0-3 K		0-3 K			0-0 2-3		1	0	0	0	0	1	0									
Ron Willis, R (5, 1) OBP: 0.429, SLG: 0.571								0-0 2-3		0	0	0	0	0	0	0									
Bobby Tolan, L (5, PH) OBP: 0.309, SLG: 0.382								0-0 2-3		3	0	1	0	0	1	1									
Inning Stats	R: 0 E: 0 K: 0 S: 3	H: 0 LOB: 0 BB: 0 P: 3	R: 0 E: 0 K: 1 S: 6	H: 1 LOB: 1 BB: 0 P: 6	R: 0 E: 0 K: 1 S: 7	H: 2 LOB: 3 BB: 1 P: 11	R: 0 E: 0 K: 0 S: 4	H: 1 LOB: 1 BB: 0 P: 4	R: 0 E: 0 K: 1 S: 6	H: 1 LOB: 1 BB: 0 P: 6	R: 0 E: 0 K: 1 S: 5	H: 0 LOB: 0 BB: 0 P: 5	R: 0 E: 0 K: 0 S: 4	H: 2 LOB: 1 BB: 0 P: 4	R: 1 E: 0 K: 0 S: 6	H: 3 LOB: 2 BB: 0 P: 6	R: 1 E: 0 K: 1 S: 7	H: 2 LOB: 1 BB: 0 P: 7	1B: 10 2B: 2 3B: 0 HR: 0	SF: 0 SAC: 0 DP: 1 HBP: 0	WP: 0 PB: 0 SB: 0 CS: 0	PA: 39			
PITCHER	IP	WLS	BF	H	R	ER	SO	BB	IBB	HBP	BLK	WP	HR	S	P	ERA	WHIP								
Jack Fisher, R (1, 1) ERA: 4.73	8.1	W	37	12	2	2	4	1	0	0	0	0	0	4	4	0.00	1.560								
Ron Taylor, R (9, 1) ERA: 2.31	0.2	S	2	0	0	0	1	0	0	0	0	0	0	4	4	0.00	0.000								

Batter	1	2	3	4	5	6	7	8	9	AB	R	H	RBI	BB	SO	LOB	TOP			
Bud Harrelson, S OBP: 0.333, SLG: 0.330 Phil Linz, R OBP: 0.260, SLG: 0.282	(1,6) K		(0,0) F9			(0,0) FC5-4 BB 1B		(0,0) F2		4	0	1	0	0	1	0	New York Mets @ St. Louis Cardinals Busch Stadium, St. Louis, MO Mon Aug 28 1967, 7:05 PM CDT Att: 35,025 - Unknown livebaseballscorecards.com			
Cleon Jones, R OBP: 0.292, SLG: 0.339	(1,7) F8			(0,0) G3		(4,0) FC5-4 BB 1-2		(0,0) 4-3		3	0	0	0	1	0					
Larry Stahl, L OBP: 0.284, SLG: 0.295	(1,8) K			(0,0) 4-3		(0,0) FC5-4 1-2 2-3			(0,0) F8	4	0	0	0	0	1	2				
Ron Swoboda, R OBP: 0.345, SLG: 0.417		(0,0) F9		(0,0) F3		(0,0) K			(0,0) 1B	4	0	1	0	0	1	2				
Ed Kranepool, L OBP: 0.335, SLG: 0.391		(0,0) 4-3			(0,0) 2B FC5-2 1B			(0,0) F5	(0,0) F9	4	0	1	0	0	0	3				
Bob Johnson, R OBP: 0.385, SLG: 0.506 Bill Connors, R OBP: 0.300, SLG: 0.284	(1,4) 1B CS 1B			(0,0) F9			(0,0) F5		(0,0) L3	3	0	1	0	0	0	1				
Tommy Reynolds, R OBP: 0.300, SLG: 0.284										0	0	0	0	0	0	0				
Ed Charles, R OBP: 0.332, SLG: 0.327						(0,0) FC5-2 1-3 1B		(0,0) F8		3	0	2	0	0	0	0				
Jerry Grote, R OBP: 0.227, SLG: 0.259 Tommy Davis, R OBP: 0.348, SLG: 0.469 Hal Reniff, R	(1,2) CS 3-H	(0,0) CS	(0,0) 6-3		(0,0) FC5-2 FC4-6 2-3 3-H		(0,0) K			1	0	0	0	0	0	0				
Jerry Buchek, R OBP: 0.290, SLG: 0.361										1	0	0	0	0	0	2				
Bob Hendley, R OBP: 0.154, SLG: 0.083 Don Cardwell, R OBP: 0.216, SLG: 0.265 John Sullivan, L OBP: 0.244, SLG: 0.231	(1,1) K		(0,0) K		(0,0) FC4-6 1-2			(0,0) F2		1	0	0	0	0	1	0				
Inning Stats	R: 0 E: 0 K: 2 S: 7	H: 0 LOB: 0 BB: 0 P: 7	R: 0 E: 0 K: 0 S: 4	H: 2 LOB: 1 BB: 0 P: 4	R: 0 E: 0 K: 1 S: 5	H: 0 LOB: 0 BB: 0 P: 5	R: 0 E: 0 K: 0 S: 3	H: 0 LOB: 2 BB: 0 P: 3	R: 0 E: 0 K: 1 S: 5	H: 1 LOB: 2 BB: 1 P: 10	R: 0 E: 0 K: 1 S: 5	H: 0 LOB: 0 BB: 0 P: 5	R: 0 E: 0 K: 0 S: 3	H: 0 LOB: 1 BB: 0 P: 4	R: 0 E: 0 K: 0 S: 4	H: 1 LOB: 1 BB: 0 P: 4	1B: 5 2B: 1 3B: 0 HR: 0	SF: 0 SAC: 0 DP: 0 HBP: 0	WP: 0 PB: 0 SB: 0 CS: 1	PA: 34
PITCHER Jack Lamabe, R ERA: 2.93	IP: 9.0 WLS: W BF: 33 H: 6 R: 0 ER: 0 SO: 5 BB: 1 IBB: 0 HBP: 0 BLK: 0 WP: 0 HR: 0 S: 42 P: 46 ERA: 0.00 WHIP: 0.778																			

Batter	1	2	3	4	5	6	7	8	9	AB	R	H	RBI	BB	SO	LOB	BOTTOM			
Lou Brock, L OBP: 0.311, SLG: 0.447	(1,7) L7	(0,0) 4-3		(0,0) F2	(4,0) IBB			(0,0) F7		4	0	0	0	1	0	1	New York Mets @ St. Louis Cardinals Busch Stadium, St. Louis, MO Mon Aug 28 1967, 7:05 PM CDT Att: 35,025 - Unknown livebaseballscorecards.com			
Julian Javier, R OBP: 0.310, SLG: 0.410	(1,4) K		(4,0) 1B BB	(0,0) E S 1B	(0,0) K			(0,0) P6		4	1	1	0	1	2	2				
Curt Flood, R OBP: 0.381, SLG: 0.410	(1,8) FC6-4 1B		(0,0) 1B 1-3 1B	(0,0) E6 FC5-4 1-3 1B		(0,0) G4-6-3 1B				4	1	3	0	0	0	1				
Orlando Cepeda, R OBP: 0.409, SLG: 0.553	(1,3) FC6-4 1-2		(0,0) 1B 1-H 3-H	(0,0) FC5-4 1-2		(0,0) F7				4	0	1	2	0	0	4				
Alex Johnson, R OBP: 0.291, SLG: 0.346 Bobby Tolan, L OBP: 0.308, SLG: 0.380	(1,9) HR 2B	(0,0) HR 2B	(0,0) 1B 1B		(0,0) F8	(0,0) G4-6-3 1-2				3	1	2	0	0	0	0				
Tim McCarver, L OBP: 0.377, SLG: 0.455	(1,2) HR 2-H	(0,0) HR 2-H	(0,0) F9		(0,0) E 1B 1B		(0,0) F7			4	2	2	2	0	0	1				
Phil Gagliano, R OBP: 0.278, SLG: 0.266	(1,5) F8		(0,0) F9		(0,0) E7 1B 1B		(0,0) F3			4	1	2	0	0	0	0				
Dal Maxvill, R OBP: 0.290, SLG: 0.273	(1,6) 1B		(0,0) F9		(0,0) SH5-4 1B		(0,0) F7			4	0	2	2	0	0	2				
Jack Lamabe, R OBP: 0.214, SLG: 0.154	(1,1) K		(0,0) K		(0,0) SH5-4 1-2			(0,0) K		3	0	0	0	0	3	1				
Inning Stats	R: 0 E: 0 K: 1 S: 6	H: 1 LOB: 1 BB: 0 P: 6	R: 2 E: 0 K: 1 S: 8	H: 3 LOB: 1 BB: 0 P: 8	R: 2 E: 0 K: 0 S: 6	H: 4 LOB: 2 BB: 1 P: 10	R: 0 E: 1 K: 1 S: 7	H: 1 LOB: 2 BB: 0 P: 7	R: 2 E: 1 K: 1 S: 8	H: 3 LOB: 2 BB: 1 P: 12	R: 0 E: 0 K: 0 S: 3	H: 1 LOB: 0 BB: 0 P: 3	R: 0 E: 0 K: 0 S: 3	H: 0 LOB: 0 BB: 0 P: 3	R: 0 E: 0 K: 1 S: 5	H: 0 LOB: 0 BB: 0 P: 5		1B: 11 2B: 1 3B: 0 HR: 1	SF: 0 SAC: 1 DP: 1 HBP: 0	WP: 0 PB: 0 SB: 1 CS: 0
PITCHER Bob Hendley, L ERA: 3.95 Don Cardwell, R ERA: 3.82 Hal Reniff, R ERA: 3.42 Bill Connors, R ERA: 4.5	IP: 2.2 WLS: L BF: 16 H: 8 R: 4 ER: 4 SO: 2 BB: 1 IBB: 0 HBP: 0 BLK: 0 WP: 0 HR: 1 S: 19 P: 23 ERA: 13.50 WHIP: 3.375																			

Batter	1	2	3	4	5	6	7	8	9	AB	R	H	RBI	BB	SO	LOB	TOP										
Bud Harrelson, S OBP: 0.331, SLG: 0.327 (1, 6)										4	0	0	0	0	0	1											
Cleon Jones, R OBP: 0.286, SLG: 0.335 (1, 8)										4	0	0	0	0	1	1											
Bob Johnson, R OBP: 0.382, SLG: 0.500 (1, 4)										4	0	1	0	0	0	0											
Tommy Davis, R OBP: 0.347, SLG: 0.467 (1, 7)										4	1	1	0	0	1	1											
Tommie Reynolds, R OBP: 0.300, SLG: 0.284 (9, 7)											0	0	0	0	0	0	0										
Ed Kranepool, L OBP: 0.333, SLG: 0.388 (1, 3)										3	0	0	0	0	0	0											
Ron Swoboda, R OBP: 0.344, SLG: 0.424 (1, 9)										4	1	1	1	0	0	1											
Ed Charles, R OBP: 0.332, SLG: 0.325 (1, 5)										2	0	0	0	1	1	0											
Jerry Grote, R OBP: 0.228, SLG: 0.259 (1, 2)										3	0	1	1	0	0	0											
Cal Koonce, R OBP: 0.111, SLG: 0.111 (1, 1)										3	0	0	0	0	2	2											
Inning Stats	R: 0 E: 0 K: 1 S: 6	H: 1 LOB: 1 BB: 0 P: 6	R: 0 E: 0 K: 1 S: 5	H: 0 LOB: 0 BB: 0 P: 5	R: 0 E: 0 K: 1 S: 6	H: 0 LOB: 1 BB: 0 P: 6	R: 0 E: 0 K: 1 S: 5	H: 0 LOB: 0 BB: 0 P: 5	R: 1 E: 0 K: 1 S: 6	H: 1 LOB: 0 BB: 0 P: 6	R: 0 E: 0 K: 0 S: 3	H: 0 LOB: 0 BB: 0 P: 3	R: 1 E: 0 K: 0 S: 5	H: 2 LOB: 2 BB: 1 P: 9	R: 0 E: 0 K: 0 S: 3	H: 0 LOB: 0 BB: 0 P: 3	R: 0 E: 0 K: 0 S: 3	H: 0 LOB: 0 BB: 0 P: 3	1B: 3 2B: 0 3B: 0 HR: 1	SF: 0 SAC: 1 DP: 0 HBP: 0	WP: 2 PB: 0 SB: 0 CS: 0	PA: 33					
PITCHER	IP	WLS	BF	H	R	ER	SO	BB	IBB	HBP	BLK	WP	HR	S	P	ERA	WHIP										
Dick Hughes, R ERA: 2.94 (1, 1)	8.0	L	30	4	2	2	5	1	0	0	0	2	1	39	43	2.25	0.625										
Ron Willis, R ERA: 3.03 (9, 1)	1.0		3	0	0	0	0	0	0	0	0	0	0	3	3	0.00	0.000										

New York Mets @ St. Louis Cardinals
 Busch Stadium, St. Louis, MO
 Tue Aug 29 1967, 7:05 PM CDT
 Att: 19,889 - Unknown

AB 31
 R 2
 H 4
 RBI 2
 BB 1
 SO 5
 LOB 6



Batter	1	2	3	4	5	6	7	8	9	AB	R	H	RBI	BB	SO	LOB	BOTTOM										
Bobby Tolan, L OBP: 0.302, SLG: 0.373 (1, 7)										4	0	0	0	0	1	3											
Ron Willis, R OBP: 0.429, SLG: 0.571 (9, 1)											0	0	0	0	0	0	0										
Curt Flood, R OBP: 0.377, SLG: 0.406 (1, 8)										4	0	0	0	0	0	1											
Roger Maris, L OBP: 0.350, SLG: 0.421 (1, 9)										4	0	1	0	0	0	1											
Orlando Cepeda, R OBP: 0.406, SLG: 0.548 (1, 3)										4	0	0	0	0	1	1											
Tim McCarver, L OBP: 0.374, SLG: 0.452 (1, 2)										3	0	0	0	0	0	0											
Julian Javier, R OBP: 0.308, SLG: 0.408 (1, 4)										3	0	0	0	0	0	0											
Phil Gagliano, R OBP: 0.285, SLG: 0.273 (1, 5)										3	0	2	0	0	0	0											
Dal Maxvill, R OBP: 0.289, SLG: 0.272 (1, 6)										2	0	0	0	0	0	1											
Lou Brock, L OBP: 0.311, SLG: 0.446 (8, PH) (9, 7)											1	0	0	0	0	0	1										
Dick Hughes, R OBP: 0.185, SLG: 0.159 (1, 1)										2	0	2	0	0	0	0											
Alex Johnson, R OBP: 0.289, SLG: 0.344 (8, PH)										1	0	0	0	0	0	1											
Eddie Bressoud, R OBP: 0.261, SLG: 0.250 (9, 6)										0	0	0	0	0	0	0	0										
Inning Stats	R: 0 E: 0 K: 0 S: 3	H: 0 LOB: 0 BB: 0 P: 3	R: 0 E: 0 K: 1 S: 5	H: 0 LOB: 0 BB: 0 P: 5	R: 0 E: 0 K: 0 S: 4	H: 1 LOB: 1 BB: 0 P: 4	R: 0 E: 0 K: 0 S: 3	H: 1 LOB: 0 BB: 0 P: 3	R: 0 E: 0 K: 0 S: 4	H: 1 LOB: 1 BB: 0 P: 4	R: 0 E: 0 K: 1 S: 6	H: 1 LOB: 1 BB: 0 P: 6	R: 0 E: 0 K: 0 S: 3	H: 0 LOB: 0 BB: 0 P: 3	R: 0 E: 0 K: 0 S: 4	H: 1 LOB: 1 BB: 0 P: 4	R: 0 E: 0 K: 0 S: 3	H: 0 LOB: 0 BB: 0 P: 3	1B: 5 2B: 0 3B: 0 HR: 0	SF: 0 SAC: 0 DP: 1 HBP: 0	WP: 0 PB: 0 SB: 0 CS: 0	PA: 31					
PITCHER	IP	WLS	BF	H	R	ER	SO	BB	IBB	HBP	BLK	WP	HR	S	P	ERA	WHIP										
Cal Koonce, R ERA: 3.5 (1, 1)	9.0	W	31	5	0	0	2	0	0	0	0	0	0	35	35	0.00	0.556										

New York Mets @ St. Louis Cardinals
 Busch Stadium, St. Louis, MO
 Tue Aug 29 1967, 7:05 PM CDT
 Att: 19,889 - Unknown

AB 31
 R 0
 H 5
 RBI 0
 BB 0
 SO 2
 LOB 9



Batter	1	2	3	4	5	6	7	8	9	AB	R	H	RBI	BB	SO	LOB	TOP										
Bud Harrelson, S (1, 6) OBP: 0.328, SLG: 0.325	0-3 K		0-0 P6			0-0 6-3		0-0 6-3		4	0	0	0	0	1	2											
Cleon Jones, R (1, 8) OBP: 0.288, SLG: 0.334	0-0 CS 1B		0-0 FC4-6 1-2			0-0 F8			0-0 F3	4	0	1	0	0	0	2											
Bob Johnson, R (1, 4) OBP: 0.379, SLG: 0.491	0-0 6-3 1-2			0-0 F8		0-3 K			0-0 BB	3	0	0	0	1	1	1											
Tommy Davis, R (1, 7) OBP: 0.345, SLG: 0.463		0-0 4-3		0-0 6-3			0-0 F9		0-3 K	4	0	0	0	0	1	1											
Ron Swoboda, R (1, 9) OBP: 0.343, SLG: 0.422		0-0 6-3		0-0 L6			0-0 1B 1B		0-0 F7	4	0	1	0	0	0	1											
Ed Charles, R (1, 5) OBP: 0.332, SLG: 0.325		0-0 1-3			0-0 1-3		0-0 1-2 G1-6-3 1B			3	0	1	0	0	0	0											
Ed Kranepool, L (1, 3) OBP: 0.333, SLG: 0.388			0-0 E 1B		0-0 E3		0-0 1-2 G1-6-3			3	0	1	0	0	0	2											
Jerry Grote, R (1, 2) OBP: 0.225, SLG: 0.257			0-0 F7		0-0 F7			0-0 F7		3	0	0	0	0	0	2											
Danny Frisella, L (1, 1) OBP: 0.167, SLG: 0.182										2	0	0	0	0	0	2											
Joe Grzenda, R (7, 1)										0	0	0	0	0	0	0											
Jerry Buchek, R (8, PH) OBP: 0.290, SLG: 0.360										1	0	0	0	0	0	0											
Ron Taylor, R (8, 1)										0	0	0	0	0	0	0											
Inning Stats	R: 0 E: 0 K: 1 S: 5	H: 1 LOB: 0 BB: 0 P: 5	R: 0 E: 0 K: 0 S: 3	H: 0 LOB: 0 BB: 0 P: 3	R: 0 E: 1 K: 0 S: 5	H: 1 LOB: 2 BB: 0 P: 5	R: 0 E: 0 K: 0 S: 3	H: 0 LOB: 0 BB: 0 P: 3	R: 0 E: 1 K: 0 S: 4	H: 0 LOB: 1 BB: 0 P: 4	R: 0 E: 0 K: 0 S: 5	H: 2 LOB: 1 BB: 0 P: 4	R: 0 E: 0 K: 0 S: 3	H: 0 LOB: 0 BB: 0 P: 3	R: 0 E: 0 K: 1 S: 5	H: 0 LOB: 1 BB: 1 P: 9	1B: 4 2B: 0 3B: 0 HR: 0	SF: 0 SAC: 0 DP: 1 HBP: 0	WP: 0 PB: 0 SB: 0 CS: 1	PA: 32							
PITCHER	IP	WLS	BF	H	R	ER	SO	BB	IBB	HBP	BLK	WP	HR	S	P	ERA	WHIP										
Larry Jaster, L (1, 1) ERA: 2.99	8.1	W	30	4	0	0	2	1	0	0	0	0	0	33	37	0.00	0.600										
Ron Willis, R (9, 1) ERA: 3.0	0.2	S	2	0	0	0	1	0	0	0	0	0	0	4	4	0.00	0.000										

New York Mets @ St. Louis Cardinals
 Busch Stadium, St. Louis, MO
 Wed Aug 30 1967, 7:05 PM CDT
 Att: 19,964 - Unknown

AB 31
 R 0
 H 4
 RBI 0
 BB 1
 SO 3
 LOB 13



Batter	1	2	3	4	5	6	7	8	9	AB	R	H	RBI	BB	SO	LOB	BOTTOM										
Lou Brock, L (1, 7) OBP: 0.308, SLG: 0.443	0-0 1-3	0-0 4-3			0-0 F7		0-3 K			4	0	0	0	0	1	4											
Curt Flood, R (1, 8) OBP: 0.374, SLG: 0.402	0-0 F8		0-0 F9		0-3 K		0-0 G6-4-3 1-2			4	0	0	0	0	1	2											
Ron Willis, R (9, 1) OBP: 0.429, SLG: 0.571										0	0	0	0	0	0	0											
Roger Maris, L (1, 9) OBP: 0.351, SLG: 0.419	4-0 2B BB		0-0 4-3			4-0 1B SF9 BB		0-0 F8		2	1	0	0	2	0	0											
Orlando Cepeda, R (1, 3) OBP: 0.409, SLG: 0.552	0-0 1-H 2B		0-0 P4			0-0 1B		0-0 1B		4	0	3	0	0	0	0											
Tim McCarver, L (1, 2) OBP: 0.375, SLG: 0.461		0-0 HR		0-0 1B		0-0 SF9		0-0 F9		3	1	2	2	0	0	1											
Phil Gagliano, R (1, 5) OBP: 0.290, SLG: 0.274		4-0 G3 BB BB		0-0 FC5-4 1B		0-0 L7		0-0 4-3		3	0	1	0	1	0	2											
Julian Javier, R (1, 4) OBP: 0.306, SLG: 0.405		0-3 K		0-0 FC5-4 G6-4-3 1-2		0-3 K				3	0	0	0	0	2	4											
Dal Maxvill, R (1, 6) OBP: 0.291, SLG: 0.271		4-0 G3 BB		0-0 G6-4-3 1-2			4-0 BB BB			1	0	0	0	2	0	2											
Larry Jaster, L (1, 1) OBP: 0.170, SLG: 0.102		0-0 G3					4-0 BB BB			2	0	0	0	1	1	2											
Bobby Tolan, L (9, 8) OBP: 0.302, SLG: 0.373		1-2 2-3					0-0 K		0-0 G6-4-3 1-2 BB	0	0	0	0	0	0	0											
Inning Stats	R: 0 E: 0 K: 0 S: 3	H: 1 LOB: 2 BB: 1 P: 7	R: 1 E: 0 K: 1 S: 6	H: 1 LOB: 2 BB: 2 P: 14	R: 0 E: 0 K: 0 S: 3	H: 0 LOB: 0 BB: 0 P: 3	R: 0 E: 0 K: 0 S: 4	H: 2 LOB: 1 BB: 0 P: 4	R: 0 E: 0 K: 2 S: 7	H: 0 LOB: 0 BB: 0 P: 7	R: 1 E: 0 K: 1 S: 6	H: 1 LOB: 1 BB: 1 P: 10	R: 0 E: 0 K: 1 S: 4	H: 0 LOB: 2 BB: 2 P: 12	R: 0 E: 0 K: 0 S: 4	H: 1 LOB: 1 BB: 0 P: 4	1B: 4 2B: 1 3B: 0 HR: 1	SF: 1 SAC: 0 DP: 2 HBP: 0	WP: 0 PB: 0 SB: 0 CS: 0	PA: 33							
PITCHER	IP	WLS	BF	H	R	ER	SO	BB	IBB	HBP	BLK	WP	HR	S	P	ERA	WHIP										
Danny Frisella, R (1, 1) ERA: 3.1	6.0	L	27	5	2	2	4	6	0	0	0	0	0	29	53	3.00	1.833										
Joe Grzenda, L (7, 1) ERA: 2.0	1.0		2	0	0	0	1	0	0	0	0	0	0	4	4	0.00	0.000										
Ron Taylor, R (8, 1) ERA: 2.27	1.0		4	1	0	0	0	0	0	0	0	0	0	4	4	0.00	1.000										

New York Mets @ St. Louis Cardinals
 Busch Stadium, St. Louis, MO
 Wed Aug 30 1967, 7:05 PM CDT
 Att: 19,964 - Unknown

AB 26
 R 2
 H 6
 RBI 2
 BB 6
 SO 5
 LOB 17



Batter	1	2	3	4	5	6	7	8	9	AB	R	H	RBI	BB	SO	LOB	TOP					
Ron Davis, R OBP: 0.306, SLG: 0.425 (1, 7)	5-3 1B		WP BB		1B		2B			3	0	3	0	1	0	0	Houston Astros @ St. Louis Cardinals Busch Stadium, St. Louis, MO Fri Sep 01 1967, 7:05 PM CDT Att: 33,362 - Unknown livebaseballscorecards.com					
Sonny Jackson, L OBP: 0.290, SLG: 0.302 (1, 6)	5-3 1-2		1B		1B		L5			4	0	2	0	0	0	2						
Joe Morgan, L OBP: 0.385, SLG: 0.414 (1, 4)	F7		F7		F9		F7			4	0	0	0	0	0	6						
Jimmy Wynn, R OBP: 0.326, SLG: 0.502 (1, 8)	6-3		K		F9			6-3		4	0	0	0	0	1	5						
Rusty Staub, L OBP: 0.386, SLG: 0.481 (1, 9)		1B		2B		K		6-3		4	0	2	0	0	1	0						
Bob Aspromonte, R OBP: 0.354, SLG: 0.391 (1, 5)	K		L9		5-3		6-3			4	0	0	0	0	1	2						
Doug Rader, R OBP: 0.366, SLG: 0.537 (1, 3)	F8		G3		2B			F8		4	0	1	0	0	0	2						
John Bateman, R OBP: 0.245, SLG: 0.250 (1, 2)	K		4-3		5-3			K		4	0	0	0	0	2	3						
Bruce Von Hoff, R (1, 1)			4-3		F8		5-3		F7	2	0	0	0	0	0	0						
Dave Eilers, R (5, 1)										0	0	0	0	0	0	0						
Julio Gotay, R (7, PH) OBP: 0.336, SLG: 0.374										1	0	0	0	0	0	0						
Dan Schneider, L (7, 1) OBP: 0.333, SLG: 0.333										0	0	0	0	0	0	0						
Norm Miller, L (9, PH) OBP: 0.290, SLG: 0.313										1	0	0	0	0	0	0						
Inning Stats	R: 0 E: 0 K: 0 S: 4	H: 1 LOB: 1 BB: 0 P: 4	R: 0 E: 0 K: 2 S: 8	H: 1 LOB: 1 BB: 0 P: 8	R: 0 E: 0 K: 1 S: 6	H: 1 LOB: 2 BB: 1 P: 10	R: 0 E: 0 K: 0 S: 4	H: 1 LOB: 1 BB: 0 P: 4	R: 0 E: 0 K: 1 S: 5	H: 2 LOB: 2 BB: 0 P: 5	R: 0 E: 0 K: 1 S: 6	H: 1 LOB: 1 BB: 0 P: 6	R: 0 E: 0 K: 0 S: 4	H: 1 LOB: 1 BB: 0 P: 4	R: 0 E: 0 K: 0 S: 3	H: 0 LOB: 0 BB: 0 P: 3	R: 0 E: 0 K: 1 S: 5	H: 0 LOB: 0 BB: 0 P: 5	1B: 5 2B: 3 3B: 0 HR: 0	SF: 0 SAC: 0 DP: 0 HBP: 0	WP: 1 PB: 0 SB: 0 CS: 0	PA: 36
PITCHER	IP WLS BF H R ER SO BB IBB HBP BLK WP HR S P ERA WHIP																					
Nelson Briles, R (1, 1) ERA: 2.88	9.0 W 36 8 0 0 5 1 0 0 0 1 0 45 49 0.00 1.000																					

Batter	1	2	3	4	5	6	7	8	9	AB	R	H	RBI	BB	SO	LOB	BOTTOM			
Lou Brock, L OBP: 0.309, SLG: 0.450 (1, 7)	HR		F7		SH5-4 E 1B	F5		K		5	2	2	1	0	1	3	Houston Astros @ St. Louis Cardinals Busch Stadium, St. Louis, MO Fri Sep 01 1967, 7:05 PM CDT Att: 33,362 - Unknown livebaseballscorecards.com			
Curt Flood, R OBP: 0.374, SLG: 0.400 (1, 8)	6-3		1B		SH5-4 E BB	1-3				3	1	1	0	1	0	1				
Bobby Tolan, L OBP: 0.303, SLG: 0.372 (1, 9)	P6		1B		SH5-4	P3				3	0	1	1	0	0	0				
Orlando Cepeda, R OBP: 0.410, SLG: 0.555 (1, 3)	P6		F8		E IBB	F8				3	0	0	0	1	0	2				
Tim McCarver, L (1, 2) OBP: 0.375, SLG: 0.458		F9		P4	E9 1B		1B			4	0	2	2	0	0	0				
Mike Shannon, R (1, 5) OBP: 0.302, SLG: 0.373		E5 G4-6-3		1B SH1-2-3	K		L3			4	1	1	0	0	1	3				
Julian Javier, R (1, 4) OBP: 0.305, SLG: 0.404			G4-6-3		5-3					0	0	0	0	0	0	0				
Phil Gagliano, R (2, 4) OBP: 0.288, SLG: 0.279			1-2		1B		2B			4	0	2	0	0	0	3				
Dal Maxvill, R (1, 6) OBP: 0.290, SLG: 0.268			1B SH5-3		SH1-2-3		E6 SH1			2	1	0	1	1	0	1				
Nelson Briles, R (1, 1) OBP: 0.226, SLG: 0.143			SH5-3		6-3		SH1			2	0	0	0	0	1	2				
Inning Stats	R: 1 E: 0 K: 0 S: 4	H: 1 LOB: 0 BB: 0 P: 4	R: 0 E: 1 K: 0 S: 3	H: 0 LOB: 0 BB: 0 P: 3	R: 1 E: 0 K: 0 S: 5	H: 2 LOB: 1 BB: 1 P: 9	R: 1 E: 0 K: 0 S: 5	H: 2 LOB: 1 BB: 0 P: 5	R: 2 E: 1 K: 1 S: 7	H: 2 LOB: 2 BB: 2 P: 15	R: 0 E: 1 K: 0 S: 4	H: 0 LOB: 1 BB: 0 P: 4	R: 0 E: 0 K: 0 S: 4	H: 1 LOB: 1 BB: 0 P: 4	R: 0 E: 0 K: 2 S: 8	H: 1 LOB: 1 BB: 0 P: 8	1B: 7 2B: 1 3B: 0 HR: 1	SF: 0 SAC: 4 DP: 1 HBP: 0	WP: 0 PB: 0 SB: 1 CS: 0	PA: 37
PITCHER	IP WLS BF H R ER SO BB IBB HBP BLK WP HR S P ERA WHIP																			
Bruce Von Hoff, R (1, 1) ERA: 6.0	4.0 L 20 6 5 5 0 2 0 0 0 0 0 10 18 26 0.00 2.000																			
Dave Eilers, R (5, 1) ERA: 3.22	2.0 9 1 0 0 1 0 1 0 0 0 0 10 14 0.00 0.500																			
Dan Schneider, L (7, 1) ERA: 5.27	2.0 8 2 0 0 2 0 0 0 0 0 0 12 12 0.00 1.000																			

Batter	1	2	3	4	5	6	7	8	9	AB	R	H	RBI	BB	SO	LOB	TOP					
Ron Davis, R OBP: 0.304, SLG: 0.418 (1,7)	5-3		FC6-4 BB		K		2-3		K	4	0	0	0	1	2	2						
Ron Brand, R OBP: 0.320, SLG: 0.290 (1,2)	BB 2B BB		FC6-4 FC1-4		F8		F7		P6	4	1	0	0	1	0	3						
Jimmy Wynn, R OBP: 0.329, SLG: 0.501 (1,8)	BB BB BB		FC1-4		BB		BB		BB	1	1	0	0	3	0	1						
Rusty Staub, L OBP: 0.387, SLG: 0.482 (1,9)	BB 1-H 2-H		P6		P6		BB		BB	3	0	1	2	1	0	3						
Bob Aspromonte, R OBP: 0.353, SLG: 0.388 (1,5)	L6				F8		F8		F8	3	0	0	0	1	0	4						
Doug Radler, R OBP: 0.352, SLG: 0.515 (1,3)	4-3				6-3		K		5-3	4	0	0	0	0	1	2						
Larry Sherry, R (8,1)										0	0	0	0	0	0	0						
Julio Gotay, R OBP: 0.335, SLG: 0.372 (1,4)			K		1B		K		F2	4	0	1	0	0	2	1						
Bob Lillis, R OBP: 0.253, SLG: 0.256 (1,6)			K		3-1		K		F9	4	0	0	0	0	2	2						
Dave Giusti, R OBP: 0.176, SLG: 0.303 (5, Ph) Jackie Brundage, R OBP: 0.265, SLG: 0.306 (5, Ph) Mike Gardner, R OBP: 0.187, SLG: 0.290 (5, Ph) Tom Bukacinski, R OBP: 0.265, SLG: 0.306 (5, Ph) Norm Miller, R OBP: 0.254, SLG: 0.316 (7, Ph) Dan Schneider, L OBP: 0.333, SLG: 0.333 (7, Ph) Chuck Harrison, R OBP: 0.306, SLG: 0.385 (8, 3)			K		BB		BB		K	1	0	0	0	0	1	0						
Inning Stats	R: 2 E: 0 K: 0 S: 4	H: 1 LOB: 1 BB: 2 P: 12	R: 0 E: 0 K: 3 S: 9	H: 0 LOB: 0 BB: 0 P: 9	R: 0 E: 0 K: 0 S: 3	H: 0 LOB: 1 BB: 1 P: 7	R: 0 E: 0 K: 0 S: 4	H: 1 LOB: 1 BB: 0 P: 4	R: 0 E: 0 K: 1 S: 6	H: 0 LOB: 2 BB: 1 P: 10	R: 0 E: 0 K: 3 S: 9	H: 0 LOB: 1 BB: 1 P: 13	R: 0 E: 0 K: 0 S: 4	H: 1 LOB: 3 BB: 2 P: 12	R: 0 E: 0 K: 0 S: 3	H: 0 LOB: 0 BB: 0 P: 3	R: 0 E: 0 K: 2 S: 7	H: 0 LOB: 0 BB: 0 P: 7	1B: 3 2B: 1 3B: 0 HR: 0	SF: 0 SAC: 0 DP: 0 HBP: 0	WP: 0 PB: 0 SB: 0 CS: 0	PA: 38
PITCHER Steve Carlton, L ERA: 3.18 (1,1)	IP: 9.0 WLS: W BF: 38 H: 4 R: 2 ER: 2 SO: 9 BB: 7 IBB: 0 HBP: 0 BLK: 0 WP: 0 HR: 0 S: 49 P: 77 ERA: 2.00 WHIP: 1.222															PITCHER						

Houston Astros @ St. Louis Cardinals
 Busch Stadium, St. Louis, MO
 Sat Sep 02 1967, 7:05 PM CDT
 Att: 33,394 - Unknown

AB	31
R	2
H	4
RBI	2
BB	7
SO	9
LOB	18

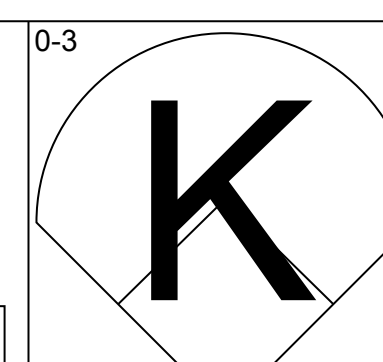
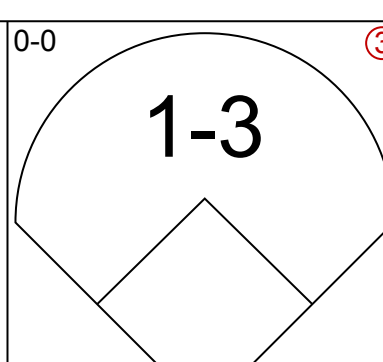
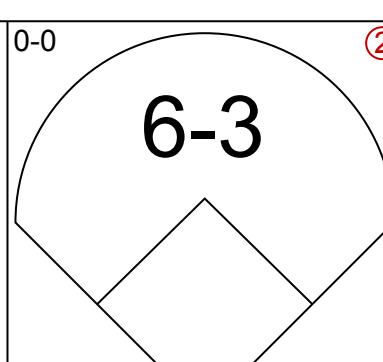
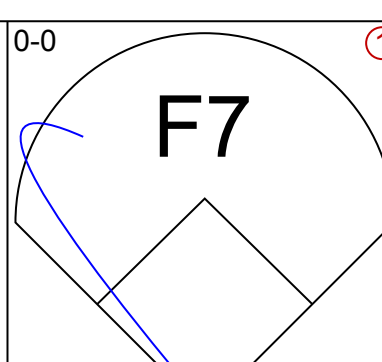
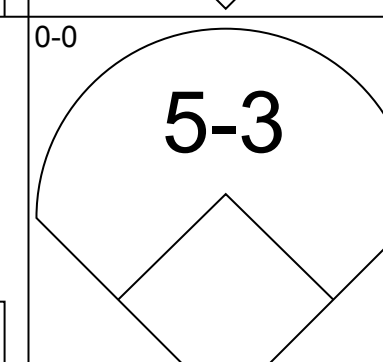
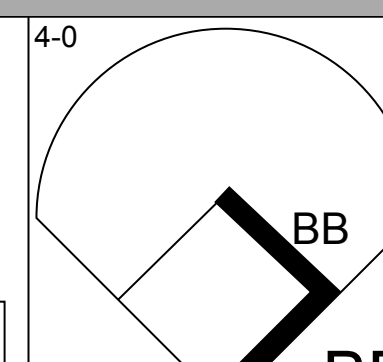
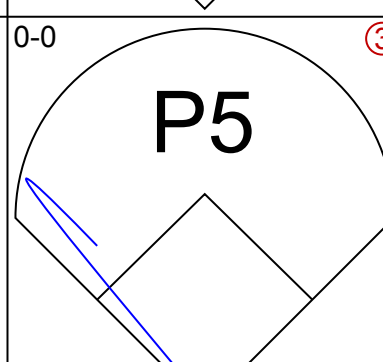
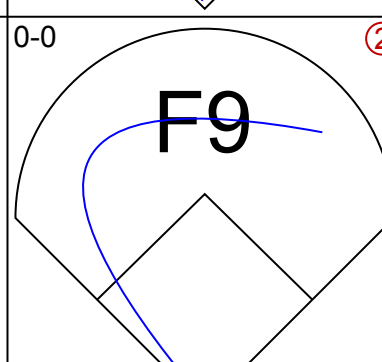
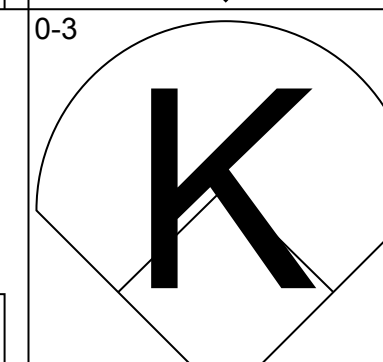
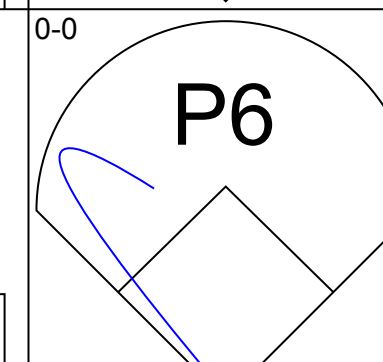
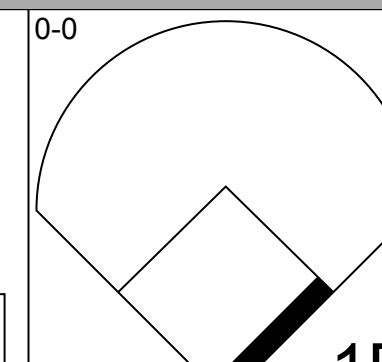
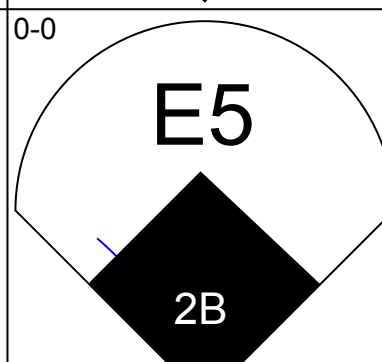
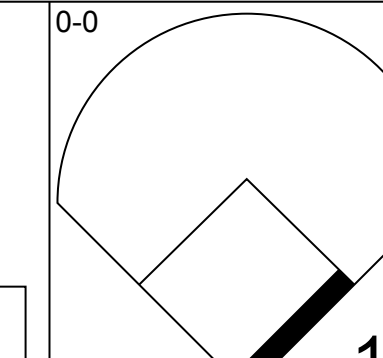
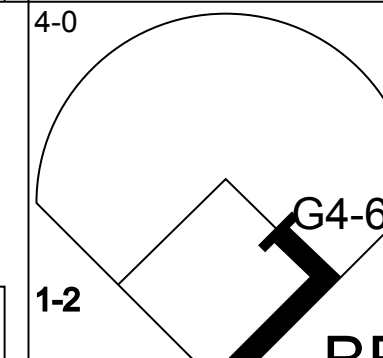
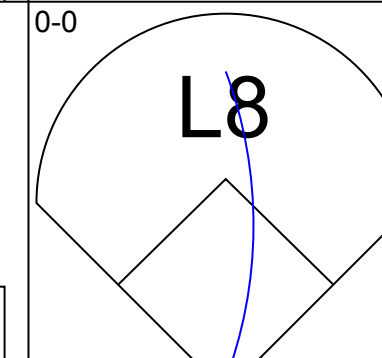
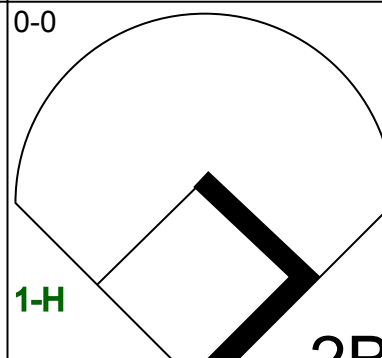
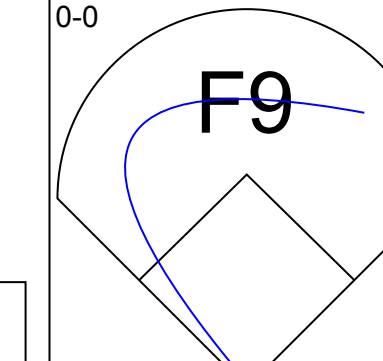
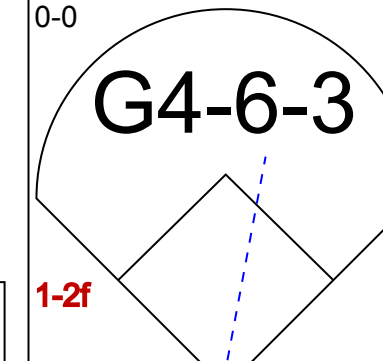
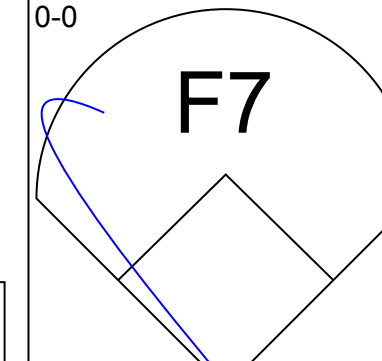
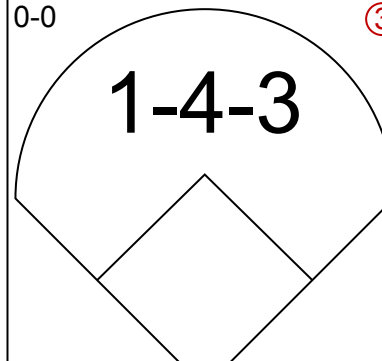
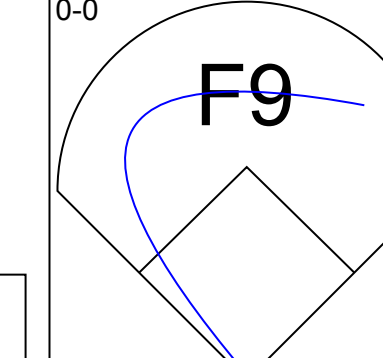
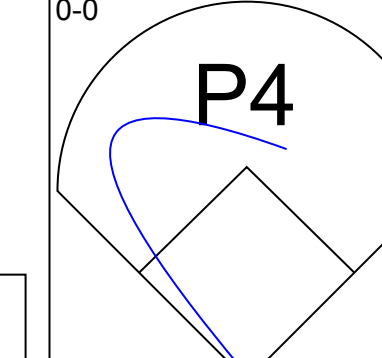
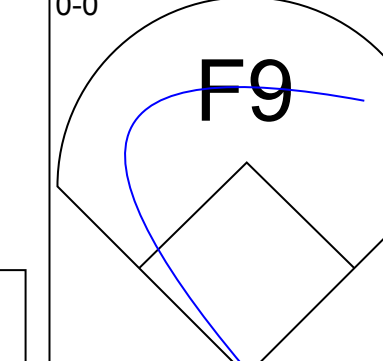
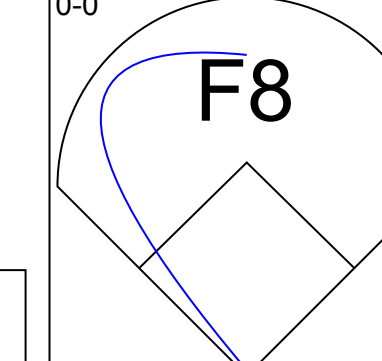
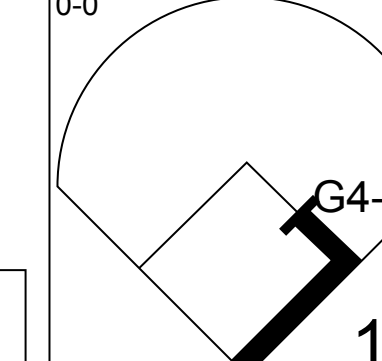
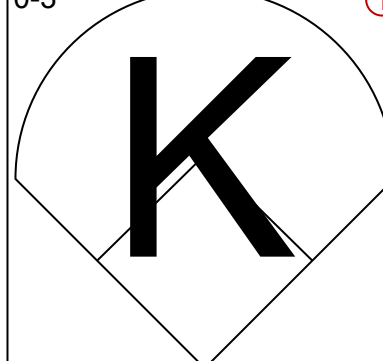
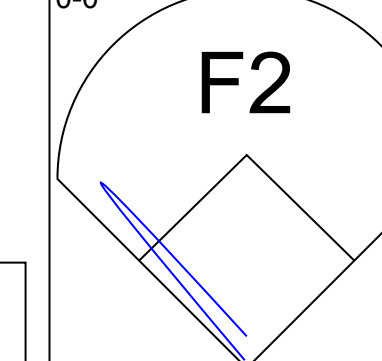
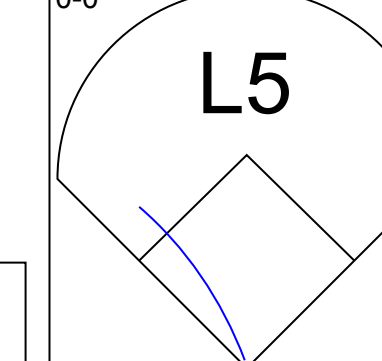
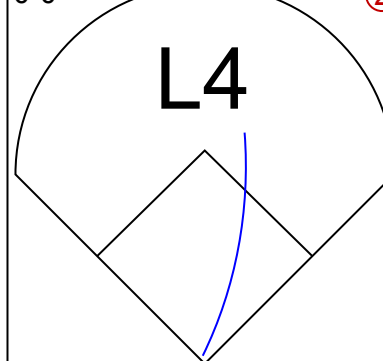
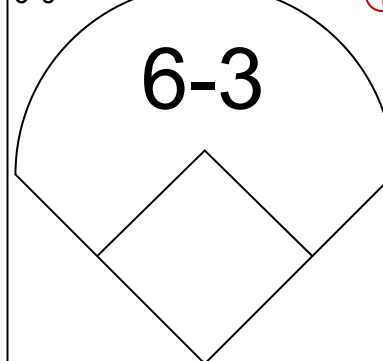
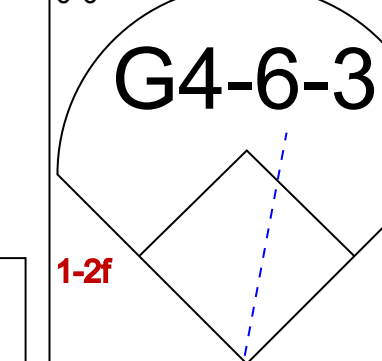


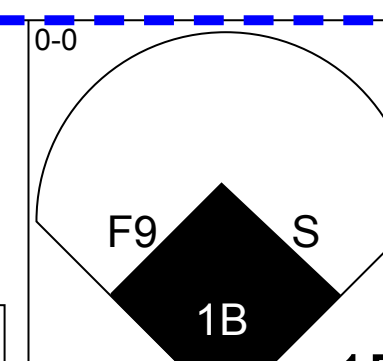
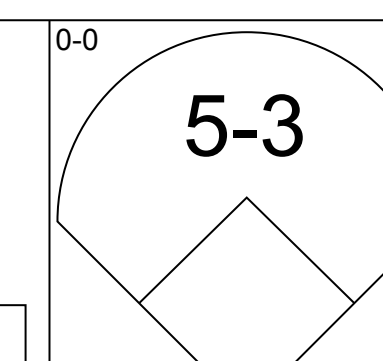
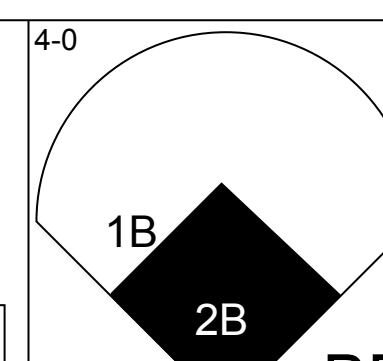
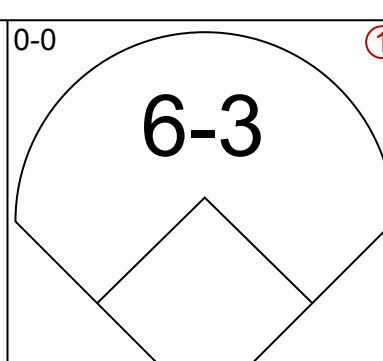
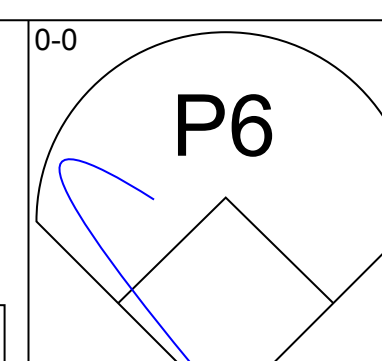
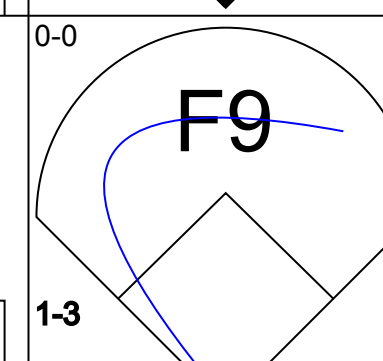
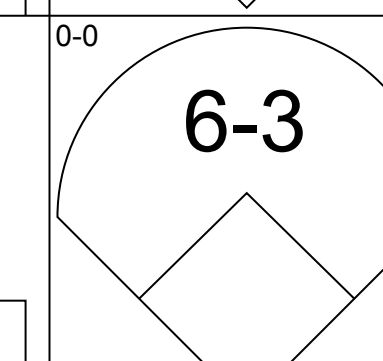
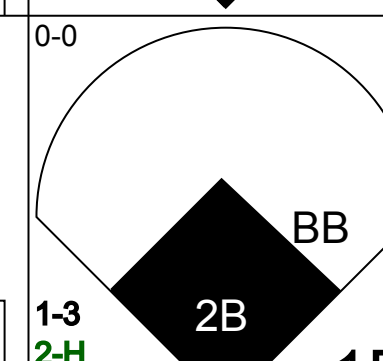
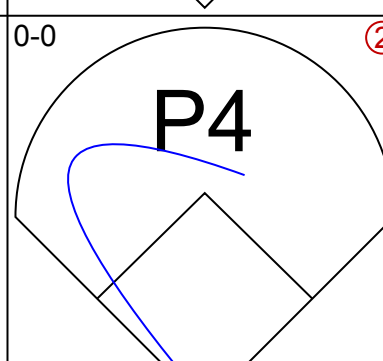
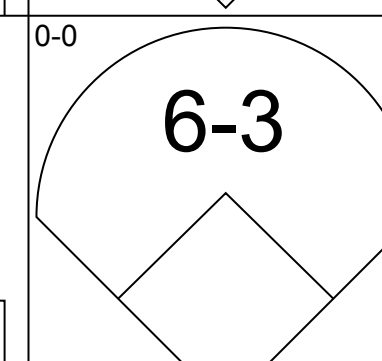
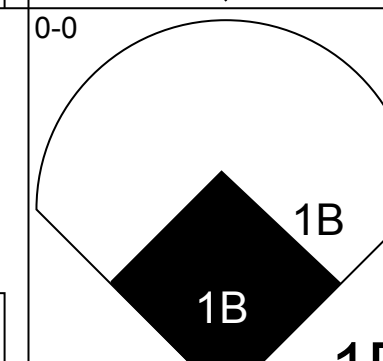
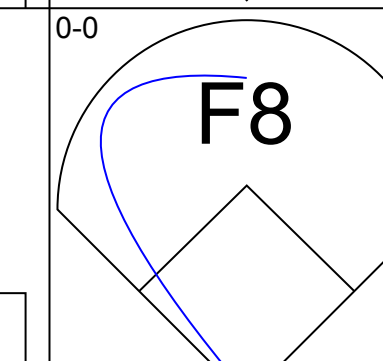
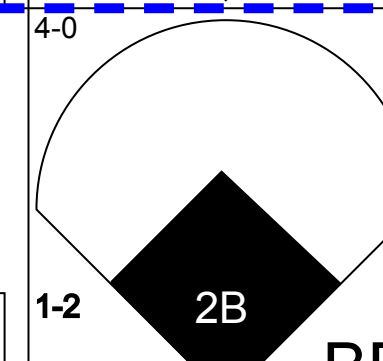
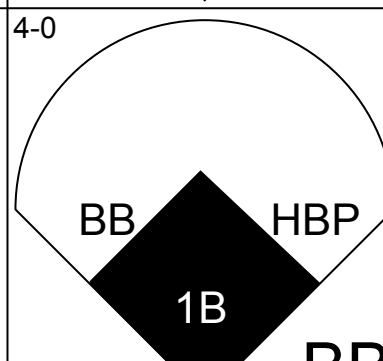
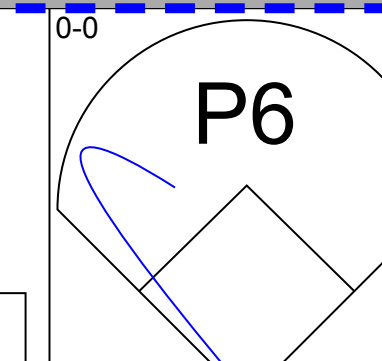
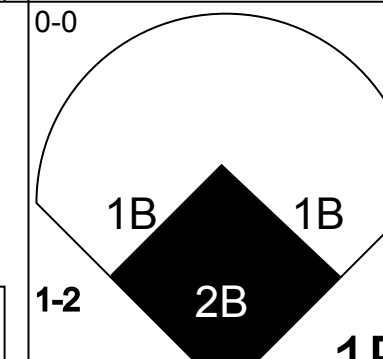
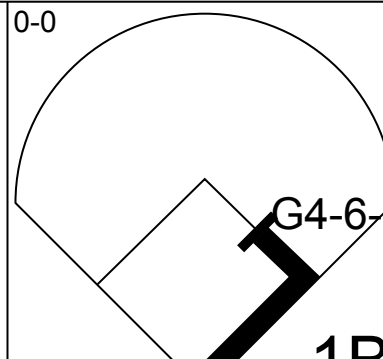
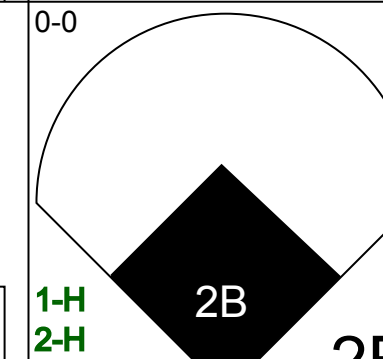
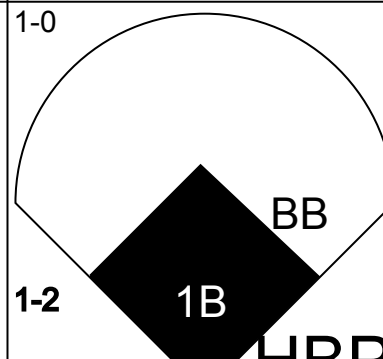
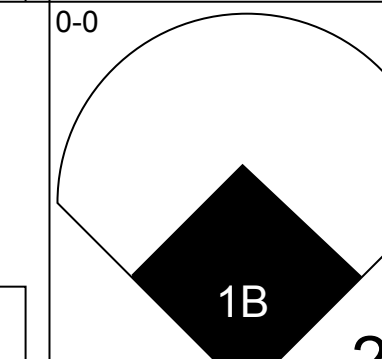
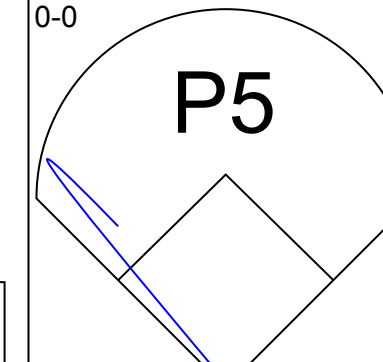
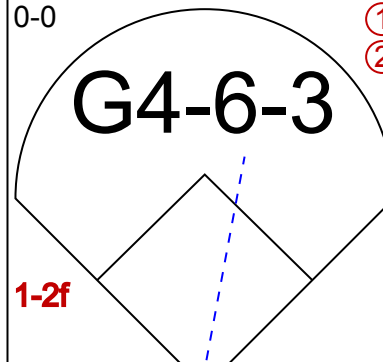
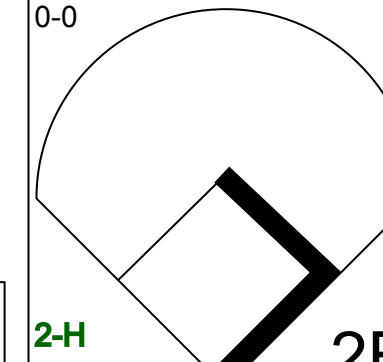
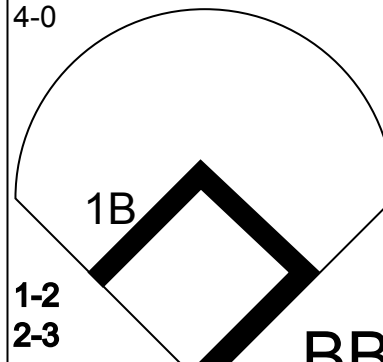
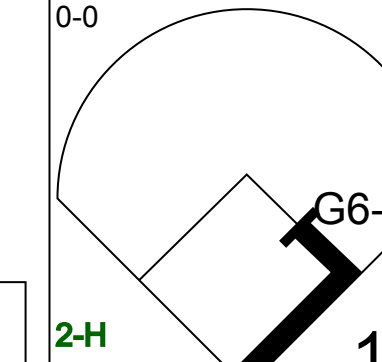
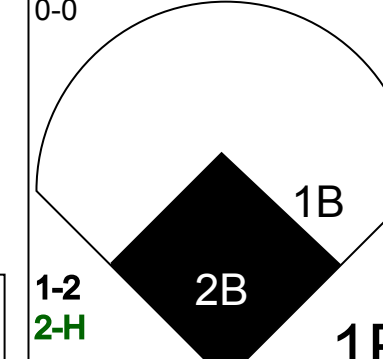
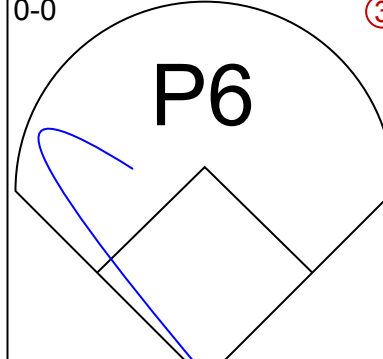
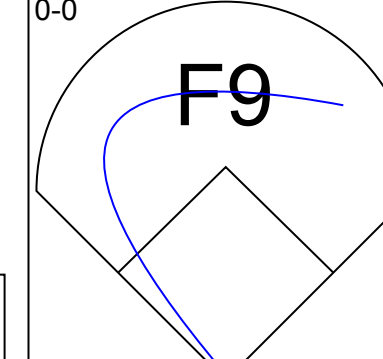
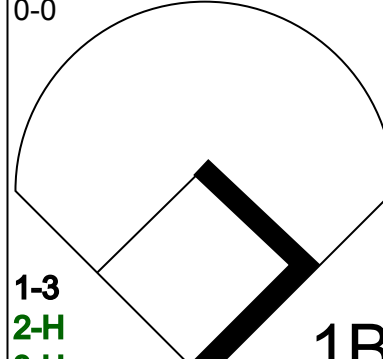
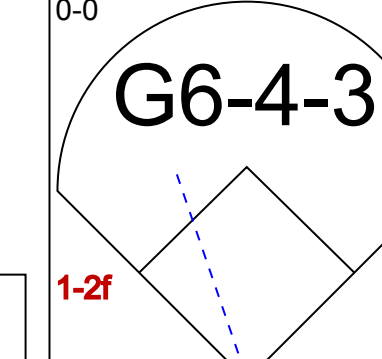
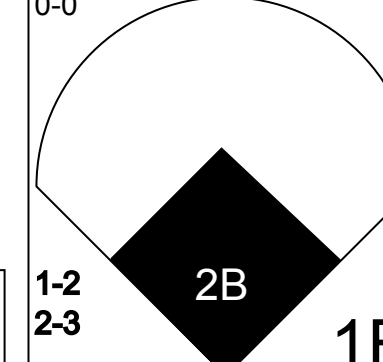
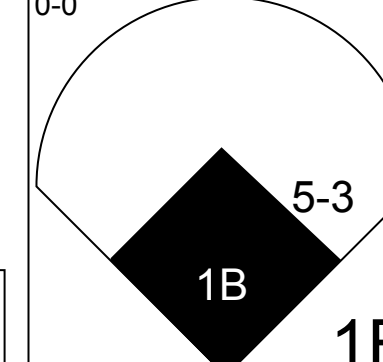
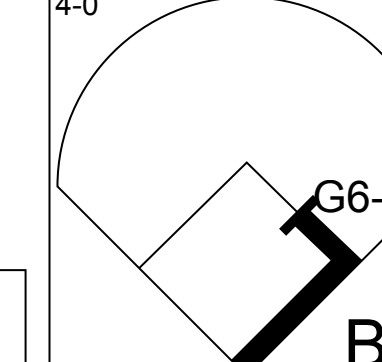
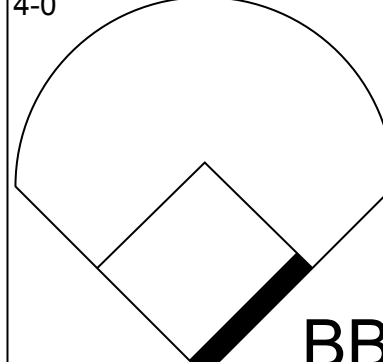
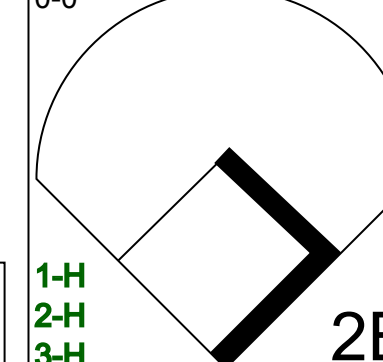
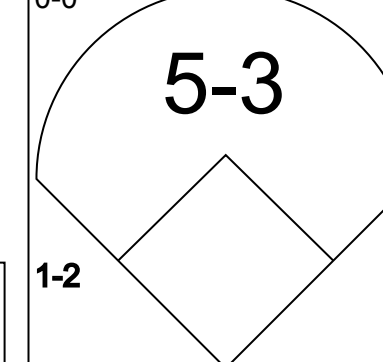
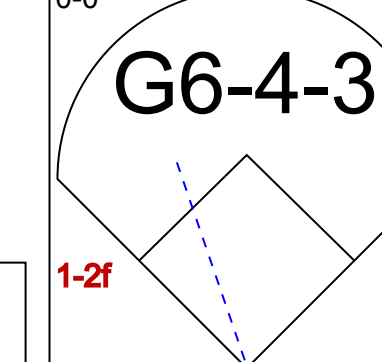
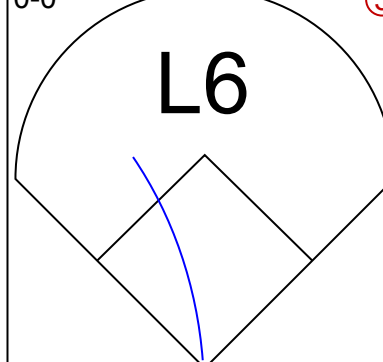
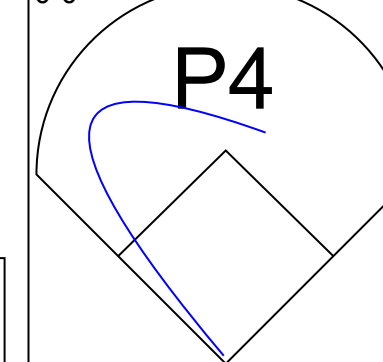
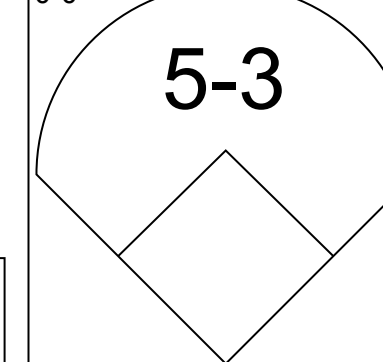
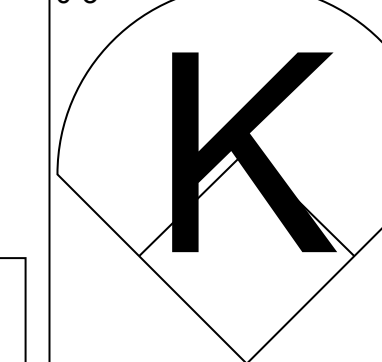
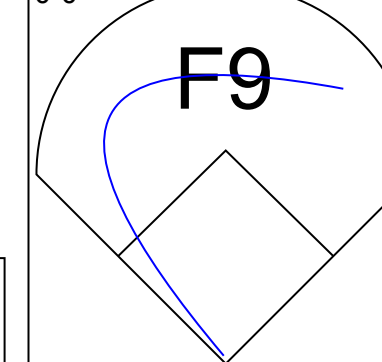
Batter	1	2	3	4	5	6	7	8	9	AB	R	H	RBI	BB	SO	LOB	BOTTOM			
Lou Brock, L OBP: 0.311, SLG: 0.452 (1,7)	WP S 1B		K		PO 2B		S 1B BB		F7	4	2	2	0	1	1	1				
Curt Flood, R OBP: 0.377, SLG: 0.402 (1,8)	WP 1B BB		4-3		1B		FC1-4 1B 1-H			3	2	2	1	1	0	0				
Bobby Tolan, L OBP: 0.302, SLG: 0.370 (1,9)	WP 4-3 1B		1-3		PO 2-3		E3 FC1-4			4	1	1	1	0	0	1				
Orlando Cepeda, R OBP: 0.411, SLG: 0.554 (1,3)	F7		HR 1B		G4-6-3 HBP		FC1-4 1B S			3	1	1	0	0	0	4				
Tim McCarver, L OBP: 0.376, SLG: 0.465 (1,2)	4-3 1B IBB		HR		G4-6-3		P6			3	2	1	2	1	0	3				
Mike Shannon, R OBP: 0.304, SLG: 0.374 (1,5)	4-3		L3		1B		1B		1B	4	0	2	2	0	0	1				
Phil Gagliano, R OBP: 0.292, SLG: 0.284 (1,4)	1B 1B		5-3		1B		1B		6-3	4	0	2	1	0	0	0				
Dal Maxvill, R OBP: 0.291, SLG: 0.270 (1,6)	1B				F7		F7		1B	4	0	2	0	0	0	1				
Steve Carlton, L OBP: 0.148, SLG: 0.138 (1,1)			K		K		1-3		K	4	0	0	0	0	3	2				
Inning Stats	R: 4 E: 0 K: 0 S: 6	H: 4 LOB: 2 BB: 2 P: 14	R: 0 E: 0 K: 2 S: 7	H: 0 LOB: 0 BB: 0 P: 7	R: 2 E: 0 K: 1 S: 5	H: 2 LOB: 0 BB: 0 P: 5	R: 0 E: 0 K: 1 S: 6	H: 2 LOB: 1 BB: 0 P: 6	R: 0 E: 0 K: 0 S: 2	H: 0 LOB: 0 BB: 0 P: 3	R: 0 E: 0 K: 0 S: 4	H: 2 LOB: 1 BB: 0 P: 4	R: 2 E: 1 K: 0 S: 5	H: 2 LOB: 2 BB: 1 P: 9	R: 0 E: 0 K: 1 S: 6	H: 1 LOB: 1 BB: 0 P: 6	1B: 11 2B: 1 3B: 0 HR: 1	SF: 0 SAC: 0 DP: 1 HBP: 1	WP: 3 PB: 0 SB: 3 CS: 0	PA: 38
PITCHER Dave Giusti, R ERA: 4.29 (1,1) Tom Dukes, R ERA: 3.71 (5,1) Dan Schneider, L ERA: 5.36 (7,1) Larry Sherry, R ERA: 5.43 (8,1)	IP: 4.0 WLS: L BF: 20 H: 8 R: 6 ER: 6 SO: 3 BB: 1 IBB: 0 HBP: 1 BLK: 0 WP: 1 HR: 1 S: 24 P: 32 ERA: 13.50 WHIP: 2.250															PITCHER				

Houston Astros @ St. Louis Cardinals
 Busch Stadium, St. Louis, MO
 Sat Sep 02 1967, 7:05 PM CDT
 Att: 33,394 - Unknown

AB	33
R	8
H	13
RBI	7
BB	3
SO	4
LOB	13



Batter	1	2	3	4	5	6	7	8	9	AB	R	H	RBI	BB	SO	LOB	TOP		
Sonny Jackson, L OBP: 0.287, SLG: 0.299 (1, 6)										4	0	0	0	0	1	0	Houston Astros @ St. Louis Cardinals Busch Stadium, St. Louis, MO Sun Sep 03 1967, 3:33 AM CDT Att: 31,210 - Unknown		
Joe Morgan, L OBP: 0.394, SLG: 0.411 (1, 4)										3	0	0	0	1	0	0			
Jimmy Wynn, R OBP: 0.329, SLG: 0.499 (1, 8)										4	1	1	0	0	1	1			
Rusty Staub, L OBP: 0.390, SLG: 0.485 (1, 9)										3	0	2	1	1	0	1			
Norm Miller, L OBP: 0.278, SLG: 0.309 (1, 7)										4	0	0	0	0	0	5			
Bob Aspromonte, R OBP: 0.351, SLG: 0.385 (1, 5)										3	0	0	0	0	0	2			
Chuck Harrison, R OBP: 0.309, SLG: 0.356 (1, 3)										3	0	1	0	0	0	1			
Dave Adlesh, R OBP: 0.205, SLG: 0.198 (1, 2)										3	0	0	0	0	1	1			
Don Wilson, R ERA: 2.8 (1, 1)										0	0	0	0	0	0	0			
Bo Belinsky, L ERA: 5.08 (4, 1)										1	0	0	0	0	0	0			
Larry Sherry, R ERA: 5.32 (6, 1)										0	0	0	0	0	0	0			
Julio Cotay, R ERA: 5.44 (8, PH)										1	0	0	0	0	1	0			
Dan Schneider, L (8, 1)										0	0	0	0	0	0	0			
Inning Stats	R: 0 E: 0 K: 2 S: 7	H: 0 LOB: 0 BB: 0 P: 7	R: 0 E: 0 K: 0 S: 4	H: 1 LOB: 1 BB: 0 P: 4	R: 0 E: 0 K: 1 S: 5	H: 0 LOB: 0 BB: 0 P: 5	R: 0 E: 0 K: 0 S: 2	H: 0 LOB: 1 BB: 2 P: 10	R: 0 E: 0 K: 0 S: 3	H: 0 LOB: 0 BB: 0 P: 3	R: 0 E: 0 K: 0 S: 4	H: 1 LOB: 1 BB: 0 P: 4	R: 0 E: 0 K: 0 S: 3	H: 1 LOB: 0 BB: 0 P: 3	R: 1 E: 1 K: 0 S: 5	H: 1 LOB: 1 BB: 0 P: 5	1B: 3 2B: 1 3B: 0 HR: 0	SF: 0 SAC: 0 DP: 2 HBP: 0	WP: 0 PA: 32 PB: 0 SB: 0 CS: 0
PITCHER Dick Hughes, R ERA: 2.8 (1, 1)	IP: 9.0 WLS: W BF: 32 H: 4 R: 1 ER: 0 SO: 3 BB: 2 IBB: 0 HBP: 0 BLK: 0 WP: 0 HR: 0 S: 36 P: 44 ERA: 0.00 WHIP: 0.667																		

Batter	1	2	3	4	5	6	7	8	9	AB	R	H	RBI	BB	SO	LOB	BOTTOM		
Lou Brock, L OBP: 0.312, SLG: 0.451 (1, 7)										4	2	1	0	1	0	0	Houston Astros @ St. Louis Cardinals Busch Stadium, St. Louis, MO Sun Sep 03 1967, 3:33 AM CDT Att: 31,210 - Unknown		
Curt Flood, R OBP: 0.375, SLG: 0.400 (1, 8)										5	1	1	1	0	0	1			
Roger Maris, L OBP: 0.356, SLG: 0.420 (1, 9)										3	3	1	1	2	0	0			
Orlando Cepeda, R OBP: 0.416, SLG: 0.562 (1, 3)										4	4	4	3	0	0	0			
Phil Gagliano, R OBP: 0.300, SLG: 0.294 (1, 4)										4	0	2	2	1	0	3			
Mike Shannon, R OBP: 0.305, SLG: 0.374 (1, 5)										5	1	2	3	0	0	2			
Dave Ricketts, S OBP: 0.324, SLG: 0.359 (1, 2)										2	2	2	0	2	0	0			
Dal Maxvill, R OBP: 0.291, SLG: 0.272 (1, 6)										4	0	1	3	0	0	5			
Dick Hughes, R OBP: 0.174, SLG: 0.149 (1, 1)										4	0	0	0	0	1	2			
Inning Stats	R: 5 E: 0 K: 0 S: 9	H: 6 LOB: 1 BB: 0 P: 9	R: 0 E: 0 K: 0 S: 3	H: 0 LOB: 0 BB: 0 P: 3	R: 0 E: 0 K: 0 S: 3	H: 1 LOB: 0 BB: 0 P: 3	R: 5 E: 0 K: 0 S: 7	H: 4 LOB: 1 BB: 2 P: 15	R: 0 E: 0 K: 1 S: 4	H: 0 LOB: 0 BB: 1 P: 8	R: 2 E: 0 K: 0 S: 4	H: 1 LOB: 3 BB: 3 P: 17	R: 0 E: 0 K: 0 S: 3	H: 0 LOB: 0 BB: 0 P: 3	R: 1 E: 0 K: 0 S: 4	H: 2 LOB: 0 BB: 0 P: 4	1B: 10 2B: 4 3B: 0 HR: 0	SF: 0 SAC: 0 DP: 3 HBP: 1	WP: 0 PA: 42 PB: 0 SB: 1 CS: 0
PITCHER Don Wilson, R ERA: 2.78 (1, 1)	IP: 0.0 WLS: L BF: 20 H: 9 R: 8 ER: 8 SO: 0 BB: 1 IBB: 0 HBP: 0 BLK: 0 WP: 0 HR: 0 S: 19 P: 23 ERA: 19.64 WHIP: 2.727																		
Dave Eilers, R ERA: 4.47 (1, 1)	IP: 3.2 WLS: L BF: 20 H: 9 R: 8 ER: 8 SO: 0 BB: 1 IBB: 0 HBP: 0 BLK: 0 WP: 0 HR: 0 S: 19 P: 23 ERA: 19.64 WHIP: 2.727																		
Bo Belinsky, L ERA: 5.08 (4, 1)	IP: 2.0 WLS: L BF: 13 H: 3 R: 4 ER: 4 SO: 1 BB: 4 IBB: 0 HBP: 1 BLK: 0 WP: 0 HR: 0 S: 10 P: 27 ERA: 18.00 WHIP: 3.500																		
Larry Sherry, R ERA: 5.32 (6, 1)	IP: 1.1 WLS: L BF: 5 H: 0 R: 0 ER: 0 SO: 0 BB: 1 IBB: 0 HBP: 0 BLK: 0 WP: 0 HR: 0 S: 4 P: 8 ERA: 0.00 WHIP: 0.750																		
Dan Schneider, L ERA: 5.44 (8, 1)	IP: 1.0 WLS: L BF: 4 H: 2 R: 1 ER: 1 SO: 0 BB: 0 IBB: 0 HBP: 0 BLK: 0 WP: 0 HR: 0 S: 4 P: 4 ERA: 9.00 WHIP: 2.000																		

Batter	1	2	3	4	5	6	7	8	9	AB	R	H	RBI	BB	SO	LOB	TOP								
Matty Alou, L OBP: 0.367, SLG: 0.397 (1, 8)										5	0	2	1	0	0	3	Pittsburgh Pirates @ St. Louis Cardinals Busch Stadium, St. Louis, MO Mon Sep 04 1967, 3:38 AM CDT Att: 43,960 - Unknown								
Gene Alley, R OBP: 0.333, SLG: 0.385 (1, 6)										4	1	0	0	0	2	1									
Roberto Clemente, R OBP: 0.359, SLG: 0.548 Donn Clendenon, R OBP: 0.305, SLG: 0.386 (1, 9) (7, 3)										4	1	1	0	0	2	2									
Willie Stargell, L OBP: 0.377, SLG: 0.497 (1, 3) (7, 7)										4	2	3	0	1	1	0									
Manny Mota, R OBP: 0.348, SLG: 0.442 (1, 7) (7, 9)										5	2	2	2	0	1	3									
Bill Mazaroski, R OBP: 0.296, SLG: 0.368 (1, 4)										5	2	2	3	0	0	1									
Jose Pagan, R OBP: 0.311, SLG: 0.328 (1, 5)										3	1	2	0	2	0	0		AB 37 R 9 H 14 RBI 8 BB 3 SO 6 LOB 13							
Jerry May, R OBP: 0.343, SLG: 0.343 (1, 2)									3	0	1	1	0	0	2										
Steve Blass, R OBP: 0.192, SLG: 0.125 Juan Pizarro, L OBP: 0.259, SLG: 0.269 (1, 1) (8, 1)									3	0	1	1	0	0	1	0									
Inning Stats	R: 0 E: 0 K: 1 S: 7	H: 2 LOB: 2 BB: 0 P: 7	R: 1 E: 0 K: 0 S: 5	H: 3 LOB: 2 BB: 0 P: 5	R: 4 E: 0 K: 1 S: 10	H: 5 LOB: 2 BB: 1 P: 14	R: 4 E: 0 K: 0 S: 4	H: 2 LOB: 0 BB: 2 P: 13	R: 0 E: 0 K: 2 S: 8	H: 1 LOB: 1 BB: 0 P: 8	R: 0 E: 0 K: 0 S: 4	H: 1 LOB: 1 BB: 0 P: 4	R: 0 E: 0 K: 2 S: 7	H: 0 LOB: 0 BB: 0 P: 7	R: 0 E: 0 K: 0 S: 3	H: 0 LOB: 0 BB: 0 P: 3			1B: 12 2B: 1 3B: 0 HR: 1	SF: 1 SAC: 1 DP: 1 HBP: 1	WP: 1 PB: 0 SB: 0 CS: 0	PA: 43			
PITCHER	IP WLS BF H R ER SO BB IBB HBP BLK WP HR S P ERA WHIP	IP WLS BF H R ER SO BB IBB HBP BLK WP HR S P ERA WHIP																							
Ray Washburn, R ERA: 3.56 Jack Lamabe, R ERA: 3.4 Hal Woodeshick, L ERA: 5.18 Al Jackson, L ERA: 3.94 Larry Jaster, L ERA: 3.14	(1, 1) (3, 1) (4, 1) (4, 1) (6, 1)	2.1 0.2 0.1 1.2 2.0	L 4 6 4 8	15 1 2 0 2	9 4 4 0 2	5 0 4 0 0	2 0 0 0 2	0 0 2 0 0	0 1 0 0 0	0 0 1 0 0	0 0 1 0 0	0 0 3 4 12	19 7 12 4 12	19.29 0.00 108.00 0.00 0.00	3.857 1.500 12.000 0.000 1.000	Joe Hoerner, L ERA: 2.08 (8, 1) 2.0	6 0 0 2	0 0 0 0	0 0 0 0	0 0 0 0	0 0 0 0	0 0 0 0	0 0 10 10	0.00 0.000	0.000
Batter	1	2	3	4	5	6	7	8	9	AB	R	H	RBI	BB	SO	LOB	BOTTOM								
Lou Brock, L OBP: 0.314, SLG: 0.465 (1, 7)										4	2	2	1	0	0	0	Pittsburgh Pirates @ St. Louis Cardinals Busch Stadium, St. Louis, MO Mon Sep 04 1967, 3:38 AM CDT Att: 43,960 - Unknown								
Curt Flood, R OBP: 0.372, SLG: 0.396 Eddie Bressoud, R OBP: 0.257, SLG: 0.246 (1, 8) (8, 6)										3	0	1	0	0	0	2									
Roger Maris, L OBP: 0.357, SLG: 0.420 (1, 9)										4	0	2	1	0	0	1									
Orlando Cepeda, R OBP: 0.413, SLG: 0.557 Bobby Tolan, L OBP: 0.308, SLG: 0.390 (1, 3) (6, PH) (7, 3)									2	0	0	0	0	0	0	3									
Tim McCarver, L OBP: 0.374, SLG: 0.460 (1, 2)									3	0	0	0	1	0	4										
Phil Gagliano, R OBP: 0.292, SLG: 0.286 (1, 4)									4	0	0	0	0	1	3										
Mike Shannon, R OBP: 0.304, SLG: 0.372 (1, 5)									4	0	0	0	0	1	1										
Dal Maxvill, R OBP: 0.289, SLG: 0.271 Joe Hoerner, R OBP: 0.182, SLG: 0.182 Dave Ricketts, S OBP: 0.329, SLG: 0.420 (1, 6) (8, 1) (9, PH)									3	0	0	0	0	2	1										
Inning Stats	R: 0 E: 0 K: 0 S: 4	H: 1 LOB: 1 BB: 0 P: 4	R: 0 E: 0 K: 0 S: 3	H: 0 LOB: 1 BB: 1 P: 7	R: 1 E: 0 K: 0 S: 6	H: 3 LOB: 2 BB: 0 P: 6	R: 0 E: 0 K: 3 S: 9	H: 0 LOB: 0 BB: 0 P: 9	R: 0 E: 0 K: 1 S: 5	H: 1 LOB: 0 BB: 0 P: 4	R: 0 E: 0 K: 1 S: 5	H: 0 LOB: 0 BB: 0 P: 5	R: 0 E: 0 K: 1 S: 8	H: 3 LOB: 2 BB: 0 P: 8	R: 0 E: 0 K: 0 S: 3	H: 0 LOB: 0 BB: 0 P: 3		1B: 6 2B: 0 3B: 0 HR: 2	SF: 0 SAC: 0 DP: 0 HBP: 0	WP: 0 PB: 0 SB: 0 CS: 0	PA: 36				
PITCHER	IP WLS BF H R ER SO BB IBB HBP BLK WP HR S P ERA WHIP	IP WLS BF H R ER SO BB IBB HBP BLK WP HR S P ERA WHIP																							
Steve Blass, R ERA: 3.77 Juan Pizarro, L ERA: 4.09	(1, 1) (8, 1)	7.1 1.2	W S	31 5	8 0	3 0	3 0	0 0	0 0	0 0	0 0	0 0	0 5	46 5	0.00 0.000	0.000									

Batter	1	2	3	4	5	6	7	8	9	AB	R	H	RBI	BB	SO	LOB	TOP					
Lou Brock, L OBP: 0.315, SLG: 0.469 (1, 7)	0-0 1-3		0-0 4-3 3B		4-0 G6-4-3 BB			0-0 SH		2	1	1	0	1	0	0						
Curt Flood, R OBP: 0.371, SLG: 0.396 (1, 8)	0-0 1B		0-0 4-3		0-0 G6-4-3 1-2			0-0 SF8		3	0	1	2	0	0	1						
Roger Maris, L OBP: 0.354, SLG: 0.415 Bobby Tolan, L OBP: 0.308, SLG: 0.390 (9, 9)	0-0 F7		0-0 F7		0-0 P4			0-0 F2		4	0	0	0	0	0	2						
Orlando Cepeda, R OBP: 0.412, SLG: 0.554 (1, 3)	0-0 P6		0-0 1B		0-0 5-3			0-0 P5		0	0	0	0	0	0	0						
Tim McCarver, L OBP: 0.371, SLG: 0.456 (1, 2)		0-0 3-1	0-0 5-3		0-0 4-3			0-0 4-3		4	0	0	0	0	0	1						
Mike Shannon, R OBP: 0.305, SLG: 0.379 (1, 5)	4-0 1B BB			0-3 K				0-0 L6		3	1	1	1	1	1	0						
Julian Javier, R OBP: 0.303, SLG: 0.400 (1, 4)	0-0 F8		0-3 K		0-0 5-3			0-0 6-3		4	0	0	0	0	1	1						
Dal Maxvill, R OBP: 0.289, SLG: 0.271 (1, 6)	0-0 1-3 1B		0-3 K		0-0 5-3			0-0 F7		4	0	1	0	0	1	0						
Nelson Briles, R OBP: 0.235, SLG: 0.161 (1, 1)	0-0 5-3			0-3 K				0-0 E7 SH SF8 1B		3	1	1	0	0	1	2						
Inning Stats	R: 0 E: 0 K: 0 S: 4	H: 1 LOB: 1 BB: 0 P: 4	R: 0 E: 0 K: 0 S: 4	H: 1 LOB: 2 BB: 1 P: 8	R: 1 E: 0 K: 0 S: 5	H: 2 LOB: 0 BB: 0 P: 5	R: 0 E: 0 K: 3 S: 9	H: 0 LOB: 0 BB: 0 P: 9	R: 0 E: 0 K: 1 S: 4	H: 0 LOB: 0 BB: 1 P: 8	R: 0 E: 0 K: 0 S: 3	H: 0 LOB: 0 BB: 0 P: 3	R: 0 E: 0 K: 0 S: 3	H: 0 LOB: 0 BB: 0 P: 3	R: 1 E: 2 K: 0 S: 5	H: 1 LOB: 1 BB: 0 P: 5	R: 1 E: 0 K: 0 S: 4	H: 1 LOB: 0 BB: 0 P: 4	1B: 4 2B: 0 3B: 1 HR: 1	SF: 1 SAC: 1 DP: 1 HBP: 0	WP: 0 PB: 0 SB: 0 CS: 0	PA: 35
PITCHER Jack Fisher, R ERA: 4.69 (1, 1)	IP: 9.0 WLS: L BF: 35	H: 6 R: 3 ER: 2 SO: 4	BB: 2 IBB: 0 HBP: 0 BLK: 0	WP: 0 HR: 1 S: 41 P: 49	ERA: 2.00 WHIP: 0.889																	

St. Louis Cardinals @ New York Mets
Shea Stadium, Flushing, NY
Wed Sep 06 1967, 7:05 PM EDT
Att: 23,444 - Unknown

AB 31
R 3
H 6
RBI 3
BB 2
SO 4
LOB 9



Batter	1	2	3	4	5	6	7	8	9	AB	R	H	RBI	BB	SO	LOB	BOTTOM					
Bud Harrelson, S OBP: 0.320, SLG: 0.315 (1, 6)	0-0 F8		0-0 1B		0-0 6-3			0-0 F7		4	0	1	0	0	0	0						
Cleon Jones, R OBP: 0.273, SLG: 0.325 (1, 8)	0-0 2B		0-3 K		0-0 F9			0-3 K		4	0	1	0	0	2	1						
Bob Johnson, R OBP: 0.370, SLG: 0.480 (1, 4)	0-0 6-3			4-0 1B E BB				0-0 F9		3	1	0	0	1	0	1						
Tommy Davis, R OBP: 0.345, SLG: 0.451 Amos Otis, R (9, PR)	0-0 6-3			0-0 G3				0-0 6-3		3	0	0	0	1	0	2						
Ed Kranepool, L OBP: 0.317, SLG: 0.366 (1, 3)		0-0 3-1		0-0 P6				0-0 F9		4	0	1	0	0	0	2						
Ron Swoboda, R OBP: 0.338, SLG: 0.417 (1, 9)	0-3 K			0-0 1B 2H				0-0 F9		4	0	1	1	0	2	2						
Ed Charles, R OBP: 0.323, SLG: 0.321 (1, 5)	0-0 6-3			0-0 1B 1-3				0-0 FC6-3		4	0	1	0	0	0	1						
Jerry Grote, R OBP: 0.225, SLG: 0.256 (1, 2)			0-0 6-3		0-0 F9			0-0 6-3		3	0	0	0	0	0	2						
Jack Fisher, R OBP: 0.143, SLG: 0.119 (1, 1)	0-0 F8		0-0 F8		0-0 6-3			0-3 K		3	0	0	0	0	1	0						
Inning Stats	R: 0 E: 0 K: 0 S: 4	H: 1 LOB: 0 BB: 0 P: 4	R: 0 E: 0 K: 1 S: 5	H: 0 LOB: 0 BB: 0 P: 5	R: 0 E: 0 K: 1 S: 6	H: 1 LOB: 1 BB: 0 P: 6	R: 1 E: 1 K: 0 S: 5	H: 2 LOB: 2 BB: 1 P: 9	R: 0 E: 0 K: 0 S: 3	H: 0 LOB: 0 BB: 0 P: 3	R: 0 E: 0 K: 0 S: 4	H: 1 LOB: 1 BB: 0 P: 4	R: 0 E: 0 K: 1 S: 5	H: 0 LOB: 0 BB: 0 P: 5	R: 0 E: 0 K: 1 S: 5	H: 0 LOB: 1 BB: 1 P: 9	R: 0 E: 0 K: 1 S: 5	H: 0 LOB: 1 BB: 1 P: 9	1B: 4 2B: 1 3B: 0 HR: 0	SF: 0 SAC: 0 DP: 0 HBP: 0	WP: 0 PB: 0 SB: 0 CS: 0	PA: 34
PITCHER Nelson Briles, R ERA: 2.49 (1, 1)	IP: 9.0 WLS: W BF: 34	H: 5 R: 1 ER: 0 SO: 5	BB: 2 IBB: 0 HBP: 0 BLK: 0	WP: 0 HR: 0 S: 42 P: 50	ERA: 0.00 WHIP: 0.778																	

St. Louis Cardinals @ New York Mets
Shea Stadium, Flushing, NY
Wed Sep 06 1967, 7:05 PM EDT
Att: 23,444 - Unknown

AB 32
R 1
H 5
RBI 1
BB 2
SO 5
LOB 11



Batter	1	2	3	4	5	6	7	8	9	10	AB	R	H	RBI	BB	SO	LOB	TOP	
Lou Brock, L OBP: 0.319, SLG: 0.468 (1, 7)											4	1	2	0	1	0	1		
Curt Flood, R OBP: 0.371, SLG: 0.394 (1, 8)											4	0	1	0	0	0	4		
Bobby Tolan, L OBP: 0.306, SLG: 0.388 (8, 8)											1	0	0	0	0	0	0		
Roger Maris, L OBP: 0.361, SLG: 0.428 (1, 9)											4	0	2	1	1	0	0		
Orlando Cepeda, R OBP: 0.410, SLG: 0.553 (1, 3)											5	1	1	1	0	2	4		
Tim McCarver, L OBP: 0.374, SLG: 0.454 (1, 2)											3	1	1	0	2	0	1		
Mike Shannon, R OBP: 0.303, SLG: 0.377 (1, 5)											5	0	0	0	0	1	4		
Julian Javier, R OBP: 0.311, SLG: 0.414 (1, 4)											5	0	4	0	0	0	0		
Dal Maxvill, R OBP: 0.298, SLG: 0.280 (1, 6)											4	0	1	0	1	0	4		
Dick Hughes, R OBP: 0.164, SLG: 0.141 (8, 1)											4	0	0	1	0	1	5		
Joe Hoerner, R OBP: 0.162, SLG: 0.182 (8, 1)											0	0	0	0	0	0	0		
Ron Willis, R OBP: 0.429, SLG: 0.571 (9, 1)											0	0	0	0	0	0	0		
Al Jackson, L OBP: 0.323, SLG: 0.310 (10, 1)											0	0	0	0	0	0	0		
Inning Stats	R: 0 E: 0 K: 1 S: 5	H: 1 LOB: 1 BB: 1 P: 9	R: 1 E: 0 K: 1 S: 7	H: 2 LOB: 3 BB: 2 P: 15	R: 0 E: 0 K: 1 S: 5	H: 1 LOB: 1 BB: 1 P: 9	R: 0 E: 0 K: 0 S: 4	H: 1 LOB: 1 BB: 0 P: 4	R: 1 E: 0 K: 2 S: 6	H: 3 LOB: 1 BB: 0 P: 5	R: 0 E: 0 K: 0 S: 4	H: 1 LOB: 1 BB: 0 P: 4	R: 0 E: 0 K: 0 S: 3	H: 0 LOB: 0 BB: 0 P: 3	R: 0 E: 0 K: 0 S: 4	H: 1 LOB: 2 BB: 1 P: 8	1B: 10 2B: 1 3B: 0 HR: 1	SF: 0 SAC: 0 DP: 2 HBP: 0	WP: 0 PA: 44
PITCHER	IP WLS BF H R ER SO BB IBB HBP BLK WP HR S P ERA WHIP	Dennis Ribant, R ERA: 3.99	Roy Face, R ERA: 1.57	Juan Pizarro, L ERA: 3.99	Bruce Dal Canton, R ERA:														

St. Louis Cardinals @ Pittsburgh Pirates
 Forbes Field, Pittsburgh, PA
 Fri Sep 08 1967, 7:05 PM EDT
 Att: 9,637 - Unknown

AB 39
 R 3
 H 12
 RBI 3
 BB 5
 SO 4
 LOB 23

Batter	1	2	3	4	5	6	7	8	9	10	AB	R	H	RBI	BB	SO	LOB	BOTTOM			
Maury Wills, S OBP: 0.330, SLG: 0.365 (1, 5)											6	0	2	1	0	0	3				
Matty Alou, L OBP: 0.366, SLG: 0.397 (1, 8)											4	0	1	0	0	1	5				
Manny Mota, R OBP: 0.338, SLG: 0.429 (9, 8)											1	0	0	0	0	0	1				
Roberto Clemente, R OBP: 0.396, SLG: 0.548 (1, 9)											2	2	1	0	3	1	2				
Willie Stargell, L OBP: 0.350, SLG: 0.503 (1, 7)											4	0	1	1	1	2	3				
Donn Clendenon, R OBP: 0.305, SLG: 0.379 (1, 3)											5	0	0	0	0	0	5				
Gene Alley, R OBP: 0.331, SLG: 0.386 (1, 6)											5	1	3	1	0	0	0				
Bill Mazeroski, R OBP: 0.302, SLG: 0.368 (1, 4)											3	1	1	0	2	1	0				
Jerry May, R OBP: 0.339, SLG: 0.337 (1, 2)											4	0	0	0	1	3	3				
Dennis Ribant, R ERA: 3.99 (7, 1)											1	0	0	0	1	0	0				
Roy Face, R ERA: 1.57 (7, 1)											0	0	0	0	0	0	0				
Manny Jimenez, L ERA: 2.00 (7, 1)											0	0	1	1	0	0	0				
Jose Pagan, R ERA: 3.92 (7, 1)											0	0	0	0	0	0	0				
Juan Pizarro, L ERA: 3.99 (8, 1)											0	0	0	0	0	0	0				
Andre Poffo, R ERA: 2.94 (8, 1)											0	0	0	0	0	0	0				
Bruce Dal Canton, R ERA: (10, 1)											0	0	0	0	0	0	0				
Al Luplow, L ERA: 3.92 (10, 1)											0	0	0	0	0	1	3				
Inning Stats	R: 1 E: 0 K: 0 S: 4	H: 2 LOB: 1 BB: 8 P: 8	R: 0 E: 0 K: 2 S: 7	H: 0 LOB: 0 BB: 7 P: 7	R: 0 E: 0 K: 1 S: 6	H: 1 LOB: 2 BB: 1 P: 10	R: 0 E: 0 K: 0 S: 3	H: 0 LOB: 0 BB: 0 P: 3	R: 0 E: 1 K: 2 S: 8	H: 2 LOB: 2 BB: 0 P: 7	R: 1 E: 0 K: 1 S: 7	H: 2 LOB: 2 BB: 0 P: 7	R: 0 E: 0 K: 2 S: 9	H: 2 LOB: 2 BB: 1 P: 13	R: 0 E: 0 K: 0 S: 4	H: 1 LOB: 3 BB: 2 P: 12	R: 1 E: 0 K: 1 S: 5	H: 2 LOB: 3 BB: 2 P: 13	1B: 6 2B: 4 3B: 1 HR: 0	SF: 0 SAC: 0 DP: 0 HBP: 0	WP: 1 PA: 47
PITCHER	IP WLS BF H R ER SO BB IBB HBP BLK WP HR S P ERA WHIP	Dick Hughes, R ERA: 2.84	Joe Hoerner, L ERA: 2.00	Ron Willis, R ERA: 2.94	Al Jackson, L ERA: 3.92																

St. Louis Cardinals @ Pittsburgh Pirates
 Forbes Field, Pittsburgh, PA
 Fri Sep 08 1967, 7:05 PM EDT
 Att: 9,637 - Unknown

AB 38
 R 4
 H 11
 RBI 4
 BB 8
 SO 9
 LOB 25

Batter	1	2	3	4	5	6	7	8	9	AB	R	H	RBI	BB	SO	LOB	TOP								
Lou Brock, L OBP: 0.322, SLG: 0.471 (1, 7)	G3			FC5 E 1B	G4-3			1B FC6-4 BB		4	1	2	2	1	0	1									
Bobby Tolán, L OBP: 0.304, SLG: 0.384 (1, 8) (8, 9)	F8			E3 FC5 1B			1-3	FC6-4 1B	K2-3	5	1	1	0	0	1	2									
Roger Maris, L OBP: 0.359, SLG: 0.424 Curt Flood, R OBP: 0.371, SLG: 0.393 (6, PH) (8, 8)	1-3			F7			F7	FC6-4		3	0	0	0	0	0	2									
Orlando Cepeda, R OBP: 0.408, SLG: 0.553 (1, 3)		F8		FC5 1B E			E9 2B	F9		4	1	1	0	0	0	3									
Dave Ricketts, S OBP: 0.325, SLG: 0.411 (1, 2)		6-3		E9 BB 1B			3-1		4-3	4	0	1	1	0	0	1									
Julian Javier, R OBP: 0.312, SLG: 0.413 (1, 4)				FC6-4 BB			F9		1B 1B	3	1	1	0	1	0	0									
Mike Shannon, R OBP: 0.305, SLG: 0.377 (1, 5)				FC6-4 1B			6-3		1B 3B 1B	3	1	1	0	1	0	2									
Dal Maxvill, R OBP: 0.295, SLG: 0.277 (1, 6)				4-3			6-3		K	4	0	0	0	0	1	3									
Steve Carlton, L OBP: 0.169, SLG: 0.161 (1, 1)				3-1			G4-3 1B		4-3 3B 1B	4	1	2	1	0	0	0									
Inning Stats	R: 0 E: 0 K: 0 S: 3	H: 0 LOB: 0 BB: 0 P: 3	R: 0 E: 0 K: 0 S: 3	H: 0 LOB: 0 BB: 0 P: 3	R: 0 E: 0 K: 0 S: 2	H: 0 LOB: 0 BB: 1 P: 6	R: 2 E: 2 K: 0 S: 6	H: 2 LOB: 2 BB: 1 P: 10	R: 0 E: 0 K: 0 S: 3	H: 1 LOB: 0 BB: 0 P: 3	R: 0 E: 1 K: 0 S: 4	H: 0 LOB: 0 BB: 0 P: 4	R: 0 E: 0 K: 0 S: 3	H: 0 LOB: 0 BB: 0 P: 3	R: 1 E: 0 K: 0 S: 4	H: 1 LOB: 1 BB: 1 P: 8	R: 3 E: 0 K: 2 S: 11	H: 4 LOB: 1 BB: 0 P: 11	1B: 7 2B: 1 3B: 1 HR: 0	SF: 0 SAC: 0 DP: 1 HBP: 0	WP: 0 PB: 0 SB: 0 CS: 1	PA: 38			
PITCHER	IP	WLS	BF	H	R	ER	SO	BB	IBB	HBP	BLK	WP	HR	S	P	ERA	WHIP								
Steve Blass, R ERA: 3.61 (1, 1)	7.1	L	29	5	3	1	0	3	0	0	0	0	0	26	38	1.23	1.091								
Juan Pizarro, L ERA: 3.96 (8, 1)	0.2		2	0	0	0	0	0	0	0	0	0	0	2	2	0.00	0.000								
Roy Face, R ERA: 1.94 (9, 1)	0.2		6	4	3	3	1	0	0	0	0	0	0	8	8	40.50	6.000								
Billy O'Dell, L ERA: 5.42 (9, 1)	0.1		1	0	0	0	1	0	0	0	0	0	0	3	3	0.00	0.000								

St. Louis Cardinals @ Pittsburgh Pirates
Forbes Field, Pittsburgh, PA
Sat Sep 09 1967, 7:05 PM EDT
Att: 6,446 - Unknown

AB 35
R 6
H 9
RBI 5
BB 3
SO 2
LOB 15





Batter	1	2	3	4	5	6	7	8	9	AB	R	H	RBI	BB	SO	LOB	BOTTOM								
Maury Wills, S OBP: 0.329, SLG: 0.364 (1, 5)	F9		K			P6		CS 1B		4	0	1	0	0	1	0									
Manny Mota, R OBP: 0.340, SLG: 0.436 (1, 8)	K		FC4 1B			3B		3-1		4	0	2	0	0	1	1									
Roberto Clemente, R OBP: 0.394, SLG: 0.546 (1, 9)	1B		FC4			K			4-3	4	0	1	0	0	1	2									
Willie Stargell, L OBP: 0.379, SLG: 0.500 (1, 7)	1B			4-3		K			F7	4	0	1	0	0	1	1									
Donn Clendenon, R OBP: 0.305, SLG: 0.376 (1, 3)	K			4-3		K			BB	3	0	0	0	1	2	2									
Bill Mazeroski, R OBP: 0.299, SLG: 0.366 (1, 4)		K		6-3		4-3			5-3	4	0	0	0	0	1	1									
Jose Pagan, R OBP: 0.319, SLG: 0.346 (1, 6)		F9				L1-3 1B				3	0	2	0	0	0	0									
Jerry May, R OBP: 0.335, SLG: 0.333 (1, 2)		4-3				L1-3				3	0	0	0	0	2										
Steve Blass, R OBP: 0.143, SLG: 0.118 (1, 1)										2	0	0	0	0	2	0									
Juan Pizarro, L OBP: 0.259, SLG: 0.269 (8, 1)										0	0	0	0	0	0	0									
Andre Rodgers, R OBP: 0.328, SLG: 0.397 (6, PH)										1	0	0	0	0	0	0									
Roy Face, R (9, 1)										0	0	0	0	0	0	0									
Billy O'Dell, S OBP: 0.179, SLG: 0.115 (9, 1)								F9		0	0	0	0	0	0	0									
Inning Stats	R: 0 E: 0 K: 2 S: 9	H: 2 LOB: 2 BB: 0 P: 9	R: 0 E: 0 K: 1 S: 5	H: 0 LOB: 0 BB: 0 P: 5	R: 0 E: 0 K: 2 S: 8	H: 1 LOB: 1 BB: 0 P: 8	R: 0 E: 0 K: 0 S: 3	H: 0 LOB: 0 BB: 0 P: 3	R: 0 E: 0 K: 1 S: 5	H: 1 LOB: 0 BB: 0 P: 5	R: 0 E: 0 K: 2 S: 8	H: 1 LOB: 1 BB: 0 P: 8	R: 0 E: 0 K: 1 S: 6	H: 1 LOB: 1 BB: 0 P: 6	R: 0 E: 0 K: 0 S: 3	H: 1 LOB: 0 BB: 0 P: 3	R: 0 E: 0 K: 0 S: 3	H: 0 LOB: 1 BB: 1 P: 7	1B: 5 2B: 1 3B: 2 HR: 0	SF: 0 SAC: 0 DP: 1 HBP: 0	WP: 0 PB: 0 SB: 0 CS: 1	PA: 33			
PITCHER	IP	WLS	BF	H	R	ER	SO	BB	IBB	HBP	BLK	WP	HR	S	P	ERA	WHIP								
Steve Carlton, L ERA: 3.01 (1, 1)	9.0	W	33	7	0	0	9	1	0	0	0	0	0	50	54	0.00	0.889								

St. Louis Cardinals @ Pittsburgh Pirates
Forbes Field, Pittsburgh, PA
Sat Sep 09 1967, 7:05 PM EDT
Att: 6,446 - Unknown

AB 32
R 0
H 7
RBI 0
BB 1
SO 9
LOB 9



Batter	1	2	3	4	5	6	7	8	9	AB	R	H	RBI	BB	SO	LOB	TOP											
Lou Brock, L OBP: 0.322, SLG: 0.470 (1, 7)	E5	SH3 1B		K	1B			P4		5	0	2	2	0	1	1	St. Louis Cardinals @ Pittsburgh Pirates Forbes Field, Pittsburgh, PA Sun Sep 10 1967, 3:33 AM EDT Att: 8,920 - Unknown AB 36 R 7 H 12 RBI 7 BB 4 SO 4 LOB 14 											
Julian Javier, R OBP: 0.314, SLG: 0.413 (1, 4)	F9	SH3		1B	1B			P6		3	0	1	1	1	0	1												
Curt Flood, R OBP: 0.372, SLG: 0.393 Al Jackson, L OBP: 0.313, SLG: 0.300 Joe Hoerner, R OBP: 0.182, SLG: 0.182 Ron Willis, R OBP: 0.429, SLG: 0.571 Mike Torrez, R OBP: 0.429, SLG: 0.571 (1, 8)	K			1B	4-3			F7		3	0	1	0	1	1	3												
Orlando Cepeda, R OBP: 0.405, SLG: 0.548 (1, 3)	6-3	9-4-2		FC6-4				P4		5	0	0	0	0	0	7												
Alex Johnson, R OBP: 0.293, SLG: 0.342 Bobby Tolán, L OBP: 0.305, SLG: 0.383 (5, 1)		1B	6-3		CS			F5		2	1	1	0	0	0	0												
Phil Gaetano, R OBP: 0.294, SLG: 0.285 (1, 5)		1B	K		1B			L8		4	2	1	0	1	2	0												
Dave Ricketts, S OBP: 0.333, SLG: 0.416 (1, 2)		E	F8		1B			F9		4	2	2	1	0	0	0												
Dal Maxvill, R OBP: 0.299, SLG: 0.280 (1, 6)		E9		1B	SH3-4			6-3		3	2	2	2	1	0	0												
Ray Washburn, R OBP: 0.115, SLG: 0.150 Larry Jaster, L OBP: 0.170, SLG: 0.102 Jack Lamabe, R OBP: 0.188, SLG: 0.133 Roger Maris, L OBP: 0.357, SLG: 0.422 (5, 9)		SH3	SH3-4	1B	F9			P2		1	0	1	1	0	0	0												
Inning Stats	R: 0 E: 1 K: 1 S: 6	H: 0 LOB: 1 BB: 0 P: 6	R: 4 E: 1 K: 0 S: 8	H: 6 LOB: 2 BB: 1 P: 12	R: 0 E: 0 K: 1 S: 5	H: 0 LOB: 0 BB: 0 P: 5	R: 0 E: 0 K: 1 S: 6	H: 1 LOB: 3 BB: 2 P: 14	R: 3 E: 0 K: 0 S: 7	H: 5 LOB: 2 BB: 1 P: 11	R: 0 E: 0 K: 0 S: 3	H: 0 LOB: 0 BB: 0 P: 3	R: 0 E: 0 K: 0 S: 3	H: 0 LOB: 0 BB: 0 P: 3	R: 0 E: 0 K: 1 S: 5	H: 0 LOB: 0 BB: 0 P: 5		1B: 12 2B: 1 3B: 0 HR: 0	SF: 0 SAC: 2 DP: 1 HBP: 0	WP: 0 PB: 0 SB: 1 CS: 1	PA: 42							
PITCHER	IP	WLS	BF	H	R	ER	SO	BB	IBB	HBP	BLK	WP	HR	S	P	ERA		WHIP										
Woodie Fryman, L ERA: 4.49 John Gelnar, R ERA: 6.14 Billy O'Dell, L ERA: 5.4 Bruce Dal Canton, R ERA: Juan Pizarro, L ERA: 3.88 (1, 1)	1.0		8	4	4	4	1	0	0	0	0	0	0	10	10	36.00		4.000										
(2, 1)	3.1		18	6	3	3	2	3	1	0	0	0	0	18	34	8.10		2.700										
(5, 1)	0.1		3	2	0	0	0	0	0	0	0	0	0	3	3	0.00		6.000										
(5, 1)	1.1		4	0	0	0	0	0	0	0	0	0	0	4	4	0.00		0.000										
(7, 1)	2.0	W	6	0	0	0	0	0	0	0	0	0	0	6	6	0.00	0.000											
(9, 1)																												

Batter	1	2	3	4	5	6	7	8	9	AB	R	H	RBI	BB	SO	LOB	BOTTOM										
Maury Wills, S OBP: 0.332, SLG: 0.370 (1, 5)	G3		1B	BB		5-3		4-3		5	3	3	3	0	0	0	St. Louis Cardinals @ Pittsburgh Pirates Forbes Field, Pittsburgh, PA Sun Sep 10 1967, 3:33 AM EDT Att: 8,920 - Unknown AB 37 R 8 H 15 RBI 8 BB 4 SO 4 LOB 14 										
Matty Alou, L OBP: 0.367, SLG: 0.397 Gene Alley, R OBP: 0.331, SLG: 0.386 Manny Jimenez, L OBP: 0.293, SLG: 0.412 Tommy Sisk, R OBP: 0.131, SLG: 0.102 (1, 8)			F8	BB	1B	6-3		4-3		3	0	1	0	1	0	1											
Roberto Clemente, R OBP: 0.389, SLG: 0.549 (1, 9)			FC3-6	1B	2B			BB		4	0	3	2	1	0	0											
Willie Stargell, L OBP: 0.379, SLG: 0.498 (1, 7)			FC3-6	1B	2B			1B		4	0	1	1	1	0	1											
Donn Clendenon, R OBP: 0.302, SLG: 0.372 (1, 3)			K					BB		5	0	0	0	0	3	5											
Bill Mazeroski, R OBP: 0.301, SLG: 0.367 (1, 4)			P4		1B			5-3		4	0	2	0	0	0	0											
Jose Pagan, R OBP: 0.327, SLG: 0.356 (1, 6)			FC6-4	1B	1B			1B		3	2	2	0	1	0	1											
Jerry May, R OBP: 0.334, SLG: 0.332 Manny Sanguillen, R OBP: 0.212, SLG: 0.234 (8, PR)			K		P6			1B		4	0	1	0	0	1	4											
Woodie Fryman, R ERA: 4.49 John Gelnar, R ERA: 6.14 Billy O'Dell, L ERA: 5.4 Bruce Dal Canton, R ERA: Andre Rodgers, R OBP: 0.299, SLG: 0.399 Juan Pizarro, L OBP: 0.350, SLG: 0.438 Manny Mota, R OBP: 0.340, SLG: 0.438 (1, 1)			F7		BB			1B		0	0	0	0	0	0	0											
(2, 1)								1-3		2	1	0	0	0	1	0											
(5, 1)								BB		1	0	0	0	0	0	0											
(5, 1)								1B		1	0	0	0	0	0	0											
(7, 1)								3B		0	0	0	0	0	0	0											
(8, PR)								1B		0	1	1	0	0	0	0											
(9, 2)								1B		1	1	1	0	0	0	0											
Inning Stats	R: 0 E: 0 K: 1 S: 6	H: 2 LOB: 2 BB: 1 P: 10	R: 0 E: 0 K: 1 S: 5	H: 0 LOB: 1 BB: 1 P: 9	R: 1 E: 0 K: 1 S: 7	H: 2 LOB: 1 BB: 0 P: 7	R: 3 E: 0 K: 0 S: 6	H: 4 LOB: 2 BB: 1 P: 10	R: 0 E: 0 K: 0 S: 5	H: 2 LOB: 2 BB: 0 P: 5	R: 0 E: 0 K: 0 S: 3	H: 0 LOB: 0 BB: 0 P: 3	R: 0 E: 0 K: 0 S: 3	H: 0 LOB: 0 BB: 0 P: 3	R: 4 E: 0 K: 1 S: 10	H: 5 LOB: 2 BB: 1 P: 14	1B: 12 2B: 2 3B: 1 HR: 0	SF: 0 SAC: 0 DP: 0 HBP: 0	WP: 0 PB: 0 SB: 0 CS: 1	PA: 41							
PITCHER	IP	WLS	BF	H	R	ER	SO	BB	IBB	HBP	BLK	WP	HR	S	P	ERA	WHIP										
Ray Washburn, R ERA: 3.7 Larry Jaster, L ERA: 3.13 Jack Lamabe, R ERA: 3.24 Al Jackson, L ERA: 4.06 Joe Hoerner, L ERA: 2.18 (1, 1)	3.2		19	7	4	4	3	2	0	0	0	0	0	23	31	9.82	2.455										
(4, 1)	0.0		1	0	0	0	0	1	0	0	0	0	0	4	4	∞	∞										
(4, 1)	0.1		1	1	0	0	0	0	0	0	0	0	0	1	1	0.00	3.000										
(5, 1)	3.1		15	5	3	3	0	0	0	0	0	0	0	15	15	8.10	1.500										
(8, 1)	0.0	L	1	1	0	0	0	0	0	0	0	0	0	1	1	∞	∞										
(8, 1)	0.1		1	0	0	0	1	0	0	0	0	0	0	3	3	0.00	0.000										

Batter	1	2	3	4	5	6	7	8	9	AB	R	H	RBI	BB	SO	LOB	TOP			
Tony Taylor, R (1.5) OBP: 0.317, SLG: 0.332	0-3 K	0-0 2H 1B			0-0 P1		0-0 1-2 1B	1-0 HBP		4	0	2	1	0	1	0	Philadelphia Phillies @ St. Louis Cardinals Busch Stadium, St. Louis, MO Mon Sep 11 1967, 7:05 PM CDT Att: 18,390 - Unknown			
John Briggs, L (1.8) OBP: 0.331, SLG: 0.394	4-0 2B BB	0-0 F7			0-0 P3		0-3 K	0-0 3-4-3		4	0	0	0	1	1	4				
Johnny Callison, L (1.9) OBP: 0.332, SLG: 0.417	0-0 F3			1-0 CS HBP	0-0 4-3			0-0 4-3		3	0	0	0	0	0	1				
Tony Gonzalez, L (1.7) OBP: 0.402, SLG: 0.485	0-0 1-3 2B			0-0 F7		0-0 F8		0-0 1B 1B		4	0	2	0	0	0	1				
Bill White, L (1.3) OBP: 0.372, SLG: 0.374	4-0 BB			0-0 L7		0-0 F8		0-0 FC6-4 1B		3	0	1	0	1	0	0				
Gene Oliver, R (1.2) OBP: 0.297, SLG: 0.387	0-3 K			0-3 K		0-0 F5		0-3 K		4	0	0	0	0	3	5				
Cookie Rojas, R (1.4) OBP: 0.292, SLG: 0.315		0-0 5-3		0-3 K		0-0 F5		0-0 FC6-4		4	0	0	0	0	1	2				
Bobby Wine, R (1.6) OBP: 0.255, SLG: 0.286		0-0 1B 2B		0-0 1B		0-0 FC6-4 1B		0-0 1-3		4	1	3	0	0	0	0				
Chris Short, R (1.1) OBP: 0.143, SLG: 0.130		0-0 1-3		0-0 6-3		0-0 FC6-4 1B		0-0 P4		2	0	0	0	0	0	2				
John Boozer, R (4.1) OBP: 0.222, SLG: 0.176										0	0	0	0	0	0	0				
Chuck Hiller, L (7. PH) OBP: 0.232, SLG: 0.242										1	0	0	0	0	0	1				
Grant Jackson, S (7.1) OBP: 0.188, SLG: 0.133										0	0	0	0	0	0	0				
Doug Clemens, L (9. PH) OBP: 0.256, SLG: 0.239										1	0	0	0	0	0	0				
Inning Stats	R: 0 E: 0 K: 2 S: 8	H: 1 LOB: 3 BB: 2 P: 16	R: 1 E: 0 K: 0 S: 5	H: 2 LOB: 1 BB: 0 P: 5	R: 0 E: 0 K: 0 S: 2	H: 0 LOB: 0 BB: 0 P: 3	R: 0 E: 0 K: 2 S: 8	H: 1 LOB: 1 BB: 0 P: 8	R: 0 E: 0 K: 0 S: 3	H: 0 LOB: 0 BB: 0 P: 3	R: 0 E: 0 K: 0 S: 7	H: 2 LOB: 2 BB: 0 P: 7	R: 0 E: 0 K: 1 S: 7	H: 2 LOB: 2 BB: 0 P: 7	R: 0 E: 0 K: 0 S: 3	H: 0 LOB: 1 BB: 0 P: 4	1B: 6 2B: 2 3B: 0 HR: 0	SF: 0 SAC: 0 DP: 0 HBP: 2	WP: 0 PB: 0 SB: 0 CS: 1	PA: 38
PITCHER Nelson Briles, R (1.1) ERA: 2.39	IP: 9.0 WLS: W BF: 38 H: 8 R: 1 ER: 1 SO: 6 BB: 2 IBB: 0 HBP: 2 BLK: 0 WP: 0 HR: 0 S: 46 P: 56 ERA: 1.00 WHIP: 1.111															PITCHER				

Batter	1	2	3	4	5	6	7	8	9	AB	R	H	RBI	BB	SO	LOB	BOTTOM	
Lou Brock, L (1.7) OBP: 0.323, SLG: 0.469	0-3 K		0-0 F7	0-0 2H 1B S		0-0 F7		4-0 1B SF7 BB		4	2	1	1	1	1	0	Philadelphia Phillies @ St. Louis Cardinals Busch Stadium, St. Louis, MO Mon Sep 11 1967, 7:05 PM CDT Att: 18,390 - Unknown	
Julian Javier, R (1.4) OBP: 0.319, SLG: 0.418	0-0 2B		0-3 K	0-0 BB 1B 1H		4-0 BB		0-0 1-3 1B		4	0	3	1	1	1	0		
Curt Flood, R (1.8) OBP: 0.372, SLG: 0.396	0-0 1-3		0-0 2B	0-0 1-2 1B		0-0 4-3		0-0 SF7		4	0	2	1	0	0	2		
Orlando Cepeda, R (1.3) OBP: 0.407, SLG: 0.546	4-0 IBB		4-0 IBB	4-0 1-2 2-3 BB		0-3 K		0-0 P3		2	0	0	0	3	1	1		
Alex Johnson, R (1.9) OBP: 0.290, SLG: 0.337	0-0 F9		0-0 F9	0-0 F8		4-0 1B SF8 BB		4-0 1-2 BB		2	0	0	0	0	0	4		
Roger Maris, L (4. PH) OBP: 0.359, SLG: 0.421										1	1	0	0	2	0	3		
Tim McCarver, L (1.2) OBP: 0.376, SLG: 0.458		0-0 CS 1B		0-0 1B SF8 1B	0-0 G5-4-3 1B		0-0 1-3 1B	0-0 F7		5	1	4	0	0	0	2		
Phil Gagliano, R (1.5) OBP: 0.294, SLG: 0.286		0-0 F8		0-0 SH2-4 1B 1B	0-0 G5-4-3 1B		0-0 SF8			3	1	1	1	0	0	2		
Dal Maxvill, R (1.6) OBP: 0.301, SLG: 0.279		4-0 BB		0-0 SF8	0-0 4-3		0-0 3H 4-0 IBB			1	0	0	1	2	0	0		
Nelson Briles, R (1.1) OBP: 0.216, SLG: 0.147		0-3 K		0-0 SH2-4		0-0 G3		0-3 K		3	0	0	0	0	2	3		
Inning Stats	R: 0 E: 0 K: 1 S: 6	H: 1 LOB: 2 BB: 1 P: 10	R: 0 E: 0 K: 1 S: 5	H: 1 LOB: 1 BB: 1 P: 9	R: 0 E: 0 K: 1 S: 6	H: 1 LOB: 2 BB: 1 P: 10	R: 3 E: 0 K: 0 S: 8	H: 5 LOB: 3 BB: 1 P: 12	R: 0 E: 0 K: 0 S: 3	H: 0 LOB: 1 BB: 1 P: 7	R: 1 E: 0 K: 2 S: 8	H: 1 LOB: 2 BB: 2 P: 16	R: 1 E: 0 K: 0 S: 4	H: 1 LOB: 2 BB: 2 P: 12	1B: 9 2B: 2 3B: 0 HR: 0	SF: 3 SAC: 1 DP: 1 HBP: 0	WP: 0 PB: 0 SB: 1 CS: 1	PA: 42
PITCHER Chris Short, L (1.1) ERA: 2.59	IP: 3.2 WLS: L BF: 20 H: 7 R: 3 ER: 3 SO: 3 BB: 1 IBB: 2 HBP: 0 BLK: 0 WP: 0 HR: 0 S: 23 P: 35 ERA: 7.36 WHIP: 2.182															PITCHER		
John Boozer, R (4.1) ERA: 4.52	2.1 10 2 0 0 0 2 0 0 0 0 0 8 16 0.00 1.714																	
Grant Jackson, L (7.1) ERA: 3.92	2.0 12 2 2 2 2 3 1 0 0 0 0 12 28 9.00 2.500																	

Batter	1	2	3	4	5	6	7	8	9	AB	R	H	RBI	BB	SO	LOB	TOP				
Cookie Rojas, R OBP: 0.293, SLG: 0.314 (1, 4)	K			F9	2B		F5		SH2-4	4	1	1	1	0	1	1	Philadelphia Phillies @ St. Louis Cardinals Busch Stadium, St. Louis, MO Wed Sep 13 1967, 7:05 PM CDT Att: 18,683 - Unknown				
Tony Taylor, R OBP: 0.317, SLG: 0.338 (1, 5)	1-3			2B	2B		1B		4-3	5	0	3	1	0	0	1					
Johnny Callison, L OBP: 0.330, SLG: 0.412 (1, 9)	F2			F5	BB		F8		L8	4	0	0	0	1	0	4					
Tony Gonzalez, L OBP: 0.404, SLG: 0.484 (1, 7)		6-3		HBP	P4				FC4-6 1B	3	0	1	0	0	0	2					
John Briggs, L OBP: 0.327, SLG: 0.388 (1, 8)	3-1			F9			3-1		FC4-6 1B	4	0	0	0	0	0	3					
Bill White, L OBP: 0.370, SLG: 0.382 (1, 3)	1-3				HR		F5		FC3-5 1B	4	1	2	1	0	0	0					
Clay Dainryple, L OBP: 0.281, SLG: 0.243 (1, 2)			K		SH1-4 1B		K		FC3-2-5	4	1	1	0	0	2	2					
Bobby Wine, R OBP: 0.250, SLG: 0.279 (1, 6)			K		P4		6-3		F7	4	0	0	0	0	1	3					
Larry Jackson, R OBP: 0.203, SLG: 0.208 (1, 1)			L9		SH1-4		E4 1B		SH2-4 1B	3	0	1	0	0	0	0					
Inning Stats	R: 0 E: 0 K: 1 S: 5	H: 0 LOB: 0 BB: 0 P: 5	R: 0 E: 0 K: 0 S: 3	H: 0 LOB: 0 BB: 0 P: 3	R: 0 E: 0 K: 2 S: 7	H: 0 LOB: 0 BB: 0 P: 7	R: 0 E: 0 K: 0 S: 4	H: 1 LOB: 2 BB: 0 P: 5	R: 3 E: 0 K: 0 S: 7	H: 4 LOB: 2 BB: 1 P: 11	R: 0 E: 0 K: 1 S: 5	H: 1 LOB: 2 BB: 0 P: 5	R: 0 E: 0 K: 0 S: 5	H: 2 LOB: 2 BB: 0 P: 5	R: 0 E: 0 K: 0 S: 4	H: 1 LOB: 1 BB: 0 P: 4	1B: 6 2B: 2 3B: 0 HR: 1	SF: 0 SAC: 2 DP: 0 HBP: 1	WP: 0 PB: 0 SB: 0 CS: 0	PA: 39	
PITCHER	IP	WLS	BF	H	R	ER	SO	BB	IBB	HBP	BLK	WP	HR	S	P	ERA	WHIP				
Dick Hughes, R ERA: 2.91 (1, 1)	4.2	L	21	5	3	3	3	1	0	1	0	0	1	25	30	5.79	1.286				
Al Jackson, L ERA: 4.91 (5, 1)	1.1		4	0	0	0	1	0	0	0	0	0	0	6	6	0.00	0.000				
Ron Willis, R ERA: 2.88 (7, 1)	1.1		8	3	0	0	0	0	0	0	0	0	0	8	8	0.00	2.250				
Joe Hoerner, L ERA: 2.12 (8, 1)	1.2		6	1	0	0	0	0	0	0	0	0	0	6	6	0.00	0.600				

Batter	1	2	3	4	5	6	7	8	9	AB	R	H	RBI	BB	SO	LOB	BOTTOM				
Lou Brock, L OBP: 0.323, SLG: 0.466 (1, 7)	K			G3-6-1 1B		6-3			K	4	0	1	0	0	2	1	Philadelphia Phillies @ St. Louis Cardinals Busch Stadium, St. Louis, MO Wed Sep 13 1967, 7:05 PM CDT Att: 18,683 - Unknown				
Bobby Tolan, L OBP: 0.297, SLG: 0.373 (1, 8)	3-1			G3-6-1			G3		G3	4	0	0	0	0	0	2					
Roger Maris, L OBP: 0.358, SLG: 0.418 (1, 9)	4-3			6-3			K			3	0	0	0	0	1	0					
Orlando Cepeda, R OBP: 0.404, SLG: 0.539 (1, 3)		F9			P4		L9			3	0	0	0	0	0	0					
Tim McCarver, L OBP: 0.377, SLG: 0.456 (1, 2)		F8			3-1		F7			3	0	0	0	0	0	0					
Mike Shannon, R OBP: 0.305, SLG: 0.375 (1, 5)		F9			BB		6-3			2	0	0	0	1	0	0					
Julian Javier, R OBP: 0.318, SLG: 0.415 (1, 4)			5-3		5-3		6-3			3	0	0	0	0	0	1					
Dal Maxvill, R OBP: 0.301, SLG: 0.282 Dave Ricketts, S OBP: 0.329, SLG: 0.410 (9, PH)			6-3			5-3		F9		2	0	0	0	0	0	0					
Dick Hughes, R OBP: 0.162, SLG: 0.139 (1, 1)										1	0	0	0	0	0	0					
Al Jackson, L OBP: 0.310, SLG: 0.300 (5, PH)										0	0	0	0	0	0	0					
Phil Castiglione, R OBP: 0.295, SLG: 0.285 (6, PH)										1	0	0	0	0	0	0					
Ron Willis, R OBP: 0.295, SLG: 0.371 (7, 1)										0	0	0	0	0	0	0					
Joe Hoerner, R OBP: 0.182, SLG: 0.182 (8, 1)										0	0	0	0	0	0	0					
Curt Flood, R OBP: 0.370, SLG: 0.399 (9, PH)										1	0	1	0	0	0	0					
Inning Stats	R: 0 E: 0 K: 1 S: 5	H: 0 LOB: 0 BB: 0 P: 5	R: 0 E: 0 K: 0 S: 3	H: 0 LOB: 0 BB: 0 P: 3	R: 0 E: 0 K: 0 S: 3	H: 1 LOB: 0 BB: 0 P: 3	R: 0 E: 0 K: 0 S: 3	H: 0 LOB: 0 BB: 0 P: 3	R: 0 E: 0 K: 0 S: 3	H: 0 LOB: 0 BB: 0 P: 3	R: 0 E: 0 K: 1 S: 6	H: 1 LOB: 1 BB: 0 P: 6	1B: 1 2B: 1 3B: 0 HR: 0	SF: 0 SAC: 0 DP: 1 HBP: 0	WP: 0 PB: 0 SB: 0 CS: 0	PA: 29					
PITCHER	IP	WLS	BF	H	R	ER	SO	BB	IBB	HBP	BLK	WP	HR	S	P	ERA	WHIP				
Larry Jackson, R ERA: 3.12 (1, 1)	9.0	W	29	2	0	0	3	1	0	0	0	0	0	34	38	0.00	0.333				

Batter	1	2	3	4	5	6	7	8	9	AB	R	H	RBI	BB	SO	LOB	TOP										
Lou Brock, L OBP: 0.322, SLG: 0.464 (1, 7)	0-3 K	0-3 K	0-0 1B			0-0 6-3		0-0 P6		5	0	1	0	0	2	3	St. Louis Cardinals @ Cincinnati Reds Crosley Field, Cincinnati, OH Fri Sep 15 1967, 7:05 PM EDT Att: 13,797 - Unknown - 77 F										
Curt Flood, R OBP: 0.371, SLG: 0.397 (1, 8)	0-0 1B	0-0 4-3	0-0 5-3			0-3 K		0-0 4-3		5	0	1	0	0	1	5											
Bobby Tolan, L OBP: 0.303, SLG: 0.375 (1, 9)	0-0 1B		4-0 HR		0-0 2-3			0-0 FC6		4	1	2	0	1	0	0											
Orlando Cepeda, R OBP: 0.402, SLG: 0.536 (1, 3)	0-3 K		0-0 F8		0-0 WP			0-0 FC6		5	0	1	0	0	1	4											
Tim McCarver, L OBP: 0.377, SLG: 0.453 (1, 2)	4-0 1B		4-0 HR		0-3 K			0-0 6-3		3	1	0	0	2	2	1											
Mike Shannon, R OBP: 0.305, SLG: 0.381 (1, 5)	0-0 F2		0-0 HR		0-0 4-3			0-0 6-3		4	1	1	3	0	0	4											
Julian Javier, R OBP: 0.320, SLG: 0.416 (1, 4)		4-0 1B	0-0 1B		0-0 P4			0-0 F9		3	1	1	0	1	0	0											
Dal Maxvill, R OBP: 0.301, SLG: 0.282 (1, 6)		0-0 F8	0-3 K		0-0 4-3			0-0 FC5-4		4	0	1	0	0	1	2											
Steve Carlton, L OBP: 0.188, SLG: 0.182 (1, 1)		0-0 1B	0-0 1B		0-3 K			0-0 FC5-4		4	0	2	1	0	1	1											
Inning Stats	R: 0 E: 0 K: 2 S: 9	H: 2 LOB: 3 BB: 1 P: 13	R: 0 E: 0 K: 1 S: 6	H: 1 LOB: 2 BB: 1 P: 10	R: 4 E: 0 K: 1 S: 9	H: 4 LOB: 2 BB: 2 P: 17	R: 0 E: 0 K: 1 S: 6	H: 1 LOB: 1 BB: 0 P: 6	R: 0 E: 0 K: 1 S: 5	H: 0 LOB: 0 BB: 0 P: 5	R: 0 E: 0 K: 1 S: 6	H: 1 LOB: 1 BB: 0 P: 6	R: 0 E: 0 K: 1 S: 5	H: 0 LOB: 0 BB: 0 P: 5	R: 0 E: 0 K: 0 S: 4	H: 1 LOB: 1 BB: 0 P: 4	R: 0 E: 0 K: 0 S: 3	H: 0 LOB: 0 BB: 0 P: 3	1B: 8 2B: 1 3B: 0 HR: 1	SF: 0 SAC: 0 DP: 0 HBP: 0	WP: 1 PB: 1 SB: 0 CS: 0	PA: 41					
PITCHER	IP	WLS	BF	H	R	ER	SO	BB	IBB	HBP	BLK	WP	HR	S	P	ERA	WHIP										
Gary Nolan, R ERA: 2.56 (1, 1)	2.2	L	19	7	4	4	4	4	0	0	0	0	1	23	39	13.50	4.125										
Don Nottebart, R ERA: 1.95 (3, 1)	0.1		1	0	0	0	0	0	0	0	0	0	0	1	1	0.00	0.000										
Billy McCool, L ERA: 3.4 (4, 1)	3.0		11	2	0	0	3	0	0	0	0	1	0	17	17	0.00	0.667										
Ted Davidson, L ERA: 5.59 (7, 1)	2.0		7	1	0	0	1	0	0	0	0	0	0	9	9	0.00	0.500										
Ted Abernathy, R ERA: 1.42 (9, 1)	1.0		3	0	0	0	0	0	0	0	0	0	0	3	3	0.00	0.000										
Batter	1	2	3	4	5	6	7	8	9	AB	R	H	RBI	BB	SO	LOB	BOTTOM										
Pete Rose, S OBP: 0.368, SLG: 0.458 (1, 7)	0-3 K		0-0 5-3			0-0 F7		0-0 5-3		4	0	0	0	0	1	1	St. Louis Cardinals @ Cincinnati Reds Crosley Field, Cincinnati, OH Fri Sep 15 1967, 7:05 PM EDT Att: 13,797 - Unknown - 77 F										
Tommy Helms, R OBP: 0.306, SLG: 0.353 (1, 4)	0-0 1B		0-0 F8			0-0 4-3		0-0 F8		4	0	1	0	0	0	1											
Vada Pinson, L OBP: 0.317, SLG: 0.447 (1, 8)	0-3 K		0-0 P4			0-0 F8		0-0 G3		4	0	0	0	0	1	2											
Lee May, R OBP: 0.294, SLG: 0.406 (1, 9)	0-0 L9		0-0 6-3			0-3 K		0-0 K		3	0	0	0	0	1	1											
Tony Perez, R OBP: 0.328, SLG: 0.493 (1, 5)		0-0 5-3		0-0 P4		0-0 F3		0-0 F2		3	0	0	0	0	0	0											
Deron Johnson, R OBP: 0.289, SLG: 0.398 (1, 3)		0-0 F7		0-3 K		0-0 F2				3	0	0	0	0	1	0											
Johnny Bench, R OBP: 0.175, SLG: 0.200 (1, 2)		0-0 1B		0-3 K		0-0 F2				3	0	1	0	0	1	0											
Leo Cardenas, R OBP: 0.309, SLG: 0.307 (1, 6)		0-0 F7		0-0 4-3		0-3 K				3	0	0	0	0	1	1											
Gary Nolan, R OBP: 0.191, SLG: 0.129 (1, 1)			0-3 K2-3			4-0 4-3		0-3 K		0	0	0	0	0	0	0											
Don Nottebart, R OBP: 0.142, SLG: 0.077 (3, PH)										0	0	0	0	0	0	0											
Dick Simpson, R OBP: 0.142, SLG: 0.077 (3, PH)										0	0	0	0	0	0	0											
Billy McCool, R OBP: 0.142, SLG: 0.077 (4, 1)										0	0	0	0	0	0	0											
Tommy Harper, R OBP: 0.142, SLG: 0.077 (5, PH)										0	0	0	0	0	0	0											
Ted Davidson, R OBP: 0.142, SLG: 0.077 (7, 1)										0	0	0	0	0	0	0											
Geraldo Ruiz, S OBP: 0.063, SLG: 0.063 (8, PH)										1	0	0	0	0	0	0											
Ted Abernathy, R OBP: 0.063, SLG: 0.063 (8, 1)										0	0	0	0	0	0	0											
Inning Stats	R: 0 E: 0 K: 2 S: 8	H: 1 LOB: 1 BB: 0 P: 8	R: 0 E: 0 K: 0 S: 4	H: 1 LOB: 0 BB: 0 P: 4	R: 0 E: 0 K: 1 S: 5	H: 0 LOB: 0 BB: 0 P: 5	R: 0 E: 0 K: 0 S: 3	H: 0 LOB: 0 BB: 0 P: 3	R: 0 E: 0 K: 0 S: 7	H: 0 LOB: 0 BB: 0 P: 7	R: 0 E: 0 K: 1 S: 5	H: 0 LOB: 0 BB: 0 P: 5	R: 0 E: 0 K: 2 S: 7	H: 0 LOB: 0 BB: 0 P: 7	R: 0 E: 0 K: 0 S: 3	H: 0 LOB: 0 BB: 0 P: 3	1B: 2 2B: 0 3B: 0 HR: 0	SF: 0 SAC: 0 DP: 0 HBP: 0	WP: 0 PB: 0 SB: 0 CS: 0	PA: 30							
PITCHER	IP	WLS	BF	H	R	ER	SO	BB	IBB	HBP	BLK	WP	HR	S	P	ERA	WHIP										
Steve Carlton, L ERA: 2.86 (1, 1)	9.0	W	30	2	0	0	8	1	0	0	0	0	0	45	49	0.00	0.333										

Batter	1	2	3	4	5	6	7	8	9	AB	R	H	RBI	BB	SO	LOB	TOP										
Lou Brock, L OBP: 0.322, SLG: 0.464 Alex Johnson, R OBP: 0.288, SLG: 0.335 (8, PH)	0-0 1B 1B		0-3 K			0-0 5-3		0-0 5-3		3	1	1	0	0	1	0											
Curt Flood, R OBP: 0.374, SLG: 0.400	0-0 1B 1B		0-0 G4-6-3 1B			0-0 F9		0-0 1B		4	0	3	0	0	0	0											
Bobby Tolan, L OBP: 0.298, SLG: 0.369	0-0 F8		0-0 G4-6-3 1-2			0-0 G3		0-0 F5		4	0	0	0	0	0	4											
Roger Maris, L OBP: 0.357, SLG: 0.416	0-0 FC 1B					0-0 F8		0-3 K		4	0	1	1	0	1	1											
Tim McCarver, L OBP: 0.376, SLG: 0.454	0-0 FC G6-3 1-2					0-0 F9		0-0 1B 2B		4	1	1	0	0	0	2											
Mike Shannon, R OBP: 0.304, SLG: 0.378	0-0 G6-3 1-2					0-3 K		4-0 1B 2B BB		3	1	0	0	1	1	3											
Julian Javier, R OBP: 0.321, SLG: 0.419		0-0 5-3				0-3 K		0-0 1-2 2B 1B		4	1	2	1	0	1	0											
Dal Maxvill, R OBP: 0.302, SLG: 0.284		0-3 K				0-0 F9		0-0 1-H 2-H 2B		3	0	1	2	1	1	0											
Ray Washburn, R OBP: 0.108, SLG: 0.141		0-3 K				0-3 K		0-3 K		4	0	0	0	0	4	2											
Inning Stats	R: 1 E: 0 K: 0 S: 6	H: 3 LOB: 2 BB: 0 P: 6	R: 0 E: 0 K: 2 S: 7	H: 0 LOB: 0 BB: 0 P: 7	R: 0 E: 0 K: 1 S: 5	H: 1 LOB: 0 BB: 0 P: 5	R: 0 E: 0 K: 1 S: 5	H: 0 LOB: 0 BB: 0 P: 5	R: 0 E: 0 K: 2 S: 7	H: 0 LOB: 0 BB: 0 P: 7	R: 0 E: 0 K: 0 S: 3	H: 0 LOB: 0 BB: 0 P: 3	R: 3 E: 0 K: 1 S: 9	H: 3 LOB: 0 BB: 1 P: 13	R: 0 E: 0 K: 0 S: 4	H: 1 LOB: 1 BB: 0 P: 4	R: 0 E: 0 K: 1 S: 6	H: 1 LOB: 2 BB: 1 P: 10	1B: 6 2B: 3 3B: 0 HR: 0	SF: 0 SAC: 0 DP: 2 HBP: 0	WP: 0 PA: 36 PB: 0 SB: 0 CS: 0						
PITCHER	IP	WLS	BF	H	R	ER	SO	BB	IBB	HBP	BLK	WP	HR	S	P	ERA	WHIP										
Mitt Pappas, R ERA: 2.94	(1, 1)	8.0	L	31	8	4	4	8	1	0	0	0	0	46	50	4.50	1.125										
Ted Abernathy, R ERA: 1.4	(9, 1)	1.0		5	1	0	0	1	0	1	0	0	0	6	10	0.00	1.000										

St. Louis Cardinals @ Cincinnati Reds
Crosley Field, Cincinnati, OH
Sat Sep 16 1967, 7:05 PM EDT
Att: 18,804 - Unknown - 82 F

AB 34
R 4
H 9
RBI 4
BB 2
SO 9
LOB 12



Batter	1	2	3	4	5	6	7	8	9	AB	R	H	RBI	BB	SO	LOB	BOTTOM										
Pete Rose, S OBP: 0.367, SLG: 0.457	0-0 G3		0-0 6-3 1-2			0-0 SH1-4 1B		0-0 F8		4	0	1	0	0	0	1											
Tommy Helms, R OBP: 0.304, SLG: 0.350	0-0 4-3		0-0 6-3			0-0 SH1-4 1-2		0-0 6-3		3	0	0	0	0	0	1											
Vada Pinson, L OBP: 0.315, SLG: 0.444	0-0 6-3					0-3 K		0-0 4-3		4	0	0	0	0	1	1											
Lee May, R OBP: 0.298, SLG: 0.409		0-0 E 1B				0-0 K		0-0 2B 1B		4	1	3	0	0	1	1											
Tony Perez, R OBP: 0.328, SLG: 0.493		0-0 E6 G1-4-3 1-2				0-3 K		0-0 6-3		4	0	1	1	0	1	2											
Deron Johnson, R OBP: 0.285, SLG: 0.393		0-0 F8				0-0 4-3		0-0 F8		4	0	0	0	0	0	4											
Johnny Bench, R OBP: 0.169, SLG: 0.194 Giraldo Ruiz, S OBP: 0.259, SLG: 0.302 Johnny Edwards, L OBP: 0.258, SLG: 0.240		0-0 G1-4-3 1-2				0-0 5-3		0-3 K		2	0	0	0	0	0	2											
Leo Cardenas, R OBP: 0.310, SLG: 0.305			4-0 6-3 BB			0-0 F9		0-3 K		2	0	0	0	1	1	0											
Mitt Pappas, R OBP: 0.127, SLG: 0.088 Mel Queen, L OBP: 0.238, SLG: 0.240 Ted Abernathy, R OBP: 0.063, SLG: 0.063			0-0 F3			0-3 K		0-0 G3		2	0	0	0	0	1	1											
Inning Stats	R: 0 E: 0 K: 0 S: 3	H: 0 LOB: 0 BB: 0 P: 3	R: 0 E: 1 K: 0 S: 4	H: 1 LOB: 1 BB: 0 P: 4	R: 0 E: 0 K: 0 S: 3	H: 0 LOB: 1 BB: 1 P: 7	R: 0 E: 0 K: 1 S: 6	H: 1 LOB: 1 BB: 0 P: 6	R: 0 E: 0 K: 1 S: 5	H: 0 LOB: 0 BB: 0 P: 5	R: 0 E: 0 K: 2 S: 8	H: 1 LOB: 0 BB: 0 P: 8	R: 0 E: 0 K: 1 S: 5	H: 0 LOB: 0 BB: 0 P: 5	R: 0 E: 0 K: 1 S: 5	H: 2 LOB: 1 BB: 0 P: 5	R: 1 E: 0 K: 0 S: 5	H: 2 LOB: 1 BB: 0 P: 5	1B: 4 2B: 1 3B: 0 HR: 0	SF: 0 SAC: 1 DP: 1 HBP: 0	WP: 0 PA: 33 PB: 0 SB: 0 CS: 0						
PITCHER	IP	WLS	BF	H	R	ER	SO	BB	IBB	HBP	BLK	WP	HR	S	P	ERA	WHIP										
Ray Washburn, R ERA: 3.56	(1, 1)	9.0	W	33	5	1	1	6	1	0	0	0	0	44	48	1.00	0.667										

St. Louis Cardinals @ Cincinnati Reds
Crosley Field, Cincinnati, OH
Sat Sep 16 1967, 7:05 PM EDT
Att: 18,804 - Unknown - 82 F

AB 31
R 1
H 5
RBI 1
BB 1
SO 6
LOB 13



Batter	1	2	3	4	5	6	7	8	9	AB	R	H	RBI	BB	SO	LOB	TOP								
Lou Brock, L OBP: 0.320, SLG: 0.461 (1, 7)										4	0	0	0	0	0	0									
Curt Flood, R OBP: 0.373, SLG: 0.401 (1, 8)										4	0	1	0	0	1	0									
Bobby Tolan, L OBP: 0.302, SLG: 0.375 (1, 3)										4	1	2	0	0	0	1									
Roger Maris, L OBP: 0.358, SLG: 0.416 (1, 9)										3	1	1	0	1	0	2									
Tim McCarver, L OBP: 0.373, SLG: 0.450 (1, 2)										4	0	0	0	0	0	3									
Mike Shannon, R OBP: 0.304, SLG: 0.379 (1, 5)										4	1	1	1	0	0	0									
Julian Javier, R OBP: 0.322, SLG: 0.420 (1, 4)										4	0	2	2	0	2	0									
Dal Maxvill, R OBP: 0.301, SLG: 0.283 (1, 6)										3	0	0	0	0	0	1									
Nelson Briles, R OBP: 0.205, SLG: 0.139 (6, 1)										2	0	0	0	0	2	0									
Jack Lamabe, R OBP: 0.188, SLG: 0.133 (6, 1)										0	0	0	0	0	0	0									
Ron Willis, R OBP: 0.375, SLG: 0.500 (6, 1)										1	0	0	0	0	1	1									
Inning Stats	R: 0 E: 0 K: 0 S: 4	H: 1 LOB: 1 BB: 0 P: 4	R: 0 E: 0 K: 1 S: 5	H: 0 LOB: 0 BB: 0 P: 5	R: 0 E: 0 K: 1 S: 5	H: 0 LOB: 0 BB: 0 P: 5	R: 3 E: 0 K: 0 S: 5	H: 3 LOB: 1 BB: 0 P: 9	R: 0 E: 0 K: 1 S: 5	H: 0 LOB: 0 BB: 0 P: 5	R: 0 E: 0 K: 1 S: 4	H: 1 LOB: 1 BB: 0 P: 4	R: 0 E: 0 K: 1 S: 6	H: 1 LOB: 1 BB: 0 P: 6	R: 0 E: 0 K: 1 S: 6	H: 1 LOB: 1 BB: 0 P: 6	R: 0 E: 0 K: 1 S: 5	H: 0 LOB: 0 BB: 0 P: 5	1B: 4 2B: 3 3B: 0 HR: 0	SF: 0 SAC: 0 DP: 0 HBP: 0	WP: 0 PB: 0 SB: 0 CS: 0	PA: 34			
PITCHER	IP	WLS	BF	H	R	ER	SO	BB	IBB	HBP	BLK	WP	HR	S	P	ERA	WHIP								
Jim Maloney, R ERA: 3.48 (1, 1)	7.0	L	27	6	3	3	4	1	0	0	0	0	0	34	38	3.86	1.000								
Ted Abernathy, R ERA: 1.37 (8, 1)	2.0		7	1	0	0	2	0	0	0	0	0	0	11	11	0.00	0.500								

St. Louis Cardinals @ Cincinnati Reds
Crosley Field, Cincinnati, OH
Sun Sep 17 1967, 3:33 AM EDT
Att: 21,241 - Unknown - 80 F

AB 33
R 3
H 7
RBI 3
BB 1
SO 6
LOB 8



Batter	1	2	3	4	5	6	7	8	9	AB	R	H	RBI	BB	SO	LOB	BOTTOM								
Pete Rose, S OBP: 0.365, SLG: 0.454 (1, 7)										4	0	0	1	0	0	3									
Tommy Helms, R OBP: 0.303, SLG: 0.348 (1, 4)										3	0	0	0	1	0	0									
Vada Pinson, L OBP: 0.315, SLG: 0.448 (1, 8)										4	1	1	1	0	1	3									
Lee May, R OBP: 0.302, SLG: 0.418 (1, 9)										4	0	3	0	0	0	0									
Tony Perez, R OBP: 0.325, SLG: 0.489 (1, 5)										4	0	0	0	0	1	3									
Deron Johnson, R OBP: 0.282, SLG: 0.388 (1, 3)										4	0	0	0	0	1	2									
Johnny Bench, R OBP: 0.179, SLG: 0.190 (1, 2)										1	1	0	0	1	0	1									
Giraldo Ruiz, S OBP: 0.258, SLG: 0.301 (7, PH)										1	0	0	0	0	0	0									
Johnny Edwards, L OBP: 0.257, SLG: 0.238 (8, 2)										1	0	0	0	0	0	0									
Leo Cardenas, R OBP: 0.312, SLG: 0.307 (1, 6)										4	0	2	0	0	0	0									
Jim Maloney, L OBP: 0.172, SLG: 0.238 (1, 1)										2	0	1	0	0	0	1									
Mei Queen, L OBP: 0.247, SLG: 0.250 (7, PH)										1	0	1	0	0	0	0									
Tommy Harper, R OBP: 0.297, SLG: 0.338 (7, PR)										0	0	0	0	0	0	0									
Ted Abernathy, R OBP: 0.063, SLG: 0.063 (8, 1)										0	0	0	0	0	0	0									
Inning Stats	R: 0 E: 0 K: 0 S: 3	H: 0 LOB: 0 BB: 0 P: 3	R: 0 E: 0 K: 1 S: 5	H: 0 LOB: 0 BB: 0 P: 5	R: 1 E: 0 K: 0 S: 4	H: 2 LOB: 2 BB: 2 P: 12	R: 0 E: 0 K: 0 S: 4	H: 1 LOB: 1 BB: 0 P: 4	R: 0 E: 0 K: 0 S: 3	H: 1 LOB: 0 BB: 0 P: 3	R: 1 E: 0 K: 1 S: 7	H: 2 LOB: 1 BB: 0 P: 7	R: 0 E: 0 K: 0 S: 4	H: 1 LOB: 1 BB: 0 P: 4	R: 0 E: 0 K: 1 S: 6	H: 1 LOB: 1 BB: 0 P: 6	R: 0 E: 0 K: 0 S: 3	H: 0 LOB: 0 BB: 0 P: 3	1B: 5 2B: 2 3B: 0 HR: 1	SF: 0 SAC: 0 DP: 2 HBP: 0	WP: 0 PB: 0 SB: 0 CS: 0	PA: 35			
PITCHER	IP	WLS	BF	H	R	ER	SO	BB	IBB	HBP	BLK	WP	HR	S	P	ERA	WHIP								
Nelson Briles, R ERA: 2.37 (1, 1)	5.0	W	19	4	1	1	1	2	0	0	0	0	0	19	27	1.80	1.200								
Jack Lamabe, R ERA: 3.32 (6, 1)	0.2		4	2	1	1	0	0	0	0	0	0	1	4	4	13.50	3.000								
Ron Willis, R ERA: 2.75 (6, 1)	3.1	S	12	2	0	0	2	0	0	0	0	0	0	16	16	0.00	0.600								

St. Louis Cardinals @ Cincinnati Reds
Crosley Field, Cincinnati, OH
Sun Sep 17 1967, 3:33 AM EDT
Att: 21,241 - Unknown - 80 F

AB 33
R 2
H 8
RBI 2
BB 2
SO 3
LOB 13



Batter	1	2	3	4	5	6	7	8	9	AB	R	H	RBI	BB	SO	LOB	TOP							
Lou Brock, L OBP: 0.322, SLG: 0.462 (1, 7)	0-0 1B		0-0 1-3		0-0 6-3		0-0 1B			4	0	2	0	0	0	0								
Phil Gagliano, R OBP: 0.295, SLG: 0.289 (1, 3)	0-0 4-3		0-0 2B		0-3 K		0-3 K			4	0	1	0	0	2	2								
Bobby Tolan, L OBP: 0.306, SLG: 0.376 (1, 8)	0-0 1B		1-0 HBP		0-0 F8		0-0 G3			3	1	1	0	0	0	0								
Ed Spiezio, R OBP: 0.293, SLG: 0.319 (1, 5)	0-0 1B		0-0 6-3		1-0 1B		0-0 HBP		0-0 F8	3	0	1	1	0	0	2								
Dave Ricketts, S OBP: 0.326, SLG: 0.402 (1, 2)	0-0 F9			0-0 F3		0-0 1B		0-0 L9		4	0	1	0	0	0	1								
Alex Johnson, R OBP: 0.282, SLG: 0.327 (1, 9)		0-0 F3		0-0 F3		0-0 P4		0-0 F9		2	0	0	0	0	0	0								
Roger Maris, L OBP: 0.357, SLG: 0.414 (6, 9)									0-0 F9	2	0	0	0	0	0	2								
Steve Huntz, S (1, 4)		0-0 P5		4-0 BB		0-0 P4		0-0 P5		2	0	0	0	1	0	2								
Tim McCarver, L OBP: 0.370, SLG: 0.445 (9, PH)									0-0 P5	1	0	0	0	0	0	0								
Julian Javier, R OBP: 0.322, SLG: 0.419 (9, 4)									0-0 P4	0	0	0	0	0	0	0								
Eddie Bressoud, R OBP: 0.247, SLG: 0.234 (1, 6)									0-0 P4	3	0	0	0	0	2	1								
Curt Flood, R OBP: 0.370, SLG: 0.398 (9, PH)		0-0 6-3		0-3 K		0-3 K		0-0 K		1	0	0	0	0	0	0								
Dal Maxvill, R OBP: 0.302, SLG: 0.284 (9, 6)									0-0 K	0	0	0	0	0	0	0								
Dick Hughes, R OBP: 0.156, SLG: 0.133 (1, 1)				0-3 K		0-3 K		0-3 K		3	0	0	0	0	3	0								
Inning Stats	R: 1 E: 0 K: 0 S: 5	H: 3 LOB: 1 BB: 0 P: 5	R: 0 E: 0 K: 0 S: 3	H: 0 LOB: 0 BB: 0 P: 3	R: 0 E: 0 K: 1 S: 6	H: 1 LOB: 2 BB: 0 P: 7	R: 0 E: 0 K: 1 S: 5	H: 0 LOB: 1 BB: 1 P: 9	R: 0 E: 0 K: 2 S: 7	H: 0 LOB: 0 BB: 0 P: 7	R: 0 E: 0 K: 0 S: 4	H: 1 LOB: 2 BB: 0 P: 5	R: 0 E: 0 K: 3 S: 10	H: 1 LOB: 1 BB: 0 P: 10	R: 0 E: 0 K: 0 S: 3	H: 0 LOB: 0 BB: 0 P: 3	R: 0 E: 0 K: 0 S: 3	H: 0 LOB: 0 BB: 0 P: 3	1B: 5 2B: 2 3B: 0 HR: 0	SF: 0 SAC: 0 DP: 1 HBP: 2	WP: 0 PB: 0 SB: 2 CS: 0	PA: 35		
PITCHER	IP	WLS	BF	H	R	ER	SO	BB	IBB	HBP	BLK	WP	HR	S	P	ERA	WHIP							
Jim Bunning, R ERA: 2.48 (1, 1)	8.0	L	32	6	1	1	7	1	0	2	0	0	0	43	49	1.12	0.875							
Turk Farrell, R ERA: 2.28 (9, 1)	1.0		3	0	0	0	0	0	0	0	0	0	0	3	3	0.00	0.000							

St. Louis Cardinals @ Philadelphia Phillies
 Connie Mack Stadium, Philadelphia, PA
 Tue Sep 19 1967, 7:05 PM EDT
 Att: 9,934 - Unknown

AB 32
 R 1
 H 6
 RBI 1
 BB 1
 SO 7
 LOB 10



Batter	1	2	3	4	5	6	7	8	9	AB	R	H	RBI	BB	SO	LOB	BOTTOM							
Cookie Rojas, R OBP: 0.292, SLG: 0.312 (1, 4)	0-0 5-3		0-0 F9			0-0 1B		0-0 F6		4	0	1	0	0	0	0								
Tony Taylor, R OBP: 0.311, SLG: 0.328 (1, 5)	0-0 4-3			0-0 1B		0-3 K		0-0 1B		4	0	2	0	0	1	1								
Johnny Callison, L OBP: 0.328, SLG: 0.413 (1, 9)	0-0 P5			0-0 P6		0-0 1B		0-0 P4		4	0	1	0	0	0	2								
Tony Gonzalez, L OBP: 0.400, SLG: 0.476 (1, 7)		0-0 F5		0-0 F2		0-0 4-3		0-0 E4		4	0	0	0	0	0	3								
John Briggs, L OBP: 0.314, SLG: 0.368 (1, 8)		0-3 K		0-0 F9			0-0 L9	0-3 K		4	0	0	0	0	2	2								
Bill White, L OBP: 0.397, SLG: 0.375 (1, 3)		4-0 BB			0-0 F8		0-3 K	0-0 F7		3	0	0	0	1	1	1								
Gene Oliver, R OBP: 0.291, SLG: 0.376 (1, 2)		0-0 6-3			0-0 P6		0-0 1B	0-3 K		4	0	1	0	0	1	2								
Bobby Wine, R OBP: 0.254, SLG: 0.280 (1, 6)					0-3 K		0-0 F3		0-0 F9	2	0	0	0	0	1	0								
Doug Clemens, L OBP: 0.298, SLG: 0.254 (7, PH)									0-0 F9	1	0	0	0	0	0	1								
Gary Sutherland, R OBP: 0.302, SLG: 0.326 (8, 6)									0-0 F9	0	0	0	0	0	0	0								
Jim Bunning, R OBP: 0.168, SLG: 0.255 (1, 1)					0-0 F5		0-0 6-3		0-3 K	2	0	0	0	0	0	0								
Chuck Hillier, L OBP: 0.220, SLG: 0.229 (8, PH)									0-0 K	1	0	0	0	0	1	0								
Turk Farrell, R OBP: 0.150, SLG: 0.158 (9, 1)									0-0 K	0	0	0	0	0	0	0								
Inning Stats	R: 0 E: 0 K: 0 S: 3	H: 0 LOB: 0 BB: 0 P: 3	R: 0 E: 0 K: 1 S: 5	H: 0 LOB: 1 BB: 1 P: 9	R: 0 E: 0 K: 1 S: 5	H: 0 LOB: 0 BB: 0 P: 5	R: 0 E: 0 K: 0 S: 4	H: 1 LOB: 1 BB: 0 P: 4	R: 0 E: 0 K: 0 S: 3	H: 0 LOB: 0 BB: 0 P: 3	R: 0 E: 0 K: 1 S: 7	H: 2 LOB: 2 BB: 0 P: 7	R: 0 E: 0 K: 1 S: 6	H: 1 LOB: 1 BB: 0 P: 6	R: 0 E: 0 K: 1 S: 6	H: 1 LOB: 1 BB: 0 P: 6	R: 0 E: 1 K: 2 S: 8	H: 0 LOB: 1 BB: 0 P: 8	1B: 5 2B: 0 3B: 0 HR: 0	SF: 0 SAC: 0 DP: 0 HBP: 0	WP: 0 PB: 0 SB: 1 CS: 0	PA: 34		
PITCHER	IP	WLS	BF	H	R	ER	SO	BB	IBB	HBP	BLK	WP	HR	S	P	ERA	WHIP							
Dick Hughes, R ERA: 2.78 (1, 1)	9.0	W	34	5	0	0	7	1	0	0	0	0	0	47	51	0.00	0.667							

St. Louis Cardinals @ Philadelphia Phillies
 Connie Mack Stadium, Philadelphia, PA
 Tue Sep 19 1967, 7:05 PM EDT
 Att: 9,934 - Unknown

AB 33
 R 0
 H 5
 RBI 0
 BB 1
 SO 7
 LOB 12



Batter	1	2	3	4	5	6	7	8	9	AB	R	H	RBI	BB	SO	LOB	TOP			
Ed Spiezio, R OBP: 0.291, SLG: 0.347 (1, 7)	F9			HR	K			F3		4	1	1	1	0	1	1				
Steve Huntz, S Phil Gagliano, R OBP: 0.294, SLG: 0.288 (1, 4) (9, FH)	K			4-3				K	6-3	3	0	0	0	0	2	0				
Curt Flood, R OBP: 0.371, SLG: 0.398 (1, 8)	G3			BB	1B			5-3	1B	4	0	2	0	0	0	0				
Orlando Cepeda, R OBP: 0.402, SLG: 0.531 (1, 3)			K					F7	L9	3	0	0	0	1	1	1				
Mike Shannon, R OBP: 0.301, SLG: 0.377 (1, 5)	P4			BB					P6	4	0	0	0	0	0	3				
Alex Johnson, R OBP: 0.277, SLG: 0.322 (1, 9)	K							G3		3	0	0	0	0	2	2				
Dave Ricketts, S OBP: 0.326, SLG: 0.412 (1, 2)				5-3					5-3	3	0	1	0	0	0	0				
Eddie Bressoud, R OBP: 0.237, SLG: 0.224 (1, 6)				P4					P4	3	0	0	0	0	1	1				
Steve Carlton, L OBP: 0.181, SLG: 0.174 (1, 1)				K					F2	3	0	0	0	0	2	1				
Inning Stats	R: 0 E: 0 K: 1 S: 5	H: 0 LOB: 0 BB: 0 P: 5	R: 0 E: 0 K: 2 S: 7	H: 0 LOB: 0 BB: 0 P: 7	R: 0 E: 0 K: 1 S: 5	H: 0 LOB: 0 BB: 0 P: 5	R: 1 E: 0 K: 1 S: 7	H: 2 LOB: 2 BB: 1 P: 11	R: 0 E: 0 K: 3 S: 10	H: 1 LOB: 1 BB: 0 P: 10	R: 0 E: 0 K: 0 S: 3	H: 0 LOB: 0 BB: 0 P: 3	R: 0 E: 0 K: 0 S: 3	H: 0 LOB: 0 BB: 0 P: 3	R: 0 E: 0 K: 0 S: 4	H: 1 LOB: 1 BB: 0 P: 4	1B: 2 2B: 1 3B: 0 HR: 1	SF: 0 SAC: 0 DP: 0 HBP: 0	WP: 0 PB: 0 SB: 0 CS: 0	PA: 32
PITCHER Chris Short, L ERA: 2.43 (1, 1)	IP: 9.0 WLS: W BF: 32 H: 4 R: 1 ER: 1 SO: 9 BB: 1 IBB: 0 HBP: 0 BLK: 0 WP: 0 HR: 1 S: 49 P: 53 ERA: 1.00 WHIP: 0.556															PITCHER				

St. Louis Cardinals @ Philadelphia Phillies
 Connie Mack Stadium, Philadelphia, PA
 Wed Sep 20 1967, 7:05 PM EDT
 Att: 8,466 - Unknown

AB 31
 R 1
 H 4
 RBI 1
 BB 1
 SO 9
 LOB 9



Batter	1	2	3	4	5	6	7	8	9	AB	R	H	RBI	BB	SO	LOB	BOTTOM	
Cookie Rojas, R OBP: 0.295, SLG: 0.318 (1, 4)	K		S	FC6-4			WP			4	1	3	1	0	1	0		
Tony Taylor, R OBP: 0.313, SLG: 0.328 (1, 5)	K		S	FC6-4			E			3	0	1	1	1	1	2		
Don Lock, R OBP: 0.346, SLG: 0.442 (1, 8)	K			BB			SF8			2	0	0	1	1	2	0		
Rick Joseph, R OBP: 0.318, SLG: 0.450 (1, 3)			K							4	0	0	0	0	3	4		
Gary Sutherland, R OBP: 0.301, SLG: 0.324 (1, 7)			5-3	F8						4	0	1	0	0	1	3		
Gene Oliver, R OBP: 0.294, SLG: 0.381 (1, 2)				1B						4	1	2	0	0	2	1		
Billy Cowan, R OBP: 0.206, SLG: 0.310 (1, 9)				K						4	0	0	0	0	3	3		
Bobby Wine, R OBP: 0.254, SLG: 0.280 (1, 6)				1B						4	1	1	0	0	1	2		
Chris Short, R OBP: 0.145, SLG: 0.119 (1, 1)				K						2	0	0	0	1	2	1		
Inning Stats	R: 0 E: 0 K: 3 S: 9	H: 1 LOB: 1 BB: 0 P: 8	R: 1 E: 0 K: 2 S: 10	H: 3 LOB: 3 BB: 1 P: 14	R: 1 E: 0 K: 1 S: 7	H: 2 LOB: 2 BB: 1 P: 11	R: 0 E: 0 K: 2 S: 7	H: 0 LOB: 0 BB: 0 P: 7	R: 0 E: 0 K: 3 S: 9	H: 0 LOB: 0 BB: 0 P: 9	R: 1 E: 1 K: 2 S: 8	H: 1 LOB: 1 BB: 1 P: 12	R: 0 E: 0 K: 1 S: 6	H: 1 LOB: 1 BB: 0 P: 6	1B: 6 2B: 2 3B: 0 HR: 0	SF: 1 SAC: 0 DP: 0 HBP: 0	WP: 1 PB: 0 SB: 2 CS: 0	PA: 35
PITCHER Steve Carlton, L ERA: 2.88 (1, 1)	IP: 8.0 WLS: L BF: 35 H: 8 R: 3 ER: 3 SO: 16 BB: 3 IBB: 0 HBP: 0 BLK: 0 WP: 1 HR: 0 S: 64 P: 76 ERA: 3.38 WHIP: 1.375															PITCHER		

St. Louis Cardinals @ Philadelphia Phillies
 Connie Mack Stadium, Philadelphia, PA
 Wed Sep 20 1967, 7:05 PM EDT
 Att: 8,466 - Unknown

AB 31
 R 3
 H 8
 RBI 3
 BB 3
 SO 16
 LOB 16



Batter	1	2	3	4	5	6	7	8	9	10	11	12	AB	R	H	RBI	BB	SO	LOB	TOP						
Tito Francona, L OBP: 0.304, SLG: 0.327 (1, 3)													6	1	3	0	0	1	2							
Gary Geiger, L OBP: 0.251, SLG: 0.251 (1, 8)													3	0	1	0	0	1	0							
Hank Aaron, R OBP: 0.372, SLG: 0.580 (1, 9)													5	0	0	0	1	0	1							
Joe Torre, R OBP: 0.351, SLG: 0.455 (1, 2)													1	0	0	0	0	0	2							
Bob Lecker, R OBP: 0.246, SLG: 0.214 (4, 2)													3	1	1	0	0	1	0							
Clete Boyer, R OBP: 0.302, SLG: 0.442 (1, 5)													5	1	3	2	0	0	1							
Dave Nicholson, R OBP: 0.353, SLG: 0.200 (1, 7)													4	1	1	0	0	1	2							
Felix Millan, R OBP: 0.229, SLG: 0.280 (1, 4)													3	0	0	0	0	0	3							
Mack Jones, L OBP: 0.353, SLG: 0.437 (9, PH)													1	0	1	0	0	0	0							
Denis Menke, R OBP: 0.333, SLG: 0.325 (9, 5)													1	0	0	0	0	0	1							
Woody Woodward, R OBP: 0.288, SLG: 0.268 (1, 6)													3	0	0	0	0	0	0							
Charlie Lau, L OBP: 0.291, SLG: 0.300 (9, PH)													1	0	0	0	0	0	1							
Remy Hermoso, R OBP: 0.400, SLG: 0.250 (9, 4)													1	0	0	0	0	0	1							
Denny Lemaster, R OBP: 0.334, SLG: 0.104 (1, 1)													2	0	0	0	0	0	0							
Rico Carty, R OBP: 0.334, SLG: 0.409 (8, 7)													2	0	0	0	1	1	0							
Inning Stats	R: 1 E: 0 K: 0 S: 4	H: 2 LOB: 1 BB: 1 P: 8	R: 0 E: 1 K: 0 S: 3	H: 0 LOB: 0 BB: 0 P: 3	R: 0 E: 0 K: 2 S: 7	H: 0 LOB: 0 BB: 0 P: 7	R: 0 E: 0 K: 1 S: 6	H: 1 LOB: 2 BB: 0 P: 7	R: 0 E: 0 K: 0 S: 3	H: 0 LOB: 0 BB: 0 P: 3	R: 0 E: 0 K: 1 S: 5	H: 1 LOB: 1 BB: 0 P: 6	R: 3 E: 0 K: 0 S: 7	H: 4 LOB: 2 BB: 11 P: 11	R: 0 E: 0 K: 1 S: 5	H: 0 LOB: 0 BB: 0 P: 5	R: 0 E: 0 K: 0 S: 4	H: 1 LOB: 1 BB: 0 P: 4	R: 0 E: 0 K: 1 S: 6	H: 1 LOB: 1 BB: 0 P: 6	1B: 9 2B: 0 3B: 0 HR: 1	SF: 0 SAC: 1 DP: 2 HBP: 1	WP: 1 PB: 1 SB: 0 CS: 0	PA: 48		
PITCHER	IP WLS BF H R ER SO BB IBB HBP BLK WP HR S P ERA WHIP	1P 19 3 1 1 3 0 0 0 0 0 0 0 8 8 0.00 0.000	2P 6 0 0 0 1 0 0 0 0 0 0 0 8 8 0.00 0.000	3P 4 1 0 0 1 0 0 0 0 0 0 0 6 6 0.00 1.000	4P 4 3 0 2 0 0 0 0 0 1 4 4 54.00 9.000	5P 4 3 1 0 0 0 1 0 0 0 1 0 2 6 0.00 6.000	6P 3.1 W 12 2 0 0 2 0 0 0 0 0 23 28 1.80 0.800	7P 3.1 W 12 2 0 0 2 0 0 0 0 0 0 23 28 1.80 0.800	8P 3.1 W 12 2 0 0 2 0 0 0 0 0 0 23 28 1.80 0.800	9P 3.1 W 12 2 0 0 2 0 0 0 0 0 0 23 28 1.80 0.800	10P 3.1 W 12 2 0 0 2 0 0 0 0 0 0 23 28 1.80 0.800	11P 3.1 W 12 2 0 0 2 0 0 0 0 0 0 23 28 1.80 0.800	12P 3.1 W 12 2 0 0 2 0 0 0 0 0 0 23 28 1.80 0.800	13P 3.1 W 12 2 0 0 2 0 0 0 0 0 0 23 28 1.80 0.800	14P 3.1 W 12 2 0 0 2 0 0 0 0 0 0 23 28 1.80 0.800	15P 3.1 W 12 2 0 0 2 0 0 0 0 0 0 23 28 1.80 0.800	16P 3.1 W 12 2 0 0 2 0 0 0 0 0 0 23 28 1.80 0.800	17P 3.1 W 12 2 0 0 2 0 0 0 0 0 0 23 28 1.80 0.800	18P 3.1 W 12 2 0 0 2 0 0 0 0 0 0 23 28 1.80 0.800	19P 3.1 W 12 2 0 0 2 0 0 0 0 0 0 23 28 1.80 0.800	20P 3.1 W 12 2 0 0 2 0 0 0 0 0 0 23 28 1.80 0.800	21P 3.1 W 12 2 0 0 2 0 0 0 0 0 0 23 28 1.80 0.800	22P 3.1 W 12 2 0 0 2 0 0 0 0 0 0 23 28 1.80 0.800	23P 3.1 W 12 2 0 0 2 0 0 0 0 0 0 23 28 1.80 0.800	24P 3.1 W 12 2 0 0 2 0 0 0 0 0 0 23 28 1.80 0.800	25P 3.1 W 12 2 0 0 2 0 0 0 0 0 0 23 28 1.80 0.800

Atlanta Braves @ St. Louis Cardinals
Busch Stadium, St. Louis, MO
Fri Sep 22 1967, 7:05 PM CDT
Alt. 31,933 - Unknown

AB 44
R 4
H 10
RBI 2
BB 2
SO 7
LOB 16



Batter	1	2	3	4	5	6	7	8	9	10	11	12	AB	R	H	RBI	BB	SO	LOB	BOTTOM						
Lou Brock, L OBP: 0.320, SLG: 0.461 (1, 7)													6	1	1	1	0	1	1							
Julian Javier, R OBP: 0.320, SLG: 0.415 (1, 4)													6	0	1	1	0	2	1							
Curt Flood, R OBP: 0.377, SLG: 0.403 (1, 8)													3	1	3	0	1	0	0							
Ron Willis, R OBP: 0.375, SLG: 0.500 (9, 1)													0	0	0	0	0	0	0							
Al Jackson, L OBP: 0.303, SLG: 0.290 (9, 1)													1	0	0	0	0	0	0							
Steve Huntz, S OBP: 0.296, SLG: 0.167 (12, PH)													1	1	1	0	0	0	0							
Ed Spiezio, R OBP: 0.275, SLG: 0.327 (1, 9)													3	0	0	0	0	0	5							
Bobby Tolan, L OBP: 0.309, SLG: 0.378 (8, PH)													3	0	1	0	0	0	1							
Mike Shannon, R OBP: 0.309, SLG: 0.381 (1, 5)													4	1	2	1	2	1	4							
Phil Caullano, R OBP: 0.288, SLG: 0.286 (1, 3)													5	0	1	1	0	3	3							
Dave Ricketts, S OBP: 0.296, SLG: 0.380 (1, 2)													4	0	0	1	0	0	2							
Dal Maxvill, R OBP: 0.301, SLG: 0.284 (1, 6)													5	1	1	0	0	3	0							
Mike Torrez, R OBP: 0.334, SLG: 0.318 (1, 1)													1	0	0	0	0	0	0							
Alvin Johnson, R OBP: 0.274, SLG: 0.318 (8, PH)													1	0	0	0	0	0	0							
Jack Lamabe, R OBP: 0.274, SLG: 0.318 (8, PH)													1	0	0	0	0	0	0							
Tim Lincecum, R OBP: 0.274, SLG: 0.318 (7, PH)													1	0	0	0	0	0	0							
Larry Jaster, L OBP: 0.274, SLG: 0.318 (8, PH)													1	0	0	0	0	0	0							
Joe Hoerner, R OBP: 0.274, SLG: 0.318 (8, PH)													1	0	0	0	0	0	0							
Roger Kromer, R OBP: 0.274, SLG: 0.318 (8, PH)													2	0	1	0	0	0	0							
Inning Stats	R: 0 E: 0 K: 1 S: 7	H: 2 LOB: 2 BB: 0 P: 7	R: 0 E: 0 K: 2 S: 7	H: 0 LOB: 0 BB: 0 P: 7	R: 0 E: 0 K: 1 S: 6	H: 1 LOB: 2 BB: 1 P: 10	R: 2 E: 0 K: 2 S: 7	H: 3 LOB: 2 BB: 0 P: 7	R: 0 E: 0 K: 2 S: 7	H: 0 LOB: 0 BB: 0 P: 7	R: 0 E: 0 K: 1 S: 5	H: 0 LOB: 0 BB: 0 P: 5	R: 2 E: 0 K: 0 S: 3	H: 1 LOB: 0 BB: 2 P: 11	R: 0 E: 0 K: 0 S: 4	H: 1 LOB: 1 BB: 0 P: 4	R: 0 E: 0 K: 0 S: 4	H: 1 LOB: 1 BB: 0 P: 4	R: 0 E: 0 K: 1 S: 5	H: 0 LOB: 0 BB: 0 P: 5	R: 1 E: 0 K: 1 S: 7	H: 3 LOB: 2 BB: 0 P: 7	1B: 10 2B: 2 3B: 1 HR: 0	SF: 1 SAC: 0 DP: 1 HBP: 0	WP: 3 PB: 0 SB: 0 CS: 0	PA: 50
PITCHER	IP WLS BF H R ER SO BB IBB HBP BLK WP HR S P ERA WHIP	7.0 29 6 2 2 8 1 1 0 0 0 1 0 44 48 2.57 1.000	8.0 4 1 2 2 0 0 0 0 0 0 0 0 5 10 0.00 0.600	8.1 5 1 0 0 0 0 0 0 0 0 0 0 5 10 0.00 0.600	10.1 12 4 1 1 2 0 0 0 0 0 1 0 16 16 3.38 1.500	11.0 12 4 1 1 2 0 0 0 0 0 1 0 16 16 3.38 1.500	12.0 12 4 1 1 2 0 0 0 0 0 1 0 16 16 3.38 1.500	13.0 12 4 1 1 2 0 0 0 0 0 1 0 16 16 3.38 1.500	14.0 12 4 1 1 2 0 0 0 0 0 1 0 16 16 3.38 1.500	15.0 12 4 1 1 2 0 0 0 0 0 1 0 16 16 3.38 1.500	16.0 12 4 1 1 2 0 0 0 0 0 1 0 16 16 3.38 1.500	17.0 12 4 1 1 2 0 0 0 0 0 1 0 16 16 3.38 1.500	18.0 12 4 1 1 2 0 0 0 0 0 1 0 16 16 3.38 1.500	19.0 12 4 1 1 2 0 0 0 0 0 1 0 16 16 3.38 1.500	20.0 12 4 1 1 2 0 0 0 0 0 1 0 16 16 3.38 1.500	21.0 12 4 1 1 2 0 0 0 0 0 1										

Batter	1	2	3	4	5	6	7	8	9	AB	R	H	RBI	BB	SO	LOB	TOP					
Lou Brock, L (1,7) OBP: 0.324, SLG: 0.471	0-0 FC4-6 1B	0-0 FC6-4 1B		4-3			0-0 HR		0-0 2H HR	5	2	4	3	0	0	1						
Al Jackson, L (9,1) OBP: 0.303, SLG: 0.290										0	0	0	0	0	0	0						
Mike Torrez, R (9,1)										0	0	0	0	0	0	0						
Curt Flood, R (1,8) OBP: 0.375, SLG: 0.407	0-0 FC4-6 2B	0-0 FC6-4 1B			0-0 1B SF8		0-0 F9		0-0 6-3	5	2	1	0	0	0	4						
Roger Maris, L (1,9) OBP: 0.352, SLG: 0.408	0-0 2B	0-0 4-3			0-0 F8		0-0 4-3		0-3 K	5	1	1	0	0	1	4						
Orlando Cepeda, R (1,3) OBP: 0.401, SLG: 0.527	4-0 2B E			0-3 K		0-0 1B				3	1	1	0	1	1	0						
Tim McCarver, L (1,2) OBP: 0.371, SLG: 0.456	0-0 E2 G3			0-0 F7		0-0 SF8			0-0 4-3	3	0	1	3	0	0	0						
Mike Shannon, R (1,5) OBP: 0.305, SLG: 0.376	0-0 G3			0-0 1-3		0-0 F8			0-0 F8	4	0	0	0	0	0	2						
Julian Javier, R (1,4) OBP: 0.319, SLG: 0.411	0-0 4-3			0-0 1B		4-0 G4-3 BB			0-3 K	3	0	1	0	1	1	1						
Dal Maxvill, R (1,6) OBP: 0.297, SLG: 0.280				0-0 1-3		0-0 F8			0-0 G4-3	3	0	0	0	0	0	2						
Dave Ricketts, S (9,PH) OBP: 0.301, SLG: 0.302										1	0	1	0	0	0	0						
Alex Johnson, R (9,FR) OBP: 0.274, SLG: 0.318										0	1	0	0	0	0	0						
Eddie Bressoud, R (9,6) OBP: 0.237, SLG: 0.224										0	0	0	0	0	0	0						
Steve Carlton, L (1,1) OBP: 0.187, SLG: 0.181				0-0 1-3		0-0 K			0-3 K	3	0	1	0	0	1	1						
Joe Hoerner, R (6,1) OBP: 0.162, SLG: 0.162										0	0	0	0	0	0	0						
Ron Willis, R (7,1) OBP: 0.375, SLG: 0.500		0-0 FC6-4 1B								0	0	0	0	0	0	0						
Bobby Tolan, L (9,PH) OBP: 0.306, SLG: 0.371										1	0	0	0	0	1	1						
Inning Stats	R: 3 E: 1 K: 0 S: 6	H: 3 LOB: 1 BB: 1 P: 10	R: 0 E: 0 K: 0 S: 5	H: 2 LOB: 2 BB: 0 P: 5	R: 0 E: 0 K: 1 S: 5	H: 0 LOB: 0 BB: 0 P: 5	R: 0 E: 0 K: 1 S: 6	H: 1 LOB: 1 BB: 0 P: 6	R: 1 E: 0 K: 0 S: 5	H: 2 LOB: 1 BB: 0 P: 5	R: 0 E: 0 K: 0 S: 2	H: 0 LOB: 0 BB: 1 P: 6	R: 1 E: 0 K: 0 S: 4	H: 1 LOB: 0 BB: 0 P: 4	R: 0 E: 0 K: 1 S: 5	H: 0 LOB: 0 BB: 0 P: 5	R: 2 E: 0 K: 2 S: 9	H: 2 LOB: 1 BB: 0 P: 9	1B: 6 2B: 3 3B: 0 HR: 2	SF: 1 SAC: 0 DP: 1 HBP: 0	WP: 0 PB: 0 SB: 0 CS: 0	PA: 39
PITCHER	IP WLS BF H R ER SO BB IBB HBP BLK WP HR S P ERA WHIP																					
Joe Niekro, R (1,1) ERA: 3.34	5.0	24	8	4	3	2	1	0	0	0	0	0	0	0	27	31	5.40	1.800				
Rick James, R (6,1) ERA:	1.0	3	0	0	0	0	1	0	0	0	0	0	0	2	6	0.00	1.000					
Bill Stoneman, R (7,1) ERA: 3.29	3.0	W 12	3	3	3	3	0	0	0	0	0	0	2	18	18	9.00	1.000					

St. Louis Cardinals @ Chicago Cubs
Wrigley Field, Chicago, IL
Tue Sep 26 1967, 3:33 AM CDT
Att: 4,512 - Cloudy

AB 36
R 7
H 11
RBI 6
BB 2
SO 5
LOB 16



Batter	1	2	3	4	5	6	7	8	9	AB	R	H	RBI	BB	SO	LOB	BOTTOM					
Don Kessinger, S (1,6) OBP: 0.275, SLG: 0.272	0-3 K		0-0 F8		0-0 E4 G4-6-3	0-0 6-3		1-0 FC5-4 HBP		4	0	0	0	0	1	3						
Glenn Beckert, R (1,4) OBP: 0.312, SLG: 0.366	0-0 F7		4-0 BB		0-0 G4-6-3		0-0 FC5-4			4	1	1	0	1	0	3						
Billy Williams, L (1,7) OBP: 0.346, SLG: 0.468	0-0 3-1		0-3 K		0-0 1-3		0-0 FC6-4 1B		0-3 K	5	0	1	0	0	2	2						
Ron Santo, R (1,5) OBP: 0.399, SLG: 0.521		0-0 L4		0-0 F9		0-0 F8	4-0 FC6-4 1B		0-0 HR	4	1	1	1	1	0	0						
14 Ernie Banks, R (1,3) OBP: 0.305, SLG: 0.455		0-0 FC4-6 1B		0-0 5-3		4-0 1B BB	0-0 FC6-4 G6-4-3		0-3 K	4	1	1	1	1	1	2						
Ted Savage, R (1,9) OBP: 0.332, SLG: 0.322		0-0 FC4-6		0-0 HR		0-0 S 1B	0-0 G6-4-3		0-0 1B	4	2	2	1	0	0	3						
Al Spangler, L (8,9) OBP: 0.352, SLG: 0.309		1-2 FC4-6				1-3 1B	1-2 1B		0-0 2B	1	1	1	0	0	0	0						
Randy Hundley, R (1,2) OBP: 0.326, SLG: 0.403		0-0 P4		4-0 FC6-4 BB		0-0 F9		0-0 6-3	0-0 1B	4	0	1	1	1	0	3						
Adolfo Phillips, R (1,8) OBP: 0.381, SLG: 0.452			0-0 F8 SH1-4	0-0 FC6-4		0-0 S 1B	1-2 1B		0-0 SH1-3 1B	4	1	3	1	0	0	1						
Joe Niekro, R (1,1) OBP: 0.204, SLG: 0.239			0-0 SH1-4			0-0 E G4-6-3	1-2 1B		0-0 SH1-3	0	0	0	0	0	0	0						
Norm Gigon, R (5,PH) OBP: 0.219, SLG: 0.269										1	1	1	0	0	0	0						
Rick James, R (6,1) ERA:										0	0	0	0	0	0	0						
John Boccabella, R (6,PH) OBP: 0.237, SLG: 0.242			1-2							1	0	1	2	0	0	0						
Bill Stoneman, R (7,1) ERA: 3.18										0	0	0	0	0	0	0						
Inning Stats	R: 0 E: 0 K: 1 S: 5	H: 0 LOB: 0 BB: 0 P: 5	R: 0 E: 0 K: 0 S: 4	H: 1 LOB: 1 BB: 0 P: 4	R: 0 E: 0 K: 1 S: 6	H: 1 LOB: 2 BB: 1 P: 10	R: 1 E: 0 K: 0 S: 4	H: 1 LOB: 1 BB: 1 P: 8	R: 1 E: 0 K: 0 S: 6	H: 3 LOB: 1 BB: 1 P: 10	R: 1 E: 0 K: 0 S: 4	H: 2 LOB: 1 BB: 1 P: 8	R: 0 E: 0 K: 0 S: 4	H: 1 LOB: 0 BB: 0 P: 5	R: 2 E: 0 K: 2 S: 9	H: 3 LOB: 1 BB: 0 P: 9	1B: 9 2B: 2 3B: 0 HR: 2	SF: 0 SAC: 2 DP: 2 HBP: 1	WP: 0 PB: 0 SB: 2 CS: 0	PA: 43		
PITCHER	IP WLS BF H R ER SO BB IBB HBP BLK WP HR S P ERA WHIP																					
Steve Carlton, L (1,1) ERA: 2.98	5.2	26	6	5	4	2	3	0	0	0	0	0	0	0	27	39	6.35	1.588				
Joe Hoerner, L (6,1) ERA: 2.59	0.1	4	3	1	1	0	0	0	0	0	0	4	4	27.00	9.000							
Ron Willis, R (7,1) ERA: 2.73	2.0	8	1	0	0	0	0	1	1	0	0	6	11	0.00	0.500							
Al Jackson, L (9,1) ERA: 3.95	0.1	L 2	1	1	1	1	0	0	0	0	0	1	4	4	27.00	3.000						
Mike Torrez, R (9,1) ERA: 3.18	0.1	L 3	2	1	1	1	0	0	0	0	0	5	5	27.00	6.000							

St. Louis Cardinals @ Chicago Cubs
Wrigley Field, Chicago, IL
Tue Sep 26 1967, 3:33 AM CDT
Att: 4,512 - Cloudy

AB 36
R 8
H 13
RBI 7
BB 4
SO 4
LOB 17




Batter	1	2	3	4	5	6	7	8	9	10	11	AB	R	H	RBI	BB	SO	LOB
Ed Spiezio, R OBP: 0.288, SLG: 0.317 Bobby Tolan, L OBP: 0.304, SLG: 0.368 (9, 3)	4-3		P4		4-3			F7		F6		3	0	0	0	0	0	2
Julian Javier, R OBP: 0.316, SLG: 0.407 (1, 4)	L9		FC6-5			P1		K			P4	5	0	0	0	0	1	2
Curt Flood, R OBP: 0.375, SLG: 0.409 (1, 8)	K		1-3			2B		5-3			1B	5	2	2	0	0	1	2
Orlando Cepeda, R OBP: 0.402, SLG: 0.529 Alex Johnson, R OBP: 0.273, SLG: 0.316 (9, 7)		K				G3				6-3		4	0	2	1	0	1	0
Mike Shannon, R OBP: 0.304, SLG: 0.374 (1, 5)	6-3					1B					E4	1	0	0	0	0	0	1
Tim McCarver, L OBP: 0.374, SLG: 0.458 (1, 2)											1B	5	1	1	1	0	2	2
Roger Maris, L OBP: 0.348, SLG: 0.403 (1, 9)	FC4-6										2B	4	0	2	1	1	1	2
Dal Maxvill, R OBP: 0.299, SLG: 0.281 (1, 6)												4	0	2	0	0	0	0
Bob Gibson, R OBP: 0.133 Lou Brock, L OBP: 0.324, SLG: 0.470 Ron Willis, R OBP: 0.375, SLG: 0.500 (10, 1)												2	0	0	0	1	0	0

TOP

St. Louis Cardinals @ Atlanta Braves
Atlanta Stadium, Atlanta, GA
Fri Sep 29 1967, 7:05 PM EDT
Att: 6,216 - Unknown

livebaseballscores.com

AB 41
R 3
H 9
RBI 3
BB 2
SO 7
LOB 16



WP: 0 PA: 44
PB: 0
SB: 0
CS: 1

Inning Stats	R	H	E	K	S	IP	WLS	BF	H	R	ER	SO	BB	IBB	HBP	BLK	WP	HR	S	P	ERA	WHIP	
	0	0	0	1	5	7.0		27	5	1	0	5	1	0	0	0	0	0	9	36	40	1.29	0.857

PITCHER	IP	WLS	BF	H	R	ER	SO	BB	IBB	HBP	BLK	WP	HR	S	P	ERA	WHIP
George Stone, L ERA: 4.91 (1, 1)	7.0		27	5	1	0	5	1	0	0	0	0	0	9	13	0.00	0.500
Cecil Upshaw, R ERA: 2.64 (8, 1)	2.0		6	0	0	0	2	1	0	0	0	0	0	9	9	10.80	2.400
Jay Ritchie, R ERA: 3.17 (10, 1)	1.2	L	9	4	2	2	0	0	0	0	0	0	0	9	9	10.80	2.400
Ramon Hernandez, L ERA: 4.18 (11, 1)	0.1		1	0	0	0	0	0	0	0	0	0	0	1	1	0.00	0.000

Batter	1	2	3	4	5	6	7	8	9	10	11	AB	R	H	RBI	BB	SO	LOB
Remy Hermoso, R OBP: 0.375, SLG: 0.318 (1, 6)	S		K			FC6-4		6-3		5-3		5	1	2	0	0	1	3
Felix Millan, R OBP: 0.267, SLG: 0.328 (1, 4)	E9		F7			FC6-4				6-3		5	0	2	0	0	0	1
Hank Aaron, R OBP: 0.370, SLG: 0.576 (1, 9)	K					G5-4-3		K		P4		4	0	1	0	1	2	2
Joe Torre, R OBP: 0.348, SLG: 0.447 (6, 2)	K					G5-4-3						5	0	1	0	0	1	5
Clete Boyer, R OBP: 0.294, SLG: 0.427 (1, 5)	K					P4		E4		FC6		5	0	1	0	0	1	3
Dave Nicholson, R OBP: 0.318, SLG: 0.263 (1, 7)						5-3		F2				5	0	2	0	0	0	1
Cito Gaston, R OBP: 0.091, SLG: 0.182 (1, 8)						K		F7		SH5-4		3	0	0	0	0	1	2
Bob Uecker, R OBP: 0.243, SLG: 0.218 Rico Carty, R OBP: 0.334, SLG: 0.407 (6, 3)						F7		F8				2	0	0	0	0	1	1
George Stone, L Mack Jones, L Cecil Upshaw, R Charlie Lea, L Jay Ritchie, R Ramon Hernandez, S (7, PH) (8, PH) (9, PH) (10, 1) (11, 1)												2	0	0	0	0	0	1

BOTTOM

St. Louis Cardinals @ Atlanta Braves
Atlanta Stadium, Atlanta, GA
Fri Sep 29 1967, 7:05 PM EDT
Att: 6,216 - Unknown

livebaseballscores.com

AB 38
R 1
H 9
RBI 0
BB 3
SO 8
LOB 21



WP: 1 PA: 42
PB: 0
SB: 1
CS: 0

Inning Stats	R	H	E	K	S	IP	WLS	BF	H	R	ER	SO	BB	IBB	HBP	BLK	WP	HR	S	P	ERA	WHIP	
	1	2	0	11	6	9.0		36	8	1	0	8	2	1	0	0	0	0	6	49	61	0.00	1.111

PITCHER	IP	WLS	BF	H	R	ER	SO	BB	IBB	HBP	BLK	WP	HR	S	P	ERA	WHIP
Bob Gibson, R ERA: 2.96 (1, 1)	9.0		36	8	1	0	8	2	1	0	0	0	0	6	6	0.00	0.500
Ron Willis, R ERA: 2.67 (10, 1)	2.0	W	6	1	0	0	0	0	0	0	0	0	0	6	6	0.00	0.500

Batter	1	2	3	4	5	6	7	8	9	AB	R	H	RBI	BB	SO	LOB	TOP										
Lou Brock, L OBP: 0.326, SLG: 0.472 (1, 7)										4	2	3	0	0	0	0	St. Louis Cardinals @ Atlanta Braves Atlanta Stadium, Atlanta, GA Sat Sep 30 1967, 3:33 AM EDT Att: 5,604 - Unknown										
Bobby Tolan, L OBP: 0.310, SLG: 0.371 (1, 8) (6, 3)										3	1	2	0	1	0	1											
Roger Maris, L OBP: 0.347, SLG: 0.401 (1, 9) (6, 8) (7, 9)										4	0	1	1	0	1	4											
Orlando Cepeda, R OBP: 0.402, SLG: 0.528 (1, 3) Ed Spiezio, R OBP: 0.295, SLG: 0.314 (6, 9) (7, 5)										3	0	1	2	0	0	1											
Tim McCarver, L OBP: 0.371, SLG: 0.454 (1, 2)										4	0	0	0	0	0	3											
Mike Shannon, R OBP: 0.303, SLG: 0.372 (1, 5) Alex Johnson, R OBP: 0.271, SLG: 0.314 (7, 8)										3	0	0	0	0	0	1											
Phil Gagliano, R OBP: 0.283, SLG: 0.281 (1, 4)										4	0	0	0	0	0	0											
Dal Maxvill, R OBP: 0.297, SLG: 0.280 (1, 6)										3	0	0	0	0	0	0											
Dick Hughes, R OBP: 0.150, SLG: 0.128 (1, 1)										3	0	0	0	0	1	0											
Inning Stats	R: 1 E: 1 K: 0 S: 5	H: 2 LOB: 1 BB: 0 P: 5	R: 0 E: 0 K: 0 S: 3	H: 0 LOB: 0 BB: 0 P: 3	R: 0 E: 1 K: 2 S: 8	H: 1 LOB: 1 BB: 0 P: 8	R: 0 E: 0 K: 0 S: 3	H: 1 LOB: 0 BB: 0 P: 3	R: 0 E: 0 K: 0 S: 3	H: 0 LOB: 0 BB: 0 P: 3	R: 2 E: 0 K: 0 S: 5	H: 2 LOB: 0 BB: 0 P: 5	R: 0 E: 0 K: 0 S: 3	H: 0 LOB: 0 BB: 0 P: 3	R: 0 E: 0 K: 0 S: 4	H: 1 LOB: 2 BB: 1 P: 8		R: 0 E: 0 K: 0 S: 3	H: 0 LOB: 0 BB: 0 P: 3	1B: 7 2B: 0 3B: 0 HR: 0	SF: 0 SAC: 0 DP: 2 HBP: 0	WP: 0 PB: 0 SB: 2 CS: 0	PA: 34				
PITCHER	IP	WLS	BF	H	R	ER	SO	BB	IBB	HBP	BLK	WP	HR	S	P	ERA	WHIP										
Jim Britton, R ERA: 6.08 (1, 1)	8.0	L	31	7	3	3	2	1	0	0	0	0	0	34	38	3.38	1.000										
Clay Carroll, R ERA: 5.52 (9, 1)	1.0		3	0	0	0	0	0	0	0	0	0	0	3	3	0.00	0.000										

livebaseballscores.com

AB	33
R	3
H	7
RBI	3
BB	1
SO	2
LOB	12



Batter	1	2	3	4	5	6	7	8	9	AB	R	H	RBI	BB	SO	LOB	BOTTOM										
Remy Hermoso, R OBP: 0.357, SLG: 0.308 (1, 6)										4	1	1	0	0	1	0	St. Louis Cardinals @ Atlanta Braves Atlanta Stadium, Atlanta, GA Sat Sep 30 1967, 3:33 AM EDT Att: 5,604 - Unknown										
Felix Milan, R OBP: 0.255, SLG: 0.318 (1, 4)									4	0	0	0	0	0	1												
Mike Lum, L OBP: 0.259, SLG: 0.231 (1, 8)									4	0	0	0	0	0	1												
Joe Torre, R OBP: 0.348, SLG: 0.448 (1, 2)									3	0	1	1	0	0	0												
Clete Boyer, R OBP: 0.293, SLG: 0.424 (1, 5)									3	0	0	0	0	0	1												
Rico Carty, R OBP: 0.332, SLG: 0.405 (1, 3)									3	0	0	0	0	1	0												
Dave Nicholson, R OBP: 0.280, SLG: 0.227 (1, 7)									3	0	0	0	0	1	0												
Cito Gaston, R OBP: 0.120, SLG: 0.200 (1, 9)									3	0	1	0	0	1	0												
Jim Britton, R (8, PH) Hank Aaron, R OBP: 0.370, SLG: 0.576 (8, PH) Clay Carroll, R OBP: 0.118, SLG: 0.063 (9, 1)									2	0	0	0	0	1	1												
Inning Stats	R: 0 E: 0 K: 1 S: 5	H: 0 LOB: 0 BB: 0 P: 5	R: 0 E: 0 K: 0 S: 3	H: 0 LOB: 0 BB: 0 P: 3	R: 0 E: 0 K: 1 S: 5	H: 0 LOB: 0 BB: 0 P: 5	R: 1 E: 1 K: 0 S: 5	H: 2 LOB: 1 BB: 0 P: 5	R: 0 E: 0 K: 0 S: 4	H: 1 LOB: 1 BB: 0 P: 4	R: 0 E: 0 K: 0 S: 3	H: 0 LOB: 0 BB: 0 P: 3	R: 0 E: 0 K: 1 S: 9	H: 0 LOB: 0 BB: 0 P: 9	R: 0 E: 0 K: 0 S: 3	H: 0 LOB: 0 BB: 0 P: 3		1B: 2 2B: 1 3B: 0 HR: 0	SF: 0 SAC: 0 DP: 0 HBP: 0	WP: 0 PB: 0 SB: 0 CS: 0	PA: 30						
PITCHER	IP	WLS	BF	H	R	ER	SO	BB	IBB	HBP	BLK	WP	HR	S	P	ERA	WHIP										
Dick Hughes, R ERA: 2.67 (1, 1)	9.0	W	30	3	1	0	6	0	0	0	0	0	0	42	42	0.00	0.333										

livebaseballscores.com

AB	30
R	1
H	3
RBI	1
BB	0
SO	6
LOB	4



Batter	1	2	3	4	5	6	7	8	9	AB	R	H	RBI	BB	SO	LOB	TOP			
Lou Brock, L OBP: 0.327, SLG: 0.472 (1, 7)										4	1	2	0	0	2	1	St. Louis Cardinals @ Atlanta Braves Atlanta Stadium, Atlanta, GA Sun Oct 01 1967, 3:33 AM EDT Att: 10,465 - Unknown			
Curt Flood, R OBP: 0.376, SLG: 0.414 (1, 8)										3	1	3	2	0	0	0				
Roger Maris, L OBP: 0.346, SLG: 0.405 (1, 9)										4	0	1	2	0	0	3				
Orlando Cepeda, R OBP: 0.399, SLG: 0.524 (1, 3)										4	1	0	0	0	0	2				
Tim McCarver, L OBP: 0.369, SLG: 0.452 (1, 2)										2	0	0	0	0	0	0				
Dave Ricketts, S OBP: 0.295, SLG: 0.384 (4, 2)										2	0	0	1	0	0	0				
Mike Shannon, R OBP: 0.302, SLG: 0.369 (1, 5)										3	0	0	0	1	1	0				
Julian Javier, R OBP: 0.314, SLG: 0.404 (1, 4)										4	0	0	0	0	2	1				
Dal Maxvill, R OBP: 0.297, SLG: 0.279 (1, 6)										4	2	1	0	0	1	0				
Nelson Briles, R OBP: 0.209, SLG: 0.150 (1, 1)										2	0	0	0	0	1	1				
Bobby Tolan, L OBP: 0.309, SLG: 0.370 (9, PH)										1	0	0	0	0	0	0				
Jack Lamabe, R OBP: 0.188, SLG: 0.133 (9, 1)										0	0	0	0	0	0	0				
Inning Stats	R: 0 E: 0 K: 1 S: 6	H: 1 LOB: 1 BB: 0 P: 6	R: 0 E: 0 K: 1 S: 5	H: 0 LOB: 0 BB: 0 P: 5	R: 1 E: 0 K: 1 S: 7	H: 2 LOB: 1 BB: 0 P: 7	R: 0 E: 0 K: 0 S: 3	H: 0 LOB: 0 BB: 0 P: 3	R: 0 E: 0 K: 0 S: 7	H: 0 LOB: 0 BB: 0 P: 7	R: 0 E: 0 K: 1 S: 5	H: 0 LOB: 0 BB: 0 P: 5	R: 0 E: 0 K: 0 S: 3	H: 0 LOB: 0 BB: 0 P: 3	R: 0 E: 0 K: 0 S: 3	H: 0 LOB: 0 BB: 0 P: 3	1B: 5 2B: 1 3B: 1 HR: 0	SF: 1 SAC: 1 DP: 0 HBP: 0	WP: 1 PB: 1 SB: 0 CS: 0	PA: 36
PITCHER	IP WLS BF H R ER SO BB IBB HBP BLK WP HR S P ERA WHIP																			
Ron Reed, R ERA: 2.95 (1, 1)	8.0 L 33 7 5 4 7 1 0 0 0 0 0 0 46 50 4.50 1.000																			
Cecil Upshaw, R ERA: 2.99 (9, 1)	1.0 S 3 0 0 0 0 0 0 0 0 0 0 0 3 3 0.00 0.000																			

Batter	1	2	3	4	5	6	7	8	9	AB	R	H	RBI	BB	SO	LOB	BOTTOM					
Felix Millan, R OBP: 0.266, SLG: 0.346 (1, 4)										4	2	2	1	0	0	0	St. Louis Cardinals @ Atlanta Braves Atlanta Stadium, Atlanta, GA Sun Oct 01 1967, 3:33 AM EDT Att: 10,465 - Unknown					
Mack Jones, L OBP: 0.355, SLG: 0.434 (1, 8)										2	0	0	1	2	0	0						
Hank Aaron, R OBP: 0.369, SLG: 0.573 (1, 9)										4	0	1	0	0	0	1						
Joe Torre, R OBP: 0.345, SLG: 0.444 (1, 2)										4	0	0	0	0	0	2						
Clete Boyer, R OBP: 0.292, SLG: 0.423 (1, 5)										4	0	1	0	0	2	2						
Rico Carty, R OBP: 0.329, SLG: 0.401 (1, 3)										4	0	0	0	0	0	1						
Dave Nicholson, R OBP: 0.250, SLG: 0.200 (1, 7)										3	0	0	0	0	2	1						
Woody Woodward, R OBP: 0.287, SLG: 0.270 (1, 6)										3	0	0	0	0	0	1						
Ron Reed, R ERA: 2.43 (1, 1)										2	0	0	0	0	2	0						
Miguel de la Hoz, R OBP: 0.224, SLG: 0.287 (8, PH)										1	0	0	0	0	0	0						
Cecil Upshaw, R OBP: 0.375, SLG: 0.167 (9, 1)										0	0	0	0	0	0	0						
Inning Stats	R: 0 E: 0 K: 1 S: 6	H: 1 LOB: 2 BB: 1 P: 10	R: 0 E: 0 K: 0 S: 3	H: 0 LOB: 0 BB: 0 P: 3	R: 1 E: 1 K: 1 S: 6	H: 1 LOB: 0 BB: 0 P: 6	R: 0 E: 0 K: 0 S: 3	H: 0 LOB: 0 BB: 0 P: 3	R: 0 E: 0 K: 2 S: 7	H: 0 LOB: 0 BB: 0 P: 7	R: 1 E: 0 K: 0 S: 4	H: 1 LOB: 0 BB: 0 P: 4	R: 0 E: 0 K: 1 S: 6	H: 1 LOB: 1 BB: 0 P: 6	R: 0 E: 0 K: 0 S: 3	H: 0 LOB: 1 BB: 1 P: 7	R: 0 E: 0 K: 1 S: 5	H: 0 LOB: 0 BB: 0 P: 5	1B: 3 2B: 0 3B: 0 HR: 1	SF: 0 SAC: 0 DP: 0 HBP: 0	WP: 0 PB: 0 SB: 0 CS: 0	PA: 33
PITCHER	IP WLS BF H R ER SO BB IBB HBP BLK WP HR S P ERA WHIP																					
Nelson Briles, R ERA: 2.43 (1, 1)	8.0 W 30 4 2 1 5 2 0 0 0 0 0 0 38 46 1.12 0.750																					
Jack Lamabe, R ERA: 3.2 (9, 1)	1.0 S 3 0 0 0 1 0 0 0 0 0 0 0 5 5 0.00 0.000																					

Batter	1	2	3	4	5	6	7	8	9	AB	R	H	RBI	BB	SO	LOB	TOP						
Lou Brock, L OBP: 1.000, SLG: 1.000 (1, 7)	G5-3 S 1B		2B G3 1B	2H 1B			G3 S 4-3 1B		4-0 BLK BB	4	2	4	0	1	0	0	St. Louis Cardinals @ Boston Red Sox Fenway Park, Boston, MA Wed Oct 04 1967, 3:33 AM EDT Att: 34,796 - Unknown						
Curt Flood, R OBP: 0.200, SLG: 0.400 (1, 8)	K 1-2		G3 1-3 2B		F7		G3 1-3		F9	5	0	1	0	0	1	4							
Roger Maris, L OBP: 0.400, SLG: 0.250 (1, 9)	BB		G3 2-3 3-H		1B		4-3		F7	4	0	1	2	1	0	3							
Orlando Cepeda, R (1, 3)	G5-3 2-3f		F5		P3		K			4	0	0	0	0	1	4							
Tim McCarver, L (1, 2)		K	BB		F2				F8	3	0	0	0	1	1	1							
Mike Shannon, R OBP: 0.500, SLG: 0.500 (1, 5)	1B		P4				PB 1B		F7	4	0	2	0	0	0	2							
Julian Javier, R OBP: 0.500, SLG: 0.500 (1, 4)	BB 1B				4-3 1B		K 1-2		K	4	0	2	0	0	2	1							
Dal Maxvill, R (1, 6)					4-3		F2		BLK BB BB	2	0	0	0	2	0	2							
Bob Gibson, R (1, 1)	G5-4-3 1-2f				K		F7		F3	4	0	0	0	0	1	6							
Inning Stats	R: 0 E: 0 K: 1 S: 5	H: 1 LOB: 1 BB: 1 P: 9	R: 0 E: 0 K: 1 S: 6	H: 2 LOB: 2 BB: 1 P: 10	R: 1 E: 0 K: 0 S: 5	H: 2 LOB: 2 BB: 1 P: 9	R: 0 E: 0 K: 1 S: 6	H: 2 LOB: 2 BB: 0 P: 6	R: 0 E: 0 K: 1 S: 4	H: 1 LOB: 1 BB: 0 P: 4	R: 1 E: 0 K: 1 S: 6	H: 1 LOB: 0 BB: 0 P: 6	R: 0 E: 0 K: 1 S: 5	H: 0 LOB: 0 BB: 2 P: 5	R: 0 E: 0 K: 0 S: 3	H: 0 LOB: 2 BB: 2 P: 11	1B: 9 2B: 1 3B: 0 HR: 0	SF: 0 SAC: 0 DP: 2 HBP: 0	WP: 0 PB: 1 CS: 2	PA: 39			
PITCHER	IP WLS BF L	H R ER 2	SO 5	BB 3	IBB 0	HBP 0	BLK 0	WP 0	HR 0	S 38	P 50	ERA 2.57	WHIP 1.857										
Jose Santiago, R ERA: 2.57 (1, 1)	7.0	2	5	3	0	0	0	0	0	38	50	2.57	1.857										
John Wyatt, R ERA: (8, 1)	2.0	0	1	2	0	0	1	0	0	8	16	0.00	1.000										


Batter	1	2	3	4	5	6	7	8	9	AB	R	H	RBI	BB	SO	LOB	BOTTOM						
Jerry Adair, R (1, 4)	K		K			5-3		F8		4	0	0	0	0	2	2	St. Louis Cardinals @ Boston Red Sox Fenway Park, Boston, MA Wed Oct 04 1967, 3:33 AM EDT Att: 34,796 - Unknown						
Dalton Jones, L OBP: 0.250, SLG: 0.250 (1, 5)	K		P3					P6		4	0	1	0	0	1	2							
Carl Yastrzemski, L (1, 7)	F3				4-3		F7		F7	4	0	0	0	0	0	1							
Ken Harrelson, R (1, 9)							F8			3	0	0	0	0	0	1							
John Wyatt, R (8, 1)							F2		6-3	0	0	0	0	0	0	0							
Joe Foy, R (9, PH)										1	0	0	0	0	0	0							
George Scott, R OBP: 0.750, SLG: 1.000 (1, 3)										3	0	2	0	1	0	0							
Rico Petrocelli, R (1, 6)										3	0	0	0	0	3	2							
Mike Andrews, R (9, PH)									F9	1	0	0	0	0	0	1							
Reggie Smith, S OBP: 0.333, SLG: 0.333 (1, 8)										3	0	1	0	0	1	1							
Russ Gibson, R (1, 2)										2	0	0	0	0	2	0							
Norm Siebern, L OBP: 1.000, SLG: 1.000 (7, PH) (8, 9)										1	0	1	0	0	0	0							
Jose Tartabull, L (8, PR) (8, 9)										0	0	0	0	0	0	0							
Jose Santiago, R OBP: 0.500, SLG: 2.000 (1, 1) Elston Howard, R (8, 2)										2	1	1	1	0	1	0							
Inning Stats	R: 0 E: 0 K: 2 S: 7	H: 0 LOB: 0 BB: 0 P: 7	R: 0 E: 0 K: 2 S: 8	H: 1 LOB: 1 BB: 0 P: 8	R: 1 E: 0 K: 2 S: 8	H: 1 LOB: 0 BB: 0 P: 8	R: 0 E: 0 K: 1 S: 6	H: 1 LOB: 1 BB: 0 P: 6	R: 0 E: 0 K: 2 S: 7	H: 0 LOB: 0 BB: 0 P: 7	R: 0 E: 0 K: 0 S: 4	H: 1 LOB: 1 BB: 0 P: 4	R: 0 E: 0 K: 1 S: 5	H: 1 LOB: 0 BB: 0 P: 5	R: 0 E: 0 K: 0 S: 4	H: 1 LOB: 2 BB: 0 P: 4	R: 0 E: 0 K: 0 S: 3	H: 0 LOB: 1 BB: 1 P: 7	1B: 4 2B: 1 3B: 0 HR: 1	SF: 0 SAC: 1 DP: 0 HBP: 0	WP: 0 PB: 0 SB: 0 CS: 1	PA: 34	
PITCHER	IP WLS BF W	H R ER 1	SO 10	BB 1	IBB 0	HBP 0	BLK 0	WP 0	HR 1	S 52	P 56	ERA 1.00	WHIP 0.778										
Bob Gibson, R ERA: 1.0 (1, 1)	9.0	1	10	1	0	0	0	0	1	52	56	1.00	0.778										


AB 34
R 2
H 10
RBI 2
BB 5
SO 6
LOB 23




AB 31
R 1
H 6
RBI 1
BB 1
SO 10
LOB 10



Batter	1	2	3	4	5	6	7	8	9	AB	R	H	RBI	BB	SO	LOB	TOP		
Lou Brock, L (1,7)	L6			4-3			4-3		4-3	4	0	0	0	0	0	0	St. Louis Cardinals @ Boston Red Sox Fenway Park, Boston, MA Thu Oct 05 1967, 3:33 AM EDT Att: 35,188 - Unknown AB 28 R 0 H 1 RBI 0 BB 1 SO 4 LOB 3 		
Curt Flood, R (1,8)	5-3			5-3			FC6-4 BB		F8	3	0	0	0	1	0				
Roger Maris, L (1,9)	F9			P6			F7			3	0	0	0	0	1				
Orlando Cepeda, R (1,3)		F7			5-3		FC6-4			3	0	0	0	0	1				
Tim McCarver, L (1,2)		3-1			F7				4-3	3	0	0	0	0	0				
Mike Shannon, R (1,5)		K			K				6-3	3	0	0	0	0	2				
Julian Javier, R (1,4)				6-3			F9			3	0	1	0	0	0				
Dal Maxvill, R (1,6)				L3			6-3		4-3	2	0	0	0	0	0				
Bobby Tolan, L (8,PH)										1	0	0	0	0	0				
Eddie Bressoud, R (8,6)										0	0	0	0	0	0				
Dick Hughes, R (1,1)				K					P6	2	0	0	0	0	2				
Ron Willis, R (6,1)										0	0	0	0	0	0				
Joe Hoerner, R (7,1)										0	0	0	0	0	0				
Jack Lamabe, R (7,1)										0	0	0	0	0	0				
Dave Ricketts, S (9,PH)										1	0	0	0	0	0				
Inning Stats	R: 0 E: 0 K: 0 S: 3	H: 0 LOB: 0 BB: 0 P: 3	R: 0 E: 0 K: 1 S: 5	H: 0 LOB: 0 BB: 0 P: 5	R: 0 E: 0 K: 1 S: 5	H: 0 LOB: 0 BB: 0 P: 5	R: 0 E: 0 K: 0 S: 3	H: 0 LOB: 0 BB: 0 P: 3	R: 0 E: 0 K: 1 S: 5	H: 0 LOB: 0 BB: 0 P: 5	R: 0 E: 0 K: 0 S: 3	H: 0 LOB: 1 BB: 1 P: 7	R: 0 E: 0 K: 0 S: 4	H: 1 LOB: 1 BB: 0 P: 4	R: 0 E: 0 K: 0 S: 3	H: 0 LOB: 0 BB: 0 P: 3	1B: 0 2B: 1 3B: 0 HR: 0	SF: 0 SAC: 0 DP: 0 HBP: 0	WP: 0 PA: 29 PB: 0 SB: 0 CS: 0
PITCHER Jim Lonborg, R (1,1)	IP: 9.0 WLS: W BF: 29 H: 1 R: 0 ER: 0 SO: 4 BB: 1 IBB: 0 HBP: 0 BLK: 0 WP: 0 HR: 0 S: 36 P: 40 ERA: 0.00 WHIP: 0.222															PITCHER			

Batter	1	2	3	4	5	6	7	8	9	AB	R	H	RBI	BB	SO	LOB	BOTTOM		
Jose Tartabull, L (1,9)	F9		K		F8		1B HR BB	F5		4	1	0	0	1	1	0	St. Louis Cardinals @ Boston Red Sox Fenway Park, Boston, MA Thu Oct 05 1967, 3:33 AM EDT Att: 35,188 - Unknown AB 33 R 5 H 9 RBI 5 BB 6 SO 8 LOB 16 		
Dalton Jones, L (1,5)	K		F9		3-1		1B HR 1B	1B		5	1	2	0	0	1	0			
Carl Yastrzemski, L (1,7)							HR			4	2	3	4	1	0	0			
George Scott, R (1,3)	K				1B		F7	1B		4	1	1	0	1	1	3			
Reggie Smith, S (1,8)		F2			F7		SF8 E BB	F9		3	0	0	0	1	0	1			
Jerry Adair, R (1,4)		F7			FC4-6 1B		E5 S BB	BB		4	0	2	0	0	0	2			
Rico Petrocelli, R (1,6)					K		SF8			2	0	1	1	1	1	2			
Elston Howard, R (1,2)		F8			FC4-6		2-3 3-H 4-0			3	0	0	0	1	1	5			
Jim Lonborg, R (1,1)			K		F9		1B			4	0	0	0	0	3	3			
Inning Stats	R: 0 E: 0 K: 2 S: 7	H: 0 LOB: 1 BB: 1 P: 11	R: 0 E: 0 K: 0 S: 4	H: 1 LOB: 1 BB: 0 P: 4	R: 0 E: 0 K: 2 S: 7	H: 0 LOB: 0 BB: 0 P: 7	R: 1 E: 0 K: 1 S: 8	H: 3 LOB: 2 BB: 0 P: 8	R: 0 E: 0 K: 0 S: 3	H: 0 LOB: 0 BB: 0 P: 3	R: 1 E: 1 K: 1 S: 6	H: 0 LOB: 3 BB: 3 P: 18	R: 3 E: 0 K: 1 S: 8	H: 3 LOB: 2 BB: 2 P: 16	R: 0 E: 0 K: 1 S: 7	H: 2 LOB: 2 BB: 0 P: 7		1B: 7 2B: 0 3B: 0 HR: 2	SF: 1 SAC: 0 DP: 0 HBP: 0
PITCHER Dick Hughes, R (1,1)	IP: 5.1 WLS: L BF: 24 H: 4 R: 2 ER: 2 SO: 1 BB: 1 IBB: 0 HBP: 0 BLK: 0 WP: 0 HR: 1 S: 31 P: 43 ERA: 1.69 WHIP: 1.312															PITCHER			
Ron Willis, R (6,1)	0.2	5	1	2	2	1	1	1	0	0	0	5	13	27.00	3.000				
Joe Hoerner, L (7,1)	0.2	5	2	1	1	0	1	0	0	0	1	4	8	13.50	4.500				
Jack Lamabe, R (7,1)	1.1	6	2	0	0	2	0	0	0	0	0	10	10	0.00	1.500				

Batter	1	2	3	4	5	6	7	8	9	AB	R	H	RBI	BB	SO	LOB	TOP				
Jose Tartabull, L (1,9)	0-0 4-3		0-0 P8			0-0 B1-3		0-0 F8		4	0	0	0	0	0	2	Boston Red Sox @ St. Louis Cardinals Busch Stadium, St. Louis, MO Sat Oct 07 1967, 3:33 AM CDT Att: 54,575 - Unknown livebaseballscorecards.com				
Dalton Jones, L (1,5) OBP: 0.462, SLG: 0.462	0-3 K			0-0 G4-6-3 1B		0-0 4-3 1B		0-0 1B		4	0	3	1	0	1	0					
Carl Yastrzemski, L (1,7) OBP: 0.385, SLG: 0.818	1-0 2-6 HBP			0-0 G4-6-3 1-2		0-0 4-3		0-0 4-3		3	0	0	0	0	0	3					
George Scott, R (1,3) OBP: 0.385, SLG: 0.364	0-0 2-6 1-2	0-0 1-4-3		0-0 K		0-0 6-3			0-0 5-3	4	0	0	0	0	1	1					
Reggie Smith, S (1,8) OBP: 0.364, SLG: 0.600		0-0 P5			0-0 1B		0-0 HR		0-0 P2	4	1	2	1	0	0	0					
Jerry Adair, R (1,4) OBP: 0.167, SLG: 0.167		0-0 5-3			0-0 P3		0-0 6-3		0-0 P5	4	0	0	0	0	0	1					
Rico Petrocelli, R (1,6) OBP: 0.200, SLG: 0.125			0-0 F7		0-0 F8		0-0 F7			3	0	0	0	0	0	1					
Elston Howard, R (1,2) OBP: 0.286, SLG: 0.167			0-0 1B		0-3 K		0-0 4-3			3	0	1	0	0	1	1					
Gary Bell, R (1,1) George Thomas, R (3,Ph) Gary Waslewski, R (3,1) Mike Andrews, R (6,Ph) Lee Stange, R (8,1) Joe Foy, R (8,Ph) Dan Osinski, R (8,1)			0-3 K		0-0 B1-3 1B			0-0 6-3		0	0	0	0	0	0	0	AB 32 R 2 H 7 RBI 2 BB 0 SO 4 LOB 10 				
Inning Stats	R: 0 E: 0 K: 1 S: 4	H: 0 LOB: 1 BB: 0 P: 5	R: 0 E: 0 K: 0 S: 3	H: 0 LOB: 0 BB: 0 P: 3	R: 0 E: 0 K: 1 S: 6	H: 1 LOB: 1 BB: 0 P: 6	R: 0 E: 0 K: 1 S: 5	H: 1 LOB: 0 BB: 0 P: 5	R: 0 E: 0 K: 1 S: 6	H: 1 LOB: 1 BB: 0 P: 6	R: 1 E: 0 K: 0 S: 5	H: 2 LOB: 1 BB: 0 P: 5	R: 1 E: 0 K: 0 S: 4	H: 1 LOB: 0 BB: 0 P: 4	R: 0 E: 0 K: 0 S: 4	H: 1 LOB: 1 BB: 0 P: 4	R: 0 E: 0 K: 0 S: 3	H: 0 LOB: 0 BB: 0 P: 3	1B: 6 2B: 0 3B: 0 HR: 1	SF: 0 SAC: 0 DP: 1 HBP: 1	WP: 0 PA: 33 PB: 0 SB: 0 CS: 0
PITCHER Nelson Briles, R (1,1) ERA: 2.0	IP 9.0 WLS W BF 34 H 7 R 2 ER 2 SO 4 BB 0 IBB 0 HBP 1 BLK 0 WP 0 HR 1 S 40 P 41 ERA 2.00 WHIP 0.778															PITCHER					

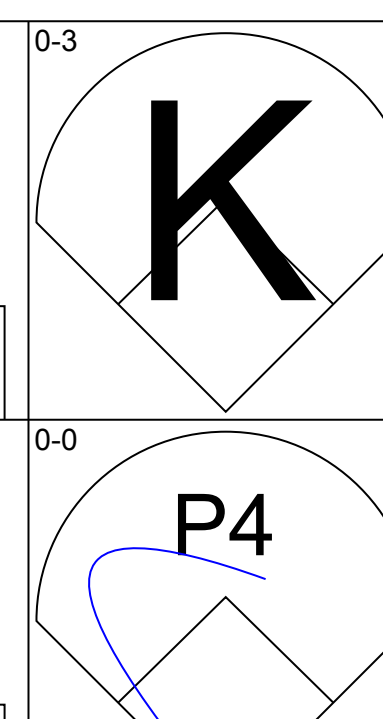
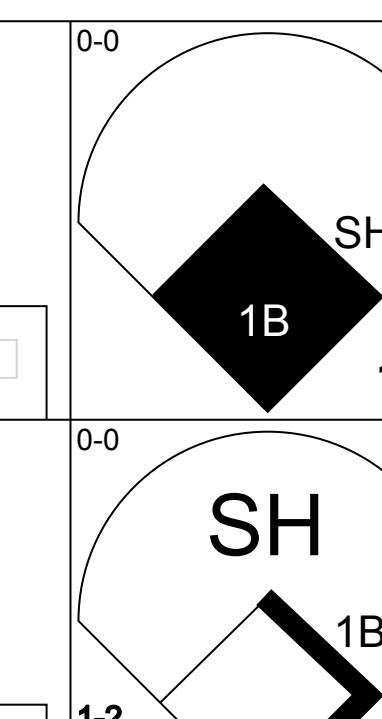
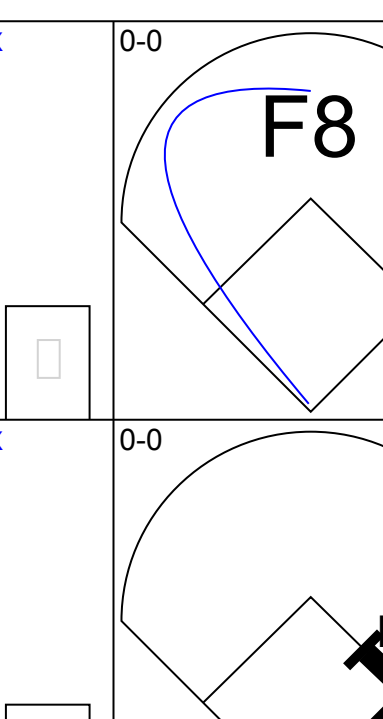
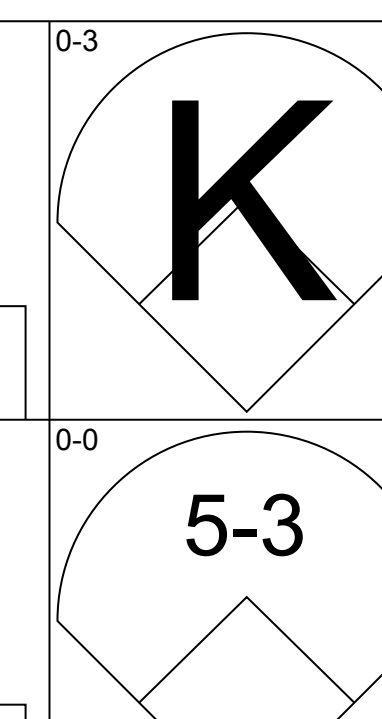

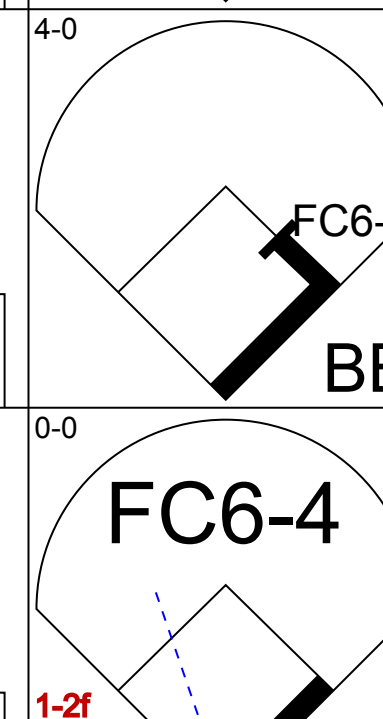
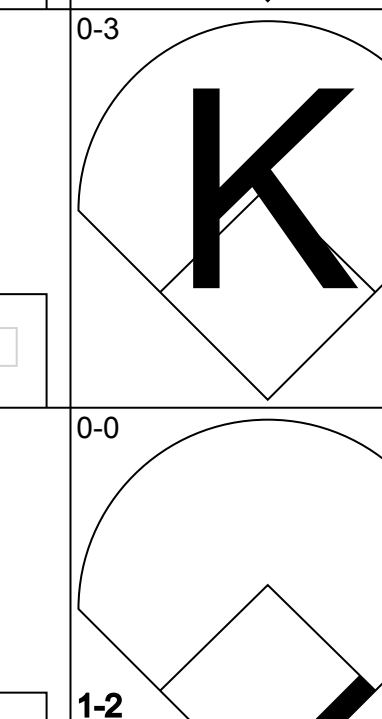
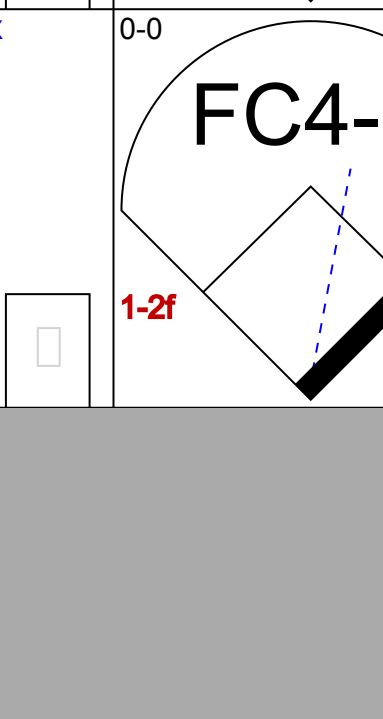
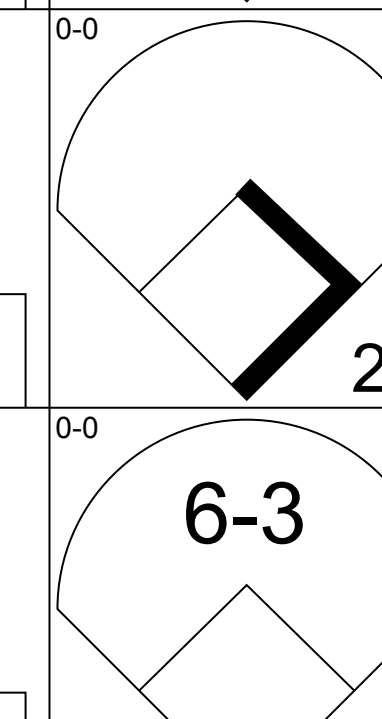

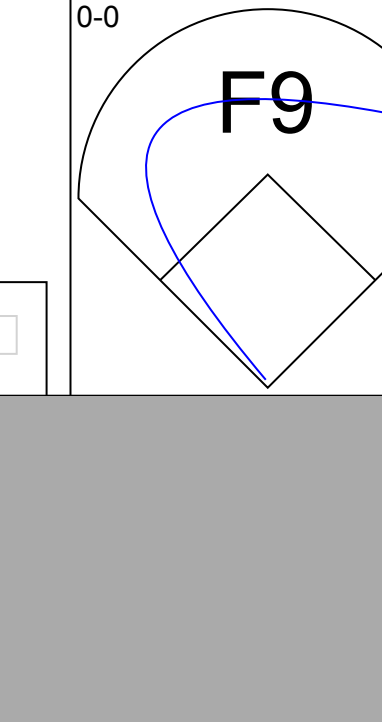






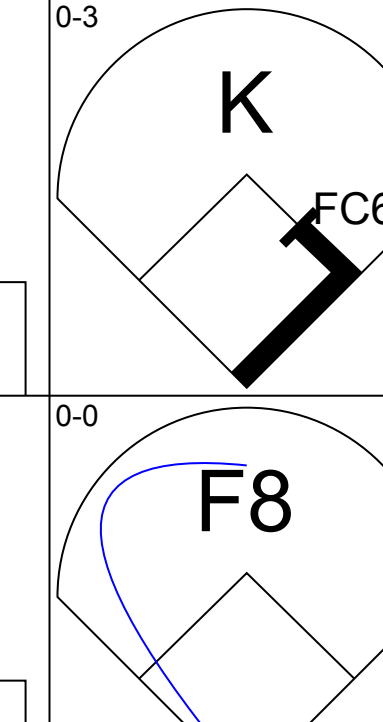
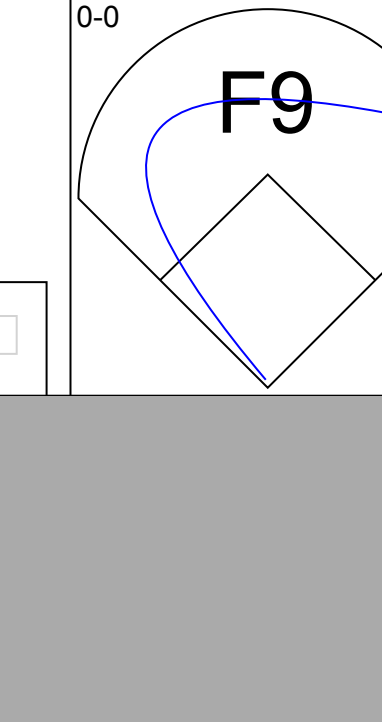

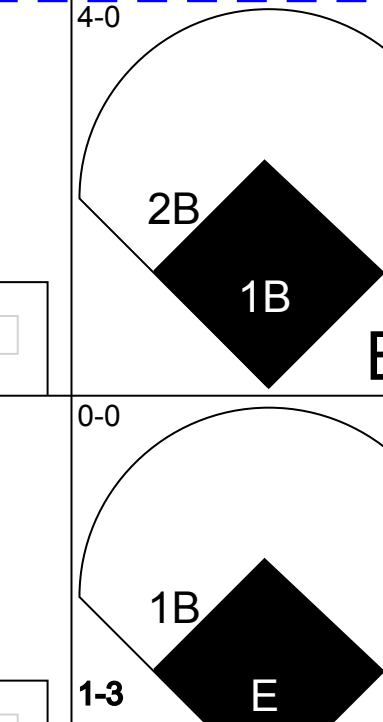
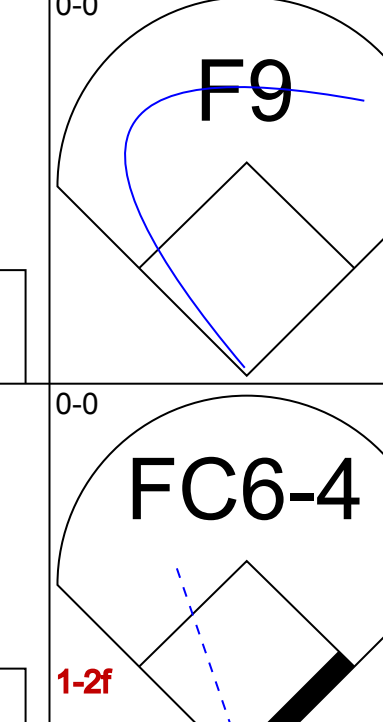
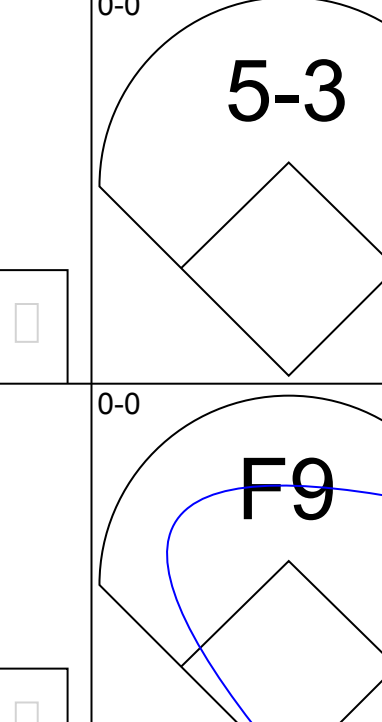

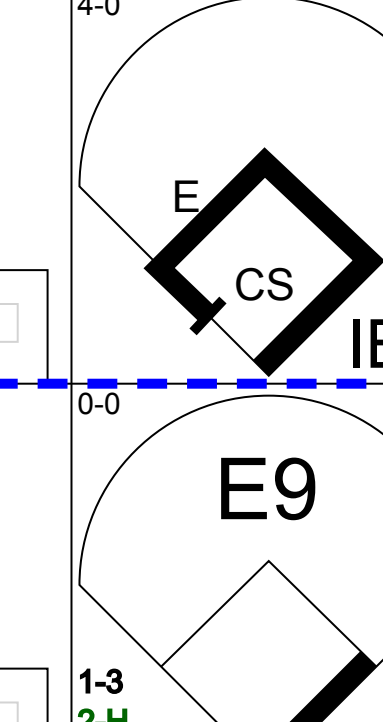


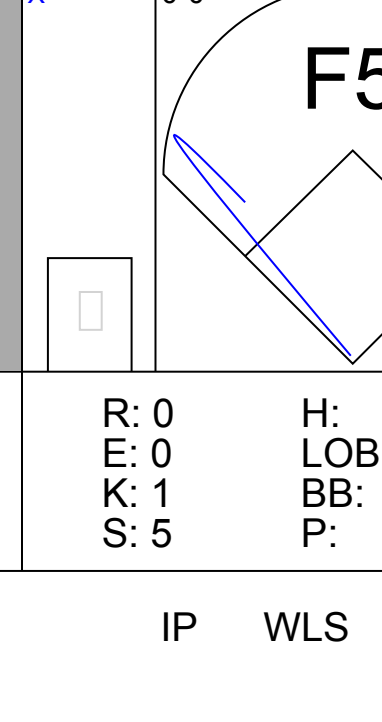
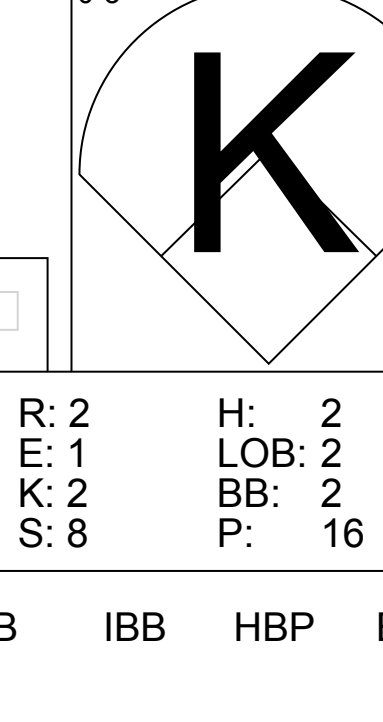
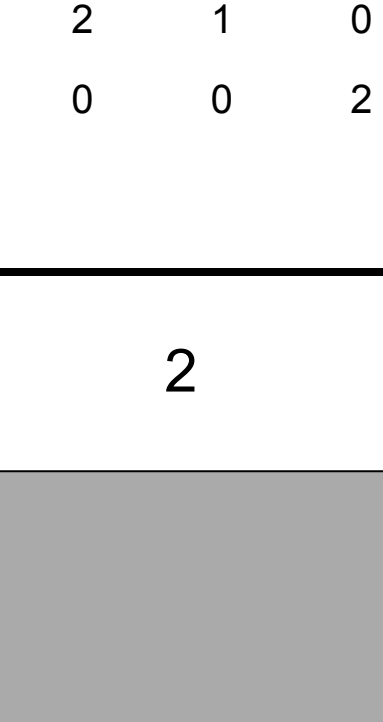
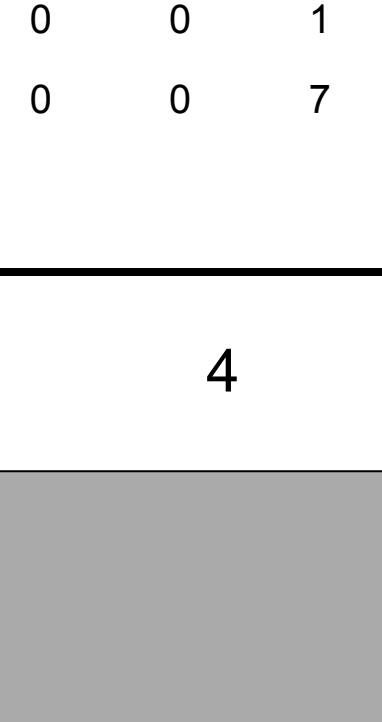
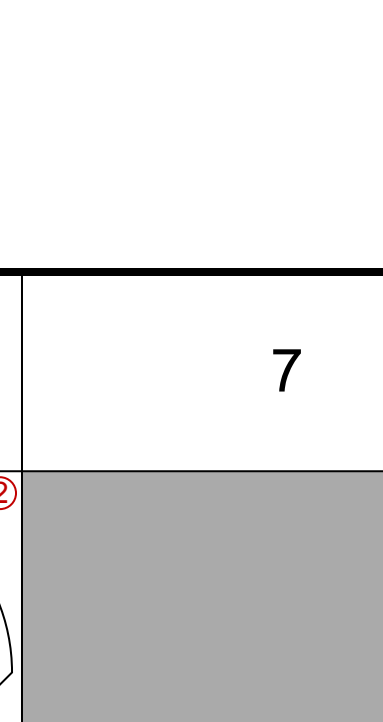
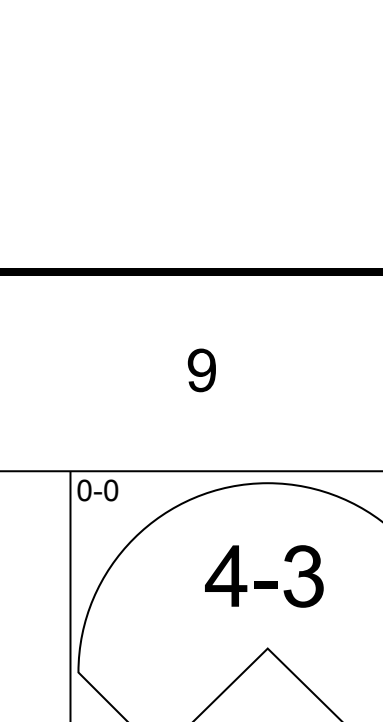


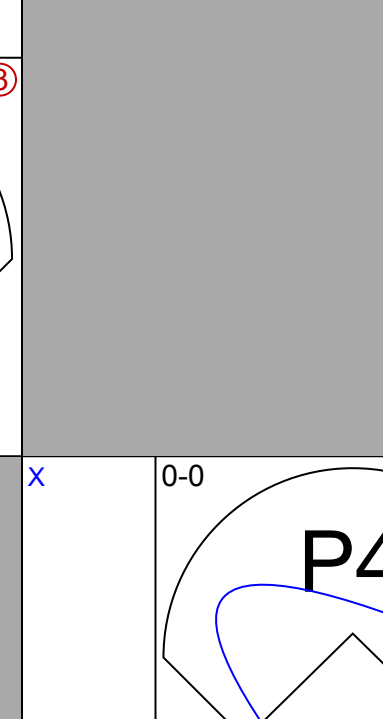
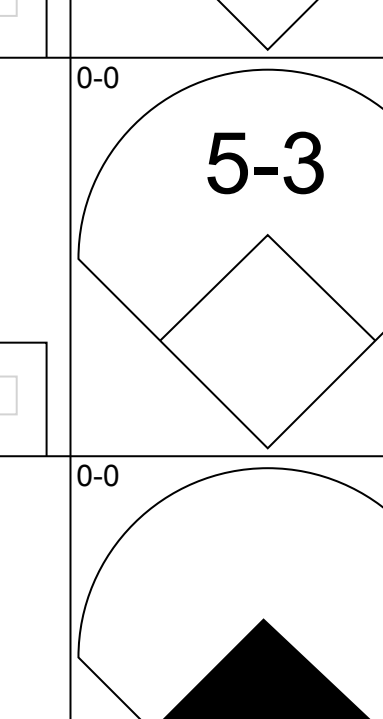
Batter	1	2	3	4	5	6	7	8	9	AB	R	H	RBI	BB	SO	LOB	BOTTOM		
Lou Brock, L (1,7) OBP: 0.538, SLG: 0.667	0-0 1B 3B		0-3 K			0-0 E 1B 1B		0-0 F8		4	2	2	0	0	1	0	Boston Red Sox @ St. Louis Cardinals Busch Stadium, St. Louis, MO Sat Oct 07 1967, 3:33 AM CDT Att: 54,575 - Unknown livebaseballscorecards.com		
Curt Flood, R (1,8) OBP: 0.231, SLG: 0.250	0-0 G1-6-3 1B		0-0 4-3			0-0 F9 1-3		0-0 5-3		4	0	1	1	0	0	1			
Roger Maris, L (1,9) OBP: 0.333, SLG: 0.273	0-0 G1-6-3 1-2		0-0 F9			0-0 1B		0-0 2B 1B		4	1	2	1	0	0	1			
Orlando Cepeda, R (1,3) OBP: 0.091, SLG: 0.182	0-0 F5			0-3 K		0-0 F2		0-0 2B 1B		4	0	1	1	0	1	1			
Tim McCarver, L (1,2) OBP: 0.182, SLG: 0.100		0-0 HR 1B		0-0 3-1		0-0 F5		0-0 6-3		4	1	1	0	0	0	2			
Mike Shannon, R (1,5) OBP: 0.400, SLG: 0.700		0-0 HR		0-0 6-3			0-0 6-3 1B			3	1	2	2	0	0	0			
Julian Javier, R (1,4) OBP: 0.400, SLG: 0.500		0-0 1B			0-3 K		0-0 6-3		0-0 6-3	3	0	1	0	0	1	1			
Daf Maxvill, R (1,6)		0-3 K			0-0 F9		0-0 F8			3	0	0	0	0	1	1			
Nelson Briles, R (1,1)		0-0 4-3			0-0 6-3		0-0 P4			3	0	0	0	0	0	1			
Inning Stats	R: 1 E: 0 K: 0 S: 4	H: 2 LOB: 0 BB: 0 P: 4	R: 2 E: 0 K: 1 S: 7	H: 3 LOB: 0 BB: 0 P: 7	R: 0 E: 0 K: 1 S: 5	H: 0 LOB: 0 BB: 0 P: 5	R: 0 E: 0 K: 1 S: 5	H: 0 LOB: 0 BB: 0 P: 5	R: 1 E: 1 K: 0 S: 5	H: 2 LOB: 1 BB: 0 P: 5	R: 0 E: 0 K: 0 S: 4	H: 1 LOB: 1 BB: 0 P: 4	R: 1 E: 0 K: 0 S: 5	H: 2 LOB: 1 BB: 0 P: 5	R: 0 E: 0 K: 0 S: 5	H: 2 LOB: 1 BB: 0 P: 5	1B: 7 2B: 1 3B: 1 HR: 1	SF: 0 SAC: 0 DP: 1 HBP: 0	WP: 0 PA: 32 PB: 0 SB: 0 CS: 0
PITCHER Gary Bell, R (1,1) ERA: 13.5 Gary Waslewski, R (3,1) ERA Lee Stange, R (6,1) ERA Dan Osinski, R (8,1) ERA: 9.0	IP 2.0 WLS L BF 9 H 5 R 3 ER 3 SO 3 BB 0 IBB 0 HBP 0 BLK 0 WP 0 HR 1 S 11 P 11 ERA 13.50 WHIP 2.500															PITCHER			

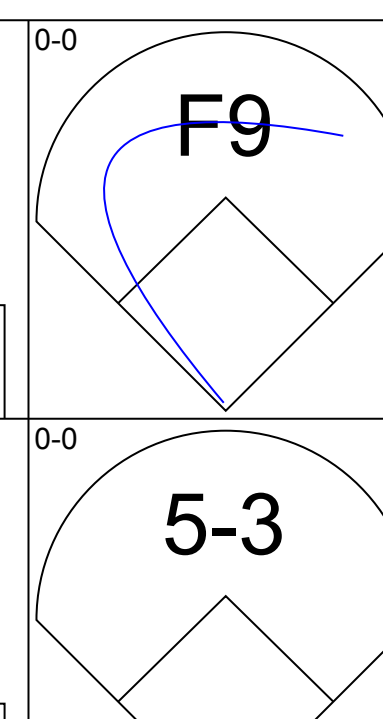
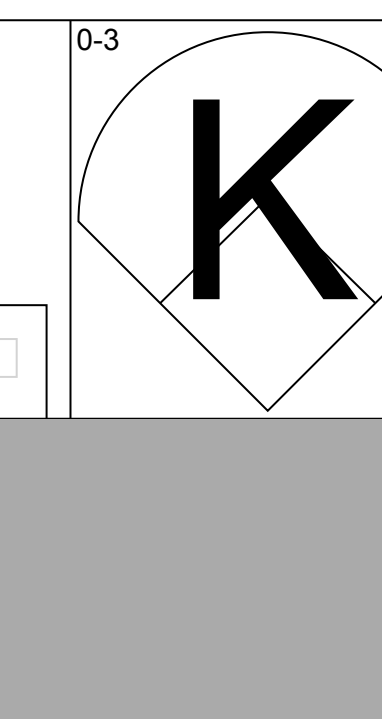

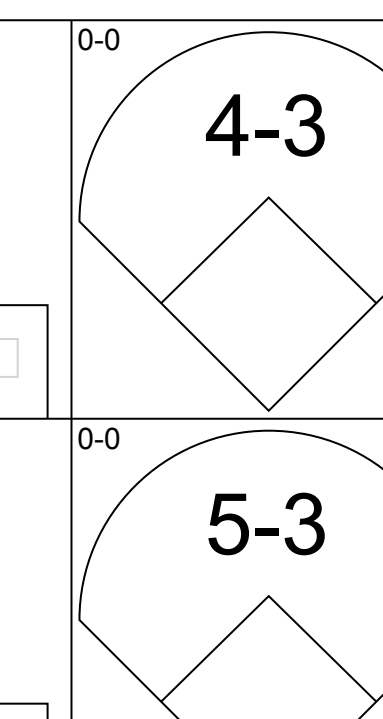
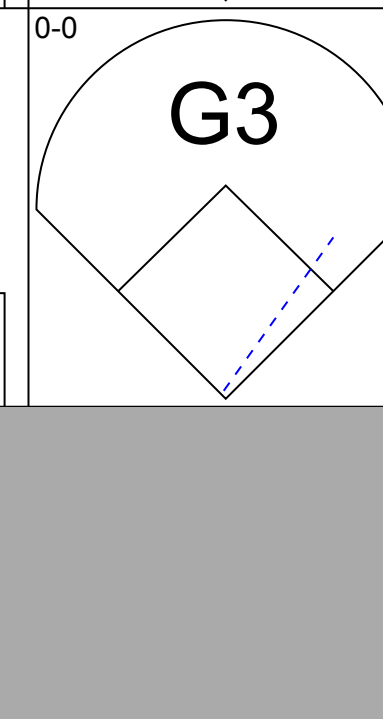
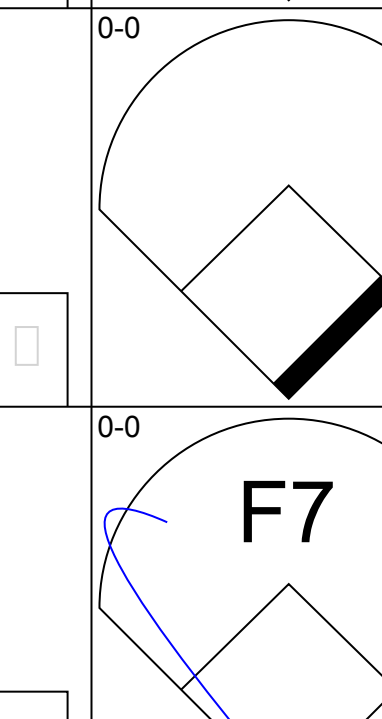

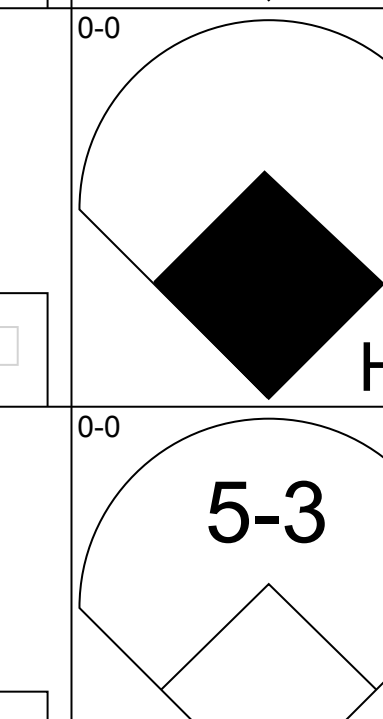

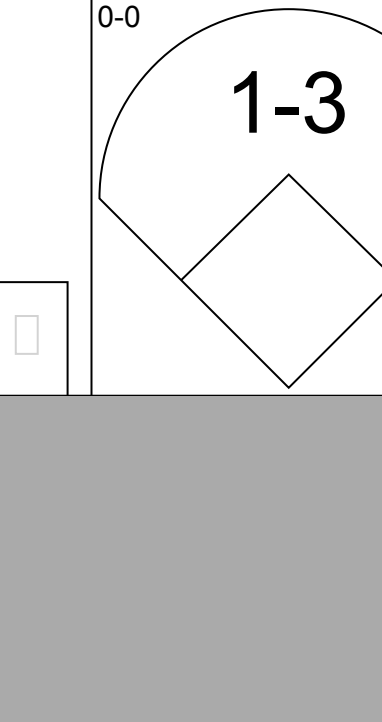
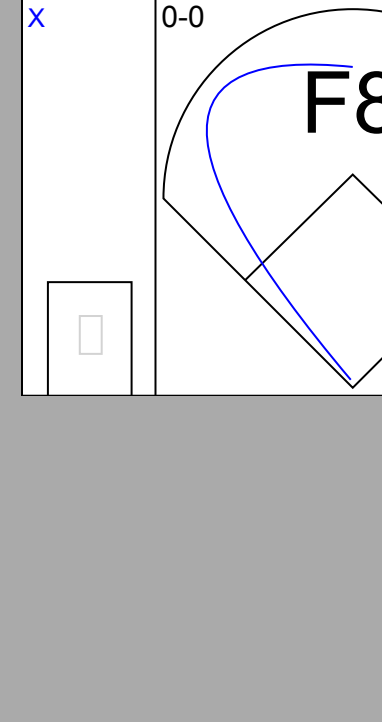

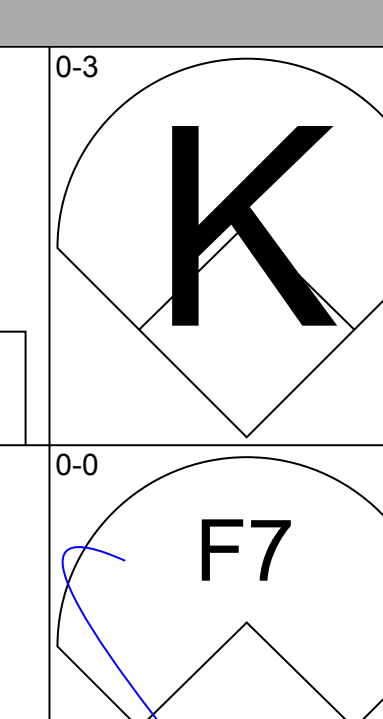
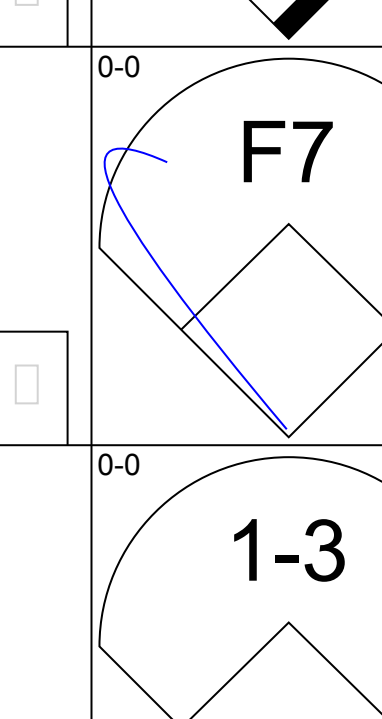
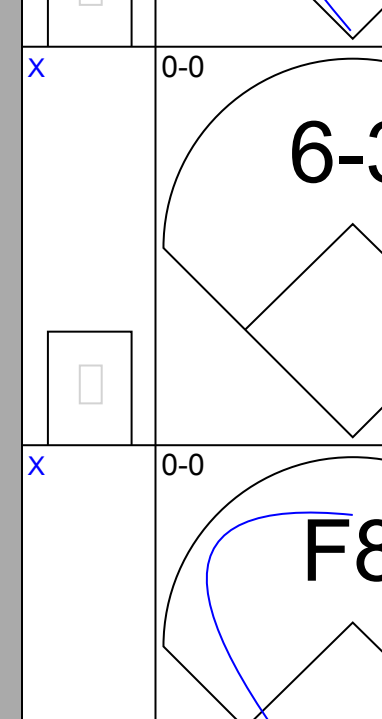
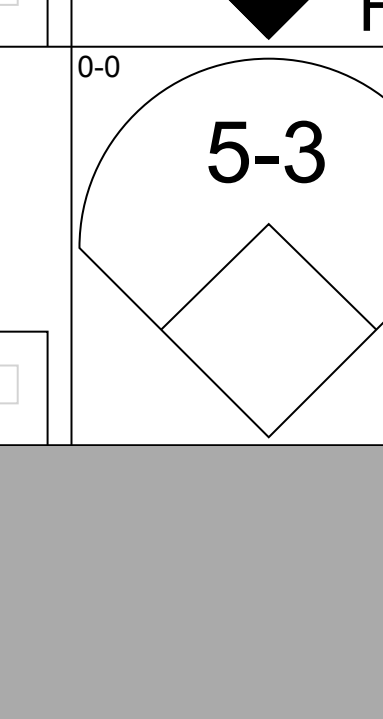
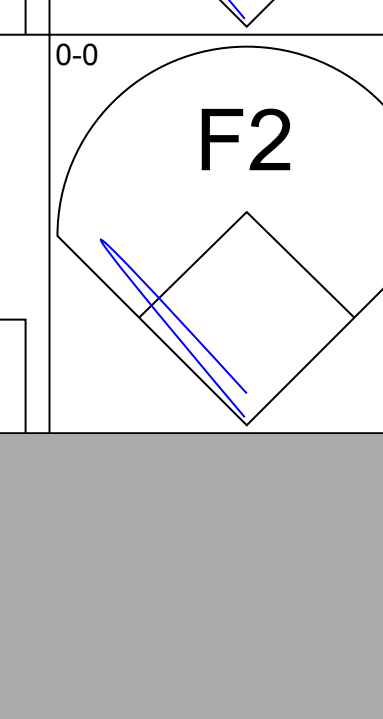



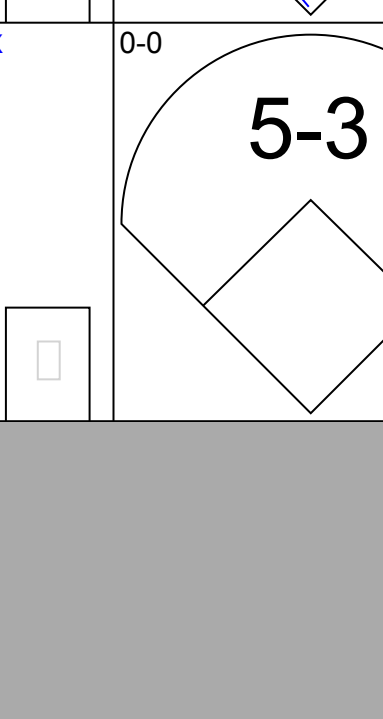
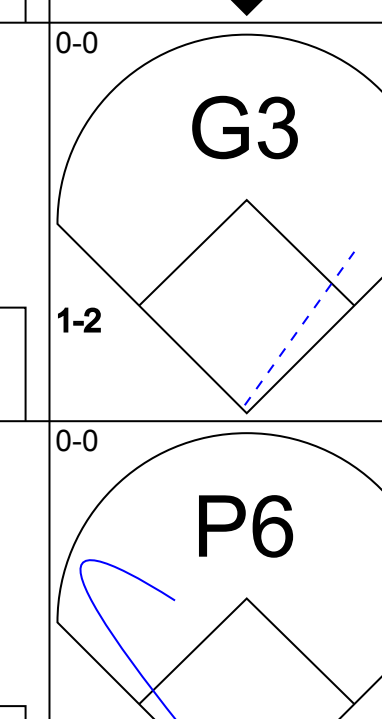
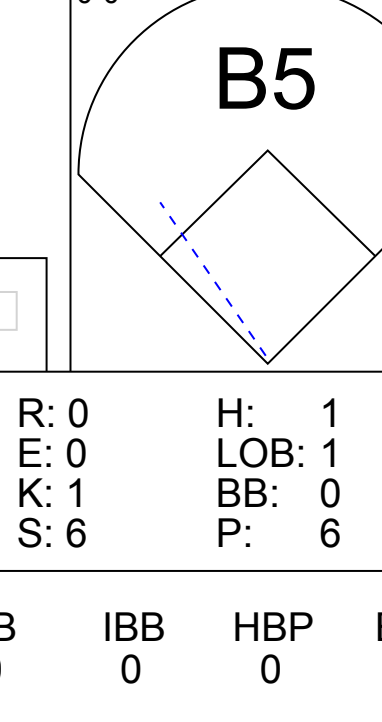
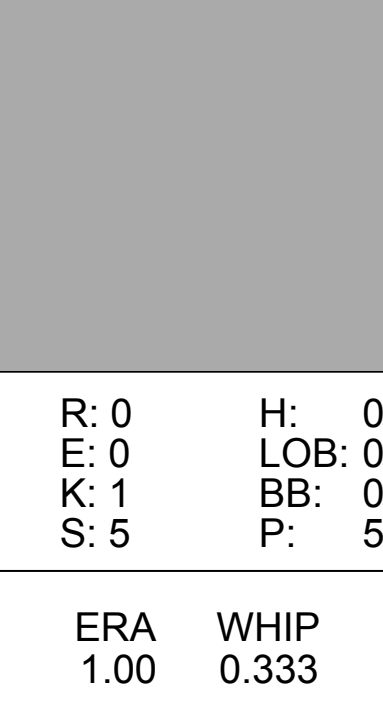
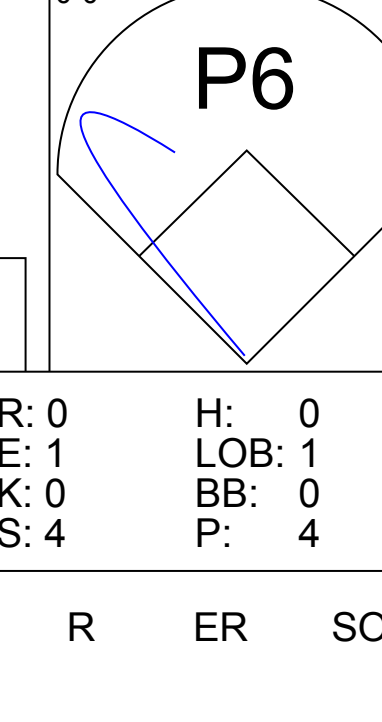



Batter	1	2	3	4	5	6	7	8	9	AB	R	H	RBI	BB	SO	LOB	TOP					
Jose Tartabull, L (1,9) OBP: 0.231, SLG: 0.167	0-0 3-1		0-0 G3			0-0 1B		0-0 1B		4	0	2	0	0	0	0	Boston Red Sox @ St. Louis Cardinals Busch Stadium, St. Louis, MO Sun Oct 08 1967, 3:33 AM CDT Att: 54,575 - Unknown					
Dalton Jones, L (1,5) OBP: 0.353, SLG: 0.353	0-0 1-3			0-0 F7		0-0 F7		0-0 F9		4	0	0	0	0	0	2						
Carl Yastrzemski, L (1,7) OBP: 0.472, SLG: 0.800	0-0 1B			0-0 1-3		0-0 6-3			0-0 F9 2B	4	0	2	0	0	0	1						
George Scott, R (1,3) OBP: 0.353, SLG: 0.333	0-3 K			0-0 1B			0-0 6-3		0-0 F9	4	0	1	0	0	1	2						
Reggie Smith, S (1,8) OBP: 0.333, SLG: 0.462		0-0 4-3		0-0 G3			4-0 BB		0-3 K	3	0	0	0	1	1	2						
Jerry Adair, R (1,4) OBP: 0.125, SLG: 0.125		0-3 K			0-0 5-3		0-0 F2		0-0 4-3	4	0	0	0	0	1	2						
Rico Petrocelli, R (1,6) OBP: 0.154, SLG: 0.091		0-3 K			0-0 5-3		0-0 P1			3	0	0	0	0	1	1						
Elston Howard, R (1,2) OBP: 0.222, SLG: 0.125			0-0 F3					0-0 F8		2	0	0	0	0	0	0						
Dave Morehead, R (5,1) Norm Siebern, L (8,PH) Ken Brett, L (8,1)				0-0 F8				0-0 F8		0	0	0	0	0	0	0						
Jose Santiago, R (1,1) Gary Bell, R (1,1) Joe Foy, R (3,PH) Jerry Stephenson, L (3,1) Mike Ryan, R (5,2)			0-3 K			0-3 K		0-0 F8		0	0	0	0	0	0	0						
Inning Stats	R: 0 E: 0 K: 1 S: 6	H: 1 LOB: 1 BB: 0 P: 6	R: 0 E: 0 K: 2 S: 7	H: 0 LOB: 0 BB: 0 P: 7	R: 0 E: 0 K: 1 S: 5	H: 0 LOB: 0 BB: 0 P: 5	R: 0 E: 0 K: 0 S: 4	H: 1 LOB: 1 BB: 0 P: 4	R: 0 E: 0 K: 0 S: 3	H: 0 LOB: 0 BB: 0 P: 3	R: 0 E: 0 K: 1 S: 6	H: 1 LOB: 1 BB: 0 P: 6	R: 0 E: 0 K: 0 S: 3	H: 0 LOB: 1 BB: 1 P: 7	R: 0 E: 0 K: 0 S: 4	H: 1 LOB: 1 BB: 0 P: 4	R: 0 E: 0 K: 1 S: 6	H: 1 LOB: 1 BB: 0 P: 6	1B: 4 2B: 1 3B: 0 HR: 0	SF: 0 SAC: 0 DP: 0 HBP: 0	WP: 0 PB: 0 SB: 0 CS: 0	PA: 33
PITCHER Bob Gibson, R (1,1) ERA: 0.5	IP: 9.0 WLS: W BF: 33 H: 5 R: 0 ER: 0 SO: 6 BB: 1 IBB: 0 HBP: 0 BLK: 0 WP: 0 HR: 0 S: 44 P: 48 ERA: 0.00 WHIP: 0.667															PITCHER						

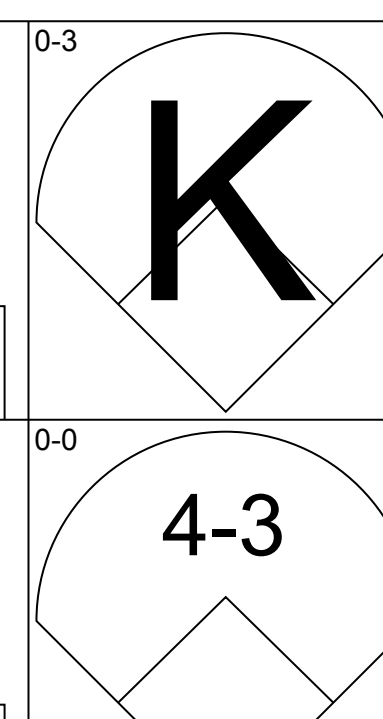
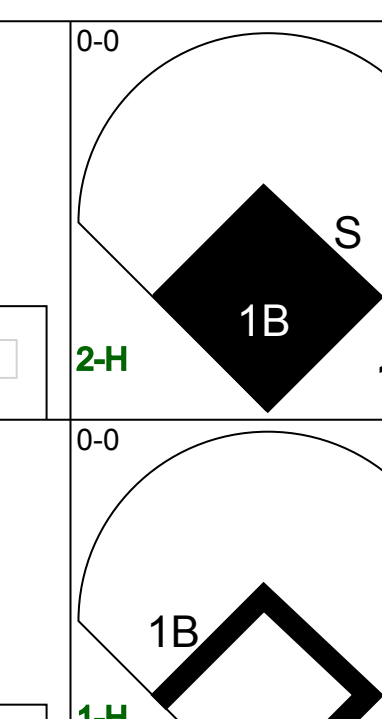
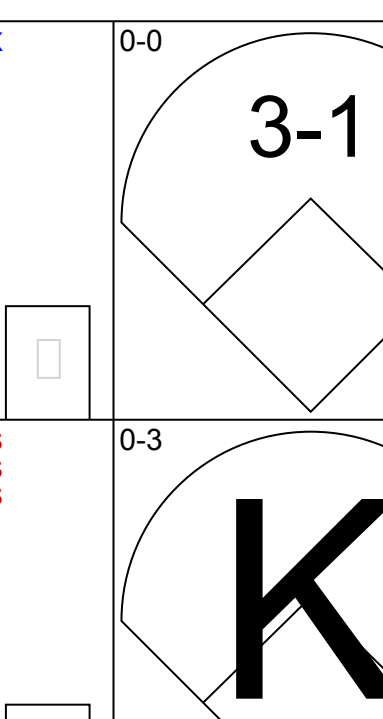
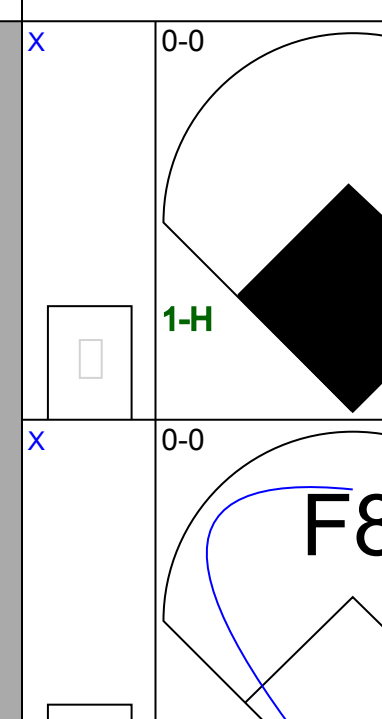
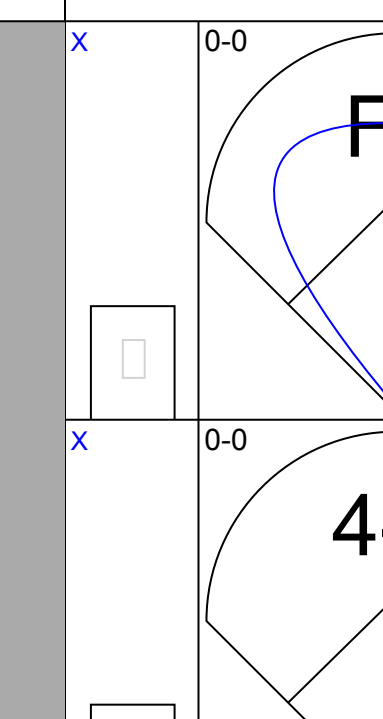

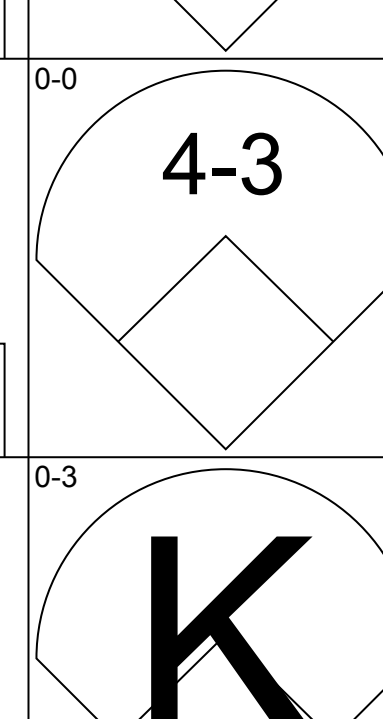
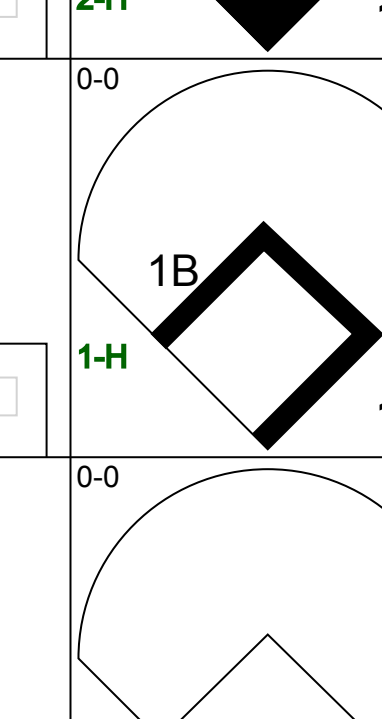
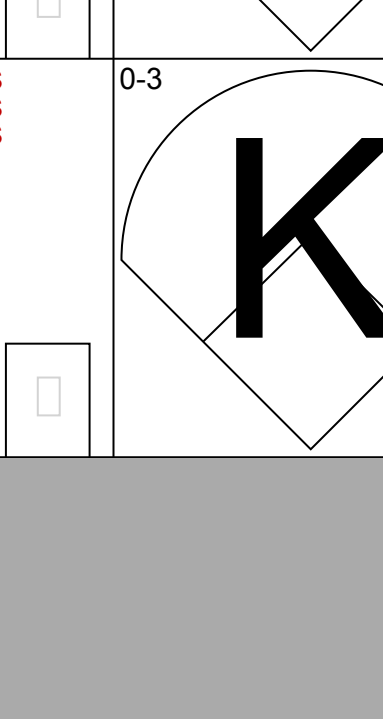
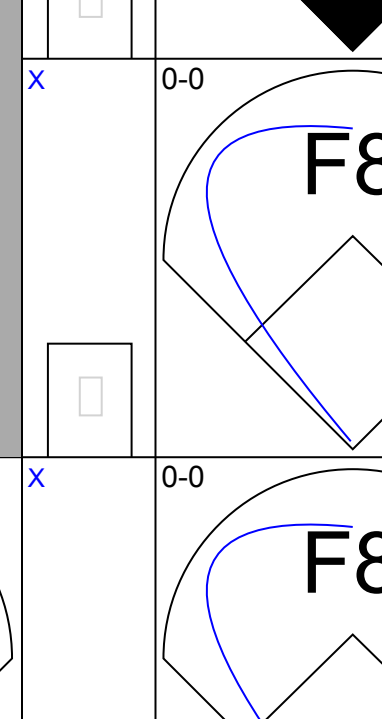
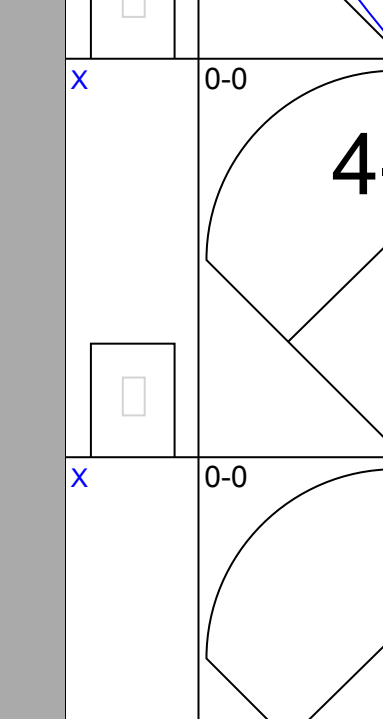
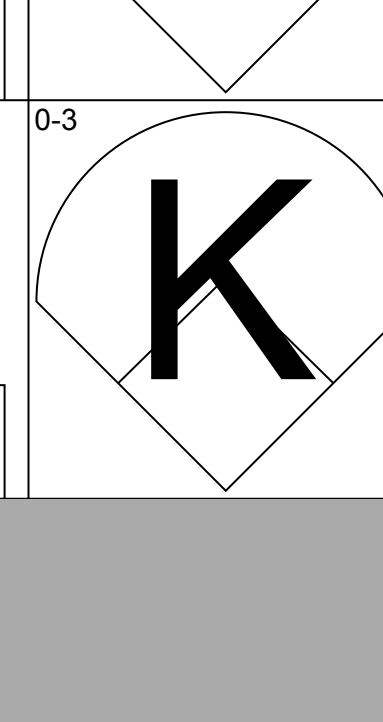
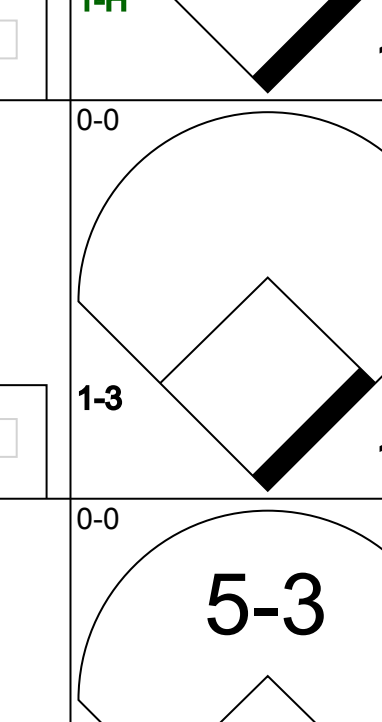

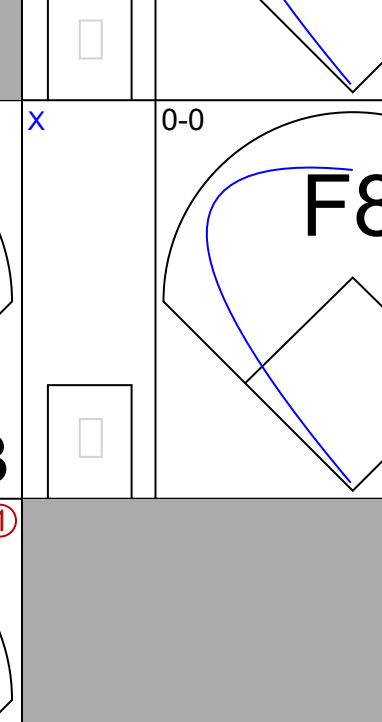
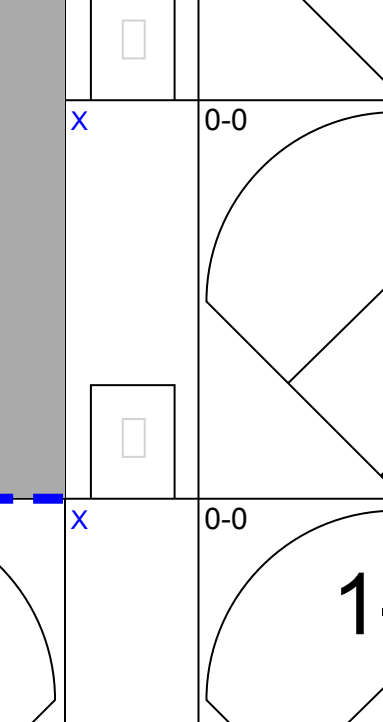
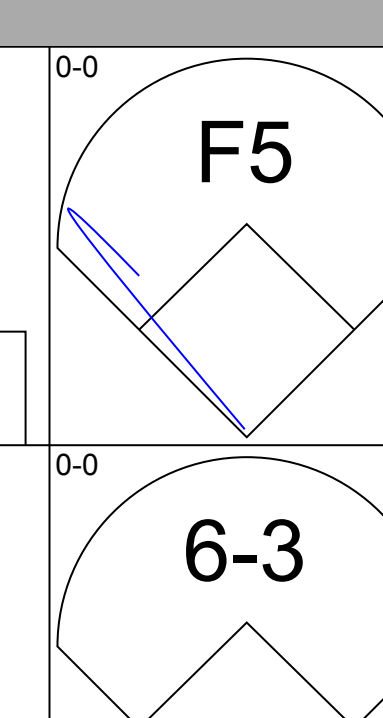
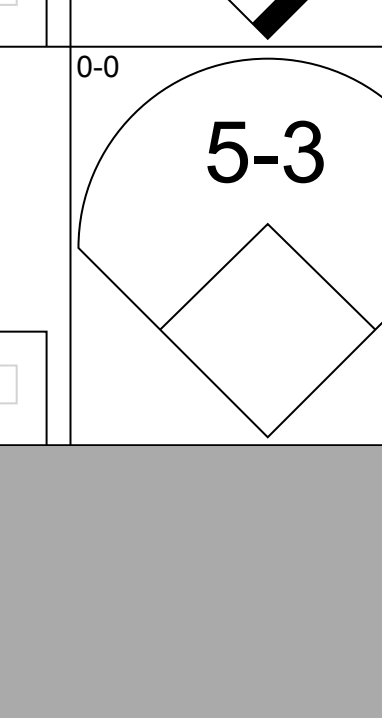


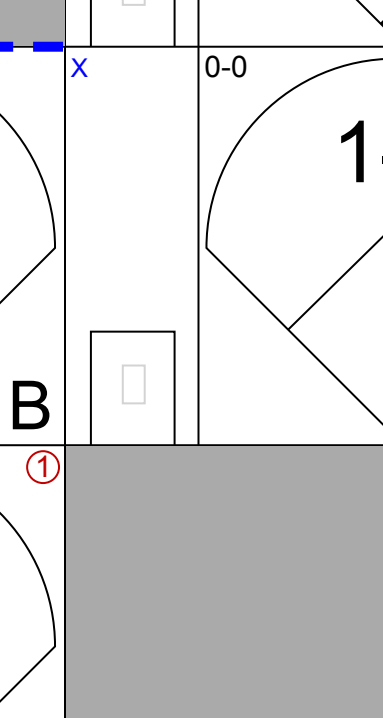

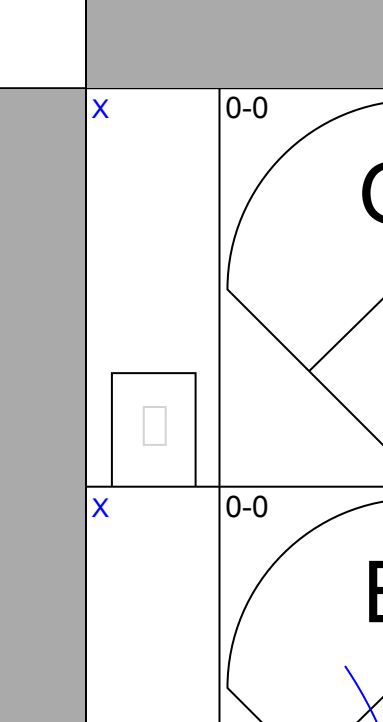



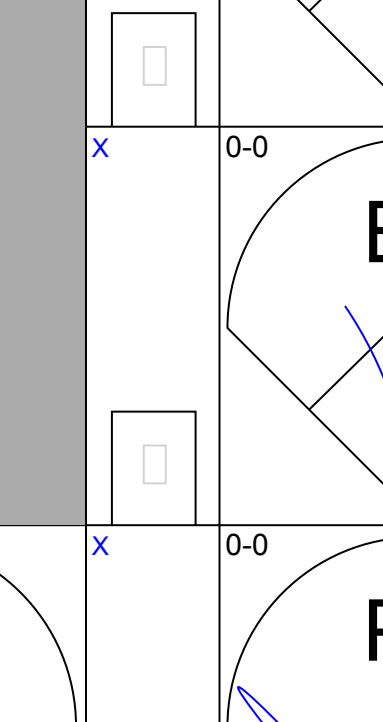


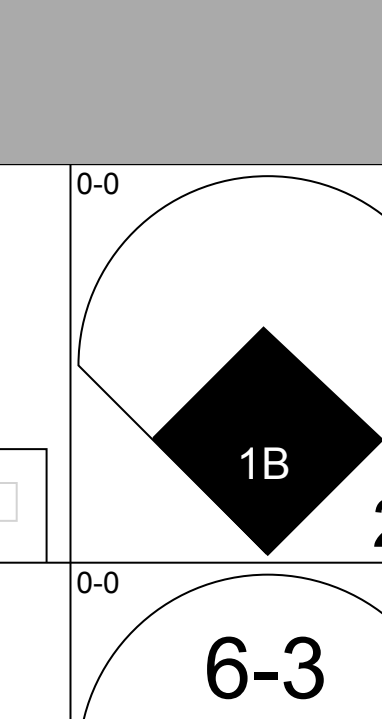
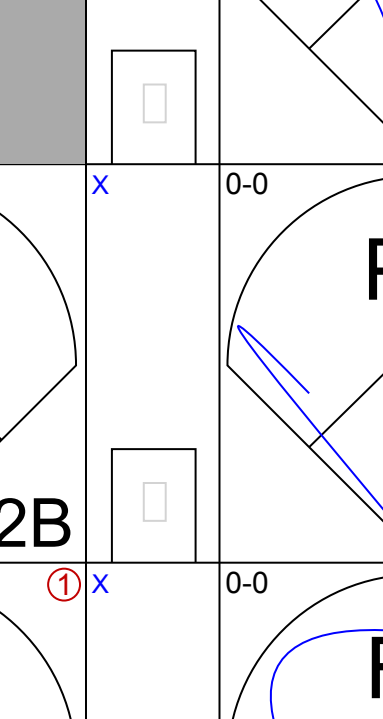


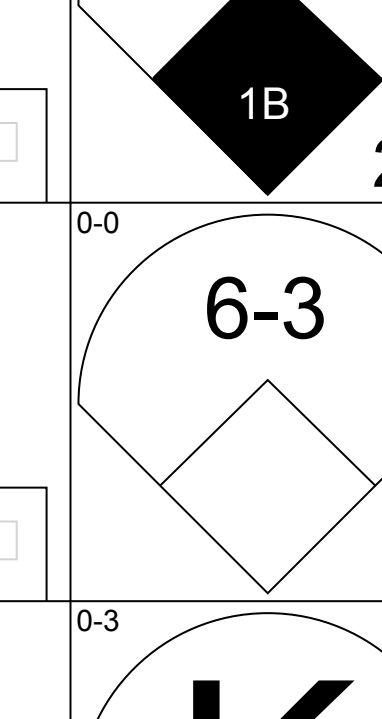
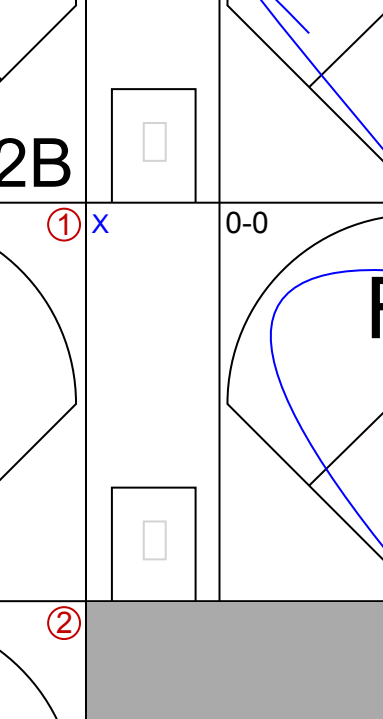
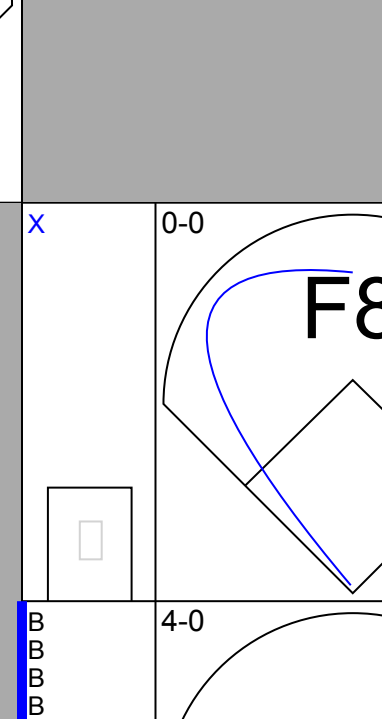
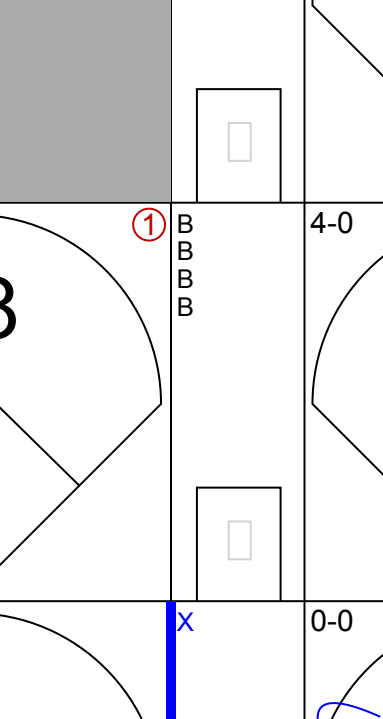
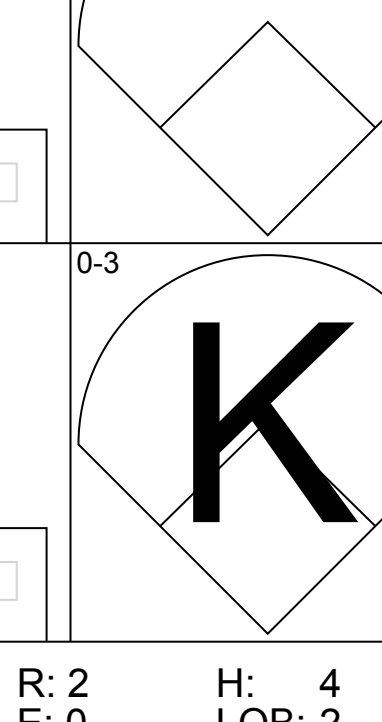
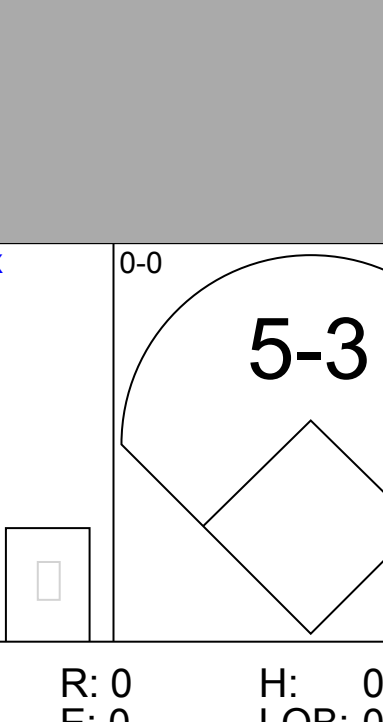
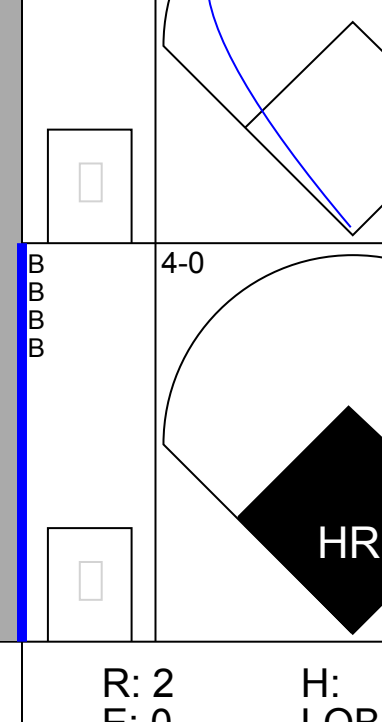
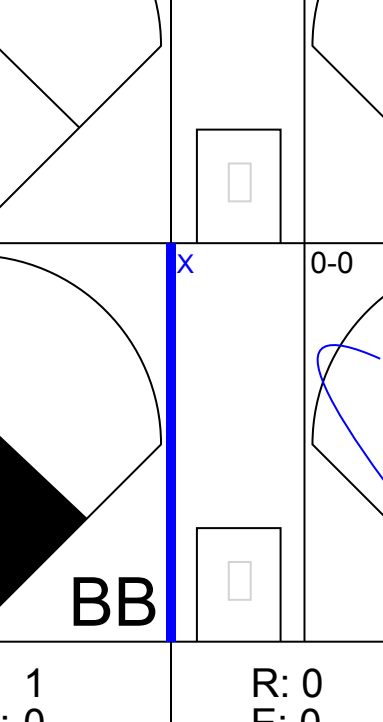


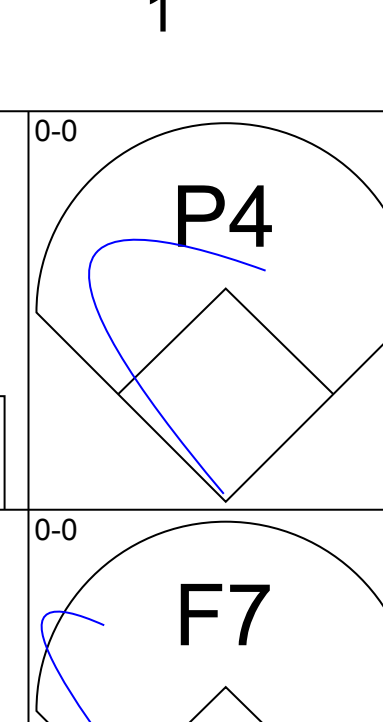
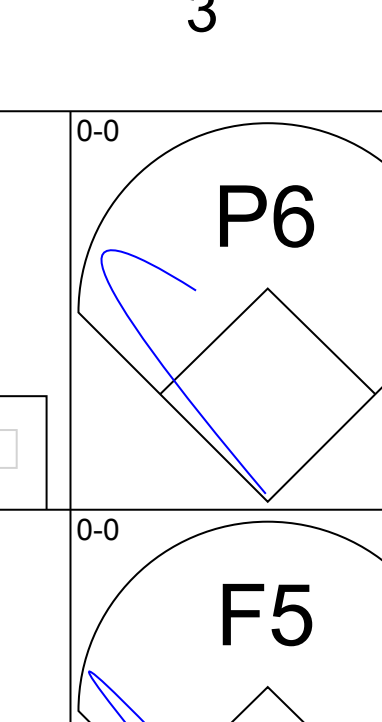
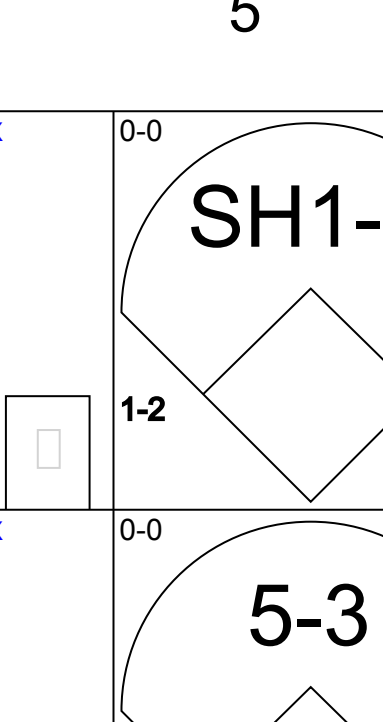
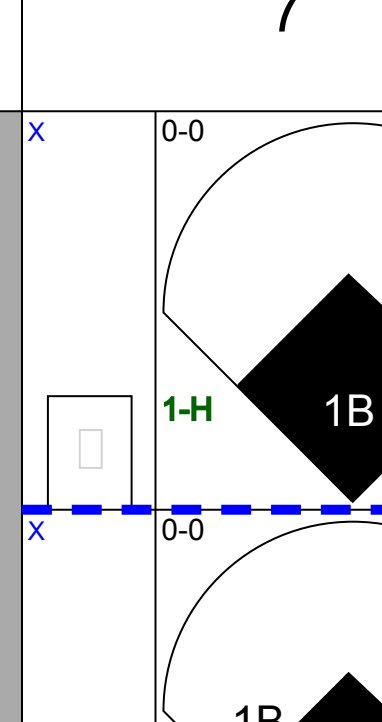
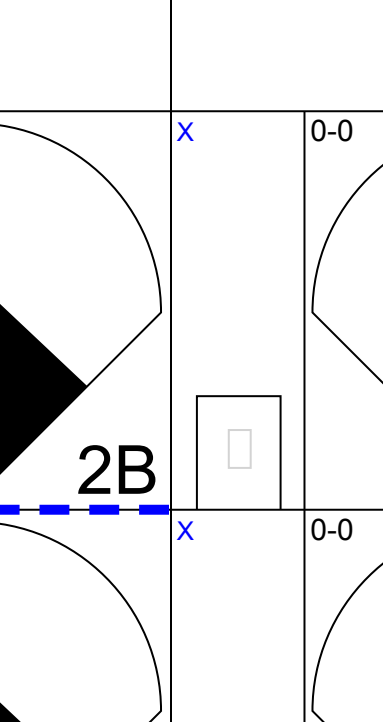

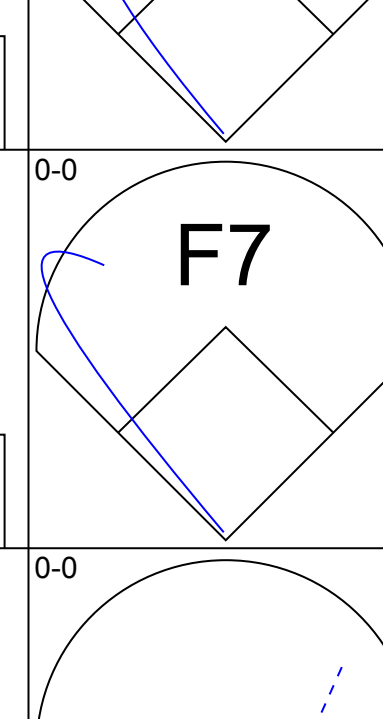
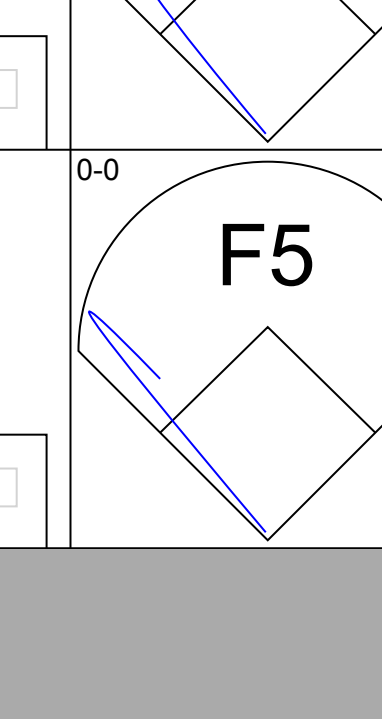
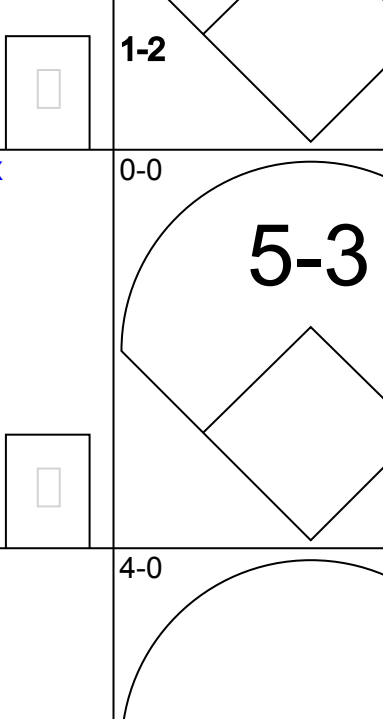
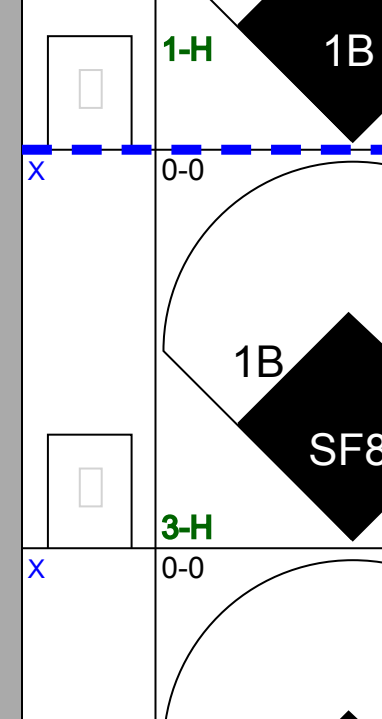
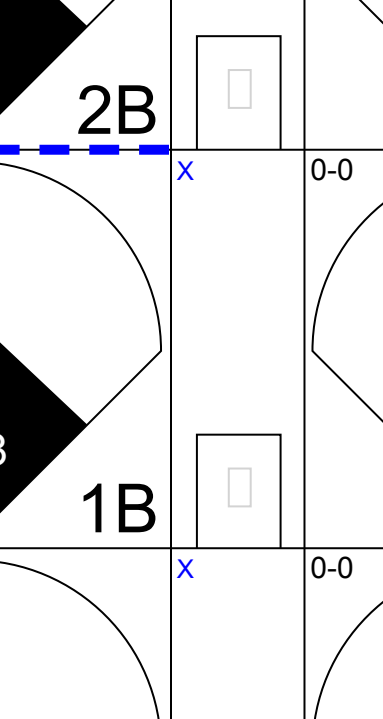
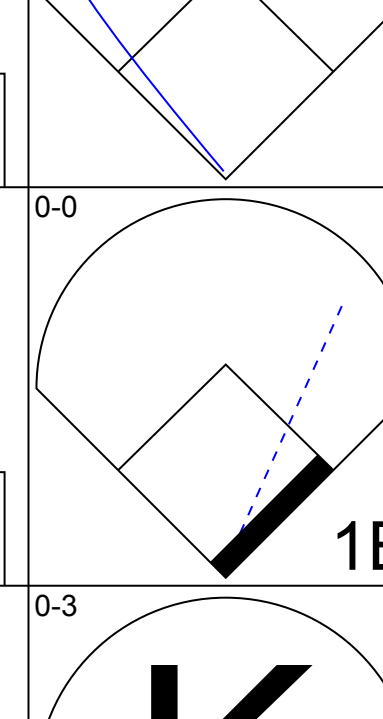
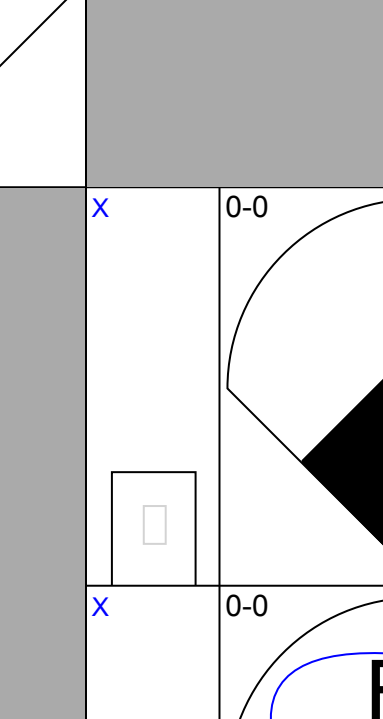
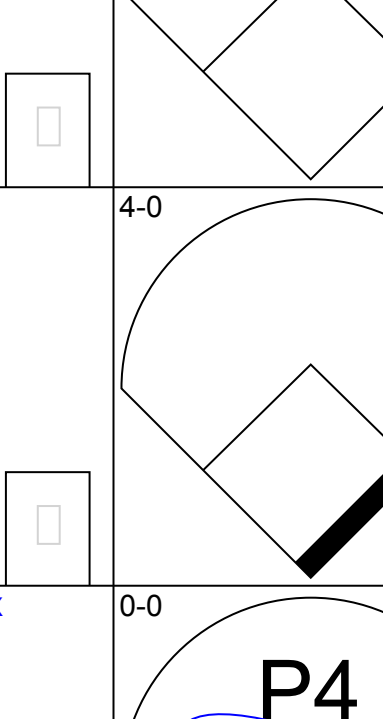
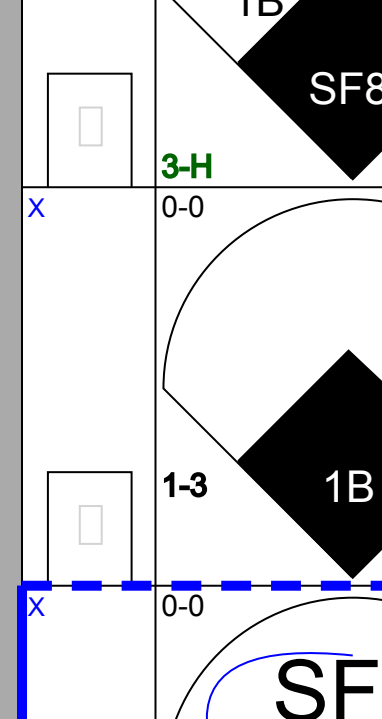
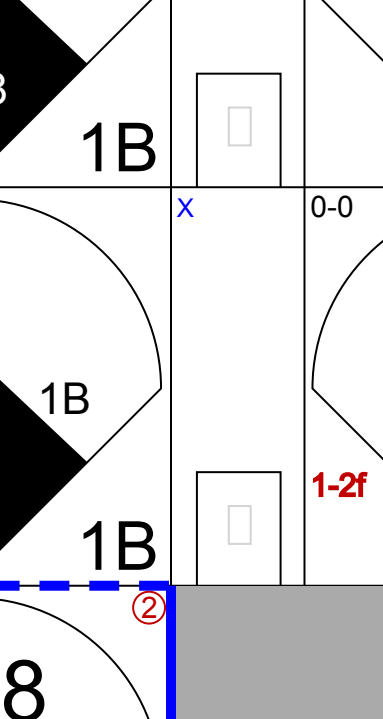
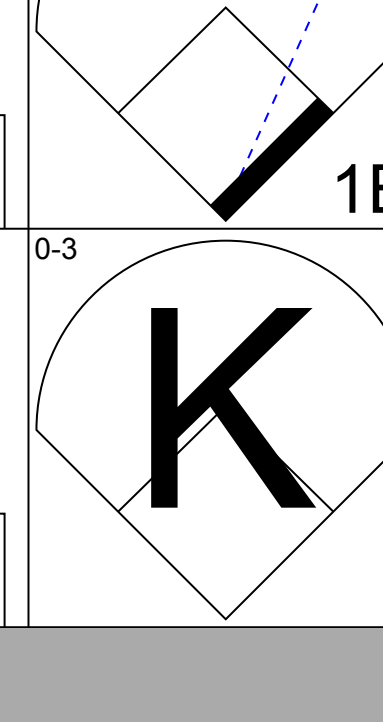
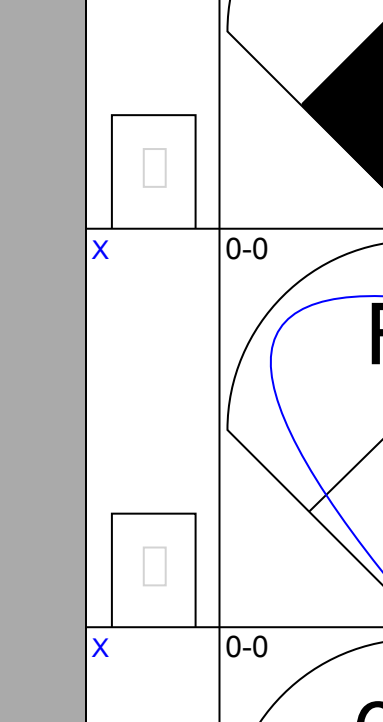
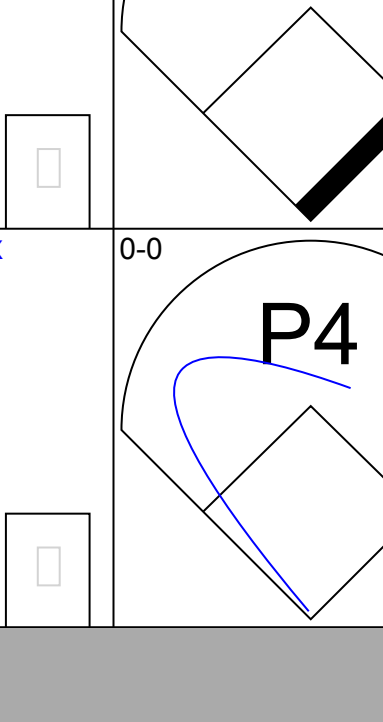
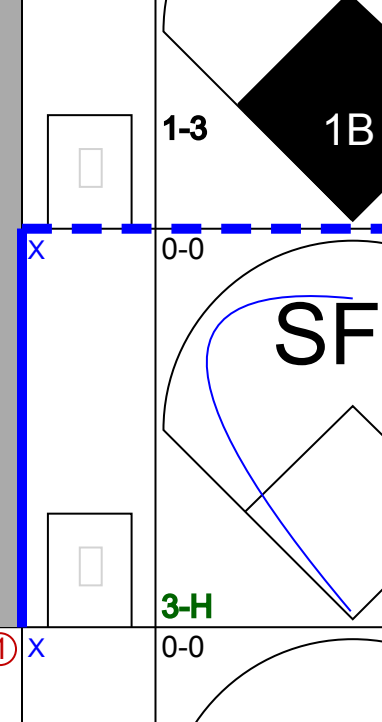
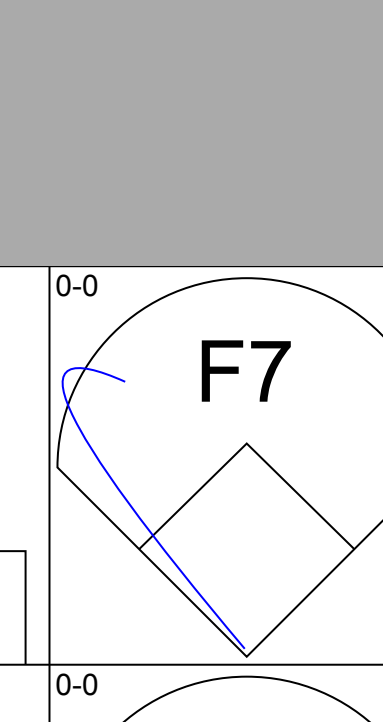
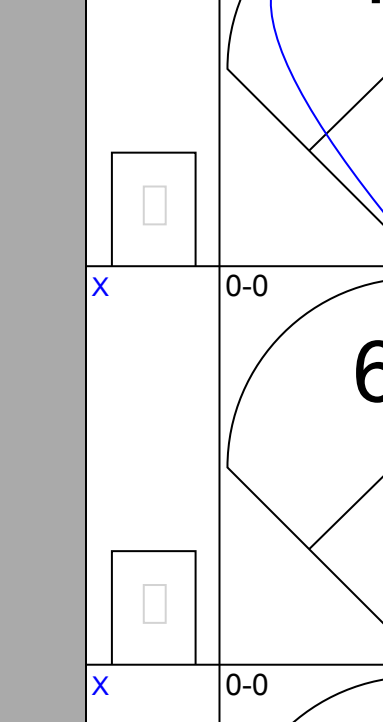
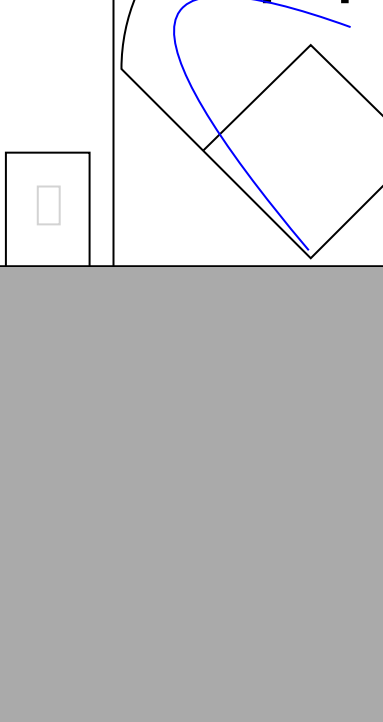
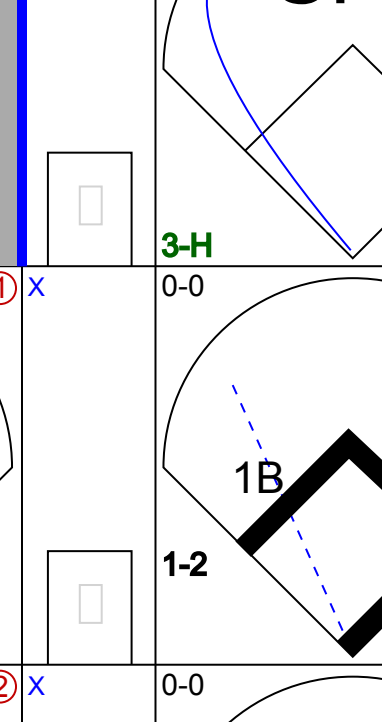
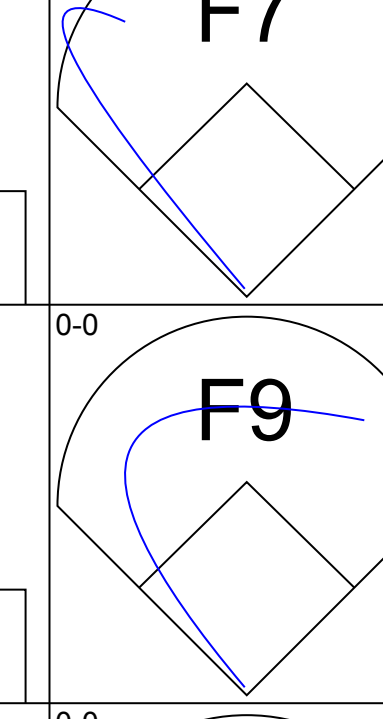
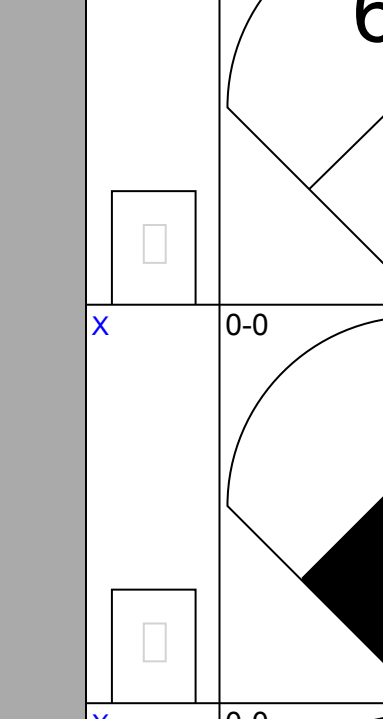

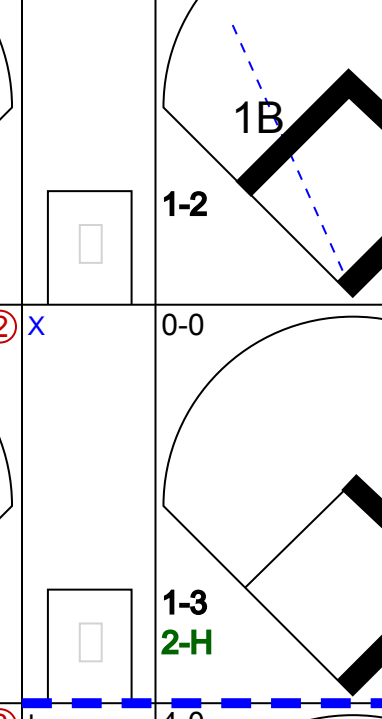
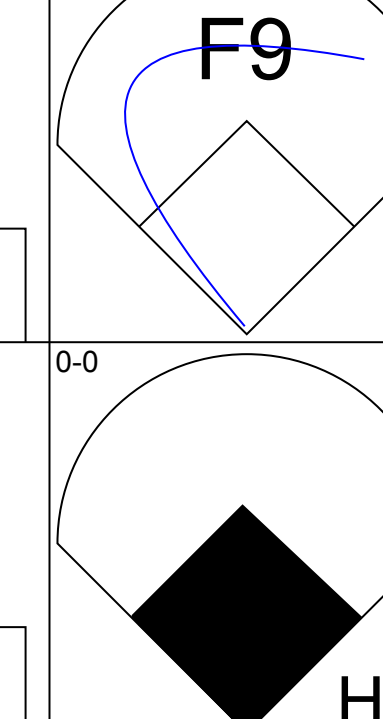
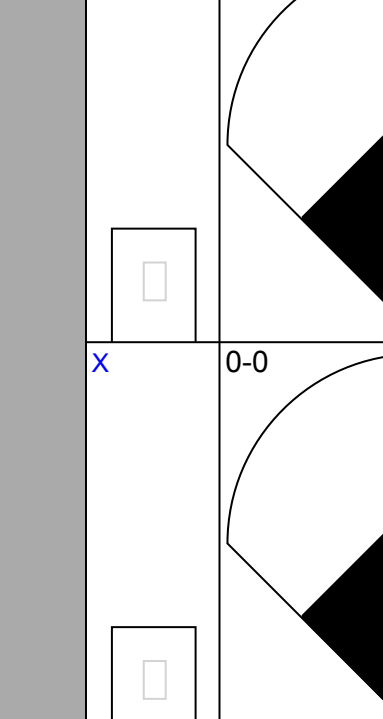

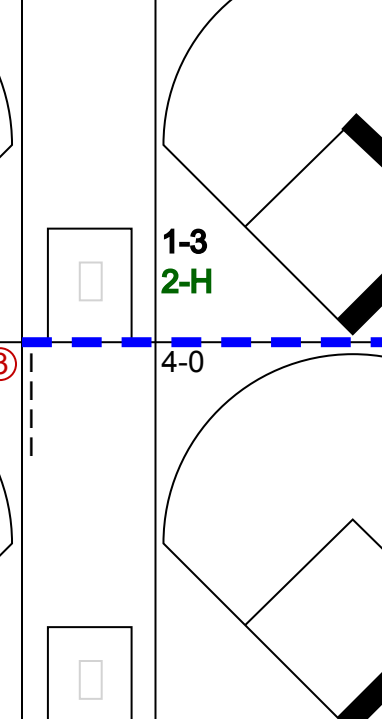
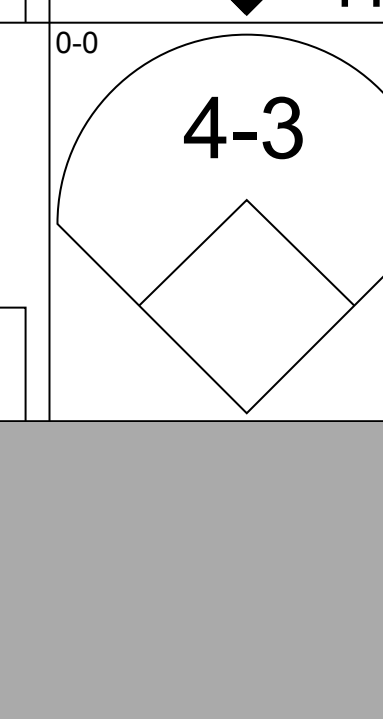
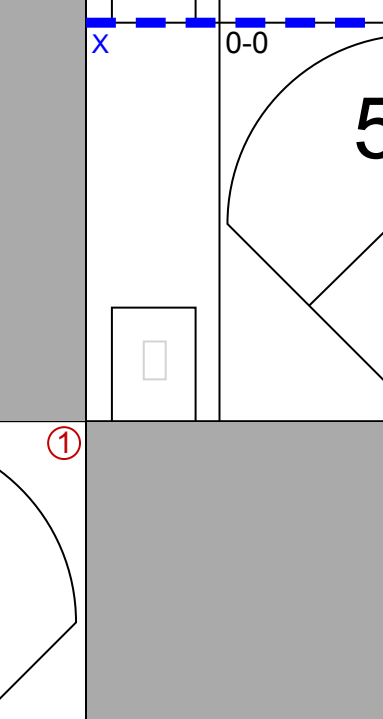
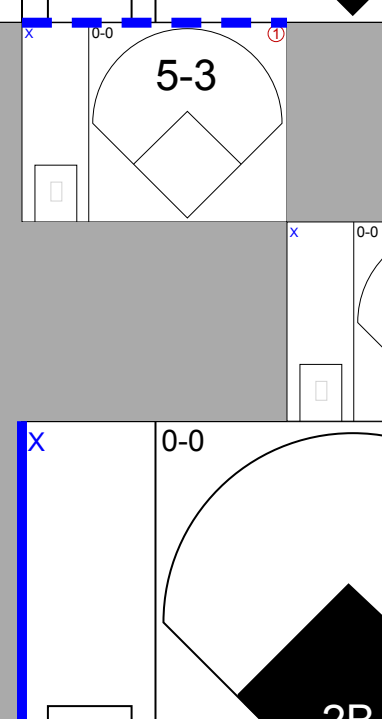
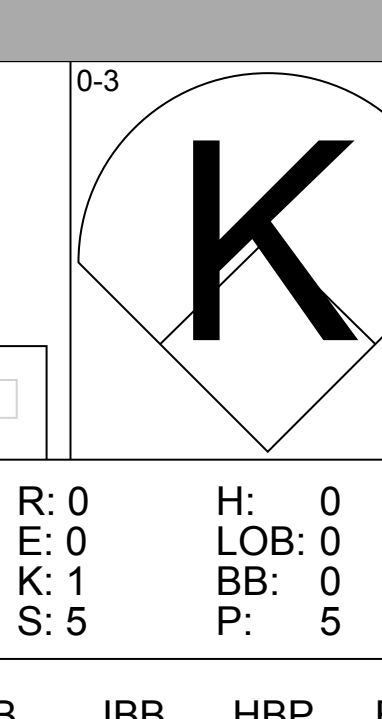
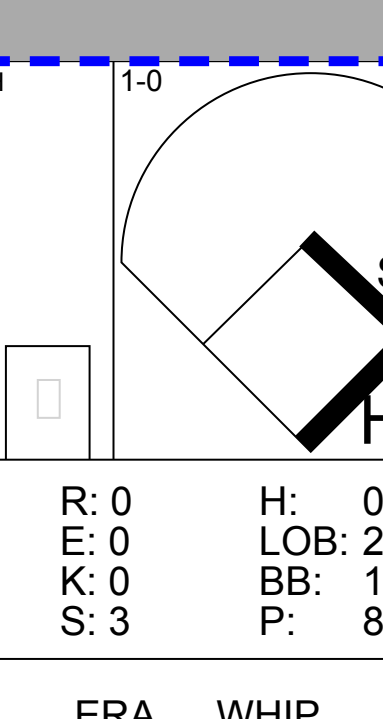
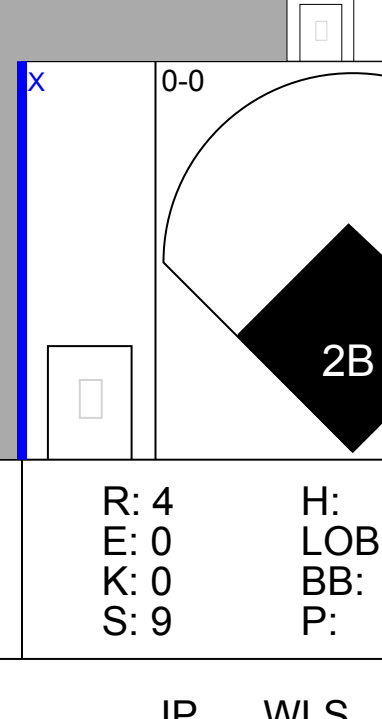
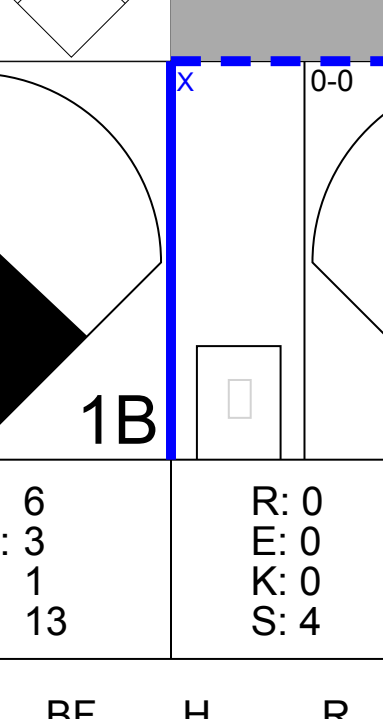
Batter	1	2	3	4	5	6	7	8	9	AB	R	H	RBI	BB	SO	LOB	BOTTOM			
Lou Brock, L (1,7) OBP: 0.529, SLG: 0.688	0-0 1B 2B		0-0 F7		0-0 4-3 2B		0-0 FC6-4			4	1	2	0	0	0	1	Boston Red Sox @ St. Louis Cardinals Busch Stadium, St. Louis, MO Sun Oct 08 1967, 3:33 AM CDT Att: 54,575 - Unknown			
Curt Flood, R (1,8) OBP: 0.235, SLG: 0.250	0-0 1-2 2B		0-0 P3		0-0 4-3		0-0 6-3			4	1	1	0	0	0	2				
Roger Maris, L (1,9) OBP: 0.313, SLG: 0.333	0-0 1H 2H 1B		0-0 F9		0-0 G3		0-0 G3		0-0 F7	4	1	1	2	0	0	1				
Orlando Cepeda, R (1,3) OBP: 0.133, SLG: 0.267	0-0 F9		0-0 WP SF8		0-0 5-3		0-0 F8			4	1	1	0	0	0	2				
Tim McCarver, L (1,2) OBP: 0.200, SLG: 0.154	0-0 1B 1B		0-0 SF8		0-3 K		0-0 P6			3	1	1	2	0	1	0				
Mike Shannon, R (1,5) OBP: 0.357, SLG: 0.538	0-0 F6		4-0 2B		0-0 4-3			0-0 F2		3	1	0	0	1	0	1				
Julian Javier, R (1,4) OBP: 0.429, SLG: 0.571	0-0 1B 1-2 1B		0-0 6-3		0-3 K			0-3 K		4	0	2	1	0	2	0				
Dal Maxvill, R (1,6) OBP: 0.308, SLG: 0.100	0-0 1-3 2H 1B		0-0 6-3		0-0 5-3		0-0 FC6-4		4-0 BB	3	0	1	1	1	0	1				
Bob Gibson, R (1,1)	0-0 F7		0-0 F8		4-0 FC6-4		0-0 FC6-4		1-2 BB	3	0	0	0	1	0	4				
Inning Stats	R: 4 E: 0 K: 0 S: 9	H: 6 LOB: 2 BB: 0 P: 9	R: 0 E: 0 K: 0 S: 3	H: 0 LOB: 0 BB: 0 P: 3	R: 2 E: 0 K: 0 S: 5	H: 2 LOB: 1 BB: 1 P: 9	R: 0 E: 0 K: 0 S: 4	H: 1 LOB: 1 BB: 0 P: 4	R: 0 E: 0 K: 2 S: 7	H: 0 LOB: 0 BB: 0 P: 7	R: 0 E: 0 K: 0 S: 3	H: 0 LOB: 0 BB: 1 P: 7	R: 0 E: 0 K: 1 S: 5	H: 0 LOB: 1 BB: 1 P: 9	R: 0 E: 0 K: 1 S: 5	H: 0 LOB: 1 BB: 1 P: 9		1B: 5 2B: 4 3B: 0 HR: 0	SF: 1 SAC: 0 DP: 0 HBP: 0	WP: 1 PB: 0 SB: 1 CS: 0
PITCHER Jose Santiago, R (1,1) ERA: 7.04 Gary Bell, R (1,1) ERA: 8.1 Jerry Stephenson, R (3,1) ERA: 9.0 Dave Morehead, R (5,1) ERA: Ken Brett, L (8,1) ERA:	IP: 0.2 WLS: L BF: 4 H: 0 R: 0 ER: 4 SO: 0 BB: 0 IBB: 0 HBP: 0 BLK: 0 WP: 0 HR: 0 S: 4 P: 4 ERA: 0.00 WHIP: 9.000															PITCHER				



Batter	1	2	3	4	5	6	7	8	9	AB	R	H	RBI	BB	SO	LOB	TOP					
Joe Foy, R OBP: 0.125, SLG: 0.125 (1, 5)										5	1	1	0	0	3	2	Boston Red Sox @ St. Louis Cardinals Busch Stadium, St. Louis, MO Mon Oct 09 1967, 3:33 AM CDT Att: 54,575 - Unknown					
Mike Andrews, R OBP: 0.400, SLG: 0.400 (1, 4)										3	0	1	0	0	0	0						
Carl Yastrzemski, L OBP: 0.429, SLG: 0.778 (1, 7)										3	0	1	0	1	1	3						
Ken Harrelson, R OBP: 0.286, SLG: 0.167 Jose Tartabull, L OBP: 0.231, SLG: 0.167 (1, 9) (8, 9)										3	0	1	1	1	0	2						
George Scott, R OBP: 0.333, SLG: 0.278 (1, 3)										3	1	0	0	1	1	3						
Reggie Smith, S OBP: 0.316, SLG: 0.471 (1, 8)										4	1	1	0	0	0	1						
Rico Petrocelli, R OBP: 0.176, SLG: 0.071 (1, 6)										3	0	0	0	1	1	1						
Elston Howard, R OBP: 0.231, SLG: 0.167 (1, 2)										4	0	1	1	0	0	1						
Jim Lonborg, R (1, 1)										4	0	0	0	0	3	2						
Inning Stats	R: 0 E: 0 K: 1 S: 5	H: 0 LOB: 1 BB: 1 P: 9	R: 0 E: 0 K: 1 S: 6	H: 0 LOB: 1 BB: 0 P: 6	R: 1 E: 1 K: 2 S: 10	H: 2 LOB: 2 BB: 0 P: 10	R: 0 E: 0 K: 0 S: 3	H: 0 LOB: 0 BB: 1 P: 3	R: 0 E: 0 K: 1 S: 6	H: 1 LOB: 1 BB: 0 P: 6	R: 0 E: 0 K: 0 S: 2	H: 0 LOB: 0 BB: 1 P: 6	R: 0 E: 0 K: 1 S: 5	H: 0 LOB: 0 BB: 0 P: 5	R: 0 E: 0 K: 1 S: 6	H: 1 LOB: 1 BB: 0 P: 6		R: 2 E: 1 K: 2 S: 8	H: 2 LOB: 2 BB: 2 P: 16	1B: 4 2B: 3 3B: 0 HR: 0	SF: 0 SAC: 1 DP: 2 HBP: 0	WP: 1 PB: 0 SB: 0 CS: 1
PITCHER	IP WLS BF H R ER SO BB IBB HBP BLK WP HR S P ERA WHIP																					
Steve Carlton, L ERA: (1, 1)	6.0 L 24 3 1 0 0 5 2 0 0 0 0 1 0 32 40 0.00 0.833																					
Ray Washburn, R ERA: (7, 1)	2.0 7 1 0 0 2 0 0 0 0 0 0 0 11 11 0.00 0.500																					
Ron Willis, R ERA: 40.5 (9, 1)	0.0 3 1 2 1 0 1 1 0 0 0 0 0 0 7 9 ∞ ∞																					
Jack Lamabe, R ERA: (9, 1)	1.0 3 1 0 0 2 0 0 0 0 0 0 0 7 7 0.00 1.000																					

Batter	1	2	3	4	5	6	7	8	9	AB	R	H	RBI	BB	SO	LOB	BOTTOM					
Lou Brock, L OBP: 0.429, SLG: 0.550 (1, 7)										4	0	0	0	0	1	1	Boston Red Sox @ St. Louis Cardinals Busch Stadium, St. Louis, MO Mon Oct 09 1967, 3:33 AM CDT Att: 54,575 - Unknown					
Curt Flood, R OBP: 0.190, SLG: 0.200 (1, 8)										4	0	0	0	0	0	0						
Roger Maris, L OBP: 0.350, SLG: 0.526 (1, 9)										4	1	2	1	0	0	0						
Orlando Cepeda, R OBP: 0.105, SLG: 0.211 (1, 3)										4	0	0	0	0	1	1						
Tim McCarver, L OBP: 0.167, SLG: 0.125 (1, 2)										3	0	0	0	0	0	1						
Mike Shannon, R OBP: 0.294, SLG: 0.438 (1, 5)										3	0	0	0	0	1	0						
Julian Javier, R OBP: 0.353, SLG: 0.471 (1, 4)										3	0	0	0	0	0	0						
Dal Maxvill, R OBP: 0.333, SLG: 0.167 Dave Ricketts, S (8, PH) Ron Willis, R (9, 1) Jack Lamabe, R (9, 1)										2	0	1	0	0	0	0						
Steve Carlton, L (1, 1) Bobby Tolan, L (6, PH) Ray Washburn, R (7, 1) Phil Gagliano, R (8, PH) Eddie Bressoud, R (9, 6)										1	0	0	0	0	0	1						
Inning Stats	R: 0 E: 0 K: 0 S: 3	H: 0 LOB: 0 BB: 0 P: 3	R: 0 E: 0 K: 1 S: 5	H: 0 LOB: 0 BB: 0 P: 5	R: 0 E: 0 K: 1 S: 6	H: 1 LOB: 1 BB: 0 P: 6	R: 0 E: 0 K: 0 S: 4	H: 1 LOB: 1 BB: 0 P: 4	R: 0 E: 0 K: 1 S: 5	H: 0 LOB: 0 BB: 0 P: 5	R: 0 E: 0 K: 1 S: 3	H: 0 LOB: 0 BB: 0 P: 3	R: 0 E: 1 K: 0 S: 4	H: 0 LOB: 1 BB: 0 P: 4	R: 0 E: 0 K: 0 S: 4	H: 0 LOB: 0 BB: 0 P: 4		R: 1 E: 0 K: 0 S: 4	H: 1 LOB: 0 BB: 0 P: 4	1B: 2 2B: 0 3B: 0 HR: 1	SF: 0 SAC: 0 DP: 0 HBP: 0	WP: 0 PB: 0 SB: 0 CS: 0
PITCHER	IP WLS BF H R ER SO BB IBB HBP BLK WP HR S P ERA WHIP																					
Jim Lonborg, R ERA: 0.5 (1, 1)	9.0 W 31 3 1 1 4 0 0 0 0 0 1 39 39 1.00 0.333																					

Batter	1	2	3	4	5	6	7	8	9	AB	R	H	RBI	BB	SO	LOB	TOP																	
Lou Brock, L OBP: 0.423, SLG: 0.640 (1, 7)										5	2	2	3	0	1	0	St. Louis Cardinals @ Boston Red Sox Fenway Park, Boston, MA Wed Oct 11 1967, 3:33 AM EDT Att: 35,188 - Unknown AB 36 R 4 H 8 RBI 4 BB 4 SO 4 LOB 18 																	
Curt Flood, R OBP: 0.192, SLG: 0.200 (1, 8)										5	0	1	1	0	1	0																		
Roger Maris, L OBP: 0.400, SLG: 0.522 (1, 9)										4	0	2	0	1	1	0																		
Orlando Cepeda, R OBP: 0.125, SLG: 0.208 (1, 3)										5	0	1	0	0	0	4																		
Tim McCarver, L OBP: 0.182, SLG: 0.105 (1, 2)										3	0	0	0	1	0	1																		
Mike Shannon, R OBP: 0.286, SLG: 0.450 (1, 5)										4	0	1	0	0	0	2																		
Julian Javier, R OBP: 0.333, SLG: 0.476 (1, 4)										4	1	1	0	0	0	5																		
Dal Maxvill, R OBP: 0.316, SLG: 0.133 (1, 6)										3	0	0	0	1	0	2																		
Dick Hughes, R Ron Wisa, R Ed Spawo, R Nelson Briles, R Bobby Tolan, L Jack Lamabe, R Joe Hoerner, R Larry Jaster, L Ray Washburn, R Dave Ricketts, S Hal Woodeshick, R (1, 1)										1	0	0	0	0	0	1																		
Inning Stats	R: 0 E: 0 K: 2 S: 7	H: 0 LOB: 0 BB: 0 P: 7	R: 0 E: 0 K: 0 S: 3	H: 0 LOB: 0 BB: 0 P: 3	R: 2 E: 0 K: 1 S: 9	H: 4 LOB: 2 BB: 0 P: 9	R: 0 E: 1 K: 0 S: 4	H: 0 LOB: 1 BB: 0 P: 4	R: 0 E: 0 K: 0 S: 5	H: 0 LOB: 0 BB: 2 P: 5	R: 0 E: 0 K: 0 S: 3	H: 0 LOB: 2 BB: 2 P: 11	R: 2 E: 0 K: 0 S: 4	H: 1 LOB: 0 BB: 1 P: 8	R: 0 E: 0 K: 0 S: 5	H: 2 LOB: 3 BB: 1 P: 9		R: 0 E: 0 K: 0 S: 4	H: 1 LOB: 1 BB: 0 P: 4	1B: 5 2B: 2 3B: 0 HR: 1	SF: 0 SAC: 0 DP: 0 HBP: 0	WP: 0 PB: 0 SB: 1 CS: 0	PA: 40											
PITCHER	IP WLS BF H R ER SO BB IBB HBP BLK WP HR S P ERA WHIP																																	
Gary Waslewski, R ERA: 2.16 (1, 1)	5.1	23	4	2	2	4	2	0	0	0	0	0	0	29	37	3.38	1.125																	
John Wyatt, R ERA: 4.91 (6, 1)	1.2	W	7	1	2	2	0	1	0	0	0	0	0	1	6	10	10.80	1.200																
Gary Bell, R ERA: 5.06 (8, 1)	2.0	S	10	3	0	0	0	1	0	0	0	0	0	0	9	13	0.00	2.000																

Batter	1	2	3	4	5	6	7	8	9	AB	R	H	RBI	BB	SO	LOB	BOTTOM																	
Joe Foy, R OBP: 0.167, SLG: 0.250 (1, 5)										4	1	1	1	0	0	0	St. Louis Cardinals @ Boston Red Sox Fenway Park, Boston, MA Wed Oct 11 1967, 3:33 AM EDT Att: 35,188 - Unknown AB 34 R 8 H 12 RBI 8 BB 2 SO 2 LOB 8 																	
Mike Andrews, R OBP: 0.400, SLG: 0.400 (1, 4)										5	1	2	1	0	0	1																		
Carl Yastrzemski, L OBP: 0.500, SLG: 0.909 (1, 7)										4	2	3	1	1	0	1																		
Ken Harrelson, R OBP: 0.200, SLG: 0.111 (1, 9)										3	0	0	0	0	1	3																		
Jose Tartabull, L OBP: 0.231, SLG: 0.167 (7, 9)										0	0	0	0	0	0	0																		
Jerry Adair, R OBP: 0.118, SLG: 0.125 (7, PH)										0	0	0	1	0	0	0																		
Gary Bell, R (8, 1)										0	0	0	0	0	0	0																		
George Scott, R OBP: 0.320, SLG: 0.273 (1, 3)										4	0	1	0	0	0	0																		
Reggie Smith, S OBP: 0.348, SLG: 0.619 (1, 8)										4	1	2	2	0	0	0																		
Rico Petrocelli, R OBP: 0.286, SLG: 0.529 (1, 6)										3	2	2	2	1	0	0																		
Elston Howard, R OBP: 0.176, SLG: 0.125 (1, 2)										4	0	0	0	0	0	3																		
Gary Waslewski, R (1, 1)										1	0	0	0	0	1	0																		
John Wyatt, R (6, 1)										0	0	0	0	0	0	0																		
Dalton Jones, L OBP: 0.389, SLG: 0.389 (7, PH)										1	1	1	0	0	0	0																		
George Thomas, R (8, 9)										1	0	0	0	0	0	0																		
Inning Stats	R: 0 E: 0 K: 1 S: 6	H: 1 LOB: 1 BB: 0 P: 6	R: 1 E: 0 K: 0 S: 4	H: 1 LOB: 0 BB: 0 P: 4	R: 0 E: 0 K: 1 S: 5	H: 0 LOB: 0 BB: 0 P: 5	R: 3 E: 0 K: 0 S: 6	H: 3 LOB: 0 BB: 0 P: 6	R: 0 E: 0 K: 0 S: 3	H: 0 LOB: 2 BB: 1 P: 8	R: 0 E: 0 K: 0 S: 3	H: 0 LOB: 0 BB: 0 P: 3	R: 4 E: 0 K: 0 S: 9	H: 6 LOB: 3 BB: 1 P: 13	R: 0 E: 0 K: 0 S: 4	H: 1 LOB: 1 BB: 0 P: 4	1B: 7 2B: 1 3B: 0 HR: 4	SF: 1 SAC: 1 DP: 0 HBP: 1	WP: 0 PB: 0 SB: 0 CS: 0	PA: 39														
PITCHER	IP WLS BF H R ER SO BB IBB HBP BLK WP HR S P ERA WHIP																																	
Dick Hughes, R ERA: 5.0 (1, 1)	3.2	16	5	4	4	2	0	0	0	0	0	0	0	0	1	1	9.82	1.364																
Ron Wills, R ERA: 27.0 (4, 1)	0.1	1	0	0	0	0	0	0	0	0	0	0	0	0	1	1	0.00	0.000																
Nelson Briles, R ERA: 1.64 (5, 1)	2.0	8	0	0	0	0	0	1	1	0	0	0	0	6	11	0.00	0.000																	
Jack Lamabe, R ERA: 6.75 (7, 1)	0.1	L	3	2	2	2	0	0	0	0	0	0	0	0	3	3	54.00	6.000																
Joe Hoerner, L ERA: 40.5 (7, 1)	0.0	2	2	0	0	0	0	0	0	0	0	0	0	0	2	2	∞	∞																
PITCHER	IP WLS BF H R ER SO BB IBB HBP BLK WP HR S P ERA WHIP																																	
Larry Jaster, L ERA: (7, 1)	0.1	3	2	2	2	0	0	0	0	0	0	0	0	0	1	5	0.00	0.000																
Ray Washburn, R ERA: (7, 1)	0.1	2	0	0	0	0	0	0	1	0	0	0	0	0	1	5	0.00	0.000																
Hal Woodeshick, L ERA: (8, 1)	1.0	4	1	0	0	0	0	0	0	0	0	0	0	0	4	4	0.00	1.000																

Batter	1	2	3	4	5	6	7	8	9	AB	R	H	RBI	BB	SO	LOB	TOP					
Lou Brock, L OBP: 0.452, SLG: 0.655 (1,7)	F7		P6		SF9				BB S	4	1	2	0	1	0	1						
Curt Flood, R OBP: 0.256, SLG: 0.214 (1,8)	F8		1B WP		BB				BB	3	1	1	1	2	1	1						
Roger Maris, L OBP: 0.433, SLG: 0.538 (1,9)			1B WP		SF9				BB	3	0	2	1	1	0	0						
Orlando Cepeda, R OBP: 0.103, SLG: 0.172 (1,3)	4-3		6-3		F7				BB	5	0	0	0	0	1	6						
Tim McCarver, L OBP: 0.185, SLG: 0.167 (1,2)		P6		4-3		HR			G3	5	1	1	0	0	0	3						
Mike Shannon, R OBP: 0.240, SLG: 0.375 (1,5)				5-3		E5			6-3	4	1	0	0	0	1	1						
Julian Javier, R OBP: 0.360, SLG: 0.600 (1,4)						HR			F9	4	1	2	3	0	1	0						
Dal Maxvill, R OBP: 0.304, SLG: 0.263 (1,6)		CS			5-3	F9			P3	4	1	1	0	0	0	0						
Bob Gibson, R OBP: 0.167, SLG: 0.364 (1,1)			L5			5-3			K	4	1	1	1	0	1	1						
Inning Stats	R: 0 E: 0 K: 0 S: 4	H: 1 LOB: 1 BB: 0 P: 4	R: 0 E: 0 K: 1 S: 5	H: 1 LOB: 0 BB: 0 P: 5	R: 2 E: 0 K: 0 S: 6	H: 3 LOB: 1 BB: 0 P: 6	R: 0 E: 0 K: 1 S: 5	H: 0 LOB: 0 BB: 0 P: 5	R: 2 E: 0 K: 0 S: 5	H: 2 LOB: 1 BB: 1 P: 9	R: 3 E: 1 K: 1 S: 9	H: 3 LOB: 1 BB: 0 P: 9	R: 0 E: 0 K: 0 S: 5	H: 0 LOB: 0 BB: 0 P: 5	R: 0 E: 0 K: 0 S: 3	H: 0 LOB: 0 BB: 0 P: 3	R: 0 E: 0 K: 1 S: 5	H: 0 LOB: 3 BB: 3 P: 17	1B: 5 2B: 2 3B: 1 HR: 2	SF: 1 SAC: 0 DP: 0 HBP: 0	WP: 1 PB: 0 SB: 3 CS: 1	PA: 42
PITCHER	IP WLS BF H R ER SO BB IBB HBP BLK WP HR S P ERA WHIP																					
Jim Lonborg, R ERA: 2.63 (1,1)	6.0 L 29 10 7 6 3 1 0 0 0 0 1 2 34 38 9.00 1.833																					
Jose Santiago, R ERA: 5.59 (7,1)	2.0 6 0 0 0 1 0 0 0 0 0 0 0 8 8 0.00 0.000																					
Dave Morehead, R ERA: (9,1)	0.1 4 0 0 0 1 3 0 0 0 0 0 0 3 15 0.00 9.000																					
Dan Osinski, R ERA: 6.75 (9,1)	0.1 1 0 0 0 0 0 0 0 0 0 0 0 1 1 0.00 0.000																					
Ken Brett, L ERA: (9,1)	0.1 1 0 0 0 0 0 0 0 0 0 0 0 1 1 0.00 0.000																					

St. Louis Cardinals @ Boston Red Sox
Fenway Park, Boston, MA
Thu Oct 12 1967, 3:33 AM EDT
Att: 35,188 - Unknown

AB 36
R 7
H 10
RBI 6
BB 4
SO 5
LOB 13



Batter	1	2	3	4	5	6	7	8	9	AB	R	H	RBI	BB	SO	LOB	BOTTOM					
Joe Foy, R OBP: 0.188, SLG: 0.200 (1,5)										3	0	0	0	1	1	1						
Dave Morehead, R ERA: 5.59 (9,1)										0	0	0	0	0	0	0						
Dan Osinski, R ERA: (9,1)										0	0	0	0	0	0	0						
Ken Brett, L ERA: (9,1)										0	0	0	0	0	0	0						
Mike Andrews, R OBP: 0.308, SLG: 0.308 (1,4)	SH3-4									3	0	0	0	0	1	1						
Carl Yastrzemski, L OBP: 0.500, SLG: 0.840 (1,7)	P6									3	0	1	0	1	0	1						
Ken Harrelson, R OBP: 0.143, SLG: 0.077 (1,9)										4	0	0	0	0	2	3						
George Scott, R OBP: 0.310, SLG: 0.346 (1,3)										4	1	1	0	0	2	1						
Reggie Smith, S OBP: 0.308, SLG: 0.542 (1,8)										3	0	0	0	0	0	1						
Rico Petrocelli, R OBP: 0.292, SLG: 0.550 (1,6)										3	1	1	0	0	2	0						
Elston Howard, R OBP: 0.158, SLG: 0.111 (1,2)										2	0	0	0	0	0	0						
Dalton Jones, L OBP: 0.421, SLG: 0.389 (8,PH) (9,5)										0	0	0	0	1	0	0						
Jim Lonborg, R ERA: 2.63 (1,1)										1	0	0	0	0	1	0						
Jose Tartabull, L OBP: 0.214, SLG: 0.154 (6,PH) (7,1)										1	0	0	0	0	1	0						
Jose Santiago, R OBP: 0.500, SLG: 2.000 (7,1)										0	0	0	0	0	0	0						
Norm Siebern, L OBP: 0.333, SLG: 0.333 (8,PH) (9,2)										1	0	1	0	0	1	0						
Russ Gibson, R ERA: 1.0 (1,1)										0	0	0	0	0	0	0						
Inning Stats	R: 0 E: 0 K: 1 S: 5	H: 0 LOB: 1 BB: 1 P: 9	R: 0 E: 0 K: 2 S: 7	H: 0 LOB: 0 BB: 0 P: 7	R: 0 E: 0 K: 2 S: 7	H: 0 LOB: 0 BB: 0 P: 7	R: 0 E: 0 K: 2 S: 7	H: 0 LOB: 0 BB: 0 P: 7	R: 1 E: 1 K: 1 S: 6	H: 1 LOB: 0 BB: 0 P: 6	R: 0 E: 0 K: 1 S: 5	H: 0 LOB: 0 BB: 0 P: 5	R: 0 E: 0 K: 0 S: 3	H: 0 LOB: 1 BB: 1 P: 7	R: 0 E: 0 K: 0 S: 4	H: 1 LOB: 1 BB: 1 P: 8	R: 0 E: 0 K: 1 S: 5	H: 1 LOB: 0 BB: 0 P: 5	1B: 1 2B: 1 3B: 1 HR: 0	SF: 0 SAC: 1 DP: 1 HBP: 0	WP: 1 PB: 0 SB: 0 CS: 0	PA: 32
PITCHER	IP WLS BF H R ER SO BB IBB HBP BLK WP HR S P ERA WHIP																					
Bob Gibson, R ERA: 1.0 (1,1)	9.0 W 32 3 2 2 10 3 0 0 0 1 0 49 61 2.00 0.667																					

St. Louis Cardinals @ Boston Red Sox
Fenway Park, Boston, MA
Thu Oct 12 1967, 3:33 AM EDT
Att: 35,188 - Unknown

AB 28
R 2
H 3
RBI 1
BB 3
SO 10
LOB 9

