

St. Louis Cardinals - 1968

Batter	1	2	3	4	5	6	7	8	9	AB	R	H	RBI	BB	SO	LOB	TOP		
Felipe Alou, R (1,8)										4	0	0	0	0	0	3	Atlanta Braves @ St. Louis Cardinals Busch Stadium, St. Louis, MO Wed Apr 10 1968, 6:05 PM CST Att: 34,740 - Unknown - 55 F		
Sonny Jackson, L (1,6)										4	0	0	0	0	0	1			
Hank Aaron, R (1,9)										4	0	0	0	0	1	0			
Joe Torre, R (1,2)										4	0	0	0	0	0	0			
Clete Boyer, R (1,5) OBP: 0.250, SLG: 0.250										4	1	1	0	0	1	0			
Deron Johnson, R (1,3)										2	0	0	0	1	0	0			
Mike Lum, L (1,7) OBP: 0.333, SLG: 0.333										3	0	1	0	0	0	2			
Felix Millan, R (1,4) OBP: 0.667, SLG: 0.500										2	0	1	0	1	0	1			
Pat Jarvis, R (1,1) Ken Johnson, R (9,1)										1	0	0	0	0	0	2			
										0	0	0	0	0	0	0			
Inning Stats	R: 0 E: 0 K: 0 S: 3	H: 0 LOB: 0 BB: 0 P: 3	R: 1 E: 1 K: 0 S: 5	H: 1 LOB: 2 BB: 1 P: 9	R: 0 E: 0 K: 0 S: 3	H: 0 LOB: 0 BB: 0 P: 3	R: 0 E: 0 K: 0 S: 3	H: 0 LOB: 0 BB: 0 P: 3	R: 0 E: 0 K: 0 S: 3	H: 0 LOB: 0 BB: 0 P: 3	R: 0 E: 0 K: 0 S: 3	H: 0 LOB: 1 BB: 1 P: 7	R: 0 E: 0 K: 2 S: 7	H: 0 LOB: 0 BB: 0 P: 7	1B: 3 2B: 1 3B: 0 HR: 0	SF: 0 SAC: 2 DP: 1 HBP: 0	WP: 0 PB: 0 SB: 0 CS: 0	PA: 32	
PITCHER	IP WLS BF H R ER SO BB IBB HBP BLK WP HR S P ERA WHIP																		
Bob Gibson, R (1,1) ERA:	7.0		25	3	1	0	0	1	0	0	0	0	0	0	24	28	0.00	0.571	
Ray Washburn, R (8,1) ERA:	2.0	W	7	0	0	0	2	1	0	0	0	0	0	0	10	14	0.00	0.500	

Batter	1	2	3	4	5	6	7	8	9	AB	R	H	RBI	BB	SO	LOB	BOTTOM			
Lou Brock, L (1,7) OBP: 0.250, SLG: 0.250										4	0	1	0	0	0	0	Atlanta Braves @ St. Louis Cardinals Busch Stadium, St. Louis, MO Wed Apr 10 1968, 6:05 PM CST Att: 34,740 - Unknown - 55 F			
Curt Flood, R (1,8) OBP: 0.250, SLG: 0.250										4	1	1	0	0	1	2				
Roger Maris, L (1,9)										3	0	0	0	1	0	3				
Orlando Cepeda, R (1,3) OBP: 0.500, SLG: 0.667										3	0	1	1	1	0	2				
Tim McCarver, L (1,2)										3	0	0	0	1	0	2				
Mike Shannon, R (1,5)										4	0	0	0	0	1	2				
Julian Javier, R (1,4)										4	0	0	0	0	0	0				
Dal Maxvill, R (1,6) Dick Simpson, R (9, PR)										4	0	2	0	0	0	0				
Bob Gibson, R (1,1) Bobby Tolan, L (7, PH) Ray Washburn, R (8,1) Dave Ricketts, S (9, PH)										2	0	1	0	0	1	0				
										1	0	0	0	0	0	2				
										0	0	0	0	0	0	0				
										1	0	1	1	0	0	0				
Inning Stats	R: 0 E: 0 K: 0 S: 3	H: 0 LOB: 2 BB: 2 P: 11	R: 0 E: 0 K: 0 S: 3	H: 0 LOB: 0 BB: 0 P: 3	R: 0 E: 0 K: 2 S: 7	H: 0 LOB: 0 BB: 0 P: 7	R: 0 E: 0 K: 0 S: 3	H: 0 LOB: 0 BB: 0 P: 3	R: 0 E: 0 K: 0 S: 5	H: 2 LOB: 2 BB: 0 P: 5	R: 0 E: 1 K: 1 S: 7	H: 1 LOB: 2 BB: 0 P: 7	R: 1 E: 0 K: 0 S: 5	H: 2 LOB: 2 BB: 1 P: 9	R: 1 E: 0 K: 0 S: 3	H: 2 LOB: 2 BB: 0 P: 3	1B: 5 2B: 2 3B: 0 HR: 0	SF: 0 SAC: 0 DP: 0 HBP: 0	WP: 0 PB: 0 SB: 0 CS: 0	PA: 36
PITCHER	IP WLS BF H R ER SO BB IBB HBP BLK WP HR S P ERA WHIP																			
Pat Jarvis, R (1,1) ERA: 2.16	8.1	L	35	6	2	2	3	2	1	0	0	0	0	0	38	50	2.16	0.960		
Ken Johnson, R (9,1) ERA:	0.0		1	1	0	0	0	0	0	0	0	0	0	0	1	1	∞	∞		

Batter	1	2	3	4	5	6	7	8	9	AB	R	H	RBI	BB	SO	LOB	TOP																	
Felipe Alou, R OBP: 0.222, SLG: 0.333										5	0	2	0	0	2	0	Atlanta Braves @ St. Louis Cardinals Busch Stadium, St. Louis, MO Thu Apr 11 1968, 6:05 PM CST Att: 16,214 - Unknown																	
Sonny Jackson, L OBP: 0.222, SLG: 0.333										5	0	0	0	0	1	3																		
Hank Aaron, R OBP: 0.375, SLG: 0.429										3	0	2	0	1	0	0																		
Joe Torre, R OBP: 0.250, SLG: 0.250										4	1	2	0	0	0	4																		
Clete Boyer, R OBP: 0.250, SLG: 0.143										3	1	0	0	1	0	2																		
Deron Johnson, R OBP: 0.286, SLG: 0.667										4	1	1	3	0	1	2																		
Mike Lum, L OBP: 0.333, SLG: 0.333										3	0	1	0	0	0	2																		
Tommie Aaron, R OBP: 0.286, SLG: 0.167										1	0	0	0	0	1	0																		
Felix Millan, R OBP: 0.286, SLG: 0.167										4	0	0	0	0	0	1																		
Dick Kelley, R OBP: 0.286, SLG: 0.167										0	0	0	0	1	0	0																		
Ron Reed, R OBP: 0.286, SLG: 0.167										1	0	0	0	0	0	0																		
Sandy Valdespino, L OBP: 0.286, SLG: 0.167										1	0	0	0	0	0	0																		
Clay Carroll, R OBP: 0.286, SLG: 0.167										0	0	0	0	0	0	0																		
Woody Woodward, R OBP: 0.286, SLG: 0.167										1	0	0	0	0	0	0																		
Inning Stats	R: 0 E: 0 K: 2 S: 8	H: 1 LOB: 1 BB: 0 P: 8	R: 0 E: 0 K: 1 S: 5	H: 0 LOB: 0 BB: 0 P: 5	R: 0 E: 0 K: 0 S: 4	H: 1 LOB: 3 BB: 2 P: 12	R: 0 E: 0 K: 0 S: 4	H: 1 LOB: 1 BB: 0 P: 4	R: 0 E: 0 K: 0 S: 3	H: 0 LOB: 0 BB: 0 P: 3	R: 0 E: 0 K: 0 S: 5	H: 2 LOB: 2 BB: 0 P: 5	R: 0 E: 0 K: 0 S: 4	H: 1 LOB: 1 BB: 0 P: 4	R: 3 E: 0 K: 1 S: 7	H: 2 LOB: 0 BB: 1 P: 11	R: 0 E: 0 K: 1 S: 5	H: 0 LOB: 0 BB: 0 P: 5	1B: 5 2B: 2 3B: 0 HR: 1	SF: 0 SAC: 0 DP: 0 HBP: 0	WP: 0 PB: 0 SB: 0 CS: 0	PA: 38												
PITCHER	IP: 7.1 WLS: W BF: 33 ERA: 3.68	IP: 1.2 WLS: S BF: 5 ERA: 0.00															IP: 7.1 WLS: W BF: 33 ERA: 3.68	IP: 1.2 WLS: S BF: 5 ERA: 0.00															IP: 7.1 WLS: W BF: 33 ERA: 3.68	IP: 1.2 WLS: S BF: 5 ERA: 0.00

AB	35
R	3
H	8
RBI	3
BB	3
SO	5
LOB	14



Batter	1	2	3	4	5	6	7	8	9	AB	R	H	RBI	BB	SO	LOB	BOTTOM			
Lou Brock, L OBP: 0.222, SLG: 0.333										5	0	1	0	0	2	4	Atlanta Braves @ St. Louis Cardinals Busch Stadium, St. Louis, MO Thu Apr 11 1968, 6:05 PM CST Att: 16,214 - Unknown			
Julian Javier, R OBP: 0.222, SLG: 0.125										4	1	1	0	1	0	1				
Curt Flood, R OBP: 0.444, SLG: 0.778										5	2	3	0	0	0	2				
Orlando Cepeda, R OBP: 0.556, SLG: 1.250										5	3	3	4	0	1	1				
Mike Shannon, R OBP: 0.333, SLG: 0.333										5	3	3	1	0	0	0				
Tim McCarver, L OBP: 0.556, SLG: 0.500										5	1	4	1	0	0	0				
Dick Simpson, R OBP: 0.400, SLG: 0.333										3	0	1	2	1	1	1				
Dal Maxvill, R OBP: 0.444, SLG: 0.556										5	0	2	0	0	0	5				
Nelson Briles, R OBP: 0.400, SLG: 0.333										3	0	0	0	0	1	4				
Joe Hoerner, R OBP: 0.400, SLG: 0.333										0	0	0	0	0	0	0				
Inning Stats	R: 0 E: 0 K: 2 S: 8	H: 2 LOB: 1 BB: 0 P: 8	R: 1 E: 0 K: 0 S: 5	H: 2 LOB: 1 BB: 0 P: 5	R: 3 E: 0 K: 0 S: 7	H: 4 LOB: 2 BB: 1 P: 11	R: 0 E: 0 K: 0 S: 4	H: 1 LOB: 1 BB: 0 P: 4	R: 1 E: 1 K: 2 S: 10	H: 2 LOB: 3 BB: 1 P: 14	R: 2 E: 0 K: 0 S: 5	H: 2 LOB: 0 BB: 0 P: 5	R: 0 E: 0 K: 1 S: 6	H: 1 LOB: 1 BB: 0 P: 6	R: 3 E: 1 K: 0 S: 7	H: 4 LOB: 1 BB: 0 P: 7	1B: 13 2B: 2 3B: 2 HR: 1	SF: 1 SAC: 1 DP: 0 HBP: 0	WP: 1 PB: 0 SB: 0 CS: 0	PA: 44
PITCHER	IP: 2.2 WLS: L BF: 16 ERA: 13.5	IP: 3.1 WLS: S BF: 17 ERA: 5.40	IP: 2.0 WLS: S BF: 11 ERA: 9.00	IP: 1.1 WLS: S BF: 5 ERA: 9.00	IP: 3.1 WLS: L BF: 16 ERA: 13.50	IP: 3.1 WLS: L BF: 16 ERA: 13.50	IP: 2.0 WLS: S BF: 11 ERA: 9.00	IP: 1.1 WLS: S BF: 5 ERA: 9.00	IP: 2.2 WLS: L BF: 16 ERA: 13.50	IP: 3.1 WLS: S BF: 17 ERA: 5.40	IP: 2.0 WLS: S BF: 11 ERA: 9.00	IP: 1.1 WLS: S BF: 5 ERA: 9.00	IP: 3.1 WLS: L BF: 16 ERA: 13.50	IP: 3.1 WLS: S BF: 17 ERA: 5.40	IP: 2.0 WLS: S BF: 11 ERA: 9.00	IP: 1.1 WLS: S BF: 5 ERA: 9.00	IP: 3.1 WLS: L BF: 16 ERA: 13.50			



Batter	1	2	3	4	5	6	7	8	9	AB	R	H	RBI	BB	SO	LOB	TOP							
Lou Brock, L OBP: 0.143, SLG: 0.214 (1, 7)										5	1	0	0	0	2	2								
Julian Javier, R OBP: 0.357, SLG: 0.385 (1, 4)										5	3	3	0	0	1	0								
Curt Flood, R OBP: 0.643, SLG: 0.857 (1, 8)										5	1	5	2	0	0	0								
Orlando Cepeda, R OBP: 0.500, SLG: 0.923 (1, 3)										5	0	2	1	0	0	3								
Mike Shannon, R OBP: 0.429, SLG: 0.385 (1, 5)										4	0	2	0	1	0	3								
Tim McCarver, L OBP: 0.357, SLG: 0.333 (1, 2)										4	0	0	1	0	0	2								
Dick Simpson, R OBP: 0.429, SLG: 1.000 (6, PH)										2	1	1	1	0	1	2	AB 41							
Bobby Tolan, L OBP: 0.250, SLG: 0.500 (6, 9)										3	1	1	0	0	1	1	R 8							
Dal Maxvill, R OBP: 0.500, SLG: 0.500 (1, 6)										3	1	1	0	2	0	0	H 16							
Steve Carlton, L (1, 1)										3	0	0	0	0	2	1	RBI 7							
Roger Maris, L (8, PH)										0	0	0	0	0	0	0	BB 3							
Phil Gagliano, R OBP: 1.000, SLG: 1.000 (8, PH)										1	0	1	2	0	0	0	SO 7							
Ron Willis, R (8, 1)										1	0	0	0	0	0	2	LOB 16							
Inning Stats	R: 0 E: 0 K: 1 S: 7	H: 2 LOB: 2 BB: 0 P: 7	R: 1 E: 0 K: 1 S: 6	H: 1 LOB: 0 BB: 0 P: 6	R: 2 E: 0 K: 1 S: 8	H: 3 LOB: 2 BB: 1 P: 12	R: 0 E: 0 K: 2 S: 7	H: 0 LOB: 0 BB: 0 P: 7	R: 1 E: 0 K: 0 S: 5	H: 3 LOB: 1 BB: 0 P: 5	R: 0 E: 0 K: 0 S: 4	H: 1 LOB: 1 BB: 0 P: 4	R: 0 E: 0 K: 0 S: 4	H: 1 LOB: 1 BB: 0 P: 4	R: 4 E: 1 K: 0 S: 7	H: 4 LOB: 1 BB: 1 P: 11	R: 0 E: 0 K: 0 S: 4	H: 1 LOB: 2 BB: 1 P: 8	1B: 13 2B: 2 3B: 0 HR: 1	SF: 1 SAC: 0 DP: 1 HBP: 0	WP: 1 PB: 0 SB: 1 CS: 0	PA: 45		
PITCHER	IP WLS BF H R ER SO BB IBB HBP BLK WP HR S P ERA WHIP	IP WLS BF H R ER SO BB IBB HBP BLK WP HR S P ERA WHIP	IP WLS BF H R ER SO BB IBB HBP BLK WP HR S P ERA WHIP	IP WLS BF H R ER SO BB IBB HBP BLK WP HR S P ERA WHIP	IP WLS BF H R ER SO BB IBB HBP BLK WP HR S P ERA WHIP	IP WLS BF H R ER SO BB IBB HBP BLK WP HR S P ERA WHIP	IP WLS BF H R ER SO BB IBB HBP BLK WP HR S P ERA WHIP	IP WLS BF H R ER SO BB IBB HBP BLK WP HR S P ERA WHIP	IP WLS BF H R ER SO BB IBB HBP BLK WP HR S P ERA WHIP	IP WLS BF H R ER SO BB IBB HBP BLK WP HR S P ERA WHIP	IP WLS BF H R ER SO BB IBB HBP BLK WP HR S P ERA WHIP	IP WLS BF H R ER SO BB IBB HBP BLK WP HR S P ERA WHIP	IP WLS BF H R ER SO BB IBB HBP BLK WP HR S P ERA WHIP	IP WLS BF H R ER SO BB IBB HBP BLK WP HR S P ERA WHIP	IP WLS BF H R ER SO BB IBB HBP BLK WP HR S P ERA WHIP	IP WLS BF H R ER SO BB IBB HBP BLK WP HR S P ERA WHIP	IP WLS BF H R ER SO BB IBB HBP BLK WP HR S P ERA WHIP	IP WLS BF H R ER SO BB IBB HBP BLK WP HR S P ERA WHIP	IP WLS BF H R ER SO BB IBB HBP BLK WP HR S P ERA WHIP	IP WLS BF H R ER SO BB IBB HBP BLK WP HR S P ERA WHIP	IP WLS BF H R ER SO BB IBB HBP BLK WP HR S P ERA WHIP	IP WLS BF H R ER SO BB IBB HBP BLK WP HR S P ERA WHIP	IP WLS BF H R ER SO BB IBB HBP BLK WP HR S P ERA WHIP	IP WLS BF H R ER SO BB IBB HBP BLK WP HR S P ERA WHIP

St. Louis Cardinals @ Chicago Cubs
Wrigley Field, Chicago, IL
Sat Apr 13 1968, 3:33 AM CST
Att: 33,875 - Unknown

AB 41
R 8
H 16
RBI 7
BB 3
SO 7
LOB 16



Batter	1	2	3	4	5	6	7	8	9	AB	R	H	RBI	BB	SO	LOB	BOTTOM						
Don Kessinger, S OBP: 0.385, SLG: 0.385 (1, 6)										5	1	1	0	0	0	1							
Glenn Beckert, R OBP: 0.400, SLG: 0.400 (1, 4)										5	1	2	0	0	0	1							
Billy Williams, L OBP: 0.308, SLG: 0.769 (1, 7)										4	1	2	1	0	1	2							
Ron Santo, R OBP: 0.385, SLG: 0.833 (1, 5)										4	2	1	3	0	0	1							
14 Ernie Banks, R OBP: 0.231, SLG: 0.385 (1, 3)										4	0	0	0	0	0	2							
Randy Hundley, R OBP: 0.482, SLG: 0.667 (1, 2)										4	0	2	0	0	1	2							
Ted Savage, R (1, 9)										3	0	0	0	0	0	2							
Al Spangler, L OBP: 0.500, SLG: 0.500 (9, 9)										1	0	1	1	0	0	0	AB 38						
Adolfo Phillips, R OBP: 0.167, SLG: 0.417 (1, 8)										4	0	0	0	0	3	1	R 5						
Rich Nye, L ERA: 11.57 (1, 1)										1	0	0	0	0	1	0	H 10						
Bill Hands, R ERA: 5.4 (3, 1)										2	0	1	0	0	0	0	RBI 5						
Ramon Hernandez, L ERA: 27.0 (8, 1)										0	0	0	0	0	0	0	BB 0						
Chuck Hartenstein, R ERA: (8, 1)										0	0	0	0	0	0	0	SO 6						
Bobby Tiefenauer, R ERA: 5.4 (8, 1)										0	0	0	0	0	0	0	LOB 12						
Dick Nen, L (8, PH)										1	0	0	0	0	0	0	WP: 1						
Inning Stats	R: 4 E: 0 K: 0 S: 7	H: 5 LOB: 1 BB: 0 P: 7	R: 0 E: 1 K: 2 S: 8	H: 0 LOB: 1 BB: 0 P: 8	R: 0 E: 0 K: 1 S: 4	H: 1 LOB: 0 BB: 0 P: 4	R: 0 E: 0 K: 1 S: 5	H: 0 LOB: 0 BB: 0 P: 5	R: 0 E: 0 K: 0 S: 4	H: 1 LOB: 1 BB: 0 P: 4	R: 0 E: 0 K: 1 S: 7	H: 2 LOB: 2 BB: 0 P: 7	R: 1 E: 1 K: 1 S: 7	H: 1 LOB: 1 BB: 0 P: 7	R: 0 E: 0 K: 0 S: 3	H: 0 LOB: 0 BB: 0 P: 3	1B: 9 2B: 0 3B: 0 HR: 1	SF: 0 SAC: 0 DP: 0 HBP: 0	WP: 1 PB: 0 SB: 0 CS: 0	PA: 38			
PITCHER	IP WLS BF H R ER SO BB IBB HBP BLK WP HR S P ERA WHIP	IP WLS BF H R ER SO BB IBB HBP BLK WP HR S P ERA WHIP	IP WLS BF H R ER SO BB IBB HBP BLK WP HR S P ERA WHIP	IP WLS BF H R ER SO BB IBB HBP BLK WP HR S P ERA WHIP	IP WLS BF H R ER SO BB IBB HBP BLK WP HR S P ERA WHIP	IP WLS BF H R ER SO BB IBB HBP BLK WP HR S P ERA WHIP	IP WLS BF H R ER SO BB IBB HBP BLK WP HR S P ERA WHIP	IP WLS BF H R ER SO BB IBB HBP BLK WP HR S P ERA WHIP	IP WLS BF H R ER SO BB IBB HBP BLK WP HR S P ERA WHIP	IP WLS BF H R ER SO BB IBB HBP BLK WP HR S P ERA WHIP	IP WLS BF H R ER SO BB IBB HBP BLK WP HR S P ERA WHIP	IP WLS BF H R ER SO BB IBB HBP BLK WP HR S P ERA WHIP	IP WLS BF H R ER SO BB IBB HBP BLK WP HR S P ERA WHIP	IP WLS BF H R ER SO BB IBB HBP BLK WP HR S P ERA WHIP	IP WLS BF H R ER SO BB IBB HBP BLK WP HR S P ERA WHIP	IP WLS BF H R ER SO BB IBB HBP BLK WP HR S P ERA WHIP	IP WLS BF H R ER SO BB IBB HBP BLK WP HR S P ERA WHIP	IP WLS BF H R ER SO BB IBB HBP BLK WP HR S P ERA WHIP	IP WLS BF H R ER SO BB IBB HBP BLK WP HR S P ERA WHIP	IP WLS BF H R ER SO BB IBB HBP BLK WP HR S P ERA WHIP	IP WLS BF H R ER SO BB IBB HBP BLK WP HR S P ERA WHIP	IP WLS BF H R ER SO BB IBB HBP BLK WP HR S P ERA WHIP	IP WLS BF H R ER SO BB IBB HBP BLK WP HR S P ERA WHIP

St. Louis Cardinals @ Chicago Cubs
Wrigley Field, Chicago, IL
Sat Apr 13 1968, 3:33 AM CST
Att: 33,875 - Unknown

AB 38
R 5
H 10
RBI 5
BB 0
SO 6
LOB 12



Batter	1	2	3	4	5	6	7	8	9	AB	R	H	RBI	BB	SO	LOB	TOP		
Lou Brock, L OBP: 0.211, SLG: 0.222 (1, 7)										4	1	1	0	1	1	1			
Curt Flood, R OBP: 0.526, SLG: 0.684 (1, 8)										5	1	1	0	0	1	2			
Roger Maris, L OBP: 0.375, SLG: 1.143 (1, 9)										4	2	2	4	0	0	0			
Orlando Cepeda, R OBP: 0.500, SLG: 0.813 (1, 3)										3	0	1	0	0	0	0			
Tim McCarver, L OBP: 0.412, SLG: 0.357 (1, 2)										2	1	1	0	1	0	1			
Mike Shannon, R OBP: 0.444, SLG: 0.588 (1, 5)										4	1	2	2	0	0	2			
Julian Javier, R OBP: 0.278, SLG: 0.294 (1, 4)										4	0	0	0	0	1	4			
Dal Maxvill, R OBP: 0.412, SLG: 0.400 (9, PH)										3	0	0	0	0	1	0			
Bobby Tolan, L OBP: 0.200, SLG: 0.400 (9, PH)										1	0	0	0	0	0	0			
Dick Hughes, R Larry Jaster, L Mike Torrez, R Dave Ricketts, S Hal Gilson, R Johnny Edwards, L Dick Schofield, S										1	0	0	0	0	0	0			
Inning Stats	R: 3 E: 0 K: 0 S: 6	H: 3 LOB: 1 BB: 0 P: 7	R: 0 E: 0 K: 1 S: 5	H: 0 LOB: 0 BB: 0 P: 5	R: 0 E: 0 K: 0 S: 3	H: 0 LOB: 0 BB: 0 P: 3	R: 2 E: 0 K: 1 S: 7	H: 2 LOB: 0 BB: 0 P: 7	R: 0 E: 0 K: 0 S: 3	H: 1 LOB: 1 BB: 1 P: 7	R: 0 E: 0 K: 1 S: 5	H: 0 LOB: 1 BB: 1 P: 9	R: 1 E: 0 K: 1 S: 7	H: 2 LOB: 1 BB: 0 P: 7	R: 0 E: 0 K: 1 S: 5	H: 0 LOB: 1 BB: 1 P: 9	1B: 5 2B: 1 3B: 0 HR: 3	SF: 0 SAC: 1 DP: 1 HBP: 1	WP: 0 PA: 38 PB: 0 SB: 0 CS: 0
PITCHER	IP WLS BF H R ER SO BB IBB HBP BLK WP HR S P ERA WHIP																		
Joe Niekro, R ERA: 7.15	(1, 1)	7.0	W	30	7	6	6	3	2	0	1	0	0	3	33	42	7.71	1.286	
Bobby Tiefenauer, R ERA: 3.38	(8, 1)	2.0	S	8	1	0	0	2	1	0	0	0	0	0	11	15	0.00	1.000	

St. Louis Cardinals @ Chicago Cubs
Wrigley Field, Chicago, IL
Sun Apr 14 1968, 3:33 AM CST
Att: 8,343 - Unknown

AB 33
R 6
H 8
RBI 6
BB 3
SO 5
LOB 10





Batter	1	2	3	4	5	6	7	8	9	AB	R	H	RBI	BB	SO	LOB	BOTTOM		
Don Kessinger, S OBP: 0.389, SLG: 0.353 (1, 6)										4	1	1	0	1	0	3			
Glenn Beckert, R OBP: 0.500, SLG: 0.556 (1, 4)										4	3	2	1	1	0	1			
Billy Williams, L OBP: 0.389, SLG: 0.778 (1, 7)										5	1	3	2	0	0	2			
Ron Santo, R OBP: 0.471, SLG: 0.769 (1, 5)										1	1	0	0	3	1	0			
14 Ernie Banks, R OBP: 0.235, SLG: 0.529 (1, 3)										4	1	1	3	0	0	4			
Randy Hundley, R OBP: 0.412, SLG: 0.563 (1, 2)										4	0	1	0	0	0	1			
Al Spangler, L OBP: 0.333, SLG: 0.500 (1, 9)										4	0	1	0	0	0	1			
Adolfo Phillips, R OBP: 0.250, SLG: 0.400 (1, 8)										3	0	1	0	1	0	0			
Joe Niekro, R Bobby Tiefenauer, R	(1, 1) (8, 1)									2	0	0	0	0	0	2			
Inning Stats	R: 4 E: 0 K: 0 S: 5	H: 2 LOB: 0 BB: 2 P: 13	R: 2 E: 0 K: 0 S: 6	H: 3 LOB: 2 BB: 1 P: 10	R: 0 E: 0 K: 0 S: 4	H: 1 LOB: 2 BB: 1 P: 8	R: 1 E: 0 K: 0 S: 4	H: 2 LOB: 1 BB: 1 P: 8	R: 0 E: 0 K: 0 S: 4	H: 1 LOB: 1 BB: 0 P: 4	R: 0 E: 0 K: 1 S: 5	H: 0 LOB: 0 BB: 0 P: 5	R: 0 E: 1 K: 0 S: 3	H: 1 LOB: 0 BB: 0 P: 3	R: 0 E: 1 K: 0 S: 4	H: 0 LOB: 2 BB: 1 P: 8	1B: 6 2B: 3 3B: 0 HR: 1	SF: 0 SAC: 1 DP: 2 HBP: 0	WP: 3 PA: 39 PB: 1 SB: 0 CS: 0
PITCHER	IP WLS BF H R ER SO BB IBB HBP BLK WP HR S P ERA WHIP																		
Dick Hughes, R ERA: 32.4	(1, 1)	1.2	L	12	5	6	6	0	2	0	0	0	0	1	10	18	32.40	4.200	
Larry Jaster, L ERA: 6.75	(2, 1)	1.1		9	3	1	1	0	1	1	0	0	1	0	7	15	6.75	3.000	
Mike Torrez, R ERA:	(4, 1)	3.0		10	1	0	0	1	1	0	0	0	2	0	11	15	0.00	0.667	
Hal Gilson, L ERA:	(7, 1)	2.0		8	1	0	0	0	1	0	0	0	0	0	7	11	0.00	1.000	

St. Louis Cardinals @ Chicago Cubs
Wrigley Field, Chicago, IL
Sun Apr 14 1968, 3:33 AM CST
Att: 8,343 - Unknown

AB 32
R 7
H 10
RBI 6
BB 6
SO 1
LOB 14



Batter	1	2	3	4	5	6	7	8	9	AB	R	H	RBI	BB	SO	LOB	TOP			
Lou Brock, L OBP: 0.241, SLG: 0.259 (1, 7)	6-3		F9 FC4-2-5 1B		4-3	F8		F8		5	0	1	0	0	0	0	St. Louis Cardinals @ Atlanta Braves Atlanta Stadium, Atlanta, GA Tue Apr 16 1968, 6:05 PM EST Att: 8,412 - Unknown AB 36 R 6 H 9 RBI 6 BB 5 SO 5 LOB 15 			
Curt Flood, R OBP: 0.483, SLG: 0.607 (1, 8)	2B BB		F9 1-3		F 2B 1B	5-3			6-3	4	2	1	0	1	0	1				
Roger Maris, L OBP: 0.333, SLG: 0.706 (1, 9)	F8		FC4-2-5 3-H		E7 2B 1B		K		K	5	1	1	0	0	2	2				
Orlando Cepeda, R OBP: 0.571, SLG: 0.840 (1, 3)	1-H 2B		FC6-4 BB		HR 2B		1B S 1B			4	1	4	3	1	0	0				
Tim McCarver, L OBP: 0.346, SLG: 0.273 (1, 2)	F7		FC6-4 1-2		HR IBB				F9	4	1	1	0	1	0	4				
Mike Shannon, R OBP: 0.346, SLG: 0.560 (1, 5)		6-3			F7	1-H 2-H		K		4	1	1	3	0	1	2				
Julian Javier, R OBP: 0.308, SLG: 0.261 (1, 4)		F9 S BB			FC6-4 BB		K		K	2	0	0	0	2	2	2				
Dal Maxvill, R OBP: 0.360, SLG: 0.409 (1, 6)		F9 1-3			F7		F9		6-3	4	0	0	0	0	0	2				
Nelson Briles, R Joe Hoerner, R (9, 1)		F9			FC6-4 1-2		F9		4-3	4	0	0	0	0	0	2				
Inning Stats	R: 1 E: 0 K: 0 S: 4	H: 1 LOB: 1 BB: 1 P: 8	R: 0 E: 0 K: 0 S: 3	H: 0 LOB: 1 BB: 1 P: 7	R: 0 E: 0 K: 0 S: 4	H: 1 LOB: 2 BB: 1 P: 8	R: 0 E: 0 K: 0 S: 3	H: 0 LOB: 1 BB: 1 P: 7	R: 5 E: 1 K: 1 S: 9	H: 4 LOB: 0 BB: 1 P: 13	R: 0 E: 0 K: 3 S: 11	H: 2 LOB: 2 BB: 0 P: 11	R: 0 E: 0 K: 1 S: 6	H: 0 LOB: 0 BB: 0 P: 3	R: 0 E: 0 K: 1 S: 6	H: 1 LOB: 1 BB: 0 P: 6	1B: 6 2B: 2 3B: 0 HR: 1	SF: 0 SAC: 0 DP: 0 HBP: 0	WP: 0 PB: 0 SB: 3 CS: 0	PA: 41
PITCHER	IP WLS BF H R ER SO BB IBB HBP BLK WP HR S P ERA WHIP	4.1 L 22 5 4 4 0 4 0 0 0 0 0 18 34 8.31 2.077	2.2 12 3 2 2 4 0 1 0 0 0 1 19 23 6.75 1.125	2.0 7 1 0 0 1 0 0 0 0 0 0 0 9 9 0.00 0.500																

Batter	1	2	3	4	5	6	7	8	9	AB	R	H	RBI	BB	SO	LOB	BOTTOM					
Felix Millan, R OBP: 0.308, SLG: 0.250 (1, 4)	6-3		F8		P4		1B 1-2 1B		F9	5	1	1	0	0	0	3	St. Louis Cardinals @ Atlanta Braves Atlanta Stadium, Atlanta, GA Tue Apr 16 1968, 6:05 PM EST Att: 8,412 - Unknown AB 37 R 2 H 9 RBI 2 BB 1 SO 5 LOB 18 					
Sonny Jackson, L OBP: 0.259, SLG: 0.320 (1, 6)	4-3		K			1-2 2-3 1B			L6	5	0	1	0	0	1	3						
Hank Aaron, R OBP: 0.308, SLG: 0.417 (1, 9)	F7				F2		F8			4	0	1	1	0	0	3						
Felipe Alou, R OBP: 0.259, SLG: 0.269 (1, 8)		F9			E4 F9		4-3			4	0	1	1	0	0	0						
Clete Boyer, R OBP: 0.192, SLG: 0.087 (1, 5)					F9		6-3		FC6-4	3	0	0	0	1	0	3						
Deron Johnson, R OBP: 0.250, SLG: 0.333 (1, 3)					P4		F2			4	0	1	0	0	0	2						
Bob Tillman, R OBP: 0.313, SLG: 0.429 (1, 2)					K				F7	4	0	1	0	0	1	2						
Sandy Valdespino, L OBP: 0.438, SLG: 0.308 (1, 7)					E1		F2		6-3	4	0	1	0	0	1	1						
Tony Cloninger, R Ron Reed, R Mike Luff, L Clay Carroll, R Tito Francona, L Tommye Aaron, R (1, 1) (5, 1) (7, PH) (8, 1) (9, PH) (9, PH)					K				K	1	0	0	0	0	1	1						
Inning Stats	R: 0 E: 0 K: 0 S: 3	H: 0 LOB: 0 BB: 0 P: 3	R: 0 E: 0 K: 1 S: 5	H: 0 LOB: 1 BB: 1 P: 9	R: 0 E: 1 K: 2 S: 8	H: 1 LOB: 1 BB: 0 P: 8	R: 0 E: 1 K: 0 S: 4	H: 0 LOB: 1 BB: 0 P: 4	R: 0 E: 0 K: 0 S: 6	H: 3 LOB: 3 BB: 0 P: 6	R: 0 E: 0 K: 0 S: 4	H: 1 LOB: 1 BB: 0 P: 4	R: 2 E: 0 K: 0 S: 7	H: 4 LOB: 2 BB: 0 P: 7	R: 0 E: 0 K: 1 S: 5	H: 0 LOB: 0 BB: 0 P: 5	R: 0 E: 0 K: 1 S: 5	H: 0 LOB: 0 BB: 0 P: 5	1B: 9 2B: 0 3B: 0 HR: 0	SF: 0 SAC: 0 DP: 0 HBP: 0	WP: 0 PB: 0 SB: 0 CS: 0	PA: 38
PITCHER	IP WLS BF H R ER SO BB IBB HBP BLK WP HR S P ERA WHIP	8.0 W 35 9 2 0 4 1 0 0 0 0 0 42 46 0.00 1.250	1.0 S 3 0 0 0 1 0 0 0 0 0 0 5 5 0.00 0.000																			

Batter	1	2	3	4	5	6	7	8	9	10	11	12	AB	R	H	RBI	BB	SO	LOB	TOP				
Lou Brock, L OBP: 0.317, SLG: 0.436 (1, 7)	F7	FC4-6			1B	K			1-3		9-3		6	1	1	0	0	1	4					
Curt Flood, R OBP: 0.500, SLG: 0.579 (1, 8)	6-3				1B		F9			FC3-6 SH3-4 1B		P6	5	1	2	1	0	0	0					
Bobby Tolan, L OBP: 0.250, SLG: 0.333 (1, 9)	1B		FC4-6		1B		1-3			SH3-4		F7	5	1	2	0	0	0	1					
Orlando Cepeda, R OBP: 0.475, SLG: 0.829 (1, 3)	1B		F3		1B		K			FC3-6 IBB		F2	5	0	1	0	1	1	3					
Johnny Edwards, L OBP: 0.375, SLG: 0.429 (1, 2)	1-3		4-3		2B				F2	FC3-6 BB			5	0	1	2	0	0	5					
Mike Shannon, R OBP: 0.257, SLG: 0.412 Roger Maris, L OBP: 0.292, SLG: 0.545 Phil Gagliano, R OBP: 1.000, SLG: 1.000 (10, 5)		4-3			1-3				6-3		FC6-4 BB		4	0	0	0	0	0	1					
Julian Javier, R OBP: 0.250, SLG: 0.212 (1, 4)		6-3			1-3				K	FC6-4			5	0	1	0	0	1	3					
Dal Maxvill, R OBP: 0.314, SLG: 0.344 (1, 6)					4-3							6-3	5	0	1	0	0	1	1					
Ray Washburn, R OBP: 0.344, SLG: 0.259 Tim McCarver, L OBP: 0.344, SLG: 0.259 Larry Jaster, L (9, 1)					1-3				3-1				1	0	0	0	1	0	0					
Inning Stats	R: 0 E: 0 K: 1 S: 5	H: 2 LOB: 2 BB: 0 P: 5	R: 0 E: 0 K: 0 S: 4	H: 1 LOB: 2 BB: 1 P: 8	R: 0 E: 0 K: 0 S: 3	H: 0 LOB: 1 BB: 0 P: 4	R: 0 E: 0 K: 0 S: 3	H: 0 LOB: 0 BB: 0 P: 3	R: 0 E: 0 K: 1 S: 6	H: 1 LOB: 1 BB: 0 P: 6	R: 0 E: 0 K: 1 S: 5	H: 0 LOB: 0 BB: 0 P: 5	R: 0 E: 0 K: 1 S: 5	H: 0 LOB: 0 BB: 0 P: 5	R: 0 E: 0 K: 0 S: 2	H: 0 LOB: 0 BB: 1 P: 6	R: 0 E: 0 K: 0 S: 3	H: 0 LOB: 0 BB: 0 P: 3	1B: 8 2B: 2 3B: 0 HR: 0	SF: 0 SAC: 2 DP: 1 HBP: 1	WP: 0 PB: 0 SB: 1 CS: 0	PA: 49		
PITCHER	IP WLS BF H R ER SO BB IBB HBP BLK WP HR S P ERA WHIP	PITCHER												IP WLS BF H R ER SO BB IBB HBP BLK WP HR S P ERA WHIP										
George Culver, R ERA: 1.82 Ted Abernathy, R ERA: 0.75 Bob Lee, R ERA: 2.0 (1, 1) (8, 1) (10, 1)	7.0 31 6 8 3 2 0 1 0 0 0 0 10 33 38 0.00 1.286													3.0 W 12 1 0 0 0 2 1 0 0 0 0 9 21 0.00 1.000										

St. Louis Cardinals @ Cincinnati Reds
Crosley Field, Cincinnati, OH
Thu Apr 18 1968, 6:05 PM EST
Att. 6,728 - Unknown

AB 42
R 3
H 9
RBI 3
BB 4
SO 4
LOB 18



Batter	1	2	3	4	5	6	7	8	9	10	11	12	AB	R	H	RBI	BB	SO	LOB	BOTTOM				
Pete Rose, S OBP: 0.394, SLG: 0.700 (1, 9)	4-3		F8		BB					F8			5	1	2	2	1	0	2					
Alex Johnson, R OBP: 0.229, SLG: 0.212 (1, 7)	P4		E		G6-4-3				6-3				5	1	1	1	0	1	2					
Vada Pinson, L OBP: 0.424, SLG: 0.536 (1, 8)			E2						1-3				4	0	2	0	1	0	0					
Tony Perez, R OBP: 0.394, SLG: 0.645 (1, 5)	K		P6									G6-4-3 BB	5	0	0	0	0	3	4					
Lee May, R OBP: 0.515, SLG: 0.667 (1, 3)		5-3			5-3				P6				5	0	1	0	0	0	0					
Johnny Bench, R OBP: 0.200, SLG: 0.400 (1, 2)		E6								SH2-3 2B			5	0	2	0	0	1	1					
Tommy Helms, R OBP: 0.286, SLG: 0.385 Bob Lee, R (10, 1)		G6-4-3								SH2-3			3	0	0	0	0	0	2					
Leo Cardenas, R OBP: 0.200, SLG: 0.233 (1, 6)													1	0	0	0	0	1	0					
George Culver, R Fred Whitfield, L OBP: 0.400, SLG: 0.400 Ted Abernathy, R Giraldo Ruiz, S OBP: 0.500, SLG: 0.500 (1, 1) (7, PH) (8, 1) (10, 4)			SH3-4 1B										1	0	0	0	0	1	0					
Inning Stats	R: 0 E: 0 K: 1 S: 6	H: 1 LOB: 1 BB: 0 P: 5	R: 0 E: 1 K: 0 S: 3	H: 0 LOB: 0 BB: 0 P: 3	R: 2 E: 1 K: 0 S: 6	H: 2 LOB: 1 BB: 0 P: 6	R: 0 E: 0 K: 1 S: 6	H: 1 LOB: 1 BB: 0 P: 6	R: 0 E: 0 K: 1 S: 4	H: 1 LOB: 0 BB: 0 P: 5	R: 1 E: 0 K: 1 S: 6	H: 1 LOB: 0 BB: 0 P: 6	R: 0 E: 0 K: 0 S: 3	H: 0 LOB: 0 BB: 0 P: 3	R: 0 E: 0 K: 1 S: 6	H: 1 LOB: 1 BB: 0 P: 6	R: 0 E: 0 K: 1 S: 5	H: 1 LOB: 1 BB: 1 P: 9	R: 1 E: 0 K: 1 S: 6	H: 3 LOB: 2 BB: 0 P: 6	1B: 6 2B: 4 3B: 1 HR: 1	SF: 0 SAC: 2 DP: 3 HBP: 0	WP: 0 PB: 0 SB: 0 CS: 1	PA: 46
PITCHER	IP WLS BF H R ER SO BB IBB HBP BLK WP HR S P ERA WHIP	PITCHER												IP WLS BF H R ER SO BB IBB HBP BLK WP HR S P ERA WHIP										
Ray Washburn, R ERA: 1.8 Larry Jaster, L ERA: 3.86 (1, 1) (9, 1)	8.0 L 31 7 3 2 5 1 0 0 0 0 1 40 44 2.25 1.000													3.1 L 15 5 1 1 3 1 0 0 0 0 0 20 24 2.70 1.800										

St. Louis Cardinals @ Cincinnati Reds
Crosley Field, Cincinnati, OH
Thu Apr 18 1968, 6:05 PM EST
Att. 6,728 - Unknown

AB 42
R 4
H 12
RBI 3
BB 2
SO 8
LOB 14



Batter	1	2	3	4	5	6	7	8	9	AB	R	H	RBI	BB	SO	LOB	TOP				
Don Kessinger, S OBP: 0.412, SLG: 0.333 Lee Eila, R OBP: 0.333, SLG: 0.333	4-0 BB 1-3		4-0 BB 4-3		4-0 BB G3 1B	0-0 BB 1-3		0-3 BB K		0 1 0 0 3 0 0 2 0 1 0 0 1 2											
Glenn Beckert, R OBP: 0.286, SLG: 0.333	0-0 BB 1-3		0-0 BB 4-3		0-0 BB G3	0-0 BB 5-3			0-0 BB 6-3	5 0 0 0 0 0 5											
Billy Williams, L OBP: 0.333, SLG: 0.571	0-0 BB P6		0-0 BB 4-3		0-0 BB G3		0-0 BB F7		0-0 BB P2	5 0 0 0 0 0 3											
Ron Santo, R OBP: 0.400, SLG: 0.483	0-0 BB F7		0-0 BB L6		0-0 BB 1B		0-0 BB 4-3		0-3 BB K	5 0 1 1 0 1 2											
14 Ernie Banks, R OBP: 0.265, SLG: 0.588		0-0 BB 1-3 FC5-2		0-0 BB 1B		0-0 BB F7			0-0 BB 6-3	4 0 2 0 0 0 1											
Lou Johnson, R OBP: 0.281, SLG: 0.391	0-0 BB 1-3		0-0 BB 6-3		0-0 BB 6-3		0-0 BB F7		0-0 BB 5-3	4 0 0 0 0 0 2											
John Boccabella, R OBP: 0.500, SLG: 0.333	4-0 BB FC5-2		0-0 BB 5-3		0-0 BB 5-3		0-0 BB F3		0-0 BB BB	3 0 1 0 1 0 1											
Adolfo Phillips, R OBP: 0.367, SLG: 0.667	0-0 BB FC5-2		0-0 BB 1-2		0-0 BB 2-3		0-0 BB HR		4-0 BB 1-2	3 1 2 1 1 0 2											
Rich Nye, L Bill Stoneman, R Al Spangler, L Bobby Tiefenauer, R Ted Savage, R Chuck Hartenstein, R Bill Plummer, R Ramon Hernandez, S	0-3 BB K		0-0 BB 1-3		0-0 BB 1B		0-0 BB 1B		0-3 BB K	1 0 0 0 0 0 1 2 0 0 0 0 0 0 0 0 1 0 0 0 0 0 0 0 0 0 0 0 0 0 0 0 1 0 1 0 0 0 0 0 0 0 0 0 0 0 0 0 1 0 0 0 0 0 1 2 0 0 0 0 0 0 0 0											
Inning Stats	R: 0 E: 0 K: 0 S: 3	H: 0 LOB: 1 BB: 1 P: 7	R: 0 E: 0 K: 1 S: 6	H: 1 LOB: 2 BB: 1 P: 10	R: 0 E: 0 K: 0 S: 3	H: 0 LOB: 1 BB: 1 P: 7	R: 0 E: 0 K: 0 S: 5	H: 2 LOB: 2 BB: 0 P: 5	R: 1 E: 0 K: 0 S: 4	H: 1 LOB: 1 BB: 1 P: 8	R: 0 E: 0 K: 0 S: 3	H: 0 LOB: 0 BB: 0 P: 3	R: 0 E: 0 K: 2 S: 8	H: 1 LOB: 2 BB: 0 P: 12	R: 0 E: 0 K: 1 S: 5	H: 0 LOB: 0 BB: 0 P: 5	1B: 5 2B: 2 3B: 0 HR: 1	SF: 0 SAC: 0 DP: 0 HBP: 0	WP: 0 PB: 0 SB: 0 CS: 0	PA: 40	
PITCHER	IP WLS BF H R ER SO BB IBB HBP BLK WP HR S P ERA WHIP	5.2 W 28 7 2 2 1 4 0 0 0 0 1 26 42 3.18 1.941	3.1 S 12 1 0 0 3 1 0 0 0 0 0 0 17 21 0.00 0.600																		

Chicago Cubs @ St. Louis Cardinals
Busch Stadium, St. Louis, MO
Fri Apr 19 1968, 6:05 PM CST
Att: 13,129 - Unknown

AB	35
R	2
H	8
RBI	2
BB	5
SO	4
LOB	24



Batter	1	2	3	4	5	6	7	8	9	AB	R	H	RBI	BB	SO	LOB	BOTTOM			
Lou Brock, L OBP: 0.304, SLG: 0.455	0-0 BB 6-3		0-0 BB 2H 3H		0-3 BB K		0-0 BB F8		0-0 BB 4-3	5 0 1 2 0 1 1										
Julian Javier, R OBP: 0.244, SLG: 0.237	0-0 BB P6		0-0 BB F2		0-0 BB 1B		0-0 BB 1-3		0-0 BB 5-3	5 1 1 1 0 0 1										
Curt Flood, R OBP: 0.489, SLG: 0.558	0-0 BB 6-3		0-0 BB HR		0-0 BB 2H 1B		0-0 BB 1-3		0-0 BB F9	5 2 2 1 0 0 0										
Orlando Cepeda, R OBP: 0.477, SLG: 0.718		0-0 BB HR		0-0 BB 1H HR		0-3 BB K		0-0 BB 6-3		4 2 2 2 0 1 1										
Dick Simpson, R OBP: 0.455, SLG: 1.111	0-0 BB HR		0-0 BB F9		0-0 BB 1B		0-0 BB F8		0-0 BB F8	4 1 2 3 0 0 0										
Tim McCarver, L OBP: 0.333, SLG: 0.258	0-0 BB 4-3		0-0 BB F3		0-0 BB 1B		0-0 BB F7		0-0 BB F7	4 0 1 0 0 0 0										
Mike Shannon, R OBP: 0.289, SLG: 0.417 Phil Gagliano, R OBP: 1.000, SLG: 1.000	0-0 BB E		0-0 BB 3B		0-0 BB 4-3		0-0 BB BB		0-0 BB BB	2 1 1 0 1 0 2 1 0 1 0 0 0 0										
Dal Maxvill, R OBP: 0.308, SLG: 0.314	0-0 BB E1		0-0 BB F8		0-0 BB F8		0-0 BB FC4-6		0-0 BB BB	3 1 0 0 1 0 2										
Mike Torrez, R OBP: 0.333, SLG: 0.333 Hal Gilson, R	0-0 BB 1-3		0-0 BB 1B		0-0 BB PB		0-0 BB 5-3		0-0 BB FC4-6	3 1 1 0 0 0 2 1 0 0 0 0 0 2										
Inning Stats	R: 0 E: 0 K: 0 S: 3	H: 0 LOB: 0 BB: 0 P: 3	R: 4 E: 1 K: 0 S: 8	H: 4 LOB: 1 BB: 0 P: 8	R: 2 E: 0 K: 0 S: 5	H: 2 LOB: 1 BB: 1 P: 9	R: 3 E: 0 K: 2 S: 12	H: 5 LOB: 2 BB: 0 P: 12	R: 0 E: 0 K: 0 S: 3	H: 0 LOB: 0 BB: 0 P: 3	R: 0 E: 0 K: 0 S: 4	H: 1 LOB: 2 BB: 1 P: 8	R: 0 E: 0 K: 0 S: 3	H: 0 LOB: 0 BB: 0 P: 3	R: 0 E: 0 K: 0 S: 3	H: 0 LOB: 0 BB: 0 P: 3	1B: 7 2B: 2 3B: 1 HR: 2	SF: 0 SAC: 0 DP: 0 HBP: 0	WP: 0 PB: 1 SB: 1 CS: 0	PA: 39
PITCHER	IP WLS BF H R ER SO BB IBB HBP BLK WP HR S P ERA WHIP	1.2 L 10 4 4 2 0 0 0 0 0 0 0 1 10 10 10.80 2.400	1.1 7 2 2 2 0 1 0 0 0 0 0 1 6 10 13.50 2.250	2.0 11 5 3 3 2 0 0 0 0 0 0 0 15 15 13.50 2.500	2.0 8 1 0 0 0 1 0 0 0 0 0 0 7 11 0.00 1.000	1.0 3 0 0 0 0 0 0 0 0 0 0 0 3 3 0.00 0.000														

Chicago Cubs @ St. Louis Cardinals
Busch Stadium, St. Louis, MO
Fri Apr 19 1968, 6:05 PM CST
Att: 13,129 - Unknown

AB	37
R	9
H	12
RBI	9
BB	2
SO	2
LOB	11




Batter	1	2	3	4	5	6	7	8	9	AB	R	H	RBI	BB	SO	LOB	TOP							
Don Kessinger, S OBP: 0.436, SLG: 0.353										4	1	2	1	1	0	0	Chicago Cubs @ St. Louis Cardinals Busch Stadium, St. Louis, MO Sat Apr 20 1968, 6:05 PM CST Att: 29,348 - Unknown livebaseballscorecards.com							
Glenn Beckert, R OBP: 0.281, SLG: 0.323										4	1	1	0	0	1	3								
Billy Williams, L OBP: 0.350, SLG: 0.667										4	1	2	3	0	0	1								
Ron Santo, R OBP: 0.385, SLG: 0.455										4	0	1	0	0	2	1								
14 Ernie Banks, R OBP: 0.289, SLG: 0.579										4	1	2	0	0	0	0								
Lou Johnson, R OBP: 0.296, SLG: 0.444										4	0	2	1	0	0	2								
Randy Hundley, R OBP: 0.281, SLG: 0.345										4	0	0	0	0	2	3								
Adolfo Phillips, R OBP: 0.324, SLG: 0.581										4	1	0	0	0	1	0								
Fergie Jenkins, R OBP: 0.125, SLG: 0.500										4	0	0	0	0	2	1								
Inning Stats	R: 2 E: 0 K: 0 S: 5	H: 2 LOB: 0 BB: 0 P: 5	R: 0 E: 0 K: 0 S: 3	H: 1 LOB: 0 BB: 0 P: 3	R: 0 E: 0 K: 0 S: 3	H: 0 LOB: 1 BB: 1 P: 7	R: 0 E: 0 K: 1 S: 6	H: 2 LOB: 1 BB: 0 P: 6	R: 2 E: 1 K: 1 S: 8	H: 2 LOB: 1 BB: 0 P: 8	R: 0 E: 0 K: 1 S: 5	H: 0 LOB: 0 BB: 0 P: 5	R: 0 E: 0 K: 2 S: 8	H: 1 LOB: 1 BB: 0 P: 8	R: 1 E: 0 K: 1 S: 7	H: 2 LOB: 1 BB: 0 P: 7		R: 0 E: 0 K: 2 S: 7	H: 0 LOB: 0 BB: 0 P: 7	1B: 7 2B: 2 3B: 0 HR: 1	SF: 0 SAC: 0 DP: 1 HBP: 0	WP: 0 PB: 0 SB: 1 CS: 2	PA: 37	
PITCHER Bob Gibson, R ERA: 2.35	IP: 9.0 WLS: L BF: 37	H: 10 R: 5 ER: 3 SO: 8	BB: 1 IBB: 0 HBP: 0 BLK: 0	WP: 0 HR: 1 S: 52 P: 56	ERA: 3.00 WHIP: 1.222	PITCHER														IP: 9.0 WLS: L BF: 37	H: 10 R: 5 ER: 3 SO: 8	BB: 1 IBB: 0 HBP: 0 BLK: 0	WP: 0 HR: 1 S: 52 P: 56	ERA: 3.00 WHIP: 1.222

Batter	1	2	3	4	5	6	7	8	9	AB	R	H	RBI	BB	SO	LOB	BOTTOM							
Lou Brock, L OBP: 0.280, SLG: 0.417										4	0	0	0	0	1	0	Chicago Cubs @ St. Louis Cardinals Busch Stadium, St. Louis, MO Sat Apr 20 1968, 6:05 PM CST Att: 29,348 - Unknown livebaseballscorecards.com							
Curt Flood, R OBP: 0.469, SLG: 0.596										4	1	1	1	0	1	0								
Bobby Tolan, L OBP: 0.188, SLG: 0.250										4	0	0	0	0	0	0								
Orlando Cepeda, R OBP: 0.447, SLG: 0.667										3	0	0	0	0	2	0								
Tim McCarver, L OBP: 0.333, SLG: 0.265										3	0	1	0	0	0	0								
Mike Shannon, R OBP: 0.293, SLG: 0.410										3	0	1	0	0	0	1								
Julian Javier, R OBP: 0.227, SLG: 0.220										3	0	0	0	0	1	2								
Dal Maxvill, R OBP: 0.286, SLG: 0.289										3	0	0	0	0	1	1								
Bob Gibson, R OBP: 0.167, SLG: 0.167 Dick Schofield, S (9, PH)										2	0	0	0	0	1	0								
Inning Stats	R: 0 E: 0 K: 1 S: 5	H: 0 LOB: 0 BB: 0 P: 5	R: 0 E: 0 K: 2 S: 8	H: 1 LOB: 1 BB: 0 P: 8	R: 0 E: 0 K: 1 S: 5	H: 0 LOB: 0 BB: 0 P: 5	R: 0 E: 0 K: 1 S: 5	H: 0 LOB: 0 BB: 0 P: 5	R: 0 E: 0 K: 1 S: 5	H: 0 LOB: 0 BB: 0 P: 5	R: 0 E: 0 K: 1 S: 3	H: 0 LOB: 0 BB: 0 P: 3	R: 0 E: 0 K: 1 S: 6	H: 1 LOB: 1 BB: 0 P: 6	R: 1 E: 0 K: 0 S: 4	H: 1 LOB: 0 BB: 0 P: 4		1B: 2 2B: 0 3B: 0 HR: 1	SF: 0 SAC: 0 DP: 0 HBP: 0	WP: 0 PB: 0 SB: 0 CS: 0	PA: 30			
PITCHER Fergie Jenkins, R ERA: 3.43	IP: 9.0 WLS: W BF: 30	H: 3 R: 1 ER: 1 SO: 7	BB: 0 IBB: 0 HBP: 0 BLK: 0	WP: 0 HR: 1 S: 44 P: 44	ERA: 1.00 WHIP: 0.333	PITCHER														IP: 9.0 WLS: W BF: 30	H: 3 R: 1 ER: 1 SO: 7	BB: 0 IBB: 0 HBP: 0 BLK: 0	WP: 0 HR: 1 S: 44 P: 44	ERA: 1.00 WHIP: 0.333

Batter	1	2	3	4	5	6	7	8	9	AB	R	H	RBI	BB	SO	LOB	TOP			
Don Kessinger, S OBP: 0.395, SLG: 0.316 (1, 6)	F7		L5		6-3			1-3		4	0	0	0	0	0	1				
Glenn Beckert, R OBP: 0.306, SLG: 0.343 (1, 4)	G4-6-3 1B		F2			5-3			FC4-6 1B	4	0	2	0	0	0	0				
Billy Williams, L OBP: 0.318, SLG: 0.605 (1, 7)	G4-6-3 1-2		5-3			5-3			FC4-6 FC5 14 1B 1-2	4	0	0	0	0	0	2				
Ron Santo, R OBP: 0.372, SLG: 0.432 (1, 5)		F8		14 G4-6-3 1B		4-3			P6	4	0	1	0	0	0	1				
14 Ernie Banks, R OBP: 0.310, SLG: 0.595 (1, 3)		2B	G4-6-3 1-2			P6			1B	4	1	2	0	0	0	1				
Lou Johnson, R OBP: 0.290, SLG: 0.452 (1, 9)	WP 1B	2B	P2			F8			FC5 2-3	4	1	1	1	0	0	2				
Randy Hundley, R OBP: 0.313, SLG: 0.313 (1, 2)	F7 2-3				F9	4-3				3	0	0	0	0	0	1				
Adolfo Phillips, R OBP: 0.324, SLG: 0.559 (1, 8)			F8			F8		4-3		3	0	1	1	0	0	0				
Ken Holtzman, R OBP: 0.500, SLG: 0.500 Bill Hands, R OBP: 0.250, SLG: 0.250 Dick Nen, L (8, PH) Chuck Hartenstein, R (8, 1)	P4					F3				2	0	1	0	0	0	1				
Inning Stats	R: 0 E: 0 K: 0 S: 3	H: 1 LOB: 0 BB: 0 P: 3	R: 2 E: 0 K: 0 S: 6	H: 3 LOB: 1 BB: 0 P: 6	R: 0 E: 0 K: 0 S: 3	H: 0 LOB: 0 BB: 0 P: 3	R: 0 E: 0 K: 0 S: 3	H: 1 LOB: 0 BB: 0 P: 3	R: 0 E: 0 K: 0 S: 4	H: 0 LOB: 0 BB: 0 P: 4	R: 0 E: 0 K: 0 S: 3	H: 0 LOB: 0 BB: 0 P: 3	R: 0 E: 0 K: 0 S: 3	H: 0 LOB: 0 BB: 0 P: 3	R: 0 E: 0 K: 0 S: 5	H: 2 LOB: 2 BB: 0 P: 5	1B: 6 2B: 2 3B: 0 HR: 0	SF: 0 SAC: 0 DP: 2 HBP: 0	WP: 1 PB: 0 SB: 0 CS: 0	PA: 33
PITCHER Nelson Briles, R ERA: 1.85 (1, 1)	IP: 9.0 WLS: W BF: 33 H: 8 R: 2 ER: 2 SO: 0 BB: 0 IBB: 0 HBP: 0 BLK: 0 WP: 1 HR: 0 S: 33 P: 33 ERA: 2.00 WHIP: 0.889																			

Chicago Cubs @ St. Louis Cardinals
Busch Stadium, St. Louis, MO
Sun Apr 21 1968, 3:33 AM CST
Att: 26,942 - Unknown


AB	33
R	2
H	8
RBI	2
BB	0
SO	0
LOB	9





Batter	1	2	3	4	5	6	7	8	9	AB	R	H	RBI	BB	SO	LOB	BOTTOM			
Lou Brock, L OBP: 0.273, SLG: 0.415 (1, 7)	F8		F5		3B 2B		K	K		5	1	1	0	0	2	1				
Julian Javier, R OBP: 0.271, SLG: 0.333 (1, 4)	HR 2B		CI FC6-4		1B 3B		1B 1B	P4		4	3	3	1	0	0	1				
Curt Flood, R OBP: 0.453, SLG: 0.560 (1, 8)	F7		FC6-4 1-2		1B E HBP		K			3	1	0	0	0	1	3				
Orlando Cepeda, R OBP: 0.451, SLG: 0.717 (1, 3)	2H HR		4-3		K		1B 2B 1B			4	2	2	2	0	1	3				
Dick Simpson, R OBP: 0.462, SLG: 1.000 Roger Maris, L OBP: 0.308, SLG: 0.542 (5, PH) (6, 9)	F8			1B BB	P6		2B 1B			1	1	0	0	1	0	0				
Tim McCarver, L OBP: 0.372, SLG: 0.342 (1, 2)		G3		1B 1-2	E8 1H 3H		2B			2	1	1	1	0	0	2				
Mike Shannon, R OBP: 0.289, SLG: 0.395 (1, 5)		5-3		BB 1-3 2H	1B		K	F2		4	0	1	1	0	1	1				
Dal Maxvill, R OBP: 0.304, SLG: 0.341 (1, 6)				BB 1-2	G1-6-3 BB		4-3			3	0	1	0	1	0	0				
Nelson Briles, R (1, 1)		1-3		1-2	G1-6-3		1-3		WP BB	3	0	0	0	1	0	3				
Inning Stats	R: 2 E: 0 K: 0 S: 5	H: 2 LOB: 0 BB: 0 P: 5	R: 0 E: 0 K: 0 S: 4	H: 1 LOB: 1 BB: 0 P: 4	R: 0 E: 1 K: 0 S: 4	H: 0 LOB: 1 BB: 0 P: 4	R: 1 E: 0 K: 0 S: 3	H: 2 LOB: 1 BB: 2 P: 11	R: 3 E: 1 K: 1 S: 7	H: 3 LOB: 1 BB: 0 P: 8	R: 0 E: 0 K: 1 S: 5	H: 0 LOB: 0 BB: 0 P: 5	R: 3 E: 0 K: 2 S: 11	H: 4 LOB: 1 BB: 0 P: 11	R: 0 E: 0 K: 1 S: 5	H: 0 LOB: 1 BB: 1 P: 9	1B: 6 2B: 3 3B: 2 HR: 1	SF: 0 SAC: 0 DP: 1 HBP: 1	WP: 1 PB: 0 SB: 0 CS: 0	PA: 38
PITCHER Ken Holtzman, L ERA: 10.38 Bill Hands, R ERA: 4.8 Chuck Hartenstein, R ERA: 4.5 (1, 1) (5, 1) (8, 1)	IP: 4.0 WLS: L BF: 20 H: 7 R: 5 ER: 5 SO: 0 BB: 2 IBB: 0 HBP: 1 BLK: 0 WP: 0 HR: 1 S: 18 P: 26 ERA: 11.25 WHIP: 2.250																			

Chicago Cubs @ St. Louis Cardinals
Busch Stadium, St. Louis, MO
Sun Apr 21 1968, 3:33 AM CST
Att: 26,942 - Unknown

AB	33
R	9
H	12
RBI	8
BB	3
SO	5
LOB	14



Batter	1	2	3	4	5	6	7	8	9	AB	R	H	RBI	BB	SO	LOB	TOP										
Pete Rose, S OBP: 0.426, SLG: 0.680 (1, 9)	0-0 6-3		0-0 3B			0-0 1-3		0-0 FC3-6 1B		4	0	2	0	0	0	0	Cincinnati Reds @ St. Louis Cardinals Busch Stadium, St. Louis, MO Wed Apr 24 1968, 6:05 PM CST Att: 9,666 - Unknown AB 31 R 0 H 5 RBI 0 BB 2 SO 4 LOB 11 										
Alex Johnson, R OBP: 0.278, SLG: 0.275 Bob Lee, R (6, 1)	4-0		0-0 P4			0-0 1B		0-0 FC3-6		2	0	1	0	1	0	1											
Fred Whitfield, L OBP: 0.286, SLG: 0.286 Ted Davidson, R (8, 1)	BB							1-2 2-3		0	0	0	0	0	0	0											
Vada Pinson, L OBP: 0.302, SLG: 0.383 (1, 8)	0-3 K			0-0 G3		0-0 4-3		0-0 3-1		4	0	0	0	0	1	4											
Tony Perez, R OBP: 0.302, SLG: 0.451 (1, 5)	0-0 F9			0-0 G3			0-0 F8		0-3 K	4	0	0	0	0	1	1											
Lee May, R OBP: 0.442, SLG: 0.500 (1, 3)		4-0 CS BB		0-3 K			0-0 1B		0-0 5-3	3	0	1	0	1	1	0											
Johnny Bench, R OBP: 0.207, SLG: 0.345 (1, 2)	0-0 F9 1-2				0-0 6-3		0-0 F8		0-0 F7	4	0	0	0	0	0	2											
Tommy Helms, R OBP: 0.239, SLG: 0.295 (1, 4)		0-3 K			0-0 F9		0-0 F9			3	0	0	0	0	1	1											
Leo Cardenas, R OBP: 0.191, SLG: 0.222 (1, 6)				0-0 1-3		0-0 5-3		0-0 6-3		3	0	0	0	0	0	0											
John Taitours, R Jim Maloney, L Bill Kelso, R Billy McCool, R Mack Jones, L OBP: 0.375, SLG: 0.167 (1, 1) (3, PH) (5, 1) (5, 1) (6, PH) (6, 7)			0-0 P4			0-0 F8		0-0 FC3-6 1B		0	0	0	0	0	0	0											
Inning Stats	R: 0 E: 0 K: 1 S: 5	H: 0 LOB: 1 BB: 1 P: 9	R: 0 E: 0 K: 1 S: 4	H: 0 LOB: 0 BB: 1 P: 8	R: 0 E: 0 K: 0 S: 4	H: 1 LOB: 1 BB: 0 P: 4	R: 0 E: 0 K: 1 S: 5	H: 0 LOB: 0 BB: 0 P: 5	R: 0 E: 0 K: 0 S: 3	H: 0 LOB: 0 BB: 0 P: 3	R: 0 E: 0 K: 0 S: 4	H: 1 LOB: 1 BB: 0 P: 4	R: 0 E: 0 K: 0 S: 4	H: 1 LOB: 1 BB: 0 P: 4	R: 0 E: 0 K: 0 S: 5	H: 2 LOB: 2 BB: 0 P: 5	R: 0 E: 0 K: 1 S: 5	H: 0 LOB: 0 BB: 0 P: 5	1B: 4 2B: 0 3B: 1 HR: 0	SF: 0 SAC: 0 DP: 0 HBP: 0	WP: 0 PB: 0 SB: 0 CS: 1	PA: 33					
PITCHER Ray Washburn, R ERA: 0.95 (1, 1)	IP 9.0	WLS W	BF 33	H 5	R 0	ER 0	SO 4	BB 2	IBB 0	HBP 0	BLK 0	WP 0	HR 0	S 39	P 47	ERA 0.00	WHIP 0.778										

Batter	1	2	3	4	5	6	7	8	9	AB	R	H	RBI	BB	SO	LOB	BOTTOM										
Lou Brock, L OBP: 0.292, SLG: 0.443 (1, 7)	0-0 4-3			0-0 CS 1B		4-0 1B		4-0 BB		3	1	1	0	2	0	2	Cincinnati Reds @ St. Louis Cardinals Busch Stadium, St. Louis, MO Wed Apr 24 1968, 6:05 PM CST Att: 9,666 - Unknown AB 33 R 7 H 13 RBI 7 BB 4 SO 4 LOB 13 										
Curt Flood, R OBP: 0.452, SLG: 0.569 (1, 8)	0-0 6-3			0-0 CS		0-0 6-3		0-0 1B		5	0	3	5	0	0	0											
Roger Maris, L OBP: 0.382, SLG: 0.645 Bobby Tolan, L OBP: 0.176, SLG: 0.235 (1, 9) (8, 9)	0-0 1B			0-0 F2		0-0 SF8 3B		0-0 3-1		4	1	2	0	0	0	3											
Orlando Cepeda, R OBP: 0.441, SLG: 0.679 (1, 3)	0-0 1B		0-3 K		0-0 SF8		0-0 1B			3	0	2	1	0	1	0											
Tim McCarver, L OBP: 0.353, SLG: 0.326 (1, 2)	0-0 6-3			0-0 F8		0-0 FC4 1B		0-0 4-3		4	0	1	0	0	0	2											
Mike Shannon, R OBP: 0.302, SLG: 0.440 (1, 5)			0-0 HR		0-0 FC4		0-3 K			4	1	2	1	0	1	1											
Julian Javier, R OBP: 0.273, SLG: 0.314 (1, 4)		4-0 G3 1B BB		0-0 F8		0-0 E6 1B 1B		0-0 1-3		3	2	1	0	1	0	1											
Dal Maxvill, R OBP: 0.296, SLG: 0.327 (1, 6)	0-0 1-3			0-0 5-3		0-0 F8		0-0 BB 3B 1B		4	1	1	0	0	0	2											
Ray Washburn, R (1, 1)	4-0 G3 1B BB			0-3 K		0-0 6-3		0-3 K		3	1	0	0	1	2	2											
Inning Stats	R: 0 E: 0 K: 0 S: 5	H: 2 LOB: 2 BB: 0 P: 5	R: 3 E: 0 K: 0 S: 5	H: 2 LOB: 2 BB: 2 P: 13	R: 0 E: 0 K: 1 S: 6	H: 1 LOB: 1 BB: 0 P: 6	R: 0 E: 0 K: 1 S: 5	H: 1 LOB: 0 BB: 0 P: 5	R: 1 E: 0 K: 0 S: 5	H: 2 LOB: 1 BB: 0 P: 5	R: 1 E: 1 K: 0 S: 5	H: 2 LOB: 2 BB: 1 P: 9	R: 0 E: 0 K: 1 S: 5	H: 1 LOB: 0 BB: 0 P: 5	R: 2 E: 0 K: 1 S: 6	H: 2 LOB: 1 BB: 1 P: 10		R: 0 E: 0 K: 1 S: 5	H: 0 LOB: 0 BB: 0 P: 5	1B: 10 2B: 0 3B: 2 HR: 1	SF: 1 SAC: 0 DP: 0 HBP: 0	WP: 0 PB: 0 SB: 0 CS: 1	PA: 39				
PITCHER John Taitours, R ERA: 7.11 Bill Kelso, R ERA: 5.4 Billy McCool, L ERA: 5.4 Bob Lee, R ERA: 2.45 Ted Davidson, L ERA: 10.5 (1, 1) (3, 1) (5, 1) (6, 1) (8, 1)	IP 2.0	WLS L	BF 12	H 4	R 1	ER 1	SO 2	BB 0	IBB 0	HBP 0	BLK 0	WP 0	HR 0	S 10	P 18	ERA 13.50	WHIP 3.000										

Batter	1	2	3	4	5	6	7	8	9	AB	R	H	RBI	BB	SO	LOB	TOP					
Maury Wills, S OBP: 0.259, SLG: 0.231 (1, 5)	F6		K			F7		G3		4	0	0	0	0	1	0						
Gene Alley, R OBP: 0.269, SLG: 0.365 (1, 6)	4-3			K		6-3		P4		4	0	0	0	0	1	0						
Roberto Clemente, R OBP: 0.333, SLG: 0.478 (1, 9)				1B		F8		G3		4	1	2	0	0	0	0						
Willie Stargell, L OBP: 0.235, SLG: 0.217 (1, 7)	P4			1B				F3		4	0	1	0	0	0	1						
Donn Clendenon, R OBP: 0.333, SLG: 0.409 (1, 3)		K		SF9		5-3				3	0	1	1	0	1	0						
Matty Alou, L OBP: 0.480, SLG: 0.316 (1, 8)	5-3			L1		PB WP		K		4	0	1	0	0	1	2						
Bill Mazerolski, R OBP: 0.265, SLG: 0.214 (1, 4)	5-3					P4				2	0	0	0	1	0	0						
Jerry May, R OBP: 0.378, SLG: 0.325 (1, 2)				B5-6-4				F8		3	0	2	0	0	0	2						
Bob Veale, S OBP: 0.083, SLG: 0.083 (8, PH)				B5-6-4						2	0	0	0	0	1	1						
Steve Blass, R (8, 1)						K		L5		1	0	0	0	0	0	0						
										0	0	0	0	0	0	0						
Inning Stats	R: 0 E: 0 K: 0 S: 4	H: 1 LOB: 1 BB: 0 P: 4	R: 0 E: 0 K: 1 S: 5	H: 0 LOB: 0 BB: 0 P: 5	R: 0 E: 0 K: 1 S: 5	H: 1 LOB: 0 BB: 0 P: 5	R: 1 E: 0 K: 1 S: 7	H: 2 LOB: 1 BB: 0 P: 7	R: 0 E: 0 K: 1 S: 5	H: 1 LOB: 0 BB: 0 P: 5	R: 0 E: 0 K: 0 S: 3	H: 0 LOB: 0 BB: 0 P: 3	R: 0 E: 0 K: 0 S: 4	H: 1 LOB: 2 BB: 1 P: 8	R: 0 E: 0 K: 0 S: 3	H: 0 LOB: 0 BB: 0 P: 3	R: 0 E: 0 K: 1 S: 6	H: 1 LOB: 1 BB: 0 P: 6	1B: 7 2B: 0 3B: 0 HR: 0	SF: 1 SAC: 0 DP: 1 HBP: 0	WP: 1 PB: 1 SB: 0 CS: 0	PA: 33
PITCHER Bob Gibson, R ERA: 1.97 (1, 1)	IP: 9.0 WLS: W BF: 33 H: 7 R: 1 ER: 1 SO: 5 BB: 1 IBB: 0 HBP: 0 BLK: 0 WP: 1 HR: 0 S: 42 P: 46 ERA: 1.00 WHIP: 0.889															PITCHER IP: 9.0 WLS: W BF: 33 H: 7 R: 1 ER: 1 SO: 5 BB: 1 IBB: 0 HBP: 0 BLK: 0 WP: 1 HR: 0 S: 42 P: 46 ERA: 1.00 WHIP: 0.889						

Pittsburgh Pirates @ St. Louis Cardinals
 Busch Stadium, St. Louis, MO
 Fri Apr 26 1968, 6:05 PM CST
 Att: 39,866 - Unknown

AB	31
R	1
H	7
RBI	1
BB	1
SO	5
LOB	6



Batter	1	2	3	4	5	6	7	8	9	AB	R	H	RBI	BB	SO	LOB	BOTTOM			
Lou Brock, L OBP: 0.275, SLG: 0.415 (1, 7)	G3		FC4-6		FC4-6			P3		4	0	0	0	0	0	3				
Julian Javier, R OBP: 0.254, SLG: 0.291 (1, 4)	F2		F9			K		K		4	0	0	0	0	2	2				
Curt Flood, R OBP: 0.439, SLG: 0.548 (1, 8)				K		F8		5-3		4	0	1	0	0	1	1				
Orlando Cepeda, R OBP: 0.435, SLG: 0.714 (1, 3)				HR		K				3	1	1	1	0	2	1				
Dick Simpson, R OBP: 0.375, SLG: 0.769 (1, 9)		K		5-3				F9		3	0	0	0	0	1	0				
Tim McCarver, L OBP: 0.352, SLG: 0.388 (1, 2)	F7			G3				HR		3	1	1	1	0	0	0				
Mike Shannon, R OBP: 0.304, SLG: 0.423 (1, 5)	F7					K		G6-4-3		2	0	0	0	1	1	0				
Dal Maxvill, R OBP: 0.281, SLG: 0.308 (1, 6)				1-3		K		G6-4-3		3	0	0	0	0	1	1				
Bob Gibson, R OBP: 0.444, SLG: 0.375 (1, 1)				FC4-6		FC4-6		WP		2	0	2	0	1	0	0				
										2	0	2	0	1	0	0				
Inning Stats	R: 0 E: 0 K: 1 S: 6	H: 1 LOB: 1 BB: 0 P: 6	R: 0 E: 0 K: 1 S: 5	H: 0 LOB: 0 BB: 0 P: 5	R: 0 E: 0 K: 0 S: 3	H: 0 LOB: 1 BB: 1 P: 7	R: 1 E: 0 K: 1 S: 6	H: 1 LOB: 0 BB: 0 P: 6	R: 0 E: 0 K: 2 S: 8	H: 1 LOB: 1 BB: 0 P: 8	R: 0 E: 0 K: 2 S: 7	H: 0 LOB: 0 BB: 0 P: 7	R: 1 E: 0 K: 0 S: 3	H: 1 LOB: 0 BB: 1 P: 7	R: 0 E: 0 K: 1 S: 6	H: 1 LOB: 1 BB: 0 P: 6	1B: 3 2B: 0 3B: 0 HR: 2	SF: 0 SAC: 0 DP: 1 HBP: 0	WP: 1 PB: 0 SB: 0 CS: 0	PA: 30
PITCHER Bob Veale, L ERA: 1.82 Steve Blass, R ERA: (8, 1)	IP: 7.0 WLS: L BF: 26 H: 4 R: 2 ER: 2 SO: 7 BB: 2 IBB: 0 HBP: 0 BLK: 0 WP: 0 HR: 2 S: 38 P: 46 ERA: 2.57 WHIP: 0.857															PITCHER IP: 1.0 WLS: L BF: 4 H: 1 R: 0 ER: 0 SO: 1 BB: 0 IBB: 0 HBP: 0 BLK: 0 WP: 1 HR: 0 S: 6 P: 6 ERA: 0.00 WHIP: 1.000				

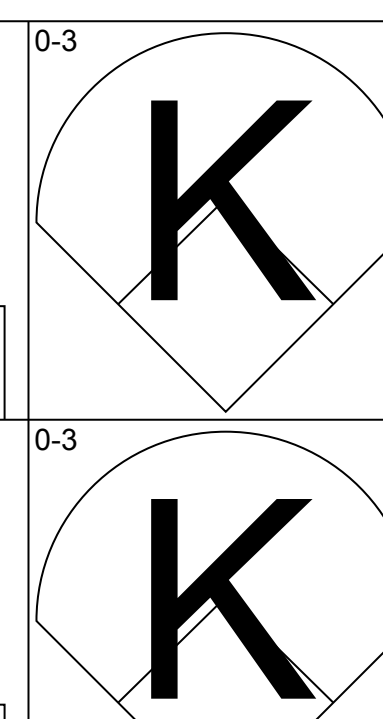
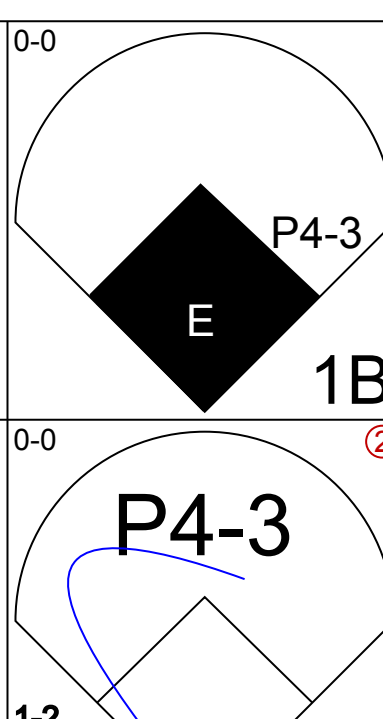
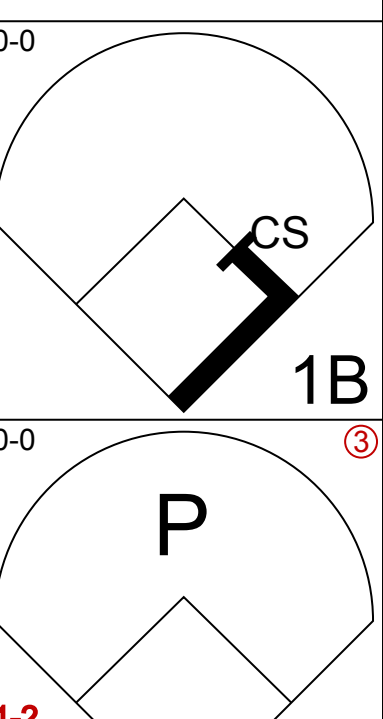
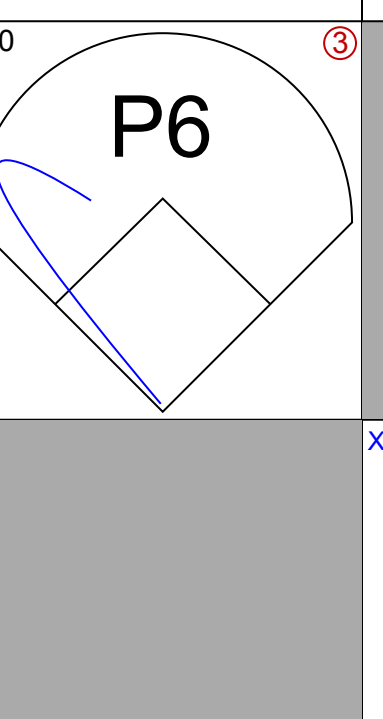
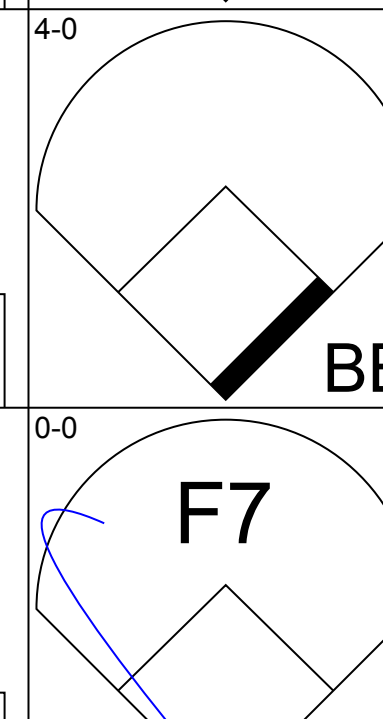
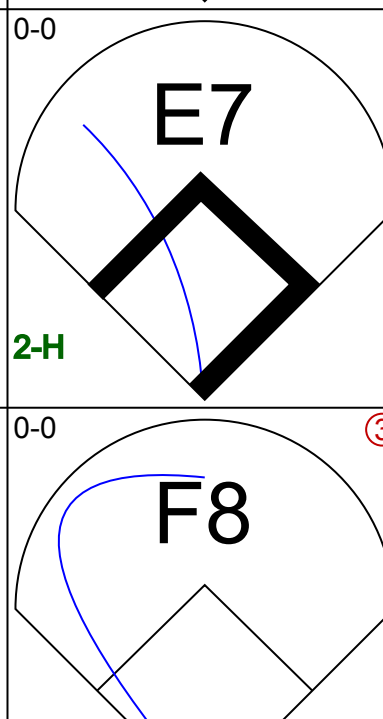

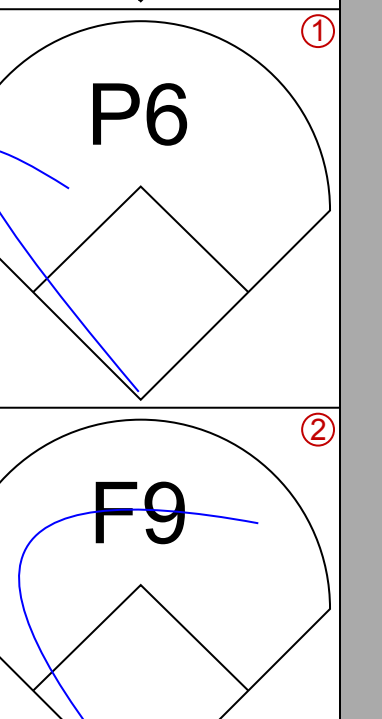
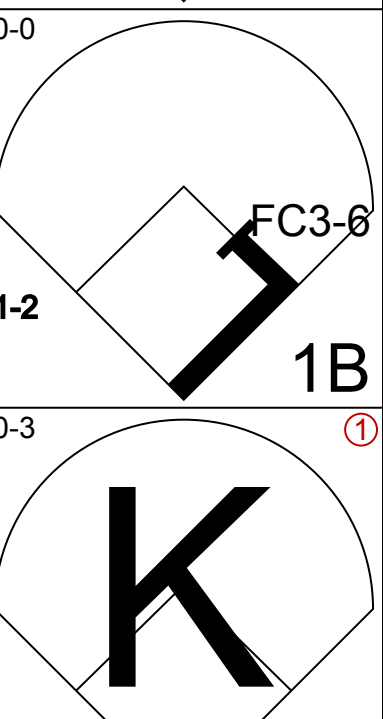


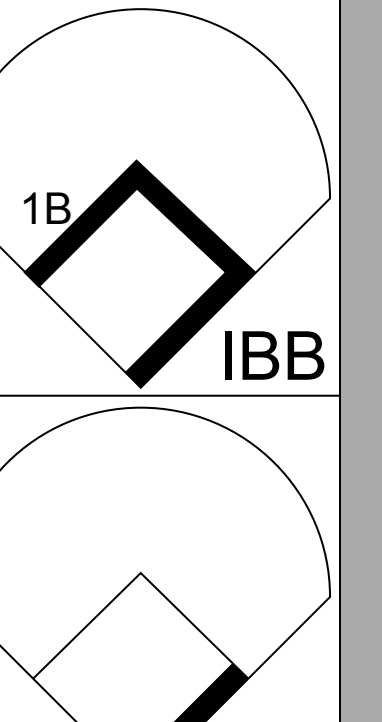
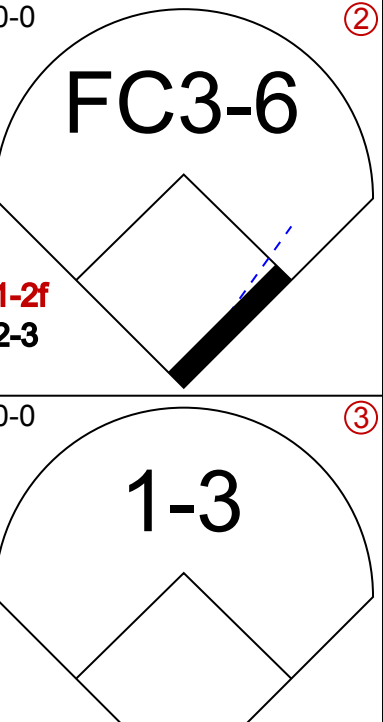


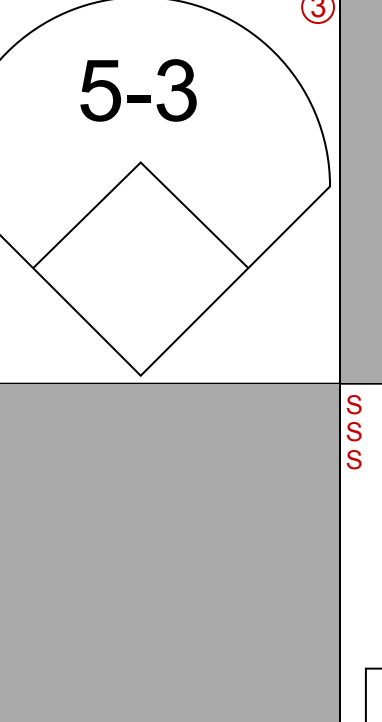

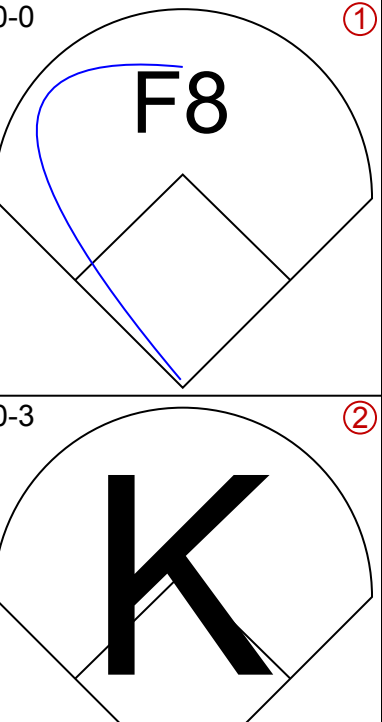
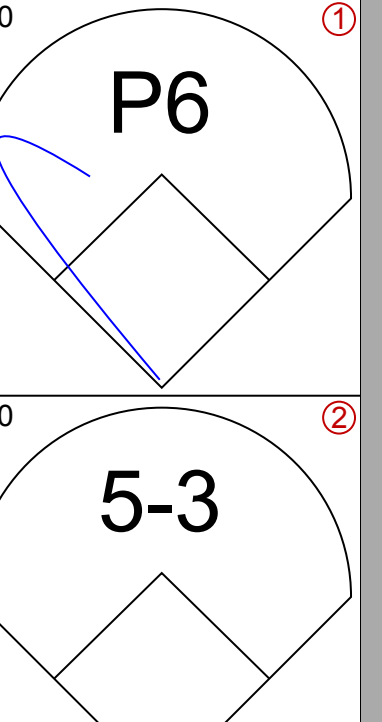
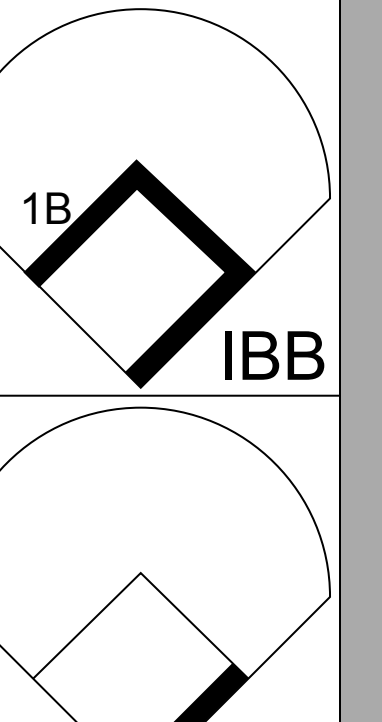
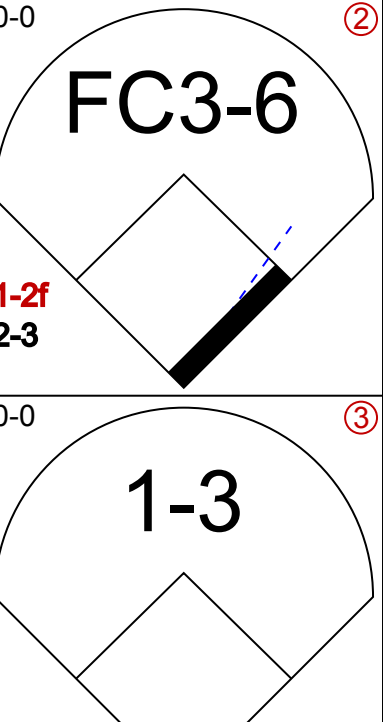
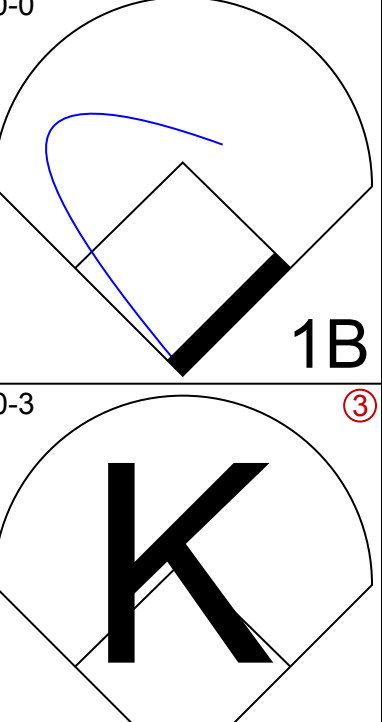
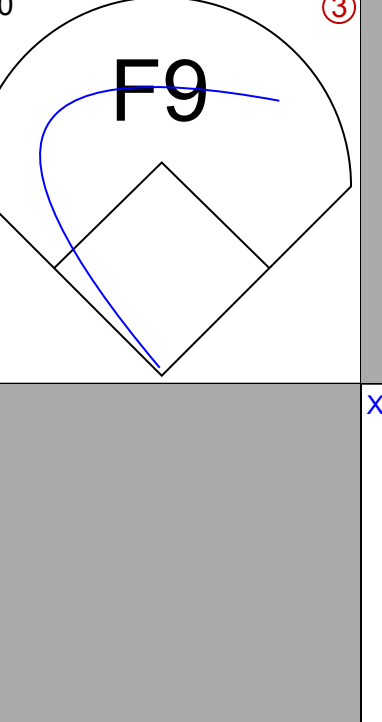
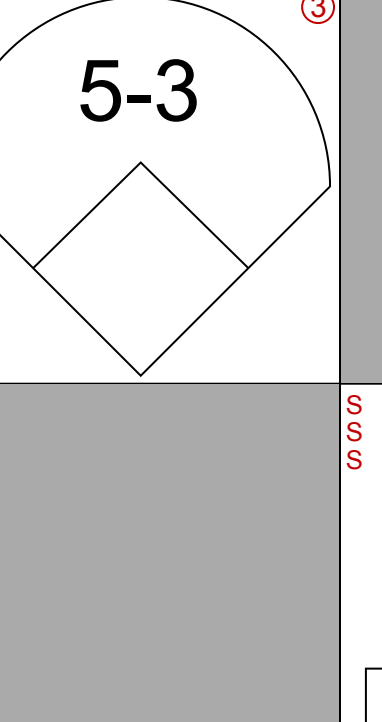


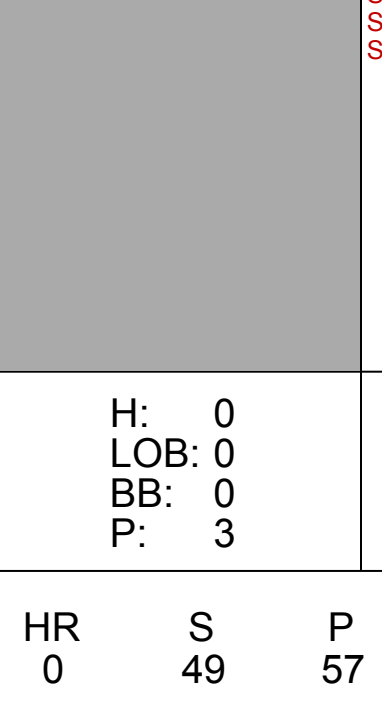
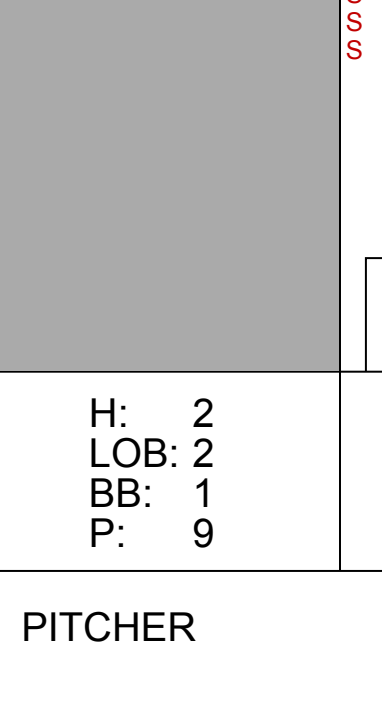
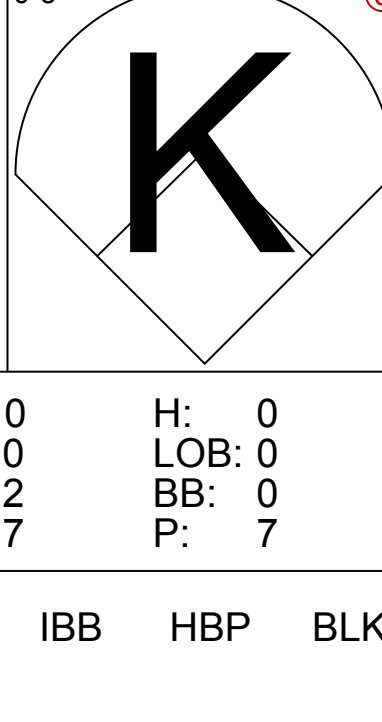
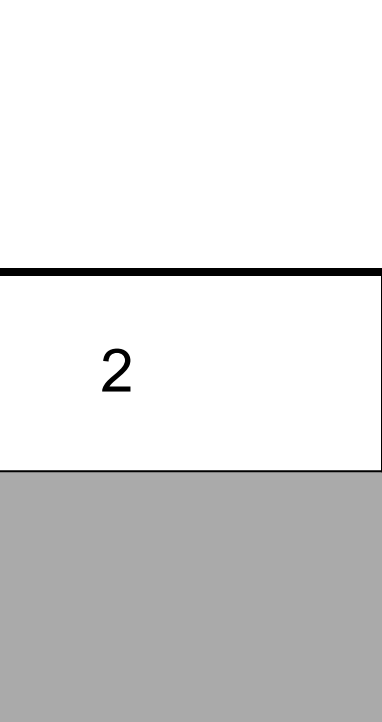
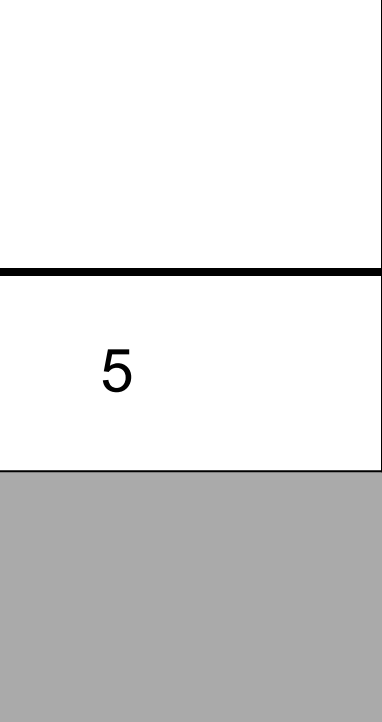
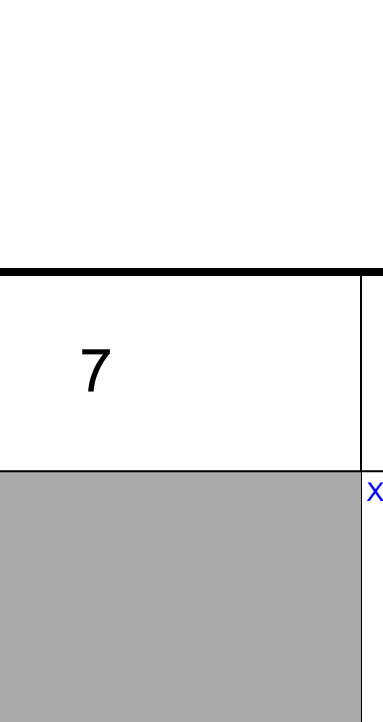
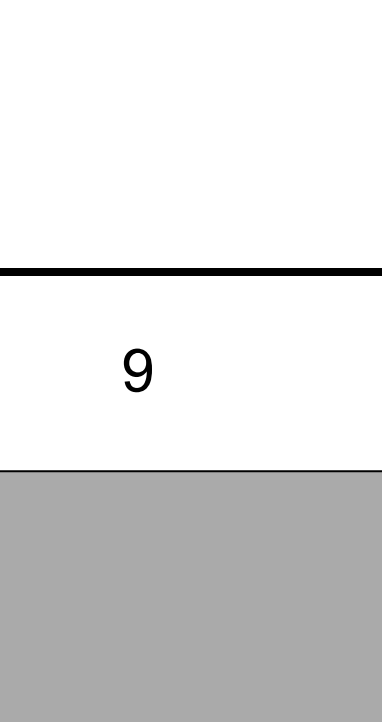


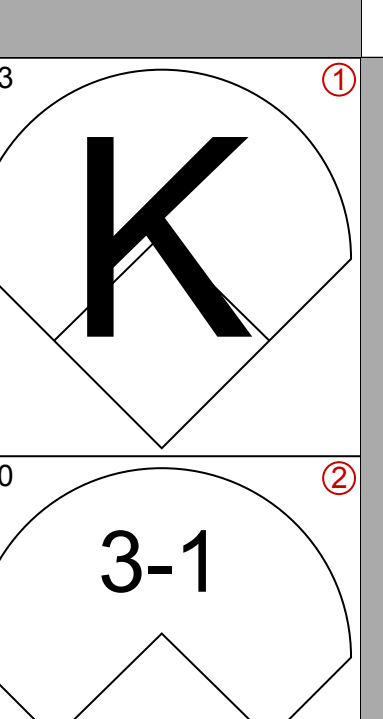
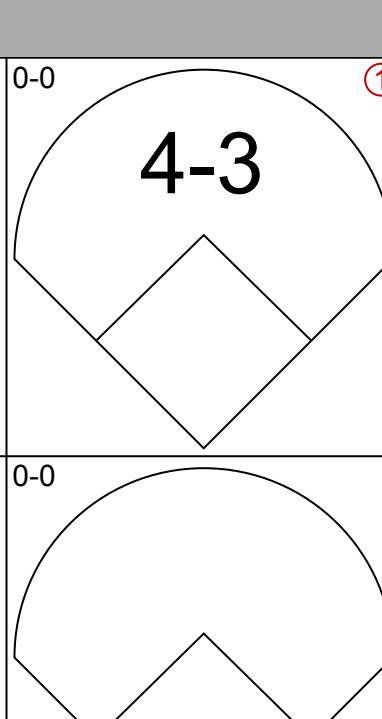
Pittsburgh Pirates @ St. Louis Cardinals
 Busch Stadium, St. Louis, MO
 Fri Apr 26 1968, 6:05 PM CST
 Att: 39,866 - Unknown

AB	28
R	2
H	5
RBI	2
BB	2
SO	8
LOB	8



Batter	1	2	3	4	5	6	7	8	9	AB	R	H	RBI	BB	SO	LOB	TOP		
Maury Wills, S OBP: 0.317, SLG: 0.283										3	1	2	0	1	0	0	Pittsburgh Pirates @ St. Louis Cardinals Busch Stadium, St. Louis, MO Sun Apr 28 1968, 3:33 AM CDT Att: 20,562 - Unknown		
Gene Alley, R OBP: 0.256, SLG: 0.356										3	0	1	2	1	0	1			
Roberto Clemente, R OBP: 0.353, SLG: 0.426										4	0	0	0	0	1	4			
Donn Clendenon, R OBP: 0.322, SLG: 0.385										4	0	0	0	0	1	2			
Manny Mota, R OBP: 0.379, SLG: 0.333										4	0	1	0	0	0	0			
Willie Stargell, L OBP: 0.254, SLG: 0.296										4	0	1	0	0	0	1			
Bill Mazaroski, R OBP: 0.246, SLG: 0.260										4	0	0	0	0	1	2			
Jerry May, R OBP: 0.333, SLG: 0.283										3	0	0	0	0	1	1			
Tommy Sisk, R OBP: 0.333, SLG: 0.283										1	1	0	0	1	0	0			
Juan Pizarro, L OBP: 0.333, SLG: 0.283										0	0	0	0	0	0	0			
Jose Pagan, R OBP: 0.333, SLG: 0.283										1	0	0	0	0	0	0			
Roy Face, R OBP: 0.333, SLG: 0.283										0	0	0	0	0	0	0			
Inning Stats	R: 0 E: 0 K: 0 S: 3	H: 1 LOB: 1 BB: 1 P: 7	R: 0 E: 0 K: 0 S: 3	H: 0 LOB: 0 BB: 0 P: 3	R: 0 E: 0 K: 0 S: 3	H: 0 LOB: 0 BB: 0 P: 3	R: 0 E: 0 K: 0 S: 3	H: 0 LOB: 0 BB: 0 P: 3	R: 2 E: 0 K: 1 S: 7	H: 2 LOB: 1 BB: 1 P: 11	R: 0 E: 0 K: 1 S: 6	H: 1 LOB: 1 BB: 0 P: 6	R: 0 E: 0 K: 0 S: 3	H: 0 LOB: 1 BB: 1 P: 7	R: 0 E: 0 K: 2 S: 8	H: 1 LOB: 1 BB: 0 P: 8	1B: 4 2B: 1 3B: 0 HR: 0	SF: 0 SAC: 0 DP: 1 HBP: 0	WP: 0 PA: 34 CS: 0
PITCHER Steve Carlton, L ERA: 3.38	IP: 9.0 WLS: W BF: 34 H: 5 R: 2 ER: 2 SO: 4 BB: 3 IBB: 0 HBP: 0 BLK: 0 WP: 0 HR: 0 S: 39 P: 51 ERA: 2.00 WHIP: 0.889																		

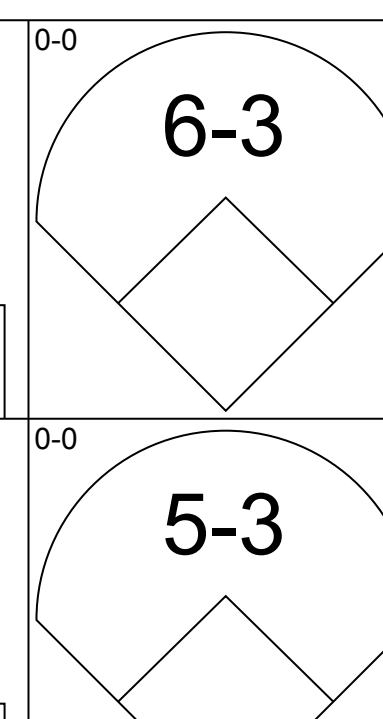

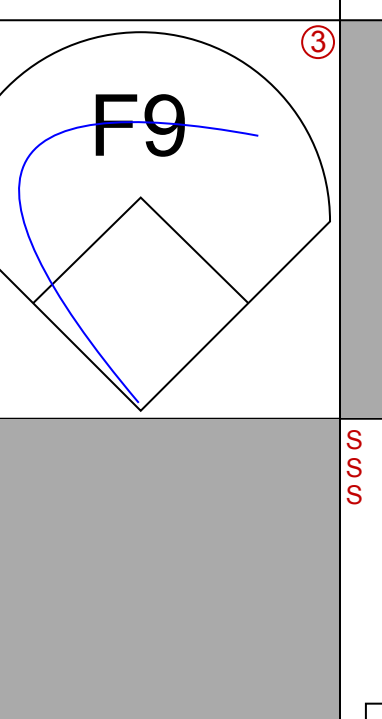
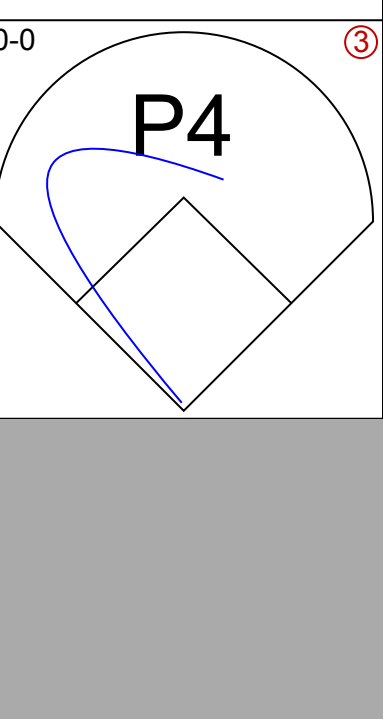
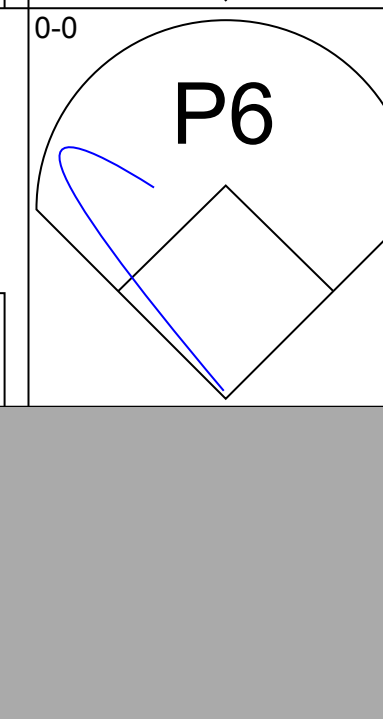
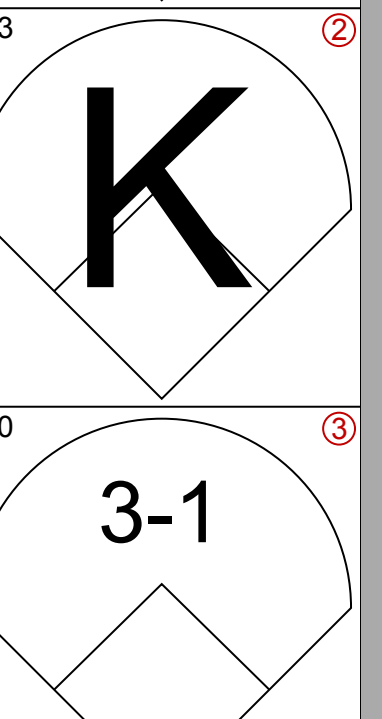
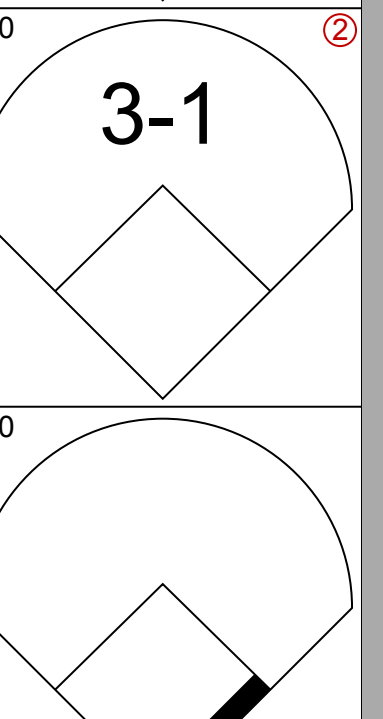
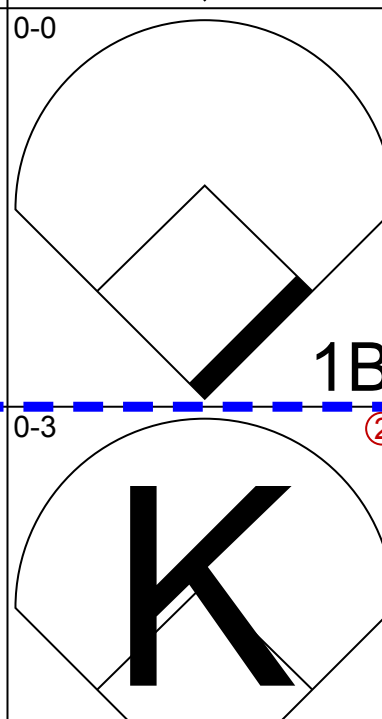


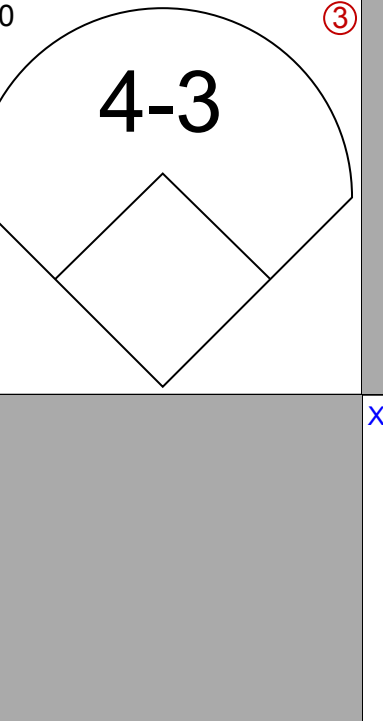
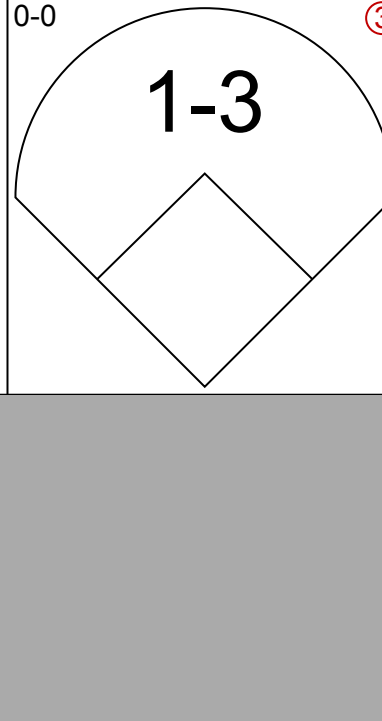
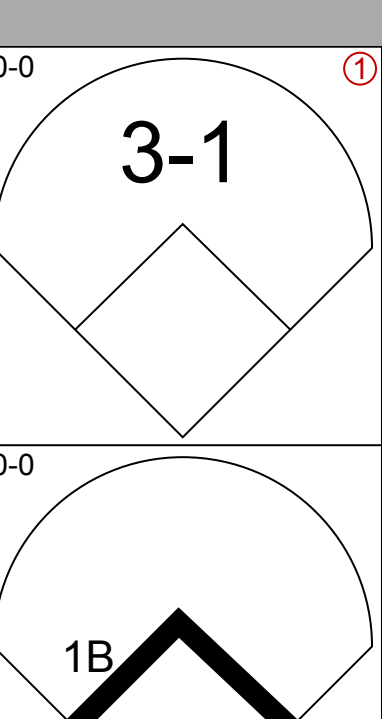
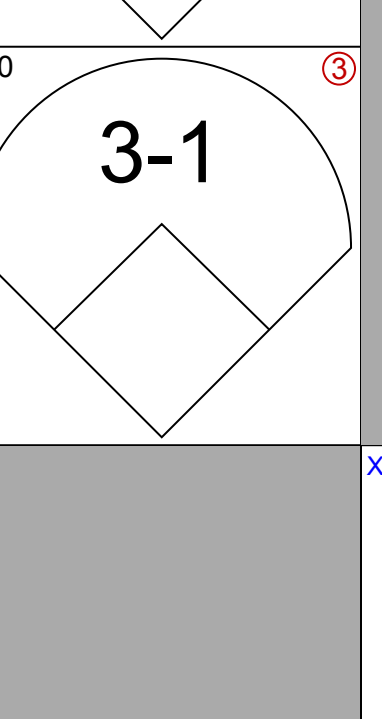
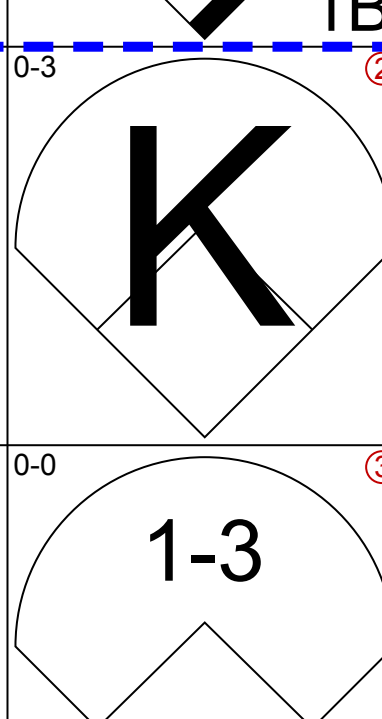
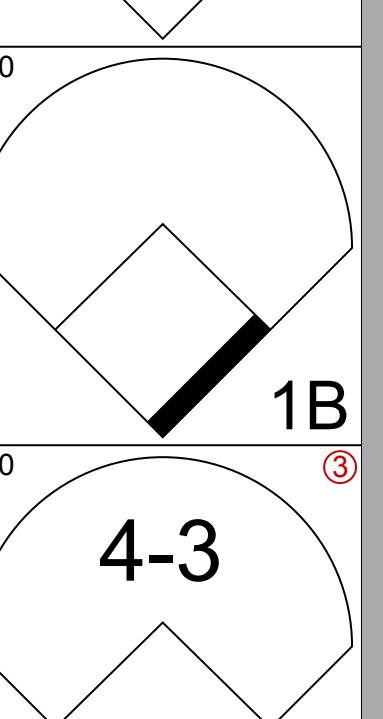
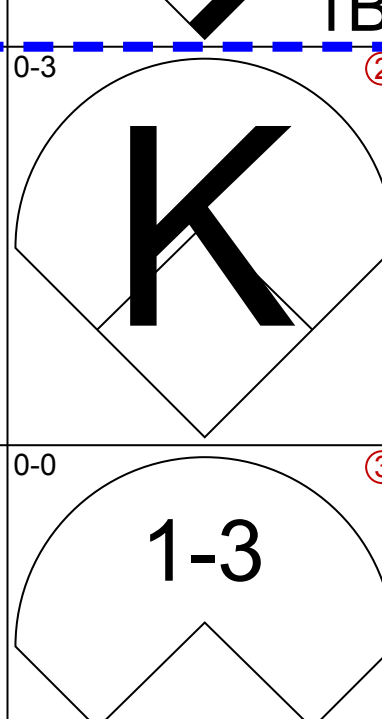
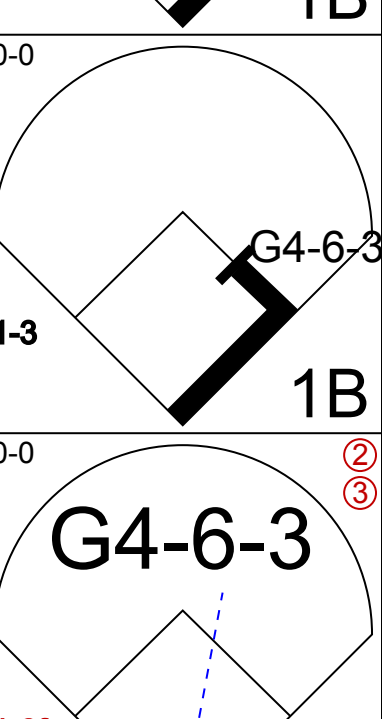
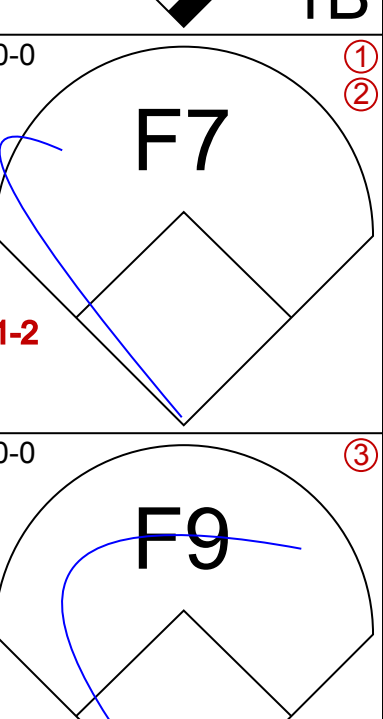



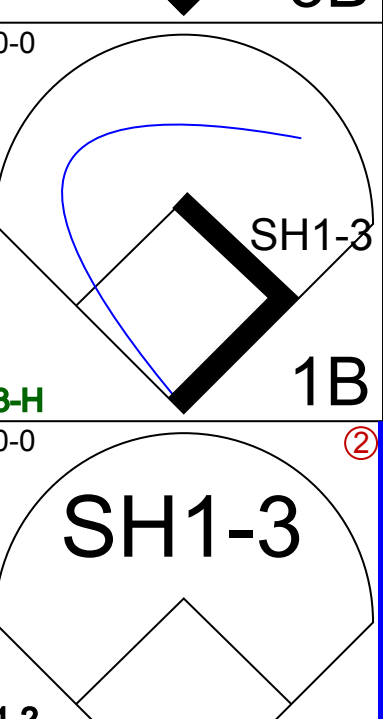
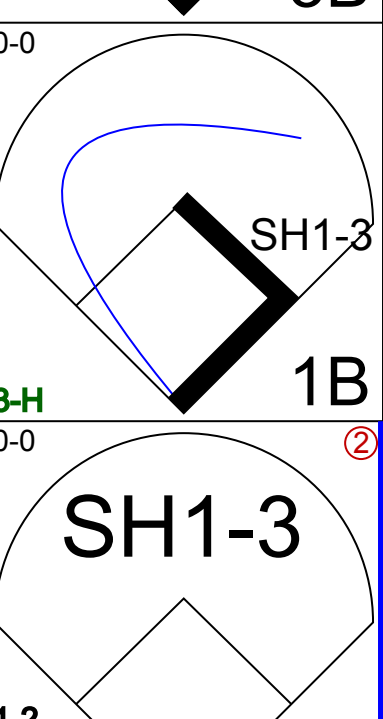
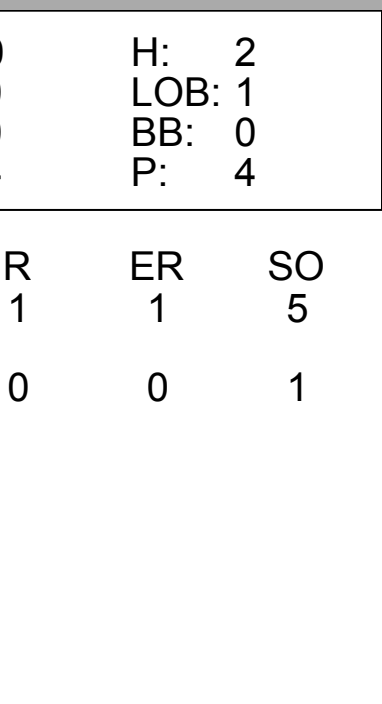
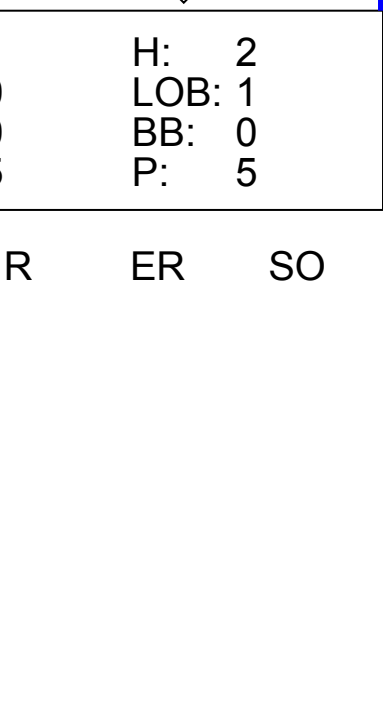
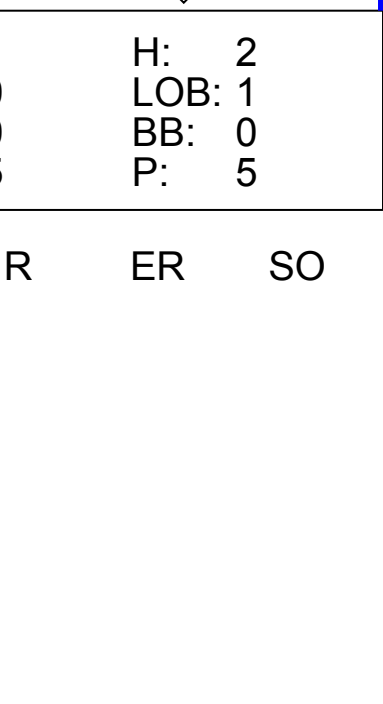
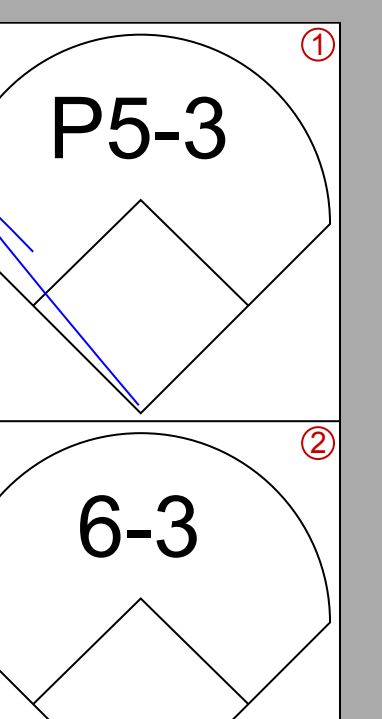
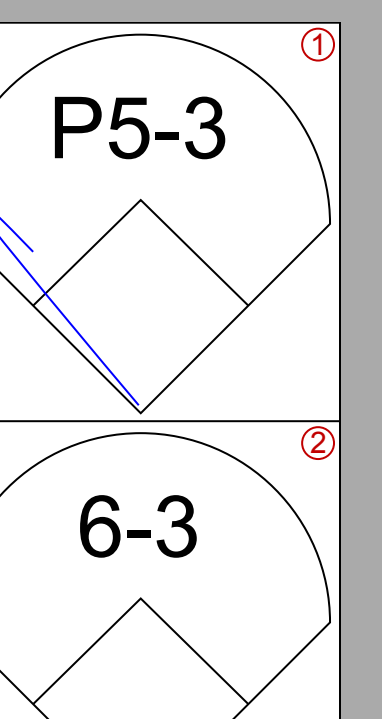
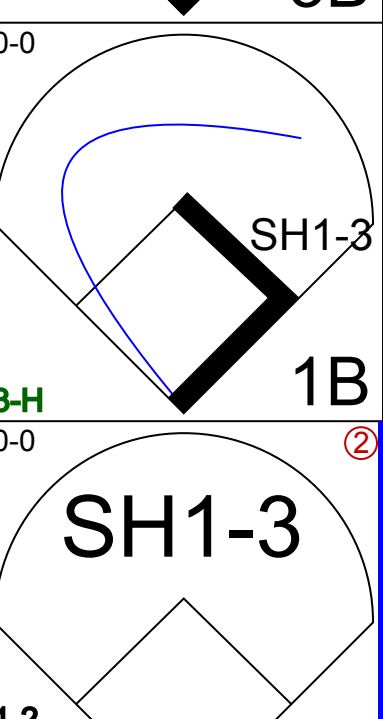
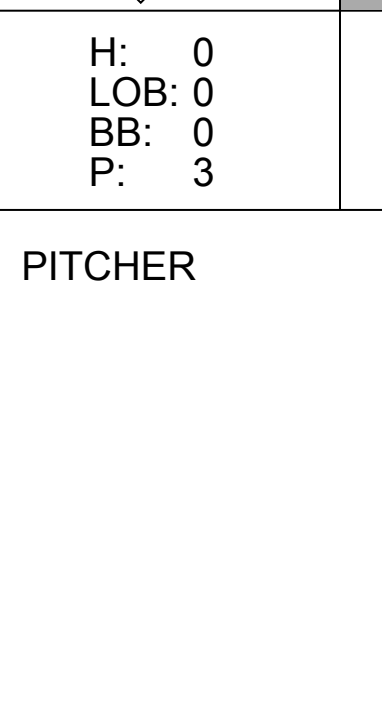
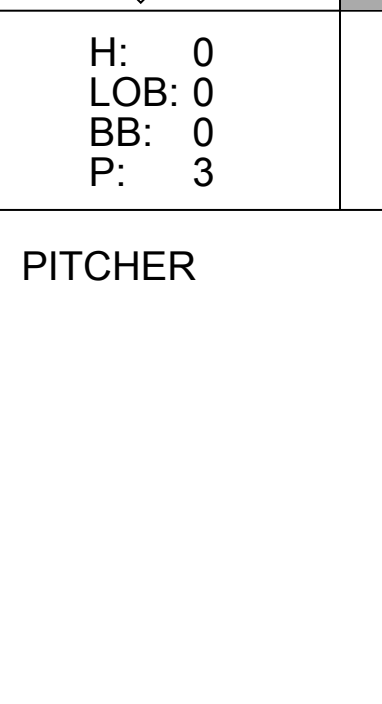
Batter	1	2	3	4	5	6	7	8	9	AB	R	H	RBI	BB	SO	LOB	BOTTOM		
Lou Brock, L OBP: 0.295, SLG: 0.452										3	0	1	0	1	2	1	Pittsburgh Pirates @ St. Louis Cardinals Busch Stadium, St. Louis, MO Sun Apr 28 1968, 3:33 AM CDT Att: 20,562 - Unknown		
Curt Flood, R OBP: 0.440, SLG: 0.522										2	0	0	0	2	0	1			
Roger Maris, L OBP: 0.357, SLG: 0.553										4	0	0	0	0	0	3			
Orlando Cepeda, R OBP: 0.429, SLG: 0.656										2	0	0	0	1	0	0			
Tim McCarver, L OBP: 0.355, SLG: 0.411										3	1	1	0	1	0	2			
Mike Shannon, R OBP: 0.328, SLG: 0.500										4	1	3	2	0	0	0			
Dick Schofield, S OBP: 0.222, SLG: 0.556										3	1	1	0	0	0	1			
Dal Maxvill, R OBP: 0.281, SLG: 0.293										3	1	1	1	0	0	1			
Steve Carlton, L ERA: 3.38										2	0	0	0	0	1	0			
Inning Stats	R: 0 E: 0 K: 1 S: 5	H: 0 LOB: 0 BB: 0 P: 5	R: 1 E: 0 K: 0 S: 5	H: 2 LOB: 1 BB: 0 P: 5	R: 0 E: 0 K: 0 S: 3	H: 1 LOB: 1 BB: 1 P: 7	R: 1 E: 0 K: 0 S: 3	H: 1 LOB: 0 BB: 0 P: 4	R: 0 E: 0 K: 1 S: 5	H: 0 LOB: 1 BB: 1 P: 9	R: 0 E: 0 K: 0 S: 3	H: 1 LOB: 2 BB: 1 P: 7	R: 2 E: 0 K: 1 S: 7	H: 2 LOB: 1 BB: 1 P: 11	R: 0 E: 0 K: 0 S: 2	H: 0 LOB: 0 BB: 1 P: 6	1B: 4 2B: 2 3B: 0 HR: 1	SF: 0 SAC: 1 DP: 2 HBP: 1	WP: 2 PA: 33 CS: 1
PITCHER Tommy Sisk, R ERA: 4.38	IP: 6.0 WLS: L BF: 26 H: 7 R: 4 ER: 4 SO: 2 BB: 3 IBB: 0 HBP: 1 BLK: 0 WP: 1 HR: 1 S: 26 P: 39 ERA: 6.00 WHIP: 1.667																		
Juan Pizarro, L ERA: 4.5	IP: 1.0 WLS: L BF: 4 H: 0 R: 0 ER: 0 SO: 1 BB: 1 IBB: 0 HBP: 0 BLK: 0 WP: 1 HR: 0 S: 5 P: 9 ERA: 0.00 WHIP: 1.000																		
Roy Face, R ERA: 4.5	IP: 1.0 WLS: L BF: 3 H: 0 R: 0 ER: 0 SO: 0 BB: 0 IBB: 0 HBP: 0 BLK: 0 WP: 0 HR: 0 S: 2 P: 6 ERA: 0.00 WHIP: 1.000																		

Batter	1	2	3	4	5	6	7	8	9	AB	R	H	RBI	BB	SO	LOB	TOP		
Lou Brock, L OBP: 0.299, SLG: 0.439 (1, 7)										4	1	2	0	0	1	0			
Curt Flood, R OBP: 0.346, SLG: 0.533 (1, 8)										5	1	2	0	0	1	2			
Roger Maris, L OBP: 0.340, SLG: 0.489 (1, 9)										3	0	1	0	1	0	1			
Orlando Cepeda, R OBP: 0.397, SLG: 0.588 (1, 3)										4	0	0	0	0	1	5			
Tim McCarver, L OBP: 0.343, SLG: 0.381 (1, 2)										3	0	0	0	1	0	2			
Mike Shannon, R OBP: 0.318, SLG: 0.471 (1, 5)										4	0	1	1	0	1	2			
Julian Javier, R OBP: 0.254, SLG: 0.286 (1, 4)										4	0	1	0	0	0	2			
Dal Maxvill, R OBP: 0.254, SLG: 0.262 (1, 6)										4	0	0	0	0	3	1			
Ray Washburn, R Joe Hoerner, R (9, 1)										4	0	0	0	0	4	0			
Inning Stats	R: 0 H: 0 E: 0 K: 2 S: 7	H: 0 LOB: 1 BB: 1 P: 11	R: 0 H: 1 E: 0 K: 2 S: 8	H: 1 LOB: 1 BB: 0 P: 8	R: 1 H: 1 E: 1 K: 1 S: 7	H: 1 LOB: 1 BB: 0 P: 7	R: 0 H: 0 E: 0 K: 0 S: 3	H: 0 LOB: 0 BB: 0 P: 3	R: 0 H: 1 E: 0 K: 1 S: 5	H: 2 LOB: 2 BB: 1 P: 9	R: 0 H: 0 E: 0 K: 2 S: 7	H: 0 LOB: 0 BB: 0 P: 7	R: 0 H: 2 E: 0 K: 1 S: 7	H: 2 LOB: 2 BB: 0 P: 7	R: 0 H: 0 E: 0 K: 2 S: 7	H: 0 LOB: 0 BB: 0 P: 7	1B: 7 2B: 0 3B: 0 HR: 0	SF: 0 SAC: 0 DP: 0 HBP: 0	WP: 1 PA: 37 PB: 0 SB: 0 CS: 1
PITCHER	IP	WLS	BF	H	R	ER	SO	BB	IBB	HBP	BLK	WP	HR	S	P	ERA	WHIP		
Bill Singer, R ERA: 1.89 (1, 1)	8.0	L	34	7	2	1	9	1	1	0	0	1	0	49	57	1.12	1.000		
Jack Billingham, R ERA: (9, 1)	1.0	S	3	0	0	0	2	0	0	0	0	0	0	7	7	0.00	0.000		

St. Louis Cardinals @ Los Angeles Dodgers
 Dodger Stadium, Los Angeles, CA
 Tue Apr 30 1968, 7:05 PM PDT
 Att: 20,901 - Unknown

AB 35
 R 2
 H 7
 RBI 1
 BB 2
 SO 11
 LOB 15

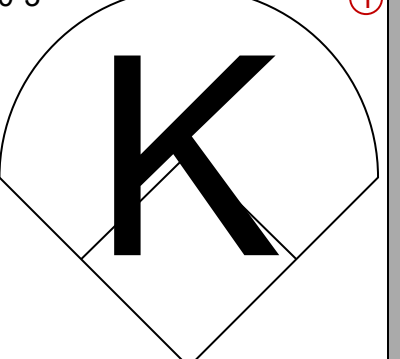
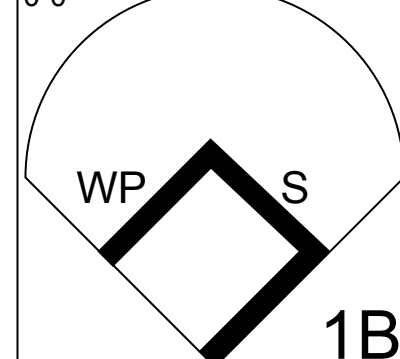
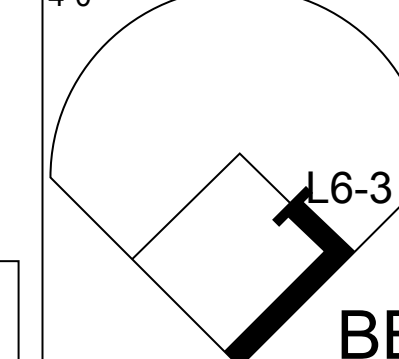
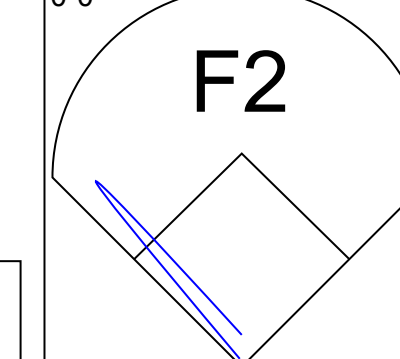
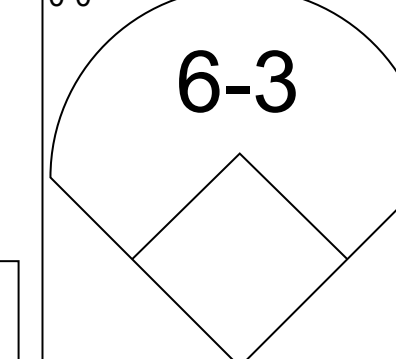
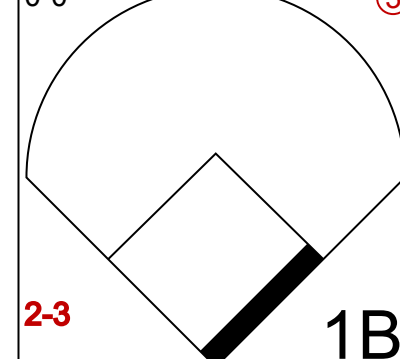
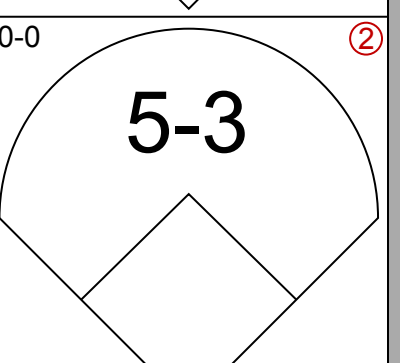
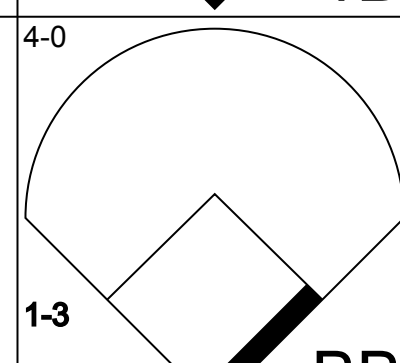
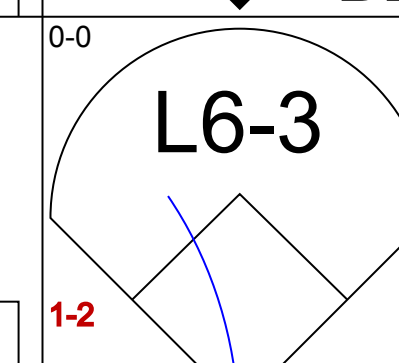
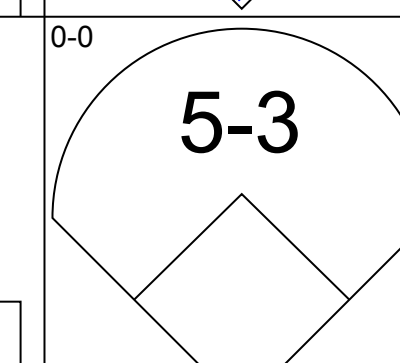
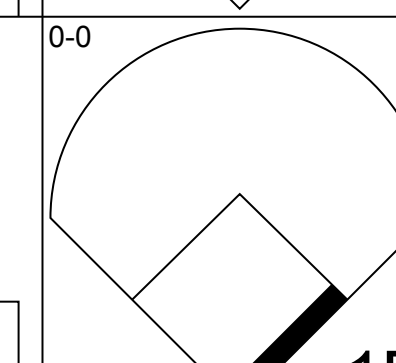
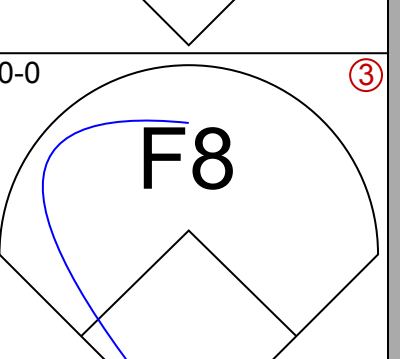
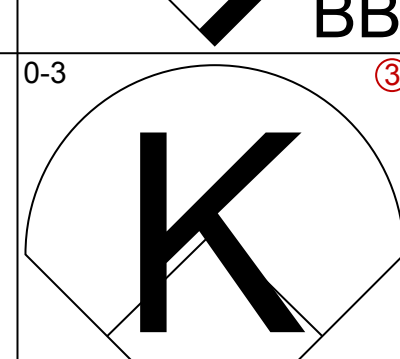
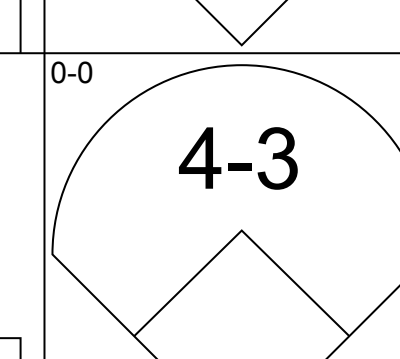
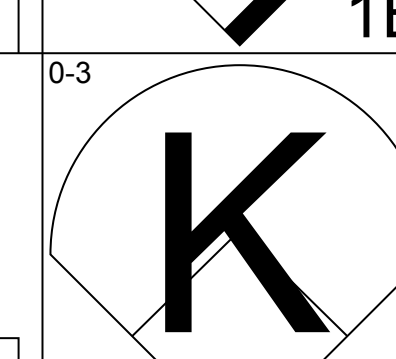
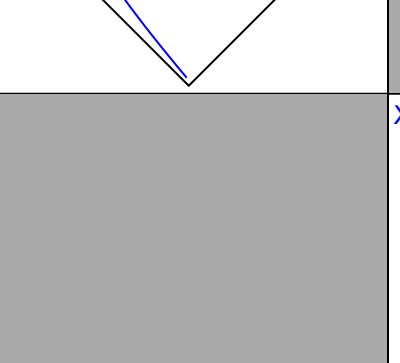

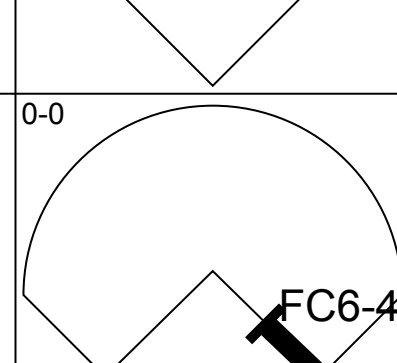

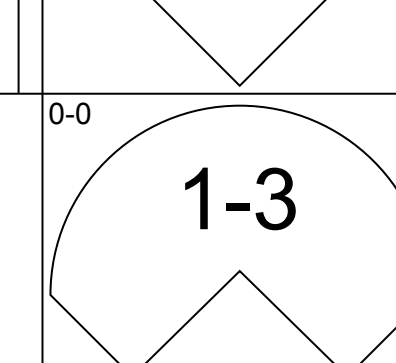
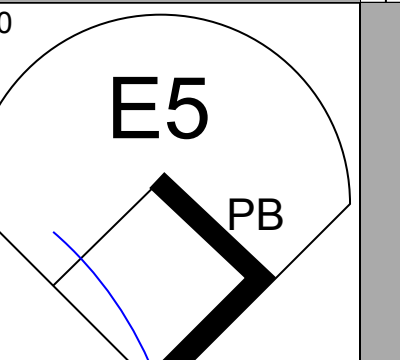
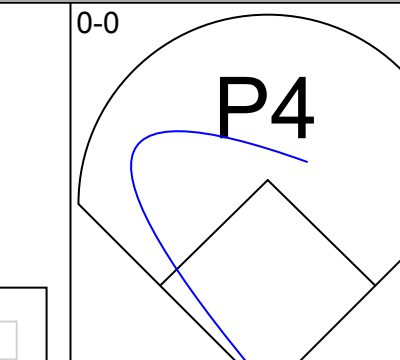
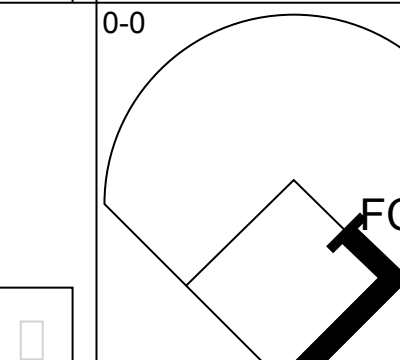
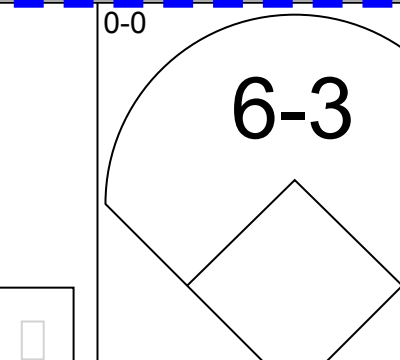
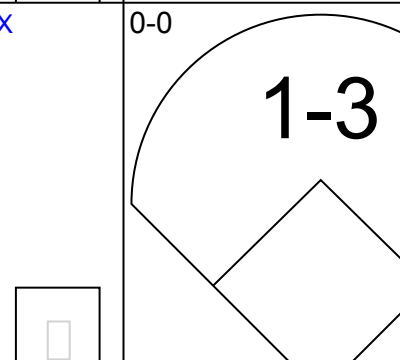
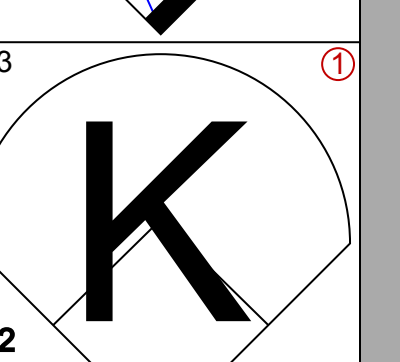
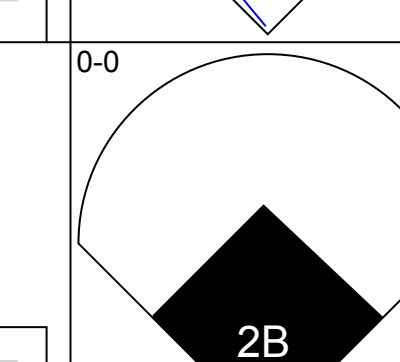
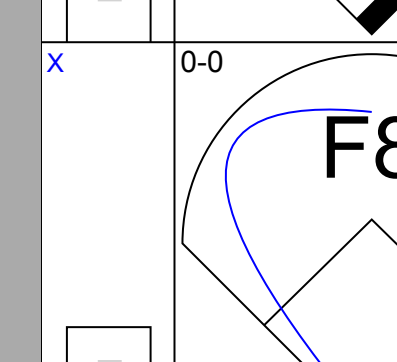

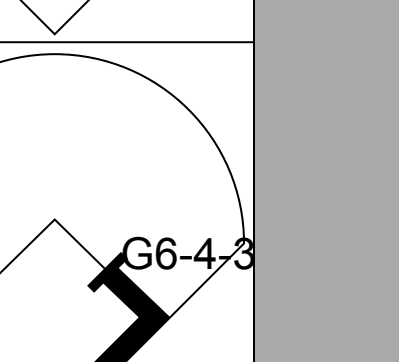
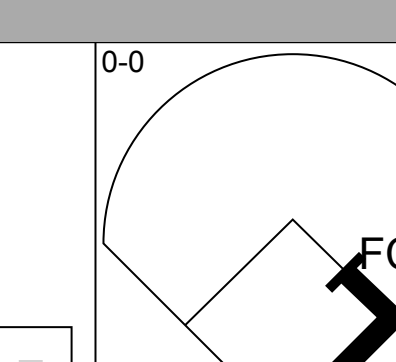
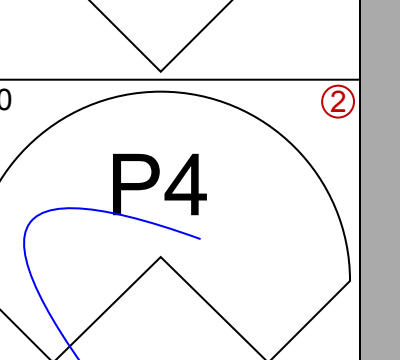
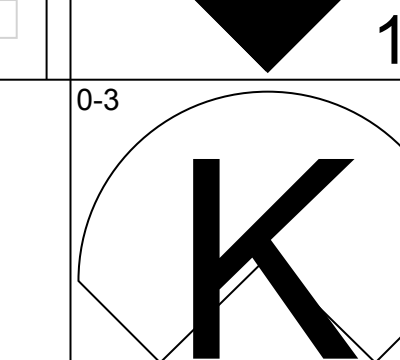
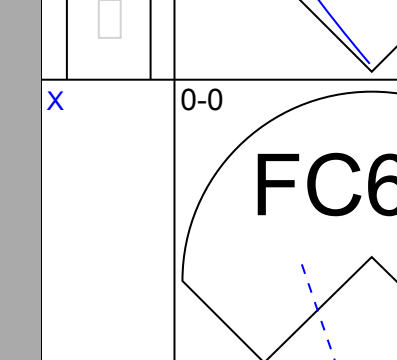

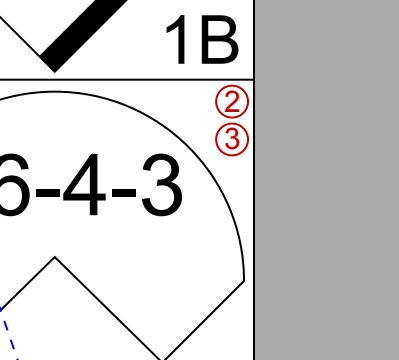
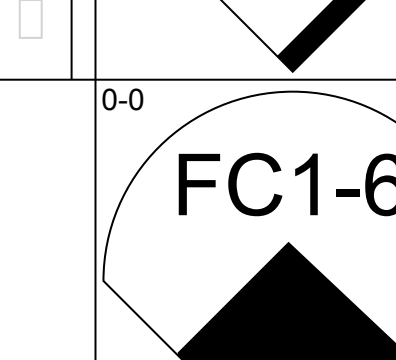
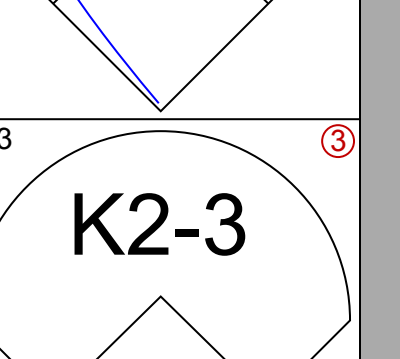
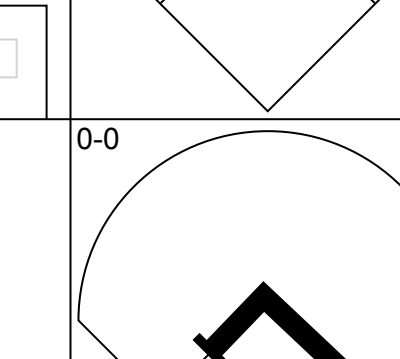
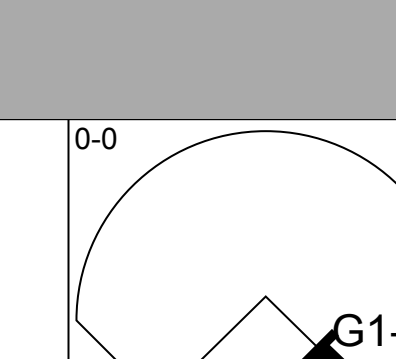
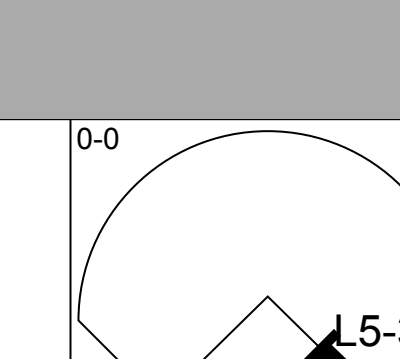
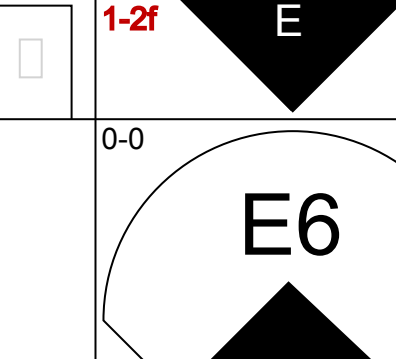
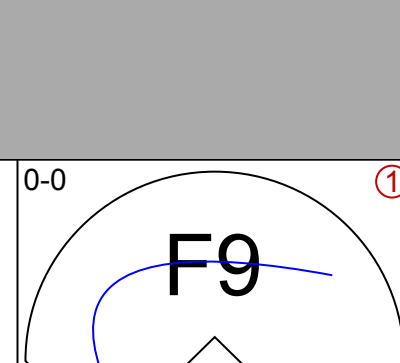
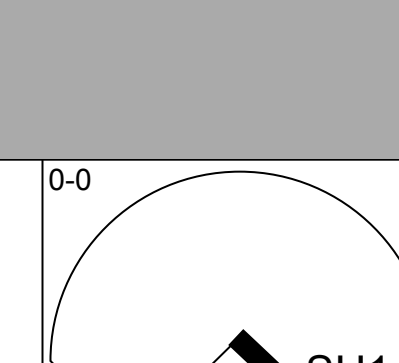
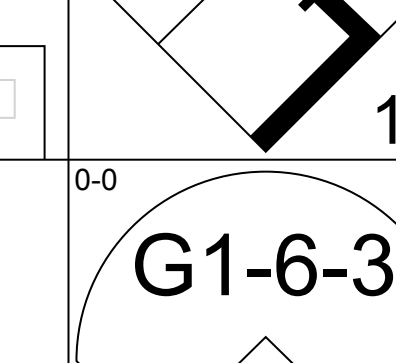
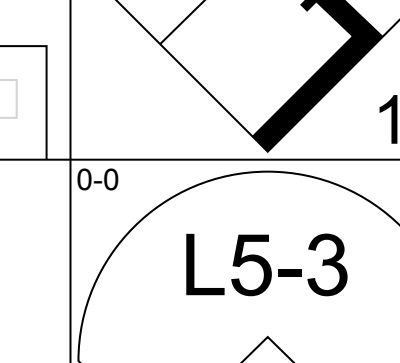
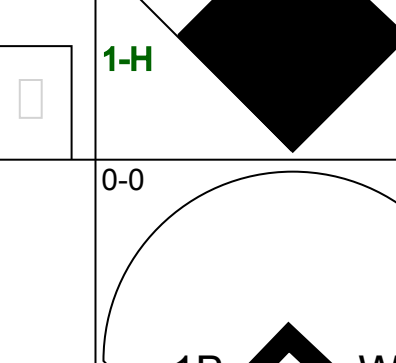
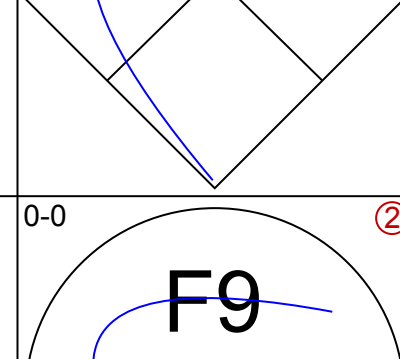
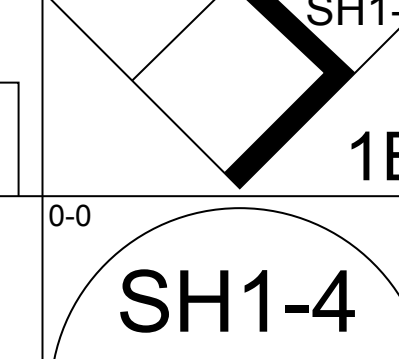
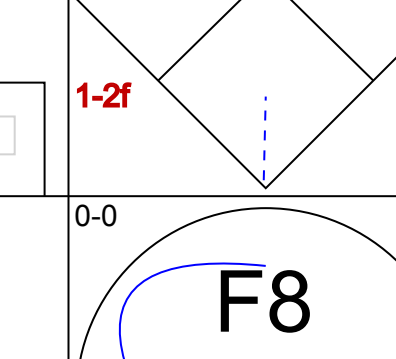
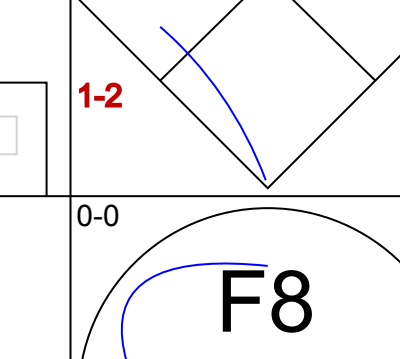
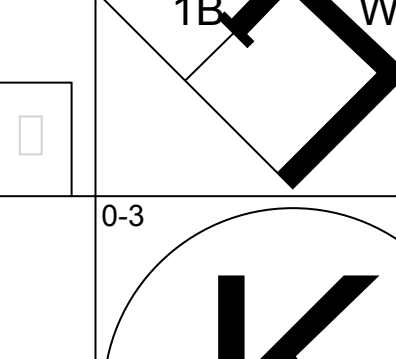
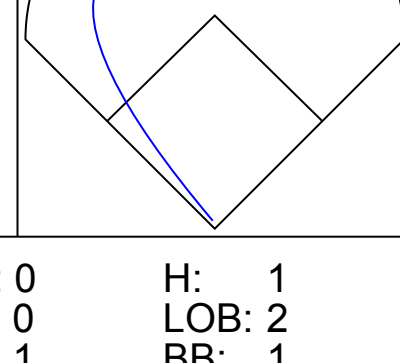
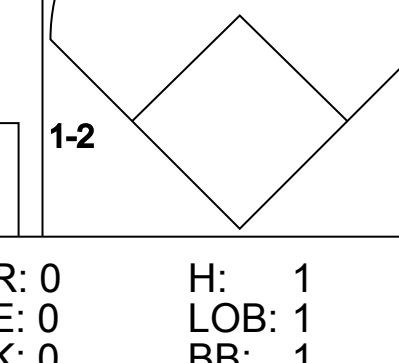
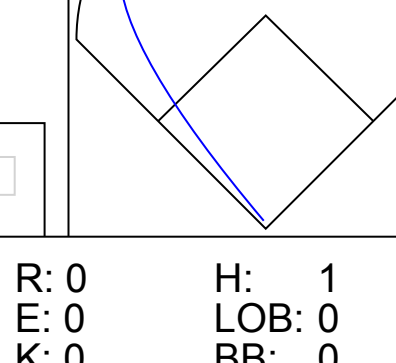
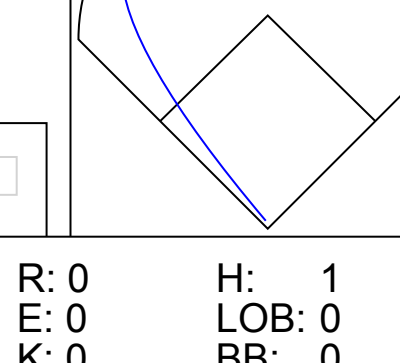
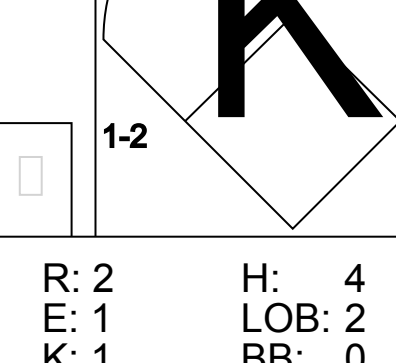
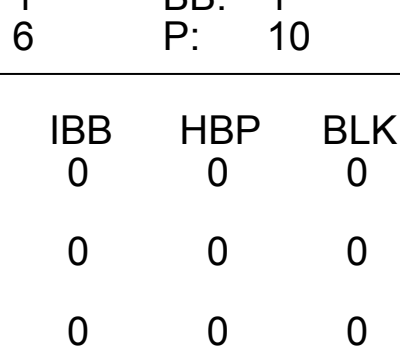
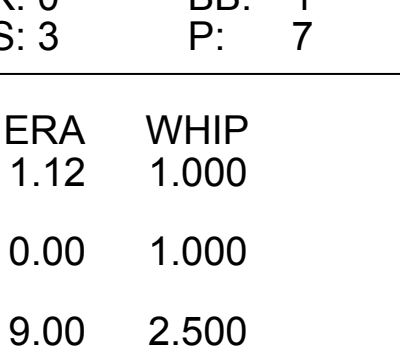
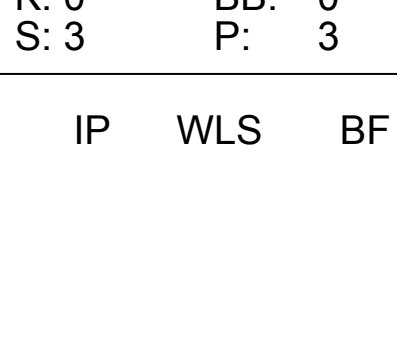
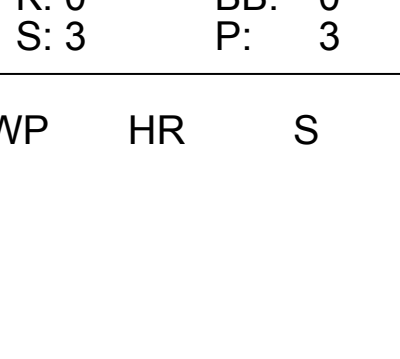



Batter	1	2	3	4	5	6	7	8	9	AB	R	H	RBI	BB	SO	LOB	BOTTOM		
Zoilo Versalles, R OBP: 0.234, SLG: 0.315 (1, 6)										4	0	0	0	0	1	1			
Luis Alcaraz, R OBP: 0.273, SLG: 0.275 (1, 5)										4	0	0	0	0	1	0			
Willie Davis, L OBP: 0.293, SLG: 0.378 (1, 8)										4	0	1	0	0	1	0			
Ron Fairly, L OBP: 0.270, SLG: 0.259 (1, 9)										3	0	1	0	0	0	0			
Rocky Colavito, R OBP: 0.256, SLG: 0.167 (9, PH)										1	0	0	0	0	1	1			
Wes Parker, S OBP: 0.329, SLG: 0.353 (1, 3)										4	0	2	0	0	0	2			
Tom Haller, L OBP: 0.346, SLG: 0.362 (1, 2)										3	0	1	0	0	0	1			
Jim Fairey, L OBP: 0.250, SLG: 0.364 (1, 7)										3	1	1	0	0	0	2			
Paul Popovich, S OBP: 0.211, SLG: 0.118 (1, 4)										3	0	1	1	0	1	0			
Bill Singer, R Len Gabrielson, L (8, PH) Jack Billingham, R (9, 1)										2	0	0	0	0	1	0			
Inning Stats	R: 0 H: 0 E: 0 K: 0 S: 3	H: 2 LOB: 1 BB: 0 P: 4	R: 0 H: 0 E: 0 K: 3 S: 9	H: 0 LOB: 0 BB: 0 P: 9	R: 0 H: 0 E: 0 K: 1 S: 5	H: 0 LOB: 0 BB: 0 P: 5	R: 0 H: 1 E: 0 K: 0 S: 3	H: 1 LOB: 1 BB: 0 P: 3	R: 0 H: 2 E: 0 K: 0 S: 5	H: 1 LOB: 1 BB: 0 P: 5	R: 0 H: 0 E: 0 K: 1 S: 6	H: 1 LOB: 1 BB: 0 P: 6	R: 1 H: 2 E: 0 K: 0 S: 5	H: 2 LOB: 1 BB: 0 P: 5	R: 0 H: 1 E: 0 K: 1 S: 6	H: 1 LOB: 1 BB: 0 P: 6	1B: 6 2B: 0 3B: 1 HR: 0	SF: 0 SAC: 1 DP: 1 HBP: 0	WP: 0 PA: 32 PB: 0 SB: 0 CS: 1
PITCHER	IP	WLS	BF	H	R	ER	SO	BB	IBB	HBP	BLK	WP	HR	S	P	ERA	WHIP		
Ray Washburn, R ERA: 0.99 (1, 1)	8.1	W	30	7	1	1	5	0	0	0	0	0	0	40	40	1.08	0.840		
Joe Hoerner, L ERA: (9, 1)	0.2	S	2	0	0	0	1	0	0	0	0	0	0	4	4	0.00	0.000		

St. Louis Cardinals @ Los Angeles Dodgers
 Dodger Stadium, Los Angeles, CA
 Tue Apr 30 1968, 7:05 PM PDT
 Att: 20,901 - Unknown

AB 31
 R 1
 H 7
 RBI 1
 BB 0
 SO 6
 LOB 7



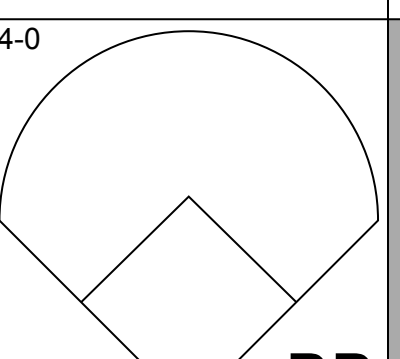
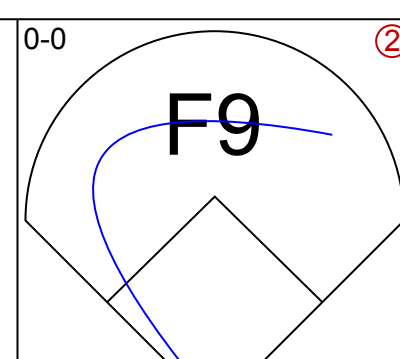
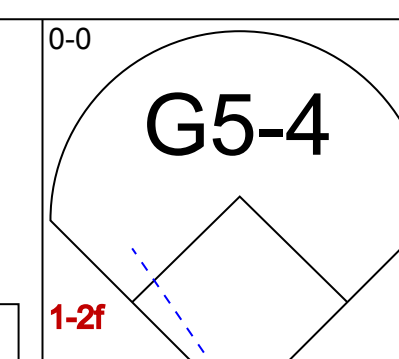
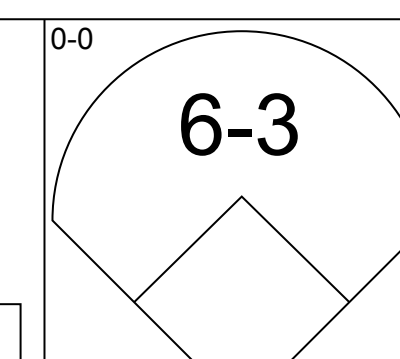
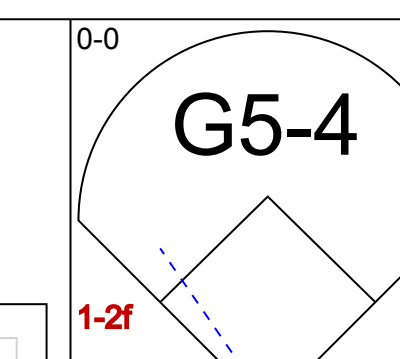
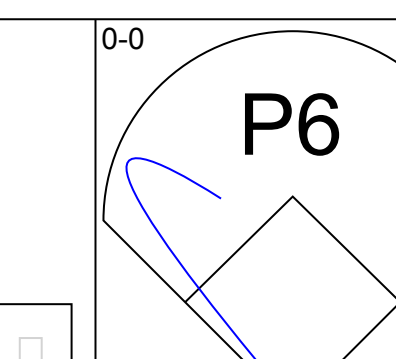
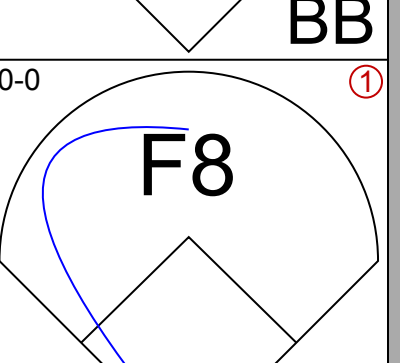
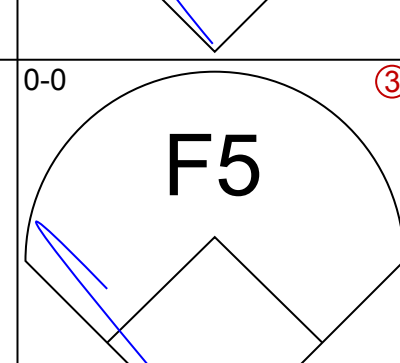
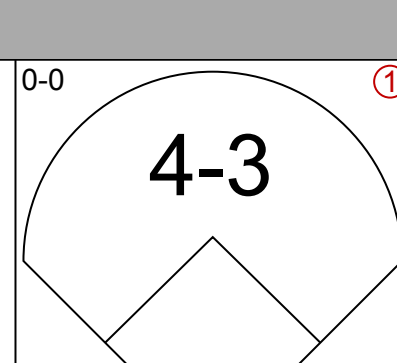
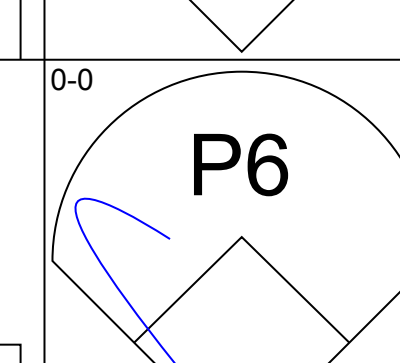
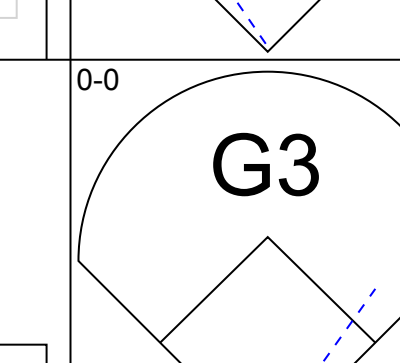
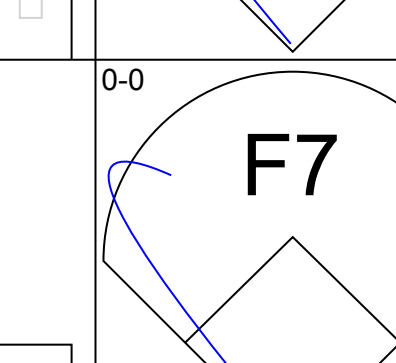
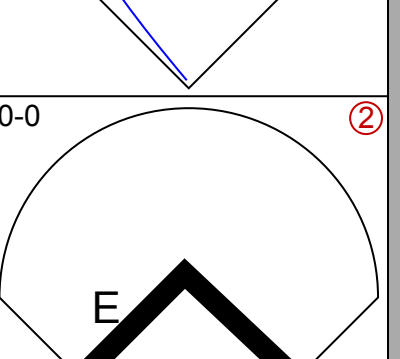
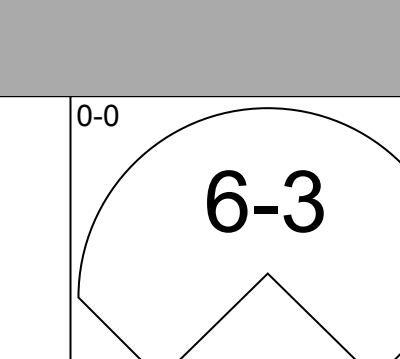
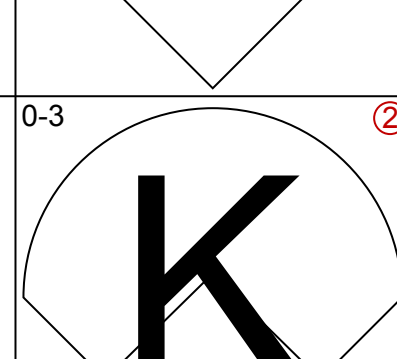
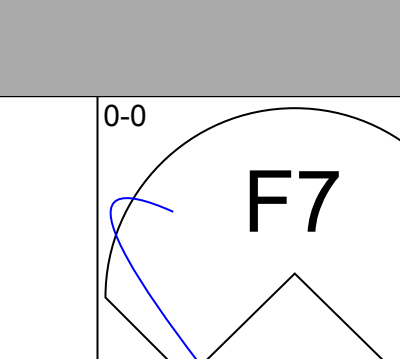
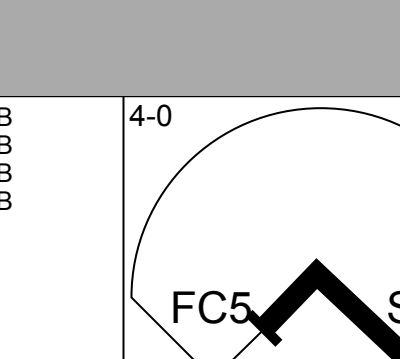
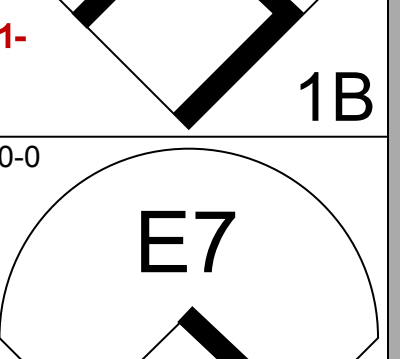
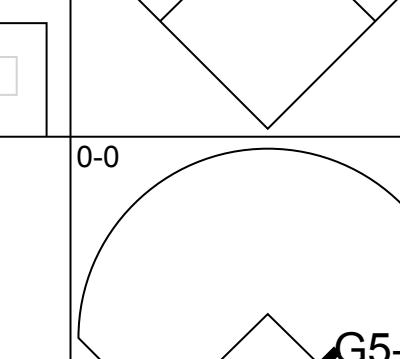
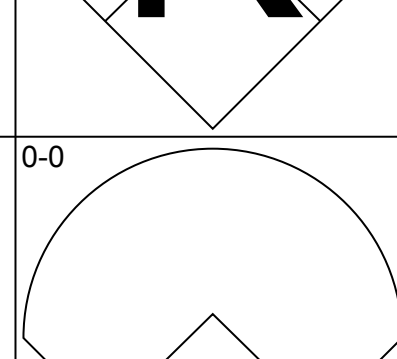
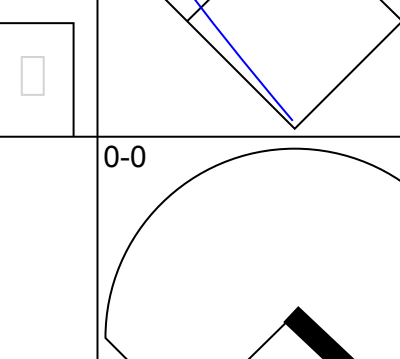
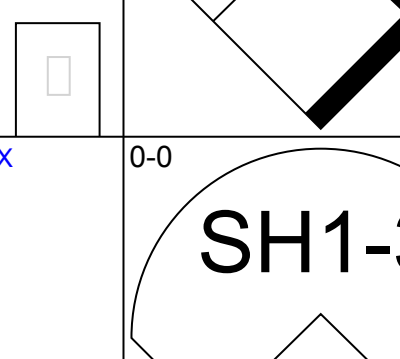
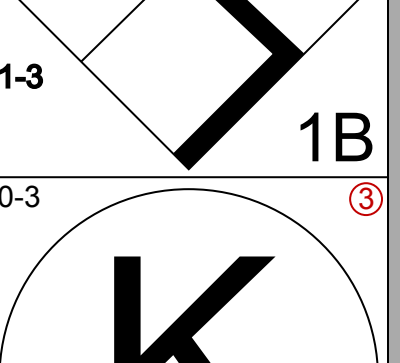
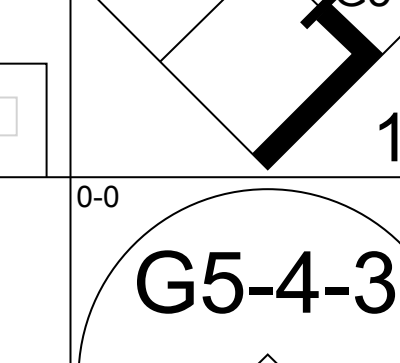
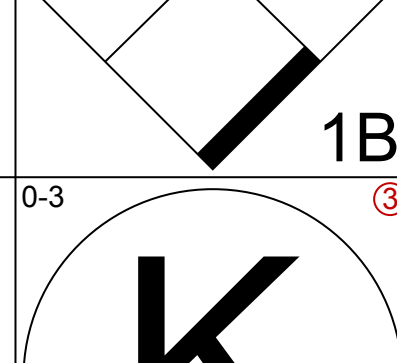
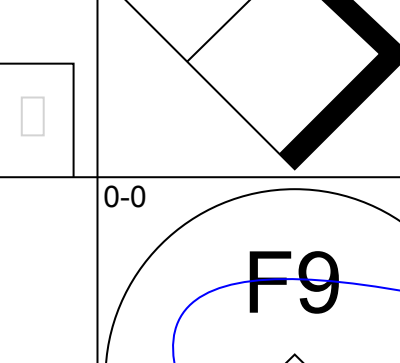
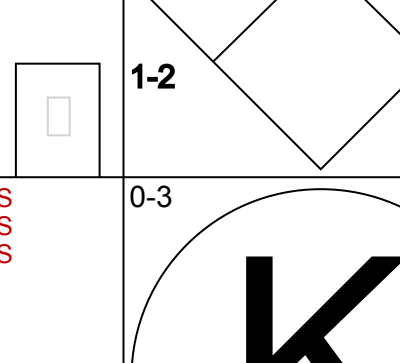
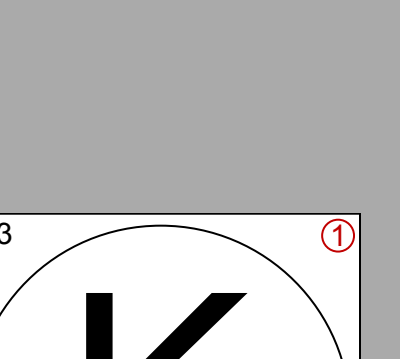
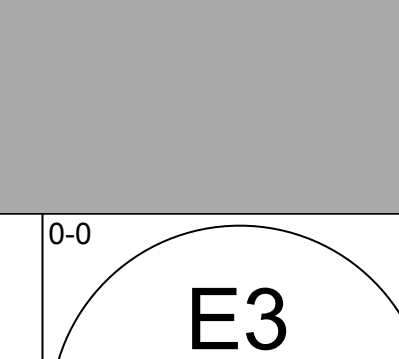
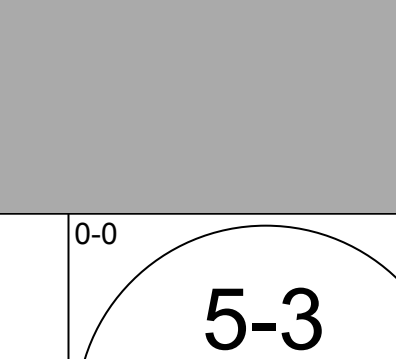
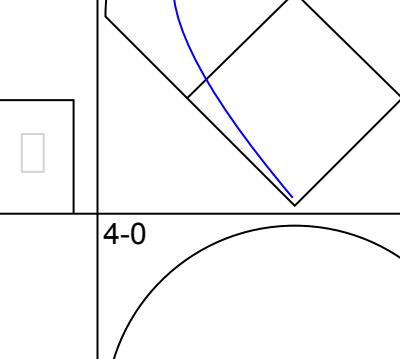
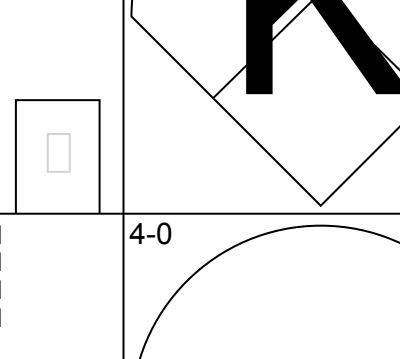
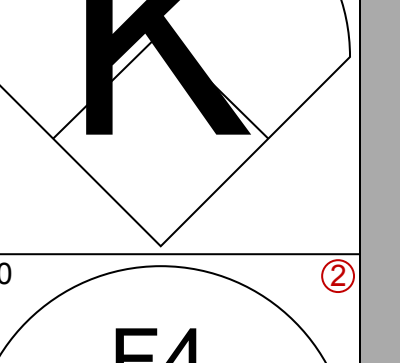
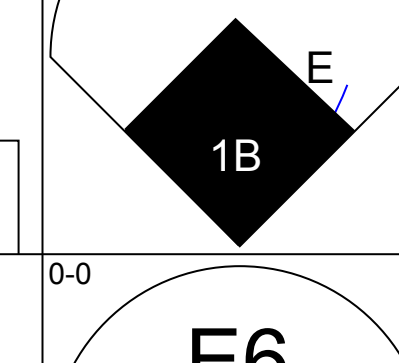
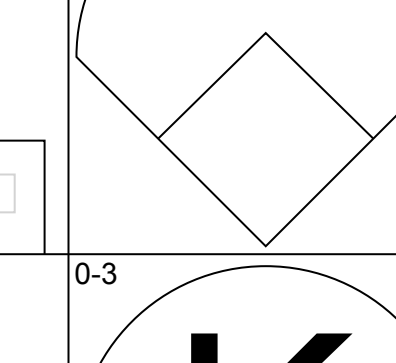
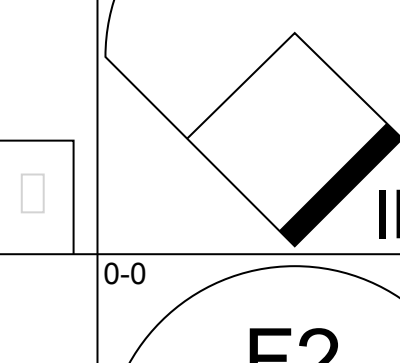
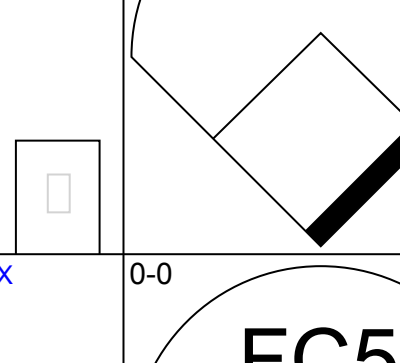
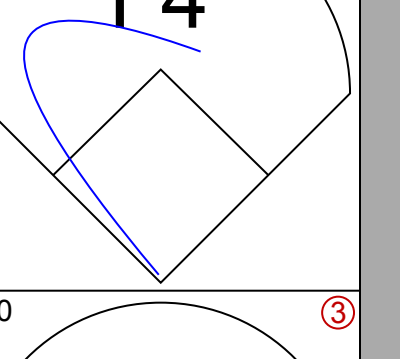
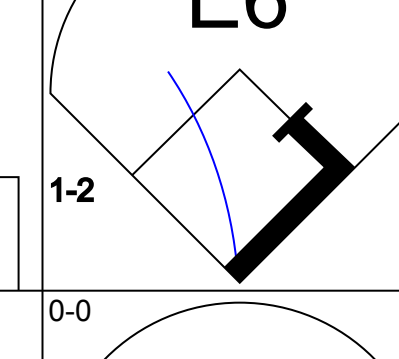
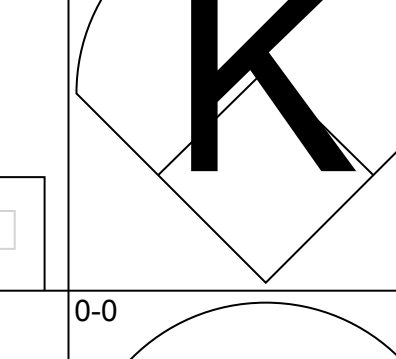
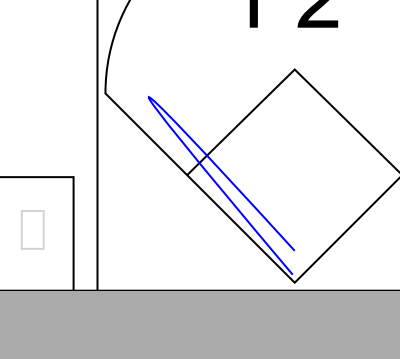
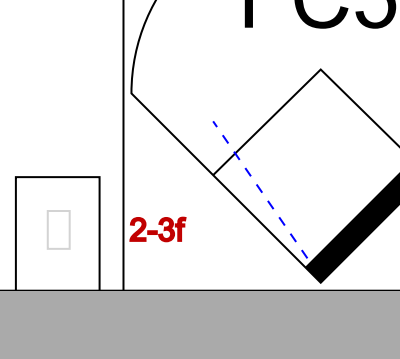
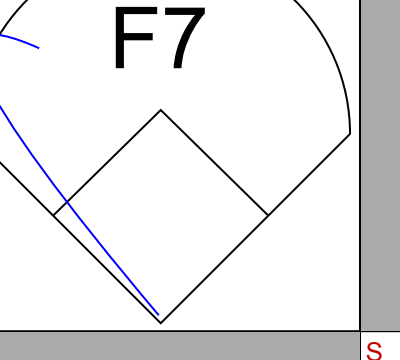
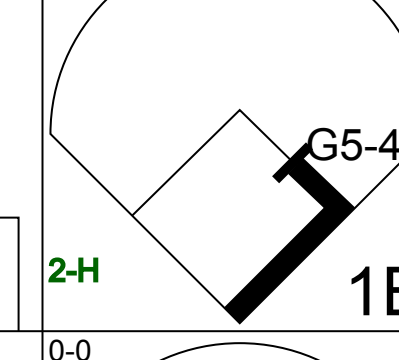
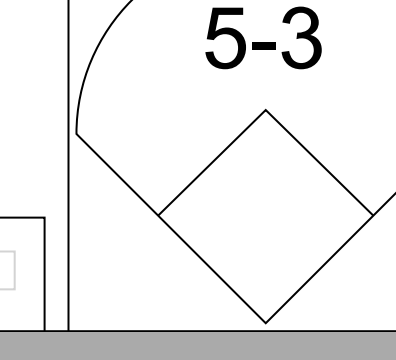
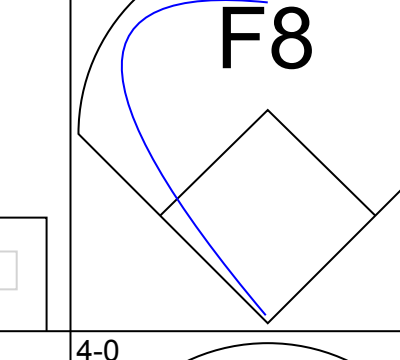
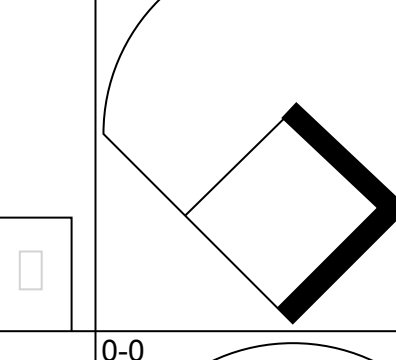
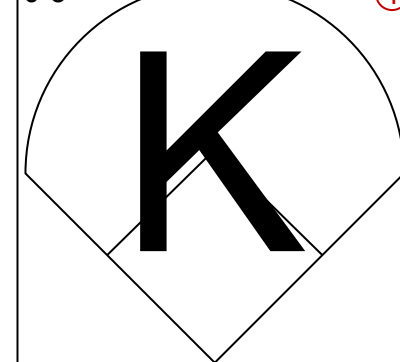
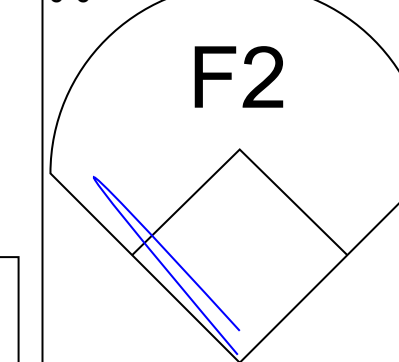
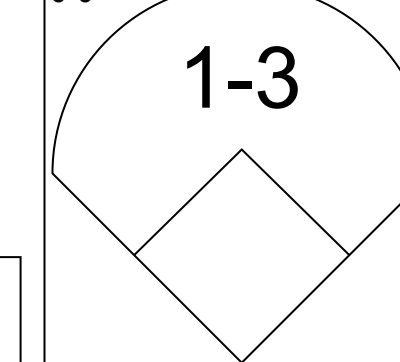
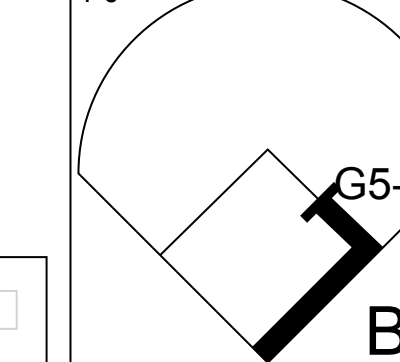
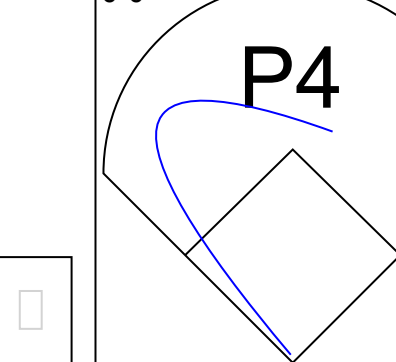
Batter	1	2	3	4	5	6	7	8	9	10	11	12	AB	R	H	RBI	BB	SO	LOB			
Lou Brock, L OBP: 0.312, SLG: 0.437 (1.7)													5	0	2	0	1	1	0			
Curt Flood, R OBP: 0.455, SLG: 0.519 (1.8)													4	0	1	0	1	0	2			
Roger Maris, L OBP: 0.315, SLG: 0.449 (1.9)													4	0	0	0	0	1	2			
Dick Simpson, R OBP: 0.368, SLG: 0.667 (11. PH)													1	0	0	0	0	1	1			
Orlando Cepeda, R OBP: 0.386, SLG: 0.562 (1.3)													5	0	1	0	0	0	1			
Johnny Edwards, L OBP: 0.429, SLG: 0.462 (1.2)													5	1	3	0	0	1	2			
Mike Shannon, R OBP: 0.269, SLG: 0.438 (1.5)													5	1	0	0	0	1	5			
Julian Javier, R OBP: 0.292, SLG: 0.388 (1.4)													5	1	4	2	0	1	1			
Dal Maxvill, R OBP: 0.257, SLG: 0.285 (1.6)													3	0	1	0	0	0	1			
Tim McCarver, L OBP: 0.338, SLG: 0.375 (10. PH)													1	0	0	0	0	0	1			
Dick Schofield, S OBP: 0.300, SLG: 0.600 (10.0)													1	0	1	0	0	0	0			
Bob Gibson, R OBP: 0.306, SLG: 0.250 (1.1)													4	0	0	0	0	1	1			
Inning Stats	R: 0 E: 0 K: 1 S: 5	H: 0 LOB: 0 BB: 0 P: 5	R: 0 E: 1 K: 2 S: 8	H: 0 LOB: 1 BB: 0 P: 8	R: 0 E: 0 K: 1 S: 6	H: 1 LOB: 2 BB: 1 P: 10	R: 0 E: 0 K: 1 S: 6	H: 2 LOB: 1 BB: 0 P: 6	R: 0 E: 0 K: 0 S: 3	H: 1 LOB: 1 BB: 0 P: 4	R: 0 E: 0 K: 0 S: 3	H: 0 LOB: 0 BB: 0 P: 3	R: 0 E: 0 K: 0 S: 3	H: 1 LOB: 0 BB: 0 P: 3	R: 0 E: 0 K: 1 S: 6	H: 1 LOB: 1 BB: 0 P: 6	R: 2 E: 1 K: 1 S: 8	H: 4 LOB: 2 BB: 0 P: 8	1B: 11 2B: 3 3B: 1 HR: 0	SF: 0 SAC: 1 DP: 4 HBP: 0	WP: 2 PB: 1 SB: 0 CS: 0	PA: 46
PITCHER	IP WLS BF H R ER SO BB IBB HBP BLK WP HR S P ERA WHIP	IP WLS BF H R ER SO BB IBB HBP BLK WP HR S P ERA WHIP	IP WLS BF H R ER SO BB IBB HBP BLK WP HR S P ERA WHIP	IP WLS BF H R ER SO BB IBB HBP BLK WP HR S P ERA WHIP	IP WLS BF H R ER SO BB IBB HBP BLK WP HR S P ERA WHIP	IP WLS BF H R ER SO BB IBB HBP BLK WP HR S P ERA WHIP	IP WLS BF H R ER SO BB IBB HBP BLK WP HR S P ERA WHIP	IP WLS BF H R ER SO BB IBB HBP BLK WP HR S P ERA WHIP	IP WLS BF H R ER SO BB IBB HBP BLK WP HR S P ERA WHIP	IP WLS BF H R ER SO BB IBB HBP BLK WP HR S P ERA WHIP	IP WLS BF H R ER SO BB IBB HBP BLK WP HR S P ERA WHIP	IP WLS BF H R ER SO BB IBB HBP BLK WP HR S P ERA WHIP	IP WLS BF H R ER SO BB IBB HBP BLK WP HR S P ERA WHIP	IP WLS BF H R ER SO BB IBB HBP BLK WP HR S P ERA WHIP	IP WLS BF H R ER SO BB IBB HBP BLK WP HR S P ERA WHIP	IP WLS BF H R ER SO BB IBB HBP BLK WP HR S P ERA WHIP	IP WLS BF H R ER SO BB IBB HBP BLK WP HR S P ERA WHIP	IP WLS BF H R ER SO BB IBB HBP BLK WP HR S P ERA WHIP	IP WLS BF H R ER SO BB IBB HBP BLK WP HR S P ERA WHIP	IP WLS BF H R ER SO BB IBB HBP BLK WP HR S P ERA WHIP	IP WLS BF H R ER SO BB IBB HBP BLK WP HR S P ERA WHIP	IP WLS BF H R ER SO BB IBB HBP BLK WP HR S P ERA WHIP

TOP

St. Louis Cardinals @ Houston Astros
Astrodome, Houston, TX
Wed May 01 1968, 8:05 PM EDT
Att. 14,726 - Unknown

AB 43
R 3
H 13
RBI 2
BB 2
SO 7
LOB 17




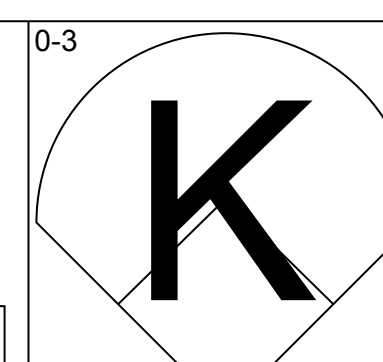
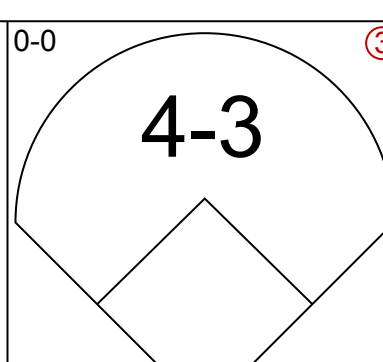
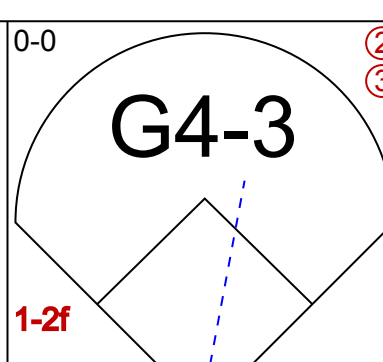
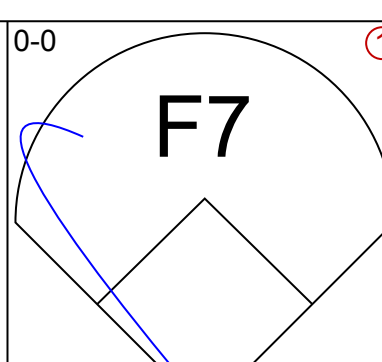
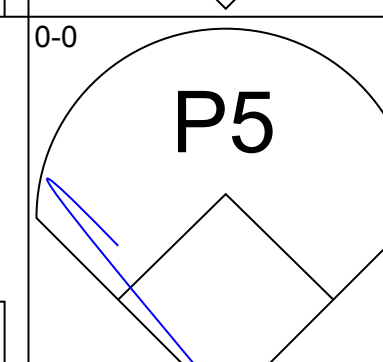
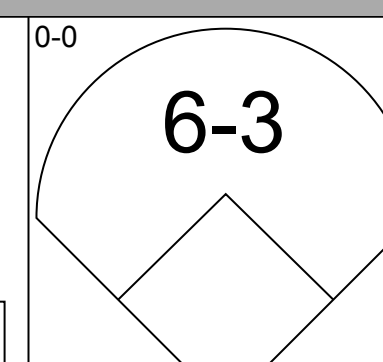
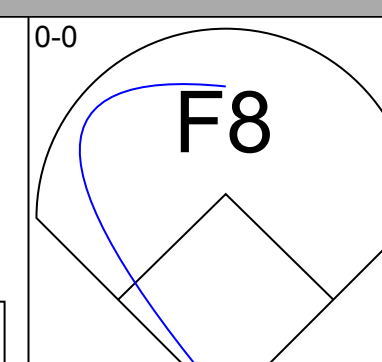
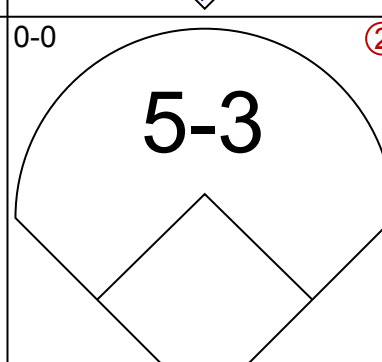
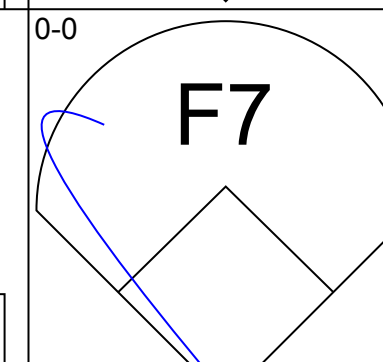
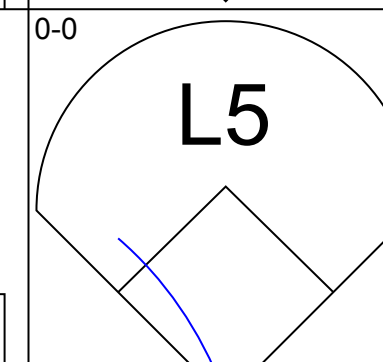
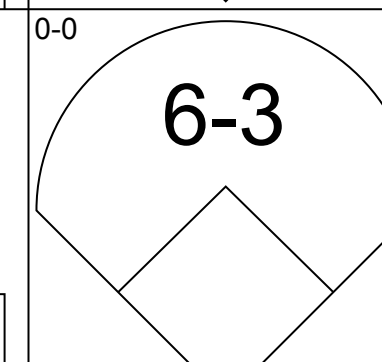
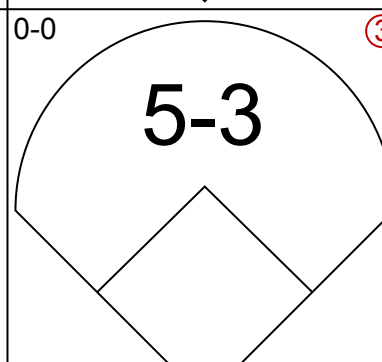
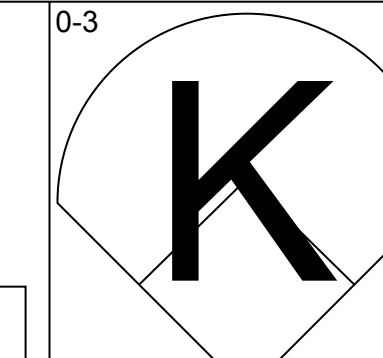
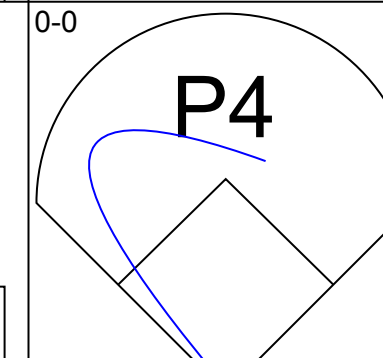
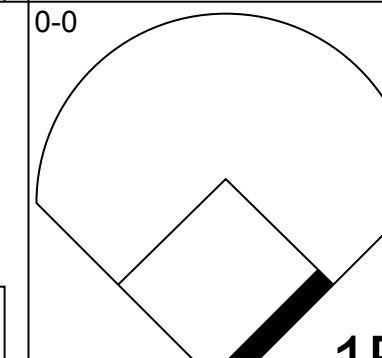
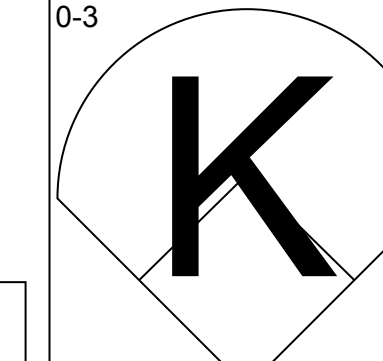
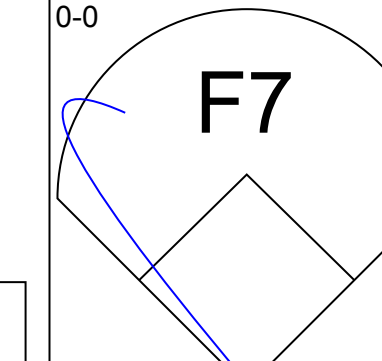
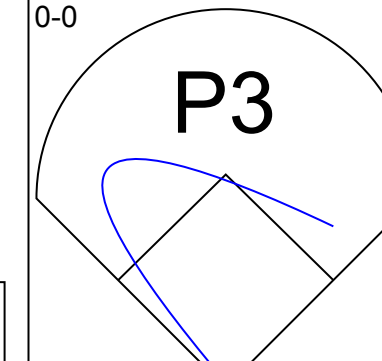
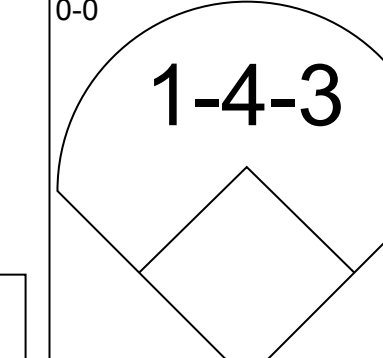
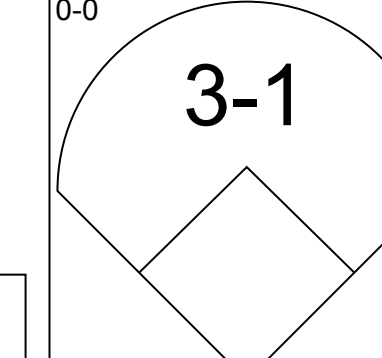
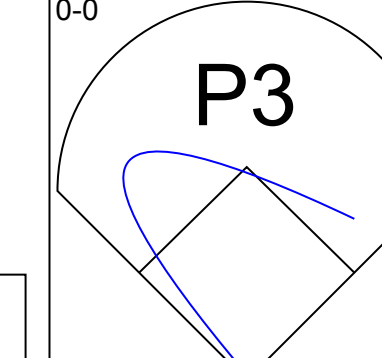
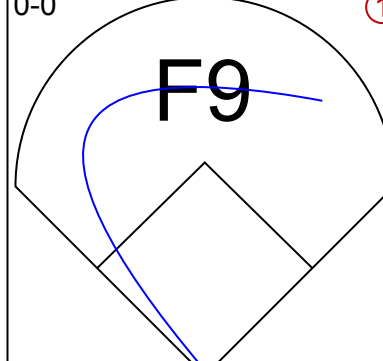
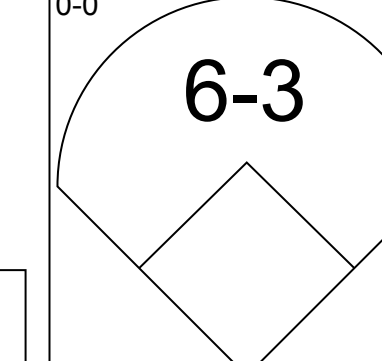
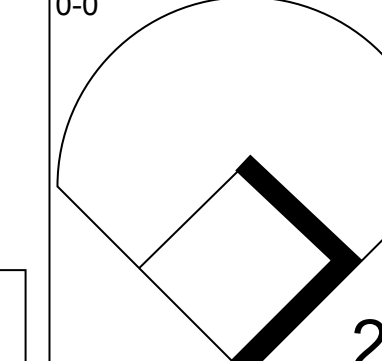
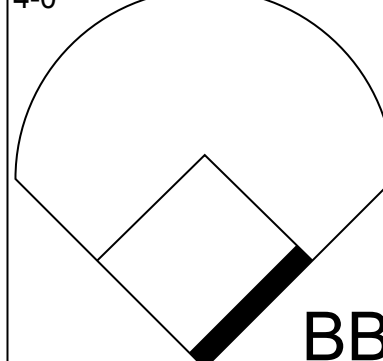
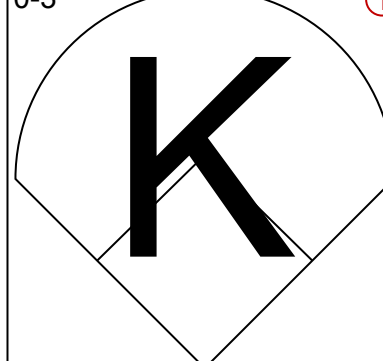
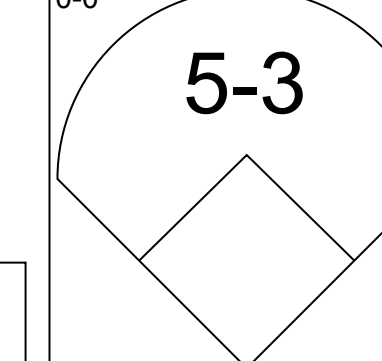

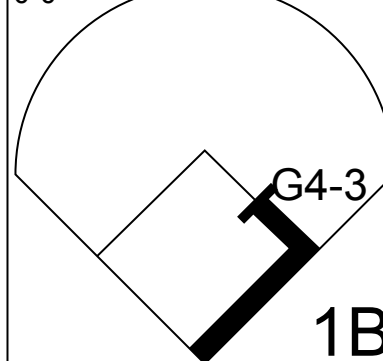
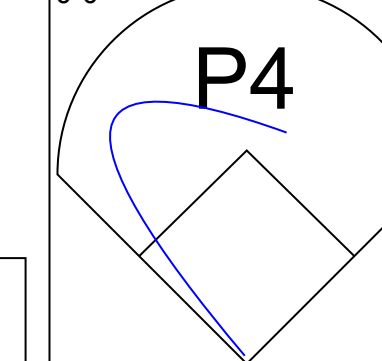
Batter	1	2	3	4	5	6	7	8	9	10	11	12	AB	R	H	RBI	BB	SO	LOB				
Ron Davis, R OBP: 0.240, SLG: 0.209 (1.8)													5	0	0	0	1	0	3				
Norm Miller, L OBP: 0.214, SLG: 0.282 (1.9)													6	0	0	0	0	0	3				
Jimmy Wynn, R OBP: 0.288, SLG: 0.183 (1.7)													4	0	1	0	1	1	0				
Rusty Staub, L OBP: 0.394, SLG: 0.403 (1.3)													4	0	4	0	0	0	0				
Doug Rader, R OBP: 0.281, SLG: 0.452 (1.5)													5	0	0	0	0	3	6				
Hal King, L OBP: 0.317, SLG: 0.286 (1.2)													1	0	0	0	0	1	0				
John Bateman, R OBP: 0.289, SLG: 0.303 (5.2)													2	1	0	0	2	0	0				
Denis Menke, R OBP: 0.340, SLG: 0.372 (1.6)													5	0	0	0	0	1	5				
Julio Gotay, R OBP: 0.276, SLG: 0.310 (1.4)													5	0	2	1	0	0	0				
Dave Glusti, R OBP: 0.273, SLG: 0.273 (8. PH)													2	0	0	0	0	1	1				
Jim Ray, R OBP: 0.271, SLG: 0.277 (8. PH)													1	0	0	0	0	0	0				
Lee Pines, R OBP: 0.233, SLG: 0.333 (10. PH)													0	0	0	0	0	1	0				
Wade Blasingame, L OBP: 0.300, SLG: 0.600 (11.1)													0	0	0	0	0	0	0				
Bob Aspromonte, R OBP: 0.306, SLG: 0.250 (12. PH)													1	0	0	0	0	0	1				
Inning Stats	R: 0 E: 1 K: 1 S: 6	H: 2 LOB: 2 BB: 1 P: 10	R: 0 E: 0 K: 1 S: 5	H: 0 LOB: 0 BB: 0 P: 5	R: 0 E: 0 K: 0 S: 3	H: 1 LOB: 0 BB: 0 P: 3	R: 1 E: 2 K: 0 S: 6	H: 1 LOB: 1 BB: 0 P: 5	R: 0 E: 0 K: 1 S: 5	H: 0 LOB: 0 BB: 0 P: 3	R: 0 E: 0 K: 0 S: 3	H: 0 LOB: 1 BB: 1 P: 7	R: 0 E: 0 K: 1 S: 5	H: 0 LOB: 2 BB: 2 P: 13	R: 0 E: 0 K: 0 S: 4	H: 0 LOB: 1 BB: 1 P: 8	R: 0 E: 0 K: 0 S: 4	H: 1 LOB: 1 BB: 0 P: 4	1B: 5 2B: 2 3B: 0 HR: 0	SF: 0 SAC: 1 DP: 1 HBP: 0	WP: 0 PB: 0 SB: 0 CS: 0	PA: 47	
PITCHER	IP WLS BF H R ER SO BB IBB HBP BLK WP HR S P ERA WHIP	IP WLS BF H R ER SO BB IBB HBP BLK WP HR S P ERA WHIP	IP WLS BF H R ER SO BB IBB HBP BLK WP HR S P ERA WHIP	IP WLS BF H R ER SO BB IBB HBP BLK WP HR S P ERA WHIP	IP WLS BF H R ER SO BB IBB HBP BLK WP HR S P ERA WHIP	IP WLS BF H R ER SO BB IBB HBP BLK WP HR S P ERA WHIP	IP WLS BF H R ER SO BB IBB HBP BLK WP HR S P ERA WHIP	IP WLS BF H R ER SO BB IBB HBP BLK WP HR S P ERA WHIP	IP WLS BF H R ER SO BB IBB HBP BLK WP HR S P ERA WHIP	IP WLS BF H R ER SO BB IBB HBP BLK WP HR S P ERA WHIP	IP WLS BF H R ER SO BB IBB HBP BLK WP HR S P ERA WHIP	IP WLS BF H R ER SO BB IBB HBP BLK WP HR S P ERA WHIP	IP WLS BF H R ER SO BB IBB HBP BLK WP HR S P ERA WHIP	IP WLS BF H R ER SO BB IBB HBP BLK WP HR S P ERA WHIP	IP WLS BF H R ER SO BB IBB HBP BLK WP HR S P ERA WHIP	IP WLS BF H R ER SO BB IBB HBP BLK WP HR S P ERA WHIP	IP WLS BF H R ER SO BB IBB HBP BLK WP HR S P ERA WHIP	IP WLS BF H R ER SO BB IBB HBP BLK WP HR S P ERA WHIP	IP WLS BF H R ER SO BB IBB HBP BLK WP HR S P ERA WHIP	IP WLS BF H R ER SO BB IBB HBP BLK WP HR S P ERA WHIP	IP WLS BF H R ER SO BB IBB HBP BLK WP HR S P ERA WHIP	IP WLS BF H R ER SO BB IBB HBP BLK WP HR S P ERA WHIP	IP WLS BF H R ER SO BB IBB HBP BLK WP HR S P ERA WHIP

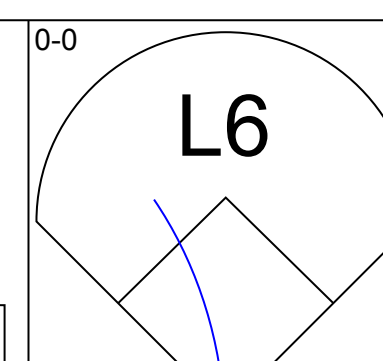
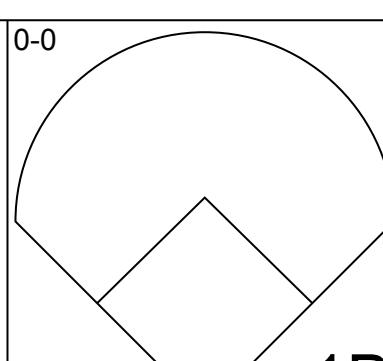
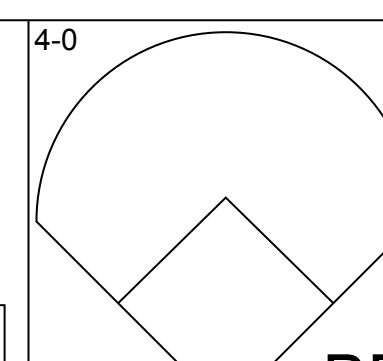
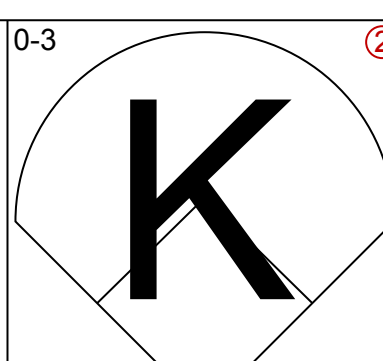
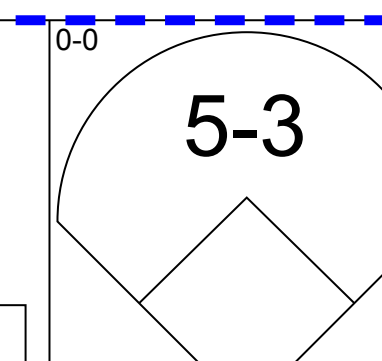
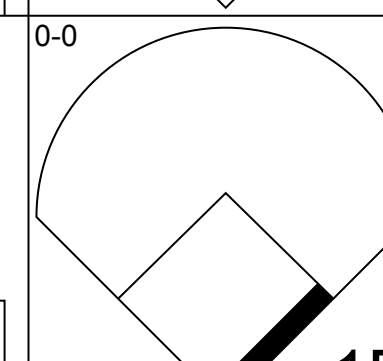
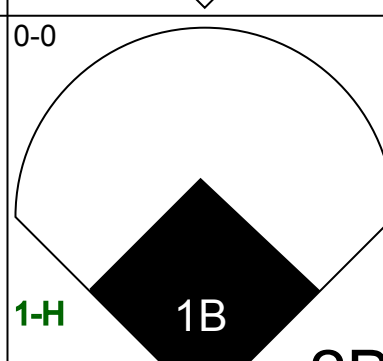
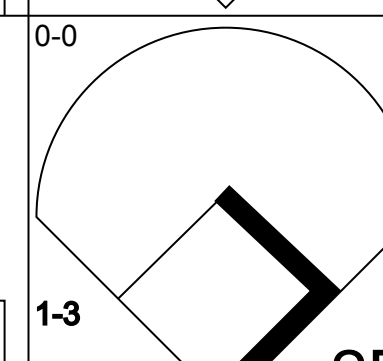
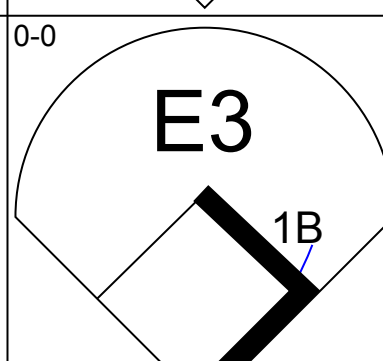
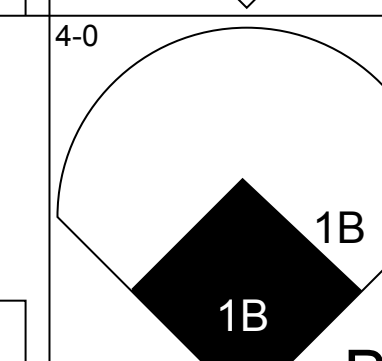
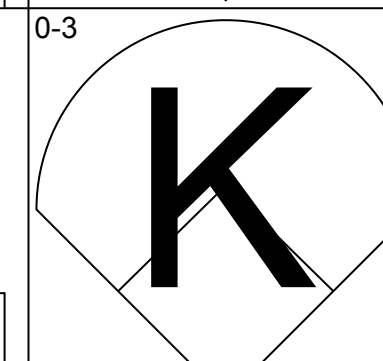
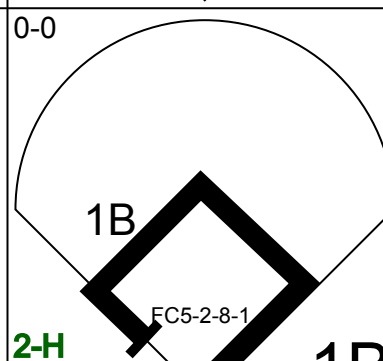
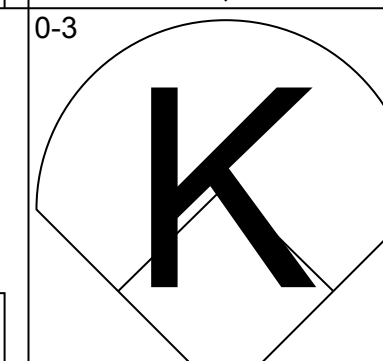
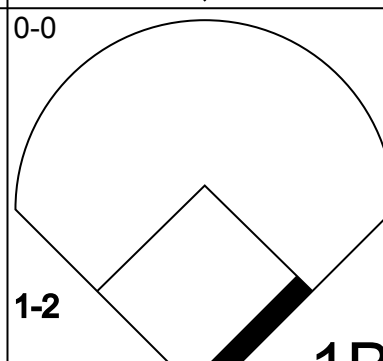
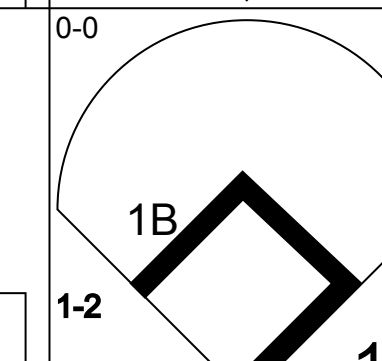
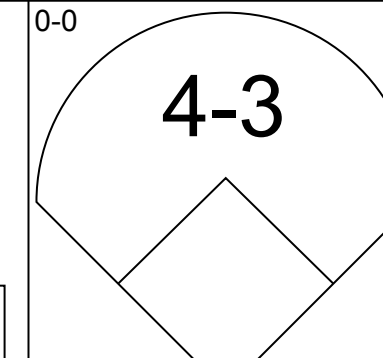
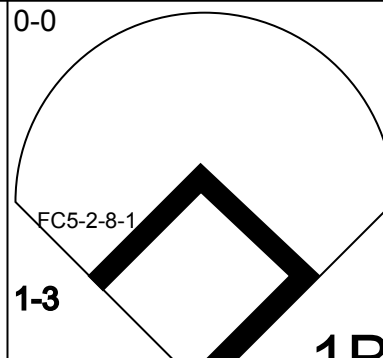
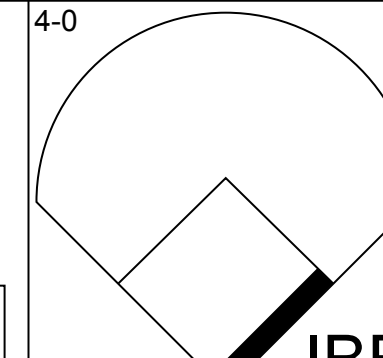
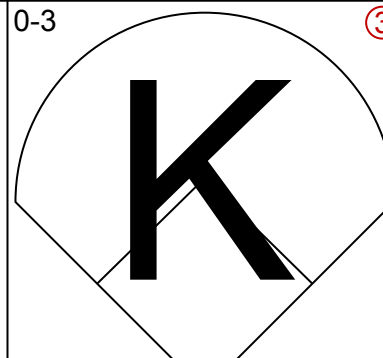
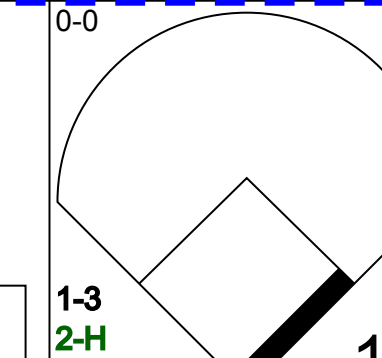
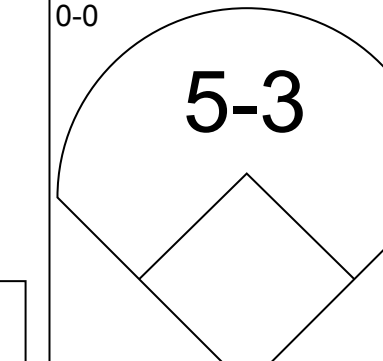
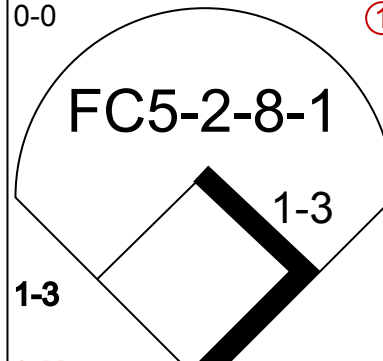
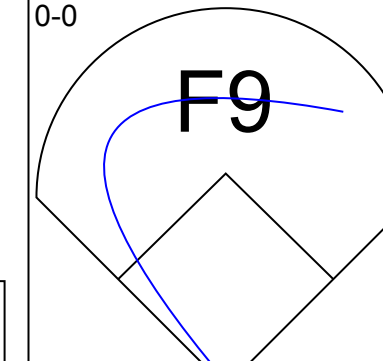
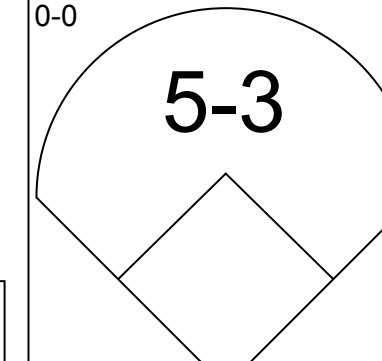
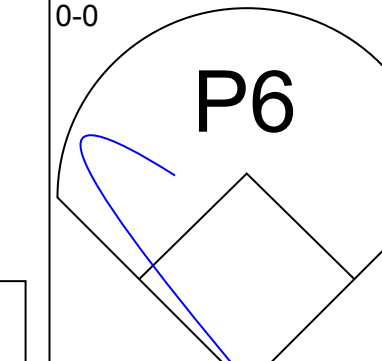
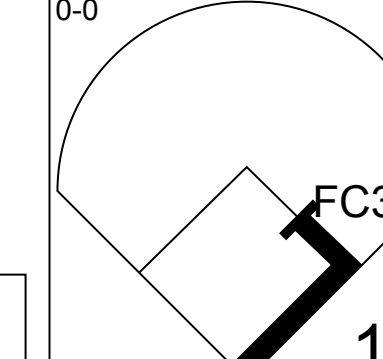
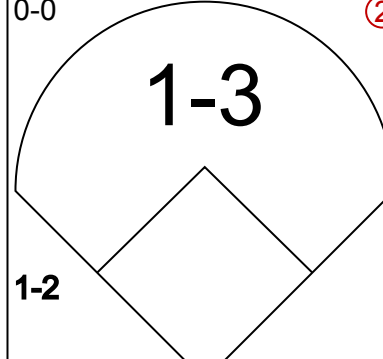
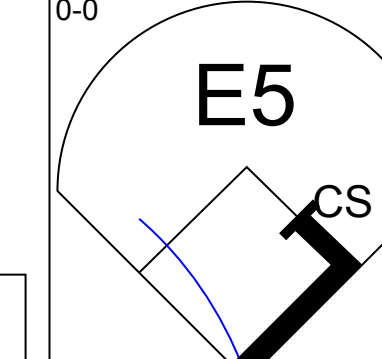
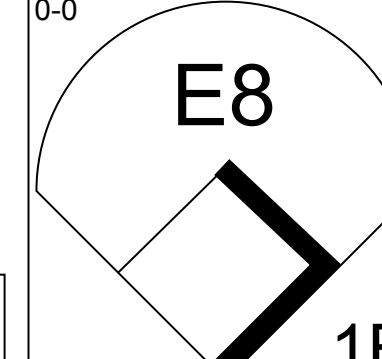
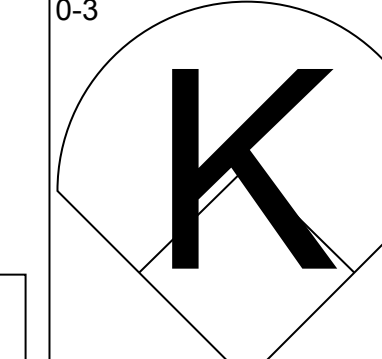
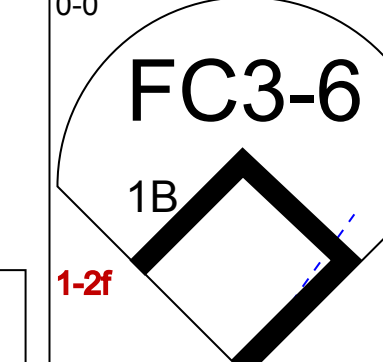
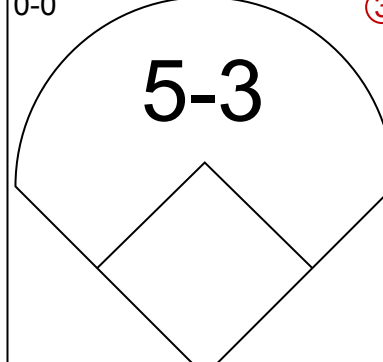
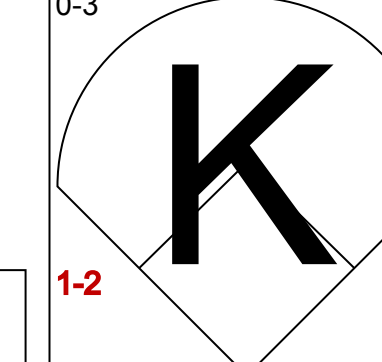
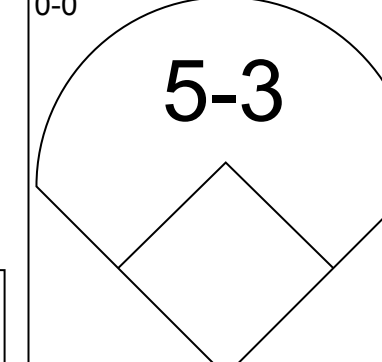
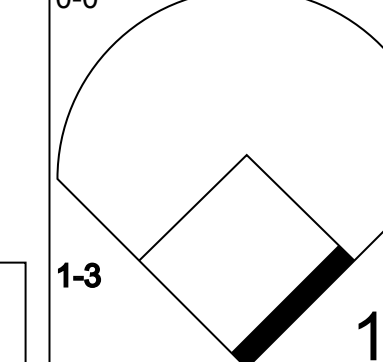
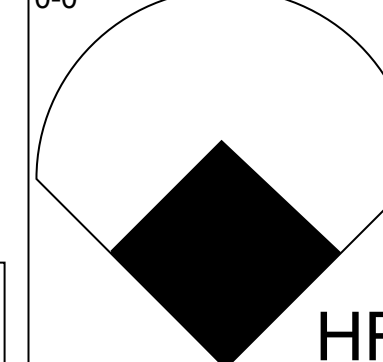
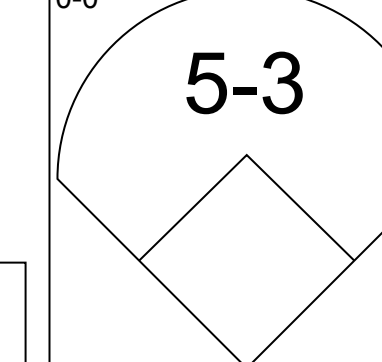
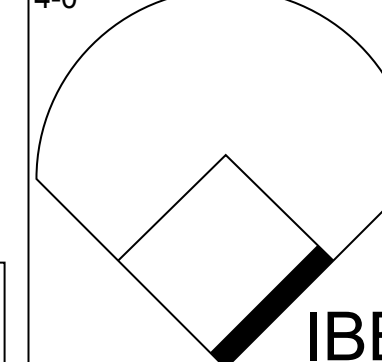
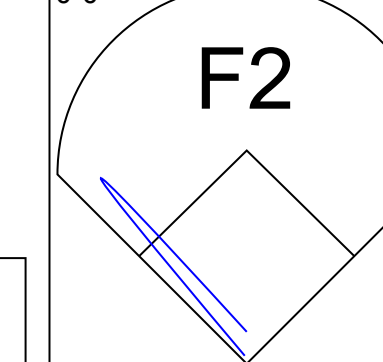
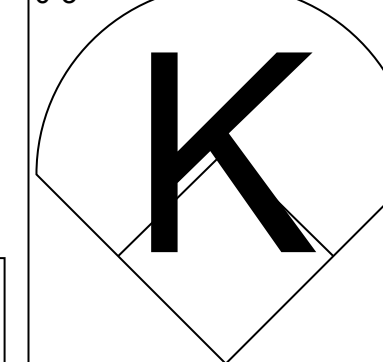
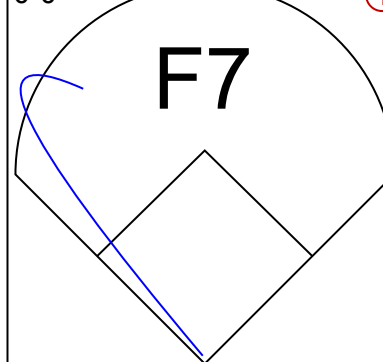
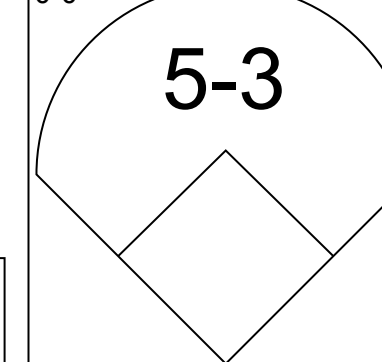
BOTTOM

St. Louis Cardinals @ Houston Astros
Astrodome, Houston, TX
Wed May 01 1968, 8:05 PM EDT
Att. 14,726 - Unknown

AB 41
R 1
H 7
RBI 1
BB 5
SO 7
LOB 19



Batter	1	2	3	4	5	6	7	8	9	AB R H RBI BB SO LOB	TOP										
Lou Brock, L OBP: 0.299, SLG: 0.418 (1, 7)										4 0 0 0 0 1 2	St. Louis Cardinals @ Houston Astros Astrodome, Houston, TX Thu May 02 1968, 8:05 PM EDT Att: 11,431 - Unknown										
Julian Javier, R OBP: 0.276, SLG: 0.347 (1, 4)										4 0 0 0 0 0 0											
Curt Flood, R OBP: 0.435, SLG: 0.494 (1, 8)										4 0 0 0 0 0 0											
Orlando Cepeda, R OBP: 0.384, SLG: 0.553 (1, 3)										3 0 1 0 0 1 0											
Dick Simpson, R OBP: 0.318, SLG: 0.556 (1, 9)										3 0 0 0 0 1 1											
Tim McCarver, L OBP: 0.324, SLG: 0.358 (1, 2)										3 0 0 0 0 0 0											
Mike Shannon, R OBP: 0.300, SLG: 0.447 (1, 5)										3 0 1 0 0 0 0											
Dal Maxvill, R OBP: 0.263, SLG: 0.261 Ed Spezio, R OBP: 0.300, SLG: 0.600 (8, PH)										1 0 0 0 1 1 0 1 0 0 0 0 0 1 0 0 0 0 0 0 0											
Nelson Briles, R OBP: 0.133, SLG: 0.071 Phil Gagliano, R OBP: 0.500, SLG: 0.500 Ron Willis, R OBP: 0.300, SLG: 0.600 Larry Jaster, L OBP: 0.324, SLG: 0.358 (8, PH)										2 0 1 0 0 1 1 1 0 0 0 0 0 1 0 0 0 0 0 0 0 0 0 0 0 0 0 0											
Inning Stats	R: 0 E: 0 K: 1 S: 5	H: 0 LOB: 0 BB: 0 P: 5	R: 0 E: 0 K: 2 S: 7	H: 0 LOB: 0 BB: 0 P: 7	R: 0 E: 0 K: 1 S: 5	H: 0 LOB: 1 BB: 1 P: 9	R: 0 E: 0 K: 0 S: 3	H: 0 LOB: 0 BB: 0 P: 3	R: 0 E: 0 K: 1 S: 5	H: 1 LOB: 0 BB: 0 P: 5		R: 0 E: 0 K: 0 S: 4	H: 1 LOB: 1 BB: 0 P: 4	R: 0 E: 0 K: 0 S: 4	H: 1 LOB: 1 BB: 0 P: 4	R: 0 E: 0 K: 0 S: 3	H: 0 LOB: 0 BB: 0 P: 3	1B: 2 2B: 1 3B: 0 HR: 0	SF: 0 SAC: 0 DP: 1 HBP: 0	WP: 0 PB: 0 SB: 0 CS: 0	PA: 30
PITCHER Denny Lemaster, L ERA: 3.51 (1, 1)	IP: 9.0 WLS: W BF: 30 H: 3 R: 0 ER: 0 SO: 5 BB: 1 IBB: 0 HBP: 0 BLK: 0 WP: 0 HR: 0 S: 39 P: 43 ERA: 0.00 WHIP: 0.444											PITCHER	IP: 9.0 WLS: W BF: 30 H: 3 R: 0 ER: 0 SO: 5 BB: 1 IBB: 0 HBP: 0 BLK: 0 WP: 0 HR: 0 S: 39 P: 43 ERA: 0.00 WHIP: 0.444								

Batter	1	2	3	4	5	6	7	8	9	AB R H RBI BB SO LOB	BOTTOM										
Ron Davis, R OBP: 0.250, SLG: 0.211 (1, 8)										4 0 1 0 1 1 0	St. Louis Cardinals @ Houston Astros Astrodome, Houston, TX Thu May 02 1968, 8:05 PM EDT Att: 11,431 - Unknown										
Norm Miller, L OBP: 0.277, SLG: 0.372 (1, 9)										4 2 3 1 1 0 0											
Jimmy Wynn, R OBP: 0.308, SLG: 0.215 (1, 7)										5 0 3 1 0 2 3											
Rusty Staub, L OBP: 0.369, SLG: 0.408 (1, 3)										4 0 2 1 1 1 3											
Doug Rader, R OBP: 0.243, SLG: 0.389 (1, 5)										5 0 0 0 0 0 7											
Denis Menke, R OBP: 0.346, SLG: 0.375 (1, 6)										5 0 2 0 0 1 4											
Julio Gotay, R OBP: 0.242, SLG: 0.273 (1, 4)										4 0 0 0 0 1 5											
John Bateman, R OBP: 0.333, SLG: 0.417 (1, 2)										3 1 2 1 1 0 0											
Denny Lemaster, R (1, 1)										4 0 0 0 0 1 4											
Inning Stats	R: 0 E: 0 K: 1 S: 6	H: 1 LOB: 1 BB: 0 P: 6	R: 0 E: 0 K: 0 S: 5	H: 2 LOB: 2 BB: 0 P: 5	R: 2 E: 0 K: 0 S: 7	H: 4 LOB: 2 BB: 0 P: 7	R: 1 E: 0 K: 2 S: 9	H: 2 LOB: 2 BB: 2 P: 17	R: 0 E: 1 K: 1 S: 5	H: 0 LOB: 0 BB: 0 P: 5		R: 0 E: 1 K: 2 S: 9	H: 1 LOB: 2 BB: 0 P: 9	R: 0 E: 1 K: 0 S: 4	H: 1 LOB: 2 BB: 1 P: 8	R: 1 E: 0 K: 1 S: 7	H: 2 LOB: 2 BB: 1 P: 11	1B: 10 2B: 2 3B: 0 HR: 1	SF: 0 SAC: 0 DP: 0 HBP: 0	WP: 0 PB: 0 SB: 0 CS: 1	PA: 42
PITCHER Nelson Briles, R ERA: 2.79 Ron Willis, R ERA: 3.0 Larry Jaster, L ERA: 2.45 (8, 1)	IP: 7.0 WLS: L BF: 36 H: 11 R: 3 ER: 3 SO: 6 BB: 1 IBB: 2 HBP: 0 BLK: 0 WP: 0 HR: 1 S: 45 P: 57 ERA: 3.86 WHIP: 1.714											PITCHER	IP: 7.0 WLS: L BF: 36 H: 11 R: 3 ER: 3 SO: 6 BB: 1 IBB: 2 HBP: 0 BLK: 0 WP: 0 HR: 1 S: 45 P: 57 ERA: 3.86 WHIP: 1.714								

Batter	1	2	3	4	5	6	7	8	9	AB	R	H	RBI	BB	SO	LOB	TOP					
Lou Brock, L OBP: 0.287, SLG: 0.400 (1, 7)										4	0	0	0	0	1	1	St. Louis Cardinals @ San Francisco Giants Candlestick Park, San Francisco, CA Fri May 03 1968, 10:05 PM EDT Att: 15,935 - Unknown					
Curt Flood, R OBP: 0.446, SLG: 0.570 (1, 8)										3	2	2	3	1	0	0						
Roger Maris, L OBP: 0.293, SLG: 0.415 (1, 9)										4	0	0	0	0	1	2						
Orlando Cepeda, R OBP: 0.376, SLG: 0.532 (1, 3)										3	0	0	0	1	1	2						
Tim McCarver, L OBP: 0.321, SLG: 0.352 (1, 2)										4	0	1	0	0	0	1						
Mike Shannon, R OBP: 0.310, SLG: 0.488 (1, 5)										4	1	2	1	0	1	1						
Julian Javier, R OBP: 0.275, SLG: 0.342 (1, 4)										4	0	1	0	0	0	1						
Dal Maxvill, R OBP: 0.250, SLG: 0.247 (1, 6)										4	0	0	0	0	1	2						
Steve Carlton, L OBP: 0.077, SLG: 0.077 (1, 1)										4	1	1	0	0	0	0						
Inning Stats	R: 1 E: 0 K: 0 S: 4	H: 1 LOB: 0 BB: 0 P: 4	R: 0 E: 0 K: 0 S: 4	H: 2 LOB: 1 BB: 4	R: 0 E: 1 K: 1 S: 6	H: 0 LOB: 2 BB: 1 P: 10	R: 0 E: 0 K: 0 S: 3	H: 0 LOB: 0 BB: 0 P: 3	R: 2 E: 0 K: 2 S: 9	H: 2 LOB: 0 BB: 0 P: 9	R: 0 E: 0 K: 0 S: 8	H: 1 LOB: 1 BB: 0 P: 8	R: 0 E: 0 K: 0 S: 3	H: 0 LOB: 0 BB: 0 P: 3	R: 0 E: 0 K: 0 S: 3	H: 0 LOB: 1 BB: 1 P: 7	R: 1 E: 0 K: 0 S: 4	H: 1 LOB: 0 BB: 0 P: 4	1B: 4 2B: 1 3B: 0 HR: 3	SF: 0 SAC: 0 DP: 1 HBP: 0	WP: 0 PB: 0 SB: 1 CS: 0	PA: 36
PITCHER Juan Marichal, R ERA: 3.53 (1, 1)	IP: 9.0 WLS: W BF: 36 H: 7 R: 4 ER: 4 SO: 5 BB: 2 IBB: 0 HBP: 0 BLK: 0 WP: 0 HR: 3 S: 44 P: 52 ERA: 4.00 WHIP: 1.000															PITCHER						

Batter	1	2	3	4	5	6	7	8	9	AB	R	H	RBI	BB	SO	LOB	BOTTOM					
Jesus Alou, R OBP: 0.250, SLG: 0.319 (1, 9)										5	1	1	0	0	1	1	St. Louis Cardinals @ San Francisco Giants Candlestick Park, San Francisco, CA Fri May 03 1968, 10:05 PM EDT Att: 15,935 - Unknown					
Ron Hunt, R OBP: 0.368, SLG: 0.254 (1, 4)										3	0	1	0	2	0	2						
Willie McCovey, L OBP: 0.376, SLG: 0.507 (1, 3)										4	1	2	2	1	0	1						
Willie Mays, R OBP: 0.351, SLG: 0.569 (1, 8)										5	0	1	1	0	2	5						
Jim Ray Hart, R OBP: 0.370, SLG: 0.556 (1, 7)										4	0	0	0	0	0	2						
Jim Davenport, R OBP: 0.303, SLG: 0.296 (1, 5)										4	1	2	0	0	0	0						
Dick Dietz, R OBP: 0.222, SLG: 0.125 (1, 2)										3	1	1	0	1	0	1						
Hal Lanier, R OBP: 0.222, SLG: 0.264 (1, 6) Ollie Brown, R OBP: 0.182, SLG: 0.100 (9, PH)										1	0	0	1	0	0	0						
Juan Marichal, R OBP: 0.100, SLG: 0.100 (1, 1) Jack Hiatt, R OBP: 0.404, SLG: 0.512 (9, PH)										3	0	1	1	0	2	1						
Inning Stats	R: 0 E: 0 K: 1 S: 5	H: 0 LOB: 0 BB: 0 P: 5	R: 0 E: 0 K: 0 S: 3	H: 0 LOB: 0 BB: 0	R: 1 E: 0 K: 1 S: 7	H: 2 LOB: 3 BB: 2 P: 15	R: 1 E: 0 K: 1 S: 7	H: 2 LOB: 1 BB: 0 P: 7	R: 0 E: 0 K: 1 S: 6	H: 1 LOB: 2 BB: 1 P: 10	R: 0 E: 0 K: 0 S: 3	H: 0 LOB: 0 BB: 0 P: 3	R: 0 E: 0 K: 1 S: 5	H: 0 LOB: 1 BB: 1 P: 9	R: 0 E: 0 K: 0 S: 4	H: 1 LOB: 1 BB: 0 P: 4	R: 3 E: 0 K: 1 S: 8	H: 4 LOB: 1 BB: 0 P: 8	1B: 10 2B: 0 3B: 0 HR: 0	SF: 1 SAC: 1 DP: 0 HBP: 0	WP: 1 PB: 0 SB: 1 CS: 0	PA: 40
PITCHER Steve Carlton, L ERA: 3.79 (1, 1)	IP: 8.2 WLS: L BF: 40 H: 10 R: 5 ER: 5 SO: 6 BB: 4 IBB: 0 HBP: 0 BLK: 0 WP: 1 HR: 0 S: 48 P: 64 ERA: 5.19 WHIP: 1.615															PITCHER						

Batter	1	2	3	4	5	6	7	8	9	AB	R	H	RBI	BB	SO	LOB	TOP				
Lou Brock, L OBP: 0.290, SLG: 0.390 (1, 7)	F8	F5					F9	4-3		5	0	1	0	1	0	2					
Julian Javier, R OBP: 0.294, SLG: 0.358 (1, 4)	CI		1B						F8	5	3	3	0	0	0	4					
Curt Flood, R OBP: 0.446, SLG: 0.556 (1, 8)	P6									4	1	1	0	0	1	2					
Orlando Cepeda, R OBP: 0.379, SLG: 0.524 (1, 3)	4-3		G4-6-3							5	2	2	1	0	0	2					
Mike Shannon, R OBP: 0.315, SLG: 0.494 (1, 5)		1B								5	3	2	1	0	1	-1					
Tim McCarver, L OBP: 0.325, SLG: 0.395 (1, 2)	F5									5	1	2	1	0	0	3					
Dick Simpson, R OBP: 0.320, SLG: 0.524 (7, PH)										3	0	1	0	0	2	2					
Roger Maris, L OBP: 0.300, SLG: 0.407 (7, 9)										1	0	0	0	1	0	0					
Dick Schofield, S OBP: 0.467, SLG: 0.733 (1, 6)										5	1	4	3	0	1	0					
Dick Hughes, R (1, 1)										1	0	0	0	0	1	2					
Larry Jaster, L (3, 1)										0	0	0	0	0	0	0					
Ed Spiezio, R (5, PH)										0	0	0	0	1	0	0					
Mike Torrez, R OBP: 0.286, SLG: 0.286 (5, 1)										3	0	1	1	0	1	3					
Joe Hoerner, R (9, 1)										0	0	0	0	0	0	0					
Inning Stats	R: 0 E: 1 K: 0 S: 4	H: 0 LOB: 1 BB: 0 P: 4	R: 1 E: 0 K: 1 S: 8	H: 3 LOB: 2 BB: 0 P: 8	R: 1 E: 0 K: 1 S: 6	H: 2 LOB: 0 BB: 0 P: 6	R: 0 E: 0 K: 2 S: 7	H: 0 LOB: 0 BB: 0 P: 7	R: 0 E: 0 K: 1 S: 5	H: 1 LOB: 1 BB: 1 P: 9	R: 2 E: 0 K: 1 S: 8	H: 3 LOB: 1 BB: 0 P: 8	R: 4 E: 1 K: 1 S: 9	H: 4 LOB: 2 BB: 1 P: 14	R: 1 E: 1 K: 0 S: 4	H: 1 LOB: 0 BB: 0 P: 4	R: 2 E: 0 K: 0 S: 6	H: 3 LOB: 2 BB: 1 P: 10	1B: 14 2B: 2 3B: 0 HR: 1	SF: 0 SAC: 0 DP: 2 HBP: 1	WP: 0 PA: 47
PITCHER	IP WLS BF H R ER SO BB IBB HBP BLK WP HR S P ERA WHIP																				
Ray Sadecki, L ERA: 1.49 (1, 1)	6.1 L 30 10 6 6 6 6 1 0 1 0 0 0 0 40 45 8.53 1.737																				
Frank Linzy, R ERA: 1.59 (7, 1)	0.2 6 3 2 0 1 1 0 0 0 0 0 0 7 11 0.00 6.000																				
Ron Herbel, R ERA: 5.4 (8, 1)	1.2 10 4 3 2 0 1 0 0 0 0 0 1 9 13 10.80 3.000																				
Lindy McDaniel, R ERA: 81.0 (9, 1)	0.1 1 0 0 0 0 0 0 0 0 0 0 0 1 1 0.00 0.000																				

St. Louis Cardinals @ San Francisco Giants
Candlestick Park, San Francisco, CA
Sat May 04 1968, 6:33 AM EDT
Att: 17,485 - Unknown

AB 42
R 11
H 17
RBI 7
BB 3
SO 7
LOB 19



Batter	1	2	3	4	5	6	7	8	9	AB	R	H	RBI	BB	SO	LOB	BOTTOM				
Jesus Alou, R OBP: 0.260, SLG: 0.325 (1, 9)	P4		FC1-6	F4						5	1	2	0	0	0	2					
Ron Hunt, R OBP: 0.360, SLG: 0.254 (1, 4)	K									4	1	1	0	1	1	3					
Willie Mays, R OBP: 0.366, SLG: 0.600 (1, 8)										3	2	1	1	2	0	2					
Willie McCovey, L OBP: 0.378, SLG: 0.550 (1, 3)										5	1	2	4	0	0	4					
Jim Ray Hart, R OBP: 0.369, SLG: 0.541 (1, 7)	6-3		6-3							2	0	0	0	0	0	1					
Ty Cline, L OBP: 0.167, SLG: 0.063 (6, 7)										1	0	0	0	0	0	0					
Jim Davenport, R OBP: 0.288, SLG: 0.280 (1, 5)										4	0	0	0	0	1	2					
Dick Dietz, R OBP: 0.154, SLG: 0.083 (1, 2)										4	0	0	0	0	0	0					
Hal Lanier, R OBP: 0.228, SLG: 0.286 (1, 6)										3	0	1	0	0	1	0					
Jack Hitt, R OBP: 0.396, SLG: 0.500 (9, PH)										1	0	0	0	0	0	0					
Ray Sadecki, L OBP: 0.125, SLG: 0.067 (7, 1)										2	0	0	0	1	1	1					
Ron Herbel, R (8, 1)										0	0	0	0	0	0	0					
Lindy McDaniel, R (9, 1)										0	0	0	0	0	0	0					
Dave Marshall, L OBP: 0.238, SLG: 0.286 (9, PH)										1	1	1	0	0	0	0					
Inning Stats	R: 1 E: 0 K: 1 S: 7	H: 2 LOB: 1 BB: 0 P: 7	R: 0 E: 0 K: 0 S: 3	H: 0 LOB: 0 BB: 0 P: 3	R: 4 E: 0 K: 1 S: 6	H: 1 LOB: 3 BB: 0 P: 18	R: 0 E: 0 K: 1 S: 6	H: 1 LOB: 0 BB: 0 P: 6	R: 0 E: 0 K: 0 S: 4	H: 1 LOB: 2 BB: 0 P: 5	R: 0 E: 0 K: 1 S: 5	H: 0 LOB: 0 BB: 0 P: 5	R: 0 E: 0 K: 0 S: 4	H: 1 LOB: 1 BB: 0 P: 4	R: 0 E: 0 K: 0 S: 3	H: 0 LOB: 0 BB: 0 P: 3	R: 1 E: 0 K: 0 S: 5	H: 2 LOB: 2 BB: 1 P: 9	1B: 4 2B: 2 3B: 0 HR: 2	SF: 0 SAC: 0 DP: 0 HBP: 1	WP: 1 PA: 40
PITCHER	IP WLS BF H R ER SO BB IBB HBP BLK WP HR S P ERA WHIP																				
Dick Hughes, R ERA: 12.86 (3, 1)	2.1 7 2 1 1 2 0 0 0 0 0 0 1 11 11 5.40 1.200																				
Larry Jaster, L ERA: 3.0 (5, 1)	4.2 W 20 4 1 1 1 1 0 1 0 0 0 0 20 25 1.93 1.071																				
Joe Hoerner, L ERA: (9, 1)	0.1 S 1 0 0 0 0 0 0 0 0 0 1 0 1 1 0.00 0.000																				

St. Louis Cardinals @ San Francisco Giants
Candlestick Park, San Francisco, CA
Sat May 04 1968, 6:33 AM EDT
Att: 17,485 - Unknown

AB 35
R 6
H 8
RBI 5
BB 4
SO 4
LOB 15



Batter	1	2	3	4	5	6	7	8	9	AB	R	H	RBI	BB	SO	LOB	TOP					
Lou Brock, L OBP: 0.286, SLG: 0.390 (1, 7)										5	0	1	0	0	0	4						
Julian Javier, R OBP: 0.311, SLG: 0.384 (1, 4)										5	0	3	1	0	1	0						
Curt Flood, R OBP: 0.434, SLG: 0.532 (1, 8)										4	0	0	0	1	0	3						
Orlando Cepeda, R OBP: 0.370, SLG: 0.500 (1, 3)										4	1	0	0	1	0	4						
Mike Shannon, R OBP: 0.298, SLG: 0.467 (1, 5)										5	0	0	0	0	1	6						
Tim McCarver, L OBP: 0.333, SLG: 0.405 (1, 2)										3	1	1	0	1	1	2						
Dick Simpson, R OBP: 0.379, SLG: 0.560 (1, 9)										4	2	3	0	0	0	1						
Dick Schofield, S OBP: 0.421, SLG: 0.632 (1, 6)										4	0	1	0	0	0	5						
Ray Washburn, R Phil Gagliano, R Hal Gilson, R Ed Spiezio, R Ron Willis, R Joe Hoerner, R (1, 1) (7, PH) (7, 1) (8, PH) (8, PR) (8, 1) (8, 1)										2	0	0	0	0	0	2						
Inning Stats	R: 0 E: 0 K: 0 S: 4	H: 2 LOB: 2 BB: 1 P: 8	R: 0 E: 0 K: 0 S: 3	H: 0 LOB: 1 BB: 1 P: 7	R: 0 E: 0 K: 0 S: 3	H: 0 LOB: 0 BB: 0 P: 3	R: 0 E: 1 K: 1 S: 7	H: 1 LOB: 2 BB: 0 P: 7	R: 0 E: 0 K: 0 S: 5	H: 0 LOB: 0 BB: 0 P: 5	R: 0 E: 0 K: 0 S: 3	H: 0 LOB: 0 BB: 0 P: 3	R: 2 E: 0 K: 0 S: 7	H: 4 LOB: 2 BB: 0 P: 7	R: 2 E: 1 K: 1 S: 8	H: 2 LOB: 2 BB: 1 P: 12	R: 0 E: 0 K: 0 S: 4	H: 1 LOB: 1 BB: 0 P: 4	1B: 7 2B: 4 3B: 0 HR: 0	SF: 1 SAC: 0 DP: 2 HBP: 0	WP: 1 PB: 0 SB: 0 CS: 0	PA: 41
PITCHER Mike McCormick, L ERA: 3.09 (1, 1)	IP: 9.0 WLS: W BF: 41 H: 10 R: 4 ER: 2 SO: 3 BB: 3 IBB: 0 HBP: 0 BLK: 0 WP: 1 HR: 0 S: 44 P: 56 ERA: 2.00 WHIP: 1.444											PITCHER	IP: 9.0 WLS: W BF: 41 H: 10 R: 4 ER: 2 SO: 3 BB: 3 IBB: 0 HBP: 0 BLK: 0 WP: 1 HR: 0 S: 44 P: 56 ERA: 2.00 WHIP: 1.444									

St. Louis Cardinals @ San Francisco Giants
Candlestick Park, San Francisco, CA
Sun May 05 1968, 6:33 AM EDT
Att: 28,007 - Unknown

AB 37
R 4
H 10
RBI 3
BB 3
SO 3
LOB 27



Batter	1	2	3	4	5	6	7	8	9	AB	R	H	RBI	BB	SO	LOB	BOTTOM					
Ron Hunt, R OBP: 0.363, SLG: 0.253 (1, 4)										4	1	1	0	1	0	3						
Ty Cline, L OBP: 0.182, SLG: 0.100 (1, 9)										4	0	1	1	0	2	1						
Jack Hiatt, R OBP: 0.408, SLG: 0.500 (8, PH)										0	0	0	0	1	0	0						
Jesus Alou, R OBP: 0.260, SLG: 0.325 (8, PR)										0	0	0	0	0	0	0						
Willie Mays, R OBP: 0.379, SLG: 0.613 (1, 8)										6	2	3	1	0	2	1						
Willie McCovey, L OBP: 0.389, SLG: 0.548 (1, 3)										4	1	2	0	1	2	3						
Jim Davenport, R OBP: 0.298, SLG: 0.282 (1, 5)										3	1	1	1	1	0	2						
Dave Marshall, L OBP: 0.240, SLG: 0.400 (1, 7)										4	1	1	2	0	2	5						
Dick Dietz, R OBP: 0.176, SLG: 0.067 (1, 2)										3	0	0	0	1	0	1						
Hal Lanier, R OBP: 0.246, SLG: 0.288 (1, 6)										3	2	1	0	1	0	3						
Mike McCormick, L OBP: 0.286, SLG: 0.167 (1, 1)										3	0	1	2	0	0	1						
Inning Stats	R: 0 E: 0 K: 2 S: 7	H: 0 LOB: 0 BB: 0 P: 7	R: 0 E: 0 K: 1 S: 6	H: 1 LOB: 0 BB: 0 P: 6	R: 0 E: 0 K: 0 S: 3	H: 0 LOB: 1 BB: 1 P: 7	R: 2 E: 0 K: 1 S: 7	H: 2 LOB: 0 BB: 0 P: 7	R: 1 E: 0 K: 0 S: 3	H: 1 LOB: 0 BB: 1 P: 7	R: 3 E: 0 K: 0 S: 9	H: 4 LOB: 2 BB: 1 P: 11	R: 0 E: 0 K: 3 S: 9	H: 0 LOB: 2 BB: 2 P: 17	R: 2 E: 0 K: 1 S: 8	H: 3 LOB: 2 BB: 1 P: 12	R: 0 E: 0 K: 0 S: 4	H: 1 LOB: 1 BB: 0 P: 4	1B: 9 2B: 1 3B: 0 HR: 1	SF: 0 SAC: 1 DP: 0 HBP: 0	WP: 1 PB: 0 SB: 1 CS: 1	PA: 41
PITCHER Ray Washburn, R ERA: 1.89 Hal Gilson, L ERA: Ron Willis, R ERA: 4.66 Joe Hoerner, L ERA: (1, 1) (7, 1) (8, 1) (8, 1)	IP: 6.0 WLS: L BF: 29 H: 8 R: 6 ER: 4 SO: 4 BB: 2 IBB: 1 HBP: 0 BLK: 0 WP: 0 HR: 1 S: 33 P: 45 ERA: 6.00 WHIP: 1.667											PITCHER	IP: 6.0 WLS: L BF: 29 H: 8 R: 6 ER: 4 SO: 4 BB: 2 IBB: 1 HBP: 0 BLK: 0 WP: 0 HR: 1 S: 33 P: 45 ERA: 6.00 WHIP: 1.667									

St. Louis Cardinals @ San Francisco Giants
Candlestick Park, San Francisco, CA
Sun May 05 1968, 6:33 AM EDT
Att: 28,007 - Unknown

AB 34
R 8
H 11
RBI 7
BB 6
SO 8
LOB 20



Batter	1	2	3	4	5	6	7	8	9	10	11	AB	R	H	RBI	BB	SO	LOB	TOP					
Bud Harrelson, S OBP: 0.175, SLG: 0.210 (1, 6)	F7			1B		K			4-3			4	1	1	0	0	1	0						
Ken Boswell, L OBP: 0.250, SLG: 0.343 (1, 4)	P6			1B		6-3			F7			4	0	1	0	0	0	0						
Art Shamsky, L OBP: 0.306, SLG: 0.333 Cleon Jones, R OBP: 0.257, SLG: 0.388 (1, 7) (9, 7)	P6			1B		4-3			K			4	0	1	1	0	1	0						
Ron Swoboda, R OBP: 0.358, SLG: 0.506 (1, 9)		G3		8-2								3	0	0	0	1	1	2						
Ed Kranepool, L OBP: 0.236, SLG: 0.245 (1, 3)	4-3			3-1					F8			4	0	0	0	0	0	2						
Jerry Grote, R OBP: 0.250, SLG: 0.328 (1, 2)									K			4	0	0	0	0	3	1						
Ed Charles, R OBP: 0.286, SLG: 0.386 (1, 5)									F9			4	0	0	0	0	0	0						
Tommie Agee, R OBP: 0.143, SLG: 0.104 (1, 8)									F8			4	0	0	0	0	1	0						
Tom Seaver, R OBP: 0.158, SLG: 0.111 (1, 1)									K			4	0	0	0	0	4	0						
Inning Stats	R: 0 E: 0 K: 0 S: 3	H: 0 LOB: 0 BB: 0 P: 3	R: 0 E: 0 K: 1 S: 5	H: 0 LOB: 0 BB: 0 P: 5	R: 0 E: 0 K: 1 S: 5	H: 0 LOB: 0 BB: 0 P: 5	R: 1 E: 0 K: 0 S: 5	H: 3 LOB: 1 BB: 0 P: 5	R: 0 E: 0 K: 0 S: 3	H: 0 LOB: 0 BB: 0 P: 3	R: 0 E: 0 K: 2 S: 7	H: 0 LOB: 0 BB: 0 P: 7	R: 0 E: 0 K: 1 S: 5	H: 0 LOB: 0 BB: 0 P: 5	R: 0 E: 0 K: 2 S: 7	H: 0 LOB: 0 BB: 0 P: 7	R: 0 E: 0 K: 1 S: 5	H: 0 LOB: 0 BB: 0 P: 5	R: 0 E: 0 K: 1 S: 5	H: 0 LOB: 0 BB: 0 P: 5	1B: 3 2B: 1 3B: 0 HR: 0	SF: 0 SAC: 0 DP: 1 HBP: 0	WP: 0 PB: 1 SB: 0 CS: 0	PA: 36
PITCHER Bob Gibson, R ERA: 1.31 (1, 1)	IP: 11.0 WLS: 7 BF: 36 H: 3 R: 1 ER: 1 SO: 11 BB: 1 IBB: 0 HBP: 0 BLK: 0 WP: 0 HR: 0 S: 57 P: 61 ERA: 0.82 WHIP: 0.364											PITCHER Bob Gibson, R ERA: 1.31 (1, 1)	IP: 11.0 WLS: 7 BF: 36 H: 3 R: 1 ER: 1 SO: 11 BB: 1 IBB: 0 HBP: 0 BLK: 0 WP: 0 HR: 0 S: 57 P: 61 ERA: 0.82 WHIP: 0.364											

New York Mets @ St. Louis Cardinals
Busch Stadium, St. Louis, MO
Mon May 06 1968, 7:05 PM CDT
Att: 12,741 - Unknown

AB 35
R 1
H 3
RBI 1
BB 1
SO 11
LOB 5



Batter	1	2	3	4	5	6	7	8	9	10	11	AB	R	H	RBI	BB	SO	LOB	BOTTOM				
Lou Brock, L OBP: 0.282, SLG: 0.400 (1, 7)	K								4-3			5	1	1	0	0	1	2					
Curt Flood, R OBP: 0.423, SLG: 0.510 (1, 8)	F7								6-3			4	0	0	0	1	1	0					
Roger Maris, L OBP: 0.308, SLG: 0.397 (1, 9)									P6			4	0	1	0	1	0	0					
Orlando Cepeda, R OBP: 0.362, SLG: 0.484 (1, 3)	5-3								F9			5	0	1	1	0	0	1					
Tim McCarver, L OBP: 0.330, SLG: 0.398 (1, 2)									F8			4	1	1	0	0	0	0					
Mike Shannon, R OBP: 0.306, SLG: 0.462 (1, 5)									P6			3	0	1	0	1	0	1					
Julian Javier, R OBP: 0.312, SLG: 0.382 (1, 4)									F7			3	0	1	1	0	0	1					
Dick Schofield, S OBP: 0.364, SLG: 0.545 Dave Ricketts, S OBP: 0.500, SLG: 0.500 Dick Simpson, R OBP: 0.379, SLG: 0.560 Dal Maxwell, R OBP: 0.250, SLG: 0.247 (1, 6) (10, PH) (10, PR) (11, 6)									G3			3	0	0	0	0	1	3					
Bob Gibson, R OBP: 0.235, SLG: 0.188 (1, 1)									K			4	0	0	0	0	3	3					
Inning Stats	R: 0 E: 0 K: 1 S: 6	H: 1 LOB: 1 BB: 0 P: 6	R: 1 E: 1 K: 1 S: 8	H: 2 LOB: 2 BB: 0 P: 8	R: 0 E: 0 K: 1 S: 5	H: 0 LOB: 0 BB: 0 P: 5	R: 0 E: 0 K: 1 S: 5	H: 0 LOB: 1 BB: 1 P: 9	R: 0 E: 0 K: 0 S: 3	H: 0 LOB: 0 BB: 0 P: 3	R: 0 E: 0 K: 1 S: 5	H: 0 LOB: 0 BB: 0 P: 5	R: 0 E: 0 K: 0 S: 3	H: 0 LOB: 0 BB: 0 P: 3	R: 0 E: 0 K: 1 S: 6	H: 1 LOB: 1 BB: 0 P: 6	R: 1 E: 0 K: 0 S: 2	H: 2 LOB: 3 BB: 2 P: 10	1B: 5 2B: 0 3B: 1 HR: 0	SF: 0 SAC: 1 DP: 0 HBP: 0	WP: 0 PB: 0 SB: 0 CS: 0	PA: 40	
PITCHER Tom Seaver, R ERA: 1.56 (1, 1)	IP: 10.0 WLS: 7 BF: 40 H: 6 R: 2 ER: 1 SO: 6 BB: 1 IBB: 2 HBP: 0 BLK: 0 WP: 0 HR: 0 S: 49 P: 61 ERA: 0.90 WHIP: 0.700											PITCHER Tom Seaver, R ERA: 1.56 (1, 1)	IP: 10.0 WLS: 7 BF: 40 H: 6 R: 2 ER: 1 SO: 6 BB: 1 IBB: 2 HBP: 0 BLK: 0 WP: 0 HR: 0 S: 49 P: 61 ERA: 0.90 WHIP: 0.700										

New York Mets @ St. Louis Cardinals
Busch Stadium, St. Louis, MO
Mon May 06 1968, 7:05 PM CDT
Att: 12,741 - Unknown

AB 36
R 2
H 6
RBI 2
BB 3
SO 6
LOB 12





Batter	1	2	3	4	5	6	7	8	9	AB	R	H	RBI	BB	SO	LOB	TOP										
Bud Harrelson, S OBP: 0.191, SLG: 0.212 (1, 6)	4-0 BB 4-3		0-0 1B		0-3 K		0-0 4-3		0-3 K	4	0	1	0	1	2	0	New York Mets @ St. Louis Cardinals Busch Stadium, St. Louis, MO Tue May 07 1968, 7:05 PM CDT Att: 9,687 - Unknown livebaseballscorecards.com										
Ken Boswell, L OBP: 0.273, SLG: 0.375 (1, 4)	0-0 4-3		0-0 P6		0-0 2B		0-0 HR 1B		0-0 1B 1B	5	2	3	0	0	0	2											
Art Shamsky, L OBP: 0.316, SLG: 0.393 Cleon Jones, R OBP: 0.288, SLG: 0.397 (7, 7)	0-0 F7		0-0 1B		0-3 K		0-0 HR		0-0 1B 1B	4	1	2	2	0	1	2											
Ron Swoboda, R OBP: 0.350, SLG: 0.488 (1, 9)	0-0 6-3		0-3 K		0-3 K		0-0 F9		0-0 1B 1B	5	0	1	1	0	2	4											
Ed Kranepool, L OBP: 0.267, SLG: 0.276 (1, 3)		0-0 F7		0-0 G6-4-3 1B		0-0 6-3 1B		0-0 1B	0-3 K	5	0	3	0	0	1	2											
Jerry Grote, R OBP: 0.378, SLG: 0.319 (1, 2)		0-0 1-3		0-0 G6-4-3 1-2		0-0 6-3 1-2		0-0 F9	0-0 1B	5	0	1	1	0	0	3											
Jerry Buchek, R OBP: 0.333, SLG: 0.333 (1, 5)				0-0 1B 1B		0-0 6-3			0-0 P6 3-H	5	0	2	0	0	1	3											
Tommie Agee, R OBP: 0.162, SLG: 0.114 (1, 8)		0-3 K		0-0 1-3 1B		0-0 1B BB		0-0 1-3		3	0	1	0	1	1												
Nolan Ryan, R (1, 1)			0-3 K		0-3 K		0-3 K		0-0 5-3	4	0	0	0	0	3	4											
Inning Stats	R: 0 E: 0 K: 0 S: 3	H: 0 LOB: 1 BB: 1 P: 7	R: 0 E: 0 K: 1 S: 6	H: 1 LOB: 1 BB: 0 P: 6	R: 0 E: 0 K: 2 S: 9	H: 2 LOB: 2 BB: 0 P: 9	R: 0 E: 0 K: 1 S: 7	H: 3 LOB: 2 BB: 0 P: 7	R: 0 E: 0 K: 3 S: 10	H: 1 LOB: 1 BB: 1 P: 10	R: 2 E: 0 K: 0 S: 6	H: 3 LOB: 1 BB: 0 P: 6	R: 0 E: 0 K: 0 S: 3	H: 0 LOB: 0 BB: 0 P: 3	R: 2 E: 0 K: 3 S: 13	H: 4 LOB: 2 BB: 0 P: 13	1B: 13 2B: 1 3B: 0 HR: 1	SF: 0 SAC: 0 DP: 1 HBP: 0	WP: 0 PB: 0 SB: 1 CS: 0	PA: 43							
PITCHER	IP	WLS	BF	H	R	ER	SO	BB	IBB	HBP	BLK	WP	HR	S	P	ERA	WHIP										
Nelson Briles, R ERA: 2.7 (1, 1)	8.0	L	36	11	2	2	8	2	0	0	0	0	1	50	58	2.25	1.625										
Ron Willis, R ERA: 6.3 (9, 1)	0.1		4	3	2	2	1	0	0	0	0	0	0	6	6	54.00	9.000										
Joe Hoerner, L ERA: (9, 1)	0.2		3	1	0	0	2	0	0	0	0	0	0	7	7	0.00	1.500										

Batter	1	2	3	4	5	6	7	8	9	AB	R	H	RBI	BB	SO	LOB	BOTTOM										
Lou Brock, L OBP: 0.281, SLG: 0.389 (1, 7)	0-3 K		4-0 1B 1-2 BB		0-0 4-3			0-0 F7		3	0	0	0	1	1	0	New York Mets @ St. Louis Cardinals Busch Stadium, St. Louis, MO Tue May 07 1968, 7:05 PM CDT Att: 9,687 - Unknown livebaseballscorecards.com										
Curt Flood, R OBP: 0.426, SLG: 0.505 (1, 8)	0-0 1B		0-0 F9		0-0 P4		0-0 P4		4-0 G4-6-3 BB	3	0	1	0	1	0	2											
Bobby Tolan, L OBP: 0.182, SLG: 0.227 (1, 9)	0-3 K		0-0 1-3 2-H 1B		0-0 3-1		0-0 3-1		0-0 G4-6-3	4	0	1	1	0	1	2											
Orlando Cepeda, R OBP: 0.349, SLG: 0.464 (1, 3)	0-0 G3		0-0 F2		0-0 F8		0-0 F8		0-0 F8	4	0	0	0	0	0	3											
Tim McCarver, L OBP: 0.319, SLG: 0.384 (1, 2)		0-3 K		0-0 G3		0-0 F7		0-0 F7		3	0	0	0	0	1	0											
Mike Shannon, R OBP: 0.307, SLG: 0.458 (1, 5)		0-0 4-3		0-3 K		0-0 G4-6-3 1B		0-0 G4-6-3		3	0	1	0	0	1	0											
Julian Javier, R OBP: 0.302, SLG: 0.370 (1, 4)		0-0 P4		0-0 F2		0-0 G4-6-3 1-2		0-0 G4-6-3		3	0	0	0	0	0	1											
Dick Schofield, S OBP: 0.375, SLG: 0.522 (8, PH) Dave Ricketts, S OBP: 0.400, SLG: 0.400 (9, 1) Ron Willis, R (9, 1) Joe Hoerner, R (9, 1)			4-0 BB 1B BB		0-3 K		0-3 K		0-3 K	1	1	0	0	1	1	0											
Nelson Briles, R OBP: 0.118, SLG: 0.063 (8, PH) Johnny Edwards, L OBP: 0.400, SLG: 0.429 (9, 6) Dal Maxvill, R OBP: 0.250, SLG: 0.247 (9, 6)			0-3 K		0-0 F8		0-3 K		0-3 K	2	0	0	0	0	1	1											
Inning Stats	R: 0 E: 0 K: 2 S: 8	H: 1 LOB: 0 BB: 0 P: 8	R: 0 E: 0 K: 1 S: 5	H: 0 LOB: 0 BB: 0 P: 5	R: 1 E: 0 K: 1 S: 6	H: 1 LOB: 2 BB: 2 P: 14	R: 0 E: 0 K: 1 S: 5	H: 0 LOB: 0 BB: 0 P: 5	R: 0 E: 0 K: 0 S: 3	H: 0 LOB: 0 BB: 0 P: 3	R: 0 E: 0 K: 0 S: 3	H: 1 LOB: 0 BB: 0 P: 3	R: 0 E: 0 K: 2 S: 7	H: 0 LOB: 0 BB: 0 P: 7	R: 0 E: 0 K: 0 S: 2	H: 0 LOB: 0 BB: 1 P: 6	1B: 3 2B: 0 3B: 0 HR: 0	SF: 0 SAC: 0 DP: 2 HBP: 0	WP: 0 PB: 0 SB: 0 CS: 0	PA: 31							
PITCHER	IP	WLS	BF	H	R	ER	SO	BB	IBB	HBP	BLK	WP	HR	S	P	ERA	WHIP										
Nolan Ryan, R ERA: 1.02 (1, 1)	9.0	W	31	3	1	1	8	3	0	0	0	0	0	44	56	1.00	0.667										

Batter	1	2	3	4	5	6	7	8	9	AB	R	H	RBI	BB	SO	LOB	TOP			
Tommie Agee, R OBP: 0.167, SLG: 0.135 (1, 8)	1-3		K			6-3		2B		4	0	1	0	0	1	1	New York Mets @ St. Louis Cardinals Busch Stadium, St. Louis, MO Wed May 08 1968, 7:05 PM CDT Att: 11,282 - Unknown livebaseballscorecards.com			
Phil Linz, R Ed Charles, R Ron Taylor, R (1, 4) (8, PH) (8, 1)	6-3			P4		K		4-3		3	0	0	0	0	1	0				
Cleon Jones, R OBP: 0.253, SLG: 0.375 (1, 7)	5-3			K		6-3			K	4	0	0	0	0	2	0				
Ron Swoboda, R OBP: 0.346, SLG: 0.472 (1, 9)		5-3			BB			F9		3	0	0	0	1	1	0				
Greg Goossen, R OBP: 0.385, SLG: 0.391 (1, 3)		5-3			5-3			2B L5 1B		4	0	1	0	0	0	1				
Jerry Grote, R OBP: 0.376, SLG: 0.333 (1, 2)						F8		2B		3	0	1	0	0	0	0				
Jerry Buchek, R OBP: 0.333, SLG: 0.294 (1, 5)			5-3			BB		L5		2	0	0	0	1	0	2				
Bud Harrelson, S OBP: 0.197, SLG: 0.217 (1, 6)						F8		5-3		3	0	1	0	0	0	1				
Al Jackson, L Al Weis, S OBP: 0.500, SLG: 0.500 OBP: 0.200, SLG: 0.146 (1, 1) (8, PH) (8, 4)			SH1-4			F7		P6		1	0	0	0	0	0	1				
										1	0	0	0	0	0	0				
Inning Stats	R: 0 E: 0 K: 0 S: 3	H: 0 LOB: 0 BB: 0 P: 3	R: 0 E: 0 K: 0 S: 3	H: 0 LOB: 0 BB: 0 P: 3	R: 0 E: 0 K: 1 S: 6	H: 1 LOB: 1 BB: 0 P: 6	R: 0 E: 0 K: 1 S: 5	H: 0 LOB: 1 BB: 1 P: 9	R: 0 E: 0 K: 0 S: 3	H: 0 LOB: 1 BB: 1 P: 7	R: 0 E: 0 K: 1 S: 5	H: 2 LOB: 1 BB: 0 P: 4	R: 0 E: 0 K: 2 S: 4	H: 1 LOB: 1 BB: 0 P: 4	R: 0 E: 0 K: 2 S: 7	H: 0 LOB: 0 BB: 0 P: 7	1B: 2 2B: 3 3B: 0 HR: 0	SF: 0 SAC: 1 DP: 1 HBP: 0	WP: 0 PB: 0 SB: 0 CS: 0	PA: 32
PITCHER Steve Carlton, L ERA: 3.06 (1, 1)	IP: 9.0 WLS: W BF: 32 H: 4 R: 0 ER: 0 SO: 5 BB: 2 IBB: 0 HBP: 0 BLK: 0 WP: 0 HR: 0 S: 40 P: 48 ERA: 0.00 WHIP: 0.667																			

Batter	1	2	3	4	5	6	7	8	9	AB	R	H	RBI	BB	SO	LOB	BOTTOM			
Lou Brock, L OBP: 0.280, SLG: 0.393 (1, 7)	K		2-3			1-3		2B		4	0	1	0	0	1	2	New York Mets @ St. Louis Cardinals Busch Stadium, St. Louis, MO Wed May 08 1968, 7:05 PM CDT Att: 11,282 - Unknown livebaseballscorecards.com			
Julian Javier, R OBP: 0.310, SLG: 0.375 (1, 4)	F7					FC6-4 1B		L6		4	0	2	1	0	0	1				
Curt Flood, R OBP: 0.415, SLG: 0.490 (1, 8)	P6		1B			K				3	0	0	0	0	2	2				
Orlando Cepeda, R OBP: 0.339, SLG: 0.450 (1, 3)		1-3			6-3	FC6-4				3	0	0	0	0	0	1				
Mike Shannon, R OBP: 0.308, SLG: 0.455 (1, 5)		4-3			K					3	0	1	0	0	1	0				
Tim McCarver, L OBP: 0.309, SLG: 0.371 (1, 2)						K		G4-6-3 1B		3	0	0	0	0	1	1				
Dick Simpson, R OBP: 0.375, SLG: 0.536 (1, 9)						K		K		3	1	1	0	0	2	0				
Dal Maxvill, R OBP: 0.265, SLG: 0.263 (1, 6)								1-3		3	1	2	0	0	0	0				
Steve Carlton, L OBP: 0.125, SLG: 0.125 (1, 1)						B2-6-4 1B		K		3	0	1	1	0	1	1				
Inning Stats	R: 0 E: 0 K: 1 S: 5	H: 0 LOB: 0 BB: 0 P: 5	R: 0 E: 0 K: 0 S: 3	H: 0 LOB: 0 BB: 0 P: 3	R: 2 E: 0 K: 1 S: 8	H: 4 LOB: 1 BB: 0 P: 8	R: 0 E: 0 K: 2 S: 7	H: 0 LOB: 0 BB: 0 P: 7	R: 0 E: 0 K: 1 S: 5	H: 1 LOB: 0 BB: 0 P: 5	R: 0 E: 0 K: 1 S: 6	H: 1 LOB: 1 BB: 0 P: 6	R: 0 E: 0 K: 1 S: 5	H: 1 LOB: 1 BB: 0 P: 5	R: 0 E: 0 K: 1 S: 6	H: 1 LOB: 1 BB: 0 P: 6	1B: 7 2B: 1 3B: 0 HR: 0	SF: 0 SAC: 0 DP: 2 HBP: 0	WP: 0 PB: 0 SB: 0 CS: 0	PA: 29
PITCHER Al Jackson, L Ron Taylor, R ERA: 2.0 ERA: 2.16 (1, 1) (8, 1)	IP: 7.0 WLS: L BF: 25 H: 7 R: 2 ER: 2 SO: 7 BB: 0 IBB: 0 HBP: 0 BLK: 0 WP: 0 HR: 0 S: 39 P: 39 ERA: 2.57 WHIP: 1.000																			

Batter	1	2	3	4	5	6	7	8	9	10	11	12	13	AB R H RBI BB SO LOB	TOP								
Ron Davis, R OBP: 0.259, SLG: 0.257 (1, 8)	4-3		1-3		3-1			F8			K		F8	0 0 0 0 0 0 0	Houston Astros @ St. Louis Cardinals Busch Stadium, St. Louis, MO Sat May 11 1968, 7:05 PM CDT Att. 16,093 - Unknown AB 38 R 3 H 8 RBI 3 BB 4 SO 6 LOB 15 								
Lee Thomas, L OBP: 0.166, SLG: 0.167 Hector Torres, R OBP: 0.286, SLG: 0.300 (1, 9)	F7		F7					K			P6		6-3	5 0 0 0 0 1 0 1 0 0 0 0 0 0									
Jimmy Wynn, R OBP: 0.363, SLG: 0.398 (1, 7)	K				F8			P4						5 1 2 0 1 1 0									
Rusty Staub, L OBP: 0.390, SLG: 0.457 (1, 3)		FC5-4 SH1-3 1B		L3						F5			F7	6 0 2 1 0 0 2									
Bob Aspromonte, R OBP: 0.304, SLG: 0.333 (1, 5)		SH1-3 1-2		5-3				G4-6-3 1-2		6-3				4 1 1 0 0 0 1									
Denis Menke, R OBP: 0.369, SLG: 0.373 (12, 4)					6-3					4-3				3 0 1 0 2 0 0									
Julio Gotay, R OBP: 0.226, SLG: 0.246 Norm Miller, L OBP: 0.279, SLG: 0.344 (12, PH) (12, 9)		FC5-4 BB						F4						3 1 0 0 1 1 3 1 0 1 1 0 0 0									
John Bateman, R OBP: 0.309, SLG: 0.367 (1, 2)		1-2 2-3			2B 6-3 BB									5 0 1 0 0 1 5									
Denny Lemaster, R (1, 1)														3 0 0 1 0 0 2									
Joe Morgan, L OBP: 0.466, SLG: 0.389 Mike Cuellar, L (10, PH) (10, 1)			4-3		6-3									1 0 0 0 0 1 0 1 0 0 0 0 1 2									
Inning Stats	R: 0 E: 0 K: 1 S: 5	H: 0 LOB: 0 BB: 0 P: 5	R: 0 E: 0 K: 0 S: 4	H: 1 LOB: 2 BB: 1 P: 8	R: 0 E: 0 K: 0 S: 3	H: 0 LOB: 0 BB: 0 P: 3	R: 0 E: 0 K: 0 S: 3	H: 0 LOB: 0 BB: 0 P: 3	R: 1 E: 0 K: 1 S: 5	H: 2 LOB: 0 BB: 0 P: 4	R: 0 E: 0 K: 0 S: 3	H: 0 LOB: 0 BB: 0 P: 3	R: 0 E: 0 K: 1 S: 6	H: 1 LOB: 1 BB: 0 P: 6		R: 1 E: 0 K: 1 S: 7	H: 3 LOB: 1 BB: 0 P: 7	R: 0 E: 0 K: 0 S: 3	H: 0 LOB: 1 BB: 1 P: 7	1B: 6 2B: 1 3B: 1 HR: 0	SF: 0 SAC: 1 DP: 1 HBP: 0	WP: 1 PB: 0 SB: 0 CS: 0	PA: 49
PITCHER	IP WLS BF H R ER SO BB IBB HBP BLK WP HR S P ERA WHIP																						
Ray Washburn, R ERA: 1.91 Dick Hughes, R ERA: 10.0 Joe Hoerner, L ERA: 1.17 Ron Willis, R ERA: 6.1 Larry Jaster, L ERA: 2.53 (1, 1) (10, 1) (12, 1) (12, 1) (12, 1)	9.0 33 4 2 2 2 3 0 0 0 0 0 0 0 34 46 2.00 0.778																						

Batter	1	2	3	4	5	6	7	8	9	10	11	12	13	AB R H RBI BB SO LOB	BOTTOM										
Lou Brock, L OBP: 0.298, SLG: 0.426 (1, 7)	BB SF4 2B				L4					P6				5 2 3 1 1 0 1	Houston Astros @ St. Louis Cardinals Busch Stadium, St. Louis, MO Sat May 11 1968, 7:05 PM CDT Att. 16,093 - Unknown AB 44 R 4 H 10 RBI 3 BB 5 SO 7 LOB 25 										
Julian Javier, R OBP: 0.302, SLG: 0.360 (1, 4)	BB BB				5-3									4 0 0 1 1 1 3											
Curt Flood, R OBP: 0.427, SLG: 0.491 (1, 8)														4 0 2 0 2 0 2											
Oriando Cepeda, R OBP: 0.322, SLG: 0.425 (1, 3)														6 0 0 0 0 3 6											
Mike Shannon, R OBP: 0.300, SLG: 0.442 (1, 5)	SF4													5 0 1 1 0 0 2											
Johnny Edwards, L OBP: 0.333, SLG: 0.400 Bobby Tolson, L OBP: 0.182, SLG: 0.227 (1, 2) (13, PR)	4-3													6 0 1 0 0 0 3 0 1 0 0 0 0 0											
Dick Simpson, R OBP: 0.366, SLG: 0.485 (1, 9)														5 0 1 0 1 1 1											
Dal Maxvill, R OBP: 0.273, SLG: 0.272 (1, 6)														5 1 2 0 0 1 3											
Ray Washburn, R Phi Gagliano, R Dick Hughes, R Tim McCarver Joe Hoerner, R Ron Willis, R Larry Jaster, L (1, 1) (8, PH) (10, 1) (11, PH) (12, 1) (12, 1) (12, 1)	SH2-4 1B													2 0 0 0 0 1 1 1 0 0 0 0 0 1 0 0 0 0 0 0 2 1 0											
Inning Stats	R: 1 E: 1 K: 1 S: 6	H: 1 LOB: 2 BB: 2 P: 14	R: 1 E: 0 K: 0 S: 5	H: 2 LOB: 1 BB: 0 P: 5	R: 0 E: 0 K: 0 S: 4	H: 1 LOB: 1 BB: 0 P: 4	R: 0 E: 0 K: 2 S: 7	H: 0 LOB: 0 BB: 0 P: 7	R: 0 E: 1 K: 0 S: 4	H: 1 LOB: 1 BB: 0 P: 4	R: 0 E: 0 K: 1 S: 5	H: 0 LOB: 0 BB: 0 P: 5	R: 0 E: 0 K: 0 S: 3	H: 0 LOB: 1 BB: 1 P: 7		R: 0 E: 1 K: 0 S: 4	H: 1 LOB: 2 BB: 0 P: 4	R: 1 E: 2 K: 1 S: 7	H: 2 LOB: 1 BB: 0 P: 7	R: 1 E: 2 K: 0 S: 3	H: 1 LOB: 2 BB: 0 P: 3	1B: 7 2B: 2 3B: 1 HR: 0	SF: 2 SAC: 2 DP: 0 HBP: 0	WP: 1 PB: 0 SB: 0 CS: 0	PA: 53
PITCHER	IP WLS BF H R ER SO BB IBB HBP BLK WP HR S P ERA WHIP																								
Denny Lemaster, L ERA: 2.98 Mike Cuellar, L ERA: 3.38 (1, 1) (10, 1)	9.0 37 6 2 2 4 4 0 0 0 1 0 0 41 57 2.00 1.111																								

Batter	1	2	3	4	5	6	7	8	9	AB	R	H	RBI	BB	SO	LOB	TOP										
Ron Davis, R OBP: 0.256, SLG: 0.255 (1, 8)	F7		K		K			6-3		0	0	0	0	0	0	0	Houston Astros @ St. Louis Cardinals Busch Stadium, St. Louis, MO Sun May 12 1968, 3:33 AM CDT Att: 19,085 - Unknown										
Norm Miller, L OBP: 0.274, SLG: 0.323 (1, 9)	F8		F7		K		1B	P6		4	1	0	0	0	1	2											
Jimmy Wynn, R OBP: 0.373, SLG: 0.402 (1, 7)	K		BB		S		FC3-2 1B HBP			4	1	2	0	1	1	0											
Rusty Staub, L OBP: 0.382, SLG: 0.445 (1, 3)		1B 4-3 E	5-3		F8		FC3-2 1B			5	1	1	0	0	0	5											
Bob Aspromonte, R OBP: 0.309, SLG: 0.337 (1, 5)	4-3				F9		F3			5	0	2	0	0	0	4											
Denis Menke, R OBP: 0.382, SLG: 0.380 (8, 6)	E	BB			P4		F2			4	0	2	2	1	0	1											
Dave Adlesh, R OBP: 0.600, SLG: 0.600 (1, 2)	E6	1B			F8		K			4	0	2	0	0	1	4											
Hector Torres, R OBP: 0.299, SLG: 0.313 (8, PR)	K				K					4	0	2	0	0	2	4											
Ivan Murrell, R OBP: 0.061, SLG: 0.061 (8, 4)	K				K		SH3			0	0	0	0	0	0	0											
Julio Gotay, R OBP: 0.226, SLG: 0.246 (8, 4)	K				K		SH3			0	0	0	0	0	0	0											
Larry Dierker, R (1, 1)	K				K		SH3			3	0	0	0	0	3	6											
Inning Stats	R: 0 E: 0 K: 1 S: 5	H: 0 LOB: 0 BB: 0 P: 5	R: 1 E: 1 K: 2 S: 9	H: 2 LOB: 2 BB: 1 P: 13	R: 0 E: 0 K: 1 S: 5	H: 0 LOB: 1 BB: 1 P: 9	R: 0 E: 0 K: 1 S: 7	H: 2 LOB: 2 BB: 0 P: 7	R: 0 E: 0 K: 2 S: 8	H: 1 LOB: 1 BB: 0 P: 8	R: 0 E: 0 K: 1 S: 8	H: 2 LOB: 2 BB: 0 P: 9	R: 2 E: 0 K: 1 S: 8	H: 3 LOB: 2 BB: 0 P: 9	R: 0 E: 0 K: 0 S: 4	H: 1 LOB: 1 BB: 0 P: 4	R: 0 E: 0 K: 0 S: 4	H: 1 LOB: 1 BB: 0 P: 4	1B: 12 2B: 0 3B: 0 HR: 0	SF: 0 SAC: 1 DP: 0 HBP: 1	WP: 0 PB: 0 SB: 1 CS: 0	PA: 42					
PITCHER	IP	WLS	BF	H	R	ER	SO	BB	IBB	HBP	BLK	WP	HR	S	P	ERA	WHIP										
Bob Gibson, R ERA: 1.43 (1, 1)	8.0	L	38	11	3	2	10	2	0	1	0	0	0	55	64	2.25	1.625										
Hal Gilson, L ERA: (9, 1)	1.0		4	1	0	0	0	0	0	0	0	0	0	4	4	0.00	1.000										

AB	33
R	3
H	11
RBI	2
BB	2
SO	8
LOB	26



Batter	1	2	3	4	5	6	7	8	9	AB	R	H	RBI	BB	SO	LOB	BOTTOM										
Lou Brock, L OBP: 0.289, SLG: 0.413 (1, 7)	4-3		4-3		K			K		4	0	0	0	0	2	0	Houston Astros @ St. Louis Cardinals Busch Stadium, St. Louis, MO Sun May 12 1968, 3:33 AM CDT Att: 19,085 - Unknown										
Curt Flood, R OBP: 0.430, SLG: 0.500 (1, 8)	E6	S	P6			CS		2B		4	1	2	0	0	0	0											
Bobby Tolan, L OBP: 0.154, SLG: 0.192 (1, 3)	F7		1-3			F2		4-3		4	0	0	0	0	0	3											
Roger Maris, L OBP: 0.319, SLG: 0.419 (9, PR)					F7		4-3			4	0	2	1	0	0	1											
Dick Simpson, R OBP: 0.366, SLG: 0.485 (9, PR)		2B			F7		4-3		SH3	0	0	0	0	0	0	0											
Mike Shannon, R OBP: 0.301, SLG: 0.467 (1, 5)	F8					6-3		SH3		3	1	1	1	0	0	2											
Johnny Edwards, L OBP: 0.320, SLG: 0.375 (1, 2)		4-3				CS		F9		4	0	1	0	0	0	2											
Julian Javier, R OBP: 0.294, SLG: 0.350 (1, 4)		F7				K		P6		3	0	0	0	0	2	1											
Orlando Cepeda, R OBP: 0.319, SLG: 0.421 (9, PH)		F7			K					1	0	0	0	0	0	2											
Dal Maxvill, R OBP: 0.278, SLG: 0.277 (7, PH)					F9		5-3			2	0	1	0	0	0	0											
Dave Ricketts, S OBP: 0.333, SLG: 0.333 (8, 6)										1	0	0	0	0	0	0											
Dick Schofield, S OBP: 0.375, SLG: 0.522 (8, 6)										0	0	0	0	0	0	0											
Bob Gibson, R OBP: 0.211, SLG: 0.167 (1, 1)										2	0	0	0	0	1	1											
Tim McCarver, L OBP: 0.303, SLG: 0.363 (8, PH)										1	0	0	0	0	0	0											
Hal Gilson, R (9, 1)										0	0	0	0	0	0	0											
Inning Stats	R: 1 E: 1 K: 0 S: 5	H: 1 LOB: 1 BB: 0 P: 5	R: 0 E: 0 K: 1 S: 6	H: 1 LOB: 1 BB: 0 P: 6	R: 0 E: 0 K: 0 S: 3	H: 0 LOB: 0 BB: 0 P: 3	R: 1 E: 0 K: 1 S: 6	H: 2 LOB: 0 BB: 0 P: 6	R: 0 E: 0 K: 1 S: 5	H: 0 LOB: 0 BB: 0 P: 5	R: 0 E: 0 K: 0 S: 4	H: 1 LOB: 1 BB: 0 P: 4	R: 0 E: 0 K: 1 S: 5	H: 0 LOB: 0 BB: 0 P: 5	R: 0 E: 0 K: 1 S: 6	H: 1 LOB: 1 BB: 0 P: 6	R: 0 E: 0 K: 0 S: 4	H: 1 LOB: 2 BB: 0 P: 4	1B: 4 2B: 2 3B: 0 HR: 1	SF: 0 SAC: 1 DP: 0 HBP: 0	WP: 0 PB: 0 SB: 1 CS: 2	PA: 34					
PITCHER	IP	WLS	BF	H	R	ER	SO	BB	IBB	HBP	BLK	WP	HR	S	P	ERA	WHIP										
Larry Dierker, R ERA: 2.9 (1, 1)	9.0	W	34	7	2	1	5	0	0	0	0	0	1	44	44	1.00	0.778										



Batter	1	2	3	4	5	6	7	8	9	AB	R	H	RBI	BB	SO	LOB	TOP										
Lou Brock, L OBP: 0.281, SLG: 0.400 (1, 7)																	4 0 0 0 0 1 1										
Curt Flood, R OBP: 0.432, SLG: 0.509 (1, 8)																	4 1 2 0 0 0 0										
Roger Maris, L OBP: 0.315, SLG: 0.409 (1, 9)																	4 0 1 1 0 0 1										
Orlando Cepeda, R OBP: 0.325, SLG: 0.418 (1, 3)																	3 0 1 0 1 0 0										
Tim McCarver, L OBP: 0.291, SLG: 0.347 (1, 2)																	4 0 0 0 0 0 3										
Mike Shannon, R OBP: 0.308, SLG: 0.464 (1, 5)																	3 0 1 0 1 0 2										
Julian Javier, R OBP: 0.336, SLG: 0.336 (1, 4)																	4 0 0 0 0 2 1										
Dal Maxvill, R OBP: 0.280, SLG: 0.279 (1, 6)																	3 0 1 0 0 1 0										
Nelson Briles, R OBP: 0.105, SLG: 0.056 (1, 1)																	2 0 0 0 0 2 0										
Inning Stats	R: 1 E: 0 K: 0 S: 5	H: 2 LOB: 2 BB: 1 P: 9	R: 0 E: 0 K: 1 S: 6	H: 1 LOB: 1 BB: 0 P: 6	R: 0 E: 0 K: 0 S: 4	H: 1 LOB: 0 BB: 0 P: 4	R: 0 E: 0 K: 1 S: 5	H: 0 LOB: 0 BB: 0 P: 5	R: 0 E: 0 K: 1 S: 6	H: 1 LOB: 1 BB: 0 P: 6	R: 0 E: 0 K: 0 S: 2	H: 0 LOB: 0 BB: 1 P: 6	R: 0 E: 0 K: 2 S: 7	H: 0 LOB: 0 BB: 0 P: 7	R: 0 E: 0 K: 0 S: 3	H: 0 LOB: 0 BB: 0 P: 3	R: 0 E: 0 K: 1 S: 6	H: 1 LOB: 1 BB: 0 P: 6	1B: 5 2B: 1 3B: 0 HR: 0	SF: 0 SAC: 1 DP: 0 HBP: 0	WP: 0 PB: 0 SB: 1 CS: 0	PA: 35					
PITCHER	IP	WLS	BF	H	R	ER	SO	BB	IBB	HBP	BLK	WP	HR	S	P	ERA	WHIP										
Jim Bunning, R ERA: 2.43 (1, 1)	8.0	L	30	5	1	1	5	2	0	0	0	0	0	38	46	1.12	0.875										
Ron Kline, R ERA: 0.99 (9, 1)	1.0		4	1	0	0	1	0	0	0	0	0	0	6	6	0.00	1.000										

St. Louis Cardinals @ Pittsburgh Pirates
Forbes Field, Pittsburgh, PA
 Mon May 13 1968, 7:05 PM EDT
 Att: 10,082 - Unknown

AB	31
R	1
H	6
RBI	1
BB	2
SO	6
LOB	8



Batter	1	2	3	4	5	6	7	8	9	AB	R	H	RBI	BB	SO	LOB	BOTTOM										
Maury Wills, S OBP: 0.317, SLG: 0.296 (1, 5)																	3 0 1 0 1 0 0										
Bill Mazeroski, R OBP: 0.245, SLG: 0.263 (1, 4)																	4 0 1 0 0 0 2										
Roberto Clemente, R OBP: 0.245, SLG: 0.333 (1, 9)																	4 0 0 0 0 1 2										
Willie Stargell, L OBP: 0.276, SLG: 0.315 (1, 7)																	4 0 1 0 0 1 0										
Donn Clendenon, R OBP: 0.385, SLG: 0.433 (1, 3)																	3 0 1 0 1 1 2										
Matty Alou, L OBP: 0.377, SLG: 0.328 (1, 8)																	3 0 0 0 0 0 2										
Jose Pagan, R OBP: 0.067, SLG: 0.067 (1, 6)																	3 0 0 0 0 0 1										
Jerry May, R OBP: 0.333, SLG: 0.316 (1, 2)																	3 0 0 0 0 2 0										
Jim Bunning, R Manny Mota, R (8, PH) Ron Kline, R (9, 1)																	2 0 0 0 0 0 0										
Inning Stats	R: 0 E: 0 K: 2 S: 9	H: 0 LOB: 0 BB: 0 P: 3	R: 0 E: 0 K: 0 S: 3	H: 0 LOB: 0 BB: 0 P: 3	R: 0 E: 0 K: 0 S: 3	H: 0 LOB: 1 BB: 1 P: 7	R: 0 E: 0 K: 1 S: 4	H: 0 LOB: 0 BB: 1 P: 8	R: 0 E: 0 K: 1 S: 5	H: 0 LOB: 0 BB: 0 P: 5	R: 0 E: 0 K: 0 S: 3	H: 0 LOB: 0 BB: 0 P: 3	R: 0 E: 0 K: 0 S: 4	H: 1 LOB: 1 BB: 0 P: 4	R: 0 E: 0 K: 1 S: 6	H: 1 LOB: 1 BB: 0 P: 6	R: 0 E: 0 K: 0 S: 3	H: 0 LOB: 0 BB: 0 P: 3	1B: 3 2B: 1 3B: 0 HR: 0	SF: 0 SAC: 0 DP: 0 HBP: 0	WP: 0 PB: 0 SB: 1 CS: 1	PA: 33					
PITCHER	IP	WLS	BF	H	R	ER	SO	BB	IBB	HBP	BLK	WP	HR	S	P	ERA	WHIP										
Nelson Briles, R ERA: 2.26 (1, 1)	9.0	W	32	4	0	0	5	2	0	0	0	0	0	40	48	0.00	0.667										

St. Louis Cardinals @ Pittsburgh Pirates
Forbes Field, Pittsburgh, PA
 Mon May 13 1968, 7:05 PM EDT
 Att: 10,082 - Unknown

AB	30
R	0
H	4
RBI	0
BB	2
SO	5
LOB	9



Batter	1	2	3	4	5	6	7	8	9	AB	R	H	RBI	BB	SO	LOB	TOP			
Lou Brock, L (1,7) OBP: 0.277, SLG: 0.388	F3		CS 1B		K			K		4	0	1	0	0	2	1	St. Louis Cardinals @ Pittsburgh Pirates Forbes Field, Pittsburgh, PA Thu May 16 1968, 7:05 PM EDT Att: 9,595 - Unknown livebaseballscorecards.com			
Julian Javier, R (1,4) OBP: 0.289, SLG: 0.365	6-3		F2		F8			1B 1B		4	0	1	0	0	0	2				
Curt Flood, R (1,8) OBP: 0.433, SLG: 0.500	1B 1B		K		1-3			1-2 1B		4	0	2	0	0	1	0				
Orlando Cepeda, R (1,3) OBP: 0.321, SLG: 0.402	1-2 1B			4-3		K		P3		4	0	1	0	0	1	2				
Mike Shannon, R (1,5) OBP: 0.288, SLG: 0.432	F9			P3		K		F8		4	0	0	0	0	1	4				
Tim McCarver, L (1,2) OBP: 0.306, SLG: 0.347		4-0 BB							F7	3	0	1	0	1	1	0				
Dick Simpson, R (1,9) OBP: 0.333, SLG: 0.432					F9				K	4	0	0	0	0	3	2				
Dal Maxvill, R (1,6) OBP: 0.297, SLG: 0.301										3	0	2	0	1	1	1				
Ray Washburn, R (1,1) Ed Spiezio, R (7,PH) Larry Jaster, L (7,1) Phil Gagliano, R (9,PH) OBP: 0.286, SLG: 0.333										2	0	0	0	0	2	2				
										1	0	0	0	0	1	1				
										0	0	0	0	0	0	0				
										1	0	0	0	0	0	1				
Inning Stats	R: 0 E: 0 K: 0 S: 5	H: 2 LOB: 2 BB: 0 P: 5	R: 0 E: 0 K: 3 S: 9	H: 0 LOB: 1 BB: 1 P: 13	R: 0 E: 0 K: 1 S: 5	H: 1 LOB: 0 BB: 0 P: 5	R: 0 E: 0 K: 0 S: 4	H: 1 LOB: 1 BB: 0 P: 4	R: 0 E: 0 K: 2 S: 8	H: 0 LOB: 0 BB: 0 P: 7	R: 0 E: 0 K: 3 S: 9	H: 0 LOB: 1 BB: 1 P: 13	R: 0 E: 0 K: 1 S: 7	H: 2 LOB: 2 BB: 0 P: 7	R: 0 E: 0 K: 1 S: 6	H: 1 LOB: 1 BB: 0 P: 6	1B: 7 2B: 1 3B: 0 HR: 0	SF: 0 SAC: 0 DP: 0 HBP: 0	WP: 0 PB: 0 SB: 3 CS: 1	PA: 36
PITCHER Bob Veale, L (1,1) ERA: 1.4	IP: 9.0 WLS: W BF: 36 H: 8 R: 0 ER: 0 SO: 13 BB: 2 IBB: 0 HBP: 0 BLK: 0 WP: 0 HR: 0 S: 60 P: 68 ERA: 0.00 WHIP: 1.111																			

Batter	1	2	3	4	5	6	7	8	9	AB	R	H	RBI	BB	SO	LOB	BOTTOM	
Matty Alou, L (1,8) OBP: 0.370, SLG: 0.323	F3		1B 3B E 1B		G4-6-3			FC5-4 S		4	1	1	0	0	0	3	St. Louis Cardinals @ Pittsburgh Pirates Forbes Field, Pittsburgh, PA Thu May 16 1968, 7:05 PM EDT Att: 9,595 - Unknown livebaseballscorecards.com	
Maury Wills, S (1,5) OBP: 0.321, SLG: 0.301	4-3		1-3 3B 1B		S 1B		1-2 2-3 K		4	1	2	0	0	1	2			
Roberto Clemente, R (1,9) OBP: 0.295, SLG: 0.356			1-3 1B 3B		F8			6-3		4	1	2	2	0	0	1		
Willie Stargell, L (1,7) OBP: 0.267, SLG: 0.303	F3		1-3 3H 1B FC6-4 1B				F7	K		4	0	1	1	0	1	1		
Donn Clendenon, R (1,3) OBP: 0.371, SLG: 0.413		5-3	FC6-4				6-3	6-3		4	0	0	0	0	0	1		
Jerry May, R (1,2) OBP: 0.315, SLG: 0.297		6-3			K		P4			3	0	0	0	0	1	0		
Gene Alley, R (1,6) OBP: 0.259, SLG: 0.274		5-3			6-3			FC5-4 S 1B		3	0	1	0	0	0	0		
Bill Mazerowski, R (1,4) OBP: 0.248, SLG: 0.250			F8		F3			FC5-4 BB		2	0	0	0	1	0	0		
Bob Veale, S (1,1) OBP: 0.105, SLG: 0.105			4-3					K		3	0	1	0	0	1	2		
					G4-6-3 1B					3	0	1	0	0	1	2		
Inning Stats	R: 0 E: 0 K: 0 S: 4	H: 1 LOB: 1 BB: 0 P: 4	R: 3 E: 1 K: 0 S: 7	H: 4 LOB: 1 BB: 0 P: 7	R: 0 E: 0 K: 1 S: 5	H: 0 LOB: 0 BB: 0 P: 5	R: 0 E: 0 K: 0 S: 3	H: 0 LOB: 0 BB: 0 P: 3	R: 0 E: 0 K: 2 S: 8	H: 1 LOB: 2 BB: 1 P: 12	R: 0 E: 0 K: 1 S: 5	H: 0 LOB: 0 BB: 0 P: 5	R: 0 E: 0 K: 1 S: 5	H: 0 LOB: 0 BB: 0 P: 5	1B: 7 2B: 0 3B: 1 HR: 0	SF: 0 SAC: 0 DP: 1 HBP: 0	WP: 0 PB: 0 SB: 3 CS: 0	PA: 32
PITCHER Ray Washburn, R (1,1) ERA: 2.23 Larry Jaster, L (7,1) ERA: 2.13	IP: 6.0 WLS: L BF: 24 H: 7 R: 3 ER: 3 SO: 3 BB: 7 IBB: 3 HBP: 3 BLK: 1 WP: 0 HR: 0 S: 26 P: 26 ERA: 4.50 WHIP: 1.167																	

Batter	1	2	3	4	5	6	7	8	9	10	AB	R	H	RBI	BB	SO	LOB	TOP				
Lou Brock, L OBP: 0.268, SLG: 0.375 (1, 7)	K		K			K		L7		6-3	5	0	0	0	0	3	0	St. Louis Cardinals @ Philadelphia Phillies Connie Mack Stadium, Philadelphia, PA Fri May 17 1968, 3:33 AM EDT Att. 17,034 - Unknown livebaseballscorecards.com AB 36 R 0 H 5 RBI 0 BB 3 SO 9 LOB 17				
Julian Javier, R OBP: 0.310, SLG: 0.383 (1, 4)	4-3		FC5-4 1B			1B		1B		1B	5	0	4	0	0	0	0					
Curt Flood, R OBP: 0.418, SLG: 0.481 (1, 8)	K		FC5-4 1-2			L7		F9		6-3	5	0	0	0	0	1	4					
Orlando Cepeda, R OBP: 0.311, SLG: 0.388 (1, 3)						L7		F2			4	0	0	0	0	0	2					
Mike Shannon, R OBP: 0.295, SLG: 0.438 (1, 5)						P4		FC5 BB BB		E6	3	0	1	0	1	0	0					
Tim McCarver, L OBP: 0.286, SLG: 0.333 (1, 2)						FC5 2B		L4		K	4	0	0	0	0	2	3					
Dick Simpson, R OBP: 0.348, SLG: 0.410 (1, 9)						K		L4		K	2	0	0	0	2	0	1					
Dal Maxvill, R OBP: 0.286, SLG: 0.289 (1, 6)						6-3		1-2 BB		P5	4	0	0	0	0	0	5					
Bob Gibson, R OBP: 0.174, SLG: 0.136 (1, 1)						FC5		F8		5-3	4	0	0	0	0	0	2					
						K		FC5 2-3f		K	4	0	0	0	0	3	2					
Inning Stats	R: 0 E: 0 K: 2 S: 7	H: 0 LOB: 0 BB: 0 P: 7	R: 0 E: 0 K: 1 S: 6	H: 1 LOB: 2 BB: 1 P: 10	R: 0 E: 0 K: 2 S: 8	H: 1 LOB: 1 BB: 0 P: 8	R: 0 E: 0 K: 1 S: 3	H: 0 LOB: 0 BB: 0 P: 3	R: 0 E: 0 K: 1 S: 5	H: 0 LOB: 0 BB: 0 P: 5	R: 0 E: 0 K: 0 S: 6	H: 1 LOB: 1 BB: 0 P: 6	R: 0 E: 0 K: 0 S: 4	H: 1 LOB: 1 BB: 0 P: 4	R: 0 E: 1 K: 1 S: 6	H: 0 LOB: 1 BB: 0 P: 6	R: 0 E: 0 K: 1 S: 6	H: 1 LOB: 1 BB: 0 P: 6	1B: 4 2B: 1 3B: 0 HR: 0	SF: 0 SAC: 0 DP: 0 HBP: 0	WP: 0 PB: 0 SB: 0 CS: 0	PA: 39
PITCHER Woodie Fryman, L ERA: 2.6 (1, 1)	IP 10.0	WLS W	BF 39	H 5	R 0	ER 0	SO 9	BB 3	IBB 0	HBP 0	BLK 0	WP 0	HR 0	S 54	P 66	ERA 0.00	WHIP 0.800					

Batter	1	2	3	4	5	6	7	8	9	10	AB	R	H	RBI	BB	SO	LOB	BOTTOM						
Tony Gonzalez, L OBP: 0.288, SLG: 0.267 (1, 7)	F8		4-3			BB 1B 1B				SH3	4	0	2	0	0	0	1	St. Louis Cardinals @ Philadelphia Phillies Connie Mack Stadium, Philadelphia, PA Fri May 17 1968, 3:33 AM EDT Att. 17,034 - Unknown livebaseballscorecards.com AB 34 R 1 H 7 RBI 1 BB 4 SO 5 LOB 19						
Cookie Rojas, R OBP: 0.271, SLG: 0.310 (1, 4)	5-3					K		F9		F9	5	0	0	0	0	1	3							
Johnny Callison, L OBP: 0.328, SLG: 0.395 (1, 9)	3-1					1B		BB 1B		1B IBB	3	0	2	0	2	0	0							
Bill White, L OBP: 0.395, SLG: 0.434 (1, 3)						F5		P6		F7	5	0	1	1	0	0	5							
John Briggs, L OBP: 0.345, SLG: 0.360 (1, 8)						F5		K		L8	3	0	0	0	1	1	3							
Tony Taylor, R OBP: 0.316, SLG: 0.328 (1, 5)						1-2 2-3 BB		BB		4-3	4	0	1	0	0	0	3							
Roberto Pena, R OBP: 0.467, SLG: 0.273 (1, 6)						WP 1B		4-3		6-3	2	0	0	0	1	1	1							
Dick Allen, R OBP: 0.330, SLG: 0.396 (9, PH)						K		F3		6-3	1	0	0	0	0	0	0							
Bobby Wine, R OBP: 0.237, SLG: 0.300 (10, 6)						SH2-4 BB		1-2 K			0	0	0	0	0	0	0							
Mike Ryan, R OBP: 0.167, SLG: 0.186 (1, 2)						K		P6		F2	4	0	0	0	0	2	2							
Woodie Fryman, R OBP: 0.200, SLG: 0.158 (1, 1)						SH2-4 1-2		F9		F8	3	1	1	0	0	0	1							
										SH3 1B 1B	3	1	1	0	0	0	1							
Inning Stats	R: 0 E: 0 K: 0 S: 3	H: 0 LOB: 0 BB: 0 P: 3	R: 0 E: 0 K: 0 S: 3	H: 0 LOB: 0 BB: 0 P: 3	R: 0 E: 0 K: 1 S: 5	H: 0 LOB: 1 BB: 1 P: 9	R: 0 E: 0 K: 1 S: 6	H: 1 LOB: 1 BB: 0 P: 6	R: 0 E: 0 K: 1 S: 6	H: 1 LOB: 1 BB: 0 P: 6	R: 0 E: 0 K: 1 S: 7	H: 2 LOB: 3 BB: 1 P: 11	R: 0 E: 0 K: 1 S: 5	H: 0 LOB: 0 BB: 0 P: 5	R: 0 E: 0 K: 0 S: 4	H: 1 LOB: 2 BB: 1 P: 8	R: 0 E: 0 K: 0 S: 3	H: 0 LOB: 0 BB: 0 P: 3	R: 1 E: 0 K: 0 S: 4	H: 2 LOB: 2 BB: 1 P: 8	1B: 6 2B: 1 3B: 0 HR: 0	SF: 0 SAC: 2 DP: 0 HBP: 0	WP: 1 PB: 0 SB: 0 CS: 0	PA: 40
PITCHER Bob Gibson, R ERA: 1.36 (1, 1)	IP 9.2	WLS L	BF 40	H 7	R 1	ER 1	SO 5	BB 2	IBB 2	HBP 0	BLK 0	WP 1	HR 0	S 46	P 62	ERA 0.93	WHIP 0.931							

Batter	1	2	3	4	5	6	7	8	9	AB	R	H	RBI	BB	SO	LOB	TOP			
Lou Brock, L (1,7) OBP: 0.261, SLG: 0.365	F7		K		L8			K		4	0	0	0	0	2	1	St. Louis Cardinals @ Philadelphia Phillies Connie Mack Stadium, Philadelphia, PA Sat May 18 1968, 7:05 PM EDT Att: 12,941 - Unknown			
Curt Flood, R (1,8) OBP: 0.420, SLG: 0.481	6-3			FC4-6 1B		CS 1B		F8		4	0	2	0	0	0	1				
Roger Maris, L (1,9) OBP: 0.309, SLG: 0.392	FC6-4 1B			FC4-6 1-3 1B		K		F7		4	1	1	0	0	1	2				
Orlando Cepeda, R (1,3) OBP: 0.309, SLG: 0.408	FC6-4 1-2			1-3 1B		P6		HR		4	1	1	1	0	0	2				
Tim McCarver, L (1,2) OBP: 0.294, SLG: 0.324		4-3		1B IBB				4-3		3	0	0	0	1	0	0				
Mike Shannon, R (1,5) OBP: 0.301, SLG: 0.440				G6-4-3 1B		FC5-4 1-3 2-H 1B		6-3		4	0	2	1	0	0	0				
Julian Javier, R (1,4) OBP: 0.302, SLG: 0.374				G6-4-3 1-2		FC5-4 1-2		L9		3	0	0	0	0	0	3				
Dal Maxvill, R (1,6) OBP: 0.280, SLG: 0.283				6-3		4-3		F7		2	0	0	0	0	0	0				
Dave Ricketts, S (8, PH) OBP: 0.296, SLG: 0.286										1	0	0	0	0	0	0				
Dick Schofield, S (8, 6) OBP: 0.375, SLG: 0.522										0	0	0	0	0	0	0				
Nelson Briles, R (1,1) OBP: 0.095, SLG: 0.050				5-3		K				2	0	0	0	0	1	0				
Bobby Tolan, L (8, PH) OBP: 0.165, SLG: 0.222										1	0	1	0	0	0	0				
Joe Hoerner, R (8, 1)										0	0	0	0	0	0	0				
Inning Stats	R: 0 E: 0 K: 0 S: 4	H: 1 LOB: 1 BB: 0 P: 4	R: 0 E: 0 K: 0 S: 3	H: 1 LOB: 0 BB: 0 P: 3	R: 0 E: 0 K: 1 S: 5	H: 0 LOB: 0 BB: 0 P: 5	R: 1 E: 0 K: 0 S: 5	H: 2 LOB: 2 BB: 1 P: 9	R: 0 E: 0 K: 1 S: 5	H: 0 LOB: 0 BB: 0 P: 5	R: 0 E: 0 K: 0 S: 3	H: 0 LOB: 0 BB: 0 P: 3	R: 0 E: 0 K: 1 S: 6	H: 1 LOB: 1 BB: 0 P: 6	R: 1 E: 0 K: 0 S: 4	H: 1 LOB: 0 BB: 0 P: 4	1B: 6 2B: 1 3B: 0 HR: 1	SF: 0 SAC: 0 DP: 2 HBP: 0	WP: 0 PB: 0 SB: 0 CS: 1	PA: 33
PITCHER Larry Jackson, R (1,1) ERA: 3.03	IP: 9.0 WLS: W BF: 33 H: 7 R: 2 ER: 2 SO: 4 BB: 0 IBB: 1 HBP: 0 BLK: 0 WP: 0 HR: 1 S: 40 P: 44 ERA: 2.00 WHIP: 0.778																			

Batter	1	2	3	4	5	6	7	8	9	AB	R	H	RBI	BB	SO	LOB	BOTTOM			
Tony Gonzalez, L (1,7) OBP: 0.300, SLG: 0.281	4-3 SH1-4 1B		F7			2B SF8 1B	4-3			4	1	2	0	0	0	0	St. Louis Cardinals @ Philadelphia Phillies Connie Mack Stadium, Philadelphia, PA Sat May 18 1968, 7:05 PM EDT Att: 12,941 - Unknown			
Cookie Rojas, R (1,4) OBP: 0.272, SLG: 0.318	SH1-4 1-2			F9		SF8 E 2B		K		3	1	1	1	0	1	0				
Johnny Callison, L (1,9) OBP: 0.326, SLG: 0.385	4-3 2-3			K		E IBB		K		3	0	0	0	1	2	1				
Bill White, L (1,3) OBP: 0.382, SLG: 0.422	P6			K		SF8		F9		3	0	0	1	0	1	1				
John Briggs, L (1,8) OBP: 0.345, SLG: 0.346		4-0 CS BB			F5	E3 1-2 3-H				2	0	0	1	1	0	1				
Tony Taylor, R (1,5) OBP: 0.309, SLG: 0.321				K		F9		K		3	0	0	0	0	2	3				
Roberto Pena, R (1,6) OBP: 0.444, SLG: 0.231				K		4-3 BB				2	0	0	0	1	1	3				
Mike Ryan, R (1,2) OBP: 0.159, SLG: 0.177					F9			K		3	0	0	0	0	2	1				
Larry Jackson, R (1,1) OBP: 0.167, SLG: 0.167					P4			1B 2B 1B	6-3	3	1	1	0	0	0	0				
Inning Stats	R: 0 E: 0 K: 0 S: 4	H: 1 LOB: 1 BB: 0 P: 4	R: 0 E: 0 K: 2 S: 6	H: 0 LOB: 1 BB: 1 P: 10	R: 0 E: 0 K: 0 S: 3	H: 0 LOB: 0 BB: 0 P: 3	R: 0 E: 0 K: 2 S: 7	H: 0 LOB: 0 BB: 0 P: 7	R: 0 E: 0 K: 1 S: 5	H: 0 LOB: 1 BB: 1 P: 9	R: 3 E: 1 K: 1 S: 9	H: 3 LOB: 2 BB: 1 P: 13	R: 0 E: 0 K: 1 S: 5	H: 0 LOB: 0 BB: 0 P: 5	R: 0 E: 0 K: 2 S: 7	H: 0 LOB: 0 BB: 0 P: 7		1B: 3 2B: 2 3B: 0 HR: 0	SF: 1 SAC: 1 DP: 1 HBP: 0	WP: 0 PB: 0 SB: 0 CS: 1
PITCHER Nelson Briles, R (1,1) ERA: 2.44	IP: 7.0 WLS: L BF: 28 H: 4 R: 3 ER: 3 SO: 7 BB: 2 IBB: 0 HBP: 0 BLK: 0 WP: 0 HR: 0 S: 39 P: 51 ERA: 3.86 WHIP: 0.857																			
Joe Hoerner, L (8, 1) ERA: 1.04	IP: 1.0 WLS: 3 BF: 3 H: 0 R: 0 ER: 0 SO: 2 BB: 0 IBB: 0 HBP: 0 BLK: 0 WP: 0 HR: 0 S: 7 P: 7 ERA: 0.00 WHIP: 0.000																			

Batter	1	2	3	4	5	6	7	8	9	AB	R	H	RBI	BB	SO	LOB	TOP			
Willie Davis, L (1,8) OBP: 0.227, SLG: 0.316	4-0 SH5-3 PB 6-3 BB		0-0 P5		0-0 1-3			0-0 P6		3	1	0	0	1	0	1	Los Angeles Dodgers @ St. Louis Cardinals Busch Stadium, St. Louis, MO Mon May 20 1968, 7:05 PM CDT Att: 12,764 - Unknown			
Zoilo Versalles, R (1,6) OBP: 0.232, SLG: 0.269	0-0 SH5-3		0-0 P6		0-0 6-3			0-0 F8		3	0	0	0	0	0	1				
Ken Boyer, R (1,5) OBP: 0.250, SLG: 0.192	0-0 6-3		0-0 F8			0-3 K		0-0 F9		4	0	0	1	0	1	0				
Rocky Colavito, R (1,9) OBP: 0.294, SLG: 0.316	4-0 BB		0-0 5-3		0-0 1-3			0-3 K		3	0	0	0	1	1	0				
Wes Parker, S (1,3) OBP: 0.348, SLG: 0.324	0-0 1-3		4-0 BB		0-0 6-3			0-0 1B		3	0	1	0	1	0	1				
Ted Savage, R (1,7) OBP: 0.207, SLG: 0.154		4-0 BB	0-0 F8		0-0 F8			0-0 P3		3	0	0	0	1	0	2				
Tom Haller, L (1,2) OBP: 0.333, SLG: 0.343		0-0 F7	0-0 6-3		0-0 1-3					3	0	0	0	0	0	2				
Paul Popovich, S (1,4) OBP: 0.260, SLG: 0.229		0-0 P9			0-0 P8			SH3-4 1B		3	0	1	0	0	0	1				
Don Sutton, R (1,1) OBP: 0.333, SLG: 0.300		0-0 5-3			0-0 SH3-4			6-3		2	0	0	0	0	0	1				
Jim Brewer, L (8,1)					1-2					0	0	0	0	0	0	0				
Inning Stats	R: 1 E: 0 K: 0 S: 3	H: 0 LOB: 1 BB: 2 P: 11	R: 0 E: 0 K: 0 S: 3	H: 0 LOB: 1 BB: 1 P: 7	R: 0 E: 0 K: 0 S: 3	H: 0 LOB: 0 BB: 0 P: 3	R: 0 E: 0 K: 0 S: 3	H: 0 LOB: 1 BB: 1 P: 7	R: 0 E: 0 K: 1 S: 4	H: 1 LOB: 1 BB: 0 P: 4	R: 0 E: 0 K: 1 S: 5	H: 0 LOB: 0 BB: 0 P: 5	R: 0 E: 0 K: 0 S: 3	H: 0 LOB: 0 BB: 0 P: 3	R: 0 E: 0 K: 1 S: 6	H: 1 LOB: 1 BB: 0 P: 6	1B: 2 2B: 0 3B: 0 HR: 0	SF: 0 SAC: 2 DP: 0 HBP: 0	WP: 0 PB: 1 CS: 0	PA: 33
PITCHER Larry Jaster, L (1,1) ERA: 1.25	IP: 9.0 WLS: W BF: 33 H: 2 R: 1 ER: 0 SO: 2 BB: 4 IBB: 0 HBP: 0 BLK: 0 WP: 0 HR: 0 S: 33 P: 49 ERA: 0.00 WHIP: 0.667																			

Batter	1	2	3	4	5	6	7	8	9	AB	R	H	RBI	BB	SO	LOB	BOTTOM
Lou Brock, L (1,7) OBP: 0.273, SLG: 0.382	0-0 2-3		0-0 5-3 WP 1B			0-0 1B		0-0 1B		4	1	3	0	0	0	0	Los Angeles Dodgers @ St. Louis Cardinals Busch Stadium, St. Louis, MO Mon May 20 1968, 7:05 PM CDT Att: 12,764 - Unknown
Curt Flood, R (1,8) OBP: 0.416, SLG: 0.489	0-0 F7		0-0 5-3		1-2 1B			0-3 K		4	0	1	0	0	1	2	
Bobby Tolan, L (1,9) OBP: 0.226, SLG: 0.258	0-0 2B		0-0 6-3		0-0 P5			0-0 S 1B		4	1	2	1	0	0	3	
Orlando Cepeda, R (1,3) OBP: 0.306, SLG: 0.402	0-0 1H 2B		0-0 P4-3		0-0 P5			4-0 2H 1B		3	0	1	1	1	0	2	
Tim McCarver, L (1,2) OBP: 0.283, SLG: 0.310	0-0 P4-3		0-0 P6		0-0 P4-1			0-0 P4-3		4	0	0	0	0	0	5	
Mike Shannon, R (1,5) OBP: 0.293, SLG: 0.424		0-0 P4-6-3 1B		0-0 P4				0-0 F8		3	0	1	0	0	0	0	
Julian Javier, R (1,4) OBP: 0.301, SLG: 0.364		0-0 P4-6-3 1-2		0-3 K		0-3 K				3	0	0	0	0	2	1	
Dal Maxvill, R (1,6) OBP: 0.283, SLG: 0.286		0-0 F9		0-0 F8		0-0 F7				3	0	0	0	0	0	0	
Larry Jaster, L (1,1)			0-0 5-3		0-0 P4			0-0 F9		3	0	0	0	0	0	0	
Inning Stats	R: 1 E: 0 K: 0 S: 5	H: 2 LOB: 1 BB: 0 P: 5	R: 0 E: 0 K: 0 S: 3	H: 1 LOB: 0 BB: 0 P: 3	R: 0 E: 0 K: 0 S: 3	H: 0 LOB: 0 BB: 0 P: 3	R: 0 E: 0 K: 1 S: 5	H: 0 LOB: 0 BB: 0 P: 5	R: 0 E: 0 K: 0 S: 7	H: 2 LOB: 2 BB: 1 P: 11	1B: 6 2B: 2 3B: 0 HR: 0	SF: 0 SAC: 0 DP: 1 HBP: 0	WP: 1 PB: 0 SB: 1 CS: 0	PA: 32			
PITCHER Don Sutton, R (1,1) ERA: 2.54 Jim Brewer, L (8,1) ERA: 1.1	IP: 7.2 WLS: L BF: 30 H: 8 R: 2 ER: 2 SO: 3 BB: 0 IBB: 0 HBP: 0 BLK: 0 WP: 1 HR: 0 S: 36 P: 36 ERA: 2.35 WHIP: 1.043																



Batter	1	2	3	4	5	6	7	8	9	AB	R	H	RBI	BB	SO	LOB	TOP								
Wes Parker, S OBP: 0.344, SLG: 0.319 (1, 3)										5	1	1	0	0	1	2									
Willie Davis, L OBP: 0.238, SLG: 0.325 (1, 8)										5	2	3	0	0	1	0									
Len Gabrielson, L OBP: 0.238, SLG: 0.286 (1, 7)										5	3	3	0	0	0	1									
Ron Fairly, L OBP: 0.244, SLG: 0.210 (1, 9)										4	0	0	1	0	0	4									
Tom Haller, L OBP: 0.336, SLG: 0.357 (1, 2)										4	1	1	2	1	1	2									
Bob Bailey, R OBP: 0.292, SLG: 0.321 (1, 5)										5	1	3	5	0	1	0									
Zolio Versailles, R OBP: 0.233, SLG: 0.275 (1, 6)										4	1	1	0	0	1	3									
Paul Popovich, S OBP: 0.259, SLG: 0.231 (1, 4)										4	0	1	1	0	0	2									
Bill Singer, R OBP: 0.217, SLG: 0.273 (1, 1)										4	0	1	0	0	1	1									
Inning Stats	R: 3 E: 0 K: 0 S: 7	H: 4 LOB: 2 BB: 1 P: 11	R: 0 E: 0 K: 1 S: 5	H: 0 LOB: 0 BB: 0 P: 5	R: 1 E: 0 K: 0 S: 5	H: 2 LOB: 1 BB: 0 P: 5	R: 0 E: 0 K: 0 S: 3	H: 0 LOB: 0 BB: 0 P: 3	R: 0 E: 0 K: 1 S: 6	H: 1 LOB: 1 BB: 0 P: 6	R: 1 E: 0 K: 0 S: 5	H: 3 LOB: 1 BB: 0 P: 5	R: 4 E: 1 K: 2 S: 12	H: 4 LOB: 1 BB: 0 P: 12	R: 0 E: 0 K: 1 S: 5	H: 0 LOB: 0 BB: 0 P: 5	R: 0 E: 0 K: 1 S: 5	H: 0 LOB: 0 BB: 0 P: 5	1B: 10 2B: 2 3B: 1 HR: 1	SF: 0 SAC: 1 DP: 0 HBP: 0	WP: 0 PB: 0 SB: 1 CS: 0	PA: 42			
PITCHER	IP	WLS	BF	H	R	ER	SO	BB	IBB	HBP	BLK	WP	HR	S	P	ERA	WHIP								
Ray Washburn, R ERA: 2.75 (1, 1)	4.0	L	19	6	4	4	1	0	1	0	0	0	0	20	24	9.00	1.500								
Hal Gilson, L ERA: 3.75 (5, 1)	2.1		14	8	5	5	1	0	0	0	0	0	1	16	16	19.29	3.429								
Ron Willis, R ERA: 5.11 (7, 1)	0.2		3	0	0	0	2	0	0	0	0	0	0	7	7	0.00	0.000								
Dick Hughes, R ERA: 8.18 (8, 1)	2.0		6	0	0	0	2	0	0	0	0	0	0	10	10	0.00	0.000								

Los Angeles Dodgers @ St. Louis Cardinals
 Busch Stadium, St. Louis, MO
 Tue May 21 1968, 7:05 PM CDT
 Att: 13,633 - Unknown

AB	40
R	9
H	14
RBI	9
BB	1
SO	6
LOB	15



Batter	1	2	3	4	5	6	7	8	9	AB	R	H	RBI	BB	SO	LOB	BOTTOM								
Lou Brock, L OBP: 0.265, SLG: 0.369 (1, 7)										5	0	0	0	0	3	2									
Curt Flood, R OBP: 0.407, SLG: 0.476 (1, 8)										4	0	0	0	0	1	0									
Bobby Tolan, L OBP: 0.257, SLG: 0.324 (1, 9)										3	1	1	0	0	1	0									
Orlando Cepeda, R OBP: 0.311, SLG: 0.400 (1, 3)										3	1	1	1	1	1	1									
Johnny Edwards, L OBP: 0.345, SLG: 0.393 (1, 2)										4	0	2	0	0	0	1									
Mike Shannon, R OBP: 0.292, SLG: 0.415 (1, 5)										3	0	0	0	1	2	2									
Julian Javier, R OBP: 0.300, SLG: 0.361 (1, 4)										4	0	1	1	0	0	1									
Dal Maxvill, R OBP: 0.278, SLG: 0.280 (1, 6)										2	0	0	0	0	0	4									
Dick Schofield, S OBP: 0.370, SLG: 0.500 (7, PH) (8, 6)										2	0	1	0	0	0	0									
Ray Washburn, R (1, 1)										1	0	0	0	0	1	0									
Dave Ricketts, S OBP: 0.299, SLG: 0.250 (4, PH)										1	0	0	0	0	0	3									
Hal Gilson, L (5, 1)										0	0	0	0	0	0	0									
Ron Willis, R (7, 1)										0	0	0	0	0	0	0									
Ed Spiazio, R OBP: 0.444, SLG: 0.298 (7, PH)										1	0	1	0	0	0	0									
Dick Hughes, R (8, 1)										0	0	0	0	0	0	0									
Tim McCarver, L OBP: 0.281, SLG: 0.308 (9, PH)										1	0	0	0	0	1	1									
Inning Stats	R: 0 E: 0 K: 2 S: 7	H: 0 LOB: 1 BB: 0 P: 8	R: 0 E: 0 K: 1 S: 6	H: 1 LOB: 1 BB: 0 P: 6	R: 0 E: 0 K: 1 S: 5	H: 0 LOB: 0 BB: 0 P: 5	R: 0 E: 0 K: 0 S: 5	H: 2 LOB: 2 BB: 2 P: 13	R: 0 E: 0 K: 1 S: 5	H: 0 LOB: 0 BB: 0 P: 5	R: 0 E: 0 K: 1 S: 5	H: 0 LOB: 0 BB: 0 P: 5	R: 0 E: 0 K: 1 S: 6	H: 1 LOB: 1 BB: 0 P: 6	R: 1 E: 0 K: 1 S: 7	H: 2 LOB: 1 BB: 0 P: 7	R: 0 E: 0 K: 2 S: 8	H: 1 LOB: 1 BB: 0 P: 8	1B: 6 2B: 0 3B: 1 HR: 0	SF: 0 SAC: 0 DP: 0 HBP: 1	WP: 1 PB: 0 SB: 0 CS: 0	PA: 37			
PITCHER	IP	WLS	BF	H	R	ER	SO	BB	IBB	HBP	BLK	WP	HR	S	P	ERA	WHIP								
Bill Singer, R ERA: 1.91 (1, 1)	9.0	W	37	7	2	2	10	2	0	1	0	1	0	54	63	2.00	1.000								

Los Angeles Dodgers @ St. Louis Cardinals
 Busch Stadium, St. Louis, MO
 Tue May 21 1968, 7:05 PM CDT
 Att: 13,633 - Unknown

AB	34
R	2
H	7
RBI	2
BB	2
SO	10
LOB	15



Batter	1	2	3	4	5	6	7	8	9	10	11	AB	R	H	RBI	BB	SO	LOB	TOP												
Wes Parker, S OBP: 0.331, SLG: 0.314 (1, 3)	F8		K		K		K			K		5	0	0	0	0	4	2													
Wille Davis, L OBP: 0.237, SLG: 0.326 (1, 8)	4-3		F3				F9		P5		SH1-4 1B 2B	5	1	1	0	0	0	1													
Len Gabrielson, L OBP: 0.250, SLG: 0.370 (1, 7)	4-3			K				HR	6-3		SH1-4	4	1	1	1	0	1	0													
Ron Fairly, L OBP: 0.243, SLG: 0.205 (1, 9)		F7		F2			6-3		4-3		1B IBB	4	0	0	0	1	0	0													
Tom Haller, L OBP: 0.328, SLG: 0.350 (1, 2)							K			F5	F3	4	0	1	0	1	1	2													
Bob Bailey, R OBP: 0.239, SLG: 0.306 (1, 5)			K						5-3	K	FC6-4 1B	4	0	1	1	1	2	1													
Zolo Versailles, R OBP: 0.228, SLG: 0.280 (1, 6)			P4		F9					K	FC6-4 1-2	5	1	1	0	0	1	5													
Paul Popovich, S OBP: 0.246, SLG: 0.211 (1, 4)			P8				P8		SF8		P8	3	0	0	1	0	0	0													
Claude Osteen, L OBP: 0.176, SLG: 0.294 (7, 1)							F5				K	3	0	2	0	0	0	0													
Jack Billingham, R (7, 1)												0	0	0	0	0	0	0													
Jim Brewer, L (8, 1)												0	0	0	0	0	0	0													
Jim Fairey, L OBP: 0.214, SLG: 0.256 (10, PH)												1	0	0	0	0	1	0													
John Purdin, R OBP: 0.500, SLG: 0.500 (10, 1)												0	0	0	0	0	0	0													
Inning Stats	R: 0 E: 0 K: 0 S: 3	H: 0 LOB: 0 BB: 0 P: 3	R: 0 E: 0 K: 1 S: 5	H: 0 LOB: 1 BB: 1 P: 9	R: 0 E: 0 K: 1 S: 6	H: 1 LOB: 1 BB: 0 P: 6	R: 0 E: 0 K: 1 S: 6	H: 1 LOB: 2 BB: 1 P: 10	R: 0 E: 0 K: 1 S: 5	H: 0 LOB: 0 BB: 0 P: 5	R: 1 E: 0 K: 1 S: 6	H: 1 LOB: 0 BB: 0 P: 6	R: 1 E: 0 K: 2 S: 7	H: 2 LOB: 1 BB: 0 P: 7	R: 0 E: 0 K: 2 S: 7	H: 0 LOB: 0 BB: 0 P: 7	R: 0 E: 0 K: 2 S: 7	H: 0 LOB: 0 BB: 0 P: 7	R: 1 E: 0 K: 0 S: 5	H: 2 LOB: 2 BB: 1 P: 9	1B: 2 2B: 3 3B: 1 HR: 1	SF: 1 SAC: 1 DP: 0 HBP: 0	WP: 0 PB: 0 SB: 0 CS: 0	PA: 43							
PITCHER	IP WLS BF H R ER SO BB IBB HBP BLK WP HR S P ERA WHIP	IP WLS BF H R ER SO BB IBB HBP BLK WP HR S P ERA WHIP																													
Nelson Bries, R ERA: 2.42 (1, 1)	8.0	31	5	2	1	1	4	0	1	0	0	0	0	0	19	23	3.00	0.667													
Dick Hughes, R ERA: 7.07 (9, 1)	3.0	L	12	2	1	1	4	0	1	0	0	0	0	0	0	0	0	0													

Los Angeles Dodgers @ St. Louis Cardinals
 Busch Stadium, St. Louis, MO
 Thu May 23 1968, 3:33 AM CDT
 Att: 11,065 - Unknown

AB 38
 R 3
 H 7
 RBI 3
 BB 3
 SO 10
 LOB 11



Batter	1	2	3	4	5	6	7	8	9	10	11	AB	R	H	RBI	BB	SO	LOB	BOTTOM									
Lou Brock, L OBP: 0.284, SLG: 0.392 (1, 7)	WP 2B 1B		1B 1B 1B		P4-3 2B	FC3-6 1-2		FC5-2 IBB			F8	5	1	3	0	1	0	2										
Julian Javier, R OBP: 0.302, SLG: 0.366 (1, 4)			1B 1B		P4-3 2-3		F8	FC5-2 1-2 2-3 3-H			PB 1B	6	0	3	1	0	0	4										
Curt Flood, R OBP: 0.395, SLG: 0.458 (1, 8)	1-3		1-2 2-3 1B		5-3		1B FC6-4 1B	K			F8 1-2	6	1	2	0	0	1	6										
Orlando Cepeda, R OBP: 0.329, SLG: 0.401 (1, 3)			K							P4		3	0	1	0	3	1	3										
Mike Shannon, R OBP: 0.280, SLG: 0.397 (1, 5)								FC6-4 1B			IBB	3	0	0	0	0	1	7										
Tim McCarver, L OBP: 0.277, SLG: 0.303 (7, PH)	L5		F5				FC6-4 1-2			6-3	F8	1	0	0	1	0	0	1										
Phil Gagliano, R OBP: 0.154, SLG: 0.167 (8, 5)												2	0	0	0	0	0	2										
Ed Spiazio, R OBP: 0.296, SLG: 0.167 (1, 9)	P4-3		F8				F9	K			K	5	0	0	0	0	2	6										
Johnny Edwards, L OBP: 0.324, SLG: 0.389 (1, 2)							F8				P4-3 FC5-2 2B	5	0	1	0	0	2	0										
Dal Maxvill, R OBP: 0.279, SLG: 0.281 (1, 6)		6-3		6-3				1B FC5-2 IBB 2-3 1B			K	5	0	2	0	0	1	0										
Nelson Bries, R ERA: 3.38 (1, 1)	6.1	4	2	0	0	1	0	0	0	0	6	6	0	0	0	0	0	0										
Jack Billingham, R ERA: 1.99 (7, 1)	0.2	7	0	0	0	3	0	1	0	0	12	16	0.00	0.000														
Jim Brewer, L ERA: 0.98 (8, 1)	2.0	8	1	0	0	1	0	1	0	0	9	13	0.00	0.500														
John Purdin, R ERA: 0.39 (10, 1)	2.0	W	8	1	0	0	1	0	1	0	9	13	0.00	0.500														
Inning Stats	R: 1 E: 0 K: 0 S: 5	H: 2 LOB: 2 BB: 1 P: 9	R: 0 E: 0 K: 1 S: 5	H: 0 LOB: 0 BB: 0 P: 5	R: 0 E: 0 K: 1 S: 8	H: 3 LOB: 3 BB: 0 P: 8	R: 0 E: 0 K: 1 S: 5	H: 0 LOB: 0 BB: 0 P: 5	R: 0 E: 0 K: 1 S: 6	H: 1 LOB: 2 BB: 1 P: 10	R: 0 E: 0 K: 0 S: 5	H: 2 LOB: 2 BB: 0 P: 5	R: 1 E: 0 K: 1 S: 7	H: 2 LOB: 1 BB: 0 P: 7	R: 0 E: 0 K: 2 S: 9	H: 2 LOB: 3 BB: 1 P: 13	R: 0 E: 0 K: 1 S: 5	H: 0 LOB: 0 BB: 0 P: 5	R: 0 E: 0 K: 1 S: 5	H: 0 LOB: 0 BB: 0 P: 5	R: 0 E: 0 K: 0 S: 4	H: 1 LOB: 2 BB: 1 P: 8	1B: 10 2B: 3 3B: 0 HR: 0	SF: 0 SAC: 0 DP: 0 HBP: 0	WP: 1 PB: 1 SB: 0 CS: 0	PA: 50		
PITCHER	IP WLS BF H R ER SO BB IBB HBP BLK WP HR S P ERA WHIP	IP WLS BF H R ER SO BB IBB HBP BLK WP HR S P ERA WHIP																										
Claude Osteen, L ERA: 3.38 (1, 1)	6.1	4	2	0	0	1	0	0	0	0	6	6	0	0	0	0	0	0										
Jack Billingham, R ERA: 1.99 (7, 1)	0.2	7	0	0	0	3	0	1	0	0	12	16	0.00	0.000														
Jim Brewer, L ERA: 0.98 (8, 1)	2.0	8	1	0	0	1	0	1	0	0	9	13	0.00	0.500														
John Purdin, R ERA: 0.39 (10, 1)	2.0	W	8	1	0	0	1	0	1	0	9	13	0.00	0.500														

Los Angeles Dodgers @ St. Louis Cardinals
 Busch Stadium, St. Louis, MO
 Thu May 23 1968, 3:33 AM CDT
 Att: 11,065 - Unknown

AB 46
 R 2
 H 13
 RBI 2
 BB 4
 SO 9
 LOB 33



Batter	1	2	3	4	5	6	7	8	9	AB	R	H	RBI	BB	SO	LOB	TOP					
Gary Sutherland, R (1.7) OBP: 0.357, SLG: 0.429	5-3		1B		K			L7		4	0	1	0	0	1	0	Philadelphia Phillies @ St. Louis Cardinals Busch Stadium, St. Louis, MO Fri May 24 1968, 7:05 PM CDT Att: 34,515 - Unknown					
Johnny Callison, L (1.9) OBP: 0.320, SLG: 0.373	FC4-6 1B		K		4-3			3-1		4	0	1	0	0	1	1						
Dick Allen, R (1.5) OBP: 0.359, SLG: 0.482	FC4-6 E 1-2		K					4-3 BB		3	1	0	0	1	1	2						
Don Lock, R (1.8) OBP: 0.222, SLG: 0.195	E6 1-H		F3		L4-3			P6		4	0	0	0	0	2							
Tony Taylor, R (1.4) OBP: 0.305, SLG: 0.310	BB		F9		4-3			FC5-4 1B		3	0	1	0	1	0	0						
Rick Joseph, R (1.3) OBP: 0.364, SLG: 0.278	F9		E3		F3			FC5-4 1-2		4	0	0	0	0	3							
Roberto Pena, R (1.6) OBP: 0.406, SLG: 0.240	5-3		K		K					3	0	0	0	0	2	1						
Mike Ryan, R (1.2) OBP: 0.139, SLG: 0.155	5-3		F3		K					3	0	0	0	0	1	1						
Chris Short, R (1.1) OBP: 0.091, SLG: 0.091	K		5-3		5-3			K		2	0	0	0	0	1	0						
Grant Jackson, S (7.1)										0	0	0	0	0	0	0						
John Briggs, L (8. PH) OBP: 0.359, SLG: 0.357										1	0	0	0	0	1	0						
Gary Wagner, R (8.1)										0	0	0	0	0	0	0						
Inning Stats	R: 1 E: 1 K: 0 S: 5	H: 1 LOB: 2 BB: 1 P: 9	R: 0 E: 0 K: 1 S: 5	H: 0 LOB: 0 BB: 0 P: 5	R: 0 E: 0 K: 2 S: 8	H: 1 LOB: 1 BB: 0 P: 8	R: 0 E: 1 K: 1 S: 6	H: 0 LOB: 1 BB: 0 P: 6	R: 0 E: 0 K: 1 S: 5	H: 0 LOB: 0 BB: 0 P: 5	R: 0 E: 0 K: 2 S: 2	H: 0 LOB: 0 BB: 1 P: 6	R: 0 E: 0 K: 2 S: 7	H: 0 LOB: 0 BB: 0 P: 7	R: 0 E: 0 K: 1 S: 5	H: 0 LOB: 0 BB: 0 P: 5	R: 0 E: 0 K: 0 S: 4	H: 1 LOB: 1 BB: 0 P: 4	1B: 3 2B: 1 3B: 0 HR: 0	SF: 0 SAC: 0 DP: 1 HBP: 0	WP: 0 PB: 0 SB: 0 CS: 0	PA: 33
PITCHER Steve Carlton, L (1.1) ERA: 2.25	IP: 9.0 WLS: W BF: 33 H: 3 R: 1 ER: 0 SO: 8 BB: 2 IBB: 0 HBP: 0 BLK: 0 WP: 0 HR: 0 S: 47 P: 55 ERA: 0.00 WHIP: 0.556																					

Batter	1	2	3	4	5	6	7	8	9	AB	R	H	RBI	BB	SO	LOB	BOTTOM			
Lou Brock, L (1.7) OBP: 0.278, SLG: 0.382	4-3	4-3			K			K		4	0	0	0	0	2	0	Philadelphia Phillies @ St. Louis Cardinals Busch Stadium, St. Louis, MO Fri May 24 1968, 7:05 PM CDT Att: 34,515 - Unknown			
Julian Javier, R (1.4) OBP: 0.301, SLG: 0.370	HR		4-3		6-3			K		4	1	1	0	0	1	0				
Curt Flood, R (1.8) OBP: 0.392, SLG: 0.472	2H HR		L7		6-3			4-3		4	1	1	2	0	0	0				
Orlando Cepeda, R (1.3) OBP: 0.331, SLG: 0.410			5-3		K			4-3		2	0	1	0	0	0	0				
Bobby Tolan, L (5.3) OBP: 0.220, SLG: 0.275	2B									2	0	0	0	0	1	0				
Phil Gagliano, R (1.5) OBP: 0.250, SLG: 0.214	BB		6-3					E HR 1B		2	1	1	0	1	0	0				
Ed Spiezio, R (1.9) OBP: 0.235, SLG: 0.133	F2		F2		L5			1-3		3	0	0	0	0	3					
Johnny Edwards, L (1.2) OBP: 0.325, SLG: 0.462	4-3		G3					HR		3	1	1	2	0	2					
Dal Maxvill, R (1.6) OBP: 0.280, SLG: 0.308	5-3		6-3					3H HR		3	1	1	1	0	0	0				
Steve Carlton, L (1.1) OBP: 0.167, SLG: 0.167	K		K		K			4-3		3	0	0	0	0	2	0				
Inning Stats	R: 2 E: 0 K: 0 S: 6	H: 3 LOB: 2 BB: 1 P: 10	R: 0 E: 0 K: 1 S: 5	H: 0 LOB: 0 BB: 0 P: 5	R: 0 E: 0 K: 0 S: 3	H: 0 LOB: 0 BB: 0 P: 3	R: 0 E: 0 K: 2 S: 7	H: 0 LOB: 0 BB: 0 P: 7	R: 0 E: 0 K: 1 S: 5	H: 0 LOB: 0 BB: 1 P: 5	R: 3 E: 1 K: 1 S: 8	H: 3 LOB: 0 BB: 0 P: 8	R: 0 E: 0 K: 1 S: 5	H: 0 LOB: 0 BB: 0 P: 5	R: 0 E: 0 K: 1 S: 5	H: 0 LOB: 0 BB: 0 P: 5	1B: 1 2B: 2 3B: 0 HR: 3	SF: 0 SAC: 0 DP: 0 HBP: 0	WP: 0 PB: 0 SB: 0 CS: 0	PA: 31
PITCHER Chris Short, L (1.1) ERA: 2.74	IP: 6.1 WLS: L BF: 26 H: 6 R: 5 ER: 5 SO: 4 BB: 1 IBB: 0 HBP: 0 BLK: 0 WP: 0 HR: 3 S: 33 P: 37 ERA: 7.11 WHIP: 1.105																			
Grant Jackson, L (7.1) ERA: 1.53	0.2	2	0	0	0	1	0	0	0	0	0	4	4	0.00	0.000					
Gary Wagner, R (8.1) ERA: 3.52	1.0	3	0	0	0	1	0	0	0	0	0	5	5	0.00	0.000					

Batter	1	2	3	4	5	6	7	8	9	AB	R	H	RBI	BB	SO	LOB	TOP				
Gary Sutherland, R (1,4) OBP: 0.278, SLG: 0.333	F7		L9			F8	F9			4	0	0	0	0	0	1	Philadelphia Phillies @ St. Louis Cardinals Busch Stadium, St. Louis, MO Sat May 25 1968, 7:05 PM CDT Att: 19,432 - Unknown				
Johnny Callison, L (1,9) OBP: 0.325, SLG: 0.384	4-3					SF8	1B		1-3	4	1	2	0	0	0	0					
Dick Allen, R (1,7) OBP: 0.370, SLG: 0.487	FC6-4 BB		P6			E7 SF8	1B		F8 1B	3	0	2	0	1	0	1					
Don Lock, R (1,8) OBP: 0.229, SLG: 0.209 Tony Gonzalez, L (8, PH) OBP: 0.312, SLG: 0.338	FC6-4 1-2				G5-4-3 1B	SF8			F8 1-2	2	0	1	1	0	0	1					
Tony Taylor, R (1,5) OBP: 0.304, SLG: 0.304		6-3		G5-4-3 1-2			IBB		P4	3	0	0	0	1	0	2					
Bill White, L (1,3) OBP: 0.356, SLG: 0.381		1B BB		F2			1-3		L7	3	0	0	0	1	0	2					
Roberto Pena, R (1,6) OBP: 0.389, SLG: 0.241						F7			F9	4	0	1	0	0	0	0					
Mike Ryan, R (1,2) OBP: 0.145, SLG: 0.173						F7			5-3	4	0	1	0	0	0	2					
Larry Jackson, R (1,1) OBP: 0.148, SLG: 0.148 Turk Farrell, R (9,1)						F8			F9	3	0	0	0	0	0	1					
									P4	0	0	0	0	0	0	0					
Inning Stats	R: 0 E: 0 K: 0 S: 3	H: 0 LOB: 1 BB: 1 P: 7	R: 0 E: 0 K: 0 S: 3	H: 1 LOB: 1 BB: 1 P: 7	R: 0 E: 0 K: 0 S: 4	H: 1 LOB: 1 BB: 0 P: 4	R: 0 E: 0 K: 0 S: 3	H: 1 LOB: 0 BB: 0 P: 3	R: 0 E: 0 K: 0 S: 5	H: 2 LOB: 2 BB: 1 P: 9	R: 0 E: 0 K: 0 S: 4	H: 1 LOB: 1 BB: 0 P: 4	R: 0 E: 0 K: 0 S: 4	H: 1 LOB: 0 BB: 0 P: 3	R: 0 E: 0 K: 0 S: 3	H: 0 LOB: 0 BB: 0 P: 3	1B: 5 2B: 2 3B: 0 HR: 0	SF: 1 SAC: 0 DP: 2 HBP: 0	WP: 0 PB: 0 SB: 0 CS: 0	PA: 35	
PITCHER	IP	WLS	BF	H	R	ER	SO	BB	IBB	HBP	BLK	WP	HR	S	P	ERA	WHIP				
Larry Jaster, L (1,1) ERA: 1.24	7.1	L	30	7	1	1	0	2	1	0	0	0	0	27	39	1.23	1.227				
Ron Willis, R (8,1) ERA: 4.85	0.2		2	0	0	0	0	0	0	0	0	0	0	2	2	0.00	0.000				
Joe Hoerner, L (9,1) ERA: 2.53	1.0		3	0	0	0	0	0	0	0	0	0	0	3	3	0.00	0.000				

Batter	1	2	3	4	5	6	7	8	9	AB	R	H	RBI	BB	SO	LOB	BOTTOM				
Lou Brock, L (1,7) OBP: 0.272, SLG: 0.374	F6		P5			4-3		4-3		4	0	0	0	0	0	1	Philadelphia Phillies @ St. Louis Cardinals Busch Stadium, St. Louis, MO Sat May 25 1968, 7:05 PM CDT Att: 19,432 - Unknown				
Curt Flood, R (1,8) OBP: 0.388, SLG: 0.466	4-3		5-3			L8-6 1B		F8		4	0	1	0	0	0	1					
Roger Maris, L (1,9) OBP: 0.314, SLG: 0.392	4-3					E FC3 1B			F8	4	0	2	0	0	0	0					
Orlando Cepeda, R (1,3) OBP: 0.335, SLG: 0.408						K			L8-6 1B	3	0	1	0	1	1	3					
Johnny Edwards, L (1,2) OBP: 0.318, SLG: 0.442						FC3 G4-6-3			1B	4	0	1	0	0	0	2					
Phil Gagliano, R (1,5) OBP: 0.250, SLG: 0.176						G4-6-3 1-2			P3	3	0	0	0	1	0	5					
Julian Javier, R (1,4) OBP: 0.295, SLG: 0.362 Dave Ricketts, S (9, PH) OBP: 0.200, SLG: 0.200									L5	3	0	0	0	0	0	2					
Dal Maxvill, R (1,6) OBP: 0.276, SLG: 0.303 Bobby Tolan, L (7, PH) OBP: 0.214, SLG: 0.268 Dick Schofield, S (8,6) OBP: 0.357, SLG: 0.481										1	0	0	0	0	0	2					
Larry Jaster, L (1,1) Ron Willis, R (8,1) Tim McCarver, L (8, PH) OBP: 0.275, SLG: 0.300 Joe Hoerner, R (9,1)									P6	2	0	0	0	0	0	0					
										0	0	0	0	0	0	0					
										1	0	0	0	0	0	0					
										0	0	0	0	0	0	0					
Inning Stats	R: 0 E: 0 K: 0 S: 3	H: 0 LOB: 0 BB: 0 P: 3	R: 0 E: 0 K: 0 S: 3	H: 0 LOB: 1 BB: 1 P: 7	R: 0 E: 1 K: 1 S: 6	H: 0 LOB: 1 BB: 0 P: 6	R: 0 E: 0 K: 0 S: 3	H: 0 LOB: 0 BB: 0 P: 3	R: 0 E: 0 K: 0 S: 4	H: 2 LOB: 1 BB: 0 P: 4	R: 0 E: 0 K: 0 S: 3	H: 0 LOB: 1 BB: 1 P: 7	R: 0 E: 0 K: 0 S: 3	H: 0 LOB: 2 BB: 0 P: 3	R: 0 E: 0 K: 0 S: 5	H: 2 LOB: 2 BB: 0 P: 5	1B: 5 2B: 1 3B: 0 HR: 0	SF: 0 SAC: 0 DP: 2 HBP: 0	WP: 0 PB: 0 SB: 0 CS: 0	PA: 34	
PITCHER	IP	WLS	BF	H	R	ER	SO	BB	IBB	HBP	BLK	WP	HR	S	P	ERA	WHIP				
Larry Jackson, R (1,1) ERA: 2.69	8.1		32	5	0	0	0	2	0	0	0	0	0	2	4	0.00	0.840				
Turk Farrell, R (9,1) ERA: 0.45	0.2	S	2	0	0	0	0	0	0	0	0	0	0	2	2	0.00	0.000				

Batter	1	2	3	4	5	6	7	8	9	AB R H RBI BB SO LOB	TOP																		
Tony Gonzalez, L (1, 7) OBP: 0.338, SLG: 0.356 Don Lock, R (5, 8) OBP: 0.260, SLG: 0.209	0-0 1B HR 1B		0-0 1B		4-0 BB FC6-4 BB	4-0 BB			4-0 1B BB	2 2 2 0 1 0 0 0 1 0 0 2 0 0	Philadelphia Phillies @ St. Louis Cardinals Busch Stadium, St. Louis, MO Sun May 26 1968, 3:33 AM CDT Att: 42,446 - Unknown																		
Johnny Callison, L (1, 9) OBP: 0.333, SLG: 0.392	0-0 HR 1B		0-0 F2		0-0 FC6-4 SF7 1B	0-0 F7			0-0 F8 1B 1B	5 3 3 0 0 0 3																			
Dick Allen, R (1, 5) OBP: 0.379, SLG: 0.512	0-0 HR		0-3 K		4-0 FC6-4 BB		0-0 F5		0-0 BB 1B 1B	4 2 2 4 1 1 1																			
Bill White, L (1, 3) OBP: 0.343, SLG: 0.364	0-0 P6		0-0 F9		0-0 FC6-4 SF7 1B		0-0 G3		0-0 F8 1B	5 1 0 1 0 0 5																			
John Briggs, L (1, 8) OBP: 0.343, SLG: 0.345 Gary Sutherland, R (5, 4) OBP: 0.300, SLG: 0.316	0-3 K			0-3 K	0-0 SF7				4-0 WP 1B BB	2 0 0 1 0 2 0 1 0 0 0 1 0 0																			
Tony Taylor, R (1, 4) OBP: 0.313, SLG: 0.314	0-0 1-3			0-0 S 1B	0-0 CS 1B			0-3 K	0-0 WP 1B	5 0 3 3 0 1 0																			
Clay Dainryple, L (1, 2) OBP: 0.277, SLG: 0.263		0-3 K		4-0 IBB	0-0 F8			0-3 K	0-3 K	5 0 0 0 1 3 3																			
Roberto Pena, R (1, 6) OBP: 0.375, SLG: 0.219		0-0 1-3		0-0 F8				0-3 K		3 0 0 0 1 1 2																			
Woodie Fryman, R (1, 1) OBP: 0.185, SLG: 0.154		0-3 K		0-0 G3				0-0 SH1 1B	0-0 1-3	3 0 0 0 0 1 2																			
Inning Stats	R: 3 E: 0 K: 1 S: 8	H: 3 LOB: 0 BB: 0 P: 8	R: 0 E: 0 K: 2 S: 7	H: 0 LOB: 0 BB: 0 P: 7	R: 0 E: 0 K: 1 S: 6	H: 1 LOB: 1 BB: 0 P: 6	R: 0 E: 0 K: 1 S: 6	H: 1 LOB: 2 BB: 1 P: 10	R: 3 E: 0 K: 0 S: 4	H: 2 LOB: 0 BB: 2 P: 12		R: 0 E: 0 K: 0 S: 3	H: 0 LOB: 2 BB: 2 P: 11	R: 0 E: 0 K: 0 S: 3	H: 0 LOB: 0 BB: 0 P: 3	R: 0 E: 0 K: 3 S: 9	H: 0 LOB: 0 BB: 0 P: 9	R: 3 E: 0 K: 1 S: 8	H: 3 LOB: 2 BB: 2 P: 16	1B: 9 2B: 0 3B: 0 HR: 1	SF: 1 SAC: 1 DP: 0 HBP: 0	WP: 1 PB: 0 SB: 1 CS: 1	PA: 44						
PITCHER	IP WLS BF H R ER SO BB IBB HBP BLK WP HR S P ERA WHIP											PITCHER	IP WLS BF H R ER SO BB IBB HBP BLK WP HR S P ERA WHIP																
Ray Washburn, R (1, 1) ERA: 3.04	4.0	18	5	3	3	5	0	1	0	0	0	0	0	1	27	31	6.75	1.250											
Hal Gilson, L (5, 1) ERA: 5.25	0.0	L	2	1	2	2	0	1	0	0	0	0	0	0	1	5	∞	∞											
Mike Torrez, R (5, 1) ERA: 2.84	1.2	9	1	1	1	0	3	0	0	0	0	0	0	0	5	17	5.40	2.400											
Joe Hoerner, L (6, 1) ERA: 2.45	0.1	1	0	0	0	0	0	0	0	0	0	0	0	1	1	1	0.00	0.000											
Dick Hughes, R (7, 1) ERA: 7.41	3.0	14	3	3	3	4	2	0	0	0	1	0	20	28	9.00	1.667													
Batter	1	2	3	4	5	6	7	8	9	AB R H RBI BB SO LOB	BOTTOM																		
Tim McCarver, L (1, 2) OBP: 0.272, SLG: 0.296	0-0 1B 1B		0-0 6-3	0-0 FC4-6		0-0 F9			0-0 4-3	5 0 1 1 0 0 2	Philadelphia Phillies @ St. Louis Cardinals Busch Stadium, St. Louis, MO Sun May 26 1968, 3:33 AM CDT Att: 42,446 - Unknown																		
Julian Javier, R (1, 4) OBP: 0.298, SLG: 0.364	0-0 F8		0-0 1B	0-0 F9			0-0 5-3		0-0 FC6-4 1B	5 0 2 0 0 0 2																			
Curt Flood, R (1, 8) OBP: 0.395, SLG: 0.467	0-0 1B		0-0 1B		4-0 WP BB		0-0 F9		0-0 FC6-4	4 0 2 0 1 0 1																			
Orlando Cepeda, R (1, 3) OBP: 0.327, SLG: 0.397	0-0 P3		0-3 K		0-0 F2		0-3 K			4 0 0 0 0 2 5																			
Mike Shannon, R (1, 5) OBP: 0.279, SLG: 0.393	0-3 K			0-0 1B E 1B	0-3 K			0-0 5-3		4 1 1 0 0 2 3																			
Dick Simpson, R (1, 9) OBP: 0.340, SLG: 0.395		0-3 K		0-0 1B E 1B	0-0 P4			0-0 5-3		4 1 1 0 0 1 1																			
Ed Spiezio, R (1, 7) OBP: 0.238, SLG: 0.158	0-0 F8		0-3 K			0-0 6-3				4 0 1 0 0 1 2																			
Dal Maxvill, R (1, 6) OBP: 0.282, SLG: 0.309	0-0 5-3			0-0 E FC4-6 1B		0-0 PB 1B		0-0 5-3		4 1 2 0 0 0 1																			
Ray Washburn, R (1, 1) Phil Gaetano, R (4, PH) Hal Gilson, L (5, 1) Mike Torrez, R (5, 1) Joe Hoerner, L (6, 1) Johnny Edwards, L (6, PH) Dick Hughes, R (7, 1) Dick Schofield, S (9, PH)	0-0 F3		0-0 E5		0-0 F7			0-0 L4		1 0 0 0 0 0 0 1 0 1 0 0 0 0 0 1 0 0 0 0 0 0 0 1 0 0 0 0 0 0																			
Inning Stats	R: 0 E: 0 K: 1 S: 7	H: 2 LOB: 0 BB: 0 P: 7	R: 0 E: 0 K: 1 S: 5	H: 0 LOB: 0 BB: 0 P: 5	R: 0 E: 1 K: 1 S: 9	H: 2 LOB: 1 BB: 0 P: 7	R: 3 E: 1 K: 1 S: 9	H: 3 LOB: 1 BB: 0 P: 9	R: 0 E: 0 K: 0 S: 4	H: 1 LOB: 1 BB: 0 P: 4		R: 0 E: 0 K: 1 S: 5	H: 0 LOB: 0 BB: 0 P: 5	R: 0 E: 0 K: 0 S: 4	H: 1 LOB: 1 BB: 0 P: 4	R: 0 E: 0 K: 0 S: 4	H: 1 LOB: 1 BB: 0 P: 4	R: 0 E: 0 K: 0 S: 4	H: 1 LOB: 1 BB: 0 P: 4	1B: 10 2B: 0 3B: 0 HR: 0	SF: 0 SAC: 0 DP: 0 HBP: 0	WP: 1 PB: 1 SB: 0 CS: 0	PA: 39						
PITCHER	IP WLS BF H R ER SO BB IBB HBP BLK WP HR S P ERA WHIP											PITCHER	IP WLS BF H R ER SO BB IBB HBP BLK WP HR S P ERA WHIP																
Woodie Fryman, L (1, 1) ERA: 1.96	9.0	W	39	10	3	0	6	1	0	0	0	1	0	50	54	0.00	1.222												

Batter	1	2	3	4	5	6	7	8	9	AB	R	H	RBI	BB	SO	LOB	TOP			
Ron Hunt, R OBP: 0.326, SLG: 0.263 (1,4)	0-0 3-1			0-0 P3		0-0 F7		0-0 P4		4	0	0	0	0	0	0	San Francisco Giants @ St. Louis Cardinals Busch Stadium, St. Louis, MO Tue May 28 1968, 7:05 PM CDT Att: 19,392 - Unknown			
Ty Cline, L OBP: 0.254, SLG: 0.258 (1,3)	0-0 L8			0-0 L4-3				HR		3	1	1	0	0	0					
Willie Mays, R OBP: 0.337, SLG: 0.497 (1,8)	0-0 5-3			0-3 K				HR		3	1	1	2	0	1					
Jim Ray Hart, R OBP: 0.355, SLG: 0.521 (1,7)		0-0 F8			0-0 6-3			CS		3	0	1	0	0	0					
Jim Davenport, R OBP: 0.282, SLG: 0.248 (1,5)		0-0 5-3			0-0 F8			FC3-6		2	0	0	0	1	0					
Dave Marshall, L OBP: 0.283, SLG: 0.283 (1,9)		0-0 6-3			0-0 4-3			BB		3	0	0	0	0	0	1				
Ollie Brown, R OBP: 0.250, SLG: 0.222 (7,9)								FC3-6		0	0	0	0	0	0					
Dick Dietz, R OBP: 0.295, SLG: 0.386 (1,2)			0-3 K			0-0 HR		F9		3	1	1	1	0	1					
Hal Lanier, R OBP: 0.221, SLG: 0.262 (1,6)			0-0 P4			0-0 L4		4-3		3	0	0	0	0	0					
Gaylord Perry, R OBP: 0.143, SLG: 0.143 (1,1)			0-3 K			0-3 K		K		3	0	0	0	0	3	0				
Inning Stats	R: 0 E: 0 K: 0 S: 3	H: 0 LOB: 0 BB: 0 P: 3	R: 0 E: 0 K: 0 S: 3	H: 0 LOB: 0 BB: 0 P: 3	R: 0 E: 0 K: 2 S: 7	H: 0 LOB: 0 BB: 0 P: 7	R: 0 E: 0 K: 1 S: 5	H: 0 LOB: 0 BB: 0 P: 5	R: 0 E: 0 K: 0 S: 3	H: 0 LOB: 0 BB: 0 P: 3	R: 1 E: 0 K: 1 S: 6	H: 1 LOB: 0 BB: 0 P: 6	R: 2 E: 0 K: 0 S: 5	H: 3 LOB: 1 BB: 1 P: 9	R: 0 E: 0 K: 1 S: 5	H: 0 LOB: 0 BB: 0 P: 5	1B: 2 2B: 0 3B: 0 HR: 2	SF: 0 SAC: 0 DP: 0 HBP: 0	WP: 0 PB: 0 SB: 0 CS: 1	PA: 28
PITCHER Bob Gibson, R ERA: 1.52 (1,1)	IP: 8.0 WLS: L BF: 28	H: 4 R: 3 ER: 3 SO: 5	BB: 1 IBB: 0 HBP: 0 BLK: 0	WP: 0 HR: 2 S: 37 P: 41	ERA: 3.38 WHIP: 0.625															

Batter	1	2	3	4	5	6	7	8	9	AB	R	H	RBI	BB	SO	LOB	BOTTOM			
Lou Brock, L OBP: 0.271, SLG: 0.376 (1,7)	0-0 FC		0-0 L1-3			0-3 K		0-0 L3		4	1	1	0	0	1	0	San Francisco Giants @ St. Louis Cardinals Busch Stadium, St. Louis, MO Tue May 28 1968, 7:05 PM CDT Att: 19,392 - Unknown			
Curt Flood, R OBP: 0.386, SLG: 0.456 (1,8)	0-0 F9		0-0 L4-3			0-0 P4		K		4	0	0	0	0	1	1				
Roger Maris, L OBP: 0.315, SLG: 0.383 (1,9)	0-0 FC		0-0 L3-1			4-0 BB				2	0	0	1	1	0	0				
Orlando Cepeda, R OBP: 0.322, SLG: 0.390 (1,3)	0-0 FC6-4			0-0 L5-3		0-0 L5-3				3	0	0	0	0	0	2				
Tim McCarver, L OBP: 0.273, SLG: 0.313 (1,2)	0-0 F9			0-0 F7				3B		3	0	1	0	0	0	1				
Mike Shannon, R OBP: 0.274, SLG: 0.385 (1,5)		0-3 K		0-0 L5-3		0-0 L1-3				3	0	0	0	0	1	1				
Julian Javier, R OBP: 0.294, SLG: 0.359 (1,4)		0-0 F3			0-0 L5-3			4-0 BB		2	0	0	0	0	0	0				
Johnny Edwards, L OBP: 0.326, SLG: 0.432 (7, PH)								4-6-3		0	0	0	0	1	0	0				
Phil Gagliano, R OBP: 0.238, SLG: 0.167 (8,4)								BB		0	0	0	0	0	0	0				
Dal Maxvill, R OBP: 0.286, SLG: 0.306 (1,6)		4-0 BB			0-0 L6-3			L4-6-3		1	0	0	0	1	0	0				
Bob Gibson, R OBP: 0.148, SLG: 0.115 (1,1)		0-0 F3			0-3 K			L5-3		2	0	0	0	0	1	1				
Inning Stats	R: 1 E: 0 K: 0 S: 5	H: 1 LOB: 1 BB: 0 P: 5	R: 0 E: 0 K: 1 S: 5	H: 0 LOB: 1 BB: 1 P: 9	R: 0 E: 0 K: 0 S: 3	H: 0 LOB: 0 BB: 0 P: 3	R: 0 E: 0 K: 0 S: 3	H: 0 LOB: 0 BB: 0 P: 3	R: 0 E: 0 K: 1 S: 5	H: 0 LOB: 0 BB: 0 P: 5	R: 0 E: 0 K: 1 S: 5	H: 0 LOB: 1 BB: 1 P: 9	R: 0 E: 0 K: 0 S: 3	H: 1 LOB: 1 BB: 1 P: 7	R: 0 E: 0 K: 1 S: 5	H: 0 LOB: 0 BB: 0 P: 5	1B: 0 2B: 1 3B: 1 HR: 0	SF: 0 SAC: 0 DP: 1 HBP: 0	WP: 0 PB: 0 SB: 0 CS: 0	PA: 29
PITCHER Gaylord Perry, R ERA: 2.86 (1,1)	IP: 8.0 WLS: W BF: 29	H: 2 R: 1 ER: 1 SO: 4	BB: 3 IBB: 0 HBP: 0 BLK: 0	WP: 0 HR: 0 S: 34 P: 46	ERA: 1.12 WHIP: 0.625															

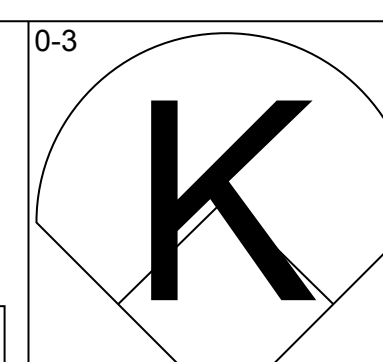
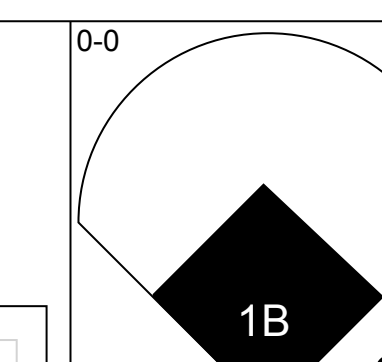
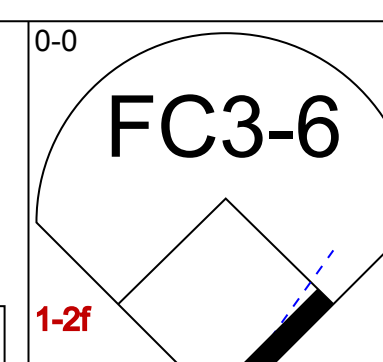
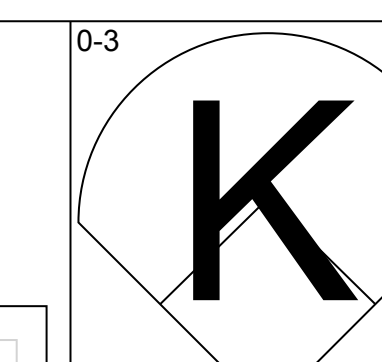
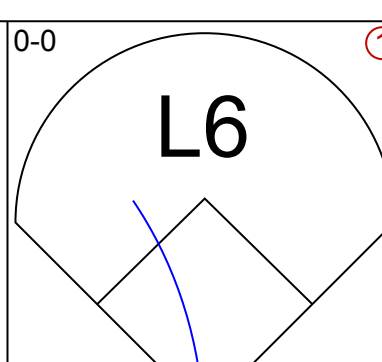
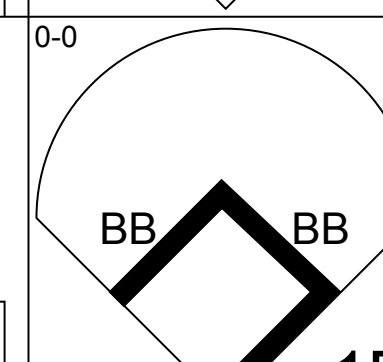
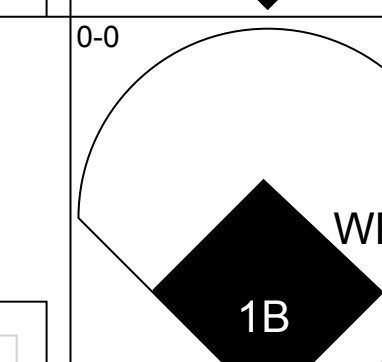
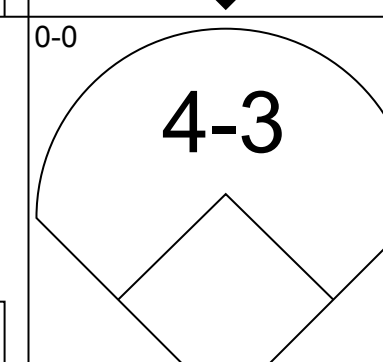
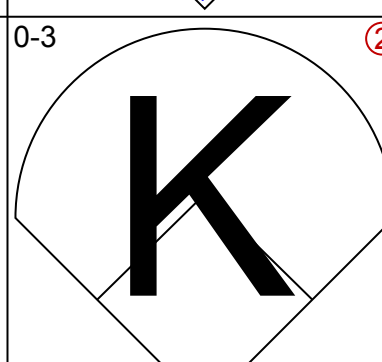
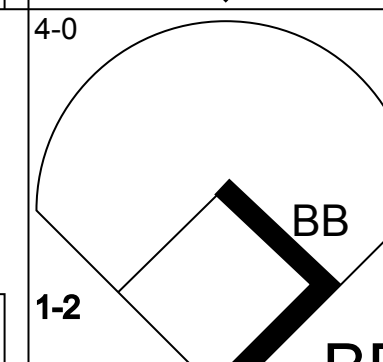
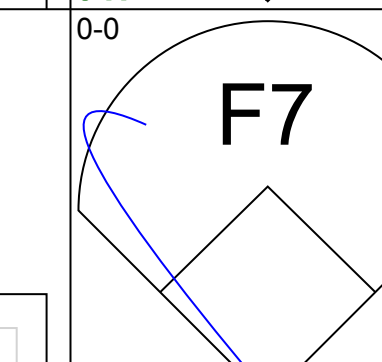

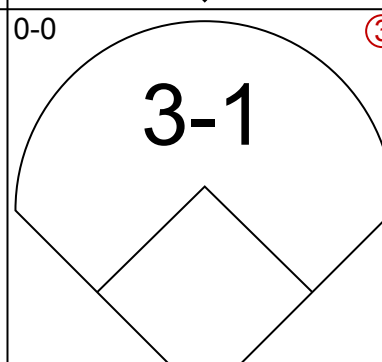
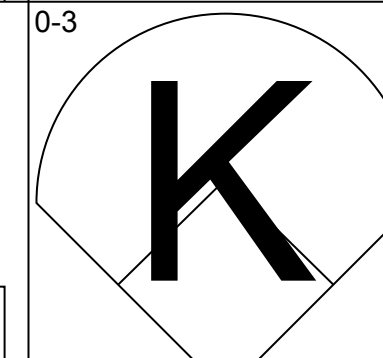
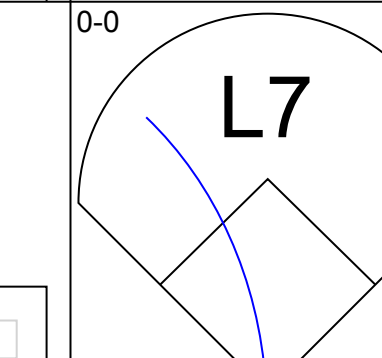


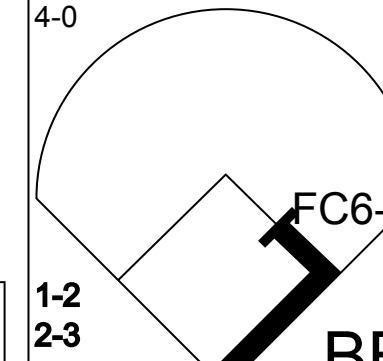
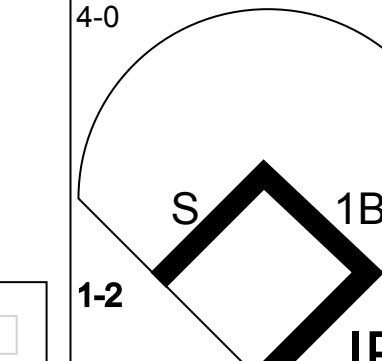


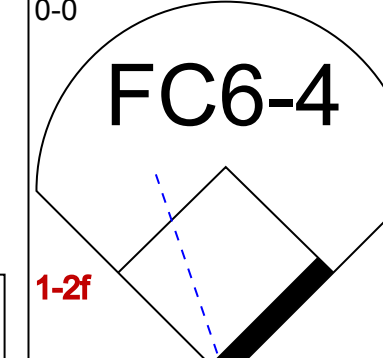
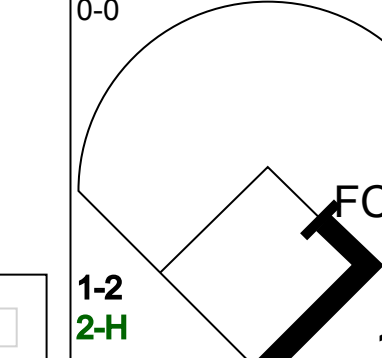


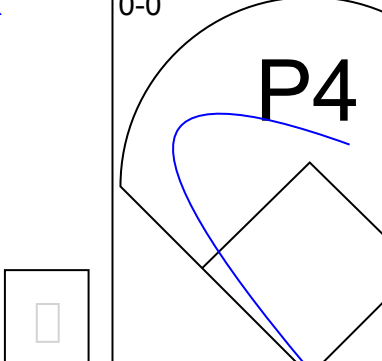
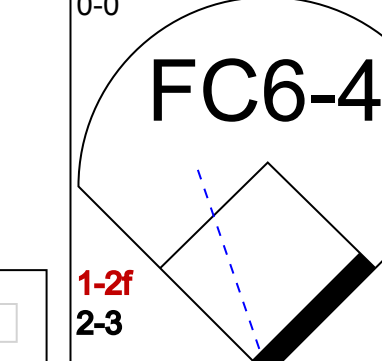


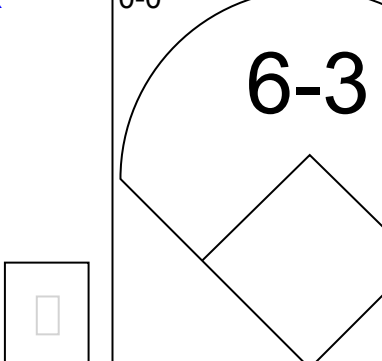
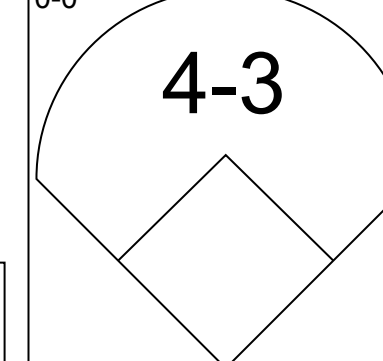
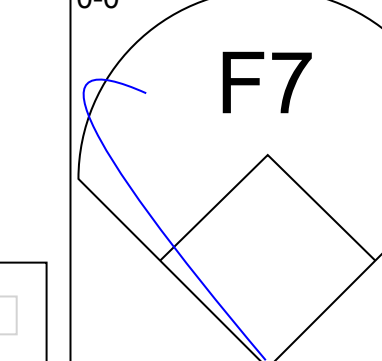

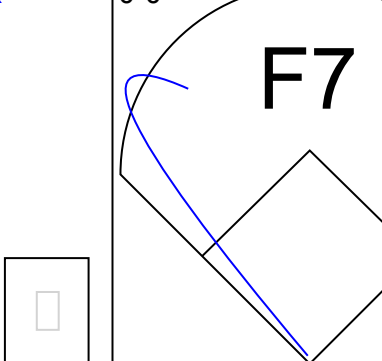
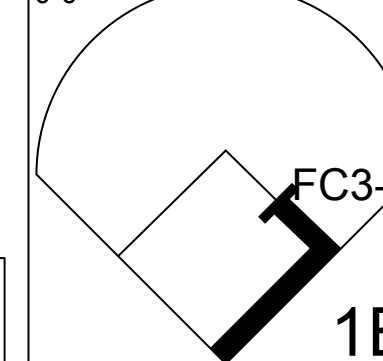
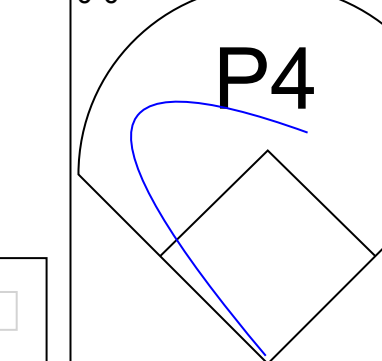

Batter	1	2	3	4	5	6	7	8	9	AB	R	H	RBI	BB	SO	LOB	TOP					
Ron Hunt, R OBP: 0.335, SLG: 0.281 (1,4)										4	1	3	0	0	0	1	San Francisco Giants @ St. Louis Cardinals Busch Stadium, St. Louis, MO Wed May 29 1968, 7:05 PM CDT Att: 25,412 - Unknown					
Ty Cline, L OBP: 0.257, SLG: 0.262 (1,3)										3	0	1	0	0	0	2						
Willie Mays, R OBP: 0.341, SLG: 0.513 (1,8)										3	1	1	2	1	1	2						
Jim Ray Hart, R OBP: 0.345, SLG: 0.504 (1,7)										4	0	0	0	0	1	4						
Jim Davenport, R OBP: 0.281, SLG: 0.248 (1,5)										4	0	1	0	0	1	2						
Dave Marshall, L OBP: 0.267, SLG: 0.286 (1,9)										3	0	1	0	0	0	0						
Ollie Brown, R OBP: 0.245, SLG: 0.217 (8,9)										1	0	0	0	0	0	1						
Dick Dietz, R OBP: 0.292, SLG: 0.367 (1,2)										3	0	0	0	1	0	1						
Hal Lanier, R OBP: 0.222, SLG: 0.262 (1,6)										4	0	1	0	0	0	2						
Juan Marichal, R OBP: 0.150, SLG: 0.175 (1,1)										4	0	1	0	0	2	3						
Inning Stats	R: 0 E: 0 K: 2 S: 9	H: 2 LOB: 2 BB: 0 P: 9	R: 0 E: 0 K: 0 S: 3	H: 0 LOB: 0 BB: 0 P: 3	R: 2 E: 0 K: 1 S: 7	H: 2 LOB: 0 BB: 0 P: 7	R: 0 E: 0 K: 0 S: 3	H: 1 LOB: 0 BB: 0 P: 3	R: 0 E: 0 K: 0 S: 4	H: 1 LOB: 1 BB: 0 P: 4	R: 0 E: 0 K: 1 S: 5	H: 0 LOB: 0 BB: 0 P: 5	R: 0 E: 0 K: 0 S: 4	H: 1 LOB: 1 BB: 0 P: 4	R: 0 E: 0 K: 0 S: 3	H: 1 LOB: 1 BB: 1 P: 7	R: 0 E: 0 K: 1 S: 6	H: 1 LOB: 2 BB: 1 P: 10	1B: 7 2B: 1 3B: 0 HR: 1	SF: 0 SAC: 1 DP: 2 HBP: 0	WP: 0 PB: 0 SB: 0 CS: 0	PA: 36
PITCHER Nelson Briles, R ERA: 2.37 (1,1)	IP: 9.0 WLS: L BF: 36	H: 9 R: 2 ER: 2 SO: 5	BB: 0 IBB: 2 HBP: 0 BLK: 0	WP: 0 HR: 1 S: 44 P: 52	ERA: 2.00 WHIP: 1.000	PITCHER IP: 9.0 WLS: L BF: 36 H: 9 R: 2 ER: 2 SO: 5 BB: 0 IBB: 2 HBP: 0 BLK: 0 WP: 0 HR: 1 S: 44 P: 52 ERA: 2.00 WHIP: 1.000																

Batter	1	2	3	4	5	6	7	8	9	AB	R	H	RBI	BB	SO	LOB	BOTTOM					
Lou Brock, L OBP: 0.276, SLG: 0.385 (1,7)										4	1	2	0	0	1	0	San Francisco Giants @ St. Louis Cardinals Busch Stadium, St. Louis, MO Wed May 29 1968, 7:05 PM CDT Att: 25,412 - Unknown					
Curt Flood, R OBP: 0.388, SLG: 0.457 (1,8)										4	0	2	0	0	0	1						
Roger Maris, L OBP: 0.312, SLG: 0.369 (1,9)										3	0	0	0	1	2	2						
Orlando Cepeda, R OBP: 0.326, SLG: 0.392 (1,3)										4	0	2	0	0	1	2						
Tim McCarver, L OBP: 0.266, SLG: 0.303 (1,2)										4	0	0	0	0	0	3						
Mike Shannon, R OBP: 0.288, SLG: 0.377 (1,5)										3	0	0	0	0	2	2						
Johnny Edwards, L OBP: 0.319, SLG: 0.422 (8, PH)										1	0	0	0	0	0	0						
Julian Javier, R OBP: 0.289, SLG: 0.352 (1,4)										3	0	0	0	0	1	0						
Dal Maxvill, R OBP: 0.279, SLG: 0.299 (1,6)										3	0	0	0	0	1	0						
Nelson Briles, R OBP: 0.111, SLG: 0.077 (1,1)										3	0	0	0	0	1	0						
Inning Stats	R: 1 E: 0 K: 0 S: 5	H: 3 LOB: 1 BB: 0 P: 5	R: 0 E: 0 K: 0 S: 3	H: 0 LOB: 0 BB: 0 P: 3	R: 0 E: 0 K: 2 S: 8	H: 1 LOB: 2 BB: 1 P: 12	R: 0 E: 0 K: 1 S: 5	H: 0 LOB: 0 BB: 0 P: 5	R: 0 E: 0 K: 1 S: 5	H: 0 LOB: 0 BB: 0 P: 5	R: 0 E: 0 K: 2 S: 9	H: 2 LOB: 2 BB: 0 P: 9	R: 0 E: 0 K: 1 S: 5	H: 0 LOB: 0 BB: 0 P: 5	R: 0 E: 0 K: 2 S: 7	H: 0 LOB: 0 BB: 0 P: 7	R: 0 E: 0 K: 0 S: 3	H: 0 LOB: 0 BB: 0 P: 3	1B: 5 2B: 1 3B: 0 HR: 0	SF: 0 SAC: 0 DP: 1 HBP: 0	WP: 0 PB: 0 SB: 1 CS: 0	PA: 33
PITCHER Juan Marichal, R ERA: 3.1 (1,1)	IP: 9.0 WLS: W BF: 33	H: 6 R: 1 ER: 1 SO: 9	BB: 1 IBB: 0 HBP: 0 BLK: 0	WP: 0 HR: 0 S: 50 P: 54	ERA: 1.00 WHIP: 0.778	PITCHER IP: 9.0 WLS: W BF: 33 H: 6 R: 1 ER: 1 SO: 9 BB: 1 IBB: 0 HBP: 0 BLK: 0 WP: 0 HR: 0 S: 50 P: 54 ERA: 1.00 WHIP: 0.778																

Batter	1	2	3	4	5	6	7	8	9	AB	R	H	RBI	BB	SO	LOB	TOP			
Ron Hunt, R OBP: 0.333, SLG: 0.287 (1, 4)	1-3		2B		F7		F7			4	0	1	0	0	0	4	San Francisco Giants @ St. Louis Cardinals Busch Stadium, St. Louis, MO Thu May 30 1968, 7:05 PM CDT Att: 23,246 - Unknown			
Jim Davenport, R OBP: 0.273, SLG: 0.240 (1, 5)	1-3		L6		F9			6-3		4	0	0	0	0	0	3				
Willie Mays, R OBP: 0.339, SLG: 0.506 (1, 8)			K			P4		K		4	0	1	0	0	2	1				
Jim Ray Hart, R OBP: 0.342, SLG: 0.496 (1, 7)	4-3			G6-4-3 1B		F8		F8		4	0	1	0	0	0	1				
Ollie Brown, R OBP: 0.226, SLG: 0.200 (1, 9)		6-3		G6-4-3 1B				K		4	0	0	0	0	2	1				
Jack Hiatt, R OBP: 0.356, SLG: 0.352 (1, 3)		5-3							FC5-4 1B	4	0	1	0	0	0	0				
Dick Dietz, R OBP: 0.319, SLG: 0.397 (1, 2)					1B BB				FC5-4 FC6-4 1B	3	0	2	0	1	0	1				
Hal Lanier, R OBP: 0.223, SLG: 0.261 (1, 6)		6-3				F4			FC6-4	4	0	1	0	0	0	3				
Ray Sadecki, L OBP: 0.194, SLG: 0.179 Bobby Bolin, R OBP: 0.200, SLG: 0.229 Ron Herbel, R OBP: 0.350, SLG: 0.277 Jesus Alou, R OBP: 0.350, SLG: 0.277 Lindy McDaniel, R OBP: 0.350, SLG: 0.277 (1, 1) (1, 1) (5, PH) (5, 1) (7, PH) (7, 1)			K			F3				0	0	0	0	0	0	0				
Inning Stats	R: 0 E: 0 K: 0 S: 4	H: 1 LOB: 1 BB: 0 P: 4	R: 0 E: 0 K: 0 S: 4	H: 1 LOB: 1 BB: 0 P: 4	R: 0 E: 0 K: 2 S: 8	H: 1 LOB: 0 BB: 0 P: 8	R: 0 E: 0 K: 0 S: 3	H: 1 LOB: 2 BB: 1 P: 8	R: 0 E: 0 K: 1 S: 5	H: 0 LOB: 0 BB: 0 P: 5	R: 0 E: 0 K: 0 S: 5	H: 2 LOB: 0 BB: 0 P: 5	R: 0 E: 0 K: 1 S: 5	H: 0 LOB: 0 BB: 0 P: 5	R: 0 E: 0 K: 1 S: 6	H: 1 LOB: 1 BB: 0 P: 6		1B: 6 2B: 2 3B: 0 HR: 0	SF: 0 SAC: 0 DP: 1 HBP: 0	WP: 0 PB: 0 SB: 0 CS: 0
PITCHER Steve Carlton, L ERA: 2.0 (1, 1)	IP: 9.0 WLS: W BF: 35 H: 8 R: 0 ER: 0 SO: 5 BB: 1 IBB: 0 HBP: 0 BLK: 0 WP: 0 HR: 0 S: 44 P: 48 ERA: 0.00 WHIP: 1.000																			

Batter	1	2	3	4	5	6	7	8	9	AB	R	H	RBI	BB	SO	LOB	BOTTOM			
Lou Brock, L OBP: 0.276, SLG: 0.382 (1, 7)	P4	4-3			4-3					4	1	1	0	0	0	0	San Francisco Giants @ St. Louis Cardinals Busch Stadium, St. Louis, MO Thu May 30 1968, 7:05 PM CDT Att: 23,246 - Unknown			
Julian Javier, R OBP: 0.294, SLG: 0.368 (1, 4)			4-3		5-3					4	2	2	1	0	0	0				
Curt Flood, R OBP: 0.391, SLG: 0.458 (1, 8)		5-3		F7						4	0	2	1	0	0	1				
Orlando Cepeda, R OBP: 0.330, SLG: 0.391 (1, 3)					1-3					3	1	1	1	1	0	2				
Mike Shannon, R OBP: 0.274, SLG: 0.396 (1, 5)						L4				3	1	1	2	1	1	1				
Tim McCarver, L OBP: 0.272, SLG: 0.331 (1, 2)					F7					4	1	2	1	0	0	2				
Dick Simpson, R OBP: 0.346, SLG: 0.386 Bobby Tolan, L OBP: 0.200, SLG: 0.250 (1, 9) (6, PH) (7, 9)					F9					1	0	0	0	1	0	0				
Dal Maxvill, R OBP: 0.271, SLG: 0.290 (1, 6)		4-3			F8					4	0	0	0	0	0	1				
Steve Carlton, L OBP: 0.148, SLG: 0.148 (1, 1)			K		L6					3	0	0	0	0	1	0				
Inning Stats	R: 4 E: 0 K: 0 S: 6	H: 4 LOB: 0 BB: 1 P: 10	R: 0 E: 0 K: 1 S: 5	H: 0 LOB: 0 BB: 0 P: 5	R: 0 E: 0 K: 0 S: 3	H: 0 LOB: 2 BB: 2 P: 11	R: 0 E: 0 K: 0 S: 3	H: 0 LOB: 0 BB: 0 P: 3	R: 0 E: 0 K: 1 S: 6	H: 1 LOB: 1 BB: 0 P: 6	R: 2 E: 0 K: 1 S: 8	H: 3 LOB: 1 BB: 0 P: 8	R: 0 E: 0 K: 1 S: 5	H: 0 LOB: 0 BB: 0 P: 5	R: 0 E: 0 K: 1 S: 5	H: 0 LOB: 0 BB: 0 P: 5		1B: 6 2B: 0 3B: 1 HR: 2	SF: 0 SAC: 0 DP: 0 HBP: 0	WP: 0 PB: 0 SB: 2 CS: 0
PITCHER Ray Sadecki, L ERA: 2.4 Bobby Bolin, R ERA: 2.18 Ron Herbel, R ERA: 3.12 Lindy McDaniel, R ERA: 12.1 (1, 1) (1, 1) (5, 1) (7, 1)	IP: 0.2 WLS: L BF: 4 H: 4 R: 4 ER: 4 SO: 4 BB: 0 IBB: 0 HBP: 0 BLK: 0 WP: 0 HR: 2 S: 6 P: 6 ERA: 54.00 WHIP: 6.000																			

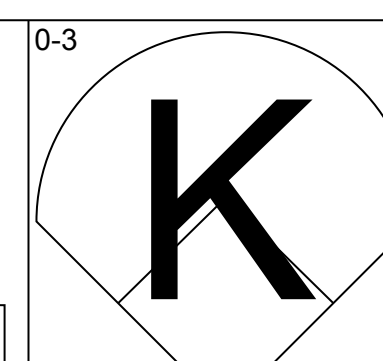
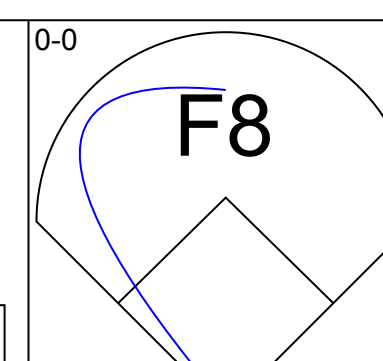

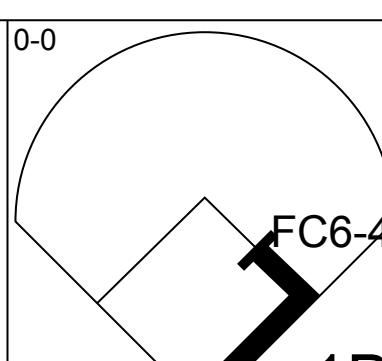
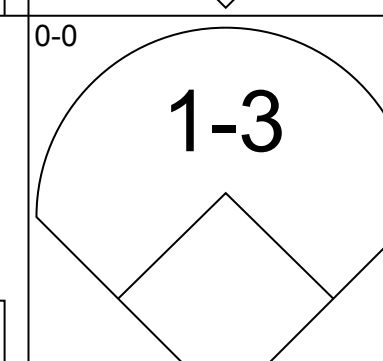
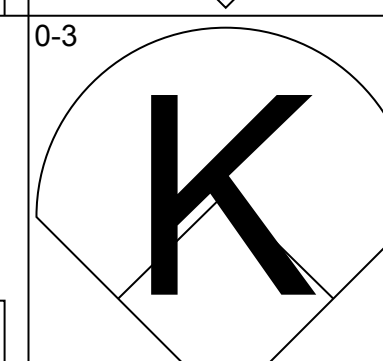

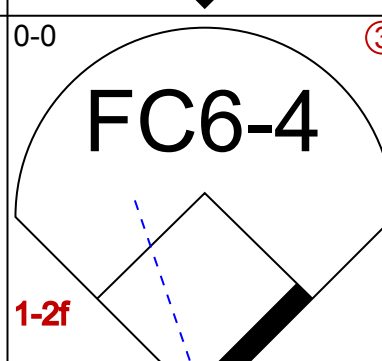
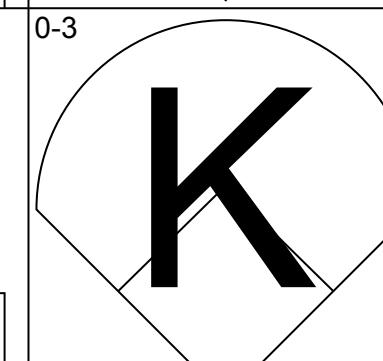
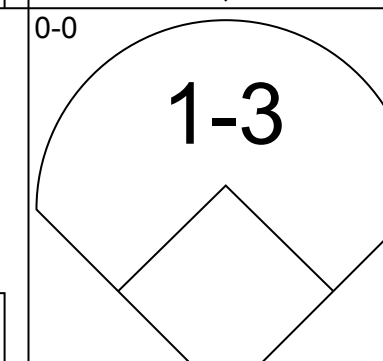


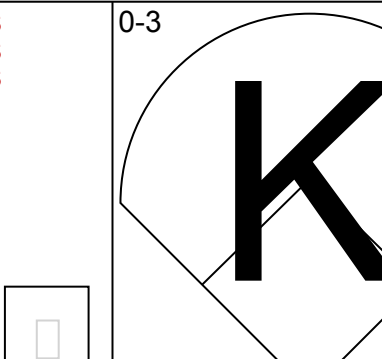



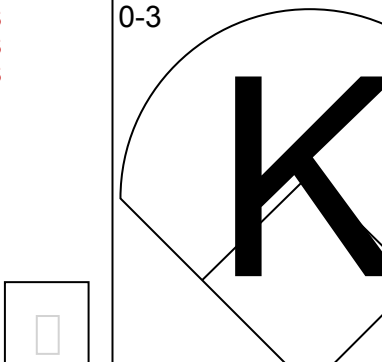



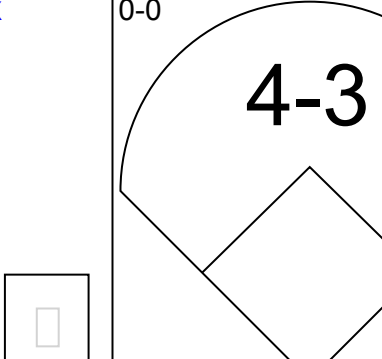



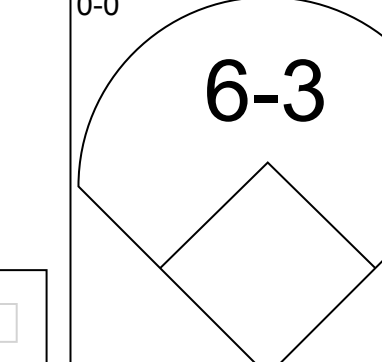
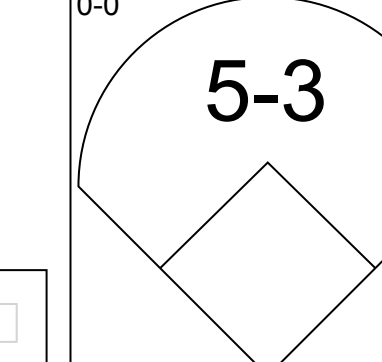


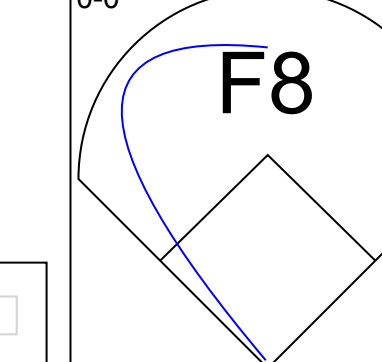
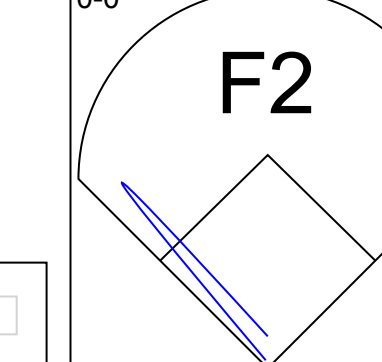
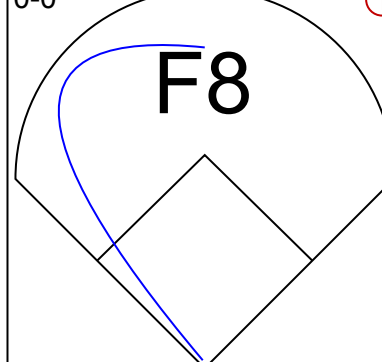
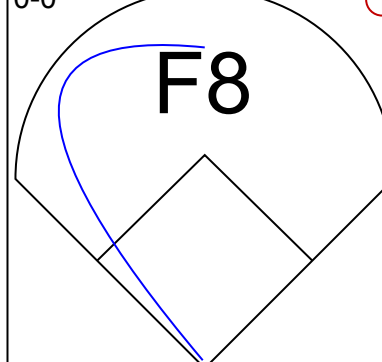
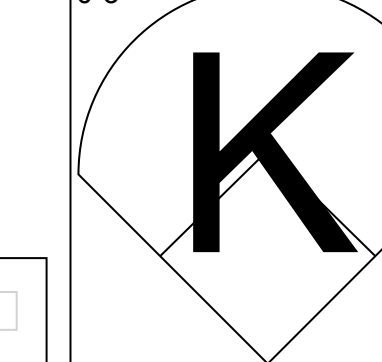
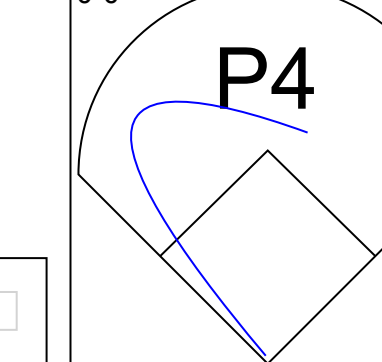
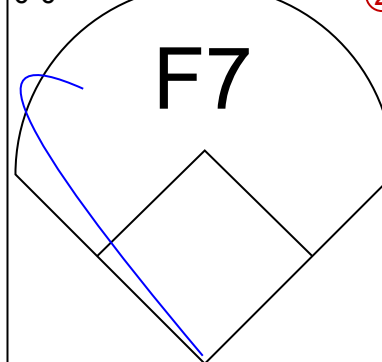
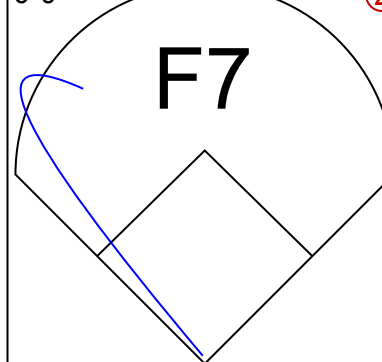


Batter	1	2	3	4	5	6	7	8	9	AB	R	H	RBI	BB	SO	LOB	TOP			
Lou Brock, L OBP: 0.274, SLG: 0.387 (1, 7)										5	1	1	0	0	2	1				
Curt Flood, R OBP: 0.396, SLG: 0.462 (1, 8)										5	1	3	1	0	1	1				
Roger Maris, L OBP: 0.316, SLG: 0.364 (1, 9)										4	0	1	0	1	1	2				
Orlando Cepeda, R OBP: 0.328, SLG: 0.388 (1, 3)										4	0	1	0	0	2	4				
Tim McCarver, L OBP: 0.285, SLG: 0.333 (1, 2)										2	0	1	0	2	0	2				
Mike Shannon, R OBP: 0.274, SLG: 0.392 (1, 5)										4	0	1	1	0	0	7				
Julian Javier, R OBP: 0.287, SLG: 0.359 (1, 4)										4	0	0	0	0	2	4				
Dal Maxvill, R OBP: 0.264, SLG: 0.281 (1, 6)										4	0	0	0	0	0	0				
Larry Jaster, L OBP: 0.182, SLG: 0.100 (1, 1)										4	0	1	0	0	0	0				
Inning Stats	R: 0 H: 1 E: 0 K: 2 S: 8	H: 1 LOB: 3 BB: 2 P: 16	R: 0 H: 0 E: 0 K: 0 S: 3	H: 0 LOB: 0 BB: 0 P: 3	R: 2 H: 3 E: 0 K: 0 S: 6	H: 3 LOB: 2 BB: 1 P: 10	R: 0 H: 1 E: 0 K: 0 S: 4	H: 1 LOB: 1 BB: 0 P: 4	R: 0 H: 2 E: 0 K: 2 S: 9	H: 2 LOB: 2 BB: 0 P: 9	R: 0 H: 0 E: 0 K: 1 S: 7	H: 0 LOB: 0 BB: 0 P: 7	R: 0 H: 0 E: 0 K: 1 S: 5	H: 0 LOB: 0 BB: 0 P: 5	R: 0 H: 0 E: 0 K: 1 S: 5	H: 0 LOB: 0 BB: 0 P: 5	1B: 8 2B: 0 3B: 1 HR: 0	SF: 0 SAC: 0 DP: 0 HBP: 0	WP: 1 PB: 0 SB: 1 CS: 0	PA: 39
PITCHER Tom Seaver, R ERA: 1.91 (1, 1)	IP: 9.0 WLS: L BF: 39	H: 9 R: 2 ER: 2 SO: 8	BB: 2 IBB: 1 HBP: 0 BLK: 0	WP: 1 HR: 0 S: 52 P: 64	ERA: 2.00 WHIP: 1.222															

St. Louis Cardinals @ New York Mets
Shea Stadium, Flushing, NY
Fri May 31 1968, 7:05 PM EDT
Att: 41,075 - Unknown

AB 36
R 2
H 9
RBI 2
BB 3
SO 8
LOB 21



Batter	1	2	3	4	5	6	7	8	9	AB	R	H	RBI	BB	SO	LOB	BOTTOM		
Don Bosch, S OBP: 0.208, SLG: 0.095 (1, 8)										4	0	1	0	0	1	0			
Cleon Jones, R OBP: 0.284, SLG: 0.364 (1, 7)										4	0	0	0	0	1	1			
Ron Swoboda, R OBP: 0.314, SLG: 0.406 (1, 9)										3	0	0	0	0	1	0			
Jerry Grote, R OBP: 0.365, SLG: 0.378 (1, 2)										3	0	0	0	0	1	0			
Ed Charles, R OBP: 0.286, SLG: 0.396 (1, 5)										3	0	0	0	0	1	0			
Greg Goossen, R OBP: 0.325, SLG: 0.309 (1, 3)										3	0	1	0	0	1	0			
Phil Linz, R OBP: 0.179, SLG: 0.111 (1, 4)										3	0	0	0	0	0	1			
Al Weis, S OBP: 0.221, SLG: 0.225 (1, 6)										3	0	0	0	0	0	0			
Tom Seaver, R OBP: 0.121, SLG: 0.094 (1, 1) Jerry Buchek, R (8, PH) OBP: 0.281, SLG: 0.226										2	0	0	0	0	1	0			
Inning Stats	R: 0 H: 0 E: 0 K: 2 S: 7	H: 0 LOB: 0 BB: 0 P: 7	R: 0 H: 0 E: 0 K: 1 S: 5	H: 0 LOB: 0 BB: 0 P: 5	R: 0 H: 0 E: 0 K: 1 S: 5	H: 0 LOB: 0 BB: 0 P: 5	R: 0 H: 0 E: 0 K: 0 S: 3	H: 0 LOB: 0 BB: 0 P: 3	R: 0 H: 0 E: 0 K: 0 S: 3	H: 0 LOB: 0 BB: 0 P: 3	R: 0 H: 1 E: 0 K: 0 S: 4	H: 1 LOB: 1 BB: 0 P: 4	R: 0 H: 1 E: 0 K: 0 S: 4	H: 1 LOB: 1 BB: 0 P: 4	1B: 2 2B: 0 3B: 0 HR: 0	SF: 0 SAC: 0 DP: 0 HBP: 0	WP: 0 PB: 0 SB: 0 CS: 0	PA: 29	
PITCHER Larry Jaster, L ERA: 0.95 (1, 1)	IP: 9.0 WLS: W BF: 29	H: 2 R: 0 ER: 0 SO: 7	BB: 0 IBB: 0 HBP: 0 BLK: 0	WP: 0 HR: 0 S: 43 P: 43	ERA: 0.00 WHIP: 0.222														

St. Louis Cardinals @ New York Mets
Shea Stadium, Flushing, NY
Fri May 31 1968, 7:05 PM EDT
Att: 41,075 - Unknown

AB 29
R 0
H 2
RBI 0
BB 0
SO 7
LOB 2



Batter	1	2	3	4	5	6	7	8	9	AB	R	H	RBI	BB	SO	LOB	TOP			
Lou Brock, L OBP: 0.276, SLG: 0.395 (1, 7)	0-0 6-3 1B 2B	0-0 1-3	0-0 SH2-3	0-0 4-3	0-0 4-3	0-0 L9	0-0 L9	0-0 L9	0-0 L9	4	1	1	0	0	0	1				
Julian Javier, R OBP: 0.288, SLG: 0.349 (1, 4)	4-0 6-3 1B BB		0-0 1-3	0-0 F7	0-0 P6	0-0 P6	0-0 E6	0-0 E6 FC5-4	0-0 E6	4	1	0	0	1	0	2				
Curt Flood, R OBP: 0.387, SLG: 0.448 (1, 8)	0-0 6-3 1-2 2-3		0-0 E6 2B 1B	0-0 4-3			0-0 E6 FC5-4	0-0 FC5-4 1-2	0-0 FC5-4	5	1	0	0	0	0	5				
Orlando Cepeda, R OBP: 0.332, SLG: 0.387 (1, 3)	4-0 1B IBB		0-0 1-3 1B 2B		0-0 F8		0-0 FC5-4 G3 1-2		0-0 1-3	4	1	1	0	1	0	1				
Mike Shannon, R OBP: 0.292, SLG: 0.418 (1, 5)	0-0 1-3 2-H 3-H 1B		4-0 1B IBB		4-0 FC3-6 BB		4-0 G3 BB		0-3 K	2	0	1	2	3	1	0				
Tim McCarver, L OBP: 0.292, SLG: 0.329 (1, 2)	0-0 4-3		0-0 FC6-4 1B		0-0 FC3-6 HR 1-2		0-0 G3 1-2 2-3		0-0 F5	5	1	1	2	0	0	5				
Dick Simpson, R OBP: 0.339, SLG: 0.438 (1, 9)	0-3 K		0-3 K		0-0 HR 1-H		0-3 K			4	1	1	2	0	3	6				
Dal Maxvill, R OBP: 0.260, SLG: 0.271 (1, 6)		0-0 4-3	0-0 FC6-4 1-2		0-0 F9			0-0 L4		4	0	0	0	0	0	2				
Bob Gibson, R OBP: 0.194, SLG: 0.138 (1, 1)	0-0 L6		0-0 SH2-3 1B		0-0 4-3			4-0 E BB		3	0	1	0	1	0	0				
Inning Stats	R: 2 E: 0 K: 1 S: 7	H: 2 LOB: 2 BB: 2 P: 15	R: 0 E: 0 K: 0 S: 3	H: 0 LOB: 0 BB: 0 P: 3	R: 2 E: 1 K: 1 S: 8	H: 2 LOB: 2 BB: 1 P: 12	R: 0 E: 0 K: 0 S: 4	H: 1 LOB: 1 BB: 0 P: 4	R: 2 E: 0 K: 0 S: 4	H: 1 LOB: 0 BB: 1 P: 8	R: 0 E: 2 K: 1 S: 6	H: 0 LOB: 2 BB: 1 P: 10	R: 0 E: 1 K: 0 S: 4	H: 0 LOB: 2 BB: 1 P: 8	R: 0 E: 0 K: 1 S: 5	H: 0 LOB: 0 BB: 0 P: 5	1B: 3 2B: 2 3B: 0 HR: 1	SF: 0 SAC: 1 DP: 0 HBP: 0	WP: 0 PB: 0 SB: 0 CS: 0	PA: 42
PITCHER	IP WLS BF H R ER SO BB IBB HBP BLK WP HR S P ERA WHIP	IP WLS BF H R ER SO BB IBB HBP BLK WP HR S P ERA WHIP																		
Al Jackson, L ERA: 3.06 (1, 1)	7.0 L 34 6 6 5 3 3 2 0 0 0 0 1 35 55 6.43 1.286																			
Bill Short, L ERA: 5.79 (8, 1)	2.0 8 0 0 0 1 1 0 0 0 0 0 0 9 13 0.00 0.500																			

St. Louis Cardinals @ New York Mets
Shea Stadium, Flushing, NY
Sun Jun 02 1968, 3:33 AM EDT
Unknown

AB 35
R 6
H 6
RBI 6
BB 6
SO 4
LOB 22



Batter	1	2	3	4	5	6	7	8	9	AB	R	H	RBI	BB	SO	LOB	BOTTOM			
Al Weis, S OBP: 0.232, SLG: 0.218 (1, 6)	4-0 F9 1B BB		0-0 3-1		0-3 K		0-0 P6		0-0 1-2 1B	4	0	1	0	1	1	0				
Ken Boswell, L OBP: 0.288, SLG: 0.338 (1, 4)	0-0 HBP 1B		0-0 1B		0-3 K		0-0 F9		0-3 K	4	0	2	0	0	1	0				
Bill Short, L (8, 1)										0	0	0	0	0	0	0				
Jerry Buchek, R OBP: 0.271, SLG: 0.218 (9, PH)										1	0	0	0	0	1	2				
Art Shamsky, L OBP: 0.314, SLG: 0.434 (1, 7)	0-0 F9 2-3		0-0 P4		0-0 F9		0-0 P6			4	0	0	0	0	0	3				
J.C. Martin, L OBP: 0.528, SLG: 0.520 (1, 2)	1-0 HBP 1B		0-0 G3		4-0 1B 1B BB		0-0 F8			2	1	0	0	1	0	1				
Kevin Collins, L OBP: 0.211, SLG: 0.118 (1, 5)	0-3 K		0-0 4-3		0-0 4-3		0-0 3-1		0-0 3-1	4	1	1	0	0	1	3				
Ed Kranepool, L OBP: 0.250, SLG: 0.223 (1, 3)	0-3 K		0-0 6-3		0-0 6-3		4-0 1B 1B BB		0-0 4-3	3	0	0	0	1	1	3				
Cleon Jones, R OBP: 0.283, SLG: 0.364 (1, 9)		0-0 5-3		0-0 4-3		0-0 4-3		0-0 F7		4	0	1	2	0	0	0				
Don Bosch, S OBP: 0.161, SLG: 0.071 (1, 8)		0-0 F7			0-0 F7		0-3 K		0-3 K	2	0	0	0	0	0	0				
Jerry Grote, R OBP: 0.358, SLG: 0.370 (6, PH)										1	0	0	0	0	1	2				
Ron Swoboda, R OBP: 0.311, SLG: 0.401 (7, 9)										1	0	0	0	0	1	0				
Al Jackson, L OBP: 0.333, SLG: 0.333 (1, 1)		0-0 3-1			0-3 K		0-0 HR		0-0 1B	2	0	0	0	0	1	0				
Ed Charles, R OBP: 0.304, SLG: 0.471 (7, PH)										2	1	2	1	0	0	0				
Inning Stats	R: 0 E: 0 K: 2 S: 8	H: 1 LOB: 3 BB: 1 P: 13	R: 0 E: 0 K: 0 S: 3	H: 0 LOB: 0 BB: 0 P: 3	R: 0 E: 0 K: 0 S: 4	H: 1 LOB: 1 BB: 0 P: 4	R: 0 E: 0 K: 0 S: 3	H: 0 LOB: 0 BB: 0 P: 3	R: 0 E: 0 K: 2 S: 7	H: 0 LOB: 0 BB: 0 P: 7	R: 2 E: 0 K: 2 S: 9	H: 2 LOB: 2 BB: 2 P: 17	R: 1 E: 0 K: 0 S: 4	H: 1 LOB: 0 BB: 0 P: 4	R: 0 E: 0 K: 0 S: 3	H: 0 LOB: 0 BB: 0 P: 3	1B: 6 2B: 0 3B: 0 HR: 1	SF: 0 SAC: 0 DP: 0 HBP: 1	WP: 0 PB: 0 SB: 0 CS: 0	PA: 38
PITCHER	IP WLS BF H R ER SO BB IBB HBP BLK WP HR S P ERA WHIP	IP WLS BF H R ER SO BB IBB HBP BLK WP HR S P ERA WHIP																		
Bob Gibson, R ERA: 1.66 (1, 1)	9.0 W 38 7 3 3 8 3 0 1 0 0 1 50 63 3.00 1.111																			

St. Louis Cardinals @ New York Mets
Shea Stadium, Flushing, NY
Sun Jun 02 1968, 3:33 AM EDT
Unknown

AB 34
R 3
H 7
RBI 3
BB 3
SO 8
LOB 14



Batter	1	2	3	4	5	6	7	8	9	AB	R	H	RBI	BB	SO	LOB	TOP										
Lou Brock, L OBP: 0.279, SLG: 0.395 (1, 7)			5-3		K		G3			5	0	2	0	0	1	0											
Curt Flood, R OBP: 0.382, SLG: 0.442 (1, 8)			E		5-3		5-3			5	1	1	0	0	0	2											
Roger Maris, L OBP: 0.306, SLG: 0.340 (1, 9)			E8		E4					4	1	0	0	1	1	1											
Orlando Cepeda, R OBP: 0.333, SLG: 0.384 (1, 3)					1-3					4	0	1	1	0	1	2											
Johnny Edwards, L OBP: 0.294, SLG: 0.388 (1, 2)							L7			4	0	0	0	0	0	3											
Mike Shannon, R OBP: 0.297, SLG: 0.426 (1, 5)					4-3					4	1	2	0	0	0	0											
Julian Javier, R OBP: 0.287, SLG: 0.346 (1, 4)					P4		P6			4	0	1	1	0	0	1											
Dal Maxvill, R OBP: 0.273, SLG: 0.285 (1, 6)										4	0	3	0	0	1	1											
Dick Hughes, R (1, 1)					1-3					4	0	0	0	0	2	4											
Joe Hoerner, R (8, 1)					1-3					0	0	0	0	0	0	0											
Ron Willis, R (9, 1)										0	0	0	0	0	0	0											
Inning Stats	R: 0 E: 0 K: 0 S: 3	H: 1 LOB: 0 BB: 0 P: 3	R: 1 E: 0 K: 1 S: 7	H: 2 LOB: 1 BB: 0 P: 7	R: 1 E: 1 K: 0 S: 5	H: 1 LOB: 2 BB: 0 P: 6	R: 0 E: 0 K: 0 S: 4	H: 1 LOB: 1 BB: 0 P: 4	R: 0 E: 1 K: 1 S: 6	H: 0 LOB: 1 BB: 0 P: 6	R: 0 E: 0 K: 1 S: 7	H: 2 LOB: 2 BB: 0 P: 7	R: 1 E: 0 K: 0 S: 4	H: 1 LOB: 1 BB: 1 P: 8	R: 0 E: 0 K: 1 S: 6	H: 1 LOB: 1 BB: 0 P: 6	R: 0 E: 0 K: 2 S: 8	H: 1 LOB: 1 BB: 0 P: 8	R: 0 E: 0 K: 2 S: 8	H: 1 LOB: 1 BB: 0 P: 8	R: 0 E: 0 K: 2 S: 8	H: 1 LOB: 1 BB: 0 P: 8	1B: 9 2B: 1 3B: 0 HR: 0	SF: 0 SAC: 0 DP: 0 HBP: 1	WP: 0 PB: 0 SB: 1 CS: 1	PA: 40	
PITCHER	IP	WLS	BF	H	R	ER	SO	BB	IBB	HBP	BLK	WP	HR	S	P	ERA	WHIP										
Don Cardwell, R ERA: 2.7 (1, 1)	8.0	L	36	9	3	2	4	1	0	1	0	0	0	42	47	2.25	1.250										
Ron Taylor, R ERA: 2.16 (9, 1)	1.0		4	1	0	0	2	0	0	0	0	0	0	8	8	0.00	1.000										

St. Louis Cardinals @ New York Mets
Shea Stadium, Flushing, NY
Sun Jun 02 1968, 3:38 AM EDT
Att: 32,520 - Unknown

AB 38
R 3
H 10
RBI 2
BB 1
SO 6
LOB 14



Batter	1	2	3	4	5	6	7	8	9	AB	R	H	RBI	BB	SO	LOB	BOTTOM										
Al Weis, S OBP: 0.224, SLG: 0.211 (1, 6)										3	0	0	0	0	0	1											
J.C. Martin, L OBP: 0.528, SLG: 0.520 (8, PH)										0	0	0	0	0	0	0											
Ron Swoboda, R OBP: 0.309, SLG: 0.399 (8, PH)										1	0	0	0	0	0	1											
Ron Taylor, R (9, 1)										0	0	0	0	0	0	0											
Ken Boswell, L OBP: 0.288, SLG: 0.358 (1, 4)										4	1	1	1	0	1	1											
Art Shamsky, L OBP: 0.304, SLG: 0.419 (1, 7)										4	0	0	0	0	0	0											
Jerry Grote, R OBP: 0.361, SLG: 0.373 (1, 2)										4	0	2	0	0	1	0											
Ed Charles, R OBP: 0.303, SLG: 0.463 (1, 5)										4	0	1	0	0	2	2											
Cleon Jones, R OBP: 0.270, SLG: 0.376 (1, 9)										4	1	2	0	0	1	1											
Ed Kranepool, L OBP: 0.252, SLG: 0.227 (1, 3)										3	0	1	0	0	0	2											
Greg Goossen, R OBP: 0.316, SLG: 0.300 (9, PH)										1	0	0	0	0	0	2											
Don Bosch, S OBP: 0.176, SLG: 0.100 (1, 8)										2	0	1	1	0	0	1											
Don Cardwell, R OBP: 0.059, SLG: 0.235 (1, 1)										2	0	0	0	0	2	1											
Kevin Collins, L OBP: 0.211, SLG: 0.118 (8, PH)										0	0	0	0	0	0	0											
Inning Stats	R: 0 E: 0 K: 0 S: 3	H: 0 LOB: 0 BB: 0 P: 3	R: 0 E: 0 K: 2 S: 7	H: 1 LOB: 0 BB: 0 P: 7	R: 0 E: 0 K: 1 S: 6	H: 1 LOB: 1 BB: 0 P: 6	R: 1 E: 0 K: 2 S: 8	H: 1 LOB: 0 BB: 0 P: 8	R: 1 E: 0 K: 1 S: 6	H: 1 LOB: 0 BB: 0 P: 6	R: 0 E: 0 K: 1 S: 5	H: 0 LOB: 0 BB: 0 P: 5	R: 0 E: 0 K: 0 S: 4	H: 1 LOB: 1 BB: 0 P: 4	R: 0 E: 0 K: 0 S: 4	H: 1 LOB: 1 BB: 0 P: 4	R: 0 E: 0 K: 0 S: 5	H: 2 LOB: 2 BB: 0 P: 5	R: 0 E: 0 K: 0 S: 5	H: 1 LOB: 1 BB: 0 P: 5	R: 0 E: 0 K: 0 S: 5	H: 2 LOB: 2 BB: 0 P: 5	1B: 6 2B: 1 3B: 0 HR: 1	SF: 1 SAC: 1 DP: 0 HBP: 0	WP: 0 PB: 0 SB: 1 CS: 1	PA: 34	
PITCHER	IP	WLS	BF	H	R	ER	SO	BB	IBB	HBP	BLK	WP	HR	S	P	ERA	WHIP										
Dick Hughes, R ERA: 5.92 (1, 1)	7.1	W	27	6	2	2	7	2	2	0	0	0	0	41	41	2.46	0.818										
Joe Hoerner, L ERA: 2.2 (8, 1)	1.1		6	2	0	0	0	0	0	0	0	0	0	6	6	0.00	1.500										
Ron Willis, R ERA: 4.73 (9, 1)	0.1	S	1	0	0	0	0	0	0	0	0	0	0	1	1	0.00	0.000										

St. Louis Cardinals @ New York Mets
Shea Stadium, Flushing, NY
Sun Jun 02 1968, 3:38 AM EDT
Att: 32,520 - Unknown

AB 32
R 2
H 8
RBI 2
BB 0
SO 7
LOB 12



Batter	1	2	3	4	5	6	7	8	9	AB	R	H	RBI	BB	SO	LOB	TOP								
Lou Brock, L OBP: 0.273, SLG: 0.386 (1, 7)	4-3		F5		K	F8		6-3		5	0	0	0	0	1	1									
Julian Javier, R OBP: 0.290, SLG: 0.353 (1, 4)	P4			1B	F8			F8		5	2	2	0	0	0	0									
Curt Flood, R OBP: 0.387, SLG: 0.441 (1, 8)	5-3			1B	2B			SF9		3	3	1	0	1	0	0									
Orlando Cepeda, R OBP: 0.340, SLG: 0.407 (1, 3)		6-3		2B	2B			E6		5	2	3	2	0	0	2									
Mike Shannon, R OBP: 0.299, SLG: 0.439 (1, 5)	K			1B	1B			SF9		4	0	2	3	0	1	0									
Tim McCarver, L OBP: 0.295, SLG: 0.327 (1, 2)				5-3	5-3					4	0	1	0	1	0	4									
Dick Simpson, R OBP: 0.339, SLG: 0.420 Roger Maris, L OBP: 0.303, SLG: 0.340 (7, PH) (7, 9)	FC6-4			1B	IBB			SF9		2	0	0	0	1	1	1									
Dal Maxvill, R OBP: 0.272, SLG: 0.284 (1, 6)			6-3					6-3		4	0	1	1	0	0	2									
Nelson Briles, R OBP: 0.129, SLG: 0.100 (1, 1)			P4		1-3					4	0	1	0	0	0	2									
Inning Stats	R: 0 E: 0 K: 0 S: 3	H: 0 LOB: 0 BB: 0 P: 3	R: 0 E: 0 K: 1 S: 6	H: 1 LOB: 1 BB: 0 P: 6	R: 0 E: 0 K: 0 S: 3	H: 0 LOB: 0 BB: 0 P: 3	R: 3 E: 0 K: 0 S: 7	H: 5 LOB: 2 BB: 1 P: 11	R: 1 E: 0 K: 1 S: 7	H: 2 LOB: 2 BB: 1 P: 11	R: 0 E: 0 K: 1 S: 6	H: 1 LOB: 1 BB: 0 P: 6	R: 2 E: 1 K: 0 S: 5	H: 1 LOB: 2 BB: 1 P: 10	R: 0 E: 0 K: 0 S: 3	H: 0 LOB: 0 BB: 0 P: 3	R: 1 E: 0 K: 0 S: 4	H: 1 LOB: 0 BB: 0 P: 4	1B: 7 2B: 3 3B: 0 HR: 1	SF: 2 SAC: 0 DP: 0 HBP: 1	WP: 0 PB: 0 SB: 0 CS: 0	PA: 42			
PITCHER	IP	WLS	BF	H	R	ER	SO	BB	IBB	HBP	BLK	WP	HR	S	P	ERA	WHIP								
Denny Lemaster, L ERA: 3.16 (1, 1)	6.0	L	29	10	5	5	3	1	1	0	0	0	0	33	41	7.50	1.833								
Tom Dukes, R ERA: 8.43 (7, 1)	0.1		4	0	0	0	0	0	1	1	0	0	0	2	7	0.00	0.000								
Pat House, L ERA: (7, 1)	0.2		2	0	1	0	0	0	0	0	0	0	0	2	2	0.00	0.000								
Jim Ray, R ERA: 4.1 (8, 1)	2.0		7	1	1	1	0	0	0	0	0	0	1	7	7	4.50	0.500								

St. Louis Cardinals @ Houston Astros
Astrodome, Houston, TX
Mon Jun 03 1968, 8:05 PM EDT
Att: 17,970 - Unknown

AB 36
R 7
H 11
RBI 7
BB 3
SO 3
LOB 12

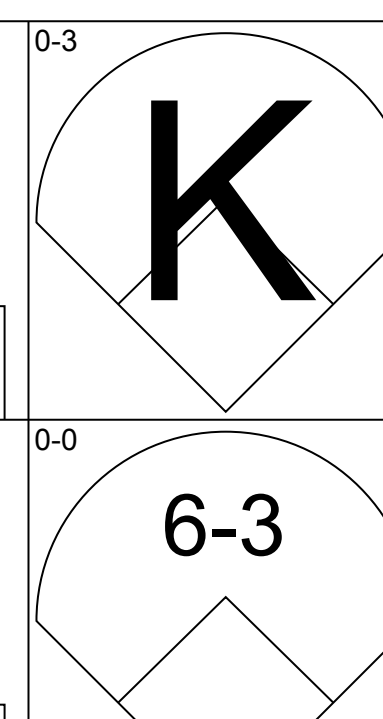
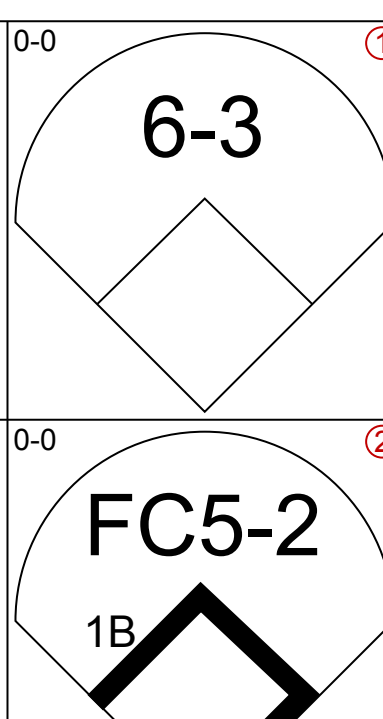
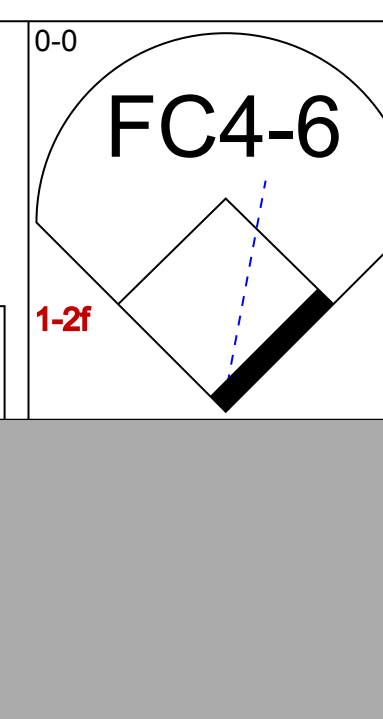
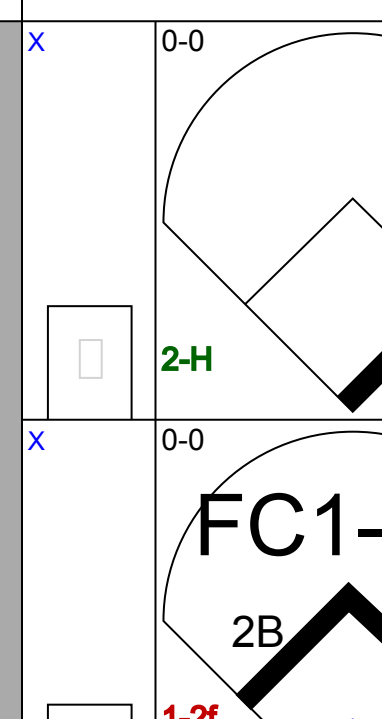
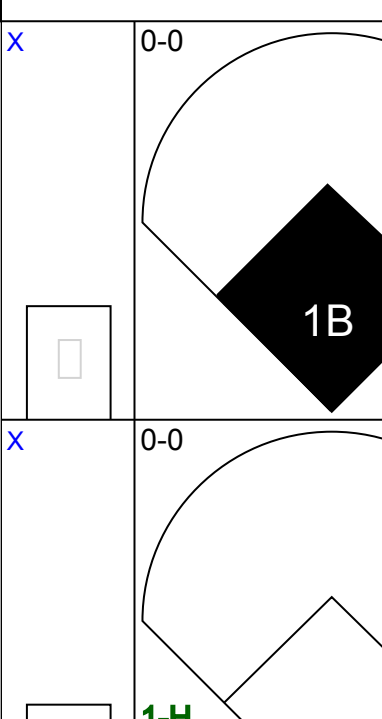
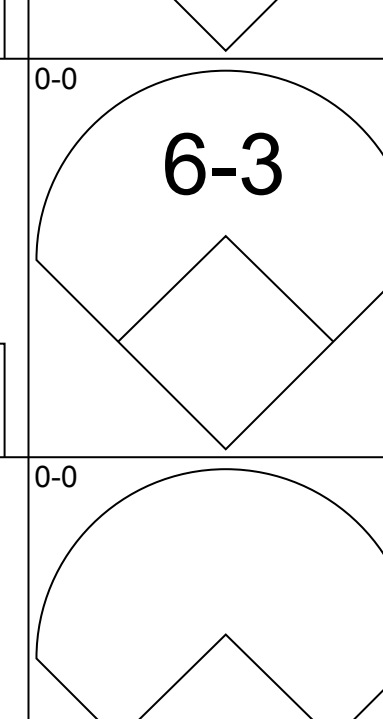
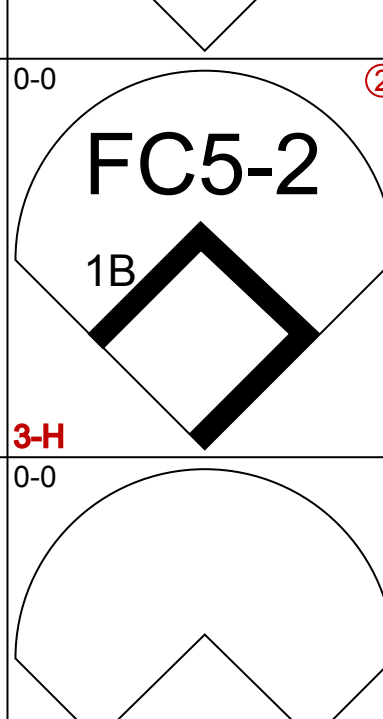
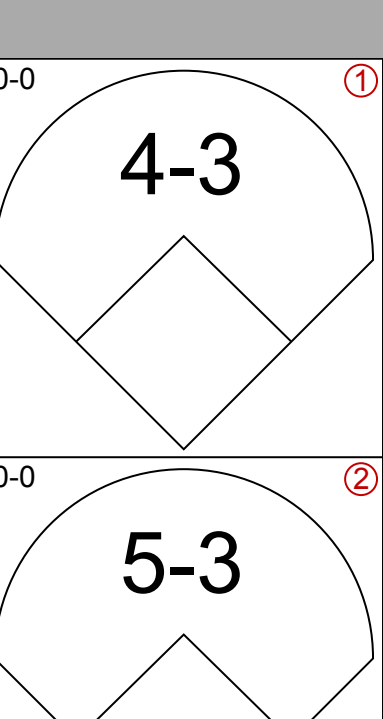
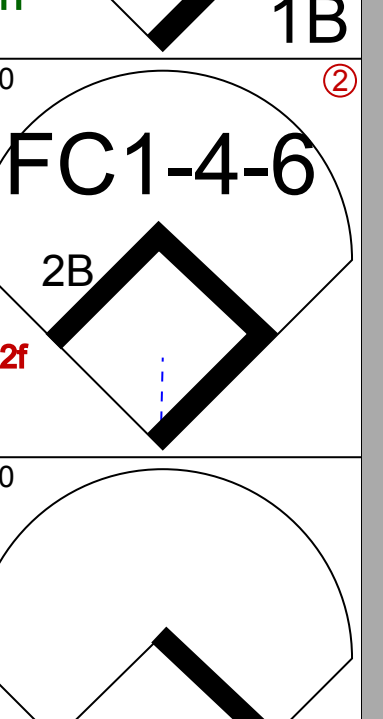
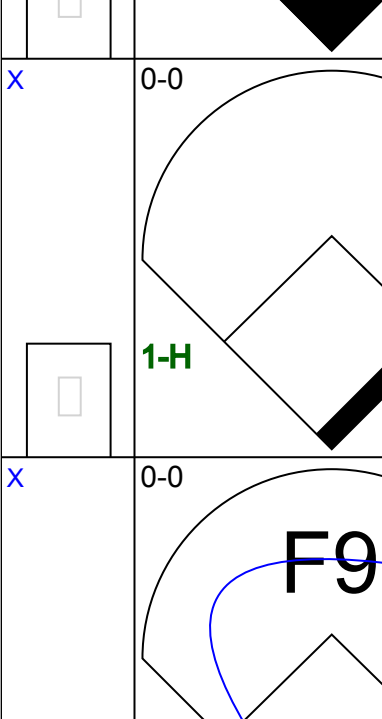
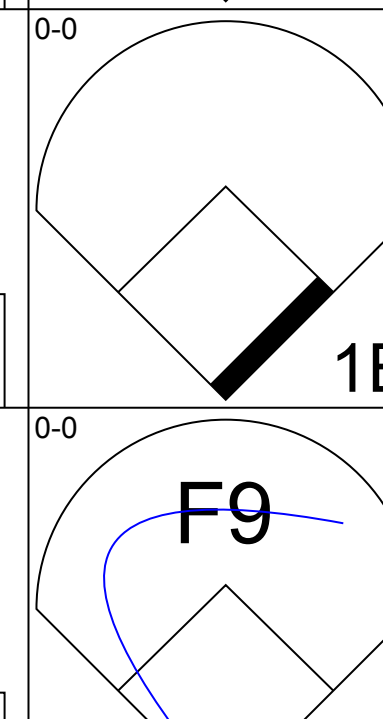
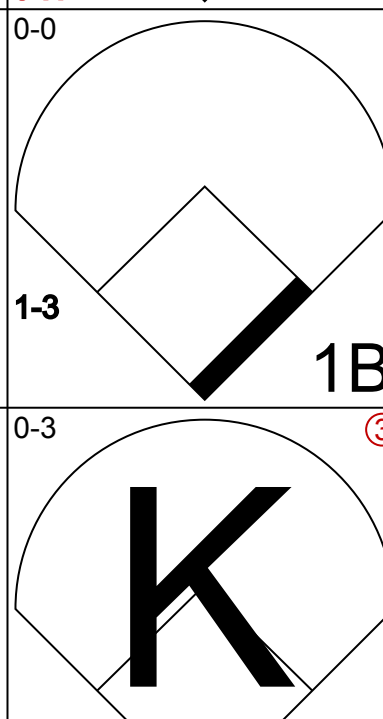
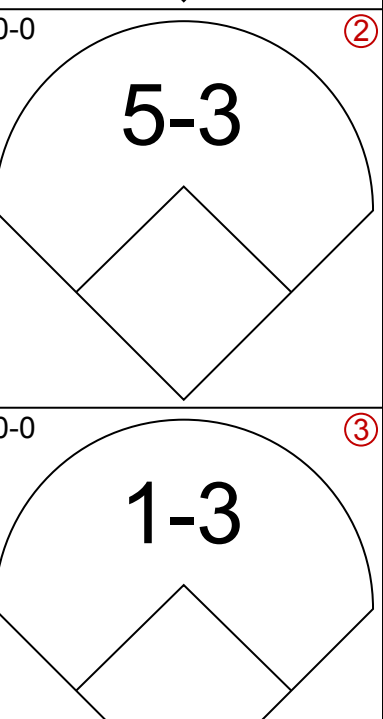
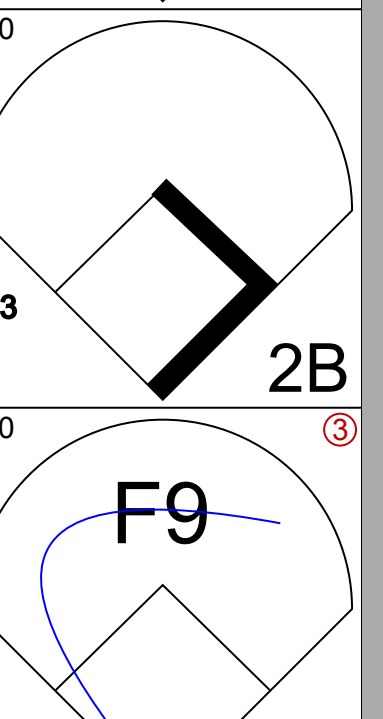
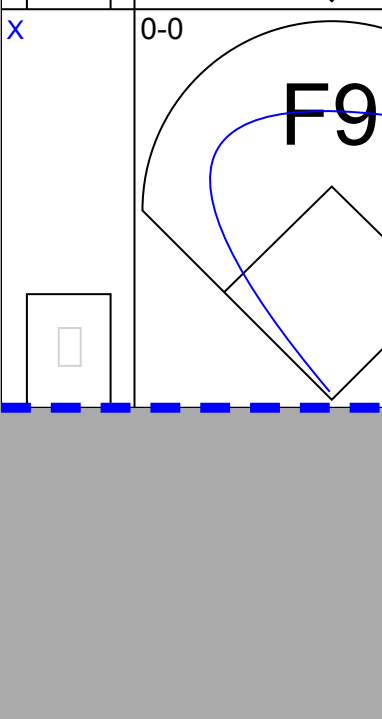
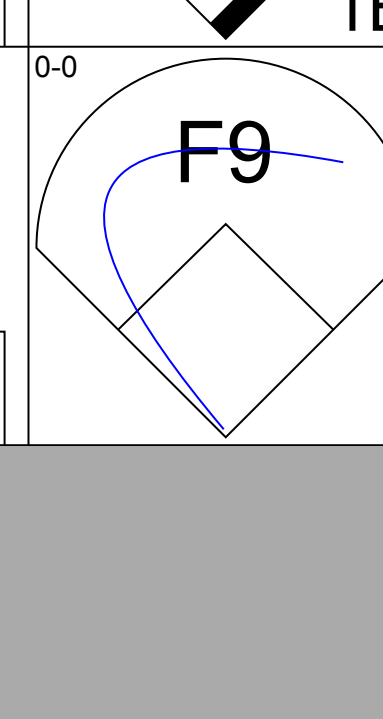

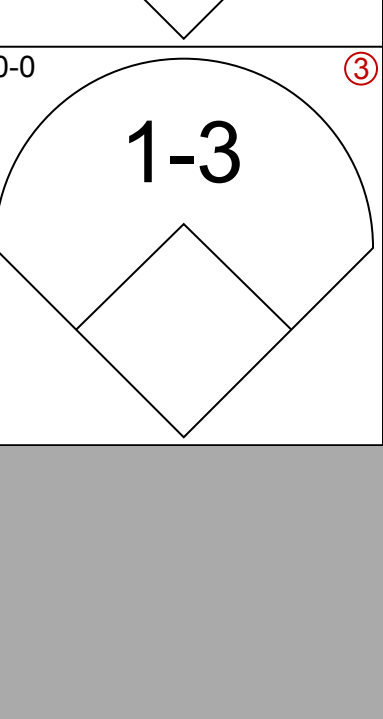
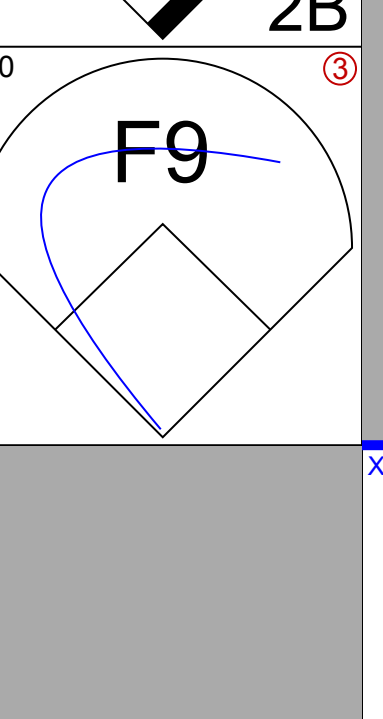
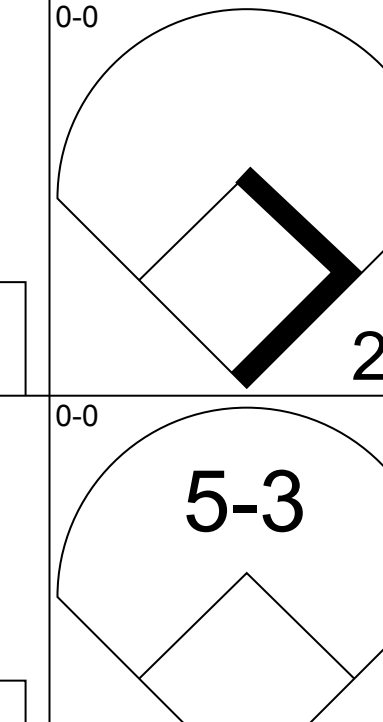
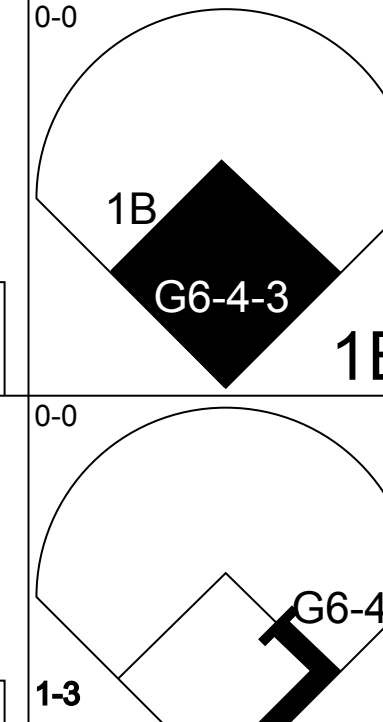
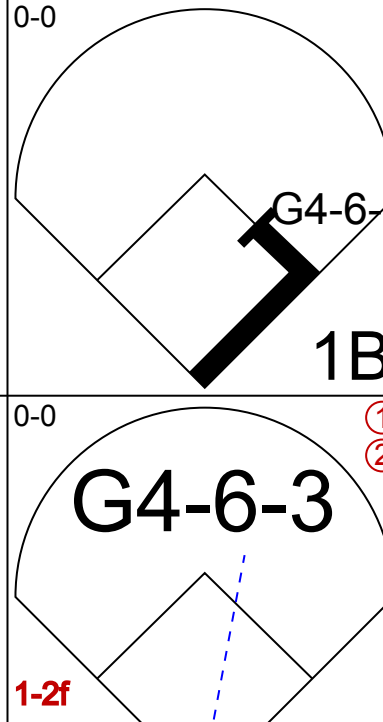
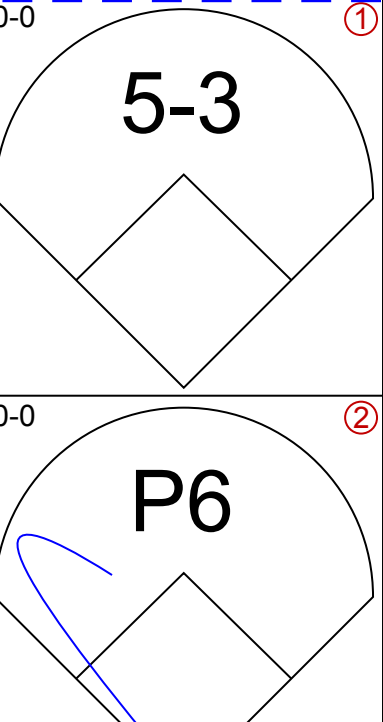
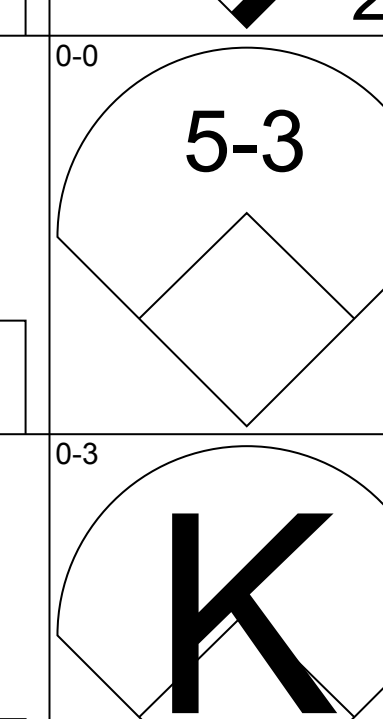
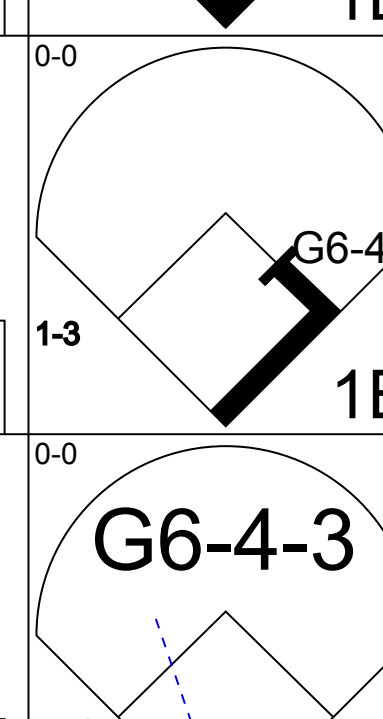
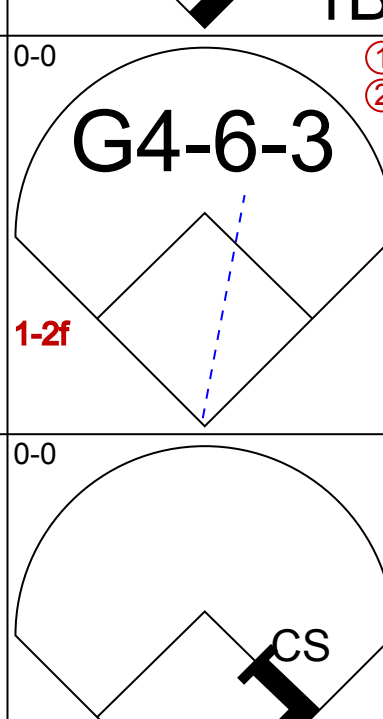
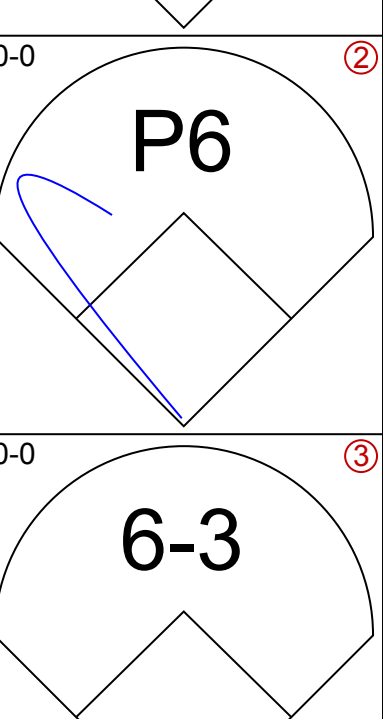
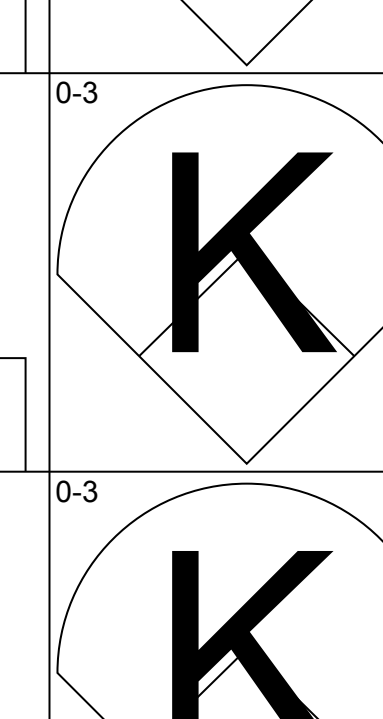
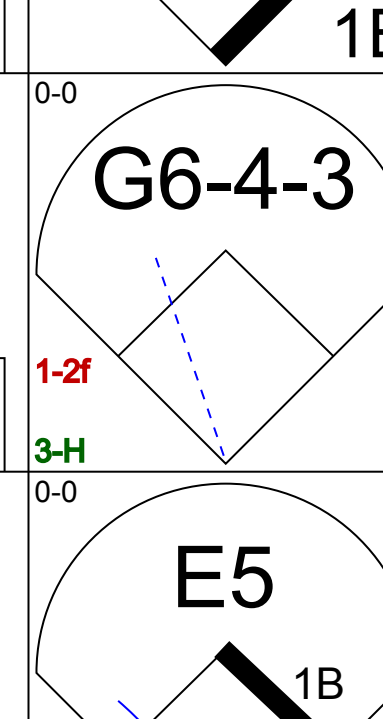
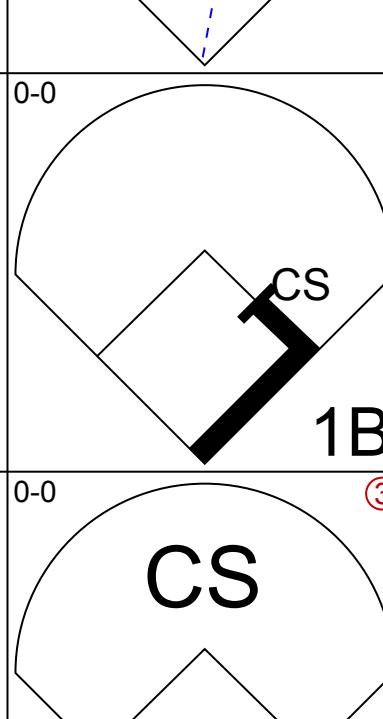
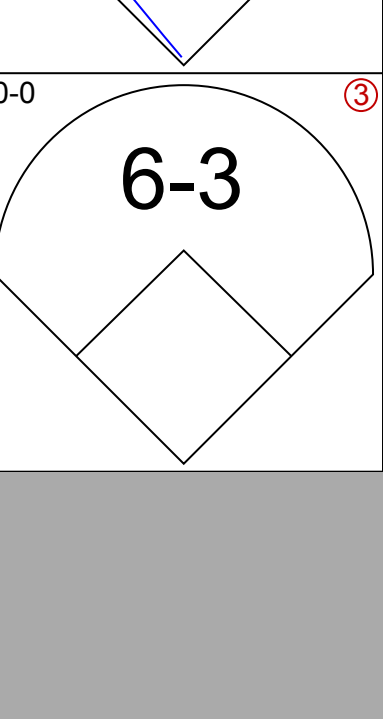
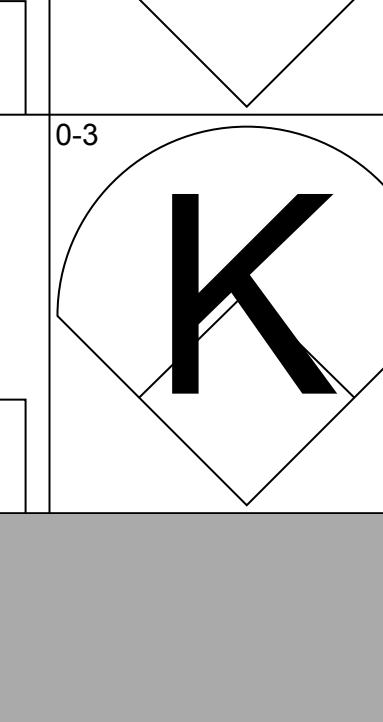
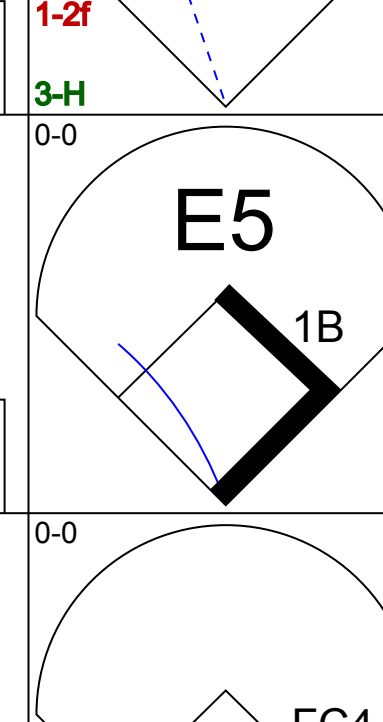
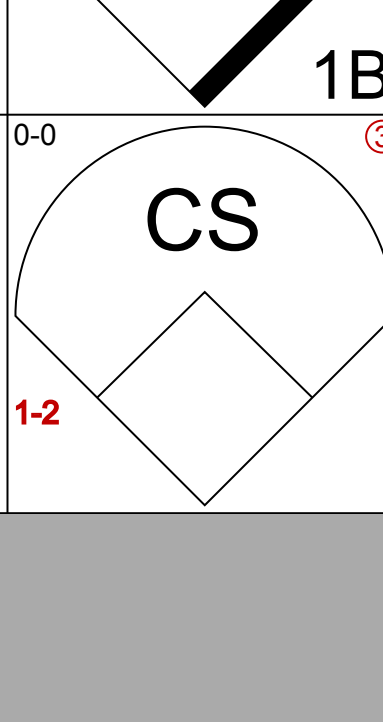

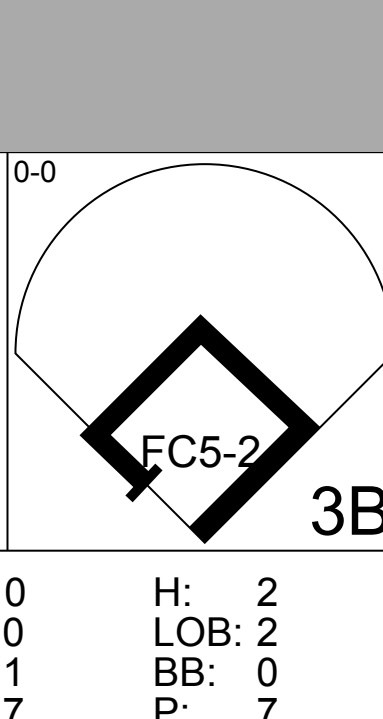
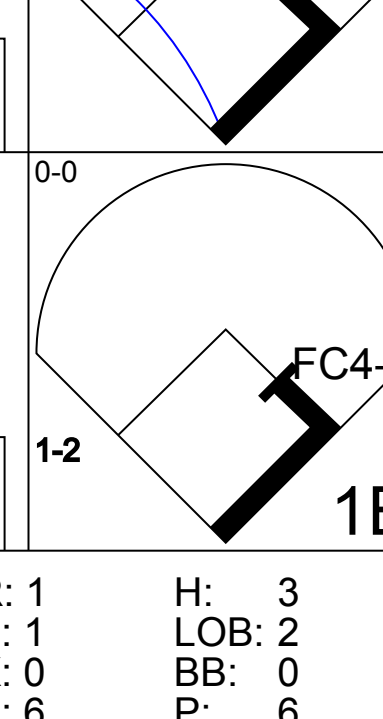



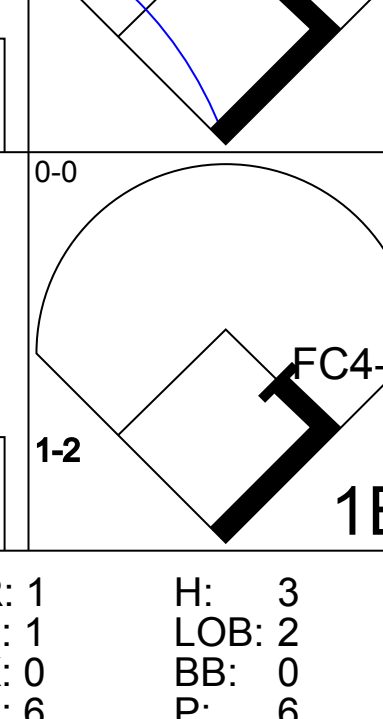



Batter	1	2	3	4	5	6	7	8	9	AB	R	H	RBI	BB	SO	LOB	BOTTOM								
Ron Davis, R OBP: 0.286, SLG: 0.294 (1, 8)	3-1		SH1-4						5-3	4	0	2	0	0	0	0									
Denis Menke, R OBP: 0.356, SLG: 0.342 (1, 4)	6-3		F9		K			F7		4	0	0	0	1	1	3									
Rusty Staub, L OBP: 0.397, SLG: 0.457 (1, 3)				2B	F7					5	1	4	1	0	0	1									
Lee Thomas, L OBP: 0.299, SLG: 0.339 (1, 9)	1-3			K						5	0	1	0	0	2	4									
Jimmy Wynn, R OBP: 0.374, SLG: 0.409 (1, 7)			F7		2B					4	0	1	0	0	1	2									
Bob Aspromonte, R OBP: 0.327, SLG: 0.313 (1, 5)			K		K					4	0	1	0	0	2	3									
Ron Brand, R OBP: 0.286, SLG: 0.208 (1, 2)			FC6-4		K					3	0	1	1	0	2	2									
Hector Torres, R OBP: 0.250, SLG: 0.252 (1, 6)			FC6-4		K					4	0	1	0	0	2	4									
Denny Lemaster, R OBP: 0.040, SLG: 0.040 Tom Dukes, R OBP: 0.295, SLG: 0.143 Pat House, L OBP: 0.333, SLG: 0.333 Byron Browne, R OBP: 0.292, SLG: 0.233 Jim Ray, R OBP: 0.342, SLG: 0.233 (1, 1) (7, 1) (7, 1) (7, PH) (8, 1) (8, PH)			SH1-4							2	1	1	0	0	0	0									
Inning Stats	R: 0 E: 0 K: 0 S: 4	H: 1 LOB: 1 BB: 0 P: 4	R: 0 E: 0 K: 1 S: 5	H: 0 LOB: 0 BB: 0 P: 6	R: 1 E: 0 K: 1 S: 7	H: 2 LOB: 1 BB: 0 P: 7	R: 0 E: 0 K: 3 S: 10	H: 1 LOB: 1 BB: 0 P: 10	R: 0 E: 0 K: 2 S: 8	H: 1 LOB: 1 BB: 0 P: 8	R: 0 E: 1 K: 0 S: 4	H: 2 LOB: 1 BB: 0 P: 4	R: 1 E: 1 K: 2 S: 10	H: 3 LOB: 2 BB: 0 P: 10	R: 0 E: 0 K: 0 S: 4	H: 1 LOB: 2 BB: 1 P: 8	1B: 9 2B: 3 3B: 0 HR: 0	SF: 0 SAC: 1 DP: 1 HBP: 1	WP: 0 PB: 0 SB: 0 CS: 0	PA: 40					
PITCHER	IP	WLS	BF	H	R	ER	SO	BB	IBB	HBP	BLK	WP	HR	S	P	ERA	WHIP								
Nelson Briles, R ERA: 2.33 (1, 1)	9.0	W	40	12	2	2	10	1	0	1	0	0	0	58	63	2.00	1.444								

St. Louis Cardinals @ Houston Astros
Astrodome, Houston, TX
Mon Jun 03 1968, 8:05 PM EDT
Att: 17,970 - Unknown

AB 37
R 2
H 12
RBI 2
BB 1
SO 10
LOB 20

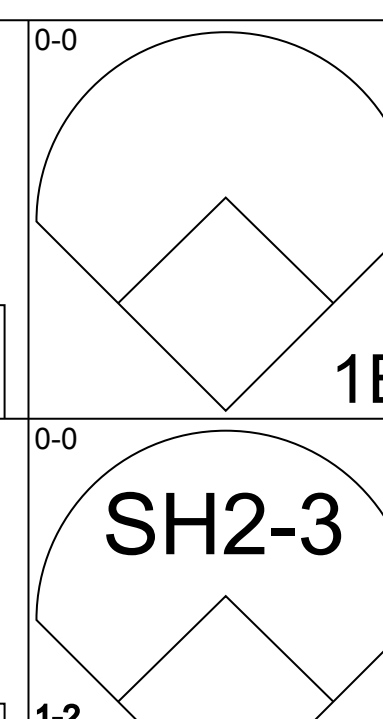
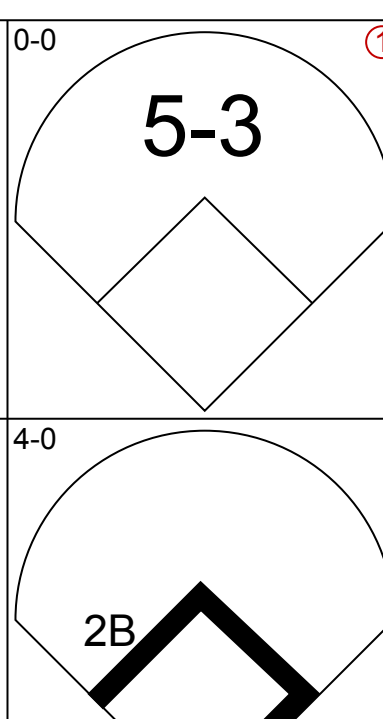
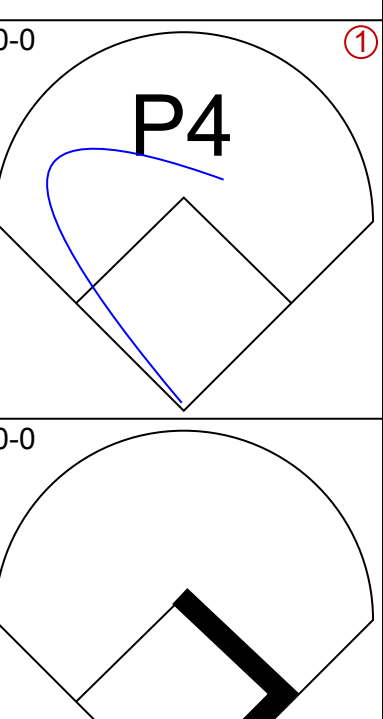
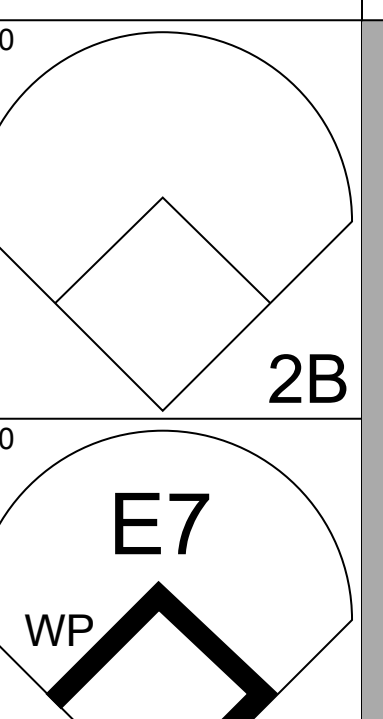
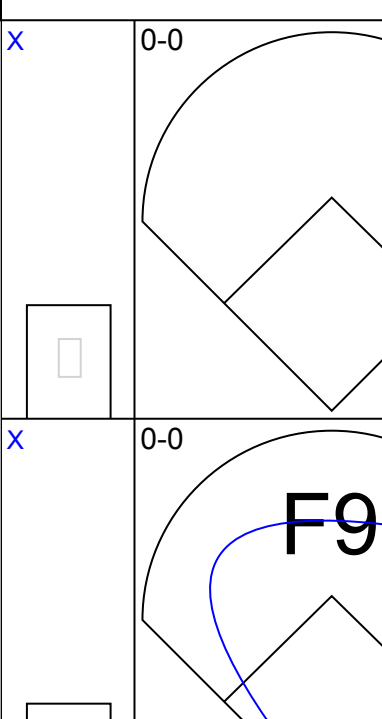
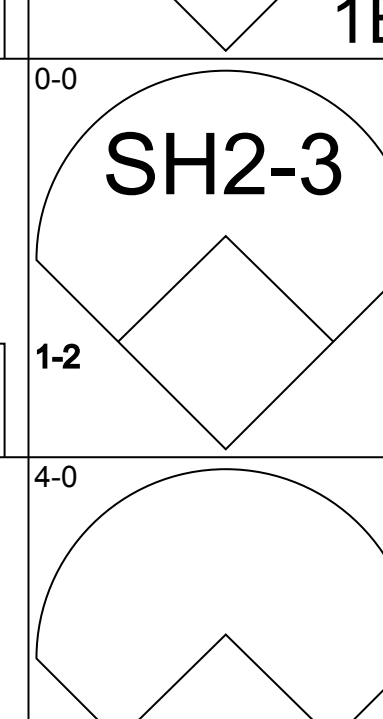
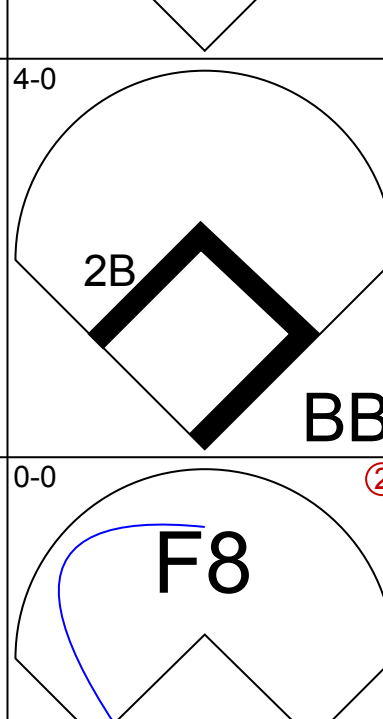
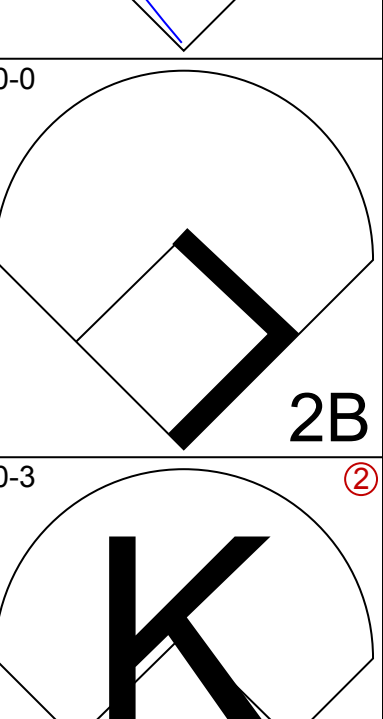
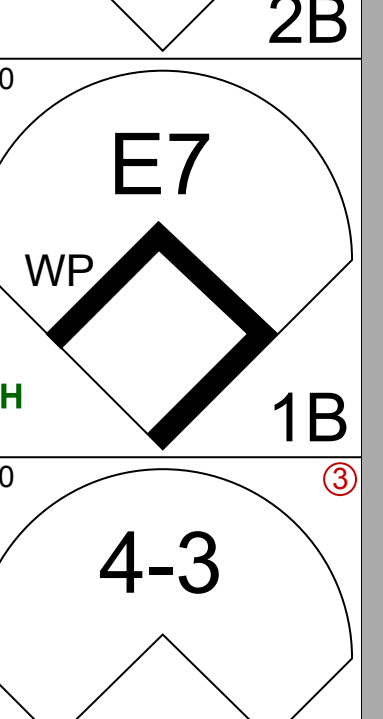
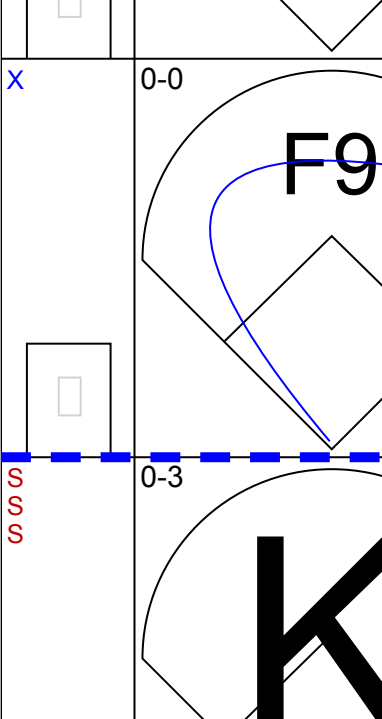
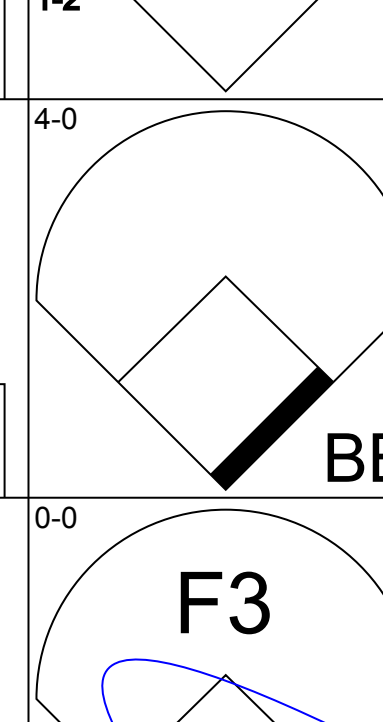
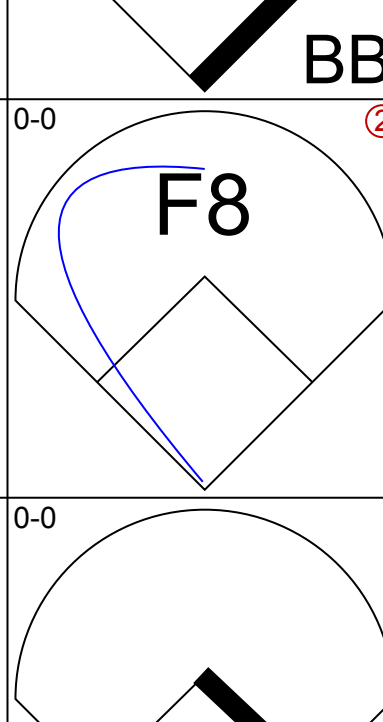
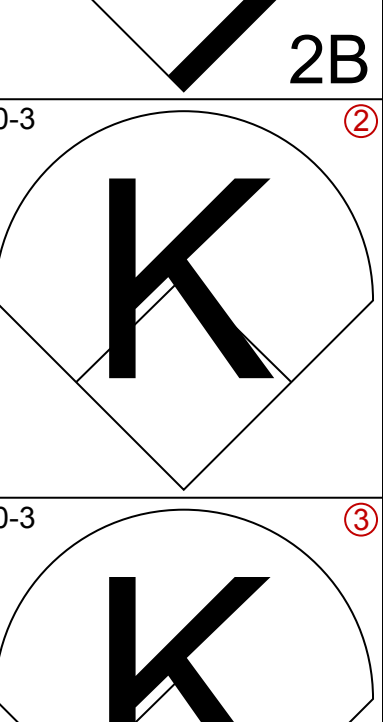
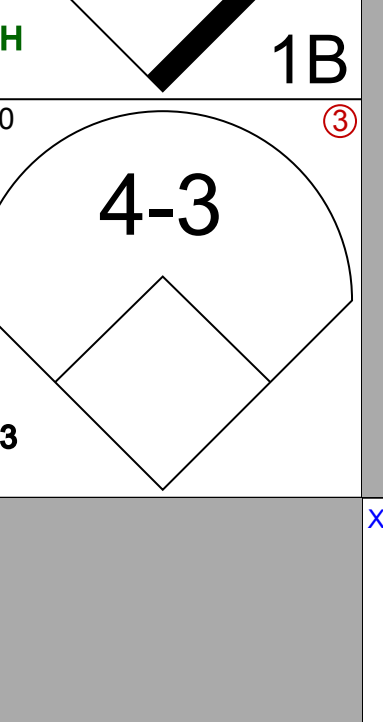
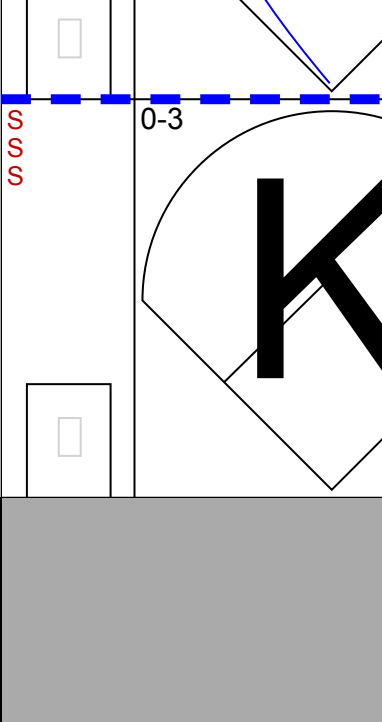
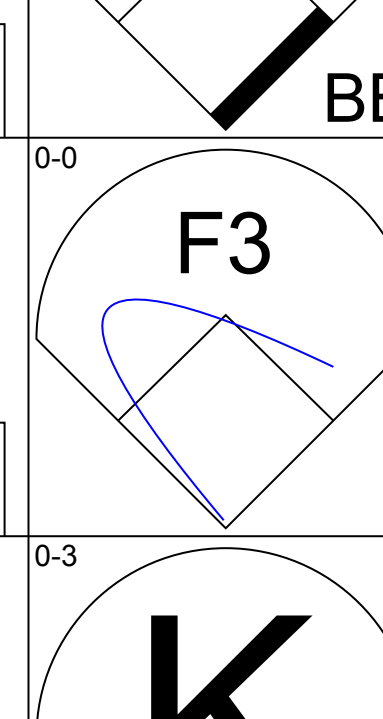
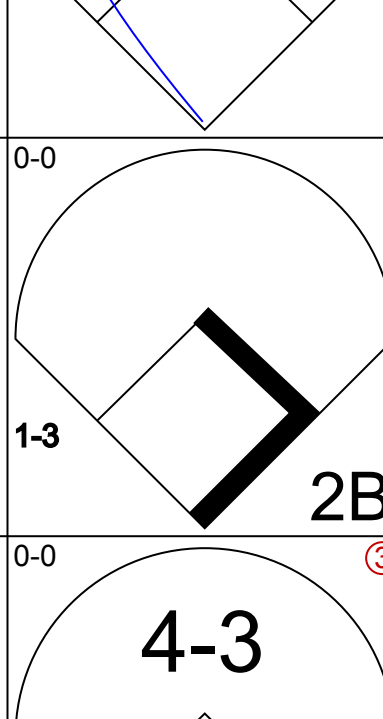
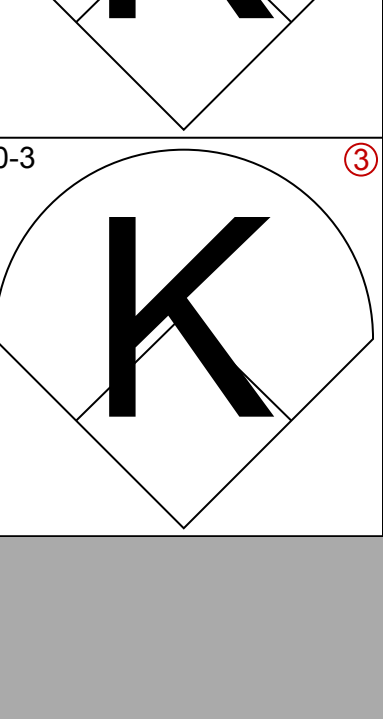
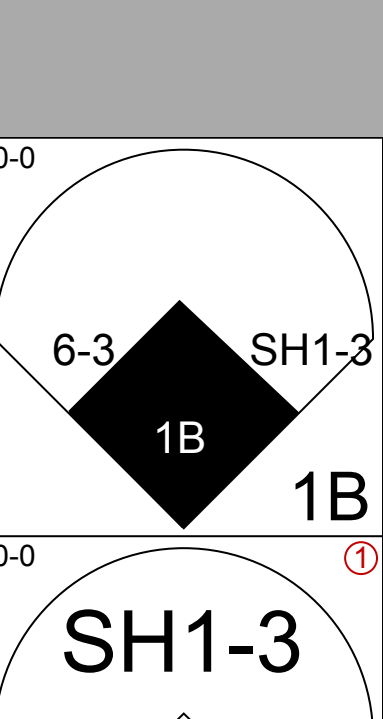
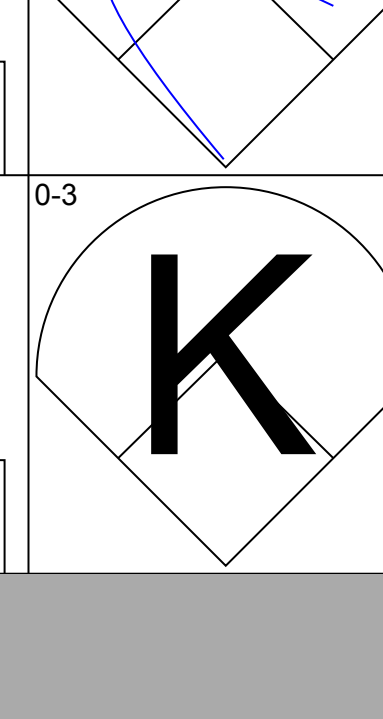
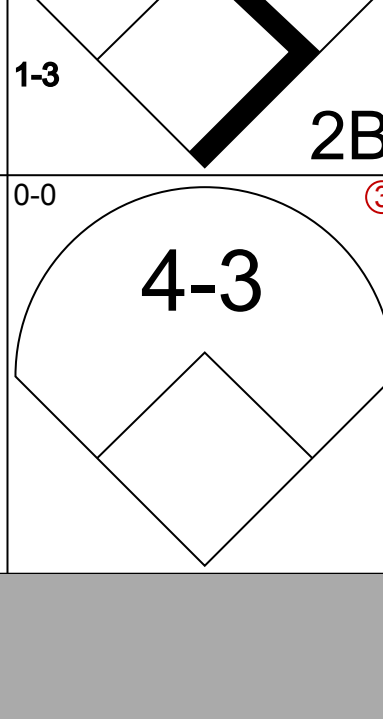
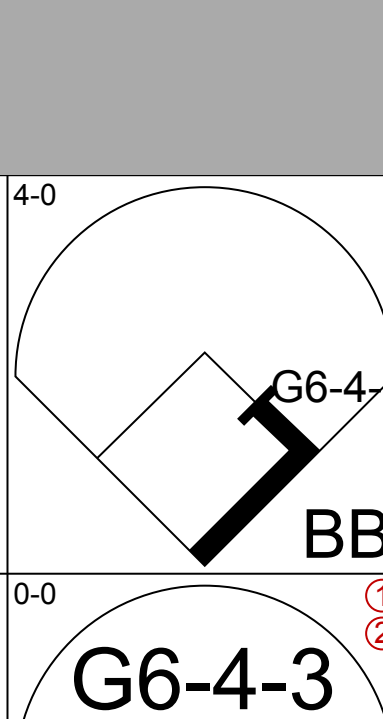
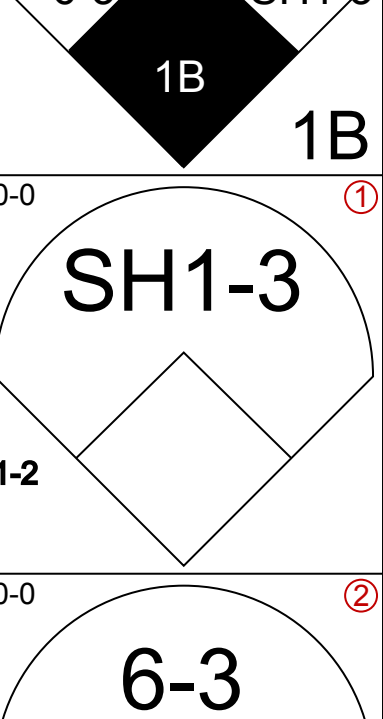
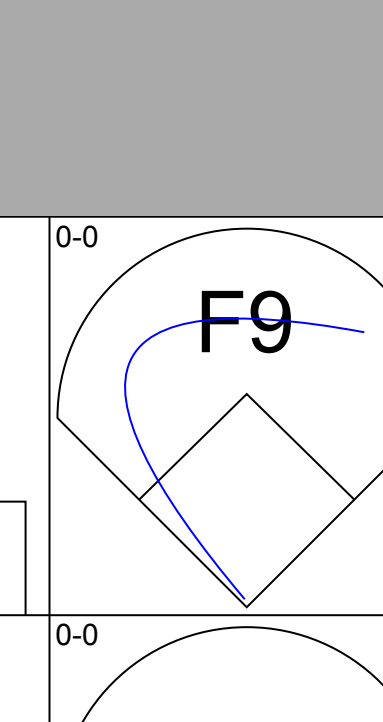
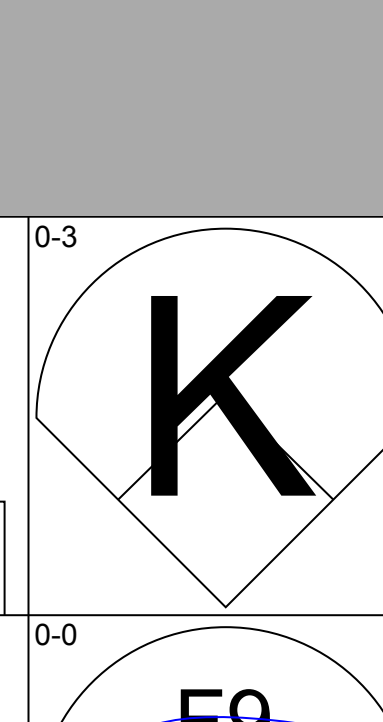
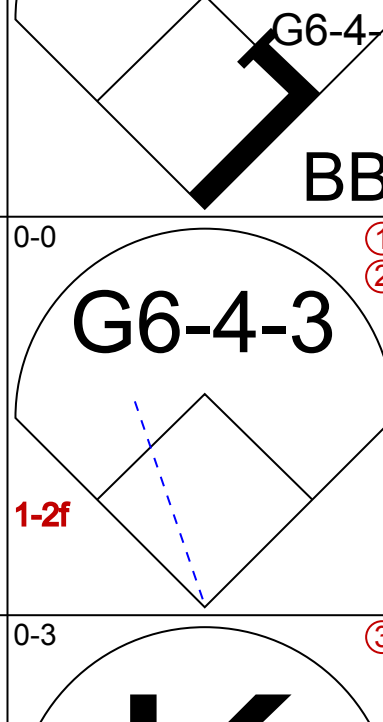
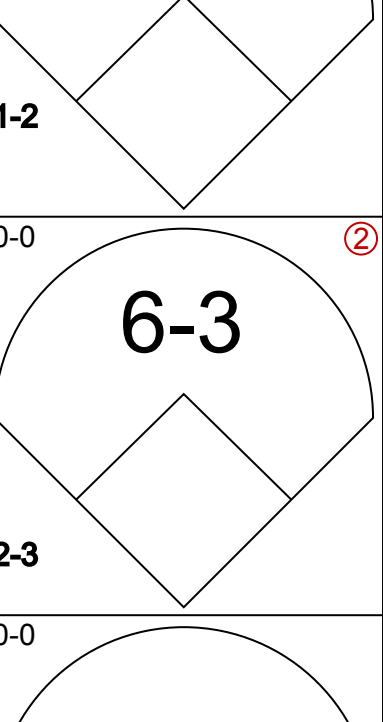
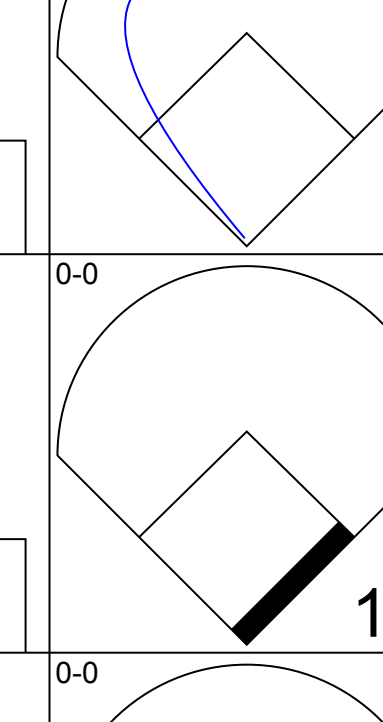
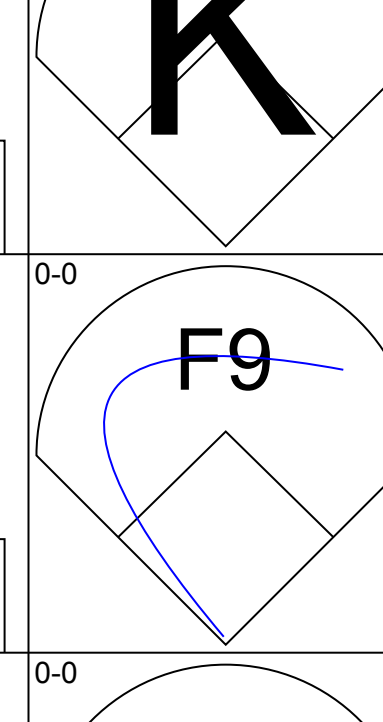
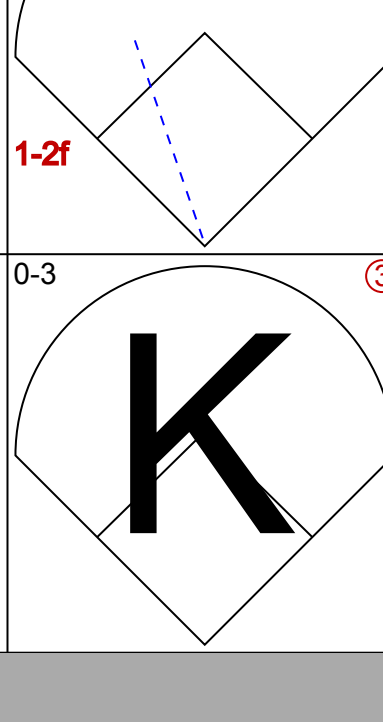
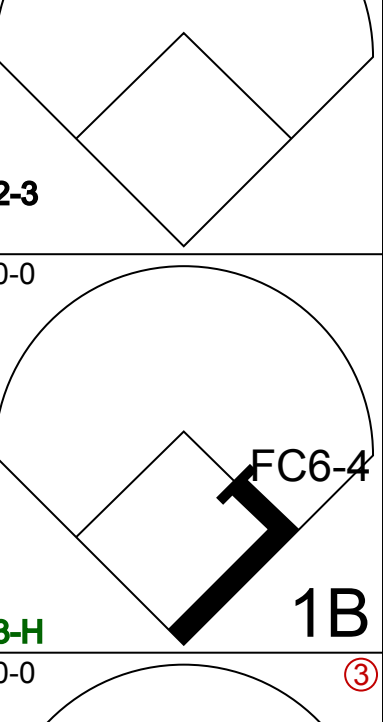
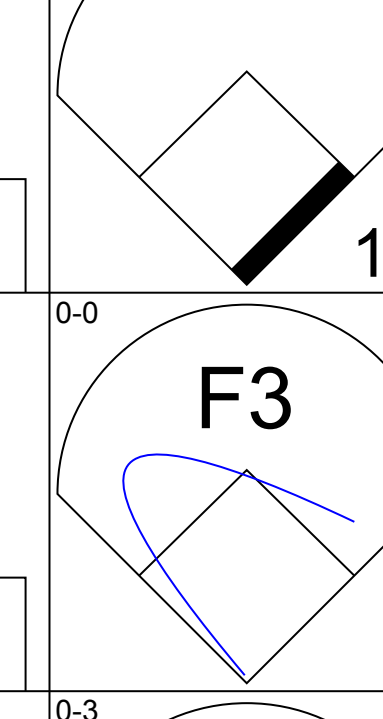
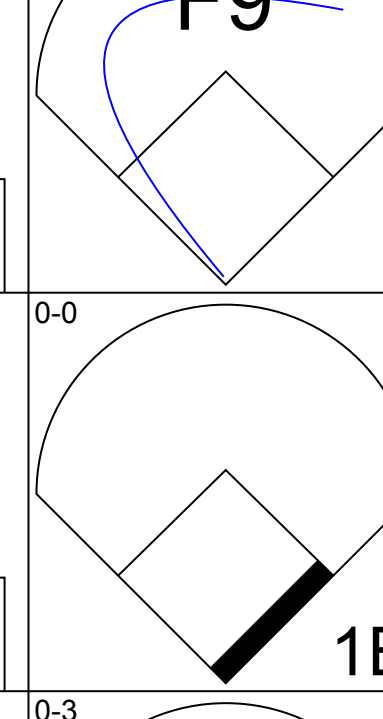
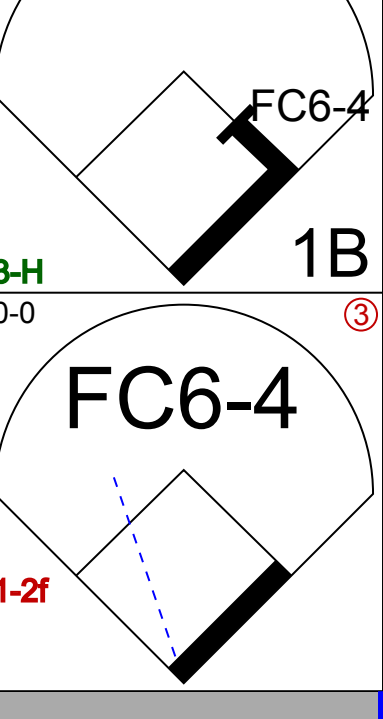
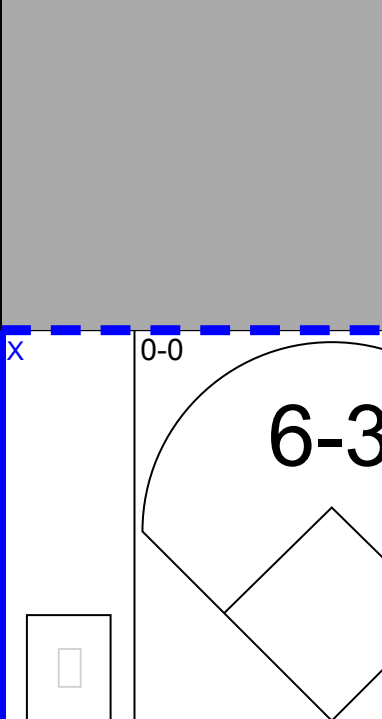


Batter	1	2	3	4	5	6	7	8	9	AB	R	H	RBI	BB	SO	LOB	TOP				
Lou Brock, L OBP: 0.276, SLG: 0.386 (1, 7)										5	1	2	1	0	1	3					
Julian Javier, R OBP: 0.288, SLG: 0.349 (1, 4)										5	0	1	1	0	0	2					
Curt Flood, R OBP: 0.392, SLG: 0.449 (1, 8)										5	0	3	0	0	0	1					
Orlando Cepeda, R OBP: 0.333, SLG: 0.398 (1, 3)										4	0	0	0	0	1	5					
Mike Shannon, R OBP: 0.309, SLG: 0.452 (1, 5)										4	1	3	0	0	0	0					
Tim McCarver, L OBP: 0.294, SLG: 0.325 (1, 2)										4	0	1	0	0	0	2					
Dick Simpson, R OBP: 0.333, SLG: 0.407 (1, 9)										4	0	1	0	0	1	2					
Ron Willis, R OBP: 0.300, SLG: 0.337 (9, PH)										3	1	0	0	1	1	1					
Joe Hoerner, R OBP: 0.300, SLG: 0.337 (9, 9)										2	0	2	0	0	0	0					
Dal Maxvill, R OBP: 0.272, SLG: 0.278 (1, 6)										1	0	0	0	0	0	0					
Steve Carlton, L OBP: 0.207, SLG: 0.276 (9, PH)										2	0	2	0	0	0	0					
Roger Maris, L OBP: 0.300, SLG: 0.337 (9, 9)										1	0	0	0	0	0	0					
Inning Stats	R: 0 E: 0 K: 1 S: 6	H: 1 LOB: 1 BB: 0 P: 6	R: 0 E: 0 K: 2 S: 8	H: 1 LOB: 1 BB: 0 P: 8	R: 0 E: 0 K: 1 S: 7	H: 2 LOB: 2 BB: 0 P: 7	R: 1 E: 1 K: 0 S: 6	H: 3 LOB: 2 BB: 0 P: 6	R: 0 E: 0 K: 0 S: 3	H: 0 LOB: 0 BB: 0 P: 3	R: 0 E: 0 K: 0 S: 3	H: 2 LOB: 0 BB: 0 P: 3	R: 1 E: 0 K: 0 S: 5	H: 2 LOB: 2 BB: 1 P: 9	R: 0 E: 0 K: 0 S: 3	H: 0 LOB: 0 BB: 0 P: 3	R: 1 E: 0 K: 0 S: 5	H: 2 LOB: 1 BB: 0 P: 5	1B: 10 2B: 2 3B: 1 HR: 0	SF: 0 SAC: 1 DP: 2 HBP: 0	WP: 0 PA: 40
PITCHER	IP	WLS	BF	H	R	ER	SO	BB	IBB	HBP	BLK	WP	HR	S	P	ERA	WHIP				
Mike Cuellar, L ERA: 1.37 (1, 1)	7.0		31	11	2	2	4	1	0	0	0	0	0	38	42	2.57	1.714				
John Buzhardt, R ERA: 4.24 (8, 1)	2.0	L	8	2	1	1	0	0	0	0	0	0	0	8	8	4.50	1.000				

St. Louis Cardinals @ Houston Astros
Astrodome, Houston, TX
Tue Jun 04 1968, 8:05 PM EDT
Att: 18,867 - Unknown

AB 37
R 3
H 13
RBI 2
BB 1
SO 4
LOB 16



Batter	1	2	3	4	5	6	7	8	9	AB	R	H	RBI	BB	SO	LOB	BOTTOM				
Ron Davis, R OBP: 0.294, SLG: 0.308 (1, 8)										5	0	3	0	0	0	0					
Denis Menke, R OBP: 0.385, SLG: 0.355 (1, 6)										3	0	2	1	1	0	1					
Rusty Staub, L OBP: 0.393, SLG: 0.448 (1, 3)										4	0	0	0	1	2	4					
Jimmy Wynn, R OBP: 0.377, SLG: 0.417 (1, 9)										4	1	2	0	0	1	3					
Bob Aspromonte, R OBP: 0.327, SLG: 0.309 (1, 5)										2	0	0	0	1	1	4					
Bob Watson, R OBP: 0.216, SLG: 0.206 (1, 7)										4	0	0	0	0	1	2					
Julio Gotay, R OBP: 0.233, SLG: 0.270 (1, 4)										4	0	2	1	0	1	0					
Dave Adlesh, R OBP: 0.289, SLG: 0.351 (1, 2)										4	0	1	0	0	0	2					
Mike Cuellar, L OBP: 0.200, SLG: 0.267 (7, PH)										2	0	0	0	0	2	2					
Byron Browne, R OBP: 0.222, SLG: 0.125 (8, 1)										1	0	0	0	0	1	0					
John Buzhardt, R OBP: 0.276, SLG: 0.200 (9, PH)										0	0	0	0	0	0	0					
Ron Brand, R OBP: 0.276, SLG: 0.200 (9, PH)										1	0	0	0	0	0	0					
Inning Stats	R: 0 E: 0 K: 1 S: 6	H: 1 LOB: 1 BB: 0 P: 10	R: 0 E: 0 K: 1 S: 6	H: 1 LOB: 0 BB: 0 P: 6	R: 0 E: 0 K: 2 S: 4	H: 1 LOB: 1 BB: 1 P: 8	R: 0 E: 0 K: 2 S: 8	H: 1 LOB: 0 BB: 0 P: 8	R: 0 E: 0 K: 1 S: 4	H: 0 LOB: 0 BB: 1 P: 8	R: 1 E: 1 K: 1 S: 7	H: 2 LOB: 1 BB: 0 P: 7	R: 1 E: 0 K: 0 S: 5	H: 2 LOB: 1 BB: 0 P: 5	R: 0 E: 0 K: 1 S: 6	H: 1 LOB: 0 BB: 0 P: 6	1B: 7 2B: 3 3B: 0 HR: 0	SF: 0 SAC: 2 DP: 1 HBP: 0	WP: 1 PA: 39		
PITCHER	IP	WLS	BF	H	R	ER	SO	BB	IBB	HBP	BLK	WP	HR	S	P	ERA	WHIP				
Steve Carlton, L ERA: 2.02 (1, 1)	8.0	W	35	9	2	2	8	3	0	0	0	0	0	48	60	2.25	1.500				
Ron Willis, R ERA: 4.5 (9, 1)	0.2		3	1	0	0	0	0	0	0	0	0	0	3	3	0.00	1.500				
Joe Hoerner, L ERA: 2.16 (9, 1)	0.1	S	1	0	0	0	1	0	0	0	0	0	0	3	3	0.00	0.000				

St. Louis Cardinals @ Houston Astros
Astrodome, Houston, TX
Tue Jun 04 1968, 8:05 PM EDT
Att: 18,867 - Unknown

AB 34
R 1
H 10
RBI 2
BB 3
SO 9
LOB 18



Batter	1	2	3	4	5	6	7	8	9	AB	R	H	RBI	BB	SO	LOB	TOP					
Lou Brock, L (1,7) OBP: 0.278, SLG: 0.391										5	0	2	1	0	0	1						
Curt Flood, R (1,8) OBP: 0.386, SLG: 0.443										5	1	1	0	0	1	3						
Roger Maris, L (1,9) OBP: 0.307, SLG: 0.343										4	0	2	0	0	0	1						
Orlando Cepeda, R (1,3) OBP: 0.332, SLG: 0.395										4	0	1	1	0	0	2						
Tim McCarver, L (1,2) OBP: 0.293, SLG: 0.329										4	1	1	0	0	1	3						
Mike Shannon, R (1,5) OBP: 0.308, SLG: 0.448										4	0	1	0	0	1	3						
Julian Javier, R (1,4) OBP: 0.287, SLG: 0.347										4	0	1	0	0	1	1						
Dal Maxvill, R (1,6) OBP: 0.283, SLG: 0.281										2	1	1	0	2	1	1						
Larry Jaster, L (1,1) OBP: 0.143, SLG: 0.077										3	0	0	0	0	1	3						
Wayne Granger, R (9,1)										0	0	0	0	0	0	0						
Inning Stats	R: 0 E: 0 K: 1 S: 6	H: 1 LOB: 1 BB: 0 P: 6	R: 1 E: 1 K: 0 S: 5	H: 2 LOB: 1 BB: 0 P: 5	R: 0 E: 0 K: 0 S: 3	H: 0 LOB: 0 BB: 0 P: 3	R: 0 E: 0 K: 0 S: 4	H: 1 LOB: 1 BB: 0 P: 4	R: 0 E: 0 K: 0 S: 3	H: 0 LOB: 1 BB: 1 P: 7	R: 0 E: 1 K: 1 S: 6	H: 1 LOB: 1 BB: 0 P: 6	R: 0 E: 0 K: 1 S: 5	H: 1 LOB: 1 BB: 0 P: 5	R: 1 E: 0 K: 1 S: 8	H: 3 LOB: 2 BB: 0 P: 8	R: 1 E: 0 K: 2 S: 8	H: 1 LOB: 1 BB: 1 P: 12	1B: 8 2B: 2 3B: 0 HR: 0	SF: 0 SAC: 1 DP: 0 HBP: 0	WP: 1 PB: 0 SB: 1 CS: 0	PA: 38
PITCHER	IP WLS BF H R ER SO BB IBB HBP BLK WP HR S P ERA WHIP																					
Larry Dierker, R (1,1) ERA: 2.84	7.1 L 32 9 2 2 3 1 0 0 0 0 1 0 36 40 2.46 1.364																					
Pat House, L (8,1) ERA:	0.2 2 0 0 0 1 0 0 0 0 0 0 0 4 4 0.00 0.000																					
Jim Ray, R (9,1) ERA: 4.28	1.0 5 1 1 1 2 1 0 0 0 0 0 0 8 12 9.00 2.000																					

St. Louis Cardinals @ Houston Astros
Astrodome, Houston, TX
Wed Jun 05 1968, 8:05 PM EDT
Att: 18,475 - Unknown

AB 35
R 3
H 10
RBI 2
BB 2
SO 6
LOB 18

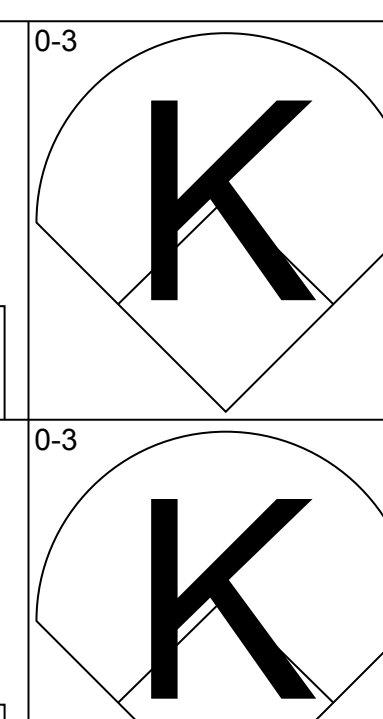
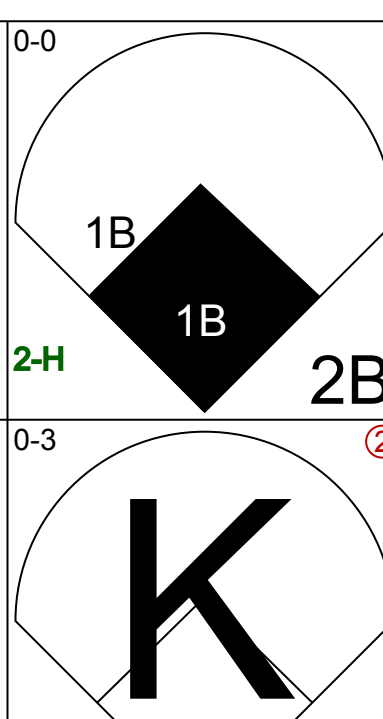
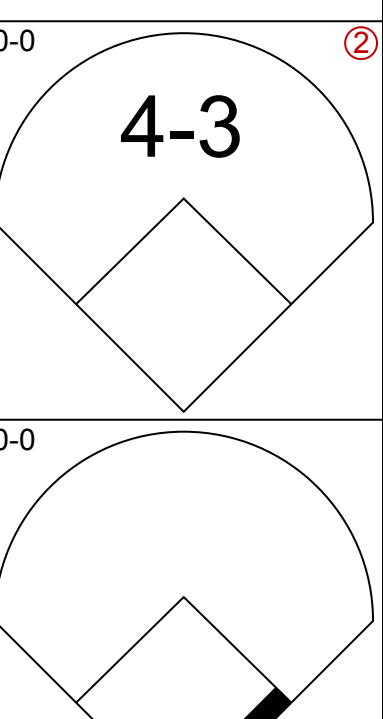
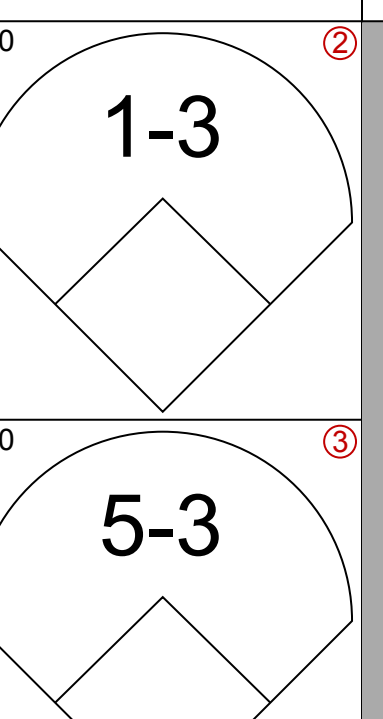
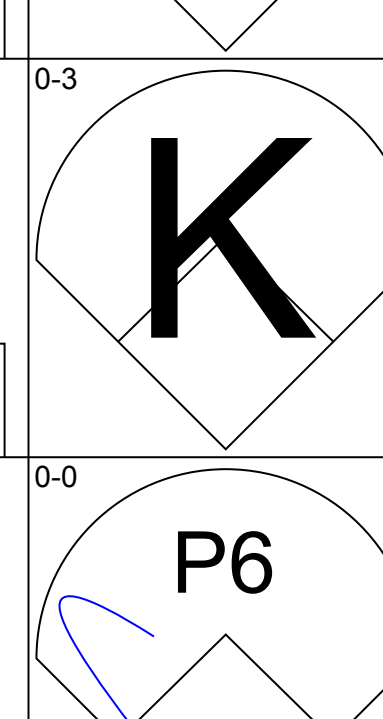
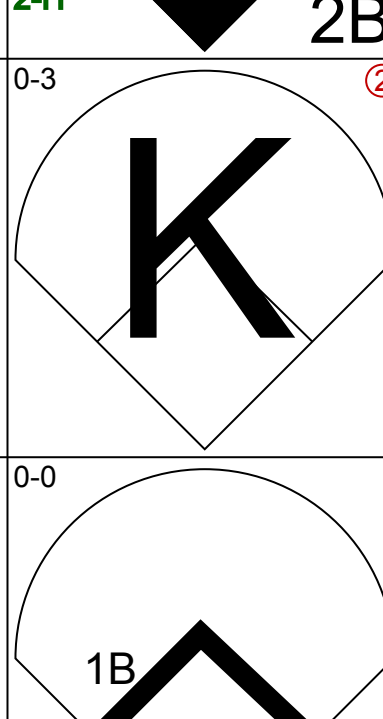
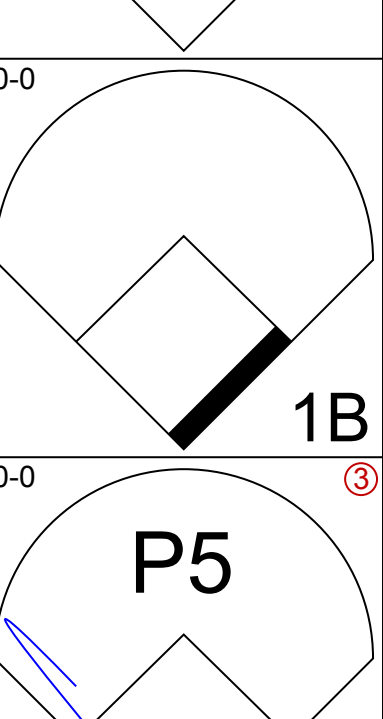
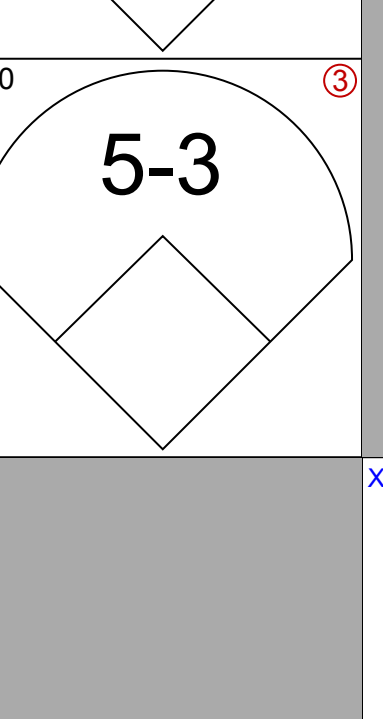
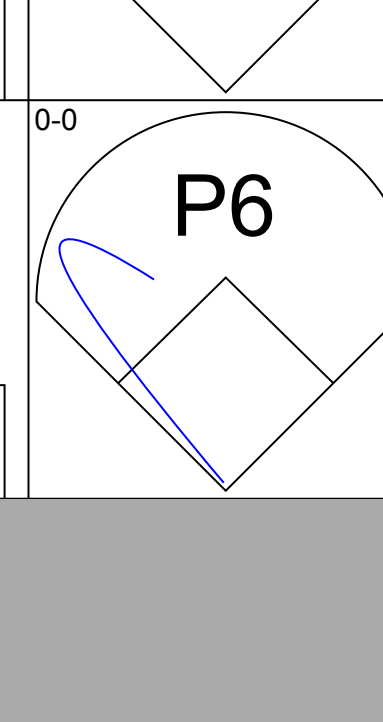
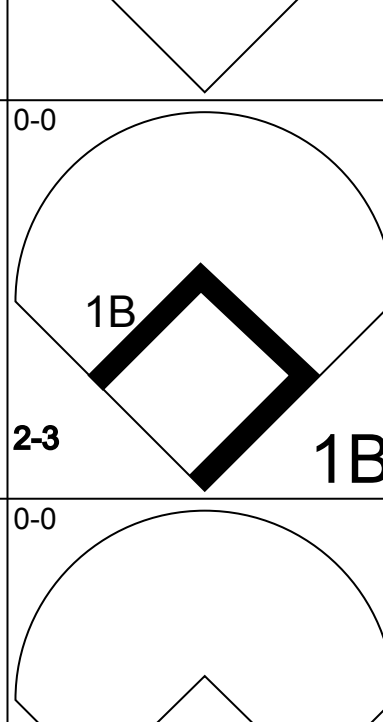
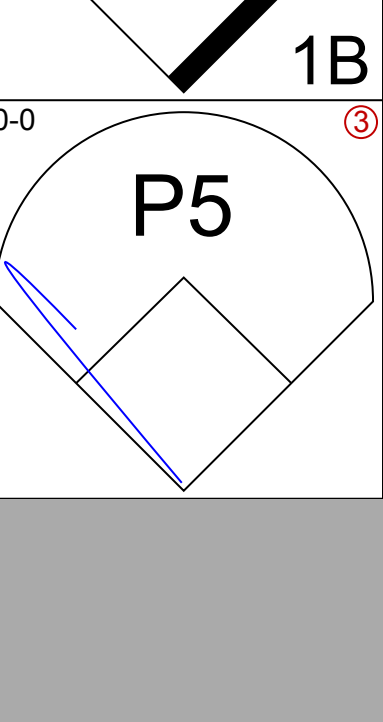

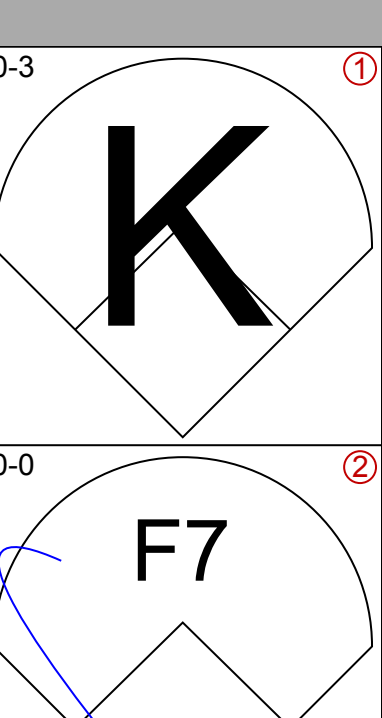
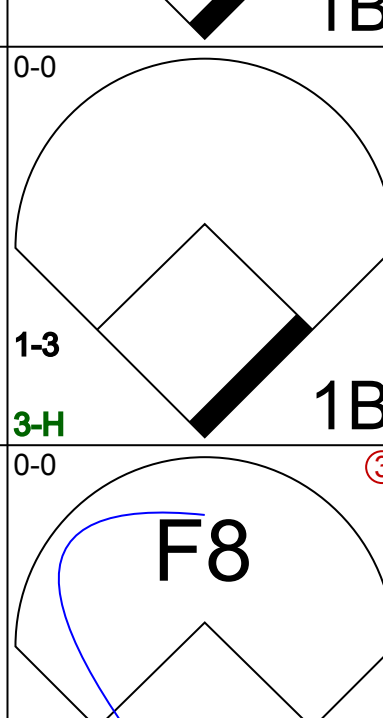
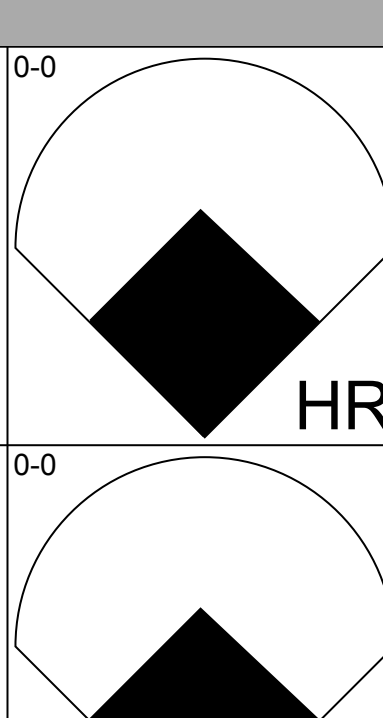
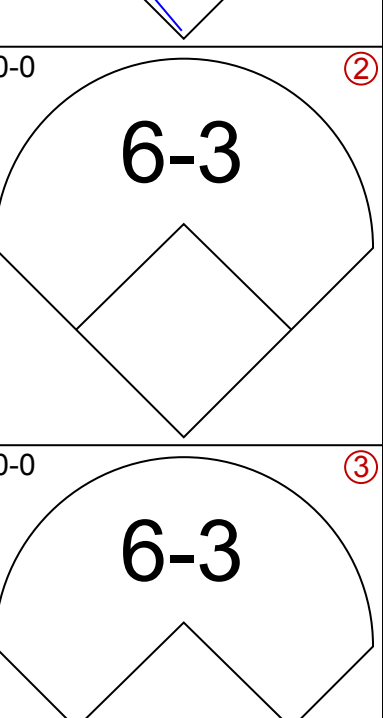
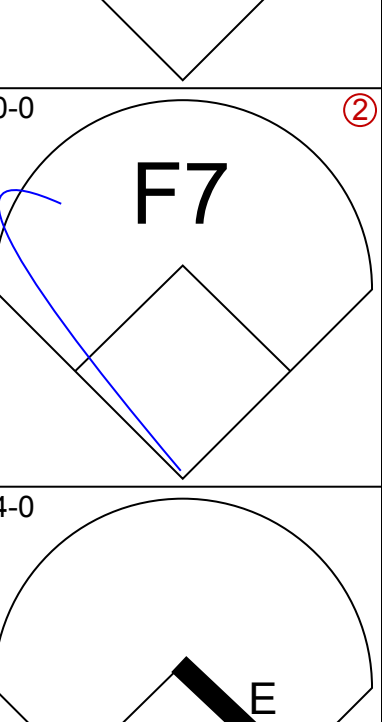
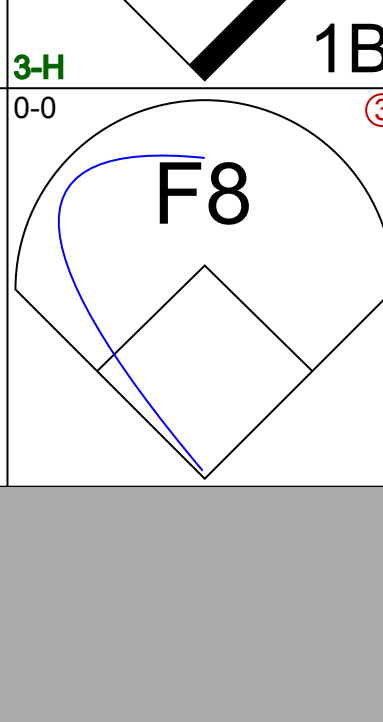
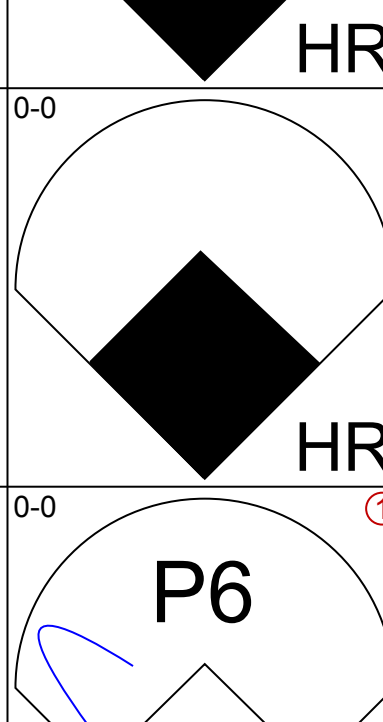
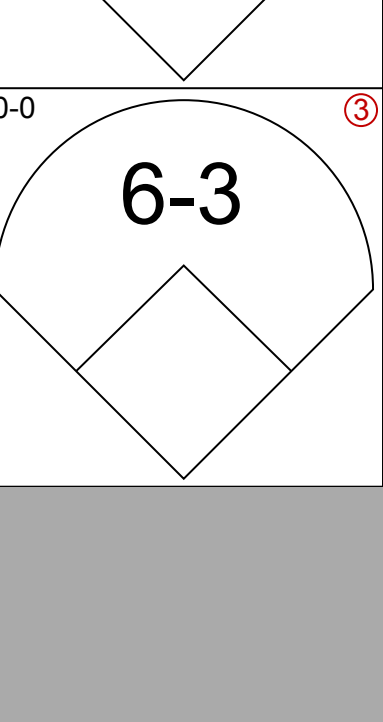

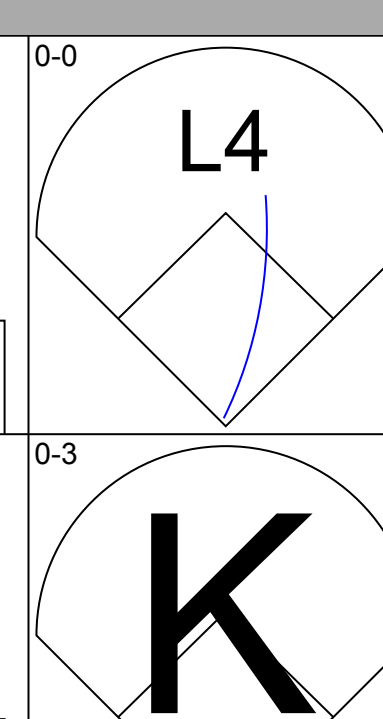
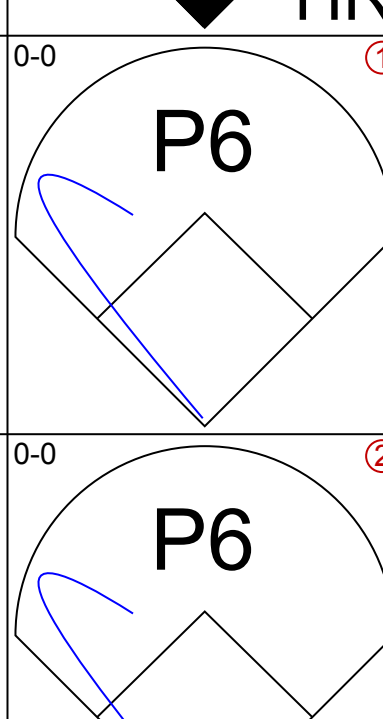
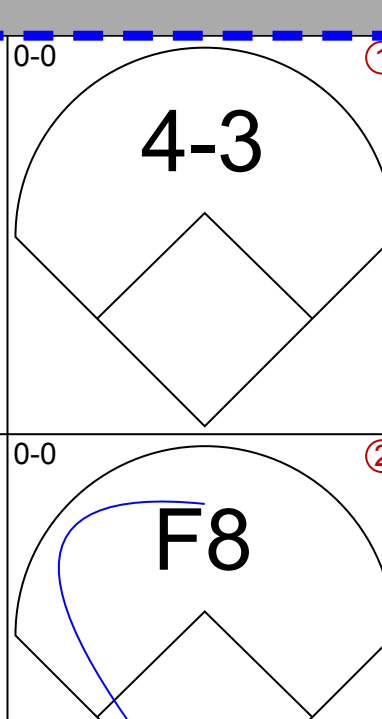

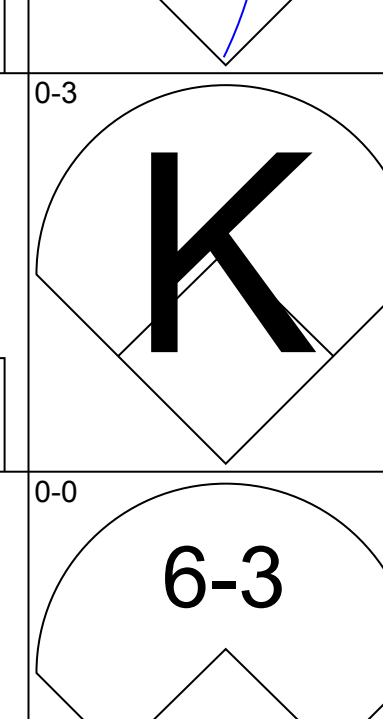
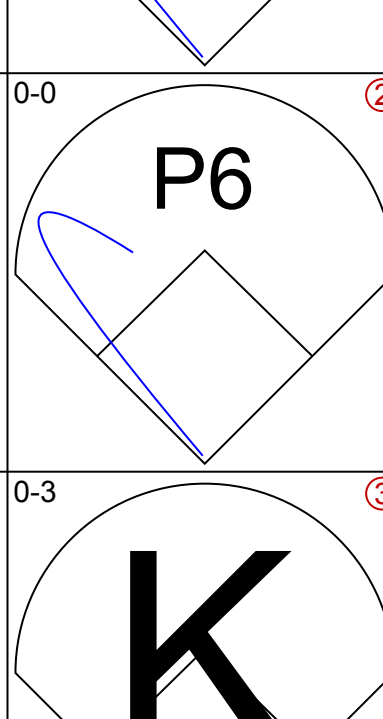
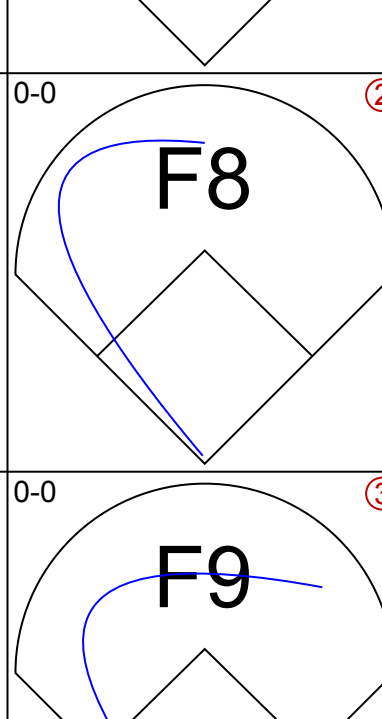
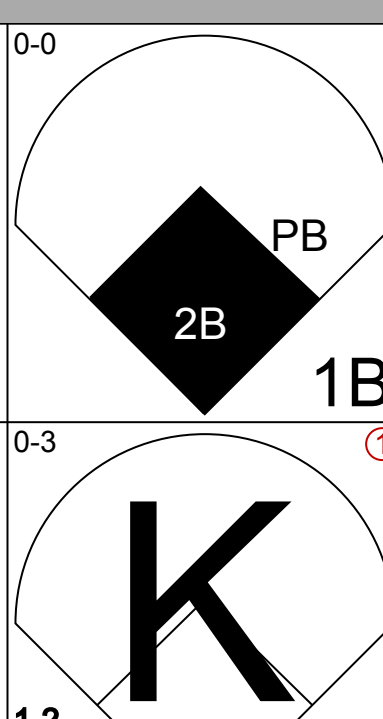
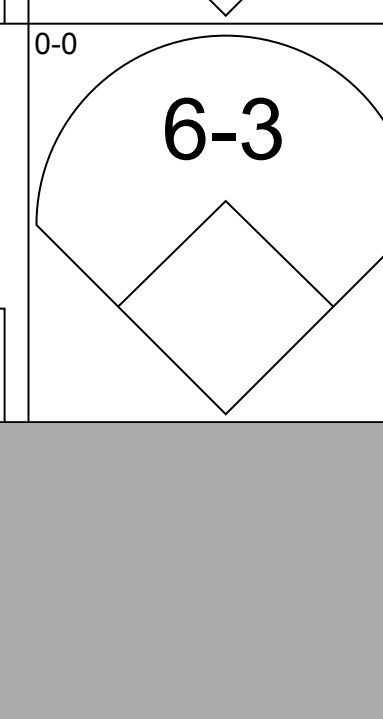

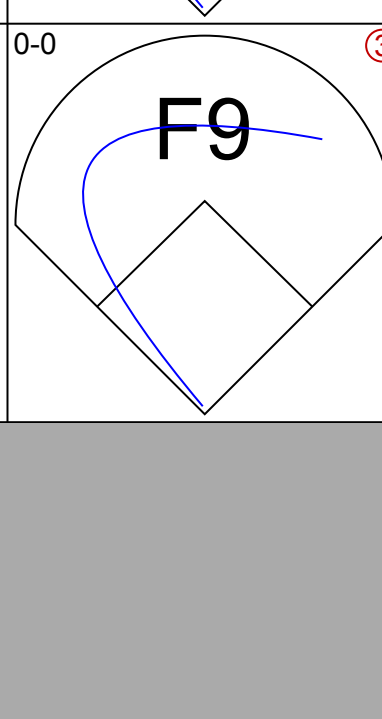
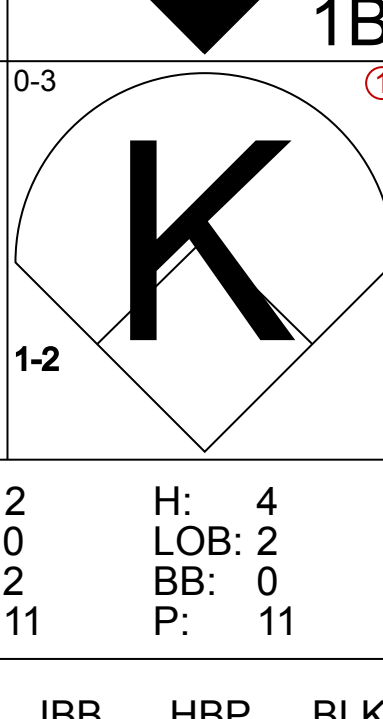
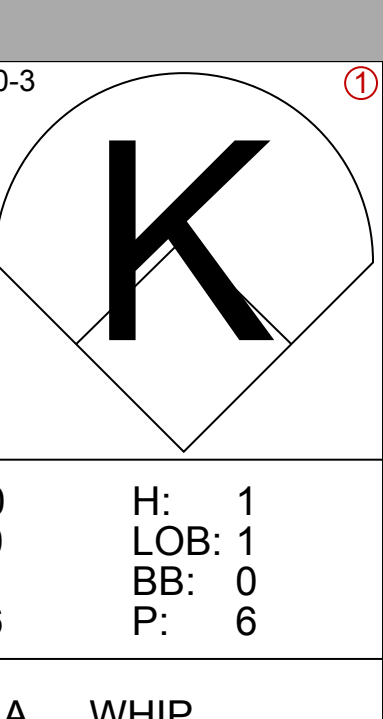
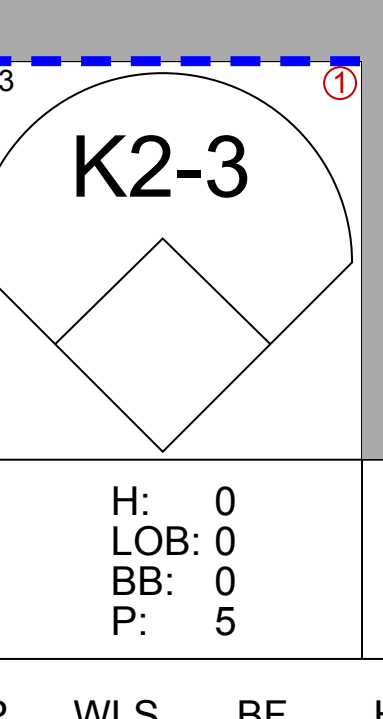


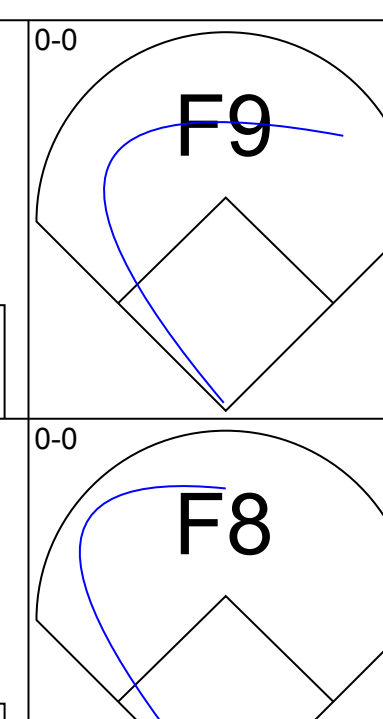
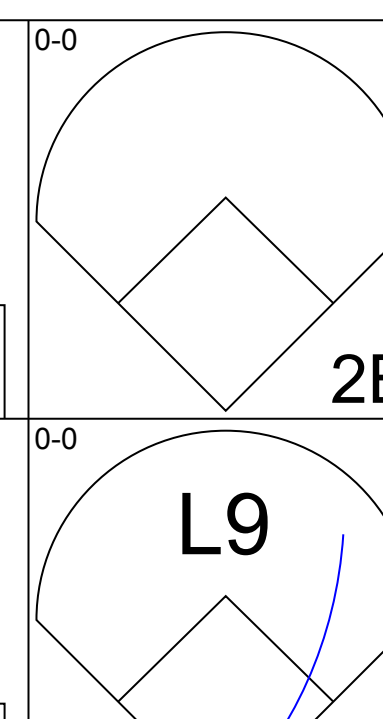
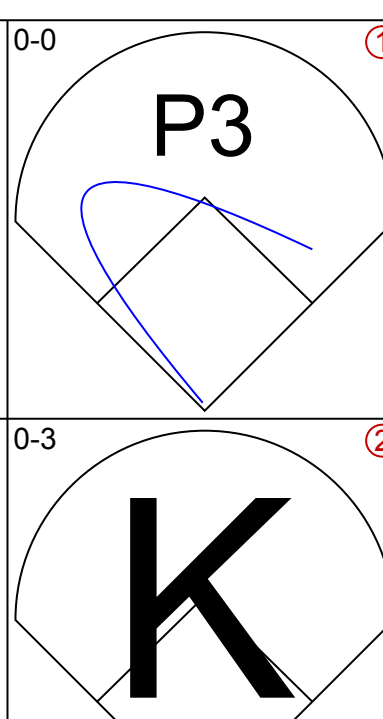
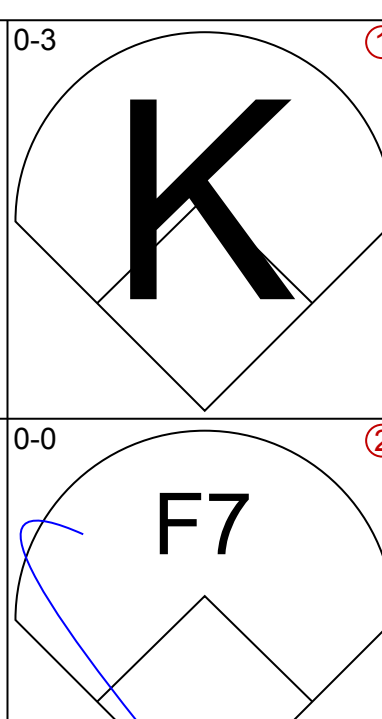
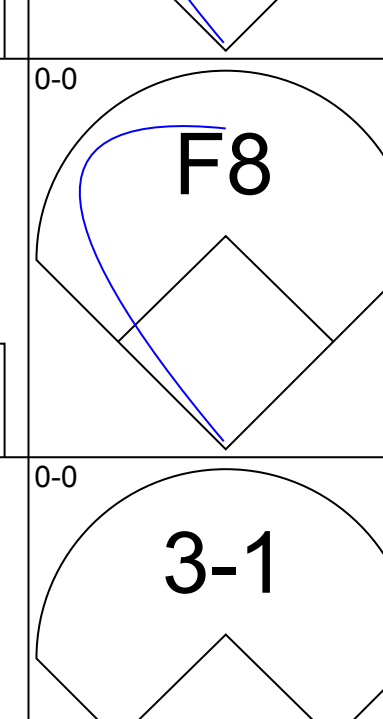
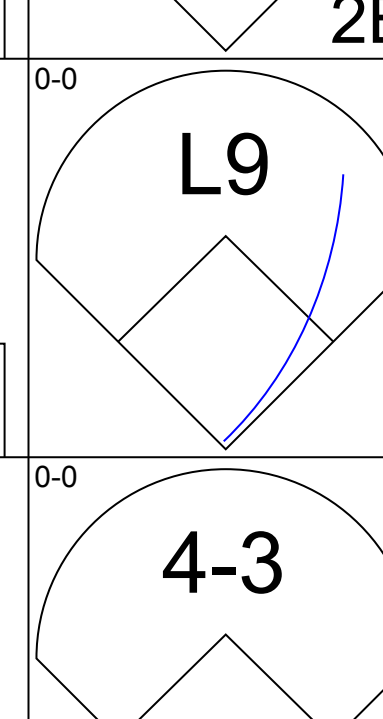
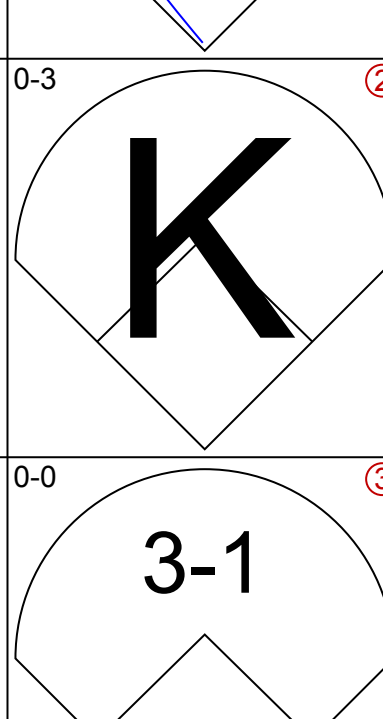
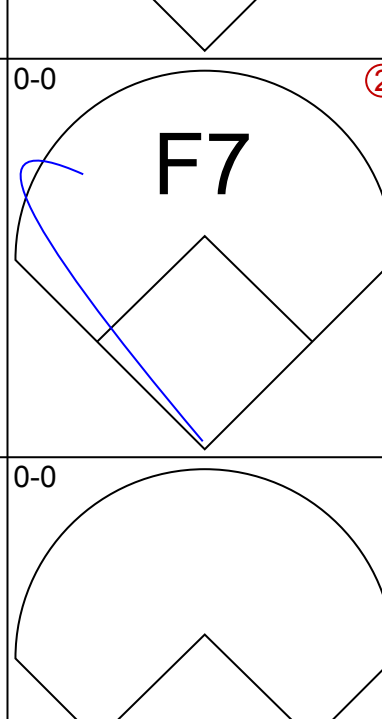
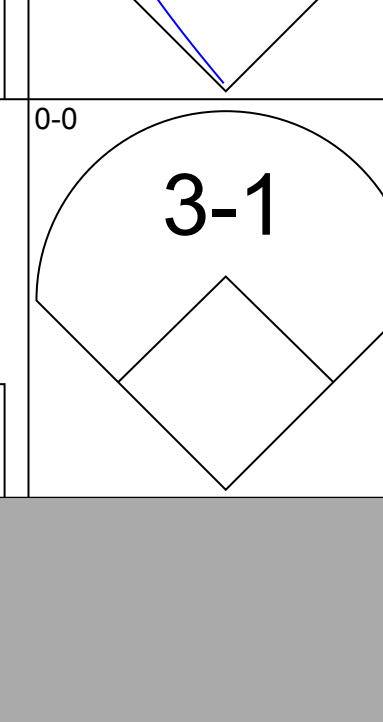
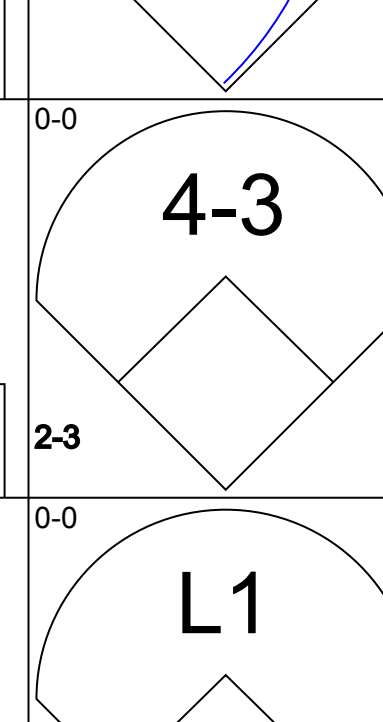
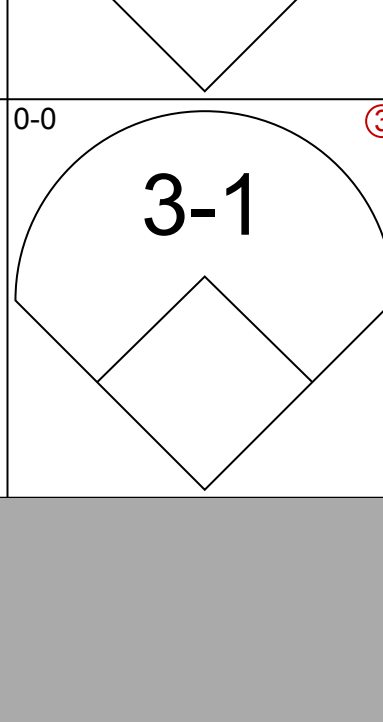
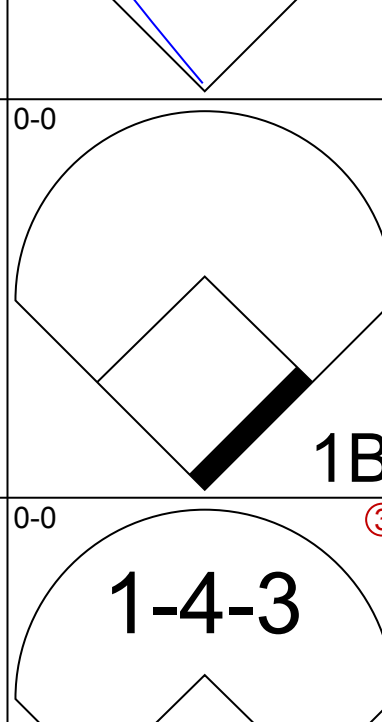
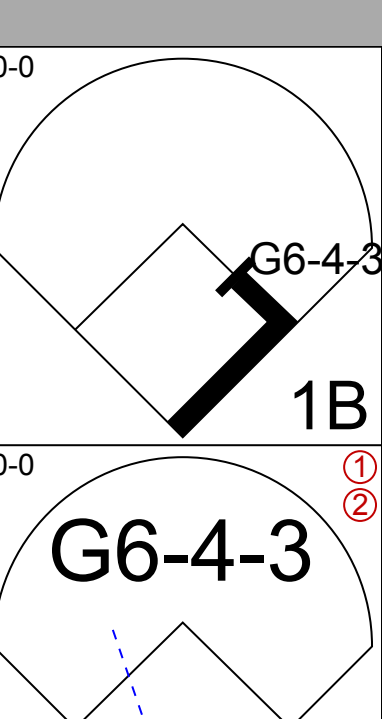
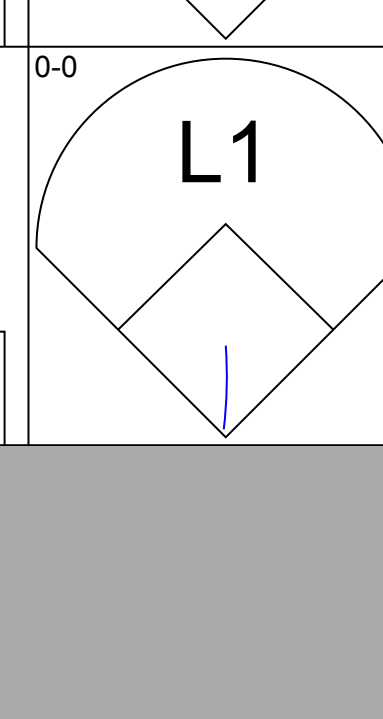
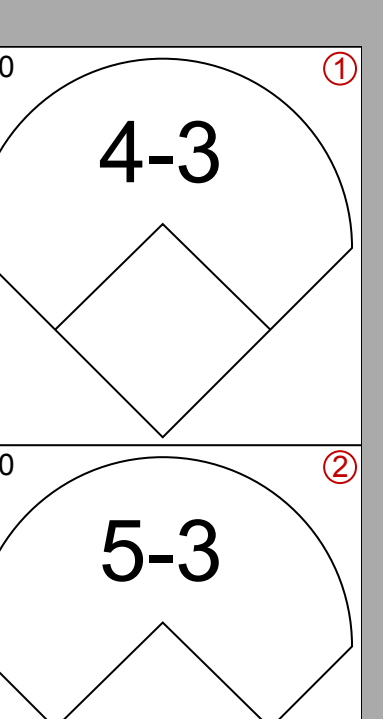

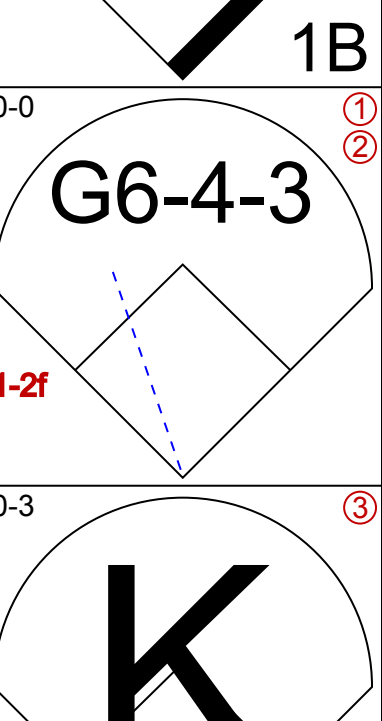
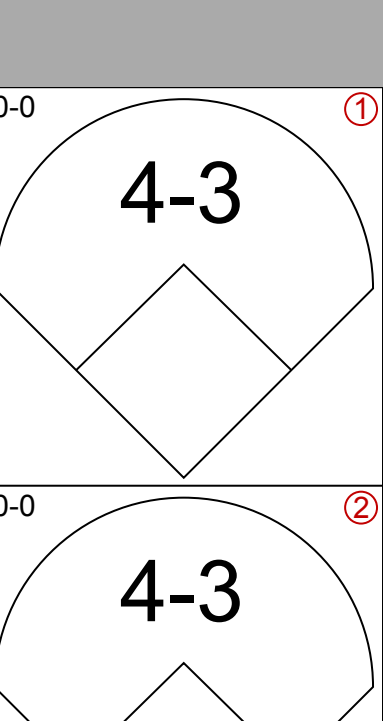
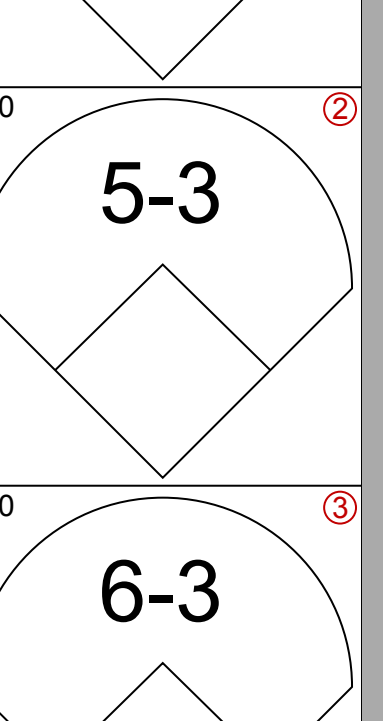


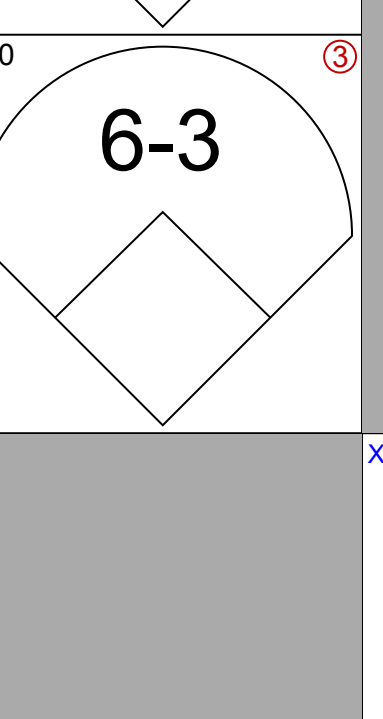
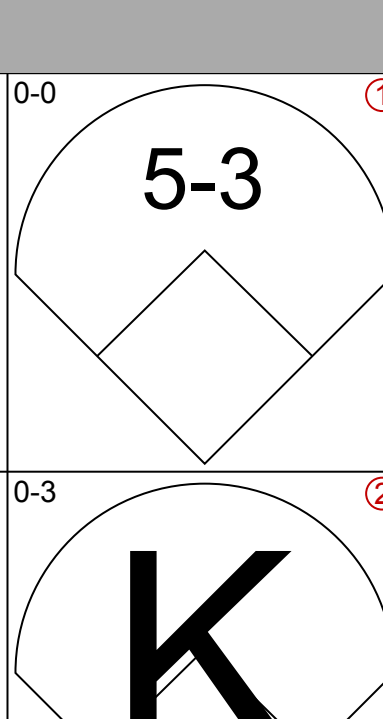
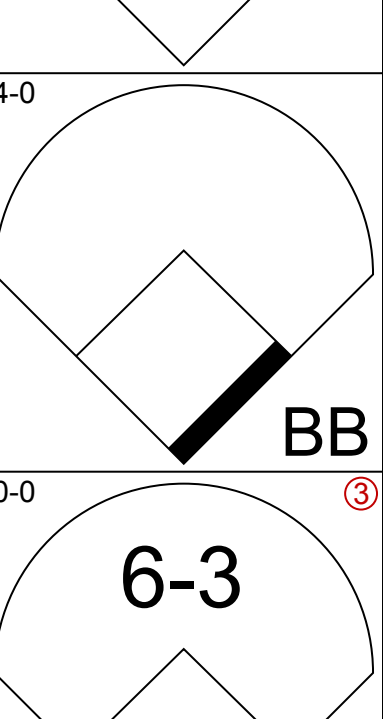

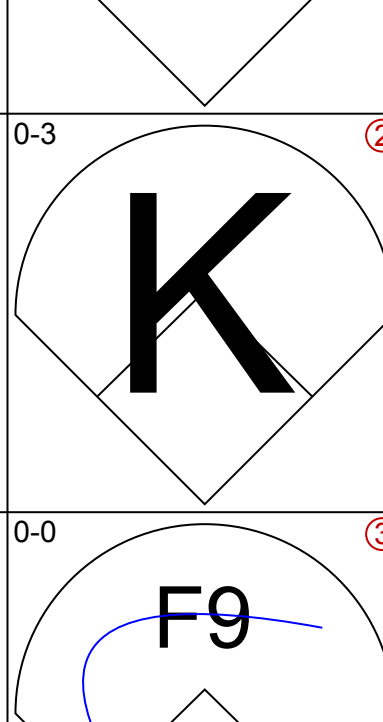
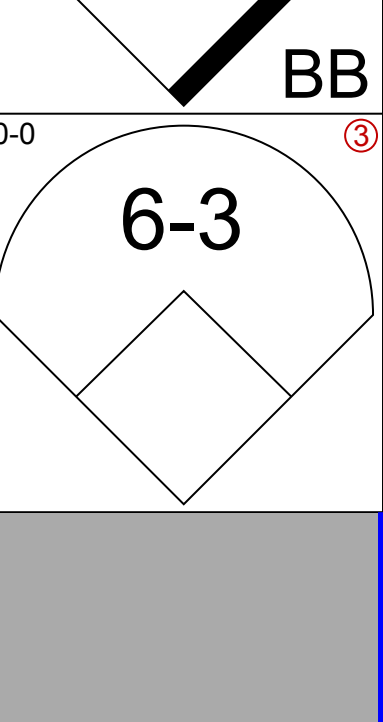

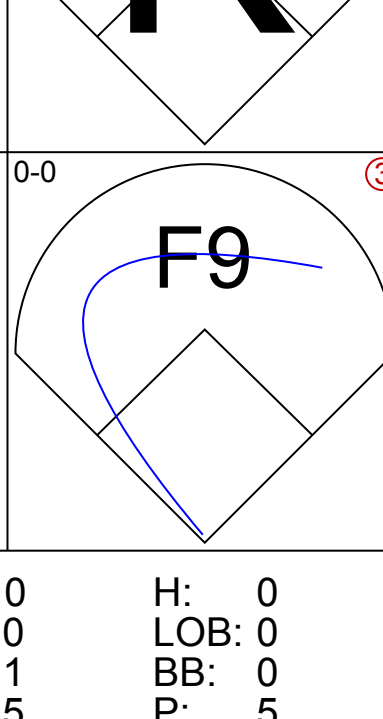
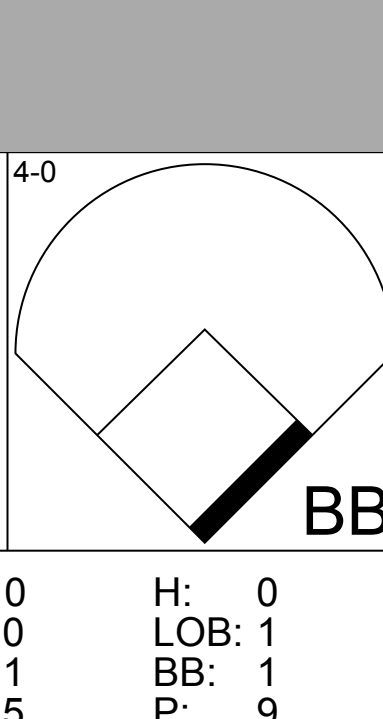

Batter	1	2	3	4	5	6	7	8	9	AB	R	H	RBI	BB	SO	LOB	BOTTOM					
Ron Davis, R (1,8) OBP: 0.293, SLG: 0.307										4	0	1	0	0	0	2						
Denis Menke, R (1,6) OBP: 0.383, SLG: 0.352										4	0	1	0	0	1	0						
Rusty Staub, L (1,3) OBP: 0.385, SLG: 0.439										4	0	0	0	0	0	2						
Jimmy Wynn, R (1,9) OBP: 0.379, SLG: 0.421										3	1	1	0	1	1	0						
Bob Aspromonte, R (1,5) OBP: 0.326, SLG: 0.308										4	0	1	1	0	1	1						
Bob Watson, R (1,7) OBP: 0.200, SLG: 0.189										3	0	0	0	0	1	1						
Lee Thomas, L (9, PH) OBP: 0.294, SLG: 0.333										1	0	0	0	0	0	1						
Julio Gotay, R (1,4) OBP: 0.253, SLG: 0.269										4	0	1	0	0	2	1						
John Bateman, R (1,2) OBP: 0.286, SLG: 0.349										3	0	1	0	0	0	1						
Larry Dierker, R (1,1) OBP: 0.069, SLG: 0.036										1	0	0	0	0	0	1						
Pat House, L (8,1) ERA:										0	0	0	0	0	0	0						
Ivan Murrell, R (8, PH) OBP: 0.056, SLG: 0.056										1	0	0	0	0	0	0						
Jim Ray, R (9,1) OBP: 0.333, SLG: 0.333										0	0	0	0	0	0	0						
Inning Stats	R: 0 E: 0 K: 0 S: 3	H: 0 LOB: 0 BB: 0 P: 3	R: 0 E: 0 K: 2 S: 7	H: 0 LOB: 0 BB: 0 P: 7	R: 0 E: 0 K: 1 S: 6	H: 1 LOB: 1 BB: 0 P: 6	R: 1 E: 0 K: 1 S: 7	H: 2 LOB: 1 BB: 0 P: 7	R: 0 E: 0 K: 0 S: 4	H: 1 LOB: 1 BB: 0 P: 4	R: 0 E: 0 K: 0 S: 3	H: 0 LOB: 0 BB: 0 P: 3	R: 0 E: 0 K: 0 S: 3	H: 0 LOB: 0 BB: 0 P: 3	R: 0 E: 0 K: 0 S: 5	H: 2 LOB: 2 BB: 0 P: 5	R: 0 E: 0 K: 2 S: 7	H: 0 LOB: 1 BB: 1 P: 11	1B: 5 2B: 1 3B: 0 HR: 0	SF: 0 SAC: 1 DP: 0 HBP: 0	WP: 0 PB: 0 SB: 1 CS: 0	PA: 34
PITCHER	IP WLS BF H R ER SO BB IBB HBP BLK WP HR S P ERA WHIP																					
Larry Jaster, L (1,1) ERA: 0.98	8.0 W 31 6 1 1 4 1 0 0 0 0 0 0 38 42 1.12 0.875																					
Wayne Granger, R (9,1) ERA:	1.0 S 3 0 0 0 2 0 0 0 0 0 0 0 7 7 0.00 0.000																					

St. Louis Cardinals @ Houston Astros
Astrodome, Houston, TX
Wed Jun 05 1968, 8:05 PM EDT
Att: 18,475 - Unknown

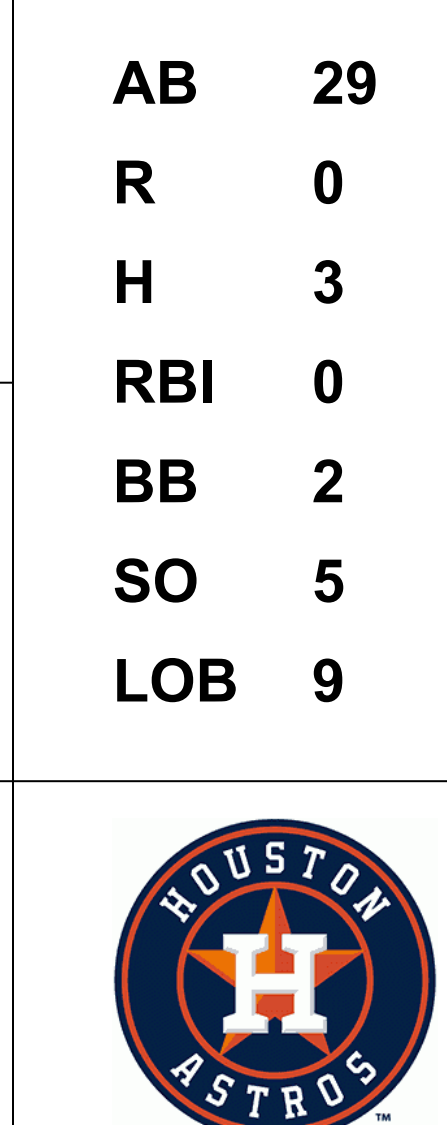
AB 32
R 1
H 6
RBI 1
BB 1
SO 6
LOB 10



Batter	1	2	3	4	5	6	7	8	9	AB R H RBI BB SO LOB	TOP													
Lou Brock, L OBP: 0.278, SLG: 0.393 (1, 7)			 1B		 4-3		 1-3			4 1 1 1 0 1 0	St. Louis Cardinals @ Houston Astros Astrodome, Houston, TX Thu Jun 06 1968, 8:05 PM EDT Att: 15,218 - Unknown													
Curt Flood, R OBP: 0.386, SLG: 0.440 (1, 8)			 2B		 1B		 5-3			4 0 1 0 0 2 1														
Roger Maris, L OBP: 0.305, SLG: 0.340 (1, 9)			 1B							4 0 1 0 0 0 1														
Orlando Cepeda, R OBP: 0.335, SLG: 0.412 (1, 3)			 1B					 6-3		4 1 2 2 0 1 0														
Tim McCarver, L OBP: 0.292, SLG: 0.346 (1, 2)								 6-3		4 1 1 1 0 0 2														
Mike Shannon, R OBP: 0.307, SLG: 0.440 (1, 5)	 BB			 L4					 4-3	3 0 0 0 1 0 0														
Julian Javier, R OBP: 0.282, SLG: 0.340 (1, 4)	 1-2									4 0 0 0 0 2 1														
Dal Maxvill, R OBP: 0.282, SLG: 0.280 (1, 6)			 2B	 6-3						4 1 1 0 0 1 0														
Bob Gibson, R OBP: 0.176, SLG: 0.125 (1, 1)			 1-2				 K2-3			3 0 0 0 0 3 1														
Inning Stats	R: 0 H: 0 E: 0 K: 2 S: 7	H: 0 LOB: 0 BB: 0 P: 7	R: 0 H: 0 E: 1 K: 2 S: 7	H: 0 LOB: 1 BB: 1 P: 11	R: 2 H: 4 E: 0 K: 2 S: 11	H: 4 LOB: 2 BB: 0 P: 11	R: 0 H: 0 E: 0 K: 1 S: 5	H: 0 LOB: 0 BB: 0 P: 5	R: 0 H: 1 E: 0 K: 1 S: 6	H: 1 LOB: 1 BB: 0 P: 6	R: 2 H: 2 E: 0 K: 1 S: 7	H: 2 LOB: 0 BB: 0 P: 7	R: 0 H: 0 E: 0 K: 1 S: 5	H: 0 LOB: 0 BB: 0 P: 5	R: 0 H: 0 E: 0 K: 0 S: 3	H: 0 LOB: 0 BB: 0 P: 3	R: 0 H: 0 E: 0 K: 0 S: 3	H: 0 LOB: 0 BB: 0 P: 3	R: 0 H: 0 E: 0 K: 0 S: 3	H: 0 LOB: 0 BB: 0 P: 3	1B: 4 2B: 1 3B: 0 HR: 2	SF: 0 SAC: 0 DP: 0 HBP: 0	WP: 0 PB: 1 SB: 0 CS: 0	PA: 35
PITCHER	IP WLS BF H R ER SO BB IBB HBP BLK WP HR S P ERA WHIP																							
Don Wilson, R ERA: 3.8 (1, 1)	6.0 L 26 7 4 4 9 1 0 0 0 0 0 2 43 47 6.00 1.333																							
Wade Blasingame, L ERA: 4.95 (7, 1)	2.0 6 0 0 0 1 0 0 0 0 0 0 0 8 8 0.00 0.000																							
Tom Dukes, R ERA: 5.63 (9, 1)	1.0 3 0 0 0 0 0 0 0 0 0 0 0 3 3 0.00 0.000																							

Batter	1	2	3	4	5	6	7	8	9	AB R H RBI BB SO LOB	BOTTOM									
Ron Davis, R OBP: 0.292, SLG: 0.311 (1, 8)				 2B						4 0 1 0 0 1 1	St. Louis Cardinals @ Houston Astros Astrodome, Houston, TX Thu Jun 06 1968, 8:05 PM EDT Att: 15,218 - Unknown									
Denis Menke, R OBP: 0.355, SLG: 0.344 (1, 6)				 L9						4 0 0 0 0 1 2										
Rusty Staub, L OBP: 0.383, SLG: 0.435 (1, 3)	 3-1			 4-3		 3-1			 1B	4 0 1 0 0 0 2										
Lee Thomas, L OBP: 0.292, SLG: 0.328 (1, 9)		 G6-4-3		 L1			 4-3		 1-4-3	4 0 1 0 0 0 2										
Jimmy Wynn, R OBP: 0.374, SLG: 0.414 (1, 7)		 G6-4-3			 4-3		 5-3			3 0 0 0 0 0 1										
Bob Aspromonte, R OBP: 0.320, SLG: 0.302 (1, 5)				 4-3		 6-3				3 0 0 0 0 1 0										
Julio Gotay, R OBP: 0.256, SLG: 0.263 (1, 4)			 5-3		 BB			 L9		2 0 0 0 1 0 0										
John Bateman, R OBP: 0.277, SLG: 0.337 (1, 2)			 K		 6-3			 K2-3		3 0 0 0 0 2 1										
Don Wilson, R OBP: 0.286, SLG: 0.333 (1, 1)			 F9			 BB		 6-3		1 0 0 0 0 0 0										
Ivan Murrell, R OBP: 0.081, SLG: 0.056 (6, PH)										0 0 0 0 1 0 0										
Wade Blasingame, L (7, 1)										0 0 0 0 0 0 0										
Bob Watson, R OBP: 0.195, SLG: 0.184 (8, PH)										1 0 0 0 0 0 0										
Tom Dukes, R (9, 1)										0 0 0 0 0 0 0										
Inning Stats	R: 0 H: 0 E: 0 K: 0 S: 3	H: 1 LOB: 0 BB: 0 P: 5	R: 0 H: 0 E: 0 K: 1 S: 5	H: 0 LOB: 0 BB: 0 P: 5	R: 0 H: 1 E: 0 K: 0 S: 4	H: 1 LOB: 1 BB: 0 P: 4	R: 0 H: 0 E: 0 K: 0 S: 3	H: 0 LOB: 0 BB: 0 P: 3	R: 0 H: 0 E: 0 K: 1 S: 5	H: 0 LOB: 0 BB: 0 P: 5	R: 0 H: 1 E: 0 K: 1 S: 6	H: 1 LOB: 1 BB: 0 P: 6	R: 0 H: 0 E: 0 K: 1 S: 5	H: 0 LOB: 0 BB: 0 P: 5	R: 0 H: 0 E: 0 K: 0 S: 3	H: 0 LOB: 0 BB: 0 P: 3	1B: 2 2B: 1 3B: 0 HR: 0	SF: 0 SAC: 0 DP: 1 HBP: 0	WP: 0 PB: 0 SB: 0 CS: 0	PA: 31
PITCHER	IP WLS BF H R ER SO BB IBB HBP BLK WP HR S P ERA WHIP																			
Bob Gibson, R ERA: 1.52 (1, 1)	9.0 W 31 3 0 0 5 2 0 0 0 0 0 0 39 47 0.00 0.556																			

AB	34
R	4
H	7
RBI	4
BB	1
SO	10
LOB	6



AB	29
R	0
H	3
RBI	0
BB	2
SO	5
LOB	9

Batter	1	2	3	4	5	6	7	8	9	AB	R	H	RBI	BB	SO	LOB	TOP		
Lou Brock, L (1.7)	3-1		K			4-3		K		4	0	0	0	0	2	1	St. Louis Cardinals @ Cincinnati Reds Crosley Field, Cincinnati, OH Fri Jun 07 1968, 7:05 PM EDT Att: 17,685 - Unknown livebaseballscores.com		
Curt Flood, R (1.8)	P6		HR			5-3		5-3		4	1	1	1	0	0				
Roger Maris, L (1.9)	2B	1B	P5			K		P3		4	1	1	0	0	1	0			
Orlando Cepeda, R (1.3)	1B	2B		K		K		1B		4	0	2	1	0	2	0			
Tim McCarver, L (1.2)	1B			6-3		4-3		P6		4	0	1	0	0	0	1			
Mike Shannon, R (1.5)		4-3		3-1		P3				3	0	0	0	0	0	0			
Julian Javier, R (1.4)	F5			K		K		K		3	0	0	0	0	2	0			
Dal Maxvill, R (1.6)	F8			K		K		1B		3	0	1	0	0	1	0			
Dick Hughes, R (1.1)			6-3			K		FC1-3-6		0	0	0	0	0	0	0			
Hal Gilson, R (2.1)										1	0	0	0	0	0	0			
Ron Willis, R (4.1)										1	0	0	0	0	1	0			
Johnny Edwards, L (8, PH)										1	0	0	0	0	0	1			
Wayne Granger, R (8.1)										0	0	0	0	0	0	0			
Inning Stats	R: 1 E: 0 K: 0 S: 5	H: 3 LOB: 2 BB: 0 P: 5	R: 0 E: 0 K: 0 S: 3	H: 0 LOB: 0 BB: 0 P: 3	R: 1 E: 0 K: 1 S: 6	H: 1 LOB: 0 BB: 0 P: 6	R: 0 E: 0 K: 1 S: 5	H: 0 LOB: 0 BB: 0 P: 5	R: 0 E: 0 K: 1 S: 9	H: 0 LOB: 0 BB: 0 P: 9	R: 0 E: 0 K: 1 S: 5	H: 0 LOB: 0 BB: 0 P: 5	R: 0 E: 0 K: 1 S: 8	H: 1 LOB: 1 BB: 0 P: 8	R: 0 E: 0 K: 0 S: 4	H: 1 LOB: 1 BB: 0 P: 4	1B: 4 2B: 1 3B: 0 HR: 1	SF: 0 SAC: 0 DP: 0 HBP: 0	WP: 0 PA: 32 PB: 0 SB: 0 CS: 0
PITCHER Jim Maloney, R (1.1) ERA: 3.23	IP: 9.0 WLS: W BF: 32 H: 6 R: 2 ER: 2 SO: 9 BB: 0 IBB: 0 HBP: 0 BLK: 0 WP: 0 HR: 1 S: 50 P: 50 ERA: 2.00 WHIP: 0.667															PITCHER IP: WLS: BF: H: R: ER: SO: BB: IBB: HBP: BLK: WP: HR: S: P: ERA: WHIP			

Batter	1	2	3	4	5	6	7	8	9	AB	R	H	RBI	BB	SO	LOB	BOTTOM		
Pete Rose, S (1.9)	3-1	F8		SH5-3		E7		1B		4	0	2	2	0	0	2	St. Louis Cardinals @ Cincinnati Reds Crosley Field, Cincinnati, OH Fri Jun 07 1968, 7:05 PM EDT Att: 17,685 - Unknown livebaseballscores.com		
Tommy Helms, R (1.4)	G1-6-3			SH5-3		6-3				2	0	1	0	1	0	1			
Vada Pinson, L (1.8)	G1-6-3		F2	1B		F9				3	0	0	0	1	0	2			
Alex Johnson, R (1.7)		FC6-4	K	G6-3		6-3				4	1	1	0	0	1	4			
Lee May, R (1.3)		FC6-4				F7		5-3		2	0	0	0	2	0	0			
Tony Perez, R (1.5)		FC6-4	L7			F2				4	1	1	0	0	0	4			
Johnny Bench, R (1.2)		SH5-4		1B		1-3		K		4	1	2	1	0	1	1			
Leo Cardenas, R (1.6)		SH5-4		1B		4-3		4-3		4	1	2	1	0	0	1			
Jim Maloney, L (1.1)		SH5-4		SH5-3		K		G3		3	0	1	0	0	1	1			
Inning Stats	R: 0 E: 0 K: 0 S: 2	H: 0 LOB: 0 BB: 1 P: 6	R: 2 E: 0 K: 0 S: 6	H: 3 LOB: 2 BB: 1 P: 10	R: 0 E: 0 K: 1 S: 6	H: 1 LOB: 2 BB: 1 P: 10	R: 2 E: 0 K: 0 S: 6	H: 4 LOB: 2 BB: 1 P: 10	R: 0 E: 0 K: 1 S: 3	H: 0 LOB: 0 BB: 0 P: 3	R: 0 E: 1 K: 1 S: 6	H: 1 LOB: 1 BB: 0 P: 6	R: 0 E: 0 K: 1 S: 3	H: 0 LOB: 0 BB: 0 P: 3	R: 0 E: 0 K: 1 S: 6	H: 1 LOB: 1 BB: 0 P: 6		1B: 10 2B: 0 3B: 0 HR: 0	SF: 0 SAC: 2 DP: 2 HBP: 0
PITCHER Dick Hughes, R (1.1) ERA: 6.39 Hal Gilson, L (2.1) ERA: 4.82 Ron Willis, R (4.1) ERA: 3.5 Wayne Granger, R (8.1) ERA:	IP: 1.0 WLS: L BF: 14 H: 7 R: 2 ER: 2 SO: 1 BB: 1 IBB: 0 HBP: 0 BLK: 0 WP: 0 HR: 0 S: 15 P: 19 ERA: 9.00 WHIP: 4.000															PITCHER IP: WLS: BF: H: R: ER: SO: BB: IBB: HBP: BLK: WP: HR: S: P: ERA: WHIP			

Batter	1	2	3	4	5	6	7	8	9	AB	R	H	RBI	BB	SO	LOB	TOP										
Lou Brock, L OBP: 0.272, SLG: 0.386 (1, 7)	0-0 2B		0-0 F7	0-0 4-3		0-0 4-3		0-0 6-3		5	0	1	1	0	0	4	St. Louis Cardinals @ Cincinnati Reds Crosley Field, Cincinnati, OH Sat Jun 08 1968, 7:05 PM EDT Att: 13,368 - Unknown										
Curt Flood, R OBP: 0.384, SLG: 0.446 (1, 8)	1-0 HBP		0-0 5-3	0-0 1-2 2-3 3-H		0-0 F9		0-0 P4		4	0	1	1	0	0	1											
Roger Maris, L OBP: 0.291, SLG: 0.322 (1, 9)	0-0 F8		0-0 F8	0-0 F8		0-0 3-1		0-3 K		5	0	0	0	0	1	4											
Orlando Cepeda, R OBP: 0.344, SLG: 0.426 (1, 3)	0-0 F9			1-0 1B HBP	0-0 P4		0-0 2B 1B		0-0 F9 2B	4	2	2	0	0	0	2											
Tim McCarver, L OBP: 0.294, SLG: 0.351 (1, 2)	0-0 4-3			0-0 1B 1-2 1B	0-0 F8		0-0 PB 1-H 2B		0-0 F9 2-3	5	1	2	1	0	0	3											
Mike Shannon, R OBP: 0.304, SLG: 0.443 (1, 5)		0-0 SF8 3B		0-0 BB FC5-2 1B	0-0 1-3 2-H 1B		0-3 K		0-0 P6	5	1	2	1	0	1	2											
Julian Javier, R OBP: 0.282, SLG: 0.340 (1, 4)	0-0 SF8		0-0 FC5-2 BB 4-3 1B		0-0 F9		0-0 S 1B			3	2	2	2	0	0	0											
Dal Maxvill, R OBP: 0.294, SLG: 0.294 (1, 6)	0-0 L4		0-0 4-3 FC5-2 1B BB		0-0 2B		0-0 SH1-4 1B			3	1	2	1	1	0	0											
Nelson Briles, R OBP: 0.118, SLG: 0.091 (1, 1)	0-0 F9		0-0 FC5-2 1B 4-3		0-0 F7		0-0 SH1-4			3	0	0	0	0	0	4											
Inning Stats	R: 0 E: 0 K: 0 S: 4	H: 1 LOB: 2 BB: 0 P: 5	R: 1 E: 0 K: 0 S: 4	H: 1 LOB: 0 BB: 0 P: 4	R: 0 E: 0 K: 0 S: 3	H: 0 LOB: 0 BB: 0 P: 3	R: 4 E: 0 K: 0 S: 7	H: 4 LOB: 2 BB: 1 P: 12	R: 0 E: 0 K: 0 S: 4	H: 1 LOB: 1 BB: 0 P: 4	R: 1 E: 0 K: 1 S: 7	H: 2 LOB: 1 BB: 0 P: 7	R: 1 E: 0 K: 0 S: 5	H: 2 LOB: 1 BB: 0 P: 5	R: 0 E: 0 K: 1 S: 6	H: 1 LOB: 1 BB: 0 P: 6	1B: 7 2B: 4 3B: 1 HR: 0	SF: 1 SAC: 1 DP: 0 HBP: 2	WP: 0 PB: 1 SB: 1 CS: 0	PA: 42							
PITCHER	IP	WLS	BF	H	R	ER	SO	BB	IBB	HBP	BLK	WP	HR	S	P	ERA	WHIP										
George Culver, R ERA: 2.87 (1, 1)	3.2	L	20	6	5	5	0	1	0	2	0	0	0	17	23	12.27	1.909										
Bill Kelso, R ERA: 2.59 (4, 1)	1.1		4	0	0	0	0	0	0	0	0	0	0	4	4	0.00	0.000										
Bob Lee, R ERA: 4.42 (6, 1)	2.0		9	3	1	1	1	0	0	0	0	0	0	11	11	4.50	1.500										
Ted Abernathy, R ERA: 0.8 (8, 1)	2.0		9	3	1	1	1	0	0	0	0	0	0	11	11	4.50	1.500										

Batter	1	2	3	4	5	6	7	8	9	AB	R	H	RBI	BB	SO	LOB	BOTTOM										
Pete Rose, S OBP: 0.423, SLG: 0.509 (1, 9)	0-0 1B 4-3 1B		0-0 FC3-6 1B		0-0 1B		0-0 F8			4	1	3	0	0	0	1	St. Louis Cardinals @ Cincinnati Reds Crosley Field, Cincinnati, OH Sat Jun 08 1968, 7:05 PM EDT Att: 13,368 - Unknown										
Tommy Helms, R OBP: 0.318, SLG: 0.394 (1, 4)	0-0 4-3		0-0 FC3-6 FC1-6		0-0 F8		0-0 5-3			4	0	0	0	0	0	3											
Vada Pinson, L OBP: 0.332, SLG: 0.403 (1, 8)	0-0 1B SF9 1B		0-0 FC1-6		0-0 FC6-4 1B		0-0 F2			4	1	2	0	0	0	1											
Alex Johnson, R OBP: 0.357, SLG: 0.388 (1, 7)	0-0 1B		0-0 4-3		0-0 FC6-4		0-0 5-3			4	0	1	1	0	0	2											
Lee May, R OBP: 0.323, SLG: 0.399 (1, 3)	0-0 SF9		0-3 K		0-0 F8		0-0 P4			3	0	0	1	0	1	1											
Tony Perez, R OBP: 0.310, SLG: 0.374 (1, 5)	0-3 K		0-0 F7		0-3 K		0-0 F9			4	0	0	0	0	2	2											
Johnny Bench, R OBP: 0.287, SLG: 0.397 (1, 2)		0-0 F9		0-0 P6		0-0 E5 FC6-4		0-0 1B 1B		4	0	1	0	0	0	0											
Leo Cardenas, R OBP: 0.227, SLG: 0.204 (1, 6)		0-0 F9		0-0 F3		0-0 FC6-4 2B		0-0 FC6 1B		4	0	1	0	0	0	1											
Inning Stats	R: 2 E: 0 K: 1 S: 8	H: 3 LOB: 1 BB: 0 P: 8	R: 0 E: 0 K: 0 S: 3	H: 0 LOB: 0 BB: 0 P: 3	R: 0 E: 0 K: 0 S: 4	H: 1 LOB: 1 BB: 0 P: 4	R: 0 E: 0 K: 1 S: 5	H: 0 LOB: 0 BB: 0 P: 5	R: 0 E: 0 K: 1 S: 4	H: 1 LOB: 1 BB: 0 P: 4	R: 0 E: 0 K: 0 S: 6	H: 1 LOB: 1 BB: 0 P: 6	R: 0 E: 0 K: 0 S: 3	H: 0 LOB: 0 BB: 0 P: 3	R: 0 E: 0 K: 0 S: 5	H: 2 LOB: 2 BB: 0 P: 5	1B: 8 2B: 1 3B: 0 HR: 0	SF: 1 SAC: 0 DP: 0 HBP: 0	WP: 0 PB: 0 SB: 0 CS: 0	PA: 36							
PITCHER	IP	WLS	BF	H	R	ER	SO	BB	IBB	HBP	BLK	WP	HR	S	P	ERA	WHIP										
Nelson Briles, R ERA: 2.3 (1, 1)	9.0	W	36	9	2	2	3	0	0	0	0	0	0	42	42	2.00	1.000										



Batter	1	2	3	4	5	6	7	8	9	10	11	12	AB	R	H	RBI	BB	SO	LOB	TOP						
Lou Brock, L OBP: 0.279, SLG: 0.400 Roger Maris, L OBP: 0.301, SLG: 0.328	E7 1B	BB		1B SF7		F8		1-3			SH1-4 HBP		2 2 1 0 1 0 0 2 0 0 0 0 0 1													
Julian Javier, R OBP: 0.287, SLG: 0.352	BB 1B	BB		F2		F9		G3			SH1-4		5 1 2 1 0 0 2													
Curt Flood, R OBP: 0.391, SLG: 0.449	1B 2B	1-3		1-3						F3		6-3	5 1 2 0 1 0 3													
Orlando Cepeda, R OBP: 0.349, SLG: 0.421	2B SF8	BB		1B		F9				5-3		FC6 IBB	3 1 1 2 2 0 1													
Phil Gagliano, R OBP: 0.231, SLG: 0.217 Tim McCarver, L OBP: 0.301, SLG: 0.362 Mike Shannon, R OBP: 0.307, SLG: 0.436	4-3 1B	2B		4-3				P4				FC6	5 1 1 1 0 1 4 1 0 0 0 0 0 2 0 0 0 0 0 0 0													
Ed Spiazio, R OBP: 0.222, SLG: 0.167	SF8			P3		F8		F3				6-3	5 0 1 1 0 0 3													
Johnny Edwards, L OBP: 0.276, SLG: 0.357	4-3			1-3		L4		F7			SH3-4	F2	5 0 0 0 0 0 1													
Dal Maxvill, R OBP: 0.303, SLG: 0.301	1B			F8				1-3 BB			5-3	K	5 0 2 1 1 1 1													
Ray Washburn, R Wayne Granger, R Joe Hoerner, R Ron Willis, R Dave Ricketts, S Steve Carlton, L OBP: 0.220, SLG: 0.300	K			K		K		K			4-3		3 0 0 0 0 0 3 2 0 0 0 0 0 0 0 0 1 0 0 0 0 0 1 1 1 0 0 0 0 0 0 0 1 0 0 0 0 0 0 1 0 0 0 0 0 0 0 0													
Inning Stats	R: 5 E: 1 K: 10 S: 10	H: 4 LOB: 1 BB: 14 P: 14	R: 0 E: 0 K: 1 S: 6	H: 1 LOB: 3 BB: 2 P: 14	R: 0 E: 0 K: 1 S: 5	H: 0 LOB: 0 BB: 0 P: 5	R: 1 E: 0 K: 0 S: 5	H: 2 LOB: 1 BB: 0 P: 6	R: 0 E: 0 K: 1 S: 6	H: 1 LOB: 1 BB: 0 P: 4	R: 0 E: 0 K: 0 S: 3	H: 0 LOB: 0 BB: 0 P: 3	R: 0 E: 0 K: 0 S: 3	R: 0 E: 0 K: 0 S: 4	H: 1 LOB: 1 BB: 4 P: 4	R: 0 E: 0 K: 1 S: 5	H: 0 LOB: 2 BB: 0 P: 6	R: 0 E: 0 K: 1 S: 5	H: 0 LOB: 0 BB: 0 P: 6	1B: 8 2B: 2 3B: 0 HR: 0	SF: 2 SAC: 2 DP: 0 HBP: 1	WP: 0 PB: 0 SB: 0 CS: 0	PA: 53			
PITCHER	IP WLS BF H R ER SO BB IBB HBP BLK WP HR S P ERA WHIP	PITCHER												IP WLS BF H R ER SO BB IBB HBP BLK WP HR S P ERA WHIP												
Billy McCool, L ERA: 4.66	0.0	0.0	0.0	0.0	0.0	0.0	0.0	0.0	0.0	0.0	0.0	0.0	0.0	0.0	0.0	0.0	0.0	0.0	0.0	0.0	0.0	0.0	0.0	0.0	0.0	
Bob Lee, R ERA: 4.99	1.0	5	1	0	0	1	1	0	0	0	0	0	0	6	10	0.00	2.000									
Milt Pappas, R ERA: 5.6	6.0	24	5	1	1	3	0	1	0	0	0	0	0	29	33	1.50	0.833									
Ted Abernathy, R ERA: 0.69	3.2	15	1	0	0	1	1	1	1	0	0	0	0	14	23	0.00	0.545									
Gerry Arigo, L ERA: 2.48	0.1	1	0	0	0	0	0	0	0	0	0	0	0	1	1	0.00	0.000									

St. Louis Cardinals @ Cincinnati Reds
Crosley Field, Cincinnati, OH
Sun Jun 09 1968, 3:38 AM EDT
Att. 28,141 - Unknown

AB 43
R 6
H 10
RBI 6
BB 5
SO 6
LOB 22



Batter	1	2	3	4	5	6	7	8	9	10	11	12	AB	R	H	RBI	BB	SO	LOB	BOTTOM						
Pete Rose, S OBP: 0.416, SLG: 0.493	G3		F6			2B 1B	F7	1-2 BB		F9			5 1 1 0 1 0 2													
Tommy Helms, R OBP: 0.321, SLG: 0.397	E 1B		6-3			1B 2B		F8			5-3		6 1 3 0 0 0 3													
Vada Pinson, L OBP: 0.333, SLG: 0.417	E4 L6			HR		HR 1B	F7			F9		K	6 2 2 3 0 1 3													
Alex Johnson, R ERA: 3.88 Mack Jones, L ERA: 2.55 Ted Abernathy, R Gerry Arigo, L Bob Johnson, R George Culver, R ERA: 2.55	L6			F2		HR 1B	K			K		F3	0 0 0 0 0 0 0 0 4 1 1 2 0 1 4 1 0 0 0 0 1 1 0 0 0 0 0 0 0 0 0 1 0 0 0 0 0 0 0 0 0 0 0 0 0 0 0													
Lee May, R OBP: 0.335, SLG: 0.408				P6		5-3		2B SF7				FC1-6 1B	6 1 4 0 0 0 0													
Tony Perez, R OBP: 0.308, SLG: 0.371				L9		1-5-3		F9 2B				FC1-6 2B	6 1 1 0 0 2 3													
Johnny Bench, R OBP: 0.286, SLG: 0.394				K		6-3				SF7		K	5 0 1 1 0 3 2													
Leo Cardenas, R OBP: 0.239, SLG: 0.219				P4		4-3		BB IBB					5 0 2 1 1 1 2													
Billy McCool, R Bob Lee, R Milt Pappas, R Fred Whitfield, R Don Pavletich, R				K				F9					0 0 0 0 0 0 0 0 0 0 0 0 0 0 0 0 2 0 0 0 0 2 0 0 1 0 1 0 0 0 0 0 2 0 0 0 0 1 3													
Inning Stats	R: 0 E: 1 K: 0 S: 4	H: 1 LOB: 1 BB: 0 P: 4	R: 0 E: 0 K: 2 S: 8	H: 1 LOB: 1 BB: 0 P: 8	R: 0 E: 0 K: 1 S: 5	H: 0 LOB: 0 BB: 0 P: 5	R: 1 E: 0 K: 0 S: 4	H: 1 LOB: 0 BB: 0 P: 4	R: 0 E: 0 K: 1 S: 7	H: 2 LOB: 2 BB: 0 P: 7	R: 0 E: 0 K: 0 S: 3	H: 2 LOB: 3 BB: 2 P: 13	R: 0 E: 0 K: 2 S: 8	H: 1 LOB: 1 BB: 0 P: 8	R: 0 E: 0 K: 1 S: 5	H: 0 LOB: 0 BB: 0 P: 5	R: 1 E: 0 K: 1 S: 6	H: 2 LOB: 1 BB: 0 P: 6	1B: 10 2B: 5 3B: 0 HR: 2	SF: 1 SAC: 0 DP: 1 HBP: 0	WP: 0 PB: 0 SB: 0 CS: 0	PA: 53				
PITCHER	IP WLS BF H R ER SO BB IBB HBP BLK WP HR S P ERA WHIP	PITCHER												IP WLS BF H R ER SO BB IBB HBP BLK WP HR S P ERA WHIP												
Ray Washburn, R ERA: 3.88	5.0	22	7	5	5	5	0	0	0	0	0	0	0	0	0	9.00	1.400									
Wayne Granger, R ERA: 4.99	6.1	7	3	0	0	0	0	0	0	0	0	0	0	7	7	0.00	2.250									
Joe Hoerner, L ERA: 2.55	1.0	6	2	1	1	1	0	1	0	0	0	0	0	7	11	9.00	2.000									
Ron Willis, R ERA: 2.55	1.2	7	1	0	0	2	1	0	0	0	0	0	0	10	14	0.00	1.200									
Steve Carlton, L ERA: 2.64	2.2	L 11	3	1	1	4	0	0	0	0	0	0	0	19	19	3.38	1.125									

St. Louis Cardinals @ Cincinnati Reds
Crosley Field, Cincinnati, OH
Sun Jun 09 1968, 3:38 AM EDT
Att. 28,141 - Unknown

AB 50
R 7
H 16
RBI 7
BB 2
SO 12
LOB 22



Batter	1	2	3	4	5	6	7	8	9	AB	R	H	RBI	BB	SO	LOB	TOP					
Lou Brock, L OBP: 0.278, SLG: 0.402 (1, 7)	F7		HR	6-3			P6			4	1	1	0	0	0	1						
Curt Flood, R OBP: 0.385, SLG: 0.441 (1, 8)	P4		K		F7			F8		4	0	0	0	0	1	1						
Roger Maris, L OBP: 0.304, SLG: 0.355 (1, 9)	F9		HR		4-3			4-3		2	1	1	2	0	0	0						
Bobby Tolan, L OBP: 0.188, SLG: 0.234 (3, 9)	F9		HR		4-3			4-3		2	0	0	0	0	0	0						
Orlando Cepeda, R OBP: 0.351, SLG: 0.423 (1, 3)		1B			F9			F5		4	1	2	0	0	0	0						
Tim McCarver, L OBP: 0.305, SLG: 0.365 (1, 2)		1B						F6		4	1	2	0	0	1	1						
Mike Shannon, R OBP: 0.306, SLG: 0.432 (1, 5)		1B						F8		4	0	1	1	0	1	2						
Julian Javier, R OBP: 0.291, SLG: 0.359 (1, 4)										4	0	2	0	0	1	2						
Dal Maxvill, R OBP: 0.302, SLG: 0.295 (1, 6)										3	0	0	1	1	2	2						
Larry Jaster, L OBP: 0.125, SLG: 0.067 (1, 1)										2	0	0	0	0	0	1						
Wayne Granger, R (8, 1)										1	0	0	0	0	0	2						
Inning Stats	R: 0 E: 0 K: 0 S: 3	H: 0 LOB: 0 BB: 0 P: 3	R: 2 E: 0 K: 1 S: 8	H: 3 LOB: 1 BB: 0 P: 8	R: 2 E: 0 K: 2 S: 10	H: 3 LOB: 1 BB: 0 P: 10	R: 0 E: 0 K: 1 S: 6	H: 1 LOB: 1 BB: 0 P: 6	R: 0 E: 0 K: 0 S: 3	H: 0 LOB: 0 BB: 0 P: 3	R: 0 E: 0 K: 1 S: 5	H: 1 LOB: 0 BB: 0 P: 5	R: 0 E: 0 K: 1 S: 5	H: 0 LOB: 0 BB: 0 P: 5	R: 0 E: 0 K: 0 S: 3	H: 0 LOB: 0 BB: 0 P: 3	R: 0 E: 0 K: 0 S: 4	H: 1 LOB: 2 BB: 1 P: 8	1B: 6 2B: 3 3B: 0 HR: 1	SF: 0 SAC: 1 DP: 1 HBP: 0	WP: 1 PB: 0 SB: 0 CS: 1	PA: 36
PITCHER	IP WLS BF H R ER SO BB IBB HBP BLK WP HR S P ERA WHIP																					
Phil Niekro, R ERA: 4.19 (1, 1)	2.1 L 13 6 4 4 2 0 0 0 0 0 1 1 17 17 15.43 2.571																					
Jim Britton, R ERA: 2.89 (3, 1)	6.2 23 3 0 0 4 0 1 0 0 0 0 0 30 34 0.00 0.450																					

St. Louis Cardinals @ Atlanta Braves
Atlanta Stadium, Atlanta, GA
Mon Jun 10 1968, 7:05 PM EDT
Att: 26,836 - Unknown


AB 34
R 4
H 9
RBI 4
BB 1
SO 6
LOB 12



Batter	1	2	3	4	5	6	7	8	9	AB	R	H	RBI	BB	SO	LOB	BOTTOM			
Felipe Alou, R OBP: 0.376, SLG: 0.483 (1, 8)		5-3						E6		4	1	2	0	0	0	1				
Felix Milan, R OBP: 0.330, SLG: 0.357 (1, 4)	F9		F9		F7			3-1		4	0	0	0	0	0	2				
Hank Aaron, R OBP: 0.333, SLG: 0.470 (1, 9)	F9		F8		K					4	0	1	1	0	1	1				
Joe Torre, R OBP: 0.373, SLG: 0.573 (1, 3)	F9							G1-4-3		4	0	1	0	0	0	2				
Deron Johnson, R OBP: 0.269, SLG: 0.302 (1, 5)			K							4	1	1	1	0	1	1				
Tommie Aaron, R OBP: 0.337, SLG: 0.357 (1, 7)					F3					3	0	0	0	0	1	0				
Tito Francona, L OBP: 0.400, SLG: 0.398 (9, FH)										1	0	0	0	0	0	0				
Bob Tillman, R OBP: 0.233, SLG: 0.292 (1, 2)					F8					4	1	1	1	0	0	0				
Marty Martinez, S OBP: 0.302, SLG: 0.275 (1, 6)										3	0	2	0	0	0	0				
Phil Niekro, R OBP: 0.136, SLG: 0.273 (1, 1)										0	0	0	0	0	0	0				
Jim Britton, R OBP: 0.286, SLG: 0.286 (3, 1)										2	0	0	0	0	2	1				
Inning Stats	R: 0 E: 0 K: 0 S: 4	H: 1 LOB: 1 BB: 0 P: 4	R: 2 E: 0 K: 0 S: 6	H: 3 LOB: 1 BB: 0 P: 6	R: 0 E: 0 K: 1 S: 6	H: 1 LOB: 1 BB: 0 P: 6	R: 0 E: 0 K: 1 S: 6	H: 1 LOB: 1 BB: 0 P: 6	R: 0 E: 0 K: 1 S: 5	H: 0 LOB: 0 BB: 0 P: 5	R: 0 E: 0 K: 1 S: 5	H: 0 LOB: 0 BB: 0 P: 5	R: 0 E: 1 K: 0 S: 4	H: 2 LOB: 0 BB: 0 P: 4	R: 0 E: 0 K: 0 S: 3	H: 0 LOB: 0 BB: 0 P: 3	1B: 5 2B: 1 3B: 0 HR: 2	SF: 0 SAC: 1 DP: 1 HBP: 0	WP: 0 PB: 0 SB: 0 CS: 0	PA: 34
PITCHER	IP WLS BF H R ER SO BB IBB HBP BLK WP HR S P ERA WHIP																			
Larry Jaster, L ERA: 1.36 (1, 1)	7.0 W 28 7 3 3 5 0 0 0 0 0 0 2 38 38 3.86 1.000																			
Wayne Granger, R ERA: (8, 1)	2.0 S 6 1 0 0 0 0 0 0 0 0 0 0 6 6 0.00 0.500																			

St. Louis Cardinals @ Atlanta Braves
Atlanta Stadium, Atlanta, GA
Mon Jun 10 1968, 7:05 PM EDT
Att: 26,836 - Unknown

AB 33
R 3
H 8
RBI 3
BB 0
SO 5
LOB 8



Batter	1	2	3	4	5	6	7	8	9	AB	R	H	RBI	BB	SO	LOB	TOP		
Lou Brock, L OBP: 0.281, SLG: 0.399 (1, 7)										4	1	1	0	1	0	1	St. Louis Cardinals @ Atlanta Braves Atlanta Stadium, Atlanta, GA Tue Jun 11 1968, 7:05 PM EDT Att: 23,345 - Unknown		
Julian Javier, R OBP: 0.293, SLG: 0.362 (1, 4)										4	1	1	1	0	1	1			
Curt Flood, R OBP: 0.389, SLG: 0.449 (1, 8)										5	2	3	0	0	0	0			
Orlando Cepeda, R OBP: 0.350, SLG: 0.417 (1, 3)										3	1	0	0	1	0	1			
Mike Shannon, R OBP: 0.314, SLG: 0.436 (1, 5)										3	1	2	1	1	0	0			
Tim McCarver, L OBP: 0.303, SLG: 0.362 (1, 2)										4	0	1	2	0	1	2			
Ed Spiezio, R OBP: 0.226, SLG: 0.179 (1, 9)										4	0	1	0	0	1	3			
Dal Maxvill, R OBP: 0.296, SLG: 0.289 (1, 6)										4	0	0	0	0	0	2			
Bob Gibson, R OBP: 0.184, SLG: 0.139 (1, 1)										4	0	1	0	0	0	1			
Inning Stats	R: 2 E: 1 K: 0 S: 4	H: 1 LOB: 0 BB: 1 P: 8	R: 0 E: 0 K: 0 S: 4	H: 1 LOB: 1 BB: 0 P: 4	R: 3 E: 1 K: 1 S: 7	H: 3 LOB: 1 BB: 2 P: 15	R: 0 E: 0 K: 0 S: 3	H: 0 LOB: 0 BB: 0 P: 3	R: 0 E: 0 K: 1 S: 5	H: 1 LOB: 0 BB: 0 P: 4	R: 0 E: 0 K: 0 S: 3	H: 0 LOB: 0 BB: 0 P: 3	R: 1 E: 0 K: 1 S: 7	H: 2 LOB: 1 BB: 0 P: 7	R: 0 E: 0 K: 0 S: 4	H: 2 LOB: 2 BB: 0 P: 5	1B: 8 2B: 2 3B: 0 HR: 0	SF: 0 SAC: 0 DP: 0 HBP: 1	WP: 0 PA: 39 PB: 0 SB: 1 CS: 0
PITCHER	IP WLS BF H R ER SO BB IBB HBP BLK WP HR S P ERA WHIP																		
Dick Kelley, L ERA: 3.27 (1, 1)	2.2 L 15 5 5 3 0 3 0 0 0 0 0 0 12 24 10.12 3.000																		
Cecil Upshaw, R ERA: 3.27 (3, 1)	5.1 19 3 1 1 3 0 0 0 0 0 0 0 25 25 1.69 0.562																		
Ron Reed, R ERA: 3.33 (9, 1)	1.0 5 2 0 0 0 0 0 0 1 0 0 0 4 5 0.00 2.000																		

Batter	1	2	3	4	5	6	7	8	9	AB	R	H	RBI	BB	SO	LOB	BOTTOM		
Felipe Alou, R OBP: 0.374, SLG: 0.479 (1, 8)										4	0	1	0	0	0	1	St. Louis Cardinals @ Atlanta Braves Atlanta Stadium, Atlanta, GA Tue Jun 11 1968, 7:05 PM EDT Att: 23,345 - Unknown		
Felix Milan, R OBP: 0.333, SLG: 0.359 (1, 4)										4	0	2	0	0	0	1			
Hank Aaron, R OBP: 0.328, SLG: 0.461 (1, 9)										4	0	0	0	0	1	2			
Joe Torre, R OBP: 0.391, SLG: 0.577 (1, 2)										3	0	2	0	1	1	0			
Deron Johnson, R OBP: 0.264, SLG: 0.295 (1, 3)										3	0	0	0	0	2	3			
Mike Lum, L OBP: 0.286, SLG: 0.308 (1, 7)										2	0	0	0	0	0	1			
Sonny Jackson, L OBP: 0.284, SLG: 0.260 (1, 6)										2	0	0	0	1	0	2			
Marty Martinez, S OBP: 0.283, SLG: 0.256 (1, 5)										3	0	0	0	0	0	1			
Dick Kelley, R OBP: 0.222, SLG: 0.067 (1, 1)										0	0	0	0	0	0	0			
Cecil Upshaw, R OBP: 0.200, SLG: 0.200 (3, 1)										2	0	0	0	0	0	0			
Sandy Valdespino, L OBP: 0.336, SLG: 0.286 (8, PH)										1	0	0	0	0	0	1			
Ron Reed, R OBP: 0.222, SLG: 0.160 (9, 1)										0	0	0	0	0	0	0			
Inning Stats	R: 0 E: 0 K: 0 S: 3	H: 0 LOB: 0 BB: 0 P: 3	R: 0 E: 0 K: 1 S: 5	H: 1 LOB: 1 BB: 0 P: 6	R: 0 E: 0 K: 0 S: 3	H: 0 LOB: 0 BB: 0 P: 3	R: 0 E: 0 K: 0 S: 4	H: 2 LOB: 1 BB: 0 P: 4	R: 0 E: 0 K: 0 S: 3	H: 1 LOB: 0 BB: 0 P: 3	R: 0 E: 0 K: 2 S: 7	H: 0 LOB: 1 BB: 1 P: 11	R: 0 E: 0 K: 0 S: 3	H: 0 LOB: 1 BB: 1 P: 7	R: 0 E: 0 K: 1 S: 5	H: 1 LOB: 0 BB: 0 P: 5	1B: 5 2B: 0 3B: 0 HR: 0	SF: 0 SAC: 0 DP: 4 HBP: 1	WP: 0 PA: 31 PB: 0 SB: 0 CS: 0
PITCHER	IP WLS BF H R ER SO BB IBB HBP BLK WP HR S P ERA WHIP																		
Bob Gibson, R ERA: 1.4 (1, 1)	9.0 W 31 5 0 0 4 2 0 1 0 0 0 36 45 0.00 0.778																		

AB	35
R	6
H	10
RBI	4
BB	3
SO	3
LOB	11



AB	28
R	0
H	5
RBI	0
BB	2
SO	4
LOB	12



Batter	1	2	3	4	5	6	7	8	9	AB	R	H	RBI	BB	SO	LOB	TOP				
Julian Javier, R OBP: 0.288, SLG: 0.356 (1, 4)	K			K		F9			F8	4	0	0	0	0	2	1					
Curt Flood, R OBP: 0.383, SLG: 0.441 (1, 8)	F8			5-3		FC6			F8	4	0	0	0	0	0	1					
Bobby Tolan, L OBP: 0.192, SLG: 0.235 (1, 9)	G3			F7					F7	4	1	1	0	0	0	0					
Orlando Cepeda, R OBP: 0.349, SLG: 0.416 (1, 3)		K				6-3				3	0	1	0	0	1	0					
Tim McCarver, L OBP: 0.299, SLG: 0.356 (1, 2)		F8				K			FC6-4	3	0	0	1	0	1	1					
Mike Shannon, R OBP: 0.314, SLG: 0.434 (1, 5)		P3				E5			G6-4-3	3	0	1	0	0	0	1					
Ed Spiezio, R OBP: 0.206, SLG: 0.161 (1, 7)				F7		L7			6-3	3	0	0	0	0	0	1					
Dal Maxvill, R OBP: 0.296, SLG: 0.286 (1, 6)				P3					L6	2	0	0	0	1	0	0					
Nelson Briles, R OBP: 0.114, SLG: 0.089 (4, 1)				F3					3-1	1	0	0	0	0	0	0					
Pete Mikkelsen, R OBP: 1.000, SLG: 1.000 (4, 1)										0	0	0	0	0	0	0					
Dave Nickeleit, R OBP: 0.154, SLG: 0.154 (6, PH)										0	0	0	0	0	0	0					
Hal Gilson, R OBP: 0.221, SLG: 0.321 (8, PH)										0	0	0	0	0	0	0					
Johnny Edwards, L OBP: 0.221, SLG: 0.321 (8, PH)										0	0	0	0	0	0	0					
Ron Willis, R OBP: 0.221, SLG: 0.321 (8, PH)										0	0	0	0	0	0	0					
Inning Stats	R: 0 E: 0 K: 1 S: 5	H: 0 LOB: 0 BB: 0 P: 5	R: 0 E: 0 K: 1 S: 5	H: 0 LOB: 0 BB: 0 P: 5	R: 0 E: 0 K: 0 S: 3	H: 0 LOB: 0 BB: 0 P: 3	R: 0 E: 0 K: 1 S: 5	H: 0 LOB: 0 BB: 0 P: 5	R: 0 E: 0 K: 0 S: 3	H: 0 LOB: 0 BB: 0 P: 6	R: 0 E: 0 K: 0 S: 3	H: 0 LOB: 0 BB: 0 P: 7	R: 1 E: 0 K: 0 S: 4	H: 2 LOB: 0 BB: 0 P: 4	R: 0 E: 0 K: 0 S: 3	H: 0 LOB: 0 BB: 0 P: 3	R: 0 E: 0 K: 0 S: 3	H: 0 LOB: 0 BB: 0 P: 3	1B: 3 2B: 0 3B: 0 HR: 0	SF: 0 SAC: 0 DP: 1 HBP: 0	WP: 0 PA: 30 CS: 0
PITCHER Pat Jarvis, R ERA: 2.1 (1, 1)	IP: 9.0 WLS: W BF: 30 H: 3 R: 1 ER: 1 SO: 4 BB: 1 IBB: 0 HBP: 0 BLK: 0 WP: 0 HR: 0 S: 37 P: 41 ERA: 1.00 WHIP: 0.444															PITCHER Pat Jarvis, R ERA: 2.1 (1, 1)	IP: 9.0 WLS: W BF: 30 H: 3 R: 1 ER: 1 SO: 4 BB: 1 IBB: 0 HBP: 0 BLK: 0 WP: 0 HR: 0 S: 37 P: 41 ERA: 1.00 WHIP: 0.444				

St. Louis Cardinals @ Atlanta Braves
Atlanta Stadium, Atlanta, GA
Wed Jun 12 1968, 7:05 PM EDT
Att: 16,656 - Unknown

AB 29
R 1
H 3
RBI 1
BB 1
SO 4
LOB 6



Batter	1	2	3	4	5	6	7	8	9	AB	R	H	RBI	BB	SO	LOB	BOTTOM		
Felipe Alou, R OBP: 0.367, SLG: 0.469 (1, 8)	6-3		FC5-4	L7		5-3			E5	5	1	0	0	0	0	3			
Felix Milten, R OBP: 0.335, SLG: 0.365 (1, 4)			HR	6-3					5-3	5	1	2	1	0	0	2			
Hank Aaron, R OBP: 0.326, SLG: 0.471 (1, 9)	8-3					6-3			F8	4	1	1	2	0	0	1			
Joe Torre, R OBP: 0.385, SLG: 0.561 (1, 3)		4-3	4-3			6-3				4	1	1	0	0	0	0			
Tito Francona, L OBP: 0.420, SLG: 0.446 (1, 7)										3	1	3	1	1	0	0			
Mike Lum, L OBP: 0.286, SLG: 0.308 (7, PR) (8, 7)		HR								0	0	0	0	0	0	0			
Bob Tillman, R OBP: 0.233, SLG: 0.291 (1, 2)		F8	K			K				4	0	1	1	0	2	2			
Sonny Jackson, L OBP: 0.284, SLG: 0.256 (1, 6)		K				4-3				3	0	0	0	1	2	2			
Marty Martinez, S OBP: 0.320, SLG: 0.383 (1, 5)										4	2	3	0	0	0	0			
Pat Jarvis, R OBP: 0.189, SLG: 0.143 (1, 1)										4	0	2	2	0	2	2			
Inning Stats	R: 0 E: 0 K: 0 S: 3	H: 1 LOB: 0 BB: 0 P: 3	R: 1 E: 0 K: 1 S: 6	H: 1 LOB: 0 BB: 0 P: 6	R: 4 E: 0 K: 1 S: 9	H: 4 LOB: 1 BB: 1 P: 13	R: 1 E: 0 K: 0 S: 5	H: 2 LOB: 1 BB: 0 P: 5	R: 0 E: 0 K: 1 S: 6	H: 1 LOB: 1 BB: 0 P: 6	R: 0 E: 0 K: 0 S: 5	H: 1 LOB: 1 BB: 1 P: 9	R: 1 E: 0 K: 1 S: 8	H: 3 LOB: 2 BB: 0 P: 8	R: 0 E: 1 K: 1 S: 6	H: 0 LOB: 1 BB: 0 P: 6	1B: 7 2B: 4 3B: 1 HR: 2	SF: 0 SAC: 0 DP: 1 HBP: 0	WP: 0 PA: 38 CS: 0
PITCHER Nelson Briles, R ERA: 2.76 (1, 1)	IP: 3.1 WLS: L BF: 18 H: 8 R: 6 ER: 6 SO: 2 BB: 1 IBB: 0 HBP: 0 BLK: 0 WP: 0 HR: 2 S: 21 P: 25 ERA: 16.20 WHIP: 2.700															PITCHER Nelson Briles, R ERA: 2.76 (1, 1)	IP: 3.1 WLS: L BF: 18 H: 8 R: 6 ER: 6 SO: 2 BB: 1 IBB: 0 HBP: 0 BLK: 0 WP: 0 HR: 2 S: 21 P: 25 ERA: 16.20 WHIP: 2.700		
Pete Mikkelsen, R ERA: 5.69 (4, 1)	1.2 6 1 0 0 1 0 0 0 0 0 0 8 8 0.00 0.600															Pete Mikkelsen, R ERA: 5.69 (4, 1)	1.2 6 1 0 0 1 0 0 0 0 0 0 8 8 0.00 0.600		
Hal Gilson, L ERA: 4.71 (6, 1)	2.0 10 4 1 1 2 1 0 0 0 0 0 13 17 4.50 2.500															Hal Gilson, L ERA: 4.71 (6, 1)	2.0 10 4 1 1 2 1 0 0 0 0 0 13 17 4.50 2.500		
Ron Willis, R ERA: 2.45 (8, 1)	1.0 4 0 0 0 1 0 0 0 0 0 0 6 6 0.00 0.000															Ron Willis, R ERA: 2.45 (8, 1)	1.0 4 0 0 0 1 0 0 0 0 0 0 6 6 0.00 0.000		

St. Louis Cardinals @ Atlanta Braves
Atlanta Stadium, Atlanta, GA
Wed Jun 12 1968, 7:05 PM EDT
Att: 16,656 - Unknown

AB 36
R 7
H 13
RBI 7
BB 2
SO 6
LOB 12



Batter	1	2	3	4	5	6	7	8	9	10	11	12	AB	R	H	RBI	BB	SO	LOB	TOP		
Lou Brock, L OBP: 0.286, SLG: 0.407 (1.7)	6-3		P4				F8			SH3-4 2B		4-3 1-H 2B	5	0	2	1	1	0	1			
Curt Flood, R OBP: 0.380, SLG: 0.437 (1.8)			5-3		4-3		F7			SH3-4		4-3	5	0	1	0	0	0	4			
Bobby Tolan, L OBP: 0.190, SLG: 0.214 (1.9)	F7			4-3	4-3			F2		F8 IBB		1-3	5	0	0	0	1	0	4			
Orlando Cepeda, R OBP: 0.341, SLG: 0.404 (1.3)	K		6-3			K		K		F8		6-3	6	0	0	0	0	3	4			
Tim McCarver, L OBP: 0.301, SLG: 0.358 (1.2)		F8					4-3				K		5	0	2	0	0	1	0			
Mike Shannon, R OBP: 0.320, SLG: 0.438 (1.5)		F7								SH1-4 1B			5	0	3	0	0	1	0			
Julian Javier, R OBP: 0.283, SLG: 0.349 (1.4)		F8				G4-6-3			SH1-4		P4		4	0	0	0	0	1	4			
Dal Maxvill, R OBP: 0.297, SLG: 0.286 (9, PH)			6-3				6-3			F9			3	0	1	0	0	0	0			
Roger Maris, R OBP: 0.301, SLG: 0.352 (9, PH)													1	0	0	0	0	0	1			
Dick Schofield, S OBP: 0.344, SLG: 0.548 (9.0)						4-3 SH5-4 1B							1	1	1	1	0	0	0			
Steve Carlton, L OBP: 0.299, SLG: 0.438 (9, PH)													2	1	2	1	0	0	0			
Jonny Lee Miller, L OBP: 0.299, SLG: 0.346 (9.1)													4	0	0	0	0	0	1			
Ron Willis, R OBP: 0.299, SLG: 0.346 (9.1)													0	0	0	0	0	0	0			
Joe Hoerner, R OBP: 0.299, SLG: 0.346 (10.1)													0	0	0	0	0	0	0			
Phil Gagliano, R OBP: 0.299, SLG: 0.346 (12, PH)													0	1	0	0	1	0	0			
Wayne Granger, R OBP: 0.299, SLG: 0.346 (12.1)													0	0	0	0	0	0	0			
Hal Gilson, R OBP: 0.299, SLG: 0.346 (12.1)													0	0	0	0	0	0	0			
Inning Stats	R: 0 E: 0 K: 1 S: 6	H: 1 LOB: 1 BB: 0 P: 6	R: 0 E: 0 K: 0 S: 3	H: 0 LOB: 0 BB: 0 P: 3	R: 1 E: 0 K: 0 S: 4	H: 1 LOB: 0 BB: 4	R: 0 E: 0 K: 1 S: 7	H: 2 LOB: 2 BB: 0 P: 7	R: 0 E: 0 K: 0 S: 4	H: 1 LOB: 1 BB: 0 P: 4	R: 0 E: 0 K: 1 S: 5	H: 0 LOB: 0 BB: 0 P: 5	R: 0 E: 0 K: 0 S: 3	H: 1 LOB: 1 BB: 1 P: 7	R: 0 E: 0 K: 2 S: 7	H: 0 LOB: 0 BB: 0 P: 7	R: 2 E: 0 K: 0 S: 5	H: 2 LOB: 1 BB: 1 P: 9	1B: 8 2B: 2 3B: 0 HR: 2	SF: 0 SAC: 3 DP: 1 HBP: 0	WP: 0 PB: 0 SB: 0 CS: 0	PA: 49
PITCHER	IP WLS BF H R ER SO BB IBB HBP BLK WP HR S P ERA WHIP	Ken Johnson, R ERA: 2.17	Claude Raymond, R ERA: 1.54	Phil Niekro, R ERA: 4.3	PITCHER	IP WLS BF H R ER SO BB IBB HBP BLK WP HR S P ERA WHIP	Ken Johnson, R ERA: 2.17	Claude Raymond, R ERA: 1.54	Phil Niekro, R ERA: 4.3													

St. Louis Cardinals @ Atlanta Braves
Atlanta Stadium, Atlanta, GA
Thu Jun 13 1968, 7:05 PM EDT
Att. 20,254 - Unknown

AB 43
R 3
H 12
RBI 3
BB 3
SO 6
LOB 19





Batter	1	2	3	4	5	6	7	8	9	10	11	12	AB	R	H	RBI	BB	SO	LOB	BOTTOM				
Felipe Alou, R OBP: 0.367, SLG: 0.467 (1.8)			P3			SH2-4 1B		F9			F2		5	1	2	0	0	0	0					
Felix Millan, R OBP: 0.329, SLG: 0.358 (1.4)	6-3			P3		SH2-4		F7			F9		4	0	0	0	0	0	1					
Hank Aaron, R OBP: 0.320, SLG: 0.460 (1.9)	K			5-3		6-3			F2		P4		5	0	0	0	0	1	2					
Joe Torre, R OBP: 0.375, SLG: 0.540 (11, 2)	F9			K					L3			K	5	0	1	1	0	2	1					
Deron Johnson, R OBP: 0.275, SLG: 0.296 (11, 3)									F7				3	0	1	0	2	1	1					
Tommie Aaron, R OBP: 0.340, SLG: 0.360 (1.7)		G4-6-3 1B											5	0	2	0	0	0	2					
Bob Tillman, R OBP: 0.228, SLG: 0.285 (11, 6)													3	0	0	0	0	2	1					
Sonny Jackson, L OBP: 0.284, SLG: 0.256 (10, PH)													0	0	0	0	0	0	0					
Clete Boyer, R OBP: 0.265, SLG: 0.287 (12, PH)													1	0	0	0	0	0	2					
Marty Martinez, S OBP: 0.291, SLG: 0.346 (11, 5)				6-3									5	0	0	0	0	0	4					
Ken Johnson, R OBP: 0.077, SLG: 0.077 (8, PH)													2	0	0	0	0	1	2					
Bob Johnson, R OBP: 0.294, SLG: 0.250 (9, 1)													1	0	0	0	0	1	0					
Claude Raymond, R OBP: 0.294, SLG: 0.250 (9, 1)													0	0	0	0	0	0	0					
Tito Francona, L OBP: 0.417, SLG: 0.441 (10, PH)													1	0	0	0	0	1	1					
Phil Niekro, R OBP: 0.136, SLG: 0.273 (11, 1)													0	0	0	0	0	0	0					
Inning Stats	R: 0 E: 0 K: 1 S: 6	H: 1 LOB: 1 BB: 0 P: 6	R: 0 E: 0 K: 1 S: 5	H: 1 LOB: 0 BB: 0 P: 5	R: 0 E: 0 K: 0 S: 3	H: 0 LOB: 0 BB: 3	R: 0 E: 0 K: 1 S: 7	H: 0 LOB: 0 BB: 0 P: 7	R: 0 E: 0 K: 0 S: 4	H: 0 LOB: 1 BB: 0 P: 5	R: 0 E: 0 K: 1 S: 5	H: 0 LOB: 0 BB: 0 P: 5	R: 0 E: 0 K: 0 S: 3	H: 1 LOB: 1 BB: 0 P: 6	R: 0 E: 0 K: 1 S: 6	H: 0 LOB: 0 BB: 0 P: 3	R: 0 E: 0 K: 0 S: 3	H: 0 LOB: 0 BB: 0 P: 3	R: 0 E: 0 K: 1 S: 6	H: 1 LOB: 2 BB: 1 P: 10	1B: 6 2B: 0 3B: 0 HR: 0	SF: 0 SAC: 2 DP: 1 HBP: 0	WP: 0 PB: 0 SB: 0 CS: 0	PA: 44
PITCHER	IP WLS BF H R ER SO BB IBB HBP BLK WP HR S P ERA WHIP	Steve Carlton, L ERA: 2.53	Ron Willis, R ERA: 2.36	Joe Hoerner, L ERA: 2.29	Wayne Granger, R ERA: 6.00	Hal Gilson, L ERA: 4.57	PITCHER	IP WLS BF H R ER SO BB IBB HBP BLK WP HR S P ERA WHIP	Steve Carlton, L ERA: 2.53	Ron Willis, R ERA: 2.36	Joe Hoerner, L ERA: 2.29	Wayne Granger, R ERA: 6.00	Hal Gilson, L ERA: 4.57											

St. Louis Cardinals @ Atlanta Braves
Atlanta Stadium, Atlanta, GA
Thu Jun 13 1968, 7:05 PM EDT
Att. 20,254 - Unknown

AB 40
R 1
H 6
RBI 1
BB 2
SO 9
LOB 17



Batter	1	2	3	4	5	6	7	8	9	AB	R	H	RBI	BB	SO	LOB	TOP											
Pete Rose, S OBP: 0.416, SLG: 0.490 (1, 9)	F8			5-3		F8			4-3	5	0	1	1	0	0	0	Cincinnati Reds @ St. Louis Cardinals Busch Stadium, St. Louis, MO Fri Jun 14 1968, 7:05 PM CDT Att: 31,507 - Unknown											
Tommy Helms, R OBP: 0.326, SLG: 0.401 (1, 4)	P4			1B		F8	1B		K	5	0	2	0	0	1	0												
Vada Pinson, L OBP: 0.329, SLG: 0.403 (1, 8)	1-3			1B		F8				4	1	2	0	1	0	1												
Alex Johnson, R OBP: 0.361, SLG: 0.403 (1, 7)				6-3		6-3			K	5	1	2	1	0	1	3												
Tony Perez, R OBP: 0.318, SLG: 0.398 (1, 5)						5-3			E6	4	1	0	0	0	0	1												
Lee May, R OBP: 0.326, SLG: 0.405 (1, 3)									K	4	1	2	0	0	1	0												
Johnny Bench, R OBP: 0.296, SLG: 0.408 (1, 2)						F8			F3	4	1	2	0	0	0	1												
Leo Cardenas, R OBP: 0.258, SLG: 0.237 (1, 6)				G6-3		E5				4	1	2	1	0	0	2												
Billy McCool, R (7, PH) Don Pavletich, R OBP: 0.115, SLG: 0.115 (7, PH) Mack Jones, L OBP: 0.319, SLG: 0.263 (7, 1) Ted Abernathy, R (7, 1)				K		K			K	2	0	0	0	0	2	2												
Inning Stats	R: 0 E: 0 K: 0 S: 3	H: 0 LOB: 0 BB: 0 P: 3	R: 0 E: 0 K: 0 S: 3	H: 1 LOB: 0 BB: 0 P: 3	R: 0 E: 0 K: 1 S: 5	H: 1 LOB: 0 BB: 0 P: 5	R: 0 E: 0 K: 0 S: 4	H: 2 LOB: 1 BB: 0 P: 4	R: 0 E: 1 K: 1 S: 7	H: 1 LOB: 2 BB: 0 P: 7	R: 0 E: 0 K: 0 S: 4	H: 1 LOB: 1 BB: 0 P: 4	R: 4 E: 0 K: 0 S: 7	H: 5 LOB: 0 BB: 0 P: 7	R: 3 E: 1 K: 2 S: 11	H: 3 LOB: 1 BB: 0 P: 11		R: 0 E: 0 K: 2 S: 7	H: 0 LOB: 1 BB: 1 P: 11	1B: 12 2B: 3 3B: 0 HR: 0	SF: 0 SAC: 0 DP: 2 HBP: 0	WP: 1 PB: 0 SB: 1 CS: 1	PA: 40					
PITCHER	IP	WLS	BF	H	R	ER	SO	BB	IBB	HBP	BLK	WP	HR	S	P	ERA	WHIP											
Larry Jaster, L ERA: 1.67 Wayne Granger, R ERA: Pete Mikkelsen, R ERA: 5.4	(1, 1)	6.1	L	26	9	3	3	2	0	0	0	0	0	30	30	4.26	1.421											
	(7, 1)	0.2		3	2	1	0	0	0	0	0	0	0	3	3	0.00	3.000											
	(8, 1)	2.0		11	3	3	1	4	1	0	0	0	1	0	18	22	4.50	2.000										

Batter	1	2	3	4	5	6	7	8	9	AB	R	H	RBI	BB	SO	LOB	BOTTOM										
Lou Brock, L OBP: 0.281, SLG: 0.401 (1, 7)	F7			4-3					F8	4	0	0	0	0	1	1	Cincinnati Reds @ St. Louis Cardinals Busch Stadium, St. Louis, MO Fri Jun 14 1968, 7:05 PM CDT Att: 31,507 - Unknown										
Julian Javier, R OBP: 0.283, SLG: 0.348 (1, 4)				5-3					F7	4	0	1	0	0	0	1											
Curt Flood, R OBP: 0.374, SLG: 0.430 (1, 8)										4	0	0	0	0	0	1											
Orlando Cepeda, R OBP: 0.336, SLG: 0.397 (1, 3)										4	0	0	0	0	0	1											
Mike Shannon, R OBP: 0.319, SLG: 0.432 (1, 5)									F7	3	0	0	0	1	1	0											
Tim McCarver, L OBP: 0.305, SLG: 0.357 (1, 2)									F9	3	0	1	0	1	0	0											
Ed Spiezio, R OBP: 0.194, SLG: 0.152 Bobby Tolan, L OBP: 0.186, SLG: 0.211 (8, 9)									F3	2	0	0	0	0	0	3											
Dal Maxvill, R OBP: 0.302, SLG: 0.289 (1, 6)										1	0	0	0	0	0	0											
Larry Jaster, L OBP: 0.118, SLG: 0.063 Wayne Granger, R (7, 1) Johnny Edwards, L OBP: 0.262, SLG: 0.339 (7, PH) Pete Mikkelsen, R OBP: 1.000, SLG: 1.000 (8, 1)										1	0	0	0	0	1	0											
Inning Stats	R: 0 E: 0 K: 0 S: 4	H: 1 LOB: 1 BB: 0 P: 4	R: 0 E: 0 K: 1 S: 6	H: 1 LOB: 0 BB: 0 P: 6	R: 0 E: 0 K: 1 S: 5	H: 0 LOB: 0 BB: 0 P: 5	R: 0 E: 0 K: 0 S: 3	H: 0 LOB: 2 BB: 2 P: 11	R: 0 E: 0 K: 1 S: 5	H: 0 LOB: 1 BB: 1 P: 9	R: 0 E: 0 K: 1 S: 5	H: 0 LOB: 0 BB: 0 P: 5	R: 0 E: 0 K: 0 S: 4	H: 1 LOB: 1 BB: 0 P: 4	R: 0 E: 0 K: 0 S: 3	H: 0 LOB: 0 BB: 0 P: 3		R: 0 E: 0 K: 0 S: 3	H: 0 LOB: 0 BB: 0 P: 3	1B: 3 2B: 0 3B: 0 HR: 0	SF: 0 SAC: 1 DP: 0 HBP: 0	WP: 0 PB: 0 SB: 0 CS: 0	PA: 33				
PITCHER	IP	WLS	BF	H	R	ER	SO	BB	IBB	HBP	BLK	WP	HR	S	P	ERA	WHIP										
Billy McCool, L ERA: 4.36 Ted Abernathy, R ERA: 0.57	(1, 1)	6.0	W	23	2	0	0	4	3	0	0	0	0	10	10	0.00	0.333										
	(7, 1)	3.0	S	10	1	0	0	0	0	0	0	0	0	10	10	0.00	0.333										

Batter	1	2	3	4	5	6	7	8	9	AB	R	H	RBI	BB	SO	LOB	TOP			
Pete Rose, S (1, 9) OBP: 0.410, SLG: 0.482	0-0 4-3		0-0 4-3			0-0 P5		0-0 L3	4 0 0 0 0 0								Cincinnati Reds @ St. Louis Cardinals Busch Stadium, St. Louis, MO Sat Jun 15 1968, 7:05 PM CDT Att: 35,831 - Unknown			
Tommy Helms, R (1, 4) OBP: 0.325, SLG: 0.398	0-3 K		0-0 6-3			0-3 K		0-0 1-3 1B	4 0 1 0 0 2 0											
Vada Pinson, L (1, 8) OBP: 0.328, SLG: 0.405	0-0 2B		0-0 P4			0-0 P4		0-0 1-3	4 0 1 0 0 0 1											
Alex Johnson, R (1, 7) OBP: 0.360, SLG: 0.400	0-3 K		0-0 PB S 1B			0-3 K		0-3 K	4 0 1 0 0 3 2											
Fred Whitfield, L (1, 3) OBP: 0.242, SLG: 0.250		0-0 F9		0-0 F9					3 0 1 0 0 0 1											
Tony Perez, R (1, 5) OBP: 0.314, SLG: 0.393		0-3 K			0-3 K				3 0 0 0 0 3 1											
Johnny Bench, R (1, 2) OBP: 0.293, SLG: 0.402		0-3 K			0-3 K			0-3 K	3 0 0 0 0 3 0											
Leo Cardenas, R (1, 6) OBP: 0.255, SLG: 0.235			0-0 F9			0-0 F3		0-0 F1	2 0 0 0 0 0 0											
Mack Jones, L (8, PH) OBP: 0.313, SLG: 0.256								0-0 F2	1 0 0 0 0 0 0											
Woody Woodward, R (8, 6) OBP: 0.200, SLG: 0.208									0 0 0 0 0 0 0											
Gary Nolan, R (1, 1) OBP: 0.100, SLG: 0.100			0-3 K			0-3 K			2 0 0 0 0 2 0											
Giraldo Ruiz, S (8, PH) OBP: 0.462, SLG: 0.412									1 0 0 0 0 0 0											
Clay Carroll, R (8, 1)									0 0 0 0 0 0 0											
Inning Stats	R: 0 E: 0 K: 2 S: 8	H: 1 LOB: 1 BB: 0 P: 8	R: 0 E: 0 K: 2 S: 7	H: 0 LOB: 0 BB: 0 P: 7	R: 0 E: 0 K: 1 S: 5	H: 0 LOB: 0 BB: 0 P: 5	R: 0 E: 0 K: 0 S: 4	H: 1 LOB: 1 BB: 0 P: 4	R: 0 E: 0 K: 2 S: 7	H: 0 LOB: 0 BB: 0 P: 7	R: 0 E: 0 K: 0 S: 4	H: 1 LOB: 1 BB: 0 P: 8	R: 0 E: 0 K: 1 S: 5	H: 0 LOB: 0 BB: 0 P: 5	R: 0 E: 0 K: 1 S: 6	H: 1 LOB: 1 BB: 0 P: 6	1B: 2 2B: 2 3B: 0 HR: 0	SF: 0 SAC: 0 DP: 0 HBP: 0	WP: 0 PB: 1 SB: 1 CS: 0	PA: 31
PITCHER Bob Gibson, R (1, 1) ERA: 1.3	IP: 9.0 WLS: W BF: 31 H: 4 R: 0 ER: 0 SO: 13 BB: 0 IBB: 0 HBP: 0 BLK: 0 WP: 0 HR: 0 S: 57 P: 57 ERA: 0.00 WHIP: 0.444																			

AB	31
R	0
H	4
RBI	0
BB	0
SO	13
LOB	5



Batter	1	2	3	4	5	6	7	8	9	AB	R	H	RBI	BB	SO	LOB	BOTTOM			
Lou Brock, L (1, 7) OBP: 0.285, SLG: 0.402	0-0 SH2-3 5-3-2 E7			0-0 P6		0-0 E 1B		0-0 G4-3 1B	4 0 2 0 0 0 0								Cincinnati Reds @ St. Louis Cardinals Busch Stadium, St. Louis, MO Sat Jun 15 1968, 7:05 PM CDT Att: 35,831 - Unknown			
Curt Flood, R (1, 8) OBP: 0.374, SLG: 0.430	0-0 SH2-3			0-0 F7		0-0 SF9 1-2 3-H		0-0 G4-3 1B	2 0 1 1 0 0 0											
Bobby Tolan, L (1, 9) OBP: 0.190, SLG: 0.213	0-0 5-3-2			0-0 E 1B		0-0 F5		0-0 G4-3 1-2 2-3	4 0 1 0 0 0 4											
Orlando Cepeda, R (1, 3) OBP: 0.335, SLG: 0.392		0-0 6-3		0-0 P4		0-3 K		1-0 HBP	3 0 0 0 0 1 1											
Tim McCarver, L (1, 2) OBP: 0.300, SLG: 0.350		0-0 4-1			0-0 F2		0-3 K	0-0 F5	4 0 0 0 0 1 2											
Mike Shannon, R (1, 5) OBP: 0.319, SLG: 0.428		0-0 1-3			0-0 6-3		4-0 2B BB		2 1 0 0 1 0 0											
Julian Javier, R (1, 4) OBP: 0.283, SLG: 0.352			0-0 F8		0-0 5-3		0-0 1-H 2B		3 0 1 1 0 0 0											
Dal Maxvill, R (1, 6) OBP: 0.308, SLG: 0.291			0-0 F9			0-0 1B SF9 1B		0-0 IBB	2 1 1 0 1 0 0											
Bob Gibson, R (1, 1) OBP: 0.175, SLG: 0.132			0-0 P6			0-0 SH3-4 1B		0-0 F8	2 0 0 0 0 0 2											
Inning Stats	R: 0 E: 1 K: 0 S: 3	H: 0 LOB: 0 BB: 0 P: 3	R: 0 E: 0 K: 0 S: 3	H: 0 LOB: 0 BB: 0 P: 3	R: 0 E: 0 K: 0 S: 3	H: 0 LOB: 0 BB: 0 P: 3	R: 0 E: 1 K: 0 S: 4	H: 1 LOB: 1 BB: 0 P: 4	R: 0 E: 0 K: 0 S: 3	H: 0 LOB: 0 BB: 0 P: 3	R: 1 E: 1 K: 0 S: 5	H: 2 LOB: 1 BB: 0 P: 5	R: 1 E: 0 K: 2 S: 8	H: 1 LOB: 2 BB: 2 P: 16	R: 0 E: 0 K: 0 S: 4	H: 2 LOB: 2 BB: 0 P: 5		1B: 5 2B: 2 3B: 0 HR: 0	SF: 1 SAC: 2 DP: 2 HBP: 1	WP: 0 PB: 0 SB: 0 CS: 0
PITCHER Gary Nolan, R (1, 1) ERA: 1.93	IP: 7.0 WLS: L BF: 27 H: 4 R: 2 ER: 2 SO: 2 BB: 1 IBB: 1 HBP: 0 BLK: 0 WP: 0 HR: 0 S: 29 P: 37 ERA: 2.57 WHIP: 0.714																			
Clay Carroll, R (8, 1) ERA: 4.1	IP: 1.0 WLS: L BF: 5 H: 2 R: 0 ER: 0 SO: 0 BB: 0 IBB: 0 HBP: 1 BLK: 0 WP: 0 HR: 0 S: 4 P: 5 ERA: 0.00 WHIP: 2.000																			

AB	26
R	2
H	6
RBI	2
BB	2
SO	2
LOB	9



Batter	1	2	3	4	5	6	7	8	9	AB	R	H	RBI	BB	SO	LOB	TOP			
Pete Rose, S OBP: 0.410, SLG: 0.478 (1, 9)	0-0 4-3		0-0 F3	4-0 IBB			0-0 1B		0-3 K	4	0	1	0	1	1	0	Cincinnati Reds @ St. Louis Cardinals Busch Stadium, St. Louis, MO Sun Jun 16 1968, 3:33 AM CDT Att: 31,737 - Unknown livebaseballscorecards.com			
Tommy Helms, R OBP: 0.318, SLG: 0.390 (1, 4)	0-0 F8		0-0 F9	0-0 F9			0-0 L4		0-3 K	5	0	0	0	0	1	4				
Vada Pinson, L OBP: 0.327, SLG: 0.402 (1, 8)	0-0 BB 1B		0-3 K		0-0 F3		0-3 K			4	0	1	0	0	2	1				
Alex Johnson, R OBP: 0.358, SLG: 0.395 (1, 7)	4-0 1-2 BB			0-0 6-3	0-0 P5		0-0 F7			3	0	0	0	1	0	1				
Tony Perez, R OBP: 0.317, SLG: 0.392 (1, 5)	0-0 F9			4-0 1B BB	0-0 1-3			0-0 1B 1B		3	1	1	0	1	0	2				
Lee May, R OBP: 0.333, SLG: 0.412 (1, 3)		0-0 G4-6-3 1B		0-0 1B		0-0 6-3		0-0 1B		4	1	3	0	0	0	0				
Ted Abernathy, R OBP: 0.296, SLG: 0.401 (8, 1)		0-0 G4-6-3 1B		4-0 1B IBB		0-0 F7		0-0 F8		3	0	1	0	1	0	1				
Leo Cardenas, R OBP: 0.260, SLG: 0.240 (1, 6)		0-0 G4-6-3 1-2 2-3		0-0 1B		0-0 F9		0-0 F9		4	0	2	2	0	0	3				
George Culver, R OBP: 0.037, SLG: 0.074 (1, 1)		0-3 K		0-0 6-3		0-0 F3		0-0 F9		3	0	0	0	0	1	4				
Fred Whitfield, L OBP: 0.239, SLG: 0.246 (8, 3)										1	0	0	0	0	0	0				
Inning Stats	R: 0 E: 0 K: 0 S: 4	H: 1 LOB: 2 BB: 1 P: 8	R: 0 E: 0 K: 1 S: 6	H: 2 LOB: 1 BB: 0 P: 6	R: 0 E: 0 K: 1 S: 5	H: 0 LOB: 0 BB: 0 P: 5	R: 2 E: 0 K: 0 S: 5	H: 2 LOB: 3 BB: 3 P: 17	R: 0 E: 0 K: 0 S: 3	H: 1 LOB: 1 BB: 0 P: 3	R: 0 E: 0 K: 1 S: 6	H: 1 LOB: 1 BB: 0 P: 6	R: 0 E: 0 K: 0 S: 4	H: 2 LOB: 1 BB: 0 P: 4	R: 0 E: 0 K: 2 S: 7	H: 0 LOB: 0 BB: 0 P: 7	1B: 9 2B: 0 3B: 0 HR: 0	SF: 0 SAC: 0 DP: 1 HBP: 0	WP: 0 PA: 38 PB: 0 SB: 0 CS: 0	
PITCHER	IP WLS BF H R ER SO BB IBB HBP BLK WP HR S P ERA WHIP																			
Ray Washburn, R ERA: 3.73 (1, 1)	7.1 W 33 9 2 2 3 2 2 0 0 0 0 0 35 51 2.46 1.500																			
Ron Willis, R ERA: 2.22 (8, 1)	1.2 S 5 0 0 0 2 0 0 0 0 0 0 0 9 9 0.00 0.000																			


Batter	1	2	3	4	5	6	7	8	9	AB	R	H	RBI	BB	SO	LOB	BOTTOM			
Lou Brock, L OBP: 0.291, SLG: 0.405 (1, 7)	4-0 G6-4-3 BB		0-0 F7		0-0 5-3 1B		0-0 L6-3 1B			3	1	2	1	1	0	1	Cincinnati Reds @ St. Louis Cardinals Busch Stadium, St. Louis, MO Sun Jun 16 1968, 3:33 AM CDT Att: 31,737 - Unknown livebaseballscorecards.com			
Curt Flood, R OBP: 0.368, SLG: 0.424 (1, 8)	0-0 G6-4-3 1-2		0-0 E6 WP		0-0 5-3		0-0 L6-3			4	0	0	0	0	0	5				
Johnny Edwards, L OBP: 0.277, SLG: 0.339 (1, 2)	4-0 BB		0-0 1-3		0-0 1B		0-0 L3			3	0	1	2	1	0	2				
Orlando Cepeda, R OBP: 0.333, SLG: 0.390 (1, 3)	0-3 K			0-0 6-3		0-0 1B FC5-2 1B		0-0 F8		4	0	1	0	0	1	1				
Mike Shannon, R OBP: 0.318, SLG: 0.422 (1, 5)		0-0 6-3		0-0 6-3		0-3 K		4-0 1B BB		3	1	0	0	1	1	1				
Bobby Tolan, L OBP: 0.224, SLG: 0.246 (1, 9)		0-0 G4-6-3 1B		0-0 4-3		0-0 FC5-2 1B		0-0 1B 1B		4	0	3	0	0	0	0				
Julian Javier, R OBP: 0.283, SLG: 0.350 (1, 4)		0-0 G4-6-3 1-2			0-3 K	0-0 FC5-2		0-0 1B IBB 1B		4	0	1	1	0	1	3				
Dal Maxvill, R OBP: 0.316, SLG: 0.297 (1, 6)			0-0 WP E 1B		0-0 BB 1B		0-0 F9		4-0 1B IBB	3	1	2	0	1	0	2				
Ray Washburn, R Ron Willis, R (8, 1)			0-3 K		4-0 5-3 1B BB		0-0 P4		0-0 1-3	2	1	0	0	1	1	1				
Inning Stats	R: 0 E: 0 K: 1 S: 4	H: 0 LOB: 1 BB: 2 P: 12	R: 0 E: 0 K: 0 S: 3	H: 1 LOB: 0 BB: 0 P: 3	R: 0 E: 1 K: 1 S: 7	H: 1 LOB: 2 BB: 0 P: 7	R: 0 E: 0 K: 0 S: 3	H: 0 LOB: 0 BB: 0 P: 3	R: 3 E: 0 K: 1 S: 7	H: 3 LOB: 1 BB: 1 P: 11	R: 0 E: 0 K: 1 S: 7	H: 2 LOB: 2 BB: 0 P: 7	R: 0 E: 0 K: 0 S: 3	H: 1 LOB: 0 BB: 0 P: 3	R: 1 E: 0 K: 0 S: 5	H: 2 LOB: 3 BB: 2 P: 13	1B: 10 2B: 1 3B: 0 HR: 0	SF: 0 SAC: 0 DP: 3 HBP: 0	WP: 1 PA: 36 PB: 0 SB: 0 CS: 0	
PITCHER	IP WLS BF H R ER SO BB IBB HBP BLK WP HR S P ERA WHIP																			
George Culver, R ERA: 3.16 (1, 1)	7.2 L 33 9 4 4 4 4 4 0 0 0 0 0 37 53 4.70 1.696																			
Ted Abernathy, R ERA: 0.57 (8, 1)	0.1 S 3 1 0 0 0 0 1 0 0 0 0 0 2 6 0.00 3.000																			



Batter	1	2	3	4	5	6	7	8	9	AB	R	H	RBI	BB	SO	LOB	TOP			
Don Kessinger, S (1, 6) OBP: 0.314, SLG: 0.331	F7		4-3					SH2-4		3	0	1	0	0	0	1				
Glenn Beckert, R (1, 4) OBP: 0.277, SLG: 0.328	5-3							P4		4	0	2	0	0	0	1				
Billy Williams, L (1, 7) OBP: 0.321, SLG: 0.452	4-3							4-3		4	0	1	0	0	0	3				
Ron Santo, R (1, 5) OBP: 0.352, SLG: 0.489		5-3							6-3	4	0	0	0	0	2	4				
14 Ernie Banks, R (1, 3) OBP: 0.295, SLG: 0.473	P6							F7		4	0	0	0	0	0	1				
Lou Johnson, R (1, 9) OBP: 0.303, SLG: 0.383	F5							F7		4	0	0	0	0	0	0				
Randy Hundley, R (1, 2) OBP: 0.295, SLG: 0.340			4-3							3	0	2	0	0	0	0				
Adolfo Phillips, R (1, 8) OBP: 0.315, SLG: 0.366								FC6		3	0	1	0	0	0	2				
Bill Hands, R (1, 1) OBP: 0.071, SLG: 0.037 (8, PH)										1	0	0	0	0	1	1				
Al Spangler, L (8, PH) OBP: 0.348, SLG: 0.367										1	0	1	0	0	0	0				
Phil Regan, R (8, 1) OBP: 0.143, SLG: 0.143										0	0	0	0	0	0	0				
Inning Stats	R: 0 E: 0 K: 0 S: 3	H: 0 LOB: 0 BB: 0 P: 3	R: 0 E: 0 K: 0 S: 3	H: 0 LOB: 0 BB: 0 P: 3	R: 0 E: 0 K: 0 S: 4	H: 1 LOB: 1 BB: 0 P: 4	R: 0 E: 0 K: 1 S: 6	H: 2 LOB: 1 BB: 0 P: 6	R: 0 E: 0 K: 1 S: 6	H: 1 LOB: 1 BB: 0 P: 6	R: 0 E: 0 K: 0 S: 4	H: 1 LOB: 1 BB: 0 P: 4	R: 0 E: 0 K: 0 S: 4	H: 1 LOB: 0 BB: 0 P: 4	R: 0 E: 0 K: 0 S: 3	H: 0 LOB: 0 BB: 0 P: 3	1B: 7 2B: 3 3B: 0 HR: 0	SF: 0 SAC: 2 DP: 2 HBP: 0	WP: 0 PB: 0 SB: 0 CS: 3	PA: 33
PITCHER Nelson Briles, R (1, 1) ERA: 2.54	IP: 9.0 WLS: W BF: 33 H: 8 R: 0 ER: 0 SO: 3 BB: 0 IBB: 0 HBP: 0 BLK: 0 WP: 0 HR: 0 S: 39 P: 39 ERA: 0.00 WHIP: 0.889															PITCHER				

Chicago Cubs @ St. Louis Cardinals
 Busch Stadium, St. Louis, MO
 Tue Jun 18 1968, 7:05 PM CDT
 Att: 28,235 - Unknown


AB	31
R	0
H	8
RBI	0
BB	0
SO	3
LOB	13



Batter	1	2	3	4	5	6	7	8	9	AB	R	H	RBI	BB	SO	LOB	BOTTOM			
Lou Brock, L (1, 7) OBP: 0.287, SLG: 0.399	4-3		1-3					3-1		4	0	0	0	0	0	1				
Curt Flood, R (1, 8) OBP: 0.397, SLG: 0.421								K		4	0	1	0	0	1	0				
Johnny Edwards, L (1, 2) OBP: 0.265, SLG: 0.323	F5							4-3		3	0	0	0	0	0	1				
Orlando Cepeda, R (1, 3) OBP: 0.337, SLG: 0.393		E5								3	0	2	0	0	0	0				
Mike Shannon, R (1, 5) OBP: 0.318, SLG: 0.421								FC5-4		3	0	1	0	0	0	2				
Bobby Tolan, L (1, 9) OBP: 0.243, SLG: 0.324		G4-6-3								3	1	2	1	0	0	2				
Dick Schofield, S (1, 4) OBP: 0.314, SLG: 0.500										3	0	0	0	0	0	2				
Dal Maxvill, R (1, 6) OBP: 0.316, SLG: 0.294										2	0	0	0	1	1	0				
Nelson Briles, R (1, 1) OBP: 0.105, SLG: 0.081										3	0	0	0	0	1	1				
Inning Stats	R: 0 E: 0 K: 0 S: 3	H: 1 LOB: 0 BB: 0 P: 3	R: 0 E: 1 K: 0 S: 4	H: 1 LOB: 1 BB: 0 P: 4	R: 0 E: 0 K: 1 S: 5	H: 0 LOB: 0 BB: 0 P: 5	R: 0 E: 0 K: 0 S: 4	H: 1 LOB: 1 BB: 0 P: 4	R: 1 E: 0 K: 1 S: 6	H: 1 LOB: 1 BB: 1 P: 10	R: 0 E: 0 K: 0 S: 4	H: 1 LOB: 1 BB: 0 P: 4	R: 0 E: 0 K: 0 S: 3	H: 1 LOB: 0 BB: 0 P: 3	R: 0 E: 0 K: 1 S: 5	H: 0 LOB: 0 BB: 0 P: 5	1B: 4 2B: 1 3B: 0 HR: 1	SF: 0 SAC: 0 DP: 1 HBP: 0	WP: 1 PB: 0 SB: 1 CS: 1	PA: 29
PITCHER Bill Hands, R (1, 1) ERA: 2.28	IP: 7.0 WLS: L BF: 26 H: 6 R: 1 ER: 1 SO: 2 BB: 1 IBB: 0 HBP: 0 BLK: 0 WP: 0 HR: 1 S: 29 P: 33 ERA: 1.29 WHIP: 1.000															PITCHER				
Phil Regan, R (8, 1) ERA: 2.99	IP: 1.0 WLS: L BF: 3 H: 0 R: 0 ER: 0 SO: 1 BB: 0 IBB: 0 HBP: 0 BLK: 0 WP: 0 HR: 0 S: 5 P: 5 ERA: 0.00 WHIP: 0.000															PITCHER				

Chicago Cubs @ St. Louis Cardinals
 Busch Stadium, St. Louis, MO
 Tue Jun 18 1968, 7:05 PM CDT
 Att: 28,235 - Unknown

AB	28
R	1
H	6
RBI	1
BB	1
SO	3
LOB	9



Batter	1	2	3	4	5	6	7	8	9	AB	R	H	RBI	BB	SO	LOB	TOP		
Adolfo Phillips, R OBP: 0.308, SLG: 0.359 (1.8)	0-0 1-3		0-3 K			0-3 K			0-3 K	4	0	0	0	0	3	0			
Glenn Beckert, R OBP: 0.276, SLG: 0.327 (1.4)	0-3 K			0-0 FC3-6 1B		0-0 5-3			0-0 F3	4	0	1	0	0	1	0			
Billy Williams, L OBP: 0.317, SLG: 0.446 (1.7)	0-3 K			0-0 FC3-6 G1-6-3 1-2					0-3 K	3	0	0	0	0	2	1			
Ron Santo, R OBP: 0.348, SLG: 0.483 (1.5)		0-0 F9		0-0 G1-6-3 1-2					0-0 6-3	3	0	0	0	0	0	1			
14 Ernie Banks, R OBP: 0.291, SLG: 0.467 (1.3)		0-0 F7				0-0 P4			0-0 F8	3	0	0	0	0	0	0			
Lou Johnson, R OBP: 0.303, SLG: 0.378 (1.9)		1-0 HBP				0-0 F7			0-0 F3	2	0	0	0	0	0	0			
Randy Hundley, R OBP: 0.291, SLG: 0.335 (1.2)		0-0 L4				0-0 E4			0-0 F9	3	0	0	0	0	0	1			
Jose Arcia, R OBP: 0.188, SLG: 0.281 (1.6)			0-0 1-3			0-3 K2-3			0-3 K	3	0	0	0	0	2	1			
Rich Nye, L OBP: 0.207, SLG: 0.207 (1.1)			0-0 1-3						0-3 K	1	0	0	0	0	0	0			
Jack Lamabe, R OBP: 0.250, SLG: 0.250 (4.1)										0	0	0	0	0	0	0			
Jim Hickman, R OBP: 0.234, SLG: 0.267 (6. PH)										1	0	0	0	0	0	0			
Chuck Hartenstein, R OBP: 0.111, SLG: 0.111 (6.1)										0	0	0	0	0	0	0			
Lee Ellis, R OBP: 0.111, SLG: 0.111 (9. PH)										1	0	0	0	0	1	0			
Inning Stats	R: 0 E: 0 K: 2 S: 7	H: 0 LOB: 0 BB: 0 P: 7	R: 0 E: 0 K: 0 S: 3	H: 0 LOB: 1 BB: 0 P: 4	R: 0 E: 0 K: 1 S: 5	H: 0 LOB: 0 BB: 0 P: 5	R: 0 E: 0 K: 0 S: 3	H: 1 LOB: 0 BB: 0 P: 3	R: 0 E: 1 K: 1 S: 6	H: 0 LOB: 1 BB: 0 P: 6	R: 0 E: 0 K: 1 S: 5	H: 0 LOB: 0 BB: 0 P: 5	R: 0 E: 0 K: 1 S: 5	H: 0 LOB: 0 BB: 0 P: 5	R: 0 E: 0 K: 2 S: 7	H: 0 LOB: 0 BB: 0 P: 7	1B: 1 2B: 0 3B: 0 HR: 0	SF: 0 SAC: 0 DP: 1 HBP: 1	WP: 0 PA: 29 PB: 0 SB: 0 CS: 0
PITCHER Steve Carlton, L ERA: 2.32 (1.1)	IP: 9.0 WLS: W BF: 29 H: 1 R: 0 ER: 0 SO: 9 BB: 0 IBB: 0 HBP: 1 BLK: 0 WP: 0 HR: 0 S: 46 P: 47 ERA: 0.00 WHIP: 0.111																		

Chicago Cubs @ St. Louis Cardinals
Busch Stadium, St. Louis, MO
Wed Jun 19 1968, 7:05 PM CDT
Att: 27,577 - Unknown

AB	28
R	0
H	1
RBI	0
BB	0
SO	9
LOB	4



Batter	1	2	3	4	5	6	7	8	9	AB	R	H	RBI	BB	SO	LOB	BOTTOM		
Lou Brock, L OBP: 0.294, SLG: 0.408 (1.7)	0-3 K		0-0 FC6-4 1B HR	0-0 E		0-0 6-3 1B				4	2	3	0	0	1	0			
Julian Javier, R OBP: 0.286, SLG: 0.352 (1.4)	0-3 K		0-0 FC6-4 1-2 1B	0-0 E4 1B		0-0 6-3 1-2 1B				4	0	2	0	0	1	1			
Curt Flood, R OBP: 0.369, SLG: 0.422 (1.8)	0-0 1B		0-0 FC6-4 1-2 2-3 HR	0-0 2-3 1B		0-0 5-3				4	1	2	0	0	0	3			
Orlando Cepeda, R OBP: 0.336, SLG: 0.403 (1.3)	0-3 K		0-0 1-H 3-H HR	0-0 F8					0-0 4-3	4	1	1	3	0	1	3			
Mike Shannon, R OBP: 0.317, SLG: 0.422 (1.5)		0-3 K	0-0 2B			0-0 6-3			0-0 4-3	4	0	1	0	0	1	0			
Ron Davis, R OBP: 0.286, SLG: 0.281 (1.9)		0-0 1B	0-0 F9			0-0 F8			0-0 5-3	4	0	1	0	0	0	1			
Johnny Edwards, L OBP: 0.284, SLG: 0.319 (1.2)		0-0 P6	0-0 3-1			0-0 1B			0-0 3-1	4	0	1	0	0	0	2			
Dal Maxvill, R OBP: 0.315, SLG: 0.293 (1.6)		0-0 1-2 1B				0-0 F9			0-0 4-3	4	0	1	0	0	0	1			
Steve Carlton, L OBP: 0.250, SLG: 0.389 (1.1)		0-0 F8				0-3 K			0-3 F8	4	0	0	0	0	2	2			
Inning Stats	R: 0 E: 0 K: 3 S: 10	H: 1 LOB: 1 BB: 0 P: 10	R: 0 E: 0 K: 1 S: 7	H: 2 LOB: 2 BB: 0 P: 7	R: 3 E: 0 K: 0 S: 7	H: 4 LOB: 1 BB: 0 P: 7	R: 1 E: 1 K: 1 S: 8	H: 3 LOB: 2 BB: 0 P: 8	R: 0 E: 0 K: 0 S: 4	H: 1 LOB: 1 BB: 0 P: 4	R: 0 E: 0 K: 0 S: 4	H: 1 LOB: 1 BB: 0 P: 4	R: 0 E: 0 K: 0 S: 3	H: 0 LOB: 0 BB: 0 P: 3	R: 0 E: 0 K: 1 S: 5	H: 0 LOB: 0 BB: 0 P: 5	1B: 9 2B: 2 3B: 0 HR: 1	SF: 0 SAC: 0 DP: 0 HBP: 0	WP: 0 PA: 36 PB: 0 SB: 0 CS: 0
PITCHER Rich Nye, L ERA: 4.08 (1.1)	IP: 3.2 WLS: L BF: 20 H: 9 R: 4 ER: 4 SO: 5 BB: 0 IBB: 0 HBP: 0 BLK: 0 WP: 0 HR: 1 S: 30 P: 30 ERA: 9.82 WHIP: 2.455																		
Jack Lamabe, R ERA: 4.35 (4.1)	IP: 1.1 WLS: 6 BF: 2 H: 2 R: 0 ER: 0 SO: 0 BB: 0 IBB: 0 HBP: 0 BLK: 0 WP: 0 HR: 0 S: 6 P: 6 ERA: 0.00 WHIP: 1.500																		
Chuck Hartenstein, R ERA: 3.86 (6.1)	IP: 3.0 WLS: 10 BF: 1 H: 0 R: 0 ER: 0 SO: 1 BB: 0 IBB: 0 HBP: 0 BLK: 0 WP: 0 HR: 0 S: 12 P: 12 ERA: 0.00 WHIP: 0.333																		

Chicago Cubs @ St. Louis Cardinals
Busch Stadium, St. Louis, MO
Wed Jun 19 1968, 7:05 PM CDT
Att: 27,577 - Unknown

AB	36
R	4
H	12
RBI	3
BB	0
SO	6
LOB	13



Batter	1	2	3	4	5	6	7	8	9	AB	R	H	RBI	BB	SO	LOB	TOP			
Don Kessinger, S OBP: 0.305, SLG: 0.325 Jose Arcia, R OBP: 0.188, SLG: 0.281 (8, PR) (8, 6)	F7		F7		4-3			FC5-4		4	0	0	0	0	0	2				
Glenn Beckert, R OBP: 0.280, SLG: 0.329 (1, 4)	FC4-6 1B		5-3					F8		4	0	2	0	0	0	2				
Billy Williams, L OBP: 0.313, SLG: 0.439 (1, 7)	FC4-6 1-2				1-4-3			F5		4	0	0	0	0	1	2				
Al Spangler, L OBP: 0.329, SLG: 0.344 (1, 8)	6-3				4-3			G6-3 1-2		4	0	0	0	0	0	2				
Ron Santo, R OBP: 0.347, SLG: 0.477 (1, 5)		6-3								3	0	0	0	1	0	0				
Dick Nen, L OBP: 0.160, SLG: 0.292 (1, 3)		F3								3	0	1	0	0	1	0				
Lou Johnson, R OBP: 0.299, SLG: 0.372 (1, 9)										3	0	0	0	0	2	2				
Randy Hundley, R OBP: 0.291, SLG: 0.335 (1, 2)										3	0	1	0	0	0	0				
Fergie Jenkins, R OBP: 0.214, SLG: 0.231 (1, 1)										3	0	1	0	0	2	1				
Inning Stats	R: 0 E: 0 K: 0 S: 4	H: 1 LOB: 1 BB: 0 P: 4	R: 0 E: 0 K: 1 S: 5	H: 0 LOB: 0 BB: 0 P: 5	R: 0 E: 0 K: 1 S: 6	H: 1 LOB: 1 BB: 0 P: 6	R: 0 E: 0 K: 0 S: 4	H: 1 LOB: 2 BB: 1 P: 8	R: 0 E: 0 K: 1 S: 5	H: 0 LOB: 0 BB: 0 P: 5	R: 0 E: 0 K: 2 S: 7	H: 0 LOB: 0 BB: 0 P: 7	R: 0 E: 0 K: 0 S: 4	H: 1 LOB: 1 BB: 0 P: 4	R: 0 E: 0 K: 1 S: 5	H: 0 LOB: 0 BB: 0 P: 5	1B: 5 2B: 0 3B: 0 HR: 0	SF: 0 SAC: 0 DP: 1 HBP: 0	WP: 0 PB: 0 SB: 0 CS: 0	PA: 32
PITCHER Bob Gibson, R ERA: 1.21 (1, 1)	IP: 9.0 WLS: W BF: 32 H: 5 R: 0 ER: 0 SO: 6 BB: 1 IBB: 0 HBP: 0 BLK: 0 WP: 0 HR: 0 S: 43 P: 47 ERA: 0.00 WHIP: 0.667																			

Chicago Cubs @ St. Louis Cardinals
Busch Stadium, St. Louis, MO
Thu Jun 20 1968, 3:33 AM CDT
Att: 26,550 - Unknown

AB	31
R	0
H	5
RBI	0
BB	1
SO	6
LOB	11



Batter	1	2	3	4	5	6	7	8	9	AB	R	H	RBI	BB	SO	LOB	BOTTOM			
Lou Brock, L OBP: 0.293, SLG: 0.413 (1, 7)	K									4	1	1	0	0	2	1				
Curt Flood, R OBP: 0.372, SLG: 0.425 (1, 8)	6-3									3	0	2	1	0	0	0				
Tim McCarver, L OBP: 0.295, SLG: 0.345 (1, 2)	L9									3	0	0	0	0	0	2				
Orlando Cepeda, R OBP: 0.332, SLG: 0.398 (1, 3)										3	0	0	0	0	3	1				
Bobby Tolan, L OBP: 0.247, SLG: 0.324 (1, 9)										3	0	1	0	0	1	0				
Mike Shannon, R OBP: 0.317, SLG: 0.419 (1, 5)										2	0	0	0	1	0	0				
Julian Javier, R OBP: 0.283, SLG: 0.348 (1, 4)										3	0	0	0	0	2	1				
Dal Maxvill, R OBP: 0.315, SLG: 0.290 (1, 6)										2	0	0	0	1	2	0				
Bob Gibson, R OBP: 0.167, SLG: 0.125 (1, 1)										2	0	0	0	0	1	0				
Inning Stats	R: 0 E: 0 K: 1 S: 5	H: 0 LOB: 0 BB: 0 P: 5	R: 0 E: 0 K: 1 S: 5	H: 1 LOB: 1 BB: 1 P: 9	R: 1 E: 0 K: 2 S: 9	H: 2 LOB: 1 BB: 0 P: 9	R: 0 E: 0 K: 2 S: 7	H: 0 LOB: 0 BB: 0 P: 7	R: 0 E: 0 K: 1 S: 5	H: 0 LOB: 1 BB: 1 P: 9	R: 0 E: 0 K: 1 S: 5	H: 1 LOB: 0 BB: 0 P: 5	R: 0 E: 0 K: 1 S: 5	H: 0 LOB: 0 BB: 0 P: 5	R: 0 E: 0 K: 2 S: 7	H: 0 LOB: 0 BB: 0 P: 7	1B: 3 2B: 1 3B: 1 HR: 0	SF: 0 SAC: 1 DP: 1 HBP: 0	WP: 0 PB: 0 SB: 0 CS: 2	PA: 28
PITCHER Fergie Jenkins, R ERA: 2.33 (1, 1)	IP: 8.0 WLS: L BF: 28 H: 4 R: 1 ER: 1 SO: 11 BB: 2 IBB: 0 HBP: 0 BLK: 0 WP: 0 HR: 0 S: 48 P: 56 ERA: 1.12 WHIP: 0.750																			

Chicago Cubs @ St. Louis Cardinals
Busch Stadium, St. Louis, MO
Thu Jun 20 1968, 3:33 AM CDT
Att: 26,550 - Unknown

AB	25
R	1
H	4
RBI	1
BB	2
SO	11
LOB	5



Batter	1	2	3	4	5	6	7	8	9	AB	R	H	RBI	BB	SO	LOB	TOP			
Felipe Alou, R OBP: 0.355, SLG: 0.446 (1, 8)										4	0	1	0	0	1	1	<p>Atlanta Braves @ St. Louis Cardinals Busch Stadium, St. Louis, MO</p> <p>Sat Jun 22 1968, 3:33 AM CDT Att: 24,608 - Unknown</p> <p>livebaseballscores.com</p> <p>AB 32 R 1 H 7 RBI 1 BB 0 SO 4 LOB 12</p>			
Sonny Jackson, L OBP: 0.280, SLG: 0.269 (1, 6)										4	1	1	0	0	0	1				
Hank Aaron, R OBP: 0.319, SLG: 0.462 (1, 9)										4	0	0	0	0	1	2				
Joe Torre, R OBP: 0.343, SLG: 0.471 Bob Tillman, R OBP: 0.231, SLG: 0.286 (1, 2) (8, 2)										3	0	1	0	0	0	1				
Clete Boyer, R OBP: 0.260, SLG: 0.291 (1, 5)										4	0	0	1	0	0	2				
Deron Johnson, R OBP: 0.286, SLG: 0.301 (1, 3)										3	0	2	0	0	1	0				
Tommie Aaron, R OBP: 0.322, SLG: 0.324 (1, 7)										3	0	0	0	0	1	4				
Marty Martinez, S OBP: 0.326, SLG: 0.305 Ted Davidson, R (7, 1)										3	0	0	0	0	0	1				
Pat Jarvis, R OBP: 0.163, SLG: 0.122 Bob Johnson, R OBP: 0.333, SLG: 0.308 (1, 1) (7, 4)										2	0	0	0	0	0	0				
Inning Stats	R: 0 E: 0 K: 0 S: 4	H: 1 LOB: 1 BB: 0 P: 4	R: 0 E: 0 K: 2 S: 7	H: 0 LOB: 0 BB: 0 P: 7	R: 0 E: 0 K: 1 S: 5	H: 0 LOB: 0 BB: 0 P: 5	R: 1 E: 1 K: 1 S: 8	H: 3 LOB: 2 BB: 0 P: 8	R: 0 E: 0 K: 0 S: 3	H: 0 LOB: 0 BB: 0 P: 3	R: 0 E: 0 K: 0 S: 4	H: 1 LOB: 1 BB: 0 P: 4	R: 0 E: 0 K: 0 S: 3	H: 1 LOB: 0 BB: 0 P: 3	R: 0 E: 0 K: 0 S: 3	H: 1 LOB: 0 BB: 0 P: 3		1B: 7 2B: 0 3B: 0 HR: 0	SF: 0 SAC: 0 DP: 3 HBP: 0	WP: 0 PB: 0 SB: 0 CS: 0
PITCHER Ray Washburn, R ERA: 3.42 (1, 1)	IP: 9.0 WLS: W BF: 32 H: 7 R: 1 ER: 1 SO: 4 BB: 0 IBB: 0 HBP: 0 BLK: 0 WP: 0 HR: 0 S: 40 P: 40 ERA: 1.00 WHIP: 0.778															PITCHER				

Batter	1	2	3	4	5	6	7	8	9	AB	R	H	RBI	BB	SO	LOB	BOTTOM			
Lou Brock, L OBP: 0.293, SLG: 0.411 (1, 7)										3	1	1	0	1	1	0	<p>Atlanta Braves @ St. Louis Cardinals Busch Stadium, St. Louis, MO</p> <p>Sat Jun 22 1968, 3:33 AM CDT Att: 24,608 - Unknown</p> <p>livebaseballscores.com</p> <p>AB 32 R 6 H 10 RBI 6 BB 3 SO 9 LOB 10</p>			
Curt Flood, R OBP: 0.366, SLG: 0.418 (1, 8)										3	2	0	0	1	1	2				
Tim McCarver, L OBP: 0.300, SLG: 0.362 (1, 2)										4	1	2	3	0	0	0				
Orlando Cepeda, R OBP: 0.338, SLG: 0.422 (1, 3)										4	1	3	3	0	0	0				
Bobby Tolan, L OBP: 0.265, SLG: 0.363 (1, 9)										4	0	1	0	0	0	2				
Mike Shannon, R OBP: 0.317, SLG: 0.415 (1, 5)										3	0	0	0	1	3	0				
Dick Schofield, S OBP: 0.333, SLG: 0.526 (1, 4)										4	0	2	0	0	1	2				
Dal Maxvill, R OBP: 0.309, SLG: 0.284 (1, 6)										4	1	1	0	0	0	2				
Ray Washburn, R (1, 1)										3	0	0	0	0	3	2				
Inning Stats	R: 2 E: 1 K: 0 S: 5	H: 1 LOB: 0 BB: 0 P: 5	R: 0 E: 0 K: 1 S: 5	H: 0 LOB: 0 BB: 0 P: 5	R: 0 E: 0 K: 2 S: 7	H: 0 LOB: 0 BB: 0 P: 7	R: 1 E: 0 K: 1 S: 6	H: 1 LOB: 0 BB: 0 P: 6	R: 0 E: 0 K: 1 S: 6	H: 1 LOB: 2 BB: 1 P: 10	R: 0 E: 0 K: 1 S: 6	H: 2 LOB: 2 BB: 1 P: 10	R: 3 E: 0 K: 1 S: 8	H: 4 LOB: 1 BB: 1 P: 12	R: 0 E: 0 K: 2 S: 8	H: 1 LOB: 1 BB: 0 P: 8		1B: 6 2B: 3 3B: 0 HR: 2	SF: 0 SAC: 1 DP: 1 HBP: 0	WP: 2 PB: 0 SB: 0 CS: 1
PITCHER Pat Jarvis, R ERA: 2.27 Ted Davidson, L ERA: 6.17 (1, 1) (7, 1)	IP: 6.1 WLS: L BF: 28 H: 7 R: 5 ER: 4 SO: 7 BB: 2 IBB: 0 HBP: 0 BLK: 0 WP: 2 HR: 2 S: 40 P: 48 ERA: 5.68 WHIP: 1.421															PITCHER				

Batter	1	2	3	4	5	6	7	8	9	AB	R	H	RBI	BB	SO	LOB	TOP								
Felipe Alou, R OBP: 0.353, SLG: 0.446 (1, 8)										5	1	1	0	0	0	1	Atlanta Braves @ St. Louis Cardinals Busch Stadium, St. Louis, MO Sun Jun 23 1968, 3:33 AM CDT Unknown								
Tito Francona, L OBP: 0.428, SLG: 0.425 (1, 7)										4	1	2	2	0	0	0									
Mike Lum, L OBP: 0.253, SLG: 0.270 (7, FR)										1	0	0	0	0	0	0									
Hank Aaron, R OBP: 0.318, SLG: 0.467 (1, 9)										4	1	1	1	0	0	2									
Joe Torre, R OBP: 0.348, SLG: 0.468 (1, 2)										3	1	1	1	1	0	0									
Clete Boyer, R OBP: 0.260, SLG: 0.291 (1, 5)										4	0	1	0	0	0	4									
Deron Johnson, R OBP: 0.285, SLG: 0.300 (1, 3)										4	0	1	0	0	0	1									
Marty Martinez, S OBP: 0.313, SLG: 0.291 (1, 4)										4	0	0	0	0	0	3									
Sonny Jackson, L OBP: 0.280, SLG: 0.265 (1, 6)										3	1	0	0	1	0	0									
Dick Kelley, R OBP: 0.211, SLG: 0.063 (1, 1)										1	0	0	0	0	0	2									
Cecil Upshaw, R OBP: 0.333, SLG: 0.250 (2, 1)										2	0	0	0	0	0	0									
Inning Stats	R: 4 E: 2 K: 0 S: 8	H: 4 LOB: 2 BB: 1 P: 12	R: 0 E: 0 K: 0 S: 3	H: 0 LOB: 0 BB: 0 P: 3	R: 0 E: 0 K: 0 S: 4	H: 2 LOB: 1 BB: 0 P: 4	R: 0 E: 0 K: 0 S: 3	H: 0 LOB: 0 BB: 0 P: 3	R: 0 E: 0 K: 0 S: 3	H: 0 LOB: 0 BB: 0 P: 3	R: 1 E: 2 K: 0 S: 6	H: 1 LOB: 3 BB: 1 P: 10	R: 0 E: 0 K: 0 S: 3	H: 0 LOB: 0 BB: 0 P: 3	R: 0 E: 0 K: 0 S: 3	H: 0 LOB: 0 BB: 0 P: 3	1B: 5 2B: 2 3B: 1 HR: 0	SF: 0 SAC: 1 DP: 1 HBP: 0	WP: 0 PB: 0 SB: 0 CS: 0	PA: 38					
PITCHER	IP	WLS	BF	H	R	ER	SO	BB	IBB	HBP	BLK	WP	HR	S	P	ERA	WHIP								
Nelson Briles, R ERA: 2.78 (1, 1)	0.0	L	5	4	4	3	0	0	0	0	0	0	0	5	5	∞	∞								
Pete Mikkelsen, R ERA: 2.75 (1, 1)	8.0		30	3	1	0	0	0	2	0	0	0	0	28	36	0.00	0.375								
Wayne Granger, R ERA: (9, 1)	1.0		3	0	0	0	0	0	0	0	0	0	0	3	3	0.00	0.000								

AB	35
R	5
H	7
RBI	4
BB	2
SO	0
LOB	13



Batter	1	2	3	4	5	6	7	8	9	AB	R	H	RBI	BB	SO	LOB	BOTTOM								
Lou Brock, L OBP: 0.289, SLG: 0.405 (1, 7)										4	0	0	0	0	1	0	Atlanta Braves @ St. Louis Cardinals Busch Stadium, St. Louis, MO Sun Jun 23 1968, 3:33 AM CDT Unknown								
Julian Javier, R OBP: 0.279, SLG: 0.343 (1, 4)										3	0	0	0	0	0	0									
Dick Schofield, S OBP: 0.325, SLG: 0.513 (8, 4)										1	0	0	0	0	0	0									
Curt Flood, R OBP: 0.368, SLG: 0.416 (1, 8)										4	0	1	0	0	0	0									
Orlando Cepeda, R OBP: 0.337, SLG: 0.431 (1, 3)										4	1	1	1	0	0	1									
Mike Shannon, R OBP: 0.316, SLG: 0.410 (1, 5)										3	0	0	0	1	2	0									
Tim McCarver, L OBP: 0.300, SLG: 0.370 (1, 2)										3	0	1	0	0	0	1									
Ed Spiezio, R OBP: 0.152, SLG: 0.152 (1, 9)										0	0	0	0	1	0	0									
Roger Maris, L OBP: 0.295, SLG: 0.344 (4, PH)										2	0	0	0	0	0	1									
Daf Maxvill, R OBP: 0.305, SLG: 0.280 (1, 6)										3	0	0	0	0	0	3									
Nelson Briles, R OBP: 0.105, SLG: 0.081 (1, 1)										0	0	0	0	0	0	0									
Pete Mikkelsen, R OBP: 0.333, SLG: 0.333 (1, 1)										2	0	0	0	0	0	2									
Floyd Wicker, L (6, PH)										1	0	0	0	0	0	0									
Wayne Granger, R (9, 1)										0	0	0	0	0	0	0									
Inning Stats	R: 0 E: 0 K: 1 S: 5	H: 0 LOB: 0 BB: 0 P: 5	R: 1 E: 0 K: 0 S: 4	H: 1 LOB: 2 BB: 2 P: 12	R: 0 E: 0 K: 0 S: 4	H: 1 LOB: 1 BB: 0 P: 4	R: 0 E: 0 K: 1 S: 6	H: 1 LOB: 1 BB: 0 P: 6	R: 0 E: 0 K: 0 S: 3	H: 0 LOB: 0 BB: 0 P: 3	R: 0 E: 0 K: 1 S: 5	H: 0 LOB: 0 BB: 0 P: 5	R: 0 E: 0 K: 0 S: 3	H: 0 LOB: 0 BB: 0 P: 3	R: 0 E: 0 K: 0 S: 3	H: 0 LOB: 0 BB: 0 P: 3	1B: 1 2B: 0 3B: 1 HR: 1	SF: 0 SAC: 0 DP: 0 HBP: 0	WP: 0 PB: 0 SB: 0 CS: 0	PA: 32					
PITCHER	IP	WLS	BF	H	R	ER	SO	BB	IBB	HBP	BLK	WP	HR	S	P	ERA	WHIP								
Dick Kelley, L ERA: 3.35 (1, 1)	1.1		7	1	1	1	1	2	0	0	0	0	0	7	15	6.75	2.250								
Cecil Upshaw, R ERA: 2.44 (2, 1)	7.2	W	25	2	0	0	2	0	0	0	0	0	0	29	29	0.00	0.261								

AB	30
R	1
H	3
RBI	1
BB	2
SO	3
LOB	8



Batter	1	2	3	4	5	6	7	8	9	AB	R	H	RBI	BB	SO	LOB	TOP				
Felipe Alou, R OBP: 0.352, SLG: 0.443 (1, 8)										4	0	1	0	0	0	1	Atlanta Braves @ St. Louis Cardinals Busch Stadium, St. Louis, MO Sun Jun 23 1968, 3:38 AM CDT Att: 49,743 - Unknown				
Tommie Aaron, R OBP: 0.320, SLG: 0.315 (1, 7)										3	0	0	0	1	1						
Hank Aaron, R OBP: 0.314, SLG: 0.459 (1, 9)										4	0	0	0	0	2						
Joe Torre, R OBP: 0.338, SLG: 0.453 (1, 2) (7, 3)										4	0	0	0	0	2						
Deron Johnson, R OBP: 0.291, SLG: 0.306 (1, 3)										3	1	2	0	0	0	0					
Milt Pappas, R OBP: 0.150, SLG: 0.105 (7, 1)										0	0	0	0	0	0	0					
Tito Francona, L OBP: 0.432, SLG: 0.430 (9, PH)										1	0	1	0	0	0	0					
Mike Lum, L OBP: 0.253, SLG: 0.270 (9, PR)										0	0	0	0	0	0	0					
Clete Boyer, R OBP: 0.280, SLG: 0.290 (1, 5)										4	0	1	0	0	0	2					
Marty Martinez, S OBP: 0.313, SLG: 0.284 (1, 4)										2	0	0	0	1	0	2					
Sonny Jackson, L OBP: 0.276, SLG: 0.262 (1, 6)										3	0	0	0	0	0	2					
Ken Johnson, R OBP: 0.107, SLG: 0.107 (1, 1)										2	0	1	0	0	0	1					
Bob Tillman, R OBP: 0.229, SLG: 0.284 (7, 2)										1	0	0	0	0	0	0					
Inning Stats	R: 0 E: 0 K: 0 S: 3	H: 0 LOB: 0 BB: 0 P: 3	R: 0 E: 1 K: 0 S: 4	H: 1 LOB: 1 BB: 0 P: 4	R: 0 E: 0 K: 0 S: 3	H: 1 LOB: 0 BB: 0 P: 3	R: 0 E: 0 K: 0 S: 2	H: 0 LOB: 0 BB: 1 P: 6	R: 1 E: 1 K: 0 S: 5	H: 2 LOB: 1 BB: 0 P: 5	R: 0 E: 0 K: 0 S: 4	H: 1 LOB: 1 BB: 0 P: 4	R: 0 E: 0 K: 1 S: 5	H: 0 LOB: 0 BB: 1 P: 5	R: 0 E: 0 K: 0 S: 4	H: 1 LOB: 1 BB: 0 P: 4	1B: 6 2B: 0 3B: 0 HR: 0	SF: 0 SAC: 0 DP: 2 HBP: 0	WP: 0 PB: 0 SB: 0 CS: 0	PA: 33	
PITCHER Mel Nelson, L ERA:	IP: 9.0	WLS: W	BF: 33	H: 6	R: 1	ER: 0	SO: 1	BB: 2	IBB: 0	HBP: 0	BLK: 0	WP: 0	HR: 0	S: 33	P: 41	ERA: 0.00	WHIP: 0.889				

Batter	1	2	3	4	5	6	7	8	9	AB	R	H	RBI	BB	SO	LOB	BOTTOM				
Lou Brock, L OBP: 0.286, SLG: 0.399 (1, 7)										4	1	0	0	0	1	0	Atlanta Braves @ St. Louis Cardinals Busch Stadium, St. Louis, MO Sun Jun 23 1968, 3:38 AM CDT Att: 49,743 - Unknown				
Curt Flood, R OBP: 0.366, SLG: 0.414 (1, 8)										4	1	1	0	0	0	0					
Roger Maris, L OBP: 0.301, SLG: 0.349 (1, 9)										4	1	2	0	0	1	2					
Orlando Cepeda, R OBP: 0.339, SLG: 0.427 (1, 3)										2	0	0	0	1	0	1					
Johnny Edwards, L OBP: 0.273, SLG: 0.351 (1, 2)										4	0	2	3	0	0	2					
Mike Shannon, R OBP: 0.316, SLG: 0.407 (1, 5)										2	0	0	0	1	0	1					
Dick Schofield, S OBP: 0.302, SLG: 0.476 (1, 4)										3	0	0	0	0	0	3					
Dal Maxvill, R OBP: 0.301, SLG: 0.276 (1, 6)										3	0	0	0	0	0	0					
Mel Nelson, R (1, 1)										3	0	0	0	0	2	0					
Inning Stats	R: 2 E: 2 K: 1 S: 7	H: 2 LOB: 2 BB: 1 P: 12	R: 0 E: 0 K: 0 S: 3	H: 0 LOB: 0 BB: 0 P: 3	R: 1 E: 0 K: 0 S: 5	H: 2 LOB: 1 BB: 0 P: 5	R: 0 E: 0 K: 1 S: 5	H: 0 LOB: 0 BB: 0 P: 5	R: 0 E: 0 K: 0 S: 4	H: 1 LOB: 2 BB: 1 P: 8	R: 0 E: 0 K: 0 S: 3	H: 0 LOB: 0 BB: 0 P: 3	R: 0 E: 0 K: 2 S: 7	H: 0 LOB: 0 BB: 0 P: 7	R: 0 E: 0 K: 0 S: 3	H: 0 LOB: 0 BB: 0 P: 3		1B: 4 2B: 1 3B: 1 HR: 0	SF: 0 SAC: 0 DP: 1 HBP: 1	WP: 0 PB: 0 SB: 1 CS: 0	PA: 32
PITCHER Ken Johnson, R ERA: 2.45	IP: 6.0	WLS: L	BF: 26	H: 5	R: 3	ER: 2	SO: 2	BB: 2	IBB: 0	HBP: 1	BLK: 0	WP: 0	HR: 0	S: 27	P: 36	ERA: 3.00	WHIP: 1.167				
Milt Pappas, R ERA: 4.77 (7, 1)	IP: 2.0	WLS: L	BF: 6	H: 0	R: 0	ER: 0	SO: 2	BB: 0	IBB: 0	HBP: 0	BLK: 0	WP: 0	HR: 0	S: 10	P: 10	ERA: 0.00	WHIP: 0.000				

Batter	1	2	3	4	5	6	7	8	9	AB	R	H	RBI	BB	SO	LOB	TOP				
Maury Wills, S OBP: 0.340, SLG: 0.336	E4			5-3	1B			1B	F9	5	1	2	1	0	0	1					
Gene Alley, R OBP: 0.305, SLG: 0.345	K			1B	FC5-4			1B		3	1	1	1	1	1	3					
Roberto Clemente, R OBP: 0.306, SLG: 0.474	6-3			1B				1B		4	0	2	0	0	0	0					
Manny Mota, R OBP: 0.315, SLG: 0.309				FC5-4				FC5-2-6		4	0	2	1	0	0	3					
Matty Alou, L OBP: 0.404, SLG: 0.438	F7			2-3						3	0	0	0	1	0	3					
Donn Clendenen, R OBP: 0.311, SLG: 0.340	G6-3									4	0	0	0	0	2	4					
Bill Mazerolski, R OBP: 0.296, SLG: 0.268				6-3						4	0	1	0	0	0	0					
Jerry May, R OBP: 0.320, SLG: 0.283	K			K	BB			F3	SH1-4	2	1	0	0	1	1	0					
Bob Veale, S OBP: 0.100, SLG: 0.103				F7						2	0	0	0	1	1	0					
Dock Ellis, S										0	0	0	0	0	0	0					
Luke Walker, L					1B			K	K	1	0	0	0	0	1	1					
Inning Stats	R: 0 E: 1 K: 1 S: 5	H: 0 LOB: 0 BB: 0 P: 5	R: 0 E: 0 K: 0 S: 3	H: 1 LOB: 0 BB: 0 P: 3	R: 0 E: 0 K: 1 S: 5	H: 0 LOB: 0 BB: 0 P: 5	R: 1 E: 0 K: 0 S: 4	H: 1 LOB: 1 BB: 1 P: 8	R: 1 E: 0 K: 0 S: 4	H: 1 LOB: 2 BB: 2 P: 12	R: 0 E: 0 K: 1 S: 6	H: 0 LOB: 0 BB: 0 P: 5	R: 1 E: 0 K: 1 S: 7	H: 3 LOB: 2 BB: 1 P: 11	R: 0 E: 0 K: 1 S: 6	H: 1 LOB: 1 BB: 0 P: 6	1B: 7 2B: 1 3B: 1 HR: 0	SF: 0 SAC: 1 DP: 2 HBP: 0	WP: 0 PB: 0 SB: 0 CS: 0	PA: 37	
PITCHER	IP	WLS	BF	H	R	ER	SO	BB	IBB	HBP	BLK	WP	HR	S	P	ERA	WHIP				
Steve Carlton, L ERA: 2.34	7.0	L	27	4	2	2	4	3	0	0	0	0	0	32	44	2.57	1.000				
Ron Willis, R ERA: 2.67	0.0		3	3	1	1	0	0	0	0	0	0	0	3	3	∞	∞				
Pete Mikkelsen, R ERA: 2.45	2.0		7	1	0	0	2	0	1	0	0	0	0	10	14	0.00	0.500				

Pittsburgh Pirates @ St. Louis Cardinals
 Busch Stadium, St. Louis, MO
 Tue Jun 25 1968, 7:05 PM CDT
 Att: 26,927 - Unknown

AB	32
R	3
H	8
RBI	3
BB	4
SO	6
LOB	15



Batter	1	2	3	4	5	6	7	8	9	AB	R	H	RBI	BB	SO	LOB	BOTTOM					
Lou Brock, L OBP: 0.284, SLG: 0.396	1-3	K			S			K	5-3	5	0	1	0	0	2	2						
Julian Javier, R OBP: 0.283, SLG: 0.349	1B			F2	1-3			WP		4	1	2	0	0	0	1						
Curt Flood, R OBP: 0.365, SLG: 0.412	1B			F9	6-3			E3		4	1	1	1	1	0	0						
Orlando Cepeda, R OBP: 0.341, SLG: 0.430	1B			5-3				1B		3	0	1	0	1	0	0						
Mike Shannon, R OBP: 0.315, SLG: 0.404	K			F7				G5-4-3		4	0	1	1	0	1	3						
Tim McCarver, L OBP: 0.295, SLG: 0.364	F8			F9				K		4	0	0	0	0	2	5						
Ed Spiezio, R OBP: 0.220, SLG: 0.139				F9				L4	G5-4-3	3	0	0	0	1	0	2						
Dal Maxvill, R OBP: 0.304, SLG: 0.289				F3						4	0	2	0	0	1	1						
Steve Carlton, L OBP: 0.237, SLG: 0.368										2	0	0	0	0	1	1						
Phil Gagliano, R OBP: 0.250, SLG: 0.208	K									1	0	0	0	0	1	1						
Ron Willis, R										0	0	0	0	0	0	0						
Pete Mikkelsen, R OBP: 0.333, SLG: 0.333										0	0	0	0	0	0	0						
Dick Schofield, S OBP: 0.295, SLG: 0.465										1	0	0	0	0	0	0						
Inning Stats	R: 0 E: 0 K: 1 S: 7	H: 2 LOB: 3 BB: 1 P: 11	R: 0 E: 0 K: 2 S: 8	H: 1 LOB: 0 BB: 0 P: 8	R: 0 E: 0 K: 0 S: 3	H: 0 LOB: 0 BB: 0 P: 3	R: 0 E: 0 K: 0 S: 3	H: 0 LOB: 1 BB: 1 P: 7	R: 0 E: 0 K: 0 S: 4	H: 1 LOB: 1 BB: 0 P: 4	R: 0 E: 0 K: 1 S: 5	H: 0 LOB: 0 BB: 0 P: 5	R: 0 E: 0 K: 2 S: 8	H: 1 LOB: 1 BB: 0 P: 8	R: 2 E: 1 K: 1 S: 8	H: 3 LOB: 1 BB: 0 P: 8	R: 0 E: 0 K: 1 S: 5	H: 0 LOB: 0 BB: 0 P: 5	1B: 5 2B: 2 3B: 1 HR: 0	SF: 0 SAC: 0 DP: 1 HBP: 0	WP: 1 PB: 0 SB: 1 CS: 0	PA: 37
PITCHER	IP	WLS	BF	H	R	ER	SO	BB	IBB	HBP	BLK	WP	HR	S	P	ERA	WHIP					
Bob Veale, L ERA: 1.96	7.0	W	30	6	2	1	6	1	1	0	0	0	0	40	48	1.29	1.000					
Dock Ellis, R ERA: 6.75	0.0		2	2	0	0	0	0	0	0	0	0	0	2	2	∞	∞					
Luke Walker, L ERA: 1.07	2.0	S	5	0	0	0	2	0	0	0	0	0	0	9	9	0.00	0.000					

Pittsburgh Pirates @ St. Louis Cardinals
 Busch Stadium, St. Louis, MO
 Tue Jun 25 1968, 7:05 PM CDT
 Att: 26,927 - Unknown

AB	35
R	2
H	8
RBI	2
BB	2
SO	8
LOB	17



Batter	1	2	3	4	5	6	7	8	9	AB	R	H	RBI	BB	SO	LOB	TOP					
Maury Wills, S OBP: 0.339, SLG: 0.335 (1, 5)	F7		L5			FC1-6			G6-3 1B	4	0	1	0	0	0	2						
Gary Kolb, L OBP: 0.269, SLG: 0.347 (1, 7)	K			P6		F8			G6-3 1-2f	4	0	0	0	0	1	2						
Roberto Clemente, R OBP: 0.365, SLG: 0.470 (1, 9)	F9			F8			FC3-6 1B		K	4	0	1	0	0	1	0						
Matty Alou, L OBP: 0.398, SLG: 0.431 (1, 8)		F3		F8		FC3-6 1-2f				3	0	0	0	0	0	1						
Donn Clendenon, R OBP: 0.308, SLG: 0.336 (1, 3)		5-3			K		F9			3	0	0	0	0	1	1						
Gene Alley, R OBP: 0.302, SLG: 0.341 (1, 6)		K			5-3		K			3	0	0	0	0	2	1						
Bill Mazerowski, R OBP: 0.297, SLG: 0.268 (1, 4)					5-3			4-3		3	0	1	0	0	0	0						
Jerry May, R OBP: 0.320, SLG: 0.284 (1, 2)			P4			FC1-6 1B		F9		3	0	1	0	0	0	1						
Al McBean, R OBP: 0.262, SLG: 0.244 Manny Jimenez, L (8, PH) Ron Kline, R (8, 1)			K			F3		K		2	0	0	0	0	1	2						
Inning Stats	R: 0 E: 0 K: 1 S: 5	H: 0 LOB: 0 BB: 0 P: 5	R: 0 E: 0 K: 1 S: 5	H: 0 LOB: 0 BB: 0 P: 5	R: 0 E: 0 K: 1 S: 6	H: 1 LOB: 1 BB: 0 P: 6	R: 0 E: 0 K: 0 S: 3	H: 0 LOB: 0 BB: 0 P: 3	R: 0 E: 0 K: 1 S: 5	H: 0 LOB: 0 BB: 0 P: 5	R: 0 E: 0 K: 0 S: 4	H: 1 LOB: 1 BB: 0 P: 4	R: 0 E: 0 K: 1 S: 6	H: 1 LOB: 1 BB: 0 P: 6	R: 0 E: 0 K: 1 S: 5	H: 0 LOB: 0 BB: 0 P: 5	R: 0 E: 0 K: 1 S: 5	H: 1 LOB: 0 BB: 0 P: 5	1B: 4 2B: 0 3B: 0 HR: 0	SF: 0 SAC: 0 DP: 1 HBP: 0	WP: 0 PB: 0 SB: 0 CS: 0	PA: 30
PITCHER Bob Gibson, R ERA: 1.14 (1, 1)	IP: 9.0 WLS: W BF: 30 H: 4 R: 0 ER: 0 SO: 7 BB: 0 IBB: 0 HBP: 0 BLK: 0 WP: 0 HR: 0 S: 44 P: 44 ERA: 0.00 WHIP: 0.444															PITCHER IP: 9.0 WLS: W BF: 30 H: 4 R: 0 ER: 0 SO: 7 BB: 0 IBB: 0 HBP: 0 BLK: 0 WP: 0 HR: 0 S: 44 P: 44 ERA: 0.00 WHIP: 0.444						

Pittsburgh Pirates @ St. Louis Cardinals
 Busch Stadium, St. Louis, MO
 Wed Jun 26 1968, 7:05 PM CDT
 Unknown

AB	30
R	0
H	4
RBI	0
BB	0
SO	7
LOB	10



Batter	1	2	3	4	5	6	7	8	9	AB	R	H	RBI	BB	SO	LOB	BOTTOM					
Lou Brock, L OBP: 0.287, SLG: 0.401 (1, 7)	P6			WP 2H 2B			1-3			4	0	2	1	0	0	0						
Curt Flood, R OBP: 0.363, SLG: 0.409 (1, 8)	1B SF8	4-3		K			F9			4	1	1	0	0	1	3						
Johnny Edwards, L OBP: 0.284, SLG: 0.372 (1, 2)	E 1-3 1B		4-3 2B		4-3		P4			4	0	2	0	0	0	0						
Orlando Cepeda, R OBP: 0.337, SLG: 0.425 (1, 3)	SF8		6-3		6-3			F9		3	0	0	1	0	0	1						
Bobby Tolan, L OBP: 0.264, SLG: 0.357 (1, 9)	E4 1-3		4-3		CS S 1B			F3		4	0	1	0	0	0	2						
Mike Shannon, R OBP: 0.318, SLG: 0.418 (1, 5)	5-3		L5		CS					4	1	2	1	0	0	3						
Julian Javier, R OBP: 0.276, SLG: 0.344 (1, 4)		4-3		K		6-3 1B			F9	4	0	0	0	0	2	1						
Daf Maxvill, R OBP: 0.300, SLG: 0.285 (1, 6)		K		K		6-3 1-2				3	0	0	0	0	2	1						
Bob Gibson, R OBP: 0.200, SLG: 0.167 (1, 1)		1B BB		2B		P3				2	1	1	0	1	0	1						
Inning Stats	R: 1 E: 1 K: 0 S: 6	H: 2 LOB: 2 BB: 0 P: 6	R: 0 E: 0 K: 1 S: 6	H: 1 LOB: 2 BB: 1 P: 10	R: 0 E: 0 K: 0 S: 4	H: 1 LOB: 1 BB: 0 P: 4	R: 1 E: 0 K: 3 S: 11	H: 2 LOB: 1 BB: 0 P: 11	R: 0 E: 0 K: 0 S: 3	H: 1 LOB: 0 BB: 0 P: 3	R: 0 E: 0 K: 1 S: 6	H: 1 LOB: 1 BB: 0 P: 6	R: 0 E: 0 K: 0 S: 3	H: 0 LOB: 0 BB: 0 P: 3	R: 1 E: 0 K: 0 S: 4	H: 1 LOB: 0 BB: 0 P: 4	R: 0 E: 0 K: 0 S: 3	H: 1 LOB: 0 BB: 0 P: 4	1B: 5 2B: 3 3B: 0 HR: 1	SF: 1 SAC: 0 DP: 0 HBP: 0	WP: 1 PB: 0 SB: 1 CS: 1	PA: 35
PITCHER Al McBean, R ERA: 2.82 Ron Kline, R ERA: 1.43 (8, 1)	IP: 7.0 WLS: L BF: 30 H: 8 R: 2 ER: 2 SO: 5 BB: 1 IBB: 0 HBP: 0 BLK: 0 WP: 0 HR: 0 S: 39 P: 43 ERA: 2.57 WHIP: 1.286															PITCHER IP: 1.0 WLS: L BF: 4 H: 1 R: 1 ER: 1 SO: 0 BB: 0 IBB: 0 HBP: 0 BLK: 0 WP: 0 HR: 1 S: 4 P: 4 ERA: 9.00 WHIP: 1.000						

Pittsburgh Pirates @ St. Louis Cardinals
 Busch Stadium, St. Louis, MO
 Wed Jun 26 1968, 7:05 PM CDT
 Unknown

AB	32
R	3
H	9
RBI	3
BB	1
SO	5
LOB	12



Batter	1	2	3	4	5	6	7	8	9	AB	R	H	RBI	BB	SO	LOB	TOP																					
Maury Wills, S OBP: 0.333, SLG: 0.329	P3	4-3				F3	F3		4-3	5	0	0	0	0	0	2																						
Gene Alley, R OBP: 0.304, SLG: 0.339	1B		F7			FC4-6	P4		6-3	4	1	1	0	1	0	0																						
Roberto Clemente, R OBP: 0.307, SLG: 0.473	F9		K			FC4-6	1B		1B	5	2	2	0	0	1	2																						
Manny Mota, R OBP: 0.325, SLG: 0.310	1B		F8			1B	1B		1-3	3	0	1	1	2	0	1																						
Matty Alou, L OBP: 0.405, SLG: 0.437	1B					1B	P4			4	0	3	2	0	0	1																						
Donn Clendenen, R OBP: 0.304, SLG: 0.331	FC6-4		F4			K	F8			4	0	0	0	0	1	6																						
Freddie Patek, R OBP: 0.366, SLG: 0.417			F8			1B	P1			4	0	2	0	0	0	1																						
Jerry May, R OBP: 0.319, SLG: 0.280	FC6-4		1B			6-3	4-3			3	0	0	0	1	0	2																						
Steve Blass, R OBP: 0.103, SLG: 0.111			SH5			F8	F3		F8	3	0	0	0	0	0	3																						
Ron Kline, R										0	0	0	0	0	0	0																						
Inning Stats	R: 1 E: 0 K: 0 S: 4	H: 1 LOB: 2 BB: 2 P: 12	R: 0 E: 0 K: 0 S: 4	H: 1 LOB: 1 BB: 0 P: 4	R: 0 E: 0 K: 1 S: 5	H: 0 LOB: 0 BB: 0 P: 5	R: 0 E: 0 K: 0 S: 4	H: 1 LOB: 2 BB: 1 P: 8	R: 1 E: 0 K: 1 S: 7	H: 2 LOB: 2 BB: 1 P: 11	R: 0 E: 0 K: 0 S: 4	H: 1 LOB: 1 BB: 0 P: 4	R: 1 E: 0 K: 0 S: 5	H: 2 LOB: 1 BB: 0 P: 5	R: 0 E: 0 K: 0 S: 3	H: 0 LOB: 0 BB: 0 P: 3	R: 0 E: 0 K: 0 S: 4	H: 1 LOB: 1 BB: 0 P: 4	1B: 8 2B: 1 3B: 0 HR: 0	SF: 0 SAC: 1 DP: 0 HBP: 0	WP: 0 PB: 0 SB: 5 CS: 0	PA: 40																
PITCHER	IP	WLS	BF	H	R	ER	SO	BB	IBB	HBP	BLK	WP	HR	S	P	ERA	WHIP	PITCHER				IP	WLS	BF	H	R	ER	SO	BB	IBB	HBP	BLK	WP	HR	S	P	ERA	WHIP
Larry Jaster, L ERA: 1.82	8.0	L	36	8	3	3	2	3	1	0	0	0	0	36	52	3.38	1.375																					
Wayne Granger, R ERA:	1.0		4	1	0	0	0	0	0	0	0	0	0	4	4	0.00	1.000																					

Pittsburgh Pirates @ St. Louis Cardinals
 Busch Stadium, St. Louis, MO
 Wed Jun 26 1968, 7:05 PM CDT
 Att: 30,641 - Unknown

AB	35
R	3
H	9
RBI	3
BB	4
SO	2
LOB	18



Batter	1	2	3	4	5	6	7	8	9	AB	R	H	RBI	BB	SO	LOB	BOTTOM																					
Lou Brock, L OBP: 0.290, SLG: 0.402	4-3			4-3		1-3		1B		4	0	2	0	0	0	0																						
Curt Flood, R OBP: 0.356, SLG: 0.404	F9			P4		1-3		F2		4	0	0	0	0	0	2																						
Tim McCarver, L OBP: 0.295, SLG: 0.362	F9			1B		6-3		F7		4	0	1	0	0	0	2																						
Orlando Cepeda, R OBP: 0.339, SLG: 0.426			K	F8		1B		1B		4	1	2	0	0	1	1																						
Bobby Tolan, L OBP: 0.264, SLG: 0.352			6-3			F3		G6-3		4	0	1	0	0	0	1																						
Mike Shannon, R OBP: 0.320, SLG: 0.419			F8			1B		1B		4	0	2	0	0	0	2																						
Dick Schofield, S OBP: 0.313, SLG: 0.468			K	F5		1B		1B		4	0	2	1	0	1	1																						
Dal Maxvill, R OBP: 0.298, SLG: 0.283			F8			5-3		F9		2	0	0	0	0	0	1																						
Johnny Edwards, L OBP: 0.290, SLG: 0.367										1	0	0	0	0	0	2																						
Julian Javier, R OBP: 0.277, SLG: 0.342										1	0	0	0	0	0	2																						
Larry Jaster, L OBP: 0.095, SLG: 0.050			F9			F5		4-3		2	0	0	0	0	0	0																						
Roger Maris, L OBP: 0.299, SLG: 0.346										1	0	0	0	0	0	0																						
Wayne Granger, R										0	0	0	0	0	0	0																						
Dave Ricketts, S OBP: 0.143, SLG: 0.143										1	0	0	0	0	0	2																						
Inning Stats	R: 0 E: 0 K: 0 S: 3	H: 0 LOB: 0 BB: 0 P: 3	R: 0 E: 0 K: 1 S: 5	H: 0 LOB: 0 BB: 0 P: 5	R: 0 E: 0 K: 1 S: 5	H: 0 LOB: 0 BB: 0 P: 5	R: 0 E: 0 K: 0 S: 4	H: 1 LOB: 1 BB: 0 P: 4	R: 0 E: 0 K: 0 S: 4	H: 1 LOB: 1 BB: 0 P: 4	R: 0 E: 0 K: 0 S: 4	H: 3 LOB: 2 BB: 0 P: 5	R: 0 E: 0 K: 0 S: 4	H: 1 LOB: 1 BB: 0 P: 4	R: 0 E: 0 K: 0 S: 6	H: 3 LOB: 2 BB: 0 P: 6	1B: 10 2B: 0 3B: 0 HR: 0	SF: 0 SAC: 0 DP: 1 HBP: 0	WP: 1 PB: 0 SB: 0 CS: 0	PA: 36																		
PITCHER	IP	WLS	BF	H	R	ER	SO	BB	IBB	HBP	BLK	WP	HR	S	P	ERA	WHIP	PITCHER				IP	WLS	BF	H	R	ER	SO	BB	IBB	HBP	BLK	WP	HR	S	P	ERA	WHIP
Steve Blass, R ERA: 2.51	8.0	W	32	9	1	1	2	0	0	0	0	0	0	36	36	1.12	1.125																					
Ron Kline, R ERA: 1.4	1.0	S	4	1	0	0	0	0	0	0	0	0	0	4	4	0.00	1.000																					

Pittsburgh Pirates @ St. Louis Cardinals
 Busch Stadium, St. Louis, MO
 Wed Jun 26 1968, 7:05 PM CDT
 Att: 30,641 - Unknown

AB	36
R	1
H	10
RBI	1
BB	0
SO	2
LOB	16



Batter	1	2	3	4	5	6	7	8	9	AB	R	H	RBI	BB	SO	LOB	TOP			
Lou Brock, L OBP: 0.298, SLG: 0.414 (1, 7)										3	2	2	1	1	1	0				
Curt Flood, R OBP: 0.360, SLG: 0.408 (1, 8)										4	3	2	1	0	0	4				
Tim McCarver, L OBP: 0.293, SLG: 0.358 (1, 2)										5	0	1	2	0	0	3				
Orlando Cepeda, R OBP: 0.337, SLG: 0.433 (1, 3)										5	1	1	2	0	1	2				
Bobby Tolan, L OBP: 0.281, SLG: 0.376 (1, 9)										5	1	3	1	0	0	0				
Mike Shannon, R OBP: 0.322, SLG: 0.430 (1, 5)										5	1	2	2	0	1	2				
Julian Javier, R OBP: 0.272, SLG: 0.336 (1, 4)										5	0	0	0	0	0	1				
Dal Maxvill, R OBP: 0.301, SLG: 0.283 (1, 6)										3	1	1	0	1	1	0				
Nelson Briles, R OBP: 0.098, SLG: 0.075 Wayne Granger, R OBP: 0.333, SLG: 0.333 (7, 1)										3	0	0	0	0	2	2				
										1	0	1	0	0	0	0				
Inning Stats	R: 2 E: 0 K: 1 S: 8	H: 3 LOB: 1 BB: 0 P: 8	R: 0 E: 0 K: 0 S: 4	H: 1 LOB: 2 BB: 1 P: 8	R: 0 E: 1 K: 1 S: 6	H: 1 LOB: 0 BB: 0 P: 6	R: 0 E: 0 K: 1 S: 5	H: 0 LOB: 0 BB: 0 P: 5	R: 4 E: 0 K: 1 S: 9	H: 4 LOB: 1 BB: 1 P: 9	R: 0 E: 0 K: 0 S: 4	H: 1 LOB: 1 BB: 0 P: 4	R: 2 E: 0 K: 1 S: 7	H: 2 LOB: 1 BB: 0 P: 8	R: 0 E: 0 K: 0 S: 3	H: 0 LOB: 0 BB: 0 P: 3	1B: 8 2B: 2 3B: 0 HR: 3	SF: 1 SAC: 0 DP: 0 HBP: 1	WP: 1 PB: 0 SB: 2 CS: 0	PA: 43
PITCHER	IP WLS BF H R ER SO BB IBB HBP BLK WP HR S P ERA WHIP																			
Fergie Jenkins, R ERA: 2.67 (1, 1)	5.0 L 25 9 6 6 4 1 0 0 0 0 3 32 36 10.80 2.000																			
Gary Ross, R ERA: 4.5 (6, 1)	2.0 9 2 1 1 1 1 0 0 0 0 0 10 14 4.50 1.500																			
Jack Lamabe, R ERA: 4.84 (8, 1)	0.1 3 1 2 2 1 0 0 1 0 0 0 4 5 54.00 3.000																			
Phil Regan, R ERA: 2.81 (8, 1)	1.2 6 1 0 0 0 0 0 0 0 0 1 0 6 6 0.00 0.600																			

St. Louis Cardinals @ Chicago Cubs
Wrigley Field, Chicago, IL
Fri Jun 28 1968, 3:33 AM CDT
Att: 17,433 - Unknown

AB 39
R 9
H 13
RBI 9
BB 2
SO 6
LOB 14



Batter	1	2	3	4	5	6	7	8	9	AB	R	H	RBI	BB	SO	LOB	BOTTOM					
Don Kessinger, S OBP: 0.295, SLG: 0.307 (1, 6)										4	1	1	0	0	0	2						
Glenn Beckert, R OBP: 0.290, SLG: 0.337 (1, 4)										4	0	1	0	0	0	0						
Billy Williams, L OBP: 0.319, SLG: 0.437 (1, 9)										4	0	0	0	0	0	2						
Ron Santo, R OBP: 0.332, SLG: 0.439 (1, 5)										3	0	1	1	1	2	0						
14 Ernie Banks, R OBP: 0.289, SLG: 0.442 (1, 3)										3	1	0	0	1	0	2						
Willie Smith, L OBP: 0.235, SLG: 0.239 (1, 7)										4	1	2	0	0	0	1						
Randy Hundley, R OBP: 0.288, SLG: 0.343 (1, 2)										4	1	2	2	0	0	1						
Adolfo Phillips, R OBP: 0.320, SLG: 0.390 (1, 8)										4	1	2	1	0	0	0						
Fergie Jenkins, R OBP: 0.239, SLG: 0.238 Al Spangler, L OBP: 0.319, SLG: 0.347 Gary Ross, R OBP: 0.333, SLG: 0.333 Jim Heckman, R OBP: 0.285, SLG: 0.400 Jack Lamabe, R OBP: 0.333, SLG: 0.333 Phil Regan, R OBP: 0.333, SLG: 0.333 Dick Nien, L OBP: 0.294, SLG: 0.294 (5, PH) (8, 1) (7, PH) (8, 1) (8, 1) (8, PH)										1	0	0	0	0	1	2						
										1	0	0	0	0	0	0						
										0	0	0	0	0	0	0						
										0	0	0	0	0	0	0						
										0	0	0	0	0	0	0						
										0	0	0	0	0	0	0						
										0	0	0	0	0	0	0						
Inning Stats	R: 1 E: 0 K: 0 S: 5	H: 3 LOB: 1 BB: 0 P: 5	R: 0 E: 0 K: 1 S: 7	H: 2 LOB: 2 BB: 0 P: 7	R: 0 E: 0 K: 1 S: 5	H: 0 LOB: 0 BB: 0 P: 5	R: 1 E: 0 K: 0 S: 3	H: 1 LOB: 0 BB: 1 P: 7	R: 0 E: 0 K: 0 S: 3	H: 0 LOB: 0 BB: 0 P: 3	R: 0 E: 0 K: 1 S: 5	H: 0 LOB: 0 BB: 0 P: 5	R: 3 E: 0 K: 1 S: 8	H: 3 LOB: 0 BB: 0 P: 8	R: 0 E: 0 K: 0 S: 3	H: 0 LOB: 1 BB: 1 P: 7	R: 0 E: 0 K: 0 S: 3	H: 0 LOB: 0 BB: 0 P: 3	1B: 6 2B: 1 3B: 0 HR: 2	SF: 0 SAC: 0 DP: 2 HBP: 0	WP: 0 PB: 0 SB: 0 CS: 0	PA: 36
PITCHER	IP WLS BF H R ER SO BB IBB HBP BLK WP HR S P ERA WHIP																					
Nelson Briles, R ERA: 3.03 (1, 1)	6.0 W 26 9 5 5 3 1 0 0 0 0 2 31 35 7.50 1.667																					
Wayne Granger, R ERA: (7, 1)	3.0 S 10 0 0 0 1 1 0 0 0 0 0 0 11 15 0.00 0.333																					

St. Louis Cardinals @ Chicago Cubs
Wrigley Field, Chicago, IL
Fri Jun 28 1968, 3:33 AM CDT
Att: 17,433 - Unknown

AB 34
R 5
H 9
RBI 4
BB 2
SO 4
LOB 10



Batter	1	2	3	4	5	6	7	8	9	AB	R	H	RBI	BB	SO	LOB	TOP			
Lou Brock, L OBP: 0.302, SLG: 0.419 (1, 7)										4	1	2	1	1	2	0	St. Louis Cardinals @ Chicago Cubs Wrigley Field, Chicago, IL Sat Jun 29 1968, 3:33 AM CDT Att: 18,872 - Unknown			
Curt Flood, R OBP: 0.363, SLG: 0.410 (1, 8)										4	1	2	2	1	0	1				
Tim McCarver, L OBP: 0.295, SLG: 0.359 (1, 2)										5	1	2	0	0	0	3				
Orlando Cepeda, R OBP: 0.338, SLG: 0.436 (1, 3)										5	2	2	1	0	0	1				
Bobby Tolan, L OBP: 0.287, SLG: 0.371 (1, 9)										4	0	1	0	1	1	3				
Mike Shannon, R OBP: 0.323, SLG: 0.425 (1, 5)										3	1	0	1	2	0	3				
Julian Javier, R OBP: 0.271, SLG: 0.333 (1, 4)										5	0	1	2	0	0	3				
Dal Maxvill, R OBP: 0.302, SLG: 0.281 (1, 6)										2	1	0	0	1	1	1				
Roger Maris, L OBP: 0.297, SLG: 0.344 (8, PH)										1	0	0	0	0	0	0				
Joe Hoerner, R (8, 1)										0	0	0	0	0	0	0				
Ray Washburn, R (11, 1)										0	0	0	0	0	0	0				
Floyd Wicker, L OBP: 0.266, SLG: 0.360 (3, PH)										1	1	1	0	0	0	0				
Pete Mikkelsen, R OBP: 0.256, SLG: 0.250 (3, 1)										1	0	0	0	0	0	0				
Ron Willis, R (5, 1)										1	0	0	0	0	0	1				
Mel Nelson, R (8, 1)										0	0	0	0	0	0	0				
Wayne Granger, R OBP: 0.333, SLG: 0.333 (8, PH)										0	0	0	0	0	0	0				
Johnny Edwards, L OBP: 0.277, SLG: 0.353 (8, PH)										1	0	0	0	0	1	0				
Dick Schofield, S OBP: 0.313, SLG: 0.469 (8, 6)										0	0	0	0	0	0	0				
Inning Stats	R: 0 E: 0 K: 1 S: 5	H: 1 LOB: 0 BB: 0 P: 5	R: 0 E: 0 K: 0 S: 3	H: 0 LOB: 1 BB: 1 P: 7	R: 6 E: 0 K: 2 S: 13	H: 6 LOB: 1 BB: 1 P: 17	R: 0 E: 0 K: 1 S: 5	H: 0 LOB: 0 BB: 0 P: 5	R: 0 E: 0 K: 0 S: 4	H: 1 LOB: 1 BB: 0 P: 4	R: 1 E: 0 K: 0 S: 4	H: 1 LOB: 2 BB: 2 P: 12	R: 0 E: 0 K: 0 S: 3	H: 0 LOB: 1 BB: 1 P: 7	R: 0 E: 0 K: 1 S: 5	H: 2 LOB: 1 BB: 0 P: 5	1B: 9 2B: 2 3B: 0 HR: 0	SF: 0 SAC: 0 DP: 1 HBP: 0	WP: 1 PB: 0 SB: 1 CS: 0	PA: 43
PITCHER	IP WLS BF H R ER SO BB IBB HBP BLK WP HR S P ERA WHIP																			
Joe Niekro, R ERA: 5.28 (1, 1)	2.1	13	6	5	5	2	1	0	0	0	0	0	16	20	19.29	3.000				
Jack Lamabe, R ERA: 5.16 (3, 1)	0.1	3	1	1	1	1	0	1	0	0	1	0	4	8	27.00	3.000				
Bill Stoneman, R ERA: 5.11 (3, 1)	3.0	13	2	1	0	1	2	0	0	0	0	0	13	21	0.00	1.333				
Darcy Fast, L ERA: 2.67 (6, 1)	0.1	1	0	0	0	0	0	0	0	0	0	0	1	1	0.00	0.000				
Phil Regan, R ERA: 2.67 (7, 1)	3.0	W	13	2	1	0	1	2	0	0	0	0	13	21	0.00	1.333				

Batter	1	2	3	4	5	6	7	8	9	AB	R	H	RBI	BB	SO	LOB	BOTTOM			
Don Kessinger, S OBP: 0.301, SLG: 0.307 (1, 6)										4	1	1	1	1	0	2	St. Louis Cardinals @ Chicago Cubs Wrigley Field, Chicago, IL Sat Jun 29 1968, 3:33 AM CDT Att: 18,872 - Unknown			
Glenn Beckert, R OBP: 0.298, SLG: 0.345 (1, 4)										5	2	4	0	0	0	1				
Billy Williams, L OBP: 0.317, SLG: 0.433 (1, 9) (7, 7)										5	1	1	1	0	0	3				
Ron Santo, R OBP: 0.343, SLG: 0.455 (1, 5)										2	2	2	4	3	0	0				
14 Ernie Banks, R OBP: 0.287, SLG: 0.438 (1, 3)										5	1	1	1	0	0	5				
Willie Smith, L OBP: 0.285, SLG: 0.286 (1, 7)										3	0	1	1	1	0	3				
Phil Regan, R OBP: 0.125, SLG: 0.125 (7, 1)										1	0	0	0	0	1	1				
Randy Hundley, R OBP: 0.292, SLG: 0.346 (1, 2)										4	1	2	1	0	0	1				
Adolfo Phillips, R OBP: 0.323, SLG: 0.389 (1, 8)										3	1	1	0	1	2	0				
Joe Niekro, R OBP: 0.162, SLG: 0.097 (11, 1)										1	0	0	0	0	1	1				
Jack Lamabe, R OBP: 0.296, SLG: 0.250 (3, 1)										0	0	0	0	0	0	0				
Bill Stoneman, R ERA: 2.61 (3, 1)										1	0	0	0	0	0	0				
Darcy Fast, L (8, 1)										0	0	0	0	0	0	0				
Al Spangler, L OBP: 0.333, SLG: 0.336 (8, PH) (7, 9)										1	1	1	1	0	0	0				
Inning Stats	R: 2 E: 0 K: 0 S: 5	H: 2 LOB: 1 BB: 1 P: 9	R: 1 E: 0 K: 1 S: 7	H: 3 LOB: 0 BB: 0 P: 7	R: 1 E: 0 K: 0 S: 3	H: 1 LOB: 2 BB: 2 P: 11	R: 0 E: 0 K: 1 S: 5	H: 0 LOB: 0 BB: 0 P: 5	R: 0 E: 0 K: 0 S: 4	H: 1 LOB: 2 BB: 1 P: 8	R: 6 E: 0 K: 0 S: 9	H: 6 LOB: 1 BB: 1 P: 13	R: 0 E: 0 K: 1 S: 5	H: 0 LOB: 2 BB: 0 P: 6	R: 0 E: 0 K: 1 S: 5	H: 0 LOB: 1 BB: 1 P: 9	1B: 12 2B: 0 3B: 1 HR: 1	SF: 0 SAC: 0 DP: 0 HBP: 1	WP: 2 PB: 0 SB: 0 CS: 0	PA: 42
PITCHER	IP WLS BF H R ER SO BB IBB HBP BLK WP HR S P ERA WHIP																			
Ray Washburn, R ERA: 3.67 (1, 1)	2.0	11	5	3	3	1	1	0	0	0	0	12	16	13.50	3.000					
Pete Mikkelsen, R ERA: 2.61 (3, 1)	2.1	11	2	1	1	1	3	0	0	0	0	10	22	3.86	2.143					
Ron Willis, R ERA: 3.41 (5, 1)	1.1	7	2	3	3	0	1	0	0	0	1	0	6	10	20.25	2.250				
Mel Nelson, L ERA: 1.0 (6, 1)	0.0	L	1	1	0	0	0	0	0	0	0	0	1	1	∞	∞				
Wayne Granger, R ERA: 1.23 (6, 1)	1.1	8	4	3	3	1	0	0	1	0	1	9	10	20.25	3.000					

St. Louis Cardinals @ Chicago Cubs
 Wrigley Field, Chicago, IL
 Sat Jun 29 1968, 3:33 AM CDT
 Att: 18,872 - Unknown

AB 37
 R 8
 H 11
 RBI 7
 BB 6
 SO 5
 LOB 16



St. Louis Cardinals @ Chicago Cubs
 Wrigley Field, Chicago, IL
 Sat Jun 29 1968, 3:33 AM CDT
 Att: 18,872 - Unknown

AB 35
 R 10
 H 14
 RBI 10
 BB 6
 SO 4
 LOB 17



Batter	1	2	3	4	5	6	7	8	9	AB	R	H	RBI	BB	SO	LOB	TOP					
Lou Brock, L OBP: 0.302, SLG: 0.415 (1, 7)										5	1	2	1	0	0	3						
Curt Flood, R OBP: 0.361, SLG: 0.406 (1, 8)										5	1	2	1	0	0	2						
Johnny Edwards, L OBP: 0.284, SLG: 0.365 (1, 2)										4	0	1	0	0	1	1						
Orlando Cepeda, R OBP: 0.332, SLG: 0.427 (1, 3)										3	0	0	1	0	0	1						
Bobby Tolan, L OBP: 0.294, SLG: 0.394 (1, 9)										4	1	1	0	0	0	1						
Mike Shannon, R OBP: 0.321, SLG: 0.420 (1, 5)										4	0	1	0	0	1	1						
Julian Javier, R OBP: 0.273, SLG: 0.336 (1, 4)										3	1	2	1	0	1	0						
Dal Maxvill, R OBP: 0.298, SLG: 0.278 (1, 6)										4	1	1	0	0	1	2						
Bob Gibson, R OBP: 0.224, SLG: 0.159 (1, 1)										2	0	0	1	2	1	1						
Inning Stats	R: 0 E: 0 K: 1 S: 5	H: 1 LOB: 0 BB: 0 P: 5	R: 1 E: 0 K: 0 S: 5	H: 2 LOB: 1 BB: 0 P: 5	R: 0 E: 0 K: 1 S: 5	H: 0 LOB: 0 BB: 0 P: 5	R: 0 E: 0 K: 0 S: 3	H: 0 LOB: 0 BB: 0 P: 3	R: 0 E: 0 K: 1 S: 6	H: 1 LOB: 2 BB: 1 P: 10	R: 1 E: 0 K: 1 S: 7	H: 2 LOB: 1 BB: 0 P: 7	R: 3 E: 0 K: 0 S: 7	H: 4 LOB: 1 BB: 0 P: 7	R: 0 E: 0 K: 1 S: 5	H: 0 LOB: 0 BB: 0 P: 5	R: 0 E: 0 K: 0 S: 3	H: 0 LOB: 1 BB: 1 P: 7	1B: 10 2B: 0 3B: 0 HR: 0	SF: 2 SAC: 0 DP: 0 HBP: 0	WP: 0 PB: 1 SB: 1 CS: 0	PA: 38
PITCHER	IP	WLS	BF	H	R	ER	SO	BB	IBB	HBP	BLK	WP	HR	S	P	ERA	WHIP					
Don Drysdale, R ERA: 1.46 (1, 1)	6.1	L	29	10	5	5	4	1	0	0	0	0	0	36	40	7.11	1.737					
Jim Brewer, L ERA: 2.06 (7, 1)	1.2		5	0	0	0	1	0	0	0	0	0	0	7	7	0.00	0.000					
John Purdin, R ERA: 2.23 (9, 1)	1.0		4	0	0	0	0	1	0	0	0	0	0	3	7	0.00	1.000					

St. Louis Cardinals @ Los Angeles Dodgers
 Dodger Stadium, Los Angeles, CA
 Mon Jul 01 1968, 7:05 PM PDT
 Att: 42,603 - Unknown

AB 34
 R 5
 H 10
 RBI 5
 BB 2
 SO 5
 LOB 12

Batter	1	2	3	4	5	6	7	8	9	AB	R	H	RBI	BB	SO	LOB	BOTTOM					
Willie Davis, L OBP: 0.258, SLG: 0.314 (1, 8)										3	0	0	0	1	0	1						
Paul Popovich, S OBP: 0.320, SLG: 0.310 (1, 6)										3	0	2	0	0	0	0						
Len Gabrielson, L OBP: 0.326, SLG: 0.484 (1, 7)										4	1	1	0	0	0	4						
Tom Haller, L OBP: 0.346, SLG: 0.365 (1, 2)										4	0	1	0	0	0	3						
Ron Fairly, L OBP: 0.262, SLG: 0.259 (1, 9)										4	0	2	0	0	0	1						
Ken Boyer, R OBP: 0.326, SLG: 0.346 (1, 5)										3	0	0	0	1	0	2						
Jim Lefebvre, S OBP: 0.235, SLG: 0.319 (1, 4)										4	0	1	0	0	0	1						
Wes Parker, S OBP: 0.313, SLG: 0.331 (1, 3)										4	0	1	0	0	1	3						
Don Drysdale, R OBP: 0.184, SLG: 0.204 (1, 1)										2	0	0	0	0	2	1						
Jim Brewer, L OBP: 0.333, SLG: 0.333 (7, 1)										0	0	0	0	0	0	0						
Jim Fairley, L OBP: 0.286, SLG: 0.368 (9, PH)										1	0	1	0	0	0	0						
John Purdin, R OBP: 0.500, SLG: 0.500 (9, 1)										0	0	0	0	0	0	0						
Bob Bailey, R OBP: 0.320, SLG: 0.333 (9, PH)										1	0	0	0	0	1	2						
Inning Stats	R: 1 E: 0 K: 0 S: 5	H: 2 LOB: 1 BB: 0 P: 5	R: 0 E: 0 K: 1 S: 6	H: 1 LOB: 1 BB: 0 P: 6	R: 0 E: 0 K: 0 S: 3	H: 1 LOB: 0 BB: 0 P: 3	R: 0 E: 0 K: 0 S: 3	H: 1 LOB: 0 BB: 0 P: 3	R: 0 E: 0 K: 2 S: 7	H: 0 LOB: 0 BB: 0 P: 7	R: 0 E: 0 K: 0 S: 3	H: 0 LOB: 1 BB: 1 P: 7	R: 0 E: 0 K: 0 S: 4	H: 1 LOB: 1 BB: 0 P: 4	R: 0 E: 0 K: 0 S: 5	H: 2 LOB: 2 BB: 0 P: 5	R: 0 E: 0 K: 1 S: 6	H: 1 LOB: 2 BB: 1 P: 10	1B: 8 2B: 1 3B: 0 HR: 0	SF: 0 SAC: 1 DP: 1 HBP: 0	WP: 2 PB: 0 SB: 0 CS: 1	PA: 37
PITCHER	IP	WLS	BF	H	R	ER	SO	BB	IBB	HBP	BLK	WP	HR	S	P	ERA	WHIP					
Bob Gibson, R ERA: 1.13 (1, 1)	9.0	W	36	9	1	1	4	2	0	0	0	1	0	42	50	1.00	1.222					

St. Louis Cardinals @ Los Angeles Dodgers
 Dodger Stadium, Los Angeles, CA
 Mon Jul 01 1968, 7:05 PM PDT
 Att: 42,603 - Unknown

AB 33
 R 1
 H 9
 RBI 0
 BB 2
 SO 4
 LOB 18

Batter	1	2	3	4	5	6	7	8	9	AB	R	H	RBI	BB	SO	LOB	TOP					
Lou Brock, L OBP: 0.303, SLG: 0.421 (1, 7)										5	1	2	1	0	1	2	St. Louis Cardinals @ Los Angeles Dodgers Dodger Stadium, Los Angeles, CA Tue Jul 02 1968, 7:05 PM PDT Att: 22,828 - Unknown livebaseballscorecards.com					
Curt Flood, R OBP: 0.356, SLG: 0.400 (1, 8)										5	0	0	1	0	0	4						
Johnny Edwards, L OBP: 0.301, SLG: 0.364 (1, 2)										3	1	1	0	2	0	1						
Orlando Cepeda, R OBP: 0.328, SLG: 0.421 (1, 3)										4	0	0	0	0	2	3						
Bobby Tolan, L OBP: 0.301, SLG: 0.398 (1, 9)										4	1	2	0	0	1	1						
Mike Shannon, R OBP: 0.321, SLG: 0.419 (1, 5)										3	0	1	1	0	1	0						
Julian Javier, R OBP: 0.273, SLG: 0.335 (1, 4)										4	1	1	0	0	0	2						
Dick Schofield, S OBP: 0.321, SLG: 0.434 (1, 6)										2	1	1	1	1	0	0						
Larry Jaster, L OBP: 0.087, SLG: 0.045 Wayne Granger, R OBP: 0.333, SLG: 0.333 Joe Hoerner, R (8, 1)										2	0	0	0	0	1	3						
Inning Stats	R: 1 E: 0 K: 1 S: 6	H: 1 LOB: 0 BB: 0 P: 6	R: 0 E: 0 K: 1 S: 5	H: 0 LOB: 0 BB: 0 P: 5	R: 0 E: 1 K: 1 S: 6	H: 0 LOB: 1 BB: 0 P: 6	R: 0 E: 0 K: 0 S: 3	H: 1 LOB: 0 BB: 0 P: 3	R: 0 E: 0 K: 2 S: 7	H: 0 LOB: 1 BB: 0 P: 8	R: 0 E: 0 K: 1 S: 5	H: 0 LOB: 1 BB: 1 P: 9	R: 2 E: 1 K: 0 S: 7	H: 3 LOB: 2 BB: 0 P: 7	R: 1 E: 0 K: 0 S: 4	H: 2 LOB: 1 BB: 1 P: 8	R: 1 E: 0 K: 0 S: 4	H: 1 LOB: 1 BB: 1 P: 8	1B: 6 2B: 4 3B: 0 HR: 0	SF: 0 SAC: 3 DP: 2 HBP: 1	WP: 3 PB: 0 SB: 0 CS: 0	PA: 39
PITCHER	IP WLS BF H R ER SO BB IBB HBP BLK WP HR S P ERA WHIP	7.0 L 4 2 1 1 0 1 0 0 0 0 0 3 7 2.57 0.857	0.1 L 4 2 1 1 0 1 0 0 0 0 0 0 3 27.00 9.000	1.2 S 6 1 1 1 0 1 0 0 0 2 0 5 9 5.40 1.200	PITCHER										IP WLS BF H R ER SO BB IBB HBP BLK WP HR S P ERA WHIP							

Batter	1	2	3	4	5	6	7	8	9	AB	R	H	RBI	BB	SO	LOB	BOTTOM					
Willie Davis, L OBP: 0.254, SLG: 0.310 (1, 8)										5	0	0	0	0	3	2	St. Louis Cardinals @ Los Angeles Dodgers Dodger Stadium, Los Angeles, CA Tue Jul 02 1968, 7:05 PM PDT Att: 22,828 - Unknown livebaseballscorecards.com					
Paul Popovich, S OBP: 0.313, SLG: 0.302 (1, 6)										5	0	0	0	0	1	2						
Ted Savage, R OBP: 0.351 Len Gabrielson, L OBP: 0.331, SLG: 0.488 (8, PH) (9, 7)										2	0	0	0	0	1	0						
Ken Boyer, R OBP: 0.331, SLG: 0.346 (1, 3) (9, 5)										3	1	1	0	1	0	1						
Bob Bailey, R OBP: 0.325, SLG: 0.335 Ron Fairly, L OBP: 0.265, SLG: 0.259 (8, PH) (9, 9)										2	1	1	0	1	0	0						
Jim Lefebvre, S OBP: 0.235, SLG: 0.337 (1, 4)										4	1	1	2	0	0	4						
Tom Haller, L OBP: 0.345, SLG: 0.363 (1, 2)										4	0	1	0	0	2	2						
Wes Parker, S OBP: 0.315, SLG: 0.333 (1, 7) (9, 3)										4	0	2	1	0	0	1						
Bill Singer, R OBP: 0.150, SLG: 0.205 Luis Alcaraz, R OBP: 0.227, SLG: 0.228 Jim Fairly, L OBP: 0.271, SLG: 0.362 Jim Brewer, L OBP: 0.330, SLG: 0.330 Jack Billingham, R OBP: 0.230, SLG: 0.280 (1, 1) (7, PH) (7, PH) (8, 1) (8, 1) (9, PH)										2	0	0	0	0	0	0						
Inning Stats	R: 0 E: 0 K: 1 S: 5	H: 0 LOB: 0 BB: 0 P: 6	R: 0 E: 0 K: 1 S: 5	H: 0 LOB: 0 BB: 0 P: 5	R: 0 E: 0 K: 0 S: 3	H: 0 LOB: 0 BB: 0 P: 3	R: 0 E: 0 K: 0 S: 3	H: 0 LOB: 0 BB: 0 P: 3	R: 0 E: 0 K: 0 S: 4	H: 1 LOB: 1 BB: 0 P: 4	R: 0 E: 0 K: 2 S: 7	H: 0 LOB: 0 BB: 0 P: 7	R: 3 E: 0 K: 2 S: 10	H: 3 LOB: 1 BB: 1 P: 14	R: 0 E: 0 K: 0 S: 4	H: 1 LOB: 3 BB: 2 P: 12	R: 0 E: 0 K: 1 S: 7	H: 2 LOB: 2 BB: 0 P: 7	1B: 6 2B: 0 3B: 1 HR: 0	SF: 0 SAC: 0 DP: 0 HBP: 1	WP: 0 PB: 0 SB: 0 CS: 0	PA: 38
PITCHER	IP WLS BF H R ER SO BB IBB HBP BLK WP HR S P ERA WHIP	6.2 W 5 1 0 0 0 1 0 0 0 0 0 4 8 0.00 2.000	1.1 S 7 2 0 0 0 1 1 0 0 0 0 0 8 12 0.00 2.250	PITCHER										IP WLS BF H R ER SO BB IBB HBP BLK WP HR S P ERA WHIP								

Batter	1	2	3	4	5	6	7	8	9	AB	R	H	RBI	BB	SO	LOB	TOP										
Lou Brock, L OBP: 0.302, SLG: 0.417 (1, 7)	0-3 K		0-0 F7		0-3 K		0-0 FC3-6 1B	0-0 F7		5	0	1	0	0	2	5											
Julian Javier, R OBP: 0.272, SLG: 0.336 (1, 4)	0-3 K		0-3 K		0-0 2B		0-0 FC3-6 1-2 2-3	0-0 F2		5	0	1	1	0	2	3											
Curt Flood, R OBP: 0.357, SLG: 0.400 (1, 8)	0-0 FC6-4 1B			0-0 P6-3	0-0 P6		0-0 F8		0-0 BB 1B	5	0	2	0	0	0	3											
Orlando Cepeda, R OBP: 0.332, SLG: 0.422 (1, 3)	0-0 FC6-4 1-2			0-0 1B 1B		0-0 P6-3 1B		4-0 2B SF8 BB	0-3 K	4	1	2	0	1	1	2											
Mike Shannon, R OBP: 0.329, SLG: 0.431 (1, 5)		0-0 P5-3-6 2B		0-0 1B		0-0 P6-3 1-2		0-0 HBP 1-3 2B	4-0 BB	4	0	3	0	1	0	1											
Johnny Edwards, L OBP: 0.296, SLG: 0.352 (1, 2)		0-0 P5-3-6 2-3f		0-0 F8		4-0 BB		0-0 SF8	0-0 F8	3	0	0	1	1	0	5											
Bobby Tolan, L OBP: 0.291, SLG: 0.384 (1, 9)		0-0 4-1		0-0 P6-3		0-0 G3		0-3 K		4	0	0	0	0	1	4											
Dick Schofield, S OBP: 0.317, SLG: 0.411 (1, 6)			0-0 F2		0-0 F9		0-0 F7	4-0 HBP IBB		3	0	0	0	1	0	0											
Nelson Briles, R OBP: 0.178, SLG: 0.122 (1, 1)			4-0 BB		0-0 2B 2B		4-0 FC3-6 1B BB	1-0 HBP		1	1	1	0	2	0	0											
Inning Stats	R: 0 E: 0 K: 2 S: 8	H: 1 LOB: 1 BB: 0 P: 8	R: 0 E: 0 K: 0 S: 3	H: 1 LOB: 0 BB: 3	R: 0 E: 0 K: 1 S: 5	H: 0 LOB: 1 BB: 1 P: 9	R: 0 E: 0 K: 0 S: 5	H: 2 LOB: 2 BB: 0 P: 5	R: 1 E: 0 K: 1 S: 7	H: 2 LOB: 1 BB: 0 P: 7	R: 0 E: 0 K: 0 S: 3	H: 1 LOB: 1 BB: 1 P: 7	R: 0 E: 0 K: 0 S: 4	H: 1 LOB: 2 BB: 1 P: 8	R: 1 E: 0 K: 1 S: 6	H: 1 LOB: 3 BB: 2 P: 15	R: 0 E: 0 K: 1 S: 6	H: 1 LOB: 2 BB: 1 P: 10	1B: 6 2B: 5 3B: 0 HR: 0	SF: 1 SAC: 0 DP: 2 HBP: 1	WP: 0 PB: 0 SB: 0 CS: 0	PA: 42					
PITCHER	IP	WLS	BF	H	R	ER	SO	BB	IBB	HBP	BLK	WP	HR	S	P	ERA	WHIP										
Mike Kekich, L ERA: 2.79 (1, 1)	7.0	L	32	9	2	2	4	4	0	0	0	0	0	36	52	2.57	1.857										
Hank Aguirre, L ERA: 0.94 (8, 1)	1.0		5	0	0	0	1	0	1	1	0	0	0	5	10	0.00	0.000										
Don Sutton, R ERA: 3.29 (9, 1)	1.0		5	1	0	0	1	1	0	0	0	0	0	6	10	0.00	2.000										

St. Louis Cardinals @ Los Angeles Dodgers
 Dodger Stadium, Los Angeles, CA
 Wed Jul 03 1968, 7:05 PM PDT
 Att: 24,178 - Unknown

AB	34
R	2
H	10
RBI	2
BB	6
SO	6
LOB	23



Batter	1	2	3	4	5	6	7	8	9	AB	R	H	RBI	BB	SO	LOB	BOTTOM										
Willie Davis, L OBP: 0.254, SLG: 0.309 (1, 8)	0-0 4-1		0-3 K		0-0 1B			0-0 P6		4	0	1	0	0	1	0											
Paul Popovich, S OBP: 0.307, SLG: 0.296 (1, 6)	0-0 P3-1		0-0 P6		0-0 P4-3			0-0 P3-1		4	0	0	0	0	0	1											
Len Gabrielson, L OBP: 0.343, SLG: 0.492 (1, 7)	4-0 2B BB		0-0 6-3			0-0 1B		0-0 1B		3	1	2	0	1	0	0											
Tom Haller, L OBP: 0.347, SLG: 0.373 (1, 2)	0-0 1-H 2B			0-0 6-3 2B		0-0 F9		0-0 4-3		4	0	2	1	0	0	2											
Ken Boyer, R OBP: 0.322, SLG: 0.336 (1, 5)	0-0 6-3			0-0 6-3 2-3		0-3 K			0-0 F7	4	0	0	0	0	1	3											
Ron Fairly, L OBP: 0.261, SLG: 0.255 (1, 9)		0-0 6-3		0-0 P4		0-0 F3			0-0 4-3	4	0	0	0	0	2												
Jim Lefebvre, S OBP: 0.236, SLG: 0.333 (1, 4)		0-0 F7		0-0 6-3			0-3 K		0-0 1B	4	0	1	0	0	1	1											
Zoilo Versalles, R OBP: 0.230, SLG: 0.266 (9, PR)										0	0	0	0	0	0	0											
Wes Parker, S OBP: 0.315, SLG: 0.336 (1, 3)		0-0 2B			0-0 G3		0-0 4-3		0-0 F8	4	0	1	0	0	0	1											
Mike Kekich, R OBP: 0.150, SLG: 0.105 (1, 1)		0-3 K			0-0 5-3		0-3 K			3	0	0	0	0	2	1											
Hank Aguirre, R (8, 1)										0	0	0	0	0	0	0											
Don Sutton, R OBP: 0.267, SLG: 0.259 (9, 1)										0	0	0	0	0	0	0											
Inning Stats	R: 1 E: 0 K: 0 S: 4	H: 1 LOB: 1 BB: 1 P: 8	R: 0 E: 0 K: 1 S: 6	H: 1 LOB: 0 BB: 0 P: 6	R: 0 E: 0 K: 1 S: 5	H: 0 LOB: 0 BB: 0 P: 5	R: 0 E: 0 K: 0 S: 4	H: 1 LOB: 1 BB: 0 P: 4	R: 0 E: 0 K: 0 S: 6	H: 1 LOB: 1 BB: 0 P: 6	R: 0 E: 0 K: 2 S: 7	H: 0 LOB: 0 BB: 0 P: 7	R: 0 E: 0 K: 0 S: 4	H: 1 LOB: 1 BB: 0 P: 4	R: 0 E: 0 K: 0 S: 4	H: 1 LOB: 1 BB: 0 P: 4	1B: 4 2B: 3 3B: 0 HR: 0	SF: 0 SAC: 0 DP: 0 HBP: 0	WP: 0 PB: 0 SB: 0 CS: 0	PA: 35							
PITCHER	IP	WLS	BF	H	R	ER	SO	BB	IBB	HBP	BLK	WP	HR	S	P	ERA	WHIP										
Nelson Briles, R ERA: 2.88 (1, 1)	9.0	W	35	7	1	1	5	1	0	0	0	0	0	44	48	1.00	0.889										

St. Louis Cardinals @ Los Angeles Dodgers
 Dodger Stadium, Los Angeles, CA
 Wed Jul 03 1968, 7:05 PM PDT
 Att: 24,178 - Unknown

AB	34
R	1
H	7
RBI	1
BB	1
SO	5
LOB	11



Batter	1	2	3	4	5	6	7	8	9	AB	R	H	RBI	BB	SO	LOB	TOP					
Lou Brock, L OBP: 0.303, SLG: 0.417 (1,7)											5	0	2	0	0	2	2					
Julian Javier, R OBP: 0.274, SLG: 0.340 (1,4)										5	1	2	1	0	1	4						
Curt Flood, R OBP: 0.353, SLG: 0.395 (1,8)										4	0	0	0	0	1	2						
Orlando Cepeda, R OBP: 0.334, SLG: 0.423 (1,3)										4	0	2	0	0	0	1						
Mike Shannon, R OBP: 0.328, SLG: 0.439 (1,5)										4	1	1	2	0	1	2						
Tim McCarver, L OBP: 0.293, SLG: 0.353 (1,2)										3	0	0	0	1	1	2						
Bobby Tolan, L OBP: 0.289, SLG: 0.379 (1,9)										4	0	1	0	0	0	2						
Dick Schofield, S OBP: 0.328, SLG: 0.433 (1,6)										4	1	2	0	0	1	1						
Ray Washburn, R OBP: 0.299, SLG: 0.377 (1,1)										1	0	0	0	0	0	1						
Joe Hoerner, R OBP: 0.287, SLG: 0.353 (8,1)										1	0	0	0	0	1	1						
Dick Hughes, R OBP: 0.260, SLG: 0.254 (9,1)										0	0	0	0	0	0	0						
Inning Stats	R: 0 E: 0 K: 0 S: 3	H: 0 LOB: 0 BB: 0 P: 3	R: 0 E: 0 K: 1 S: 5	H: 0 LOB: 1 BB: 1 P: 9	R: 1 E: 0 K: 2 S: 9	H: 2 LOB: 1 BB: 0 P: 9	R: 0 E: 0 K: 1 S: 6	H: 1 LOB: 1 BB: 0 P: 6	R: 0 E: 0 K: 1 S: 6	H: 1 LOB: 2 BB: 0 P: 6	R: 0 E: 0 K: 0 S: 4	H: 1 LOB: 1 BB: 0 P: 4	R: 0 E: 0 K: 1 S: 6	H: 1 LOB: 1 BB: 0 P: 6	R: 2 E: 0 K: 0 S: 5	H: 2 LOB: 0 BB: 0 P: 5	R: 0 E: 0 K: 2 S: 9	H: 2 LOB: 2 BB: 0 P: 9	1B: 7 2B: 3 3B: 0 HR: 1	SF: 0 SAC: 2 DP: 1 HBP: 0	WP: 1 PB: 0 SB: 0 CS: 1	PA: 38
PITCHER	IP WLS BF H R ER SO BB IBB HBP BLK WP HR S P ERA WHIP																					
Claude Osteen, L ERA: 3.05 (1,1)	8.2 L 37 10 3 3 8 1 0 0 0 0 1 52 56 3.12 1.269																					
Don Sutton, R ERA: 3.28 (9,1)	0.1 1 0 0 0 0 0 0 0 0 0 1 0 1 1 0.00 0.000																					

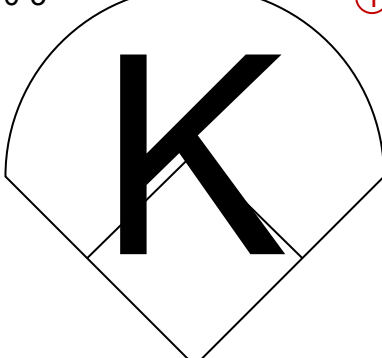
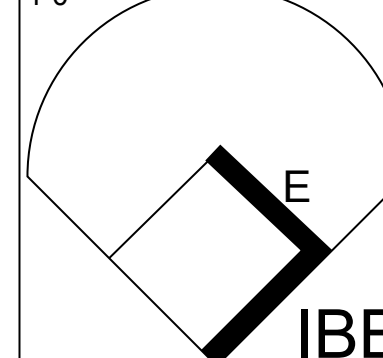
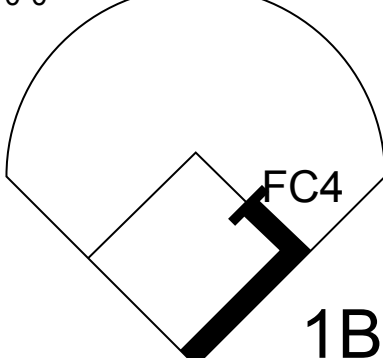
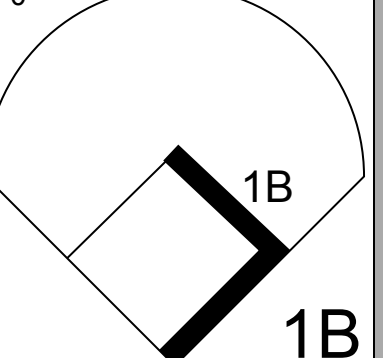
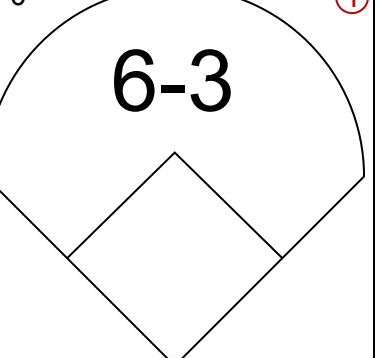
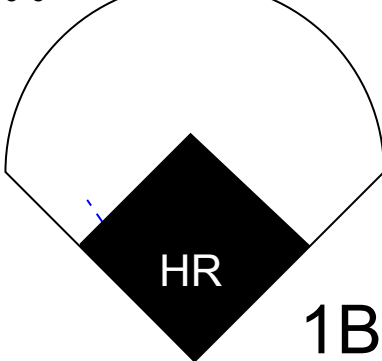
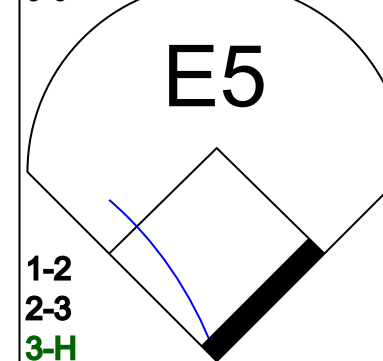
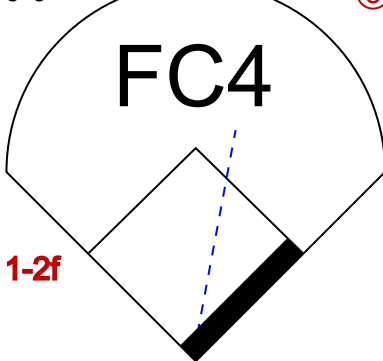
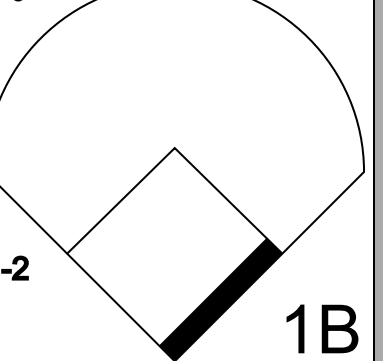
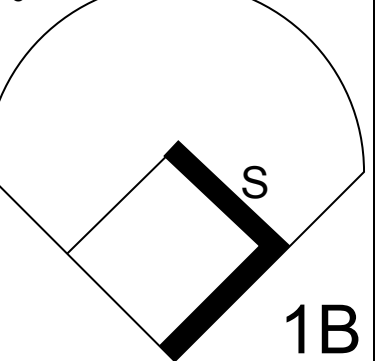

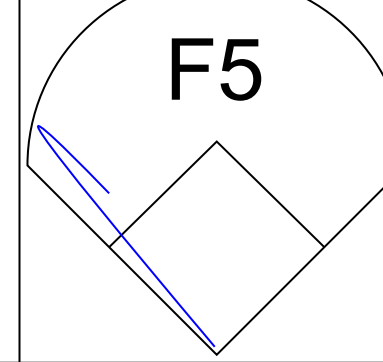
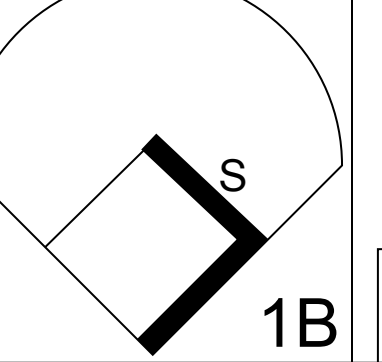
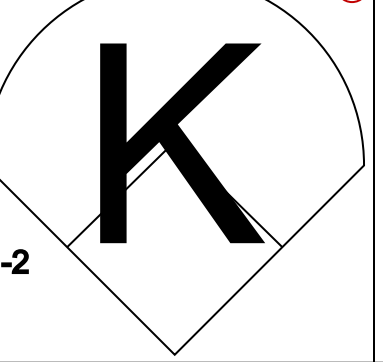
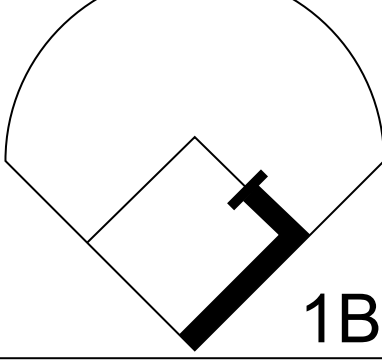
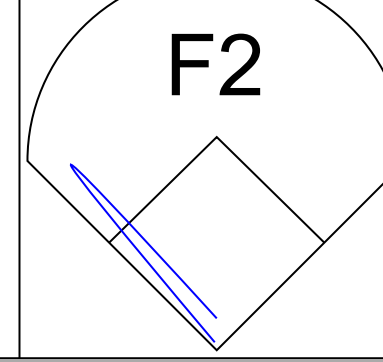
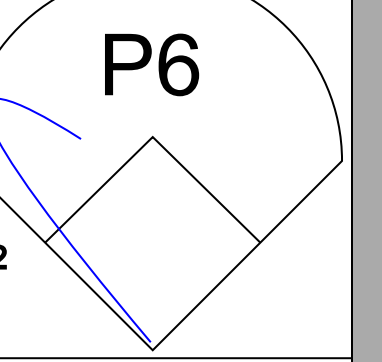
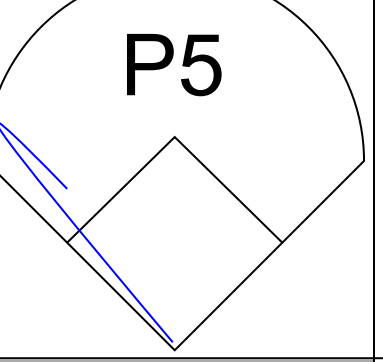
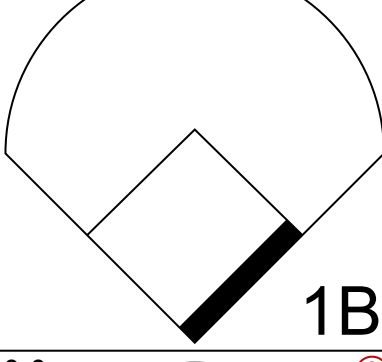
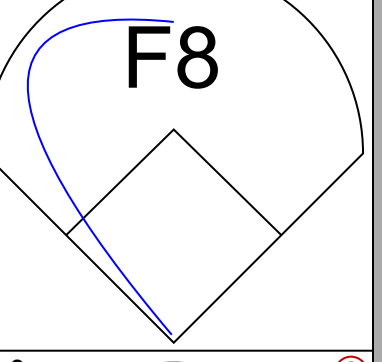
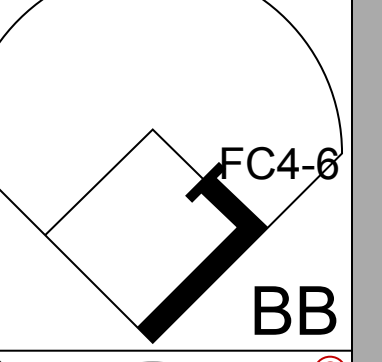
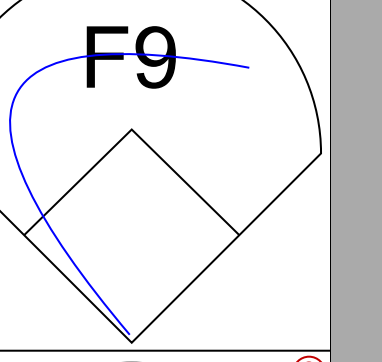
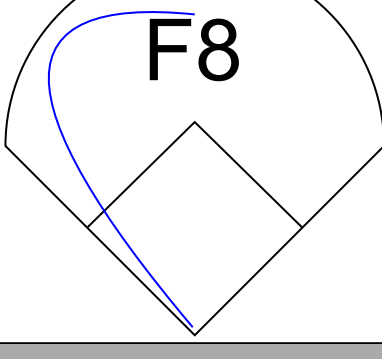
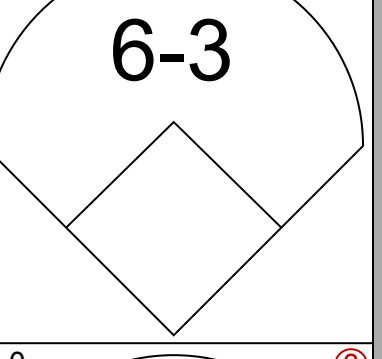
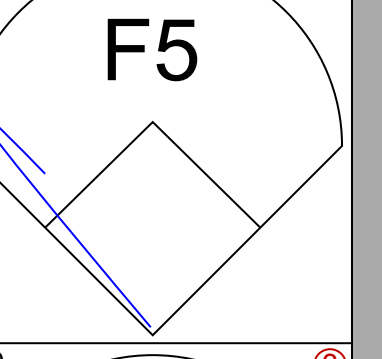
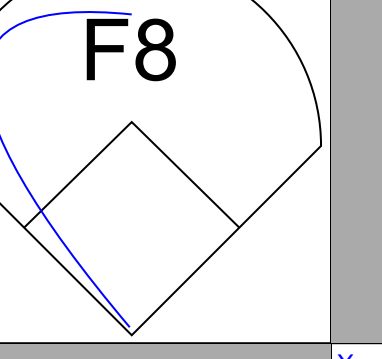
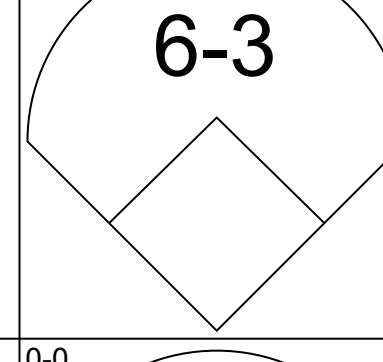
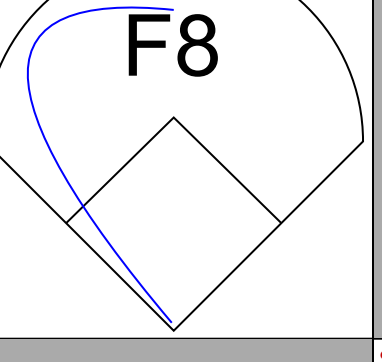
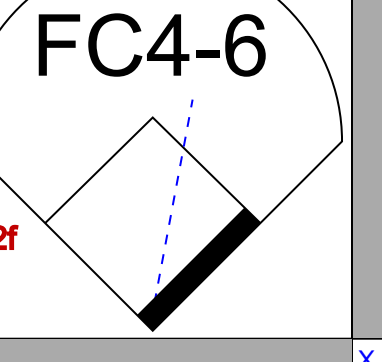
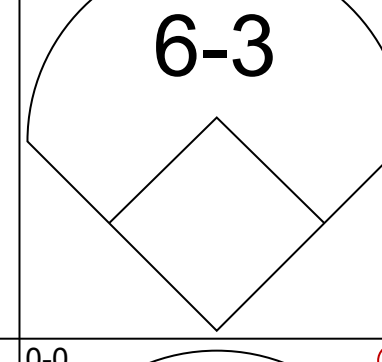
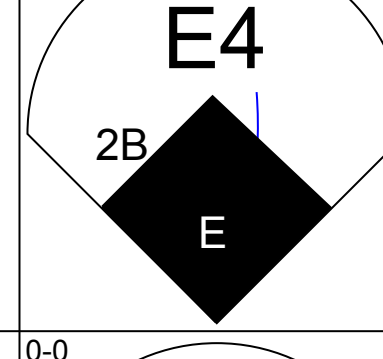
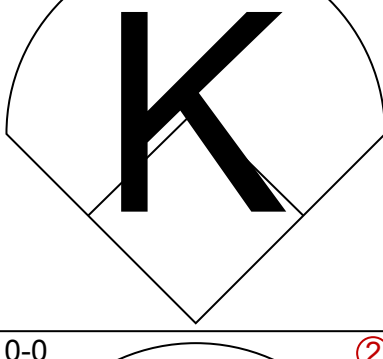
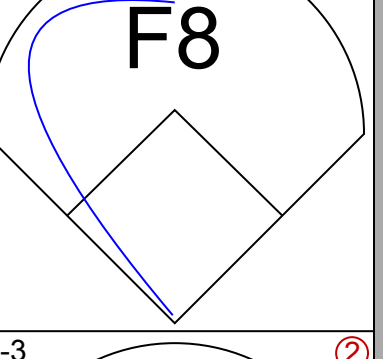
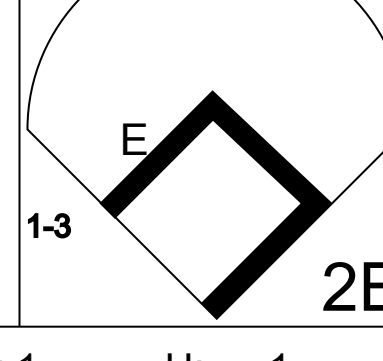
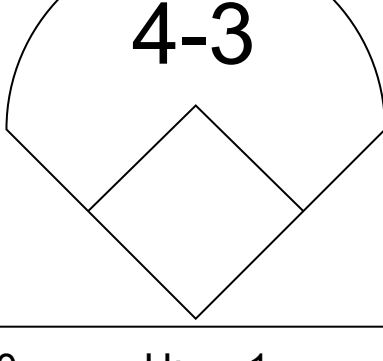
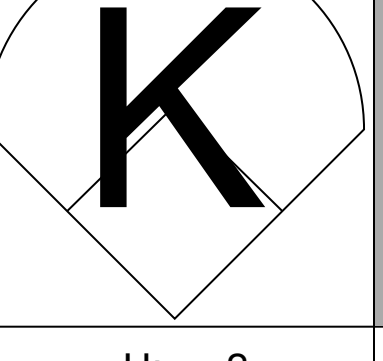
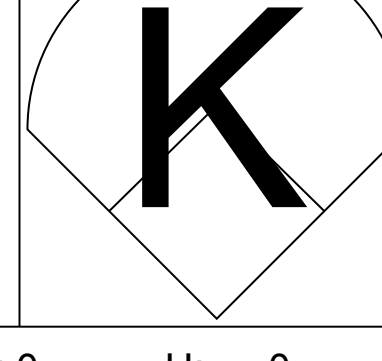
St. Louis Cardinals @ Los Angeles Dodgers
 Dodger Stadium, Los Angeles, CA
 Thu Jul 04 1968, 3:33 AM PDT
 Att: 21,681 - Unknown

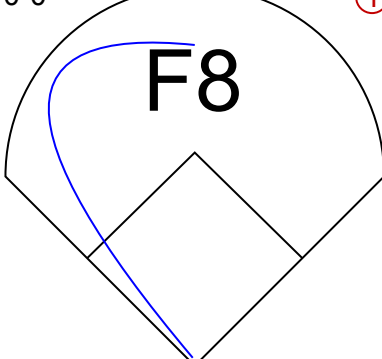
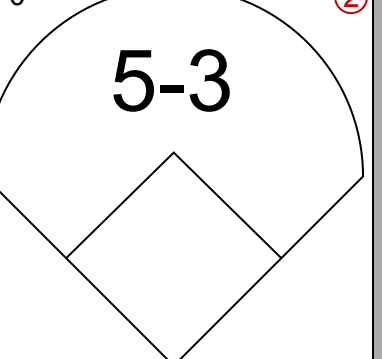
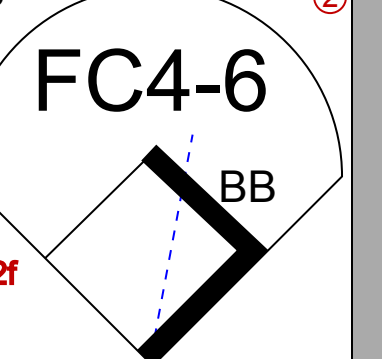
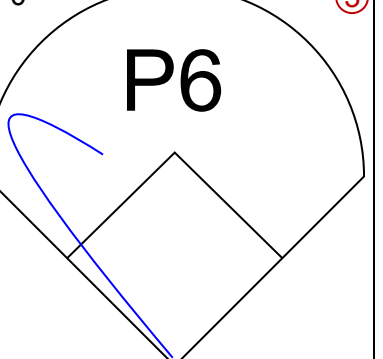
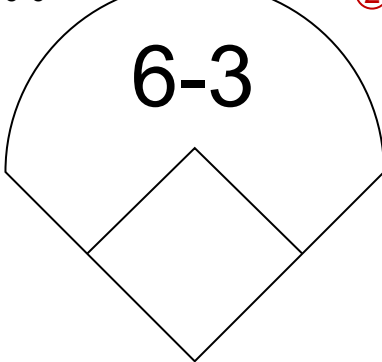
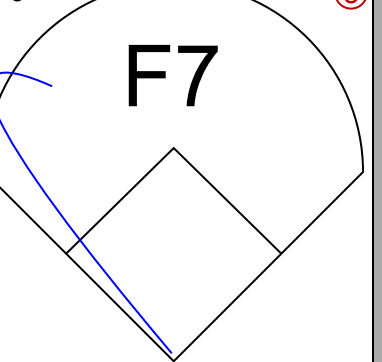
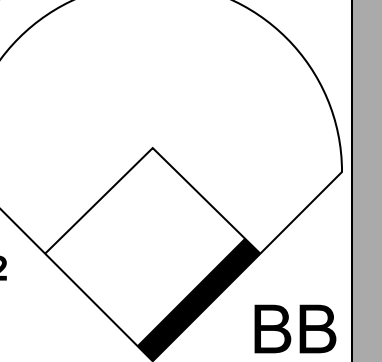
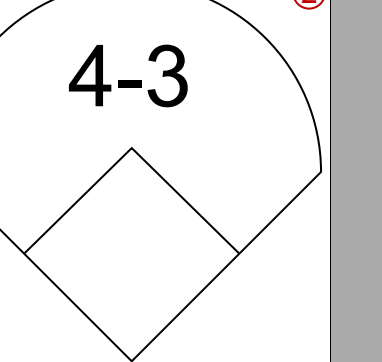
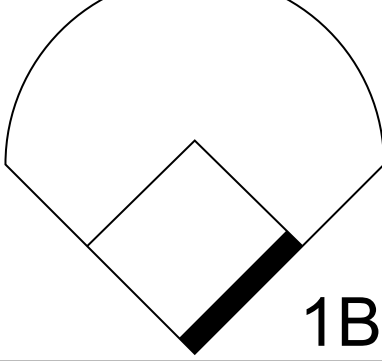
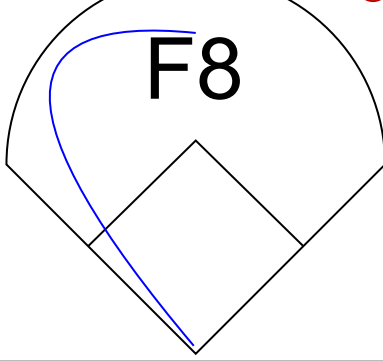

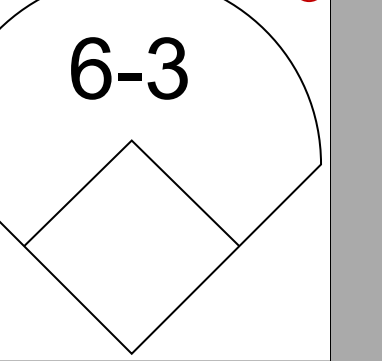
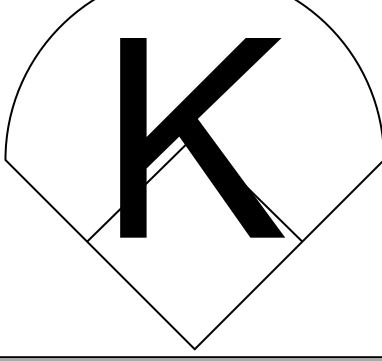
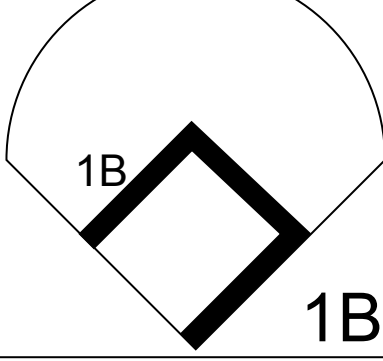

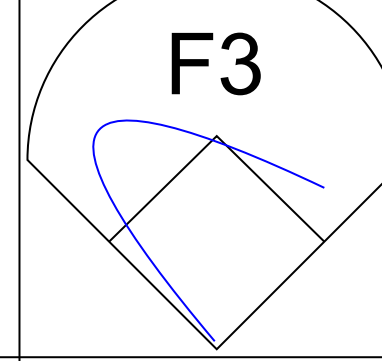
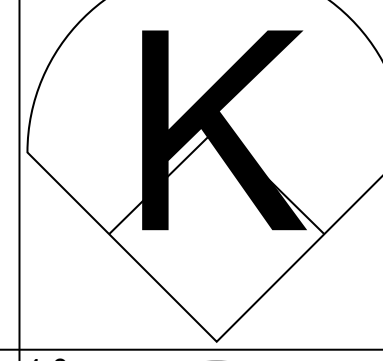
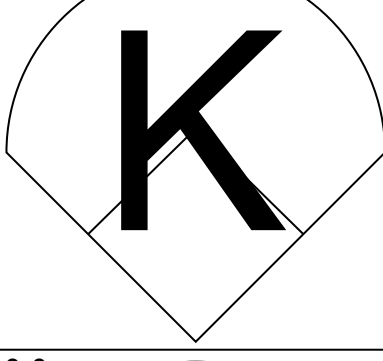
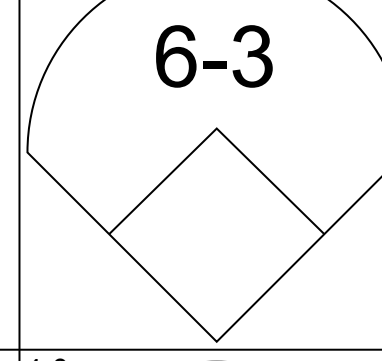
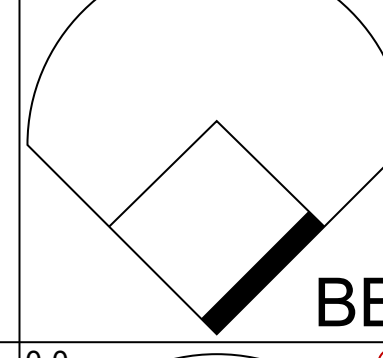
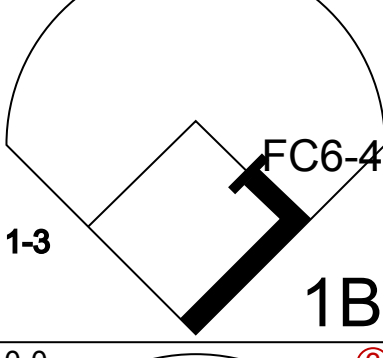
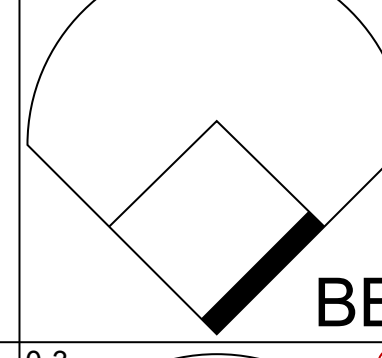
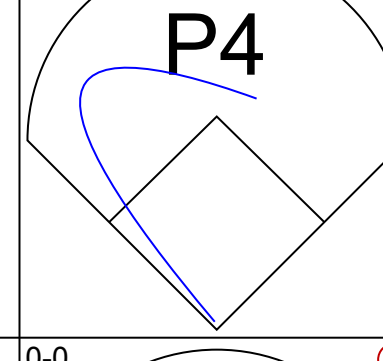
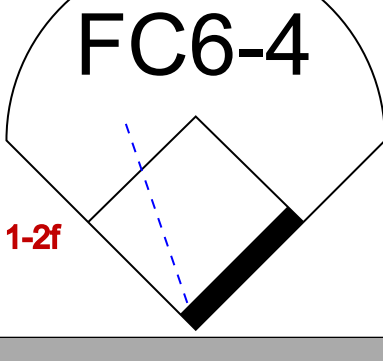
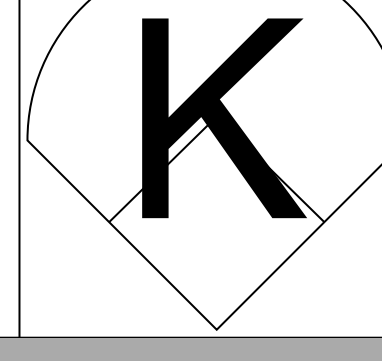
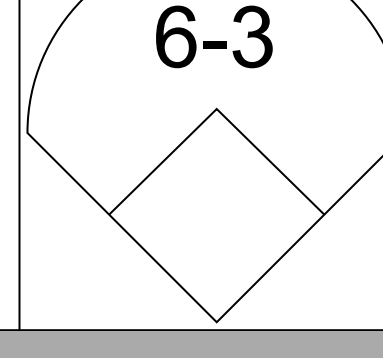
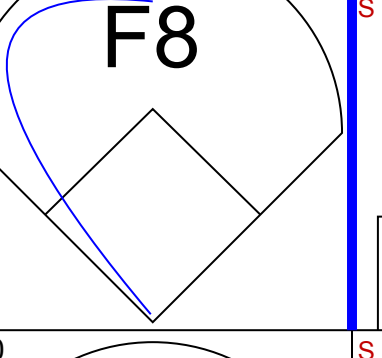
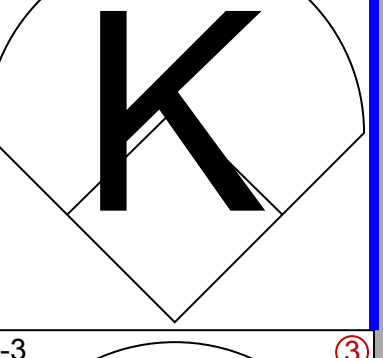

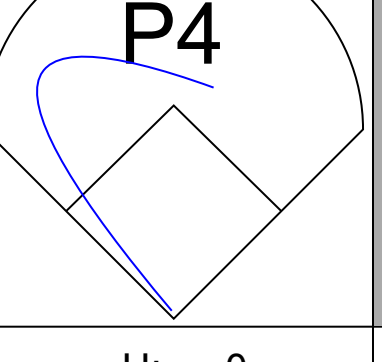
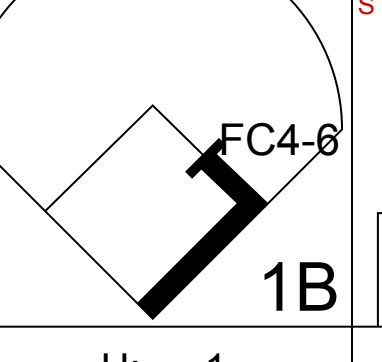

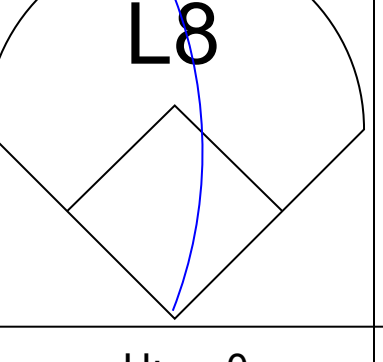
AB 35
 R 3
 H 10
 RBI 3
 BB 1
 SO 8
 LOB 18

Batter	1	2	3	4	5	6	7	8	9	AB	R	H	RBI	BB	SO	LOB	BOTTOM	
Willie Davis, L OBP: 0.254, SLG: 0.308 (1,8)										4	0	1	0	0	2	2		
Paul Popovich, S OBP: 0.306, SLG: 0.295 (1,4)										4	1	1	0	0	0	2		
Len Gabrielson, L OBP: 0.348, SLG: 0.515 (1,7)										4	1	2	1	0	1	0		
Tom Haller, L OBP: 0.349, SLG: 0.380 (1,2)										4	0	2	1	0	0	0		
Jim Lefebvre, S OBP: 0.236, SLG: 0.324 (1,5)										3	0	0	0	1	0	3		
Wes Parker, S OBP: 0.311, SLG: 0.331 (1,3)										4	0	0	0	0	0	3		
Jim Fahey, L OBP: 0.299, SLG: 0.377 (1,9)										3	0	2	0	0	0	1		
Ted Savage, R OBP: 0.258, SLG: 0.362 (9, PH)										1	0	1	0	0	0	0		
Zoilo Versalles, R OBP: 0.231, SLG: 0.267 (1,6)										3	0	1	0	0	0	2		
Claude Osteen, L OBP: 0.205, SLG: 0.273 (1,1)										2	0	0	0	0	0	2		
Don Sutton, R ERA: 1.73 (9,1)										0	0	0	0	0	0	0		
Ron Fairly, L OBP: 0.260, SLG: 0.254 (9, PH)										1	0	0	0	0	0	0		
Inning Stats	R: 1 E: 0 K: 1 S: 8	H: 3 LOB: 2 BB: 0 P: 8	R: 0 E: 0 K: 1 S: 6	H: 1 LOB: 1 BB: 0 P: 6	R: 0 E: 0 K: 0 S: 4	H: 1 LOB: 1 BB: 0 P: 4	R: 0 E: 0 K: 0 S: 3	H: 0 LOB: 1 BB: 1 P: 7	R: 0 E: 0 K: 0 S: 4	H: 1 LOB: 1 BB: 0 P: 4	R: 1 E: 0 K: 0 S: 4	H: 1 LOB: 0 BB: 0 P: 4	R: 0 E: 0 K: 0 S: 3	H: 1 LOB: 0 BB: 0 P: 3	1B: 8 2B: 1 3B: 0 HR: 1	SF: 0 SAC: 2 DP: 1 HBP: 0	WP: 0 PB: 0 SB: 0 CS: 1	PA: 36
PITCHER	IP WLS BF H R ER SO BB IBB HBP BLK WP HR S P ERA WHIP																	
Ray Washburn, R ERA: 3.58 (1,1)	7.0 W 30 9 2 2 3 1 0 0 0 0 0 1 35 39 2.57 1.429																	
Joe Hoerner, L ERA: 1.73 (8,1)	1.0 4 1 0 0 0 0 0 0 0 0 0 4 4 0.00 1.000																	
Dick Hughes, R ERA: 6.04 (9,1)	1.0 S 2 0 0 0 0 0 0 0 0 0 0 0 2 2 0.00 0.000																	

St. Louis Cardinals @ Los Angeles Dodgers
 Dodger Stadium, Los Angeles, CA
 Thu Jul 04 1968, 3:33 AM PDT
 Att: 21,681 - Unknown

AB 33
 R 2
 H 10
 RBI 2
 BB 1
 SO 3
 LOB 15

Batter	1	2	3	4	5	6	7	8	9	AB	R	H	RBI	BB	SO	LOB	TOP					
Lou Brock, L OBP: 0.302, SLG: 0.411 (1, 7)		 IBB		 1B		 1B				4	0	2	0	1	1	0	St. Louis Cardinals @ San Francisco Giants Candlestick Park, San Francisco, CA Sat Jul 06 1968, 6:33 AM EDT Att: 28,233 - Unknown					
Curt Flood, R OBP: 0.356, SLG: 0.400 (1, 8)	 1B	 1-2 2-3 3-H		 1-2		 1-2			 1B	5	1	3	0	0	0	3						
Johnny Edwards, L OBP: 0.301, SLG: 0.385 (1, 2)	 1-H				 1B				 1-2	5	1	2	2	0	1	6						
Orlando Cepeda, R OBP: 0.332, SLG: 0.416 (1, 3)	 1B				 1-2					5	0	1	0	0	0	5						
Bobby Tolan, L OBP: 0.290, SLG: 0.368 (1, 9)	 1B				 BB					3	0	1	0	1	0	0						
Mike Shannon, R OBP: 0.330, SLG: 0.438 (1, 5)										4	0	0	0	0	0	3						
Julian Javier, R OBP: 0.272, SLG: 0.336 (1, 4)					 1-2					4	0	0	0	0	0	2						
Dick Schofield, S OBP: 0.301, SLG: 0.391 (1, 6)		 2B E								4	1	0	0	0	1	0						
Bob Gibson, R OBP: 0.226, SLG: 0.188 (1, 1)		 1-3 2B								4	0	1	0	0	2	0						
Inning Stats	R: 2 E: 0 K: 1 S: 8	H: 4 LOB: 1 BB: 0 P: 8	R: 1 E: 2 K: 0 S: 6	H: 1 LOB: 3 BB: 1 P: 10	R: 0 E: 0 K: 0 S: 3	H: 0 LOB: 0 BB: 0 P: 3	R: 0 E: 0 K: 1 S: 6	H: 1 LOB: 1 BB: 0 P: 6	R: 0 E: 0 K: 0 S: 4	H: 1 LOB: 2 BB: 1 P: 8	R: 0 E: 0 K: 1 S: 7	H: 2 LOB: 2 BB: 0 P: 7	R: 0 E: 0 K: 0 S: 3	H: 0 LOB: 0 BB: 0 P: 3	R: 0 E: 0 K: 1 S: 5	H: 0 LOB: 0 BB: 0 P: 5	R: 0 E: 0 K: 1 S: 6	H: 1 LOB: 1 BB: 0 P: 6	1B: 8 2B: 1 3B: 0 HR: 1	SF: 0 SAC: 0 DP: 0 HBP: 0	WP: 0 PB: 0 SB: 2 CS: 0	PA: 40
PITCHER Juan Marichal, R ERA: 2.49 (1, 1)	IP: 9.0 WLS: L BF: 40	H: 10 R: 3 ER: 2 SO: 5	BB: 1 IBB: 1 HBP: 0 BLK: 0	WP: 0 HR: 1 S: 48 P: 56	ERA: 2.00 WHIP: 1.222	PITCHER										IP: 9.0 WLS: L BF: 40	H: 10 R: 3 ER: 2 SO: 5	BB: 1 IBB: 1 HBP: 0 BLK: 0	WP: 0 HR: 1 S: 48 P: 56	ERA: 2.00 WHIP: 1.222		

Batter	1	2	3	4	5	6	7	8	9	AB	R	H	RBI	BB	SO	LOB	BOTTOM					
Ron Hunt, R OBP: 0.355, SLG: 0.291 (1, 4)					 BB 1-2					5	0	0	0	0	0	1	St. Louis Cardinals @ San Francisco Giants Candlestick Park, San Francisco, CA Sat Jul 06 1968, 6:33 AM EDT Att: 28,233 - Unknown					
Bob Schroder, L OBP: 0.500, SLG: 0.250 (1, 5) (7, 6)					 1-2					3	0	0	0	1	0	0						
Willie Mays, R OBP: 0.352, SLG: 0.471 (1, 8)	 1B									4	0	1	0	0	1	2						
Willie McCovey, L OBP: 0.391, SLG: 0.584 (1, 3)				 1B	 1B					4	0	2	0	0	1	1						
Jim Ray Hart, R OBP: 0.351, SLG: 0.494 (1, 7)										4	0	1	0	0	2	1						
Dick Dietz, R OBP: 0.580, SLG: 0.435 (1, 2)		 BB		 1-3 1B					 BB	1	0	1	0	3	0	0						
Bobby Bonds, R OBP: 0.313, SLG: 0.364 (1, 9)				 1-2						4	0	0	0	0	2	7						
Hal Lanier, R OBP: 0.219, SLG: 0.239 (1, 6) Dave Marshall, L OBP: 0.356, SLG: 0.326 (6, PH) Frank Johnson, R OBP: 0.255, SLG: 0.222 (7, 5)										2	0	0	0	0	0	1						
Juan Marichal, R OBP: 0.194, SLG: 0.188 (1, 1) Ty Cline, L OBP: 0.252, SLG: 0.250 (9, PH)					 1B					3	0	1	0	0	1	3						
Inning Stats	R: 0 E: 0 K: 1 S: 6	H: 1 LOB: 1 BB: 0 P: 6	R: 0 E: 0 K: 1 S: 5	H: 0 LOB: 1 BB: 1 P: 9	R: 0 E: 0 K: 0 S: 3	H: 0 LOB: 0 BB: 0 P: 3	R: 0 E: 0 K: 1 S: 7	H: 2 LOB: 2 BB: 0 P: 7	R: 0 E: 0 K: 1 S: 6	H: 1 LOB: 2 BB: 1 P: 10	R: 0 E: 0 K: 3 S: 11	H: 2 LOB: 3 BB: 1 P: 15	R: 0 E: 0 K: 0 S: 3	H: 0 LOB: 0 BB: 0 P: 3	R: 0 E: 0 K: 1 S: 5	H: 0 LOB: 1 BB: 1 P: 9	R: 0 E: 0 K: 1 S: 5	H: 0 LOB: 0 BB: 0 P: 5	1B: 5 2B: 1 3B: 0 HR: 0	SF: 0 SAC: 0 DP: 0 HBP: 0	WP: 0 PB: 0 SB: 0 CS: 0	PA: 37
PITCHER Bob Gibson, R ERA: 1.06 (1, 1)	IP: 9.0 WLS: W BF: 37	H: 6 R: 0 ER: 0 SO: 9	BB: 4 IBB: 0 HBP: 0 BLK: 0	WP: 0 HR: 0 S: 51 P: 67	ERA: 0.00 WHIP: 1.111	PITCHER										IP: 9.0 WLS: W BF: 37	H: 6 R: 0 ER: 0 SO: 9	BB: 4 IBB: 0 HBP: 0 BLK: 0	WP: 0 HR: 0 S: 51 P: 67	ERA: 0.00 WHIP: 1.111		

Batter	1	2	3	4	5	6	7	8	9	AB	R	H	RBI	BB	SO	LOB	TOP			
Lou Brock, L OBP: 0.305, SLG: 0.418 (1, 7)			FC3-6 					E5 		4	2	2	0	0	0	1				
Curt Flood, R OBP: 0.357, SLG: 0.399 (1, 8)	4-3 		CS 	5-3 			G5-4-3 	SF8 		3	0	1	2	0	0	1				
Johnny Edwards, L OBP: 0.299, SLG: 0.374 (1, 2)	P4 						L5 	F8 		3	0	0	0	1	0	2				
Orlando Cepeda, R OBP: 0.331, SLG: 0.414 (1, 3)	6-3 			F7 			G5-4-3 			4	0	1	0	0	0	3				
Bobby Tolan, L OBP: 0.289, SLG: 0.364 (1, 9)		1-3 						F2 		4	0	1	0	0	0	2				
Mike Shannon, R OBP: 0.326, SLG: 0.432 (1, 5)		5-3 				6-3 				4	0	0	0	0	1	1				
Julian Javier, R OBP: 0.274, SLG: 0.338 (1, 4)				6-3 						4	0	2	0	0	0	1				
Dick Schofield, S OBP: 0.312, SLG: 0.380 (1, 6)			CS 	F3 				F8 		2	0	0	0	2	0	1				
Larry Jaster, L OBP: 0.115, SLG: 0.080 (1, 1)						4-3 				3	0	1	0	0	0	3				
Ron Willis, R (7, 1)							4-3 			1	0	0	0	0	0	1				
Inning Stats	R: 0 E: 0 K: 0 S: 4	H: 1 LOB: 1 BB: 0 P: 4	R: 0 E: 0 K: 0 S: 3	H: 1 LOB: 0 BB: 0 P: 3	R: 0 E: 0 K: 0 S: 3	H: 0 LOB: 1 BB: 1 P: 7	R: 0 E: 0 K: 0 S: 3	H: 0 LOB: 1 BB: 1 P: 7	R: 1 E: 0 K: 0 S: 4	H: 2 LOB: 0 BB: 0 P: 4	R: 0 E: 1 K: 0 S: 4	H: 1 LOB: 2 BB: 1 P: 8	R: 1 E: 1 K: 0 S: 5	H: 1 LOB: 1 BB: 0 P: 5	R: 0 E: 0 K: 1 S: 6	H: 1 LOB: 1 BB: 0 P: 6	1B: 7 2B: 0 3B: 1 HR: 0	SF: 1 SAC: 0 DP: 1 HBP: 0	WP: 0 PB: 0 SB: 3 CS: 2	PA: 38
PITCHER	IP WLS BF H R ER SO BB IBB HBP BLK WP HR S P ERA WHIP																			
Gaylord Perry, R ERA: 2.93 (1, 1)	7.0 L 27 6 1 1 0 2 1 0 0 0 0 0 24 36 1.29 1.143																			
Joe Gibbon, L ERA: 1.21 (8, 1)	2.0 9 2 1 0 1 0 0 0 0 0 0 0 11 11 0.00 1.000																			

St. Louis Cardinals @ San Francisco Giants
Candlestick Park, San Francisco, CA
Sun Jul 07 1968, 6:33 AM EDT
Att: 23,993 - Unknown

AB 32
R 2
H 8
RBI 2
BB 3
SO 1
LOB 16



Batter	1	2	3	4	5	6	7	8	9	AB	R	H	RBI	BB	SO	LOB	BOTTOM			
Ron Hunt, R OBP: 0.354, SLG: 0.290 (1, 4)	F7 		F7 			5-3 		FC5-4 		4	0	1	0	0	0	0				
Jim Davenport, R OBP: 0.265, SLG: 0.228 (1, 5)	E6 		E9 			F9 		K 		4	0	1	0	0	1	1				
Willie McCovey, L OBP: 0.389, SLG: 0.577 (1, 3)	F3 		F9 			F3 		FC5-4 		3	0	0	0	1	0	2				
Willie Mays, R OBP: 0.347, SLG: 0.464 (1, 8)	F7 					P3 		FC5-4 		4	0	0	0	0	0	3				
Jim Ray Hart, R OBP: 0.353, SLG: 0.493 (1, 7)						F7 		K 		3	0	1	0	1	1	2				
Dick Dietz, R OBP: 0.357, SLG: 0.424 (1, 2)						K 				3	0	0	0	1	1	1				
Bobby Bonds, R OBP: 0.308, SLG: 0.340 (1, 9)										3	0	0	0	1	0	1				
Hal Lanier, R OBP: 0.217, SLG: 0.237 (1, 6)										2	0	0	0	0	0	1				
Jack Hiatt, R OBP: 0.343, SLG: 0.329 (7, PH)										1	0	0	0	0	1	3				
Bob Schroder, L OBP: 0.429, SLG: 0.200 (8, 6)										1	0	0	0	0	1	1				
Gaylord Perry, R OBP: 0.109, SLG: 0.109 (1, 1)										2	0	0	0	0	1	0				
Ty Cline, L OBP: 0.250, SLG: 0.248 (7, PH)										1	0	0	0	0	0	3				
Joe Gibbon, R (8, 1)										0	0	0	0	0	0	0				
Dave Marshall, L OBP: 0.352, SLG: 0.323 (8, PH)										1	0	0	0	0	0	1				
Inning Stats	R: 0 E: 1 K: 0 S: 4	H: 0 LOB: 1 BB: 0 P: 4	R: 0 E: 0 K: 0 S: 3	H: 0 LOB: 1 BB: 1 P: 7	R: 0 E: 1 K: 0 S: 4	H: 1 LOB: 1 BB: 0 P: 4	R: 0 E: 0 K: 1 S: 5	H: 0 LOB: 0 BB: 0 P: 5	R: 0 E: 0 K: 0 S: 3	H: 0 LOB: 0 BB: 0 P: 3	R: 0 E: 0 K: 1 S: 6	H: 1 LOB: 3 BB: 2 P: 14	R: 0 E: 0 K: 2 S: 8	H: 1 LOB: 2 BB: 1 P: 12	R: 0 E: 1 K: 1 S: 6	H: 0 LOB: 1 BB: 0 P: 6	1B: 2 2B: 1 3B: 0 HR: 0	SF: 0 SAC: 0 DP: 0 HBP: 0	WP: 0 PB: 0 SB: 0 CS: 0	PA: 36
PITCHER	IP WLS BF H R ER SO BB IBB HBP BLK WP HR S P ERA WHIP																			
Larry Jaster, L ERA: 1.86 (7, 1)	6.1 W 25 2 0 0 2 3 0 0 0 0 0 0 26 38 0.00 0.789																			
Ron Willis, R ERA: 2.97 (7, 1)	2.2 S 11 1 0 0 4 1 0 0 0 0 0 0 18 22 0.00 0.750																			

St. Louis Cardinals @ San Francisco Giants
Candlestick Park, San Francisco, CA
Sun Jul 07 1968, 6:33 AM EDT
Att: 23,993 - Unknown

AB 32
R 0
H 3
RBI 0
BB 4
SO 6
LOB 19



Batter	1	2	3	4	5	6	7	8	9	10	AB	R	H	RBI	BB	SO	LOB	TOP	
Norm Miller, L OBP: 0.297, SLG: 0.358 (1, 9)	F9	K				FC1-6 BB		CS 1B		FC5-4 SH1-4 3B 1B	4	1	2	0	1	1	0	Houston Astros @ St. Louis Cardinals Busch Stadium, St. Louis, MO Thu Jul 11 1968, 7:05 PM CDT Unknown	
Hector Torres, R OBP: 0.278, SLG: 0.285 (1, 6)	6-3	L3			FC1-6 1-2f		1-2 1B			SH1-4 1-2	4	0	1	0	0	0	1		
Rusty Staub, L OBP: 0.406, SLG: 0.434 (1, 3)	BB 1B BB			K	F7		4-3			FC5-4 IBB	3	1	0	0	2	1	2		
Jimmy Wynn, R OBP: 0.374, SLG: 0.431 (1, 8)	BB 1B BB			P6	K				F9	FC5-4 3B	4	2	0	0	1	1	3		
Denis Menke, R OBP: 0.339, SLG: 0.333 (1, 4)	BB 1B BB			4-3					6-3		4	1	1	2	1	0	0		
Doug Rader, R OBP: 0.314, SLG: 0.346 (1, 5)	1B 1-2 2-3 3H				F9				6-3		4	0	1	2	1	0	0		
Bob Aspromonte, R OBP: 0.316, SLG: 0.276 (1, 7)	FC6-4 1-3 2H				5-3					P6 FC6-4 1-2f	4	0	1	1	0	0	2		
John Bateman, R OBP: 0.280, SLG: 0.330 (1, 2)	FC6-4 1-2f					HBP K				F8	4	0	1	0	0	1	3		
Larry Dierker, R OBP: 0.100, SLG: 0.102 Danny Coombs, R (8, 1)		6-3			K					6-3	3	0	0	0	0	1	1		
John Buzhardt, R (8, 1)										1-3	0	0	0	0	0	0	0		
Wade Blasingame, L (10, 1)											0	0	0	0	0	0	0		
Tom Dukes, R (10, 1)											0	0	0	0	0	0	0		
Inning Stats	R: 3 E: 0 K: 0 S: 5	H: 2 LOB: 2 BB: 3 P: 17	R: 0 E: 0 K: 1 S: 5	H: 0 LOB: 0 BB: 0 P: 5	R: 0 E: 0 K: 1 S: 5	H: 1 LOB: 1 BB: 0 P: 6	R: 0 E: 0 K: 1 S: 5	H: 0 LOB: 1 BB: 1 P: 6	R: 0 E: 0 K: 0 S: 4	H: 2 LOB: 1 BB: 0 P: 4	R: 0 E: 0 K: 0 S: 3	H: 0 LOB: 0 BB: 0 P: 3	R: 0 E: 0 K: 0 S: 3	H: 0 LOB: 0 BB: 0 P: 3	R: 2 E: 0 K: 0 S: 5	H: 2 LOB: 2 BB: 2 P: 13	1B: 6 2B: 0 3B: 1 HR: 0	SF: 0 SAC: 1 DP: 0 HBP: 1	WP: 0 PA: 43 PB: 0 SB: 0 CS: 1
PITCHER	IP WLS BF H R ER SO ERA WHIP	IP WLS BF H R ER SO ERA WHIP	IP WLS BF H R ER SO ERA WHIP	IP WLS BF H R ER SO ERA WHIP	IP WLS BF H R ER SO ERA WHIP	IP WLS BF H R ER SO ERA WHIP	IP WLS BF H R ER SO ERA WHIP	IP WLS BF H R ER SO ERA WHIP	IP WLS BF H R ER SO ERA WHIP	IP WLS BF H R ER SO ERA WHIP	IP WLS BF H R ER SO ERA WHIP	IP WLS BF H R ER SO ERA WHIP	IP WLS BF H R ER SO ERA WHIP	IP WLS BF H R ER SO ERA WHIP	IP WLS BF H R ER SO ERA WHIP	IP WLS BF H R ER SO ERA WHIP	IP WLS BF H R ER SO ERA WHIP		
Nelson Briles, R ERA: 2.91 (1, 1)	8.0	33	5	3	3	5	BB: 4 IBB: 0 HBP: 1 BLK: 0	WP: 0 HR: 0 S: 38 P: 55	10.80	1.800									
Ron Willis, R ERA: 3.32 (9, 1)	1.2	L	9	2	2	0	1	1	0	0	0	0	7	15	10.80	1.800			
Wayne Granger, R ERA: 0.9 (10, 1)	0.1	1	0	0	0	0	0	0	0	0	0	0	1	1	0.00	0.000			

Houston Astros @ St. Louis Cardinals
Busch Stadium, St. Louis, MO
Thu Jul 11 1968, 7:05 PM CDT
Unknown

AB 35
R 5
H 7
RBI 5
BB 6
SO 5
LOB 12



Batter	1	2	3	4	5	6	7	8	9	10	AB	R	H	RBI	BB	SO	LOB	BOTTOM			
Lou Brock, L OBP: 0.311, SLG: 0.421 (1, 7)	G3 S 1B		F7			4-3 S 1B		1B 3B 1B		WP 2B BB	4	2	3	0	1	0	0	Houston Astros @ St. Louis Cardinals Busch Stadium, St. Louis, MO Thu Jul 11 1968, 7:05 PM CDT Unknown			
Curt Flood, R OBP: 0.358, SLG: 0.402 (1, 8)	K		K			4-3 1-3		3B 1B		1-4 2B	5	1	2	1	0	2	2				
Tim McCarver, L OBP: 0.289, SLG: 0.353 (1, 2)	G3 2-3				G3			1-4 1B 3B		P5	5	1	1	2	0	0	3				
Orlando Cepeda, R OBP: 0.335, SLG: 0.420 (1, 3)	6-3				G3-6 1B			1B 2B 3H 1B		4-3	5	0	3	1	0	0	2				
Bobby Tolan, L OBP: 0.295, SLG: 0.364 (1, 9)		E5 1B			G3-6 1-2f			1B BB F9			3	0	1	0	1	0	2				
Mike Shannon, R OBP: 0.322, SLG: 0.426 (1, 5)		K			K			F2 CS		F5	4	0	0	0	0	2	3				
Julian Javier, R OBP: 0.273, SLG: 0.336 Roger Maris, L OBP: 0.306, SLG: 0.353 (7, PH)		5-3			5-3			1-2 2-3 1B		F2	2	0	0	0	0	0	1				
Phil Cagliano, R OBP: 0.267, SLG: 0.231 (8, 4)								G6-4-3 1-2 2-3 1B		F2	1	0	0	0	0	0	0				
Dal Maxvill, R OBP: 0.296, SLG: 0.275 Johnny Edwards, L OBP: 0.256, SLG: 0.370 (7, PH)		4-3			K			G6-4-3 1-2 2-3 1B		F9	2	0	0	0	0	1	1				
Dick Schofield, S OBP: 0.308, SLG: 0.375 (8, 6)								1-2 2-3 1B		F9	1	0	0	0	0	0	0				
Nelson Briles, R OBP: 0.170, SLG: 0.116 Dave Ricketts, S OBP: 0.133, SLG: 0.133 (8, PH)					1-3			F8		6-3	2	0	0	0	0	0	0				
Wayne Granger, R OBP: 0.250, SLG: 0.250 Ed Spiezio, R OBP: 0.233, SLG: 0.158 (10, PH)										F2	1	0	0	0	0	0	0				
Inning Stats	R: 0 E: 0 K: 1 S: 6	H: 1 LOB: 1 BB: 0 P: 6	R: 0 E: 1 K: 1 S: 6	H: 1 LOB: 1 BB: 0 P: 6	R: 0 E: 0 K: 1 S: 5	H: 0 LOB: 0 BB: 0 P: 5	R: 0 E: 0 K: 0 S: 3	H: 1 LOB: 0 BB: 0 P: 3	R: 0 E: 0 K: 2 S: 7	H: 0 LOB: 0 BB: 0 P: 7	R: 0 E: 0 K: 0 S: 4	H: 2 LOB: 2 BB: 1 P: 8	R: 3 E: 0 K: 0 S: 6	H: 4 LOB: 0 BB: 0 P: 6	R: 0 E: 0 K: 0 S: 3	H: 0 LOB: 0 BB: 0 P: 3	R: 1 E: 0 K: 0 S: 4	H: 1 LOB: 1 BB: 1 P: 8	1B: 8 2B: 2 3B: 1 HR: 0	SF: 0 SAC: 0 DP: 2 HBP: 0	WP: 1 PA: 41 PB: 0 SB: 2 CS: 1
PITCHER	IP WLS BF H R ER SO ERA WHIP	IP WLS BF H R ER SO ERA WHIP	IP WLS BF H R ER SO ERA WHIP	IP WLS BF H R ER SO ERA WHIP	IP WLS BF H R ER SO ERA WHIP	IP WLS BF H R ER SO ERA WHIP	IP WLS BF H R ER SO ERA WHIP	IP WLS BF H R ER SO ERA WHIP	IP WLS BF H R ER SO ERA WHIP	IP WLS BF H R ER SO ERA WHIP	IP WLS BF H R ER SO ERA WHIP	IP WLS BF H R ER SO ERA WHIP	IP WLS BF H R ER SO ERA WHIP	IP WLS BF H R ER SO ERA WHIP	IP WLS BF H R ER SO ERA WHIP	IP WLS BF H R ER SO ERA WHIP	IP WLS BF H R ER SO ERA WHIP				
Larry Dierker, R ERA: 3.25 (1, 1)	7.1	31	10	3	3	5	BB: 1 IBB: 0 HBP: 0 BLK: 0	WP: 0 HR: 0 S: 40 P: 44	3.68	1.500											
Danny Coombs, L ERA: 4.4 (8, 1)	0.1	1	0	0	0	0	0	0	0	1	0.00	0.000									
John Buzhardt, R ERA: 3.9 (8, 1)	1.2	W	6	1	1	1	0	1	0	5	5.40	1.200									
Wade Blasingame, L ERA: 4.61 (10, 1)	0.1	1	0	0	0	0	0	0	0	1	0.00	0.000									
Tom Dukes, R ERA: 4.76 (10, 1)	0.1	S	1	0	0	0	0	0	0	1	0.00	0.000									

Houston Astros @ St. Louis Cardinals
Busch Stadium, St. Louis, MO
Thu Jul 11 1968, 7:05 PM CDT
Unknown

AB 38
R 4
H 11
RBI 4
BB 2
SO 5
LOB 17



Batter	1	2	3	4	5	6	7	8	9	AB	R	H	RBI	BB	SO	LOB	TOP								
Norm Miller, L OBP: 0.295, SLG: 0.364 (1, 9)	1-6-3		F8				3-1		SH1-4	4	1	1	1	0	0	0									
Hector Torres, R OBP: 0.276, SLG: 0.283 (1, 6)	F8		6-3		1-3				6-3	5	1	1	1	0	0	2									
Rusty Staub, L OBP: 0.408, SLG: 0.439 (1, 3)	F8								F7	5	1	3	1	0	0	1									
Jimmy Wynn, R OBP: 0.373, SLG: 0.439 (1, 8)		P4		F8	F8					4	1	1	3	0	0	2									
Denis Menke, R OBP: 0.338, SLG: 0.336 (1, 4)		1B		F7			F7		K	4	1	1	0	0	1	1									
Doug Rader, R OBP: 0.306, SLG: 0.336 (1, 5)		F9		F8			K		F8	4	0	0	0	0	1	2									
Bob Aspromonte, R OBP: 0.323, SLG: 0.285 (1, 7)					1B		4-3			4	1	3	1	0	0	0									
John Bateman, R OBP: 0.281, SLG: 0.330 (1, 2)					2B					3	1	1	0	0	0	1									
Tom Dukes, R (7, 1)		5-3					6-3		K	1	0	0	0	0	1	1									
Wade Blasingame, L (8, 1)					2B					0	0	0	0	0	0	0									
Jim Ray, R OBP: 0.111, SLG: 0.111 (8, 1)					1-3					0	0	0	0	0	0	0									
Mike Cuellar, L OBP: 0.194, SLG: 0.323 (3, PH)										0	0	0	0	0	0	0									
Nate Colbert, R OBP: 0.192, SLG: 0.143 (3, 1)										1	0	0	0	0	0	1									
Dave Giusti, R OBP: 0.176, SLG: 0.191 (4, 1)										0	0	0	0	0	0	0									
Danny Coombs, L OBP: 0.176, SLG: 0.191 (4, 1)										0	0	0	0	0	0	0									
Julio Cotay, R OBP: 0.164, SLG: 0.242 (5, PH)										1	0	0	0	0	0	2									
John Buzhardt, R OBP: 0.164, SLG: 0.242 (5, 1)										0	0	0	0	0	0	0									
Ron Brand, R OBP: 0.158, SLG: 0.158 (7, 2)										2	0	1	0	0	1	0									
Inning Stats	R: 0 E: 0 K: 0 S: 3	H: 0 LOB: 0 BB: 0 P: 3	R: 1 E: 0 K: 0 S: 5	H: 2 LOB: 1 BB: 0 P: 5	R: 0 E: 0 K: 1 S: 5	H: 0 LOB: 0 BB: 0 P: 5	R: 0 E: 0 K: 0 S: 4	H: 1 LOB: 1 BB: 0 P: 4	R: 3 E: 0 K: 0 S: 7	H: 4 LOB: 1 BB: 0 P: 7	R: 0 E: 0 K: 1 S: 5	H: 0 LOB: 0 BB: 0 P: 5	R: 0 E: 0 K: 1 S: 5	H: 0 LOB: 0 BB: 0 P: 5	R: 3 E: 0 K: 2 S: 11	H: 4 LOB: 1 BB: 0 P: 11	R: 0 E: 0 K: 0 S: 4	H: 1 LOB: 1 BB: 0 P: 4	1B: 8 2B: 3 3B: 0 HR: 1	SF: 0 SAC: 1 DP: 0 HBP: 0	WP: 1 PB: 0 SB: 0 CS: 0	PA: 39			
PITCHER	IP	WLS	BF	H	R	ER	SO	BB	IBB	HBP	BLK	WP	HR	S	P	ERA	WHIP								
Mel Nelson, L ERA: 3.38 (1, 1)	4.1		19	6	4	4	1	0	0	0	0	0	0	21	21	8.31	1.385								
Wayne Granger, R ERA: 1.99 (5, 1)	2.2	W	12	4	3	3	2	0	0	0	0	1	1	16	16	10.12	1.500								
Ron Willis, R ERA: 3.23 (8, 1)	1.0	S	4	1	0	0	2	0	0	0	0	0	0	8	8	0.00	1.000								
Joe Hoerner, L ERA: 1.71 (9, 1)	1.0		4	1	0	0	0	0	0	0	0	0	0	4	4	0.00	1.000								

Houston Astros @ St. Louis Cardinals
 Busch Stadium, St. Louis, MO
 Thu Jul 11 1968, 7:05 PM CDT
 Att: 35,300 - Unknown

AB 38
 R 7
 H 12
 RBI 7
 BB 0
 SO 5
 LOB 12



Batter	1	2	3	4	5	6	7	8	9	AB	R	H	RBI	BB	SO	LOB	BOTTOM								
Lou Brock, L OBP: 0.315, SLG: 0.427 (1, 7)	F8		E7							5	1	3	2	0	0	0									
Julian Javier, R OBP: 0.272, SLG: 0.333 (1, 4)	F2		E		E6		5-3		P6	5	1	1	1	0	0	3									
Curt Flood, R OBP: 0.357, SLG: 0.401 (1, 8)	F3		E		F9		K			4	0	1	1	0	1	2									
Orlando Cepeda, R OBP: 0.331, SLG: 0.415 (1, 3)		5-3	F7				F9			4	0	0	0	0	1	1									
Mike Shannon, R OBP: 0.330, SLG: 0.431 (1, 5)										3	1	3	0	1	0	0									
Johnny Edwards, L OBP: 0.295, SLG: 0.365 (1, 2)										4	0	1	0	0	0	3									
Ron Davis, R OBP: 0.268, SLG: 0.281 (8, FR) (9, 9)	G4-6-3				E8		F8		FC6-4	0	0	0	0	0	0	0									
Bobby Tolan, L OBP: 0.294, SLG: 0.356 (1, 9)										3	1	0	0	1	0	2									
Dick Schofield, S OBP: 0.308, SLG: 0.375 (9, 6)					F9		G3		F9	0	0	0	0	0	0	0									
Dal Maxvill, R OBP: 0.293, SLG: 0.272 (8, PH) (9, 2)										3	0	0	0	0	3	3									
Tim McCarver, L OBP: 0.232, SLG: 0.356 (9, 2)					K		K			1	1	1	0	0	0	0									
Mel Nelson, R OBP: 0.400, SLG: 0.250 (5, 1)										1	2	1	1	1	0	0									
Wayne Granger, R OBP: 0.200, SLG: 0.200 (8, 1)										1	0	0	0	0	1	0									
Ron Willis, R (8, PH)										0	0	0	0	0	0	0									
Roger Maris, L OBP: 0.311, SLG: 0.358 (9, 1)										1	0	1	1	0	0	0									
Joe Hoerner, R (9, 1)										0	0	0	0	0	0	0									
Inning Stats	R: 0 E: 0 K: 0 S: 3	H: 0 LOB: 0 BB: 0 P: 3	R: 0 E: 0 K: 0 S: 3	H: 1 LOB: 0 BB: 0 P: 3	R: 3 E: 2 K: 1 S: 8	H: 3 LOB: 1 BB: 1 P: 12	R: 3 E: 2 K: 1 S: 9	H: 4 LOB: 2 BB: 1 P: 13	R: 0 E: 0 K: 2 S: 7	H: 0 LOB: 0 BB: 0 P: 7	R: 0 E: 0 K: 1 S: 5	H: 0 LOB: 0 BB: 0 P: 5	R: 0 E: 0 K: 0 S: 6	H: 3 LOB: 2 BB: 1 P: 10	R: 2 E: 0 K: 0 S: 6	H: 3 LOB: 1 BB: 1 P: 10	1B: 11 2B: 1 3B: 0 HR: 0	SF: 0 SAC: 0 DP: 1 HBP: 0	WP: 0 PB: 0 SB: 1 CS: 0	PA: 38					
PITCHER	IP	WLS	BF	H	R	ER	SO	BB	IBB	HBP	BLK	WP	HR	S	P	ERA	WHIP								
Mike Cuellar, L ERA: 2.09 (3, 1)	1.2		12	6	6	4	2	1	1	0	0	0	0	14	22	21.60	4.200								
Dave Giusti, R ERA: 4.3 (4, 1)	0.1		3	1	0	0	0	0	0	0	0	0	0	3	3	0.00	3.000								
Danny Coombs, L ERA: 4.3 (5, 1)	2.0		7	1	0	0	3	0	0	0	0	0	0	13	13	0.00	0.500								
John Buzhardt, R ERA: 3.86 (7, 1)	1.2	L	7	1	2	2	1	1	0	0	0	0	0	8	12	10.80	1.200								
Wade Blasingame, L ERA: 4.61 (8, 1)	0.0																								
Jim Ray, R ERA: 3.12 (8, 1)	0.1		1	0	0	0	0	0	0	0	0	0	0	1	1	0.00	0.000								

Houston Astros @ St. Louis Cardinals
 Busch Stadium, St. Louis, MO
 Thu Jul 11 1968, 7:05 PM CDT
 Att: 35,300 - Unknown

AB 35
 R 7
 H 12
 RBI 6
 BB 3
 SO 6
 LOB 14



Batter	1	2	3	4	5	6	7	8	9	AB R H RBI BB SO LOB	TOP									
Norm Miller, L (1,9) OBP: 0.286, SLG: 0.351	K			K		FC6-4			G3	4 0 0 0 0 2 1	Houston Astros @ St. Louis Cardinals Busch Stadium, St. Louis, MO Fri Jul 12, 1968, 7:05 PM CDT Att: 28,944 - Unknown									
Hector Torres, R (1,6) OBP: 0.272, SLG: 0.279	G1			G3			6-3		4-3	4 0 0 0 0 0 0										
Rusty Staub, L (1,3) OBP: 0.407, SLG: 0.437	3-1			F7			2B		6-3	4 1 1 0 0 0 0										
Jimmy Wynn, R (1,8) OBP: 0.370, SLG: 0.434		K			5-3		K			3 0 0 0 0 2 1										
Denis Menke, R (1,4) OBP: 0.338, SLG: 0.340		5-3			K		2B			3 0 1 1 0 1 0										
Doug Rader, R (1,5) OBP: 0.300, SLG: 0.329		K			4-3		F8			3 0 0 0 0 1 1										
Bob Aspromonte, R (1,7) OBP: 0.324, SLG: 0.290			F8			FC1-5		F9		3 0 1 0 0 0 0										
John Bateman, R (1,2) OBP: 0.277, SLG: 0.324			L6			FC1-5		K		3 0 0 0 0 1 1										
Denny Lemaster, R (1,1) OBP: 0.065, SLG: 0.023			1-3			K		G3		2 0 0 0 0 1 1										
Lee Thomas, L (8, PH) OBP: 0.240, SLG: 0.256										1 0 0 0 0 0 0										
Tom Dukes, R (8, 1)										0 0 0 0 0 0 0										
Inning Stats	R: 0 E: 0 K: 1 S: 5	H: 0 LOB: 0 BB: 0 P: 5	R: 0 E: 0 K: 2 S: 7	H: 0 LOB: 0 BB: 0 P: 7	R: 0 E: 0 K: 0 S: 3	H: 0 LOB: 0 BB: 0 P: 3	R: 0 E: 0 K: 1 S: 5	H: 0 LOB: 0 BB: 0 P: 5	R: 0 E: 0 K: 1 S: 6	H: 1 LOB: 1 BB: 0 P: 6	R: 1 E: 0 K: 1 S: 7	H: 2 LOB: 1 BB: 0 P: 7	R: 0 E: 0 K: 1 S: 5	H: 0 LOB: 0 BB: 0 P: 5	R: 0 E: 0 K: 0 S: 3	H: 0 LOB: 0 BB: 0 P: 3	1B: 1 2B: 2 3B: 0 HR: 0	SF: 0 SAC: 0 DP: 0 HBP: 0	WP: 0 PB: 0 SB: 0 CS: 0	PA: 30
PITCHER Bob Gibson, R (1,1) ERA: 1.06	IP: 9.0 WLS: W BF: 30 H: 3 R: 1 ER: 1 SO: 8 BB: 0 IBB: 0 HBP: 0 BLK: 0 WP: 0 HR: 0 S: 46 P: 46 ERA: 1.00 WHIP: 0.333											PITCHER	IP: WLS: BF: H: R: ER: SO: BB: IBB: HBP: BLK: WP: HR: S: P: ERA: WHIP:							

AB	30
R	1
H	3
RBI	1
BB	0
SO	8
LOB	5



Batter	1	2	3	4	5	6	7	8	9	AB R H RBI BB SO LOB	BOTTOM									
Lou Brock, L (1,7) OBP: 0.319, SLG: 0.433	SF4		K		E		P1	1B		4 3 2 0 1 1 0	Houston Astros @ St. Louis Cardinals Busch Stadium, St. Louis, MO Fri Jul 12, 1968, 7:05 PM CDT Att: 28,944 - Unknown									
Julian Javier, R (1,4) OBP: 0.274, SLG: 0.335	SF4		6-3		K		G4-6-3	1B		4 0 2 2 0 1 1										
Curt Flood, R (1,8) OBP: 0.362, SLG: 0.409			1B		1B		G4-6-3	1B		5 1 4 2 0 0 1										
Orlando Cepeda, R (1,3) OBP: 0.332, SLG: 0.415	F8		1B		FC4-6			1B		5 1 2 0 0 0 4										
Mike Shannon, R (1,5) OBP: 0.333, SLG: 0.432			1B		1-3			SH1-3		2 0 1 1 1 0 1										
Johnny Edwards, L (1,2) OBP: 0.293, SLG: 0.361	4-3		3-1				G3	HR		4 1 1 1 0 0 4										
Bobby Tolan, L (1,9) OBP: 0.293, SLG: 0.374		P4		K		K		HR		4 1 1 2 0 2 0										
Dal Maxvill, R (1,6) OBP: 0.296, SLG: 0.276	F7			P3				SH1-4		4 1 2 0 0 0 0										
Bob Gibson, R (1,1) OBP: 0.214, SLG: 0.176	1-3			6-3		K		SH1-4		3 0 0 0 0 1 1										
Inning Stats	R: 1 E: 0 K: 0 S: 5	H: 2 LOB: 2 BB: 1 P: 9	R: 0 E: 0 K: 0 S: 3	H: 0 LOB: 0 BB: 0 P: 3	R: 1 E: 0 K: 1 S: 8	H: 3 LOB: 2 BB: 0 P: 8	R: 0 E: 0 K: 1 S: 5	H: 0 LOB: 0 BB: 0 P: 5	R: 1 E: 0 K: 1 S: 7	H: 2 LOB: 1 BB: 0 P: 7	R: 0 E: 0 K: 2 S: 8	H: 1 LOB: 1 BB: 0 P: 8	R: 0 E: 0 K: 0 S: 3	H: 1 LOB: 0 BB: 0 P: 3	R: 5 E: 0 K: 0 S: 9	H: 6 LOB: 2 BB: 1 P: 13	1B: 12 2B: 1 3B: 1 HR: 1	SF: 1 SAC: 2 DP: 1 HBP: 0	WP: 0 PB: 0 SB: 1 CS: 0	PA: 40
PITCHER Denny Lemaster, L (1,1) ERA: 2.87	IP: 7.0 WLS: L BF: 30 H: 9 R: 3 ER: 3 SO: 5 BB: 0 IBB: 1 HBP: 0 BLK: 0 WP: 0 HR: 0 S: 39 P: 43 ERA: 3.86 WHIP: 1.286											PITCHER	IP: WLS: BF: H: R: ER: SO: BB: IBB: HBP: BLK: WP: HR: S: P: ERA: WHIP:							
Tom Dukes, R (8, 1) ERA: 6.75	1.0 L 10 6 5 5 0 0 1 0 0 0 1 9 13 45.00 6.000																			

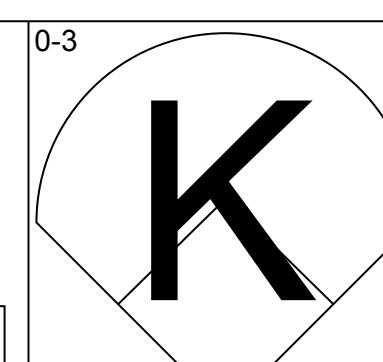
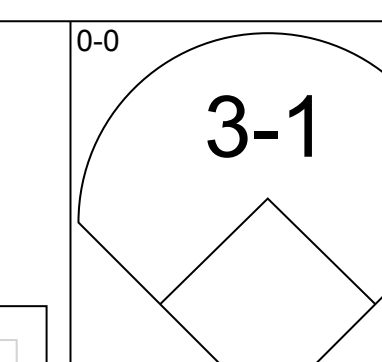
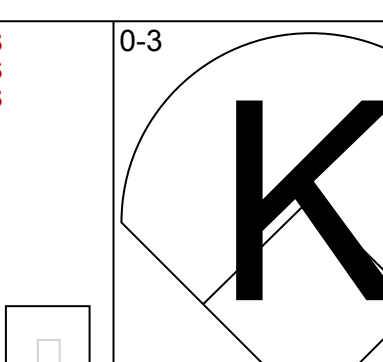
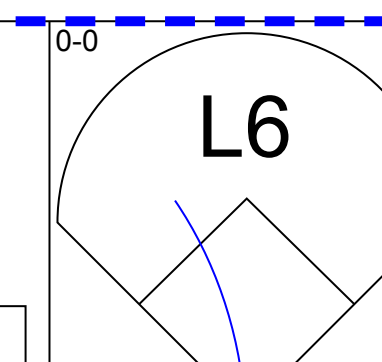
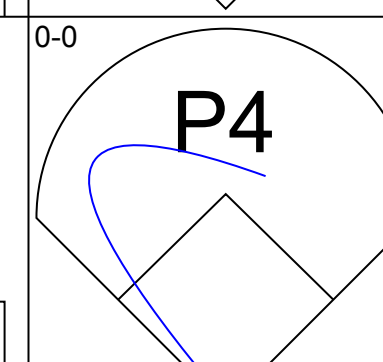
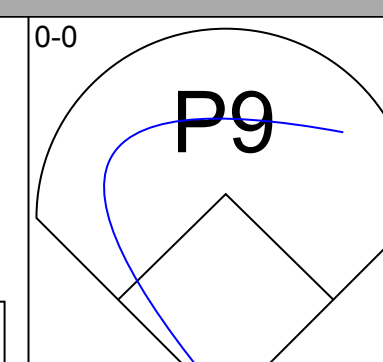
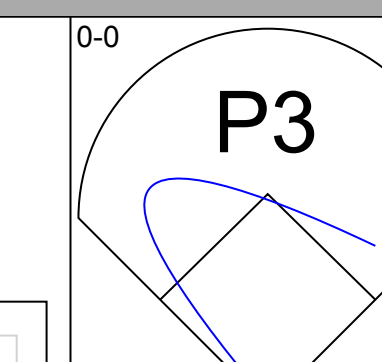
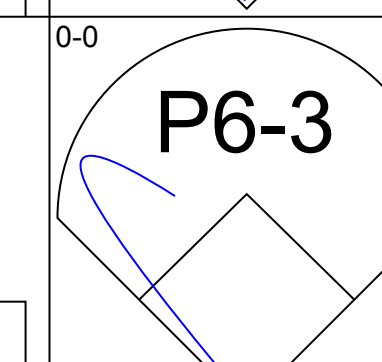
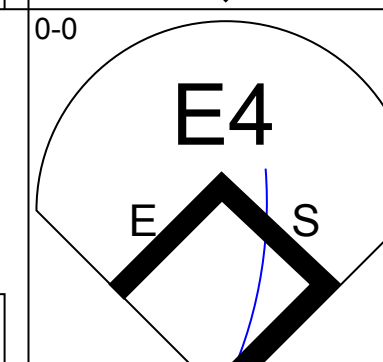
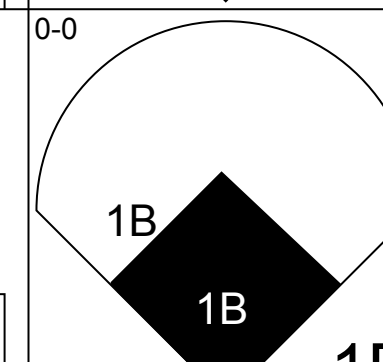
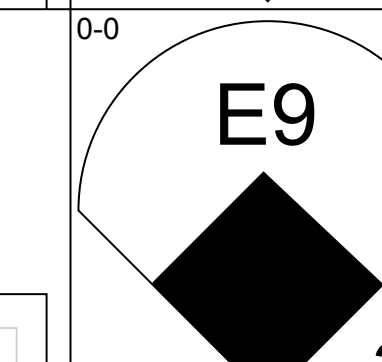
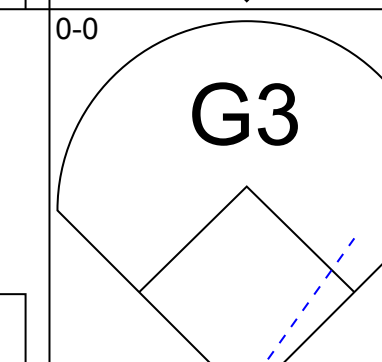
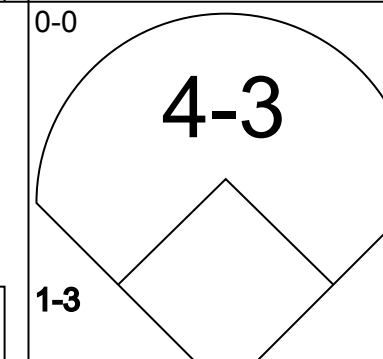
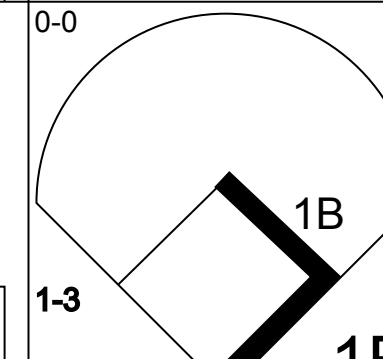
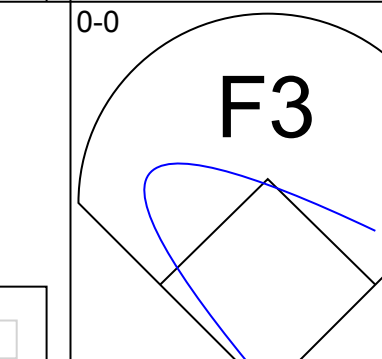
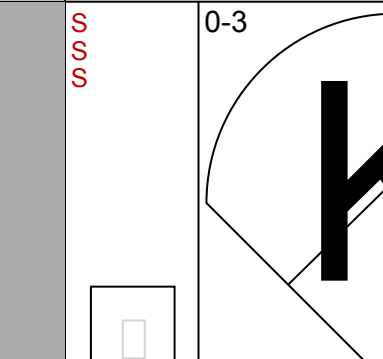
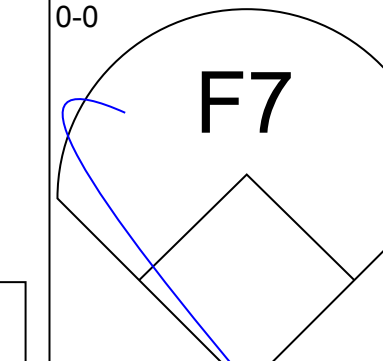
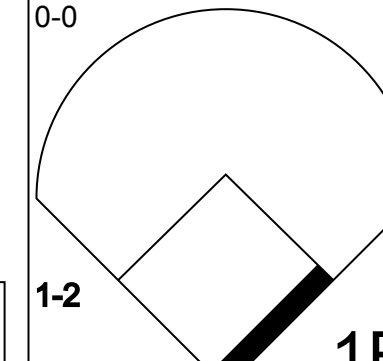
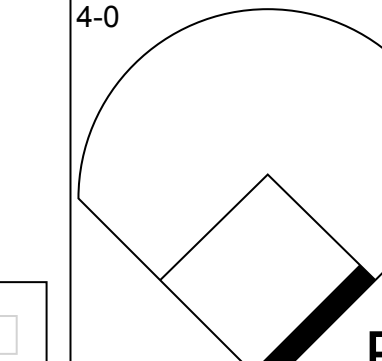
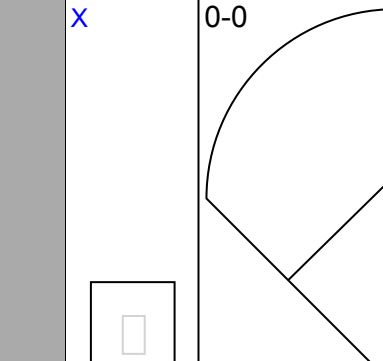
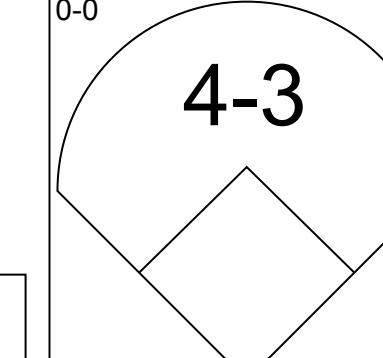
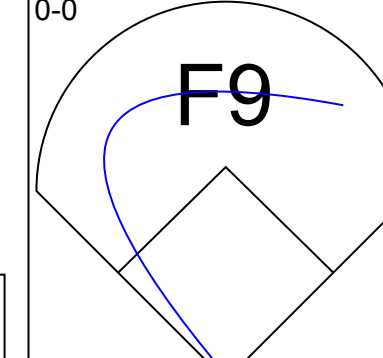
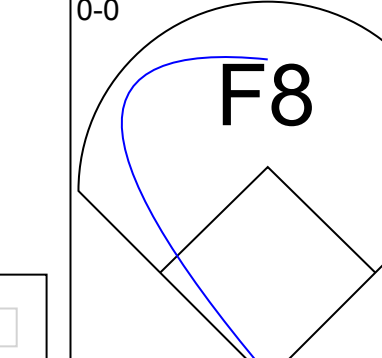
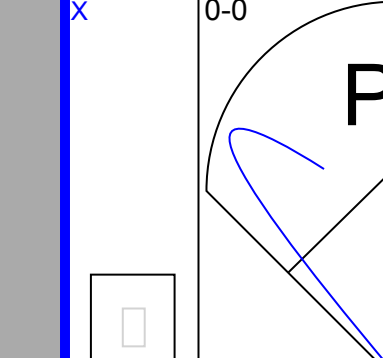
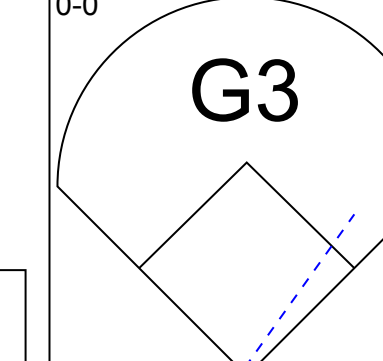
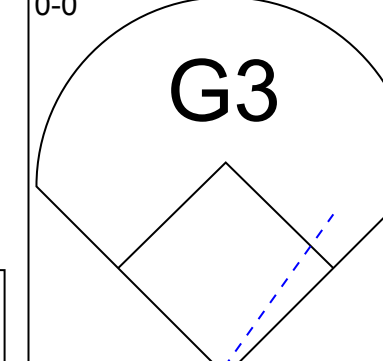
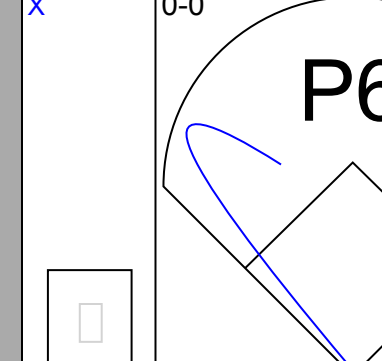
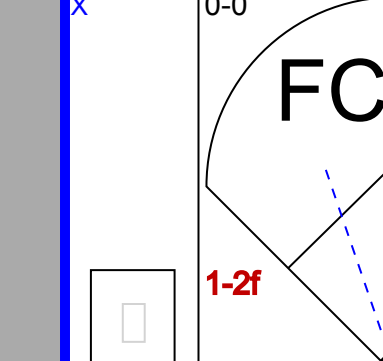
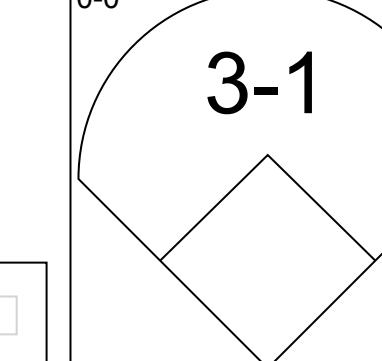
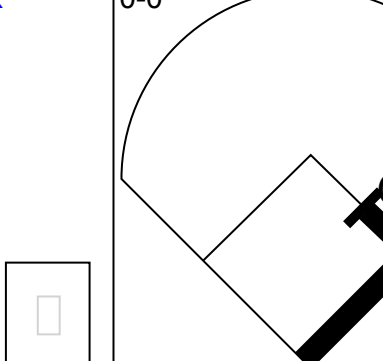
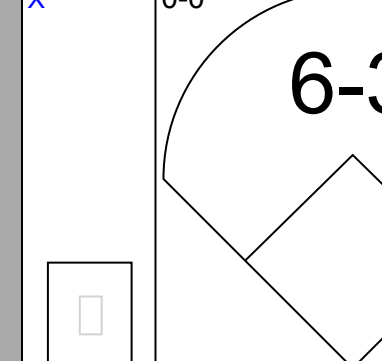


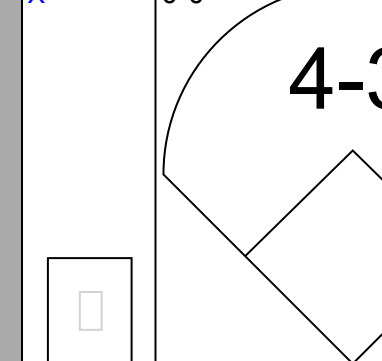


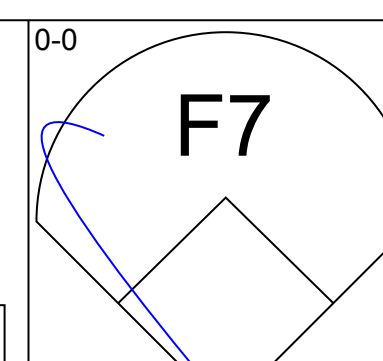
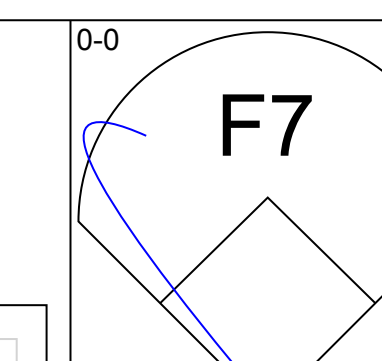
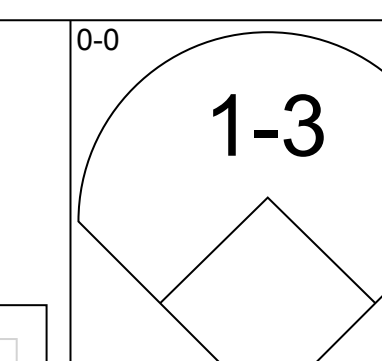
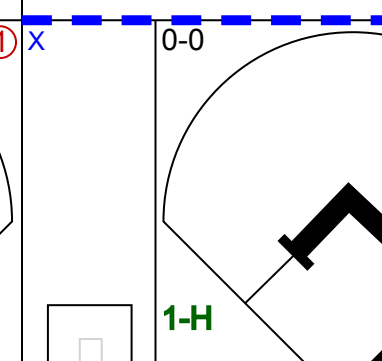
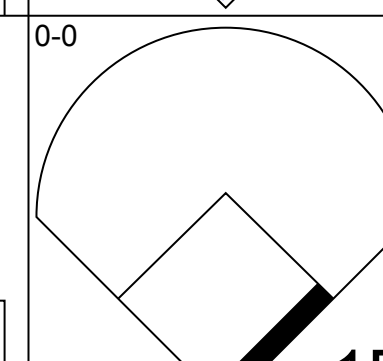
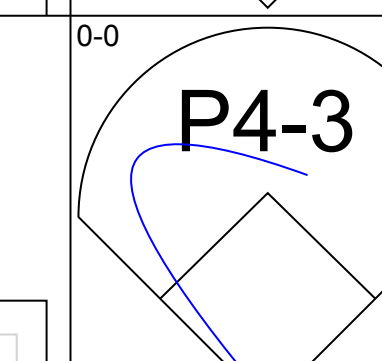
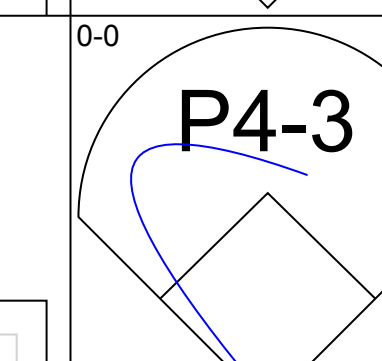
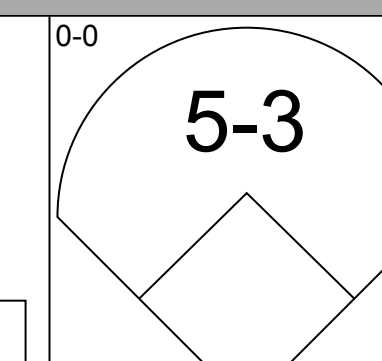
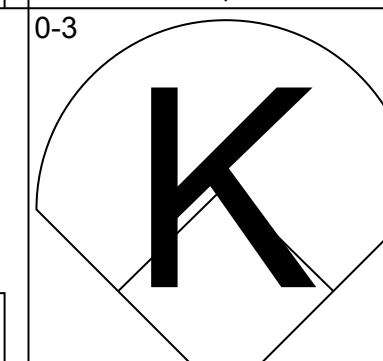
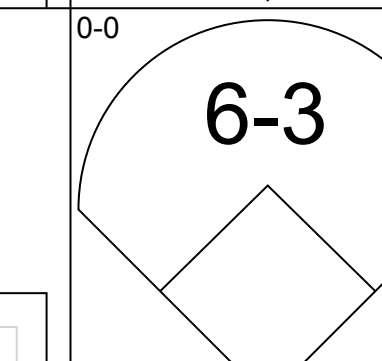
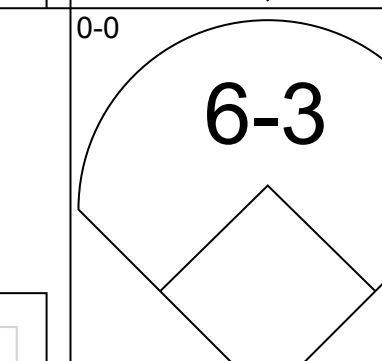
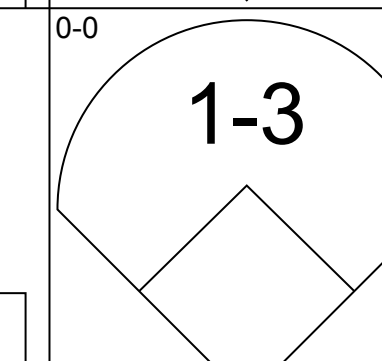
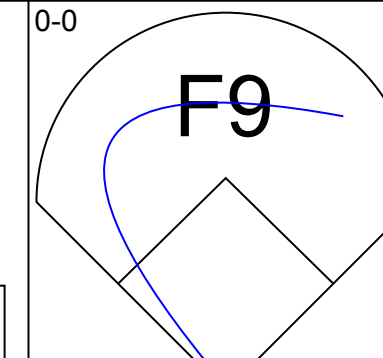
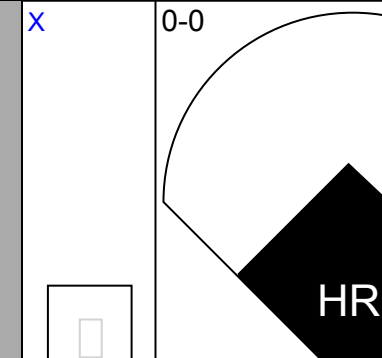
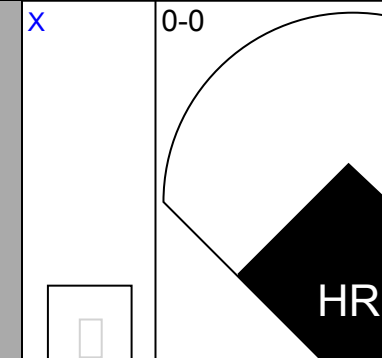
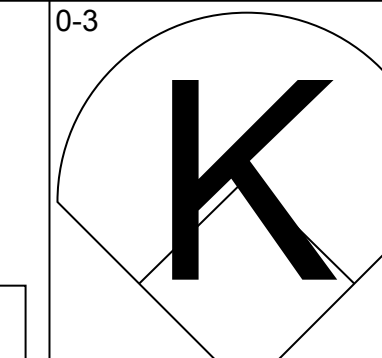
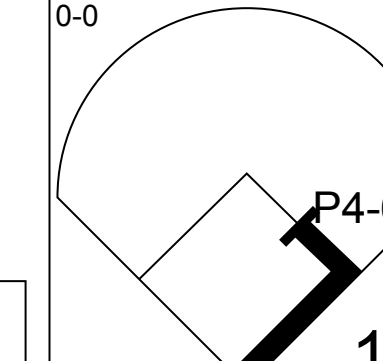
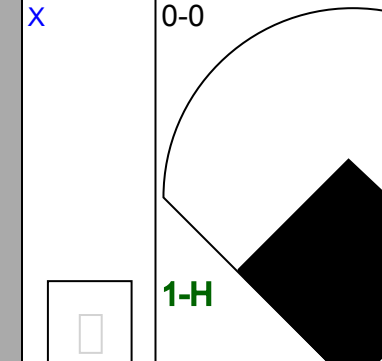
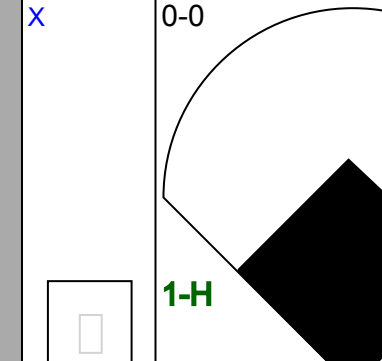

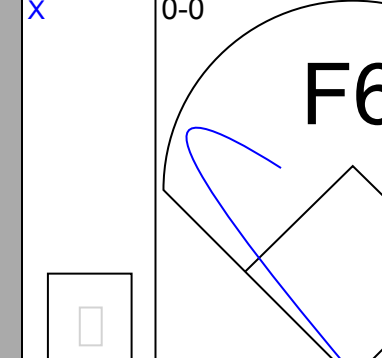
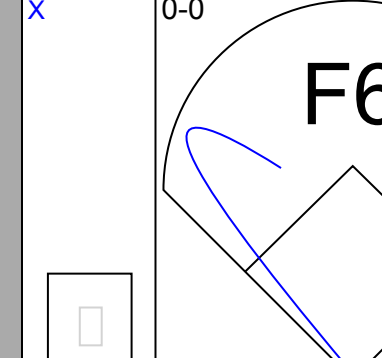
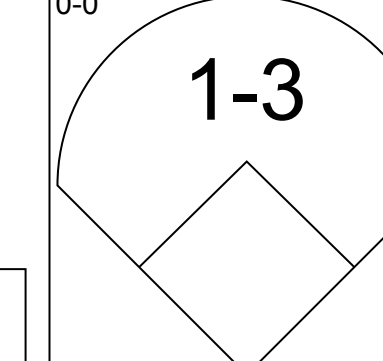
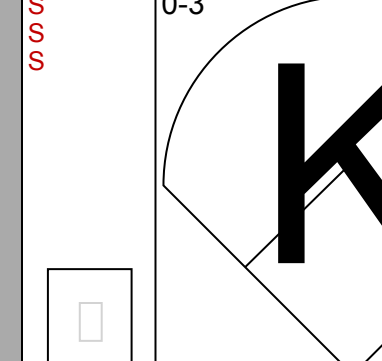
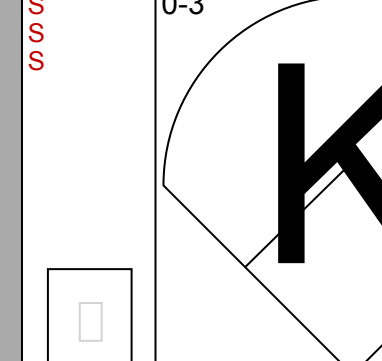
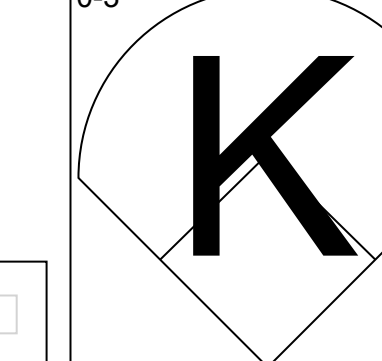
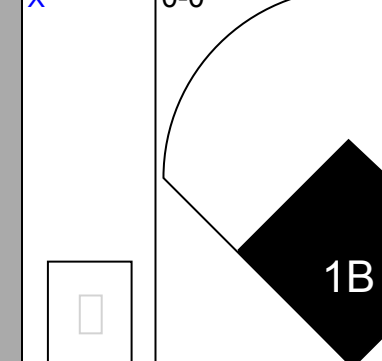
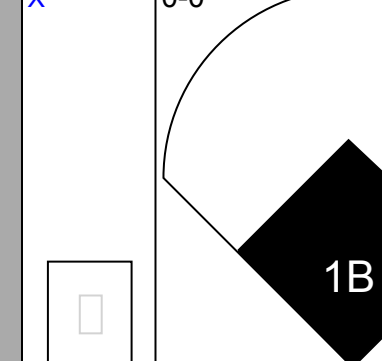
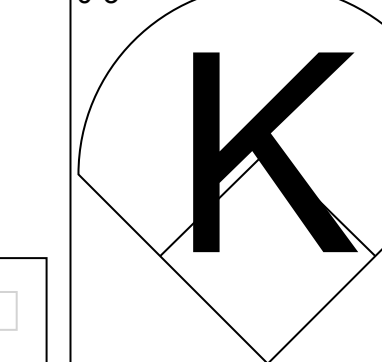
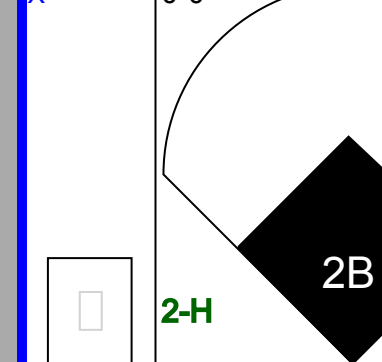
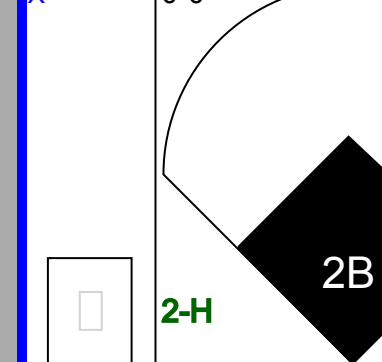
Batter	1	2	3	4	5	6	7	8	9	AB	R	H	RBI	BB	SO	LOB	TOP					
Dick Simpson, R OBP: 0.296, SLG: 0.298 (1, 9)										4	0	0	0	0	2	1	Houston Astros @ St. Louis Cardinals Busch Stadium, St. Louis, MO Sat Jul 13 1968, 7:05 PM CDT Att: 37,139 - Unknown					
Hector Torres, R OBP: 0.272, SLG: 0.278 (1, 6)										4	1	1	0	0	1	1						
Rusty Staub, L OBP: 0.405, SLG: 0.435 (1, 3)										4	1	1	0	0	0	1						
Jimmy Wynn, R OBP: 0.371, SLG: 0.445 (1, 8)										4	1	2	3	0	0	0						
Denis Menke, R OBP: 0.333, SLG: 0.335 (1, 4)										4	0	0	0	0	1	1						
Doug Rader, R OBP: 0.299, SLG: 0.333 (1, 5)										4	0	1	0	0	0	1						
Bob Aspromonte, R OBP: 0.318, SLG: 0.285 (1, 7)										4	0	0	0	0	0	2						
John Bateman, R OBP: 0.276, SLG: 0.319 (9, PR)										3	0	0	0	1	2	1						
Ron Brand, R OBP: 0.297, SLG: 0.158 (9, PR)										0	0	0	0	0	0	0						
Wade Blasingame, L John Buzhardt, R Julio Gotay, R Danny Coombs, R Jim Ray, R Lee Thomas, L Nate Colbert, R										1	0	0	0	1	1	0						
Inning Stats	R: 0 E: 0 K: 1 S: 5	H: 0 LOB: 0 BB: 0 P: 5	R: 0 E: 0 K: 1 S: 6	H: 1 LOB: 1 BB: 0 P: 6	R: 0 E: 0 K: 2 S: 7	H: 0 LOB: 0 BB: 0 P: 7	R: 0 E: 0 K: 1 S: 5	H: 0 LOB: 0 BB: 0 P: 5	R: 0 E: 0 K: 1 S: 6	H: 0 LOB: 1 BB: 1 P: 6	R: 0 E: 0 K: 0 S: 3	H: 1 LOB: 1 BB: 0 P: 7	R: 0 E: 0 K: 0 S: 4	H: 1 LOB: 1 BB: 0 P: 4	R: 4 E: 0 K: 1 S: 9	H: 4 LOB: 0 BB: 0 P: 9	R: 0 E: 0 K: 1 S: 5	H: 0 LOB: 1 BB: 1 P: 9	1B: 3 2B: 1 3B: 0 HR: 2	SF: 0 SAC: 0 DP: 0 HBP: 0	WP: 0 PB: 0 SB: 1 CS: 0	PA: 36
PITCHER	IP WLS BF H R ER SO BB IBB HBP BLK WP HR S P ERA WHIP																					
Steve Carlton, L ERA: 2.78 (1, 1)	8.0 W 32 6 4 4 7 1 0 0 0 0 2 45 49 4.50 0.875																					
Ron Willis, R ERA: 3.19 (9, 1)	0.2 3 0 0 0 0 1 0 0 0 0 0 2 6 0.00 1.500																					
Joe Hoerner, L ERA: 1.69 (9, 1)	0.1 S 1 0 0 0 1 0 0 0 0 0 0 3 3 0.00 0.000																					

Batter	1	2	3	4	5	6	7	8	9	AB	R	H	RBI	BB	SO	LOB	BOTTOM			
Lou Brock, L OBP: 0.320, SLG: 0.432 (1, 7)										5	1	2	0	0	0	1	Houston Astros @ St. Louis Cardinals Busch Stadium, St. Louis, MO Sat Jul 13 1968, 7:05 PM CDT Att: 37,139 - Unknown			
Julian Javier, R OBP: 0.276, SLG: 0.338 (8, PH)										4	1	2	0	0	0	0				
Roger Maris, L OBP: 0.315, SLG: 0.363 (8, PR)										1	0	1	1	0	0	0				
Dick Schofield, S OBP: 0.308, SLG: 0.375 (9, 4)										0	0	0	0	0	0	0				
Curt Flood, R OBP: 0.363, SLG: 0.409 (1, 8)										5	1	2	0	0	2	5				
Orlando Cepeda, R OBP: 0.340, SLG: 0.421 (1, 3)										2	1	2	1	2	0	0				
Mike Shannon, R OBP: 0.332, SLG: 0.434 (1, 5)										3	0	1	3	0	1	3				
Tim McCarver, L OBP: 0.287, SLG: 0.350 (1, 2)										4	0	0	0	0	0	5				
Bobby Tolan, L OBP: 0.298, SLG: 0.373 (1, 9)										3	0	1	0	1	1	0				
Dal Maxvill, R OBP: 0.299, SLG: 0.276 (1, 6)										3	1	1	0	1	0	2				
Steve Carlton, L OBP: 0.200, SLG: 0.311 Phil Gagliano, R Ron Willis, R Joe Hoerner, R										3	0	0	0	0	1	2				
Inning Stats	R: 1 E: 0 K: 0 S: 5	H: 2 LOB: 2 BB: 1 P: 9	R: 0 E: 0 K: 0 S: 3	H: 0 LOB: 1 BB: 1 P: 7	R: 0 E: 0 K: 1 S: 7	H: 2 LOB: 2 BB: 0 P: 7	R: 0 E: 0 K: 0 S: 3	H: 1 LOB: 0 BB: 0 P: 3	R: 1 E: 0 K: 0 S: 5	H: 2 LOB: 1 BB: 0 P: 5	R: 0 E: 0 K: 1 S: 6	H: 1 LOB: 1 BB: 0 P: 6	R: 2 E: 0 K: 1 S: 7	H: 2 LOB: 1 BB: 1 P: 11	R: 1 E: 0 K: 2 S: 9	H: 2 LOB: 2 BB: 1 P: 13	1B: 10 2B: 2 3B: 0 HR: 0	SF: 1 SAC: 0 DP: 1 HBP: 0	WP: 0 PB: 0 SB: 4 CS: 0	PA: 39
PITCHER	IP WLS BF H R ER SO BB IBB HBP BLK WP HR S P ERA WHIP																			
Wade Blasingame, L ERA: 4.54 (7, 1)	6.1 4 1 1 1 1 0 1 0 0 0 0 5 9 13.50 1.500																			
John Buzhardt, R ERA: 3.99 (8, 1)	0.2 L 4 1 1 1 1 1 0 0 0 0 0 5 9 13.50 3.000																			
Danny Coombs, L ERA: 4.7 (8, 1)	0.1 2 1 0 0 1 0 0 0 0 0 0 4 4 0.00 3.000																			

Batter	1	2	3	4	5	6	7	8	9	AB	R	H	RBI	BB	SO	LOB	TOP			
Wes Parker, S (1,8) OBP: 0.314, SLG: 0.336										4	1	1	0	0	0	0	Los Angeles Dodgers @ St. Louis Cardinals Busch Stadium, St. Louis, MO Sun Jul 14 1968, 3:33 AM CDT Att: 34,761 - Unknown livebaseballscorecards.com			
Paul Popovich, S (1,4) OBP: 0.296, SLG: 0.285										4	0	1	0	0	0	0				
Ted Savage, R (1,9) OBP: 0.239, SLG: 0.343				1-3						4	0	0	0	0	0	2				
Ken Boyer, R (1,3) OBP: 0.319, SLG: 0.331				6-3						4	0	0	0	0	0	2				
Bob Bailey, R (1,5) OBP: 0.333, SLG: 0.341										3	0	2	0	1	0	0				
Jim Lefebvre, S (1,7) OBP: 0.277, SLG: 0.331				6-3						3	0	1	1	1	0	1				
Jeff Torborg, R (1,2) OBP: 0.226, SLG: 0.146 (6, PH)										3	0	0	0	0	1	3				
Tom Haller, L (6, PH) OBP: 0.349, SLG: 0.375								K		1	0	0	0	0	0	3				
Zoilo Versalles, R (1,6) OBP: 0.228, SLG: 0.262										3	0	0	0	0	0	2				
Mike Kekich, R (1,1) OBP: 0.143, SLG: 0.100 (6, PH)										1	0	0	0	0	0	0				
Willie Crawford, L (6, PH) OBP: 0.250, SLG: 0.500			4-3							1	0	0	0	0	0	0				
Don Sutton, R (6,1) OBP: 0.267, SLG: 0.259										0	0	0	0	0	0	0				
Luis Alcaraz, R (8, PH) OBP: 0.223, SLG: 0.223										1	0	0	0	0	1	2				
Jack Billingham, R (8,1) OBP: 0.223, SLG: 0.223										0	0	0	0	0	0	0				
Inning Stats	R: 0 E: 0 K: 0 S: 3	H: 0 LOB: 0 BB: 0 P: 3	R: 0 E: 0 K: 0 S: 4	H: 1 LOB: 1 BB: 0 P: 4	R: 0 E: 0 K: 0 S: 3	H: 0 LOB: 0 BB: 0 P: 3	R: 0 E: 0 K: 0 S: 3	H: 0 LOB: 0 BB: 0 P: 3	R: 0 E: 0 K: 0 S: 3	H: 0 LOB: 0 BB: 0 P: 3	R: 0 E: 0 K: 0 S: 3	H: 0 LOB: 0 BB: 0 P: 3	R: 0 E: 0 K: 2 S: 9	H: 2 LOB: 2 BB: 0 P: 9	R: 1 E: 0 K: 0 S: 5	H: 2 LOB: 2 BB: 2 P: 13	1B: 4 2B: 1 3B: 0 HR: 0	SF: 0 SAC: 0 DP: 0 HBP: 0	WP: 0 PB: 0 SB: 0 CS: 0	PA: 34
PITCHER	IP WLS BF H R ER SO BB IBB HBP BLK WP HR S P ERA WHIP																			
Larry Jaster, L (1,1) ERA: 1.79	8.2 W 32 5 1 1 2 1 0 0 0 0 0 0 35 39 1.04 0.692																			
Wayne Granger, R (9,1) ERA: 1.59	0.0 1 0 0 0 0 1 0 0 0 0 0 0 0 4 ∞ ∞																			
Joe Hoerner, L (9,1) ERA: 1.67	0.1 S 1 0 0 0 0 0 0 0 0 0 0 0 1 1 0.00 0.000																			

Batter	1	2	3	4	5	6	7	8	9	AB	R	H	RBI	BB	SO	LOB	BOTTOM			
Lou Brock, L (1,7) OBP: 0.319, SLG: 0.430										4	1	1	0	0	1	0	Los Angeles Dodgers @ St. Louis Cardinals Busch Stadium, St. Louis, MO Sun Jul 14 1968, 3:33 AM CDT Att: 34,761 - Unknown livebaseballscorecards.com			
Julian Javier, R (1,4) OBP: 0.279, SLG: 0.343										4	1	2	1	0	1	0				
Curt Flood, R (1,8) OBP: 0.362, SLG: 0.410										4	1	1	1	0	1	1				
Orlando Cepeda, R (1,3) OBP: 0.340, SLG: 0.420										3	0	1	0	0	0	0				
Mike Shannon, R (1,5) OBP: 0.332, SLG: 0.444										2	1	1	2	0	0	0				
Tim McCarver, L (1,2) OBP: 0.288, SLG: 0.354										3	1	1	0	0	0	1				
Bobby Tolan, L (1,9) OBP: 0.294, SLG: 0.368										2	0	0	0	0	2	1				
Dal Maxvill, R (1,6) OBP: 0.296, SLG: 0.274										2	0	0	1	0	1	0				
Larry Jaster, L (1,1) OBP: 0.103, SLG: 0.071										3	0	0	0	0	1	0				
Wayne Granger, R (9,1) OBP: 0.200, SLG: 0.200										0	0	0	0	0	0	0				
Joe Hoerner, R (9,1) ERA: 2.37										0	0	0	0	0	0	0				
Inning Stats	R: 3 E: 0 K: 1 S: 9	H: 4 LOB: 1 BB: 0 P: 9	R: 0 E: 0 K: 1 S: 5	H: 0 LOB: 0 BB: 0 P: 5	R: 0 E: 0 K: 1 S: 5	H: 0 LOB: 0 BB: 0 P: 5	R: 2 E: 0 K: 1 S: 7	H: 2 LOB: 0 BB: 0 P: 7	R: 0 E: 0 K: 0 S: 3	H: 1 LOB: 0 BB: 0 P: 3	R: 0 E: 0 K: 0 S: 3	H: 0 LOB: 0 BB: 0 P: 3	R: 0 E: 0 K: 2 S: 7	H: 0 LOB: 0 BB: 0 P: 7	R: 0 E: 0 K: 1 S: 5	H: 0 LOB: 0 BB: 0 P: 5	1B: 3 2B: 3 3B: 0 HR: 1	SF: 2 SAC: 1 DP: 1 HBP: 0	WP: 0 PB: 0 SB: 1 CS: 0	PA: 30
PITCHER	IP WLS BF H R ER SO BB IBB HBP BLK WP HR S P ERA WHIP																			
Mike Kekich, L (1,1) ERA: 3.51	5.0 L 21 7 5 5 4 0 0 0 0 1 0 0 29 29 9.00 1.400																			
Don Sutton, R (6,1) ERA: 3.33	2.0 6 0 0 0 2 0 0 0 0 0 0 0 10 10 0.00 0.000																			
Jack Billingham, R (8,1) ERA: 2.37	1.0 3 0 0 0 1 0 0 0 0 0 0 0 5 5 0.00 0.000																			

Batter	1	2	3	4	5	6	7	8	9	AB	R	H	RBI	BB	SO	LOB	TOP			
Willie Crawford, L (1, 7) OBP: 0.182, SLG: 0.364 Ted Savage, R (8, PH) OBP: 0.236, SLG: 0.338 (8, 7)										3	0	0	0	0	2	0	Los Angeles Dodgers @ St. Louis Cardinals Busch Stadium, St. Louis, MO Mon Jul 15 1968, 7:05 PM CDT Att: 24,081 - Unknown livebaseballscorecards.com			
Paul Popovich, S (1, 4) OBP: 0.291, SLG: 0.280										4	0	0	0	0	0	0				
Willie Davis, L (1, 8) OBP: 0.266, SLG: 0.329										4	2	2	0	0	0	0				
Tom Haller, L (1, 2) OBP: 0.348, SLG: 0.374										4	0	1	0	0	1	1				
Jim Lefebvre, S (1, 5) OBP: 0.291, SLG: 0.338										3	0	2	1	1	0	0				
Ron Fairly, L (1, 9) OBP: 0.253, SLG: 0.244 Ken Boyer, R (9, PH) OBP: 0.317, SLG: 0.329										3	0	0	0	0	0	3				
Wes Parker, S (1, 3) OBP: 0.312, SLG: 0.333 Bob Bailey, R (9, PH) OBP: 0.332, SLG: 0.339										3	0	0	0	0	0	2				
Zoilo Versalles, R (1, 6) OBP: 0.230, SLG: 0.263										3	0	1	0	0	0	0				
Claude Osteen, L (1, 1) OBP: 0.184, SLG: 0.245 Jim Brewer, L (7, 1) OBP: 0.250, SLG: 0.250										3	0	0	0	0	0	1				
Inning Stats	R: 0 E: 1 K: 1 S: 6	H: 0 LOB: 1 BB: 0 P: 6	R: 0 E: 0 K: 0 S: 3	H: 0 LOB: 0 BB: 0 P: 3	R: 0 E: 0 K: 0 S: 3	H: 0 LOB: 0 BB: 0 P: 3	R: 1 E: 0 K: 0 S: 6	H: 3 LOB: 2 BB: 0 P: 6	R: 0 E: 0 K: 1 S: 5	H: 1 LOB: 0 BB: 0 P: 5	R: 1 E: 1 K: 0 S: 4	H: 1 LOB: 1 BB: 1 P: 8	R: 0 E: 0 K: 0 S: 3	H: 0 LOB: 0 BB: 0 P: 3	R: 0 E: 0 K: 1 S: 6	H: 1 LOB: 1 BB: 0 P: 6		1B: 5 2B: 0 3B: 1 HR: 0	SF: 0 SAC: 0 DP: 1 HBP: 0	WP: 0 PB: 0 SB: 1 CS: 0
PITCHER	IP WLS BF H R ER SO BB IBB HBP BLK WP HR S P ERA WHIP																			
Ray Washburn, R (1, 1) ERA: 3.41	7.0 W 27 5 2 1 2 1 0 0 0 0 0 0 30 34 1.29 0.857																			
Mel Nelson, L (8, 1) ERA: 2.93	2.0 S 7 1 0 0 1 0 0 0 0 0 0 0 9 9 0.00 0.500																			

Batter	1	2	3	4	5	6	7	8	9	AB	R	H	RBI	BB	SO	LOB	BOTTOM			
Lou Brock, L (1, 7) OBP: 0.318, SLG: 0.431										4	0	1	1	0	0	0	Los Angeles Dodgers @ St. Louis Cardinals Busch Stadium, St. Louis, MO Mon Jul 15 1968, 7:05 PM CDT Att: 24,081 - Unknown livebaseballscorecards.com			
Julian Javier, R (1, 4) OBP: 0.279, SLG: 0.341										4	0	1	0	0	0	0				
Curt Flood, R (1, 8) OBP: 0.358, SLG: 0.405										4	0	0	0	0	1	1				
Orlando Cepeda, R (1, 3) OBP: 0.341, SLG: 0.421										4	1	2	0	0	1	1				
Mike Shannon, R (1, 5) OBP: 0.335, SLG: 0.456										3	1	2	2	0	0	1				
Johnny Edwards, L (1, 2) OBP: 0.286, SLG: 0.351										3	0	0	0	0	0	1				
Bobby Tolan, L (1, 9) OBP: 0.295, SLG: 0.374										3	0	1	0	0	1	0				
Daf Maxvill, R (1, 6) OBP: 0.296, SLG: 0.279										3	1	1	0	0	1	1				
Ray Washburn, R (1, 1) Phi Gagliano, R (7, PH) Mel Nelson, R (8, 1) OBP: 0.400, SLG: 0.250										2	0	0	0	0	1	1				
Inning Stats	R: 0 E: 0 K: 1 S: 6	H: 1 LOB: 1 BB: 0 P: 6	R: 0 E: 0 K: 0 S: 3	H: 1 LOB: 0 BB: 0 P: 3	R: 0 E: 0 K: 2 S: 7	H: 0 LOB: 0 BB: 0 P: 7	R: 0 E: 0 K: 0 S: 4	H: 1 LOB: 1 BB: 0 P: 4	R: 0 E: 0 K: 0 S: 4	H: 1 LOB: 1 BB: 0 P: 4	R: 0 E: 0 K: 0 S: 3	H: 0 LOB: 0 BB: 0 P: 3	R: 4 E: 0 K: 1 S: 9	H: 5 LOB: 1 BB: 0 P: 9	R: 0 E: 0 K: 1 S: 5	H: 0 LOB: 0 BB: 0 P: 5		1B: 5 2B: 3 3B: 0 HR: 1	SF: 0 SAC: 0 DP: 1 HBP: 0	WP: 0 PB: 0 SB: 0 CS: 0
PITCHER	IP WLS BF H R ER SO BB IBB HBP BLK WP HR S P ERA WHIP																			
Claude Osteen, L (1, 1) ERA: 3.07	6.2 L 27 8 4 4 4 4 0 0 0 0 0 0 35 35 5.40 1.200																			
Jim Brewer, L (7, 1) ERA: 2.04	1.1 4 1 0 0 1 0 0 0 0 0 0 0 6 6 0.00 0.750																			



Batter	1	2	3	4	5	6	7	8	9	AB	R	H	RBI	BB	SO	LOB	TOP			
Ron Hunt, R OBP: 0.356, SLG: 0.290 (1, 4)	4-0 G4-6-3 BB		1-0 G3 HBP			0-0 F9		0-3 K		2	0	0	0	1	1	1				
Jesus Alou, R OBP: 0.277, SLG: 0.330 (1, 9)	0-0 G4-6-3 1-2		0-0 G3 1-2 2-3			0-0 6-3			0-0 3-1	4	0	0	0	0	0	3				
Willie Mays, R OBP: 0.343, SLG: 0.464 (1, 8)	0-0 6-3		0-3 K			0-0 P3			4-0 BB	3	0	0	0	1	1	2				
Willie McCovey, L OBP: 0.380, SLG: 0.582 (1, 3)		0-0 HR		0-0 4-1			0-0 P3		0-0 F8	4	1	1	1	0	0	1				
Jim Ray Hart, R OBP: 0.355, SLG: 0.517 (1, 5)		0-0 6-3		0-0 F7			0-0 2-3		0-0 F9	4	0	0	0	0	0	1				
Dave Marshall, L OBP: 0.372, SLG: 0.374 (1, 7)		0-0 L6		0-0 F7			0-0 4-3			3	0	0	0	0	0	0				
Bob Barton, R OBP: 0.293, SLG: 0.245 (1, 2)		0-3 K			0-0 4-3			0-0 F8		3	0	0	0	0	1	0				
Hal Lanier, R OBP: 0.222, SLG: 0.241 (1, 6)			0-0 G3 SH1-3 1B		0-0 F9			0-0 F2		3	0	1	0	0	0	0				
Ray Sadecki, L OBP: 0.148, SLG: 0.137 (1, 1)				0-0 SH1-3		0-0 6-3		0-0 1B		1	0	0	0	0	0	0				
Bobby Bolin, R OBP: 0.125, SLG: 0.067 (5, 1)										0	0	0	0	0	0	0				
Ty Cline, L OBP: 0.256, SLG: 0.255 (8, PH)										1	0	1	0	0	0	0				
Ron Herbel, R (8, 1)										0	0	0	0	0	0	0				
Inning Stats	R: 0 E: 0 K: 0 S: 2	H: 0 LOB: 0 BB: 1 P: 6	R: 1 E: 0 K: 1 S: 6	H: 1 LOB: 0 BB: 0 P: 6	R: 0 E: 0 K: 1 S: 6	H: 1 LOB: 2 BB: 0 P: 7	R: 0 E: 0 K: 0 S: 3	H: 0 LOB: 0 BB: 0 P: 3	R: 0 E: 0 K: 0 S: 3	H: 0 LOB: 0 BB: 0 P: 3	R: 0 E: 0 K: 0 S: 3	H: 0 LOB: 0 BB: 0 P: 3	R: 0 E: 0 K: 1 S: 6	H: 1 LOB: 1 BB: 1 P: 6	R: 0 E: 0 K: 0 S: 3	H: 0 LOB: 1 BB: 1 P: 7	1B: 2 2B: 0 3B: 0 HR: 1	SF: 0 SAC: 1 DP: 1 HBP: 1	WP: 0 PB: 0 SB: 0 CS: 0	PA: 32
PITCHER Nelson Briles, R ERA: 2.79 (1, 1)	IP: 9.0 WLS: W BF: 32 H: 3 R: 1 ER: 1 SO: 3 BB: 2 IBB: 0 HBP: 1 BLK: 0 WP: 0 HR: 1 S: 35 P: 44 ERA: 1.00 WHIP: 0.556																			

San Francisco Giants @ St. Louis Cardinals
Busch Stadium, St. Louis, MO
Tue Jul 16 1968, 7:05 PM CDT
Att: 27,249 - Unknown

AB 28
R 1
H 3
RBI 1
BB 2
SO 3
LOB 8




Batter	1	2	3	4	5	6	7	8	9	AB	R	H	RBI	BB	SO	LOB	BOTTOM	
Lou Brock, L OBP: 0.324, SLG: 0.435 (1, 7)	1-0 FC6-4 1B HBP	0-0 S 1B		0-0 FC5 1B		0-0 S 1B		0-0 1-3		4	2	3	2	0	0	0		
Julian Javier, R OBP: 0.283, SLG: 0.341 (1, 4)	4-0 FC6-4 BB	0-0 P3		0-0 1B		4-0 BB		0-0 F9		3	0	1	0	2	0	1		
Curt Flood, R OBP: 0.356, SLG: 0.403 (1, 8)	0-0 FC6-4 BB 1B	0-0 S 1B		0-0 F8		0-3 K		0-0 6-3		5	0	1	1	0	1	6		
Orlando Cepeda, R OBP: 0.338, SLG: 0.416 (1, 3)	0-0 F8	0-0 F7		0-0 FC5 2-3f		0-0 P6		0-0 F8		4	0	0	0	0	0	7		
Mike Shannon, R OBP: 0.337, SLG: 0.455 (1, 5)	0-0 BB 1B	0-3 K			4-0 1B 4-3 BB	0-0 F8				3	1	1	1	1	1	3		
Tim McCarver, L OBP: 0.294, SLG: 0.355 (1, 2)	4-0 BB		0-0 F9		0-0 S 4-3 6-3 1B		4-0 BB			2	1	1	0	2	0	0		
Bobby Tolan, L OBP: 0.288, SLG: 0.364 (1, 9)	0-0 P6		0-0 P6		0-0 4-3		0-3 K			4	0	0	1	0	1	5		
Dal Maxvill, R OBP: 0.295, SLG: 0.278 (1, 6)		0-0 SH 1B 1B		0-0 P3		0-0 6-3		0-0 L5		4	1	1	1	0	0	1		
Nelson Briles, R OBP: 0.160, SLG: 0.109 (1, 1)		0-0 SH 1B		0-0 5-3		0-0 F8		0-0 6-3		3	1	0	0	0	0	1		
Inning Stats	R: 1 E: 0 K: 0 S: 4	H: 1 LOB: 3 BB: 2 P: 13	R: 3 E: 1 K: 1 S: 9	H: 3 LOB: 1 BB: 0 P: 9	R: 0 E: 0 K: 0 S: 3	H: 0 LOB: 0 BB: 0 P: 3	R: 0 E: 0 K: 0 S: 5	H: 2 LOB: 2 BB: 0 P: 5	R: 2 E: 0 K: 1 S: 4	H: 1 LOB: 1 BB: 1 P: 10	R: 0 E: 0 K: 1 S: 5	H: 0 LOB: 1 BB: 1 P: 9	R: 0 E: 0 K: 0 S: 3	H: 0 LOB: 0 BB: 0 P: 3	1B: 8 2B: 0 3B: 0 HR: 0	SF: 0 SAC: 1 DP: 0 HBP: 1	WP: 0 PB: 0 SB: 5 CS: 0	PA: 39
PITCHER Ray Sadecki, L ERA: 3.01 (1, 1)	IP: 4.1 WLS: L BF: 25 H: 7 R: 6 ER: 5 SO: 1 BB: 3 IBB: 0 HBP: 1 BLK: 0 WP: 0 HR: 0 S: 23 P: 36 ERA: 10.38 WHIP: 2.308																	
Bobby Bolin, R ERA: 2.1 (5, 1)	2.2 11 1 0 0 2 2 0 0 0 0 0 0 13 21 0.00 1.125																	
Ron Herbel, R ERA: 2.19 (8, 1)	1.0 3 0 0 0 0 0 0 0 0 0 0 3 3 0.00 0.000																	

San Francisco Giants @ St. Louis Cardinals
Busch Stadium, St. Louis, MO
Tue Jul 16 1968, 7:05 PM CDT
Att: 27,249 - Unknown

AB 32
R 6
H 8
RBI 6
BB 5
SO 3
LOB 24



Batter	1	2	3	4	5	6	7	8	9	AB	R	H	RBI	BB	SO	LOB	TOP								
Ron Hunt, R OBP: 0.391, SLG: 0.285 (1, 4)	5-3	F2			F8		F7		6-3	5	0	0	0	0	0	3	San Francisco Giants @ St. Louis Cardinals Busch Stadium, St. Louis, MO Thu Jul 18 1968, 7:05 PM CDT Att: 29,359 - Unknown								
Jim Davenport, R OBP: 0.275, SLG: 0.240 (1, 5)									6-3	5	0	4	0	0	0	0									
Willie McCovey, L OBP: 0.378, SLG: 0.576 (1, 3)	F6		F9				F8			3	0	0	0	1	0	4									
Willie Mays, R OBP: 0.345, SLG: 0.463 (1, 8)										3	2	1	0	1	0	3									
Jim Ray Hart, R OBP: 0.353, SLG: 0.513 (1, 7)										4	1	1	0	0	1	2									
Dick Dietz, R OBP: 0.364, SLG: 0.450 (1, 2)										4	0	0	0	0	3	3									
Jesus Alou, R OBP: 0.281, SLG: 0.333 (1, 9)										4	0	2	1	0	0	2									
Hal Lanier, R OBP: 0.226, SLG: 0.245 (1, 6)										4	0	2	1	0	0	2									
Juan Marichal, R OBP: 0.188, SLG: 0.182 (1, 1)										4	0	1	1	0	2	1									
Inning Stats	R: 0 E: 0 K: 0 S: 3	H: 1 LOB: 0 BB: 0 P: 3	R: 2 E: 0 K: 1 S: 9	H: 4 LOB: 2 BB: 0 P: 9	R: 0 E: 0 K: 1 S: 6	H: 1 LOB: 1 BB: 0 P: 6	R: 0 E: 0 K: 1 S: 5	H: 1 LOB: 0 BB: 0 P: 5	R: 0 E: 0 K: 1 S: 6	H: 0 LOB: 2 BB: 1 P: 10	R: 0 E: 0 K: 0 S: 3	H: 0 LOB: 0 BB: 0 P: 3	R: 0 E: 0 K: 1 S: 7	H: 2 LOB: 2 BB: 0 P: 7	R: 1 E: 0 K: 1 S: 6	H: 1 LOB: 1 BB: 1 P: 10	R: 0 E: 0 K: 0 S: 3	H: 0 LOB: 0 BB: 0 P: 3	1B: 11 2B: 0 3B: 0 HR: 0	SF: 0 SAC: 0 DP: 1 HBP: 0	WP: 0 PB: 0 SB: 1 CS: 0	PA: 38			
PITCHER	IP	WLS	BF	H	R	ER	SO	BB	IBB	HBP	BLK	WP	HR	S	P	ERA	WHIP								
Steve Carlton, L ERA: 2.83 (1, 1)	7.0	L	31	10	3	3	5	2	0	0	0	0	0	39	47	3.86	1.714								
Dick Hughes, R ERA: 5.83 (8, 1)	1.0		4	1	0	0	1	0	0	0	0	0	0	6	6	0.00	1.000								
Ron Willis, R ERA: 3.1 (9, 1)	1.0		3	0	0	0	0	0	0	0	0	0	0	3	3	0.00	0.000								

Batter	1	2	3	4	5	6	7	8	9	AB	R	H	RBI	BB	SO	LOB	BOTTOM								
Lou Brock, L OBP: 0.326, SLG: 0.435 (1, 7)	F7									4	0	2	0	0	0	0	San Francisco Giants @ St. Louis Cardinals Busch Stadium, St. Louis, MO Thu Jul 18 1968, 7:05 PM CDT Att: 29,359 - Unknown								
Curt Flood, R OBP: 0.353, SLG: 0.398 (1, 8)										4	0	0	0	0	0	3									
Tim McCarver, L OBP: 0.290, SLG: 0.350 (1, 2)										4	0	0	0	0	1	2									
Orlando Cepeda, R OBP: 0.335, SLG: 0.413 (1, 3)										3	0	0	0	0	1	0									
Bobby Tolan, L OBP: 0.282, SLG: 0.357 (1, 9)										3	0	0	0	0	2	0									
Mike Shannon, R OBP: 0.337, SLG: 0.454 (1, 5)										3	0	1	0	0	1	0									
Julian Javier, R OBP: 0.281, SLG: 0.338 (1, 4)										3	0	0	0	0	0	1									
Dal Maxvill, R OBP: 0.297, SLG: 0.280 (1, 6)										2	0	1	0	0	0	0									
Dave Ricketts, S OBP: 0.125, SLG: 0.125 (8, PH)										1	0	0	0	0	0	0									
Dick Schofield, S OBP: 0.308, SLG: 0.375 (9, 6)										0	0	0	0	0	0	0									
Steve Carlton, L OBP: 0.191, SLG: 0.298 (1, 1)										2	0	0	0	0	0	1									
Dick Hughes, R (8, 1)										0	0	0	0	0	0	0									
Roger Maris, L OBP: 0.313, SLG: 0.360 (8, PH)										1	0	0	0	0	0	0									
Ron Willis, R (9, 1)										0	0	0	0	0	0	0									
Inning Stats	R: 0 E: 0 K: 1 S: 5	H: 0 LOB: 0 BB: 0 P: 5	R: 0 E: 0 K: 1 S: 6	H: 1 LOB: 1 BB: 0 P: 6	R: 0 E: 0 K: 1 S: 5	H: 2 LOB: 2 BB: 0 P: 5	R: 0 E: 0 K: 1 S: 5	H: 0 LOB: 0 BB: 0 P: 5	R: 0 E: 0 K: 2 S: 7	H: 0 LOB: 0 BB: 0 P: 7	R: 0 E: 0 K: 0 S: 3	H: 0 LOB: 0 BB: 0 P: 3	R: 0 E: 0 K: 0 S: 3	H: 0 LOB: 0 BB: 0 P: 3	R: 0 E: 0 K: 0 S: 3	H: 1 LOB: 0 BB: 0 P: 3	R: 0 E: 0 K: 0 S: 3	H: 0 LOB: 0 BB: 0 P: 3	1B: 4 2B: 0 3B: 0 HR: 0	SF: 0 SAC: 0 DP: 1 HBP: 0	WP: 0 PB: 0 SB: 0 CS: 0	PA: 30			
PITCHER	IP	WLS	BF	H	R	ER	SO	BB	IBB	HBP	BLK	WP	HR	S	P	ERA	WHIP								
Juan Marichal, R ERA: 2.31 (1, 1)	9.0	W	30	4	0	0	5	0	0	0	0	0	0	40	40	0.00	0.444								



Batter	1	2	3	4	5	6	7	8	9	AB	R	H	RBI	BB	SO	LOB	TOP		
Bud Harrelson, S OBP: 0.255, SLG: 0.237 (1, 6)										5	1	1	0	0	0	3			
Cleon Jones, R OBP: 0.311, SLG: 0.463 (1, 8) (8, 7)										5	1	1	2	0	0	2			
Ron Swoboda, R OBP: 0.334, SLG: 0.389 Tommie Agee, R OBP: 0.212, SLG: 0.236 (1, 9) (8, PR) (8, 8)										2	0	1	0	2	0	0			
Ed Charles, R OBP: 0.349, SLG: 0.459 (1, 5)										3	0	0	0	0	0	2			
Jerry Grote, R OBP: 0.386, SLG: 0.378 (1, 2)										4	0	2	1	0	0	0			
Phil Linz, R OBP: 0.271, SLG: 0.252 (1, 4)										4	1	1	0	0	1	3			
Jerry Buchek, R OBP: 0.256, SLG: 0.247 Larry Stahl, L (8, PH) (8, 9)										3	0	2	0	0	1	1			
Ed Kranepool, L OBP: 0.283, SLG: 0.313 (1, 3)										4	0	2	0	0	0	3			
Al Jackson, L OBP: 0.273, SLG: 0.333 Bill Short, L (8, 1) Ron Taylor, R (8, 1)										2	0	0	1	0	0	2			
Inning Stats	R: 2 E: 0 K: 0 S: 6	H: 4 LOB: 1 BB: 0 P: 6	R: 0 E: 0 K: 0 S: 5	H: 2 LOB: 2 BB: 0 P: 5	R: 0 E: 0 K: 0 S: 3	H: 0 LOB: 0 BB: 0 P: 3	R: 1 E: 0 K: 1 S: 7	H: 2 LOB: 1 BB: 0 P: 7	R: 0 E: 0 K: 0 S: 2	H: 1 LOB: 1 BB: 0 P: 6	R: 0 E: 0 K: 0 S: 3	H: 0 LOB: 0 BB: 0 P: 3	R: 1 E: 1 K: 0 S: 4	H: 1 LOB: 2 BB: 0 P: 12	R: 0 E: 0 K: 1 S: 5	H: 0 LOB: 0 BB: 0 P: 5	1B: 8 2B: 1 3B: 0 HR: 1	SF: 1 SAC: 1 DP: 2 HBP: 0	WP: 0 PA: 38 PB: 0 SB: 0 CS: 0
PITCHER	IP WLS BF H R ER SO BB IBB HBP BLK WP HR S P ERA WHIP																		
Larry Jaster, L ERA: 1.95 Wayne Granger, R ERA: 2.19 Mel Nelson, L ERA: 2.76	(1, 1) (7, 1) (9, 1)	6.0 2.0 1.0	L 9 3	26 1 0	9 1 0	3 1 0	3 1 0	2 0 1	2 0 0	0 0 0	0 0 0	0 0 0	0 0 0	1 7 5	33 15 5	4.50 4.50 0.00	1.667 1.500 0.000		

New York Mets @ St. Louis Cardinals
 Busch Stadium, St. Louis, MO
 Fri Jul 19, 1968, 7:05 PM CDT
 Att: 40,510 - Unknown

AB	33
R	4
H	10
RBI	4
BB	3
SO	3
LOB	16



Batter	1	2	3	4	5	6	7	8	9	AB	R	H	RBI	BB	SO	LOB	BOTTOM				
Lou Brock, L OBP: 0.325, SLG: 0.440 (1, 7)										3	0	1	2	0	1	1					
Julian Javier, R OBP: 0.281, SLG: 0.336 Roger Maris, L OBP: 0.311, SLG: 0.358 Mel Nelson, R OBP: 0.400, SLG: 0.250 (1, 4) (8, PH) (9, 1)										2	0	0	0	1	0	1					
Curt Flood, R OBP: 0.349, SLG: 0.394 (1, 8)										4	0	0	0	0	0	2					
Orlando Cepeda, R OBP: 0.334, SLG: 0.411 (1, 3)										4	0	1	0	0	1	1					
Mike Shannon, R OBP: 0.336, SLG: 0.451 (1, 5)										4	0	1	0	0	1	1					
Tim McCarver, L OBP: 0.286, SLG: 0.344 (1, 2)										4	0	0	0	0	0	2					
Ron Davis, R OBP: 0.273, SLG: 0.290 (1, 9)										3	1	2	0	0	0	1					
Dal Maxvill, R OBP: 0.301, SLG: 0.282 (1, 6)										2	1	1	0	1	1	1					
Larry Jaster, L OBP: 0.100, SLG: 0.069 Ed Spiezio, R OBP: 0.227, SLG: 0.154 Wayne Granger, R OBP: 0.200, SLG: 0.200 Phil Gagliano, R OBP: 0.273, SLG: 0.241 (1, 1) (6, PH) (7, 1) (8, PH) (9, 4)										1	0	0	0	0	1	1					
Inning Stats	R: 0 E: 0 K: 1 S: 5	H: 0 LOB: 0 BB: 0 P: 5	R: 0 E: 0 K: 0 S: 3	H: 0 LOB: 0 BB: 0 P: 3	R: 0 E: 0 K: 2 S: 8	H: 1 LOB: 1 BB: 0 P: 8	R: 0 E: 0 K: 0 S: 2	H: 0 LOB: 0 BB: 1 P: 6	R: 0 E: 0 K: 0 S: 3	H: 1 LOB: 0 BB: 0 P: 3	R: 1 E: 0 K: 1 S: 6	H: 1 LOB: 1 BB: 1 P: 10	R: 0 E: 0 K: 1 S: 5	H: 0 LOB: 0 BB: 0 P: 5	R: 1 E: 0 K: 0 S: 5	H: 2 LOB: 1 BB: 0 P: 5	R: 0 E: 0 K: 1 S: 6	H: 1 LOB: 1 BB: 0 P: 6	1B: 4 2B: 1 3B: 1 HR: 0	SF: 1 SAC: 0 DP: 2 HBP: 0	WP: 0 PA: 33 PB: 0 SB: 0 CS: 0
PITCHER	IP WLS BF H R ER SO BB IBB HBP BLK WP HR S P ERA WHIP																				
Al Jackson, L ERA: 3.17 Bill Short, L ERA: 5.29 Ron Taylor, R ERA: 3.41	(1, 1) (8, 1) (8, 1)	7.0 0.2 1.1	W 2 S	26 0 5	5 0 1	2 0 0	2 0 0	2 0 0	5 0 1	2 0 0	0 0 0	0 0 0	0 0 0	0 2 7	34 2 7	2.57 0.00 0.00	1.000 0.000 0.750				

New York Mets @ St. Louis Cardinals
 Busch Stadium, St. Louis, MO
 Fri Jul 19, 1968, 7:05 PM CDT
 Att: 40,510 - Unknown

AB	30
R	2
H	6
RBI	2
BB	2
SO	6
LOB	15



Batter	1	2	3	4	5	6	7	8	9	AB	R	H	RBI	BB	SO	LOB	TOP		
Phil Linz, R OBP: 0.264, SLG: 0.245 (1, 4)										4	0	0	0	0	1	2			
Larry Stahl, L OBP: 0.400, SLG: 0.250 (1, 9)										4	0	1	0	0	0	0			
Cleon Jones, R OBP: 0.316, SLG: 0.466 (1, 8) (8, 7)										4	0	3	0	0	0	0			
Art Shamsky, L OBP: 0.285, SLG: 0.385 (1, 7) Tommie Agee, R OBP: 0.212, SLG: 0.236 (8, 8)										4	0	1	0	0	1	3			
J.C. Martin, L OBP: 0.315, SLG: 0.294 (1, 2)										4	0	0	0	0	1	5			
Ed Kranevool, L OBP: 0.277, SLG: 0.306 (1, 3)										4	0	0	0	0	0	0			
Jerry Buchek, R OBP: 0.255, SLG: 0.247 (1, 5)										4	0	1	0	0	1	0			
Bud Harrelson, S OBP: 0.256, SLG: 0.239 (1, 6) Kevin Collins, L OBP: 0.254, SLG: 0.316 (9, PH)										3	0	1	0	0	1	1			
Dick Selma, R OBP: 0.238, SLG: 0.262 (1, 1) Bill Short, L (8, 1) Cal Koonce, R (8, 1)										3	0	1	0	0	0	1			
Inning Stats	R: 0 E: 0 K: 1 S: 7	H: 2 LOB: 2 BB: 0 P: 7	R: 0 E: 0 K: 1 S: 7	H: 2 LOB: 2 BB: 0 P: 7	R: 0 E: 0 K: 1 S: 5	H: 0 LOB: 0 BB: 0 P: 5	R: 0 E: 0 K: 0 S: 5	H: 0 LOB: 0 BB: 0 P: 5	R: 0 E: 0 K: 0 S: 4	H: 1 LOB: 1 BB: 0 P: 4	R: 0 E: 0 K: 1 S: 6	H: 1 LOB: 1 BB: 0 P: 6	R: 0 E: 0 K: 0 S: 5	H: 2 LOB: 2 BB: 0 P: 5	R: 0 E: 0 K: 1 S: 5	H: 0 LOB: 0 BB: 0 P: 5	1B: 8 2B: 0 3B: 0 HR: 0	SF: 0 SAC: 0 DP: 0 HBP: 0	WP: 0 PA: 35 PB: 0 SB: 0 CS: 0
PITCHER Ray Washburn, R ERA: 3.12 (1, 1)	IP: 9.0 WLS: W BF: 35 H: 8 R: 0 ER: 0 SO: 6 BB: 0 IBB: 0 HBP: 0 BLK: 0 WP: 0 HR: 0 S: 47 P: 47 ERA: 0.00 WHIP: 0.889															PITCHER			

New York Mets @ St. Louis Cardinals
Busch Stadium, St. Louis, MO
Sat Jul 20 1968, 3:33 AM CDT
Att: 22,794 - Unknown

AB 35
R 0
H 8
RBI 0
BB 0
SO 6
LOB 12



Batter	1	2	3	4	5	6	7	8	9	AB	R	H	RBI	BB	SO	LOB	BOTTOM		
Lou Brock, L OBP: 0.325, SLG: 0.440 (1, 7)										4	0	1	0	0	2	3			
Ron Davis, R OBP: 0.286, SLG: 0.285 (1, 8)										4	0	0	0	0	1	4			
Bobby Tolan, L OBP: 0.281, SLG: 0.350 (1, 3) BB										3	0	0	0	1	1	0			
Roger Maris, L OBP: 0.310, SLG: 0.369 (1, 9)										4	1	1	0	0	0	1			
Johnny Edwards, L OBP: 0.293, SLG: 0.365 (1, 2)										4	0	2	0	0	0	1			
Mike Shannon, R OBP: 0.338, SLG: 0.455 (1, 5)										4	1	2	1	0	0	1			
Julian Javier, R OBP: 0.284, SLG: 0.338 (1, 4)										4	0	2	1	0	0	2			
Dal Maxvill, R OBP: 0.301, SLG: 0.286 (1, 6)										3	0	1	0	0	0	2			
Ray Washburn, R (1, 1)										2	0	0	0	1	1	3			
Inning Stats	R: 0 E: 0 K: 1 S: 5	H: 0 LOB: 1 BB: 1 P: 9	R: 0 E: 1 K: 1 S: 7	H: 1 LOB: 2 BB: 0 P: 7	R: 0 E: 0 K: 1 S: 5	H: 1 LOB: 0 BB: 0 P: 5	R: 0 E: 0 K: 0 S: 4	H: 1 LOB: 1 BB: 0 P: 4	R: 0 E: 0 K: 0 S: 4	H: 1 LOB: 1 BB: 0 P: 4	R: 0 E: 0 K: 0 S: 3	H: 1 LOB: 1 BB: 0 P: 3	R: 1 E: 0 K: 2 S: 9	H: 2 LOB: 2 BB: 1 P: 13	R: 1 E: 0 K: 0 S: 5	H: 2 LOB: 1 BB: 0 P: 5	1B: 4 2B: 4 3B: 1 HR: 0	SF: 0 SAC: 0 DP: 0 HBP: 0	WP: 0 PA: 34 PB: 1 SB: 1 CS: 1
PITCHER Dick Selma, R ERA: 2.07 Bill Short, L ERA: 5.5 Cal Koonce, R ERA: 1.52 (1, 1) (8, 1) (8, 1)	IP: 7.0 WLS: L BF: 29 H: 7 R: 1 ER: 1 SO: 5 BB: 2 IBB: 0 HBP: 0 BLK: 0 WP: 0 HR: 0 S: 37 P: 45 ERA: 1.29 WHIP: 1.286															PITCHER			

New York Mets @ St. Louis Cardinals
Busch Stadium, St. Louis, MO
Sat Jul 20 1968, 3:33 AM CDT
Att: 22,794 - Unknown

AB 32
R 2
H 9
RBI 2
BB 2
SO 5
LOB 17



Batter	1	2	3	4	5	6	7	8	9	AB	R	H	RBI	BB	SO	LOB	TOP			
Phil Linz, R OBP: 0.258, SLG: 0.239 (1, 4)	0-0 5-3		0-3 K		0-0 5-3			0-3 K		4	0	0	0	0	2	1	New York Mets @ St. Louis Cardinals Busch Stadium, St. Louis, MO Sun Jul 21 1968, 3:33 AM CDT Unknown			
Larry Stahl, L OBP: 0.333, SLG: 0.250 (1, 9)	0-0 1B		0-3 K		0-3 K			0-3 K		4	0	1	0	0	3	1				
Cleon Jones, R OBP: 0.313, SLG: 0.460 (1, 8)	0-3 K		0-0 E6			0-3 K		0-0 4-3		4	0	0	0	0	2	1				
Ed Charles, R OBP: 0.347, SLG: 0.455 (1, 5)	0-0 F4		0-3 K			0-3 K		0-0 1B	0-0 1B	4	0	1	0	0	2	2				
Art Shamsky, L OBP: 0.284, SLG: 0.383 Tommye Agee, R OBP: 0.212, SLG: 0.236 (9, PR)		0-0 F5		0-0 G3		0-0 P6		0-0 1B	0-0 1B	4	0	1	0	0	0	0				
Jerry Grote, R OBP: 0.381, SLG: 0.372 (1, 2)	0-3 K		0-3 K				0-0 6-3		0-0 P4	4	0	0	0	0	2	2				
Ed Kranepool, L OBP: 0.281, SLG: 0.311 (1, 3)	0-0 1B		0-0 1B		0-0 1-3		0-0 1B	0-0 G6-4-3	0-0 4-3	4	0	2	0	0	0	2				
Bud Harrelson, S OBP: 0.262, SLG: 0.244 Bill Connors, R (7, 1)	0-0 1B		0-3 1B		0-0 5-3		0-0 1B	0-0 G6-4-3		3	0	2	0	0	0	1				
Jim McAndrew, R (1, 1)	0-3 K		0-3 K		0-0 B1			0-3 K		2	0	0	0	0	1	3				
Al Weis, S OBP: 0.245, SLG: 0.221 (7, 6)										1	0	0	0	0	1	0				
Inning Stats	R: 0 E: 0 K: 1 S: 6	H: 1 LOB: 1 BB: 0 P: 6	R: 0 E: 0 K: 2 S: 9	H: 2 LOB: 2 BB: 0 P: 9	R: 0 E: 1 K: 3 S: 10	H: 0 LOB: 1 BB: 0 P: 10	R: 0 E: 0 K: 1 S: 5	H: 0 LOB: 0 BB: 0 P: 5	R: 0 E: 0 K: 2 S: 7	H: 1 LOB: 1 BB: 0 P: 6	R: 0 E: 0 K: 0 S: 3	H: 0 LOB: 0 BB: 0 P: 3	R: 0 E: 0 K: 3 S: 9	H: 0 LOB: 0 BB: 0 P: 9	R: 0 E: 0 K: 0 S: 5	H: 2 LOB: 2 BB: 0 P: 5	1B: 7 2B: 0 3B: 0 HR: 0	SF: 0 SAC: 0 DP: 1 HBP: 0	WP: 0 PB: 0 SB: 0 CS: 0	PA: 34
PITCHER Bob Gibson, R ERA: 1.01 (1, 1)	IP: 9.0 WLS: W BF: 34 H: 7 R: 0 ER: 0 SO: 13 BB: 0 IBB: 0 HBP: 0 BLK: 0 WP: 0 HR: 0 S: 60 P: 60 ERA: 0.00 WHIP: 0.778															PITCHER				

livebaseballscores.com

AB	34
R	0
H	7
RBI	0
BB	0
SO	13
LOB	13



Batter	1	2	3	4	5	6	7	8	9	AB	R	H	RBI	BB	SO	LOB	BOTTOM			
Lou Brock, L OBP: 0.326, SLG: 0.443 (1, 7)	0-0 6-3		0-0 6-3		0-0 4-3			0-0 SH5-4		4	1	2	0	0	0	0	New York Mets @ St. Louis Cardinals Busch Stadium, St. Louis, MO Sun Jul 21 1968, 3:33 AM CDT Unknown			
Ron Davis, R OBP: 0.265, SLG: 0.281 (1, 8)	0-0 6-3		0-0 F2		0-0 F3			0-0 SH5-4		3	0	0	0	0	0	1				
Bobby Tolan, L OBP: 0.287, SLG: 0.379 (1, 3)	0-3 K		0-0 G3			0-0 IHR		0-0 2B		4	1	2	2	0	1	1				
Roger Maris, L OBP: 0.308, SLG: 0.372 (1, 9)	0-0 F7			0-0 3-1		0-0 4-1		0-0 F8		4	0	1	0	0	0	2				
Tim McCarver, L OBP: 0.286, SLG: 0.343 (1, 2)		0-0 F7		0-0 3-1		0-0 4-3		0-0 F9		4	0	1	0	0	0	1				
Mike Shannon, R OBP: 0.338, SLG: 0.454 (1, 5)		0-0 1B		0-3 K		0-3 K				3	0	1	0	0	2	2				
Dick Schofield, S OBP: 0.296, SLG: 0.360 (1, 4)		0-3 K		0-0 3-1			0-0 1-3			3	0	0	0	0	1	3				
Dal Maxvill, R OBP: 0.301, SLG: 0.287 (1, 6)		0-0 1B		0-3 K			0-0 P4			3	0	1	0	0	1	2				
Bob Gibson, R OBP: 0.203, SLG: 0.167 (1, 1)		0-0 F9			0-0 F7		0-0 6-3			3	0	0	0	0	0	2				
Inning Stats	R: 0 E: 0 K: 1 S: 6	H: 1 LOB: 1 BB: 0 P: 6	R: 0 E: 0 K: 1 S: 7	H: 2 LOB: 2 BB: 0 P: 7	R: 0 E: 0 K: 0 S: 3	H: 0 LOB: 0 BB: 0 P: 3	R: 0 E: 0 K: 2 S: 9	H: 2 LOB: 2 BB: 0 P: 9	R: 0 E: 0 K: 0 S: 3	H: 0 LOB: 0 BB: 0 P: 3	R: 1 E: 0 K: 1 S: 6	H: 1 LOB: 0 BB: 0 P: 6	R: 0 E: 0 K: 0 S: 3	H: 0 LOB: 0 BB: 0 P: 3	R: 1 E: 0 K: 0 S: 5	H: 2 LOB: 1 BB: 0 P: 5		1B: 4 2B: 3 3B: 0 HR: 1	SF: 0 SAC: 1 DP: 0 HBP: 0	WP: 0 PB: 0 SB: 0 CS: 0
PITCHER Jim McAndrew, R ERA: 1.5 Bill Connors, R ERA: 4.5 (7, 1)	IP: 2.0 WLS: L BF: 8 H: 2 R: 1 ER: 1 SO: 0 BB: 0 IBB: 0 HBP: 0 BLK: 0 WP: 0 HR: 0 S: 8 P: 8 ERA: 4.50 WHIP: 1.000															PITCHER				

livebaseballscores.com

AB	31
R	2
H	8
RBI	2
BB	0
SO	5
LOB	14



Batter	1	2	3	4	5	6	7	8	9	AB	R	H	RBI	BB	SO	LOB	TOP										
Bud Harrelson, S OBP: 0.269, SLG: 0.246 (1, 6)	0-0 1B		4-0 BB		4-0 CS BB		0-0 F7		0-0 F8	3	0	1	0	2	0	0											
Larry Stahl, L OBP: 0.308, SLG: 0.250 (1, 8) (7, 7)	0-3 K		0-0 1-4-3		0-0 CS	0-0 F8	0-0 WP S 1B			4	0	1	0	0	1	2											
Cleon Jones, R OBP: 0.318, SLG: 0.461 Tommie Agee, R OBP: 0.212, SLG: 0.236 (7, PR) (7, 8)	0-0 F8			4-0 1B BB		0-0 4-3 1B	4-0 1-3 BB			2	1	1	0	2	0	1											
Ed Kranepool, L OBP: 0.281, SLG: 0.309 (1, 3)	0-0 P6			0-0 HBP 1B		0-0 4-3	0-0 F8			4	0	1	0	0	0	4											
J.C. Martin, L OBP: 0.313, SLG: 0.292 (1, 2)		0-0 4-3		0-0 P4		0-0 1B BB 2H 1B		0-0 G3		4	0	1	1	0	0	2											
Ron Swoboda, R OBP: 0.340, SLG: 0.390 (1, 9)	0-0 K 1B		1-0 G5-4-3 HBP		1-2 1B BB			0-3 K		2	0	1	0	1	1	0											
Jerry Buchek, R OBP: 0.255, SLG: 0.247 (1, 5)	0-3 K		0-0 G5-4-3		1-2 2-3 1B			0-0 6-3		4	0	1	0	0	1	4											
Al Weis, S OBP: 0.241, SLG: 0.217 (1, 4)			0-0 F3		0-0 F2		0-0 F7		0-0 F8	4	0	0	0	0	0	3											
Jerry Koosman, R OBP: 0.089, SLG: 0.091 (1, 1)			0-0 6-3		0-3 K		0-3 K		0-3 K	4	0	0	0	0	3	0											
Inning Stats	R: 0 E: 0 K: 1 S: 6	H: 1 LOB: 1 BB: 0 P: 6	R: 0 E: 0 K: 1 S: 5	H: 1 LOB: 0 BB: 0 P: 5	R: 0 E: 0 K: 0 S: 3	H: 0 LOB: 1 BB: 1 P: 7	R: 0 E: 0 K: 0 S: 3	H: 1 LOB: 2 BB: 1 P: 8	R: 0 E: 0 K: 1 S: 4	H: 0 LOB: 0 BB: 1 P: 8	R: 1 E: 0 K: 0 S: 6	H: 3 LOB: 3 BB: 1 P: 10	R: 0 E: 0 K: 1 S: 6	H: 1 LOB: 2 BB: 1 P: 10	R: 0 E: 0 K: 1 S: 5	H: 0 LOB: 0 BB: 0 P: 5	R: 0 E: 0 K: 1 S: 5	H: 0 LOB: 0 BB: 0 P: 5	1B: 7 2B: 0 3B: 0 HR: 0	SF: 0 SAC: 0 DP: 1 HBP: 1	WP: 1 PB: 0 SB: 1 CS: 1	PA: 38					
PITCHER	IP	WLS	BF	H	R	ER	SO	BB	IBB	HBP	BLK	WP	HR	S	P	ERA	WHIP										
Nelson Briles, R ERA: 2.7 Joe Hoerner, L ERA: 1.61	(1, 1)	8.0	L	34	7	1	1	5	5	0	1	0	0	38	59	1.12	1.500										
(9, 1)	1.0		3	0	0	0	1	0	0	0	0	0	0	5	5	0.00	0.000										

New York Mets @ St. Louis Cardinals
 Busch Stadium, St. Louis, MO
 Sun Jul 21 1968, 3:38 AM CDT
 Att: 45,408 - Unknown

AB	31
R	1
H	7
RBI	1
BB	5
SO	6
LOB	16





Batter	1	2	3	4	5	6	7	8	9	AB	R	H	RBI	BB	SO	LOB	BOTTOM										
Lou Brock, L OBP: 0.325, SLG: 0.441 Curt Flood, R OBP: 0.348, SLG: 0.392 (1, 7) (6, 8)	0-3 K		0-0 4-3			0-0 G3		0-3 K		2	0	0	0	0	1	0											
Ron Davis, R OBP: 0.285, SLG: 0.285 (1, 8) (6, 7)	0-0 6-3			0-0 2B		0-0 5-3		0-0 G5-4-3		4	0	1	0	0	0	1											
Julian Javier, R OBP: 0.281, SLG: 0.334 (1, 4)	0-0 6-3			0-0 F8		0-0 F8			0-0 1-3	4	0	0	0	0	0	1											
Orlando Cepeda, R OBP: 0.331, SLG: 0.406 (1, 3)		0-0 6-3		0-3 K		0-3 K		0-3 K		4	0	0	0	0	3	1											
Mike Shannon, R OBP: 0.334, SLG: 0.448 (1, 5)		0-0 F8		0-0 6-3		0-3 K		0-3 K		4	0	0	0	0	2	1											
Johnny Edwards, L OBP: 0.302, SLG: 0.373 (1, 2)		0-0 1B			0-3 K		0-0 1B			3	0	2	0	0	1	0											
Bobby Tolan, L OBP: 0.287, SLG: 0.378 (1, 9)		0-0 4-3			0-0 E6		0-0 1B			3	0	1	0	0	0	1											
Dal Maxvill, R OBP: 0.298, SLG: 0.284 (1, 6)			0-3 K		0-3 K		0-0 L8			3	0	0	0	0	2	3											
Nelson Briles, R OBP: 0.154, SLG: 0.104 Phil Gagliano, R OBP: 0.294, SLG: 0.241 Joe Hoerner, R (8, PH) (9, 1)			0-3 K		0-3 K		4-0 G5-4-3 BB			2	0	0	0	0	2	1											
										0	0	0	0	1	0	0											
										0	0	0	0	0	0	0											
Inning Stats	R: 0 E: 0 K: 1 S: 5	H: 0 LOB: 0 BB: 0 P: 5	R: 0 E: 0 K: 0 S: 4	H: 1 LOB: 1 BB: 0 P: 4	R: 0 E: 0 K: 2 S: 7	H: 0 LOB: 0 BB: 0 P: 7	R: 0 E: 0 K: 1 S: 6	H: 1 LOB: 1 BB: 0 P: 6	R: 0 E: 0 K: 3 S: 10	H: 0 LOB: 1 BB: 0 P: 10	R: 0 E: 0 K: 0 S: 3	H: 0 LOB: 0 BB: 0 P: 3	R: 0 E: 0 K: 2 S: 9	H: 2 LOB: 2 BB: 0 P: 9	R: 0 E: 0 K: 1 S: 4	H: 0 LOB: 0 BB: 1 P: 8	R: 0 E: 0 K: 2 S: 7	H: 0 LOB: 0 BB: 0 P: 7	1B: 3 2B: 1 3B: 0 HR: 0	SF: 0 SAC: 0 DP: 1 HBP: 0	WP: 0 PB: 0 SB: 0 CS: 0	PA: 32					
PITCHER	IP	WLS	BF	H	R	ER	SO	BB	IBB	HBP	BLK	WP	HR	S	P	ERA	WHIP										
Jerry Koosman, L ERA: 1.87	(1, 1)	9.0	W	32	4	0	0	12	1	0	0	0	0	55	59	0.00	0.556										

New York Mets @ St. Louis Cardinals
 Busch Stadium, St. Louis, MO
 Sun Jul 21 1968, 3:38 AM CDT
 Att: 45,408 - Unknown

AB	31
R	0
H	4
RBI	0
BB	1
SO	12
LOB	10



Batter	1	2	3	4	5	6	7	8	9	AB	R	H	RBI	BB	SO	LOB	TOP										
Cookie Rojas, R (1,4) OBP: 0.251, SLG: 0.329	F3			F8		L8		5-3		4	0	0	0	0	0	0	Philadelphia Phillies @ St. Louis Cardinals Busch Stadium, St. Louis, MO Mon Jul 22 1968, 7:05 PM CDT Att: 17,619 - Unknown										
Roberto Pena, R (1,6) OBP: 0.344, SLG: 0.350	P6			HR		F8		G5-4-3 1B		4	1	2	1	0	0												
Tony Gonzalez, L (1,8) OBP: 0.340, SLG: 0.344	4-3			1-3		BB HR 1B		G5-4-3 1-2		4	1	1	0	0	0												
Dick Allen, R (1,7) OBP: 0.370, SLG: 0.573		CS BB		6-3		HR BB			K	2	1	0	0	2	1												
Don Lock, R (1,9) OBP: 0.291, SLG: 0.367		K				F9 BB 1B			K	4	1	2	3	0	2												
Tony Taylor, R (1,5) OBP: 0.327, SLG: 0.319						L9				4	0	1	0	0	0												
John Briggs, L (1,3) OBP: 0.365, SLG: 0.375	CS 1-2		F7			1-2 BB			F8	3	0	0	0	1	0												
Mike Ryan, R (1,2) OBP: 0.200, SLG: 0.207			5-3			F9				2	0	0	0	1	0												
Woodie Fryman, R (1,1) OBP: 0.143, SLG: 0.113										3	0	0	0	0	2	AB 30 R 4 H 6 RBI 4 BB 4 SO 5 LOB 10											
John Boozer, R (9,1)										0	0	0	0	0	0												
Grant Jackson, S (9,1) OBP: 0.143, SLG: 0.143										0	0	0	0	0	0												
Inning Stats	R: 0 E: 0 K: 0 S: 3	H: 0 LOB: 0 BB: 0 P: 3	R: 0 E: 0 K: 1 S: 4	H: 0 LOB: 0 BB: 1 P: 8	R: 0 E: 0 K: 1 S: 5	H: 0 LOB: 0 BB: 0 P: 5	R: 1 E: 0 K: 0 S: 4	H: 1 LOB: 2 BB: 1 P: 4	R: 0 E: 0 K: 1 S: 6	H: 1 LOB: 2 BB: 1 P: 10	R: 3 E: 0 K: 0 S: 5	H: 2 LOB: 0 BB: 1 P: 9	R: 0 E: 0 K: 0 S: 2	H: 0 LOB: 0 BB: 1 P: 6	R: 0 E: 0 K: 0 S: 3			H: 1 LOB: 0 BB: 0 P: 3	R: 0 E: 0 K: 2 S: 8	H: 1 LOB: 1 BB: 0 P: 8	1B: 4 2B: 0 3B: 0 HR: 2	SF: 0 SAC: 0 DP: 1 HBP: 0	WP: 0 PB: 0 SB: 0 CS: 2	PA: 35			
PITCHER	IP	WLS	BF	H	R	ER	SO	BB	IBB	HBP	BLK	WP	HR	S	P	ERA	WHIP										
Steve Carlton, L (1,1) ERA: 2.95	6.0		24	4	4	4	3	3	0	0	0	0	2	27	39	6.00	1.167										
Ron Willis, R (7,1) ERA: 2.95	2.0		6	1	0	0	0	1	0	0	0	0	0	5	9	0.00	1.000										
Wayne Granger, R (9,1) ERA: 2.1	1.0	W	4	1	0	0	2	0	0	0	0	0	0	8	8	0.00	1.000										

Batter	1	2	3	4	5	6	7	8	9	AB	R	H	RBI	BB	SO	LOB	BOTTOM										
Ron Davis, R (1,7) OBP: 0.265, SLG: 0.293	SF8 3B		F7			FC4 G4-6-3 1-2		6-3		4	1	1	0	0	0	1	Philadelphia Phillies @ St. Louis Cardinals Busch Stadium, St. Louis, MO Mon Jul 22 1968, 7:05 PM CDT Att: 17,619 - Unknown										
Julian Javier, R (1,4) OBP: 0.283, SLG: 0.334	5-3			1B SF8 BB		G4-6-3 1-2			1B	3	2	1	0	1	0												
Curt Flood, R (1,8) OBP: 0.349, SLG: 0.394	SF8			F9					1B 2B 1B	3	1	2	1	0	0												
Orlando Cepeda, R (1,3) OBP: 0.331, SLG: 0.406	F2			CS 1B					1B 2B SF8 1B	3	0	1	0	0	1												
Lou Brock, L (9,PH) OBP: 0.326, SLG: 0.443									2B SF8 1B	1	1	1	1	0	0												
Mike Shannon, R (1,5) OBP: 0.336, SLG: 0.453		K		SF8					1B 2B	3	0	2	2	0	1												
Tim McCarver, L (1,2) OBP: 0.282, SLG: 0.339		F7		CS 1B					1B SF8	3	0	0	1	0	1												
Bobby Tolan, L (1,9) OBP: 0.288, SLG: 0.377										3	0	1	0	0	1												
Dal Maxvill, R (1,6) OBP: 0.295, SLG: 0.280		CS		F8						3	0	0	0	0	0												
Steve Carlton, L (1,1) OBP: 0.188, SLG: 0.292										1	0	0	0	0	0	AB 29 R 5 H 10 RBI 5 BB 1 SO 4 LOB 9											
Ed Spiezio, R (6,PH) OBP: 0.244, SLG: 0.175										1	0	1	0	0	0												
Ron Willis, R (7,1)										0	0	0	0	0	0												
Phil Gagliano, R (8,PH) OBP: 0.286, SLG: 0.233										0	0	0	0	0	0												
Wayne Granger, R (9,1) OBP: 0.200, SLG: 0.200										0	0	0	0	0	0												
Inning Stats	R: 1 E: 0 K: 0 S: 4	H: 1 LOB: 0 BB: 0 P: 4	R: 0 E: 0 K: 1 S: 5	H: 1 LOB: 0 BB: 0 P: 5	R: 0 E: 0 K: 0 S: 3	H: 0 LOB: 0 BB: 0 P: 3	R: 1 E: 0 K: 0 S: 3	H: 1 LOB: 0 BB: 1 P: 7	R: 0 E: 0 K: 0 S: 3	H: 0 LOB: 0 BB: 0 P: 3	R: 0 E: 0 K: 3 S: 11	H: 2 LOB: 2 BB: 0 P: 11	R: 0 E: 0 K: 0 S: 3	H: 0 LOB: 0 BB: 0 P: 3	R: 3 E: 0 K: 0 S: 5	H: 4 LOB: 1 BB: 0 P: 5	1B: 8 2B: 1 3B: 1 HR: 0	SF: 3 SAC: 0 DP: 1 HBP: 0	WP: 0 PB: 0 SB: 0 CS: 2	PA: 35							
PITCHER	IP	WLS	BF	H	R	ER	SO	BB	IBB	HBP	BLK	WP	HR	S	P	ERA	WHIP										
Woodie Fryman, L (1,1) ERA: 2.35	8.0		29	7	3	3	4	1	0	0	0	0	0	36	40	3.38	1.000										
John Boozer, R (9,1) ERA: 3.66	0.0	L	3	3	1	1	0	0	0	0	0	0	0	3	3	∞	∞										
Grant Jackson, L (9,1) ERA: 1.51	0.1		1	0	1	1	0	0	0	0	0	0	0	1	1	27.00	0.000										

Batter	1	2	3	4	5	6	7	8	9	AB	R	H	RBI	BB	SO	LOB	TOP				
Cookie Rojas, R (1, 4) <small>OBP: 0.253, SLG: 0.332</small>										5	1	2	0	0	0	4					
Roberto Pena, R (1, 6) <small>OBP: 0.351, SLG: 0.360</small> Gary Sutherland, R (4, 6) <small>OBP: 0.255, SLG: 0.267</small>										2	1	2	2	1	0	0					
Tony Gonzalez, L (1, 8) <small>OBP: 0.341, SLG: 0.345</small>										5	0	2	2	0	1	5					
Dick Allen, R (1, 7) <small>OBP: 0.364, SLG: 0.563</small>										5	0	0	0	0	1	3					
Don Lock, R (1, 9) <small>OBP: 0.302, SLG: 0.371</small>										4	0	2	0	1	0	2					
Tony Taylor, R (1, 5) <small>OBP: 0.325, SLG: 0.317</small>										5	1	1	0	0	0	4					
John Briggs, L (1, 3) <small>OBP: 0.367, SLG: 0.374</small>										3	0	1	0	1	0	2					
Mike Ryan, R (1, 2) <small>OBP: 0.201, SLG: 0.208</small>										4	1	1	0	0	1	5					
Rick Wise, R (1, 1) <small>OBP: 0.285, SLG: 0.406</small> Jeff James, R (1, 1) <small>OBP: 0.186, SLG: 0.100</small> Jerry Johnson, R (3, 1) <small>OBP: 0.254, SLG: 0.288</small> Rick Joseph, R (6, PH) <small>OBP: 0.298, SLG: 0.298</small> Gary Wagner, R (6, 1) <small>OBP: 0.238, SLG: 0.302</small> Bill White, L (6, PH) <small>OBP: 0.238, SLG: 0.302</small> Turk Farrell, R (8, 1)										0	0	0	0	0	0	0					
Inning Stats	R: 1 E: 0 K: 1 S: 7	H: 2 LOB: 1 BB: 0 P: 7	R: 1 E: 0 K: 0 S: 6	H: 3 LOB: 3 BB: 1 P: 10	R: 0 E: 1 K: 0 S: 3	H: 0 LOB: 1 BB: 1 P: 7	R: 2 E: 0 K: 1 S: 8	H: 3 LOB: 1 BB: 0 P: 8	R: 0 E: 0 K: 0 S: 4	H: 1 LOB: 1 BB: 0 P: 4	R: 1 E: 0 K: 0 S: 4	H: 2 LOB: 0 BB: 0 P: 4	R: 0 E: 0 K: 1 S: 6	H: 1 LOB: 2 BB: 1 P: 10	R: 0 E: 0 K: 0 S: 3	H: 0 LOB: 1 BB: 0 P: 6	R: 0 E: 0 K: 1 S: 6	H: 1 LOB: 1 BB: 0 P: 6	1B: 10 2B: 2 3B: 0 HR: 1	SF: 0 SAC: 0 DP: 1 HBP: 0	WP: 0 PA: 42 PB: 0 SB: 0 CS: 0
PITCHER	IP WLS BF H R ER SO BB IBB HBP BLK WP HR S P ERA WHIP	IP WLS BF H R ER SO BB IBB HBP BLK WP HR S P ERA WHIP																			
Larry Jaster, L (1, 1) <small>ERA: 2.28</small> Dick Hughes, R (6, 1) <small>ERA: 5.13</small>	5.0 W 27 10 5 5 2 2 0 0 0 0 1 29 37 9.00 2.400	4.0 S 15 3 0 0 2 1 0 0 0 0 0 0 18 22 0.00 1.000																			

Batter	1	2	3	4	5	6	7	8	9	AB	R	H	RBI	BB	SO	LOB	BOTTOM					
Lou Brock, L (1, 7) <small>OBP: 0.329, SLG: 0.441</small>										4	2	1	2	2	0	3						
Curt Flood, R (1, 8) <small>OBP: 0.349, SLG: 0.392</small>										5	1	1	0	1	0	5						
Roger Maris, L (1, 9) <small>OBP: 0.317, SLG: 0.393</small>										5	1	3	4	0	1	2						
Orlando Cepeda, R (1, 3) <small>OBP: 0.332, SLG: 0.408</small>										5	3	2	0	0	0	2						
Johnny Edwards, L (1, 2) <small>OBP: 0.298, SLG: 0.366</small>										5	0	1	1	0	1	5						
Mike Shannon, R (1, 5) <small>OBP: 0.337, SLG: 0.459</small>										5	1	2	2	0	0	2						
Dick Schofield, S (1, 4) <small>OBP: 0.326, SLG: 0.385</small>										3	1	2	1	2	1	2						
Dal Maxvill, R (1, 6) <small>OBP: 0.300, SLG: 0.281</small>										3	1	1	0	2	0	1						
Larry Jaster, L (1, 1) <small>OBP: 0.125, SLG: 0.097</small> Dick Hughes, R (6, 1)										2	1	1	0	0	1	2						
Inning Stats	R: 5 E: 0 K: 2 S: 12	H: 5 LOB: 2 BB: 2 P: 20	R: 1 E: 1 K: 1 S: 7	H: 1 LOB: 1 BB: 0 P: 7	R: 4 E: 0 K: 0 S: 6	H: 3 LOB: 2 BB: 2 P: 14	R: 0 E: 0 K: 0 S: 3	H: 0 LOB: 3 BB: 3 P: 15	R: 0 E: 1 K: 0 S: 4	H: 1 LOB: 2 BB: 1 P: 8	R: 1 E: 0 K: 0 S: 5	H: 2 LOB: 1 BB: 0 P: 5	R: 0 E: 0 K: 0 S: 3	H: 0 LOB: 0 BB: 0 P: 3	R: 0 E: 0 K: 0 S: 3	H: 0 LOB: 0 BB: 0 P: 3	1B: 9 2B: 4 3B: 1 HR: 0	SF: 0 SAC: 1 DP: 0 HBP: 0	WP: 1 PA: 47 PB: 0 SB: 1 CS: 0			
PITCHER	IP WLS BF H R ER SO BB IBB HBP BLK WP HR S P ERA WHIP	IP WLS BF H R ER SO BB IBB HBP BLK WP HR S P ERA WHIP																				
Rick Wise, R (1, 1) <small>ERA: 4.31</small> Jeff James, R (1, 1) <small>ERA: 4.7</small> Jerry Johnson, R (3, 1) <small>ERA: 3.18</small> Gary Wagner, R (6, 1) <small>ERA: 3.72</small> Turk Farrell, R (8, 1) <small>ERA: 3.45</small>	0.1 L 13 4 5 4 2 2 0 0 0 0 0 0 15 23 18.00 3.000	2.2 13 2 0 0 1 2 1 0 0 0 0 0 12 24 0.00 1.500	2.0 10 3 1 1 0 1 0 0 0 0 1 0 9 13 4.50 2.000	3.72 3 0 0 0 0 0 0 0 0 0 0 3 3 0.00 0.000																		

Philadelphia Phillies @ St. Louis Cardinals
 Busch Stadium, St. Louis, MO
 Tue Jul 23 1968, 7:05 PM CDT
 Att: 26,199 - Unknown

AB 39
 R 5
 H 13
 RBI 5
 BB 3
 SO 4
 LOB 27



Philadelphia Phillies @ St. Louis Cardinals
 Busch Stadium, St. Louis, MO
 Tue Jul 23 1968, 7:05 PM CDT
 Att: 26,199 - Unknown

AB 38
 R 11
 H 14
 RBI 10
 BB 8
 SO 4
 LOB 24



Batter	1	2	3	4	5	6	7	8	9	AB	R	H	RBI	BB	SO	LOB	TOP					
Cookie Rojas, R OBP: 0.260, SLG: 0.337 (1, 4)										4	0	3	0	0	0	1	Philadelphia Phillies @ St. Louis Cardinals Busch Stadium, St. Louis, MO Thu Jul 25 1968, 7:05 PM CDT Att: 28,147 - Unknown					
Roberto Pena, R OBP: 0.348, SLG: 0.351 (1, 6)										3	0	0	0	1	2	3						
John Briggs, L OBP: 0.356, SLG: 0.360 (1, 8)										4	0	0	0	0	0	4						
Dick Allen, R OBP: 0.356, SLG: 0.550 (1, 7)										4	0	0	0	0	2	2						
Johnny Callison, L OBP: 0.307, SLG: 0.399 (1, 9)										4	0	0	0	0	1	1						
Bill White, L OBP: 0.317, SLG: 0.381 (1, 3)										3	0	1	0	0	0	0						
Tony Taylor, R OBP: 0.322, SLG: 0.314 (1, 5)										3	0	0	0	0	0	2						
Clay Dalrymple, L OBP: 0.281, SLG: 0.312 (1, 2)										3	0	1	0	0	1	2						
Chris Short, R OBP: 0.167, SLG: 0.154 (7, PH)										2	0	0	0	0	0	1						
Tony Gonzalez, L OBP: 0.339, SLG: 0.343 (7, 1)										1	0	0	0	0	0	1						
Turk Farrell, R (7, 1)										0	0	0	0	0	0	0						
Inning Stats	R: 0 E: 0 K: 1 S: 6	H: 1 LOB: 1 BB: 0 P: 6	R: 0 E: 0 K: 1 S: 5	H: 0 LOB: 1 BB: 0 P: 6	R: 0 E: 0 K: 2 S: 4	H: 0 LOB: 0 BB: 0 P: 4	R: 0 E: 0 K: 2 S: 7	H: 0 LOB: 0 BB: 0 P: 7	R: 0 E: 1 K: 0 S: 4	H: 1 LOB: 1 BB: 1 P: 4	R: 0 E: 0 K: 0 S: 5	H: 0 LOB: 1 BB: 1 P: 9	R: 0 E: 0 K: 0 S: 4	H: 1 LOB: 1 BB: 0 P: 4	R: 0 E: 0 K: 1 S: 5	H: 1 LOB: 0 BB: 0 P: 5	R: 0 E: 0 K: 0 S: 3	H: 0 LOB: 0 BB: 0 P: 3	1B: 4 2B: 2 3B: 0 HR: 0	SF: 0 SAC: 0 DP: 1 HBP: 1	WP: 0 PB: 0 SB: 0 CS: 1	PA: 33
PITCHER Bob Gibson, R ERA: 0.96 (1, 1)	IP: 9.0 WLS: W BF: 33 H: 5 R: 0 ER: 0 SO: 6 BB: 1 IBB: 0 HBP: 1 BLK: 0 WP: 0 HR: 0 S: 43 P: 48 ERA: 0.00 WHIP: 0.667															PITCHER						

Batter	1	2	3	4	5	6	7	8	9	AB	R	H	RBI	BB	SO	LOB	BOTTOM					
Lou Brock, L OBP: 0.326, SLG: 0.437 (1, 7)										5	0	1	0	0	1	3	Philadelphia Phillies @ St. Louis Cardinals Busch Stadium, St. Louis, MO Thu Jul 25 1968, 7:05 PM CDT Att: 28,147 - Unknown					
Julian Javier, R OBP: 0.283, SLG: 0.331 (1, 4)										3	0	0	0	1	1	1						
Curt Flood, R OBP: 0.348, SLG: 0.390 (1, 8)										3	2	1	0	0	0	1						
Orlando Cepeda, R OBP: 0.328, SLG: 0.405 (1, 3)										4	1	1	1	0	1	3						
Mike Shannon, R OBP: 0.338, SLG: 0.457 (1, 5)										4	1	2	1	0	0	1						
Ron Davis, R OBP: 0.284, SLG: 0.300 (1, 9)										4	0	1	0	0	1	3						
Johnny Edwards, L OBP: 0.295, SLG: 0.354 (1, 2)										4	0	1	2	0	0	1						
Daf Maxwell, R OBP: 0.303, SLG: 0.282 (1, 6)										3	1	1	0	1	0	1						
Bob Gibson, R OBP: 0.222, SLG: 0.224 (1, 1)										4	0	2	1	0	1	2						
Inning Stats	R: 0 E: 0 K: 0 S: 4	H: 1 LOB: 1 BB: 0 P: 4	R: 0 E: 0 K: 0 S: 4	H: 1 LOB: 0 BB: 0 P: 4	R: 0 E: 0 K: 1 S: 5	H: 1 LOB: 0 BB: 0 P: 5	R: 2 E: 1 K: 1 S: 9	H: 3 LOB: 2 BB: 0 P: 9	R: 2 E: 0 K: 2 S: 10	H: 3 LOB: 1 BB: 0 P: 10	R: 0 E: 1 K: 1 S: 6	H: 0 LOB: 1 BB: 0 P: 6	R: 0 E: 0 K: 0 S: 3	H: 0 LOB: 1 BB: 1 P: 7	R: 0 E: 0 K: 0 S: 4	H: 1 LOB: 1 BB: 1 P: 8	R: 1 E: 0 K: 0 S: 4	H: 1 LOB: 1 BB: 1 P: 8	1B: 5 2B: 4 3B: 1 HR: 0	SF: 0 SAC: 1 DP: 0 HBP: 0	WP: 0 PB: 0 SB: 0 CS: 1	PA: 37
PITCHER Chris Short, L ERA: 2.66 Turk Farrell, R ERA: 3.49 (7, 1)	IP: 6.0 WLS: L BF: 28 H: 9 R: 4 ER: 2 SO: 5 BB: 0 IBB: 4 HBP: 2 BLK: 0 WP: 0 HR: 0 S: 38 P: 38 ERA: 3.00 WHIP: 1.500															PITCHER						

Batter	1	2	3	4	5	6	7	8	9	AB	R	H	RBI	BB	SO	LOB	TOP		
Lou Brock, L OBP: 0.323, SLG: 0.432 (1,7)	6-3		FC6-4 1B	F9		K		6-3		5	0	0	0	0	1	3			
Curt Flood, R OBP: 0.349, SLG: 0.390 (1,8)	5-3				HR		5-3	K		5	1	2	0	0	1	0			
Roger Maris, L OBP: 0.318, SLG: 0.401 (1,9)	4-3		F7		HR		K	4-3		5	1	1	2	0	1	2			
Orlando Cepeda, R OBP: 0.326, SLG: 0.401 (1,3)		K		F9	K		WP S 1B HBP	5-3		4	1	0	0	0	2	0			
Johnny Edwards, L OBP: 0.319, SLG: 0.368 (1,2)				1B 2B			WP 1B BB	1B		3	3	3	0	2	0	0			
Mike Shannon, R OBP: 0.341, SLG: 0.459 (1,5)	P6			2B SF9	F9		1B	1B SF9		5	3	3	2	0	0	2			
Julian Javier, R OBP: 0.287, SLG: 0.338 (1,4)	F8			SF9 2B	P6		1B	1B FC1-4		5	0	3	3	0	0	2			
Dal Maxvill, R OBP: 0.305, SLG: 0.283 (1,6)			6-3			5-3		SF9		3	0	1	1	1	0	0			
Nelson Briles, R OBP: 0.158, SLG: 0.115 (1,1)				SF9 1B	F7	4-3		FC1-4		4	0	1	1	0	0	3			
Inning Stats	R: 0 E: 0 K: 0 S: 3	H: 0 LOB: 0 BB: 0 P: 3	R: 0 E: 0 K: 1 S: 6	H: 1 LOB: 1 BB: 0 P: 6	R: 0 E: 0 K: 0 S: 5	H: 2 LOB: 2 BB: 0 P: 5	R: 2 E: 0 K: 0 S: 6	H: 3 LOB: 2 BB: 1 P: 10	R: 2 E: 0 K: 1 S: 8	H: 3 LOB: 1 BB: 0 P: 8	R: 3 E: 0 K: 1 S: 8	H: 3 LOB: 2 BB: 1 P: 13	R: 0 E: 0 K: 0 S: 5	H: 0 LOB: 0 BB: 0 P: 5	R: 2 E: 0 K: 0 S: 5	H: 2 LOB: 1 BB: 1 P: 9	1B: 12 2B: 1 3B: 0 HR: 1	SF: 2 SAC: 0 DP: 0 HBP: 1	WP: 1 PA: 45 PB: 0 SB: 1 CS: 0
PITCHER	IP WLS BF H R ER SO BB IBB HBP BLK WP HR S P ERA WHIP	IP WLS BF H R ER SO BB IBB HBP BLK WP HR S P ERA WHIP	IP WLS BF H R ER SO BB IBB HBP BLK WP HR S P ERA WHIP	IP WLS BF H R ER SO BB IBB HBP BLK WP HR S P ERA WHIP	IP WLS BF H R ER SO BB IBB HBP BLK WP HR S P ERA WHIP	IP WLS BF H R ER SO BB IBB HBP BLK WP HR S P ERA WHIP	IP WLS BF H R ER SO BB IBB HBP BLK WP HR S P ERA WHIP	IP WLS BF H R ER SO BB IBB HBP BLK WP HR S P ERA WHIP	IP WLS BF H R ER SO BB IBB HBP BLK WP HR S P ERA WHIP	IP WLS BF H R ER SO BB IBB HBP BLK WP HR S P ERA WHIP	IP WLS BF H R ER SO BB IBB HBP BLK WP HR S P ERA WHIP	IP WLS BF H R ER SO BB IBB HBP BLK WP HR S P ERA WHIP	IP WLS BF H R ER SO BB IBB HBP BLK WP HR S P ERA WHIP	IP WLS BF H R ER SO BB IBB HBP BLK WP HR S P ERA WHIP	IP WLS BF H R ER SO BB IBB HBP BLK WP HR S P ERA WHIP	IP WLS BF H R ER SO BB IBB HBP BLK WP HR S P ERA WHIP	IP WLS BF H R ER SO BB IBB HBP BLK WP HR S P ERA WHIP	IP WLS BF H R ER SO BB IBB HBP BLK WP HR S P ERA WHIP	IP WLS BF H R ER SO BB IBB HBP BLK WP HR S P ERA WHIP
Steve Blass, R ERA: 2.68 (1,1)	4.0	L	21	8	4	4	1	0	0	0	1	22	26	9.00	2.000				
Ron Kline, R ERA: 1.41 (5,1)	2.0		7	1	0	0	2	0	0	0	0	0	11	11	0.00	0.500			
Bill Henry, L ERA: 5.4 (7,1)	1.0		8	3	3	3	1	1	0	1	0	8	13	27.00	4.000				
Dock Ellis, R ERA: 2.96 (8,1)	2.0		9	2	2	2	1	1	0	0	0	10	14	9.00	1.500				

St. Louis Cardinals @ Pittsburgh Pirates
 Forbes Field, Pittsburgh, PA
 Fri Jul 26 1968, 3:33 AM EDT
 Unknown

AB	39
R	9
H	14
RBI	9
BB	3
SO	5
LOB	12



Batter	1	2	3	4	5	6	7	8	9	AB	R	H	RBI	BB	SO	LOB	BOTTOM		
Maury Wills, S OBP: 0.330, SLG: 0.324 (1,5)	G4-6-3 1B		F7					B5-3		4	0	2	0	0	0	0			
Gene Alley, R OBP: 0.289, SLG: 0.308 (1,6)	G4-6-3 1-2		6-3			F9		B2-3 HBP		3	0	0	0	0	0	2			
Matty Alou, L OBP: 0.374, SLG: 0.397 (1,8)				G4-6-3 1B		P5		B2-3		4	0	2	0	0	0	2			
Willie Stargell, L OBP: 0.329, SLG: 0.495 (1,7)	K			G4-6-3 1-2		4-3				3	0	0	0	1	1	2			
Donn Clendenon, R OBP: 0.324, SLG: 0.367 (1,3)		P6		6-3			1B 2B	P4		4	1	1	0	0	0	2			
Manny Mota, R OBP: 0.327, SLG: 0.315 (1,9)		E6			6-3		2B	E4 6-3		4	0	1	0	0	0	0			
Bill Mazaroski, R OBP: 0.299, SLG: 0.288 (1,4)		F7			3-1			6-3		4	0	1	1	0	0	2			
Jerry May, R OBP: 0.305, SLG: 0.269 (1,2)		F8			K			5-3		4	0	0	0	0	2	4			
Steve Blass, R OBP: 0.116, SLG: 0.100 (1,1)						F8				1	0	0	0	0	1	0			
Ron Kline, R OBP: 0.292, SLG: 0.364 (5,1)										0	0	0	0	0	0	0			
Manny Jimenez, L OBP: 0.292, SLG: 0.364 (5,1)										0	0	0	0	0	0	0			
Bill Henry, L OBP: 0.341, SLG: 0.459 (7,1)										0	0	0	0	0	0	0			
Gary Kott, L OBP: 0.299, SLG: 0.390 (7,1)										0	0	0	0	0	0	2			
Dock Ellis, S OBP: 0.303, SLG: 0.271 (8,1)										0	0	0	0	0	0	1			
Carl Taylor, R OBP: 0.303, SLG: 0.271 (8,1)										0	0	0	0	0	0	1			
Inning Stats	R: 0 E: 0 K: 1 S: 6	H: 2 LOB: 1 BB: 0 P: 6	R: 0 E: 1 K: 0 S: 4	H: 0 LOB: 0 BB: 0 P: 4	R: 0 E: 0 K: 1 S: 5	H: 0 LOB: 0 BB: 0 P: 5	R: 0 E: 0 K: 0 S: 3	H: 1 LOB: 0 BB: 0 P: 3	R: 0 E: 0 K: 0 S: 4	H: 0 LOB: 0 BB: 0 P: 4	R: 1 E: 0 K: 1 S: 8	H: 3 LOB: 2 BB: 0 P: 8	R: 0 E: 0 K: 0 S: 3	H: 0 LOB: 2 BB: 1 P: 8	R: 0 E: 1 K: 0 S: 4	H: 0 LOB: 1 BB: 0 P: 4	1B: 6 2B: 1 3B: 0 HR: 0	SF: 0 SAC: 0 DP: 2 HBP: 1	WP: 0 PA: 36 PB: 0 SB: 0 CS: 0
PITCHER	IP WLS BF H R ER SO BB IBB HBP BLK WP HR S P ERA WHIP	IP WLS BF H R ER SO BB IBB HBP BLK WP HR S P ERA WHIP	IP WLS BF H R ER SO BB IBB HBP BLK WP HR S P ERA WHIP	IP WLS BF H R ER SO BB IBB HBP BLK WP HR S P ERA WHIP	IP WLS BF H R ER SO BB IBB HBP BLK WP HR S P ERA WHIP	IP WLS BF H R ER SO BB IBB HBP BLK WP HR S P ERA WHIP	IP WLS BF H R ER SO BB IBB HBP BLK WP HR S P ERA WHIP	IP WLS BF H R ER SO BB IBB HBP BLK WP HR S P ERA WHIP	IP WLS BF H R ER SO BB IBB HBP BLK WP HR S P ERA WHIP	IP WLS BF H R ER SO BB IBB HBP BLK WP HR S P ERA WHIP	IP WLS BF H R ER SO BB IBB HBP BLK WP HR S P ERA WHIP	IP WLS BF H R ER SO BB IBB HBP BLK WP HR S P ERA WHIP	IP WLS BF H R ER SO BB IBB HBP BLK WP HR S P ERA WHIP	IP WLS BF H R ER SO BB IBB HBP BLK WP HR S P ERA WHIP	IP WLS BF H R ER SO BB IBB HBP BLK WP HR S P ERA WHIP	IP WLS BF H R ER SO BB IBB HBP BLK WP HR S P ERA WHIP	IP WLS BF H R ER SO BB IBB HBP BLK WP HR S P ERA WHIP	IP WLS BF H R ER SO BB IBB HBP BLK WP HR S P ERA WHIP	IP WLS BF H R ER SO BB IBB HBP BLK WP HR S P ERA WHIP
Nelson Briles, R ERA: 2.6 (1,1)	9.0	W	36	7	1	1	4	1	0	1	0	42	47	1.00	0.889				

St. Louis Cardinals @ Pittsburgh Pirates
 Forbes Field, Pittsburgh, PA
 Fri Jul 26 1968, 3:33 AM EDT
 Unknown

AB	34
R	1
H	7
RBI	1
BB	1
SO	4
LOB	17



Batter	1	2	3	4	5	6	7	8	9	10	AB	R	H	RBI	BB	SO	LOB	TOP								
Lou Brock, L OBP: 0.321, SLG: 0.434 (1, 7)											5	1	1	2	0	1	0									
Curt Flood, R OBP: 0.349, SLG: 0.390 (1, 8)											5	0	2	1	0	1	0									
Bobby Tolan, L OBP: 0.291, SLG: 0.380 (1, 9) (4, 3)											4	1	1	0	1	0	2									
Orlando Cepeda, R OBP: 0.327, SLG: 0.399 Roger Maris, L OBP: 0.330, SLG: 0.405 (1, 3) (4, 9)											1	0	0	0	1	0	1									
Tim McCarver, L OBP: 0.291, SLG: 0.340 (1, 2)											5	0	1	0	0	0	5									
Mike Shannon, R OBP: 0.343, SLG: 0.458 (1, 5)											3	0	1	0	0	0	1									
Dick Schofield, S OBP: 0.319, SLG: 0.372 (1, 4)											4	1	1	0	0	1	4									
Dal Maxvill, R OBP: 0.304, SLG: 0.286 (1, 6)											4	1	1	0	0	0	2									
Mel Nelson, R OBP: 0.288, SLG: 0.187 Johnny Edwards, L OBP: 0.317, SLG: 0.368 Ron Willis, R (7, 1) Ed Spiegel, R OBP: 0.289, SLG: 0.171 Wayne Granger, R OBP: 0.200, SLG: 0.200 Joe Hoerner, R (10, 1)											2	0	0	0	0	1	2									
Inning Stats	R: 0 E: 0 K: 1 S: 5	H: 1 LOB: 0 BB: 0 P: 5	R: 0 E: 0 K: 1 S: 5	H: 1 LOB: 2 BB: 1 P: 10	R: 0 E: 0 K: 1 S: 5	H: 0 LOB: 0 BB: 0 P: 5	R: 0 E: 0 K: 0 S: 3	H: 0 LOB: 1 BB: 1 P: 7	R: 3 E: 0 K: 1 S: 9	H: 4 LOB: 2 BB: 1 P: 13	R: 0 E: 0 K: 0 S: 3	H: 0 LOB: 0 BB: 0 P: 3	R: 0 E: 0 K: 0 S: 3	H: 0 LOB: 0 BB: 0 P: 3	R: 1 E: 0 K: 0 S: 5	H: 3 LOB: 1 BB: 0 P: 5	R: 0 E: 0 K: 0 S: 3	H: 0 LOB: 0 BB: 0 P: 3	R: 0 E: 0 K: 0 S: 3	H: 0 LOB: 1 BB: 1 P: 7	1B: 5 2B: 4 3B: 1 HR: 0	SF: 0 SAC: 0 DP: 1 HBP: 1	WP: 0 PA: 41			
PITCHER	IP WLS BF H R ER SO ERA WHIP	IP WLS BF H R ER SO ERA WHIP	IP WLS BF H R ER SO ERA WHIP	IP WLS BF H R ER SO ERA WHIP	IP WLS BF H R ER SO ERA WHIP	IP WLS BF H R ER SO ERA WHIP	IP WLS BF H R ER SO ERA WHIP	IP WLS BF H R ER SO ERA WHIP	IP WLS BF H R ER SO ERA WHIP	IP WLS BF H R ER SO ERA WHIP	IP WLS BF H R ER SO ERA WHIP	IP WLS BF H R ER SO ERA WHIP	IP WLS BF H R ER SO ERA WHIP	IP WLS BF H R ER SO ERA WHIP	IP WLS BF H R ER SO ERA WHIP	IP WLS BF H R ER SO ERA WHIP	IP WLS BF H R ER SO ERA WHIP	IP WLS BF H R ER SO ERA WHIP	IP WLS BF H R ER SO ERA WHIP	IP WLS BF H R ER SO ERA WHIP	IP WLS BF H R ER SO ERA WHIP	IP WLS BF H R ER SO ERA WHIP	IP WLS BF H R ER SO ERA WHIP	IP WLS BF H R ER SO ERA WHIP		
Jim Bunning, R ERA: 3.58 (1, 1)	7.0	29	6	3	3	4	BB: 3	IBB: 0	HBP: 1	BLK: 0	WP: 0	HR: 0	S: 33	P: 46	ERA: 3.86	WHIP: 1.286										
Luke Walker, L ERA: 2.0 (8, 1)	0.0	2	2	1	1	0	0	0	0	0	0	0	2	2	∞	∞										
Roy Face, R ERA: 3.15 (8, 1)	1.0	3	1	0	0	0	0	0	0	0	0	0	3	3	0.00	1.000										
Ron Kline, R ERA: 1.38 (9, 1)	2.0	7	0	0	0	0	1	0	0	0	0	0	6	10	0.00	0.500										

St. Louis Cardinals @ Pittsburgh Pirates
Forbes Field, Pittsburgh, PA
Fri Jul 26 1968, 3:38 AM EDT
Att: 23,515 - Unknown

AB	36
R	4
H	9
RBI	4
BB	4
SO	4
LOB	17



Batter	1	2	3	4	5	6	7	8	9	10	AB	R	H	RBI	BB	SO	LOB	BOTTOM							
Maury Wills, S OBP: 0.329, SLG: 0.323 (1, 5)											4	1	1	0	0	0	1								
Gene Alley, R OBP: 0.289, SLG: 0.308 (1, 6)											3	2	1	1	0	1	1								
Matty Alou, L OBP: 0.373, SLG: 0.395 (1, 8)											4	0	1	0	0	0	2								
Roberto Clemente, R OBP: 0.323, SLG: 0.456 (1, 9)											3	1	1	1	2	1	0								
Willie Stargell, L OBP: 0.316, SLG: 0.489 (1, 7) Luke Walker, L (8, 1) Roy Face, R (8, 1) Gary Kolb, L OBP: 0.287, SLG: 0.356 Ron Kline, R (9, 1) Bill Vardon, L OBP: 0.283, SLG: 0.333 Jose Pagan, R OBP: 0.233, SLG: 0.290 (10, PH)											3	0	0	0	0	0	3								
Donn Clendenon, R OBP: 0.323, SLG: 0.366 (1, 3)											4	0	1	2	0	0	0								
Bill Mazerowski, R OBP: 0.299, SLG: 0.288 (1, 4)											4	0	1	0	0	0	2								
Jerry May, R OBP: 0.304, SLG: 0.269 (1, 2)											4	1	1	0	0	0	1								
Jim Bunning, R OBP: 0.108, SLG: 0.135 (1, 1)											1	0	0	0	0	1	0								
Manny Jimenez, L OBP: 0.481, SLG: 0.422 (7, PH)											1	0	1	0	0	0	0								
Manny Mota, R OBP: 0.326, SLG: 0.314 (8, 7)											1	0	0	0	0	0	0								
Inning Stats	R: 0 E: 0 K: 0 S: 3	H: 0 LOB: 0 BB: 0 P: 3	R: 0 E: 0 K: 1 S: 5	H: 0 LOB: 0 BB: 0 P: 5	R: 0 E: 0 K: 1 S: 5	H: 0 LOB: 0 BB: 0 P: 5	R: 2 E: 1 K: 0 S: 6	H: 2 LOB: 2 BB: 1 P: 10	R: 1 E: 0 K: 0 S: 5	H: 1 LOB: 1 BB: 0 P: 5	R: 0 E: 0 K: 0 S: 3	H: 0 LOB: 0 BB: 0 P: 3	R: 0 E: 0 K: 0 S: 3	H: 0 LOB: 0 BB: 0 P: 3	R: 1 E: 1 K: 0 S: 4	H: 2 LOB: 2 BB: 1 P: 8	1B: 6 2B: 0 3B: 1 HR: 1	SF: 2 SAC: 4 DP: 0 HBP: 0	WP: 0 PA: 41						
PITCHER	IP WLS BF H R ER SO ERA WHIP	IP WLS BF H R ER SO ERA WHIP	IP WLS BF H R ER SO ERA WHIP	IP WLS BF H R ER SO ERA WHIP	IP WLS BF H R ER SO ERA WHIP	IP WLS BF H R ER SO ERA WHIP	IP WLS BF H R ER SO ERA WHIP	IP WLS BF H R ER SO ERA WHIP	IP WLS BF H R ER SO ERA WHIP	IP WLS BF H R ER SO ERA WHIP	IP WLS BF H R ER SO ERA WHIP	IP WLS BF H R ER SO ERA WHIP	IP WLS BF H R ER SO ERA WHIP	IP WLS BF H R ER SO ERA WHIP	IP WLS BF H R ER SO ERA WHIP	IP WLS BF H R ER SO ERA WHIP	IP WLS BF H R ER SO ERA WHIP	IP WLS BF H R ER SO ERA WHIP	IP WLS BF H R ER SO ERA WHIP	IP WLS BF H R ER SO ERA WHIP	IP WLS BF H R ER SO ERA WHIP	IP WLS BF H R ER SO ERA WHIP	IP WLS BF H R ER SO ERA WHIP		
Mel Nelson, L ERA: 2.82 (1, 1)	6.0	26	5	4	2	2	BB: 0	IBB: 1	HBP: 0	BLK: 0	WP: 0	HR: 1	S: 29	P: 33	ERA: 3.00	WHIP: 0.833									
Ron Willis, R ERA: 2.82 (7, 1)	2.0	7	1	0	0	1	0	0	0	0	0	0	9	9	0.00	0.500									
Wayne Granger, R ERA: 2.33 (9, 1)	1.1	L	7	2	1	1	0	1	0	0	0	0	6	10	6.75	1.500									
Joe Hoerner, L ERA: 1.53 (10, 1)	0.1	1	0	0	0	0	0	0	0	0	0	0	1	1	0.00	0.000									

St. Louis Cardinals @ Pittsburgh Pirates
Forbes Field, Pittsburgh, PA
Fri Jul 26 1968, 3:38 AM EDT
Att: 23,515 - Unknown

AB	33
R	5
H	8
RBI	5
BB	2
SO	3
LOB	10




Batter	1	2	3	4	5	6	7	8	9	AB	R	H	RBI	BB	SO	LOB	TOP								
Lou Brock, L OBP: 0.320, SLG: 0.431 (1, 7)										5	1	1	0	0	1	3	St. Louis Cardinals @ Pittsburgh Pirates Forbes Field, Pittsburgh, PA Sat Jul 27 1968, 3:33 AM EDT Att: 12,147 - Unknown livebaseballscorecards.com								
Curt Flood, R OBP: 0.346, SLG: 0.387 (1, 8)										4	0	0	0	0	0	1									
Bobby Tolan, L OBP: 0.290, SLG: 0.377 (1, 9)										4	1	1	0	0	1	1									
Orlando Cepeda, R OBP: 0.329, SLG: 0.399 (1, 3)										3	0	1	0	1	0	2									
Johnny Edwards, L OBP: 0.315, SLG: 0.365 (1, 2)										3	0	1	2	0	1	1									
Mike Shannon, R OBP: 0.342, SLG: 0.455 (1, 5)										4	1	1	0	0	3	2									
Julian Javier, R OBP: 0.289, SLG: 0.340 (1, 4)										4	0	2	0	0	0	0									
Dal Maxvill, R OBP: 0.301, SLG: 0.283 (9, PH)										3	0	0	0	0	1	1									
Roger Maris, L OBP: 0.333, SLG: 0.409 (9, PH)										1	0	1	1	0	0	0									
Dick Schofield, S OBP: 0.319, SLG: 0.372 (9, 6)										0	0	0	0	0	0	0									
Steve Carlton, L OBP: 0.196, SLG: 0.353 (1, 1)										3	1	1	1	0	0	2									
Inning Stats	R: 1 E: 0 K: 1 S: 7	H: 2 LOB: 2 BB: 1 P: 11	R: 0 E: 0 K: 0 S: 3	H: 0 LOB: 0 BB: 0 P: 3	R: 0 E: 0 K: 1 S: 6	H: 1 LOB: 1 BB: 0 P: 6	R: 0 E: 0 K: 2 S: 7	H: 0 LOB: 0 BB: 0 P: 7	R: 1 E: 0 K: 1 S: 6	H: 1 LOB: 0 BB: 0 P: 6	R: 1 E: 1 K: 2 S: 8	H: 0 LOB: 1 BB: 0 P: 8	R: 0 E: 0 K: 0 S: 4	H: 1 LOB: 1 BB: 0 P: 4	R: 0 E: 0 K: 0 S: 4	H: 1 LOB: 1 BB: 0 P: 4	R: 1 E: 0 K: 0 S: 5	H: 3 LOB: 2 BB: 0 P: 5	1B: 8 2B: 0 3B: 0 HR: 1	SF: 1 SAC: 1 DP: 1 HBP: 0	WP: 1 PB: 0 SB: 2 CS: 0	PA: 37			
PITCHER	IP	WLS	BF	H	R	ER	SO	BB	IBB	HBP	BLK	WP	HR	S	P	ERA	WHIP								
Bob Moose, R ERA: 2.15 (1, 1)	7.0	L	28	5	3	2	7	1	0	0	0	1	1	41	45	2.57	0.857								
Dock Ellis, R ERA: 3.08 (8, 1)	2.0		9	4	1	1	0	0	0	0	0	0	0	9	9	4.50	2.000								

Batter	1	2	3	4	5	6	7	8	9	AB	R	H	RBI	BB	SO	LOB	BOTTOM								
Maury Wills, S OBP: 0.326, SLG: 0.320 (1, 5)										4	0	0	0	0	1	2	St. Louis Cardinals @ Pittsburgh Pirates Forbes Field, Pittsburgh, PA Sat Jul 27 1968, 3:33 AM EDT Att: 12,147 - Unknown livebaseballscorecards.com								
Gene Alley, R OBP: 0.291, SLG: 0.311 (1, 6)										4	0	2	0	0	0	0									
Matty Alou, L OBP: 0.374, SLG: 0.397 (1, 8)										4	0	2	0	0	0	2									
Roberto Clemente, R OBP: 0.322, SLG: 0.452 (1, 9)										3	0	0	0	1	1	3									
Donn Clendenon, R OBP: 0.322, SLG: 0.365 (1, 3)										4	0	1	0	0	0	3									
Manny Mota, R OBP: 0.324, SLG: 0.317 (1, 7)										4	0	1	0	0	1	1									
Bill Mazerowski, R OBP: 0.295, SLG: 0.284 (1, 4)										4	0	0	0	0	0	2									
Jerry May, R OBP: 0.304, SLG: 0.267 (1, 2)										2	0	0	0	1	1	1									
Bob Moose, R OBP: 0.118, SLG: 0.091 (7, PH)										2	0	0	0	0	0	1									
Dock Ellis, S (8, 1)										1	0	0	0	0	0	1									
Inning Stats	R: 0 E: 0 K: 1 S: 6	H: 1 LOB: 2 BB: 1 P: 10	R: 0 E: 0 K: 1 S: 5	H: 0 LOB: 0 BB: 0 P: 5	R: 0 E: 0 K: 0 S: 3	H: 0 LOB: 0 BB: 0 P: 3	R: 0 E: 0 K: 0 S: 3	H: 1 LOB: 0 BB: 0 P: 3	R: 0 E: 1 K: 0 S: 4	H: 0 LOB: 2 BB: 1 P: 8	R: 0 E: 0 K: 0 S: 4	H: 1 LOB: 1 BB: 0 P: 4	R: 0 E: 0 K: 1 S: 6	H: 1 LOB: 1 BB: 0 P: 6	R: 0 E: 0 K: 1 S: 6	H: 1 LOB: 1 BB: 0 P: 6	R: 0 E: 0 K: 0 S: 3	H: 1 LOB: 0 BB: 0 P: 3	1B: 5 2B: 1 3B: 0 HR: 0	SF: 0 SAC: 0 DP: 1 HBP: 0	WP: 0 PB: 0 SB: 0 CS: 1	PA: 34			
PITCHER	IP	WLS	BF	H	R	ER	SO	BB	IBB	HBP	BLK	WP	HR	S	P	ERA	WHIP								
Steve Carlton, L ERA: 2.79 (1, 1)	9.0	W	34	6	0	0	4	2	0	0	0	0	0	40	48	0.00	0.889								

Batter	1	2	3	4	5	6	7	8	9	AB	R	H	RBI	BB	SO	LOB	TOP					
Lou Brock, L (1,7) OBP: 0.321, SLG: 0.431										5	0	2	0	0	1	6						
Curt Flood, R (1,8) OBP: 0.344, SLG: 0.384										5	0	1	0	0	0	4						
Roger Maris, L (1,9) OBP: 0.335, SLG: 0.409										5	0	2	0	0	0	3						
Orlando Cepeda, R (1,3) OBP: 0.329, SLG: 0.402										5	0	2	0	0	0	4						
Tim McCarver, L (1,2) OBP: 0.283, SLG: 0.344										3	1	1	0	1	0	2						
Mike Shannon, R (1,5) OBP: 0.338, SLG: 0.450										4	0	0	0	0	2	4						
Julian Javier, R (1,4) OBP: 0.291, SLG: 0.342										4	0	2	1	0	0	3	AB 39 R 1 H 13 RBI 1 BB 1 SO 3 LOB 29					
Dal Maxvill, R (1,6) OBP: 0.301, SLG: 0.282										4	0	1	0	0	0	2						
Larry Jaster, L (1,1) OBP: 0.147, SLG: 0.121 (6, PH)										2	0	1	0	0	0	1						
Johanny Edwards, L (6, PH) OBP: 0.320, SLG: 0.377										1	0	1	0	0	0	0						
Dick Hughes, R (6, 1) OBP: 0.289, SLG: 0.375										0	0	0	0	0	0	0						
Bobby Tolan, L (8, PH) OBP: 0.289, SLG: 0.375										1	0	0	0	0	0	0						
Wayne Granger, R (8, 1) OBP: 0.200, SLG: 0.200										0	0	0	0	0	0	0						
Inning Stats	R: 0 E: 0 K: 0 S: 4	H: 2 LOB: 1 BB: 0 P: 4	R: 1 E: 1 K: 0 S: 6	H: 2 LOB: 2 BB: 0 P: 6	R: 0 E: 0 K: 0 S: 4	H: 1 LOB: 1 BB: 0 P: 4	R: 0 E: 0 K: 1 S: 7	H: 2 LOB: 2 BB: 1 P: 7	R: 0 E: 0 K: 0 S: 5	H: 2 LOB: 3 BB: 0 P: 9	R: 0 E: 0 K: 1 S: 7	H: 2 LOB: 0 BB: 0 P: 7	R: 0 E: 0 K: 1 S: 5	H: 1 LOB: 0 BB: 0 P: 5	R: 0 E: 0 K: 0 S: 3	H: 0 LOB: 0 BB: 0 P: 3	R: 0 E: 1 K: 0 S: 4	H: 1 LOB: 1 BB: 0 P: 4	1B: 10 2B: 3 3B: 0 HR: 0	SF: 0 SAC: 0 DP: 2 HBP: 0	WP: 0 PB: 0 SB: 0 CS: 0	PA: 40
PITCHER Al McBean, R (1,1) ERA: 3.04	IP: 9.0 WLS: W BF: 40 H: 13 R: 1 ER: 1 SO: 3 BB: 0 IBB: 1 HBP: 0 BLK: 0 WP: 0 HR: 0 S: 45 P: 49 ERA: 1.00 WHIP: 1.444															PITCHER	IP: 9.0 WLS: W BF: 40 H: 13 R: 1 ER: 1 SO: 3 BB: 0 IBB: 1 HBP: 0 BLK: 0 WP: 0 HR: 0 S: 45 P: 49 ERA: 1.00 WHIP: 1.444					

St. Louis Cardinals @ Pittsburgh Pirates
Forbes Field, Pittsburgh, PA
Sun Jul 28 1968, 3:33 AM EDT
Att: 14,926 - Unknown

AB 39
R 1
H 13
RBI 1
BB 1
SO 3
LOB 29



Batter	1	2	3	4	5	6	7	8	9	AB	R	H	RBI	BB	SO	LOB	BOTTOM					
Maury Wills, S (1,5) OBP: 0.330, SLG: 0.324										5	0	3	1	0	0	0						
Gene Alley, R (1,4) OBP: 0.291, SLG: 0.310										4	0	1	0	0	0	4						
Matty Alou, L (1,8) OBP: 0.370, SLG: 0.392										4	0	0	0	0	0	2						
Roberto Clemente, R (1,9) OBP: 0.327, SLG: 0.462										4	2	3	0	0	1	0						
Donn Clendenon, R (1,3) OBP: 0.322, SLG: 0.372										4	1	1	2	0	1	2						
Manny Mota, R (1,7) OBP: 0.332, SLG: 0.327										3	2	2	0	1	0	0						
Jose Pagan, R (1,6) OBP: 0.231, SLG: 0.278										3	0	0	0	0	1	3	AB 32 R 7 H 11 RBI 7 BB 2 SO 3 LOB 14					
Jerry May, R (1,2) OBP: 0.307, SLG: 0.265										2	1	0	0	1	0	3						
Al McBean, R (1,1) OBP: 0.214, SLG: 0.255										3	1	1	4	0	0	0						
Inning Stats	R: 0 E: 0 K: 0 S: 3	H: 1 LOB: 0 BB: 0 P: 3	R: 3 E: 0 K: 0 S: 7	H: 4 LOB: 2 BB: 0 P: 8	R: 0 E: 1 K: 0 S: 5	H: 2 LOB: 3 BB: 0 P: 6	R: 0 E: 0 K: 0 S: 4	H: 1 LOB: 1 BB: 0 P: 4	R: 4 E: 0 K: 1 S: 7	H: 2 LOB: 0 BB: 2 P: 15	R: 0 E: 0 K: 1 S: 5	H: 1 LOB: 0 BB: 0 P: 5	R: 0 E: 0 K: 1 S: 5	H: 0 LOB: 0 BB: 0 P: 5	R: 0 E: 0 K: 0 S: 3	H: 0 LOB: 0 BB: 0 P: 3	R: 0 E: 1 K: 0 S: 4	H: 1 LOB: 1 BB: 0 P: 4	1B: 7 2B: 1 3B: 1 HR: 2	SF: 0 SAC: 1 DP: 1 HBP: 2	WP: 0 PB: 0 SB: 1 CS: 1	PA: 37
PITCHER Larry Jaster, L (1,1) ERA: 2.74	IP: 5.0 WLS: L BF: 28 H: 10 R: 7 ER: 7 SO: 10 BB: 1 IBB: 2 HBP: 0 BLK: 0 WP: 0 HR: 2 S: 26 P: 36 ERA: 12.60 WHIP: 2.200															PITCHER	IP: 5.0 WLS: L BF: 28 H: 10 R: 7 ER: 7 SO: 10 BB: 1 IBB: 2 HBP: 0 BLK: 0 WP: 0 HR: 2 S: 26 P: 36 ERA: 12.60 WHIP: 2.200					
Dick Hughes, R (6, 1) ERA: 4.64	IP: 2.0 WLS: W BF: 6 H: 1 R: 0 ER: 0 SO: 2 BB: 0 IBB: 0 HBP: 0 BLK: 0 WP: 0 HR: 0 S: 10 P: 10 ERA: 0.00 WHIP: 0.500															PITCHER	IP: 2.0 WLS: W BF: 6 H: 1 R: 0 ER: 0 SO: 2 BB: 0 IBB: 0 HBP: 0 BLK: 0 WP: 0 HR: 0 S: 10 P: 10 ERA: 0.00 WHIP: 0.500					
Wayne Granger, R (8, 1) ERA: 2.25	IP: 1.0 WLS: W BF: 3 H: 0 R: 0 ER: 0 SO: 0 BB: 0 IBB: 0 HBP: 0 BLK: 0 WP: 0 HR: 0 S: 3 P: 3 ERA: 0.00 WHIP: 0.000															PITCHER	IP: 1.0 WLS: W BF: 3 H: 0 R: 0 ER: 0 SO: 0 BB: 0 IBB: 0 HBP: 0 BLK: 0 WP: 0 HR: 0 S: 3 P: 3 ERA: 0.00 WHIP: 0.000					

St. Louis Cardinals @ Pittsburgh Pirates
Forbes Field, Pittsburgh, PA
Sun Jul 28 1968, 3:33 AM EDT
Att: 14,926 - Unknown

AB 32
R 7
H 11
RBI 7
BB 2
SO 3
LOB 14



Batter	1	2	3	4	5	6	7	8	9	AB	R	H	RBI	BB	SO	LOB	TOP					
Lou Brock, L OBP: 0.324, SLG: 0.437 (1, 7)	0-3 K			4-0 CS S BB		0-0 1B SF8 2B		0-0 SF7	0-0 2B	3	1	2	2	1	1	0	St. Louis Cardinals @ New York Mets Shea Stadium, Flushing, NY Mon Jul 29 1968, 7:05 PM EDT Att: 30,486 - Unknown					
Curt Flood, R OBP: 0.347, SLG: 0.384 (1, 8)	0-3 K			4-0 1-3 BB		0-0 WP 1B		4-0 1B BB	0-0 1-3	3	0	1	0	2	1	1						
Roger Maris, L OBP: 0.333, SLG: 0.407 (1, 9)	0-3 K			0-0 L8		0-0 SF8		0-0 1B		3	0	1	1	0	1	1						
Orlando Cepeda, R OBP: 0.326, SLG: 0.397 (1, 3)		0-3 K		0-0 F8		0-0 4-3		0-0 P6		4	0	0	0	0	1	4						
Johnny Edwards, L OBP: 0.318, SLG: 0.369 (1, 2)		0-0 P6			4-0 BB		0-0 L8		0-0 3-1	3	0	0	0	1	0	0						
Mike Shannon, R OBP: 0.337, SLG: 0.448 (1, 5)		0-0 6-3			0-0 F5		0-3 K		0-0 1B FC6-4 1B	4	1	1	0	0	1	1						
Julian Javier, R OBP: 0.291, SLG: 0.341 (1, 4)			0-0 F9		0-0 F8		0-0 L5		0-0 1B FC6-4 1B	4	0	1	0	0	0	1						
Dal Maxvill, R OBP: 0.300, SLG: 0.282 (1, 6)			0-0 F8		0-0 F9			0-0 E8 SH2-4 SF7 1B	0-0 FC6-4 3B	4	2	1	1	0	0	2						
Ray Washburn, R OBP: 0.179, SLG: 0.143 (1, 1)			0-3 K			0-3 K		0-0 SH2-4	0-0 2B 3B	3	1	1	1	0	2	0						
Inning Stats	R: 0 E: 0 K: 3 S: 9	H: 0 LOB: 0 BB: 0 P: 9	R: 0 E: 0 K: 1 S: 5	H: 0 LOB: 0 BB: 0 P: 5	R: 0 E: 0 K: 1 S: 5	H: 0 LOB: 0 BB: 0 P: 5	R: 0 E: 0 K: 0 S: 2	H: 0 LOB: 1 BB: 2 P: 10	R: 0 E: 0 K: 0 S: 3	H: 0 LOB: 1 BB: 1 P: 7	R: 1 E: 0 K: 1 S: 7	H: 2 LOB: 1 BB: 0 P: 7	R: 0 E: 0 K: 1 S: 5	H: 0 LOB: 0 BB: 0 P: 5	R: 1 E: 1 K: 0 S: 5	H: 2 LOB: 2 BB: 1 P: 9	R: 3 E: 0 K: 0 S: 7	H: 4 LOB: 1 BB: 0 P: 7	1B: 5 2B: 2 3B: 1 HR: 0	SF: 2 SAC: 1 DP: 0 HBP: 0	WP: 1 PB: 0 SB: 1 CS: 1	PA: 38
PITCHER	IP WLS BF H R ER SO BB IBB HBP BLK WP HR S P ERA WHIP																					
Nolan Ryan, R ERA: 3.01 (1, 1)	7.2 L 29 3 2 2 7 4 0 0 0 0 1 0 39 55 2.35 0.913																					
Ron Taylor, R ERA: 3.61 (8, 1)	1.1 9 5 3 3 0 0 0 0 0 0 0 0 9 9 20.25 3.750																					

AB	31
R	5
H	8
RBI	5
BB	4
SO	7
LOB	10



Batter	1	2	3	4	5	6	7	8	9	AB	R	H	RBI	BB	SO	LOB	BOTTOM					
Bud Harrelson, S OBP: 0.257, SLG: 0.248 (1, 6)	0-0 4-3		0-0 6-3			0-0 1B 2B		0-0 G1		4	1	1	0	0	0	0	St. Louis Cardinals @ New York Mets Shea Stadium, Flushing, NY Mon Jul 29 1968, 7:05 PM EDT Att: 30,486 - Unknown					
Larry Stahl, L OBP: 0.326, SLG: 0.341 (1, 8) (8, 9)	0-0 6-3			0-0 1B		0-0 L9		0-0 3-1		4	0	1	0	0	0	1						
Cleon Jones, R OBP: 0.320, SLG: 0.456 (1, 9) (8, 7)				0-0 1B		0-0 L3 1B		0-0 1B		4	0	3	1	0	0	0						
Ed Kranepool, L OBP: 0.292, SLG: 0.336 (1, 3)			0-3 K		0-0 L3		0-0 L8		0-0 1B	4	0	1	0	0	1	4						
Art Shamsky, L OBP: 0.279, SLG: 0.377 Tommie Agee, R OBP: 0.215, SLG: 0.238 (1, 7) (8, 8)		0-0 3-1		0-3 K			0-0 3-1		0-0 F2	3	0	0	0	0	1	1						
Kevin Collins, L OBP: 0.248, SLG: 0.295 (1, 5)		0-0 4-3			0-3 K		0-3 K		0-0 F9	4	0	0	0	0	2	1						
Jerry Grote, R OBP: 0.364, SLG: 0.349 (1, 2)		0-0 6-3			0-0 F8		0-0 1B			3	0	1	0	0	0	0						
Jerry Buchek, R OBP: 0.252, SLG: 0.250 Ron Taylor, R (1, 4) (8, 1)			0-3 K		0-3 K		0-0 F7			3	0	0	0	0	2	1						
Nolan Ryan, R OBP: 0.140, SLG: 0.098 Al Weis, S OBP: 0.243, SLG: 0.218 (1, 1) (8, 4)			0-0 4-1			0-3 K		0-3 K		2	0	0	0	0	1	0						
Inning Stats	R: 0 E: 0 K: 1 S: 6	H: 1 LOB: 0 BB: 0 P: 6	R: 0 E: 0 K: 0 S: 3	H: 0 LOB: 0 BB: 0 P: 3	R: 0 E: 0 K: 1 S: 5	H: 0 LOB: 0 BB: 0 P: 5	R: 0 E: 0 K: 1 S: 6	H: 2 LOB: 1 BB: 0 P: 6	R: 0 E: 0 K: 2 S: 7	H: 0 LOB: 0 BB: 0 P: 7	R: 1 E: 0 K: 1 S: 7	H: 2 LOB: 1 BB: 0 P: 7	R: 0 E: 0 K: 1 S: 6	H: 1 LOB: 1 BB: 0 P: 6	R: 0 E: 0 K: 1 S: 5	H: 0 LOB: 0 BB: 0 P: 5	R: 0 E: 0 K: 0 S: 4	H: 1 LOB: 1 BB: 0 P: 4	1B: 6 2B: 2 3B: 0 HR: 0	SF: 0 SAC: 0 DP: 1 HBP: 0	WP: 0 PB: 0 SB: 0 CS: 0	PA: 33
PITCHER	IP WLS BF H R ER SO BB IBB HBP BLK WP HR S P ERA WHIP																					
Ray Washburn, R ERA: 2.75 (1, 1)	9.0 W 33 7 1 1 8 0 0 0 0 0 0 0 49 49 1.00 0.778																					



Batter	1	2	3	4	5	6	7	8	9	AB	R	H	RBI	BB	SO	LOB	TOP										
Lou Brock, L OBP: 0.324, SLG: 0.435 (1, 7)										4	1	2	1	0	2	0	St. Louis Cardinals @ Philadelphia Phillies Connie Mack Stadium, Philadelphia, PA Wed Jul 31 1968, 7:05 PM EDT Att: 14,811 - Unknown										
Julian Javier, R OBP: 0.288, SLG: 0.336 (1, 4)										4	0	0	1	0	0	1											
Curt Flood, R OBP: 0.347, SLG: 0.385 (1, 8)										4	1	2	0	0	0	0											
Orlando Cepeda, R OBP: 0.326, SLG: 0.396 (1, 3)										4	0	1	0	0	0	2											
Mike Shannon, R OBP: 0.333, SLG: 0.444 (1, 5)										4	0	1	1	0	1	1											
Tim McCarver, L OBP: 0.286, SLG: 0.342 (1, 2)										4	0	1	0	0	1	1											
Ron Davis, R OBP: 0.264, SLG: 0.297 (1, 9)										3	0	0	0	1	1	0											
Dal Maxvill, R OBP: 0.305, SLG: 0.292 (1, 6)										3	1	0	0	1	1	3											
Nelson Briles, R OBP: 0.150, SLG: 0.109 (1, 1)										3	0	0	0	0	1	0											
Inning Stats	R: 0 E: 0 K: 1 S: 6	H: 1 LOB: 1 BB: 0 P: 6	R: 0 E: 0 K: 0 S: 3	H: 0 LOB: 0 BB: 0 P: 3	R: 0 E: 0 K: 2 S: 7	H: 0 LOB: 0 BB: 0 P: 7	R: 1 E: 0 K: 1 S: 7	H: 2 LOB: 1 BB: 0 P: 7	R: 1 E: 0 K: 0 S: 4	H: 1 LOB: 1 BB: 1 P: 8	R: 0 E: 0 K: 0 S: 5	H: 2 LOB: 3 BB: 1 P: 9	R: 1 E: 0 K: 1 S: 6	H: 1 LOB: 0 BB: 0 P: 6	R: 0 E: 0 K: 1 S: 5	H: 0 LOB: 0 BB: 0 P: 5	R: 0 E: 0 K: 1 S: 5	H: 0 LOB: 0 BB: 0 P: 5	R: 0 E: 0 K: 1 S: 5	H: 0 LOB: 0 BB: 0 P: 5	1B: 6 2B: 1 3B: 0 HR: 0	SF: 0 SAC: 1 DP: 0 HBP: 0	WP: 0 PB: 0 SB: 1 CS: 0	PA: 36			
PITCHER	IP	WLS	BF	H	R	ER	SO	BB	IBB	HBP	BLK	WP	HR	S	P	ERA	WHIP										
Woodie Fryman, L ERA: 2.29 (1, 1)	7.0	L	30	7	3	3	5	2	0	0	0	0	0	38	46	3.86	1.286										
Gary Wagner, R ERA: 2.89 (8, 1)	2.0		6	0	0	0	2	0	0	0	0	0	0	10	10	0.00	0.000										

Batter	1	2	3	4	5	6	7	8	9	AB	R	H	RBI	BB	SO	LOB	BOTTOM										
Tony Taylor, R OBP: 0.331, SLG: 0.331 (1, 5)										4	0	1	0	0	0	0	St. Louis Cardinals @ Philadelphia Phillies Connie Mack Stadium, Philadelphia, PA Wed Jul 31 1968, 7:05 PM EDT Att: 14,811 - Unknown										
Roberto Pena, R OBP: 0.328, SLG: 0.332 (1, 6)										3	0	0	0	1	1	1											
Johnny Callison, L OBP: 0.318, SLG: 0.414 (1, 9)										4	1	1	0	0	1	1											
Dick Allen, R OBP: 0.348, SLG: 0.540 (1, 7)										3	0	1	1	1	1	1											
Bill White, L OBP: 0.305, SLG: 0.355 (1, 3)										4	0	0	0	0	1	2											
Tony Gonzalez, L OBP: 0.343, SLG: 0.350 (1, 8)											3	1	2	0	1	0											
Cookie Rojas, R OBP: 0.281, SLG: 0.333 (1, 4)											4	0	2	0	0	3											
Clay Dalrymple, L OBP: 0.260, SLG: 0.284 (1, 2)											3	0	0	1	0	3											
Woodie Fryman, R OBP: 0.131, SLG: 0.103 (1, 1)											2	0	0	0	0	0											
John Sullivan, L OBP: 0.333, SLG: 0.250 (7, PH)										1	0	0	0	0	0	2											
Gary Wagner, R (8, 1)										0	0	0	0	0	0	0											
Don Lock, R OBP: 0.294, SLG: 0.379 (8, PH)										1	0	0	0	0	0	1											
Inning Stats	R: 0 E: 0 K: 0 S: 3	H: 0 LOB: 0 BB: 0 P: 3	R: 0 E: 0 K: 0 S: 3	H: 1 LOB: 1 BB: 1 P: 7	R: 0 E: 0 K: 0 S: 4	H: 1 LOB: 1 BB: 0 P: 4	R: 0 E: 0 K: 2 S: 7	H: 0 LOB: 0 BB: 0 P: 7	R: 1 E: 0 K: 0 S: 4	H: 1 LOB: 0 BB: 0 P: 4	R: 0 E: 0 K: 1 S: 5	H: 0 LOB: 1 BB: 1 P: 9	R: 0 E: 0 K: 1 S: 4	H: 1 LOB: 2 BB: 1 P: 8	R: 1 E: 0 K: 1 S: 7	H: 2 LOB: 1 BB: 0 P: 7	R: 0 E: 1 K: 0 S: 4	H: 1 LOB: 1 BB: 0 P: 4	R: 0 E: 0 K: 0 S: 3	H: 0 LOB: 0 BB: 0 P: 3	1B: 5 2B: 1 3B: 2 HR: 0	SF: 1 SAC: 0 DP: 1 HBP: 0	WP: 0 PB: 0 SB: 0 CS: 0	PA: 36			
PITCHER	IP	WLS	BF	H	R	ER	SO	BB	IBB	HBP	BLK	WP	HR	S	P	ERA	WHIP										
Nelson Briles, R ERA: 2.57 (1, 1)	9.0	W	36	7	2	2	4	3	0	0	0	0	0	41	53	2.00	1.111										

AB 33
R 3
H 7
RBI 3
BB 2
SO 7
LOB 8



AB 32
R 2
H 7
RBI 2
BB 3
SO 4
LOB 14



WP: 0
PB: 0
SB: 0
CS: 0

Batter	1	2	3	4	5	6	7	8	9	AB	R	H	RBI	BB	SO	LOB	TOP	
Lou Brock, L OBP: 0.326, SLG: 0.438 (1, 7)	F8		2B BB		F9			3B		3	1	1	0	1	0	0		
Curt Flood, R OBP: 0.347, SLG: 0.385 (1, 8)	6-3		L9			1B G6-3 1B				3	1	1	0	0	0	1		
Roger Maris, L OBP: 0.340, SLG: 0.414 (1, 9)	1B		2B			1B G6-3 1B				3	0	3	1	0	0	0		
Orlando Cepeda, R OBP: 0.324, SLG: 0.393 (1, 3)	F3		K			G6-3				3	0	0	0	0	1	3		
Tim McCarver, L OBP: 0.286, SLG: 0.340 (1, 2)		CS BB BB			F7			L4		2	0	0	0	1	0	0		
Mike Shannon, R OBP: 0.331, SLG: 0.440 (1, 5)	K				P5			F5		3	0	0	0	0	1	1		
Dick Schofield, S OBP: 0.320, SLG: 0.364 (1, 4)		CS BB			4-3			F9		2	0	0	0	1	0	0		
Dal Maxvill, R OBP: 0.302, SLG: 0.289 (1, 6)	6-3					4-3		L8		3	0	0	0	0	0	2		
Steve Carlton, L OBP: 0.185, SLG: 0.333 (1, 1)			6-3			P5		F9		3	0	0	0	0	0	0		
Inning Stats	R: 0 E: 0 K: 0 S: 4	H: 1 LOB: 1 BB: 0 P: 4	R: 0 E: 0 K: 1 S: 4	H: 0 LOB: 1 BB: 2 P: 12	R: 1 E: 0 K: 1 S: 6	H: 1 LOB: 1 BB: 1 P: 10	R: 0 E: 0 K: 0 S: 3	H: 0 LOB: 0 BB: 0 P: 3	R: 0 E: 0 K: 0 S: 3	H: 0 LOB: 0 BB: 0 P: 3	R: 1 E: 0 K: 0 S: 4	H: 2 LOB: 0 BB: 0 P: 4	R: 0 E: 0 K: 0 S: 3	H: 0 LOB: 0 BB: 0 P: 3	R: 0 E: 0 K: 0 S: 2	H: 1 LOB: 1 BB: 0 P: 2		
PITCHER Larry Jackson, R ERA: 2.85 (1, 1)	IP: 7.1 WLS: L BF: 28	H: 5 R: 2 ER: 2 SO: 2	BB: 3 IBB: 0 HBP: 0 BLK: 0	WP: 0 HR: 0 S: 29 P: 41	ERA: 2.46 WHIP: 1.091	PITCHER	IP: 0 WLS: 0 BF: 0	H: 0 R: 0 ER: 0 SO: 0	BB: 0 IBB: 0 HBP: 0 BLK: 0	WP: 0 HR: 0 S: 0 P: 0	ERA: 0 WHIP: 0							

St. Louis Cardinals @ Philadelphia Phillies
 Connie Mack Stadium, Philadelphia, PA
 Thu Aug 01 1968, 7:05 PM EDT
 Att: 12,674 - Unknown

AB 25
 R 2
 H 5
 RBI 1
 BB 3
 SO 2
 LOB 7



WP: 0 PA: 28
 FB: 0
 SB: 1
 CS: 2
 1B: 3 SF: 0
 2B: 1 SAC: 0
 3B: 1 DP: 1
 HR: 0 HBP: 0

Batter	1	2	3	4	5	6	7	8	9	AB	R	H	RBI	BB	SO	LOB	BOTTOM	
Tony Taylor, R OBP: 0.328, SLG: 0.328 (1, 5)	5-3		FC6-4			6-3				3	0	0	0	0	0	1		
Roberto Pena, R OBP: 0.325, SLG: 0.329 (1, 6)	F9				G3			4-3		3	0	0	0	0	0	0		
Johnny Callison, L OBP: 0.318, SLG: 0.422 (1, 9)	F8				HR			L8		3	1	1	1	0	0	0		
Dick Allen, R OBP: 0.348, SLG: 0.536 (1, 7)		G6-4-3 BB			K			K		2	0	0	0	1	2	0		
Don Lock, R OBP: 0.295, SLG: 0.378 (1, 8)		G6-4-3			S 1B			F8		3	0	1	0	0	0	1		
Cookie Rojas, R OBP: 0.259, SLG: 0.330 (1, 4)		P4			6-3			6-3		3	0	0	0	0	0	1		
Bill White, L OBP: 0.303, SLG: 0.352 (1, 3)			F8			L8				2	0	0	0	0	0	0		
Mike Ryan, R OBP: 0.194, SLG: 0.201 (1, 2)			K			L8				2	0	0	0	0	1	0		
Larry Jackson, R OBP: 0.141, SLG: 0.129 (1, 1)			FC6-4 BB			K				1	0	0	0	1	1	0		
Inning Stats	R: 0 E: 0 K: 0 S: 3	H: 0 LOB: 0 BB: 1 P: 6	R: 0 E: 0 K: 1 S: 5	H: 0 LOB: 1 BB: 1 P: 9	R: 1 E: 0 K: 1 S: 7	H: 2 LOB: 1 BB: 0 P: 7	R: 0 E: 0 K: 1 S: 5	H: 0 LOB: 0 BB: 0 P: 5	R: 0 E: 0 K: 0 S: 3	H: 0 LOB: 0 BB: 0 P: 3	R: 0 E: 0 K: 1 S: 5	H: 0 LOB: 0 BB: 0 P: 5	R: 0 E: 0 K: 0 S: 5	H: 0 LOB: 0 BB: 0 P: 5	R: 0 E: 0 K: 0 S: 5	H: 0 LOB: 0 BB: 0 P: 5		
PITCHER Steve Carlton, L ERA: 2.73 (1, 1)	IP: 7.0 WLS: W BF: 24	H: 2 R: 1 ER: 1 SO: 4	BB: 2 IBB: 0 HBP: 0 BLK: 0	WP: 0 HR: 1 S: 30 P: 38	ERA: 1.29 WHIP: 0.571	PITCHER	IP: 0 WLS: 0 BF: 0	H: 0 R: 0 ER: 0 SO: 0	BB: 0 IBB: 0 HBP: 0 BLK: 0	WP: 0 HR: 0 S: 0 P: 0	ERA: 0 WHIP: 0							

St. Louis Cardinals @ Philadelphia Phillies
 Connie Mack Stadium, Philadelphia, PA
 Thu Aug 01 1968, 7:05 PM EDT
 Att: 12,674 - Unknown

AB 22
 R 1
 H 2
 RBI 1
 BB 2
 SO 4
 LOB 3



WP: 0 PA: 24
 FB: 0
 SB: 1
 CS: 0
 1B: 1 SF: 0
 2B: 0 SAC: 0
 3B: 0 DP: 1
 HR: 1 HBP: 0

Batter	1	2	3	4	5	6	7	8	9	AB	R	H	RBI	BB	SO	LOB	TOP					
Don Kessinger, S OBP: 0.295, SLG: 0.299 (1, 6)										3	0	1	0	0	0	0	Chicago Cubs @ St. Louis Cardinals Busch Stadium, St. Louis, MO Fri Aug 02 1968, 7:05 PM CDT Att: 39,621 - Unknown					
Glenn Beckert, R OBP: 0.311, SLG: 0.358 (1, 4)										4	0	0	0	0	1	3						
Billy Williams, L OBP: 0.329, SLG: 0.453 (1, 7)										3	0	1	0	1	0	1						
Ron Santo, R OBP: 0.363, SLG: 0.427 (1, 5)										3	0	1	1	1	1	2						
14 Ernie Banks, R OBP: 0.306, SLG: 0.462 Dick Nen, L OBP: 0.206, SLG: 0.333 (1, 3) (8, 3)										4	0	0	0	0	0	5						
Randy Hundley, R OBP: 0.290, SLG: 0.308 (1, 2)										4	1	1	0	0	0	1						
Jim Hickman, R OBP: 0.264, SLG: 0.351 (1, 9)										4	1	2	0	0	1	0						
Adolfo Phillips, R OBP: 0.322, SLG: 0.389 (1, 8)										4	1	1	1	0	1	1						
Ken Holtzman, R OBP: 0.125, SLG: 0.143 (1, 1)										4	0	1	1	0	0	0						
Inning Stats	R: 0 E: 0 K: 1 S: 6	H: 1 LOB: 1 BB: 0 P: 6	R: 0 E: 0 K: 0 S: 4	H: 1 LOB: 1 BB: 0 P: 4	R: 0 E: 0 K: 1 S: 5	H: 0 LOB: 0 BB: 0 P: 5	R: 0 E: 0 K: 0 S: 3	H: 1 LOB: 0 BB: 0 P: 3	R: 3 E: 0 K: 0 S: 7	H: 4 LOB: 3 BB: 2 P: 15	R: 0 E: 0 K: 2 S: 7	H: 0 LOB: 0 BB: 0 P: 7	R: 0 E: 0 K: 0 S: 3	H: 0 LOB: 0 BB: 0 P: 3	R: 0 E: 0 K: 0 S: 4	H: 1 LOB: 1 BB: 0 P: 4		R: 0 E: 0 K: 0 S: 3	H: 0 LOB: 0 BB: 0 P: 3	1B: 8 2B: 1 3B: 0 HR: 0	SF: 0 SAC: 1 DP: 1 HBP: 0	WP: 0 PB: 0 SB: 0 CS: 0
PITCHER	IP WLS BF H R ER SO BB IBB HBP BLK WP HR S P ERA WHIP																					
Larry Jaster, L ERA: 2.88 (1, 1)	4.0 L 18 7 3 3 2 0 0 0 0 0 0 0 22 22 6.75 1.750																					
Ron Willis, R ERA: 2.79 (5, 1)	1.0 5 0 0 0 0 1 1 0 0 0 0 0 3 11 0.00 1.000																					
Dick Hughes, R ERA: 4.58 (6, 1)	2.0 6 0 0 0 2 0 0 0 0 0 0 0 10 10 0.00 0.000																					
Joe Hoerner, L ERA: 1.44 (8, 1)	2.0 7 1 0 0 0 0 0 0 0 0 0 0 7 7 0.00 0.500																					

Batter	1	2	3	4	5	6	7	8	9	AB	R	H	RBI	BB	SO	LOB	BOTTOM					
Lou Brock, L OBP: 0.323, SLG: 0.435 (1, 7)										4	0	0	0	0	2	1	Chicago Cubs @ St. Louis Cardinals Busch Stadium, St. Louis, MO Fri Aug 02 1968, 7:05 PM CDT Att: 39,621 - Unknown					
Julian Javier, R OBP: 0.287, SLG: 0.335 (1, 4)										4	0	1	0	0	0	0						
Curt Flood, R OBP: 0.344, SLG: 0.381 (1, 8)										4	0	0	0	0	0	1						
Orlando Cepeda, R OBP: 0.321, SLG: 0.389 (1, 3)										4	0	0	0	0	0	2						
Mike Shannon, R OBP: 0.328, SLG: 0.436 (1, 5)										4	0	0	0	0	1	1						
Tim McCarver, L OBP: 0.289, SLG: 0.340 (1, 2)										3	0	1	0	1	1	0						
Ron Davis, R OBP: 0.261, SLG: 0.293 (1, 9)										3	0	0	0	0	0	2						
Dal Maxvill, R OBP: 0.302, SLG: 0.287 (1, 6)										2	0	0	0	1	1	3						
Larry Jaster, L OBP: 0.143, SLG: 0.115 Ron Willis, R OBP: 0.244, SLG: 0.167 Ed Spiezio, R OBP: 0.224, SLG: 0.157 Dick Hughes, R OBP: 0.276, SLG: 0.228 Phil Gaetano, R OBP: 0.276, SLG: 0.228 Joe Hoerner, R (1, 1) (5, 1) (6, 1) (7, 1) (8, 1)										1	0	0	0	0	0	1						
Inning Stats	R: 0 E: 0 K: 1 S: 5	H: 0 LOB: 0 BB: 0 P: 5	R: 0 E: 0 K: 1 S: 5	H: 0 LOB: 0 BB: 0 P: 5	R: 0 E: 0 K: 0 S: 3	H: 0 LOB: 1 BB: 1 P: 7	R: 0 E: 1 K: 0 S: 4	H: 0 LOB: 1 BB: 0 P: 4	R: 0 E: 0 K: 1 S: 5	H: 0 LOB: 1 BB: 1 P: 9	R: 0 E: 0 K: 1 S: 6	H: 1 LOB: 1 BB: 0 P: 6	R: 0 E: 1 K: 0 S: 5	H: 1 LOB: 2 BB: 0 P: 5	R: 0 E: 0 K: 0 S: 3	H: 0 LOB: 0 BB: 0 P: 3		R: 0 E: 0 K: 1 S: 5	H: 0 LOB: 0 BB: 0 P: 5	1B: 2 2B: 0 3B: 0 HR: 0	SF: 0 SAC: 0 DP: 0 HBP: 0	WP: 0 PB: 0 SB: 0 CS: 0
PITCHER	IP WLS BF H R ER SO BB IBB HBP BLK WP HR S P ERA WHIP																					
Ken Holtzman, L ERA: 3.16 (1, 1)	9.0 W 33 2 0 0 5 2 0 0 0 0 0 0 41 49 0.00 0.444																					

Batter	1	2	3	4	5	6	7	8	9	AB	R	H	RBI	BB	SO	LOB	TOP										
Don Kessinger, S OBP: 0.297, SLG: 0.303 (1, 6)	G3	CS 1B			FC4-6 1B		2B			4	0	2	0	0	0	1	Chicago Cubs @ St. Louis Cardinals Busch Stadium, St. Louis, MO Sat Aug 03 1968, 3:33 AM CDT Att: 38,264 - Unknown										
Glenn Beckert, R OBP: 0.313, SLG: 0.359 (1, 4)	1B WP	CS	3-1		L6-3 1B		5-3			4	1	2	0	0	0	2											
Billy Williams, L OBP: 0.328, SLG: 0.451 (1, 7)	WP 1B		L3		L6-3			4-3		4	1	1	0	0	0	2											
Ron Santo, R OBP: 0.362, SLG: 0.424 (1, 5)	WP 1B		K			6-3		P4		3	1	0	0	1	1	0											
Dick Nen, L OBP: 0.194, SLG: 0.314 (1, 3)	K			L3		4-3		3-1		4	0	0	0	0	1	2											
Randy Hundley, R OBP: 0.290, SLG: 0.307 (1, 2)	FC6-4 1B			F8		F7		6-3		4	0	1	2	0	0	0											
Jim Hickman, R OBP: 0.272, SLG: 0.351 (1, 9)	FC6-4			FC6-4 1B			G5-4-3 BB	5-3		3	0	1	0	1	0	1											
Adolfo Phillips, R OBP: 0.321, SLG: 0.385 (1, 8)		K		FC6-4			G5-4-3	HBP		3	0	0	0	0	1	2											
Bill Hands, R OBP: 0.107, SLG: 0.057 (1, 1)		K							2-3 3-H	2	0	1	0	1	1	0											
Phil Regan, R OBP: 0.200, SLG: 0.267 (8, 1)		K			FC4-6 BB		2B	K		1	0	0	0	0	1	1											
Inning Stats	R: 3 E: 0 K: 1 S: 8	H: 3 LOB: 1 BB: 1 P: 12	R: 0 E: 0 K: 2 S: 7	H: 1 LOB: 0 BB: 0 P: 7	R: 0 E: 0 K: 1 S: 5	H: 0 LOB: 0 BB: 0 P: 5	R: 0 E: 0 K: 0 S: 4	H: 1 LOB: 1 BB: 0 P: 4	R: 0 E: 0 K: 0 S: 3	H: 0 LOB: 0 BB: 0 P: 3	R: 0 E: 0 K: 0 S: 4	H: 2 LOB: 2 BB: 1 P: 8	R: 0 E: 0 K: 0 S: 3	H: 0 LOB: 0 BB: 0 P: 3	R: 0 E: 0 K: 1 S: 5	H: 0 LOB: 1 BB: 0 P: 6	1B: 7 2B: 2 3B: 0 HR: 0	SF: 0 SAC: 0 DP: 2 HBP: 1	WP: 1 PB: 0 SB: 0 CS: 1	PA: 37							
PITCHER	IP	WLS	BF	H	R	ER	SO	BB	IBB	HBP	BLK	WP	HR	S	P	ERA	WHIP										
Ray Washburn, R ERA: 2.82 (1, 1)	6.2	L	28	8	3	3	4	3	0	0	0	1	0	33	45	4.05	1.650										
Wayne Granger, R ERA: 2.15 (7, 1)	1.1		4	0	0	0	0	0	0	0	0	0	0	4	4	0.00	0.000										
Ron Willis, R ERA: 2.7 (9, 1)	1.0		4	0	0	0	1	0	0	1	0	0	0	5	6	0.00	0.000										

Batter	1	2	3	4	5	6	7	8	9	AB	R	H	RBI	BB	SO	LOB	BOTTOM										
Lou Brock, L OBP: 0.324, SLG: 0.434 (1, 7)	F9 1B		6-3			F7		1B		3	1	1	0	1	0	0	Chicago Cubs @ St. Louis Cardinals Busch Stadium, St. Louis, MO Sat Aug 03 1968, 3:33 AM CDT Att: 38,264 - Unknown										
Curt Flood, R OBP: 0.341, SLG: 0.378 (1, 8)	6-3		L4			6-3		L6		4	0	0	0	0	0	3											
Bobby Tolan, L OBP: 0.288, SLG: 0.372 (1, 3)	F9			P6			1B	E6 4-3 1B		4	1	1	0	0	0	1											
Roger Maris, L OBP: 0.338, SLG: 0.410 (1, 9)	F9			F9		4-3		4-3		4	0	1	1	0	0	2											
Johnny Edwards, L OBP: 0.310, SLG: 0.359 (1, 2)	F9			F7		F9		5-3		4	0	0	0	0	0	2											
Mike Shannon, R OBP: 0.328, SLG: 0.436 (1, 5)		G6-4-3 1B			4-3	5-3			2-H 1B	4	0	2	1	0	0	0											
Julian Javier, R OBP: 0.287, SLG: 0.334 (1, 4)		G6-4-3			E7 1B	P4		K		4	0	1	0	0	1	2											
Dal Maxvill, R OBP: 0.301, SLG: 0.285 (1, 6)			6-3		5-3			F9		2	0	0	0	0	0	1											
Dick Schofield, S OBP: 0.316, SLG: 0.360 (8, PH) (9, 6)					5-3					1	0	0	0	0	0	0											
Ray Washburn, R OBP: 0.171, SLG: 0.135 (1, 1)					5-3					2	0	0	0	0	1	1											
Wayne Granger, R OBP: 0.200, SLG: 0.200 (7, 1)										0	0	0	0	0	0	0											
Tim McCarver, L OBP: 0.291, SLG: 0.340 (8, PH) (9, 1)			K					L6 1B		0	0	0	0	1	0	0											
Ron Willis, R OBP: 0.291, SLG: 0.340 (9, 1)										0	0	0	0	0	0	0											
Inning Stats	R: 1 E: 0 K: 0 S: 4	H: 1 LOB: 1 BB: 1 P: 8	R: 0 E: 0 K: 0 S: 3	H: 1 LOB: 0 BB: 0 P: 3	R: 0 E: 0 K: 1 S: 5	H: 0 LOB: 0 BB: 0 P: 5	R: 0 E: 0 K: 0 S: 3	H: 0 LOB: 0 BB: 0 P: 3	R: 0 E: 0 K: 0 S: 4	H: 1 LOB: 1 BB: 0 P: 4	R: 0 E: 0 K: 0 S: 3	H: 0 LOB: 0 BB: 0 P: 3	R: 0 E: 0 K: 0 S: 3	H: 1 LOB: 1 BB: 0 P: 7	R: 1 E: 1 K: 1 S: 7	H: 1 LOB: 1 BB: 0 P: 7	1B: 6 2B: 1 3B: 0 HR: 0	SF: 0 SAC: 0 DP: 2 HBP: 0	WP: 0 PB: 0 SB: 1 CS: 0	PA: 34							
PITCHER	IP	WLS	BF	H	R	ER	SO	BB	IBB	HBP	BLK	WP	HR	S	P	ERA	WHIP										
Bill Hands, R ERA: 2.69 (1, 1)	7.0	W	25	4	1	1	1	1	0	0	0	0	0	26	30	1.29	0.714										
Phil Regan, R ERA: 1.91 (8, 1)	2.0	S	9	2	1	0	1	1	0	0	0	0	0	10	14	0.00	1.500										



Batter	1	2	3	4	5	6	7	8	9	10	11	12	13	AB	R	H	RBI	BB	SO	LOB	TOP										
Don Kessinger, S OBP: 0.301, SLG: 0.307 (1, 6)	6-3				FC3-2 E 1B 1-2 3-H		5-3		3-1					7	1	4	2	0	0	0											
Glenn Beckert, R OBP: 0.310, SLG: 0.356 (1, 4)				F8	E5 1B FC3-2 1-2 2-3		4-3		4-3		P3		FC5	7	0	1	0	0	0	7											
Billy Williams, L OBP: 0.325, SLG: 0.456 (1, 7)	P4				FC3-2 14 G5-3 1B 1-2 2-3 3-H					F2		G3		6	1	2	1	0	0	4											
Ron Santo, R OBP: 0.366, SLG: 0.427 (1, 5)	K													6	0	4	1	0	1	1											
14 Ernie Banks, R OBP: 0.302, SLG: 0.454 (1, 3)			F8		E1 G6-4-3 1-2		G5-3							6	0	0	0	0	1	7											
Randy Hundley, R OBP: 0.290, SLG: 0.308 (1, 2)	K													6	2	2	0	0	3	3											
Jim Hickman, R OBP: 0.271, SLG: 0.342 (1, 9) (4, 8) (13, 9)	F8				G6-4-3 1-2									3	0	0	0	1	1	3											
Adolfo Phillips, R OBP: 0.320, SLG: 0.383 (1, 8)														1	0	0	0	0	1	0											
Al Spangler, L OBP: 0.346, SLG: 0.384 (4, 9)														3	2	1	1	2	1	2											
Joe Niekro, R OBP: 0.149, SLG: 0.111 (13, 1)														0	0	0	0	0	0	0											
Inning Stats	R: 0 E: 0 K: 1 S: 6	H: 1 LOB: 1 BB: 0 P: 6	R: 0 E: 0 K: 1 S: 5	H: 0 LOB: 0 BB: 0 P: 5	R: 0 E: 0 K: 1 S: 7	H: 1 LOB: 1 BB: 0 P: 8	R: 0 E: 0 K: 1 S: 5	H: 2 LOB: 2 BB: 0 P: 7	R: 2 E: 1 K: 0 S: 6	H: 3 LOB: 2 BB: 1 P: 10	R: 0 E: 0 K: 1 S: 5	H: 0 LOB: 1 BB: 1 P: 9	R: 1 E: 0 K: 0 S: 4	H: 1 LOB: 0 BB: 0 P: 4	R: 0 E: 0 K: 2 S: 7	H: 0 LOB: 0 BB: 0 P: 7	R: 1 E: 0 K: 1 S: 6	H: 1 LOB: 0 BB: 0 P: 6	R: 0 E: 0 K: 0 S: 3	H: 1 LOB: 0 BB: 0 P: 3	R: 1 E: 0 K: 1 S: 7	H: 2 LOB: 2 BB: 1 P: 11	R: 0 E: 0 K: 0 S: 3	H: 1 LOB: 0 BB: 0 P: 3	R: 1 E: 0 K: 2 S: 8	H: 3 LOB: 2 BB: 0 P: 8	1B: 14 2B: 1 3B: 0 HR: 2	SF: 0 SAC: 2 DP: 4 HBP: 0	WP: 0 PB: 0 SB: 0 CS: 0	PA: 56	
PITCHER	IP	WLS	BF	H	R	ER	SO	BB	IBB	HBP	BLK	WP	HR	S	P	ERA	WHIP														
Bob Gibson, R ERA: 1.08 (1, 1)	11.0		47	12	5	4	10	2	1	0	0	0	2	64	76	3.27	1.273														
Joe Hoerner, L ERA: 1.64 (12, 1)	1.2	L	8	4	1	1	1	0	0	0	0	0	0	10	10	5.40	2.400														
Ron Willis, R ERA: 2.68 (13, 1)	0.1		1	0	0	0	0	0	0	0	0	0	1	1	0.00	0.000															

Chicago Cubs @ St. Louis Cardinals
Busch Stadium, St. Louis, MO
Sun Aug 04 1968, 3:33 AM CDT
Att. 47,445 - Unknown

AB 51
R 6
H 16
RBI 6
BB 3
SO 11
LOB 30



Batter	1	2	3	4	5	6	7	8	9	10	11	12	13	AB	R	H	RBI	BB	SO	LOB	BOTTOM						
Lou Brock, L OBP: 0.322, SLG: 0.430 (1, 7)	6-3	F8		F8			K						K	7	0	1	1	0	3	4							
Curt Flood, R OBP: 0.338, SLG: 0.374 (1, 8)	F9						6-3						F8	7	1	1	0	0	1	4							
Bobby Tolan, L OBP: 0.294, SLG: 0.373 (1, 3)														5	1	2	0	1	0	2							
Roger Maris, L OBP: 0.335, SLG: 0.401 (1, 9)														4	1	0	0	1	0	4							
Tim McCarver, L OBP: 0.289, SLG: 0.337 (1, 2)	FC6													6	1	1	1	0	1	4							
Mike Shannon, R OBP: 0.329, SLG: 0.435 (1, 5)														6	0	2	1	0	2	2							
Julian Javier, R OBP: 0.287, SLG: 0.334 (1, 4)														6	0	2	2	0	0	1							
Dal Maxvill, R OBP: 0.300, SLG: 0.285 (1, 6)														4	0	1	0	0	1	4							
Johnny Edwards, L OBP: 0.276, SLG: 0.370 (11, PH)														1	0	1	0	0	0	0							
Ron Davis, R OBP: 0.261, SLG: 0.293 (11, PR)														0	1	0	0	0	0	0							
Dick Schofield, S OBP: 0.313, SLG: 0.356 (12, 6)														1	0	0	0	0	1	0							
Bob Gibson, R OBP: 0.239, SLG: 0.222 (1, 1)														4	0	1	0	0	0	1							
Phil Gagliano, R OBP: 0.278, SLG: 0.226 (11, PH)														0	0	0	0	0	0	0							
Joe Hoerner, R ERA: 1.96 (12, 1)														0	0	0	0	0	0	0							
Ron Willis, R ERA: 4.76 (13, 1)														0	0	0	0	0	0	0							
Oriando Cepeda, R ERA: 3.99 (13, PH)														1	0	1	0	0	0	0							
Inning Stats	R: 0 E: 0 K: 0 S: 4	H: 1 LOB: 2 BB: 1 P: 8	R: 0 E: 1 K: 1 S: 7	H: 1 LOB: 1 BB: 0 P: 7	R: 3 E: 1 K: 0 S: 7	H: 4 LOB: 1 BB: 0 P: 7	R: 0 E: 0 K: 0 S: 5	H: 0 LOB: 0 BB: 0 P: 5	R: 0 E: 0 K: 1 S: 5	H: 0 LOB: 0 BB: 0 P: 5	R: 0 E: 0 K: 1 S: 5	H: 0 LOB: 0 BB: 0 P: 5	R: 0 E: 0 K: 0 S: 4	H: 1 LOB: 1 BB: 0 P: 6	R: 0 E: 0 K: 0 S: 4	H: 1 LOB: 3 BB: 1 P: 9	R: 1 E: 0 K: 2 S: 8	H: 2 LOB: 3 BB: 1 P: 9	R: 0 E: 0 K: 1 S: 5	H: 0 LOB: 0 BB: 0 P: 5	R: 0 E: 0 K: 2 S: 8	H: 1 LOB: 1 BB: 0 P: 8	1B: 12 2B: 1 3B: 0 HR: 0	SF: 0 SAC: 2 DP: 1 HBP: 0	WP: 1 PB: 0 SB: 1 CS: 0	PA: 56	
PITCHER	IP	WLS	BF	H	R	ER	SO	BB	IBB	HBP	BLK	WP	HR	S	P	ERA	WHIP										
Fergie Jenkins, R ERA: 2.31 (1, 1)	4.0		20	6	3	2	2	1	0	0	0	0	0	23	27	4.50	1.750										
Rich Nye, L ERA: 3.96 (5, 1)	4.0	15	2	1	0	3	2	0	0	0	0	0	0	21	21	0.00	0.500										
Phil Regan, R ERA: 1.96 (9, 1)	2.0	8	2	0	0	1	0	0	0	0	0	0	0	10	10	0.00	1.000										
Bill Stoneman, R ERA: 4.76 (11, 1)	0.1	3	2	1	1	0	0	0	0	0	0	0	0	3	3	27.00	6.000										
Jack Lamabe, R ERA: 3.99 (11, 1)	1.2	W	6	0	0	0	1	1	0	0	0	1	0	7	11	0.00	0.600										

Chicago Cubs @ St. Louis Cardinals
Busch Stadium, St. Louis, MO
Sun Aug 04 1968, 3:33 AM CDT
Att. 47,445 - Unknown

AB 52
R 5
H 13
RBI 5
BB 2
SO 9
LOB 26



Batter	1	2	3	4	5	6	7	8	9	AB	R	H	RBI	BB	SO	LOB	TOP										
Pete Rose, S OBP: 0.397, SLG: 0.452 (1, 9)	0-0 4-3		0-3 K		0-0 1B			0-0 F7	0-0 FC4-6	5	0	1	0	0	1	1	Cincinnati Reds @ St. Louis Cardinals Busch Stadium, St. Louis, MO Mon Aug 05 1968, 7:05 PM CDT Att: 26,607 - Unknown										
Vada Pinson, L OBP: 0.312, SLG: 0.398 (1, 8)	0-0 P4		0-0 FC4-6 1B		0-0 5-3			0-0 1B 1B		4	1	2	0	0	0	1											
Alex Johnson, R OBP: 0.348, SLG: 0.400 (1, 7)	0-0 3-1		0-0 FC4-6 1-2		0-0 6-3			0-0 1B 1-2 1B		4	1	1	0	0	0	1											
Lee May, R OBP: 0.341, SLG: 0.468 (1, 3)		0-3 K		0-0 5-3		0-3 K		0-0 1B 1-3 2-H 1B		4	0	1	1	0	2	0											
Johnny Bench, R OBP: 0.314, SLG: 0.430 (1, 2)		0-0 1B 1B		0-0 4-3		0-0 5-3		0-0 FC6-4 1-3 3-H 1B		4	0	2	1	0	0	0											
Tony Perez, R OBP: 0.327, SLG: 0.404 Clay Carroll, R OBP: 0.154, SLG: 0.154 (8, 1)		0-0 1-2 1B		0-0 1B		0-0 6-3		0-0 FC6-4 1-2		4	0	2	0	0	0	2											
Tommy Helms, R OBP: 0.325, SLG: 0.385 (8, 5)		0-0 F7		0-0 F9		0-0 P4		0-0 K		4	0	0	0	0	1	3											
Leo Cardenas, R OBP: 0.272, SLG: 0.256 Fred Whitfield, L OBP: 0.292, SLG: 0.247 Woody Woodward, R OBP: 0.272, SLG: 0.236 (9, PH)		0-0 6-3		0-0 P4		0-0 5-3		0-0 FC4-6 1B		3	0	0	0	0	0	2											
Gerry Arrigo, L OBP: 0.119, SLG: 0.103 Mack Jones, L OBP: 0.354, SLG: 0.403 (8, PH)		0-0 F9		0-3 K		0-3 K		0-3 K		1	0	0	0	0	1	0											
Don Pavletich, R OBP: 0.329, SLG: 0.360 (9, PH)										1	0	0	0	0	1	1											
Inning Stats	R: 0 E: 0 K: 0 S: 3	H: 0 LOB: 0 BB: 0 P: 3	R: 0 E: 0 K: 1 S: 7	H: 2 LOB: 2 BB: 0 P: 7	R: 0 E: 0 K: 1 S: 6	H: 1 LOB: 1 BB: 0 P: 6	R: 0 E: 0 K: 0 S: 4	H: 1 LOB: 1 BB: 0 P: 4	R: 0 E: 0 K: 1 S: 5	H: 0 LOB: 0 BB: 0 P: 5	R: 0 E: 0 K: 0 S: 3	H: 0 LOB: 0 BB: 0 P: 3	R: 2 E: 0 K: 1 S: 9	H: 4 LOB: 2 BB: 0 P: 9	R: 0 E: 0 K: 2 S: 8	H: 1 LOB: 1 BB: 0 P: 8		1B: 10 2B: 9 3B: 0 HR: 0	SF: 0 SAC: 0 DP: 0 HBP: 0	WP: 0 PB: 0 SB: 0 CS: 0	PA: 37						
PITCHER	IP	WLS	BF	H	R	ER	SO	BB	IBB	HBP	BLK	WP	HR	S	P	ERA		WHIP									
Nelson Briles, R ERA: 2.56	(1, 1)	7.2	W	32	9	2	2	5	0	0	0	0	0	42	42	2.35	1.174										
Wayne Granger, R ERA: 2.1	(8, 1)	0.2		3	1	0	0	1	0	0	0	0	0	5	5	0.00	1.500										
Joe Hoerner, L ERA: 1.6	(9, 1)	0.2	S	2	0	0	0	1	0	0	0	0	0	4	4	0.00	0.000										

Batter	1	2	3	4	5	6	7	8	9	AB	R	H	RBI	BB	SO	LOB	BOTTOM											
Lou Brock, L OBP: 0.323, SLG: 0.439 (1, 7)	0-0 1B 3B		0-0 1-3		0-0 1-3			0-0 3B		4	1	2	0	0	0	1	Cincinnati Reds @ St. Louis Cardinals Busch Stadium, St. Louis, MO Mon Aug 05 1968, 7:05 PM CDT Att: 26,607 - Unknown											
Julian Javier, R OBP: 0.287, SLG: 0.333 (1, 4)	0-0 CS 1B		0-0 F2		0-0 5-3			0-0 6-3		4	0	1	1	0	0	1												
Curt Flood, R OBP: 0.339, SLG: 0.374 (1, 8)	0-0 3-H 1-2 1B		0-0 4-0 G6-4-3 BB		0-0 F2			0-0 5-3		3	0	1	0	1	0	1												
Orlando Cepeda, R OBP: 0.322, SLG: 0.389 (1, 3)	0-0 1-2 1-3		0-0 1-2 G6-4-3		0-0 2B 1B			0-0 5-3		4	1	1	0	0	0	3												
Mike Shannon, R OBP: 0.329, SLG: 0.437 (1, 5)	0-0 1-3		0-3 K		0-0 1-H 2B			0-0 4-3		3	0	1	1	0	1	1												
Johnny Edwards, L OBP: 0.309, SLG: 0.362 (1, 2)		0-0 P4		0-0 F2		0-0 4-3				3	0	0	0	0	0	1												
Ron Davis, R OBP: 0.266, SLG: 0.298 (1, 9)		0-0 1B 6-3 1B		0-0 F7		0-0 G5-4-3 1B				3	1	2	0	0	0	0												
Daf Maxvill, R OBP: 0.300, SLG: 0.285 (1, 6)		0-0 1-3 6-3 1B		0-0 F9		0-0 G5-4-3 1-2				3	0	1	0	0	0	1												
Nelson Briles, R OBP: 0.143, SLG: 0.103 Wayne Granger, R OBP: 0.200, SLG: 0.200 Joe Hoerner, R (9, 1)		0-0 1-2 3-H 6-3		0-0 6-3		0-0 6-3				3	0	0	1	0	0	1												
Inning Stats	R: 1 E: 0 K: 0 S: 5	H: 3 LOB: 1 BB: 0 P: 5	R: 1 E: 0 K: 0 S: 5	H: 2 LOB: 1 BB: 0 P: 5	R: 0 E: 0 K: 1 S: 2	H: 0 LOB: 0 BB: 1 P: 6	R: 0 E: 0 K: 1 S: 5	H: 0 LOB: 0 BB: 0 P: 5	R: 0 E: 0 K: 0 S: 3	H: 2 LOB: 1 BB: 0 P: 5	R: 0 E: 0 K: 0 S: 3	H: 1 LOB: 0 BB: 0 P: 3	R: 0 E: 0 K: 0 S: 4	H: 1 LOB: 1 BB: 0 P: 4	1B: 6 2B: 1 3B: 2 HR: 0	SF: 0 SAC: 0 DP: 2 HBP: 0		WP: 1 PB: 0 SB: 0 CS: 1	PA: 31									
PITCHER	IP	WLS	BF	H	R	ER	SO	BB	IBB	HBP	BLK	WP	HR	S	P	ERA		WHIP										
Gerry Arrigo, L ERA: 2.96	(1, 1)	7.0	L	27	8	3	3	1	0	0	0	0	0	28	32	3.86		1.286										
Clay Carroll, R ERA: 2.65	(8, 1)	1.0		4	1	0	0	0	0	0	0	0	0	4	4	0.00	1.000											



Batter	1	2	3	4	5	6	7	8	9	AB	R	H	RBI	BB	SO	LOB	TOP					
Pete Rose, S OBP: 0.385, SLG: 0.447 (1, 9)	F9		6-3		G6-4-3			6-3		4	0	0	0	1	0	2	Cincinnati Reds @ St. Louis Cardinals Busch Stadium, St. Louis, MO Tue Aug 06 1968, 7:05 PM CDT Att: 26,299 - Unknown					
Vada Pinson, L OBP: 0.313, SLG: 0.398 (1, 8)	K						F7		BB	5	1	2	0	0	1	1						
Alex Johnson, R OBP: 0.350, SLG: 0.400 (1, 7)	6-3		FC4-6					1B		4	1	2	0	0	0	1						
Lee May, R OBP: 0.340, SLG: 0.465 (1, 3)		E7	CS					1B		4	2	1	0	0	1	2						
Johnny Bench, R OBP: 0.313, SLG: 0.428 (1, 2)	4-3									4	0	1	1	0	0	1						
Tony Perez, R OBP: 0.327, SLG: 0.403 (1, 5)	P4									4	0	1	1	0	0	1						
Tommy Helms, R OBP: 0.327, SLG: 0.389 (1, 4)										4	0	2	1	0	0	2						
Leo Cardenas, R OBP: 0.275, SLG: 0.270 (1, 6)										4	1	2	1	0	0	1						
Jim Maloney, L OBP: 0.294, SLG: 0.347 (1, 1)	K									3	0	0	0	1	2	2						
Inning Stats	R: 0 E: 0 K: 1 S: 5	H: 0 LOB: 0 BB: 0 P: 5	R: 1 E: 1 K: 1 S: 8	H: 3 LOB: 2 BB: 0 P: 8	R: 0 E: 0 K: 0 S: 3	H: 1 LOB: 0 BB: 0 P: 3	R: 0 E: 0 K: 1 S: 5	H: 0 LOB: 0 BB: 0 P: 5	R: 0 E: 0 K: 0 S: 3	H: 1 LOB: 1 BB: 1 P: 7	R: 0 E: 0 K: 0 S: 3	H: 0 LOB: 0 BB: 0 P: 3	R: 0 E: 0 K: 0 S: 3	H: 0 LOB: 0 BB: 0 P: 3	R: 4 E: 1 K: 0 S: 9	H: 5 LOB: 2 BB: 0 P: 9		R: 0 E: 0 K: 1 S: 5	H: 0 LOB: 1 BB: 1 P: 9	1B: 9 2B: 1 3B: 0 HR: 1	SF: 0 SAC: 0 DP: 2 HBP: 0	WP: 0 PB: 0 SB: 0 CS: 1
PITCHER	IP	WLS	BF	H	R	ER	SO	BB	IBB	HBP	BLK	WP	HR	S	P	ERA	WHIP					
Steve Carlton, L ERA: 2.71 (1, 1)	7.2	L	30	9	4	2	3	1	0	0	0	0	1	35	39	2.35	1.304					
Wayne Granger, R ERA: 2.98 (8, 1)	0.1		4	2	1	0	0	0	0	0	0	0	0	4	4	0.00	6.000					
Ron Willis, R ERA: 2.63 (9, 1)	1.0		4	0	0	0	1	1	0	0	0	0	0	5	9	0.00	1.000					

AB	36
R	5
H	11
RBI	4
BB	2
SO	4
LOB	13



Batter	1	2	3	4	5	6	7	8	9	AB	R	H	RBI	BB	SO	LOB	BOTTOM					
Lou Brock, L OBP: 0.321, SLG: 0.435 (1, 7)	F5		5-3		4-3			F7		4	0	0	0	0	0	3	Cincinnati Reds @ St. Louis Cardinals Busch Stadium, St. Louis, MO Tue Aug 06 1968, 7:05 PM CDT Att: 26,299 - Unknown					
Curt Flood, R OBP: 0.339, SLG: 0.373 (1, 8)	F2							F9		4	0	1	0	0	0	1						
Roger Maris, L OBP: 0.329, SLG: 0.392 (1, 9)	F5									4	0	0	0	0	0	1						
Orlando Cepeda, R OBP: 0.322, SLG: 0.388 (1, 3)		F3								4	0	1	0	0	0	1						
Johnny Edwards, L OBP: 0.307, SLG: 0.355 (1, 2)	4-3									3	0	0	0	1	0	1						
Mike Shannon, R OBP: 0.327, SLG: 0.433 (1, 5)	F9									3	0	0	0	0	2	2						
Julian Javier, R OBP: 0.285, SLG: 0.331 (1, 4)										3	0	0	0	0	0	0						
Dal Maxvill, R OBP: 0.306, SLG: 0.292 (1, 6)										3	0	3	0	0	0	0						
Steve Carlton, L OBP: 0.182, SLG: 0.327 (1, 1)										1	0	0	0	0	1	1						
Wayne Granger, R OBP: 0.200, SLG: 0.200 (8, 1)										0	0	0	0	0	0	0						
Tim McCarver, L OBP: 0.288, SLG: 0.336 (6, PH)										1	0	0	0	0	1	1						
Ron Willis, R (9, 1)										0	0	0	0	0	0	0						
Inning Stats	R: 0 E: 0 K: 0 S: 3	H: 0 LOB: 0 BB: 0 P: 3	R: 0 E: 0 K: 0 S: 3	H: 0 LOB: 0 BB: 0 P: 3	R: 0 E: 0 K: 1 S: 6	H: 1 LOB: 1 BB: 0 P: 6	R: 0 E: 0 K: 1 S: 6	H: 1 LOB: 2 BB: 1 P: 10	R: 0 E: 0 K: 0 S: 4	H: 1 LOB: 1 BB: 0 P: 4	R: 0 E: 0 K: 0 S: 3	H: 0 LOB: 0 BB: 0 P: 3	R: 0 E: 0 K: 1 S: 5	H: 0 LOB: 0 BB: 0 P: 5	R: 0 E: 0 K: 0 S: 6	H: 1 LOB: 1 BB: 0 P: 6	R: 0 E: 0 K: 0 S: 3	H: 1 LOB: 0 BB: 0 P: 3	1B: 5 2B: 0 3B: 0 HR: 0	SF: 0 SAC: 1 DP: 1 HBP: 0	WP: 0 PB: 0 SB: 0 CS: 0	PA: 32
PITCHER	IP	WLS	BF	H	R	ER	SO	BB	IBB	HBP	BLK	WP	HR	S	P	ERA	WHIP					
Jim Maloney, R ERA: 3.38 (1, 1)	9.0	W	32	5	0	0	4	1	0	0	0	0	0	39	43	0.00	0.667					



Batter	1	2	3	4	5	6	7	8	9	AB	R	H	RBI	BB	SO	LOB	TOP
Pete Rose, S OBP: 0.384, SLG: 0.453 (1,9)	5-3		G4-6-3			HR		F7		4	1	1	1	0	0	1	Cincinnati Reds @ St. Louis Cardinals Busch Stadium, St. Louis, MO Wed Aug 07 1968, 7:05 PM CDT Att: 24,995 - Unknown
Vada Pinson, L OBP: 0.313, SLG: 0.397 (1,8)	K				F9	G3			FC6-4 1B	4	0	1	0	0	1	0	
Alex Johnson, R OBP: 0.351, SLG: 0.404 (1,7)						5-3			FC6-4 FC6-4 1-2	4	0	2	0	0	0	1	
Lee May, R OBP: 0.336, SLG: 0.461 (1,3)	K				F8	F8			P4	4	0	0	0	0	1	3	
Johnny Bench, R OBP: 0.310, SLG: 0.424 (1,2)					P4				FC6-4	4	0	0	0	0	1	2	
Tony Perez, R OBP: 0.327, SLG: 0.402 (1,5)										3	0	1	0	0	0	0	
Tommy Helms, R OBP: 0.324, SLG: 0.386 (1,4)										3	0	0	0	0	0	1	
Leo Cardenas, R OBP: 0.279, SLG: 0.277 (1,6)										3	0	2	0	0	0	1	
George Culver, R OBP: 0.120, SLG: 0.140 (1,1)										2	0	1	0	0	0	1	
Jay Ritchie, R OBP: 0.250, SLG: 0.455 (8, PH) Jim Beauchamp, R OBP: 0.352, SLG: 0.400 (8, PH) Mack Jones, L OBP: 0.154, SLG: 0.154 (8,1)										0	0	0	0	0	0	0	
Inning Stats	R: 0 E: 0 K: 2 S: 8	H: 1 LOB: 1 BB: 0 P: 8	R: 0 E: 0 K: 0 S: 3	H: 0 LOB: 0 BB: 0 P: 3	R: 0 E: 0 K: 0 S: 3	H: 2 LOB: 0 BB: 0 P: 3	R: 0 E: 0 K: 0 S: 4	H: 1 LOB: 1 BB: 0 P: 4	R: 0 E: 0 K: 1 S: 5	H: 0 LOB: 0 BB: 0 P: 5	R: 0 E: 0 K: 0 S: 3	H: 1 LOB: 0 BB: 0 P: 3	R: 0 E: 0 K: 0 S: 4	H: 1 LOB: 1 BB: 0 P: 4	1B: 5 2B: 2 3B: 0 HR: 1	SF: 0 SAC: 0 DP: 2 HBP: 0	WP: 0 PA: 32 PB: 0 SB: 0 CS: 0
PITCHER	IP WLS BF H R ER SO BB IBB HBP BLK WP HR S P ERA WHIP																
Mel Nelson, L ERA: 2.45 (1,1)	7.0 W 26 H 7 R 1 ER 1 SO 3 BB 0 IBB 0 HBP 0 BLK 0 WP 0 HR 1 S 32 P 32 ERA 1.29 WHIP 1.000																
Dick Hughes, R ERA: 4.35 (8,1)	2.0 S 6 H 1 R 0 ER 0 SO 0 BB 0 IBB 0 HBP 0 BLK 0 WP 0 HR 6 S 6 P 6 ERA 0.00 WHIP 0.500																

AB	32
R	1
H	8
RBI	1
BB	0
SO	3
LOB	11



Batter	1	2	3	4	5	6	7	8	9	AB	R	H	RBI	BB	SO	LOB	BOTTOM		
Lou Brock, L OBP: 0.322, SLG: 0.433 (1,7)	F7			FC4-6						2	0	0	0	2	0	1	Cincinnati Reds @ St. Louis Cardinals Busch Stadium, St. Louis, MO Wed Aug 07 1968, 7:05 PM CDT Att: 24,995 - Unknown		
Bobby Tolan, L OBP: 0.299, SLG: 0.378 (1,8) Ron Davis, R OBP: 0.266, SLG: 0.298 (9,8)		BB								3	2	1	0	0	1	3			
Roger Maris, L OBP: 0.327, SLG: 0.386 (1,9)										3	1	0	0	1	0	2			
Orlando Cepeda, R OBP: 0.323, SLG: 0.390 (1,3)										3	0	1	1	1	0	0			
Tim McCarver, L OBP: 0.290, SLG: 0.338 (1,2)										4	0	2	1	0	0	2			
Phil Gaetano, R OBP: 0.275, SLG: 0.229 (1,5)										4	0	1	1	0	0	3			
Dick Schofield, S OBP: 0.311, SLG: 0.362 (1,4)										4	0	1	0	0	1	2			
Dal Maxvill, R OBP: 0.303, SLG: 0.288 (1,6)										4	0	0	0	0	0	3			
Mel Nelson, R OBP: 0.300, SLG: 0.222 (1,1) Dick Hughes, R ERA: 2.62 (8,1)										3	0	1	0	0	1	1			
Inning Stats	R: 1 E: 0 K: 0 S: 4	H: 1 LOB: 2 BB: 1 P: 9	R: 0 E: 0 K: 2 S: 8	H: 1 LOB: 2 BB: 1 P: 12	R: 0 E: 0 K: 0 S: 4	H: 1 LOB: 1 BB: 0 P: 4	R: 0 E: 0 K: 0 S: 4	H: 1 LOB: 1 BB: 0 P: 4	R: 2 E: 0 K: 1 S: 8	H: 3 LOB: 2 BB: 1 P: 12	R: 0 E: 0 K: 0 S: 3	H: 0 LOB: 1 BB: 1 P: 7	R: 0 E: 0 K: 0 S: 3	H: 0 LOB: 0 BB: 0 P: 3	R: 0 E: 0 K: 0 S: 3	H: 0 LOB: 0 BB: 0 P: 3		1B: 4 2B: 3 3B: 0 HR: 0	SF: 0 SAC: 0 DP: 0 HBP: 1
PITCHER	IP WLS BF H R ER SO BB IBB HBP BLK WP HR S P ERA WHIP																		
George Culver, R ERA: 2.85 (1,1)	4.0 L 22 H 6 R 3 ER 3 SO 2 BB 3 IBB 1 HBP 0 BLK 0 WP 0 HR 0 S 22 P 35 ERA 6.75 WHIP 2.250																		
Jay Ritchie, R ERA: 3.09 (5,1)	3.0 11 H 1 R 0 ER 0 SO 1 BB 1 IBB 0 HBP 0 BLK 0 WP 0 HR 12 S 16 P 16 ERA 0.00 WHIP 0.667																		
Clay Carroll, R ERA: 2.62 (8,1)	1.0 3 H 0 R 0 ER 0 SO 0 BB 0 IBB 0 HBP 0 BLK 0 WP 0 HR 3 S 3 P 3 ERA 0.00 WHIP 0.000																		

AB	31
R	3
H	7
RBI	3
BB	4
SO	3
LOB	17



Batter	1	2	3	4	5	6	7	8	9	10	11	AB	R	H	RBI	BB	SO	LOB	TOP	
Pete Rose, S OBP: 0.382, SLG: 0.448 (1, 9)	F8		4-0 BB			5-3			4-3		FC6-4 FC3-6	4	0	0	0	1	0	1		
Vada Pinson, L OBP: 0.314, SLG: 0.395 (1, 8)	BB		4-3						F9		FC3-6 1-2f	4	0	1	0	1	0	2		
Alex Johnson, R OBP: 0.347, SLG: 0.399 (1, 7)	F9			4-3		6-3			F8		F9	5	0	0	0	0	0	3		
Lee May, R OBP: 0.333, SLG: 0.456 (1, 3)	F3			F2					F7		K	4	0	0	0	0	1	1		
Johnny Bench, R OBP: 0.310, SLG: 0.422 (1, 2)		P4		K					K		1B 1B	4	0	1	0	0	2	0		
Tony Perez, R OBP: 0.328, SLG: 0.401 (1, 5)	F3					6-3			F7		1B	4	0	1	0	0	0	0		
Tommy Helms, R OBP: 0.323, SLG: 0.384 (1, 4)	F5			6-3					L3-6 SH2-4 1B		F3	4	0	1	0	0	0	2		
Leo Cardenas, R OBP: 0.277, SLG: 0.275 (1, 6)									SH2-4		F9	2	0	0	0	0	2	0		
Mack Jones, L OBP: 0.350, SLG: 0.397 (10, PH)			K						1-2			1	0	0	0	0	0	2		
Clay Carroll, R OBP: 0.154, SLG: 0.154 (10, 1)						K						0	0	0	0	0	0	0		
Tony Cloninger, R OBP: 0.195, SLG: 0.444 (1, 1)									L3-6 2-3		FC6-4 BB	3	0	0	0	0	1	1		
Woody Woodward, R OBP: 0.278, SLG: 0.236 (10, 6)			6-3			K						0	0	0	0	1	0	0		
Inning Stats	R: 0 E: 0 K: 0 S: 3	H: 0 LOB: 1 BB: 1 P: 7	R: 0 E: 0 K: 0 S: 3	H: 0 LOB: 0 BB: 0 P: 3	R: 0 E: 0 K: 1 S: 5	H: 0 LOB: 1 BB: 1 P: 9	R: 0 E: 0 K: 1 S: 5	H: 0 LOB: 0 BB: 0 P: 5	R: 0 E: 0 K: 1 S: 5	H: 1 LOB: 1 BB: 0 P: 6	R: 0 E: 0 K: 0 S: 3	H: 0 LOB: 0 BB: 0 P: 3	R: 0 E: 0 K: 0 S: 7	H: 2 LOB: 2 BB: 0 P: 7	R: 0 E: 0 K: 0 S: 3	H: 0 LOB: 1 BB: 1 P: 7	1B: 4 2B: 1 3B: 0 HR: 0	SF: 0 SAC: 1 DP: 1 HBP: 0	WP: 0 PB: 0 SB: 0 CS: 0	PA: 39
PITCHER	IP 10.0	WLS 10.0	BF 35	H 4	R 0	ER 0	SO 6	BB 2	IBB 0	HBP 0	BLK 0	WP 0	HR 0	S 45	P 53	ERA 0.00	WHIP 0.600			
Ray Washburn, R ERA: 2.62 (1, 1)																				
Joe Hoerner, L ERA: 1.56 (11, 1)	1.0	W	4	0	0	0	0	1	0	0	0	0	0	3	7	0.00	1.000			

Cincinnati Reds @ St. Louis Cardinals
 Busch Stadium, St. Louis, MO
 Thu Aug 08 1968, 7:05 PM CDT
 Att: 24,324 - Unknown

livebaseballscores.com

AB 35
 R 0
 H 4
 RBI 0
 BB 3
 SO 6
 LOB 12



Batter	1	2	3	4	5	6	7	8	9	10	11	AB	R	H	RBI	BB	SO	LOB	BOTTOM	
Lou Brock, L OBP: 0.321, SLG: 0.431 (1, 7)	4-3		5-3			K					F8	5	0	1	0	0	1	2		
Bobby Tolan, L OBP: 0.301, SLG: 0.375 (1, 8)	P4		BB			2-3			F8		2B 1B	4	1	1	0	1	0	2		
Roger Maris, L OBP: 0.324, SLG: 0.387 (1, 9)	6-3		F9			F7			K		2B 1H	5	0	1	1	0	1	4		
Orlando Cepeda, R OBP: 0.320, SLG: 0.386 (1, 3)		F8		P4		6-3			F9			4	0	0	0	0	0	0		
Tim McCarver, L OBP: 0.290, SLG: 0.337 (1, 2)		L4-3-6 HBP 1B		F7		F5			F8			4	0	1	0	0	0	0		
Phil Gagliano, R OBP: 0.273, SLG: 0.211 (1, 5)		1-2 HBP		F8		F5			F7			3	0	0	0	0	0	0		
Dick Schofield, S OBP: 0.299, SLG: 0.347 (1, 4)		L4-3-6 2-3		P3		4-3					1-3	4	0	0	0	0	2			
Dal Maxvill, R OBP: 0.305, SLG: 0.287 (1, 6)			4-3			SH1-4 BB			1B BB		F9	2	0	0	0	2	0	0		
Ray Washburn, R OBP: 0.195, SLG: 0.132 (1, 1)						SH1-4			K		F7	1	0	0	0	1	1			
Johnny Edwards, L OBP: 0.305, SLG: 0.353 (10, PH)												1	0	0	0	0	0	0		
Joe Hoerner, R (11, 1)												0	0	0	0	0	0	0		
Inning Stats	R: 0 E: 0 K: 0 S: 3	H: 1 LOB: 1 BB: 0 P: 4	R: 0 E: 0 K: 0 S: 3	H: 0 LOB: 2 BB: 2 P: 11	R: 0 E: 0 K: 0 S: 3	H: 0 LOB: 0 BB: 0 P: 3	R: 0 E: 0 K: 1 S: 5	H: 0 LOB: 0 BB: 0 P: 9	R: 0 E: 0 K: 2 S: 8	H: 1 LOB: 2 BB: 1 P: 12	R: 0 E: 0 K: 0 S: 3	H: 0 LOB: 0 BB: 0 P: 3	R: 0 E: 0 K: 0 S: 3	H: 0 LOB: 0 BB: 0 P: 3	R: 1 E: 0 K: 0 S: 3	H: 2 LOB: 1 BB: 0 P: 3	1B: 3 2B: 2 3B: 0 HR: 0	SF: 0 SAC: 1 DP: 1 HBP: 1	WP: 1 PB: 0 SB: 0 CS: 0	PA: 39
PITCHER	IP 9.0	WLS 1.1	BF 33	H 2	R 0	ER 0	SO 3	BB 4	IBB 0	HBP 0	BLK 0	WP 1	HR 0	S 34	P 51	ERA 0.00	WHIP 0.667			
Tony Cloninger, R ERA: 4.52 (1, 1)																				
Clay Carroll, R ERA: 2.69 (10, 1)	1.1	L	6	2	1	1	0	0	0	0	0	0	0	6	6	6.75	1.500			

Cincinnati Reds @ St. Louis Cardinals
 Busch Stadium, St. Louis, MO
 Thu Aug 08 1968, 7:05 PM CDT
 Att: 24,324 - Unknown

livebaseballscores.com

AB 33
 R 1
 H 4
 RBI 1
 BB 4
 SO 3
 LOB 11



Batter	1	2	3	4	5	6	7	8	9	AB	R	H	RBI	BB	SO	LOB	TOP										
Lou Brock, L OBP: 0.322, SLG: 0.433 (1, 7)										4	1	2	0	0	0	3	St. Louis Cardinals @ Atlanta Braves Atlanta Stadium, Atlanta, GA Fri Aug 09 1968, 7:05 PM EDT Att: 41,267 - Unknown										
Curt Flood, R OBP: 0.336, SLG: 0.370 (1, 8)										4	0	0	0	0	2	2											
Roger Maris, L OBP: 0.323, SLG: 0.384 (1, 9)										4	0	1	1	0	0	1											
Orlando Cepeda, R OBP: 0.320, SLG: 0.385 (1, 3)										4	0	1	0	0	0	2											
Tim McCarver, L OBP: 0.289, SLG: 0.335 (1, 2)										4	0	1	0	0	0	1											
Mike Shannon, R OBP: 0.324, SLG: 0.429 (1, 5)										4	0	0	0	0	2	1											
Julian Javier, R OBP: 0.282, SLG: 0.328 (1, 4)										4	0	0	0	0	1	1											
Dal Maxvill, R OBP: 0.308, SLG: 0.290 (1, 6)										3	0	2	0	0	0	1											
Bob Gibson, R OBP: 0.243, SLG: 0.227 (1, 1)										3	0	1	0	0	0	1											
Inning Stats	R: 0 E: 0 K: 0 S: 4	H: 1 LOB: 1 BB: 0 P: 4	R: 0 E: 0 K: 0 S: 4	H: 1 LOB: 1 BB: 0 P: 4	R: 1 E: 0 K: 1 S: 7	H: 2 LOB: 1 BB: 0 P: 7	R: 0 E: 0 K: 1 S: 5	H: 0 LOB: 0 BB: 0 P: 5	R: 0 E: 0 K: 0 S: 3	H: 1 LOB: 0 BB: 0 P: 3	R: 0 E: 0 K: 0 S: 4	H: 1 LOB: 1 BB: 0 P: 4	R: 0 E: 0 K: 1 S: 7	H: 2 LOB: 2 BB: 0 P: 7	R: 0 E: 0 K: 1 S: 5	H: 0 LOB: 0 BB: 0 P: 5	R: 0 E: 0 K: 1 S: 5	H: 0 LOB: 0 BB: 0 P: 5	R: 0 E: 0 K: 1 S: 5	H: 0 LOB: 0 BB: 0 P: 5	1B: 7 2B: 1 3B: 0 HR: 0	SF: 0 SAC: 0 DP: 1 HBP: 0	WP: 0 PB: 0 SB: 1 CS: 0	PA: 34			
PITCHER	IP	WLS	BF	H	R	ER	SO	BB	IBB	HBP	BLK	WP	HR	S	P	ERA	WHIP										
Phil Niekro, R ERA: 2.87 (1, 1)	8.0	L	31	8	1	1	4	0	0	0	0	0	0	39	39	1.12	1.000										
Claude Raymond, R ERA: 2.93 (9, 1)	1.0		3	0	0	0	1	0	0	0	0	0	0	5	5	0.00	0.000										

Batter	1	2	3	4	5	6	7	8	9	AB	R	H	RBI	BB	SO	LOB	BOTTOM										
Felipe Alou, R OBP: 0.354, SLG: 0.424 (1, 8)										4	0	1	0	0	0	1	St. Louis Cardinals @ Atlanta Braves Atlanta Stadium, Atlanta, GA Fri Aug 09 1968, 7:05 PM EDT Att: 41,267 - Unknown										
Felix Milten, R OBP: 0.318, SLG: 0.327 (1, 4)										4	0	1	0	0	0	1											
Hank Aaron, R OBP: 0.324, SLG: 0.472 (1, 9)										4	0	0	0	0	1	1											
Joe Torre, R OBP: 0.335, SLG: 0.396 (9, 2)										4	0	0	0	0	1	1											
Tito Francona, L OBP: 0.419, SLG: 0.383 (1, 7)										3	0	1	0	0	1	0											
Bob Johnson, R OBP: 0.304, SLG: 0.288 (1, 5)										3	0	0	0	0	1	1											
Bob Tillman, R OBP: 0.235, SLG: 0.273 (1, 2)										2	0	0	0	0	0	0											
Wayne Causey, L OBP: 0.243, SLG: 0.195 (9, 6)										1	0	0	0	0	0	0											
Marty Martinez, S OBP: 0.279, SLG: 0.224 (1, 6)										2	0	1	0	0	0	0											
Mike Piatek, L OBP: 0.263, SLG: 0.222 (9, PH)										1	0	0	0	0	1	0											
Tommie Aaron, R OBP: 0.319, SLG: 0.317 (9, 3)										0	0	0	0	0	0	0											
Phil Niekro, R OBP: 0.078, SLG: 0.157 (1, 1)										1	0	0	0	0	0	0											
Mike Lum, L OBP: 0.255, SLG: 0.331 (9, PH)										1	0	0	0	0	0	0											
Claude Raymond, R OBP: 0.143, SLG: 0.143 (9, 1)										0	0	0	0	0	0	0											
Inning Stats	R: 0 E: 0 K: 0 S: 3	H: 0 LOB: 0 BB: 0 P: 3	R: 0 E: 0 K: 1 S: 5	H: 0 LOB: 0 BB: 0 P: 5	R: 0 E: 0 K: 1 S: 5	H: 0 LOB: 0 BB: 0 P: 5	R: 0 E: 0 K: 0 S: 3	H: 0 LOB: 0 BB: 0 P: 3	R: 0 E: 0 K: 0 S: 4	H: 1 LOB: 1 BB: 0 P: 4	R: 0 E: 0 K: 2 S: 8	H: 1 LOB: 1 BB: 0 P: 8	R: 0 E: 0 K: 1 S: 5	H: 0 LOB: 0 BB: 0 P: 5	R: 0 E: 0 K: 0 S: 4	H: 1 LOB: 1 BB: 0 P: 4	1B: 4 2B: 0 3B: 0 HR: 0	SF: 0 SAC: 1 DP: 0 HBP: 0	WP: 0 PB: 0 SB: 0 CS: 0	PA: 31							
PITCHER	IP	WLS	BF	H	R	ER	SO	BB	IBB	HBP	BLK	WP	HR	S	P	ERA	WHIP										
Bob Gibson, R ERA: 1.04 (1, 1)	9.0	W	31	4	0	0	5	0	0	0	0	0	0	41	41	0.00	0.444										

AB	34
R	1
H	8
RBI	1
BB	0
SO	5
LOB	13

AB	30
R	0
H	4
RBI	0
BB	0
SO	5
LOB	5



Batter	1	2	3	4	5	6	7	8	9	AB	R	H	RBI	BB	SO	LOB	TOP			
Lou Brock, L OBP: 0.325, SLG: 0.437 (1, 7)										5	1	3	0	0	0	0	St. Louis Cardinals @ Atlanta Braves Atlanta Stadium, Atlanta, GA Sat Aug 10 1968, 3:33 AM EDT Att: 31,094 - Unknown			
Curt Flood, R OBP: 0.337, SLG: 0.372 (1, 8)										5	1	2	2	0	0	1				
Bobby Tolan, L OBP: 0.303, SLG: 0.376 (1, 9)										5	0	2	1	0	0	2				
Orlando Cepeda, R OBP: 0.319, SLG: 0.391 (1, 3)										4	1	1	1	0	2	2				
Johnny Edwards, L OBP: 0.304, SLG: 0.346 (1, 2)										3	1	0	0	1	1	1				
Mike Shannon, R OBP: 0.324, SLG: 0.427 (1, 5)										4	1	1	0	0	0	1				
Julian Javier, R OBP: 0.282, SLG: 0.327 (1, 4)										4	0	1	1	0	0	0				
Dal Maxvill, R OBP: 0.310, SLG: 0.293 (1, 6)										4	1	2	1	0	0	0				
Nelson Briles, R OBP: 0.149, SLG: 0.113 (1, 1)										4	1	1	1	0	0	1				
Inning Stats	R: 2 E: 0 K: 1 S: 8	H: 3 LOB: 1 BB: 0 P: 8	R: 0 E: 0 K: 0 S: 3	H: 1 LOB: 0 BB: 0 P: 3	R: 0 E: 0 K: 1 S: 6	H: 1 LOB: 1 BB: 0 P: 6	R: 0 E: 0 K: 1 S: 5	H: 0 LOB: 0 BB: 0 P: 5	R: 0 E: 0 K: 0 S: 4	H: 1 LOB: 1 BB: 0 P: 4	R: 0 E: 0 K: 0 S: 3	H: 0 LOB: 0 BB: 0 P: 3	R: 0 E: 0 K: 0 S: 3	H: 0 LOB: 0 BB: 0 P: 3	R: 5 E: 0 K: 0 S: 9	H: 7 LOB: 2 BB: 1 P: 13	1B: 10 2B: 2 3B: 0 HR: 1	SF: 0 SAC: 0 DP: 1 HBP: 0	WP: 0 PB: 0 SB: 1 CS: 0	PA: 39
PITCHER	IP WLS BF H R ER SO BB IBB HBP BLK WP HR S P ERA WHIP																			
Mitt Pappas, R ERA: 4.01 (1, 1)	7.0 L 26 6 2 2 3 0 0 0 0 0 0 0 32 32 2.57 0.857																			
Cecil Upshaw, R ERA: 2.48 (8, 1)	1.1 8 3 4 4 0 1 0 0 0 0 1 7 11 27.00 3.000																			
Ken Johnson, R ERA: 3.31 (9, 1)	0.2 5 4 1 1 0 0 0 0 0 0 0 5 5 13.50 6.000																			

Batter	1	2	3	4	5	6	7	8	9	AB	R	H	RBI	BB	SO	LOB	BOTTOM					
Felipe Alou, R OBP: 0.357, SLG: 0.426 (1, 8)										3	0	2	0	1	0	0	St. Louis Cardinals @ Atlanta Braves Atlanta Stadium, Atlanta, GA Sat Aug 10 1968, 3:33 AM EDT Att: 31,094 - Unknown					
Mike Lum, L OBP: 0.248, SLG: 0.322 (1, 7)										4	0	0	0	0	0	4						
Hank Aaron, R OBP: 0.328, SLG: 0.477 (1, 9)										4	0	3	0	0	1	0						
Joe Torre, R OBP: 0.331, SLG: 0.391 (1, 2)										4	0	0	0	0	1	4						
Tito Francona, L OBP: 0.416, SLG: 0.381 (1, 3)										4	1	1	0	0	0	2						
Bob Johnson, R OBP: 0.295, SLG: 0.279 (1, 5)										4	0	0	0	0	0	2						
Felix Millan, R OBP: 0.320, SLG: 0.329 (1, 4)										4	0	2	0	0	0	0						
Marty Martinez, S OBP: 0.280, SLG: 0.226 (1, 6)										3	0	1	0	0	0	1						
Mitt Pappas, R OBP: 0.189, SLG: 0.229 Wayne Causey, L OBP: 0.241, SLG: 0.194 (7, PH)										2	0	0	0	0	2	0						
Cecil Upshaw, R OBP: 0.200, SLG: 0.143 Ken Johnson, R OBP: 0.139, SLG: 0.143 Mike Page, L OBP: 0.250, SLG: 0.211 (9, PH)										1	0	0	0	0	0	1						
Inning Stats	R: 0 E: 0 K: 1 S: 5	H: 2 LOB: 1 BB: 0 P: 5	R: 1 E: 1 K: 0 S: 5	H: 2 LOB: 1 BB: 0 P: 5	R: 0 E: 0 K: 2 S: 9	H: 2 LOB: 2 BB: 0 P: 9	R: 0 E: 0 K: 0 S: 3	H: 0 LOB: 0 BB: 0 P: 3	R: 0 E: 0 K: 0 S: 3	H: 1 LOB: 1 BB: 0 P: 6	R: 0 E: 0 K: 0 S: 4	H: 1 LOB: 1 BB: 0 P: 4	R: 0 E: 0 K: 0 S: 4	H: 1 LOB: 2 BB: 1 P: 8	R: 0 E: 0 K: 0 S: 3	H: 1 LOB: 0 BB: 0 P: 3	R: 0 E: 0 K: 0 S: 4	H: 1 LOB: 1 BB: 0 P: 4	1B: 8 2B: 1 3B: 0 HR: 0	SF: 0 SAC: 1 DP: 0 HBP: 0	WP: 1 PB: 0 SB: 1 CS: 1	PA: 37
PITCHER	IP WLS BF H R ER SO BB IBB HBP BLK WP HR S P ERA WHIP																					
Nelson Briles, R ERA: 2.44 (1, 1)	9.0 W 36 9 1 0 4 1 0 0 0 1 0 43 47 0.00 1.111																					

AB 38
R 7
H 13
RBI 7
BB 1
SO 3
LOB 8



AB 34
R 1
H 9
RBI 0
BB 1
SO 4
LOB 15



Batter	1	2	3	4	5	6	7	8	9	AB	R	H	RBI	BB	SO	LOB	TOP										
Lou Brock, L OBP: 0.324, SLG: 0.436 (1, 7)	5-3		K			G6-3			1B 4-3 1B	4	1	1	0	0	1	1	St. Louis Cardinals @ Atlanta Braves Atlanta Stadium, Atlanta, GA Sun Aug 11 1968, 3:33 AM EDT Att: 34,874 - Unknown										
Curt Flood, R OBP: 0.336, SLG: 0.371 (1, 8)	K			4-3			6-3		1B 4-3 1B	4	0	1	0	0	1	0											
Bobby Tolan, L OBP: 0.302, SLG: 0.378 (1, 9)	F8			F9			F7 1B 2B		4-3 1-2 1B	4	1	1	1	0	0	1											
Orlando Cepeda, R OBP: 0.316, SLG: 0.387 (1, 3)		5-3		F7			F7 2-3		P4 3-H 1B	4	0	0	0	0	0	2											
Johnny Edwards, L OBP: 0.303, SLG: 0.344 (1, 2)		F8			P3				6-3 1B	4	0	1	1	0	0	1											
Mike Shannon, R OBP: 0.324, SLG: 0.434 (1, 5)				K	K		K			3	1	1	1	0	2	1											
Julian Javier, R OBP: 0.280, SLG: 0.324 (1, 4)				F9	F8				6-3	3	0	0	0	0	0	0											
Dal Maxvill, R OBP: 0.310, SLG: 0.293 (1, 6)			F9				S6-3 1B		6-3	3	0	1	0	0	0	0											
Steve Carlton, L Wayne Granger, R Floyd Wicks, R Dick Hughes, R Tim McCarver, L Mel Nelson, R (1, 1) (4, 1) (6, Ph) (6, 1) (8, Ph) (8, 1)			6-3						F9 3-1	1	0	0	0	0	0	0											
Inning Stats	R: 0 E: 0 K: 1 S: 5	H: 0 LOB: 0 BB: 0 P: 5	R: 1 E: 0 K: 0 S: 4	H: 1 LOB: 0 BB: 0 P: 4	R: 0 E: 0 K: 1 S: 5	H: 0 LOB: 0 BB: 0 P: 3	R: 0 E: 0 K: 0 S: 3	H: 0 LOB: 0 BB: 0 P: 3	R: 0 E: 0 K: 1 S: 5	H: 1 LOB: 0 BB: 0 P: 3	R: 1 E: 0 K: 1 S: 7	H: 2 LOB: 1 BB: 0 P: 7	R: 0 E: 0 K: 0 S: 3	H: 0 LOB: 0 BB: 0 P: 3	R: 1 E: 0 K: 0 S: 5	H: 2 LOB: 1 BB: 0 P: 5		1B: 4 2B: 1 3B: 0 HR: 1	SF: 0 SAC: 0 DP: 1 HBP: 0	WP: 0 PB: 0 SB: 0 CS: 0	PA: 32						
PITCHER	IP WLS BF H R ER SO BB IBB HBP BLK WP HR S P ERA WHIP	IP WLS BF H R ER SO BB IBB HBP BLK WP HR S P ERA WHIP																									
Pat Jarvis, R ERA: 2.55 (1, 1)	8.0 W 28	5 3 3 4	0 0 0 0	0 0 0 0	0 0 0 0	0 0 0 0	0 0 0 0	0 0 0 0	0 0 0 0	1 36 36	3.38 0.625																
Phil Niekro, R ERA: 2.86 (9, 1)	1.0 S 4	1 0 0 0	0 0 0 0	0 0 0 0	0 0 0 0	0 0 0 0	0 0 0 0	0 0 0 0	0 0 0 0	4 4 4	0.00 1.000																

AB	32
R	3
H	6
RBI	3
BB	0
SO	4
LOB	7



Batter	1	2	3	4	5	6	7	8	9	AB	R	H	RBI	BB	SO	LOB	BOTTOM										
Felipe Alou, R OBP: 0.361, SLG: 0.429 (1, 8)	P3		CS 1B	2B 1B 1B		FC6-4 1B BB		1B		4	1	3	1	1	0	0	St. Louis Cardinals @ Atlanta Braves Atlanta Stadium, Atlanta, GA Sun Aug 11 1968, 3:33 AM EDT Att: 34,874 - Unknown										
Felix Milten, R OBP: 0.328, SLG: 0.340 (1, 4)			E 1B	1B 1B		FC6-4 1B		G6-4-3 1B		5	1	5	1	0	0	0											
Hank Aaron, R OBP: 0.326, SLG: 0.473 (1, 9)	F8		E6 1-3	1B 1B IBB		FC6-4 1B S		G6-4-3 1B		4	1	0	0	1	0	6											
Deron Johnson, R OBP: 0.286, SLG: 0.302 (1, 3)	F8		K	1B 1B		K				4	0	1	2	0	2	5											
Bob Johnson, R OBP: 0.301, SLG: 0.286 (1, 5)		4-3 1B	5-3	1B 1B		5-3				4	0	2	1	0	0	4											
Tommie Aaron, R OBP: 0.313, SLG: 0.311 (1, 7)	4-3		F8	4-3		F7				4	0	0	0	0	0	3											
Bob Tillman, R OBP: 0.236, SLG: 0.272 (1, 2)	5-3			FC4-6 1B 1B	5-3		K			4	1	1	0	0	1	1											
Marty Martinez, S OBP: 0.284, SLG: 0.224 (1, 6)				FC4-6 1B BB	5-3		P3			2	0	0	0	2	0	0											
Pat Jarvis, R OBP: 0.167, SLG: 0.172 Phil Niekro, R OBP: 0.078, SLG: 0.157 (1, 1) (9, 1)				FC4-6 1B 2B	6-3		K			4	1	0	0	0	2	4											
Inning Stats	R: 0 E: 0 K: 0 S: 4	H: 1 LOB: 1 BB: 0 P: 4	R: 0 E: 0 K: 1 S: 6	H: 1 LOB: 2 BB: 1 P: 10	R: 0 E: 1 K: 1 S: 7	H: 2 LOB: 2 BB: 0 P: 7	R: 5 E: 0 K: 0 S: 8	H: 5 LOB: 2 BB: 2 P: 16	R: 0 E: 0 K: 0 S: 3	H: 0 LOB: 0 BB: 0 P: 3	R: 0 E: 0 K: 1 S: 6	H: 1 LOB: 2 BB: 1 P: 10	R: 0 E: 0 K: 1 S: 5	H: 0 LOB: 0 BB: 0 P: 5	R: 0 E: 0 K: 1 S: 6	H: 2 LOB: 1 BB: 0 P: 6		1B: 11 2B: 1 3B: 0 HR: 0	SF: 0 SAC: 0 DP: 1 HBP: 0	WP: 0 PB: 0 SB: 0 CS: 1	PA: 39						
PITCHER	IP WLS BF H R ER SO BB IBB HBP BLK WP HR S P ERA WHIP	IP WLS BF H R ER SO BB IBB HBP BLK WP HR S P ERA WHIP																									
Steve Carlton, L ERA: 2.91 (1, 1)	3.2 L 22	8 5 5 2	0 0 0 0	0 0 0 0	0 0 0 0	0 0 0 0	0 0 0 0	0 0 0 0	0 0 0 0	5 5 5	0.00 0.750																
Wayne Granger, R ERA: 1.99 (4, 1)	1.1 5 1 0 0 0	0 0 0 0	0 0 0 0	0 0 0 0	0 0 0 0	0 0 0 0	0 0 0 0	0 0 0 0	0 0 0 0	11 15	0.00 1.000																
Dick Hughes, R ERA: 4.14 (6, 1)	2.0 8 1 0 0 2	1 0 0 2	0 0 0 0	0 0 0 0	0 0 0 0	0 0 0 0	0 0 0 0	0 0 0 0	0 0 0 0	6 6	0.00 2.000																
Mel Nelson, L ERA: 2.37 (8, 1)	1.0 4 2 0 0 1	0 0 0 1	0 0 0 0	0 0 0 0	0 0 0 0	0 0 0 0	0 0 0 0	0 0 0 0	0 0 0 0	6 6	0.00 2.000																



Batter	1	2	3	4	5	6	7	8	9	AB	R	H	RBI	BB	SO	LOB	TOP			
Lou Brock, L (1, 7) OBP: 0.324, SLG: 0.434										4	0	1	0	0	2	1				
Curt Flood, R (1, 8) OBP: 0.335, SLG: 0.370										4	0	1	1	0	1	1				
Bobby Tolan, L (1, 9) OBP: 0.297, SLG: 0.371										4	0	0	0	0	0	1				
Orlando Cepeda, R (1, 3) OBP: 0.316, SLG: 0.388										4	1	1	0	0	0	0				
Johnny Edwards, L (1, 2) OBP: 0.296, SLG: 0.335										4	0	0	0	0	0	1				
Mike Shannon, R (1, 5) OBP: 0.327, SLG: 0.437										4	0	3	1	0	0	0				
Julian Javier, R (1, 4) OBP: 0.277, SLG: 0.321										4	0	0	0	0	1	3				
Dal Maxvill, R (1, 6) OBP: 0.311, SLG: 0.294										2	1	1	0	0	0	0				
Tim McCarver, L (7, PH) OBP: 0.288, SLG: 0.333										1	0	0	0	0	0	0				
Dick Schofield, S (7, 6) OBP: 0.299, SLG: 0.347										0	0	0	0	0	0	0				
Larry Jaster, L (1, 1) OBP: 0.162, SLG: 0.222										2	1	1	1	0	0	1				
Ron Willis, R (6, 1)										0	0	0	0	0	0	0				
Roger Maris, L (7, PH) OBP: 0.321, SLG: 0.382										1	0	0	0	0	0	0				
Wayne Granger, R (7, 1) OBP: 0.200, SLG: 0.200										0	0	0	0	0	0	0				
Inning Stats	R: 0 E: 0 K: 1 S: 5	H: 1 LOB: 0 BB: 0 P: 5	R: 0 E: 0 K: 0 S: 4	H: 1 LOB: 1 BB: 0 P: 4	R: 1 E: 0 K: 1 S: 7	H: 2 LOB: 1 BB: 0 P: 7	R: 0 E: 0 K: 0 S: 4	H: 1 LOB: 1 BB: 0 P: 4	R: 1 E: 0 K: 1 S: 6	H: 1 LOB: 0 BB: 0 P: 6	R: 1 E: 0 K: 0 S: 5	H: 2 LOB: 1 BB: 0 P: 5	R: 0 E: 0 K: 0 S: 3	H: 0 LOB: 0 BB: 0 P: 3	R: 0 E: 0 K: 1 S: 5	H: 0 LOB: 0 BB: 0 P: 5	1B: 6 2B: 1 3B: 0 HR: 1	SF: 0 SAC: 0 DP: 0 HBP: 0	WP: 0 PB: 0 SB: 1 CS: 1	PA: 34
PITCHER Bill Hands, R (1, 1) ERA: 2.88	IP: 9.0 WLS: W BF: 34 H: 8 R: 3 ER: 3 SO: 4 BB: 0 IBB: 0 HBP: 0 BLK: 0 WP: 0 HR: 1 S: 42 P: 42 ERA: 3.00 WHIP: 0.889															PITCHER				

St. Louis Cardinals @ Chicago Cubs
Wrigley Field, Chicago, IL
Mon Aug 12 1968, 3:33 AM CDT
Att: 30,693 - Unknown

AB 34
R 3
H 8
RBI 3
BB 0
SO 4
LOB 8




Batter	1	2	3	4	5	6	7	8	9	AB	R	H	RBI	BB	SO	LOB	BOTTOM
Don Kessinger, S (1, 6) OBP: 0.301, SLG: 0.313										5	1	2	1	0	0	1	
Glenn Beckert, R (1, 4) OBP: 0.312, SLG: 0.354										4	1	2	1	0	0	2	
Billy Williams, L (1, 7) OBP: 0.330, SLG: 0.478										4	2	1	2	1	0	2	
Ron Santo, R (1, 5) OBP: 0.360, SLG: 0.408										3	1	0	0	1	0	2	
14 Ernie Banks, R (1, 3) OBP: 0.293, SLG: 0.461										4	0	1	0	0	0	2	
Randy Hundley, R (1, 2) OBP: 0.288, SLG: 0.318										4	0	0	1	0	0	1	
Jim Hickman, R (1, 9) OBP: 0.279, SLG: 0.386										3	2	1	1	1	1	1	
Adolfo Phillips, R (1, 8) OBP: 0.330, SLG: 0.385										3	0	2	0	1	0	1	
Bill Hands, R (1, 1) OBP: 0.127, SLG: 0.083										3	0	1	0	0	2	3	
Inning Stats	R: 1 E: 0 K: 0 S: 5	H: 2 LOB: 1 BB: 0 P: 5	R: 1 E: 0 K: 0 S: 5	H: 2 LOB: 1 BB: 0 P: 5	R: 0 E: 0 K: 2 S: 8	H: 1 LOB: 1 BB: 0 P: 8	R: 0 E: 0 K: 0 S: 5	H: 2 LOB: 2 BB: 1 P: 9	R: 2 E: 1 K: 1 S: 6	H: 1 LOB: 2 BB: 3 P: 18	R: 0 E: 0 K: 0 S: 3	H: 0 LOB: 0 BB: 0 P: 3	1B: 6 2B: 2 3B: 0 HR: 2	SF: 0 SAC: 1 DP: 0 HBP: 1	WP: 1 PB: 1 SB: 0 CS: 0	PA: 39	
PITCHER Larry Jaster, L (1, 1) ERA: 3.12	IP: 0.1 WLS: L BF: 1 H: 0 R: 0 ER: 0 SO: 0 BB: 0 IBB: 0 HBP: 0 BLK: 0 WP: 0 HR: 0 S: 1 P: 1 ERA: 0.00 WHIP: 0.000															PITCHER	
PITCHER Ron Willis, R (6, 1) ERA: 2.61	IP: 6.0 WLS: W BF: 28 H: 9 R: 5 ER: 5 SO: 5 BB: 1 IBB: 0 HBP: 1 BLK: 0 WP: 0 HR: 2 S: 30 P: 35 ERA: 7.94 WHIP: 1.765															PITCHER	
PITCHER Wayne Granger, R (7, 1) ERA: 2.14	IP: 2.0 WLS: L BF: 10 H: 2 R: 1 ER: 1 SO: 1 BB: 2 IBB: 1 HBP: 0 BLK: 0 WP: 0 HR: 0 S: 9 P: 21 ERA: 4.50 WHIP: 1.500															PITCHER	

St. Louis Cardinals @ Chicago Cubs
Wrigley Field, Chicago, IL
Mon Aug 12 1968, 3:33 AM CDT
Att: 30,693 - Unknown

AB 33
R 7
H 10
RBI 6
BB 4
SO 3
LOB 15



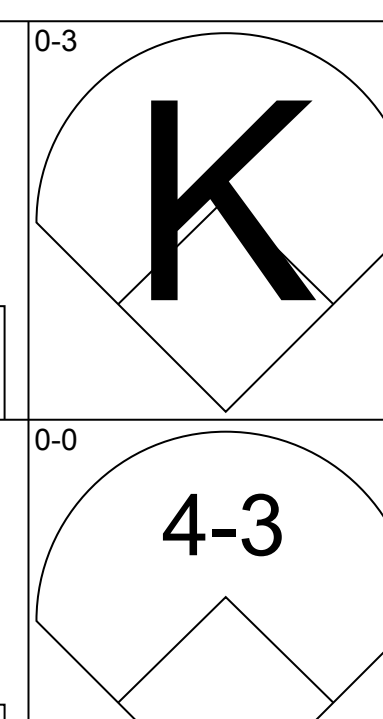
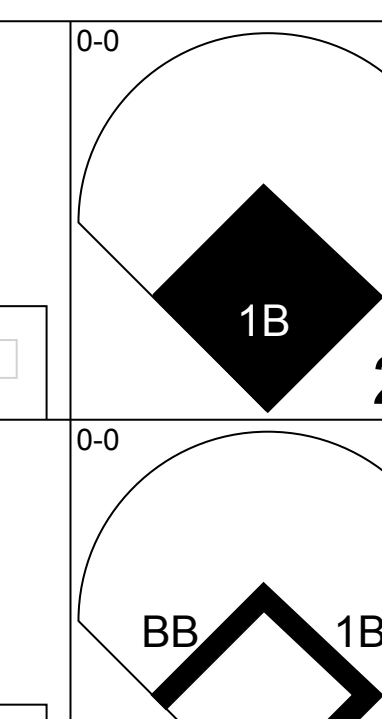
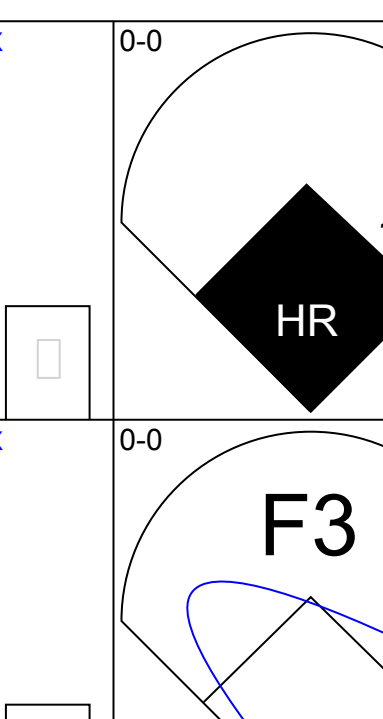
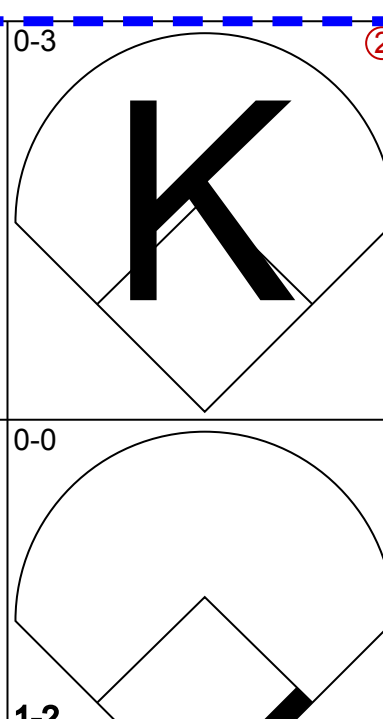
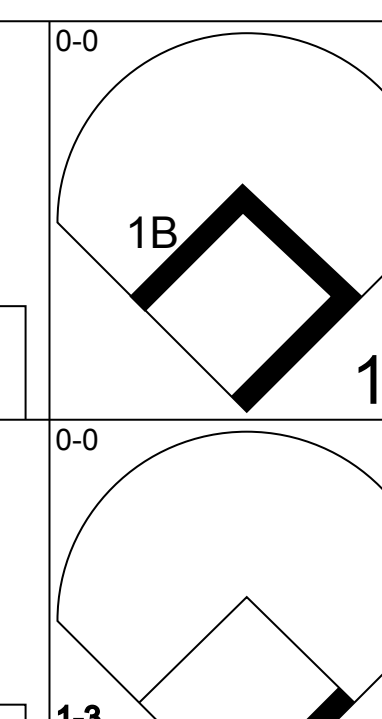
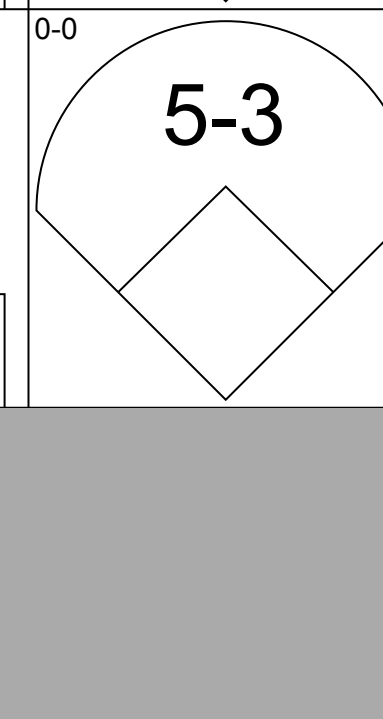
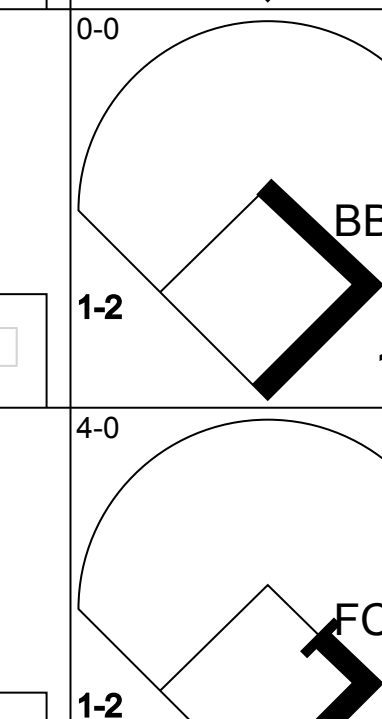
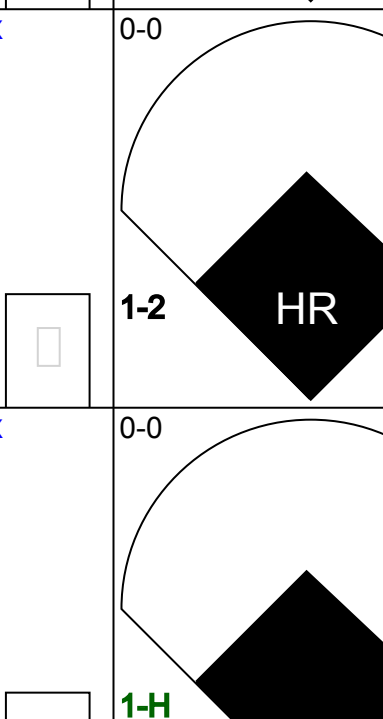
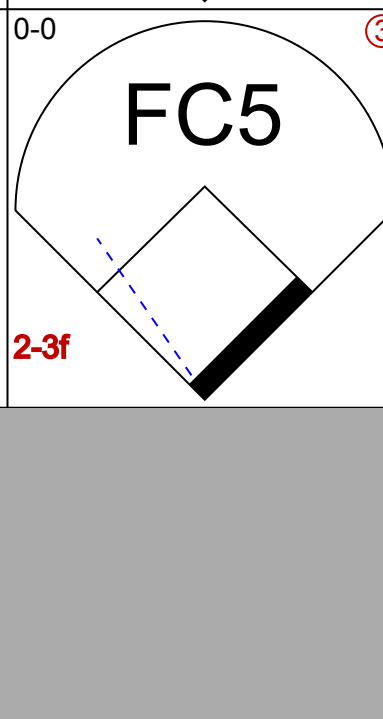
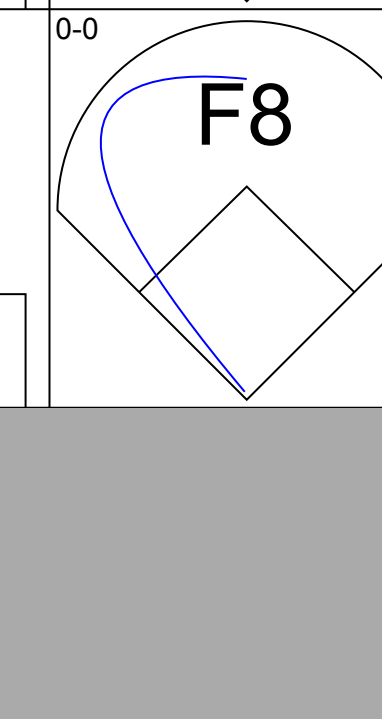

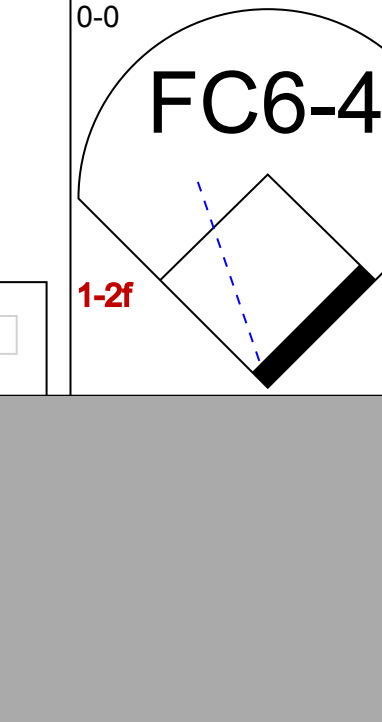
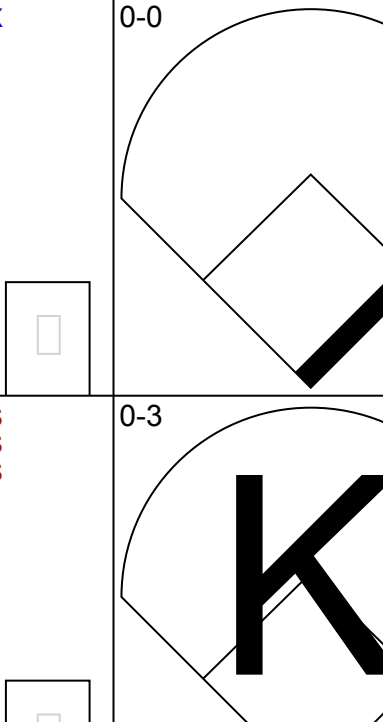


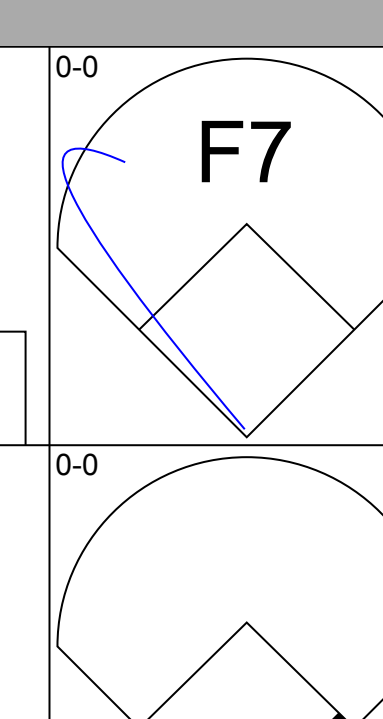
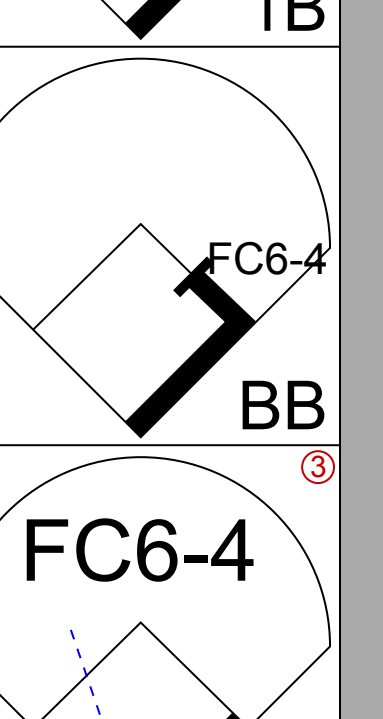
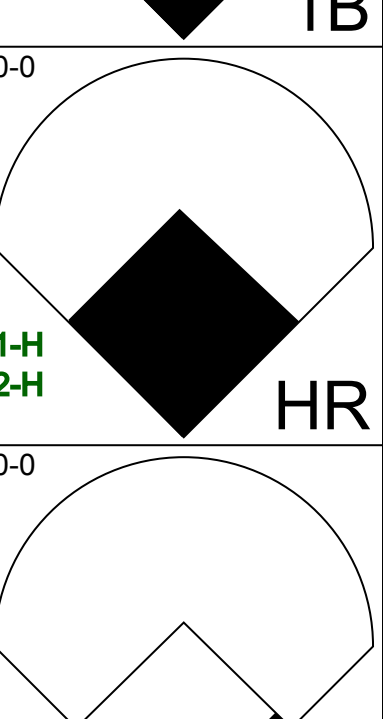
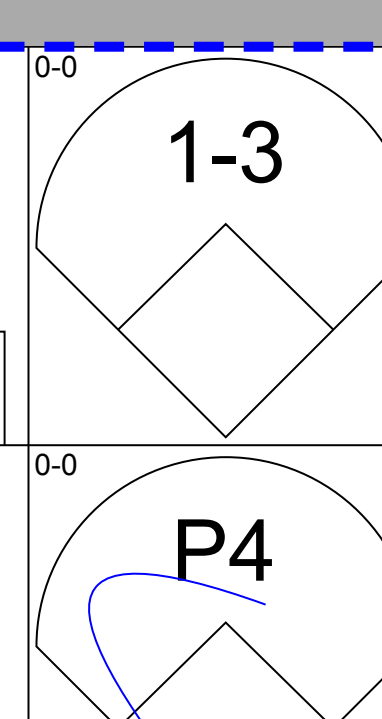
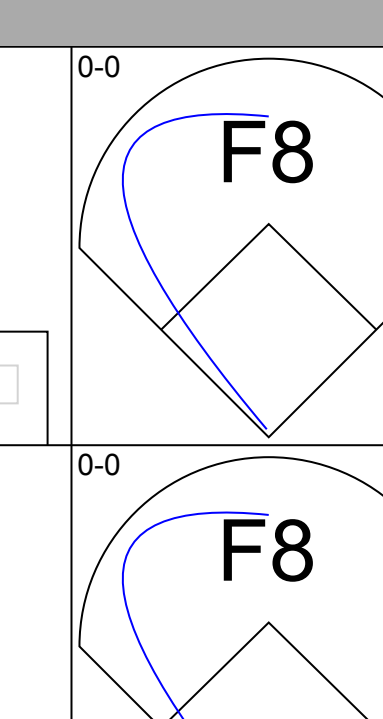
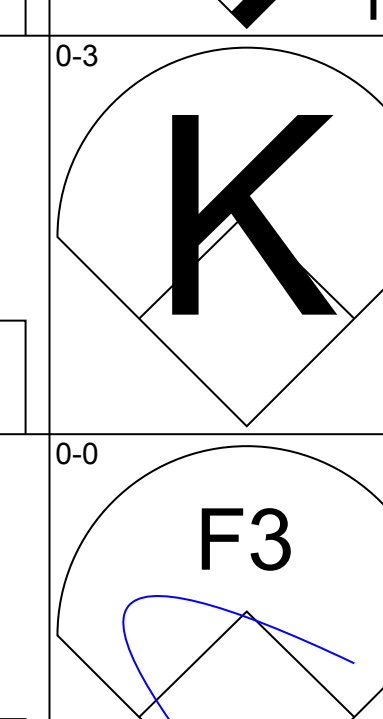
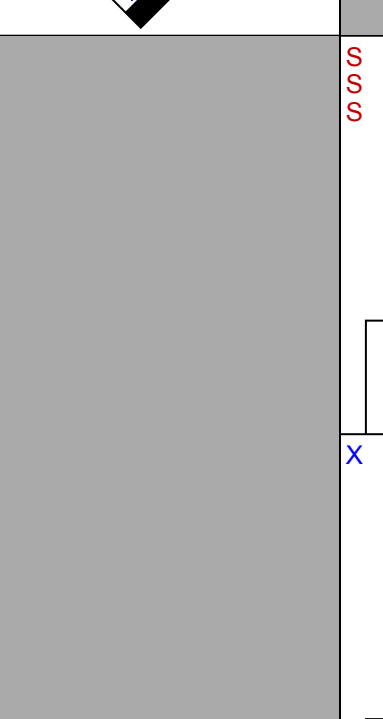
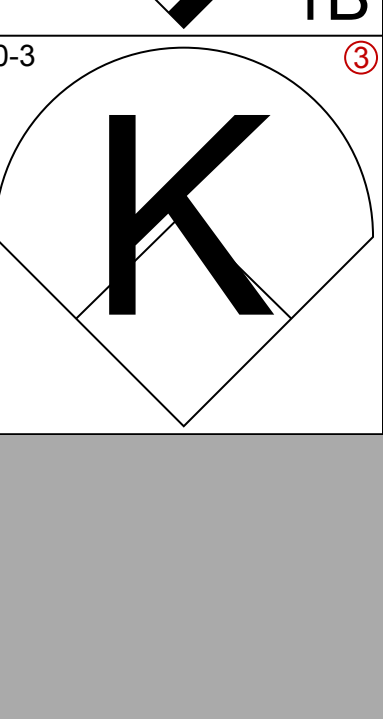
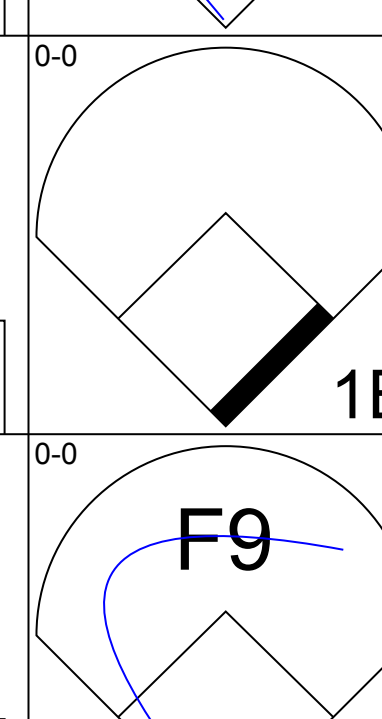
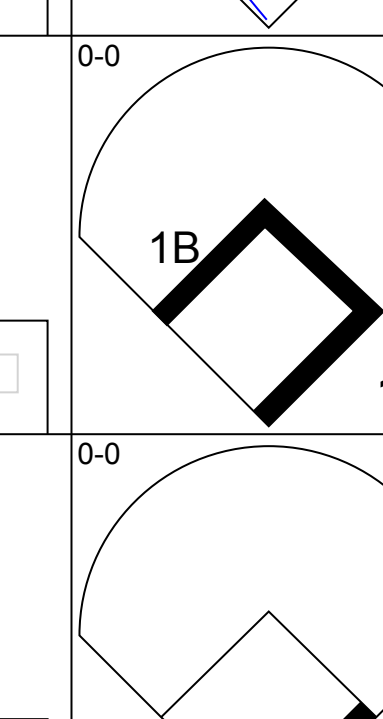

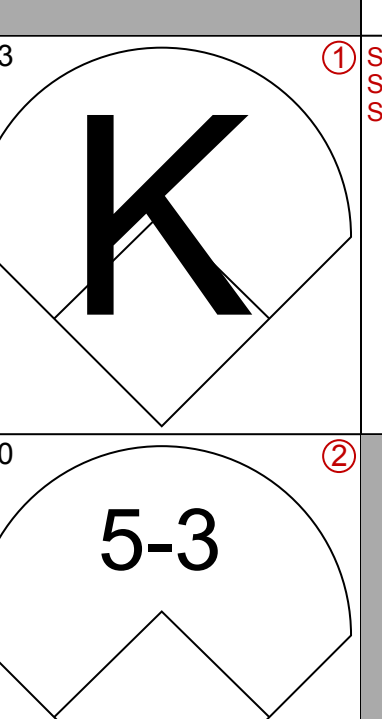
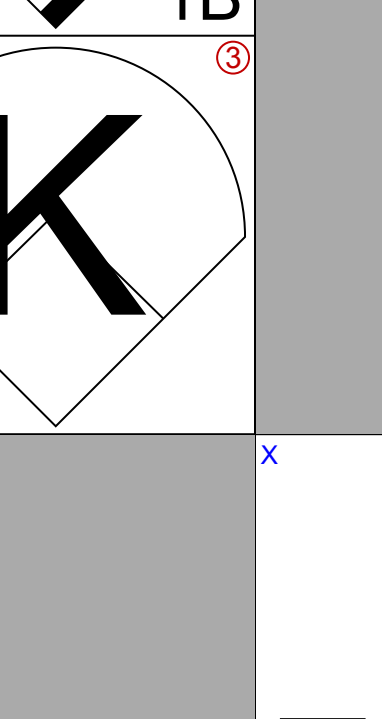
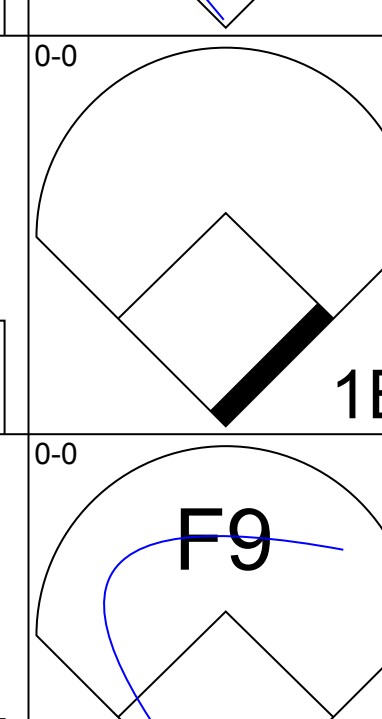
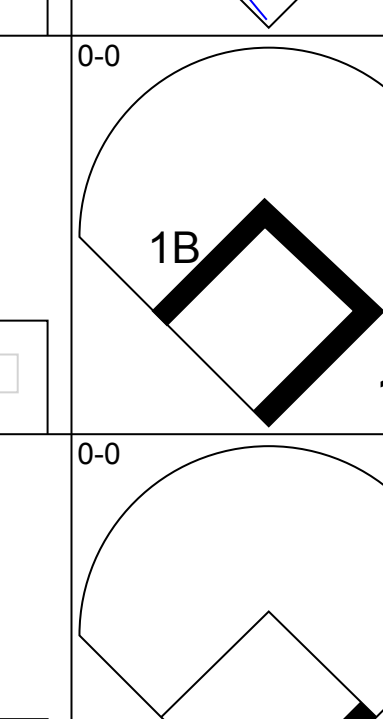

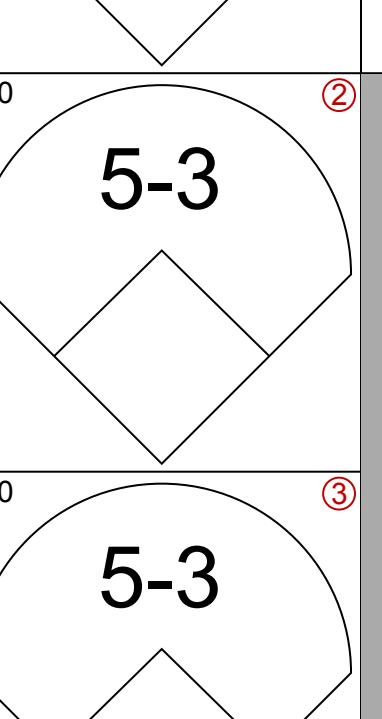
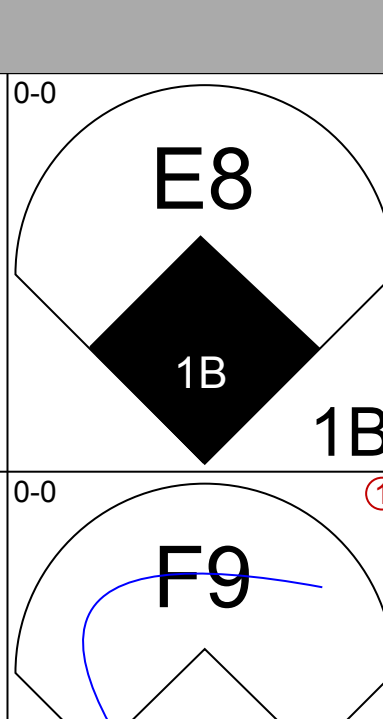
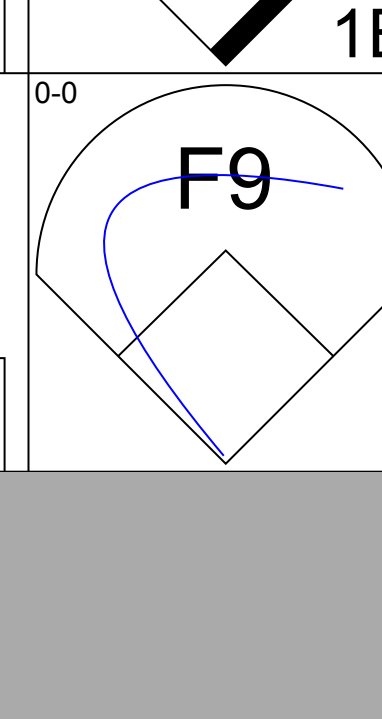
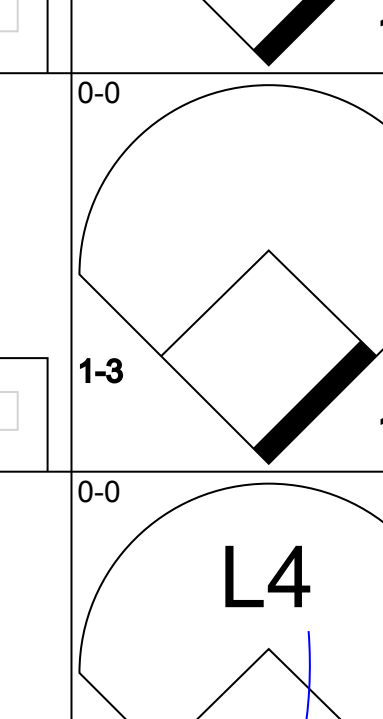
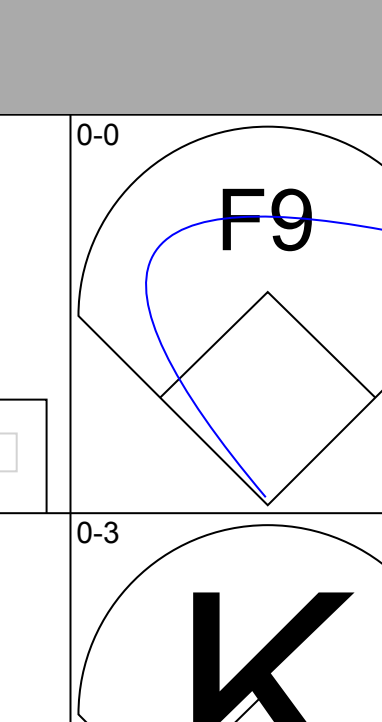
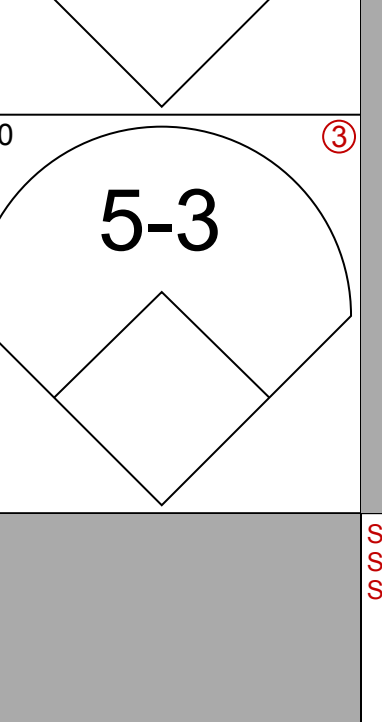
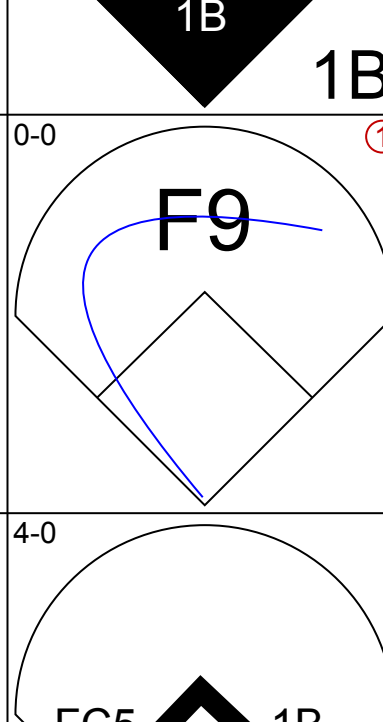
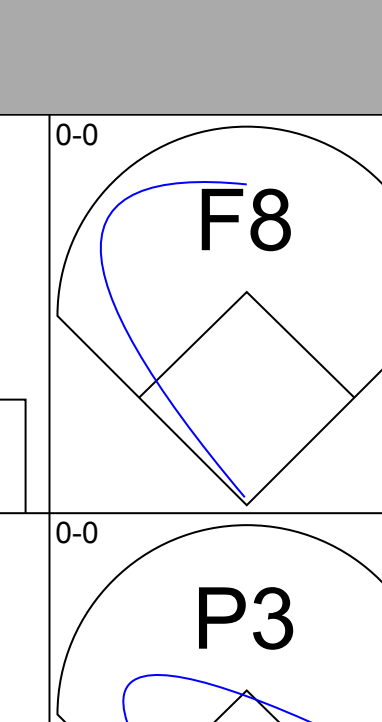
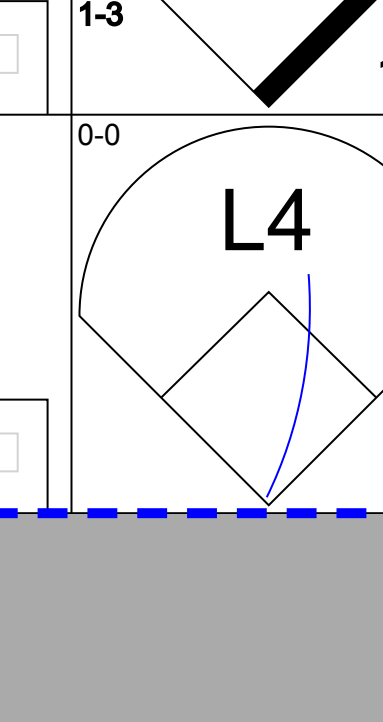
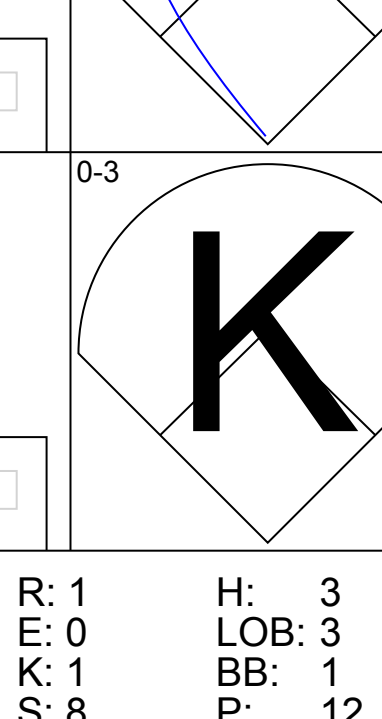
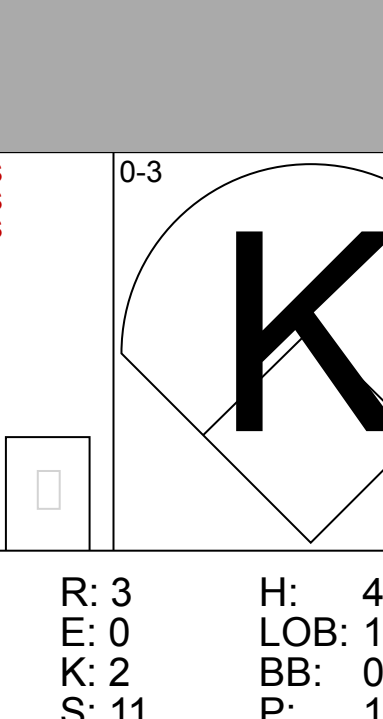
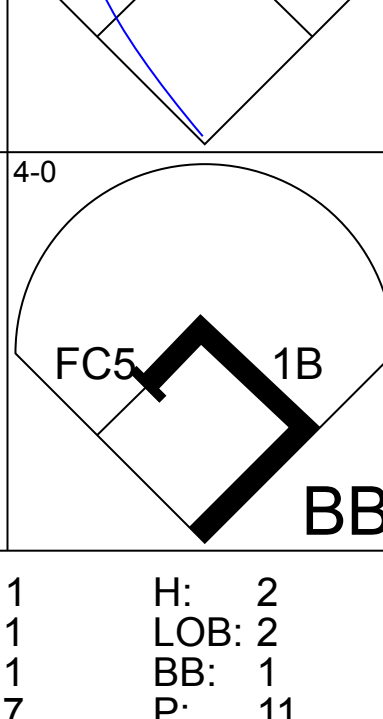
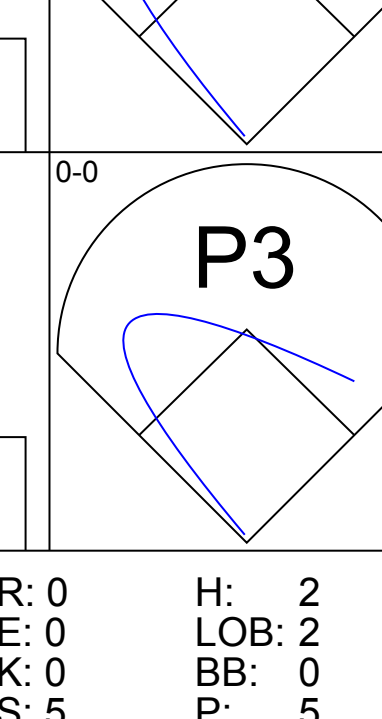
Batter	1	2	3	4	5	6	7	8	9	AB	R	H	RBI	BB	SO	LOB	TOP										
Lou Brock, L OBP: 0.325, SLG: 0.433 (1, 7)	0-0 4-3		0-0 2B FC4-6 1B	4-0 BB		0-3 K		0-0 F8	4 1 1 0 1 1 1																		
Curt Flood, R OBP: 0.334, SLG: 0.367 (1, 8)	0-0 B3		0-0 F8	0-0 F8		4-0 BB		0-3 K	4 0 0 0 1 1 3																		
Roger Maris, L OBP: 0.327, SLG: 0.397 (1, 9)	0-0 1B		0-0 FC4-6 1-3 1B 2B	0-0 5-3		0-3 K		0-0 2B	5 1 3 0 0 1 4																		
Orlando Cepeda, R OBP: 0.315, SLG: 0.384 (1, 3)	0-3 K		4-0 FC4-6 IBB		0-3 K		0-3 K	0-3 K	4 0 0 0 1 4 2																		
Johnny Edwards, L OBP: 0.301, SLG: 0.357 (1, 2)		0-0 HR	0-0 FC4-6 1B 1-2 2-3 3-H		0-0 G5-3 1B		0-0 4-3		4 1 2 2 0 0 2																		
Mike Shannon, R OBP: 0.331, SLG: 0.440 (1, 5)	0-3 K		0-0 1-2 3-H 1B		0-0 1B		0-0 CS 1B		4 0 3 1 0 1 0																		
Julian Javier, R OBP: 0.275, SLG: 0.319 Tim McCarver, L OBP: 0.287, SLG: 0.332 Dick Schofield, S OBP: 0.299, SLG: 0.347 (8, 4)	0-0 P3		0-0 K		0-0 G5-3		0-0 CS	0-0 6-3	3 0 0 0 0 1 4 1 0 0 0 0 0 0 0 0 0 0 0 0 0								AB 36 R 3 H 12 RBI 3 BB 3 SO 12 LOB 18										
Dal Maxvill, R OBP: 0.316, SLG: 0.299 (1, 6)	0-0 1B		0-0 SH3-4 1B		0-0 WP 1B		0-0 P5		4 0 3 0 0 0 0																		
Ray Washburn, R OBP: 0.178, SLG: 0.125 Joe Hoerner, R OBP: 0.295, SLG: 0.369 Bobby Tolan, L OBP: 0.300, SLG: 0.222 Ron Willis, R OBP: 0.300, SLG: 0.222 Mel Nelson, R OBP: 0.300, SLG: 0.222 (8, 1)	0-3 K		0-0 SH3-4		0-3 K		0-3 K2-3		2 0 0 0 0 2 2 0 0 0 0 0 0 0 1 0 0 0 0 1 0 0 0 0 0 0 0 0 0 0 0 0 0 0 0																		
Inning Stats	R: 0 E: 0 K: 1 S: 6	H: 1 LOB: 1 BB: 0 P: 6	R: 1 E: 0 K: 2 S: 9	H: 2 LOB: 1 BB: 0 P: 9	R: 2 E: 0 K: 1 S: 8	H: 3 LOB: 2 BB: 1 P: 12	R: 0 E: 0 K: 0 S: 4	H: 1 LOB: 2 BB: 1 P: 8	R: 0 E: 0 K: 1 S: 6	H: 2 LOB: 1 BB: 0 P: 6	R: 0 E: 0 K: 3 S: 10	H: 1 LOB: 2 BB: 1 P: 14	R: 0 E: 0 K: 1 S: 5	H: 1 LOB: 0 BB: 0 P: 5	R: 0 E: 0 K: 1 S: 5	H: 0 LOB: 0 BB: 0 P: 5	R: 0 E: 0 K: 2 S: 8	H: 1 LOB: 1 BB: 0 P: 8	1B: 9 2B: 2 3B: 0 HR: 1	SF: 0 SAC: 1 DP: 1 HBP: 0	WP: 1 PB: 0 SB: 0 CS: 1	PA: 41					
PITCHER Fergie Jenkins, R ERA: 2.66 (1, 1)	IP 9.0	WLS W	BF 40	H 12	R 3	ER 3	SO 12	BB 2	IBB 1	HBP 0	BLK 0	WP 1	HR 1	S 61	P 73	ERA 3.00	WHIP 1.556										

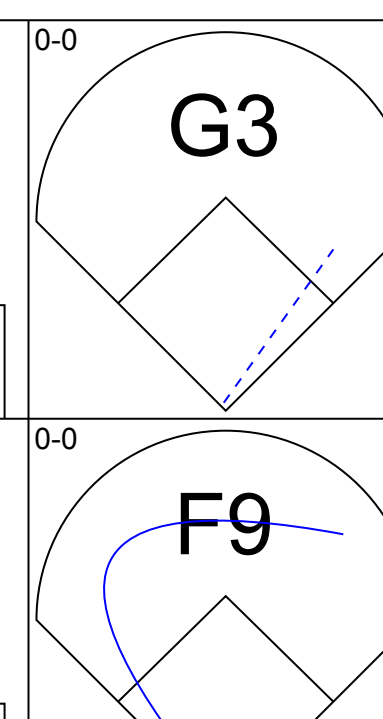
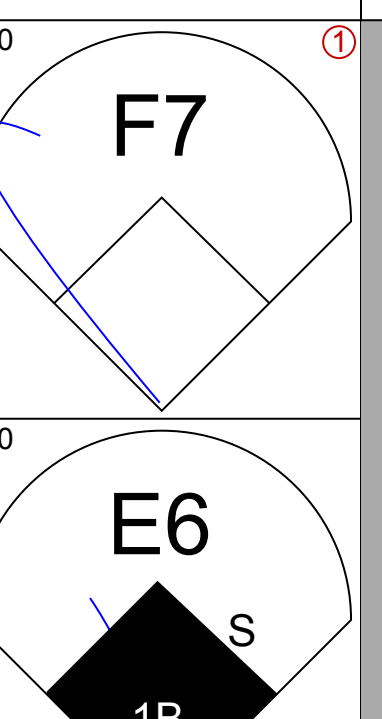
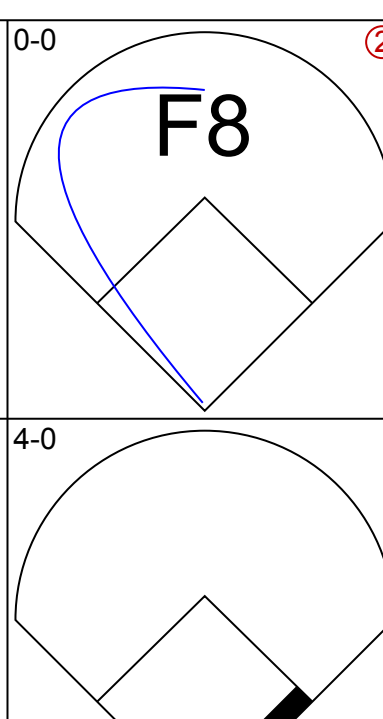
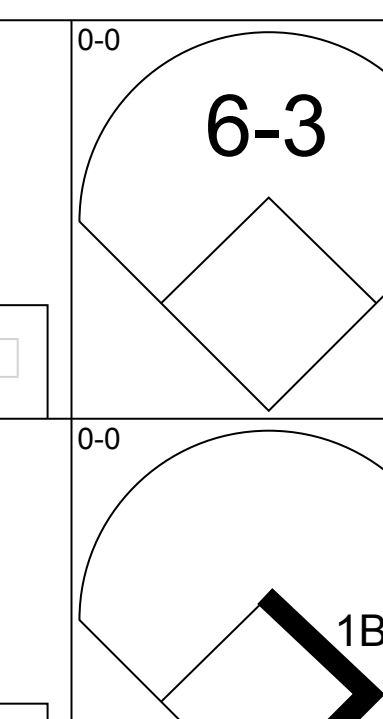
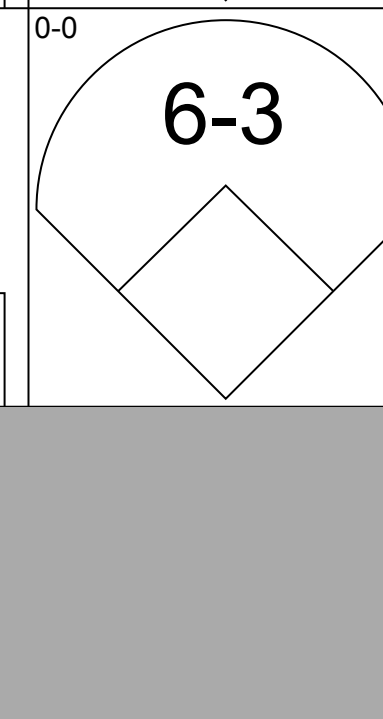
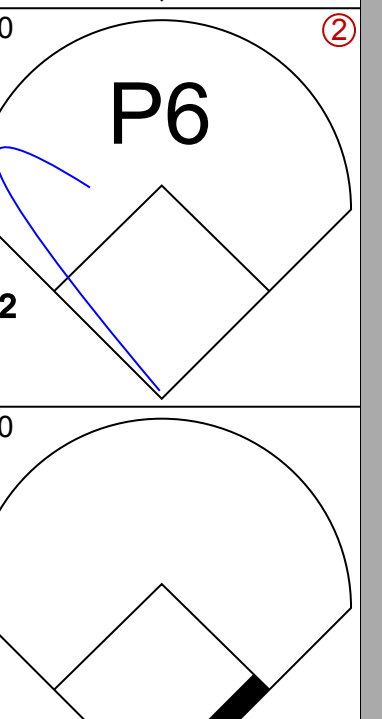

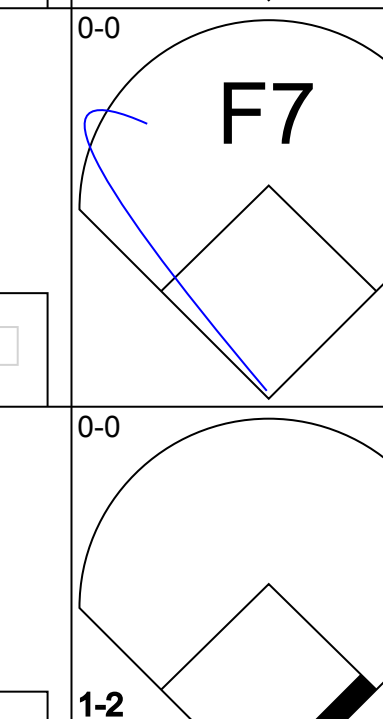
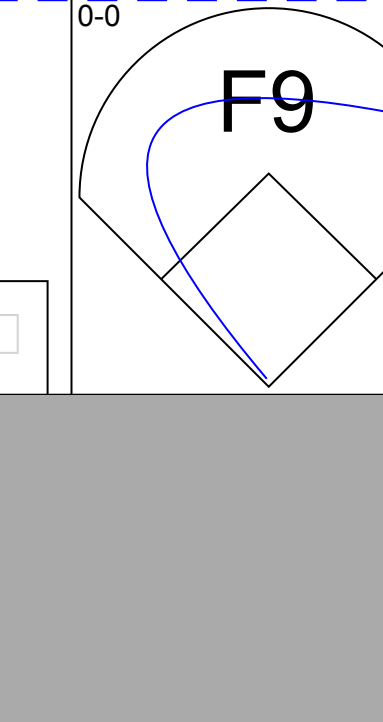

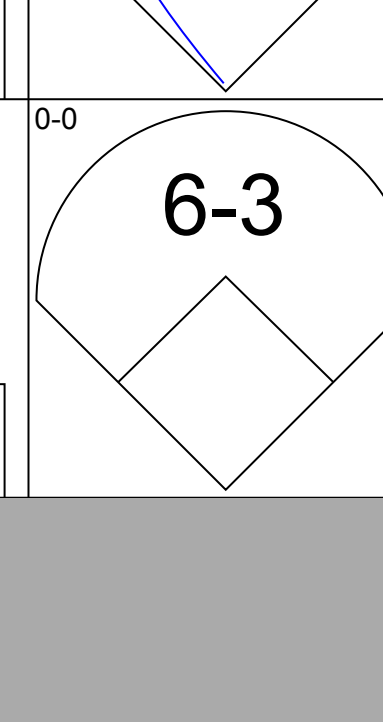
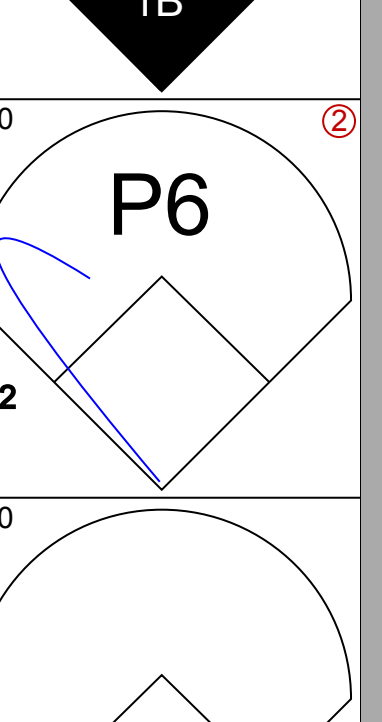
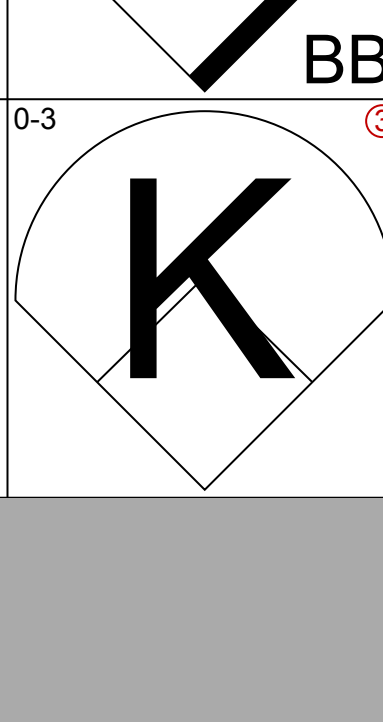
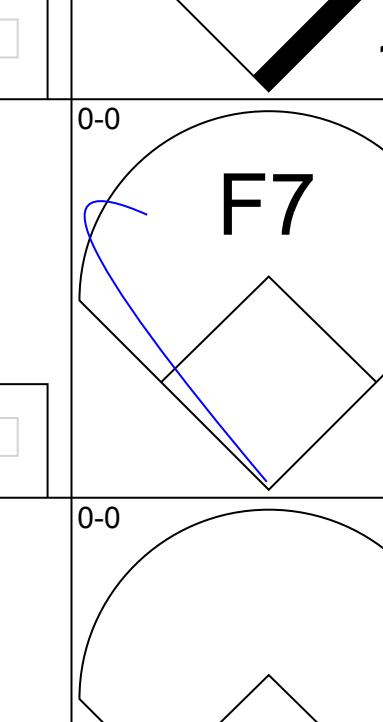
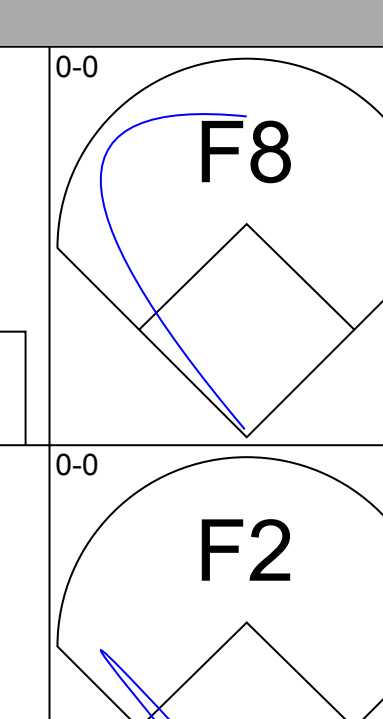
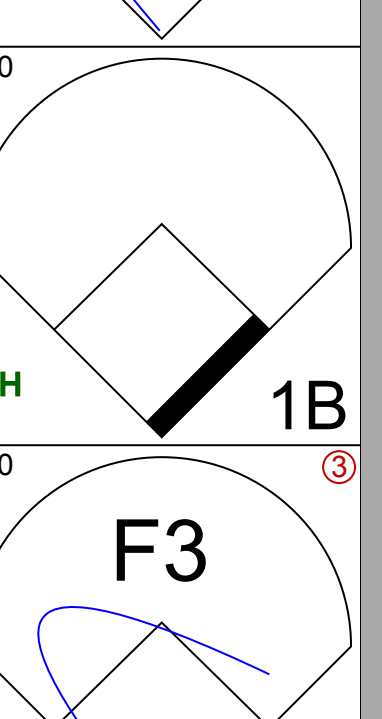

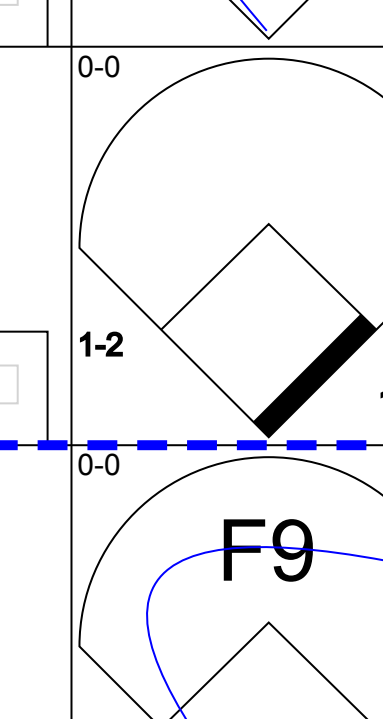
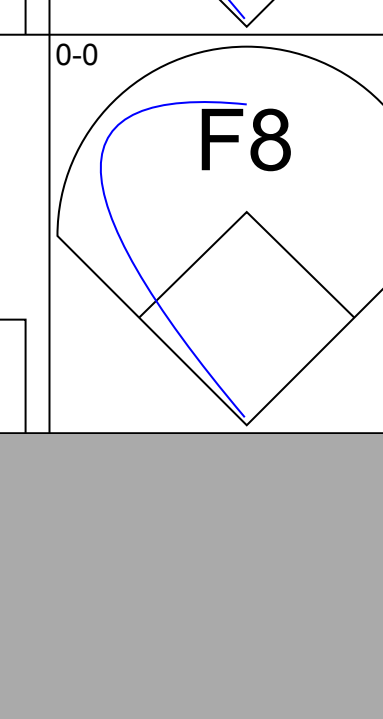




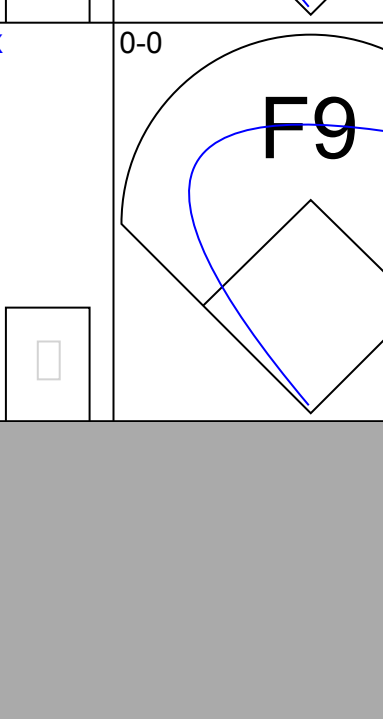

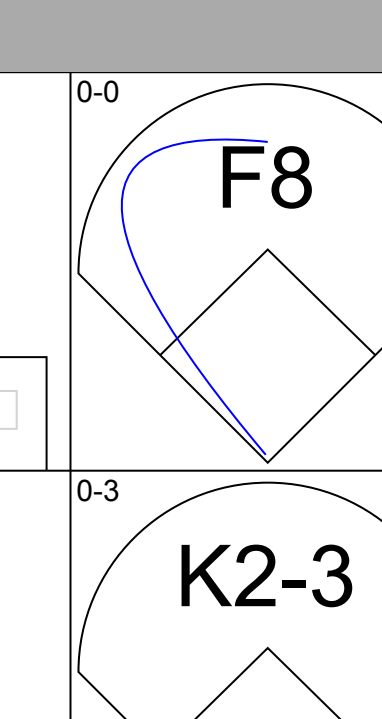
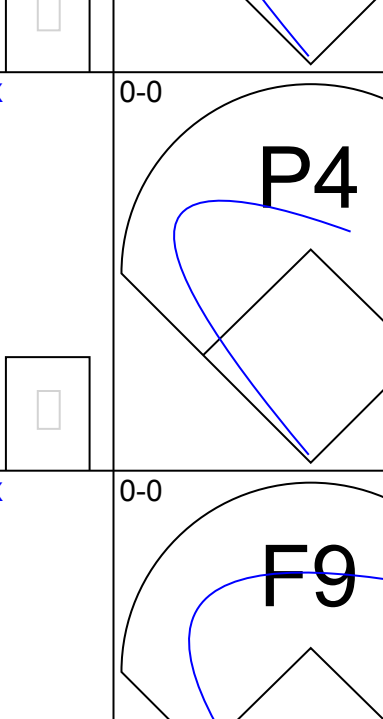
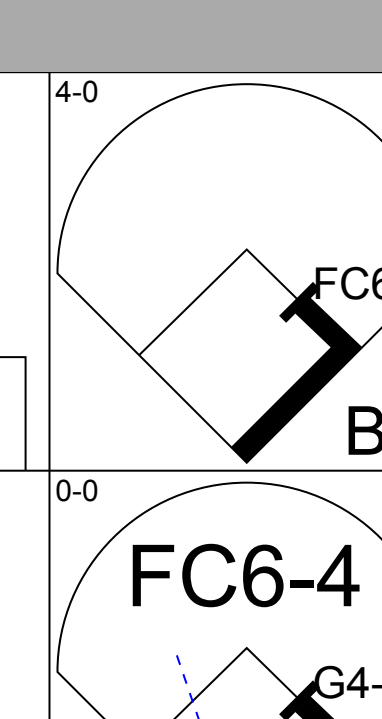
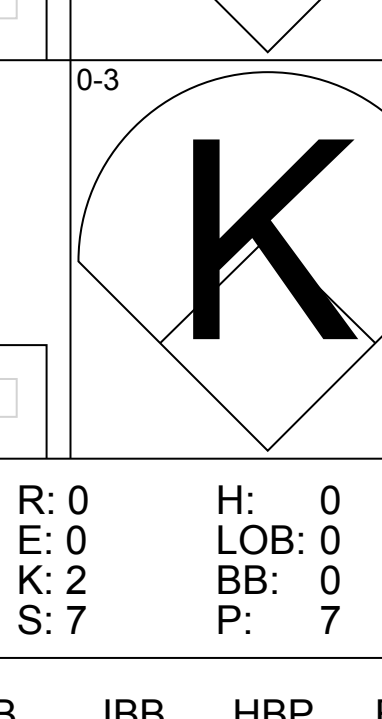
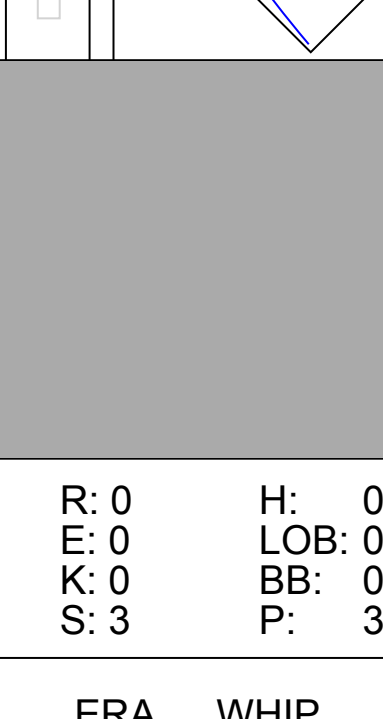
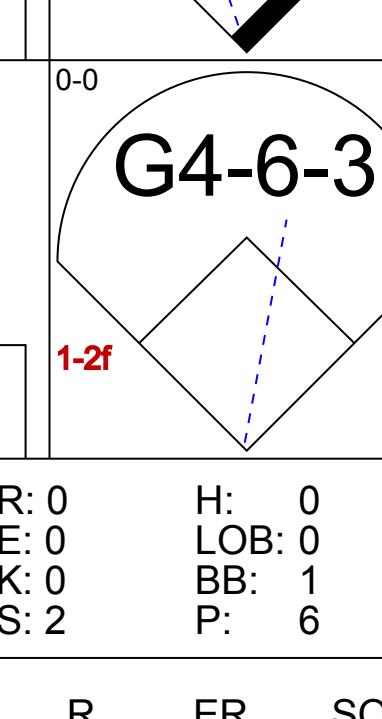



St. Louis Cardinals @ Chicago Cubs
Wrigley Field, Chicago, IL
Tue Aug 13 1968, 3:33 AM CDT
Att: 35,198 - Unknown


Batter	1	2	3	4	5	6	7	8	9	AB	R	H	RBI	BB	SO	LOB	BOTTOM										
Don Kessinger, S OBP: 0.303, SLG: 0.316 (1, 6)	0-0 6-3		0-0 F8 2B 1B	4-0 BB		0-0 F7		0-0 1B 2B 6-3	5 2 2 0 1 0 2																		
Glenn Beckert, R OBP: 0.311, SLG: 0.353 (1, 4)	0-0 4-3		0-0 E6 2B	0-0 G3			0-0 6-3	0-0 1-6-3 E 1B	5 2 1 0 0 0 2																		
Billy Williams, L OBP: 0.329, SLG: 0.474 (1, 7)	0-3 K		0-0 F8		0-0 3-1		4-0 HR BB	0-0 1-6-3	4 1 0 0 1 1 4																		
Ron Santo, R OBP: 0.367, SLG: 0.422 (1, 5)		0-0 1B	0-0 14 WP 1B 2B		4-0 FC5 1B BB		0-0 HR	4-0 E 1B IBB	3 2 3 4 2 0 0																		
14 Ernie Banks, R OBP: 0.292, SLG: 0.458 Jose Arcia, R OBP: 0.224, SLG: 0.308 Dick Nen, L OBP: 0.215, SLG: 0.316 Lee Elia, R OBP: 0.176, SLG: 0.176 Willie Smith, L OBP: 0.315, SLG: 0.364 Al Spangler, L OBP: 0.365, SLG: 0.408 Jim Hickman, R OBP: 0.288, SLG: 0.390 (7, PR) (8, 3) (8, PH) (9, 3)	0-0 F8		0-0 5-3		0-0 F9		0-0 4-3 1B	0-0 E7 1B 1B	4 0 1 0 0 0 3 0 0 0 0 0 0 0 0 0 0 0 0 0 0 1 1 1 2 0 0 0 0 0 0 0 0 0 0																		
Randy Hundley, R OBP: 0.289, SLG: 0.319 (1, 2)	0-0 1B		0-0 P6		0-0 FC5		0-0 4-3 1B	0-0 SH2-4 FC 1B	5 0 2 2 0 0 6																		
Adolfo Phillips, R OBP: 0.329, SLG: 0.380 (1, 8)	0-0 E4		0-0 6-3		0-3 K		0-0 FC		4 0 0 1 1 1 2																		
Fergie Jenkins, R OBP: 0.234, SLG: 0.254 (1, 1)	0-0 4-3		0-0 4-3		0-0 6-3		0-3 K	0-0 SH2-4	4 0 0 0 0 1 5																		
Inning Stats	R: 0 E: 0 K: 1 S: 5	H: 0 LOB: 0 BB: 0 P: 5	R: 1 E: 1 K: 0 S: 6	H: 3 LOB: 0 BB: 0 P: 6	R: 2 E: 1 K: 0 S: 6	H: 2 LOB: 1 BB: 1 P: 10	R: 0 E: 0 K: 0 S: 3	H: 0 LOB: 1 BB: 1 P: 7	R: 0 E: 0 K: 1 S: 5	H: 1 LOB: 2 BB: 1 P: 8	R: 0 E: 0 K: 1 S: 5	H: 0 LOB: 0 BB: 0 P: 5	R: 2 E: 0 K: 1 S: 8	H: 3 LOB: 3 BB: 2 P: 16	R: 5 E: 1 K: 0 S: 8	H: 4 LOB: 2 BB: 2 P: 16	1B: 10 2B: 2 3B: 0 HR: 1	SF: 0 SAC: 1 DP: 0 HBP: 0	WP: 1 PB: 0 SB: 0 CS: 0	PA: 46							
PITCHER Ray Washburn, R ERA: 2.69 Joe Hoerner, L ERA: 1.53 Ron Willis, R ERA: 3.14 Mel Nelson, L ERA: 2.9	IP 6.1	WLS L	BF 32	H 4	R 0	ER 0	SO 1	BB 0	IBB 0	HBP 0	BLK 0	WP 0	HR 1	S 32	P 48	ERA 4.26	WHIP 1.895										


St. Louis Cardinals @ Chicago Cubs
Wrigley Field, Chicago, IL
Tue Aug 13 1968, 3:33 AM CDT
Att: 35,198 - Unknown



Batter	1	2	3	4	5	6	7	8	9	AB	R	H	RBI	BB	SO	LOB	TOP					
Felipe Alou, R OBP: 0.365, SLG: 0.439 (1, 8)										5	2	3	0	0	2	2	Atlanta Braves @ St. Louis Cardinals Busch Stadium, St. Louis, MO Fri Aug 16 1968, 7:05 PM CDT Att: 42,580 - Unknown					
Felix Milan, R OBP: 0.331, SLG: 0.346 (1, 4)										5	0	3	2	0	0	1						
Hank Aaron, R OBP: 0.325, SLG: 0.465 (1, 9)										5	1	2	0	0	0	4						
Joe Torre, R OBP: 0.335, SLG: 0.395 (1, 2)										4	1	1	3	1	0	0						
Tommie Aaron, R OBP: 0.310, SLG: 0.307 (1, 7)										5	0	2	0	0	0	3						
Deron Johnson, R OBP: 0.291, SLG: 0.299 (1, 3)										5	0	2	0	0	3	2						
Bob Johnson, R OBP: 0.315, SLG: 0.310 (1, 5)										5	1	2	0	0	0	2						
Marty Martinez, S OBP: 0.282, SLG: 0.220 (1, 6)										5	0	0	0	0	0	3						
Mitt Pappas, R OBP: 0.195, SLG: 0.211 (1, 1)										3	0	0	0	1	2	0						
Claude Raymond, R OBP: 0.143, SLG: 0.143 (9, 1)										0	0	0	0	0	0	0						
Inning Stats	R: 0 E: 0 K: 1 S: 5	H: 0 LOB: 0 BB: 0 P: 5	R: 0 E: 0 K: 1 S: 6	H: 1 LOB: 1 BB: 0 P: 6	R: 1 E: 0 K: 1 S: 8	H: 3 LOB: 3 BB: 1 P: 12	R: 0 E: 0 K: 1 S: 5	H: 0 LOB: 0 BB: 0 P: 5	R: 3 E: 0 K: 2 S: 11	H: 4 LOB: 1 BB: 0 P: 11	R: 1 E: 1 K: 1 S: 7	H: 2 LOB: 2 BB: 1 P: 11	R: 0 E: 0 K: 0 S: 4	H: 1 LOB: 1 BB: 0 P: 4	R: 0 E: 0 K: 0 S: 5	H: 2 LOB: 2 BB: 0 P: 5	R: 0 E: 0 K: 0 S: 5	H: 2 LOB: 2 BB: 0 P: 5	1B: 13 2B: 1 3B: 0 HR: 1	SF: 0 SAC: 0 DP: 0 HBP: 0	WP: 0 PB: 0 SB: 0 CS: 0	PA: 44
PITCHER	IP	WLS	BF	H	R	ER	SO	BB	IBB	HBP	BLK	WP	HR	S	P	ERA	WHIP					
Steve Carlton, L ERA: 3.06 (1, 1)	5.1	L	27	9	5	5	6	2	0	0	0	0	1	37	45	8.44	2.062					
Wayne Granger, R ERA: 2.1 (6, 1)	0.2		3	1	0	0	1	0	0	0	0	0	0	5	5	0.00	1.500					
Mel Nelson, L ERA: 2.65 (7, 1)	3.0		14	5	0	0	0	0	0	0	0	0	0	14	14	0.00	1.667					

Batter	1	2	3	4	5	6	7	8	9	AB	R	H	RBI	BB	SO	LOB	BOTTOM					
Lou Brock, L OBP: 0.324, SLG: 0.430 (1, 7)										4	0	0	0	0	0	0	Atlanta Braves @ St. Louis Cardinals Busch Stadium, St. Louis, MO Fri Aug 16 1968, 7:05 PM CDT Att: 42,580 - Unknown					
Curt Flood, R OBP: 0.330, SLG: 0.360 (1, 8)									2	1	0	0	1	0	0							
Mel Nelson, R OBP: 0.300, SLG: 0.222 (7, 1)									0	0	0	0	0	0	0							
Tim McCarver, L OBP: 0.289, SLG: 0.334 (9, PH)									1	0	1	0	0	0	0							
Roger Maris, L OBP: 0.323, SLG: 0.390 (1, 9)									4	0	0	0	0	1	3							
Orlando Cepeda, R OBP: 0.316, SLG: 0.383 (1, 3)									4	0	2	1	0	0	0							
Johnny Edwards, L OBP: 0.291, SLG: 0.348 (1, 2)									4	0	0	0	0	0	3							
Mike Shannon, R OBP: 0.331, SLG: 0.444 (1, 5)										3	0	1	0	0	0	0						
Dick Schofield, S OBP: 0.295, SLG: 0.333 (1, 4)									2	0	0	0	1	0	0							
Dal Maxvill, R OBP: 0.322, SLG: 0.301 (1, 6)									3	0	0	0	0	1	1							
Steve Carlton, L OBP: 0.175, SLG: 0.316 (1, 1)									1	0	0	0	0	1	0							
Wayne Granger, R OBP: 0.200, SLG: 0.200 (6, 1)										0	0	0	0	0	0							
Bobby Tolan, L OBP: 0.293, SLG: 0.365 (6, PH)										2	0	0	0	0	1							
Inning Stats	R: 0 E: 0 K: 0 S: 3	H: 0 LOB: 0 BB: 0 P: 3	R: 0 E: 0 K: 0 S: 3	H: 0 LOB: 0 BB: 0 P: 3	R: 0 E: 0 K: 2 S: 7	H: 0 LOB: 0 BB: 0 P: 7	R: 1 E: 1 K: 0 S: 5	H: 1 LOB: 1 BB: 0 P: 5	R: 0 E: 0 K: 0 S: 3	H: 0 LOB: 0 BB: 0 P: 3	R: 0 E: 0 K: 1 S: 5	H: 0 LOB: 1 BB: 1 P: 9	R: 0 E: 0 K: 0 S: 3	H: 1 LOB: 1 BB: 0 P: 3	R: 0 E: 0 K: 0 S: 2	H: 0 LOB: 0 BB: 1 P: 6	R: 0 E: 0 K: 0 S: 5	H: 2 LOB: 2 BB: 0 P: 5	1B: 4 2B: 0 3B: 0 HR: 0	SF: 0 SAC: 0 DP: 1 HBP: 0	WP: 0 PB: 0 SB: 1 CS: 0	PA: 32
PITCHER	IP	WLS	BF	H	R	ER	SO	BB	IBB	HBP	BLK	WP	HR	S	P	ERA	WHIP					
Mitt Pappas, R ERA: 3.82 (1, 1)	8.2	W	31	4	1	0	3	2	0	0	0	0	0	35	43	0.00	0.692					
Claude Raymond, R ERA: 2.91 (9, 1)	0.1	S	1	0	0	0	0	0	0	0	0	0	0	1	1	0.00	0.000					

Batter	1	2	3	4	5	6	7	8	9	AB	R	H	RBI	BB	SO	LOB	TOP					
Felipe Alou, R OBP: 0.365, SLG: 0.438 (1, 8)	F5		G4-3 1B		FC5-4			P4		4	0	1	0	0	0	2	Atlanta Braves @ St. Louis Cardinals Busch Stadium, St. Louis, MO Sat Aug 17 1968, 7:05 PM CDT Att: 46,537 - Unknown					
Felix Milan, R OBP: 0.330, SLG: 0.353 (1, 4)	F8		G4-3		F7			HR		4	1	1	1	0	0	2						
Hank Aaron, R OBP: 0.327, SLG: 0.464 (1, 9)	F7			G6-4-3 BB				F3		3	0	1	0	1	0	0						
Joe Torre, R OBP: 0.334, SLG: 0.391 (1, 2)				G6-4-3 BB				F8		3	0	0	0	1	0	2						
Tommie Aaron, R OBP: 0.309, SLG: 0.306 (1, 7)	K			L6				P3		4	0	1	0	0	1	1						
Deron Johnson, R OBP: 0.290, SLG: 0.298 (1, 3)	E6							P3		4	1	1	0	0	0	2						
Bob Johnson, R OBP: 0.314, SLG: 0.308 (1, 5)	F8							P4		4	1	1	0	0	0	2						
Marty Martinez, S OBP: 0.283, SLG: 0.222 (1, 6)	F9									3	0	1	0	0	0	2						
Pat Jarvis, R OBP: 0.174, SLG: 0.179 (1, 1)			K					K		3	0	1	2	0	2	0						
Inning Stats	R: 0 E: 0 K: 0 S: 3	H: 0 LOB: 0 BB: 0 P: 3	R: 0 E: 1 K: 1 S: 6	H: 0 LOB: 2 BB: 1 P: 10	R: 0 E: 0 K: 1 S: 5	H: 1 LOB: 0 BB: 0 P: 5	R: 0 E: 0 K: 0 S: 2	H: 0 LOB: 0 BB: 1 P: 6	R: 2 E: 0 K: 0 S: 6	H: 4 LOB: 1 BB: 0 P: 6	R: 0 E: 0 K: 0 S: 4	H: 2 LOB: 1 BB: 0 P: 4	R: 0 E: 0 K: 1 S: 5	H: 0 LOB: 0 BB: 0 P: 5	R: 1 E: 0 K: 0 S: 4	H: 1 LOB: 0 BB: 0 P: 4	R: 0 E: 0 K: 0 S: 3	H: 0 LOB: 0 BB: 0 P: 3	1B: 7 2B: 1 3B: 0 HR: 1	SF: 0 SAC: 0 DP: 4 HBP: 0	WP: 0 PB: 0 SB: 0 CS: 0	PA: 34
PITCHER Larry Jaster, L ERA: 3.11 (1, 1)	IP: 9.0 WLS: L BF: 34 H: 8 R: 3 ER: 3 SO: 3	BB: 2 IBB: 0 HBP: 0 BLK: 0	WP: 0 HR: 1 S: 38 P: 46	ERA: 3.00 WHIP: 1.111																		

Batter	1	2	3	4	5	6	7	8	9	AB	R	H	RBI	BB	SO	LOB	BOTTOM			
Lou Brock, L OBP: 0.328, SLG: 0.434 (1, 7)	2B									2	1	2	1	2	0	0	Atlanta Braves @ St. Louis Cardinals Busch Stadium, St. Louis, MO Sat Aug 17 1968, 7:05 PM CDT Att: 46,537 - Unknown			
Bobby Tolan, L OBP: 0.292, SLG: 0.368 (1, 8)					G3-6-1 BB			IBB		4	0	1	0	0	1	5				
Roger Maris, L OBP: 0.322, SLG: 0.387 (1, 9)	1-3				P4					4	0	1	0	0	0	3				
Orlando Cepeda, R OBP: 0.315, SLG: 0.382 (1, 3)	E6				5-3			F8		4	0	1	1	0	0	2				
Tim McCarver, L OBP: 0.286, SLG: 0.330 (1, 2)	F9				F9			FC5-4		4	0	0	0	0	0	4				
Mike Shannon, R OBP: 0.328, SLG: 0.440 (1, 5)	F9				P3			5-3		4	0	0	0	0	0	4				
Dick Schofield, S OBP: 0.302, SLG: 0.327 (1, 4)					K			K		2	1	0	0	1	2	0				
Dal Maxvill, R OBP: 0.319, SLG: 0.298 (1, 6)	6-3				P6			K		4	0	0	0	0	1	2				
Larry Jaster, L OBP: 0.179, SLG: 0.237 (1, 1) Dave Ricketts, S OBP: 0.118, SLG: 0.118 (9, PH)	K				G3-6-1 BB			5-3		2	0	1	0	0	1	1				
Inning Stats	R: 1 E: 1 K: 0 S: 6	H: 2 LOB: 2 BB: 0 P: 6	R: 1 E: 0 K: 1 S: 6	H: 1 LOB: 1 BB: 1 P: 10	R: 0 E: 0 K: 1 S: 5	H: 0 LOB: 0 BB: 0 P: 3	R: 0 E: 0 K: 1 S: 5	H: 0 LOB: 0 BB: 0 P: 5	R: 0 E: 0 K: 0 S: 3	H: 1 LOB: 1 BB: 1 P: 7	R: 0 E: 0 K: 0 S: 3	H: 1 LOB: 2 BB: 1 P: 10	R: 0 E: 0 K: 1 S: 4	H: 0 LOB: 1 BB: 0 P: 4	R: 0 E: 0 K: 2 S: 7	H: 0 LOB: 0 BB: 0 P: 7	1B: 4 2B: 2 3B: 0 HR: 0	SF: 0 SAC: 1 DP: 2 HBP: 1	WP: 0 PB: 0 SB: 1 CS: 0	PA: 36
PITCHER Pat Jarvis, R ERA: 2.52 (1, 1)	IP: 9.0 WLS: W BF: 36 H: 6 R: 2 ER: 2 SO: 5	BB: 2 IBB: 1 HBP: 1 BLK: 0	WP: 0 HR: 0 S: 42 P: 55	ERA: 2.00 WHIP: 0.889																

Batter	1	2	3	4	5	6	7	8	9	AB	R	H	RBI	BB	SO	LOB	TOP			
Felipe Alou, R OBP: 0.364, SLG: 0.437 Mike Lum, L OBP: 0.263, SLG: 0.320	L5				6-3			4-3		3	0	1	0	0	0	0	Atlanta Braves @ St. Louis Cardinals Busch Stadium, St. Louis, MO Sun Aug 18 1968, 3:33 AM CDT Att: 37,571 - Unknown			
Felix Milten, R OBP: 0.330, SLG: 0.352	6-3		SF8			K		1B		3	0	1	1	0	1	0				
Hank Aaron, R OBP: 0.326, SLG: 0.463 Mike Page, L OBP: 0.290, SLG: 0.217	F8		4-3			K		1B		1	0	0	0	0	0	0				
Tito Francona, L OBP: 0.415, SLG: 0.381					F7			F7		4	0	1	0	0	0	2				
Deron Johnson, R OBP: 0.287, SLG: 0.294	G6-4-3				F3			6-3		4	0	0	0	0	1	1				
Bob Johnson, R OBP: 0.318, SLG: 0.320	4-3						F9			4	0	2	0	0	0	0				
Bob Tillman, R OBP: 0.246, SLG: 0.282					F9			F7		4	0	1	0	0	0	2				
Marty Martinez, S OBP: 0.284, SLG: 0.223 Rick Kester, R OBP: 0.307, SLG: 0.305					6-3			F9		3	1	1	0	0	0	1				
Ron Reed, R OBP: 0.180, SLG: 0.146 Ken Johnson, R OBP: 0.179, SLG: 0.164 Wayne Causey, L OBP: 0.239, SLG: 0.192					5-3			F5		0	0	0	0	0	0	0				
Inning Stats	R: 0 E: 0 K: 0 S: 3	H: 0 LOB: 0 BB: 0 P: 3	R: 0 E: 0 K: 0 S: 3	H: 1 LOB: 0 BB: 0 P: 3	R: 1 E: 0 K: 0 S: 6	H: 3 LOB: 2 BB: 0 P: 6	R: 0 E: 0 K: 0 S: 4	H: 1 LOB: 1 BB: 0 P: 4	R: 0 E: 0 K: 0 S: 3	H: 0 LOB: 0 BB: 0 P: 3	R: 0 E: 0 K: 1 S: 6	H: 1 LOB: 0 BB: 0 P: 6	R: 0 E: 0 K: 0 S: 5	H: 2 LOB: 2 BB: 0 P: 5	R: 0 E: 0 K: 1 S: 6	H: 1 LOB: 1 BB: 0 P: 6		1B: 8 2B: 1 3B: 0 HR: 0	SF: 1 SAC: 0 DP: 1 HBP: 0	WP: 0 PB: 0 SB: 0 CS: 0
PITCHER Ray Washburn, R ERA: 2.59	IP: 9.0 WLS: W BF: 35 H: 9 R: 1 ER: 1 SO: 4 BB: 0 IBB: 0 HBP: 0 BLK: 0 WP: 0 HR: 0 S: 43 P: 43 ERA: 1.00 WHIP: 1.000															PITCHER				

Batter	1	2	3	4	5	6	7	8	9	AB	R	H	RBI	BB	SO	LOB	BOTTOM			
Lou Brock, L OBP: 0.327, SLG: 0.432					4-3			L5		5	2	1	1	0	1	5	Atlanta Braves @ St. Louis Cardinals Busch Stadium, St. Louis, MO Sun Aug 18 1968, 3:33 AM CDT Att: 37,571 - Unknown			
Phil Gaetano, R OBP: 0.285, SLG: 0.209	K				P4			F7		5	1	1	2	0	1	2				
Roger Maris, L OBP: 0.328, SLG: 0.392 Ed Spiezio, R OBP: 0.234, SLG: 0.167					P3			4-3		5	1	3	1	0	0	1				
Orlando Cepeda, R OBP: 0.318, SLG: 0.384					F8			F3		5	1	3	2	0	0	1				
Tim McCarver, L OBP: 0.285, SLG: 0.328					6-3			E5		5	1	1	0	0	0	3				
Mike Shannon, R OBP: 0.333, SLG: 0.446								G6-4-3		5	2	4	1	0	0	2				
Ron Davis, R OBP: 0.283, SLG: 0.295								K		5	1	1	1	0	2	5				
Dal Maxvill, R OBP: 0.321, SLG: 0.298								P3		3	1	1	0	1	0	2				
Ray Washburn, R OBP: 0.224, SLG: 0.143										2	0	1	2	2	1	1				
Inning Stats	R: 9 E: 1 K: 1 S: 14	H: 8 LOB: 2 BB: 2 P: 22	R: 0 E: 0 K: 1 S: 6	H: 1 LOB: 1 BB: 0 P: 6	R: 0 E: 0 K: 1 S: 6	H: 1 LOB: 1 BB: 0 P: 6	R: 1 E: 0 K: 1 S: 8	H: 3 LOB: 2 BB: 0 P: 8	R: 0 E: 0 K: 0 S: 3	H: 0 LOB: 0 BB: 0 P: 3	R: 0 E: 0 K: 0 S: 4	H: 1 LOB: 1 BB: 0 P: 4	R: 0 E: 0 K: 0 S: 3	H: 0 LOB: 1 BB: 1 P: 7	R: 0 E: 0 K: 1 S: 6	H: 2 LOB: 1 BB: 0 P: 6		1B: 14 2B: 3 3B: 0 HR: 0	SF: 0 SAC: 0 DP: 2 HBP: 0	WP: 1 PB: 0 SB: 2 CS: 0
PITCHER Ron Reed, R ERA: 3.32 Ken Johnson, R ERA: 3.41 Rick Kester, R ERA:	IP: 0.1 WLS: L BF: 5 H: 9 R: 2 ER: 1 SO: 3 BB: 0 IBB: 0 HBP: 0 BLK: 0 WP: 0 HR: 0 S: 9 P: 17 ERA: 108.00 WHIP: 18.000															PITCHER				



Batter	1	2	3	4	5	6	7	8	9	AB	R	H	RBI	BB	SO	LOB	TOP										
Lou Brock, L OBP: 0.328, SLG: 0.434 (1, 7)	0-3 K		0-0 S 1B		0-0 CS 2B		0-0 FC6-4 1-2 2-3		0-0 F8	5	0	2	0	0	1	3											
Julian Javier, R OBP: 0.279, SLG: 0.327 (1, 4)	0-0 6-3		0-0 6-3 1-2		0-0 2-3 1B		0-0 4-3		0-0 F7	5	0	1	0	0	0	4											
Phil Gagliano, R OBP: 0.254, SLG: 0.255 (6, PR) Bobby Tolan, L OBP: 0.291, SLG: 0.366 (8, 9)	0-0 6-3		0-0 6-3		0-0 L9				0-0 1B 3B	4	0	1	0	0	0	2											
Orlando Cepeda, R OBP: 0.316, SLG: 0.381 (1, 3)		0-0 4-3	0-0 3-1			0-0 4-3			0-0 P4	4	0	0	0	0	0	2											
Mike Shannon, R OBP: 0.333, SLG: 0.443 (1, 5)		4-0 1B 1B BB		0-0 P5		0-0 4-3			0-0 G3	3	1	0	0	1	0	1											
Tim McCarver, L OBP: 0.290, SLG: 0.331 (1, 2)		0-0 1B		0-0 FC6-4 1B		0-0 4-3			4-0 1B IBB	3	0	2	0	1	0	0											
Ron Davis, R OBP: 0.270, SLG: 0.302 (1, 8)		0-0 1-2 2-H 1B		0-3 K		0-0 FC6-4 SH3 1B		0-0 1-3 3-H 1B		4	0	3	2	0	1	1											
Dal Maxvill, R OBP: 0.318, SLG: 0.296 (1, 6)		0-0 L8		0-0 FC6-4 1-2		0-0 SH3		0-0 1-3		3	0	0	0	0	0	5											
Bob Gibson, R OBP: 0.256, SLG: 0.247 (1, 1)		0-0 F7			0-3 K		4-0 FC6-4 BB		0-0 1B	3	0	1	0	1	1	2											
Inning Stats	R: 0 E: 0 K: 1 S: 5	H: 0 LOB: 0 BB: 0 P: 5	R: 1 E: 0 K: 0 S: 5	H: 2 LOB: 2 BB: 1 P: 9	R: 0 E: 0 K: 0 S: 4	H: 1 LOB: 1 BB: 0 P: 4	R: 0 E: 0 K: 1 S: 6	H: 1 LOB: 1 BB: 0 P: 6	R: 0 E: 0 K: 0 S: 3	H: 0 LOB: 0 BB: 0 P: 3	R: 0 E: 0 K: 0 S: 4	H: 1 LOB: 2 BB: 1 P: 8	R: 1 E: 0 K: 0 S: 5	H: 2 LOB: 2 BB: 1 P: 9	R: 0 E: 0 K: 0 S: 4	H: 1 LOB: 1 BB: 0 P: 4	1B: 8 2B: 1 3B: 1 HR: 0	SF: 0 SAC: 1 DP: 0 HBP: 0	WP: 0 PB: 0 SB: 2 CS: 1	PA: 39							
PITCHER	IP	WLS	BF	H	R	ER	SO	BB	IBB	HBP	BLK	WP	HR	S	P	ERA	WHIP										
Woodie Fryman, L ERA: 2.32 (1, 1)	2.0	L	9	2	1	1	1	1	0	0	0	0	0	10	14	4.50	1.500										
John Boozer, R ERA: 3.55 (3, 1)	6.0		26	7	1	1	2	1	1	0	0	0	0	28	36	1.50	1.333										
Turk Farrell, R ERA: 3.15 (9, 1)	1.0		4	1	0	0	0	0	0	0	0	0	0	4	4	0.00	1.000										

St. Louis Cardinals @ Philadelphia Phillies
 Connie Mack Stadium, Philadelphia, PA
 Mon Aug 19 1968, 7:05 PM EDT
 Att: 12,278 - Unknown

AB 35
 R 2
 H 10
 RBI 2
 BB 3
 SO 3
 LOB 21



Batter	1	2	3	4	5	6	7	8	9	AB	R	H	RBI	BB	SO	LOB	BOTTOM										
Tony Taylor, R OBP: 0.311, SLG: 0.310 (1, 5)	0-0 F8		0-0 L3			0-0 F9		0-0 F8		4	0	0	0	0	0	3											
Cookie Rojas, R OBP: 0.282, SLG: 0.321 (1, 4)	0-0 G3			0-0 L1		0-0 FC6-4 1-2			0-0 F9	4	0	0	0	0	0	1											
John Briggs, L OBP: 0.366, SLG: 0.374 (1, 9)	4-0 BB			0-3 K		0-0 P5			0-0 P4	3	0	0	0	1	1	0											
Dick Allen, R OBP: 0.365, SLG: 0.535 (1, 7)	0-3 K			0-3 K		0-3 K			0-3 K	4	0	0	0	0	4	1											
Bill White, L OBP: 0.310, SLG: 0.370 (1, 3)		0-3 K			0-3 K		0-3 K			3	0	0	0	0	3	0											
Tony Gonzalez, L OBP: 0.326, SLG: 0.330 (1, 8)		0-3 K			0-3 K			0-0 G3		3	0	0	0	0	2	0											
Gary Sutherland, R OBP: 0.231, SLG: 0.226 (1, 6)			0-0 F3		0-0 6-3			0-0 P5		3	0	0	0	0	0	0											
Clay Dalrymple, L OBP: 0.258, SLG: 0.261 (1, 2)				0-0 P6		0-0 1-3		4-0 1B BB		2	0	0	0	1	0	0											
Woodie Fryman, R OBP: 0.116, SLG: 0.092 (1, 1)				0-3 K		0-0 FC6-4 1B		0-0 1-2 1B		0	0	0	0	0	0	0											
John Boozer, R OBP: 0.200, SLG: 0.200 (3, 1)										2	0	1	0	0	1	0											
Johnny Callison, L OBP: 0.307, SLG: 0.404 (6, PH)										1	0	1	0	0	0	0											
Roberto Pena, R OBP: 0.320, SLG: 0.318 (8, PR)										0	0	0	0	0	0	0											
Turk Farrell, R OBP: 0.250, SLG: 0.250 (9, 1)										0	0	0	0	0	0	0											
Inning Stats	R: 0 E: 0 K: 1 S: 5	H: 0 LOB: 1 BB: 1 P: 9	R: 0 E: 0 K: 2 S: 7	H: 0 LOB: 0 BB: 0 P: 7	R: 0 E: 0 K: 1 S: 5	H: 0 LOB: 0 BB: 0 P: 5	R: 0 E: 0 K: 2 S: 7	H: 0 LOB: 0 BB: 0 P: 7	R: 0 E: 0 K: 2 S: 7	H: 1 LOB: 1 BB: 0 P: 4	R: 0 E: 0 K: 2 S: 7	H: 0 LOB: 0 BB: 0 P: 7	R: 0 E: 0 K: 0 S: 4	H: 1 LOB: 2 BB: 1 P: 8	R: 0 E: 0 K: 1 S: 5	H: 0 LOB: 0 BB: 0 P: 5	1B: 2 2B: 0 3B: 0 HR: 0	SF: 0 SAC: 0 DP: 0 HBP: 0	WP: 0 PB: 0 SB: 0 CS: 0	PA: 31							
PITCHER	IP	WLS	BF	H	R	ER	SO	BB	IBB	HBP	BLK	WP	HR	S	P	ERA	WHIP										
Bob Gibson, R ERA: 1.0 (1, 1)	9.0	W	31	2	0	0	11	2	0	0	0	0	0	51	59	0.00	0.444										

St. Louis Cardinals @ Philadelphia Phillies
 Connie Mack Stadium, Philadelphia, PA
 Mon Aug 19 1968, 7:05 PM EDT
 Att: 12,278 - Unknown

AB 29
 R 0
 H 2
 RBI 0
 BB 2
 SO 11
 LOB 5




Batter	1	2	3	4	5	6	7	8	9	AB	R	H	RBI	BB	SO	LOB	TOP		
Lou Brock, L OBP: 0.327, SLG: 0.432 (1, 7)	G3		4-3			2B 1B		FC1-6		4	1	1	0	0	0	3	St. Louis Cardinals @ Philadelphia Phillies Connie Mack Stadium, Philadelphia, PA Tue Aug 20 1968, 7:05 PM EDT Att: 9,379 - Unknown		
Bobby Tolan, L OBP: 0.290, SLG: 0.369 (1, 8)	K			1-3		2B		K		4	0	1	1	0	2	2			
Roger Maris, L OBP: 0.323, SLG: 0.385 (1, 9)	5-3			P6		3-1		3-1		4	0	0	0	0	0	3			
Orlando Cepeda, R OBP: 0.313, SLG: 0.378 (1, 3)		5-3		4-3			F5		5-3	4	0	0	0	0	0	0			
Tim McCarver, L OBP: 0.295, SLG: 0.342 (1, 2)		G3-6-3 1B			4-3			4-3 1B		4	1	3	0	0	0	0			
Mike Shannon, R OBP: 0.330, SLG: 0.439 (1, 5)		G3-6-3 1-2			K		F9		4-3	4	0	0	0	0	1	3			
Julian Javier, R OBP: 0.273, SLG: 0.328 (1, 4)			1-3 1B		6-3					2	0	1	0	0	0	0			
Phil Gagliano, R OBP: 0.273, SLG: 0.265 (5, 4)							K		2B 1B	2	0	1	1	0	1	1			
Dal Maxvill, R OBP: 0.318, SLG: 0.295 (1, 6)			L9				K		FC1-6 1B	1	0	0	0	0	0	1			
Dick Schofield, S OBP: 0.311, SLG: 0.336 (4, 6)									1-2 1B	3	0	2	0	0	1	0			
Nelson Briles, R OBP: 0.167, SLG: 0.134 (1, 1)			1-3						F5	1	0	0	0	0	0	1			
Mel Nelson, R OBP: 0.273, SLG: 0.200 (4, 1)										1	0	0	0	0	0	0			
Johnny Edwards, L OBP: 0.294, SLG: 0.352 (6, PH)										1	0	1	0	0	0	0			
Wayne Granger, R OBP: 0.200, SLG: 0.200 (8, 1)										0	0	0	0	0	0	0			
Dave Ricketts, S OBP: 0.111, SLG: 0.111 (9, PH)										1	0	0	0	0	0	2			
Inning Stats	R: 0 E: 0 K: 1 S: 5	H: 0 LOB: 0 BB: 0 P: 5	R: 0 E: 0 K: 0 S: 3	H: 1 LOB: 0 BB: 0 P: 3	R: 0 E: 0 K: 0 S: 4	H: 1 LOB: 1 BB: 0 P: 4	R: 0 E: 0 K: 0 S: 3	H: 0 LOB: 0 BB: 0 P: 3	R: 0 E: 0 K: 1 S: 5	H: 2 LOB: 1 BB: 0 P: 7	R: 0 E: 0 K: 1 S: 6	H: 1 LOB: 1 BB: 0 P: 6	R: 0 E: 0 K: 1 S: 7	H: 2 LOB: 2 BB: 0 P: 7	R: 1 E: 0 K: 0 S: 6	H: 3 LOB: 2 BB: 0 P: 6	1B: 8 2B: 1 3B: 1 HR: 0	SF: 0 SAC: 0 DP: 1 HBP: 0	WP: 0 PA: 36 PB: 0 SB: 1 CS: 0
PITCHER Larry Jackson, R ERA: 2.76 (1, 1)	IP: 9.0 WLS: W BF: 36 H: 10 R: 2 ER: 2 SO: 5 BB: 0 IBB: 0 HBP: 0 BLK: 0 WP: 0 HR: 0 S: 46 P: 46 ERA: 2.00 WHIP: 1.111																		

Batter	1	2	3	4	5	6	7	8	9	AB	R	H	RBI	BB	SO	LOB	BOTTOM		
Tony Taylor, R OBP: 0.310, SLG: 0.309 (1, 5)	F9	P3		FC1-4-6 1B		F9		6-3		5	0	1	0	0	0	2	St. Louis Cardinals @ Philadelphia Phillies Connie Mack Stadium, Philadelphia, PA Tue Aug 20 1968, 7:05 PM EDT Att: 9,379 - Unknown		
Cookie Rojas, R OBP: 0.282, SLG: 0.327 (1, 4)	4-3	HR		F8		F8				4	1	1	1	0	0	1			
John Briggs, L OBP: 0.368, SLG: 0.373 (1, 9)	2B 1B	P3-4 BB		P4		4-3				3	1	1	0	1	0	1			
Dick Allen, R OBP: 0.364, SLG: 0.535 (1, 7)	1B 2B	P3-4		FC1-4-6 1-2		F8				4	1	1	1	0	0	2			
Bill White, L OBP: 0.309, SLG: 0.368 (1, 3)	BB 1B 2H			F8		4-3		G3		4	1	1	1	0	0	0			
Tony Gonzalez, L OBP: 0.331, SLG: 0.330 (1, 8)	1B E BB			6-3 HR 1B		L7		1B BB		2	3	1	0	2	0	0			
Gary Sutherland, R OBP: 0.246, SLG: 0.242 (1, 6)	E8 1H 2H			6-3		4-3		E 1B 1B		4	0	2	1	0	0	1			
Clay Dalrymple, L OBP: 0.262, SLG: 0.277 (1, 2)		FC6-4 IBB		2H HR		P5		K		3	1	1	2	1	1	2			
Larry Jackson, R OBP: 0.137, SLG: 0.127 (1, 1)	FC6-4 1-2			K		G3		E8 1-3 2H 1B		4	0	1	1	0	1	2			
Inning Stats	R: 4 E: 1 K: 0 S: 7	H: 4 LOB: 2 BB: 2 P: 15	R: 1 E: 0 K: 0 S: 3	H: 1 LOB: 0 BB: 1 P: 7	R: 2 E: 0 K: 1 S: 7	H: 2 LOB: 0 BB: 0 P: 7	R: 0 E: 0 K: 0 S: 4	H: 1 LOB: 1 BB: 0 P: 4	R: 0 E: 0 K: 0 S: 3	H: 0 LOB: 0 BB: 0 P: 3	R: 0 E: 0 K: 0 S: 3	H: 0 LOB: 0 BB: 0 P: 3	R: 0 E: 0 K: 1 S: 7	H: 2 LOB: 2 BB: 1 P: 11	R: 1 E: 1 K: 1 S: 7	H: 2 LOB: 2 BB: 1 P: 11		1B: 7 2B: 2 3B: 0 HR: 2	SF: 0 SAC: 0 DP: 1 HBP: 0
PITCHER Nelson Briles, R ERA: 2.56 (1, 1)	IP: 3.0 WLS: L BF: 18 H: 7 R: 7 ER: 6 SO: 1 BB: 2 IBB: 1 HBP: 0 BLK: 0 WP: 0 HR: 2 S: 17 P: 29 ERA: 18.00 WHIP: 3.000																		
Mel Nelson, L ERA: 2.37 (4, 1)	4.0 1 0 0 0 0 0 0 0 0 0 0 13 13 0.00 0.250																		
Wayne Granger, R ERA: 2.29 (8, 1)	1.0 6 2 1 1 1 1 0 0 0 0 0 7 11 9.00 3.000																		

Batter	1	2	3	4	5	6	7	8	9	AB	R	H	RBI	BB	SO	LOB	TOP								
Lou Brock, L OBP: 0.326, SLG: 0.431 Phil Gagliano, R OBP: 0.293, SLG: 0.308	0-0 4-3		0-0 4-3		0-0 1B 1B		0-0 F8	0-0 PB 2B		2	0	0	0	0	0	1									
Bobby Tolan, L OBP: 0.297, SLG: 0.374	0-0 CS 1B			0-0 4-3	0-0 F8 1B 1B		0-0 1B 1B	0-0 P5		5	1	3	1	0	0	1									
Roger Maris, L OBP: 0.324, SLG: 0.390	0-0 4-3			0-0 1B 2B	0-0 1B 1B		0-3 K		0-0 F9	5	1	2	1	0	1	2									
Orlando Cepeda, R OBP: 0.314, SLG: 0.377		0-0 F7		0-0 F8	0-0 F8		0-0 FC5 1B		4-0 S 1B BB	4	1	1	0	1	0	3									
Tim McCarver, L OBP: 0.299, SLG: 0.344		0-0 P6		0-0 1B	0-0 4-3		0-0 1B 1B		4-0 1B SF9 BB	4	1	2	2	1	0	2									
Mike Shannon, R OBP: 0.328, SLG: 0.437		0-3 K		0-0 P4		0-0 F8	0-0 FC5		0-0 1B	5	0	1	1	0	1	3									
Julian Javier, R OBP: 0.282, SLG: 0.328			4-0 G6-3 BB		0-0 1B 1B	0-0 L6		0-0 F8	0-0 SF9	3	1	1	1	1	0	0									
Dal Maxvill, R OBP: 0.321, SLG: 0.299			0-0 G6-3		0-0 1B 1B	0-0 1B		0-0 SH3 2B 1B	0-0 F3	5	2	3	0	0	0	2									
Steve Carlton, L OBP: 0.190, SLG: 0.328 Dick Hughes, R Joe Hoerner, R				0-0 1B	0-3 K	0-3 K		0-0 SH3		1	0	1	0	0	0	0									
Inning Stats	R: 0 E: 0 K: 0 S: 3	H: 1 LOB: 0 BB: 0 P: 3	R: 0 E: 0 K: 1 S: 5	H: 0 LOB: 0 BB: 0 P: 5	R: 0 E: 0 K: 0 S: 3	H: 1 LOB: 1 BB: 1 P: 7	R: 1 E: 0 K: 0 S: 5	H: 2 LOB: 1 BB: 0 P: 5	R: 3 E: 0 K: 1 S: 10	H: 5 LOB: 2 BB: 0 P: 10	R: 0 E: 0 K: 1 S: 6	H: 1 LOB: 1 BB: 0 P: 6	R: 1 E: 0 K: 1 S: 8	H: 3 LOB: 2 BB: 0 P: 8	R: 1 E: 0 K: 0 S: 5	H: 2 LOB: 1 BB: 0 P: 5	R: 2 E: 0 K: 0 S: 4	H: 1 LOB: 1 BB: 2 P: 12	1B: 14 2B: 2 3B: 0 HR: 0	SF: 1 SAC: 1 DP: 1 HBP: 0	WP: 0 PB: 1 SB: 1 CS: 1	PA: 44			
PITCHER	IP	WLS	BF	H	R	ER	SO	BB	IBB	HBP	BLK	WP	HR	S	P	ERA	WHIP								
Jerry Johnson, R ERA: 4.63 Grant Jackson, L ERA: 2.09 Turk Farrell, R ERA: 3.52 Dick Hall, R ERA: 4.34	4.1	L	20	8	4	4	2	1	0	0	0	0	0	23	27	8.31	2.077								
	5.1		13	5	1	1	2	0	0	0	0	0	0	17	17	3.38	1.875								
	1.1		7	2	2	2	0	1	0	0	0	0	0	6	10	13.50	2.250								
	0.2		4	1	1	1	0	1	0	0	0	0	0	3	7	13.50	3.000								

St. Louis Cardinals @ Philadelphia Phillies
 Connie Mack Stadium, Philadelphia, PA
 Wed Aug 21 1968, 7:05 PM EDT
 Att: 9,500 - Unknown


AB 39
 R 8
 H 16
 RBI 8
 BB 3
 SO 4
 LOB 17



Batter	1	2	3	4	5	6	7	8	9	AB	R	H	RBI	BB	SO	LOB	BOTTOM								
Tony Taylor, R OBP: 0.308, SLG: 0.308	0-0 S 1B		0-0 F8		0-0 P4			0-3 K		4	0	1	0	0	1	0									
Cookie Rojas, R OBP: 0.282, SLG: 0.326	0-0 L3			0-0 CS 1B	0-0 3-1		0-0 L5			4	1	1	0	0	0	1									
Roberto Pena, R OBP: 0.322, SLG: 0.320	0-3 K			0-0 1B E	0-3 K			0-0 1B		4	1	2	1	0	2	1									
Dick Allen, R OBP: 0.363, SLG: 0.532	0-3 K			0-0 1B E		0-0 5-3		0-0 F9		4	1	1	0	0	1	2									
Don Lock, R OBP: 0.286, SLG: 0.354		0-3 K		0-3 K		0-0 F8		0-0 BB 1B		4	0	1	0	0	2	2									
Rick Joseph, R OBP: 0.292, SLG: 0.333		0-0 5-3		0-0 E1 1B		0-3 K		0-3 K		4	0	0	0	0	2	2									
John Briggs, L OBP: 0.366, SLG: 0.371		0-0 3-1		0-0 E9 1B			0-0 F9		0-0 F2	4	0	1	1	0	0	1									
Mike Ryan, R OBP: 0.181, SLG: 0.182 Clay Dainymple, L OBP: 0.254, SLG: 0.275			0-0 F2		0-3 K		0-0 F9		4-0 BB	2	0	0	0	0	1	2									
Jerry Johnson, R ERA: 4.63 Grant Jackson, L ERA: 2.09 Doug Carmona, S ERA: 3.66 Turk Farrell, R ERA: 3.52 Dick Hall, R ERA: 4.34 Bill White, L ERA: 3.97	3.1		16	5	3	0	5	0	0	0	0	0	0	0	0	0									
	5.1	W	18	2	0	0	6	0	0	0	0	0	0	0	0	0									
	0.1	S	2	0	0	0	1	1	0	0	0	0	0	0	1	2									
Inning Stats	R: 0 E: 0 K: 2 S: 8	H: 1 LOB: 1 BB: 0 P: 8	R: 0 E: 0 K: 1 S: 5	H: 0 LOB: 0 BB: 0 P: 5	R: 0 E: 0 K: 1 S: 5	H: 0 LOB: 0 BB: 0 P: 5	R: 3 E: 2 K: 2 S: 12	H: 4 LOB: 2 BB: 0 P: 12	R: 0 E: 0 K: 1 S: 5	H: 0 LOB: 0 BB: 0 P: 5	R: 0 E: 0 K: 1 S: 5	H: 0 LOB: 0 BB: 0 P: 5	R: 0 E: 0 K: 1 S: 6	H: 1 LOB: 1 BB: 0 P: 6	R: 0 E: 0 K: 2 S: 8	H: 1 LOB: 2 BB: 1 P: 12	1B: 7 2B: 0 3B: 0 HR: 0	SF: 0 SAC: 0 DP: 0 HBP: 0	WP: 0 PB: 0 SB: 2 CS: 1	PA: 36					
PITCHER	IP	WLS	BF	H	R	ER	SO	BB	IBB	HBP	BLK	WP	HR	S	P	ERA	WHIP								
Steve Carlton, L ERA: 3.01 Dick Hughes, R ERA: 3.66 Joe Hoerner, L ERA: 1.51	4.1		16	5	3	0	5	0	0	0	0	0	0	30	30	0.00	0.375								
	0.1		2	0	0	0	1	1	0	0	0	0	0	3	7	0.00	3.000								

St. Louis Cardinals @ Philadelphia Phillies
 Connie Mack Stadium, Philadelphia, PA
 Wed Aug 21 1968, 7:05 PM EDT
 Att: 9,500 - Unknown

AB 35
 R 3
 H 7
 RBI 2
 BB 1
 SO 12
 LOB 15



Batter	1	2	3	4	5	6	7	8	9	AB	R	H	RBI	BB	SO	LOB	TOP					
Ron Davis, R (1, 9) OBP: 0.266, SLG: 0.296	F2	K			K2-3		K		6-3	5	0	0	0	0	3	2						
Julian Javier, R (1, 4) OBP: 0.286, SLG: 0.334	2B		HBP	1B	1B			5-3		4	0	3	0	0	0	0						
Curt Flood, R (1, 8) OBP: 0.331, SLG: 0.361	5-3		L8		1B				1B	4	0	2	0	0	0	2						
Orlando Cepeda, R (1, 3) OBP: 0.314, SLG: 0.374	F9		G5-4-3 HBP		K			F7		3	0	0	0	0	1	4						
Mike Shannon, R (1, 5) OBP: 0.328, SLG: 0.435		1B SF4	G5-4-3					F8		4	1	1	0	0	0	3						
Phil Gagliano, R (1, 7) OBP: 0.306, SLG: 0.321		3B			F8		F9		2B	4	2	2	0	0	0	0						
Tim McCarver, L (1, 2) OBP: 0.298, SLG: 0.347		SF4			F8		F8		1B	3	0	1	2	0	0	0						
Dal Maxvill, R (1, 6) OBP: 0.320, SLG: 0.304		3B			K			F9		4	0	1	1	0	1	1						
Larry Jaster, L (1, 1) OBP: 0.171, SLG: 0.225		5-3						L5		2	0	0	0	0	1	1						
Ed Spiezio, R (7, PH) OBP: 0.229, SLG: 0.163									L4	1	0	0	0	0	0	0						
Ron Willis, R (7, 1) OBP: 0.308, SLG: 0.333										0	0	0	0	0	0	0						
Dick Schofield, S (9, PH) OBP: 0.308, SLG: 0.333										1	0	0	0	0	0	1						
Inning Stats	R: 0 E: 0 K: 0 S: 4	H: 1 LOB: 1 BB: 0 P: 4	R: 2 E: 0 K: 1 S: 8	H: 3 LOB: 1 BB: 0 P: 8	R: 0 E: 0 K: 0 S: 3	H: 1 LOB: 1 BB: 0 P: 4	R: 0 E: 0 K: 1 S: 5	H: 0 LOB: 0 BB: 0 P: 5	R: 0 E: 0 K: 3 S: 11	H: 2 LOB: 2 BB: 0 P: 11	R: 0 E: 0 K: 0 S: 3	H: 0 LOB: 0 BB: 0 P: 3	R: 0 E: 0 K: 1 S: 5	H: 0 LOB: 0 BB: 0 P: 5	R: 0 E: 0 K: 0 S: 4	H: 1 LOB: 1 BB: 0 P: 4	R: 1 E: 0 K: 0 S: 5	H: 2 LOB: 1 BB: 0 P: 5	1B: 7 2B: 2 3B: 1 HR: 0	SF: 1 SAC: 0 DP: 1 HBP: 1	WP: 0 PB: 0 SB: 0 CS: 0	PA: 37
PITCHER Chris Short, L (1, 1) ERA: 2.89	IP: 9.0 WLS: W BF: 37 H: 10 R: 3 ER: 3 SO: 6 BB: 0 IBB: 0 HBP: 1 BLK: 0 WP: 0 HR: 0 S: 48 P: 49 ERA: 3.00 WHIP: 1.111															PITCHER						

St. Louis Cardinals @ Philadelphia Phillies
 Connie Mack Stadium, Philadelphia, PA
 Thu Aug 22 1968, 7:05 PM EDT
 Att: 10,193 - Unknown

AB 35
 R 3
 H 10
 RBI 3
 BB 0
 SO 6
 LOB 14



Batter	1	2	3	4	5	6	7	8	9	AB	R	H	RBI	BB	SO	LOB	BOTTOM			
Tony Taylor, R (1, 5) OBP: 0.310, SLG: 0.309	6-3 1B	F9		FC6-5-1-6			6-3	1B		5	1	2	0	0	0	4				
Cookie Rojas, R (1, 4) OBP: 0.281, SLG: 0.325	F8	SF9		1-3			6-3	1B		4	0	1	2	0	0	2				
Roberto Pena, R (1, 6) OBP: 0.320, SLG: 0.318	6-3	F3			F3		HR	5-3		5	1	1	0	0	0	4				
Dick Allen, R (1, 7) OBP: 0.367, SLG: 0.548	1B	BB		HR	K		HR			3	2	2	3	1	1	0				
Don Lock, R (1, 8) OBP: 0.290, SLG: 0.357	1B			P6	F3		S	1B		4	0	2	1	0	0	0				
Rick Joseph, R (1, 3) OBP: 0.290, SLG: 0.330	F2			G4-6-3	1B		E6	K		4	0	1	0	0	1	3				
John Briggs, L (1, 9) OBP: 0.365, SLG: 0.369		1B SF9	G4-6-3		G3			F8		4	1	1	0	0	0	2				
Mike Ryan, R (1, 2) OBP: 0.192, SLG: 0.193		SH		SH5-4	L5			CS		4	1	3	0	0	0	1				
Chris Short, R (1, 1) OBP: 0.188, SLG: 0.150		SH		SH5-4	K			1B		1	1	0	0	1	1	1				
Inning Stats	R: 1 E: 0 K: 0 S: 5	H: 2 LOB: 2 BB: 1 P: 9	R: 2 E: 1 K: 0 S: 6	H: 2 LOB: 1 BB: 0 P: 6	R: 1 E: 0 K: 0 S: 4	H: 2 LOB: 0 BB: 0 P: 4	R: 0 E: 0 K: 0 S: 4	H: 1 LOB: 1 BB: 0 P: 4	R: 0 E: 0 K: 1 S: 5	H: 0 LOB: 0 BB: 0 P: 5	R: 0 E: 1 K: 1 S: 6	H: 0 LOB: 1 BB: 0 P: 6	R: 2 E: 0 K: 1 S: 8	H: 3 LOB: 1 BB: 0 P: 8	R: 1 E: 0 K: 0 S: 5	H: 3 LOB: 2 BB: 1 P: 9	1B: 11 2B: 0 3B: 0 HR: 2	SF: 1 SAC: 2 DP: 1 HBP: 0	WP: 0 PB: 0 SB: 1 CS: 1	PA: 39
PITCHER Larry Jaster, L (1, 1) ERA: 3.17	IP: 6.0 WLS: L BF: 27 H: 7 R: 4 ER: 3 SO: 2 BB: 1 IBB: 0 HBP: 0 BLK: 0 WP: 1 HR: 1 S: 30 P: 34 ERA: 4.50 WHIP: 1.333															PITCHER				
Ron Willis, R (7, 1) ERA: 3.55	IP: 2.0 WLS: L BF: 12 H: 6 R: 3 ER: 3 SO: 1 BB: 1 IBB: 0 HBP: 0 BLK: 0 WP: 0 HR: 1 S: 13 P: 17 ERA: 13.50 WHIP: 3.500															PITCHER				

St. Louis Cardinals @ Philadelphia Phillies
 Connie Mack Stadium, Philadelphia, PA
 Thu Aug 22 1968, 7:05 PM EDT
 Att: 10,193 - Unknown

AB 34
 R 7
 H 13
 RBI 6
 BB 2
 SO 3
 LOB 17



Batter	1	2	3	4	5	6	7	8	9	10	11	AB	R	H	RBI	BB	SO	LOB	TOP			
Freddie Patek, R OBP: 0.336, SLG: 0.387 (1, 6)	F8		K			FC6-4 BB		6-3		FC4-6 1B		4	0	1	0	1	1	1				
Maury Wills, S OBP: 0.330, SLG: 0.320 (1, 5)	G3		G6-3			FC6-4 1B E		2B 1B		F9		5	1	1	0	0	0	4				
Matty Alou, L OBP: 0.372, SLG: 0.402 (1, 8)	6-3					G5-4-3 1B		E 1-3 1B		FC4-6		5	0	3	0	0	0	2				
Roberto Clemente, R OBP: 0.336, SLG: 0.462 (1, 9)						G5-4-3 1B E		E4		F7		5	1	1	0	0	0	4				
Willie Stargell, L OBP: 0.314, SLG: 0.453 (1, 7)						K		F9				5	0	0	0	0	2	3				
Donn Clendenon, R OBP: 0.322, SLG: 0.408 (1, 3)						F2		F2		F3		5	0	1	0	0	1	0				
Bill Mazeroski, R OBP: 0.296, SLG: 0.297 (1, 4)						FC5-4 1B		6-3		F9		4	0	0	0	0	1	1				
Chris Cannizzaro, R OBP: 0.261, SLG: 0.300 Jim Bunning, R OBP: 0.093, SLG: 0.116 Manny Jimenez, L OBP: 0.431, SLG: 0.393 Ron Kline, R (10, 1)						5-3		K		G3		3	0	0	0	0	1	1				
Bob Veale, S OBP: 0.304, SLG: 0.270 Jerry May, R (7, 2)						G6-3 1B		1-3		F3		2	0	1	0	0	0	0				
Inning Stats	R: 0 E: 0 K: 0 S: 3	H: 0 LOB: 0 BB: 0 P: 3	R: 1 E: 1 K: 0 S: 5	H: 2 LOB: 1 BB: 0 P: 5	R: 0 E: 0 K: 1 S: 5	H: 1 LOB: 0 BB: 0 P: 5	R: 0 E: 0 K: 1 S: 5	H: 1 LOB: 0 BB: 0 P: 5	R: 1 E: 1 K: 0 S: 5	H: 1 LOB: 2 BB: 1 P: 9	R: 0 E: 0 K: 0 S: 5	H: 2 LOB: 2 BB: 0 P: 5	R: 0 E: 0 K: 1 S: 5	H: 0 LOB: 0 BB: 0 P: 5	R: 0 E: 0 K: 1 S: 7	H: 2 LOB: 2 BB: 0 P: 7	R: 0 E: 0 K: 2 S: 7	H: 0 LOB: 0 BB: 0 P: 7	1B: 7 2B: 2 3B: 0 HR: 0	SF: 0 SAC: 0 DP: 2 HBP: 0	WP: 0 PB: 0 SB: 0 CS: 0	PA: 42
PITCHER	IP 10.0	WLS 1.0	BF 39	H 9	R 2	ER 0	SO 5	BB 1	IBB 0	HBP 0	BLK 0	WP 0	HR 0	S 48	P 52	ERA 0.00	WHIP 1.000					
Ray Washburn, R ERA: 2.43 Joe Hoerner, L ERA: 1.47	(1, 1)	(11, 1)																				

Pittsburgh Pirates @ St. Louis Cardinals
 Busch Stadium, St. Louis, MO
 Fri Aug 23 1968, 7:05 PM CDT
 Att: 34,845 - Unknown

AB 41
 R 2
 H 9
 RBI 0
 BB 1
 SO 7
 LOB 16



Batter	1	2	3	4	5	6	7	8	9	10	11	AB	R	H	RBI	BB	SO	LOB	BOTTOM					
Ron Davis, R OBP: 0.263, SLG: 0.293 Roger Maris, L OBP: 0.325, SLG: 0.388 (7, PH) (8, 9)	6-3		5-3			K				F7		3	0	0	0	0	1	1						
Julian Javier, R OBP: 0.265, SLG: 0.331 (1, 4)	5-3		F8			HR BB		FC5		6-3		4	1	0	0	1	0	3						
Curt Flood, R OBP: 0.330, SLG: 0.359 (1, 8)	6-3					P3		6-3				5	0	1	0	0	0	1						
Orlando Cepeda, R OBP: 0.314, SLG: 0.383 (1, 3)						K		F2		F9		5	1	2	2	0	1	1						
Mike Shannon, R OBP: 0.329, SLG: 0.435 (1, 5)			K			F8		K				4	1	1	0	0	2	2						
Phil Gagliano, R OBP: 0.289, SLG: 0.344 (1, 7)			6-3			5-3		6-3		F8		5	0	1	1	0	0	3						
Johnny Edwards, L OBP: 0.294, SLG: 0.349 (1, 2)			L6			4-3		P4				4	0	1	0	0	0	1						
Dal Maxvill, R OBP: 0.320, SLG: 0.301 (1, 6)						SH3-4 BB		1-6-3		FC6-4 FC5 SH2-4		3	0	0	0	1	1	1						
Ray Washburn, R OBP: 0.220, SLG: 0.140 Lou Brock, L OBP: 0.326, SLG: 0.430 Joe Hoerner, R (11, 1)						SH3-4 BB		K		SH2-4		1	0	0	0	0	1	0						
Inning Stats	R: 0 E: 0 K: 0 S: 3	H: 0 LOB: 0 BB: 0 P: 3	R: 0 E: 0 K: 1 S: 6	H: 1 LOB: 1 BB: 0 P: 6	R: 0 E: 0 K: 0 S: 3	H: 0 LOB: 1 BB: 1 P: 7	R: 0 E: 0 K: 1 S: 6	H: 1 LOB: 1 BB: 0 P: 6	R: 0 E: 0 K: 1 S: 7	H: 1 LOB: 1 BB: 1 P: 11	R: 0 E: 0 K: 1 S: 4	H: 1 LOB: 2 BB: 1 P: 8	R: 0 E: 0 K: 1 S: 5	H: 0 LOB: 0 BB: 0 P: 5	R: 0 E: 0 K: 1 S: 5	H: 0 LOB: 0 BB: 0 P: 5	R: 0 E: 0 K: 1 S: 5	H: 0 LOB: 0 BB: 0 P: 5	R: 1 E: 0 K: 0 S: 3	H: 1 LOB: 1 BB: 0 P: 4	1B: 2 2B: 2 3B: 1 HR: 1	SF: 0 SAC: 2 DP: 0 HBP: 1	WP: 0 PB: 0 SB: 0 CS: 0	PA: 42
PITCHER	IP 6.0	WLS 3.0	BF 24	H 4	R 1	ER 0	SO 2	BB 2	IBB 0	HBP 0	BLK 0	WP 0	HR 1	S 30	P 38	ERA 3.00	WHIP 1.000							
Bob Veale, L ERA: 2.07 Jim Bunning, R ERA: 3.79 Ron Kline, R ERA: 1.66	(1, 1)	(7, 1)	(10, PH)	(11, 1)																				

Pittsburgh Pirates @ St. Louis Cardinals
 Busch Stadium, St. Louis, MO
 Fri Aug 23 1968, 7:05 PM CDT
 Att: 34,845 - Unknown

AB 36
 R 3
 H 6
 RBI 3
 BB 3
 SO 7
 LOB 13



Batter	1	2	3	4	5	6	7	8	9	AB	R	H	RBI	BB	SO	LOB	TOP					
Freddie Patek, R OBP: 0.336, SLG: 0.372 (1, 6)	F5		1-3			K		1B		4	0	1	0	0	1	1	Pittsburgh Pirates @ St. Louis Cardinals Busch Stadium, St. Louis, MO Sun Aug 25 1968, 3:33 AM CDT Att: 26,756 - Unknown					
Maury Wills, S OBP: 0.330, SLG: 0.323 (1, 5)	8-3		P1			F7		1B		4	0	2	0	0	0	1						
Matty Alou, L OBP: 0.370, SLG: 0.400 (1, 8)	8-3					1B		1B		4	0	2	1	0	1	1						
Willie Stargell, L OBP: 0.315, SLG: 0.461 (1, 7)						F9		K		3	0	0	0	1	2	4						
Donn Clendenon, R OBP: 0.317, SLG: 0.401 (1, 3)						F8		K		4	0	0	0	0	3	4						
Bill Mazerowski, R OBP: 0.294, SLG: 0.294 (1, 4)						6-3				4	0	0	0	0	0	1						
Gary Kolb, L OBP: 0.269, SLG: 0.337 (1, 9)						2B				3	0	1	0	0	0	1						
Manny Mota, R OBP: 0.328, SLG: 0.354 (9, PH)	4-3									1	1	1	1	0	0	0						
Chris Cannizzaro, R OBP: 0.269, SLG: 0.304 (9, PH)						K		F8		3	0	1	0	0	2	1						
Gene Alley, R OBP: 0.269, SLG: 0.294 (9, PH)						K				1	0	0	0	0	0	0						
Dock Ellis, S OBP: 0.118, SLG: 0.176 (1, 1)										1	0	0	0	0	1	1						
Manny Jimenez, L OBP: 0.433, SLG: 0.386 (8, PH)										0	1	0	0	0	0	0						
Roy Face, R OBP: 0.254, SLG: 0.289 (9, PH)										0	0	0	0	0	0	0						
Jose Pagan, R OBP: 0.254, SLG: 0.289 (9, PH)										1	0	0	0	0	0	0						
Inning Stats	R: 0 E: 0 K: 0 S: 3	H: 1 LOB: 0 BB: 0 P: 3	R: 0 E: 0 K: 1 S: 5	H: 0 LOB: 1 BB: 1 P: 9	R: 0 E: 0 K: 0 S: 4	H: 1 LOB: 1 BB: 0 P: 4	R: 0 E: 0 K: 2 S: 7	H: 0 LOB: 0 BB: 0 P: 7	R: 0 E: 0 K: 2 S: 8	H: 1 LOB: 1 BB: 0 P: 8	R: 0 E: 0 K: 1 S: 6	H: 1 LOB: 1 BB: 0 P: 6	R: 0 E: 0 K: 1 S: 5	H: 0 LOB: 0 BB: 0 P: 5	R: 1 E: 0 K: 3 S: 12	H: 3 LOB: 3 BB: 0 P: 13	R: 1 E: 0 K: 0 S: 4	H: 1 LOB: 0 BB: 0 P: 4	1B: 6 2B: 2 3B: 0 HR: 1	SF: 0 SAC: 1 DP: 1 HBP: 1	WP: 0 PB: 0 SB: 0 CS: 0	PA: 36
PITCHER	IP WLS BF H R ER SO BB IBB HBP BLK WP HR S P ERA WHIP																					
Nelson Briles, R ERA: 2.51 (1, 1)	7.1 W 29 6 1 1 8 1 0 1 0 0 0 0 43 48 1.23 0.955																					
Joe Hoerner, L ERA: 1.64 (8, 1)	1.2 S 7 2 1 1 2 0 0 0 0 0 0 1 11 11 5.40 1.200																					

AB	33
R	2
H	8
RBI	2
BB	1
SO	10
LOB	15



Batter	1	2	3	4	5	6	7	8	9	AB	R	H	RBI	BB	SO	LOB	BOTTOM			
Lou Brock, L OBP: 0.325, SLG: 0.426 (1, 7)	F7		F8		FC3-6 E	4-3				4	1	0	0	0	0	3	Pittsburgh Pirates @ St. Louis Cardinals Busch Stadium, St. Louis, MO Sun Aug 25 1968, 3:33 AM CDT Att: 26,756 - Unknown			
Curt Flood, R OBP: 0.327, SLG: 0.356 (1, 8)	F9		4-3		G3			5-3		4	0	0	0	0	0	1				
Bobby Tolan, L OBP: 0.290, SLG: 0.366 (1, 9)	6-3		4-3		E3			F8		4	0	0	0	0	0	0				
Orlando Cepeda, R OBP: 0.313, SLG: 0.381 (1, 3)					K			5-3		3	1	0	0	1	1	1				
Johnny Edwards, L OBP: 0.287, SLG: 0.340 (1, 2)			2-3		6-3			F8		4	0	0	0	0	0	1				
Mike Shannon, R OBP: 0.327, SLG: 0.432 (1, 5)			E6		E5			6-3		4	2	1	1	0	0	0				
Julian Javier, R OBP: 0.287, SLG: 0.333 (1, 4)			FC5-4		E9			K		3	0	2	1	1	1	0				
Dal Maxvill, R OBP: 0.320, SLG: 0.300 (1, 6)			FC5-4		K					2	0	0	0	1	1	3				
Nelson Briles, R OBP: 0.173, SLG: 0.130 (1, 1)										2	0	0	0	1	1	4				
Joe Hoerner, R ERA: 2.61 (8, 1)										0	0	0	0	0	0	0				
Inning Stats	R: 0 E: 0 K: 0 S: 3	H: 0 LOB: 0 BB: 0 P: 3	R: 1 E: 1 K: 1 S: 6	H: 0 LOB: 2 BB: 2 P: 14	R: 0 E: 0 K: 0 S: 3	H: 0 LOB: 0 BB: 0 P: 3	R: 1 E: 2 K: 2 S: 9	H: 1 LOB: 1 BB: 0 P: 9	R: 1 E: 1 K: 0 S: 4	H: 0 LOB: 1 BB: 1 P: 8	R: 1 E: 0 K: 0 S: 5	H: 2 LOB: 2 BB: 1 P: 9	R: 0 E: 0 K: 0 S: 3	H: 0 LOB: 0 BB: 0 P: 3	R: 0 E: 0 K: 1 S: 5	H: 0 LOB: 0 BB: 0 P: 5	1B: 2 2B: 1 3B: 0 HR: 0	SF: 0 SAC: 0 DP: 0 HBP: 0	WP: 0 PB: 0 SB: 1 CS: 0	PA: 34
PITCHER	IP WLS BF H R ER SO BB IBB HBP BLK WP HR S P ERA WHIP																			
Dock Ellis, R ERA: 2.66 (1, 1)	7.0 L 31 3 4 2 3 4 0 0 0 0 0 0 0 33 49 2.57 1.000																			
Roy Face, R ERA: 2.61 (8, 1)	1.0 3 0 0 0 1 0 0 0 0 0 0 0 5 5 0.00 0.000																			

AB	30
R	4
H	3
RBI	2
BB	4
SO	4
LOB	13



Batter	1	2	3	4	5	6	7	8	9	AB	R	H	RBI	BB	SO	LOB	TOP																					
Tommie Agee, R OBP: 0.222, SLG: 0.265 (1, 8)	G3		K			K		SH2-4 SF9 1B		4	1	1	0	0	2	1	New York Mets @ St. Louis Cardinals Busch Stadium, St. Louis, MO Mon Aug 26 1968, 7:05 PM CDT Att: 23,340 - Unknown																					
Phil Linz, R OBP: 0.254, SLG: 0.247 (1, 4)	6-3		F7			5-3		SH2-4 1-2		3	0	0	0	0	0	1																						
Cleon Jones, R OBP: 0.333, SLG: 0.436 (1, 7)	K			4-3		1B		SF9 2-H		3	0	1	1	0	1	0																						
Ed Charles, R OBP: 0.330, SLG: 0.432 (1, 5)		1B		K		1B		E5		4	0	2	0	0	1	0																						
Ron Swoboda, R OBP: 0.332, SLG: 0.384 Ed Kranepool, L OBP: 0.294, SLG: 0.329 (8, 3)	K			6-3		6-3		L7		4	0	0	0	0	1	4																						
Jerry Grote, R OBP: 0.354, SLG: 0.328 (1, 2)		F8			L4					4	0	1	0	0	1	1																						
Al Weis, S OBP: 0.238, SLG: 0.205 (1, 6)		G3			5-3					4	0	0	0	0	0	2																						
Larry Stahl, L OBP: 0.326, SLG: 0.364 (8, 9)			SH3-4 1B							3	0	1	0	1	1	1																						
Jim McAndrew, R (1, 1)			SH3-4 1-2							2	0	0	0	0	2	2																						
Inning Stats	R: 0 E: 0 K: 1 S: 5	H: 0 LOB: 0 BB: 0 P: 5	R: 0 E: 0 K: 1 S: 6	H: 1 LOB: 1 BB: 0 P: 6	R: 0 E: 0 K: 1 S: 6	H: 1 LOB: 1 BB: 0 P: 6	R: 0 E: 0 K: 1 S: 5	H: 0 LOB: 0 BB: 0 P: 5	R: 0 E: 0 K: 1 S: 5	H: 0 LOB: 1 BB: 1 P: 9	R: 0 E: 0 K: 1 S: 7	H: 2 LOB: 2 BB: 0 P: 7	R: 0 E: 0 K: 2 S: 8	H: 1 LOB: 1 BB: 0 P: 8	R: 1 E: 1 K: 0 S: 5	H: 1 LOB: 1 BB: 0 P: 5		R: 0 E: 0 K: 1 S: 5	H: 0 LOB: 0 BB: 0 P: 5	1B: 5 2B: 1 3B: 0 HR: 0	SF: 1 SAC: 2 DP: 0 HBP: 0	WP: 0 PB: 0 SB: 1 CS: 0	PA: 35															
PITCHER	IP	WLS	BF	H	R	ER	SO	BB	IBB	HBP	BLK	WP	HR	S	P	ERA	WHIP	PITCHER				IP	WLS	BF	H	R	ER	SO	BB	IBB	HBP	BLK	WP	HR	S	P	ERA	WHIP
Steve Carlton, L ERA: 2.93 Ron Willis, R ERA: 3.45	(1, 1)	8.0	L	32	6	1	1	8	1	0	0	0	0	0	47	51	1.12	0.875					(9, 1)	1.0	3	0	0	0	1	0	0	0	0	0	5	5	0.00	0.000

livebaseballscores.com

AB 31
R 1
H 6
RBI 1
BB 1
SO 9
LOB 12

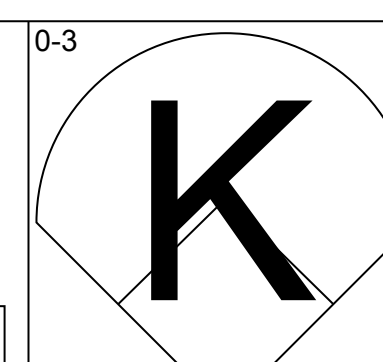
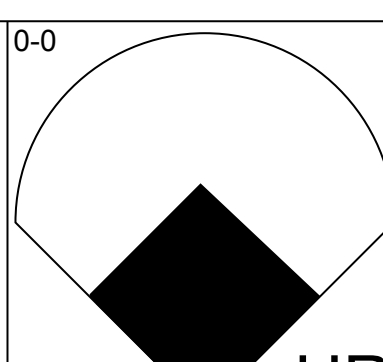
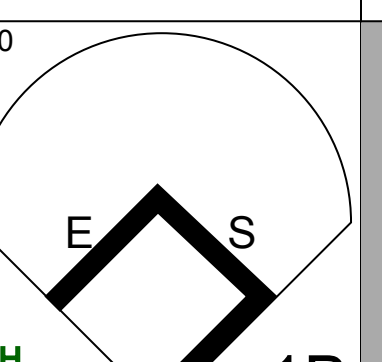
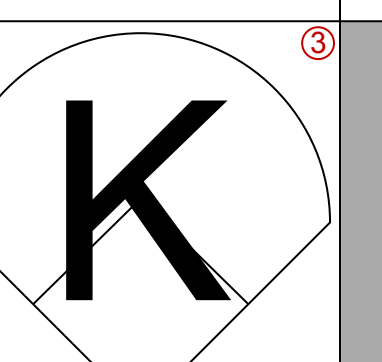
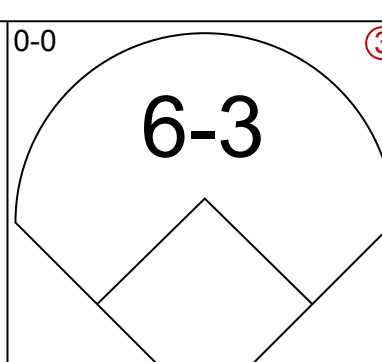
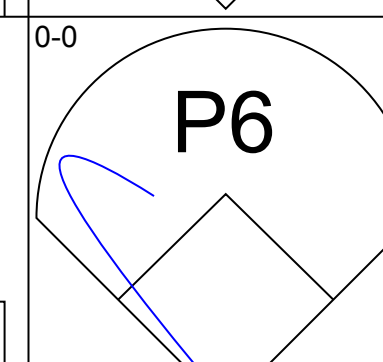
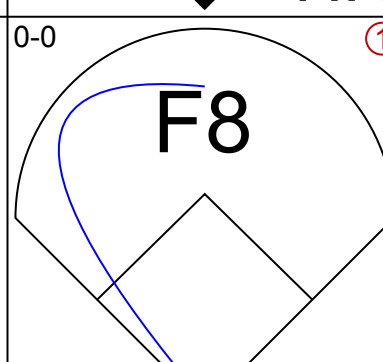
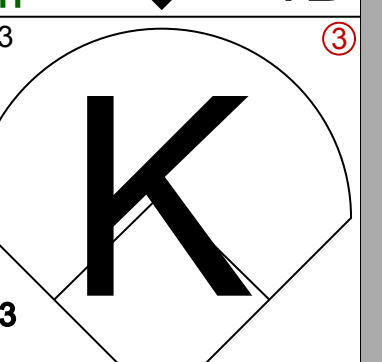
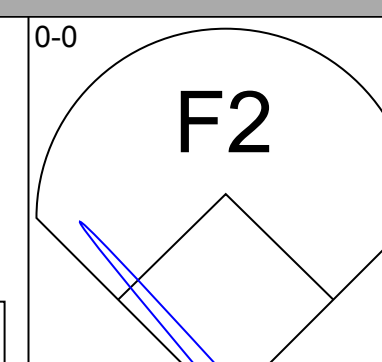
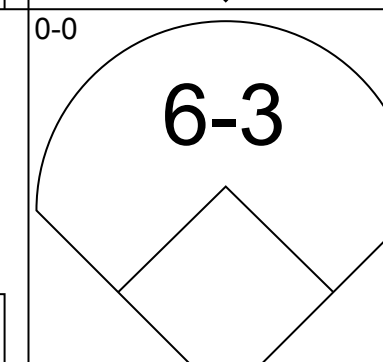
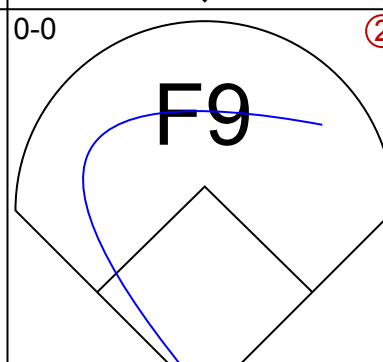
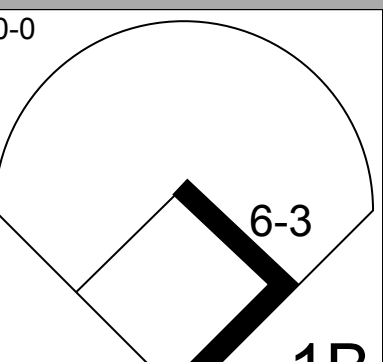
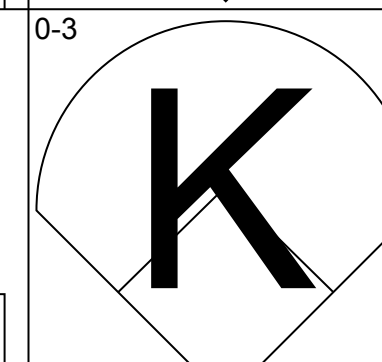
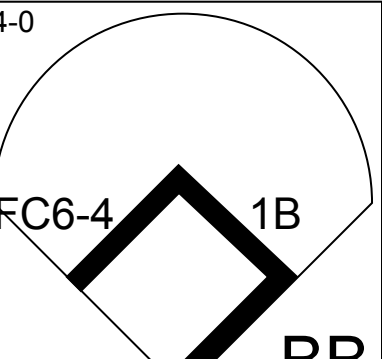
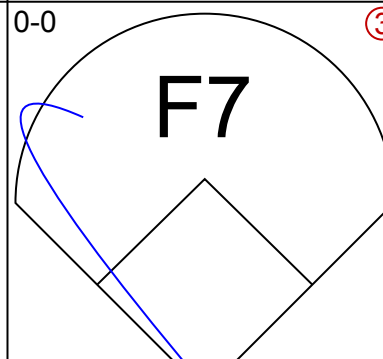
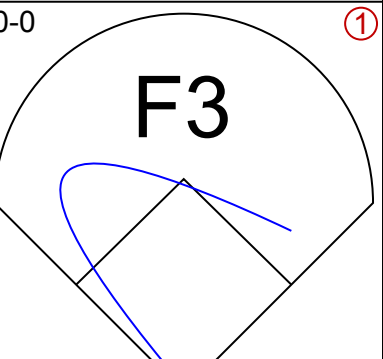
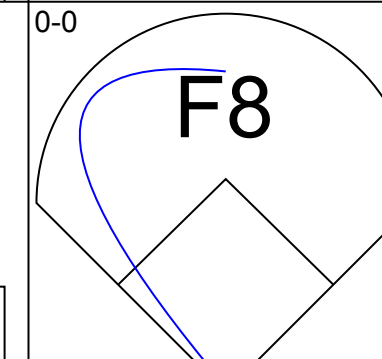
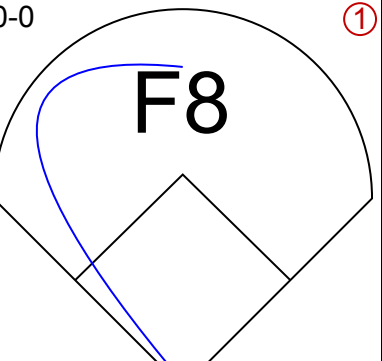
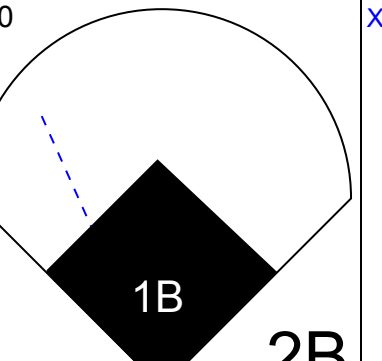
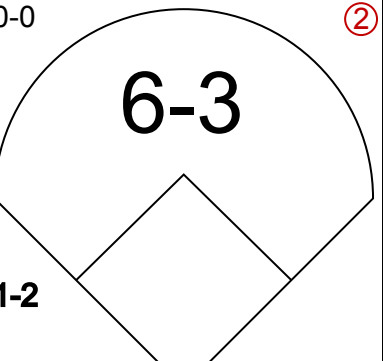
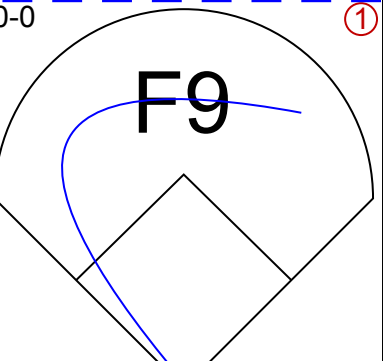
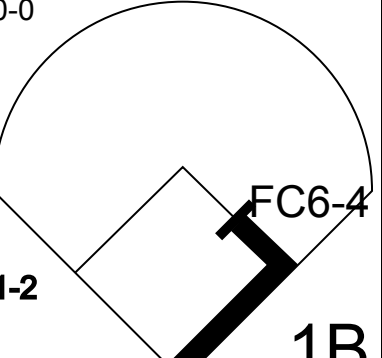
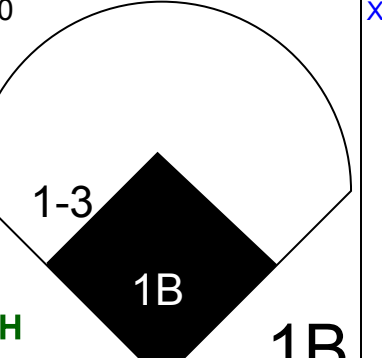
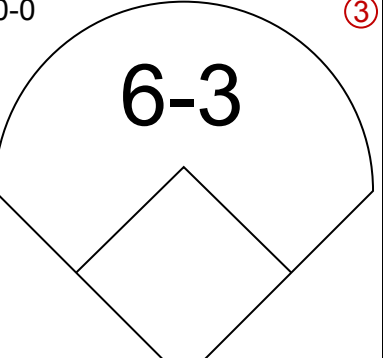
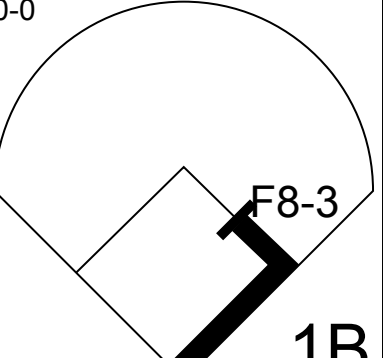
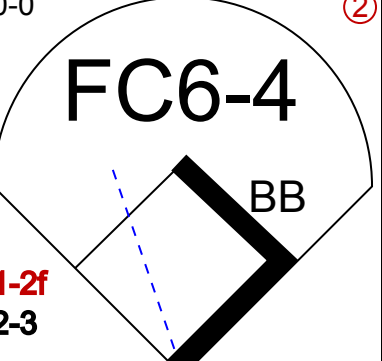
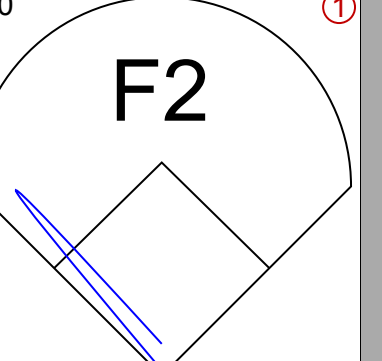
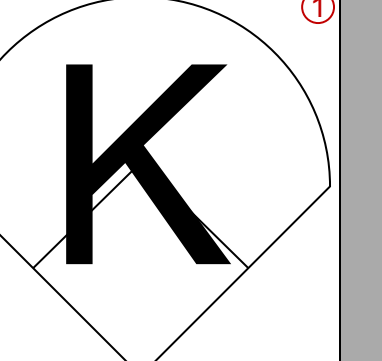
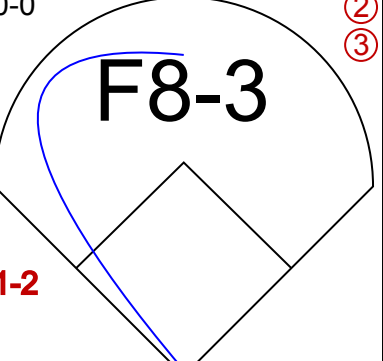
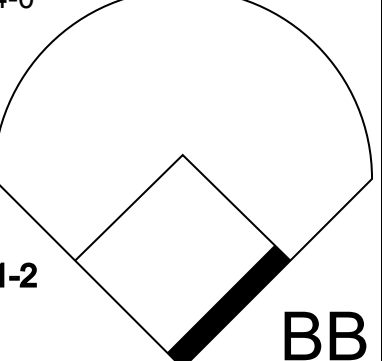
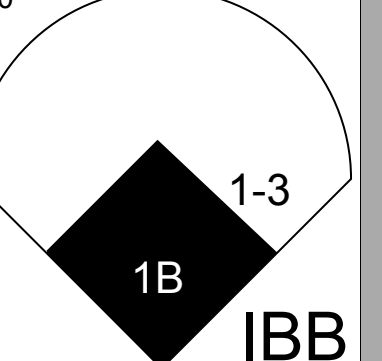
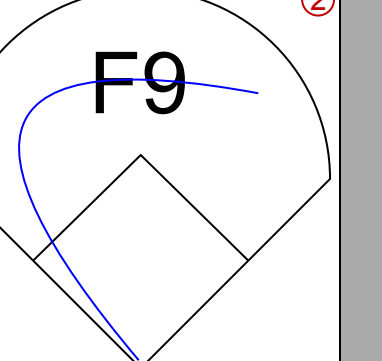
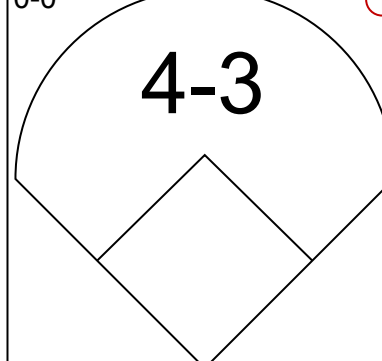
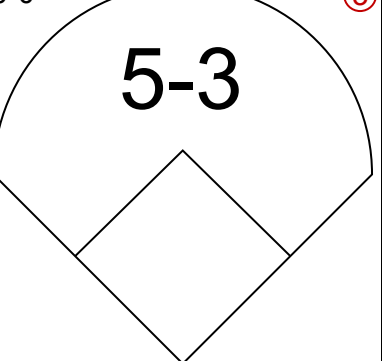
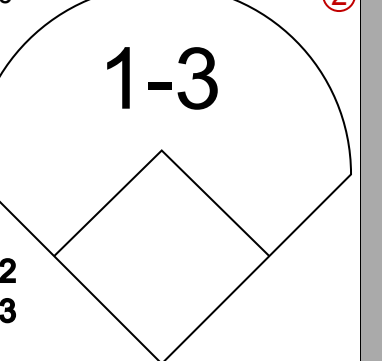
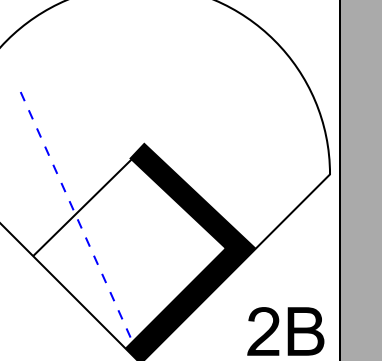
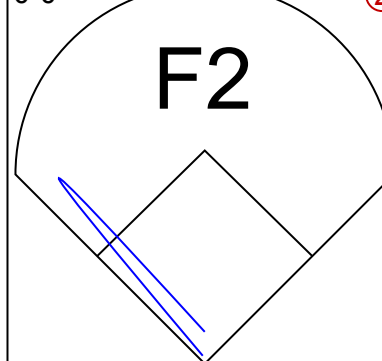


Batter	1	2	3	4	5	6	7	8	9	AB	R	H	RBI	BB	SO	LOB	BOTTOM																					
Lou Brock, L OBP: 0.322, SLG: 0.423 (1, 7)	K		F7		4-3			3-1		4	0	0	0	0	1	0	New York Mets @ St. Louis Cardinals Busch Stadium, St. Louis, MO Mon Aug 26 1968, 7:05 PM CDT Att: 23,340 - Unknown																					
Curt Flood, R OBP: 0.328, SLG: 0.357 (1, 8)	P4					G1-6-3 1B			F7	4	0	2	0	0	0	0																						
Bobby Tolan, L OBP: 0.290, SLG: 0.368 (1, 3)			F5			L7			P6	4	0	1	0	0	0	2																						
Roger Maris, L OBP: 0.319, SLG: 0.379 (1, 9)	F8			L4		G1-6-3 1-2			F8	4	0	0	0	0	0	2																						
Tim McCarver, L OBP: 0.298, SLG: 0.346 (1, 2)		F7		F7			L7			3	0	0	0	0	0	0																						
Mike Shannon, R OBP: 0.329, SLG: 0.434 (1, 5)		E4 FC6-4			FC6-4 1B		G6-3 1B			3	0	2	0	0	0	0																						
Julian Javier, R OBP: 0.285, SLG: 0.331 (1, 4)		P3		FC6-4 1-2		G6-3 1-2				3	0	0	0	0	0	3																						
Dal Maxvill, R OBP: 0.318, SLG: 0.298 Johnny Edwards, L OBP: 0.296, SLG: 0.338 Dick Schofield, S OBP: 0.308, SLG: 0.333 (1, 6)		FC6-4 1-2			1-3			6-3		2	0	0	0	0	0	1																						
Steve Carlton, L OBP: 0.183, SLG: 0.317 Phil Gagliano, R OBP: 0.290, SLG: 0.333 Ron Willis, R (9, 1)			K			G3		K		2	0	0	0	0	1	0																						
Inning Stats	R: 0 E: 0 K: 1 S: 6	H: 1 LOB: 1 BB: 0 P: 6	R: 0 E: 1 K: 0 S: 4	H: 0 LOB: 1 BB: 0 P: 4	R: 0 E: 0 K: 1 S: 6	H: 1 LOB: 1 BB: 0 P: 6	R: 0 E: 0 K: 0 S: 4	H: 1 LOB: 1 BB: 0 P: 4	R: 0 E: 0 K: 0 S: 3	H: 0 LOB: 0 BB: 0 P: 3	R: 0 E: 0 K: 0 S: 3	H: 1 LOB: 0 BB: 0 P: 3	R: 0 E: 0 K: 0 S: 3	H: 1 LOB: 0 BB: 0 P: 3	R: 0 E: 0 K: 1 S: 5	H: 0 LOB: 0 BB: 0 P: 5		R: 0 E: 0 K: 0 S: 3	H: 0 LOB: 0 BB: 0 P: 3	1B: 4 2B: 1 3B: 0 HR: 0	SF: 0 SAC: 0 DP: 2 HBP: 0	WP: 0 PB: 0 SB: 0 CS: 0	PA: 31															
PITCHER	IP	WLS	BF	H	R	ER	SO	BB	IBB	HBP	BLK	WP	HR	S	P	ERA	WHIP	PITCHER				IP	WLS	BF	H	R	ER	SO	BB	IBB	HBP	BLK	WP	HR	S	P	ERA	WHIP
Jim McAndrew, R ERA: 2.88	(1, 1)	9.0	W	31	5	0	0	3	0	0	0	0	0	0	37	37	0.00	0.556					(1, 1)	9.0	W	31	5	0	0	3	0	0	0	0	37	37	0.00	0.556

livebaseballscores.com

AB 31
R 0
H 5
RBI 0
BB 0
SO 3
LOB 8

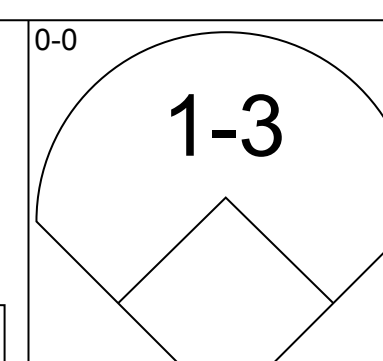
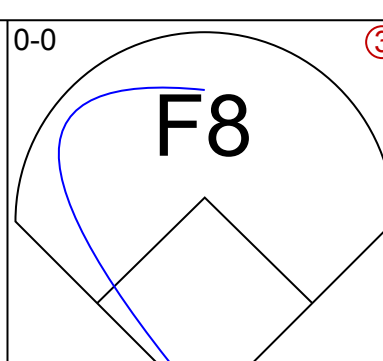
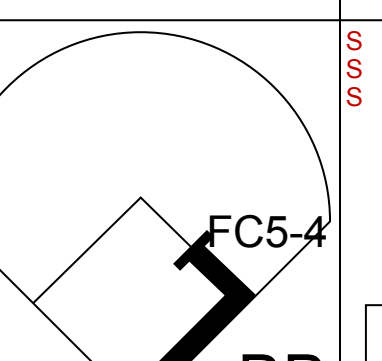
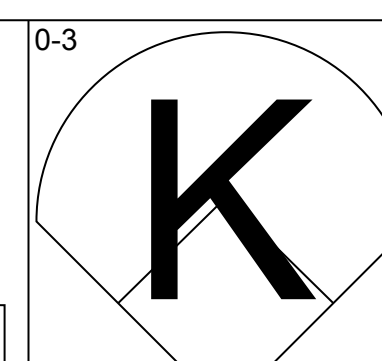
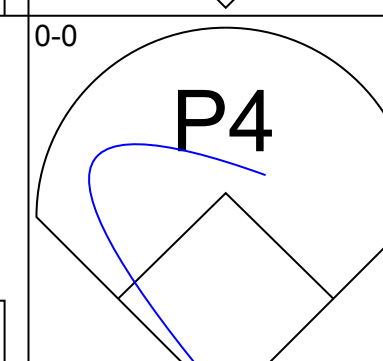
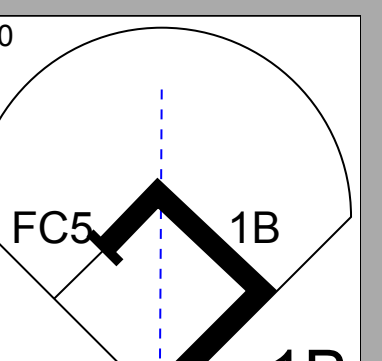
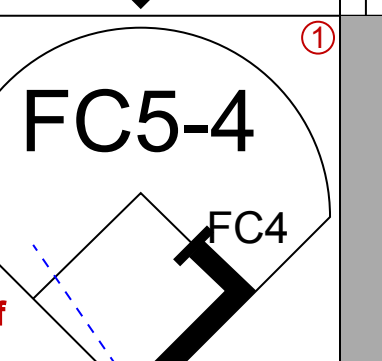
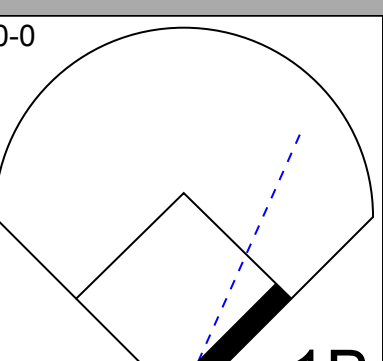
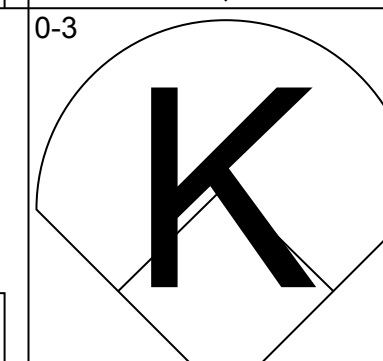
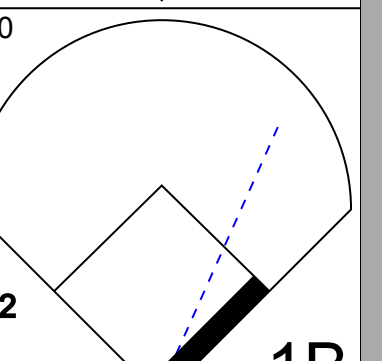
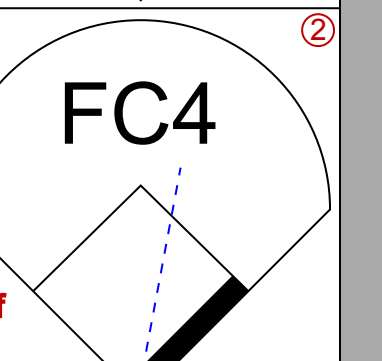
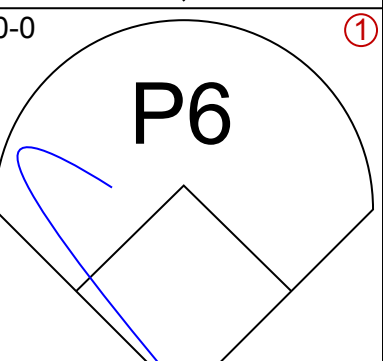
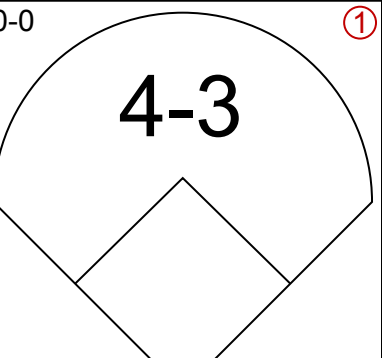
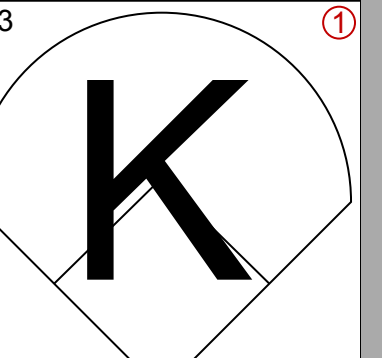
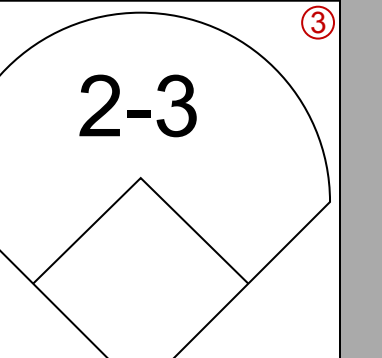
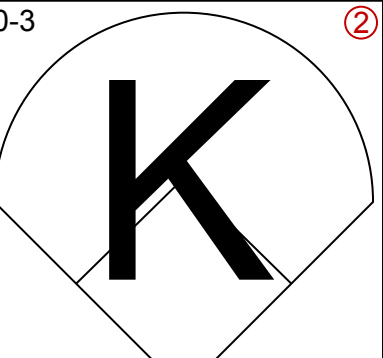
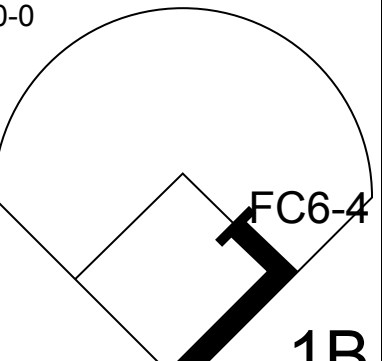
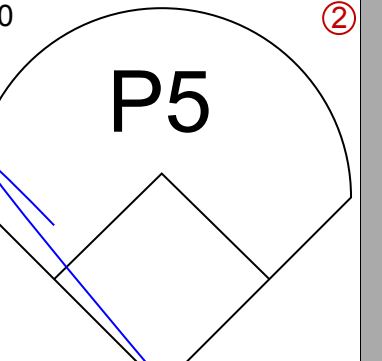
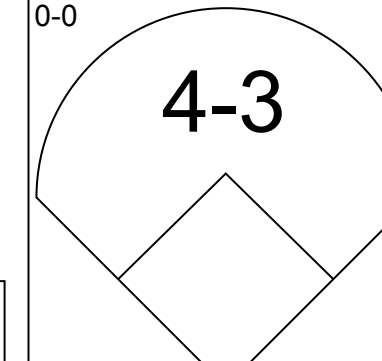
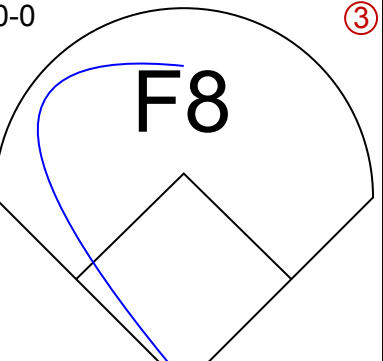
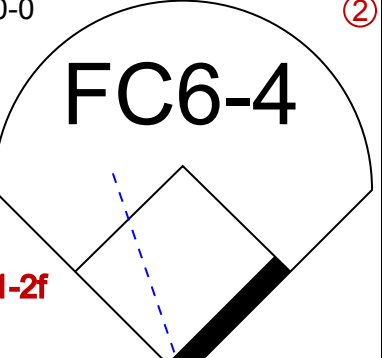
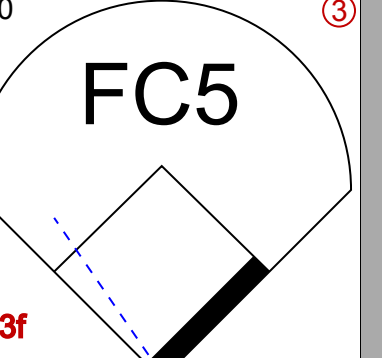
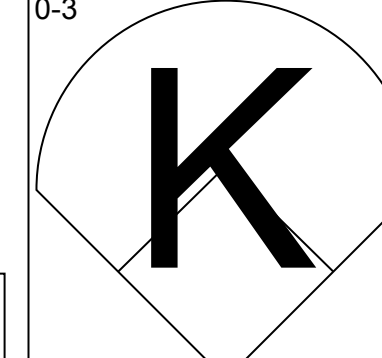
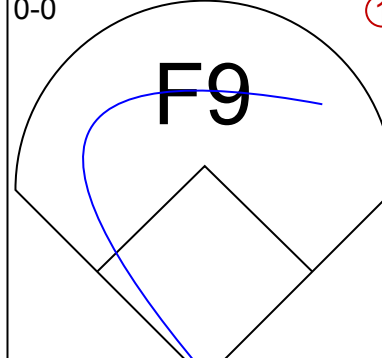
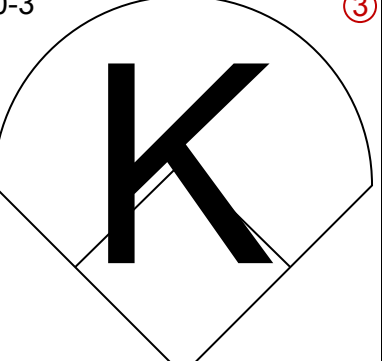
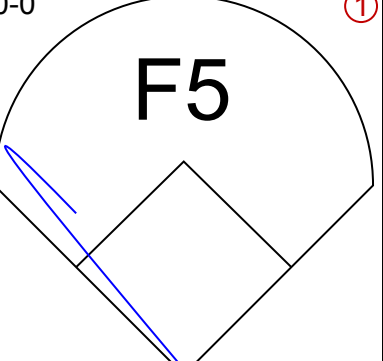
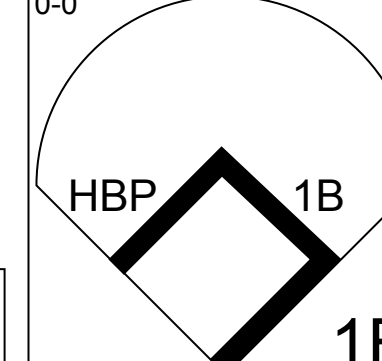
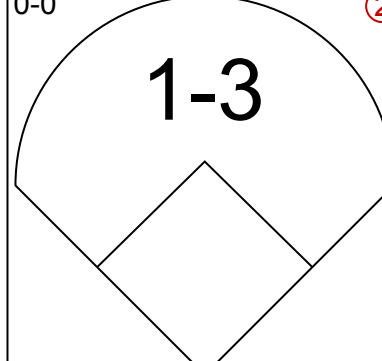
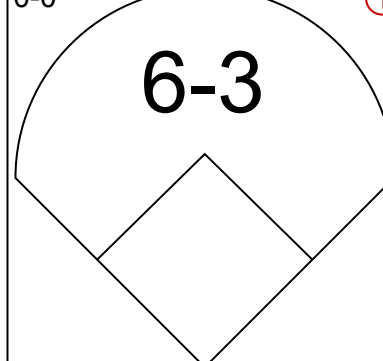
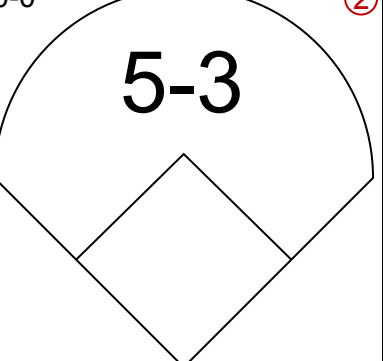
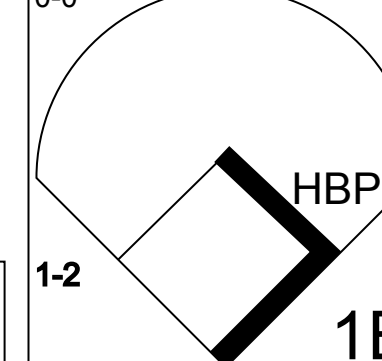
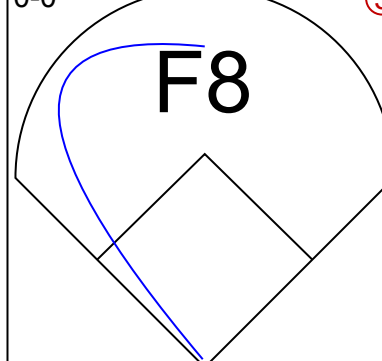


Batter	1	2	3	4	5	6	7	8	9	AB	R	H	RBI	BB	SO	LOB	TOP			
Tommie Agee, R OBP: 0.225, SLG: 0.277 (1, 8)										5	1	2	3	0	2	1				
Phil Linz, R OBP: 0.250, SLG: 0.242 (1, 4)										4	0	0	0	0	1	1				
Cleon Jones, R OBP: 0.332, SLG: 0.434 (1, 7)										4	0	1	0	0	1	0				
Ed Charles, R OBP: 0.329, SLG: 0.428 (1, 5)										3	0	0	0	1	0	1				
Ron Swoboda, R OBP: 0.331, SLG: 0.385 (1, 9)										4	1	1	0	0	0	2				
Jerry Grote, R OBP: 0.358, SLG: 0.333 (1, 2)										4	1	3	1	0	0	1				
Al Weis, S OBP: 0.235, SLG: 0.202 (1, 6)										4	0	0	0	0	1	4				
Ed Kranepool, L OBP: 0.297, SLG: 0.327 (1, 3)										2	1	0	0	2	0	0				
Dick Selma, R OBP: 0.200, SLG: 0.236 (1, 1)										4	0	1	0	0	0	5				
Inning Stats	R: 0 E: 0 K: 1 S: 5	H: 0 LOB: 0 BB: 0 P: 5	R: 0 E: 0 K: 0 S: 4	H: 1 LOB: 3 BB: 2 P: 12	R: 1 E: 0 K: 0 S: 4	H: 1 LOB: 0 BB: 0 P: 4	R: 3 E: 0 K: 1 S: 8	H: 3 LOB: 1 BB: 1 P: 12	R: 0 E: 0 K: 0 S: 4	H: 1 LOB: 1 BB: 0 P: 4	R: 0 E: 0 K: 2 S: 8	H: 0 LOB: 0 BB: 0 P: 5	R: 0 E: 0 K: 0 S: 3	H: 1 LOB: 0 BB: 0 P: 3	R: 0 E: 0 K: 0 S: 3	H: 0 LOB: 0 BB: 0 P: 3	1B: 5 2B: 3 3B: 0 HR: 1	SF: 0 SAC: 0 DP: 1 HBP: 0	WP: 0 PB: 0 SB: 1 CS: 0	PA: 37
PITCHER	IP WLS BF H R ER SO BB IBB HBP BLK WP HR S P ERA WHIP																			
Larry Jaster, L ERA: 3.29 (1, 1)	3.0 L 15 4 3 3 1 2 0 0 0 0 0 1 15 23 9.00 2.000																			
Wayne Granger, R ERA: 2.41 (4, 1)	2.0 9 2 1 1 1 0 1 0 0 0 0 0 10 14 4.50 1.000																			
Dick Hughes, R ERA: 3.51 (6, 1)	2.0 7 1 0 0 3 0 0 0 0 0 0 0 13 13 0.00 0.500																			
Ron Willis, R ERA: 3.35 (8, 1)	2.0 6 1 0 0 0 0 0 0 0 0 0 0 6 6 0.00 0.500																			

New York Mets @ St. Louis Cardinals
 Busch Stadium, St. Louis, MO
 Tue Aug 27 1968, 7:05 PM CDT
 Att: 27,541 - Unknown

AB	34
R	4
H	8
RBI	4
BB	3
SO	5
LOB	15



Batter	1	2	3	4	5	6	7	8	9	AB	R	H	RBI	BB	SO	LOB	BOTTOM			
Lou Brock, L OBP: 0.322, SLG: 0.421 (1, 7)										3	0	0	0	1	1	3				
Curt Flood, R OBP: 0.330, SLG: 0.358 (1, 8)										4	0	2	0	0	0	1				
Bobby Tolan, L OBP: 0.289, SLG: 0.366 (1, 3)										4	0	1	0	0	1	2				
Roger Maris, L OBP: 0.315, SLG: 0.373 (1, 9)										4	0	0	0	0	2	4				
Tim McCarver, L OBP: 0.297, SLG: 0.345 (1, 2)										4	0	1	0	0	0	3				
Mike Shannon, R OBP: 0.327, SLG: 0.430 (1, 5)										4	0	0	0	0	1	3				
Julian Javier, R OBP: 0.285, SLG: 0.330 (1, 4)										4	0	1	0	0	1	1				
Dal Maxvill, R OBP: 0.318, SLG: 0.298 (1, 6)										4	0	1	0	0	0	0				
Larry Jaster, L OBP: 0.167, SLG: 0.200 (1, 1)										1	0	0	0	0	0	0				
Wayne Granger, R OBP: 0.200, SLG: 0.200 (4, 1)										0	0	0	0	0	0	0				
Ed Spivey, L OBP: 0.224, SLG: 0.159 (5, PH)										1	0	0	0	0	0	0				
Dick Hughes, R OBP: 0.224, SLG: 0.159 (6, 1)										0	0	0	0	0	0	0				
Johnny Edwards, L OBP: 0.289, SLG: 0.336 (7, PH)										0	0	0	0	0	0	0				
Ron Willis, R OBP: 0.289, SLG: 0.336 (8, 1)										0	0	0	0	0	0	0				
Inning Stats	R: 0 E: 0 K: 1 S: 5	H: 0 LOB: 0 BB: 0 P: 5	R: 0 E: 0 K: 1 S: 6	H: 1 LOB: 1 BB: 0 P: 6	R: 0 E: 0 K: 0 S: 3	H: 0 LOB: 0 BB: 0 P: 3	R: 0 E: 0 K: 1 S: 7	H: 2 LOB: 2 BB: 0 P: 7	R: 0 E: 0 K: 0 S: 3	H: 0 LOB: 1 BB: 1 P: 7	R: 0 E: 0 K: 2 S: 9	H: 2 LOB: 3 BB: 0 P: 10	R: 0 E: 0 K: 1 S: 6	H: 1 LOB: 1 BB: 0 P: 6	R: 0 E: 0 K: 0 S: 3	H: 0 LOB: 0 BB: 0 P: 3	1B: 6 2B: 0 3B: 0 HR: 0	SF: 0 SAC: 0 DP: 0 HBP: 1	WP: 0 PB: 0 SB: 0 CS: 0	PA: 35
PITCHER	IP WLS BF H R ER SO BB IBB HBP BLK WP HR S P ERA WHIP																			
Dick Selma, R ERA: 2.47 (1, 1)	9.0 W 35 6 0 0 6 1 0 1 0 0 0 0 45 50 0.00 0.778																			

New York Mets @ St. Louis Cardinals
 Busch Stadium, St. Louis, MO
 Tue Aug 27 1968, 7:05 PM CDT
 Att: 27,541 - Unknown

AB	33
R	0
H	6
RBI	0
BB	1
SO	6
LOB	17



Batter	1	2	3	4	5	6	7	8	9	AB	R	H	RBI	BB	SO	LOB	TOP										
Lou Brock, L OBP: 0.319, SLG: 0.417 (1, 7)	6-3		4-3	K		F7		G3		5	0	0	0	0	1	3	St. Louis Cardinals @ Pittsburgh Pirates Forbes Field, Pittsburgh, PA Wed Aug 28 1968, 7:05 PM EDT Att: 11,197 - Unknown livebaseballscorecards.com										
Julian Javier, R OBP: 0.288, SLG: 0.338 (1, 4)	F9			HR	FC5	BB		HR		4	3	2	1	1	0	2											
Curt Flood, R OBP: 0.330, SLG: 0.357 (1, 8)	L5			HR	1B	BB		P4		4	1	1	0	1	0	0											
Orlando Cepeda, R OBP: 0.316, SLG: 0.389 (1, 3)		K		HR	1B	FC		F9		4	2	2	4	1	1	0											
Mike Shannon, R OBP: 0.326, SLG: 0.428 (1, 5)	G3		G3	HR	BB	G3		5-3		5	0	1	0	0	0	2											
Tim McCarver, L OBP: 0.296, SLG: 0.343 (1, 2)	L5			WP	1B	FC		L4		5	1	1	1	0	0	1											
Ron Davis, R OBP: 0.259, SLG: 0.289 (1, 9)			K	E3	BB	F2		6-3		4	1	0	0	0	1	3											
Dal Maxvill, R OBP: 0.319, SLG: 0.298 (1, 6)				WP	1B	L9		1-3		3	0	1	0	1	0	2											
Bob Gibson, R OBP: 0.258, SLG: 0.250 (1, 1)			K			6-3		F9		4	0	1	2	0	1	1											
Inning Stats	R: 0 E: 0 K: 0 S: 3	H: 0 LOB: 0 BB: 0 P: 3	R: 0 E: 0 K: 1 S: 5	H: 0 LOB: 0 BB: 0 P: 5	R: 0 E: 0 K: 2 S: 8	H: 1 LOB: 1 BB: 0 P: 8	R: 5 E: 1 K: 1 S: 11	H: 5 LOB: 2 BB: 1 P: 15	R: 1 E: 0 K: 0 S: 4	H: 1 LOB: 2 BB: 2 P: 12	R: 0 E: 0 K: 0 S: 3	H: 0 LOB: 0 BB: 0 P: 3	R: 1 E: 0 K: 0 S: 4	H: 1 LOB: 0 BB: 0 P: 4	R: 0 E: 0 K: 0 S: 3	H: 0 LOB: 0 BB: 0 P: 3	1B: 7 2B: 0 3B: 0 HR: 2	SF: 0 SAC: 0 DP: 0 HBP: 0	WP: 2 PB: 0 SB: 0 CS: 0	PA: 42							
PITCHER	IP	WLS	BF	H	R	ER	SO	BB	IBB	HBP	BLK	WP	HR	S	P	ERA	WHIP										
Bob Veale, L ERA: 2.24 (1, 1)	4.1	L	24	7	6	5	4	2	0	0	0	2	1	30	38	10.38	2.077										
Al McBean, R ERA: 3.41 (5, 1)	0.2		2	0	0	0	0	0	0	0	0	0	0	2	2	0.00	0.000										
Luke Walker, L ERA: 2.26 (6, 1)	2.0		9	1	1	1	0	2	0	0	0	0	0	7	15	4.50	1.500										
Roy Face, R ERA: 2.66 (8, 1)	2.0		7	1	1	1	0	0	0	0	0	0	1	7	7	4.50	0.500										

Batter	1	2	3	4	5	6	7	8	9	AB	R	H	RBI	BB	SO	LOB	BOTTOM										
Freddie Patek, R OBP: 0.331, SLG: 0.370 (1, 6)	F8		K		K		FC6-4			4	0	0	0	0	2	4	St. Louis Cardinals @ Pittsburgh Pirates Forbes Field, Pittsburgh, PA Wed Aug 28 1968, 7:05 PM EDT Att: 11,197 - Unknown livebaseballscorecards.com										
Maury Wills, S OBP: 0.330, SLG: 0.324 (1, 5)	F7		K		K			F8		4	0	0	0	0	2	2											
Matty Alou, L OBP: 0.368, SLG: 0.397 (1, 8)	4-3			F8	1B			F2		4	0	1	0	0	1	0											
Willie Stargell, L OBP: 0.311, SLG: 0.452 (1, 7)		F8		F8		K		K		4	0	0	0	0	2	1											
Donn Clendenon, R OBP: 0.310, SLG: 0.391 (1, 3)		K		F9		P3			K	4	0	0	0	0	2	1											
Manny Mota, R OBP: 0.330, SLG: 0.354 (1, 9)		BB	1B		K			1B	F8	4	0	2	0	0	1	1											
Gene Alley, R OBP: 0.290, SLG: 0.295 (1, 4)		BB	1B		BB			K		2	0	0	0	2	2	1											
Chris Cannizzaro, R OBP: 0.281, SLG: 0.259 (1, 2)		F7			BB			P4		2	0	0	0	1	0	3											
Bob Veale, S OBP: 0.101, SLG: 0.090 (1, 1)										1	0	0	0	0	1	0											
Al McBean, R OBP: 0.200, SLG: 0.238 (5, 1)										0	0	0	0	0	0	0											
Manny Mota, R OBP: 0.420, SLG: 0.373 (6, 1)										1	0	0	0	0	0	0											
Luke Walker, L OBP: 0.330, SLG: 0.373 (8, 1)										0	0	0	0	0	0	0											
Gary Kott, L OBP: 0.289, SLG: 0.343 (7, 1)										1	0	1	0	0	0	0											
Roy Face, R OBP: 0.289, SLG: 0.343 (8, 1)										0	0	0	0	0	0	0											
Inning Stats	R: 0 E: 0 K: 0 S: 3	H: 0 LOB: 0 BB: 0 P: 3	R: 0 E: 0 K: 1 S: 6	H: 1 LOB: 2 BB: 1 P: 10	R: 0 E: 0 K: 3 S: 9	H: 0 LOB: 0 BB: 0 P: 9	R: 0 E: 0 K: 1 S: 6	H: 1 LOB: 1 BB: 0 P: 6	R: 0 E: 0 K: 3 S: 9	H: 0 LOB: 2 BB: 2 P: 17	R: 0 E: 0 K: 2 S: 7	H: 0 LOB: 0 BB: 0 P: 7	R: 0 E: 0 K: 1 S: 7	H: 2 LOB: 2 BB: 0 P: 7	R: 0 E: 0 K: 1 S: 5	H: 0 LOB: 0 BB: 0 P: 5	R: 0 E: 0 K: 2 S: 7	H: 0 LOB: 0 BB: 0 P: 7	1B: 4 2B: 0 3B: 0 HR: 0	SF: 0 SAC: 0 DP: 0 HBP: 0	WP: 0 PB: 0 SB: 0 CS: 0	PA: 34					
PITCHER	IP	WLS	BF	H	R	ER	SO	BB	IBB	HBP	BLK	WP	HR	S	P	ERA	WHIP										
Bob Gibson, R ERA: 1.03 (1, 1)	9.0	W	34	4	0	0	14	3	0	0	0	0	0	59	71	0.00	0.778										

Batter	1	2	3	4	5	6	7	8	9	AB	R	H	RBI	BB	SO	LOB	TOP					
Lou Brock, L OBP: 0.324, SLG: 0.417 (1, 7)										4	0	1	0	0	0	0						
Curt Flood, R OBP: 0.329, SLG: 0.353 (1, 8)										4	0	0	0	0	1	1						
Roger Maris, L OBP: 0.312, SLG: 0.368 (1, 9)										4	0	0	0	0	2	1						
Orlando Cepeda, R OBP: 0.313, SLG: 0.386 (1, 3)										3	1	1	0	0	0	0						
Tim McCarver, L OBP: 0.298, SLG: 0.346 (1, 2)										3	0	0	0	0	1	1						
Mike Shannon, R OBP: 0.326, SLG: 0.430 (1, 5)										3	1	1	1	0	2	0						
Julian Javier, R OBP: 0.286, SLG: 0.338 (8, PH)										2	0	0	0	0	1	0	AB 29					
Johnny Edwards, L OBP: 0.288, SLG: 0.338 (8, 4)										0	0	0	1	0	0	0	R 2					
Phil Gagliano, R OBP: 0.288, SLG: 0.318 (8, 4)										0	0	0	0	0	0	0	H 3					
Dal Maxvill, R OBP: 0.317, SLG: 0.296 (6, 1)										2	0	0	0	0	2	0	RBI 2					
Mel Nelson, R OBP: 0.273, SLG: 0.200 (6, PH)										0	0	0	0	0	0	0	BB 0					
Bobby Tolan, L OBP: 0.288, SLG: 0.364 (8, 1)										1	0	0	0	0	0	0	SO 11					
Wayne Granger, R OBP: 0.200, SLG: 0.200 (6, 6)										0	0	0	0	0	0	0	LOB 3					
Nelson Briles, R OBP: 0.171, SLG: 0.129 (6, PH)										1	0	0	0	0	1	0						
Dick Schofield, S OBP: 0.303, SLG: 0.327 (6, 6)										2	0	0	0	0	1	0						
Inning Stats	R: 0 E: 0 K: 1 S: 5	H: 0 LOB: 0 BB: 0 P: 5	R: 0 E: 0 K: 1 S: 5	H: 0 LOB: 0 BB: 0 P: 5	R: 0 E: 0 K: 3 S: 9	H: 0 LOB: 0 BB: 0 P: 9	R: 0 E: 0 K: 0 S: 3	H: 0 LOB: 0 BB: 0 P: 3	R: 0 E: 0 K: 1 S: 5	H: 0 LOB: 0 BB: 0 P: 5	R: 0 E: 0 K: 2 S: 7	H: 0 LOB: 0 BB: 0 P: 7	R: 0 E: 0 K: 1 S: 5	H: 0 LOB: 0 BB: 0 P: 5	R: 2 E: 0 K: 1 S: 7	H: 2 LOB: 0 BB: 0 P: 7	R: 0 E: 0 K: 1 S: 6	H: 1 LOB: 1 BB: 0 P: 6	1B: 1 2B: 2 3B: 0 HR: 0	SF: 1 SAC: 0 DP: 0 HBP: 0	WP: 1 PB: 0 SB: 1 CS: 0	PA: 30
PITCHER Tom Seaver, R ERA: 1.92 (1, 1)	IP: 9.0 WLS: W BF: 30 H: 3 R: 2 ER: 2 SO: 11 BB: 0 IBB: 0 HBP: 0 BLK: 0 WP: 1 HR: 0 S: 52 P: 52 ERA: 2.00 WHIP: 0.333															PITCHER						

St. Louis Cardinals @ New York Mets
Shea Stadium, Flushing, NY
Fri Aug 30 1968, 7:05 PM EDT
Att: 34,425 - Unknown

AB 29
R 2
H 3
RBI 2
BB 0
SO 11
LOB 3



Batter	1	2	3	4	5	6	7	8	9	AB	R	H	RBI	BB	SO	LOB	BOTTOM			
Bud Harrelson, S OBP: 0.279, SLG: 0.261 (1, 6)										4	1	2	2	0	0	1				
Ken Boswell, L OBP: 0.290, SLG: 0.363 (1, 4)										3	0	0	0	0	0	2				
Larry Stahl, L OBP: 0.321, SLG: 0.353 (8, 7)										3	1	0	0	1	1	1				
Art Shamsky, L OBP: 0.276, SLG: 0.387 (8, 8)										4	1	1	4	0	0	0				
Tommie Agee, R OBP: 0.229, SLG: 0.277 (8, 8)										0	0	0	0	0	0	0				
Ed Kranepool, L OBP: 0.292, SLG: 0.320 (1, 3)										4	0	0	0	0	0	0				
Ron Swoboda, R OBP: 0.333, SLG: 0.381 (1, 9)										3	1	0	0	1	2	0				
Jerry Grote, R OBP: 0.361, SLG: 0.338 (1, 2)										4	2	3	0	0	0	0	AB 31			
Jerry Buchek, R OBP: 0.241, SLG: 0.231 (1, 5)										4	1	0	0	0	1	3	RBI 7			
Tom Seaver, R OBP: 0.145, SLG: 0.148 (1, 1)										2	1	1	1	0	1	0	BB 2			
Inning Stats	R: 0 E: 0 K: 0 S: 3	H: 1 LOB: 1 BB: 1 P: 8	R: 1 E: 1 K: 0 S: 4	H: 1 LOB: 1 BB: 1 P: 8	R: 0 E: 0 K: 2 S: 8	H: 1 LOB: 0 BB: 0 P: 8	R: 0 E: 0 K: 1 S: 5	H: 0 LOB: 0 BB: 0 P: 5	R: 0 E: 0 K: 1 S: 5	H: 3 LOB: 0 BB: 1 P: 14	R: 1 E: 0 K: 0 S: 5	H: 2 LOB: 1 BB: 0 P: 5	R: 0 E: 0 K: 1 S: 5	H: 0 LOB: 0 BB: 0 P: 5	R: 0 E: 0 K: 1 S: 5	H: 0 LOB: 0 BB: 0 P: 5	1B: 5 2B: 1 3B: 0 HR: 1	SF: 0 SAC: 2 DP: 0 HBP: 0	WP: 0 PB: 0 SB: 0 CS: 0	PA: 35
PITCHER Nelson Briles, R ERA: 2.5 (1, 1)	IP: 5.0 WLS: L BF: 24 H: 5 R: 2 ER: 1 SO: 4 BB: 1 IBB: 0 HBP: 0 BLK: 0 WP: 0 HR: 1 S: 30 P: 38 ERA: 1.80 WHIP: 1.200															PITCHER				
Mel Nelson, L ERA: 2.48 (6, 1)	2.0 8 2 1 1 0 0 0 0 0 0 0 8 8 4.50 1.000																			
Wayne Granger, R ERA: 2.35 (8, 1)	1.0 3 0 0 0 0 1 0 0 0 0 0 5 5 0.00 0.000																			

St. Louis Cardinals @ New York Mets
Shea Stadium, Flushing, NY
Fri Aug 30 1968, 7:05 PM EDT
Att: 34,425 - Unknown

AB 31
R 8
H 7
RBI 7
BB 2
SO 5
LOB 7



Batter	1	2	3	4	5	6	7	8	9	AB	R	H	RBI	BB	SO	LOB	TOP
Lou Brock, L (1, 7) OBP: 0.326, SLG: 0.419	E9 1B		2B		4-3			1-3		4	1	2	0	0	0	0	
Curt Flood, R (1, 8) OBP: 0.326, SLG: 0.353	G6-4-3 1B		F8		5-3			P6		4	0	1	0	0	0	1	
Roger Maris, L (1, 9) OBP: 0.318, SLG: 0.377	P4		1B				G5-4-3 1B	1B		4	1	3	1	0	0	2	
Orlando Cepeda, R (1, 3) OBP: 0.313, SLG: 0.385	G6-4-3 1-2		2B				G5-4-3 1-2	K		4	0	1	1	0	1	4	
Tim McCarver, L (1, 2) OBP: 0.295, SLG: 0.342		F8	4-3				F7		3-1	4	0	0	0	0	0	1	
Mike Shannon, R (1, 5) OBP: 0.324, SLG: 0.426					6-3			K	4-3	4	0	0	0	0	2	0	
Julian Javier, R (1, 4) OBP: 0.288, SLG: 0.340					6-3			2B	5-3	4	0	2	0	0	0	0	
Dal Maxvill, R (1, 6) OBP: 0.315, SLG: 0.294					P4			F9		3	0	0	0	0	1	2	
Steve Carlton, L (1, 1) OBP: 0.175, SLG: 0.302								F7		3	0	0	0	0	1	1	
Joe Hoerner, R (8, 1)					K			4-3		0	0	0	0	0	0	0	
Inning Stats	R: 0 E: 1 K: 0 S: 4	H: 2 LOB: 1 BB: 0 P: 4	R: 0 E: 0 K: 2 S: 8	H: 1 LOB: 1 BB: 0 P: 8	R: 2 E: 0 K: 1 S: 8	H: 3 LOB: 1 BB: 0 P: 8	R: 0 E: 0 K: 0 S: 3	H: 0 LOB: 0 BB: 0 P: 3	R: 0 E: 0 K: 0 S: 3	H: 1 LOB: 1 BB: 0 P: 3	R: 0 E: 0 K: 1 S: 6	H: 1 LOB: 1 BB: 0 P: 6	R: 0 E: 0 K: 0 S: 3	H: 0 LOB: 0 BB: 0 P: 3	1B: 6 2B: 3 3B: 0 HR: 0	SF: 0 SAC: 0 DP: 2 HBP: 0	WP: 0 PA: 34 PB: 0 SB: 0 CS: 0
PITCHER	IP WLS BF H R ER SO BB IBB HBP BLK WP HR S P ERA WHIP																
Jim McAndrew, R (1, 1) ERA: 2.53	8.0 L 31 9 2 2 5 0 0 0 0 0 0 0 0 41 41 2.25 1.125																
Ron Taylor, R (9, 1) ERA: 2.95	1.0 3 0 0 0 0 0 0 0 0 0 0 0 0 3 3 0.00 0.000																

St. Louis Cardinals @ New York Mets
Shea Stadium, Flushing, NY
Sat Aug 31 1968, 7:05 PM EDT
Att: 30,714 - Unknown

AB 34
R 2
H 9
RBI 2
BB 0
SO 5
LOB 11



Batter	1	2	3	4	5	6	7	8	9	AB	R	H	RBI	BB	SO	LOB	BOTTOM		
Tommie Agee, R (1, 8) OBP: 0.232, SLG: 0.280	CS 1B		K					F9		4	0	2	0	0	1	2			
Bud Harrelson, S (1, 6) OBP: 0.276, SLG: 0.259	K				6-3		L4-3 1B	F9		4	0	0	0	0	1	4			
Jerry Grote, R (1, 2) OBP: 0.358, SLG: 0.334	5-3				G3		F8		P3	4	0	0	0	0	0	0			
Ed Charles, R (1, 5) OBP: 0.333, SLG: 0.435		BB					G5-4-3 BB	5-3		2	0	1	0	2	0	0			
Ron Swoboda, R (1, 9) OBP: 0.330, SLG: 0.378	L9				K		G5-4-3 1-2	6-3		4	0	0	0	0	1	3			
Jerry Buchek, R (1, 7) OBP: 0.243, SLG: 0.239	K						F7			3	0	1	0	0	1	1			
Phil Linz, R (1, 4) OBP: 0.243, SLG: 0.235	4-3						F9	F9		3	0	0	0	0	0	2			
Ed Kranepool, L (1, 3) OBP: 0.292, SLG: 0.320					F7					3	0	1	0	0	0	1			
Larry Stahl, L (8, PR) OBP: 0.321, SLG: 0.353							2-3	1B		0	0	0	0	0	0	0			
Jim McAndrew, R (1, 1)								1B		2	0	0	0	0	2	1			
Cleon Jones, R (8, PH) OBP: 0.332, SLG: 0.440										1	0	1	0	0	0	0			
Ron Taylor, R (9, 1)								1-2		0	0	0	0	0	0	0			
Inning Stats	R: 0 E: 0 K: 1 S: 5	H: 1 LOB: 0 BB: 0 P: 5	R: 0 E: 0 K: 1 S: 5	H: 0 LOB: 1 BB: 1 P: 9	R: 0 E: 0 K: 2 S: 7	H: 0 LOB: 0 BB: 0 P: 7	R: 0 E: 0 K: 1 S: 6	H: 1 LOB: 1 BB: 0 P: 6	R: 0 E: 0 K: 0 S: 3	H: 1 LOB: 0 BB: 0 P: 3	R: 0 E: 0 K: 0 S: 2	H: 0 LOB: 0 BB: 1 P: 6	R: 0 E: 0 K: 0 S: 5	H: 2 LOB: 2 BB: 0 P: 5	R: 0 E: 0 K: 0 S: 3	H: 0 LOB: 0 BB: 0 P: 3	1B: 5 2B: 2 3B: 0 HR: 0	SF: 0 SAC: 0 DP: 2 HBP: 0	WP: 0 PA: 32 PB: 0 SB: 1 CS: 1
PITCHER	IP WLS BF H R ER SO BB IBB HBP BLK WP HR S P ERA WHIP																		
Steve Carlton, L (1, 1) ERA: 2.83	7.1 W 27 6 0 0 0 2 0 0 0 0 0 0 0 37 45 0.00 1.091																		
Joe Hoerner, L (8, 1) ERA: 1.58	1.2 S 5 0 0 0 0 0 0 0 0 0 0 0 5 5 0.00 0.000																		

St. Louis Cardinals @ New York Mets
Shea Stadium, Flushing, NY
Sat Aug 31 1968, 7:05 PM EDT
Att: 30,714 - Unknown


AB 30
R 0
H 6
RBI 0
BB 2
SO 6
LOB 14



Batter	1	2	3	4	5	6	7	8	9	10	AB	R	H	RBI	BB	SO	LOB	TOP				
Lou Brock, L OBP: 0.325, SLG: 0.417 (1, 7)	G3		CS S 1B		4-3			F9		4-0 BB S	4	0	1	0	1	0	0					
Curt Flood, R OBP: 0.333, SLG: 0.362 (1, 8)	S 1B		4-0 1-3 BB					1-3		0-0 1-2 BB	4	0	2	0	1	0	1					
Roger Maris, L OBP: 0.317, SLG: 0.373 (1, 9)	F9		4-0 1-2 BB					F2			3	0	0	0	1	1	2					
Orlando Cepeda, R OBP: 0.309, SLG: 0.380 (1, 3)	K		0-0 F8							0-0 F8	4	0	0	0	0	2	3					
Tim McCarver, L OBP: 0.294, SLG: 0.341 (1, 2)		0-0 1B		0-0 F7				F7		0-0 4-3	4	0	1	0	0	0	0					
Mike Shannon, R OBP: 0.322, SLG: 0.425 (1, 5)		F8						K		0-3 K	4	0	1	0	0	2	1					
Julian Javier, R OBP: 0.289, SLG: 0.343 (1, 4)		0-3 K		0-0 F2				P4		0-0 HR	4	1	1	1	0	1	2	AB 35				
Dal Maxvill, R OBP: 0.318, SLG: 0.294 (1, 6)		0-0 F9		0-0 P4				F9		0-0 6-3	4	0	0	0	0	0	2	R 1				
Bob Gibson, R OBP: 0.247, SLG: 0.238 (1, 1)		0-0 5-3		0-3 K				K		0-3 K	4	0	0	0	0	3	0	H 6				
Inning Stats	R: 0 E: 0 K: 1 S: 6	H: 1 LOB: 1 BB: 0 P: 6	R: 0 E: 0 K: 1 S: 6	H: 1 LOB: 1 BB: 0 P: 6	R: 0 E: 0 K: 0 S: 3	H: 1 LOB: 2 BB: 2 P: 11	R: 0 E: 0 K: 0 S: 4	H: 1 LOB: 1 BB: 0 P: 4	R: 0 E: 0 K: 2 S: 7	H: 0 LOB: 0 BB: 0 P: 7	R: 0 E: 0 K: 1 S: 5	H: 0 LOB: 0 BB: 0 P: 5	R: 0 E: 0 K: 0 S: 3	H: 0 LOB: 0 BB: 0 P: 3	R: 0 E: 0 K: 1 S: 5	H: 0 LOB: 0 BB: 0 P: 5	R: 1 E: 0 K: 1 S: 6	H: 1 LOB: 1 BB: 1 P: 10	1B: 4 2B: 0 3B: 1 HR: 1	SF: 0 SAC: 0 DP: 0 HBP: 0	WP: 0 PB: 0 SB: 3 CS: 1	PA: 38
PITCHER	IP 9.0	WLS 33	H 5	R 0	ER 0	SO 8	BB 2	IBB 0	HBP 0	BLK 1	WP 0	HR 0	S 47	P 55	ERA 0.00	WHIP 0.778						
Gary Nolan, R ERA: 2.06 Ted Abernathy, R ERA: 2.13 (10, 1)	1.0	L	5	1	1	1	1	0	0	0	0	1	6	10	9.00	2.000						

St. Louis Cardinals @ Cincinnati Reds
Crosley Field, Cincinnati, OH
Mon Sep 02 1968, 7:05 PM EDT
Att. 11,846 - Unknown


AB	35
R	1
H	6
RBI	1
BB	3
SO	9
LOB	11



Batter	1	2	3	4	5	6	7	8	9	10	AB	R	H	RBI	BB	SO	LOB	BOTTOM					
Pete Rose, S OBP: 0.399, SLG: 0.483 (1, 9)	P6		G6-3 1-2F			F7		F7			4	0	0	0	0	0	2						
Alex Johnson, R OBP: 0.352, SLG: 0.406 (1, 7)	L4			4-3		4-3				0-3 K	4	0	0	0	0	1	0						
Vada Pinson, L OBP: 0.314, SLG: 0.395 (1, 8)	4-0 BB			4-3		4-3				0-0 1-3	3	0	0	0	1	1	0						
Tony Perez, R OBP: 0.337, SLG: 0.437 (1, 5)	0-3 K			BB 1B				F9		0-3 K	4	0	1	0	0	2	1						
Johnny Bench, R OBP: 0.312, SLG: 0.433 (1, 2)		0-0 5-3		4-0 1-2 BB				F8		0-0 F7	3	0	0	0	1	0	0						
Lee May, R OBP: 0.333, SLG: 0.464 (1, 3)		0-0 F9		0-0 6-3				L7		0-3 K	4	0	0	0	0	1	2						
Tommy Helms, R OBP: 0.303, SLG: 0.358 Giraldo Ruiz, S OBP: 0.292, SLG: 0.253 (10, PR)		0-0 5-3				F8		F2		0-0 1B 1B	4	0	1	0	0	0	0	AB 33					
Leo Cardenas, R OBP: 0.295, SLG: 0.311 Mack Jones, L OBP: 0.335, SLG: 0.407 (10, PH)			0-0 G6-3 1B			F3		K		0-0 1-2 1B	3	0	1	0	0	1	0	RBI 0					
Gary Nolan, R OBP: 0.282, SLG: 0.273 Ted Abernathy, R OBP: 0.310, SLG: 0.419 (10, PH)			0-3 K			K				0-0 F7	2	0	0	0	1	2	1	BB 3					
Inning Stats	R: 0 E: 0 K: 1 S: 5	H: 0 LOB: 1 BB: 1 P: 9	R: 0 E: 0 K: 0 S: 3	H: 0 LOB: 0 BB: 0 P: 3	R: 0 E: 0 K: 1 S: 5	H: 1 LOB: 0 BB: 0 P: 5	R: 0 E: 0 K: 0 S: 4	H: 1 LOB: 2 BB: 1 P: 8	R: 0 E: 0 K: 1 S: 5	H: 0 LOB: 0 BB: 0 P: 5	R: 0 E: 0 K: 0 S: 3	H: 0 LOB: 0 BB: 0 P: 3	R: 0 E: 0 K: 1 S: 5	H: 0 LOB: 1 BB: 1 P: 9	R: 0 E: 0 K: 2 S: 7	H: 0 LOB: 0 BB: 0 P: 7	R: 0 E: 0 K: 1 S: 7	H: 2 LOB: 2 BB: 0 P: 7	1B: 4 2B: 0 3B: 0 HR: 0	SF: 0 SAC: 0 DP: 1 HBP: 0	WP: 0 PB: 0 SB: 0 CS: 0	PA: 36	
PITCHER	IP 10.0	WLS W	BF 36	H 4	R 0	ER 0	SO 8	BB 3	IBB 0	HBP 0	BLK 0	WP 0	HR 0	S 49	P 61	ERA 0.00	WHIP 0.700						
Bob Gibson, R ERA: 0.99 (1, 1)	10.0	W	36	4	0	0	8	3	0	0	0	0	49	61	0.00	0.700							

St. Louis Cardinals @ Cincinnati Reds
Crosley Field, Cincinnati, OH
Mon Sep 02 1968, 7:05 PM EDT
Att. 11,846 - Unknown

AB	33
R	0
H	4
RBI	0
BB	3
SO	8
LOB	8



Batter	1	2	3	4	5	6	7	8	9	10	11	AB	R	H	RBI	BB	SO	LOB	TOP						
Lou Brock, L OBP: 0.325, SLG: 0.414 (1, 7)	5-3		5-3		1B 2B BB		4-3		4-3		1B WP BB	4	2	0	0	2	0	0							
Curt Flood, R OBP: 0.336, SLG: 0.367 (1, 8)	F8				2B 1B		F9		2B 1B		1B	6	1	4	2	0	0	0							
Roger Maris, L OBP: 0.321, SLG: 0.389 (1, 9)	F7		3-1		1B 2B						SF9	5	0	3	2	0	0	1							
Orlando Cepeda, R OBP: 0.311, SLG: 0.380 (1, 3)		F7			FC6-4 1B		F7		G6-4-3 IBB		F2	5	0	2	1	1	0	2							
Tim McCarver, L OBP: 0.295, SLG: 0.341 (1, 2)					FC6-4 FC5-4 1B		F2		E8 SH1-3 1B		F5	6	0	2	0	0	0	7							
Mike Shannon, R OBP: 0.322, SLG: 0.422 (1, 5)					FC5-4 P4				SH1-3		6-3	3	0	0	0	1	0	3							
Phil Gagliano, R OBP: 0.282, SLG: 0.310 Julian Javier, R OBP: 0.268, SLG: 0.343 (1, 4) (8, 4)					F8 FC6-4 1B		5-3		K		F5	4	0	1	0	0	1	2	AB 42 R 5 H 12						
Dal Maxvill, R OBP: 0.316, SLG: 0.291 (1, 6)					E6 FC2-6 1B		K		IBB		6-3	4	0	0	0	1	1	2	RBI 5 BB 6 SO 4 LOB 20						
Ray Washburn, R Ron Willis, R Joe Hoerner, R Ed Spector, R Ron Davis, R Wayne Granger, R (1, 1) (8, 1) (10, 1) (11, PH) (11, PH) (11, PH) (11, 1)					G3 FC2-6 1B		K		K		WP BB 1B BB	4	1	0	0	0	2	3	WP: 1 PA: 50 PB: 0 SB: 0 CS: 1						
Inning Stats	R: 0 E: 0 K: 0 S: 3	H: 0 LOB: 0 BB: 0 P: 3	R: 0 E: 0 K: 0 S: 4	H: 2 LOB: 2 BB: 1 P: 8	R: 0 E: 0 K: 0 S: 4	H: 1 LOB: 1 BB: 0 P: 4	R: 0 E: 0 K: 0 S: 4	H: 1 LOB: 1 BB: 0 P: 4	R: 3 E: 1 K: 0 S: 7	H: 3 LOB: 2 BB: 1 P: 11	R: 0 E: 0 K: 2 S: 7	H: 0 LOB: 0 BB: 0 P: 7	R: 0 E: 0 K: 0 S: 4	H: 1 LOB: 1 BB: 0 P: 4	R: 0 E: 1 K: 2 S: 8	H: 1 LOB: 2 BB: 1 P: 12	R: 0 E: 0 K: 0 S: 4	H: 2 LOB: 1 BB: 1 P: 8	R: 0 E: 0 K: 0 S: 3	H: 0 LOB: 0 BB: 0 P: 3	R: 2 E: 0 K: 0 S: 4	H: 1 LOB: 1 BB: 2 P: 12	1B: 8 2B: 4 3B: 0 HR: 0	SF: 1 SAC: 1 DP: 1 HBP: 0	WP: 1 PA: 50 PB: 0 SB: 0 CS: 1
PITCHER	IP ERA: 3.25	WLS 22	BF 5	H 7	R 3	ER 2	SO 2	BB 2	IBB 0	HBP 0	BLK 0	WP 0	HR 0	S 9	P 9	ERA 0.00	WHIP 0.000								
George Culver, R Clay Carroll, R Mel Queen, R Ted Abernathy, R Dan McGinn, L (1, 1) (5, 1) (7, 1) (9, 1) (11, 1)	1.2	5	0	0	0	2	0	0	0	0	0	0	0	9	9	0.00	0.000								
PITCHER	IP ERA: 5.13	WLS 1	BF 4	H 1	R 1	ER 1	SO 0	BB 0	IBB 0	HBP 0	BLK 0	WP 1	HR 0	S 4	P 4	ERA 9.00	WHIP 1.000								
Billy McCool, L Jay Ritchie, R (11, 1) (11, 1)	1.0	4	1	1	1	0	0	0	0	0	0	1	0	4	4	9.00	1.000								

St. Louis Cardinals @ Cincinnati Reds
Crosley Field, Cincinnati, OH
Tue Sep 03 1968, 7:05 PM EDT
Att: 7,446 - Unknown

AB 42
R 5
H 12
RBI 5
BB 6
SO 4
LOB 20



Batter	1	2	3	4	5	6	7	8	9	10	11	AB	R	H	RBI	BB	SO	LOB	BOTTOM				
Pete Rose, S OBP: 0.399, SLG: 0.488 (1, 9)	L3 1B		F8			HR		G4-6-3		1-3		5	1	2	1	0	0	1					
Alex Johnson, R Don Pavlich, L Dan McGinn, L Billy McCool, R Jay Ritchie, R (1, 7) (10, 3) (10, PH) (11, 1) (11, 1) (11, 1)	L3				G4-6-3 1B		FC4-6 1B		K		1B 1B	4	0	2	0	0	1	1					
Vada Pinson, L OBP: 0.315, SLG: 0.394 (1, 8)	F9				F8		FC4-6		HR BB		1B	4	1	1	0	1	0	2					
Tony Perez, R OBP: 0.336, SLG: 0.435 (1, 5)					G4-6-3		K		F9		L9	5	0	1	0	0	1	5					
Johnny Bench, R OBP: 0.311, SLG: 0.436 (1, 2)					F8		4-3		HR		6-3	5	1	1	2	0	1	1					
Les May, R OBP: 0.334, SLG: 0.467 (1, 3) (10, 7)					L9		6-3				6-3	5	0	2	0	0	0	1					
Tommy Helms, R OBP: 0.304, SLG: 0.357 (1, 4)					F7		K				1B	4	0	1	0	1	1	2	AB 41 R 3 H 11				
Leo Cardenas, R Fred Whitfield, L Woody Woodward, R (1, 6) (8, PH) (9, 6)					F5		K		K		K	2	0	0	0	0	1	1	RBI 3 BB 3 SO 9 LOB 17				
George Culver, R Jim Boutland, R Mel Queen, L Mack Jones, L Ted Abernathy, R Giraldo Ruiz, S (1, 1) (8, 1) (7, 1) (8, PH) (8, 1) (10, PH) (11, 3)	1-3						K		G4-6-3 BB		K	1	0	0	0	0	0	0	WP: 0 PA: 44 PB: 0 SB: 0 CS: 0				
Inning Stats	R: 0 E: 0 K: 0 S: 3	H: 1 LOB: 0 BB: 0 P: 3	R: 0 E: 0 K: 1 S: 6	H: 1 LOB: 1 BB: 0 P: 6	R: 0 E: 0 K: 0 S: 3	H: 0 LOB: 0 BB: 0 P: 3	R: 0 E: 0 K: 1 S: 6	H: 1 LOB: 1 BB: 0 P: 6	R: 1 E: 0 K: 2 S: 9	H: 2 LOB: 1 BB: 1 P: 9	R: 0 E: 0 K: 1 S: 5	H: 0 LOB: 0 BB: 0 P: 5	R: 0 E: 0 K: 0 S: 2	H: 0 LOB: 0 BB: 0 P: 6	R: 2 E: 0 K: 2 S: 9	H: 2 LOB: 2 BB: 2 P: 17	R: 0 E: 0 K: 1 S: 7	H: 2 LOB: 2 BB: 0 P: 7	R: 0 E: 0 K: 1 S: 6	H: 1 LOB: 1 BB: 0 P: 6	1B: 7 2B: 3 3B: 0 HR: 2	SF: 0 SAC: 0 DP: 3 HBP: 0	WP: 0 PA: 44 PB: 0 SB: 0 CS: 0
PITCHER	IP ERA: 2.29	WLS 7	BF 3	H 3	R 1	ER 1	SO 2	BB 2	IBB 0	HBP 0	BLK 0	WP 0	HR 0	S 10	P 14	ERA 2.00	WHIP 3.000						
Ray Washburn, R Ron Willis, R Joe Hoerner, L Wayne Granger, R (1, 1) (9, 1) (10, 1) (11, 1)	8.2	7	3	1	1	2	0	0	0	0	0	0	0	2	2	0.00	3.000						
PITCHER	IP ERA: 2.29	WLS 4	BF 1	H 0	R 0	ER 0	SO 1	BB 0	IBB 0	HBP 0	BLK 0	WP 0	HR 0	S 6	P 6	ERA 0.00	WHIP 1.000						

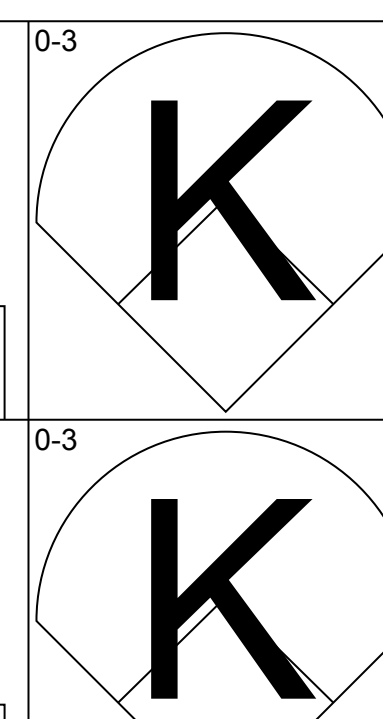
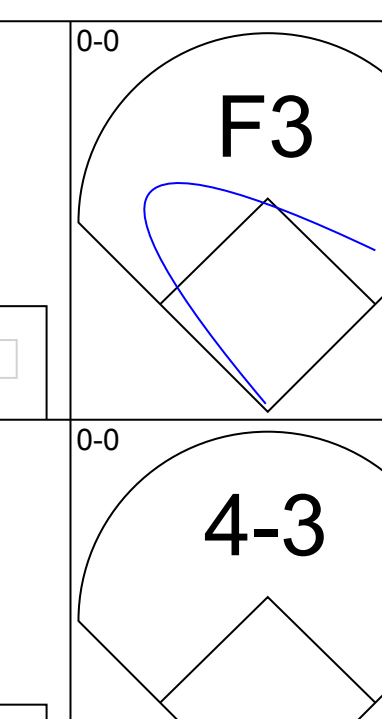
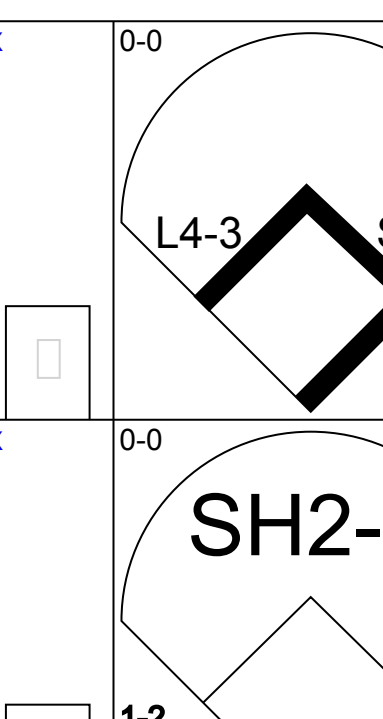
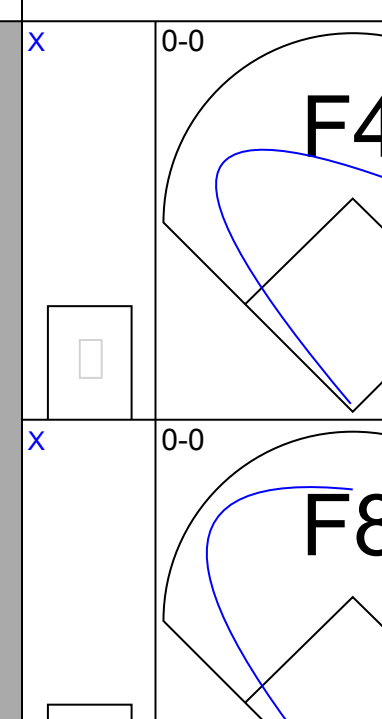
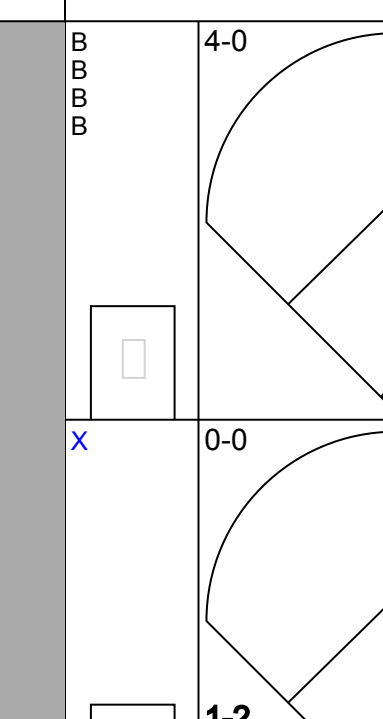
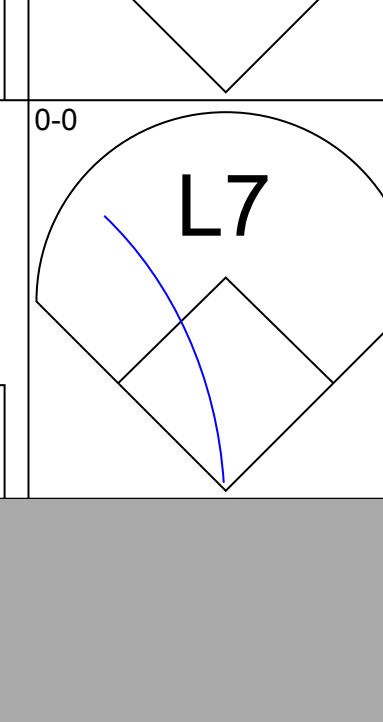

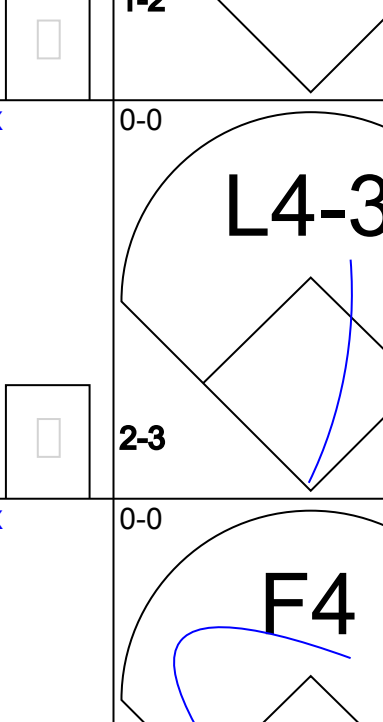
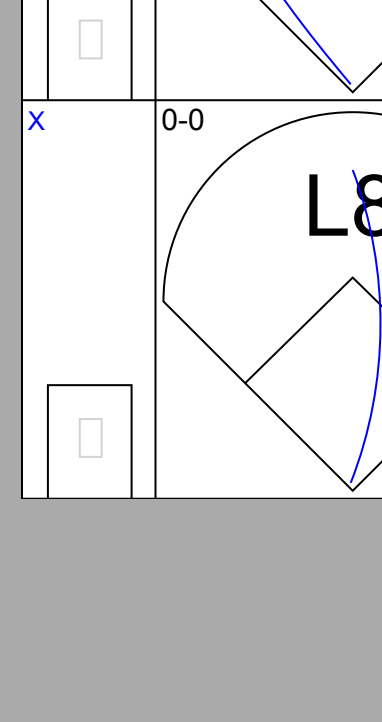
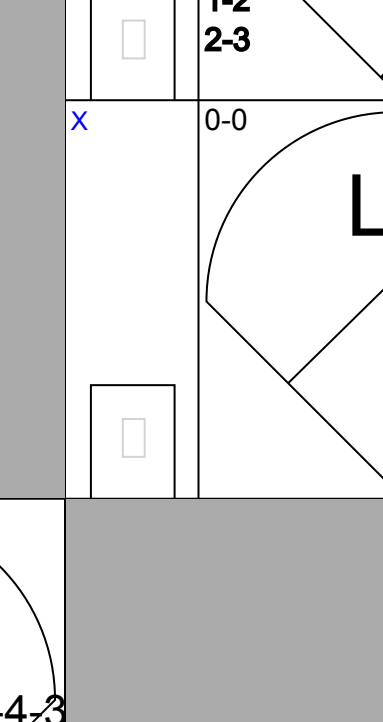



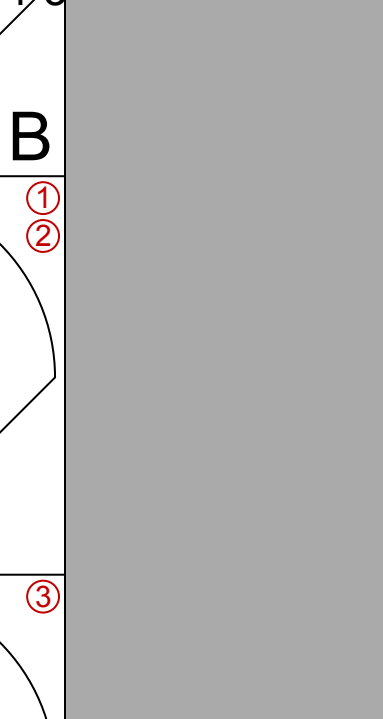
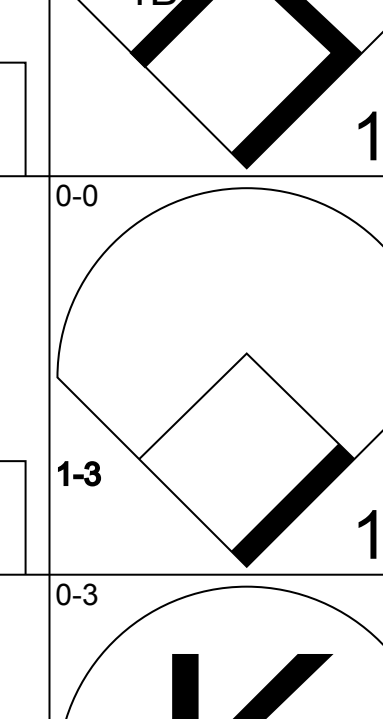
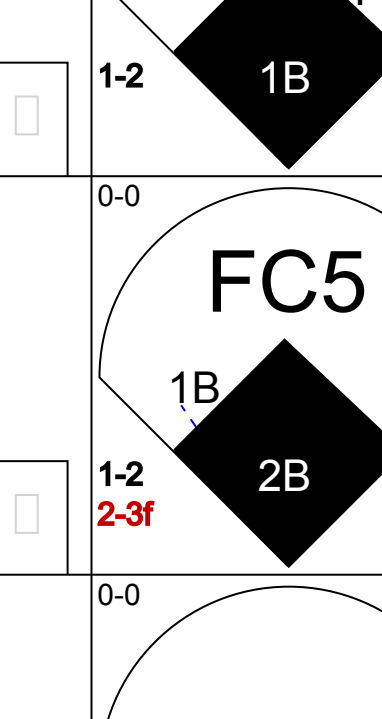

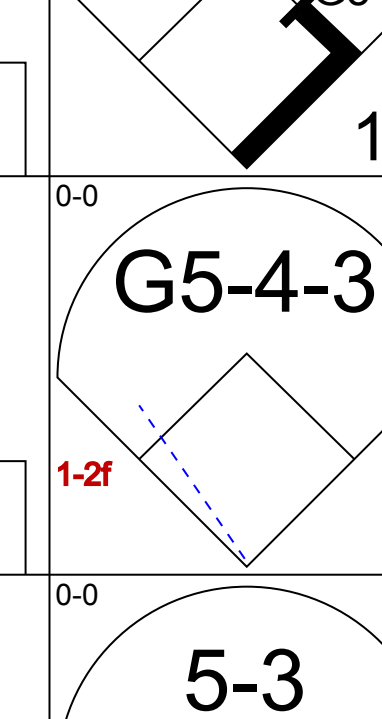
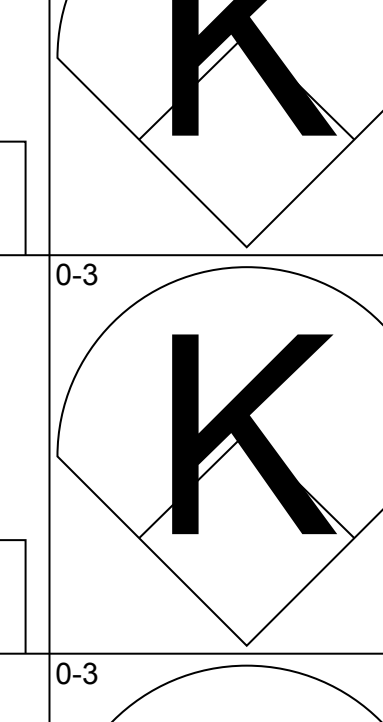
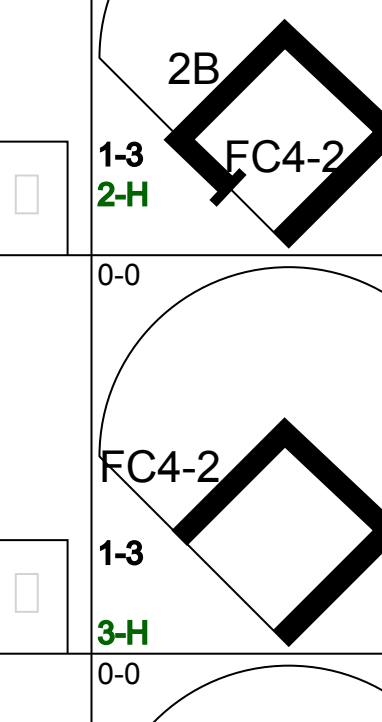
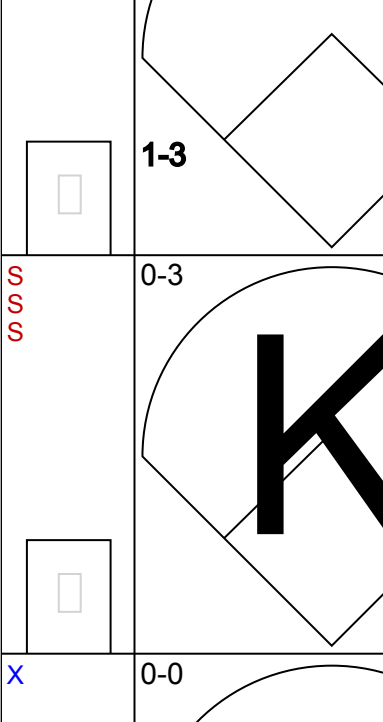
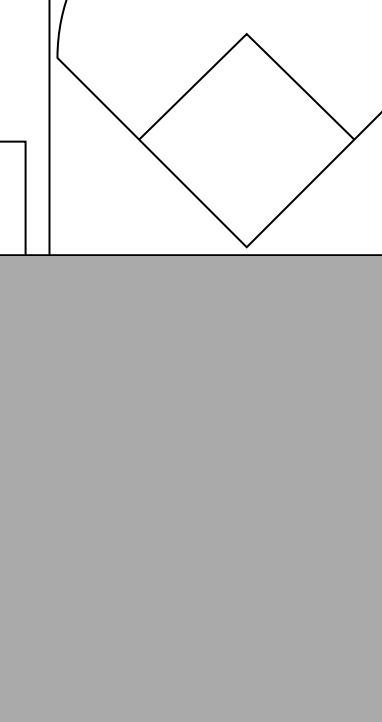

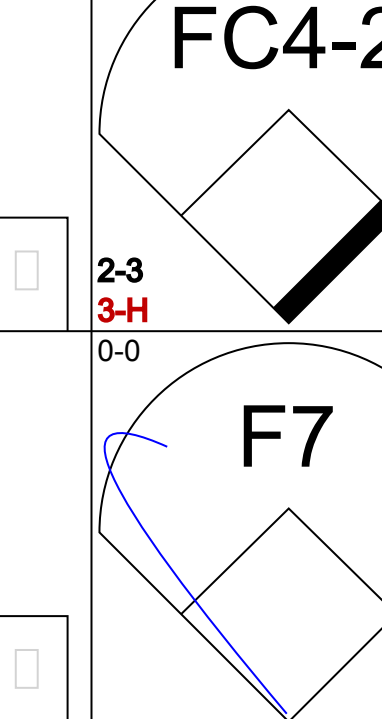
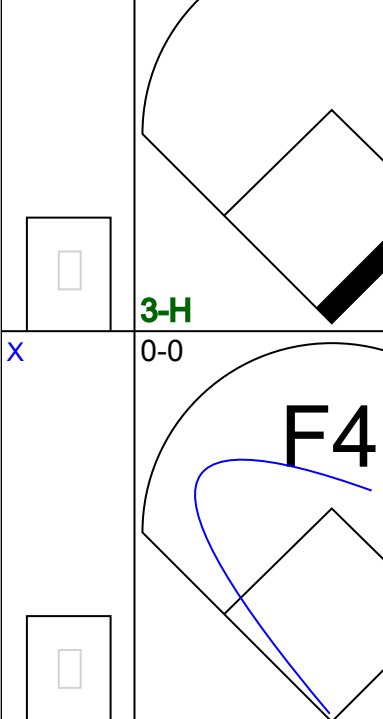

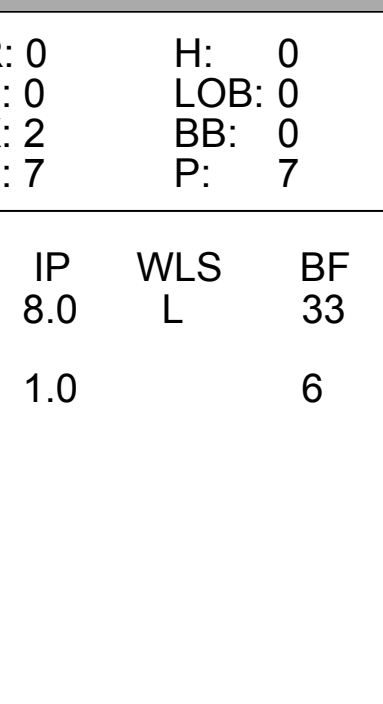
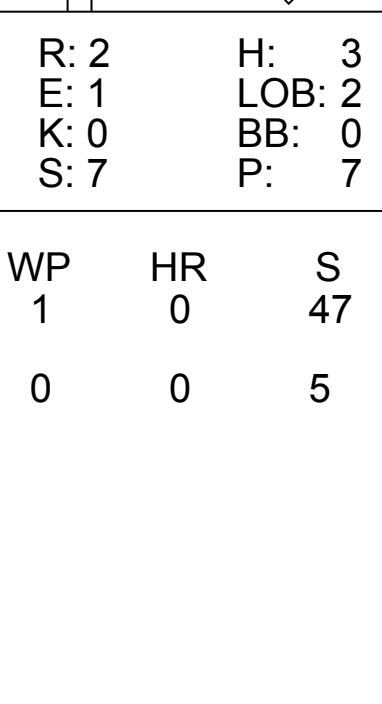
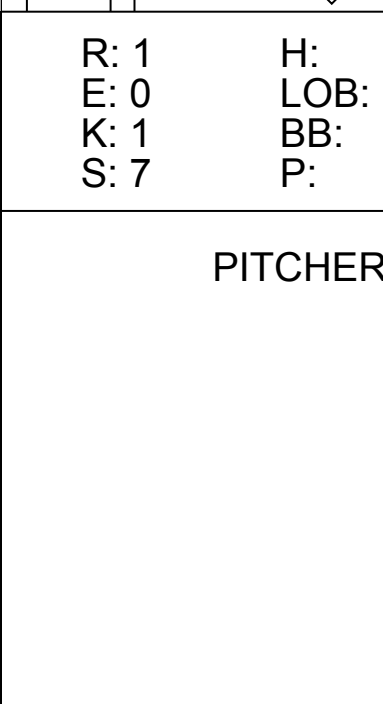
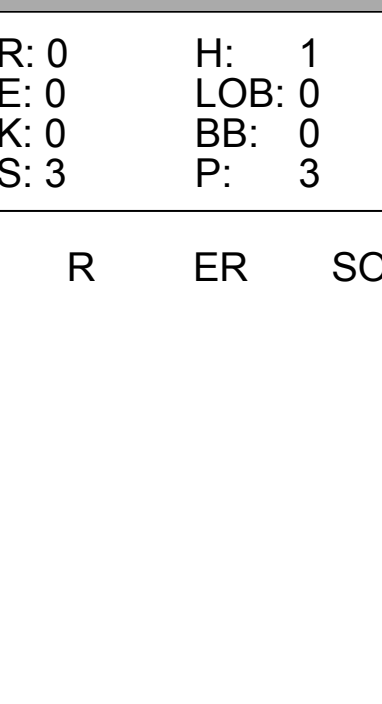
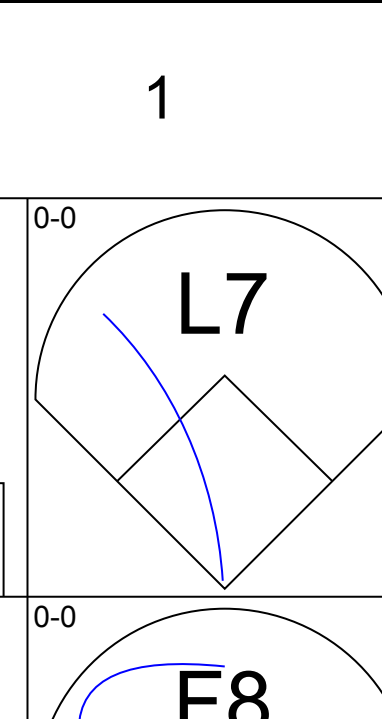

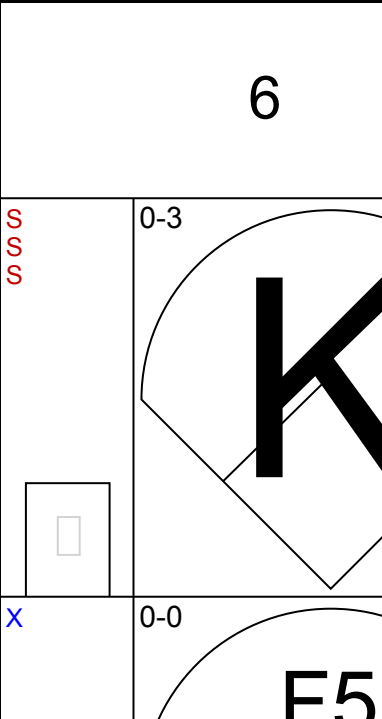
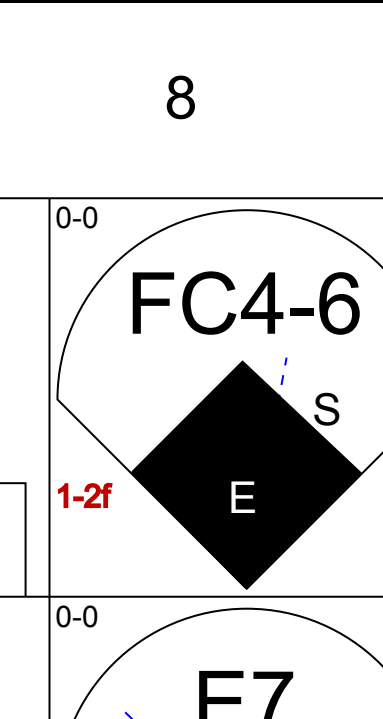
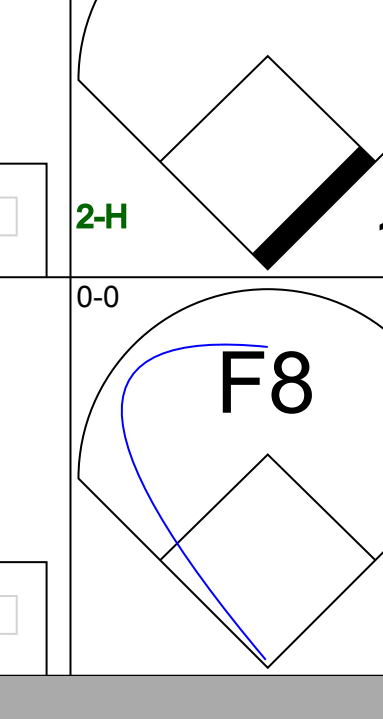
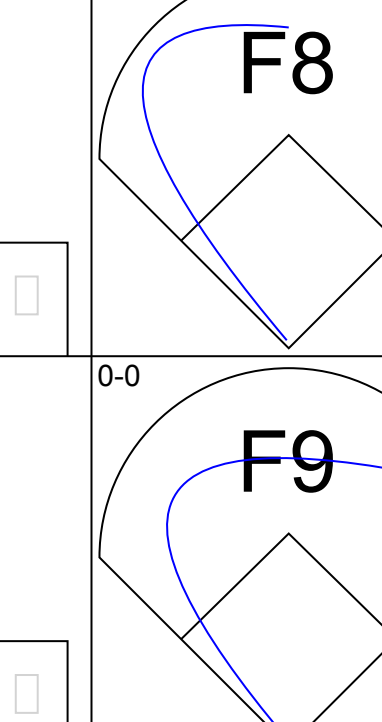
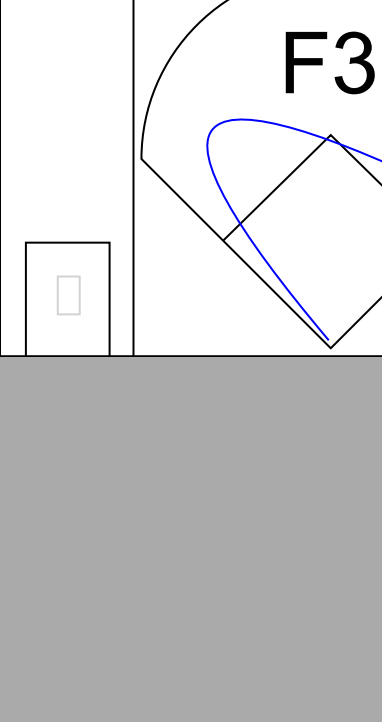

St. Louis Cardinals @ Cincinnati Reds
Crosley Field, Cincinnati, OH
Tue Sep 03 1968, 7:05 PM EDT
Att: 7,446 - Unknown

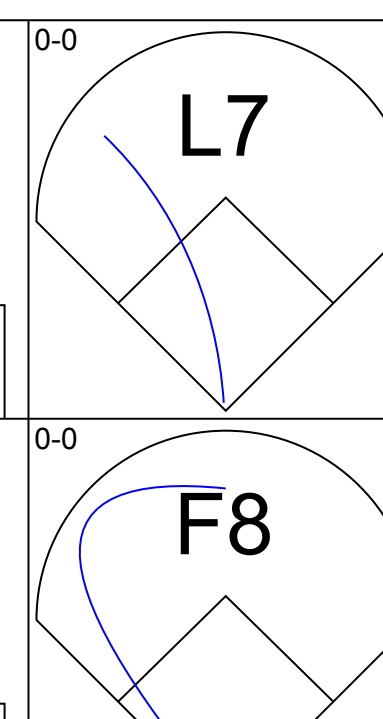
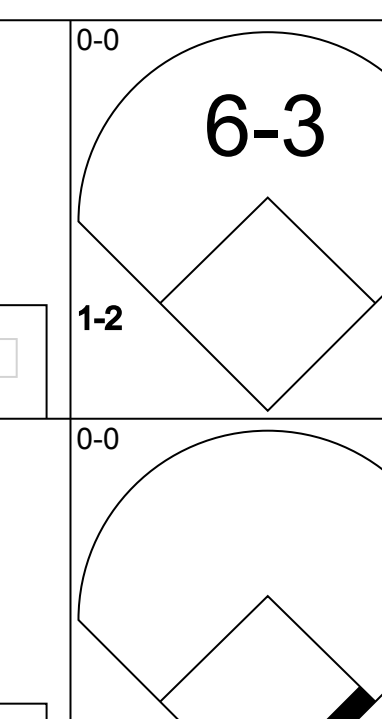
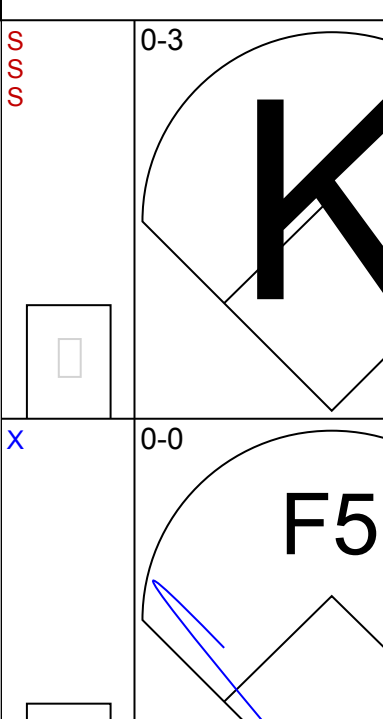
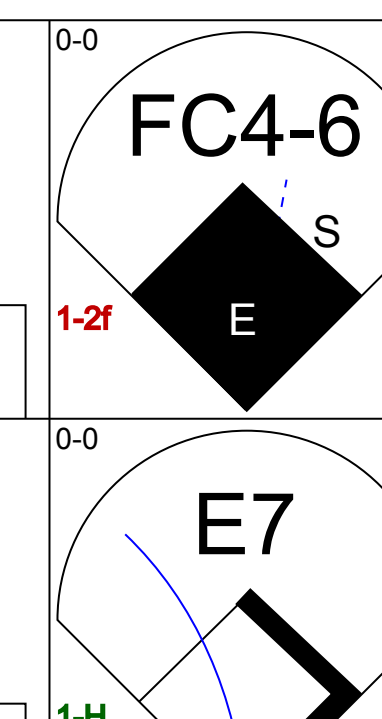
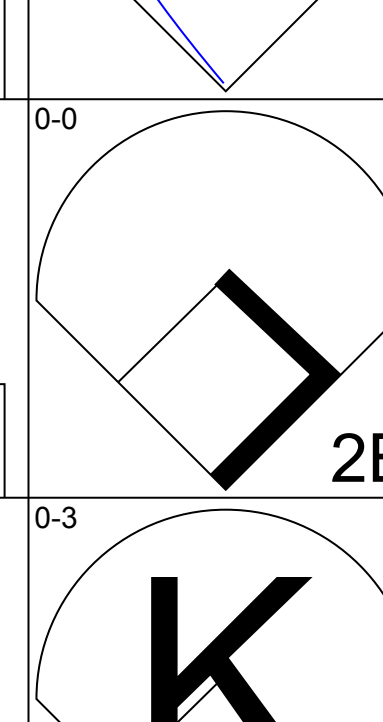
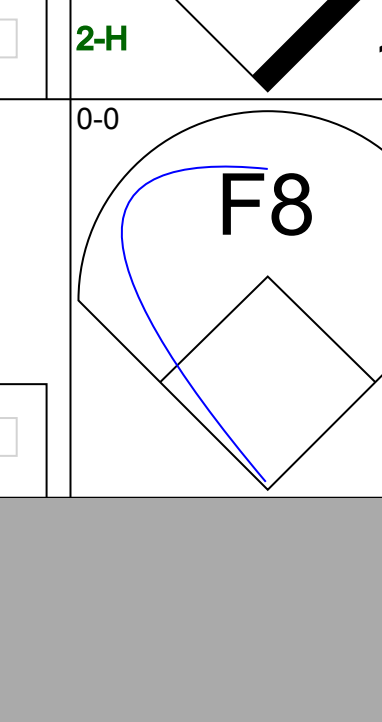
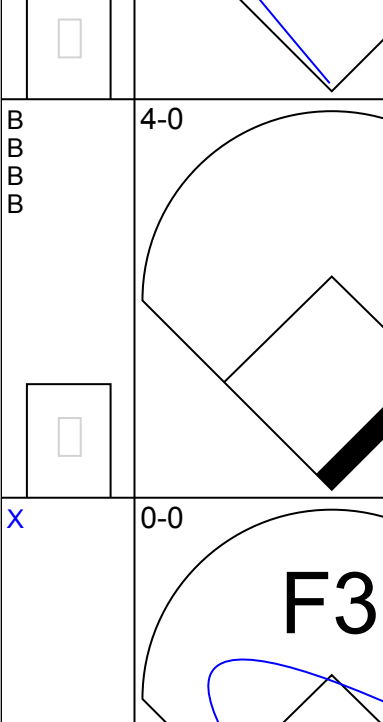
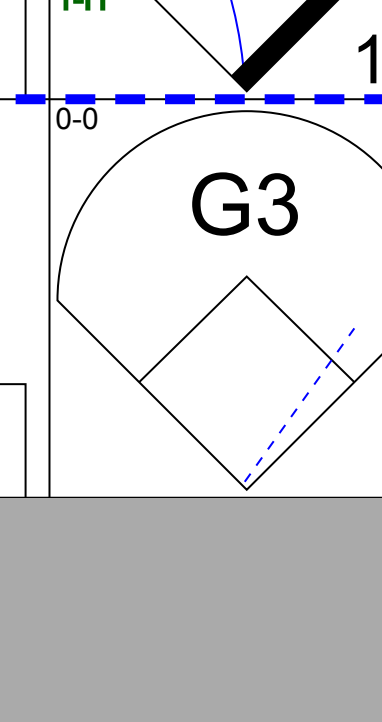





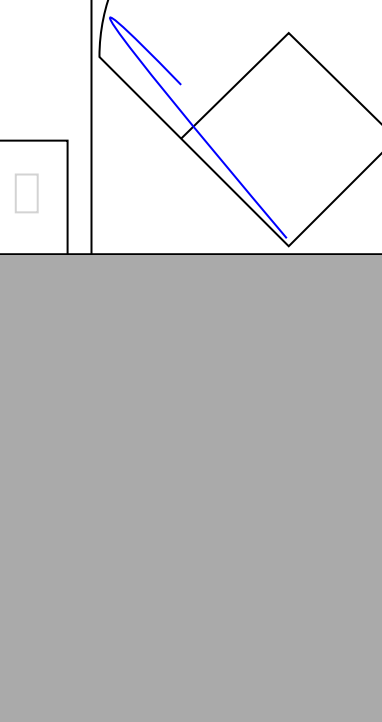


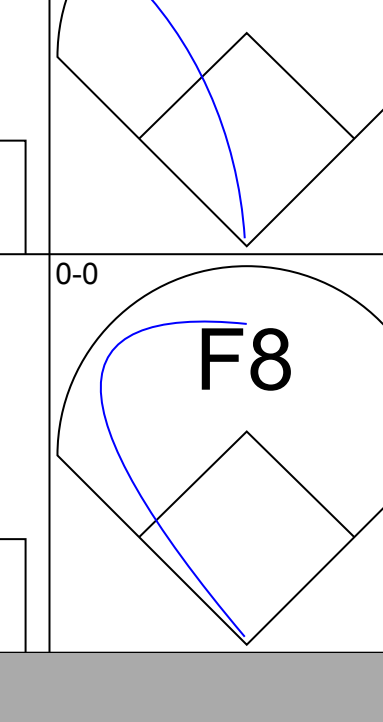
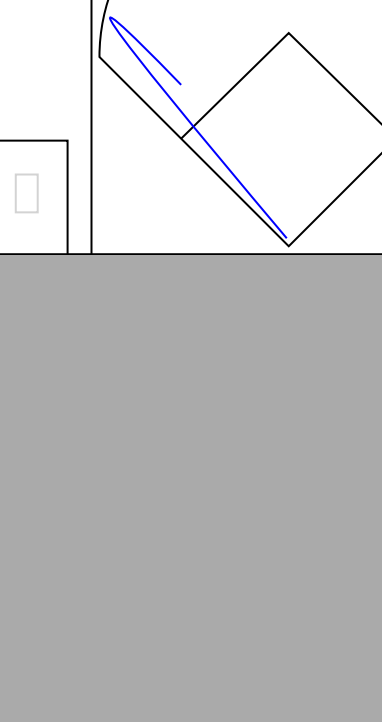
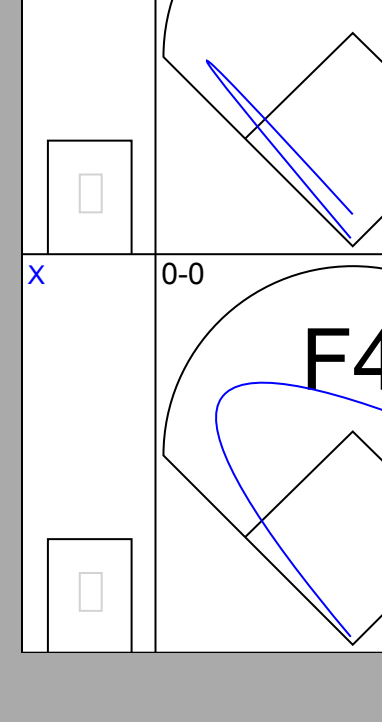
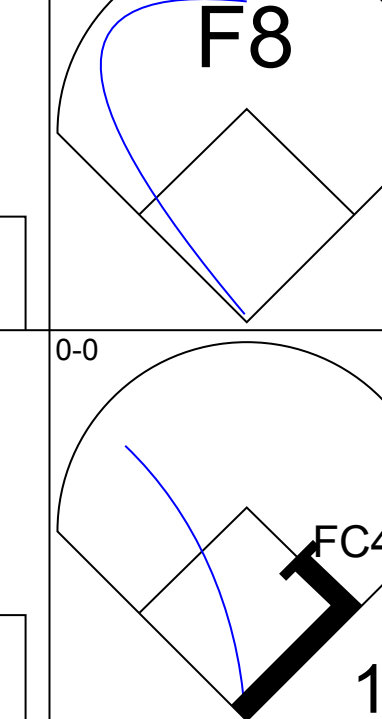



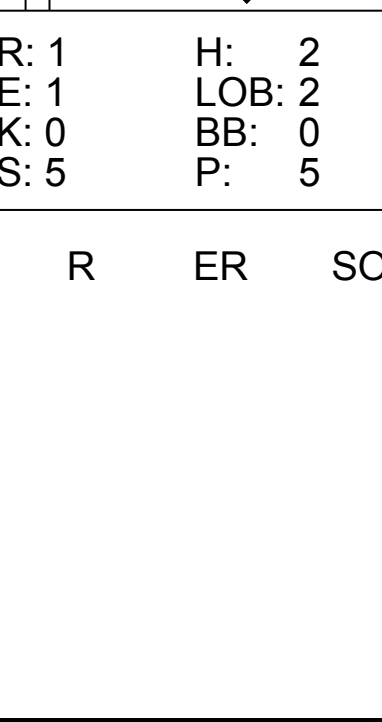
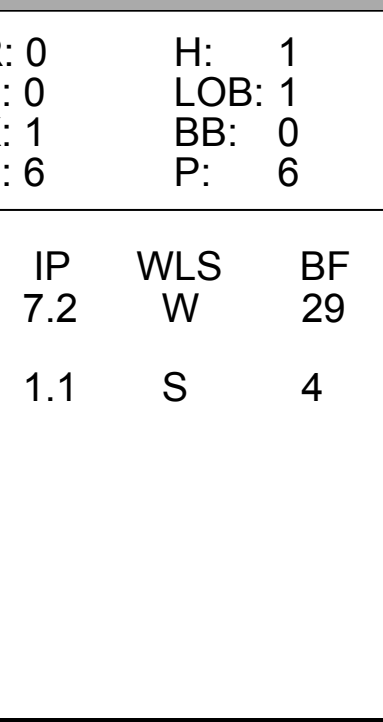
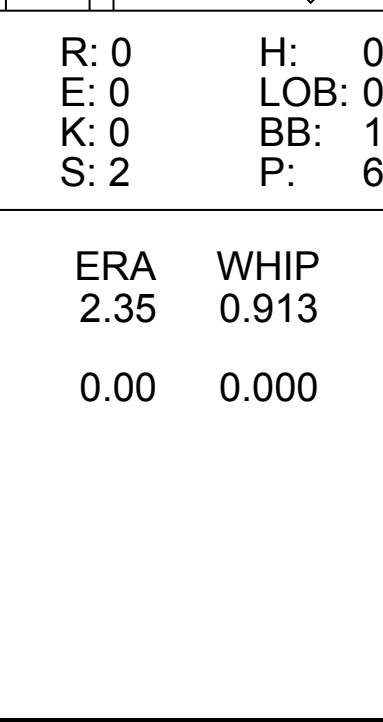
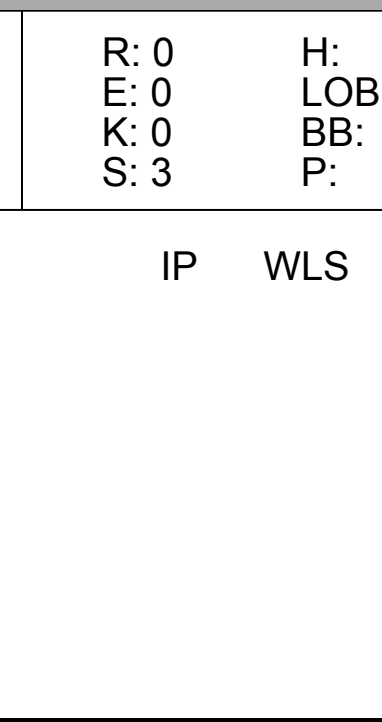
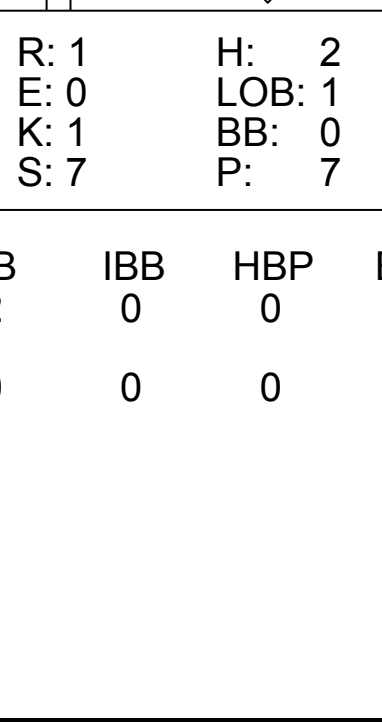
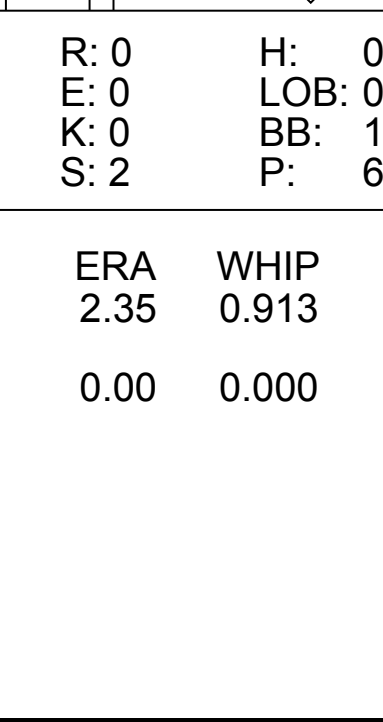
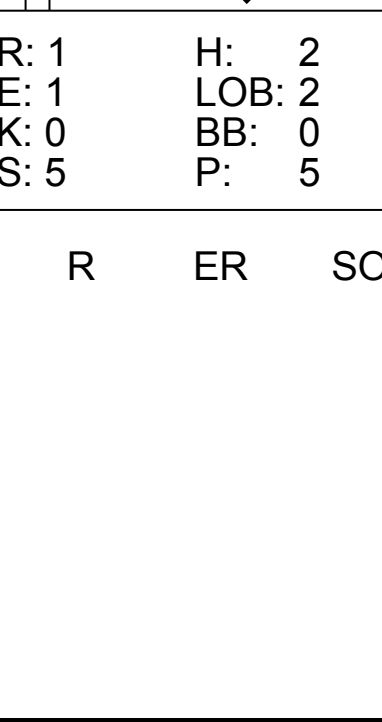
AB 41
R 3
H 11
RBI 3
BB 3
SO 9
LOB 17



Batter	1	2	3	4	5	6	7	8	9	AB	R	H	RBI	BB	SO	LOB	TOP										
Lou Brock, L OBP: 0.329, SLG: 0.420 (1, 7)										4	1	3	0	1	0	0	St. Louis Cardinals @ Cincinnati Reds Crosley Field, Cincinnati, OH Wed Sep 04 1968, 7:05 PM EDT Att: 8,211 - Unknown AB 36 R 3 H 9 RBI 3 BB 2 SO 7 LOB 21 										
Curt Flood, R OBP: 0.333, SLG: 0.363 (1, 8)										5	0	0	0	0	0	5											
Roger Maris, L OBP: 0.320, SLG: 0.390 Larry Jaster, L OBP: 0.167, SLG: 0.220 (7, 1)										4	0	1	1	0	2	3											
Orlando Cepeda, R OBP: 0.309, SLG: 0.377 (1, 3)										4	0	0	0	0	1	4											
Johnny Edwards, L OBP: 0.290, SLG: 0.340 (1, 2)										3	1	1	0	1	0	1											
Mike Shannon, R OBP: 0.321, SLG: 0.423 (1, 5)										4	1	1	0	0	0	1											
Phil Gagliano, R OBP: 0.280, SLG: 0.320 (1, 4)										4	0	1	0	0	1	3											
Dal Maxvill, R OBP: 0.316, SLG: 0.291 (1, 6)										4	0	1	2	0	1	2											
Nelson Briles, R OBP: 0.169, SLG: 0.127 Mel Nelson, R OBP: 0.250, SLG: 0.162 Ron Willis, R OBP: 0.289, SLG: 0.361 Bobby Tolan, L OBP: 0.289, SLG: 0.361 (7, 9)										1	0	0	0	0	1	1											
										1	0	0	0	0	0	1											
										2	0	1	0	0	1	0											
Inning Stats	R: 1 E: 0 K: 0 S: 5	H: 2 LOB: 1 BB: 0 P: 5	R: 0 E: 0 K: 1 S: 6	H: 1 LOB: 0 BB: 0 P: 6	R: 0 E: 0 K: 0 S: 3	H: 0 LOB: 0 BB: 0 P: 3	R: 2 E: 0 K: 0 S: 5	H: 2 LOB: 1 BB: 0 P: 9	R: 0 E: 0 K: 2 S: 8	H: 1 LOB: 1 BB: 0 P: 8	R: 0 E: 0 K: 1 S: 6	H: 1 LOB: 2 BB: 1 P: 10	R: 0 E: 0 K: 0 S: 3	H: 0 LOB: 0 BB: 0 P: 3	R: 0 E: 0 K: 1 S: 6	H: 1 LOB: 1 BB: 0 P: 6	1B: 3 2B: 6 3B: 0 HR: 0	SF: 0 SAC: 0 DP: 0 HBP: 0	WP: 0 PB: 0 SB: 1 CS: 0	PA: 38							
PITCHER	IP	WLS	BF	H	R	ER	SO	BB	IBB	HBP	BLK	WP	HR	S	P	ERA	WHIP										
Jim Maloney, R ERA: 3.99 Clay Carroll, R ERA: 2.99 (7, 1)	6.0	W	28	8	3	3	5	2	0	0	0	0	0	36	44	4.50	1.667										
	3.0	S	10	1	0	0	2	0	0	0	0	0	0	14	14	0.00	0.333										

Batter	1	2	3	4	5	6	7	8	9	AB	R	H	RBI	BB	SO	LOB	BOTTOM										
Pete Rose, S OBP: 0.402, SLG: 0.496 (1, 9)										4	1	3	1	1	0	0	St. Louis Cardinals @ Cincinnati Reds Crosley Field, Cincinnati, OH Wed Sep 04 1968, 7:05 PM EDT Att: 8,211 - Unknown AB 34 R 8 H 12 RBI 8 BB 2 SO 2 LOB 15 										
Alex Johnson, R OBP: 0.352, SLG: 0.407 Jim Beauchamp, R OBP: 0.318, SLG: 0.488 (7, 7)										3	1	1	1	0	0	0											
Vada Pinson, L OBP: 0.314, SLG: 0.395 (1, 8)										4	0	1	0	0	0	4											
Tony Perez, R OBP: 0.337, SLG: 0.434 (1, 5)										3	2	1	0	1	0	1											
Johnny Bench, R OBP: 0.310, SLG: 0.441 (1, 2)										4	2	1	2	0	1	4											
Lee May, R OBP: 0.337, SLG: 0.474 (1, 3)										4	1	3	2	0	0	0											
Tommy Helms, R OBP: 0.304, SLG: 0.356 (1, 4)										4	1	1	0	0	0	3											
Leo Cardenas, R OBP: 0.293, SLG: 0.308 (1, 6)										4	0	1	2	0	1	1											
Jim Maloney, L OBP: 0.283, SLG: 0.397 Clay Carroll, R OBP: 0.217, SLG: 0.162 (7, 1)										2	0	0	0	0	0	1											
										1	0	0	0	0	0	0											
Inning Stats	R: 1 E: 0 K: 0 S: 4	H: 1 LOB: 0 BB: 0 P: 4	R: 3 E: 1 K: 0 S: 7	H: 3 LOB: 2 BB: 1 P: 11	R: 2 E: 1 K: 1 S: 8	H: 3 LOB: 1 BB: 0 P: 8	R: 2 E: 0 K: 0 S: 6	H: 3 LOB: 2 BB: 1 P: 10	R: 0 E: 0 K: 1 S: 6	H: 1 LOB: 1 BB: 0 P: 6	R: 0 E: 0 K: 0 S: 3	H: 0 LOB: 0 BB: 0 P: 3	R: 0 E: 0 K: 0 S: 3	H: 1 LOB: 0 BB: 0 P: 3	R: 0 E: 0 K: 1 S: 6	H: 1 LOB: 0 BB: 0 P: 3	1B: 7 2B: 3 3B: 0 HR: 2	SF: 1 SAC: 1 DP: 1 HBP: 0	WP: 0 PB: 0 SB: 0 CS: 0	PA: 38							
PITCHER	IP	WLS	BF	H	R	ER	SO	BB	IBB	HBP	BLK	WP	HR	S	P	ERA	WHIP										
Nelson Briles, R ERA: 2.64 Mel Nelson, L ERA: 2.91 Ron Willis, R ERA: 3.3 Larry Jaster, L ERA: 3.2 (7, 1)	2.0	L	15	7	6	4	0	0	0	0	0	0	0	10	14	18.00	3.500										
	1.2		9	3	2	2	1	0	1	0	0	0	0	10	14	10.80	1.800										
	2.1		8	1	0	0	1	0	0	0	0	0	0	10	10	0.00	0.429										
	2.0		6	1	0	0	0	0	0	0	0	0	0	6	6	0.00	0.500										

Batter	1	2	3	4	5	6	7	8	9	AB	R	H	RBI	BB	SO	LOB	TOP			
Bobby Bonds, R OBP: 0.356, SLG: 0.409 (1, 8)										4	0	1	0	1	1	0	San Francisco Giants @ St. Louis Cardinals Busch Stadium, St. Louis, MO Fri Sep 06 1968, 7:05 PM CDT Unknown			
Ron Hunt, R OBP: 0.370, SLG: 0.290 (1, 4)										4	0	1	0	0	1	0				
Ty Cline, L OBP: 0.265, SLG: 0.286 (1, 7)										5	0	1	0	0	0	4				
Willie McCovey, L OBP: 0.390, SLG: 0.559 (1, 3)										4	1	2	0	0	0	2				
Jim Ray Hart, R OBP: 0.330, SLG: 0.453 Willie Mays, R OBP: 0.356, SLG: 0.452 (9, 8)										4	2	2	0	0	0	3				
Jesus Alou, R OBP: 0.270, SLG: 0.309 Jim Davenport, R OBP: 0.291, SLG: 0.249 (9, 5)										4	0	1	1	0	1	3				
Jack Hiatt, R OBP: 0.351, SLG: 0.368 (1, 2)										4	0	2	1	0	2	3				
Hal Lanier, R OBP: 0.211, SLG: 0.226 (1, 6)										4	0	1	1	0	1	5				
Bobby Bolin, R OBP: 0.152, SLG: 0.049 Frank Linzy, R (8, 1)										3	0	0	0	0	1	3				
Inning Stats	R: 0 E: 0 K: 2 S: 7	H: 0 LOB: 0 BB: 0 P: 7	R: 0 E: 0 K: 3 S: 11	H: 2 LOB: 2 BB: 0 P: 11	R: 0 E: 0 K: 1 S: 5	H: 0 LOB: 0 BB: 0 P: 5	R: 2 E: 1 K: 0 S: 7	H: 3 LOB: 2 BB: 0 P: 7	R: 0 E: 0 K: 0 S: 4	H: 1 LOB: 1 BB: 0 P: 4	R: 1 E: 0 K: 1 S: 7	H: 2 LOB: 1 BB: 0 P: 7	R: 0 E: 0 K: 0 S: 3	H: 0 LOB: 0 BB: 0 P: 3	R: 0 E: 0 K: 0 S: 3	H: 1 LOB: 3 BB: 1 P: 9		1B: 10 2B: 1 3B: 0 HR: 0	SF: 0 SAC: 2 DP: 1 HBP: 0	WP: 1 PB: 0 SB: 1 CS: 0
PITCHER	IP	WLS	BF	H	R	ER	SO	BB	IBB	HBP	BLK	WP	HR	S	P	ERA	WHIP			
Bob Gibson, R ERA: 1.03 Ron Willis, R ERA: 3.24 (9, 1)	8.0	L	33	9	3	2	7	0	0	0	0	1	0	47	47	2.25	1.125			

Batter	1	2	3	4	5	6	7	8	9	AB	R	H	RBI	BB	SO	LOB	BOTTOM			
Lou Brock, L OBP: 0.326, SLG: 0.417 (1, 7)										4	1	0	0	0	1	2	San Francisco Giants @ St. Louis Cardinals Busch Stadium, St. Louis, MO Fri Sep 06 1968, 7:05 PM CDT Unknown			
Curt Flood, R OBP: 0.334, SLG: 0.364 (1, 8)										4	0	2	2	0	0	0				
Roger Maris, L OBP: 0.322, SLG: 0.393 (1, 9)										3	0	1	0	1	0	3				
Orlando Cepeda, R OBP: 0.307, SLG: 0.374 (1, 3)										4	0	0	0	0	1	2				
Tim McCarver, L OBP: 0.292, SLG: 0.338 (1, 2)										4	0	0	0	0	0	0				
Mike Shannon, R OBP: 0.319, SLG: 0.419 (1, 5)										4	0	0	0	0	0	0				
Julian Javier, R OBP: 0.287, SLG: 0.340 (1, 4)										3	0	0	0	0	0	0				
Dal Maxvill, R OBP: 0.318, SLG: 0.292 (1, 6)										2	1	1	0	1	0	0				
Bob Gibson, R OBP: 0.242, SLG: 0.233 Johnny Edwards, L OBP: 0.293, SLG: 0.343 Ron Davis, R OBP: 0.258, SLG: 0.289 Ron Willis, R (9, 1)										2	0	0	0	0	1	2				
Inning Stats	R: 0 E: 0 K: 1 S: 6	H: 1 LOB: 1 BB: 0 P: 6	R: 0 E: 0 K: 0 S: 3	H: 0 LOB: 0 BB: 0 P: 3	R: 1 E: 0 K: 1 S: 7	H: 2 LOB: 1 BB: 0 P: 7	R: 0 E: 0 K: 0 S: 3	H: 0 LOB: 0 BB: 0 P: 3	R: 0 E: 0 K: 0 S: 2	H: 0 LOB: 1 BB: 1 P: 6	R: 0 E: 0 K: 1 S: 5	H: 0 LOB: 0 BB: 1 P: 9	R: 0 E: 0 K: 0 S: 3	H: 0 LOB: 2 BB: 0 P: 3	R: 0 E: 0 K: 0 S: 3	H: 0 LOB: 0 BB: 0 P: 3		1B: 4 2B: 1 3B: 0 HR: 0	SF: 0 SAC: 0 DP: 1 HBP: 0	WP: 0 PB: 0 SB: 1 CS: 0
PITCHER	IP	WLS	BF	H	R	ER	SO	BB	IBB	HBP	BLK	WP	HR	S	P	ERA	WHIP			
Bobby Bolin, R ERA: 1.91 Frank Linzy, R ERA: 2.44 (8, 1)	7.2	W	29	5	2	2	3	2	0	0	0	0	0	4	4	0.00	0.000			

Batter	1	2	3	4	5	6	7	8	9	AB	R	H	RBI	BB	SO	LOB	TOP					
Bobby Bonds, R OBP: 0.357, SLG: 0.409 (1, 9)										5	2	2	0	0	2	3	San Francisco Giants @ St. Louis Cardinals Busch Stadium, St. Louis, MO Fri Sep 06 1968, 7:05 PM CDT Att: 46,550 - Unknown					
Ron Hunt, R OBP: 0.374, SLG: 0.292 (1, 4)										3	2	2	0	2	0	0						
Willie Mays, R OBP: 0.358, SLG: 0.462 (1, 8)										4	3	3	3	0	0	1						
Willie McCovey, L OBP: 0.388, SLG: 0.555 (1, 3)										5	0	1	1	0	0	4						
Jim Ray Hart, R OBP: 0.330, SLG: 0.454 (1, 5)										4	0	1	2	0	0	2						
Jim Davenport, R OBP: 0.290, SLG: 0.248 (7, 5)										1	0	0	0	0	1	0						
Jesus Alou, R OBP: 0.269, SLG: 0.307 (1, 7)										5	1	1	0	0	0	2						
Jack Hiatt, R OBP: 0.354, SLG: 0.368 (1, 2)										3	0	1	0	1	1	0						
Bob Barton, R OBP: 0.310, SLG: 0.283 (8, 2)										1	0	0	0	0	1	0						
Hal Lanier, R OBP: 0.211, SLG: 0.227 (1, 6)										3	0	1	1	0	0	3						
Juan Marichal, R OBP: 0.186, SLG: 0.193 (1, 1)										4	0	0	0	0	1	5						
Frank Linzy, R (8, 1)										0	0	0	0	0	0	0						
Inning Stats	R: 3 E: 1 K: 0 S: 5	H: 3 LOB: 0 BB: 1 P: 9	R: 0 E: 0 K: 2 S: 8	H: 1 LOB: 0 BB: 0 P: 8	R: 0 E: 0 K: 0 S: 3	H: 0 LOB: 1 BB: 1 P: 7	R: 0 E: 0 K: 0 S: 3	H: 0 LOB: 0 BB: 0 P: 3	R: 1 E: 0 K: 0 S: 5	H: 2 LOB: 1 BB: 0 P: 5	R: 1 E: 1 K: 1 S: 8	H: 2 LOB: 2 BB: 0 P: 8	R: 2 E: 0 K: 1 S: 9	H: 3 LOB: 3 BB: 1 P: 13	R: 1 E: 0 K: 0 S: 4	H: 1 LOB: 0 BB: 0 P: 4	R: 0 E: 0 K: 2 S: 7	H: 0 LOB: 0 BB: 0 P: 7	1B: 10 2B: 1 3B: 0 HR: 1	SF: 2 SAC: 0 DP: 1 HBP: 0	WP: 0 PB: 0 SB: 0 CS: 0	PA: 43
PITCHER	IP WLS BF H R ER SO BB IBB HBP BLK WP HR S P ERA WHIP																					
Steve Carlton, L ERA: 2.88 (1, 1)	5.2 L 27 8 5 3 2 2 0 0 0 0 0 0 29 37 4.76 1.765																					
Ron Willis, R ERA: 3.53 (6, 1)	0.1 3 2 2 2 1 0 0 0 0 0 0 0 5 5 54.00 6.000																					
Joe Hoerner, L ERA: 1.65 (7, 1)	1.0 6 1 0 0 1 0 1 0 0 0 0 0 7 11 0.00 1.000																					
Mel Nelson, L ERA: 2.95 (8, 1)	1.0 4 1 1 1 0 0 0 0 0 0 0 1 4 4 9.00 1.000																					
Wayne Granger, R ERA: 2.23 (9, 1)	1.0 3 0 0 0 2 0 0 0 0 0 0 0 7 7 0.00 0.000																					

Batter	1	2	3	4	5	6	7	8	9	AB	R	H	RBI	BB	SO	LOB	BOTTOM					
Lou Brock, L OBP: 0.324, SLG: 0.413 (1, 7)										5	0	0	0	0	1	1	San Francisco Giants @ St. Louis Cardinals Busch Stadium, St. Louis, MO Fri Sep 06 1968, 7:05 PM CDT Att: 46,550 - Unknown					
Curt Flood, R OBP: 0.333, SLG: 0.363 (1, 8)										5	0	1	0	0	0	3						
Bobby Tolan, L OBP: 0.284, SLG: 0.354 (1, 9)										5	0	0	0	0	2	2						
Johnny Edwards, L OBP: 0.300, SLG: 0.349 (1, 2)										5	1	3	0	0	0	1						
Ron Davis, R OBP: 0.256, SLG: 0.289 (9, PR)										0	0	0	0	0	0	0						
Mike Shannon, R OBP: 0.319, SLG: 0.418 (1, 5)										4	2	1	1	1	0	2						
Orlando Cepeda, R OBP: 0.305, SLG: 0.376 (1, 3)										5	2	3	0	0	1	1						
Julian Javier, R OBP: 0.284, SLG: 0.338 (1, 4)										4	0	0	0	0	0	6						
Dal Maxvill, R OBP: 0.320, SLG: 0.296 (1, 6)										4	2	2	3	0	0	0						
Steve Carlton, L ERA: 2.88 (1, 1)										2	0	0	0	0	0	1						
Ron Willis, R ERA: 3.53 (6, 1)										0	0	0	0	0	0	0						
Joe Hoerner, L ERA: 1.65 (7, 1)										0	0	0	0	0	0	0						
Roger Maris, L ERA: 2.95 (8, 1)										1	0	0	0	0	1	0						
Mel Nelson, R ERA: 2.95 (8, 1)										0	0	0	0	0	0	0						
Tim McCarver, L ERA: 2.23 (9, 1)										1	0	1	2	0	0	0						
Wayne Granger, R ERA: 2.23 (9, 1)										0	0	0	0	0	0	0						
Inning Stats	R: 0 E: 0 K: 1 S: 5	H: 0 LOB: 0 BB: 0 P: 5	R: 4 E: 2 K: 0 S: 8	H: 4 LOB: 1 BB: 0 P: 8	R: 0 E: 0 K: 0 S: 5	H: 2 LOB: 2 BB: 0 P: 5	R: 0 E: 0 K: 0 S: 3	H: 0 LOB: 0 BB: 0 P: 3	R: 0 E: 0 K: 1 S: 5	H: 0 LOB: 0 BB: 0 P: 5	R: 0 E: 0 K: 1 S: 5	H: 0 LOB: 0 BB: 0 P: 5	R: 0 E: 0 K: 2 S: 9	H: 1 LOB: 2 BB: 0 P: 9	R: 3 E: 1 K: 0 S: 7	H: 3 LOB: 2 BB: 1 P: 11	R: 0 E: 0 K: 0 S: 4	H: 1 LOB: 1 BB: 0 P: 4	1B: 10 2B: 1 3B: 0 HR: 0	SF: 0 SAC: 0 DP: 0 HBP: 0	WP: 3 PB: 1 SB: 2 CS: 0	PA: 42
PITCHER	IP WLS BF H R ER SO BB IBB HBP BLK WP HR S P ERA WHIP																					
Juan Marichal, R ERA: 2.42 (1, 1)	7.2 W 37 10 7 5 5 1 0 0 0 0 0 0 46 50 5.87 1.435																					
Frank Linzy, R ERA: 2.4 (8, 1)	1.1 S 5 1 0 0 0 0 0 0 0 0 0 0 5 5 0.00 0.750																					

Batter	1	2	3	4	5	6	7	8	9	10	11	AB	R	H	RBI	BB	SO	LOB	TOP								
Bobby Bonds, R OBP: 0.358, SLG: 0.415 (1, 8)				6-3	F9			K		F9		5	0	1	0	0	1	2									
Bob Schroder, L OBP: 0.261, SLG: 0.250 (1, 4)				4-3		F6		G3			1B	5	0	1	0	0	0	1									
Ty Cline, L OBP: 0.267, SLG: 0.288 (1, 7)						L8				L4	1B	5	1	2	0	0	0	0									
Willie McCovey, L OBP: 0.382, SLG: 0.545 (1, 3)		F8		F9		G3			F7	F6		5	0	0	0	0	0	4									
Jim Ray Hart, R OBP: 0.332, SLG: 0.453 (1, 5)					F4		5-3			F6		5	0	2	0	0	0	2									
Jesus Alou, R OBP: 0.214, SLG: 0.230 Jim Davenport, R OBP: 0.293, SLG: 0.248 Nate Oliver, R OBP: 0.189, SLG: 0.205 (1, 9)					4-3		F9		K			2	0	0	0	0	0	1									
Dick Dietz, R OBP: 0.373, SLG: 0.425 (1, 2)			6-3							F4		4	1	2	1	1	0	0									
Hal Lanier, R OBP: 0.214, SLG: 0.230 Willie Mays, R OBP: 0.360, SLG: 0.460 (1, 6)			4-3							F2		1	0	0	0	0	0	0									
Mike McCormick, L OBP: 0.198, SLG: 0.182 Dave Marshall, L OBP: 0.346, SLG: 0.345 Joe Gibbon, R OBP: 0.189, SLG: 0.205 Frank Linzy, R (7, 1)								6-3		F9		1	0	0	0	0	1	0									
Inning Stats	R: 0 E: 0 K: 0 S: 3	H: 1 LOB: 0 BB: 0 P: 3	R: 0 E: 0 K: 0 S: 3	H: 1 LOB: 0 BB: 0 P: 3	R: 0 E: 0 K: 1 S: 5	H: 0 LOB: 0 BB: 0 P: 5	R: 0 E: 0 K: 0 S: 4	H: 1 LOB: 1 BB: 0 P: 4	R: 1 E: 0 K: 0 S: 6	H: 3 LOB: 2 BB: 0 P: 6	R: 0 E: 0 K: 0 S: 3	H: 0 LOB: 0 BB: 0 P: 3	R: 0 E: 0 K: 1 S: 5	H: 0 LOB: 0 BB: 0 P: 5	R: 1 E: 1 K: 1 S: 8	H: 2 LOB: 3 BB: 1 P: 12	R: 0 E: 0 K: 0 S: 5	H: 2 LOB: 2 BB: 0 P: 5	R: 0 E: 0 K: 0 S: 3	H: 0 LOB: 0 BB: 0 P: 3	1B: 9 2B: 0 3B: 1 HR: 0	SF: 0 SAC: 0 DP: 1 HBP: 0	WP: 0 PB: 0 SB: 0 CS: 1	PA: 44			
PITCHER	IP ERA WHIP	WLS 2.58	BF 36	H 8	R 2	ER 1	SO 3	BB 0	IBB 0	HBP 0	BLK 0	WP 0	HR 0	S 40	P 48	ERA 1.00	WHIP 1.000										
Nelson Bries, R ERA: 2.58 Joe Hoerner, L ERA: 1.58 (1, 1)	2.0	W	8	2	0	0	0	0	0	0	0	0	0	8	8	0.00	1.000										

San Francisco Giants @ St. Louis Cardinals
 Busch Stadium, St. Louis, MO
 Sun Sep 08 1968, 3:33 AM CDT
 Att: 32,926 - Unknown

AB	42
R	2
H	10
RBI	2
BB	2
SO	3
LOB	16



Batter	1	2	3	4	5	6	7	8	9	10	11	AB	R	H	RBI	BB	SO	LOB	BOTTOM								
Lou Brock, L OBP: 0.323, SLG: 0.413 (1, 7)			2-3		L7		FC4-6		F8			6	0	3	0	0	0	2									
Julian Javier, R OBP: 0.299, SLG: 0.338 Johnny Edwards, L OBP: 0.293, SLG: 0.343 Joe Hoerner, R (1, 4)			2-3		E				SF7			2	0	1	0	2	0	1									
Phil Gagliano, R OBP: 0.287, SLG: 0.325 (10, 1)			1-3		BB							0	0	0	0	1	0	0									
Curt Flood, R OBP: 0.333, SLG: 0.361 (1, 8)			L7									5	0	1	0	0	1	6									
Orlando Cepeda, R OBP: 0.308, SLG: 0.378 (1, 3)												5	1	1	1	0	0	8									
Mike Shannon, R OBP: 0.318, SLG: 0.416 (1, 5)					F8		4-3					5	0	1	0	0	0	5									
Tim McCarver, L OBP: 0.293, SLG: 0.338 (1, 2)		4-3			E5		4-3		SH1-4			4	0	1	0	0	0	0									
Ron Davis, R OBP: 0.289, SLG: 0.289 Bobby Tolan, L OBP: 0.290, SLG: 0.349 (1, 9)												3	0	1	0	0	0	0									
Dal Maxvill, R OBP: 0.318, SLG: 0.294 (1, 6)					L3							5	1	1	0	0	1	3									
Nelson Bries, R OBP: 0.175, SLG: 0.135 Roger Maris, L OBP: 0.322, SLG: 0.392 Bob Gibson, R OBP: 0.242, SLG: 0.233 Dick Schofield, S OBP: 0.299, SLG: 0.322 (1, 1)												3	0	1	0	0	1	0									
Inning Stats	R: 0 E: 0 K: 0 S: 5	H: 2 LOB: 2 BB: 0 P: 5	R: 0 E: 0 K: 0 S: 3	H: 0 LOB: 0 BB: 0 P: 3	R: 0 E: 0 K: 0 S: 4	H: 1 LOB: 1 BB: 0 P: 4	R: 1 E: 1 K: 0 S: 5	H: 3 LOB: 1 BB: 0 P: 5	R: 0 E: 0 K: 1 S: 7	H: 1 LOB: 2 BB: 1 P: 11	R: 0 E: 0 K: 0 S: 3	H: 0 LOB: 0 BB: 0 P: 3	R: 0 E: 0 K: 1 S: 6	H: 1 LOB: 1 BB: 0 P: 6	R: 1 E: 2 K: 0 S: 5	H: 0 LOB: 2 BB: 0 P: 5	R: 0 E: 0 K: 0 S: 3	H: 0 LOB: 0 BB: 0 P: 3	R: 1 E: 0 K: 1 S: 6	H: 3 LOB: 2 BB: 0 P: 6	1B: 10 2B: 2 3B: 0 HR: 1	SF: 1 SAC: 1 DP: 1 HBP: 0	WP: 0 PB: 0 SB: 3 CS: 0	PA: 47			
PITCHER	IP ERA WHIP	WLS 2.1	BF 12	H 6	R 2	ER 0	SO 1	BB 2	IBB 0	HBP 0	BLK 0	WP 0	HR 0	S 40	P 20	ERA 0.00	WHIP 1.714										
Mike McCormick, L ERA: 3.63 Joe Gibbon, L ERA: 1.46 Frank Linzy, R ERA: 2.4 (5, 1)	4.0	L	18	4	2	1	3	0	0	0	0	0	0	24	24	2.25	1.000										

San Francisco Giants @ St. Louis Cardinals
 Busch Stadium, St. Louis, MO
 Sun Sep 08 1968, 3:33 AM CDT
 Att: 32,926 - Unknown

AB	43
R	3
H	12
RBI	3
BB	2
SO	4
LOB	27



Batter	1	2	3	4	5	6	7	8	9	AB	R	H	RBI	BB	SO	LOB	TOP		
Wes Parker, S OBP: 0.303, SLG: 0.316 (1, 7)	F2	HR	F7			1B		3-1		5	1	2	2	0	0	1			
Willie Davis, L OBP: 0.291, SLG: 0.367 Jim Fairley, L OBP: 0.226, SLG: 0.272 (1, 8) (6, 8)	G3	HR				K		K		3	1	0	0	1	1	1			
Bill Sudakis, S OBP: 0.419, SLG: 0.741 (1, 5)	K	HR				F7		4-3		5	1	1	4	0	1	0			
Ken Boyer, R OBP: 0.313, SLG: 0.396 Ron Fairly, L OBP: 0.294, SLG: 0.294 (1, 3) (2, 9)		2B				K		2B		2	1	1	0	0	0	0			
Jim Lefebvre, S OBP: 0.301, SLG: 0.343 Bart Shirley, R OBP: 0.270, SLG: 0.196 (1, 4) (9, 4)		1B				P4		2B		5	1	3	1	0	0	0			
Ted Savage, R OBP: 0.252, SLG: 0.311 Willie Crawford, L OBP: 0.333, SLG: 0.350 (1, 9) (2, 7)						P6		K		2	0	0	0	0	0	3			
Tom Haller, L OBP: 0.346, SLG: 0.391 (1, 2)		1B				6-3		F8		3	2	1	1	0	0	1			
Paul Popovich, S OBP: 0.267, SLG: 0.259 (1, 6)		2B				F3		P5-3		4	1	2	2	0	0	0			
Don Sutton, R OBP: 0.236, SLG: 0.216 (1, 1)		HR				F9		F8		3	1	1	0	0	0	0			
Inning Stats	R: 0 E: 0 K: 1 S: 5	H: 0 LOB: 0 BB: 0 P: 5	R: 8 E: 0 K: 0 S: 10	H: 7 LOB: 1 BB: 1 P: 15	R: 1 E: 0 K: 0 S: 4	H: 1 LOB: 0 BB: 0 P: 4	R: 0 E: 0 K: 1 S: 5	H: 0 LOB: 0 BB: 0 P: 5	R: 0 E: 0 K: 1 S: 6	H: 1 LOB: 1 BB: 0 P: 6	R: 1 E: 0 K: 1 S: 7	H: 2 LOB: 1 BB: 0 P: 7	R: 0 E: 0 K: 1 S: 6	H: 1 LOB: 0 BB: 0 P: 6	R: 0 E: 0 K: 0 S: 3	H: 0 LOB: 0 BB: 0 P: 3	1B: 7 2B: 3 3B: 0 HR: 2	SF: 0 SAC: 1 DP: 0 HBP: 1	WP: 0 PA: 41 PB: 0 SB: 0 CS: 0
PITCHER	IP	WLS	BF	H	R	ER	SO	BB	IBB	HBP	BLK	WP	HR	S	P	ERA	WHIP		
Larry Jaster, L ERA: 3.55 (1, 1)	1.1	L	10	5	6	6	1	0	0	1	0	0	0	11	12	40.50	3.750		
Dick Hughes, R ERA: 3.41 (2, 1)	3.2		15	3	3	3	1	0	1	0	0	0	2	16	20	7.36	0.818		
Mel Nelson, L ERA: 2.77 (6, 1)	4.0		16	4	1	1	3	0	0	0	0	0	0	22	22	2.25	1.000		

Los Angeles Dodgers @ St. Louis Cardinals
 Busch Stadium, St. Louis, MO
 Mon Sep 09 1968, 7:05 PM CDT
 Att: 13,508 - Unknown

AB 38
 R 10
 H 12
 RBI 10
 BB 1
 SO 5
 LOB 8



Batter	1	2	3	4	5	6	7	8	9	AB	R	H	RBI	BB	SO	LOB	BOTTOM				
Lou Brock, L OBP: 0.323, SLG: 0.412 (1, 7)	4-3		G3			K		F9		4	0	1	0	0	1	1					
Curt Flood, R OBP: 0.333, SLG: 0.361 Ron Davis, R OBP: 0.257, SLG: 0.286 (1, 8) (3, 8)	P6-3		F8			K		F7		1	0	0	0	0	0	1					
Roger Maris, L OBP: 0.320, SLG: 0.389 Bobby Tolan, L OBP: 0.282, SLG: 0.351 (1, 9) (5, 9)	4-3		4-3			S		L5		2	0	0	0	0	0	1					
Johnny Edwards, L OBP: 0.292, SLG: 0.338 (1, 2)	4-3					F7		F8		3	0	0	0	1	0	2					
Orlando Cepeda, R OBP: 0.306, SLG: 0.375 (1, 3)		P6-3				FC5-4		P6-3		4	0	0	0	0	1	2					
Mike Shannon, R OBP: 0.318, SLG: 0.415 (1, 5)		1B				K		4-3		4	0	1	0	0	1	1					
Julian Javier, R OBP: 0.288, SLG: 0.340 (1, 4)		F3				P3		F7		4	1	1	0	0	0	2					
Dal Maxvill, R OBP: 0.319, SLG: 0.296 Dick Schofield, S OBP: 0.302, SLG: 0.325 (1, 6) (4, 6)						K		4-3		1	0	1	0	0	0	0					
Larry Jaster, L OBP: 0.167, SLG: 0.220 Dick Hughes, R (1, 1) (2, 1)		1B				5-3		4-3		0	0	0	0	0	0	0					
Dave Ricketts, S OBP: 0.105, SLG: 0.105 Mel Nelson, R OBP: 0.231, SLG: 0.167 (5, PH) (6, 1)		K						1-2		1	0	0	0	0	0	0					
Inning Stats	R: 0 E: 0 K: 0 S: 4	H: 1 LOB: 1 BB: 0 P: 4	R: 0 E: 0 K: 1 S: 7	H: 2 LOB: 2 BB: 0 P: 7	R: 0 E: 0 K: 1 S: 3	H: 0 LOB: 0 BB: 0 P: 3	R: 0 E: 0 K: 2 S: 5	H: 0 LOB: 1 BB: 1 P: 9	R: 0 E: 0 K: 2 S: 7	H: 0 LOB: 0 BB: 0 P: 7	R: 0 E: 0 K: 2 S: 8	H: 1 LOB: 1 BB: 0 P: 8	R: 1 E: 0 K: 0 S: 5	H: 2 LOB: 1 BB: 0 P: 5	R: 0 E: 0 K: 0 S: 3	H: 0 LOB: 0 BB: 0 P: 3	R: 0 E: 0 K: 0 S: 3	H: 0 LOB: 0 BB: 0 P: 3	1B: 5 2B: 1 3B: 0 HR: 0	SF: 0 SAC: 0 DP: 0 HBP: 0	WP: 0 PA: 34 PB: 0 SB: 2 CS: 0
PITCHER	IP	WLS	BF	H	R	ER	SO	BB	IBB	HBP	BLK	WP	HR	S	P	ERA	WHIP				
Don Sutton, R ERA: 2.78 (1, 1)	9.0	W	34	6	1	1	6	1	0	0	0	0	0	45	49	1.00	0.778				

Los Angeles Dodgers @ St. Louis Cardinals
 Busch Stadium, St. Louis, MO
 Mon Sep 09 1968, 7:05 PM CDT
 Att: 13,508 - Unknown

AB 33
 R 1
 H 6
 RBI 1
 BB 1
 SO 6
 LOB 13



Batter	1	2	3	4	5	6	7	8	9	AB	R	H	RBI	BB	SO	LOB	TOP							
Wes Parker, S OBP: 0.299, SLG: 0.312 (1, 7)										5	0	0	0	0	1	4								
Willie Davis, L OBP: 0.292, SLG: 0.367 (1, 8)										5	1	2	1	0	0	2								
Bill Sudakis, S OBP: 0.444, SLG: 0.710 (1, 5)										4	1	2	0	1	1	2								
Ken Boyer, R OBP: 0.309, SLG: 0.392 Willie Crawford, L OBP: 0.331, SLG: 0.347 (1, 3) (6, 7)										2	0	0	1	0	0	2								
Jim Lefebvre, S OBP: 0.304, SLG: 0.348 (1, 4)										2	0	1	1	1	1	0								
Ted Savage, R OBP: 0.246, SLG: 0.303 Ron Fairly, L OBP: 0.293, SLG: 0.293 (1, 9) (6, 9)										3	0	0	0	0	0	3								
Tom Haller, L OBP: 0.345, SLG: 0.389 (1, 2)										4	0	1	0	0	0	2								
Paul Popovich, S OBP: 0.265, SLG: 0.256 (1, 6)										4	0	0	0	0	0	2								
Bill Singer, R OBP: 0.197, SLG: 0.236 (1, 1)										3	1	2	0	0	0	0								
Inning Stats	R: 0 E: 0 K: 1 S: 6	H: 1 LOB: 1 BB: 0 P: 6	R: 0 E: 0 K: 0 S: 4	H: 1 LOB: 1 BB: 0 P: 4	R: 2 E: 2 K: 0 S: 6	H: 3 LOB: 2 BB: 1 P: 10	R: 0 E: 0 K: 0 S: 5	H: 2 LOB: 2 BB: 0 P: 5	R: 1 E: 0 K: 0 S: 3	H: 0 LOB: 0 BB: 1 P: 7	R: 0 E: 0 K: 0 S: 3	H: 0 LOB: 0 BB: 0 P: 3	R: 0 E: 0 K: 0 S: 3	H: 0 LOB: 0 BB: 0 P: 3	R: 0 E: 1 K: 1 S: 6	H: 0 LOB: 1 BB: 0 P: 6	R: 0 E: 0 K: 1 S: 6	H: 1 LOB: 2 BB: 0 P: 7	1B: 6 2B: 2 3B: 0 HR: 0	SF: 2 SAC: 0 DP: 0 HBP: 1	WP: 1 PB: 0 SB: 0 CS: 0	PA: 39		
PITCHER	IP	WLS	BF	H	R	ER	SO	BB	IBB	HBP	BLK	WP	HR	S	P	ERA	WHIP							
Steve Carlton, L ERA: 2.87 Wayne Granger, R ERA: 2.13 (1, 1) (8, 1)	7.0	L	30	7	3	2	1	2	0	0	0	1	0	30	38	2.57	1.286							

Los Angeles Dodgers @ St. Louis Cardinals
 Busch Stadium, St. Louis, MO
 Tue Sep 10 1968, 7:05 PM CDT
 Att: 14,860 - Unknown

AB	34
R	3
H	8
RBI	3
BB	2
SO	3
LOB	17



Batter	1	2	3	4	5	6	7	8	9	AB	R	H	RBI	BB	SO	LOB	BOTTOM							
Lou Brock, L OBP: 0.320, SLG: 0.409 (1, 7)										5	0	0	0	0	0	2								
Curt Flood, R OBP: 0.332, SLG: 0.359 (1, 8)										5	0	1	0	0	1	2								
Roger Maris, L OBP: 0.319, SLG: 0.387 (1, 9)										4	0	1	0	0	1	1								
Orlando Cepeda, R OBP: 0.304, SLG: 0.372 (1, 3)										4	0	0	0	0	1	2								
Tim McCarver, L OBP: 0.299, SLG: 0.347 (1, 2)										4	0	4	0	0	0	0								
Mike Shannon, R OBP: 0.316, SLG: 0.411 (1, 5)										4	0	0	0	0	3	4								
Julian Javier, R OBP: 0.289, SLG: 0.341 (1, 4)										4	0	2	0	0	0	2								
Dal Maxvill, R OBP: 0.323, SLG: 0.297 (1, 6)										2	0	1	0	2	0	2								
Steve Carlton, L OBP: 0.164, SLG: 0.284 Bobby Tolan, L OBP: 0.281, SLG: 0.349 Wayne Granger, R OBP: 0.200, SLG: 0.200 Johnny Edwards, L OBP: 0.291, SLG: 0.336 (1, 1) (7, PH) (8, 1) (8, PH)										2	0	0	0	0	0	4								
Inning Stats	R: 0 E: 0 K: 0 S: 4	H: 1 LOB: 2 BB: 1 P: 8	R: 0 E: 0 K: 0 S: 4	H: 1 LOB: 1 BB: 0 P: 6	R: 0 E: 0 K: 1 S: 6	H: 1 LOB: 2 BB: 1 P: 10	R: 0 E: 0 K: 1 S: 5	H: 0 LOB: 0 BB: 0 P: 5	R: 0 E: 0 K: 1 S: 7	H: 2 LOB: 2 BB: 0 P: 7	R: 0 E: 0 K: 0 S: 3	H: 0 LOB: 0 BB: 0 P: 3	R: 0 E: 0 K: 2 S: 8	H: 1 LOB: 1 BB: 0 P: 8	R: 0 E: 0 K: 1 S: 7	H: 2 LOB: 2 BB: 0 P: 7	1B: 8 2B: 1 3B: 0 HR: 0	SF: 0 SAC: 0 DP: 0 HBP: 0	WP: 0 PB: 0 SB: 0 CS: 0	PA: 38				
PITCHER	IP	WLS	BF	H	R	ER	SO	BB	IBB	HBP	BLK	WP	HR	S	P	ERA	WHIP							
Bill Singer, R ERA: 2.81 (1, 1)	9.0	W	38	9	0	0	7	2	0	0	0	0	0	50	58	0.00	1.222							

Los Angeles Dodgers @ St. Louis Cardinals
 Busch Stadium, St. Louis, MO
 Tue Sep 10 1968, 7:05 PM CDT
 Att: 14,860 - Unknown

AB	36
R	0
H	9
RBI	0
BB	2
SO	7
LOB	21



Batter	1	2	3	4	5	6	7	8	9	AB	R	H	RBI	BB	SO	LOB	TOP					
Willie Crawford, L (1,7) OBP: 0.333, SLG: 0.367										4	2	1	1	0	0	0	Los Angeles Dodgers @ St. Louis Cardinals Busch Stadium, St. Louis, MO Wed Sep 11 1968, 7:05 PM CDT Att: 18,835 - Unknown livebaseballscorecards.com					
Willie Davis, L (1,8) OBP: 0.294, SLG: 0.369										5	2	3	0	0	0	0						
Tom Haller, L (1,2) OBP: 0.346, SLG: 0.389										5	0	2	1	0	1	1						
Ron Fairly, L (1,3) OBP: 0.296, SLG: 0.299										5	0	3	1	0	1	1						
Len Gabrielson, L (1,9) OBP: 0.325, SLG: 0.419										5	0	1	0	0	1	6						
Jim Lefebvre, S (1,4) OBP: 0.307, SLG: 0.347										3	0	1	0	1	1	1						
Bill Sudakis, S (1,5) OBP: 0.425, SLG: 0.647										3	0	0	0	1	0	3						
Paul Popovich, S (1,6) OBP: 0.262, SLG: 0.253										4	0	0	0	0	0	4						
Mike Kekich, R (1,1) OBP: 0.105, SLG: 0.081										1	0	0	0	0	1	1						
Mudcat Grant, R (2,1) OBP: 0.143, SLG: 0.250										2	0	0	0	0	1	1						
Wes Parker, S (9, PH) OBP: 0.299, SLG: 0.311										1	0	0	0	0	0	0						
Inning Stats	R: 1 E: 0 K: 0 S: 5	H: 2 LOB: 1 BB: 0 P: 5	R: 0 E: 0 K: 1 S: 5	H: 0 LOB: 1 BB: 1 P: 9	R: 0 E: 0 K: 1 S: 7	H: 2 LOB: 2 BB: 0 P: 7	R: 0 E: 0 K: 0 S: 4	H: 1 LOB: 1 BB: 0 P: 4	R: 2 E: 0 K: 1 S: 7	H: 2 LOB: 1 BB: 0 P: 8	R: 0 E: 0 K: 1 S: 5	H: 0 LOB: 0 BB: 0 P: 5	R: 0 E: 0 K: 1 S: 5	H: 0 LOB: 0 BB: 0 P: 5	R: 0 E: 0 K: 1 S: 6	H: 1 LOB: 2 BB: 1 P: 10	R: 1 E: 0 K: 0 S: 6	H: 3 LOB: 2 BB: 0 P: 6	1B: 8 2B: 2 3B: 0 HR: 1	SF: 0 SAC: 0 DP: 0 HBP: 1	WP: 0 PB: 1 SB: 0 CS: 0	PA: 41
PITCHER Bob Gibson, R (1,1) ERA: 1.13	IP: 9.0 WLS: W BF: 41 H: 11 R: 4 ER: 4 SO: 6 BB: 2 IBB: 0 HBP: 1 BLK: 0 WP: 0 HR: 1 S: 50 P: 59 ERA: 4.00 WHIP: 1.444															PITCHER						

Batter	1	2	3	4	5	6	7	8	9	AB	R	H	RBI	BB	SO	LOB	BOTTOM				
Lou Brock, L (1,7) OBP: 0.322, SLG: 0.413										4	0	2	2	0	1	0	Los Angeles Dodgers @ St. Louis Cardinals Busch Stadium, St. Louis, MO Wed Sep 11 1968, 7:05 PM CDT Att: 18,835 - Unknown livebaseballscorecards.com				
Julian Javier, R (1,4) OBP: 0.290, SLG: 0.341										3	1	1	0	0	1	1					
Curt Flood, R (1,8) OBP: 0.333, SLG: 0.359										3	1	1	0	1	0	1					
Orlando Cepeda, R (1,3) OBP: 0.305, SLG: 0.375										4	1	2	1	0	0	1					
Mike Shannon, R (1,5) OBP: 0.313, SLG: 0.409										3	0	0	1	0	0	2					
Tim McCarver, L (1,2) OBP: 0.299, SLG: 0.348										4	0	1	1	0	0	0					
Ron Davis, R (1,9) OBP: 0.256, SLG: 0.289										4	1	1	0	0	1	1					
Dal Maxvill, R (1,6) OBP: 0.325, SLG: 0.298										2	1	1	0	1	1	1					
Bob Gibson, R (1,1) OBP: 0.235, SLG: 0.225										3	0	0	0	0	1	3					
Inning Stats	R: 1 E: 0 K: 1 S: 6	H: 2 LOB: 1 BB: 1 P: 10	R: 2 E: 0 K: 0 S: 5	H: 2 LOB: 1 BB: 1 P: 9	R: 2 E: 0 K: 1 S: 8	H: 3 LOB: 1 BB: 0 P: 8	R: 0 E: 0 K: 2 S: 7	H: 0 LOB: 0 BB: 0 P: 7	R: 0 E: 0 K: 0 S: 3	H: 0 LOB: 0 BB: 0 P: 3	R: 0 E: 0 K: 0 S: 4	H: 1 LOB: 1 BB: 0 P: 4	R: 0 E: 0 K: 0 S: 4	H: 1 LOB: 1 BB: 0 P: 4	R: 0 E: 0 K: 1 S: 5	H: 0 LOB: 0 BB: 0 P: 5		R: 0 E: 0 K: 1 S: 5	1B: 4 2B: 6 3B: 0 HR: 0	SF: 1 SAC: 1 DP: 1 HBP: 0	WP: 0 PB: 0 SB: 0 CS: 0
PITCHER Mike Kekich, L (1,1) ERA: 3.99	IP: 1.2 WLS: L BF: 10 H: 4 R: 3 ER: 3 SO: 1 BB: 4 IBB: 3 HBP: 0 BLK: 0 WP: 0 HR: 0 S: 10 P: 18 ERA: 16.20 WHIP: 3.600															PITCHER					
PITCHER Mudcat Grant, R (2,1) ERA: 2.36	IP: 6.1 WLS: L BF: 24 H: 5 R: 2 ER: 2 SO: 4 BB: 0 IBB: 0 HBP: 0 BLK: 0 WP: 0 HR: 0 S: 32 P: 32 ERA: 2.84 WHIP: 0.789															PITCHER					



Batter	1	2	3	4	5	6	7	8	9	AB	R	H	RBI	BB	SO	LOB	TOP								
Lou Brock, L OBP: 0.323, SLG: 0.413 (1, 7)	0-3 K		0-0 4-3 1B		0-0 1-3			0-0 FC4-6 BB 1-2 1B		4	0	2	0	0	1	0	St. Louis Cardinals @ Houston Astros Astrodome, Houston, TX Fri Sep 13 1968, 8:05 PM EDT Att: 15,425 - Dome								
Curt Flood, R OBP: 0.334, SLG: 0.361 (1, 8)	0-0 2B		0-0 4-3 1-2			0-0 F8		4-0 FC4-6 BB 1-2 2-3		3	0	1	0	1	0	1									
Roger Maris, L OBP: 0.315, SLG: 0.382 (1, 9)	0-0 4-3		0-0 4-3			0-0 G1		0-0 FC4-6 G6-4-3 1-2 2-3 3-H		4	0	0	1	0	0	4									
Ron Davis, R OBP: 0.296, SLG: 0.289 (8, PR)										0	0	0	0	0	0	0									
Joe Hoerner, R (8, 1)										0	0	0	0	0	0	0									
Orlando Cepeda, R OBP: 0.308, SLG: 0.384 (1, 3)	4-0 BB			0-0 HR		0-0 2B		0-0 G6-4-3 1-2		3	1	2	1	1	0	2									
Tim McCarver, L OBP: 0.296, SLG: 0.345 (1, 2)	0-3 K			0-0 L4		0-0 4-3			0-0 P3	4	0	0	0	0	1	3									
Mike Shannon, R OBP: 0.311, SLG: 0.406 (1, 5)		0-3 K		0-0 4-3			0-0 F8		0-0 P6	4	0	0	0	0	1	0									
Julian Javier, R OBP: 0.287, SLG: 0.338 (1, 4)		0-0 6-3		0-0 F8			0-3 K		0-0 L3	4	0	0	0	0	1	0									
Dal Maxvill, R OBP: 0.323, SLG: 0.296 (1, 6)		0-0 6-3			0-0 5-3		0-0 1-3			3	0	0	0	0	0	0									
Ray Washburn, R OBP: 0.197, SLG: 0.130 (1, 1)			0-3 K		0-3 K			0-0 E5 BB FC4-6 1B		2	0	0	0	0	2	0									
Bobby Tolán, L OBP: 0.280, SLG: 0.348 (8, PH)										1	1	0	0	0	0	0									
Inning Stats	R: 0 E: 0 K: 2 S: 8	H: 1 LOB: 2 BB: 1 P: 12	R: 0 E: 0 K: 1 S: 5	H: 0 LOB: 0 BB: 0 P: 5	R: 0 E: 0 K: 1 S: 6	H: 1 LOB: 1 BB: 0 P: 6	R: 1 E: 0 K: 0 S: 4	H: 1 LOB: 0 BB: 0 P: 4	R: 0 E: 0 K: 1 S: 5	H: 0 LOB: 0 BB: 0 P: 5	R: 0 E: 0 K: 1 S: 5	H: 0 LOB: 0 BB: 0 P: 5	R: 1 E: 1 K: 0 S: 4	H: 1 LOB: 2 BB: 1 P: 8	R: 0 E: 0 K: 0 S: 3	H: 0 LOB: 0 BB: 0 P: 3	1B: 2 2B: 2 3B: 0 HR: 1	SF: 0 SAC: 0 DP: 1 HBP: 0	WP: 0 PB: 0 SB: 0 CS: 0	PA: 34					
PITCHER	IP	WLS	BF	H	R	ER	SO	BB	IBB	HBP	BLK	WP	HR	S	P	ERA	WHIP								
Dave Giusti, R ERA: 3.02 (1, 1)	7.0	W	29	5	2	1	6	2	0	0	0	0	1	39	47	1.29	1.000								
Danny Coombs, L ERA: 3.51 (8, 1)	0.1		1	0	0	0	0	0	0	0	0	0	0	1	1	0.00	0.000								
Steve Shea, R ERA: 3.81 (8, 1)	1.2	S	4	0	0	0	0	0	0	0	0	0	0	4	4	0.00	0.000								

Batter	1	2	3	4	5	6	7	8	9	AB	R	H	RBI	BB	SO	LOB	BOTTOM								
Denis Menke, R OBP: 0.329, SLG: 0.341 (1, 4)	0-0 1-3	0-0 FC4-5-6 S E 2-3			0-0 P4		0-3 K			4	1	0	0	0	1	1	St. Louis Cardinals @ Houston Astros Astrodome, Houston, TX Fri Sep 13 1968, 8:05 PM EDT Att: 15,425 - Dome								
Norm Miller, L OBP: 0.303, SLG: 0.384 (1, 7)	0-0 SF8 3B	4-0 CS 1-H BB			0-0 1B			0-0 B3		3	1	2	0	1	0	0									
Jimmy Wynn, R OBP: 0.369, SLG: 0.448 (1, 8)	0-0 SF8 3-H	0-0 CS 1-2	0-0 F6		0-0 P6			0-0 F3		3	0	0	1	0	0	1									
Rusty Staub, L OBP: 0.382, SLG: 0.397 (1, 9)	0-0 1B 3B		0-0 F9		0-0 F3		0-0 F3			4	1	2	0	0	0	0									
Doug Rader, R OBP: 0.324, SLG: 0.389 (1, 5)	0-0 E 1B 3-H		0-0 5-3		0-0 1B		0-0 F5			3	1	1	1	0	0	1									
Nate Colbert, R OBP: 0.192, SLG: 0.160 (1, 3)	0-0 1B 1-H		0-0 6-3		0-3 K		0-3 K			3	0	1	1	0	1	1									
Ron Brand, R OBP: 0.261, SLG: 0.182 (1, 2)	0-0 F8		0-0 F8		0-0 6-3					3	0	0	0	0	0	2									
Leon McFadden, R OBP: 0.423, SLG: 0.333 (1, 6)		4-0 FC4-5 SH1-4 BB		0-0 5-3			0-0 5-3			2	0	0	0	1	0	0									
Dave Giusti, R OBP: 0.207, SLG: 0.190 (1, 1)		0-0 SH1-4			0-3 K			0-3 K		2	0	0	0	0	2	0									
Danny Coombs, R OBP: 0.400, SLG: 0.400 (8, 1)										0	0	0	0	0	0	0									
Steve Shea, R ERA: 1.54 (8, 1)										0	0	0	0	0	0	0									
Inning Stats	R: 3 E: 1 K: 0 S: 7	H: 4 LOB: 1 BB: 0 P: 7	R: 1 E: 0 K: 0 S: 2	H: 0 LOB: 2 BB: 2 P: 10	R: 0 E: 0 K: 0 S: 3	H: 0 LOB: 0 BB: 0 P: 3	R: 0 E: 0 K: 0 S: 3	H: 0 LOB: 0 BB: 0 P: 3	R: 0 E: 1 K: 1 S: 6	H: 1 LOB: 1 BB: 0 P: 6	R: 0 E: 1 K: 2 S: 7	H: 0 LOB: 0 BB: 0 P: 7	R: 0 E: 0 K: 0 S: 3	H: 0 LOB: 0 BB: 0 P: 3	R: 0 E: 0 K: 0 S: 3	H: 0 LOB: 0 BB: 0 P: 3	1B: 4 2B: 0 3B: 2 HR: 0	SF: 1 SAC: 1 DP: 0 HBP: 0	WP: 0 PB: 0 SB: 1 CS: 1	PA: 32					
PITCHER	IP	WLS	BF	H	R	ER	SO	BB	IBB	HBP	BLK	WP	HR	S	P	ERA	WHIP								
Ray Washburn, R ERA: 2.39 (1, 1)	7.0	L	28	6	4	2	4	2	0	0	0	0	0	34	42	2.57	1.143								
Joe Hoerner, L ERA: 1.54 (8, 1)	1.0		3	0	0	0	0	0	0	0	0	0	0	3	3	0.00	0.000								


AB	32
R	2
H	5
RBI	2
BB	2
SO	6
LOB	10



Batter	1	2	3	4	5	6	7	8	9	AB	R	H	RBI	BB	SO	LOB	TOP				
Lou Brock, L (1.7) OBP: 0.325, SLG: 0.417	4-0 6-3 S BB		0-0 1B 3B	0-0 4-3			0-0 4-3 S 3B 1B	0-3 K		4	2	2	1	1	1	3					
Curt Flood, R (1.8) OBP: 0.365, SLG: 0.365	0-0 6-3		0-0 1B				0-0 E 2B	0-0 1B	0-0 1B	5	1	3	1	0	1	2					
Roger Maris, L (1.9) OBP: 0.310, SLG: 0.375	0-3 K		0-0 F8				0-0 F2	0-0 4-3	0-0 F3	5	0	0	0	0	1	5					
Orlando Cepeda, R (1.3) OBP: 0.309, SLG: 0.388	0-0 F8		0-0 F2				0-0 E5 WP S SF8	0-0 3B 3B	0-0 1B	5	3	2	1	0	0	2					
Tim McCarver, L (1.2) OBP: 0.297, SLG: 0.354		0-0 F8		0-0 1B 1B 2B			0-0 SF8	0-0 3B	0-0 FC1-2-5 1B	4	1	2	2	0	0	2					
Mike Shannon, R (1.5) OBP: 0.312, SLG: 0.406	0-3 K		0-0 SH2-4 1B				0-3 K	0-0 5-3	0-0 1B	5	0	2	1	0	2	1					
Julian Javier, R (1.4) OBP: 0.287, SLG: 0.337	0-0 F8		0-0 SH2-4 1B				0-0 F8	0-0 F2	0-0 6-3	5	0	1	1	0	0	2					
Dal Maxvill, R (1.6) OBP: 0.324, SLG: 0.294			4-0 SH1-4 3B BB				0-0 L4	0-0 6-3	1-0 SH1-4 HBP	2	1	0	0	1	0	2					
Nelson Briles, R (1.1) OBP: 0.173, SLG: 0.133			0-0 SH1-4				0-0 SH2-4	0-3 K	0-0 SH1-4	1	0	0	0	0	1	0					
Inning Stats	R: 0 E: 0 K: 1 S: 5	H: 0 LOB: 1 BB: 1 P: 9	R: 0 E: 0 K: 1 S: 5	H: 0 LOB: 0 BB: 0 P: 5	R: 2 E: 0 K: 0 S: 5	H: 2 LOB: 1 BB: 1 P: 9	R: 1 E: 0 K: 0 S: 6	H: 3 LOB: 2 BB: 0 P: 6	R: 2 E: 1 K: 1 S: 7	H: 1 LOB: 0 BB: 0 P: 7	R: 0 E: 0 K: 1 S: 5	H: 0 LOB: 0 BB: 0 P: 5	R: 2 E: 0 K: 1 S: 8	H: 3 LOB: 1 BB: 0 P: 8	R: 0 E: 0 K: 1 S: 5	H: 0 LOB: 1 BB: 0 P: 6	R: 1 E: 0 K: 0 S: 6	H: 3 LOB: 2 BB: 0 P: 6	1B: 7 2B: 2 3B: 3 HR: 0	SF: 1 SAC: 3 DP: 0 HBP: 1	WP: 1 PA: 43 PB: 0 SB: 3 CS: 0
PITCHER	IP WLS BF H R ER SO BB IBB HBP BLK WP HR S P ERA WHIP																				
Larry Dierker, R (1.1) ERA: 3.32	5.0 L 24 6 5 3 3 2 0 0 0 0 1 0 28 36 5.40 1.600																				
Jim Ray, R (6.1) ERA: 2.88	2.0 9 3 2 2 2 0 0 0 0 0 0 0 13 13 9.00 1.500																				
Tom Dukes, R (8.1) ERA: 4.72	1.0 4 0 0 0 1 0 0 0 1 0 0 0 5 6 0.00 0.000																				
Wade Blasingame, L (9.1) ERA: 4.79	1.0 6 3 1 1 0 0 0 0 0 0 0 0 6 6 9.00 3.000																				

St. Louis Cardinals @ Houston Astros
Astrodome, Houston, TX
Sat Sep 14 1968, 8:05 PM EDT
Att. 16,324 - Dome


AB 36
R 8
H 12
RBI 7
BB 2
SO 6
LOB 19



Batter	1	2	3	4	5	6	7	8	9	AB	R	H	RBI	BB	SO	LOB	BOTTOM		
Denis Menke, R (1.4) OBP: 0.327, SLG: 0.339	0-0 F7		0-0 F9				0-0 1-3 1B	0-3 K	0-0 F8	5	0	1	0	0	1	2			
Norm Miller, L (1.7) OBP: 0.306, SLG: 0.383	0-0 FC6-4 1B		0-0 F7				0-3 K	1-0 HBP		3	0	1	0	0	1	2			
Jimmy Wynn, R (1.8) OBP: 0.368, SLG: 0.447	0-0 FC6-4 1B		0-3 K				0-0 1B 1B	0-0 F8		4	0	1	0	0	1	2			
Rusty Staub, L (1.9) OBP: 0.381, SLG: 0.396	0-0 BB 1-3 1B						0-0 F8	0-0 F7	0-3 K	4	0	1	0	0	1	2			
Doug Rader, R (1.5) OBP: 0.323, SLG: 0.385	4-0 1-2 BB						0-0 6-3	0-0 F9	0-0 4-3	3	0	0	0	1	0	2			
Nate Colbert, R (1.3) OBP: 0.233, SLG: 0.207	0-3 K						0-0 F9	0-0 1-3 1B	0-0 1B 1B	4	0	2	0	0	1	3			
Ron Brand, R (1.2) OBP: 0.253, SLG: 0.175		0-0 6-3					0-3 K		0-3 K	3	0	0	0	0	1	2			
Tom Dukes, R (8.1)										0	0	0	0	0	0	0			
Wade Blasingame, L (9.1)										0	0	0	0	0	0	0			
Lee Thomas, L (9, PH) OBP: 0.251, SLG: 0.231										1	0	0	0	0	1	1			
Leon McFadden, R (1.6) OBP: 0.433, SLG: 0.360		0-0 6-3					0-0 1B 1B	0-0 5-3	0-0 1-2 1B	4	0	2	0	0	0	0			
Larry Dierker, R (1.1) OBP: 0.085, SLG: 0.086							0-0 L9		0-3 K	1	0	0	0	0	1	0			
John Mayberry, L (5, PH)										1	0	0	0	0	0	1			
Jim Ray, R (6.1) OBP: 0.067, SLG: 0.067										0	0	0	0	0	0	0			
Hal King, L (7, PH) OBP: 0.283, SLG: 0.261										2	0	0	0	0	1	2			
Inning Stats	R: 0 E: 0 K: 1 S: 7	H: 2 LOB: 3 BB: 1 P: 11	R: 0 E: 0 K: 1 S: 5	H: 0 LOB: 0 BB: 0 P: 5	R: 0 E: 0 K: 0 S: 3	H: 0 LOB: 0 BB: 0 P: 3	R: 0 E: 0 K: 2 S: 9	H: 2 LOB: 2 BB: 0 P: 9	R: 0 E: 0 K: 0 S: 5	H: 2 LOB: 2 BB: 0 P: 5	R: 0 E: 0 K: 1 S: 5	H: 0 LOB: 0 BB: 0 P: 5	R: 0 E: 0 K: 1 S: 5	H: 0 LOB: 1 BB: 0 P: 6	R: 0 E: 0 K: 2 S: 9	H: 2 LOB: 2 BB: 0 P: 9	1B: 8 2B: 0 3B: 0 HR: 0	SF: 0 SAC: 0 DP: 0 HBP: 1	WP: 0 PA: 37 PB: 0 SB: 0 CS: 0
PITCHER	IP WLS BF H R ER SO BB IBB HBP BLK WP HR S P ERA WHIP																		
Nelson Briles, R (1.1) ERA: 2.48	9.0 W 37 8 0 0 9 1 0 1 0 0 0 0 53 58 0.00 1.000																		

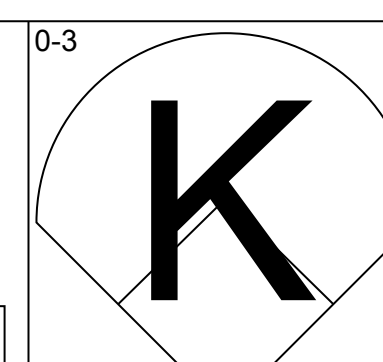
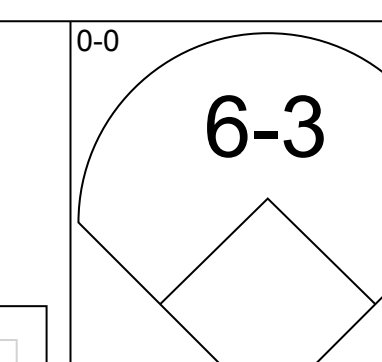
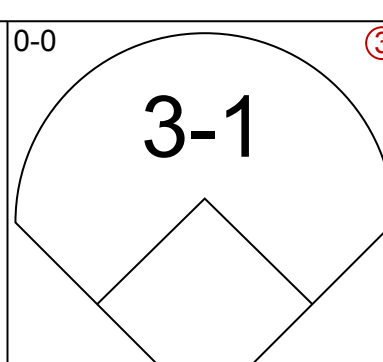
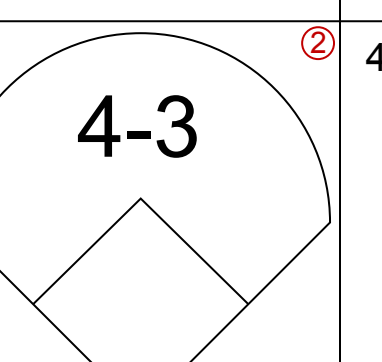
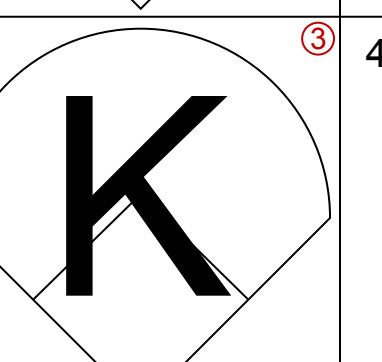
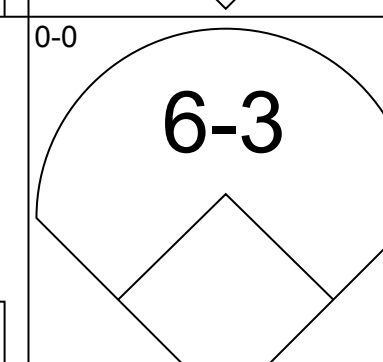
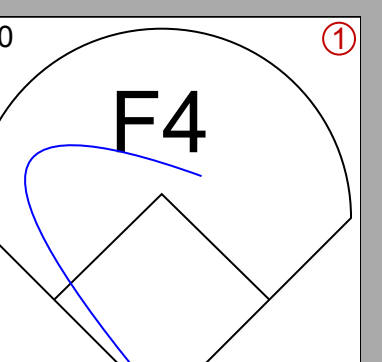
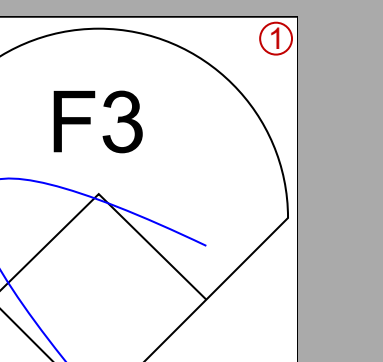
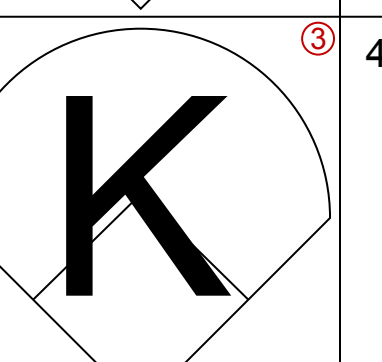

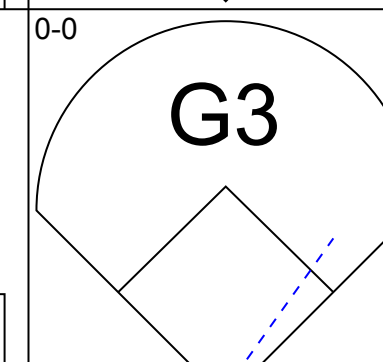
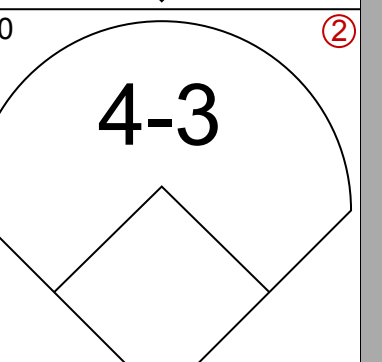
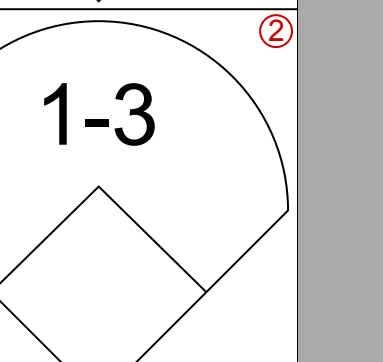
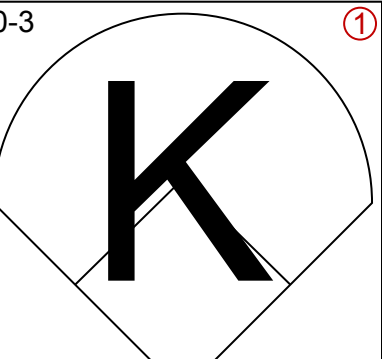
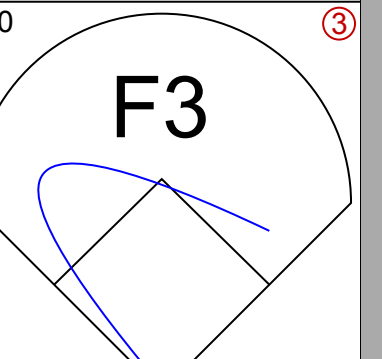

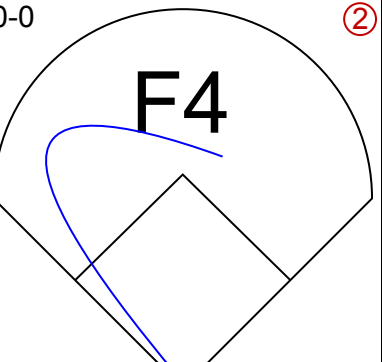
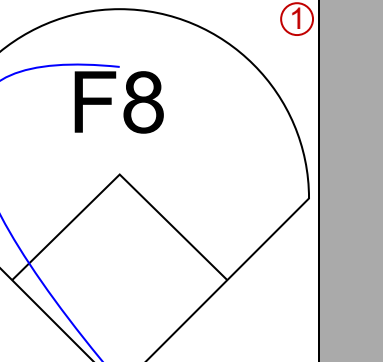
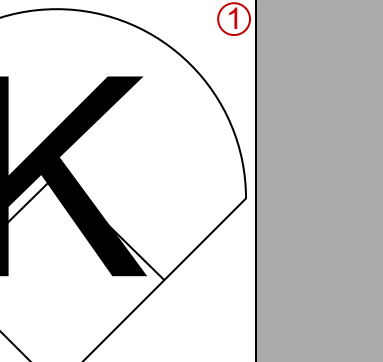
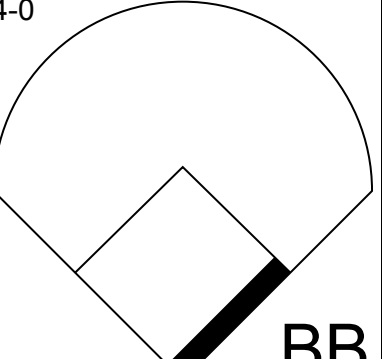
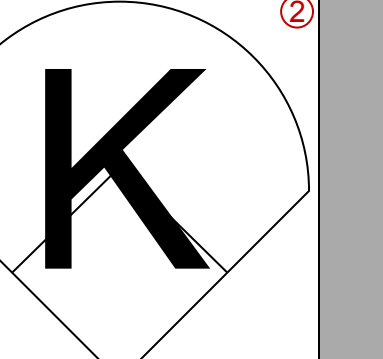
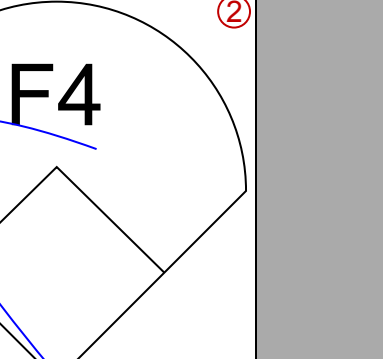
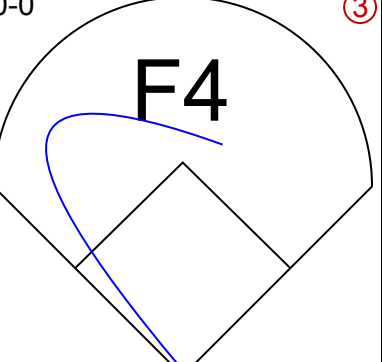

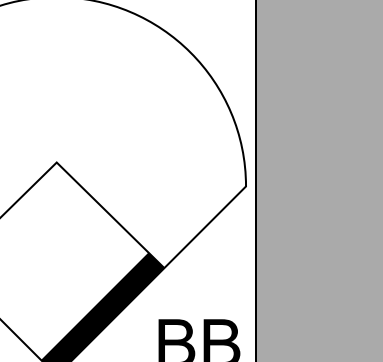
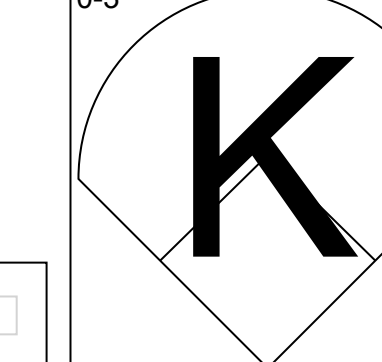
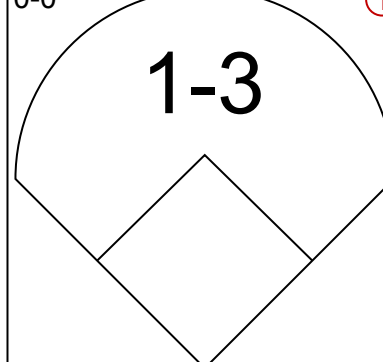
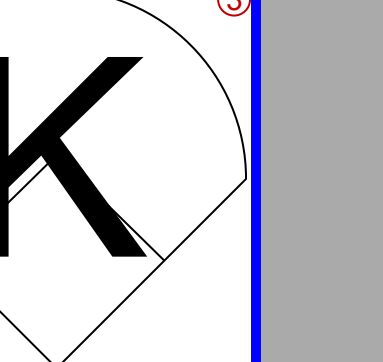
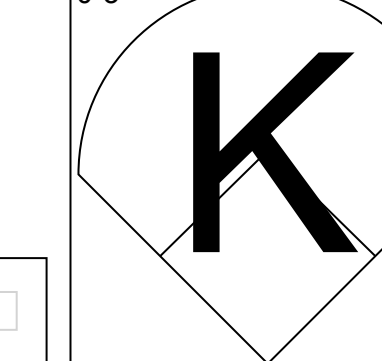
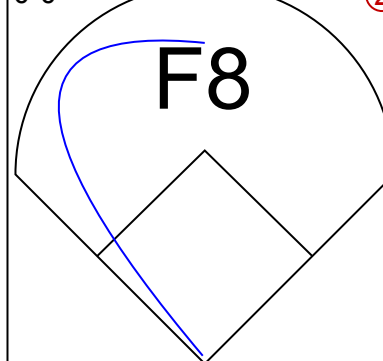
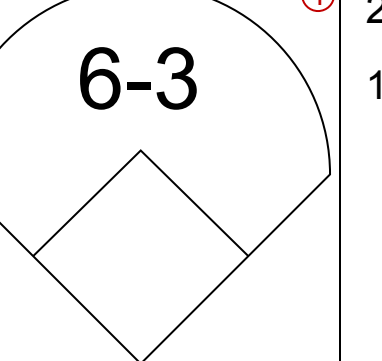
St. Louis Cardinals @ Houston Astros
Astrodome, Houston, TX
Sat Sep 14 1968, 8:05 PM EDT
Att. 16,324 - Dome

AB 35
R 0
H 8
RBI 0
BB 1
SO 9
LOB 19



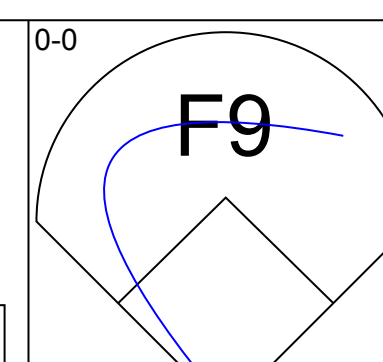
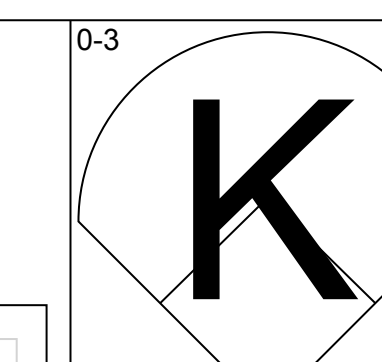
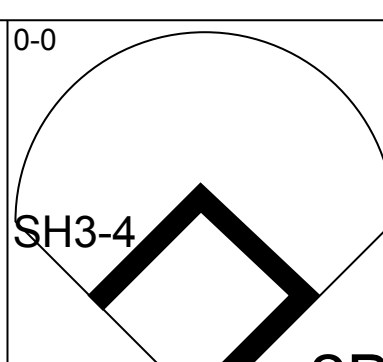
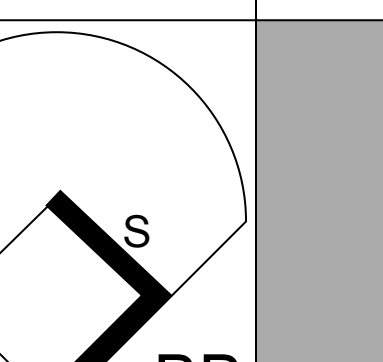
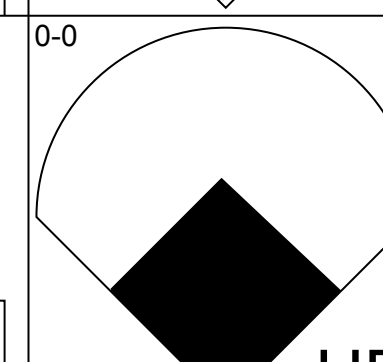
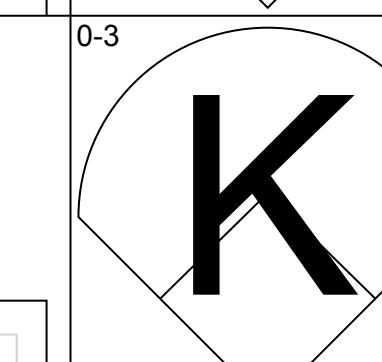
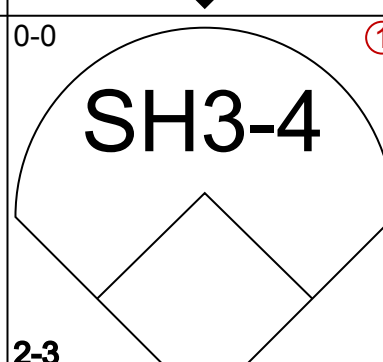
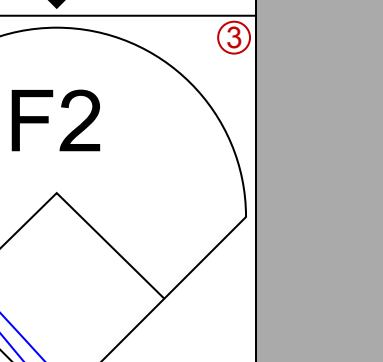
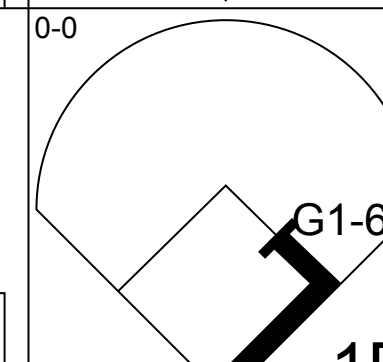
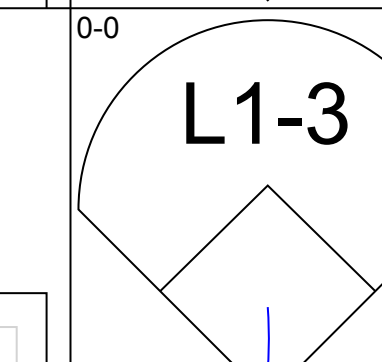
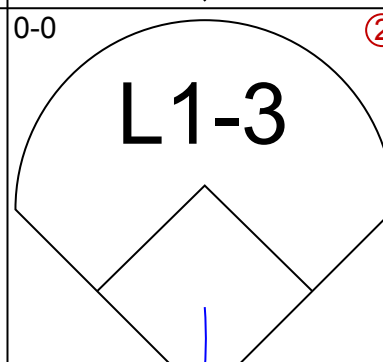
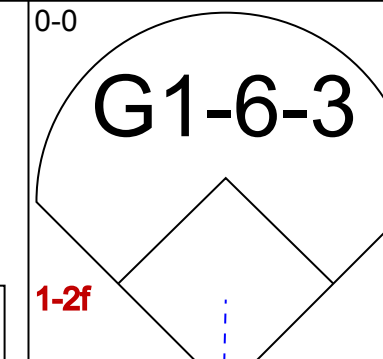
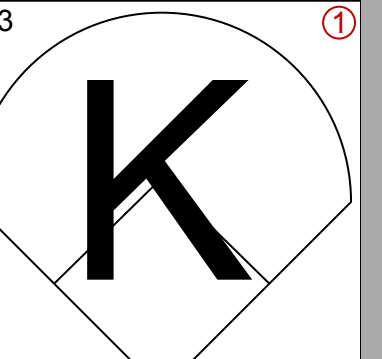
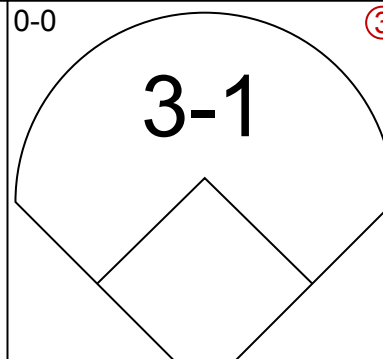
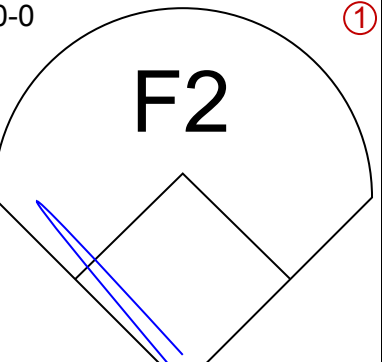
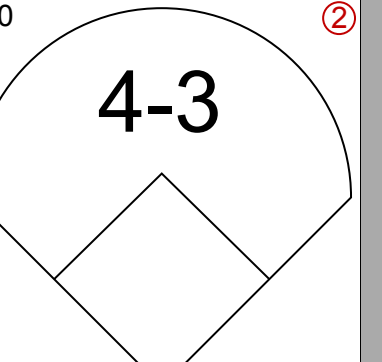
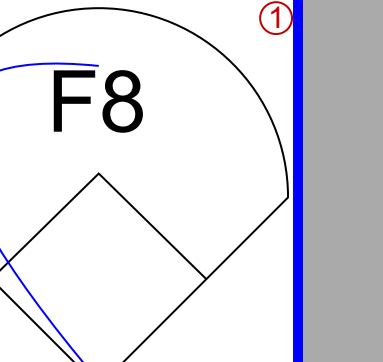
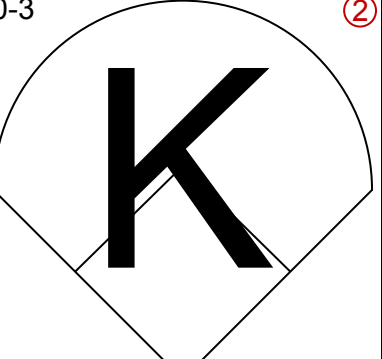


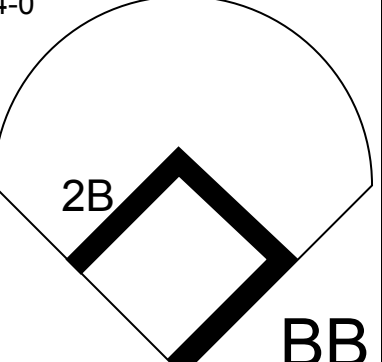
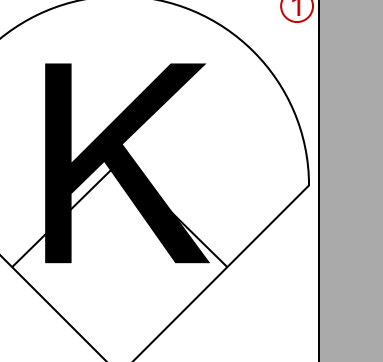
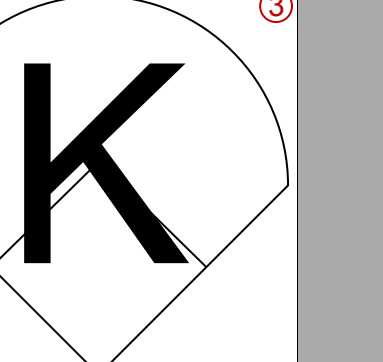
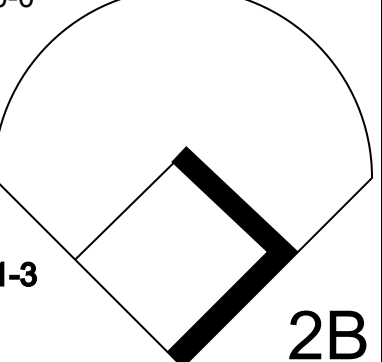
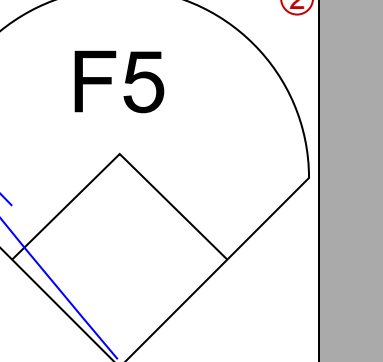
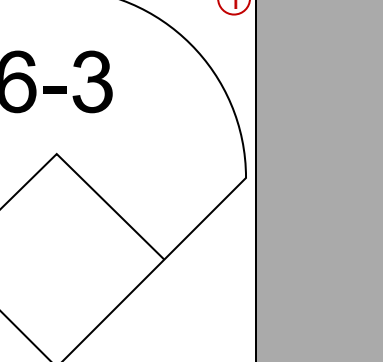
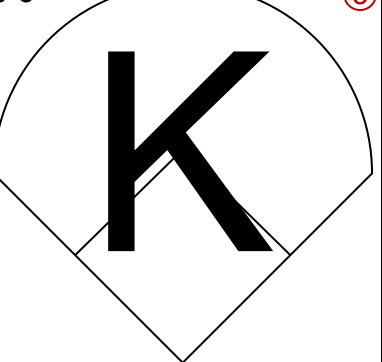
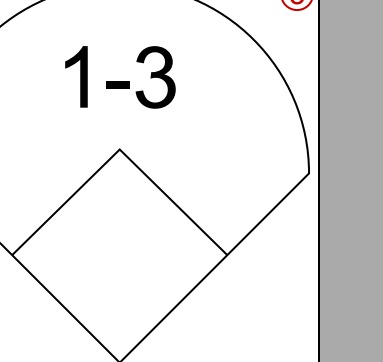
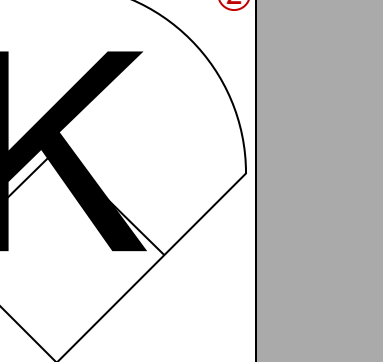
Batter	1	2	3	4	5	6	7	8	9	AB	R	H	RBI	BB	SO	LOB	TOP			
Lou Brock, L (1.7)										4	2	3	0	1	0	0	St. Louis Cardinals @ Houston Astros Astrodome, Houston, TX Sun Sep 15 1968, 4:33 AM EDT Att. 16,638 - Dome			
Curt Flood, R (1.8)										5	2	5	1	0	0					
Roger Maris, L (1.9)										3	1	1	3	1	2	2				
Orlando Cepeda, R (1.3)										5	0	2	2	0	2	3				
Tim McCarver, L (1.2)										4	0	1	0	1	0	2				
Mike Shannon, R (1.5)										5	0	1	0	0	1	6				
Julian Javier, R (1.4)										4	0	1	0	1	0	3				
Dal Maxvill, R (1.6)										5	1	0	0	0	1	5				
Steve Carlton, L (1.1)										4	1	1	0	0	3	0				
Inning Stats	R: 1 E: 1 K: 3 S: 11	H: 2 LOB: 2 BB: 1 P: 15	R: 0 E: 0 K: 2 S: 7	H: 0 LOB: 0 BB: 0 P: 7	R: 2 E: 0 K: 1 S: 7	H: 2 LOB: 0 BB: 0 P: 7	R: 0 E: 0 K: 0 S: 2	H: 0 LOB: 0 BB: 1 P: 6	R: 2 E: 0 K: 1 S: 8	H: 3 LOB: 2 BB: 1 P: 12	R: 0 E: 0 K: 0 S: 4	H: 1 LOB: 1 BB: 0 P: 4	R: 0 E: 0 K: 2 S: 8	H: 2 LOB: 1 BB: 0 P: 8	R: 0 E: 0 K: 0 S: 5	H: 2 LOB: 2 BB: 0 P: 5	1B: 13 2B: 1 3B: 0 HR: 1	SF: 1 SAC: 0 DP: 0 HBP: 0	WP: 0 PB: 0 SB: 1 CS: 1	PA: 44
PITCHER	IP WLS BF H R ER SO BB IBB HBP BLK WP HR S P ERA WHIP																			
Don Wilson, R (1.1)	5.0 L 24 7 5 4 7 3 0 0 0 0 1 35 47 7.20 2.000																			
John Buzhardt, R (6.1)	2.0 11 4 2 2 0 0 1 0 0 0 0 10 14 9.00 2.000																			
Danny Coombs, L (8.1)	1.0 4 2 0 0 2 0 0 0 0 0 0 8 8 0.00 2.000																			
Steve Shea, R (9.1)	1.0 5 2 0 0 0 0 0 0 0 0 0 5 5 0.00 2.000																			

Batter	1	2	3	4	5	6	7	8	9	AB	R	H	RBI	BB	SO	LOB	BOTTOM					
Denis Menke, R (1.4)										4	1	1	0	1	0	1	St. Louis Cardinals @ Houston Astros Astrodome, Houston, TX Sun Sep 15 1968, 4:33 AM EDT Att. 16,638 - Dome					
Norm Miller, L (1.7)										4	0	1	0	1	2	2						
Jimmy Wynn, R (1.8)										4	2	2	2	1	0	3						
Doug Rader, R (1.5)										5	1	1	0	0	2	3						
Rusty Staub, L (1.9)										4	0	3	0	0	0	0						
Nate Colbert, R (1.3)										3	0	1	1	0	1	3						
John Bateman, R (1.2)										4	0	0	0	0	2	5						
Hal King, L (9.2)										0	0	0	0	0	0	0						
Leon McFadden, R (1.6)										2	0	1	0	1	1	0						
Danny Coombs, R (8.1)										0	0	0	0	0	0	0						
Bob Aspromonte, R (8, PH)										1	0	1	1	0	0	0						
Steve Shea, R (9.1)										0	0	0	0	0	0	0						
Don Wilson, R (1.1)										1	0	0	0	0	0	1						
Julio Golay, R (5, PH)										1	0	0	0	0	1	0						
John Buzhardt, R (6.1)										0	0	0	0	0	0	0						
Hector Torres, R (7, PH)										2	0	0	0	0	0	3						
Inning Stats	R: 2 E: 0 K: 0 S: 4	H: 1 LOB: 0 BB: 1 P: 8	R: 0 E: 0 K: 1 S: 6	H: 2 LOB: 0 BB: 0 P: 6	R: 0 E: 0 K: 1 S: 6	H: 1 LOB: 1 BB: 0 P: 6	R: 0 E: 0 K: 0 S: 3	H: 1 LOB: 0 BB: 0 P: 3	R: 0 E: 0 K: 3 S: 10	H: 1 LOB: 1 BB: 0 P: 10	R: 1 E: 1 K: 2 S: 9	H: 2 LOB: 1 BB: 0 P: 9	R: 0 E: 0 K: 0 S: 3	H: 0 LOB: 2 BB: 2 P: 11	R: 1 E: 0 K: 1 S: 8	H: 3 LOB: 2 BB: 0 P: 8	R: 0 E: 0 K: 1 S: 5	H: 0 LOB: 1 BB: 1 P: 9	1B: 8 2B: 2 3B: 0 HR: 1	SF: 1 SAC: 0 DP: 1 HBP: 0	WP: 1 PB: 0 SB: 1 CS: 1	PA: 40
PITCHER	IP WLS BF H R ER SO BB IBB HBP BLK WP HR S P ERA WHIP																					
Steve Carlton, L (1.1)	9.0 W 40 11 4 4 9 4 0 0 0 1 1 54 70 4.00 1.667																					

Batter	1	2	3	4	5	6	7	8	9	AB	R	H	RBI	BB	SO	LOB	TOP
Bobby Tolan, L OBP: 0.276, SLG: 0.342 (1, 7)										4	0	0	0	0	1	0	St. Louis Cardinals @ San Francisco Giants Candlestick Park, San Francisco, CA Tue Sep 17 1968, 10:05 PM EDT Att: 9,546 - Unknown
Curt Flood, R OBP: 0.339, SLG: 0.367 (1, 8)										4	0	0	0	0	1	0	
Roger Maris, L OBP: 0.309, SLG: 0.381 (1, 9)										3	0	0	0	0	0	0	
Orlando Cepeda, R OBP: 0.308, SLG: 0.386 (1, 3)										3	0	0	0	0	2	0	
Tim McCarver, L OBP: 0.296, SLG: 0.350 (1, 2)										3	0	0	0	0	1	0	
Mike Shannon, R OBP: 0.311, SLG: 0.404 (1, 5)										2	0	0	0	1	1	0	
Phil Gagliano, R OBP: 0.289, SLG: 0.317 (1, 4)										2	0	0	0	1	0	1	
Dal Maxvill, R OBP: 0.320, SLG: 0.290 (8, PH)										2	0	0	0	0	1	0	
Johnny Edwards, L OBP: 0.290, SLG: 0.335 (8, PH)										1	0	0	0	0	1	1	
Dick Schofield, S OBP: 0.302, SLG: 0.325 (8, 6)										0	0	0	0	0	0	0	
Bob Gibson, R OBP: 0.230, SLG: 0.220 (1, 1)										2	0	0	0	0	1	0	
Lou Brock, L OBP: 0.328, SLG: 0.418 (9, PH)										1	0	0	0	0	0	0	
Inning Stats	R: 0 E: 0 K: 1 S: 5	H: 0 LOB: 0 BB: 0 P: 5	R: 0 E: 0 K: 1 S: 5	H: 0 LOB: 1 BB: 1 P: 9	R: 0 E: 0 K: 2 S: 7	H: 0 LOB: 0 BB: 0 P: 7	R: 0 E: 0 K: 0 S: 3	H: 0 LOB: 0 BB: 0 P: 3	R: 0 E: 0 K: 1 S: 5	H: 0 LOB: 0 BB: 0 P: 5	R: 0 E: 0 K: 2 S: 7	H: 0 LOB: 1 BB: 1 P: 11	R: 0 E: 0 K: 1 S: 5	H: 0 LOB: 0 BB: 0 P: 5	1B: 0 2B: 0 3B: 0 HR: 0	SF: 0 SAC: 0 DP: 0 HBP: 0	WP: 0 PA: 29 PB: 0 SB: 0 CS: 0
PITCHER Gaylord Perry, R ERA: 2.46 (1, 1)	IP: 9.0 WLS: W BF: 29 H: 0 R: 0 ER: 0 SO: 9 BB: 2 IBB: 0 HBP: 0 BLK: 0 WP: 0 HR: 0 S: 45 P: 53 ERA: 0.00 WHIP: 0.222																

AB 27
R 0
H 0
RBI 0
BB 2
SO 9
LOB 2



Batter	1	2	3	4	5	6	7	8	9	AB	R	H	RBI	BB	SO	LOB	BOTTOM		
Bobby Bonds, R OBP: 0.346, SLG: 0.407 (1, 8)										3	0	1	0	1	1	0	St. Louis Cardinals @ San Francisco Giants Candlestick Park, San Francisco, CA Tue Sep 17 1968, 10:05 PM EDT Att: 9,546 - Unknown		
Ron Hunt, R OBP: 0.370, SLG: 0.291 (1, 4)										3	1	1	1	0	1	1			
Ty Cline, L OBP: 0.262, SLG: 0.285 (1, 7)										3	0	1	0	0	0	1			
Willie McCovey, L OBP: 0.374, SLG: 0.541 (1, 3)										3	0	0	0	0	1	2			
Jim Ray Hart, R OBP: 0.324, SLG: 0.434 (1, 5)										3	0	0	0	0	0	0			
Jim Davenport, R OBP: 0.292, SLG: 0.247 (8, 5)										0	0	0	0	0	0	0			
Dave Marshall, L OBP: 0.328, SLG: 0.327 (1, 9)										2	0	0	0	0	2	0			
Willie Mays, R OBP: 0.362, SLG: 0.478 (7, 8)										1	0	0	0	0	1	0			
Dick Dietz, R OBP: 0.363, SLG: 0.409 (1, 2)										2	0	0	0	1	2	0			
Hal Lanier, R OBP: 0.218, SLG: 0.234 (1, 6)										3	0	1	0	0	0	0			
Gaylord Perry, R OBP: 0.130, SLG: 0.111 (1, 1)										3	0	0	0	0	2	2			
Inning Stats	R: 1 E: 0 K: 0 S: 4	H: 2 LOB: 0 BB: 0 P: 4	R: 0 E: 0 K: 2 S: 8	H: 1 LOB: 2 BB: 1 P: 12	R: 0 E: 0 K: 2 S: 7	H: 0 LOB: 0 BB: 0 P: 7	R: 0 E: 0 K: 2 S: 7	H: 0 LOB: 0 BB: 0 P: 7	R: 0 E: 0 K: 1 S: 5	H: 0 LOB: 0 BB: 0 P: 5	R: 0 E: 0 K: 0 S: 4	H: 1 LOB: 1 BB: 0 P: 4	R: 0 E: 0 K: 2 S: 7	H: 0 LOB: 0 BB: 0 P: 7	R: 0 E: 0 K: 1 S: 5	H: 0 LOB: 1 BB: 1 P: 9	1B: 1 2B: 2 3B: 0 HR: 1	SF: 0 SAC: 1 DP: 1 HBP: 0	WP: 0 PA: 29 PB: 0 SB: 1 CS: 0
PITCHER Bob Gibson, R ERA: 1.13 (1, 1)	IP: 8.0 WLS: L BF: 29 H: 4 R: 1 ER: 1 SO: 10 BB: 2 IBB: 0 HBP: 0 BLK: 0 WP: 0 HR: 1 S: 47 P: 55 ERA: 1.12 WHIP: 0.750																		

AB 26
R 1
H 4
RBI 1
BB 2
SO 10
LOB 6



Batter	1	2	3	4	5	6	7	8	9	AB	R	H	RBI	BB	SO	LOB	TOP					
Lou Brock, L OBP: 0.326, SLG: 0.416 (1, 7)	0-3 K			0-0 L7		0-0 L7		0-0 5-3		4	0	0	0	0	1	1	St. Louis Cardinals @ San Francisco Giants Candlestick Park, San Francisco, CA Wed Sep 18, 1968, 6:33 AM EDT Att: 4,703 - Unknown					
Curt Flood, R OBP: 0.340, SLG: 0.368 (1, 8)	0-0 CS 1B			0-0 F9		0-0 F3		0-0 E6 1B		4	0	2	1	0	0	0						
Bobby Tolan, L OBP: 0.275, SLG: 0.341 (1, 9)	0-3 K 1-2			0-0 F8				0-0 F5		4	0	1	0	0	1	1						
Orlando Cepeda, R OBP: 0.309, SLG: 0.386 (1, 3)		4-0 CS BB			0-0 F8			0-0 6-3 2B 1B		3	1	1	0	1	0	2						
Johnny Edwards, L OBP: 0.285, SLG: 0.329 (1, 2)	0-3 K 1-2			0-0 F8				0-0 6-3		4	0	0	0	0	1	2						
Mike Shannon, R OBP: 0.313, SLG: 0.407 (1, 5)	0-0 6-3			0-0 BB 1B				0-0 F5		4	0	2	1	0	0	0						
Phil Gagliano, R OBP: 0.287, SLG: 0.306 (1, 4)			0-0 F8		4-0 1-2 BB		0-3 K		0-0 1-3	3	0	0	0	1	1							
Dick Schofield, S OBP: 0.303, SLG: 0.333 (1, 6)			0-0 F9		0-0 F6			0-0 SH3 E 2B		3	1	1	0	0	0	2						
Ray Washburn, R OBP: 0.190, SLG: 0.125 (1, 1)			0-3 K			0-3 K		0-0 SH3		2	0	0	0	0	2	0						
Inning Stats	R: 0 E: 0 K: 2 S: 7	H: 1 LOB: 1 BB: 0 P: 7	R: 0 E: 0 K: 1 S: 4	H: 0 LOB: 0 BB: 1 P: 8	R: 0 E: 0 K: 1 S: 5	H: 0 LOB: 0 BB: 0 P: 5	R: 0 E: 0 K: 0 S: 3	H: 0 LOB: 2 BB: 1 P: 3	R: 0 E: 0 K: 1 S: 5	H: 0 LOB: 0 BB: 0 P: 5	R: 1 E: 0 K: 0 S: 7	H: 2 LOB: 1 BB: 0 P: 7	R: 1 E: 1 K: 0 S: 6	H: 3 LOB: 2 BB: 0 P: 6	R: 0 E: 0 K: 0 S: 3	H: 0 LOB: 0 BB: 0 P: 3	1B: 5 2B: 3 3B: 0 HR: 0	SF: 0 SAC: 1 DP: 1 HBP: 0	WP: 0 PB: 0 SB: 0 CS: 2	PA: 34		
PITCHER	IP WLS BF H R ER SO BB IBB HBP BLK WP HR S P ERA WHIP	8.0 L 31 7 2 2 6 2 0 0 0 0 0 0 41 49 2.25 1.125	1.0 3 0 0 0 0 0 0 0 0 0 0 0 0 3 3 0.00 0.000																			

Batter	1	2	3	4	5	6	7	8	9	AB	R	H	RBI	BB	SO	LOB	BOTTOM				
Bobby Bonds, R OBP: 0.341, SLG: 0.401 (1, 9)	0-3 K		0-3 K			0-0 1-3		0-0 F3		4	0	0	0	0	2	1	St. Louis Cardinals @ San Francisco Giants Candlestick Park, San Francisco, CA Wed Sep 18, 1968, 6:33 AM EDT Att: 4,703 - Unknown				
Ron Hunt, R OBP: 0.369, SLG: 0.289 (1, 4)	0-0 5-3			0-0 5-3			4-0 BB BB		0-0 4-3	3	0	0	0	1	0	0					
Willie Mays, R OBP: 0.361, SLG: 0.475 (1, 8)	4-0 FC4-6 BB			0-3 K			0-3 K		0-0 5-3	3	0	0	0	1	2	1					
Willie McCovey, L OBP: 0.373, SLG: 0.538 (1, 3)	0-0 FC4-6 1-2			0-0 6-3			4-0 4-3 BB		0-0 F8	3	0	0	0	1	0	1					
Jim Ray Hart, R OBP: 0.322, SLG: 0.432 (1, 5)		0-3 K			0-3 K		0-0 4-3			3	0	0	0	0	2	2					
Dick Dietz, R OBP: 0.363, SLG: 0.406 (1, 2)		4-0 L6-3 BB			0-0 6-3		0-3 K			2	0	0	0	1	1	2					
Ty Cline, L OBP: 0.259, SLG: 0.282 (1, 7)		0-0 L6-3 1-2			0-0 L6			0-0 L3		3	0	0	0	0	0	1					
Hal Lanier, R OBP: 0.217, SLG: 0.233 (8, PH) Bob Schroder, L OBP: 0.286, SLG: 0.244 Don Mason, L (9, 6)			0-3 K			0-0 F7		0-0 3-1		2	0	0	0	0	1	0					
Bobby Bolin, R OBP: 0.170, SLG: 0.083 Dave Marshall, L OBP: 0.331, SLG: 0.327 Frank Linzy, R (9, 1)			0-0 F4			0-0 1-3		4-0 BB		2	0	0	0	0	0	0					
Inning Stats	R: 0 E: 0 K: 1 S: 5	H: 0 LOB: 1 BB: 1 P: 9	R: 0 E: 0 K: 1 S: 4	H: 0 LOB: 0 BB: 1 P: 8	R: 0 E: 0 K: 2 S: 7	H: 0 LOB: 0 BB: 0 P: 7	R: 0 E: 0 K: 1 S: 5	H: 0 LOB: 0 BB: 0 P: 5	R: 0 E: 0 K: 0 S: 3	H: 0 LOB: 0 BB: 0 P: 3	R: 0 E: 0 K: 2 S: 7	H: 0 LOB: 2 BB: 2 P: 15	R: 0 E: 0 K: 0 S: 3	H: 0 LOB: 1 BB: 1 P: 7	R: 0 E: 0 K: 0 S: 3	H: 0 LOB: 0 BB: 0 P: 3	1B: 0 2B: 0 3B: 0 HR: 0	SF: 0 SAC: 0 DP: 1 HBP: 0	WP: 0 PB: 0 SB: 0 CS: 0	PA: 31	
PITCHER	IP WLS BF H R ER SO BB IBB HBP BLK WP HR S P ERA WHIP	9.0 W 31 0 0 0 8 5 0 0 0 0 0 0 42 62 0.00 0.556																			

AB 31
R 2
H 7
RBI 2
BB 2
SO 6
LOB 9



AB 26
R 0
H 0
RBI 0
BB 5
SO 8
LOB 8



Batter	1	2	3	4	5	6	7	8	9	AB	R	H	RBI	BB	SO	LOB	TOP							
Lou Brock, L OBP: 0.328, SLG: 0.417 (1, 7)										5	1	3	1	0	0	1	St. Louis Cardinals @ San Francisco Giants Candlestick Park, San Francisco, CA Thu Sep 19 1968, 6:33 AM EDT Att. 4,502 - Unknown							
Curt Flood, R OBP: 0.341, SLG: 0.368 (1, 8)										4	0	1	1	1	1	1								
Bobby Tolan, L OBP: 0.272, SLG: 0.337 (7, PH)										3	1	0	0	0	1	2								
Ron Davis, R OBP: 0.296, SLG: 0.289 (7, PH)										0	0	0	0	0	0	0								
Roger Maris, L OBP: 0.307, SLG: 0.379 (7, 9)										2	0	0	1	0	0	2								
Orlando Cepeda, R OBP: 0.309, SLG: 0.385 (1, 3)										4	0	1	0	0	1	4								
Johnny Edwards, L OBP: 0.289, SLG: 0.329 (1, 2)										3	0	1	2	1	1	1								
Mike Shannon, R OBP: 0.310, SLG: 0.404 (1, 5)										4	0	0	0	0	1	4								
Phil Gagliano, R OBP: 0.296, SLG: 0.326 (1, 4)										4	1	2	0	0	1	0								
Dick Schofield, S OBP: 0.309, SLG: 0.328 (1, 6)										2	1	0	0	2	1	1								
Nelson Briles, R OBP: 0.169, SLG: 0.130 (7, PH)										2	0	0	0	0	1	1								
Joe Hague, L (7, PH)										0	1	0	0	1	0	0								
Dick Hughes, R (7, 1)										0	0	0	0	0	0	0								
Tim McCarver, L OBP: 0.296, SLG: 0.350 (8, PH)										0	0	0	0	0	0	0								
Joe Hoerner, R (8, 1)										0	0	0	0	0	0	0								
Inning Stats	R: 2 E: 0 K: 1 S: 8	H: 2 LOB: 1 BB: 0 P: 8	R: 0 E: 0 K: 0 S: 3	H: 0 LOB: 1 BB: 1 P: 7	R: 0 E: 0 K: 0 S: 3	H: 0 LOB: 0 BB: 0 P: 3	R: 0 E: 0 K: 3 S: 10	H: 1 LOB: 1 BB: 0 P: 10	R: 0 E: 0 K: 2 S: 8	H: 2 LOB: 1 BB: 0 P: 8	R: 0 E: 0 K: 0 S: 3	H: 1 LOB: 0 BB: 0 P: 3	R: 3 E: 0 K: 1 S: 7	H: 2 LOB: 3 BB: 4 P: 23	R: 0 E: 0 K: 1 S: 5	H: 0 LOB: 0 BB: 0 P: 5	R: 0 E: 0 K: 0 S: 3	H: 0 LOB: 0 BB: 0 P: 3	1B: 7 2B: 1 3B: 0 HR: 0	SF: 0 SAC: 0 DP: 1 HBP: 0	WP: 0 PB: 0 SB: 3 CS: 1	PA: 39		
PITCHER	IP WLS BF H R ER SO BB IBB HBP BLK WP HR S P ERA WHIP	IP WLS BF H R ER SO BB IBB HBP BLK WP HR S P ERA WHIP	IP WLS BF H R ER SO BB IBB HBP BLK WP HR S P ERA WHIP	IP WLS BF H R ER SO BB IBB HBP BLK WP HR S P ERA WHIP	IP WLS BF H R ER SO BB IBB HBP BLK WP HR S P ERA WHIP	IP WLS BF H R ER SO BB IBB HBP BLK WP HR S P ERA WHIP	IP WLS BF H R ER SO BB IBB HBP BLK WP HR S P ERA WHIP	IP WLS BF H R ER SO BB IBB HBP BLK WP HR S P ERA WHIP	IP WLS BF H R ER SO BB IBB HBP BLK WP HR S P ERA WHIP	IP WLS BF H R ER SO BB IBB HBP BLK WP HR S P ERA WHIP	IP WLS BF H R ER SO BB IBB HBP BLK WP HR S P ERA WHIP	IP WLS BF H R ER SO BB IBB HBP BLK WP HR S P ERA WHIP	IP WLS BF H R ER SO BB IBB HBP BLK WP HR S P ERA WHIP	IP WLS BF H R ER SO BB IBB HBP BLK WP HR S P ERA WHIP	IP WLS BF H R ER SO BB IBB HBP BLK WP HR S P ERA WHIP	IP WLS BF H R ER SO BB IBB HBP BLK WP HR S P ERA WHIP	IP WLS BF H R ER SO BB IBB HBP BLK WP HR S P ERA WHIP	IP WLS BF H R ER SO BB IBB HBP BLK WP HR S P ERA WHIP	IP WLS BF H R ER SO BB IBB HBP BLK WP HR S P ERA WHIP	IP WLS BF H R ER SO BB IBB HBP BLK WP HR S P ERA WHIP	IP WLS BF H R ER SO BB IBB HBP BLK WP HR S P ERA WHIP	IP WLS BF H R ER SO BB IBB HBP BLK WP HR S P ERA WHIP	IP WLS BF H R ER SO BB IBB HBP BLK WP HR S P ERA WHIP	IP WLS BF H R ER SO BB IBB HBP BLK WP HR S P ERA WHIP

AB	34
R	5
H	8
RBI	5
BB	5
SO	8
LOB	17



Batter	1	2	3	4	5	6	7	8	9	AB	R	H	RBI	BB	SO	LOB	BOTTOM							
Bobby Bonds, R OBP: 0.350, SLG: 0.430 (1, 9)										3	4	3	3	1	0	0	St. Louis Cardinals @ San Francisco Giants Candlestick Park, San Francisco, CA Thu Sep 19 1968, 6:33 AM EDT Att. 4,502 - Unknown							
Ron Hunt, R OBP: 0.371, SLG: 0.292 (1, 4)										5	2	3	2	0	0	1								
Willie Mays, R OBP: 0.359, SLG: 0.472 (1, 8)										5	0	1	0	0	1	4								
Willie McCovey, L OBP: 0.375, SLG: 0.542 (1, 3)										4	1	2	0	1	0	1								
Jim Ray Hart, R OBP: 0.322, SLG: 0.440 (1, 5)										5	1	2	4	0	0	2								
Dick Dietz, R OBP: 0.357, SLG: 0.399 (1, 2)										5	0	0	0	0	0	3								
Dave Marshall, L OBP: 0.341, SLG: 0.329 (7, 7)										2	1	1	0	2	1	0								
Ty Cline, L OBP: 0.259, SLG: 0.282 (8, 7)										0	0	0	0	0	0	0								
Hal Lanier, R OBP: 0.220, SLG: 0.235 (1, 6)										4	2	2	0	0	0	4								
Rich Robertson, R OBP: 0.500, SLG: 0.500 (7, 1)										2	0	1	0	0	1	0								
Mike McCormick, L OBP: 0.182, SLG: 0.175 (7, 1)										0	0	0	0	0	0	0								
Frank Linzy, R (7, 1)										0	0	0	0	0	0	0								
Inning Stats	R: 2 E: 0 K: 0 S: 5	H: 3 LOB: 0 BB: 0 P: 5	R: 3 E: 0 K: 0 S: 6	H: 3 LOB: 1 BB: 1 P: 10	R: 0 E: 0 K: 0 S: 4	H: 1 LOB: 2 BB: 1 P: 8	R: 0 E: 0 K: 1 S: 6	H: 1 LOB: 1 BB: 0 P: 6	R: 0 E: 0 K: 0 S: 4	H: 1 LOB: 2 BB: 1 P: 8	R: 4 E: 0 K: 1 S: 8	H: 3 LOB: 0 BB: 1 P: 12	R: 2 E: 0 K: 1 S: 7	H: 2 LOB: 0 BB: 0 P: 7	R: 0 E: 1 K: 0 S: 4	H: 1 LOB: 1 BB: 0 P: 4	R: 0 E: 0 K: 0 S: 3	H: 0 LOB: 0 BB: 0 P: 3	1B: 10 2B: 1 3B: 1 HR: 3	SF: 0 SAC: 3 DP: 1 HBP: 0	WP: 1 PB: 0 SB: 1 CS: 0	PA: 42		
PITCHER	IP WLS BF H R ER SO BB IBB HBP BLK WP HR S P ERA WHIP	IP WLS BF H R ER SO BB IBB HBP BLK WP HR S P ERA WHIP	IP WLS BF H R ER SO BB IBB HBP BLK WP HR S P ERA WHIP	IP WLS BF H R ER SO BB IBB HBP BLK WP HR S P ERA WHIP	IP WLS BF H R ER SO BB IBB HBP BLK WP HR S P ERA WHIP	IP WLS BF H R ER SO BB IBB HBP BLK WP HR S P ERA WHIP	IP WLS BF H R ER SO BB IBB HBP BLK WP HR S P ERA WHIP	IP WLS BF H R ER SO BB IBB HBP BLK WP HR S P ERA WHIP	IP WLS BF H R ER SO BB IBB HBP BLK WP HR S P ERA WHIP	IP WLS BF H R ER SO BB IBB HBP BLK WP HR S P ERA WHIP	IP WLS BF H R ER SO BB IBB HBP BLK WP HR S P ERA WHIP	IP WLS BF H R ER SO BB IBB HBP BLK WP HR S P ERA WHIP	IP WLS BF H R ER SO BB IBB HBP BLK WP HR S P ERA WHIP	IP WLS BF H R ER SO BB IBB HBP BLK WP HR S P ERA WHIP	IP WLS BF H R ER SO BB IBB HBP BLK WP HR S P ERA WHIP	IP WLS BF H R ER SO BB IBB HBP BLK WP HR S P ERA WHIP	IP WLS BF H R ER SO BB IBB HBP BLK WP HR S P ERA WHIP	IP WLS BF H R ER SO BB IBB HBP BLK WP HR S P ERA WHIP	IP WLS BF H R ER SO BB IBB HBP BLK WP HR S P ERA WHIP	IP WLS BF H R ER SO BB IBB HBP BLK WP HR S P ERA WHIP	IP WLS BF H R ER SO BB IBB HBP BLK WP HR S P ERA WHIP	IP WLS BF H R ER SO BB IBB HBP BLK WP HR S P ERA WHIP	IP WLS BF H R ER SO BB IBB HBP BLK WP HR S P ERA WHIP	IP WLS BF H R ER SO BB IBB HBP BLK WP HR S P ERA WHIP



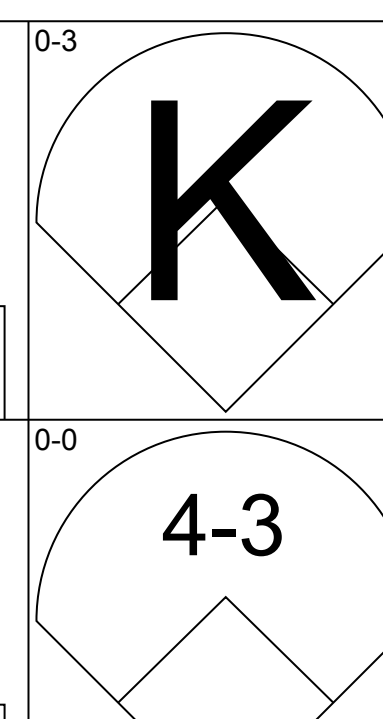
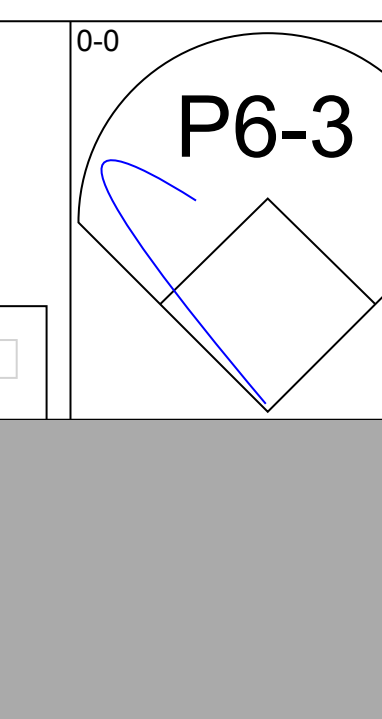
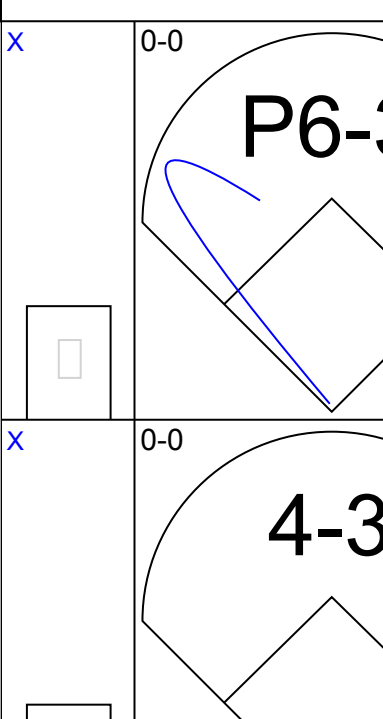
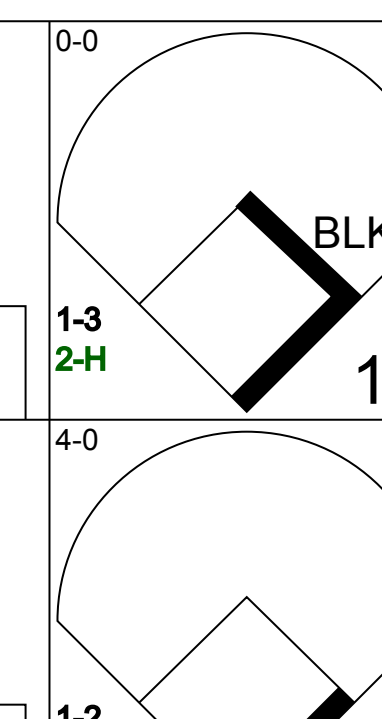
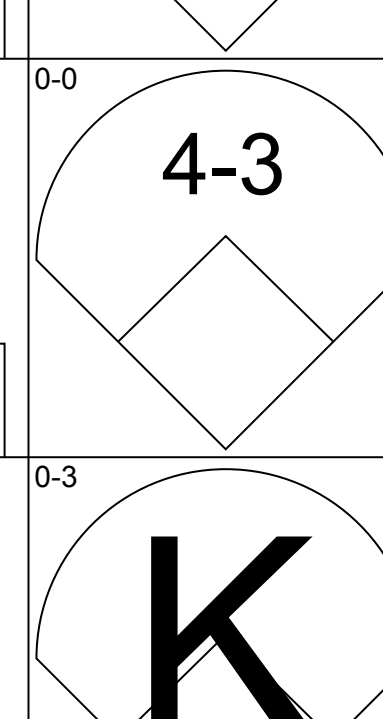
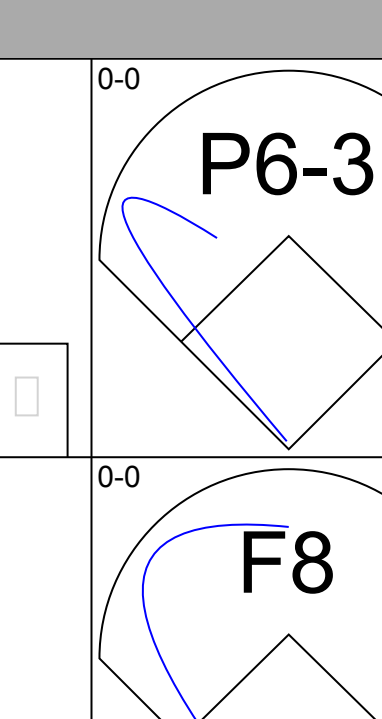
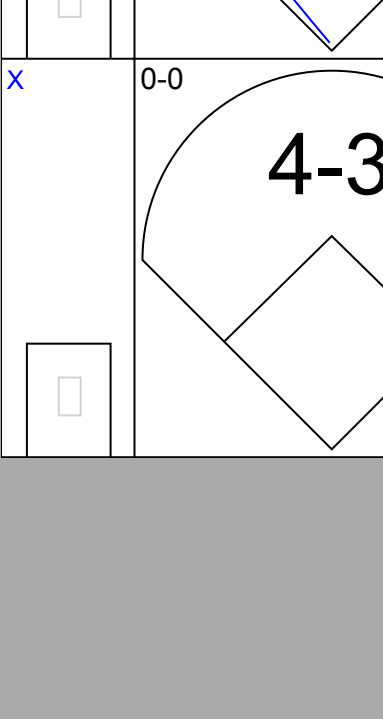
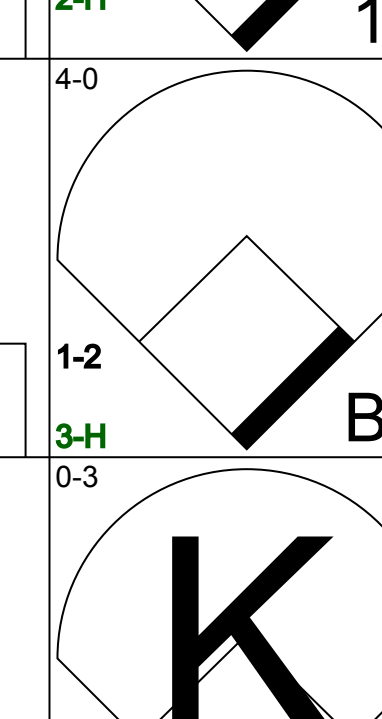
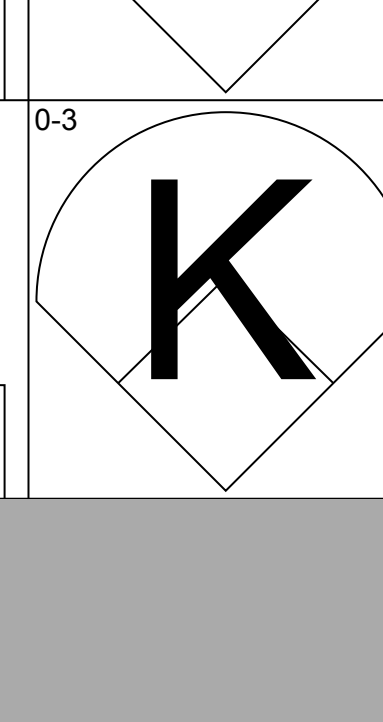
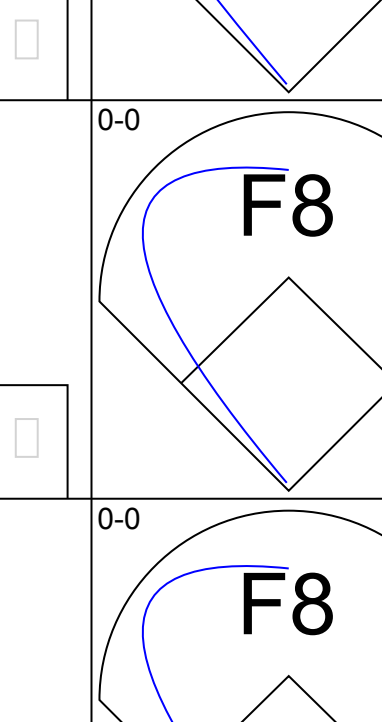
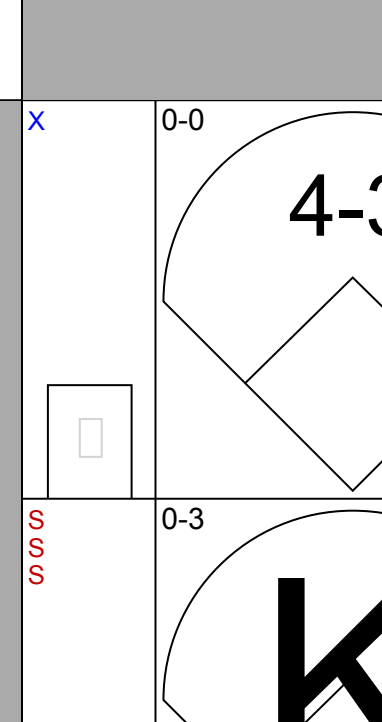
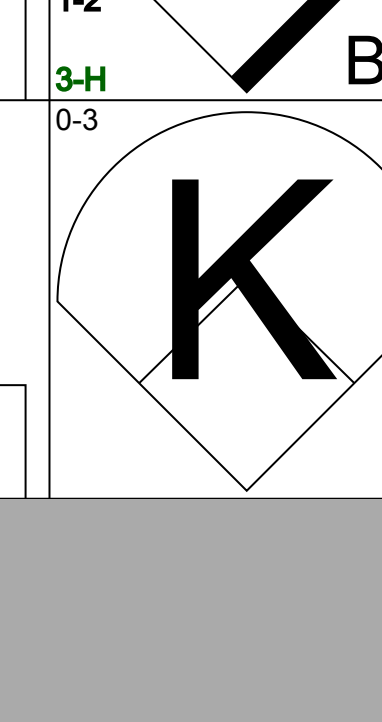
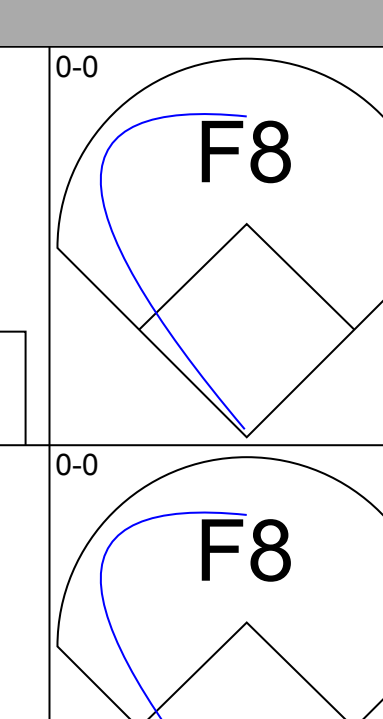
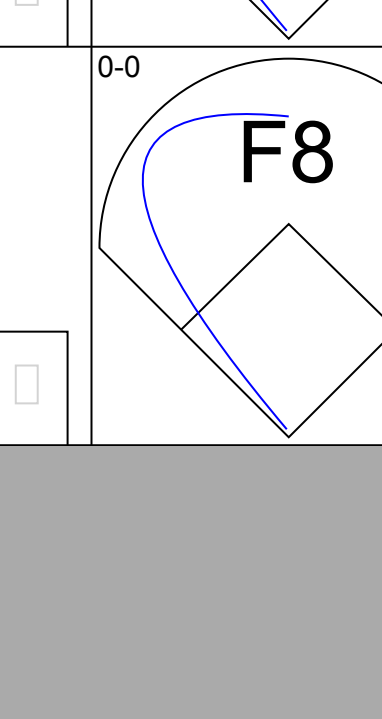
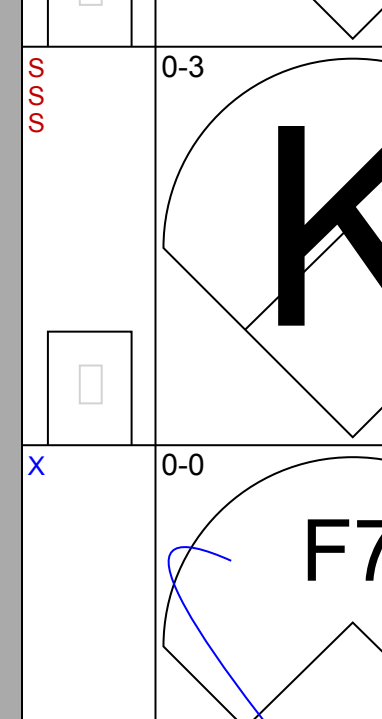
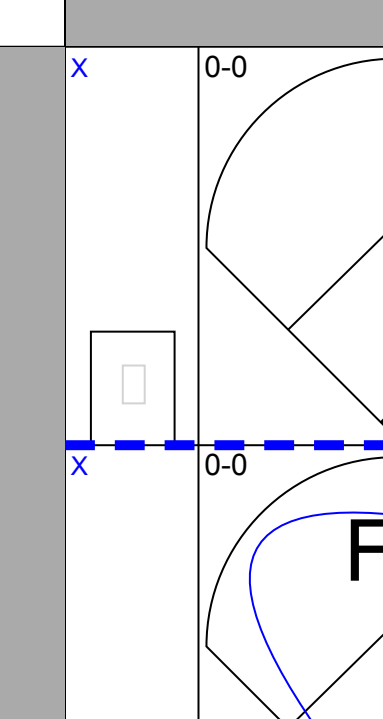
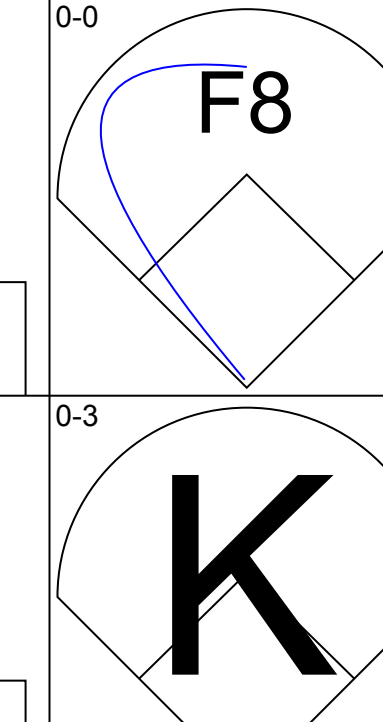
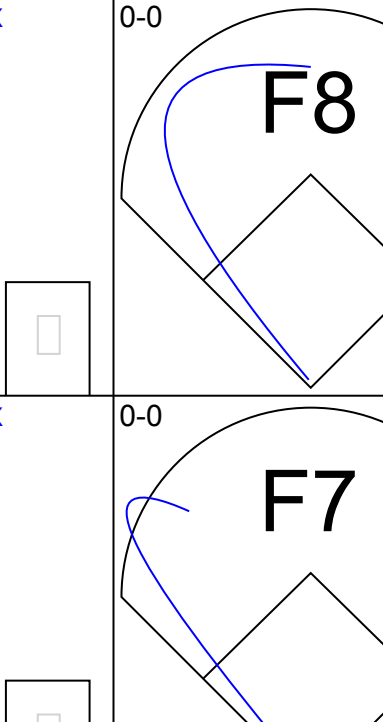
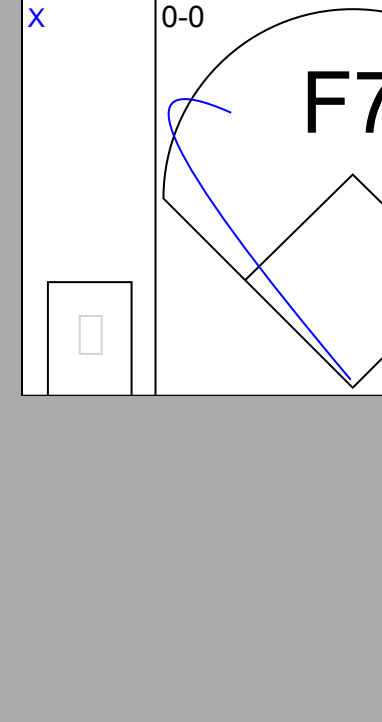
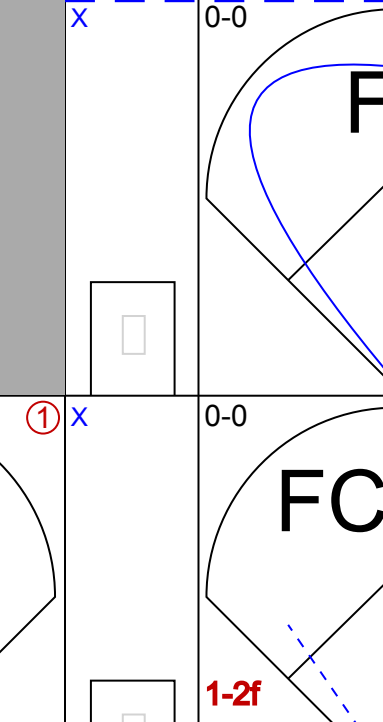
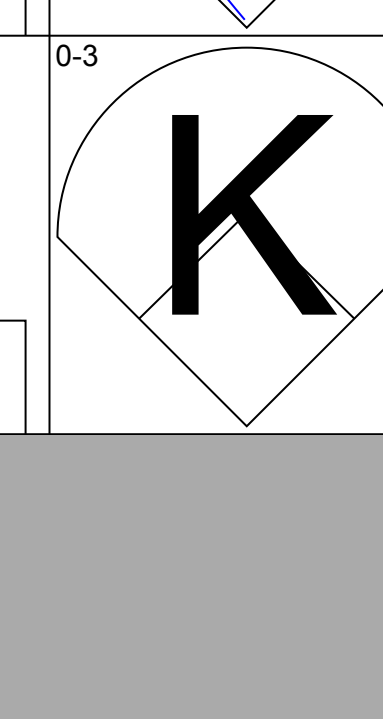
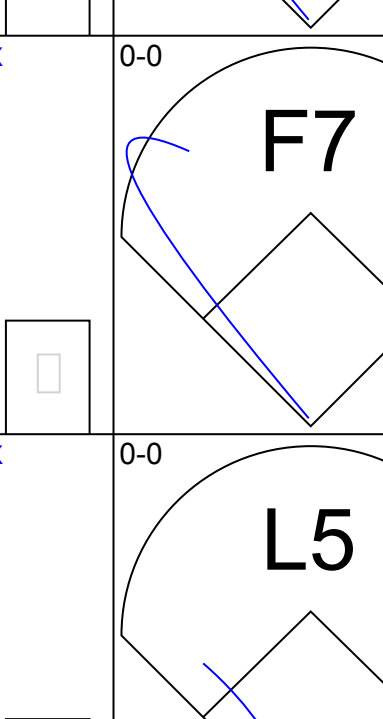
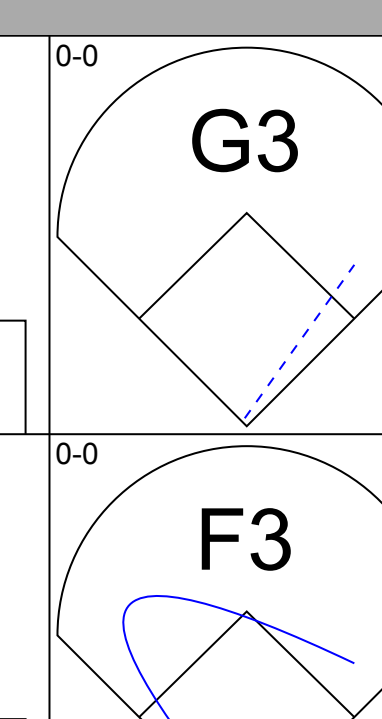
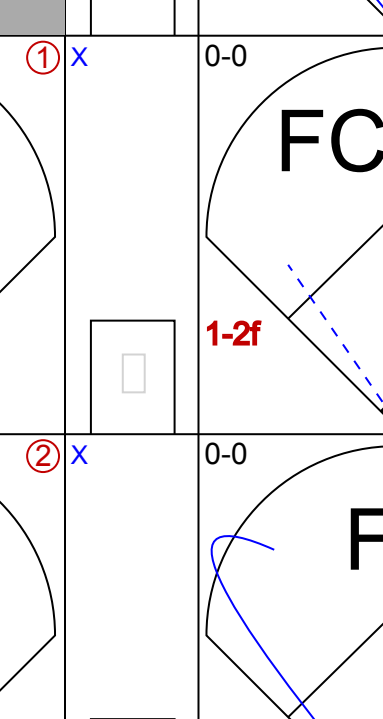
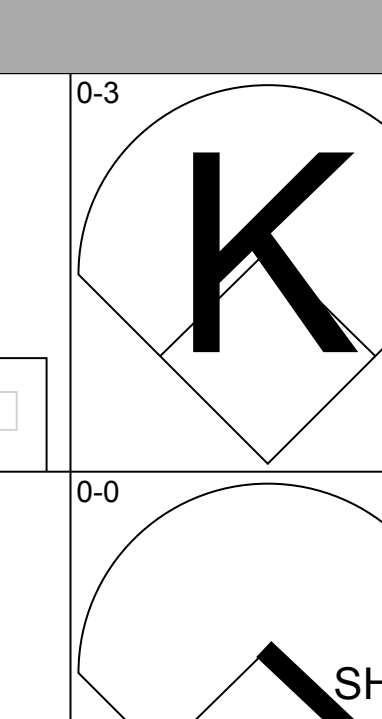
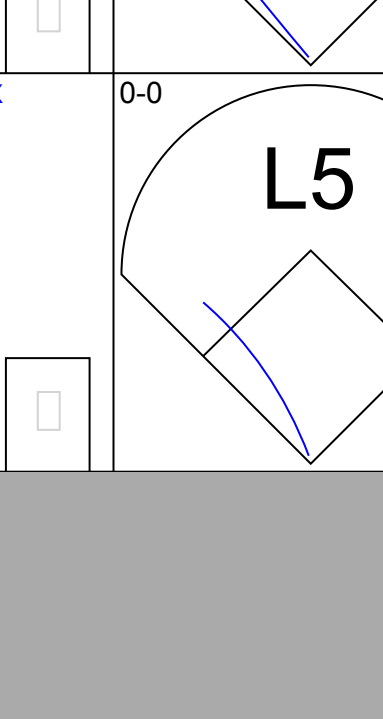
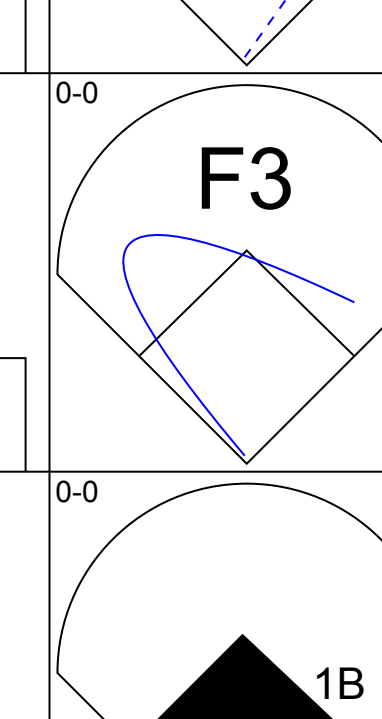
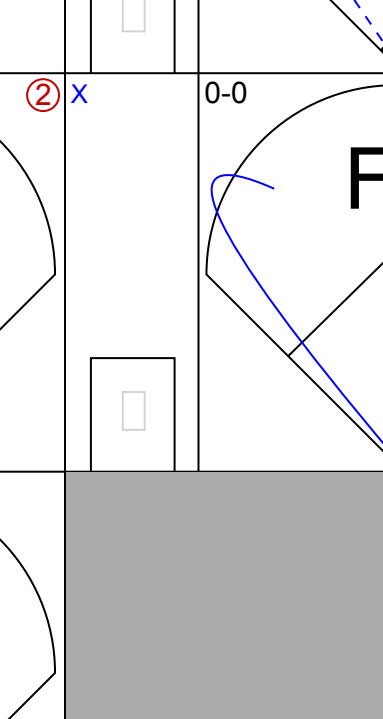
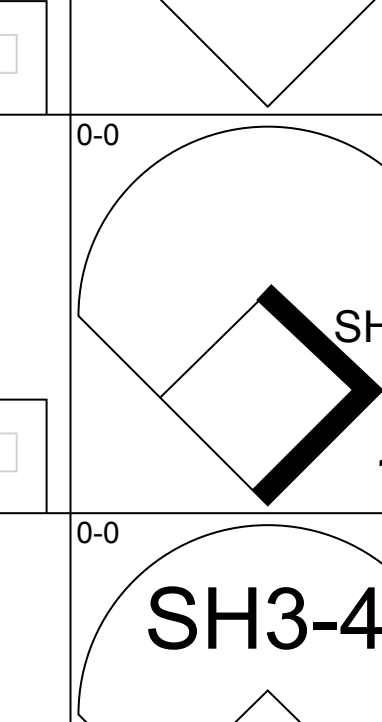
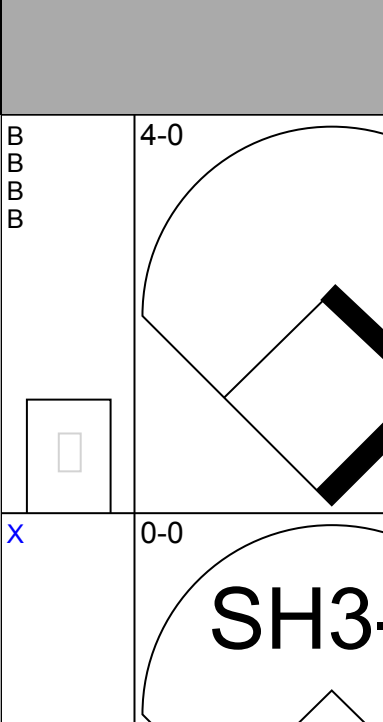
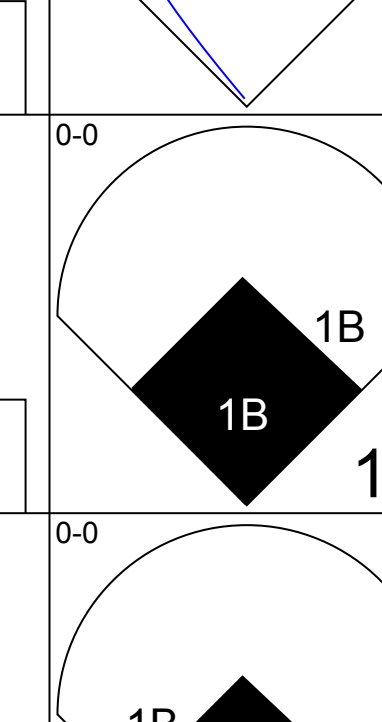
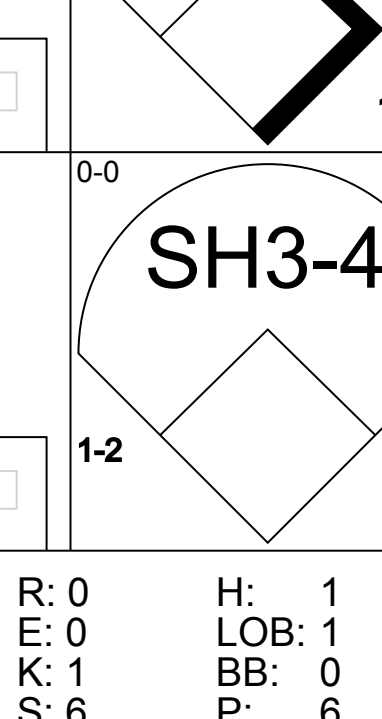
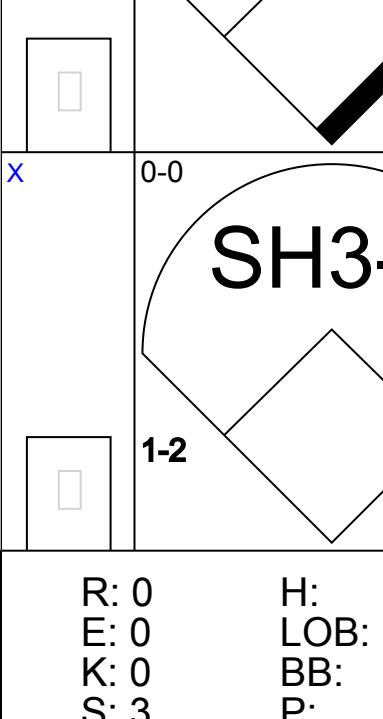
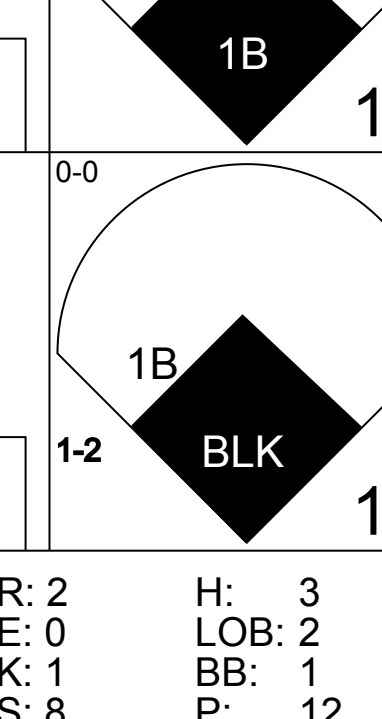
Batter	1	2	3	4	5	6	7	8	9	AB	R	H	RBI	BB	SO	LOB	TOP								
Lou Brock, L OBP: 0.330, SLG: 0.423 (1, 7)										5	2	3	1	0	1	1	St. Louis Cardinals @ Los Angeles Dodgers Dodger Stadium, Los Angeles, CA Fri Sep 20 1968, 7:05 PM PDT Att: 17,888 - Unknown livebaseballscorecards.com								
Ron Davis, R OBP: 0.284, SLG: 0.286 (1, 8)										3	0	0	0	0	3	3									
Roger Maris, L OBP: 0.309, SLG: 0.381 (7, PH) (7, 9)										1	0	1	0	0	0	0									
Bobby Tolan, L OBP: 0.277, SLG: 0.341 (7, PH) (7, 8)										3	0	2	2	0	0	0									
Curt Flood, R OBP: 0.340, SLG: 0.367 (7, 8)										1	0	0	0	0	1	2									
Joe Hague, L OBP: 0.400, SLG: 1.000 (1, 3)										4	1	1	1	0	0	5									
Ed Spiezio, R OBP: 0.228, SLG: 0.157 (1, 5)										4	0	1	0	0	0	0									
Phil Gagliano, R OBP: 0.284, SLG: 0.312 (1, 4)										4	0	0	0	0	1	2									
Dick Schofield, S OBP: 0.307, SLG: 0.320 (1, 6)										3	0	0	0	1	1	1									
Dave Ricketts, S OBP: 0.136, SLG: 0.136 (1, 2)										3	1	1	0	0	1	2									
Mel Nelson, R OBP: 0.231, SLG: 0.167 (6, PH) (9, PH)										0	0	0	0	0	0	0									
Orlando Cepeda, R OBP: 0.308, SLG: 0.384 (9, PH)										1	0	0	0	0	0	0									
Steve Carlton, L OBP: 0.169, SLG: 0.282 (1, 1)										0	0	0	0	0	0	0									
Ron Willis, R (2, 1)										2	0	0	0	0	1	1									
Johnny Edwards, L OBP: 0.290, SLG: 0.330 (6, 2)										2	0	1	0	0	0	0									
Inning Stats	R: 1 E: 0 K: 1 S: 6	H: 2 LOB: 0 BB: 0 P: 6	R: 0 E: 0 K: 0 S: 3	H: 0 LOB: 0 BB: 0 P: 3	R: 1 E: 1 K: 2 S: 10	H: 3 LOB: 2 BB: 0 P: 10	R: 0 E: 0 K: 1 S: 5	H: 0 LOB: 1 BB: 1 P: 9	R: 1 E: 0 K: 1 S: 6	H: 1 LOB: 0 BB: 0 P: 6	R: 1 E: 0 K: 1 S: 7	H: 2 LOB: 1 BB: 0 P: 7	R: 0 E: 0 K: 2 S: 9	H: 2 LOB: 2 BB: 0 P: 9	R: 0 E: 1 K: 1 S: 5	H: 0 LOB: 0 BB: 0 P: 5	R: 0 E: 0 K: 0 S: 3	H: 0 LOB: 0 BB: 0 P: 3	1B: 8 2B: 0 3B: 0 HR: 2	SF: 0 SAC: 0 DP: 0 HBP: 0	WP: 0 PB: 0 SB: 2 CS: 2	PA: 37			
PITCHER	IP	WLS	BF	H	R	ER	SO	BB	IBB	HBP	BLK	WP	HR	S	P	ERA	WHIP								
Bill Singer, R ERA: 2.78 (1, 1)	6.1	W	29	10	4	4	7	1	0	0	0	0	2	42	46	5.68	1.737								
Jim Brewer, L ERA: 2.99 (7, 1)	2.2	S	8	0	0	0	2	0	0	0	0	0	0	12	12	0.00	0.000								

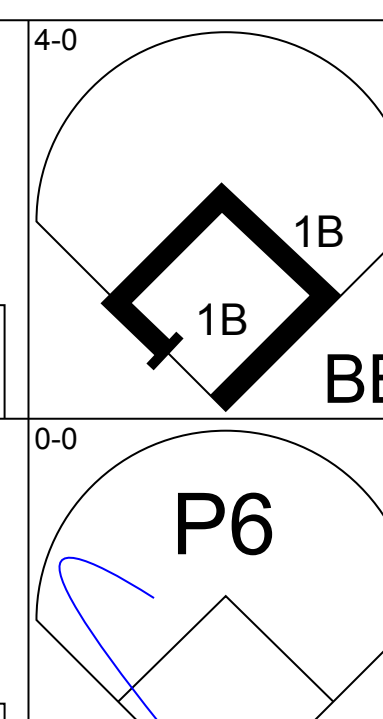
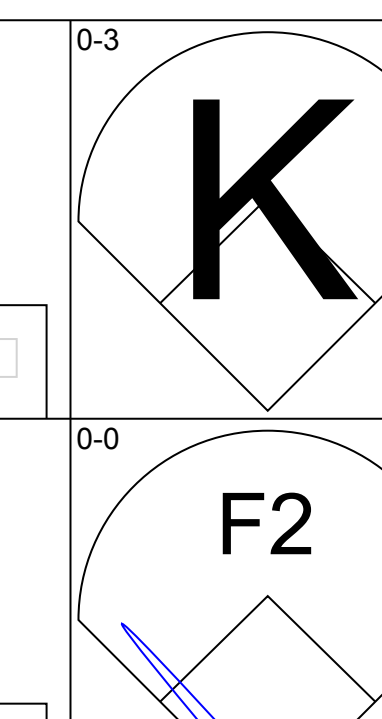
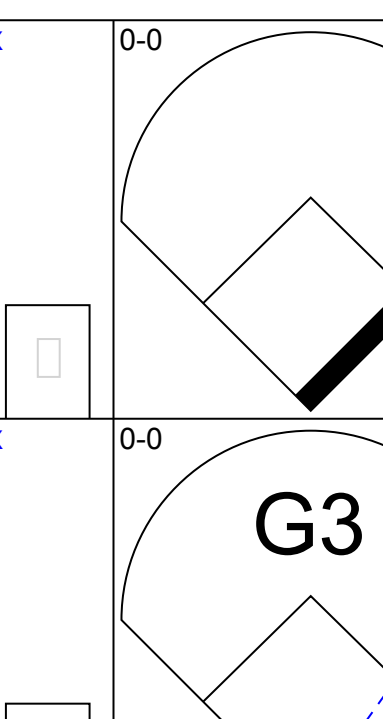
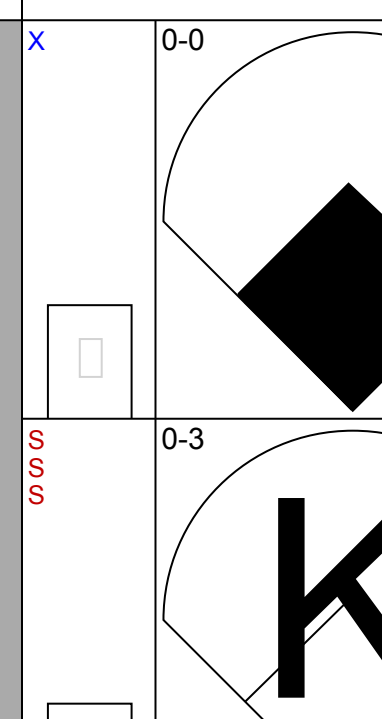
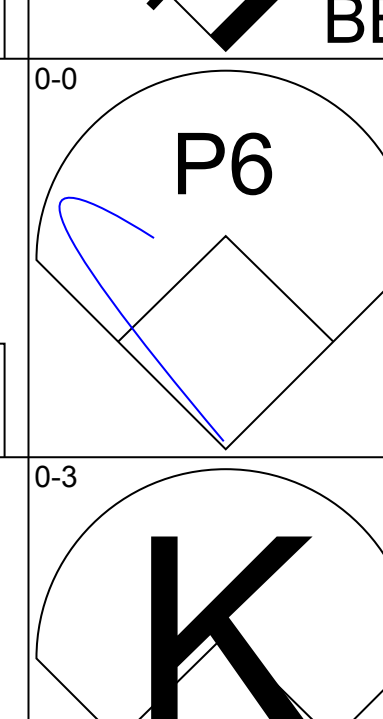
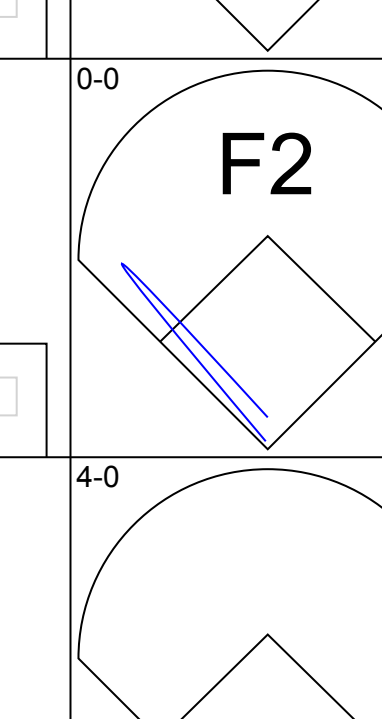
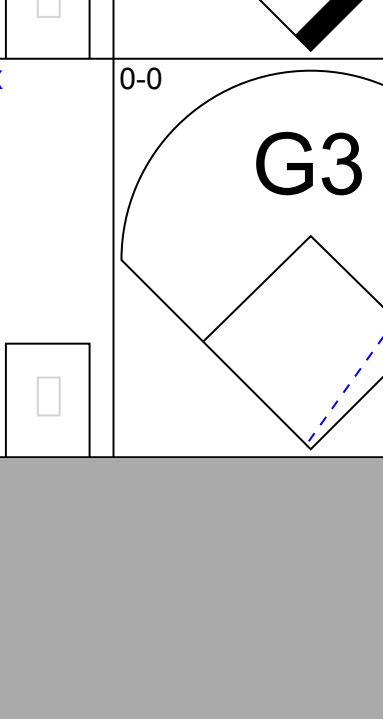
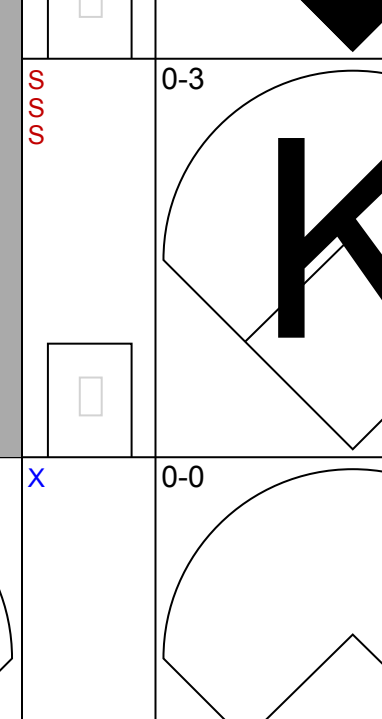
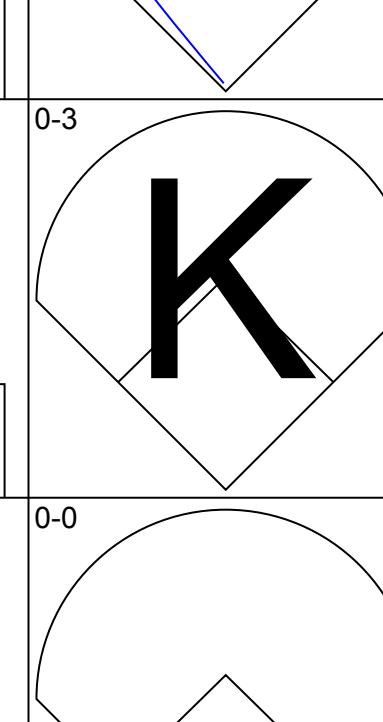
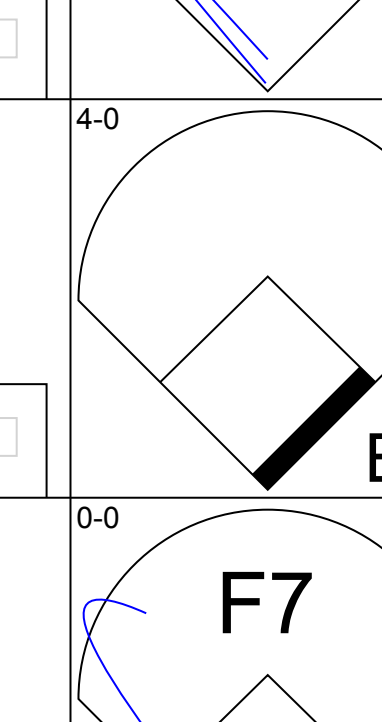

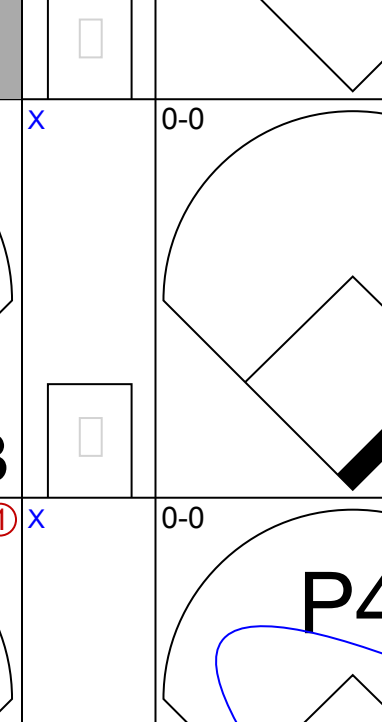
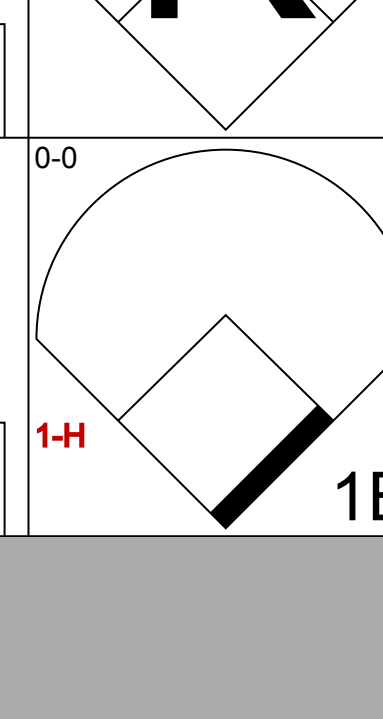
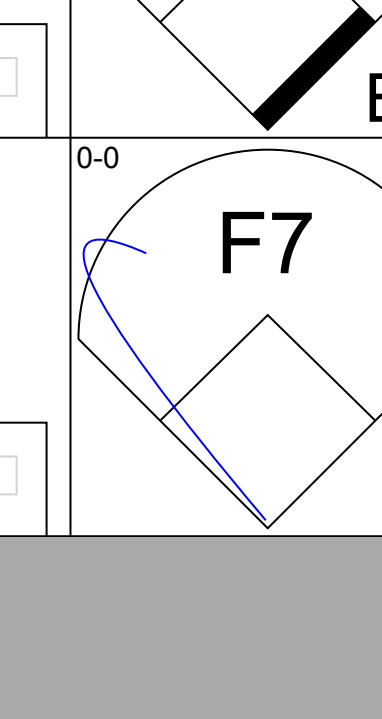

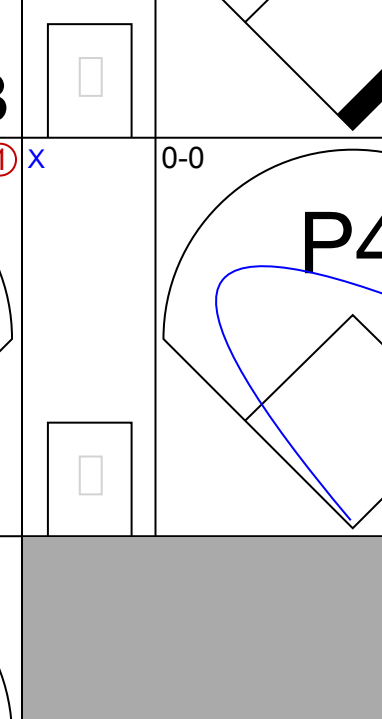
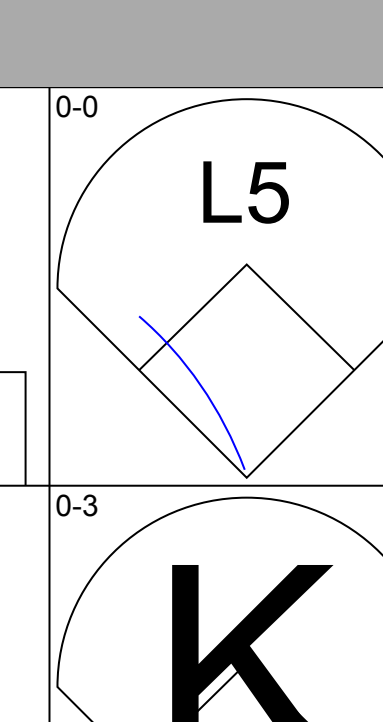
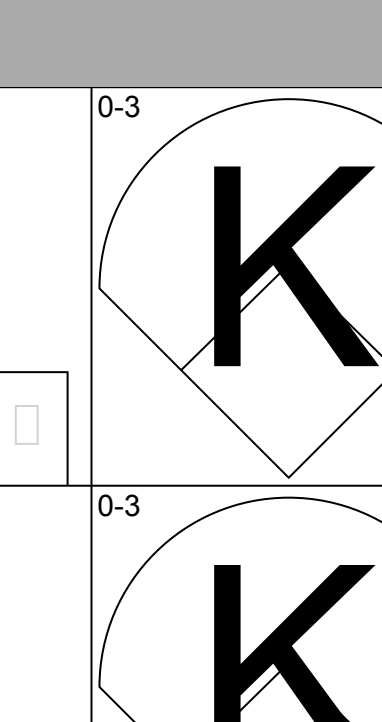
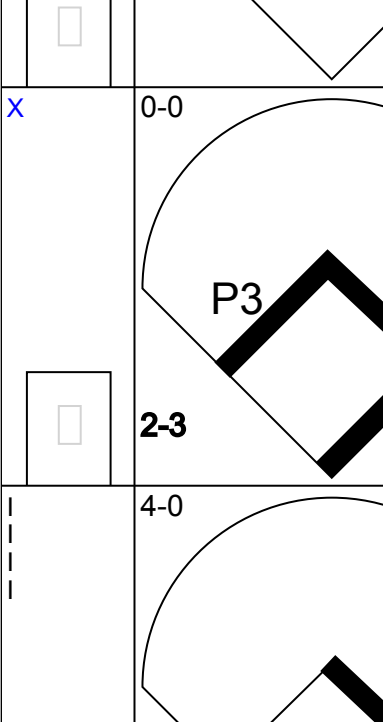
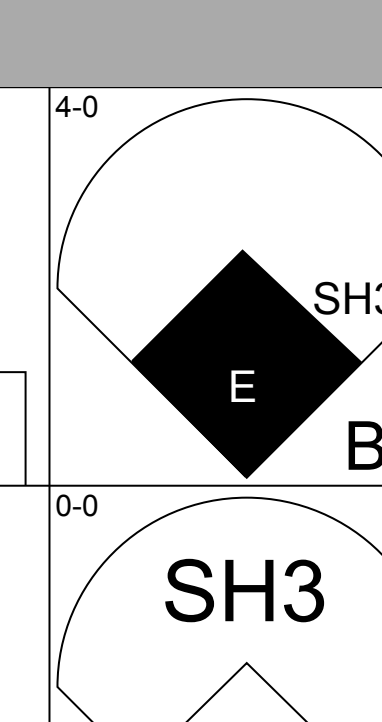
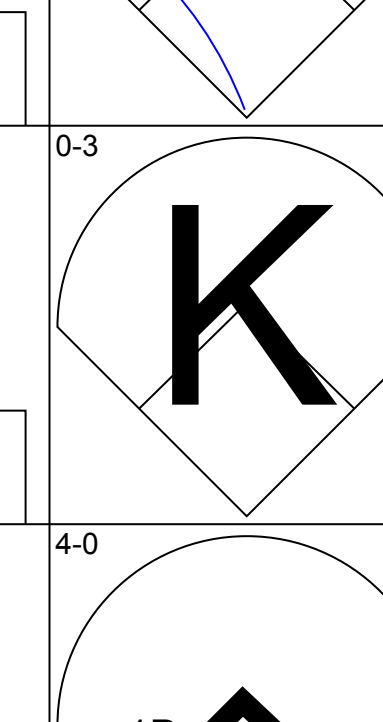
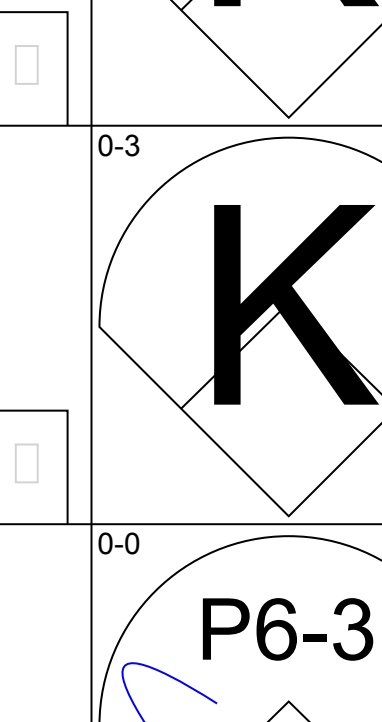
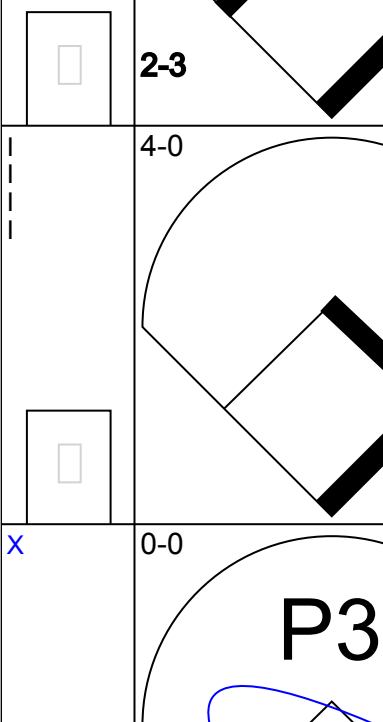
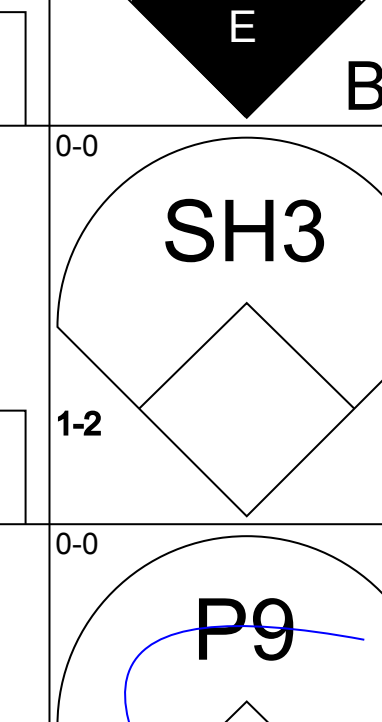
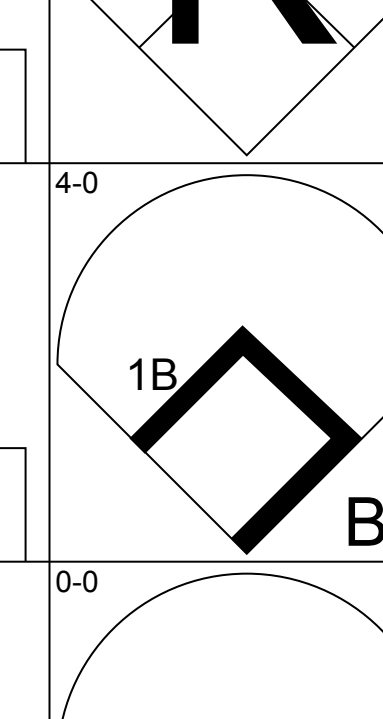
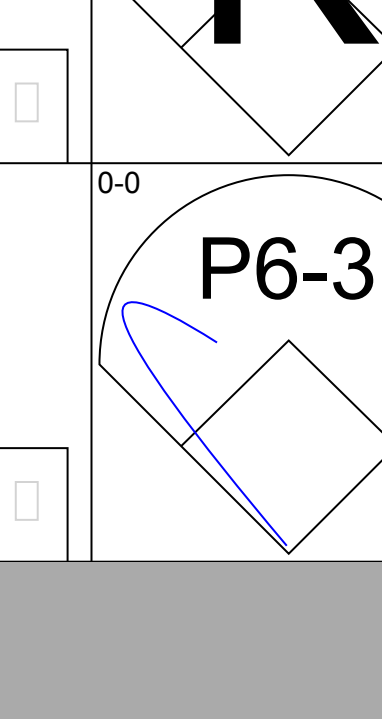
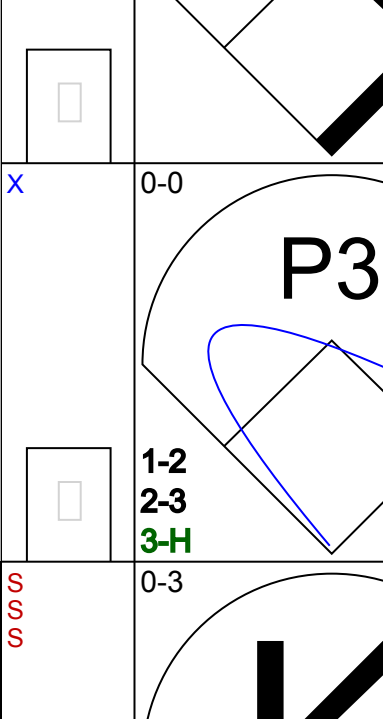
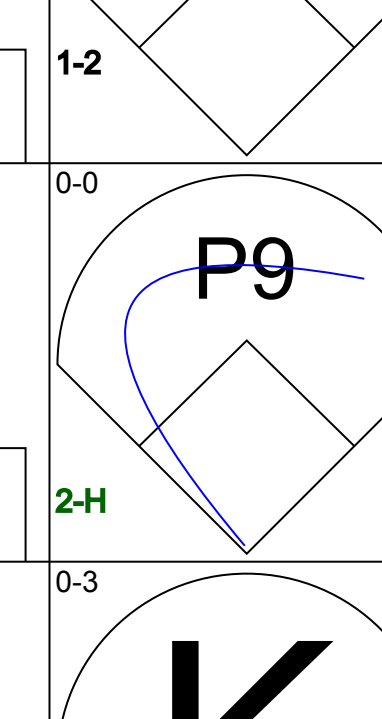
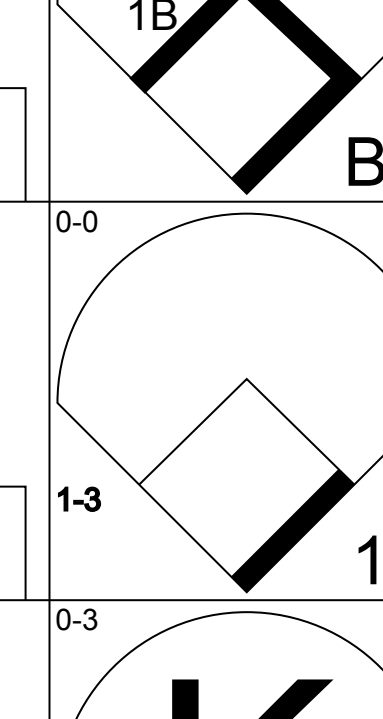
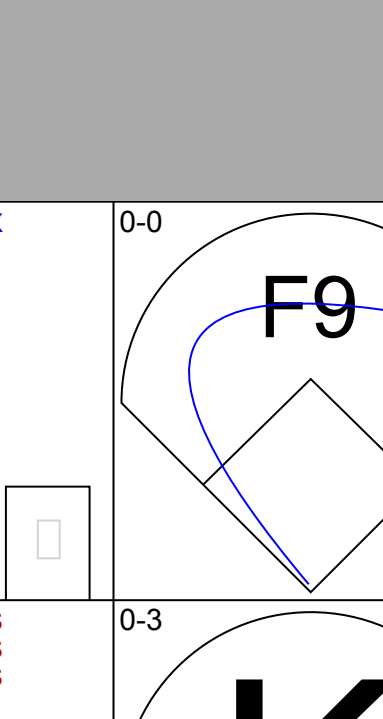

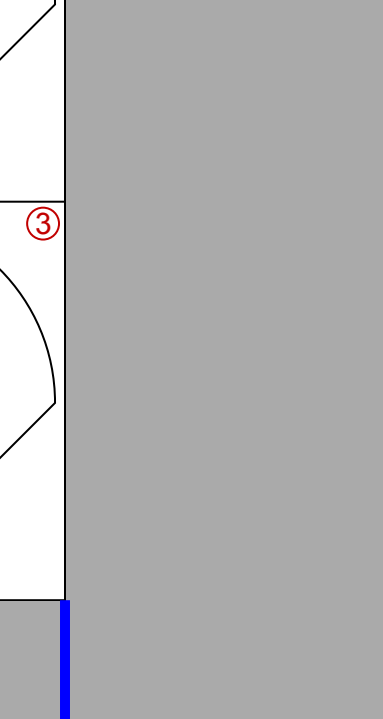
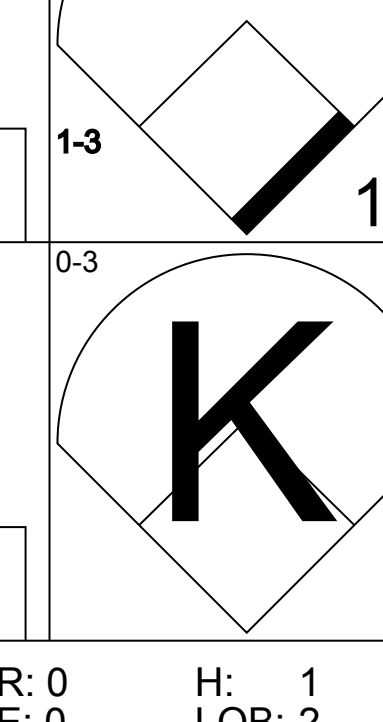
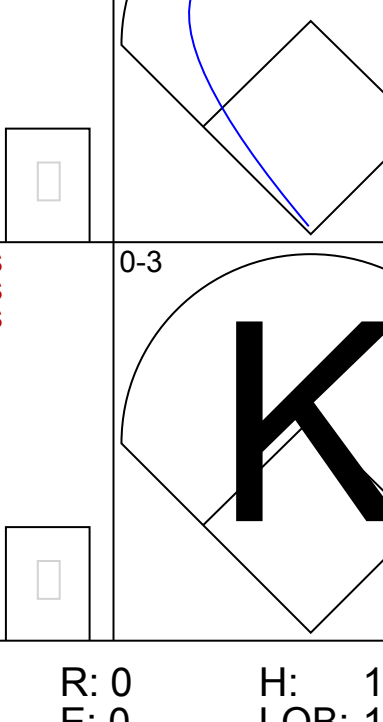
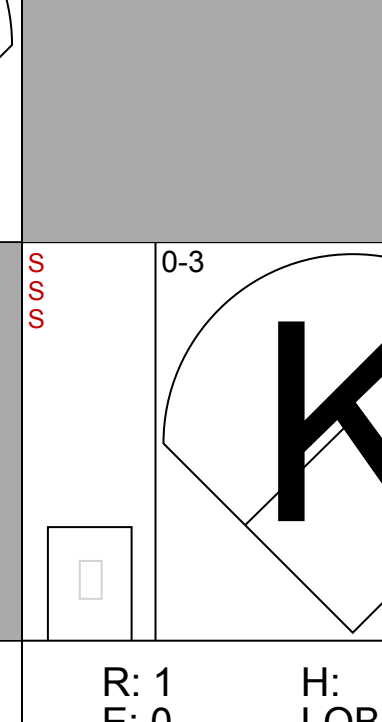
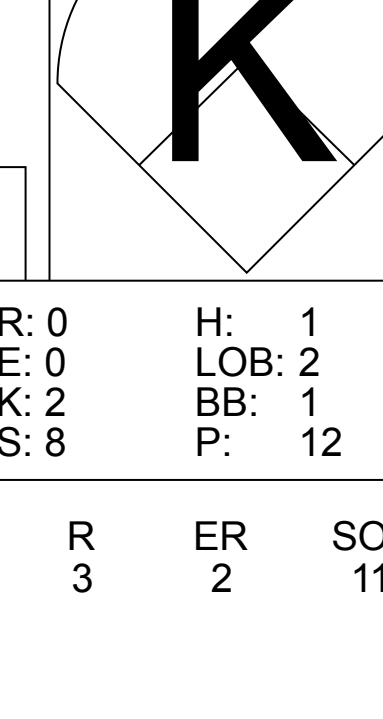
Batter	1	2	3	4	5	6	7	8	9	AB	R	H	RBI	BB	SO	LOB	BOTTOM								
Wes Parker, S OBP: 0.308, SLG: 0.314 (1, 7)										3	1	2	1	1	0	0	St. Louis Cardinals @ Los Angeles Dodgers Dodger Stadium, Los Angeles, CA Fri Sep 20 1968, 7:05 PM PDT Att: 17,888 - Unknown livebaseballscorecards.com								
Willie Davis, L OBP: 0.290, SLG: 0.361 (1, 8)										3	1	1	1	0	1	2									
Bill Sudakis, S OBP: 0.375, SLG: 0.492 (1, 5)										3	0	1	1	1	0	2									
Ken Boyer, R OBP: 0.305, SLG: 0.381 (1, 3)										4	0	1	1	0	0	2									
Ted Savage, R OBP: 0.257, SLG: 0.300 (1, 9)										3	0	1	0	1	2	0									
Paul Popovich, S OBP: 0.288, SLG: 0.256 (1, 6)										4	0	0	0	0	0	4									
Jim Campanis, R OBP: 0.250, SLG: 0.143 (6, PH) (6, 2)										2	0	1	0	0	1	0									
Tom Haller, L OBP: 0.349, SLG: 0.390 (6, 2)										2	0	0	0	0	1	2									
Bart Shirley, R OBP: 0.269, SLG: 0.203 (1, 4)										4	1	1	0	0	0	0									
Bill Singer, R OBP: 0.205, SLG: 0.244 (1, 1)										2	2	0	0	1	1	2									
Jim Brewer, L OBP: 0.222, SLG: 0.222 (7, 1)										1	0	0	0	0	0	0									
Inning Stats	R: 1 E: 0 K: 0 S: 6	H: 3 LOB: 2 BB: 0 P: 6	R: 3 E: 0 K: 1 S: 9	H: 4 LOB: 1 BB: 0 P: 9	R: 0 E: 0 K: 2 S: 7	H: 0 LOB: 0 BB: 0 P: 7	R: 0 E: 0 K: 1 S: 5	H: 0 LOB: 2 BB: 2 P: 13	R: 1 E: 0 K: 0 S: 4	H: 1 LOB: 1 BB: 1 P: 8	R: 0 E: 0 K: 1 S: 5	H: 0 LOB: 0 BB: 0 P: 5	R: 0 E: 0 K: 0 S: 3	H: 0 LOB: 0 BB: 0 P: 3	1B: 6 2B: 2 3B: 0 HR: 0	SF: 1 SAC: 0 DP: 0 HBP: 0		WP: 0 PB: 1 SB: 1 CS: 0	PA: 36						
PITCHER	IP	WLS	BF	H	R	ER	SO	BB	IBB	HBP	BLK	WP	HR	S	P	ERA		WHIP							
Steve Carlton, L ERA: 3.05 (1, 1)	1.2	L	12	7	4	4	1	0	0	0	0	0	0	14	14	21.60	4.200								
Ron Willis, R ERA: 3.45 (2, 1)	3.2	L	16	1	1	1	4	4	0	0	0	0	0	20	36	2.46	1.364								
Mel Nelson, L ERA: 2.63 (6, 1)	2.2		8	0	0	0	1	0	0	0	0	0	0	10	10	0.00	0.000								

Batter	1	2	3	4	5	6	7	8	9	AB	R	H	RBI	BB	SO	LOB	TOP										
Lou Brock, L OBP: 0.329, SLG: 0.421 (1, 7)										3	0	0	0	1	1	1	St. Louis Cardinals @ Los Angeles Dodgers Dodger Stadium, Los Angeles, CA Sat Sep 21 1968, 3:33 AM PDT Att: 13,842 - Unknown livebaseballscorecards.com										
Phil Gagliano, R OBP: 0.283, SLG: 0.309 (1, 4)										4	0	1	0	0	0	1											
Joe Hague, L OBP: 0.444, SLG: 0.714 (1, 9)										3	0	1	0	1	0	0											
Orlando Cepeda, R OBP: 0.306, SLG: 0.381 (1, 3)										4	0	0	0	0	1	2											
Mike Shannon, R OBP: 0.309, SLG: 0.402 (1, 5)										3	0	0	0	0	2	0											
Ron Davis, R OBP: 0.282, SLG: 0.283 (1, 8)										3	0	0	0	0	0	0											
Ted Simmons, S OBP: 0.667, SLG: 0.500 (1, 2)										2	0	1	0	1	1	0											
Dal Maxvill, R OBP: 0.320, SLG: 0.290 (1, 6)										3	0	1	0	0	0	1											
Larry Jaster, L OBP: 0.159, SLG: 0.209 (1, 1)										2	0	0	0	0	0	1											
Curt Flood, R OBP: 0.340, SLG: 0.366 (8, PH)										1	0	0	0	0	0	2											
Wayne Granger, R OBP: 0.200, SLG: 0.200 (8, 1)										0	0	0	0	0	0	0											
Inning Stats	R: 0 E: 0 K: 1 S: 5	H: 1 LOB: 1 BB: 1 P: 9	R: 0 E: 0 K: 2 S: 7	H: 0 LOB: 0 BB: 0 P: 7	R: 0 E: 0 K: 0 S: 3	H: 0 LOB: 1 BB: 1 P: 7	R: 0 E: 0 K: 1 S: 5	H: 1 LOB: 0 BB: 0 P: 5	R: 0 E: 0 K: 0 S: 4	H: 1 LOB: 1 BB: 0 P: 4	R: 0 E: 0 K: 0 S: 3	H: 0 LOB: 0 BB: 0 P: 3	R: 0 E: 0 K: 1 S: 5	H: 0 LOB: 0 BB: 0 P: 5	R: 0 E: 0 K: 0 S: 3	H: 1 LOB: 1 BB: 1 P: 7	R: 0 E: 0 K: 0 S: 3	H: 0 LOB: 0 BB: 0 P: 3	1B: 4 2B: 0 3B: 0 HR: 0	SF: 0 SAC: 0 DP: 2 HBP: 0	WP: 0 PB: 0 SB: 1 CS: 0	PA: 31					
PITCHER	IP	WLS	BF	H	R	ER	SO	BB	IBB	HBP	BLK	WP	HR	S	P	ERA	WHIP										
Claude Osteen, L ERA: 3.1 (1, 1)	7.0	W	26	4	0	0	5	3	0	0	0	0	0	33	45	0.00	1.000										
Mudcat Grant, R ERA: 2.14 (8, 1)	2.0	S	5	0	0	0	0	0	0	0	0	0	0	5	5	0.00	0.000										

Batter	1	2	3	4	5	6	7	8	9	AB	R	H	RBI	BB	SO	LOB	BOTTOM											
Wes Parker, S OBP: 0.309, SLG: 0.316 (1, 7)										4	1	2	0	0	0	2	St. Louis Cardinals @ Los Angeles Dodgers Dodger Stadium, Los Angeles, CA Sat Sep 21 1968, 3:33 AM PDT Att: 13,842 - Unknown livebaseballscorecards.com											
Willie Davis, L OBP: 0.289, SLG: 0.360 (1, 8)										4	1	1	0	0	0	1												
Bill Sudakis, S OBP: 0.408, SLG: 0.556 (1, 5)										2	1	2	2	2	0	0												
Ken Boyer, R OBP: 0.305, SLG: 0.379 (1, 3)										4	0	1	0	0	0	4												
Willie Crawford, L OBP: 0.329, SLG: 0.364 (8, 7)										0	0	0	0	0	0	0												
Ted Savage, R OBP: 0.264, SLG: 0.313 (1, 9)										4	0	2	1	0	1	2												
Paul Popovich, S OBP: 0.288, SLG: 0.257 (1, 6)										3	0	1	0	0	0	3												
Jim Campanis, R OBP: 0.167, SLG: 0.091 (1, 2)										4	0	0	0	0	1	1												
Bart Shirley, R OBP: 0.268, SLG: 0.219 (1, 4)										4	0	1	0	0	0	2												
Claude Osteen, L OBP: 0.205, SLG: 0.222 (1, 1)										3	0	1	0	0	1	1												
Mudcat Grant, R OBP: 0.129, SLG: 0.226 (8, 1)										0	0	0	0	0	0	0												
Inning Stats	R: 2 E: 0 K: 0 S: 6	H: 4 LOB: 1 BB: 0 P: 6	R: 0 E: 0 K: 2 S: 8	H: 1 LOB: 1 BB: 0 P: 8	R: 0 E: 0 K: 0 S: 4	H: 1 LOB: 2 BB: 1 P: 8	R: 0 E: 0 K: 0 S: 4	H: 1 LOB: 0 BB: 0 P: 4	R: 1 E: 0 K: 1 S: 6	H: 1 LOB: 0 BB: 0 P: 6	R: 0 E: 0 K: 0 S: 3	H: 1 LOB: 2 BB: 1 P: 3	R: 0 E: 0 K: 0 S: 4	H: 1 LOB: 2 BB: 1 P: 8	R: 0 E: 1 K: 0 S: 4	H: 1 LOB: 1 BB: 0 P: 4	1B: 8 2B: 2 3B: 0 HR: 1	SF: 0 SAC: 1 DP: 1 HBP: 0	WP: 0 PB: 0 SB: 0 CS: 0	PA: 35								
PITCHER	IP	WLS	BF	H	R	ER	SO	BB	IBB	HBP	BLK	WP	HR	S	P	ERA	WHIP											
Larry Jaster, L ERA: 3.56 (1, 1)	7.0	L	31	10	3	3	3	2	0	0	0	0	0	1	35	43	3.86	1.714										
Wayne Granger, R ERA: 2.09 (8, 1)	1.0		4	1	0	0	0	0	0	0	0	0	0	4	4	0.00	1.000											

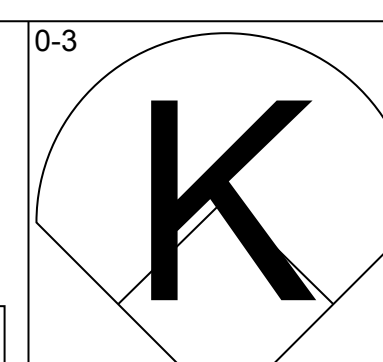
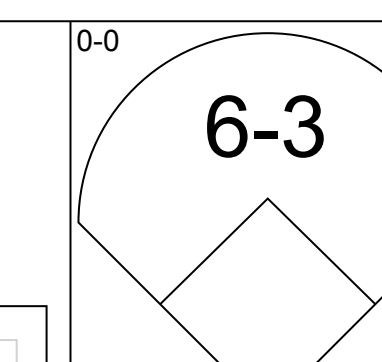
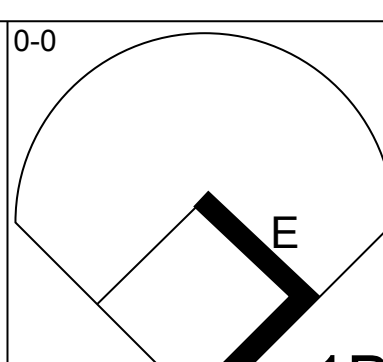
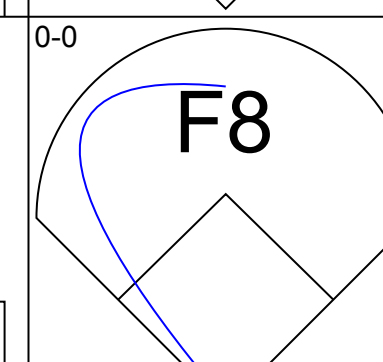
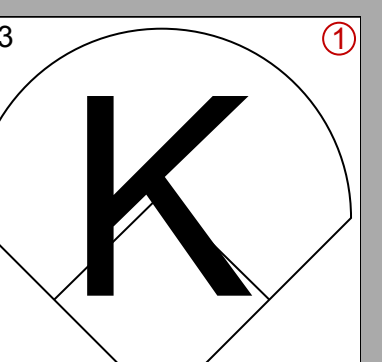
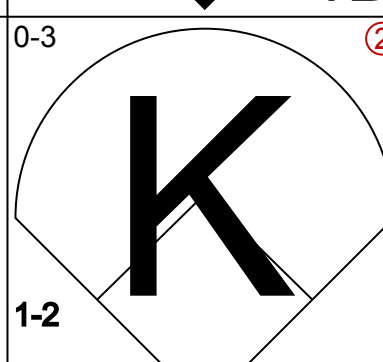
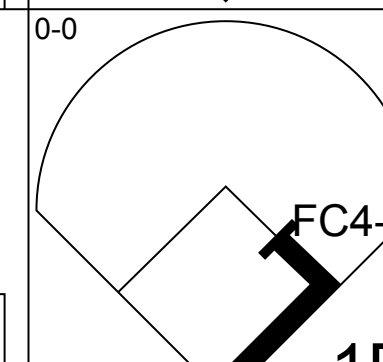
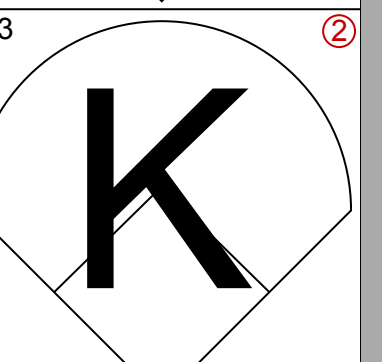
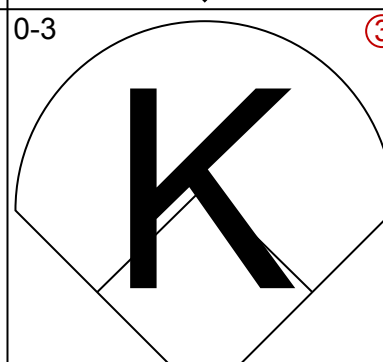
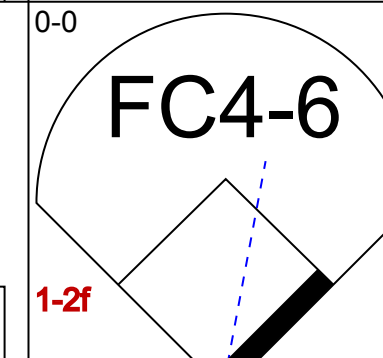
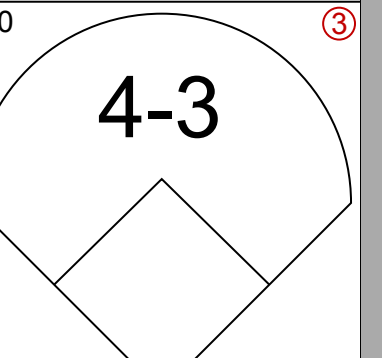
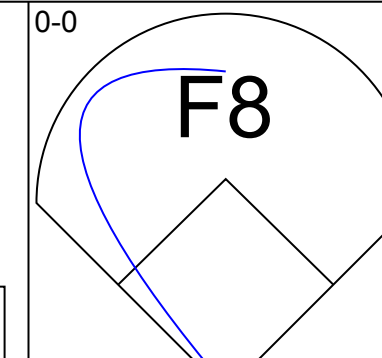
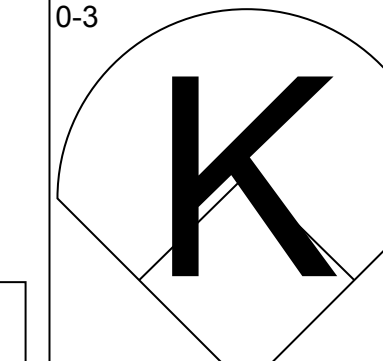
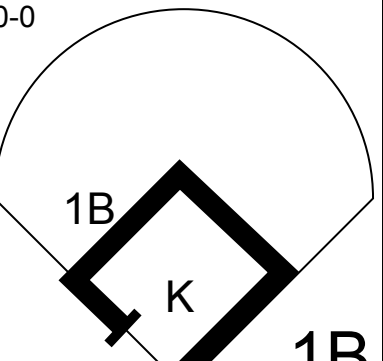
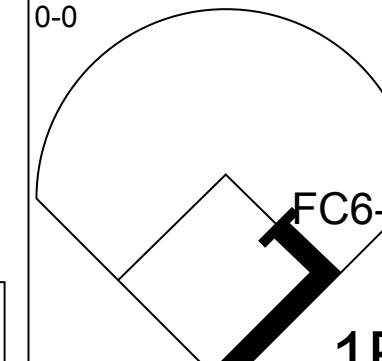
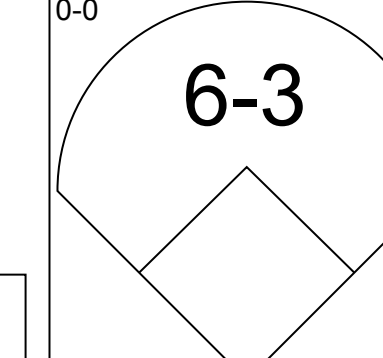
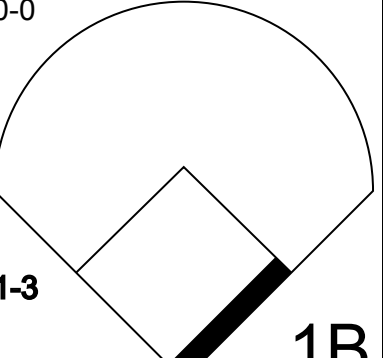
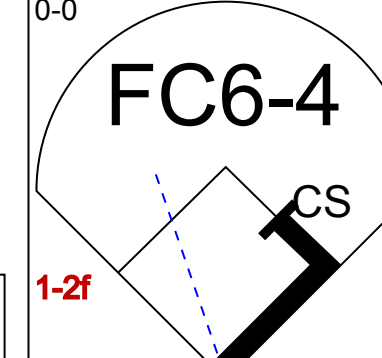
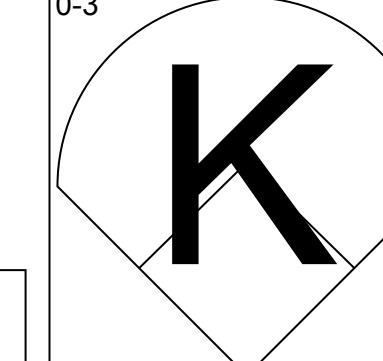
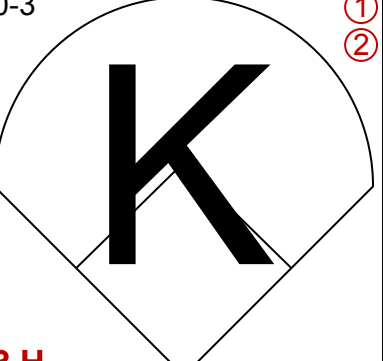
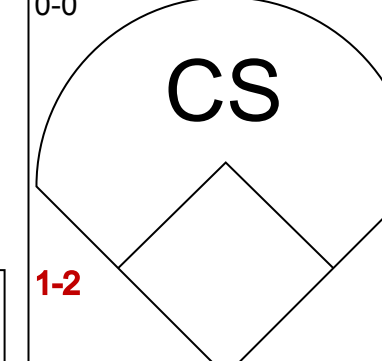
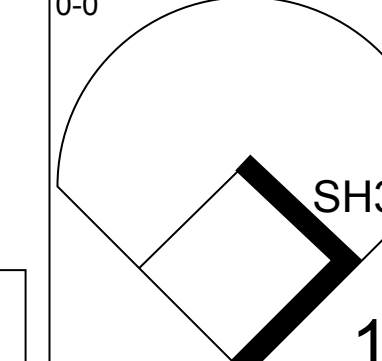
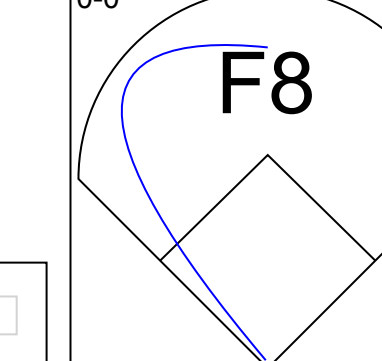
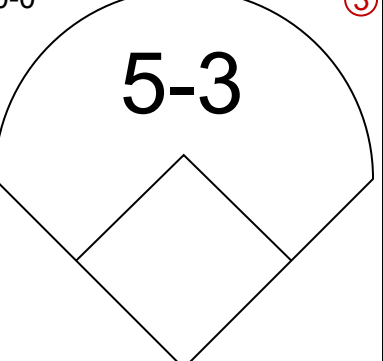
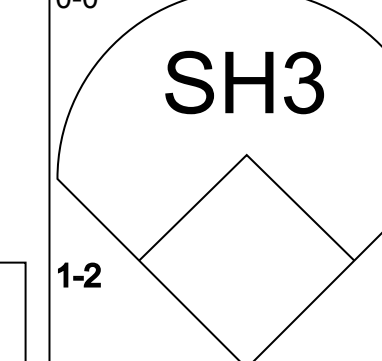
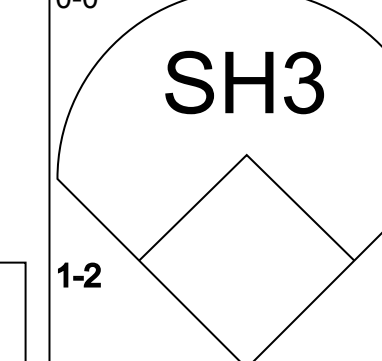
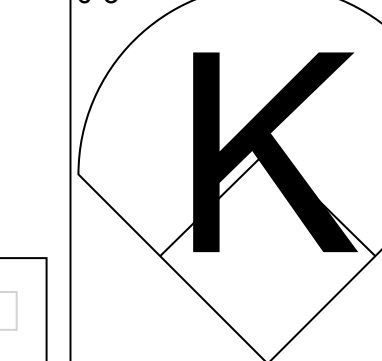
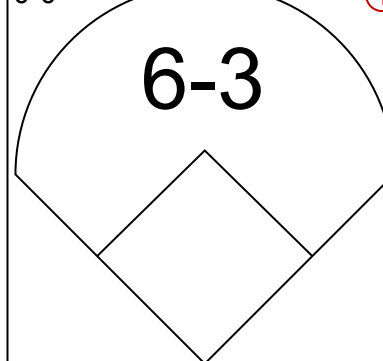
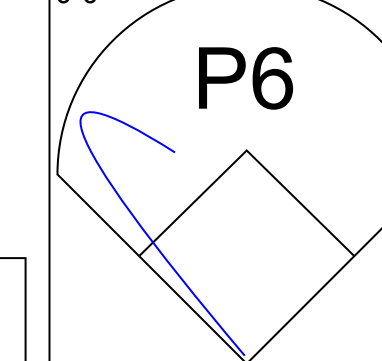
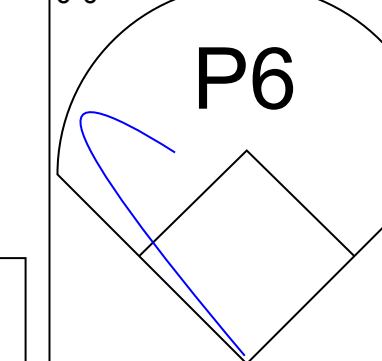


Batter	1	2	3	4	5	6	7	8	9	AB	R	H	RBI	BB	SO	LOB	TOP			
Lou Brock, L OBP: 0.329, SLG: 0.420 (1, 7)										4	0	1	1	0	1	2	St. Louis Cardinals @ Los Angeles Dodgers Dodger Stadium, Los Angeles, CA Sun Sep 22 1968, 3:33 AM PDT Att: 18,529 - Unknown			
Bobby Tolan, L OBP: 0.276, SLG: 0.337 (1, 8)										3	0	0	0	1	0	1				
Joe Hague, L OBP: 0.308, SLG: 0.455 (1, 9)										4	0	0	0	0	2	2				
Orlando Cepeda, R OBP: 0.306, SLG: 0.380 (1, 3)										4	0	1	0	0	1	0				
Tim McCarver, L OBP: 0.293, SLG: 0.346 (1, 2)										4	0	0	0	0	0	1				
Mike Shannon, R OBP: 0.307, SLG: 0.399 (1, 5)										4	0	0	0	0	1	1				
Phil Gagliano, R OBP: 0.273, SLG: 0.297 (1, 4)										4	0	0	0	0	1	1				
Dal Maxvill, R OBP: 0.324, SLG: 0.293 (1, 6)										2	1	2	0	1	0	0				
Bob Gibson, R OBP: 0.238, SLG: 0.228 (1, 1)										1	1	1	0	0	0	0				
Inning Stats	R: 0 E: 0 K: 2 S: 7	H: 0 LOB: 0 BB: 0 P: 7	R: 0 E: 0 K: 1 S: 5	H: 0 LOB: 0 BB: 0 P: 5	R: 0 E: 0 K: 1 S: 6	H: 1 LOB: 1 BB: 0 P: 6	R: 0 E: 0 K: 0 S: 3	H: 0 LOB: 0 BB: 0 P: 3	R: 0 E: 0 K: 0 S: 3	H: 0 LOB: 1 BB: 1 P: 7	R: 0 E: 0 K: 1 S: 5	H: 0 LOB: 0 BB: 0 P: 5	R: 0 E: 0 K: 1 S: 8	H: 3 LOB: 2 BB: 1 P: 12	R: 0 E: 0 K: 0 S: 4	H: 1 LOB: 1 BB: 0 P: 4	1B: 5 2B: 0 3B: 0 HR: 0	SF: 0 SAC: 2 DP: 0 HBP: 0	WP: 0 PB: 0 SB: 0 CS: 0	PA: 34
PITCHER	IP WLS BF H R ER SO BB IBB HBP BLK WP HR S P ERA WHIP																			
Don Sutton, R ERA: 2.61 (1, 1)	8.0 W 31 5 2 2 6 2 0 0 0 1 0 0 41 49 2.25 0.875																			
Jim Brewer, L ERA: 2.55 (9, 1)	1.0 S 3 0 0 0 0 0 0 0 0 0 0 0 3 3 0.00 0.000																			

Batter	1	2	3	4	5	6	7	8	9	AB	R	H	RBI	BB	SO	LOB	BOTTOM			
Willie Crawford, L OBP: 0.339, SLG: 0.390 (1, 7)										3	1	2	1	1	1	0	St. Louis Cardinals @ Los Angeles Dodgers Dodger Stadium, Los Angeles, CA Sun Sep 22 1968, 3:33 AM PDT Att: 18,529 - Unknown			
Willie Davis, L OBP: 0.288, SLG: 0.357 (1, 8)										4	0	0	0	0	1	2				
Tom Haller, L OBP: 0.352, SLG: 0.392 (1, 2)										3	1	2	0	1	1	1				
Len Gabrielson, L OBP: 0.334, SLG: 0.422 (1, 9)										3	0	1	0	0	0	2				
Bill Sudakis, S OBP: 0.413, SLG: 0.545 (1, 5)										3	1	1	0	1	1	0				
Wes Parker, S OBP: 0.310, SLG: 0.314 (1, 3)										2	0	0	0	1	2	0				
Paul Popovich, S OBP: 0.268, SLG: 0.255 (1, 6)										3	0	0	1	1	0	2				
Bart Shirley, R OBP: 0.267, SLG: 0.221 (1, 4)										4	0	1	0	0	2	2				
Don Sutton, R OBP: 0.206, SLG: 0.186 (1, 1)										3	0	0	0	0	3	2				
Jim Brewer, L OBP: 0.222, SLG: 0.222 (9, 1)										0	0	0	0	0	0	0				
Inning Stats	R: 0 E: 0 K: 1 S: 5	H: 1 LOB: 2 BB: 1 P: 9	R: 0 E: 0 K: 2 S: 8	H: 1 LOB: 2 BB: 1 P: 12	R: 0 E: 0 K: 1 S: 5	H: 0 LOB: 1 BB: 1 P: 9	R: 0 E: 0 K: 2 S: 7	H: 0 LOB: 0 BB: 0 P: 7	R: 0 E: 0 K: 1 S: 6	H: 1 LOB: 1 BB: 0 P: 6	R: 1 E: 0 K: 1 S: 7	H: 2 LOB: 2 BB: 1 P: 11	R: 1 E: 0 K: 2 S: 9	H: 2 LOB: 1 BB: 0 P: 9	R: 1 E: 1 K: 1 S: 5	H: 0 LOB: 0 BB: 1 P: 9	1B: 6 2B: 0 3B: 0 HR: 1	SF: 0 SAC: 2 DP: 0 HBP: 0	WP: 0 PB: 0 SB: 0 CS: 0	PA: 35
PITCHER	IP WLS BF H R ER SO BB IBB HBP BLK WP HR S P ERA WHIP																			
Bob Gibson, R ERA: 1.16 (1, 1)	8.0 L 35 7 3 2 11 4 1 0 0 0 0 1 52 72 2.25 1.375																			

Batter	1	2	3	4	5	6	7	8	9	AB	R	H	RBI	BB	SO	LOB	TOP			
Cookie Rojas, R OBP: 0.248, SLG: 0.306 (1, 4)										4	0	0	0	0	0	0	Philadelphia Phillies @ St. Louis Cardinals Busch Stadium, St. Louis, MO Tue Sep 24 1968, 7:05 PM CDT Att: 10,530 - Unknown			
Roberto Pena, R OBP: 0.207, SLG: 0.298 (1, 6)										3	1	0	0	1	1	0				
Tony Gonzalez, L OBP: 0.341, SLG: 0.343 (1, 8)										3	0	1	0	0	1	0				
Dick Allen, R OBP: 0.349, SLG: 0.508 (1, 7)										4	0	0	1	0	3	2				
John Briggs, L OBP: 0.365, SLG: 0.365 (1, 9)										4	1	1	0	0	0	1				
Bill White, L OBP: 0.314, SLG: 0.366 (1, 3)										3	0	1	0	1	0	0				
Gary Sutherland, R OBP: 0.318, SLG: 0.325 (1, 5)										4	0	2	1	0	0	1				
Mike Ryan, R OBP: 0.212, SLG: 0.218 (1, 2)										4	0	0	0	0	1	4				
Jerry Johnson, R OBP: 0.154, SLG: 0.125 (1, 1)										3	0	0	0	0	1	1				
Inning Stats	R: 1 E: 0 K: 0 S: 4	H: 1 LOB: 1 BB: 1 P: 8	R: 0 E: 0 K: 0 S: 4	H: 1 LOB: 1 BB: 0 P: 4	R: 0 E: 0 K: 1 S: 5	H: 0 LOB: 0 BB: 0 P: 6	R: 0 E: 0 K: 0 S: 4	H: 1 LOB: 1 BB: 0 P: 4	R: 0 E: 0 K: 2 S: 7	H: 0 LOB: 0 BB: 0 P: 7	R: 0 E: 0 K: 1 S: 5	H: 0 LOB: 0 BB: 0 P: 5	R: 0 E: 0 K: 0 S: 3	H: 0 LOB: 0 BB: 0 P: 3	R: 1 E: 0 K: 1 S: 7	H: 2 LOB: 2 BB: 1 P: 11	1B: 3 2B: 2 3B: 0 HR: 0	SF: 0 SAC: 0 DP: 0 HBP: 1	WP: 0 PB: 0 SB: 1 CS: 0	PA: 35
PITCHER Ray Washburn, R ERA: 2.27 (1, 1)	IP: 9.0 WLS: L BF: 35 H: 5 R: 2 ER: 2 SO: 7 BB: 1 IBB: 1 HBP: 1 BLK: 0 WP: 0 HR: 0 S: 46 P: 55 ERA: 2.00 WHIP: 0.667															PITCHER				

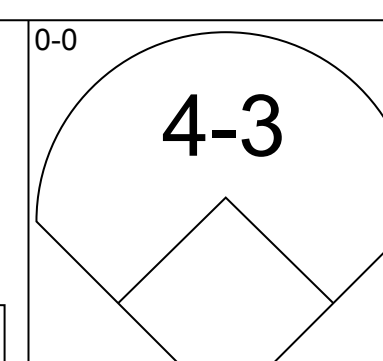
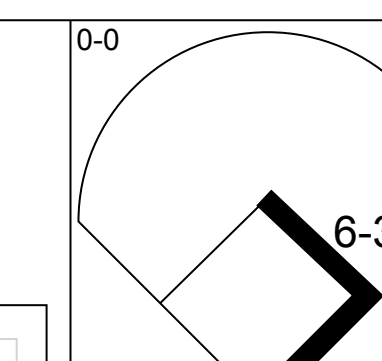
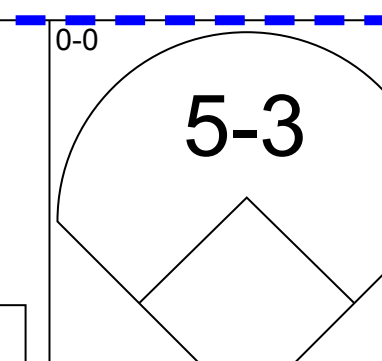
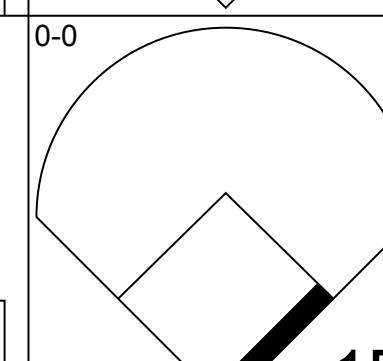
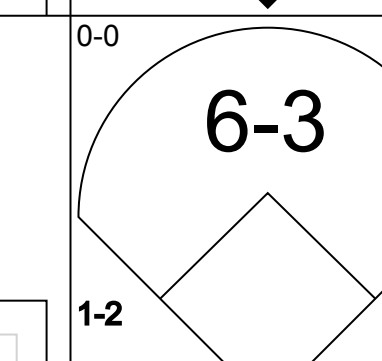
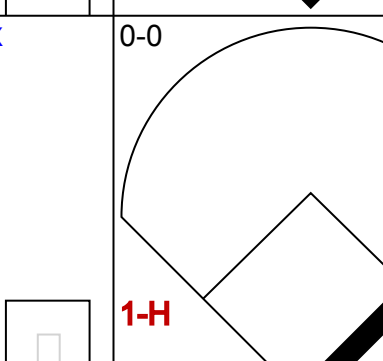
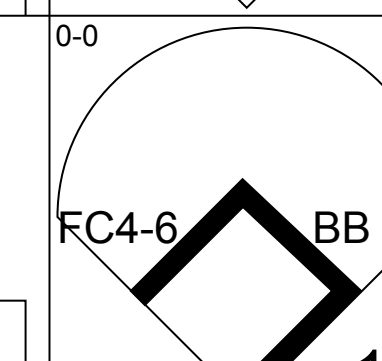
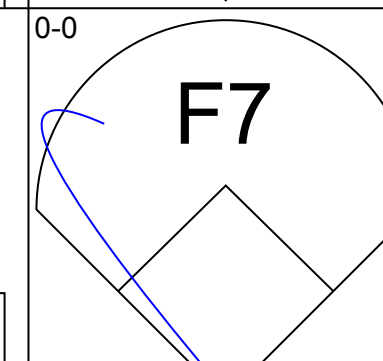
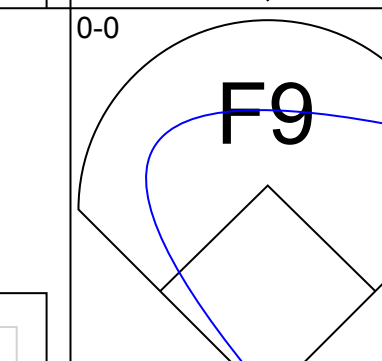
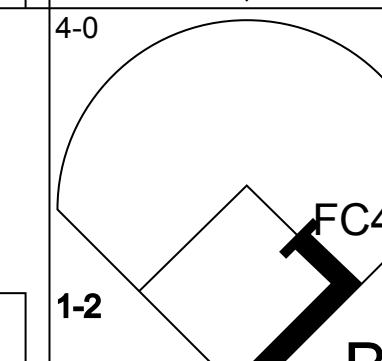
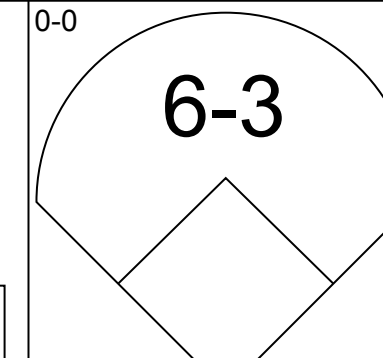
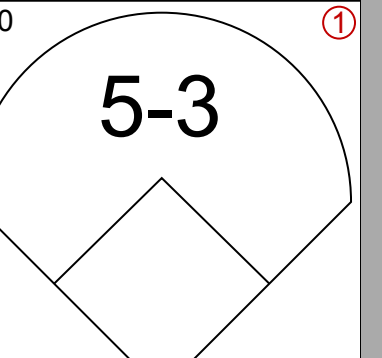
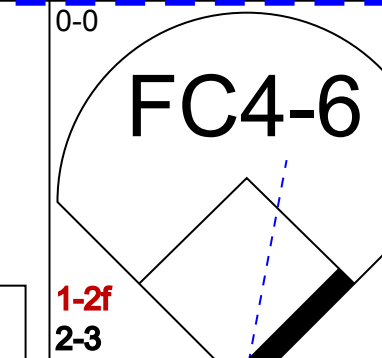
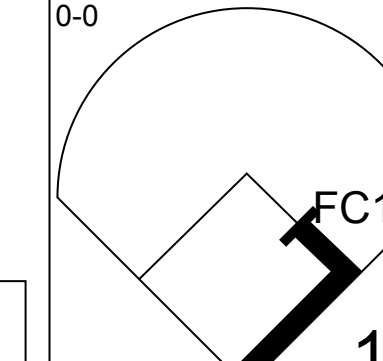
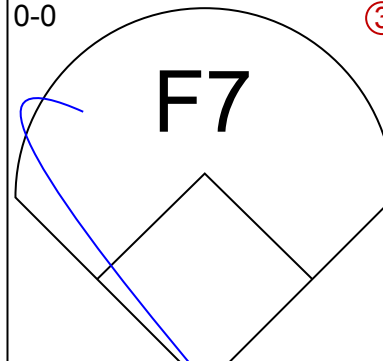
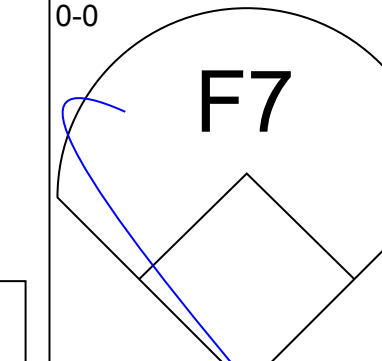
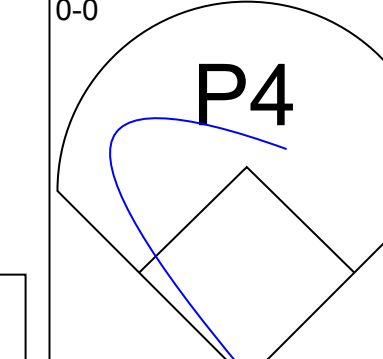
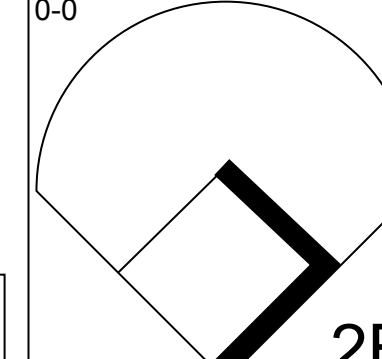
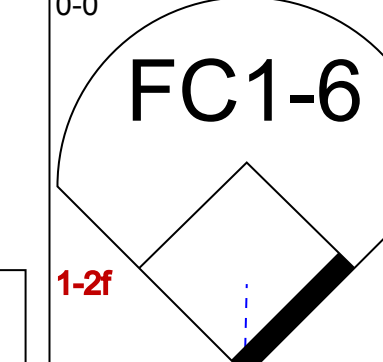
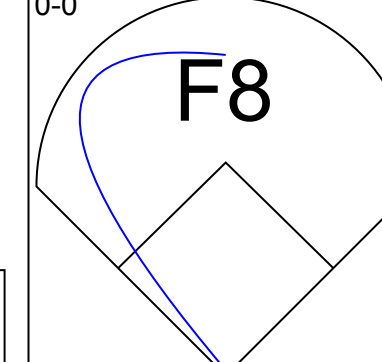
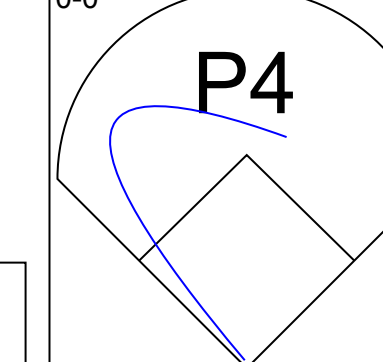
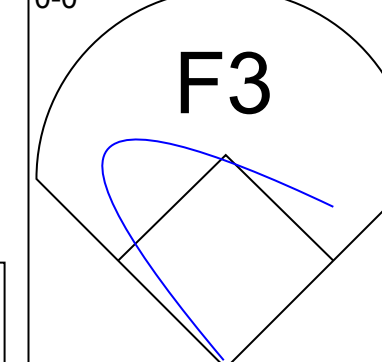
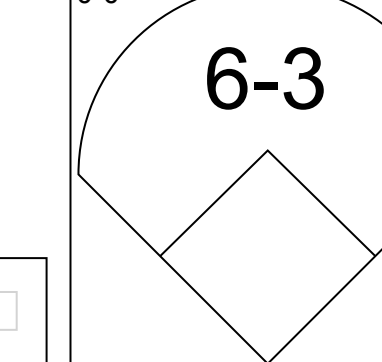
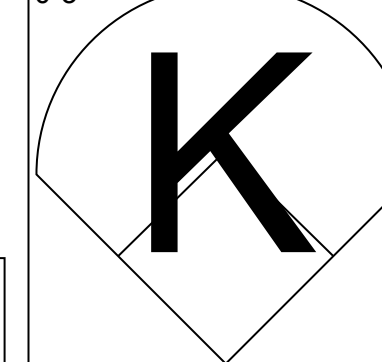
Batter	1	2	3	4	5	6	7	8	9	AB	R	H	RBI	BB	SO	LOB	BOTTOM				
Lou Brock, L OBP: 0.329, SLG: 0.418 (1, 7)										3	0	0	0	1	0	1	Philadelphia Phillies @ St. Louis Cardinals Busch Stadium, St. Louis, MO Tue Sep 24 1968, 7:05 PM CDT Att: 10,530 - Unknown				
Curt Flood, R OBP: 0.337, SLG: 0.364 (1, 8)										4	0	0	0	0	1	1					
Joe Hague, L OBP: 0.353, SLG: 0.467 (1, 9)										4	0	2	0	0	0	0					
Orlando Cepeda, R OBP: 0.304, SLG: 0.378 (1, 3)										4	0	0	0	0	0	3					
Tim McCarver, L OBP: 0.293, SLG: 0.350 (1, 2)										4	0	1	0	0	0	0					
Mike Shannon, R OBP: 0.306, SLG: 0.398 (1, 5)										4	0	1	0	0	1	1					
Julian Javier, R OBP: 0.291, SLG: 0.341 (1, 4)										4	1	3	0	0	0	1					
Dal Maxvill, R OBP: 0.324, SLG: 0.293 Johnny Edwards, L OBP: 0.299, SLG: 0.329 (9, PH)										3	0	1	1	0	1	3					
Ray Washburn, R OBP: 0.182, SLG: 0.119 (1, 1)										1	0	0	0	0	0	1					
Inning Stats	R: 0 E: 0 K: 0 S: 3	H: 1 LOB: 1 BB: 1 P: 7	R: 0 E: 0 K: 2 S: 8	H: 1 LOB: 0 BB: 0 P: 8	R: 0 E: 0 K: 1 S: 5	H: 0 LOB: 0 BB: 0 P: 5	R: 0 E: 0 K: 0 S: 3	H: 0 LOB: 0 BB: 0 P: 3	R: 0 E: 0 K: 0 S: 5	H: 2 LOB: 2 BB: 0 P: 5	R: 0 E: 0 K: 1 S: 6	H: 1 LOB: 1 BB: 0 P: 6	R: 0 E: 0 K: 0 S: 4	H: 1 LOB: 1 BB: 0 P: 4	R: 0 E: 0 K: 0 S: 4	H: 1 LOB: 1 BB: 0 P: 4		1B: 6 2B: 1 3B: 1 HR: 0	SF: 0 SAC: 0 DP: 1 HBP: 0	WP: 0 PB: 0 SB: 0 CS: 0	PA: 35
PITCHER Jerry Johnson, R ERA: 3.09 (1, 1)	IP: 9.0 WLS: W BF: 35 H: 8 R: 1 ER: 1 SO: 5 BB: 1 IBB: 0 HBP: 0 BLK: 0 WP: 0 HR: 0 S: 44 P: 48 ERA: 1.00 WHIP: 1.000															PITCHER					

Batter	1	2	3	4	5	6	7	8	9	AB	R	H	RBI	BB	SO	LOB	TOP					
Jose Herrera, R OBP: 0.266, SLG: 0.297 (1, 9)											4	0	1	0	0	1	2					
Hector Torres, R OBP: 0.253, SLG: 0.259 (1, 6)											4	0	0	0	0	3	1					
Jimmy Wynn, R OBP: 0.378, SLG: 0.468 (1, 8) (8, 7)											4	0	1	0	0	3	1					
Rusty Staub, L OBP: 0.376, SLG: 0.391 (1, 3)											4	0	0	0	0	0	1					
Doug Rader, R OBP: 0.327, SLG: 0.398 (1, 5)											3	0	2	0	0	1	0					
Denis Menke, R OBP: 0.330, SLG: 0.344 (1, 4)											3	0	1	0	0	0	1					
Bob Aspromonte, R OBP: 0.288, SLG: 0.287 (1, 7) Nate Colbert, R OBP: 0.164, SLG: 0.170 (8, PR) (8, 8)											3	0	1	0	0	2	2					
Dave Adlesh, R OBP: 0.198, SLG: 0.188 (1, 2)											2	0	0	0	0	0	1					
Larry Dierker, R OBP: 0.093, SLG: 0.082 (1, 1) Lee Thomas, L OBP: 0.249, SLG: 0.229 (8, PH) Wade Blasingame, L (8, 1) Steve Shea, R (8, 1)											2	0	0	0	0	1	0					
											1	0	0	0	0	2						
											0	0	0	0	0	0						
											0	0	0	0	0	0						
Inning Stats	R: 0 E: 0 K: 1 S: 6	H: 1 LOB: 1 BB: 0 P: 6	R: 0 E: 0 K: 2 S: 7	H: 0 LOB: 0 BB: 0 P: 7	R: 0 E: 0 K: 1 S: 5	H: 0 LOB: 0 BB: 0 P: 5	R: 0 E: 0 K: 2 S: 7	H: 0 LOB: 0 BB: 0 P: 7	R: 0 E: 0 K: 1 S: 6	H: 2 LOB: 1 BB: 0 P: 6	R: 0 E: 1 K: 2 S: 8	H: 1 LOB: 1 BB: 0 P: 8	R: 0 E: 0 K: 0 S: 3	H: 1 LOB: 0 BB: 0 P: 3	R: 0 E: 0 K: 0 S: 4	H: 1 LOB: 2 BB: 0 P: 4	R: 0 E: 0 K: 2 S: 7	H: 0 LOB: 0 BB: 0 P: 7	1B: 6 2B: 0 3B: 0 HR: 0	SF: 0 SAC: 1 DP: 0 HBP: 0	WP: 0 PB: 0 SB: 0 CS: 1	PA: 32
PITCHER Bob Gibson, R ERA: 1.12 (1, 1)	IP: 9.0 WLS: W BF: 31 H: 6 R: 0 ER: 0 SO: 11 BB: 0 IBB: 0 HBP: 0 BLK: 0 WP: 0 HR: 0 S: 53 P: 53 ERA: 0.00 WHIP: 0.667																					

Houston Astros @ St. Louis Cardinals
Busch Stadium, St. Louis, MO
Fri Sep 27 1968, 7:05 PM CDT
Att: 18,658 - Unknown

AB 30
R 0
H 6
RBI 0
BB 0
SO 11
LOB 11



Batter	1	2	3	4	5	6	7	8	9	AB	R	H	RBI	BB	SO	LOB	BOTTOM				
Lou Brock, L OBP: 0.329, SLG: 0.418 (1, 7)										4	0	2	0	0	0	0					
Curt Flood, R OBP: 0.339, SLG: 0.366 (1, 8)										4	0	3	1	0	0	1					
Roger Maris, L OBP: 0.308, SLG: 0.377 (1, 9)										3	0	0	0	1	0	2					
Orlando Cepeda, R OBP: 0.304, SLG: 0.376 (1, 3)										4	0	0	0	0	1	3					
Tim McCarver, L OBP: 0.292, SLG: 0.348 (1, 2)										4	0	2	0	0	0	2					
Mike Shannon, R OBP: 0.306, SLG: 0.397 (1, 5)										3	0	1	0	0	1	1					
Julian Javier, R OBP: 0.291, SLG: 0.339 (1, 4)										2	1	0	0	1	0	2					
Dal Maxvill, R OBP: 0.326, SLG: 0.297 (1, 6)										3	0	0	0	0	1	3					
Bob Gibson, R OBP: 0.233, SLG: 0.223 (1, 1)										2	0	0	0	0	1	1					
Inning Stats	R: 0 E: 0 K: 0 S: 4	H: 1 LOB: 1 BB: 0 P: 4	R: 0 E: 0 K: 0 S: 4	H: 1 LOB: 1 BB: 0 P: 4	R: 0 E: 0 K: 1 S: 5	H: 1 LOB: 0 BB: 0 P: 5	R: 1 E: 0 K: 1 S: 6	H: 2 LOB: 2 BB: 1 P: 10	R: 0 E: 0 K: 1 S: 5	H: 0 LOB: 0 BB: 0 P: 5	R: 0 E: 0 K: 1 S: 6	H: 1 LOB: 1 BB: 0 P: 6	R: 0 E: 0 K: 0 S: 4	H: 1 LOB: 2 BB: 1 P: 8	R: 0 E: 0 K: 0 S: 4	H: 1 LOB: 1 BB: 1 P: 8	1B: 7 2B: 1 3B: 0 HR: 0	SF: 0 SAC: 1 DP: 0 HBP: 0	WP: 0 PB: 0 SB: 0 CS: 0	PA: 32	
PITCHER Larry Dierker, R ERA: 3.31 Wade Blasingame, L ERA: 4.75 Steve Shea, R ERA: 3.48	IP: 7.0 WLS: L BF: 27 H: 7 R: 1 ER: 1 SO: 4 BB: 1 IBB: 0 HBP: 0 BLK: 0 WP: 0 HR: 0 S: 34 P: 38 ERA: 1.29 WHIP: 1.143																				
	0.1	3	1	0	0	0	1	0	0	0	0	0	2	6	0.00	6.000					
	0.2	2	0	0	0	0	0	0	0	0	0	2	2	0.00	0.000						

Houston Astros @ St. Louis Cardinals
Busch Stadium, St. Louis, MO
Fri Sep 27 1968, 7:05 PM CDT
Att: 18,658 - Unknown

AB 29
R 1
H 8
RBI 1
BB 2
SO 4
LOB 15



Batter	1	2	3	4	5	6	7	8	9	AB	R	H	RBI	BB	SO	LOB	TOP					
Jose Herrera, R OBP: 0.263, SLG: 0.292 (1, 9)	1-3		P3		P6			G6-4-3 1B	6-3	5	0	1	0	0	0	5						
Hector Torres, R OBP: 0.253, SLG: 0.259 (1, 6)	6-3					5-3		G6-4-3 1-2f		4	0	1	0	0	0	1						
Jimmy Wynn, R OBP: 0.377, SLG: 0.470 (1, 8)			F8			5-3		F2		4	0	1	0	0	0	3						
Doug Rader, R OBP: 0.326, SLG: 0.394 (1, 5)		F8		5-3		1-3			SH5-4 1B BB	3	1	0	0	1	0	0						
Denis Menke, R OBP: 0.333, SLG: 0.347 (1, 4)		G4-6-3 1B		F9			5-3 BB 1B		SH5-4 1-2 1B 1B	4	1	3	0	0	0	0						
Rusty Staub, L OBP: 0.376, SLG: 0.390 (1, 3)		G4-6-3 1-2f		F7			5-3 BB		SH5-4 1-2 2-3	2	0	0	0	1	0	1						
Bob Aspromonte, R Nate Colbert, R OBP: 0.288, SLG: 0.287 OBP: 0.164, SLG: 0.170 (9, PH) (9, 7)			1-3		F8		5-3 1-2 2-3		1B 5-3 1B	4	0	1	2	0	0	2	AB 33					
Dave Adlesh, R OBP: 0.227, SLG: 0.212 (1, 2)			1B 1B 1B				5-3 BB		5-3 1-3 1B	3	0	3	0	1	0	0	R 3					
Don Wilson, R Hal King, L Tom Dukes, R Julio Gotay, R Steve Shea, R OBP: 0.236, SLG: 0.286 OBP: 0.259, SLG: 0.235 (7, PH) (7, 1) (9, PH) (9, 1) (9, 1)					K		G3-6-1 1-2f		5-3 1-2 3-H	2	0	1	0	0	1	1	H 11					
										1	0	0	0	0	0	3	RBI 3					
										0	0	0	0	0	0	0	BB 3					
										1	0	0	1	0	0	1	SO 1					
										0	0	0	0	0	0	0	LOB 17					
										0	0	0	0	0	0	0						
Inning Stats	R: 0 E: 0 K: 0 S: 3	H: 1 LOB: 1 BB: 0 P: 3	R: 0 E: 0 K: 0 S: 3	H: 1 LOB: 0 BB: 0 P: 3	R: 0 E: 0 K: 0 S: 6	H: 3 LOB: 3 BB: 0 P: 6	R: 0 E: 0 K: 0 S: 3	H: 0 LOB: 0 BB: 0 P: 3	R: 0 E: 0 K: 1 S: 6	H: 1 LOB: 1 BB: 0 P: 6	R: 0 E: 0 K: 0 S: 3	H: 0 LOB: 0 BB: 0 P: 3	R: 0 E: 0 K: 0 S: 3	H: 1 LOB: 2 BB: 2 P: 11	R: 0 E: 0 K: 0 S: 3	H: 1 LOB: 0 BB: 0 P: 3	R: 3 E: 0 K: 0 S: 6	H: 3 LOB: 2 BB: 1 P: 10	1B: 10 2B: 0 3B: 1 HR: 0	SF: 0 SAC: 1 DP: 3 HBP: 0	WP: 0 PA: 37	
PITCHER	IP WLS BF H R ER SO BB IBB HBP BLK WP HR S P ERA WHIP	IP WLS BF H R ER SO BB IBB HBP BLK WP HR S P ERA WHIP	IP WLS BF H R ER SO BB IBB HBP BLK WP HR S P ERA WHIP	IP WLS BF H R ER SO BB IBB HBP BLK WP HR S P ERA WHIP	IP WLS BF H R ER SO BB IBB HBP BLK WP HR S P ERA WHIP	IP WLS BF H R ER SO BB IBB HBP BLK WP HR S P ERA WHIP	IP WLS BF H R ER SO BB IBB HBP BLK WP HR S P ERA WHIP	IP WLS BF H R ER SO BB IBB HBP BLK WP HR S P ERA WHIP	IP WLS BF H R ER SO BB IBB HBP BLK WP HR S P ERA WHIP	IP WLS BF H R ER SO BB IBB HBP BLK WP HR S P ERA WHIP	IP WLS BF H R ER SO BB IBB HBP BLK WP HR S P ERA WHIP	IP WLS BF H R ER SO BB IBB HBP BLK WP HR S P ERA WHIP	IP WLS BF H R ER SO BB IBB HBP BLK WP HR S P ERA WHIP	IP WLS BF H R ER SO BB IBB HBP BLK WP HR S P ERA WHIP	IP WLS BF H R ER SO BB IBB HBP BLK WP HR S P ERA WHIP	IP WLS BF H R ER SO BB IBB HBP BLK WP HR S P ERA WHIP	IP WLS BF H R ER SO BB IBB HBP BLK WP HR S P ERA WHIP	IP WLS BF H R ER SO BB IBB HBP BLK WP HR S P ERA WHIP	IP WLS BF H R ER SO BB IBB HBP BLK WP HR S P ERA WHIP	IP WLS BF H R ER SO BB IBB HBP BLK WP HR S P ERA WHIP	IP WLS BF H R ER SO BB IBB HBP BLK WP HR S P ERA WHIP	IP WLS BF H R ER SO BB IBB HBP BLK WP HR S P ERA WHIP

Houston Astros @ St. Louis Cardinals
 Busch Stadium, St. Louis, MO
 Sat Sep 28 1968, 3:33 AM CDT
 Att: 21,502 - Unknown

AB	33
R	3
H	11
RBI	3
BB	3
SO	1
LOB	17



Batter	1	2	3	4	5	6	7	8	9	AB	R	H	RBI	BB	SO	LOB	BOTTOM					
Lou Brock, L OBP: 0.329, SLG: 0.417 (1, 7)	P4		S 1B 1B		1-3			1-3		4	1	1	0	0	0	0						
Bobby Tolan, L OBP: 0.272, SLG: 0.332 (1, 8)	F9		P4 1-2		4-3			F2		4	0	0	0	0	0	1						
Roger Maris, L OBP: 0.308, SLG: 0.375 (1, 9)	K				F2			P4		4	0	1	1	0	1	0						
Orlando Cepeda, R OBP: 0.305, SLG: 0.377 (1, 3)		1B 1B 1B				F8			5-3	4	1	2	0	0	0	0						
Tim McCarver, L OBP: 0.293, SLG: 0.349 Johnny Edwards, L OBP: 0.287, SLG: 0.326 (1, 2) (6, 2)		1B 1-2 1B		4-3		4-3			K	2	0	1	0	0	0	2						
Mike Shannon, R OBP: 0.307, SLG: 0.398 (1, 5)					F8			F8		4	0	2	1	0	0	0						
Julian Javier, R OBP: 0.290, SLG: 0.338 Phil Gagliano, R OBP: 0.288, SLG: 0.291 (1, 4) (7, 4)									1-3 2-H 2-3 1B	2	0	1	0	0	0	1						
Dal Maxvill, R OBP: 0.327, SLG: 0.298 Dick Schofield, S OBP: 0.305, SLG: 0.317 (1, 6) (5, 6)									K	2	0	1	0	0	1	1						
Steve Carlton, L OBP: 0.164, SLG: 0.274 Dick Hughes, R Joe Haque, L Mel Nelson, R Wayne Granger, R OBP: 0.333, SLG: 0.438 OBP: 0.231, SLG: 0.167 OBP: 0.200, SLG: 0.200 (1, 1) (6, 1) (7, PH) (8, 1) (9, 1)									4-3 1B	2	0	0	0	0	1	1	AB 34					
										2	0	0	0	0	1	1	R 2					
										1	0	0	0	0	0	0	H 8					
										0	0	0	0	0	0	0	RBI 2					
										0	0	0	0	0	0	0	BB 0					
										0	0	0	0	0	0	0	SO 5					
										0	0	0	0	0	0	0	LOB 7					
Inning Stats	R: 0 E: 0 K: 1 S: 5	H: 0 LOB: 0 BB: 0 P: 5	R: 1 E: 0 K: 1 S: 7	H: 3 LOB: 1 BB: 0 P: 7	R: 1 E: 0 K: 1 S: 8	H: 3 LOB: 2 BB: 0 P: 8	R: 0 E: 0 K: 0 S: 4	H: 1 LOB: 1 BB: 0 P: 4	R: 0 E: 0 K: 0 S: 3	H: 0 LOB: 0 BB: 0 P: 3	R: 0 E: 0 K: 0 S: 3	H: 0 LOB: 0 BB: 0 P: 3	R: 0 E: 0 K: 0 S: 3	H: 0 LOB: 0 BB: 0 P: 3	R: 0 E: 0 K: 1 S: 6	H: 1 LOB: 1 BB: 0 P: 6	1B: 8 2B: 0 3B: 0 HR: 0	SF: 0 SAC: 0 DP: 0 HBP: 0	WP: 0 PA: 34			
PITCHER	IP WLS BF H R ER SO BB IBB HBP BLK WP HR S P ERA WHIP	IP WLS BF H R ER SO BB IBB HBP BLK WP HR S P ERA WHIP	IP WLS BF H R ER SO BB IBB HBP BLK WP HR S P ERA WHIP	IP WLS BF H R ER SO BB IBB HBP BLK WP HR S P ERA WHIP	IP WLS BF H R ER SO BB IBB HBP BLK WP HR S P ERA WHIP	IP WLS BF H R ER SO BB IBB HBP BLK WP HR S P ERA WHIP	IP WLS BF H R ER SO BB IBB HBP BLK WP HR S P ERA WHIP	IP WLS BF H R ER SO BB IBB HBP BLK WP HR S P ERA WHIP	IP WLS BF H R ER SO BB IBB HBP BLK WP HR S P ERA WHIP	IP WLS BF H R ER SO BB IBB HBP BLK WP HR S P ERA WHIP	IP WLS BF H R ER SO BB IBB HBP BLK WP HR S P ERA WHIP	IP WLS BF H R ER SO BB IBB HBP BLK WP HR S P ERA WHIP	IP WLS BF H R ER SO BB IBB HBP BLK WP HR S P ERA WHIP	IP WLS BF H R ER SO BB IBB HBP BLK WP HR S P ERA WHIP	IP WLS BF H R ER SO BB IBB HBP BLK WP HR S P ERA WHIP	IP WLS BF H R ER SO BB IBB HBP BLK WP HR S P ERA WHIP	IP WLS BF H R ER SO BB IBB HBP BLK WP HR S P ERA WHIP	IP WLS BF H R ER SO BB IBB HBP BLK WP HR S P ERA WHIP	IP WLS BF H R ER SO BB IBB HBP BLK WP HR S P ERA WHIP	IP WLS BF H R ER SO BB IBB HBP BLK WP HR S P ERA WHIP	IP WLS BF H R ER SO BB IBB HBP BLK WP HR S P ERA WHIP	IP WLS BF H R ER SO BB IBB HBP BLK WP HR S P ERA WHIP

Houston Astros @ St. Louis Cardinals
 Busch Stadium, St. Louis, MO
 Sat Sep 28 1968, 3:33 AM CDT
 Att: 21,502 - Unknown

AB	34
R	2
H	8
RBI	2
BB	0
SO	5
LOB	7



Batter	1	2	3	4	5	6	7	8	9	AB	R	H	RBI	BB	SO	LOB	TOP							
Jose Herrera, R OBP: 0.269, SLG: 0.290 (1, 9)	6-3		BB						K	4	0	1	0	1	1	0								
Hector Torres, R OBP: 0.256, SLG: 0.258 (1, 6)	6-3									2	0	0	0	0	0	2								
John Buzhardt, R OBP: 0.113, SLG: 0.031 (5, 9)										0	0	1	0	0	0	0								
John Buzhardt, R OBP: 0.281, SLG: 0.185 (5, 1)										0	0	0	0	0	0	0								
Julio Rodriguez, R OBP: 0.204, SLG: 0.250 (7, 9)										1	0	1	0	0	0	0								
Pat House, L OBP: 0.271, SLG: 0.285 (7, 1)										0	0	0	0	0	0	0								
Jimmy Wynn, R OBP: 0.376, SLG: 0.474 (1, 8)	HR									4	1	1	1	0	0	6								
Rusty Staub, L OBP: 0.373, SLG: 0.387 (1, 3)	F9									4	0	0	0	0	0	7								
Doug Rader, R OBP: 0.328, SLG: 0.393 (1, 5)										3	0	1	0	1	1	3								
Denis Menke, R OBP: 0.334, SLG: 0.347 (1, 4)	F9									3	0	1	0	1	0	1								
Bob Aspromonte, R OBP: 0.285, SLG: 0.264 (1, 7)	F9									4	0	0	0	0	1	4								
Hal King, L OBP: 0.242, SLG: 0.218 (1, 2)	P4									4	0	0	0	0	1	3								
Mike Cuellar, L OBP: 0.207, SLG: 0.263 (1, 1)										0	0	0	0	0	0	0								
Dave Giusti, R OBP: 0.212, SLG: 0.195 (2, 1)										0	0	0	0	0	0	0								
Leon McFadden, R OBP: 0.358, SLG: 0.298 (3, 6)										4	0	1	0	0	1	0								
Inning Stats	R: 1 E: 0 K: 0 S: 4	H: 1 LOB: 0 BB: 0 P: 4	R: 0 E: 0 K: 0 S: 4	H: 1 LOB: 1 BB: 0 P: 4	R: 0 E: 0 K: 0 S: 4	H: 1 LOB: 2 BB: 1 P: 8	R: 0 E: 1 K: 1 S: 5	H: 1 LOB: 1 BB: 1 P: 9	R: 0 E: 2 K: 1 S: 8	H: 1 LOB: 3 BB: 0 P: 8	R: 0 E: 0 K: 1 S: 4	H: 0 LOB: 0 BB: 1 P: 8	R: 0 E: 0 K: 1 S: 7	H: 2 LOB: 2 BB: 0 P: 7	R: 0 E: 0 K: 0 S: 3	H: 0 LOB: 0 BB: 0 P: 3	R: 0 E: 0 K: 1 S: 5	H: 0 LOB: 0 BB: 0 P: 5	1B: 6 2B: 2 3B: 0 HR: 1	SF: 0 SAC: 0 DP: 2 HBP: 0	WP: 0 PB: 0 SB: 0 CS: 0	PA: 37		
PITCHER	IP	WLS	BF	H	R	ER	SO	BB	IBB	HBP	BLK	WP	HR	S	P	ERA	WHIP							
Ray Washburn, R ERA: 2.26 (1, 1)	5.0	W	23	5	1	1	2	2	0	0	0	0	1	25	33	1.80	1.400							
Larry Jaster, L ERA: 3.51 (6, 1)	2.0		8	2	0	0	2	1	0	0	0	0	0	11	15	0.00	1.500							
Ron Willis, R ERA: 3.39 (8, 1)	1.0	S	3	0	0	0	2	0	0	0	0	0	0	3	3	0.00	0.000							
Joe Hoerner, L ERA: 1.47 (9, 1)	1.0	S	3	0	0	0	1	0	0	0	0	0	0	5	5	0.00	0.000							

Houston Astros @ St. Louis Cardinals
 Busch Stadium, St. Louis, MO
 Sun Sep 29 1968, 3:33 AM CDT
 Att: 23,792 - Unknown

AB	34
R	1
H	7
RBI	1
BB	3
SO	5
LOB	26



Batter	1	2	3	4	5	6	7	8	9	AB	R	H	RBI	BB	SO	LOB	BOTTOM							
Lou Brock, L OBP: 0.328, SLG: 0.418 (1, 7)	F2	K	K							5	0	1	1	0	2	4								
Julian Javier, R OBP: 0.291, SLG: 0.347 (1, 4)	P4	1B	2B	HR						4	2	2	3	0	0	1								
Ron Davis, R OBP: 0.255, SLG: 0.280 (1, 8)										1	0	0	0	2	1	0								
Roger Maris, L OBP: 0.307, SLG: 0.374 (6, 9)	K									1	0	0	0	0	0	1								
Orlando Cepeda, R OBP: 0.306, SLG: 0.378 (1, 3)		1B								3	2	2	3	0	1	1								
Joe Hague, L OBP: 0.316, SLG: 0.412 (6, 3)		1B								1	0	0	0	0	0	1								
Mike Shannon, R OBP: 0.309, SLG: 0.401 (1, 5)		1B								3	2	2	1	0	0	1								
Dick Schofield, S OBP: 0.303, SLG: 0.315 (6, 6)		2B								1	0	0	0	0	0	0								
Tim McCarver, L OBP: 0.295, SLG: 0.350 (1, 2)		1B								4	1	2	1	0	0	0								
Ron Willis, R (8, 1)		1B								0	0	0	0	0	0	0								
Joe Hoerner, R (9, 1)		1B								0	0	0	0	0	0	0								
Bobby Tolan, L OBP: 0.272, SLG: 0.335 (7, 8)	G3									4	0	1	0	0	0	2								
Dal Maxvill, R OBP: 0.329, SLG: 0.298 (1, 6)										2	1	1	0	1	0	0								
Larry Jaster, L OBP: 0.159, SLG: 0.209 (6, 1)										0	0	0	0	0	0	0								
Ted Simmons, S OBP: 0.500, SLG: 0.333 (8, 2)		2B								1	0	0	0	0	0	0								
Ray Washburn, R OBP: 0.191, SLG: 0.117 (1, 1)		2B								1	1	0	1	1	0	1								
Phil Gagliano, R OBP: 0.281, SLG: 0.305 (6, 5)		1B								2	1	2	0	0	0	0								
Inning Stats	R: 0 E: 0 K: 1 S: 5	H: 0 LOB: 0 BB: 0 P: 5	R: 9 E: 1 K: 1 S: 12	H: 8 LOB: 2 BB: 3 P: 24	R: 0 E: 0 K: 1 S: 5	H: 1 LOB: 0 BB: 0 P: 5	R: 1 E: 0 K: 1 S: 5	H: 1 LOB: 0 BB: 1 P: 9	R: 0 E: 0 K: 0 S: 3	H: 0 LOB: 0 BB: 0 P: 3	R: 1 E: 0 K: 0 S: 5	H: 2 LOB: 1 BB: 0 P: 5	R: 0 E: 0 K: 0 S: 3	H: 0 LOB: 0 BB: 0 P: 3	R: 0 E: 0 K: 0 S: 3	H: 1 LOB: 0 BB: 0 P: 3	1B: 8 2B: 3 3B: 1 HR: 1	SF: 0 SAC: 0 DP: 2 HBP: 0	WP: 1 PB: 0 SB: 0 CS: 1	PA: 38				
PITCHER	IP	WLS	BF	H	R	ER	SO	BB	IBB	HBP	BLK	WP	HR	S	P	ERA	WHIP							
Mike Cuellar, L ERA: 2.74 (1, 1)	1.2	L	11	4	6	6	2	1	0	0	0	0	0	13	21	32.40	3.000							
Dave Giusti, R ERA: 3.19 (2, 1)	0.1		5	4	3	3	0	1	0	0	0	1	0	4	8	81.00	15.000							
Denny Lemaster, L ERA: 2.81 (3, 1)	2.0		7	2	1	1	2	1	0	0	0	0	1	10	14	4.50	1.500							
John Buzhardt, R ERA: 3.12 (5, 1)	2.0		8	2	1	1	0	0	0	0	0	0	0	8	8	4.50	1.000							
Pat House, L ERA: 7.71 (7, 1)	2.0		6	1	0	0	0	0	0	0	0	0	0	6	6	0.00	0.500							

Houston Astros @ St. Louis Cardinals
 Busch Stadium, St. Louis, MO
 Sun Sep 29 1968, 3:33 AM CDT
 Att: 23,792 - Unknown

AB	33
R	10
H	13
RBI	10
BB	4
SO	4
LOB	12



Batter	1	2	3	4	5	6	7	8	9	AB	R	H	RBI	BB	SO	LOB	TOP			
Dick McAuliffe, L (1,4) OBP: 0.250, SLG: 0.250	K		G3			2B 1B		F7		4	0	1	0	0	1	1	Detroit Tigers @ St. Louis Cardinals Busch Stadium, St. Louis, MO Wed Oct 02 1968, 3:33 AM CDT Att: 54,692 - Unknown livebaseballscorecards.com			
Mickey Stanley, R (1,6) OBP: 0.500, SLG: 0.500	CS 1B				F9	K		1B		4	0	2	0	0	1	1				
Al Kaline, R (1,9) OBP: 0.250, SLG: 0.500	K			K		1-3 2B		K		4	0	1	0	0	3	2				
Norm Cash, L (1,3)		K		F8		K		K		4	0	0	0	0	3	3				
Willie Horton, R (1,7)	K				P4			L6		4	0	0	0	0	2	1				
Jim Northrup, L (1,8)	K				L6			K		3	0	0	0	0	2	0				
Bill Freehan, R (1,2)			K		BB			K		2	0	0	0	1	2	0				
Don Wert, R (1,5) OBP: 0.500, SLG: 0.500					K			K		2	0	1	0	0	1	1				
Eddie Mathews, L (8,PH)					K					1	0	0	0	0	1	0				
Dick Tracewski, R (8,5)										0	0	0	0	0	0	0				
Denny McLain, R (1,1)										1	0	0	0	0	1	1				
Tom Matchick, L (6,PH)										1	0	0	0	0	0	0				
Pat Dobson, R (6,1)										0	0	0	0	0	0	0				
Gates Brown, L (8,PH)										1	0	0	0	0	0	0				
Don McMahon, R (8,1)										0	0	0	0	0	0	0				
Inning Stats	R: 0 H: 1 E: 0 K: 2 S: 7	H: 0 LOB: 0 BB: 0 P: 7	R: 0 H: 0 E: 0 K: 3 S: 9	H: 0 LOB: 0 BB: 0 P: 9	R: 0 H: 1 E: 0 K: 2 S: 8	H: 1 LOB: 1 BB: 0 P: 8	R: 0 H: 0 E: 0 K: 1 S: 5	H: 0 LOB: 0 BB: 0 P: 5	R: 0 H: 2 E: 0 K: 2 S: 9	H: 2 LOB: 2 BB: 0 P: 9	R: 0 H: 0 E: 0 K: 2 S: 7	H: 0 LOB: 0 BB: 0 P: 7	R: 0 H: 0 E: 0 K: 1 S: 5	H: 0 LOB: 0 BB: 0 P: 5	R: 0 H: 1 E: 0 K: 3 S: 10	H: 1 LOB: 1 BB: 0 P: 10	1B: 4 2B: 1 3B: 0 HR: 0	SF: 0 SAC: 0 DP: 0 HBP: 0	WP: 0 PB: 0 SB: 0 CS: 1	PA: 32
PITCHER Bob Gibson, R (1,1) ERA:	IP: 9.0 WLS: W BF: 32 H: 5 R: 0 ER: 0 SO: 17 BB: 1 IBB: 0 HBP: 0 BLK: 0 WP: 0 HR: 0 S: 65 P: 69 ERA: 0.00 WHIP: 0.667															PITCHER IP: WLS: BF: H: R: ER: SO: BB: IBB: HBP: BLK: WP: HR: S: P: ERA: WHIP:				

Batter	1	2	3	4	5	6	7	8	9	AB	R	H	RBI	BB	SO	LOB	BOTTOM	
Lou Brock, L (1,7) OBP: 0.250, SLG: 1.000	6-3		FC1-6 E S		5-3		HR			4	1	1	1	0	0	1	Detroit Tigers @ St. Louis Cardinals Busch Stadium, St. Louis, MO Wed Oct 02 1968, 3:33 AM CDT Att: 54,692 - Unknown livebaseballscorecards.com	
Curt Flood, R (1,8) OBP: 0.250, SLG: 0.250	L9		P6		P4		S 1B			4	0	1	0	0	0	1		
Roger Maris, L (1,9)	L9			BB 1B BB	E3		P4			3	1	0	0	1	0	1		
Orlando Cepeda, R (1,3)		F8		F3	L7			F2		4	0	0	0	0	0	2		
Tim McCarver, L (1,2) OBP: 0.500, SLG: 1.000				E 1B BB		P4		3-1		3	1	1	0	1	0	0		
Mike Shannon, R (1,5) OBP: 0.500, SLG: 0.500			K	E7 1B		6-3				4	1	2	1	0	1	1		
Julian Javier, R (1,4) OBP: 0.500, SLG: 0.333			K	1-3 2H 1B			CS BB	F8		3	0	1	2	1	1	2		
Dal Maxvill, R (1,6)			FC1-6 SH1-4 BB		F7		CS			2	0	0	0	1	0	1		
Bob Gibson, R (1,1)			SH1-4		K				P3	2	0	0	0	0	1	1		
Inning Stats	R: 0 H: 0 E: 0 K: 0 S: 3	H: 1 LOB: 1 BB: 0 P: 3	R: 0 H: 0 E: 0 K: 2 S: 8	H: 1 LOB: 1 BB: 0 P: 8	R: 0 H: 0 E: 1 K: 1 S: 7	H: 0 LOB: 1 BB: 1 P: 7	R: 3 H: 2 E: 1 K: 1 S: 7	H: 2 LOB: 2 BB: 2 P: 15	R: 0 H: 0 E: 0 K: 0 S: 4	H: 0 LOB: 0 BB: 1 P: 6	R: 1 H: 2 E: 0 K: 0 S: 5	H: 2 LOB: 1 BB: 0 P: 5	R: 0 H: 1 E: 0 K: 0 S: 4	H: 1 LOB: 1 BB: 0 P: 4	1B: 4 2B: 0 3B: 1 HR: 1	SF: 0 SAC: 1 DP: 0 HBP: 0		WP: 0 PB: 0 SB: 3 CS: 1
PITCHER Denny McLain, R (1,1) ERA: 3.6	IP: 5.0 WLS: L BF: 22 H: 3 R: 3 ER: 2 SO: 3 BB: 3 IBB: 0 HBP: 0 BLK: 0 WP: 0 HR: 0 S: 25 P: 37 ERA: 3.60 WHIP: 1.200															PITCHER IP: WLS: BF: H: R: ER: SO: BB: IBB: HBP: BLK: WP: HR: S: P: ERA: WHIP:		
PITCHER Pat Dobson, R (6,1) ERA: 4.5	2.0 8 2 1 1 0 1 0 0 0 0 1 7 11 4.50 1.500															PITCHER IP: WLS: BF: H: R: ER: SO: BB: IBB: HBP: BLK: WP: HR: S: P: ERA: WHIP:		
PITCHER Don McMahon, R (8,1) ERA:	1.0 4 1 0 0 0 0 0 0 0 0 0 4 4 0.00 1.000															PITCHER IP: WLS: BF: H: R: ER: SO: BB: IBB: HBP: BLK: WP: HR: S: P: ERA: WHIP:		

Batter	1	2	3	4	5	6	7	8	9	AB	R	H	RBI	BB	SO	LOB	TOP					
Dick McAuliffe, L OBP: 0.400, SLG: 0.333	G3		6-3		FC5-4	1B		G4-6-3	F9	5	0	2	2	1	0	3						
Mickey Stanley, R OBP: 0.333, SLG: 0.333	F9				K	L9		G4-6-3		5	0	1	0	0	1	6						
Al Kaline, R OBP: 0.333, SLG: 0.444	L6-3		F2		FC5-4					5	2	2	0	0	0	3						
Norm Cash, L OBP: 0.333, SLG: 0.667		F5								5	2	3	1	0	0	1						
Willie Horton, R OBP: 0.375, SLG: 0.714 Ray Oyler, R										3	2	2	1	1	0	1						
Jim Northrup, L OBP: 0.125, SLG: 0.125										5	1	1	0	0	1	5						
Bill Freehan, R										4	0	0	0	1	2	4						
Don Wert, R OBP: 0.571, SLG: 0.250			P4							2	0	0	1	3	1	0						
Mickey Lolich, S OBP: 0.600, SLG: 1.250										4	1	2	2	1	1	4						
Inning Stats	R: 0 E: 0 K: 0 S: 3	H: 0 LOB: 0 BB: 0 P: 3	R: 1 E: 0 K: 1 S: 6	H: 1 LOB: 0 BB: 0 P: 6	R: 1 E: 0 K: 0 S: 5	H: 2 LOB: 1 BB: 0 P: 5	R: 0 E: 0 K: 0 S: 4	H: 1 LOB: 1 BB: 0 P: 4	R: 0 E: 0 K: 1 S: 6	H: 1 LOB: 2 BB: 1 P: 10	R: 3 E: 0 K: 1 S: 9	H: 4 LOB: 1 BB: 1 P: 13	R: 1 E: 0 K: 1 S: 6	H: 2 LOB: 1 BB: 1 P: 10	R: 0 E: 0 K: 1 S: 5	H: 1 LOB: 1 BB: 1 P: 9	R: 2 E: 1 K: 1 S: 7	H: 1 LOB: 3 BB: 3 P: 19	1B: 10 2B: 0 3B: 0 HR: 3	SF: 0 SAC: 1 DP: 2 HBP: 0	WP: 0 PB: 0 SB: 0 CS: 0	PA: 46
PITCHER	IP	WLS	BF	H	R	ER	SO	BB	IBB	HBP	BLK	WP	HR	S	P	ERA	WHIP					
Nelson Briles, R ERA: 7.2	5.0	L	23	7	4	4	2	1	0	0	0	0	3	26	30	7.20	1.600					
Steve Carlton, L ERA: 19.0	1.0		8	4	2	2	1	1	0	0	0	0	0	9	13	18.00	5.000					
Ron Willis, R ERA:	2.0		7	1	0	0	2	2	0	0	0	0	0	9	17	0.00	1.500					
Joe Hoerner, L ERA:	1.0		8	1	2	0	1	2	1	0	0	0	0	7	19	0.00	3.000					

Detroit Tigers @ St. Louis Cardinals
 Busch Stadium, St. Louis, MO
 Thu Oct 03 1968, 3:33 AM CDT
 Att: 54,692 - Unknown

AB	38
R	8
H	13
RBI	7
BB	7
SO	6
LOB	27



Batter	1	2	3	4	5	6	7	8	9	AB	R	H	RBI	BB	SO	LOB	BOTTOM					
Lou Brock, L OBP: 0.375, SLG: 0.714	K		K							3	1	1	0	1	2	0						
Julian Javier, R OBP: 0.500, SLG: 0.429			E6							4	0	2	0	0	1	2						
Curt Flood, R OBP: 0.375, SLG: 0.286			4-3							3	0	1	0	1	1	2						
Orlando Cepeda, R OBP: 0.250, SLG: 0.250	F9				6-3					4	0	2	1	0	0	2						
Mike Shannon, R OBP: 0.250, SLG: 0.250	F9				4-3					4	0	0	0	0	1	5						
Tim McCarver, L OBP: 0.250, SLG: 0.429					4-3					4	0	0	0	0	0	1						
Ron Davis, R										4	0	0	0	0	1	1						
Daf Maxvill, R										3	0	0	0	0	1	0						
Nelson Briles, R										2	0	0	0	0	2	0						
Steve Carlton, L										0	0	0	0	0	0	0						
Ron Willis, R										0	0	0	0	0	0	0						
Phil Gagliano, R (8, PH)										1	0	0	0	0	0	0						
Joe Hoerner, R										0	0	0	0	0	0	0						
Inning Stats	R: 0 E: 0 K: 1 S: 6	H: 1 LOB: 2 BB: 1 P: 10	R: 0 E: 0 K: 1 S: 5	H: 0 LOB: 0 BB: 0 P: 5	R: 0 E: 1 K: 2 S: 8	H: 1 LOB: 1 BB: 0 P: 8	R: 0 E: 0 K: 0 S: 3	H: 0 LOB: 0 BB: 0 P: 3	R: 0 E: 0 K: 1 S: 5	H: 0 LOB: 0 BB: 0 P: 5	R: 1 E: 0 K: 1 S: 6	H: 2 LOB: 1 BB: 1 P: 10	R: 0 E: 0 K: 1 S: 5	H: 0 LOB: 0 BB: 0 P: 5	R: 0 E: 0 K: 1 S: 6	H: 1 LOB: 1 BB: 0 P: 6	R: 0 E: 0 K: 1 S: 6	H: 1 LOB: 1 BB: 0 P: 6	1B: 6 2B: 0 3B: 0 HR: 0	SF: 0 SAC: 0 DP: 1 HBP: 0	WP: 0 PB: 0 SB: 2 CS: 0	PA: 34
PITCHER	IP	WLS	BF	H	R	ER	SO	BB	IBB	HBP	BLK	WP	HR	S	P	ERA	WHIP					
Mickey Lolich, L ERA: 1.0	9.0	W	34	6	1	1	9	2	0	0	0	0	0	50	58	1.00	0.889					

Detroit Tigers @ St. Louis Cardinals
 Busch Stadium, St. Louis, MO
 Thu Oct 03 1968, 3:33 AM CDT
 Att: 54,692 - Unknown

AB	32
R	1
H	6
RBI	1
BB	2
SO	9
LOB	13



Batter	1	2	3	4	5	6	7	8	9	AB	R	H	RBI	BB	SO	LOB	TOP								
Lou Brock, L OBP: 0.538, SLG: 0.727 (1, 7)	4-0 CS S BB		0-0 S 1B		0-0 S 2B 1B	0-3 K		0-0 1-2 1B		4	1	3	0	1	1	0									
Curt Flood, R OBP: 0.462, SLG: 0.455 (1, 8)	4-0 BB		0-0 F3		0-0 HR 2B		0-0 2B HR 1B	0-0 L9		4	2	2	1	1	0	3									
Roger Maris, L OBP: 0.444, SLG: 0.333 (1, 9)	0-3 K		4-0 BB		4-0 HR BB		0-0 HR 2B	0-0 G3-1		3	2	1	0	2	1	4									
Orlando Cepeda, R OBP: 0.231, SLG: 0.462 (1, 3)	0-0 6-3		0-0 F8		0-0 F2		0-0 HR	0-0 F8		5	1	1	3	0	0	5									
Tim McCarver, L OBP: 0.308, SLG: 0.667 (1, 2)		0-0 F8		0-0 CS BB 1B	0-0 HR		0-0 P5	0-0 5-3		5	1	2	3	0	0	0									
Mike Shannon, R OBP: 0.385, SLG: 0.333 (1, 5)		0-0 G1-3		4-0 CS BB 1-2 1B	0-0 1B		0-0 5-3	0-0 BB 1B 1B		4	0	2	0	1	0	0									
Julian Javier, R OBP: 0.462, SLG: 0.364 (1, 4)	4-0 BB		0-3 K		0-0 F8		0-0 F8	0-0 BB 1B		4	0	1	0	1	1	3									
Dal Maxvill, R (1, 6)	0-0 F7		0-0 G1-3		0-0 4-3		0-0 F8	4-0 BB		4	0	0	0	1	0	2									
Ray Washburn, R OBP: 0.500, SLG: 0.500 (6, 1)		0-0 6-3		0-3 K	0-0 L9		0-0 1B 1B	0-3 K		3	0	0	0	0	1	0									
Joe Hoerner, R OBP: 0.500, SLG: 0.500 (6, 1)										2	0	1	0	0	1	3									
Inning Stats	R: 0 E: 0 K: 1 S: 4	H: 0 LOB: 1 BB: 2 P: 12	R: 0 E: 0 K: 0 S: 3	H: 0 LOB: 1 BB: 1 P: 7	R: 0 E: 0 K: 0 S: 4	H: 1 LOB: 2 BB: 1 P: 8	R: 0 E: 0 K: 1 S: 5	H: 1 LOB: 1 BB: 1 P: 9	R: 4 E: 0 K: 1 S: 9	H: 4 LOB: 1 BB: 1 P: 13	R: 0 E: 0 K: 1 S: 5	H: 0 LOB: 0 BB: 0 P: 5	R: 3 E: 0 K: 0 S: 6	H: 3 LOB: 0 BB: 0 P: 6	R: 0 E: 0 K: 0 S: 5	H: 2 LOB: 2 BB: 0 P: 5	R: 0 E: 0 K: 1 S: 7	H: 2 LOB: 3 BB: 1 P: 11	1B: 9 2B: 4 3B: 0 HR: 2	SF: 0 SAC: 0 DP: 2 HBP: 0	WP: 0 PB: 0 SB: 3 CS: 3	PA: 45			
PITCHER	IP	WLS	BF	H	R	ER	SO	BB	IBB	HBP	BLK	WP	HR	S	P	ERA	WHIP								
Earl Wilson, R ERA: 6.23 (1, 1)	4.1	L	21	4	3	3	3	6	0	0	0	0	0	21	45	6.23	2.308								
Pat Dobson, R ERA: 6.75 (5, 1)	0.2		4	2	1	1	0	0	0	0	0	0	1	4	4	13.50	3.000								
Don McMahon, R ERA: 13.5 (6, 1)	1.0		6	3	3	3	1	0	0	0	0	0	1	8	8	27.00	3.000								
Daryl Patterson, R ERA: (7, 1)	1.0		3	0	0	0	0	0	0	0	0	0	0	3	3	0.00	0.000								
John Hillier, L ERA: (8, 1)	2.0		11	4	0	0	1	1	0	0	0	0	0	12	16	0.00	2.500								

St. Louis Cardinals @ Detroit Tigers
Tiger Stadium, Detroit, MI
Sat Oct 05 1968, 4:33 AM EDT
Att: 53,634 - Unknown

AB 38
R 7
H 13
RBI 7
BB 7
SO 5
LOB 20



Batter	1	2	3	4	5	6	7	8	9	AB	R	H	RBI	BB	SO	LOB	BOTTOM								
Dick McAuliffe, L OBP: 0.429, SLG: 0.615 (1, 4)	0-0 G3		0-0 HR 4-3 1B		0-0 HR		0-0 P4			4	2	2	1	0	0	1									
Mickey Stanley, R OBP: 0.308, SLG: 0.250 (1, 6)	0-0 4-3		0-0 4-3 1-2		0-0 G1-3		4-0 FC4-6 BB			3	0	0	0	1	0	1									
Al Kaline, R OBP: 0.308, SLG: 0.615 (1, 9)	0-0 L7		0-0 HR 2H		0-0 L6-3		0-0 FC4-6 1-2			4	1	1	2	0	0	2									
Norm Cash, L OBP: 0.308, SLG: 0.500 (1, 3)		0-0 P6	0-0 4-3		4-0 BB BB		0-3 K			3	0	0	0	1	1	0									
Willie Horton, R OBP: 0.417, SLG: 0.556 (1, 7)		4-0 BB BB		0-0 5-3		4-0 1-2 BB		0-3 K		2	0	0	0	2	1	0									
Jim Northrup, L OBP: 0.083, SLG: 0.083 (1, 8)		0-0 F9		0-0 F7		0-0 P4		0-0 G3		4	0	0	0	0	0	3									
Bill Freehan, R (1, 2)		4-0 BB 1-2 BB		0-0 F7		0-0 F7		0-0 F7		3	0	0	0	1	0	2									
Don Wert, R OBP: 0.364, SLG: 0.125 (1, 5)		0-3 K		0-0 4-3		0-0 F9		0-0 6-3		4	0	0	0	0	1	2									
Earl Wilson, R Pat Dobson, R Tom Matchick, L Don McMahon, R Daryl Patterson, L Wayne Comer, R John Hillier, R Jim Price, R (1, 1) (5, 1) (5, PH) (6, 1) (7, 1) (7, PH) (8, 1) (8, PH)			0-3 K		0-3 K		0-0 BB 1B		0-0 F7		1	0	0	0	0	1	0								
Inning Stats	R: 0 E: 0 K: 0 S: 3	H: 0 LOB: 0 BB: 0 P: 3	R: 0 E: 0 K: 1 S: 5	H: 0 LOB: 2 BB: 2 P: 13	R: 2 E: 0 K: 1 S: 7	H: 2 LOB: 0 BB: 0 P: 7	R: 0 E: 0 K: 0 S: 3	H: 0 LOB: 0 BB: 0 P: 3	R: 1 E: 0 K: 1 S: 6	H: 1 LOB: 0 BB: 0 P: 6	R: 0 E: 0 K: 0 S: 3	H: 0 LOB: 2 BB: 2 P: 11	R: 0 E: 0 K: 0 S: 4	H: 1 LOB: 2 BB: 1 P: 8	R: 0 E: 0 K: 2 S: 7	H: 0 LOB: 0 BB: 0 P: 7	R: 0 E: 0 K: 0 S: 3	H: 0 LOB: 0 BB: 0 P: 3	1B: 2 2B: 0 3B: 0 HR: 2	SF: 0 SAC: 0 DP: 0 HBP: 0	WP: 0 PB: 0 SB: 0 CS: 0	PA: 36			
PITCHER	IP	WLS	BF	H	R	ER	SO	BB	IBB	HBP	BLK	WP	HR	S	P	ERA	WHIP								
Ray Washburn, R ERA: 5.06 (1, 1)	5.1	W	23	3	3	3	3	4	0	0	0	0	2	25	41	5.06	1.312								
Joe Hoerner, L ERA: (6, 1)	3.2	S	13	1	0	0	2	1	0	0	0	0	0	16	20	0.00	0.545								

St. Louis Cardinals @ Detroit Tigers
Tiger Stadium, Detroit, MI
Sat Oct 05 1968, 4:33 AM EDT
Att: 53,634 - Unknown

AB 31
R 3
H 4
RBI 3
BB 5
SO 5
LOB 11



Batter	1	2	3	4	5	6	7	8	9	AB	R	H	RBI	BB	SO	LOB	TOP					
Dick McAuliffe, L (1,4) OBP: 0.370, SLG: 0.391	K		BB		K		G6-4-3 BB			2	2	0	0	3	2	0	Detroit Tigers @ St. Louis Cardinals Busch Stadium, St. Louis, MO Wed Oct 09 1968, 3:33 AM CDT Att: 54,692 - Unknown					
Mickey Stanley, R (1,6) OBP: 0.289, SLG: 0.292	F9		BB		6-3		G6-4-3			5	2	1	0	0	0	4						
Al Kaline, R (1,9) OBP: 0.462, SLG: 0.760	K		BB		HR					4	3	3	4	0	1	0						
Norm Cash, L (1,3)		BB			1B					4	2	3	2	1	0	1						
Willie Horton, R (1,7) OBP: 0.440, SLG: 0.579		BB			1B					3	2	2	2	1	0	1						
Ray Oyler, R (8,6)					P6					0	0	0	0	0	0	0						
Jim Northrup, L (1,8) OBP: 0.240, SLG: 0.458	K		HR							5	1	2	4	0	1	5						
Bill Freehan, R (1,2) OBP: 0.208, SLG: 0.050	E7		BB		5-3		F9			4	0	1	1	1	0	1						
Don Wert, R (1,5) OBP: 0.350, SLG: 0.071					P6		F3			3	1	0	0	1	0	1						
Denny McLain, R (1,1)	G6-4-3		SH5-4		K					4	0	0	0	0	3	2						
Inning Stats	R: 0 E: 0 K: 2 S: 7	H: 0 LOB: 0 BB: 0 P: 7	R: 2 E: 1 K: 1 S: 6	H: 2 LOB: 1 BB: 2 P: 14	R: 10 E: 0 K: 0 S: 10	H: 7 LOB: 2 BB: 4 P: 27	R: 0 E: 0 K: 1 S: 5	H: 0 LOB: 0 BB: 0 P: 5	R: 1 E: 0 K: 0 S: 7	H: 2 LOB: 1 BB: 0 P: 7	R: 0 E: 0 K: 0 S: 3	H: 1 LOB: 0 BB: 0 P: 3	R: 0 E: 0 K: 1 S: 4	H: 0 LOB: 0 BB: 1 P: 8	R: 0 E: 0 K: 0 S: 2	H: 0 LOB: 1 BB: 0 P: 4	R: 0 E: 0 K: 1 S: 5	H: 0 LOB: 0 BB: 0 P: 5	1B: 9 2B: 1 3B: 0 HR: 2	SF: 0 SAC: 1 DP: 3 HBP: 3	WP: 0 PB: 0 SB: 0 CS: 0	PA: 45
PITCHER	IP	WLS	BF	H	R	ER	SO	BB	IBB	HBP	BLK	WP	HR	S	P	ERA	WHIP			ERA	WHIP	
Ray Washburn, R (1,1) ERA: 9.82	2.0	L	12	4	5	5	3	3	0	0	0	0	0	15	27	22.50	3.500			0.00	0.500	
Larry Jaster, L (3,1) ERA: 8.31	0.0		3	2	3	3	0	1	0	0	0	0	1	2	6	∞	∞			0.00	0.000	
Ron Willis, R (3,1) ERA: 8.31	0.2		6	1	2	2	0	1	1	1	0	0	0	3	12	27.00	3.000			0.00	0.000	
Dick Hughes, R (3,1) ERA: 8.31	0.1		3	2	2	2	0	0	0	0	0	0	0	3	3	54.00	6.000			0.00	0.000	
Steve Carlton, L (4,1) ERA: 6.75	3.0		11	3	1	1	2	0	0	0	0	0	1	15	15	3.00	1.000			0.00	0.000	

Batter	1	2	3	4	5	6	7	8	9	AB	R	H	RBI	BB	SO	LOB	BOTTOM				
Lou Brock, L (1,7) OBP: 0.519, SLG: 0.920	G1-3		L9			1B		K		4	0	1	0	0	1	1	Detroit Tigers @ St. Louis Cardinals Busch Stadium, St. Louis, MO Wed Oct 09 1968, 3:33 AM CDT Att: 54,692 - Unknown				
Curt Flood, R (1,8) OBP: 0.308, SLG: 0.292	L6				P4	K		L9		4	0	0	0	0	1	1					
Roger Maris, L (1,9) OBP: 0.316, SLG: 0.250	5-3				1B					4	1	2	0	0	0	1					
Orlando Cepeda, R (1,3) OBP: 0.308, SLG: 0.520					P6			L9		4	0	2	0	0	0	1					
Tim McCarver, L (1,2) OBP: 0.385, SLG: 0.625	L9				K			L9		4	0	1	0	0	1	4					
Mike Shannon, R (1,5) OBP: 0.308, SLG: 0.320	G6-4-3				K			E6		4	0	1	0	0	1	3					
Julian Javier, R (1,4) OBP: 0.462, SLG: 0.435			L9		L5			5-3		4	0	1	1	0	0	2					
Dal Maxvill, R (1,6)			F8		F9			L9		4	0	0	0	0	1	4					
Inning Stats	R: 0 E: 0 K: 0 S: 3	H: 0 LOB: 0 BB: 0 P: 3	R: 0 E: 0 K: 0 S: 3	H: 1 LOB: 0 BB: 0 P: 3	R: 0 E: 0 K: 0 S: 4	H: 1 LOB: 1 BB: 0 P: 4	R: 0 E: 0 K: 1 S: 6	H: 1 LOB: 1 BB: 0 P: 6	R: 0 E: 0 K: 2 S: 8	H: 1 LOB: 1 BB: 0 P: 8	R: 0 E: 1 K: 0 S: 5	H: 2 LOB: 2 BB: 0 P: 5	R: 0 E: 0 K: 2 S: 7	H: 0 LOB: 0 BB: 0 P: 7	R: 1 E: 0 K: 1 S: 8	H: 3 LOB: 2 BB: 0 P: 8	1B: 9 2B: 0 3B: 0 HR: 0	SF: 0 SAC: 0 DP: 1 HBP: 0	WP: 0 PB: 0 SB: 0 CS: 0	PA: 35	
PITCHER	IP	WLS	BF	H	R	ER	SO	BB	IBB	HBP	BLK	WP	HR	S	P	ERA	WHIP			ERA	WHIP
Denny McLain, R (1,1) ERA: 3.24	9.0	W	35	9	1	1	7	0	0	0	0	0	0	49	49	1.00	1.000			0.00	0.000

Batter	1	2	3	4	5	6	7	8	9	AB	R	H	RBI	BB	SO	LOB	TOP		
Dick McAuliffe, L (1,4) OBP: 0.323, SLG: 0.333	F3			F9		F8		4-3		4	0	0	0	0	0	0			
Mickey Stanley, R (1,6) OBP: 0.297, SLG: 0.286	L1			1B			K	6-3		4	0	1	0	0	1	0			
Al Kaline, R (1,9) OBP: 0.400, SLG: 0.655	K			K			L5-3	L4		4	0	0	0	0	2	1			
Norm Cash, L (1,3) OBP: 0.433, SLG: 0.500		F9		5-3			1B 3B	F9		4	1	1	0	0	0	1			
Willie Horton, R (1,7) OBP: 0.448, SLG: 0.565 Dick Tracewski, R (9, PR) Ray Oyler, R (9, 6)	K			P4			1-2 3B	1B 1B		4	1	2	0	0	1	0			
Jim Northrup, L (1,8) OBP: 0.276, SLG: 0.536	K			P5			1-2 3B	1B		4	1	2	2	0	1	0			
Bill Freehan, R (1,2) OBP: 0.214, SLG: 0.125				F8		F7	1-2 2B	1B		4	0	1	1	0	0	2			
Don Wert, R (1,5) OBP: 0.375, SLG: 0.118				K			3-H 4-0	1B		3	0	1	1	1	1	0			
Mickey Lolich, S (1,1) OBP: 0.308, SLG: 0.500				K		4-3	K	P4		4	0	0	0	0	2	4			
Inning Stats	R: 0 E: 0 K: 1 S: 5	H: 0 LOB: 0 BB: 0 P: 5	R: 0 E: 0 K: 2 S: 7	H: 0 LOB: 0 BB: 0 P: 7	R: 0 E: 0 K: 2 S: 7	H: 0 LOB: 0 BB: 0 P: 7	R: 0 E: 0 K: 1 S: 6	H: 1 LOB: 1 BB: 0 P: 6	R: 0 E: 0 K: 0 S: 3	H: 0 LOB: 0 BB: 0 P: 3	R: 3 E: 0 K: 2 S: 11	H: 4 LOB: 2 BB: 1 P: 15	R: 0 E: 0 K: 0 S: 3	H: 0 LOB: 0 BB: 0 P: 3	R: 1 E: 0 K: 0 S: 6	H: 3 LOB: 2 BB: 0 P: 6	1B: 6 2B: 1 3B: 1 HR: 0	SF: 0 SAC: 0 DP: 0 HBP: 0	WP: 0 PA: 36 PB: 0 SB: 0 CS: 0
PITCHER Bob Gibson, R (1,1) ERA: 1.67	IP: 9.0 WLS: L BF: 36 H: 8 R: 4 ER: 4 SO: 8 BB: 0 IBB: 1 HBP: 0 BLK: 0 WP: 0 HR: 0 S: 51 P: 55 ERA: 4.00 WHIP: 0.889																		

Detroit Tigers @ St. Louis Cardinals
 Busch Stadium, St. Louis, MO
 Thu Oct 10 1968, 3:33 AM CDT
 Att: 54,692 - Unknown

AB	35
R	4
H	8
RBI	4
BB	1
SO	8
LOB	8



Batter	1	2	3	4	5	6	7	8	9	AB	R	H	RBI	BB	SO	LOB	BOTTOM				
Lou Brock, L (1,7) OBP: 0.516, SLG: 0.857	4-3		4-3			L6 1B		BB		3	0	1	0	1	0	0					
Julian Javier, R (1,4) OBP: 0.400, SLG: 0.370	F8		5-3			L6 1-2		B5-3		4	0	0	0	0	0	2					
Curt Flood, R (1,8) OBP: 0.333, SLG: 0.321	S 1B			6-3		PO 1B		L6		4	0	2	0	0	0	0					
Orlando Cepeda, R (1,3) OBP: 0.300, SLG: 0.464	1-2 BB			5-3		PO	K	F2		3	0	0	0	1	1	0					
Mike Shannon, R (1,5) OBP: 0.300, SLG: 0.414	F9			K		1-2	E8	HR		4	1	1	1	0	1	2					
Tim McCarver, L (1,2) OBP: 0.400, SLG: 0.593		G6-3 BB				L9	L9	F2		3	0	1	0	1	0	1					
Roger Maris, L (1,9) OBP: 0.273, SLG: 0.211		G6-3 1-2				P6	P6			3	0	0	0	0	1	3					
Dal Maxvill, R (1,6) Phil Gagliano, R (8, PH) Dick Schofield, S (9, 6)		5-3						5-3		2	0	0	0	0	0	1					
Bob Gibson, R (1,1) OBP: 0.222, SLG: 0.500			5-3			P4		K		3	0	0	0	0	1	1					
Inning Stats	R: 0 E: 0 K: 0 S: 4	H: 1 LOB: 2 BB: 1 P: 8	R: 0 E: 0 K: 0 S: 2	H: 0 LOB: 0 BB: 1 P: 6	R: 0 E: 0 K: 0 S: 3	H: 0 LOB: 0 BB: 0 P: 3	R: 0 E: 0 K: 1 S: 5	H: 0 LOB: 0 BB: 0 P: 5	R: 0 E: 0 K: 0 S: 6	H: 1 LOB: 1 BB: 0 P: 6	R: 0 E: 0 K: 0 S: 3	H: 2 LOB: 0 BB: 0 P: 3	R: 0 E: 1 K: 1 S: 6	H: 0 LOB: 1 BB: 0 P: 6	R: 0 E: 0 K: 1 S: 5	H: 0 LOB: 1 BB: 1 P: 9	R: 1 E: 0 K: 0 S: 4	H: 1 LOB: 0 BB: 0 P: 4	1B: 4 2B: 0 3B: 0 HR: 1	SF: 0 SAC: 0 DP: 1 HBP: 0	WP: 0 PA: 34 PB: 0 SB: 1 CS: 0
PITCHER Mickey Lolich, L (1,1) ERA: 1.67	IP: 9.0 WLS: W BF: 33 H: 5 R: 1 ER: 1 SO: 4 BB: 3 IBB: 0 HBP: 0 BLK: 0 WP: 0 HR: 1 S: 38 P: 50 ERA: 1.00 WHIP: 0.889																				

Detroit Tigers @ St. Louis Cardinals
 Busch Stadium, St. Louis, MO
 Thu Oct 10 1968, 3:33 AM CDT
 Att: 54,692 - Unknown

AB	30
R	1
H	5
RBI	1
BB	3
SO	4
LOB	10

