


St. Louis Cardinals - 1969

Batter	1	2	3	4	5	6	7	8	9	10	11	12	13	14	AB	R	H	RBI	BB	SO	LOB	TOP								
Matty Alou, L OBP: 0.429, SLG: 0.429 (1, 8)	F8																					7 1 3 2 0 0 1								
Richie Hebner, L OBP: 0.333, SLG: 0.333 Jose Pagan, R (10, PH) (10, 5)	K		F3			SH1-4 1B	P6						F9	1B								3 0 1 0 0 0 1 1 3 0 0 0 0 0 0 1								
Roberto Clemente, R OBP: 0.167, SLG: 0.167 (1, 9)	K			5-3			F9															6 0 1 1 0 1 1								
Willie Stargell, L OBP: 0.667, SLG: 1.200 (1, 7)		HR																				5 1 3 1 0 1 0								
Bob Robertson, R (1, 3)	K																					6 0 0 0 0 3 5								
Bill Mazaroski, R OBP: 0.167, SLG: 0.167 (1, 4)	F7																					6 1 1 0 0 2 5								
Jerry May, R OBP: 0.333, SLG: 0.500 (1, 2)	6-3																					6 1 2 0 0 1 0								
Freddie Patek, R OBP: 0.333, SLG: 0.333 (1, 6)			1-3																			6 1 2 0 0 0 0								
Steve Blass, R Ron Kline, R Bruce Dal Canton, R Manny Sanguillen, R Chuck Hartenstein, R (14, PH) (14, 1)			5-3																			3 0 0 0 0 0 1 1 2 0 0 0 0 0 2 0 0 0 0 0 0 0 0 0 1 1 1 2 0 0 0 0 0 0 0 0 0 0 0 0								
Inning Stats	R: 0 E: 0 K: 2 S: 7	H: 0 LOB: 0 BB: 0 P: 7	R: 1 E: 0 K: 1 S: 6	H: 1 LOB: 0 BB: 0 P: 6	R: 0 E: 0 K: 0 S: 4	H: 1 LOB: 1 BB: 0 P: 4	R: 0 E: 0 K: 2 S: 8	H: 1 LOB: 1 BB: 0 P: 8	R: 0 E: 0 K: 0 S: 5	H: 0 LOB: 0 BB: 0 P: 5	R: 1 E: 0 K: 0 S: 5	H: 2 LOB: 2 BB: 0 P: 6	R: 0 E: 0 K: 0 S: 5	H: 2 LOB: 1 BB: 0 P: 4	R: 0 E: 0 K: 0 S: 9	H: 2 LOB: 2 BB: 0 P: 9	R: 0 E: 0 K: 2 S: 7	H: 0 LOB: 0 BB: 0 P: 7	R: 0 E: 0 K: 0 S: 3	H: 0 LOB: 0 BB: 0 P: 3	R: 0 E: 0 K: 1 S: 5	H: 0 LOB: 0 BB: 0 P: 5	R: 0 E: 0 K: 0 S: 3	H: 0 LOB: 0 BB: 0 P: 3	R: 4 E: 0 K: 1 S: 10	H: 5 LOB: 1 BB: 0 P: 10	1B: 12 2B: 1 3B: 0 HR: 1	SF: 0 SAC: 1 DP: 0 HBP: 1	WP: 0 PB: 0 SB: 0 CS: 0	PA: 56
PITCHER	IP 9.0	WLS 2.0	BF 36	H 9	R 2	ER 2	SO 10	BB 0	IBB 0	HBP 0	BLK 0	WP 0	HR 1	S 55	P 56	ERA 2.00	WHIP 1.000													
Bob Gibson, R ERA: 2.0 Joe Hoerner, L ERA: Mel Nelson, L ERA: 34.0 Ron Willis, R ERA:	(1, 1) (10, 1) (14, 1) (14, 1)																													

Pittsburgh Pirates @ St. Louis Cardinals
 Busch Stadium, St. Louis, MO
 Tue Apr 08 1969, 6:05 PM CST
 Att. 38,163 - Unknown


AB 54
 R 6
 H 14
 RBI 6
 BB 0
 SO 12
 LOB 15



Batter	1	2	3	4	5	6	7	8	9	10	11	12	13	14	AB	R	H	RBI	BB	SO	LOB	BOTTOM					
Lou Brock, L OBP: 0.167, SLG: 0.167 (1, 7)	1-3																					6 0 1 0 0 1 3					
Curt Flood, R OBP: 0.167, SLG: 0.167 (1, 8)			G6-4-3 1B																			6 1 1 0 0 0 2					
Vada Pinson, L OBP: 0.333, SLG: 0.500 (1, 9)				4-3																		6 1 2 1 0 0 0					
Joe Torre, R (1, 3)					5-3																	6 0 0 0 0 1 2					
Tim McCarver, L OBP: 0.167, SLG: 0.167 (1, 2)																						6 0 1 1 0 0 1					
Mike Shannon, R OBP: 0.400, SLG: 0.250 (1, 5)																						4 0 1 0 1 1 1					
Julian Javier, R Bill White, L Steve Hantz, S (12, PH) (13, 4)																						4 0 0 0 0 0 1 1 0 0 0 0 0 1 0 0 0 0 0 0 0					
Dal Maxvill, R OBP: 0.400, SLG: 0.500 (1, 6)																						4 0 1 0 1 0 1					
Bob Gibson, R OBP: 0.333, SLG: 0.333 Joe Hoerner, L Joe Hague, L Mel Nelson, R Ron Willis, R (14, 1)																						3 0 1 0 0 0 3 1 0 0 0 0 0 0 0 0 0 0 0 1 0 0 0 0 0 0 0 0 0 0 0 0 0 0 0 0 0 0					
Inning Stats	R: 1 E: 0 K: 0 S: 5	H: 2 LOB: 1 BB: 0 P: 5	R: 0 E: 0 K: 0 S: 2	H: 0 LOB: 2 BB: 2 P: 10	R: 0 E: 0 K: 0 S: 3	H: 1 LOB: 1 BB: 0 P: 3	R: 0 E: 0 K: 0 S: 3	H: 0 LOB: 0 BB: 0 P: 3	R: 0 E: 0 K: 0 S: 3	H: 0 LOB: 0 BB: 0 P: 3	R: 0 E: 0 K: 1 S: 5	H: 0 LOB: 0 BB: 0 P: 5	R: 0 E: 0 K: 0 S: 4	H: 1 LOB: 1 BB: 0 P: 4	R: 0 E: 0 K: 0 S: 3	H: 0 LOB: 0 BB: 0 P: 7	R: 0 E: 0 K: 1 S: 5	H: 0 LOB: 0 BB: 0 P: 5	R: 0 E: 0 K: 0 S: 4	H: 0 LOB: 0 BB: 0 P: 4	R: 0 E: 0 K: 1 S: 5	H: 0 LOB: 0 BB: 0 P: 5	1B: 6 2B: 4 3B: 0 HR: 0	SF: 0 SAC: 0 DP: 4 HBP: 0	WP: 0 PB: 0 SB: 0 CS: 0	PA: 50	
PITCHER	IP 7.0	WLS 2.57	BF 27	H 7	R 2	ER 2	SO 0	BB 2	IBB 0	HBP 0	BLK 0	WP 0	HR 0	S 25	P 33	ERA 2.57	WHIP 1.286										
Steve Blass, R ERA: 2.57 Ron Kline, R ERA: Bruce Dal Canton, R ERA: Chuck Hartenstein, R ERA:	(1, 1) (8, 1) (13, 1) (14, 1)																										

Pittsburgh Pirates @ St. Louis Cardinals
 Busch Stadium, St. Louis, MO
 Tue Apr 08 1969, 6:05 PM CST
 Att. 38,163 - Unknown

AB 47
 R 2
 H 8
 RBI 2
 BB 3
 SO 3
 LOB 15



Batter	1	2	3	4	5	6	7	8	9	AB	R	H	RBI	BB	SO	LOB	TOP								
Matty Alou, L OBP: 0.412, SLG: 0.471 (1, 8)	F5		4-3		G3 SF8 2B		6-3		F2	5	1	1	0	0	0	1									
Richie Hebner, L OBP: 0.500, SLG: 0.455 (1, 5)	1B		F7		G3			WP 2B 1B	F8	5	1	2	0	0	0	2									
Roberto Clemente, R OBP: 0.313, SLG: 0.286 (1, 9)	K		1B		SF8			2B 1B BB	K	3	1	1	1	1	2	2									
Willie Stargell, L OBP: 0.500, SLG: 0.846 (1, 7)	4-3		F7		3-1			1B 2B		4	0	1	1	0	0	2									
Al Oliver, L OBP: 0.500, SLG: 0.333 (1, 3)					F3			1B IBB		3	0	1	0	1	0	0									
Bill Mazerowski, R OBP: 0.214, SLG: 0.154 (1, 4)	F9		BB		5-3 S			G6-4-3 1B		3	0	1	1	1	0	1									
Jerry May, R OBP: 0.286, SLG: 0.571 (1, 2)	1B		5-3		6-3			K		4	0	1	0	0	1	4									
Freddie Patek, R OBP: 0.286, SLG: 0.231 (1, 6)	P3		BB					G6-4-3		3	0	0	0	1	1	5									
Dock Ellis, S OBP: 0.250, SLG: 0.250 (1, 1)	1-3		K		F7			1B		4	0	1	0	0	1	4									
Inning Stats	R: 0 E: 0 K: 1 S: 6	H: 1 LOB: 1 BB: 0 P: 6	R: 0 E: 0 K: 0 S: 5	H: 2 LOB: 2 BB: 0 P: 5	R: 0 E: 0 K: 1 S: 4	H: 1 LOB: 2 BB: 0 P: 4	R: 0 E: 0 K: 1 S: 5	H: 0 LOB: 2 BB: 2 P: 13	R: 1 E: 0 K: 0 S: 4	H: 1 LOB: 0 BB: 0 P: 4	R: 0 E: 0 K: 0 S: 3	H: 0 LOB: 0 BB: 0 P: 3	R: 0 E: 0 K: 1 S: 5	H: 0 LOB: 0 BB: 0 P: 5	R: 2 E: 0 K: 1 S: 7	H: 3 LOB: 2 BB: 2 P: 15	R: 0 E: 0 K: 1 S: 6	H: 1 LOB: 1 BB: 0 P: 6	1B: 7 2B: 2 3B: 0 HR: 0	SF: 1 SAC: 0 DP: 1 HBP: 0	WP: 1 PB: 0 SB: 1 CS: 0	PA: 39			
PITCHER	IP	WLS	BF	H	R	ER	SO	BB	IBB	HBP	BLK	WP	HR	S	P	ERA	WHIP								
Ray Washburn, R ERA: 3.86 (1, 1)	7.0	L	33	8	3	3	3	3	1	0	0	1	0	35	51	3.86	1.571								
Ron Willis, R ERA: (8, 1)	2.0		6	1	0	0	2	0	0	0	0	0	0	10	10	0.00	0.500								

Pittsburgh Pirates @ St. Louis Cardinals
Busch Stadium, St. Louis, MO
Thu Apr 10 1969, 3:33 AM CST
Att: 10,283 - Unknown

AB	34
R	3
H	9
RBI	3
BB	4
SO	5
LOB	21



Batter	1	2	3	4	5	6	7	8	9	AB	R	H	RBI	BB	SO	LOB	BOTTOM								
Lou Brock, L OBP: 0.071, SLG: 0.071 (1, 7)	4-3		FC3-6 S 2B		4-3			3-4-1		4	1	0	0	0	0	1									
Curt Flood, R OBP: 0.214, SLG: 0.286 (1, 8)	4-3		PB 2B		5-3			4-5-3		4	0	1	1	0	0	0									
Vada Pinson, L OBP: 0.357, SLG: 0.500 (1, 9)	4-3		BB		F8			K		3	0	0	0	1	1	0									
Joe Torre, R OBP: 0.071, SLG: 0.071 (1, 3)			K		K			6-3		4	0	1	0	0	2	2									
Tim McCarver, L OBP: 0.286, SLG: 0.357 (1, 2)	F7				6-3			5-3		4	0	0	0	0	0	1									
Mike Shannon, R OBP: 0.308, SLG: 0.500 (1, 5)	F9				5-3			HR		4	1	2	1	0	0	1									
Julian Javier, R OBP: 0.182, SLG: 0.182 (9, PH)	5-3				E5 1B			K		3	0	1	0	0	0	2									
Dal Maxvill, R OBP: 0.545, SLG: 0.500 (1, 6)			FC3-6 1B		5-3			1B		3	0	2	0	0	0	1									
Ray Washburn, R (1, 1)			K		K			K		3	0	0	0	0	3	2									
Ron Willis, R (8, 1)										0	0	0	0	0	0	0									
Inning Stats	R: 0 E: 0 K: 0 S: 3	H: 0 LOB: 0 BB: 0 P: 3	R: 0 E: 0 K: 0 S: 4	H: 1 LOB: 1 BB: 0 P: 4	R: 1 E: 0 K: 2 S: 9	H: 2 LOB: 2 BB: 1 P: 13	R: 0 E: 0 K: 0 S: 4	H: 1 LOB: 1 BB: 0 P: 4	R: 0 E: 0 K: 1 S: 5	H: 0 LOB: 0 BB: 0 P: 5	R: 0 E: 0 K: 1 S: 5	H: 0 LOB: 0 BB: 0 P: 5	R: 0 E: 0 K: 1 S: 6	H: 2 LOB: 1 BB: 0 P: 6	R: 0 E: 0 K: 1 S: 5	H: 0 LOB: 0 BB: 0 P: 5	R: 1 E: 0 K: 1 S: 6	H: 1 LOB: 0 BB: 0 P: 6	1B: 5 2B: 1 3B: 0 HR: 1	SF: 0 SAC: 0 DP: 1 HBP: 0	WP: 0 PB: 1 SB: 1 CS: 0	PA: 34			
PITCHER	IP	WLS	BF	H	R	ER	SO	BB	IBB	HBP	BLK	WP	HR	S	P	ERA	WHIP								
Dock Ellis, R ERA: 2.0 (1, 1)	9.0	W	34	7	2	2	7	1	0	0	0	0	1	47	51	2.00	0.889								

Pittsburgh Pirates @ St. Louis Cardinals
Busch Stadium, St. Louis, MO
Thu Apr 10 1969, 3:33 AM CST
Att: 10,283 - Unknown

AB	33
R	2
H	7
RBI	2
BB	1
SO	7
LOB	10



Batter	1	2	3	4	5	6	7	8	9	AB	R	H	RBI	BB	SO	LOB	TOP											
Lou Brock, L OBP: 0.053, SLG: 0.053 (1, 7)										5	1	0	0	0	1	3												
Curt Flood, R OBP: 0.156, SLG: 0.211 (1, 8)										5	0	0	0	0	0	4												
Vada Pinson, L OBP: 0.368, SLG: 0.588 (1, 9)										5	1	2	1	0	0	0												
Joe Torre, R OBP: 0.263, SLG: 0.444 (1, 3)										4	3	3	1	1	0	0												
Mike Shannon, R OBP: 0.333, SLG: 0.529 (1, 5)										5	0	2	2	0	1	3												
Tim McCarver, L OBP: 0.283, SLG: 0.316 (1, 2)										5	1	1	1	0	0	5												
Julian Javier, R OBP: 0.267, SLG: 0.214 (1, 4)										3	0	1	0	1	0	1												
Dal Maxvill, R OBP: 0.533, SLG: 0.455 (1, 6)										3	0	1	1	1	1	0												
Steve Carlton, L OBP: 0.250, SLG: 0.250 Gary Waslewski, R Joe Hoerner, R										4	0	1	0	0	1	4												
Inning Stats	R: 1 E: 0 K: 2 S: 10	H: 2 LOB: 2 BB: 0 P: 10	R: 0 E: 0 K: 0 S: 4	H: 1 LOB: 2 BB: 1 P: 8	R: 2 E: 1 K: 0 S: 6	H: 3 LOB: 2 BB: 1 P: 10	R: 0 E: 0 K: 0 S: 3	H: 0 LOB: 0 BB: 0 P: 3	R: 0 E: 1 K: 0 S: 4	H: 0 LOB: 1 BB: 0 P: 4	R: 0 E: 0 K: 0 S: 4	H: 2 LOB: 0 BB: 0 P: 4	R: 0 E: 0 K: 2 S: 7	H: 0 LOB: 0 BB: 0 P: 7	R: 2 E: 0 K: 0 S: 5	H: 2 LOB: 1 BB: 1 P: 9	1B: 6 2B: 4 3B: 0 HR: 1	SF: 0 SAC: 0 DP: 0 HBP: 0	WP: 1 PB: 0 SB: 2 CS: 1	PA: 42								
PITCHER	IP	WLS	BF	H	R	ER	SO	BB	IBB	HBP	BLK	WP	HR	S	P	ERA	WHIP											
Jerry Koosman, L ERA: 5.14 Ron Taylor, R ERA: 3.33 Jim McAndrew, R ERA: 22.5	(1, 1)	7.0	L	33	9	4	4	2	1	1	0	0	1	1	35	43	5.14	1.429										

St. Louis Cardinals @ New York Mets
Shea Stadium, Flushing, NY
Fri Apr 11 1969, 3:33 AM EST
Att: 12,591 - Unknown

AB 39
R 6
H 11
RBI 6
BB 3
SO 4
LOB 20



Batter	1	2	3	4	5	6	7	8	9	AB	R	H	RBI	BB	SO	LOB	BOTTOM										
Tommie Agee, R OBP: 0.350, SLG: 0.667 (1, 8)										5	0	0	0	0	3	0											
Rod Gaspar, S OBP: 0.500, SLG: 0.471 (1, 9)										5	1	3	0	0	0	0											
Ken Boswell, L OBP: 0.556, SLG: 0.667 (1, 4)										4	2	2	0	1	0	2											
Cleon Jones, R OBP: 0.421, SLG: 0.667 (1, 3)										5	2	3	3	0	0	2											
Ed Charles, R OBP: 0.368, SLG: 0.375 (1, 5)										5	0	1	0	0	1	2											
Ron Swoboda, R OBP: 0.500, SLG: 0.500 (1, 7)										4	0	2	0	0	0	1											
Jerry Grote, R OBP: 0.438, SLG: 0.462 (1, 2)										3	0	1	1	0	1	2											
Bud Harrelson, S OBP: 0.385, SLG: 0.300 Ed Kravetz, L OBP: 0.500, SLG: 0.429 Duffy Dyer, R OBP: 0.500, SLG: 2.000 Jim McAndrew, R										3	0	0	0	0	1	4											
Jerry Koosman, R Amos Otis, R Ron Taylor, R Al Weis, S										2	0	0	0	0	1	2											
Inning Stats	R: 0 E: 0 K: 1 S: 5	H: 0 LOB: 1 BB: 1 P: 9	R: 0 E: 0 K: 2 S: 9	H: 2 LOB: 2 BB: 0 P: 9	R: 0 E: 0 K: 0 S: 4	H: 1 LOB: 1 BB: 0 P: 4	R: 0 E: 0 K: 1 S: 5	H: 0 LOB: 0 BB: 0 P: 5	R: 0 E: 0 K: 0 S: 7	H: 3 LOB: 2 BB: 0 P: 7	R: 0 E: 0 K: 1 S: 6	H: 1 LOB: 1 BB: 0 P: 6	R: 1 E: 0 K: 0 S: 6	H: 3 LOB: 2 BB: 0 P: 6	R: 2 E: 0 K: 1 S: 7	H: 2 LOB: 0 BB: 0 P: 7	1B: 10 2B: 1 3B: 0 HR: 1	SF: 1 SAC: 0 DP: 0 HBP: 0	WP: 0 PB: 0 SB: 1 CS: 0	PA: 41							
PITCHER	IP	WLS	BF	H	R	ER	SO	BB	IBB	HBP	BLK	WP	HR	S	P	ERA	WHIP										
Steve Carlton, L ERA: 2.57 Gary Waslewski, R ERA: 6.75 Joe Hoerner, L ERA: 3.18	(1, 1)	7.0	W	32	9	3	2	6	1	0	0	0	0	2	2	0.00	3.000										

St. Louis Cardinals @ New York Mets
Shea Stadium, Flushing, NY
Fri Apr 11 1969, 3:33 AM EST
Att: 12,591 - Unknown

AB 39
R 5
H 12
RBI 4
BB 1
SO 7
LOB 19



Batter	1	2	3	4	5	6	7	8	9	AB	R	H	RBI	BB	SO	LOB	TOP		
Lou Brock, L OBP: 0.087, SLG: 0.130 (1, 7)	F8		F7		5-3 2B			F7		4	0	1	0	0	0	1	St. Louis Cardinals @ New York Mets Shea Stadium, Flushing, NY Sat Apr 12 1969, 3:33 AM EST Att: 19,510 - Unknown		
Curt Flood, R OBP: 0.174, SLG: 0.261 (1, 8)	6-3		2B		5-3			K		4	0	1	1	0	1	1			
Vada Pinson, L OBP: 0.478, SLG: 0.684 (1, 9)	1B		2B					CS		2	0	2	0	2	0	0			
Joe Torre, R OBP: 0.304, SLG: 0.429 (1, 3)	1B		2B		G6-4-3			F7		3	0	1	0	1	0	2			
Tim McCarver, L OBP: 0.217, SLG: 0.261 (1, 2)	F7		G6-4-3		1-2			4-3		4	0	0	0	0	0	6			
Mike Shannon, R OBP: 0.286, SLG: 0.450 (1, 5)								L5		3	0	0	0	0	0	0			
Julian Javier, R OBP: 0.222, SLG: 0.176 (1, 4)	6-3				F7			K		3	0	0	0	0	1	0			
Dal Maxvill, R OBP: 0.444, SLG: 0.357 (1, 6)	F9				F8			F8		3	0	0	0	0	0	0			
Dave Giusti, R OBP: 0.333, SLG: 0.667 (1, 1)			2B					F8		3	1	1	0	0	1	0	Cardinals WP: 0 PA: 32 RB: 0 H: 6 RBI: 1 BB: 3 SO: 3 LOB: 10		
Inning Stats	R: 0 E: 0 K: 0 S: 4	H: 1 LOB: 2 BB: 1 P: 8	R: 0 E: 0 K: 0 S: 3	H: 0 LOB: 0 BB: 0 P: 3	R: 1 E: 0 K: 0 S: 5	H: 3 LOB: 2 BB: 1 P: 9	R: 0 E: 0 K: 0 S: 3	H: 0 LOB: 0 BB: 0 P: 3	R: 0 E: 0 K: 1 S: 5	H: 1 LOB: 0 BB: 0 P: 5	R: 0 E: 0 K: 1 S: 5	H: 0 LOB: 0 BB: 0 P: 5	R: 0 E: 0 K: 1 S: 5	H: 0 LOB: 0 BB: 1 P: 6	R: 0 E: 0 K: 0 S: 2	H: 0 LOB: 0 BB: 1 P: 6		1B: 2 2B: 4 3B: 0 HR: 0	SF: 0 SAC: 0 DP: 2 HBP: 0
PITCHER Don Cardwell, R ERA: 1.0 (1, 1)	IP: 9.0 WLS: L BF: 32	H: 6 R: 1 ER: 1 SO: 3	BB: 2 IBB: 1 HBP: 0 BLK: 0	WP: 0 HR: 0 S: 35 P: 47	ERA: 1.00 WHIP: 0.889														

Batter	1	2	3	4	5	6	7	8	9	AB	R	H	RBI	BB	SO	LOB	BOTTOM	
Tommie Agee, R OBP: 0.333, SLG: 0.591 (1, 8)	4-3		K					F9		4	0	1	0	0	1	0	St. Louis Cardinals @ New York Mets Shea Stadium, Flushing, NY Sat Apr 12 1969, 3:33 AM EST Att: 19,510 - Unknown	
Rod Gaspar, S OBP: 0.417, SLG: 0.381 (1, 9)	L7		4-3		PO			6-3		4	0	0	0	0	0	0		
Wayne Garrett, L OBP: 0.500, SLG: 0.333 (1, 4)	BB				G4-6-3			4-3		3	0	1	0	1	1	0		
Cleon Jones, R OBP: 0.522, SLG: 0.714 Al Weis, S (9, PR)	BB				G4-6-3			1B		3	0	3	0	1	0	0		
Ed Kranepool, L OBP: 0.417, SLG: 0.364 (1, 3)	BB				1-2			1B		0	0	0	0	0	0	0		
Ed Charles, R OBP: 0.348, SLG: 0.316 (1, 5)	P4				G4-6-3			FC1-4		4	0	1	0	0	0	5		
Jerry Grote, R OBP: 0.350, SLG: 0.353 (1, 2)	F8				1-2			1B		3	0	0	0	1	0	3		
Bud Harrelson, S OBP: 0.313, SLG: 0.231 (1, 6)	F9				BB			F8		4	0	0	0	0	0	3		
Don Cardwell, R (1, 1)					P4			P6		4	0	0	0	0	0	3		
					4-3			F5		3	0	0	0	0	1	0		
					K			F6		3	0	0	0	0	1	0		
					K			K		3	0	0	0	0	3	0		
Inning Stats	R: 0 E: 0 K: 0 S: 3	H: 0 LOB: 2 BB: 2 P: 11	R: 0 E: 0 K: 1 S: 5	H: 0 LOB: 0 BB: 0 P: 5	R: 0 E: 0 K: 2 S: 7	H: 0 LOB: 0 BB: 0 P: 7	R: 0 E: 0 K: 0 S: 4	H: 2 LOB: 2 BB: 1 P: 8	R: 0 E: 0 K: 1 S: 5	H: 1 LOB: 0 BB: 0 P: 5	R: 0 E: 0 K: 0 S: 5	H: 2 LOB: 2 BB: 0 P: 5	R: 0 E: 0 K: 1 S: 5	H: 0 LOB: 0 BB: 0 P: 5	R: 0 E: 0 K: 1 S: 5	H: 1 LOB: 1 BB: 0 P: 4	1B: 6 2B: 0 3B: 0 HR: 0	SF: 0 SAC: 0 DP: 1 HBP: 0
PITCHER Dave Giusti, R ERA: (1, 1)	IP: 9.0 WLS: W BF: 34	H: 6 R: 0 ER: 0 SO: 6	BB: 3 IBB: 0 HBP: 0 BLK: 0	WP: 0 HR: 0 S: 43 P: 55	ERA: 0.00 WHIP: 1.000													

AB	29
R	1
H	6
RBI	1
BB	3
SO	3
LOB	10

AB	31
R	0
H	6
RBI	0
BB	3
SO	6
LOB	11

Batter	1	2	3	4	5	6	7	8	9	AB	R	H	RBI	BB	SO	LOB	TOP					
Lou Brock, L OBP: 0.148, SLG: 0.192 (1, 7)										3	1	1	0	1	0	1						
Curt Flood, R OBP: 0.259, SLG: 0.346 (1, 8)										3	1	2	0	1	0	0						
Vada Pinson, L OBP: 0.481, SLG: 0.636 (1, 9)										3	1	1	0	1	0	2						
Joe Torre, R OBP: 0.296, SLG: 0.400 (1, 3)										4	0	1	1	0	0	2						
Tim McCarver, L OBP: 0.185, SLG: 0.231 (1, 2)										3	0	0	1	0	0	1						
Mike Shannon, R OBP: 0.240, SLG: 0.375 (1, 5)										4	0	0	0	0	2	1						
Julian Javier, R OBP: 0.227, SLG: 0.150 (1, 4)										3	0	0	0	0	2	0						
Dal Maxvill, R OBP: 0.364, SLG: 0.278 (1, 6)										4	0	0	0	0	3	1						
Bob Gibson, R OBP: 0.286, SLG: 0.429 (1, 1)										4	0	1	0	0	2	1						
Inning Stats	R: 2 E: 0 K: 0 S: 5	H: 2 LOB: 1 BB: 1 P: 9	R: 0 E: 0 K: 2 S: 8	H: 1 LOB: 1 BB: 0 P: 8	R: 0 E: 0 K: 1 S: 3	H: 0 LOB: 0 BB: 0 P: 3	R: 0 E: 0 K: 1 S: 5	H: 0 LOB: 0 BB: 0 P: 5	R: 0 E: 0 K: 0 S: 3	H: 0 LOB: 2 BB: 2 P: 11	R: 0 E: 0 K: 0 S: 3	H: 0 LOB: 0 BB: 0 P: 3	R: 0 E: 0 K: 3 S: 9	H: 0 LOB: 0 BB: 0 P: 9	R: 1 E: 1 K: 0 S: 5	H: 3 LOB: 1 BB: 0 P: 5	R: 0 E: 0 K: 3 S: 9	H: 0 LOB: 1 BB: 0 P: 10	1B: 3 2B: 3 3B: 0 HR: 0	SF: 1 SAC: 0 DP: 0 HBP: 1	WP: 2 PB: 0 SB: 0 CS: 0	PA: 36
PITCHER	IP	WLS	BF	H	R	ER	SO	BB	IBB	HBP	BLK	WP	HR	S	P	ERA	WHIP					
Tom Seaver, R ERA: 3.46 (1, 1)	8.0	L	32	6	3	3	6	3	0	0	0	1	0	41	53	3.38	1.125					
Cal Koonce, R ERA: 8.1 (9, 1)	1.0		4	0	0	0	3	0	0	1	0	0	0	9	10	0.00	0.000					

St. Louis Cardinals @ New York Mets
Shea Stadium, Flushing, NY
Sun Apr 13 1969, 3:33 AM EST
Att: 25,314 - Unknown

AB 31
R 3
H 6
RBI 2
BB 3
SO 9
LOB 9



Batter	1	2	3	4	5	6	7	8	9	AB	R	H	RBI	BB	SO	LOB	BOTTOM					
Tommie Agee, R OBP: 0.286, SLG: 0.500 (1, 8)										4	0	0	0	0	2	1						
Rod Gaspar, S OBP: 0.393, SLG: 0.333 (1, 9)										3	0	0	0	1	0	0						
Wayne Garrett, L OBP: 0.500, SLG: 0.500 (1, 4)										3	0	1	0	1	1	0						
Cleon Jones, R OBP: 0.519, SLG: 0.652 (1, 7)										2	0	0	0	2	1	2						
Ed Kranepool, L OBP: 0.375, SLG: 0.400 (1, 3)										4	1	1	0	0	0	3						
Al Weis, S (9, PR)										0	0	0	0	0	0	0						
Ed Charles, R OBP: 0.286, SLG: 0.261 (1, 5)										4	0	0	0	0	3	4						
Jerry Grote, R OBP: 0.292, SLG: 0.286 (1, 2)										4	0	0	0	0	0	4						
Bud Harrelson, S OBP: 0.368, SLG: 0.267 (1, 6)										2	0	1	1	1	0	0						
Tom Seaver, R (1, 1)										2	0	0	0	0	1	1						
J.C. Martin, L (8, PH)										1	0	0	0	0	0	0						
Cal Koonce, R (9, 1)										0	0	0	0	0	0	0						
Inning Stats	R: 0 E: 0 K: 0 S: 3	H: 0 LOB: 0 BB: 0 P: 3	R: 0 E: 0 K: 0 S: 2	H: 0 LOB: 0 BB: 1 P: 6	R: 0 E: 0 K: 2 S: 7	H: 0 LOB: 0 BB: 1 P: 11	R: 0 E: 0 K: 2 S: 7	H: 0 LOB: 0 BB: 0 P: 7	R: 1 E: 0 K: 1 S: 6	H: 2 LOB: 1 BB: 0 P: 6	R: 0 E: 0 K: 0 S: 3	H: 0 LOB: 2 BB: 2 P: 11	R: 0 E: 0 K: 1 S: 5	H: 0 LOB: 0 BB: 0 P: 5	R: 0 E: 0 K: 1 S: 5	H: 0 LOB: 3 BB: 0 P: 5	R: 0 E: 1 K: 1 S: 7	H: 1 LOB: 3 BB: 1 P: 11	1B: 1 2B: 2 3B: 0 HR: 0	SF: 0 SAC: 0 DP: 1 HBP: 0	WP: 0 PB: 0 SB: 0 CS: 0	PA: 34
PITCHER	IP	WLS	BF	H	R	ER	SO	BB	IBB	HBP	BLK	WP	HR	S	P	ERA	WHIP					
Bob Gibson, R ERA: 1.5 (1, 1)	9.0	W	34	3	1	1	8	5	0	0	0	0	0	45	65	1.00	0.889					

St. Louis Cardinals @ New York Mets
Shea Stadium, Flushing, NY
Sun Apr 13 1969, 3:33 AM EST
Att: 25,314 - Unknown

AB 29
R 1
H 3
RBI 1
BB 5
SO 8
LOB 15



Batter	1	2	3	4	5	6	7	8	9	AB	R	H	RBI	BB	SO	LOB	TOP			
Lou Brock, L (1.7) OBP: 0.125, SLG: 0.161	L4		4-3	F7		1-3		F8		5	0	0	0	0	0	1	St. Louis Cardinals @ Montreal Expos Jarry Park, Montreal, QB Mon Apr 14 1969, 3:33 AM EST Att: 29,184 - Unknown			
Curt Flood, R (1.8) OBP: 0.344, SLG: 0.452	2B		1B	BLK E 1B		4-3		1B		5	1	4	0	0	0	0				
Vada Pinson, L (1.9) OBP: 0.438, SLG: 0.556	5-3		F7	E8 HR 1B		1-3		F9		5	1	1	1	0	0	4				
Joe Torre, R (1.3) OBP: 0.313, SLG: 0.533	5-3		5-3	HR						5	1	2	2	0	0	2				
Mike Shannon, R (1.5) OBP: 0.200, SLG: 0.310		6-3		E6 HR 1B		6-3		F8		5	1	0	0	0	0	1				
Tim McCarver, L (1.2) OBP: 0.188, SLG: 0.226	3-1		HR 1B	E 1B	3-1	5-3		1-3		5	1	1	0	0	0	1				
Julian Javier, R (1.4) OBP: 0.209, SLG: 0.208	1B 1B		HR 1B	E1 HR 1B	FC5-4 1B	5-3				4	1	2	0	0	0	3				
Dal Maxvill, R (1.6) OBP: 0.385, SLG: 0.455	1-2 1B		HR 1B	FC5-4 1B				P4		4	1	2	4	0	0	1				
Nelson Briles, R (1.1) Gary Waslewski, R (4.1) Phil Gagliano, R (8. PH) Joe Hoerner, R (8.1)	K		5-3	1-3				1B BB		2	0	0	0	0	1	2				
Inning Stats	R: 0 E: 0 K: 0 S: 4	H: 1 LOB: 1 BB: 0 P: 4	R: 0 E: 0 K: 1 S: 7	H: 2 LOB: 2 BB: 0 P: 7	R: 0 E: 0 K: 0 S: 4	H: 1 LOB: 1 BB: 0 P: 4	R: 7 E: 3 K: 0 S: 10	H: 5 LOB: 0 BB: 0 P: 10	R: 0 E: 0 K: 0 S: 3	H: 0 LOB: 0 BB: 0 P: 3	R: 0 E: 0 K: 0 S: 4	H: 1 LOB: 1 BB: 0 P: 4	R: 0 E: 0 K: 0 S: 4	H: 1 LOB: 2 BB: 1 P: 8	R: 0 E: 0 K: 0 S: 3	H: 0 LOB: 0 BB: 0 P: 3	1B: 8 2B: 2 3B: 0 HR: 2	SF: 0 SAC: 0 DP: 0 HBP: 0	WP: 0 PB: 0 SB: 0 CS: 0	PA: 42
PITCHER	IP WLS BF H R ER SO BB IBB HBP BLK WP HR S P ERA WHIP																			
Larry Jaster, L (1.1) ERA: 5.06	3.2	22	9	7	2	1	0	0	0	0	0	0	0	0	0	0	4.91	2.455		
Dan McGinn, L (4.1) ERA: 3.12	5.1	W 20	3	0	0	0	1	0	0	0	0	0	0	19	23	0.00	0.750			

Batter	1	2	3	4	5	6	7	8	9	AB	R	H	RBI	BB	SO	LOB	BOTTOM			
Don Bosch, S (1.8) OBP: 0.353, SLG: 0.412	HR BB 1B	FC1-6 1B	4-3		4-3		F7			5	1	2	0	0	0	2	St. Louis Cardinals @ Montreal Expos Jarry Park, Montreal, QB Mon Apr 14 1969, 3:33 AM EST Att: 29,184 - Unknown			
Maury Wills, S (1.6) OBP: 0.294, SLG: 0.290	P1	FC1-6 1B 3B		2B WP 1B	F7		F9			5	2	1	0	0	0	2				
Rusty Staub, L (1.9) OBP: 0.485, SLG: 0.760	HR BB	3B 1B		WP 1-3 2B		F9		K		4	2	2	0	1	1	0				
Mack Jones, L (1.7) OBP: 0.500, SLG: 0.852	HR 1-2 2H	3B 1B		WP IBB		K		P6		4	1	2	5	1	1	0				
Bob Bailey, R (1.3) OBP: 0.290, SLG: 0.433	2B	K		K		K				4	0	1	0	0	3	3				
John Bateman, R (1.2) OBP: 0.258, SLG: 0.286	BB		K	1-2 2-3 3-H		K				2	0	0	0	2	2	0				
Coco Laboy, R (1.5) OBP: 0.433, SLG: 0.667	K		4-3 1B BB	K		1B 2B				3	2	1	0	1	2	5				
Gary Sutherland, R (1.4) OBP: 0.063, SLG: 0.094	1-3		4-3	F9		6-3				4	0	0	0	0	0	7				
Larry Jaster, L (1.1) OBP: 0.500, SLG: 0.500 Dan McGinn, L (4.1) OBP: 0.667, SLG: 1.667	L3		2H 1B		1-3		2H 1B			2	0	1	1	0	0	0				
Inning Stats	R: 3 E: 0 K: 1 S: 8	H: 3 LOB: 2 BB: 2 P: 16	R: 2 E: 0 K: 1 S: 8	H: 3 LOB: 1 BB: 0 P: 8	R: 1 E: 0 K: 1 S: 6	H: 1 LOB: 1 BB: 1 P: 10	R: 1 E: 0 K: 2 S: 9	H: 2 LOB: 3 BB: 2 P: 17	R: 0 E: 0 K: 0 S: 3	H: 0 LOB: 0 BB: 0 P: 3	R: 0 E: 0 K: 2 S: 7	H: 0 LOB: 0 BB: 0 P: 7	R: 1 E: 0 K: 1 S: 7	H: 2 LOB: 1 BB: 0 P: 7	R: 0 E: 0 K: 1 S: 5	H: 0 LOB: 0 BB: 0 P: 5	1B: 6 2B: 3 3B: 1 HR: 1	SF: 0 SAC: 0 DP: 0 HBP: 0	WP: 1 PB: 0 SB: 0 CS: 0	PA: 40
PITCHER	IP WLS BF H R ER SO BB IBB HBP BLK WP HR S P ERA WHIP																			
Nelson Briles, R (1.1) ERA: 12.27	3.0	21	9	7	7	3	3	0	0	0	0	0	0	0	0	0	21.00	4.000		
Gary Waslewski, R (4.1) ERA: 3.33	4.0	L 16	2	1	1	5	0	2	0	0	1	0	0	24	32	2.25	0.500			
Joe Hoerner, L (8.1) ERA: 2.7	1.0	3	0	0	0	1	0	0	0	0	0	0	0	5	5	0.00	0.000			

AB 41
R 7
H 12
RBI 7
BB 1
SO 1
LOB 16



AB 35
R 8
H 11
RBI 7
BB 5
SO 9
LOB 19



Batter	1	2	3	4	5	6	7	8	9	AB	R	H	RBI	BB	SO	LOB	TOP								
Don Kessinger, S (1, 6) OBP: 0.383, SLG: 0.439	5-3		FC3-6 1B		3-1			1B 2B BB		3	2	0	0	1	0	1									
Al Spangler, L (1, 9) OBP: 0.366, SLG: 0.294	G3		CS 1B			1-3		2B 1B		4	1	2	1	0	0	0									
Billy Williams, L (1, 7) OBP: 0.383, SLG: 0.545	F7		CS 1-2	G3		1-3		WP 1-H 2-H 2B		4	0	1	2	0	0	0									
Ron Santo, R (1, 5) OBP: 0.364, SLG: 0.353		F9		1-6-3		6-3		2-3 BB		3	0	0	0	1	0	0									
14 Ernie Banks, R (1, 3) OBP: 0.302, SLG: 0.425		F7		1B 1B			F8	6-3		4	0	1	0	0	0	2									
Randy Hundley, R (1, 2) OBP: 0.350, SLG: 0.378		1B		1-2 1B			F8		F8	4	0	2	0	0	0	0									
Jim Qualls, S (1, 4) OBP: 0.200, SLG: 0.200		6-3		F9			P4		F8	4	0	0	0	0	0	3									
Don Young, R (1, 8) OBP: 0.429, SLG: 0.500			FC1-6 1B		P6			F7	5-3	4	0	1	0	0	0	0									
Bill Hands, R (1, 1) Phil Regan, R (9, 1)			FC1-6 FC3-6 1-2		K			F2		3	0	0	0	0	1	1									
Inning Stats	R: 0 E: 0 K: 0 S: 3	H: 0 LOB: 0 BB: 0 P: 3	R: 0 E: 0 K: 0 S: 4	H: 1 LOB: 1 BB: 0 P: 4	R: 1 E: 0 K: 0 S: 4	H: 2 LOB: 0 BB: 0 P: 4	R: 0 E: 0 K: 0 S: 5	H: 2 LOB: 2 BB: 0 P: 5	R: 0 E: 0 K: 1 S: 5	H: 0 LOB: 0 BB: 0 P: 5	R: 0 E: 0 K: 0 S: 3	H: 0 LOB: 0 BB: 0 P: 3	R: 0 E: 0 K: 0 S: 3	H: 0 LOB: 0 BB: 0 P: 3	R: 2 E: 0 K: 0 S: 5	H: 2 LOB: 2 BB: 2 P: 13	R: 0 E: 0 K: 0 S: 3	H: 0 LOB: 0 BB: 0 P: 3	1B: 6 2B: 1 3B: 0 HR: 0	SF: 0 SAC: 0 DP: 0 HBP: 0	WP: 1 PB: 0 SB: 1 CS: 1	PA: 36			
PITCHER	IP	WLS	BF	H	R	ER	SO	BB	IBB	HBP	BLK	WP	HR	S	P	ERA	WHIP								
Dave Giusti, R (1, 1) ERA: 1.62	7.2	L	30	7	3	3	1	1	0	0	0	0	0	31	35	3.52	1.043								
Ron Willis, R (8, 1) ERA:	0.1		2	0	0	0	0	1	0	0	0	1	0	1	5	0.00	3.000								
Gary Waslewski, R (9, 1) ERA: 2.84	1.0		3	0	0	0	0	0	0	0	0	0	0	3	3	0.00	0.000								

Chicago Cubs @ St. Louis Cardinals
 Busch Stadium, St. Louis, MO
 Thu Apr 17 1969, 6:05 PM CST
 Att: 11,350 - Unknown - 58 F

AB	33
R	3
H	7
RBI	3
BB	2
SO	1
LOB	7



Batter	1	2	3	4	5	6	7	8	9	AB	R	H	RBI	BB	SO	LOB	BOTTOM								
Joe Hague, L (1, 7)	6-3		F9		F8			BB BB		3	0	0	0	1	0	4									
Curt Flood, R (1, 8) OBP: 0.311, SLG: 0.395	1-3		F8		K	0-3		BB BB		3	0	0	0	1	1	2									
Vada Pinson, L (1, 9) OBP: 0.341, SLG: 0.487	F9			K		F7		F7		4	0	0	0	0	1	2									
Joe Torre, R (1, 2) OBP: 0.318, SLG: 0.436		F8		G6-3 1B		F3		G4-6-3 BB		3	0	1	0	1	0	0									
Bill White, L (1, 3)		K		G6-3 1-2		P6		G4-6-3 1-2		4	0	0	0	0	1	2									
Mike Shannon, R (1, 5) OBP: 0.288, SLG: 0.425		6-3			1B 1B	6-3		1B		4	0	2	0	0	0	0									
Steve Huntz, S (1, 4)			F2		F8		4-3		G3	4	0	0	0	0	0	2									
Dal Maxvill, R (1, 6) OBP: 0.389, SLG: 0.433			BB BB		K			6-3		2	0	0	0	1	1	1									
Dave Giusti, R (1, 1) OBP: 0.600, SLG: 0.750			BB BB					5-3		1	0	1	0	1	0	0									
Ron Willis, R (8, 1)										0	0	0	0	0	0	0									
Tim McCarver, L (8, PH) OBP: 0.200, SLG: 0.211										1	0	0	0	0	0	0									
Gary Waslewski, R (9, 1)			1-2 BB		1-2 1B					0	0	0	0	0	0	0									
Inning Stats	R: 0 E: 0 K: 0 S: 3	H: 0 LOB: 0 BB: 0 P: 3	R: 0 E: 0 K: 1 S: 5	H: 0 LOB: 0 BB: 0 P: 5	R: 0 E: 0 K: 0 S: 3	H: 0 LOB: 2 BB: 2 P: 11	R: 0 E: 0 K: 1 S: 5	H: 1 LOB: 0 BB: 0 P: 5	R: 0 E: 0 K: 1 S: 7	H: 2 LOB: 2 BB: 0 P: 7	R: 0 E: 0 K: 1 S: 5	H: 0 LOB: 0 BB: 0 P: 5	R: 0 E: 0 K: 0 S: 3	H: 0 LOB: 2 BB: 2 P: 3	R: 0 E: 0 K: 0 S: 3	H: 0 LOB: 2 BB: 2 P: 11	R: 0 E: 0 K: 0 S: 3	H: 1 LOB: 1 BB: 1 P: 7	1B: 4 2B: 0 3B: 0 HR: 0	SF: 0 SAC: 0 DP: 2 HBP: 0	WP: 0 PB: 0 SB: 0 CS: 0	PA: 34			
PITCHER	IP	WLS	BF	H	R	ER	SO	BB	IBB	HBP	BLK	WP	HR	S	P	ERA	WHIP								
Bill Hands, R (1, 1) ERA: 0.38	8.0	W	31	3	0	0	4	5	0	0	0	0	0	34	54	0.00	1.000								
Phil Regan, R (9, 1) ERA: 3.0	1.0	S	3	1	0	0	0	0	0	0	0	0	0	3	3	0.00	1.000								

Chicago Cubs @ St. Louis Cardinals
 Busch Stadium, St. Louis, MO
 Thu Apr 17 1969, 6:05 PM CST
 Att: 11,350 - Unknown - 58 F

AB	29
R	0
H	4
RBI	0
BB	5
SO	4
LOB	13



Batter	1	2	3	4	5	6	7	8	9	AB	R	H	RBI	BB	SO	LOB	TOP			
Bud Harrelson, S OBP: 0.353, SLG: 0.250 (1, 6)	4-0 PB G3 BB		0-0 SH2-4	0-0 FC6-4			0-0 4-3		0-0 4-3	3	0	0	0	1	0	2				
Ken Boswell, L OBP: 0.429, SLG: 0.500 (1, 4)	0-0 G3		4-0 1B BB		0-0 S 1B		0-0 F9			3	1	1	0	1	0	1				
Amos Otis, R OBP: 0.278, SLG: 0.278 (1, 8)	0-3 K		0-3 K		0-0 F7			0-0 F8		4	0	0	0	0	2	4				
Cleon Jones, R OBP: 0.438, SLG: 0.512 (1, 7)	0-0 G3		0-0 1B 1-3 2H		0-0 F8			0-0 1B		4	0	2	1	0	0	2				
Ed Kranepool, L OBP: 0.345, SLG: 0.464 (1, 3)		0-0 G3	0-0 1B		0-0 4-3			0-0 P6		4	0	1	1	0	0	2				
Ron Swoboda, R OBP: 0.333, SLG: 0.350 (1, 9)		0-3 K	0-0 F8			0-3 K		0-3 K		4	0	0	0	0	3	3				
Jerry Grote, R OBP: 0.222, SLG: 0.212 (1, 2)		0-0 1B		0-0 3-1		0-0 P4		0-0 F7		4	0	1	0	0	0	0				
Kevin Collins, L OBP: 0.286, SLG: 0.429 (1, 5)		0-3 K		0-0 FC6-4 1B		0-0 F8		0-0 2B		4	0	2	0	0	1	1				
Tom Seaver, R (1, 1)			4-0 SH2-4 1B BB	0-3 K			0-3 K		0-0 F7	3	1	0	0	1	2	2				
Inning Stats	R: 0 E: 0 K: 1 S: 5	H: 0 LOB: 1 BB: 1 P: 9	R: 0 E: 0 K: 2 S: 8	H: 1 LOB: 1 BB: 0 P: 8	R: 2 E: 0 K: 1 S: 7	H: 2 LOB: 2 BB: 2 P: 15	R: 0 E: 0 K: 1 S: 6	H: 1 LOB: 1 BB: 0 P: 6	R: 0 E: 0 K: 0 S: 4	H: 0 LOB: 0 BB: 0 P: 4	R: 0 E: 0 K: 1 S: 5	H: 0 LOB: 0 BB: 0 P: 5	R: 0 E: 0 K: 1 S: 6	H: 1 LOB: 1 BB: 0 P: 6	R: 0 E: 0 K: 0 S: 4	H: 1 LOB: 1 BB: 0 P: 4	1B: 6 2B: 1 3B: 0 HR: 0	SF: 0 SAC: 1 DP: 0 HBP: 0	WP: 0 PB: 1 SB: 1 CS: 0	PA: 37
PITCHER Bob Gibson, R ERA: 1.67 (1, 1)	IP: 9.0 WLS: L BF: 37 H: 7 R: 2 ER: 2 SO: 8 BB: 3 IBB: 0 HBP: 0 BLK: 0 WP: 0 HR: 0 S: 50 P: 62 ERA: 2.00 WHIP: 1.111															PITCHER Tom Seaver, R ERA: 2.45 (1, 1)	IP: 9.0 WLS: W BF: 37 H: 9 R: 1 ER: 1 SO: 3 BB: 1 IBB: 0 HBP: 0 BLK: 0 WP: 0 HR: 0 S: 42 P: 46 ERA: 1.00 WHIP: 1.111			

New York Mets @ St. Louis Cardinals
 Busch Stadium, St. Louis, MO
 Sat Apr 19 1969, 6:05 PM CST
 Att: 20,716 - Unknown

AB 33
 R 2
 H 7
 RBI 2
 BB 3
 SO 8
 LOB 17




Batter	1	2	3	4	5	6	7	8	9	AB	R	H	RBI	BB	SO	LOB	BOTTOM					
Lou Brock, L OBP: 0.109, SLG: 0.133 (1, 7)	0-0 6-3		0-0 L7			0-0 F2	0-0 G3		0-0 1-3	5	0	0	0	0	0	1						
Curt Flood, R OBP: 0.306, SLG: 0.383 (1, 8)	0-0 F9		0-0 F2			0-0 F8		0-0 1B		4	1	1	0	0	0	0						
Vada Pinson, L OBP: 0.333, SLG: 0.488 (1, 9)	0-0 2B		0-3 K			0-0 E4 1B		0-0 F7		4	0	1	0	0	1	1						
Joe Torre, R OBP: 0.354, SLG: 0.465 (8, PR)	0-0 5-3			0-0 1B		0-0 BB 1B		0-0 1B		4	0	3	0	0	0	1						
Jim Hicks, R (8, PR)				0-0 1B		1-3 1B		1-2 1B		0	0	0	0	0	0	0						
Bill White, L (9, 3)				0-0 1B		4-0 4-3-6-3		0-0 F9		3	0	0	0	1	0	3						
Tim McCarver, L OBP: 0.205, SLG: 0.195 (1, 2)		0-0 F7		0-0 4-3-6-3		1-2 BB		0-0 F9		4	0	1	1	0	1	3						
Mike Shannon, R OBP: 0.267, SLG: 0.409 (1, 5)		0-3 K		0-0 5-3		0-0 F2		1-2 1B		4	0	1	1	0	1	3						
Steve Huntz, S OBP: 0.125, SLG: 0.125 (1, 4)		0-0 1B 1B			0-0 L3		0-0 F5		0-3 K	4	0	1	0	0	1	2						
Dal Maxvill, R OBP: 0.375, SLG: 0.412 (1, 6)		0-0 1B			0-0 F9		0-0 4-3		0-0 5-3	4	0	1	0	0	0	0						
Bob Gibson, R OBP: 0.300, SLG: 0.400 (9, PH)		0-0 P4			0-0 F7		0-0 1B		0-0 F5	3	0	1	0	0	0	2						
Inning Stats	R: 0 E: 0 K: 0 S: 4	H: 1 LOB: 0 BB: 0 P: 4	R: 0 E: 0 K: 1 S: 7	H: 2 LOB: 0 BB: 0 P: 7	R: 0 E: 0 K: 1 S: 5	H: 0 LOB: 0 BB: 0 P: 5	R: 0 E: 0 K: 0 S: 3	H: 1 LOB: 0 BB: 0 P: 3	R: 0 E: 0 K: 0 S: 3	H: 0 LOB: 0 BB: 0 P: 3	R: 0 E: 0 K: 0 S: 5	H: 1 LOB: 3 BB: 1 P: 9	R: 0 E: 0 K: 0 S: 4	H: 1 LOB: 1 BB: 0 P: 4	R: 1 E: 0 K: 1 S: 8	H: 3 LOB: 2 BB: 0 P: 8	R: 0 E: 0 K: 0 S: 3	H: 0 LOB: 0 BB: 0 P: 3	1B: 8 2B: 2 3B: 0 HR: 0	SF: 0 SAC: 0 DP: 1 HBP: 0	WP: 0 PB: 0 SB: 0 CS: 0	PA: 37
PITCHER Tom Seaver, R ERA: 2.45 (1, 1)	IP: 9.0 WLS: W BF: 37 H: 9 R: 1 ER: 1 SO: 3 BB: 1 IBB: 0 HBP: 0 BLK: 0 WP: 0 HR: 0 S: 42 P: 46 ERA: 1.00 WHIP: 1.111															PITCHER Bob Gibson, R ERA: 1.67 (1, 1)	IP: 9.0 WLS: L BF: 37 H: 7 R: 2 ER: 2 SO: 8 BB: 3 IBB: 0 HBP: 0 BLK: 0 WP: 0 HR: 0 S: 50 P: 62 ERA: 2.00 WHIP: 1.111					

New York Mets @ St. Louis Cardinals
 Busch Stadium, St. Louis, MO
 Sat Apr 19 1969, 6:05 PM CST
 Att: 20,716 - Unknown

AB 36
 R 1
 H 9
 RBI 1
 BB 1
 SO 3
 LOB 13



Batter	1	2	3	4	5	6	7	8	9	AB	R	H	RBI	BB	SO	LOB	TOP									
Bud Harrelson, S OBP: 0.359, SLG: 0.250 (1, 6)	0-0 6-3		0-0 6-3		0-0 BB 1B BB	0-3 K		4-0 G4-6-3 BB		4	1	1	0	1	1	0	New York Mets @ St. Louis Cardinals Busch Stadium, St. Louis, MO Sun Apr 20 1969, 3:33 AM CST Att: 19,065 - Unknown AB 40 R 11 H 14 RBI 11 BB 5 SO 5 LOB 15									
Ken Boswell, L OBP: 0.400, SLG: 0.457 (1, 4)	0-0 4-3		0-0 4-3		0-0 BB 2B 1-2		0-0 4-3	0-0 G4-6-3 1-2		5	1	1	0	0	0	1										
Amos Otis, R OBP: 0.261, SLG: 0.304 (1, 8)	0-0 F9			0-0 6-3 2B	0-0 F9		0-3 K		0-0 1-3	5	0	1	0	0	0	2										
Cleon Jones, R OBP: 0.472, SLG: 0.553 (1, 7)		0-0 2B 2B		0-0 6-3	4-0 BB 2B BB		0-0 2B 1B		0-0 1B 2B 1B	4	4	3	0	1	0	1										
Ed Kranepool, L OBP: 0.382, SLG: 0.500 (1, 3)	0-0 P6			0-0 6-3	4-0 2B BB		0-0 1B 2B		0-0 BB 1B	4	2	2	2	1	0	2										
Ron Swoboda, R OBP: 0.385, SLG: 0.417 (1, 9)	0-3 K			0-0 4-3	0-0 1-3 2-3 3-H		0-0 1B 1B		4-0 BB 2B BB	4	1	2	3	1	1	2										
Jerry Grote, R OBP: 0.293, SLG: 0.324 (1, 2)	0-0 2B				0-0 HR BB		0-0 1B		0-0 1-3 2B	4	1	3	4	1	0	2										
Kevin Collins, L OBP: 0.250, SLG: 0.583 (1, 5)	0-0 F2				0-0 1-H HR	0-0 G3	0-0 4-1		0-0 F8	5	1	1	2	0	0	4										
Jim McAndrew, R OBP: 0.250, SLG: 0.500 (1, 1)			0-0 F9		0-0 6-3	0-3 K		0-3 K	0-0 P1	1	0	0	0	0	0	0										
Nolan Ryan, R (4, 1)										3	0	0	0	0	2	0										
Cal Koonce, R (8, 1)										1	0	0	0	0	0	1										
Inning Stats	R: 0 E: 0 K: 0 S: 3	H: 0 LOB: 0 BB: 0 P: 3	R: 1 E: 0 K: 1 S: 7	H: 2 LOB: 1 BB: 0 P: 7	R: 0 E: 0 K: 0 S: 3	H: 0 LOB: 0 BB: 0 P: 3	R: 0 E: 0 K: 0 S: 4	H: 1 LOB: 1 BB: 0 P: 4	R: 5 E: 0 K: 0 S: 7	H: 4 LOB: 2 BB: 3 P: 19	R: 0 E: 0 K: 2 S: 7	H: 0 LOB: 0 BB: 0 P: 7	R: 2 E: 0 K: 1 S: 9	H: 4 LOB: 2 BB: 0 P: 9	R: 0 E: 0 K: 1 S: 4	H: 0 LOB: 0 BB: 1 P: 8		R: 3 E: 0 K: 0 S: 6	H: 3 LOB: 1 BB: 1 P: 10	1B: 7 2B: 6 3B: 0 HR: 1	SF: 0 SAC: 0 DP: 1 HBP: 0	WP: 0 PB: 0 SB: 0 CS: 0	PA: 45			
PITCHER	IP	WLS	BF	H	R	ER	SO	BB	IBB	HBP	BLK	WP	HR	S	P	ERA	WHIP									
Nelson Briles, R ERA: 12.0 (1, 1)	4.2	L	22	6	6	6	1	2	0	0	0	0	0	1	22	30	11.57	1.714								
Mike Torrez, R ERA: 2.7 (5, 1)	2.0		12	5	2	2	3	1	0	0	0	0	0	17	21	9.00	3.000									
Mel Nelson, L ERA: 36.0 (7, 1)	0.1		1	0	0	0	0	0	0	0	0	0	0	1	1	0.00	0.000									
Gary Waslewski, R ERA: 5.87 (8, 1)	1.1		8	3	3	3	1	2	0	0	0	0	0	8	16	20.25	3.750									
Ron Willis, R ERA: (9, 1)	0.2		2	0	0	0	0	0	0	0	0	0	0	2	2	0.00	0.000									
Batter	1	2	3	4	5	6	7	8	9	AB	R	H	RBI	BB	SO	LOB	BOTTOM									
Lou Brock, L OBP: 0.137, SLG: 0.160 (1, 7)	0-0 G4-6-3 HR	0-0 6-3			0-3 K		0-0 F7		0-0 1B	5	1	2	0	0	1	0	New York Mets @ St. Louis Cardinals Busch Stadium, St. Louis, MO Sun Apr 20 1969, 3:33 AM CST Att: 19,065 - Unknown AB 32 R 3 H 7 RBI 3 BB 6 SO 5 LOB 16									
Curt Flood, R OBP: 0.315, SLG: 0.360 (1, 8)	4-0 G4-6-3 BB		0-0 F9		0-0 L6		4-0 BB BB BB		0-0 L5	3	0	0	0	2	0	1										
Vada Pinson, L OBP: 0.327, SLG: 0.468 (1, 9)	0-0 G4-6-3		0-0 FC6		0-0 4-3		0-0 F7		0-0 F7	4	0	1	0	0	0	3										
Joe Torre, R OBP: 0.346, SLG: 0.511 (1, 3)	0-0 HR		0-3 K		0-0 F8		0-0 F8		0-0 F8	4	1	1	2	0	1	2										
Tim McCarver, L OBP: 0.250, SLG: 0.250 (1, 2)	0-0 2B		0-0 FC6		0-0 FC6		4-0 BB BB		1-2 BB	3	1	2	0	1	0	1										
Mike Shannon, R OBP: 0.286, SLG: 0.426 (1, 5)	0-0 2B		0-3 K		0-0 F7		4-0 BB BB		1-2 BB	3	0	1	1	1	1	1										
Julian Javier, R OBP: 0.278, SLG: 0.188 (1, 4)	0-0 5-3		4-0 BB		0-0 FC6		0-0 FC6-4		0-0 FC6-4	3	0	0	0	1	0	5										
Dal Maxvill, R OBP: 0.349, SLG: 0.378 (1, 6)		0-0 F9		0-0 F8		0-0 6-3		4-0 BB BB	0-0 G6-4-3 BB	3	0	0	0	0	0	1										
Dave Ricketts, S (9, PH)										0	0	0	0	1	0	0										
Nelson Briles, R (1, 1)		0-0 5-3		0-3 K		0-3 K		0-0 G6-4-3		2	0	0	0	0	0	1										
Mike Torrez, R (5, 1)										0	0	0	0	0	0	0										
Mel Nelson, R (7, 1)										0	0	0	0	0	0	0										
Joe Hague, L (7, PH)										0	0	0	0	0	0	0										
Gary Waslewski, R (8, 1)										0	0	0	0	0	0	0										
Ron Willis, R (9, 1)										0	0	0	0	0	0	0										
Bob Johnson, R (9, PH)										1	0	0	0	0	0	1										
Inning Stats	R: 3 E: 0 K: 0 S: 6	H: 4 LOB: 1 BB: 1 P: 10	R: 0 E: 0 K: 0 S: 3	H: 0 LOB: 0 BB: 0 P: 3	R: 0 E: 0 K: 1 S: 6	H: 1 LOB: 1 BB: 0 P: 6	R: 0 E: 0 K: 2 S: 7	H: 0 LOB: 1 BB: 1 P: 11	R: 0 E: 0 K: 1 S: 5	H: 0 LOB: 0 BB: 0 P: 5	R: 0 E: 0 K: 0 S: 4	H: 1 LOB: 1 BB: 0 P: 4	R: 0 E: 0 K: 1 S: 5	H: 0 LOB: 0 BB: 0 P: 5	R: 0 E: 0 K: 0 S: 3	H: 0 LOB: 3 BB: 3 P: 15	R: 0 E: 0 K: 0 S: 3	H: 1 LOB: 1 BB: 1 P: 7	1B: 4 2B: 2 3B: 0 HR: 1	SF: 0 SAC: 0 DP: 2 HBP: 0	WP: 0 PB: 0 SB: 1 CS: 0	PA: 38				
PITCHER	IP	WLS	BF	H	R	ER	SO	BB	IBB	HBP	BLK	WP	HR	S	P	ERA	WHIP									
Jim McAndrew, R ERA: 11.32 (1, 1)	3.0		14	5	3	3	1	1	0	0	0	0	0	15	19	9.00	2.000									
Nolan Ryan, R ERA: 4.82 (4, 1)	4.2	W	19	1	0	0	4	4	0	0	0	0	0	23	39	0.00	1.071									
Cal Koonce, R ERA: 7.04 (8, 1)	1.1	S	5	1	0	0	0	1	0	0	0	0	0	4	8	0.00	1.500									

Batter	1	2	3	4	5	6	7	8	9	AB	R	H	RBI	BB	SO	LOB	TOP			
Maury Wills, S OBP: 0.228, SLG: 0.222	G3		E 1B		F8		6-3			4	1	1	0	0	0	2				
Gary Sutherland, R OBP: 0.175, SLG: 0.179	K		E7 1B		G3			K		4	0	1	1	0	2	1				
Rusty Staub, L OBP: 0.424, SLG: 0.638	F9		1-2 1B	G3	F9			4-1		4	0	0	0	0	0	1				
Mack Jones, L OBP: 0.448, SLG: 0.600		FC5-4 1B		1B 1B		P6				4	1	3	0	0	0	0				
Donn Clendenon, R OBP: 0.214, SLG: 0.385	FC5-4 1B		1B 1B		6-3			F9		4	1	1	0	0	0	2				
Coco Laboy, R OBP: 0.482, SLG: 0.692	G5-4-3		E9 1B		F8			L7-6-4 SH3 1B		4	0	2	1	0	0	1				
John Bateman, R OBP: 0.295, SLG: 0.289			K	5-3			F8	SH3		3	0	0	0	0	1	1				
Don Bosch, S OBP: 0.265, SLG: 0.281			4-3		F7			L7-6-4 2B		4	0	1	0	0	0	2				
Dan McGinn, L OBP: 0.500, SLG: 1.250										0	0	0	0	0	0	0				
Larry Jaster, L OBP: 0.667, SLG: 0.833										2	1	2	0	0	0	0				
Don Shaw, L										1	0	0	0	0	0	1				
Carroll Sembera, R										0	0	0	0	0	0	0				
Manny Mota, R OBP: 0.313, SLG: 0.286			1B 1B		F8 2B					0	0	0	0	0	0	0				
Inning Stats	R: 0 E: 0 K: 1 S: 5	H: 0 LOB: 0 BB: 0 P: 5	R: 0 E: 0 K: 0 S: 3	H: 1 LOB: 0 BB: 0 P: 3	R: 2 E: 1 K: 1 S: 7	H: 3 LOB: 1 BB: 0 P: 7	R: 2 E: 1 K: 0 S: 6	H: 3 LOB: 1 BB: 0 P: 6	R: 0 E: 0 K: 0 S: 4	H: 1 LOB: 1 BB: 0 P: 4	R: 0 E: 0 K: 0 S: 3	R: 0 E: 0 K: 1 S: 6	H: 1 LOB: 1 BB: 0 P: 6	R: 0 E: 0 K: 0 S: 3	H: 1 LOB: 3 BB: 0 P: 3	R: 0 E: 0 K: 0 S: 3	H: 1 LOB: 1 BB: 0 P: 6	1B: 9 2B: 3 3B: 0 HR: 0	SF: 0 SAC: 1 DP: 2 HBP: 0	WP: 0 PA: 35 PB: 0 SB: 0 CS: 0
PITCHER Ray Washburn, R ERA: 2.63	IP: 9.0 WLS: W BF: 36 H: 11 R: 4 ER: 2 SO: 3 BB: 0 IBB: 0 HBP: 0 BLK: 0 WP: 0 HR: 0 S: 41 P: 41 ERA: 2.00 WHIP: 1.222															PITCHER				

Montreal Expos @ St. Louis Cardinals
 Busch Stadium, St. Louis, MO
 Mon Apr 21 1969, 6:05 PM CST
 Att: 10,946 - Unknown

AB	34
R	4
H	11
RBI	2
BB	0
SO	3
LOB	11

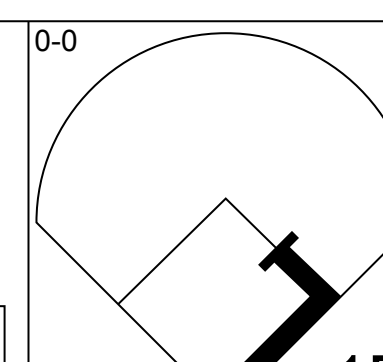
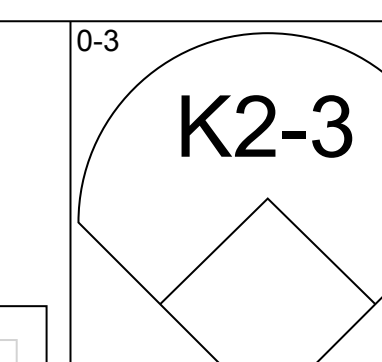
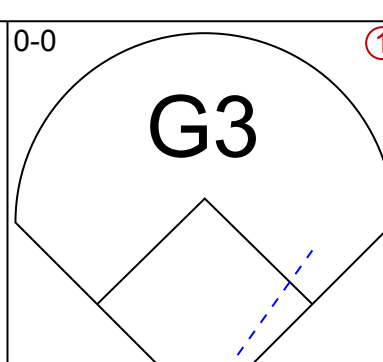
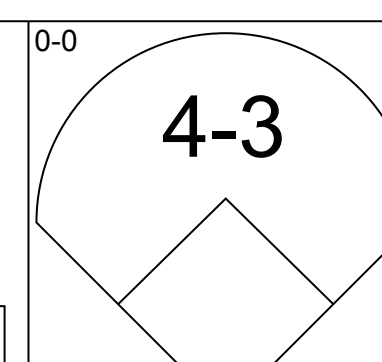
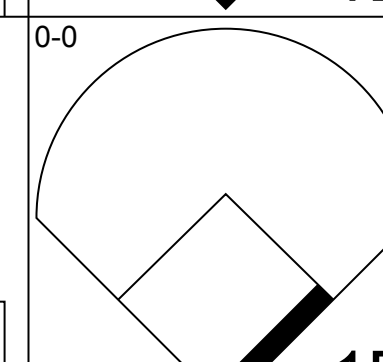
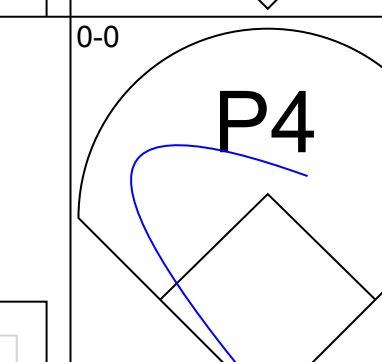
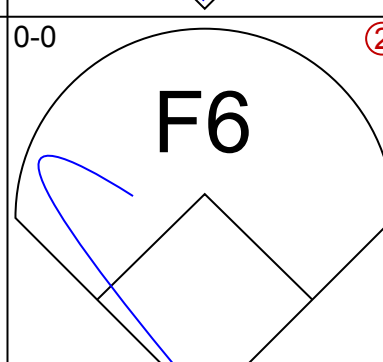
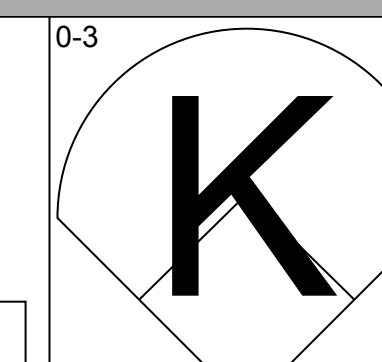
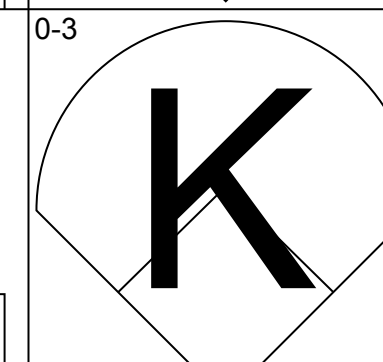
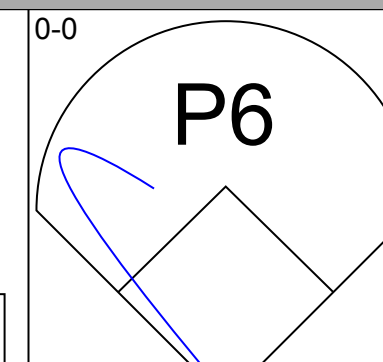
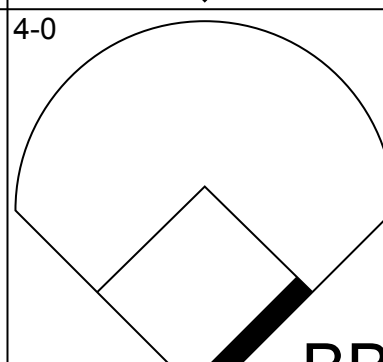
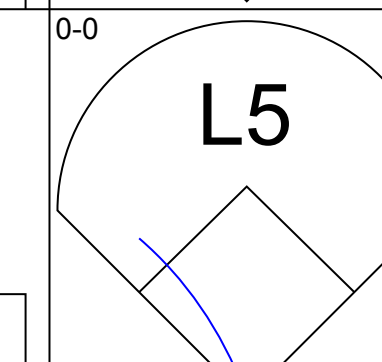
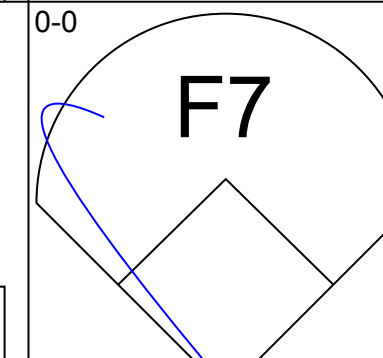
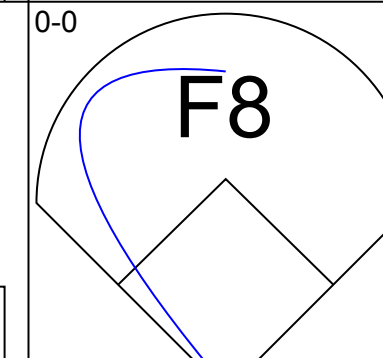
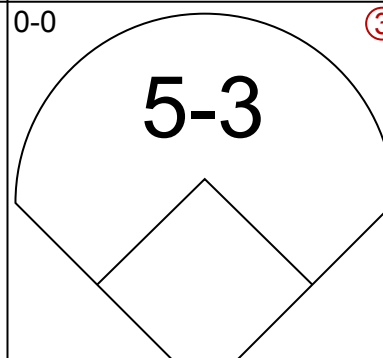
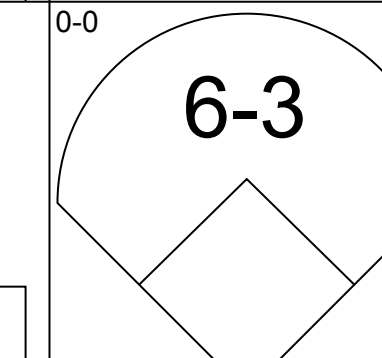
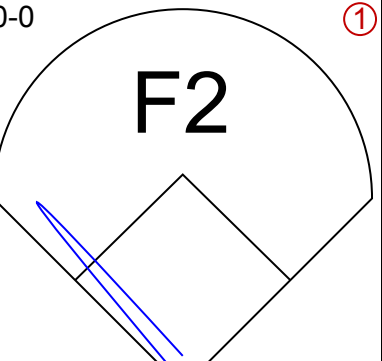
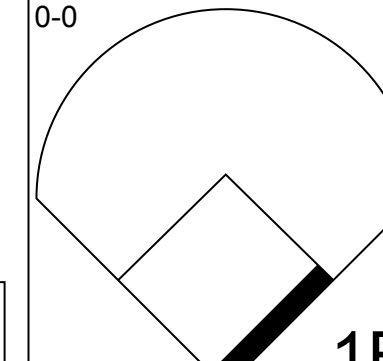
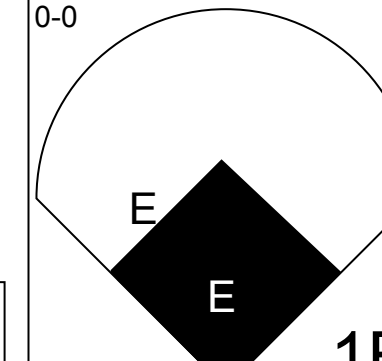
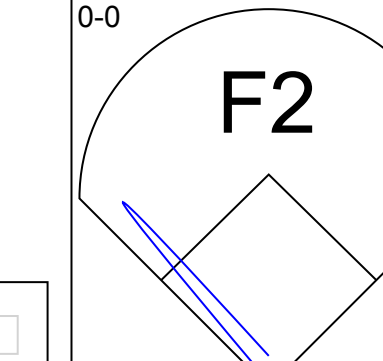

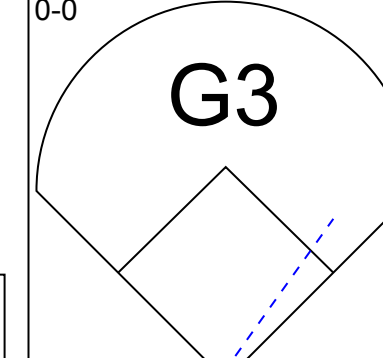
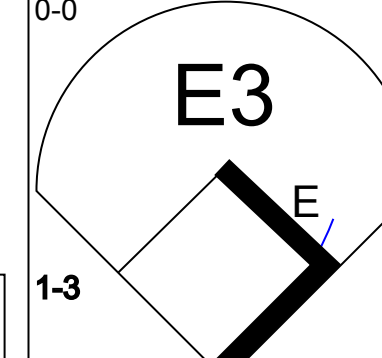
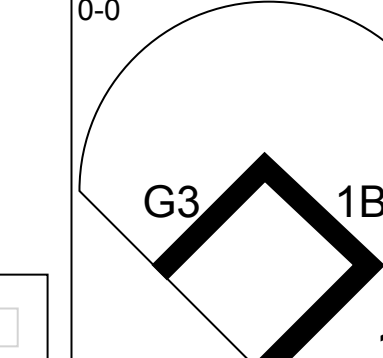

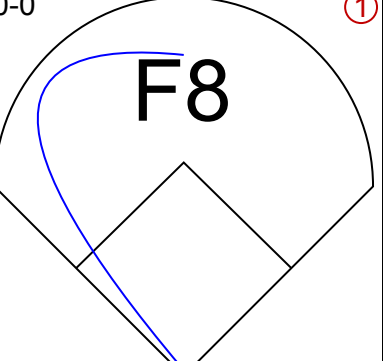
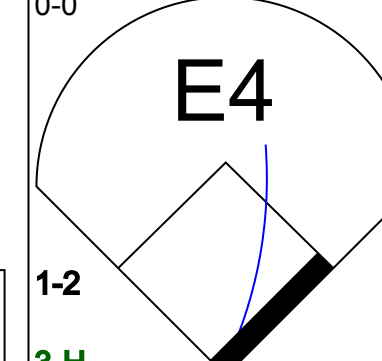
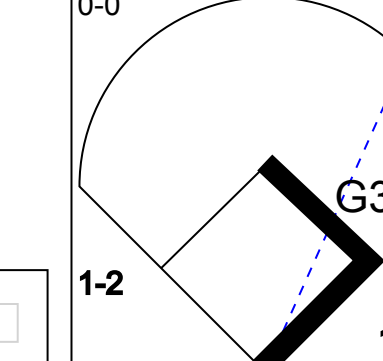

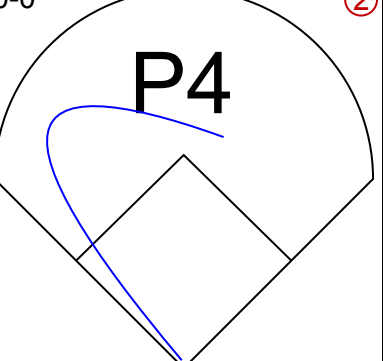
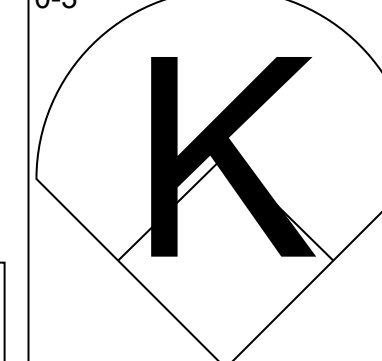

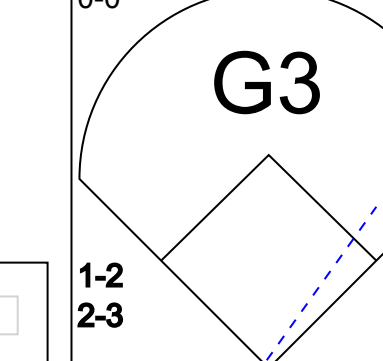
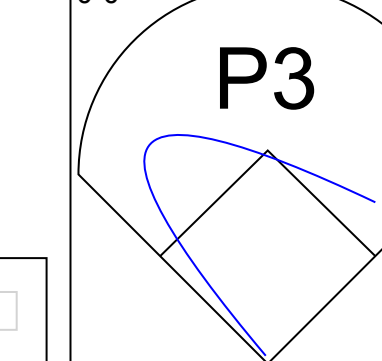
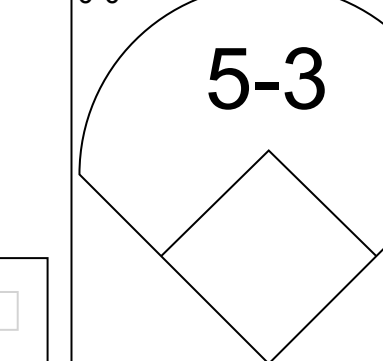
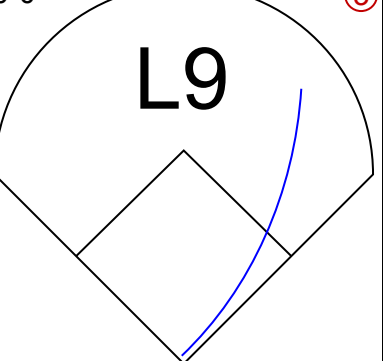
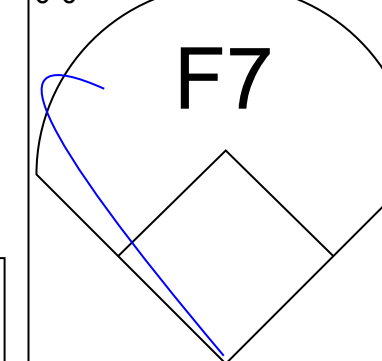


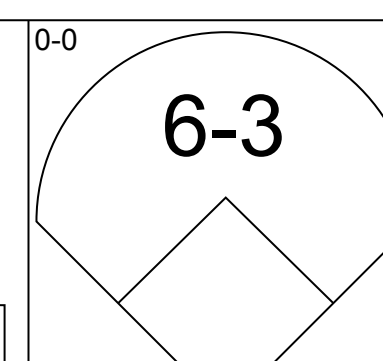
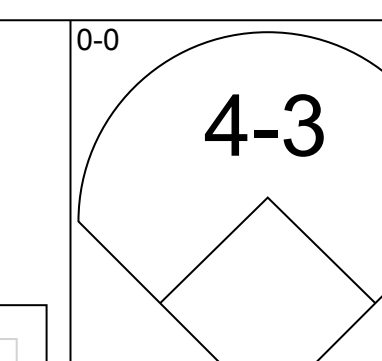
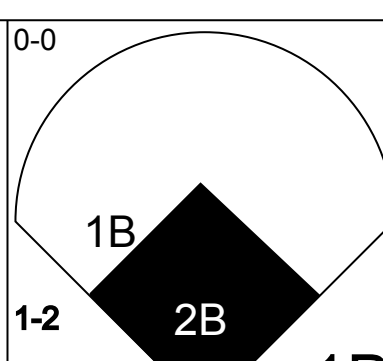
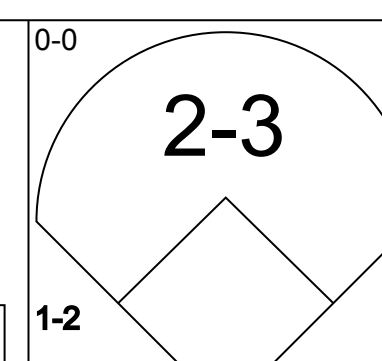
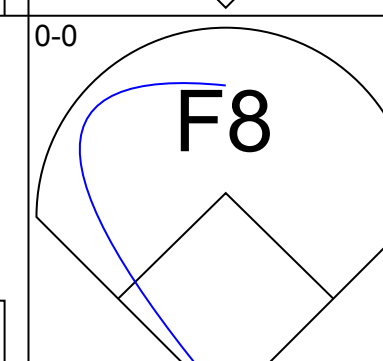
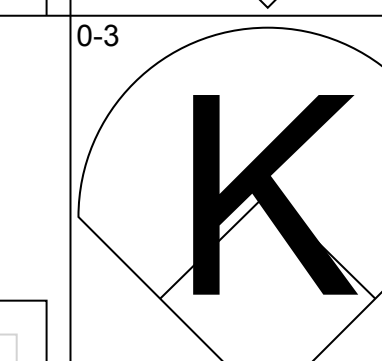
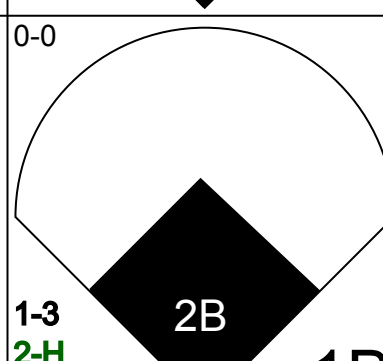
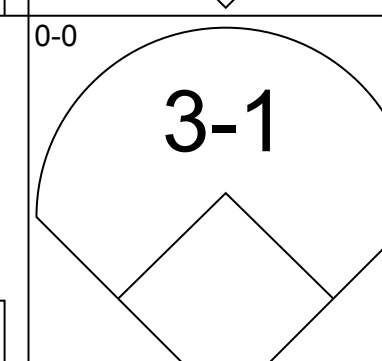
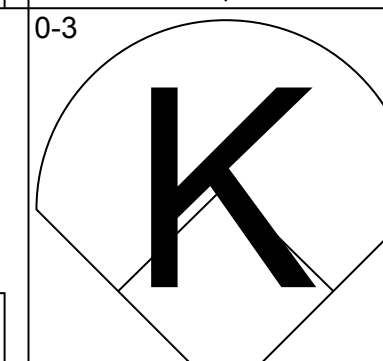
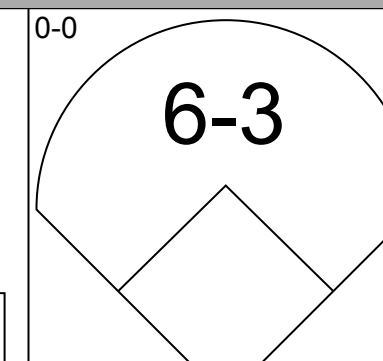
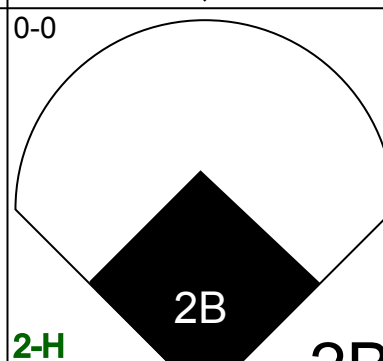
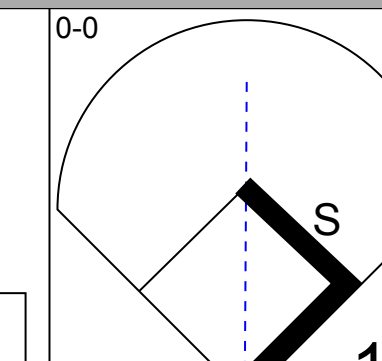

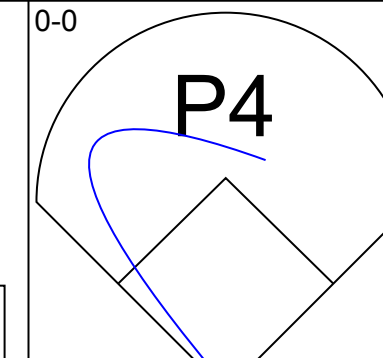
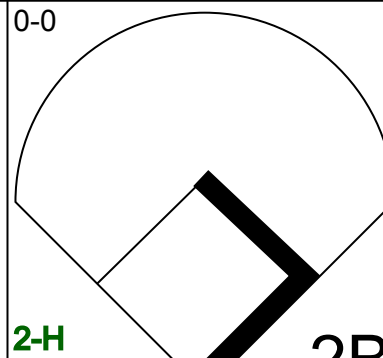
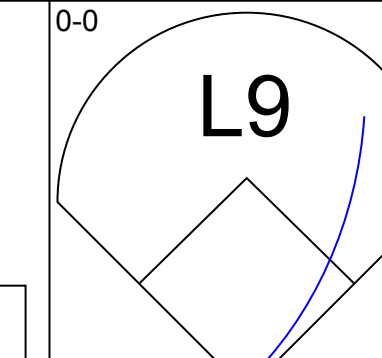
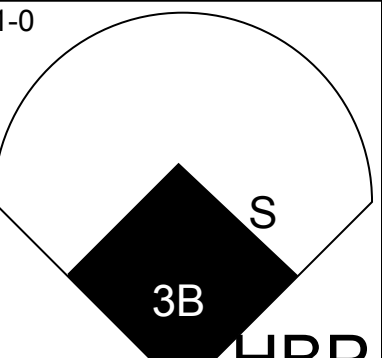
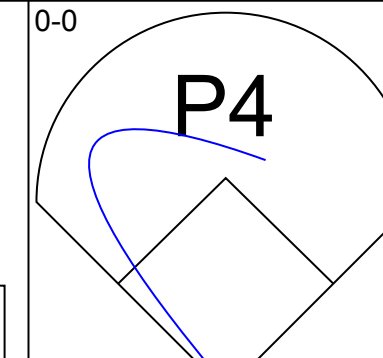
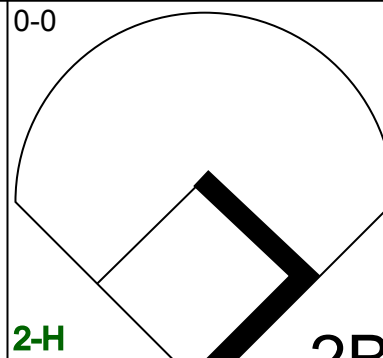
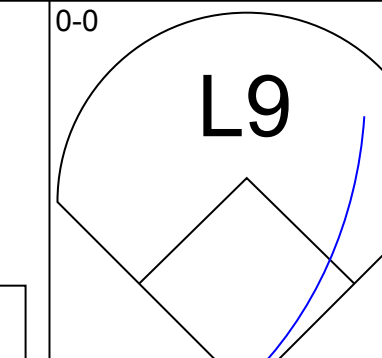
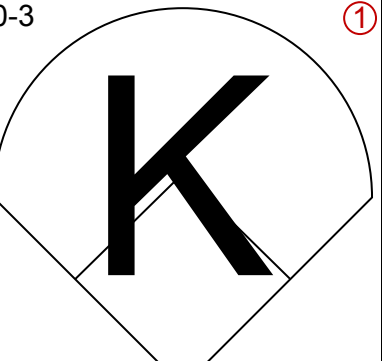
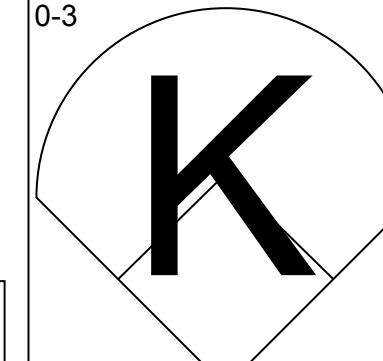
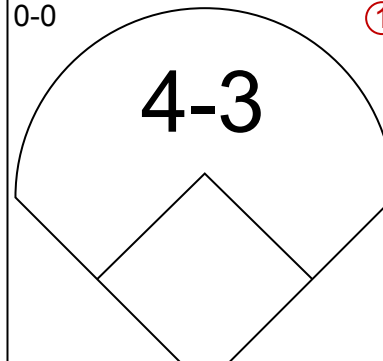
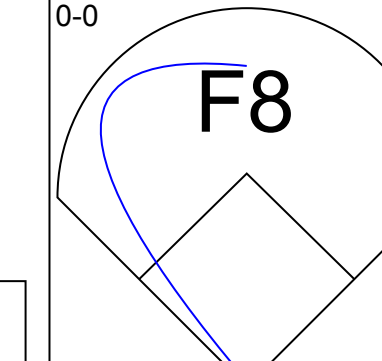
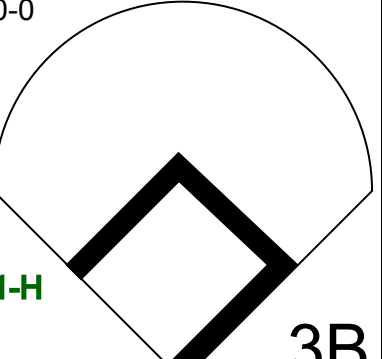
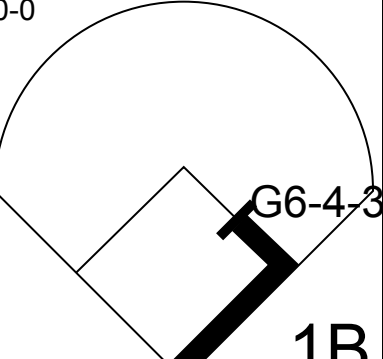
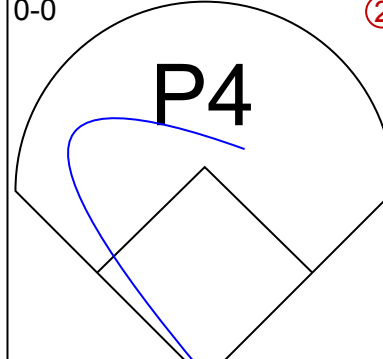
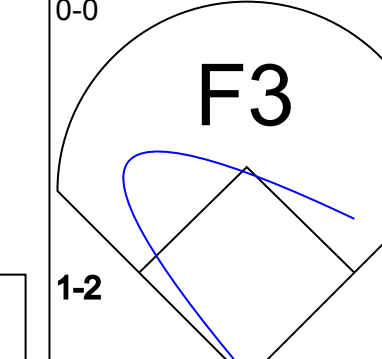
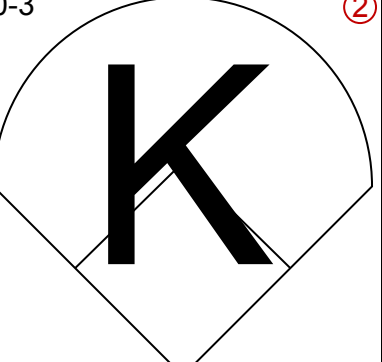
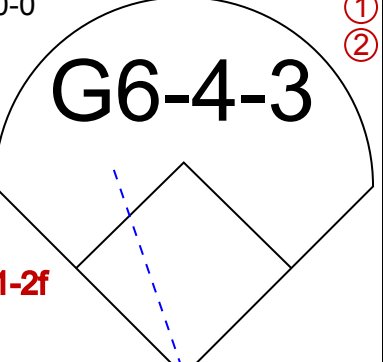
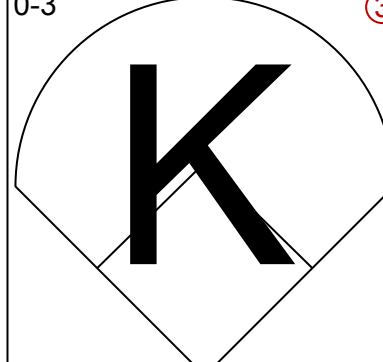
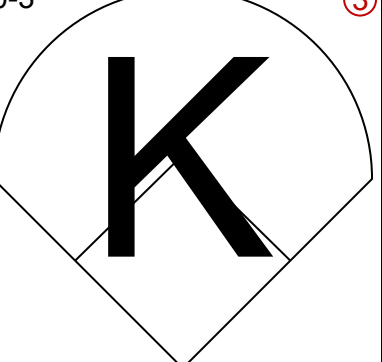
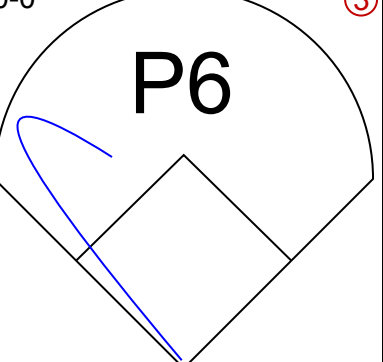
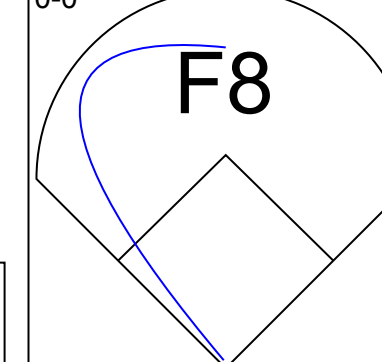
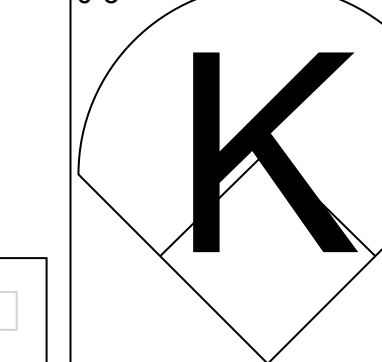
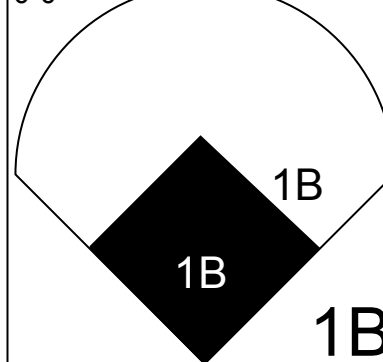
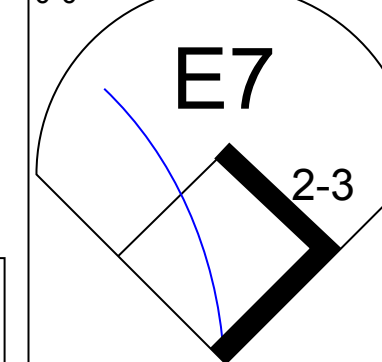
Batter	1	2	3	4	5	6	7	8	9	AB	R	H	RBI	BB	SO	LOB	BOTTOM			
Lou Brock, L OBP: 0.161, SLG: 0.236	4-3	4-3		F8		HR			SH5-4 FC6-2 1B	5	1	2	1	0	0	2				
Julian Javier, R OBP: 0.293, SLG: 0.216	1B		K	F7		F7		FC6-2 SH5-4 BB 1B		5	1	2	0	0	1	0				
Curt Flood, R OBP: 0.328, SLG: 0.370	1B		WP PB 3B 1B	6-3		K		SH5-4		4	1	2	0	0	1	0				
Joe Torre, R OBP: 0.351, SLG: 0.529	P4		2B 3B		5-3		3-1	BB FC6-2 IBB		4	1	1	1	1	0	2				
Mike Shannon, R OBP: 0.278, SLG: 0.404	F7		6-3		1B		4-3	FC6-2 BB		5	0	1	0	0	0	6				
Tim McCarver, L OBP: 0.283, SLG: 0.292			BB 1B	E 2B	F3		F7	1-2 2-3 3-H BB		4	1	2	2	1	0	1				
Vada Pinson, L OBP: 0.339, SLG: 0.460		P6		E BB				4-3		3	0	1	0	1	0	1				
Dal Maxvill, R OBP: 0.340, SLG: 0.350				E6 BB		5-3		L6		3	0	0	0	1	0	3				
Ray Washburn, R			K	K				G3		4	0	0	0	0	3	4				
Inning Stats	R: 0 E: 0 K: 0 S: 5	H: 2 LOB: 2 BB: 0 P: 5	R: 0 E: 0 K: 1 S: 6	H: 1 LOB: 1 BB: 1 P: 10	R: 3 E: 1 K: 2 S: 11	H: 3 LOB: 2 BB: 1 P: 15	R: 0 E: 0 K: 0 S: 3	H: 0 LOB: 0 BB: 0 P: 3	R: 0 E: 0 K: 2 S: 8	H: 1 LOB: 0 BB: 0 P: 8	R: 0 E: 0 K: 0 S: 3	R: 0 E: 0 K: 0 S: 3	H: 0 LOB: 0 BB: 0 P: 3	R: 0 E: 0 K: 0 S: 3	H: 2 LOB: 3 BB: 2 P: 12	R: 1 E: 0 K: 0 S: 4	H: 2 LOB: 2 BB: 2 P: 12	1B: 8 2B: 1 3B: 1 HR: 1	SF: 0 SAC: 1 DP: 0 HBP: 0	WP: 1 PA: 42 PB: 1 SB: 0 CS: 0
PITCHER Larry Jaster, L ERA: 4.7	IP: 4.2 WLS: L BF: 13 H: 3 R: 2 ER: 2 SO: 2 BB: 0 IBB: 0 HBP: 0 BLK: 0 WP: 0 HR: 1 S: 17 P: 17 ERA: 5.40 WHIP: 0.900															PITCHER				
Don Shaw, L ERA: 5.14	3.1																			
Carroll Sembera, R ERA: 0.84	0.2																			
Dan McGinn, L ERA: 2.7	0.0																			

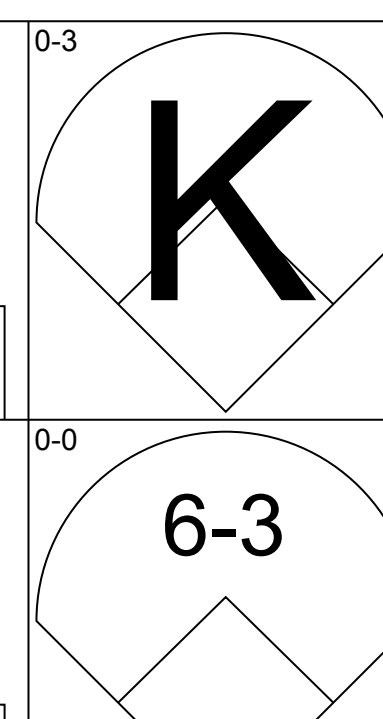
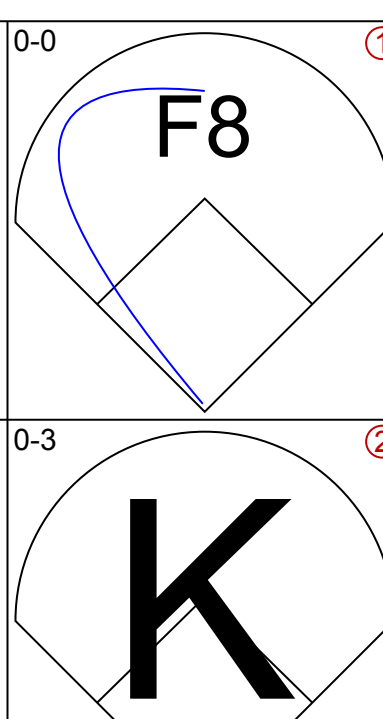
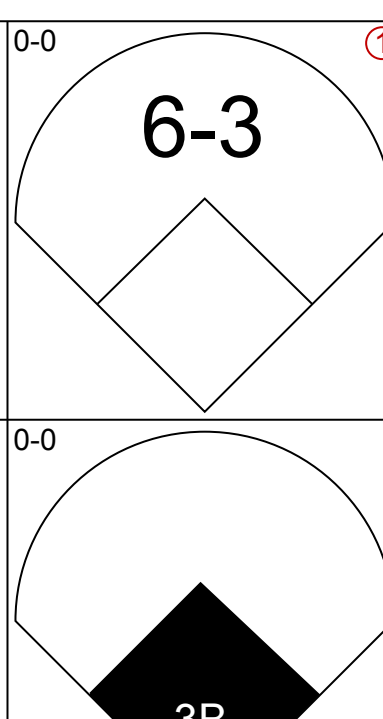
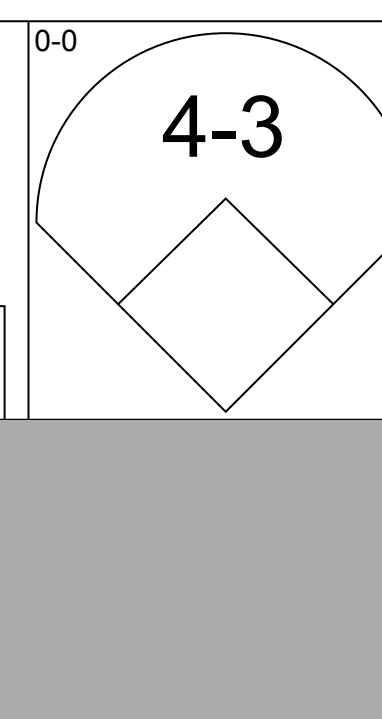
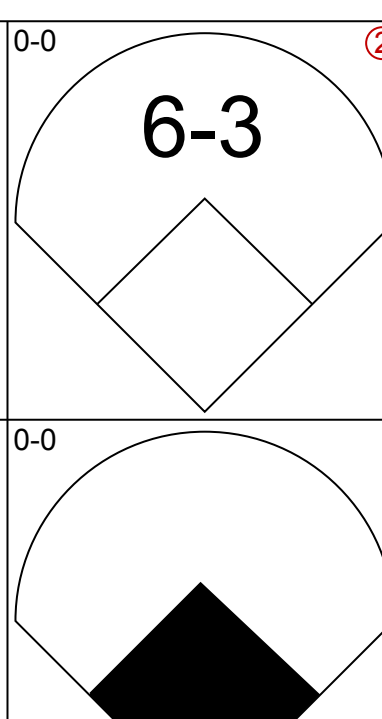
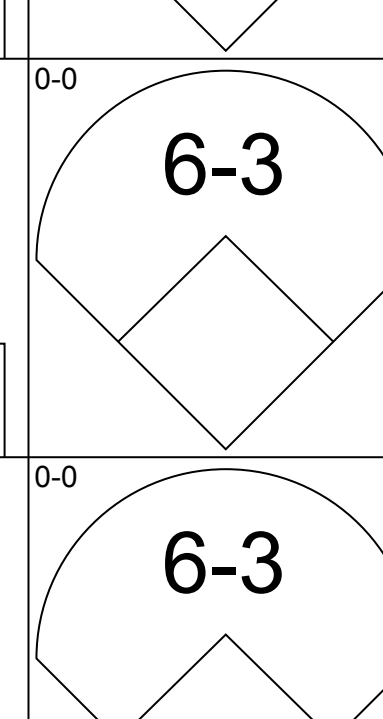
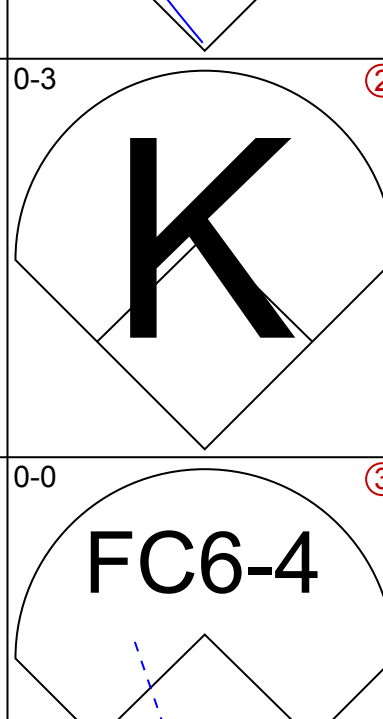
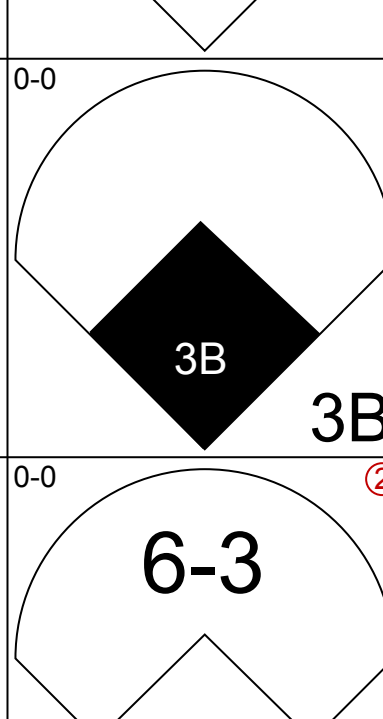
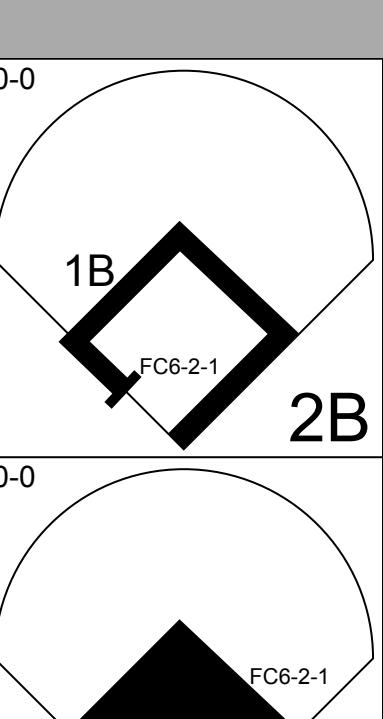
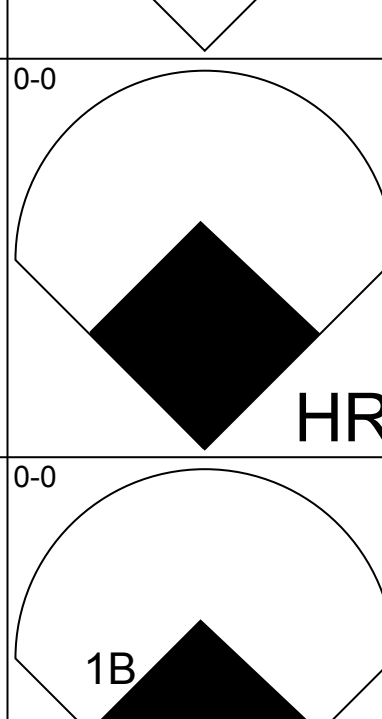
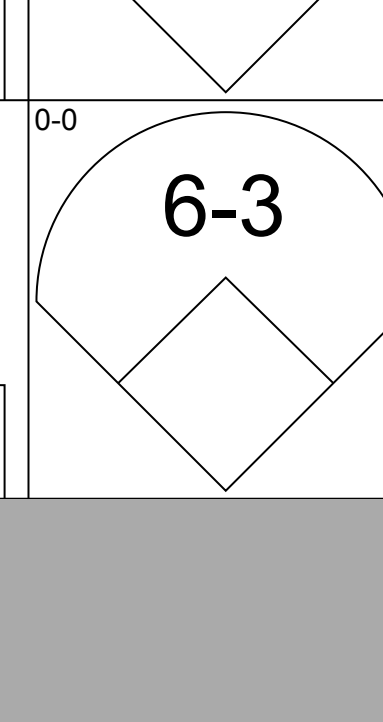
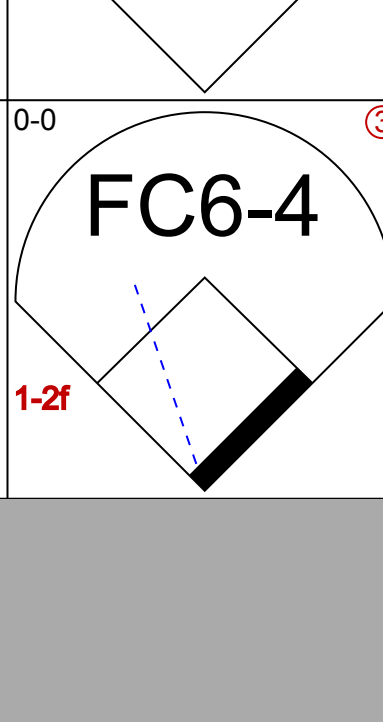
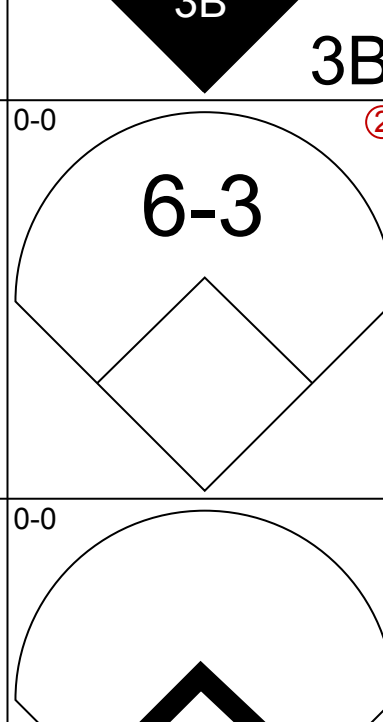
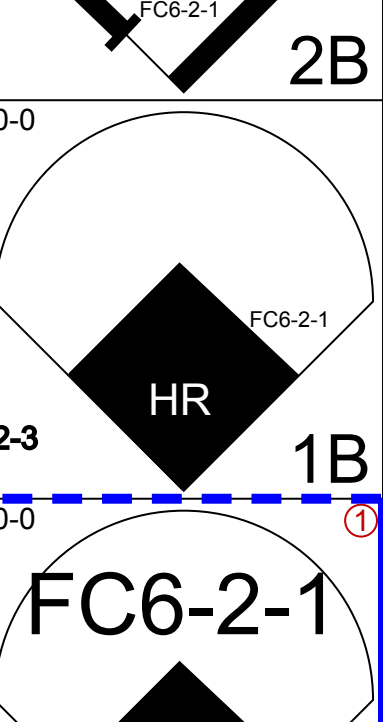
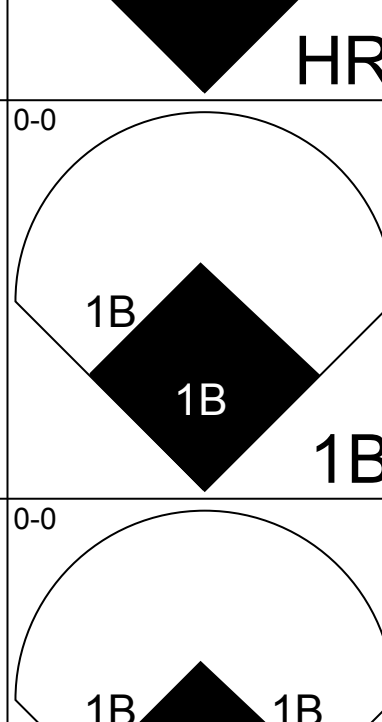
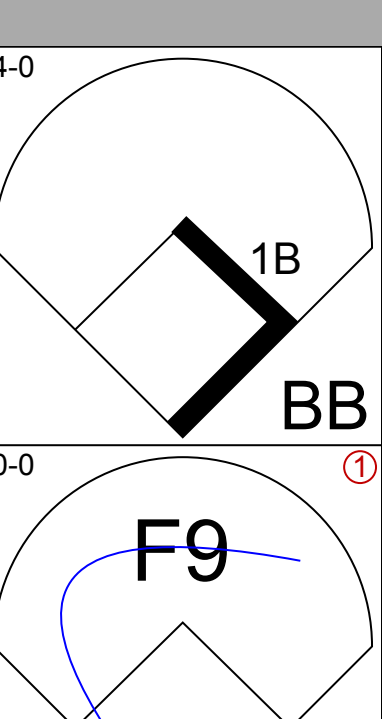
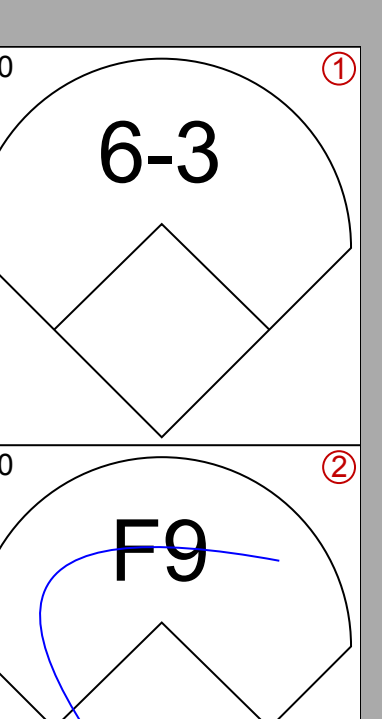
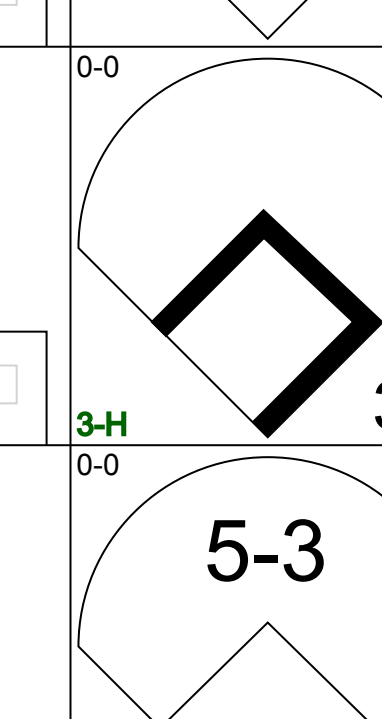
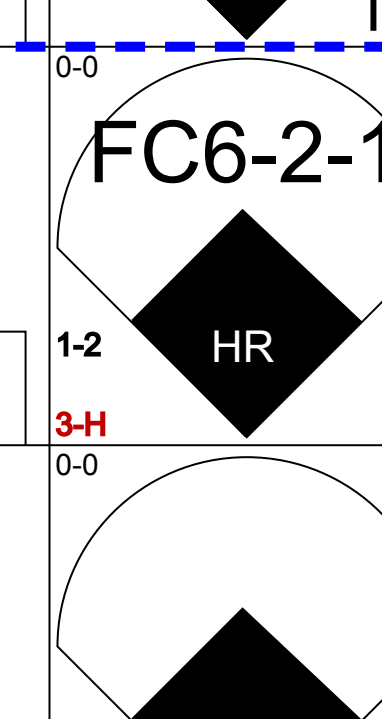
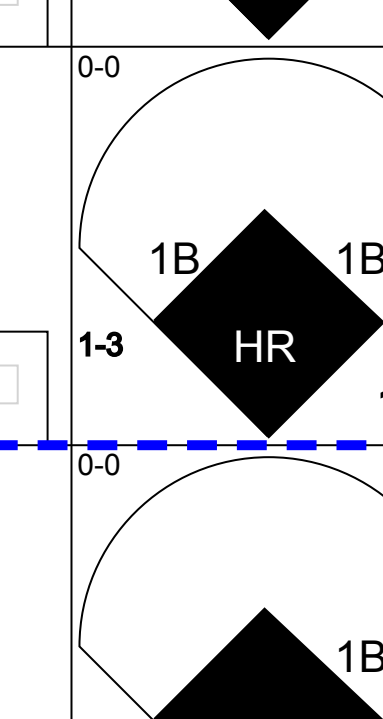
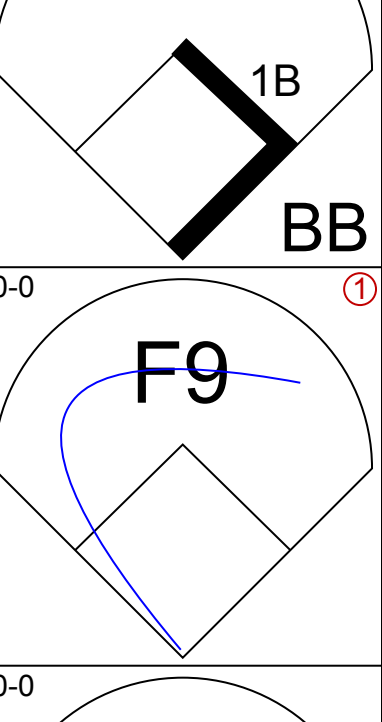
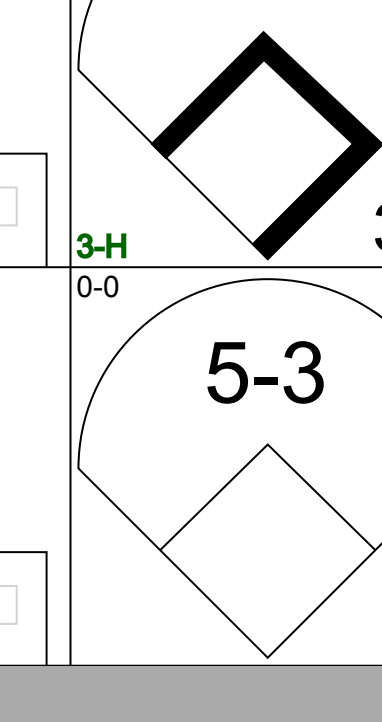
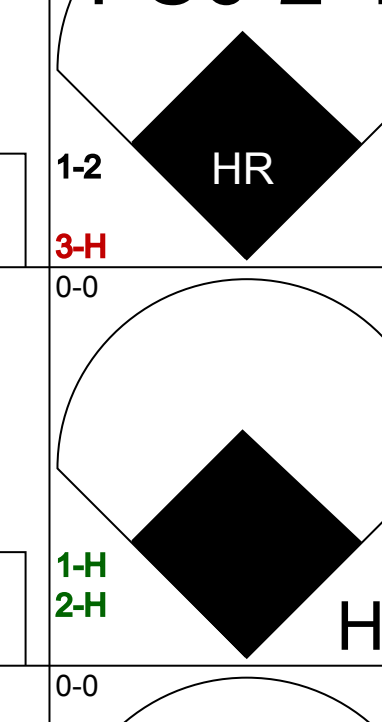
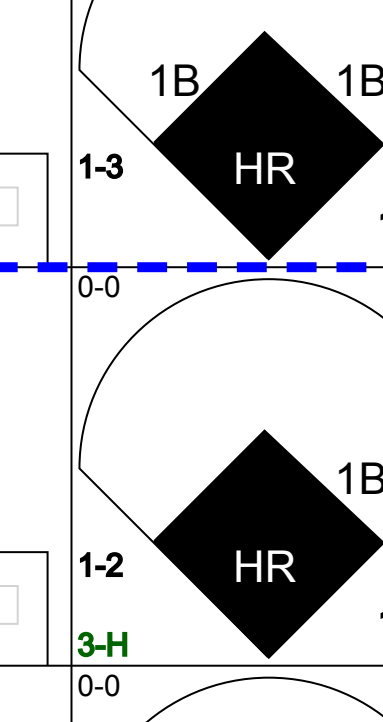
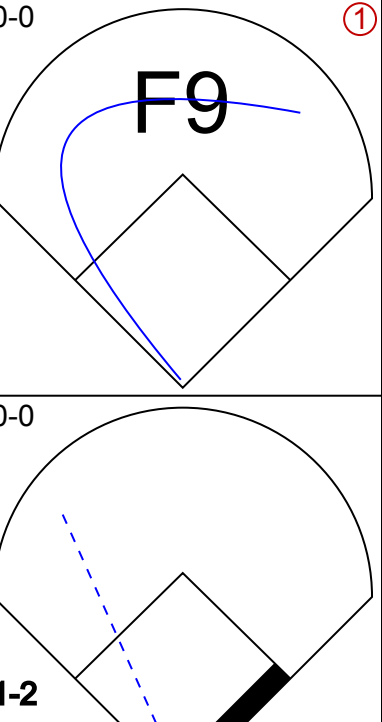
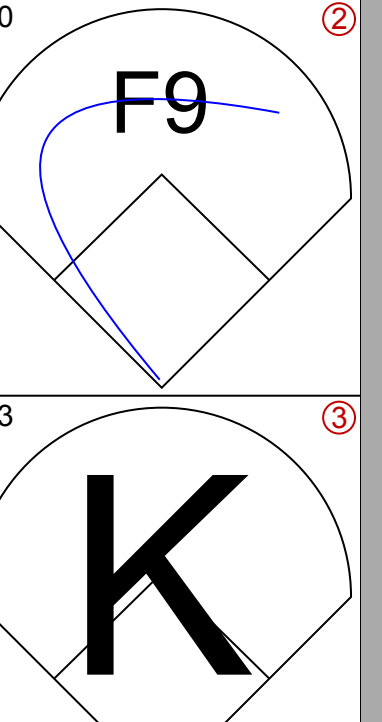
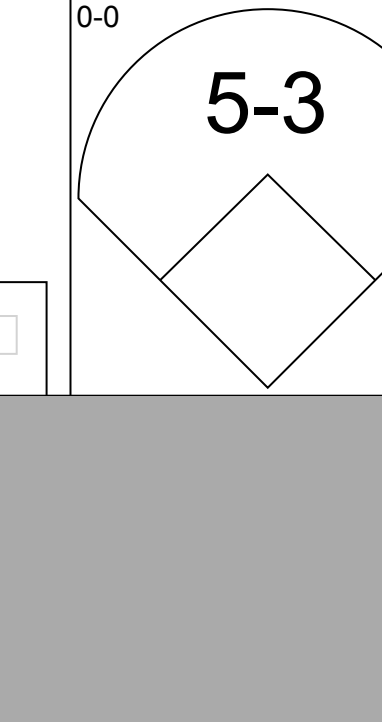
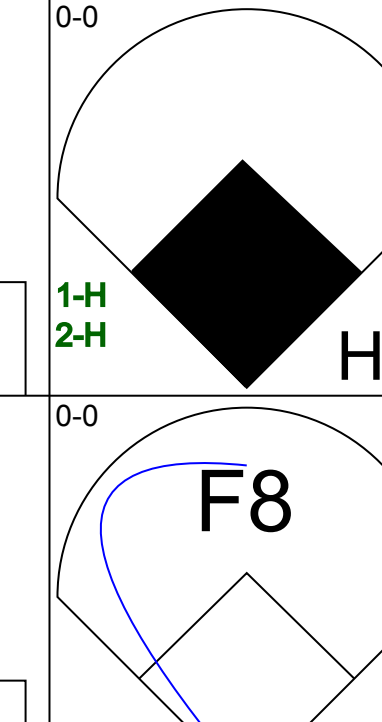
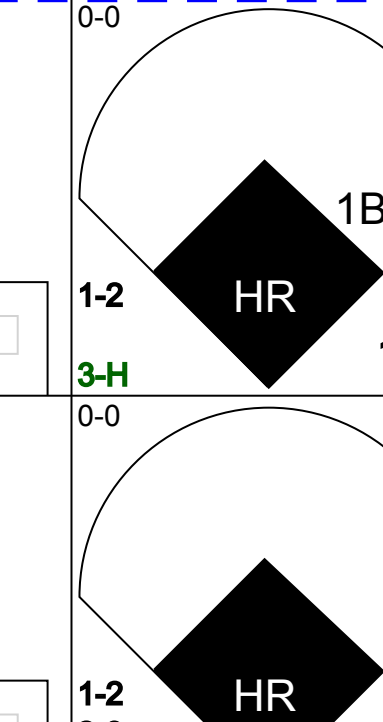
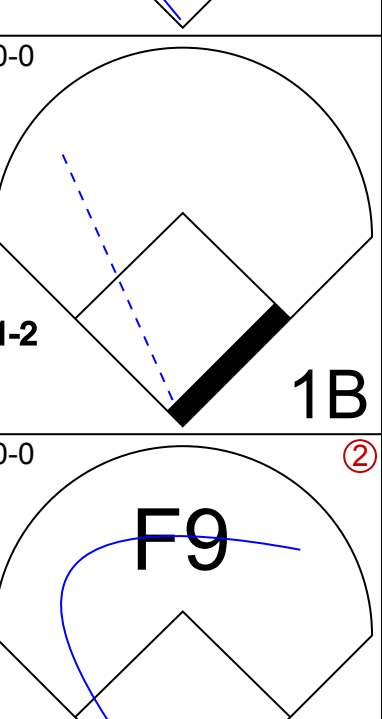
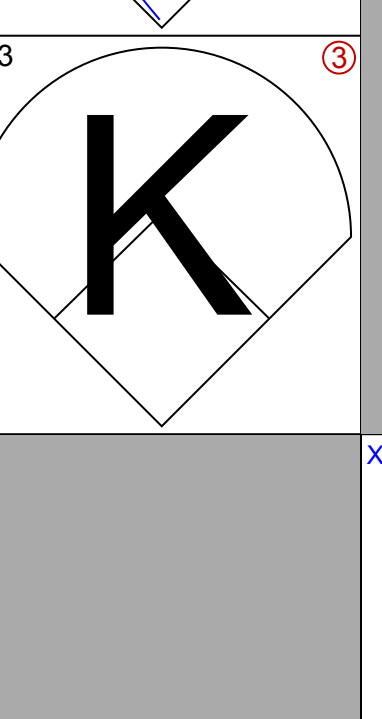
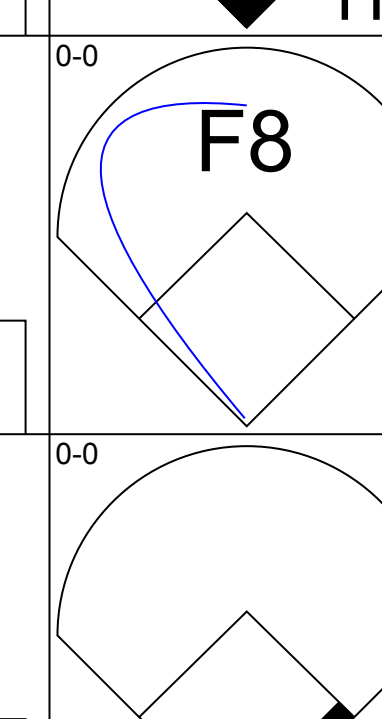
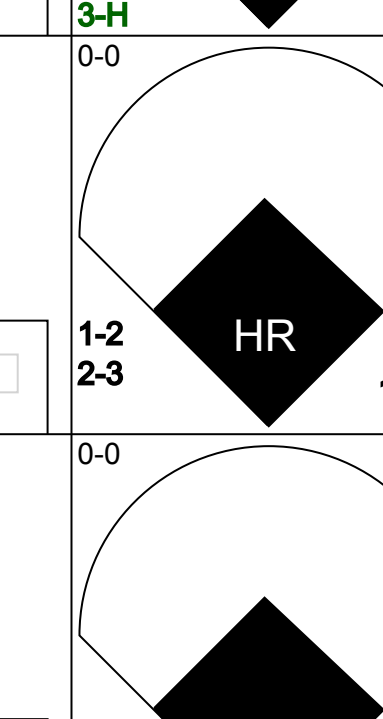
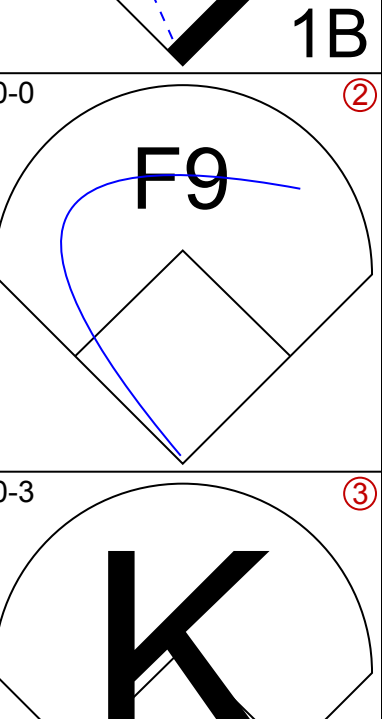
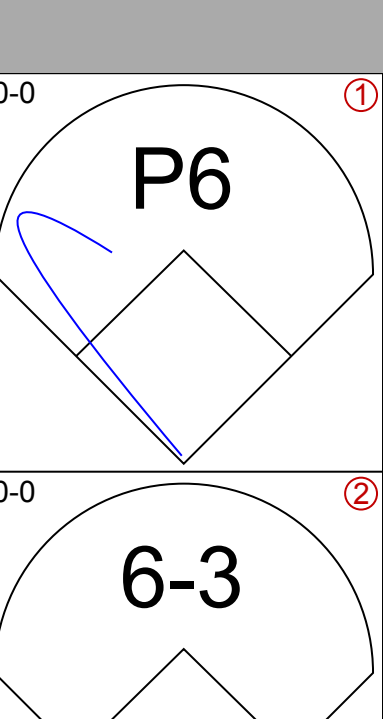
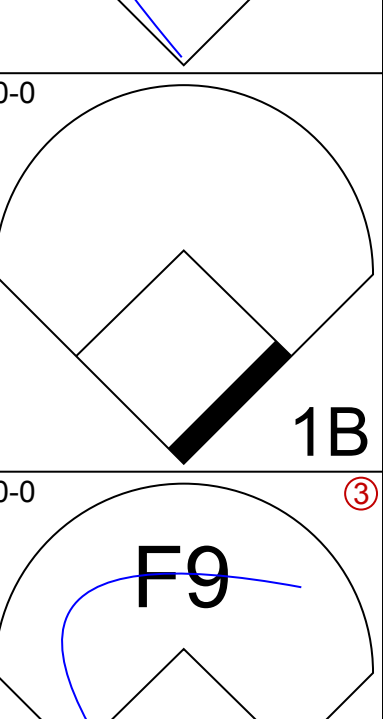
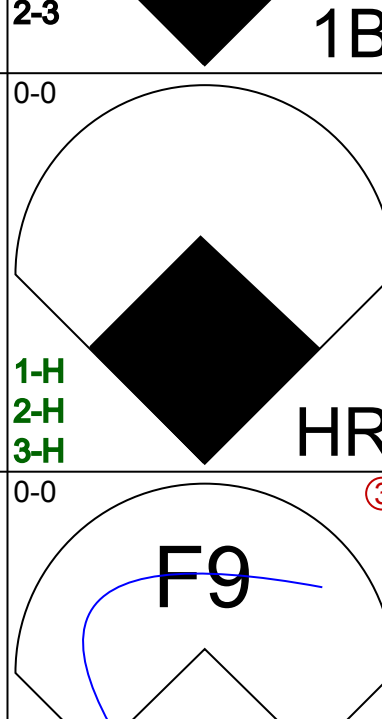
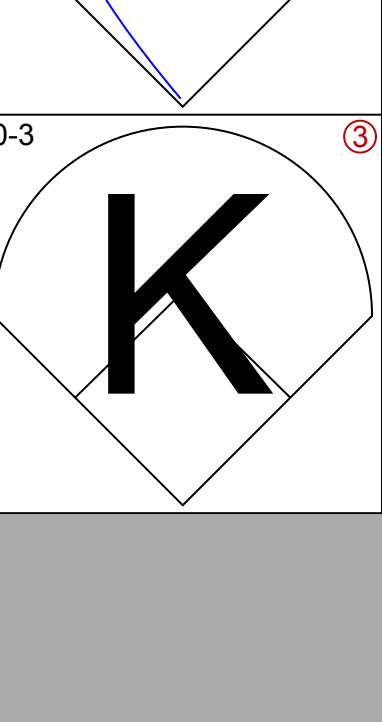
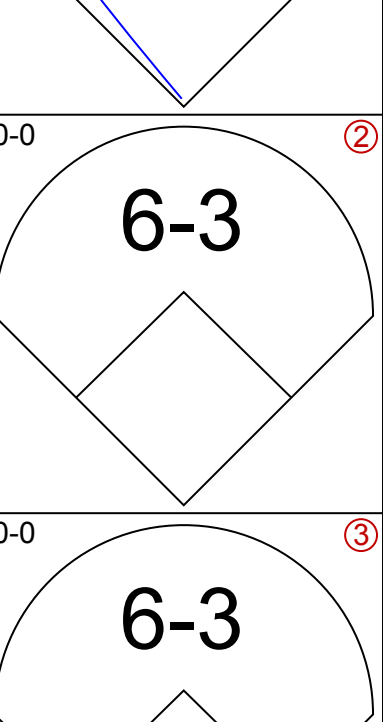
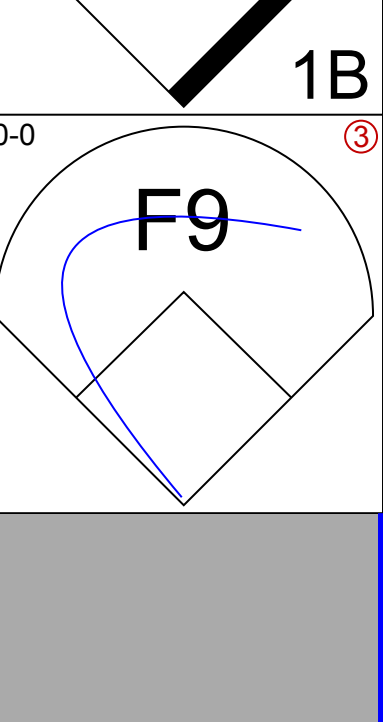
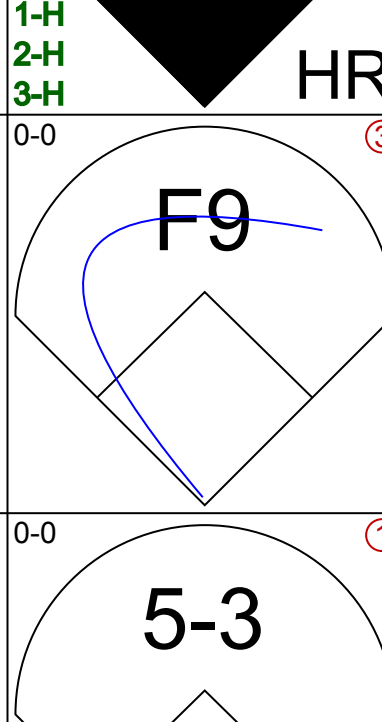
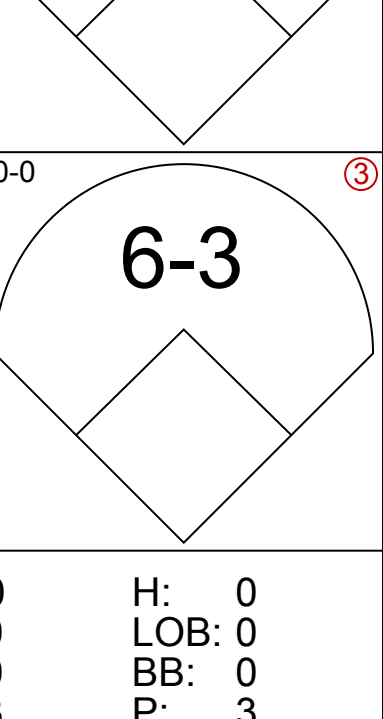
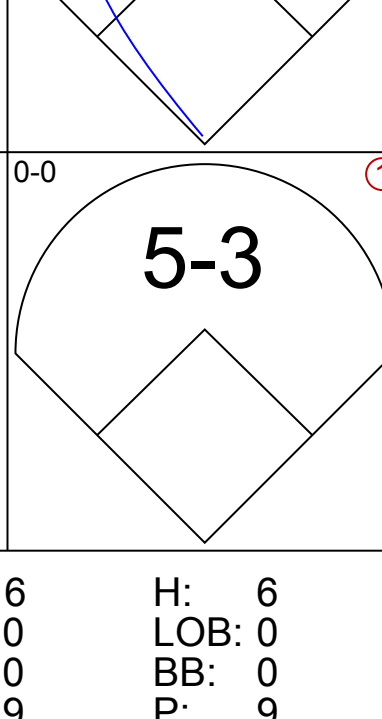
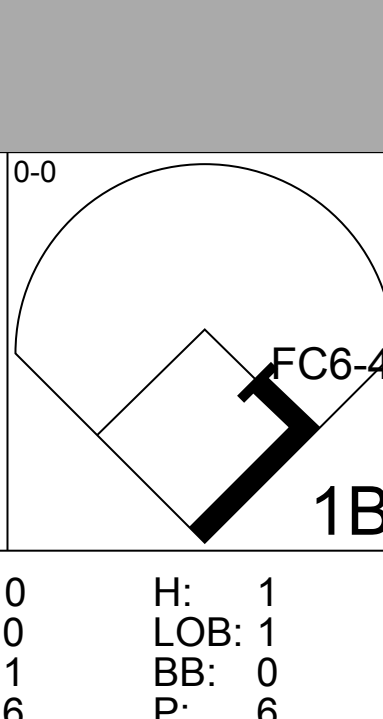
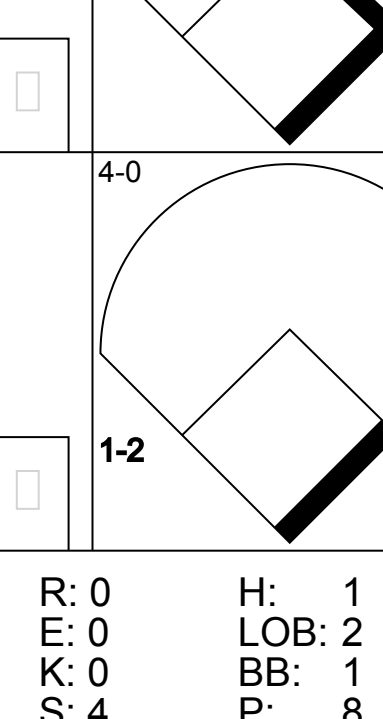
Montreal Expos @ St. Louis Cardinals
 Busch Stadium, St. Louis, MO
 Mon Apr 21 1969, 6:05 PM CST
 Att: 10,946 - Unknown

AB	37
R	5
H	11
RBI	4
BB	4
SO	5
LOB	19



Batter	1	2	3	4	5	6	7	8	9	AB	R	H	RBI	BB	SO	LOB	TOP				
Lou Brock, L OBP: 0.159, SLG: 0.221 (1, 7)										4	0	1	0	0	0	1	2	St. Louis Cardinals @ Philadelphia Phillies Connie Mack Stadium, Philadelphia, PA Fri Apr 25 1969, 6:05 PM EST Att: 7,710 - Unknown livebaseballscorecards.com			
Julian Javier, R OBP: 0.346, SLG: 0.313 (1, 4)										4	0	1	0	0	0	1	0				
Curt Flood, R OBP: 0.282, SLG: 0.303 (1, 8)										3	0	0	0	0	1	1	1				
Joe Torre, R OBP: 0.319, SLG: 0.452 (1, 3)										4	0	0	0	0	0	0	2				
Mike Shannon, R OBP: 0.288, SLG: 0.381 (1, 5)											4	1	2	0	0	0	0				
Tim McCarver, L OBP: 0.277, SLG: 0.283 (1, 2)											4	0	1	0	0	1	2				
Vada Pinson, L OBP: 0.353, SLG: 0.492 (1, 9)											4	0	2	1	0	0	1				
Dal Maxvill, R OBP: 0.321, SLG: 0.313 (1, 6)										3	0	0	0	0	0	2	3				
Jim Hicks, R (9, PH)										1	0	0	0	0	0	2					
Bob Gibson, R OBP: 0.250, SLG: 0.333 (1, 1)											2	0	0	0	0	0	0				
Phil Gagliano, R (7, PH)										1	0	0	0	0	0	2					
Gary Waslewski, R (7, 1)										0	0	0	0	0	0	0					
Bob Johnson, R (9, PH)										1	0	0	0	0	0	2					
Inning Stats	R: 0 E: 0 K: 1 S: 6	H: 2 LOB: 1 BB: 0 P: 6	R: 0 E: 0 K: 2 S: 8	H: 1 LOB: 1 BB: 0 P: 8	R: 0 E: 0 K: 1 S: 5	H: 0 LOB: 0 BB: 0 P: 5	R: 0 E: 0 K: 0 S: 4	H: 1 LOB: 1 BB: 0 P: 4	R: 0 E: 0 K: 0 S: 3	H: 0 LOB: 0 BB: 0 P: 3	R: 0 E: 0 K: 0 S: 3	H: 0 LOB: 1 BB: 1 P: 7	R: 1 E: 2 K: 1 S: 8	H: 1 LOB: 2 BB: 0 P: 8	R: 0 E: 0 K: 1 S: 5	H: 0 LOB: 0 BB: 0 P: 5	R: 0 E: 0 K: 0 S: 5	H: 2 LOB: 2 BB: 0 P: 5	1B: 7 2B: 0 3B: 0 HR: 0	SF: 0 SAC: 0 DP: 0 HBP: 0	WP: 0 PA: 36 PB: 0 SB: 0 CS: 0
PITCHER Grant Jackson, L ERA: 2.92 (1, 1)	IP: 9.0 WLS: W BF: 36 H: 7 R: 1 ER: 0 SO: 6 BB: 1 IBB: 0 HBP: 0 BLK: 0 WP: 0 HR: 0 S: 47 P: 51 ERA: 0.00 WHIP: 0.889																	PITCHER			

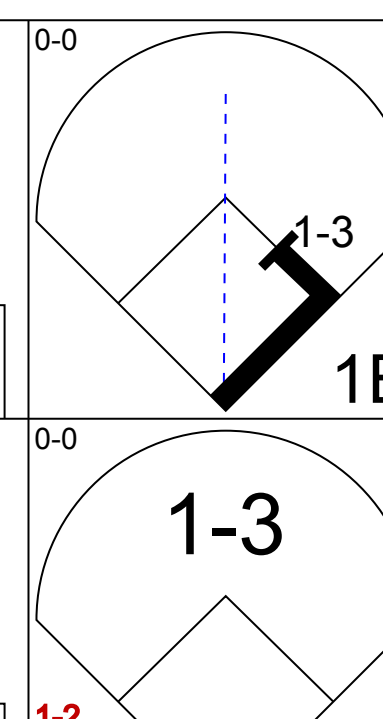
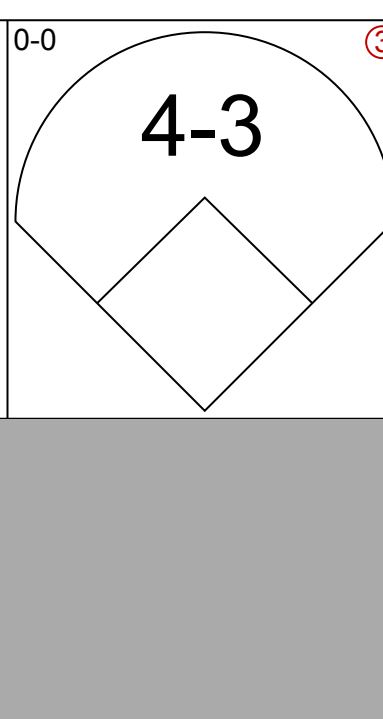
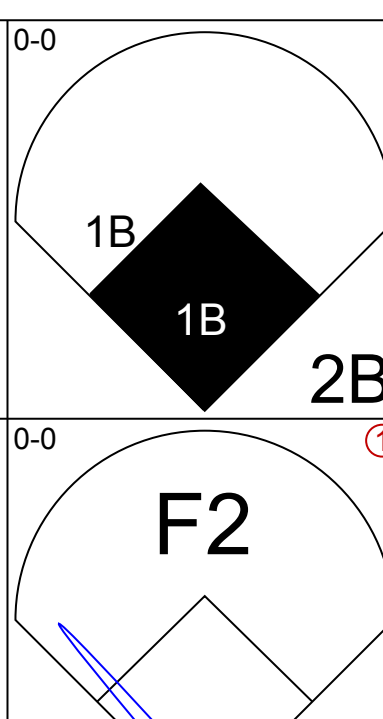

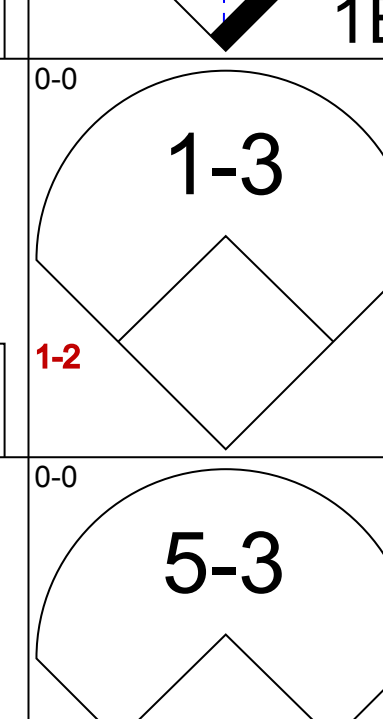
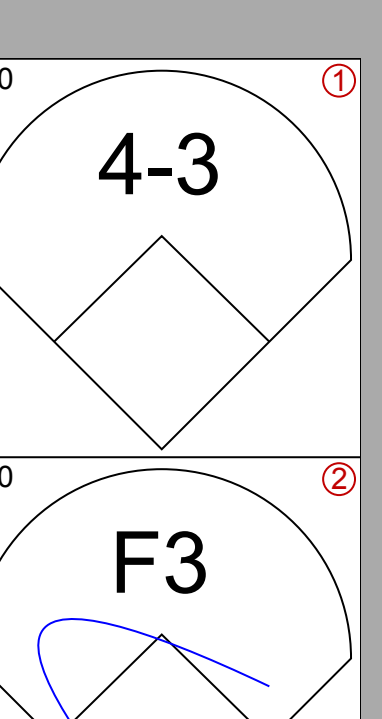
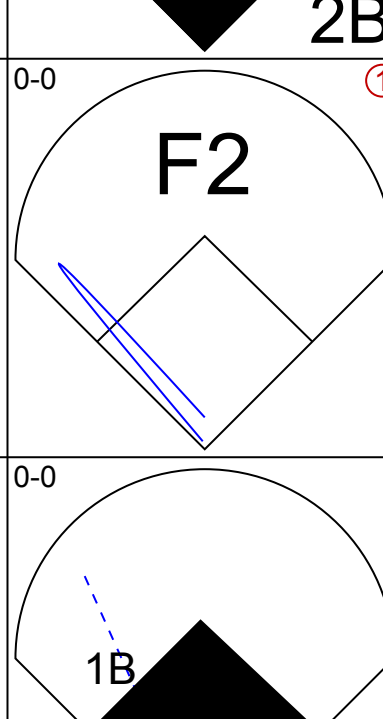
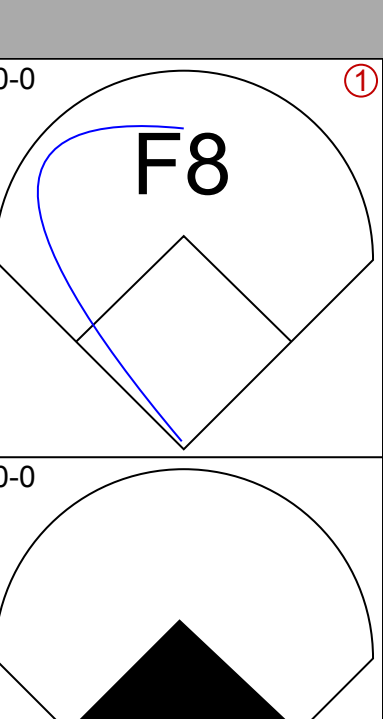
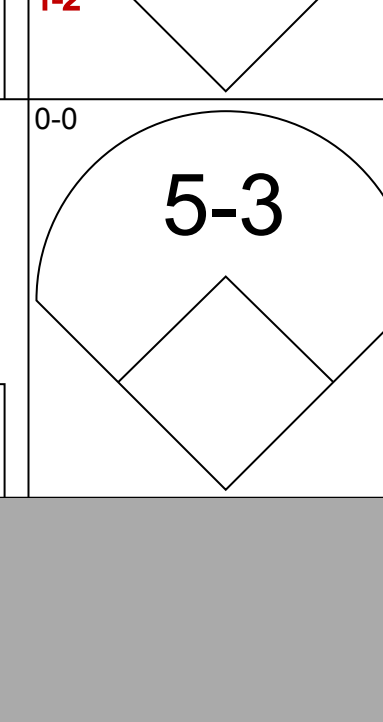
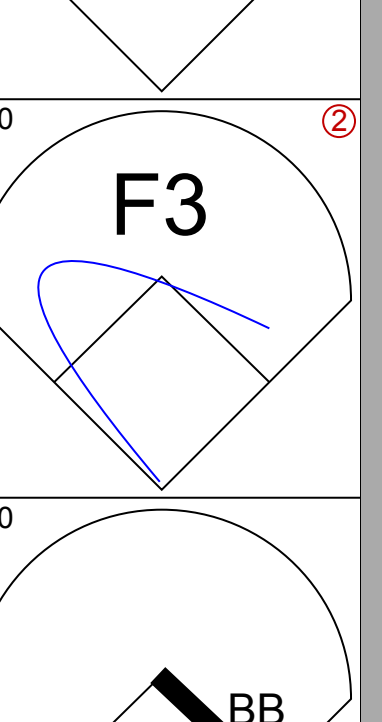
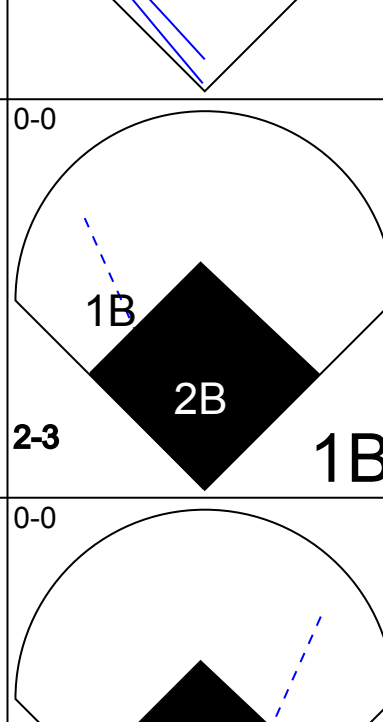
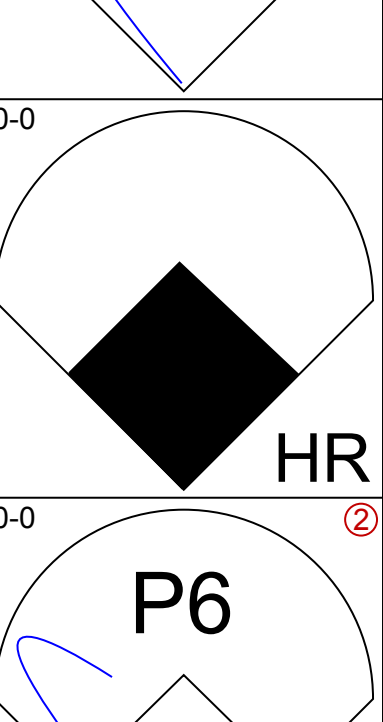
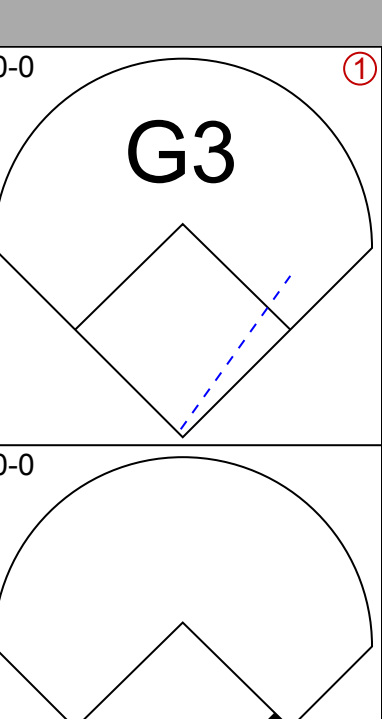
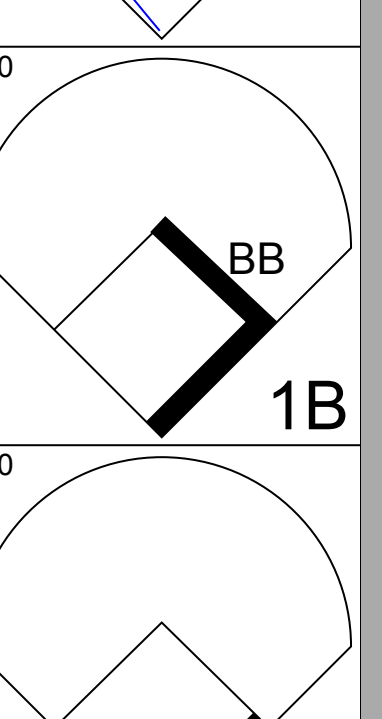
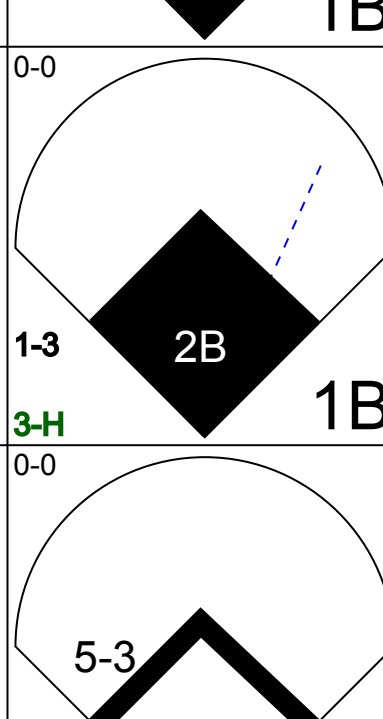
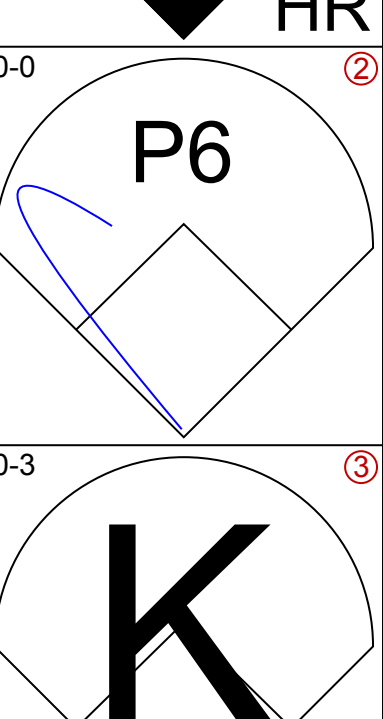
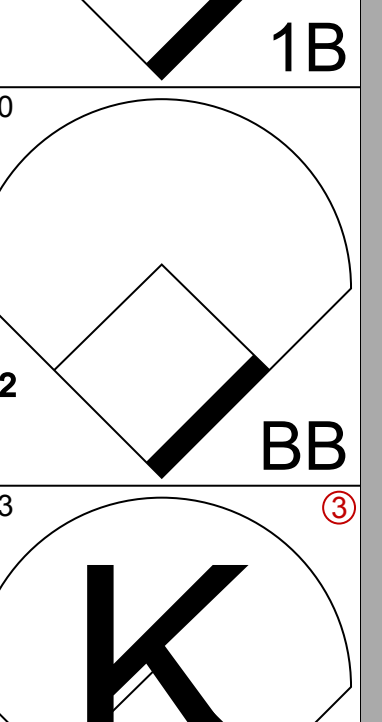
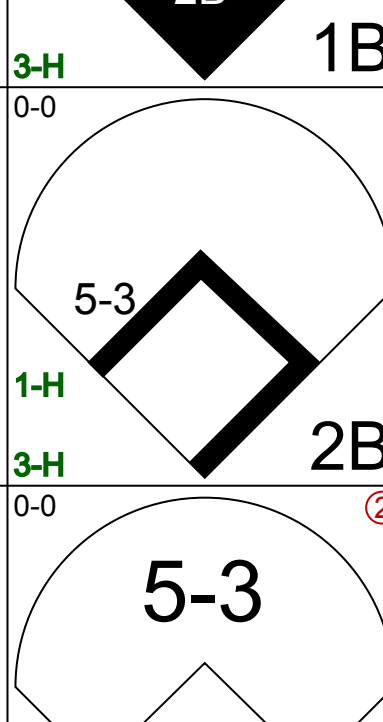
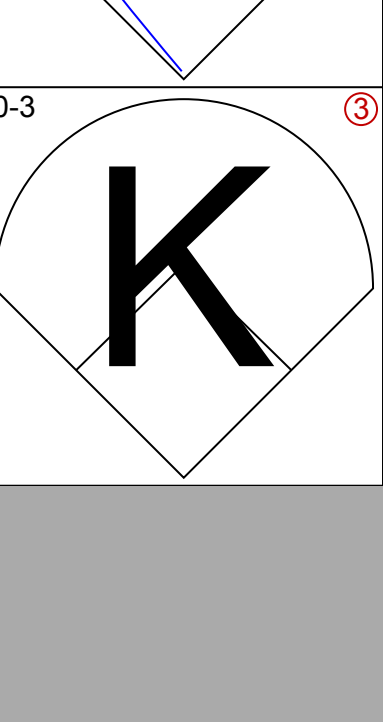
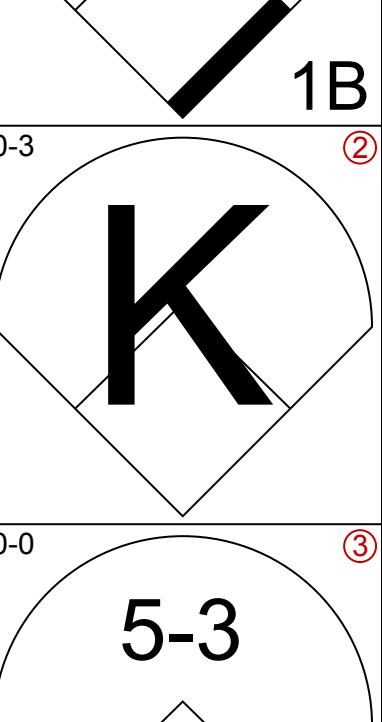
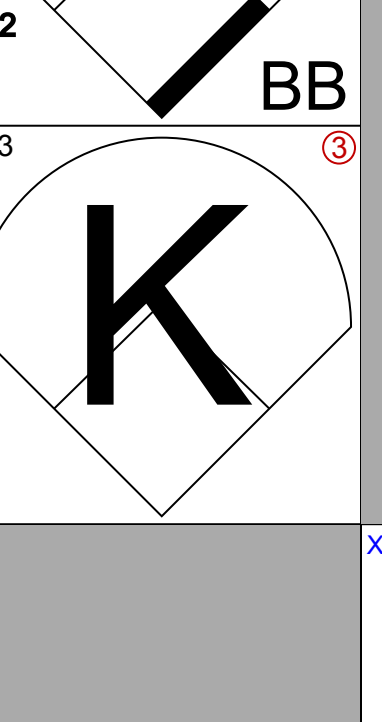
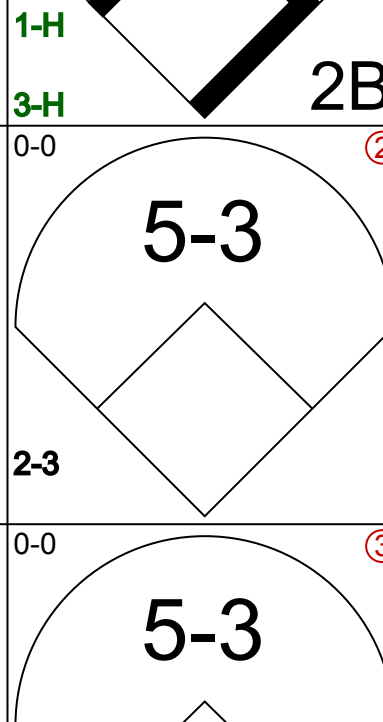
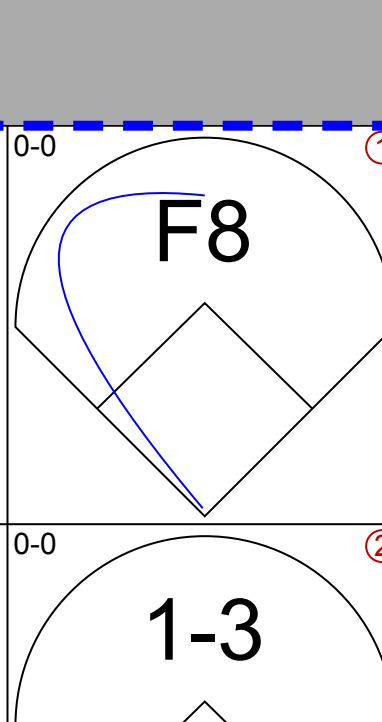
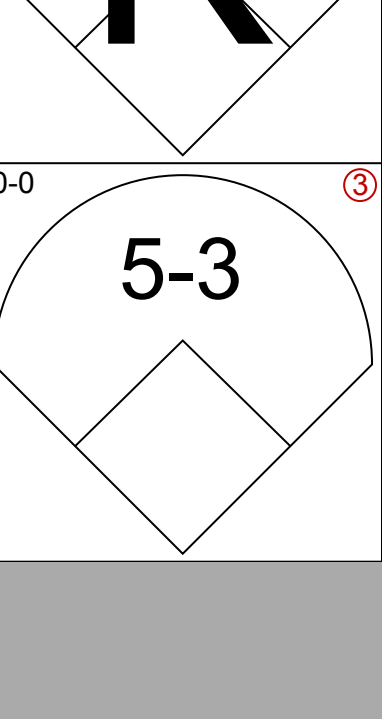
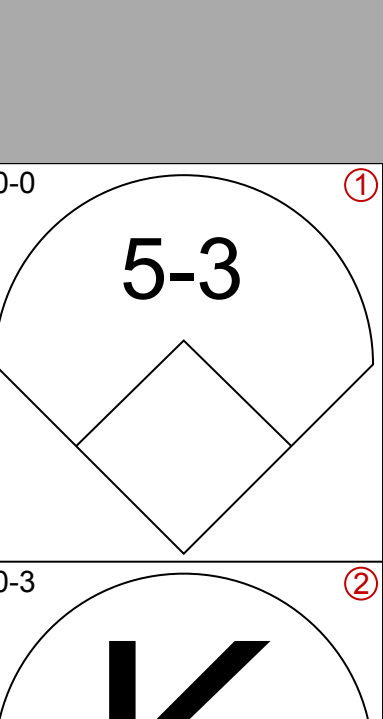
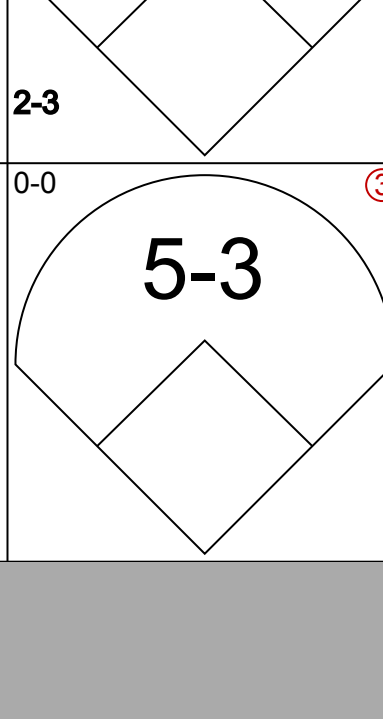
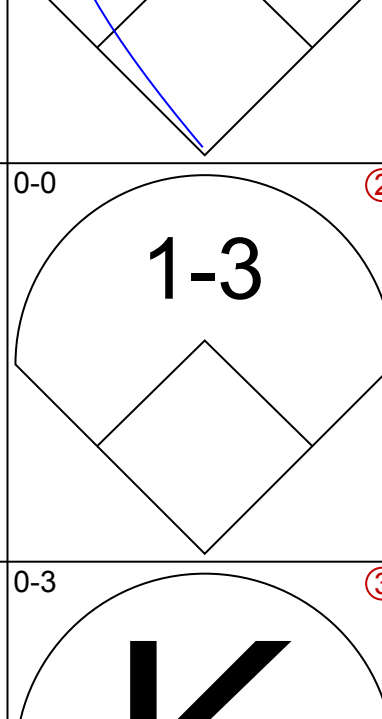
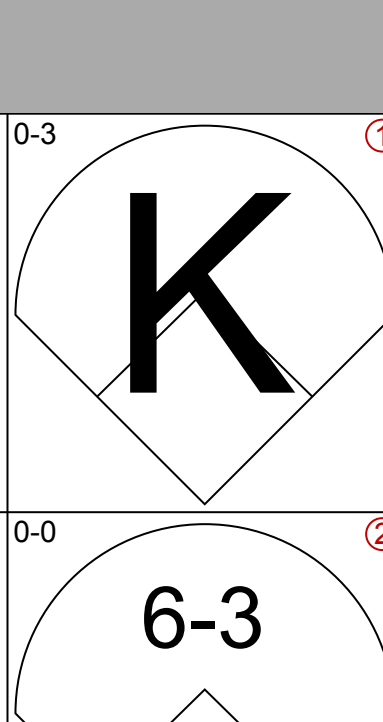
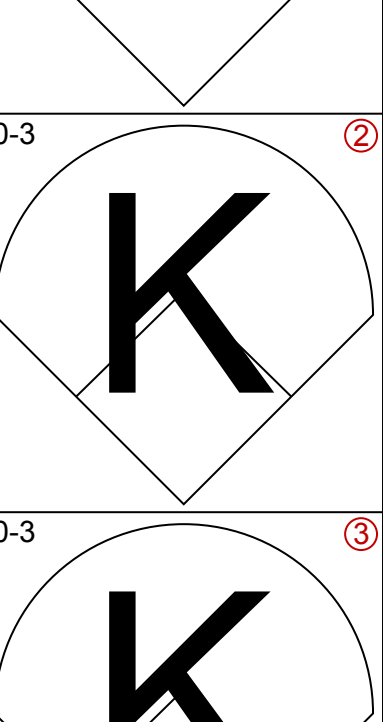
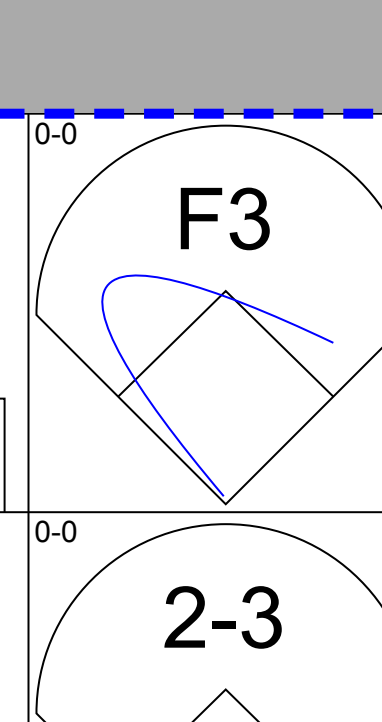
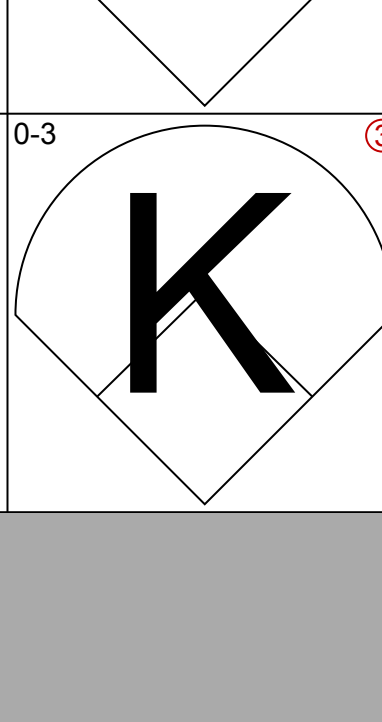
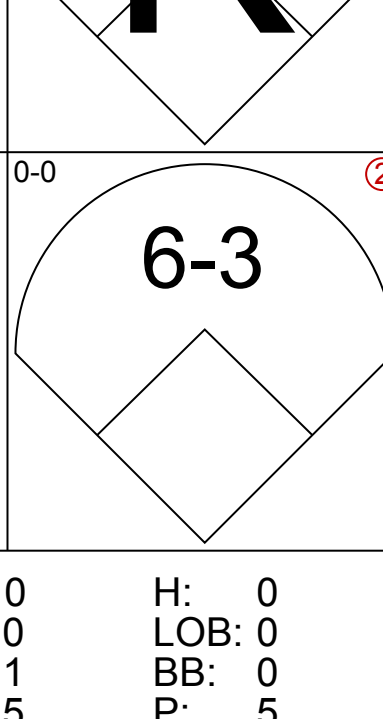
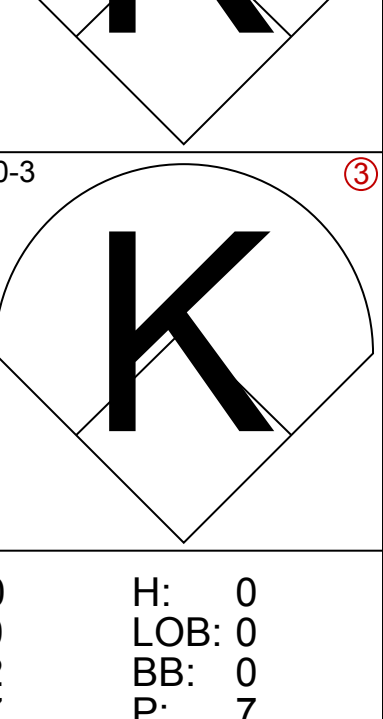
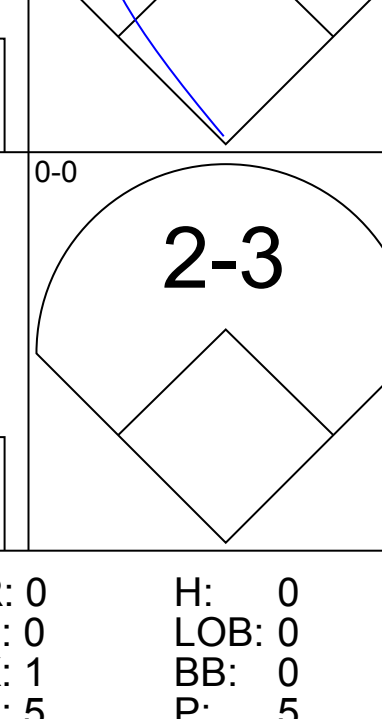
Batter	1	2	3	4	5	6	7	8	9	AB	R	H	RBI	BB	SO	LOB	BOTTOM		
Tony Taylor, R OBP: 0.286, SLG: 0.271 (1, 4) (7, 5)										4	1	1	0	0	0	1	St. Louis Cardinals @ Philadelphia Phillies Connie Mack Stadium, Philadelphia, PA Fri Apr 25 1969, 6:05 PM EST Att: 7,710 - Unknown livebaseballscorecards.com		
Ron Stone, L OBP: 0.189, SLG: 0.278 (1, 7)										4	1	1	1	0	1	1			
Dick Allen, R OBP: 0.432, SLG: 0.625 (1, 3)										3	1	1	2	0	1	0			
Terry Harmon, R OBP: 0.440, SLG: 0.222 (7, 4)										1	0	1	0	0	0	0			
Johnny Callison, L OBP: 0.350, SLG: 0.444 (1, 9)										3	1	1	1	0	0	1			
Deron Johnson, R OBP: 0.409, SLG: 0.471 (1, 5) (7, 3)										4	0	0	0	0	2	3			
Don Money, R OBP: 0.385, SLG: 0.646 (1, 6)										4	0	2	1	0	0	2			
Mike Ryan, R OBP: 0.208, SLG: 0.260 (1, 2)										3	0	0	0	0	2	3			
Larry Hisle, R OBP: 0.273, SLG: 0.245 (1, 8)										3	0	0	0	0	1	1			
Grant Jackson, S OBP: 0.375, SLG: 0.375 (1, 1)										3	1	1	0	0	1	0			
Inning Stats	R: 0 E: 0 K: 1 S: 5	H: 0 LOB: 0 BB: 0 P: 5	R: 1 E: 0 K: 3 S: 10	H: 1 LOB: 1 BB: 0 P: 11	R: 0 E: 0 K: 2 S: 7	H: 0 LOB: 0 BB: 0 P: 7	R: 0 E: 0 K: 1 S: 5	H: 0 LOB: 0 BB: 0 P: 5	R: 0 E: 0 K: 0 S: 3	H: 1 LOB: 0 BB: 0 P: 3	R: 4 E: 0 K: 1 S: 10	H: 5 LOB: 1 BB: 0 P: 10	R: 0 E: 1 K: 0 S: 4	H: 0 LOB: 1 BB: 0 P: 4	R: 0 E: 0 K: 0 S: 4	H: 1 LOB: 1 BB: 0 P: 4	1B: 5 2B: 2 3B: 1 HR: 0	SF: 0 SAC: 0 DP: 1 HBP: 1	WP: 0 PA: 33 PB: 0 SB: 2 CS: 0
PITCHER Bob Gibson, R ERA: 2.73 (1, 1)	IP: 6.0 WLS: L BF: 25 H: 7 R: 5 ER: 5 SO: 8 BB: 0 IBB: 0 HBP: 1 BLK: 0 WP: 0 HR: 0 S: 40 P: 41 ERA: 7.50 WHIP: 1.167																	PITCHER	
Gary Waslewski, R ERA: 4.66 (7, 1)	IP: 2.0 WLS: 8 BF: 1 H: 0 R: 0 ER: 0 SO: 0 BB: 0 IBB: 0 HBP: 0 BLK: 0 WP: 0 HR: 8 S: 8 P: 8 ERA: 0.00 WHIP: 0.500																	PITCHER	

Batter	1	2	3	4	5	6	7	8	9	AB	R	H	RBI	BB	SO	LOB	TOP				
Julian Javier, R (1,4) OBP: 0.316, SLG: 0.283										5	0	0	0	0	1	3					
Lou Brock, L (1,7) OBP: 0.185, SLG: 0.329										5	2	3	1	0	1	1					
Curt Flood, R (1,8) OBP: 0.289, SLG: 0.310										5	2	2	0	0	0	2					
Joe Torre, R (1,3) OBP: 0.329, SLG: 0.477										3	0	1	1	1	0	2					
Jim Hicks, R (8, PR) Bill White, L (8, 3) OBP: 0.222, SLG: 0.125										0	1	0	0	0	0	0					
Mike Shannon, R (1,5) OBP: 0.296, SLG: 0.426										5	2	2	4	0	0	2					
Vada Pinson, L (1,9) OBP: 0.356, SLG: 0.485										5	1	2	0	0	1	1					
Tim McCarver, L (1,2) OBP: 0.286, SLG: 0.338										5	1	2	4	0	0	2					
Dal Maxvill, R (1,6) OBP: 0.311, SLG: 0.302										5	0	1	0	0	1	3					
Nelson Briles, R (1,1) OBP: 0.143, SLG: 0.143										2	0	1	0	0	0	0					
Phil Gagliano, R (7, PH) Ron Willis, R (7, 1) Joe Hague, L (8, PH) Joe Hoerner, R (9, 1)										0	0	0	0	1	0	0					
Inning Stats	R: 0 E: 0 K: 1 S: 5	H: 0 LOB: 0 BB: 0 P: 5	R: 0 E: 0 K: 1 S: 6	H: 1 LOB: 2 BB: 1 P: 10	R: 0 E: 0 K: 1 S: 6	H: 1 LOB: 1 BB: 0 P: 6	R: 0 E: 0 K: 1 S: 5	H: 0 LOB: 0 BB: 0 P: 5	R: 0 E: 0 K: 0 S: 3	H: 0 LOB: 0 BB: 0 P: 3	R: 1 E: 0 K: 0 S: 5	H: 2 LOB: 1 BB: 0 P: 5	R: 0 E: 0 K: 0 S: 4	H: 1 LOB: 2 BB: 1 P: 8	R: 3 E: 0 K: 0 S: 7	H: 4 LOB: 1 BB: 0 P: 7	R: 6 E: 0 K: 0 S: 9	H: 6 LOB: 0 BB: 0 P: 9	1B: 9 2B: 1 3B: 2 HR: 3	SF: 0 SAC: 0 DP: 0 HBP: 0	WP: 0 PA: 44 PB: 0 SB: 0 CS: 0
PITCHER	IP WLS BF H R ER SO BB IBB HBP BLK WP HR S P ERA WHIP																				
Woodie Fryman, L (1,1) ERA: 2.3	7.0	30	7	3	3	4	2	0	0	0	0	0	0	0	36	44	3.86	1.286			
Barry Lersch, R (8,1) ERA: 8.97	1.2	L	10	5	4	4	0	0	0	0	0	2	10	10	21.60	3.000					
Gary Wagner, R (9,1) ERA: 10.8	0.1		4	3	3	3	0	0	0	0	0	1	4	4	81.00	9.000					

St. Louis Cardinals @ Philadelphia Phillies
 Connie Mack Stadium, Philadelphia, PA
 Sat Apr 26 1969, 6:05 PM EST
 Att: 8,942 - Unknown

AB 42
 R 10
 H 15
 RBI 10
 BB 2
 SO 4
 LOB 16



Batter	1	2	3	4	5	6	7	8	9	AB	R	H	RBI	BB	SO	LOB	BOTTOM			
Tony Taylor, R (1,4) OBP: 0.299, SLG: 0.302										4	1	2	0	0	1	0				
Ron Stone, L (1,7) OBP: 0.171, SLG: 0.250										4	0	0	0	0	0	2				
Dick Allen, R (1,3) OBP: 0.439, SLG: 0.694										4	2	2	1	0	0	0				
Johnny Callison, L (1,9) OBP: 0.359, SLG: 0.448										4	1	2	1	0	0	0				
Deron Johnson, R (1,5) OBP: 0.438, SLG: 0.514										3	0	2	2	1	1	0				
Don Money, R (1,6) OBP: 0.357, SLG: 0.596										4	0	0	0	0	2	4				
Mike Ryan, R (1,2) OBP: 0.193, SLG: 0.241										4	0	0	0	0	0	2				
Larry Hisle, R (1,8) OBP: 0.254, SLG: 0.226										4	0	0	0	0	3	0				
Woodie Fryman, R (1,1) OBP: 0.091, SLG: 0.091										3	0	0	0	0	1	0				
Barry Lersch, S (8,1) Gary Wagner, R (9,1)										0	0	0	0	0	0	0				
Inning Stats	R: 0 E: 0 K: 0 S: 3	H: 1 LOB: 0 BB: 0 P: 3	R: 0 E: 0 K: 1 S: 6	H: 1 LOB: 0 BB: 0 P: 6	R: 0 E: 0 K: 1 S: 6	H: 1 LOB: 2 BB: 1 P: 10	R: 0 E: 0 K: 2 S: 7	H: 0 LOB: 0 BB: 0 P: 7	R: 3 E: 0 K: 0 S: 7	H: 4 LOB: 1 BB: 0 P: 7	R: 0 E: 0 K: 1 S: 5	H: 0 LOB: 0 BB: 0 P: 5	R: 1 E: 0 K: 1 S: 6	H: 1 LOB: 0 BB: 0 P: 6	R: 0 E: 0 K: 1 S: 5	H: 0 LOB: 0 BB: 0 P: 5	1B: 5 2B: 2 3B: 0 HR: 1	SF: 0 SAC: 0 DP: 0 HBP: 0	WP: 0 PA: 35 PB: 0 SB: 0 CS: 0	
PITCHER	IP WLS BF H R ER SO BB IBB HBP BLK WP HR S P ERA WHIP																			
Nelson Briles, R (1,1) ERA: 9.5	6.0	25	7	3	3	5	1	0	0	0	0	34	38	4.50	1.333					
Ron Willis, R (7,1) ERA: 2.45	2.0	W	7	1	1	1	2	0	0	0	0	1	11	11	4.50	0.500				
Joe Hoerner, L (9,1) ERA: 2.08	1.0	S	3	0	0	0	1	0	0	0	0	5	5	0.00	0.000					

St. Louis Cardinals @ Philadelphia Phillies
 Connie Mack Stadium, Philadelphia, PA
 Sat Apr 26 1969, 6:05 PM EST
 Att: 8,942 - Unknown

AB 34
 R 4
 H 8
 RBI 4
 BB 1
 SO 8
 LOB 8



Batter	1	2	3	4	5	6	7	8	9	AB	R	H	RBI	BB	SO	LOB	TOP			
Lou Brock, L OBP: 0.192, SLG: 0.338 (1, 7)	0-0 4-3		0-0 2B		0-0 1-3			0-0 P4		4	0	1	0	0	0	0	St. Louis Cardinals @ Philadelphia Phillies Connie Mack Stadium, Philadelphia, PA Sun Apr 27 1969, 3:33 AM EDT Att: 7,565 - Unknown livebaseballscores.com			
Curt Flood, R OBP: 0.286, SLG: 0.297 (1, 8)	0-0 F8		0-0 6-3		1-0 HBP			0-0 P4		3	0	0	0	0	0	1				
Vada Pinson, L OBP: 0.338, SLG: 0.457 (1, 9)	0-3 K		0-0 5-3		0-0 5-3			0-0 L3		4	0	0	0	0	1	2				
Joe Torre, R OBP: 0.312, SLG: 0.449 (1, 3)		0-0 F8		0-0 5-3		0-0 F2			0-0 4-3	4	0	0	0	0	0	0				
Tim McCarver, L OBP: 0.297, SLG: 0.338 (1, 2)		4-0 FC5-4 1B BB		0-0 E 1B		0-0 F7			0-0 F8	3	0	1	0	1	0	0				
Mike Shannon, R OBP: 0.307, SLG: 0.431 (1, 5)		0-0 FC5-4 1B		0-0 E7 1B		0-0 L8			0-0 6-3	4	0	2	0	0	0	0				
Julian Javier, R OBP: 0.300, SLG: 0.268 (1, 4)		0-0 FC5-4 1-2 2-3		0-3 K			0-0 5-3			3	0	0	0	0	1	4				
Dal Maxvill, R OBP: 0.297, SLG: 0.286 (1, 6)		0-0 1-3		0-0 P4			0-0 F9			3	0	0	0	0	0	4				
Ray Washburn, R (1, 1)			0-3 K		0-3 K			0-0 F2		3	0	0	0	0	2	0				
Inning Stats	R: 0 E: 0 K: 1 S: 5	H: 0 LOB: 0 BB: 0 P: 5	R: 0 E: 0 K: 0 S: 4	H: 1 LOB: 2 BB: 1 P: 8	R: 0 E: 0 K: 1 S: 6	H: 1 LOB: 1 BB: 0 P: 6	R: 0 E: 1 K: 1 S: 7	H: 2 LOB: 2 BB: 0 P: 7	R: 0 E: 0 K: 0 S: 5	H: 0 LOB: 0 BB: 0 P: 3	R: 0 E: 0 K: 0 S: 3	H: 0 LOB: 0 BB: 0 P: 3	R: 0 E: 0 K: 0 S: 3	H: 0 LOB: 0 BB: 0 P: 3	R: 0 E: 0 K: 0 S: 3	H: 0 LOB: 0 BB: 0 P: 3	1B: 3 2B: 1 3B: 0 HR: 0	SF: 0 SAC: 0 DP: 0 HBP: 1	WP: 0 PB: 0 SB: 0 CS: 0	PA: 33
PITCHER Jerry Johnson, R ERA: 2.82 (1, 1)	IP: 9.0 WLS: W BF: 33 H: 4 R: 0 ER: 0 SO: 4 BB: 1 IBB: 0 HBP: 1 BLK: 0 WP: 0 HR: 0 S: 39 P: 44 ERA: 0.00 WHIP: 0.556															PITCHER				

Batter	1	2	3	4	5	6	7	8	9	AB	R	H	RBI	BB	SO	LOB	BOTTOM			
Tony Taylor, R OBP: 0.324, SLG: 0.328 (1, 4)	0-3 K		0-0 1-2 1B		0-0 1-2 2-3 1B			0-0 S 1B		4	1	3	0	0	1	0	St. Louis Cardinals @ Philadelphia Phillies Connie Mack Stadium, Philadelphia, PA Sun Apr 27 1969, 3:33 AM EDT Att: 7,565 - Unknown livebaseballscores.com			
John Briggs, L OBP: 0.212, SLG: 0.071 (1, 8)	0-3 K		0-0 L8		0-0 F8			0-3 K		4	0	0	0	0	2	6				
Dick Allen, R OBP: 0.400, SLG: 0.625 (1, 3)	0-3 K			0-3 K		0-0 1-3		0-3 K		4	0	0	0	0	3	1				
Johnny Callison, L OBP: 0.353, SLG: 0.426 (1, 9)		0-3 K		0-0 F3		0-0 L4		4-0 1B IBB		3	0	0	0	1	1	0				
Deron Johnson, R OBP: 0.442, SLG: 0.512 (1, 5)		0-0 E6 G4-3		0-0 P6			0-0 1B		0-0 1-2 2-H 1B	4	0	2	1	0	0	0				
Don Money, R OBP: 0.333, SLG: 0.554 (1, 6)		0-0 G4-3			0-0 F8		0-3 K		0-3 K	4	0	0	0	0	2	4				
Ron Stone, L OBP: 0.159, SLG: 0.233 (1, 7)			0-0 4-3		0-0 4-3		0-0 4-3			3	0	0	0	0	0	0				
Mike Ryan, R OBP: 0.200, SLG: 0.246 (1, 2)			0-0 5-3		0-0 1B BB 1B		0-0 1-3			3	0	1	0	0	0	0				
Jerry Johnson, R OBP: 0.286, SLG: 0.167 (1, 1)			0-0 1B 1B		4-0 1B 1B		0-0 L6			2	0	1	0	1	0	0				
Inning Stats	R: 0 E: 0 K: 3 S: 9	H: 0 LOB: 0 BB: 0 P: 9	R: 0 E: 1 K: 1 S: 5	H: 0 LOB: 0 BB: 0 P: 5	R: 0 E: 0 K: 0 S: 5	H: 2 LOB: 2 BB: 0 P: 5	R: 0 E: 0 K: 1 S: 5	H: 0 LOB: 0 BB: 0 P: 5	R: 0 E: 0 K: 0 S: 5	H: 2 LOB: 3 BB: 1 P: 9	R: 0 E: 0 K: 1 S: 6	H: 1 LOB: 1 BB: 0 P: 6	R: 0 E: 0 K: 0 S: 3	H: 0 LOB: 0 BB: 0 P: 3	R: 1 E: 0 K: 3 S: 11	H: 2 LOB: 2 BB: 1 P: 15	1B: 7 2B: 0 3B: 0 HR: 0	SF: 0 SAC: 0 DP: 1 HBP: 0	WP: 0 PB: 0 SB: 1 CS: 0	PA: 33
PITCHER Ray Washburn, R ERA: 2.25 (1, 1)	IP: 8.0 WLS: L BF: 33 H: 7 R: 1 ER: 1 SO: 9 BB: 1 IBB: 1 HBP: 0 BLK: 0 WP: 0 HR: 0 S: 49 P: 57 ERA: 1.12 WHIP: 1.000															PITCHER				

Batter	1	2	3	4	5	6	7	8	9	AB	R	H	RBI	BB	SO	LOB	TOP					
Lou Brock, L OBP: 0.205, SLG: 0.341 (1, 7)										5	1	2	0	0	2	4						
Curt Flood, R OBP: 0.306, SLG: 0.321 (1, 8)										4	2	2	1	1	0	1						
Vada Pinson, L OBP: 0.354, SLG: 0.486 (1, 9)										4	0	2	1	0	0	3						
Joe Torre, R OBP: 0.305, SLG: 0.432 (1, 3)										5	1	1	2	0	1	5						
Tim McCarver, L OBP: 0.316, SLG: 0.347 (1, 2)											4	1	2	0	1	0	1					
Mike Shannon, R OBP: 0.300, SLG: 0.416 (1, 5)											5	0	1	0	0	2	4					
Julian Javier, R OBP: 0.277, SLG: 0.246 (1, 4)											5	0	0	0	0	2	4					
Dal Maxvill, R OBP: 0.324, SLG: 0.281 (1, 6)											1	1	0	1	3	1	0					
Steve Carlton, L OBP: 0.417, SLG: 0.500 (1, 1)											4	0	1	0	0	1	5					
Inning Stats	R: 3 E: 0 K: 0 S: 5	H: 2 LOB: 3 BB: 3 P: 18	R: 0 E: 0 K: 0 S: 4	H: 1 LOB: 1 BB: 0 P: 4	R: 0 E: 0 K: 1 S: 5	H: 0 LOB: 0 BB: 0 P: 5	R: 1 E: 0 K: 1 S: 7	H: 2 LOB: 2 BB: 1 P: 11	R: 1 E: 1 K: 2 S: 9	H: 2 LOB: 1 BB: 1 P: 13	R: 0 E: 0 K: 3 S: 9	H: 0 LOB: 0 BB: 0 P: 9	R: 1 E: 0 K: 0 S: 5	H: 2 LOB: 1 BB: 0 P: 5	R: 0 E: 0 K: 1 S: 5	H: 1 LOB: 0 BB: 0 P: 5	1B: 9 2B: 1 3B: 1 HR: 0	SF: 0 SAC: 0 DP: 0 HBP: 1	WP: 0 PB: 0 SB: 1 CS: 1	PA: 43		
PITCHER	IP	WLS	BF	H	R	ER	SO	BB	IBB	HBP	BLK	WP	HR	S	P	ERA	WHIP					
Bob Moose, R ERA: 3.95	(1, 1)	3.1	L	20	5	4	4	2	4	0	1	0	0	0	19	36	10.80	2.700				
Luke Walker, L ERA: 2.7	(4, 1)	1.2		8	2	1	0	2	1	0	0	0	0	0	11	15	0.00	1.800				
Bruce Dal Canton, R ERA: 0.75	(6, 1)	2.0		7	1	0	4	0	0	0	0	0	0	15	15	0.00	0.500					
Jim Shellenback, L ERA: 2.45	(8, 1)	2.0		8	3	1	1	1	0	0	0	0	0	10	10	4.50	1.500					

St. Louis Cardinals @ Pittsburgh Pirates
Forbes Field, Pittsburgh, PA
Mon Apr 28 1969, 7:05 PM EDT
Att: 3,859 - Unknown

AB 37
R 6
H 11
RBI 5
BB 5
SO 9
LOB 27



Batter	1	2	3	4	5	6	7	8	9	AB	R	H	RBI	BB	SO	LOB	BOTTOM					
Matty Alou, L OBP: 0.420, SLG: 0.494 (1, 8)										4	0	1	0	0	1	4						
Ron Davis, R OBP: 0.366, SLG: 0.375 (1, 9)										3	0	1	0	1	1	1						
Willie Stargell, L OBP: 0.392, SLG: 0.606 (1, 7)										4	0	0	0	0	1	4						
Bob Robertson, R OBP: 0.283, SLG: 0.300 (1, 3)										4	1	0	0	0	2	1						
Jose Pagan, R OBP: 0.294, SLG: 0.344 (1, 5)										3	1	1	0	1	0	0						
Bill Mazaroski, R OBP: 0.231, SLG: 0.254 (1, 4)										3	0	0	0	1	0	2						
Jerry May, R OBP: 0.293, SLG: 0.434 (1, 2)										3	0	1	2	0	1	0						
Freddie Patek, R OBP: 0.347, SLG: 0.270 (1, 6)										4	0	0	0	0	0	3						
Bob Moose, R ERA: 3.95	(1, 1)	9.0	W	35	4	2	1	6	5	0	0	0	0	0	0	0	1.00	1.000				
Luke Walker, L ERA: 2.7	(4, 1)	1.2		8	2	1	0	2	1	0	0	0	0	0	11	15	0.00	1.800				
Bruce Dal Canton, R ERA: 0.75	(6, 1)	2.0		7	1	0	4	0	0	0	0	0	0	15	15	0.00	0.500					
Jim Shellenback, L ERA: 2.45	(8, 1)	2.0		8	3	1	1	1	0	0	0	0	0	10	10	4.50	1.500					
Inning Stats	R: 0 E: 0 K: 3 S: 10	H: 1 LOB: 1 BB: 0 P: 10	R: 1 E: 0 K: 0 S: 4	H: 2 LOB: 2 BB: 2 P: 12	R: 0 E: 0 K: 1 S: 4	H: 0 LOB: 0 BB: 1 P: 8	R: 0 E: 0 K: 1 S: 5	H: 0 LOB: 0 BB: 0 P: 5	R: 0 E: 0 K: 1 S: 6	H: 1 LOB: 2 BB: 1 P: 10	R: 0 E: 0 K: 0 S: 3	H: 0 LOB: 0 BB: 0 P: 3	R: 0 E: 0 K: 0 S: 3	H: 0 LOB: 0 BB: 0 P: 3	R: 1 E: 1 K: 0 S: 4	H: 0 LOB: 1 BB: 1 P: 8	1B: 3 2B: 1 3B: 0 HR: 0	SF: 1 SAC: 0 DP: 2 HBP: 0	WP: 1 PB: 1 SB: 0 CS: 0	PA: 35		
PITCHER	IP	WLS	BF	H	R	ER	SO	BB	IBB	HBP	BLK	WP	HR	S	P	ERA	WHIP					
Steve Carlton, L ERA: 1.16	(1, 1)	9.0	W	35	4	2	1	6	5	0	0	0	0	0	0	0	1.00	1.000				

St. Louis Cardinals @ Pittsburgh Pirates
Forbes Field, Pittsburgh, PA
Mon Apr 28 1969, 7:05 PM EDT
Att: 3,859 - Unknown

AB 29
R 2
H 4
RBI 2
BB 5
SO 6
LOB 15



Batter	1	2	3	4	5	6	7	8	9	AB	R	H	RBI	BB	SO	LOB	TOP					
Lou Brock, L OBP: 0.207, SLG: 0.337 (1, 7)										4	0	1	0	0	1	1						
Curt Flood, R OBP: 0.303, SLG: 0.317 (1, 8)										4	0	1	0	0	1	1						
Vada Pinson, L OBP: 0.337, SLG: 0.462 (1, 9)										4	0	0	0	0	0	2						
Joe Torre, R OBP: 0.306, SLG: 0.421 Jim Hicks, R (7, PR)										2	0	0	0	1	1	1						
Steve Huntz, S OBP: 0.100, SLG: 0.100 (7, 6)										0	0	0	0	0	0	0						
Tim McCarver, L OBP: 0.325, SLG: 0.387 (1, 2)										3	1	1	1	1	0	0						
Mike Shannon, R OBP: 0.289, SLG: 0.400 (1, 5)										3	0	0	0	0	2	0						
Julian Javier, R OBP: 0.269, SLG: 0.238 Phil Gagliano, R (7, PH)										2	0	0	0	0	1	0	AB 30					
Dal Maxvill, R OBP: 0.329, SLG: 0.305 Bill White, L OBP: 0.200, SLG: 0.111 (7, 3)										1	0	0	0	0	3	3	R 1					
Dave Giusti, R OBP: 0.455, SLG: 0.444 Joe Hague, L (8, PH)										2	0	1	0	0	1	1	H 5					
Ron Willis, R (8, 1)										1	0	0	0	0	0	0	RBI 1					
										0	0	0	0	0	0	0	BB 2					
																	SO 10					
																	LOB 12					
Inning Stats	R: 0 E: 0 K: 0 S: 3	H: 0 LOB: 0 BB: 0 P: 3	R: 0 E: 0 K: 2 S: 7	H: 0 LOB: 0 BB: 0 P: 7	R: 0 E: 0 K: 2 S: 8	H: 1 LOB: 1 BB: 0 P: 8	R: 0 E: 0 K: 0 S: 3	H: 1 LOB: 0 BB: 0 P: 3	R: 1 E: 0 K: 1 S: 7	H: 2 LOB: 1 BB: 0 P: 7	R: 0 E: 0 K: 2 S: 7	H: 0 LOB: 0 BB: 0 P: 7	R: 0 E: 0 K: 1 S: 5	H: 0 LOB: 3 BB: 2 P: 13	R: 0 E: 0 K: 0 S: 4	H: 1 LOB: 1 BB: 0 P: 4	R: 0 E: 0 K: 2 S: 7	H: 0 LOB: 0 BB: 0 P: 7	1B: 3 2B: 2 3B: 0 HR: 1	SF: 0 SAC: 1 DP: 1 HBP: 0	WP: 0 PB: 0 SB: 1 CS: 0	PA: 33
PITCHER Jim Bunning, R ERA: 3.13 (1, 1)	IP: 9.0 WLS: W BF: 33 H: 5 R: 1 ER: 1 SO: 10 BB: 2 IBB: 0 HBP: 0 BLK: 0 WP: 0 HR: 1 S: 51 P: 59 ERA: 1.00 WHIP: 0.778															PITCHER						

St. Louis Cardinals @ Pittsburgh Pirates
Forbes Field, Pittsburgh, PA
Wed Apr 30 1969, 7:05 PM EDT
Unknown

AB 30
R 1
H 5
RBI 1
BB 2
SO 10
LOB 12





Batter	1	2	3	4	5	6	7	8	9	AB	R	H	RBI	BB	SO	LOB	BOTTOM			
Matty Alou, L OBP: 0.435, SLG: 0.506 (1, 8)										4	0	3	0	0	0	0				
Richie Hebner, L OBP: 0.446, SLG: 0.396 (1, 5)										3	1	1	0	1	0	2				
Willie Stargell, L OBP: 0.385, SLG: 0.586 (1, 7)										4	0	1	0	0	1	4				
Al Oliver, L OBP: 0.341, SLG: 0.450 Ron Davis, R OBP: 0.366, SLG: 0.375 (8, 9)										4	1	1	1	0	3	5				
Manny Sanguillen, R OBP: 0.423, SLG: 0.500 (1, 2)										4	0	1	1	0	1	2				
Bob Robertson, R OBP: 0.260, SLG: 0.273 (1, 3)										4	0	0	0	0	3	1				
Bill Mazerowski, R OBP: 0.232, SLG: 0.253 (1, 4)										4	0	1	0	0	1	0	AB 33			
Freddie Patek, R OBP: 0.347, SLG: 0.273 (1, 6)										3	0	1	0	0	0	0	R 2			
Jim Bunning, R (1, 1)										3	0	0	0	0	2	2	H 9			
																	RBI 2			
																	BB 1			
																	SO 9			
																	LOB 16			
Inning Stats	R: 0 E: 0 K: 2 S: 9	H: 2 LOB: 2 BB: 0 P: 9	R: 0 E: 0 K: 1 S: 5	H: 0 LOB: 0 BB: 0 P: 5	R: 0 E: 0 K: 1 S: 7	H: 2 LOB: 2 BB: 0 P: 7	R: 0 E: 0 K: 0 S: 5	H: 2 LOB: 2 BB: 0 P: 5	R: 2 E: 0 K: 1 S: 7	H: 2 LOB: 1 BB: 1 P: 11	R: 0 E: 0 K: 0 S: 3	H: 0 LOB: 0 BB: 0 P: 3	R: 0 E: 0 K: 1 S: 6	H: 1 LOB: 1 BB: 0 P: 6	R: 0 E: 0 K: 3 S: 9	H: 0 LOB: 0 BB: 0 P: 9	1B: 6 2B: 3 3B: 0 HR: 0	SF: 0 SAC: 0 DP: 0 HBP: 0	WP: 1 PB: 0 SB: 0 CS: 0	PA: 34
PITCHER Dave Giusti, R ERA: 1.93 Ron Willis, R ERA: 2.16 (8, 1)	IP: 7.0 WLS: L BF: 31 H: 9 R: 2 ER: 2 SO: 6 BB: 1 IBB: 0 HBP: 0 BLK: 0 WP: 0 HR: 0 S: 46 P: 46 ERA: 2.57 WHIP: 1.429															PITCHER				

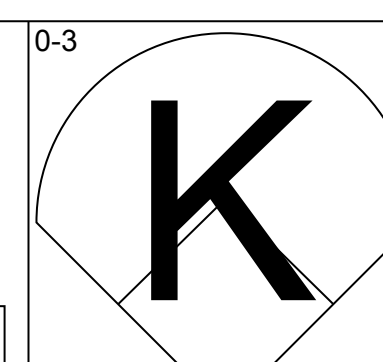
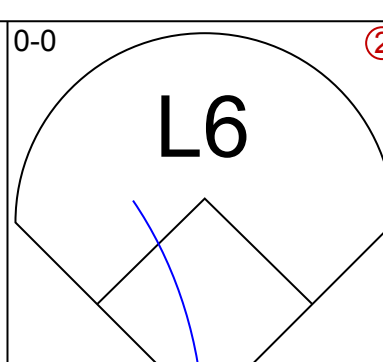
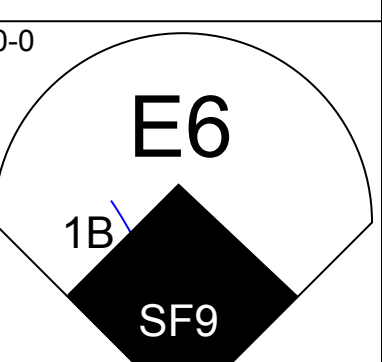
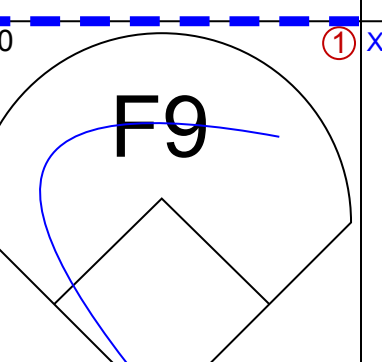
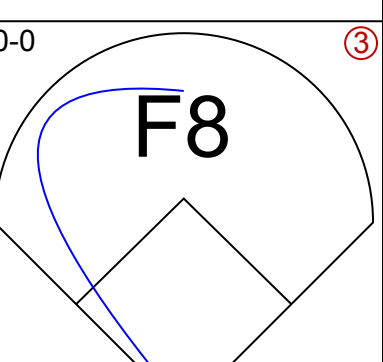
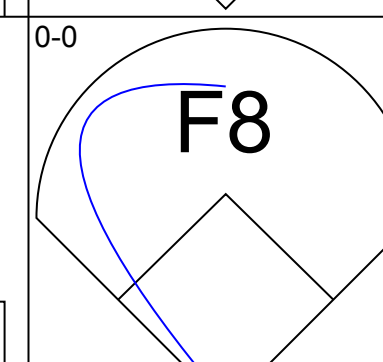
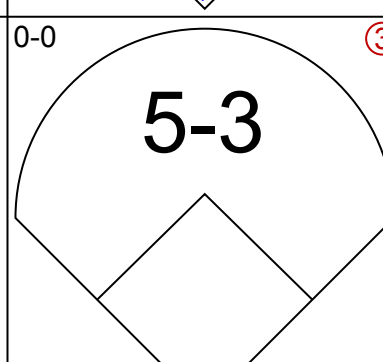
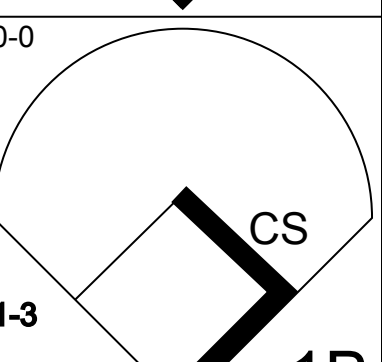
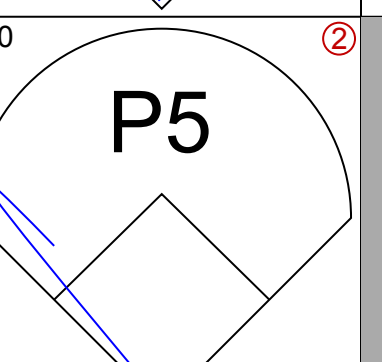
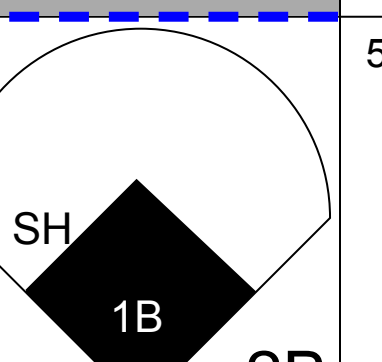
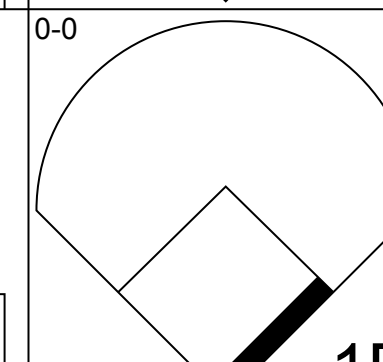
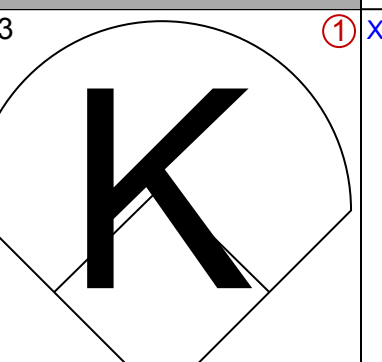
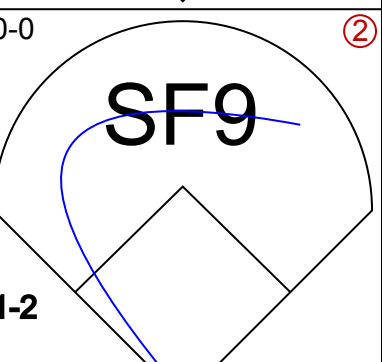
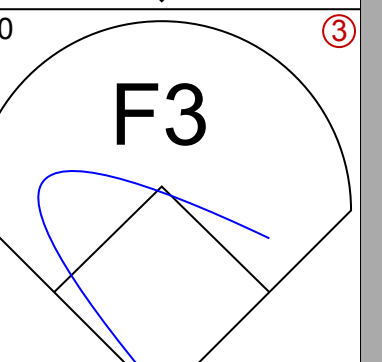
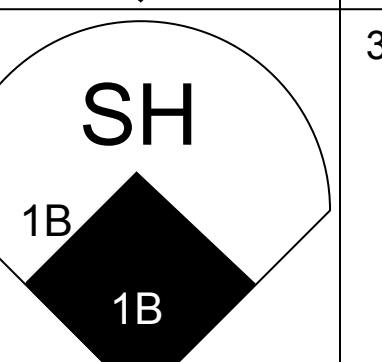
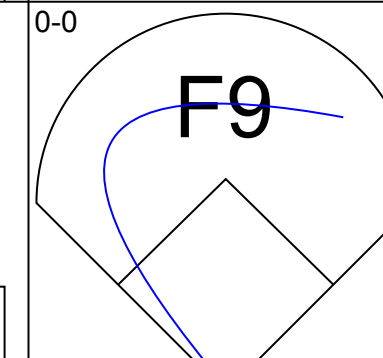
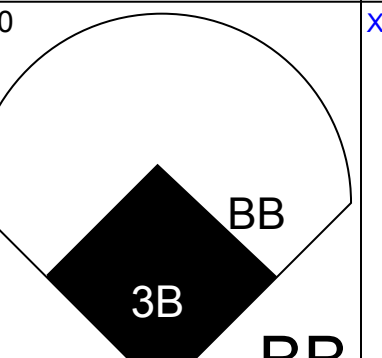
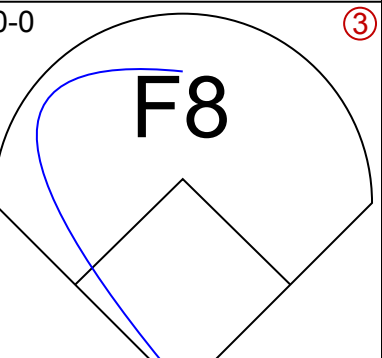
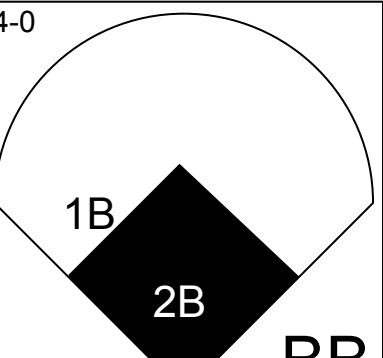
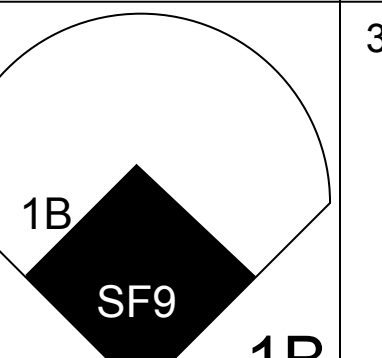
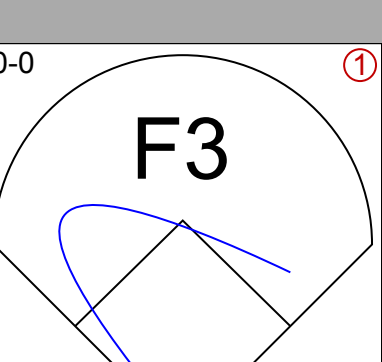
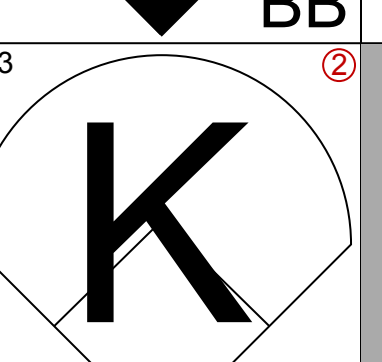
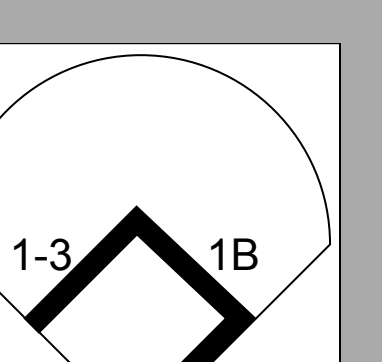
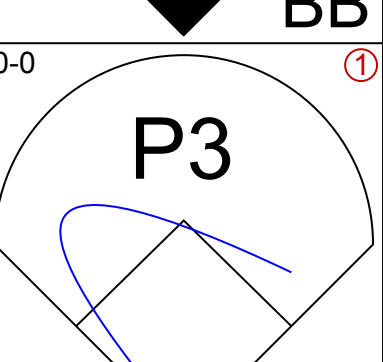
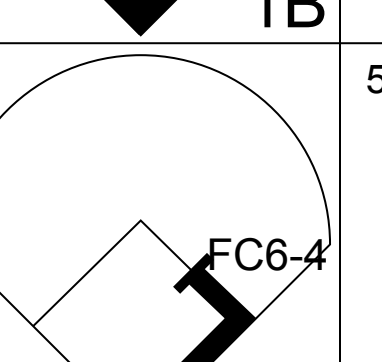
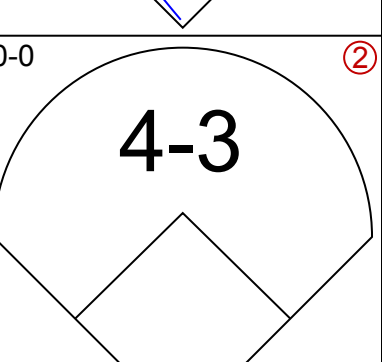
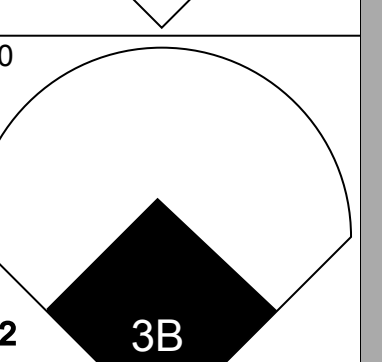
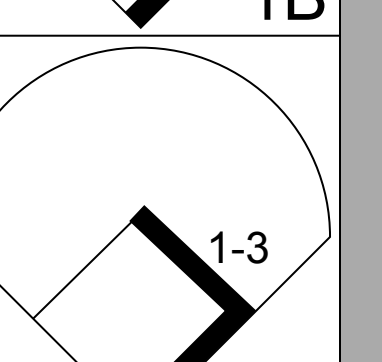
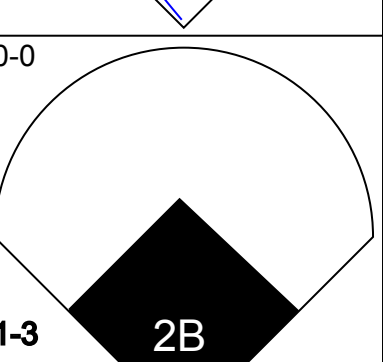
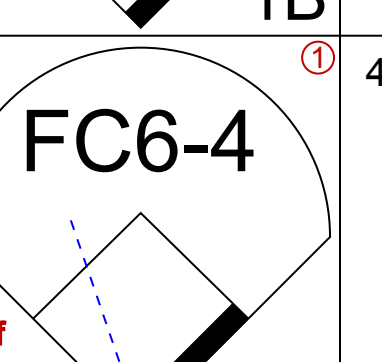
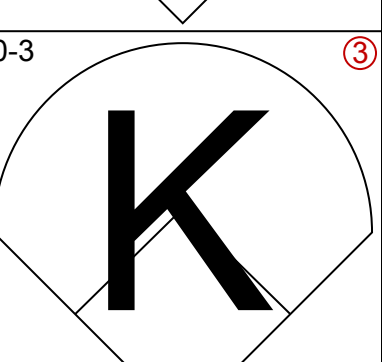
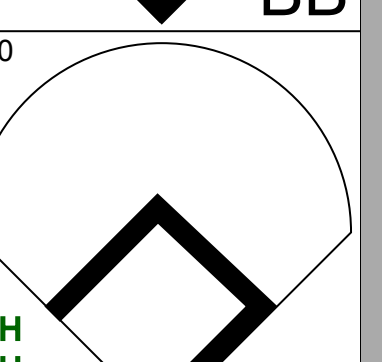
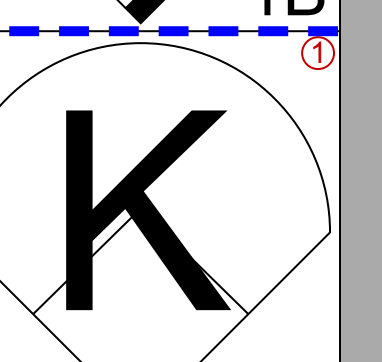
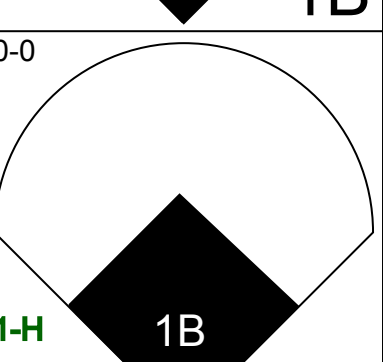
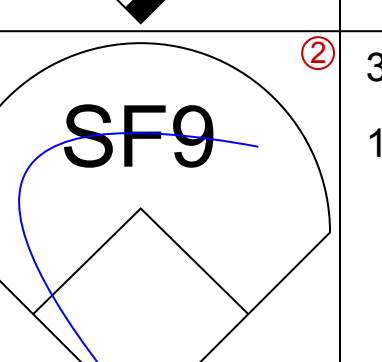
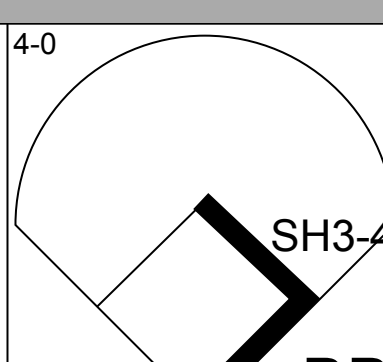
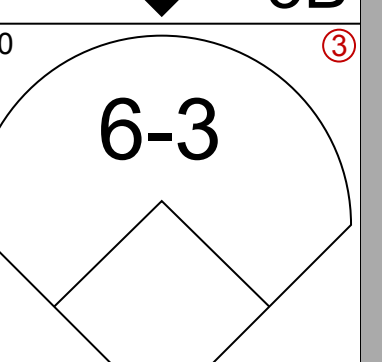
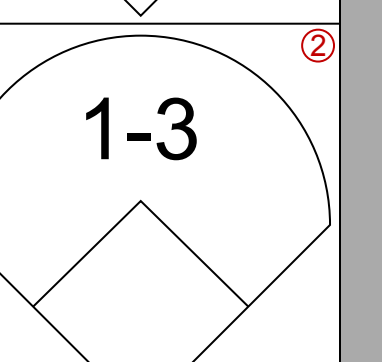
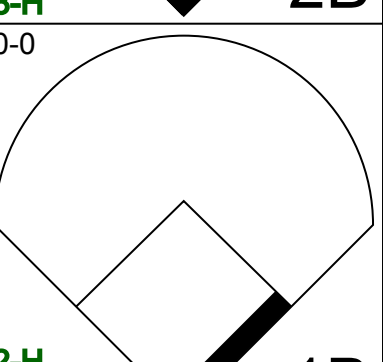
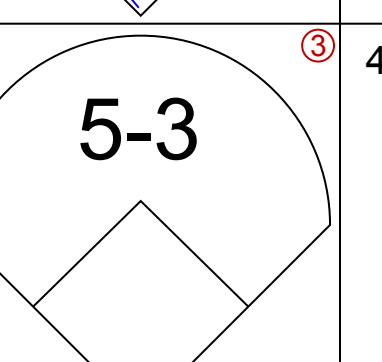
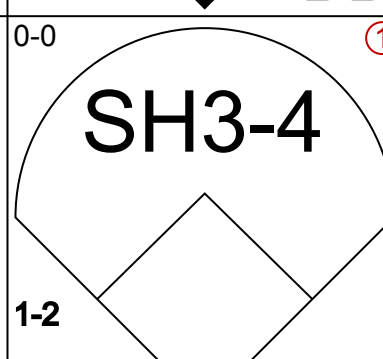
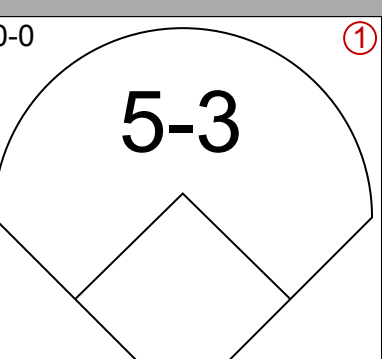
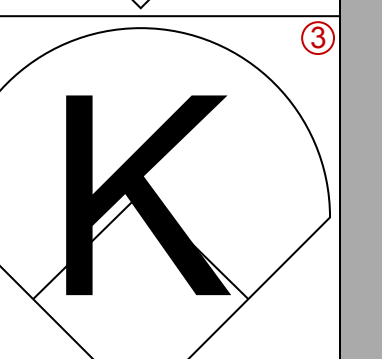
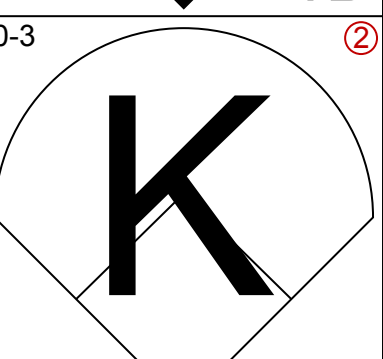
St. Louis Cardinals @ Pittsburgh Pirates
Forbes Field, Pittsburgh, PA
Wed Apr 30 1969, 7:05 PM EDT
Unknown

AB 33
R 2
H 9
RBI 2
BB 1
SO 9
LOB 16



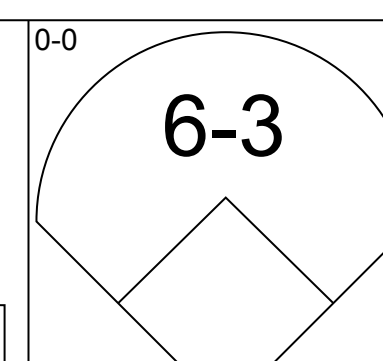
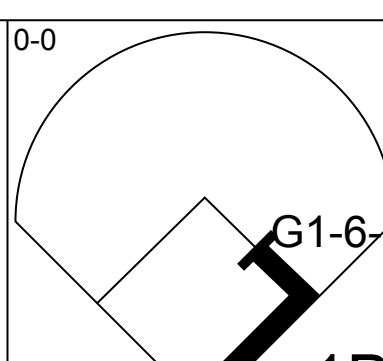
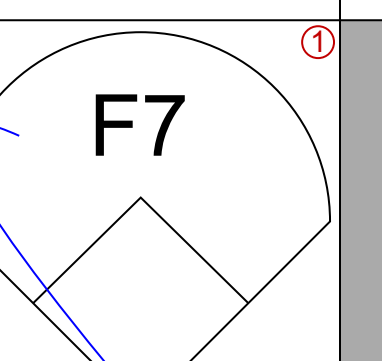
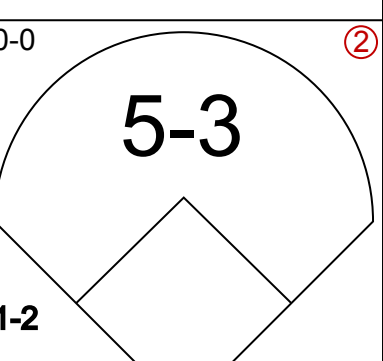
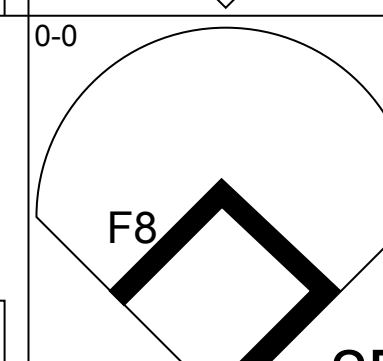
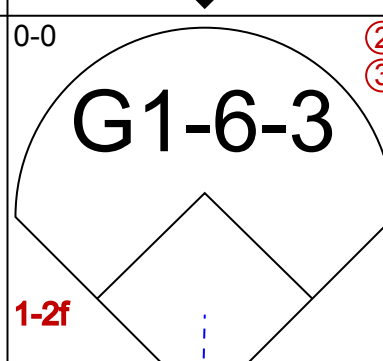
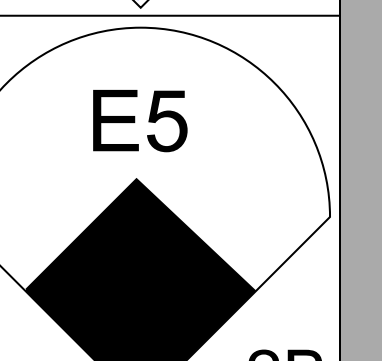
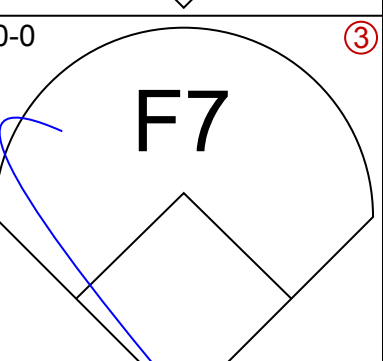
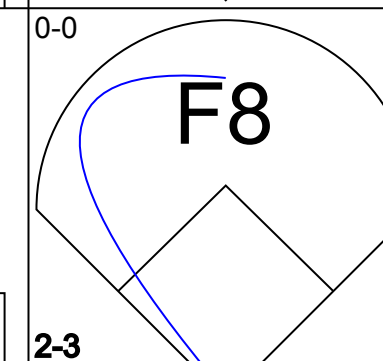
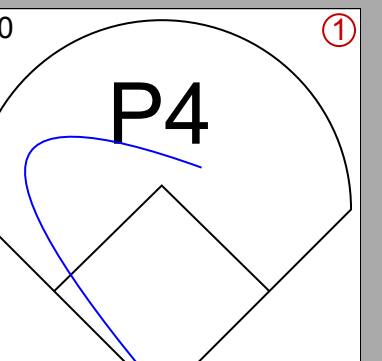
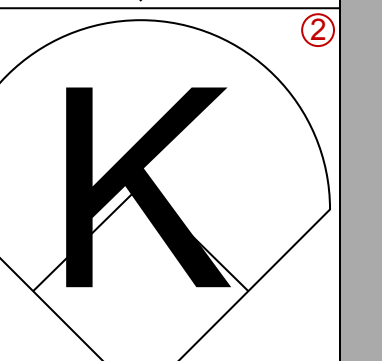
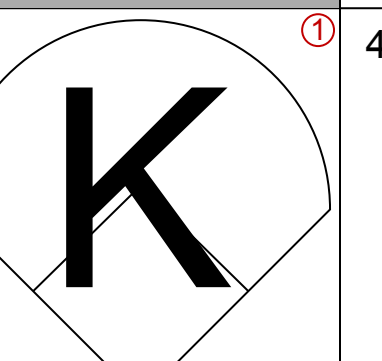
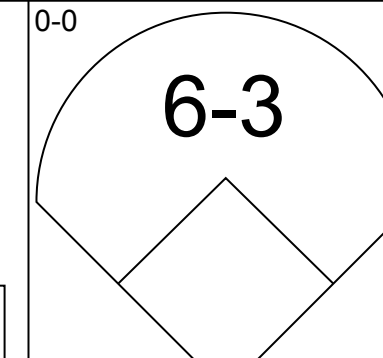
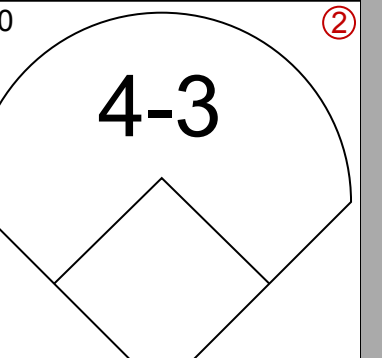
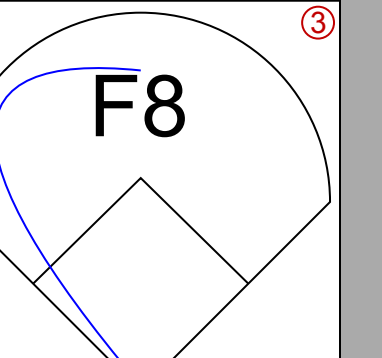
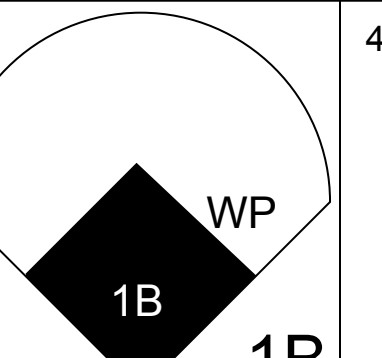
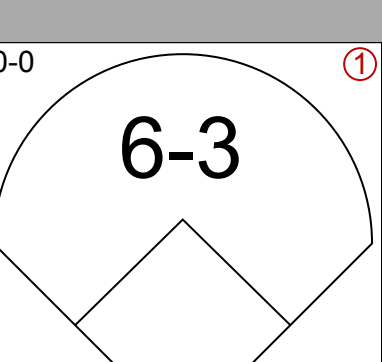
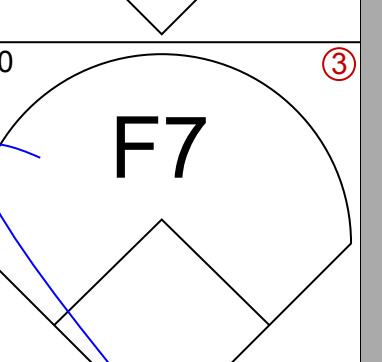
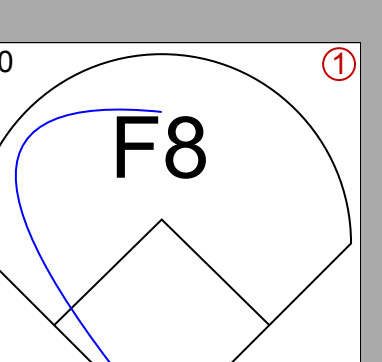
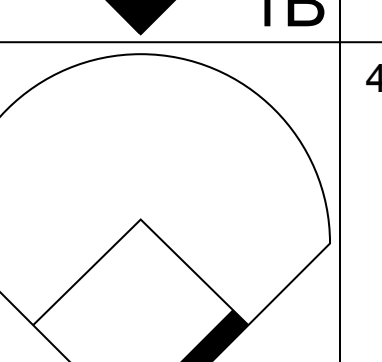
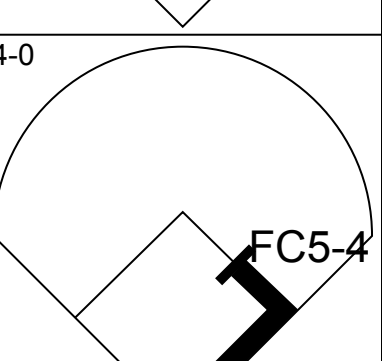
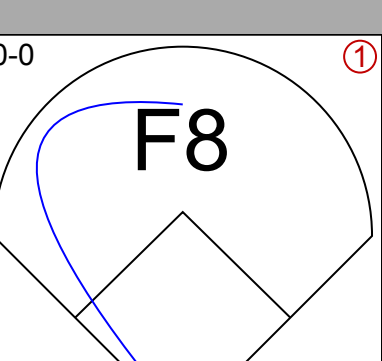
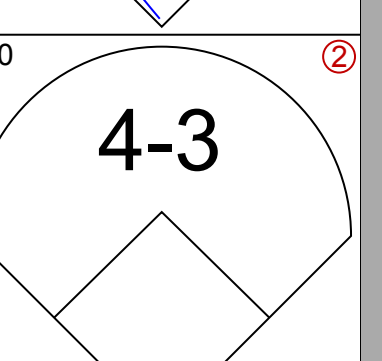
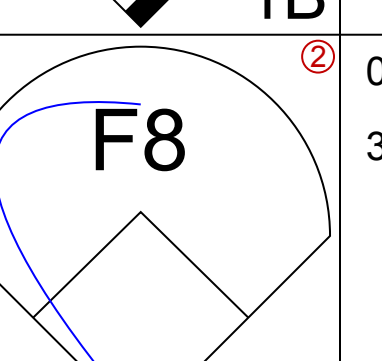
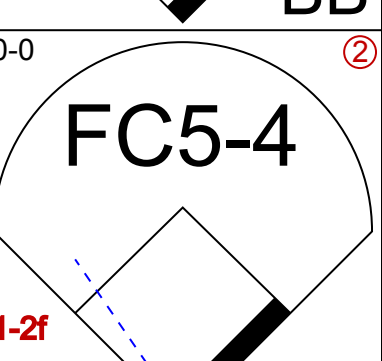
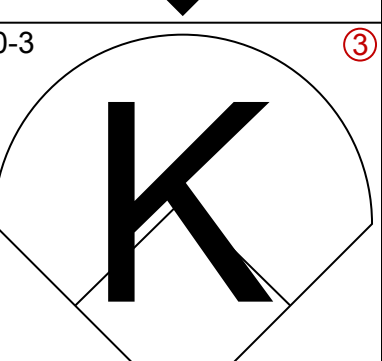
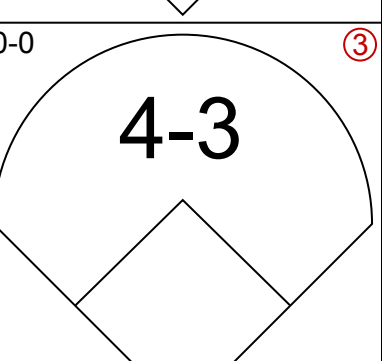




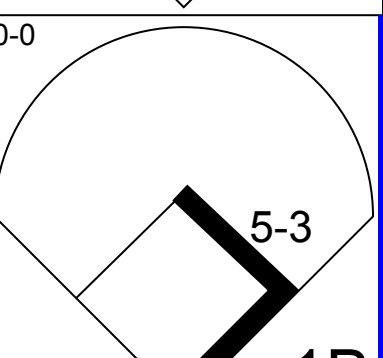
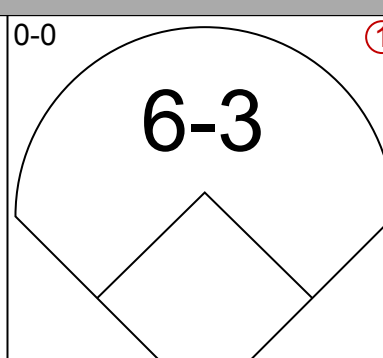
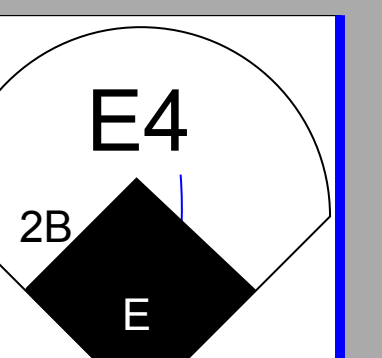
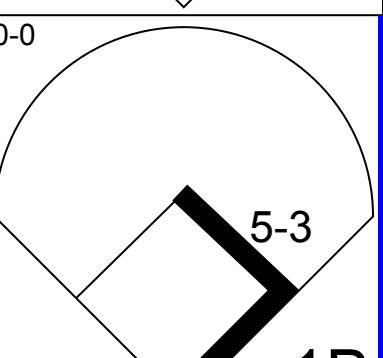
Batter	1	2	3	4	5	6	7	8	9	AB	R	H	RBI	BB	SO	LOB	TOP			
Lou Brock, L OBP: 0.228, SLG: 0.363 (1, 7)	L6		2-3	1B			L1-3 1B 2B		G5-4-3 1B	5	1	3	2	0	0	0	St. Louis Cardinals @ Pittsburgh Pirates Forbes Field, Pittsburgh, PA Wed Apr 30 1969, 7:05 PM EDT Att: 10,895 - Unknown AB 37 R 8 H 12 RBI 8 BB 4 SO 9 LOB 14 			
Curt Flood, R OBP: 0.296, SLG: 0.310 (1, 8)	BLK 1B 1B		1-3	F8			L1-3		G5-4-3 1-2	5	1	1	0	0	0	3				
Vada Pinson, L OBP: 0.352, SLG: 0.463 (1, 9)	1-H 1B		1-3	1-3	K		1B IBB		WP 2B 1B	4	1	2	1	1	1	0				
Joe Torre, R OBP: 0.322, SLG: 0.481 (1, 3)	K			HR	5-3		1-2 1B		1-H 2B	5	1	3	3	0	1	0				
Tim McCarver, L OBP: 0.330, SLG: 0.372 (1, 2)		FC5-4 BB		1B FC4-6 BB	K		F8		K	3	1	0	0	2	2	3				
Mike Shannon, R OBP: 0.287, SLG: 0.393 (1, 5)		F9		FC4-6 1B		K	K			4	0	1	0	0	2	3				
Phil Gagliano, R OBP: 0.333, SLG: 0.143 (1, 4)		F9		FC4-6 1B 1-2 3-H		1B			6-3	4	1	1	1	0	0	2				
Dal Maxvill, R OBP: 0.324, SLG: 0.290 (1, 6)		FC5-4 1-2		1B 1B BB		K			1-3	3	1	0	0	1	1	2				
Bob Gibson, R OBP: 0.250, SLG: 0.313 (1, 1)			5-3	1-3 1B S		K			K	4	1	1	1	0	2	1				
Inning Stats	R: 1 E: 0 K: 1 S: 6	H: 2 LOB: 0 BB: 0 P: 6	R: 0 E: 0 K: 0 S: 3	H: 0 LOB: 1 BB: 1 P: 7	R: 0 E: 0 K: 0 S: 3	H: 0 LOB: 0 BB: 0 P: 3	R: 5 E: 0 K: 0 S: 7	H: 4 LOB: 1 BB: 2 P: 15	R: 0 E: 0 K: 2 S: 10	H: 1 LOB: 1 BB: 0 P: 10	R: 1 E: 0 K: 1 S: 7	H: 2 LOB: 2 BB: 1 P: 11	R: 0 E: 0 K: 1 S: 5	H: 0 LOB: 0 BB: 0 P: 5	R: 1 E: 0 K: 1 S: 7	H: 3 LOB: 1 BB: 0 P: 7	1B: 9 2B: 2 3B: 0 HR: 1	SF: 0 SAC: 0 DP: 1 HBP: 0	WP: 1 PB: 0 SB: 1 CS: 0	PA: 41
PITCHER	IP WLS BF H R ER SO BB IBB HBP BLK WP HR S P ERA WHIP																			
Steve Blass, R ERA: 5.76 (1, 1)	3.2 L 18 5 6 6 1 3 0 0 0 1 0 1 17 29 14.73 2.182																			
Bruce Dal Canton, R ERA: 0.71 (4, 1)	1.1 5 1 0 0 2 0 0 0 0 0 0 0 9 9 0.00 0.750																			
Ron Kline, R ERA: 1.08 (6, 1)	2.0 10 3 1 1 4 0 1 0 0 0 0 0 17 21 4.50 1.500																			
Luke Walker, L ERA: 3.12 (8, 1)	2.0 8 3 1 1 2 0 0 0 0 0 1 0 12 12 4.50 1.500																			

Batter	1	2	3	4	5	6	7	8	9	AB	R	H	RBI	BB	SO	LOB	BOTTOM			
Matty Alou, L OBP: 0.427, SLG: 0.494 (1, 8)	F8		E6				F3			4	0	1	0	0	0	1	St. Louis Cardinals @ Pittsburgh Pirates Forbes Field, Pittsburgh, PA Wed Apr 30 1969, 7:05 PM EDT Att: 10,895 - Unknown AB 32 R 1 H 4 RBI 1 BB 4 SO 8 LOB 14 			
Luke Walker, L (8, 1)			2-3		1B					0	0	0	0	0	0	0				
Richie Hebner, L OBP: 0.417, SLG: 0.365 (1, 5)	4-3		K		F8				3-1	4	0	0	0	0	1	3				
Willie Stargell, L OBP: 0.376, SLG: 0.562 (1, 7)	K			FC6-4 1B BB		K			L3	3	0	0	0	1	2	0				
Al Oliver, L OBP: 0.313, SLG: 0.409 (1, 9)		K		P5		P6			F8	4	0	0	0	0	1	1				
Jerry May, R OBP: 0.306, SLG: 0.456 (1, 2)		K		FC6-4 1B					F2	4	0	2	0	0	1	0				
Bill Mazaroski, R OBP: 0.244, SLG: 0.247 (1, 4)		F8		FC6-4 1-2 2-3					1B FC5-4 BB	2	1	0	0	2	0	2				
Bob Robertson, R OBP: 0.259, SLG: 0.271 (1, 3)			P3	K		P3			FC5-4 1B	4	0	1	0	0	1	4				
Freddie Patek, R OBP: 0.342, SLG: 0.261 (1, 6)			E S BB		K		4-3		FC5-4 1-2 3-H	3	0	0	1	1	1	1				
Steve Blass, R OBP: 0.233, SLG: 0.592 (1, 1)			F4		F9		P4		K	1	0	0	0	0	0	1				
Carl Taylor, R OBP: 0.340, SLG: 0.333 (5, PH)										0	0	0	0	0	0	0				
Ron Kline, R (8, 1)										0	0	0	0	0	0	0				
Gary Kolb, L (7, PH)										0	0	0	0	0	0	0				
Ron Davis, R OBP: 0.300, SLG: 0.300 (8, 8)										1	0	0	0	0	1	1				
Inning Stats	R: 0 E: 0 K: 1 S: 5	H: 0 LOB: 0 BB: 0 P: 5	R: 0 E: 0 K: 2 S: 7	H: 0 LOB: 0 BB: 0 P: 7	R: 0 E: 1 K: 1 S: 6	H: 0 LOB: 2 BB: 1 P: 10	R: 0 E: 0 K: 1 S: 6	H: 1 LOB: 2 BB: 1 P: 10	R: 0 E: 0 K: 1 S: 6	H: 1 LOB: 1 BB: 1 P: 10	R: 0 E: 0 K: 0 S: 3	H: 0 LOB: 0 BB: 0 P: 3	R: 0 E: 0 K: 0 S: 3	H: 0 LOB: 0 BB: 0 P: 3	R: 1 E: 0 K: 1 S: 6	H: 1 LOB: 1 BB: 1 P: 10	1B: 3 2B: 1 3B: 0 HR: 0	SF: 0 SAC: 0 DP: 0 HBP: 0	WP: 0 PB: 0 SB: 1 CS: 0	PA: 36
PITCHER	IP WLS BF H R ER SO BB IBB HBP BLK WP HR S P ERA WHIP																			
Bob Gibson, R ERA: 2.36 (1, 1)	9.0 W 36 4 1 1 8 4 0 0 0 0 0 0 48 64 1.00 0.889																			

Batter	1	2	3	4	5	6	7	8	9	AB	R	H	RBI	BB	SO	LOB	TOP					
Lou Brock, L OBP: 0.216, SLG: 0.344 (1, 7)										5	1	0	0	0	1	2	St. Louis Cardinals @ Pittsburgh Pirates Forbes Field, Pittsburgh, PA Thu May 01 1969, 7:05 PM EDT Att: 7,043 - Unknown					
Julian Javier, R OBP: 0.278, SLG: 0.265 (1, 4)										5	1	2	0	0	0	1						
Curt Flood, R OBP: 0.296, SLG: 0.311 (1, 8)										3	1	1	1	0	1	0						
Joe Torre, R OBP: 0.337, SLG: 0.476 (1, 3)										3	3	1	1	1	0	2						
Mike Shannon, R OBP: 0.293, SLG: 0.393 (1, 5)										5	0	2	1	0	1	2						
Tim McCarver, L OBP: 0.344, SLG: 0.378 (1, 2)										4	2	2	0	1	0	2						
Jim Hicks, R OBP: 0.250, SLG: 0.750 (8, PH)																						
Vada Pinson, L OBP: 0.355, SLG: 0.482 (8, 9)										3	0	1	2	0	2	2						
Dal Maxvill, R OBP: 0.329, SLG: 0.288 (1, 6)										4	0	1	1	1	0	4						
Nelson Briles, R OBP: 0.100, SLG: 0.100 (1, 1)										3	0	0	0	0	2	3						
Inning Stats	R: 0 E: 0 K: 1 S: 6	H: 1 LOB: 1 BB: 0 P: 6	R: 0 E: 0 K: 1 S: 5	H: 0 LOB: 0 BB: 0 P: 5	R: 0 E: 0 K: 0 S: 3	H: 0 LOB: 1 BB: 1 P: 7	R: 2 E: 0 K: 2 S: 8	H: 1 LOB: 1 BB: 2 P: 16	R: 1 E: 1 K: 0 S: 5	H: 1 LOB: 1 BB: 0 P: 5	R: 0 E: 0 K: 2 S: 9	H: 2 LOB: 2 BB: 0 P: 9	R: 0 E: 0 K: 0 S: 3	H: 0 LOB: 0 BB: 0 P: 3	R: 3 E: 0 K: 1 S: 8	H: 3 LOB: 1 BB: 1 P: 12	R: 3 E: 1 K: 0 S: 7	H: 3 LOB: 1 BB: 0 P: 7	1B: 8 2B: 2 3B: 1 HR: 0	SF: 2 SAC: 2 DP: 0 HBP: 0	WP: 0 PB: 0 SB: 0 CS: 1	PA: 44
PITCHER	IP	WLS	BF	H	R	ER	SO	BB	IBB	HBP	BLK	WP	HR	S	P	ERA	WHIP					
Bob Veale, L ERA: 5.47 (1, 1)	5.0	L	24	5	3	2	4	3	0	0	0	0	0	29	41	3.60	1.600					
Chuck Hartenstein, R ERA: 0.82 (6, 1)	1.0		3	0	0	0	2	0	0	0	0	0	0	7	7	0.00	0.000					
Bruce Dal Canton, R ERA: 2.45 (7, 1)	2.0		10	3	3	3	1	1	0	0	0	0	0	11	15	13.50	2.000					
Jim Shellenback, L ERA: 3.0 (9, 1)	1.0		7	3	3	1	0	0	0	0	0	0	0	7	7	9.00	3.000					

AB 36
R 9
H 11
RBI 9
BB 4
SO 7
LOB 18



Batter	1	2	3	4	5	6	7	8	9	AB	R	H	RBI	BB	SO	LOB	BOTTOM				
Matty Alou, L OBP: 0.420, SLG: 0.484 (1, 8)										4	0	1	0	0	0	2	St. Louis Cardinals @ Pittsburgh Pirates Forbes Field, Pittsburgh, PA Thu May 01 1969, 7:05 PM EDT Att: 7,043 - Unknown				
Richie Hebner, L OBP: 0.422, SLG: 0.411 (1, 5)										4	1	2	0	0	0	2					
Willie Stargell, L OBP: 0.360, SLG: 0.532 (1, 7)										4	0	0	0	0	2	1					
Manny Sanguillen, R OBP: 0.400, SLG: 0.467 (1, 2)										4	1	1	0	0	0	1					
Al Oliver, L OBP: 0.308, SLG: 0.396 (1, 9)										4	0	1	1	0	0	0					
Bill Mazerowski, R OBP: 0.283, SLG: 0.247 (1, 4)										0	0	0	0	1	0	0					
Jose Martinez, R (5, 4)										3	0	0	0	0	0	1					
Bob Robertson, R OBP: 0.241, SLG: 0.250 (1, 3)										4	0	0	0	0	3	2					
Freddie Patek, R OBP: 0.329, SLG: 0.250 (1, 6)										3	0	0	0	0	1	1					
Bob Veale, S Chuck Hartenstein, R Gary Kolb, L Bruce Dal Canton, R Carl Taylor, R Jim Shellenback, L (1, 1)										1	0	0	0	0	0	0					
Inning Stats	R: 0 E: 0 K: 0 S: 4	H: 1 LOB: 1 BB: 0 P: 4	R: 0 E: 0 K: 1 S: 5	H: 0 LOB: 1 BB: 1 P: 9	R: 0 E: 0 K: 0 S: 3	H: 0 LOB: 0 BB: 0 P: 3	R: 0 E: 0 K: 0 S: 3	H: 0 LOB: 0 BB: 0 P: 3	R: 0 E: 2 K: 1 S: 7	H: 1 LOB: 0 BB: 0 P: 7	R: 0 E: 0 K: 1 S: 5	H: 0 LOB: 0 BB: 0 P: 5	R: 0 E: 0 K: 0 S: 4	H: 1 LOB: 1 BB: 0 P: 4	R: 1 E: 0 K: 2 S: 9	H: 2 LOB: 1 BB: 0 P: 9	1B: 4 2B: 2 3B: 0 HR: 0	SF: 0 SAC: 0 DP: 1 HBP: 0	WP: 1 PB: 0 SB: 0 CS: 0	PA: 34	
PITCHER	IP	WLS	BF	H	R	ER	SO	BB	IBB	HBP	BLK	WP	HR	S	P	ERA	WHIP				
Nelson Briles, R ERA: 6.67 (1, 1)	9.0	W	34	6	3	1	6	1	0	0	0	1	0	45	49	1.00	0.778				

AB 33
R 3
H 6
RBI 1
BB 1
SO 6
LOB 10

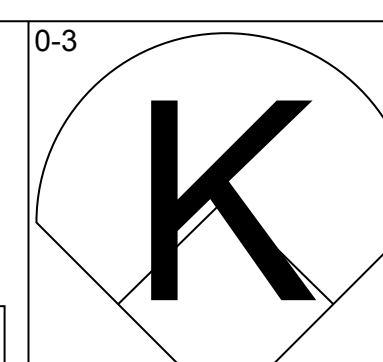
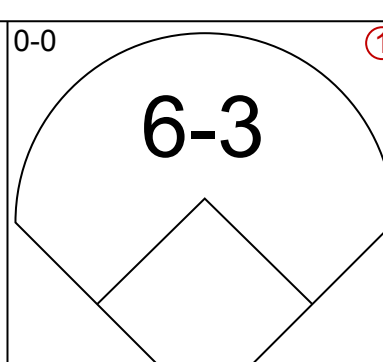
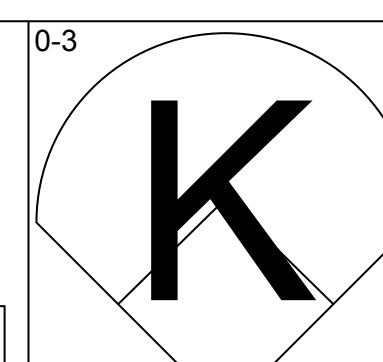
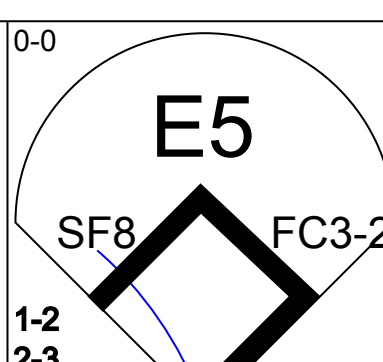
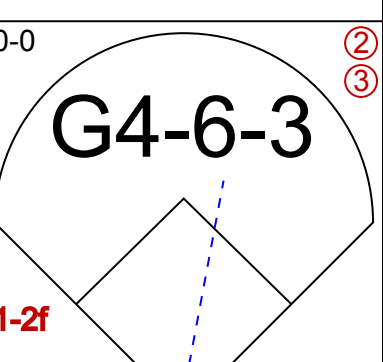
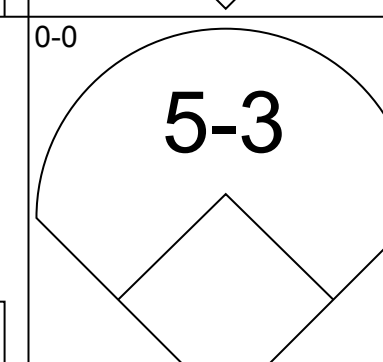
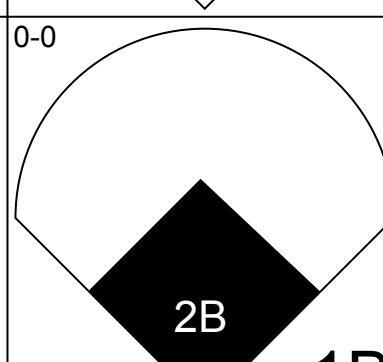
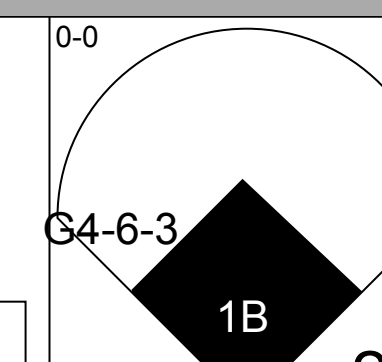
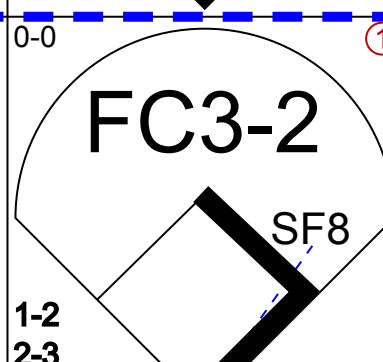
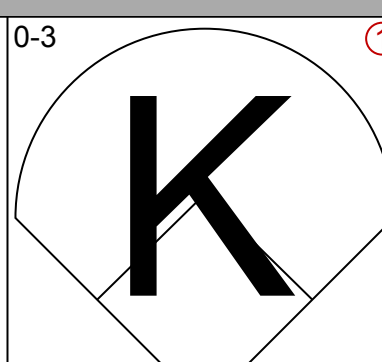
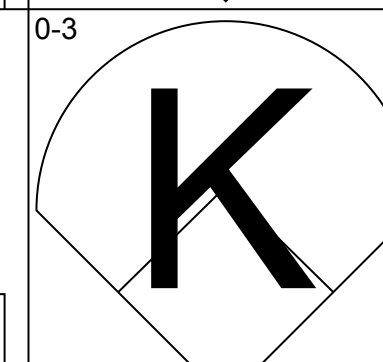
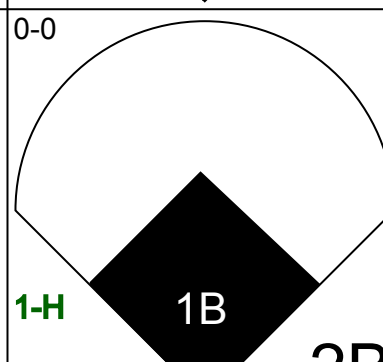
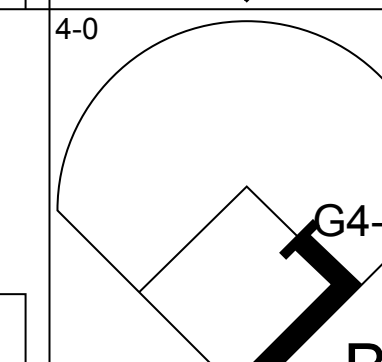
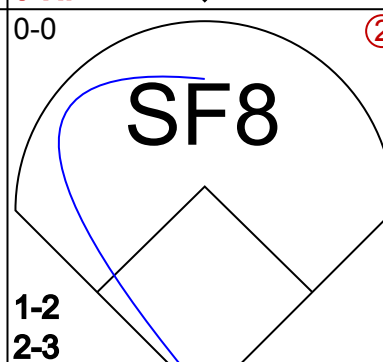
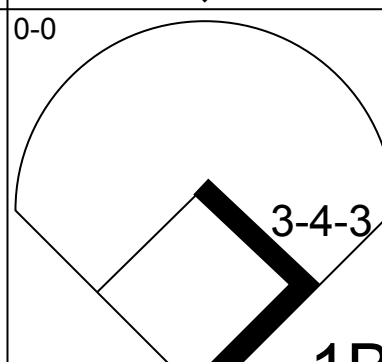
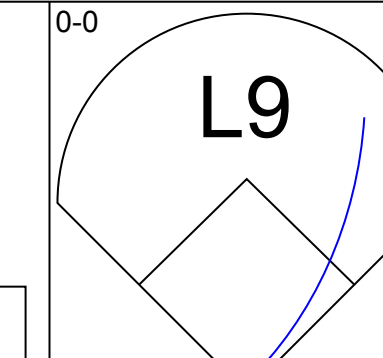
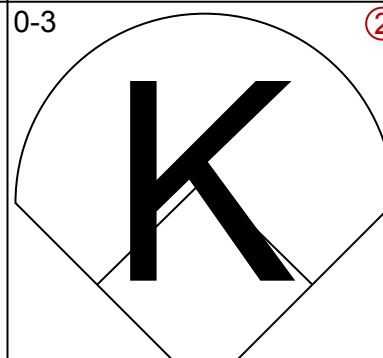
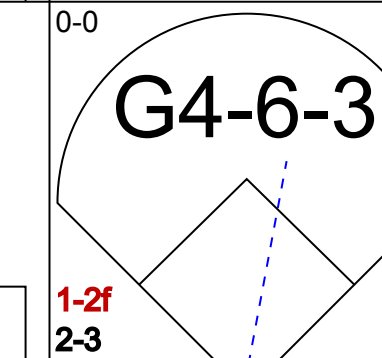
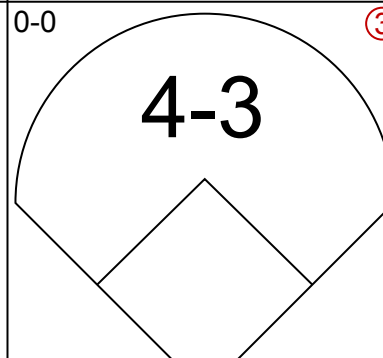
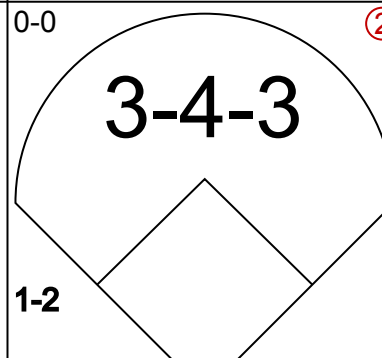
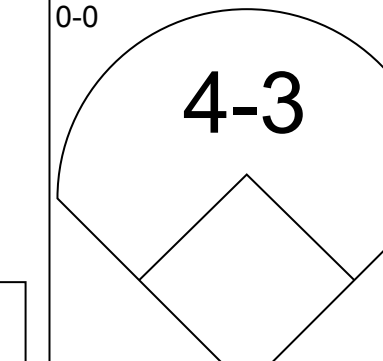
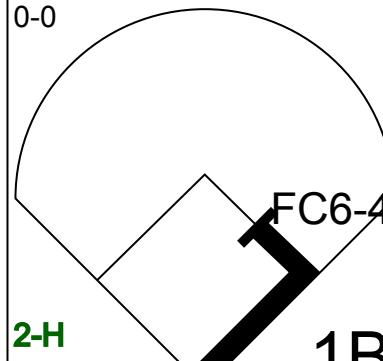
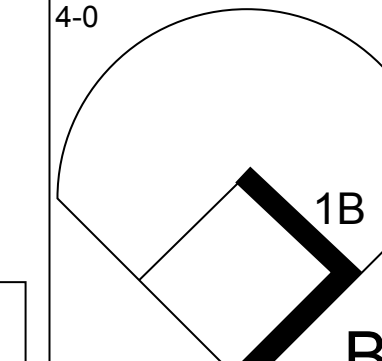
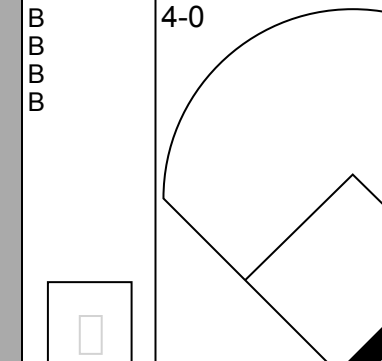
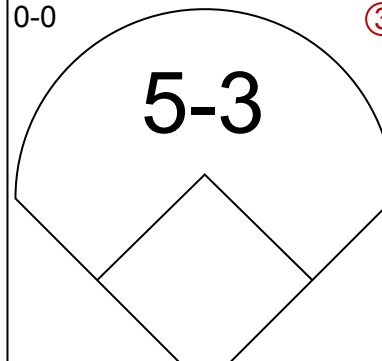
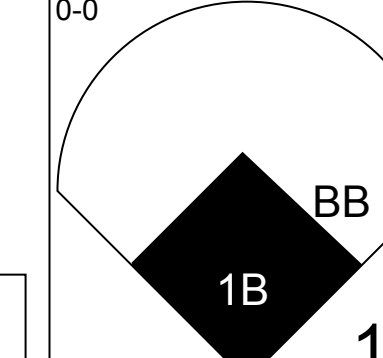
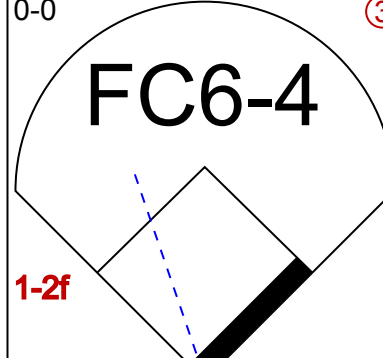
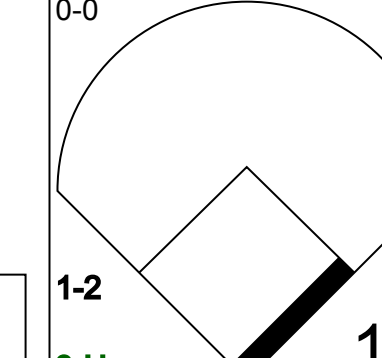
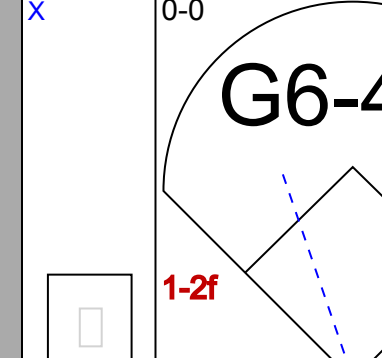
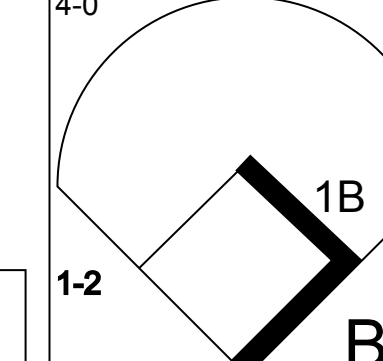
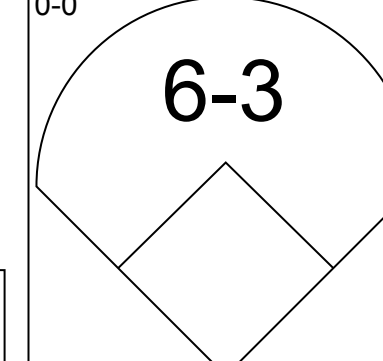
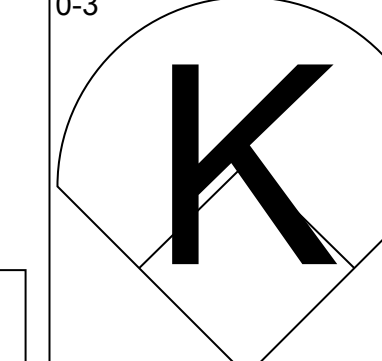

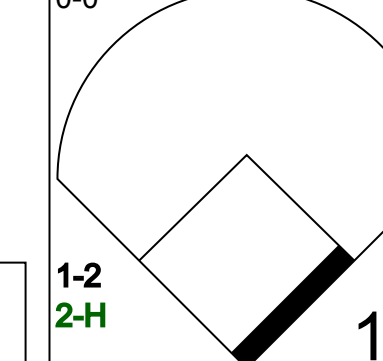
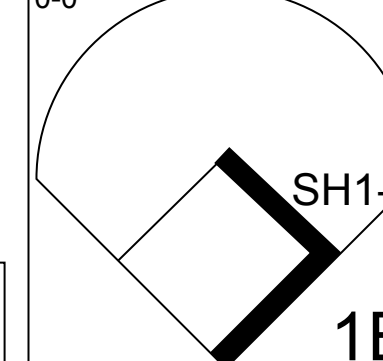
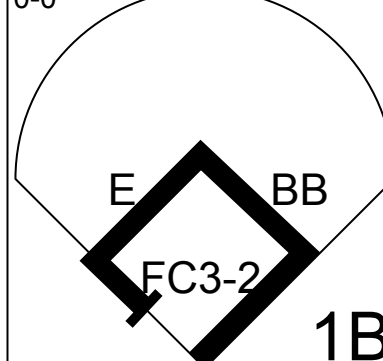
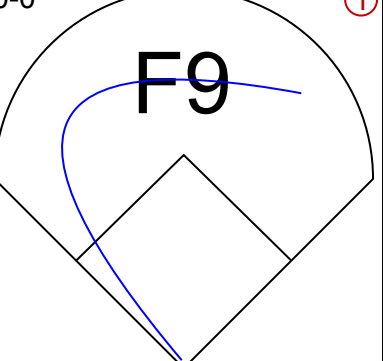
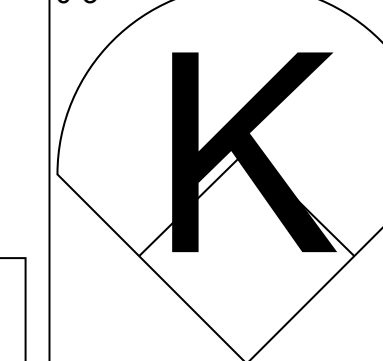
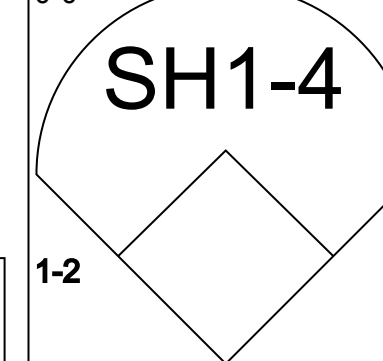

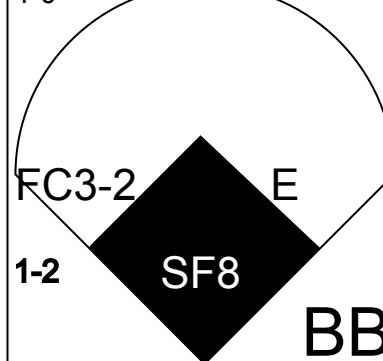
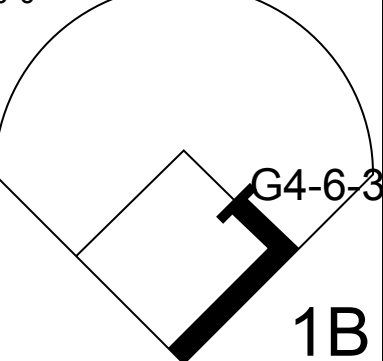


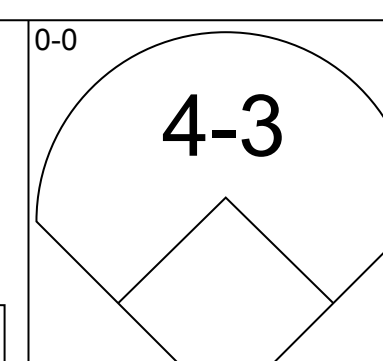
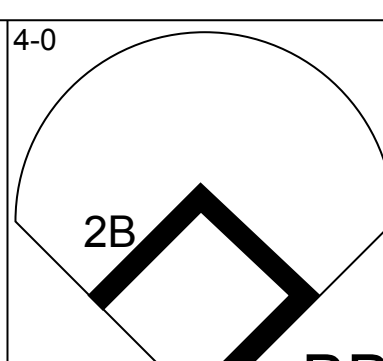
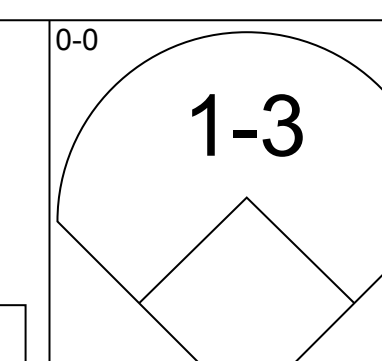
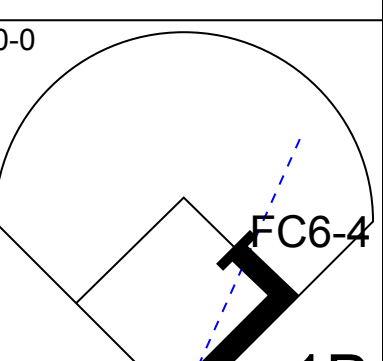
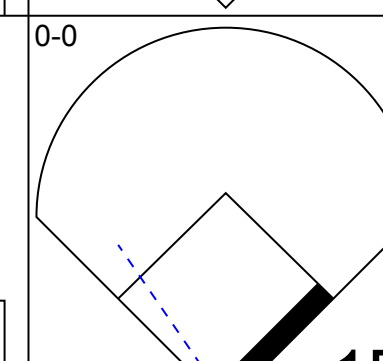
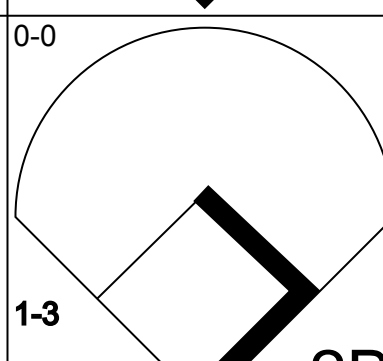
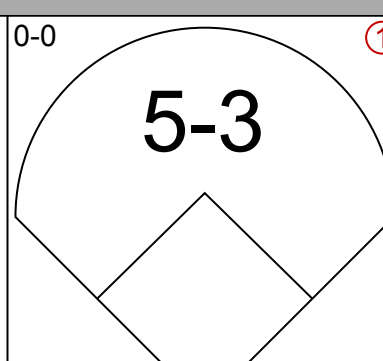
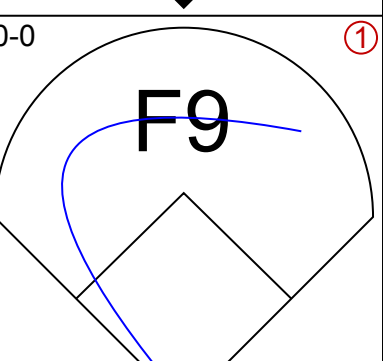
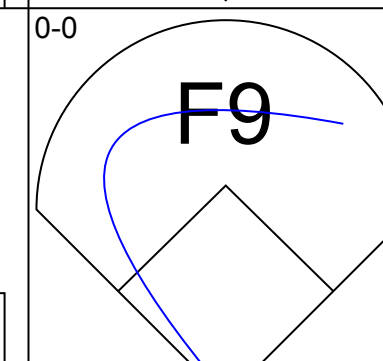
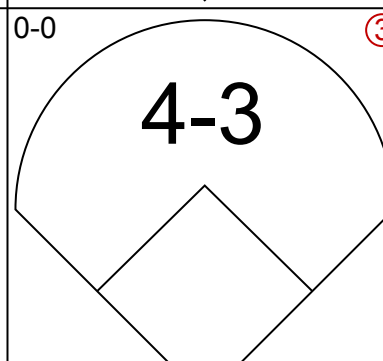
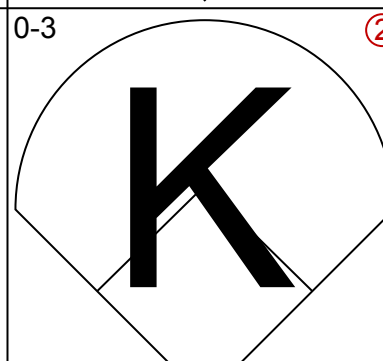
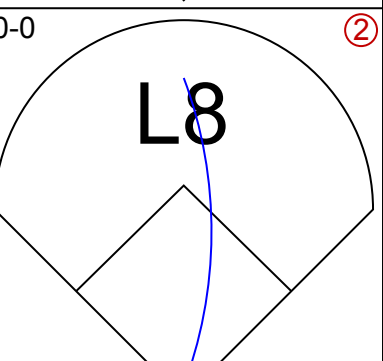
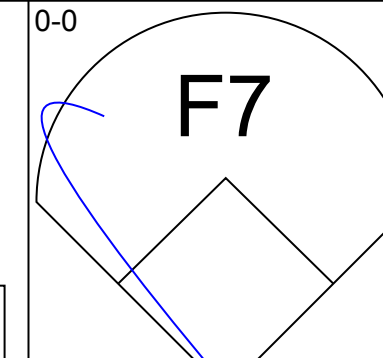
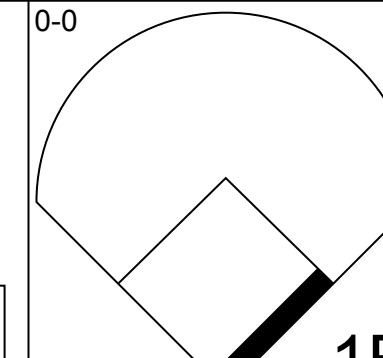
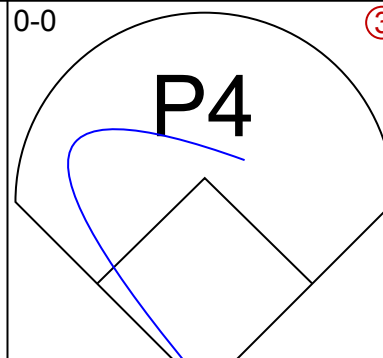
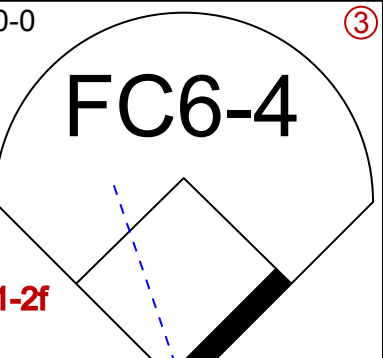
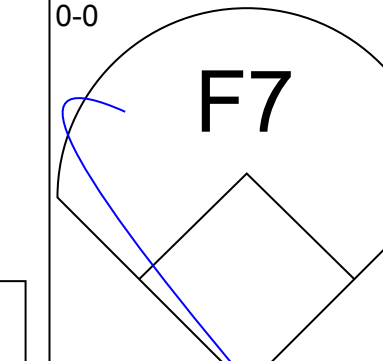
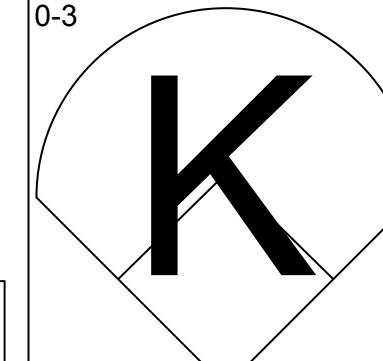
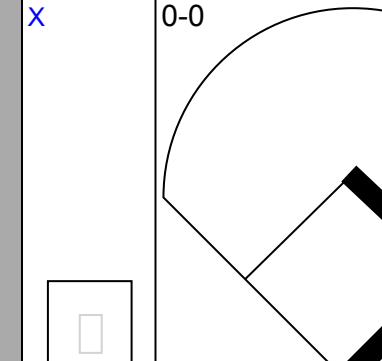
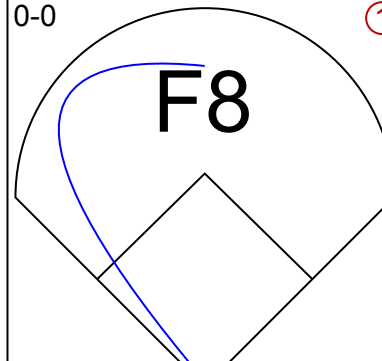
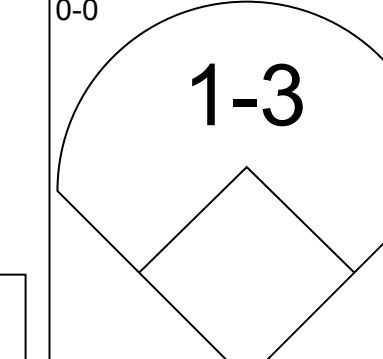
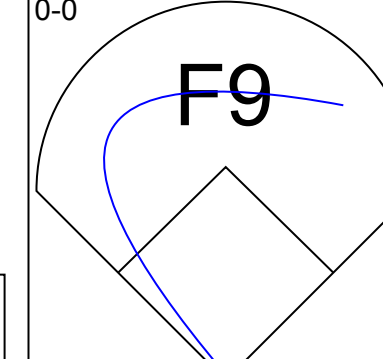
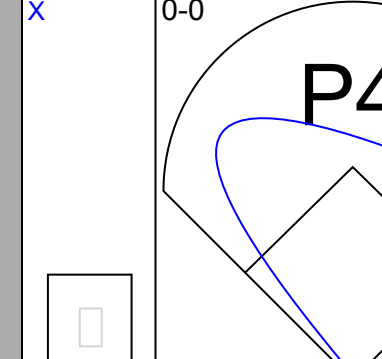
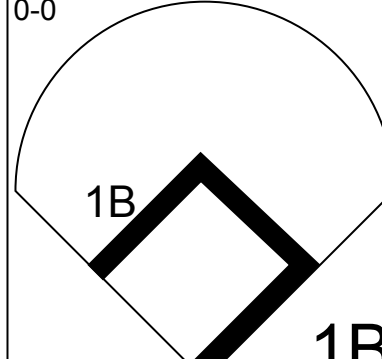
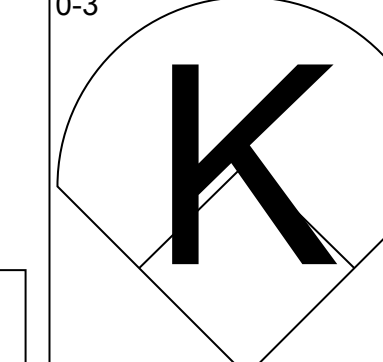
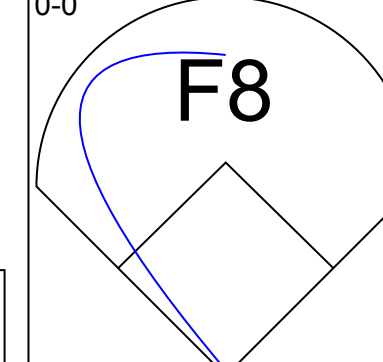
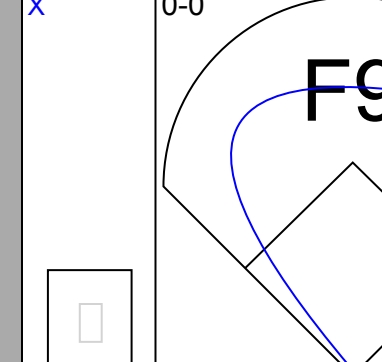
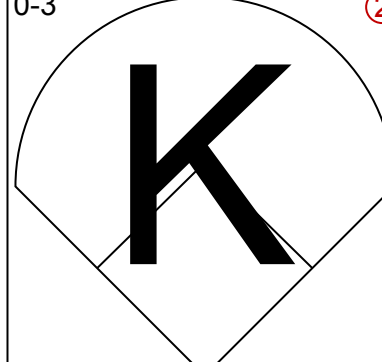
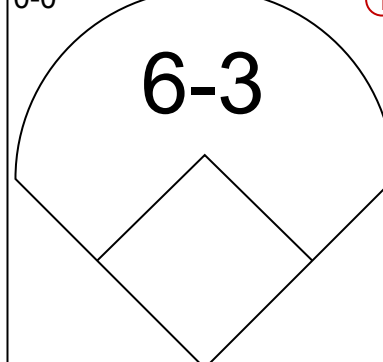
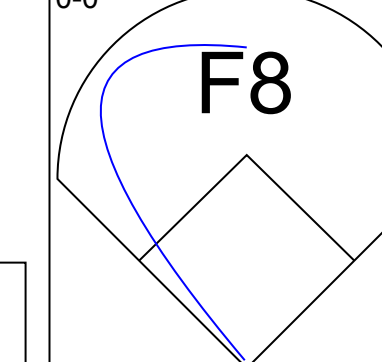
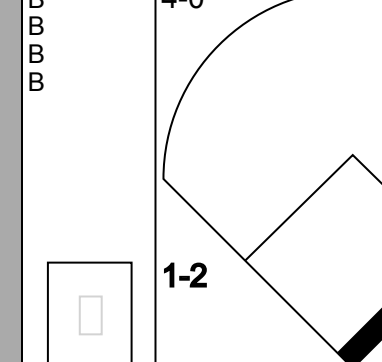
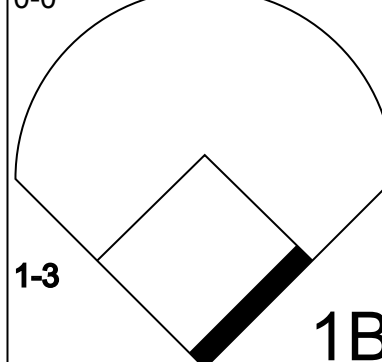
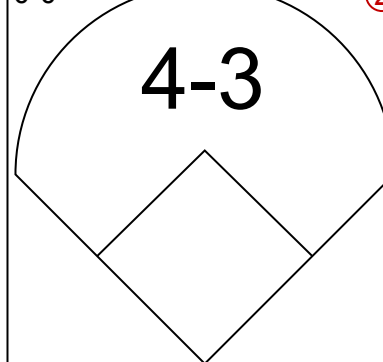
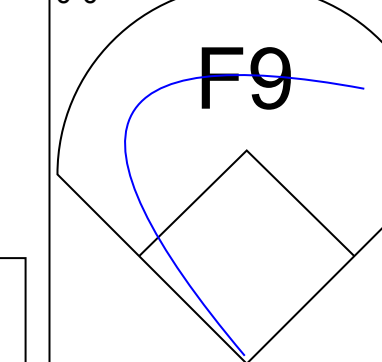
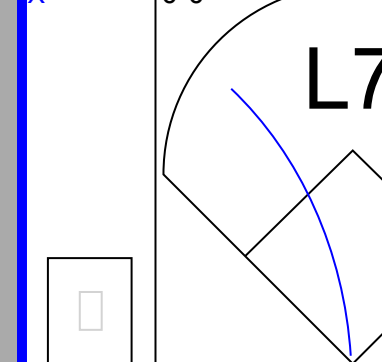

Batter	1	2	3	4	5	6	7	8	9	AB	R	H	RBI	BB	SO	LOB	TOP					
Tony Taylor, R (1, 5) OBP: 0.326, SLG: 0.313 Rick Joseph, R (4, FR) OBP: 0.300, SLG: 0.400										3	1	2	2	0	0	1	Philadelphia Phillies @ St. Louis Cardinals Busch Stadium, St. Louis, MO Fri May 02 1969, 7:05 PM CDT Att: 17,916 - Unknown					
Cookie Rojas, R (1, 4) OBP: 0.321, SLG: 0.296										5	0	3	0	0	0	2						
John Briggs, L (1, 7) OBP: 0.227, SLG: 0.105										5	0	0	0	0	1	6						
Deron Johnson, R (1, 3) OBP: 0.412, SLG: 0.436										4	1	1	1	1	1	2						
Johnny Callison, L (1, 9) OBP: 0.306, SLG: 0.364										5	0	1	0	0	1	2						
Don Money, R (1, 6) OBP: 0.299, SLG: 0.466										5	1	1	0	0	0	3						
Mike Ryan, R (1, 2) OBP: 0.230, SLG: 0.314										4	2	1	1	0	0	1						
Larry Hisle, R (1, 8) OBP: 0.274, SLG: 0.269										4	2	4	2	0	0	0						
Jerry Johnson, R (1, 1) OBP: 0.222, SLG: 0.125 Turk Farrell, R (7, 1)										2	0	0	0	0	1	2						
										0	0	0	0	0	0	0						
Inning Stats	R: 1 E: 0 K: 0 S: 5	H: 2 LOB: 1 BB: 0 P: 5	R: 2 E: 1 K: 0 S: 6	H: 2 LOB: 1 BB: 0 P: 6	R: 0 E: 0 K: 1 S: 5	H: 0 LOB: 1 BB: 1 P: 9	R: 1 E: 0 K: 1 S: 8	H: 3 LOB: 2 BB: 0 P: 8	R: 2 E: 0 K: 0 S: 6	H: 4 LOB: 1 BB: 0 P: 6	R: 0 E: 0 K: 1 S: 4	H: 1 LOB: 1 BB: 0 P: 4	R: 0 E: 0 K: 1 S: 5	H: 0 LOB: 0 BB: 0 P: 5	R: 1 E: 0 K: 0 S: 5	H: 2 LOB: 1 BB: 0 P: 5	R: 0 E: 0 K: 1 S: 5	H: 0 LOB: 0 BB: 0 P: 5	1B: 12 2B: 2 3B: 0 HR: 0	SF: 0 SAC: 2 DP: 1 HBP: 0	WP: 0 PB: 0 SB: 2 CS: 0	PA: 42
PITCHER	IP WLS BF H R ER SO BB IBB HBP BLK WP HR S P ERA WHIP																	ERA WHIP				
Ray Washburn, R (1, 1) ERA: 2.5	4.0 L 21 7 4 2 2 2 1 0 0 0 0 0 0 0 24 28 4.50 2.000																					
Mike Torrez, R (5, 1) ERA: 4.15	2.0 10 5 2 2 0 0 0 0 0 0 0 0 0 10 10 9.00 2.500																					
Gary Waslewski, R (7, 1) ERA: 4.63	2.0 8 2 1 1 1 0 0 0 0 0 0 0 0 10 10 4.50 1.000																					
Mel Nelson, L (9, 1) ERA: 18.0	1.0 3 0 0 0 0 1 0 0 0 0 0 0 0 5 5 0.00 0.000																					

Batter	1	2	3	4	5	6	7	8	9	AB	R	H	RBI	BB	SO	LOB	BOTTOM					
Lou Brock, L (1, 7) OBP: 0.216, SLG: 0.337										5	0	1	0	0	2	2	Philadelphia Phillies @ St. Louis Cardinals Busch Stadium, St. Louis, MO Fri May 02 1969, 7:05 PM CDT Att: 17,916 - Unknown					
Curt Flood, R (1, 8) OBP: 0.311, SLG: 0.337										5	1	3	0	0	0	1						
Tim McCarver, L (1, 2) OBP: 0.347, SLG: 0.365										3	0	0	0	2	1	2						
Joe Torre, R (1, 3) OBP: 0.340, SLG: 0.472										5	0	2	1	0	0	4						
Mike Shannon, R (1, 5) OBP: 0.289, SLG: 0.376										4	0	0	0	1	0	7						
Joe Hague, L (1, 9) OBP: 0.188, SLG: 0.071										5	0	1	0	0	1	4						
Julian Javier, R (1, 4) OBP: 0.303, SLG: 0.333										4	1	3	1	0	0	2						
Dal Maxvill, R (1, 6) OBP: 0.325, SLG: 0.286										4	0	1	0	0	0	3						
Ray Washburn, R (1, 1) ERA: 2.5 Bill White, L (4, PH) ERA: 0.100 Mike Torrez, R (5, 1) ERA: 4.15 Vada Pinson, L (6, PH) ERA: 0.276 Gary Waslewski, R (7, 1) ERA: 4.63 Phil Gagliano, R (8, PH) ERA: 0.125 Mel Nelson, R (9, 1) ERA: 18.0										1	0	0	0	0	0	3						
										1	0	0	0	0	0	1						
										0	0	0	0	0	0	0						
										0	0	0	0	0	0	2						
										0	0	0	0	0	0	0						
										0	0	0	0	0	0	0						
										0	0	0	0	0	0	0						
Inning Stats	R: 0 E: 0 K: 1 S: 5	H: 0 LOB: 0 BB: 0 P: 5	R: 0 E: 1 K: 0 S: 5	H: 1 LOB: 3 BB: 1 P: 9	R: 0 E: 0 K: 1 S: 7	H: 2 LOB: 2 BB: 0 P: 7	R: 0 E: 0 K: 0 S: 4	H: 1 LOB: 1 BB: 0 P: 4	R: 1 E: 0 K: 0 S: 5	H: 2 LOB: 1 BB: 0 P: 5	R: 0 E: 0 K: 0 S: 5	H: 2 LOB: 2 BB: 0 P: 5	R: 0 E: 0 K: 1 S: 6	H: 1 LOB: 2 BB: 1 P: 10	R: 1 E: 0 K: 1 S: 6	H: 1 LOB: 0 BB: 0 P: 6	R: 0 E: 0 K: 0 S: 4	H: 1 LOB: 2 BB: 1 P: 8	1B: 9 2B: 1 3B: 0 HR: 1	SF: 0 SAC: 0 DP: 0 HBP: 0	WP: 0 PB: 0 SB: 0 CS: 0	PA: 42
PITCHER	IP WLS BF H R ER SO BB IBB HBP BLK WP HR S P ERA WHIP																	ERA WHIP				
Jerry Johnson, R (1, 1) ERA: 2.54	6.0 W 30 9 1 1 2 2 2 0 0 0 0 0 0 32 40 1.50 1.833																					
Turk Farrell, R (7, 1) ERA: 1.99	3.0 S 12 2 1 1 2 1 0 0 0 0 0 1 15 19 3.00 1.000																					

Batter	1	2	3	4	5	6	7	8	9	AB	R	H	RBI	BB	SO	LOB	TOP					
Larry Hisle, R OBP: 0.282, SLG: 0.268 (1, 8)										4	1	1	0	1	1	1	Philadelphia Phillies @ St. Louis Cardinals Busch Stadium, St. Louis, MO Sat May 03 1969, 3:33 AM CDT Att: 16,796 - Unknown					
Cookie Rojas, R OBP: 0.273, SLG: 0.250 (1, 4)										5	0	0	0	0	0	2						
Johnny Callison, L OBP: 0.311, SLG: 0.363 (1, 9)										3	0	1	1	1	0	0						
Deron Johnson, R OBP: 0.384, SLG: 0.400 (1, 3)										5	0	0	0	0	2	4						
Don Money, R OBP: 0.317, SLG: 0.474 (1, 6)										3	2	1	0	2	1	1						
Rick Joseph, R OBP: 0.429, SLG: 0.500 (1, 5)										2	0	2	1	1	0	0						
Dave Watkins, R OBP: 0.500, SLG: 0.333 (8, PH) John Briggs, L OBP: 0.244, SLG: 0.128 (8, 7)										2	0	1	1	1	1	2						
Mike Ryan, R OBP: 0.218, SLG: 0.297 (1, 2)									4	0	0	0	0	0	7							
Rick Wise, R OBP: 0.294, SLG: 0.214 (1, 1)										4	0	1	1	0	1	0						
Inning Stats	R: 0 E: 0 K: 0 S: 3	H: 0 LOB: 0 BB: 2 P: 3	R: 0 E: 0 K: 1 S: 5	H: 0 LOB: 2 BB: 2 P: 13	R: 0 E: 0 K: 0 S: 3	H: 0 LOB: 0 BB: 0 P: 3	R: 1 E: 1 K: 0 S: 5	H: 2 LOB: 2 BB: 1 P: 9	R: 1 E: 1 K: 2 S: 8	H: 0 LOB: 1 BB: 1 P: 12	R: 0 E: 0 K: 0 S: 3	H: 1 LOB: 1 BB: 1 P: 7	R: 0 E: 0 K: 1 S: 7	H: 2 LOB: 2 BB: 0 P: 7	R: 2 E: 0 K: 1 S: 8	H: 3 LOB: 1 BB: 0 P: 8		R: 0 E: 0 K: 1 S: 5	H: 0 LOB: 1 BB: 1 P: 9	1B: 7 2B: 1 3B: 0 HR: 0	SF: 2 SAC: 0 DP: 1 HBP: 0	WP: 0 PB: 2 SB: 0 CS: 0
PITCHER	IP WLS BF H R ER SO BB IBB HBP BLK WP HR S P ERA WHIP																					
Steve Carlton, L ERA: 1.18 Ron Willis, R ERA: 3.45	(1, 1) 7.0 L 31 5 2 1 4 5 0 0 0 0 0 0 0 34 54 1.29 1.429																					

Batter	1	2	3	4	5	6	7	8	9	AB	R	H	RBI	BB	SO	LOB	BOTTOM					
Lou Brock, L OBP: 0.215, SLG: 0.330 (1, 7)										5	0	1	0	0	1	1	Philadelphia Phillies @ St. Louis Cardinals Busch Stadium, St. Louis, MO Sat May 03 1969, 3:33 AM CDT Att: 16,796 - Unknown					
Curt Flood, R OBP: 0.318, SLG: 0.330 (1, 8)										2	1	0	0	2	0	1						
Tim McCarver, L OBP: 0.343, SLG: 0.360 (1, 2)										4	0	1	0	0	2							
Joe Torre, R OBP: 0.346, SLG: 0.484 (1, 3)										4	0	2	1	0	0	3						
Mike Shannon, R OBP: 0.277, SLG: 0.361 (1, 5)										4	0	0	0	0	0	3						
Joe Hague, L OBP: 0.150, SLG: 0.056 (1, 9)										4	0	0	0	0	2	2						
Julian Javier, R OBP: 0.288, SLG: 0.316 (1, 4)										4	0	0	0	0	0	0						
Dal Maxvill, R OBP: 0.322, SLG: 0.284 (1, 6)										4	0	1	0	0	0	0						
Steve Carlton, L OBP: 0.357, SLG: 0.429 Bill White, L OBP: 0.167, SLG: 0.091 Ron Willis, R OBP: 0.288, SLG: 0.316 Dave Ricketts, S (8, PH)										2	0	0	0	0	0	0						
Inning Stats	R: 0 E: 0 K: 0 S: 4	H: 1 LOB: 1 BB: 0 P: 4	R: 0 E: 0 K: 1 S: 5	H: 0 LOB: 0 BB: 0 P: 5	R: 0 E: 0 K: 0 S: 3	H: 0 LOB: 0 BB: 0 P: 3	R: 0 E: 0 K: 0 S: 4	H: 1 LOB: 1 BB: 0 P: 4	R: 0 E: 0 K: 0 S: 3	H: 0 LOB: 0 BB: 0 P: 3	R: 0 E: 0 K: 0 S: 4	H: 1 LOB: 2 BB: 1 P: 8	R: 0 E: 1 K: 0 S: 5	H: 1 LOB: 2 BB: 0 P: 5	R: 1 E: 1 K: 1 S: 7	H: 1 LOB: 2 BB: 1 P: 11		R: 0 E: 0 K: 1 S: 5	H: 0 LOB: 1 BB: 1 P: 9	1B: 4 2B: 1 3B: 0 HR: 0	SF: 0 SAC: 0 DP: 0 HBP: 0	WP: 0 PB: 0 SB: 1 CS: 0
PITCHER	IP WLS BF H R ER SO BB IBB HBP BLK WP HR S P ERA WHIP																					
Rick Wise, R ERA: 1.15	(1, 1) 9.0 W 37 5 1 0 3 3 0 0 0 0 0 0 0 40 52 0.00 0.889																					

Batter	1	2	3	4	5	6	7	8	9	AB	R	H	RBI	BB	SO	LOB	TOP		
Larry Hisle, R OBP: 0.295, SLG: 0.250 (1, 8)			6-3 			E5 SF8 FC3-2 		G4-6-3 		5	0	0	0	0	2	4	Philadelphia Phillies @ St. Louis Cardinals Busch Stadium, St. Louis, MO Sun May 04 1969, 3:33 AM CDT Att: 15,511 - Unknown		
John Briggs, L OBP: 0.280, SLG: 0.182 (1, 7)	5-3 		2B 1B 		G4-6-3 1B 2B 	FC3-2 SF8 				5	2	2	0	0	1	3			
Dick Allen, R OBP: 0.419, SLG: 0.691 (1, 3)			1B 2B 		G4-6-3 BB 	SF8 				3	1	2	2	1	1	0			
Johnny Callison, L OBP: 0.295, SLG: 0.341 (1, 9)		L9 			G4-6-3 	4-3 				5	0	0	0	0	1	6			
Deron Johnson, R OBP: 0.397, SLG: 0.397 (1, 5)	4-3 		FC6-4 1B 		1B BB 			G6-4-3 BB 		3	0	1	1	2	0	1			
Cookie Rojas, R OBP: 0.297, SLG: 0.278 (1, 4)	BB 1B 	FC6-4 			1-2 3-H 1B 			G6-4-3 		4	1	2	1	0	0	2			
Don Money, R OBP: 0.314, SLG: 0.456 (1, 6)	1B BB 		6-3 							3	0	0	0	1	2	2			
Mike Ryan, R OBP: 0.244, SLG: 0.321 (1, 2)	1-2 2-H 1B 		SH1-4 1B 			E BB FC3-2 1B 		F9 		4	0	3	1	0	0	0			
Grant Jackson, S OBP: 0.417, SLG: 0.364 (1, 1)			SH1-4 		1-2 	FC3-2 E SF8 BB 		G4-6-3 1B 		2	1	1	0	1	1	2			
Inning Stats	R: 0 E: 0 K: 2 S: 7	H: 0 LOB: 0 BB: 0 P: 7	R: 1 E: 0 K: 1 S: 7	H: 2 LOB: 2 BB: 1 P: 11	R: 2 E: 0 K: 1 S: 8	H: 3 LOB: 1 BB: 0 P: 8	R: 0 E: 0 K: 1 S: 6	H: 1 LOB: 1 BB: 0 P: 6	R: 1 E: 0 K: 0 S: 5	H: 2 LOB: 2 BB: 2 P: 14	R: 0 E: 0 K: 1 S: 4	H: 0 LOB: 0 BB: 1 P: 8	R: 0 E: 0 K: 0 S: 3	H: 1 LOB: 1 BB: 0 P: 3	R: 0 E: 0 K: 1 S: 6	H: 1 LOB: 1 BB: 0 P: 6	1B: 9 2B: 2 3B: 0 HR: 0	SF: 1 SAC: 1 DP: 3 HBP: 0	WP: 0 PA: 41 PB: 0 SB: 0 CS: 0
PITCHER	IP WLS BF H R ER SO BB IBB HBP BLK WP HR S P ERA WHIP	IP WLS BF H R ER SO BB IBB HBP BLK WP HR S P ERA WHIP																	
Dave Giusti, R ERA: 2.63 (1, 1)	5.0 L 28 9 5 4 6 4 0 0 0 0 0 0 36 52 7.20 2.600																		
Mel Nelson, L ERA: 9.0 (6, 1)	2.0 6 0 0 0 1 1 0 0 0 0 0 0 7 11 0.00 0.500																		
Joe Hoerner, L ERA: 1.69 (8, 1)	2.0 7 2 0 0 1 0 0 0 0 0 0 0 9 9 0.00 1.000																		

Batter	1	2	3	4	5	6	7	8	9	AB	R	H	RBI	BB	SO	LOB	BOTTOM				
Lou Brock, L OBP: 0.225, SLG: 0.330 (1, 7)	4-3 		2B BB 		1-3 			FC6-4 1B 		3	0	1	0	1	0	0	Philadelphia Phillies @ St. Louis Cardinals Busch Stadium, St. Louis, MO Sun May 04 1969, 3:33 AM CDT Att: 15,511 - Unknown				
Julian Javier, R OBP: 0.298, SLG: 0.338 (1, 4)	1B 		1-3 2B 			5-3 		F9 		4	0	2	0	0	0	1					
Curt Flood, R OBP: 0.306, SLG: 0.317 (1, 8)	F9 		4-3 					L8 		4	0	0	0	0	1	4					
Joe Torre, R OBP: 0.343, SLG: 0.474 (1, 2)	F7 				1B 		P4 		FC6-4 		4	0	1	0	0	2					
Mike Shannon, R OBP: 0.276, SLG: 0.356 (1, 5)		F7 					BB 1B 		F8 		4	0	1	0	0	1					
Phil Gaetano, R OBP: 0.286, SLG: 0.167 (1, 3)		1-3 		F9 			P4 		1B 1B 		4	0	1	0	0	2					
Jim Hicks, R OBP: 0.125, SLG: 0.375 (1, 9)					F8 			F9 				4	0	0	0	2		3			
Dal Maxvill, R OBP: 0.330, SLG: 0.286 (1, 6)			6-3 			F8 		BB 1-2 BB 				3	0	1	0	1		0			
Dave Giusti, R OBP: 0.385, SLG: 0.364 (1, 1)			4-3 			F9 		L7 				2	0	0	0	0	0				
Mel Nelson, R (6, 1)										0	0	0	0	0	0	0					
Bob Johnson, R (7, PH)										1	0	0	0	0	0	2					
Joe Hoerner, R (8, 1)										0	0	0	0	0	0	0					
Steve HUNTZ, S OBP: 0.091, SLG: 0.091 (9, PH)										1	0	0	0	0	1	2					
Inning Stats	R: 0 E: 0 K: 0 S: 4	H: 1 LOB: 1 BB: 0 P: 4	R: 0 E: 0 K: 1 S: 5	H: 0 LOB: 0 BB: 0 P: 5	R: 0 E: 0 K: 0 S: 4	H: 1 LOB: 2 BB: 1 P: 8	R: 0 E: 0 K: 1 S: 6	H: 1 LOB: 0 BB: 0 P: 6	R: 0 E: 0 K: 0 S: 3	H: 0 LOB: 0 BB: 0 P: 3	R: 0 E: 0 K: 1 S: 5	H: 0 LOB: 0 BB: 0 P: 5	R: 0 E: 0 K: 0 S: 4	H: 1 LOB: 2 BB: 1 P: 8	R: 0 E: 0 K: 0 S: 4	H: 1 LOB: 1 BB: 0 P: 4	R: 0 E: 0 K: 2 S: 9	H: 2 LOB: 2 BB: 0 P: 9	1B: 6 2B: 1 3B: 0 HR: 0	SF: 0 SAC: 0 DP: 0 HBP: 0	WP: 0 PA: 36 PB: 0 SB: 0 CS: 0
PITCHER	IP WLS BF H R ER SO BB IBB HBP BLK WP HR S P ERA WHIP	IP WLS BF H R ER SO BB IBB HBP BLK WP HR S P ERA WHIP																			
Grant Jackson, L ERA: 3.19 (1, 1)	9.0 W 36 7 0 0 5 2 0 0 0 0 0 0 44 52 0.00 1.000																				

AB	34
R	5
H	11
RBI	5
BB	5
SO	8
LOB	20



AB	34
R	0
H	7
RBI	0
BB	2
SO	5
LOB	17



Batter	1	2	3	4	5	6	7	8	9	AB	R	H	RBI	BB	SO	LOB	TOP			
Bobby Bonds, R OBP: 0.340, SLG: 0.415 (1, 9)	F8		4-3					K		4	0	1	0	0	1	0	San Francisco Giants @ St. Louis Cardinals Busch Stadium, St. Louis, MO Tue May 06 1969, 7:05 PM CDT Att: 17,442 - Unknown			
Ron Hunt, R OBP: 0.333, SLG: 0.213 (1, 4)	K		F9					F8		4	0	1	0	0	1	0				
Willie Mays, R OBP: 0.406, SLG: 0.489 Dave Marshall, L OBP: 0.333, SLG: 0.302 (1, 8) (4, 9)	K		K					F7		2	0	0	0	0	2	0				
Willie McCovey, L OBP: 0.423, SLG: 0.659 (1, 3)								K		4	0	1	0	0	1	0				
Dick Dietz, R OBP: 0.306, SLG: 0.326 (1, 2)								5-3		3	0	1	0	1	1	0				
Jim Ray Hart, R OBP: 0.316, SLG: 0.279 (1, 7)								5-3		3	0	0	0	0	0	3				
Bobby Etheridge, R OBP: 0.360, SLG: 0.286 (1, 5)								F8		2	0	0	0	1	2	1				
Hal Lanier, R OBP: 0.215, SLG: 0.213 (1, 6)								K		3	0	1	0	0	0	3				
Ray Sadecki, L (1, 1)								F8		2	0	0	0	0	0	4				
Ron Herbel, R (7, 1)								F9		0	0	0	0	0	0	0				
Don Mason, L OBP: 0.324, SLG: 0.281 (8, PH)										1	0	0	0	0	0	0				
Joe Gibbon, R (8, 1)										0	0	0	0	0	0	0				
Inning Stats	R: 0 E: 0 K: 2 S: 7	H: 0 LOB: 0 BB: 0 P: 7	R: 0 E: 0 K: 0 S: 5	H: 2 LOB: 3 BB: 1 P: 9	R: 0 E: 0 K: 1 S: 5	H: 0 LOB: 0 BB: 0 P: 5	R: 0 E: 0 K: 1 S: 5	H: 0 LOB: 1 BB: 0 P: 9	R: 0 E: 0 K: 0 S: 4	H: 3 LOB: 2 BB: 0 P: 4	R: 0 E: 0 K: 1 S: 5	H: 0 LOB: 0 BB: 0 P: 5	R: 0 E: 0 K: 1 S: 5	H: 0 LOB: 0 BB: 0 P: 5	R: 0 E: 0 K: 1 S: 5	H: 0 LOB: 0 BB: 0 P: 5	1B: 5 2B: 0 3B: 0 HR: 0	SF: 0 SAC: 0 DP: 0 HBP: 0	WP: 0 PB: 0 SB: 0 CS: 0	PA: 32
PITCHER Bob Gibson, R ERA: 1.94 (1, 1)	IP: 9.0 WLS: W BF: 32 H: 5 R: 0 ER: 0 SO: 8 BB: 2 IBB: 0 HBP: 0 BLK: 0 WP: 0 HR: 0 S: 46 P: 54 ERA: 0.00 WHIP: 0.778															PITCHER				

Batter	1	2	3	4	5	6	7	8	9	AB	R	H	RBI	BB	SO	LOB	BOTTOM			
Lou Brock, L OBP: 0.217, SLG: 0.319 (1, 7)	K									4	0	0	0	0	1	0	San Francisco Giants @ St. Louis Cardinals Busch Stadium, St. Louis, MO Tue May 06 1969, 7:05 PM CDT Att: 17,442 - Unknown			
Julian Javier, R OBP: 0.295, SLG: 0.333 (1, 4)	E6 1B		4-3					1B		4	1	1	0	0	0	0				
Curt Flood, R OBP: 0.330, SLG: 0.337 (1, 8)	1B FC5-4 2-3							1B BB		3	2	3	0	1	0	0				
Joe Torre, R OBP: 0.339, SLG: 0.465 (1, 3)	FC5-4 1B		L6-3					FC6-4 1B		4	0	1	1	0	0	4				
Mike Shannon, R OBP: 0.275, SLG: 0.352 (1, 5)	FC5-4 1B 1-2 3-H							4-3		4	0	1	1	0	0	1				
Tim McCarver, L OBP: 0.358, SLG: 0.398 (1, 2)								4-3		4	0	3	1	0	0	0				
Jim Hicks, R OBP: 0.167, SLG: 0.273 (1, 9)	K							4-3 BB		3	0	0	0	1	1	5				
Daf Maxvill, R OBP: 0.316, SLG: 0.272 (1, 6)			6-3					F9		4	0	0	0	0	1	4				
Bob Gibson, R OBP: 0.211, SLG: 0.263 (1, 1)	K							F9		3	0	0	0	0	1	0				
Inning Stats	R: 2 E: 1 K: 2 S: 11	H: 3 LOB: 2 BB: 0 P: 11	R: 0 E: 0 K: 1 S: 5	H: 0 LOB: 0 BB: 0 P: 5	R: 0 E: 0 K: 0 S: 3	H: 1 LOB: 0 BB: 0 P: 3	R: 0 E: 0 K: 1 S: 6	H: 1 LOB: 0 BB: 0 P: 6	R: 0 E: 0 K: 0 S: 3	H: 0 LOB: 0 BB: 0 P: 3	R: 1 E: 0 K: 0 S: 5	H: 2 LOB: 2 BB: 1 P: 9	R: 0 E: 0 K: 0 S: 5	H: 2 LOB: 0 BB: 0 P: 5	R: 0 E: 0 K: 0 S: 3	H: 0 LOB: 1 BB: 1 P: 7		1B: 8 2B: 1 3B: 1 HR: 0	SF: 0 SAC: 0 DP: 1 HBP: 0	WP: 0 PB: 0 SB: 0 CS: 0
PITCHER Ray Sadecki, L ERA: 2.52 Ron Herbel, R ERA: 0.84 Joe Gibbon, L ERA: (1, 1) (7, 1) (8, 1)	IP: 0.1 WLS: L BF: 1 H: 0 R: 0 ER: 0 SO: 0 BB: 0 IBB: 0 HBP: 0 BLK: 0 WP: 0 HR: 0 S: 37 P: 41 ERA: 1.35 WHIP: 1.500															PITCHER				

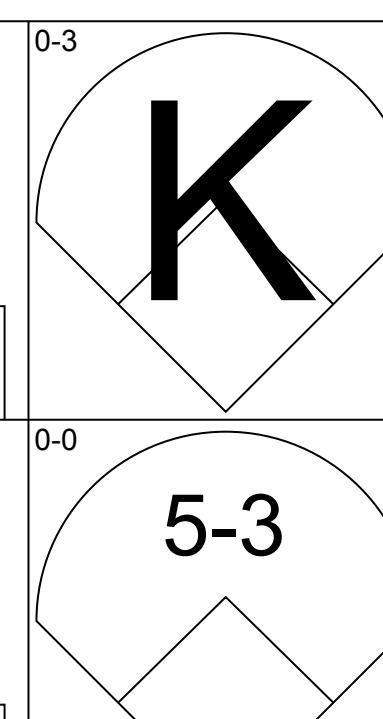
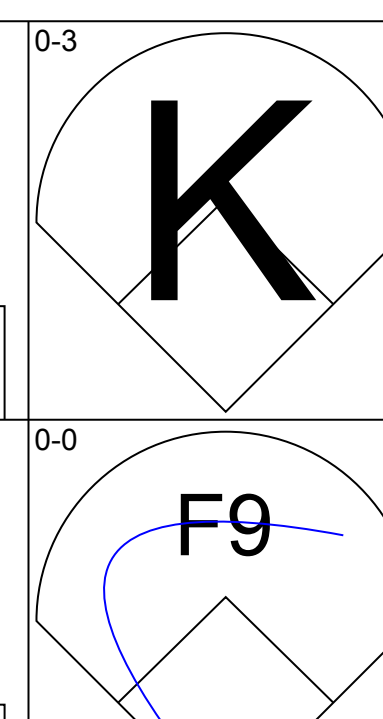
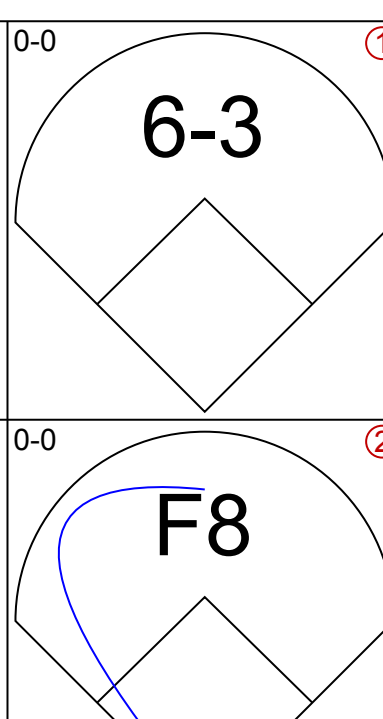
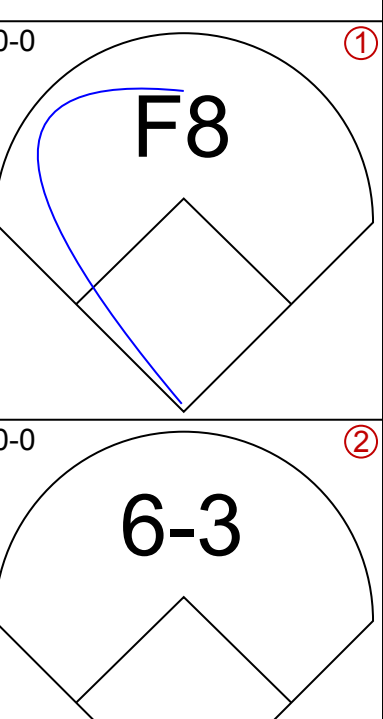
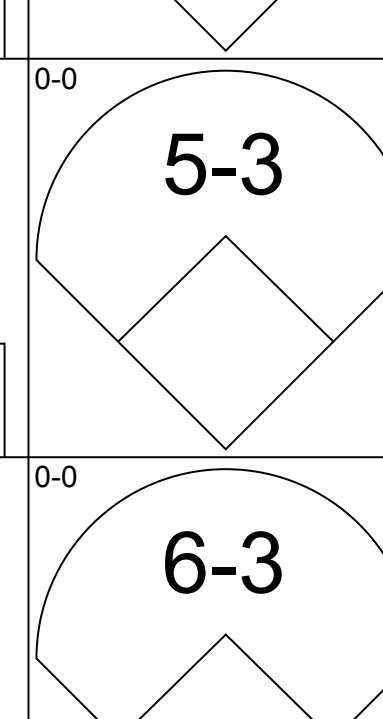
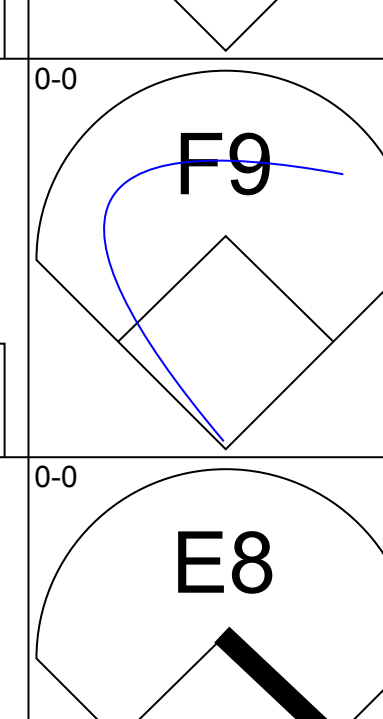
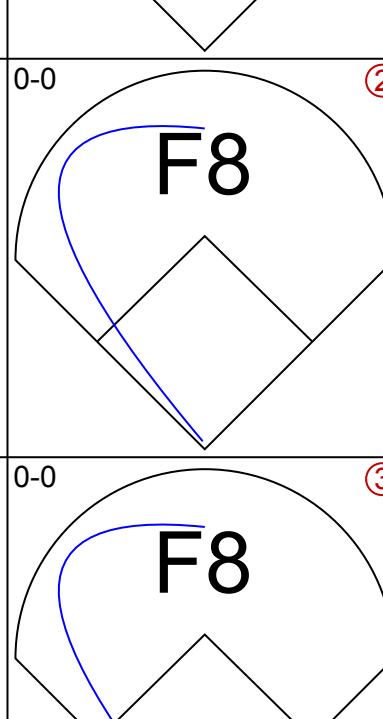
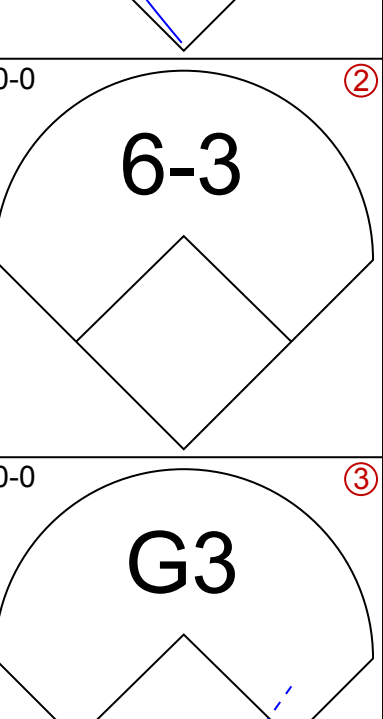
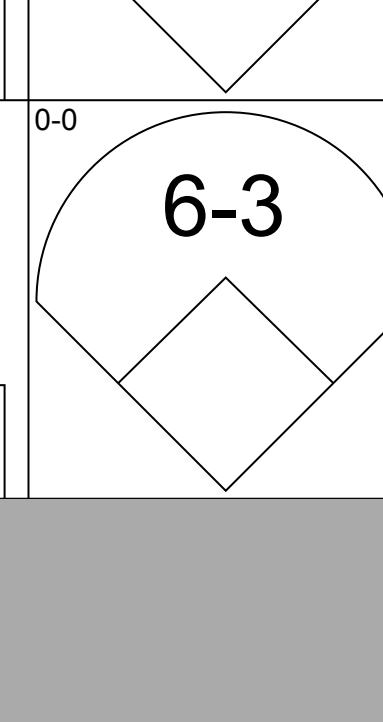
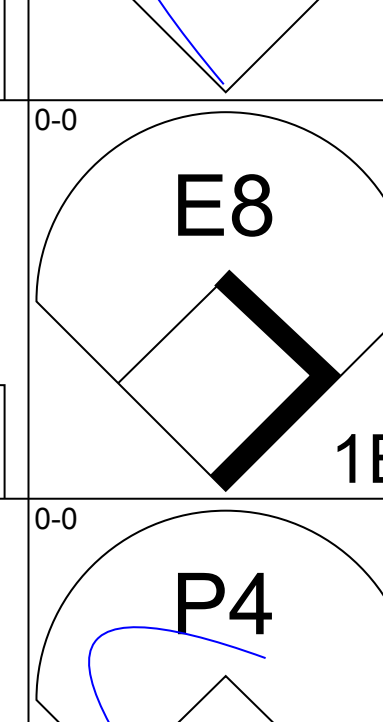
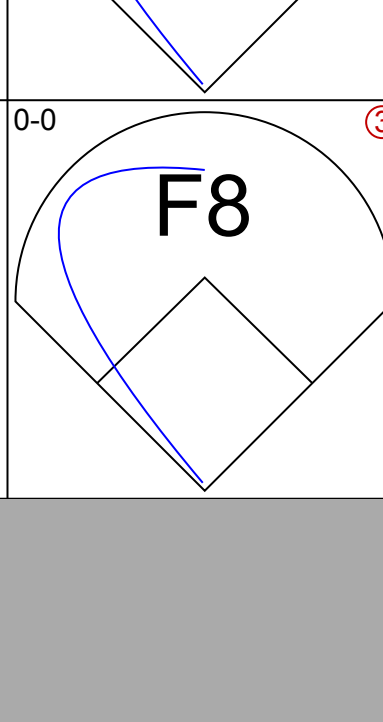
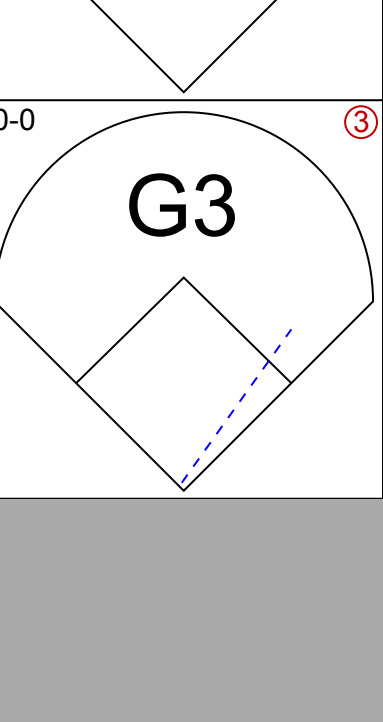
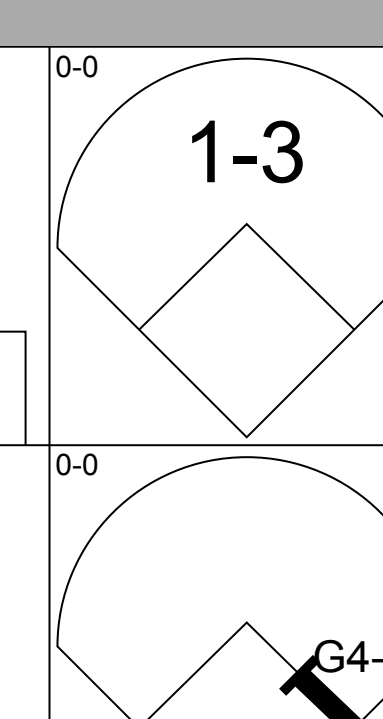
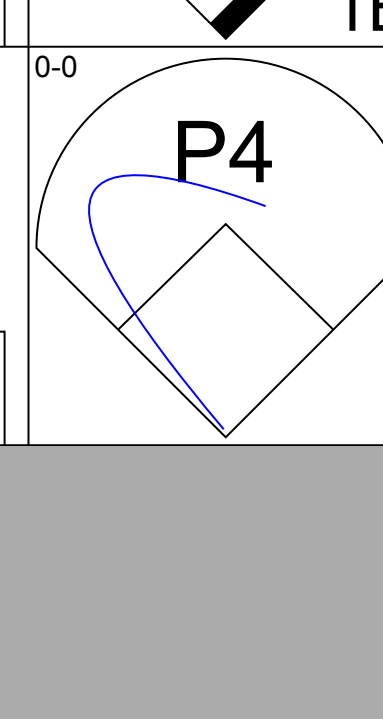
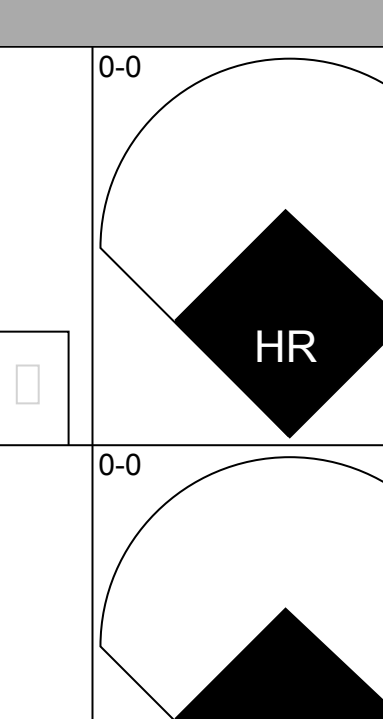
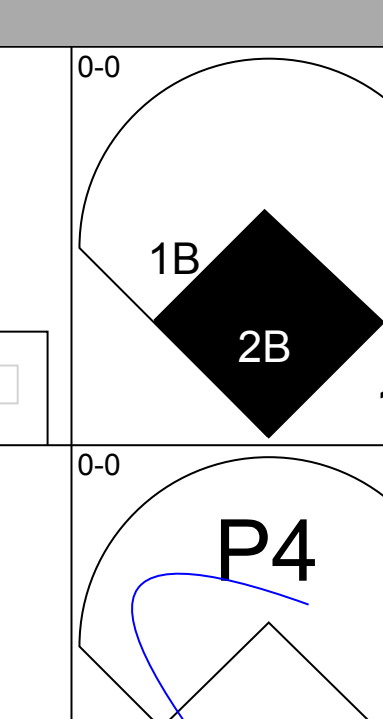
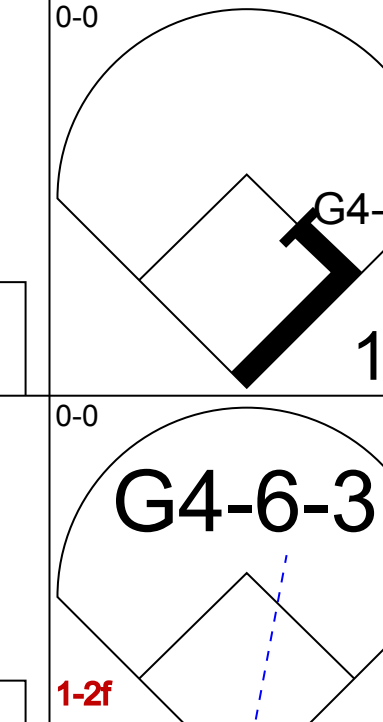
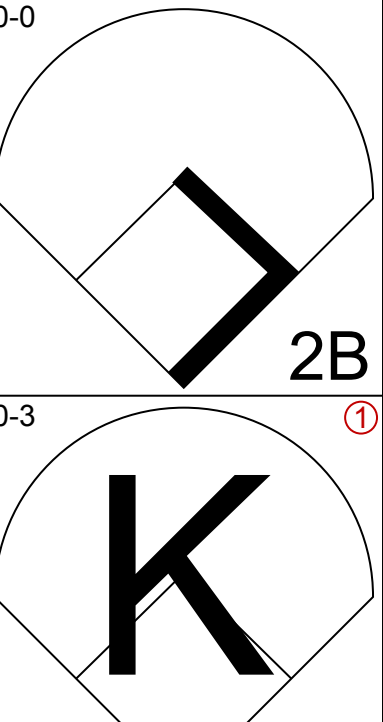
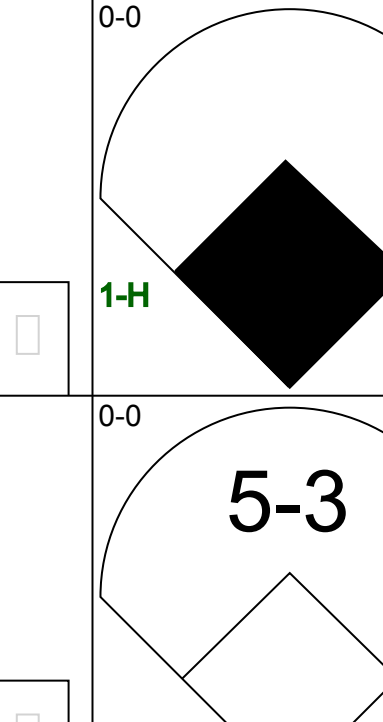
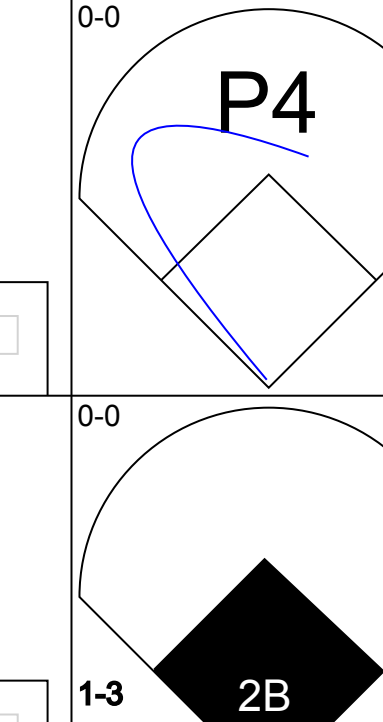
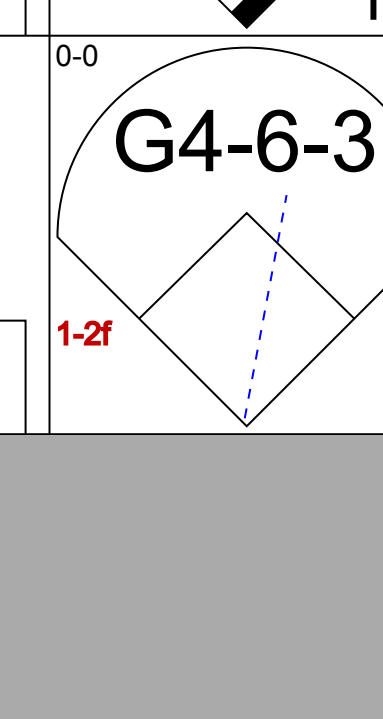
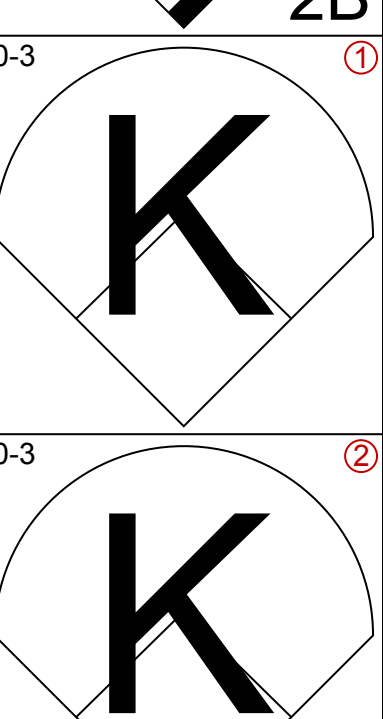
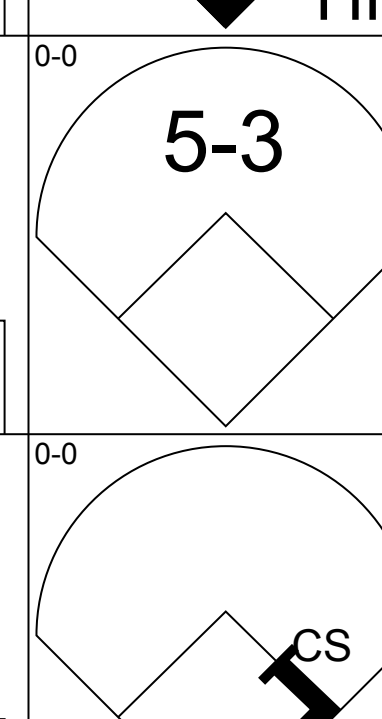
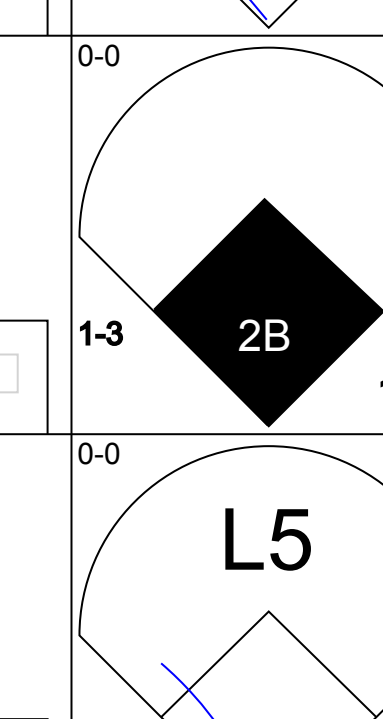
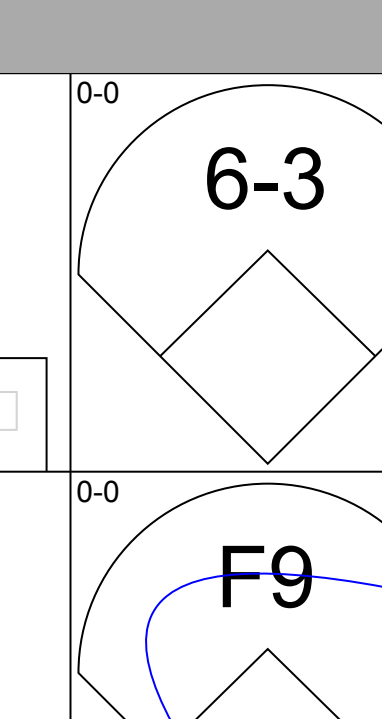
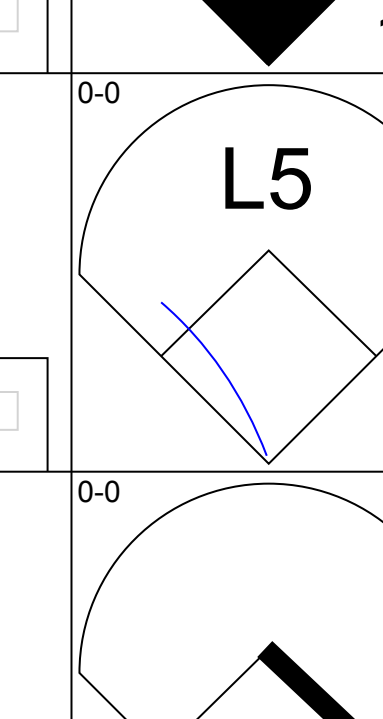
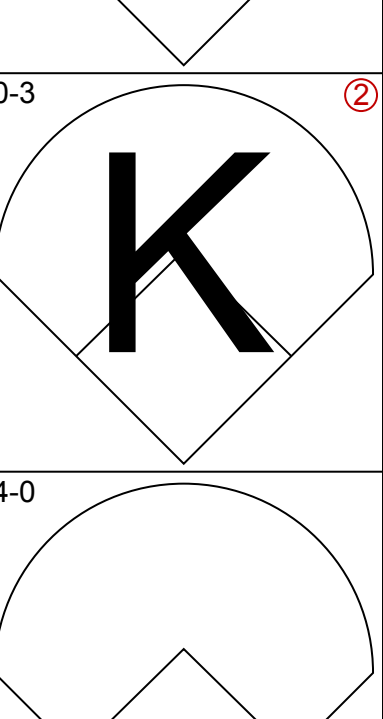
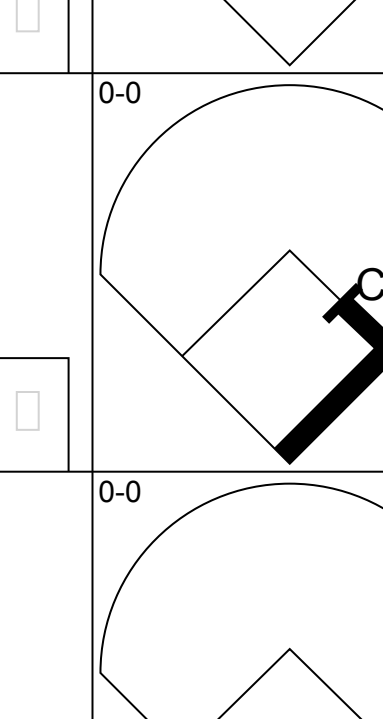
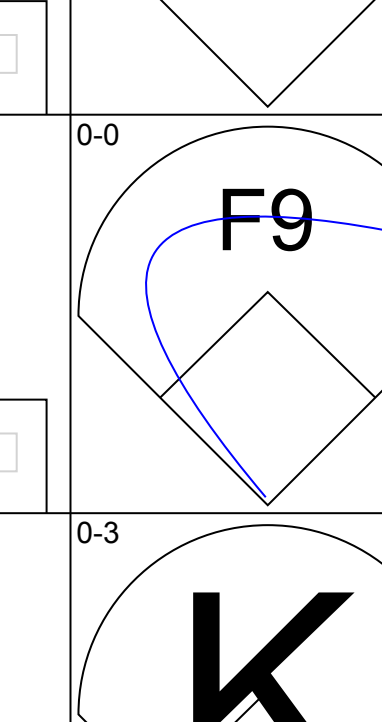
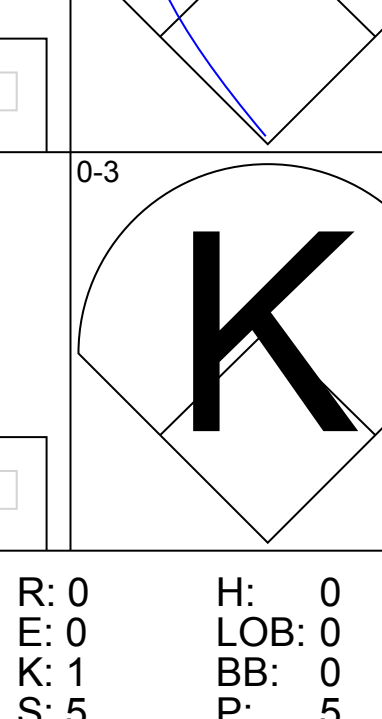
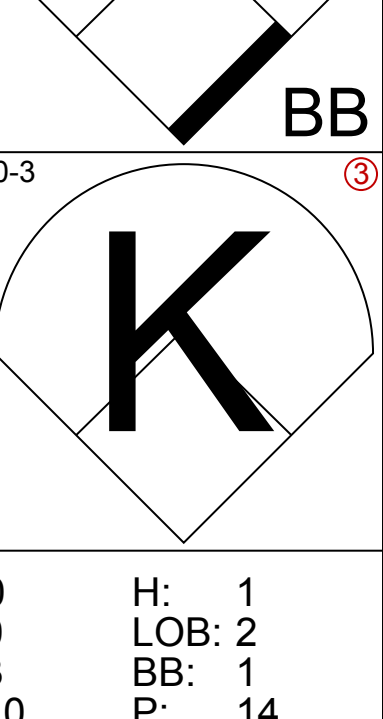
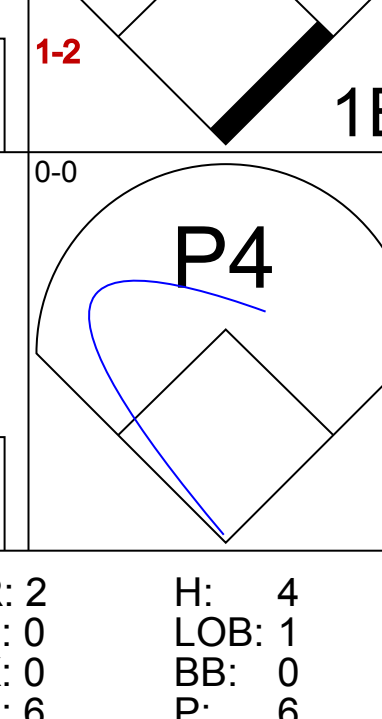
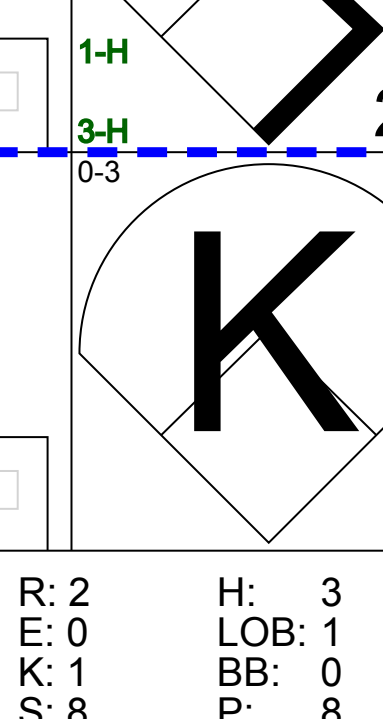
Batter	1	2	3	4	5	6	7	8	9	AB	R	H	RBI	BB	SO	LOB	TOP			
Jose Arcia, R OBP: 0.290, SLG: 0.276 Jerry Davanon, R OBP: 0.105, SLG: 0.108 Ivan Murrell, R OBP: 0.200, SLG: 0.250	F2	K			E1 2B		K 1-2		K	3	1	0	0	0	1	0	San Diego Padres @ St. Louis Cardinals Busch Stadium, St. Louis, MO Fri May 09 1969, 7:05 PM CDT Att: 32,353 - Unknown			
Roberto Pena, R OBP: 0.273, SLG: 0.261	1B 2B	G3-1			1-H 2B		1-3		SF7	4	1	2	2	0	0	1				
Tony Gonzalez, L OBP: 0.344, SLG: 0.348	K				1B		F8		K	4	0	1	0	0	2	4				
Ollie Brown, R OBP: 0.315, SLG: 0.483	1B 2H 1B 1B				6-3		K		F8	4	1	1	1	0	1	2				
Nate Colbert, R OBP: 0.364, SLG: 0.582	1B 1-2 1B 1B				F7		F7		1-3	4	1	1	0	0	0	2				
Ed Spiezio, R OBP: 0.349, SLG: 0.362	1B 1-3 2-H 1B				6-3		G4-6-3 1B		K	4	0	2	1	0	1	0				
Cito Gaston, R OBP: 0.219, SLG: 0.237	1B 1-2 3-H 1B				K		K		1B 2B BB	3	1	1	1	1	2	1				
Chris Cannizzaro, R OBP: 0.309, SLG: 0.306 Bill Davis, L OBP: 0.327, SLG: 0.244 Joe Niekro, R OBP: 0.273, SLG: 0.300	K				6-3		G4-6-3 1-2 1B		2B SF7 1B	3	0	0	0	0	1	3				
Al Santorini, R Frank Reberger, L Larry Stahl, L Tommie Sisk, R Jack Baldschun, R Al Ferrara, R Leon Everitt, L	F9				F5		WP 1B		1-3 2-H 2B	2	0	0	0	0	0	0				
Inning Stats	R: 3 E: 0 K: 2 S: 12	H: 5 LOB: 2 BB: 0 P: 12	R: 0 E: 0 K: 1 S: 5	H: 0 LOB: 0 BB: 0 P: 5	R: 0 E: 0 K: 0 S: 3	H: 1 LOB: 0 BB: 0 P: 3	R: 0 E: 0 K: 1 S: 5	H: 0 LOB: 0 BB: 0 P: 5	R: 1 E: 1 K: 1 S: 7	H: 1 LOB: 2 BB: 0 P: 8	R: 0 E: 0 K: 1 S: 6	H: 1 LOB: 1 BB: 0 P: 6	R: 0 E: 0 K: 1 S: 5	H: 0 LOB: 0 BB: 0 P: 5	R: 2 E: 0 K: 2 S: 9	H: 2 LOB: 2 BB: 1 P: 13		1B: 8 2B: 3 3B: 0 HR: 0	SF: 1 SAC: 0 DP: 1 HBP: 1	WP: 1 PB: 0 SB: 0 CS: 0
PITCHER	IP WLS BF H R ER SO BB IBB HBP BLK WP HR S P ERA WHIP																			
Ray Washburn, R ERA: 2.85	(1, 1) 5.0 W 23 7 4 3 5 0 0 0 0 0 0 0 0 32 33 5.40 1.400																			
Mike Torrez, R ERA: 3.72	(6, 1) 1.0 W 3 1 0 0 1 0 0 0 0 0 0 0 0 5 5 0.00 1.000																			
Ron Willis, R ERA: 4.61	(7, 1) 2.0 S 10 3 2 2 2 1 0 0 0 0 1 0 13 17 9.00 2.000																			
Joe Hoerner, L ERA: 1.46	(9, 1) 1.0 S 3 0 0 0 2 0 0 0 0 0 0 0 0 7 7 0.00 0.000																			

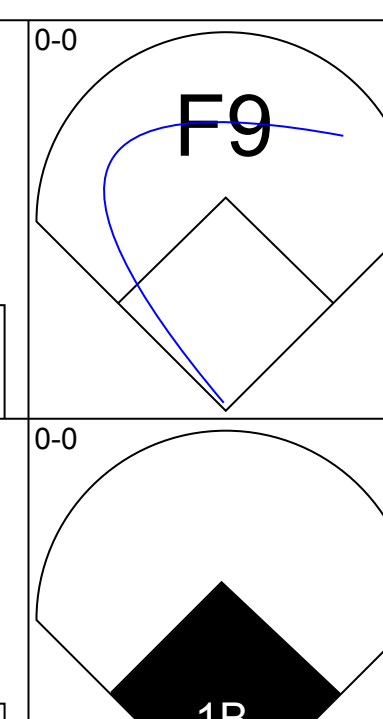
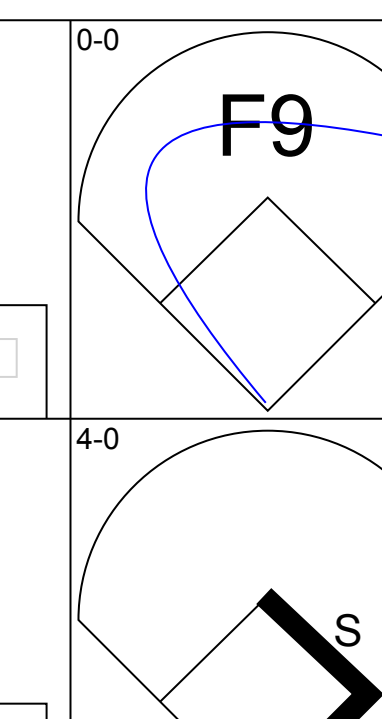
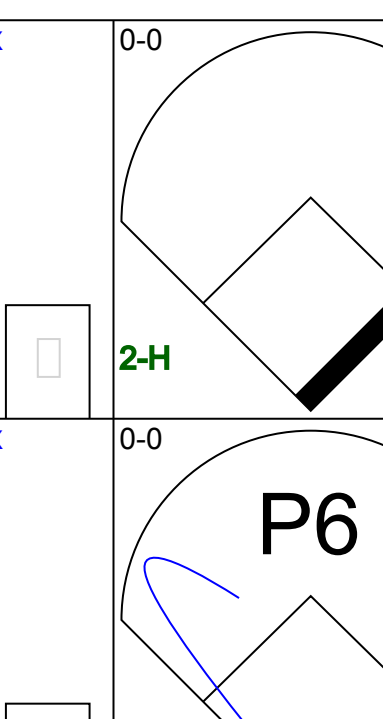
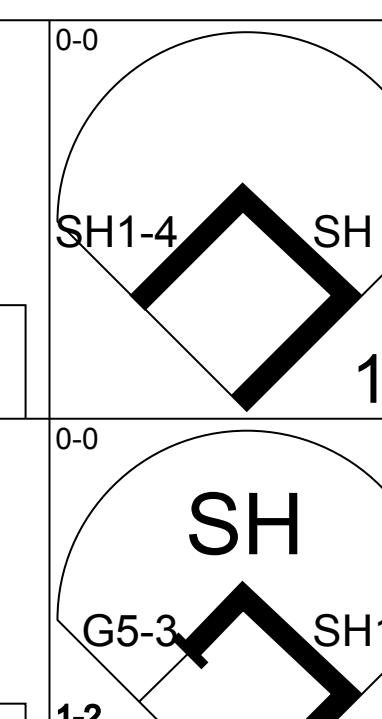
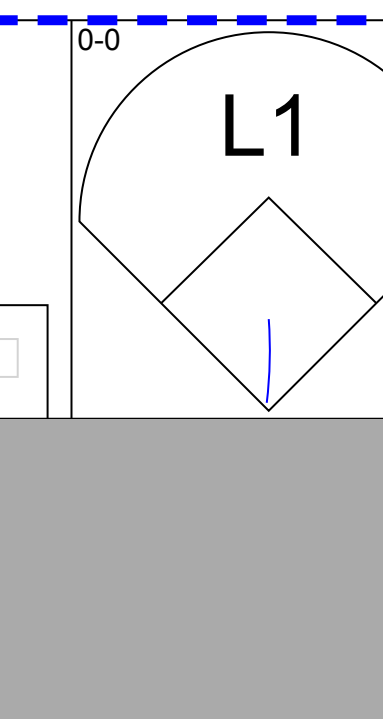
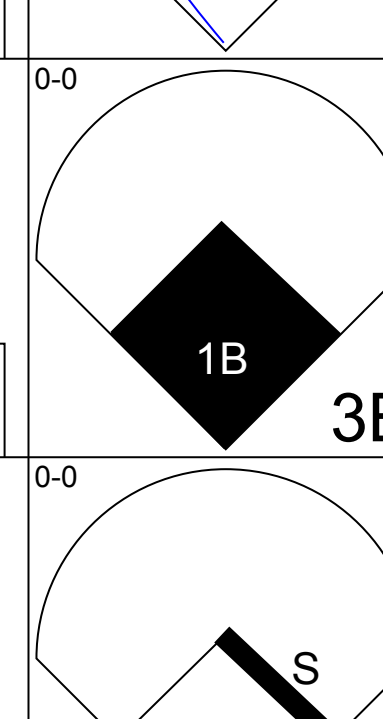
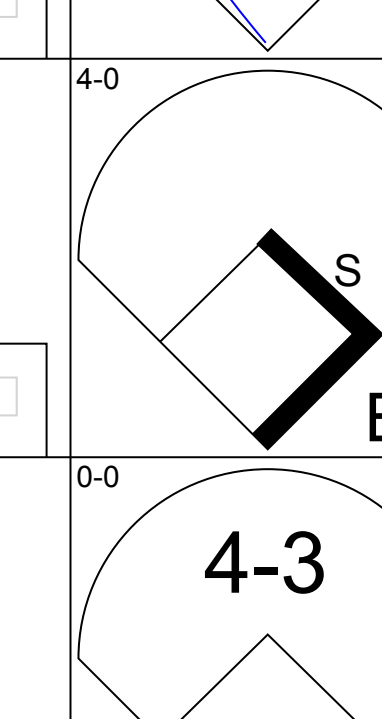
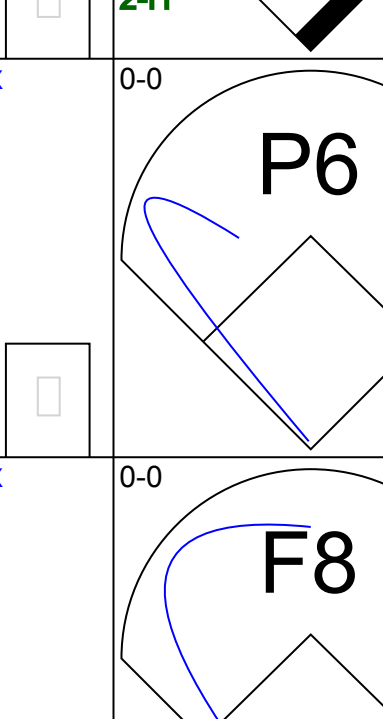
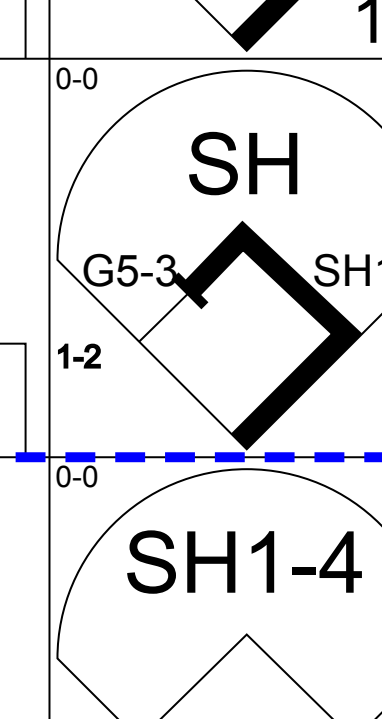
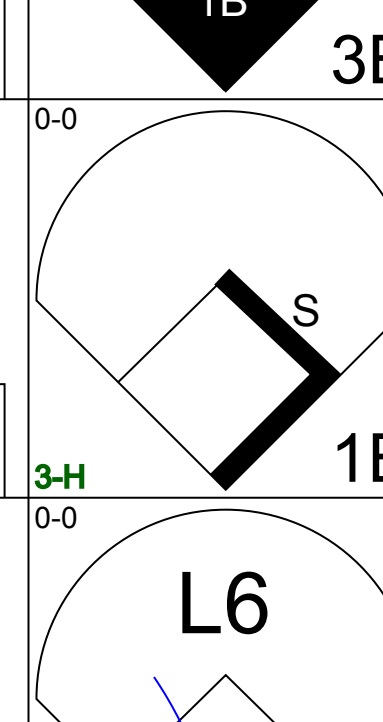
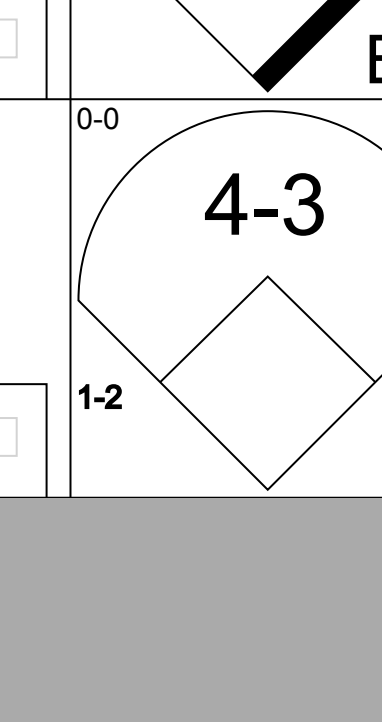
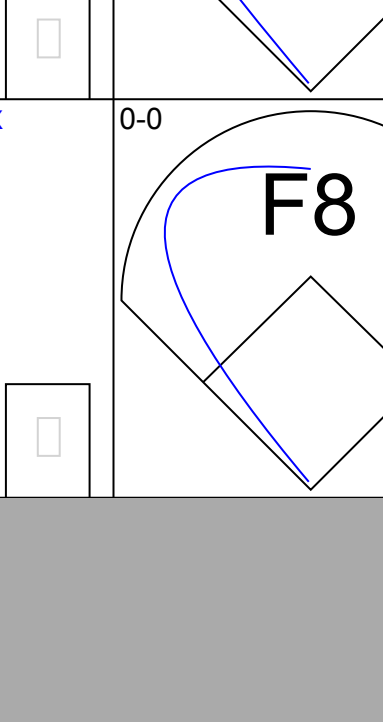
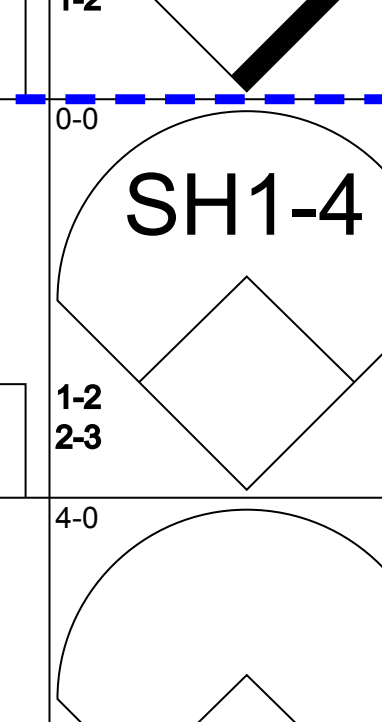
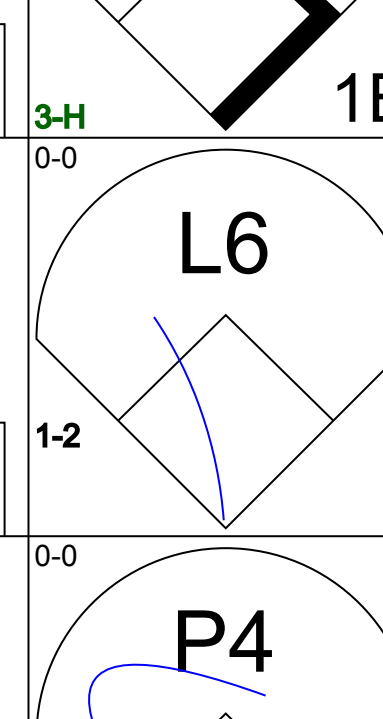
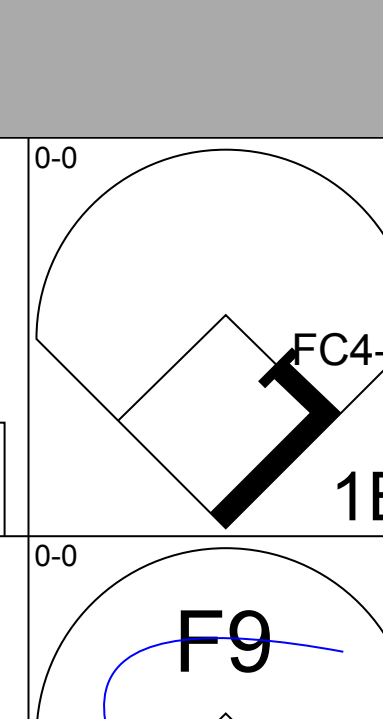
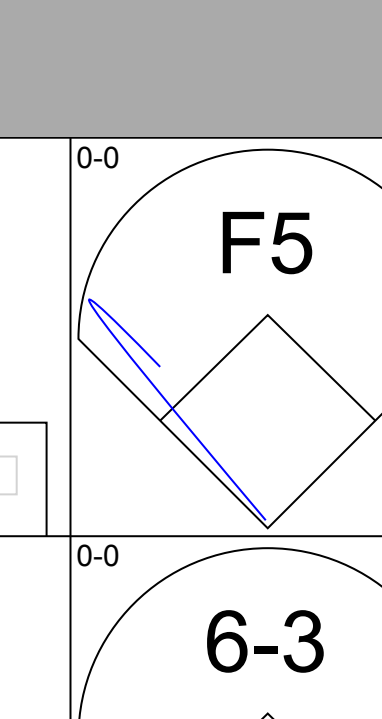
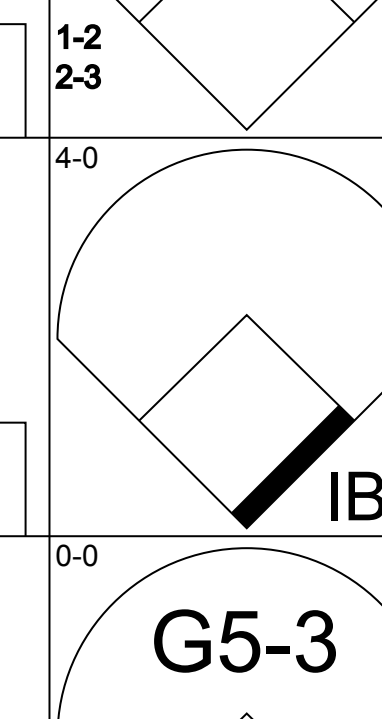
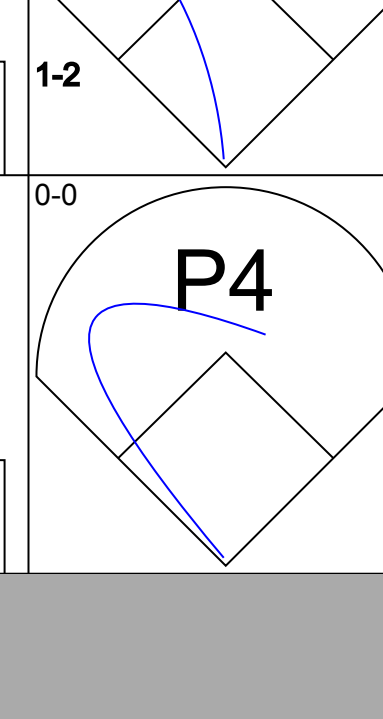
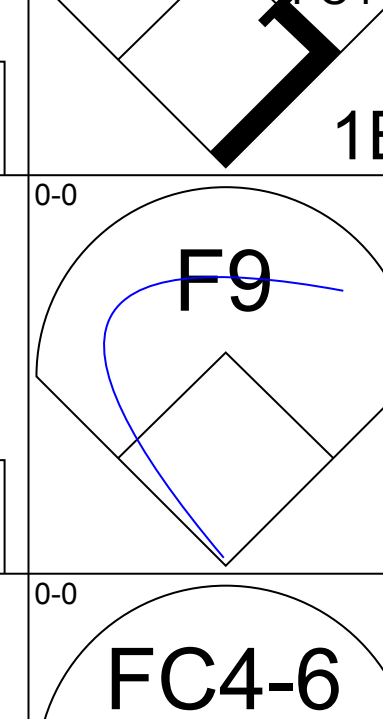
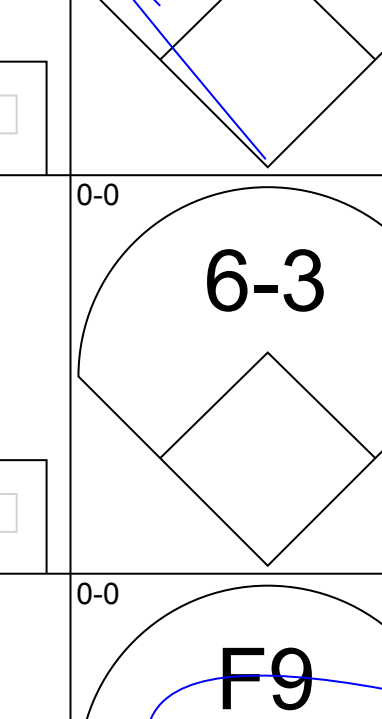
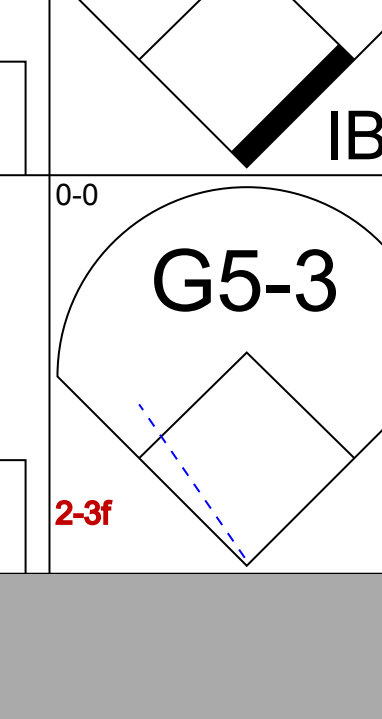
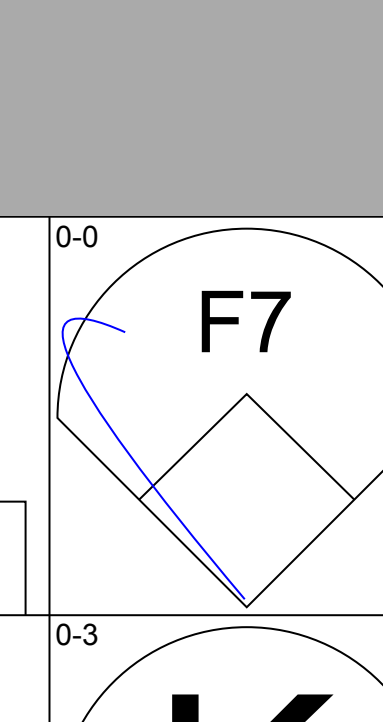
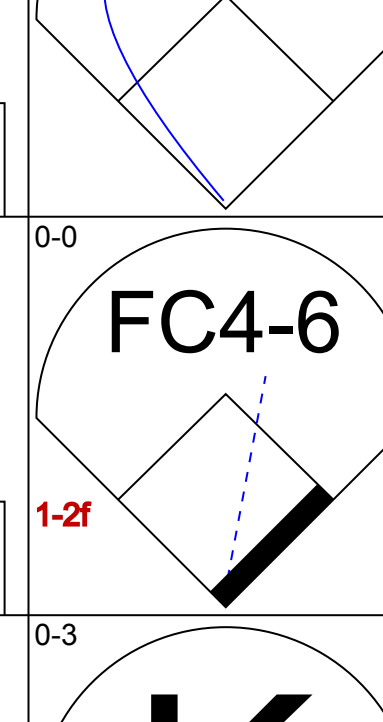
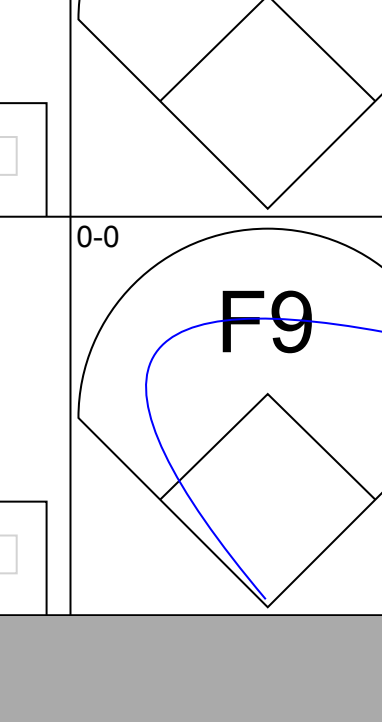
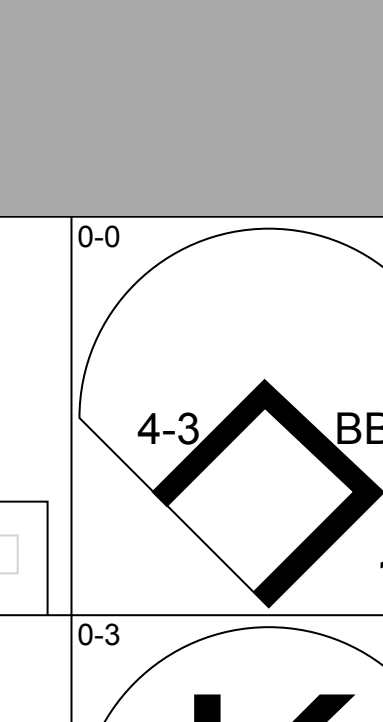
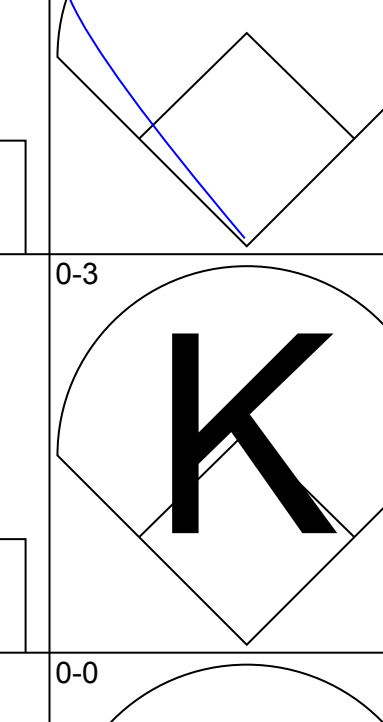
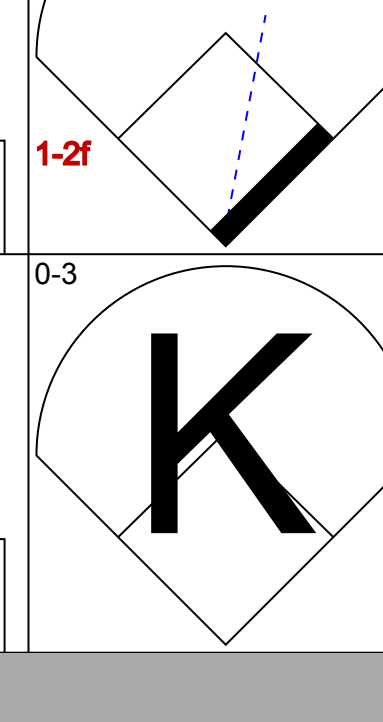
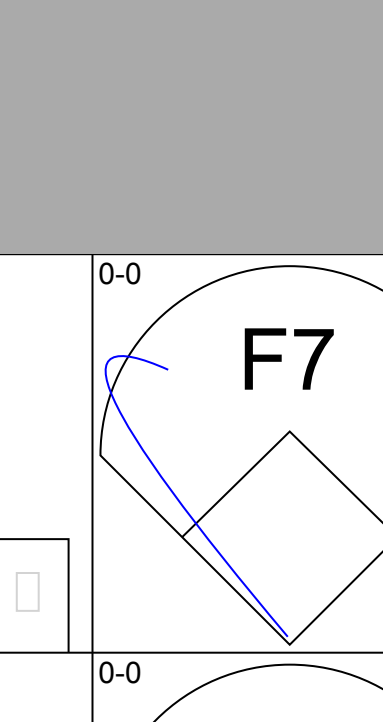
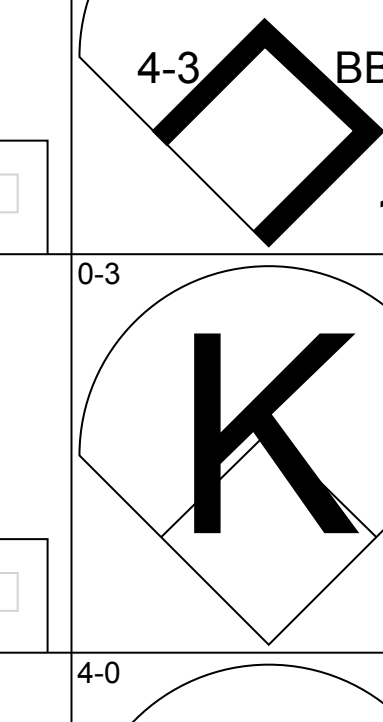
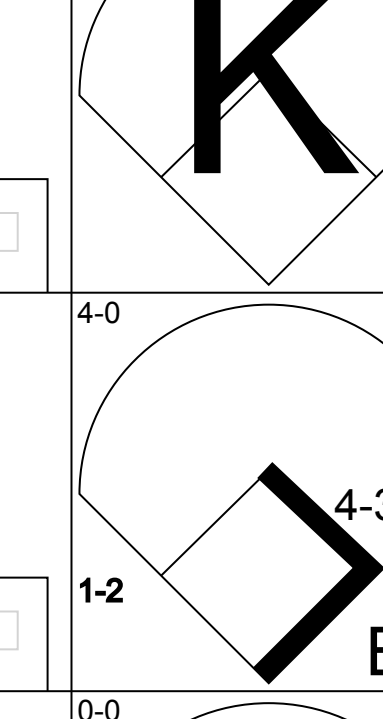
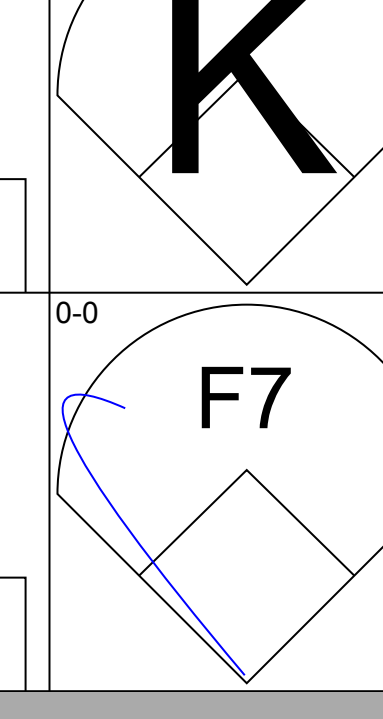
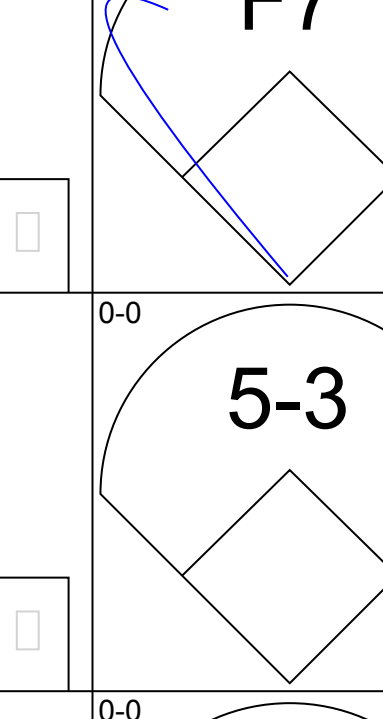
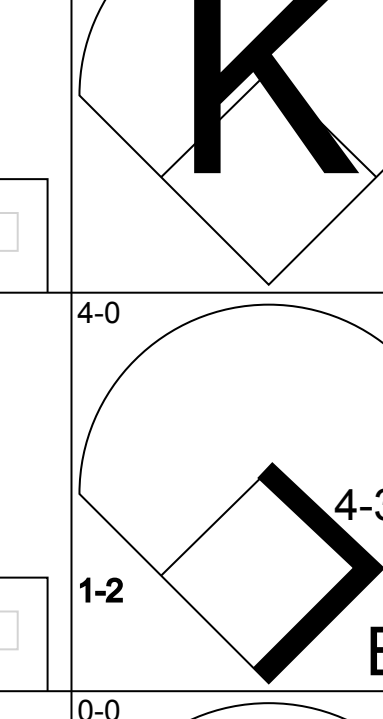
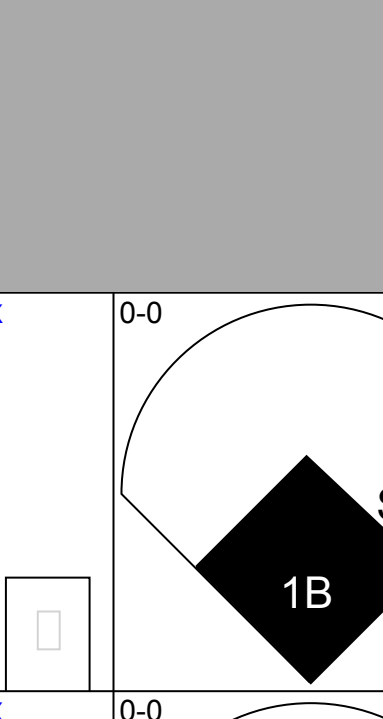
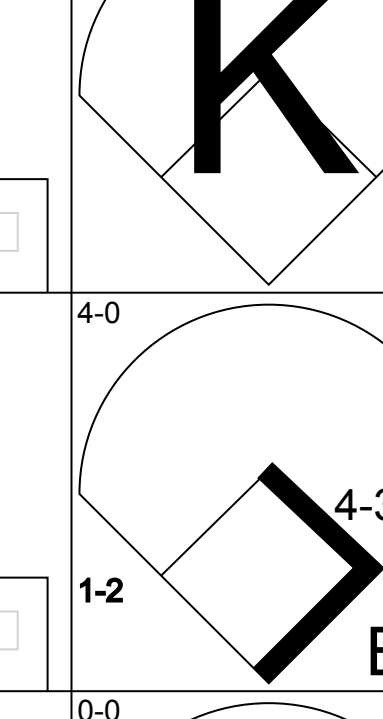
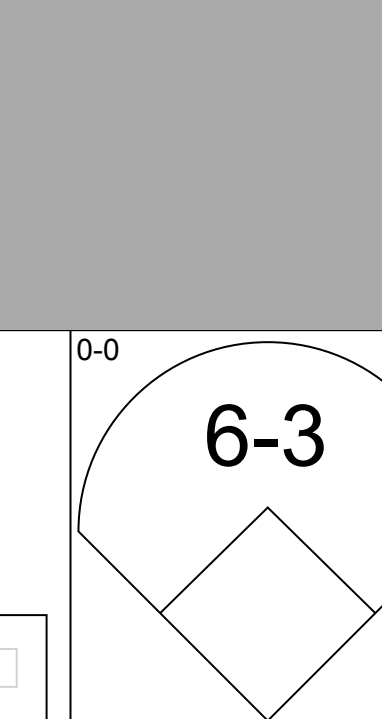
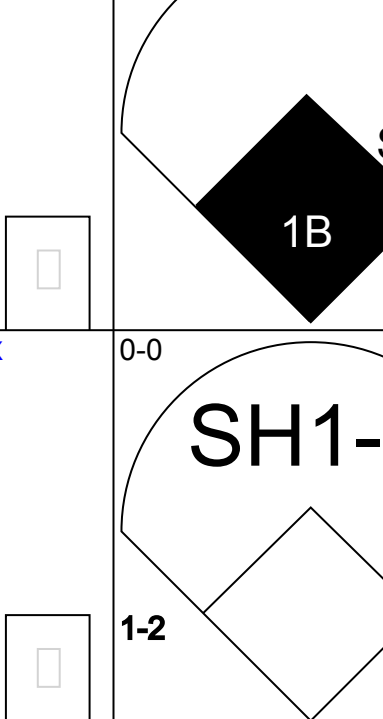
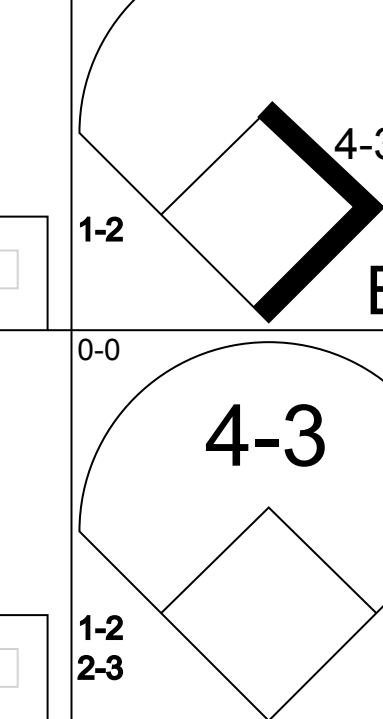
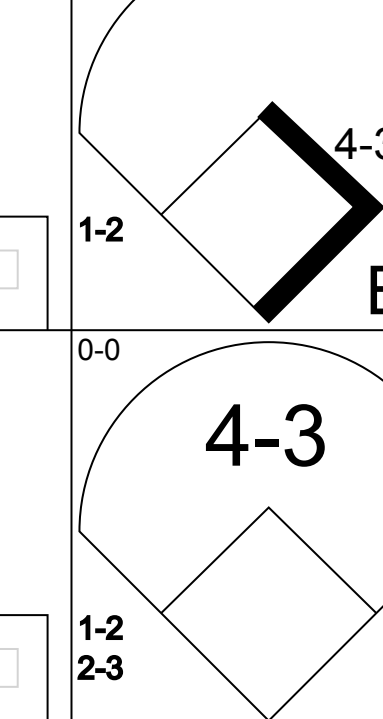
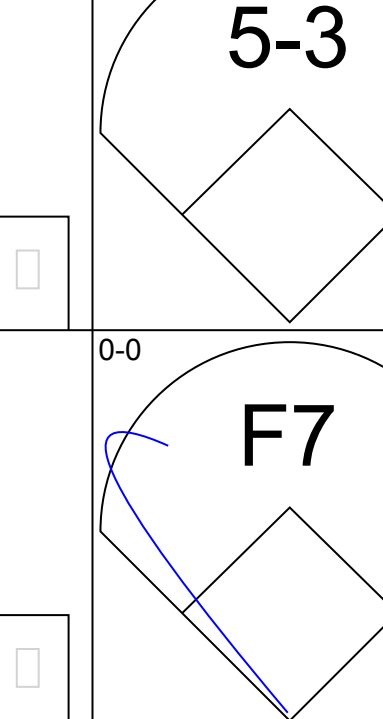
Batter	1	2	3	4	5	6	7	8	9	AB	R	H	RBI	BB	SO	LOB	BOTTOM			
Lou Brock, L OBP: 0.218, SLG: 0.311	4-3		4-3			1B K		F3		5	1	1	0	0	1	3	San Diego Padres @ St. Louis Cardinals Busch Stadium, St. Louis, MO Fri May 09 1969, 7:05 PM CDT Att: 32,353 - Unknown			
Julian Javier, R OBP: 0.302, SLG: 0.348	1B		F8			1B 1-3 1B	1-3	1-3		4	1	2	0	0	0	0				
Curt Flood, R OBP: 0.317, SLG: 0.321	K				F8		F8		F8	4	1	1	1	0	1	1				
Joe Torre, R OBP: 0.325, SLG: 0.440	F9				5-3		G3 1-3 3-H 1B		E G3 PB 1B	4	1	1	1	0	0	1				
Tim McCarver, L OBP: 0.363, SLG: 0.394 Jim Hicks, R OBP: 0.231, SLG: 0.500	F7				FC5-4 BB		P6		1B 3B	2	0	0	0	1	0	2				
Mike Shannon, R OBP: 0.282, SLG: 0.372	L4-6 2B				FC5-4		G3		FC4-6 1B	4	0	2	1	0	0	3				
Joe Hague, L OBP: 0.250, SLG: 0.208	BB						P3		FC4-6 FC5-4	2	1	0	0	2	0	1				
Dal Maxvill, R OBP: 0.297, SLG: 0.253	L4-6						F9		FC5-4	4	1	0	0	0	0	5				
Ray Washburn, R Dave Ricketts, S Mike Torrez, R Bill White, L Ron Willis, R Joe Hoerner, R	K				K		F7		1B	1	0	0	0	0	1	0				
Inning Stats	R: 0 E: 0 K: 1 S: 6	H: 1 LOB: 1 BB: 0 P: 6	R: 0 E: 0 K: 0 S: 3	H: 1 LOB: 1 BB: 1 P: 7	R: 0 E: 0 K: 1 S: 5	H: 0 LOB: 0 BB: 0 P: 5	R: 0 E: 0 K: 0 S: 3	H: 0 LOB: 1 BB: 1 P: 7	R: 0 E: 0 K: 0 S: 3	H: 0 LOB: 0 BB: 0 P: 3	R: 5 E: 1 K: 1 S: 11	H: 5 LOB: 2 BB: 1 P: 15	R: 0 E: 0 K: 0 S: 3	H: 0 LOB: 0 BB: 0 P: 3	R: 2 E: 0 K: 0 S: 6	H: 3 LOB: 1 BB: 0 P: 6		1B: 8 2B: 2 3B: 1 HR: 0	SF: 0 SAC: 0 DP: 1 HBP: 0	WP: 0 PB: 2 SB: 0 CS: 0
PITCHER	IP WLS BF H R ER SO BB IBB HBP BLK WP HR S P ERA WHIP																			
Al Santorini, R ERA: 2.45	(1, 1) 5.0 L 22 6 4 2 2 2 0 1 0 0 0 0 0 24 32 3.60 1.600																			
Frank Reberger, R ERA: 4.35	(6, 1) 1.0 L 6 1 1 0 1 0 0 0 0 0 0 0 0 7 11 0.00 1.000																			
Tommie Sisk, R ERA: 4.97	(7, 1) 1.2 8 3 2 1 0 0 0 0 0 0 0 0 8 8 5.40 1.800																			
Jack Baldschun, R ERA: 3.38	(8, 1) 0.1 1 0 0 0 0 0 0 0 0 0 0 0 1 1 0.00 0.000																			



Batter	1	2	3	4	5	6	7	8	9	AB	R	H	RBI	BB	SO	LOB	TOP					
Jerry Davanon, R OBP: 0.163, SLG: 0.167 (1, 4)										5	1	3	1	0	1	3	San Diego Padres @ St. Louis Cardinals Busch Stadium, St. Louis, MO Sat May 10 1969, 7:05 PM CDT Att: 21,568 - Unknown					
Roberto Pena, R OBP: 0.283, SLG: 0.308 (1, 6)										5	1	4	4	0	0	1						
Nate Colbert, R OBP: 0.376, SLG: 0.578 (1, 3)										4	0	2	0	1	1	2						
Ollie Brown, R OBP: 0.310, SLG: 0.471 (1, 9)										5	0	1	0	0	4	5						
Al Ferrara, R OBP: 0.448, SLG: 0.455 Ivan Murrell, R OBP: 0.200, SLG: 0.250 (8, PR) (8, 7)										3	0	1	0	2	1	3						
Ed Spiezio, R OBP: 0.342, SLG: 0.347 (1, 5)										4	0	0	0	1	1	7						
Cito Gaston, R OBP: 0.236, SLG: 0.240 (1, 8)											3	1	1	0	2	1		0				
Chris Cannizzaro, R OBP: 0.303, SLG: 0.300 (1, 2)										5	1	1	0	0	0	3						
Joe Niekro, R OBP: 0.273, SLG: 0.300 Larry Stahl, L OBP: 0.250, SLG: 0.200 Johnny Podres, L OBP: 0.143, SLG: 0.167 Frank Reberger, L (8, 1)										0	0	0	0	0	0	0						
Inning Stats	R: 0 E: 0 K: 2 S: 8	H: 2 LOB: 2 BB: 1 P: 12	R: 0 E: 0 K: 1 S: 5	H: 0 LOB: 2 BB: 2 P: 13	R: 0 E: 0 K: 1 S: 6	H: 1 LOB: 1 BB: 0 P: 6	R: 5 E: 0 K: 2 S: 11	H: 4 LOB: 2 BB: 3 P: 23	R: 0 E: 0 K: 0 S: 4	H: 1 LOB: 1 BB: 0 P: 4	R: 0 E: 0 K: 2 S: 9	H: 2 LOB: 2 BB: 0 P: 9	R: 0 E: 0 K: 0 S: 3	H: 0 LOB: 0 BB: 0 P: 3	R: 0 E: 0 K: 0 S: 5	H: 3 LOB: 3 BB: 1 P: 9		R: 0 E: 0 K: 1 S: 5	H: 0 LOB: 0 BB: 0 P: 5	1B: 12 2B: 0 3B: 0 HR: 1	SF: 0 SAC: 1 DP: 1 HBP: 0	WP: 0 PB: 0 SB: 1 CS: 0
PITCHER	IP WLS BF H R ER SO BB IBB HBP BLK WP HR S P ERA WHIP	IP WLS BF H R ER SO BB IBB HBP BLK WP HR S P ERA WHIP															IP WLS BF H R ER SO BB IBB HBP BLK WP HR S P ERA WHIP					
Steve Carlton, L ERA: 2.18 Gary Waslewski, R ERA: 4.05 Mike Torrez, R ERA: 3.09 Mel Nelson, L ERA: 6.75 Ron Willis, R ERA: 4.2	3.1 L 8 2 0 5 5 5 0 0 0 0 1 25 45 13.50 3.300	1.2 8 2 0 0 1 1 0 0 0 0 0 9 13 0.00 1.800	2.0 8 2 0 0 2 0 0 0 0 0 0 12 12 0.00 1.000	0.2 5 3 0 0 0 1 0 0 0 0 0 4 8 0.00 6.000	1.1 4 0 0 0 1 0 0 0 0 0 0 6 6 0.00 0.000															IP WLS BF H R ER SO BB IBB HBP BLK WP HR S P ERA WHIP		
Lou Brock, L OBP: 0.227, SLG: 0.317 (1, 7)										4	2	2	0	0	0	0	San Diego Padres @ St. Louis Cardinals Busch Stadium, St. Louis, MO Sat May 10 1969, 7:05 PM CDT Att: 21,568 - Unknown					
Julian Javier, R OBP: 0.290, SLG: 0.333 (1, 4)										4	0	0	0	0	2	2						
Curt Flood, R OBP: 0.331, SLG: 0.330 (1, 8)										3	0	2	0	1	0	1						
Joe Torre, R OBP: 0.331, SLG: 0.469 (1, 2)										4	1	2	3	0	0	2						
Mike Shannon, R OBP: 0.281, SLG: 0.362 (1, 5)										3	0	0	0	1	0	3						
Joe Hague, L OBP: 0.250, SLG: 0.214 (1, 3)										4	0	1	0	0	3	2						
Jim Hicks, R OBP: 0.176, SLG: 0.375 (1, 9)										4	0	0	0	0	1	2						
Dal Maxvill, R OBP: 0.288, SLG: 0.244 Bill White, L OBP: 0.267, SLG: 0.154 (9, PH)										3	0	0	0	0	0	0						
Steve Carlton, L OBP: 0.333, SLG: 0.420 Gary Waslewski, R OBP: 0.283, SLG: 0.308 Bob Johnson, R OBP: 0.283, SLG: 0.308 Mike Torrez, R OBP: 0.283, SLG: 0.308 Steve Huntz, S OBP: 0.283, SLG: 0.308 Mel Nelson, R OBP: 0.283, SLG: 0.308 Ron Willis, R OBP: 0.283, SLG: 0.308 (8, 1)										1	0	0	0	0	0	0						
Inning Stats	R: 2 E: 0 K: 1 S: 7	H: 2 LOB: 0 BB: 0 P: 7	R: 0 E: 0 K: 0 S: 3	H: 1 LOB: 0 BB: 0 P: 3	R: 1 E: 0 K: 1 S: 8	H: 3 LOB: 2 BB: 0 P: 8	R: 0 E: 0 K: 1 S: 5	H: 0 LOB: 0 BB: 0 P: 5	R: 0 E: 0 K: 0 S: 3	H: 0 LOB: 0 BB: 0 P: 3	R: 0 E: 0 K: 1 S: 5	H: 0 LOB: 1 BB: 1 P: 9	R: 0 E: 0 K: 1 S: 5	H: 0 LOB: 0 BB: 0 P: 5	R: 0 E: 0 K: 0 S: 4	H: 1 LOB: 1 BB: 0 P: 4		R: 0 E: 0 K: 3 S: 9	H: 0 LOB: 1 BB: 1 P: 13	1B: 6 2B: 0 3B: 0 HR: 1	SF: 0 SAC: 0 DP: 0 HBP: 0	WP: 0 PB: 0 SB: 1 CS: 1
PITCHER	IP WLS BF H R ER SO BB IBB HBP BLK WP HR S P ERA WHIP	IP WLS BF H R ER SO BB IBB HBP BLK WP HR S P ERA WHIP															IP WLS BF H R ER SO BB IBB HBP BLK WP HR S P ERA WHIP					
Joe Niekro, R ERA: 3.23 Johnny Podres, L ERA: 3.54 Frank Reberger, R ERA: 4.09	3.0 W 14 1 0 0 3 1 0 0 0 0 0 21 25 0.00 0.429	4.2 W 16 1 0 0 3 1 0 0 0 0 0 10 14 0.00 0.750															IP WLS BF H R ER SO BB IBB HBP BLK WP HR S P ERA WHIP					



Batter	1	2	3	4	5	6	7	8	9	AB	R	H	RBI	BB	SO	LOB	TOP		
Jerry Davanon, R OBP: 0.149, SLG: 0.152										4	0	0	0	0	2	0	San Diego Padres @ St. Louis Cardinals Busch Stadium, St. Louis, MO Sun May 11 1969, 3:33 AM CDT Att: 13,423 - Unknown		
Roberto Pena, R OBP: 0.285, SLG: 0.298										4	0	0	0	0	0				
Tony Gonzalez, L OBP: 0.341, SLG: 0.345										4	0	1	0	0	0				
Ollie Brown, R OBP: 0.316, SLG: 0.472										4	2	2	0	0	0	1			
Nate Colbert, R OBP: 0.392, SLG: 0.632										4	1	3	2	0	0	1			
Ed Spiezio, R OBP: 0.339, SLG: 0.343										4	1	1	0	0	1	2			
Cito Gaston, R OBP: 0.239, SLG: 0.243									3	0	1	0	0	1	1				
Al Ferrara, R OBP: 0.433, SLG: 0.435										1	0	0	0	0	2				
Ivan Murrell, R OBP: 0.200, SLG: 0.250										0	0	0	0	0	0				
Chris Cannizzaro, R OBP: 0.320, SLG: 0.323										3	0	2	2	1	0	0			
Clay Kirby, R OBP: 0.077, SLG: 0.077																			
Jack Baldschun, R OBP: 0.250, SLG: 0.250										1	0	0	0	0	1	1			
Tommie Sisk, R OBP: 0.250, SLG: 0.250										0	0	0	0	0	0	0			
Inning Stats	R: 0 E: 0 K: 1 S: 5	H: 0 LOB: 0 BB: 0 P: 5	R: 0 E: 0 K: 0 S: 3	H: 1 LOB: 0 BB: 0 P: 3	R: 0 E: 0 K: 1 S: 5	H: 0 LOB: 0 BB: 0 P: 5	R: 0 E: 1 K: 1 S: 6	H: 1 LOB: 1 BB: 0 P: 6	R: 0 E: 0 K: 3 S: 10	H: 0 LOB: 0 BB: 0 P: 3	R: 2 E: 0 K: 0 S: 6	H: 4 LOB: 1 BB: 0 P: 6	R: 0 E: 0 K: 0 S: 3	H: 0 LOB: 0 BB: 0 P: 3	R: 2 E: 0 K: 1 S: 8	H: 3 LOB: 1 BB: 0 P: 8	1B: 7 2B: 2 3B: 0 HR: 1	SF: 0 SAC: 0 DP: 1 HBP: 0	WP: 0 PA: 36 PB: 0 SB: 0 CS: 1
PITCHER	IP WLS BF H R ER SO BB IBB HBP BLK WP HR S P ERA WHIP																		
Dave Giusti, R ERA: 2.91	(1, 1)	8.2 L 35 10 4 4 6 1 0 0 0 0 1 46 50 4.15 1.269																	
Joe Hoerner, L ERA: 1.42	(9, 1)	0.1 1 0 0 0 1 0 0 0 0 0 0 3 3 0.00 0.000																	

Batter	1	2	3	4	5	6	7	8	9	AB	R	H	RBI	BB	SO	LOB	BOTTOM		
Curt Flood, R OBP: 0.333, SLG: 0.333										5	0	2	1	0	0	3	San Diego Padres @ St. Louis Cardinals Busch Stadium, St. Louis, MO Sun May 11 1969, 3:33 AM CDT Att: 13,423 - Unknown		
Julian Javier, R OBP: 0.301, SLG: 0.357										2	1	1	0	1	0	1			
Lou Brock, L OBP: 0.229, SLG: 0.318										3	0	1	1	0	0	2			
Joe Torre, R OBP: 0.336, SLG: 0.466										3	0	1	0	1	0	1			
Mike Shannon, R OBP: 0.272, SLG: 0.350										4	0	0	0	0	0	5			
Joe Hague, L OBP: 0.250, SLG: 0.219										4	0	1	0	0	0	1			
Jim Hicks, R OBP: 0.143, SLG: 0.300										4	0	0	0	0	3	2			
Dal Maxvill, R OBP: 0.290, SLG: 0.247										3	1	1	0	0	0	0			
Vada Pinson, L OBP: 0.358, SLG: 0.476										0	0	0	0	1	0	0			
Tim McCarver, L OBP: 0.363, SLG: 0.394										0	0	0	0	0	0	0			
Dave Giusti, R OBP: 0.333, SLG: 0.308										2	0	0	0	0	0	0			
Joe Hoerner, R OBP: 0.272, SLG: 0.350										0	0	0	0	0	0	0			
Bob Johnson, R OBP: 0.272, SLG: 0.350										1	0	0	0	0	0	2			
Inning Stats	R: 1 E: 0 K: 0 S: 5	H: 2 LOB: 1 BB: 0 P: 5	R: 0 E: 0 K: 1 S: 5	H: 0 LOB: 0 BB: 0 P: 5	R: 0 E: 0 K: 1 S: 3	H: 0 LOB: 1 BB: 1 P: 7	R: 0 E: 0 K: 1 S: 6	H: 1 LOB: 0 BB: 0 P: 6	R: 1 E: 0 K: 0 S: 5	H: 2 LOB: 1 BB: 0 P: 5	R: 0 E: 0 K: 0 S: 3	H: 0 LOB: 0 BB: 0 P: 3	R: 0 E: 0 K: 0 S: 4	H: 1 LOB: 2 BB: 1 P: 8	R: 0 E: 0 K: 1 S: 6	H: 1 LOB: 3 BB: 1 P: 10	1B: 6 2B: 0 3B: 1 HR: 0	SF: 0 SAC: 3 DP: 1 HBP: 0	WP: 0 PA: 37 PB: 0 SB: 2 CS: 0
PITCHER	IP WLS BF H R ER SO BB IBB HBP BLK WP HR S P ERA WHIP																		
Clay Kirby, R ERA: 4.81	(1, 1)	7.0 L 29 6 2 2 2 2 1 0 0 0 0 7 32 36 2.57 1.000																	
Jack Baldschun, R ERA: 3.1	(8, 1)	1.2 W 7 1 0 0 1 1 1 0 0 0 0 7 15 0.00 1.200																	
Tommie Sisk, R ERA: 4.91	(9, 1)	0.1 S 1 0 0 0 0 0 0 0 0 0 0 1 1 0.00 0.000																	



Batter	1	2	3	4	5	6	7	8	9	AB	R	H	RBI	BB	SO	LOB	TOP			
Willie Crawford, L (1,7) OBP: 0.322, SLG: 0.358	0-0 1-3		0-0 1B		0-0 1B			0-0 G3		4	0	2	1	0	0	0	Los Angeles Dodgers @ St. Louis Cardinals Busch Stadium, St. Louis, MO Mon May 12 1969, 7:05 PM CDT Att: 15,767 - Unknown livebaseballscorecards.com			
Ted Sizemore, R (1,6) OBP: 0.355, SLG: 0.389	0-0 1B		0-0 1B		0-0 F8			0-0 P6		4	0	2	0	0	0	1				
Willie Davis, L (1,8) OBP: 0.357, SLG: 0.560	0-0 F7		0-0 F8			4-0 1B BB		0-0 HR		3	1	1	1	1	0	3				
Tom Haller, L (1,2) OBP: 0.376, SLG: 0.406	0-0 F8			0-0 F8		0-0 F9		0-0 F7		4	0	0	0	0	0	2				
Bill Sudakis, S (1,5) OBP: 0.310, SLG: 0.393		0-3 K		0-3 K		0-0 1B		0-0 3-1		4	0	1	0	0	2	0				
Ron Fairly, L (1,3) OBP: 0.276, SLG: 0.271	0-0 P5		0-0 F3		0-0 3-1			0-0 6-3		4	0	0	0	0	0	1				
Len Gabrielson, L (1,9) OBP: 0.276, SLG: 0.269	0-0 F3			0-0 P8 1B		0-3 K		0-0 P4		4	1	1	0	0	1	0				
Paul Popovich, S (1,4) OBP: 0.250, SLG: 0.235			0-0 P8		0-0 P8		0-3 K			3	0	0	0	0	1	1				
Claude Osteen, L (1,1) OBP: 0.190, SLG: 0.150 (7, PH)			0-3 K		0-0 F8		0-3 K			2	0	0	0	0	1	1				
John Miller, R (7, PH) OBP: 0.222, SLG: 0.222										1	0	0	0	0	1	0				
Alan Foster, R (7, 1)										0	0	0	0	0	0	0				
Pete Mikkelsen, R (7, 1)										0	0	0	0	0	0	0				
Inning Stats	R: 0 E: 0 K: 0 S: 4	H: 1 LOB: 1 BB: 0 P: 4	R: 0 E: 0 K: 1 S: 5	H: 0 LOB: 0 BB: 0 P: 5	R: 0 E: 0 K: 1 S: 7	H: 2 LOB: 2 BB: 0 P: 7	R: 0 E: 0 K: 1 S: 5	H: 0 LOB: 0 BB: 0 P: 5	R: 1 E: 0 K: 0 S: 5	H: 2 LOB: 1 BB: 0 P: 5	R: 0 E: 0 K: 3 S: 9	H: 0 LOB: 0 BB: 0 P: 9	R: 0 E: 0 K: 0 S: 4	H: 1 LOB: 0 BB: 0 P: 4	R: 0 E: 0 K: 0 S: 3	H: 0 LOB: 0 BB: 0 P: 3	1B: 5 2B: 1 3B: 0 HR: 1	SF: 0 SAC: 0 DP: 0 HBP: 0	WP: 0 PB: 0 SB: 0 CS: 0	PA: 34
PITCHER Bob Gibson, R (1,1) ERA: 1.95	IP: 9.0 WLS: W BF: 34 H: 7 R: 2 ER: 2 SO: 6 BB: 1 IBB: 0 HBP: 0 BLK: 0 WP: 0 HR: 1 S: 45 P: 49 ERA: 2.00 WHIP: 0.889																			

Batter	1	2	3	4	5	6	7	8	9	AB	R	H	RBI	BB	SO	LOB	BOTTOM			
Lou Brock, L (1,7) OBP: 0.235, SLG: 0.321	0-0 S 2B 1B		0-0 FC1-6 3-1	0-0 P4-3				0-0 G3 1B	0-3 K	5	2	2	0	0	1	4	Los Angeles Dodgers @ St. Louis Cardinals Busch Stadium, St. Louis, MO Mon May 12 1969, 7:05 PM CDT Att: 15,767 - Unknown livebaseballscorecards.com			
Curt Flood, R (1,8) OBP: 0.328, SLG: 0.328	0-0 F8 1-2		0-0 3-1 1-2		0-0 5-3		0-0 G3 1-2 2-3	0-0 FC5-4 1B		5	0	1	0	0	0	4				
Julian Javier, R (1,4) OBP: 0.306, SLG: 0.388	0-0 F9		0-0 P4-3		0-0 HR		0-0 BB BB 1B	0-0 FC5-4 1-2		5	1	2	3	0	0	4				
Joe Torre, R (1,2) OBP: 0.341, SLG: 0.471	0-0 2H 2B			0-0 E6 E 1B 1B	0-3 K		0-0 BB BB			3	1	1	1	1	1	0				
Mike Shannon, R (1,5) OBP: 0.264, SLG: 0.339	0-0 F7			0-3 K	0-0 P4-3		0-3 K			4	0	0	0	0	2	4				
Jim Hicks, R (1,9) OBP: 0.160, SLG: 0.261		0-0 5-3		0-0 F9		0-0 F8	4-0 BB	0-0 F5		3	0	0	0	1	0	1				
Joe Hague, L (1,3) OBP: 0.275, SLG: 0.229		0-3 K		0-0 E 1B 1B	1-2	4-0 P4-6-3 BB	0-0 F5			3	1	1	0	1	1	3				
Steve Huntz, S (1,6) OBP: 0.125, SLG: 0.067	0-0 F3			4-0 1B IBB	1-2 2-3	0-0 P4-6-3		0-0 F9		3	0	0	0	1	0	1				
Bob Gibson, R (1,1) OBP: 0.348, SLG: 0.364			0-0 FC1-6 1B	0-0 1-2 2H 3H 1B			4-0 G3 1B 1B	0-0 1B S BB		3	1	3	2	1	0	0				
Inning Stats	R: 1 E: 0 K: 0 S: 5	H: 2 LOB: 1 BB: 0 P: 5	R: 0 E: 0 K: 1 S: 5	H: 0 LOB: 0 BB: 0 P: 5	R: 0 E: 0 K: 1 S: 4	H: 1 LOB: 1 BB: 0 P: 4	R: 2 E: 2 K: 1 S: 8	H: 2 LOB: 2 BB: 1 P: 12	R: 1 E: 0 K: 1 S: 6	H: 1 LOB: 0 BB: 0 P: 6	R: 0 E: 0 K: 0 S: 2	H: 0 LOB: 0 BB: 1 P: 6	R: 2 E: 0 K: 1 S: 8	H: 3 LOB: 3 BB: 2 P: 16	R: 0 E: 0 K: 1 S: 6	H: 1 LOB: 2 BB: 1 P: 10		1B: 8 2B: 1 3B: 0 HR: 1	SF: 0 SAC: 0 DP: 1 HBP: 0	WP: 0 PB: 0 SB: 2 CS: 0
PITCHER Claude Osteen, L (1,1) ERA: 2.95	IP: 6.0 WLS: L BF: 26 H: 6 R: 4 ER: 2 SO: 3 BB: 1 IBB: 1 HBP: 0 BLK: 0 WP: 1 HR: 1 S: 30 P: 38 ERA: 3.00 WHIP: 1.167																			
Alan Foster, R (7, 1) ERA: 5.5	0.1 5 3 2 2 0 1 0 0 0 0 0 4 8 54.00 12.000																			
Pete Mikkelsen, R (7, 1) ERA: 3.31	1.2 8 1 0 0 2 2 0 0 0 0 0 10 18 0.00 1.800																			



Batter	1	2	3	4	5	6	7	8	9	AB	R	H	RBI	BB	SO	LOB	TOP			
Willie Crawford, L (1, 7) OBP: 0.323, SLG: 0.367 John Miller, R (8, PH) OBP: 0.200, SLG: 0.200 (8, 7)	4-3		6-3			1-H		F9		3	0	1	1	0	0	0	Los Angeles Dodgers @ St. Louis Cardinals Busch Stadium, St. Louis, MO Wed May 14 1969, 7:05 PM CDT Att: 14,325 - Unknown livebaseballscorecards.com			
Ted Sizemore, R (1, 6) OBP: 0.360, SLG: 0.393	1B			5-3		5-3		1B		4	0	2	0	0	0	1				
Willie Davis, L (1, 8) OBP: 0.333, SLG: 0.519	F8			F7		F5		K		4	0	0	0	0	1	3				
Tom Haller, L (1, 2) OBP: 0.372, SLG: 0.400	F5			4-3				F7		4	0	1	0	0	0	2				
Bill Sudakis, S (1, 5) OBP: 0.300, SLG: 0.380		F7			F5		P6		K	4	0	0	0	0	1	1				
Ron Fairly, L (1, 3) OBP: 0.281, SLG: 0.275 Ken Boyer, R (9, PH) OBP: 0.250, SLG: 0.250	4-3			6-3			BB		F7	3	0	1	0	0	0	0				
Len Gabrielson, L (1, 9) OBP: 0.258, SLG: 0.250 Andy Kosco, R (7, PH) OBP: 0.308, SLG: 0.491 Jim Brewer, L (7, 1) Jim Lefebvre, S (9, PH) OBP: 0.353, SLG: 0.192	K			4-3			BB		F8	2	0	0	0	0	1	0				
Paul Popovich, S (1, 4) OBP: 0.231, SLG: 0.216			P5-3			P6-3		F3		3	0	0	0	0	0	3				
Bill Singer, R (1, 1) OBP: 0.217, SLG: 0.143 Bill Russell, R (7, PH) OBP: 0.386, SLG: 0.432 (7, 9)	6-3			6-3		WP		F5		1	1	0	0	1	0	0				
						BB				1	0	0	0	0	0	3				
Inning Stats	R: 0 E: 0 K: 0 S: 4	H: 1 LOB: 1 BB: 0 P: 4	R: 0 E: 0 K: 1 S: 5	H: 0 LOB: 0 BB: 0 P: 5	R: 0 E: 0 K: 0 S: 3	H: 0 LOB: 0 BB: 0 P: 3	R: 0 E: 0 K: 0 S: 3	H: 0 LOB: 0 BB: 0 P: 3	R: 1 E: 0 K: 0 S: 4	H: 1 LOB: 1 BB: 1 P: 8	R: 0 E: 0 K: 0 S: 5	H: 2 LOB: 3 BB: 1 P: 9	R: 0 E: 0 K: 1 S: 6	H: 1 LOB: 1 BB: 0 P: 6	R: 0 E: 0 K: 1 S: 5	H: 0 LOB: 0 BB: 0 P: 5	1B: 4 2B: 1 3B: 0 HR: 0	SF: 0 SAC: 0 DP: 0 HBP: 0	WP: 2 PB: 0 SB: 0 CS: 0	PA: 34
PITCHER	IP WLS BF H R ER SO BB IBB HBP BLK WP HR S P ERA WHIP																			
Nelson Briles, R (1, 1) ERA: 5.45 Joe Hoerner, L (7, 1) ERA: 1.17	6.1 W 24 4 1 1 1 1 1 0 0 0 0 1 0 25 29 1.42 0.789																			
2.2 S 10 1 0 0 2 1 0 0 0 0 0 0 13 17 0.00 0.750																				

Batter	1	2	3	4	5	6	7	8	9	AB	R	H	RBI	BB	SO	LOB	BOTTOM			
Lou Brock, L (1, 7) OBP: 0.229, SLG: 0.312	K			F7		F7		6-3		4	0	0	0	0	1	0	Los Angeles Dodgers @ St. Louis Cardinals Busch Stadium, St. Louis, MO Wed May 14 1969, 7:05 PM CDT Att: 14,325 - Unknown livebaseballscorecards.com			
Julian Javier, R (1, 4) OBP: 0.306, SLG: 0.381	F8			1B		F8				2	1	0	0	1	0	0				
Curt Flood, R (1, 8) OBP: 0.329, SLG: 0.328	P4-3			BB		6-3				3	1	1	0	0	0	0				
Joe Torre, R (1, 2) OBP: 0.341, SLG: 0.467		K		1B				K		3	0	1	1	0	2	0				
Vada Pinson, L (1, 9) OBP: 0.347, SLG: 0.465 Jim Hicks, R (8, 9) OBP: 0.160, SLG: 0.261		K		1B		SF7		F9		2	0	0	1	0	1	0				
Phil Gaetano, R (1, 5) OBP: 0.276, SLG: 0.133				BB		L5				2	0	0	0	1	0	1				
Joe Hague, L (1, 3) OBP: 0.256, SLG: 0.211			K2-3					F3		3	0	0	0	0	2	1				
Steve Huntz, S (1, 6) OBP: 0.105, SLG: 0.056			P4-3					5-3		3	0	0	0	0	0	0				
Nelson Briles, R (1, 1) ERA: 1.6 Joe Hoerner, R (7, 1) ERA: 1.32			K					K		2	0	0	0	0	1	0				
										1	0	0	0	0	1	0				
Inning Stats	R: 0 E: 0 K: 1 S: 5	H: 0 LOB: 0 BB: 0 P: 5	R: 0 E: 0 K: 2 S: 7	H: 0 LOB: 0 BB: 0 P: 7	R: 0 E: 0 K: 2 S: 7	H: 0 LOB: 0 BB: 0 P: 7	R: 2 E: 0 K: 0 S: 5	H: 2 LOB: 1 BB: 1 P: 9	R: 0 E: 0 K: 1 S: 5	H: 0 LOB: 0 BB: 0 P: 5	R: 0 E: 0 K: 1 S: 5	H: 0 LOB: 1 BB: 1 P: 9	R: 0 E: 0 K: 1 S: 5	H: 0 LOB: 0 BB: 0 P: 5	R: 0 E: 0 K: 1 S: 5	H: 0 LOB: 0 BB: 0 P: 5	1B: 2 2B: 0 3B: 0 HR: 0	SF: 1 SAC: 0 DP: 0 HBP: 0	WP: 0 PB: 0 SB: 0 CS: 0	PA: 28
PITCHER	IP WLS BF H R ER SO BB IBB HBP BLK WP HR S P ERA WHIP																			
Bill Singer, R (1, 1) ERA: 1.6 Jim Brewer, L (7, 1) ERA: 1.32	6.0 L 21 2 2 2 6 1 0 0 0 0 0 0 10 14 3.00 0.500																			
2.0 S 7 0 0 0 2 1 0 0 0 0 0 0 10 14 0.00 0.500																				

Batter	1	2	3	4	5	6	7	8	9	AB	R	H	RBI	BB	SO	LOB	TOP				
Lou Brock, L OBP: 0.222, SLG: 0.303 (1, 7)	4-3		P4		F7			E4		4	0	0	0	0	0	2	St. Louis Cardinals @ San Diego Padres San Diego Stadium, San Diego, CA Fri May 16 1969, 10:05 PM EDT Att: 16,314 - Unknown livebaseballscorecards.com				
Julian Javier, R OBP: 0.298, SLG: 0.370 (1, 4)	5-3		5-3		G6-4-3			SH1		3	0	0	0	0	0	2					
Curt Flood, R OBP: 0.326, SLG: 0.326 (1, 8)	1B		4-3		4-3			F9		4	0	1	0	0	0	1					
Joe Torre, R OBP: 0.345, SLG: 0.464 (1, 3) (9, 2)	F7		G4-6-3	1B	K			IBB		3	0	1	0	1	1	1					
Phil Gagliano, R OBP: 0.318, SLG: 0.211 (1, 5) (9, 9)	G6-4-3	1B	G4-6-3	1B	5-3			F3		4	1	2	0	0	0	2					
Dave Ricketts, S OBP: 0.571, SLG: 0.400 Mike Shannon, R OBP: 0.262, SLG: 0.336 (9, PH) (9, 5)	G6-4-3	1B	G4-6-3	1B	G3-1			P3		3	0	2	0	0	0	2					
Joe Hague, L OBP: 0.220, SLG: 0.220 Bob Johnson, R (9, PH) (9, 3)	G6-4-3	1B	G3-1		FC3-6	1B		G6-4-3	BB	3	0	1	0	0	0	3					
Steve Huntz, S OBP: 0.130, SLG: 0.091 (1, 6)	E3		SH	1B	FC3-6	1B		G6-4-3		4	0	1	0	0	0	3					
Ray Washburn, R Joe Hoerner, R (1, 1) (9, 1)	K		SH	G6-4-3	G5-4-3			G6-4-3		2	0	0	0	0	1	3					
										0	0	0	0	0	0	0					
Inning Stats	R: 0 E: 0 K: 0 S: 4	H: 1 LOB: 1 BB: 0 P: 4	R: 1 E: 1 K: 1 S: 7	H: 2 LOB: 1 BB: 0 P: 7	R: 0 E: 0 K: 0 S: 3	H: 0 LOB: 0 BB: 0 P: 3	R: 0 E: 0 K: 0 S: 4	H: 2 LOB: 1 BB: 0 P: 4	R: 0 E: 0 K: 1 S: 5	H: 0 LOB: 0 BB: 0 P: 5	R: 0 E: 0 K: 0 S: 4	H: 2 LOB: 1 BB: 0 P: 4	R: 0 E: 1 K: 0 S: 4	H: 0 LOB: 2 BB: 1 P: 8	R: 0 E: 0 K: 0 S: 2	H: 0 LOB: 0 BB: 1 P: 6	1B: 8 2B: 0 3B: 0 HR: 0	SF: 0 SAC: 1 DP: 5 HBP: 0	WP: 0 PB: 0 SB: 0 CS: 0	PA: 35	
PITCHER	IP WLS BF H R ER SO BB IBB HBP BLK WP HR S P ERA WHIP	IP WLS BF H R ER SO BB IBB HBP BLK WP HR S P ERA WHIP	IP WLS BF H R ER SO BB IBB HBP BLK WP HR S P ERA WHIP	IP WLS BF H R ER SO BB IBB HBP BLK WP HR S P ERA WHIP	IP WLS BF H R ER SO BB IBB HBP BLK WP HR S P ERA WHIP	IP WLS BF H R ER SO BB IBB HBP BLK WP HR S P ERA WHIP	IP WLS BF H R ER SO BB IBB HBP BLK WP HR S P ERA WHIP	IP WLS BF H R ER SO BB IBB HBP BLK WP HR S P ERA WHIP	IP WLS BF H R ER SO BB IBB HBP BLK WP HR S P ERA WHIP	IP WLS BF H R ER SO BB IBB HBP BLK WP HR S P ERA WHIP	IP WLS BF H R ER SO BB IBB HBP BLK WP HR S P ERA WHIP	IP WLS BF H R ER SO BB IBB HBP BLK WP HR S P ERA WHIP	IP WLS BF H R ER SO BB IBB HBP BLK WP HR S P ERA WHIP	IP WLS BF H R ER SO BB IBB HBP BLK WP HR S P ERA WHIP	IP WLS BF H R ER SO BB IBB HBP BLK WP HR S P ERA WHIP	IP WLS BF H R ER SO BB IBB HBP BLK WP HR S P ERA WHIP	IP WLS BF H R ER SO BB IBB HBP BLK WP HR S P ERA WHIP	IP WLS BF H R ER SO BB IBB HBP BLK WP HR S P ERA WHIP	IP WLS BF H R ER SO BB IBB HBP BLK WP HR S P ERA WHIP	IP WLS BF H R ER SO BB IBB HBP BLK WP HR S P ERA WHIP	IP WLS BF H R ER SO BB IBB HBP BLK WP HR S P ERA WHIP
Al Santorini, R ERA: 2.08 Jack Baldschun, R ERA: 2.92 Billy McCool, L ERA: 1.5	6.0 1.0 2.0	25 2 8	8 0 0	1 0 0	0 0 0	2 0 0	0 0 1	0 0 0	0 0 0	0 0 0	0 0 0	0 0 0	0 0 0	0 0 0	0 0 0	0 0 0	0.00 0.00 0.00	1.333 0.000 0.500			

Batter	1	2	3	4	5	6	7	8	9	AB	R	H	RBI	BB	SO	LOB	BOTTOM					
Tommy Dean, R OBP: 0.290, SLG: 0.304 Ivan Murrell, R OBP: 0.273, SLG: 0.286 (1, 6) (9, PH)	K		E		6-3			1B		4	0	2	0	0	1	0	St. Louis Cardinals @ San Diego Padres San Diego Stadium, San Diego, CA Fri May 16 1969, 10:05 PM EDT Att: 16,314 - Unknown livebaseballscorecards.com					
Roberto Pena, R OBP: 0.275, SLG: 0.286 (1, 4)	6-3		E6		FC6			K		4	0	1	0	0	1	3						
Tony Gonzalez, L OBP: 0.331, SLG: 0.328 (1, 7)	6-3		F7		FC6			4-3		4	0	0	0	0	0	4						
Ollie Brown, R OBP: 0.309, SLG: 0.439 (1, 9)	6-3		5-3		G1-6-3	1B		F8		4	0	1	0	0	0	0						
Bill Davis, L OBP: 0.302, SLG: 0.204 (1, 3)	F8		1B	BB	G1-6-3	1B		1-3		3	0	0	0	1	0	1						
Ed Spiozio, R OBP: 0.333, SLG: 0.339 Jose Arcia, R OBP: 0.290, SLG: 0.276 (1, 5) (9, FR)	6-3		K		F8			WP	1B	4	0	1	0	0	1	1						
Cito Gaston, R OBP: 0.246, SLG: 0.243 (1, 8)	G4-6-3	BB	G4-6-3	1B	6-3			F3		3	0	1	0	1	0	1						
Chris Cannizzaro, R OBP: 0.325, SLG: 0.337 (1, 2)	G4-6-3		F7		F9			1B	IBB	3	0	0	0	1	0	3						
Al Santorini, R Jack Baldschun, R Al Ferrara, R Billy McCool, R Larry Stahl, L Nate Colbert, R OBP: 0.147, SLG: 0.091 OBP: 0.299, SLG: 0.250 OBP: 0.346, SLG: 0.417 OBP: 0.266, SLG: 0.188 OBP: 0.306, SLG: 0.625 (1, 1) (7, 1) (7, PH) (8, 1) (9, PH) (9, PH)	E	1B	6-3		6-3			HR	1B	2	0	1	0	0	0	0						
										0	0	0	0	0	0	0						
Inning Stats	R: 0 E: 0 K: 1 S: 5	H: 0 LOB: 0 BB: 0 P: 5	R: 0 E: 0 K: 0 S: 3	H: 0 LOB: 0 BB: 0 P: 3	R: 0 E: 1 K: 0 S: 5	H: 2 LOB: 3 BB: 1 P: 9	R: 0 E: 0 K: 1 S: 6	H: 1 LOB: 2 BB: 1 P: 10	R: 0 E: 0 K: 0 S: 4	H: 1 LOB: 1 BB: 0 P: 4	R: 0 E: 0 K: 0 S: 3	H: 1 LOB: 1 BB: 0 P: 3	R: 1 E: 0 K: 0 S: 7	H: 2 LOB: 1 BB: 0 P: 7	R: 0 E: 0 K: 0 S: 3	H: 0 LOB: 0 BB: 0 P: 3	R: 1 E: 0 K: 0 S: 3	H: 2 LOB: 3 BB: 2 P: 11	1B: 8 2B: 0 3B: 0 HR: 1	SF: 0 SAC: 0 DP: 2 HBP: 0	WP: 1 PB: 0 SB: 0 CS: 0	PA: 37
PITCHER	IP WLS BF H R ER SO BB IBB HBP BLK WP HR S P ERA WHIP	IP WLS BF H R ER SO BB IBB HBP BLK WP HR S P ERA WHIP	IP WLS BF H R ER SO BB IBB HBP BLK WP HR S P ERA WHIP	IP WLS BF H R ER SO BB IBB HBP BLK WP HR S P ERA WHIP	IP WLS BF H R ER SO BB IBB HBP BLK WP HR S P ERA WHIP	IP WLS BF H R ER SO BB IBB HBP BLK WP HR S P ERA WHIP	IP WLS BF H R ER SO BB IBB HBP BLK WP HR S P ERA WHIP	IP WLS BF H R ER SO BB IBB HBP BLK WP HR S P ERA WHIP	IP WLS BF H R ER SO BB IBB HBP BLK WP HR S P ERA WHIP	IP WLS BF H R ER SO BB IBB HBP BLK WP HR S P ERA WHIP	IP WLS BF H R ER SO BB IBB HBP BLK WP HR S P ERA WHIP	IP WLS BF H R ER SO BB IBB HBP BLK WP HR S P ERA WHIP	IP WLS BF H R ER SO BB IBB HBP BLK WP HR S P ERA WHIP	IP WLS BF H R ER SO BB IBB HBP BLK WP HR S P ERA WHIP	IP WLS BF H R ER SO BB IBB HBP BLK WP HR S P ERA WHIP	IP WLS BF H R ER SO BB IBB HBP BLK WP HR S P ERA WHIP	IP WLS BF H R ER SO BB IBB HBP BLK WP HR S P ERA WHIP	IP WLS BF H R ER SO BB IBB HBP BLK WP HR S P ERA WHIP	IP WLS BF H R ER SO BB IBB HBP BLK WP HR S P ERA WHIP	IP WLS BF H R ER SO BB IBB HBP BLK WP HR S P ERA WHIP	IP WLS BF H R ER SO BB IBB HBP BLK WP HR S P ERA WHIP	
Ray Washburn, R ERA: 2.74 Joe Hoerner, L ERA: 1.17	8.1 0.0	35 2	8 1	2 0	3 0	2 0	1 0	1 0	5 0	2.16 ∞	1.200 ∞											

Batter	1	2	3	4	5	6	7	8	9	AB	R	H	RBI	BB	SO	LOB	TOP										
Lou Brock, L OBP: 0.228, SLG: 0.313 (1, 7)										5	2	2	0	0	0	0											
Curt Flood, R OBP: 0.329, SLG: 0.328 (1, 8)										5	0	2	1	0	1	0											
Vada Pinson, L OBP: 0.340, SLG: 0.455 Joe Hague, L OBP: 0.255, SLG: 0.214 Bob Johnson, R (8, FH) Jim Hicks, R OBP: 0.192, SLG: 0.292 (8, 9)										2	0	0	0	0	2	0											
Joe Torre, R OBP: 0.347, SLG: 0.457 (1, 3)										4	1	1	0	1	1	1											
Tim McCarver, L OBP: 0.356, SLG: 0.379 (1, 2)										4	1	0	1	1	0	2											
Mike Shannon, R OBP: 0.289, SLG: 0.341 (1, 5)										4	1	2	0	0	0	4											
Julian Javier, R OBP: 0.320, SLG: 0.385 Phil Gagliano, R OBP: 0.320, SLG: 0.227 (2, PR) (2, 4)										1	0	1	0	0	0	0											
Steve Huntz, S OBP: 0.222, SLG: 0.087 (1, 6)										1	0	0	0	3	0	0											
Steve Carlton, L OBP: 0.263, SLG: 0.316 (1, 1)										4	0	0	0	0	0	8											
Inning Stats	R: 0 E: 0 K: 2 S: 7	H: 0 LOB: 0 BB: 0 P: 7	R: 1 E: 1 K: 0 S: 5	H: 2 LOB: 2 BB: 1 P: 9	R: 0 E: 0 K: 1 S: 5	H: 0 LOB: 0 BB: 0 P: 5	R: 0 E: 0 K: 0 S: 4	H: 1 LOB: 1 BB: 0 P: 4	R: 0 E: 0 K: 0 S: 3	H: 0 LOB: 0 BB: 0 P: 3	R: 0 E: 0 K: 1 S: 5	H: 0 LOB: 0 BB: 0 P: 5	R: 0 E: 1 K: 0 S: 4	H: 1 LOB: 2 BB: 1 P: 8	R: 3 E: 0 K: 0 S: 6	H: 3 LOB: 3 BB: 3 P: 18	R: 1 E: 0 K: 0 S: 5	H: 3 LOB: 1 BB: 0 P: 5	1B: 8 2B: 2 3B: 0 HR: 0	SF: 0 SAC: 1 DP: 1 HBP: 0	WP: 0 PB: 0 SB: 0 CS: 0	PA: 41					
PITCHER	IP WLS BF H R ER SO BB IBB HBP BLK WP HR S P ERA WHIP																										
Clay Kirby, R ERA: 4.43 Dick Kelley, L ERA: 5.09 Frank Reberger, R ERA: 6.08 Joe Niekro, R ERA: 2.93	(1, 1)	7.0 L 29 6 3 2 4 1 1 0 0 0 0 0 0 35 43 2.57 1.000	(8, 1)	0.1 3 0 0 0 0 1 1 0 0 0 0 0 1 9 0.00 3.000	(8, 1)	0.2 6 3 2 2 0 0 1 0 0 0 0 0 5 9 27.00 4.500	(9, 1)	1.0 3 1 0 0 0 0 0 0 0 0 0 0 3 3 0.00 1.000																			

St. Louis Cardinals @ San Diego Padres
San Diego Stadium, San Diego, CA
Sat May 17 1969, 10:05 PM EDT
Att: 15,110 - Unknown

AB 35
R 5
H 10
RBI 4
BB 5
SO 4
LOB 17





Batter	1	2	3	4	5	6	7	8	9	AB	R	H	RBI	BB	SO	LOB	BOTTOM				
Tommy Dean, R OBP: 0.303, SLG: 0.317 (1, 6)										4	0	2	0	0	0	0					
Roberto Pena, R OBP: 0.280, SLG: 0.287 (1, 4)										3	0	1	0	1	2	0					
Nate Colbert, R OBP: 0.393, SLG: 0.606 (1, 3)										3	0	0	0	1	0	3					
Ollie Brown, R OBP: 0.307, SLG: 0.430 (1, 9)										3	0	0	0	1	1	3					
Al Ferrara, R OBP: 0.362, SLG: 0.395 (1, 7)										2	1	0	0	2	1	1					
Ed Spiezio, R OBP: 0.323, SLG: 0.328 (1, 5)										4	0	0	0	0	0	2					
Cito Gaston, R OBP: 0.238, SLG: 0.234 (1, 8)										4	0	0	0	0	1	2					
Chris Cannizzaro, R OBP: 0.331, SLG: 0.346 (1, 2)										3	0	1	1	1	0	0					
Clay Kirby, R OBP: 0.063, SLG: 0.063 Dick Kelley, R OBP: 0.214, SLG: 0.214 Frank Reberger, L Joe Niekro, R OBP: 0.273, SLG: 0.300 (9, 1)										0	0	0	0	0	0	0					
Inning Stats	R: 0 E: 0 K: 0 S: 3	H: 1 LOB: 1 BB: 1 P: 7	R: 1 E: 0 K: 2 S: 8	H: 1 LOB: 1 BB: 1 P: 12	R: 0 E: 0 K: 1 S: 4	H: 0 LOB: 2 BB: 0 P: 4	R: 0 E: 0 K: 1 S: 5	H: 0 LOB: 2 BB: 2 P: 13	R: 0 E: 0 K: 2 S: 7	H: 0 LOB: 1 BB: 1 P: 11	R: 0 E: 0 K: 1 S: 5	H: 0 LOB: 0 BB: 0 P: 5	R: 0 E: 0 K: 1 S: 5	H: 0 LOB: 1 BB: 1 P: 9	R: 0 E: 0 K: 0 S: 3	H: 0 LOB: 0 BB: 0 P: 3	1B: 3 2B: 1 3B: 0 HR: 0	SF: 0 SAC: 0 DP: 0 HBP: 0	WP: 0 PB: 0 SB: 0 CS: 1	PA: 35	
PITCHER	IP WLS BF H R ER SO BB IBB HBP BLK WP HR S P ERA WHIP																				
Steve Carlton, L ERA: 1.97	(1, 1)	9.0 W 35 4 1 1 8 6 0 0 0 0 0 0 45 69 1.00 1.111																			

St. Louis Cardinals @ San Diego Padres
San Diego Stadium, San Diego, CA
Sat May 17 1969, 10:05 PM EDT
Att: 15,110 - Unknown

AB 29
R 1
H 4
RBI 1
BB 6
SO 8
LOB 14



Batter	1	2	3	4	5	6	7	8	9	AB	R	H	RBI	BB	SO	LOB	TOP										
Lou Brock, L OBP: 0.240, SLG: 0.322 (1, 7)	6-3		F7	1-3 3-H 1B			E S 1B	E9 2-3 1B		5	1	3	1	0	0	0	St. Louis Cardinals @ San Diego Padres San Diego Stadium, San Diego, CA Sun May 18 1969, 6:33 AM EDT Att: 15,230 - Unknown AB 37 R 6 H 12 RBI 5 BB 4 SO 3 LOB 15 										
Phil Gagliano, R OBP: 0.300, SLG: 0.259 (1, 4)	6-3		F8			1B 2B	F2 1-H	P6		5	1	1	0	0	0	2											
Curt Flood, R OBP: 0.331, SLG: 0.321 (1, 8)	F9		WP BB		F8-4 1B BB		K		K	3	0	0	0	2	2	0											
Joe Torre, R OBP: 0.349, SLG: 0.455 (1, 3)		FC1-6 1B	4-3		F9		1B		F9	5	0	2	0	0	0	3											
Tim McCarver, L OBP: 0.358, SLG: 0.380 (1, 2)	FC1-6 1B G3			FC4 1B	F8-4 1-2 2-H 1B		F7		F7	5	1	2	1	0	0	2											
Mike Shannon, R OBP: 0.288, SLG: 0.338 (1, 5)	G3 1-3 1B			FC4 1-2 E	F8-4 1-2 2-3			F7		4	1	1	0	0	0	3											
Joe Hague, L OBP: 0.295, SLG: 0.239 (1, 9)	G3			E5 1-H 1B 2B		6-3		F5		4	1	1	2	0	0	1											
Dal Maxvill, R OBP: 0.306, SLG: 0.263 (1, 6)		FC5-4 BB		1B BB		5-3		1B 2B		2	1	1	0	2	0	0											
Dave Giusti, R OBP: 0.316, SLG: 0.294 (1, 1)			FC5-4			6-3				4	0	1	1	0	1	4											
Ron Willis, R OBP: 1.000, SLG: 1.000 (8, 1)								E 2-H 1B		0	0	0	0	0	0	0											
Gary Waslewski, R (9, 1)										0	0	0	0	0	0	0											
Inning Stats	R: 0 E: 0 K: 0 S: 3	H: 0 LOB: 0 BB: 0 P: 3	R: 1 E: 0 K: 0 S: 5	H: 2 LOB: 2 BB: 1 P: 9	R: 0 E: 0 K: 0 S: 3	H: 0 LOB: 1 BB: 1 P: 7	R: 2 E: 1 K: 1 S: 7	H: 3 LOB: 2 BB: 1 P: 11	R: 1 E: 0 K: 0 S: 4	H: 2 LOB: 1 BB: 1 P: 8	R: 0 E: 0 K: 0 S: 3	H: 0 LOB: 0 BB: 0 P: 3	R: 1 E: 0 K: 1 S: 7	H: 2 LOB: 1 BB: 0 P: 7	R: 1 E: 1 K: 0 S: 6	H: 3 LOB: 3 BB: 0 P: 6	R: 0 E: 0 K: 1 S: 5	H: 0 LOB: 0 BB: 0 P: 5	1B: 9 2B: 4 3B: 0 HR: 0	SF: 0 SAC: 0 DP: 1 HBP: 0	WP: 1 PB: 0 SB: 1 CS: 0	PA: 41					
PITCHER	IP	WLS	BF	H	R	ER	SO	BB	IBB	HBP	BLK	WP	HR	S	P	ERA	WHIP	PITCHER									
Gary Ross, R ERA: 3.9 (1, 1)	3.1	L	17	4	3	2	0	3	0	0	0	1	0	14	26	5.40	2.100										
Jack Baldschun, R ERA: 2.74 (4, 1)	0.2		2	1	0	0	1	0	0	0	0	0	0	4	4	0.00	1.500										
Johnny Podres, L ERA: 4.24 (5, 1)	2.0		8	2	1	1	0	1	0	0	0	0	0	7	11	4.50	1.500										
Tommie Sisk, R ERA: 4.58 (7, 1)	2.0		11	5	2	2	1	0	0	0	0	0	0	13	13	9.00	2.500										
Billy McCool, L ERA: 1.29 (9, 1)	1.0		3	0	0	0	1	0	0	0	0	0	0	5	5	0.00	0.000										
Batter	1	2	3	4	5	6	7	8	9	AB	R	H	RBI	BB	SO	LOB	BOTTOM										
Tommy Dean, R OBP: 0.286, SLG: 0.297 (1, 6)	F9			5-3						4	0	0	0	0	0	2	St. Louis Cardinals @ San Diego Padres San Diego Stadium, San Diego, CA Sun May 18 1969, 6:33 AM EDT Att: 15,230 - Unknown AB 33 R 5 H 8 RBI 5 BB 8 SO 7 LOB 19 										
Ivan Murrell, R (8, PH) OBP: 0.261, SLG: 0.286		F8				FC5-4 1-2		SF8 3-H		0	0	0	1	0	0	0											
Billy McCool, R (9, 1)										0	0	0	0	0	0	0											
Roberto Pena, R OBP: 0.276, SLG: 0.284 (1, 4)	PB 1B 4-3		F7		E6 4-3		6-3	6-3		5	1	1	0	0	0	0											
Tony Gonzalez, L OBP: 0.327, SLG: 0.319 (1, 7)	4-3 1-2		K		4-3		BB		P5	4	0	0	0	1	1	2											
Nate Colbert, R OBP: 0.402, SLG: 0.598 (1, 3)	PB 1B BB		1B		G3		F8		BB	3	1	1	0	2	0	2											
Ollie Brown, R OBP: 0.316, SLG: 0.432 (1, 9)	1-H 2-H 1B		BB		BB		F9		F9	4	0	2	2	1	0	2											
Ed Spiozio, R OBP: 0.333, SLG: 0.336 (1, 5)	K		BB		F9			3B 2B	BB	3	1	1	0	2	1	3											
Cito Gaston, R OBP: 0.236, SLG: 0.250 (1, 8)			K					3B 2B	K	5	1	1	1	0	4	5											
Chris Cannizzaro, R OBP: 0.352, SLG: 0.376 (1, 2)		SH2-4 BB		G4-6-3 1B		FC6-4 BB		SF8 3B		2	1	2	1	2	0	0											
Gary Ross, R ERA: 3.9 (1, 1)										0	0	0	0	0	0	0											
Jack Baldschun, R ERA: 2.74 (4, 1)										0	0	0	0	0	0	0											
Bill Dalrymple, R ERA: 3.04 (4, PH)										1	0	0	0	0	0	1											
Johnny Podres, L ERA: 4.24 (5, 1)										0	0	0	0	0	0	0											
Larry Stahl, L OBP: 0.220, SLG: 0.167 (5, PH)										1	0	0	0	0	0	1											
Tommie Sisk, R ERA: 4.58 (7, 1)										0	0	0	0	0	0	0											
Al Ferrara, R OBP: 0.266, SLG: 0.385 (5, PH)										1	0	0	0	0	1	1											
Jose Arcia, R OBP: 0.266, SLG: 0.276 (8, 6)										0	0	0	0	0	0	0											
Inning Stats	R: 2 E: 0 K: 1 S: 7	H: 2 LOB: 1 BB: 1 P: 11	R: 0 E: 0 K: 1 S: 5	H: 0 LOB: 1 BB: 1 P: 9	R: 0 E: 0 K: 2 S: 9	H: 2 LOB: 3 BB: 1 P: 13	R: 0 E: 0 K: 0 S: 3	H: 1 LOB: 0 BB: 0 P: 3	R: 0 E: 1 K: 0 S: 4	H: 0 LOB: 2 BB: 1 P: 8	R: 0 E: 0 K: 1 S: 5	H: 0 LOB: 1 BB: 1 P: 9	R: 0 E: 0 K: 0 S: 3	H: 0 LOB: 1 BB: 1 P: 7	R: 3 E: 0 K: 1 S: 8	H: 3 LOB: 0 BB: 0 P: 8	R: 0 E: 0 K: 1 S: 5	H: 0 LOB: 2 BB: 2 P: 13	1B: 5 2B: 1 3B: 2 HR: 0	SF: 1 SAC: 1 DP: 1 HBP: 0	WP: 0 PB: 1 SB: 0 CS: 0	PA: 43					
PITCHER	IP	WLS	BF	H	R	ER	SO	BB	IBB	HBP	BLK	WP	HR	S	P	ERA	WHIP	PITCHER									
Dave Giusti, R ERA: 3.04 (1, 1)	7.0	W	34	7	4	3	5	6	0	0	0	0	0	8	62	3.86	1.857										
Ron Willis, R ERA: 4.32 (8, 1)	1.2		8	1	1	1	1	2	0	0	0	0	0	8	16	5.40	1.800										
Gary Waslewski, R ERA: 3.95 (9, 1)	0.1	S	1	0	0	0	1	0	0	0	0	0	0	3	3	0.00	0.000										

Batter	1	2	3	4	5	6	7	8	9	AB	R	H	RBI	BB	SO	LOB	TOP				
Lou Brock, L OBP: 0.252, SLG: 0.333 (1, 7)	F5		F6		SF8 1B		2B		IBB	4	1	2	0	1	0	0	St. Louis Cardinals @ San Francisco Giants Candlestick Park, San Francisco, CA Tue May 20 1969, 10:05 PM EDT Att: 8,775 - Unknown				
Phil Gaigliano, R OBP: 0.314, SLG: 0.233 (1, 4)	G6-4-3 BB		F6		1B		5-3		6-3	3	0	0	0	2	0	2					
Curt Flood, R OBP: 0.329, SLG: 0.343 (1, 8)	G6-4-3 1-2		HR		SF8		6-3			3	1	1	2	0	0	1					
Joe Torre, R OBP: 0.353, SLG: 0.457 (1, 3)		K	6-3		FC4 1B				G1-6-3 1B	4	0	2	0	0	1	0					
Mike Shannon, R OBP: 0.268, SLG: 0.336 (1, 5)		1B 1B			1-3		FC4		F9	4	1	1	0	0	0	3					
Tim McCarver, L OBP: 0.354, SLG: 0.375 (1, 2)		K			5-3				G1-6-3 1B	4	0	1	0	0	1	2					
Jim Hicks, R OBP: 0.267, SLG: 0.357 (1, 9)		1B 1-2 1B			FC6-4 1B		5-3		SH1-3 1B	4	0	3	0	0	0	1					
Dal Maxvill, R OBP: 0.304, SLG: 0.263 (1, 6)					FC6-4		F3		K	4	0	1	1	0	1	3					
Bob Gibson, R OBP: 0.308, SLG: 0.320 (1, 1)		K			F6		F6		SH1-3	3	0	0	0	0	1	3					
Inning Stats	R: 0 E: 0 K: 0 S: 2	H: 0 LOB: 0 BB: 1 P: 6	R: 1 E: 0 K: 3 S: 12	H: 3 LOB: 2 BB: 0 P: 12	R: 1 E: 0 K: 0 S: 4	H: 1 LOB: 1 BB: 0 P: 4	R: 0 E: 0 K: 0 S: 4	H: 1 LOB: 1 BB: 0 P: 4	R: 1 E: 0 K: 0 S: 5	H: 2 LOB: 2 BB: 1 P: 9	R: 0 E: 0 K: 0 S: 4	H: 1 LOB: 0 BB: 0 P: 3	R: 0 E: 0 K: 0 S: 3	H: 1 LOB: 0 BB: 0 P: 3	R: 0 E: 0 K: 1 S: 6	H: 1 LOB: 2 BB: 1 P: 10	1B: 9 2B: 1 3B: 0 HR: 1	SF: 1 SAC: 1 DP: 2 HBP: 0	WP: 0 PB: 0 SB: 1 CS: 0	PA: 38	
PITCHER	IP	WLS	BF	H	R	ER	SO	BB	IBB	HBP	BLK	WP	HR	S	P	ERA	WHIP				
Mike McCormick, L ERA: 3.74 (1, 1)	7.0	L	30	9	3	3	3	2	0	0	0	0	1	34	42	3.86	1.571				
Frank Linzy, R ERA: 3.04 (8, 1)	2.0		8	2	0	0	1	0	1	0	0	0	0	9	13	0.00	1.000				

Batter	1	2	3	4	5	6	7	8	9	AB	R	H	RBI	BB	SO	LOB	BOTTOM				
Bobby Bonds, R OBP: 0.362, SLG: 0.413 (1, 9)	K		S BB		6-3				K	3	0	0	0	1	2	0	St. Louis Cardinals @ San Francisco Giants Candlestick Park, San Francisco, CA Tue May 20 1969, 10:05 PM EDT Att: 8,775 - Unknown				
Ron Hunt, R OBP: 0.347, SLG: 0.276 (1, 4)	F8		F9				6-3		F8	4	0	0	0	0	0	1					
Willie Mays, R OBP: 0.392, SLG: 0.473 (1, 8)	K		F2				K		6-3	4	0	0	0	0	2	1					
Willie McCovey, L OBP: 0.427, SLG: 0.632 (1, 3)		1-3			F6		1B		F5	4	0	1	0	0	0	0					
Jim Davenport, R OBP: 0.272, SLG: 0.329 (1, 5)		1B 1B			F3		F9		G3	4	0	1	0	0	0	1					
Ken Henderson, S OBP: 0.356, SLG: 0.488 (1, 7)		F9			BB		F7		BB 1B	3	0	1	0	1	0	1					
Dick Dietz, R OBP: 0.358, SLG: 0.328 (1, 2)					F3				BB 1B	2	0	1	0	2	0	1					
Hal Lanier, R OBP: 0.225, SLG: 0.224 (7, PH) Don Mason, L OBP: 0.375, SLG: 0.320 (8, 6)	F8				6-3		K		K	2	0	0	0	0	0	2					
Mike McCormick, L OBP: 0.286, SLG: 0.714 (7, PH) Dave Marshall, L OBP: 0.312, SLG: 0.313 (8, 1) Frank Linzy, R			F7		6-3		F2			2	0	0	0	0	0	0					
Inning Stats	R: 0 E: 0 K: 2 S: 7	H: 0 LOB: 0 BB: 0 P: 7	R: 0 E: 0 K: 0 S: 5	H: 2 LOB: 2 BB: 0 P: 5	R: 0 E: 0 K: 0 S: 3	H: 0 LOB: 1 BB: 1 P: 7	R: 0 E: 0 K: 0 S: 3	H: 0 LOB: 0 BB: 0 P: 3	R: 0 E: 0 K: 1 S: 6	H: 1 LOB: 1 BB: 0 P: 6	R: 0 E: 0 K: 1 S: 5	H: 0 LOB: 1 BB: 1 P: 9	R: 0 E: 0 K: 1 S: 5	H: 0 LOB: 0 BB: 0 P: 5	R: 0 E: 0 K: 1 S: 6	H: 1 LOB: 2 BB: 1 P: 10	1B: 4 2B: 0 3B: 0 HR: 0	SF: 0 SAC: 0 DP: 0 HBP: 0	WP: 0 PB: 0 SB: 1 CS: 0	PA: 35	
PITCHER	IP	WLS	BF	H	R	ER	SO	BB	IBB	HBP	BLK	WP	HR	S	P	ERA	WHIP				
Bob Gibson, R ERA: 1.7 (1, 1)	9.0	W	35	4	0	0	6	4	0	0	0	0	0	43	59	0.00	0.889				

AB 33
R 3
H 11
RBI 3
BB 3
SO 4
LOB 15



AB 31
R 0
H 4
RBI 0
BB 4
SO 6
LOB 11



Batter	1	2	3	4	5	6	7	8	9	AB	R	H	RBI	BB	SO	LOB	TOP					
Lou Brock, L OBP: 0.250, SLG: 0.329 (1, 7)	6-3		WP S 1B		F7		3-1		FC6-4	5	0	1	0	0	0	2						
Phil Gaigliano, R OBP: 0.300, SLG: 0.229 (1, 4)	K		K		F9			SH2-4 1B	F9	5	0	1	0	0	2	2						
Curt Flood, R OBP: 0.335, SLG: 0.345 (1, 8)	FC4 HBP		K			G6-4-3 1B		SH2-4		2	0	1	0	0	1	1						
Joe Torre, R OBP: 0.344, SLG: 0.444 (1, 3)	FC4		1-3			G6-4-3		K		4	0	0	0	0	1	5						
Tim McCarver, L OBP: 0.359, SLG: 0.400 (1, 2)		4-3				F9				3	1	1	1	1	0	0						
Mike Shannon, R OBP: 0.287, SLG: 0.340 (1, 5)		1B 2B			1-3			6-3	6-3	4	0	1	0	0	0	2						
Jim Hicks, R OBP: 0.324, SLG: 0.484 (1, 9)		2B 1B			K			4-3 1B BB		3	2	2	1	1	1	0						
Dal Maxvill, R OBP: 0.299, SLG: 0.257 (7, PH)		6-3			1-3			4-3		2	0	0	0	0	0	1						
Vada Pinson, L OBP: 0.337, SLG: 0.449 (7, PH)								1-2	FC1-6 BB	1	0	0	0	0	0	1						
Steve Huntz, S OBP: 0.250, SLG: 0.087 (7, 6)									FC1-6 FC6-4	0	0	0	0	0	1	0						
Nelson Briles, R OBP: 0.125, SLG: 0.125 (1, 1)					F3					2	0	0	0	0	0	0						
Joe Hague, L OBP: 0.269, SLG: 0.255 (7, PH)										1	0	1	1	0	0	0						
Gary Waslewski, R OBP: 0.269, SLG: 0.255 (7, 1)										0	0	0	0	0	0	0						
Bill White, L OBP: 0.250, SLG: 0.143 (9, PH)								2H 1B		1	0	0	0	0	0	1						
Inning Stats	R: 0 E: 0 K: 1 S: 5	H: 0 LOB: 1 BB: 0 P: 6	R: 0 E: 0 K: 0 S: 4	H: 2 LOB: 1 BB: 0 P: 4	R: 0 E: 0 K: 2 S: 9	H: 1 LOB: 2 BB: 0 P: 9	R: 1 E: 0 K: 1 S: 6	H: 1 LOB: 0 BB: 0 P: 6	R: 0 E: 0 K: 0 S: 3	H: 1 LOB: 0 BB: 0 P: 3	R: 0 E: 0 K: 0 S: 3	H: 1 LOB: 0 BB: 0 P: 3	R: 1 E: 0 K: 0 S: 4	H: 1 LOB: 1 BB: 1 P: 8	R: 0 E: 0 K: 1 S: 6	H: 1 LOB: 2 BB: 1 P: 10	R: 1 E: 0 K: 0 S: 4	H: 1 LOB: 1 BB: 1 P: 8	1B: 5 2B: 1 3B: 0 HR: 2	SF: 0 SAC: 1 DP: 1 HBP: 1	WP: 1 PB: 0 SB: 2 CS: 0	PA: 38
PITCHER Gaylord Perry, R ERA: 2.59 (1, 1)	IP: 9.0 WLS: W BF: 38 H: 8 R: 3 ER: 3 SO: 5 BB: 2 IBB: 1 HBP: 1 BLK: 0 WP: 1 HR: 2 S: 44 P: 57 ERA: 3.00 WHIP: 1.111																					

St. Louis Cardinals @ San Francisco Giants
Candlestick Park, San Francisco, CA
Wed May 21 1969, 6:33 AM EDT
Att: 4,419 - Unknown

AB 33
R 3
H 8
RBI 3
BB 3
SO 5
LOB 15



Batter	1	2	3	4	5	6	7	8	9	AB	R	H	RBI	BB	SO	LOB	BOTTOM			
Bobby Bonds, R OBP: 0.352, SLG: 0.400 (1, 9)	6-3		K					F8		4	0	0	0	0	2	1				
Ron Hunt, R OBP: 0.344, SLG: 0.275 (1, 4)	6-3		1-3						HR 1B	4	1	1	0	0	0	1				
Willie Mays, R OBP: 0.395, SLG: 0.496 (1, 8)	K					FC6-4 BB		F9		3	1	1	2	1	1	0				
Willie McCovey, L OBP: 0.430, SLG: 0.636 (1, 3)									HR	4	1	2	0	0	1	1				
Jim Davenport, R OBP: 0.260, SLG: 0.315 (1, 5)								F7		4	1	2	0	0	1	1				
Ken Henderson, S OBP: 0.354, SLG: 0.465 (1, 7)										4	0	0	0	0	0	3				
Ken Henderson, S OBP: 0.354, SLG: 0.465 (1, 7)										2	0	0	0	0	1	2				
Dick Dietz, R OBP: 0.381, SLG: 0.338 (1, 2)										1	1	1	1	2	0	0				
Hal Lanier, R OBP: 0.221, SLG: 0.220 (1, 6)										2	0	0	0	0	1	3				
Gaylord Perry, R OBP: 0.188, SLG: 0.161 (1, 1)										3	0	1	1	0	0	2				
Inning Stats	R: 0 E: 0 K: 1 S: 5	H: 0 LOB: 0 BB: 0 P: 5	R: 1 E: 0 K: 1 S: 7	H: 2 LOB: 1 BB: 0 P: 7	R: 0 E: 0 K: 1 S: 5	H: 0 LOB: 0 BB: 0 P: 5	R: 0 E: 1 K: 1 S: 5	H: 0 LOB: 1 BB: 1 P: 9	R: 1 E: 0 K: 1 S: 6	H: 1 LOB: 1 BB: 1 P: 10	R: 0 E: 0 K: 0 S: 3	H: 1 LOB: 0 BB: 0 P: 3	R: 0 E: 0 K: 1 S: 4	H: 0 LOB: 1 BB: 1 P: 9	R: 2 E: 0 K: 0 S: 5	H: 2 LOB: 0 BB: 0 P: 5	1B: 4 2B: 1 3B: 0 HR: 1	SF: 0 SAC: 1 DP: 1 HBP: 1	WP: 0 PB: 0 SB: 0 CS: 0	PA: 32
PITCHER Nelson Briles, R ERA: 5.12 (1, 1)	IP: 6.0 WLS: L BF: 23 H: 4 R: 2 ER: 2 SO: 2 BB: 2 IBB: 0 HBP: 0 BLK: 0 WP: 0 HR: 0 S: 31 P: 39 ERA: 3.00 WHIP: 1.000																			
PITCHER Gary Waslewski, R ERA: 4.6 (7, 1)	IP: 2.0 WLS: L BF: 9 H: 2 R: 2 ER: 2 SO: 1 BB: 1 IBB: 0 HBP: 1 BLK: 0 WP: 0 HR: 1 S: 9 P: 14 ERA: 9.00 WHIP: 1.500																			

St. Louis Cardinals @ San Francisco Giants
Candlestick Park, San Francisco, CA
Wed May 21 1969, 6:33 AM EDT
Att: 4,419 - Unknown

AB 27
R 4
H 6
RBI 4
BB 3
SO 6
LOB 13



Batter	1	2	3	4	5	6	7	8	9	10	11	AB	R	H	RBI	BB	SO	LOB	TOP												
Lou Brock, L OBP: 0.254, SLG: 0.349 (1, 7)												5	1	2	1	0	2	1													
Julian Javier, R OBP: 0.308, SLG: 0.395 (1, 4)												5	1	2	0	0	2	2													
Curt Flood, R OBP: 0.339, SLG: 0.349 (1, 8)												4	3	2	0	0	0	1													
Joe Torre, R OBP: 0.354, SLG: 0.452 (9, PR)												4	0	3	1	0	0	1													
Phil Gagliano, R OBP: 0.317, SLG: 0.229 (9, 3)												0	0	0	0	0	0	0													
Steve Carlton, L OBP: 0.253, SLG: 0.316 (11, PR)												0	1	0	0	0	0	0													
Dave Ricketts, S OBP: 0.571, SLG: 0.400 (11, 3)												5	1	2	3	0	0	2													
Tim McCarver, L OBP: 0.360, SLG: 0.408 (1, 2)												5	1	2	3	0	0	2													
Mike Shannon, R OBP: 0.259, SLG: 0.331 (1, 5)												4	0	0	1	0	0	2													
Jim Hicks, R OBP: 0.308, SLG: 0.429 (1, 9)												4	1	0	0	1	1	0													
Dal Maxvill, R OBP: 0.294, SLG: 0.252 (8, PH)												2	0	0	0	0	0	0													
Joe Hague, L OBP: 0.264, SLG: 0.250 (8, 6)												2	0	0	0	0	0	0													
Steve Huntz, S OBP: 0.233, SLG: 0.080 (8, 6)												2	0	0	1	0	0	1													
Ray Washburn, R OBP: 0.235, SLG: 0.133 (8, PH)												2	0	1	0	0	1	0													
Bill White, L OBP: 0.235, SLG: 0.133 (8, PH)												1	0	0	0	0	1	0													
Ron Willis, R OBP: 1.000, SLG: 1.000 (8, 1)												0	0	0	0	0	0	0													
Bob Johnson, R (10, PH)												1	0	0	0	0	0	0													
Joe Hoerner, R (10, 1)												1	0	0	0	0	1	1													
Inning Stats	R: 1 E: 0 K: 0 S: 5	H: 3 LOB: 1 BB: 0 P: 5	R: 0 E: 0 K: 0 S: 3	H: 0 LOB: 0 BB: 0 P: 3	R: 0 E: 0 K: 2 S: 7	H: 1 LOB: 0 BB: 0 P: 7	R: 0 E: 0 K: 0 S: 3	H: 1 LOB: 0 BB: 0 P: 3	R: 0 E: 0 K: 0 S: 3	H: 0 LOB: 0 BB: 0 P: 5	R: 1 E: 1 K: 1 S: 8	H: 2 LOB: 2 BB: 0 P: 8	R: 0 E: 0 K: 1 S: 5	H: 0 LOB: 0 BB: 0 P: 5	R: 0 E: 0 K: 1 S: 5	H: 0 LOB: 0 BB: 0 P: 5	R: 6 E: 2 K: 1 S: 9	H: 3 LOB: 1 BB: 2 P: 17	1B: 9 2B: 3 3B: 0 HR: 1	SF: 1 SAC: 1 DP: 2 HBP: 0	WP: 1 PB: 0 SB: 1 CS: 2	PA: 46									
PITCHER	IP: 6.0 ERA: 2.37	WLS: 21 BF: 12	H: 6 R: 1 ER: 1 SO: 4	R: 1 ER: 1 SO: 4	BB: 0 IBB: 0 HBP: 0 BLK: 0	WP: 0 HR: 0 S: 29 P: 29	ERA: 1.50 WHIP: 1.000	PITCHER	IP: 7.1 ERA: 2.7	WLS: 3 BF: 12	H: 3 R: 1 ER: 0 SO: 2	R: 0 ER: 0 SO: 2	BB: 0 IBB: 0 HBP: 0 BLK: 0	WP: 0 HR: 0 S: 16 P: 16	ERA: 0.00 WHIP: 1.000	PITCHER	IP: 10.1 ERA: 3.6	WLS: 8 BF: 36	H: 6 R: 3 ER: 3 SO: 1	R: 1 ER: 3 SO: 1	BB: 1 IBB: 0 HBP: 0 BLK: 0	WP: 0 HR: 1 S: 9 P: 9	ERA: 27.00 WHIP: 4.000	PITCHER	IP: 11.1 ERA: 3.71	WLS: 4 BF: 21	H: 0 R: 0 ER: 0 SO: 1	R: 1 ER: 1 SO: 1	BB: 1 IBB: 0 HBP: 0 BLK: 0	WP: 0 HR: 0 S: 5 P: 5	ERA: 0.00 WHIP: 1.000

St. Louis Cardinals @ San Francisco Giants
Candlestick Park, San Francisco, CA
Thu May 22 1969, 6:33 AM EDT
Att: 4,746 - Unknown

AB 41
R 8
H 12
RBI 7
BB 2
SO 8
LOB 11



Batter	1	2	3	4	5	6	7	8	9	10	11	AB	R	H	RBI	BB	SO	LOB	BOTTOM				
Bobby Bonds, R OBP: 0.353, SLG: 0.400 (1, 9)												5	1	2	0	0	0	2					
Ron Hunt, R OBP: 0.339, SLG: 0.272 (1, 4)												5	0	1	0	0	1	2					
Willie Mays, R OBP: 0.588, SLG: 0.487 (1, 8)												4	0	1	1	0	0	1					
Willie McCovey, L OBP: 0.429, SLG: 0.619 (1, 3)												3	0	0	0	2	0	2					
Jim Davenport, R OBP: 0.277, SLG: 0.330 (1, 5)												5	1	3	0	0	1	3					
Ken Henderson, S OBP: 0.340, SLG: 0.438 (1, 7)												5	1	1	0	0	1	2					
Dick Dietz, R OBP: 0.375, SLG: 0.324 (7, 1)												3	0	0	0	1	1	1					
Cesar Gutierrez, R OBP: 0.379, SLG: 0.261 (9, PR)												1	0	1	0	0	0	0					
Jack Hiatt, R OBP: 0.349, SLG: 0.418 (10, 2)												3	0	0	1	0	1	1					
Hal Lanier, R OBP: 0.215, SLG: 0.215 (1, 6)												3	0	0	1	0	1	1					
Juan Marichal, R OBP: 0.307, SLG: 0.321 (9, PR)												2	0	0	0	0	1	1					
Bob Bonds, L OBP: 0.327, SLG: 0.500 (9, PH)												1	0	0	0	0	1	0					
Joe Gibson, R OBP: 0.327, SLG: 0.500 (9, PH)												0	0	0	0	0	0	0					
Ron Herbel, R OBP: 0.301, SLG: 0.370 (11, PH)												1	0	0	0	0	0	0					
Bobby Etheridge, R OBP: 0.301, SLG: 0.370 (11, PH)												1	0	0	0	0	0	1					
Inning Stats	R: 1 E: 0 K: 1 S: 6	H: 1 LOB: 1 BB: 1 P: 10	R: 0 E: 0 K: 2 S: 7	H: 0 LOB: 0 BB: 0 P: 7	R: 0 E: 0 K: 1 S: 7	H: 2 LOB: 2 BB: 0 P: 7	R: 1 E: 1 K: 0 S: 5	H: 2 LOB: 1 BB: 0 P: 5	R: 0 E: 0 K: 0 S: 3	H: 0 LOB: 0 BB: 0 P: 3	R: 0 E: 0 K: 1 S: 6	H: 1 LOB: 2 BB: 1 P: 10	R: 0 E: 0 K: 0 S: 3	H: 0 LOB: 0 BB: 0 P: 3	R: 0 E: 0 K: 0 S: 3	H: 0 LOB: 0 BB: 0 P: 3	R: 1 E: 0 K: 0 S: 5	H: 2 LOB: 1 BB: 0 P: 5	1B: 8 2B: 2 3B: 0 HR: 0	SF: 2 SAC: 1 DP: 1 HBP: 0	WP: 0 PB: 1 SB: 1 CS: 0	PA: 45	
PITCHER	IP: 7.0 ERA: 2.56	WLS: 10 BF: 27	H: 6 R: 2 ER: 1 SO: 6	R: 0 ER: 0 SO: 6	BB: 1 IBB: 0 HBP: 0 BLK: 0	WP: 0 HR: 0 S: 38 P: 42	ERA: 1.29 WHIP: 1.000	PITCHER	IP: 8.1 ERA: 3.86	WLS: 10 BF: 32	H: 6 R: 1 ER: 1 SO: 6	R: 2 ER: 1 SO: 6	BB: 2 IBB: 0 HBP: 0 BLK: 0	WP: 0 HR: 0 S: 21 P: 21	ERA: 0.00 WHIP: 1.500	PITCHER	IP: 10.1 ERA: 4.50	WLS: 8 BF: 36	H: 6 R: 3 ER: 3 SO: 1	R: 0 ER: 0 SO: 1	BB: 1 IBB: 0 HBP: 0 BLK: 0	WP: 0 HR: 0 S: 8 P: 8	ERA: 4.50 WHIP: 1.000

St. Louis Cardinals @ San Francisco Giants
Candlestick Park, San Francisco, CA
Thu May 22 1969, 6:33 AM EDT
Att: 4,746 - Unknown

AB 38
R 3
H 9
RBI 2
BB 4
SO 7
LOB 16



Batter	1	2	3	4	5	6	7	8	9	AB	R	H	RBI	BB	SO	LOB	TOP	
Lou Brock, L OBP: 0.260, SLG: 0.349 (1, 7)	0-0 6-3 1B	4-0 BB		0-0 F9			0-0 FC6-4			3	1	1	0	1	0	2		
Julian Javier, R OBP: 0.298, SLG: 0.381 (1, 4)	0-0 6-3	0-0 P4			0-0 P4-3		0-0 F2			4	0	0	0	0	0	3		
Curt Flood, R OBP: 0.337, SLG: 0.346 (1, 8)	0-0 1B		0-0 5-3		0-0 1-3			0-0 5-3		4	0	1	1	0	0	0		
Joe Torre, R OBP: 0.358, SLG: 0.450 (1, 3)	0-0 1B		0-0 BB		0-0 6-3			0-3 K		3	0	1	0	1	1	0		
Tim McCarver, L OBP: 0.357, SLG: 0.398 (1, 2)	4-0 BB		0-0 P4			0-0 F2		0-0 P4-3		3	0	0	0	1	0	1		
Mike Shannon, R OBP: 0.252, SLG: 0.322 (1, 5)	0-3 K		0-0 F2			0-0 F5			0-0 6-3	4	0	0	0	0	1	4		
Jim Hicks, R OBP: 0.279, SLG: 0.385 (1, 9)	0-3 K			0-3 K		0-0 F8			0-3 K	4	0	0	0	0	3	3		
Dal Maxvill, R OBP: 0.301, SLG: 0.255 (1, 6)		0-0 P3		4-0 SH1-4 BB			0-0 5-3		0-0 1B	3	0	1	0	1	0	0		
Steve Carlton, L OBP: 0.227, SLG: 0.273 (1, 1)	0-3 K		0-0 SH1-4		0-0 E6 FC6-4			0-0 L6		3	0	0	0	0	1	1		
Inning Stats	R: 1 E: 0 K: 2 S: 10	H: 3 LOB: 3 BB: 1 P: 14	R: 0 E: 0 K: 1 S: 5	H: 0 LOB: 1 BB: 1 P: 9	R: 0 E: 0 K: 0 S: 3	H: 0 LOB: 1 BB: 1 P: 7	R: 0 E: 0 K: 1 S: 5	H: 0 LOB: 0 BB: 0 P: 3	R: 0 E: 1 K: 0 S: 4	H: 0 LOB: 1 BB: 0 P: 4	R: 0 E: 0 K: 1 S: 5	H: 0 LOB: 0 BB: 0 P: 5	R: 0 E: 0 K: 1 S: 6	H: 1 LOB: 1 BB: 0 P: 6	1B: 4 2B: 0 3B: 0 HR: 0	SF: 0 SAC: 1 DP: 0 HBP: 0	WP: 0 PA: 36 PB: 0 SB: 2 CS: 0	
PITCHER	IP	WLS	BF	H	R	ER	SO	BB	IBB	HBP	BLK	WP	HR	S	P	ERA	WHIP	
Alan Foster, R ERA: 3.8 (1, 1)	8.0	L	32	3	1	1	5	4	0	0	0	0	0	38	54	1.12	0.875	
Jim Brewer, L ERA: 2.7 (9, 1)	1.0		4	1	0	0	1	0	0	0	0	0	0	6	6	0.00	1.000	

St. Louis Cardinals @ Los Angeles Dodgers
Dodger Stadium, Los Angeles, CA
 Fri May 23 1969, 7:05 PM PDT
 Att: 26,563 - Unknown

AB	31
R	1
H	4
RBI	1
BB	4
SO	6
LOB	14



Batter	1	2	3	4	5	6	7	8	9	AB	R	H	RBI	BB	SO	LOB	BOTTOM				
Bill Russell, R OBP: 0.353, SLG: 0.379 (1, 9)	0-0 1-3		0-0 5-3			0-0 6-3			0-3 K	4	0	0	0	0	1	0					
Ted Sizemore, R OBP: 0.320, SLG: 0.340 (1, 6)	0-3 K		0-3 K			0-0 F7			0-0 6-3	3	0	0	0	0	2	0					
Ken Boyer, R OBP: 0.200, SLG: 0.200 (9, PH)										1	0	0	0	0	0	0					
Willie Davis, L OBP: 0.360, SLG: 0.487 (1, 8)	0-0 PO 1B			0-3 K		0-0 F2			0-0 FC6-4 1B	4	0	2	0	0	1	0					
Andy Kosco, R OBP: 0.303, SLG: 0.464 (1, 7)	0-0 PO	0-0 FC4-6 1B		0-0 4-3		0-3 K			0-0 FC6-4	4	0	1	0	0	1	1					
Wes Parker, S OBP: 0.360, SLG: 0.449 (1, 3)		0-0 F9		0-0 6-3		0-0 P4				3	0	0	0	0	0	1					
Tom Haller, L OBP: 0.367, SLG: 0.388 (1, 2)		0-0 FC4-6 1B			0-0 F3		0-0 6-3			3	0	0	0	0	0	1					
Paul Popovich, S OBP: 0.238, SLG: 0.225 (1, 4)		0-0 1-2 1B			0-3 K			0-0 P6-3		3	0	1	0	0	1	0					
Billy Grabarkewitz, R OBP: 0.167, SLG: 0.196 (1, 5)		0-0 5-3			0-0 WP 1B			0-0 F9		3	0	1	0	0	0	2					
Alan Foster, R (1, 1)				0-3 K		0-3 K			0-0 F8	2	0	0	0	0	2	1					
Bill Sudakis, S OBP: 0.301, SLG: 0.378 (8, PH)										1	0	0	0	0	0	0					
Jim Brewer, L (9, 1)										0	0	0	0	0	0	0					
Inning Stats	R: 0 E: 0 K: 1 S: 5	H: 1 LOB: 0 BB: 0 P: 5	R: 0 E: 0 K: 0 S: 5	H: 2 LOB: 2 BB: 0 P: 5	R: 0 E: 0 K: 2 S: 7	H: 0 LOB: 0 BB: 0 P: 7	R: 0 E: 0 K: 1 S: 5	H: 0 LOB: 0 BB: 0 P: 5	R: 0 E: 0 K: 2 S: 8	H: 1 LOB: 1 BB: 0 P: 8	R: 0 E: 0 K: 0 S: 3	H: 0 LOB: 0 BB: 0 P: 3	R: 0 E: 0 K: 1 S: 5	H: 0 LOB: 0 BB: 0 P: 5	R: 0 E: 0 K: 0 S: 3	H: 0 LOB: 0 BB: 0 P: 3	R: 0 E: 0 K: 1 S: 6	H: 1 LOB: 1 BB: 0 P: 6	1B: 5 2B: 0 3B: 0 HR: 0	SF: 0 SAC: 0 DP: 0 HBP: 0	WP: 1 PA: 32 PB: 0 SB: 0 CS: 0
PITCHER	IP	WLS	BF	H	R	ER	SO	BB	IBB	HBP	BLK	WP	HR	S	P	ERA	WHIP				
Steve Carlton, L ERA: 1.67 (1, 1)	9.0	W	31	5	0	0	8	0	0	0	0	1	0	47	47	0.00	0.556				

St. Louis Cardinals @ Los Angeles Dodgers
Dodger Stadium, Los Angeles, CA
 Fri May 23 1969, 7:05 PM PDT
 Att: 26,563 - Unknown

AB	31
R	0
H	5
RBI	0
BB	0
SO	8
LOB	6




Batter	1	2	3	4	5	6	7	8	9	AB	R	H	RBI	BB	SO	LOB	TOP						
Lou Brock, L OBP: 0.264, SLG: 0.356 (1, 7)										5	0	2	0	0	2	1	St. Louis Cardinals @ Los Angeles Dodgers Dodger Stadium, Los Angeles, CA Sat May 24 1969, 3:33 AM PDT Att: 18,436 - Unknown livebaseballscorecards.com						
Julian Javier, R OBP: 0.305, SLG: 0.393 (1, 4)										4	0	2	0	0	1	2							
Curt Flood, R OBP: 0.329, SLG: 0.338 (1, 8)										4	0	0	0	0	0	4							
Joe Torre, R OBP: 0.361, SLG: 0.447 (1, 3)										3	0	1	0	0	0	0							
Tim McCarver, L OBP: 0.361, SLG: 0.409 (1, 2)										4	0	2	0	0	0	3							
Bob Johnson, R (1, 5)										4	0	0	0	0	0	3							
Joe Hague, L OBP: 0.281, SLG: 0.255 (1, 9)										3	0	1	0	1	0	0							
Dal Maxvill, R OBP: 0.294, SLG: 0.248 (9, PH)										3	0	0	0	0	0	4							
Dave Ricketts, S OBP: 0.625, SLG: 0.500 (9, PH)										1	0	1	0	0	0	0							
Mike Torrez, R Joe Hoerner, R Vada Pinson, L Mel Nelson, L Ron Willis, R Bill White, L (1, 1) (6, 1) (7, PH) (7, 1) (7, 1) (9, PH)										2	0	0	0	0	0	0							
Inning Stats	R: 0 E: 0 K: 0 S: 4	H: 1 LOB: 2 BB: 0 P: 5	R: 0 E: 0 K: 0 S: 3	H: 0 LOB: 0 BB: 0 P: 3	R: 0 E: 0 K: 0 S: 4	H: 1 LOB: 1 BB: 0 P: 4	R: 0 E: 0 K: 0 S: 5	H: 2 LOB: 2 BB: 0 P: 5	R: 0 E: 0 K: 0 S: 6	H: 1 LOB: 1 BB: 0 P: 6	R: 0 E: 0 K: 0 S: 4	H: 1 LOB: 2 BB: 1 P: 8	R: 0 E: 0 K: 0 S: 6	H: 1 LOB: 0 BB: 0 P: 6	R: 0 E: 0 K: 0 S: 3	H: 1 LOB: 1 BB: 0 P: 6	R: 0 E: 0 K: 0 S: 6	H: 1 LOB: 1 BB: 0 P: 6	1B: 6 2B: 3 3B: 0 HR: 0	SF: 0 SAC: 0 DP: 1 HBP: 1	WP: 0 PB: 0 SB: 2 CS: 0	PA: 37	
PITCHER Don Sutton, R ERA: 2.88 (1, 1)	IP: 9.0 WLS: W BF: 37	H: 9 R: 0 ER: 0 SO: 3	BB: 1 IBB: 0 HBP: 1 BLK: 0	WP: 0 HR: 0 S: 41 P: 46	ERA: 0.00 WHIP: 1.111	PITCHER														IP: 0 WLS: 0 BF: 0 H: 0 R: 0 ER: 0 SO: 0	BB: 0 IBB: 0 HBP: 0 BLK: 0	WP: 0 HR: 0 S: 0 P: 0	ERA: 0.00 WHIP: 0.000

Batter	1	2	3	4	5	6	7	8	9	AB	R	H	RBI	BB	SO	LOB	BOTTOM						
Willie Crawford, L OBP: 0.329, SLG: 0.417 Bill Russell, R OBP: 0.359, SLG: 0.386 (1, 7) (7, PH) (8, 9)										3	0	1	1	0	1	1	St. Louis Cardinals @ Los Angeles Dodgers Dodger Stadium, Los Angeles, CA Sat May 24 1969, 3:33 AM PDT Att: 18,436 - Unknown livebaseballscorecards.com						
Wes Parker, S OBP: 0.365, SLG: 0.446 (1, 3)										3	0	1	2	1	0	1							
Willie Davis, L OBP: 0.344, SLG: 0.469 (1, 8)										3	0	0	1	0	0	2							
Andy Kosco, R OBP: 0.302, SLG: 0.458 (8, 7)										4	0	1	0	0	0	1							
Ron Fairly, L OBP: 0.276, SLG: 0.269 (9, 9)										0	0	0	0	0	0	0							
Tom Haller, L OBP: 0.364, SLG: 0.379 (1, 2)										3	0	0	0	1	0	1							
Jim Lefebvre, S OBP: 0.375, SLG: 0.283 Paul Popovich, S OBP: 0.238, SLG: 0.225 (1, 4) (9, 4)										3	0	0	0	1	0	1							
Bill Sudakis, S OBP: 0.312, SLG: 0.404 (1, 5)										3	1	2	1	1	0	1							
Ted Sizemore, R OBP: 0.325, SLG: 0.340 (1, 6)										3	2	1	0	1	1	1							
Don Sutton, R OBP: 0.172, SLG: 0.143 (1, 1)										2	1	1	0	0	0	1							
Inning Stats	R: 0 E: 0 K: 1 S: 5	H: 0 LOB: 0 BB: 0 P: 5	R: 0 E: 0 K: 0 S: 4	H: 1 LOB: 1 BB: 0 P: 4	R: 0 E: 0 K: 0 S: 3	H: 0 LOB: 2 BB: 2 P: 11	R: 0 E: 0 K: 0 S: 3	H: 0 LOB: 0 BB: 0 P: 3	R: 1 E: 0 K: 0 S: 4	H: 1 LOB: 1 BB: 1 P: 8	R: 0 E: 0 K: 0 S: 3	H: 1 LOB: 2 BB: 2 P: 11	R: 3 E: 0 K: 0 S: 6	H: 4 LOB: 0 BB: 0 P: 6	R: 1 E: 0 K: 1 S: 6	H: 1 LOB: 0 BB: 0 P: 6	R: 1 E: 0 K: 1 S: 6	H: 1 LOB: 0 BB: 0 P: 6	1B: 7 2B: 0 3B: 0 HR: 1	SF: 1 SAC: 1 DP: 1 HBP: 0	WP: 0 PB: 0 SB: 1 CS: 0	PA: 35	
PITCHER Mike Torrez, R ERA: 2.6 Joe Hoerner, L ERA: 1.53 Mel Nelson, L ERA: 11.81 Ron Willis, R ERA: 3.92 (1, 1) (6, 1) (7, 1) (7, 1)	IP: 5.2 WLS: L BF: 24	H: 2 R: 1 ER: 1 SO: 1	BB: 5 IBB: 0 HBP: 0 BLK: 0	WP: 0 HR: 0 S: 21 P: 41	ERA: 1.59 WHIP: 1.235	PITCHER														IP: 0 WLS: 0 BF: 0 H: 0 R: 0 ER: 0 SO: 0	BB: 0 IBB: 0 HBP: 0 BLK: 0	WP: 0 HR: 0 S: 0 P: 0	ERA: 0.00 WHIP: 0.000

Batter	1	2	3	4	5	6	7	8	9	AB	R	H	RBI	BB	SO	LOB	TOP					
Lou Brock, L OBP: 0.262, SLG: 0.350 (1, 7)	F7		F5		S 1B			5-3		4	0	1	0	0	0	1	St. Louis Cardinals @ Atlanta Braves Atlanta Stadium, Atlanta, GA Mon May 26 1969, 7:05 PM EDT Att: 17,527 - Unknown					
Julian Javier, R OBP: 0.397, SLG: 0.397 (1, 4)	F7		F7		K			2B 1B		4	0	1	0	0	1	2						
Curt Flood, R OBP: 0.335, SLG: 0.343 (1, 8)	F9		F3			1-6-3		P6		4	0	0	0	0	0	2						
Joe Torre, R OBP: 0.360, SLG: 0.450 (1, 3)		6-3		5-3		K		1-3 2B		4	0	1	0	0	1	0						
Tim McCarver, L OBP: 0.362, SLG: 0.407 (1, 2)	E6 1B S			FC4-6 1B		F8		F9		4	0	1	0	0	0	2						
Bob Johnson, R OBP: 0.250, SLG: 0.211 (1, 5)				FC4-6 1-2			F3		F7	4	0	1	0	0	0	1						
Joe Hague, L OBP: 0.279, SLG: 0.241 (1, 9)		P5		P3			4-3 BB		F3	3	0	0	0	1	0	3						
Dal Maxwell, R OBP: 0.276, SLG: 0.233 (9, PH)									F3	3	0	0	0	0	0	3						
Dave Ricketts, S OBP: 0.556, SLG: 0.429 (9, PH)									6-3	1	0	0	0	0	0	0						
Nelson Briles, R OBP: 0.167, SLG: 0.118 (7, PH)										1	0	0	0	1	0	0						
Vada Pinson, L OBP: 0.330, SLG: 0.440 (7, PH)										1	0	0	0	0	0	1						
Ron Willis, R OBP: 1.000, SLG: 1.000 (7, 1)										0	0	0	0	0	0	0						
Inning Stats	R: 0 E: 0 K: 0 S: 3	H: 0 LOB: 0 BB: 0 P: 3	R: 0 E: 1 K: 0 S: 5	H: 1 LOB: 2 BB: 0 P: 5	R: 0 E: 0 K: 0 S: 3	H: 0 LOB: 1 BB: 1 P: 7	R: 0 E: 0 K: 0 S: 4	H: 1 LOB: 1 BB: 0 P: 4	R: 0 E: 0 K: 1 S: 6	H: 1 LOB: 1 BB: 0 P: 6	R: 0 E: 0 K: 0 S: 5	H: 0 LOB: 0 BB: 0 P: 5	R: 0 E: 0 K: 0 S: 3	H: 0 LOB: 1 BB: 1 P: 7	R: 0 E: 0 K: 0 S: 5	H: 2 LOB: 2 BB: 0 P: 5	R: 0 E: 0 K: 0 S: 3	H: 0 LOB: 0 BB: 0 P: 3	1B: 4 2B: 1 3B: 0 HR: 0	SF: 0 SAC: 0 DP: 0 HBP: 0	WP: 0 PB: 0 SB: 2 CS: 0	PA: 35
PITCHER Phil Niekro, R ERA: 1.92 (1, 1)	IP: 9.0 WLS: W BF: 35 H: 5 R: 0 ER: 0 SO: 2 BB: 2 IBB: 0 HBP: 0 BLK: 0 WP: 0 HR: 0 S: 37 P: 45 ERA: 0.00 WHIP: 0.778															PITCHER						

AB	33
R	0
H	5
RBI	0
BB	2
SO	2
LOB	15



Batter	1	2	3	4	5	6	7	8	9	AB	R	H	RBI	BB	SO	LOB	BOTTOM			
Felipe Alou, R OBP: 0.366, SLG: 0.449 (1, 8)	F7		6-3			FC5-6 1B		F8		4	0	1	0	0	0	0	St. Louis Cardinals @ Atlanta Braves Atlanta Stadium, Atlanta, GA Mon May 26 1969, 7:05 PM EDT Att: 17,527 - Unknown			
Felix Milten, R OBP: 0.343, SLG: 0.428 (1, 4)	2B 1B		4-3			FC5-6 2B		K		4	1	1	0	0	1	1				
Hank Aaron, R OBP: 0.477, SLG: 0.667 (1, 9)			F7			F5		P4		4	0	1	0	0	0	1				
Orlando Cepeda, R OBP: 0.340, SLG: 0.500 (1, 3)					F9		HR 2B			2	1	1	1	1	0	0				
Clete Boyer, R OBP: 0.346, SLG: 0.435 (1, 5)	G5-4-3				K		HR			3	1	1	2	0	1	3				
Sonny Jackson, L OBP: 0.331, SLG: 0.387 (1, 6)			F8		F8		1-3			3	0	0	0	0	0	0				
Bob Didier, S OBP: 0.247, SLG: 0.272 (1, 2)			P4			F8		4-3		3	0	0	0	0	0	0				
Mike Lum, L OBP: 0.348, SLG: 0.333 (1, 7)						F9		3-1		2	0	0	0	1	0	0				
Phil Niekro, R OBP: 0.192, SLG: 0.200 (1, 1)			F8			K		5-3		3	0	0	0	0	1	1				
Inning Stats	R: 0 E: 0 K: 0 S: 4	H: 2 LOB: 2 BB: 1 P: 8	R: 0 E: 0 K: 0 S: 3	H: 0 LOB: 1 BB: 1 P: 7	R: 0 E: 0 K: 1 S: 5	H: 0 LOB: 0 BB: 0 P: 3	R: 0 E: 0 K: 1 S: 5	H: 0 LOB: 0 BB: 0 P: 5	R: 3 E: 0 K: 0 S: 6	H: 3 LOB: 0 BB: 0 P: 6	R: 0 E: 0 K: 0 S: 3	H: 0 LOB: 0 BB: 0 P: 3	R: 0 E: 0 K: 1 S: 5	H: 0 LOB: 0 BB: 0 P: 5	R: 0 E: 0 K: 0 S: 5	H: 0 LOB: 0 BB: 0 P: 5		1B: 2 2B: 2 3B: 0 HR: 1	SF: 0 SAC: 0 DP: 1 HBP: 0	WP: 0 PB: 0 SB: 0 CS: 0
PITCHER Nelson Briles, R ERA: 5.05 (1, 1)	IP: 6.0 WLS: L BF: 24 H: 5 R: 3 ER: 3 SO: 2 BB: 2 IBB: 0 HBP: 0 BLK: 0 WP: 0 HR: 1 S: 26 P: 34 ERA: 4.50 WHIP: 1.167															PITCHER				
Ron Willis, R ERA: 3.57 (7, 1)	IP: 2.0 WLS: L BF: 6 H: 0 R: 0 ER: 0 SO: 1 BB: 0 IBB: 0 HBP: 0 BLK: 0 WP: 0 HR: 0 S: 8 P: 8 ERA: 0.00 WHIP: 0.000															PITCHER				

AB	28
R	3
H	5
RBI	3
BB	2
SO	3
LOB	6



Batter	1	2	3	4	5	6	7	8	9	AB	R	H	RBI	BB	SO	LOB	TOP					
Lou Brock, L OBP: 0.260, SLG: 0.342 (1, 7)	F8		3-1		4-3		F6		4-3 BB	4	0	0	0	1	0	0	St. Louis Cardinals @ Atlanta Braves Atlanta Stadium, Atlanta, GA Tue May 27 1969, 7:05 PM EDT Att: 20,121 - Unknown					
Julian Javier, R OBP: 0.317, SLG: 0.407 (1, 4)	5-3 1B		F7		1B 2B		FC6 BB		F7	4	1	2	0	1	0	1						
Curt Flood, R OBP: 0.332, SLG: 0.339 (1, 8)	5-3 1-2		1-3		1B		FC6 1-2		4-3	5	0	1	1	0	0	3						
Joe Torre, R OBP: 0.355, SLG: 0.461 (1, 3)	5-3			F8	F8				4-3	5	1	1	1	0	0	3						
Tim McCarver, L OBP: 0.359, SLG: 0.403 (1, 2)		F7		F9 BB 1B		P6		F3		4	0	1	0	0	0	0						
Mike Shannon, R OBP: 0.270, SLG: 0.331 (1, 5)		F9 BB BB		1-2 BB		1B				2	0	2	0	2	0	0						
Joe Hague, L OBP: 0.277, SLG: 0.228 (1, 9)		1-2 BB		F9 2-3		P6		F9		3	0	0	0	1	0	4						
Dal Maxvill, R OBP: 0.274, SLG: 0.229 (6, PH)		F9		F9		F9		F8		2	0	0	0	0	0	4						
Vada Pinson, L OBP: 0.327, SLG: 0.435 (6, PH)		F9		F9		F9		F8		1	0	0	0	0	0	1						
Steve Huntz, S OBP: 0.226, SLG: 0.077 (6, 6)		2-3		F9		F9		F8		1	0	0	0	0	0	1						
Ray Washburn, R OBP: 0.290, SLG: 0.050 (5, PH)										1	0	0	0	0	1	2						
Bill White, L OBP: 0.371, SLG: 0.118 (5, 1)										1	0	0	0	0	0	0						
Chuck Taylor, R OBP: 0.338, SLG: 0.375 (7, PH)										0	0	0	0	0	0	0						
Dave Ricketts, S OBP: 0.288, SLG: 0.175 (7, 1)										1	0	0	0	0	0	0						
Gary Waslewski, R OBP: 0.298, SLG: 0.400 (9, PH)										1	1	1	1	0	0	0						
Inning Stats	R: 0 E: 0 K: 0 S: 4	H: 1 LOB: 1 BB: 0 P: 4	R: 0 E: 0 K: 1 S: 5	H: 0 LOB: 2 BB: 2 P: 13	R: 0 E: 0 K: 0 S: 3	H: 0 LOB: 0 BB: 0 P: 3	R: 0 E: 0 K: 0 S: 4	H: 1 LOB: 2 BB: 1 P: 8	R: 1 E: 0 K: 0 S: 5	H: 2 LOB: 1 BB: 0 P: 5	R: 0 E: 0 K: 0 S: 4	H: 1 LOB: 1 BB: 0 P: 4	R: 0 E: 0 K: 0 S: 3	H: 0 LOB: 1 BB: 1 P: 7	R: 1 E: 0 K: 0 S: 5	H: 2 LOB: 1 BB: 0 P: 5	R: 1 E: 0 K: 0 S: 4	H: 1 LOB: 1 BB: 1 P: 8	1B: 5 2B: 1 3B: 0 HR: 2	SF: 0 SAC: 0 DP: 0 HBP: 0	WP: 0 PB: 0 SB: 0 CS: 0	PA: 40
PITCHER	IP WLS BF H R ER SO BB IBB HBP BLK WP HR S P ERA WHIP																					
Pat Jarvis, R ERA: 5.03 (1, 1)	7.1 W 33 7 2 2 1 4 0 0 0 0 1 31 47 2.46 1.500																					
Cecil Upshaw, R ERA: 1.93 (8, 1)	1.2 S 7 1 1 1 0 1 0 0 0 0 0 1 6 10 5.40 1.200																					

AB	35
R	3
H	8
RBI	3
BB	5
SO	1
LOB	19



Batter	1	2	3	4	5	6	7	8	9	AB	R	H	RBI	BB	SO	LOB	BOTTOM			
Felipe Alou, R OBP: 0.381, SLG: 0.463 (1, 8)	G1-6-3 1B		E9 E 1B		FC5-4 1B		G1-6-3 1B			4	1	4	1	0	0	0	St. Louis Cardinals @ Atlanta Braves Atlanta Stadium, Atlanta, GA Tue May 27 1969, 7:05 PM EDT Att: 20,121 - Unknown			
Felix Milten, R OBP: 0.341, SLG: 0.423 (1, 4)	G1-6-3 1-2		E4 1B		FC5-4 1B 2B		G1-6-3 1-2			4	1	1	1	0	0	4				
Hank Aaron, R OBP: 0.472, SLG: 0.655 (1, 9)	5-3		F7 3-H		2B SF7 1B		F5			4	1	1	0	0	0	1				
Orlando Cepeda, R OBP: 0.337, SLG: 0.500 (1, 3)		F3		K	SF7 2B		F8			4	0	1	1	0	1	0				
Clete Boyer, R OBP: 0.349, SLG: 0.440 (1, 5)		F8		E 2B	SF7 IBB		F2			3	1	1	0	1	0	0				
Sonny Jackson, L OBP: 0.323, SLG: 0.379 (1, 6)		4-3		P5	SF7		1-3			3	0	0	1	0	0	1				
Bob Didier, S OBP: 0.247, SLG: 0.271 (1, 2)			4-3	E9 1B	1-3		F3			4	0	1	1	0	0	2				
Mike Lum, L OBP: 0.380, SLG: 0.366 (1, 7)			E 2B	IBB		1B BB		K		2	1	1	0	2	1	0				
Pat Jarvis, R OBP: 0.087, SLG: 0.091 (1, 1)			1-3	K		F5				3	0	0	0	0	1	4				
Cecil Upshaw, R OBP: 0.400, SLG: 1.000 (8, 1)										0	0	0	0	0	0	0				
Inning Stats	R: 0 E: 0 K: 0 S: 3	H: 1 LOB: 0 BB: 0 P: 3	R: 0 E: 0 K: 0 S: 3	H: 0 LOB: 0 BB: 0 P: 3	R: 2 E: 2 K: 0 S: 6	H: 3 LOB: 1 BB: 0 P: 6	R: 1 E: 1 K: 2 S: 9	H: 2 LOB: 2 BB: 1 P: 13	R: 2 E: 0 K: 0 S: 6	H: 3 LOB: 2 BB: 1 P: 10	R: 0 E: 0 K: 0 S: 3	H: 1 LOB: 1 BB: 1 P: 7	R: 0 E: 0 K: 0 S: 3	H: 0 LOB: 0 BB: 0 P: 3	R: 0 E: 0 K: 1 S: 5	H: 0 LOB: 0 BB: 0 P: 5	1B: 7 2B: 3 3B: 0 HR: 0	SF: 1 SAC: 0 DP: 2 HBP: 0	WP: 0 PB: 0 SB: 0 CS: 0	PA: 35
PITCHER	IP WLS BF H R ER SO BB IBB HBP BLK WP HR S P ERA WHIP																			
Ray Washburn, R ERA: 2.69 (1, 1)	4.0 L 18 6 3 2 2 0 0 1 0 0 0 0 0 9 17 9.00 2.500																			
Chuck Taylor, R ERA: 9.0 (5, 1)	2.0 11 4 2 2 0 1 1 0 0 0 0 0 9 17 9.00 2.500																			
Gary Waslewski, R ERA: 4.08 (7, 1)	2.0 6 0 0 0 0 1 0 0 0 0 0 0 0 8 8 0.00 0.000																			



Batter	1	2	3	4	5	6	7	8	9	AB	R	H	RBI	BB	SO	LOB	TOP								
Lou Brock, L OBP: 0.274, SLG: 0.359 (1, 7)	0-0 4-3 1B		0-0 S 1B	0-0 1-3 3-H 2B		0-0 FC1-5 1B	0-3 K			5	2	4	1	0	1	1	St. Louis Cardinals @ Atlanta Braves Atlanta Stadium, Atlanta, GA Wed May 28 1969, 7:05 PM EDT Att: 22,470 - Unknown								
Julian Javier, R OBP: 0.306, SLG: 0.393 (1, 4)	0-0 4-3		0-0 P6	0-3 K		0-0 FC1-5 1B		0-0 F7		5	0	0	0	0	1	6									
Curt Flood, R OBP: 0.333, SLG: 0.341 (1, 8)	0-0 5-3		0-0 S 1B		1-3 1-3			0-0 F8		5	0	2	2	0	0	1									
Joe Torre, R OBP: 0.351, SLG: 0.450 (1, 3)	0-3 K		0-0 F9		4-0 1B 1B			0-0 P4		4	1	0	0	1	1	4									
Tim McCarver, L OBP: 0.360, SLG: 0.399 (1, 2)		0-0 3-1		4-0 1B 1B		0-0 1B 1B			0-0 L3		4	1	1	0	1	0									
Vada Pinson, L OBP: 0.333, SLG: 0.438 Jim Hicks, R OBP: 0.250, SLG: 0.341 (8, 9)		0-0 1B		0-0 F3		0-0 1-3 2-H 1B		0-0 F7		4	0	2	1	0	0	1									
Mike Shannon, R OBP: 0.274, SLG: 0.333 (1, 5)		0-0 F3		0-0 1B 2B		0-3 K		0-0 F8		5	1	2	0	0	1	3									
Steve Huntz, S OBP: 0.229, SLG: 0.100 (1, 6)		0-0 F3		0-0 L1		0-3 K		0-0 2B		4	1	1	0	0	1	5									
Steve Carlton, L OBP: 0.308, SLG: 0.385 (1, 1)			0-0 L1		0-0 2B 1-3 3-H 1B		0-0 FC1-5 1B		0-0 1-H 2B		4	0	3	2	0	0									
Inning Stats	R: 0 E: 0 K: 1 S: 6	H: 1 LOB: 1 BB: 0 P: 6	R: 0 E: 0 K: 0 S: 4	H: 1 LOB: 1 BB: 0 P: 4	R: 1 E: 0 K: 0 S: 5	H: 2 LOB: 1 BB: 0 P: 5	R: 2 E: 0 K: 1 S: 8	H: 3 LOB: 2 BB: 1 P: 12	R: 1 E: 0 K: 2 S: 9	H: 2 LOB: 2 BB: 1 P: 13	R: 1 E: 0 K: 0 S: 6	H: 3 LOB: 2 BB: 0 P: 6	R: 1 E: 0 K: 1 S: 7	H: 2 LOB: 1 BB: 0 P: 7	R: 0 E: 0 K: 0 S: 3	H: 0 LOB: 0 BB: 0 P: 3		R: 0 E: 0 K: 0 S: 3	H: 1 LOB: 0 BB: 0 P: 3	1B: 13 2B: 2 3B: 0 HR: 0	SF: 0 SAC: 0 DP: 0 HBP: 0	WP: 0 PB: 0 SB: 2 CS: 0	PA: 44		
PITCHER	IP	WLS	BF	H	R	ER	SO	BB	IBB	HBP	BLK	WP	HR	S	P	ERA	WHIP								
Mitt Pappas, R ERA: 3.45 (1, 1)	4.1	L	23	8	4	4	2	2	0	0	0	0	0	25	33	8.31	2.308								
Ken Johnson, R ERA: 5.7 (5, 1)	2.2		14	6	2	2	3	0	0	0	0	0	0	20	20	6.75	2.250								
Paul Doyle, L ERA: (8, 1)	2.0		6	1	0	0	0	0	0	0	0	0	0	6	6	0.00	0.500								

AB	41
R	6
H	15
RBI	6
BB	2
SO	5
LOB	23



Batter	1	2	3	4	5	6	7	8	9	AB	R	H	RBI	BB	SO	LOB	BOTTOM								
Felipe Alou, R OBP: 0.382, SLG: 0.461 (1, 8)	0-0 5-3		0-0 WP 1-3 BB 1B		0-0 P5		0-0 F8		0-0 1-3 3-H 1B	5	0	2	1	0	0	2	St. Louis Cardinals @ Atlanta Braves Atlanta Stadium, Atlanta, GA Wed May 28 1969, 7:05 PM EDT Att: 22,470 - Unknown								
Felix Milan, R OBP: 0.337, SLG: 0.413 (1, 4)	0-0 4-3		4-0 WP 1-2 BB		0-0 6-3		0-3 K		0-0 F9	4	0	0	0	1	1	4									
Hank Aaron, R OBP: 0.467, SLG: 0.642 Mike Lum, L OBP: 0.380, SLG: 0.366 (9, 9)	0-0 6-3		4-0 1-2 2-3 3-H BB		0-0 F8			0-0 F2		3	0	0	0	1	0	0									
Orlando Cepeda, R OBP: 0.329, SLG: 0.487 (1, 3)		0-0 6-3		0-0 F5		0-0 P6		0-0 F3		4	0	0	0	0	0	3									
Clete Boyer, R OBP: 0.341, SLG: 0.428 (1, 5)		0-0 P6		0-0 P4		0-0 F8		0-0 F3		4	0	0	0	0	0	3									
Bob Aspromonte, R OBP: 0.316, SLG: 0.338 (1, 7)		4-0 BB		0-3 K		0-0 6-3		0-0 F8		3	0	0	0	1	1	0									
Bob Tillman, R OBP: 0.258, SLG: 0.262 (1, 2)		0-3 K		0-0 1-3			0-0 5-3		0-0 F7	4	0	0	0	0	1	1									
Sonny Jackson, L OBP: 0.340, SLG: 0.384 (1, 6)			0-0 1B WP 1B		4-0 BB		4-0 E BB		4-0 1B 1B	1	2	1	0	3	0	0									
Mitt Pappas, R OBP: 0.136, SLG: 0.050 Ken Johnson, R (5, 1)			0-0 F3		0-0 F8		0-0 E3		0-0 1B	2	0	0	0	0	0	2									
Tommie Aaron, R OBP: 0.182, SLG: 0.273 Paul Doyle, L (8, 1) Rico Carty, R OBP: 0.500, SLG: 1.000 (8, PH)			0-0 F3		0-0 F8		1-2 1B		1-3 1B	1	0	0	0	0	0	0									
Inning Stats	R: 0 E: 0 K: 0 S: 3	H: 0 LOB: 0 BB: 0 P: 3	R: 0 E: 0 K: 1 S: 5	H: 0 LOB: 1 BB: 1 P: 9	R: 1 E: 0 K: 0 S: 5	H: 2 LOB: 3 BB: 2 P: 13	R: 0 E: 0 K: 1 S: 5	H: 0 LOB: 1 BB: 1 P: 9	R: 0 E: 0 K: 0 S: 3	H: 0 LOB: 0 BB: 0 P: 3	R: 0 E: 1 K: 1 S: 6	H: 0 LOB: 2 BB: 1 P: 10	R: 0 E: 0 K: 0 S: 3	H: 0 LOB: 0 BB: 0 P: 3	R: 0 E: 0 K: 0 S: 3	R: 1 E: 0 K: 0 S: 5	H: 2 LOB: 2 BB: 1 P: 9	1B: 4 2B: 0 3B: 0 HR: 0	SF: 0 SAC: 0 DP: 0 HBP: 0	WP: 1 PB: 0 SB: 0 CS: 0	PA: 38				
PITCHER	IP	WLS	BF	H	R	ER	SO	BB	IBB	HBP	BLK	WP	HR	S	P	ERA	WHIP								
Steve Carlton, L ERA: 1.71 (1, 1)	9.0	W	38	4	2	2	3	6	0	0	0	1	0	38	62	2.00	1.111								



Batter	1	2	3	4	5	6	7	8	9	10	AB	R	H	RBI	BB	SO	LOB	TOP					
Jimmy Stewart, S OBP: 0.269, SLG: 0.318 (1, 8)	L4		K			3-1		G1-6-3		L8	5	0	0	0	0	1	3						
Bobby Tolan, L OBP: 0.335, SLG: 0.535 (1, 9)	5-3			L7-3 1B		F8		HBP			3	0	1	0	0	0	1						
Alex Johnson, R OBP: 0.367, SLG: 0.539 (1, 7)	G3		K				1B HR	K			4	1	1	0	0	2	2						
Tony Perez, R OBP: 0.373, SLG: 0.550 (1, 5)		K		L7-3			K		F7		4	0	0	0	0	2	2						
Lee May, R OBP: 0.353, SLG: 0.600 (1, 3)	5-3				F4		HR	1B		CS	4	1	2	0	0	0	0						
Johnny Bench, R OBP: 0.385, SLG: 0.562 (1, 2)	5-3				K			HR	F8		4	1	1	3	0	1	1						
Tommy Helms, R OBP: 0.305, SLG: 0.300 (1, 4)					L8			6-3			4	0	1	0	0	0	0						
Darrel Chaney, S OBP: 0.314, SLG: 0.298 (1, 6)			K			K				1-3	4	0	0	0	0	3	1						
Jim Maloney, L OBP: 0.252, SLG: 0.133 (1, 1)											0	0	0	0	0	0	0						
Jack Fisher, R OBP: 0.285, SLG: 0.263 (6, PH)											1	0	0	0	0	0	1						
Giraldo Ruiz, S OBP: 0.265, SLG: 0.127 (6, PH)											0	0	0	0	0	0	0						
Wayne Granger, R OBP: 0.267, SLG: 0.200 (6, PH)											0	0	0	0	0	1	0						
Fred Whitfield, S OBP: 0.257, SLG: 0.148 (6, PH)											0	0	0	0	0	0	0						
Woody Woodward, R OBP: 0.252, SLG: 1.000 (6, PH)											1	1	1	1	0	0	0						
Clay Carroll, R OBP: 0.325, SLG: 1.000 (6, PH)											0	0	0	0	0	0	0						
Inning Stats	R: 0 E: 0 K: 0 S: 3	H: 0 LOB: 0 BB: 0 P: 3	R: 0 E: 0 K: 1 S: 5	H: 0 LOB: 0 BB: 0 P: 5	R: 0 E: 0 K: 2 S: 8	H: 1 LOB: 1 BB: 0 P: 8	R: 0 E: 0 K: 1 S: 5	H: 1 LOB: 0 BB: 0 P: 5	R: 0 E: 0 K: 1 S: 6	H: 1 LOB: 1 BB: 0 P: 6	R: 3 E: 0 K: 2 S: 10	H: 3 LOB: 0 BB: 0 P: 10	R: 0 E: 1 K: 1 S: 4	H: 0 LOB: 2 BB: 1 P: 9	R: 0 E: 0 K: 0 S: 3	H: 1 LOB: 0 BB: 0 P: 3	R: 1 E: 0 K: 0 S: 4	H: 1 LOB: 0 BB: 0 P: 4	1B: 6 2B: 1 3B: 0 HR: 2	SF: 0 SAC: 0 DP: 2 HBP: 1	WP: 0 PB: 0 SB: 0 CS: 1	PA: 37	
PITCHER Bob Gibson, R ERA: 1.74 (1, 1)	IP 10.0	WLS L	BF 37	H 8	R 4	ER 4	SO 9	BB 1	IBB 0	HBP 1	BLK 0	WP 0	HR 2	S 53	P 58	ERA 3.60	WHIP 0.900						

Cincinnati Reds @ St. Louis Cardinals
 Busch Stadium, St. Louis, MO
 Fri May 30 1969, 7:05 PM CDT
 Att: 34,005 - Unknown

AB 35
 R 4
 H 8
 RBI 4
 BB 1
 SO 9
 LOB 11



Batter	1	2	3	4	5	6	7	8	9	10	AB	R	H	RBI	BB	SO	LOB	BOTTOM						
Lou Brock, L OBP: 0.282, SLG: 0.359 (1, 7)	F8		6-3								3	0	1	0	2	0	0							
Curt Flood, R OBP: 0.330, SLG: 0.343 (1, 8)	F9		6-3		CS						5	1	1	0	0	0	3							
Vada Pinson, L OBP: 0.327, SLG: 0.420 (1, 9)	HR BB		5-3			4-3 2B				F2	4	1	0	0	1	0	2							
Joe Torre, R OBP: 0.354, SLG: 0.468 (1, 3)	HR				6-3					F8	4	1	2	3	0	0	0							
Tim McCarver, L OBP: 0.358, SLG: 0.395 (1, 2)	WP 1B				E6 FC6-4					F9	4	0	1	0	0	0	1							
Mike Shannon, R OBP: 0.268, SLG: 0.325 (1, 5)	4-3				FC6-4			K			4	0	0	0	0	2	3							
Julian Javier, R OBP: 0.298, SLG: 0.382 (1, 4)		5-3			K				F7		4	0	0	0	0	1	1							
Steve Huntz, S OBP: 0.231, SLG: 0.147 (1, 6)		F9				4-3				P4	4	0	1	0	0	0	0							
Bob Gibson, R OBP: 0.333, SLG: 0.323 (1, 1)		4-3									3	0	0	0	0	2	1							
Joe Hague, L OBP: 0.273, SLG: 0.224 (10, PH)										P8	1	0	0	0	0	0	0							
Inning Stats	R: 2 E: 0 K: 0 S: 5	H: 2 LOB: 1 BB: 1 P: 9	R: 0 E: 0 K: 0 S: 3	H: 0 LOB: 0 BB: 0 P: 3	R: 0 E: 0 K: 0 S: 3	H: 0 LOB: 0 BB: 0 P: 3	R: 0 E: 1 K: 1 S: 6	H: 0 LOB: 1 BB: 0 P: 6	R: 0 E: 0 K: 1 S: 5	H: 1 LOB: 0 BB: 0 P: 5	R: 1 E: 0 K: 1 S: 7	H: 2 LOB: 1 BB: 0 P: 7	R: 0 E: 0 K: 0 S: 3	H: 1 LOB: 2 BB: 1 P: 10	R: 0 E: 0 K: 0 S: 3	H: 0 LOB: 0 BB: 0 P: 3	R: 0 E: 0 K: 1 S: 5	H: 0 LOB: 0 BB: 0 P: 5	R: 0 E: 0 K: 0 S: 3	H: 0 LOB: 1 BB: 1 P: 7	1B: 3 2B: 2 3B: 0 HR: 1	SF: 0 SAC: 0 DP: 0 HBP: 0	WP: 1 PB: 0 SB: 0 CS: 1	PA: 40
PITCHER Jim Maloney, R ERA: 2.39 (1, 1)	IP 0.2	WLS 5	BF 14	H 1	R 0	ER 0	SO 2	BB 0	IBB 0	HBP 0	BLK 0	WP 0	HR 1	S 4	P 8	ERA 27.00	WHIP 4.500							
Jack Fisher, R ERA: 3.86 (1, 1)	4.1	14	1	0	0	2	0	0	0	0	0	1	0	18	18	0.00	0.231							
Wayne Granger, R ERA: 4.0 (6, 1)	2.0	10	3	1	1	1	2	0	1	0	0	0	0	13	17	4.50	1.500							
Clay Carroll, R ERA: 2.87 (8, 1)	3.0	W	10	0	0	0	1	1	0	0	0	0	0	11	15	0.00	0.333							

Cincinnati Reds @ St. Louis Cardinals
 Busch Stadium, St. Louis, MO
 Fri May 30 1969, 7:05 PM CDT
 Att: 34,005 - Unknown

AB 36
 R 3
 H 6
 RBI 3
 BB 3
 SO 5
 LOB 11



Batter	1	2	3	4	5	6	7	8	9	AB	R	H	RBI	BB	SO	LOB	TOP							
Pete Rose, S OBP: 0.389, SLG: 0.422 (1, 8)	4-3																1 1 0 0 3 0 0							
Bobby Tolan, L OBP: 0.338, SLG: 0.534 (1, 9)			3-1							4	1	2	0	0	0	3								
Alex Johnson, R OBP: 0.363, SLG: 0.533 Jimmy Stewart, S OBP: 0.290, SLG: 0.304 (4, 7)	K				5-3					2	0	0	0	0	1	1								
Tony Perez, R OBP: 0.370, SLG: 0.560 (1, 5)	P3				5-3					4	1	1	2	0	1	1								
Lee May, R OBP: 0.345, SLG: 0.584 (1, 3)		5-3			6-3					4	0	0	0	0	0	0								
Johnny Bench, R OBP: 0.388, SLG: 0.557 (1, 2)	P6					6-3				3	0	1	0	1	0	0								
Tommy Helms, R OBP: 0.303, SLG: 0.299 (1, 4)	4-3				G3-6-1					4	0	1	0	0	0	2								
Darrel Chaney, S OBP: 0.311, SLG: 0.296 (1, 6)			1-3							4	0	1	0	0	0	2								
George Culver, R Wayne Granger, R OBP: 0.250, SLG: 0.143 (7, 1)	F7				K					2	0	0	0	0	1	1								
Inning Stats	R: 0 E: 0 K: 1 S: 6	H: 1 LOB: 1 BB: 0 P: 6	R: 0 E: 0 K: 0 S: 3	H: 0 LOB: 0 BB: 0 P: 3	R: 0 E: 0 K: 0 S: 3	H: 0 LOB: 0 BB: 1 P: 7	R: 0 E: 0 K: 0 S: 3	H: 0 LOB: 0 BB: 0 P: 3	R: 0 E: 0 K: 1 S: 5	H: 1 LOB: 1 BB: 1 P: 9	R: 3 E: 0 K: 0 S: 5	H: 2 LOB: 0 BB: 1 P: 9	R: 0 E: 0 K: 0 S: 4	H: 1 LOB: 2 BB: 1 P: 8	R: 0 E: 0 K: 1 S: 5	H: 0 LOB: 0 BB: 0 P: 5	R: 0 E: 0 K: 0 S: 4	H: 1 LOB: 1 BB: 0 P: 4	1B: 5 2B: 0 3B: 0 HR: 1	SF: 1 SAC: 1 DP: 1 HBP: 0	WP: 0 PB: 0 SB: 1 CS: 0	PA: 36		
PITCHER	IP	WLS	BF	H	R	ER	SO	BB	IBB	HBP	BLK	WP	HR	S	P	ERA	WHIP							
Mike Torrez, R ERA: 3.09 (1, 1)	6.0	L	24	4	3	3	2	3	0	0	0	0	1	25	37	4.50	1.167							
Joe Hoerner, L ERA: 1.31 (7, 1)	3.0		12	2	0	0	1	0	1	0	0	0	0	13	17	0.00	0.667							

Cincinnati Reds @ St. Louis Cardinals
 Busch Stadium, St. Louis, MO
 Sat May 31 1969, 7:05 PM CDT
 Att: 18,489 - Unknown

AB	30
R	3
H	6
RBI	3
BB	4
SO	3
LOB	11



Batter	1	2	3	4	5	6	7	8	9	AB	R	H	RBI	BB	SO	LOB	BOTTOM							
Lou Brock, L OBP: 0.290, SLG: 0.380 (1, 7)	P6									5	0	3	0	0	1	1								
Curt Flood, R OBP: 0.323, SLG: 0.335 (1, 8)	6-3									4	0	0	0	0	0	3								
Vada Pinson, L OBP: 0.316, SLG: 0.404 (1, 9)	F3									4	0	0	0	0	1	3								
Joe Torre, R OBP: 0.352, SLG: 0.480 (1, 3)										4	1	1	1	0	1	3								
Tim McCarver, L OBP: 0.355, SLG: 0.391 (1, 2)	P6									4	0	1	0	0	0	2								
Mike Shannon, R OBP: 0.279, SLG: 0.331 (1, 5)										3	0	2	0	1	0	0								
Julian Javier, R OBP: 0.303, SLG: 0.385 (1, 4)										4	0	2	0	0	1	2								
Steve Huntz, S OBP: 0.233, SLG: 0.135 (1, 6)	K									3	0	0	0	1	1	4								
Mike Torrez, R Joe Hague, L OBP: 0.289, SLG: 0.220 Joe Hoerner, R OBP: 0.250, SLG: 0.167 Bill White, L OBP: 0.250, SLG: 0.167 Vic Davallo, L OBP: 0.231, SLG: 0.197 (9, PR)	FC6-4									2	0	0	0	0	0	5								
Inning Stats	R: 0 E: 0 K: 0 S: 3	H: 2 LOB: 2 BB: 1 P: 11	R: 0 E: 0 K: 0 S: 4	H: 1 LOB: 1 BB: 0 P: 4	R: 0 E: 0 K: 0 S: 4	H: 2 LOB: 2 BB: 1 P: 8	R: 0 E: 0 K: 0 S: 7	H: 1 LOB: 2 BB: 0 P: 7	R: 0 E: 0 K: 0 S: 4	H: 2 LOB: 1 BB: 0 P: 4	R: 0 E: 0 K: 1 S: 5	H: 1 LOB: 0 BB: 0 P: 5	R: 0 E: 0 K: 0 S: 3	H: 0 LOB: 0 BB: 0 P: 3	R: 0 E: 0 K: 2 S: 8	H: 1 LOB: 1 BB: 0 P: 8	1B: 7 2B: 1 3B: 1 HR: 1	SF: 0 SAC: 0 DP: 3 HBP: 0	WP: 0 PB: 0 SB: 0 CS: 0	PA: 37				
PITCHER	IP	WLS	BF	H	R	ER	SO	BB	IBB	HBP	BLK	WP	HR	S	P	ERA	WHIP							
George Culver, R ERA: 3.35 (1, 1)	6.0	W	28	9	1	1	2	2	0	0	0	0	1	30	38	1.50	1.833							
Wayne Granger, R ERA: 3.69 (7, 1)	3.0	S	9	1	0	0	3	0	0	0	0	0	0	15	15	0.00	0.333							

Cincinnati Reds @ St. Louis Cardinals
 Busch Stadium, St. Louis, MO
 Sat May 31 1969, 7:05 PM CDT
 Att: 18,489 - Unknown

AB	35
R	1
H	10
RBI	1
BB	2
SO	5
LOB	24



Batter	1	2	3	4	5	6	7	8	9	AB	R	H	RBI	BB	SO	LOB	TOP				
Pete Rose, S OBP: 0.391, SLG: 0.424 (1, 8)	1-6-3		FC4-6 1B		1B SF9		K			4	1	2	0	0	1	0	Cincinnati Reds @ St. Louis Cardinals Busch Stadium, St. Louis, MO Sun Jun 01 1969, 3:33 AM CDT Att: 15,460 - Unknown				
Bobby Tolan, L OBP: 0.342, SLG: 0.531 Clay Carroll, R OBP: 0.625, SLG: 1.000 (7, 1)	3-1 BB		FC4-6 FC5-4		1B		G3			3	0	1	0	1	0	1					
Alex Johnson, R OBP: 0.356, SLG: 0.524 (1, 7)	3-1		FC5-4		SF9		4-3			3	0	0	1	0	0	2					
Tony Perez, R OBP: 0.363, SLG: 0.547 (1, 5)	K		5-3		F8		F9			4	0	0	0	0	1	3					
Lee May, R OBP: 0.348, SLG: 0.601 (7, 9)		K			1B		HR		F7	4	1	2	1	0	1	0					
Johnny Bench, R OBP: 0.384, SLG: 0.569 (1, 2)		F8			P4		K		HR	4	1	1	1	0	1	1					
Tommy Helms, R OBP: 0.302, SLG: 0.297 (1, 4)		BB 1B			F9		P8		F9	4	0	1	0	0	0	1					
Darrel Chaney, S OBP: 0.310, SLG: 0.288 (1, 6)		1-2 BB			F8		K		3-1	3	0	0	0	1	1	1					
Tony Cloninger, R Jack Fisher, R Jimmy Stewart, S Jose Pena, R Bill Short, L Wayne Granger, R Glendon Sledge, R Gerry Arrigo, L Frank Weather, L	K				F8		6-3		1-6-3	1	0	0	0	0	0	2					
Inning Stats	R: 0 E: 0 K: 1 S: 5	H: 0 LOB: 1 BB: 1 P: 9	R: 0 E: 0 K: 2 S: 8	H: 1 LOB: 2 BB: 1 P: 12	R: 0 E: 0 K: 0 S: 4	H: 1 LOB: 1 BB: 0 P: 4	R: 0 E: 0 K: 0 S: 4	H: 1 LOB: 1 BB: 0 P: 4	R: 1 E: 0 K: 0 S: 5	H: 2 LOB: 1 BB: 0 P: 5	R: 1 E: 0 K: 2 S: 8	H: 1 LOB: 0 BB: 0 P: 8	R: 0 E: 0 K: 1 S: 5	H: 0 LOB: 0 BB: 0 P: 5	R: 0 E: 0 K: 0 S: 3	H: 0 LOB: 0 BB: 0 P: 3	R: 1 E: 0 K: 0 S: 4	H: 1 LOB: 0 BB: 0 P: 4	1B: 5 2B: 0 3B: 0 HR: 2	SF: 1 SAC: 0 DP: 0 HBP: 0	WP: 0 PA: 36 PB: 0 SB: 1 CS: 0
PITCHER Nelson Briles, R ERA: 4.75 (1, 1)	IP: 9.0 WLS: W BF: 36 H: 7 R: 3 ER: 3 SO: 6 BB: 2 IBB: 0 HBP: 0 BLK: 0 WP: 0 HR: 2 S: 46 P: 54 ERA: 3.00 WHIP: 1.000																				

Batter	1	2	3	4	5	6	7	8	9	AB	R	H	RBI	BB	SO	LOB	BOTTOM		
Lou Brock, L OBP: 0.307, SLG: 0.398 (1, 7)	HR		FC5-4 IBB			SH1-3 2B BB	1B S HR BB			1	3	1	1	4	0	0	Cincinnati Reds @ St. Louis Cardinals Busch Stadium, St. Louis, MO Sun Jun 01 1969, 3:33 AM CDT Att: 15,460 - Unknown		
Curt Flood, R OBP: 0.322, SLG: 0.333 (1, 8)	5-3	FC4	FC5-4			SH1-3	HR 1B			4	1	1	0	0	0	6			
Vada Pinson, L OBP: 0.314, SLG: 0.407 Vic Davallo, L OBP: 0.241, SLG: 0.250 (6, PR) (7, 9)	4-3		G3		G3		HR			4	0	1	1	0	0	0			
Joe Torre, R OBP: 0.353, SLG: 0.484 (1, 3)	1B 2B		1B 1B		6-3	F9	5-3			5	2	2	0	0	0	1			
Tim McCarver, L OBP: 0.362, SLG: 0.394 (1, 2)	1B		1B 2B 1B		6-3	IBB	4-3			4	1	2	1	1	0	0			
Mike Shannon, R OBP: 0.282, SLG: 0.329 (1, 5)		E3 WP 1B	2B 1B 1B		FC5-4 BB	4-3	2-3			4	1	1	1	1	0	2			
Julian Javier, R OBP: 0.319, SLG: 0.401 (1, 4)		WP 1B	SH1-4 1-3 2H 2B		FC5-4 WP WP	S 2B BB	G6-4-3 1B			4	1	3	1	1	0	1			
Dal Maxvill, R OBP: 0.286, SLG: 0.246 (1, 6)	K		SH1-4 1B		FC2-6-2 BB	SH3-4 PB 2B	G6-4-3			4	1	2	2	1	1	3			
Nelson Briles, R OBP: 0.150, SLG: 0.105 (1, 1)	F9		SH1-4		FC2-6-2	SH3-4				2	0	0	0	0	0	4			
Inning Stats	R: 2 E: 0 K: 0 S: 5	H: 3 LOB: 1 BB: 0 P: 5	R: 0 E: 1 K: 1 S: 7	H: 1 LOB: 3 BB: 1 P: 11	R: 3 E: 0 K: 0 S: 8	H: 5 LOB: 3 BB: 1 P: 12	R: 0 E: 0 K: 0 S: 3	H: 0 LOB: 0 BB: 0 P: 3	R: 0 E: 0 K: 0 S: 2	H: 0 LOB: 1 BB: 2 P: 10	R: 1 E: 0 K: 0 S: 4	H: 1 LOB: 2 BB: 2 P: 12	R: 5 E: 0 K: 0 S: 6	H: 3 LOB: 0 BB: 2 P: 14	R: 0 E: 0 K: 0 S: 3	H: 1 LOB: 0 BB: 0 P: 3	1B: 8 2B: 5 3B: 0 HR: 2	SF: 0 SAC: 3 DP: 2 HBP: 0	WP: 3 PA: 44 PB: 1 SB: 2 CS: 0
PITCHER Tony Cloninger, R ERA: 4.7 (1, 1)	IP: 2.1 WLS: L BF: 15 H: 7 R: 5 ER: 5 SO: 1 BB: 0 IBB: 1 HBP: 0 BLK: 0 WP: 1 HR: 1 S: 16 P: 20 ERA: 19.29 WHIP: 3.000																		
Jack Fisher, R ERA: 3.69 (3, 1)	1.2	8	2	0	0	0	0	0	0	7	11	0.00	1.200						
Jose Pena, R ERA: (5, 1)	0.1	2	0	0	0	0	0	0	0	1	5	0.00	3.000						
Bill Short, L ERA: 13.5 (5, 1)	0.2	3	0	1	1	0	2	0	0	1	9	13.50	3.000						
Wayne Granger, R ERA: 3.6 (6, 1)	1.0	5	1	0	0	0	0	0	0	4	8	0.00	1.000						
PITCHER Gerry Arrigo, L ERA: 16.2 (7, 1)	IP: 0.1 WLS: (7, 1)	BF: 6 H: 3 R: 5 ER: 5 SO: 0 BB: 2 IBB: 0 HBP: 0 BLK: 0 WP: 0 HR: 1 S: 12 P: 15 ERA: 135.00 WHIP: 15.000																	
Clay Carroll, R ERA: 2.77 (7, 1)	1.2	5	1	0	0	0	0	0	0	5	12	0.00	0.600						





Batter	1	2	3	4	5	6	7	8	9	AB	R	H	RBI	BB	SO	LOB	TOP								
Felipe Alou, R OBP: 0.353, SLG: 0.420 Bob Aspromonte, R OBP: 0.313, SLG: 0.347	L6		F9		F3	4-3 HBP		6-3		3	0	0	0	0	0	0	Atlanta Braves @ St. Louis Cardinals Busch Stadium, St. Louis, MO Mon Jun 02 1969, 7:05 PM CDT Att: 15,069 - Unknown								
Felix Milten, R OBP: 0.337, SLG: 0.408	5-3				6-3	4-3		F7		5	0	1	0	0	0	1									
Hank Aaron, R OBP: 0.465, SLG: 0.677	F2		6-3							3	2	1	1	2	0	1									
Orlando Cepeda, R OBP: 0.335, SLG: 0.509										4	3	2	1	1	0	2									
Clete Boyer, R OBP: 0.312, SLG: 0.385										5	0	0	0	0	2	2									
Sonny Jackson, L OBP: 0.354, SLG: 0.391										5	1	4	1	0	0	0									
Walt Hrinak, L OBP: 0.500, SLG: 0.250 Rico Carty, R OBP: 0.583, SLG: 0.889 Bob Tillman, R OBP: 0.264, SLG: 0.303										2	0	1	0	0	0	1									
Mike Lum, L OBP: 0.365, SLG: 0.333										3	0	1	1	2	0	4									
George Stone, L Cecil Upshaw, R										3	0	0	0	0	0	1									
Inning Stats	R: 0 E: 0 K: 0 S: 3	H: 0 LOB: 0 BB: 0 P: 3	R: 1 E: 0 K: 0 S: 5	H: 2 LOB: 1 BB: 0 P: 5	R: 0 E: 0 K: 0 S: 4	H: 1 LOB: 1 BB: 0 P: 4	R: 2 E: 0 K: 0 S: 6	H: 3 LOB: 1 BB: 0 P: 6	R: 2 E: 0 K: 0 S: 5	H: 1 LOB: 2 BB: 1 P: 8	R: 0 E: 0 K: 0 S: 3	H: 0 LOB: 2 BB: 1 P: 8	R: 0 E: 0 K: 0 S: 8	H: 1 LOB: 2 BB: 1 P: 12	R: 1 E: 0 K: 0 S: 4	H: 1 LOB: 0 BB: 0 P: 4		R: 0 E: 0 K: 0 S: 10	H: 1 LOB: 2 BB: 1 P: 14	1B: 7 2B: 0 3B: 1 HR: 2	SF: 0 SAC: 0 DP: 0 HBP: 1	WP: 0 PB: 0 SB: 5 CS: 0	PA: 45		
PITCHER	IP	WLS	BF	H	R	ER	SO	BB	IBB	HBP	BLK	WP	HR	S	P	ERA	WHIP								
Ray Washburn, R ERA: 2.91	4.2	L	24	7	5	3	0	2	0	0	0	0	1	22	30	5.79	1.929								
Mel Nelson, L ERA: 11.81	0.0		1	0	0	0	0	1	0	0	0	0	0	0	4	∞	∞								
Ron Willis, R ERA: 3.52	0.1		1	0	0	0	0	0	0	0	0	0	0	1	4	0.00	0.000								
Chuck Taylor, R ERA: 6.0	1.0		5	0	0	0	0	1	0	1	0	0	0	3	8	0.00	1.000								
Gary Waslewski, R ERA: 3.92	3.0		14	3	1	1	5	0	2	0	0	0	1	22	30	3.00	1.000								

Batter	1	2	3	4	5	6	7	8	9	AB	R	H	RBI	BB	SO	LOB	BOTTOM								
Lou Brock, L OBP: 0.318, SLG: 0.410										4	2	3	0	1	0	2	Atlanta Braves @ St. Louis Cardinals Busch Stadium, St. Louis, MO Mon Jun 02 1969, 7:05 PM CDT Att: 15,069 - Unknown								
Curt Flood, R OBP: 0.324, SLG: 0.335										5	0	2	1	0	0	4									
Julian Javier, R OBP: 0.315, SLG: 0.395										5	0	1	0	0	1	4									
Joe Torre, R OBP: 0.351, SLG: 0.476										3	0	0	0	1	0	3									
Mike Shannon, R OBP: 0.282, SLG: 0.327										4	1	1	0	0	0	3									
Tim McCarver, L OBP: 0.371, SLG: 0.409										4	0	3	0	0	0	0									
Vada Pinson, L OBP: 0.304, SLG: 0.393										4	0	0	1	0	0	3									
Dal Maxvill, R OBP: 0.280, SLG: 0.240 Dave Ricketts, S OBP: 0.545, SLG: 0.444										3	0	0	0	0	1	1									
Ray Washburn, R OBP: 0.348, SLG: 0.048 Mel Nelson, L OBP: 0.000, SLG: 0.000 Ron Willis, R OBP: 0.500, SLG: 1.000 Bob Johnson, R OBP: 0.273, SLG: 0.381 Chuck Taylor, R OBP: 0.333, SLG: 0.229 Phil Gagliano, R OBP: 0.333, SLG: 0.229 Gary Waslewski, R OBP: 0.260, SLG: 0.260										1	0	0	0	0	1	0									
Inning Stats	R: 1 E: 0 K: 0 S: 5	H: 2 LOB: 1 BB: 0 P: 5	R: 0 E: 0 K: 0 S: 3	H: 1 LOB: 0 BB: 0 P: 3	R: 1 E: 1 K: 1 S: 6	H: 1 LOB: 2 BB: 2 P: 14	R: 0 E: 0 K: 0 S: 3	H: 1 LOB: 0 BB: 0 P: 3	R: 0 E: 0 K: 0 S: 5	H: 2 LOB: 2 BB: 0 P: 5	R: 1 E: 0 K: 1 S: 7	H: 2 LOB: 2 BB: 1 P: 11	R: 0 E: 0 K: 1 S: 5	H: 0 LOB: 0 BB: 0 P: 5	R: 0 E: 0 K: 0 S: 3	H: 0 LOB: 0 BB: 0 P: 3		R: 0 E: 0 K: 0 S: 5	H: 3 LOB: 3 BB: 0 P: 5	1B: 10 2B: 2 3B: 0 HR: 0	SF: 0 SAC: 0 DP: 3 HBP: 0	WP: 0 PB: 0 SB: 0 CS: 0	PA: 39		
PITCHER	IP	WLS	BF	H	R	ER	SO	BB	IBB	HBP	BLK	WP	HR	S	P	ERA	WHIP								
George Stone, L ERA: 3.73	6.0	W	28	9	3	3	2	3	0	0	0	0	0	29	41	4.50	2.000								
Cecil Upshaw, R ERA: 1.74	3.0	S	11	3	0	0	1	0	0	0	0	0	0	13	13	0.00	1.000								

Batter	1	2	3	4	5	6	7	8	9	AB	R	H	RBI	BB	SO	LOB	TOP					
Felix Millan, R OBP: 0.330, SLG: 0.399 (1,4)	F7		6-3		K			FC5-4 G6-4-3		4	0	0	0	0	1	2	Atlanta Braves @ St. Louis Cardinals Busch Stadium, St. Louis, MO Tue Jun 03 1969, 7:05 PM CDT Att: 23,318 - Unknown AB 31 R 2 H 5 RBI 2 BB 1 SO 9 LOB 5					
Sonny Jackson, L OBP: 0.346, SLG: 0.382 (1,6)	K			F7		K		G6-4-3		4	0	0	0	0	2	1						
Hank Aaron, R OBP: 0.461, SLG: 0.684 (1,9)	F8			P3		HR			6-3	4	1	1	1	0	0	0						
Orlando Cepeda, R OBP: 0.339, SLG: 0.524 (1,3)		HR		2B		K			P6	3	1	1	1	1	1	0						
Rico Carty, R OBP: 0.500, SLG: 0.769 (1,7)	1-3			1-3		K			4-3	4	0	1	0	0	1	0						
Bob Aspromonte, R OBP: 0.301, SLG: 0.333 (1,5)	4-3			K					F8	3	0	0	0	0	1	2						
Bob Tillman, R OBP: 0.253, SLG: 0.290 (1,2)	5-3				K				6-3	3	0	0	0	0	1	0						
Dusty Baker Jr., R (1,8)			F5		K				F8	3	0	0	0	0	1	0						
Mitt Pappas, R OBP: 0.167, SLG: 0.091 (1,1)										2	0	1	0	0	1	0						
Jim Britton, R (5,1)										0	0	0	0	0	0	0						
Tommie Aaron, R OBP: 0.250, SLG: 0.333 (8, PH)										1	0	1	0	0	0	0						
Claude Raymond, R (8,1)								FC5-4		0	0	0	0	0	0	0						
Inning Stats	R: 0 E: 0 K: 1 S: 5	H: 0 LOB: 0 BB: 0 P: 5	R: 1 E: 0 K: 0 S: 4	H: 1 LOB: 0 BB: 0 P: 4	R: 0 E: 0 K: 1 S: 5	H: 0 LOB: 0 BB: 0 P: 5	R: 0 E: 0 K: 1 S: 6	H: 1 LOB: 2 BB: 1 P: 10	R: 0 E: 0 K: 3 S: 10	H: 1 LOB: 0 BB: 0 P: 10	R: 1 E: 0 K: 3 S: 10	H: 1 LOB: 0 BB: 0 P: 10	R: 0 E: 0 K: 0 S: 3	H: 0 LOB: 0 BB: 0 P: 3	R: 0 E: 0 K: 0 S: 3	H: 0 LOB: 0 BB: 0 P: 3	R: 0 E: 0 K: 0 S: 3	H: 0 LOB: 0 BB: 0 P: 3	1B: 2 2B: 1 3B: 0 HR: 2	SF: 0 SAC: 0 DP: 1 HBP: 0	WP: 0 PB: 0 SB: 0 CS: 0	PA: 32
PITCHER Steve Carlton, L ERA: 1.75 (1,1)	IP: 9.0 WLS: W BF: 32 H: 5 R: 2 ER: 2 SO: 9 BB: 1 IBB: 0 HBP: 0 BLK: 0 WP: 0 HR: 2 S: 49 P: 53 ERA: 2.00 WHIP: 0.667															PITCHER						

Batter	1	2	3	4	5	6	7	8	9	AB	R	H	RBI	BB	SO	LOB	BOTTOM					
Lou Brock, L OBP: 0.317, SLG: 0.407 (1,7)	F7		K		1B					4	2	1	0	0	2	1	Atlanta Braves @ St. Louis Cardinals Busch Stadium, St. Louis, MO Tue Jun 03 1969, 7:05 PM CDT Att: 23,318 - Unknown AB 33 R 5 H 9 RBI 5 BB 0 SO 9 LOB 11					
Curt Flood, R OBP: 0.322, SLG: 0.333 (1,8)	E4		K		E			6-3		4	2	1	0	0	1	2						
Vada Pinson, L OBP: 0.318, SLG: 0.405 (1,9)										4	1	3	2	0	1	0						
Vic Davallo, L OBP: 0.250, SLG: 0.260 (8,9)										0	0	0	0	0	0	0						
Joe Torre, R OBP: 0.349, SLG: 0.473 (1,3)	6-3									3	0	1	2	0	0	1						
Tim McCarver, L OBP: 0.374, SLG: 0.411 (1,2)	P4									4	0	2	1	0	1	1						
Mike Shannon, R OBP: 0.276, SLG: 0.320 (1,5)										4	0	0	0	0	1	4						
Julian Javier, R OBP: 0.308, SLG: 0.385 (1,4)										4	0	0	0	0	1	2						
Dal Maxvill, R OBP: 0.279, SLG: 0.240 (1,6)	1-3									4	0	1	0	0	1	0						
Steve Carlton, L OBP: 0.286, SLG: 0.357 (1,1)										2	0	0	0	0	1	0						
Inning Stats	R: 1 E: 1 K: 0 S: 5	H: 1 LOB: 1 BB: 0 P: 5	R: 0 E: 0 K: 1 S: 5	H: 0 LOB: 0 BB: 0 P: 5	R: 2 E: 0 K: 3 S: 13	H: 3 LOB: 2 BB: 0 P: 13	R: 0 E: 0 K: 0 S: 3	H: 0 LOB: 0 BB: 0 P: 3	R: 2 E: 1 K: 1 S: 9	H: 4 LOB: 2 BB: 0 P: 9	R: 0 E: 0 K: 1 S: 6	H: 1 LOB: 1 BB: 0 P: 6	R: 0 E: 0 K: 2 S: 7	H: 0 LOB: 0 BB: 0 P: 7	R: 0 E: 0 K: 1 S: 5	H: 0 LOB: 0 BB: 0 P: 5	R: 0 E: 0 K: 1 S: 5	H: 0 LOB: 0 BB: 0 P: 5	1B: 9 2B: 0 3B: 0 HR: 0	SF: 1 SAC: 1 DP: 0 HBP: 0	WP: 0 PB: 1 SB: 1 CS: 0	PA: 35
PITCHER Mitt Pappas, R ERA: 3.5 (1,1)	IP: 4.1 WLS: L BF: 23 H: 8 R: 5 ER: 2 SO: 4 BB: 0 IBB: 0 HBP: 0 BLK: 0 WP: 0 HR: 0 S: 31 P: 31 ERA: 4.15 WHIP: 1.846															PITCHER						
Jim Britton, R ERA: 4.39 (5,1)	2.2	9	1	0	0	4	0	0	0	0	0	17	17	0.00	0.375							
Claude Raymond, R ERA: 5.4 (8,1)	1.0	3	0	0	0	1	0	0	0	0	0	5	5	0.00	0.000							

Batter	1	2	3	4	5	6	7	8	9	AB	R	H	RBI	BB	SO	LOB	TOP	
Mike Lum, L OBP: 0.358, SLG: 0.327 (1, 8)	F5		6-3		0-0 BLK 2H 1B			4-3		4	0	1	1	0	0	0	Atlanta Braves @ St. Louis Cardinals Busch Stadium, St. Louis, MO Wed Jun 04 1969, 3:33 AM CDT Att: 19,336 - Unknown AB 33 R 3 H 7 RBI 3 BB 2 SO 5 LOB 8 	
Sonny Jackson, L OBP: 0.335, SLG: 0.373 (1, 6)	F7				0-0 6-3			6-3		4	0	0	0	0	0	1		
Hank Aaron, R OBP: 0.452, SLG: 0.669 (1, 9)	5-3			0-3 K				F9		4	0	0	0	0	1	0		
Orlando Cepeda, R OBP: 0.332, SLG: 0.511 (1, 3)		0-0 6-3			0-0 F9			K		4	0	0	0	0	1	0		
Rico Carty, R OBP: 0.550, SLG: 0.813 (1, 7)		0-0 1B			0-0 3B 2B			4-3		3	1	2	0	1	0	0		
Felix Milan, R OBP: 0.333, SLG: 0.411 (1, 4)	F8				0-0 1B 3B			1B		4	1	2	1	0	0	2		
Bob Aspromonte, R OBP: 0.310, SLG: 0.341 (1, 5)	F9				0-0 SH1-3 1B			6-3		4	1	2	1	0	0	1		
Walt Hrinak, L OBP: 0.333, SLG: 0.143 (1, 2)			0-0 4-3		0-3 K			1-3		3	0	0	0	0	1	1		
Bob Didier, S OBP: 0.245, SLG: 0.267 (8, 2)								1-2		0	0	0	0	0	0	0		
Tommie Aaron, R OBP: 0.308, SLG: 0.333 (9, PH)								BB		0	0	0	0	1	0	0		
Ron Reed, R OBP: 0.040, SLG: 0.040 (1, 1)			0-3 K		0-0 SH1-3			6-3		2	0	0	0	0	1	0		
Clete Boyer, R OBP: 0.310, SLG: 0.383 (9, PH)					1-2			K		1	0	0	0	0	1	3		
Inning Stats	R: 0 E: 0 K: 0 S: 3	H: 0 LOB: 0 BB: 0 P: 3	R: 0 E: 0 K: 0 S: 4	H: 1 LOB: 1 BB: 0 P: 4	R: 0 E: 0 K: 1 S: 5	H: 0 LOB: 0 BB: 0 P: 5	R: 0 E: 0 K: 1 S: 5	H: 0 LOB: 0 BB: 0 P: 5	R: 3 E: 0 K: 1 S: 9	H: 4 LOB: 1 BB: 0 P: 9	R: 0 E: 0 K: 0 S: 3	H: 0 LOB: 0 BB: 0 P: 3	R: 0 E: 0 K: 1 S: 7	H: 2 LOB: 3 BB: 1 P: 11	1B: 5 2B: 1 3B: 1 HR: 0	SF: 0 SAC: 1 DP: 0 HBP: 0	WP: 0 PB: 0 SB: 0 CS: 0	PA: 36
PITCHER Bob Gibson, R ERA: 1.86 (1, 1)	IP: 9.0 WLS: W BF: 36 H: 7 R: 3 ER: 3 SO: 5 BB: 2 IBB: 0 HBP: 0 BLK: 1 WP: 0 HR: 0 S: 44 P: 52 ERA: 3.00 WHIP: 1.000																	

Batter	1	2	3	4	5	6	7	8	9	AB	R	H	RBI	BB	SO	LOB	BOTTOM			
Lou Brock, L OBP: 0.320, SLG: 0.413 (1, 7)	K		0-0 2B		0-3 K			1-4-3 S 1B		4	1	2	1	0	2	0	Atlanta Braves @ St. Louis Cardinals Busch Stadium, St. Louis, MO Wed Jun 04 1969, 3:33 AM CDT Att: 19,336 - Unknown AB 32 R 4 H 9 RBI 4 BB 0 SO 7 LOB 10 			
Curt Flood, R OBP: 0.321, SLG: 0.332 (1, 8)	G4-6-3 1B		0-0 6-3			0-3 K		1-4-3		4	0	1	0	0	1	2				
Vada Pinson, L OBP: 0.323, SLG: 0.417 (1, 9)	G4-6-3 1-2				0-0 F9 1B 2B			F7		4	1	2	1	0	0	1				
Joe Torre, R OBP: 0.347, SLG: 0.484 (1, 3)		0-0 6-3			0-0 F7			K		4	1	1	1	0	1	2				
Tim McCarver, L OBP: 0.366, SLG: 0.401 (1, 2)		0-3 K			0-0 F9			HR		4	0	0	0	0	1	2				
Mike Shannon, R OBP: 0.277, SLG: 0.320 (1, 5)		0-0 6-3			0-0 1B			L6		3	0	1	1	0	1	0				
Julian Javier, R OBP: 0.302, SLG: 0.378 (1, 4)			0-0 F5		0-0 5-3			K		3	0	0	0	0	1	1				
Dal Maxvill, R OBP: 0.287, SLG: 0.258 (1, 6)			0-0 2B 1B			0-0 6-3		2B		3	1	2	0	0	0	0				
Bob Gibson, R OBP: 0.306, SLG: 0.294 (1, 1)			0-0 L5		0-0 6-3			4-3		3	0	0	0	0	0	2				
Inning Stats	R: 0 E: 0 K: 1 S: 5	H: 1 LOB: 0 BB: 0 P: 5	R: 0 E: 0 K: 1 S: 5	H: 0 LOB: 0 BB: 0 P: 5	R: 1 E: 0 K: 0 S: 5	H: 2 LOB: 1 BB: 0 P: 5	R: 1 E: 0 K: 0 S: 5	H: 2 LOB: 1 BB: 0 P: 5	R: 0 E: 0 K: 1 S: 5	H: 0 LOB: 0 BB: 0 P: 5	R: 1 E: 0 K: 1 S: 6	H: 1 LOB: 0 BB: 0 P: 6	R: 0 E: 0 K: 2 S: 8	H: 1 LOB: 1 BB: 0 P: 8	R: 1 E: 0 K: 1 S: 7	H: 2 LOB: 1 BB: 0 P: 7		1B: 5 2B: 3 3B: 0 HR: 1	SF: 0 SAC: 0 DP: 1 HBP: 0	WP: 0 PB: 0 SB: 1 CS: 0
PITCHER Ron Reed, R ERA: 3.77 (1, 1)	IP: 8.0 WLS: L BF: 32 H: 9 R: 4 ER: 4 SO: 7 BB: 0 IBB: 0 HBP: 0 BLK: 0 WP: 0 HR: 1 S: 46 P: 46 ERA: 4.50 WHIP: 1.125																			

Batter	1	2	3	4	5	6	7	8	9	AB	R	H	RBI	BB	SO	LOB	TOP					
Lou Brock, L OBP: 0.323, SLG: 0.422 (1, 7)	F7	3-1			K					5	0	2	1	0	1	0	St. Louis Cardinals @ Houston Astros Astrodome, Houston, TX Fri Jun 06 1969, 8:05 PM EDT Att: 20,297 - Dome - 72 F					
Curt Flood, R OBP: 0.325, SLG: 0.333 (1, 8)	HR		K				1B	P4		4	2	2	0	1	1							
Vada Pinson, L OBP: 0.310, SLG: 0.419 (1, 9)	HR		6-3		4-3		4-3		4-3	5	1	1	2	0	0	2						
Joe Torre, R OBP: 0.359, SLG: 0.492 (1, 3)	L7					1B	1B		5-3	2	2	1	0	3	0	0						
Tim McCarver, L OBP: 0.367, SLG: 0.409 (1, 2)	1B		P4			E	1B		5-3	5	0	3	1	0	0	2						
Mike Shannon, R OBP: 0.279, SLG: 0.342 (1, 5)	FC5-4				F5		K			5	0	2	1	0	1	4						
Julian Javier, R OBP: 0.298, SLG: 0.366 (1, 4)	FC5-4					E5			K	5	0	1	0	0	2	4						
Dal Maxvill, R OBP: 0.290, SLG: 0.257 (6, PH)		4-3			G5-4-3		P3			2	0	0	0	0	0	1						
Vic Davallio, L OBP: 0.265, SLG: 0.267 (6, PH)										1	0	0	0	0	0	2						
Steve Hantz, S OBP: 0.250, SLG: 0.135 (6, 6)										0	1	0	0	1	0	0						
Nelson Briles, R OBP: 0.125, SLG: 0.087 (1, 1)										4	0	0	0	0	3	3						
Joe Hoerner, R (9, 1)										0	0	0	0	0	0	0						
Inning Stats	R: 2 E: 0 K: 0 S: 6	H: 3 LOB: 2 BB: 1 P: 10	R: 0 E: 0 K: 1 S: 5	H: 0 LOB: 0 BB: 0 P: 5	R: 0 E: 0 K: 1 S: 5	H: 0 LOB: 1 BB: 1 P: 9	R: 0 E: 0 K: 2 S: 3	H: 1 LOB: 0 BB: 0 P: 3	R: 0 E: 0 K: 2 S: 8	H: 1 LOB: 1 BB: 0 P: 8	R: 1 E: 1 K: 1 S: 7	H: 1 LOB: 2 BB: 1 P: 11	R: 1 E: 0 K: 0 S: 5	H: 3 LOB: 2 BB: 1 P: 9	R: 1 E: 0 K: 2 S: 8	H: 1 LOB: 1 BB: 1 P: 12	R: 1 E: 0 K: 1 S: 7	H: 2 LOB: 1 BB: 0 P: 7	1B: 9 2B: 2 3B: 0 HR: 1	SF: 0 SAC: 0 DP: 1 HBP: 0	WP: 0 PB: 0 SB: 0 CS: 0	PA: 43
PITCHER	IP	WLS	BF	H	R	ER	SO	BB	IBB	HBP	BLK	WP	HR	S	P	ERA	WHIP					
Don Wilson, R ERA: 4.12 (1, 1)	4.0		17	4	2	2	2	2	0	0	0	0	1	19	27	4.50	1.500					
Jim Ray, R ERA: 3.13 (5, 1)	1.1		8	2	1	0	3	1	0	0	0	0	0	13	17	0.00	2.250					
Danny Coombs, L ERA: 6.75 (6, 1)	1.1	L	7	3	1	1	0	0	1	0	0	0	0	6	10	6.75	2.250					
Jack Billingham, R ERA: 4.1 (7, 1)	2.1		11	3	2	2	3	1	0	0	0	0	0	16	20	7.71	1.714					

AB	38
R	6
H	12
RBI	5
BB	5
SO	8
LOB	19



Batter	1	2	3	4	5	6	7	8	9	AB	R	H	RBI	BB	SO	LOB	BOTTOM					
Curt Blefary, L OBP: 0.357, SLG: 0.355 (1, 3)	HR	F8							G3	4	1	2	0	1	0	2	St. Louis Cardinals @ Houston Astros Astrodome, Houston, TX Fri Jun 06 1969, 8:05 PM EDT Att: 20,297 - Dome - 72 F					
Joe Morgan, L OBP: 0.384, SLG: 0.386 (1, 4)	HR		P6	F5			F7		K	4	1	0	0	1	1	4						
Jimmy Wynn, R OBP: 0.362, SLG: 0.500 (1, 8)	K		1B	P6			F7			4	0	1	0	0	1	5						
Norm Miller, L OBP: 0.383, SLG: 0.427 (1, 9)	HR						G3			4	1	2	3	0	1	1						
Denis Menke, R OBP: 0.420, SLG: 0.466 (1, 6)	F8		F9						P6	4	0	0	0	0	1	2						
Johnny Edwards, L OBP: 0.292, SLG: 0.257 (1, 2)	F8						4-3		6-3	3	0	0	0	1	0	0						
Marty Martinez, S OBP: 0.313, SLG: 0.357 (1, 5)				1-3					L9	4	0	1	0	0	0	3						
Jesus Alou, R OBP: 0.233, SLG: 0.280 (1, 7)							F6		L8	4	0	0	0	0	0	1						
Don Wilson, R OBP: 0.179, SLG: 0.093 (4, PH)										2	0	1	0	0	0	1						
Wade Blasingame, L OBP: 0.233, SLG: 0.313 (4, PH)										0	0	0	0	0	0	0						
Jim Ray, R OBP: 0.233, SLG: 0.313 (5, 1)										0	0	0	0	0	0	0						
Danny Coombs, R OBP: 0.233, SLG: 0.313 (6, 1)										1	0	0	0	0	1	0						
Jack Billingham, R OBP: 0.233, SLG: 0.313 (7, 1)										0	0	0	0	0	0	0						
Gary Geiger, L OBP: 0.233, SLG: 0.313 (8, PH)										1	0	1	0	0	0	0						
Inning Stats	R: 3 E: 0 K: 1 S: 7	H: 2 LOB: 0 BB: 1 P: 11	R: 0 E: 0 K: 0 S: 4	H: 1 LOB: 0 BB: 0 P: 4	R: 0 E: 0 K: 0 S: 5	H: 2 LOB: 3 BB: 1 P: 9	R: 0 E: 0 K: 0 S: 5	H: 2 LOB: 0 BB: 0 P: 5	R: 0 E: 0 K: 2 S: 7	H: 0 LOB: 0 BB: 0 P: 7	R: 0 E: 0 K: 1 S: 5	H: 0 LOB: 0 BB: 0 P: 5	R: 0 E: 0 K: 0 S: 3	H: 0 LOB: 1 BB: 1 P: 7	R: 0 E: 0 K: 0 S: 3	H: 0 LOB: 0 BB: 0 P: 3	R: 0 E: 0 K: 1 S: 6	H: 1 LOB: 1 BB: 0 P: 6	1B: 4 2B: 3 3B: 0 HR: 1	SF: 0 SAC: 0 DP: 0 HBP: 0	WP: 1 PB: 0 SB: 0 CS: 0	PA: 38
PITCHER	IP	WLS	BF	H	R	ER	SO	BB	IBB	HBP	BLK	WP	HR	S	P	ERA	WHIP					
Nelson Briles, R ERA: 4.57 (1, 1)	8.1		36	8	3	3	4	2	1	0	0	0	1	41	53	3.24	1.200					
Joe Hoerner, L ERA: 2.35 (9, 1)	0.2	S	2	0	0	0	1	0	0	0	0	0	0	4	4	0.00	0.000					



Batter	1	2	3	4	5	6	7	8	9	AB	R	H	RBI	BB	SO	LOB	TOP			
Lou Brock, L OBP: 0.321, SLG: 0.417 (1, 7)										5	0	1	0	0	1	5				
Curt Flood, R OBP: 0.326, SLG: 0.330 (1, 8)										5	1	1	0	0	1	5				
Julian Javier, R OBP: 0.303, SLG: 0.366 (1, 4)										3	1	1	0	1	2	1				
Joe Torre, R OBP: 0.352, SLG: 0.483 (1, 3)										4	0	0	0	0	0	3				
Tim McCarver, L OBP: 0.360, SLG: 0.402 (1, 2)										3	0	0	1	0	0	1				
Mike Shannon, R OBP: 0.284, SLG: 0.346 (1, 5)										4	0	2	0	0	1	2				
Vada Pinson, L OBP: 0.329, SLG: 0.432 (1, 9)										3	0	3	0	1	0	0				
Dal Maxvill, R OBP: 0.289, SLG: 0.257 (1, 6)										4	0	1	0	0	0	4				
Ray Washburn, R OBP: 0.304, SLG: 0.543 (7, PH)										2	0	0	0	0	1	2				
Bob Johnson, R OBP: 0.304, SLG: 0.381 (7, PH)										0	0	0	0	0	1	0				
Mudcat Grant, R OBP: 0.125, SLG: 0.125 (7, PH)										0	0	0	0	0	0	0				
Joe Hoerner, R OBP: 0.329, SLG: 0.239 (8, PH)										0	0	0	0	0	0	0				
Phil Gagliano, R OBP: 0.292, SLG: 0.293 (8, PH)										0	0	0	0	0	0	0				
Vic Davallio, L OBP: 0.292, SLG: 0.293 (8, PH)										1	0	0	0	0	0	3				
Inning Stats	R: 1 E: 1 K: 0 S: 5	H: 1 LOB: 1 BB: 0 P: 5	R: 0 E: 0 K: 0 S: 4	H: 2 LOB: 1 BB: 0 P: 4	R: 1 E: 0 K: 1 S: 7	H: 2 LOB: 2 BB: 1 P: 11	R: 0 E: 0 K: 1 S: 4	H: 0 LOB: 0 BB: 1 P: 8	R: 0 E: 0 K: 0 S: 3	H: 0 LOB: 0 BB: 0 P: 3	R: 0 E: 0 K: 0 S: 4	H: 1 LOB: 2 BB: 1 P: 8	R: 0 E: 0 K: 1 S: 5	H: 0 LOB: 0 BB: 0 P: 5	R: 0 E: 0 K: 2 S: 10	H: 3 LOB: 3 BB: 0 P: 10	1B: 9 2B: 1 3B: 0 HR: 0	SF: 1 SAC: 0 DP: 3 HBP: 0	WP: 1 PB: 0 SB: 0 CS: 1	PA: 38
PITCHER	IP	WLS	BF	H	R	ER	SO	BB	IBB	HBP	BLK	WP	HR	S	P	ERA	WHIP			
Denny Lemaster, L ERA: 4.23 (1, 1)	8.0	W	35	9	2	1	4	3	0	0	0	1	0	40	52	1.12	1.500			
Fred Gladding, R ERA: 1.46 (9, 1)	1.0	S	3	0	0	0	2	0	0	0	0	0	0	7	7	0.00	0.000			

St. Louis Cardinals @ Houston Astros
Astrodome, Houston, TX
Sat Jun 07 1969, 8:05 PM EDT
Att: 26,764 - Dome - 72 F

AB 34
R 2
H 9
RBI 1
BB 3
SO 6
LOB 26



Batter	1	2	3	4	5	6	7	8	9	AB	R	H	RBI	BB	SO	LOB	BOTTOM			
Curt Blefary, L OBP: 0.353, SLG: 0.348 (1, 3)										4	0	0	0	1	1	3				
Marty Martinez, S OBP: 0.286, SLG: 0.421 (1, 5)										5	1	1	0	0	0	4				
Jimmy Wynn, R OBP: 0.364, SLG: 0.497 (1, 8)										3	1	1	0	1	2	2				
Norm Miller, L OBP: 0.385, SLG: 0.422 (1, 9)										2	0	0	0	2	0	2				
Johnny Edwards, L OBP: 0.303, SLG: 0.288 (1, 2)										4	2	3	3	0	0	2				
Julio Gotay, R OBP: 0.286, SLG: 0.167 (1, 4)										4	0	1	0	0	0	3				
Jesus Alou, R OBP: 0.294, SLG: 0.284 (1, 7)										4	0	1	0	0	1	3				
Gary Geiger, L OBP: 0.333, SLG: 0.313 (9, 7)										0	0	0	0	0	0	0				
Hector Torres, R OBP: 0.160, SLG: 0.204 (1, 6)										4	0	1	1	0	2	2				
Denny Lemaster, R OBP: 0.250, SLG: 0.269 (1, 1)										4	0	2	0	0	1	3				
Fred Gladding, L ERA: 2.31 (9, 1)										0	0	0	0	0	0	0				
Inning Stats	R: 0 E: 0 K: 1 S: 5	H: 0 LOB: 1 BB: 1 P: 9	R: 1 E: 1 K: 0 S: 5	H: 2 LOB: 1 BB: 0 P: 5	R: 0 E: 0 K: 1 S: 5	H: 0 LOB: 1 BB: 1 P: 9	R: 1 E: 0 K: 3 S: 11	H: 2 LOB: 1 BB: 0 P: 11	R: 0 E: 0 K: 1 S: 6	H: 1 LOB: 2 BB: 1 P: 10	R: 0 E: 0 K: 0 S: 3	H: 0 LOB: 0 BB: 0 P: 3	R: 2 E: 1 K: 0 S: 6	H: 3 LOB: 2 BB: 1 P: 10	R: 0 E: 0 K: 1 S: 7	H: 2 LOB: 2 BB: 0 P: 7	1B: 6 2B: 2 3B: 1 HR: 1	SF: 0 SAC: 0 DP: 1 HBP: 0	WP: 0 PB: 0 SB: 1 CS: 0	PA: 38
PITCHER	IP	WLS	BF	H	R	ER	SO	BB	IBB	HBP	BLK	WP	HR	S	P	ERA	WHIP			
Ray Washburn, R ERA: 2.92 (1, 1)	6.0	L	26	5	2	2	6	3	0	0	0	0	0	35	47	3.00	1.333			
Mudcat Grant, R ERA: 5.02 (7, 1)	1.1	L	10	5	2	2	1	1	0	0	0	0	0	11	15	13.50	4.500			
Joe Hoerner, L ERA: 2.31 (8, 1)	0.2		2	0	0	0	0	0	0	0	0	0	0	2	2	0.00	0.000			

St. Louis Cardinals @ Houston Astros
Astrodome, Houston, TX
Sat Jun 07 1969, 8:05 PM EDT
Att: 26,764 - Dome - 72 F

AB 34
R 4
H 10
RBI 4
BB 4
SO 7
LOB 24



Batter	1	2	3	4	5	6	7	8	9	10	11	AB	R	H	RBI	BB	SO	LOB	TOP					
Lou Brock, L OBP: 0.318, SLG: 0.421 (1, 7)												5	0	1	0	0	2	1						
Curt Flood, R OBP: 0.321, SLG: 0.324 (1, 8)												4	0	0	0	0	1	1						
Vada Pinson, L OBP: 0.327, SLG: 0.426 (1, 9)												4	1	1	0	0	0	1						
Joe Torre, R OBP: 0.351, SLG: 0.476 Dennis Ribant, R (10, PR)												3	0	0	0	1	0	3						
Bill White, L OBP: 0.286, SLG: 0.211 (10, 3)												0	0	0	0	0	0	0						
Tim McCarver, L OBP: 0.363, SLG: 0.415 (1, 2)												4	0	2	1	0	0	1						
Mike Shannon, R OBP: 0.253, SLG: 0.349 (1, 5)												4	0	1	0	0	2	2						
Julian Javier, R OBP: 0.298, SLG: 0.360 (1, 4)												3	0	0	0	0	1	0						
Dal Maxvill, R OBP: 0.286, SLG: 0.254 Dave Ricketts, S (8, PH)												2	0	0	0	0	0	0						
Steve Huntz, S OBP: 0.244, SLG: 0.132 (8, 6)												1	0	0	0	0	0	1						
Steve Carlton, L OBP: 0.275, SLG: 0.217 Joe Haque, L (11, PH)												3	0	0	0	0	1	1						
Ron Willis, R OBP: 1.000, SLG: 1.000 Joe Hoerner, R (11, 1)												0	0	0	0	0	0	0						
												0	0	0	0	0	0	0						
Inning Stats	R: 0 E: 1 K: 0 S: 4	H: 1 LOB: 1 BB: 0 P: 4	R: 0 E: 0 K: 1 S: 5	H: 1 LOB: 0 BB: 0 P: 5	R: 0 E: 0 K: 2 S: 7	H: 0 LOB: 0 BB: 0 P: 7	R: 0 E: 0 K: 0 S: 3	H: 0 LOB: 0 BB: 0 P: 3	R: 0 E: 0 K: 1 S: 5	H: 0 LOB: 0 BB: 0 P: 5	R: 1 E: 0 K: 0 S: 4	H: 2 LOB: 0 BB: 0 P: 4	R: 0 E: 0 K: 0 S: 4	H: 1 LOB: 1 BB: 0 P: 4	R: 0 E: 0 K: 1 S: 5	H: 0 LOB: 0 BB: 0 P: 5	R: 0 E: 0 K: 1 S: 4	H: 0 LOB: 1 BB: 1 P: 8	R: 0 E: 0 K: 1 S: 5	H: 0 LOB: 1 BB: 1 P: 9	1B: 2 2B: 2 3B: 2 HR: 0	SF: 0 SAC: 1 DP: 2 HBP: 0	WP: 0 PB: 0 SB: 0 CS: 2	PA: 38
PITCHER Lary Dierker, R ERA: 2.6 (1, 1)	IP: 11.0 WLS: 7 BF: 37	H: 5 R: 1 ER: 1 SO: 7	BB: 2 IBB: 0 HBP: 0 BLK: 0	WP: 0 HR: 0 S: 49 P: 57	ERA: 0.82 WHIP: 0.636																			

St. Louis Cardinals @ Houston Astros
Astrodome, Houston, TX
Sun Jun 08 1969, 4:33 AM EDT
Att: 25,824 - Dome - 72 F

AB 34
R 1
H 5
RBI 1
BB 2
SO 7
LOB 11



Batter	1	2	3	4	5	6	7	8	9	10	11	AB	R	H	RBI	BB	SO	LOB	BOTTOM							
Hector Torres, R OBP: 0.182, SLG: 0.208 (1, 6)												4	0	1	0	1	1	1								
Marty Martinez, S OBP: 0.290, SLG: 0.391 (1, 5)												4	0	1	0	0	0	2								
Jimmy Wynn, R OBP: 0.574, SLG: 0.503 (1, 8)												2	1	1	0	3	1	0								
Doug Rader, R OBP: 0.322, SLG: 0.340 (1, 3)												4	0	1	1	1	2	6								
Norm Miller, L OBP: 0.377, SLG: 0.412 Don Bryant, R (10, PH)												4	0	0	0	0	3	2								
Cesar Geronimo, L OBP: 0.200, SLG: 0.400 (11, 9)												0	0	0	0	0	0	0								
Julio Gelay, R OBP: 0.283, SLG: 0.176 (1, 4)												5	1	1	0	0	2	1								
Jesus Alou, R OBP: 0.233, SLG: 0.282 (1, 7)												5	0	1	0	0	1	2								
Johnny Edwards, L OBP: 0.306, SLG: 0.288 (1, 2)												4	0	1	0	1	0	1								
Lary Dierker, R OBP: 0.171, SLG: 0.195 (1, 1)												5	0	2	1	0	2	2								
Inning Stats	R: 0 E: 0 K: 1 S: 5	H: 0 LOB: 1 BB: 1 P: 9	R: 0 E: 0 K: 2 S: 7	H: 0 LOB: 0 BB: 0 P: 7	R: 0 E: 1 K: 1 S: 5	H: 0 LOB: 1 BB: 0 P: 9	R: 1 E: 0 K: 1 S: 7	H: 2 LOB: 1 BB: 0 P: 7	R: 0 E: 0 K: 2 S: 8	H: 1 LOB: 3 BB: 2 P: 16	R: 0 E: 0 K: 1 S: 5	H: 0 LOB: 0 BB: 0 P: 5	R: 0 E: 0 K: 1 S: 5	H: 0 LOB: 0 BB: 0 P: 5	R: 0 E: 0 K: 2 S: 7	H: 0 LOB: 1 BB: 1 P: 11	R: 0 E: 0 K: 0 S: 6	H: 2 LOB: 2 BB: 0 P: 6	R: 0 E: 0 K: 0 S: 4	H: 1 LOB: 2 BB: 1 P: 8	R: 1 E: 0 K: 0 S: 4	H: 3 LOB: 2 BB: 0 P: 4	1B: 7 2B: 2 3B: 0 HR: 0	SF: 0 SAC: 1 DP: 1 HBP: 0	WP: 1 PB: 0 SB: 1 CS: 0	PA: 45
PITCHER Steve Carlton, L ERA: 1.65 (1, 1)	IP: 10.0 WLS: 1 BF: 41	H: 6 R: 1 ER: 1 SO: 12	BB: 4 IBB: 2 HBP: 0 BLK: 0	WP: 1 HR: 0 S: 59 P: 83	ERA: 0.90 WHIP: 1.000																					
Ron Willis, R ERA: 3.75 (11, 1)	0.1 L 2	1 1 1 0	0 0 0 0	0 0 0 0	0 0 2 2	27.00 3.000																				
Joe Hoerner, L ERA: 2.31 (11, 1)	0.0 2	2 0 0 0	0 0 0 0	0 0 0 0	0 0 2 2	" "																				

St. Louis Cardinals @ Houston Astros
Astrodome, Houston, TX
Sun Jun 08 1969, 4:33 AM EDT
Att: 25,824 - Dome - 72 F

AB 38
R 2
H 9
RBI 2
BB 6
SO 12
LOB 19



Batter	1	2	3	4	5	6	7	8	9	AB	R	H	RBI	BB	SO	LOB	TOP										
Lou Brock, L OBP: 0.324, SLG: 0.437 (1, 7)										5	2	3	1	0	2	1	St. Louis Cardinals @ Cincinnati Reds Crosley Field, Cincinnati, OH Tue Jun 10 1969, 7:05 PM EDT Att: 13,604 - Unknown										
Curt Flood, R OBP: 0.320, SLG: 0.332 (1, 8)										4	1	1	0	0	0	2											
Vada Pinson, L OBP: 0.331, SLG: 0.436 (1, 9)										4	1	2	2	0	0	0											
Joe Torre, R OBP: 0.353, SLG: 0.471 (1, 3)										2	1	0	0	1	1	0											
Tim McCarver, L OBP: 0.356, SLG: 0.406 (1, 2)										4	0	0	0	0	1	4											
Mike Shannon, R OBP: 0.278, SLG: 0.342 (1, 5)										4	0	0	0	0	1	4											
Julian Javier, R OBP: 0.307, SLG: 0.365 (1, 4)										3	0	2	2	1	0	0											
Dal Maxvill, R OBP: 0.279, SLG: 0.247 (1, 6)										4	0	0	0	0	0	3											
Bob Gibson, R OBP: 0.275, SLG: 0.263 (1, 1)										4	0	0	0	0	2	2											
Inning Stats	R: 4 E: 0 K: 0 S: 7	H: 4 LOB: 1 BB: 1 P: 11	R: 0 E: 0 K: 2 S: 7	H: 0 LOB: 0 BB: 0 P: 7	R: 0 E: 0 K: 0 S: 3	H: 0 LOB: 0 BB: 0 P: 3	R: 0 E: 0 K: 0 S: 2	H: 0 LOB: 0 BB: 1 P: 6	R: 0 E: 0 K: 0 S: 3	H: 1 LOB: 0 BB: 0 P: 3	R: 0 E: 1 K: 0 S: 4	H: 0 LOB: 1 BB: 0 P: 4	R: 0 E: 1 K: 1 S: 7	H: 2 LOB: 2 BB: 0 P: 8	R: 0 E: 0 K: 2 S: 8	H: 1 LOB: 1 BB: 0 P: 8	1B: 5 2B: 1 3B: 1 HR: 1	SF: 0 SAC: 0 DP: 0 HBP: 1	WP: 0 PB: 0 SB: 1 CS: 2	PA: 37							
PITCHER	IP	WLS	BF	H	R	ER	SO	BB	IBB	HBP	BLK	WP	HR	S	P	ERA	WHIP										
Tony Cloninger, R ERA: 5.31 (1, 1)	7.0	L	27	5	4	4	4	2	0	0	0	0	1	33	41	5.14	1.000										
Clay Carroll, R ERA: 2.75 (8, 1)	2.0		10	3	1	1	3	0	0	1	0	0	0	15	16	4.50	1.500										

Batter	1	2	3	4	5	6	7	8	9	AB	R	H	RBI	BB	SO	LOB	BOTTOM										
Pete Rose, S OBP: 0.389, SLG: 0.435 (1, 8)										4	2	3	1	0	0	0	St. Louis Cardinals @ Cincinnati Reds Crosley Field, Cincinnati, OH Tue Jun 10 1969, 7:05 PM EDT Att: 13,604 - Unknown										
Bobby Tolan, L OBP: 0.348, SLG: 0.548 (1, 9)										4	2	3	2	0	1	1											
Alex Johnson, R OBP: 0.367, SLG: 0.510 (1, 7)										4	0	1	1	0	2	2											
Tony Perez, R OBP: 0.384, SLG: 0.559 (1, 5)										4	0	0	0	0	2	3											
Lee May, R OBP: 0.333, SLG: 0.552 (1, 3)										4	0	0	0	0	3	2											
Johnny Bench, R OBP: 0.379, SLG: 0.562 (1, 2)										4	0	0	0	0	0	1											
Tommy Helms, R OBP: 0.309, SLG: 0.299 (8, 6)										3	0	1	0	1	0	0											
Darrel Chaney, S OBP: 0.306, SLG: 0.295 (7, PH)										2	0	0	0	0	2	0											
Jimmy Stewart, S OBP: 0.289, SLG: 0.333 (8, 4)										2	0	0	0	0	0	0											
Tony Cloninger, R OBP: 0.129, SLG: 0.200 (7, PH)										1	0	0	0	0	0	1											
Clay Carroll, R OBP: 0.625, SLG: 1.000 (8, 1)										0	0	0	0	0	0	0											
Ted Savage, R OBP: 0.360, SLG: 0.364 (8, PH)										1	0	0	0	0	0	1											
Inning Stats	R: 0 E: 0 K: 2 S: 8	H: 1 LOB: 1 BB: 0 P: 8	R: 0 E: 0 K: 1 S: 5	H: 0 LOB: 0 BB: 0 P: 5	R: 0 E: 0 K: 1 S: 5	H: 0 LOB: 0 BB: 0 P: 5	R: 1 E: 0 K: 1 S: 7	H: 2 LOB: 1 BB: 0 P: 7	R: 0 E: 0 K: 1 S: 5	H: 0 LOB: 0 BB: 0 P: 5	R: 1 E: 0 K: 2 S: 9	H: 2 LOB: 1 BB: 0 P: 9	R: 0 E: 0 K: 1 S: 5	H: 0 LOB: 1 BB: 1 P: 9	R: 2 E: 0 K: 2 S: 9	H: 2 LOB: 0 BB: 0 P: 9	R: 0 E: 0 K: 0 S: 4	H: 1 LOB: 1 BB: 0 P: 4	1B: 4 2B: 2 3B: 0 HR: 2	SF: 0 SAC: 0 DP: 0 HBP: 0	WP: 0 PB: 1 SB: 0 CS: 0	PA: 36					
PITCHER	IP	WLS	BF	H	R	ER	SO	BB	IBB	HBP	BLK	WP	HR	S	P	ERA	WHIP										
Bob Gibson, R ERA: 2.04 (1, 1)	9.0	W	36	8	4	4	11	1	0	0	0	0	2	57	61	4.00	1.000										

AB 34
R 5
H 8
RBI 5
BB 2
SO 7
LOB 16



AB 35
R 4
H 8
RBI 4
BB 1
SO 11
LOB 13



Batter	1	2	3	4	5	6	7	8	9	AB	R	H	RBI	BB	SO	LOB	TOP																			
Lou Brock, L OBP: 0.328, SLG: 0.443 (1, 7)	F2				F7				G3	6	1	3	3	0	0	1	St. Louis Cardinals @ Cincinnati Reds Crosley Field, Cincinnati, OH Wed Jun 11 1969, 7:05 PM EDT Att: 11,051 - Unknown																			
Curt Flood, R OBP: 0.324, SLG: 0.342 (1, 8)	HR	G6-3		E7			FC5-4		L6	5	2	2	1	1	0	2																				
Vada Pinson, L OBP: 0.344, SLG: 0.462 (1, 9)	HR			1B	K		WP		F7	5	2	3	3	1	1	2																				
Joe Torre, R OBP: 0.354, SLG: 0.484 (1, 3)	HR	FC6-4		FC1-4	G5-3		G5-3			5	1	2	1	0	0	6																				
Julian Javier, R OBP: 0.315, SLG: 0.364 (1, 4)	F7		G4-3	FC1-4		CS		FC4-6		3	0	1	0	2	0	0																				
Tim McCarver, L OBP: 0.352, SLG: 0.408 (1, 2)	F9		F9	SF8		G4-3		FC4-6		4	1	1	1	0	0	2																				
Mike Shannon, R OBP: 0.280, SLG: 0.345 (1, 5)		2B	F9	FC1-4		P3		G4-3		4	1	1	1	1	0	3																				
Dal Maxvill, R OBP: 0.282, SLG: 0.247 (1, 6)	F7			F9			E7	G4-3		4	1	1	0	1	0	4																				
Mike Torrez, R OBP: 0.125, SLG: 0.250 Mudcat Grant, R OBP: 0.167, SLG: 0.167 (3, 1)	2B		K				SH5-4	K		2	1	1	0	0	1	2																				
Inning Stats	R: 3 E: 0 K: 0 S: 6	H: 3 LOB: 0 BB: 0 P: 6	R: 2 E: 0 K: 0 S: 5	H: 2 LOB: 2 BB: 2 P: 13	R: 0 E: 0 K: 1 S: 6	H: 1 LOB: 2 BB: 1 P: 10	R: 3 E: 1 K: 0 S: 7	H: 4 LOB: 2 BB: 1 P: 11	R: 0 E: 0 K: 1 S: 6	H: 0 LOB: 0 BB: 1 P: 6	R: 1 E: 1 K: 0 S: 6	H: 3 LOB: 2 BB: 0 P: 6	R: 1 E: 1 K: 1 S: 7	H: 2 LOB: 1 BB: 0 P: 7	R: 0 E: 0 K: 0 S: 3	H: 0 LOB: 0 BB: 0 P: 3		1B: 8 2B: 6 3B: 0 HR: 2	SF: 1 SAC: 1 DP: 0 HBP: 0	WP: 1 PB: 0 SB: 0 CS: 1	PA: 48															
PITCHER	IP	WLS	BF	H	R	ER	SO	BB	IBB	HBP	BLK	WP	HR	S	P	ERA	WHIP	PITCHER		IP	WLS	BF	H	R	ER	SO	BB	IBB	HBP	BLK	WP	HR	S	P	ERA	WHIP
Jim Merritt, L ERA: 4.61 Wayne Granger, R ERA: 2.96 Bill Short, L ERA: 18.0 Gerry Arrigo, L ERA: 8.53 Clay Carroll, R ERA: 2.99 (7, 1)	1.1	L	10	5	5	5	0	1	0	0	0	0	2	9	13	33.75	4.500	Jose Pena, R ERA: 15.43 (9, 1)		1.0		3	0	0	0	0	0	0	0	0	0	3	3	0.00	0.000	
Batter	1	2	3	4	5	6	7	8	9	AB	R	H	RBI	BB	SO	LOB	BOTTOM																			
Pete Rose, S OBP: 0.394, SLG: 0.445 (1, 8)	E7			WP		G5-3			FC4-6	3	1	1	1	1	0	2	St. Louis Cardinals @ Cincinnati Reds Crosley Field, Cincinnati, OH Wed Jun 11 1969, 7:05 PM EDT Att: 11,051 - Unknown																			
Bobby Tolan, L OBP: 0.348, SLG: 0.558 (1, 9)	G1-6-3			K			G4-3		FC4-6	5	1	2	1	0	1	4																				
Alex Johnson, R OBP: 0.367, SLG: 0.521 (1, 7)	G1-6-3		P4		HR		K			5	1	2	2	0	1	2																				
Tony Perez, R OBP: 0.384, SLG: 0.553 (1, 5)	FC4-6				G4-3		F9		K	4	0	1	0	1	1	2																				
Lee May, R OBP: 0.332, SLG: 0.545 (1, 3)	FC4-6			F3		K			G6-4-3	4	0	1	0	0	1	3																				
Johnny Bench, R OBP: 0.371, SLG: 0.549 (1, 2)	F7		K2-3		G5-3			F2		4	0	0	0	0	1	2																				
Tommy Helms, R OBP: 0.306, SLG: 0.298 Jose Pena, R OBP: 0.406, SLG: 0.217 (9, 1)	G6-3			G6-3		G5-3		G6-4-3		4	0	1	0	0	0	1																				
Darrel Chaney, S OBP: 0.306, SLG: 0.290 Fred Whitfield, L OBP: 0.406, SLG: 0.240 (9, PH)	F7			F9				FC4-6		2	0	0	0	0	0	0																				
Jim Merritt, L ERA: 4.61 Wayne Granger, R ERA: 2.96 Bill Short, L ERA: 18.0 Gerry Arrigo, L ERA: 8.53 Clay Carroll, R ERA: 2.99 (9, 4)									P6	0	0	0	0	0	0	0																				
Inning Stats	R: 0 E: 1 K: 0 S: 4	H: 1 LOB: 2 BB: 1 P: 8	R: 0 E: 0 K: 0 S: 3	H: 0 LOB: 0 BB: 0 P: 3	R: 3 E: 0 K: 1 S: 9	H: 4 LOB: 1 BB: 0 P: 9	R: 0 E: 0 K: 1 S: 6	H: 1 LOB: 2 BB: 1 P: 10	R: 1 E: 0 K: 1 S: 6	H: 1 LOB: 0 BB: 0 P: 6	R: 0 E: 0 K: 1 S: 5	H: 0 LOB: 0 BB: 0 P: 5	R: 0 E: 0 K: 0 S: 3	H: 1 LOB: 0 BB: 0 P: 3	R: 1 E: 0 K: 1 S: 7	H: 2 LOB: 2 BB: 0 P: 8		1B: 8 2B: 0 3B: 1 HR: 2	SF: 0 SAC: 0 DP: 3 HBP: 2	WP: 1 PB: 0 SB: 0 CS: 0	PA: 40															
PITCHER	IP	WLS	BF	H	R	ER	SO	BB	IBB	HBP	BLK	WP	HR	S	P	ERA	WHIP	PITCHER		IP	WLS	BF	H	R	ER	SO	BB	IBB	HBP	BLK	WP	HR	S	P	ERA	WHIP
Mike Torrez, R ERA: 4.91 Mudcat Grant, R ERA: 4.73 (3, 1)	2.0	W	29	7	2	2	5	1	0	2	0	0	1	36	42	2.57	1.143	Jose Pena, R ERA: 15.43 (9, 1)		1.0		3	0	0	0	0	0	0	0	3	3	0.00	0.000			

AB 40
R 10
H 16
RBI 10
BB 6
SO 3
LOB 23



AB 36
R 5
H 11
RBI 4
BB 2
SO 5
LOB 19



Batter	1	2	3	4	5	6	7	8	9	AB	R	H	RBI	BB	SO	LOB	TOP
Sandy Valdespino, L (1,7) OBP: 0.429, SLG: 0.429 Cesar Geronimo, L (9,7) OBP: 0.230, SLG: 0.400	0-0 G5-4-3 1B		0-0 6-3 1B		0-0 FC5-4 BB		0-0 F7		0-0 E1 BB 1B	5	1	2	0	0	0	2	
Marty Martinez, S (1,6) OBP: 0.318, SLG: 0.366	0-0 G5-4-3 1-2		0-0 6-3 1-2		0-0 F8		0-0 1-3		4-0 BB BB BB BB 1B BB	4	1	0	0	1	0	4	
Jimmy Wynn, R (1,8) OBP: 0.390, SLG: 0.508	0-0 5-3		0-0 F7		4-0 BB BB BB 1-2 BB				0-0 4-3 BB BB BB BB 1B 1-2 2-3 BB	3	0	0	0	2	0	1	
Denis Menke, R (1,4) OBP: 0.418, SLG: 0.478		0-0 BB BB BB BB 1B 2B	0-0 F8		0-0 6-3				0-0 BB BB BB BB 1B 1-2 2-3 BB	5	1	3	2	0	0	3	
Johnny Edwards, L (1,2) OBP: 0.283, SLG: 0.273	0-0 F8			0-0 F9		0-0 3-1		0-0 F7	0-0 P4	5	0	0	0	0	0	4	
Curt Blefary, L (1,3) OBP: 0.346, SLG: 0.347	0-0 F2			0-0 3B		0-0 L4		0-0 F9		4	0	1	0	0	0	2	
Gary Geiger, L (1,9) OBP: 0.370, SLG: 0.318	0-0 E 2H 1B		0-0 BB BB BB BB BB BB G5-4-3 BB	0-0 4-3		0-0 4-3			0-3 K	3	0	1	1	1	1	0	
Doug Rader, R (1,5) OBP: 0.325, SLG: 0.350	0-0 E5 1-3		0-0 G5-4-3 1-2						0-0 SH1-4 1B	4	1	2	1	0	0	3	
Denny Lemaster, R (1,1) OBP: 0.258, SLG: 0.276 Fred Gladding, L (9,1)	0-0 5-3			0-0 FC5-4 1B					0-0 SH1-4 1-2	3	0	1	0	0	0	2	
									0-0 6-3	0	0	0	0	0	0	0	
Inning Stats	R: 0 E: 0 K: 0 S: 3	H: 1 LOB: 0 BB: 0 P: 3	R: 1 E: 1 K: 0 S: 6	H: 2 LOB: 2 BB: 0 P: 6	R: 0 E: 0 K: 0 S: 4	H: 1 LOB: 1 BB: 0 P: 4	R: 0 E: 0 K: 0 S: 3	H: 0 LOB: 0 BB: 0 P: 3	R: 0 E: 0 K: 0 S: 4	H: 1 LOB: 1 BB: 0 P: 4	R: 0 E: 0 K: 0 S: 4	H: 1 LOB: 1 BB: 0 P: 4	R: 3 E: 1 K: 1 S: 8	H: 2 LOB: 2 BB: 2 P: 16	1B: 7 2B: 1 3B: 1 HR: 1	SF: 0 SAC: 1 DP: 2 HBP: 0	WP: 0 PA: 41 PB: 0 SB: 0 CS: 0
PITCHER	IP WLS BF H R ER SO BB IBB HBP BLK WP HR S P ERA WHIP	IP WLS BF H R ER SO BB IBB HBP BLK WP HR S P ERA WHIP	IP WLS BF H R ER SO BB IBB HBP BLK WP HR S P ERA WHIP	IP WLS BF H R ER SO BB IBB HBP BLK WP HR S P ERA WHIP	IP WLS BF H R ER SO BB IBB HBP BLK WP HR S P ERA WHIP	IP WLS BF H R ER SO BB IBB HBP BLK WP HR S P ERA WHIP	IP WLS BF H R ER SO BB IBB HBP BLK WP HR S P ERA WHIP	IP WLS BF H R ER SO BB IBB HBP BLK WP HR S P ERA WHIP	IP WLS BF H R ER SO BB IBB HBP BLK WP HR S P ERA WHIP	IP WLS BF H R ER SO BB IBB HBP BLK WP HR S P ERA WHIP	IP WLS BF H R ER SO BB IBB HBP BLK WP HR S P ERA WHIP	IP WLS BF H R ER SO BB IBB HBP BLK WP HR S P ERA WHIP	IP WLS BF H R ER SO BB IBB HBP BLK WP HR S P ERA WHIP	IP WLS BF H R ER SO BB IBB HBP BLK WP HR S P ERA WHIP	IP WLS BF H R ER SO BB IBB HBP BLK WP HR S P ERA WHIP	IP WLS BF H R ER SO BB IBB HBP BLK WP HR S P ERA WHIP	IP WLS BF H R ER SO BB IBB HBP BLK WP HR S P ERA WHIP

Houston Astros @ St. Louis Cardinals
 Busch Stadium, St. Louis, MO
 Fri Jun 13 1969, 7:05 PM CDT
 Att: 31,908 - Unknown

AB	36
R	4
H	10
RBI	4
BB	4
SO	1
LOB	21



Batter	1	2	3	4	5	6	7	8	9	AB	R	H	RBI	BB	SO	LOB	BOTTOM				
Lou Brock, L (1,7) OBP: 0.327, SLG: 0.451	0-0 BB BB BB BB 2B			0-0 F3					0-0 F8	5	1	1	0	0	1	3					
Curt Flood, R (1,8) OBP: 0.324, SLG: 0.339	0-3 K		0-0 1B		0-0 L5		0-0 G6-4-3 1-2			4	0	1	0	0	1	2					
Vada Pinson, L (1,9) OBP: 0.349, SLG: 0.458	4-0 BB BB BB BB 2B		0-0 P4		0-3 K				0-0 3-1	3	1	0	0	1	1	1					
Joe Torre, R (1,3) OBP: 0.367, SLG: 0.500	0-0 BB BB BB BB 2B		0-0 1B		0-0 FC5-4 1B				0-0 2B	4	0	4	2	0	0	0					
Julian Javier, R (1,4) OBP: 0.307, SLG: 0.354	0-0 F7		0-3 K		0-0 FC5-4 1-2				0-0 L5	4	0	0	0	0	1	5					
Tim McCarver, L (1,2) OBP: 0.348, SLG: 0.399	4-0 BB BB BB BB BB		0-0 F9			0-0 G6-4-3 1B			0-0 P6	3	0	1	0	1	0	3					
Mike Shannon, R (1,5) OBP: 0.273, SLG: 0.335 Dave Ricketts, S (9, PH) OBP: 0.462, SLG: 0.364	0-0 F3			0-0 F8		0-0 G6-4-3 1-2			0-0 4-3	3	0	0	0	0	0	3					
Dal Maxvill, R (1,6) OBP: 0.278, SLG: 0.250 Bill White, L (9, PH) OBP: 0.261, SLG: 0.190		0-0 P5		0-0 F3		0-0 F8			0-0 4-3	3	0	0	0	0	0	0					
Ray Washburn, R (1,1) OBP: 0.077, SLG: 0.077 Ron Willis, R (9,1) OBP: 1.000, SLG: 1.000 Joe Hoerner, R (9,1) OBP: 0.267, SLG: 0.269		0-0 F8			0-0 1B				0-0 K G6-4-3	3	0	1	0	0	1	0					
Inning Stats	R: 2 E: 0 K: 1 S: 7	H: 2 LOB: 2 BB: 2 P: 15	R: 0 E: 0 K: 1 S: 5	H: 0 LOB: 0 BB: 0 P: 5	R: 0 E: 0 K: 1 S: 7	H: 2 LOB: 2 BB: 0 P: 7	R: 0 E: 0 K: 0 S: 4	H: 1 LOB: 1 BB: 0 P: 4	R: 0 E: 0 K: 0 S: 6	H: 1 LOB: 1 BB: 0 P: 6	R: 0 E: 0 K: 0 S: 3	H: 0 LOB: 0 BB: 0 P: 3	R: 0 E: 0 K: 1 S: 5	H: 0 LOB: 0 BB: 0 P: 5	R: 0 E: 0 K: 0 S: 4	H: 1 LOB: 1 BB: 0 P: 4	R: 0 E: 0 K: 0 S: 4	H: 1 LOB: 1 BB: 0 P: 4	1B: 6 2B: 3 3B: 0 HR: 0	SF: 0 SAC: 0 DP: 2 HBP: 0	WP: 1 PA: 37 PB: 0 SB: 0 CS: 0
PITCHER	IP WLS BF H R ER SO BB IBB HBP BLK WP HR S P ERA WHIP	IP WLS BF H R ER SO BB IBB HBP BLK WP HR S P ERA WHIP	IP WLS BF H R ER SO BB IBB HBP BLK WP HR S P ERA WHIP	IP WLS BF H R ER SO BB IBB HBP BLK WP HR S P ERA WHIP	IP WLS BF H R ER SO BB IBB HBP BLK WP HR S P ERA WHIP	IP WLS BF H R ER SO BB IBB HBP BLK WP HR S P ERA WHIP	IP WLS BF H R ER SO BB IBB HBP BLK WP HR S P ERA WHIP	IP WLS BF H R ER SO BB IBB HBP BLK WP HR S P ERA WHIP	IP WLS BF H R ER SO BB IBB HBP BLK WP HR S P ERA WHIP	IP WLS BF H R ER SO BB IBB HBP BLK WP HR S P ERA WHIP	IP WLS BF H R ER SO BB IBB HBP BLK WP HR S P ERA WHIP	IP WLS BF H R ER SO BB IBB HBP BLK WP HR S P ERA WHIP	IP WLS BF H R ER SO BB IBB HBP BLK WP HR S P ERA WHIP	IP WLS BF H R ER SO BB IBB HBP BLK WP HR S P ERA WHIP	IP WLS BF H R ER SO BB IBB HBP BLK WP HR S P ERA WHIP	IP WLS BF H R ER SO BB IBB HBP BLK WP HR S P ERA WHIP	IP WLS BF H R ER SO BB IBB HBP BLK WP HR S P ERA WHIP				

Houston Astros @ St. Louis Cardinals
 Busch Stadium, St. Louis, MO
 Fri Jun 13 1969, 7:05 PM CDT
 Att: 31,908 - Unknown

AB	35
R	2
H	9
RBI	2
BB	2
SO	5
LOB	17



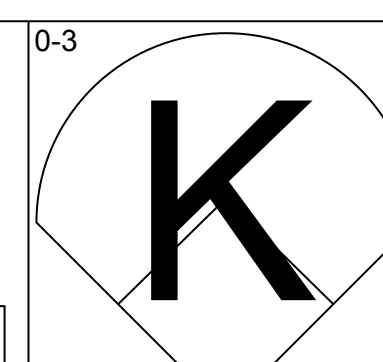
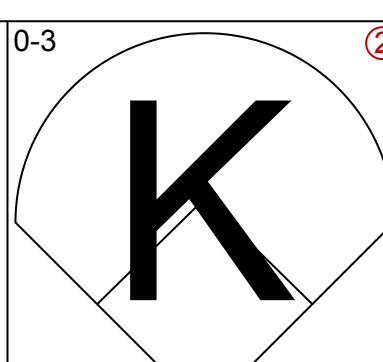
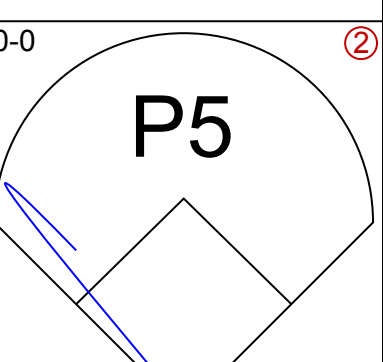
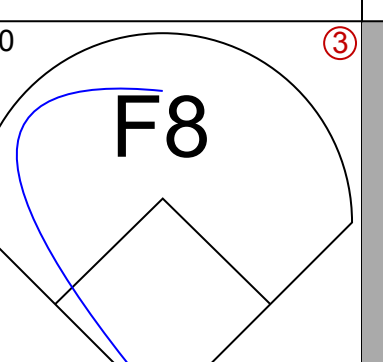
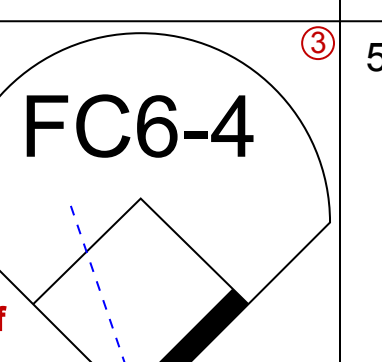

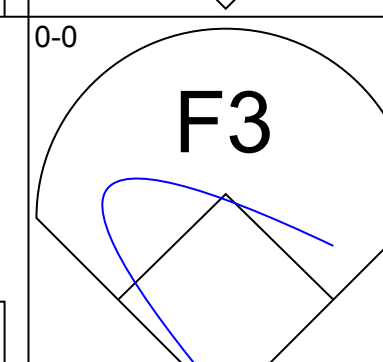
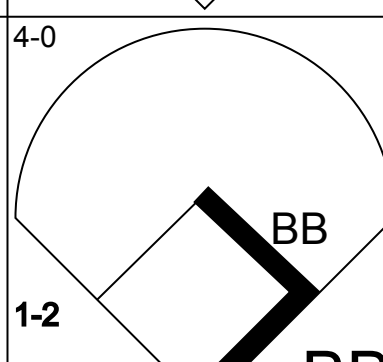
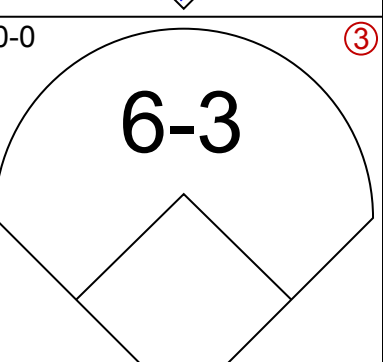

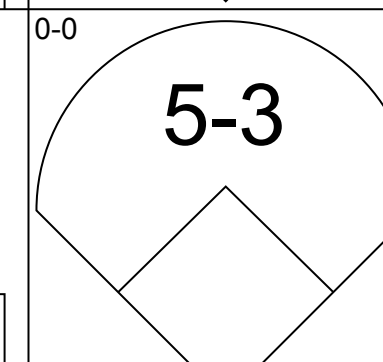
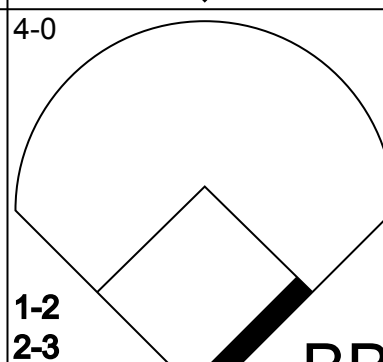

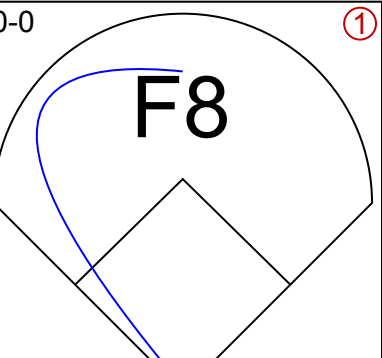
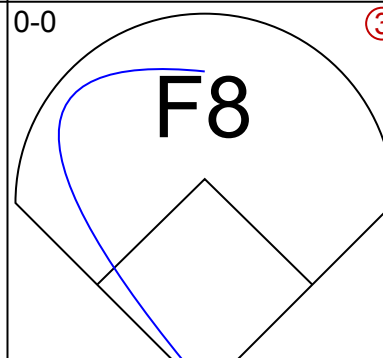
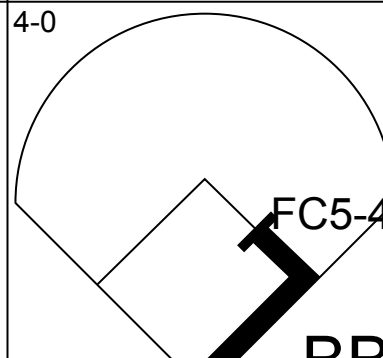


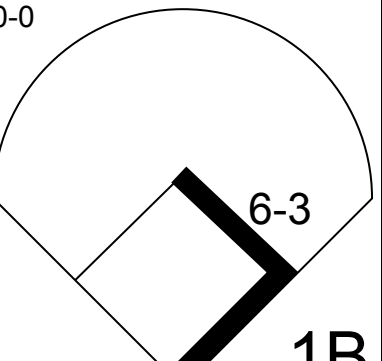
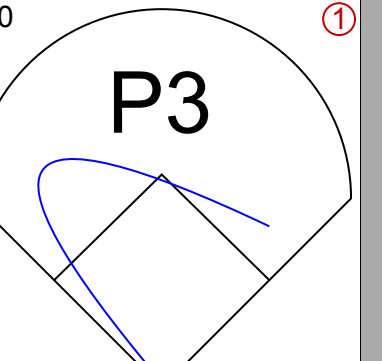
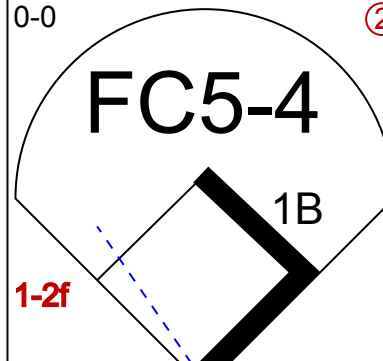

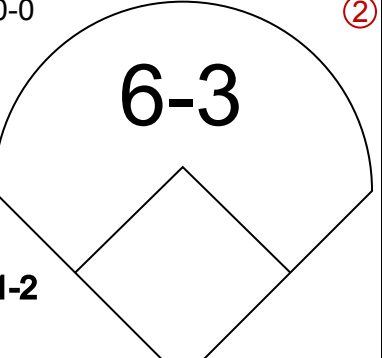
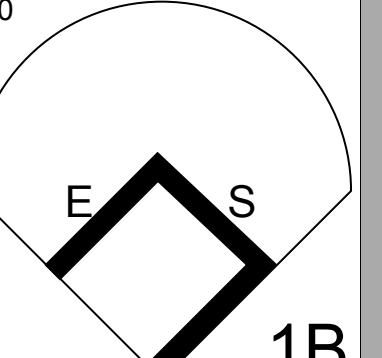
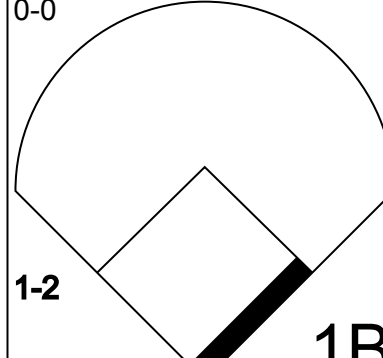

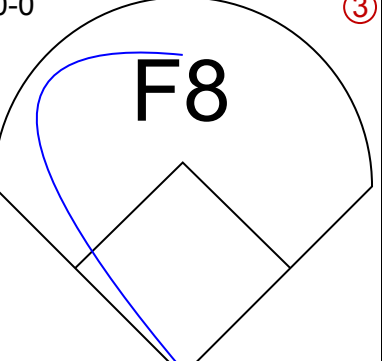

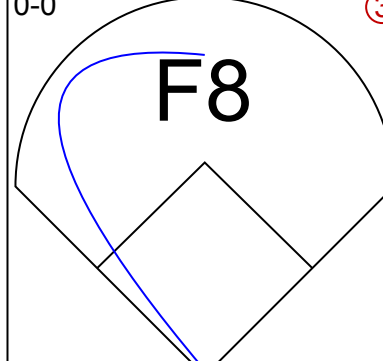
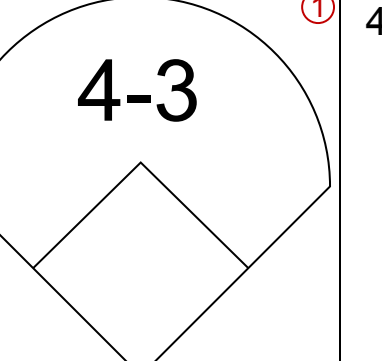
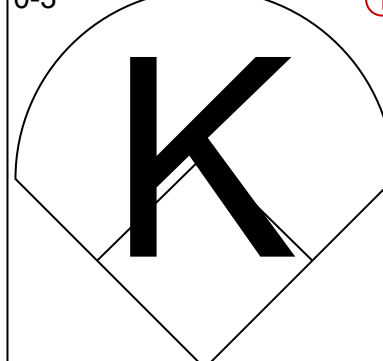
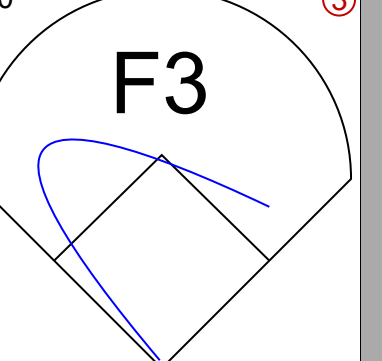
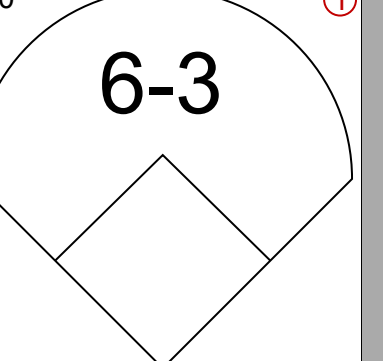
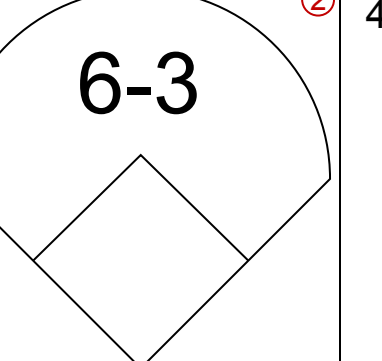
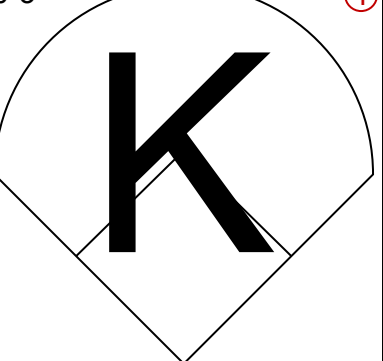
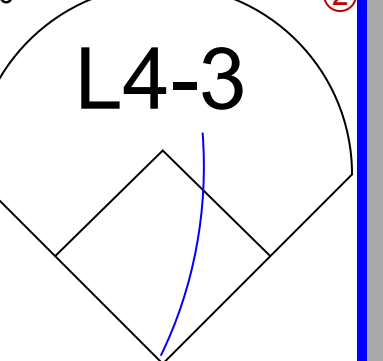
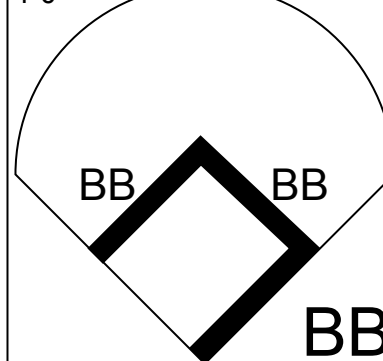
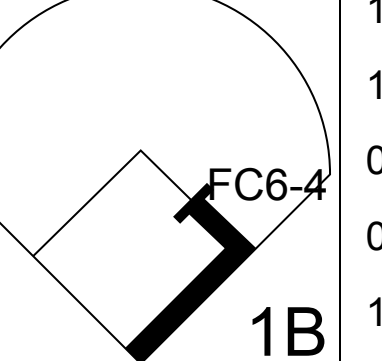
Batter	1	2	3	4	5	6	7	8	9	AB	R	H	RBI	BB	SO	LOB	TOP					
Sandy Valdespino, L (1.7) OBP: 0.333, SLG: 0.333 Cesar Geronimo, L (9, PR) OBP: 0.250, SLG: 0.400	L5		K		K			K		5	0	1	1	0	3	0	Houston Astros @ St. Louis Cardinals Busch Stadium, St. Louis, MO Sun Jun 15 1969, 3:33 AM CDT Att: 24,263 - Unknown					
Marty Martinez, S (1.6) OBP: 0.306, SLG: 0.348	F7					K		F8	L4	5	0	1	0	0	1	2						
Jimmy Wynn, R (1.8) OBP: 0.392, SLG: 0.505	P6									3	1	1	0	1	0	1						
Denis Menke, R (1.4) OBP: 0.423, SLG: 0.486		K								3	0	2	0	1	1	0						
Johnny Edwards, L (1.2) OBP: 0.277, SLG: 0.268		6-3								3	0	0	1	0	0	3						
Curt Blefary, L (1.3) OBP: 0.346, SLG: 0.342										3	1	0	0	1	0	2						
Gary Geiger, L (1.9) OBP: 0.379, SLG: 0.333										4	1	2	0	0	0	1						
Doug Rader, R (1.5) OBP: 0.320, SLG: 0.344										4	0	0	0	0	3	2						
Don Wilson, R (1.1) OBP: 0.152, SLG: 0.069 Julio Gotay, R (9, PH) OBP: 0.300, SLG: 0.222			6-3							3	0	0	0	0	1	0						
Inning Stats	R: 0 E: 0 K: 0 S: 3	H: 0 LOB: 0 BB: 0 P: 3	R: 1 E: 0 K: 1 S: 6	H: 1 LOB: 1 BB: 1 P: 10	R: 0 E: 0 K: 1 S: 6	H: 1 LOB: 1 BB: 0 P: 6	R: 0 E: 0 K: 0 S: 4	H: 1 LOB: 1 BB: 0 P: 4	R: 0 E: 0 K: 2 S: 7	H: 0 LOB: 0 BB: 0 P: 7	R: 1 E: 0 K: 1 S: 6	H: 1 LOB: 1 BB: 1 P: 10	R: 0 E: 0 K: 1 S: 7	H: 0 LOB: 0 BB: 0 P: 7	R: 0 E: 0 K: 1 S: 6	H: 1 LOB: 2 BB: 1 P: 10		R: 1 E: 0 K: 1 S: 8	H: 3 LOB: 2 BB: 0 P: 8	1B: 7 2B: 1 3B: 0 HR: 0	SF: 1 SAC: 0 DP: 0 HBP: 0	WP: 1 PB: 0 SB: 1 CS: 0
PITCHER Bob Gibson, R (1.1) ERA: 2.11	IP: 9.0 WLS: W BF: 38 H: 8 R: 3 ER: 3 SO: 9 BB: 3 IBB: 0 HBP: 0 BLK: 0 WP: 1 HR: 0 S: 53 P: 65 ERA: 3.00 WHIP: 1.222															PITCHER						

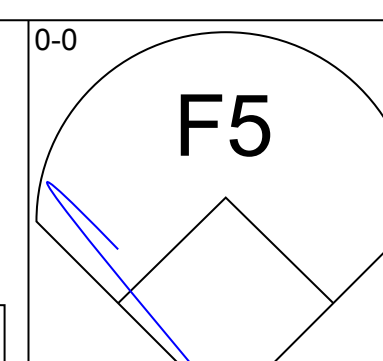
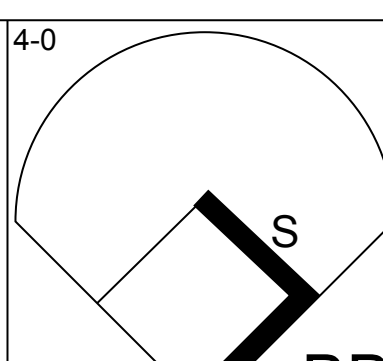
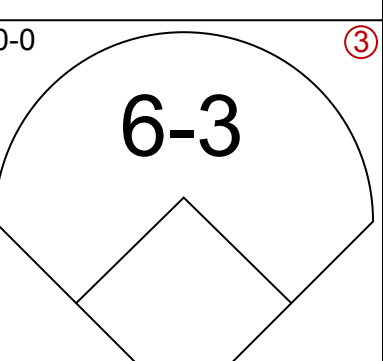
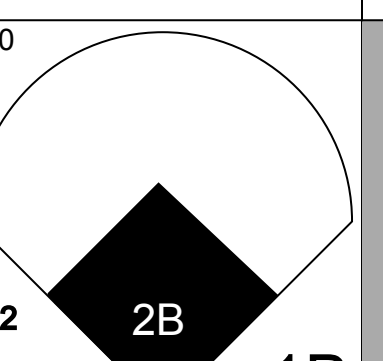


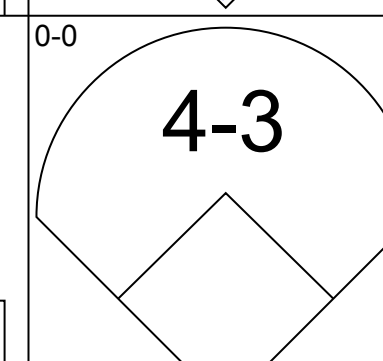
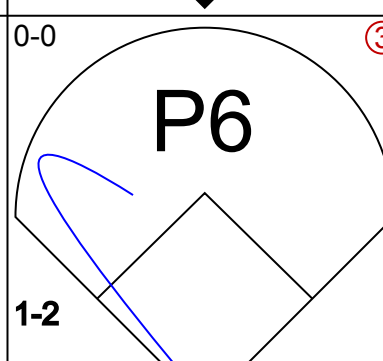
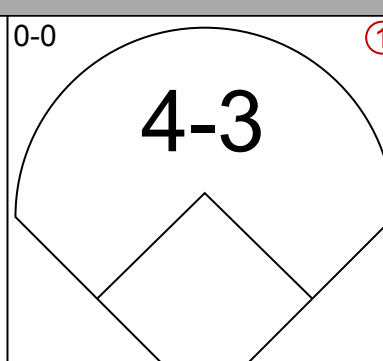
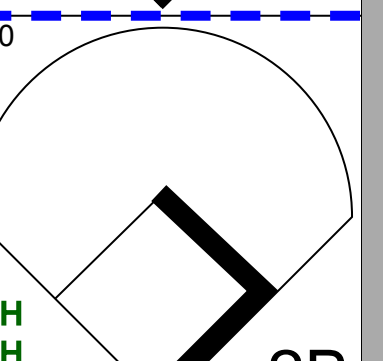


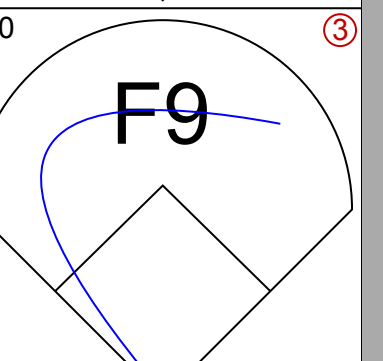

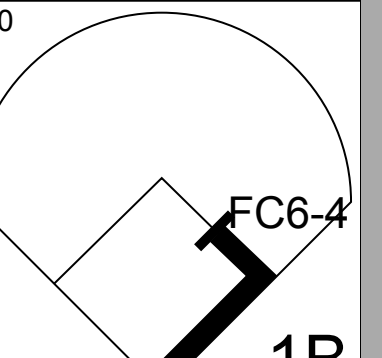
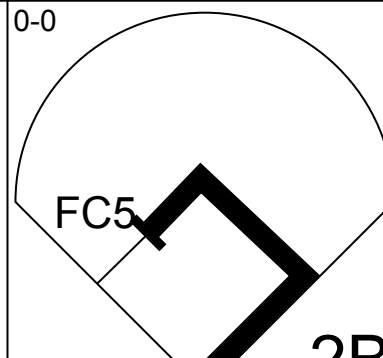

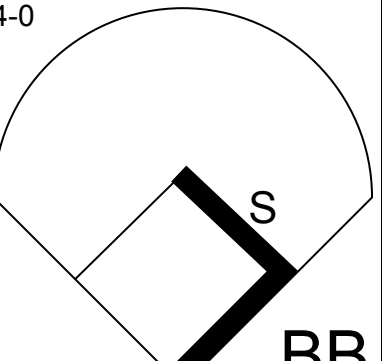
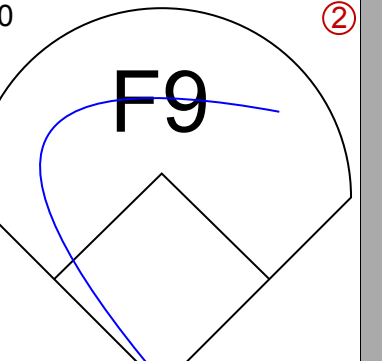
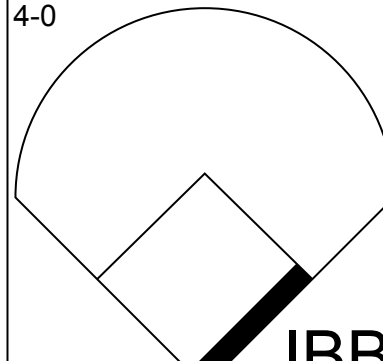

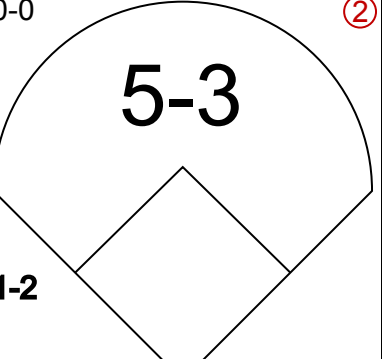
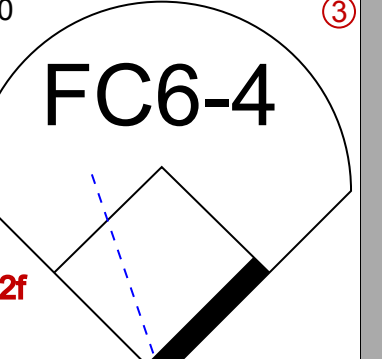
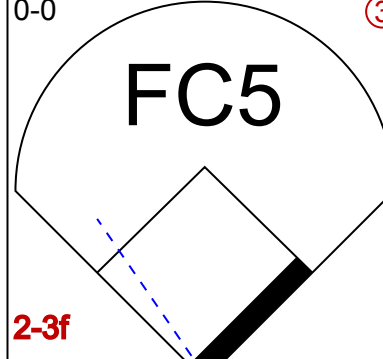

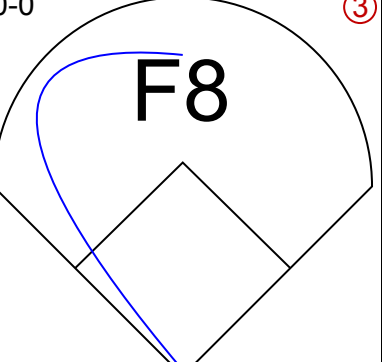


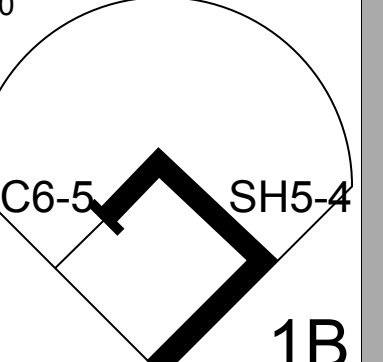

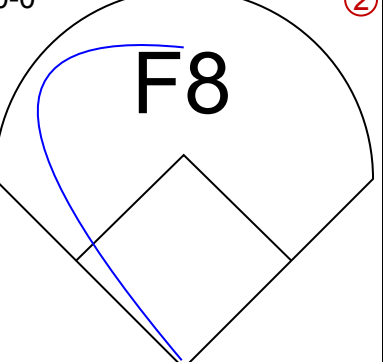
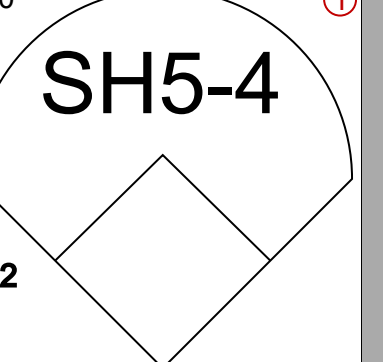

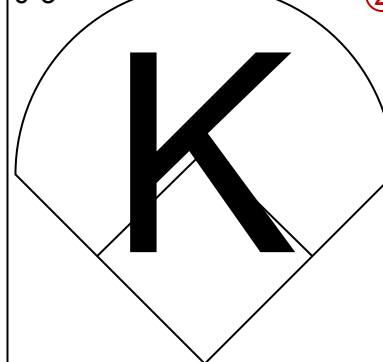
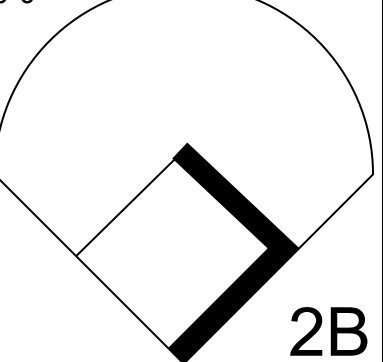
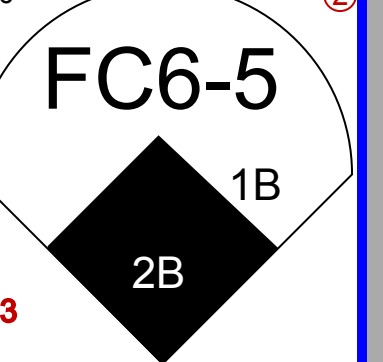
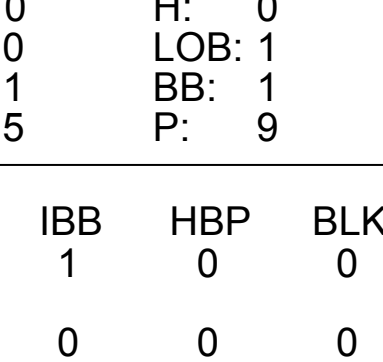
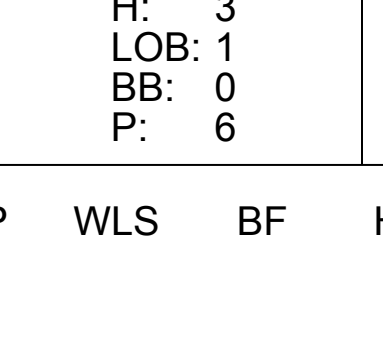
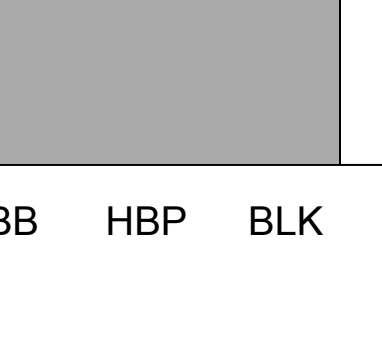
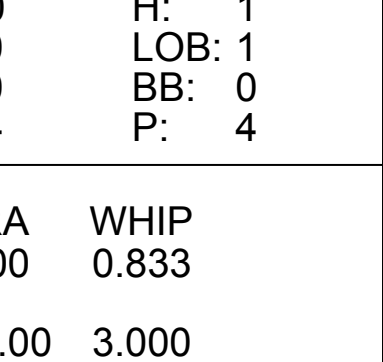
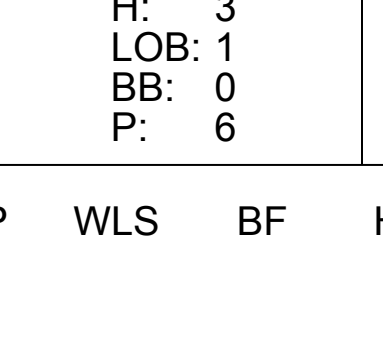
Batter	1	2	3	4	5	6	7	8	9	AB	R	H	RBI	BB	SO	LOB	BOTTOM			
Lou Brock, L (1.7) OBP: 0.330, SLG: 0.461			K							3	2	1	1	1	1	1	Houston Astros @ St. Louis Cardinals Busch Stadium, St. Louis, MO Sun Jun 15 1969, 3:33 AM CDT Att: 24,263 - Unknown			
Curt Flood, R (1.8) OBP: 0.323, SLG: 0.338	F9									4	1	1	1	0	0	0				
Vada Pinson, L (1.9) OBP: 0.347, SLG: 0.452 Boots Day, L (9, PR) OBP: 0.244, SLG: 0.132	K									4	0	1	1	0	2	0				
Joe Torre, R (1.3) OBP: 0.365, SLG: 0.500	P6									4	1	1	1	0	0	1				
Tim McCarver, L (1.2) OBP: 0.347, SLG: 0.396										4	0	1	1	0	0	1				
Julian Javier, R (1.4) OBP: 0.303, SLG: 0.349										3	0	0	0	0	3	1				
Mike Shannon, R (1.5) OBP: 0.289, SLG: 0.330										3	0	0	0	0	1	0				
Dal Maxvill, R (1.6) OBP: 0.275, SLG: 0.247 Vic Davalillo, L (9, PH) OBP: 0.276, SLG: 0.278										2	0	0	0	0	1	0				
Bob Gibson, R (1.1) OBP: 0.286, SLG: 0.256										1	0	0	0	1	1	0				
Inning Stats	R: 1 E: 0 K: 1 S: 6	H: 1 LOB: 0 BB: 0 P: 6	R: 0 E: 0 K: 1 S: 5	H: 0 LOB: 0 BB: 0 P: 5	R: 0 E: 0 K: 3 S: 9	H: 0 LOB: 0 BB: 0 P: 9	R: 1 E: 0 K: 2 S: 9	H: 2 LOB: 1 BB: 0 P: 9	R: 0 E: 0 K: 1 S: 5	H: 0 LOB: 1 BB: 1 P: 9	R: 0 E: 0 K: 0 S: 3	H: 0 LOB: 0 BB: 0 P: 3	R: 0 E: 0 K: 1 S: 5	H: 0 LOB: 0 BB: 0 P: 5	R: 3 E: 0 K: 0 S: 6	H: 3 LOB: 1 BB: 1 P: 10		1B: 4 2B: 1 3B: 0 HR: 1	SF: 0 SAC: 1 DP: 0 HBP: 0	WP: 1 PB: 0 SB: 1 CS: 0
PITCHER Don Wilson, R (1.1) ERA: 4.4	IP: 8.0 WLS: L BF: 32 H: 6 R: 5 ER: 5 SO: 9 BB: 1 IBB: 1 HBP: 0 BLK: 0 WP: 1 HR: 1 S: 48 P: 56 ERA: 5.62 WHIP: 0.875															PITCHER				



Batter	1	2	3	4	5	6	7	8	9	AB	R	H	RBI	BB	SO	LOB	TOP					
Ron Brand, R OBP: 0.340, SLG: 0.279 (1, 2)	6-3		K		F2		6-3		F8	5	0	0	0	0	1	1	Montreal Expos @ St. Louis Cardinals Busch Stadium, St. Louis, MO Mon Jun 16 1969, 7:05 PM CDT Att: 14,768 - Unknown livebaseballscorecards.com					
Ron Fairly, L OBP: 0.316, SLG: 0.357 (1, 3)	P5		4-3							4	0	2	0	0	0	0						
Rusty Staub, L OBP: 0.409, SLG: 0.492 (1, 9)	1B								F9	3	0	2	0	1	0	0						
Mack Jones, L OBP: 0.379, SLG: 0.533 (1, 7)	1B								6-3	4	0	1	0	0	0	3						
Coco Laboy, R OBP: 0.325, SLG: 0.455 (1, 5)	K				F2		F9		1B	4	0	1	0	0	1	2						
Gary Sutherland, R OBP: 0.292, SLG: 0.312 (1, 4)										4	0	3	0	0	0	0						
Bobby Wine, R OBP: 0.302, SLG: 0.286 (1, 6)										3	0	0	0	0	1	2						
Floyd Wicker, L OBP: 0.214, SLG: 0.154 (8, PH)	1-3									1	0	0	0	0	0	2						
Kevin Collins, L OBP: 0.209, SLG: 0.300 (8, 4)										0	0	0	0	0	0	0						
Adolfo Phillips, R OBP: 0.382, SLG: 0.275 (1, 8)	K				F7				P5	4	0	0	0	0	1	2						
Jerry Robertson, S OBP: 0.325, SLG: 0.200 (7, PH)										2	0	0	0	0	2	1						
Ty Cline, L OBP: 0.200, SLG: 0.200 (7, 1)	K									1	0	1	0	0	0	0						
Dick Radatz, R OBP: 0.238, SLG: 0.265 (8, PH)										0	0	0	0	0	0	0						
Don Bosch, S OBP: 0.238, SLG: 0.265 (8, PH)										1	0	0	0	0	0	0						
Inning Stats	R: 0 E: 0 K: 1 S: 7	H: 2 LOB: 2 BB: 0 P: 7	R: 0 E: 0 K: 2 S: 8	H: 1 LOB: 1 BB: 0 P: 8	R: 0 E: 0 K: 1 S: 6	H: 1 LOB: 1 BB: 0 P: 6	R: 0 E: 0 K: 0 S: 4	H: 1 LOB: 1 BB: 0 P: 4	R: 0 E: 0 K: 1 S: 6	H: 1 LOB: 2 BB: 1 P: 10	R: 0 E: 0 K: 1 S: 5	H: 0 LOB: 0 BB: 0 P: 5	R: 0 E: 0 K: 0 S: 4	H: 2 LOB: 2 BB: 0 P: 4	R: 0 E: 0 K: 0 S: 5	H: 2 LOB: 2 BB: 0 P: 5	R: 0 E: 0 K: 0 S: 3	H: 0 LOB: 0 BB: 0 P: 3	1B: 7 2B: 2 3B: 1 HR: 0	SF: 0 SAC: 0 DP: 0 HBP: 0	WP: 0 PB: 0 SB: 0 CS: 0	PA: 37
PITCHER Nelson Briles, R ERA: 3.92 (1, 1)	IP: 9.0 WLS: W BF: 37 H: 10 R: 0 ER: 0 SO: 6 BB: 1 IBB: 0 HBP: 0 BLK: 0 WP: 0 HR: 0 S: 48 P: 52 ERA: 0.00 WHIP: 1.222															PITCHER	IP: 9.0 WLS: W BF: 37 H: 10 R: 0 ER: 0 SO: 6 BB: 1 IBB: 0 HBP: 0 BLK: 0 WP: 0 HR: 0 S: 48 P: 52 ERA: 0.00 WHIP: 1.222					

Batter	1	2	3	4	5	6	7	8	9	AB	R	H	RBI	BB	SO	LOB	BOTTOM				
Lou Brock, L OBP: 0.325, SLG: 0.454 (1, 7)	F8		P3			F8		F8		4	0	0	0	0	0	1	Montreal Expos @ St. Louis Cardinals Busch Stadium, St. Louis, MO Mon Jun 16 1969, 7:05 PM CDT Att: 14,768 - Unknown livebaseballscorecards.com				
Curt Flood, R OBP: 0.323, SLG: 0.335 (1, 8)	K		K			CS		BB		2	0	0	0	1	2	0					
Vada Pinson, L OBP: 0.347, SLG: 0.469 (1, 9)	HR		K							3	1	1	1	0	2	1					
Joe Torre, R OBP: 0.361, SLG: 0.493 (1, 3)	P6				6-3					3	0	0	0	0	0	0					
Tim McCarver, L OBP: 0.346, SLG: 0.392 (1, 2)			3-1					F8		2	0	0	0	1	0	0					
Phil Gaetano, R OBP: 0.333, SLG: 0.216 (1, 5)			HR			F3		F9		2	1	0	0	1	0	1					
Julian Javier, R OBP: 0.313, SLG: 0.374 (1, 4)										3	1	3	2	0	0	0					
Dal Maxvill, R OBP: 0.271, SLG: 0.242 (1, 6)										3	0	0	0	0	1	2					
Nelson Briles, R OBP: 0.097, SLG: 0.067 (1, 1)	K									3	0	0	0	0	3	1					
Inning Stats	R: 1 E: 0 K: 1 S: 6	H: 1 LOB: 0 BB: 0 P: 6	R: 2 E: 0 K: 1 S: 6	H: 1 LOB: 0 BB: 1 P: 10	R: 0 E: 0 K: 2 S: 7	H: 0 LOB: 0 BB: 0 P: 7	R: 0 E: 0 K: 0 S: 2	H: 0 LOB: 0 BB: 1 P: 6	R: 0 E: 0 K: 1 S: 5	H: 1 LOB: 0 BB: 0 P: 5	R: 0 E: 0 K: 1 S: 4	H: 0 LOB: 0 BB: 1 P: 8	R: 0 E: 0 K: 0 S: 3	H: 0 LOB: 0 BB: 0 P: 3	R: 0 E: 0 K: 2 S: 8	H: 1 LOB: 1 BB: 0 P: 8		1B: 2 2B: 0 3B: 0 HR: 2	SF: 0 SAC: 0 DP: 1 HBP: 0	WP: 0 PB: 0 SB: 1 CS: 2	PA: 28
PITCHER Jerry Robertson, R ERA: 3.1 (1, 1)	IP: 6.0 WLS: L BF: 21 H: 3 R: 3 ER: 3 SO: 3 BB: 3 IBB: 0 HBP: 0 BLK: 0 WP: 0 HR: 2 S: 30 P: 42 ERA: 4.50 WHIP: 1.000															PITCHER		IP: 6.0 WLS: L BF: 21 H: 3 R: 3 ER: 3 SO: 3 BB: 3 IBB: 0 HBP: 0 BLK: 0 WP: 0 HR: 2 S: 30 P: 42 ERA: 4.50 WHIP: 1.000			
PITCHER Dick Radatz, R ERA: 3.05 (7, 1)	IP: 2.0 WLS: 7 BF: 1 H: 0 R: 0 ER: 0 SO: 2 BB: 0 IBB: 0 HBP: 0 BLK: 0 WP: 0 HR: 11 S: 11 P: 11 ERA: 0.00 WHIP: 0.500															PITCHER		IP: 2.0 WLS: 7 BF: 1 H: 0 R: 0 ER: 0 SO: 2 BB: 0 IBB: 0 HBP: 0 BLK: 0 WP: 0 HR: 11 S: 11 P: 11 ERA: 0.00 WHIP: 0.500			

Batter	1	2	3	4	5	6	7	8	9	AB	R	H	RBI	BB	SO	LOB	TOP			
Don Bosch, S OBP: 0.227, SLG: 0.252 (1,9)										5	0	0	0	0	2	2	Montreal Expos @ St. Louis Cardinals Busch Stadium, St. Louis, MO Tue Jun 17 1969, 7:05 PM CDT Att: 16,309 - Unknown 			
Gary Sutherland, R OBP: 0.295, SLG: 0.309 (1,4)										2	0	0	0	2	0	0				
Adolfo Phillips, R OBP: 0.376, SLG: 0.264 (1,8)										3	0	0	0	1	1	1				
Bob Bailey, R OBP: 0.279, SLG: 0.317 (1,3)										3	0	1	0	1	0	3				
Coco Laboy, R OBP: 0.324, SLG: 0.451 (1,5)										4	0	1	0	0	1	3				
Jose Herrera, R OBP: 0.500, SLG: 0.500 (1,7)										4	0	2	0	0	0	3				
Ron Brand, R OBP: 0.316, SLG: 0.255 (1,2)										4	0	0	0	0	1	4				
Bobby Wine, R OBP: 0.277, SLG: 0.261 (1,6)										4	0	0	0	0	1	1				
Howie Reed, R (1,1)										1	0	0	0	1	1	0				
Ty Cline, L OBP: 0.321, SLG: 0.197 (7, PH)										0	0	0	0	0	0	0				
Dan McGinn, L OBP: 0.167, SLG: 0.417 (7,1)										0	0	0	0	0	0	0				
Roy Face, R OBP: 0.500, SLG: 0.500 (7,1)										0	0	0	0	0	0	0				
John Boccabella, R OBP: 0.189, SLG: 0.245 (9, PH)										1	0	1	0	0	0	0				
Inning Stats	R: 0 E: 0 K: 1 S: 5	H: 0 LOB: 0 BB: 0 P: 5	R: 0 E: 0 K: 0 S: 4	H: 1 LOB: 1 BB: 0 P: 4	R: 0 E: 0 K: 2 S: 7	H: 0 LOB: 3 BB: 3 P: 19	R: 0 E: 0 K: 1 S: 6	H: 1 LOB: 1 BB: 0 P: 6	R: 0 E: 0 K: 0 S: 4	H: 0 LOB: 0 BB: 0 P: 8	R: 0 E: 0 K: 0 S: 3	H: 0 LOB: 2 BB: 1 P: 3	R: 0 E: 0 K: 2 S: 8	H: 1 LOB: 2 BB: 1 P: 12	R: 0 E: 0 K: 0 S: 4	H: 1 LOB: 1 BB: 0 P: 4	1B: 4 2B: 1 3B: 0 HR: 0	SF: 0 SAC: 0 DP: 0 HBP: 0	WP: 0 PB: 0 SB: 1 CS: 0	PA: 37
PITCHER	IP	WLS	BF	H	R	ER	SO	BB	IBB	HBP	BLK	WP	HR	S	P	ERA	WHIP			
Steve Carlton, L ERA: 1.52 (1,1)	7.1	W	31	4	0	0	6	5	0	0	0	0	0	38	58	0.00	1.227			
Joe Hoerner, L ERA: 2.13 (8,1)	1.2	S	6	1	0	0	1	0	0	0	0	0	0	8	8	0.00	0.600			

Batter	1	2	3	4	5	6	7	8	9	AB	R	H	RBI	BB	SO	LOB	BOTTOM			
Lou Brock, L OBP: 0.327, SLG: 0.452 (1,7)										3	1	1	0	1	0	1	Montreal Expos @ St. Louis Cardinals Busch Stadium, St. Louis, MO Tue Jun 17 1969, 7:05 PM CDT Att: 16,309 - Unknown 			
Vic Davallilo, L OBP: 0.287, SLG: 0.268 (1,8)										3	0	0	0	0	0	1				
Curt Flood, R OBP: 0.326, SLG: 0.342 (7, PH)										1	0	1	2	0	0	0				
Vada Pinson, L OBP: 0.339, SLG: 0.457 (1,9)										4	0	0	0	0	0	1				
Joe Torre, R OBP: 0.363, SLG: 0.498 (1,3)										4	0	2	0	0	0	0				
Tim McCarver, L OBP: 0.349, SLG: 0.388 (1,2)										2	0	0	0	2	0	1				
Phil Gagliano, R OBP: 0.306, SLG: 0.195 (1,5)										4	0	0	0	0	0	4				
Julian Javier, R OBP: 0.313, SLG: 0.373 (1,4)										3	0	1	0	0	0	1				
Dal Maxvill, R OBP: 0.268, SLG: 0.239 (1,6)										2	0	0	0	0	0	0				
Steve Carlton, L OBP: 0.265, SLG: 0.353 (1,1)										3	1	1	0	0	1	1				
Joe Hoerner, R (8,1)										0	0	0	0	0	0	0				
Inning Stats	R: 0 E: 0 K: 0 S: 3	H: 0 LOB: 0 BB: 0 P: 3	R: 0 E: 0 K: 0 S: 3	H: 0 LOB: 1 BB: 1 P: 7	R: 0 E: 0 K: 1 S: 5	H: 0 LOB: 1 BB: 1 P: 9	R: 0 E: 0 K: 0 S: 4	H: 1 LOB: 1 BB: 0 P: 4	R: 0 E: 0 K: 0 S: 4	H: 1 LOB: 2 BB: 1 P: 8	R: 2 E: 0 K: 0 S: 6	H: 3 LOB: 1 BB: 0 P: 6	R: 0 E: 0 K: 0 S: 3	H: 0 LOB: 0 BB: 0 P: 3	1B: 3 2B: 3 3B: 0 HR: 0	SF: 0 SAC: 1 DP: 0 HBP: 0	WP: 0 PB: 0 SB: 2 CS: 0	PA: 33		
PITCHER	IP	WLS	BF	H	R	ER	SO	BB	IBB	HBP	BLK	WP	HR	S	P	ERA	WHIP			
Howie Reed, R ERA: 1.69 (1,1)	6.0	L	24	3	0	0	1	2	1	0	0	0	0	23	35	0.00	0.833			
Dan McGinn, L ERA: 4.47 (7,1)	0.2	L	4	2	2	2	0	0	0	0	0	0	0	4	4	27.00	3.000			
Roy Face, R ERA: 3.82 (7,1)	1.1		5	1	0	0	0	0	0	0	0	0	0	5	5	0.00	0.750			

Batter	1	2	3	4	5	6	7	8	9	AB	R	H	RBI	BB	SO	LOB	TOP					
Adolfo Phillips, R OBP: 0.378, SLG: 0.299 (1, 8)										5	2	2	0	0	1	3						
Gary Sutherland, R OBP: 0.299, SLG: 0.317 (1, 4)										4	1	2	1	0	1	2						
Rusty Staub, L OBP: 0.400, SLG: 0.479 (1, 9)										5	0	0	0	0	0	4						
Mack Jones, L OBP: 0.389, SLG: 0.533 (1, 7)										2	0	1	1	2	0	0						
Ron Fairly, L OBP: 0.320, SLG: 0.371 (1, 3)										5	1	2	1	0	0	3						
Coco Laboy, R OBP: 0.317, SLG: 0.440 (1, 5)										5	0	0	0	0	0	6						
Ron Brand, R OBP: 0.328, SLG: 0.260 (1, 2)										3	1	1	0	1	0	1						
Bobby Wine, R OBP: 0.300, SLG: 0.271 (1, 6)										2	0	1	1	1	0	1						
Mike Wegener, R OBP: 0.190, SLG: 0.150 (1, 1)										3	0	0	0	0	1	3						
Inning Stats	R: 1 E: 0 K: 0 S: 3	H: 1 LOB: 0 BB: 1 P: 7	R: 2 E: 3 K: 1 S: 9	H: 2 LOB: 2 BB: 0 P: 9	R: 0 E: 0 K: 0 S: 3	H: 0 LOB: 0 BB: 0 P: 3	R: 0 E: 1 K: 1 S: 6	H: 1 LOB: 1 BB: 0 P: 6	R: 1 E: 0 K: 0 S: 5	H: 2 LOB: 2 BB: 1 P: 7	R: 0 E: 0 K: 0 S: 3	H: 0 LOB: 1 BB: 1 P: 7	R: 1 E: 0 K: 0 S: 5	H: 2 LOB: 1 BB: 0 P: 5	R: 0 E: 0 K: 1 S: 5	H: 0 LOB: 2 BB: 1 P: 9	R: 0 E: 0 K: 0 S: 4	H: 1 LOB: 2 BB: 1 P: 8	1B: 6 2B: 3 3B: 1 HR: 0	SF: 0 SAC: 3 DP: 1 HBP: 1	WP: 0 PB: 0 SB: 1 CS: 1	PA: 43
PITCHER	IP	WLS	BF	H	R	ER	SO	BB	IBB	HBP	BLK	WP	HR	S	P	ERA	WHIP					
Dave Giusti, R ERA: 3.24 (1, 1)	5.0	L	24	6	4	3	2	1	0	1	0	0	0	26	31	5.40	1.400					
Chuck Taylor, R ERA: 4.75 (6, 1)	2.0		9	2	1	1	0	1	0	0	0	0	0	8	12	4.50	1.500					
Ron Willis, R ERA: 3.46 (8, 1)	2.0		9	1	0	0	1	1	1	0	0	0	0	9	17	0.00	1.000					

Montreal Expos @ St. Louis Cardinals
Busch Stadium, St. Louis, MO
Wed Jun 18 1969, 7:05 PM CDT
Att: 18,719 - Unknown

AB 34
R 5
H 9
RBI 4
BB 4
SO 3
LOB 23



Batter	1	2	3	4	5	6	7	8	9	AB	R	H	RBI	BB	SO	LOB	BOTTOM					
Lou Brock, L OBP: 0.330, SLG: 0.451 (1, 7)										3	0	1	0	0	0	2						
Vic Davallillo, L OBP: 0.266, SLG: 0.267 (1, 8)										4	0	1	0	0	0	4						
Vada Pinson, L OBP: 0.337, SLG: 0.452 (1, 9)										4	0	1	0	0	0	1						
Joe Torre, R OBP: 0.357, SLG: 0.489 (1, 3)										4	0	0	0	0	0	1						
Tim McCarver, L OBP: 0.347, SLG: 0.400 (1, 2)										4	1	1	1	0	0	0						
Bob Johnson, R OBP: 0.296, SLG: 0.360 (1, 5)										4	0	1	0	0	1	0						
Julian Javier, R OBP: 0.318, SLG: 0.382 (1, 4)										3	0	2	0	0	0	1						
Dal Maxvill, R OBP: 0.269, SLG: 0.241 (1, 6)										3	0	1	0	0	1	2						
Dave Ricketts, S OBP: 0.425, SLG: 0.333 (9, PH)										1	0	0	0	0	0	1						
Dave Giusti, R OBP: 0.300, SLG: 0.278 (5, PH)										1	0	0	0	0	0	0						
Boots Day, L OBP: 0.299, SLG: 0.237 (5, PH)										0	0	0	0	0	1	0						
Chuck Taylor, R OBP: 0.299, SLG: 0.237 (5, PH)										0	0	0	0	0	0	0						
Bill White, L OBP: 0.299, SLG: 0.237 (7, PH)										0	1	0	0	0	0	0						
Ron Willis, R OBP: 0.300, SLG: 1.000 (9, PH)										0	0	0	0	0	0	0						
Curt Flood, R OBP: 0.525, SLG: 0.340 (9, PH)										1	0	0	0	0	1	1						
Inning Stats	R: 0 E: 0 K: 0 S: 4	H: 2 LOB: 1 BB: 0 P: 4	R: 0 E: 0 K: 1 S: 6	H: 1 LOB: 1 BB: 0 P: 6	R: 0 E: 0 K: 0 S: 4	H: 1 LOB: 0 BB: 0 P: 4	R: 0 E: 0 K: 0 S: 3	H: 0 LOB: 0 BB: 0 P: 3	R: 0 E: 0 K: 0 S: 3	H: 0 LOB: 2 BB: 1 P: 8	R: 0 E: 0 K: 0 S: 3	H: 0 LOB: 0 BB: 0 P: 3	R: 0 E: 1 K: 1 S: 7	H: 1 LOB: 2 BB: 0 P: 7	R: 0 E: 0 K: 0 S: 3	H: 0 LOB: 1 BB: 0 P: 3	R: 1 E: 0 K: 1 S: 7	H: 2 LOB: 1 BB: 0 P: 7	1B: 7 2B: 2 3B: 0 HR: 1	SF: 0 SAC: 0 DP: 2 HBP: 1	WP: 0 PB: 0 SB: 0 CS: 0	PA: 36
PITCHER	IP	WLS	BF	H	R	ER	SO	BB	IBB	HBP	BLK	WP	HR	S	P	ERA	WHIP					
Mike Wegener, R ERA: 3.31 (1, 1)	9.0	W	36	9	1	1	3	1	0	1	0	0	1	40	45	1.00	1.111					

Montreal Expos @ St. Louis Cardinals
Busch Stadium, St. Louis, MO
Wed Jun 18 1969, 7:05 PM CDT
Att: 18,719 - Unknown

AB 33
R 1
H 9
RBI 1
BB 1
SO 3
LOB 13



Batter	1	2	3	4	5	6	7	8	9	AB	R	H	RBI	BB	SO	LOB	TOP				
Adolfo Phillips, R OBP: 0.373, SLG: 0.296 (1, 8)	5-3		F3	P4			CS 1B			4	0	1	0	0	0	2					
Gary Sutherland, R OBP: 0.294, SLG: 0.311 (1, 4)	P2		5-3		6-3		CS 1-2	P3		4	0	0	0	0	0	0					
Rusty Staub, L OBP: 0.402, SLG: 0.480 (1, 9)	4-3			1B SF8 1B	F7			1B		4	1	2	0	0	0	0					
Mack Jones, L OBP: 0.391, SLG: 0.530 (1, 7)		BB BB		SF8 1B 2B 1B	L3			F5		3	1	1	0	1	0	1					
Ron Fairly, L OBP: 0.327, SLG: 0.370 (1, 3)		FC6-4 BB		SF8 2B 1B		4-3		4-3		3	1	1	0	1	0	1					
Coco Laboy, R OBP: 0.313, SLG: 0.436 (1, 5)										2	0	0	1	0	1	2					
Kevin Collins, L OBP: 0.227, SLG: 0.341 (9, PH)	K			SF8	F7					1	0	1	0	0	0	0					
Ron Brand, R OBP: 0.283, SLG: 0.283 (1, 2)										3	0	1	2	0	0	2					
Floyd Wicker, L OBP: 0.207, SLG: 0.148 (9, PH)	F7			2B	P4			K		1	0	0	0	0	1	1					
Bobby Wine, R OBP: 0.283, SLG: 0.255 (1, 6)										3	0	0	0	0	0	3					
Ty Cline, L OBP: 0.317, SLG: 0.194 (9, PH)	FC6-4			P6				L8		1	0	0	0	0	0	1					
Bill Stoneman, R OBP: 0.167, SLG: 0.094 (1, 1)										2	0	0	0	1	2	0					
Dick Radatz, R (8, 1)										0	0	0	0	0	0	0					
Roy Face, R OBP: 0.500, SLG: 0.500 (8, 1)										0	0	0	0	0	0	0					
Bob Bailey, R OBP: 0.277, SLG: 0.314 (9, PH)										1	0	0	0	0	0	1					
Inning Stats	R: 0 E: 0 K: 0 S: 3	H: 0 LOB: 0 BB: 0 P: 3	R: 0 E: 0 K: 1 S: 5	H: 0 LOB: 2 BB: 2 P: 13	R: 0 E: 0 K: 1 S: 5	H: 0 LOB: 0 BB: 0 P: 5	R: 3 E: 0 K: 0 S: 7	H: 4 LOB: 2 BB: 1 P: 11	R: 0 E: 0 K: 0 S: 3	H: 0 LOB: 0 BB: 0 P: 3	R: 0 E: 0 K: 1 S: 5	H: 1 LOB: 0 BB: 0 P: 5	R: 0 E: 0 K: 0 S: 4	H: 1 LOB: 1 BB: 0 P: 4	R: 0 E: 0 K: 1 S: 6	H: 1 LOB: 1 BB: 0 P: 6	1B: 5 2B: 2 3B: 0 HR: 0	SF: 1 SAC: 0 DP: 0 HBP: 0	WP: 0 PB: 0 SB: 0 CS: 1	PA: 37	
PITCHER	IP	WLS	BF	H	R	ER	SO	BB	IBB	HBP	BLK	WP	HR	S	P	ERA	WHIP				
Ray Washburn, R ERA: 3.02 (1, 1)	3.2		18	4	3	3	2	3	0	0	0	0	0	19	31	7.36	1.909				
Mudcat Grant, R ERA: 4.34 (4, 1)	5.1	W	18	3	0	0	2	0	0	0	0	0	0	22	22	0.00	0.562				

Montreal Expos @ St. Louis Cardinals
 Busch Stadium, St. Louis, MO
 Thu Jun 19 1969, 3:33 AM CDT
 Att: 17,457 - Unknown

AB	32
R	3
H	7
RBI	3
BB	3
SO	4
LOB	14



Batter	1	2	3	4	5	6	7	8	9	AB	R	H	RBI	BB	SO	LOB	BOTTOM				
Lou Brock, L OBP: 0.341, SLG: 0.474 (1, 7)	CS 1B		1B 2B		1B SF9 1B		HR	BB		4	3	4	2	1	0	0					
Vic Davallillo, L OBP: 0.283, SLG: 0.256 (1, 8)	F8		1B WP BB		P5		4-3	4-3		4	1	0	0	1	0	5					
Vada Pinson, L OBP: 0.340, SLG: 0.453 (1, 9)	K		1B WP		1B		E4 FC6-4			4	0	2	1	0	1	0					
Joe Torre, R OBP: 0.352, SLG: 0.483 (1, 3)		K	P3		SF9		FC6-4			3	0	0	1	0	1	2					
Tim McCarver, L OBP: 0.342, SLG: 0.393 (1, 2)		1-3	F7		4-3			4-3		4	0	0	0	0	0	2					
Julian Javier, R OBP: 0.326, SLG: 0.404 (1, 4)							P6			4	1	3	0	0	0	0					
Steve Huntz, S OBP: 0.265, SLG: 0.125 (1, 5)		3B			G4-6-3		K			2	0	0	0	2	1	1					
Dal Maxvill, R OBP: 0.268, SLG: 0.253 (1, 6)							L4			4	0	1	0	0	1	4					
Ray Washburn, R OBP: 0.074, SLG: 0.074 (1, 1)										1	0	0	0	0	1	0					
Mudcat Grant, R OBP: 0.190, SLG: 0.150 (4, 1)										2	0	0	0	1	1	1					
Inning Stats	R: 0 E: 0 K: 1 S: 5	H: 1 LOB: 0 BB: 0 P: 5	R: 0 E: 0 K: 1 S: 6	H: 1 LOB: 2 BB: 1 P: 10	R: 2 E: 0 K: 1 S: 7	H: 2 LOB: 1 BB: 1 P: 11	R: 0 E: 0 K: 1 S: 6	H: 2 LOB: 1 BB: 0 P: 6	R: 1 E: 0 K: 0 S: 5	H: 0 LOB: 0 BB: 0 P: 5	R: 1 E: 1 K: 0 S: 5	H: 1 LOB: 1 BB: 0 P: 5	R: 1 E: 0 K: 1 S: 6	H: 1 LOB: 3 BB: 3 P: 18	1B: 5 2B: 2 3B: 2 HR: 1	SF: 1 SAC: 0 DP: 1 HBP: 0	WP: 1 PB: 0 SB: 0 CS: 1	PA: 38			
PITCHER	IP	WLS	BF	H	R	ER	SO	BB	IBB	HBP	BLK	WP	HR	S	P	ERA	WHIP				
Bill Stoneman, R ERA: 5.27 (1, 1)	7.0	L	31	9	4	4	4	3	0	0	0	0	0	5	17	13.50	6.000				
Dick Radatz, R ERA: 3.39 (8, 1)	0.2		6	1	1	1	1	3	0	0	0	0	0	1	1	0.00	0.000				
Roy Face, R ERA: 3.77 (8, 1)	0.1		1	0	0	0	0	0	0	0	0	0	0	1	1	0.00	0.000				

Montreal Expos @ St. Louis Cardinals
 Busch Stadium, St. Louis, MO
 Thu Jun 19 1969, 3:33 AM CDT
 Att: 17,457 - Unknown

AB	32
R	5
H	10
RBI	4
BB	5
SO	6
LOB	15



Batter	1	2	3	4	5	6	7	8	9	AB	R	H	RBI	BB	SO	LOB	TOP					
Lou Brock, L OBP: 0.344, SLG: 0.474 (1,7)	0-0 4-3		0-0 BLK 1-3 1B		0-0 E5 1B SF6 1B		0-0 F8			4	1	2	0	0	0	0						
Curt Flood, R OBP: 0.323, SLG: 0.339 (1,8)	0-3 K		0-0 1-3		0-0 SF6 1B		0-0 6-3			4	0	1	1	0	1	1						
Vada Pinson, L OBP: 0.339, SLG: 0.451 (1,9)	0-0 2B 1B		0-0 4-3		0-0 SF6 1B		0-0 P6			3	0	1	1	0	0	1						
Joe Torre, R OBP: 0.354, SLG: 0.485 (1,3)	0-0 1-H 2B			4-0 BB		0-0 F8		0-3 K		3	0	1	0	1	1	1						
Tim McCarver, L OBP: 0.340, SLG: 0.387 (1,2)		4-0 FC4-6 BB		0-0 F9		0-0 L4		0-0 4-3		3	0	0	0	1	0	1						
Julian Javier, R OBP: 0.320, SLG: 0.396 (1,4)		0-0 FC4-6 FC6-4		0-0 F8		0-0 5-3		0-0 5-3		4	0	0	0	0	0	2						
Mike Shannon, R OBP: 0.289, SLG: 0.329 (1,5)		0-3 K		0-0 F7		0-0 FC6-4 1B		0-3 K		4	0	1	0	0	2	2						
Dal Maxvill, R OBP: 0.269, SLG: 0.250 (1,6)		0-0 FC6-4			4-0 E 1B BB		0-0 FC6-4		0-3 K	2	1	0	0	1	0	2						
Bob Johnson, R OBP: 0.286, SLG: 0.346 (9, PH)		0-0 FC6-4								1	0	0	0	0	1	0						
Bob Gibson, R OBP: 0.283, SLG: 0.326 (1,1)			0-3 K		0-0 F2		0-0 HR		0-3 K	4	1	1	1	0	2	1						
Inning Stats	R: 0 E: 0 K: 1 S: 6	H: 2 LOB: 2 BB: 0 P: 6	R: 0 E: 0 K: 1 S: 5	H: 0 LOB: 1 BB: 1 P: 9	R: 0 E: 0 K: 1 S: 6	H: 1 LOB: 1 BB: 0 P: 6	R: 0 E: 0 K: 0 S: 3	H: 0 LOB: 0 BB: 1 P: 7	R: 2 E: 1 K: 0 S: 5	H: 2 LOB: 1 BB: 1 P: 9	R: 0 E: 0 K: 0 S: 4	H: 1 LOB: 1 BB: 0 P: 4	R: 1 E: 0 K: 0 S: 4	H: 1 LOB: 0 BB: 0 P: 4	R: 0 E: 0 K: 1 S: 5	H: 0 LOB: 0 BB: 0 P: 5	R: 0 E: 0 K: 3 S: 9	H: 0 LOB: 0 BB: 0 P: 9	1B: 5 2B: 1 3B: 0 HR: 1	SF: 1 SAC: 0 DP: 0 HBP: 0	WP: 0 PB: 0 SB: 0 CS: 0	PA: 36
PITCHER	IP	WLS	BF	H	R	ER	SO	BB	IBB	HBP	BLK	WP	HR	S	P	ERA	WHIP					
Nolan Ryan, R ERA: 1.86 (1,1)	6.0	W	26	6	2	1	3	3	0	0	1	0	0	29	41	1.50	1.500					
Tug McGraw, L ERA: 3.33 (7,1)	3.0	S	10	1	1	1	4	0	0	0	0	0	1	18	18	3.00	0.333					

St. Louis Cardinals @ New York Mets
Shea Stadium, Flushing, NY
Fri Jun 20 1969, 7:05 PM EDT
Att: 54,083 - Unknown

AB 32
R 3
H 7
RBI 3
BB 3
SO 7
LOB 11



Batter	1	2	3	4	5	6	7	8	9	AB	R	H	RBI	BB	SO	LOB	BOTTOM				
Tommie Agee, R OBP: 0.318, SLG: 0.487 (1,8)	0-0 BB 1B 2B	0-0 3B 1B		0-3 K		0-0 P4				4	2	2	0	0	1	1					
Ken Boswell, L OBP: 0.321, SLG: 0.361 (1,4)	0-0 BB 1B	0-0 1B 3B		0-0 L9		0-0 4-3				4	1	2	1	0	0	0					
Wayne Garrett, L OBP: 0.367, SLG: 0.366 (1,5)	4-0 1B SF7 BB	4-0 BB		0-0 F7		0-0 1B				2	1	1	0	2	0	0					
Cleon Jones, R OBP: 0.415, SLG: 0.522 (1,7)	0-0 1B	0-0 9-2		0-3 K		0-3 K				4	0	1	2	0	2	3					
Art Shamsky, L OBP: 0.397, SLG: 0.533 (1,9)	0-0 SF7	0-0 P6		0-0 F3		0-0 G3				3	0	0	1	0	0	2					
Rod Gaspar, S OBP: 0.305, SLG: 0.308 (8,9)										0	0	0	0	0	0	0					
Ed Kranepool, L OBP: 0.303, SLG: 0.397 (1,3)	0-0 S 1B		0-0 L8		0-0 4-3		0-0 L8			4	0	1	0	0	0	0					
Jerry Grote, R OBP: 0.281, SLG: 0.308 (1,2)	0-3 K		0-3 K		0-0 L9		0-0 F2			4	0	0	0	0	2	2					
Bud Harrelson, S OBP: 0.344, SLG: 0.279 (1,6)	4-0 IBB		4-0 BB		0-0 1B		0-0 F7			2	0	1	0	2	0	0					
Nolan Ryan, R OBP: 0.342, SLG: 0.342 (6, PH)	0-0 F9		0-3 K		0-3 K					2	0	0	0	0	1	4					
J.C. Martin, L OBP: 0.188, SLG: 0.200 (7,1)										1	0	0	0	0	1	1					
Inning Stats	R: 3 E: 0 K: 1 S: 9	H: 4 LOB: 3 BB: 2 P: 17	R: 1 E: 0 K: 0 S: 4	H: 2 LOB: 1 BB: 1 P: 8	R: 0 E: 0 K: 2 S: 7	H: 0 LOB: 1 BB: 1 P: 11	R: 0 E: 0 K: 1 S: 5	H: 0 LOB: 0 BB: 0 P: 5	R: 0 E: 0 K: 1 S: 6	H: 1 LOB: 1 BB: 0 P: 6	R: 0 E: 0 K: 1 S: 6	H: 1 LOB: 1 BB: 0 P: 6	R: 0 E: 0 K: 0 S: 3	H: 0 LOB: 0 BB: 0 P: 3	R: 0 E: 0 K: 3 S: 9	H: 0 LOB: 0 BB: 0 P: 9	1B: 6 2B: 2 3B: 1 HR: 0	SF: 1 SAC: 0 DP: 1 HBP: 0	WP: 0 PB: 0 SB: 1 CS: 0	PA: 35	
PITCHER	IP	WLS	BF	H	R	ER	SO	BB	IBB	HBP	BLK	WP	HR	S	P	ERA	WHIP				
Bob Gibson, R ERA: 2.2 (1,1)	8.0	L	35	8	4	3	7	3	1	0	0	0	0	45	61	3.38	1.375				

St. Louis Cardinals @ New York Mets
Shea Stadium, Flushing, NY
Fri Jun 20 1969, 7:05 PM EDT
Att: 54,083 - Unknown

AB 30
R 4
H 8
RBI 4
BB 4
SO 7
LOB 13



Batter	1	2	3	4	5	6	7	8	9	AB	R	H	RBI	BB	SO	LOB	TOP								
Lou Brock, L OBP: 0.345, SLG: 0.477 (1, 7)	0-0 S 1B		0-0 3-1		0-0 WP 1B 2B	0-3 K		0-0 P6		5	1	2	0	0	1	2									
Curt Flood, R OBP: 0.325, SLG: 0.344 (1, 8)	0-0 5-3		0-0		0-0 1B G3 2H		0-3 K	0-0 FC6-4		5	0	2	1	0	1	2									
Vada Pinson, L OBP: 0.335, SLG: 0.441 (1, 9)	0-0 F8		4-0 BB		0-0 G3 1-2		0-0 F9		0-0 G3	4	0	0	0	1	0	2									
Joe Torre, R OBP: 0.359, SLG: 0.492 (1, 3)	0-0 6-3		0-0 F7		4-0 1B IBB		4-0 HR BB		0-0 3B	3	1	1	0	2	0	3									
Julian Javier, R OBP: 0.322, SLG: 0.410 (1, 4)		0-0 F2		0-0 F2	0-0 1-2 2-3 1B		0-0 HR		0-0 P4	5	1	2	2	0	0	1									
Tim McCarver, L OBP: 0.333, SLG: 0.378 (1, 2)		0-0 F3		0-0 F9	0-0 F9		0-0 P4		0-0 4-3	5	0	0	0	0	0	4									
Mike Shannon, R OBP: 0.277, SLG: 0.333 (1, 5)		0-0 1B		0-0 F7		0-0 FC6-4 1B		4-0 PB 1B BB		3	1	2	0	1	0	0									
Dal Maxvill, R OBP: 0.264, SLG: 0.244 (1, 6)		0-0 P6		0-0 6-3	0-0 FC6-4 FC2-6		0-0 F9		0-0 F9	4	0	0	0	0	0	3									
Nelson Briles, R OBP: 0.143, SLG: 0.206 (1, 1)			0-0 F7		0-0 HR	0-0 FC2-6		0-0 FC6-4 1B		4	1	2	2	0	0	1									
Inning Stats	R: 0 E: 0 K: 0 S: 4	H: 1 LOB: 1 BB: 0 P: 4	R: 0 E: 0 K: 0 S: 4	H: 1 LOB: 1 BB: 0 P: 4	R: 0 E: 0 K: 0 S: 4	H: 1 LOB: 2 BB: 1 P: 8	R: 0 E: 0 K: 0 S: 3	H: 0 LOB: 0 BB: 0 P: 3	R: 2 E: 0 K: 0 S: 7	H: 4 LOB: 3 BB: 1 P: 11	R: 0 E: 0 K: 1 S: 6	H: 1 LOB: 1 BB: 0 P: 6	R: 2 E: 0 K: 1 S: 6	H: 1 LOB: 0 BB: 1 P: 10	R: 1 E: 0 K: 0 S: 4	H: 1 LOB: 1 BB: 1 P: 8	R: 0 E: 0 K: 0 S: 4	H: 1 LOB: 1 BB: 0 P: 4	1B: 6 2B: 2 3B: 1 HR: 2	SF: 0 SAC: 0 DP: 0 HBP: 0	WP: 1 PB: 1 SB: 1 CS: 0	PA: 42			
PITCHER	IP	WLS	BF	H	R	ER	SO	BB	IBB	HBP	BLK	WP	HR	S	P	ERA	WHIP								
Jack Dilauro, L ERA: 1.57 (1, 1)	6.0	L	28	8	2	2	1	1	1	0	0	1	1	28	36	3.00	1.500								
Jim McAndrew, R ERA: 6.94 (7, 1)	1.1		8	2	3	2	1	2	0	0	0	0	1	8	16	13.50	3.000								
Ron Taylor, R ERA: 2.53 (8, 1)	1.2		6	1	0	0	0	0	0	0	0	0	0	6	6	0.00	0.600								

St. Louis Cardinals @ New York Mets
Shea Stadium, Flushing, NY
Sat Jun 21 1969, 3:33 AM EDT
Att: 29,628 - Unknown

AB 38
R 5
H 11
RBI 5
BB 4
SO 2
LOB 18



Batter	1	2	3	4	5	6	7	8	9	AB	R	H	RBI	BB	SO	LOB	BOTTOM								
Tommie Agee, R OBP: 0.322, SLG: 0.489 (1, 8)	0-3 K		0-0 1-3 2B		4-0 SFS-2 1-2 SH1-3 BB			0-0 5-3		3	0	1	0	1	1	1									
Ken Boswell, L OBP: 0.321, SLG: 0.357 (1, 4)	4-0 FC4-6 BB		0-0 1-3		0-0 SH1-3		0-0 F7			2	0	0	0	1	0	1									
Wayne Garrett, L OBP: 0.357, SLG: 0.358 (1, 5)	0-0 FC4-6 1-2		0-0 F9		0-0 SF5-2-4			0-0 F8		3	0	0	1	0	0	1									
Cleon Jones, R OBP: 0.408, SLG: 0.513 (1, 7)	0-0 5-3		0-3 K		0-0 4-3			0-0 P4		4	0	0	0	0	1	1									
Art Shamsky, L OBP: 0.403, SLG: 0.578 (1, 9)		0-0 4-3 1B		0-0 F8		0-0 HR		0-0 3-1		4	1	2	1	0	0	0									
Ed Kranepool, L OBP: 0.298, SLG: 0.390 (1, 3)		0-0 4-3		0-0 P4		0-0 F7				3	0	0	0	0	0	1									
Jerry Grote, R OBP: 0.276, SLG: 0.302 (1, 2)		0-3 K		0-0 4-3		0-3 K				3	0	0	0	0	2	1									
Ron Taylor, R (8, 1)										0	0	0	0	0	0	0									
Bud Harrelson, S OBP: 0.344, SLG: 0.280 (1, 6)		0-3 K		0-3 K				0-0 5-3 3-4-1 WP 1B		3	1	1	0	0	2	1									
Jack Dilauro, S (1, 1)			0-3 K		4-0 SH1-3 SFS-2-4 BB			0-0 3-4-1		1	0	0	0	0	1	0									
Rod Gaspar, S OBP: 0.311, SLG: 0.308 (6, PH)										0	1	0	0	1	0	0									
Jim McAndrew, R OBP: 0.429, SLG: 0.500 (7, 1)										0	0	0	0	0	0	0									
J.C. Martin, L OBP: 0.261, SLG: 0.338 (8, 2)										1	0	0	0	0	0	1									
Inning Stats	R: 0 E: 0 K: 1 S: 5	H: 0 LOB: 1 BB: 1 P: 9	R: 0 E: 0 K: 2 S: 8	H: 1 LOB: 0 BB: 0 P: 8	R: 0 E: 0 K: 1 S: 5	H: 1 LOB: 0 BB: 0 P: 5	R: 0 E: 0 K: 1 S: 5	H: 0 LOB: 0 BB: 0 P: 5	R: 0 E: 0 K: 1 S: 5	H: 0 LOB: 0 BB: 0 P: 5	R: 1 E: 0 K: 0 S: 2	H: 0 LOB: 0 BB: 2 P: 10	R: 1 E: 0 K: 1 S: 6	H: 1 LOB: 0 BB: 0 P: 6	R: 1 E: 0 K: 0 S: 4	H: 1 LOB: 0 BB: 0 P: 4	R: 0 E: 0 K: 0 S: 3	H: 0 LOB: 0 BB: 0 P: 3	1B: 2 2B: 2 3B: 0 HR: 1	SF: 1 SAC: 1 DP: 1 HBP: 0	WP: 1 PB: 0 SB: 0 CS: 0	PA: 32			
PITCHER	IP	WLS	BF	H	R	ER	SO	BB	IBB	HBP	BLK	WP	HR	S	P	ERA	WHIP								
Nelson Briles, R ERA: 3.83 (1, 1)	9.0	W	32	4	3	3	7	3	0	0	0	1	1	43	55	3.00	0.778								

St. Louis Cardinals @ New York Mets
Shea Stadium, Flushing, NY
Sat Jun 21 1969, 3:33 AM EDT
Att: 29,628 - Unknown

AB 27
R 3
H 4
RBI 2
BB 3
SO 7
LOB 8



Batter	1	2	3	4	5	6	7	8	9	AB	R	H	RBI	BB	SO	LOB	TOP					
Lou Brock, L OBP: 0.342, SLG: 0.472 (1, 7)										5	1	1	0	0	0	4	St. Louis Cardinals @ New York Mets Shea Stadium, Flushing, NY Sun Jun 22 1969, 3:33 AM EDT Unknown					
Vic Davallio, L OBP: 0.282, SLG: 0.245 Ron Willis, R OBP: 1.000, SLG: 1.000 (7, 1)										4	0	0	0	0	0	3						
Vada Pinson, L OBP: 0.333, SLG: 0.443 (1, 9)										4	0	1	0	0	0	1						
Joe Torre, R OBP: 0.361, SLG: 0.490 (1, 3)										3	0	1	1	1	2	1						
Tim McCarver, L OBP: 0.332, SLG: 0.376 (1, 2)										4	0	1	0	0	0	1						
Julian Javier, R OBP: 0.316, SLG: 0.403 (1, 4)										4	0	0	0	0	2	2						
Mike Shannon, R OBP: 0.281, SLG: 0.338 (1, 5)										3	0	1	0	1	0	0						
Dal Maxvill, R OBP: 0.266, SLG: 0.243 Bill White, L OBP: 0.320, SLG: 0.227 Steve Huntz, S OBP: 0.280, SLG: 0.146 (7, 6)										1	0	0	0	1	0	0						
Steve Carlton, L OBP: 0.257, SLG: 0.343 Chuck Taylor, R (4, 1) Boots Day, L (7, 8)										1	0	0	0	0	1	1						
Inning Stats	R: 1 E: 0 K: 0 S: 5	H: 2 LOB: 1 BB: 0 P: 5	R: 0 E: 0 K: 2 S: 7	H: 0 LOB: 1 BB: 1 P: 11	R: 0 E: 0 K: 1 S: 6	H: 1 LOB: 1 BB: 0 P: 6	R: 0 E: 0 K: 0 S: 3	H: 0 LOB: 0 BB: 0 P: 3	R: 0 E: 0 K: 1 S: 5	H: 0 LOB: 0 BB: 0 P: 5	R: 0 E: 0 K: 1 S: 6	H: 1 LOB: 2 BB: 1 P: 10	R: 0 E: 0 K: 0 S: 4	H: 1 LOB: 2 BB: 1 P: 8	R: 0 E: 0 K: 1 S: 5	H: 0 LOB: 0 BB: 0 P: 5		R: 0 E: 0 K: 0 S: 4	H: 1 LOB: 2 BB: 1 P: 8	1B: 4 2B: 2 3B: 0 HR: 0	SF: 0 SAC: 0 DP: 0 HBP: 0	WP: 0 PB: 0 SB: 0 CS: 0
PITCHER	IP WLS BF H R ER SO BB IBB HBP BLK WP HR S P ERA WHIP																					
Gary Gentry, R ERA: 3.21 Cal Koonce, R ERA: 6.0 (9, 1)	8.1 W 35 6 1 1 6 4 0 0 0 0 0 0 2 2 1.08 1.200																					

Batter	1	2	3	4	5	6	7	8	9	AB	R	H	RBI	BB	SO	LOB	BOTTOM			
Bud Harrelson, S OBP: 0.355, SLG: 0.290 (1, 6)										4	2	3	1	1	1	0	St. Louis Cardinals @ New York Mets Shea Stadium, Flushing, NY Sun Jun 22 1969, 3:33 AM EDT Unknown			
Tommie Agee, R OBP: 0.324, SLG: 0.487 (1, 8)										5	1	2	2	0	1	2				
Cleon Jones, R OBP: 0.419, SLG: 0.519 (1, 7)										3	0	3	1	2	0	0				
Donn Clendenon, R OBP: 0.283, SLG: 0.390 (1, 3)										3	0	1	1	2	1	3				
Ron Swoboda, R OBP: 0.287, SLG: 0.341 (1, 9)										5	0	0	0	0	5	9				
Ed Charles, R OBP: 0.272, SLG: 0.270 (1, 5)										4	0	0	0	0	1	2				
Jerry Grote, R OBP: 0.287, SLG: 0.314 (1, 2)										4	0	3	0	0	0	1				
Al Weis, S OBP: 0.194, SLG: 0.190 (1, 4)										4	1	1	0	0	2	3				
Gary Gentry, R OBP: 0.161, SLG: 0.133 Cal Koonce, R OBP: 0.667, SLG: 0.667 (9, 1)										4	1	0	0	0	3	4				
Inning Stats	R: 0 E: 0 K: 3 S: 9	H: 0 LOB: 2 BB: 2 P: 17	R: 0 E: 0 K: 2 S: 8	H: 1 LOB: 1 BB: 0 P: 8	R: 2 E: 0 K: 2 S: 10	H: 4 LOB: 2 BB: 0 P: 10	R: 3 E: 0 K: 1 S: 10	H: 5 LOB: 2 BB: 0 P: 10	R: 0 E: 1 K: 1 S: 6	H: 0 LOB: 1 BB: 0 P: 6	R: 0 E: 0 K: 1 S: 6	H: 2 LOB: 1 BB: 0 P: 6	R: 0 E: 0 K: 2 S: 8	H: 1 LOB: 1 BB: 0 P: 8	R: 0 E: 0 K: 2 S: 7	H: 0 LOB: 3 BB: 3 P: 19		1B: 13 2B: 1 3B: 0 HR: 0	SF: 0 SAC: 0 DP: 2 HBP: 0	WP: 1 PB: 0 SB: 1 CS: 1
PITCHER	IP WLS BF H R ER SO BB IBB HBP BLK WP HR S P ERA WHIP																			
Steve Carlton, L ERA: 1.93 Chuck Taylor, R ERA: 3.24 Ron Willis, R ERA: 3.21 (7, 1)	3.1 L 19 4 0 0 3 2 0 0 0 0 0 0 18 18 0.00 1.500																			

livebaseballscores.com



Batter	1	2	3	4	5	6	7	8	9	AB	R	H	RBI	BB	SO	LOB	TOP			
Lou Brock, L OBP: 0.341, SLG: 0.469 (1, 7)	0-3 K		0-3 K		0-3 K			0-0 S 1B 1B		4	0	1	0	0	3	0				
Curt Flood, R OBP: 0.327, SLG: 0.348 (1, 8)	4-0 1B BB		0-0 4-3 2B		0-0 5-3			0-0 F7		3	0	1	0	1	0	1				
Julian Javier, R OBP: 0.319, SLG: 0.402 (1, 4)	0-0 1-3 1B		0-0 4-3		0-3 K			4-0 BB 1B BB		3	0	1	0	1	1	1				
Joe Torre, R OBP: 0.359, SLG: 0.486 (1, 3)	0-0 L5-3		0-0 6-3		0-0 5-3			0-0 BB 1B		4	0	1	0	0	0	3				
Mike Shannon, R OBP: 0.285, SLG: 0.338 (1, 5)		0-0 BB 1B		0-3 K		0-0 P4		4-0 BB 1B		3	0	1	0	1	1	0				
Phil Gagliano, R OBP: 0.321, SLG: 0.205 (1, 9)	4-0 1-2 BB		0-0 1B		0-0 F7			0-0 P3		3	0	1	0	1	0	3				
Dave Ricketts, S OBP: 0.389, SLG: 0.313 (1, 2)	0-3 K		0-0 L8		0-0 F7			0-0 1B		4	0	1	0	0	1	3				
Dal Maxvill, R OBP: 0.262, SLG: 0.239 (1, 6)	0-0 F8		0-0 F7		0-0 F3			0-3 K		3	0	0	0	0	0	4				
Bob Johnson, R OBP: 0.276, SLG: 0.333 (9, PH)								0-0 K		1	0	0	0	0	1	0				
Mike Torrez, R OBP: 0.091, SLG: 0.182 (1, 1)	0-3 K				0-0 F9			0-3 K		3	0	0	0	0	1	3				
Joe Hoerner, R (8, 1)								0-3 K		0	0	0	0	0	0	0				
Steve Huntz, S OBP: 0.275, SLG: 0.143 (9, PH)								0-3 K		1	0	0	0	0	1	0				
Inning Stats	R: 0 E: 0 K: 1 S: 5	H: 1 LOB: 1 BB: 1 P: 9	R: 0 E: 0 K: 2 S: 8	H: 1 LOB: 2 BB: 1 P: 12	R: 0 E: 0 K: 1 S: 6	H: 1 LOB: 1 BB: 0 P: 6	R: 0 E: 0 K: 1 S: 6	H: 0 LOB: 0 BB: 0 P: 5	R: 0 E: 0 K: 1 S: 5	H: 0 LOB: 0 BB: 0 P: 5	R: 0 E: 0 K: 0 S: 4	H: 1 LOB: 1 BB: 0 P: 4	R: 0 E: 0 K: 0 S: 4	H: 2 LOB: 2 BB: 2 P: 12	R: 0 E: 0 K: 2 S: 7	H: 0 LOB: 0 BB: 0 P: 7	1B: 6 2B: 2 3B: 0 HR: 0	SF: 0 SAC: 0 DP: 1 HBP: 0	WP: 0 PB: 0 SB: 1 CS: 0	PA: 36
PITCHER Jerry Koosman, L ERA: 1.42 (1, 1)	IP: 9.0 WLS: W BF: 36 H: 7 R: 0 ER: 0 SO: 9 BB: 4 IBB: 0 HBP: 0 BLK: 0 WP: 0 HR: 0 S: 50 P: 66 ERA: 0.00 WHIP: 1.222															PITCHER				

St. Louis Cardinals @ New York Mets
Shea Stadium, Flushing, NY
Sun Jun 22 1969, 3:38 AM EDT
Att: 55,862 - Unknown

AB 32
R 0
H 7
RBI 0
BB 4
SO 9
LOB 18



Batter	1	2	3	4	5	6	7	8	9	AB	R	H	RBI	BB	SO	LOB	BOTTOM			
Bud Harrelson, S OBP: 0.353, SLG: 0.300 (1, 6)	0-0 P6		0-0 F7		0-0 G3			0-0 2B 3B		4	1	1	0	0	0	0				
Tommie Agee, R OBP: 0.327, SLG: 0.492 (1, 8)	0-3 K		0-0 FC6-4 1B		0-3 K			0-0 2B		4	0	2	1	0	2	0				
Ken Boswell, L OBP: 0.325, SLG: 0.362 (1, 4)	4-0 BB		0-0 FC6-4 S 1-2		0-0 2B			0-3 K		3	0	1	0	1	1	2				
Art Shamsky, L OBP: 0.395, SLG: 0.552 (1, 9)	0-0 4-3		0-0 F8		0-3 K			4-0 PO BB		3	0	0	0	1	1	3				
Al Weis, S OBP: 0.194, SLG: 0.190 (8, PR)										0	0	0	0	0	0	0				
Jerry Grote, R OBP: 0.287, SLG: 0.314 (9, 2)										0	0	0	0	0	0	0				
Wayne Garrett, L OBP: 0.354, SLG: 0.350 (1, 5)		0-0 L7		4-0 1B BB		0-0 F8		0-0 F2		3	0	0	0	1	0	1				
Ed Kranepool, L OBP: 0.294, SLG: 0.384 (1, 3)		0-0 P6		0-0 L8		0-0 P6		0-3 K		3	0	0	0	0	0	1				
Donn Clendenon, R OBP: 0.281, SLG: 0.387 (8, PH)										1	0	0	0	0	1	1				
J.C. Martin, L OBP: 0.275, SLG: 0.349 (1, 2)		0-0 1B		0-0 1B		0-0 F5		0-0 PO		3	0	2	0	0	0	0				
Cleon Jones, R OBP: 0.419, SLG: 0.519 (8, PH)										0	0	0	0	0	0	0				
Rod Gaspar, S OBP: 0.319, SLG: 0.311 (1, 7)		0-0 1-3 1B		4-0 1B		0-0 1-3				2	0	1	0	1	0	0				
Jerry Koosman, R OBP: 0.036, SLG: 0.036 (1, 1)		0-3 K		0-0 4-1		0-0 F9				3	0	0	0	0	1	4				
Inning Stats	R: 0 E: 0 K: 1 S: 5	H: 0 LOB: 1 BB: 1 P: 9	R: 0 E: 0 K: 1 S: 7	H: 2 LOB: 0 BB: 0 P: 7	R: 0 E: 0 K: 0 S: 4	H: 1 LOB: 1 BB: 0 P: 4	R: 0 E: 0 K: 0 S: 3	H: 1 LOB: 2 BB: 2 P: 11	R: 0 E: 0 K: 2 S: 8	H: 1 LOB: 1 BB: 0 P: 8	R: 0 E: 0 K: 0 S: 3	H: 0 LOB: 0 BB: 0 P: 3	R: 1 E: 0 K: 1 S: 7	H: 2 LOB: 1 BB: 0 P: 7	R: 0 E: 0 K: 1 S: 4	H: 0 LOB: 1 BB: 1 P: 8	1B: 4 2B: 2 3B: 1 HR: 0	SF: 0 SAC: 0 DP: 0 HBP: 0	WP: 0 PB: 0 SB: 1 CS: 0	PA: 34
PITCHER Mike Torrez, R ERA: 4.21 (1, 1)	IP: 7.0 WLS: L BF: 31 H: 7 R: 1 ER: 1 SO: 5 BB: 3 IBB: 1 HBP: 0 BLK: 0 WP: 0 HR: 0 S: 37 P: 53 ERA: 1.29 WHIP: 1.429															PITCHER				
Joe Hoerner, L ERA: 2.05 (8, 1)	IP: 1.0 WLS: 2 BF: 2 H: 0 R: 0 ER: 0 SO: 1 BB: 0 IBB: 0 HBP: 0 BLK: 0 WP: 0 HR: 0 S: 4 P: 4 ERA: 0.00 WHIP: 0.000															PITCHER				

St. Louis Cardinals @ New York Mets
Shea Stadium, Flushing, NY
Sun Jun 22 1969, 3:38 AM EDT
Att: 55,862 - Unknown

AB 29
R 1
H 7
RBI 1
BB 4
SO 6
LOB 12



Batter	1	2	3	4	5	6	7	8	9	AB	R	H	RBI	BB	SO	LOB	TOP								
Lou Brock, L OBP: 0.345, SLG: 0.471 (1,7)										5	0	3	0	0	1	1									
Curt Flood, R OBP: 0.330, SLG: 0.347 (1,8)										3	1	1	0	1	0	4									
Vada Pinson, L OBP: 0.332, SLG: 0.439 (1,9)										4	0	1	0	0	2	2									
Joe Torre, R OBP: 0.365, SLG: 0.486 (1,3)										2	0	1	1	2	1	0									
Tim McCarver, L OBP: 0.327, SLG: 0.370 (1,2)										4	0	0	0	0	0	5									
Julian Javier, R OBP: 0.314, SLG: 0.395 (1,4)										4	0	0	0	0	1	2									
Mike Shannon, R OBP: 0.284, SLG: 0.333 (1,5)										3	0	0	0	1	0	0									
Dal Maxvill, R OBP: 0.260, SLG: 0.236 (7, PH)										2	0	0	0	0	1	0									
Vic Davallio, L OBP: 0.250, SLG: 0.242 (7, PH)										1	0	0	0	0	1	1									
Steve Huntz, S OBP: 0.269, SLG: 0.140 (7, 6)										1	0	0	0	0	0	0									
Dave Giusti, R OBP: 0.318, SLG: 0.300 (7, PH)										2	0	1	0	0	0	0									
Boots Day, L (7, PH)										1	0	0	0	0	0	1									
Chuck Taylor, R (7, 1)										0	0	0	0	0	0	0									
Bill White, L (9, PH)										0	0	0	0	1	0	0									
Inning Stats	R: 0 E: 0 K: 1 S: 5	H: 1 LOB: 2 BB: 2 P: 13	R: 0 E: 0 K: 0 S: 3	H: 0 LOB: 0 BB: 0 P: 3	R: 0 E: 1 K: 1 S: 6	H: 1 LOB: 1 BB: 0 P: 6	R: 0 E: 0 K: 2 S: 7	H: 0 LOB: 0 BB: 0 P: 7	R: 0 E: 0 K: 1 S: 7	H: 2 LOB: 2 BB: 0 P: 7	R: 0 E: 0 K: 0 S: 2	H: 0 LOB: 0 BB: 1 P: 6	R: 0 E: 0 K: 1 S: 5	H: 0 LOB: 1 BB: 1 P: 9	R: 1 E: 0 K: 0 S: 6	H: 3 LOB: 2 BB: 0 P: 6	R: 0 E: 0 K: 1 S: 5	H: 0 LOB: 1 BB: 1 P: 9	1B: 7 2B: 1 3B: 0 HR: 0	SF: 0 SAC: 0 DP: 2 HBP: 0	WP: 0 PB: 0 SB: 0 CS: 1	PA: 37			
PITCHER Bill Stoneman, R ERA: 4.92 (1,1)	IP: 9.0 WLS: W BF: 37 H: 7 R: 1 ER: 1 SO: 7 BB: 5 IBB: 0 HBP: 0 BLK: 0 WP: 0 HR: 0 S: 46 P: 66 ERA: 1.00 WHIP: 1.333																								

St. Louis Cardinals @ Montreal Expos
Jarry Park, Montreal, QB
Tue Jun 24 1969, 7:05 PM EDT
Att: 10,924 - Unknown

AB 32
R 1
H 7
RBI 1
BB 5
SO 7
LOB 16



Batter	1	2	3	4	5	6	7	8	9	AB	R	H	RBI	BB	SO	LOB	BOTTOM							
Gary Sutherland, R OBP: 0.281, SLG: 0.298 (1,4)										4	0	1	0	0	0	0								
Ron Fairly, L OBP: 0.347, SLG: 0.406 (9,3)										3	0	1	0	1	0	1								
Rusty Staub, L OBP: 0.407, SLG: 0.469 (1,9)										3	1	0	0	1	0	4								
Mack Jones, L OBP: 0.375, SLG: 0.500 (1,7)										4	0	0	0	0	1	1								
Bob Bailey, R OBP: 0.325, SLG: 0.464 (1,3)										4	2	2	3	0	1	0								
Adolfo Phillips, R OBP: 0.353, SLG: 0.277 (9,8)										0	0	0	0	0	0	0								
Kevin Collins, L OBP: 0.250, SLG: 0.340 (1,5)										1	0	1	0	0	0	0								
Coco Laboy, R OBP: 0.316, SLG: 0.451 (4,5)										2	1	1	1	1	0	0								
John Boccabella, R OBP: 0.175, SLG: 0.207 (1,2)										3	0	0	0	0	0	2								
Bobby Wine, R OBP: 0.257, SLG: 0.265 (1,6)										3	0	0	0	0	0	2								
Bill Stoneman, R OBP: 0.154, SLG: 0.086 (1,1)										3	0	0	0	0	2	0								
Inning Stats	R: 0 E: 0 K: 0 S: 3	H: 1 LOB: 0 BB: 0 P: 3	R: 0 E: 0 K: 1 S: 6	H: 1 LOB: 1 BB: 0 P: 6	R: 0 E: 0 K: 1 S: 6	H: 1 LOB: 2 BB: 1 P: 10	R: 2 E: 0 K: 0 S: 5	H: 2 LOB: 0 BB: 0 P: 5	R: 0 E: 0 K: 1 S: 5	H: 0 LOB: 0 BB: 0 P: 5	R: 2 E: 0 K: 0 S: 4	H: 1 LOB: 2 BB: 2 P: 12	R: 0 E: 0 K: 0 S: 4	H: 0 LOB: 1 BB: 0 P: 4	R: 0 E: 0 K: 1 S: 5	H: 0 LOB: 0 BB: 0 P: 5	1B: 3 2B: 1 3B: 0 HR: 3	SF: 0 SAC: 0 DP: 2 HBP: 0	WP: 0 PB: 0 SB: 0 CS: 0	PA: 33				
PITCHER Dave Giusti, R ERA: 3.5 (1,1)	IP: 6.0 WLS: L BF: 26 H: 6 R: 4 ER: 4 SO: 3 BB: 3 IBB: 0 HBP: 0 BLK: 0 WP: 0 HR: 3 S: 29 P: 41 ERA: 6.00 WHIP: 1.500																							
Chuck Taylor, R ERA: 2.61 (7,1)	IP: 2.0 WLS: L BF: 7 H: 0 R: 0 ER: 0 SO: 1 BB: 0 IBB: 0 HBP: 0 BLK: 0 WP: 0 HR: 0 S: 9 P: 9 ERA: 0.00 WHIP: 0.000																							

St. Louis Cardinals @ Montreal Expos
Jarry Park, Montreal, QB
Tue Jun 24 1969, 7:05 PM EDT
Att: 10,924 - Unknown

AB 30
R 4
H 6
RBI 4
BB 3
SO 4
LOB 10



Batter	1	2	3	4	5	6	7	8	9	AB	R	H	RBI	BB	SO	LOB	TOP								
Curt Flood, R OBP: 0.331, SLG: 0.348 (1, 8)	0-0 5-3		0-0 1-3	0-0 FC6-4			0-0 FC4-6	0-0 1B BB		5	0	2	2	0	0	1									
Vada Pinson, L OBP: 0.333, SLG: 0.432 (1, 9)	4-0 CS BB		0-3 K	0-3 K			0-0 FC4-6	4-0 1B BB		3	1	0	0	2	2	2									
Lou Brock, L OBP: 0.346, SLG: 0.468 (1, 7)	4-0 CS BB			0-0 4-3	0-3 K		0-0 L7	0-0 1B BB		4	0	1	0	1	1	1									
Joe Torre, R OBP: 0.365, SLG: 0.482 (1, 3)	0-0 CS	0-0 F7		0-0 HR 1B	0-0 6-3		4-0 1B BB	0-0 FC5-4		4	1	1	0	1	0	3									
Tim McCarver, L OBP: 0.340, SLG: 0.397 (1, 2)		0-0 1B 2B		0-0 HR 1B	0-0 1B		0-0 1B	4-0 1B BB		4	2	4	3	1	0	0									
Mike Shannon, R OBP: 0.286, SLG: 0.335 (1, 5)		0-0 1B		0-0 1B 1B	0-0 1-3		0-0 L6	0-0 F8		5	1	2	1	0	0	4									
Julian Javier, R OBP: 0.316, SLG: 0.392 (1, 4)		0-0 F9		0-0 1B 1B		4-0 G6-4-3 BB		0-0 F7	0-0 F8	4	1	1	0	1	0	2	AB 39								
Dal Maxvill, R OBP: 0.263, SLG: 0.241 (1, 6)		0-0 5-3		0-0 1B FC6-4 1B		0-0 G6-4-3		0-0 1-3	0-0 1B	5	1	2	1	0	0	2	R 8								
Bob Gibson, R OBP: 0.294, SLG: 0.354 (1, 1)			0-0 F7	0-0 FC6-4 1B		0-3 K		0-0 1B 2B	0-0 F9	5	1	2	1	0	1	2	H 15								
Inning Stats	R: 0 E: 0 K: 0 S: 1	H: 0 LOB: 0 BB: 2 P: 9	R: 1 E: 0 K: 0 S: 5	H: 2 LOB: 1 BB: 0 P: 5	R: 0 E: 0 K: 1 S: 5	H: 0 LOB: 0 BB: 0 P: 5	R: 5 E: 0 K: 1 S: 11	H: 6 LOB: 1 BB: 0 P: 11	R: 0 E: 0 K: 1 S: 6	H: 1 LOB: 1 BB: 0 P: 6	R: 0 E: 0 K: 1 S: 4	H: 0 LOB: 0 BB: 1 P: 8	R: 1 E: 0 K: 0 S: 5	H: 2 LOB: 2 BB: 1 P: 9	R: 1 E: 0 K: 0 S: 6	H: 3 LOB: 3 BB: 1 P: 10	R: 0 E: 0 K: 0 S: 4	H: 1 LOB: 2 BB: 1 P: 8	1B: 12 2B: 2 3B: 0 HR: 1	SF: 0 SAC: 0 DP: 1 HBP: 0	WP: 0 PB: 0 SB: 0 CS: 2	PA: 46			
PITCHER	IP	WLS	BF	H	R	ER	SO	BB	IBB	HBP	BLK	WP	HR	S	P	ERA	WHIP								
Jerry Robertson, R ERA: 3.95 (1, 1)	3.1	L	18	8	6	6	1	2	0	0	0	0	1	18	26	16.20	3.000								
Dick Radatz, R ERA: 3.0 (4, 1)	1.2		6	1	0	0	2	0	0	0	0	0	0	10	10	0.00	0.600								
Gary Waslewski, R ERA: 4.09 (6, 1)	2.0		9	2	1	1	0	2	0	0	0	0	0	9	17	4.50	2.000								
Larry Jaster, L ERA: 5.09 (8, 1)	2.0		12	4	1	1	0	2	0	0	0	0	0	10	18	4.50	3.000								

St. Louis Cardinals @ Montreal Expos
Jarry Park, Montreal, QB
Wed Jun 25 1969, 7:05 PM EDT
Unknown

AB 39
R 8
H 15
RBI 8
BB 6
SO 4
LOB 17



Batter	1	2	3	4	5	6	7	8	9	AB	R	H	RBI	BB	SO	LOB	BOTTOM								
Gary Sutherland, R OBP: 0.280, SLG: 0.296 (1, 4)	0-0 F2		0-0 5-3		0-0 G6-4-3 1B		0-0 F5		0-0 L5	5	0	1	0	0	0	3									
Ron Fairly, L OBP: 0.360, SLG: 0.418 (1, 8)	0-0 1B		0-0 1B		0-0 G6-4-3			0-0 BB 1B SF7		4	1	3	0	0	0	2									
Rusty Staub, L OBP: 0.405, SLG: 0.465 (1, 9)	0-0 P6		0-0 G3		0-0 L9			0-0 SF7 BB 1B		4	0	1	0	0	0	2									
Mack Jones, L OBP: 0.377, SLG: 0.498 (1, 7)	0-3 K			0-0 1B	0-0 6-3		0-0 6-3	4-0 G4-6-3 BB		3	0	1	0	1	1	1									
Bob Bailey, R OBP: 0.315, SLG: 0.452 (1, 3)		0-0 6-3		0-3 K	0-3 K		0-3 K	0-0 SF7		3	0	0	1	0	2	1									
Coco Laboy, R OBP: 0.319, SLG: 0.450 (1, 5)		0-0 1B		0-3 K	0-3 K		4-0 FC6-4 1B BB	0-0 G4-6-3		3	0	1	0	1	1	3									
John Boccabella, R OBP: 0.179, SLG: 0.210 (1, 2)		0-3 K		0-3 K	0-3 K		0-0 FC6-4 1B		0-0 5-3	4	0	1	0	0	2	2	AB 33								
Bobby Wine, R OBP: 0.257, SLG: 0.264 (1, 6)		0-0 6-3			0-0 1B 1B		0-0 FC6-4		0-3 K	4	0	1	0	0	1	3	R 1								
Jerry Robertson, S (1, 1)			0-3 K		0-0 F5		0-3 K		4-0 BB	1	0	0	0	0	1	0	H 9								
Dick Radatz, R (4, 1)										0	0	0	0	0	0	0	RBI 1								
Ty Cline, L OBP: 0.318, SLG: 0.390 (5, PH)										0	0	0	0	0	0	1	BB 3								
Gary Waslewski, R (6, 1)										0	0	0	0	0	0	0	SO 9								
Kevin Collins, L OBP: 0.306, SLG: 0.333 (7, PH)										0	0	0	0	0	1	2	LOB 20								
Larry Jaster, R OBP: 0.467, SLG: 0.500 (8, 1)										0	0	0	0	0	0	0									
Don Bosch, L OBP: 0.254, SLG: 0.252 (9, PH)										0	0	0	0	1	0	0									
Inning Stats	R: 0 E: 0 K: 1 S: 6	H: 1 LOB: 1 BB: 0 P: 6	R: 0 E: 0 K: 1 S: 6	H: 1 LOB: 1 BB: 0 P: 6	R: 0 E: 0 K: 3 S: 10	H: 1 LOB: 1 BB: 0 P: 10	R: 0 E: 0 K: 0 S: 4	H: 2 LOB: 1 BB: 0 P: 4	R: 0 E: 0 K: 1 S: 5	H: 0 LOB: 0 BB: 0 P: 5	R: 0 E: 0 K: 1 S: 6	H: 1 LOB: 2 BB: 1 P: 10	R: 1 E: 0 K: 0 S: 4	H: 2 LOB: 1 BB: 1 P: 8	R: 0 E: 0 K: 1 S: 5	H: 0 LOB: 1 BB: 1 P: 9	1B: 9 2B: 0 3B: 0 HR: 0	SF: 1 SAC: 0 DP: 2 HBP: 0	WP: 0 PB: 0 SB: 0 CS: 0	PA: 37					
PITCHER	IP	WLS	BF	H	R	ER	SO	BB	IBB	HBP	BLK	WP	HR	S	P	ERA	WHIP								
Bob Gibson, R ERA: 2.11 (1, 1)	9.0	W	37	9	1	1	9	3	0	0	0	0	0	52	64	1.00	1.333								

St. Louis Cardinals @ Montreal Expos
Jarry Park, Montreal, QB
Wed Jun 25 1969, 7:05 PM EDT
Unknown

AB 33
R 1
H 9
RBI 1
BB 3
SO 9
LOB 20



Batter	1	2	3	4	5	6	7	8	9	AB	R	H	RBI	BB	SO	LOB	TOP			
Curt Flood, R OBP: 0.332, SLG: 0.347 (1, 8)										4	1	1	0	1	0	1	St. Louis Cardinals @ Montreal Expos Jarry Park, Montreal, QB Wed Jun 25 1969, 7:05 PM EDT Att: 28,819 - Unknown			
Vada Pinson, L OBP: 0.335, SLG: 0.436 (1, 9)										5	1	2	1	0	0	3				
Lou Brock, L OBP: 0.344, SLG: 0.474 (1, 7)										5	1	1	1	0	2	2				
Joe Torre, R OBP: 0.366, SLG: 0.479 (1, 3)										4	2	1	0	1	0	1				
Tim McCarver, L OBP: 0.348, SLG: 0.401 (1, 2)										3	2	2	0	2	0	0				
Mike Shannon, R OBP: 0.290, SLG: 0.349 (1, 5)										2	1	1	4	1	0	0				
Phil Gagliano, R OBP: 0.333, SLG: 0.250 (8, PR)										4	0	2	2	0	1	2				
Julian Javier, R OBP: 0.315, SLG: 0.391 (8, 4)										1	0	0	0	0	1	0				
Dal Maxvill, R OBP: 0.268, SLG: 0.242 (1, 6)										3	0	1	0	1	2	3				
Mudcat Grant, R OBP: 0.208, SLG: 0.174 (1, 1)										3	0	1	0	0	2	2				
Inning Stats	R: 3 E: 0 K: 2 S: 10	H: 3 LOB: 2 BB: 2 P: 18	R: 0 E: 0 K: 0 S: 2	H: 1 LOB: 0 BB: 1 P: 6	R: 0 E: 0 K: 0 S: 3	H: 0 LOB: 2 BB: 2 P: 11	R: 0 E: 0 K: 0 S: 4	H: 1 LOB: 1 BB: 0 P: 4	R: 0 E: 0 K: 2 S: 7	H: 0 LOB: 1 BB: 1 P: 11	R: 0 E: 0 K: 1 S: 6	H: 1 LOB: 1 BB: 0 P: 6	R: 1 E: 0 K: 2 S: 9	H: 2 LOB: 1 BB: 0 P: 9	R: 4 E: 0 K: 1 S: 9	H: 4 LOB: 0 BB: 0 P: 9	1B: 8 2B: 2 3B: 1 HR: 2	SF: 1 SAC: 2 DP: 0 HBP: 0	WP: 1 PB: 0 SB: 0 CS: 0	PA: 43
PITCHER	IP WLS BF H R ER SO BB IBB HBP BLK WP HR S P ERA WHIP																			
Mike Wegener, R ERA: 3.72 (1, 1)	7.1 L 33 7 4 4 5 5 1 0 0 0 1 0 37 61 4.91 1.636																			
Dick Radatz, R ERA: 3.91 (8, 1)	1.1 8 4 3 3 2 0 0 0 0 0 1 12 12 20.25 3.000																			
Roy Face, R ERA: 3.63 (9, 1)	0.1 2 1 1 1 1 0 0 0 0 0 0 1 4 4 27.00 3.000																			

AB	34
R	8
H	12
RBI	8
BB	6
SO	8
LOB	14



Batter	1	2	3	4	5	6	7	8	9	AB	R	H	RBI	BB	SO	LOB	BOTTOM					
Gary Sutherland, R OBP: 0.279, SLG: 0.295 (1, 4)										4	1	1	0	0	0	0	St. Louis Cardinals @ Montreal Expos Jarry Park, Montreal, QB Wed Jun 25 1969, 7:05 PM EDT Att: 28,819 - Unknown					
Ron Fairly, L OBP: 0.357, SLG: 0.439 (1, 8)										4	1	1	1	0	0	2						
Rusty Staub, L OBP: 0.414, SLG: 0.481 (1, 9)										1	1	1	1	3	0	0						
Mack Jones, L OBP: 0.371, SLG: 0.489 (1, 7)										4	0	0	1	0	0	5						
Bob Bailey, R OBP: 0.313, SLG: 0.441 (1, 3)										3	0	0	0	1	0	0						
Coco Laboy, R OBP: 0.314, SLG: 0.442 (1, 5)										4	0	0	0	0	0	3						
Ron Brand, R OBP: 0.333, SLG: 0.286 (1, 2)										4	0	1	0	0	1	3						
Bobby Wine, R OBP: 0.244, SLG: 0.250 (1, 6)										4	0	0	0	0	0	1						
Mike Wegener, R OBP: 0.240, SLG: 0.208 (1, 1)										3	0	1	0	0	0	0						
Dick Radatz, R (8, 1)										0	0	0	0	0	0	0						
Roy Face, R OBP: 0.500, SLG: 0.500 (9, 1)										0	0	0	0	0	0	0						
Kevin Collins, L OBP: 0.241, SLG: 0.327 (9, PH)										1	0	0	0	0	1	0						
Inning Stats	R: 1 E: 1 K: 0 S: 5	H: 1 LOB: 3 BB: 2 P: 13	R: 0 E: 0 K: 0 S: 3	H: 0 LOB: 0 BB: 0 P: 3	R: 2 E: 0 K: 0 S: 5	H: 2 LOB: 0 BB: 0 P: 5	R: 0 E: 0 K: 1 S: 5	H: 0 LOB: 0 BB: 0 P: 5	R: 0 E: 0 K: 0 S: 3	H: 0 LOB: 1 BB: 1 P: 7	R: 0 E: 0 K: 0 S: 4	H: 1 LOB: 1 BB: 0 P: 4	R: 0 E: 0 K: 0 S: 4	H: 1 LOB: 2 BB: 1 P: 8	R: 0 E: 0 K: 0 S: 3	H: 0 LOB: 0 BB: 0 P: 3	R: 0 E: 0 K: 1 S: 5	H: 0 LOB: 0 BB: 0 P: 5	1B: 3 2B: 0 3B: 0 HR: 2	SF: 0 SAC: 1 DP: 0 HBP: 0	WP: 0 PB: 0 SB: 0 CS: 0	PA: 37
PITCHER	IP WLS BF H R ER SO BB IBB HBP BLK WP HR S P ERA WHIP																					
Mudcat Grant, R ERA: 4.05 (1, 1)	9.0 W 37 5 3 2 2 3 1 0 0 0 2 37 53 2.00 0.889																					



Batter	1	2	3	4	5	6	7	8	9	AB	R	H	RBI	BB	SO	LOB	TOP					
Curt Flood, R OBP: 0.337, SLG: 0.352 (1, 8)										5	0	3	1	0	0	0	St. Louis Cardinals @ Montreal Expos Jarry Park, Montreal, QB Thu Jun 26 1969, 3:33 AM EDT Att: 8,748 - Unknown					
Vada Pinson, L OBP: 0.332, SLG: 0.427 (1, 9)										4	1	0	0	1	0	4						
Lou Brock, L OBP: 0.343, SLG: 0.471 (1, 7)										4	1	1	0	0	2	0						
Joe Torre, R OBP: 0.364, SLG: 0.487 (1, 3)										4	1	1	3	0	0	0						
Tim McCarver, L OBP: 0.347, SLG: 0.396 (1, 2)										3	0	0	0	1	0	1						
Mike Shannon, R OBP: 0.293, SLG: 0.349 (1, 5)										3	1	1	0	1	0	2						
Julian Javier, R OBP: 0.313, SLG: 0.388 (1, 4)										4	2	1	0	0	1	2						
Dal Maxvill, R OBP: 0.267, SLG: 0.242 (1, 6)										4	0	1	2	0	1	2						
Nelson Briles, R OBP: 0.136, SLG: 0.200 (4, PH)										1	0	0	0	0	0	1						
Bob Johnson, R OBP: 0.287, SLG: 0.321 (4, PH)										1	0	0	0	0	0	0						
Ray Washburn, R OBP: 0.274, SLG: 0.274 (4, PH)										0	0	0	0	0	0	0						
Joe Hoerner, R OBP: 0.283, SLG: 0.283 (6, PH)										0	0	0	0	0	0	0						
Phil Gagliano, R OBP: 0.328, SLG: 0.345 (7, PH)										1	0	0	0	0	0	0						
Chuck Taylor, R OBP: 0.283, SLG: 0.140 (7, PH)										0	0	0	0	0	0	0						
Steve Hantz, S OBP: 0.283, SLG: 0.140 (9, PH)										0	0	0	0	1	0	0						
Boots Day, L OBP: 0.283, SLG: 0.140 (9, PH)										0	0	0	0	0	0	0						
Inning Stats	R: 0 E: 0 K: 0 S: 3	H: 1 LOB: 0 BB: 0 P: 3	R: 2 E: 0 K: 0 S: 5	H: 2 LOB: 1 BB: 1 P: 9	R: 3 E: 0 K: 0 S: 5	H: 2 LOB: 1 BB: 2 P: 13	R: 0 E: 0 K: 0 S: 4	H: 1 LOB: 0 BB: 0 P: 4	R: 0 E: 0 K: 1 S: 5	H: 0 LOB: 0 BB: 0 P: 5	R: 0 E: 0 K: 1 S: 5	H: 1 LOB: 0 BB: 0 P: 5	R: 0 E: 0 K: 0 S: 3	H: 0 LOB: 0 BB: 0 P: 3	R: 0 E: 1 K: 1 S: 6	H: 0 LOB: 1 BB: 0 P: 6	R: 1 E: 1 K: 1 S: 6	H: 1 LOB: 2 BB: 1 P: 10	1B: 7 2B: 0 3B: 0 HR: 1	SF: 0 SAC: 0 DP: 3 HBP: 0	WP: 0 PB: 0 SB: 1 CS: 0	PA: 38
PITCHER	IP	WLS	BF	H	R	ER	SO	BB	IBB	HBP	BLK	WP	HR	S	P	ERA	WHIP					
Howie Reed, R ERA: 4.05 (1, 1)	2.1		13	5	5	5	0	2	0	0	0	0	1	11	19	19.29	3.000					
Dan McGinn, L ERA: 3.92 (3, 1)	6.2	W	25	3	1	0	4	2	0	0	0	0	0	31	39	0.00	0.750					

AB 34
R 6
H 8
RBI 6
BB 4
SO 4
LOB 12



Batter	1	2	3	4	5	6	7	8	9	AB	R	H	RBI	BB	SO	LOB	BOTTOM				
Gary Sutherland, R OBP: 0.278, SLG: 0.293 (1, 4)										5	1	1	0	0	0	1	St. Louis Cardinals @ Montreal Expos Jarry Park, Montreal, QB Thu Jun 26 1969, 3:33 AM EDT Att: 8,748 - Unknown				
Mack Jones, L OBP: 0.372, SLG: 0.482 (1, 7)										3	2	0	0	1	1	0					
Rusty Staub, L OBP: 0.417, SLG: 0.493 (1, 9)										5	0	3	2	0	0	0					
Ron Fairly, L OBP: 0.373, SLG: 0.462 (1, 8)										3	1	3	2	1	0	0					
Bob Bailey, R OBP: 0.324, SLG: 0.463 (1, 3)										3	1	1	2	2	1	4					
Adolfo Phillips, R OBP: 0.353, SLG: 0.277 (9, 8)										0	0	0	0	0	0	0					
Coco Laboy, R OBP: 0.313, SLG: 0.451 (1, 5)										4	1	1	1	0	0	6					
Ron Brand, R OBP: 0.329, SLG: 0.284 (1, 2)										4	0	1	0	0	0	4					
Bobby Wine, R OBP: 0.232, SLG: 0.238 (1, 6)										4	0	0	0	0	0	3					
Howie Reed, R OBP: 0.333, SLG: 0.800 (1, 1)										1	1	1	1	0	0	0					
Dan McGinn, L OBP: 0.188, SLG: 0.375 (3, 1)										3	1	1	0	0	2	1					
Inning Stats	R: 2 E: 0 K: 0 S: 5	H: 2 LOB: 2 BB: 2 P: 13	R: 1 E: 0 K: 0 S: 4	H: 1 LOB: 0 BB: 0 P: 4	R: 3 E: 0 K: 1 S: 9	H: 4 LOB: 1 BB: 0 P: 9	R: 0 E: 0 K: 0 S: 3	H: 0 LOB: 0 BB: 0 P: 3	R: 0 E: 0 K: 0 S: 4	H: 1 LOB: 2 BB: 1 P: 8	R: 2 E: 1 K: 1 S: 8	H: 3 LOB: 2 BB: 0 P: 9	R: 0 E: 0 K: 1 S: 5	H: 0 LOB: 0 BB: 0 P: 5	R: 0 E: 0 K: 1 S: 6	H: 1 LOB: 2 BB: 1 P: 10	1B: 6 2B: 3 3B: 0 HR: 3	SF: 1 SAC: 0 DP: 0 HBP: 1	WP: 0 PB: 0 SB: 0 CS: 0	PA: 41	
PITCHER	IP	WLS	BF	H	R	ER	SO	BB	IBB	HBP	BLK	WP	HR	S	P	ERA	WHIP				
Nelson Briles, R ERA: 4.26 (1, 1)	3.0	L	18	7	6	6	1	1	0	0	0	0	0	9	26	18.00	2.667				
Ray Washburn, R ERA: 3.05 (4, 1)	2.1		10	2	1	1	0	1	0	0	0	0	0	9	13	3.86	1.286				
Joe Hoerner, L ERA: 2.33 (6, 1)	0.2		5	2	1	1	1	0	0	1	0	0	0	6	7	13.50	3.000				
Chuck Taylor, R ERA: 2.19 (7, 1)	2.0		8	1	0	0	2	0	1	0	0	0	0	11	15	0.00	0.500				



Batter	1	2	3	4	5	6	7	8	9	AB	R	H	RBI	BB	SO	LOB	TOP		
Curt Flood, R OBP: 0.332, SLG: 0.347 (1, 8)	F8			K			5-3	F8		4	0	0	0	0	1	2	St. Louis Cardinals @ Chicago Cubs Wrigley Field, Chicago, IL Fri Jun 27 1969, 3:33 AM CDT Att: 29,224 - Sunny - 90 F		
Lou Brock, L OBP: 0.341, SLG: 0.471 (1, 7)	K			P6			P4-3	2B		4	0	1	1	0	1	0			
Vada Pinson, L OBP: 0.335, SLG: 0.426 (1, 9)	P4-3			F5			WP 1B	BB		3	1	1	0	1	0	0			
Joe Torre, R OBP: 0.363, SLG: 0.483 (1, 3)		F8			6-3		3B 1B	F7		4	1	1	1	0	0	3			
Mike Shannon, R OBP: 0.296, SLG: 0.360 (1, 5)		F9			6-3		3B 1B	FC4-6 1B		4	0	2	1	0	0	0			
Julian Javier, R OBP: 0.309, SLG: 0.382 (1, 4)		F9			5-3		5-3	FC4-6 FC4-6 1-2		4	0	0	0	0	0	2			
Tim McCarver, L OBP: 0.345, SLG: 0.393 (1, 2)			K			P4-3		SH2-4 2B 1B 1-2	FC4-6	4	1	1	0	0	1	1			
Dal Maxvill, R OBP: 0.264, SLG: 0.239 (1, 6)			L6			F9		SH2-4 1-2	6-3	3	0	0	0	0	0	1			
Steve Carlton, L OBP: 0.263, SLG: 0.324 (1, 1)			K			B1-3		2B BB		2	0	0	0	1	1	0			
Inning Stats	R: 0 E: 0 K: 1 S: 5	H: 0 LOB: 0 BB: 0 P: 5	R: 0 E: 0 K: 0 S: 3	H: 0 LOB: 0 BB: 0 P: 3	R: 0 E: 0 K: 2 S: 7	H: 0 LOB: 0 BB: 0 P: 7	R: 0 E: 0 K: 1 S: 5	H: 0 LOB: 0 BB: 0 P: 5	R: 0 E: 0 K: 0 S: 3	H: 0 LOB: 0 BB: 0 P: 3	R: 2 E: 0 K: 0 S: 6	H: 3 LOB: 1 BB: 0 P: 6	R: 1 E: 0 K: 0 S: 5	H: 2 LOB: 3 BB: 2 P: 13	R: 0 E: 0 K: 0 S: 4	H: 1 LOB: 1 BB: 0 P: 4	1B: 4 2B: 1 3B: 1 HR: 0	SF: 0 SAC: 1 DP: 0 HBP: 0	WP: 1 PA: 35 PB: 0 SB: 0 CS: 0
PITCHER	IP	WLS	BF	H	R	ER	SO	BB	IBB	HBP	BLK	WP	HR	S	P	ERA	WHIP		
Ken Holtzman, L ERA: 2.92 (1, 1)	7.0	L	24	3	2	2	4	0	0	0	0	1	0	32	32	2.57	0.429		
Phil Regan, R ERA: 3.53 (8, 1)	0.2		5	2	1	1	0	1	0	0	0	0	0	4	8	13.50	4.500		
Hank Aguirre, L ERA: 1.86 (8, 1)	0.0		1	0	0	0	0	1	0	0	0	0	0	4	4	∞	∞		
Ted Abernathy, R ERA: 2.17 (8, 1)	1.1		5	1	0	0	0	0	0	0	0	0	0	5	5	0.00	0.750		

AB 32
R 3
H 6
RBI 3
BB 2
SO 4
LOB 9



Batter	1	2	3	4	5	6	7	8	9	AB	R	H	RBI	BB	SO	LOB	BOTTOM		
Don Kessinger, S OBP: 0.355, SLG: 0.388 (1, 6)	F9		F7		F9		F8		1B	5	0	1	0	0	0	1	St. Louis Cardinals @ Chicago Cubs Wrigley Field, Chicago, IL Fri Jun 27 1969, 3:33 AM CDT Att: 29,224 - Sunny - 90 F		
Paul Popovich, S OBP: 0.336, SLG: 0.322 (1, 4)	K		1B 1B		P9		2-3 1B		K	5	1	2	0	0	2	1			
Billy Williams, L OBP: 0.366, SLG: 0.471 (1, 7)	FC6-4 1B		1B 1B		1-3 1B		F3			4	0	2	0	0	0	2			
Ron Santo, R OBP: 0.416, SLG: 0.532 (1, 5)	FC6-4 1-2		1-3 3-H 1B			F8		2B		4	0	2	1	0	0	1			
14 Ernie Banks, R OBP: 0.339, SLG: 0.437 (1, 3)		BB BB		BB HBP		1B 1B		K2-3		2	0	1	0	1	1	1			
Jim Hickman, R OBP: 0.317, SLG: 0.346 (1, 9)	K			G6-3 BB		1B 1B		F2		3	0	1	0	1	1	2			
Ken Rudolph, R OBP: 0.143, SLG: 0.152 (7, PH) Nate Oliver, R OBP: 0.227, SLG: 0.152 (8, 1) Phil Regan, R ERA: 3.53 (8, 1) Hank Aguirre, R OBP: 0.309, SLG: 0.382 (8, 1) Ted Abernathy, R ERA: 2.17 (8, 1) Gene Oliver, R OBP: 0.214, SLG: 0.285 (8, PH)	K				L9		K		K	3	0	0	0	0	2	5			
Don Young, R OBP: 0.345, SLG: 0.347 (1, 8)	K			G6-3 1-2			1B SH5-3 1B		K	4	0	1	0	0	2	3			
Ken Holtzman, R OBP: 0.143, SLG: 0.152 (7, PH) Nate Oliver, R OBP: 0.227, SLG: 0.152 (8, 1) Phil Regan, R ERA: 3.53 (8, 1) Hank Aguirre, R OBP: 0.309, SLG: 0.382 (8, 1) Ted Abernathy, R ERA: 2.17 (8, 1) Gene Oliver, R OBP: 0.214, SLG: 0.285 (8, PH)	K					K		SH5-3		2	0	0	0	0	2	0			
Inning Stats	R: 0 E: 0 K: 1 S: 6	H: 1 LOB: 1 BB: 0 P: 6	R: 0 E: 0 K: 3 S: 9	H: 0 LOB: 1 BB: 1 P: 13	R: 1 E: 0 K: 1 S: 7	H: 3 LOB: 2 BB: 0 P: 7	R: 0 E: 0 K: 0 S: 2	H: 0 LOB: 1 BB: 1 P: 7	R: 0 E: 0 K: 0 S: 5	H: 2 LOB: 2 BB: 0 P: 5	R: 0 E: 0 K: 1 S: 7	H: 2 LOB: 2 BB: 0 P: 7	R: 0 E: 0 K: 2 S: 8	H: 1 LOB: 1 BB: 0 P: 8	R: 0 E: 0 K: 3 S: 10	H: 1 LOB: 1 BB: 0 P: 10	1B: 9 2B: 1 3B: 0 HR: 0	SF: 0 SAC: 1 DP: 1 HBP: 1	WP: 0 PA: 38 PB: 0 SB: 0 CS: 0
PITCHER	IP	WLS	BF	H	R	ER	SO	BB	IBB	HBP	BLK	WP	HR	S	P	ERA	WHIP		
Steve Carlton, L ERA: 1.85 (1, 1)	9.0	W	38	10	1	1	12	2	0	1	0	0	0	59	68	1.00	1.333		


AB 34
R 1
H 10
RBI 1
BB 2
SO 12
LOB 17



Batter	1	2	3	4	5	6	7	8	9	AB	R	H	RBI	BB	SO	LOB	TOP				
Curt Flood, R OBP: 0.331, SLG: 0.345 (1, 8)	0-0 6-3		0-0 F9			0-0 2B 1B		0-3 K		4	1	1	0	0	1	1	St. Louis Cardinals @ Chicago Cubs Wrigley Field, Chicago, IL Sat Jun 28 1969, 3:33 AM CDT Att: 29,285 - Sunny - 83 F				
Lou Brock, L OBP: 0.340, SLG: 0.471 (1, 7)	0-3 K			0-0 6-3		0-0 1-H 2B		0-0 P4-3		4	0	1	1	0	1	0					
Vada Pinson, L OBP: 0.329, SLG: 0.417 (1, 9)	0-0 6-3			0-3 K		0-3 K			0-0 P6	4	0	0	0	0	2	1					
Joe Torre, R OBP: 0.361, SLG: 0.478 (1, 3)		4-0 L5-3 BB		0-0 E2 1B		0-3 K		0-0 F8	0-0 F8	3	0	0	0	1	1	1					
Tim McCarver, L OBP: 0.344, SLG: 0.391 (1, 2)		0-0 L5-3 1-2		0-0 FC6-4 1B		0-0 F9		0-0 P4-3	0-0 P4-3	4	0	1	0	0	0	2					
Mike Shannon, R OBP: 0.293, SLG: 0.355 (1, 5)		0-0 6-3		0-0 FC6-4 1-2f					0-0 F8	3	0	0	0	0	0	2					
Julian Javier, R OBP: 0.307, SLG: 0.380 Phil Gagliano, R OBP: 0.317, SLG: 0.235 (5, PH) (5, 4)			0-3 K		0-0 F8			0-3 K		1	0	0	0	0	1	0					
Dal Maxvill, R OBP: 0.261, SLG: 0.236 Bill White, L OBP: 0.333, SLG: 0.217 Steve Huntz, S OBP: 0.283, SLG: 0.140 (7, PH) (7, 6)			0-3 K		0-0 6-3			0-0 P4-3		2	0	0	0	0	1	0					
Dave Giusti, R OBP: 0.333, SLG: 0.286 Joe Hoerner, R (7, 1)			4-0 BB		0-0 F7			0-0 F7		1	0	0	0	1	0	0					
Ron Willis, R OBP: 1.000, SLG: 1.000 Vic Davalillo, L OBP: 0.248, SLG: 0.240 Mike Torrez, R OBP: 0.091, SLG: 0.182 (8, 1)										0	0	0	0	0	0	0					
Inning Stats	R: 0 E: 0 K: 1 S: 5	H: 0 LOB: 0 BB: 0 P: 5	R: 0 E: 0 K: 0 S: 2	H: 0 LOB: 0 BB: 1 P: 6	R: 0 E: 0 K: 2 S: 7	H: 0 LOB: 1 BB: 1 P: 11	R: 0 E: 1 K: 1 S: 7	H: 1 LOB: 2 BB: 0 P: 7	R: 0 E: 0 K: 0 S: 3	H: 0 LOB: 0 BB: 0 P: 3	R: 1 E: 0 K: 2 S: 9	H: 2 LOB: 1 BB: 0 P: 9	R: 0 E: 0 K: 1 S: 5	H: 0 LOB: 0 BB: 0 P: 5	R: 0 E: 0 K: 0 S: 3	H: 0 LOB: 0 BB: 0 P: 3		1B: 2 2B: 2 3B: 0 HR: 0	SF: 0 SAC: 0 DP: 1 HBP: 0	WP: 0 PB: 0 SB: 0 CS: 0	PA: 32
PITCHER Bill Hands, R ERA: 2.62 (1, 1)	IP: 9.0 WLS: W BF: 32 H: 3 R: 1 ER: 1 SO: 8 BB: 2 IBB: 0 HBP: 0 BLK: 0 WP: 0 HR: 0 S: 46 P: 54 ERA: 1.00 WHIP: 0.556																				

Batter	1	2	3	4	5	6	7	8	9	AB	R	H	RBI	BB	SO	LOB	BOTTOM		
Don Kessinger, S OBP: 0.356, SLG: 0.389 (1, 6)	0-0 G3-6-3 1B		0-0 5-3		0-0 E1 BB SH1-3 14 CS		0-0 SH1-4 1B	0-3 K		5	1	2	0	0	1	1	St. Louis Cardinals @ Chicago Cubs Wrigley Field, Chicago, IL Sat Jun 28 1969, 3:33 AM CDT Att: 29,285 - Sunny - 83 F		
Paul Popovich, S OBP: 0.338, SLG: 0.325 (1, 4)	0-0 P7		0-0 1B		0-0 SH1-3 1-2		0-0 SH1-4 1-2			2	0	1	0	0	0	1			
Billy Williams, L OBP: 0.371, SLG: 0.471 (8, 7)	0-0 G3-6-3 1-2f		0-0 FC4-6 1B		4-0 BB IBB		4-0 BB			2	0	1	0	2	0	1			
Ron Santo, R OBP: 0.420, SLG: 0.533 (1, 5)		0-0 1B	0-0 FC4-6 1-2f		4-0 FC6-4 14 BB		0-0 FC4-6 1B			3	0	2	1	1	0	2			
14 Ernie Banks, R OBP: 0.338, SLG: 0.438 (1, 3)		0-0 F8		0-0 4-3 2B	0-0 FC6-4 1-2f 2-3 3-H		0-0 F7			4	0	1	0	0	0	6			
Willie Smith, L OBP: 0.333, SLG: 0.588 Jim Hickman, R OBP: 0.314, SLG: 0.343 (7, PH) (8, 9)		0-0 F7		0-0 F8		0-0 HR	0-0 FC4-6 1-2f			3	1	1	1	0	0	2			
Randy Hundley, R OBP: 0.379, SLG: 0.460 (1, 2)		0-3 K		0-0 4-3 2-3		0-0 5-3		4-0 BB		3	0	0	0	1	1	2			
Don Young, R OBP: 0.348, SLG: 0.364 (1, 8)			0-0 HR		4-0 IBB		0-0 4-3	0-0 B3		3	1	1	1	1	0	1			
Bill Hands, R OBP: 0.075, SLG: 0.026 (1, 1)			0-3 K		0-3 K		0-0 P6	0-0 B5		4	0	0	0	0	2	3			
Inning Stats	R: 0 E: 0 K: 0 S: 3	H: 1 LOB: 0 BB: 0 P: 3	R: 0 E: 0 K: 1 S: 6	H: 1 LOB: 1 BB: 0 P: 6	R: 1 E: 0 K: 1 S: 8	H: 3 LOB: 2 BB: 0 P: 8	R: 0 E: 0 K: 1 S: 6	H: 1 LOB: 2 BB: 1 P: 10	R: 0 E: 0 K: 0 S: 4	H: 0 LOB: 0 BB: 0 P: 4	R: 1 E: 0 K: 0 S: 5	H: 1 LOB: 2 BB: 1 P: 9	R: 0 E: 0 K: 1 S: 5	H: 0 LOB: 1 BB: 1 P: 9	1B: 6 2B: 1 3B: 0 HR: 2	SF: 0 SAC: 2 DP: 1 HBP: 0		WP: 0 PB: 0 SB: 0 CS: 1	PA: 37
PITCHER Dave Giusti, R ERA: 3.57 Joe Hoerner, L ERA: 2.3 Ron Willis, R ERA: 3.18 Mike Torrez, R ERA: 4.1	IP: 6.1 WLS: L BF: 29 H: 8 R: 3 ER: 3 SO: 3 BB: 1 IBB: 2 HBP: 0 BLK: 0 WP: 0 HR: 2 S: 32 P: 44 ERA: 4.26 WHIP: 1.421																		

AB 30
R 1
H 3
RBI 1
BB 2
SO 8
LOB 7



AB 30
R 3
H 9
RBI 3
BB 5
SO 4
LOB 21



Batter	1	2	3	4	5	6	7	8	9	AB	R	H	RBI	BB	SO	LOB	TOP			
Curt Flood, R OBP: 0.330, SLG: 0.344 (1, 8)	F2		FC5-4 P4-6-3			1B		P4		4	0	1	0	0	0	1	St. Louis Cardinals @ Chicago Cubs Wrigley Field, Chicago, IL Sun Jun 29 1969, 3:33 AM CDT Cloudy - 80 F			
Lou Brock, L OBP: 0.339, SLG: 0.469 (1, 7)	K		P4-6-3			1B		G3		4	0	1	0	0	1	1				
Vada Pinson, L OBP: 0.341, SLG: 0.438 (1, 9)										2	1	2	1	2	0	0				
Joe Torre, R OBP: 0.357, SLG: 0.471 (1, 3)	5-3									4	0	0	0	0	0	4				
Tim McCarver, L OBP: 0.343, SLG: 0.389 (1, 2)										4	0	1	0	0	0	0				
Mike Shannon, R OBP: 0.296, SLG: 0.357 (1, 5)										4	0	2	0	0	0	1				
Phil Gagliano, R OBP: 0.302, SLG: 0.222 (1, 4)										3	0	0	0	0	1	2				
Dal Maxvill, R OBP: 0.258, SLG: 0.233 (1, 6)										3	0	0	0	0	0	1				
Bob Gibson, R OBP: 0.296, SLG: 0.353 (1, 1)										3	0	1	0	0	1	0				
Inning Stats	R: 0 E: 0 K: 1 S: 5	H: 0 LOB: 1 BB: 1 P: 9	R: 0 E: 0 K: 0 S: 4	H: 1 LOB: 1 BB: 0 P: 4	R: 0 E: 0 K: 0 S: 3	H: 1 LOB: 0 BB: 0 P: 3	R: 0 E: 0 K: 0 S: 3	H: 1 LOB: 0 BB: 0 P: 3	R: 0 E: 0 K: 1 S: 5	H: 2 LOB: 2 BB: 1 P: 10	R: 0 E: 0 K: 0 S: 3	H: 1 LOB: 0 BB: 0 P: 3	R: 0 E: 0 K: 0 S: 3	H: 0 LOB: 0 BB: 0 P: 3	R: 1 E: 0 K: 0 S: 5	H: 2 LOB: 1 BB: 0 P: 5	1B: 7 2B: 0 3B: 0 HR: 1	SF: 0 SAC: 0 DP: 2 HBP: 0	WP: 0 PB: 0 SB: 0 CS: 1	PA: 33
PITCHER Fergie Jenkins, R ERA: 2.62 (1, 1)	IP: 9.0 WLS: W BF: 33 H: 8 R: 1 ER: 1 SO: 3 BB: 2 IBB: 0 HBP: 0 BLK: 0 WP: 0 HR: 1 S: 37 P: 45 ERA: 1.00 WHIP: 1.111																			

Batter	1	2	3	4	5	6	7	8	9	AB	R	H	RBI	BB	SO	LOB	BOTTOM			
Don Kessinger, S OBP: 0.355, SLG: 0.385 (1, 6)	K		K							3	0	0	0	1	2	1	St. Louis Cardinals @ Chicago Cubs Wrigley Field, Chicago, IL Sun Jun 29 1969, 3:33 AM CDT Cloudy - 80 F			
Paul Popovich, S OBP: 0.336, SLG: 0.322 (1, 4)	K									4	0	1	0	0	2	3				
Billy Williams, L OBP: 0.370, SLG: 0.471 (1, 9) (9, 7)	4-3									4	1	1	0	0	0	1				
Ron Santo, R OBP: 0.415, SLG: 0.525 (1, 5)										4	0	0	0	0	2	2				
14 Ernie Banks, R OBP: 0.340, SLG: 0.436 (1, 3)										3	1	1	1	1	0	1				
Willie Smith, L OBP: 0.352, SLG: 0.631 (1, 7) Jim Hickman, R OBP: 0.314, SLG: 0.343 (9, 9)	K									4	1	3	2	0	1	0				
Randy Hundley, R OBP: 0.377, SLG: 0.455 (1, 2)										0	0	0	0	0	0	0				
Don Young, R OBP: 0.348, SLG: 0.364 (1, 8)										3	0	1	0	0	0	3				
Fergie Jenkins, R OBP: 0.155, SLG: 0.135 (1, 1)	K									3	0	0	0	0	2	3				
Inning Stats	R: 0 E: 0 K: 2 S: 7	H: 0 LOB: 0 BB: 0 P: 7	R: 0 E: 0 K: 2 S: 7	H: 0 LOB: 0 BB: 0 P: 7	R: 0 E: 0 K: 3 S: 10	H: 1 LOB: 1 BB: 0 P: 10	R: 0 E: 1 K: 0 S: 4	H: 1 LOB: 1 BB: 0 P: 4	R: 0 E: 0 K: 0 S: 6	H: 1 LOB: 3 BB: 2 P: 14	R: 0 E: 1 K: 0 S: 5	H: 1 LOB: 1 BB: 1 P: 9	R: 0 E: 0 K: 1 S: 5	H: 0 LOB: 0 BB: 0 P: 5	R: 3 E: 0 K: 1 S: 8	H: 3 LOB: 0 BB: 0 P: 8	1B: 5 2B: 1 3B: 0 HR: 1	SF: 0 SAC: 1 DP: 0 HBP: 0	WP: 0 PB: 0 SB: 0 CS: 0	PA: 35
PITCHER Bob Gibson, R ERA: 2.19 (1, 1)	IP: 8.0 WLS: L BF: 35 H: 7 R: 3 ER: 3 SO: 10 BB: 2 IBB: 1 HBP: 0 BLK: 0 WP: 0 HR: 1 S: 52 P: 64 ERA: 3.38 WHIP: 1.125																			

AB	31
R	1
H	8
RBI	1
BB	2
SO	3
LOB	10



Batter	1	2	3	4	5	6	7	8	9	AB	R	H	RBI	BB	SO	LOB	TOP			
Vic Davallio, L OBP: 0.257, SLG: 0.250 (1, 8)	0-0 1B		0-0 P8		0-0 1-3			0-0 1B		4	0	2	0	0	0	2	St. Louis Cardinals @ Chicago Cubs Wrigley Field, Chicago, IL Sun Jun 29 1969, 3:38 AM CDT Att: 41,060 - Unknown			
Lou Brock, L OBP: 0.335, SLG: 0.463 (1, 7)	0-3 K		0-3 K			0-3 K		0-3 K		4	0	0	0	0	4	3				
Vada Pinson, L OBP: 0.335, SLG: 0.429 (1, 9)	0-0 P6			0-0 G3		0-3 K		0-0 F9		4	0	0	0	0	1	0				
Joe Torre, R OBP: 0.352, SLG: 0.464 (1, 2)		0-0 6-3		0-0 L5		0-0 6-3		0-0 6-3		4	0	0	0	0	0	0				
Mike Shannon, R OBP: 0.299, SLG: 0.369 (1, 5)		0-0 5-3		0-0 HR			0-3 K	4-0 E BB		3	1	1	1	1	1	0				
Bill White, L OBP: 0.323, SLG: 0.192 (1, 3)	4-0 BB			0-0 F9			0-3 K	0-0 E8		3	0	0	0	1	1	1				
Steve Huntz, S OBP: 0.281, SLG: 0.149 (1, 4)	0-0 F9				0-0 1B		0-0 P4-3	0-0 1-3		4	0	1	0	0	0	3				
Dal Maxvill, R OBP: 0.259, SLG: 0.230 (1, 6)			4-0 BB		0-3 K			0-0 1-3		2	0	0	0	1	1	1				
Mudcat Grant, R OBP: 0.208, SLG: 0.174 Chuck Taylor, R Boots Day, L Mike Torrez, R Ron Willis, R Joe Hoerner, R Dave Ricketts, S Dave Giusti, R			0-3 K		0-3 K			0-0 P4-3		0	0	0	0	0	0	0				
Inning Stats	R: 0 E: 0 K: 1 S: 5	H: 1 LOB: 0 BB: 0 P: 5	R: 0 E: 0 K: 0 S: 3	H: 0 LOB: 1 BB: 1 P: 7	R: 0 E: 0 K: 2 S: 7	H: 0 LOB: 1 BB: 1 P: 11	R: 1 E: 0 K: 0 S: 4	H: 1 LOB: 0 BB: 0 P: 4	R: 0 E: 0 K: 2 S: 8	H: 0 LOB: 0 BB: 0 P: 8	R: 0 E: 0 K: 2 S: 7	H: 0 LOB: 0 BB: 0 P: 7	R: 0 E: 0 K: 1 S: 6	H: 1 LOB: 1 BB: 1 P: 6	R: 0 E: 1 K: 0 S: 4	H: 0 LOB: 2 BB: 1 P: 8		1B: 3 2B: 0 3B: 0 HR: 1	SF: 0 SAC: 0 DP: 0 HBP: 0	WP: 0 PB: 0 SB: 0 CS: 0
PITCHER Dick Selma, R ERA: 3.56 (1, 1)	IP: 9.0 WLS: W BF: 34 H: 4 R: 1 ER: 1 SO: 10 BB: 3 IBB: 0 HBP: 0 BLK: 0 WP: 0 HR: 1 S: 51 P: 63 ERA: 1.00 WHIP: 0.778															PITCHER Dave Giusti, R ERA: 3.64 (8, 1)	IP: 1.0 WLS: L BF: 5 H: 2 R: 1 ER: 1 SO: 3 BB: 0 IBB: 0 HBP: 0 BLK: 0 WP: 0 HR: 0 S: 11 P: 11 ERA: 9.00 WHIP: 2.000			

AB	31
R	1
H	4
RBI	1
BB	3
SO	10
LOB	12



Batter	1	2	3	4	5	6	7	8	9	AB	R	H	RBI	BB	SO	LOB	BOTTOM			
Don Kessinger, S OBP: 0.353, SLG: 0.380 (1, 6)	0-3 K	0-0 F8		0-3 K		4-0 BB 3B	0-0 6-3			4	1	0	0	1	2	1	St. Louis Cardinals @ Chicago Cubs Wrigley Field, Chicago, IL Sun Jun 29 1969, 3:38 AM CDT Att: 41,060 - Unknown			
Paul Popovich, S OBP: 0.353, SLG: 0.339 (1, 4)	0-0 1B	0-0 P7			4-0 BB 3B	4-0 BB 1-2 3B		0-0 2B		3	4	2	0	2	0	0				
Billy Williams, L OBP: 0.376, SLG: 0.493 (1, 9) (7, 7)	0-0 1B				0-0 HR	0-0 HR	0-0 SF9	0-3 K		5	3	4	3	0	1	1				
Ron Santo, R OBP: 0.418, SLG: 0.543 (1, 5)	0-0 1B	0-0 F9			0-0 HR	0-0 SF9		0-0 2B		4	2	3	5	0	0	1				
14 Ernie Banks, R OBP: 0.341, SLG: 0.444 (1, 3)	1-3 HR		0-0 P4		4-0 BB G4-6-3 1B	0-0 F5		0-3 K		4	1	1	3	1	1	1				
Willie Smith, L OBP: 0.362, SLG: 0.632 Jim Hickman, R OBP: 0.309, SLG: 0.336 (1, 7) (7, 9)	0-0 1B		0-0 P5		0-0 1B		0-0 F8	0-3 K		3	0	2	0	0	0	0				
Randy Hundley, R OBP: 0.375, SLG: 0.463 (1, 2)	0-0 F9		0-0 P3		0-0 G4-6-3		0-0 HR			4	1	1	1	0	0	3				
Don Young, R OBP: 0.346, SLG: 0.361 (1, 8)	0-0 1B			0-0 5-3	0-0 1-3		0-0 P3			4	0	1	0	0	0	1				
Dick Selma, R OBP: 0.200, SLG: 0.200 (1, 1)	0-0 L9			0-3 K		0-0 5-3		0-0 1B		4	0	1	0	0	1	2				
Inning Stats	R: 4 E: 0 K: 1 S: 11	H: 6 LOB: 2 BB: 0 P: 11	R: 0 E: 0 K: 0 S: 4	H: 1 LOB: 0 BB: 0 P: 4	R: 0 E: 0 K: 0 S: 3	H: 0 LOB: 0 BB: 0 P: 3	R: 0 E: 0 K: 2 S: 7	H: 0 LOB: 0 BB: 0 P: 7	R: 3 E: 0 K: 0 S: 5	H: 3 LOB: 1 BB: 2 P: 13	R: 3 E: 0 K: 0 S: 4	H: 1 LOB: 0 BB: 2 P: 12	R: 1 E: 0 K: 0 S: 5	H: 2 LOB: 1 BB: 0 P: 5	R: 1 E: 0 K: 3 S: 11	H: 2 LOB: 1 BB: 0 P: 11		1B: 7 2B: 3 3B: 2 HR: 3	SF: 1 SAC: 0 DP: 1 HBP: 0	WP: 0 PB: 0 SB: 0 CS: 0
PITCHER Mudcat Grant, R ERA: 4.52 Chuck Taylor, R ERA: 1.69 Mike Torrez, R ERA: 4.82 Ron Willis, R ERA: 3.64 Joe Hoerner, L ERA: 2.79	IP: 3.2 WLS: L BF: 13 H: 2 R: 0 ER: 0 SO: 2 BB: 0 IBB: 0 HBP: 0 BLK: 0 WP: 0 HR: 0 S: 17 P: 17 ERA: 0.00 WHIP: 0.545															PITCHER Dave Giusti, R ERA: 3.64 (8, 1)	IP: 1.0 WLS: L BF: 5 H: 2 R: 1 ER: 1 SO: 3 BB: 0 IBB: 0 HBP: 0 BLK: 0 WP: 0 HR: 0 S: 11 P: 11 ERA: 9.00 WHIP: 2.000			

AB	37
R	12
H	15
RBI	12
BB	4
SO	6
LOB	11



Batter	1	2	3	4	5	6	7	8	9	AB R H RBI BB SO LOB	TOP											
Tommie Agee, R OBP: 0.329, SLG: 0.471 (1, 8)										2 1 1 1 2 0 0	New York Mets @ St. Louis Cardinals Busch Stadium, St. Louis, MO Mon Jun 30 1969, 7:05 PM CDT Att: 17,476 - Unknown											
Bobby Pfeil, R OBP: 0.286, SLG: 0.357 (1, 5)										5 0 1 0 0 0 3												
Ken Boswell, L OBP: 0.318, SLG: 0.348 (1, 4)										5 1 1 1 0 0 3												
Art Shamsky, L OBP: 0.392, SLG: 0.529 (1, 9)										4 2 1 1 1 1 3												
Ed Kranepool, L OBP: 0.293, SLG: 0.381 Donn Clendenon, R OBP: 0.269, SLG: 0.371 (8, 3)										3 1 0 0 1 0 0 1 0 0 0 0 0 2												
Rod Gaspar, S OBP: 0.320, SLG: 0.311 (1, 7)										4 2 2 2 0 0 0												
Jerry Grote, R OBP: 0.286, SLG: 0.319 (1, 2)										3 2 1 3 1 0 0												
Al Weis, S OBP: 0.231, SLG: 0.214 (1, 6)										4 1 1 0 0 0 0												
Jim McAndrew, R OBP: 0.357, SLG: 0.333 (1, 1)										4 0 1 2 0 1 0												
Inning Stats	R: 6 E: 0 K: 1 S: 8	H: 3 LOB: 0 BB: 3 P: 20	R: 0 E: 0 K: 0 S: 3	H: 0 LOB: 0 BB: 0 P: 3	R: 0 E: 0 K: 1 S: 5	H: 0 LOB: 0 BB: 0 P: 5	R: 0 E: 0 K: 0 S: 3	H: 0 LOB: 1 BB: 0 P: 3	R: 0 E: 0 K: 0 S: 4	H: 1 LOB: 1 BB: 0 P: 4		R: 3 E: 0 K: 0 S: 6	H: 3 LOB: 1 BB: 1 P: 10	R: 1 E: 0 K: 0 S: 4	H: 1 LOB: 0 BB: 0 P: 4	R: 0 E: 0 K: 0 S: 3	H: 0 LOB: 0 BB: 0 P: 3	R: 0 E: 0 K: 0 S: 4	H: 1 LOB: 2 BB: 1 P: 8	1B: 6 2B: 1 3B: 0 HR: 2	SF: 1 SAC: 0 DP: 0 HBP: 0	WP: 0 PB: 0 SB: 0 CS: 0
PITCHER	IP WLS BF H R ER SO BB IBB HBP BLK WP HR S P ERA WHIP											PITCHER	IP WLS BF H R ER SO BB IBB HBP BLK WP HR S P ERA WHIP									
Nelson Briles, R ERA: 4.7 (1, 1)	0.1 L 6 2 5 5 0 3 0 0 0 0 0 0 3 15 135.00 15.000																					
Ray Washburn, R ERA: 3.25 (7, 1)	5.2 23 5 4 4 2 0 1 0 0 0 0 1 26 30 6.35 0.882																					
Ron Willis, R ERA: 3.69 (9, 1)	2.0 7 1 1 1 0 0 0 0 0 0 0 1 7 7 4.50 0.500																					
Vic Davallilo, L ERA: (9, 1)	0.0 2 1 0 0 0 1 0 0 0 0 0 0 1 5 ∞ ∞																					
Chuck Taylor, R ERA: 1.59 (9, 1)	1.0 3 0 0 0 0 0 0 0 0 0 0 0 3 3 0.00 0.000																					
Batter	1	2	3	4	5	6	7	8	9	AB R H RBI BB SO LOB	BOTTOM											
Curt Flood, R OBP: 0.326, SLG: 0.339 (1, 8)										4 0 0 0 0 0 0	New York Mets @ St. Louis Cardinals Busch Stadium, St. Louis, MO Mon Jun 30 1969, 7:05 PM CDT Att: 17,476 - Unknown											
Lou Brock, L OBP: 0.331, SLG: 0.457 (1, 7)										4 0 0 0 0 1 0												
Vada Pinson, L OBP: 0.329, SLG: 0.421 (1, 9)										4 0 0 0 0 0 0												
Joe Torre, R OBP: 0.352, SLG: 0.473 (1, 3)										3 1 1 1 0 1 0												
Tim McCarver, L OBP: 0.343, SLG: 0.388 (1, 2)										3 0 1 0 0 0 0												
Mike Shannon, R OBP: 0.296, SLG: 0.365 (1, 5)										3 0 0 0 0 0 1												
Steve Huntz, S OBP: 0.267, SLG: 0.140 (1, 4)										3 0 0 0 0 1 0												
Dal Maxvill, R OBP: 0.260, SLG: 0.246 (1, 6)										3 1 1 1 0 0 0												
Nelson Briles, R OBP: 0.326, SLG: 0.200 Ray Washburn, R OBP: 0.271, SLG: 0.071 Boots Daye, L OBP: 0.190, SLG: 1.000 Ron Willis, R OBP: 0.325, SLG: 0.185 Bill White, L OBP: 0.257, SLG: 0.250 Vic Davallilo, L OBP: 0.250 Chuck Taylor, R ERA: 1.59 (1, 1)										0 0 0 0 0 0 0 1 0 0 0 0 0 1 1 0 0 0 0 0 0 0 0 0 0 0 0 0 1 0 0 0 0 0 1 0 0 0 0 0 0 0												
Inning Stats	R: 0 E: 0 K: 1 S: 5	H: 0 LOB: 0 BB: 0 P: 5	R: 1 E: 0 K: 0 S: 4	H: 1 LOB: 0 BB: 0 P: 4	R: 0 E: 0 K: 1 S: 5	H: 0 LOB: 0 BB: 0 P: 5	R: 0 E: 0 K: 1 S: 5	H: 0 LOB: 0 BB: 0 P: 5	R: 0 E: 0 K: 0 S: 4	H: 1 LOB: 1 BB: 0 P: 4		R: 0 E: 0 K: 0 S: 5	H: 0 LOB: 0 BB: 0 P: 5	R: 0 E: 0 K: 1 S: 5	H: 0 LOB: 0 BB: 0 P: 5	R: 0 E: 0 K: 0 S: 3	H: 0 LOB: 0 BB: 0 P: 3	1B: 1 2B: 0 3B: 0 HR: 2	SF: 0 SAC: 0 DP: 0 HBP: 0	WP: 0 PB: 0 SB: 0 CS: 0	PA: 30	
PITCHER	IP WLS BF H R ER SO BB IBB HBP BLK WP HR S P ERA WHIP											PITCHER	IP WLS BF H R ER SO BB IBB HBP BLK WP HR S P ERA WHIP									
Jim McAndrew, R ERA: 4.57 (1, 1)	9.0 W 30 3 2 2 5 0 0 0 0 0 0 2 40 2.00 0.333																					

AB 35
R 10
H 9
RBI 10
BB 5
SO 2
LOB 11



AB 30
R 2
H 3
RBI 2
BB 0
SO 5
LOB 1



Batter	1	2	3	4	5	6	7	8	9	AB	R	H	RBI	BB	SO	LOB	TOP			
Rod Gaspar, S OBP: 0.314, SLG: 0.300 (1, 8)	5-3	6-3		4-3			4-3		5-3	5	0	0	0	0	0	1				
Ken Boswell, L OBP: 0.311, SLG: 0.340 (1, 4)	F8	G3			4-3		P6		F5	5	0	0	0	0	0	0				
Cleon Jones, R OBP: 0.440, SLG: 0.543 (1, 7)	BB 1B			S BB	4-3			1B 1B		3	2	2	0	1	0	0				
Art Shamsky, L OBP: 0.406, SLG: 0.545 (1, 9)	1B 1B BB			K BB				G4-6-3 1B 1B		3	2	2	0	1	1	1				
Wayne Garrett, L OBP: 0.335, SLG: 0.329 (8, 6)	1B 1B			K	3-1			G4-6-3 1B		4	1	2	2	0	1	2				
J.C. Martin, L OBP: 0.286, SLG: 0.327 (8, PH)	1B			F5			G3	G4-6-3		3	0	1	1	0	0	1				
Jerry Grote, R OBP: 0.280, SLG: 0.312 (8, 2)	1B							1-2 2-3		1	0	0	0	0	0	2				
Donn Clendenon, R OBP: 0.269, SLG: 0.367 (1, 3)	1B			6-3			4-3	1B		4	0	2	2	0	0	0				
Al Weis, S OBP: 0.237, SLG: 0.205 (8, PH)	4-3			S BB	5-3			K		2	0	0	0	1	0	2				
Ed Charles, R OBP: 0.263, SLG: 0.286 (8, 5)										1	0	0	0	0	1	1				
Jack Dilauro, S (1, 1)		6-3		K						2	0	0	0	0	1	1				
Don Cardwell, R OBP: 0.269, SLG: 0.375 (7, PH)										0	0	0	0	0	0	0				
Bobby Pfeil, R OBP: 0.263, SLG: 0.316 (7, 1)										1	0	0	0	0	0	0				
Cal Koonce, R OBP: 0.667, SLG: 0.667 (9, PH)										0	0	0	0	0	0	0				
Tommie Agee, R OBP: 0.323, SLG: 0.461 (9, PH)										1	0	0	0	0	0	0				
Inning Stats	R: 3 E: 0 K: 0 S: 7	H: 4 LOB: 2 BB: 1 P: 11	R: 0 E: 0 K: 0 S: 3	H: 0 LOB: 0 BB: 0 P: 3	R: 0 E: 0 K: 2 S: 7	H: 0 LOB: 1 BB: 1 P: 11	R: 0 E: 0 K: 1 S: 5	H: 0 LOB: 1 BB: 0 P: 9	R: 0 E: 0 K: 0 S: 4	H: 0 LOB: 0 BB: 0 P: 3	R: 0 E: 0 K: 0 S: 3	H: 0 LOB: 0 BB: 0 P: 3	R: 0 E: 0 K: 1 S: 8	H: 4 LOB: 1 BB: 0 P: 8	R: 0 E: 0 K: 0 S: 3	H: 0 LOB: 0 BB: 0 P: 3	1B: 8 2B: 1 3B: 0 HR: 0	SF: 0 SAC: 0 DP: 1 HBP: 0	WP: 0 PB: 0 SB: 2 CS: 0	PA: 38
PITCHER	IP WLS BF H R ER SO BB IBB HBP BLK WP HR S P ERA WHIP																			
Mike Torrez, R ERA: 5.08 (1, 1)	7.0 W 32 8 5 5 3 3 0 0 0 0 0 0 0 35 47 6.43 1.571																			
Joe Hoerner, L ERA: 2.61 (8, 1)	2.0 S 6 1 0 0 1 0 0 0 0 0 0 0 8 8 0.00 0.500																			

New York Mets @ St. Louis Cardinals
 Busch Stadium, St. Louis, MO
 Tue Jul 01 1969, 7:05 PM CDT
 Att: 19,799 - Unknown

AB 35
 R 5
 H 9
 RBI 5
 BB 3
 SO 4
 LOB 11



Batter	1	2	3	4	5	6	7	8	9	AB	R	H	RBI	BB	SO	LOB	BOTTOM			
Lou Brock, L OBP: 0.331, SLG: 0.449 (1, 7)	E4 1B FC4-6		F9		G3	4-3		1-3		5	1	0	0	0	0	1				
Curt Flood, R OBP: 0.327, SLG: 0.345 (1, 8)	FC4-6 1B		FC4		2B 3B	K		5-3		5	1	2	0	0	1	1				
Vada Pinson, L OBP: 0.333, SLG: 0.433 (1, 9)	FC4-6		P6		P6	1B 3B		4-3		5	1	1	1	0	0	3				
Joe Torre, R OBP: 0.353, SLG: 0.469 (1, 3)	F9			F7	2B BB	3H 1B				3	1	1	1	1	0	1				
Mike Shannon, R OBP: 0.294, SLG: 0.363 (1, 5)	P3			5-3	1B 2B	F8				4	1	1	2	0	0	2				
Tim McCarver, L OBP: 0.347, SLG: 0.387 (1, 2)		F9		2B 1B	2B 1B			F9		3	2	1	0	1	0	0				
Julian Javier, R OBP: 0.310, SLG: 0.386 (1, 4)		K		1H 2B	1-2 2-3 2B 1B			5-3		4	1	2	1	0	1	0				
Steve Huntz, S OBP: 0.309, SLG: 0.200 (1, 6)	F8			IBB	IBB	WP BB				2	0	1	3	2	0	0				
Mike Torrez, R OBP: 0.133, SLG: 0.200 (8, 1)				6-3	1-3			K		4	0	1	0	0	1	4				
Inning Stats	R: 1 E: 1 K: 0 S: 5	H: 1 LOB: 0 BB: 0 P: 5	R: 0 E: 0 K: 1 S: 5	H: 0 LOB: 0 BB: 0 P: 5	R: 0 E: 1 K: 0 S: 4	H: 1 LOB: 1 BB: 0 P: 4	R: 1 E: 0 K: 0 S: 5	H: 2 LOB: 2 BB: 1 P: 9	R: 5 E: 0 K: 0 S: 7	H: 4 LOB: 1 BB: 2 P: 15	R: 1 E: 0 K: 1 S: 7	H: 2 LOB: 1 BB: 0 P: 7	R: 0 E: 0 K: 1 S: 5	H: 0 LOB: 1 BB: 1 P: 9	R: 0 E: 0 K: 0 S: 3	H: 0 LOB: 0 BB: 0 P: 3	1B: 5 2B: 3 3B: 2 HR: 0	SF: 0 SAC: 0 DP: 0 HBP: 0	WP: 1 PB: 0 SB: 0 CS: 0	PA: 39
PITCHER	IP WLS BF H R ER SO BB IBB HBP BLK WP HR S P ERA WHIP																			
Jack Dilauro, L ERA: 2.43 (1, 1)	4.2 L 23 6 5 4 1 1 1 0 0 0 0 0 10 14 7.71 3.000																			
Don Cardwell, R ERA: 3.52 (5, 1)	1.1 9 4 3 3 1 0 1 0 0 0 0 0 10 14 20.25 3.000																			
Cal Koonce, R ERA: 5.45 (7, 1)	2.0 7 0 0 0 0 1 1 0 0 0 0 1 0 8 12 0.00 0.500																			

New York Mets @ St. Louis Cardinals
 Busch Stadium, St. Louis, MO
 Tue Jul 01 1969, 7:05 PM CDT
 Att: 19,799 - Unknown

AB 35
 R 8
 H 10
 RBI 8
 BB 4
 SO 3
 LOB 12



Batter	1	2	3	4	5	6	7	8	9	10	11	12	13	14	AB	R	H	RBI	BB	SO	LOB	TOP										
Tommie Agee, R OBP: 0.330, SLG: 0.469 (1, 8)	4-3 2B		E4 1B		P4		6-3		P4			G4-6-3 1B		S 1B	7	1	4	0	0	0	1											
Ken Boswell, L OBP: 0.310, SLG: 0.338 (1, 4)	4-3		K			F3 1B		K		G3		G4-6-3 1B		BB HBP 1B	7	2	2	1	0	2	3											
Cleon Jones, R OBP: 0.433, SLG: 0.531 (1, 7)	K			K		F7		E3 1B		K			F3	BB 1B HBP	6	1	0	0	0	3	2											
Art Shamsky, L OBP: 0.400, SLG: 0.554 Rod Gaspar, S OBP: 0.321, SLG: 0.303 (8, 9)	3-1				2B 3B	F3		P6		P6			F8 1B	BB 1B	4	1	1	0	0	0	3											
Wayne Garrett, L OBP: 0.349, SLG: 0.348 (1, 5)		G3		PB 1B 2B							G3			BB 1B BB	6	1	4	4	1	0	0											
Donn Clendenon, R OBP: 0.276, SLG: 0.366 (1, 3)			P4		3H 1B 2B								1-2 1B	BB 1B BB	6	0	2	1	1	1	6											
J.C. Martin, L OBP: 0.257, SLG: 0.314 Jerry Grote, R OBP: 0.277, SLG: 0.308 (8, 2)			K		2H 1B	G6-4-3 1B							F8	BB 1B BB	4	0	0	0	0	2	3											
Al Weis, S OBP: 0.225, SLG: 0.194 (1, 6)			F8					F9		SH2-4 1-2			K		5	0	0	0	0	1	1											
Jerry Koonsman, R OBP: 0.030, SLG: 0.030 Ron Taylor, R (8, 1)			L4					F8							3	0	0	0	0	0	0											
Ron Swoboda, R OBP: 0.277, SLG: 0.326 Tug McGraw, R OBP: 0.167, SLG: 0.176 (9, 1)								F7		K			P3		0	0	0	0	0	0	0											
Inning Stats	R: 0 E: 0 K: 1 S: 6	H: 1 LOB: 1 BB: 0 P: 6	R: 0 E: 0 K: 1 S: 5	H: 0 LOB: 0 BB: 0 P: 5	R: 0 E: 1 K: 1 S: 6	H: 1 LOB: 1 BB: 0 P: 6	R: 2 E: 0 K: 1 S: 7	H: 3 LOB: 0 BB: 0 P: 7	R: 0 E: 0 K: 0 S: 3	H: 0 LOB: 0 BB: 0 P: 3	R: 1 E: 0 K: 1 S: 7	H: 2 LOB: 2 BB: 1 P: 11	R: 0 E: 0 K: 0 S: 3	H: 0 LOB: 0 BB: 0 P: 3	R: 1 E: 1 K: 1 S: 9	H: 1 LOB: 1 BB: 0 P: 9	R: 0 E: 0 K: 1 S: 6	H: 0 LOB: 1 BB: 0 P: 6	R: 0 E: 0 K: 1 S: 5	H: 0 LOB: 0 BB: 0 P: 5	R: 0 E: 0 K: 1 S: 6	H: 1 LOB: 1 BB: 0 P: 6	R: 0 E: 0 K: 0 S: 3	H: 1 LOB: 0 BB: 0 P: 3	R: 0 E: 0 K: 0 S: 5	H: 2 LOB: 2 BB: 2 P: 14	R: 2 E: 0 K: 0 S: 5	H: 2 LOB: 3 BB: 2 P: 14	1B: 11 2B: 2 3B: 1 HR: 0	SF: 0 SAC: 1 DP: 2 HBP: 1	WP: 0 PB: 1 SB: 3 CS: 0	PA: 60
PITCHER	IP	WLS	BF	H	R	ER	SO	BB	IBB	HBP	BLK	WP	HR	S	P	ERA	WHIP															
Dave Giusti, R ERA: 3.55 Chuck Taylor, R ERA: 1.42 Joe Hoerner, L ERA: 2.53 Ray Washburn, R ERA: 3.15 Ron Willis, R ERA: 4.18 (1, 1) (8, 1) (10, 1) (11, 1) (14, 1)	7.0		28	7	3	3	5	0	0	0	0	0	0	15	15	0.00	0.500															
Nelson Briles, R ERA: 4.68 (14, 1)	0.1		1	0	0	0	0	0	0	0	0	0	0	5	5	0.00	0.000															
Ray Washburn, R ERA: 3.15 Ron Willis, R ERA: 4.18 (11, 1) (14, 1)	3.0	12	4	0	0	1	0	0	0	0	0	0	0	14	14	0.00	1.333															
Ron Willis, R ERA: 4.18 (14, 1)	0.2	L	7	2	2	2	0	2	0	1	0	0	0	4	13	27.00	6.000															

New York Mets @ St. Louis Cardinals
Busch Stadium, St. Louis, MO
Wed Jul 02 1969, 7:05 PM CDT
Att: 14,928 - Unknown

AB 55
R 6
H 14
RBI 6
BB 3
SO 10
LOB 23



Batter	1	2	3	4	5	6	7	8	9	10	11	12	13	14	AB	R	H	RBI	BB	SO	LOB	BOTTOM								
Lou Brock, L OBP: 0.326, SLG: 0.440 (1, 7)	4-3		4-3		1-3		K		K		L7			K	7	0	0	0	1	3	5									
Curt Flood, R OBP: 0.332, SLG: 0.351 (1, 8)	WP 2B		F9			G3 1B		P4		2B 1B		K		BB 1B BB	6	0	3	0	1	1	0									
Vada Pinson, L OBP: 0.332, SLG: 0.433 (1, 9)	K			4-3		G3		6-3		1-2 2B			K		7	0	2	0	0	2	4									
Joe Torre, R OBP: 0.332, SLG: 0.440 Boots Berry, L Ray Washburn, R Bob Gaspar, R Ron Willis, R Nelson Briles, R (10, PWS) (11, PWS) (13, PWS) (14, PWS) (14, PWS)	F9			6-3		F7		BB HR BB		SH FC5-2 2B		K		L3	4	1	1	0	1	0	2									
Mike Shannon, R OBP: 0.301, SLG: 0.363 (1, 5)		1B 1B		K		F3		BB HR BB		FC5-2 SH 1BB		F3		1-2 2-3 1B	5	1	2	0	2	1	1									
Tim McCarver, L OBP: 0.357, SLG: 0.395 (1, 2)			G6-4-3 1B			BB 1B		1B 1B		SH FC5-2			BB 1B	P6	5	1	4	0	1	0	3									
Julian Javier, R OBP: 0.311, SLG: 0.386 Vic Davalillo, L Dal Maxwell, R (1, 4) (8, PWS) (9, 6)	F5			F8		F8		HR BB		FC5-2		K		F8	3	0	1	0	0	0	3									
Steve Huntz, S OBP: 0.307, SLG: 0.183 (8, 4)	G6-4-3					K		K		K				F7	5	0	0	0	2	3	7									
Dave Giusti, R Phil Gagliardi, R Chuck Taylor, R Bob Johnson, R Joe Hoerner, R Bill White, L (1, 1) (2, PWS) (8, 1) (10, PWS) (11, 1) (11, 1)	F2					P3		F9		K		4-3		2B	2	0	0	0	0	0	2									
Inning Stats	R: 0 E: 0 K: 1 S: 6	H: 1 LOB: 1 BB: 0 P: 6	R: 0 E: 0 K: 0 S: 4	H: 2 LOB: 1 BB: 0 P: 4	R: 0 E: 0 K: 0 S: 3	H: 0 LOB: 0 BB: 0 P: 3	R: 0 E: 0 K: 0 S: 4	H: 0 LOB: 0 BB: 0 P: 4	R: 0 E: 0 K: 0 S: 3	H: 1 LOB: 1 BB: 1 P: 8	R: 0 E: 0 K: 0 S: 4	H: 2 LOB: 2 BB: 0 P: 4	R: 4 E: 0 K: 2 S: 9	H: 1 LOB: 0 BB: 3 P: 18	R: 0 E: 0 K: 1 S: 8	H: 2 LOB: 2 BB: 0 P: 8	R: 0 E: 0 K: 1 S: 7	H: 1 LOB: 1 BB: 0 P: 11	R: 0 E: 0 K: 2 S: 8	H: 1 LOB: 1 BB: 0 P: 8	R: 0 E: 0 K: 1 S: 6	H: 1 LOB: 2 BB: 1 P: 10	R: 0 E: 0 K: 1 S: 6	H: 1 LOB: 3 BB: 2 P: 14	R: 0 E: 0 K: 1 S: 6	H: 1 LOB: 1 BB: 0 P: 6	1B: 10 2B: 4 3B: 0 HR: 1	SF: 0 SAC: 1 DP: 1 HBP: 0	WP: 1 PB: 0 SB: 0 CS: 0	PA: 64
PITCHER	IP	WLS	BF	H	R	ER	SO	BB	IBB	HBP	BLK	WP	HR	S	P	ERA	WHIP													
Jerry Koonsman, L ERA: 1.66 Ron Taylor, R ERA: 2.81 Tug McGraw, L ERA: 3.32 (1, 1) (8, 1) (9, 1)	7.2		33	7	3	3	4	0	0	0	0	0	0	1	4	4	27.00	3.000												
Tug McGraw, L ERA: 3.32 (9, 1)	6.0	W	29	7	0	0	8	3	1	0	0	0	0	41	57	0.00	1.667													

New York Mets @ St. Louis Cardinals
Busch Stadium, St. Louis, MO
Wed Jul 02 1969, 7:05 PM CDT
Att: 14,928 - Unknown

AB 55
R 4
H 15
RBI 4
BB 8
SO 13
LOB 41



Batter	1	2	3	4	5	6	7	8	9	10	AB	R	H	RBI	BB	SO	LOB	TOP			
Don Kessinger, S OBP: 0.364, SLG: 0.414 (1, 6)	0-0 6-3		0-0 SF8 3B			0-0 FC5-4 1B		0-0 E5		0-0 1B 2B 1B	5	2	3	0	0	0	0				
Glenn Beckert, R OBP: 0.343, SLG: 0.344 Paul Popovich, S OBP: 0.349, SLG: 0.336 (1, 4) (10, 4)	0-0 1B		0-0 SF8			0-0 FC5-4 1B 1-2		0-0 1-3		0-0 2B 1B 1B	4	1	2	1	0	0	2				
Billy Williams, L OBP: 0.373, SLG: 0.478 (1, 7)	0-3 K		0-0 5-3			0-0 1B		4-0 IBB		0-0 1B 2B	4	0	2	1	1	1	1				
Ron Santo, R OBP: 0.411, SLG: 0.534 (1, 5)	0-3 K					0-0 F9		0-3 K		0-0 K	5	0	1	1	0	3	5				
Willie Smith, L OBP: 0.374, SLG: 0.607 14 Ernie Banks, R OBP: 0.327, SLG: 0.427 (1, 3) (10, PH) (10, 3)		0-3 K				0-3 K		0-0 4-3		0-0 K	4	0	0	0	0	3	4				
Al Spangler, L OBP: 0.324, SLG: 0.381 Jim Hickman, R OBP: 0.307, SLG: 0.342 (1, 9) (10, PH) (10, 9)		4-0 BB				0-0 F7		4-0 SH1-3 BB		0-0 F2	2	0	0	0	2	0	0				
Randy Hundley, R OBP: 0.375, SLG: 0.463 (1, 2)		0-0 F9				0-0 B1-6-3 1B		0-0 SH1-3 1-2		0-0 P4	4	0	2	0	0	0	3				
Jim Qualls, S OBP: 0.256, SLG: 0.368 (1, 8)		0-0 F8				0-0 F7		0-0 F2		0-0 L6	4	0	0	0	0	0	4				
Fergie Jenkins, R OBP: 0.145, SLG: 0.125 (1, 1)			0-3 K			0-0 B1-6-3 1-2		0-3 K		0-0 FC6-4 1-2	4	0	0	0	0	2	3				
Inning Stats	R: 0 E: 0 K: 2 S: 8	H: 1 LOB: 1 BB: 0 P: 8	R: 0 E: 0 K: 1 S: 5	H: 0 LOB: 1 BB: 1 P: 9	R: 1 E: 0 K: 1 S: 6	H: 1 LOB: 0 BB: 0 P: 6	R: 0 E: 0 K: 0 S: 5	H: 0 LOB: 0 BB: 0 P: 5	R: 0 E: 0 K: 1 S: 7	H: 2 LOB: 2 BB: 0 P: 7	R: 0 E: 0 K: 1 S: 5	H: 0 LOB: 1 BB: 1 P: 9	R: 0 E: 0 K: 2 S: 8	H: 0 LOB: 2 BB: 1 P: 12	R: 0 E: 0 K: 0 S: 4	H: 1 LOB: 1 BB: 0 P: 4	R: 2 E: 0 K: 1 S: 9	H: 4 LOB: 2 BB: 0 P: 9	1B: 8 2B: 1 3B: 1 HR: 0	SF: 1 SAC: 1 DP: 1 HBP: 0	WP: 0 PA: 43
PITCHER	IP 9.0	WLS L	BF 40	H 10	R 3	ER 3	SO 9	BB 2	IBB 1	HBP 0	BLK 0	WP 0	HR 0	S 55	P 67	ERA 3.00	WHIP 1.333				
Bob Gibson, R ERA: 2.23 Joe Hoerner, L ERA: 2.31 (1, 1) (10, 1)	1.0	3	0	0	0	1	0	0	0	0	0	0	0	5	5	0.00	0.000				

Chicago Cubs @ St. Louis Cardinals
Busch Stadium, St. Louis, MO
Fri Jul 04 1969, 3:33 AM CDT
Alt. 28,177 - Sunny - 90 F

AB	38
R	3
H	10
RBI	3
BB	3
SO	10
LOB	26



Batter	1	2	3	4	5	6	7	8	9	10	AB	R	H	RBI	BB	SO	LOB	BOTTOM			
Lou Brock, L OBP: 0.326, SLG: 0.436 (1, 7)	0-0 CS 1B			4-0 1B BB	0-3 K			0-0 1B		0-0 P4-3	4	1	2	0	1	1	0				
Curt Flood, R OBP: 0.329, SLG: 0.347 (1, 8)	0-3 K			0-0 1B FC5-2 1B			0-0 6-3		0-0 1-2 1B	5	0	2	0	0	2	1					
Vada Pinson, L OBP: 0.326, SLG: 0.423 (1, 9)	0-3 K			0-0 G3 FC5-2 1B			0-0 1-3		0-0 F8	4	0	1	1	0	1	2					
Joe Torre, R OBP: 0.351, SLG: 0.464 (1, 3)		0-0 L8		0-0 FC5-2 G3			0-0 1-2 1B		0-0 F9	4	0	1	0	0	0	4					
Tim McCarver, L OBP: 0.347, SLG: 0.383 (1, 2)	0-0 4-3			0-0 G3			0-0 F7		0-0 F7	4	0	0	0	0	0	3					
Mike Shannon, R OBP: 0.303, SLG: 0.359 (1, 5)	0-3 K			4-0 IBB			0-0 P4		0-0 6-3	3	0	0	0	1	1	0					
Julian Javier, R OBP: 0.310, SLG: 0.383 (1, 4)			0-0 F2	0-0 F5			0-0 5-3		0-0 1B	4	0	1	0	0	0	3					
Steve Huntz, S OBP: 0.309, SLG: 0.185 Vic Davalillo, L OBP: 0.259, SLG: 0.282 Dal Maxvill, R OBP: 0.257, SLG: 0.241 (1, 6) (9, PH) (10, 6)			0-3 K		0-0 F9		0-0 F9		0-3 K	3	0	0	0	0	1	0					
Bob Gibson, R OBP: 0.276, SLG: 0.327 Joe Hoerner, R OBP: 0.306, SLG: 0.226 (1, 1) (10, PH)			0-3 K		0-3 K		0-3 K		0-0 P4-3	3	0	0	0	0	3	0					
Inning Stats	R: 0 E: 0 K: 2 S: 7	H: 1 LOB: 0 BB: 0 P: 7	R: 0 E: 0 K: 1 S: 5	H: 0 LOB: 0 BB: 1 P: 5	R: 0 E: 0 K: 2 S: 7	H: 0 LOB: 0 BB: 0 P: 7	R: 1 E: 0 K: 0 S: 5	H: 2 LOB: 3 BB: 2 P: 13	R: 0 E: 0 K: 2 S: 7	H: 0 LOB: 0 BB: 0 P: 7	R: 0 E: 0 K: 0 S: 4	H: 1 LOB: 1 BB: 0 P: 4	R: 0 E: 0 K: 1 S: 7	H: 0 LOB: 2 BB: 0 P: 7	R: 0 E: 0 K: 1 S: 6	H: 1 LOB: 1 BB: 0 P: 6	R: 0 E: 0 K: 1 S: 5	H: 0 LOB: 0 BB: 0 P: 5	1B: 7 2B: 0 3B: 0 HR: 0	SF: 0 SAC: 0 DP: 0 HBP: 0	WP: 0 PA: 38
PITCHER	IP 10.0	WLS W	BF 38	H 7	R 1	ER 1	SO 10	BB 1	IBB 1	HBP 0	BLK 0	WP 0	HR 0	S 56	P 64	ERA 0.90	WHIP 0.800				
Fergie Jenkins, R ERA: 2.52 (1, 1)	1.1																				

Chicago Cubs @ St. Louis Cardinals
Busch Stadium, St. Louis, MO
Fri Jul 04 1969, 3:33 AM CDT
Alt. 28,177 - Sunny - 90 F

AB	36
R	1
H	7
RBI	1
BB	2
SO	10
LOB	14



Batter	1	2	3	4	5	6	7	8	9	AB	R	H	RBI	BB	SO	LOB	TOP					
Don Kessinger, S OBP: 0.362, SLG: 0.412 (1, 6)	0-0 4-3		0-0 F6			0-0 1B			0-0 F8	4	0	1	0	0	0	1	Chicago Cubs @ St. Louis Cardinals Busch Stadium, St. Louis, MO Sat Jul 05 1969, 3:33 AM CDT Att: 35,767 - Unknown - 96 F					
Glenn Beckert, R OBP: 0.346, SLG: 0.347 (1, 4)	0-0 5-3		0-0 F2			0-0 1B			0-0 1B	4	1	2	0	0	0	1						
Billy Williams, L OBP: 0.372, SLG: 0.475 (1, 7)	0-0 F7			0-0 G3		0-0 G6-3			0-0 1B	4	0	1	0	0	0	2						
Ron Santo, R OBP: 0.406, SLG: 0.527 (1, 5)		0-0 F9		0-0 F3			0-3 K		0-0 4-3	4	0	0	1	0	1	1						
Willie Smith, L OBP: 0.361, SLG: 0.586 (1, 3)		0-0 4-3		0-0 4-3			0-0 P6		0-0 F8	4	0	0	0	0	0	1						
Al Spangler, L OBP: 0.324, SLG: 0.377 (1, 9)		4-0 BB			0-0 F9		0-0 1-3			2	0	0	0	1	0	0						
Randy Hundley, R OBP: 0.372, SLG: 0.459 Ken Rudolph, R OBP: 0.292, SLG: 0.409 (8, 2)		0-3 K			0-3 K			0-0 F2		3	0	0	0	0	2	1						
Jim Qualls, S OBP: 0.238, SLG: 0.341 (1, 8)			0-0 F8		0-0 F8			0-0 F7		3	0	0	0	0	0	0						
Ken Holtzman, R OBP: 0.195, SLG: 0.193 Ted Abernathy, R OBP: 0.400, SLG: 0.600 Bill Heath, L OBP: 0.338, SLG: 0.500 Dave Lemonds, L OBP: 0.347, SLG: 0.333 Paul Popovich, S OBP: 0.347, SLG: 0.333 Don Nottebart, R OBP: 0.347, SLG: 0.333 (8, 1)			0-0 1B			0-0 4-3		0-0 F8		1	0	1	0	0	0	0						
Inning Stats	R: 0 E: 0 K: 0 S: 3	H: 0 LOB: 0 BB: 0 P: 3	R: 0 E: 0 K: 1 S: 5	H: 0 LOB: 1 BB: 1 P: 9	R: 0 E: 0 K: 0 S: 4	H: 1 LOB: 1 BB: 0 P: 4	R: 0 E: 0 K: 0 S: 3	H: 0 LOB: 0 BB: 0 P: 3	R: 0 E: 0 K: 1 S: 5	H: 0 LOB: 0 BB: 0 P: 5	R: 0 E: 0 K: 0 S: 4	H: 2 LOB: 1 BB: 0 P: 4	R: 0 E: 0 K: 1 S: 5	H: 0 LOB: 0 BB: 0 P: 5	R: 0 E: 0 K: 0 S: 3	H: 0 LOB: 0 BB: 0 P: 3		R: 1 E: 0 K: 0 S: 5	H: 2 LOB: 1 BB: 0 P: 5	1B: 5 2B: 0 3B: 0 HR: 0	SF: 0 SAC: 0 DP: 1 HBP: 0	WP: 0 PB: 0 SB: 0 CS: 0
PITCHER Nelson Briles, R ERA: 4.38 (1, 1)	IP: 9.0 WLS: W BF: 32 H: 5 R: 1 ER: 1 SO: 3 BB: 1 IBB: 0 HBP: 0 BLK: 0 WP: 0 HR: 0 S: 37 P: 41 ERA: 1.00 WHIP: 0.667																					

Batter	1	2	3	4	5	6	7	8	9	AB	R	H	RBI	BB	SO	LOB	BOTTOM			
Lou Brock, L OBP: 0.330, SLG: 0.436 (1, 7)	0-0 G3		0-0 E S	0-0 FC4-6		4-0 S FC1-5 FC6-2 BB		0-0 1-3		4	0	2	0	1	0	0	Chicago Cubs @ St. Louis Cardinals Busch Stadium, St. Louis, MO Sat Jul 05 1969, 3:33 AM CDT Att: 35,767 - Unknown - 96 F			
Curt Flood, R OBP: 0.328, SLG: 0.344 (1, 8)	4-0 BB		0-0 F9	0-0 FC4-6		0-0 FC1-5				3	0	0	1	1	0	4				
Vada Pinson, L OBP: 0.328, SLG: 0.421 (1, 9)	4-0 1-2		0-0 E1	0-0 1-3		0-0 FC6-2				3	0	1	0	1	0	3				
Joe Torre, R OBP: 0.350, SLG: 0.464 (1, 3)	0-0 P5		0-0 F8		0-0 4-3		0-0 6-3			4	1	1	0	0	0	4				
Mike Shannon, R OBP: 0.306, SLG: 0.361 (1, 5)	0-3 K			0-0 1B	0-0 4-3		0-0 1B			4	1	2	0	0	1	3				
Tim McCarver, L OBP: 0.348, SLG: 0.385 (1, 2)		0-0 4-3		0-0 1B	0-0 2-3		0-0 F7			4	1	2	1	0	0	1				
Julian Javier, R OBP: 0.309, SLG: 0.385 (1, 4)		0-0 F7		0-0 1B	0-0 K		0-0 F7			4	1	1	1	0	1	2				
Steve Huntz, S OBP: 0.306, SLG: 0.188 (1, 6)		0-0 F5		0-0 1B	0-3 K			0-0 4-3		4	1	1	1	0	1	1				
Nelson Briles, R OBP: 0.150, SLG: 0.184 (1, 1)			0-3 K	0-3 K		4-0 FC1-5 BB		0-0 F9		3	0	0	0	1	2	1				
Inning Stats	R: 0 E: 0 K: 1 S: 5	H: 0 LOB: 2 BB: 2 P: 13	R: 0 E: 0 K: 0 S: 3	H: 0 LOB: 0 BB: 0 P: 3	R: 0 E: 1 K: 1 S: 7	H: 1 LOB: 2 BB: 0 P: 7	R: 4 E: 1 K: 1 S: 10	H: 6 LOB: 2 BB: 0 P: 10	R: 1 E: 0 K: 2 S: 9	H: 2 LOB: 1 BB: 0 P: 9	R: 0 E: 0 K: 0 S: 2	H: 0 LOB: 1 BB: 2 P: 10	R: 0 E: 0 K: 0 S: 4	H: 1 LOB: 1 BB: 0 P: 4	R: 0 E: 0 K: 0 S: 3	H: 0 LOB: 0 BB: 0 P: 3		1B: 8 2B: 3 3B: 0 HR: 0	SF: 0 SAC: 0 DP: 1 HBP: 0	WP: 0 PB: 0 SB: 3 CS: 0
PITCHER Ken Holtzman, L ERA: 3.49 Ted Abernathy, R ERA: 2.79 Dave Lemonds, L ERA: 3.86 Don Nottebart, R ERA: 7.71 (8, 1)	IP: 3.1 WLS: L BF: 19 H: 6 R: 4 ER: 4 SO: 3 BB: 2 IBB: 0 HBP: 0 BLK: 0 WP: 0 HR: 0 S: 23 P: 31 ERA: 10.80 WHIP: 2.400																			

Batter	1	2	3	4	5	6	7	8	9	AB	R	H	RBI	BB	SO	LOB	TOP			
Don Kessinger, S (1, 6) OBP: 0.360, SLG: 0.409	6-3		E 1B		F7			1-3	K	5	0	1	0	0	1	2				
Glenn Beckert, R (1, 4) OBP: 0.340, SLG: 0.341	6-3		E1 G4-6-3		G3			6-3		4	0	0	0	0	0	1				
Billy Williams, L (1, 7) OBP: 0.368, SLG: 0.470	F8		G4-6-3		F2			F8		4	0	0	0	0	0	2				
Ron Santo, R (1, 5) OBP: 0.407, SLG: 0.526					F2					4	1	2	0	0	1	0				
14 Ernie Banks, R (1, 3) OBP: 0.335, SLG: 0.433										3	1	3	0	1	0	0				
Randy Hundley, R (1, 2) OBP: 0.373, SLG: 0.463										4	0	2	0	0	1	3				
Jim Hickman, R (1, 9) OBP: 0.330, SLG: 0.333										3	0	0	0	0	0	4				
Al Spangler, L (9, PH) OBP: 0.322, SLG: 0.374										1	0	0	1	0	0	1				
Don Young, R (1, 8) OBP: 0.338, SLG: 0.351										3	0	0	0	0	0	4				
Willie Smith, L (9, PH) OBP: 0.397, SLG: 0.589										1	0	1	1	0	0	0				
Nate Oliver, R (9, FR) OBP: 0.220, SLG: 0.333										0	0	0	0	0	0	0				
Bill Hands, R (1, 1) OBP: 0.089, SLG: 0.024										1	0	0	0	0	0	0				
Hank Aguirre, R (4, 1) OBP: 0.333, SLG: 0.333										1	0	0	0	0	0	1				
Ken Rudolph, R (7, PH) OBP: 0.280, SLG: 0.391										1	0	0	0	0	0	0				
Phil Regan, R (7, 1) OBP: 0.351, SLG: 0.338										1	0	1	0	0	0	0				
Paul Popovich, S (9, PH) OBP: 0.229										1	0	1	0	0	0	0				
Inning Stats	R: 0 E: 0 K: 0 S: 3	H: 0 LOB: 0 BB: 0 P: 3	R: 0 E: 0 K: 0 S: 5	H: 3 LOB: 2 BB: 0 P: 5	R: 0 E: 1 K: 0 S: 4	H: 1 LOB: 1 BB: 0 P: 4	R: 0 E: 0 K: 0 S: 5	H: 2 LOB: 2 BB: 0 P: 5	R: 0 E: 0 K: 1 S: 6	H: 1 LOB: 1 BB: 0 P: 6	R: 0 E: 0 K: 0 S: 3	H: 0 LOB: 0 BB: 0 P: 3	R: 0 E: 0 K: 0 S: 3	H: 0 LOB: 0 BB: 0 P: 3	R: 2 E: 0 K: 2 S: 10	H: 3 LOB: 2 BB: 1 P: 14	1B: 9 2B: 1 3B: 0 HR: 0	SF: 0 SAC: 0 DP: 1 HBP: 0	WP: 1 PA: 37 PB: 0 SB: 0 CS: 0	
PITCHER	IP WLS BF H R ER SO BB IBB HBP BLK WP HR S P ERA WHIP	8.0 W 32 8 2 2 2 1 0 0 0 0 0 35 39 2.25 1.125	0.2 3 1 0 0 1 0 0 0 0 1 0 5 5 0.00 1.500	0.1 S 2 1 0 0 1 0 0 0 0 0 0 4 4 0.00 3.000																

Chicago Cubs @ St. Louis Cardinals
 Busch Stadium, St. Louis, MO
 Sun Jul 06 1969, 3:33 AM CDT
 Cloudy - 96 F

AB 36
 R 2
 H 10
 RBI 2
 BB 1
 SO 4
 LOB 17





Batter	1	2	3	4	5	6	7	8	9	AB	R	H	RBI	BB	SO	LOB	BOTTOM		
Lou Brock, L (1, 7) OBP: 0.332, SLG: 0.435	4-3		F2							3	0	1	0	1	0	0			
Vic Davallillo, L (1, 8) OBP: 0.250, SLG: 0.271	6-3		B1-3							4	0	0	0	0	0	3			
Vada Pinson, L (1, 9) OBP: 0.324, SLG: 0.415	K		F7							4	0	0	0	0	1	3			
Bill White, L (1, 3) OBP: 0.350, SLG: 0.265										3	3	2	0	1	0	1			
Tim McCarver, L (1, 2) OBP: 0.351, SLG: 0.391										3	1	1	1	1	0	1			
Mike Shannon, R (1, 5) OBP: 0.305, SLG: 0.359										4	0	1	0	0	1	4			
Phil Gagliano, R (1, 4) OBP: 0.244, SLG: 0.295										3	0	2	1	1	0	1			
Joe Hoerner, R (9, 1) OBP: 0.240, SLG: 0.208										0	0	0	0	0	0	0			
Julian Javier, R (9, 4) OBP: 0.309, SLG: 0.385										0	0	0	0	0	0	0			
Steve Huntz, S (1, 6) OBP: 0.303, SLG: 0.192										4	0	1	2	0	1	3			
Steve Carlton, L (1, 1) OBP: 0.244, SLG: 0.295										3	0	1	0	0	0	4			
Mudcat Grant, R (9, 1) OBP: 0.240, SLG: 0.208										0	0	0	0	0	0	0			
Julian Javier, R (9, 4) OBP: 0.309, SLG: 0.385										0	0	0	0	0	0	0			
Inning Stats	R: 0 E: 0 K: 1 S: 5	H: 0 LOB: 0 BB: 0 P: 5	R: 1 E: 0 K: 2 S: 9	H: 2 LOB: 2 BB: 1 P: 13	R: 0 E: 0 K: 0 S: 3	H: 0 LOB: 0 BB: 0 P: 3	R: 2 E: 0 K: 0 S: 4	H: 2 LOB: 1 BB: 2 P: 12	R: 0 E: 0 K: 0 S: 3	H: 1 LOB: 0 BB: 1 P: 7	R: 0 E: 0 K: 0 S: 5	H: 2 LOB: 2 BB: 0 P: 5	R: 0 E: 0 K: 0 S: 5	H: 2 LOB: 1 BB: 0 P: 5	1B: 8 2B: 0 3B: 1 HR: 0	SF: 0 SAC: 0 DP: 2 HBP: 0	WP: 0 PA: 35 PB: 0 SB: 0 CS: 0		
PITCHER	IP WLS BF H R ER SO BB IBB HBP BLK WP HR S P ERA WHIP	3.1 L 17 4 3 3 3 3 0 0 0 0 0 7 11 0.00 0.750	2.0 10 4 1 1 0 0 0 0 0 0 0 10 10 4.50 2.000																

Chicago Cubs @ St. Louis Cardinals
 Busch Stadium, St. Louis, MO
 Sun Jul 06 1969, 3:33 AM CDT
 Cloudy - 96 F

AB 31
 R 4
 H 9
 RBI 4
 BB 4
 SO 3
 LOB 20



Batter	1	2	3	4	5	6	7	8	9	AB R H RBI BB SO LOB	TOP											
Lou Brock, L OBP: 0.337, SLG: 0.445 (1, 7)	4-0 BB 1B	0-0 1-H 1B		0-0 1B 2B		0-0 1-3		0-3 K		4 1 2 1 1 1 0	St. Louis Cardinals @ Philadelphia Phillies Connie Mack Stadium, Philadelphia, PA Tue Jul 08 1969, 7:05 PM EDT Att: 8,522 - Unknown AB 36 R 6 H 12 RBI 6 BB 3 SO 6 LOB 13 											
Curt Flood, R OBP: 0.329, SLG: 0.340 (1, 8)	4-0 1B BB	4-0 1-2 BB		0-0 2-3 1B		0-0 5-3		0-0 6-3	3 1 1 0 2 0 0													
Vada Pinson, L OBP: 0.324, SLG: 0.420 (1, 9)	0-0 1B SF7	0-0 F5		0-0 G3		0-3 K		0-0 P6	5 1 1 1 0 1 4													
Joe Torre, R OBP: 0.349, SLG: 0.468 (1, 3)	0-0 1-3 3-H 1B	0-0 6-3		0-0 5-3		0-3 K		0-3 K	5 0 1 1 0 2 2													
Tim McCarver, L OBP: 0.353, SLG: 0.398 (1, 2)	0-0 SF7		0-0 F8		0-0 1B 1B		0-0 2B		3 1 2 1 0 0 0													
Mike Shannon, R OBP: 0.310, SLG: 0.372 (1, 5)	0-0 G6-4-3		0-0 G5-4-3 1B		0-0 F8		0-0 5-3		4 0 1 0 0 0 3													
Phil Gagliano, R OBP: 0.329, SLG: 0.303 (1, 4)		0-0 HR		0-0 G5-4-3 1B		0-0 1B 1-2 1B		0-0 5-3	4 1 2 1 0 0 2													
Steve Huntz, S OBP: 0.301, SLG: 0.195 (1, 6)		0-0 F9		0-0 P6		0-0 FC5-4 1B		0-0 G3	4 0 1 1 0 0 0													
Bob Gibson, R OBP: 0.274, SLG: 0.322 (1, 1)		0-0 S 1B		0-3 K		0-0 FC5-4 1-2 1B		0-3 K	4 1 1 0 0 2 2													
Inning Stats	R: 3 E: 0 K: 0 S: 4	H: 2 LOB: 0 BB: 2 P: 12	R: 2 E: 0 K: 0 S: 6	H: 3 LOB: 2 BB: 1 P: 10	R: 0 E: 0 K: 0 S: 3	H: 1 LOB: 0 BB: 0 P: 3	R: 0 E: 0 K: 1 S: 7	H: 2 LOB: 2 BB: 0 P: 7	R: 1 E: 0 K: 0 S: 6	H: 3 LOB: 2 BB: 0 P: 6	R: 0 E: 0 K: 1 S: 5	H: 0 LOB: 0 BB: 0 P: 5	R: 0 E: 0 K: 1 S: 6	H: 1 LOB: 1 BB: 0 P: 6	R: 0 E: 0 K: 0 S: 7	H: 0 LOB: 0 BB: 0 P: 7	R: 0 E: 0 K: 1 S: 5	H: 0 LOB: 0 BB: 0 P: 5	1B: 9 2B: 2 3B: 0 HR: 1	SF: 1 SAC: 0 DP: 2 HBP: 0	WP: 0 PB: 0 SB: 1 CS: 0	PA: 40
PITCHER	IP WLS BF H R ER SO BB IBB HBP BLK WP HR S P ERA WHIP											PITCHER	IP WLS BF H R ER SO BB IBB HBP BLK WP HR S P ERA WHIP									
Jerry Johnson, R ERA: 5.22 (1, 1)	0.0 L 4 2 3 0 2 0 0 0 0 0 0 0 2 10 ∞ ∞																					
Al Raffa, R ERA: 2.51 (1, 1)	2.0 9 3 2 2 0 1 0 0 0 0 0 1 8 12 9.00 2.000																					
Turk Farrell, R ERA: 3.4 (3, 1)	4.0 17 6 1 1 2 0 0 0 0 0 0 0 21 21 2.25 1.500																					
Rick Wise, R ERA: 2.73 (7, 1)	2.0 7 1 0 0 3 0 0 0 0 0 0 0 13 13 0.00 0.500																					
Bill Wilson, R ERA: 3.31 (9, 1)	1.0 3 0 0 0 1 0 0 0 0 0 0 0 5 5 0.00 0.000																					

Batter	1	2	3	4	5	6	7	8	9	AB R H RBI BB SO LOB	BOTTOM									
Tony Taylor, R OBP: 0.316, SLG: 0.330 (1, 4)	0-0 G6-4-3 BB 1B	0-0 5-3		0-3 K		0-0 6-3			0-0 HBP SF7 2B	5 2 2 0 0 1 3	St. Louis Cardinals @ Philadelphia Phillies Connie Mack Stadium, Philadelphia, PA Tue Jul 08 1969, 7:05 PM EDT Att: 8,522 - Unknown AB 33 R 3 H 8 RBI 3 BB 7 SO 6 LOB 28 									
John Briggs, L OBP: 0.323, SLG: 0.344 (1, 7)	4-0 G6-4-3 BB		0-0 2B 4-3 1B		4-0 PB 1B BB		0-3 K		0-0 F7	3 1 1 0 2 1 1										
Larry Hise, R OBP: 0.341, SLG: 0.471 (1, 8)	0-0 G6-4-3		0-0 4-3 2B		0-3 K		4-0 P6-4 BB		4-0 HBP BB	3 0 1 0 2 1 3										
Rick Joseph, R OBP: 0.373, SLG: 0.464 (1, 5)	0-0 FC6-4 1B		0-0 F3		0-0 PB 1B		0-0 BB		1-0 HBP	4 0 3 1 0 0 2										
Deron Johnson, R OBP: 0.338, SLG: 0.388 (1, 3)	0-0 FC6-4		0-0 4-3		0-0 P4		0-0 P6-4		0-0 SF7	4 0 0 2 0 0 6										
Don Money, R OBP: 0.296, SLG: 0.354 (1, 6)		0-0 E6 BB		0-0 F8		4-0 1-2 2-3 BB		0-0 1B	0-0 6-3	4 0 1 0 1 0 3										
Ron Stone, L OBP: 0.285, SLG: 0.254 (1, 9)		4-0 BB		0-0 L8		0-0 F2		0-0 F5		3 0 0 0 1 0 4										
Mike Ryan, R OBP: 0.260, SLG: 0.356 (1, 2)		0-3 K		0-0 F7		0-3 K		0-0 F2		4 0 0 0 0 2 3										
Jerry Johnson, R OBP: 0.379, SLG: 0.115 (1, 1)		0-3 K		4-0 BB		0-0 F9		0-0 F3		0 0 0 0 0 0 0										
Al Raffa, R OBP: 0.167, SLG: 0.167 (2, PH)										0 0 0 0 0 0 0										
Vic Roznovsky, L OBP: 0.306, SLG: 0.222 (3, 1)										1 0 0 0 0 0 1 2										
Turk Farrell, R OBP: 0.329, SLG: 0.291 (3, 1)										1 0 0 0 0 1 0 0										
Cookie Rojas, R OBP: 0.329, SLG: 0.324 (5, PH)										1 0 0 0 0 0 0 0										
Rick Wise, R OBP: 0.329, SLG: 0.324 (7, 1)										0 0 0 0 0 0 0 0										
Rich Barry, R OBP: 0.329, SLG: 0.324 (8, PH)										1 0 0 0 0 0 0 1										
Bill Wilson, R OBP: 0.329, SLG: 0.324 (9, 1)										0 0 0 0 0 0 0 0										
Inning Stats	R: 1 E: 0 K: 0 S: 4	H: 2 LOB: 1 BB: 1 P: 8	R: 0 E: 1 K: 2 S: 8	H: 0 LOB: 2 BB: 1 P: 12	R: 1 E: 0 K: 0 S: 5	H: 2 LOB: 1 BB: 0 P: 5	R: 0 E: 0 K: 1 S: 5	H: 0 LOB: 0 BB: 0 P: 5	R: 0 E: 0 K: 1 S: 5	H: 1 LOB: 1 BB: 1 P: 9	R: 0 E: 0 K: 0 S: 4	H: 1 LOB: 1 BB: 0 P: 4	R: 0 E: 0 K: 0 S: 4	H: 1 LOB: 2 BB: 1 P: 9	R: 1 E: 0 K: 0 S: 4	H: 1 LOB: 1 BB: 1 P: 9	1B: 6 2B: 3 3B: 0 HR: 0	SF: 1 SAC: 0 DP: 2 HBP: 1	WP: 0 PB: 1 SB: 0 CS: 0	PA: 42
PITCHER	IP WLS BF H R ER SO BB IBB HBP BLK WP HR S P ERA WHIP											PITCHER	IP WLS BF H R ER SO BB IBB HBP BLK WP HR S P ERA WHIP							
Bob Gibson, R ERA: 2.28 (1, 1)	9.0 W 42 8 3 3 6 7 0 1 0 0 0 0 46 75 3.00 1.667																			

Batter	1	2	3	4	5	6	7	8	9	AB	R	H	RBI	BB	SO	LOB	TOP		
Lou Brock, L OBP: 0.338, SLG: 0.446 (1,7)										4	1	2	0	0	0	1			
Curt Flood, R OBP: 0.326, SLG: 0.338 (1,8)										4	0	1	0	0	1	2			
Vada Pinson, L OBP: 0.326, SLG: 0.419 (1,9)										3	0	1	1	1	1	1			
Joe Torre, R OBP: 0.351, SLG: 0.467 (1,3)										3	0	1	0	0	1	0			
Mike Shannon, R OBP: 0.312, SLG: 0.377 (1,5)										4	0	2	0	0	0	5			
Tim McCarver, L OBP: 0.345, SLG: 0.392 (1,2)										4	0	0	0	0	1	5			
Julian Javier, R OBP: 0.304, SLG: 0.377 (1,4)										4	0	0	0	0	0	4			
Steve Huntz, S OBP: 0.309, SLG: 0.190 (1,6)										2	0	0	0	2	0	1			
Nelson Briles, R OBP: 0.143, SLG: 0.175 (1,1)										2	0	0	0	0	2	1			
Mudcat Grant, R OBP: 0.269, SLG: 0.208 (4,1)										0	0	0	0	0	0	0			
Jim Ellis, R (7,1)										0	0	0	0	0	0	0			
Phil Gagliano, R OBP: 0.325, SLG: 0.299 (9, PH)										1	0	0	0	0	0	1			
Inning Stats	R: 0 E: 0 K: 0 S: 4	H: 2 LOB: 2 BB: 1 P: 8	R: 0 E: 0 K: 2 S: 7	H: 0 LOB: 1 BB: 1 P: 11	R: 1 E: 1 K: 0 S: 6	H: 3 LOB: 3 BB: 0 P: 7	R: 0 E: 0 K: 1 S: 5	H: 0 LOB: 0 BB: 0 P: 5	R: 0 E: 0 K: 0 S: 3	H: 1 LOB: 1 BB: 0 P: 4	R: 0 E: 0 K: 2 S: 7	H: 0 LOB: 1 BB: 0 P: 8	R: 0 E: 0 K: 1 S: 5	H: 1 LOB: 0 BB: 1 P: 5	R: 0 E: 0 K: 0 S: 2	H: 0 LOB: 0 BB: 1 P: 6	1B: 6 2B: 1 3B: 0 HR: 0	SF: 0 SAC: 0 DP: 2 HBP: 2	WP: 0 PA: 36 PB: 0 SB: 0 CS: 1
PITCHER Woodie Fryman, L ERA: 4.09 (1,1)	IP: 9.0 WLS: W BF: 36 H: 7 R: 1 ER: 1 SO: 6 BB: 3 IBB: 0 HBP: 2 BLK: 0 WP: 0 HR: 0 S: 43 P: 57 ERA: 1.00 WHIP: 1.111															PITCHER			

St. Louis Cardinals @ Philadelphia Phillies
 Connie Mack Stadium, Philadelphia, PA
 Wed Jul 09 1969, 7:05 PM EDT
 Unknown

AB 31
 R 1
 H 7
 RBI 1
 BB 3
 SO 6
 LOB 21

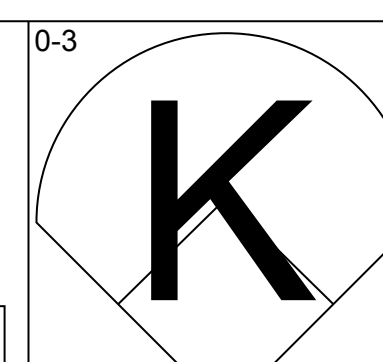
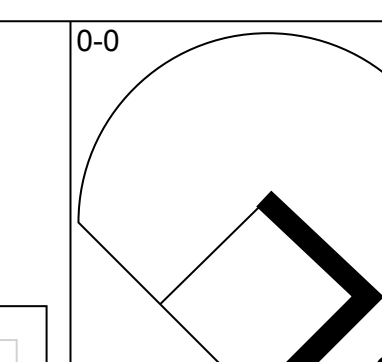
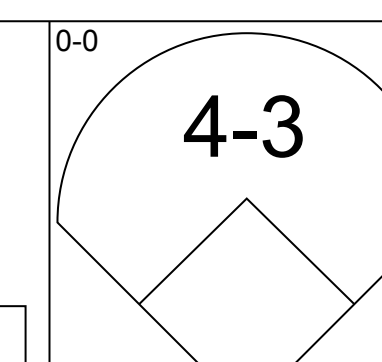
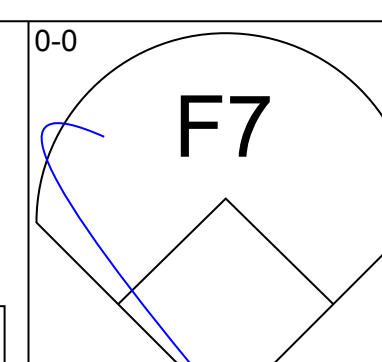
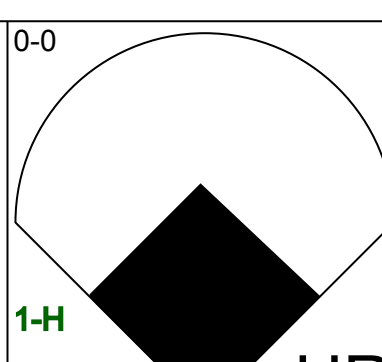
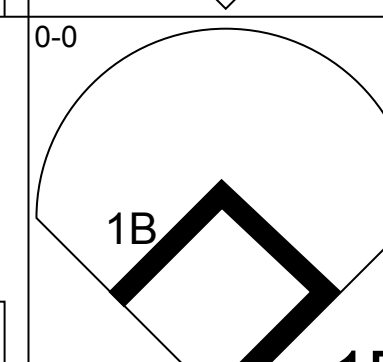
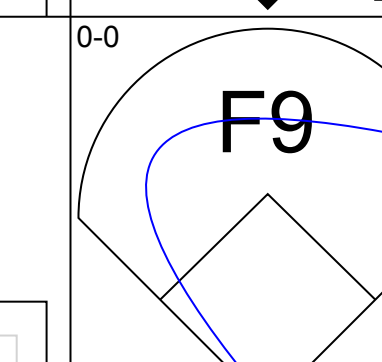
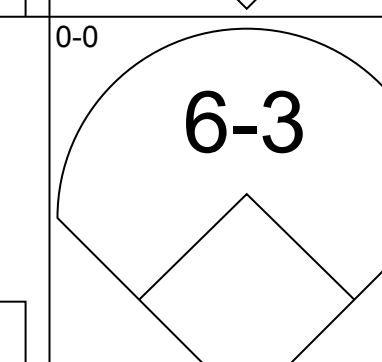
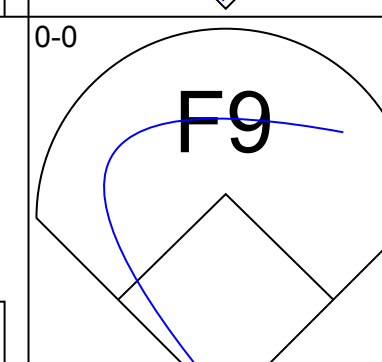
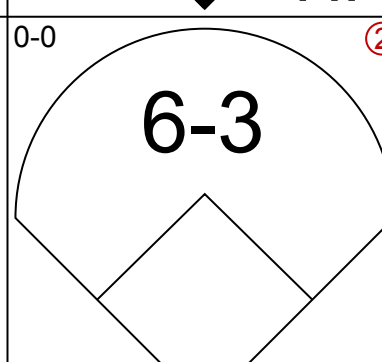
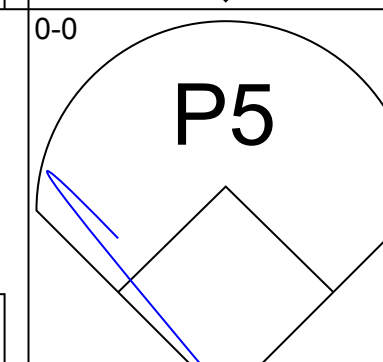
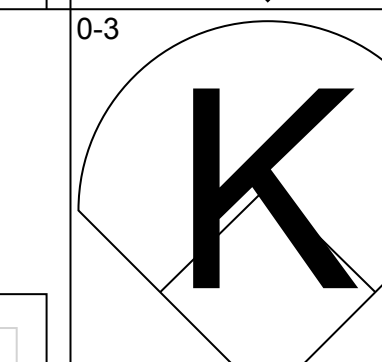
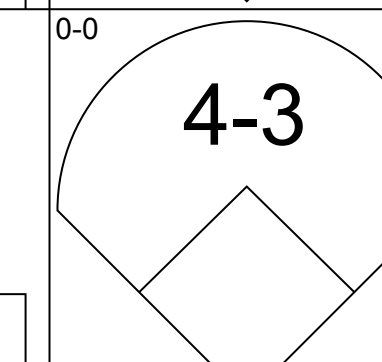
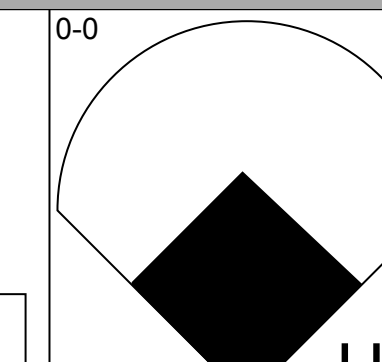
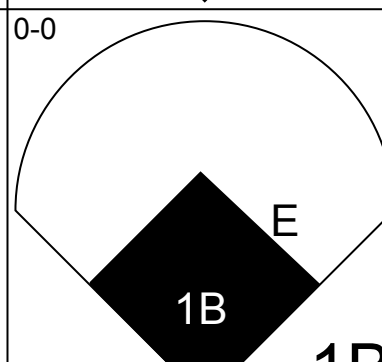
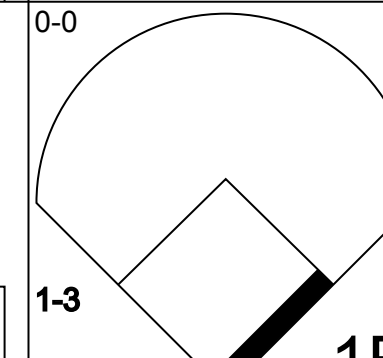
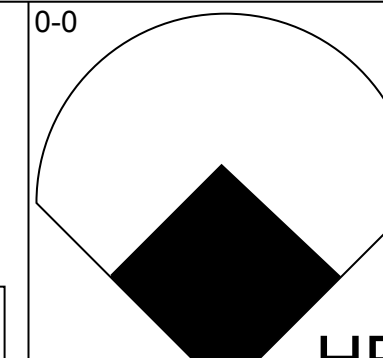
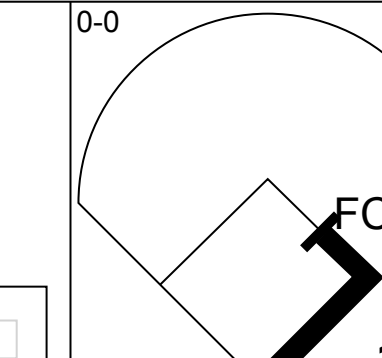
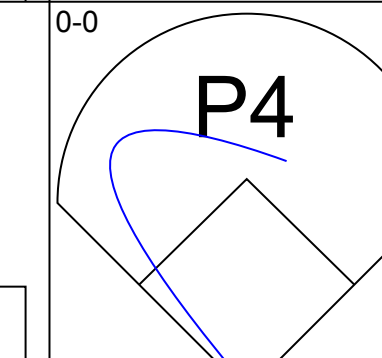
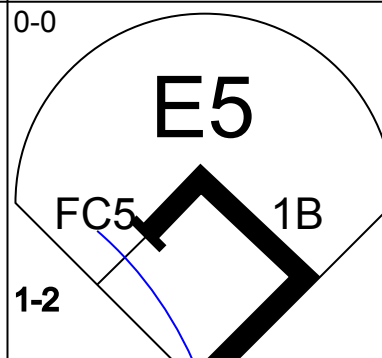
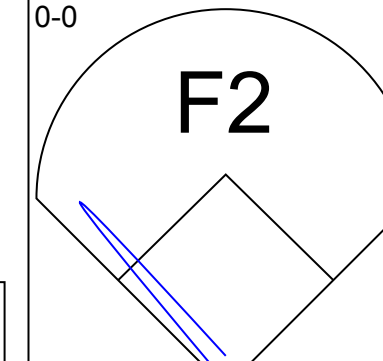
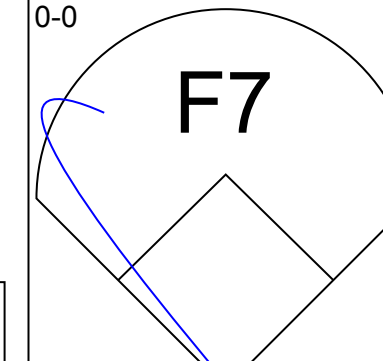
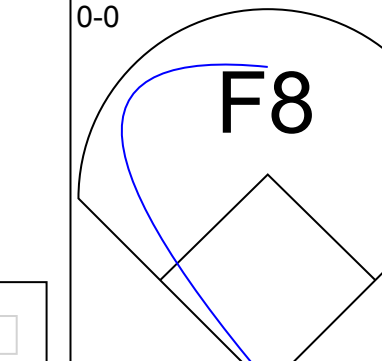
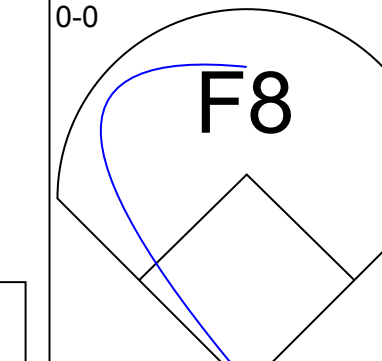
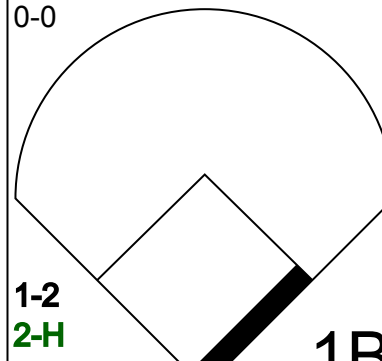
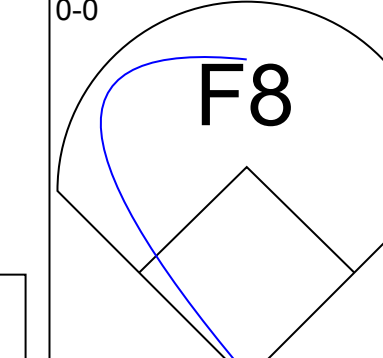
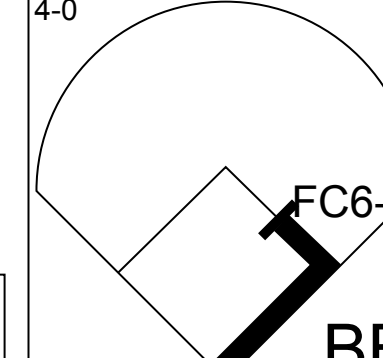
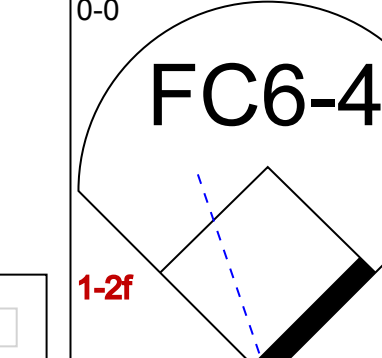
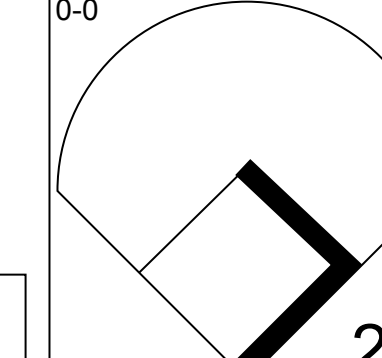
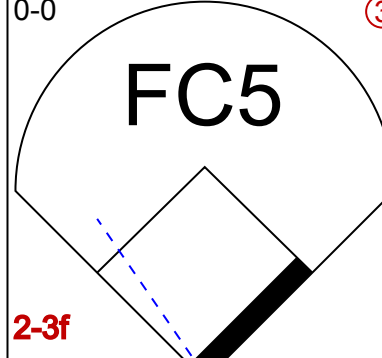
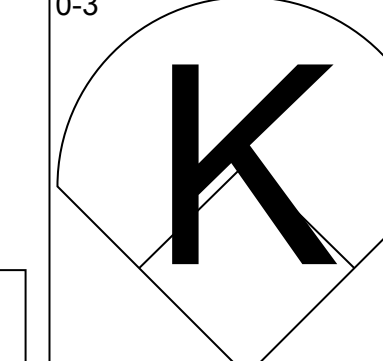
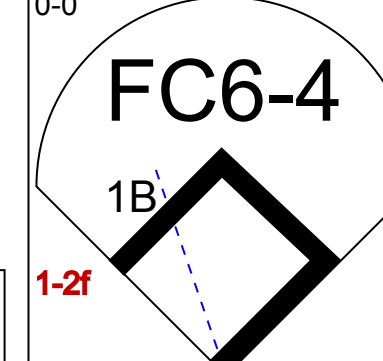
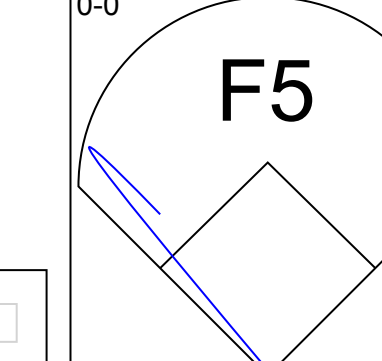
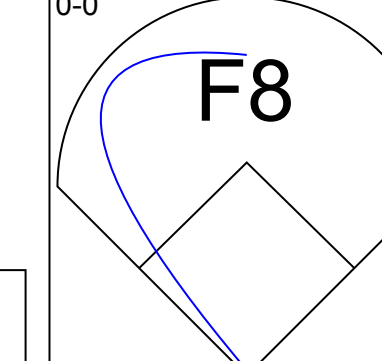
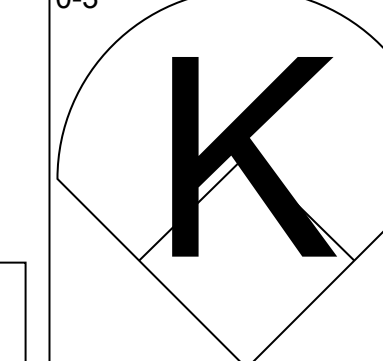
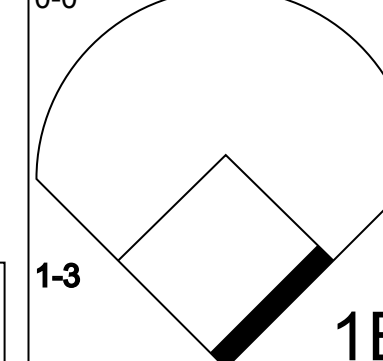
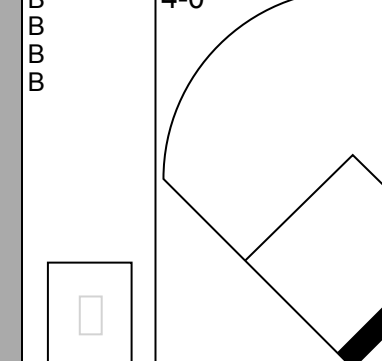
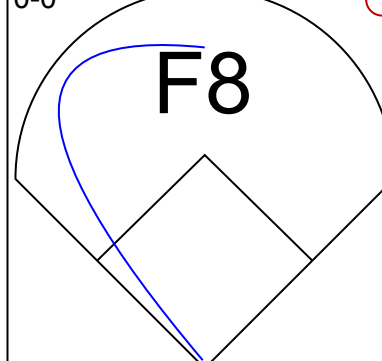
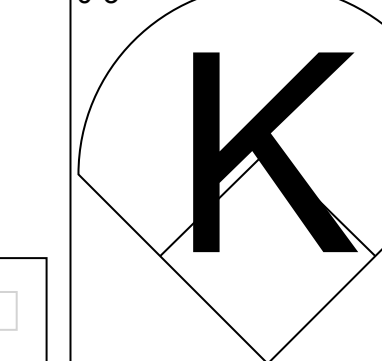
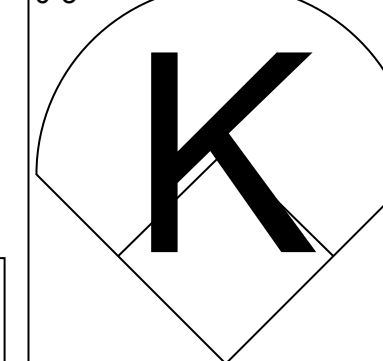
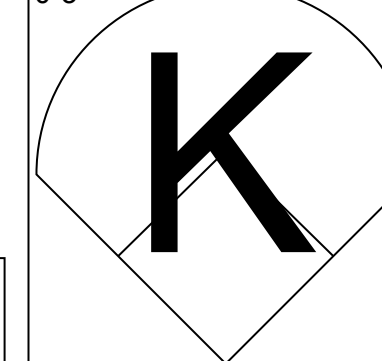
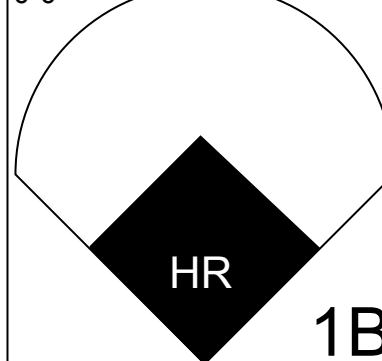


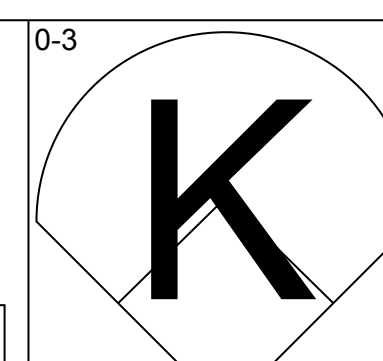
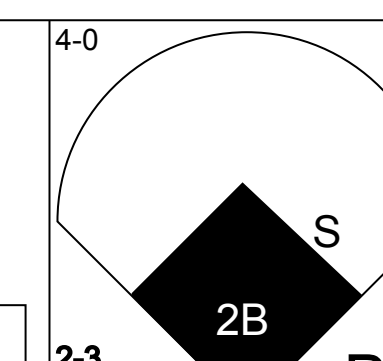
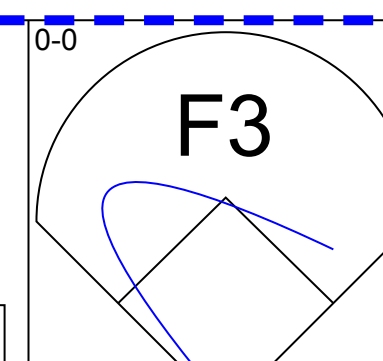
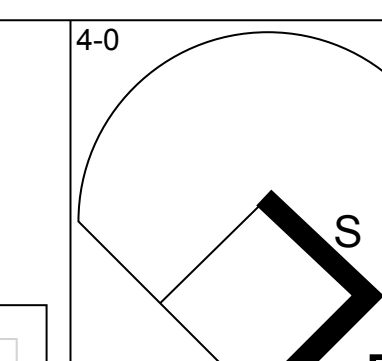
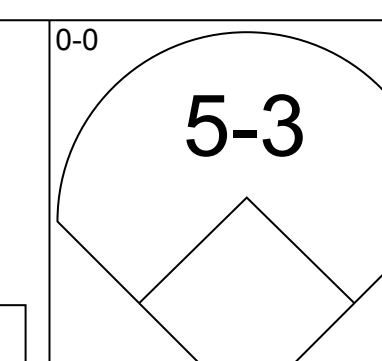
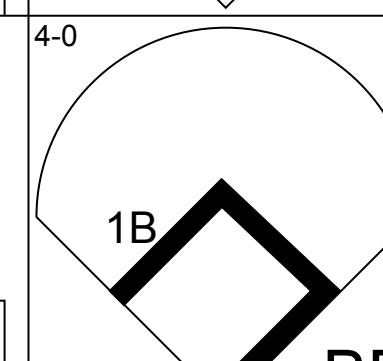
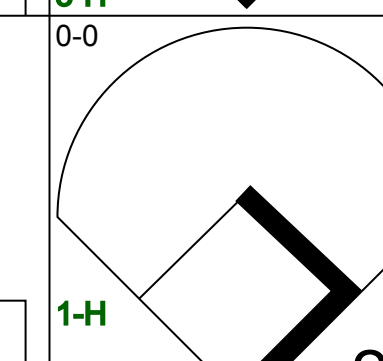
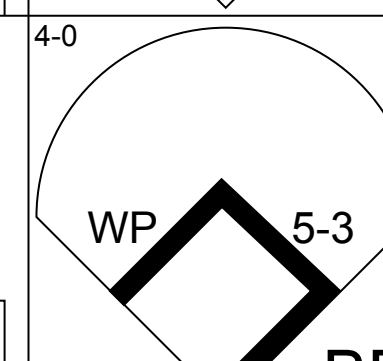
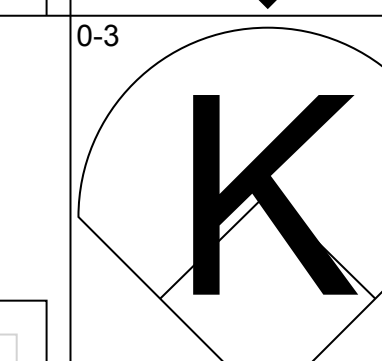
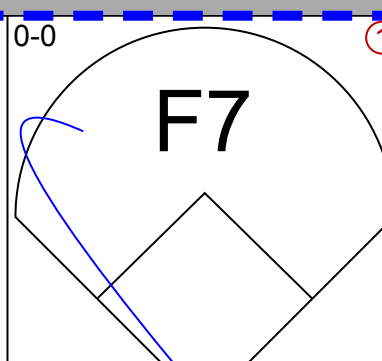
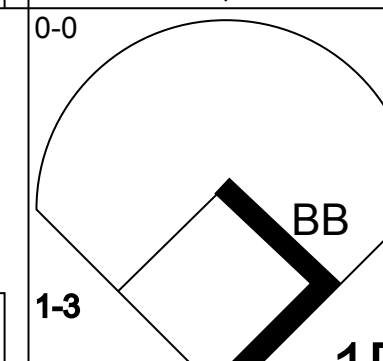
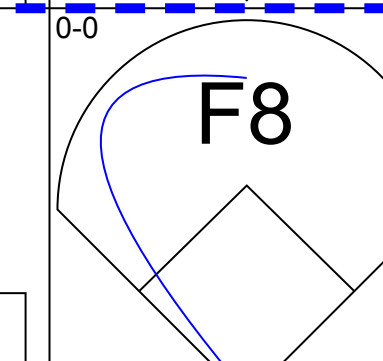
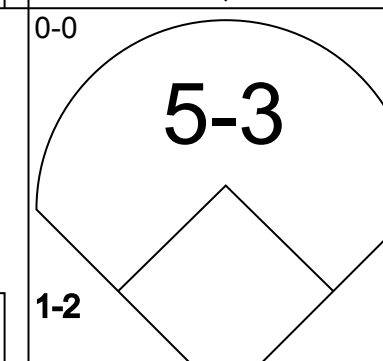
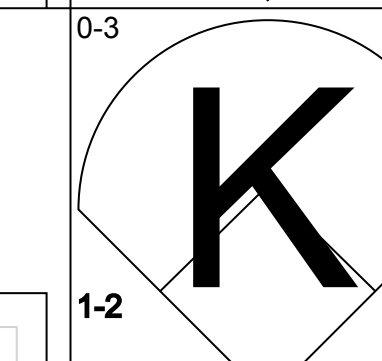

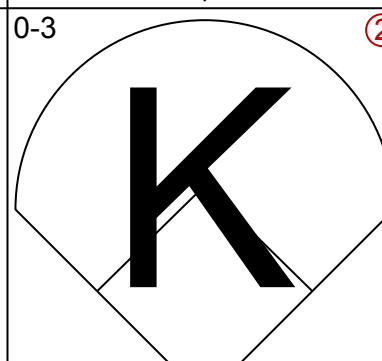
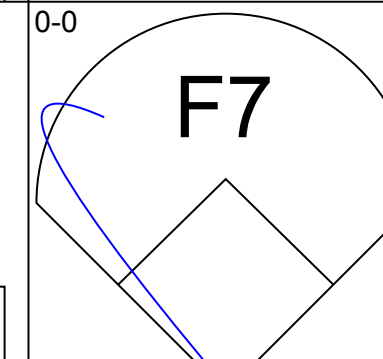
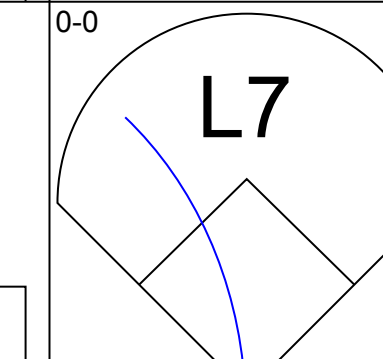
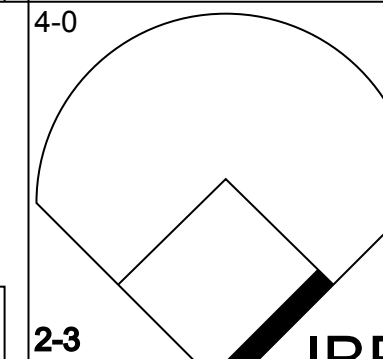
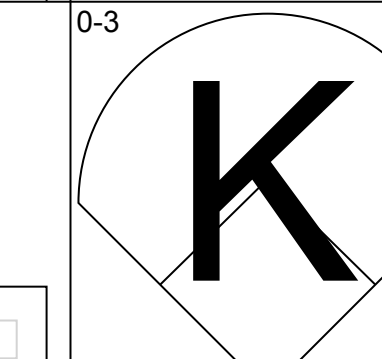

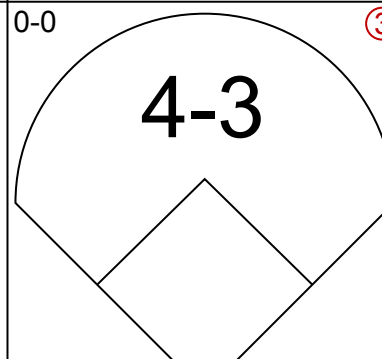
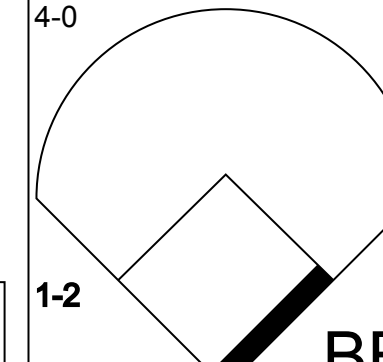
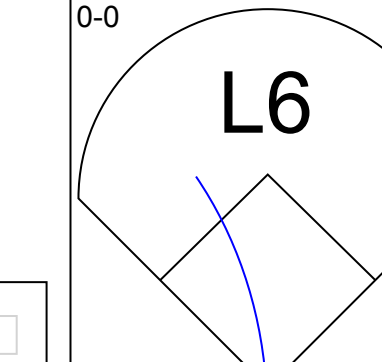
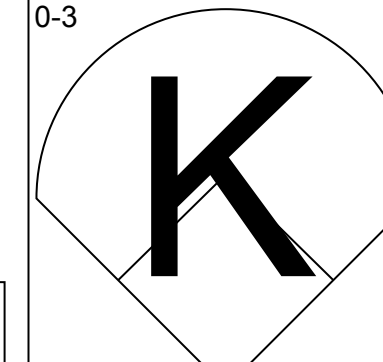

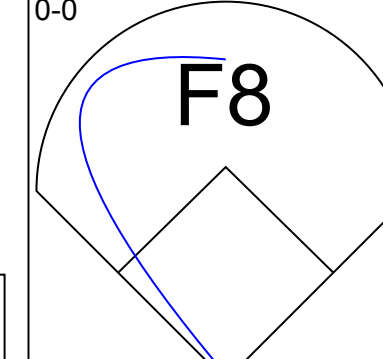




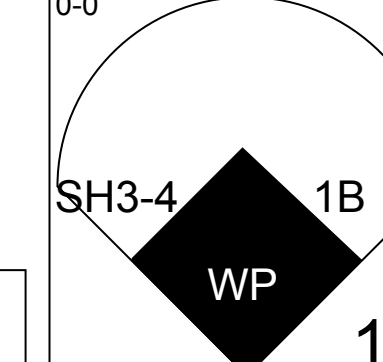
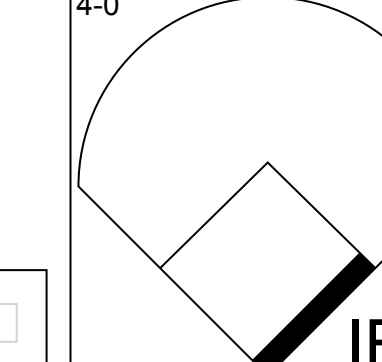



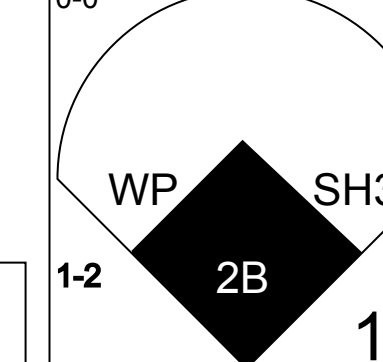
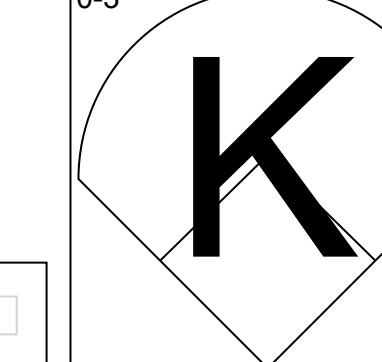


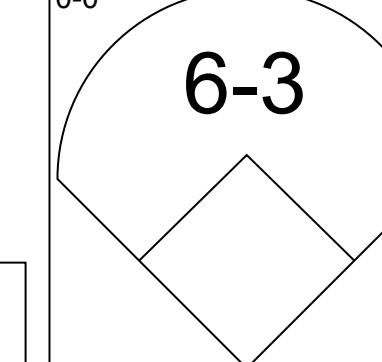
Batter	1	2	3	4	5	6	7	8	9	AB	R	H	RBI	BB	SO	LOB	BOTTOM		
Tony Taylor, R OBP: 0.318, SLG: 0.326 (1,4)										3	1	0	0	2	0	1			
John Briggs, L OBP: 0.323, SLG: 0.362 (1,7)										4	1	2	2	1	2	2			
Larry Hisle, R OBP: 0.339, SLG: 0.470 (1,8)										5	0	1	0	0	1	5			
Rick Joseph, R OBP: 0.390, SLG: 0.469 (1,5)										3	2	2	0	2	0	1			
Deron Johnson, R OBP: 0.335, SLG: 0.389 (1,3)										5	0	1	0	0	0	6			
Don Money, R OBP: 0.306, SLG: 0.372 (1,6)										4	2	3	1	0	0	1			
Ron Stone, L OBP: 0.306, SLG: 0.261 (1,9)										1	1	1	0	3	0	0			
Mike Ryan, R OBP: 0.260, SLG: 0.358 (1,2)										4	0	1	2	0	1	5			
Woodie Fryman, R OBP: 0.070, SLG: 0.048 (1,1)										4	0	1	0	0	0	4			
Inning Stats	R: 2 E: 0 K: 0 S: 4	H: 1 LOB: 1 BB: 2 P: 12	R: 0 E: 0 K: 0 S: 4	H: 2 LOB: 1 BB: 0 P: 4	R: 0 E: 0 K: 1 S: 6	H: 1 LOB: 1 BB: 0 P: 6	R: 2 E: 1 K: 2 S: 9	H: 1 LOB: 2 BB: 2 P: 17	R: 1 E: 0 K: 1 S: 7	H: 3 LOB: 2 BB: 1 P: 11	R: 0 E: 0 K: 0 S: 3	H: 1 LOB: 0 BB: 0 P: 3	R: 2 E: 0 K: 0 S: 5	H: 3 LOB: 1 BB: 1 P: 9	R: 0 E: 1 K: 0 S: 3	H: 0 LOB: 2 BB: 2 P: 11	1B: 6 2B: 6 3B: 0 HR: 1	SF: 0 SAC: 0 DP: 2 HBP: 0	WP: 0 PA: 42 PB: 0 SB: 0 CS: 1
PITCHER Nelson Briles, R ERA: 4.42 (1,1)	IP: 3.0 WLS: L BF: 16 H: 5 R: 4 ER: 2 SO: 1 BB: 3 IBB: 0 HBP: 0 BLK: 0 WP: 0 HR: 1 S: 15 P: 27 ERA: 6.00 WHIP: 2.667															PITCHER			
Mudcat Grant, R ERA: 4.98 (4,1)	3.1 19 7 3 3 3 1 2 0 0 0 0 22 34 8.10 2.400																		
Jim Ellis, L ERA: (7,1)	1.2 6 0 0 0 0 1 1 0 0 0 0 4 12 0.00 0.600																		

St. Louis Cardinals @ Philadelphia Phillies
 Connie Mack Stadium, Philadelphia, PA
 Wed Jul 09 1969, 7:05 PM EDT
 Unknown

AB 33
 R 7
 H 12
 RBI 5
 BB 8
 SO 4
 LOB 25



Batter	1	2	3	4	5	6	7	8	9	AB	R	H	RBI	BB	SO	LOB	TOP					
Lou Brock, L OBP: 0.339, SLG: 0.456 (1, 7)										5	1	2	2	0	1	1	St. Louis Cardinals @ Philadelphia Phillies Connie Mack Stadium, Philadelphia, PA Wed Jul 09 1969, 7:05 PM EDT Att: 13,919 - Unknown					
Curt Flood, R OBP: 0.326, SLG: 0.336 (1, 8)										5	0	1	0	0	0	3						
Vada Pinson, L OBP: 0.328, SLG: 0.430 (1, 9)										5	2	2	1	0	1	2						
Joe Torre, R OBP: 0.354, SLG: 0.478 (1, 3)										5	1	3	1	0	0	1						
Tim McCarver, L OBP: 0.347, SLG: 0.389 (1, 2)										5	0	1	1	0	0	3						
Mike Shannon, R OBP: 0.314, SLG: 0.378 (1, 5)										4	0	1	0	1	0	3						
Phil Gagliano, R Julian Javier, R OBP: 0.304, SLG: 0.377 (8, 4)										4	0	0	0	0	1	3						
Steve Huntz, S OBP: 0.317, SLG: 0.195 (1, 6)										3	0	1	0	1	1	0						
Dave Giusti, R Chuck Taylor, R Vic Davallo, L Ray Washburn, R Bill White, L Nelson Briles, R Dave Ridenour, L Bobby Slay, L Joe Hoerner, R										8	0	0	0	0	0	0						
Inning Stats	R: 0 E: 0 K: 1 S: 7	H: 2 LOB: 2 BB: 0 P: 7	R: 0 E: 0 K: 2 S: 7	H: 0 LOB: 0 BB: 0 P: 7	R: 0 E: 0 K: 2 S: 8	H: 1 LOB: 1 BB: 0 P: 8	R: 1 E: 0 K: 1 S: 7	H: 2 LOB: 2 BB: 1 P: 11	R: 0 E: 0 K: 0 S: 3	H: 0 LOB: 0 BB: 0 P: 3	R: 0 E: 0 K: 0 S: 4	H: 1 LOB: 1 BB: 0 P: 4	R: 0 E: 0 K: 1 S: 5	H: 0 LOB: 1 BB: 1 P: 9	R: 1 E: 0 K: 0 S: 8	H: 2 LOB: 1 BB: 0 P: 8		R: 3 E: 1 K: 0 S: 8	H: 4 LOB: 2 BB: 0 P: 8	1B: 7 2B: 2 3B: 0 HR: 3	SF: 0 SAC: 0 DP: 0 HBP: 0	WP: 0 PB: 0 SB: 0 CS: 0
PITCHER	IP WLS BF H R ER SO BB IBB HBP BLK WP HR S P ERA WHIP																					
Lowell Palmer, R ERA: 5.35	(1, 1) 8.2 L 41 12 5 4 7 2 0 0 0 0 0 3 53 61 4.15 1.615																					
Bill Wilson, R ERA: 3.28	(9, 1) 0.1 1 0 0 0 0 0 0 0 0 0 0 0 1 1 0.00 0.000																					

Batter	1	2	3	4	5	6	7	8	9	AB	R	H	RBI	BB	SO	LOB	BOTTOM					
Tony Taylor, R OBP: 0.319, SLG: 0.322 (1, 4)										3	1	0	0	2	1	0	St. Louis Cardinals @ Philadelphia Phillies Connie Mack Stadium, Philadelphia, PA Wed Jul 09 1969, 7:05 PM EDT Att: 13,919 - Unknown					
John Briggs, L OBP: 0.335, SLG: 0.366 (1, 7)										3	0	1	2	2	1	1						
Larry Hise, R OBP: 0.337, SLG: 0.465 (1, 8)										5	0	1	0	0	2	3						
Rick Joseph, R OBP: 0.383, SLG: 0.453 (1, 5)										4	0	0	0	1	1	4						
Deron Johnson, R OBP: 0.333, SLG: 0.383 (1, 3)										3	0	0	0	1	1	2						
Don Money, R OBP: 0.314, SLG: 0.386 (1, 6)										3	0	2	0	1	0	3						
Ron Stone, L OBP: 0.312, SLG: 0.263 (1, 9)										3	1	1	0	1	0	2						
Mike Ryan, R OBP: 0.260, SLG: 0.356 (1, 2)										4	1	1	0	0	1	3						
Lowell Palmer, R Bill Wilson, R	(1, 1) 8.2 L 41 12 5 4 7 2 0 0 0 0 0 3 53 61 4.15 1.615	(9, 1) 0.1 1 0 0 0 0 0 0 0 0 0 0 0 1 1 0.00 0.000																				
PITCHER	IP WLS BF H R ER SO BB IBB HBP BLK WP HR S P ERA WHIP																					
Dave Giusti, R ERA: 3.83	(1, 1) 1.1 7 1 0 0 2 0 1 0 0 0 0 0 10 14 0.00 0.600																					
Chuck Taylor, R ERA: 1.59	(2, 1) 1.2 7 1 0 0 2 0 1 0 0 0 0 0 10 14 0.00 0.600																					
Ray Washburn, R ERA: 2.99	(4, 1) 3.0 13 1 0 0 5 2 1 0 0 0 1 0 20 32 0.00 1.000																					
Nelson Briles, R ERA: 4.34	(7, 1) 2.0 W 6 0 0 0 1 1 0 0 0 0 0 0 7 11 0.00 0.500																					
Joe Hoerner, L ERA: 2.23	(9, 1) 1.0 S 3 0 0 0 1 0 0 0 0 0 0 0 5 5 0.00 0.000																					
Inning Stats	R: 0 E: 0 K: 1 S: 6	H: 1 LOB: 3 BB: 2 P: 14	R: 3 E: 0 K: 0 S: 6	H: 3 LOB: 1 BB: 1 P: 10	R: 0 E: 0 K: 2 S: 8	H: 1 LOB: 2 BB: 1 P: 12	R: 0 E: 0 K: 1 S: 5	H: 0 LOB: 2 BB: 2 P: 13	R: 0 E: 0 K: 1 S: 6	H: 1 LOB: 2 BB: 0 P: 6	R: 0 E: 0 K: 3 S: 9	H: 0 LOB: 1 BB: 1 P: 13	R: 0 E: 0 K: 0 S: 2	H: 0 LOB: 0 BB: 1 P: 6	R: 0 E: 0 K: 1 S: 5	H: 0 LOB: 0 BB: 0 P: 5	R: 0 E: 0 K: 1 S: 5	H: 0 LOB: 0 BB: 0 P: 5	1B: 3 2B: 3 3B: 0 HR: 0	SF: 0 SAC: 1 DP: 1 HBP: 0	WP: 2 PB: 0 SB: 2 CS: 0	PA: 40

Batter	1	2	3	4	5	6	7	8	9	AB	R	H	RBI	BB	SO	LOB	TOP								
Lou Brock, L OBP: 0.340, SLG: 0.454 (1, 7)	E7 2B		4-3		F7		G6-4-3 1B		4-0 2B IBB	4	2	1	0	1	0	0	St. Louis Cardinals @ Philadelphia Phillies Connie Mack Stadium, Philadelphia, PA Thu Jul 10 1969, 7:05 PM EDT Att: 3,888 - Unknown livebaseballscorecards.com								
Curt Flood, R OBP: 0.330, SLG: 0.346 (1, 8)	PB SF7 2B		K				G6-4-3 1-2		1-0 2B	5	2	3	3	0	1	1									
Vada Pinson, L OBP: 0.329, SLG: 0.427 (1, 9)	K			4-0 2B BB	4-3			P2	0-0 2H 1B	4	1	1	1	1	1	2									
Joe Torre, R OBP: 0.352, SLG: 0.479 (1, 3)	SF7			1-3 2B 2B		F8		K	0-0 F9	4	1	1	1	0	1	1									
Mike Shannon, R OBP: 0.313, SLG: 0.377 (1, 5)	6-3			F9		L8				4	0	1	0	0	0	2									
Tim McCarver, L OBP: 0.345, SLG: 0.387 (1, 2)		F7		K		E6 HR 1B		K		4	1	1	0	0	2	3									
Julian Javier, R OBP: 0.307, SLG: 0.393 (1, 4)		F9							4-3	4	1	2	4	0	0	0									
Steve Huntz, S OBP: 0.314, SLG: 0.188 (1, 6)		K		F9		6-3			4-0 2B BB	3	1	0	0	1	1	1									
Mike Torrez, R OBP: 0.105, SLG: 0.158 (1, 1)			P4		F9				6-3	3	0	0	0	0	1	0									
Mudcat Grant, R OBP: 0.259, SLG: 0.200 (7, 1)							K		6-3 1-2	1	0	0	0	0	0	1									
Inning Stats	R: 2 E: 1 K: 1 S: 7	H: 1 LOB: 0 BB: 0 P: 7	R: 0 E: 0 K: 1 S: 5	H: 0 LOB: 0 BB: 0 P: 5	R: 0 E: 0 K: 1 S: 5	H: 0 LOB: 0 BB: 0 P: 5	R: 2 E: 0 K: 1 S: 7	H: 2 LOB: 1 BB: 1 P: 11	R: 0 E: 0 K: 0 S: 4	H: 1 LOB: 0 BB: 0 P: 4	R: 2 E: 1 K: 0 S: 5	H: 2 LOB: 0 BB: 0 P: 5	R: 0 E: 0 K: 1 S: 5	H: 1 LOB: 1 BB: 0 P: 5	R: 0 E: 0 K: 2 S: 8	H: 1 LOB: 1 BB: 0 P: 8	R: 3 E: 0 K: 0 S: 5	H: 2 LOB: 1 BB: 2 P: 13	1B: 5 2B: 4 3B: 0 HR: 1	SF: 1 SAC: 0 DP: 1 HBP: 0	WP: 0 PB: 1 SB: 0 CS: 0	PA: 40			
PITCHER	IP	WLS	BF	H	R	ER	SO	BB	IBB	HBP	BLK	WP	HR	S	P	ERA	WHIP								
Grant Jackson, L ERA: 3.17 (1, 1)	5.0	L	21	4	4	2	4	1	0	0	0	0	0	28	32	3.60	1.000								
Al Raffa, R ERA: 2.99 (6, 1)	1.0		5	2	2	2	0	0	0	0	0	0	1	5	5	18.00	2.000								
John Boozar, R ERA: 2.38 (7, 1)	2.0		7	2	0	0	3	0	0	0	0	0	0	13	13	0.00	1.000								
Bill Wilson, R ERA: 3.93 (9, 1)	1.0		7	2	3	3	0	1	1	0	0	0	0	5	13	27.00	3.000								

Batter	1	2	3	4	5	6	7	8	9	AB	R	H	RBI	BB	SO	LOB	BOTTOM								
Tony Taylor, R OBP: 0.317, SLG: 0.318 (1, 4)	6-3		4-3		4-0 3-1 1-2 2-3 BB	K		5-3		4	0	0	0	1	1	3	St. Louis Cardinals @ Philadelphia Phillies Connie Mack Stadium, Philadelphia, PA Thu Jul 10 1969, 7:05 PM EDT Att: 3,888 - Unknown livebaseballscorecards.com								
John Briggs, L OBP: 0.328, SLG: 0.357 (1, 9)	G3		G3		3-1		P5		G3	5	0	0	1	0	0	2									
Larry Hisle, R OBP: 0.341, SLG: 0.465 (1, 8)	K		K		1-2 2-3 3-H 4-0		FC5 BB 1B		1-6-3 1B	4	0	2	0	1	2	0									
Rick Joseph, R OBP: 0.376, SLG: 0.443 (1, 5)		1-3 1B 1B		6-3	3-1 K		L4		L6-3 1-2 1B	5	1	1	0	0	1	5									
Deron Johnson, R OBP: 0.332, SLG: 0.377 (1, 3)		1-3		F9		F8				3	0	0	0	1	0	1									
Don Money, R OBP: 0.317, SLG: 0.393 (1, 6)				K				FC5		4	1	2	1	0	1	2									
Rich Barry, R OBP: 0.300, SLG: 0.125 (1, 7)					1-0 BB 1B 3-1 HBP	G3		P6		3	1	1	0	0	0	1									
Mike Ryan, R OBP: 0.263, SLG: 0.356 (1, 2)		K			3-1 BB 1B 1-2			P4		3	0	1	0	1	1	2									
Grant Jackson, S OBP: 0.106, SLG: 0.245 (1, 1)			P6							1	0	0	0	0	0	2									
Cookie Ross, R OBP: 0.286, SLG: 0.289 (5, PH)										1	0	0	0	0	0	1									
Al Raffa, R OBP: 0.287, SLG: 0.289 (6, PH)										0	0	0	0	0	0	0									
Ron Stone, L OBP: 0.187, SLG: 0.167 (6, PH)										1	0	1	1	0	0	0									
John Boozar, R OBP: 0.287, SLG: 0.289 (7, PH)										0	0	0	0	0	0	0									
Dave Watkins, R OBP: 0.206, SLG: 0.375 (8, PH)										1	0	0	0	0	0	0									
Bill Wilson, R OBP: 0.206, SLG: 0.375 (9, PH)										0	0	0	0	0	0	0									
Inning Stats	R: 0 E: 0 K: 1 S: 5	H: 0 LOB: 0 BB: 0 P: 5	R: 1 E: 0 K: 1 S: 8	H: 3 LOB: 2 BB: 0 P: 8	R: 0 E: 0 K: 1 S: 5	H: 0 LOB: 0 BB: 0 P: 5	R: 0 E: 0 K: 1 S: 5	H: 0 LOB: 0 BB: 0 P: 5	R: 1 E: 0 K: 2 S: 8	H: 1 LOB: 3 BB: 2 P: 17	R: 1 E: 0 K: 1 S: 7	H: 2 LOB: 2 BB: 1 P: 11	R: 0 E: 0 K: 0 S: 4	H: 1 LOB: 1 BB: 1 P: 8	R: 0 E: 1 K: 0 S: 4	H: 0 LOB: 1 BB: 0 P: 4	R: 0 E: 0 K: 0 S: 3	H: 1 LOB: 0 BB: 0 P: 3	1B: 7 2B: 2 3B: 0 HR: 0	SF: 0 SAC: 0 DP: 1 HBP: 1	WP: 0 PB: 0 SB: 0 CS: 0	PA: 40			
PITCHER	IP	WLS	BF	H	R	ER	SO	BB	IBB	HBP	BLK	WP	HR	S	P	ERA	WHIP								
Mike Torrez, R ERA: 4.7 (1, 1)	6.2	W	32	7	3	3	3	4	0	1	0	0	0	41	58	4.05	1.650								
Mudcat Grant, R ERA: 4.84 (7, 1)	2.1	S	8	1	0	0	0	0	0	0	0	0	0	8	8	0.00	0.429								

Batter	1	2	3	4	5	6	7	8	9	AB	R	H	RBI	BB	SO	LOB	TOP					
Matty Alou, L OBP: 0.379, SLG: 0.444 (1, 8)	0-0 4-3		0-0 6-3			0-0 5-3		0-0 BB 1B		4	1	1	0	0	0	0						
Carl Taylor, R OBP: 0.432, SLG: 0.449 (1, 3)	0-0 4-3			0-0 L4		0-0 1B		4-0 1B BB		3	0	1	0	1	0	0						
Roberto Clemente, R OBP: 0.499, SLG: 0.534 (1, 9)	0-3 K			0-0 F9		0-0 1B		0-3 K		4	0	1	0	0	2	2						
Jose Pagan, R OBP: 0.331, SLG: 0.421 (1, 7)		4-0 G5-3 HBP BB		0-0 F3		0-0 F3		0-0 1-2 2H 1B		3	0	1	1	1	0	2						
Manny Sanguillen, R OBP: 0.365, SLG: 0.438 (1, 2)		0-3 K			0-0 F8		0-0 2-3 1B	0-0 F7		4	0	1	0	0	1	3						
Richie Hebner, L OBP: 0.383, SLG: 0.459 (1, 5)		1-0 HBP		0-3 K		0-3 K			0-0 2B	3	0	1	0	0	2	1						
Jose Martinez, R OBP: 0.284, SLG: 0.286 (1, 4)		0-0 G5-3 2-3f			0-0 1B		0-0 2-3		0-3 K	4	0	1	0	0	1	4						
Freddie Patek, R OBP: 0.307, SLG: 0.296 Lou Marone, R (7, 1)			0-0 F9		0-0 F3		0-3 K		0-0 F8	3	0	0	0	0	1	2						
Bob Moose, R OBP: 0.222, SLG: 0.087 Ron Davis, R OBP: 0.316, SLG: 0.260 (9, PH)										0	0	0	0	0	0	0						
Luke Walker, L Jerry May, R OBP: 0.281, SLG: 0.373 Bruce Dal Canton, R OBP: 0.444, SLG: 0.625 Gene Alley, R OBP: 0.261, SLG: 0.238 (7, 6)			0-3 K		0-0 5-3			0-0 4-3	0-0 1-4-3	1	0	0	0	0	1	0						
Inning Stats	R: 0 E: 0 K: 1 S: 5	H: 0 LOB: 0 BB: 0 P: 5	R: 0 E: 0 K: 1 S: 4	H: 0 LOB: 1 BB: 1 P: 9	R: 0 E: 0 K: 1 S: 5	H: 0 LOB: 0 BB: 0 P: 5	R: 0 E: 0 K: 0 S: 3	H: 0 LOB: 0 BB: 0 P: 3	R: 0 E: 0 K: 1 S: 6	H: 1 LOB: 1 BB: 0 P: 6	R: 0 E: 0 K: 0 S: 5	H: 2 LOB: 2 BB: 0 P: 5	R: 0 E: 0 K: 2 S: 8	H: 1 LOB: 1 BB: 0 P: 8	R: 1 E: 0 K: 1 S: 7	H: 2 LOB: 2 BB: 1 P: 11	R: 0 E: 0 K: 1 S: 6	H: 1 LOB: 1 BB: 0 P: 6	1B: 6 2B: 1 3B: 0 HR: 0	SF: 0 SAC: 0 DP: 1 HBP: 1	WP: 0 PB: 0 SB: 0 CS: 0	PA: 36
PITCHER Steve Carlton, L ERA: 1.76 (1, 1)	IP: 9.0 WLS: W BF: 36 H: 7 R: 1 ER: 1 SO: 8 BB: 2 IBB: 0 HBP: 1 BLK: 0 WP: 0 HR: 0 S: 49 P: 58 ERA: 1.00 WHIP: 1.000															PITCHER						

Pittsburgh Pirates @ St. Louis Cardinals
 Busch Stadium, St. Louis, MO
 Fri Jul 11 1969, 7:05 PM CDT
 Att: 24,910 - Unknown

AB	33
R	1
H	7
RBI	1
BB	2
SO	8
LOB	16



Batter	1	2	3	4	5	6	7	8	9	AB	R	H	RBI	BB	SO	LOB	BOTTOM			
Lou Brock, L OBP: 0.339, SLG: 0.451 (1, 7)	0-3 K		0-0 6-3		0-0 4-3		0-0 2B 1B			4	1	1	2	0	1	1				
Curt Flood, R OBP: 0.334, SLG: 0.352 (1, 8)	0-3 K			4-0 SH1-3 1B BB		0-0 FC4-6 1B	0-0 1B 2B	1-3 2H 1B		3	2	2	1	1	1	0				
Vada Pinson, L OBP: 0.332, SLG: 0.430 (1, 9)	0-0 WP 1B			0-0 SH1-3 1-2		0-0 FC4-6 1-2	0-0 E 1B	2H 3H 1B		3	0	2	2	0	0	1				
Joe Torre, R OBP: 0.349, SLG: 0.473 (1, 3)	0-0 6-3 1-2			0-0 P4		0-0 5-3	0-0 E5	1-3 1B		4	0	0	0	0	0	4				
Mike Shannon, R OBP: 0.312, SLG: 0.375 (1, 5)		0-0 5-3		0-0 1B		0-0 F9	0-3 K			4	0	1	1	0	1	3				
Tim McCarver, L OBP: 0.341, SLG: 0.382 (1, 2)		0-0 1-3		0-0 P4			0-0 F8 F7			4	0	0	0	0	0	3				
Julian Javier, R OBP: 0.306, SLG: 0.395 (1, 4)		0-0 4-3			0-0 6-3		0-0 BB 1B 2B	0-3 K		4	1	1	0	0	1	0				
Steve Huntz, S OBP: 0.318, SLG: 0.186 Vic Davallio, L OBP: 0.254, SLG: 0.269 Dal Maxvill, R OBP: 0.256, SLG: 0.236 (7, PH) (8, 6)			0-3 K		4-0 SH1-4 BB		4-0 BB 1B BB	0-0 F9		1	0	0	0	1	1	0				
Steve Carlton, L OBP: 0.250, SLG: 0.283 (1, 1)		0-0 4-3			0-0 SH1-4 1-2		4-0 1-2 2B BB	0-3 K		2	1	0	0	1	1	0				
Inning Stats	R: 0 E: 0 K: 2 S: 8	H: 1 LOB: 1 BB: 0 P: 8	R: 0 E: 0 K: 0 S: 3	H: 0 LOB: 0 BB: 0 P: 3	R: 0 E: 0 K: 1 S: 5	H: 0 LOB: 0 BB: 0 P: 5	R: 1 E: 0 K: 0 S: 4	H: 1 LOB: 1 BB: 1 P: 8	R: 0 E: 0 K: 0 S: 3	H: 0 LOB: 1 BB: 1 P: 7	R: 0 E: 1 K: 0 S: 4	H: 1 LOB: 0 BB: 0 P: 4	R: 5 E: 1 K: 1 S: 10	H: 4 LOB: 2 BB: 2 P: 18	R: 0 E: 0 K: 2 S: 7	H: 0 LOB: 0 BB: 0 P: 7	1B: 5 2B: 2 3B: 0 HR: 0	SF: 0 SAC: 2 DP: 0 HBP: 0	WP: 1 PB: 0 SB: 0 CS: 0	PA: 36
PITCHER Luke Walker, L ERA: 3.9 Bruce Dal Canton, R ERA: 3.72 Lou Marone, L ERA: 6.0 Bob Moose, R ERA: 4.58 (1, 1) (6, 1) (7, 1) (7, 1)	IP: 5.0 WLS: L BF: 19 H: 2 R: 1 ER: 1 SO: 3 BB: 2 IBB: 0 HBP: 0 BLK: 0 WP: 1 HR: 0 S: 23 P: 31 ERA: 1.80 WHIP: 0.800															PITCHER				

Pittsburgh Pirates @ St. Louis Cardinals
 Busch Stadium, St. Louis, MO
 Fri Jul 11 1969, 7:05 PM CDT
 Att: 24,910 - Unknown

AB	30
R	6
H	7
RBI	6
BB	4
SO	6
LOB	12



Batter	1	2	3	4	5	6	7	8	9	AB	R	H	RBI	BB	SO	LOB	TOP																						
Matty Alou, L OBP: 0.377, SLG: 0.441 (1, 8)	F9	FC5		1B			P5		F3	5	0	1	0	0	0	2																							
Carl Taylor, R OBP: 0.460, SLG: 0.469 (1, 3)	FC5-4 1B		1B	BB	1B	1B	HR	1B	FC4-6 BB	3	1	3	1	2	0	0																							
Roberto Clemente, R OBP: 0.495, SLG: 0.539 (1, 9)	FC5-4 1B		F9	5-3			HR	HR	FC4-6	5	1	1	2	0	0	5																							
Jose Pagan, R OBP: 0.335, SLG: 0.424 (1, 7)	1B		1B				L6			4	0	2	0	0	1	0																							
Richie Hebner, L OBP: 0.378, SLG: 0.453 (1, 5)	F8		P6				K			4	0	0	0	0	1	4																							
Gene Alley, R OBP: 0.261, SLG: 0.239 (1, 4)		FC5 1B	F8				6-3		1-3	4	0	1	0	0	0	2																							
Jerry May, R OBP: 0.266, SLG: 0.376 (1, 2)	1B						F8		4-3	4	0	2	0	0	0	0																							
Freddie Patek, R OBP: 0.302, SLG: 0.291 (1, 6)		P5					6-3		F7	4	0	0	0	0	0	3																							
Steve Blass, R OBP: 0.234, SLG: 0.261 Lou Marone, R (6, 1)	F3						G5-4-3		F7	3	1	1	0	0	0	3																							
Al Oliver, L OBP: 0.304, SLG: 0.365 (9, PH)				1B			1B			0	0	0	0	0	0	0																							
				1B						1	0	0	0	0	0	0																							
Inning Stats	R: 0 E: 0 K: 0 S: 5	H: 2 LOB: 2 BB: 0 P: 5	R: 0 E: 0 K: 0 S: 5	H: 2 LOB: 2 BB: 0 P: 5	R: 0 E: 0 K: 0 S: 4	H: 1 LOB: 2 BB: 1 P: 8	R: 1 E: 0 K: 0 S: 6	H: 3 LOB: 2 BB: 0 P: 6	R: 0 E: 0 K: 1 S: 5	H: 0 LOB: 0 BB: 0 P: 5	R: 0 E: 0 K: 1 S: 3	H: 1 LOB: 0 BB: 0 P: 3	R: 2 E: 0 K: 1 S: 7	H: 2 LOB: 0 BB: 0 P: 7	R: 0 E: 0 K: 0 S: 3	H: 0 LOB: 0 BB: 0 P: 3	R: 0 E: 0 K: 0 S: 3	H: 0 LOB: 1 BB: 1 P: 7	1B: 10 2B: 0 3B: 0 HR: 1	SF: 0 SAC: 0 DP: 1 HBP: 0	WP: 0 PA: 39																		
PITCHER	IP	WLS	BF	H	R	ER	SO	BB	IBB	HBP	BLK	WP	HR	S	P	ERA	WHIP	PITCHER				IP	WLS	BF	H	R	ER	SO	BB	IBB	HBP	BLK	WP	HR	S	P	ERA	WHIP	
Jim Ellis, L ERA: 1.69 Ray Washburn, R ERA: 3.01	(1, 1)	3.2	19	7	1	1	0	1	0	0	0	0	0	18	22	2.46	2.182					(4, 1)	5.1	W	20	4	2	2	2	1	0	0	0	0	1	23	27	3.38	0.938

Pittsburgh Pirates @ St. Louis Cardinals
Busch Stadium, St. Louis, MO
Sat Jul 12 1969, 3:33 AM CDT
Att: 17,950 - Unknown

AB 37
R 3
H 11
RBI 3
BB 2
SO 2
LOB 19



Batter	1	2	3	4	5	6	7	8	9	AB	R	H	RBI	BB	SO	LOB	BOTTOM																					
Lou Brock, L OBP: 0.340, SLG: 0.449 (1, 7)	WP 3B BB	F8		4-3			1B		F8	4	2	1	0	1	0	4																						
Curt Flood, R OBP: 0.332, SLG: 0.350 (1, 8)	K	F8					E5 1B		F9	5	0	1	0	0	1	4																						
Vada Pinson, L OBP: 0.334, SLG: 0.438 (1, 9)	SF9 3B			3-1			E5			4	1	2	1	0	0	1																						
Joe Torre, R OBP: 0.347, SLG: 0.471 (1, 3)	SF9						1B		F7	3	0	1	1	0	0	1																						
Tim McCarver, L OBP: 0.340, SLG: 0.380 (1, 2)	5-3			P6			L6		FC4 1B	4	0	1	0	0	0	2																						
Mike Shannon, R OBP: 0.311, SLG: 0.380 (1, 5)				FC6-4					FC4	4	1	1	0	0	1	2																						
Julian Javier, R OBP: 0.308, SLG: 0.396 (1, 4)		1B SH BB					BB 1B		SF8 F2	2	1	1	1	1	0	1																						
Steve Huntz, S OBP: 0.333, SLG: 0.202 (1, 6)		SH 1B					1B E 1B		4-3	3	1	2	0	1	0	0																						
Jim Ellis, R Ray Washburn, R OBP: 0.094, SLG: 0.065 (4, 1)	SH			1-4 BB			1-4 BB			0	0	0	1	0	0	0																						
				1-4			1-2			2	0	0	0	1	1	3																						
Inning Stats	R: 2 E: 0 K: 1 S: 6	H: 1 LOB: 0 BB: 1 P: 10	R: 1 E: 0 K: 1 S: 7	H: 1 LOB: 2 BB: 1 P: 11	R: 0 E: 0 K: 0 S: 4	H: 1 LOB: 1 BB: 0 P: 4	R: 0 E: 0 K: 0 S: 3	H: 1 LOB: 1 BB: 1 P: 7	R: 0 E: 0 K: 0 S: 4	H: 1 LOB: 1 BB: 0 P: 4	R: 3 E: 1 K: 1 S: 9	H: 4 LOB: 1 BB: 0 P: 9	R: 0 E: 0 K: 0 S: 4	H: 1 LOB: 1 BB: 0 P: 4	R: 0 E: 0 K: 0 S: 3	H: 0 LOB: 1 BB: 1 P: 7	1B: 8 2B: 1 3B: 2 HR: 0	SF: 2 SAC: 1 DP: 1 HBP: 0	WP: 1 PA: 38																			
PITCHER	IP	WLS	BF	H	R	ER	SO	BB	IBB	HBP	BLK	WP	HR	S	P	ERA	WHIP	PITCHER				IP	WLS	BF	H	R	ER	SO	BB	IBB	HBP	BLK	WP	HR	S	P	ERA	WHIP
Steve Blass, R ERA: 4.86 Lou Marone, L ERA: 4.76	(1, 1)	5.2	L	29	9	6	4	3	3	0	0	0	0	32	44	6.35	2.118					(6, 1)	2.1		9	1	0	0	0	1	0	0	0	8	12	0.00	0.857	

Pittsburgh Pirates @ St. Louis Cardinals
Busch Stadium, St. Louis, MO
Sat Jul 12 1969, 3:33 AM CDT
Att: 17,950 - Unknown

AB 31
R 6
H 10
RBI 4
BB 4
SO 3
LOB 18



Batter	1	2	3	4	5	6	7	8	9	AB	R	H	RBI	BB	SO	LOB	TOP								
Matty Alou, L (1.8) OBP: 0.382, SLG: 0.447	F5		1B			F8		1B HR	IBB	4	1	3	0	1	0	0	Pittsburgh Pirates @ St. Louis Cardinals Busch Stadium, St. Louis, MO Sun Jul 13 1969, 3:33 AM CDT Unknown								
Richie Hebner, L (1.5) OBP: 0.375, SLG: 0.448	1B		F7			F8		F7	3-1	5	0	1	0	0	0	5									
Willie Stargell, L (1.7) OBP: 0.417, SLG: 0.562	K			K		K		1B HR		4	1	1	0	0	3	2									
Roberto Clemente, R (1.9) OBP: 0.403, SLG: 0.546	4-3			K		K		1B HR		4	1	1	3	0	2	2									
Al Oliver, L (1.3) OBP: 0.304, SLG: 0.363		6-3		P3			P6	1B		4	0	1	0	0	0	0									
Manny Sanguillen, R (1.2) OBP: 0.397, SLG: 0.439		P6					1B	F5		4	0	2	0	0	0	1									
Gene Alley, R (1.4) OBP: 0.252, SLG: 0.230		K			F3		F8		F8	4	0	0	0	0	1	1									
Freddie Patek, R (1.6) OBP: 0.305, SLG: 0.294			4-3				F9		SH1-3 1B	4	0	2	0	0	0	1									
Jim Bunning, R (1.1) OBP: 0.078, SLG: 0.028										3	0	0	0	0	0	1									
Bob Moose, R (9.1) OBP: 0.222, SLG: 0.087			F9						SH1-3	0	0	0	0	0	0	0									
Inning Stats	R: 0 E: 0 K: 1 S: 6	H: 1 LOB: 1 BB: 0 P: 6	R: 0 E: 0 K: 1 S: 5	H: 0 LOB: 0 BB: 0 P: 5	R: 0 E: 0 K: 0 S: 4	H: 1 LOB: 1 BB: 0 P: 4	R: 0 E: 0 K: 2 S: 7	H: 0 LOB: 0 BB: 0 P: 7	R: 0 E: 0 K: 0 S: 4	H: 2 LOB: 1 BB: 0 P: 4	R: 0 E: 0 K: 0 S: 8	H: 1 LOB: 1 BB: 0 P: 8	R: 0 E: 0 K: 0 S: 4	H: 1 LOB: 1 BB: 0 P: 4	R: 3 E: 0 K: 0 S: 7	H: 4 LOB: 1 BB: 0 P: 7	R: 0 E: 0 K: 0 S: 4	H: 1 LOB: 2 BB: 0 P: 8	1B: 9 2B: 1 3B: 0 HR: 1	SF: 0 SAC: 1 DP: 0 HBP: 0	WP: 0 PB: 0 SB: 1 CS: 0	PA: 38			
PITCHER	IP	WLS	BF	H	R	ER	SO	BB	IBB	HBP	BLK	WP	HR	S	P	ERA	WHIP								
Bob Gibson, R (1.1) ERA: 2.33	8.0	L	33	10	3	3	6	0	0	0	0	0	1	45	45	3.38	1.250								
Mudcat Grant, R (9.1) ERA: 4.78	1.0	S	5	1	0	0	0	0	1	0	0	0	0	4	8	0.00	1.000								

AB 36
R 3
H 11
RBI 3
BB 1
SO 6
LOB 13



Batter	1	2	3	4	5	6	7	8	9	AB	R	H	RBI	BB	SO	LOB	BOTTOM								
Lou Brock, L (1.7) OBP: 0.341, SLG: 0.448	4-3		1B			P3 BB		CS	1-3	3	0	1	0	1	0	0	Pittsburgh Pirates @ St. Louis Cardinals Busch Stadium, St. Louis, MO Sun Jul 13 1969, 3:33 AM CDT Unknown								
Curt Flood, R (1.8) OBP: 0.332, SLG: 0.349	F8		K			P3		1-2	4-3 BLK 1B	4	0	1	0	0	1	2									
Vada Pinson, L (1.9) OBP: 0.333, SLG: 0.439	2B		4-3			4-3			4-3	4	0	1	0	0	0	2									
Joe Torre, R (1.3) OBP: 0.344, SLG: 0.466	K			L4			6-3		5-3	4	0	0	0	0	1	2									
Tim McCarver, L (1.2) OBP: 0.337, SLG: 0.377		F8		F7			F8			3	0	0	0	0	0	0									
Mike Shannon, R (1.5) OBP: 0.309, SLG: 0.376		5-3		K			F3			3	0	0	0	0	1	0									
Julian Javier, R (1.4) OBP: 0.266, SLG: 0.396						F8			F7	2	0	1	0	0	0	0									
Dave Ricketts, S (8. PH) OBP: 0.381, SLG: 0.316										1	0	0	0	0	0	0									
Mudcat Grant, R (9.1) OBP: 0.259, SLG: 0.200		1B								0	0	0	0	0	0	0									
Steve Huntz, S (1.6) OBP: 0.325, SLG: 0.196		2-3					K		F8	3	0	0	0	0	1	1									
Bob Gibson, R (1.1) ERA: 3.61										2	0	0	0	0	0	0									
Vic Davallo, L (8. PH) OBP: 0.252, SLG: 0.266			L5				F8		E7	1	0	0	0	0	0	0									
Dal Maxvill, R (9.6) OBP: 0.256, SLG: 0.236									CS	0	0	0	0	0	0	0									
Inning Stats	R: 0 E: 0 K: 1 S: 6	H: 1 LOB: 1 BB: 0 P: 6	R: 0 E: 0 K: 0 S: 4	H: 1 LOB: 1 BB: 0 P: 4	R: 0 E: 0 K: 1 S: 5	H: 0 LOB: 0 BB: 0 P: 5	R: 0 E: 0 K: 1 S: 5	H: 0 LOB: 0 BB: 0 P: 5	R: 0 E: 0 K: 0 S: 2	H: 0 LOB: 0 BB: 1 P: 6	R: 0 E: 0 K: 0 S: 3	H: 0 LOB: 0 BB: 0 P: 3	R: 0 E: 1 K: 0 S: 3	H: 0 LOB: 0 BB: 0 P: 3	R: 0 E: 0 K: 0 S: 4	H: 1 LOB: 1 BB: 0 P: 4	1B: 3 2B: 2 3B: 0 HR: 0	SF: 0 SAC: 0 DP: 1 HBP: 0	WP: 0 PB: 0 SB: 0 CS: 1	PA: 32					
PITCHER	IP	WLS	BF	H	R	ER	SO	BB	IBB	HBP	BLK	WP	HR	S	P	ERA	WHIP								
Jim Bunning, R (1.1) ERA: 3.61	8.0	W	27	3	0	0	4	1	0	0	0	0	0	34	38	0.00	0.500								
Bob Moose, R (9.1) ERA: 4.52	1.0	S	4	1	0	0	0	0	0	0	1	0	0	4	4	0.00	1.000								

AB 30
R 0
H 4
RBI 0
BB 1
SO 4
LOB 7



Batter	1	2	3	4	5	6	7	8	9	AB	R	H	RBI	BB	SO	LOB	TOP			
Matty Alou, L (1, 8) OBP: 0.383, SLG: 0.446	F7			F8			2B 1B	IBB		3	1	1	0	1	0	0	Pittsburgh Pirates @ St. Louis Cardinals Busch Stadium, St. Louis, MO Sun Jul 13 1969, 3:38 AM CDT Att: 36,469 - Unknown			
Carl Taylor, R (1, 9) OBP: 0.452, SLG: 0.471	5-3			K			4-3 1B 2B	F9		4	1	1	1	0	1	3				
Richie Hebner, L (1, 5) OBP: 0.370, SLG: 0.442	F2			F7			4-3		F5	4	0	0	0	0	0	1				
Willie Stargell, L (1, 7) OBP: 0.418, SLG: 0.561 Steve Blass, R (9, PR) OBP: 0.294, SLG: 0.261	1-4-3			F7			G3-6-3 1B	FC5-4 1B		4	0	2	1	0	0	0				
Al Oliver, L (1, 3) OBP: 0.300, SLG: 0.359 Roberto Clemente, R (9, PH) OBP: 0.402, SLG: 0.544	F8			F9			G3-6-3 1B	FC5-4 1B		3	0	0	0	0	0	1				
Jerry May, R (1, 2) OBP: 0.260, SLG: 0.366	K			4-3					F2	4	0	0	0	0	2	1				
Jose Martinez, R (1, 4) OBP: 0.277, SLG: 0.278			5-3				F3		K	3	0	0	0	0	1	0				
Freddie Patek, R (1, 6) OBP: 0.306, SLG: 0.295			F3				K		WP 1B 1B	3	0	1	0	0	1	0				
Dock Ellis, S (1, 1) OBP: 0.139, SLG: 0.114 Joe Gibbon, R (8, 1)			K				K		WP 1B	3	0	1	0	0	2	0				
Inning Stats	R: 0 E: 0 K: 1 S: 3	H: 0 LOB: 0 BB: 0 P: 3	R: 0 E: 0 K: 1 S: 5	H: 0 LOB: 0 BB: 0 P: 5	R: 0 E: 0 K: 1 S: 5	H: 0 LOB: 0 BB: 0 P: 5	R: 0 E: 0 K: 1 S: 5	H: 0 LOB: 0 BB: 0 P: 5	R: 0 E: 0 K: 2 S: 7	H: 0 LOB: 0 BB: 0 P: 7	R: 2 E: 0 K: 0 S: 5	H: 3 LOB: 0 BB: 0 P: 5	R: 0 E: 0 K: 2 S: 9	H: 2 LOB: 3 BB: 1 P: 13	R: 0 E: 0 K: 0 S: 4	H: 1 LOB: 1 BB: 0 P: 4		1B: 5 2B: 1 3B: 0 HR: 0	SF: 0 SAC: 0 DP: 1 HBP: 0	WP: 1 PB: 0 SB: 0 CS: 0
PITCHER	IP WLS BF H R ER SO BB IBB HBP BLK WP HR S P ERA WHIP																			
Nelson Briles, R (1, 1) ERA: 4.2	8.0 W 29 5 2 2 7 0 1 0 0 1 0 42 46 2.25 0.625																			
Joe Hoerner, L (9, 1) ERA: 2.17	1.0 S 4 1 0 0 0 0 0 0 0 0 0 4 4 0.00 1.000																			

Batter	1	2	3	4	5	6	7	8	9	AB	R	H	RBI	BB	SO	LOB	BOTTOM	
Lou Brock, L (1, 7) OBP: 0.341, SLG: 0.447 Vic Davalillo, L (2, 7) OBP: 0.252, SLG: 0.265	K		1B 1B 1B		F7		F7	1-3		1	0	0	0	0	1	0	Pittsburgh Pirates @ St. Louis Cardinals Busch Stadium, St. Louis, MO Sun Jul 13 1969, 3:38 AM CDT Att: 36,469 - Unknown	
Curt Flood, R (1, 8) OBP: 0.333, SLG: 0.350	1-4-3		1B 2-3 1B				5-3			4	0	2	0	0	0	0		
Vada Pinson, L (1, 9) OBP: 0.335, SLG: 0.440	4-3		1-3 3-H 1B		F3			1B SF7 1B		4	1	2	1	0	0	1		
Joe Torre, R (1, 3) OBP: 0.345, SLG: 0.465		F8		1-2 BB		K		BB IBB BB 1B		3	1	1	0	1	1	0		
Tim McCarver, L (1, 2) OBP: 0.339, SLG: 0.381		G6-4-3 BB		F3				SF7		2	0	1	1	1	0	3		
Mike Shannon, R (1, 5) OBP: 0.305, SLG: 0.371		G6-4-3 1-2		F8			5-3	F9		4	0	0	0	0	0	3		
Julian Javier, R (1, 4) OBP: 0.312, SLG: 0.394			K		F8			BB BB IBB		2	0	0	0	2	1	0		
Dal Maxvill, R (1, 6) OBP: 0.260, SLG: 0.234			SH2-3 1B BB		F9		K	BB BB		2	1	0	0	2	1	2		
Nelson Briles, R (1, 1) OBP: 0.136, SLG: 0.167 Phil Gagliano, R (8, PH) OBP: 0.317, SLG: 0.282 Joe Hoerner, R (9, 1)			SH2-3 1-2		K		P3	1-2 2-3 3-H BB		2	0	0	0	0	1	0		
Inning Stats	R: 0 E: 0 K: 1 S: 5	H: 0 LOB: 0 BB: 1 P: 6	R: 2 E: 0 K: 1 S: 8	H: 3 LOB: 3 BB: 2 P: 16	R: 0 E: 0 K: 0 S: 3	H: 0 LOB: 0 BB: 0 P: 3	R: 0 E: 0 K: 2 S: 8	H: 1 LOB: 2 BB: 1 P: 12	R: 0 E: 0 K: 0 S: 3	H: 0 LOB: 0 BB: 0 P: 3	R: 2 E: 0 K: 0 S: 5	H: 2 LOB: 3 BB: 3 P: 17	R: 0 E: 0 K: 0 S: 4	H: 0 LOB: 1 BB: 0 P: 4	1B: 6 2B: 1 3B: 0 HR: 0	SF: 1 SAC: 1 DP: 1 HBP: 0		WP: 0 PB: 0 SB: 0 CS: 0
PITCHER	IP WLS BF H R ER SO BB IBB HBP BLK WP HR S P ERA WHIP																	
Dock Ellis, R (1, 1) ERA: 4.49	7.0 L 31 7 4 4 5 3 1 0 0 0 0 0 37 53 5.14 1.429																	
Joe Gibbon, L (8, 1) ERA: 2.57	1.0 6 0 0 0 0 2 1 0 0 0 0 0 3 15 0.00 2.000																	

Batter	1	2	3	4	5	6	7	8	9	AB	R	H	RBI	BB	SO	LOB	TOP	
Terry Harmon, R OBP: 0.323, SLG: 0.297	G3		1B		1-3		K			4	1	2	0	0	1	1	Philadelphia Phillies @ St. Louis Cardinals Busch Stadium, St. Louis, MO Tue Jul 15 1969, 7:05 PM CDT Att: 21,846 - Unknown	
John Briggs, L OBP: 0.340, SLG: 0.387	1B		CS		F7			F7		4	0	2	1	0	0	1		
Larry Hisle, R OBP: 0.341, SLG: 0.467	K		K		F9			1B		4	0	1	0	0	2	2		
Deron Johnson, R OBP: 0.321, SLG: 0.362	P3				G3		K	K		4	0	0	0	0	2	2		
Rick Joseph, R OBP: 0.383, SLG: 0.496		1B			HR		1B	F7		4	1	3	1	0	0	1		
Don Money, R OBP: 0.304, SLG: 0.363	F8				K		F8		BB	3	0	0	0	1	1	2		
Ron Stone, L OBP: 0.327, SLG: 0.303	G3-6-1				4-3		K	F2		4	0	1	0	0	1	1		
Mike Ryan, R OBP: 0.264, SLG: 0.349	G3-6-1				FC1-6		5-3	K		4	0	1	0	0	1	3		
Grant Jackson, S OBP: 0.189, SLG: 0.235			K		FC1-6			1-3		2	0	0	0	0	1	1		
Jerry Johnson, R OBP: 0.179, SLG: 0.115					1B					0	0	0	0	0	0	0		
Rich Barry, R OBP: 0.375, SLG: 0.308										0	0	0	0	1	0	0		
Turk Farrell, R OBP: 0.324, SLG: 0.375										1	0	0	0	0	0	1		
Dave Watkins, R OBP: 0.324, SLG: 0.375										1	0	0	0	0	0	1		
Inning Stats	R: 0 E: 0 K: 1 S: 6	H: 1 LOB: 1 BB: 0 P: 6	R: 0 E: 0 K: 0 S: 4	H: 2 LOB: 1 BB: 0 P: 4	R: 1 E: 0 K: 2 S: 8	H: 2 LOB: 1 BB: 0 P: 8	R: 1 E: 0 K: 1 S: 6	H: 1 LOB: 1 BB: 0 P: 6	R: 0 E: 0 K: 1 S: 7	H: 0 LOB: 1 BB: 1 P: 11	R: 0 E: 0 K: 1 S: 5	H: 1 LOB: 1 BB: 0 P: 9	R: 0 E: 0 K: 1 S: 5	H: 0 LOB: 1 BB: 1 P: 9	1B: 8 2B: 2 3B: 0 HR: 1	SF: 0 SAC: 0 DP: 2 HBP: 0	WP: 0 PB: 0 SB: 1 CS: 1	PA: 36
PITCHER Chuck Taylor, R ERA: 1.69	IP: 9.0 WLS: W BF: 36 H: 10 R: 2 ER: 2 SO: 9 BB: 2 IBB: 0 HBP: 0 BLK: 0 WP: 0 HR: 1 S: 52 P: 60 ERA: 2.00 WHIP: 1.333											PITCHER	IP: 9.0 WLS: W BF: 36 H: 10 R: 2 ER: 2 SO: 9 BB: 2 IBB: 0 HBP: 0 BLK: 0 WP: 0 HR: 1 S: 52 P: 60 ERA: 2.00 WHIP: 1.333					

Batter	1	2	3	4	5	6	7	8	9	AB	R	H	RBI	BB	SO	LOB	BOTTOM			
Julian Javier, R OBP: 0.316, SLG: 0.399	1B	F2		F9	FC1-6		1B	F3		6	2	3	1	0	0	2	Philadelphia Phillies @ St. Louis Cardinals Busch Stadium, St. Louis, MO Tue Jul 15 1969, 7:05 PM CDT Att: 21,846 - Unknown			
Curt Flood, R OBP: 0.339, SLG: 0.355	1B			FC1-6	1-2		2B			4	1	3	1	1	0	2				
Vada Pinson, L OBP: 0.333, SLG: 0.436	1B			BB	1-2		1B			5	0	1	1	0	1	5				
Joe Torre, R OBP: 0.349, SLG: 0.475	2B		6-3		2B			FC5-4		5	1	3	1	0	0	1				
Mike Shannon, R OBP: 0.309, SLG: 0.378	P6		BB		1B		6-3	1B	BB	5	2	3	1	0	0	3				
Tim McCarver, L OBP: 0.340, SLG: 0.379	F5		L9		1B			F7		4	1	1	0	1	0	4				
Byron Browne, R OBP: 0.800, SLG: 0.500	IBB		BB		1B		IBB			2	1	1	1	3	1	2				
Steve Hunt, S OBP: 0.319, SLG: 0.196	FC4-6		K		F2		P6	FC6-4		5	0	1	0	0	1	9				
Chuck Taylor, R OBP: 0.100, SLG: 0.100	F9			F8	FC1-6		5-3	FC6-4		5	0	1	2	0	0	2				
Inning Stats	R: 2 E: 0 K: 0 S: 7	H: 4 LOB: 3 BB: 1 P: 11	R: 0 E: 0 K: 0 S: 4	H: 1 LOB: 0 BB: 0 P: 4	R: 0 E: 0 K: 1 S: 6	H: 1 LOB: 2 BB: 1 P: 10	R: 0 E: 0 K: 1 S: 5	H: 0 LOB: 1 BB: 1 P: 9	R: 4 E: 0 K: 0 S: 9	H: 6 LOB: 2 BB: 0 P: 9	R: 0 E: 0 K: 1 S: 6	H: 1 LOB: 2 BB: 1 P: 10	R: 1 E: 0 K: 0 S: 5	H: 2 LOB: 1 BB: 0 P: 5	R: 1 E: 0 K: 0 S: 5	H: 2 LOB: 2 BB: 1 P: 9		1B: 12 2B: 5 3B: 0 HR: 0	SF: 0 SAC: 0 DP: 0 HBP: 0	WP: 0 PB: 0 SB: 0 CS: 0
PITCHER Grant Jackson, L ERA: 3.44	IP: 4.1 WLS: L BF: 27 H: 11 R: 6 ER: 6 SO: 2 BB: 2 IBB: 1 HBP: 0 BLK: 0 WP: 0 HR: 0 S: 28 P: 40 ERA: 12.46 WHIP: 3.000											PITCHER	IP: 4.1 WLS: L BF: 27 H: 11 R: 6 ER: 6 SO: 2 BB: 2 IBB: 1 HBP: 0 BLK: 0 WP: 0 HR: 0 S: 28 P: 40 ERA: 12.46 WHIP: 3.000							
Jerry Johnson, R ERA: 4.99	1.2	8	2	0	0	1	0	1	0	0	0	9	13	0.00	1.200					
Turk Farrell, R ERA: 3.57	2.0	11	4	2	2	0	1	0	0	0	0	10	14	9.00	2.500					

Batter	1	2	3	4	5	6	7	8	9	AB	R	H	RBI	BB	SO	LOB	TOP			
Tony Taylor, R (1, 5) OBP: 0.321, SLG: 0.330	F9								F9								5 0 2 0 0 0 1			
John Briggs, L (1, 9) OBP: 0.338, SLG: 0.382	K																3 0 0 0 0 1 1 2			
Larry Hisle, R (1, 8) OBP: 0.340, SLG: 0.465	5-3																4 0 1 0 0 0 3			
Rick Joseph, R (1, 3)																	4 0 1 0 0 1 1			
Rich Barry, R (1, 7) OBP: 0.350, SLG: 0.250																	3 0 0 0 0 1 1 2			
Don Money, R (1, 6) OBP: 0.307, SLG: 0.363																	3 0 1 0 1 2 2			
Mike Ryan, R (1, 2) OBP: 0.263, SLG: 0.345																	3 0 0 0 0 1 1 4			
Terry Harmon, R (1, 4) OBP: 0.314, SLG: 0.287																	4 0 0 0 0 4 1			
Bill Champion, R (1, 1) OBP: 0.311, SLG: 0.263																	1 0 0 0 0 0 1 0			
Al Ruffo, R (4, 1) OBP: 0.147, SLG: 0.167																	0 0 0 0 0 0 0 0			
Dave Williams, R (5, PH) OBP: 0.216, SLG: 0.264																	1 0 0 0 0 0 1 1			
John Booszer, R (5, 1) OBP: 0.297, SLG: 0.298																	0 0 0 0 0 0 0 0			
Cookie Rojas, R (7, PH) OBP: 0.281, SLG: 0.286																	0 0 0 0 0 0 0 0			
Turk Farrell, R (7, 1) OBP: 0.320, SLG: 0.380																	0 0 0 0 0 0 0 0			
Deron Johnson, R (9, PH) OBP: 0.320, SLG: 0.380																	1 0 0 0 0 0 0 0			
Inning Stats	R: 0 E: 0 K: 1 S: 5	H: 0 LOB: 0 BB: 0 P: 5	R: 0 E: 0 K: 0 S: 3	H: 1 LOB: 1 BB: 1 P: 7	R: 0 E: 0 K: 2 S: 8	H: 1 LOB: 1 BB: 0 P: 8	R: 0 E: 0 K: 3 S: 10	H: 1 LOB: 3 BB: 2 P: 10	R: 0 E: 1 K: 1 S: 5	H: 0 LOB: 1 BB: 1 P: 9	R: 0 E: 0 K: 1 S: 5	H: 0 LOB: 2 BB: 0 P: 7	R: 0 E: 0 K: 1 S: 5	H: 0 LOB: 0 BB: 0 P: 5	R: 0 E: 0 K: 1 S: 5	H: 0 LOB: 0 BB: 0 P: 5	1B: 4 2B: 1 3B: 0 HR: 0	SF: 0 SAC: 0 DP: 1 HBP: 1	WP: 0 PB: 0 SB: 1 CS: 0	PA: 37
PITCHER Steve Carlton, L (1, 1) ERA: 1.65	IP: 9.0 WLS: W BF: 37 H: 5 R: 0 ER: 0 SO: 12 BB: 4 IBB: 0 HBP: 1 BLK: 0 WP: 0 HR: 0 S: 56 P: 73 ERA: 0.00 WHIP: 1.000																			

Philadelphia Phillies @ St. Louis Cardinals
 Busch Stadium, St. Louis, MO
 Wed Jul 16 1969, 7:05 PM CDT
 Att: 24,737 - Unknown

AB 32
 R 0
 H 5
 RBI 0
 BB 4
 SO 12
 LOB 17



Batter	1	2	3	4	5	6	7	8	9	AB	R	H	RBI	BB	SO	LOB	BOTTOM			
Lou Brock, L (1, 7) OBP: 0.342, SLG: 0.458	4-3																4 1 2 4 0 0 0			
Curt Flood, R (1, 8) OBP: 0.341, SLG: 0.355	1-3																3 0 1 0 1 0 2			
Vada Pinson, L (1, 9) OBP: 0.332, SLG: 0.436																	4 1 1 0 0 0 2			
Joe Torre, R (1, 3) OBP: 0.348, SLG: 0.473																	4 0 1 1 0 0 0			
Tim McCarver, L (1, 2) OBP: 0.339, SLG: 0.375																	3 0 0 0 0 1 0 1			
Mike Shannon, R (1, 5) OBP: 0.311, SLG: 0.378																	3 1 1 0 1 1 1			
Julian Javier, R (1, 4) OBP: 0.322, SLG: 0.405																	3 2 2 0 1 0 1			
Steve Huntz, S (1, 6) OBP: 0.317, SLG: 0.198																	4 0 1 0 0 0 4			
Steve Carlton, L (1, 1) OBP: 0.235, SLG: 0.265																	3 0 0 0 0 1 4			
Inning Stats	R: 1 E: 0 K: 0 S: 5	H: 2 LOB: 1 BB: 0 P: 5	R: 1 E: 0 K: 1 S: 7	H: 2 LOB: 2 BB: 1 P: 11	R: 0 E: 0 K: 0 S: 3	H: 0 LOB: 0 BB: 0 P: 3	R: 3 E: 0 K: 0 S: 5	H: 2 LOB: 1 BB: 2 P: 13	R: 0 E: 0 K: 0 S: 4	H: 1 LOB: 1 BB: 0 P: 4	R: 0 E: 0 K: 0 S: 3	H: 0 LOB: 0 BB: 0 P: 3	R: 0 E: 0 K: 1 S: 5	H: 1 LOB: 1 BB: 1 P: 9	R: 0 E: 0 K: 1 S: 5	H: 1 LOB: 1 BB: 1 P: 9	1B: 5 2B: 4 3B: 0 HR: 1	SF: 0 SAC: 0 DP: 2 HBP: 0	WP: 0 PB: 0 SB: 1 CS: 0	PA: 35
PITCHER Bill Champion, R (1, 1) ERA: 3.98	IP: 3.2 WLS: L BF: 20 H: 6 R: 5 ER: 5 SO: 5 BB: 3 IBB: 0 HBP: 0 BLK: 0 WP: 0 HR: 1 S: 19 P: 31 ERA: 12.27 WHIP: 2.455																			
Al Ruffo, R (4, 1) ERA: 2.77	0.1	1	0	0	0	0	0	0	0	0	0	1	1	0.00	0.000					
John Booszer, R (5, 1) ERA: 3.04	2.0	7	1	0	0	0	0	0	0	0	0	7	7	0.00	0.500					
Turk Farrell, R (7, 1) ERA: 3.42	2.0	7	2	0	0	1	1	0	0	0	0	8	12	0.00	1.500					

Philadelphia Phillies @ St. Louis Cardinals
 Busch Stadium, St. Louis, MO
 Wed Jul 16 1969, 7:05 PM CDT
 Att: 24,737 - Unknown


AB 31
 R 5
 H 9
 RBI 5
 BB 4
 SO 2
 LOB 15



Batter	1	2	3	4	5	6	7	8	9	AB	R	H	RBI	BB	SO	LOB	TOP					
Tony Taylor, R OBP: 0.319, SLG: 0.326	(1, 5) 4-0 CS BB		X 0-0 L9		X 0-0 L7		X 0-0 4-3		X 0-0 6-3	4	0	0	0	1	0	1						
Terry Harmon, R OBP: 0.317, SLG: 0.286	(1, 4) 0-0 6-3		X 0-0 6-3		X 0-0 E4		X 4-0 1B		X 0-0 1B	4	0	1	0	1	0	2						
Larry Hisle, R OBP: 0.338, SLG: 0.462	(1, 8) 0-3 K									2	0	0	0	0	2	0						
Rich Barry, R OBP: 0.348, SLG: 0.263	(4, 7) 0-0 K									3	0	1	0	0	0	1						
Rick Joseph, R OBP: 0.395, SLG: 0.514	(1, 3) 4-0 BB									1	2	1	1	3	0	0						
John Briggs, L OBP: 0.341, SLG: 0.397	(1, 7) 0-0 F8									4	1	2	2	0	0	4						
Don Money, R OBP: 0.302, SLG: 0.357	(1, 6) 0-0 FC1-4-6									4	0	0	0	0	1	2						
Ron Stone, L OBP: 0.331, SLG: 0.304	(1, 9) 0-0 1B									3	0	1	0	1	0	0						
Mike Ryan, R OBP: 0.343, SLG: 0.344	(1, 2) 0-0 5-3									1	0	0	0	0	0	0						
Jerry Johnson, R OBP: 0.319, SLG: 0.115	(2, 1) 0-0 5-3									0	0	0	0	0	0	0						
Al Ruffo, R OBP: 0.265, SLG: 0.167	(3, 1) 0-0 5-3									1	0	0	0	0	0	2						
Deron Johnson, R OBP: 0.319, SLG: 0.338	(5, PH) 0-0 5-3									0	0	0	0	0	0	0						
Bill Wilson, R OBP: 0.285, SLG: 0.285	(6, PH) 0-0 5-3									1	0	0	0	0	0	0						
Cookie Rojas, R OBP: 0.285, SLG: 0.285	(8, PH) 0-0 5-3									0	0	0	0	0	0	0						
John Bozzer, R OBP: 0.250, SLG: 0.250	(8, PH) 0-0 5-3									0	0	0	0	0	0	0						
Rick Wise, R OBP: 0.342, SLG: 0.343	(1, 1) 0-3 K									0	0	0	0	0	0	0						
Dave Watkins, R OBP: 0.286, SLG: 0.324	(2, 2) 0-3 K									4	0	0	0	0	2	1						
Inning Stats	R: 0 E: 0 K: 1 S: 4	H: 0 LOB: 0 BB: 1 P: 8	R: 0 E: 0 K: 0 S: 4	H: 1 LOB: 2 BB: 1 P: 8	R: 0 E: 0 K: 1 S: 5	H: 0 LOB: 0 BB: 0 P: 5	R: 2 E: 0 K: 1 S: 6	H: 1 LOB: 0 BB: 1 P: 10	R: 0 E: 1 K: 1 S: 5	H: 0 LOB: 2 BB: 1 P: 9	R: 1 E: 0 K: 1 S: 7	H: 2 LOB: 2 BB: 1 P: 11	R: 0 E: 0 K: 0 S: 4	H: 1 LOB: 3 BB: 2 P: 12	R: 0 E: 0 K: 0 S: 3	H: 0 LOB: 0 BB: 0 P: 3	R: 0 E: 0 K: 0 S: 4	H: 1 LOB: 1 BB: 0 P: 4	1B: 4 2B: 0 3B: 0 HR: 2	SF: 0 SAC: 0 DP: 0 HBP: 0	WP: 0 PB: 0 SB: 0 CS: 1	PA: 39
PITCHER	IP WLS BF H R ER SO BB IBB HBP BLK WP HR S P ERA WHIP																					
Mike Torrez, R ERA: 4.62	(1, 1) 6.2 W 30 5 3 3 5 6 0 0 0 0 0 2 34 58 4.05 1.650																					
Ray Washburn, R ERA: 2.94	(7, 1) 2.1 S 9 1 0 0 0 1 0 0 0 0 0 0 8 12 0.00 0.857																					

Philadelphia Phillies @ St. Louis Cardinals
 Busch Stadium, St. Louis, MO
 Thu Jul 17 1969, 7:05 PM CDT
 Att: 17,814 - Unknown


AB 32
 R 3
 H 6
 RBI 3
 BB 7
 SO 5
 LOB 15



Batter	1	2	3	4	5	6	7	8	9	AB	R	H	RBI	BB	SO	LOB	BOTTOM			
Lou Brock, L OBP: 0.346, SLG: 0.458	(1, 7) 0-0 5-3 1B									2	2	1	0	2	0	0				
Byron Browne, R OBP: 0.667, SLG: 0.333	(6, 7) 0-0 1B									1	0	0	0	0	0	0				
Curt Flood, R OBP: 0.342, SLG: 0.355	(1, 8) 0-0 5-3									5	1	2	3	0	0	2				
Vada Pinson, L OBP: 0.330, SLG: 0.432	(1, 9) 0-0 2B									5	1	1	1	0	1	5				
Joe Torre, R OBP: 0.356, SLG: 0.489	(1, 3) 0-0 2B									3	1	3	3	2	0	0				
Tim McCarver, L OBP: 0.337, SLG: 0.376	(1, 2) 0-0 P4									5	0	1	0	0	0	5				
Mike Shannon, R OBP: 0.310, SLG: 0.384	(1, 5) 0-0 1-3									5	1	1	1	0	0	3				
Julian Javier, R OBP: 0.329, SLG: 0.420	(1, 4) 0-0 1B									4	3	3	1	1	1	2				
Steve Huntz, S OBP: 0.328, SLG: 0.210	(1, 6) 0-0 E5									4	2	2	0	1	1	1				
Mike Torrez, R OBP: 0.087, SLG: 0.130	(1, 1) 0-0 4-3									4	0	0	0	0	1	8				
Ray Washburn, R OBP: 0.094, SLG: 0.065	(7, 1) 0-0 4-3									0	0	0	0	0	0	0				
Inning Stats	R: 2 E: 0 K: 0 S: 6	H: 3 LOB: 1 BB: 0 P: 6	R: 4 E: 1 K: 0 S: 7	H: 4 LOB: 1 BB: 1 P: 11	R: 3 E: 1 K: 1 S: 9	H: 3 LOB: 3 BB: 2 P: 17	R: 0 E: 0 K: 0 S: 3	H: 0 LOB: 1 BB: 1 P: 7	R: 0 E: 0 K: 1 S: 6	H: 1 LOB: 3 BB: 2 P: 14	R: 0 E: 0 K: 1 S: 5	H: 0 LOB: 0 BB: 0 P: 5	R: 2 E: 0 K: 1 S: 7	H: 2 LOB: 0 BB: 0 P: 7	R: 0 E: 0 K: 1 S: 3	H: 0 LOB: 0 BB: 0 P: 7	1B: 9 2B: 3 3B: 0 HR: 3	SF: 0 SAC: 0 DP: 1 HBP: 0	WP: 0 PB: 1 SB: 1 CS: 0	PA: 44
PITCHER	IP WLS BF H R ER SO BB IBB HBP BLK WP HR S P ERA WHIP																			
Rick Wise, L ERA: 3.27	(1, 1) 1.2 L 13 7 6 3 0 0 0 0 0 0 1 9 17 18.00 5.000																			
Jerry Johnson, R ERA: 5.1	(2, 1) 1.0 9 3 3 2 1 2 0 0 0 0 0 1 9 17 18.00 5.000																			
Al Ruffo, R ERA: 2.65	(3, 1) 2.1 8 1 0 0 0 1 0 0 0 0 0 0 7 11 0.00 0.857																			
Bill Wilson, R ERA: 3.46	(6, 1) 2.0 9 1 0 0 2 1 1 0 0 0 0 0 11 19 0.00 1.000																			
John Bozzer, R ERA: 3.58	(8, 1) 1.0 5 2 2 2 1 0 0 0 0 0 0 2 7 7 18.00 2.000																			

Philadelphia Phillies @ St. Louis Cardinals
 Busch Stadium, St. Louis, MO
 Thu Jul 17 1969, 7:05 PM CDT
 Att: 17,814 - Unknown

AB 38
 R 11
 H 14
 RBI 9
 BB 6
 SO 4
 LOB 26



Batter	1	2	3	4	5	6	7	8	9	AB	R	H	RBI	BB	SO	LOB	TOP	
Lou Brock, L OBP: 0.345, SLG: 0.456 (1,7)	0-0 4-3		0-0 F7			0-0 G3 1B		0-0 F7		4	1	1	0	0	0	0		
Curt Flood, R OBP: 0.341, SLG: 0.354 (1,8)	0-0 1B		0-0 F9			0-0 L4		0-3 K		4	0	1	0	0	0	1		
Vada Pinson, L OBP: 0.329, SLG: 0.430 (1,9)	0-0 1-3 1B			0-0 3-1		0-0 G3		0-0 3-1		4	0	1	0	0	0	1		
Joe Torre, R OBP: 0.355, SLG: 0.486 (1,3)	0-0 1-2 L4-3			0-0 6-3		0-0 FC6 2H 1B		0-3 K		4	0	1	1	0	1	2		
Tim McCarver, L OBP: 0.342, SLG: 0.377 (1,2)		0-0 FC6-4 1B		1-0 HBP		0-0 BB		0-0 3-1		2	0	1	0	1	0	0		
Mike Shannon, R OBP: 0.309, SLG: 0.383 (1,5)	0-0 FC6-4 1-2f		0-3 K		0-0 FC6 2-3f		0-0 1B		0-0 1B	4	0	1	0	0	1	4		
Julian Javier, R OBP: 0.328, SLG: 0.418 (1,4)	0-0 FC1-6 1-2f			0-0 6-3		0-0 FC6-4 1B		0-0 6-3		4	0	1	0	0	0	2		
Steve Huntz, S OBP: 0.323, SLG: 0.206 (7, PH)	0-0 G3			0-3 K		0-0 FC6-4 S4-3 1-2f				2	0	0	0	0	1	1		
Vic Davallo, L OBP: 0.250, SLG: 0.263 (7, 1)					0-0 K					1	0	0	0	0	0	1		
Dave Giusti, R OBP: 0.308, SLG: 0.261 (7, 1)						0-0 G4-3 1-2f				0	0	0	0	0	0	0		
Bob Gibson, R OBP: 0.258, SLG: 0.302 (1, 1)			0-3 K							2	0	0	0	0	1	0		
Bill White, L OBP: 0.333, SLG: 0.250 (7, PH)					0-0 F7					1	0	0	0	0	0	1		
Dal Maxvill, R OBP: 0.260, SLG: 0.234 (7, 6)										0	0	0	0	0	0	0		
Inning Stats	R: 0 E: 0 K: 0 S: 4	H: 2 LOB: 1 BB: 0 P: 4	R: 0 E: 0 K: 0 S: 4	H: 1 LOB: 1 BB: 0 P: 4	R: 0 E: 0 K: 1 S: 5	H: 0 LOB: 0 BB: 0 P: 5	R: 0 E: 0 K: 1 S: 5	H: 0 LOB: 1 BB: 0 P: 6	R: 0 E: 0 K: 0 S: 3	H: 1 LOB: 2 BB: 1 P: 9	R: 0 E: 0 K: 1 S: 5	H: 0 LOB: 0 BB: 0 P: 5	R: 0 E: 0 K: 1 S: 6	H: 1 LOB: 1 BB: 0 P: 6	1B: 7 2B: 1 3B: 0 HR: 0	SF: 0 SAC: 0 DP: 2 HBP: 1	WP: 0 PB: 0 SB: 0 CS: 0	PA: 34
PITCHER Dock Ellis, R ERA: 4.23 (1, 1)	IP: 9.0 WLS: W BF: 34 H: 7 R: 1 ER: 1 SO: 5 BB: 1 IBB: 0 HBP: 1 BLK: 0 WP: 0 HR: 0 S: 42 P: 47 ERA: 1.00 WHIP: 0.889																	

St. Louis Cardinals @ Pittsburgh Pirates
Forbes Field, Pittsburgh, PA
Fri Jul 18, 1969, 7:05 PM EDT
Att: 13,666 - Unknown

AB 32
R 1
H 7
RBI 1
BB 1
SO 5
LOB 13

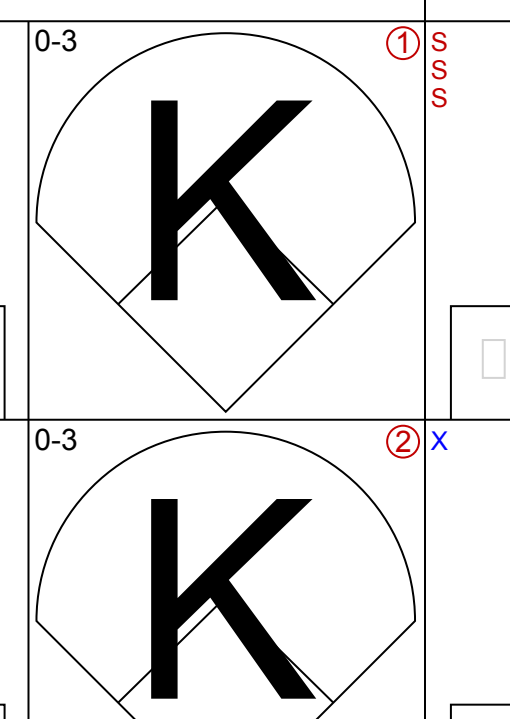
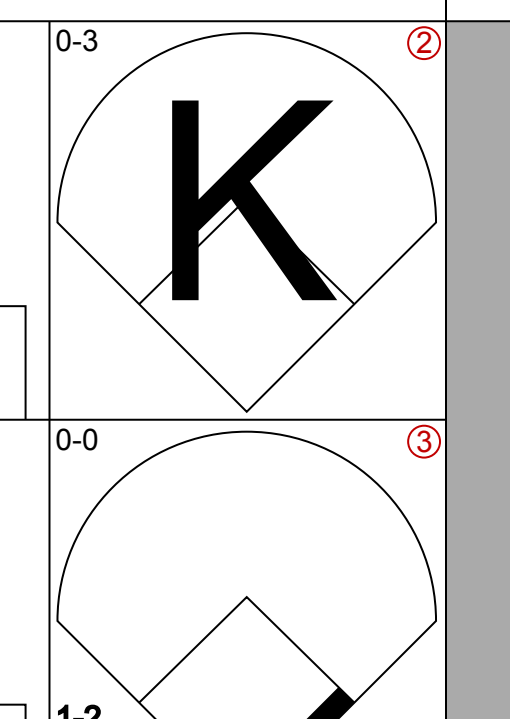
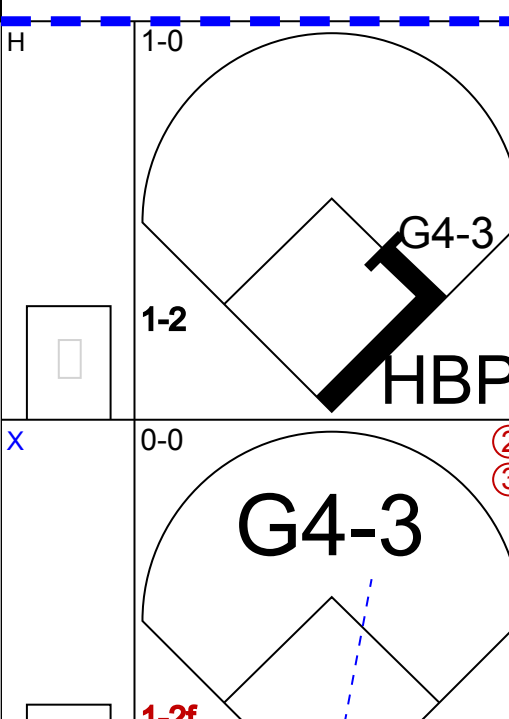
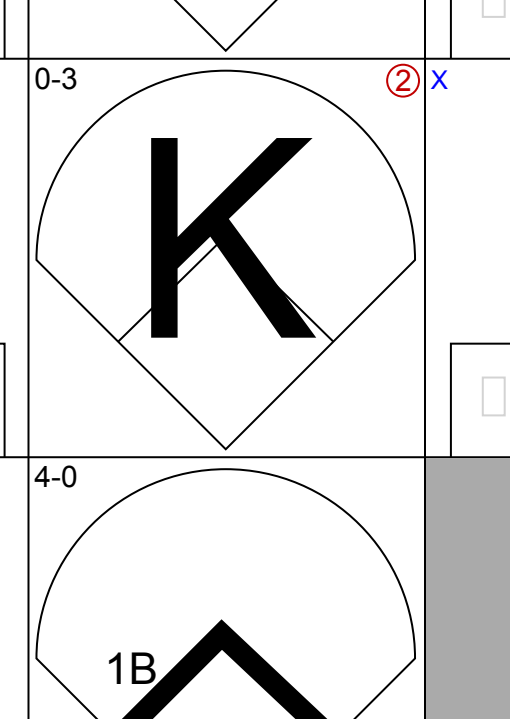
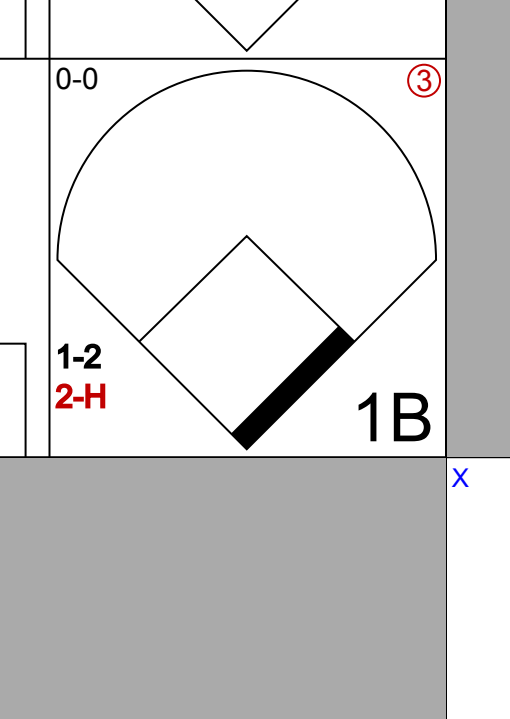
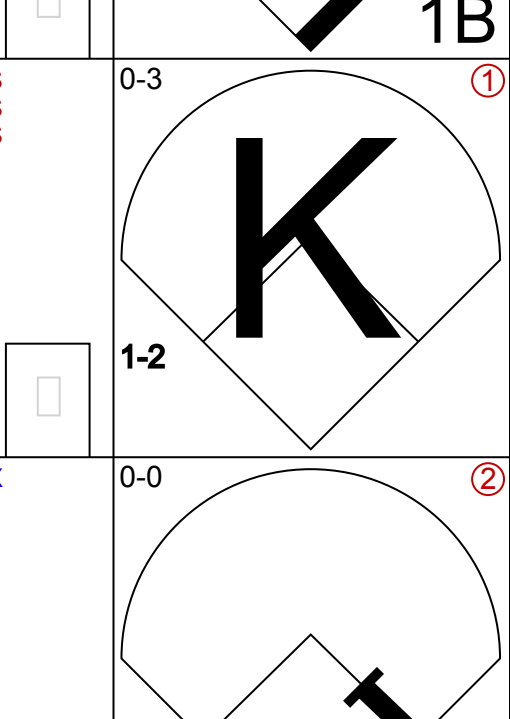
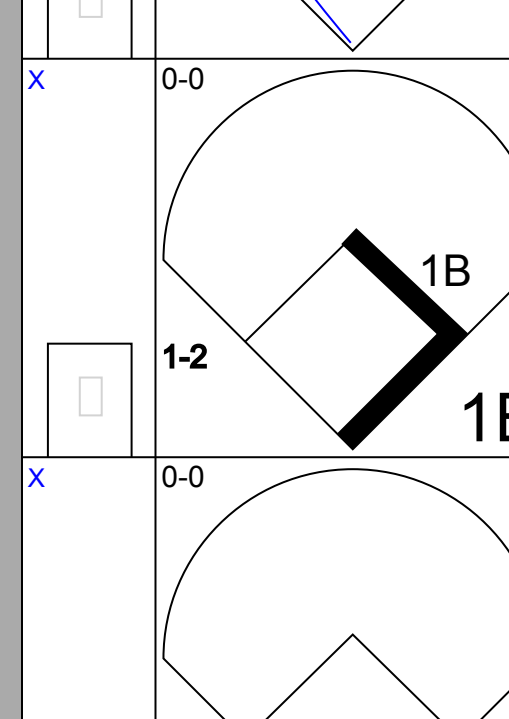
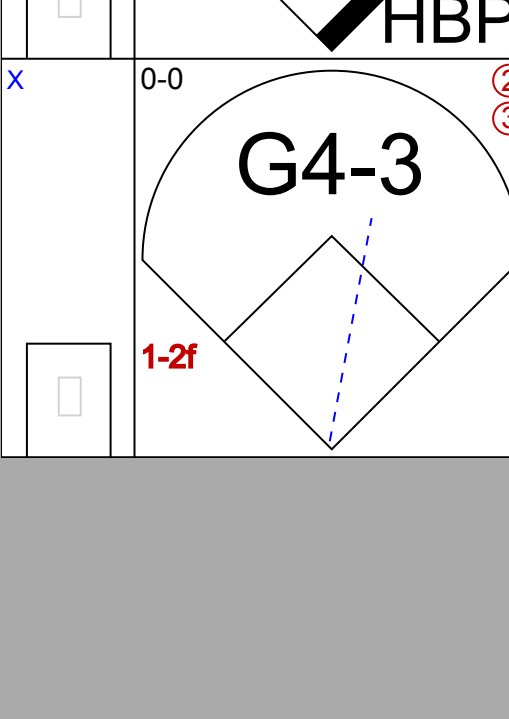
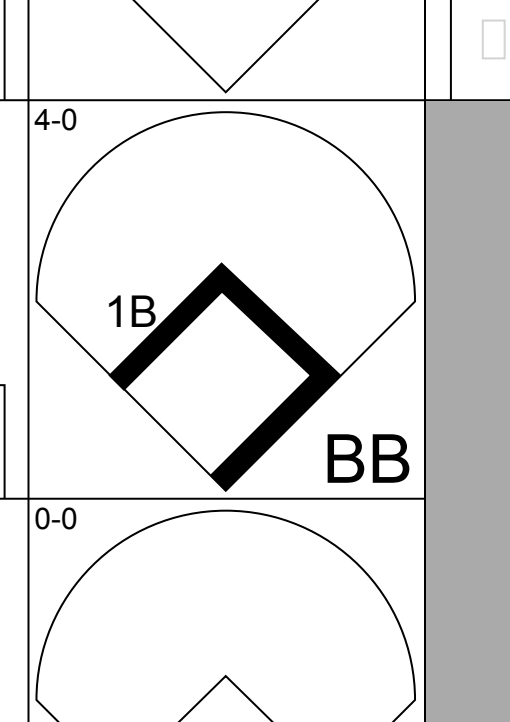
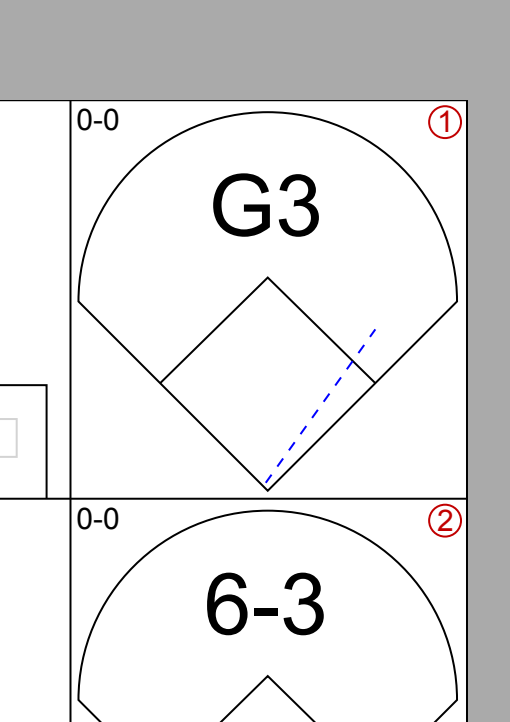
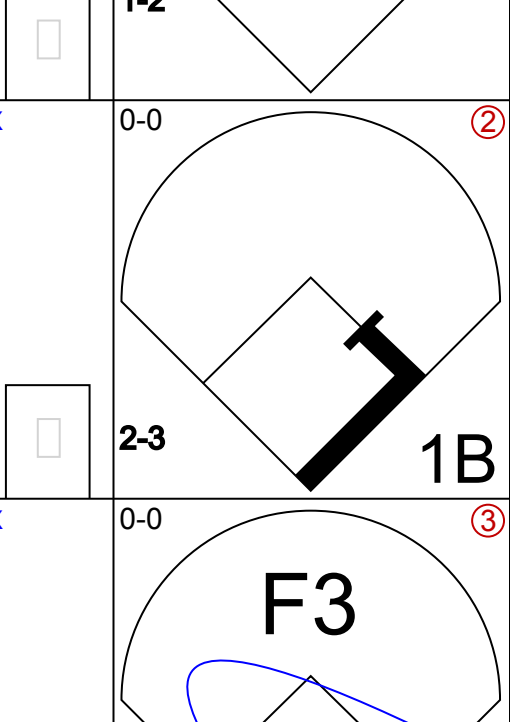
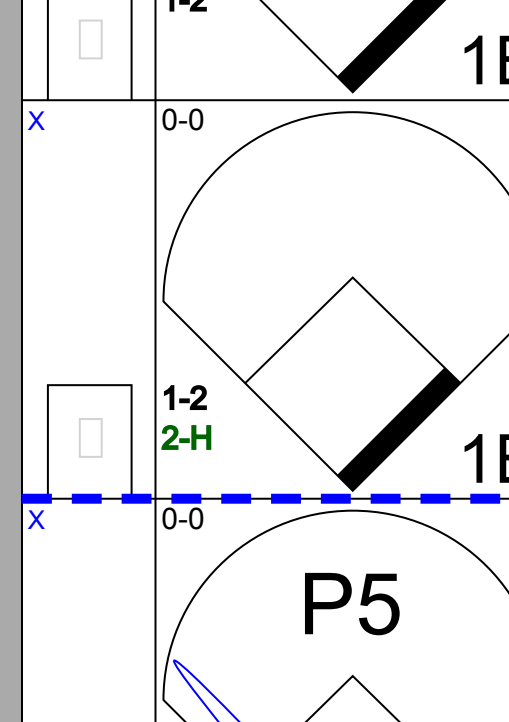
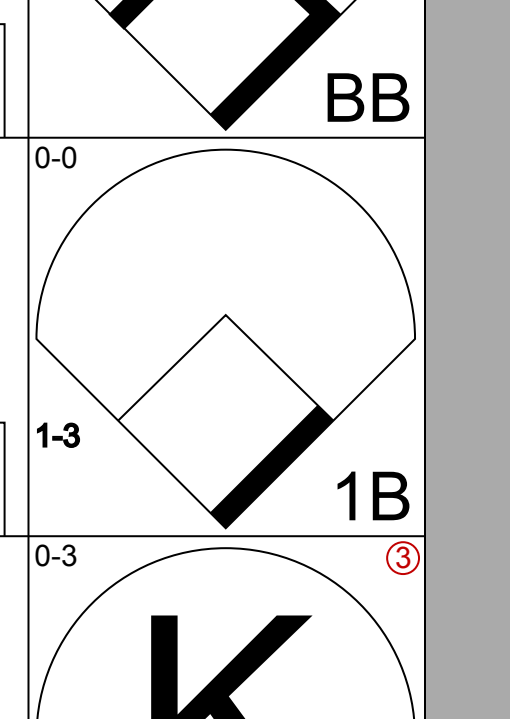
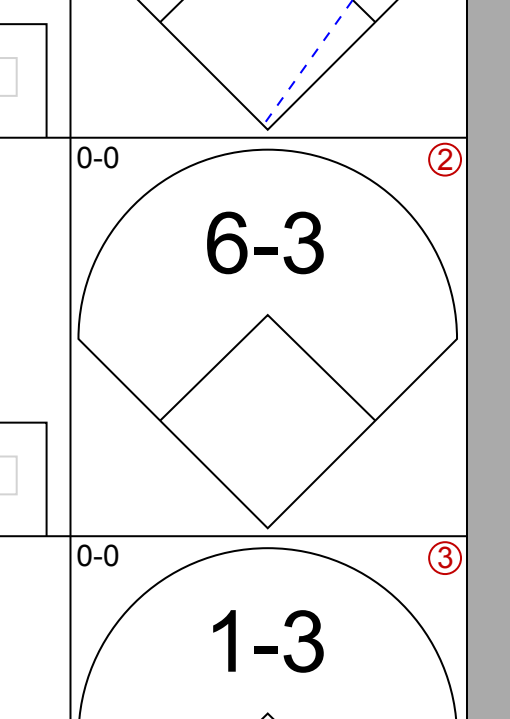
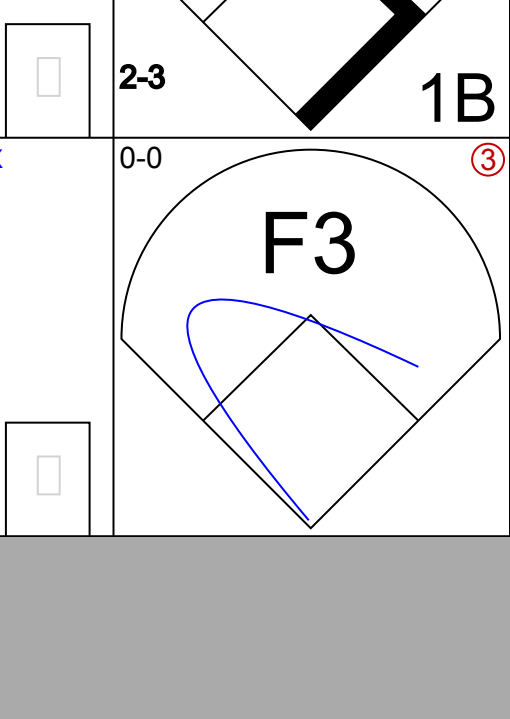
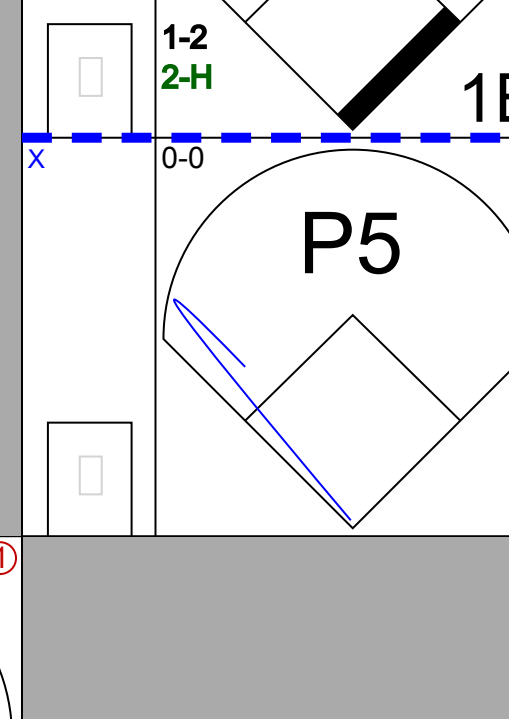
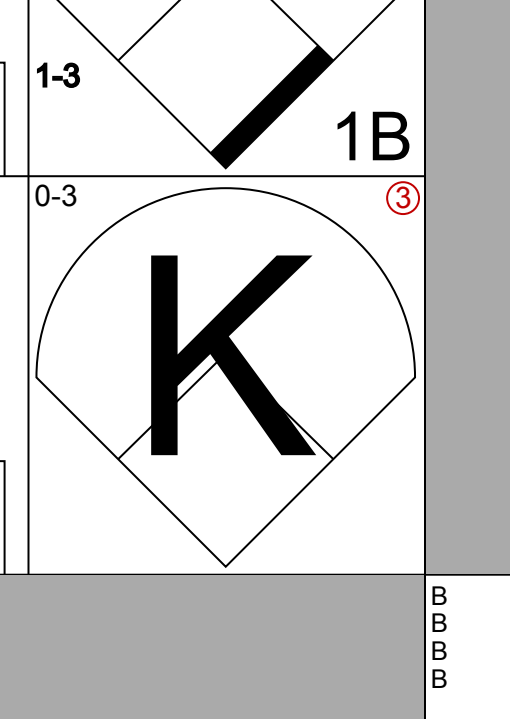
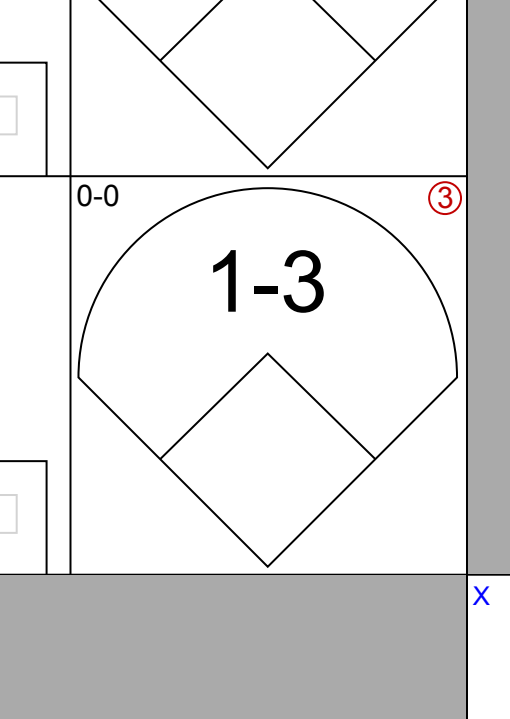
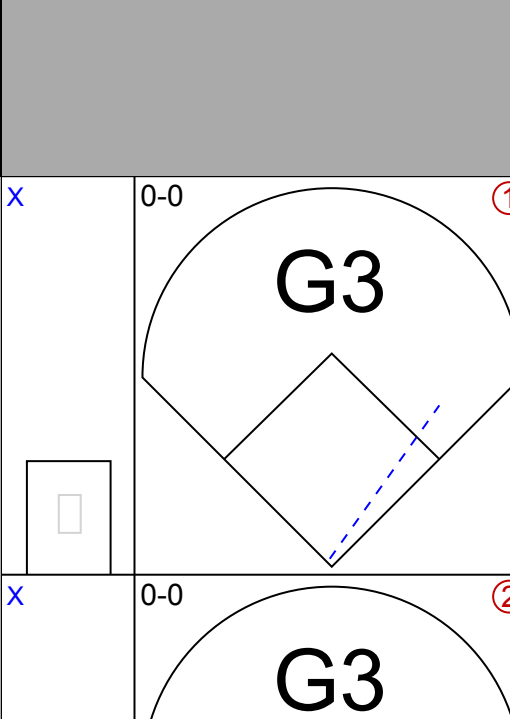
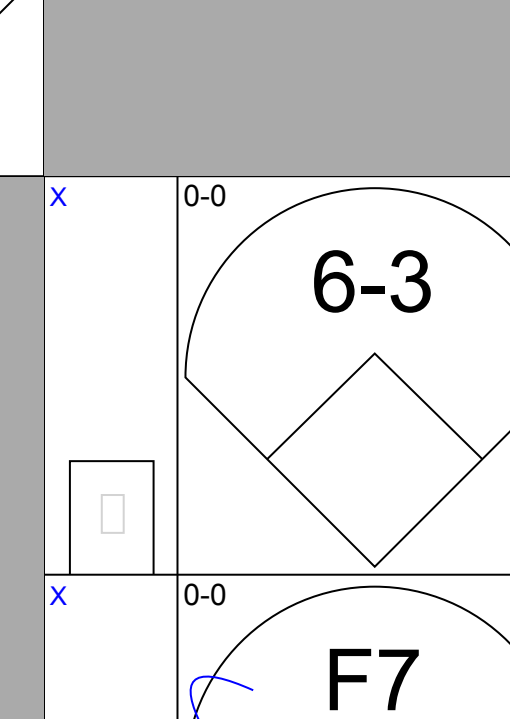
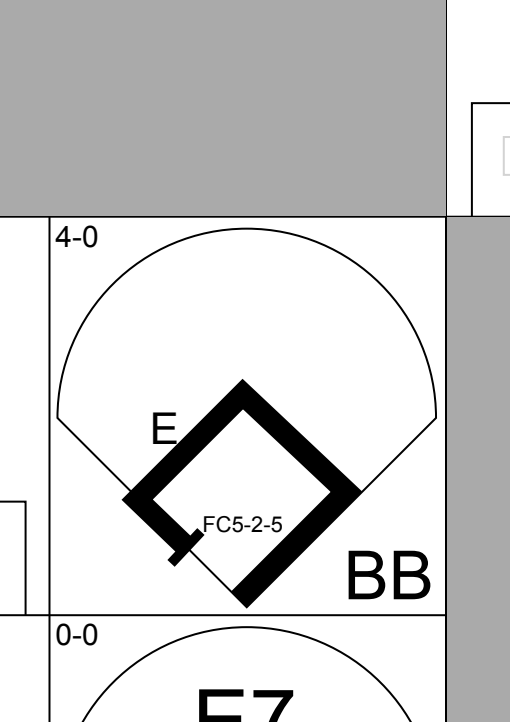
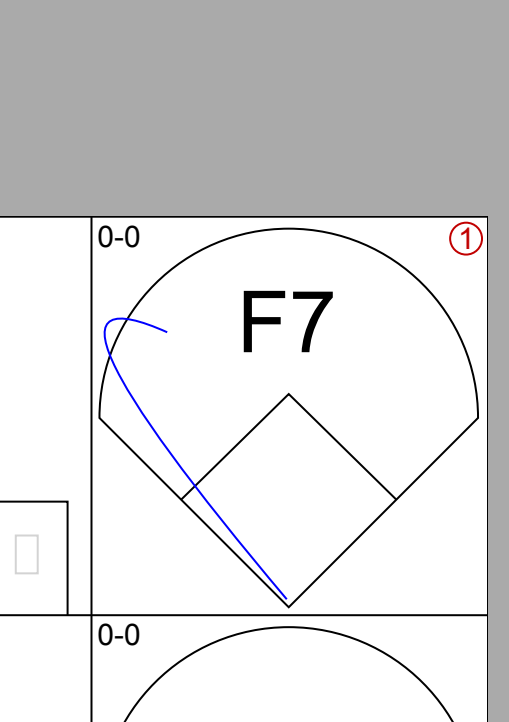
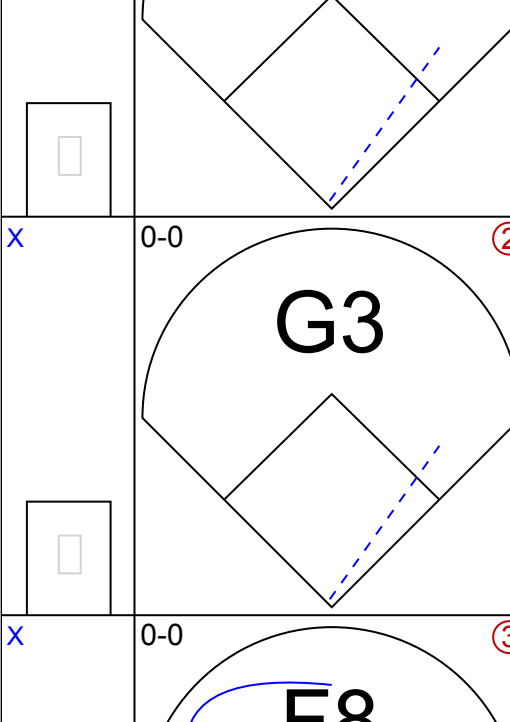
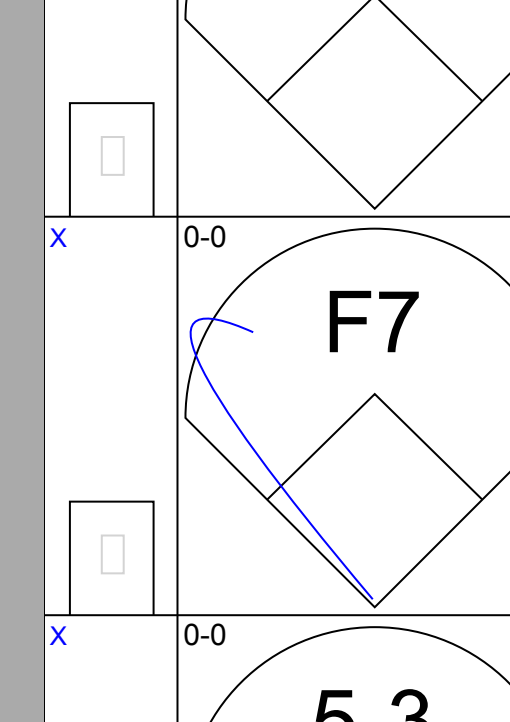
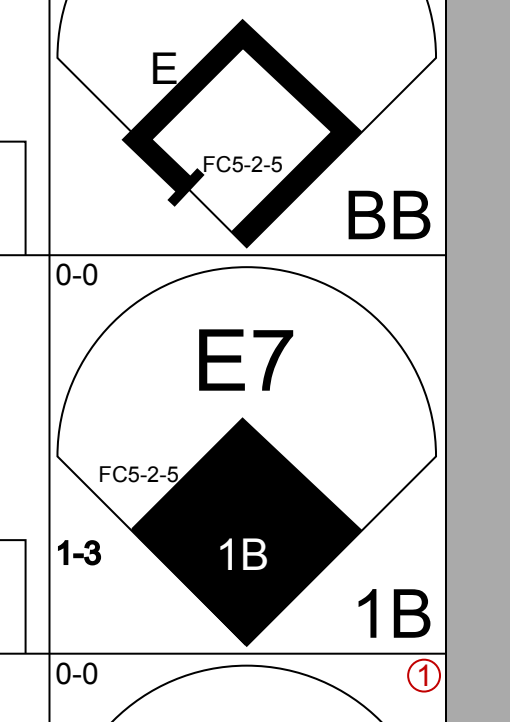
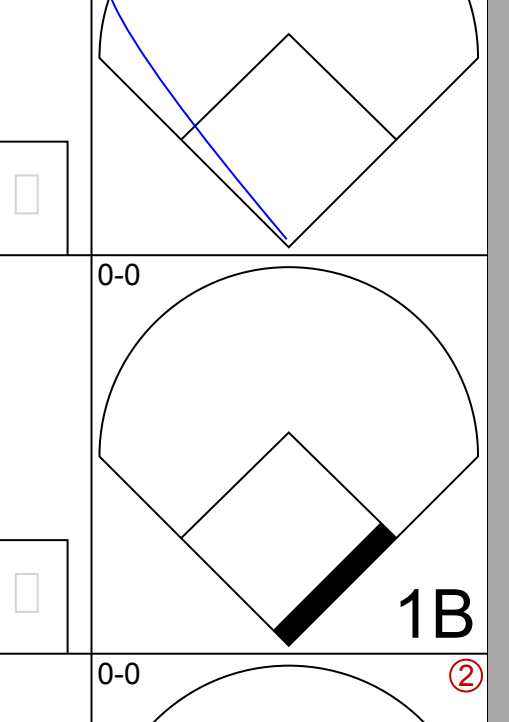
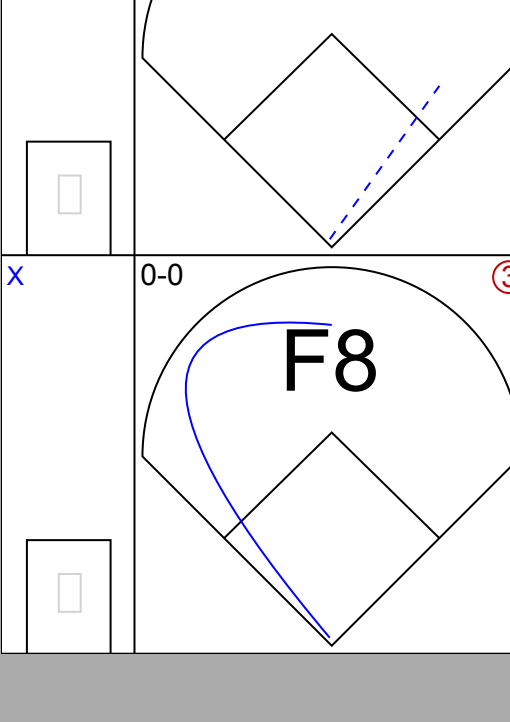
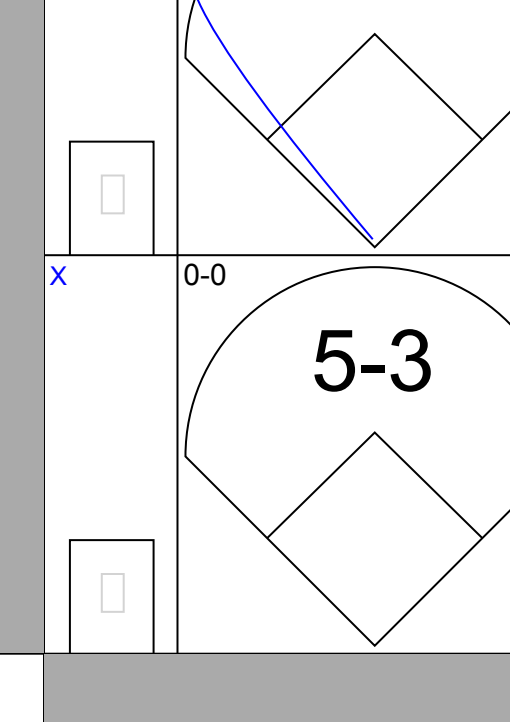
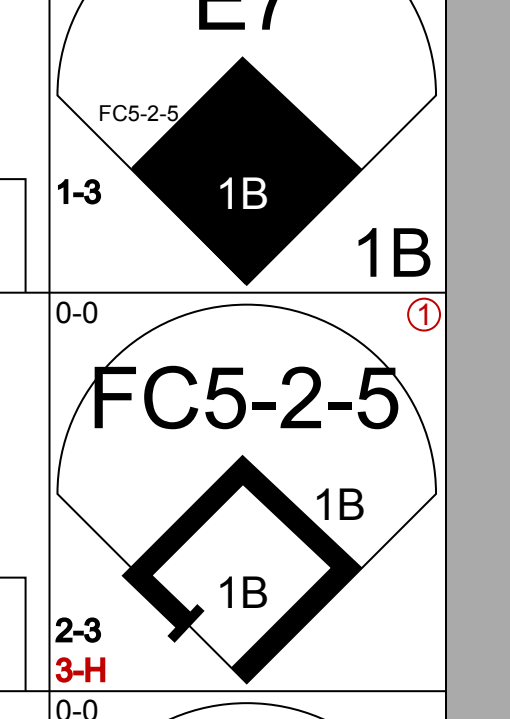
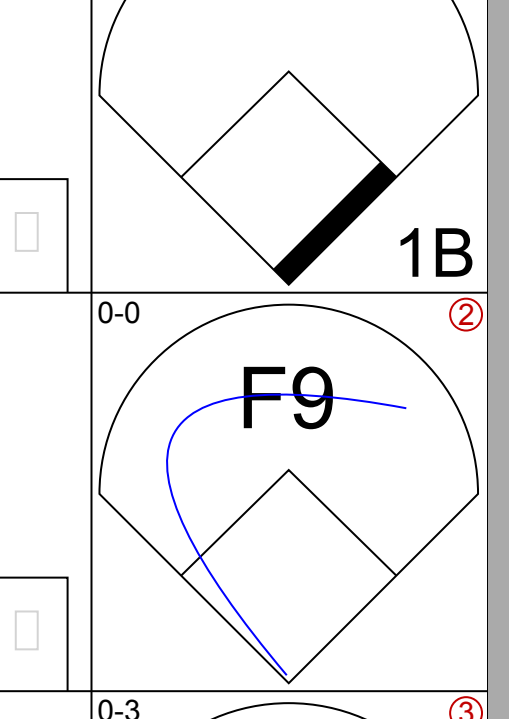
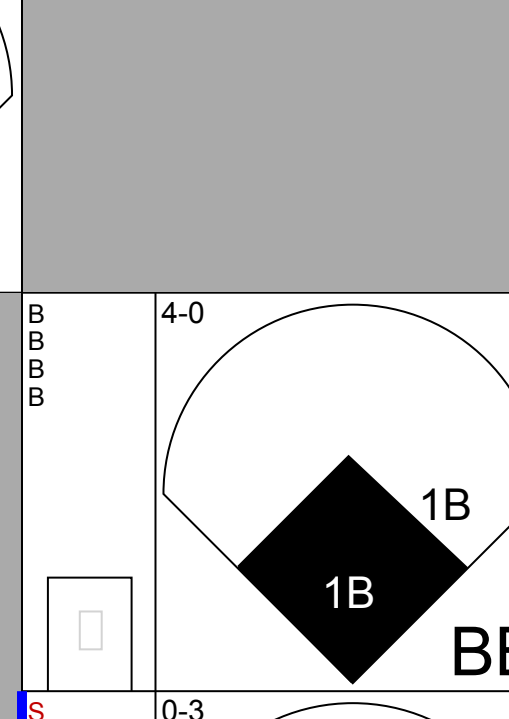
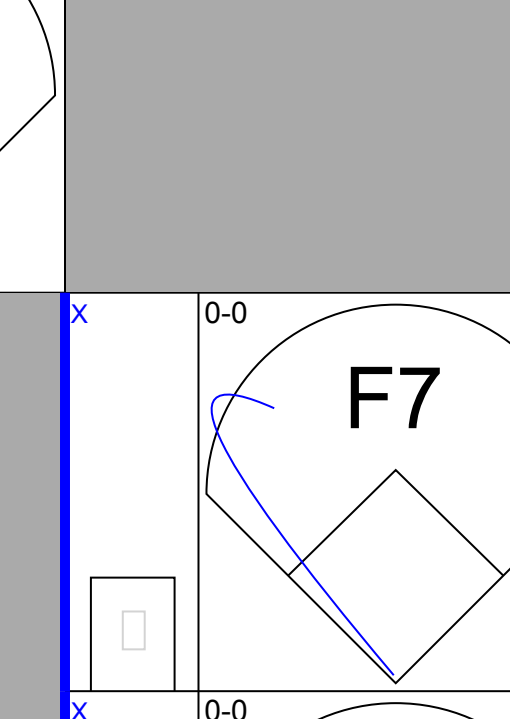
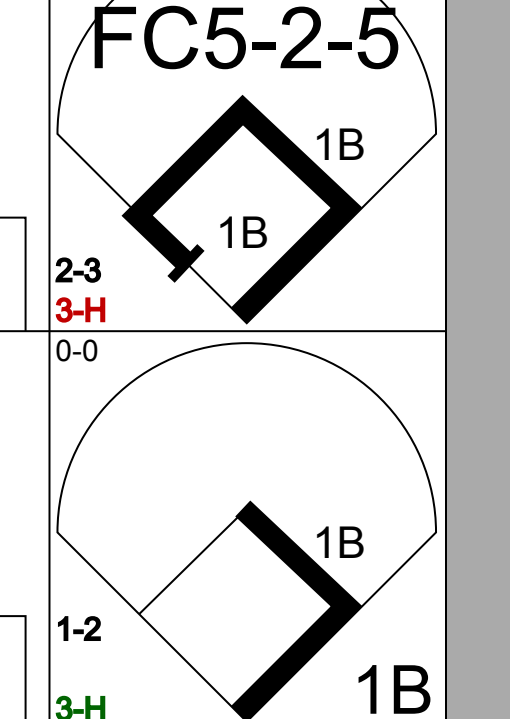
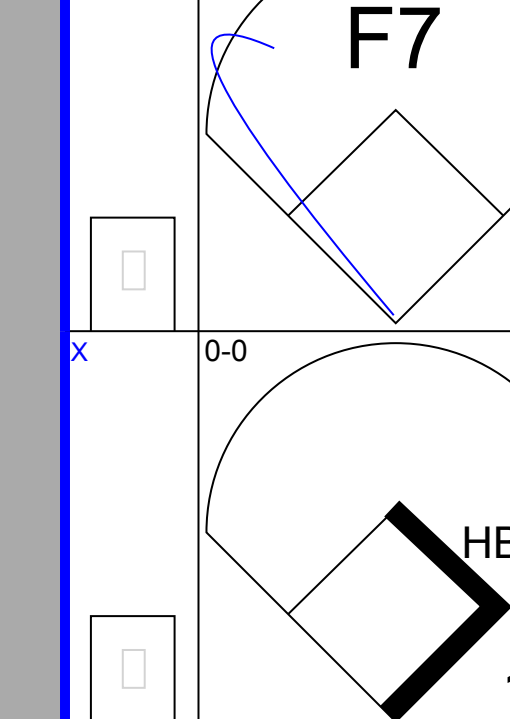
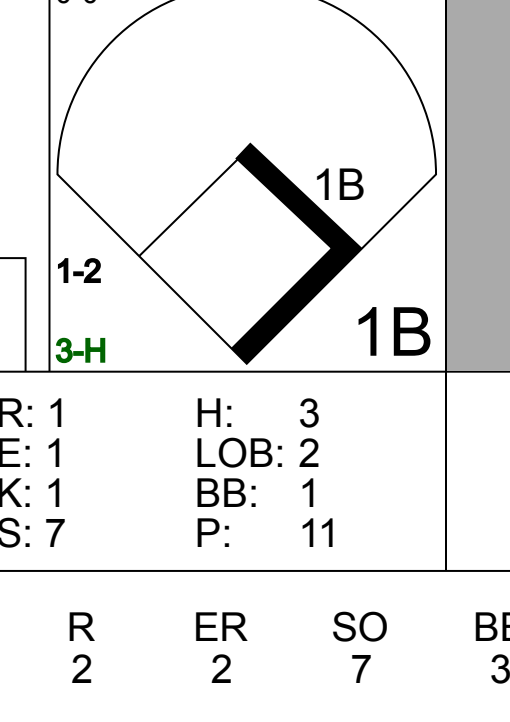
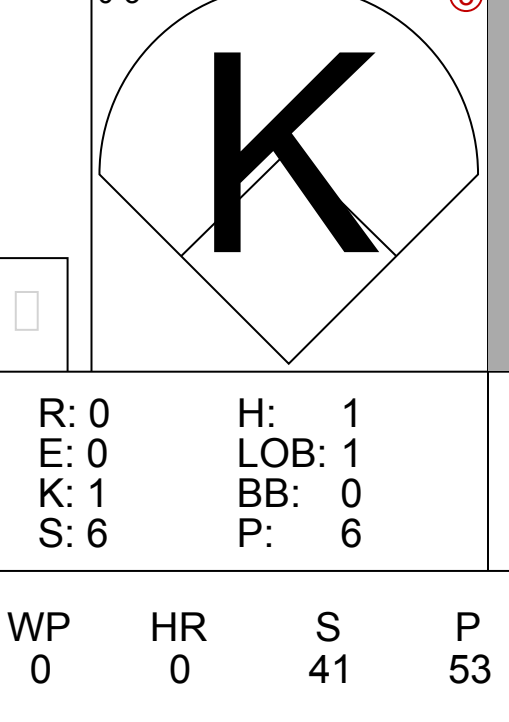
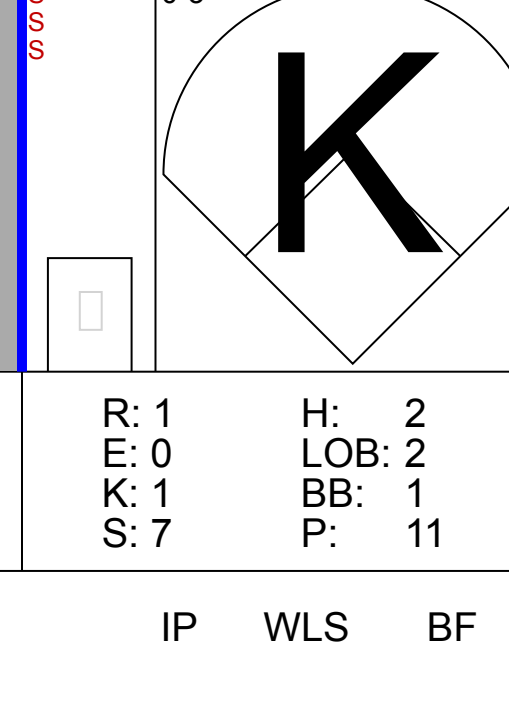
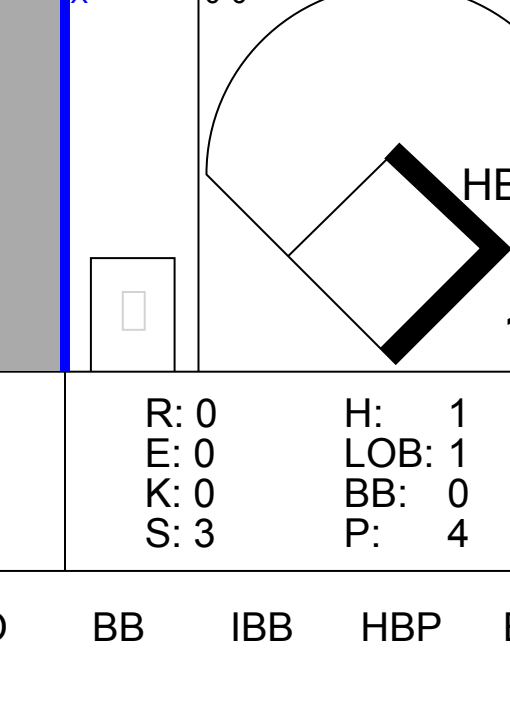
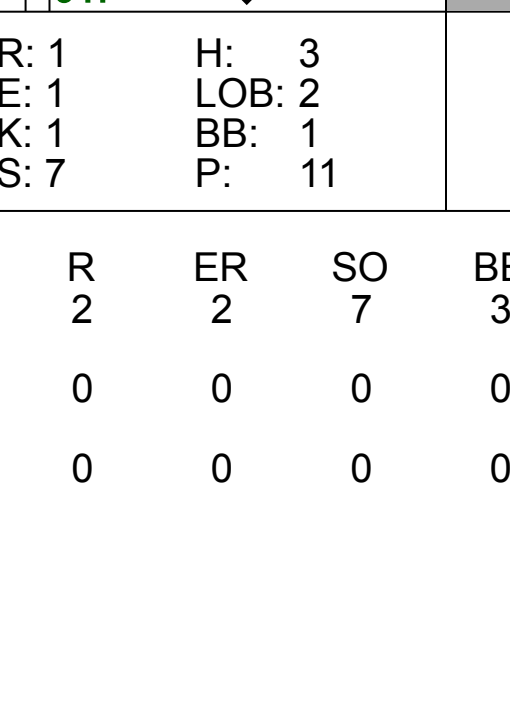


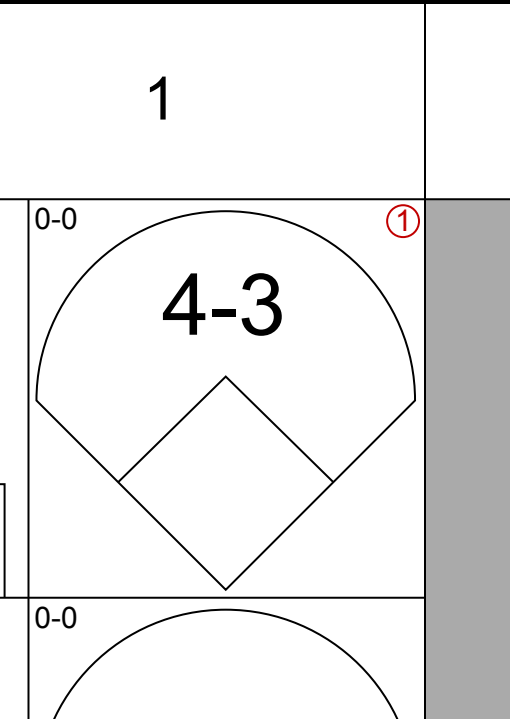
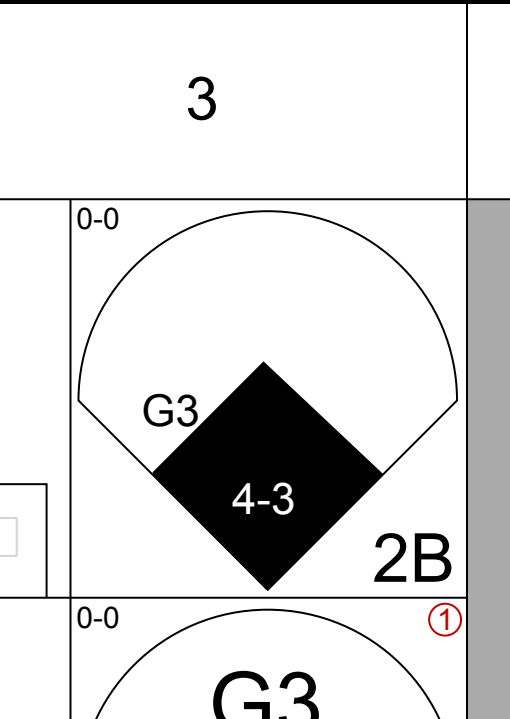
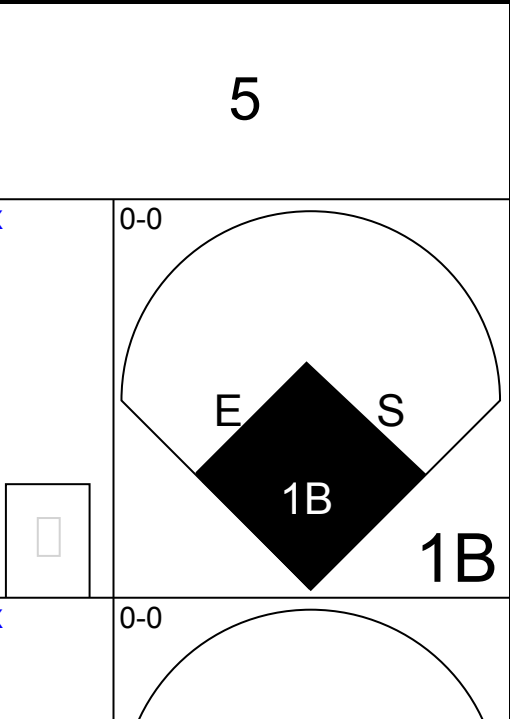
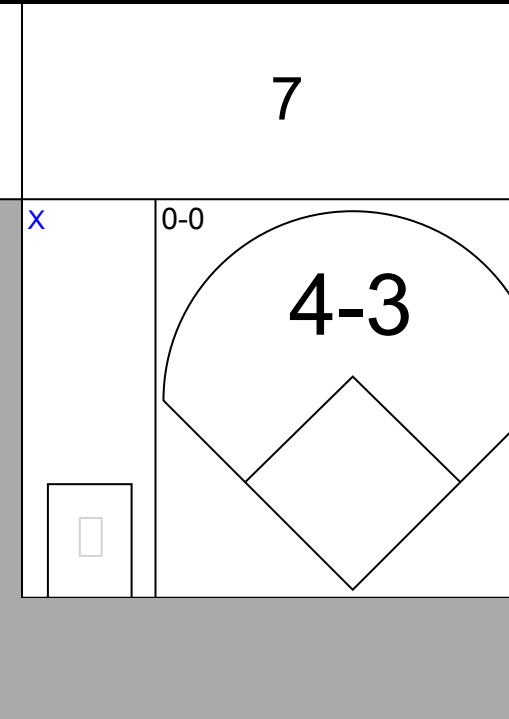
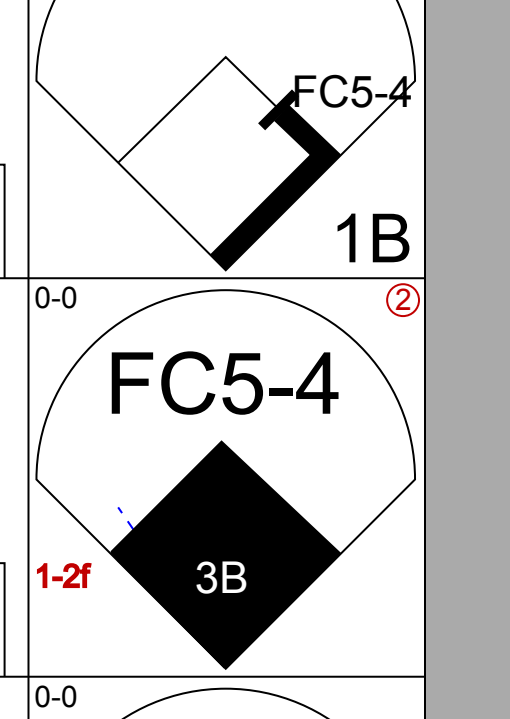
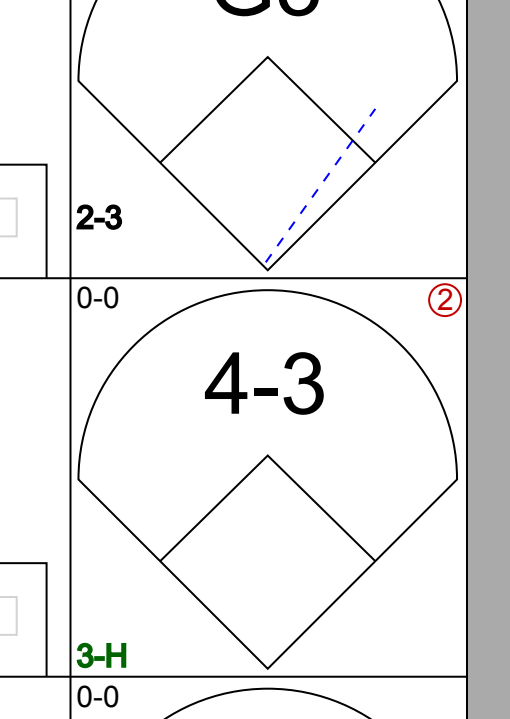
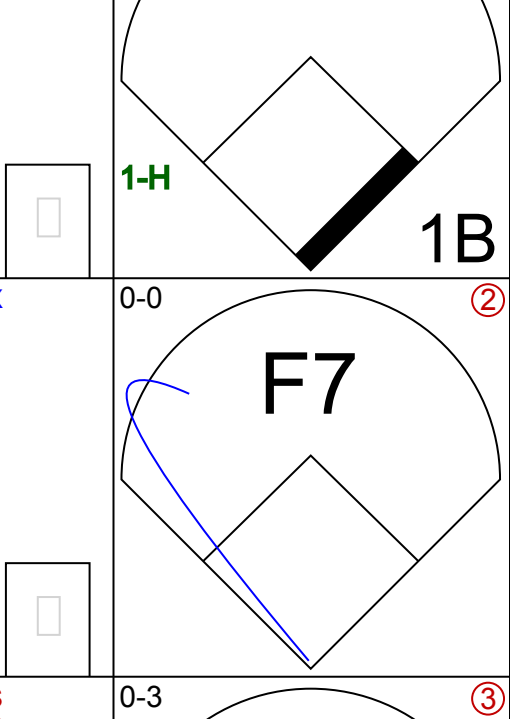
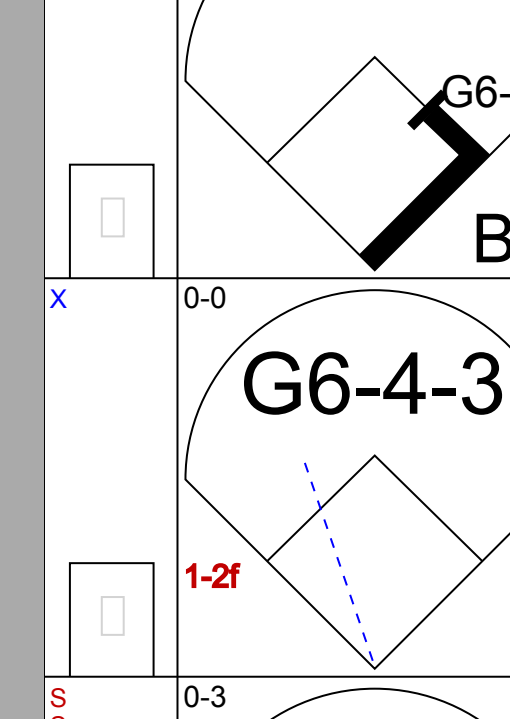
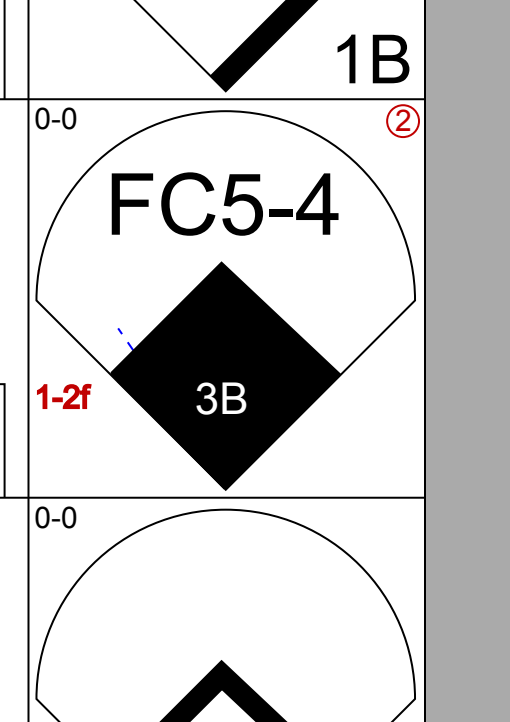
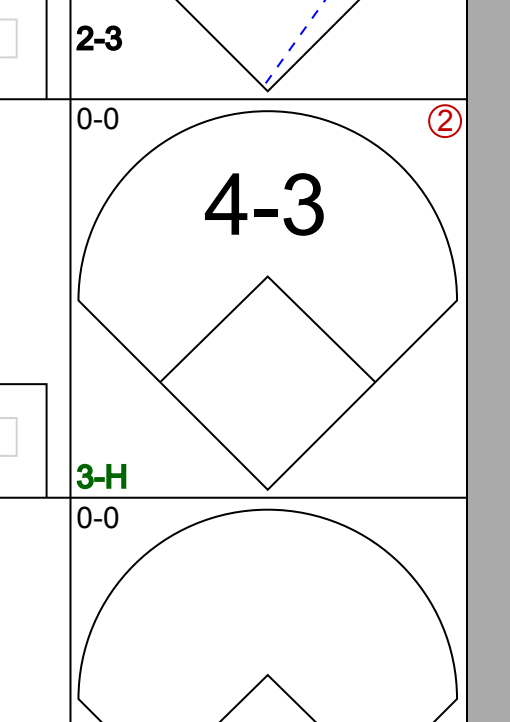
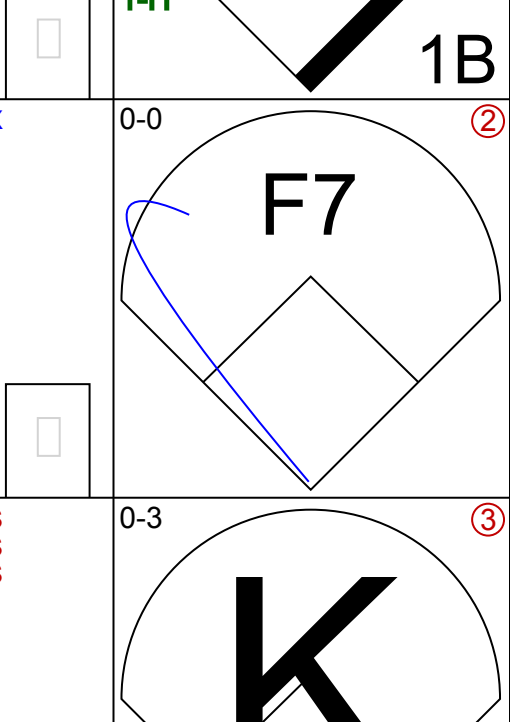
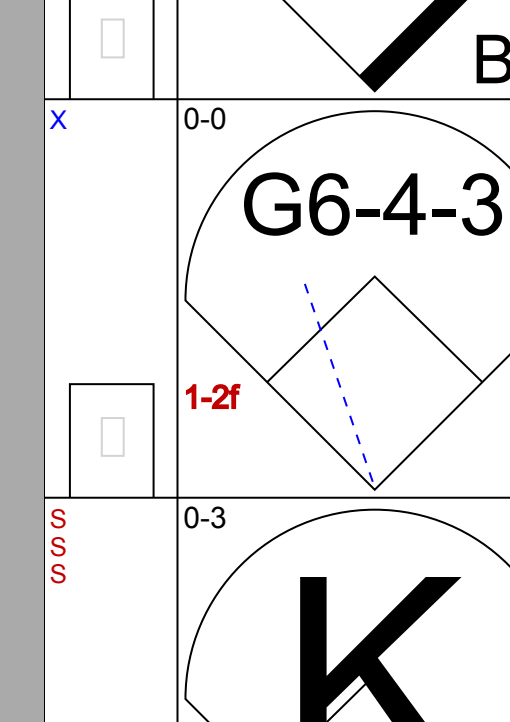
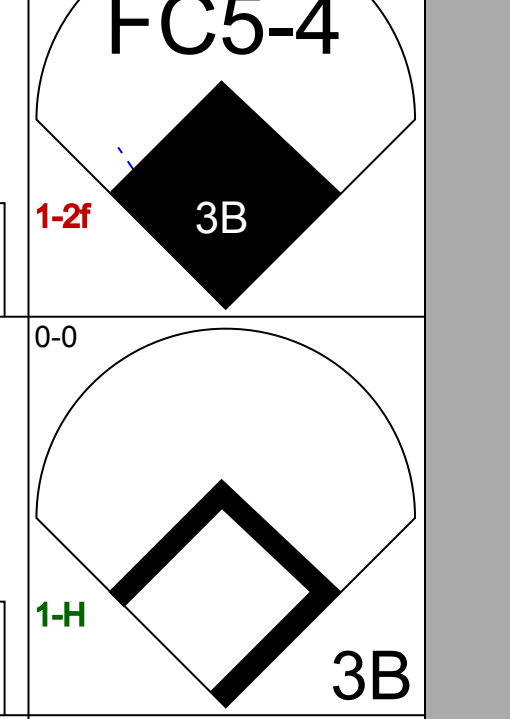
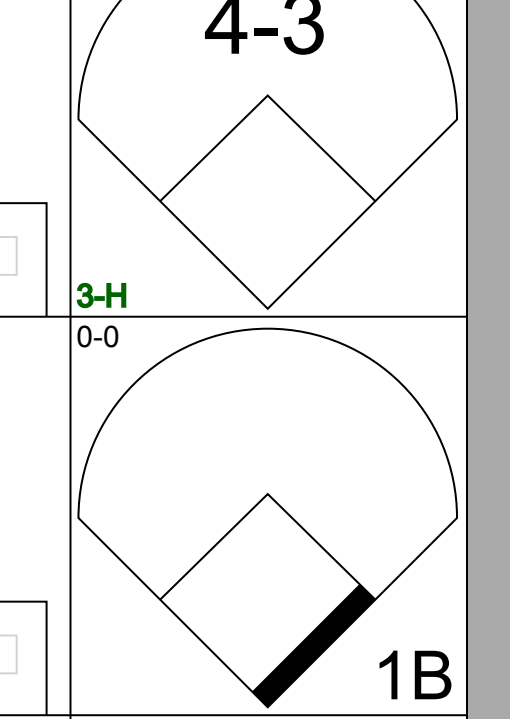
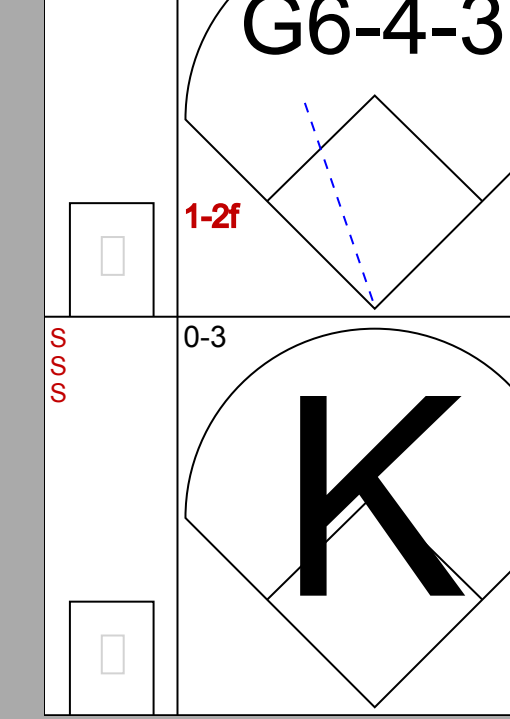
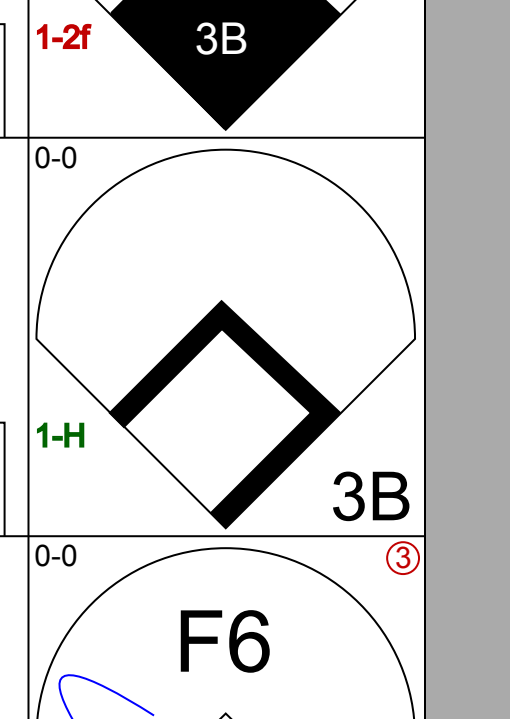
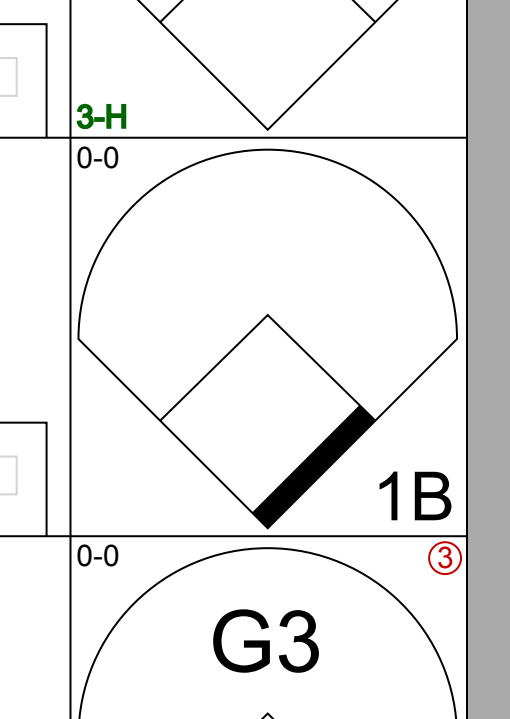
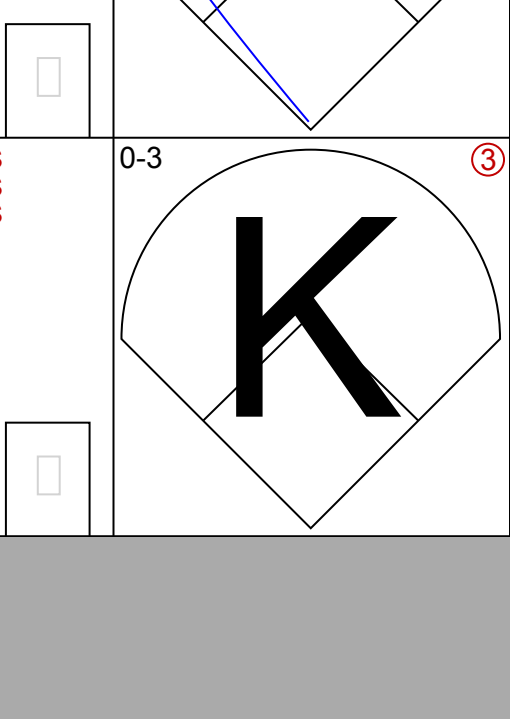
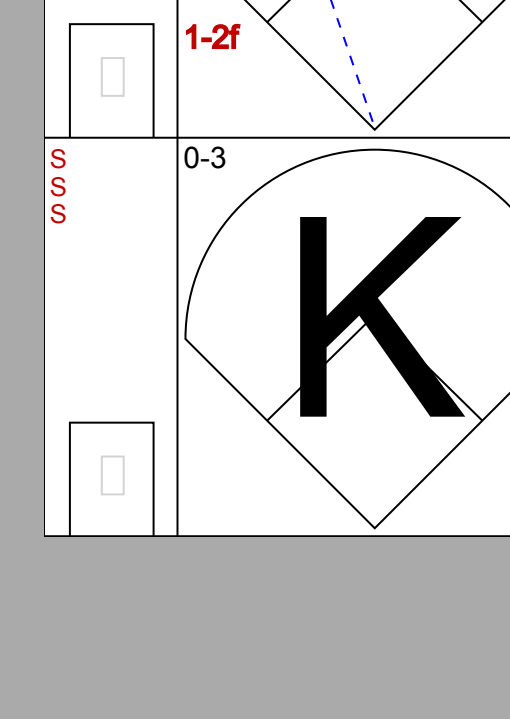
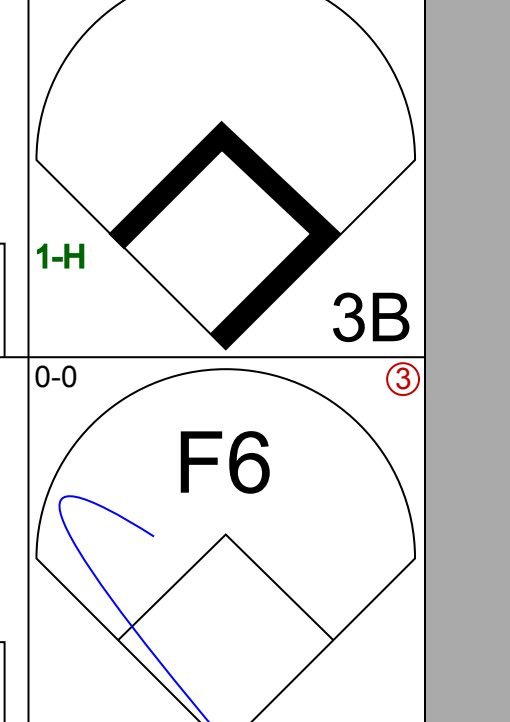
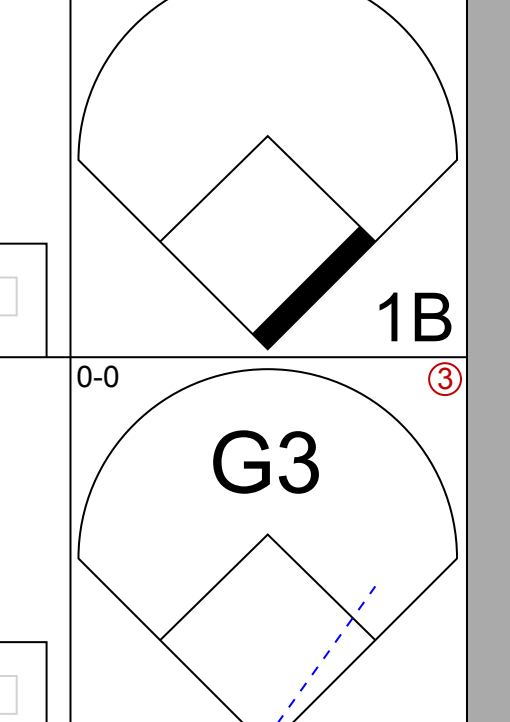
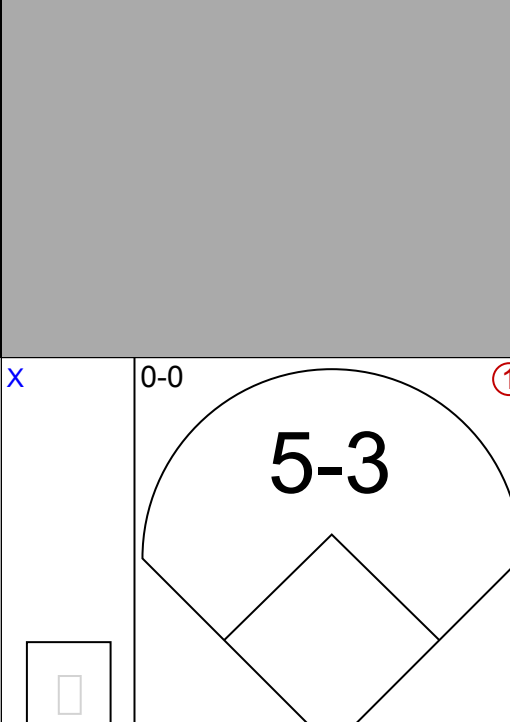
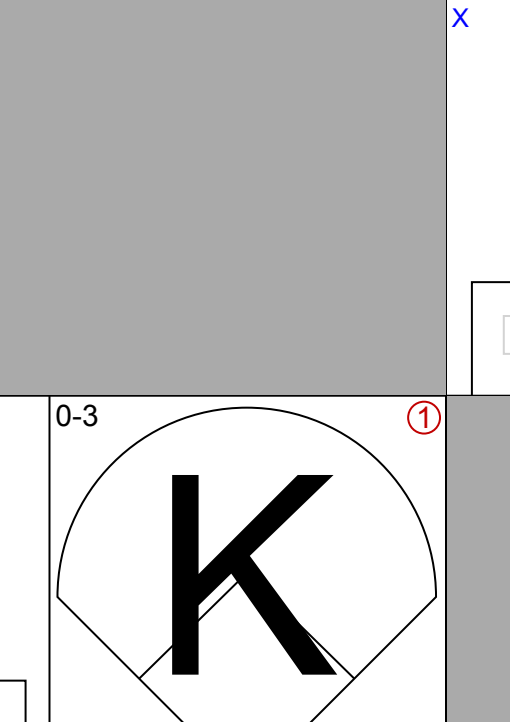
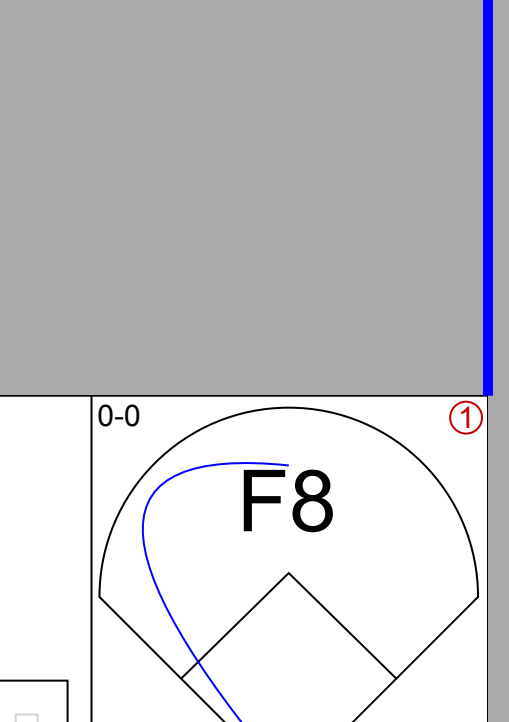
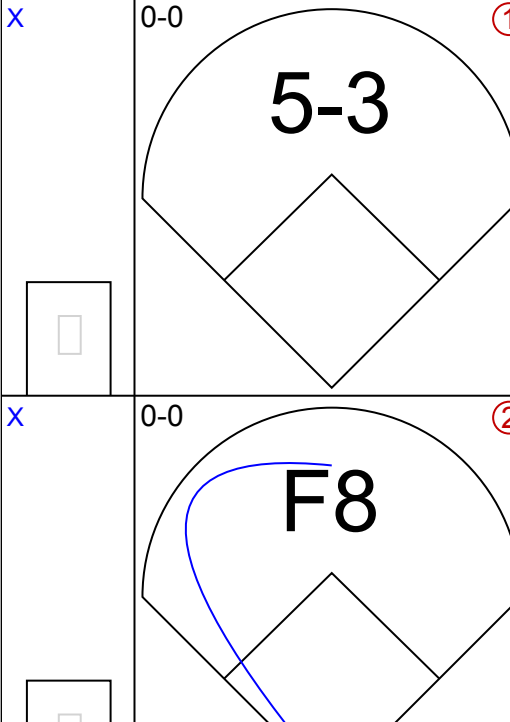
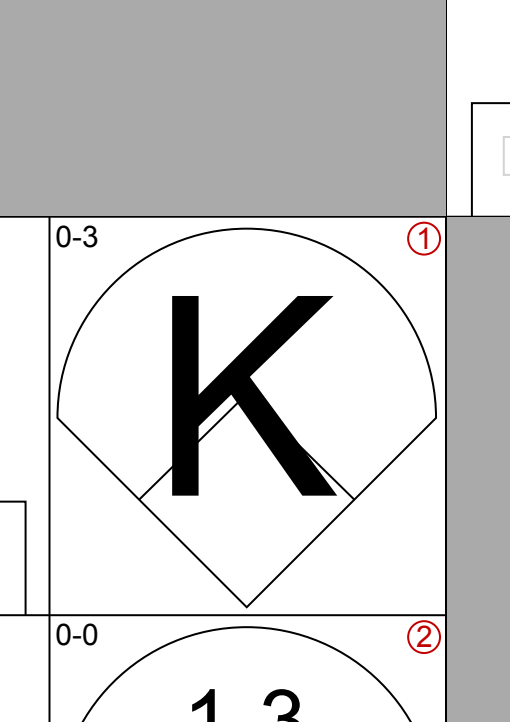
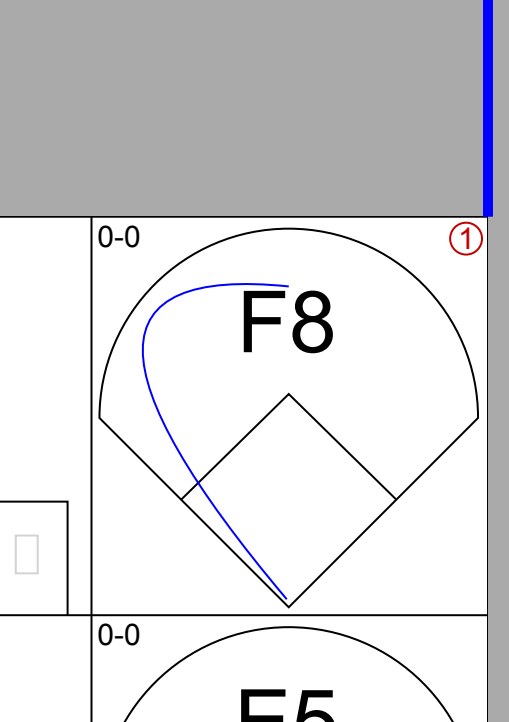
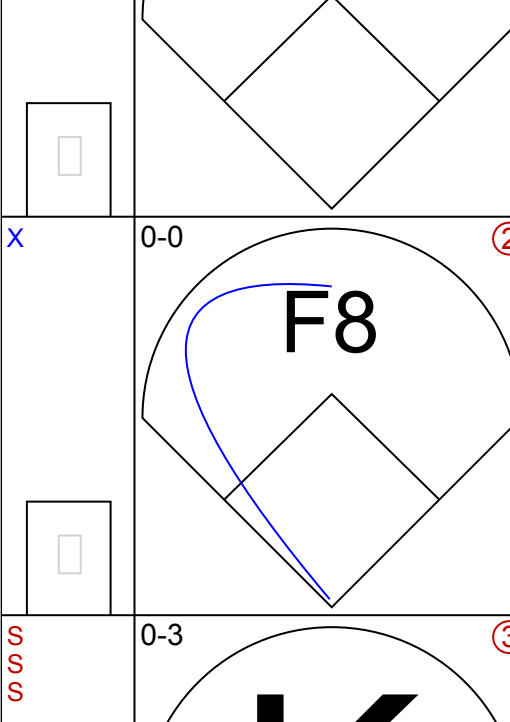
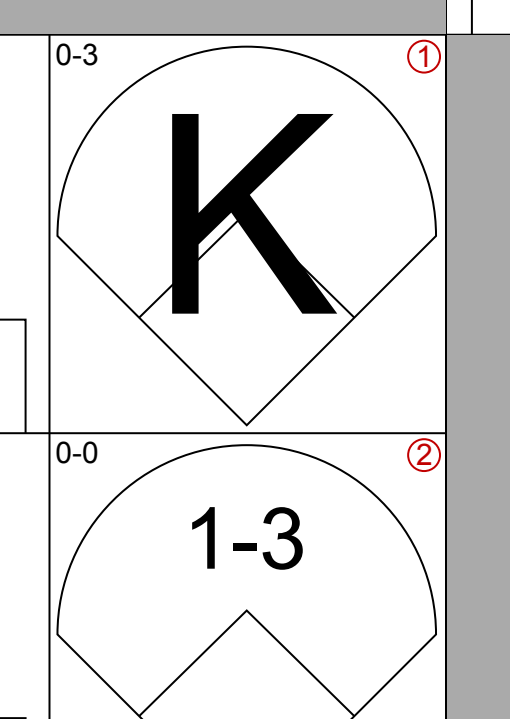
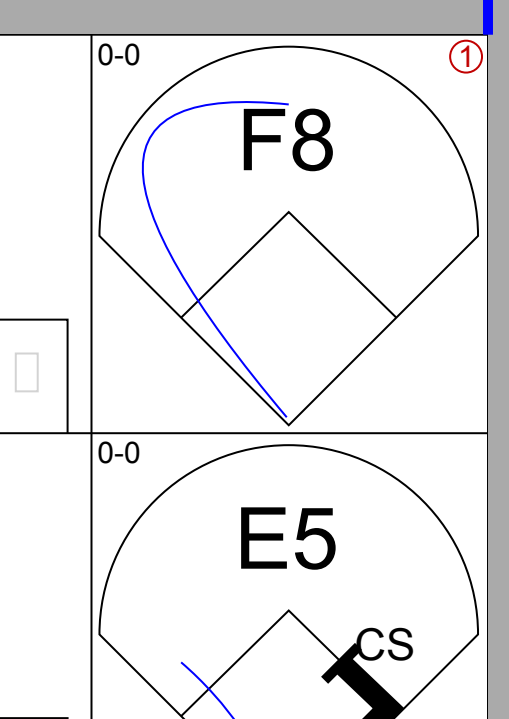

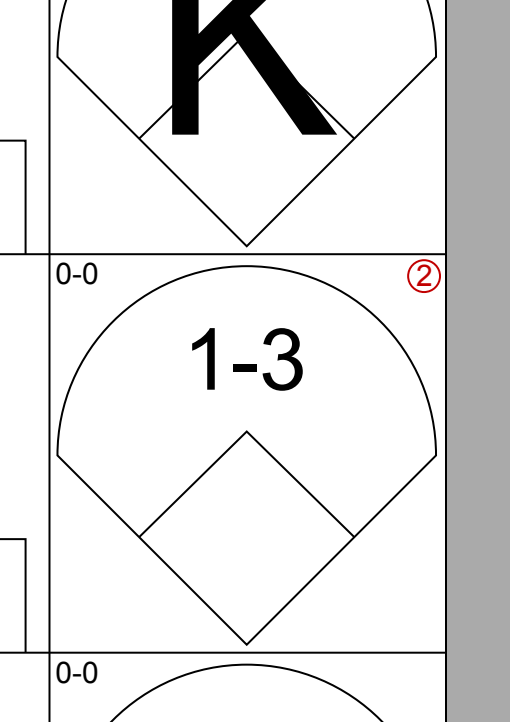


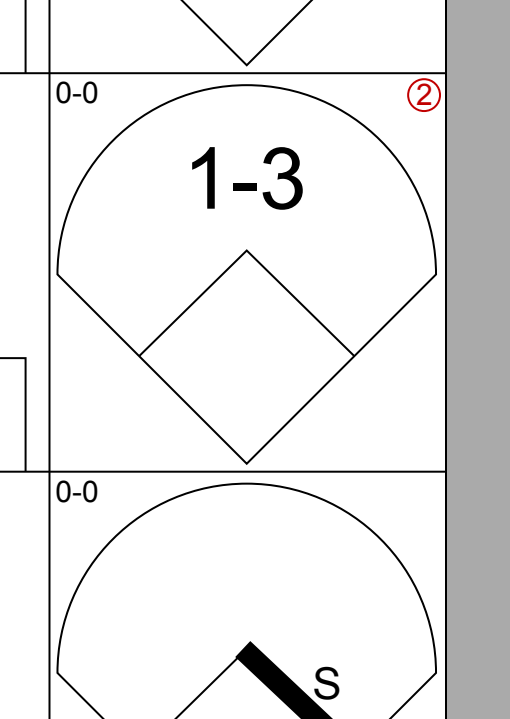
Batter	1	2	3	4	5	6	7	8	9	AB	R	H	RBI	BB	SO	LOB	BOTTOM	
Matty Alou, L OBP: 0.391, SLG: 0.451 (1,8)	4-0 2B 1-3 BB		0-0 P6		0-0 6-3		0-0 CS 1B			3	1	1	0	1	0	0		
Carl Taylor, R OBP: 0.465, SLG: 0.519 (1,3)	0-0 1-3 WP 2B		4-0 PB HR BB		0-0 1B		0-0 6-3 1-2			3	2	2	0	1	0	1		
Willie Stargell, L OBP: 0.413, SLG: 0.565 (1,7)	0-3 K		0-3 K 1-2		0-0 2B 1B		0-0 5-3			4	0	1	0	0	2	3		
Roberto Clemente, R OBP: 0.406, SLG: 0.557 (1,9)	0-0 1-3 2-3 3-H		0-0 2H HR		0-3 K		0-0 1-3			4	1	1	3	0	1	2		
Richie Hebner, L OBP: 0.378, SLG: 0.449 (1,5)	4-0 WP BB		0-0 F8		0-0 2B		0-0 F8			3	0	1	0	1	0	0		
Manny Sanguillen, R OBP: 0.369, SLG: 0.429 (1,2)	0-0 F2 1-2 3-H		0-0 F2		4-0 FC6-4 IBB					2	0	0	0	1	0	1		
Gene Alley, R OBP: 0.248, SLG: 0.229 (1,4)		0-3 K		0-0 F3		0-3 K				1	0	0	0	1	0			
Jose Martinez, R OBP: 0.272, SLG: 0.273 (4,4)										2	0	0	0	0	1	3		
Freddie Patek, R OBP: 0.298, SLG: 0.288 (1,6)		0-0 6-3		0-3 K		0-0 FC6-4 1-2f				3	0	0	0	0	1	3		
Dock Ellis, S OBP: 0.128, SLG: 0.105 (1,1)		0-3 K			0-0 5-3		0-3 K			3	0	0	0	0	2	0		
Inning Stats	R: 2 E: 0 K: 1 S: 6	H: 1 LOB: 2 BB: 2 P: 14	R: 0 E: 0 K: 2 S: 7	H: 0 LOB: 0 BB: 0 P: 7	R: 2 E: 0 K: 1 S: 6	H: 1 LOB: 1 BB: 1 P: 10	R: 0 E: 0 K: 1 S: 5	H: 0 LOB: 0 BB: 0 P: 5	R: 0 E: 0 K: 2 S: 9	H: 2 LOB: 3 BB: 1 P: 13	R: 0 E: 0 K: 1 S: 5	H: 1 LOB: 0 BB: 0 P: 5	R: 0 E: 0 K: 0 S: 3	H: 0 LOB: 0 BB: 0 P: 3	1B: 3 2B: 2 3B: 0 HR: 1	SF: 0 SAC: 0 DP: 0 HBP: 0	WP: 1 PB: 1 SB: 0 CS: 1	PA: 32
PITCHER Bob Gibson, R ERA: 2.46 (7, 1)	IP: 6.0 WLS: L BF: 26 H: 5 R: 4 ER: 4 SO: 7 BB: 3 IBB: 1 HBP: 0 BLK: 0 WP: 1 HR: 1 S: 36 P: 52 ERA: 6.00 WHIP: 1.333																	
PITCHER Dave Giusti, R ERA: 3.73 (7, 1)	IP: 2.0 WLS: L BF: 6 H: 1 R: 0 ER: 0 SO: 1 BB: 0 IBB: 0 HBP: 0 BLK: 0 WP: 0 HR: 0 S: 8 P: 8 ERA: 0.00 WHIP: 0.500																	

St. Louis Cardinals @ Pittsburgh Pirates
Forbes Field, Pittsburgh, PA
Fri Jul 18, 1969, 7:05 PM EDT
Att: 13,666 - Unknown

AB 28
R 4
H 6
RBI 3
BB 4
SO 8
LOB 13



Batter	1	2	3	4	5	6	7	8	9	AB	R	H	RBI	BB	SO	LOB	TOP			
Lou Brock, L OBP: 0.346, SLG: 0.454 (1, 7)										4	0	1	0	0	2	3	St. Louis Cardinals @ Pittsburgh Pirates Forbes Field, Pittsburgh, PA Sat Jul 19 1969, 7:05 PM EDT Att: 8,915 - Unknown livebaseballscorecards.com			
Curt Flood, R OBP: 0.342, SLG: 0.355 (1, 8)										5	0	2	0	0	2	3				
Vada Pinson, L OBP: 0.334, SLG: 0.432 (1, 9)										3	0	2	1	1	0	0				
Joe Torre, R OBP: 0.354, SLG: 0.483 (1, 3)										4	0	1	0	0	0	3				
Julian Javier, R OBP: 0.324, SLG: 0.413 (1, 4)										4	0	0	0	0	1	2				
Tim McCarver, L OBP: 0.341, SLG: 0.373 (1, 2)										3	0	0	0	1	0	0				
Mike Shannon, R OBP: 0.311, SLG: 0.384 (1, 5)										4	1	2	0	0	0	0				
Dal Maxvill, R OBP: 0.261, SLG: 0.232 (1, 6)										2	1	0	0	1	0	3				
Dave Ricketts, S OBP: 0.394, SLG: 0.300 (9, PH)										1	0	0	0	0	0	0				
Nelson Briles, R OBP: 0.152, SLG: 0.182 (1, 1)										2	0	1	1	0	1	1				
Byron Browne, R OBP: 0.371, SLG: 0.250 (7, PH)										1	0	0	0	0	1	1				
Chuck Taylor, R OBP: 0.100, SLG: 0.100 (7, 1)										0	0	0	0	0	0	0				
Vic Davalillo, L OBP: 0.256, SLG: 0.270 (9, PH)										1	0	1	0	0	0	0				
Inning Stats	R: 0 E: 0 K: 3 S: 10	H: 1 LOB: 2 BB: 1 P: 14	R: 1 E: 1 K: 1 S: 7	H: 3 LOB: 2 BB: 1 P: 11	R: 0 E: 0 K: 0 S: 3	H: 0 LOB: 0 BB: 0 P: 3	R: 0 E: 0 K: 1 S: 6	H: 1 LOB: 1 BB: 0 P: 6	R: 0 E: 0 K: 1 S: 6	H: 0 LOB: 0 BB: 0 P: 3	R: 1 E: 0 K: 1 S: 7	H: 2 LOB: 2 BB: 1 P: 11	R: 0 E: 0 K: 0 S: 3	H: 0 LOB: 0 BB: 0 P: 3	R: 0 E: 0 K: 0 S: 3	H: 1 LOB: 1 BB: 0 P: 4	1B: 10 2B: 0 3B: 0 HR: 0	SF: 0 SAC: 0 DP: 1 HBP: 1	WP: 0 PB: 0 SB: 1 CS: 0	PA: 38
PITCHER	IP	WLS	BF	H	R	ER	SO	BB	IBB	HBP	BLK	WP	HR	S	P	ERA	WHIP			
Bob Veale, L ERA: 4.11 (1, 1)	6.2	W	30	9	2	2	7	3	0	0	0	0	0	41	53	2.70	1.800			
Bob Moose, R ERA: 4.35 (7, 1)	1.2		6	1	0	0	0	0	0	0	0	0	0	6	6	0.00	0.600			
Joe Gibbon, L ERA: 2.62 (9, 1)	0.2	S	2	0	0	0	0	0	0	1	0	0	0	1	2	0.00	0.000			

Batter	1	2	3	4	5	6	7	8	9	AB	R	H	RBI	BB	SO	LOB	BOTTOM			
Matty Alou, L OBP: 0.392, SLG: 0.454 (1, 8)										4	2	2	0	0	0	0	St. Louis Cardinals @ Pittsburgh Pirates Forbes Field, Pittsburgh, PA Sat Jul 19 1969, 7:05 PM EDT Att: 8,915 - Unknown livebaseballscorecards.com			
Carl Taylor, R OBP: 0.473, SLG: 0.523 (1, 7)										3	0	2	1	1	0	1				
Willie Stargell, L OBP: 0.406, SLG: 0.558 (1, 3)										4	1	0	1	0	0	3				
Ron Davis, R OBP: 0.339, SLG: 0.308 (9, 7)										0	0	0	0	0	0	0				
Roberto Clemente, R OBP: 0.407, SLG: 0.563 (1, 9)										4	0	2	1	0	2	1				
Richie Hebner, L OBP: 0.375, SLG: 0.446 (1, 5)										2	0	0	0	0	0	2				
Jose Pagan, R OBP: 0.333, SLG: 0.419 (5, 5)										1	0	0	0	0	0	0				
Manny Sanguillen, R OBP: 0.364, SLG: 0.423 (1, 2)										3	0	0	0	0	1	0				
Jose Martinez, R OBP: 0.265, SLG: 0.265 (1, 4)										3	0	0	0	0	1	0				
Freddie Patek, R OBP: 0.298, SLG: 0.288 (1, 6)										3	0	1	0	0	0	1				
Bob Veale, S OBP: 0.071, SLG: 0.025 (1, 1)										2	0	0	0	0	2	1				
Bob Moose, R OBP: 0.214, SLG: 0.083 (7, 1)										1	0	0	0	0	0	0				
Joe Gibbon, R ERA: 1.6 (9, 1)										0	0	0	0	0	0	0				
Inning Stats	R: 1 E: 0 K: 0 S: 5	H: 2 LOB: 1 BB: 0 P: 5	R: 0 E: 0 K: 2 S: 8	H: 1 LOB: 1 BB: 0 P: 8	R: 1 E: 0 K: 0 S: 5	H: 2 LOB: 1 BB: 0 P: 5	R: 0 E: 0 K: 0 S: 3	H: 0 LOB: 0 BB: 0 P: 3	R: 1 E: 0 K: 2 S: 9	H: 2 LOB: 1 BB: 0 P: 9	R: 0 E: 0 K: 1 S: 5	H: 0 LOB: 0 BB: 0 P: 5	R: 0 E: 0 K: 0 S: 3	H: 0 LOB: 0 BB: 0 P: 3	R: 0 E: 0 K: 1 S: 4	H: 0 LOB: 0 BB: 1 P: 8	1B: 5 2B: 1 3B: 1 HR: 0	SF: 0 SAC: 0 DP: 1 HBP: 0	WP: 0 PB: 0 SB: 2 CS: 1	PA: 31
PITCHER	IP	WLS	BF	H	R	ER	SO	BB	IBB	HBP	BLK	WP	HR	S	P	ERA	WHIP			
Nelson Briles, R ERA: 4.22 (1, 1)	6.0	L	25	7	3	3	5	0	0	0	0	0	0	35	35	4.50	1.167			
Chuck Taylor, R ERA: 1.6 (7, 1)	2.0		6	0	0	0	1	1	0	0	0	0	0	7	11	0.00	0.500			

Batter	1	2	3	4	5	6	7	8	9	AB	R	H	RBI	BB	SO	LOB	TOP								
Bobby Bonds, R OBP: 0.362, SLG: 0.504 (1, 9)	0-0 E1 6-3 1B		0-3 K			0-3 K		0-3 K		4	1	1	0	0	3	0	San Francisco Giants @ St. Louis Cardinals Busch Stadium, St. Louis, MO Thu Jul 24 1969, 7:05 PM CDT Att: 22,785 - Unknown livebaseballscorecards.com								
Ron Hunt, R OBP: 0.353, SLG: 0.328 (1, 4)	0-0 6-3 2-3		0-0 F8			0-0 F8		0-0 F8		4	0	0	0	0	0	1									
Willie Mays, R OBP: 0.362, SLG: 0.434 (1, 8)	0-0 6-3			0-0 6-3		BB 1B		0-0 1B		4	0	2	1	0	0	0									
Willie McCovey, L OBP: 0.445, SLG: 0.703 (1, 3)	0-0 F7 3-H			0-0 6-3		4-0 1B		0-0 F6		3	0	0	0	1	0	1									
Jim Davenport, R OBP: 0.325, SLG: 0.338 (1, 5)		0-0 FC6-4 1B		0-0 F8		0-0 5-3			0-0 6-3	4	0	1	0	0	0	2									
Ken Henderson, S OBP: 0.288, SLG: 0.350 (1, 7)		0-0 FC6-4 1B			0-0 4-3 5-3 1B		4-0 BB		0-0 1B	3	0	2	0	1	0	1									
Hal Lanier, R OBP: 0.264, SLG: 0.268 (9, PH)	0-0 F7				0-0 5-3 1-2		0-3 K		0-3 K	3	0	0	0	0	1	3									
Dave Marshall, L OBP: 0.374, SLG: 0.325 (9, PH)										0	0	0	0	0	0	0									
Jim Ray Hart, R OBP: 0.365, SLG: 0.343 (9, PH)										1	0	0	0	0	1	1									
Bob Barton, R OBP: 0.273, SLG: 0.203 (9, PH)	0-0 6-3 1-2				0-0 4-3		0-0 F8		0-0 1B	3	0	0	0	0	0	3									
Dick Dietz, R OBP: 0.372, SLG: 0.386 (9, PH)										1	0	1	0	0	0	0									
Juan Marichal, R OBP: 0.164, SLG: 0.172 (9, PH)			0-0 6-3						0-3 K	3	0	0	0	0	0	2									
Bobby Etheridge, R OBP: 0.407, SLG: 0.421 (9, PH)					0-0 F8		0-0 5-3			1	0	0	0	0	1	2									
Inning Stats	R: 1 E: 1 K: 0 S: 4	H: 1 LOB: 0 BB: 0 P: 4	R: 0 E: 0 K: 0 S: 4	H: 1 LOB: 1 BB: 0 P: 4	R: 0 E: 0 K: 1 S: 5	H: 0 LOB: 0 BB: 0 P: 5	R: 0 E: 0 K: 0 S: 3	H: 0 LOB: 0 BB: 0 P: 3	R: 0 E: 0 K: 0 S: 4	H: 1 LOB: 1 BB: 0 P: 4	R: 0 E: 0 K: 1 S: 6	H: 0 LOB: 2 BB: 1 P: 10	R: 0 E: 0 K: 1 S: 5	H: 0 LOB: 1 BB: 1 P: 9	R: 0 E: 0 K: 2 S: 6	H: 1 LOB: 1 BB: 0 P: 6	R: 0 E: 0 K: 2 S: 9	H: 2 LOB: 2 BB: 0 P: 9	1B: 7 2B: 0 3B: 0 HR: 0	SF: 0 SAC: 0 DP: 0 HBP: 0	WP: 0 PB: 0 SB: 1 CS: 0	PA: 36			
PITCHER	IP	WLS	BF	H	R	ER	SO	BB	IBB	HBP	BLK	WP	HR	S	P	ERA	WHIP								
Nelson Briles, R ERA: 3.96 (1, 1)	8.1	W	33	6	1	0	4	2	0	0	0	0	0	39	47	0.00	0.960								
Joe Hoerner, L ERA: 2.13 (9, 1)	0.2	S	3	1	0	0	2	0	0	0	0	0	0	7	7	0.00	1.500								

Batter	1	2	3	4	5	6	7	8	9	AB	R	H	RBI	BB	SO	LOB	BOTTOM								
Lou Brock, L OBP: 0.342, SLG: 0.450 (1, 7)	0-0 5-3		0-3 K2-3				0-0 F8			4	0	0	0	0	1	3	San Francisco Giants @ St. Louis Cardinals Busch Stadium, St. Louis, MO Thu Jul 24 1969, 7:05 PM CDT Att: 22,785 - Unknown livebaseballscorecards.com								
Curt Flood, R OBP: 0.341, SLG: 0.354 (1, 8)	0-0 B1		0-0 4-3		0-0 F8			0-0 S 1B		4	0	1	0	0	0	0									
Vada Pinson, L OBP: 0.333, SLG: 0.430 (1, 9)	0-0 2B 1B		0-0 F9			0-3 K		0-0 F2		4	1	1	0	0	1	1									
Joe Torre, R OBP: 0.353, SLG: 0.484 (1, 3)	0-0 1B 2B		0-0 6-3			0-0 5-3		0-3 K		4	0	1	1	0	1	1									
Tim McCarver, L OBP: 0.337, SLG: 0.369 (1, 2)	0-3 K			0-0 4-3		0-0 5-3		0-0 F6		4	0	0	0	0	1	2									
Mike Shannon, R OBP: 0.311, SLG: 0.383 (1, 5)		0-0 F8		0-0 F8			0-0 FC1-6 1B			3	0	1	0	0	0	0									
Julian Javier, R OBP: 0.327, SLG: 0.413 (1, 4)		0-0 FC1-6 1B		4-0 BB			0-0 FC1-6 1B		0-0 6-3 1B	2	1	1	0	1	0	1									
Dal Maxvill, R OBP: 0.262, SLG: 0.233 (1, 6)		0-0 FC1-6 1B		0-0 F9			0-0 6-3		0-0 1-2	3	0	1	0	0	0	2									
Nelson Briles, R OBP: 0.163, SLG: 0.191 (9, 1)		0-0 FC1-6			0-3 K			0-0 1B		3	0	1	1	0	1	2									
Inning Stats	R: 1 E: 0 K: 1 S: 7	H: 2 LOB: 1 BB: 0 P: 7	R: 0 E: 0 K: 1 S: 7	H: 2 LOB: 2 BB: 0 P: 7	R: 0 E: 0 K: 0 S: 3	H: 0 LOB: 0 BB: 0 P: 3	R: 0 E: 0 K: 0 S: 3	H: 0 LOB: 1 BB: 1 P: 7	R: 0 E: 0 K: 1 S: 5	H: 0 LOB: 0 BB: 0 P: 5	R: 0 E: 0 K: 1 S: 5	H: 0 LOB: 0 BB: 0 P: 5	R: 1 E: 0 K: 0 S: 5	H: 2 LOB: 1 BB: 0 P: 5	R: 0 E: 0 K: 1 S: 6	H: 1 LOB: 1 BB: 0 P: 6		1B: 6 2B: 1 3B: 0 HR: 0	SF: 0 SAC: 0 DP: 0 HBP: 0	WP: 0 PB: 0 SB: 1 CS: 0	PA: 32				
PITCHER	IP	WLS	BF	H	R	ER	SO	BB	IBB	HBP	BLK	WP	HR	S	P	ERA	WHIP								
Juan Marichal, R ERA: 2.12 (1, 1)	8.0	L	32	7	2	2	5	1	0	0	0	0	0	41	45	2.25	1.000								

Batter	1	2	3	4	5	6	7	8	9	10	11	12	13	AB	R	H	RBI	BB	SO	LOB	TOP							
Dave Marshall, L (1.7) OBP: 0.278, SLG: 0.323														4	1	1	0	0	1	2								
Ron Hunt, R (1.4) OBP: 0.328, SLG: 0.328														3	0	1	0	0	1	2								
Don Mason, L (6.4) OBP: 0.313, SLG: 0.234														1	0	0	0	0	0	0								
Bobby Bonds, R (1.8) OBP: 0.360, SLG: 0.500														5	0	1	0	0	0	2								
Willie McCovey, L (1.3) OBP: 0.445, SLG: 0.697														4	0	1	0	1	0	2								
Jim Davenport, R (1.5) OBP: 0.319, SLG: 0.330														5	0	0	0	0	1	3								
Ken Henderson, S (1.9) OBP: 0.281, SLG: 0.341														5	0	0	0	0	1	1								
Hal Lanier, R (1.6) OBP: 0.263, SLG: 0.264														4	0	0	0	1	3	0								
Bob Barton, R (1.2) OBP: 0.284, SLG: 0.219														4	0	2	0	0	1	0								
Gaylord Perry, R (1.1) OBP: 0.153, SLG: 0.147														4	0	0	0	0	2	2								
Bob Burda, L (13. PH) OBP: 0.330, SLG: 0.484														1	0	0	0	0	1	1								
Frank Linzy, R (13.1) OBP: 0.318, SLG: 0.167														0	0	0	0	0	0	0								
Inning Stats	R: 1 E: 1 K: 0 S: 4	H: 2 LOB: 0 BB: 0 P: 4	R: 0 E: 0 K: 2 S: 7	H: 0 LOB: 0 BB: 7 P: 7	R: 0 E: 0 K: 0 S: 3	H: 1 LOB: 1 BB: 0 P: 4	R: 0 E: 0 K: 0 S: 3	H: 0 LOB: 0 BB: 0 P: 3	R: 0 E: 0 K: 2 S: 6	H: 0 LOB: 0 BB: 0 P: 7	R: 0 E: 0 K: 1 S: 5	H: 1 LOB: 0 BB: 0 P: 5	R: 0 E: 0 K: 2 S: 8	H: 1 LOB: 1 BB: 0 P: 8	R: 0 E: 0 K: 0 S: 3	H: 0 LOB: 2 BB: 1 P: 8	R: 0 E: 0 K: 0 S: 3	H: 0 LOB: 0 BB: 0 P: 3	R: 0 E: 0 K: 1 S: 5	H: 0 LOB: 0 BB: 0 P: 5	R: 0 E: 0 K: 0 S: 4	H: 1 LOB: 1 BB: 0 P: 4	R: 0 E: 0 K: 1 S: 5	H: 0 LOB: 1 BB: 1 P: 9	1B: 6 2B: 0 3B: 0 HR: 0	SF: 0 SAC: 2 DP: 2 HBP: 2	WP: 0 PB: 0 SB: 0 CS: 1	PA: 46
PITCHER Bob Gibson, R (1.1) ERA: 2.34	IP: 13.0 W: 4 L: 6 BF: 46 H: 6 R: 1 ER: 1 SO: 11 BB: 1 IBB: 1 HBP: 2 BLK: 0 WP: 0 HR: 0 S: 64 P: 74 ERA: 0.69 WHIP: 0.538																											
Batter	1	2	3	4	5	6	7	8	9	10	11	12	13	AB	R	H	RBI	BB	SO	LOB	BOTTOM							
Lou Brock, L (1.7) OBP: 0.341, SLG: 0.445														4	1	0	0	1	1	1								
Phil Gagliano, R (13.4) OBP: 0.325, SLG: 0.292														6	0	2	1	0	1	2								
Curt Flood, R (1.8) OBP: 0.341, SLG: 0.353														5	0	1	1	0	0	2								
Vada Pinson, L (1.9) OBP: 0.331, SLG: 0.426														4	0	1	0	0	2	1								
Joe Torre, R (1.3) OBP: 0.352, SLG: 0.481														0	0	0	0	0	0	0								
Boots Day, L (10. PH) OBP: 0.348, SLG: 0.286														1	0	1	0	0	0	0								
Bill White, L (11.3) OBP: 0.349, SLG: 0.270														4	0	0	0	0	0	1								
Tim McCarver, L (1.2) OBP: 0.333, SLG: 0.364														4	0	0	0	0	0	1								
Mike Shannon, R (1.5) OBP: 0.310, SLG: 0.381														5	0	1	0	0	1	1								
Julian Javier, R (1.4) OBP: 0.327, SLG: 0.412														3	0	1	0	0	1	0								
Dave Ricketts, S (10. PH) OBP: 0.348, SLG: 0.286														1	0	0	0	0	0	2								
Steve Huntz, S (11.4) OBP: 0.328, SLG: 0.206														4	0	0	0	0	2	3								
Dal Maxvill, R (1.6) OBP: 0.258, SLG: 0.229														4	0	0	0	0	2	3								
Vic Davalillo, L (12. PH) OBP: 0.254, SLG: 0.267														1	0	0	0	0	0	2								
Bob Gibson, R (1.1) OBP: 0.268, SLG: 0.309														5	1	2	0	0	1	0								
Inning Stats	R: 1 E: 0 K: 1 S: 5	H: 1 LOB: 1 BB: 1 P: 9	R: 0 E: 0 K: 1 S: 6	H: 1 LOB: 1 BB: 0 P: 6	R: 0 E: 0 K: 0 S: 3	H: 0 LOB: 0 BB: 0 P: 3	R: 0 E: 0 K: 0 S: 3	H: 0 LOB: 0 BB: 0 P: 3	R: 0 E: 0 K: 1 S: 5	H: 0 LOB: 0 BB: 0 P: 5	R: 0 E: 0 K: 2 S: 4	H: 0 LOB: 0 BB: 0 P: 7	R: 0 E: 0 K: 1 S: 5	H: 0 LOB: 1 BB: 0 P: 5	R: 0 E: 0 K: 0 S: 3	H: 0 LOB: 2 BB: 0 P: 3	R: 0 E: 0 K: 1 S: 7	H: 1 LOB: 1 BB: 0 P: 8	R: 0 E: 0 K: 2 S: 8	H: 1 LOB: 1 BB: 0 P: 8	R: 0 E: 0 K: 0 S: 4	H: 1 LOB: 2 BB: 1 P: 8	R: 0 E: 0 K: 1 S: 3	H: 3 LOB: 2 BB: 0 P: 3	1B: 10 2B: 1 3B: 0 HR: 0	SF: 0 SAC: 1 DP: 1 HBP: 0	WP: 1 PB: 0 SB: 1 CS: 1	PA: 47
PITCHER Gaylord Perry, R (1.1) ERA: 2.56	IP: 12.0 W: 9 L: 3 BF: 44 H: 7 R: 1 ER: 1 SO: 9 BB: 1 IBB: 1 HBP: 0 BLK: 0 WP: 0 HR: 0 S: 60 P: 68 ERA: 0.75 WHIP: 0.667																											
PITCHER Frank Linzy, R (13.1) ERA: 3.86	IP: 0.0 W: 0 L: 3 BF: 3 H: 3 R: 1 ER: 1 SO: 0 BB: 0 IBB: 0 HBP: 0 BLK: 0 WP: 1 HR: 0 S: 3 P: 3 ERA: = WHIP: =																											

San Francisco Giants @ St. Louis Cardinals
 Busch Stadium, St. Louis, MO
 Fri Jul 25 1969, 7:05 PM CDT
 Att. 32,655 - Unknown

AB 40
 R 1
 H 6
 RBI 0
 BB 2
 SO 11
 LOB 15



San Francisco Giants @ St. Louis Cardinals
 Busch Stadium, St. Louis, MO
 Fri Jul 25 1969, 7:05 PM CDT
 Att. 32,655 - Unknown

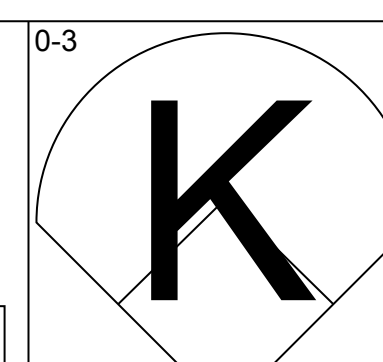
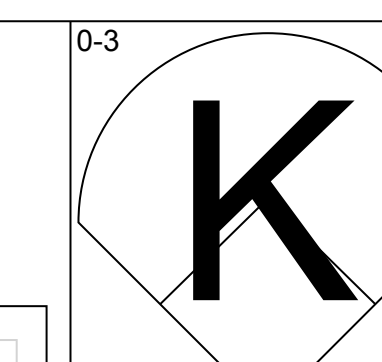
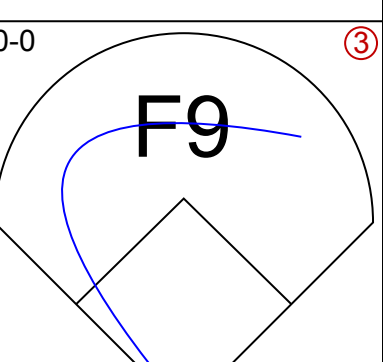
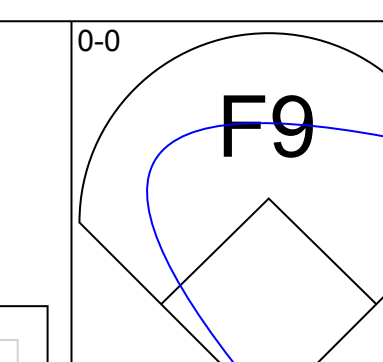
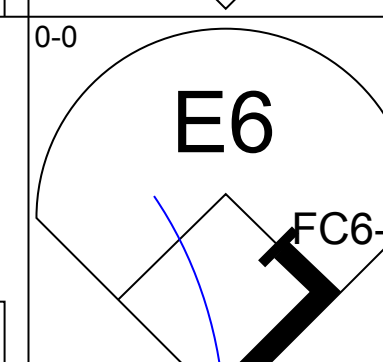
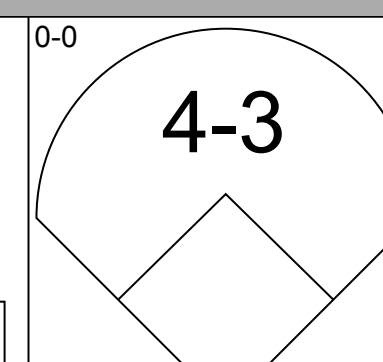
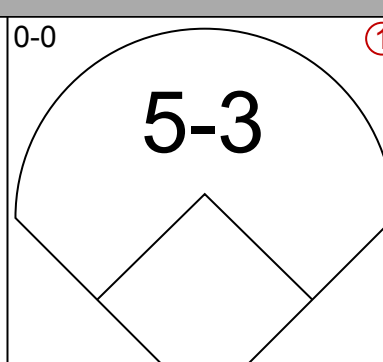

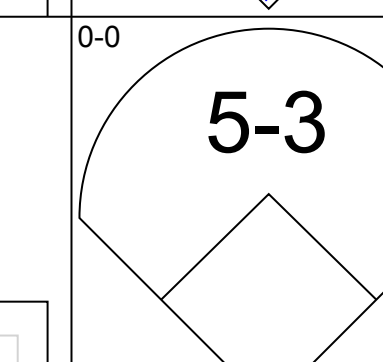
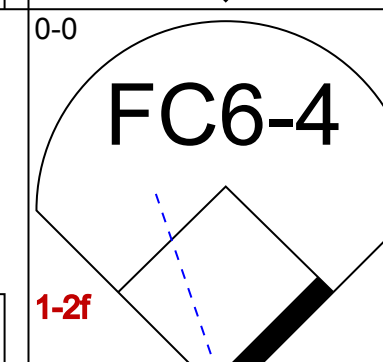
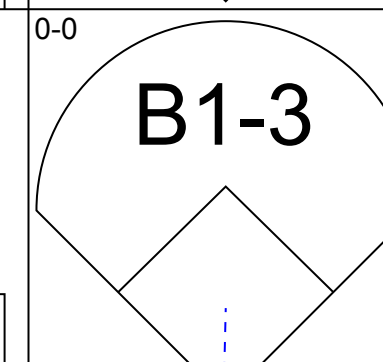
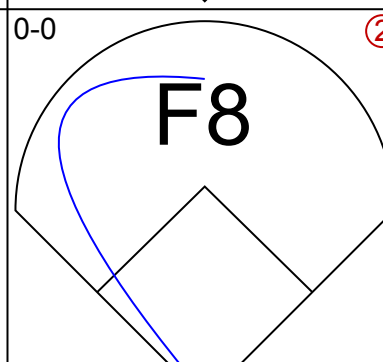
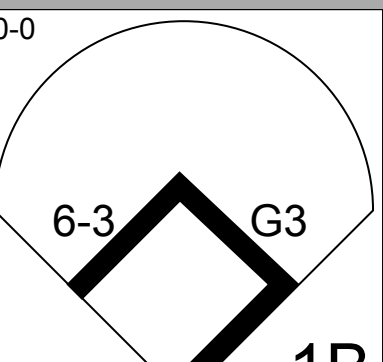

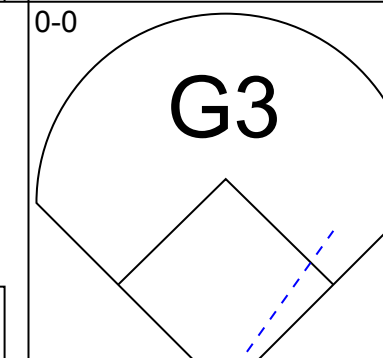
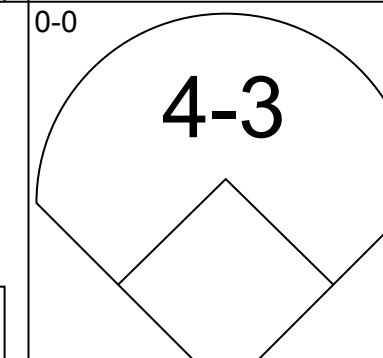
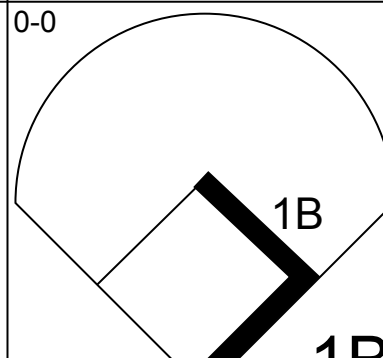
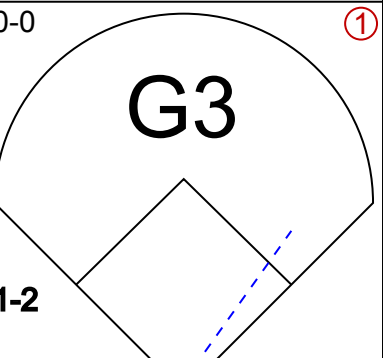

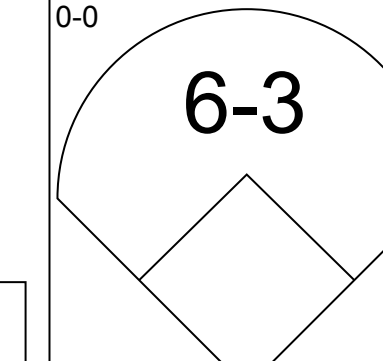
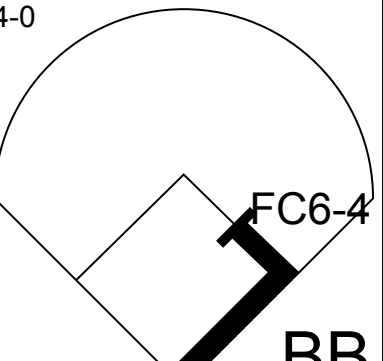
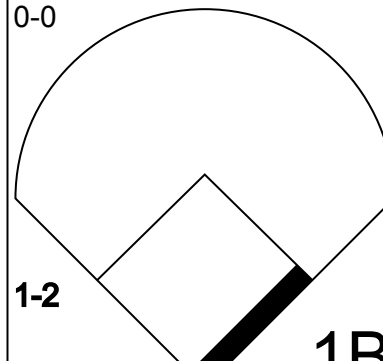
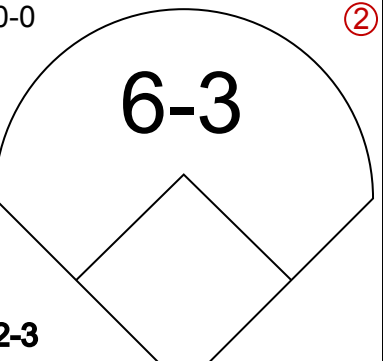
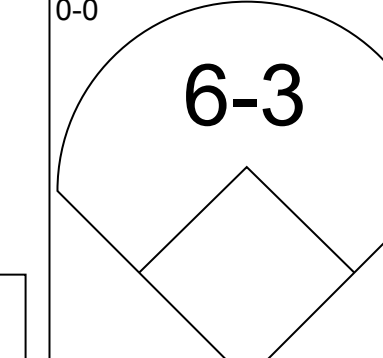
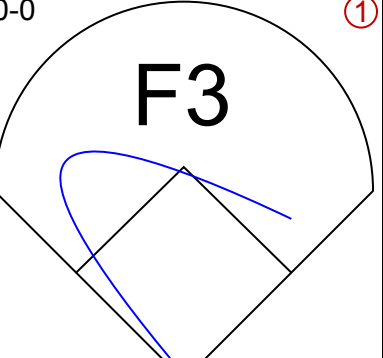
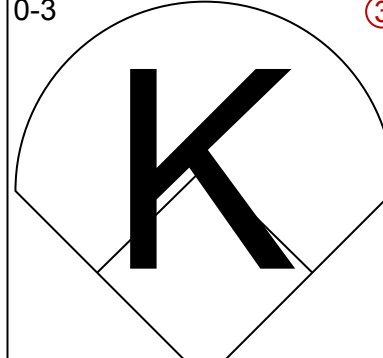
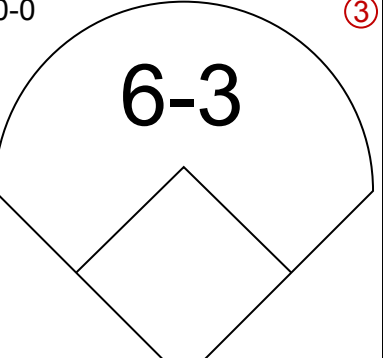
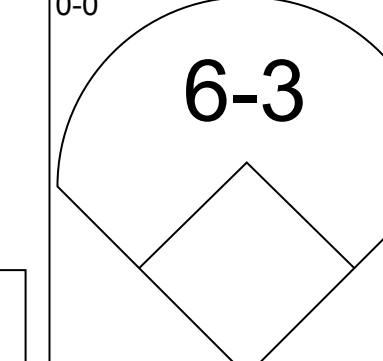
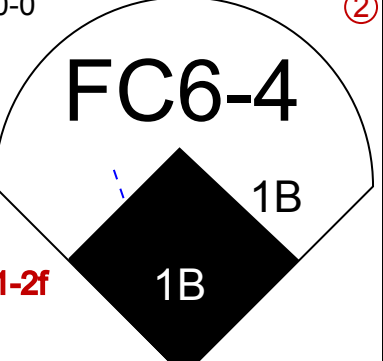


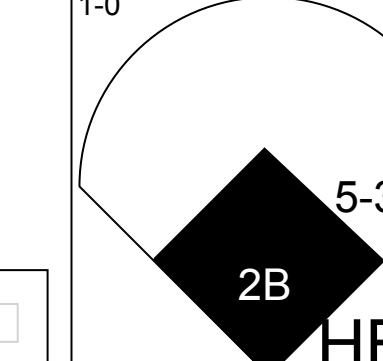

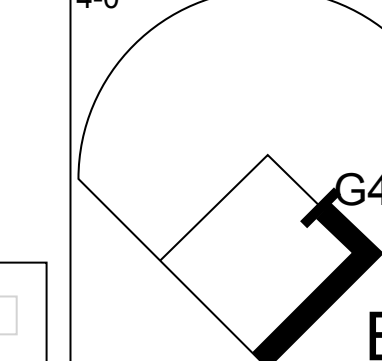
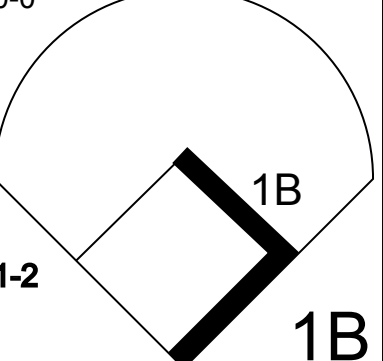


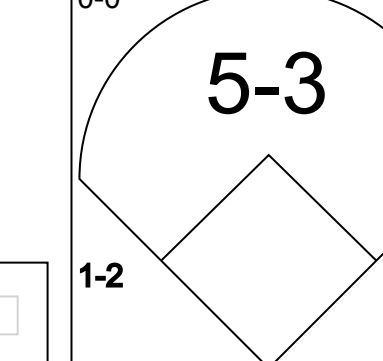
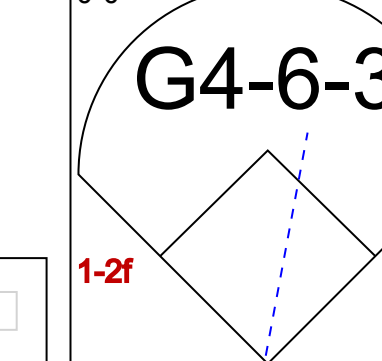
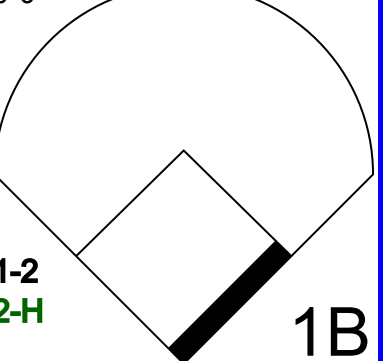


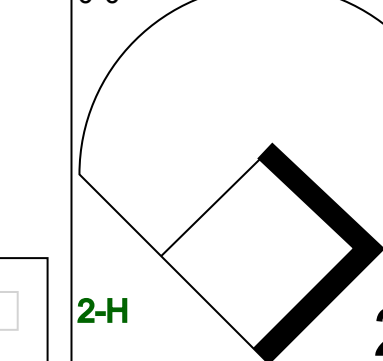
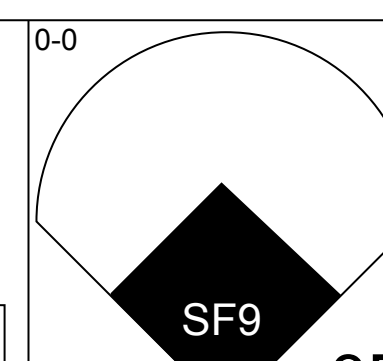
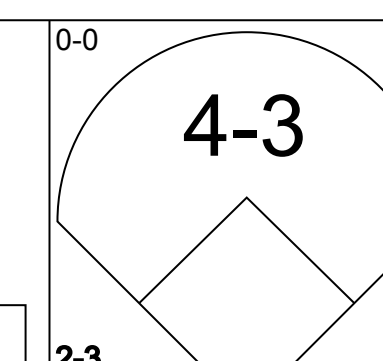
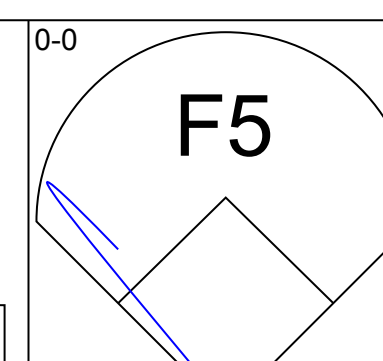
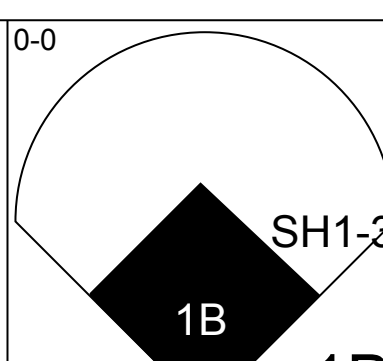
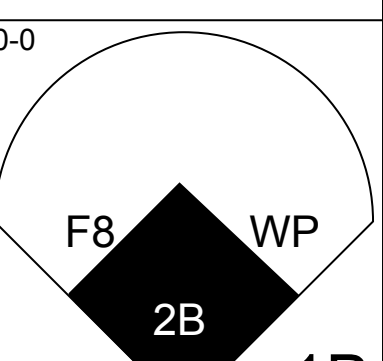

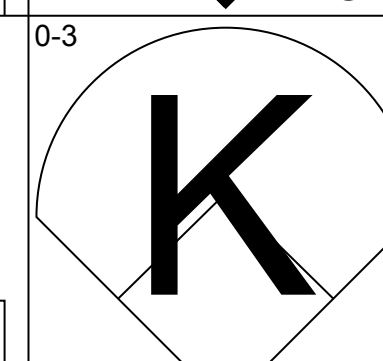
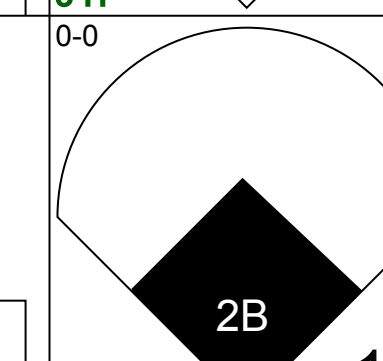
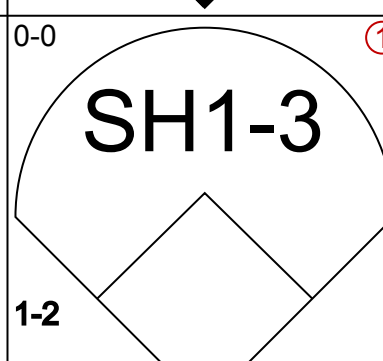
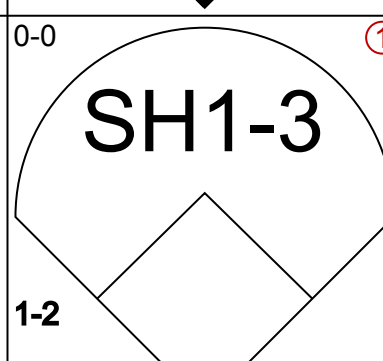
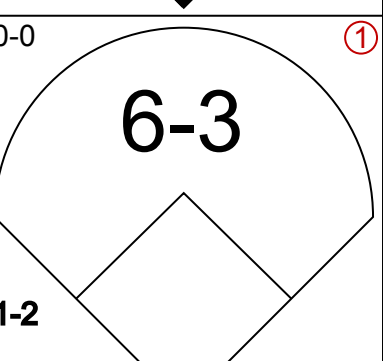
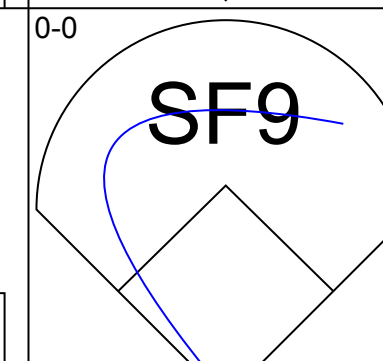
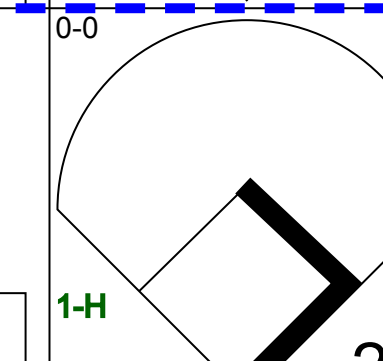
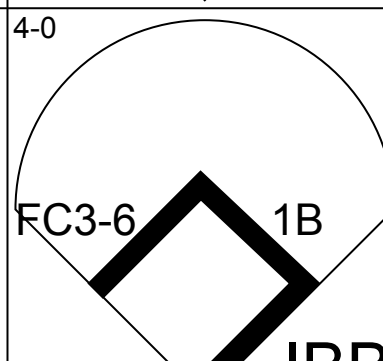
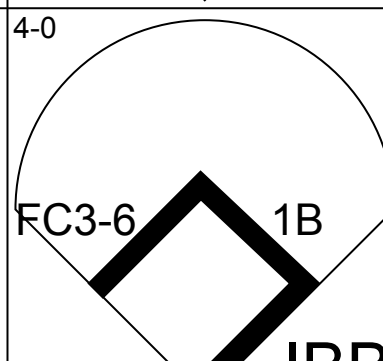
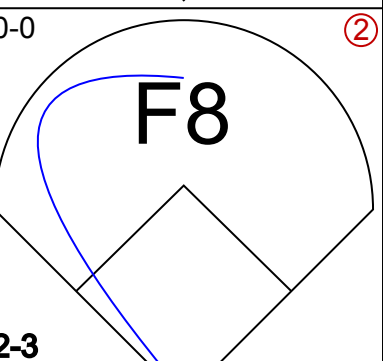
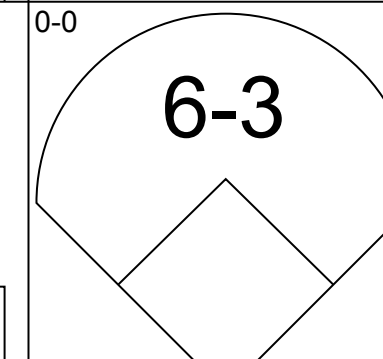
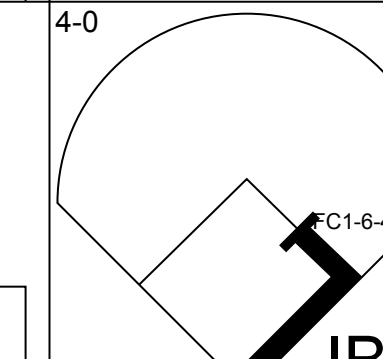
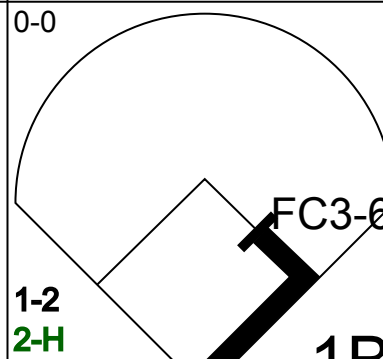
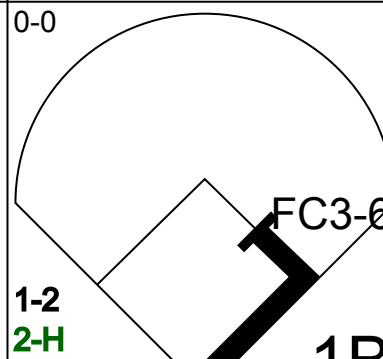

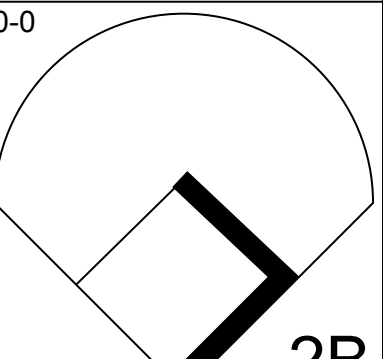

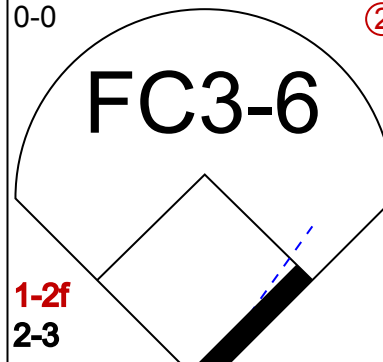
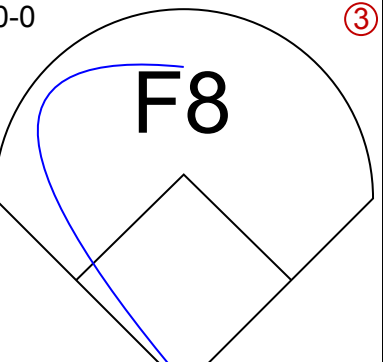
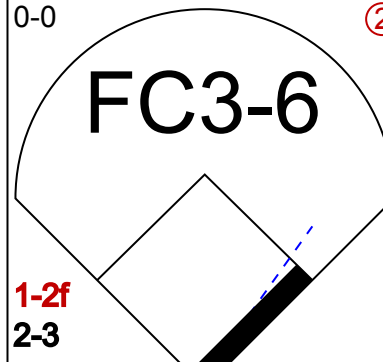

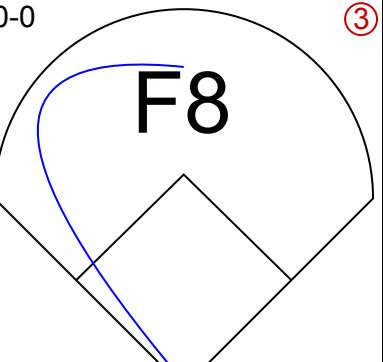
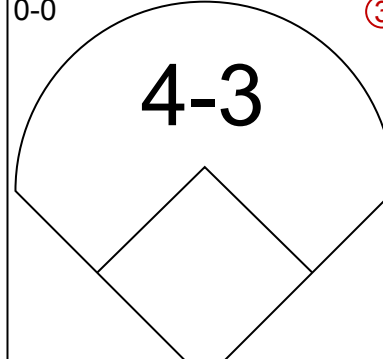

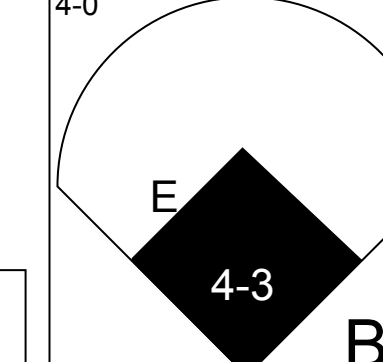
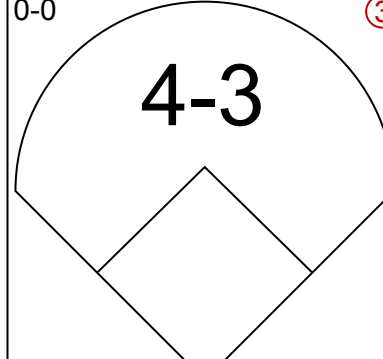




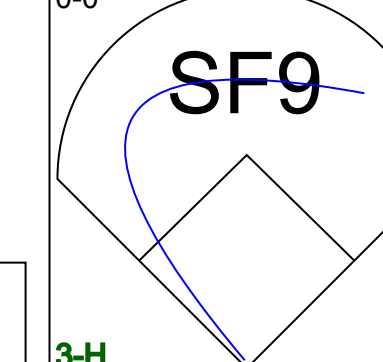
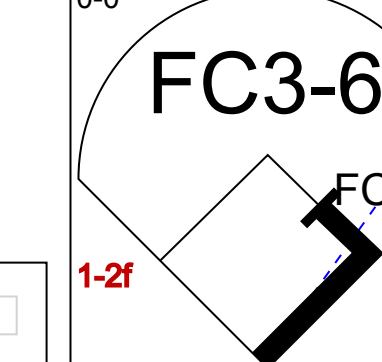



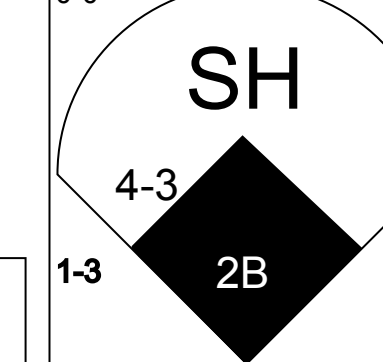
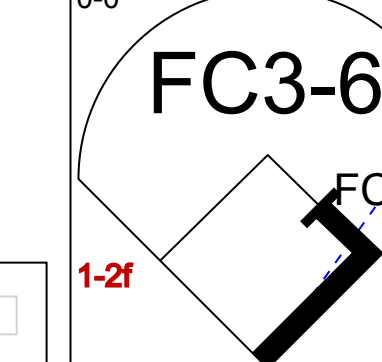

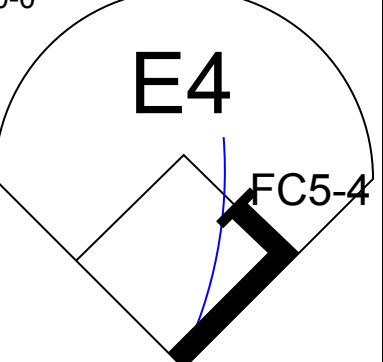


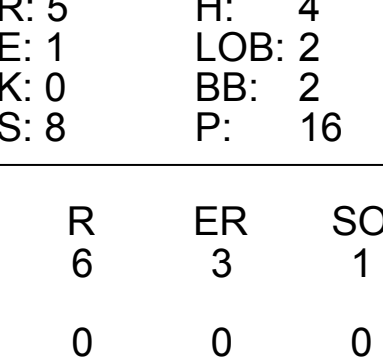
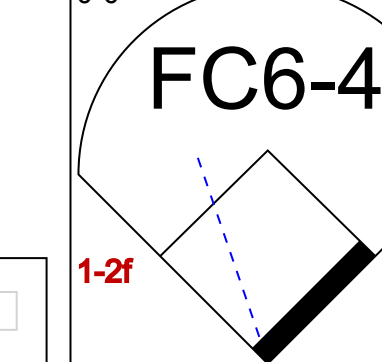
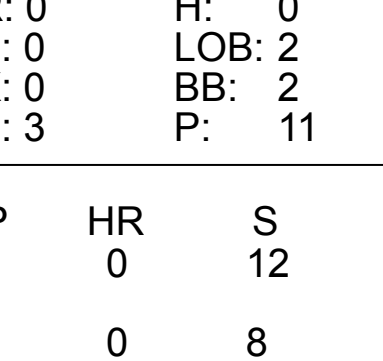

AB 44
 R 2
 H 10
 RBI 2
 BB 2
 SO 9
 LOB 15



Batter	1	2	3	4	5	6	7	8	9	AB	R	H	RBI	BB	SO	LOB	TOP			
Bobby Bonds, R OBP: 0.359, SLG: 0.496 (1, 9)										3	0	0	0	1	1	2	San Francisco Giants @ St. Louis Cardinals Busch Stadium, St. Louis, MO Sat Jul 26 1969, 3:33 AM CDT Att: 25,557 - Unknown			
Ron Hunt, R OBP: 0.349, SLG: 0.323 (1, 4)										4	0	0	0	0	0	1				
Willie Mays, R OBP: 0.360, SLG: 0.435 (1, 8)										4	1	1	0	0	0	1				
Willie McCovey, L OBP: 0.445, SLG: 0.694 (1, 3)										4	2	2	1	0	1	0				
Dick Dietz, R OBP: 0.377, SLG: 0.423 (1, 2)										3	1	2	3	0	0	0				
Jim Davenport, R OBP: 0.319, SLG: 0.330 (9, 5)										0	0	0	0	0	0	0				
Ken Henderson, S OBP: 0.277, SLG: 0.335 (1, 7)										4	0	0	0	0	1	2				
Tito Fuentes, S OBP: 0.342, SLG: 0.388 (1, 5)										3	1	1	0	0	0	0				
Dave Marshall, L OBP: 0.378, SLG: 0.323 (9, PH)										1	0	0	0	0	0	0				
Jim Ray Hart, R OBP: 0.369, SLG: 0.365 (9, PH)										1	1	1	2	0	0	0				
Ron Bryant, S (9, 1)										0	0	0	0	0	0	0				
Hal Lanier, R OBP: 0.269, SLG: 0.271 (1, 6)										4	0	3	0	0	0	0				
Mike McCormick, L OBP: 0.220, SLG: 0.263 (4, 1)										2	0	0	0	0	2	1				
Ron Fickett, R OBP: 0.316, SLG: 0.298 (8, 2)										1	0	0	0	0	0	1				
Frank Linzy, R OBP: 0.167, SLG: 0.167 (8, 2)										0	0	0	0	0	0	0				
Bob Barton, L OBP: 0.337, SLG: 0.459 (9, PH)										1	0	0	0	0	1	2				
Bob Burda, L OBP: 0.337, SLG: 0.459 (9, PH)										1	0	1	0	0	0	0				
Don Mason, L OBP: 0.311, SLG: 0.234 (9, PH)										0	1	0	0	0	0	0				
Inning Stats	R: 2 E: 0 K: 0 S: 5	H: 3 LOB: 1 BB: 1 P: 9	R: 0 E: 0 K: 0 S: 5	H: 0 LOB: 0 BB: 0 P: 5	R: 0 E: 0 K: 1 S: 5	H: 0 LOB: 0 BB: 0 P: 5	R: 3 E: 1 K: 3 S: 13	H: 4 LOB: 1 BB: 0 P: 13	R: 0 E: 0 K: 0 S: 3	H: 0 LOB: 0 BB: 0 P: 3	R: 0 E: 0 K: 0 S: 3	H: 1 LOB: 0 BB: 0 P: 3	R: 0 E: 0 K: 0 S: 3	H: 0 LOB: 0 BB: 0 P: 3	R: 2 E: 1 K: 1 S: 7	H: 3 LOB: 2 BB: 0 P: 7	1B: 7 2B: 2 3B: 0 HR: 2	SF: 0 SAC: 0 DP: 0 HBP: 0	WP: 0 PB: 0 SB: 0 CS: 1	PA: 37
PITCHER	IP	WLS	BF	H	R	ER	SO	BB	IBB	HBP	BLK	WP	HR	S	P	ERA	WHIP			
Steve Carlton, L ERA: 1.8 (1, 1)	8.0		31	8	5	4	6	1	0	0	0	0	1	42	46	4.50	1.125			
Mudcat Grant, R ERA: 4.87 (9, 1)	0.1		2	1	2	2	0	0	0	0	0	0	0	2	2	54.00	3.000			
Joe Hoerner, L ERA: 2.33 (9, 1)	0.2	L	3	2	0	0	1	0	0	0	0	0	1	5	5	0.00	3.000			

Batter	1	2	3	4	5	6	7	8	9	AB	R	H	RBI	BB	SO	LOB	BOTTOM			
Julian Javier, R OBP: 0.328, SLG: 0.412 (1, 4)										5	1	2	0	0	0	3	San Francisco Giants @ St. Louis Cardinals Busch Stadium, St. Louis, MO Sat Jul 26 1969, 3:33 AM CDT Att: 25,557 - Unknown			
Curt Flood, R OBP: 0.344, SLG: 0.355 (1, 8)										4	0	2	0	1	0	1				
Vada Pinson, L OBP: 0.329, SLG: 0.423 (1, 9)										5	1	1	0	0	0	5				
Joe Torre, R OBP: 0.352, SLG: 0.478 (1, 3)										4	0	1	0	1	0	4				
Joe Nosssek, R (9, PR)										0	0	0	0	0	0	0				
Mike Shannon, R OBP: 0.311, SLG: 0.379 (1, 5)										4	1	1	0	1	1	5				
Byron Browne, R OBP: 0.455, SLG: 0.250 (1, 7)										4	2	1	2	0	0	1				
Mudcat Grant, R OBP: 0.259, SLG: 0.200 (9, 1)										0	0	0	0	0	0	0				
Joe Hoerner, R (9, 1)										0	0	0	0	0	0	0				
Phil Gagliano, R OBP: 0.321, SLG: 0.288 (9, PH)										1	0	0	0	0	0	2				
Tim McCarver, L OBP: 0.335, SLG: 0.366 (1, 2)										4	0	2	1	0	0	0				
Dal Maxvill, R OBP: 0.263, SLG: 0.239 (1, 6)										3	1	2	1	0	0	0				
Vic Davallio, L OBP: 0.252, SLG: 0.265 (9, PH)										1	0	0	0	0	0	2				
Steve Hunt, S OBP: 0.328, SLG: 0.206 (9, 6)										0	0	0	0	0	0	0				
Steve Carlton, L OBP: 0.241, SLG: 0.269 (1, 1)										3	0	1	1	0	1	2				
Lou Brock, L OBP: 0.342, SLG: 0.447 (8, PH)										1	0	1	1	0	0	0				
Inning Stats	R: 4 E: 0 K: 1 S: 9	H: 4 LOB: 2 BB: 2 P: 17	R: 0 E: 0 K: 0 S: 3	H: 1 LOB: 0 BB: 0 P: 3	R: 0 E: 0 K: 0 S: 2	H: 0 LOB: 0 BB: 1 P: 6	R: 1 E: 1 K: 0 S: 6	H: 3 LOB: 2 BB: 0 P: 6	R: 0 E: 0 K: 0 S: 3	H: 0 LOB: 0 BB: 0 P: 3	R: 0 E: 0 K: 0 S: 5	H: 2 LOB: 2 BB: 0 P: 5	R: 1 E: 1 K: 0 S: 5	H: 2 LOB: 1 BB: 0 P: 5	R: 0 E: 1 K: 1 S: 7	H: 1 LOB: 2 BB: 0 P: 7	1B: 13 2B: 2 3B: 0 HR: 0	SF: 0 SAC: 0 DP: 4 HBP: 0	WP: 0 PB: 0 SB: 0 CS: 0	PA: 42
PITCHER	IP	WLS	BF	H	R	ER	SO	BB	IBB	HBP	BLK	WP	HR	S	P	ERA	WHIP			
Mike McCormick, L ERA: 3.53 (1, 1)	3.1		18	7	5	5	1	3	0	0	0	0	0	16	16	0.00	1.364			
Ron Herbel, R ERA: 4.03 (4, 1)	3.2		16	5	1	0	0	0	0	0	0	0	0	3	3	0.00	1.000			
Frank Linzy, R ERA: 3.8 (8, 1)	1.0	W	3	1	0	0	0	0	0	0	0	0	0	7	7	0.00	1.000			
Ron Bryant, L ERA: 3.24 (9, 1)	1.0	S	5	1	0	0	1	0	0	0	0	0	0	7	7	0.00	1.000			



Batter	1	2	3	4	5	6	7	8	9	AB	R	H	RBI	BB	SO	LOB	TOP				
Bobby Bonds, R OBP: 0.355, SLG: 0.490 (1, 9)										5	0	0	0	0	3	5	San Francisco Giants @ St. Louis Cardinals Busch Stadium, St. Louis, MO Sun Jul 27 1969, 3:33 AM CDT Att: 27,784 - Unknown				
Ron Hunt, R OBP: 0.344, SLG: 0.318 (1, 4)										5	0	0	0	0	0	3					
Willie Mays, R OBP: 0.359, SLG: 0.432 (1, 8)										4	0	1	0	0	0	1					
Willie McCovey, L OBP: 0.443, SLG: 0.688 (1, 3)										4	0	1	0	0	0	2					
Bob Burda, L OBP: 0.343, SLG: 0.484 (1, 7)										3	0	1	0	1	0	1					
Dick Dietz, R OBP: 0.366, SLG: 0.410 (1, 2)										4	0	0	0	0	1	4					
Tito Fuentes, S OBP: 0.350, SLG: 0.386 (1, 5)										3	2	1	0	0	0	1					
Hal Lanier, R OBP: 0.272, SLG: 0.272 (1, 6)										3	0	1	0	1	1	2					
Bobby Bolin, R OBP: 0.286, SLG: 0.290 (1, 1)										0	0	0	0	0	0	0					
Inning Stats	R: 0 E: 1 K: 1 S: 6	H: 0 LOB: 1 BB: 0 P: 6	R: 0 E: 0 K: 0 S: 3	H: 0 LOB: 0 BB: 0 P: 3	R: 0 E: 0 K: 1 S: 4	H: 0 LOB: 0 BB: 1 P: 8	R: 0 E: 0 K: 0 S: 3	H: 0 LOB: 0 BB: 0 P: 3	R: 1 E: 0 K: 0 S: 5	H: 2 LOB: 2 BB: 1 P: 9	R: 0 E: 0 K: 1 S: 7	H: 2 LOB: 2 BB: 0 P: 7	R: 0 E: 0 K: 2 S: 9	H: 2 LOB: 2 BB: 0 P: 9	R: 0 E: 0 K: 0 S: 4	H: 1 LOB: 1 BB: 0 P: 4		R: 1 E: 0 K: 0 S: 4	H: 1 LOB: 1 BB: 0 P: 5	1B: 7 2B: 1 3B: 0 HR: 0	SF: 0 SAC: 0 DP: 1 HBP: 1
PITCHER Mike Torrez, R ERA: 4.28 (1, 1)	IP: 9.0 WLS: W BF: 38 H: 8 R: 2 ER: 2 SO: 5 BB: 2 IBB: 0 HBP: 1 BLK: 0 WP: 0 HR: 0 S: 45 P: 54 ERA: 2.00 WHIP: 1.111															PITCHER					
Batter	1	2	3	4	5	6	7	8	9	AB	R	H	RBI	BB	SO	LOB	BOTTOM				
Lou Brock, L OBP: 0.344, SLG: 0.453 (1, 7)										1	1	1	0	0	0	0	San Francisco Giants @ St. Louis Cardinals Busch Stadium, St. Louis, MO Sun Jul 27 1969, 3:33 AM CDT Att: 27,784 - Unknown				
Vic Davallillo, L OBP: 0.260, SLG: 0.273 (2, 7)										4	2	2	1	0	0	1					
Curt Flood, R OBP: 0.345, SLG: 0.355 (1, 8)										3	1	1	0	1	1	2					
Vada Pinson, L OBP: 0.333, SLG: 0.426 (1, 9)										2	0	1	3	2	0	1					
Joe Torre, R OBP: 0.355, SLG: 0.481 (1, 3)										4	0	2	2	1	0	2					
Tim McCarver, L OBP: 0.333, SLG: 0.363 (1, 2)										5	1	1	0	0	0	7					
Mike Shannon, R OBP: 0.311, SLG: 0.384 (1, 5)										4	1	1	1	0	0	2					
Julian Javier, R OBP: 0.330, SLG: 0.410 (1, 4)										2	1	0	0	2	0						
Dal Maxvill, R OBP: 0.259, SLG: 0.236 (1, 6)										3	0	0	1	0	0	1					
Mike Torrez, R OBP: 0.077, SLG: 0.115 (1, 1)										3	1	0	0	0	1	2					
Inning Stats	R: 1 E: 0 K: 1 S: 6	H: 1 LOB: 0 BB: 0 P: 6	R: 5 E: 1 K: 0 S: 8	H: 4 LOB: 2 BB: 2 P: 16	R: 0 E: 0 K: 0 S: 3	H: 0 LOB: 1 BB: 1 P: 7	R: 0 E: 0 K: 0 S: 3	H: 0 LOB: 2 BB: 2 P: 11	R: 0 E: 0 K: 0 S: 4	H: 0 LOB: 1 BB: 0 P: 4	R: 1 E: 0 K: 0 S: 5	H: 2 LOB: 2 BB: 1 P: 9	R: 0 E: 0 K: 1 S: 5	H: 0 LOB: 0 BB: 0 P: 5	R: 1 E: 0 K: 0 S: 5	H: 2 LOB: 1 BB: 0 P: 5	1B: 5 2B: 2 3B: 2 HR: 0	SF: 2 SAC: 2 DP: 0 HBP: 0	WP: 1 PA: 41 PB: 0 SB: 0 CS: 0		
PITCHER Bobby Bolin, R ERA: 4.49 (1, 1)	IP: 1.2 WLS: L BF: 11 H: 4 R: 6 ER: 3 SO: 1 BB: 1 IBB: 0 HBP: 0 BLK: 0 WP: 0 HR: 0 S: 12 P: 16 ERA: 16.20 WHIP: 3.000															PITCHER					
Ray Sadecki, L ERA: 4.61 (2, 1)	IP: 2.1 WLS: L BF: 12 H: 1 R: 0 ER: 0 SO: 0 BB: 3 IBB: 1 HBP: 0 BLK: 0 WP: 0 HR: 0 S: 8 P: 24 ERA: 0.00 WHIP: 1.714															PITCHER					
Frank Linzy, R ERA: 3.82 (5, 1)	IP: 2.0 WLS: L BF: 10 H: 2 R: 1 ER: 1 SO: 0 BB: 0 IBB: 1 HBP: 0 BLK: 0 WP: 0 HR: 0 S: 9 P: 13 ERA: 4.50 WHIP: 1.000															PITCHER					
Rich Robertson, R ERA: 6.1 (7, 1)	IP: 2.0 WLS: L BF: 8 H: 2 R: 1 ER: 1 SO: 1 BB: 0 IBB: 0 HBP: 0 BLK: 0 WP: 1 HR: 0 S: 10 P: 10 ERA: 4.50 WHIP: 1.000															PITCHER					

Batter	1	2	3	4	5	6	7	8	9	AB	R	H	RBI	BB	SO	LOB	TOP			
Jose Arcia, R (1,4) OBP: 0.278, SLG: 0.311	0-0 FC1-6 1B		0-0 F7			0-0 F9		0-0 2B 1-2 9-2 1B		3	0	1	0	0	0	0	San Diego Padres @ St. Louis Cardinals Busch Stadium, St. Louis, MO Mon Jul 28 1969, 7:05 PM CDT Att: 15,006 - Unknown			
Ed Spiezio, R (8,PH) OBP: 0.318, SLG: 0.390										1	0	1	0	0	0	0				
John Siani, R (8,PR) OBP: 0.246, SLG: 0.315										0	0	0	0	0	0	0				
Roberto Pena, R (1,6) OBP: 0.295, SLG: 0.307	0-3 K			0-0 4-3		0-0 1B		0-0 1-3 2-H 2B		4	0	2	1	0	1	1				
Tommy Dean, R (8,PR) OBP: 0.202, SLG: 0.207	1-2 K									0	0	0	0	0	0	0				
Ollie Brown, R (1,9) OBP: 0.322, SLG: 0.406	0-0 FC1-6 2B			0-0 6-3		0-0 F8		4-0 IBB		3	0	0	0	1	0	2				
Nate Colbert, R (1,3) OBP: 0.317, SLG: 0.470	0-0 1-H 2B			0-0 2B		0-0 5-3		0-0 9-2		4	0	2	0	0	0	4				
Van Kelly, L (1,5) OBP: 0.299, SLG: 0.430		0-0 P5		0-0 4-3			0-0 4-3		0-0 F7		4	0	0	0	0	1				
Ivan Murrell, R (1,8) OBP: 0.304, SLG: 0.328	0-3 K					0-0 F9		0-0 F7		4	0	0	0	0	1	0				
Larry Stahl, L (1,7) OBP: 0.268, SLG: 0.289	0-0 F7					0-0 1B		0-0 F7		4	0	1	0	0	0	0				
Walt Hrinak, L (1,2) OBP: 0.294, SLG: 0.172			0-0 F7			0-0 F7		0-0 E4 1B 2B		3	1	0	0	0	0	1				
Dick Kelley, R (1,1) OBP: 0.132, SLG: 0.158			0-3 K			0-0 4-3		0-3 K		2	0	0	0	0	1	1				
Gary Ross, R (6,1)										0	0	0	0	0	0	0				
Al Ferrara, R (8,PH) OBP: 0.355, SLG: 0.471										1	0	0	0	0	1	1				
Tommie Sisk, R (8,1) OBP: 0.182, SLG: 0.200										0	0	0	0	0	0	0				
Inning Stats	R: 0 E: 0 K: 1 S: 6	H: 2 LOB: 2 BB: 0 P: 6	R: 0 E: 0 K: 1 S: 5	H: 0 LOB: 0 BB: 0 P: 5	R: 0 E: 0 K: 1 S: 5	H: 0 LOB: 0 BB: 0 P: 5	R: 0 E: 0 K: 0 S: 4	H: 1 LOB: 1 BB: 0 P: 4	R: 0 E: 0 K: 0 S: 4	H: 1 LOB: 1 BB: 0 P: 4	R: 0 E: 0 K: 0 S: 3	H: 0 LOB: 0 BB: 0 P: 3	R: 1 E: 1 K: 1 S: 7	H: 2 LOB: 2 BB: 1 P: 11	R: 0 E: 0 K: 0 S: 3	H: 0 LOB: 0 BB: 0 P: 3	1B: 4 2B: 4 3B: 0 HR: 0	SF: 0 SAC: 0 DP: 1 HBP: 0	WP: 0 PB: 0 SB: 1 CS: 0	PA: 34
PITCHER Chuck Taylor, R (1,1) ERA: 1.3	IP: 9.0 WLS: W BF: 34 H: 7 R: 1 ER: 0 SO: 4 BB: 0 IBB: 1 HBP: 0 BLK: 0 WP: 0 HR: 0 S: 41 P: 45 ERA: 0.00 WHIP: 0.778																			

AB	33
R	1
H	7
RBI	1
BB	1
SO	4
LOB	11



Batter	1	2	3	4	5	6	7	8	9	AB	R	H	RBI	BB	SO	LOB	BOTTOM			
Julian Javier, R (1,4) OBP: 0.332, SLG: 0.420	0-0 HR		0-0 2-3			0-0 5-3 2B 1B	0-0 F8			4	2	2	1	0	0	1	San Diego Padres @ St. Louis Cardinals Busch Stadium, St. Louis, MO Mon Jul 28 1969, 7:05 PM CDT Att: 15,006 - Unknown			
Curt Flood, R (1,8) OBP: 0.344, SLG: 0.354	0-0 F8		0-0 P4			0-0 5-3	0-0 1-2 1B			4	0	1	0	0	0	1				
Vada Pinson, L (1,9) OBP: 0.335, SLG: 0.430	0-0 F8			0-0 G5-4-3 1B		0-0 BB 2-H 2B	0-0 F7			4	0	2	1	0	0	2				
Joe Torre, R (1,3) OBP: 0.354, SLG: 0.478	0-3 K			0-0 G5-4-3		4-0 IBB	0-3 K			3	0	0	0	1	2	1				
Mike Shannon, R (1,5) OBP: 0.310, SLG: 0.380		0-0 5-3		0-3 K		4-0 1-2 2-3 BB	0-3 K			3	0	0	0	1	2	0				
Byron Browne, R (1,7) OBP: 0.538, SLG: 0.333		4-0 BB				0-0 G4-6-3 1B	0-3 K		0-0 G3-1	1	0	1	0	1	0	0				
Lou Brock, L (6,PH) OBP: 0.342, SLG: 0.451										2	0	0	0	0	1	3				
Tim McCarver, L (1,2) OBP: 0.331, SLG: 0.360	0-0 F7				0-0 G4-6-3	0-0 F8				3	0	0	0	0	0	5				
Dal Maxvill, R (1,6) OBP: 0.263, SLG: 0.238	0-0 4-3					0-0 1B	4-0 1B SH3-4 BB			2	0	1	0	1	0	1				
Chuck Taylor, R (1,1) OBP: 0.083, SLG: 0.083			0-0 5-3			0-0 P4	0-0 SH3-4			2	0	0	0	0	0	1				
Inning Stats	R: 1 E: 0 K: 1 S: 6	H: 1 LOB: 0 BB: 0 P: 6	R: 0 E: 0 K: 0 S: 3	H: 0 LOB: 1 BB: 1 P: 7	R: 0 E: 0 K: 0 S: 3	H: 0 LOB: 0 BB: 0 P: 3	R: 0 E: 0 K: 1 S: 5	H: 1 LOB: 0 BB: 0 P: 5	R: 0 E: 0 K: 0 S: 4	H: 2 LOB: 1 BB: 0 P: 4	R: 1 E: 0 K: 1 S: 7	H: 2 LOB: 3 BB: 2 P: 15	R: 0 E: 0 K: 0 S: 4	H: 1 LOB: 2 BB: 1 P: 8	R: 0 E: 0 K: 2 S: 7	H: 0 LOB: 0 BB: 0 P: 7	1B: 5 2B: 1 3B: 0 HR: 1	SF: 0 SAC: 1 DP: 2 HBP: 0	WP: 0 PB: 0 SB: 0 CS: 0	PA: 33
PITCHER Dick Kelley, L (1,1) ERA: 3.68	IP: 5.1 WLS: L BF: 23 H: 6 R: 2 ER: 2 SO: 2 BB: 2 IBB: 1 HBP: 0 BLK: 0 WP: 0 HR: 1 S: 24 P: 36 ERA: 3.38 WHIP: 1.500																			
Gary Ross, R (6,1) ERA: 4.09	1.2 7 1 0 0 1 1 0 0 0 0 0 8 12 0.00 1.200																			
Tommie Sisk, R (8,1) ERA: 5.58	1.0 3 0 0 0 2 0 0 0 0 0 7 7 0.00 0.000																			

AB	28
R	2
H	7
RBI	2
BB	4
SO	5
LOB	15



Batter	1	2	3	4	5	6	7	8	9	AB	R	H	RBI	BB	SO	LOB	TOP									
Jose Arco, R Ed Spicco, R Billy McCool, R Gary Ross, R Jack Baldschun, R Cito Gaston, R	0-0 6-3		0-0 4-3		0-3 K		0-0 FC6-4 2B		0-0 F9	3	0	0	0	0	1	1	San Diego Padres @ St. Louis Cardinals Busch Stadium, St. Louis, MO Tue Jul 29 1969, 7:05 PM CDT Att: 20,835 - Unknown									
Roberto Pena, R	0-3 K			0-0 P2		0-0 F9		0-0 2B	5	0	1	1	0	1	0											
Ollie Brown, R	0-3 K			0-0 1B		0-0 F9		0-3 K	4	0	1	0	0	2	2											
Nate Colbert, R		0-0 P3		0-3 K		0-0 E5		0-0 F2	4	0	0	0	0	1	1											
Van Kelly, L		0-0 1B		0-0 F9		0-0 4-3		0-0 F8	4	0	1	0	0	0	2											
Ivan Murrell, R		0-3 K		0-0 2B		0-0 E4 2B		0-0 2B 1B	4	1	2	0	0	1	1											
Larry Stahl, L		0-0 G4-1		0-0 2B		0-0 G5-6-4 1B		0-0 FC3-5 1B	4	1	3	1	0	0	1											
Chris Cannizzaro, R Sonny Ruberto, R			0-0 5-3		4-0 BB		0-0 FC3-5 1B FC6-4		0-0 F3	2	0	0	0	1	0	2										
Al Santorini, R Tommy Olson, R Frank Reberger, L Al Ferrara, R John Spin, R			0-3 K		0-0 G5-6-4		0-0 FC6-4 1B		0-0 F7	1	0	0	0	0	1	0										
Inning Stats	R: 0 E: 0 K: 2 S: 7	H: 0 LOB: 0 BB: 0 P: 7	R: 0 E: 0 K: 1 S: 6	H: 1 LOB: 1 BB: 0 P: 6	R: 0 E: 0 K: 1 S: 5	H: 0 LOB: 0 BB: 0 P: 5	R: 0 E: 0 K: 1 S: 6	H: 1 LOB: 1 BB: 0 P: 6	R: 1 E: 1 K: 1 S: 6	H: 1 LOB: 1 BB: 1 P: 10	R: 0 E: 1 K: 0 S: 4	H: 0 LOB: 1 BB: 0 P: 4	R: 3 E: 0 K: 1 S: 9	H: 4 LOB: 2 BB: 0 P: 9	R: 0 E: 0 K: 0 S: 5	H: 2 LOB: 2 BB: 0 P: 5		R: 0 E: 0 K: 0 S: 3	H: 0 LOB: 0 BB: 0 P: 3	1B: 6 2B: 3 3B: 0 HR: 0	SF: 0 SAC: 0 DP: 1 HBP: 0	WP: 0 PB: 0 SB: 0 CS: 0	PA: 38			
PITCHER	IP	WLS	BF	H	R	ER	SO	BB	IBB	HBP	BLK	WP	HR	S	P	ERA	WHIP									
Nelson Briles, R	(1, 1)	6.1		27	6	4	3	6	1	0	0	0	0	0	38	42	4.26	1.105								
Mudcat Grant, R	(7, 1)	2.2	W	11	3	0	0	1	0	0	0	0	0	13	13	0.00	1.125									

Batter	1	2	3	4	5	6	7	8	9	AB	R	H	RBI	BB	SO	LOB	BOTTOM								
Lou Brock, L	0-0 FC6-4 1B		0-0 4-3		0-0 1B		0-0 K		0-0 FC3-6 1B	5	1	2	0	0	1	2	San Diego Padres @ St. Louis Cardinals Busch Stadium, St. Louis, MO Tue Jul 29 1969, 7:05 PM CDT Att: 20,835 - Unknown								
Curt Flood, R	0-0 FC6-4 1B		0-0 4-3 1B		0-3 K		0-0 BB		0-0 1B	4	2	3	1	1	1	2									
Vada Pinson, L	0-0 FC6-4 1B SF8		0-0 4-3		0-0 G3-1		0-0 1B		0-0 F2	5	2	1	0	0	0	5									
Joe Torre, R	0-0 1B		4-0 1B		0-0 G3-1		0-0 1B 2B		0-0 5-3	4	1	2	2	1	0	0									
Dave Ricketts, S	0-0 SF8		0-0 IBB		0-0 6-3		0-0 2B		0-3 K	4	1	2	3	0	1	0									
Mike Shannon, R	0-3 K		0-3 K		0-0 6-4-3 1B		4-0 2B 1B		0-0 F8	4	1	1	0	1	2	3									
Julian Javier, R		0-0 1-3		0-0 F8		0-0 G6-4-3 1B		0-0 1B 2B	4	1	1	2	0	0	1										
Dal Maxvill, R		0-0 6-3		0-0 1B 1B		0-0 WP 2B		0-0 FC3-6 1B	3	1	2	0	1	0	0										
Nelson Briles, R Mudcat Grant, R		0-0 6-3		0-3 K		0-3 K		0-0 FC3-6 1B	3	0	0	0	0	2	2										
Inning Stats	R: 2 E: 0 K: 1 S: 8	H: 3 LOB: 1 BB: 0 P: 8	R: 0 E: 0 K: 0 S: 3	H: 0 LOB: 0 BB: 0 P: 3	R: 1 E: 0 K: 1 S: 7	H: 2 LOB: 2 BB: 1 P: 11	R: 0 E: 0 K: 2 S: 9	H: 2 LOB: 0 BB: 0 P: 9	R: 0 E: 0 K: 0 S: 3	H: 0 LOB: 0 BB: 0 P: 3	R: 0 E: 0 K: 1 S: 6	H: 2 LOB: 1 BB: 0 P: 6	R: 7 E: 0 K: 1 S: 11	H: 6 LOB: 2 BB: 3 P: 23	R: 0 E: 0 K: 1 S: 5	H: 0 LOB: 0 BB: 0 P: 5		1B: 13 2B: 2 3B: 0 HR: 0	SF: 1 SAC: 0 DP: 1 HBP: 0	WP: 1 PB: 0 SB: 1 CS: 0	PA: 42				
PITCHER	IP	WLS	BF	H	R	ER	SO	BB	IBB	HBP	BLK	WP	HR	S	P	ERA	WHIP								
Al Santorini, R	(1, 1)	4.0		20	7	3	3	4	0	1	0	0	0	27	31	6.75	1.750								
Frank Reberger, R	(5, 1)	2.0		7	2	0	0	1	0	0	0	1	0	9	9	0.00	1.000								
Billy McCool, L	(7, 1)	0.1	L	3	1	2	2	1	1	0	0	0	0	4	8	54.00	6.000								
Gary Ross, R	(7, 1)	0.0		4	3	2	2	0	0	1	0	0	0	3	7	∞	∞								
Jack Baldschun, R	(7, 1)	1.2		8	2	3	3	1	0	1	0	0	0	9	13	16.20	1.200								



Batter	1	2	3	4	5	6	7	8	9	AB	R	H	RBI	BB	SO	LOB	TOP					
Jose Arcia, R (1,6) OBP: 0.262, SLG: 0.292 Van Kelly, L (8, PH) OBP: 0.294, SLG: 0.418	F9		4-3			P4		K		3	0	0	0	0	0	1	San Diego Padres @ St. Louis Cardinals Busch Stadium, St. Louis, MO Wed Jul 30 1969, 7:05 PM CDT Att: 19,594 - Unknown livebaseballscorecards.com					
Roberto Pena, R (1,5) OBP: 0.283, SLG: 0.308	K			L3		P4		BLK 1B		4	0	1	1	0	1	0						
Ollie Brown, R (1,9) OBP: 0.318, SLG: 0.401	K			K			K	F9		4	0	0	0	0	3	1						
Nate Colbert, R (1,3) OBP: 0.313, SLG: 0.461		K		6-3			FC4-6 1B		6-3	4	0	1	0	0	1	0						
Larry Stahl, L (1,7) OBP: 0.274, SLG: 0.311		K			K		FC4-6 1B	F5		4	0	0	0	0	2	1						
Ivan Murrell, R (1,8) OBP: 0.301, SLG: 0.323		K			K		F2		K	4	0	0	0	0	3	1						
Walt Hrinak, L (1,2) OBP: 0.324, SLG: 0.194			K					2B G3 BB		2	1	1	0	1	1	0						
John Sipin, R (1,4) OBP: 0.251, SLG: 0.324					F7			G3 1B 2B		3	1	2	0	0	0	1						
Joe Niekro, R (1,1) OBP: 0.220, SLG: 0.114 Tommie Sisk, R (7,1) OBP: 0.162, SLG: 0.200 Al Ferrara, R (8, PH) OBP: 0.357, SLG: 0.472 Dave Roberts, L (8,1) OBP: 0.286, SLG: 0.286			K		6-3			G3		2	0	0	0	0	1	1						
Inning Stats	R: 0 E: 0 K: 2 S: 7	H: 0 LOB: 0 BB: 0 P: 7	R: 0 E: 0 K: 3 S: 9	H: 0 LOB: 0 BB: 0 P: 9	R: 0 E: 0 K: 2 S: 8	H: 1 LOB: 1 BB: 0 P: 8	R: 0 E: 0 K: 1 S: 5	H: 0 LOB: 0 BB: 0 P: 5	R: 0 E: 0 K: 2 S: 8	H: 1 LOB: 1 BB: 0 P: 8	R: 0 E: 0 K: 1 S: 3	H: 0 LOB: 0 BB: 0 P: 3	R: 0 E: 0 K: 1 S: 6	H: 1 LOB: 1 BB: 0 P: 6	R: 2 E: 0 K: 1 S: 7	H: 2 LOB: 1 BB: 1 P: 11		R: 0 E: 0 K: 1 S: 5	H: 0 LOB: 0 BB: 0 P: 5	1B: 4 2B: 1 3B: 0 HR: 0	SF: 0 SAC: 0 DP: 0 HBP: 0	WP: 0 PB: 0 SB: 1 CS: 0
PITCHER Bob Gibson, R (1,1) ERA: 2.32	IP: 9.0 WLS: W BF: 33 H: 5 R: 2 ER: 2 SO: 13 BB: 1 IBB: 0 HBP: 0 BLK: 1 WP: 0 HR: 0 S: 58 P: 62 ERA: 2.00 WHIP: 0.667															PITCHER						

Batter	1	2	3	4	5	6	7	8	9	AB	R	H	RBI	BB	SO	LOB	BOTTOM
Lou Brock, L (1,7) OBP: 0.342, SLG: 0.448	G3 S 1B		F9			F8	4-3			4	0	1	0	0	0	1	San Diego Padres @ St. Louis Cardinals Busch Stadium, St. Louis, MO Wed Jul 30 1969, 7:05 PM CDT Att: 19,594 - Unknown livebaseballscorecards.com
Curt Flood, R (1,8) OBP: 0.346, SLG: 0.354	L4			5-3		P3	K			4	0	0	0	0	1	2	
Vada Pinson, L (1,9) OBP: 0.332, SLG: 0.425	G3			P6		1B FC1 1B	G3-1			4	0	1	0	0	0	1	
Joe Torre, R (1,3) OBP: 0.356, SLG: 0.475	F9			F7		BB FC1 1B 1B	F8			4	1	1	0	0	0	1	
Dave Ricketts, S (1,2) OBP: 0.313, SLG: 0.276		6-3			F7	FC1 1B BB 3B	6-3			4	1	0	0	0	0	2	
Mike Shannon, R (1,5) OBP: 0.309, SLG: 0.377 Vic Davalillo, L (7, PH) OBP: 0.265, SLG: 0.273 Phil Gagliano, R (8,5) OBP: 0.321, SLG: 0.288		1-3			6-3	1B BB 3B BB				2	0	0	0	0	0	0	
Julian Javier, R (1,4) OBP: 0.334, SLG: 0.422		F8			S BB	1-2 2-3 3-H BB	1B			2	1	1	1	1	0	0	
Dal Maxvill, R (1,6) OBP: 0.271, SLG: 0.257			5-3			1-2 2-H 3-H 3B	2B 3B			3	1	1	3	0	0	1	
Bob Gibson, R (1,1) OBP: 0.270, SLG: 0.324			4-3			3-H	2B			3	0	1	1	0	0	0	
Inning Stats	R: 0 E: 0 K: 0 S: 4	H: 1 LOB: 1 BB: 0 P: 4	R: 0 E: 0 K: 0 S: 3	H: 0 LOB: 0 BB: 0 P: 3	R: 0 E: 0 K: 0 S: 3	H: 0 LOB: 0 BB: 0 P: 3	R: 0 E: 0 K: 0 S: 3	H: 0 LOB: 0 BB: 0 P: 3	R: 0 E: 0 K: 1 S: 10	H: 5 LOB: 1 BB: 1 P: 14	R: 0 E: 0 K: 0 S: 3	H: 0 LOB: 0 BB: 0 P: 3	1B: 4 2B: 1 3B: 1 HR: 0	SF: 0 SAC: 0 DP: 0 HBP: 0	WP: 0 PB: 0 SB: 2 CS: 0	PA: 32	
PITCHER Joe Niekro, R (1,1) ERA: 2.78 Tommie Sisk, R (7,1) ERA: 5.54 Dave Roberts, L (8,1) ERA: 4.82	IP: 6.1 WLS: L BF: 26 H: 5 R: 5 ER: 5 SO: 5 BB: 2 IBB: 0 HBP: 0 BLK: 0 WP: 0 HR: 0 S: 24 P: 32 ERA: 7.11 WHIP: 1.105															PITCHER	



Batter	1	2	3	4	5	6	7	8	9	AB	R	H	RBI	BB	SO	LOB	TOP			
Maury Wills, S OBP: 0.343, SLG: 0.338 John Purdin, R (6, 1) John Miller, R OBP: 0.297, SLG: 0.242 Al McBean, R OBP: 0.200, SLG: 0.200 (8, PH)	5-3			G4-6-3 1B		FC4-6 2H 1B		1-2 1B		3	0	2	1	0	0	0	Los Angeles Dodgers @ St. Louis Cardinals Busch Stadium, St. Louis, MO Fri Aug 01 1969, 7:05 PM CDT Att: 29,919 - Unknown			
Manny Mota, R OBP: 0.391, SLG: 0.421 (1, 7)	K		G4-6-3 1-2		FC4-6 1-2		K		4	0	0	0	0	0	2	4				
Willie Davis, L OBP: 0.322, SLG: 0.436 (1, 8)	5-3		F9				1B G6-4-3 2B		4	1	1	0	0	0	1	2				
Andy Kosco, R OBP: 0.268, SLG: 0.422 (1, 9)		F7			F7		G6-4-3 1B		4	0	1	0	0	0	0	0				
Ken Boyer, R OBP: 0.273, SLG: 0.290 (1, 3)	K				K		G6-4-3 1-2		4	0	1	0	0	0	2	1				
Bill Sudakis, S OBP: 0.288, SLG: 0.355 (1, 5)	F7				K		3H 1B		4	0	1	0	0	0	1	1				
Ted Sizemore, R OBP: 0.313, SLG: 0.299 (1, 4)			F8			WP 1B 5-3	F7		4	1	1	0	0	0	2					
Jeff Torborg, R OBP: 0.253, SLG: 0.286 (1, 2)			F3			5-3 1-2			3	0	0	0	0	0	0	1				
Don Drysdale, R OBP: 0.217, SLG: 0.190 Ray Lamb, R (3, 1) Billy Grabarkewitz, R OBP: 0.182, SLG: 0.176 (6, PH)	5-3					K		1B BB	1	0	0	0	0	0	0	0				
Inning Stats	R: 0 E: 0 K: 1 S: 5	H: 0 LOB: 0 BB: 0 P: 5	R: 0 E: 0 K: 1 S: 5	H: 0 LOB: 0 BB: 0 P: 5	R: 0 E: 0 K: 0 S: 3	H: 0 LOB: 0 BB: 0 P: 3	R: 0 E: 0 K: 0 S: 3	H: 1 LOB: 0 BB: 0 P: 3	R: 0 E: 0 K: 2 S: 7	H: 0 LOB: 0 BB: 0 P: 7	R: 0 E: 0 K: 1 S: 5	H: 3 LOB: 1 BB: 0 P: 5	R: 0 E: 0 K: 2 S: 8	H: 1 LOB: 2 BB: 1 P: 12	R: 0 E: 0 K: 0 S: 4	H: 1 LOB: 1 BB: 0 P: 4	1B: 7 2B: 1 3B: 0 HR: 0	SF: 0 SAC: 0 DP: 2 HBP: 0	WP: 1 PB: 1 SB: 0 CS: 0	PA: 34
PITCHER Steve Carlton, L ERA: 1.81 (1, 1)	IP: 9.0 WLS: W BF: 34 H: 8 R: 2 ER: 2 SO: 7 BB: 1 IBB: 0 HBP: 0 BLK: 0 WP: 1 HR: 0 S: 47 P: 51 ERA: 2.00 WHIP: 1.000																			

Batter	1	2	3	4	5	6	7	8	9	AB	R	H	RBI	BB	SO	LOB	BOTTOM			
Lou Brock, L OBP: 0.345, SLG: 0.450 (1, 7)	F3		BB 1B			P4		FC6-4 1B		5	1	3	2	0	0	1	Los Angeles Dodgers @ St. Louis Cardinals Busch Stadium, St. Louis, MO Fri Aug 01 1969, 7:05 PM CDT Att: 29,919 - Unknown			
Curt Flood, R OBP: 0.345, SLG: 0.351 (1, 8)	K		PB 1B 2B BB		1-3		F7	FC6-4 1-2		4	1	0	0	1	1	3				
Vada Pinson, L OBP: 0.334, SLG: 0.424 (1, 9)	L5		PB 2B 1B			6-3		WP BB		3	1	1	1	1	0	0				
Joe Torre, R OBP: 0.357, SLG: 0.478 (1, 3)		E 3-2-5 1B	G6-4-3 1B 2B			K		F7		4	0	2	2	0	1	1				
Tim McCarver, L OBP: 0.335, SLG: 0.361 (1, 2)	E4 3-2-5 1B		G6-4-3 BB			P5				2	1	1	0	2	0	0				
Mike Shannon, R OBP: 0.309, SLG: 0.375 (1, 5)	3-2-5 1-2		G6-4-3 1-2 2-3			2B 1B		F9		4	1	1	0	0	0	6				
Julian Javier, R OBP: 0.342, SLG: 0.430 (1, 4)			2-1			1B SH1-3 1B		G4-6-3 BB		3	1	3	1	1	0	0				
Dal Maxvill, R OBP: 0.271, SLG: 0.257 (1, 6)	F7					F9		G4-6-3 1-2		4	0	1	1	0	0	3				
Steve Carlton, L OBP: 0.263, SLG: 0.296 (1, 1)						SH1-3 1B 2B		1B BB		2	1	1	0	1	0	2				
Inning Stats	R: 0 E: 0 K: 1 S: 5	H: 0 LOB: 0 BB: 0 P: 5	R: 1 E: 1 K: 0 S: 5	H: 3 LOB: 1 BB: 0 P: 5	R: 4 E: 0 K: 0 S: 5	H: 4 LOB: 1 BB: 2 P: 13	R: 1 E: 0 K: 0 S: 5	H: 2 LOB: 1 BB: 0 P: 5	R: 0 E: 0 K: 1 S: 5	H: 0 LOB: 0 BB: 0 P: 5	R: 0 E: 0 K: 0 S: 3	H: 0 LOB: 2 BB: 2 P: 11	R: 0 E: 0 K: 0 S: 3	H: 1 LOB: 2 BB: 2 P: 11	R: 0 E: 0 K: 0 S: 4	H: 1 LOB: 2 BB: 2 P: 11	1B: 10 2B: 5 3B: 0 HR: 0	SF: 0 SAC: 1 DP: 4 HBP: 0	WP: 1 PB: 1 SB: 0 CS: 0	PA: 38
PITCHER Don Drysdale, R ERA: 4.61 Ray Lamb, R ERA: 3.0 John Purdin, R ERA: 6.06 Al McBean, R ERA: 3.89	IP: 2.0 WLS: L BF: 12 H: 3 R: 5 ER: 5 SO: 1 BB: 1 IBB: 0 HBP: 0 BLK: 0 WP: 0 HR: 0 S: 13 P: 17 ERA: 22.50 WHIP: 3.500																			

Batter	1	2	3	4	5	6	7	8	9	AB	R	H	RBI	BB	SO	LOB	TOP								
Maury Wills, S OBP: 0.338, SLG: 0.333 (1, 6)										4	0	1	0	0	0	1									
Manny Mota, R OBP: 0.395, SLG: 0.424 (1, 7)										4	0	1	1	0	0	2									
Willie Davis, L OBP: 0.329, SLG: 0.445 (1, 8)										4	1	2	0	0	0	1									
Len Gabrielson, L OBP: 0.333, SLG: 0.377 (1, 9)										4	0	0	0	0	0	2									
Tom Haller, L OBP: 0.338, SLG: 0.379 (1, 2)										4	2	3	0	0	0	0									
Bill Sudakis, S OBP: 0.292, SLG: 0.361 (1, 5)										2	1	2	3	1	0	0									
Tom Hutton, L OBP: 0.467, SLG: 0.385 (1, 3)										4	0	1	0	0	0	3									
Ted Sizemore, R OBP: 0.321, SLG: 0.309 (1, 4)										3	1	3	1	0	0	0									
Claude Osteen, L OBP: 0.260, SLG: 0.247 (1, 1)										4	0	1	0	0	0	3									
Inning Stats	R: 0 E: 0 K: 0 S: 4	H: 2 LOB: 1 BB: 0 P: 4	R: 0 E: 0 K: 0 S: 2	H: 0 LOB: 0 BB: 1 P: 6	R: 0 E: 0 K: 0 S: 4	H: 1 LOB: 1 BB: 0 P: 4	R: 1 E: 0 K: 0 S: 5	H: 3 LOB: 1 BB: 0 P: 5	R: 1 E: 0 K: 0 S: 4	H: 1 LOB: 1 BB: 0 P: 5	R: 2 E: 0 K: 0 S: 6	H: 3 LOB: 1 BB: 0 P: 6	R: 0 E: 0 K: 0 S: 3	H: 0 LOB: 0 BB: 0 P: 3	R: 1 E: 0 K: 0 S: 4	H: 2 LOB: 1 BB: 0 P: 4	R: 0 E: 0 K: 0 S: 4	H: 2 LOB: 1 BB: 0 P: 4	1B: 9 2B: 4 3B: 1 HR: 0	SF: 2 SAC: 1 DP: 2 HBP: 1	WP: 0 PB: 0 SB: 0 CS: 1	PA: 38			
PITCHER	IP	WLS	BF	H	R	ER	SO	BB	IBB	HBP	BLK	WP	HR	S	P	ERA	WHIP								
Chuck Taylor, R ERA: 1.82 (1, 1)	6.0	L	27	10	4	4	0	1	0	1	0	0	0	25	30	6.00	1.833								
Ray Washburn, R ERA: 2.97 (7, 1)	2.0		7	2	1	1	0	0	0	0	0	0	0	7	7	4.50	1.000								
Dave Giusti, R ERA: 3.89 (9, 1)	1.0		4	2	0	0	0	0	0	0	0	0	0	4	4	0.00	2.000								

Los Angeles Dodgers @ St. Louis Cardinals
 Busch Stadium, St. Louis, MO
 Sun Aug 03 1969, 3:33 AM CDT
 Att: 32,262 - Unknown

AB	33
R	5
H	14
RBI	5
BB	1
SO	0
LOB	12

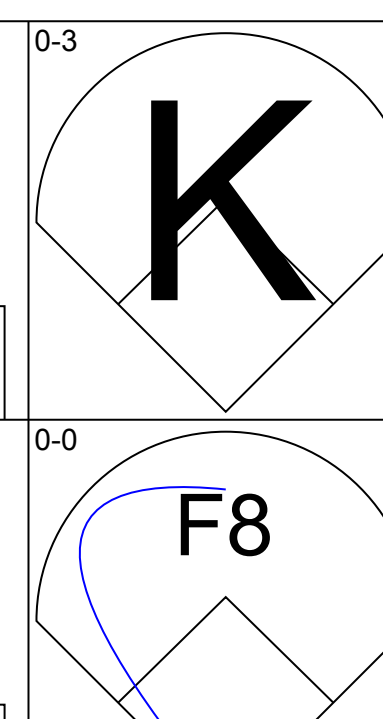
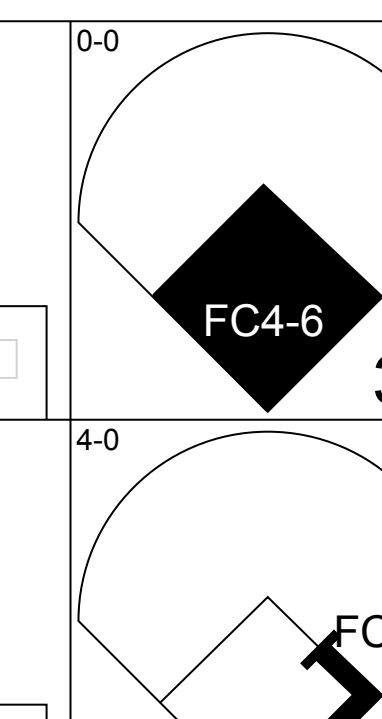
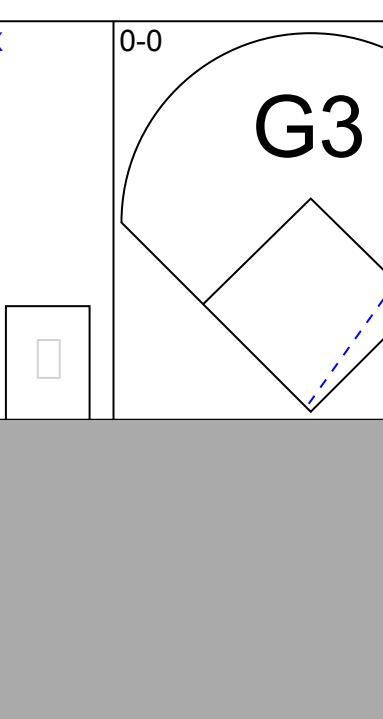
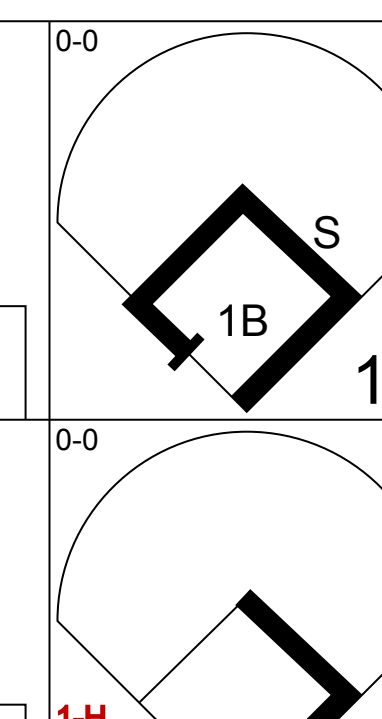
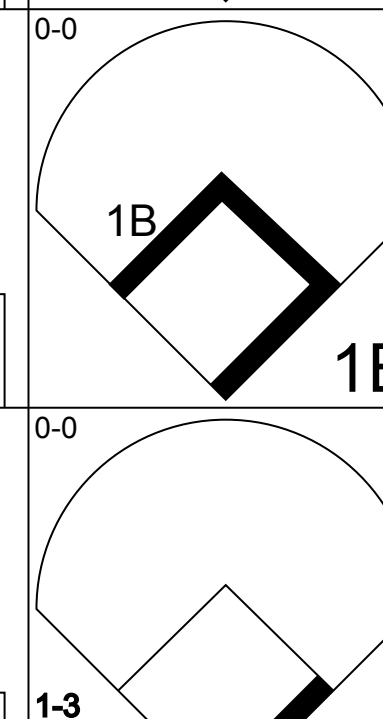
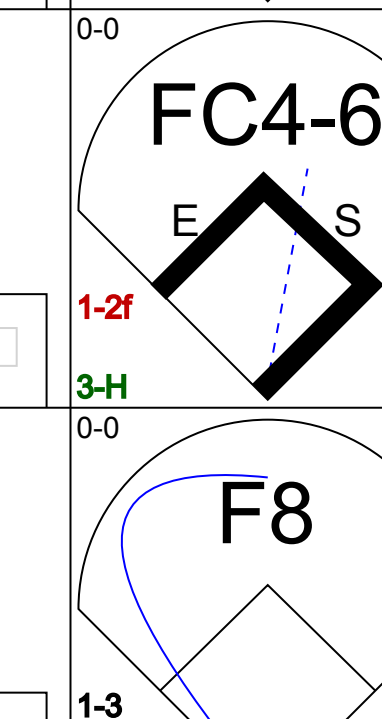
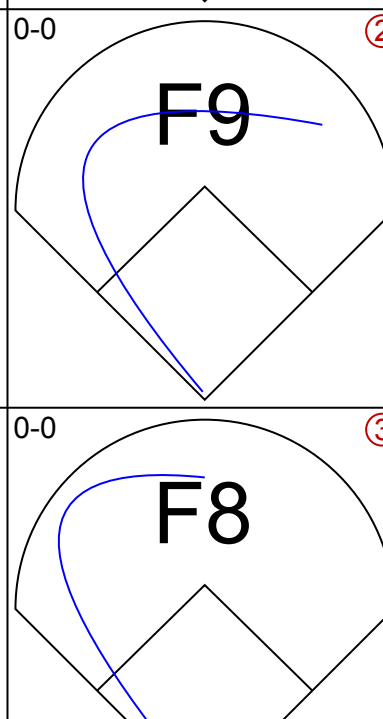
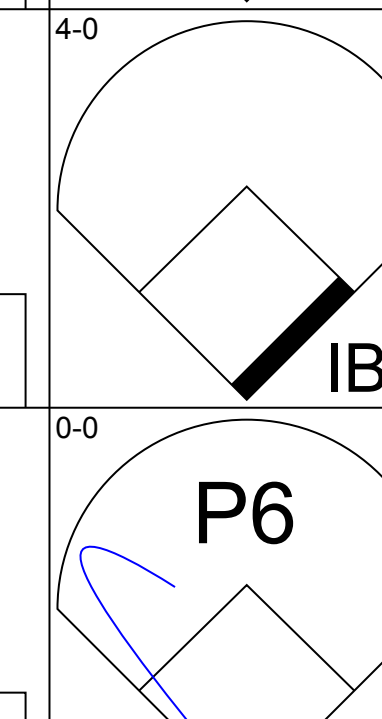
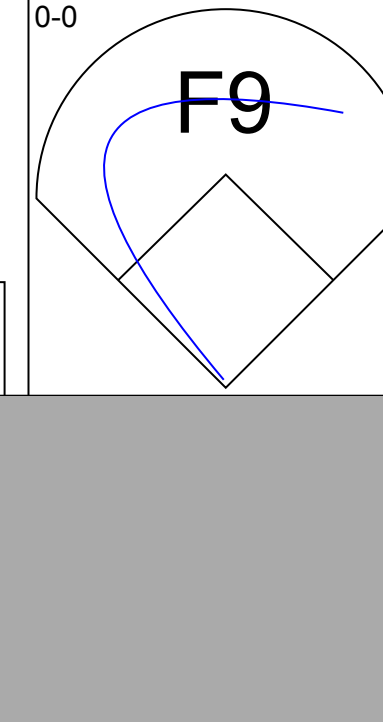







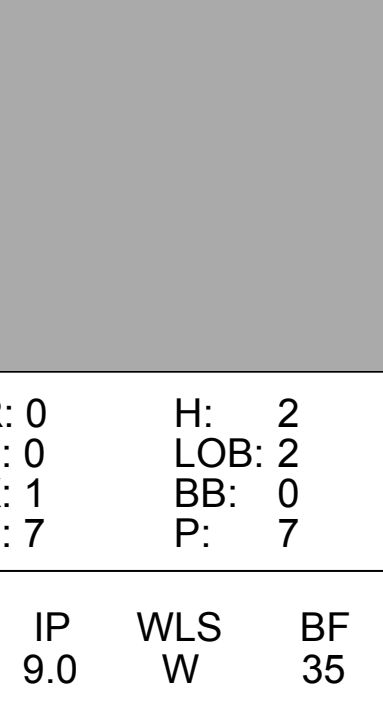
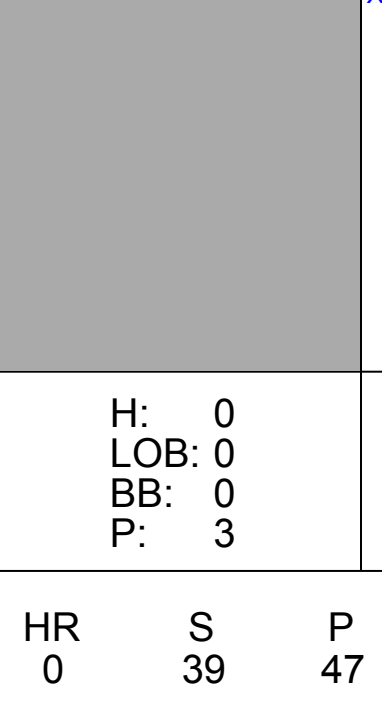

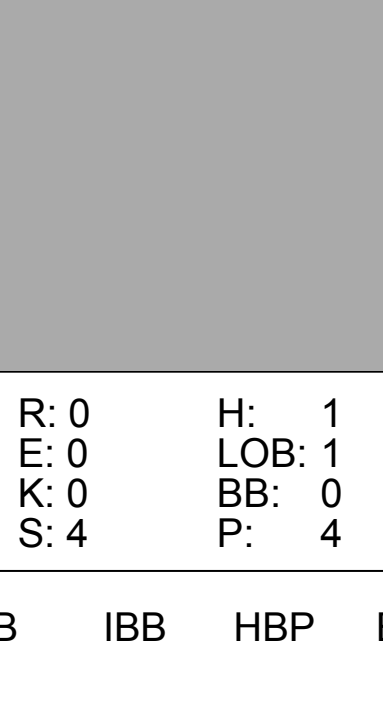
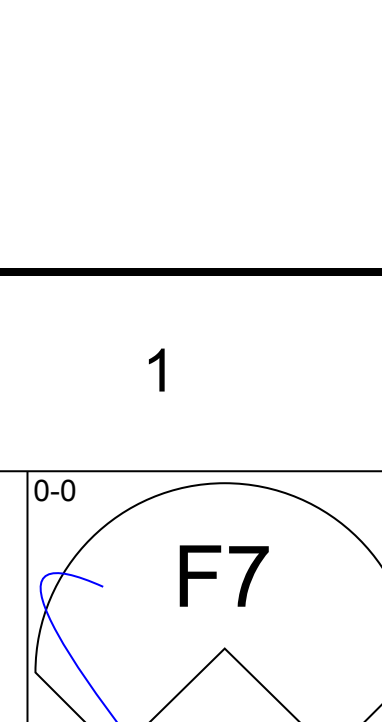
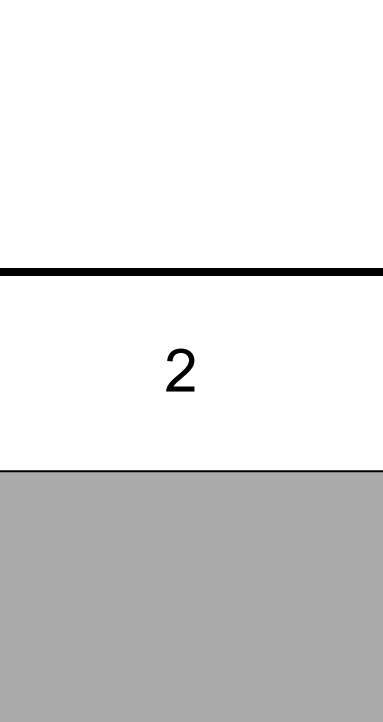
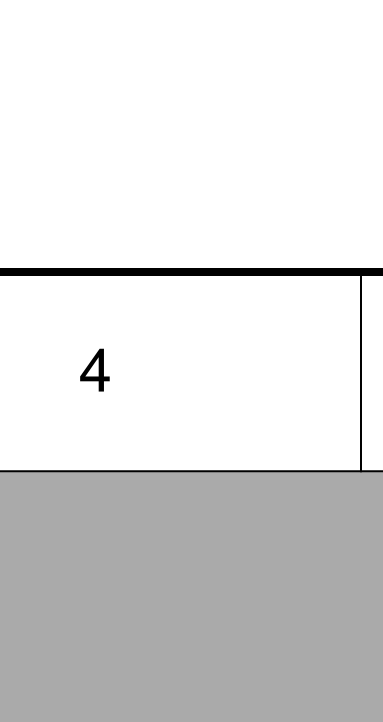
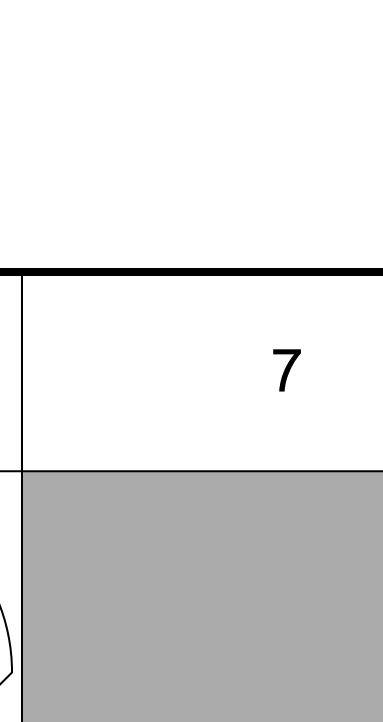
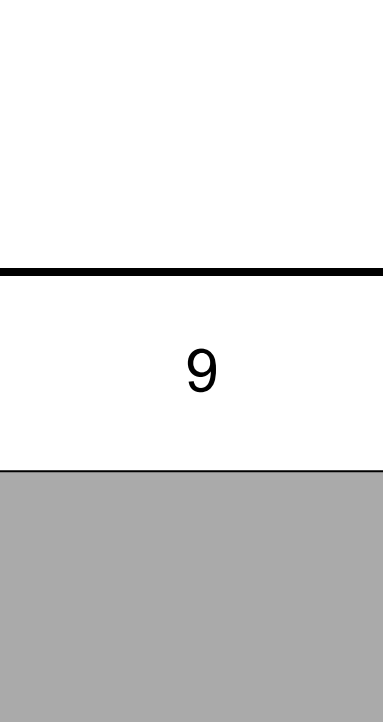
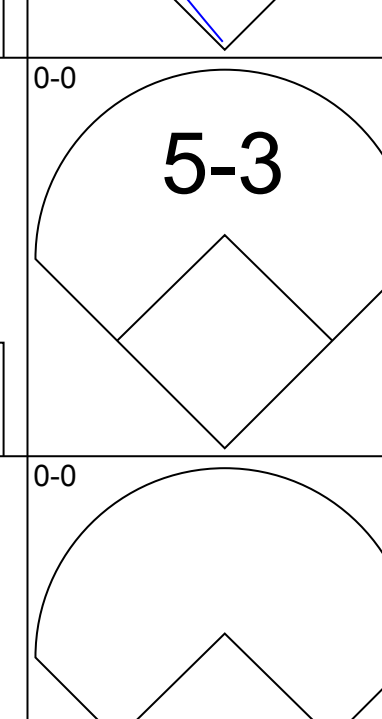
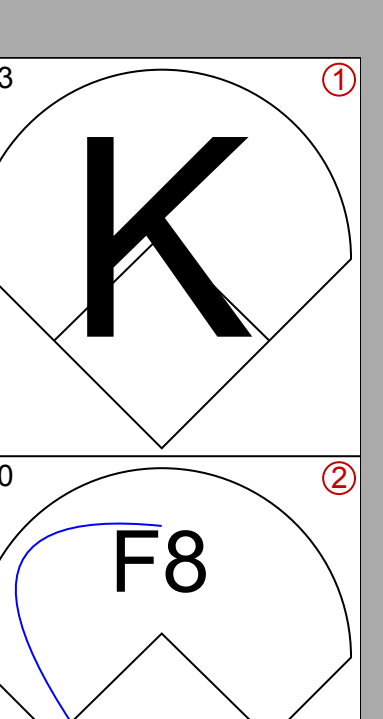
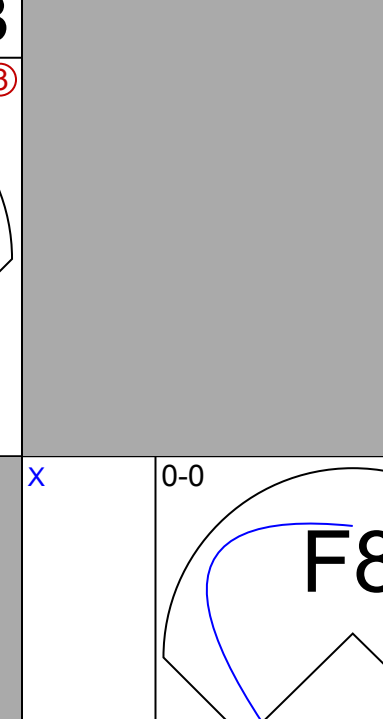

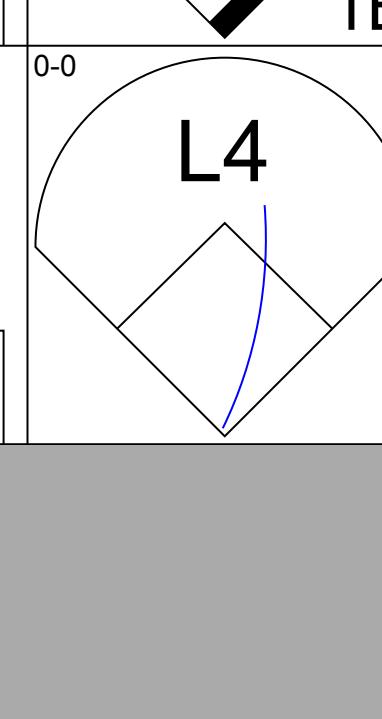
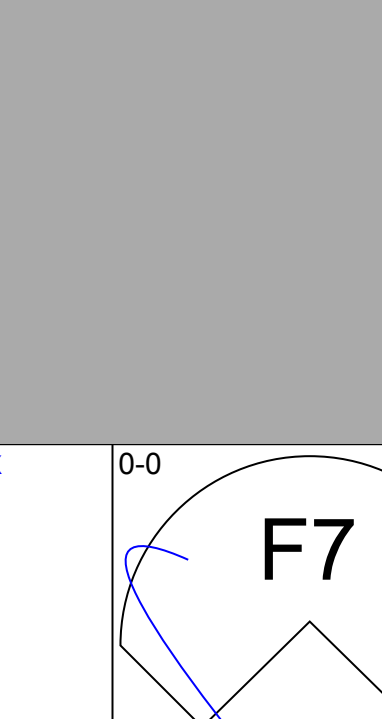
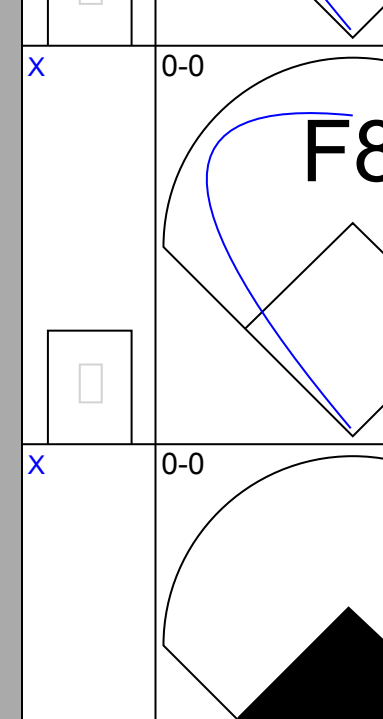

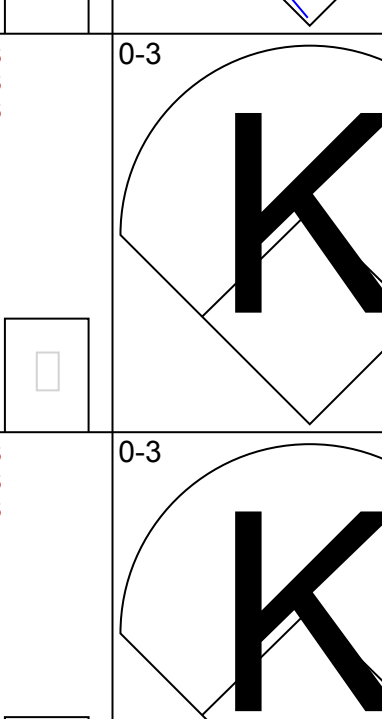



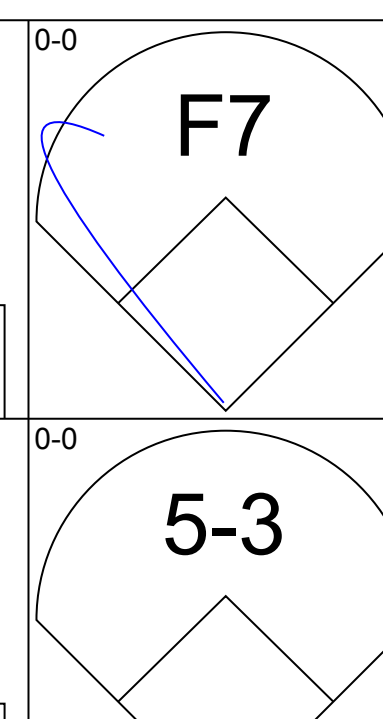
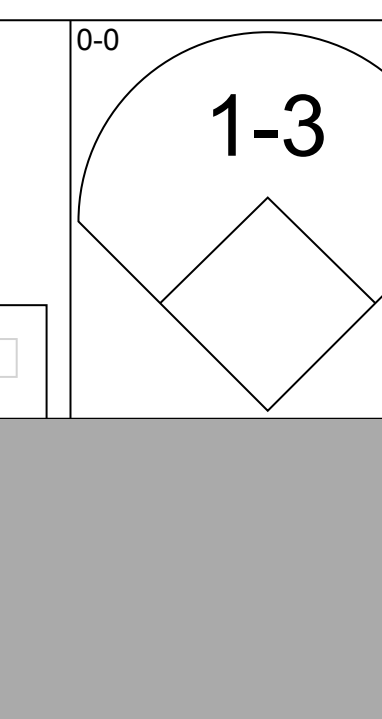
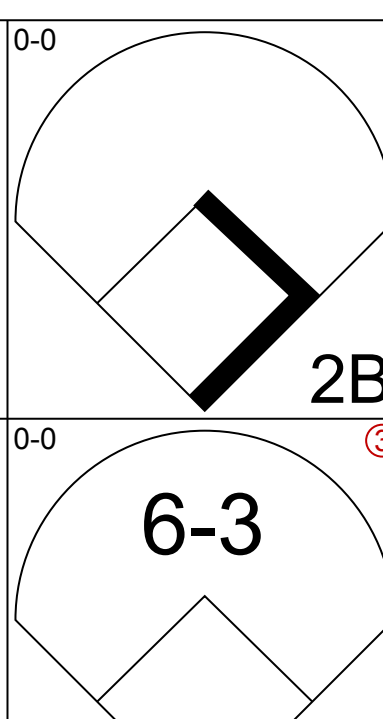
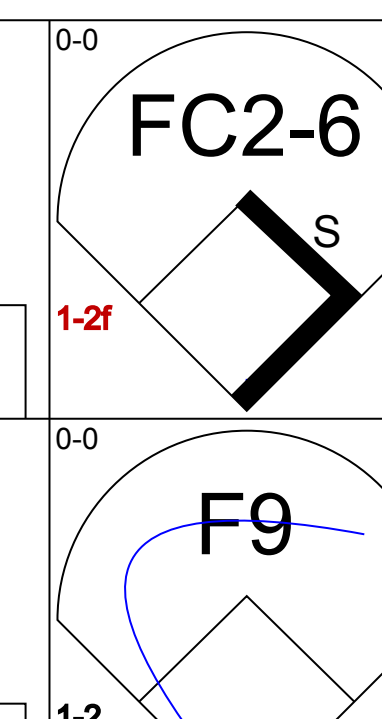
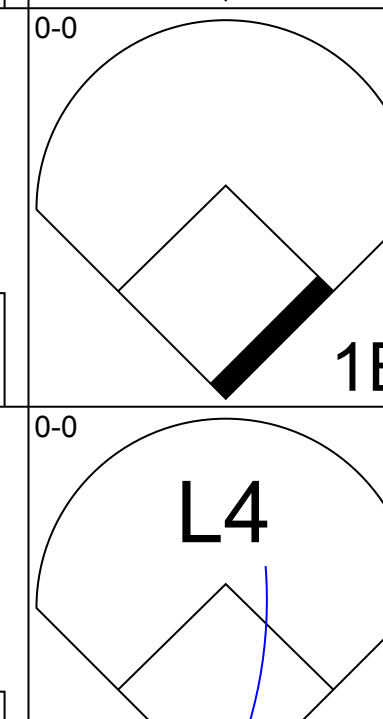
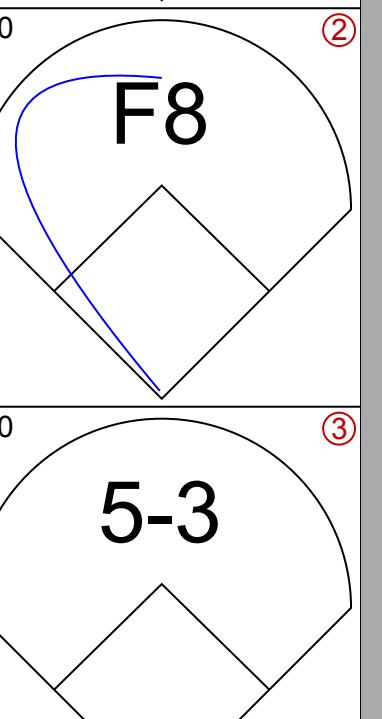

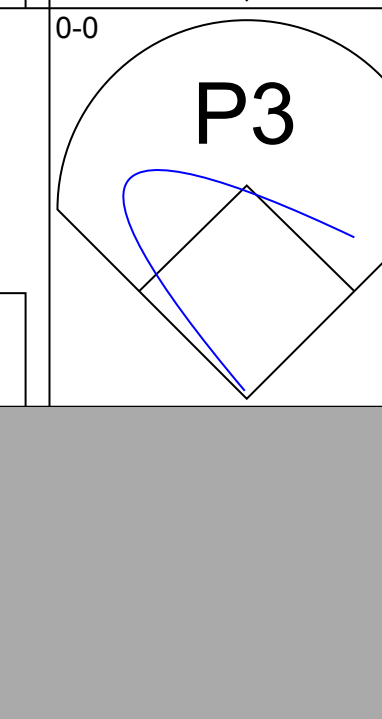


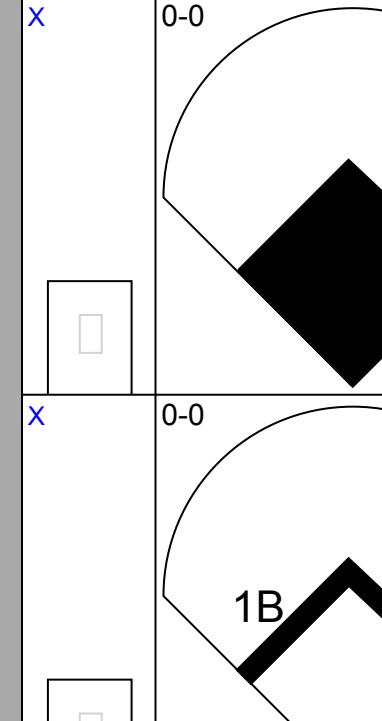



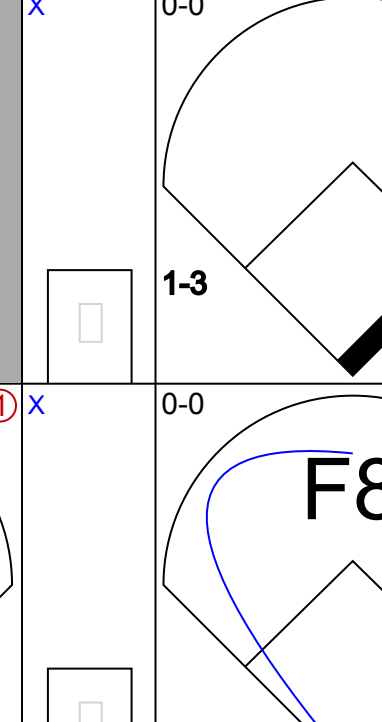

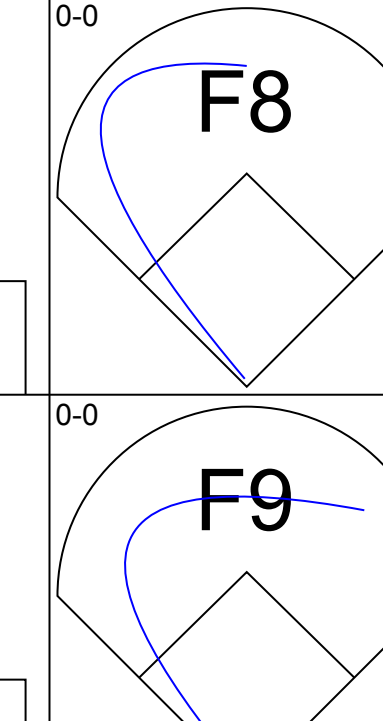
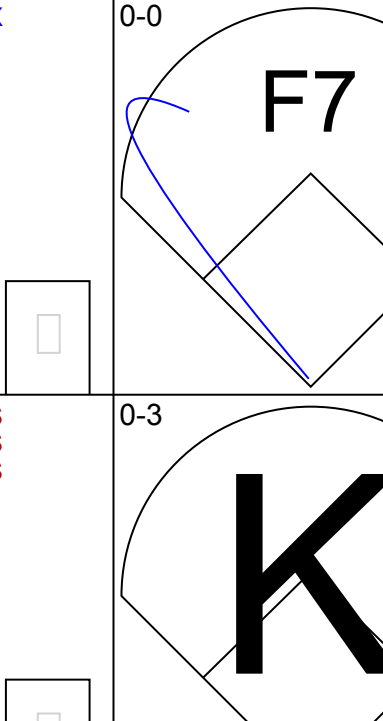
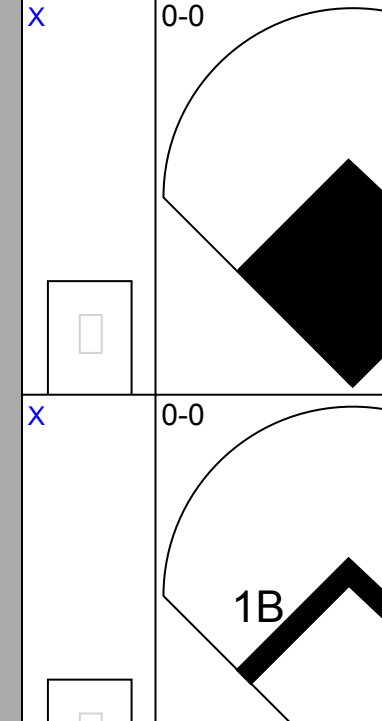
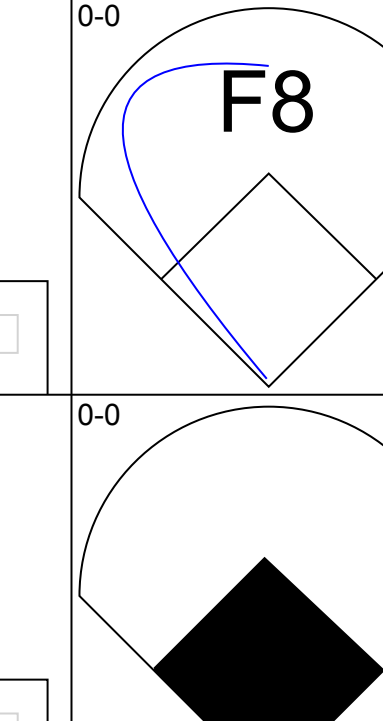

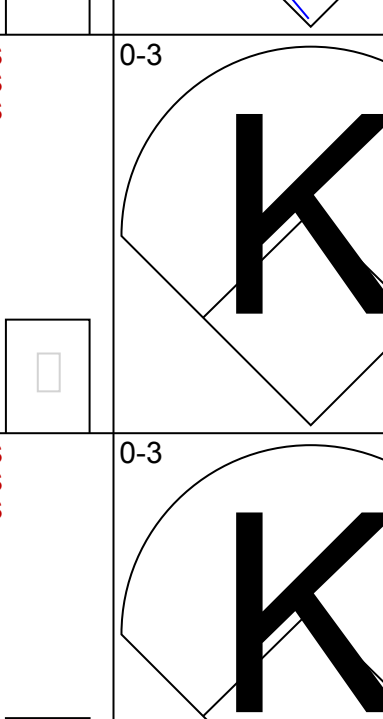
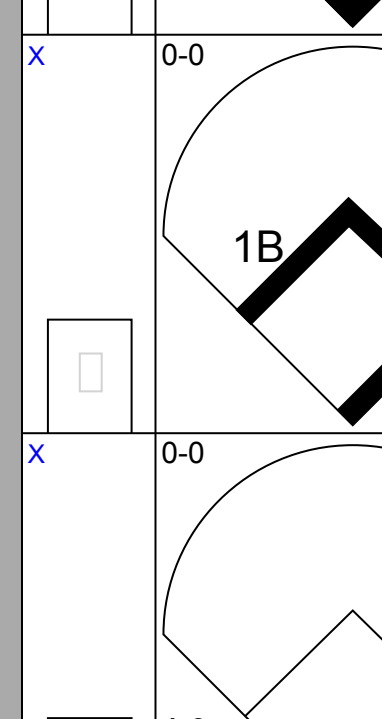
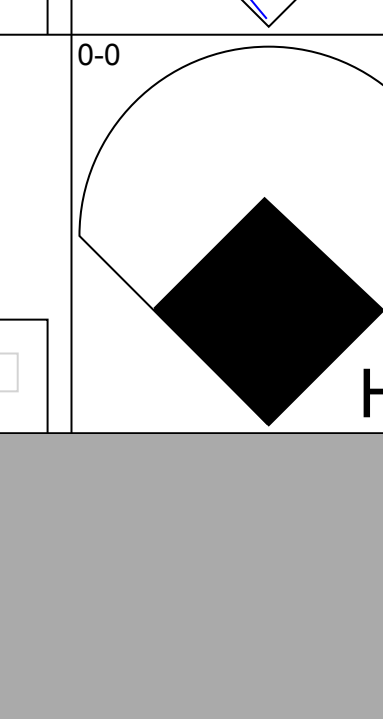

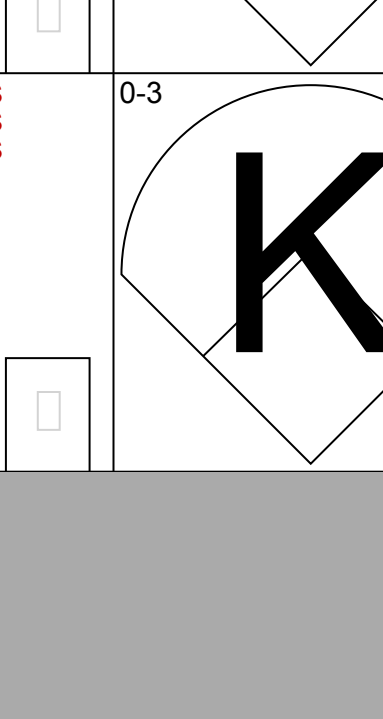
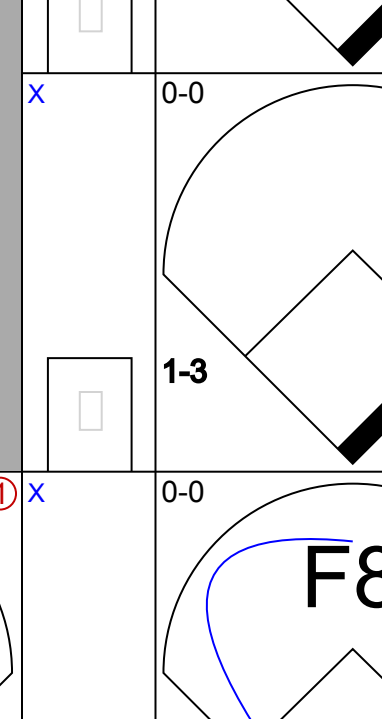
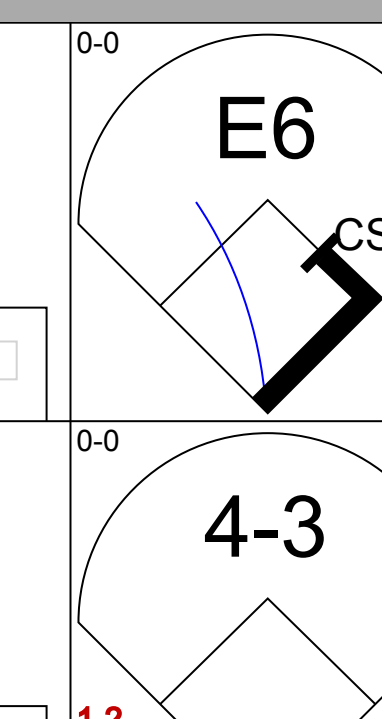
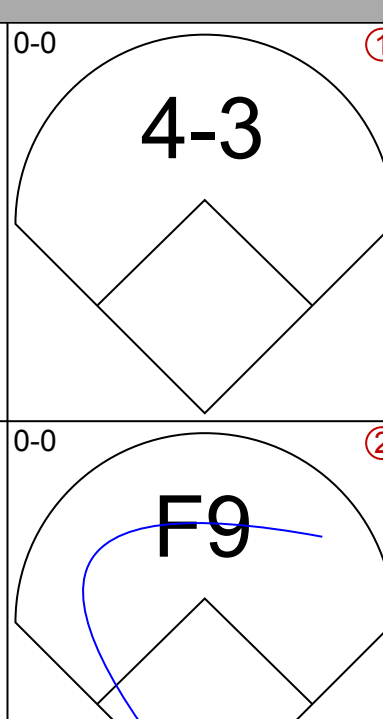
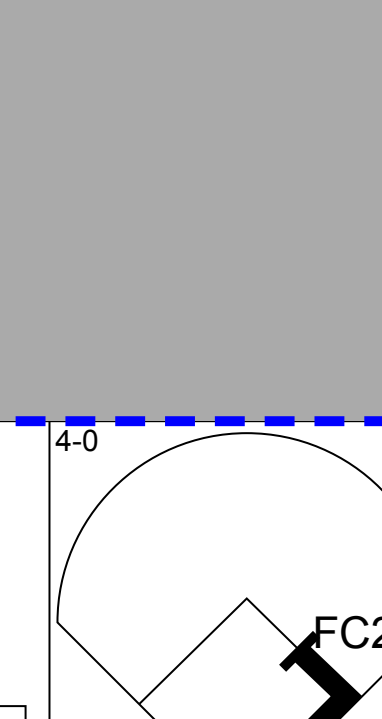
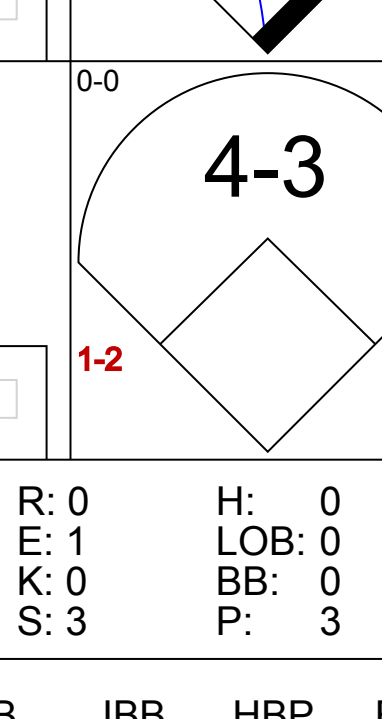
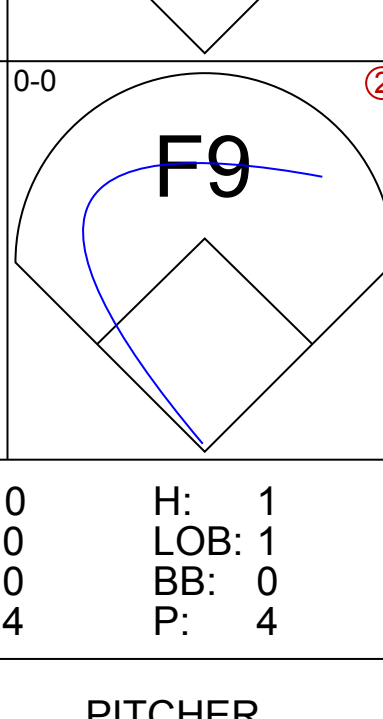
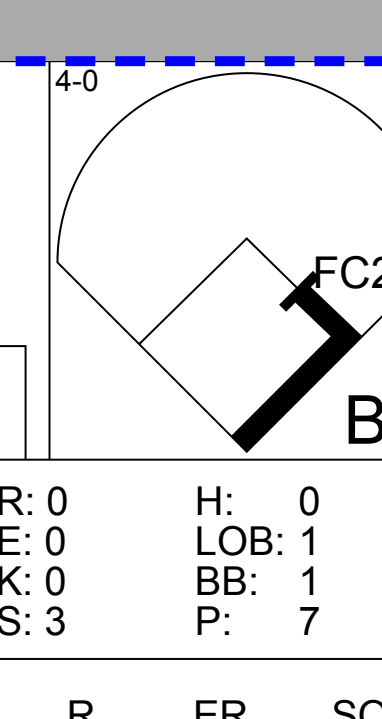
Batter	1	2	3	4	5	6	7	8	9	AB	R	H	RBI	BB	SO	LOB	BOTTOM								
Lou Brock, L OBP: 0.345, SLG: 0.453 (1, 7)										4	0	0	0	0	1	2									
Curt Flood, R OBP: 0.343, SLG: 0.354 (1, 8)										4	0	0	0	0	0	2									
Vada Pinson, L OBP: 0.330, SLG: 0.418 (1, 9)										4	0	1	0	0	0	0									
Joe Torre, R OBP: 0.353, SLG: 0.471 (1, 3)										4	0	1	0	0	1	1									
Julian Javier, R OBP: 0.345, SLG: 0.440 (1, 4)										4	0	2	0	0	1	1									
Mike Shannon, R OBP: 0.308, SLG: 0.369 (1, 5)										3	0	0	0	1	0	4									
Tim McCarver, L OBP: 0.336, SLG: 0.360 (1, 2)										3	0	0	0	1	0	4									
Dal Maxvill, R OBP: 0.275, SLG: 0.256 (1, 6)										2	0	0	0	1	0	1									
Chuck Taylor, R OBP: 0.077, SLG: 0.077 (1, 1)										1	0	0	0	0	0	0									
Byron Browne, R OBP: 0.500, SLG: 0.300 (6, PH)										1	0	0	0	0	0	0									
Ray Washburn, R OBP: 0.094, SLG: 0.065 (7, 1)										0	0	0	0	0	0	0									
Phil Gagliano, R OBP: 0.318, SLG: 0.284 (8, PH)										1	0	0	0	0	0	2									
Dave Giusti, R OBP: 0.308, SLG: 0.261 (9, 1)										0	0	0	0	0	0	0									
Inning Stats	R: 0 E: 0 K: 0 S: 3	H: 0 LOB: 0 BB: 0 P: 3	R: 0 E: 0 K: 1 S: 6	H: 1 LOB: 1 BB: 0 P: 6	R: 0 E: 0 K: 0 S: 3	H: 0 LOB: 0 BB: 0 P: 3	R: 0 E: 0 K: 1 S: 5	H: 0 LOB: 0 BB: 0 P: 5	R: 0 E: 0 K: 0 S: 3	H: 0 LOB: 0 BB: 0 P: 3	R: 0 E: 0 K: 0 S: 4	H: 1 LOB: 1 BB: 0 P: 4	R: 0 E: 0 K: 1 S: 5	H: 0 LOB: 2 BB: 2 P: 13	R: 0 E: 0 K: 0 S: 5	H: 2 LOB: 2 BB: 0 P: 5	1B: 4 2B: 0 3B: 0 HR: 0	SF: 0 SAC: 0 DP: 0 HBP: 0	WP: 1 PB: 0 SB: 0 CS: 0	PA: 34					
PITCHER	IP	WLS	BF	H	R	ER	SO	BB	IBB	HBP	BLK	WP	HR	S	P	ERA	WHIP								
Claude Osteen, L ERA: 2.69 (1, 1)	9.0	W	34	4	0	0	3	3	0	0	0	1	0	37	49	0.00	0.778								

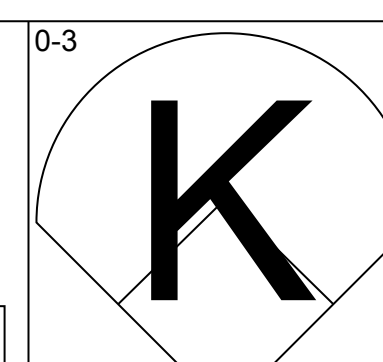
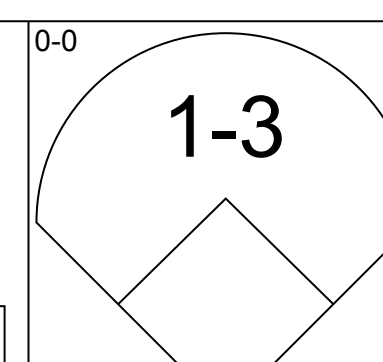
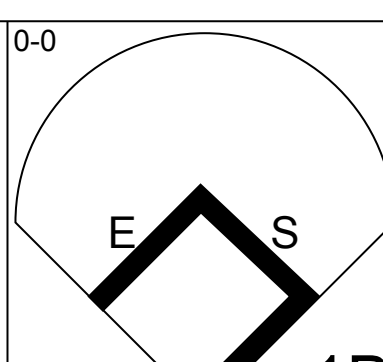
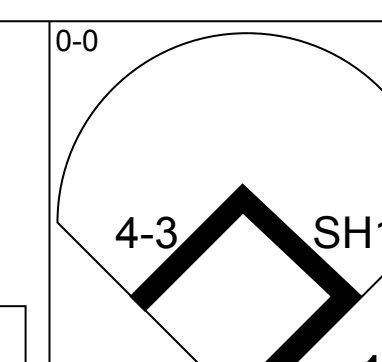
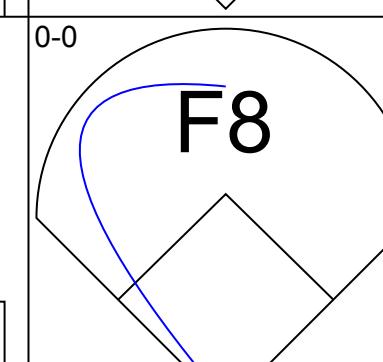
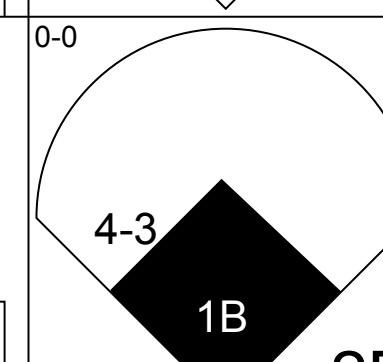
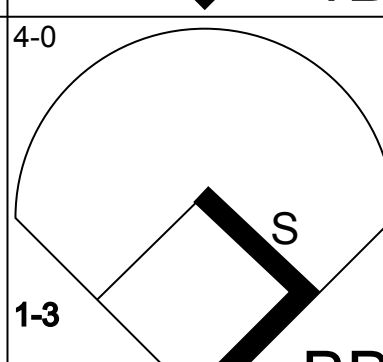
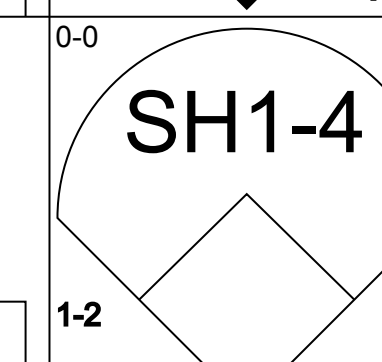
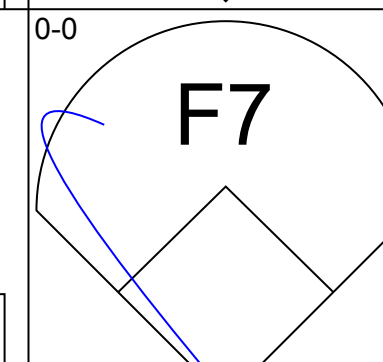
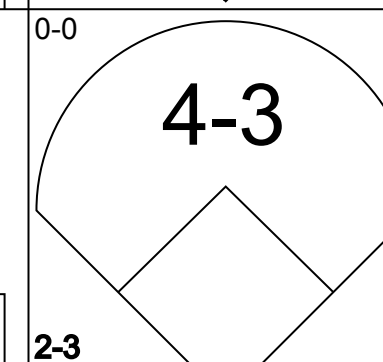
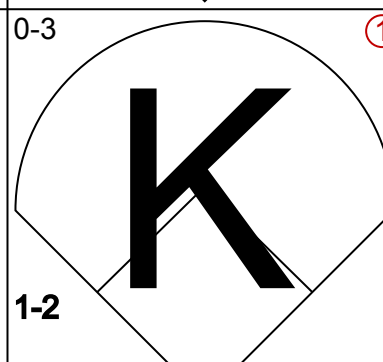
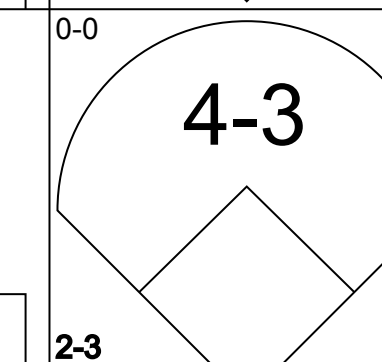
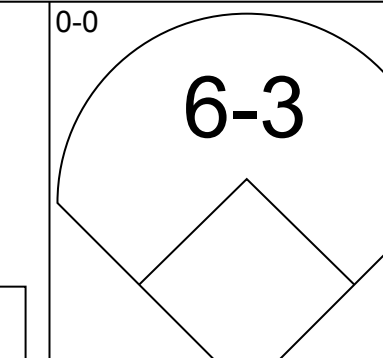
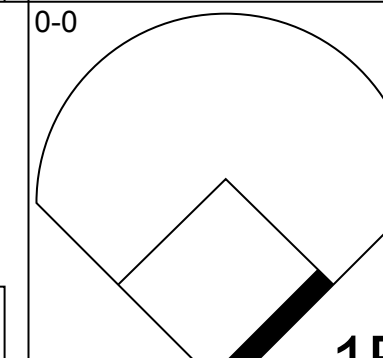
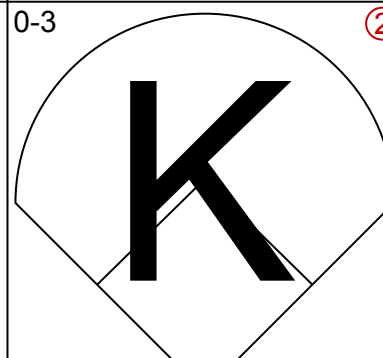
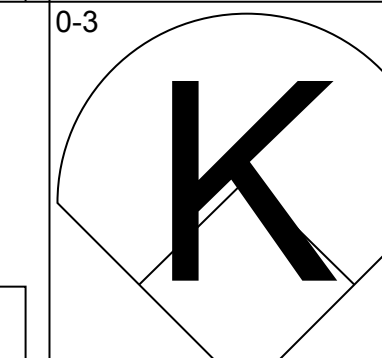
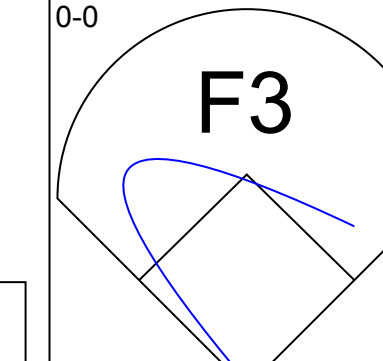
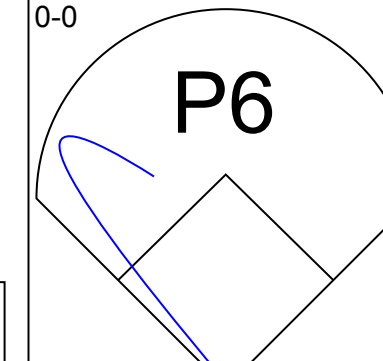
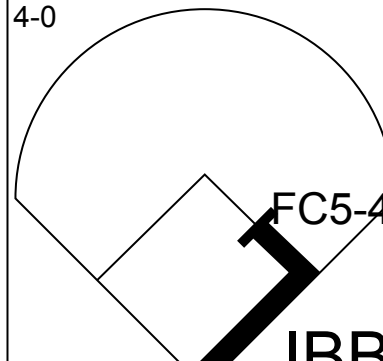
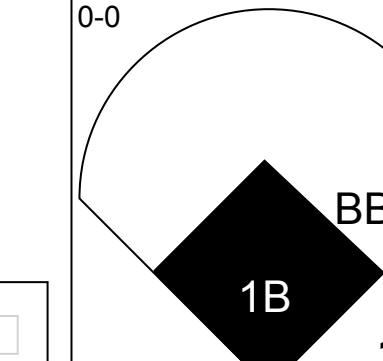
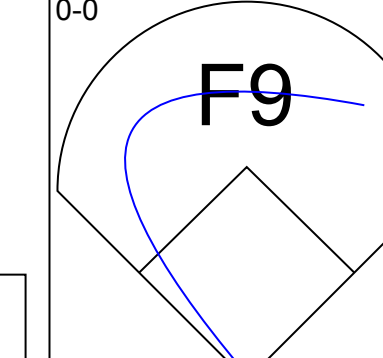
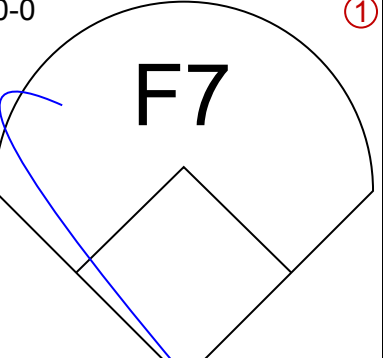
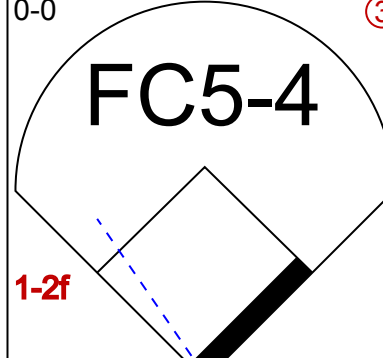
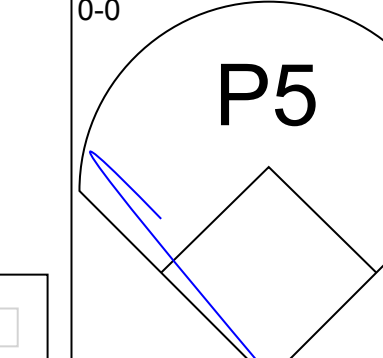
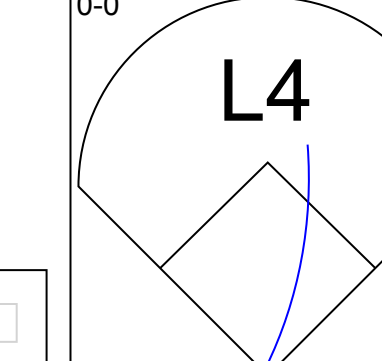
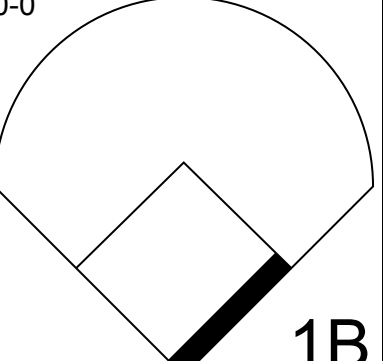
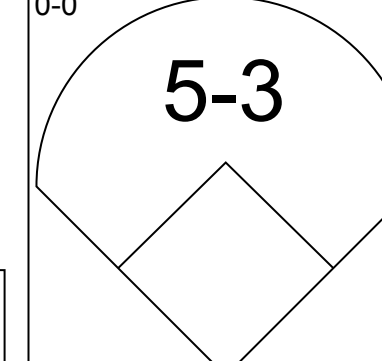
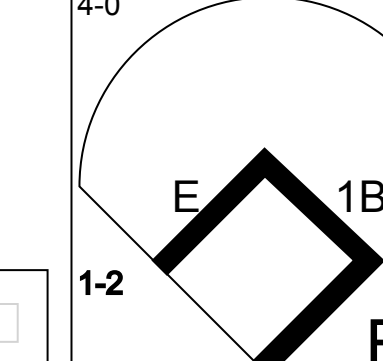
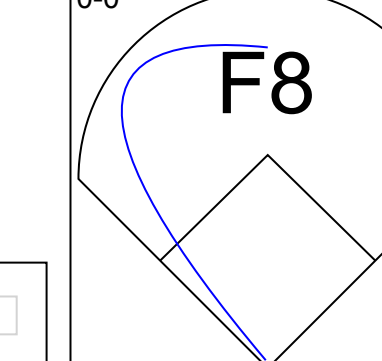
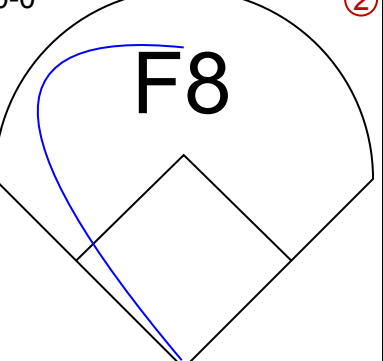
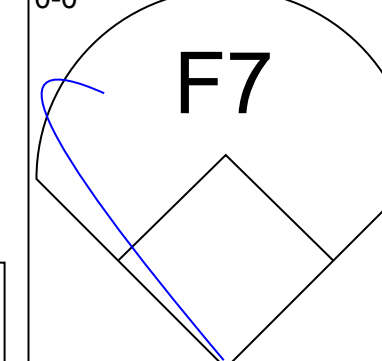
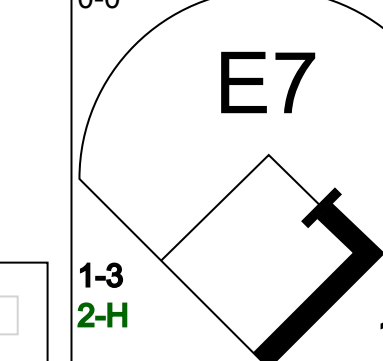
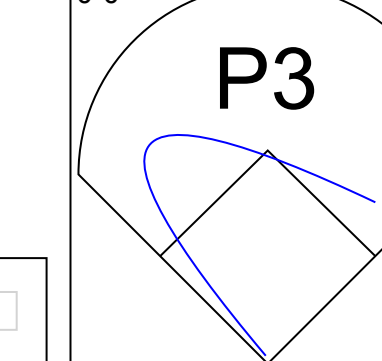
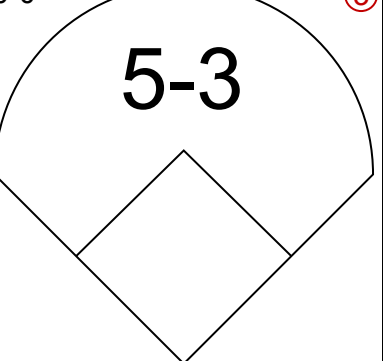
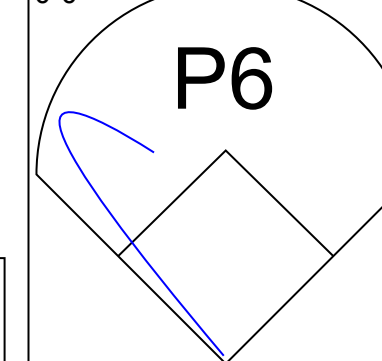
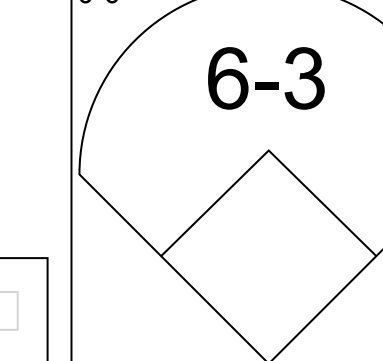
Los Angeles Dodgers @ St. Louis Cardinals
 Busch Stadium, St. Louis, MO
 Sun Aug 03 1969, 3:33 AM CDT
 Att: 32,262 - Unknown

AB	31
R	0
H	4
RBI	0
BB	3
SO	3
LOB	17



Batter	1	2	3	4	5	6	7	8	9	AB	R	H	RBI	BB	SO	LOB	TOP			
Maury Wills, S OBP: 0.340, SLG: 0.340 (1, 6)										4	1	2	0	0	1	0	Los Angeles Dodgers @ St. Louis Cardinals Busch Stadium, St. Louis, MO Mon Aug 04 1969, 7:05 PM CDT Att: 34,135 - Unknown livebaseballscorecards.com			
Manny Mota, R OBP: 0.336, SLG: 0.422 Billy Grabarkewitz, R OBP: 0.182, SLG: 0.176 (8, PR) (8, 4)										3	0	1	0	1	0	0				
Willie Davis, L OBP: 0.331, SLG: 0.444 (1, 8)										3	0	1	1	1	0	1				
Len Gabrielson, L OBP: 0.331, SLG: 0.373 (1, 9)										4	0	1	0	0	0	3				
Tom Haller, L OBP: 0.337, SLG: 0.377 (1, 2)											4	0	1	0	0	2				
Bill Sudakis, S OBP: 0.292, SLG: 0.360 (1, 5)											4	0	1	0	0	1				
Tom Hutton, L OBP: 0.412, SLG: 0.333 (1, 3)											4	0	0	0	0	2				
Ted Sizemore, R OBP: 0.318, SLG: 0.305 (8, 7)										4	0	0	0	0	0	2				
Bill Singer, R OBP: 0.127, SLG: 0.116 Willie Crawford, L OBP: 0.322, SLG: 0.426 Jim Brewer, L OBP: 0.200, SLG: 0.222 (8, PH) (8, 1)										2	0	0	0	0	0	0				
Inning Stats	R: 0 E: 0 K: 1 S: 7	H: 2 LOB: 2 BB: 0 P: 7	R: 0 E: 0 K: 1 S: 5	H: 0 LOB: 0 BB: 0 P: 5	R: 1 E: 0 K: 0 S: 4	H: 1 LOB: 1 BB: 1 P: 8	R: 0 E: 0 K: 0 S: 3	H: 0 LOB: 0 BB: 0 P: 3	R: 0 E: 0 K: 0 S: 3	H: 0 LOB: 0 BB: 0 P: 3	R: 0 E: 0 K: 0 S: 4	H: 1 LOB: 1 BB: 0 P: 4	R: 0 E: 0 K: 1 S: 6	H: 2 LOB: 2 BB: 1 P: 10	R: 0 E: 0 K: 0 S: 4	H: 1 LOB: 1 BB: 0 P: 4		1B: 6 2B: 0 3B: 1 HR: 0	SF: 0 SAC: 0 DP: 0 HBP: 0	WP: 0 PB: 0 SB: 3 CS: 0
PITCHER Nelson Briles, R ERA: 3.8 (1, 1)	IP: 9.0 WLS: W BF: 35 H: 7 R: 1 ER: 1 SO: 3 BB: 1 IBB: 1 HBP: 0 BLK: 0 WP: 0 HR: 0 S: 39 P: 47 ERA: 1.00 WHIP: 0.889																			

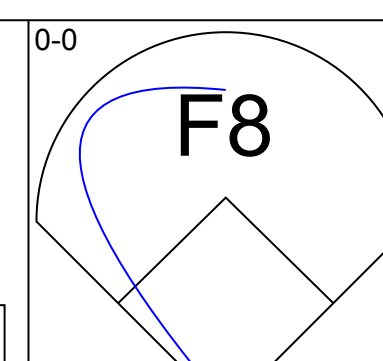
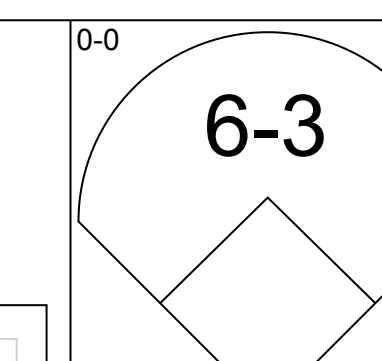
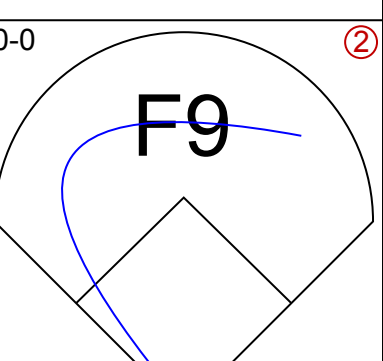
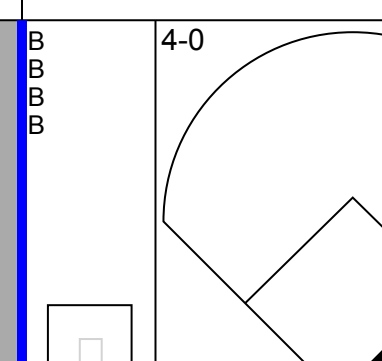
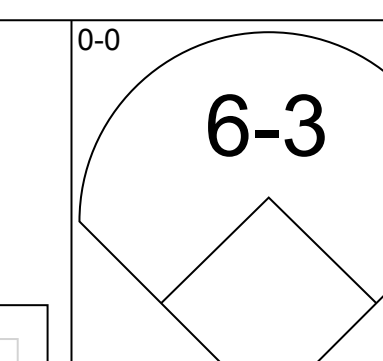
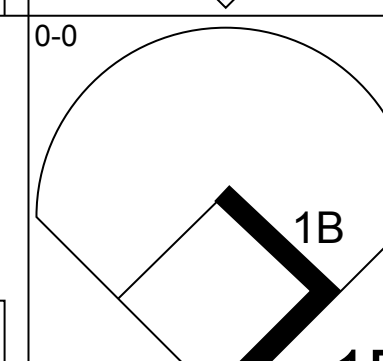
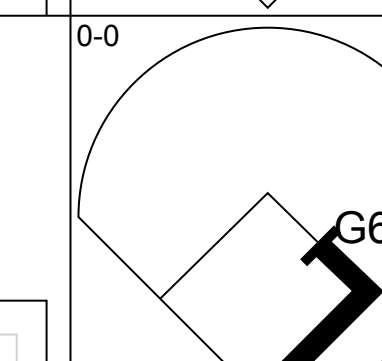
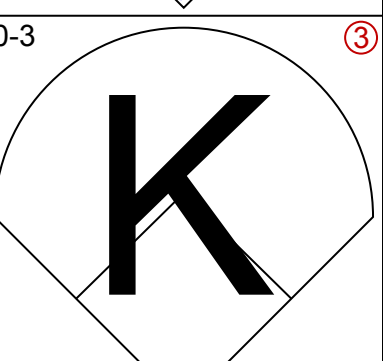
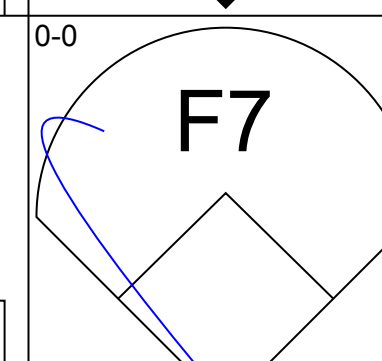
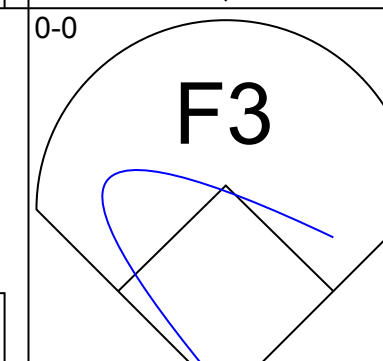
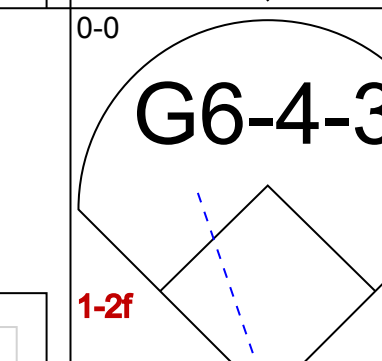
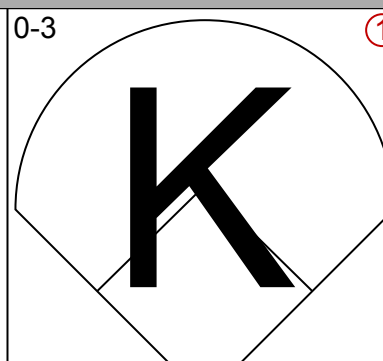
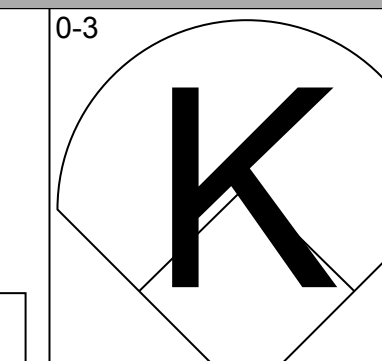
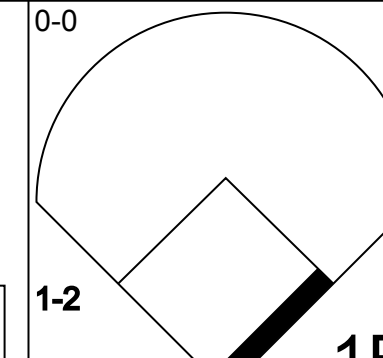
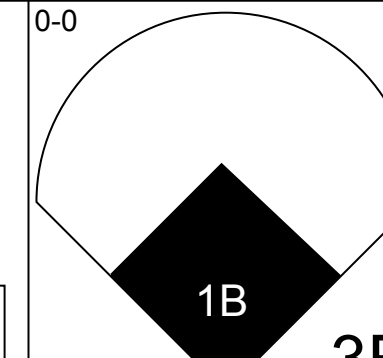
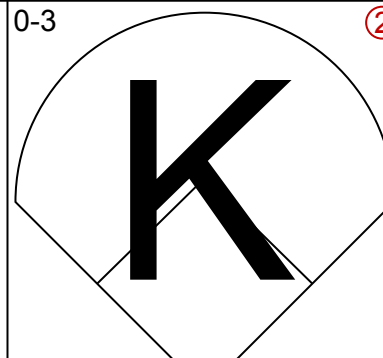
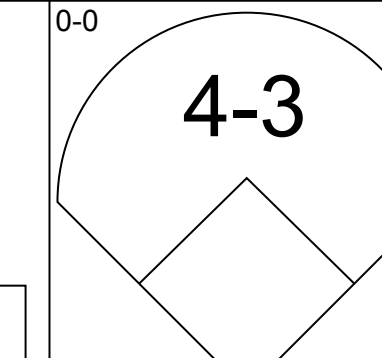
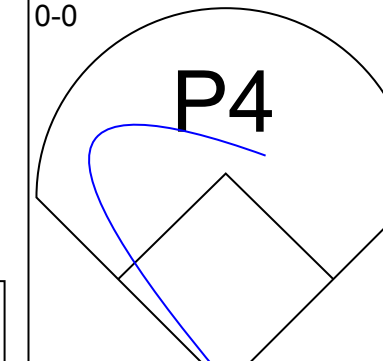
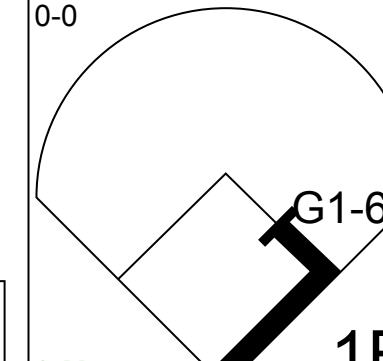
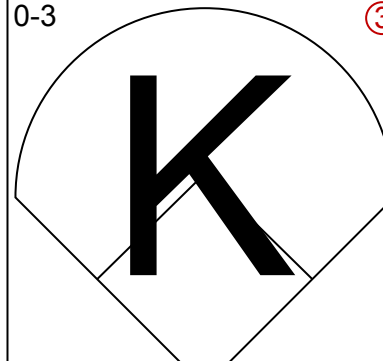
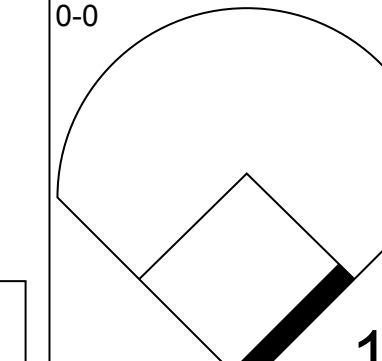
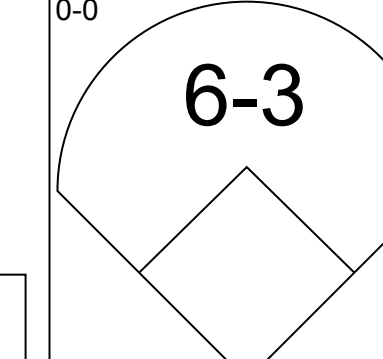
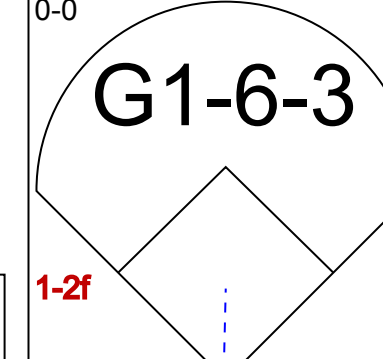
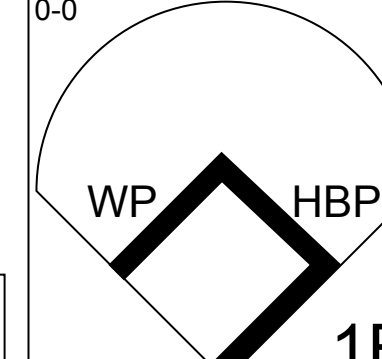
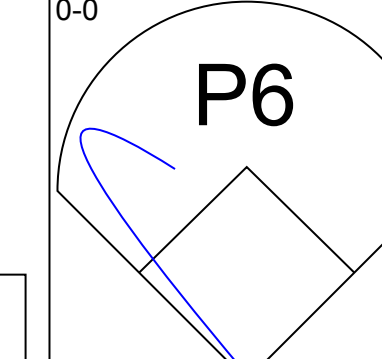
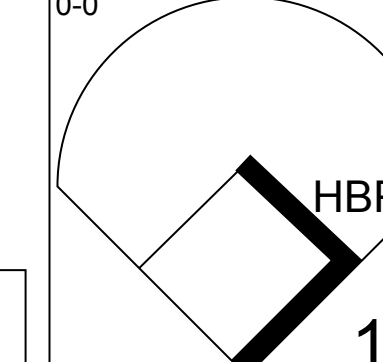
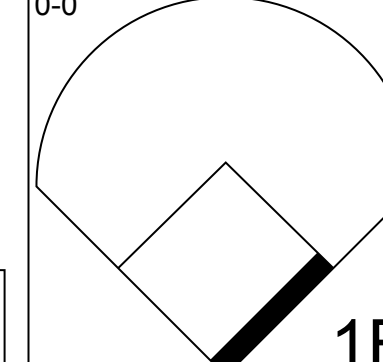
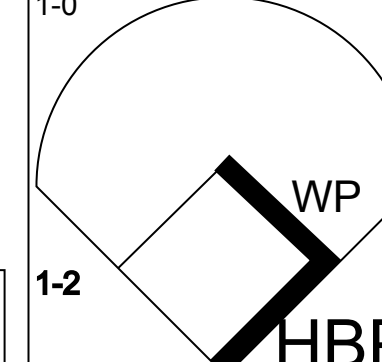
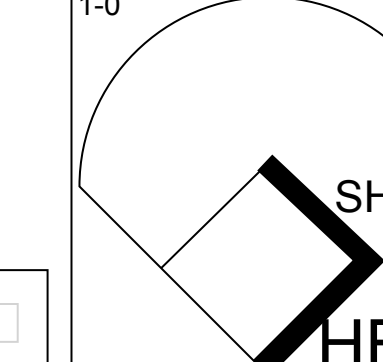
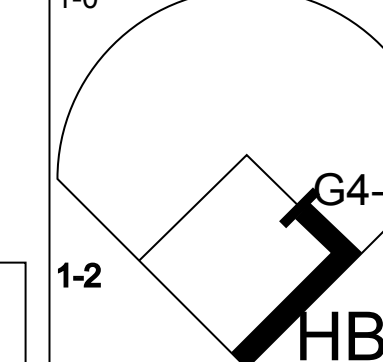
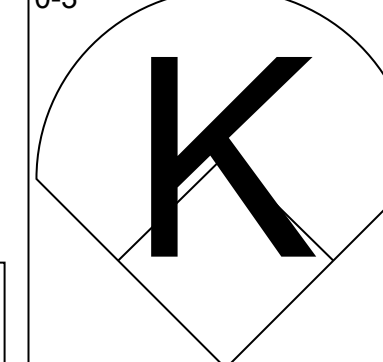
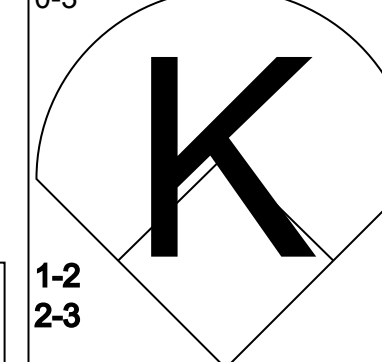
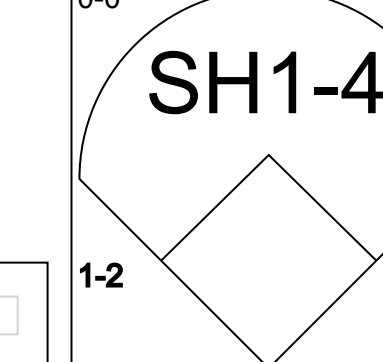
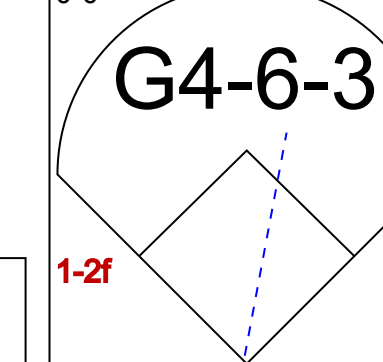
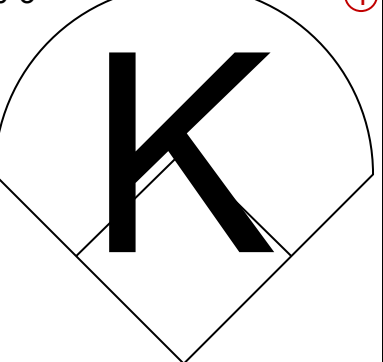
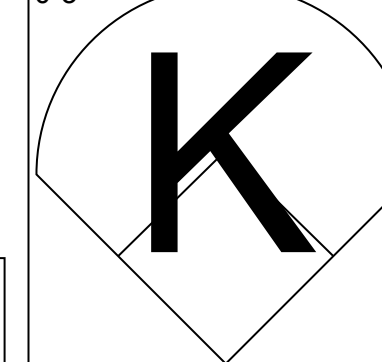
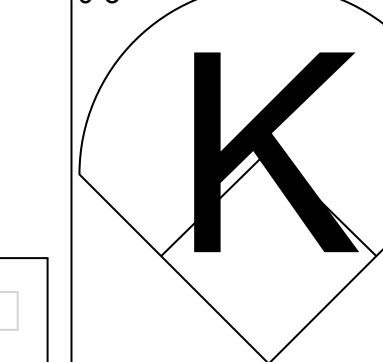
Batter	1	2	3	4	5	6	7	8	9	AB	R	H	RBI	BB	SO	LOB	BOTTOM			
Lou Brock, L OBP: 0.345, SLG: 0.454 (1, 7)										4	0	1	0	0	0	1	Los Angeles Dodgers @ St. Louis Cardinals Busch Stadium, St. Louis, MO Mon Aug 04 1969, 7:05 PM CDT Att: 34,135 - Unknown livebaseballscorecards.com			
Curt Flood, R OBP: 0.340, SLG: 0.350 (1, 8)										4	0	0	0	0	1	2				
Vada Pinson, L OBP: 0.329, SLG: 0.416 (1, 9)										4	0	1	0	0	0	1				
Joe Torre, R OBP: 0.350, SLG: 0.467 (1, 3)										4	0	0	0	0	0	1				
Tim McCarver, L OBP: 0.335, SLG: 0.367 (1, 2)											4	1	1	1	0	0				
Julian Javier, R OBP: 0.347, SLG: 0.450 (1, 4)										4	1	2	1	0	1	0				
Mike Shannon, R OBP: 0.308, SLG: 0.369 (1, 5)										3	0	1	0	0	1	0				
Dal Maxvill, R OBP: 0.272, SLG: 0.253 (1, 6)										3	0	0	0	0	0	2				
Nelson Briles, R OBP: 0.164, SLG: 0.173 (1, 1)										2	0	0	0	1	0	1				
Inning Stats	R: 0 E: 0 K: 0 S: 4	H: 1 LOB: 1 BB: 0 P: 4	R: 0 E: 0 K: 0 S: 3	H: 0 LOB: 0 BB: 0 P: 3	R: 0 E: 0 K: 1 S: 5	H: 0 LOB: 0 BB: 0 P: 5	R: 0 E: 0 K: 2 S: 7	H: 0 LOB: 0 BB: 0 P: 7	R: 0 E: 0 K: 0 S: 4	H: 1 LOB: 1 BB: 0 P: 4	R: 1 E: 0 K: 0 S: 6	H: 3 LOB: 2 BB: 0 P: 6	R: 0 E: 0 K: 0 S: 3	H: 0 LOB: 1 BB: 1 P: 7	R: 1 E: 0 K: 0 S: 3	H: 1 LOB: 0 BB: 0 P: 3		1B: 3 2B: 1 3B: 0 HR: 2	SF: 0 SAC: 0 DP: 0 HBP: 0	WP: 0 PB: 0 SB: 1 CS: 1
PITCHER Bill Singer, R ERA: 1.88 Jim Brewer, L ERA: 2.3 (8, 1)	IP: 7.0 WLS: L BF: 26 H: 5 R: 1 ER: 1 SO: 3 BB: 0 IBB: 0 HBP: 0 BLK: 0 WP: 0 HR: 1 S: 32 P: 32 ERA: 1.29 WHIP: 0.714																			

Batter	1	2	3	4	5	6	7	8	9	AB	R	H	RBI	BB	SO	LOB	TOP					
Lou Brock, L OBP: 0.346, SLG: 0.454 (1, 7)										4	0	2	0	0	1	0						
Curt Flood, R OBP: 0.342, SLG: 0.353 (1, 8)										2	1	1	0	1	0	0						
Vada Pinson, L OBP: 0.326, SLG: 0.411 (1, 9)										4	0	0	0	0	1	4						
Joe Torre, R OBP: 0.349, SLG: 0.464 (1, 3)										4	0	1	1	0	2	3						
Julian Javier, R OBP: 0.349, SLG: 0.449 (1, 4)										3	1	1	0	1	0	1						
Mike Shannon, R OBP: 0.305, SLG: 0.365 (1, 5)										4	0	0	0	0	0	4						
Tim McCarver, L OBP: 0.337, SLG: 0.366 (1, 2)										3	0	1	0	1	0	0						
Dal Maxvill, R OBP: 0.269, SLG: 0.250 (1, 6)										3	0	0	0	0	0	1						
Phil Gagliano, R OBP: 0.292, SLG: 0.293 (9, PH)										1	0	1	1	0	0	0						
Steve Huntz, S OBP: 0.328, SLG: 0.206 (9, 6)										0	0	0	0	0	0	0						
Bob Gibson, R OBP: 0.256, SLG: 0.307 (1, 1)										4	0	0	0	0	0	2						
Inning Stats	R: 0 E: 0 K: 1 S: 5	H: 0 LOB: 0 BB: 0 P: 5	R: 0 E: 0 K: 0 S: 3	H: 0 LOB: 0 BB: 0 P: 3	R: 0 E: 0 K: 0 S: 3	H: 0 LOB: 0 BB: 0 P: 3	R: 1 E: 0 K: 0 S: 5	H: 2 LOB: 1 BB: 0 P: 5	R: 0 E: 0 K: 2 S: 4	H: 1 LOB: 1 BB: 0 P: 4	R: 0 E: 0 K: 2 S: 8	H: 0 LOB: 0 BB: 2 P: 16	R: 0 E: 0 K: 1 S: 6	H: 1 LOB: 1 BB: 0 P: 6	R: 0 E: 0 K: 1 S: 6	H: 1 LOB: 1 BB: 0 P: 8	R: 1 E: 1 K: 0 S: 4	H: 2 LOB: 1 BB: 1 P: 8	1B: 6 2B: 1 3B: 0 HR: 0	SF: 0 SAC: 1 DP: 0 HBP: 0	WP: 0 PB: 0 SB: 2 CS: 0	PA: 36
PITCHER	IP	WLS	BF	H	R	ER	SO	BB	IBB	HBP	BLK	WP	HR	S	P	ERA	WHIP					
Dick Kelley, L ERA: 3.56 (1, 1)	8.2	L	35	7	2	2	4	2	1	0	0	0	0	40	52	2.08	1.038					
Frank Reberger, R ERA: 3.44 (9, 1)	0.1		1	0	0	0	0	0	0	0	0	0	0	1	1	0.00	0.000					

St. Louis Cardinals @ San Diego Padres
San Diego Stadium, San Diego, CA
Tue Aug 05 1969, 10:05 PM EDT
Att: 13,807 - Unknown

AB	32
R	2
H	7
RBI	2
BB	3
SO	4
LOB	15



Batter	1	2	3	4	5	6	7	8	9	AB	R	H	RBI	BB	SO	LOB	BOTTOM					
Jose Arcia, R OBP: 0.241, SLG: 0.266 (1, 6)										3	0	0	0	0	0	0						
Van Kelly, L OBP: 0.298, SLG: 0.414 (7, PH)										0	0	0	0	1	0	0						
Tommy Dean, R OBP: 0.291, SLG: 0.206 (8, 6)										0	0	0	0	0	0	0						
Chris Cannizzaro, R OBP: 0.313, SLG: 0.309 (8, PH)										1	0	0	0	0	0	1						
Roberto Pena, R OBP: 0.286, SLG: 0.299 (1, 5)										4	0	2	0	0	1	3						
Ollie Brown, R OBP: 0.312, SLG: 0.389 (1, 9)										4	0	0	0	0	2	2						
Nate Colbert, R OBP: 0.321, SLG: 0.482 (1, 3)										4	1	2	0	0	1	0						
Al Ferrara, R OBP: 0.359, SLG: 0.467 (1, 7)										4	0	2	1	0	1	2						
Cito Gaston, R OBP: 0.263, SLG: 0.289 (8, PR) (9, 8)										0	0	0	0	0	0	0						
Ivan Murrell, R OBP: 0.304, SLG: 0.327 (1, 8) (9, 7)										4	0	1	0	0	0	2						
Walt Hriniaik, L OBP: 0.376, SLG: 0.243 (1, 2)										2	0	2	0	0	0	0						
John Sipin, R OBP: 0.254, SLG: 0.318 (1, 4)										2	0	0	0	0	2	3						
Dick Kelley, R OBP: 0.122, SLG: 0.146 (1, 1)										3	0	0	0	0	2	4						
Frank Reberger, L OBP: 0.315, SLG: 0.386 (9, PH)											1	0	0	0	0	1	1					
Inning Stats	R: 0 E: 0 K: 0 S: 5	H: 2 LOB: 2 BB: 0 P: 5	R: 0 E: 0 K: 0 S: 3	H: 1 LOB: 1 BB: 0 P: 4	R: 0 E: 0 K: 0 S: 3	H: 1 LOB: 0 BB: 0 P: 3	R: 1 E: 0 K: 1 S: 7	H: 3 LOB: 1 BB: 0 P: 7	R: 0 E: 0 K: 2 S: 7	H: 0 LOB: 0 BB: 0 P: 7	R: 0 E: 0 K: 3 S: 9	H: 0 LOB: 0 BB: 0 P: 9	R: 0 E: 0 K: 2 S: 8	H: 1 LOB: 3 BB: 1 P: 13	R: 0 E: 0 K: 1 S: 6	H: 1 LOB: 1 BB: 0 P: 6	R: 0 E: 0 K: 1 S: 5	H: 0 LOB: 1 BB: 0 P: 6	1B: 8 2B: 0 3B: 1 HR: 0	SF: 0 SAC: 1 DP: 3 HBP: 3	WP: 1 PB: 0 SB: 0 CS: 0	PA: 37
PITCHER	IP	WLS	BF	H	R	ER	SO	BB	IBB	HBP	BLK	WP	HR	S	P	ERA	WHIP					
Bob Gibson, R ERA: 2.26 (1, 1)	9.0	W	37	9	1	1	10	1	0	3	0	1	0	53	60	1.00	1.111					

St. Louis Cardinals @ San Diego Padres
San Diego Stadium, San Diego, CA
Tue Aug 05 1969, 10:05 PM EDT
Att: 13,807 - Unknown

AB	32
R	1
H	9
RBI	1
BB	1
SO	10
LOB	18



Batter	1	2	3	4	5	6	7	8	9	AB	R	H	RBI	BB	SO	LOB	TOP										
Lou Brock, L OBP: 0.345, SLG: 0.454 (1, 7)										5	0	1	0	0	1	1											
Curt Flood, R OBP: 0.345, SLG: 0.360 (1, 8)										4	0	1	0	0	0	2											
Vada Pinson, L OBP: 0.320, SLG: 0.401 (1, 9)										4	1	1	0	0	0	1											
Joe Torre, R OBP: 0.350, SLG: 0.466 (1, 3)										5	1	2	0	0	1	3											
Tim McCarver, L OBP: 0.334, SLG: 0.366 (1, 2)										3	1	1	1	1	1	0											
Mike Shannon, R OBP: 0.311, SLG: 0.374 (1, 5)										3	1	2	1	1	0	0											
Julian Javier, R OBP: 0.338, SLG: 0.434 (1, 4)										4	0	0	0	0	1	6											
Dal Maxvill, R OBP: 0.270, SLG: 0.252 (1, 6)										4	0	2	2	0	1	4											
Chuck Taylor, R OBP: 0.059, SLG: 0.059 (1, 1)										4	0	0	0	0	3	3											
Inning Stats	R: 0 E: 0 K: 0 S: 3	H: 0 LOB: 0 BB: 0 P: 3	R: 3 E: 0 K: 1 S: 9	H: 4 LOB: 2 BB: 1 P: 13	R: 0 E: 0 K: 1 S: 5	H: 0 LOB: 0 BB: 0 P: 5	R: 0 E: 0 K: 2 S: 8	H: 1 LOB: 1 BB: 0 P: 8	R: 0 E: 0 K: 1 S: 5	H: 0 LOB: 0 BB: 0 P: 5	R: 0 E: 0 K: 0 S: 3	H: 1 LOB: 0 BB: 0 P: 3	R: 1 E: 0 K: 0 S: 5	H: 2 LOB: 3 BB: 1 P: 10	R: 0 E: 0 K: 2 S: 9	H: 2 LOB: 2 BB: 0 P: 9	1B: 7 2B: 4 3B: 0 HR: 0	SF: 0 SAC: 0 DP: 1 HBP: 2	WP: 0 PB: 1 SB: 1 CS: 0	PA: 40							
PITCHER	IP	WLS	BF	H	R	ER	SO	BB	IBB	HBP	BLK	WP	HR	S	P	ERA	WHIP										
Gaylord Perry, R ERA: 2.59 (1, 1)	8.0	L	35	8	4	3	6	1	1	2	0	0	0	43	53	3.38	1.125										
Frank Linzy, R ERA: 3.46 (9, 1)	1.0		5	2	0	0	2	0	0	0	0	0	0	9	9	0.00	2.000										

St. Louis Cardinals @ San Francisco Giants
Candlestick Park, San Francisco, CA
Fri Aug 08 1969, 10:05 PM EDT
Att: 13,999 - Unknown

AB	36
R	4
H	10
RBI	4
BB	2
SO	8
LOB	20



Batter	1	2	3	4	5	6	7	8	9	AB	R	H	RBI	BB	SO	LOB	BOTTOM										
Bobby Bonds, R OBP: 0.352, SLG: 0.480 (1, 8)										4	0	0	0	0	1	0											
Don Mason, L OBP: 0.310, SLG: 0.243 (1, 4)										4	1	1	0	0	0	0											
Willie Mays, R OBP: 0.360, SLG: 0.441 (1, 9)										3	0	0	0	0	2	1											
Dave Marshall, L OBP: 0.358, SLG: 0.318 (7, 7)										1	0	0	0	0	1	0											
Willie McCovey, L OBP: 0.457, SLG: 0.713 (1, 3)										3	2	2	1	1	0	0											
Ken Henderson, S OBP: 0.277, SLG: 0.331 (1, 7) (7, 9)										4	0	2	1	0	0	0											
Tito Fuentes, S OBP: 0.330, SLG: 0.350 (1, 5)										2	0	0	1	0	0	3											
John Stephenson, L OBP: 0.231, SLG: 0.308 (7, PH) (8, 2)										2	0	1	0	0	0	0											
Hal Lanier, R OBP: 0.281, SLG: 0.260 (1, 6)										3	0	0	0	0	0	1											
Jim Ray Hart, R OBP: 0.373, SLG: 0.370 (9, PH)										1	0	0	0	0	0	1											
Bob Barton, R OBP: 0.283, SLG: 0.229 (1, 2)										2	0	0	0	0	1	1											
Jim Davenport, R OBP: 0.316, SLG: 0.332 (7, PH) (8, 5)										1	0	0	0	0	1	0											
Gaylord Perry, R OBP: 0.146, SLG: 0.154 (1, 1)										2	0	0	0	0	0	0											
Bob Burda, L OBP: 0.336, SLG: 0.471 (8, PH)										1	0	0	0	0	0	0											
Frank Linzy, R OBP: 0.333, SLG: 0.200 (9, 1)										0	0	0	0	0	0	0											
Inning Stats	R: 1 E: 0 K: 1 S: 8	H: 3 LOB: 2 BB: 0 P: 8	R: 0 E: 0 K: 1 S: 5	H: 0 LOB: 0 BB: 0 P: 5	R: 0 E: 0 K: 1 S: 5	H: 0 LOB: 0 BB: 0 P: 5	R: 1 E: 0 K: 0 S: 4	H: 1 LOB: 1 BB: 1 P: 8	R: 0 E: 0 K: 1 S: 5	H: 0 LOB: 0 BB: 0 P: 5	R: 0 E: 0 K: 0 S: 3	H: 0 LOB: 0 BB: 0 P: 3	R: 0 E: 0 K: 1 S: 5	H: 0 LOB: 0 BB: 0 P: 5	R: 0 E: 0 K: 0 S: 3	H: 0 LOB: 0 BB: 0 P: 3	R: 1 E: 0 K: 1 S: 7	H: 2 LOB: 1 BB: 0 P: 7	1B: 5 2B: 0 3B: 0 HR: 1	SF: 0 SAC: 0 DP: 0 HBP: 0	WP: 0 PB: 0 SB: 0 CS: 0	PA: 34					
PITCHER	IP	WLS	BF	H	R	ER	SO	BB	IBB	HBP	BLK	WP	HR	S	P	ERA	WHIP										
Chuck Taylor, R ERA: 1.99 (1, 1)	9.0	W	34	6	3	3	6	1	0	0	0	0	1	45	49	3.00	0.778										

St. Louis Cardinals @ San Francisco Giants
Candlestick Park, San Francisco, CA
Fri Aug 08 1969, 10:05 PM EDT
Att: 13,999 - Unknown

AB	33
R	3
H	6
RBI	3
BB	1
SO	6
LOB	7



Batter	1	2	3	4	5	6	7	8	9	AB	R	H	RBI	BB	SO	LOB	TOP								
Lou Brock, L (1.7) OBP: 0.344, SLG: 0.457	F5		K		F5			F7	1B	5	0	1	1	0	1	1									
Curt Flood, R (1.8) OBP: 0.351, SLG: 0.365	5-3		6-3			6-3		2B	1B	4	1	1	0	1	0	0									
Vada Pinson, L (1.9) OBP: 0.319, SLG: 0.400	4-3			6-3				1B	SF7	4	0	2	2	0	0	0									
Joe Torre, R (1.3) OBP: 0.353, SLG: 0.466		2B		K				K	1B	5	1	2	0	0	2	1									
Tim McCarver, L (1.2) OBP: 0.332, SLG: 0.366		CS		6-3				F9	K	4	0	1	0	0	1	0									
Mike Shannon, R (1.5) OBP: 0.314, SLG: 0.381		BB						K2-3		3	2	2	1	1	1	0									
Julian Javier, R (1.4) OBP: 0.346, SLG: 0.442		SF8							HR	2	1	2	1	1	0	0									
Dal Maxvill, R (1.6) OBP: 0.265, SLG: 0.246 (5, PH)		3-H							1B	1	0	0	0	0	1	2									
Vic Davallio, L (5, PH) OBP: 0.293, SLG: 0.270									K	1	0	0	0	0	0	2									
Steve Hantz, S (5, 6) OBP: 0.323, SLG: 0.202									2B	2	1	0	0	0	1	2									
Bob Gibson, R (1.1) OBP: 0.250, SLG: 0.303									1B	1	0	0	1	0	1	0									
Bill White, L (8, PH) OBP: 0.353, SLG: 0.256									1B	1	0	0	0	0	1	0									
Mudcat Grant, R (8, 1) OBP: 0.310, SLG: 0.259									2B	1	1	1	1	0	0	0									
Inning Stats	R: 0 E: 0 K: 0 S: 3	H: 0 LOB: 0 BB: 0 P: 3	R: 1 E: 0 K: 1 S: 6	H: 2 LOB: 2 BB: 1 P: 10	R: 0 E: 0 K: 2 S: 7	H: 0 LOB: 0 BB: 0 P: 7	R: 0 E: 0 K: 1 S: 5	H: 0 LOB: 0 BB: 0 P: 5	R: 1 E: 0 K: 0 S: 4	H: 1 LOB: 1 BB: 1 P: 8	R: 0 E: 0 K: 0 S: 3	H: 1 LOB: 0 BB: 0 P: 3	R: 0 E: 0 K: 1 S: 6	H: 1 LOB: 1 BB: 0 P: 6	R: 1 E: 0 K: 2 S: 9	H: 2 LOB: 1 BB: 0 P: 9	R: 4 E: 0 K: 2 S: 12	H: 5 LOB: 3 BB: 1 P: 16	1B: 7 2B: 5 3B: 0 HR: 1	SF: 3 SAC: 0 DP: 1 HBP: 0	WP: 1 PB: 0 SB: 0 CS: 1	PA: 40			
PITCHER	IP	WLS	BF	H	R	ER	SO	BB	IBB	HBP	BLK	WP	HR	S	P	ERA	WHIP								
Juan Marichal, R (1.1) ERA: 2.52	8.0		31	7	3	3	7	2	0	0	0	0	0	43	51	3.38	1.125								
Don McMahon, R (9, 1) ERA: 4.32	0.1	L	5	3	4	4	2	0	0	0	0	1	1	9	9	108.00	9.000								
Ron Bryant, L (9, 1) ERA: 3.21	0.2		4	2	0	0	0	0	1	0	0	0	0	3	7	0.00	3.000								

St. Louis Cardinals @ San Francisco Giants
Candlestick Park, San Francisco, CA
Sun Aug 10 1969, 6:33 AM EDT
Att: 20,677 - Unknown

AB 34
R 7
H 12
RBI 7
BB 3
SO 9
LOB 8



Batter	1	2	3	4	5	6	7	8	9	AB	R	H	RBI	BB	SO	LOB	BOTTOM								
Dave Marshall, L (1.7) OBP: 0.355, SLG: 0.310	6-3		1-2		G3	F8		3-1		4	0	0	0	0	0	2									
Ron Hunt, R (1.4) OBP: 0.347, SLG: 0.328	F3		F4		E8		SH	F7		4	1	1	0	1	0	2									
Bobby Bonds, R (1.8) OBP: 0.350, SLG: 0.475	F4			1-3	K		SH	K		4	1	1	0	0	2	1									
Bob Burda, L (1.3) OBP: 0.339, SLG: 0.457		F9		1-3			F4	F8		3	1	0	0	2	0	1									
Jim Davenport, R (1.5) OBP: 0.314, SLG: 0.329		F9		1-3			K			4	0	0	0	0	1	5									
Ken Henderson, S (1.9) OBP: 0.279, SLG: 0.332		F5				E6	K			4	1	2	2	0	1	1									
Dick Dietz, R (1.2) OBP: 0.348, SLG: 0.396								E3		4	0	2	1	0	0	0									
Don Mason, L (8, PH) OBP: 0.305, SLG: 0.239										0	0	0	0	0	0	0									
Bob Barton, R (9, 2) OBP: 0.283, SLG: 0.229										0	0	0	0	0	0	0									
Hal Lanier, R (1.6) OBP: 0.258, SLG: 0.260			4-3		F5		K	FC2-6		4	0	0	0	0	1	4									
Juan Marichal, R (1.1) OBP: 0.165, SLG: 0.171										3	0	1	0	0	1	3									
Bobby Etheridge, R (8, PH) OBP: 0.402, SLG: 0.414										1	0	0	0	0	1	1									
Don McMahon, R (9, 1) OBP: 0.333, SLG: 0.333										0	0	0	0	0	0	0									
Inning Stats	R: 0 E: 0 K: 0 S: 3	H: 0 LOB: 0 BB: 0 P: 3	R: 0 E: 0 K: 0 S: 3	H: 0 LOB: 0 BB: 0 P: 3	R: 0 E: 0 K: 0 S: 4	H: 1 LOB: 2 BB: 0 P: 5	R: 2 E: 0 K: 0 S: 6	H: 3 LOB: 2 BB: 1 P: 10	R: 0 E: 1 K: 1 S: 6	H: 1 LOB: 2 BB: 1 P: 10	R: 1 E: 1 K: 2 S: 9	H: 2 LOB: 1 BB: 0 P: 9	R: 1 E: 1 K: 2 S: 8	H: 0 LOB: 1 BB: 1 P: 12	R: 0 E: 1 K: 1 S: 6	H: 0 LOB: 1 BB: 0 P: 6	R: 0 E: 0 K: 1 S: 5	H: 0 LOB: 0 BB: 0 P: 5	1B: 7 2B: 0 3B: 0 HR: 0	SF: 0 SAC: 1 DP: 0 HBP: 1	WP: 0 PB: 0 SB: 3 CS: 0	PA: 40			
PITCHER	IP	WLS	BF	H	R	ER	SO	BB	IBB	HBP	BLK	WP	HR	S	P	ERA	WHIP								
Bob Gibson, R (1.1) ERA: 2.27	7.0		33	7	4	2	5	3	0	1	0	0	0	39	52	2.57	1.429								
Mudcat Grant, R (8, 1) ERA: 4.62	2.0	W	7	0	0	0	2	0	0	0	0	0	0	11	11	0.00	0.000								

St. Louis Cardinals @ San Francisco Giants
Candlestick Park, San Francisco, CA
Sun Aug 10 1969, 6:33 AM EDT
Att: 20,677 - Unknown

AB 35
R 4
H 7
RBI 3
BB 3
SO 7
LOB 20



Batter	1	2	3	4	5	6	7	8	9	AB	R	H	RBI	BB	SO	LOB	TOP			
Lou Brock, L OBP: 0.343, SLG: 0.455 (1, 7)	3-1		7-5 WP 1B		4-3			4-3		4	0	1	0	0	0	0	St. Louis Cardinals @ Los Angeles Dodgers Dodger Stadium, Los Angeles, CA Mon Aug 11 1969, 7:05 PM PDT Att: 14,876 - Unknown livebaseballscorecards.com			
Curt Flood, R OBP: 0.350, SLG: 0.364 (1, 8)	E 1B		7-5		5-3			5-3		4	1	1	0	0	0	1				
Vada Pinson, L OBP: 0.316, SLG: 0.396 (1, 9)	E6 1-2			4-3		4-3		F9		4	0	0	0	0	0	1				
Joe Torre, R OBP: 0.352, SLG: 0.462 (1, 3)	F8 1-3 2H			1B HR BB		K		P2		3	1	0	0	1	1	1				
Mike Shannon, R OBP: 0.311, SLG: 0.378 (1, 5)	F7			K		F9		K		4	0	0	0	0	2	2				
Julian Javier, R OBP: 0.347, SLG: 0.442 (1, 4)		1-3								2	1	1	0	0	0	0				
Steve Huntz, S OBP: 0.328, SLG: 0.209 (4, 4)				1B HR						1	0	1	0	0	0	0				
Tim McCarver, L OBP: 0.332, SLG: 0.373 (1, 2)	F8			1B HR		F9				3	1	1	3	0	0	1				
Dal Maxvill, R OBP: 0.262, SLG: 0.244 (1, 6)	4-3			6-3		G5-4-3 1-2				3	0	0	0	0	0	1				
Steve Carlton, L OBP: 0.238, SLG: 0.267 (1, 1)								5-3		3	0	0	0	0	2	0				
Joe Hoerner, R (9, 1)			K		K					0	0	0	0	0	0	0				
Inning Stats	R: 1 E: 2 K: 0 S: 5	H: 1 LOB: 1 BB: 0 P: 5	R: 0 E: 0 K: 0 S: 3	H: 0 LOB: 0 BB: 0 P: 3	R: 0 E: 0 K: 1 S: 5	H: 1 LOB: 0 BB: 0 P: 5	R: 3 E: 0 K: 1 S: 7	H: 2 LOB: 0 BB: 1 P: 11	R: 0 E: 0 K: 1 S: 5	H: 0 LOB: 0 BB: 0 P: 5	R: 0 E: 0 K: 0 S: 3	H: 1 LOB: 0 BB: 0 P: 3	R: 0 E: 0 K: 0 S: 3	H: 0 LOB: 0 BB: 0 P: 3	R: 0 E: 0 K: 1 S: 5	H: 0 LOB: 0 BB: 0 P: 5	1B: 4 2B: 1 3B: 0 HR: 1	SF: 0 SAC: 0 DP: 2 HBP: 0	WP: 1 PB: 0 SB: 0 CS: 0	PA: 32
PITCHER	IP WLS BF H R ER SO BB IBB HBP BLK WP HR S P ERA WHIP																			
Claude Osteen, L (1, 1) ERA: 2.61	8.0 L 29 5 4 3 4 1 0 0 0 0 1 1 36 40 3.38 0.750																			
Joe Moeller, R (9, 1) ERA: 3.79	1.0 3 0 0 0 1 0 0 0 0 0 0 0 5 5 0.00 0.000																			

Batter	1	2	3	4	5	6	7	8	9	AB	R	H	RBI	BB	SO	LOB	BOTTOM			
Ted Sizemore, R OBP: 0.315, SLG: 0.300 (1, 4)	G6-4-3 1B		CS 1B			E6 5-3		F9		4	0	2	0	0	0	1	St. Louis Cardinals @ Los Angeles Dodgers Dodger Stadium, Los Angeles, CA Mon Aug 11 1969, 7:05 PM PDT Att: 14,876 - Unknown livebaseballscorecards.com			
Manny Mota, R OBP: 0.396, SLG: 0.432 (1, 7)	G6-4-3 1-2		CS 1-2	FC3-6 1B		5-3 1-2		1B 3B		4	1	2	1	0	0	2				
Willie Davis, L OBP: 0.349, SLG: 0.447 (1, 8)	F8			FC3-6 1-2		F7		1B		4	0	1	1	0	0	2				
Andy Kosco, R OBP: 0.276, SLG: 0.439 (1, 9)		6-3		F8		F8		F8		4	0	0	0	0	0	2				
Bill Sudakis, S OBP: 0.309, SLG: 0.377 (1, 5)		5-3		K						3	0	1	0	1	1	1				
Jim Lefebvre, S OBP: 0.344, SLG: 0.293 (1, 3)					6-3		K			4	0	1	0	0	1	2				
Jeff Torborg, R OBP: 0.256, SLG: 0.276 (1, 2)		2B 5-3			4-3		4-3			4	0	0	0	0	1	2				
Billy Grabarkewitz, R OBP: 0.161, SLG: 0.155 (1, 6)										3	0	0	0	0	1	0				
Joe Moeller, R (9, 1) OBP: 0.222, SLG: 0.222				P4		6-3		K		0	0	0	0	0	0	0				
Claude Osteen, L (1, 1) Maury Wills, S (8, PH) OBP: 0.340, SLG: 0.335 (9, 6)				K				3B 1B		2	0	0	0	0	2	0				
Inning Stats	R: 0 E: 0 K: 0 S: 3	H: 1 LOB: 0 BB: 0 P: 3	R: 0 E: 0 K: 0 S: 4	H: 1 LOB: 1 BB: 0 P: 4	R: 0 E: 0 K: 1 S: 5	H: 1 LOB: 0 BB: 0 P: 5	R: 0 E: 0 K: 1 S: 6	H: 1 LOB: 1 BB: 0 P: 6	R: 0 E: 1 K: 1 S: 6	H: 0 LOB: 0 BB: 0 P: 6	R: 0 E: 0 K: 1 S: 6	H: 1 LOB: 1 BB: 0 P: 6	R: 2 E: 0 K: 1 S: 8	H: 3 LOB: 1 BB: 0 P: 8	R: 0 E: 0 K: 1 S: 4	H: 0 LOB: 0 BB: 1 P: 8	1B: 6 2B: 1 3B: 1 HR: 0	SF: 0 SAC: 0 DP: 2 HBP: 0	WP: 0 PB: 0 SB: 0 CS: 1	PA: 35
PITCHER	IP WLS BF H R ER SO BB IBB HBP BLK WP HR S P ERA WHIP																			
Steve Carlton, L (1, 1) ERA: 1.9	8.0 W 32 8 2 2 5 1 0 0 0 0 0 0 41 45 2.25 1.125																			
Joe Hoerner, L (9, 1) ERA: 2.14	1.0 S 2 0 0 0 1 0 0 0 0 0 0 0 4 4 0.00 0.000																			

Batter	1	2	3	4	5	6	7	8	9	AB	R	H	RBI	BB	SO	LOB	TOP			
Lou Brock, L OBP: 0.346, SLG: 0.458 (1,7)	5-3		FC6-4 1B		4-3 S 1B			FC6-4 1B		4	0	3	0	0	0	0	St. Louis Cardinals @ Los Angeles Dodgers Dodger Stadium, Los Angeles, CA Tue Aug 12 1969, 7:05 PM PDT Att: 26,650 - Unknown livebaseballscorecards.com			
Curt Flood, R OBP: 0.347, SLG: 0.361 (1,8)	3-1		FC6-4 4-3 1B		4-3			FC6-4 WP 1B		4	1	0	0	0	0	3				
Vada Pinson, L OBP: 0.316, SLG: 0.393 (1,9)	BB		4-3 1B		F8			F7		3	0	0	0	1	0	3				
Joe Torre, R OBP: 0.351, SLG: 0.460 (1,3)	K		4-3 1B		K			6-3		4	0	1	1	0	2	2				
Tim McCarver, L OBP: 0.329, SLG: 0.369 (1,2)		1-3	L4		6-3			4-3		4	0	0	0	0	0	1				
Mike Shannon, R OBP: 0.311, SLG: 0.376 (1,5)		1B 4-3 1B			P3			6-3		4	1	1	0	0	0	0				
Phil Gagliano, R OBP: 0.330, SLG: 0.300 (1,4)		1-3 1B			1-3			5-3		4	0	2	0	0	0	0				
Dal Maxvill, R OBP: 0.260, SLG: 0.241 (9, PH)		4-3			K			6-3		3	0	0	1	0	1	1				
Vic Davallio, L OBP: 0.291, SLG: 0.268 (8, PH)		1-2 3-H			K			F8		1	0	0	0	0	0	1				
Ray Washburn, R OBP: 0.086, SLG: 0.059 (1,1)		K			K			K		3	0	0	0	0	3	1				
Joe Hoerner, R (8,1)										0	0	0	0	0	0	0				
Inning Stats	R: 0 E: 0 K: 1 S: 5	H: 0 LOB: 1 BB: 1 P: 9	R: 1 E: 0 K: 1 S: 7	H: 2 LOB: 1 BB: 0 P: 7	R: 1 E: 0 K: 0 S: 5	H: 2 LOB: 1 BB: 0 P: 5	R: 0 E: 0 K: 1 S: 5	H: 0 LOB: 0 BB: 0 P: 5	R: 0 E: 0 K: 1 S: 6	H: 1 LOB: 1 BB: 0 P: 6	R: 0 E: 0 K: 1 S: 5	H: 0 LOB: 0 BB: 0 P: 5	R: 0 E: 0 K: 1 S: 4	H: 1 LOB: 1 BB: 0 P: 4	R: 0 E: 0 K: 0 S: 4	H: 1 LOB: 1 BB: 0 P: 4	1B: 7 2B: 0 3B: 0 HR: 0	SF: 0 SAC: 0 DP: 0 HBP: 0	WP: 1 PB: 0 SB: 1 CS: 0	PA: 35
PITCHER Bill Singer, R ERA: 1.81 (1,1)	IP: 9.0 WLS: W BF: 35 H: 7 R: 2 ER: 2 SO: 6 BB: 1 IBB: 0 HBP: 0 BLK: 0 WP: 1 HR: 0 S: 46 P: 50 ERA: 2.00 WHIP: 0.889															PITCHER				

Batter	1	2	3	4	5	6	7	8	9	AB	R	H	RBI	BB	SO	LOB	BOTTOM			
Maury Wills, S OBP: 0.337, SLG: 0.332 (1,6)	4-3		F7		P4		4-3			4	0	0	0	0	0	2	St. Louis Cardinals @ Los Angeles Dodgers Dodger Stadium, Los Angeles, CA Tue Aug 12 1969, 7:05 PM PDT Att: 26,650 - Unknown livebaseballscorecards.com			
Willie Crawford, L OBP: 0.328, SLG: 0.425 (1,7)	4-3		1B		1-3			SH1-4 1B SF8 1B		4	1	2	0	0	0	0				
Willie Davis, L OBP: 0.351, SLG: 0.448 (1,8)	5-3		G3		G6-3 1B			SF8 SH1-4 HR 1B		4	1	2	0	0	0	2				
Andy Kosco, R OBP: 0.277, SLG: 0.437 (1,9)		5-3			2B BB			SH1-4		2	0	0	0	1	0	1				
Jeff Torborg, R OBP: 0.256, SLG: 0.276 (9,2)					L4 BB			1-2 2-3		0	0	0	0	0	0	0				
Bill Sudakis, S OBP: 0.313, SLG: 0.387 (1,5)		S BB			L4			HR IBB		2	2	1	1	2	0	1				
Tom Haller, L OBP: 0.334, SLG: 0.374 (1,2)		F9 BB			4-3 2B			SF8		3	0	1	0	0	0	1				
Manny Mota, R OBP: 0.394, SLG: 0.432 (8, PH)		1-2			1-3 2B			2-3 3-H		0	0	0	1	0	0	0				
Jim Lefebvre, S OBP: 0.343, SLG: 0.309 (1,3)		K			F7			1-H 3-H HR		4	1	1	3	0	1	3				
Ted Sizemore, R OBP: 0.319, SLG: 0.301 (1,4)					1B BB			SH5-4 1B		2	0	1	0	2	1	2				
Bill Singer, R OBP: 0.115, SLG: 0.105 (1,1)			K		1-3			SH5-4 1B		3	0	0	0	0	2	2				
Inning Stats	R: 0 E: 0 K: 0 S: 3	H: 0 LOB: 0 BB: 0 P: 3	R: 0 E: 0 K: 1 S: 5	H: 0 LOB: 1 BB: 1 P: 9	R: 0 E: 0 K: 1 S: 6	H: 1 LOB: 2 BB: 1 P: 10	R: 0 E: 0 K: 1 S: 6	H: 1 LOB: 2 BB: 1 P: 10	R: 0 E: 0 K: 0 S: 4	H: 2 LOB: 0 BB: 0 P: 4	R: 0 E: 0 K: 0 S: 4	H: 1 LOB: 1 BB: 0 P: 4	R: 4 E: 0 K: 1 S: 8	H: 3 LOB: 1 BB: 2 P: 16	R: 0 E: 0 K: 1 S: 8	H: 0 LOB: 1 BB: 2 P: 4	1B: 5 2B: 1 3B: 0 HR: 2	SF: 1 SAC: 2 DP: 1 HBP: 0	WP: 0 PB: 0 SB: 1 CS: 0	PA: 36
PITCHER Ray Washburn, R ERA: 2.87 (1,1)	IP: 7.0 WLS: L BF: 28 H: 5 R: 1 ER: 1 SO: 3 BB: 3 IBB: 0 HBP: 0 BLK: 0 WP: 0 HR: 1 S: 31 P: 43 ERA: 1.29 WHIP: 1.143															PITCHER				
Joe Hoerner, L ERA: 2.93 (8,1)	IP: 1.0 WLS: L BF: 8 H: 3 R: 4 ER: 4 SO: 1 BB: 1 IBB: 1 HBP: 0 BLK: 0 WP: 0 HR: 1 S: 8 P: 16 ERA: 36.00 WHIP: 4.000															PITCHER				

Batter	1	2	3	4	5	6	7	8	9	AB	R	H	RBI	BB	SO	LOB	TOP										
Lou Brock, L OBP: 0.351, SLG: 0.459 (1, 7)	4-0 6-3 1B BB	0-0 1-2 2-3 1B		4-0 FC6-4 IBB		0-0 6-3		0-0 S 1B		3	1	2	0	2	0	0											
Curt Flood, R OBP: 0.346, SLG: 0.359 (1, 8)	0-0 6-3	0-0 PO	0-0 6-3	0-0 FC6-4		0-0 S 1B		0-3 K		5	0	1	1	0	1	4											
Vic Davallilo, L OBP: 0.252, SLG: 0.258 (1, 9)	0-0 F8		0-0 P6	0-0 4-3		0-0 F1		0-3 K		5	0	0	0	0	1	5											
Joe Torre, R OBP: 0.354, SLG: 0.462 (1, 3)	0-0 1B		0-0 1B		0-3 K		0-0 2B FC6-4 1B	0-0 F8		5	1	3	1	0	1	1											
Tim McCarver, L OBP: 0.330, SLG: 0.372 (1, 2)	0-0 P5		0-0 F8		0-0 WP 1B		0-0 FC6-4 1-3 2B	0-0 G3		5	1	2	0	0	0	2											
Mike Shannon, R OBP: 0.312, SLG: 0.375 (1, 5)		0-0 6-3		4-0 1B 2B BB	0-0 WP 1B		0-0 F8	0-0 G3		4	1	1	1	1	0	2											
Julian Javier, R OBP: 0.350, SLG: 0.443 (1, 4)		0-3 K		0-0 2B FC6-4 1B	0-3 K		4-0 FC6-4 IBB	0-0 FC6-4 1B		4	1	2	0	1	2	1											
Dal Maxvill, R OBP: 0.262, SLG: 0.247 (1, 6)		0-0 1B 1B 1B		0-0 FC6-4 2B	0-0 1-3		0-0 FC6-4	0-0 FC6-4		5	0	2	2	0	0	4											
Chuck Taylor, R OBP: 0.095, SLG: 0.095 (1, 1)	0-0 PC 1B 1-2 1B		0-0 F8		0-0 5-3		0-3 K			4	0	1	0	0	1	4											
Inning Stats	R: 1 E: 0 K: 0 S: 4	H: 1 LOB: 1 BB: 1 P: 8	R: 0 E: 0 K: 1 S: 7	H: 3 LOB: 2 BB: 0 P: 7	R: 0 E: 0 K: 0 S: 4	H: 1 LOB: 1 BB: 0 P: 4	R: 2 E: 0 K: 0 S: 5	H: 2 LOB: 2 BB: 2 P: 13	R: 1 E: 0 K: 2 S: 9	H: 2 LOB: 1 BB: 0 P: 9	R: 0 E: 0 K: 0 S: 4	H: 1 LOB: 1 BB: 0 P: 4	R: 1 E: 0 K: 1 S: 7	H: 2 LOB: 2 BB: 1 P: 11	R: 0 E: 0 K: 2 S: 8	H: 1 LOB: 1 BB: 0 P: 8	R: 0 E: 0 K: 0 S: 4	H: 1 LOB: 1 BB: 0 P: 4	1B: 12 2B: 2 3B: 0 HR: 0	SF: 0 SAC: 0 DP: 0 HBP: 0	WP: 2 PB: 0 SB: 3 CS: 0	PA: 45					
PITCHER	IP	WLS	BF	H	R	ER	SO	BB	IBB	HBP	BLK	WP	HR	S	P	ERA	WHIP										
Alan Foster, R ERA: 4.46 (1, 1)	4.1	L	24	9	4	4	2	2	1	0	0	1	0	25	37	8.31	2.538										
Joe Moeller, R ERA: 3.63 (5, 1)	1.2		6	1	0	0	1	0	0	0	0	0	0	8	8	0.00	0.600										
Al McBean, R ERA: 3.91 (7, 1)	2.0		10	3	1	1	3	0	1	0	0	0	0	15	19	4.50	1.500										
Ray Lamb, R ERA: 1.23 (9, 1)	1.0		4	1	0	0	0	0	0	0	0	0	0	4	4	0.00	1.000										

St. Louis Cardinals @ Los Angeles Dodgers
Dodger Stadium, Los Angeles, CA
Wed Aug 13 1969, 7:05 PM PDT
Att: 26,741 - Unknown

AB 40
R 5
H 14
RBI 5
BB 4
SO 6
LOB 23



Batter	1	2	3	4	5	6	7	8	9	AB	R	H	RBI	BB	SO	LOB	BOTTOM										
Maury Wills, S OBP: 0.334, SLG: 0.329 (1, 6)	0-0 4-3		0-0 L6-3			0-0 1-3		0-0 P6		4	0	0	0	0	0	2											
Manny Mota, R OBP: 0.392, SLG: 0.430 (1, 7)	0-0 4-3			0-0 F9			0-0 FC5 1B	0-0 F9		4	0	1	0	0	0	0											
Willie Davis, L OBP: 0.353, SLG: 0.449 (1, 8)	0-0 4-3			0-0 4-3			0-0 FC5 1B	0-0 G6-3 1B		4	0	2	0	0	0	0											
Andy Kosco, R OBP: 0.273, SLG: 0.431 (1, 9)		0-0 F6		0-3 K			0-0 FC5	0-0 G6-3		4	0	0	0	0	1	3											
Bill Sudakis, S OBP: 0.313, SLG: 0.389 (1, 5)		0-0 1-3 2B			0-3 K		0-0 P4			3	0	1	0	0	1	2											
Tom Haller, L OBP: 0.332, SLG: 0.371 (1, 2)		0-0 1-3			0-3 K		0-3 K			3	0	0	0	0	2	3											
Jim Lefebvre, S OBP: 0.338, SLG: 0.304 (1, 3)		0-0 4-3			0-0 F5			0-0 4-3		3	0	0	0	0	0	1											
Ted Sizemore, R OBP: 0.322, SLG: 0.302 (1, 4)			4-0 L6-3 BB			0-0 G4-6-3 1B		0-0 6-3		2	0	1	0	1	0	0											
Alan Foster, R OBP: 0.154, SLG: 0.043 (1, 1)			0-3 K			0-0 G4-6-3		0-0 1B		1	0	0	0	0	1	1											
Joe Moeller, R OBP: 0.222, SLG: 0.222 (5, 1)										0	0	0	0	0	0	0											
Claudio Castiglioni, L OBP: 0.242, SLG: 0.298 (6, PH)										0	0	0	0	0	0	1											
Al McBean, R OBP: 0.242, SLG: 0.298 (7, 1)										0	0	0	0	0	0	0											
Len Cabellison, L OBP: 0.138, SLG: 0.000 (8, PH)										0	0	0	0	0	0	0											
Ray Lamb, R OBP: 0.338, SLG: 0.372 (9, 1)										0	0	0	0	0	0	0											
Inning Stats	R: 0 E: 0 K: 0 S: 3	H: 0 LOB: 0 BB: 0 P: 3	R: 0 E: 0 K: 0 S: 4	H: 1 LOB: 1 BB: 0 P: 4	R: 0 E: 0 K: 1 S: 4	H: 0 LOB: 0 BB: 1 P: 8	R: 0 E: 0 K: 1 S: 5	H: 0 LOB: 0 BB: 0 P: 5	R: 0 E: 0 K: 2 S: 7	H: 0 LOB: 0 BB: 0 P: 7	R: 0 E: 0 K: 0 S: 3	H: 1 LOB: 0 BB: 0 P: 3	R: 0 E: 0 K: 1 S: 7	H: 2 LOB: 2 BB: 0 P: 7	R: 0 E: 0 K: 0 S: 4	H: 1 LOB: 1 BB: 0 P: 4	R: 0 E: 0 K: 0 S: 3	H: 1 LOB: 0 BB: 0 P: 3	1B: 5 2B: 2 3B: 0 HR: 0	SF: 0 SAC: 0 DP: 3 HBP: 0	WP: 0 PB: 0 SB: 0 CS: 0	PA: 31					
PITCHER	IP	WLS	BF	H	R	ER	SO	BB	IBB	HBP	BLK	WP	HR	S	P	ERA	WHIP										
Chuck Taylor, R ERA: 1.74 (1, 1)	9.0	W	31	6	0	0	5	1	0	0	0	0	0	40	44	0.00	0.778										

St. Louis Cardinals @ Los Angeles Dodgers
Dodger Stadium, Los Angeles, CA
Wed Aug 13 1969, 7:05 PM PDT
Att: 26,741 - Unknown

AB 30
R 0
H 6
RBI 0
BB 1
SO 5
LOB 13



Batter	1	2	3	4	5	6	7	8	9	AB	R	H	RBI	BB	SO	LOB	TOP						
Lou Brock, L OBP: 0.350, SLG: 0.457 (1, 7)	K			F8		FC6-5 FC6-4		1B		4	0	1	2	0	1	2	St. Louis Cardinals @ Atlanta Braves Atlanta Stadium, Atlanta, GA Fri Aug 15 1969, 7:05 PM EDT Att: 23,336 - Unknown						
Curt Flood, R OBP: 0.343, SLG: 0.357 Dave Giusti, R OBP: 0.308, SLG: 0.261 Vic Davallo, L OBP: 0.250, SLG: 0.256 Tom Hilgendorf, S (8, 1)	F7			P3		FC6-4		F7		3	0	0	0	0	0	2							
Vada Pinson, L OBP: 0.313, SLG: 0.388 (1, 9)	K			P4				L4		4	0	0	0	0	1	2							
Joe Torre, R OBP: 0.351, SLG: 0.458 (1, 3)			P3		F9			5-3		4	0	0	0	0	0	0							
Tim McCarver, L OBP: 0.327, SLG: 0.368 (1, 2)			F8		6-3			F9		4	0	0	0	0	0	0							
Mike Shannon, R OBP: 0.311, SLG: 0.374 (1, 5)			K		K					4	1	1	0	0	2	0							
Julian Javier, R OBP: 0.353, SLG: 0.444 (1, 4)				F7		FC6-5 BB 1B		1B		3	1	2	0	0	0	0							
Dal Maxvill, R OBP: 0.266, SLG: 0.249 (1, 6)				4-3		FC6-5 BB 1B		1B		2	0	1	0	1	0	0							
Nelson Briles, R OBP: 0.167, SLG: 0.161 Sal Campisi, R (5, 1) Joe Nossek, R (6, 8)				6-3		F8		K		1	0	0	0	0	0	0							
										2	0	0	0	0	1	5							
Inning Stats	R: 0 E: 0 K: 2 S: 7	H: 0 LOB: 0 BB: 7 P: 7	R: 0 E: 0 K: 1 S: 5	H: 0 LOB: 0 BB: 0 P: 5	R: 0 E: 0 K: 0 S: 3	H: 0 LOB: 0 BB: 0 P: 3	R: 0 E: 0 K: 0 S: 3	H: 0 LOB: 0 BB: 0 P: 3	R: 0 E: 0 K: 1 S: 5	H: 1 LOB: 2 BB: 1 P: 8	R: 0 E: 0 K: 0 S: 3	H: 0 LOB: 0 BB: 0 P: 3	R: 2 E: 0 K: 1 S: 9	H: 4 LOB: 2 BB: 0 P: 9	R: 0 E: 0 K: 0 S: 3	H: 0 LOB: 0 BB: 0 P: 3	1B: 5 2B: 0 3B: 0 HR: 0	SF: 0 SAC: 0 DP: 0 HBP: 0	WP: 0 PB: 0 CS: 0	PA: 33			
PITCHER	IP WLS BF H R ER SO BB IBB HBP BLK WP HR S P ERA WHIP	7.1 W 28 5 2 2 5 1 0 0 0 0 0 0 37 41 2.46 0.818	1.2 S 5 0 0 0 0 0 0 0 0 0 0 0 5 5 0.00 0.000																				

Batter	1	2	3	4	5	6	7	8	9	AB	R	H	RBI	BB	SO	LOB	BOTTOM				
Felipe Alou, R OBP: 0.335, SLG: 0.371 (1, 8)	F8		K		3B 1B	F8		FC6		5	1	1	0	0	1	3	St. Louis Cardinals @ Atlanta Braves Atlanta Stadium, Atlanta, GA Fri Aug 15 1969, 7:05 PM EDT Att: 23,336 - Unknown				
Tony Gonzalez, L OBP: 0.346, SLG: 0.410 (1, 7)	G3		HR		SF8 3B	F5				4	2	2	3	0	0	0					
Hank Aaron, R OBP: 0.418, SLG: 0.633 (1, 9)			K		2B BB			6-3		3	1	1	0	1	1	0					
Orlando Cepeda, R OBP: 0.330, SLG: 0.452 (1, 3)	F5			E4 1B	SF8			P4		3	1	1	1	0	0	1					
Clete Boyer, R OBP: 0.338, SLG: 0.381 (1, 5)			F2		F7	FC6-5 1B		F9		4	0	1	1	0	0	1					
Felix Milten, R OBP: 0.315, SLG: 0.352 (1, 4)			5-3		1B WP 1B	FC6-5 E		F8		4	2	1	1	0	0	1					
Bob Didier, S OBP: 0.321, SLG: 0.315 (1, 2)			6-3		1B	E1		BB BB		3	0	1	0	1	0	0					
Gil Garrido, R OBP: 0.280, SLG: 0.257 (1, 6)				F7	5-3			FC6 BB		3	1	1	0	1	0	2					
Ron Reed, R OBP: 0.155, SLG: 0.158 Paul Doyle, L (8, 1)			SH5-4 HR 1B		F8			P5		2	0	0	0	0	1	1					
										1	0	0	0	0	0	2					
Inning Stats	R: 0 E: 0 K: 0 S: 4	H: 1 LOB: 1 BB: 0 P: 4	R: 0 E: 0 K: 0 S: 3	H: 0 LOB: 0 BB: 0 P: 3	R: 2 E: 0 K: 2 S: 9	H: 2 LOB: 0 BB: 0 P: 9	R: 2 E: 1 K: 0 S: 6	H: 3 LOB: 1 BB: 0 P: 6	R: 4 E: 1 K: 0 S: 7	H: 3 LOB: 1 BB: 1 P: 11	R: 0 E: 0 K: 1 S: 5	H: 0 LOB: 0 BB: 0 P: 5	R: 0 E: 0 K: 0 S: 3	H: 0 LOB: 2 BB: 2 P: 11	R: 0 E: 0 K: 0 S: 3	H: 0 LOB: 0 BB: 0 P: 3	1B: 5 2B: 2 3B: 1 HR: 1	SF: 1 SAC: 1 DP: 0 HBP: 0	WP: 1 PB: 0 CS: 0	PA: 37	
PITCHER	IP WLS BF H R ER SO BB IBB HBP BLK WP HR S P ERA WHIP	4.1 L 23 9 8 6 2 1 0 0 0 0 0 0 3 3 0.00 0.000	0.2 3 0 0 0 0 0 0 0 0 0 0 0 3 3 0.00 0.000	2.0 6 0 0 0 1 0 0 0 0 0 0 0 8 8 0.00 0.000	1.0 5 0 0 0 0 2 0 0 0 0 0 0 3 11 0.00 2.000																

AB 32
R 2
H 5
RBI 2
BB 1
SO 5
LOB 13



AB 32
R 8
H 9
RBI 6
BB 3
SO 3
LOB 11



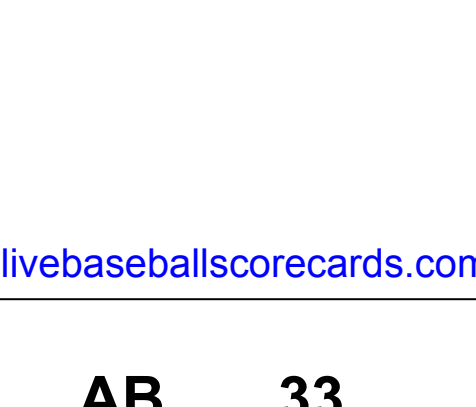
Batter	1	2	3	4	5	6	7	8	9	AB	R	H	RBI	BB	SO	LOB	TOP			
Lou Brock, L (1,7) OBP: 0.351, SLG: 0.456										4	1	1	0	1	2	1	St. Louis Cardinals @ Atlanta Braves Atlanta Stadium, Atlanta, GA Sat Aug 16 1969, 3:33 AM EDT Att: 24,731 - Unknown			
Curt Flood, R (1,8) OBP: 0.342, SLG: 0.359										5	1	1	0	0	0	3				
Vada Pinson, L (1,9) OBP: 0.311, SLG: 0.386										5	1	1	1	0	1	2				
Joe Torre, R (1,3) OBP: 0.354, SLG: 0.468										3	2	2	2	1	0	0				
Tim McCarver, L (1,2) OBP: 0.326, SLG: 0.367										4	1	1	2	0	0	1				
Mike Shannon, R (1,5) OBP: 0.310, SLG: 0.371										3	1	0	0	1	0	0				
Julian Javier, R (1,4) OBP: 0.354, SLG: 0.448										4	0	2	2	0	0	0				
Dal Maxvill, R (1,6) OBP: 0.266, SLG: 0.247										2	1	0	0	1	0	1				
Bob Gibson, R (1,1) OBP: 0.241, SLG: 0.291										3	0	0	0	0	3	1				
Inning Stats	R: 1 E: 0 K: 1 S: 7	H: 2 LOB: 1 BB: 0 P: 7	R: 0 E: 0 K: 0 S: 3	H: 0 LOB: 0 BB: 0 P: 3	R: 0 E: 0 K: 1 S: 5	H: 0 LOB: 0 BB: 0 P: 5	R: 1 E: 0 K: 0 S: 4	H: 1 LOB: 0 BB: 0 P: 4	R: 0 E: 0 K: 2 S: 8	H: 0 LOB: 0 BB: 0 P: 8	R: 0 E: 0 K: 0 S: 3	H: 0 LOB: 0 BB: 0 P: 3	R: 0 E: 0 K: 0 S: 6	H: 3 LOB: 1 BB: 4 P: 22	R: 0 E: 0 K: 1 S: 6	H: 1 LOB: 1 BB: 0 P: 6		1B: 4 2B: 2 3B: 1 HR: 1	SF: 0 SAC: 0 DP: 0 HBP: 0	WP: 0 PB: 0 SB: 0 CS: 0
PITCHER	IP WLS BF H R ER SO BB IBB HBP BLK WP HR S P ERA WHIP																			
Jim Britton, R (1,1) ERA: 3.86	6.0 L 22 4 2 2 5 0 0 0 0 0 0 1 32 32 3.00 0.667																			
Gary Neibauer, R (7,1) ERA: 3.99	1.2 9 1 4 4 0 2 1 0 0 0 0 0 6 18 21.60 1.800																			
George Stone, L (8,1) ERA: 4.12	1.1 8 3 2 1 1 1 0 0 0 0 0 0 9 13 6.75 3.000																			

Batter	1	2	3	4	5	6	7	8	9	AB	R	H	RBI	BB	SO	LOB	BOTTOM			
Felipe Alou, R (1,8) OBP: 0.334, SLG: 0.370										4	0	1	1	0	0	0	St. Louis Cardinals @ Atlanta Braves Atlanta Stadium, Atlanta, GA Sat Aug 16 1969, 3:33 AM EDT Att: 24,731 - Unknown			
Tony Gonzalez, L (1,7) OBP: 0.345, SLG: 0.409										4	0	1	0	0	0	1				
Hank Aaron, R (1,9) OBP: 0.419, SLG: 0.630										3	0	1	0	1	1	1				
Orlando Cepeda, R (1,3) OBP: 0.328, SLG: 0.448										5	0	0	0	0	0	3				
Clete Boyer, R (1,5) OBP: 0.337, SLG: 0.379										4	0	1	0	0	2	1				
Felix Milten, R (1,4) OBP: 0.313, SLG: 0.350										3	0	0	0	0	0	1				
George Stone, L (8,1) OBP: 0.150, SLG: 0.150										0	0	0	0	0	0	0				
Tito Francona, L (9, PH) OBP: 0.375, SLG: 0.379										1	0	0	0	0	0	1				
Bob Didier, S (1,2) OBP: 0.322, SLG: 0.319										3	1	1	0	0	1	1				
Gil Garrido, R (1,6) OBP: 0.275, SLG: 0.252										3	0	0	0	0	0	2				
Jim Britton, R (1,1) OBP: 0.211, SLG: 0.263										1	0	0	0	0	0	0				
Mike Lum, L (6, PH) OBP: 0.309, SLG: 0.295										1	0	0	0	0	0	0				
Gary Neibauer, R (7,1) OBP: 0.305, SLG: 0.345										0	0	0	0	0	0	0				
Bob Aspromonte, R (8,4) OBP: 0.305, SLG: 0.345										1	0	0	0	0	0	1				
Inning Stats	R: 0 E: 0 K: 0 S: 3	H: 1 LOB: 0 BB: 0 P: 3	R: 0 E: 0 K: 1 S: 5	H: 0 LOB: 0 BB: 0 P: 5	R: 0 E: 0 K: 1 S: 5	H: 0 LOB: 0 BB: 0 P: 5	R: 0 E: 0 K: 0 S: 4	H: 1 LOB: 0 BB: 0 P: 4	R: 0 E: 0 K: 0 S: 3	H: 0 LOB: 0 BB: 0 P: 3	R: 0 E: 0 K: 1 S: 6	H: 1 LOB: 1 BB: 0 P: 6	R: 1 E: 0 K: 0 S: 5	H: 2 LOB: 1 BB: 0 P: 5	R: 0 E: 0 K: 1 S: 5	H: 0 LOB: 1 BB: 1 P: 9	1B: 4 2B: 1 3B: 0 HR: 0	SF: 0 SAC: 0 DP: 0 HBP: 0	WP: 0 PB: 0 SB: 0 CS: 1	PA: 34
PITCHER	IP WLS BF H R ER SO BB IBB HBP BLK WP HR S P ERA WHIP																			
Bob Gibson, R (1,1) ERA: 2.22	9.0 W 34 5 1 1 4 1 0 0 0 0 0 0 40 44 1.00 0.667																			

AB	33
R	8
H	8
RBI	7
BB	4
SO	6
LOB	9




AB	33
R	1
H	5
RBI	1
BB	1
SO	4
LOB	12



Batter	1	2	3	4	5	6	7	8	9	AB	R	H	RBI	BB	SO	LOB	TOP										
Lou Brock, L OBP: 0.351, SLG: 0.457 (1, 7)	0-0 1-3 E 2B	0-0 1-3 1B		0-0 F8		0-0 P3		0-0 F7		5	1	2	0	0	0	1											
Curt Flood, R OBP: 0.343, SLG: 0.362 (1, 8)	0-0 1-3 2-3		0-0 2B 6-3 1B		0-0 6-3		0-0 4-3	0-0 2B		5	1	2	0	0	0	1											
Vada Pinson, L OBP: 0.315, SLG: 0.391 (1, 9)	0-0 E9 1B 3-H		0-0 1B 8-2 2B		0-0 F7		0-0 BB SF8 1B	0-0 F9		5	1	3	1	0	0	1											
Joe Torre, R OBP: 0.355, SLG: 0.466 (1, 3)	0-0 5-3		0-0 6-3		1-0 HBP		0-0 BB 1B		0-0 F9	4	1	1	1	0	0	2											
Tim McCarver, L OBP: 0.331, SLG: 0.366 (1, 2)	4-0 IBB		4-0 1B IBB		0-0 1-3		0-0 1B BB	4-0 L6-3 BB		1	0	0	0	4	0	1											
Mike Shannon, R OBP: 0.311, SLG: 0.371 (1, 5)	0-3 K		0-0 1-2 2-3 1B		4-0 FC6-4 BB		0-0 SF8	0-0 L6-3		3	0	1	1	1	1	3											
Julian Javier, R OBP: 0.353, SLG: 0.446 (1, 4)		0-0 F7	0-0 8-2		0-0 FC6-4 3B		0-0 FC6-4 1B			4	1	1	1	0	0	4											
Dal Maxwell, R OBP: 0.263, SLG: 0.244 (1, 6)		0-0 6-3		0-0 5-3		0-0 P3	0-0 FC6-4			4	0	0	0	0	0	3											
Steve Carlton, L OBP: 0.254, SLG: 0.313 Mudcat Grant, R OBP: 0.310, SLG: 0.259 (8, 1)		0-0 1B		0-0 3-1		0-0 1-H 3B		0-3 K		4	0	2	1	0	1	0											
Inning Stats	R: 1 E: 1 K: 1 S: 7	H: 2 LOB: 2 BB: 1 P: 11	R: 0 E: 0 K: 0 S: 4	H: 2 LOB: 2 BB: 0 P: 4	R: 1 E: 0 K: 0 S: 5	H: 3 LOB: 2 BB: 1 P: 9	R: 0 E: 0 K: 0 S: 3	H: 0 LOB: 0 BB: 0 P: 3	R: 0 E: 0 K: 0 S: 3	H: 0 LOB: 1 BB: 1 P: 4	R: 2 E: 0 K: 0 S: 6	H: 3 LOB: 2 BB: 1 P: 10	R: 0 E: 0 K: 1 S: 6	H: 1 LOB: 1 BB: 1 P: 6	R: 0 E: 0 K: 0 S: 2	H: 0 LOB: 0 BB: 1 P: 6	1B: 8 2B: 5 3B: 1 HR: 0	SF: 1 SAC: 0 DP: 2 HBP: 1	WP: 0 PB: 0 SB: 0 CS: 0	PA: 42							
PITCHER	IP	WLS	BF	H	R	ER	SO	BB	IBB	HBP	BLK	WP	HR	S	P	ERA	WHIP										
Milt Pappas, R ERA: 3.52 Paul Doyle, L ERA: 2.54 Cecil Upshaw, R ERA: 3.84 Pat Jarvis, R ERA: 5.08	6.1	L	31	10	5	5	1	1	2	1	0	0	0	29	42	7.11	1.737										

St. Louis Cardinals @ Atlanta Braves
Atlanta Stadium, Atlanta, GA
Sun Aug 17 1969, 3:33 AM EDT
Att: 21,361 - Unknown


AB 35
R 5
H 12
RBI 5
BB 5
SO 2
LOB 16



Batter	1	2	3	4	5	6	7	8	9	AB	R	H	RBI	BB	SO	LOB	BOTTOM										
Felipe Alou, R OBP: 0.333, SLG: 0.367 (1, 8)	4-0 1B SH1-3 BB		0-0 5-3		0-0 F9		0-0 5-3			3	0	0	0	1	0	1											
Felix Milan, R OBP: 0.313, SLG: 0.350 (1, 4)	0-0 SH1-3 1-2		0-0 1B		0-0 1-3			0-0 F9		3	0	1	0	0	0	1											
Hank Aaron, R OBP: 0.422, SLG: 0.638 (1, 9)	0-0 G3-6-3 2-3 1B		0-0 5-3		0-0 HR			4-0 2B FC5-2 BB		3	1	2	1	1	0	1											
Rico Carty, R OBP: 0.414, SLG: 0.543 (1, 7)	0-0 G3-6-3 1-2			0-0 6-3		0-0 HR		0-0 2B		4	1	2	1	0	0	2											
Orlando Cepeda, R OBP: 0.325, SLG: 0.444 (1, 3)		0-0 6-3		0-0 6-3		0-0 F7		0-0 FC5-2		4	0	0	0	0	0	2											
Clete Boyer, R OBP: 0.334, SLG: 0.375 (1, 5)		0-3 K		0-0 P4		0-0 F9		0-3 K		4	0	0	0	0	2	2											
Bob Tillman, R OBP: 0.263, SLG: 0.420 Mike Lum, L OBP: 0.307, SLG: 0.293 (9, PH)		0-0 1B			0-0 HR		0-0 F3		0-3 K	3	1	2	1	0	0	0											
Gil Garrido, R OBP: 0.269, SLG: 0.247 Tito Francona, L OBP: 0.371, SLG: 0.375 (9, PH)		0-0 F8			0-0 F9		0-0 F7		0-0 6-3	1	0	0	0	0	0	0											
Milt Pappas, R ERA: 5.24, SLG: 0.214 Paul Doyle, L ERA: 2.54 Cecil Upshaw, R ERA: 3.84 Bob Aspromonte, R OBP: 0.310, SLG: 0.344 Pat Jarvis, R OBP: 0.313, SLG: 0.173 Tony Gonzalez, L OBP: 0.344, SLG: 0.408 (9, PH)		0-3 K		0-0 1B		0-0 F9		0-0 F1		2	0	1	0	0	1	0											
Inning Stats	R: 0 E: 0 K: 0 S: 3	H: 1 LOB: 1 BB: 1 P: 7	R: 0 E: 0 K: 1 S: 6	H: 1 LOB: 1 BB: 0 P: 6	R: 0 E: 0 K: 0 S: 3	H: 0 LOB: 0 BB: 0 P: 3	R: 1 E: 0 K: 0 S: 5	H: 2 LOB: 1 BB: 0 P: 5	R: 2 E: 0 K: 0 S: 5	H: 2 LOB: 0 BB: 0 P: 5	R: 0 E: 0 K: 0 S: 3	H: 0 LOB: 0 BB: 0 P: 3	R: 0 E: 0 K: 1 S: 6	H: 1 LOB: 2 BB: 1 P: 10	R: 0 E: 0 K: 1 S: 5	H: 0 LOB: 0 BB: 0 P: 5	1B: 4 2B: 1 3B: 0 HR: 3	SF: 0 SAC: 1 DP: 1 HBP: 0	WP: 0 PB: 0 SB: 0 CS: 0	PA: 36							
PITCHER	IP	WLS	BF	H	R	ER	SO	BB	IBB	HBP	BLK	WP	HR	S	P	ERA	WHIP										
Steve Carlton, L ERA: 1.97 Mudcat Grant, R ERA: 4.53	7.1	W	30	7	3	3	2	2	0	0	0	0	0	3	32	3.68	1.227										

St. Louis Cardinals @ Atlanta Braves
Atlanta Stadium, Atlanta, GA
Sun Aug 17 1969, 3:33 AM EDT
Att: 21,361 - Unknown

AB 33
R 3
H 8
RBI 3
BB 2
SO 4
LOB 10



Batter	1	2	3	4	5	6	7	8	9	AB	R	H	RBI	BB	SO	LOB	TOP								
Pete Rose, S OBP: 0.423, SLG: 0.532 (1, 9)										3	3	1	0	2	1	2	Cincinnati Reds @ St. Louis Cardinals Busch Stadium, St. Louis, MO Tue Aug 19 1969, 7:05 PM CDT Att: 33,928 - Unknown								
Bobby Tolan, L OBP: 0.365, SLG: 0.542 (1, 8)										4	2	2	0	1	0	1									
Alex Johnson, R OBP: 0.372, SLG: 0.503 Giraldo Ruiz, S OBP: 0.308, SLG: 0.283 (9, 4)										3	0	1	2	1	0	3									
Tony Perez, R OBP: 0.384, SLG: 0.572 (1, 5)										5	0	1	2	0	2	3									
Johnny Bench, R OBP: 0.389, SLG: 0.537 (1, 2)										3	0	1	0	1	1	1									
Lee May, R OBP: 0.343, SLG: 0.573 (1, 3)										4	1	0	0	0	0	2									
Jimmy Stewart, S OBP: 0.326, SLG: 0.389 (9, 7)									4	0	1	0	0	1	0										
Woody Woodward, R OBP: 0.344, SLG: 0.348 (1, 6)										4	0	1	1	0	1	0									
Jim Maloney, L OBP: 0.256, SLG: 0.486 Clay Carroll, R OBP: 0.308, SLG: 0.348 (8, 1)									4	2	2	1	0	2	2										
Inning Stats	R: 1 E: 0 K: 1 S: 6	H: 2 LOB: 0 BB: 0 P: 6	R: 1 E: 0 K: 2 S: 10	H: 3 LOB: 2 BB: 0 P: 10	R: 0 E: 0 K: 1 S: 4	H: 0 LOB: 0 BB: 1 P: 8	R: 0 E: 0 K: 2 S: 7	H: 0 LOB: 0 BB: 0 P: 7	R: 3 E: 1 K: 1 S: 8	H: 2 LOB: 1 BB: 1 P: 12	R: 0 E: 0 K: 0 S: 3	H: 0 LOB: 0 BB: 0 P: 3	R: 3 E: 1 K: 0 S: 5	H: 2 LOB: 1 BB: 2 P: 13	R: 0 E: 0 K: 1 S: 5	H: 0 LOB: 0 BB: 0 P: 5		R: 0 E: 0 K: 0 S: 3	H: 1 LOB: 1 BB: 1 P: 7	1B: 8 2B: 1 3B: 0 HR: 1	SF: 1 SAC: 0 DP: 1 HBP: 0	WP: 0 PB: 0 SB: 0 CS: 2	PA: 40		
PITCHER	IP	WLS	BF	H	R	ER	SO	BB	IBB	HBP	BLK	WP	HR	S	P	ERA	WHIP								
Ray Washburn, R ERA: 2.98 (1, 1)	5.0	L	23	7	5	3	7	2	0	0	0	0	1	35	43	5.40	1.800								
Dave Giusti, R ERA: 3.51 (6, 1)	2.0		10	2	3	1	0	2	0	0	0	0	0	8	16	4.50	2.000								
Sal Campisi, R ERA: (8, 1)	2.0		7	1	0	0	1	1	0	0	0	0	0	8	12	0.00	1.000								


Batter	1	2	3	4	5	6	7	8	9	AB	R	H	RBI	BB	SO	LOB	BOTTOM								
Lou Brock, L OBP: 0.352, SLG: 0.457 (1, 7)										5	1	2	0	0	1	2	Cincinnati Reds @ St. Louis Cardinals Busch Stadium, St. Louis, MO Tue Aug 19 1969, 7:05 PM CDT Att: 33,928 - Unknown								
Curt Flood, R OBP: 0.343, SLG: 0.361 (1, 8)										4	1	1	0	1	0	3									
Vada Pinson, L OBP: 0.314, SLG: 0.398 (1, 9)										3	1	1	3	0	0	0									
Joe Torre, R OBP: 0.358, SLG: 0.471 (1, 3)										4	1	3	0	0	0	1									
Tim McCarver, L OBP: 0.330, SLG: 0.365 (1, 2)										4	0	1	0	0	0	3									
Mike Shannon, R OBP: 0.311, SLG: 0.370 (1, 5)										4	0	1	1	0	0	3									
Julian Javier, R OBP: 0.353, SLG: 0.446 Phil Gagliano, R OBP: 0.326, SLG: 0.298 (1, 4)										0	0	0	0	0	0	0									
Dal Maxvill, R OBP: 0.261, SLG: 0.242 Vic Davallillo, L OBP: 0.248, SLG: 0.254 Steve Hunt, S OBP: 0.333, SLG: 0.216 (7, PH) (8, 6)										2	0	0	0	0	0	0									
Ray Washburn, R OBP: 0.283, SLG: 0.057 Bill White, L OBP: 0.246, SLG: 0.220 Dave Giusti, R OBP: 0.308, SLG: 0.261 Byron Browne, R OBP: 0.273 Sal Campisi, R Dave Ricketts, S OBP: 0.333, SLG: 0.300 (5, PH) (6, PH) (8, 1) (9, PH)										1	0	0	0	0	1	0									
Inning Stats	R: 1 E: 1 K: 0 S: 5	H: 2 LOB: 2 BB: 1 P: 9	R: 0 E: 0 K: 1 S: 5	H: 0 LOB: 0 BB: 0 P: 5	R: 0 E: 0 K: 0 S: 3	H: 0 LOB: 0 BB: 0 P: 3	R: 1 E: 0 K: 1 S: 6	H: 2 LOB: 1 BB: 0 P: 6	R: 0 E: 0 K: 0 S: 4	H: 1 LOB: 1 BB: 0 P: 4	R: 0 E: 0 K: 0 S: 3	H: 1 LOB: 0 BB: 0 P: 3	R: 0 E: 0 K: 0 S: 4	H: 1 LOB: 1 BB: 0 P: 4	R: 2 E: 0 K: 0 S: 6	H: 3 LOB: 2 BB: 0 P: 6		R: 0 E: 0 K: 2 S: 9	H: 2 LOB: 2 BB: 0 P: 9	1B: 10 2B: 2 3B: 0 HR: 1	SF: 1 SAC: 0 DP: 2 HBP: 0	WP: 0 PB: 0 SB: 1 CS: 1	PA: 38		
PITCHER	IP	WLS	BF	H	R	ER	SO	BB	IBB	HBP	BLK	WP	HR	S	P	ERA	WHIP								
Jim Maloney, R ERA: 2.79 (1, 1)	7.1		31	10	4	4	2	1	0	0	0	0	1	34	38	4.91	1.500								
Clay Carroll, R ERA: 3.79 (8, 1)	1.2	S	7	2	0	0	2	0	0	0	0	0	0	11	11	0.00	1.200								




Batter	1	2	3	4	5	6	7	8	9	AB	R	H	RBI	BB	SO	LOB	TOP		
Pete Rose, S OBP: 0.423, SLG: 0.531 (1, 9)										3	0	1	0	1	1	0	Cincinnati Reds @ St. Louis Cardinals Busch Stadium, St. Louis, MO Wed Aug 20 1969, 7:05 PM CDT Att: 25,445 - Unknown		
Bobby Tolan, L OBP: 0.362, SLG: 0.537 (1, 8)										4	0	0	0	0	1	2			
Alex Johnson, R OBP: 0.369, SLG: 0.497 (1, 7)										4	0	0	0	0	1	2			
Tony Perez, R OBP: 0.383, SLG: 0.576 (1, 5)										4	1	1	1	0	1	1			
Johnny Bench, R OBP: 0.386, SLG: 0.532 (1, 2)										3	0	0	0	0	0	0			
Lee May, R OBP: 0.343, SLG: 0.570 (1, 3)										2	0	0	0	1	1	0			
Jimmy Stewart, S OBP: 0.321, SLG: 0.382 (1, 4)										3	0	0	0	0	0	1			
Woody Woodward, R OBP: 0.338, SLG: 0.342 (8, PH)										2	0	0	0	0	0	1			
Fred Whitfield, L OBP: 0.347, SLG: 0.233 (8, PH)										1	0	0	0	0	0	0			
Darrel Chaney, S OBP: 0.281, SLG: 0.240 (8, 6)										0	0	0	0	0	0	0			
Gary Nolan, R OBP: 0.067, SLG: 0.133 (1, 1)										2	0	0	0	0	1	0			
Wayne Granger, R OBP: 0.222, SLG: 0.125 (8, PH)										0	0	0	0	0	0	0			
Ted Savage, R OBP: 0.306, SLG: 0.328 (8, 1)										1	0	0	0	0	0	0			
Clay Carroll, R OBP: 0.308, SLG: 0.348 (8, 1)										0	0	0	0	0	0	0			
Inning Stats	R: 0 E: 0 K: 1 S: 6	H: 1 LOB: 1 BB: 0 P: 6	R: 0 E: 0 K: 0 S: 3	H: 0 LOB: 1 BB: 1 P: 7	R: 0 E: 0 K: 1 S: 5	H: 0 LOB: 0 BB: 0 P: 5	R: 0 E: 0 K: 0 S: 5	H: 0 LOB: 0 BB: 0 P: 5	R: 0 E: 0 K: 1 S: 5	H: 0 LOB: 1 BB: 1 P: 9	R: 1 E: 0 K: 1 S: 6	H: 1 LOB: 0 BB: 0 P: 6	R: 0 E: 0 K: 1 S: 5	H: 0 LOB: 0 BB: 0 P: 3	R: 0 E: 0 K: 0 S: 3	H: 0 LOB: 0 BB: 0 P: 3	1B: 1 2B: 0 3B: 0 HR: 1	SF: 0 SAC: 0 DP: 0 HBP: 0	WP: 0 PA: 31 PB: 0 SB: 0 CS: 0
PITCHER Chuck Taylor, R ERA: 1.66 (1, 1)	IP: 9.0 WLS: W BF: 31 H: 2 R: 1 ER: 1 SO: 6 BB: 2 IBB: 0 HBP: 0 BLK: 0 WP: 0 HR: 1 S: 41 P: 49 ERA: 1.00 WHIP: 0.444															PITCHER			

Batter	1	2	3	4	5	6	7	8	9	AB	R	H	RBI	BB	SO	LOB	BOTTOM
Lou Brock, L OBP: 0.349, SLG: 0.453 (1, 7)										4	0	0	0	0	0	3	Cincinnati Reds @ St. Louis Cardinals Busch Stadium, St. Louis, MO Wed Aug 20 1969, 7:05 PM CDT Att: 25,445 - Unknown
Curt Flood, R OBP: 0.342, SLG: 0.360 (1, 8)										4	0	1	0	0	0	0	
Vada Pinson, L OBP: 0.314, SLG: 0.399 (1, 9)										4	1	1	0	0	0	1	
Joe Torre, R OBP: 0.359, SLG: 0.471 (1, 3)										4	0	2	1	0	1	1	
Tim McCarver, L OBP: 0.330, SLG: 0.364 (1, 2)										4	1	1	0	0	1	2	
Mike Shannon, R OBP: 0.313, SLG: 0.370 (1, 5)										2	0	1	0	1	0	0	
Phil Gagliano, R OBP: 0.327, SLG: 0.299 (1, 4)										3	0	1	1	0	0	1	
Dal Maxvill, R OBP: 0.259, SLG: 0.240 (1, 6)										3	0	0	0	0	0	3	
Chuck Taylor, R OBP: 0.125, SLG: 0.167 (1, 1)										3	0	1	0	0	1	3	
Inning Stats	R: 1 E: 0 K: 0 S: 5	H: 2 LOB: 1 BB: 0 P: 5	R: 0 E: 0 K: 0 S: 3	H: 0 LOB: 1 BB: 1 P: 7	R: 0 E: 0 K: 2 S: 7	H: 0 LOB: 0 BB: 0 P: 7	R: 0 E: 0 K: 0 S: 4	H: 1 LOB: 1 BB: 0 P: 4	R: 0 E: 0 K: 0 S: 3	H: 0 LOB: 0 BB: 0 P: 3	R: 1 E: 0 K: 1 S: 8	H: 3 LOB: 2 BB: 0 P: 8	R: 0 E: 0 K: 0 S: 4	H: 1 LOB: 1 BB: 0 P: 4	1B: 6 2B: 2 3B: 0 HR: 0	SF: 0 SAC: 0 DP: 1 HBP: 0	
PITCHER Gary Nolan, R ERA: 4.14 (1, 1)	IP: 6.0 WLS: L BF: 25 H: 7 R: 2 ER: 2 SO: 2 BB: 1 IBB: 0 HBP: 0 BLK: 0 WP: 0 HR: 0 S: 28 P: 32 ERA: 3.00 WHIP: 1.333															PITCHER	
Wayne Granger, R ERA: 3.09 (7, 1)	IP: 1.0 WLS: 0 BF: 3 H: 0 R: 0 ER: 0 SO: 1 BB: 0 IBB: 0 HBP: 0 BLK: 0 WP: 0 HR: 0 S: 5 P: 5 ERA: 0.00 WHIP: 0.000															PITCHER	
Clay Carroll, R ERA: 3.76 (8, 1)	IP: 1.0 WLS: 0 BF: 4 H: 1 R: 0 ER: 0 SO: 0 BB: 0 IBB: 0 HBP: 0 BLK: 0 WP: 0 HR: 0 S: 4 P: 4 ERA: 0.00 WHIP: 1.000															PITCHER	

AB 29
R 1
H 2
RBI 1
BB 2
SO 6
LOB 7



AB 31
R 2
H 8
RBI 2
BB 1
SO 3
LOB 14



Batter	1	2	3	4	5	6	7	8	9	AB	R	H	RBI	BB	SO	LOB	TOP										
Pete Rose, S OBP: 0.424, SLG: 0.530 (1, 9)	G4-3		1B		F8		CS			3	0	1	0	1	0	0	Cincinnati Reds @ St. Louis Cardinals Busch Stadium, St. Louis, MO Thu Aug 21 1969, 7:05 PM CDT Att: 24,836 - Unknown										
Bobby Tolan, L OBP: 0.391, SLG: 0.535 (1, 8)	L7		K			SH1-3 HR	CS	F9		4	1	1	0	0	1	1											
Alex Johnson, R OBP: 0.366, SLG: 0.494 Giraldo Ruiz, S OBP: 0.308, SLG: 0.283 (1, 7) (8, 4)	F8				F8	SH1-3		F9		3	0	0	0	0	0	0											
Tony Perez, R OBP: 0.382, SLG: 0.572 (1, 5)		E5 FC4-6			F7	HR		G4-3		3	1	0	0	1	0	0											
Johnny Bench, R OBP: 0.397, SLG: 0.540 (1, 2)		K			WP 2B	HR		E6 FC6-4		4	2	2	3	0	1	1											
Lee May, R OBP: 0.343, SLG: 0.570 (1, 3)		FC4-6				F3		FC6-4 1B		4	1	1	1	0	0	2											
Jimmy Stewart, S OBP: 0.319, SLG: 0.379 (1, 4) (8, 7)		P4			G6-3	P4		G6-3 1B		4	0	1	0	0	0	2											
Woody Woodward, R OBP: 0.328, SLG: 0.331 (1, 6)					P6	G6-3		K		4	0	0	0	0	1	2											
Jim Merritt, L OBP: 0.188, SLG: 0.206 Wayne Granger, R OBP: 0.222, SLG: 0.125 Al Jackson, L OBP: 0.250, SLG: 0.250 (1, 1) (7, 1) (8, 1)					F2	F7		G4-3		3	0	0	0	0	0	0											
Inning Stats	R: 0 E: 0 K: 0 S: 3	H: 0 LOB: 0 BB: 0 P: 3	R: 0 E: 1 K: 1 S: 6	H: 0 LOB: 1 BB: 0 P: 6	R: 0 E: 0 K: 1 S: 6	H: 1 LOB: 1 BB: 0 P: 6	R: 1 E: 0 K: 0 S: 5	H: 2 LOB: 1 BB: 0 P: 5	R: 0 E: 0 K: 0 S: 3	H: 0 LOB: 0 BB: 1 P: 3	R: 3 E: 0 K: 1 S: 5	H: 2 LOB: 0 BB: 1 P: 9	R: 0 E: 0 K: 1 S: 4	H: 0 LOB: 0 BB: 1 P: 8	R: 0 E: 0 K: 0 S: 3	H: 0 LOB: 0 BB: 0 P: 3		R: 1 E: 1 K: 0 S: 5	H: 2 LOB: 2 BB: 0 P: 5	1B: 5 2B: 1 3B: 0 HR: 1	SF: 0 SAC: 1 DP: 0 HBP: 0	WP: 1 PB: 0 SB: 0 CS: 1	PA: 37				
PITCHER	IP	WLS	BF	H	R	ER	SO	BB	IBB	HBP	BLK	WP	HR	S	P	ERA	WHIP										
Nelson Briles, R ERA: 3.98 Mudcat Grant, R ERA: 4.49 Joe Hoerner, L ERA: 2.86 (1, 1) (8, 1) (9, 1)	7.0	L	28	5	4	4	3	1	1	0	0	1	1	32	40	5.14	0.857										

AB	33
R	5
H	7
RBI	5
BB	2
SO	3
LOB	8



Batter	1	2	3	4	5	6	7	8	9	AB	R	H	RBI	BB	SO	LOB	BOTTOM										
Lou Brock, L OBP: 0.348, SLG: 0.450 (1, 7)	F7		P5				F9		G3	5	0	1	0	0	0	1	Cincinnati Reds @ St. Louis Cardinals Busch Stadium, St. Louis, MO Thu Aug 21 1969, 7:05 PM CDT Att: 24,836 - Unknown										
Curt Flood, R OBP: 0.342, SLG: 0.359 Steve Huntz, S OBP: 0.328, SLG: 0.212 (1, 8) (7, 6)	K				P5		F8		G6-3	2	0	0	0	1	1	2											
Vada Pinson, L OBP: 0.314, SLG: 0.400 (1, 9) (7, 8)					FC4-6 BB				P4	5	1	2	0	0	0	1											
Joe Torre, R OBP: 0.360, SLG: 0.478 (1, 3)		P6			L9					4	1	2	3	0	0	1											
Mike Shannon, R OBP: 0.317, SLG: 0.372 (1, 5)										3	0	2	0	1	0	2											
Tim McCarver, L OBP: 0.331, SLG: 0.365 (1, 2)					F2					4	0	2	0	0	0	3											
Phil Gagliano, R OBP: 0.324, SLG: 0.297 (1, 4)										4	0	1	0	0	0	3											
Dal Maxvill, R OBP: 0.257, SLG: 0.238 Byron Browne, R OBP: 0.412, SLG: 0.231 (1, 6) (6, PH) (7, 9)					F9				K	2	0	0	0	0	0	0											
Nelson Briles, R OBP: 0.177, SLG: 0.172 Joe Nosssek, R OBP: 0.111, SLG: 0.111 Mudcat Grant, R OBP: 0.310, SLG: 0.259 Vic Davalillo, L OBP: 0.246, SLG: 0.252 Joe Hoerner, R (1, 1) (7, PH) (8, 1) (8, PH) (9, 1)					K				G4-6-3	2	0	1	0	0	1	0											
Inning Stats	R: 0 E: 0 K: 1 S: 5	H: 0 LOB: 0 BB: 0 P: 5	R: 0 E: 0 K: 0 S: 4	H: 1 LOB: 1 BB: 0 P: 4	R: 0 E: 0 K: 1 S: 5	H: 0 LOB: 0 BB: 0 P: 5	R: 0 E: 0 K: 0 S: 3	H: 0 LOB: 2 BB: 2 P: 11	R: 0 E: 0 K: 0 S: 5	H: 2 LOB: 2 BB: 0 P: 5	R: 2 E: 0 K: 1 S: 8	H: 4 LOB: 1 BB: 0 P: 8	R: 1 E: 0 K: 0 S: 6	H: 3 LOB: 2 BB: 0 P: 6	R: 0 E: 0 K: 1 S: 6	H: 2 LOB: 1 BB: 0 P: 6		R: 0 E: 0 K: 0 S: 3	H: 0 LOB: 0 BB: 0 P: 3	1B: 11 2B: 0 3B: 0 HR: 1	SF: 0 SAC: 0 DP: 1 HBP: 0	WP: 0 PB: 0 SB: 0 CS: 0	PA: 39				
PITCHER	IP	WLS	BF	H	R	ER	SO	BB	IBB	HBP	BLK	WP	HR	S	P	ERA	WHIP										
Jim Merritt, L ERA: 4.06 Wayne Granger, R ERA: 3.07 Al Jackson, L ERA: 7.29 (1, 1) (7, 1) (8, 1)	6.2	W	30	9	3	3	3	2	0	0	0	0	0	7	7	4.05	1.650										

AB	37
R	3
H	12
RBI	3
BB	2
SO	4
LOB	20



Batter	1	2	3	4	5	6	7	8	9	AB	R	H	RBI	BB	SO	LOB	TOP			
Sonny Jackson, L (1,6) OBP: 0.314, SLG: 0.308	F7		K														4 0 1 0 0 1 0			
Tony Gonzalez, L (1,8) OBP: 0.340, SLG: 0.400	K		E5														4 0 0 0 0 1 1			
Hank Aaron, R (1,9) OBP: 0.415, SLG: 0.629	K		6-3														4 0 0 0 0 1 2			
Rico Carty, R (1,7) OBP: 0.413, SLG: 0.550		HR	F9														4 1 2 0 0 0 1			
Orlando Cepeda, R (1,3) OBP: 0.322, SLG: 0.446																	3 1 1 2 0 0 1			
Cecil Upshaw, R (6,1) OBP: 0.364, SLG: 0.636		HR															0 0 0 0 0 0 0			
Felipe Alou, R (6,PH) OBP: 0.329, SLG: 0.362																	1 0 0 0 0 0 0			
Paul Doyle, L (8,1)																	0 0 0 0 0 0 0			
Clete Boyer, R (1,5) OBP: 0.336, SLG: 0.379		3-1															4 0 2 0 0 2 0			
Felix Millan, R (1,4) OBP: 0.311, SLG: 0.347		F9															4 0 2 0 0 0 1			
Bob Didier, S (1,2) OBP: 0.326, SLG: 0.314		3-1															3 0 0 0 1 2 4			
Mitt Pappas, R (1,1) OBP: 0.229, SLG: 0.209																	1 0 0 0 0 0 1			
Gary Neibauer, R (3,1)																	1 0 0 0 0 1 0			
Mike Lum, L (6,9) OBP: 0.304, SLG: 0.289		F3															2 0 0 0 0 0 1			
Inning Stats	R: 0 E: 0 K: 2 S: 7	H: 0 LOB: 0 BB: 0 P: 7	R: 2 E: 0 K: 0 S: 6	H: 3 LOB: 1 BB: 0 P: 6	R: 0 E: 1 K: 1 S: 6	H: 0 LOB: 1 BB: 0 P: 6	R: 0 E: 0 K: 2 S: 8	H: 1 LOB: 1 BB: 0 P: 8	R: 0 E: 0 K: 1 S: 7	H: 3 LOB: 2 BB: 0 P: 7	R: 0 E: 0 K: 0 S: 3	H: 0 LOB: 0 BB: 0 P: 3	R: 0 E: 0 K: 0 S: 3	H: 0 LOB: 1 BB: 1 P: 9	R: 0 E: 0 K: 1 S: 5	H: 0 LOB: 1 BB: 1 P: 9	1B: 6 2B: 1 3B: 0 HR: 1	SF: 0 SAC: 0 DP: 1 HBP: 0	WP: 0 PB: 0 SB: 1 CS: 0	PA: 36
PITCHER Bob Gibson, R (1,1) ERA: 2.21	IP: 9.0 WLS: W BF: 36 H: 8 R: 2 ER: 2 SO: 8 BB: 1 IBB: 0 HBP: 0 BLK: 0 WP: 0 HR: 1 S: 51 P: 55 ERA: 2.00 WHIP: 1.000															PITCHER	IP: 9.0 WLS: W BF: 36 H: 8 R: 2 ER: 2 SO: 8 BB: 1 IBB: 0 HBP: 0 BLK: 0 WP: 0 HR: 1 S: 51 P: 55 ERA: 2.00 WHIP: 1.000			

Atlanta Braves @ St. Louis Cardinals
 Busch Stadium, St. Louis, MO
 Fri Aug 22 1969, 7:05 PM CDT
 Att: 34,636 - Unknown

AB 35
 R 2
 H 8
 RBI 2
 BB 1
 SO 8
 LOB 12





Batter	1	2	3	4	5	6	7	8	9	AB	R	H	RBI	BB	SO	LOB	BOTTOM			
Lou Brock, L (1,7) OBP: 0.347, SLG: 0.449	4-3		4-3 6-3 2B	K		6-3		CS									4 1 1 0 0 1 1			
Vic Davallillo, L (1,8) OBP: 0.247, SLG: 0.259	F8		6-3	4-3													4 0 1 0 0 0 2			
Vada Pinson, L (1,9) OBP: 0.316, SLG: 0.400	1B		4-3														4 0 2 0 0 0 1			
Joe Torre, R (1,3) OBP: 0.361, SLG: 0.480																	4 1 2 1 0 1 2			
Tim McCarver, L (1,2) OBP: 0.335, SLG: 0.368	F8																2 1 1 1 2 0 2			
Mike Shannon, R (1,5) OBP: 0.321, SLG: 0.386																	3 1 2 2 1 0 3			
Phil Gagliano, R (1,4) OBP: 0.311, SLG: 0.284			G3	5-3													4 0 0 0 0 0 3			
Dal Maxvill, R (1,6) OBP: 0.254, SLG: 0.235			F9														4 0 0 0 0 0 1			
Bob Gibson, R (1,1) OBP: 0.253, SLG: 0.313			K														4 0 2 0 0 1 1			
Inning Stats	R: 0 E: 0 K: 0 S: 5	H: 2 LOB: 2 BB: 0 P: 5	R: 0 E: 0 K: 1 S: 6	H: 1 LOB: 1 BB: 0 P: 6	R: 2 E: 0 K: 0 S: 6	H: 3 LOB: 2 BB: 1 P: 10	R: 0 E: 0 K: 1 S: 6	H: 1 LOB: 0 BB: 0 P: 6	R: 2 E: 0 K: 1 S: 6	H: 1 LOB: 0 BB: 1 P: 10	R: 0 E: 0 K: 0 S: 3	H: 0 LOB: 0 BB: 0 P: 3	R: 0 E: 0 K: 0 S: 4	H: 2 LOB: 2 BB: 1 P: 8	R: 0 E: 0 K: 0 S: 3	H: 1 LOB: 0 BB: 0 P: 3	1B: 5 2B: 4 3B: 1 HR: 1	SF: 0 SAC: 0 DP: 1 HBP: 0	WP: 0 PB: 0 SB: 0 CS: 1	PA: 37
PITCHER Mitt Pappas, R (1,1) ERA: 3.59	IP: 2.2 WLS: L BF: 11 H: 2 R: 2 ER: 2 SO: 2 BB: 2 IBB: 0 HBP: 0 BLK: 0 WP: 0 HR: 0 S: 16 P: 21 ERA: 6.75 WHIP: 2.250															PITCHER	IP: 2.2 WLS: L BF: 11 H: 2 R: 2 ER: 2 SO: 2 BB: 2 IBB: 0 HBP: 0 BLK: 0 WP: 0 HR: 0 S: 16 P: 21 ERA: 6.75 WHIP: 2.250			
Gary Neibauer, R (3,1) ERA: 3.95	2.1	8	2	2	2	2	2	2	2	2	2	2	2	2	2	2	7.71	1.714		
Cecil Upshaw, R (6,1) ERA: 3.74	2.0	8	2	0	0	0	0	0	0	0	0	0	0	0	0	0	0.00	1.000		
Paul Doyle, L (8,1) ERA: 2.56	1.0	3	1	0	0	0	0	0	0	0	0	0	0	0	0	0	0.00	1.000		

Atlanta Braves @ St. Louis Cardinals
 Busch Stadium, St. Louis, MO
 Fri Aug 22 1969, 7:05 PM CDT
 Att: 34,636 - Unknown

AB 33
 R 4
 H 11
 RBI 4
 BB 3
 SO 3
 LOB 16



Batter	1	2	3	4	5	6	7	8	9	AB	R	H	RBI	BB	SO	LOB	TOP										
Felipe Alou, R OBP: 0.328, SLG: 0.363 (1, 8)	0-0 4-3		0-3 K		0-0 4-3			0-0 FC3-5 2B	0-0 6-3	5	0	1	0	0	1	0	Atlanta Braves @ St. Louis Cardinals Busch Stadium, St. Louis, MO Sat Aug 23 1969, 7:05 PM CDT Att: 40,427 - Unknown AB 30 R 3 H 3 RBI 3 BB 6 SO 4 LOB 11 										
Felix Milten, R OBP: 0.311, SLG: 0.346 (1, 4)	0-0 SF3 1B		0-0 6-3			0-0 P4		0-0 FC3-5 1B		4	2	1	0	0	0	1											
Hank Aaron, R OBP: 0.414, SLG: 0.624 (1, 9)	0-0 E6 SF3		4-0 BB			0-0 F9		0-0 E1 1B		3	1	0	0	1	0	2											
Rico Carty, R OBP: 0.415, SLG: 0.547 (1, 7)	0-0 SF3		0-0 F8			4-0 BB		4-0 1B IBB		1	0	0	1	2	0	1											
Mike Lum, L OBP: 0.304, SLG: 0.289 (8, 7)	1-2 3-H							1-2 2-3 3-H		0	0	0	0	0	0	0											
Orlando Cepeda, R OBP: 0.323, SLG: 0.445 (1, 3)	4-0 BB			0-0 4-3				0-0 F9		3	0	1	2	1	0	1											
Clete Boyer, R OBP: 0.337, SLG: 0.376 (1, 5)	0-0 F7			0-0 5-3				0-0 F9	4-0 G4-6-3 IBB	3	0	0	0	1	0	2											
Bob Didier, S OBP: 0.321, SLG: 0.309 (1, 2)		0-0 6-3		0-0 1-3				0-0 1-3	0-0 G4-6-3	4	0	0	0	0	0	3											
Gil Garrido, R OBP: 0.270, SLG: 0.238 (1, 6)		0-0 5-3			0-3 K			4-0 BB	0-0 F2	3	0	0	0	1	1	0											
Phil Niekro, R OBP: 0.162, SLG: 0.167 (1, 1)			0-3 K		0-3 K			0-0 F9	0-0 F8	4	0	0	0	0	2	1											
Inning Stats	R: 1 E: 1 K: 0 S: 5	H: 1 LOB: 2 BB: 1 P: 9	R: 0 E: 0 K: 1 S: 5	H: 0 LOB: 0 BB: 0 P: 5	R: 0 E: 0 K: 1 S: 5	H: 0 LOB: 1 BB: 1 P: 9	R: 0 E: 0 K: 0 S: 3	H: 0 LOB: 0 BB: 0 P: 3	R: 0 E: 0 K: 2 S: 7	H: 0 LOB: 0 BB: 0 P: 7	R: 0 E: 0 K: 0 S: 3	H: 0 LOB: 1 BB: 1 P: 7	R: 0 E: 1 K: 0 S: 5	H: 2 LOB: 2 BB: 2 P: 13	R: 0 E: 0 K: 0 S: 3	H: 0 LOB: 0 BB: 0 P: 3	1B: 2 2B: 1 3B: 0 HR: 0	SF: 1 SAC: 0 DP: 1 HBP: 0	WP: 1 PB: 0 CS: 0	PA: 37							
PITCHER	IP	WLS	BF	H	R	ER	SO	BB	IBB	HBP	BLK	WP	HR	S	P	ERA	WHIP										
Steve Carlton, L ERA: 1.94 (1, 1)	8.0	L	34	3	3	1	4	4	2	0	0	1	0	36	60	1.12	0.875										
Mudcat Grant, R ERA: 4.44 (9, 1)	1.0		3	0	0	0	0	0	0	0	0	0	0	3	3	0.00	0.000										

Batter	1	2	3	4	5	6	7	8	9	AB	R	H	RBI	BB	SO	LOB	BOTTOM										
Lou Brock, L OBP: 0.344, SLG: 0.445 (1, 7)	0-0 3-1		0-0 F8			0-0 4-3		0-3 K		4	0	0	0	0	1	3	Atlanta Braves @ St. Louis Cardinals Busch Stadium, St. Louis, MO Sat Aug 23 1969, 7:05 PM CDT Att: 40,427 - Unknown AB 32 R 1 H 5 RBI 1 BB 0 SO 6 LOB 11 										
Vic Davallillo, L OBP: 0.247, SLG: 0.259 (1, 8)	0-0 F9			0-3 K		0-0 3-1			0-0 PB 4-3 1B	4	0	1	0	0	1	1											
Vada Pinson, L OBP: 0.313, SLG: 0.397 (1, 9)	0-0 1-3			0-0 F9			0-3 K		0-0 4-3	4	0	0	0	0	1	1											
Joe Torre, R OBP: 0.358, SLG: 0.476 (1, 3)		0-0 6-3		0-3 K			0-0 1-3		0-3 K	4	0	0	0	0	2	1											
Tim McCarver, L OBP: 0.334, SLG: 0.367 (1, 2)		0-0 S 1B			0-0 F2			0-0 P6	0-0 F9	4	1	1	0	0	0	1											
Mike Shannon, R OBP: 0.323, SLG: 0.388 (1, 5)		0-0 G1-4-3 1B			0-0 F3			0-0 E 1B		3	0	2	1	0	0	0											
Phil Gagliano, R OBP: 0.303, SLG: 0.276 (1, 4)		0-0 G1-4-3			0-0 P4			0-0 F2		3	0	0	0	0	0	2											
Dal Maxvill, R OBP: 0.253, SLG: 0.234 (1, 6)			0-0 F8			0-0 P4		0-0 F3		2	0	0	0	0	0	0											
Bill White, L OBP: 0.340, SLG: 0.244 (8, PH)								0-0 F3		1	0	0	0	0	0	1											
Mudcat Grant, R OBP: 0.310, SLG: 0.259 (9, 1)								0-0 E5		0	0	0	0	0	0	0											
Steve Carlton, L OBP: 0.261, SLG: 0.318 (1, 1)			0-3 K			0-0 4-3 1B		0-0 1-2		2	0	1	0	0	1	0											
Julian Javier, R OBP: 0.352, SLG: 0.444 (8, PH)										1	0	0	0	0	0	1											
Steve Huntz, S OBP: 0.328, SLG: 0.212 (9, 6)										0	0	0	0	0	0	0											
Inning Stats	R: 0 E: 0 K: 0 S: 3	H: 2 LOB: 0 BB: 0 P: 4	R: 1 E: 0 K: 0 S: 4	H: 0 LOB: 0 BB: 0 P: 4	R: 0 E: 0 K: 1 S: 5	H: 0 LOB: 0 BB: 0 P: 5	R: 0 E: 0 K: 2 S: 7	H: 0 LOB: 0 BB: 0 P: 7	R: 0 E: 0 K: 0 S: 3	H: 1 LOB: 1 BB: 0 P: 3	R: 0 E: 0 K: 0 S: 4	H: 1 LOB: 1 BB: 0 P: 4	R: 0 E: 1 K: 1 S: 7	H: 0 LOB: 2 BB: 0 P: 7	R: 0 E: 0 K: 1 S: 6	H: 1 LOB: 1 BB: 0 P: 6	1B: 5 2B: 0 3B: 0 HR: 0	SF: 0 SAC: 0 DP: 1 HBP: 0	WP: 0 PB: 1 CS: 0	PA: 32							
PITCHER	IP	WLS	BF	H	R	ER	SO	BB	IBB	HBP	BLK	WP	HR	S	P	ERA	WHIP										
Phil Niekro, R ERA: 2.6 (1, 1)	9.0	W	32	5	1	1	6	0	0	0	0	0	0	44	44	1.00	0.556										

Batter	1	2	3	4	5	6	7	8	9	10	11	12	13	14	AB	R	H	RBI	BB	SO	LOB	TOP				
Sonny Jackson, L OBP: 0.313, SLG: 0.306 (1, 6)															5	0	1	0	0	0	2					
Tony Gonzalez, L OBP: 0.338, SLG: 0.395 (1, 8)															5	1	0	0	1	1	1					
Hank Aaron, R OBP: 0.411, SLG: 0.625 (1, 9)															6	1	1	3	0	0	0					
Rico Carty, R OBP: 0.413, SLG: 0.538 Mike Lum, L OBP: 0.394, SLG: 0.289 (14, PR) (14, 7)															5	0	1	0	1	0	0					
Orlando Cepeda, R OBP: 0.321, SLG: 0.448 (1, 3)															6	1	1	1	0	1	2					
Clete Boyer, R OBP: 0.338, SLG: 0.375 (1, 5)															4	0	1	0	1	1	0					
Felix Millan, R OBP: 0.310, SLG: 0.344 (1, 4)															5	0	1	0	0	0	1					
Bob Didier, S OBP: 0.319, SLG: 0.307 (1, 2)															5	0	1	0	0	0	1					
Pat Jarvis, R OBP: 0.108, SLG: 0.107 Cecil Upshaw, R OBP: 0.364, SLG: 0.636 Felipe Alou, R OBP: 0.329, SLG: 0.364 George Stone, L OBP: 0.171, SLG: 0.171 (11, PH) (11, 1)															3	0	0	0	0	1	1					
Inning Stats	R: 0 E: 0 K: 1 S: 5	H: 1 LOB: 0 BB: 0 P: 5	R: 0 E: 0 K: 0 S: 3	H: 0 LOB: 0 BB: 0 P: 3	R: 0 E: 0 K: 0 S: 3	H: 0 LOB: 0 BB: 0 P: 3	R: 0 E: 0 K: 0 S: 3	H: 1 LOB: 0 BB: 0 P: 3	R: 0 E: 0 K: 0 S: 3	H: 0 LOB: 0 BB: 0 P: 3	R: 1 E: 0 K: 0 S: 4	H: 1 LOB: 0 BB: 0 P: 4	R: 0 E: 0 K: 0 S: 3	H: 0 LOB: 0 BB: 1 P: 7	R: 0 E: 0 K: 1 S: 7	H: 2 LOB: 2 BB: 0 P: 7	R: 0 E: 0 K: 0 S: 2	H: 0 LOB: 0 BB: 1 P: 6	R: 0 E: 0 K: 0 S: 3	H: 0 LOB: 0 BB: 1 P: 6	R: 3 E: 0 K: 1 S: 8	H: 3 LOB: 1 BB: 1 P: 12	1B: 7 2B: 0 3B: 0 HR: 2	SF: 0 SAC: 1 DP: 2 HBP: 0	WP: 0 PB: 0 SB: 0 CS: 2	PA: 51
PITCHER	IP	WLS	BF	H	R	ER	SO	BB	IBB	HBP	BLK	WP	HR	S	P	ERA	WHIP									
Chuck Taylor, R ERA: 1.59 Mudcat Grant, R ERA: 4.5 Sal Campisi, R ERA:	(1, 1) (10, 1) (14, 1)	9.0 4.2 0.1	WLS L 1	28 21 1	4 5 0	3 3 0	1 1 0	2 3 1	0 0 0	0 0 0	0 0 0	0 0 0	0 1 0	32 20 3	32 32 3	1.00 5.79 0.00	0.444 1.714 0.000									

Atlanta Braves @ St. Louis Cardinals
Busch Stadium, St. Louis, MO
Sun Aug 24 1969, 3:33 AM CDT
Att. 35,198 - Unknown

AB 46
R 4
H 9
RBI 4
BB 3
SO 4
LOB 8



Batter	1	2	3	4	5	6	7	8	9	10	11	12	13	14	AB	R	H	RBI	BB	SO	LOB	BOTTOM						
Lou Brock, L OBP: 0.346, SLG: 0.445 (1, 7)															5	0	2	0	1	1	2							
Curt Flood, R OBP: 0.342, SLG: 0.357 Vic Davallo, L OBP: 0.295, SLG: 0.262 (8, 8)															2	0	0	0	1	0	1							
Vada Pinson, L OBP: 0.309, SLG: 0.391 (1, 9)															6	0	0	0	0	1	4							
Joe Torre, R OBP: 0.354, SLG: 0.470 (1, 3)															6	0	0	0	0	0	1							
Tim McCarver, L OBP: 0.335, SLG: 0.370 (1, 2)															5	1	2	0	0	0	0							
Mike Shannon, R OBP: 0.323, SLG: 0.386 (1, 5)															5	0	1	1	1	0	1							
Phil Gagliano, R OBP: 0.304, SLG: 0.279 (1, 4)															6	0	2	0	0	1	2							
Dal Maxvill, R OBP: 0.259, SLG: 0.234 (1, 6)															4	0	1	0	1	0	1							
Chuck Taylor, R OBP: 0.154, SLG: 0.192 Julian Javier, R OBP: 0.351, SLG: 0.443 Mudcat Grant, R OBP: 0.300, SLG: 0.250 Sal Campisi, R ERA: (14, 1)															2	0	1	0	0	0	1							
Inning Stats	R: 0 E: 0 K: 1 S: 5	H: 1 LOB: 0 BB: 0 P: 5	R: 0 E: 0 K: 0 S: 3	H: 0 LOB: 0 BB: 0 P: 3	R: 0 E: 0 K: 1 S: 6	H: 1 LOB: 1 BB: 0 P: 6	R: 0 E: 0 K: 0 S: 5	H: 3 LOB: 1 BB: 0 P: 5	R: 0 E: 0 K: 0 S: 5	H: 0 LOB: 0 BB: 0 P: 9	R: 0 E: 0 K: 1 S: 3	H: 1 LOB: 1 BB: 1 P: 3	R: 0 E: 0 K: 0 S: 3	H: 0 LOB: 0 BB: 0 P: 3	R: 0 E: 0 K: 0 S: 3	H: 0 LOB: 1 BB: 1 P: 3	R: 0 E: 0 K: 0 S: 4	H: 1 LOB: 2 BB: 1 P: 8	R: 0 E: 0 K: 0 S: 3	H: 0 LOB: 0 BB: 0 P: 3	R: 0 E: 0 K: 0 S: 3	H: 0 LOB: 0 BB: 0 P: 3	R: 0 E: 0 K: 0 S: 3	H: 0 LOB: 0 BB: 0 P: 3	1B: 9 2B: 1 3B: 0 HR: 0	SF: 0 SAC: 3 DP: 1 HBP: 0	WP: 0 PB: 0 SB: 0 CS: 4	PA: 53
PITCHER	IP	WLS	BF	H	R	ER	SO	BB	IBB	HBP	BLK	WP	HR	S	P	ERA	WHIP											
Pat Jarvis, R ERA: 4.87 Cecil Upshaw, R ERA: 3.07 George Stone, L ERA: 3.98	(1, 1) (9, 1) (11, 1)	8.2 1.1 4.0	WLS L W	35 4 14	7 2 1	1 0 0	3 1 0	3 0 1	0 0 0	0 0 0	0 0 0	0 0 0	0 6 13	37 6 17	53 6 17	1.04 0.00 0.00	1.154 1.500 0.250											

Atlanta Braves @ St. Louis Cardinals
Busch Stadium, St. Louis, MO
Sun Aug 24 1969, 3:33 AM CDT
Att. 35,198 - Unknown

AB 45
R 10
H 10
RBI 1
BB 5
SO 4
LOB 19



Batter	1	2	3	4	5	6	7	8	9	AB	R	H	RBI	BB	SO	LOB	TOP					
Jesus Alou, R OBP: 0.251, SLG: 0.295 (1,7)	0-0 5-3		0-0 4-3			0-0 1-4-3		0-0 1-3		4	0	0	0	0	0	1	Houston Astros @ St. Louis Cardinals Busch Stadium, St. Louis, MO Tue Aug 26 1969, 7:05 PM CDT Unknown livebaseballscorecards.com					
Joe Morgan, L OBP: 0.383, SLG: 0.383 (1,4)	0-3 K		0-0 4-3			0-0 S 1B			0-0 F9	4	0	1	0	0	1	0						
Jimmy Wynn, R OBP: 0.429, SLG: 0.517 (1,8)	0-3 K			0-0 P4		0-3 K			4-0 S 1B BB	3	0	0	0	1	2	1						
Norm Miller, L OBP: 0.368, SLG: 0.371 (1,9)		0-0 6-3		4-0 G3-6 BB			0-0 4-3		0-0 S 1B	3	0	1	0	1	0	0						
Curt Blefary, L OBP: 0.360, SLG: 0.409 (1,3)		4-0 S 1B BB		0-0 G3-6 1-2			0-0 4-3		0-0 F7	3	0	0	0	1	0	3						
Denis Menke, R OBP: 0.386, SLG: 0.411 (1,6)		0-0 P6			0-0 6-3			0-0 F9	0-0 6-3	4	0	0	0	0	0	3						
Doug Rader, R OBP: 0.335, SLG: 0.385 (1,5)		0-0 S 1B			0-0 5-3			0-0 F3		3	0	1	0	0	0	0						
Johnny Edwards, L OBP: 0.313, SLG: 0.355 (1,2)		0-3 K			0-0 3-1			0-0 S 2B		3	0	1	0	0	1	2						
Larry Dierker, R OBP: 0.168, SLG: 0.204 (1,1)			0-0 6-3			0-0 P4		0-0 F5		2	0	0	0	0	0	0						
Sandy Valdespino, L OBP: 0.339, SLG: 0.267 (8, PH)										1	0	0	0	0	0	1						
Jim Bouton, R OBP: 0.313, SLG: 0.355 (8, 1)										0	0	0	0	0	0	0						
Inning Stats	R: 0 E: 0 K: 2 S: 7	H: 0 LOB: 0 BB: 0 P: 7	R: 0 E: 0 K: 1 S: 6	H: 1 LOB: 2 BB: 1 P: 10	R: 0 E: 0 K: 0 S: 3	H: 0 LOB: 0 BB: 0 P: 3	R: 0 E: 0 K: 0 S: 2	H: 0 LOB: 0 BB: 1 P: 6	R: 0 E: 0 K: 0 S: 3	H: 0 LOB: 0 BB: 0 P: 3	R: 0 E: 0 K: 1 S: 6	H: 1 LOB: 1 BB: 0 P: 6	R: 0 E: 0 K: 0 S: 3	H: 0 LOB: 0 BB: 0 P: 3	R: 0 E: 0 K: 0 S: 4	H: 1 LOB: 1 BB: 0 P: 4	R: 0 E: 0 K: 0 S: 4	H: 1 LOB: 2 BB: 1 P: 8	1B: 3 2B: 1 3B: 0 HR: 0	SF: 0 SAC: 0 DP: 1 HBP: 0	WP: 0 PB: 0 SB: 1 CS: 0	PA: 33
PITCHER Nelson Briles, R ERA: 3.78 (1,1)	IP: 9.0 WLS: W BF: 33 H: 4 R: 0 ER: 0 SO: 4 BB: 3 IBB: 0 HBP: 0 BLK: 0 WP: 0 HR: 0 S: 38 P: 50 ERA: 0.00 WHIP: 0.778															PITCHER IP: 9.0 WLS: W BF: 33 H: 4 R: 0 ER: 0 SO: 4 BB: 3 IBB: 0 HBP: 0 BLK: 0 WP: 0 HR: 0 S: 38 P: 50 ERA: 0.00 WHIP: 0.778						

Batter	1	2	3	4	5	6	7	8	9	AB	R	H	RBI	BB	SO	LOB	BOTTOM					
Lou Brock, L OBP: 0.346, SLG: 0.444 (1,7)	0-0 G3		0-0 S 1B			0-0 F7				3	0	1	0	0	0	0	Houston Astros @ St. Louis Cardinals Busch Stadium, St. Louis, MO Tue Aug 26 1969, 7:05 PM CDT Unknown livebaseballscorecards.com					
Curt Flood, R OBP: 0.340, SLG: 0.355 (1,8)	0-0 F3		0-0 4-3			0-0 6-3				3	0	0	0	0	0	1						
Vada Pinson, L OBP: 0.307, SLG: 0.388 (1,9)	0-3 K			0-0 F7			0-0 4-3			3	0	0	0	0	1	0						
Joe Torre, R OBP: 0.352, SLG: 0.467 (1,3)		0-3 K		0-0 F8			0-3 K			3	0	0	0	0	2	0						
Tim McCarver, L OBP: 0.333, SLG: 0.367 (1,2)		0-0 4-3		0-3 K			0-0 F9			3	0	0	0	0	1	0						
Mike Shannon, R OBP: 0.321, SLG: 0.383 (1,5)		0-3 K			0-0 P5			0-0 1-3		3	0	0	0	0	1	0						
Julian Javier, R OBP: 0.351, SLG: 0.450 (1,4)			0-0 S HR		0-0 F8			0-0 P3		3	1	1	1	0	0	0						
Dal Maxvill, R OBP: 0.253, SLG: 0.232 (1,6)			0-0 4-3		0-0 F3			0-3 K		3	0	0	0	0	1	0						
Nelson Briles, R OBP: 0.172, SLG: 0.167 (1,1)			0-3 K			0-0 F8				2	0	0	0	0	1	0						
Inning Stats	R: 0 E: 0 K: 1 S: 5	H: 0 LOB: 0 BB: 0 P: 5	R: 0 E: 0 K: 2 S: 7	H: 0 LOB: 0 BB: 0 P: 7	R: 1 E: 0 K: 1 S: 7	H: 2 LOB: 1 BB: 0 P: 7	R: 0 E: 0 K: 1 S: 5	H: 0 LOB: 0 BB: 0 P: 5	R: 0 E: 0 K: 0 S: 3	H: 0 LOB: 0 BB: 0 P: 3	R: 0 E: 0 K: 0 S: 3	H: 0 LOB: 0 BB: 0 P: 3	R: 0 E: 0 K: 1 S: 5	H: 0 LOB: 0 BB: 0 P: 5	R: 0 E: 0 K: 1 S: 5	H: 0 LOB: 0 BB: 0 P: 5	R: 0 E: 0 K: 1 S: 5	H: 0 LOB: 0 BB: 0 P: 5	1B: 1 2B: 0 3B: 0 HR: 1	SF: 0 SAC: 0 DP: 0 HBP: 0	WP: 0 PB: 0 SB: 0 CS: 0	PA: 26
PITCHER Larry Dierker, R ERA: 2.5 (1,1)	IP: 7.0 WLS: L BF: 23 H: 2 R: 1 ER: 1 SO: 6 BB: 0 IBB: 0 HBP: 0 BLK: 0 WP: 0 HR: 1 S: 35 P: 35 ERA: 1.29 WHIP: 0.286															PITCHER IP: 1.0 WLS: L BF: 3 H: 0 R: 0 ER: 0 SO: 1 BB: 0 IBB: 0 HBP: 0 BLK: 0 WP: 0 HR: 0 S: 5 P: 5 ERA: 0.00 WHIP: 0.000						



Batter	1	2	3	4	5	6	7	8	9	10	AB	R	H	RBI	BB	SO	LOB	TOP			
Joe Morgan, L OBP: 0.379, SLG: 0.378 (1, 4)											5	1	2	0	0	0	1	Houston Astros @ St. Louis Cardinals Busch Stadium, St. Louis, MO Wed Aug 27 1969, 7:05 PM CDT Att: 21,310 - Unknown AB 35 R 5 H 8 RBI 4 BB 2 SO 10 LOB 11			
Jesus Alou, R OBP: 0.255, SLG: 0.299 (1, 7) (10, 9)											5	0	3	1	0	1	1				
Jimmy Wynn, R OBP: 0.427, SLG: 0.511 (1, 8)											4	0	0	1	0	0	4				
Norm Miller, L OBP: 0.366, SLG: 0.368 Leon McFadden, R OBP: 0.209, SLG: 0.215 Gary Geiger, L OBP: 0.336, SLG: 0.266 (1, 9)											4	0	1	0	0	2	1				
Curt Blefary, L OBP: 0.302, SLG: 0.416 (1, 3)											3	1	1	0	1	1	1				
Denis Menke, R OBP: 0.381, SLG: 0.405 (1, 6)											4	0	0	0	0	1	3				
Doug Rader, R OBP: 0.339, SLG: 0.388 (1, 5)											4	1	1	1	0	2	0				
Johnny Edwards, L OBP: 0.312, SLG: 0.352 (1, 2)											3	1	0	0	1	0	0				
Tom Griffin, R OBP: 0.255, SLG: 0.327 Sandy Valdespino, L OBP: 0.326, SLG: 0.277 Fred Gladding, L OBP: 0.111, SLG: 0.111 (1, 1)											3	0	0	0	0	3	0				
Inning Stats	R: 1 E: 0 K: 2 S: 9	H: 2 LOB: 1 BB: 0 P: 9	R: 0 E: 0 K: 1 S: 5	H: 0 LOB: 0 BB: 0 P: 5	R: 0 E: 0 K: 1 S: 6	H: 1 LOB: 1 BB: 0 P: 6	R: 0 E: 0 K: 0 S: 3	H: 1 LOB: 0 BB: 0 P: 3	R: 0 E: 0 K: 1 S: 5	H: 0 LOB: 0 BB: 0 P: 5	R: 0 E: 0 K: 2 S: 7	H: 0 LOB: 0 BB: 0 P: 7	R: 0 E: 0 K: 1 S: 5	H: 0 LOB: 0 BB: 0 P: 5	R: 4 E: 1 K: 1 S: 9	H: 3 LOB: 2 BB: 2 P: 17	1B: 7 2B: 1 3B: 0 HR: 0		SF: 2 SAC: 0 DP: 0 HBP: 0	WP: 0 PA: 39 PB: 0 SB: 0 CS: 2	
PITCHER Bob Gibson, R ERA: 2.23 (1, 1)	IP: 10.0 WLS: L BF: 39 H: 8 R: 5 ER: 3 SO: 10 BB: 1 IBB: 2 HBP: 0 BLK: 0 WP: 0 HR: 0 S: 57 P: 65 ERA: 2.70 WHIP: 0.900											PITCHER									

Batter	1	2	3	4	5	6	7	8	9	10	AB	R	H	RBI	BB	SO	LOB	BOTTOM					
Lou Brock, L OBP: 0.342, SLG: 0.440 (1, 7)											5	0	1	0	0	2	2	Houston Astros @ St. Louis Cardinals Busch Stadium, St. Louis, MO Wed Aug 27 1969, 7:05 PM CDT Att: 21,310 - Unknown AB 35 R 1 H 7 RBI 1 BB 2 SO 6 LOB 16					
Curt Flood, R OBP: 0.346, SLG: 0.368 (1, 8)											5	0	3	1	0	0	2						
Vada Pinson, L OBP: 0.306, SLG: 0.391 (1, 9)											4	0	0	0	0	0	4						
Joe Torre, R OBP: 0.351, SLG: 0.463 (1, 3)											4	0	0	0	0	0	2						
Tim McCarver, L OBP: 0.334, SLG: 0.368 Dave Ricketts, S OBP: 0.353, SLG: 0.300 (1, 2)											3	0	1	0	0	1	0						
Mike Shannon, R OBP: 0.320, SLG: 0.379 (1, 5)											3	0	0	0	1	1	2						
Julian Javier, R OBP: 0.344, SLG: 0.441 (1, 4)											4	0	0	0	0	0	2						
Dal Maxvill, R OBP: 0.254, SLG: 0.233 Bill White, L OBP: 0.352, SLG: 0.261 (1, 6)											3	1	1	0	0	2	1						
Bob Gibson, R OBP: 0.247, SLG: 0.306 Vic Davalillo, L OBP: 0.253, SLG: 0.261 (1, 1)											2	0	0	0	0	0	0						
Inning Stats	R: 0 E: 0 K: 0 S: 4	H: 1 LOB: 1 BB: 4 P: 4	R: 0 E: 0 K: 2 S: 7	H: 0 LOB: 1 BB: 11 P: 11	R: 0 E: 0 K: 1 S: 6	H: 1 LOB: 1 BB: 0 P: 6	R: 0 E: 0 K: 1 S: 6	H: 1 LOB: 1 BB: 0 P: 6	R: 1 E: 0 K: 0 S: 5	H: 2 LOB: 1 BB: 5 P: 5	R: 0 E: 0 K: 0 S: 3	H: 0 LOB: 0 BB: 0 P: 3	R: 0 E: 0 K: 1 S: 5	H: 0 LOB: 0 BB: 0 P: 5	R: 0 E: 0 K: 0 S: 4	H: 1 LOB: 1 BB: 4 P: 4	R: 0 E: 0 K: 0 S: 2		H: 0 LOB: 0 BB: 1 P: 6	R: 0 E: 0 K: 1 S: 6	H: 1 LOB: 1 BB: 0 P: 6	1B: 5 2B: 3 3B: 0 HR: 0	SF: 0 SAC: 1 DP: 1 HBP: 0
PITCHER Tom Griffin, R ERA: 3.45 Fred Gladding, R ERA: 4.23 (1, 1)	IP: 9.0 WLS: W BF: 34 H: 6 R: 1 ER: 1 SO: 5 BB: 2 IBB: 0 HBP: 0 BLK: 0 WP: 1 HR: 0 S: 42 P: 50 ERA: 1.00 WHIP: 0.889											PITCHER											

Batter	1	2	3	4	5	6	7	8	9	AB	R	H	RBI	BB	SO	LOB	TOP			
Lou Brock, L OBP: 0.343, SLG: 0.438 (1, 7)										5	0	1	0	0	1	3	St. Louis Cardinals @ Cincinnati Reds Crosley Field, Cincinnati, OH Fri Aug 29 1969, 7:05 PM EDT Att: 23,117 - Unknown			
Curt Flood, R OBP: 0.346, SLG: 0.364 (1, 8)										5	0	1	0	0	0	1				
Vada Pinson, L OBP: 0.305, SLG: 0.386 (1, 9)										4	1	0	0	1	0	2				
Joe Torre, R OBP: 0.351, SLG: 0.460 (1, 3)										3	0	1	0	1	0	1				
Dave Ricketts, S OBP: 0.310, SLG: 0.270 (1, 2)										4	0	0	0	0	1	3				
Mike Shannon, R OBP: 0.321, SLG: 0.378 (1, 5)										4	0	2	1	0	0	1				
Julian Javier, R OBP: 0.350, SLG: 0.442 (1, 4)										3	0	3	0	1	0	0				
Steve Huntz, S OBP: 0.324, SLG: 0.237 (1, 6)										4	0	0	0	0	0	8				
Chuck Taylor, R Vic Dorello, L Mike Torrez, R Tom Hilgendorf, L Bill White, L Dave Giusti, R Phil Gasparino, R (1, 1) (4, PH) (4, 1) (4, 1) (6, PH) (6, 1) (9, PH)										1	0	0	0	0	0	0				
Inning Stats	R: 0 E: 0 K: 0 S: 3	H: 0 LOB: 0 BB: 0 P: 3	R: 0 E: 0 K: 0 S: 4	H: 1 LOB: 2 BB: 1 P: 8	R: 0 E: 0 K: 1 S: 5	H: 0 LOB: 0 BB: 0 P: 5	R: 1 E: 0 K: 1 S: 7	H: 2 LOB: 2 BB: 2 P: 15	R: 0 E: 0 K: 0 S: 4	H: 1 LOB: 1 BB: 0 P: 4	R: 0 E: 0 K: 0 S: 3	H: 0 LOB: 0 BB: 0 P: 3	R: 0 E: 0 K: 0 S: 4	H: 1 LOB: 1 BB: 0 P: 4	R: 0 E: 0 K: 0 S: 4	H: 1 LOB: 1 BB: 0 P: 4		1B: 8 2B: 0 3B: 0 HR: 0	SF: 0 SAC: 0 DP: 0 HBP: 0	WP: 0 PB: 0 SB: 0 CS: 0
PITCHER Jim Maloney, R ERA: 2.88 (1, 1)	IP: 9.0 WLS: W BF: 39 H: 8 R: 1 ER: 1 SO: 2 BB: 4 IBB: 0 HBP: 0 BLK: 0 WP: 0 HR: 0 S: 39 P: 55 ERA: 1.00 WHIP: 1.333															PITCHER				

AB	35
R	1
H	8
RBI	1
BB	4
SO	2
LOB	22



Batter	1	2	3	4	5	6	7	8	9	AB	R	H	RBI	BB	SO	LOB	BOTTOM	
Pete Rose, S OBP: 0.426, SLG: 0.520 (1, 9)										5	0	2	2	0	0	1	St. Louis Cardinals @ Cincinnati Reds Crosley Field, Cincinnati, OH Fri Aug 29 1969, 7:05 PM EDT Att: 23,117 - Unknown	
Bobby Tolan, L OBP: 0.382, SLG: 0.521 (1, 8)										3	1	1	2	0	0	1		
Alex Johnson, R OBP: 0.363, SLG: 0.494 (1, 7)										3	1	2	2	0	0	1		
Tony Perez, R OBP: 0.379, SLG: 0.568 (1, 5)										4	1	1	0	0	1	2		
Johnny Bench, R OBP: 0.371, SLG: 0.516 (1, 2)										4	0	1	2	0	1	0		
Lee May, R OBP: 0.339, SLG: 0.567 Fred Whitfield, L OBP: 0.337, SLG: 0.212 (1, 3) (3, PH) (4, 3)										0	0	0	0	0	0	0		
Tommy Helms, R OBP: 0.279, SLG: 0.296 (1, 4)										4	1	1	0	0	0	2		
Woody Woodward, R OBP: 0.323, SLG: 0.315 (1, 6)										3	3	2	0	1	1	0		
Jim Maloney, L OBP: 0.279, SLG: 0.459 (1, 1)										1	1	0	0	1	0	0		
Inning Stats	R: 0 E: 0 K: 0 S: 4	H: 1 LOB: 0 BB: 0 P: 4	R: 4 E: 0 K: 0 S: 8	H: 5 LOB: 1 BB: 0 P: 8	R: 3 E: 0 K: 1 S: 7	H: 2 LOB: 1 BB: 2 P: 15	R: 0 E: 0 K: 0 S: 3	H: 0 LOB: 0 BB: 0 P: 3	R: 1 E: 0 K: 0 S: 5	H: 2 LOB: 1 BB: 0 P: 5	R: 0 E: 0 K: 1 S: 5	H: 0 LOB: 1 BB: 1 P: 9	R: 0 E: 0 K: 1 S: 5	H: 0 LOB: 0 BB: 0 P: 5	1B: 8 2B: 2 3B: 0 HR: 0	SF: 1 SAC: 3 DP: 1 HBP: 1		WP: 0 PB: 0 SB: 1 CS: 0
PITCHER Chuck Taylor, R ERA: 1.93 Mike Torrez, R ERA: 4.55 Tom Hilgendorf, L ERA: Dave Giusti, R ERA: 3.79 (1, 1) (4, 1) (4, 1) (6, 1)	IP: 3.0 WLS: L BF: 15 H: 6 R: 4 ER: 4 SO: 0 BB: 0 IBB: 4 HBP: 0 BLK: 0 WP: 0 HR: 0 S: 14 P: 15 ERA: 12.00 WHIP: 2.000															PITCHER		



Batter	1	2	3	4	5	6	7	8	9	AB	R	H	RBI	BB	SO	LOB	TOP					
Lou Brock, L OBP: 0.345, SLG: 0.441 (1, 7)	G3		1B				G1-6-3		6-3 WP BB	3	1	1	0	2	0	1	St. Louis Cardinals @ Cincinnati Reds Crosley Field, Cincinnati, OH Sat Aug 30 1969, 7:05 PM EDT Att: 26,128 - Unknown AB 35 R 3 H 10 RBI 2 BB 4 SO 7 LOB 24					
Curt Flood, R OBP: 0.346, SLG: 0.365 (1, 8)	1B		1B				5-3		6-3	5	0	2	2	0	0	2						
Vada Pinson, L OBP: 0.304, SLG: 0.384 (1, 9)	P4		P6				1-3		6-3	5	1	1	0	0	0	4						
Joe Torre, R OBP: 0.354, SLG: 0.461 (1, 3)	1B		K						E6 BB	3	0	2	0	1	1	1						
Dave Ricketts, S OBP: 0.304, SLG: 0.268 (1, 2)	F2		K						6-3	4	0	1	0	0	1	4						
Mike Shannon, R OBP: 0.318, SLG: 0.375 (1, 5)									FC6-5	4	0	0	0	0	1	3						
Julian Javier, R OBP: 0.349, SLG: 0.440 (1, 4)									F7	4	0	1	0	0	1	3						
Steve Huntz, S OBP: 0.329, SLG: 0.248 (9, PR)									F7	3	0	1	0	1	1	3						
Dal Maxwell, R OBP: 0.252, SLG: 0.231 (9, PR)									6-3 BB	0	1	0	0	0	0	0						
Nelson Briles, R OBP: 0.167, SLG: 0.161 (7, PH)									K	2	0	0	0	0	1	2						
Vic Davalillo, L OBP: 0.255, SLG: 0.262 (7, PH)										1	0	1	0	0	0	0						
Ray Washburn, R OBP: 0.105, SLG: 0.081 (9, PH)										0	0	0	0	0	0	0						
Bill White, L OBP: 0.351, SLG: 0.250 (9, PH)										1	0	0	0	0	1	1						
Inning Stats	R: 0 E: 0 K: 0 S: 5	H: 2 LOB: 2 BB: 0 P: 5	R: 0 E: 0 K: 3 S: 10	H: 1 LOB: 1 BB: 0 P: 10	R: 1 E: 0 K: 2 S: 9	H: 2 LOB: 1 BB: 0 P: 9	R: 0 E: 0 K: 1 S: 6	H: 1 LOB: 1 BB: 0 P: 6	R: 0 E: 0 K: 0 S: 2	H: 0 LOB: 0 BB: 1 P: 6	R: 0 E: 0 K: 0 S: 4	H: 1 LOB: 2 BB: 1 P: 8	R: 0 E: 0 K: 0 S: 3	H: 1 LOB: 1 BB: 0 P: 3	R: 1 E: 0 K: 0 S: 5	H: 2 LOB: 1 BB: 2 P: 5	R: 1 E: 0 K: 1 S: 5	H: 0 LOB: 2 BB: 2 P: 13	1B: 8 2B: 1 3B: 1 HR: 0	SF: 0 SAC: 0 DP: 1 HBP: 0	WP: 1 PB: 0 SB: 0 CS: 1	PA: 39
PITCHER	IP WLS BF H R ER SO BB IBB HBP BLK WP HR S P ERA WHIP																					
Gary Nolan, R ERA: 4.35 (1, 1)	8.1 W 36 10 3 3 7 3 0 0 0 0 0 47 59 3.24 1.560																					
Wayne Granger, R ERA: 3.34 (9, 1)	0.2 S 3 0 0 0 0 1 0 0 0 1 0 2 6 0.00 1.500																					

Batter	1	2	3	4	5	6	7	8	9	AB	R	H	RBI	BB	SO	LOB	BOTTOM			
Pete Rose, S OBP: 0.428, SLG: 0.521 (1, 9)	FC4-6 BB		G3				E3 WP BB			3	1	2	1	1	0	1	St. Louis Cardinals @ Cincinnati Reds Crosley Field, Cincinnati, OH Sat Aug 30 1969, 7:05 PM EDT Att: 26,128 - Unknown AB 32 R 4 H 10 RBI 3 BB 3 SO 6 LOB 19			
Bobby Tolan, L OBP: 0.382, SLG: 0.519 (1, 8)	FC4-6 S BB		S				L3		F9	4	0	1	1	0	0	4				
Alex Johnson, R OBP: 0.365, SLG: 0.494 (1, 7)									P5	4	0	2	1	0	0	3				
Jimmy Stewart, S OBP: 0.316, SLG: 0.374 (8, 7)	1B		P4				E S BB			0	0	0	0	0	0	0				
Tony Perez, R OBP: 0.376, SLG: 0.563 (1, 5)	K		K				K		3-1	4	0	0	0	0	3	6				
Johnny Bench, R OBP: 0.370, SLG: 0.513 (1, 2)	L6						F7		F7	4	0	1	0	0	0	2				
Lee May, R OBP: 0.337, SLG: 0.563 (1, 3)			P6				5-3		F9	4	0	0	0	0	1	1				
Tommy Helms, R OBP: 0.278, SLG: 0.295 (1, 4)			F7				F3		K	4	0	1	0	0	1	0				
Woody Woodward, R OBP: 0.333, SLG: 0.322 (1, 6)			6-3						SH5-4 E BB	3	2	2	0	1	0	0				
Gary Nolan, R OBP: 0.273, SLG: 0.400 (1, 1)									E7 BB	2	1	1	0	1	1	2				
Wayne Granger, R OBP: 0.222, SLG: 0.125 (9, 1)			G3 BB				SH5-4		F9 BB	0	0	0	0	0	0	0				
Inning Stats	R: 0 E: 0 K: 1 S: 7	H: 2 LOB: 2 BB: 0 P: 7	R: 0 E: 0 K: 0 S: 3	H: 0 LOB: 0 BB: 0 P: 3	R: 1 E: 0 K: 1 S: 6	H: 1 LOB: 1 BB: 1 P: 10	R: 0 E: 0 K: 0 S: 3	H: 0 LOB: 0 BB: 0 P: 3	R: 2 E: 1 K: 1 S: 8	H: 3 LOB: 1 BB: 0 P: 8	R: 0 E: 0 K: 1 S: 5	H: 0 LOB: 0 BB: 0 P: 5	R: 1 E: 2 K: 0 S: 5	H: 2 LOB: 2 BB: 1 P: 9	R: 0 E: 0 K: 2 S: 8	H: 2 LOB: 2 BB: 1 P: 12	1B: 9 2B: 1 3B: 0 HR: 0	SF: 0 SAC: 1 DP: 0 HBP: 0	WP: 1 PB: 0 SB: 4 CS: 1	PA: 36
PITCHER	IP WLS BF H R ER SO BB IBB HBP BLK WP HR S P ERA WHIP																			
Nelson Briles, R ERA: 3.8 (1, 1)	6.0 L 25 6 3 3 4 1 0 0 0 0 0 32 36 4.50 1.167																			
Ray Washburn, R ERA: 2.98 (7, 1)	2.0 11 4 1 1 2 1 1 0 0 0 0 13 21 4.50 2.500																			


Batter	1	2	3	4	5	6	7	8	9	AB	R	H	RBI	BB	SO	LOB	TOP					
Lou Brock, L OBP: 0.344, SLG: 0.439 (1, 7)	F5		B2		P6	F7		2B 1B		5	0	1	0	0	0	4	St. Louis Cardinals @ Cincinnati Reds Crosley Field, Cincinnati, OH Sun Aug 31 1969, 3:33 AM EDT Att: 30,021 - Unknown AB 41 R 5 H 14 RBI 5 BB 1 SO 2 LOB 17					
Curt Flood, R OBP: 0.348, SLG: 0.377 (1, 8)	F8		5-3					2B		5	1	3	3	0	0							
Julian Javier, R OBP: 0.347, SLG: 0.437 (1, 4)	1B			6-3	5-3			HR	1-3	5	0	1	0	0	1	3						
Joe Torre, R OBP: 0.356, SLG: 0.464 (1, 2)	1B				F9			HR	E 1B BB	4	1	2	0	1	0	0						
Mike Shannon, R OBP: 0.321, SLG: 0.384 (1, 5)	F9							2B		5	1	3	2	0	0	2						
Phil Gagliano, R OBP: 0.285, SLG: 0.259 (1, 3)		6-3			L6					5	0	0	0	0	0	3						
Byron Browne, R OBP: 0.429, SLG: 0.294 (1, 9)		5-3				1B 2B 5-3		1B	G5-3	4	1	2	0	0	0	3						
Dal Maxvill, R OBP: 0.250, SLG: 0.229 (8, PH)					5-3					3	0	0	0	0	0	2						
Vada Pinson, L OBP: 0.303, SLG: 0.383 (8, PH)					F9					1	0	0	0	0	0	0						
Mudcat Grant, R OBP: 0.300, SLG: 0.250 (8, 1)										0	0	0	0	0	0	0						
Bob Gibson, R OBP: 0.261, SLG: 0.318 (1, 1)										3	1	2	0	0	1	0						
Vic Davallio, L OBP: 0.253, SLG: 0.260 (8, PH)				K						1	0	0	0	0	0	0						
Steve Huntz, S OBP: 0.329, SLG: 0.248 (8, 6)						2B 1B		1-2	1B	0	0	0	0	0	0	0						
Inning Stats	R: 0 E: 0 K: 0 S: 5	H: 2 LOB: 2 BB: 0 P: 5	R: 0 E: 0 K: 0 S: 3	H: 0 LOB: 0 BB: 0 P: 3	R: 0 E: 0 K: 1 S: 5	H: 0 LOB: 0 BB: 0 P: 5	R: 0 E: 0 K: 0 S: 4	H: 1 LOB: 1 BB: 0 P: 4	R: 2 E: 0 K: 0 S: 6	H: 3 LOB: 1 BB: 0 P: 6	R: 2 E: 0 K: 0 S: 7	H: 4 LOB: 2 BB: 0 P: 7	R: 1 E: 1 K: 1 S: 7	H: 2 LOB: 2 BB: 1 P: 11	R: 0 E: 0 K: 0 S: 5	H: 2 LOB: 2 BB: 0 P: 5	R: 0 E: 0 K: 0 S: 3	H: 0 LOB: 0 BB: 0 P: 3	1B: 9 2B: 3 3B: 0 HR: 2	SF: 0 SAC: 0 DP: 1 HBP: 0	WP: 0 PB: 0 SB: 1 CS: 0	PA: 42
PITCHER	IP WLS BF H R ER SO BB IBB HBP BLK WP HR S P ERA WHIP																					
Jim Merritt, L ERA: 4.21 (1, 1)	6.0 W 29 11 5 5 1 0 0 0 0 0 2 31 31 7.50 1.833																					
Clay Carroll, R ERA: 3.75 (7, 1)	1.2 9 3 0 0 1 1 0 0 0 0 0 10 14 0.00 2.400																					
Wayne Granger, R ERA: 3.3 (8, 1)	1.1 S 4 0 0 0 0 0 0 0 0 0 0 4 4 0.00 0.000																					

Batter	1	2	3	4	5	6	7	8	9	AB	R	H	RBI	BB	SO	LOB	BOTTOM			
Pete Rose, S OBP: 0.430, SLG: 0.527 (1, 9)	L9-3 1B	1-2 2H 2B 1B			P6			3B		4	1	3	1	0	0	0	St. Louis Cardinals @ Cincinnati Reds Crosley Field, Cincinnati, OH Sun Aug 31 1969, 3:33 AM EDT Att: 30,021 - Unknown AB 32 R 7 H 11 RBI 7 BB 1 SO 6 LOB 7			
Bobby Tolan, L OBP: 0.381, SLG: 0.519 (1, 8)	L9-3 1-2	1H 2H 1B 2B			L4			G3		4	1	1	2	0	0	2				
Alex Johnson, R OBP: 0.368, SLG: 0.497 (1, 7)										4	1	3	1	0	0	1				
Jimmy Stewart, S OBP: 0.316, SLG: 0.374 (8, 7)										0	0	0	0	0	0	0				
Tony Perez, R OBP: 0.375, SLG: 0.566 (1, 5)	P4				5-3			G3		4	1	1	2	0	0	1				
Johnny Bench, R OBP: 0.371, SLG: 0.520 (1, 2)								HR	L6	4	1	2	1	0	0	0				
Lee May, R OBP: 0.335, SLG: 0.558 (1, 3)										4	0	0	0	0	3	1				
Tommy Helms, R OBP: 0.279, SLG: 0.296 (1, 4)										3	1	1	0	0	0	0				
Woody Woodward, R OBP: 0.333, SLG: 0.318 (1, 6)										2	1	0	0	1	1	0				
Jim Merritt, L OBP: 0.200, SLG: 0.206 (1, 1)										2	0	0	0	0	1	2				
Clay Carroll, R OBP: 0.296, SLG: 0.320 (7, 1)										1	0	0	0	0	1	0				
Wayne Granger, R OBP: 0.222, SLG: 0.125 (8, 1)										0	0	0	0	0	0	0				
Inning Stats	R: 0 E: 0 K: 0 S: 4	H: 2 LOB: 1 BB: 0 P: 4	R: 5 E: 0 K: 2 S: 11	H: 5 LOB: 1 BB: 1 P: 15	R: 0 E: 0 K: 1 S: 5	H: 1 LOB: 0 BB: 0 P: 5	R: 0 E: 0 K: 0 S: 3	H: 0 LOB: 0 BB: 0 P: 3	R: 2 E: 0 K: 2 S: 5	H: 2 LOB: 0 BB: 0 P: 5	R: 0 E: 0 K: 2 S: 7	H: 0 LOB: 0 BB: 0 P: 7	R: 0 E: 0 K: 1 S: 6	H: 1 LOB: 1 BB: 0 P: 6	R: 0 E: 0 K: 0 S: 3	H: 0 LOB: 0 BB: 0 P: 3	1B: 7 2B: 2 3B: 1 HR: 2	SF: 0 SAC: 0 DP: 1 HBP: 0	WP: 0 PB: 0 SB: 0 CS: 1	PA: 33
PITCHER	IP WLS BF H R ER SO BB IBB HBP BLK WP HR S P ERA WHIP																			
Bob Gibson, R ERA: 2.42 (1, 1)	7.0 L 30 11 7 7 6 1 0 0 0 0 0 2 41 45 9.00 1.714																			
Mudcat Grant, R ERA: 4.41 (8, 1)	1.0 3 0 0 0 0 0 0 0 0 0 0 3 3 0.00 0.000																			

Batter	1	2	3	4	5	6	7	8	9	AB	R	H	RBI	BB	SO	LOB	TOP					
Lou Brock, L OBP: 0.345, SLG: 0.437 (1, 7)	K			K					FC4	4	0	1	0	1	2	1						
Curt Flood, R OBP: 0.345, SLG: 0.373 (1, 8)	6-3			F8					F8	5	0	0	0	0	0	2						
Vic Davalillo, L OBP: 0.258, SLG: 0.272 (1, 9)	K								P5	5	1	2	0	0	1	1						
Joe Torre, R OBP: 0.355, SLG: 0.462 (1, 2)		K		K						4	0	1	1	0	2	1						
Mike Shannon, R OBP: 0.322, SLG: 0.385 (1, 5)		F7								3	1	1	0	1	1	0						
Bill White, L OBP: 0.350, SLG: 0.255 Phil Gagliano, R OBP: 0.282, SLG: 0.257 (8, PH) (8, 3)	K									3	1	1	0	0	1	0						
Julian Javier, R OBP: 0.348, SLG: 0.435 (1, 4)				F4						2	1	0	0	2	0	0						
Dal Maxvill, R OBP: 0.253, SLG: 0.232 (1, 6)				5-3						4	1	2	2	0	1	3						
Steve Carlton, L OBP: 0.257, SLG: 0.352 Mudcat Grant, R OBP: 0.290, SLG: 0.241 (7, 1) (7, 1)				3-1					K	3	1	1	3	0	1	1						
Inning Stats	R: 0 E: 0 K: 2 S: 7	H: 0 LOB: 0 BB: 0 P: 7	R: 0 E: 0 K: 2 S: 7	H: 0 LOB: 0 BB: 0 P: 7	R: 0 E: 0 K: 0 S: 3	H: 0 LOB: 0 BB: 0 P: 3	R: 0 E: 0 K: 2 S: 8	H: 1 LOB: 1 BB: 0 P: 8	R: 0 E: 0 K: 1 S: 5	H: 0 LOB: 0 BB: 0 P: 5	R: 0 E: 0 K: 1 S: 5	H: 1 LOB: 1 BB: 1 P: 9	R: 5 E: 0 K: 0 S: 6	H: 4 LOB: 0 BB: 2 P: 14	R: 1 E: 0 K: 1 S: 8	H: 3 LOB: 3 BB: 1 P: 12	R: 0 E: 0 K: 1 S: 6	H: 0 LOB: 1 BB: 0 P: 6	1B: 6 2B: 2 3B: 0 HR: 1	SF: 0 SAC: 0 DP: 0 HBP: 0	WP: 2 PB: 0 SB: 1 CS: 1	PA: 40
PITCHER	IP	WLS	BF	H	R	ER	SO	BB	IBB	HBP	BLK	WP	HR	S	P	ERA	WHIP					
Don Wilson, R ERA: 3.88 Jack Billingham, R ERA: 4.23 Wade Blasingame, L ERA: 5.62 Ron Willis, R ERA: 3.93	6.2	L	28	6	5	5	8	3	0	0	0	1	1	41	53	6.75	1.350					
	0.2		4	3	1	1	0	0	0	0	0	0	0	4	4	13.50	4.500					
	0.2		3	0	0	0	1	0	1	0	0	0	0	4	8	0.00	0.000					
	1.0		4	0	0	0	1	0	0	0	0	1	0	6	6	0.00	0.000					

St. Louis Cardinals @ Houston Astros
Astrodome, Houston, TX
Mon Sep 01 1969, 8:05 PM EDT
Att: 21,440 - Dome

AB 35
R 6
H 9
RBI 6
BB 4
SO 10
LOB 11



Batter	1	2	3	4	5	6	7	8	9	AB	R	H	RBI	BB	SO	LOB	BOTTOM					
Joe Morgan, L OBP: 0.379, SLG: 0.376 (1, 4)	K								P4	3	1	0	0	2	1	1						
Jesus Alou, R OBP: 0.255, SLG: 0.302 (1, 9)	G3									5	0	2	0	0	0	3						
Jimmy Wynn, R OBP: 0.427, SLG: 0.502 (1, 8)	K									4	0	0	0	1	1	4						
Tommy Davis, R OBP: 0.319, SLG: 0.379 (1, 7)		6-3		FC5						4	0	1	1	1	0	4						
Doug Rader, R OBP: 0.339, SLG: 0.383 (1, 5)										3	0	0	0	1	2	2						
Denis Menke, R OBP: 0.383, SLG: 0.401 (1, 3)										4	0	0	0	0	0	2						
Marty Martinez, S OBP: 0.339, SLG: 0.366 (1, 6)										4	0	1	0	0	3	1						
Johnny Edwards, L OBP: 0.315, SLG: 0.357 (1, 2)										2	1	2	1	2	0	0						
Don Wilson, R OBP: 0.174, SLG: 0.130 Jack Billingham, R OBP: 0.287, SLG: 0.083 Wade Blasingame, L Curt Blefary, L OBP: 0.356, SLG: 0.407 Ron Willis, R OBP: 1.000, SLG: 1.000 (8, PH) (9, 1)										3	0	0	0	0	2	5						
										0	0	0	0	0	0	0						
										0	0	0	0	0	0	0						
										1	0	0	0	1	0	0						
										0	0	0	0	0	0	0						
Inning Stats	R: 0 E: 0 K: 2 S: 7	H: 0 LOB: 0 BB: 0 P: 7	R: 0 E: 0 K: 1 S: 5	H: 0 LOB: 1 BB: 1 P: 9	R: 0 E: 0 K: 0 S: 3	H: 0 LOB: 3 BB: 3 P: 15	R: 0 E: 0 K: 2 S: 7	H: 0 LOB: 0 BB: 0 P: 7	R: 0 E: 0 K: 1 S: 6	H: 1 LOB: 2 BB: 1 P: 10	R: 0 E: 0 K: 1 S: 7	H: 2 LOB: 3 BB: 1 P: 11	R: 1 E: 0 K: 1 S: 6	H: 1 LOB: 1 BB: 1 P: 10	R: 1 E: 0 K: 2 S: 8	H: 1 LOB: 0 BB: 0 P: 8	R: 0 E: 0 K: 0 S: 4	H: 1 LOB: 1 BB: 0 P: 4	1B: 4 2B: 1 3B: 0 HR: 1	SF: 0 SAC: 0 DP: 0 HBP: 0	WP: 0 PB: 0 SB: 1 CS: 0	PA: 40
PITCHER	IP	WLS	BF	H	R	ER	SO	BB	IBB	HBP	BLK	WP	HR	S	P	ERA	WHIP					
Steve Carlton, L ERA: 1.84 Mudcat Grant, R ERA: 4.4	6.2	W	31	4	1	1	7	7	0	0	0	0	0	38	66	1.35	1.650					
	2.1	S	9	2	1	1	3	0	0	0	0	0	1	15	15	3.86	0.857					

St. Louis Cardinals @ Houston Astros
Astrodome, Houston, TX
Mon Sep 01 1969, 8:05 PM EDT
Att: 21,440 - Dome

AB 33
R 2
H 6
RBI 2
BB 7
SO 10
LOB 22



Batter	1	2	3	4	5	6	7	8	9	AB	R	H	RBI	BB	SO	LOB	TOP					
Ty Cline, L OBP: 0.354, SLG: 0.349 (1, 8)	L5-3		L7			L5	L3			4	0	0	0	0	0	3	Montreal Expos @ St. Louis Cardinals Busch Stadium, St. Louis, MO Fri Sep 05 1969, 7:05 PM CDT Att: 21,920 - Unknown					
Gary Sutherland, R OBP: 0.285, SLG: 0.303 (1, 4)	F5			F8		K		5-3	4	0	0	0	0	1	0							
Rusty Staub, L OBP: 0.406, SLG: 0.503 (1, 9)								F2	3	0	2	0	1	0	0							
Ron Fairly, L OBP: 0.363, SLG: 0.496 (1, 3)	F8			F7		K		4-3	4	0	0	0	0	1	3							
Mack Jones, L OBP: 0.383, SLG: 0.491 (1, 7)		6-3		4-3					3	0	0	0	1	0	1							
Coco Laboy, R OBP: 0.315, SLG: 0.421 (1, 5)									3	0	0	0	0	1	0							
Ron Brand, R OBP: 0.323, SLG: 0.296 Jim Fairley, L (9, PH)									2	0	0	0	0	0	0							
Bobby Wine, R OBP: 0.255, SLG: 0.265 (1, 6)									2	0	1	0	1	0	0							
Howie Reed, R OBP: 0.212, SLG: 0.267 (1, 1)									3	0	0	0	0	3	4							
Inning Stats	R: 0 E: 0 K: 0 S: 4	H: 1 LOB: 1 BB: 0 P: 4	R: 0 E: 0 K: 1 S: 5	H: 0 LOB: 0 BB: 0 P: 5	R: 0 E: 0 K: 1 S: 5	H: 0 LOB: 0 BB: 0 P: 5	R: 0 E: 0 K: 0 S: 4	H: 1 LOB: 1 BB: 0 P: 4	R: 0 E: 0 K: 1 S: 6	H: 1 LOB: 1 BB: 0 P: 6	R: 0 E: 0 K: 2 S: 7	H: 0 LOB: 1 BB: 1 P: 11	R: 0 E: 0 K: 1 S: 5	H: 0 LOB: 0 BB: 2 P: 14	R: 0 E: 0 K: 0 S: 3	H: 0 LOB: 0 BB: 0 P: 3	R: 0 E: 0 K: 0 S: 3	H: 0 LOB: 0 BB: 0 P: 3	1B: 2 2B: 1 3B: 0 HR: 0	SF: 0 SAC: 1 DP: 0 HBP: 1	WP: 0 PB: 0 SB: 1 CS: 0	PA: 34
PITCHER Nelson Briles, R ERA: 3.63 (1, 1)	IP: 9.0 WLS: W BF: 34 H: 3 R: 0 ER: 0 SO: 6 BB: 2 IBB: 1 HBP: 1 BLK: 0 WP: 0 HR: 0 S: 42 P: 55 ERA: 0.00 WHIP: 0.556															PITCHER Nelson Briles, R ERA: 3.63 (1, 1)	IP: 9.0 WLS: W BF: 34 H: 3 R: 0 ER: 0 SO: 6 BB: 2 IBB: 1 HBP: 1 BLK: 0 WP: 0 HR: 0 S: 42 P: 55 ERA: 0.00 WHIP: 0.556					

AB	29
R	0
H	3
RBI	0
BB	3
SO	6
LOB	11



Batter	1	2	3	4	5	6	7	8	9	AB	R	H	RBI	BB	SO	LOB	BOTTOM			
Lou Brock, L OBP: 0.342, SLG: 0.432 (1, 7)	F5			P5-3		1-3		G3		3	0	0	0	1	0	1	Montreal Expos @ St. Louis Cardinals Busch Stadium, St. Louis, MO Fri Sep 05 1969, 7:05 PM CDT Att: 21,920 - Unknown			
Curt Flood, R OBP: 0.347, SLG: 0.375 (1, 8)	1-3			P6					3	0	1	0	0	0	1					
Joe Hague, L OBP: 0.260, SLG: 0.203 (1, 3)	K			P5-3					3	0	0	0	0	1	2					
Joe Torre, R OBP: 0.358, SLG: 0.461 (1, 2)									3	0	1	0	0	0	1					
Leron Lee, L (1, 9)									3	0	0	0	0	1	2					
Mike Shannon, R OBP: 0.325, SLG: 0.385 (1, 5)									2	1	1	0	1	1	0					
Julian Javier, R OBP: 0.350, SLG: 0.436 (1, 4)									2	0	1	0	0	0	2					
Dal Maxvill, R OBP: 0.253, SLG: 0.231 (1, 6)									3	0	1	0	0	0	1					
Nelson Briles, R OBP: 0.159, SLG: 0.154 (1, 1)									3	0	0	0	0	0	2					
Inning Stats	R: 0 E: 0 K: 1 S: 5	H: 0 LOB: 0 BB: 0 P: 5	R: 0 E: 0 K: 2 S: 7	H: 0 LOB: 0 BB: 0 P: 7	R: 0 E: 0 K: 0 S: 3	H: 1 LOB: 0 BB: 0 P: 3	R: 0 E: 0 K: 0 S: 2	H: 0 LOB: 0 BB: 1 P: 6	R: 0 E: 0 K: 0 S: 4	H: 2 LOB: 1 BB: 0 P: 4	R: 0 E: 0 K: 0 S: 3	H: 0 LOB: 0 BB: 0 P: 3	R: 0 E: 0 K: 0 S: 4	H: 1 LOB: 1 BB: 0 P: 4	R: 1 E: 1 K: 0 S: 4	H: 1 LOB: 1 BB: 1 P: 8	1B: 5 2B: 3 3B: 0 HR: 0	SF: 0 SAC: 1 DP: 4 HBP: 0	WP: 0 PB: 0 SB: 0 CS: 0	PA: 28
PITCHER Howie Reed, R ERA: 4.8 (1, 1)	IP: 8.0 WLS: L BF: 28 H: 5 R: 1 ER: 0 SO: 3 BB: 2 IBB: 0 HBP: 0 BLK: 0 WP: 0 HR: 0 S: 32 P: 40 ERA: 0.00 WHIP: 0.875															PITCHER Howie Reed, R ERA: 4.8 (1, 1)	IP: 8.0 WLS: L BF: 28 H: 5 R: 1 ER: 0 SO: 3 BB: 2 IBB: 0 HBP: 0 BLK: 0 WP: 0 HR: 0 S: 32 P: 40 ERA: 0.00 WHIP: 0.875			



Batter	1	2	3	4	5	6	7	8	9	AB	R	H	RBI	BB	SO	LOB	TOP			
Ty Cline, L OBP: 0.350, SLG: 0.341 (1, 8)	L4-3		BB 6-3 BB		L6		L6-3		L7	4	0	0	0	1	0	0	Montreal Expos @ St. Louis Cardinals Busch Stadium, St. Louis, MO Sat Sep 06 1969, 7:05 PM CDT Att: 15,482 - Unknown			
Gary Sutherland, R OBP: 0.285, SLG: 0.300 (1, 4)	2-3		6-3		F9		K		F9	5	0	0	0	0	1	1				
Rusty Staub, L OBP: 0.410, SLG: 0.504 (1, 9)	CS BB		2-3 BB		BB		BB		BB	1	0	1	0	3	0	0				
Ron Fairly, L OBP: 0.357, SLG: 0.487 (1, 3)	CS 1-2	G3	4-3		F7		G3		G3	4	0	0	0	0	0	3				
Mack Jones, L OBP: 0.382, SLG: 0.489 (1, 7)		2B 1B			K		6-3		K	4	1	1	0	0	2	0				
Kevin Collins, L OBP: 0.274, SLG: 0.364 (1, 5)		P6			1B BB		BB E BB		4-3	2	1	0	0	2	0	1				
Coco Laboy, R OBP: 0.315, SLG: 0.421 (8, 5)					BB		BB			0	0	0	0	0	0	0				
Ron Brand, R OBP: 0.332, SLG: 0.305 (1, 2)		1B 2B			1-3 1B		FC5-4 BB		BB	2	1	2	1	2	0	0				
Bobby Wine, R OBP: 0.255, SLG: 0.265 (1, 6)		2H 1B			F5		FC5-4 1-2 2H		K	4	0	1	1	0	1	4				
Jerry Robertson, S OBP: 0.080, SLG: 0.061 (1, 1)		4-3			K		K		K	3	0	0	0	0	2	4				
Claude Raymond, R OBP: 0.222, SLG: 0.222 (8, 1)										0	0	0	0	0	0	0				
Jim Fairley, L (9, PH)										1	0	0	0	0	1	0				
Dan McGinn, L OBP: 0.208, SLG: 0.333 (9, 1)										0	0	0	0	0	0	0				
Inning Stats	R: 0 E: 0 K: 0 S: 2	H: 0 LOB: 0 BB: 1 P: 6	R: 2 E: 0 K: 0 S: 6	H: 3 LOB: 1 BB: 0 P: 6	R: 0 E: 0 K: 2 S: 2	H: 0 LOB: 1 BB: 2 P: 10	R: 0 E: 0 K: 2 S: 8	H: 1 LOB: 2 BB: 1 P: 12	R: 0 E: 0 K: 1 S: 3	H: 0 LOB: 1 BB: 2 P: 7	R: 0 E: 0 K: 1 S: 6	H: 1 LOB: 1 BB: 0 P: 6	R: 0 E: 0 K: 2 S: 7	H: 0 LOB: 1 BB: 1 P: 11	R: 0 E: 0 K: 1 S: 5	H: 0 LOB: 0 BB: 0 P: 5	1B: 4 2B: 1 3B: 0 HR: 0	SF: 0 SAC: 0 DP: 0 HBP: 0	WP: 0 PB: 0 SB: 0 CS: 1	PA: 39
PITCHER Bob Gibson, R ERA: 2.41 (1, 1)	IP: 9.0 WLS: L BF: 38	H: 5 R: 3 ER: 2 SO: 7	BB: 8 IBB: 0 HBP: 0 BLK: 0	WP: 0 HR: 0 S: 44 P: 76	ERA: 2.00 WHIP: 1.444	PITCHER										IP: 9.0 WLS: L BF: 38	H: 5 R: 3 ER: 2 SO: 7	BB: 8 IBB: 0 HBP: 0 BLK: 0	WP: 0 HR: 0 S: 44 P: 76	ERA: 2.00 WHIP: 1.444

Batter	1	2	3	4	5	6	7	8	9	AB	R	H	RBI	BB	SO	LOB	BOTTOM			
Lou Brock, L OBP: 0.341, SLG: 0.430 (1, 7)	G3	4-3			4-3		G5-4-3 1B		G3	5	0	1	0	0	0	2	Montreal Expos @ St. Louis Cardinals Busch Stadium, St. Louis, MO Sat Sep 06 1969, 7:05 PM CDT Att: 15,482 - Unknown			
Curt Flood, R OBP: 0.347, SLG: 0.375 (1, 8)	F7 1B		6-3		BB 1B		G5-4-3 1-2		1-3	5	1	2	0	0	0	1				
Joe Haque, L OBP: 0.197 (1, 3)	F7		K		4-0 1-2 BB		BB		6-3	2	1	0	0	2	1	1				
Byron Browne, R OBP: 0.408, SLG: 0.278 (9, PH)	1-2		K		BB		BB		BB	1	0	0	0	0	0	0				
Joe Torre, R OBP: 0.360, SLG: 0.464 (1, 2)	2H 1B		E7 1B		F9		FC1-6-4 1B		1B	4	0	3	1	0	0	2				
Leron Lee, L OBP: 0.143, SLG: 0.143 (1, 9)	P6		K		F7		FC1-6-4 1-2 2-3 1B		1B	4	0	1	0	0	1	2				
Mike Shannon, R OBP: 0.323, SLG: 0.382 (1, 5)		K			K		6-3		K	3	0	0	0	0	2	0				
Vada Pinson, L OBP: 0.302, SLG: 0.382 (8, PH)			K		K		6-3		K	1	0	0	0	0	1	3				
Phil Gagliano, R OBP: 0.282, SLG: 0.257 (9, 5)			K		K		6-3		K	0	0	0	0	0	0	0				
Julian Javier, R OBP: 0.349, SLG: 0.433 (1, 4)		6-3			P3		BB		FC1-6-4 BB	3	0	0	1	1	0	2				
Dal Maxvill, R OBP: 0.231 (1, 6)		4-0 BB			P3		K		FC6-4 1-2 3-H BB	1	0	0	0	1	0	0				
Vic Davallo, L OBP: 0.285 (5, PH)					P3		K		FC6-4 1-2 BB	0	0	0	0	0	1	1				
Jerry Davanon, F OBP: 0.171 (7, 6)					P3		K		FC6-4 1-2 BB	0	0	0	0	0	0	0				
Dave Ricketts, S OBP: 0.262 (5, PH)					P3		K		FC6-4 1-2 BB	0	0	0	0	1	0	0				
Joe Nossak, R OBP: 0.100 (8, PH)					P3		K		FC6-4 1-2 BB	0	0	0	0	0	0	0				
Steve Hurlitz, S OBP: 0.248 (8, 6)					P3		K		FC6-4 1-2 BB	0	0	0	0	0	0	0				
Bob Gibson, R OBP: 0.260, SLG: 0.315 (1, 1)		1-2 1B			K		K		FC6-4 1-2	4	0	1	0	0	2	3				
Inning Stats	R: 1 E: 0 K: 0 S: 5	H: 2 LOB: 1 BB: 0 P: 5	R: 0 E: 0 K: 1 S: 6	H: 1 LOB: 2 BB: 1 P: 10	R: 0 E: 0 K: 2 S: 8	H: 0 LOB: 0 BB: 0 P: 8	R: 0 E: 0 K: 1 S: 5	H: 0 LOB: 0 BB: 0 P: 5	R: 0 E: 0 K: 1 S: 6	H: 1 LOB: 2 BB: 1 P: 10	R: 0 E: 0 K: 1 S: 5	H: 0 LOB: 0 BB: 0 P: 9	R: 0 E: 0 K: 1 S: 5	H: 1 LOB: 2 BB: 2 P: 15	R: 0 E: 0 K: 1 S: 3	H: 0 LOB: 0 BB: 0 P: 3	1B: 8 2B: 0 3B: 0 HR: 0	SF: 0 SAC: 0 DP: 1 HBP: 0	WP: 0 PB: 0 SB: 0 CS: 0	PA: 39
PITCHER Jerry Robertson, R ERA: 3.81 (1, 1)	IP: 7.2 WLS: W BF: 35	H: 8 R: 2 ER: 2 SO: 8	BB: 5 IBB: 0 HBP: 0 BLK: 0	WP: 0 HR: 0 S: 46 P: 66	ERA: 2.35 WHIP: 1.696	PITCHER										IP: 7.2 WLS: W BF: 35	H: 8 R: 2 ER: 2 SO: 8	BB: 5 IBB: 0 HBP: 0 BLK: 0	WP: 0 HR: 0 S: 46 P: 66	ERA: 2.35 WHIP: 1.696
Claude Raymond, R ERA: 4.74 (8, 1)	0.1	1	0	0	0	0	0	0	0	0	0	1	1	0.00	0.000					
Dan McGinn, L ERA: 4.45 (9, 1)	1.0	S	3	0	0	0	0	0	0	0	0	3	3	0.00	0.000					

AB 30
R 3
H 5
RBI 2
BB 8
SO 7
LOB 13



AB 34
R 2
H 8
RBI 2
BB 5
SO 8
LOB 17



Batter	1	2	3	4	5	6	7	8	9	AB	R	H	RBI	BB	SO	LOB	TOP			
Lou Brock, L OBP: 0.341, SLG: 0.429 (1, 7)										5	1	2	0	0	1	0				
Curt Flood, R OBP: 0.347, SLG: 0.375 (1, 8)										5	0	2	1	0	0	2				
Julian Javier, R OBP: 0.347, SLG: 0.428 (1, 4)										3	0	0	0	1	1	2				
Joe Torre, R OBP: 0.359, SLG: 0.458 (1, 2)										3	1	0	0	1	1	1				
Phil Gagliano, R OBP: 0.303, SLG: 0.269 (1, 3)										3	1	1	0	1	0	0				
Mike Shannon, R OBP: 0.323, SLG: 0.388 (1, 5)										4	1	1	2	0	1	1				
Byron Browne, R OBP: 0.385, SLG: 0.273 (1, 9)										4	0	1	1	0	0	0				
Jerry Davanon, R OBP: 0.203, SLG: 0.182 (1, 6)										4	0	2	0	0	0	1				
Chuck Taylor, R OBP: 0.152, SLG: 0.212 (1, 1)										3	0	0	0	0	1	1				
Mudcat Grant, R OBP: 0.265, SLG: 0.219 (8, 1)										1	0	0	0	0	0	1				
Inning Stats	R: 0 E: 0 K: 0 S: 3	H: 0 LOB: 1 BB: 1 P: 7	R: 0 E: 0 K: 1 S: 5	H: 0 LOB: 0 BB: 0 P: 5	R: 1 E: 0 K: 0 S: 5	H: 2 LOB: 1 BB: 0 P: 5	R: 1 E: 0 K: 0 S: 4	H: 2 LOB: 1 BB: 1 P: 8	R: 0 E: 0 K: 1 S: 6	H: 1 LOB: 1 BB: 0 P: 6	R: 2 E: 0 K: 1 S: 7	H: 2 LOB: 1 BB: 1 P: 11	R: 0 E: 0 K: 1 S: 5	H: 0 LOB: 0 BB: 0 P: 5	R: 0 E: 0 K: 1 S: 5	H: 2 LOB: 2 BB: 0 P: 5	1B: 6 2B: 2 3B: 0 HR: 1	SF: 0 SAC: 0 DP: 0 HBP: 0	WP: 0 PB: 0 SB: 0 CS: 0	PA: 38
PITCHER	IP	WLS	BF	H	R	ER	SO	BB	IBB	HBP	BLK	WP	HR	S	P	ERA	WHIP			
Woodie Fryman, L ERA: 4.29 (1, 1)	7.0	L	30	7	4	4	4	3	0	0	0	0	1	35	47	5.14	1.429			
John Boozer, R ERA: 4.5 (8, 1)	2.0	S	8	2	0	0	1	0	0	0	0	0	0	10	10	0.00	1.000			

St. Louis Cardinals @ Philadelphia Phillies
 Connie Mack Stadium, Philadelphia, PA
 Mon Sep 08 1969, 7:05 PM EDT
 Att: 2,025 - Unknown

AB 35
 R 4
 H 9
 RBI 4
 BB 3
 SO 5
 LOB 9



Batter	1	2	3	4	5	6	7	8	9	AB	R	H	RBI	BB	SO	LOB	BOTTOM			
Tony Taylor, R OBP: 0.317, SLG: 0.343 (1, 4)										3	1	0	0	2	0	1				
John Briggs, L OBP: 0.341, SLG: 0.396 (1, 8) (4, 9) (6, 8)										5	1	1	3	0	0	1				
Dick Allen, R OBP: 0.376, SLG: 0.601 (1, 3)										4	0	0	0	1	1	1				
Johnny Callison, L OBP: 0.327, SLG: 0.444 (1, 9)										1	0	0	0	0	0	0				
Larry Hulse, R OBP: 0.339, SLG: 0.466 (4, 8)										1	0	1	0	0	0	0				
Ron Stone, L OBP: 0.345, SLG: 0.311 (6, 9)										2	0	1	0	0	0	0				
Deron Johnson, R OBP: 0.330, SLG: 0.441 (1, 7)										3	0	0	0	1	1	1				
Rick Joseph, R OBP: 0.335, SLG: 0.412 (1, 5)										4	0	1	0	0	1	3				
Dave Watkins, R OBP: 0.276, SLG: 0.287 (1, 2)										1	1	0	0	3	0	0				
Don Money, R OBP: 0.284, SLG: 0.321 (1, 6)										3	0	1	0	1	1	3				
Woodie Fryman, R OBP: 0.127, SLG: 0.157 (1, 1)										2	0	0	0	0	1	1				
Cookie Rojas, R OBP: 0.289, SLG: 0.289 (7, PH)										1	0	0	0	0	0	2				
John Boozer, R OBP: 0.250, SLG: 0.143 (8, 1)										0	0	0	0	0	0	0				
Terry Harmon, R OBP: 0.315, SLG: 0.270 (8, PH)										1	0	0	0	0	1	1				
Inning Stats	R: 0 E: 0 K: 0 S: 3	H: 1 LOB: 2 BB: 1 P: 10	R: 0 E: 0 K: 1 S: 6	H: 0 LOB: 1 BB: 1 P: 9	R: 0 E: 0 K: 0 S: 3	H: 1 LOB: 0 BB: 0 P: 3	R: 0 E: 0 K: 1 S: 6	H: 1 LOB: 1 BB: 0 P: 6	R: 0 E: 0 K: 0 S: 3	H: 0 LOB: 2 BB: 2 P: 13	R: 0 E: 0 K: 1 S: 4	H: 1 LOB: 3 BB: 2 P: 12	R: 3 E: 0 K: 2 S: 8	H: 1 LOB: 0 BB: 2 P: 16	1B: 4 2B: 0 3B: 0 HR: 1	SF: 0 SAC: 0 DP: 1 HBP: 0	WP: 0 PB: 0 SB: 0 CS: 0	PA: 39		
PITCHER	IP	WLS	BF	H	R	ER	SO	BB	IBB	HBP	BLK	WP	HR	S	P	ERA	WHIP			
Chuck Taylor, R ERA: 2.11 (1, 1)	7.2	W	32	4	0	0	4	6	0	0	0	0	0	34	58	0.00	1.304			
Mudcat Grant, R ERA: 4.39 (8, 1)	1.1	S	7	1	3	3	2	2	0	0	0	0	1	9	17	20.25	2.250			

St. Louis Cardinals @ Philadelphia Phillies
 Connie Mack Stadium, Philadelphia, PA
 Mon Sep 08 1969, 7:05 PM EDT
 Att: 2,025 - Unknown

AB 31
 R 3
 H 5
 RBI 3
 BB 8
 SO 6
 LOB 14



Batter	1	2	3	4	5	6	7	8	9	AB	R	H	RBI	BB	SO	LOB	TOP										
Lou Brock, L OBP: 0.343, SLG: 0.431 (1, 7)										4	0	2	1	1	0	1											
Curt Flood, R OBP: 0.346, SLG: 0.374 (1, 8)										5	1	1	0	0	0	4											
Julian Javier, R OBP: 0.345, SLG: 0.428 (1, 4)										5	1	1	1	0	2	3											
Joe Torre, R OBP: 0.363, SLG: 0.458 (1, 2)										2	0	1	1	3	0	0											
Phil Gagliano, R OBP: 0.299, SLG: 0.266 (1, 3)										5	0	1	0	0	0	5											
Mike Shannon, R OBP: 0.321, SLG: 0.384 (1, 5)										4	1	0	0	1	2	5											
Byron Browne, R OBP: 0.333, SLG: 0.231 (1, 9)										4	1	0	0	0	0	4											
Jerry Davanon, R OBP: 0.233, SLG: 0.232 (1, 6)										3	2	2	2	1	1	0											
Nelson Briles, R OBP: 0.167, SLG: 0.162 (1, 1)										3	0	1	1	0	0	1											
Mudcat Grant, R OBP: 0.265, SLG: 0.219 (9, 1)										0	0	0	0	0	0	0											
Inning Stats	R: 0 E: 0 K: 1 S: 5	H: 1 LOB: 0 BB: 0 P: 5	R: 3 E: 1 K: 0 S: 5	H: 2 LOB: 1 BB: 2 P: 13	R: 2 E: 0 K: 1 S: 8	H: 3 LOB: 1 BB: 0 P: 8	R: 1 E: 0 K: 1 S: 6	H: 1 LOB: 1 BB: 1 P: 10	R: 0 E: 0 K: 0 S: 4	H: 1 LOB: 2 BB: 1 P: 8	R: 0 E: 0 K: 1 S: 5	H: 0 LOB: 1 BB: 1 P: 9	R: 0 E: 0 K: 1 S: 5	H: 0 LOB: 0 BB: 0 P: 5	R: 0 E: 1 K: 0 S: 4	H: 0 LOB: 2 BB: 1 P: 8	1B: 5 2B: 4 3B: 0 HR: 0	SF: 0 SAC: 1 DP: 2 HBP: 0	WP: 2 PB: 0 SB: 1 CS: 0	PA: 42							
PITCHER	IP	WLS	BF	H	R	ER	SO	BB	IBB	HBP	BLK	WP	HR	S	P	ERA	WHIP										
Grant Jackson, L (1, 1)	3.1	L	19	7	6	3	2	3	0	0	0	0	0	20	32	8.10	3.000										
John Boozer, R (4, 1)	3.2		15	2	0	0	2	1	1	0	0	1	0	17	25	0.00	0.818										
Lowell Palmer, R (8, 1)	2.0		8	0	0	0	1	1	0	0	0	1	0	9	13	0.00	0.500										

St. Louis Cardinals @ Philadelphia Phillies
 Connie Mack Stadium, Philadelphia, PA
 Tue Sep 09 1969, 7:05 PM EDT
 Att: 2,947 - Unknown

AB 35
 R 6
 H 9
 RBI 6
 BB 6
 SO 5
 LOB 23



Batter	1	2	3	4	5	6	7	8	9	AB	R	H	RBI	BB	SO	LOB	BOTTOM										
Tony Taylor, R OBP: 0.316, SLG: 0.341 (1, 4)										5	0	1	0	0	1	4											
Ron Stone, L OBP: 0.339, SLG: 0.304 (1, 9)										4	0	0	0	0	0	3											
Dick Allen, R OBP: 0.372, SLG: 0.594 (1, 3)										4	0	0	0	0	1	3											
John Briggs, L OBP: 0.343, SLG: 0.399 (1, 8)										3	1	1	0	1	0	0											
Deron Johnson, R OBP: 0.329, SLG: 0.438 (1, 7)										3	1	0	0	1	0	2											
Rick Joseph, R OBP: 0.337, SLG: 0.413 (1, 5)										4	0	2	1	0	2	1											
Dave Watkins, R OBP: 0.283, SLG: 0.288 (1, 2)										3	0	1	0	1	0	2											
Don Money, R OBP: 0.294, SLG: 0.321 (1, 6)										4	0	1	0	0	0	5											
Grant Jackson, S (1, 1)											1	0	0	0	0	0	1										
Inning Stats	R: 0 E: 0 K: 1 S: 5	H: 0 LOB: 0 BB: 0 P: 5	R: 0 E: 0 K: 1 S: 5	H: 0 LOB: 1 BB: 1 P: 9	R: 0 E: 0 K: 1 S: 7	H: 2 LOB: 2 BB: 0 P: 7	R: 1 E: 0 K: 0 S: 5	H: 2 LOB: 1 BB: 0 P: 5	R: 0 E: 1 K: 0 S: 4	H: 1 LOB: 1 BB: 0 P: 4	R: 0 E: 0 K: 1 S: 5	H: 1 LOB: 1 BB: 0 P: 4	R: 0 E: 0 K: 0 S: 3	R: 0 E: 0 K: 0 S: 4	R: 0 E: 1 K: 0 S: 4	H: 0 LOB: 0 BB: 0 P: 3	R: 0 E: 0 K: 0 S: 4	H: 1 LOB: 2 BB: 2 P: 12	1B: 6 2B: 1 3B: 0 HR: 0	SF: 0 SAC: 0 DP: 0 HBP: 0	WP: 0 PB: 1 SB: 0 CS: 0	PA: 37					
PITCHER	IP	WLS	BF	H	R	ER	SO	BB	IBB	HBP	BLK	WP	HR	S	P	ERA	WHIP										
Nelson Briles, R (1, 1)	8.0	W	33	7	2	2	4	2	0	0	0	0	0	39	47	2.25	1.125										
Mudcat Grant, R (9, 1)	1.0	S	4	0	0	0	0	1	0	0	0	0	0	3	7	0.00	1.000										

St. Louis Cardinals @ Philadelphia Phillies
 Connie Mack Stadium, Philadelphia, PA
 Tue Sep 09 1969, 7:05 PM EDT
 Att: 2,947 - Unknown

AB 34
 R 2
 H 7
 RBI 2
 BB 3
 SO 4
 LOB 24



Batter	1	2	3	4	5	6	7	8	9	AB	R	H	RBI	BB	SO	LOB	TOP					
Lou Brock, L OBP: 0.346, SLG: 0.440 (1, 7)										4	1	2	1	0	2	2						
Curt Flood, R OBP: 0.346, SLG: 0.375 (1, 8)										4	0	1	1	0	0	1						
Julian Javier, R OBP: 0.344, SLG: 0.425 (1, 4)										4	0	1	0	0	0	1						
Joe Torre, R OBP: 0.362, SLG: 0.456 (1, 3)										4	0	0	0	0	2	3						
Mike Shannon, R OBP: 0.319, SLG: 0.381 (1, 5)										4	0	2	0	0	0	2						
Tim McCarver, L OBP: 0.334, SLG: 0.371 (1, 2)										4	0	1	0	0	1	1						
Byron Browne, R OBP: 0.306, SLG: 0.194 (1, 9)										4	0	0	0	0	3	2						
Dal Maxvill, R OBP: 0.253, SLG: 0.225 (7, PH)										1	0	0	0	1	1	1						
Joe Nossek, R OBP: 0.091, SLG: 0.091 (7, PH)										1	0	0	0	0	1	0						
Jerry Davanon, R OBP: 0.230, SLG: 0.229 (7, 6)										1	0	0	0	0	1	1						
Steve Carlton, L OBP: 0.256, SLG: 0.347 (8, PH)										2	0	1	0	0	1	0						
Phil Gagliano, R OBP: 0.304, SLG: 0.266 (8, PH)										0	1	0	0	1	0	0						
Ray Washburn, R OBP: 0.105, SLG: 0.081 (8, 1)										0	0	0	0	0	0	0						
Inning Stats	R: 0 H: 2 E: 0 K: 1 S: 7	H: 2 LOB: 2 BB: 0 P: 7	R: 0 H: 1 E: 0 K: 2 S: 8	H: 1 LOB: 2 BB: 1 P: 12	R: 0 H: 1 E: 0 K: 0 S: 3	H: 1 LOB: 0 BB: 0 P: 3	R: 0 H: 1 E: 0 K: 3 S: 10	H: 1 LOB: 1 BB: 0 P: 10	R: 0 H: 0 E: 0 K: 2 S: 7	H: 0 LOB: 0 BB: 0 P: 7	R: 0 H: 1 E: 0 K: 0 S: 3	H: 1 LOB: 1 BB: 0 P: 3	R: 0 H: 0 E: 0 K: 2 S: 7	H: 0 LOB: 0 BB: 0 P: 7	R: 2 H: 1 E: 0 K: 1 S: 6	H: 1 LOB: 0 BB: 1 P: 10	R: 0 H: 1 E: 0 K: 1 S: 6	H: 1 LOB: 1 BB: 0 P: 6	1B: 6 2B: 1 3B: 1 HR: 0	SF: 0 SAC: 0 DP: 1 HBP: 0	WP: 0 PB: 0 SB: 0 CS: 0	PA: 35
PITCHER	IP: 9.0 WLS: W BF: 35 ERA: 3.19	H: 8 R: 2 ER: 2 SO: 12 BB: 2 IBB: 0 HBP: 0 BLK: 0 WP: 0 HR: 0 S: 57 P: 65 ERA: 2.00 WHIP: 1.111															PITCHER	IP: 9.0 WLS: W BF: 35 ERA: 3.19	H: 8 R: 2 ER: 2 SO: 12 BB: 2 IBB: 0 HBP: 0 BLK: 0 WP: 0 HR: 0 S: 57 P: 65 ERA: 2.00 WHIP: 1.111			

St. Louis Cardinals @ Pittsburgh Pirates
Forbes Field, Pittsburgh, PA
Thu Sep 11 1969, 7:05 PM EDT
Att. 4,579 - Unknown

AB 33
R 2
H 8
RBI 2
BB 2
SO 12
LOB 14



Batter	1	2	3	4	5	6	7	8	9	AB	R	H	RBI	BB	SO	LOB	BOTTOM			
Matty Alou, L OBP: 0.366, SLG: 0.405 (1, 8)										4	1	2	0	0	0	1				
Gene Alley, R OBP: 0.302, SLG: 0.373 (1, 4)										4	0	1	1	0	2	2				
Willie Stargell, L OBP: 0.369, SLG: 0.581 (1, 7)										4	0	1	1	0	2	1				
Ron Davis, R OBP: 0.314, SLG: 0.286 (9, 7)										0	0	0	0	0	0	0				
Roberto Clemente, R OBP: 0.401, SLG: 0.550 (1, 9)										3	1	1	0	1	1	1				
Jose Pagan, R OBP: 0.315, SLG: 0.429 (1, 5)										2	0	0	1	1	2	1				
Manny Sanguillen, R OBP: 0.338, SLG: 0.435 (1, 2)										3	0	0	0	0	0	0				
Al Oliver, L OBP: 0.337, SLG: 0.452 (1, 3)										3	0	2	0	0	0	1				
Freddie Patek, R OBP: 0.315, SLG: 0.302 (1, 6)										3	1	1	0	0	2	4				
Bob Veale, S OBP: 0.083, SLG: 0.057 (1, 1)										3	0	0	0	0	3	5				
Inning Stats	R: 1 H: 2 E: 0 K: 2 S: 9	H: 2 LOB: 1 BB: 0 P: 9	R: 0 H: 1 E: 0 K: 2 S: 8	H: 1 LOB: 0 BB: 0 P: 8	R: 0 H: 1 E: 0 K: 0 S: 3	H: 1 LOB: 3 BB: 2 P: 16	R: 0 H: 0 E: 0 K: 2 S: 7	H: 0 LOB: 0 BB: 0 P: 7	R: 1 H: 1 E: 1 K: 0 S: 4	H: 1 LOB: 0 BB: 0 P: 4	R: 1 H: 2 E: 1 K: 2 S: 9	H: 2 LOB: 1 BB: 0 P: 9	R: 0 H: 0 E: 0 K: 2 S: 7	H: 0 LOB: 0 BB: 0 P: 7	R: 0 H: 0 E: 0 K: 2 S: 7	H: 0 LOB: 0 BB: 0 P: 7	1B: 6 2B: 0 3B: 2 HR: 0	SF: 1 SAC: 1 DP: 2 HBP: 0	WP: 0 PB: 0 SB: 0 CS: 0	PA: 33
PITCHER	IP: 7.0 WLS: L BF: 30 ERA: 1.92	H: 8 R: 3 ER: 2 SO: 10 BB: 2 IBB: 0 HBP: 0 BLK: 0 WP: 0 HR: 0 S: 48 P: 56 ERA: 2.57 WHIP: 1.429															PITCHER	IP: 1.0 WLS: L BF: 3 ERA: 2.95	H: 0 R: 0 ER: 0 SO: 2 BB: 0 IBB: 0 HBP: 0 BLK: 0 WP: 0 HR: 0 S: 7 P: 7 ERA: 0.00 WHIP: 0.000	

St. Louis Cardinals @ Pittsburgh Pirates
Forbes Field, Pittsburgh, PA
Thu Sep 11 1969, 7:05 PM EDT
Att. 4,579 - Unknown

AB 29
R 3
H 8
RBI 3
BB 2
SO 12
LOB 16



Batter	1	2	3	4	5	6	7	8	9	AB	R	H	RBI	BB	SO	LOB	TOP										
Don Kessinger, S OBP: 0.340, SLG: 0.381 (1, 6)	F2		F7	F7			4-3		B3	5	0	0	0	0	0	1											
Glenn Beckert, R OBP: 0.337, SLG: 0.357 (1, 4)	E5 FC5 1B		2B 1B		6-3		5-3		F7	5	1	1	0	0	0	0											
Billy Williams, L OBP: 0.360, SLG: 0.474 (1, 7)	F8		1-H 2B		4-3		1B		P3	5	0	2	1	0	0	1											
Ron Santo, R OBP: 0.384, SLG: 0.493 (1, 5)	1-2 1B		K		K		5-3			4	0	1	0	0	2	2											
14 Ernie Banks, R OBP: 0.312, SLG: 0.418 (1, 3)	FC5 2-3f		K			F5		F8		4	0	0	0	0	1	3											
Jimmie Hall, L OBP: 0.285, SLG: 0.339 (1, 8)		4-3		4-3		4-3		1B 1B		4	0	1	0	0	0	0											
Jim Hickman, R OBP: 0.318, SLG: 0.463 (1, 9)		BB		HR		HR BB		1-3 1B		2	2	2	1	2	0	0											
Randy Hundley, R OBP: 0.351, SLG: 0.414 (1, 2)	F8			1B		1-H HR		F2		4	1	2	2	0	0	3											
Fergie Jenkins, R OBP: 0.170, SLG: 0.172 Ken Johnson, R (8, 1)	4-3			F7		K		K		4	0	0	0	0	2	4											
Phil Regan, R OBP: 0.222, SLG: 0.133 (8, 1)										0	0	0	0	0	0	0											
										0	0	0	0	0	0	0											
Inning Stats	R: 0 E: 1 K: 0 S: 5	H: 1 LOB: 2 BB: 0 P: 5	R: 0 E: 0 K: 0 S: 3	H: 0 LOB: 1 BB: 1 P: 7	R: 1 E: 0 K: 2 S: 9	H: 2 LOB: 1 BB: 0 P: 9	R: 1 E: 0 K: 0 S: 5	H: 2 LOB: 1 BB: 0 P: 5	R: 0 E: 0 K: 1 S: 6	H: 1 LOB: 0 BB: 1 P: 10	R: 0 E: 0 K: 0 S: 4	H: 1 LOB: 1 BB: 0 P: 4	R: 0 E: 0 K: 1 S: 7	H: 2 LOB: 2 BB: 0 P: 7	R: 0 E: 0 K: 0 S: 3	H: 0 LOB: 0 BB: 0 P: 3	1B: 6 2B: 1 3B: 0 HR: 2	SF: 0 SAC: 0 DP: 0 HBP: 0	WP: 0 PA: 39 PB: 0 SB: 0 CS: 0								
PITCHER	IP	WLS	BF	H	R	ER	SO	BB	IBB	HBP	BLK	WP	HR	S	P	ERA	WHIP										
Nelson Briles, R ERA: 3.62 Mudcat Grant, R ERA: 4.31 Joe Hoerner, L ERA: 2.96	(1, 1)	7.1	34	9	4	4	4	2	0	0	0	0	2	40	48	4.91	1.500										
	(8, 1)	0.2	W	2	0	0	1	0	0	0	0	0	0	4	4	0.00	0.000										
	(9, 1)	1.0	S	3	0	0	0	0	0	0	0	0	0	3	3	0.00	0.000										

Chicago Cubs @ St. Louis Cardinals
 Busch Stadium, St. Louis, MO
 Sat Sep 13 1969, 7:05 PM CDT
 Att: 46,548 - Unknown - 70 F

AB	37
R	4
H	9
RBI	4
BB	2
SO	5
LOB	14



Batter	1	2	3	4	5	6	7	8	9	AB	R	H	RBI	BB	SO	LOB	BOTTOM										
Lou Brock, L OBP: 0.348, SLG: 0.439 (1, 7)	G3-6 1B	G3			G3	CS 1B		BB FC6-2 1B IBB		4	1	2	0	1	0	2											
Curt Flood, R OBP: 0.344, SLG: 0.373 (1, 8)	F8		P4		S 2B 1B	CS 1-2	F9	FC6-2 BB 1B 1-2 2-3 3-H		5	2	1	0	0	0	4											
Vada Pinson, L OBP: 0.295, SLG: 0.376 Joe Hoerner, R (9, 1)	G3-6 1-2f			1B	K 1-2		E4 1B	1B 1B BB 1-2 2-3 3-H		4	1	1	1	1	1	2											
Joe Torre, R OBP: 0.364, SLG: 0.455 (1, 3)		1B 1B	F7		2B HBP		1B	1B 1B BB 1-3 2-H 3-H		4	1	3	2	0	0	1											
Tim McCarver, L OBP: 0.336, SLG: 0.376 (1, 2)		1B 1B	4-3		1-3 2-H 2B		L1	1B 1B		5	1	3	2	0	0	3											
Mike Shannon, R OBP: 0.323, SLG: 0.382 (1, 5)		1B 1B		1-3 2-H 1B	1-3 2-H IBB		K	K		4	0	1	1	1	2	4											
Julian Javier, R OBP: 0.345, SLG: 0.422 (1, 4)		1-3 3-H 1B		K	4-3			E FC6-2 BB		3	0	1	1	1	1	3											
Dal Maxvill, R OBP: 0.253, SLG: 0.225 Dave Ricketts, S OBP: 0.265, SLG: 0.256 Steve Hunt, S OBP: 0.327, SLG: 0.246	(1, 6) (6, PH) (7, 6)	P6		E6		4-3		K		2	0	0	0	0	0	2											
Nelson Briles, R OBP: 0.160, SLG: 0.155 Mudcat Grant, R OBP: 0.265, SLG: 0.219 Vic Davalillo, L OBP: 0.270, SLG: 0.286	(1, 1) (8, 1) (9, 9)	K		F8		P2		E9 FC6-2 BB 1B		3	0	0	0	0	1	3											
										1	0	0	0	0	0	0											
										1	1	1	0	0	0	0											
Inning Stats	R: 0 E: 0 K: 0 S: 3	H: 4 LOB: 2 BB: 0 P: 9	R: 2 E: 0 K: 1 S: 9	H: 1 LOB: 1 BB: 0 P: 4	R: 0 E: 1 K: 1 S: 6	H: 0 LOB: 1 BB: 0 P: 6	R: 1 E: 0 K: 0 S: 7	H: 2 LOB: 3 BB: 1 P: 12	R: 0 E: 0 K: 0 S: 3	H: 1 LOB: 0 BB: 0 P: 3	R: 0 E: 1 K: 1 S: 7	H: 1 LOB: 2 BB: 0 P: 7	R: 4 E: 1 K: 2 S: 10	H: 3 LOB: 3 BB: 3 P: 22	R: 0 E: 0 K: 0 S: 0	H: 0 LOB: 0 BB: 0 P: 0	1B: 12 2B: 1 3B: 0 HR: 0	SF: 0 SAC: 0 DP: 1 HBP: 1	WP: 0 PA: 43 PB: 0 SB: 2 CS: 1								
PITCHER	IP	WLS	BF	H	R	ER	SO	BB	IBB	HBP	BLK	WP	HR	S	P	ERA	WHIP										
Fergie Jenkins, R ERA: 3.23 Ken Johnson, R ERA: 3.91 Phil Regan, R ERA: 3.67	(1, 1)	7.1	L	36	11	5	5	1	1	1	0	0	0	43	52	6.14	1.636										
	(8, 1)	0.1		3	0	0	0	1	1	0	0	0	0	1	9	0.00	3.000										
	(8, 1)	0.1		3	2	2	2	1	0	0	0	0	0	5	5	54.00	6.000										

Chicago Cubs @ St. Louis Cardinals
 Busch Stadium, St. Louis, MO
 Sat Sep 13 1969, 7:05 PM CDT
 Att: 46,548 - Unknown - 70 F

AB	37
R	7
H	13
RBI	7
BB	4
SO	6
LOB	25



Batter	1	2	3	4	5	6	7	8	9	10	AB	R	H	RBI	BB	SO	LOB	TOP			
Don Kessinger, S OBP: 0.338, SLG: 0.379	F8		F8		SH1-4		P6		3-1		4	0	0	0	0	0	3				
Glenn Beckert, R OBP: 0.336, SLG: 0.354	L6			1B 2B BB	F9		P6		K		4	1	0	0	1	1	1				
Billy Williams, L OBP: 0.359, SLG: 0.471	F7			F8				4-3	P6		4	0	0	0	1	0	1				
Ron Santo, R OBP: 0.362, SLG: 0.491		6-3		2B 1B	K			5-3	F9		5	0	1	0	0	1	2				
14 Ernie Banks, R OBP: 0.310, SLG: 0.415		5-3		K			F7		L5		4	0	0	0	0	1	2				
Jimmie Hall, L OBP: 0.288, SLG: 0.346		4-3		2B			FC6-4 1B		3-1		4	0	2	1	0	0	0				
Jim Hickman, R OBP: 0.320, SLG: 0.462			5-3	BB			FC6-4 1B		1B 1B		3	0	1	0	1	0	1				
Randy Hundley, R OBP: 0.350, SLG: 0.413			1B	K			6-3		F9		4	0	1	0	0	1	5				
Ken Holtzman, R OBP: 0.170, SLG: 0.217			K		SH1-4 1B		5-3		1B		4	0	2	0	0	1	1				
Inning Stats	R: 0 E: 0 K: 0 S: 3	H: 0 LOB: 0 BB: 0 P: 3	R: 0 E: 0 K: 0 S: 3	H: 0 LOB: 0 BB: 0 P: 3	R: 0 E: 0 K: 1 S: 6	H: 1 LOB: 1 BB: 0 P: 6	R: 1 E: 0 K: 2 S: 9	H: 2 LOB: 3 BB: 2 P: 17	R: 0 E: 0 K: 1 S: 6	H: 1 LOB: 2 BB: 1 P: 10	R: 0 E: 0 K: 0 S: 4	H: 0 LOB: 0 BB: 0 P: 3	R: 0 E: 0 K: 0 S: 3	H: 0 LOB: 0 BB: 0 P: 3	R: 0 E: 0 K: 0 S: 5	H: 2 LOB: 2 BB: 0 P: 5	R: 0 E: 0 K: 1 S: 5	H: 0 LOB: 0 BB: 0 P: 5	1B: 6 2B: 1 3B: 0 HR: 0	SF: 0 SAC: 1 DP: 0 HBP: 0	WP: 0 PA: 40
PITCHER Bob Gibson, R ERA: 2.34	IP: 10.0 W: 7 L: 1 S: 5	WLS: 40 BF: 7 R: 1 ER: 1 SO: 5	H: 7 R: 1 ER: 1 SO: 5	BB: 2 IBB: 1 HBP: 0 BLK: 0	WP: 0 HR: 0 S: 47 P: 59	ERA: 0.90 WHIP: 0.900															

Chicago Cubs @ St. Louis Cardinals
 Busch Stadium, St. Louis, MO
 Sun Sep 14 1969, 3:33 AM CDT
 Att. 43,764 - Sunny - 85 F

AB 36
 R 1
 H 7
 RBI 1
 BB 3
 SO 5
 LOB 16





Batter	1	2	3	4	5	6	7	8	9	10	AB	R	H	RBI	BB	SO	LOB	BOTTOM			
Lou Brock, L OBP: 0.347, SLG: 0.442	F7		K		1-3		G3			HR	5	1	1	1	0	1	0				
Curt Flood, R OBP: 0.345, SLG: 0.373	2B BB		FC6-4 1B		F7		F7				3	1	1	0	1	0	0				
Julian Javier, R OBP: 0.344, SLG: 0.422	1H 2B		FC6-4		F9				F8		4	0	1	1	0	0	1				
Joe Torre, R OBP: 0.361, SLG: 0.452	6-3				F9		P3		5-3		4	0	0	0	0	0	1				
Tim McCarver, L OBP: 0.337, SLG: 0.380	5-3				E7 2B		4-3		1B		4	0	2	0	0	0	1				
Mike Shannon, R OBP: 0.323, SLG: 0.381		F7		K			1B 1B		6-3		4	0	1	0	0	1	1				
Byron Browne, R OBP: 0.350, SLG: 0.212		G4-6-3 BB		BB BB			1B		6-3		2	0	1	0	2	0	0				
Dal Maxvill, R OBP: 0.253, SLG: 0.223		G4-6-3		BB BB			F9		4-3		3	0	0	0	1	0	3				
Bob Gibson, R OBP: 0.276, SLG: 0.337		6-3		6-3			L6		5-3		4	0	0	0	0	0	3				
Inning Stats	R: 1 E: 0 K: 0 S: 4	H: 1 LOB: 1 BB: 1 P: 8	R: 0 E: 0 K: 0 S: 2	H: 0 LOB: 0 BB: 1 P: 6	R: 0 E: 0 K: 1 S: 6	H: 1 LOB: 1 BB: 0 P: 6	R: 0 E: 1 K: 1 S: 6	H: 1 LOB: 3 BB: 2 P: 14	R: 0 E: 0 K: 0 S: 3	H: 0 LOB: 0 BB: 0 P: 3	R: 0 E: 0 K: 0 S: 5	H: 2 LOB: 2 BB: 0 P: 5	R: 0 E: 0 K: 0 S: 3	H: 1 LOB: 1 BB: 0 P: 3	R: 0 E: 0 K: 0 S: 3	H: 0 LOB: 0 BB: 0 P: 3	R: 1 E: 0 K: 0 S: 2	H: 1 LOB: 0 BB: 0 P: 2	1B: 4 2B: 2 3B: 0 HR: 1	SF: 0 SAC: 0 DP: 1 HBP: 0	WP: 0 PA: 37
PITCHER Ken Holtzman, L ERA: 3.49	IP: 9.1 W: 1 L: 1 S: 5	WLS: 37 BF: 7 R: 2 ER: 2 SO: 2	H: 7 R: 2 ER: 2 SO: 2	BB: 4 IBB: 0 HBP: 0 BLK: 0	WP: 0 HR: 1 S: 37 P: 53	ERA: 1.93 WHIP: 1.179															

Chicago Cubs @ St. Louis Cardinals
 Busch Stadium, St. Louis, MO
 Sun Sep 14 1969, 3:33 AM CDT
 Att. 43,764 - Sunny - 85 F

AB 33
 R 2
 H 7
 RBI 2
 BB 4
 SO 2
 LOB 10



Batter	1	2	3	4	5	6	7	8	9	AB	R	H	RBI	BB	SO	LOB	TOP					
Bud Harrelson, S (1, 6) OBP: 0.335, SLG: 0.302	0-3 K		0-0 P3 1B		0-0 P6		4-0 1-2 BB		0-3 K	4	0	1	0	1	2	0	New York Mets @ St. Louis Cardinals Busch Stadium, St. Louis, MO Mon Sep 15 1969, 7:05 PM CDT Att: 13,086 - Unknown AB 36 R 4 H 9 RBI 4 BB 2 SO 19 LOB 10 					
Amos Otis, R (1, 7) OBP: 0.185, SLG: 0.173	0-3 K		0-0 P3 1-2		0-3 K		0-3 K		0-3 K	5	0	0	0	0	4	3						
Tommie Agee, R (1, 8) OBP: 0.346, SLG: 0.484	0-0 E4 1B		0-3 K		0-3 K			0-0 HR 1B		4	1	1	0	0	2	0						
Donn Clendenon, R (1, 3) OBP: 0.303, SLG: 0.423	0-0 1-2 1B			4-0 HR BB		0-0 F9		0-3 K		3	1	1	0	1	1	1						
Ron Swoboda, R (1, 9) OBP: 0.324, SLG: 0.385	0-3 K			0-0 1-H HR		0-3 K		0-0 1-H HR		4	2	2	4	0	2	2						
Ed Charles, R (1, 5) OBP: 0.283, SLG: 0.305		0-3 K		0-3 K		0-0 F8		0-0 F8		4	0	0	0	0	2	0						
Jerry Grote, R (1, 2) OBP: 0.309, SLG: 0.357		0-3 K		0-0 1B			0-0 F7		0-0 1B	4	0	2	0	0	1	0						
Al Weis, S (1, 4) OBP: 0.259, SLG: 0.290		0-0 1B		0-3 K			0-0 5-3		0-3 K	4	0	1	0	0	2	2						
Gary Gentry, R (1, 1) OBP: 0.116, SLG: 0.104	0-3 K			0-3 K			0-0 WP 1B		0-3 K	2	0	0	0	0	2	2						
Bobby Pfeil, R (7, PH) OBP: 0.248, SLG: 0.270										1	0	1	0	0	0	0						
Jim Gosger, L (7, PR) OBP: 0.197, SLG: 0.234										0	0	0	0	0	0	0						
Tug McGraw, R (7, 1) OBP: 0.208, SLG: 0.217										1	0	0	0	0	1	0						
Inning Stats	R: 0 E: 1 K: 3 S: 11	H: 1 LOB: 2 BB: 0 P: 11	R: 0 E: 0 K: 3 S: 10	H: 1 LOB: 1 BB: 0 P: 10	R: 0 E: 0 K: 1 S: 5	H: 1 LOB: 0 BB: 0 P: 5	R: 2 E: 0 K: 3 S: 11	H: 2 LOB: 1 BB: 1 P: 15	R: 0 E: 0 K: 2 S: 7	H: 0 LOB: 0 BB: 0 P: 7	R: 0 E: 0 K: 1 S: 5	H: 0 LOB: 0 BB: 0 P: 5	R: 0 E: 0 K: 1 S: 6	H: 1 LOB: 2 BB: 1 P: 10	R: 2 E: 0 K: 2 S: 10	H: 3 LOB: 1 BB: 0 P: 10	R: 0 E: 0 K: 3 S: 9	H: 0 LOB: 0 BB: 0 P: 9	1B: 7 2B: 0 3B: 0 HR: 2	SF: 0 SAC: 0 DP: 0 HBP: 0	WP: 1 PB: 0 SB: 0 CS: 0	PA: 38
PITCHER Steve Carlton, L (1, 1) ERA: 2.0	IP: 9.0 WLS: L BF: 38	H: 9 R: 4 ER: 4 SO: 19	BB: 2 IBB: 0 HBP: 0 BLK: 0	WP: 1 HR: 2 S: 74 P: 82	ERA: 4.00 WHIP: 1.222	PITCHER										IP: 9.0 WLS: L BF: 38	H: 9 R: 4 ER: 4 SO: 19	BB: 2 IBB: 0 HBP: 0 BLK: 0	WP: 1 HR: 2 S: 74 P: 82	ERA: 4.00 WHIP: 1.222		

Batter	1	2	3	4	5	6	7	8	9	AB	R	H	RBI	BB	SO	LOB	BOTTOM					
Lou Brock, L (1, 7) OBP: 0.349, SLG: 0.442	0-3 K		4-0 1B BB		0-0 S 1B		0-0 S 1B		0-0 1-2 1B	4	1	2	0	1	1	0	New York Mets @ St. Louis Cardinals Busch Stadium, St. Louis, MO Mon Sep 15 1969, 7:05 PM CDT Att: 13,086 - Unknown AB 37 R 3 H 8 RBI 3 BB 2 SO 6 LOB 14 					
Curt Flood, R (1, 8) OBP: 0.346, SLG: 0.373	0-0 6-3		0-0 1-H 1B		0-0 1-H 1B		0-0 1-H 1B		0-0 F8	5	2	2	1	0	0	3						
Vada Pinson, L (1, 9) OBP: 0.307, SLG: 0.379	0-0 1B		0-0 2-H 1B		0-0 1-2 1B		4-0 1-2 BB		0-0 6-3	4	0	3	1	1	0	2						
Joe Torre, R (1, 3) OBP: 0.361, SLG: 0.450	0-0 1-3		0-0 F8		0-0 1-2 1B		0-3 K			4	0	1	1	0	1	4						
Tim McCarver, L (1, 2) OBP: 0.335, SLG: 0.376		0-0 F8		0-0 E3 G5-4-3		0-0 F7		0-0 F9		4	0	0	0	0	0	2						
Mike Shannon, R (1, 5) OBP: 0.320, SLG: 0.378		0-0 E5 FC6-4		0-0 G5-4-3 1-2		0-0 F9		0-0 P6		4	0	0	0	0	0	1						
Julian Javier, R (1, 4) OBP: 0.341, SLG: 0.419		0-0 F8		0-0 F7		0-3 K		0-0 5-3		4	0	0	0	0	1	1						
Dal Maxvill, R (1, 6) OBP: 0.251, SLG: 0.221		0-0 FC6-4			0-0 F9		0-0 1-3		0-3 K	3	0	0	0	0	0	1						
Byron Browne, R (9, PH) OBP: 0.341, SLG: 0.206		0-0 1-2			0-0 F9				0-3 K	1	0	0	0	0	1	0						
Steve Carlton, L (1, 1) OBP: 0.247, SLG: 0.333			0-0 F9		0-3 K				0-0 E5 1B	3	0	0	0	0	2	0						
Phil Gagliano, R (9, PH) OBP: 0.302, SLG: 0.264										1	0	0	0	0	0	0						
Joe Nosske, R (9, PR) OBP: 0.091, SLG: 0.091										0	0	0	0	0	0	0						
Inning Stats	R: 0 E: 0 K: 1 S: 6	H: 1 LOB: 1 BB: 0 P: 6	R: 0 E: 1 K: 0 S: 4	H: 0 LOB: 1 BB: 0 P: 4	R: 1 E: 0 K: 0 S: 4	H: 2 LOB: 1 BB: 1 P: 8	R: 0 E: 1 K: 0 S: 3	H: 0 LOB: 0 BB: 0 P: 3	R: 2 E: 0 K: 1 S: 9	H: 4 LOB: 2 BB: 0 P: 9	R: 0 E: 0 K: 1 S: 5	H: 0 LOB: 0 BB: 0 P: 5	R: 0 E: 1 K: 2 S: 8	H: 0 LOB: 2 BB: 1 P: 12	R: 0 E: 0 K: 0 S: 3	H: 0 LOB: 0 BB: 0 P: 3	R: 0 E: 1 K: 1 S: 7	H: 1 LOB: 2 BB: 0 P: 7	1B: 8 2B: 0 3B: 0 HR: 0	SF: 0 SAC: 0 DP: 1 HBP: 0	WP: 0 PB: 0 SB: 3 CS: 0	PA: 39
PITCHER Gary Gentry, R (1, 1) ERA: 3.65	IP: 6.0 WLS: W BF: 26	H: 7 R: 3 ER: 3 SO: 3	BB: 1 IBB: 0 HBP: 0 BLK: 0	WP: 0 HR: 0 S: 31 P: 35	ERA: 4.50 WHIP: 1.333	PITCHER										IP: 3.0 WLS: W BF: 13	H: 1 R: 0 ER: 0 SO: 3	BB: 1 IBB: 0 HBP: 0 BLK: 0	WP: 0 HR: 0 S: 18 P: 22	ERA: 0.00 WHIP: 0.667		

Batter	1	2	3	4	5	6	7	8	9	AB	R	H	RBI	BB	SO	LOB	TOP											
Matty Alou, L OBP: 0.365, SLG: 0.404 (1, 8)										5	1	1	0	0	0	2	Pittsburgh Pirates @ St. Louis Cardinals Busch Stadium, St. Louis, MO Thu Sep 18 1969, 3:33 AM CDT Att: 8,612 - Unknown											
Dave Cash, R OBP: 0.471, SLG: 0.533 (1, 4)										4	1	2	0	1	0	0												
Willie Stargell, L OBP: 0.387, SLG: 0.564 Johnny Jeter, R OBP: 0.364, SLG: 0.550 (1, 7) (8, 7)										3	1	0	0	2	0	2												
Roberto Clemente, R OBP: 0.400, SLG: 0.537 (1, 9)										3	1	1	0	2	1	2												
Al Oliver, L OBP: 0.324, SLG: 0.446 (1, 3)										5	0	0	0	0	1	7												
Manny Sanguillen, R OBP: 0.331, SLG: 0.423 (1, 2)										5	0	2	2	0	1	2												
Richie Hebner, L OBP: 0.376, SLG: 0.423 (1, 5)										3	1	2	0	2	0	1												
Freddie Patek, R OBP: 0.313, SLG: 0.293 Bob Robertson, R OBP: 0.241, SLG: 0.250 Jose Martinez, R OBP: 0.309, SLG: 0.321 (1, 6) (7, PH) (7, PH) (7, 6)										1	0	0	0	0	0	2												
Steve Blass, R OBP: 0.299, SLG: 0.313 Carl Taylor, R OBP: 0.434, SLG: 0.467 Lou Marone, R OBP: 0.327, SLG: 0.458 Joe Pagan, R OBP: 0.327, SLG: 0.458 Joe Gibbon, R OBP: 0.327, SLG: 0.458 (1, 1) (5, PH) (5, 1) (7, PH) (7, 1)										1	0	0	0	0	1	1												
Inning Stats	R: 0 E: 0 K: 0 S: 3	H: 0 LOB: 0 BB: 0 P: 3	R: 0 E: 0 K: 0 S: 3	H: 1 LOB: 0 BB: 0 P: 3	R: 0 E: 0 K: 1 S: 6	H: 1 LOB: 1 BB: 0 P: 6	R: 0 E: 0 K: 0 S: 3	H: 0 LOB: 0 BB: 0 P: 3	R: 0 E: 0 K: 1 S: 6	H: 1 LOB: 2 BB: 1 P: 10	R: 0 E: 0 K: 2 S: 13	H: 6 LOB: 2 BB: 2 P: 21	R: 0 E: 0 K: 0 S: 3	H: 0 LOB: 2 BB: 2 P: 11	R: 0 E: 0 K: 1 S: 5	H: 0 LOB: 2 BB: 2 P: 13		1B: 5 2B: 4 3B: 0 HR: 1	SF: 0 SAC: 2 DP: 1 HBP: 0	WP: 2 PB: 0 SB: 1 CS: 0	PA: 44							
PITCHER	IP	WLS	BF	H	R	ER	SO	BB	IBB	HBP	BLK	WP	HR	S	P	ERA		WHIP										
Nelson Briles, R ERA: 3.6 (1, 1)	6.1		26	6	2	2	4	2	0	0	0	0	0	1	3	3		2.84	1.263									
Mudcat Grant, R ERA: 4.55 (7, 1)	0.0		3	3	1	1	0	0	0	0	0	0	0	1	3	3	∞	∞										
Ray Washburn, R ERA: 3.08 (7, 1)	0.1		4	1	3	3	1	0	2	0	0	1	0	4	12	81.00	3.000											
Joe Hoerner, L ERA: 2.94 (7, 1)	0.1		1	0	1	1	0	0	0	0	0	1	0	1	1	27.00	0.000											
Sal Campisi, R ERA: (8, 1)	2.0	W	10	0	0	0	1	3	1	0	0	0	0	8	24	0.00	1.500											

Batter	1	2	3	4	5	6	7	8	9	AB	R	H	RBI	BB	SO	LOB	BOTTOM											
Lou Brock, L OBP: 0.347, SLG: 0.438 (1, 7)										4	0	0	0	1	2	2	Pittsburgh Pirates @ St. Louis Cardinals Busch Stadium, St. Louis, MO Thu Sep 18 1969, 3:33 AM CDT Att: 8,612 - Unknown											
Curt Flood, R OBP: 0.348, SLG: 0.373 (1, 8)										3	3	2	1	2	0	0												
Vada Pinson, L OBP: 0.307, SLG: 0.386 (1, 9)										5	2	2	3	0	2	4												
Joe Hague, L OBP: 0.262, SLG: 0.233 Joe Torre, R OBP: 0.357, SLG: 0.445 (1, 3) (7, PH) (8, 3)										3	1	1	2	0	1	2												
Ted Simmons, S OBP: 0.167, SLG: 0.167 (1, 2)										5	0	1	1	0	0	2												
Chip Coulter, S OBP: 0.338, SLG: 0.414 (8, PH) (9, 4)										2	0	0	0	1	1	0												
Mike Shannon, R OBP: 0.321, SLG: 0.376 (1, 5)										3	0	1	0	1	0	1												
Jerry Davanon, R OBP: 0.244, SLG: 0.257 (1, 6)										4	1	2	0	0	0	2												
Nelson Briles, R OBP: 0.196, SLG: 0.151 Mudcat Grant, R OBP: 0.285, SLG: 0.219 Ray Washburn, R OBP: 0.105, SLG: 0.081 Joe Hoerner, R OBP: 0.333, SLG: 0.320 Byron Browne, R OBP: 0.307, SLG: 0.270 Phil Gagliano, R OBP: 0.266, SLG: 0.284 (1, 1) (7, 1) (7, 1) (7, 1) (7, PH) (8, 1) (9, PH) (9, PH)										2	0	0	0	0	1	1												
Inning Stats	R: 0 E: 0 K: 2 S: 7	H: 0 LOB: 2 BB: 2 P: 15	R: 0 E: 0 K: 0 S: 3	H: 1 LOB: 0 BB: 0 P: 3	R: 3 E: 0 K: 1 S: 7	H: 2 LOB: 1 BB: 1 P: 11	R: 0 E: 0 K: 1 S: 6	H: 1 LOB: 1 BB: 0 P: 6	R: 0 E: 0 K: 0 S: 3	H: 0 LOB: 0 BB: 0 P: 3	R: 0 E: 0 K: 0 S: 3	H: 0 LOB: 1 BB: 1 P: 7	R: 3 E: 0 K: 1 S: 8	H: 3 LOB: 0 BB: 0 P: 8	R: 0 E: 0 K: 0 S: 3	H: 0 LOB: 1 BB: 1 P: 7		R: 2 E: 1 K: 2 S: 10	H: 3 LOB: 2 BB: 0 P: 10	1B: 6 2B: 3 3B: 0 HR: 2	SF: 0 SAC: 0 DP: 1 HBP: 0	WP: 0 PB: 0 SB: 0 CS: 0	PA: 41					
PITCHER	IP	WLS	BF	H	R	ER	SO	BB	IBB	HBP	BLK	WP	HR	S	P	ERA		WHIP										
Steve Blass, R ERA: 4.6 (1, 1)	4.0		18	4	3	3	4	3	0	0	0	0	0	6	10	6.75		1.750										
Lou Marone, L ERA: 2.51 (5, 1)	2.0		7	0	0	0	0	1	0	0	0	0	0	6	10	0.00	0.500											
Joe Gibbon, L ERA: 2.45 (7, 1)	2.2	L	16	6	5	3	3	1	0	0	0	0	1	21	25	10.12	2.625											



Batter	1	2	3	4	5	6	7	8	9	10	AB	R	H	RBI	BB	SO	LOB	TOP						
Lou Brock, L OBP: 0.346, SLG: 0.436 (1, 7)	K			K	F7			E8 4-3 1B		4-3	5	1	1	0	0	2	2							
Curt Flood, R OBP: 0.348, SLG: 0.371 (1, 8)	5-3			L4				4-3		5-3	4	0	0	0	1	0	1							
Julian Javier, R OBP: 0.339, SLG: 0.414 (1, 4)	F9			1B				1B		E8 HBP	5	0	2	1	0	0	1							
Joe Torre, R OBP: 0.361, SLG: 0.448 (1, 3)																								
Tim McCarver, L OBP: 0.331, SLG: 0.370 (1, 2)																								
Mike Shannon, R OBP: 0.318, SLG: 0.373 (1, 5)																								
Vada Pinson, L OBP: 0.309, SLG: 0.387 (1, 9)				K																				
Dal Maxvill, R OBP: 0.252, SLG: 0.221 (1, 6)				K																				
Bob Gibson, R OBP: 0.266, SLG: 0.324 (1, 1)				K																				
Inning Stats	R: 0 E: 0 K: 1 S: 5	H: 0 LOB: 0 BB: 0 P: 5	R: 0 E: 0 K: 0 S: 3	H: 1 LOB: 0 BB: 0 P: 3	R: 0 E: 0 K: 3 S: 9	H: 0 LOB: 0 BB: 0 P: 9	R: 0 E: 0 K: 1 S: 7	H: 2 LOB: 2 BB: 0 P: 7	R: 0 E: 1 K: 0 S: 5	H: 1 LOB: 2 BB: 0 P: 5	R: 0 E: 0 K: 0 S: 2	H: 0 LOB: 0 BB: 1 P: 6	R: 0 E: 0 K: 0 S: 4	H: 1 LOB: 1 BB: 0 P: 4	R: 1 E: 1 K: 1 S: 8	H: 3 LOB: 2 BB: 0 P: 8	R: 0 E: 0 K: 0 S: 4	H: 1 LOB: 1 BB: 0 P: 4	R: 0 E: 1 K: 0 S: 4	H: 0 LOB: 3 BB: 1 P: 9	1B: 9 2B: 0 3B: 0 HR: 0	SF: 0 SAC: 0 DP: 1 HBP: 1	WP: 0 PB: 0 SB: 0 CS: 1	PA: 42
PITCHER Ken Holtzman, L ERA: 3.38 (1, 1)	IP: 10.0 W: 10 L: 7 BF: 42 H: 9 R: 1 ER: 1 SO: 6 BB: 1 IBB: 1 HBP: 1 BLK: 0 WP: 0 HR: 0 S: 51 P: 60 ERA: 0.90 WHIP: 1.000																							

St. Louis Cardinals @ Chicago Cubs
Wrigley Field, Chicago, IL
Fri Sep 19 1969, 3:33 AM CDT
Unknown - 61 F

AB 39
R 1
H 9
RBI 1
BB 2
SO 6
LOB 19



Batter	1	2	3	4	5	6	7	8	9	10	AB	R	H	RBI	BB	SO	LOB	BOTTOM						
Don Kessinger, S OBP: 0.335, SLG: 0.374 (1, 6)	6-3			F9																				
Glenn Beckert, R OBP: 0.333, SLG: 0.349 (1, 4)	K			4-3																				
Billy Williams, L OBP: 0.359, SLG: 0.478 (1, 7)	P5			6-3																				
Ron Santo, R OBP: 0.367, SLG: 0.493 (1, 5)																								
14 Ernie Banks, R OBP: 0.309, SLG: 0.413 (1, 3)																								
Jim Hickman, R OBP: 0.324, SLG: 0.457 (1, 9)																								
Randy Hundley, R OBP: 0.342, SLG: 0.399 (1, 2)																								
Oscar Gamble, L OBP: 0.333, SLG: 0.340 (1, 8)																								
Ken Holtzman, R OBP: 0.163, SLG: 0.208 (1, 1)																								
Inning Stats	R: 0 E: 0 K: 1 S: 5	H: 0 LOB: 0 BB: 0 P: 5	R: 0 E: 0 K: 0 S: 2	H: 0 LOB: 0 BB: 1 P: 6	R: 0 E: 0 K: 0 S: 3	H: 0 LOB: 0 BB: 0 P: 3	R: 0 E: 0 K: 0 S: 3	H: 0 LOB: 0 BB: 0 P: 3	R: 0 E: 0 K: 2 S: 8	H: 1 LOB: 3 BB: 2 P: 16	R: 1 E: 0 K: 1 S: 7	H: 2 LOB: 2 BB: 1 P: 11	R: 0 E: 1 K: 0 S: 4	H: 1 LOB: 1 BB: 1 P: 8	R: 0 E: 0 K: 0 S: 3	H: 1 LOB: 0 BB: 0 P: 3	R: 0 E: 0 K: 1 S: 5	H: 0 LOB: 2 BB: 0 P: 13	R: 1 E: 0 K: 0 S: 4	H: 2 LOB: 2 BB: 1 P: 8	1B: 6 2B: 1 3B: 0 HR: 0	SF: 0 SAC: 0 DP: 3 HBP: 0	WP: 0 PB: 0 SB: 0 CS: 0	PA: 42
PITCHER Bob Gibson, R ERA: 2.32 (1, 1)	IP: 9.2 W: 9 L: 2 BF: 42 H: 7 R: 2 ER: 2 SO: 5 BB: 8 IBB: 0 HBP: 0 BLK: 0 WP: 0 HR: 0 S: 44 P: 76 ERA: 1.86 WHIP: 1.552																							

St. Louis Cardinals @ Chicago Cubs
Wrigley Field, Chicago, IL
Fri Sep 19 1969, 3:33 AM CDT
Unknown - 61 F

AB 34
R 2
H 7
RBI 2
BB 8
SO 5
LOB 19



Batter	1	2	3	4	5	6	7	8	9	AB	R	H	RBI	BB	SO	LOB	TOP	
Lou Brock, L (1,7) OBP: 0.350, SLG: 0.441	4-0 BB G6-4-3		4-0 BB BB		0-0 1B 2B	4-0 HBP IBB		0-0 SH1-3 1B 2B	0-0 5-3	3	2	2	0	3	0	0		
Curt Flood, R (1,8) OBP: 0.346, SLG: 0.368	0-0 G6-4-3 1-2f		0-0 F3		0-0 6-3	1-0 HBP		0-0 SH1-3 2-3	0-0 6-3	4	0	0	1	0	0	3		
Vada Pinson, L (1,9) OBP: 0.309, SLG: 0.386	0-0 1B S		0-0 F7		0-0 F7	4-3 HBP		0-0 4-3 S E 1B	0-0 F8	6	1	2	1	0	0	5		
Joe Torre, R (1,3) OBP: 0.364, SLG: 0.449	0-0 F9 1-2		4-0 BB		0-0 1B 2H			4-0 FC1-6 1B 1-2	4-0 4-3 E BB	3	1	2	1	2	0	1		
Tim McCarver, L (1,2) OBP: 0.330, SLG: 0.368		0-0 FC6-4 1B	0-0 F9		0-3 K			0-0 FC1-6 1B 1-2f	0-0 4-3	5	1	1	0	0	1	6		
Mike Shannon, R (1,5) OBP: 0.316, SLG: 0.369		0-0 FC6-4 1B 1-2f		0-0 F9		0-0 6-3		0-0 6-3	0-0 F5	5	1	0	0	0	0	2		
Julian Javier, R (1,4) OBP: 0.339, SLG: 0.412		0-0 6-3 1-2		0-3 K		0-0 E4 SH1-3 HBP BB		0-0 1B 1-2	0-0 1B IBB	4	1	1	0	1	1	1		
Dal Maxvill, R (1,6) OBP: 0.261, SLG: 0.227		0-0 1B 2H		4-0 BB		4-0 HBP SH1-3 BB		0-0 FC1-6 1B 1-3 2H	0-0 1B 1-2 2-3	3	0	3	2	2	0	0		
Mike Torrez, R (1,1) OBP: 0.103, SLG: 0.105		0-3 K		0-3 K		0-0 SH1-3		0-0 FC1-6 1-2f	0-0 F1	4	0	0	0	0	2	7		
Inning Stats	R: 0 E: 0 K: 0 S: 3	H: 1 LOB: 1 BB: 1 P: 7	R: 1 E: 0 K: 1 S: 7	H: 2 LOB: 1 BB: 0 P: 7	R: 0 E: 0 K: 2 S: 7	H: 0 LOB: 1 BB: 1 P: 11	R: 1 E: 0 K: 1 S: 7	H: 2 LOB: 3 BB: 2 P: 13	R: 1 E: 1 K: 0 S: 6	H: 3 LOB: 2 BB: 0 P: 6	R: 3 E: 1 K: 0 S: 7	H: 3 LOB: 3 BB: 2 P: 15	R: 0 E: 0 K: 0 S: 3	H: 0 LOB: 0 BB: 3 P: 3	1B: 9 2B: 2 3B: 0 HR: 0	SF: 0 SAC: 2 DP: 1 HBP: 1	WP: 0 PA: 48 PB: 0 SB: 3 CS: 0	
PITCHER	IP WLS BF H R ER SO BB IBB HBP BLK WP HR S P ERA WHIP	IP WLS BF H R ER SO BB IBB HBP BLK WP HR S P ERA WHIP	IP WLS BF H R ER SO BB IBB HBP BLK WP HR S P ERA WHIP	IP WLS BF H R ER SO BB IBB HBP BLK WP HR S P ERA WHIP	IP WLS BF H R ER SO BB IBB HBP BLK WP HR S P ERA WHIP	IP WLS BF H R ER SO BB IBB HBP BLK WP HR S P ERA WHIP	IP WLS BF H R ER SO BB IBB HBP BLK WP HR S P ERA WHIP	IP WLS BF H R ER SO BB IBB HBP BLK WP HR S P ERA WHIP	IP WLS BF H R ER SO BB IBB HBP BLK WP HR S P ERA WHIP	IP WLS BF H R ER SO BB IBB HBP BLK WP HR S P ERA WHIP	IP WLS BF H R ER SO BB IBB HBP BLK WP HR S P ERA WHIP	IP WLS BF H R ER SO BB IBB HBP BLK WP HR S P ERA WHIP	IP WLS BF H R ER SO BB IBB HBP BLK WP HR S P ERA WHIP	IP WLS BF H R ER SO BB IBB HBP BLK WP HR S P ERA WHIP	IP WLS BF H R ER SO BB IBB HBP BLK WP HR S P ERA WHIP	IP WLS BF H R ER SO BB IBB HBP BLK WP HR S P ERA WHIP	IP WLS BF H R ER SO BB IBB HBP BLK WP HR S P ERA WHIP	
Dick Selma, R (1,1) ERA: 3.66	5.0 L	23 5 2 2 4	5 2 2 4	4 0 0 0	0 0 0 0	0 0 0 0	0 0 0 0	0 0 0 0	0 0 0 0	0 0 0 0	0 0 0 0	0 0 0 0	0 0 0 0	0 0 0 0	0 0 0 0	0 0 0 0	0 0 0 0	0 0 0 0
Jim Colborn, R (6,1) ERA: 3.75	0.2 6	0 1 0 0	1 1 1 0	0 1 1 0	0 0 0 0	0 0 0 0	0 0 0 0	0 0 0 0	0 0 0 0	0 0 0 0	0 0 0 0	0 0 0 0	0 0 0 0	0 0 0 0	0 0 0 0	0 0 0 0	0 0 0 0	0 0 0 0
Hank Aguirre, L (6,1) ERA: 2.6	1.1 3	1 1 0 0	1 1 0 0	0 0 0 0	0 0 0 0	0 0 0 0	0 0 0 0	0 0 0 0	0 0 0 0	0 0 0 0	0 0 0 0	0 0 0 0	0 0 0 0	0 0 0 0	0 0 0 0	0 0 0 0	0 0 0 0	0 0 0 0
Rich Nye, L (8,1) ERA: 5.11	0.1 3	2 2 1 0	0 0 0 0	0 0 0 0	0 0 0 0	0 0 0 0	0 0 0 0	0 0 0 0	0 0 0 0	0 0 0 0	0 0 0 0	0 0 0 0	0 0 0 0	0 0 0 0	0 0 0 0	0 0 0 0	0 0 0 0	0 0 0 0
Ted Abernathy, R (8,1) ERA: 3.35	1.2 9	1 1 0 0	1 1 0 0	1 1 0 0	0 0 0 0	0 0 0 0	0 0 0 0	0 0 0 0	0 0 0 0	0 0 0 0	0 0 0 0	0 0 0 0	0 0 0 0	0 0 0 0	0 0 0 0	0 0 0 0	0 0 0 0	0 0 0 0

St. Louis Cardinals @ Chicago Cubs
Wrigley Field, Chicago, IL
Fri Sep 19 1969, 3:38 AM CDT
Att: 15,376 - Unknown

AB 37
R 7
H 11
RBI 5
BB 8
SO 4
LOB 25



Batter	1	2	3	4	5	6	7	8	9	AB	R	H	RBI	BB	SO	LOB	BOTTOM	
Don Kessinger, S (1,6) OBP: 0.334, SLG: 0.372	0-0 G1		0-0 4-3		4-0 BB			0-0 F8		3	0	0	0	1	0	0		
Glenn Beckert, R (1,4) OBP: 0.330, SLG: 0.346	0-0 F7		0-0 E6 FC6-4		0-0 L3			0-0 6-3		4	0	0	0	0	0	1		
Billy Williams, L (1,7) OBP: 0.358, SLG: 0.475	4-0 1B BB		0-0 FC6-4 CS 1-2f		0-0 F5			0-0 P6		3	0	0	0	1	0	1		
Ron Santo, R (1,5) OBP: 0.387, SLG: 0.493	0-0 1B 1-3		0-0 CS 1-2	0-0 P6		0-0 14 G4-3 1B		0-0 6-3		4	0	2	0	0	0	0		
14 Ernie Banks, R (1,3) OBP: 0.309, SLG: 0.411	0-0 5-3		4-0 G6-4-3 BB		0-0 G4-3 1-2f			0-0 F7		3	0	0	0	1	0	3		
Jim Hickman, R (1,9) OBP: 0.323, SLG: 0.464		0-3 K		0-0 G6-4-3 1-2f		0-0 P4		0-0 HR		4	1	1	1	0	1	1		
Oscar Gamble, L (1,8) OBP: 0.362, SLG: 0.380		0-0 2B		0-0 1B G6-3		0-0 F8		4-0 BB BB		3	1	2	0	1	0	0		
Randy Bobb, R (1,2) OBP: 0.286, SLG: 0.343		0-0 6-3		0-0 1B G6-3		0-0 P6		0-0 BB		1	0	0	0	0	0	1		
Nate Oliver, R (5, FR) OBP: 0.200, SLG: 0.302		0-0 6-3		0-0 1B G6-3		0-0 1B		0-0 P6		1	0	1	0	0	0	0		
Randy Hundley, R (6, 2) OBP: 0.342, SLG: 0.399		0-0 K		0-0 G6-3 1-2f		0-0 6-3		0-0 BB		0	0	0	0	0	0	0		
Dick Selma, R (1,1) ERA: 3.66	9.0 W	35 7 2 2 2	7 2 2 2	4 0 0 0	0 0 0 0	0 0 0 0	0 0 0 0	0 0 0 0	0 0 0 0	0 0 0 0	0 0 0 0	0 0 0 0	0 0 0 0	0 0 0 0	0 0 0 0	0 0 0 0	0 0 0 0	0 0 0 0
Mike Torrez, R (1,1) ERA: 3.78	9.0 W	35 7 2 2 2	7 2 2 2	4 0 0 0	0 0 0 0	0 0 0 0	0 0 0 0	0 0 0 0	0 0 0 0	0 0 0 0	0 0 0 0	0 0 0 0	0 0 0 0	0 0 0 0	0 0 0 0	0 0 0 0	0 0 0 0	0 0 0 0

St. Louis Cardinals @ Chicago Cubs
Wrigley Field, Chicago, IL
Fri Sep 19 1969, 3:38 AM CDT
Att: 15,376 - Unknown

AB 31
R 2
H 7
RBI 1
BB 4
SO 2
LOB 11



Batter	1	2	3	4	5	6	7	8	9	AB	R	H	RBI	BB	SO	LOB	TOP					
Lou Brock, L OBP: 0.352, SLG: 0.442 (1, 7)										5	1	3	0	0	1	0						
Curt Flood, R OBP: 0.344, SLG: 0.365 (1, 8)										5	1	0	1	0	2	3						
Vada Pinson, L OBP: 0.307, SLG: 0.383 (1, 9)										4	1	0	0	0	0	3						
Joe Torre, R OBP: 0.365, SLG: 0.449 (1, 3)										4	0	2	2	0	0	0						
Tim McCarver, L OBP: 0.329, SLG: 0.367 (1, 2)										4	0	1	0	0	0	4						
Mike Shannon, R OBP: 0.315, SLG: 0.368 (1, 5)										4	0	1	1	0	0	1						
Julian Javier, R OBP: 0.339, SLG: 0.411 (1, 4)										4	0	1	0	0	0	3						
Dal Maxvill, R OBP: 0.262, SLG: 0.229 (8, PH)										2	0	1	0	0	0	1						
Vic Davalillo, L OBP: 0.273, SLG: 0.268 (8, PH)										1	1	1	0	0	0	0						
Jerry Davanon, R OBP: 0.241, SLG: 0.253 (8, 6)										1	0	0	0	0	0	0						
Steve Carlton, L OBP: 0.241, SLG: 0.325 (1, 1)										2	0	0	0	0	0	1						
Phil Gagliano, R OBP: 0.305, SLG: 0.268 (8, PH)										1	0	0	0	0	0	1						
Mudcat Grant, R OBP: 0.257, SLG: 0.212 (8, 1)										1	0	0	0	0	1	0						
Inning Stats	R: 0 E: 0 K: 0 S: 5	H: 2 LOB: 2 BB: 0 P: 5	R: 0 E: 0 K: 0 S: 3	H: 1 LOB: 0 BB: 0 P: 3	R: 0 E: 0 K: 2 S: 7	H: 0 LOB: 0 BB: 0 P: 7	R: 0 E: 0 K: 0 S: 3	H: 0 LOB: 0 BB: 0 P: 3	R: 0 E: 0 K: 0 S: 4	H: 1 LOB: 1 BB: 0 P: 4	R: 0 E: 0 K: 1 S: 5	H: 0 LOB: 0 BB: 0 P: 5	R: 0 E: 0 K: 0 S: 4	H: 1 LOB: 1 BB: 0 P: 4	R: 4 E: 2 K: 0 S: 9	H: 4 LOB: 2 BB: 0 P: 9	R: 0 E: 0 K: 1 S: 6	H: 1 LOB: 1 BB: 0 P: 6	1B: 10 2B: 0 3B: 0 HR: 0	SF: 0 SAC: 0 DP: 1 HBP: 0	WP: 0 PB: 0 SB: 0 CS: 0	PA: 38
PITCHER Bill Hands, R ERA: 2.53 (1, 1)	IP: 9.0 WLS: L BF: 38	H: 10 R: 4 ER: 1 SO: 4	BB: 0 IBB: 0 HBP: 0 BLK: 0	WP: 0 HR: 0 S: 46 P: 46	ERA: 1.00 WHIP: 1.111																	

St. Louis Cardinals @ Chicago Cubs
Wrigley Field, Chicago, IL
Sat Sep 20 1969, 3:33 AM CDT
Att: 28,194 - Sunny - 68 F

AB 38
R 4
H 10
RBI 4
BB 0
SO 4
LOB 17



Batter	1	2	3	4	5	6	7	8	9	AB	R	H	RBI	BB	SO	LOB	BOTTOM			
Paul Popovich, S OBP: 0.338, SLG: 0.315 (1, 6)										3	0	0	0	1	1	2				
Glenn Beckert, R OBP: 0.330, SLG: 0.345 (1, 4)										4	0	1	0	0	0	0				
Billy Williams, L OBP: 0.359, SLG: 0.475 (1, 7)										4	0	2	0	0	0	2				
Ron Santo, R OBP: 0.385, SLG: 0.489 (1, 5)										4	0	0	0	0	0	2				
14 Ernie Banks, R OBP: 0.307, SLG: 0.407 (1, 3)										4	0	0	0	0	0	2				
Jim Hickman, R OBP: 0.331, SLG: 0.486 (1, 9)										3	1	3	1	1	0	0				
Randy Hundley, R OBP: 0.342, SLG: 0.398 (1, 2)										4	0	1	0	0	0	2				
Don Young, R OBP: 0.338, SLG: 0.354 (1, 8)										3	0	0	0	0	0	2				
Jimmie Hall, L OBP: 0.265, SLG: 0.342 (9, PH)										1	0	0	0	0	1	0				
Bill Hands, R OBP: 0.137, SLG: 0.089 (1, 1)										3	0	0	0	0	2	2				
Inning Stats	R: 0 E: 0 K: 0 S: 3	H: 0 LOB: 0 BB: 0 P: 3	R: 1 E: 0 K: 0 S: 4	H: 1 LOB: 0 BB: 0 P: 4	R: 0 E: 0 K: 1 S: 6	H: 1 LOB: 2 BB: 1 P: 10	R: 0 E: 0 K: 0 S: 4	H: 1 LOB: 1 BB: 0 P: 4	R: 0 E: 0 K: 2 S: 8	H: 1 LOB: 2 BB: 1 P: 12	R: 0 E: 0 K: 0 S: 4	H: 1 LOB: 1 BB: 0 P: 4	R: 0 E: 0 K: 1 S: 5	H: 1 LOB: 0 BB: 0 P: 5	1B: 5 2B: 0 3B: 1 HR: 1	SF: 0 SAC: 0 DP: 1 HBP: 0	WP: 0 PB: 0 SB: 0 CS: 0	PA: 35		
PITCHER Steve Carlton, L ERA: 1.98 (1, 1)	IP: 7.0 WLS: W BF: 28	H: 5 R: 1 ER: 1 SO: 3	BB: 2 IBB: 0 HBP: 0 BLK: 0	WP: 0 HR: 1 S: 32 P: 40	ERA: 1.29 WHIP: 1.000															
PITCHER Mudcat Grant, R ERA: 4.47 (8, 1)	IP: 2.0 WLS: S BF: 7	H: 2 R: 0 ER: 0 SO: 1	BB: 0 IBB: 0 HBP: 0 BLK: 0	WP: 0 HR: 0 S: 9 P: 9	ERA: 0.00 WHIP: 1.000															

St. Louis Cardinals @ Chicago Cubs
Wrigley Field, Chicago, IL
Sat Sep 20 1969, 3:33 AM CDT
Att: 28,194 - Sunny - 68 F

AB 33
R 1
H 7
RBI 1
BB 2
SO 4
LOB 14



Batter	1	2	3	4	5	6	7	8	9	AB	R	H	RBI	BB	SO	LOB	TOP
Lou Brock, L OBP: 0.391, SLG: 0.441 (1, 7)	4-3		L6					1-3		4	0	1	0	0	0	1	St. Louis Cardinals @ Chicago Cubs Wrigley Field, Chicago, IL Sun Sep 21 1969, 3:33 AM CDT Att: 28,287 - Sunny - 70 F
Curt Flood, R OBP: 0.345, SLG: 0.371 (1, 8)	F8			HR	F3			HR		4	2	2	1	0	0	1	
Vada Pinson, L OBP: 0.308, SLG: 0.390 (1, 9)	F9			HR				4-3		4	1	2	2	0	0	0	
Joe Torre, R OBP: 0.363, SLG: 0.446 (1, 3)		4-3		P6-3		P6		F7		4	0	0	0	0	0	1	
Tim McCarver, L OBP: 0.330, SLG: 0.368 (1, 2)	F9								P4	4	0	2	0	0	0	0	
Mike Shannon, R OBP: 0.313, SLG: 0.366 (1, 5)										3	0	0	0	0	1	2	
Vic Davallilo, L OBP: 0.271, SLG: 0.287 (9, PH)	K			F3		P4			K	1	0	0	0	0	1	0	
Julian Javier, R OBP: 0.338, SLG: 0.410 (1, 4)			1-3	P4						4	0	1	0	0	0	1	
Dal Maxvill, R OBP: 0.263, SLG: 0.230 (1, 6)						P6-3				3	0	1	0	0	0	0	
Bill White, L OBP: 0.333, SLG: 0.232 (9, PH)			FC2-6					4-3	FC6	1	0	0	0	0	0	1	
Chuck Taylor, R OBP: 0.200, SLG: 0.231 (1, 1)										2	0	0	0	0	1	1	
Dave Giusti, R OBP: 0.296, SLG: 0.250 (5, 1)			FC2-6		K			K		1	0	0	0	0	1	0	
Inning Stats	R: 0 E: 0 K: 0 S: 3	H: 0 LOB: 0 BB: 0 P: 3	R: 0 E: 0 K: 1 S: 5	H: 0 LOB: 0 BB: 0 P: 5	R: 0 E: 0 K: 0 S: 4	H: 1 LOB: 1 BB: 0 P: 4	R: 2 E: 0 K: 0 S: 6	H: 3 LOB: 1 BB: 0 P: 6	R: 0 E: 0 K: 1 S: 5	H: 0 LOB: 0 BB: 0 P: 5	R: 1 E: 0 K: 0 S: 4	H: 1 LOB: 1 BB: 0 P: 4	R: 0 E: 0 K: 1 S: 6	H: 1 LOB: 1 BB: 0 P: 6	1B: 7 2B: 0 3B: 0 HR: 2	SF: 0 SAC: 0 DP: 0 HBP: 0	WP: 0 PA: 35 PB: 0 SB: 0 CS: 1
PITCHER Fergie Jenkins, R ERA: 3.23 (1, 1)	IP: 9.0 WLS: W BF: 35 H: 9 R: 3 ER: 3 SO: 4 BB: 0 IBB: 0 HBP: 0 BLK: 0 WP: 0 HR: 2 S: 43 P: 43 ERA: 3.00 WHIP: 1.000											PITCHER	IP: 9.0 WLS: W BF: 35 H: 9 R: 3 ER: 3 SO: 4 BB: 0 IBB: 0 HBP: 0 BLK: 0 WP: 0 HR: 2 S: 43 P: 43 ERA: 3.00 WHIP: 1.000				

Batter	1	2	3	4	5	6	7	8	9	AB	R	H	RBI	BB	SO	LOB	BOTTOM		
Oscar Gamble, L OBP: 0.355, SLG: 0.370 (1, 8)	6-3		K							4	0	1	0	0	2	1	St. Louis Cardinals @ Chicago Cubs Wrigley Field, Chicago, IL Sun Sep 21 1969, 3:33 AM CDT Att: 28,287 - Sunny - 70 F		
Glenn Beckert, R OBP: 0.327, SLG: 0.343 (1, 4)	6-3			F8	G6-3			6-3		4	0	0	0	0	0	1			
Billy Williams, L OBP: 0.358, SLG: 0.474 (1, 7)	F8			14 1B				1-3		4	0	1	0	0	0	0			
Jim Hickman, R OBP: 0.330, SLG: 0.483 (1, 9)		F8		14 1B					K	4	0	1	0	0	1	0			
14 Ernie Banks, R OBP: 0.307, SLG: 0.407 (1, 3)		F8		G6-3				F8		3	0	1	0	0	0	0			
Ron Santo, R OBP: 0.385, SLG: 0.487 (1, 5)		6-3		G6-3					1B	2	1	0	0	1	0	3			
Paul Popovich, S OBP: 0.348, SLG: 0.326 (1, 6)				1B				G6-4-3		3	2	3	0	0	0	0			
Randy Hundley, R OBP: 0.343, SLG: 0.406 (1, 2)				G6-4-3				G6-4-3		3	1	2	2	0	0	2			
Fergie Jenkins, R OBP: 0.179, SLG: 0.200 (1, 1)				G6-4-3						3	0	1	1	0	0	1			
Inning Stats	R: 0 E: 0 K: 0 S: 3	H: 0 LOB: 0 BB: 0 P: 3	R: 0 E: 0 K: 0 S: 3	H: 0 LOB: 0 BB: 0 P: 3	R: 1 E: 0 K: 1 S: 6	H: 2 LOB: 0 BB: 0 P: 6	R: 0 E: 0 K: 0 S: 5	H: 3 LOB: 2 BB: 0 P: 5	R: 2 E: 0 K: 0 S: 5	H: 3 LOB: 0 BB: 0 P: 5	R: 0 E: 0 K: 0 S: 3	H: 0 LOB: 0 BB: 0 P: 3	R: 1 E: 0 K: 1 S: 6	H: 2 LOB: 1 BB: 1 P: 10	R: 0 E: 0 K: 1 S: 5	H: 0 LOB: 0 BB: 0 P: 5		1B: 9 2B: 0 3B: 0 HR: 1	SF: 0 SAC: 0 DP: 4 HBP: 0
PITCHER Chuck Taylor, R ERA: 2.56 (1, 1)	IP: 4.1 WLS: L BF: 19 H: 8 R: 3 ER: 2 SO: 1 BB: 0 IBB: 0 HBP: 0 BLK: 0 WP: 0 HR: 1 S: 21 P: 21 ERA: 4.15 WHIP: 1.846											PITCHER	IP: 4.1 WLS: L BF: 19 H: 8 R: 3 ER: 2 SO: 1 BB: 0 IBB: 0 HBP: 0 BLK: 0 WP: 0 HR: 1 S: 21 P: 21 ERA: 4.15 WHIP: 1.846						
Dave Giusti, R ERA: 3.69 (5, 1)	IP: 3.2 WLS: 12 BF: 2 H: 2 R: 1 ER: 1 SO: 2 BB: 1 IBB: 0 HBP: 0 BLK: 0 WP: 0 HR: 0 S: 15 P: 19 ERA: 2.46 WHIP: 0.818											PITCHER	IP: 3.2 WLS: 12 BF: 2 H: 2 R: 1 ER: 1 SO: 2 BB: 1 IBB: 0 HBP: 0 BLK: 0 WP: 0 HR: 0 S: 15 P: 19 ERA: 2.46 WHIP: 0.818						

Batter	1	2	3	4	5	6	7	8	9	AB	R	H	RBI	BB	SO	LOB	TOP
Lou Brock, L OBP: 0.349, SLG: 0.438 (1, 7)	4-3		G3			6-3		FC6-4		4	0	0	0	0	0	1	
Curt Flood, R OBP: 0.344, SLG: 0.370 (1, 8)	1B				5-3	F7			1-3	4	0	1	0	0	0	0	
Vada Pinson, L OBP: 0.306, SLG: 0.387 (1, 9)	F8				F9		1-3		F2	4	0	0	0	0	0	1	
Joe Torre, R OBP: 0.360, SLG: 0.443 (1, 3)	L8				4-3		6-3		P4	4	0	0	0	0	0	1	
Tim McCarver, L OBP: 0.328, SLG: 0.366 (1, 2)						5-3			3-1	3	0	0	0	0	0	0	
Mike Shannon, R OBP: 0.314, SLG: 0.366 (1, 5)										3	0	1	0	0	2	0	
Julian Javier, R OBP: 0.338, SLG: 0.411 (1, 4)										3	1	1	0	0	1	1	
Dal Maxvill, R OBP: 0.262, SLG: 0.228 (8, PH)										2	0	0	0	0	0	1	
Vic Davallio, L OBP: 0.275, SLG: 0.291 (8, PH)										1	0	1	0	0	0	0	
Steve Huntz, S OBP: 0.327, SLG: 0.246 (8, 6)										0	0	0	0	0	0	0	
Nelson Briles, R OBP: 0.152, SLG: 0.147 (1, 1)										2	0	0	0	0	1	0	
Joe Hoerner, R (7, 1)										0	0	0	0	0	0	0	
Bill White, L OBP: 0.328, SLG: 0.228 (8, PH)										1	0	0	1	0	1	0	
Ray Washburn, R OBP: 0.105, SLG: 0.081 (8, 1)										0	0	0	0	0	0	0	
Inning Stats	R: 0 E: 0 K: 0 S: 4	H: 1 LOB: 1 BB: 0 P: 4	R: 0 E: 0 K: 1 S: 5	H: 0 LOB: 0 BB: 0 P: 5	R: 0 E: 0 K: 0 S: 3	H: 0 LOB: 0 BB: 0 P: 3	R: 0 E: 0 K: 0 S: 6	H: 1 LOB: 1 BB: 0 P: 6	R: 0 E: 0 K: 1 S: 7	H: 2 LOB: 1 BB: 0 P: 7	R: 0 E: 0 K: 0 S: 3	H: 0 LOB: 0 BB: 0 P: 3	1B: 3 2B: 1 3B: 0 HR: 0	SF: 0 SAC: 0 DP: 0 HBP: 0	WP: 0 PB: 0 SB: 0 CS: 0	PA: 31	
PITCHER Tom Seaver, R ERA: 2.28 (1, 1)	IP: 9.0 WLS: W BF: 31 H: 4 R: 1 ER: 1 SO: 4 BB: 0 IBB: 0 HBP: 0 BLK: 0 WP: 0 HR: 0 S: 39 P: 39 ERA: 1.00 WHIP: 0.444																

St. Louis Cardinals @ New York Mets
Shea Stadium, Flushing, NY
Mon Sep 22 1969, 7:05 PM EDT
Att: 23,627 - Unknown

AB 31
R 1
H 4
RBI 1
BB 0
SO 4
LOB 6



Batter	1	2	3	4	5	6	7	8	9	AB	R	H	RBI	BB	SO	LOB	BOTTOM										
Tommie Agee, R OBP: 0.342, SLG: 0.468 (1, 8)	6-3		K			E7 PB 1B	FC 1-2 3H			4	1	1	1	0	1	1											
Wayne Garrett, L OBP: 0.291, SLG: 0.262 (1, 5)	P4		4-3			1-6-3	F2			4	0	0	0	0	0	3											
Art Shamsky, L OBP: 0.362, SLG: 0.502 (1, 7)	F9				F5		5-3			4	0	1	1	0	0	2											
Amos Otis, R OBP: 0.189, SLG: 0.167 (8, 7)										0	0	0	0	0	0	0											
Ken Boswell, L OBP: 0.350, SLG: 0.387 (1, 4)										3	0	1	0	0	1	1											
Al Weis, S OBP: 0.268, SLG: 0.307 (8, 4)										1	0	0	0	0	1	0											
Ed Kranepool, L OBP: 0.304, SLG: 0.372 (1, 3)										4	0	0	0	0	0	2											
Ron Swoboda, R OBP: 0.323, SLG: 0.370 (1, 9)										3	0	0	0	0	2	1											
Jerry Grote, R OBP: 0.314, SLG: 0.353 (1, 2)										3	1	2	0	0	0	0											
Bud Harrelson, S OBP: 0.334, SLG: 0.300 (1, 6)										3	1	1	0	0	0	2											
Tom Seaver, R OBP: 0.208, SLG: 0.161 (1, 1)										3	0	1	1	0	0	0											
Inning Stats	R: 0 E: 0 K: 0 S: 3	H: 0 LOB: 0 BB: 0 P: 3	R: 0 E: 0 K: 0 S: 4	H: 1 LOB: 2 BB: 0 P: 5	R: 0 E: 0 K: 1 S: 5	H: 0 LOB: 0 BB: 0 P: 5	R: 0 E: 0 K: 1 S: 6	H: 1 LOB: 1 BB: 0 P: 6	R: 0 E: 0 K: 1 S: 7	H: 2 LOB: 1 BB: 0 P: 7	R: 2 E: 0 K: 0 S: 7	H: 3 LOB: 2 BB: 0 P: 7	R: 0 E: 0 K: 2 S: 7	H: 0 LOB: 0 BB: 0 P: 7	1B: 7 2B: 0 3B: 0 HR: 0	SF: 0 SAC: 0 DP: 0 HBP: 1	WP: 0 PB: 1 SB: 0 CS: 0	PA: 33									
PITCHER Nelson Briles, R ERA: 3.58 (1, 1)	IP: 6.1 WLS: L BF: 28 H: 7 R: 3 ER: 2 SO: 3 BB: 0 IBB: 0 HBP: 1 BLK: 0 WP: 0 HR: 0 S: 33 P: 34 ERA: 2.84 WHIP: 1.105																										
Joe Hoerner, L ERA: 2.91 (7, 1)	0.2	2	0	0	0	0	0	0	0	2	2	0.00	0.000														
Ray Washburn, R ERA: 3.06 (8, 1)	1.0	3	0	0	0	2	0	0	0	7	7	0.00	0.000														

St. Louis Cardinals @ New York Mets
Shea Stadium, Flushing, NY
Mon Sep 22 1969, 7:05 PM EDT
Att: 23,627 - Unknown

AB 32
R 3
H 7
RBI 3
BB 0
SO 5
LOB 12



Batter	1	2	3	4	5	6	7	8	9	10	11	AB	R	H	RBI	BB	SO	LOB	TOP							
Lou Brock, L OBP: 0.349, SLG: 0.437 (1, 7)	4-3		L5		1B E		G6-4-3 1B		1-3		F7	6	1	2	0	0	0	2								
Curt Flood, R OBP: 0.343, SLG: 0.368 (1, 8)	5-3		FC1-4-6		1B E		G6-4-3 1B		F8		6-3	6	1	1	0	0	0	3								
Vada Pinson, L OBP: 0.305, SLG: 0.387 (1, 9)	2B		G3		E4 1B		F8		F9			5	0	1	0	0	0	3								
Joe Torre, R OBP: 0.361, SLG: 0.444 (1, 3)	F8							K			F7	5	0	2	1	0	1	1								
Tim McCarver, L OBP: 0.327, SLG: 0.366 (1, 2)		4-3						P6			FC5 2B	5	0	1	0	0	1	3								
Mike Shannon, R OBP: 0.313, SLG: 0.365 (1, 5)		K						BB 1B			5-3	5	0	1	0	0	1	2								
Julian Javier, R OBP: 0.340, SLG: 0.414 (1, 4)		F5						BB 1B			IBB	4	0	2	0	1	0	1								
Dal Maxvill, R OBP: 0.264, SLG: 0.229 (10, PH)								BB 1B			FC5	3	0	1	0	1	0	1								
Phil Gagliano, R OBP: 0.303, SLG: 0.266 (10, PH)								BB 1B			FC5	1	0	0	0	0	0	2								
Jerry Davanon, R OBP: 0.241, SLG: 0.253 (10, 6)								BB 1B			FC5	0	0	0	0	0	0	0								
Bob Gibson, R OBP: 0.263, SLG: 0.318 (1, 1)								L9			K	5	0	1	0	0	2	4								
Inning Stats	R: 0 E: 0 K: 0 S: 4	H: 1 LOB: 1 BB: 0 P: 4	R: 0 E: 0 K: 1 S: 5	H: 0 LOB: 0 BB: 0 P: 5	R: 0 E: 0 K: 0 S: 5	H: 2 LOB: 2 BB: 0 P: 5	R: 0 E: 0 K: 1 S: 6	H: 1 LOB: 1 BB: 0 P: 6	R: 2 E: 1 K: 1 S: 9	H: 3 LOB: 2 BB: 0 P: 9	R: 0 E: 0 K: 0 S: 4	H: 1 LOB: 0 BB: 0 P: 3	R: 0 E: 0 K: 1 S: 7	H: 2 LOB: 3 BB: 1 P: 11	R: 0 E: 0 K: 0 S: 3	H: 0 LOB: 0 BB: 0 P: 3	R: 0 E: 0 K: 0 S: 4	H: 1 LOB: 2 BB: 1 P: 8	R: 0 E: 0 K: 1 S: 5	H: 0 LOB: 0 BB: 0 P: 5	1B: 8 2B: 4 3B: 0 HR: 0	SF: 0 SAC: 0 DP: 1 HBP: 0	WP: 0 PB: 0 SB: 0 CS: 0	PA: 47		
PITCHER	IP 7.0	WLS L	BF 30	H 9	R 2	ER 0	SO 3	BB 1	IBB 1	HBP 0	BLK 0	WP 0	HR 0	S 36	P 36	ERA 0.00	WHIP 1.286									
Jim McAndrew, R ERA: 3.47 (1, 1)																										
Tug McGraw, L ERA: 2.29 (8, 1)	4.0	W	17	3	0	0	2	1	1	0	0	0	0	0	19	27	0.00	1.000								

St. Louis Cardinals @ New York Mets
Shea Stadium, Flushing, NY
Tue Sep 23 1969, 7:05 PM EDT
Att: 32,364 - Unknown

AB 45
R 2
H 12
RBI 1
BB 2
SO 5
LOB 22

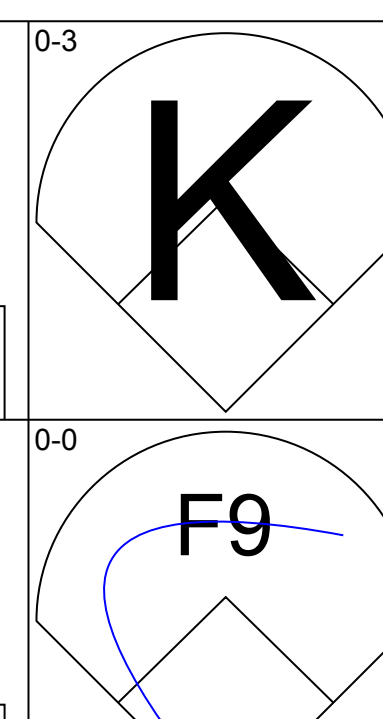
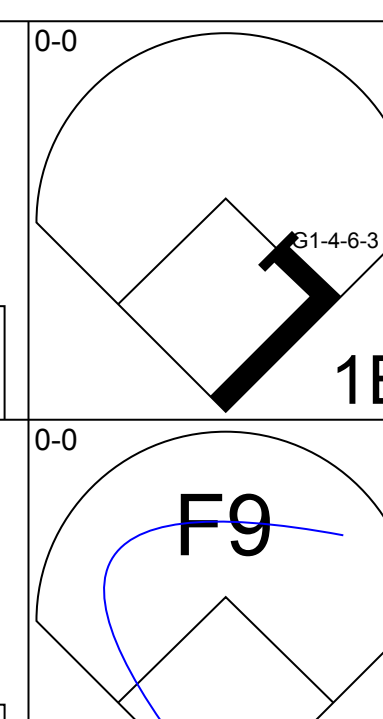
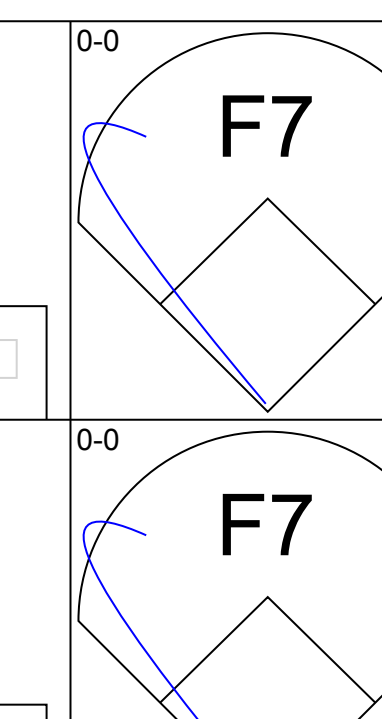
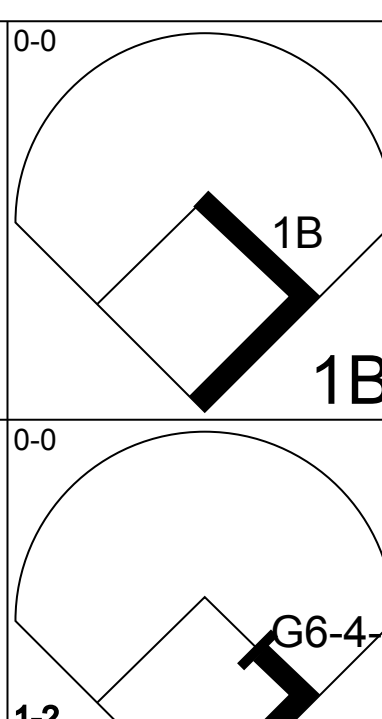
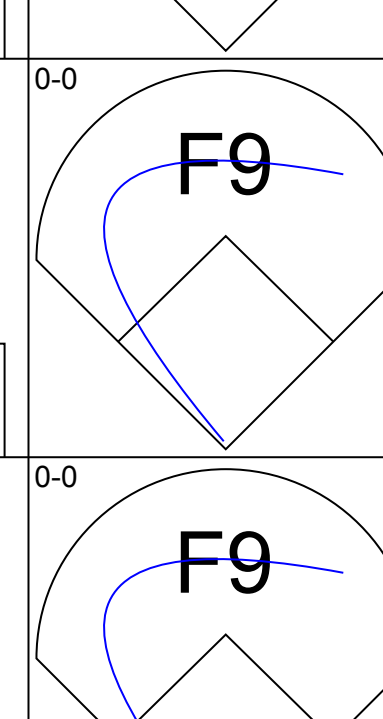
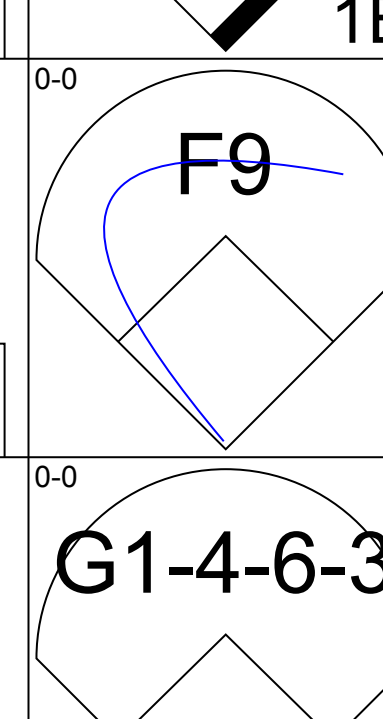
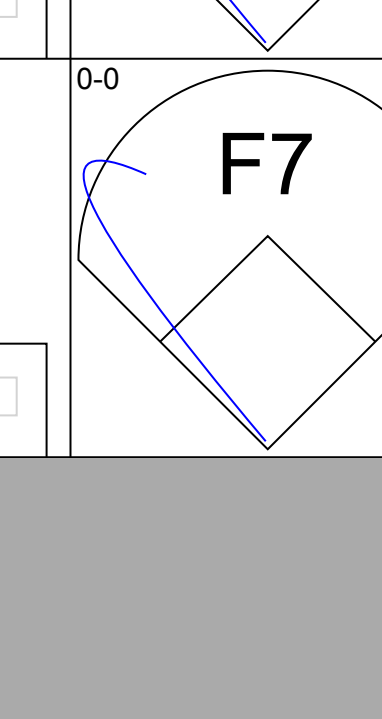
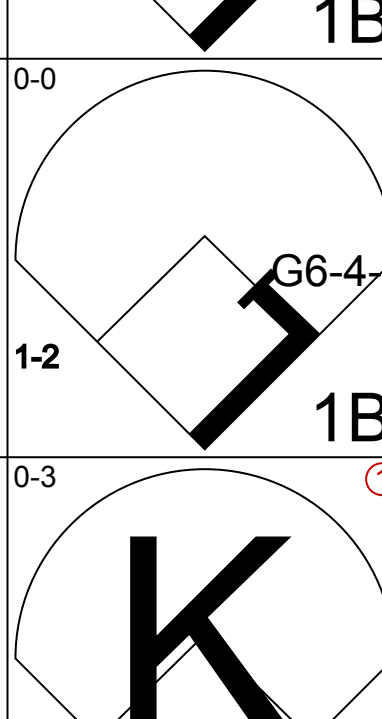
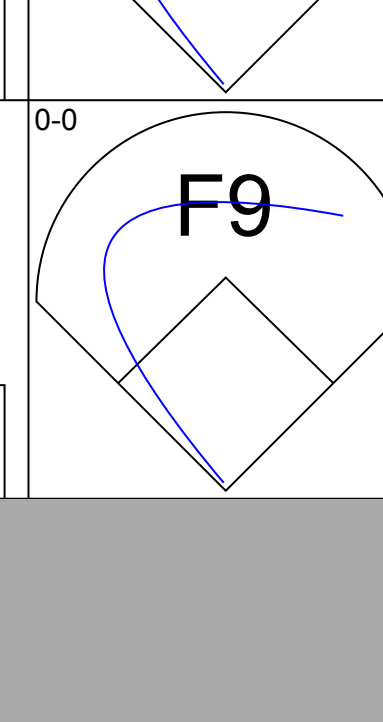
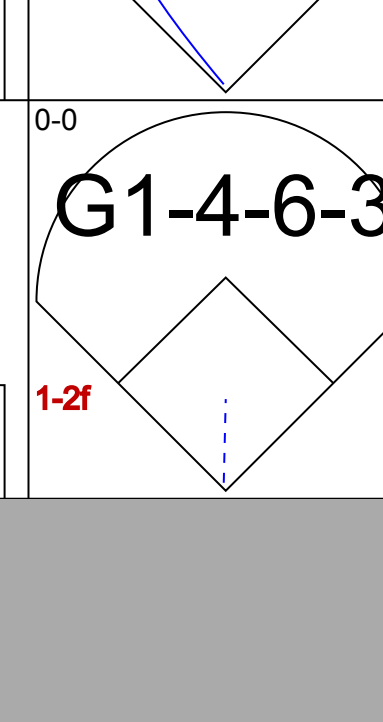

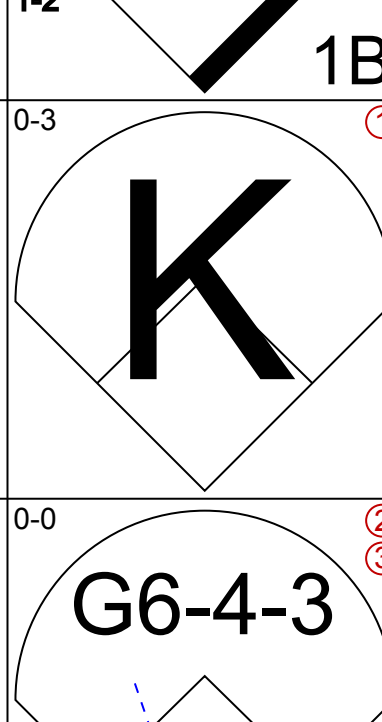


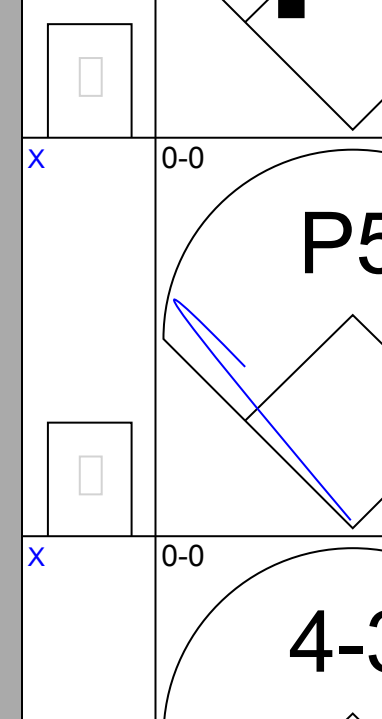
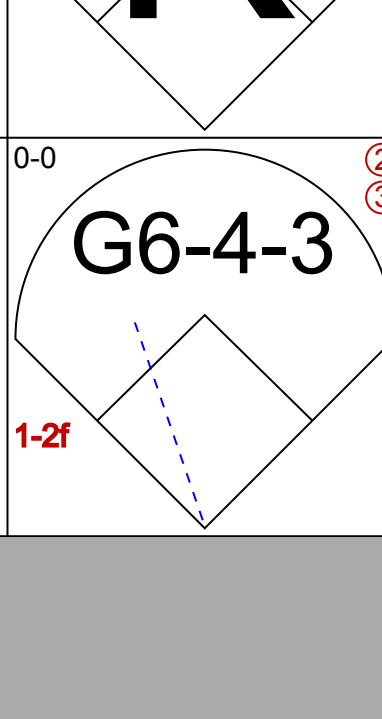
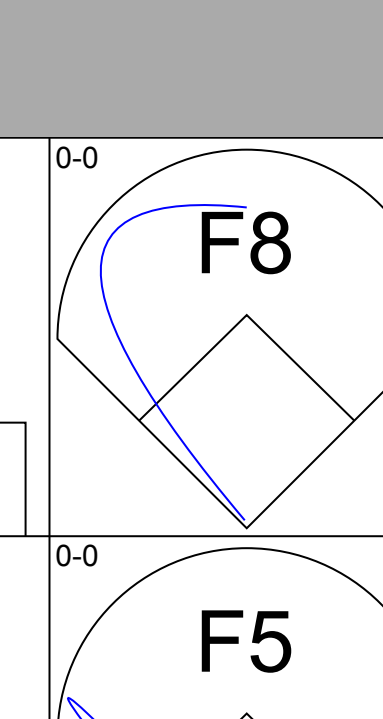
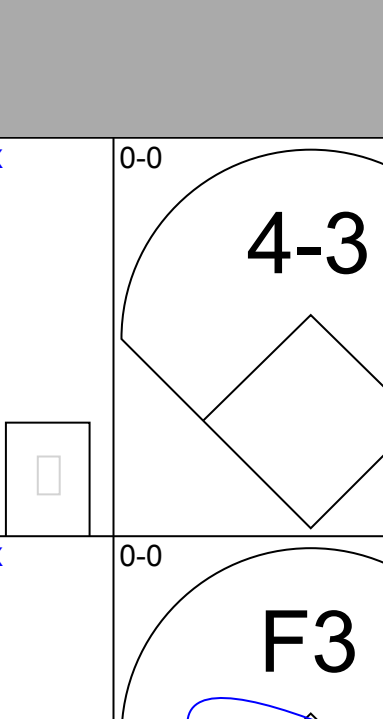
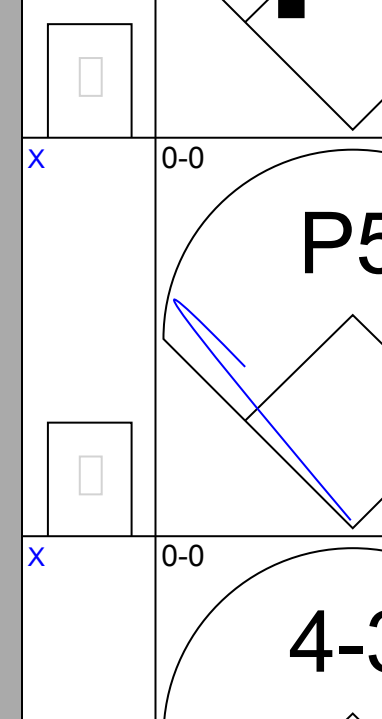
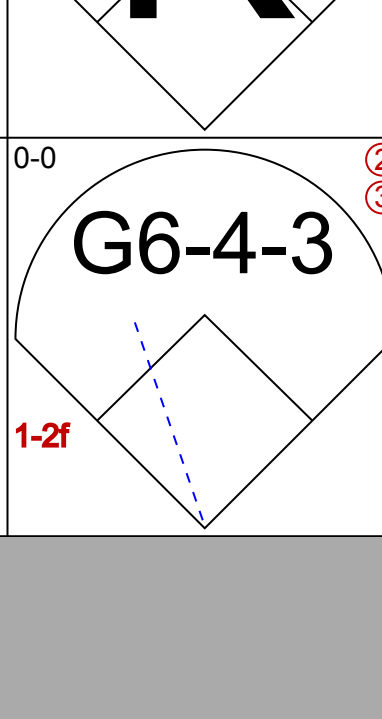
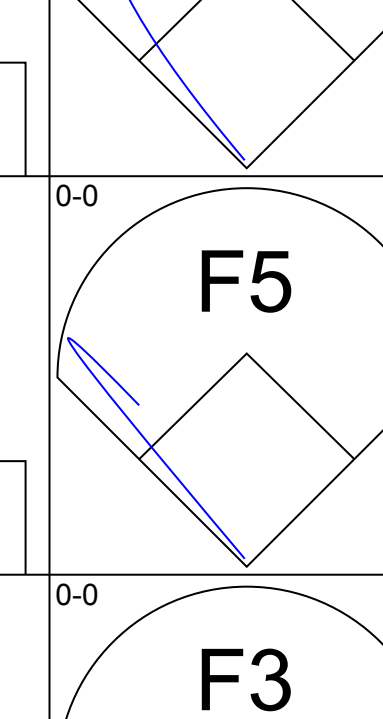
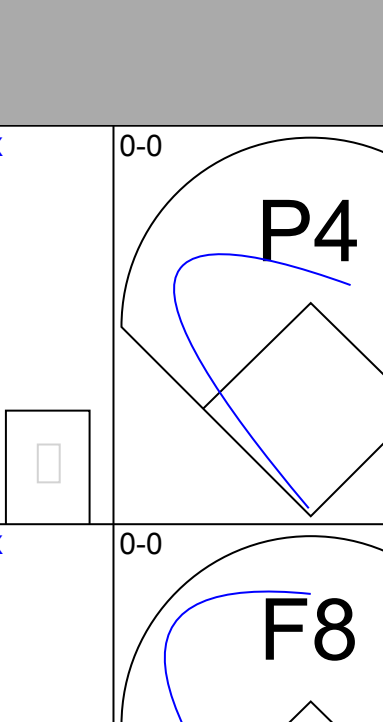
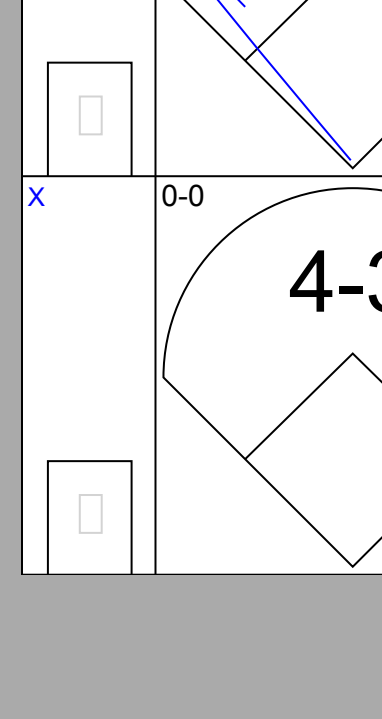
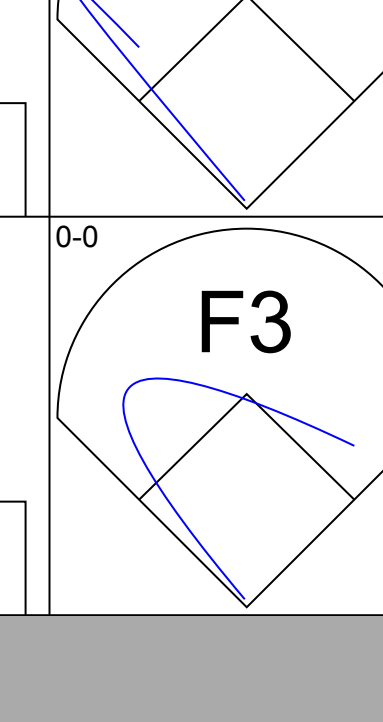
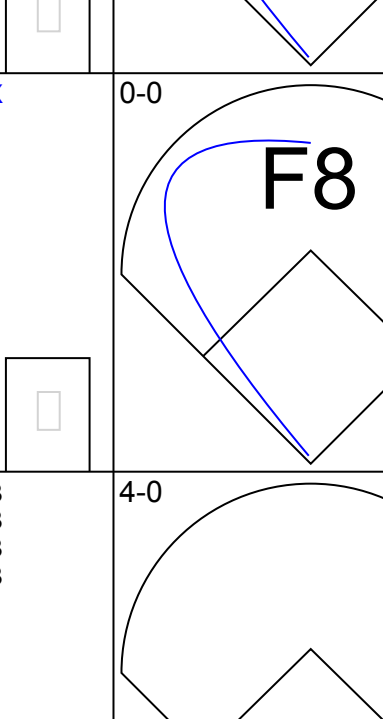
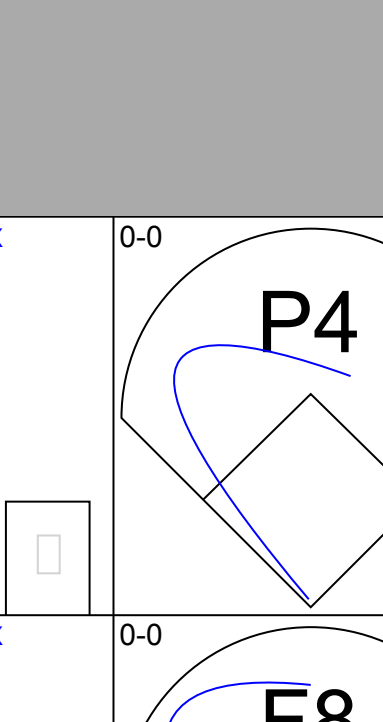
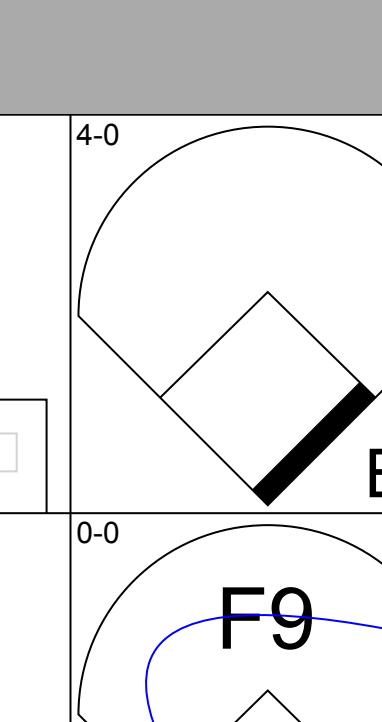
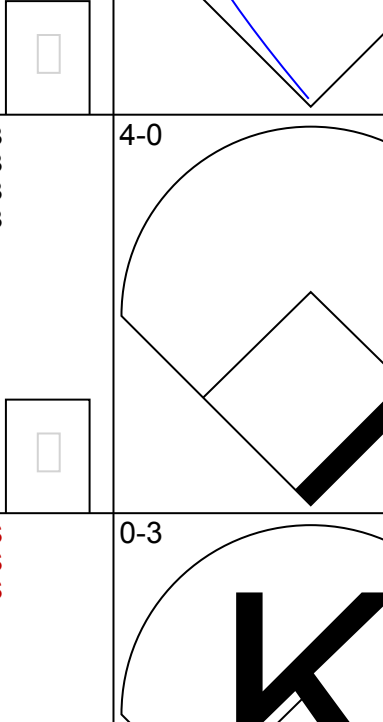
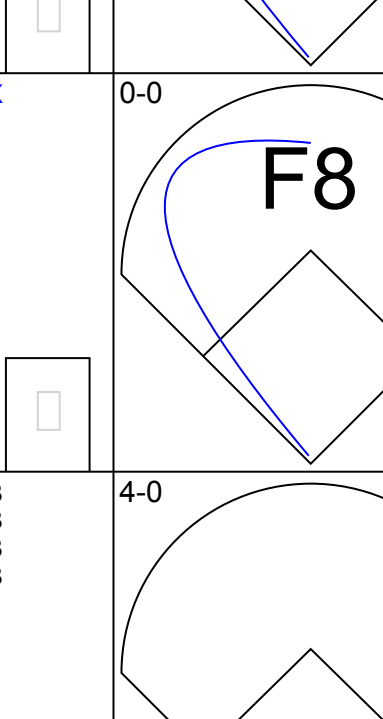
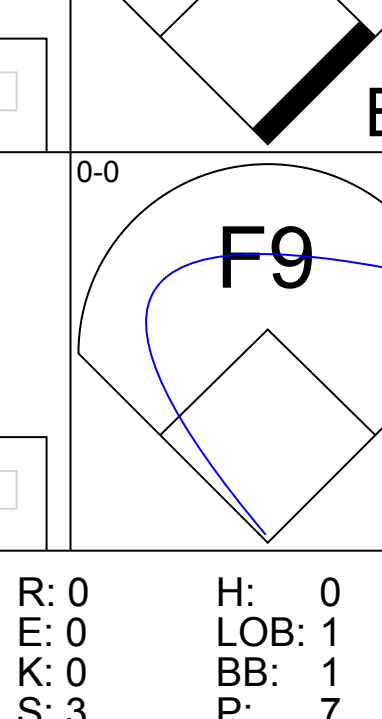
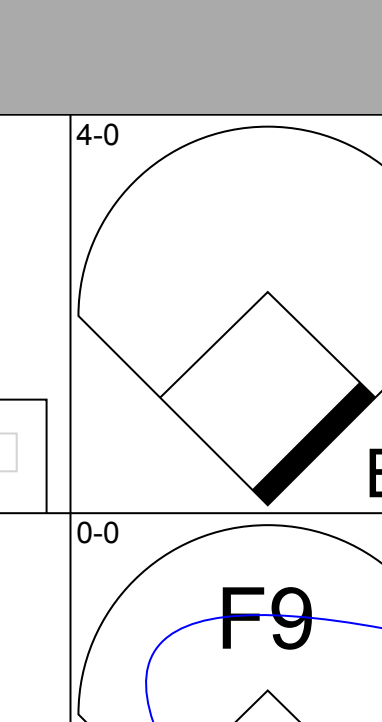
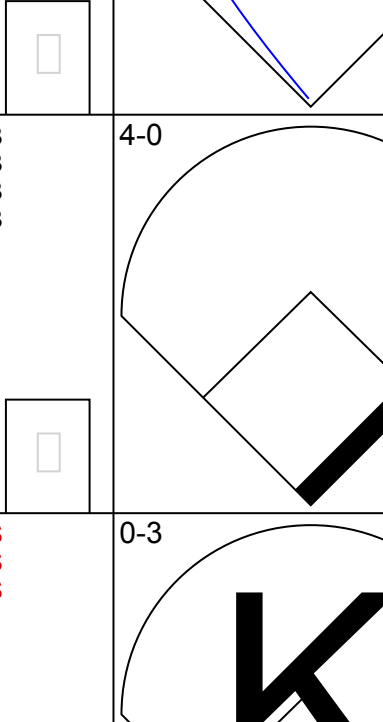
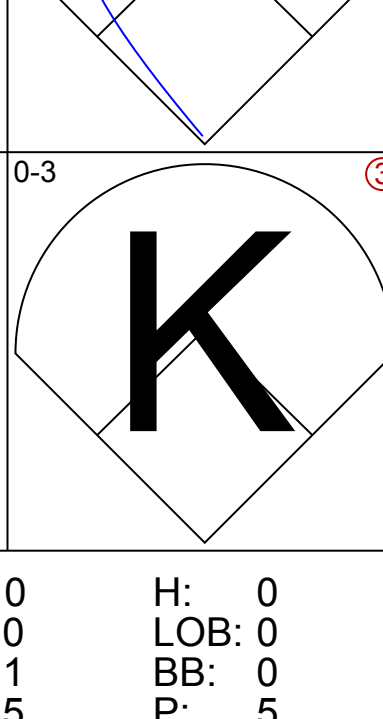
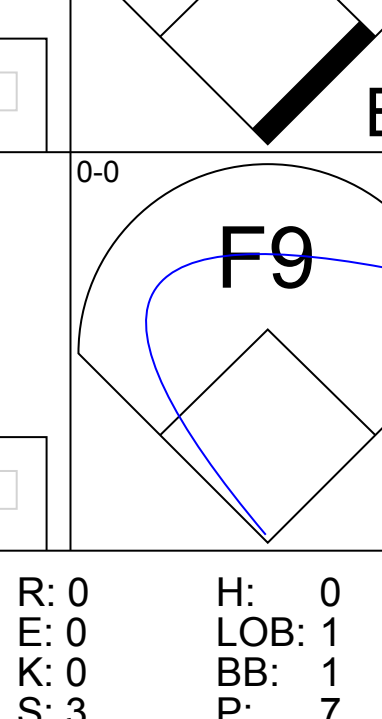
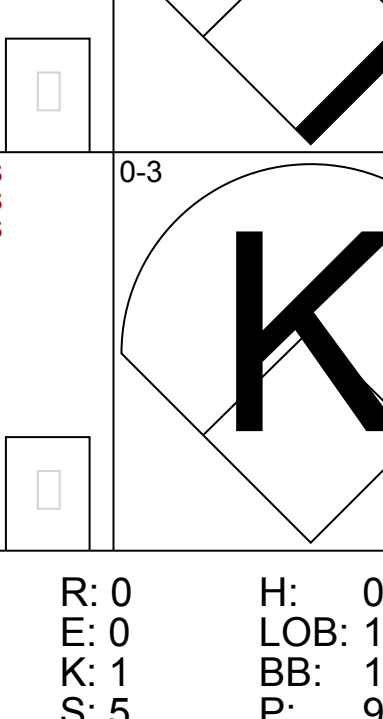


Batter	1	2	3	4	5	6	7	8	9	10	11	AB	R	H	RBI	BB	SO	LOB	BOTTOM						
Tommie Agee, R OBP: 0.343, SLG: 0.467 (1, 8)	F8		5-3		4-3			SH1 1B		S BB		4	1	1	0	1	0	1							
Wayne Garrett, L OBP: 0.291, SLG: 0.282 (1, 5)	F9							SH1		K		4	0	1	1	0	1	1							
Art Shamsky, L OBP: 0.381, SLG: 0.498 (8, PR)								SH1		K		4	0	1	1	0	0	1							
Amos Otis, R OBP: 0.189, SLG: 0.167 (9, 7)								SH1		K		0	0	0	0	0	0	0							
J.C. Martin, L OBP: 0.259, SLG: 0.326 (10, PH)								SH1		F8		1	0	0	0	0	0	1							
Rod Gaspar, S OBP: 0.318, SLG: 0.284 (11, 7)								SH1		F8		0	0	0	0	0	0	0							
Ken Boswell, L OBP: 0.345, SLG: 0.381 (1, 4)		F8			3-1			P6		3-1		5	0	0	0	0	2								
Ed Kranepool, L OBP: 0.305, SLG: 0.372 (1, 3)		P1						F8		F7		5	0	2	0	0	0	1							
Ron Swoboda, R OBP: 0.324, SLG: 0.370 (1, 9)								6-3 1B				5	1	2	0	0	2								
Jerry Grote, R OBP: 0.313, SLG: 0.351 (1, 2)								6-3 1B				5	0	1	0	0	1	3							
Bud Harrelson, S OBP: 0.339, SLG: 0.303 (1, 6)								6-3 1B		P4		3	1	2	1	2	0	0							
Jim McAndrew, R OBP: 0.200, SLG: 0.182 (7, PH)								6-3 1B				2	0	0	0	0	2	1							
Jim Gosger, L OBP: 0.192, SLG: 0.227 (8, 1)								6-3 1B				1	0	0	0	0	2								
Tug McGraw, R OBP: 0.230, SLG: 0.208 (8, 1)								6-3 1B				1	0	0	0	0	1	1							
Inning Stats	R: 0 E: 0 K: 0 S: 3	H: 0 LOB: 0 BB: 0 P: 3	R: 0 E: 0 K: 0 S: 4	H: 1 LOB: 1 BB: 0 P: 4	R: 1 E: 0 K: 1 S: 6	H: 1 LOB: 1 BB: 10 P: 10	R: 0 E: 0 K: 0 S: 4	H: 1 LOB: 1 BB: 0 P: 4	R: 0 E: 0 K: 0 S: 3	H: 0 LOB: 0 BB: 0 P: 3	R: 0 E: 0 K: 0 S: 4	H: 1 LOB: 2 BB: 1 P: 8	R: 1 E: 0 K: 0 S: 5	H: 2 LOB: 1 BB: 5 P: 5	R: 0 E: 0 K: 2 S: 8	H: 1 LOB: 1 BB: 0 P: 8	R: 0 E: 0 K: 1 S: 5	H: 0 LOB: 1 BB: 1 P: 9	R: 1 E: 0 K: 0 S: 4	H: 3 LOB: 2 BB: 0 P: 4	1B: 10 2B: 0 3B: 0 HR: 0	SF: 0 SAC: 1 DP: 0 HBP: 0	WP: 0 PB: 0 SB: 1 CS: 0	PA: 44	
PITCHER	IP 10.1	WLS L	BF 44	H 10	R 3	ER 3	SO 5	BB 3	IBB 0	HBP 0	BLK 0	WP 0	HR 0	S 51	P 63	ERA 2.61	WHIP 1.258								
Bob Gibson, R ERA: 2.33 (1, 1)																									

St. Louis Cardinals @ New York Mets
Shea Stadium, Flushing, NY
Tue Sep 23 1969, 7:05 PM EDT
Att: 32,364 - Unknown

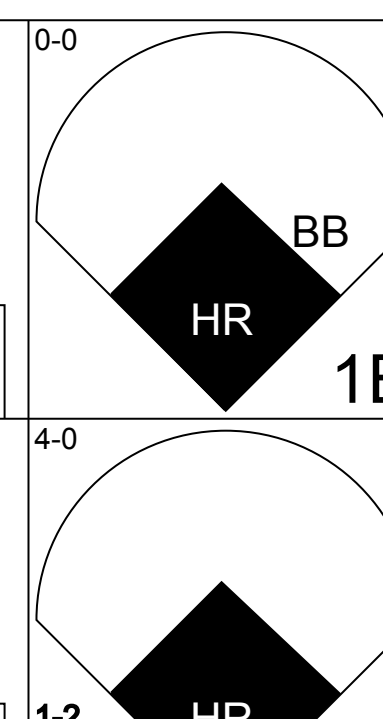
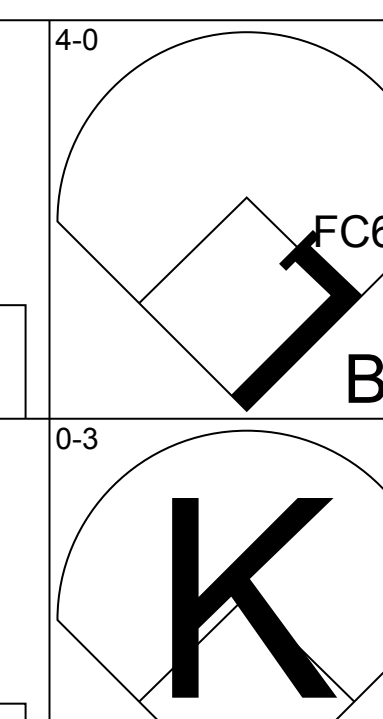
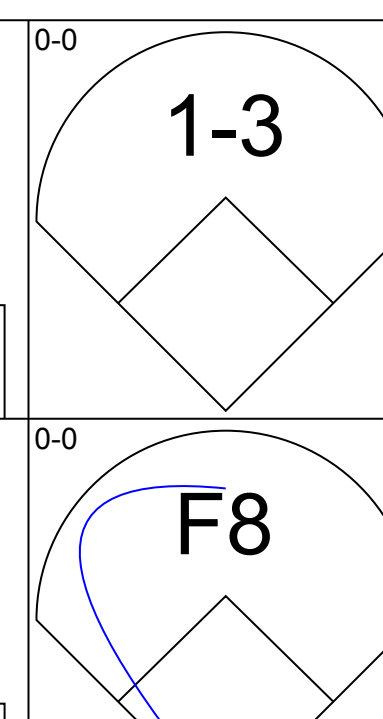
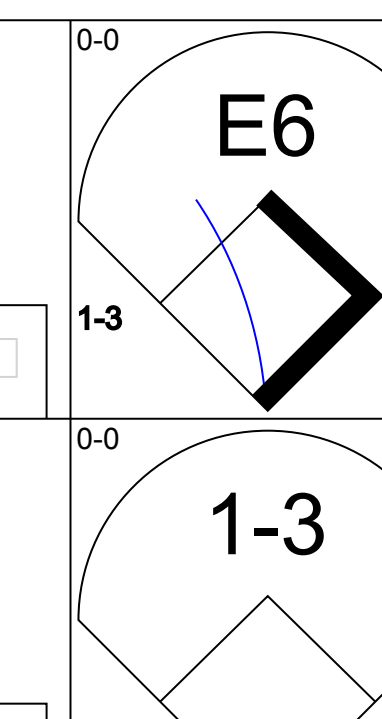
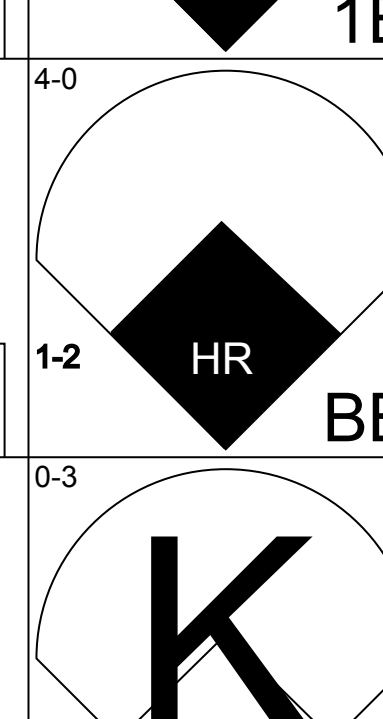
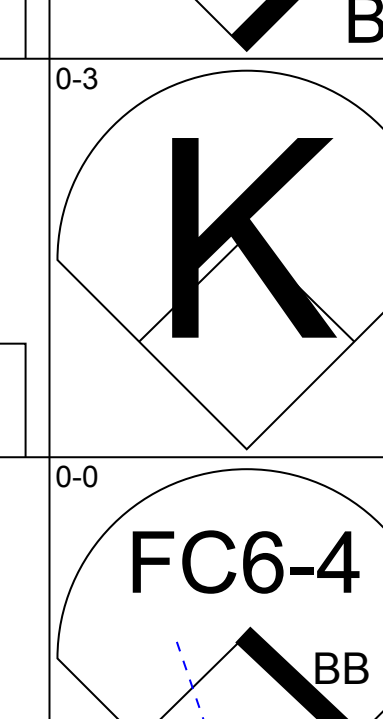
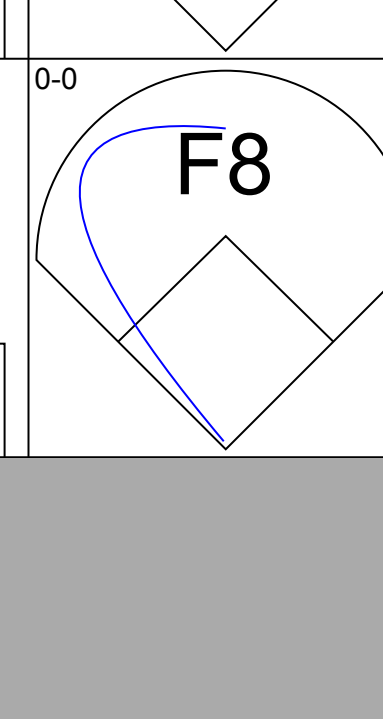
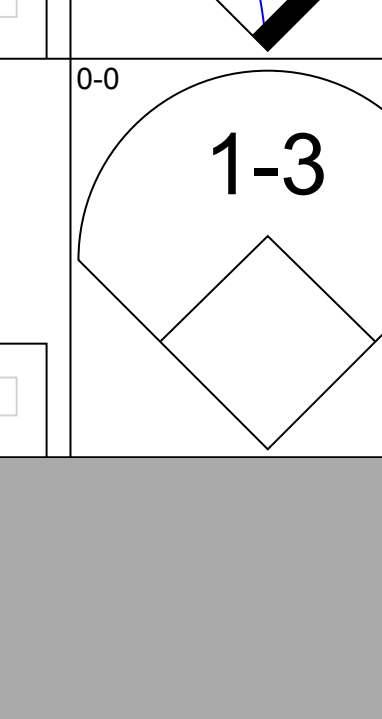
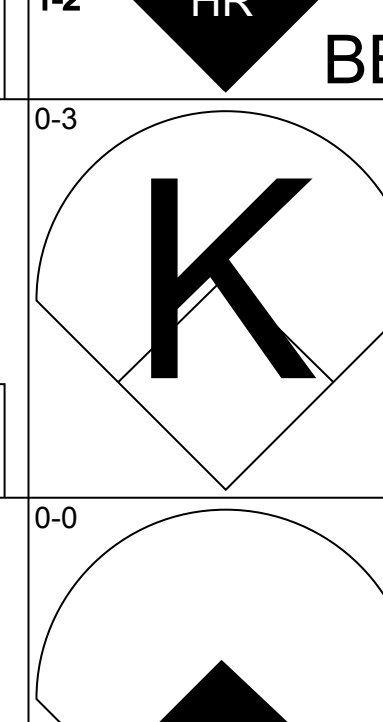
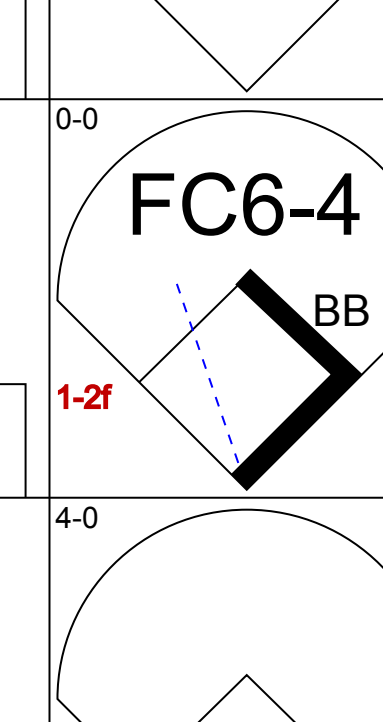
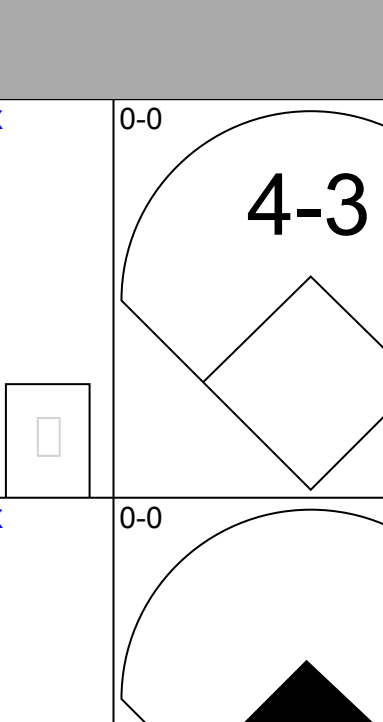
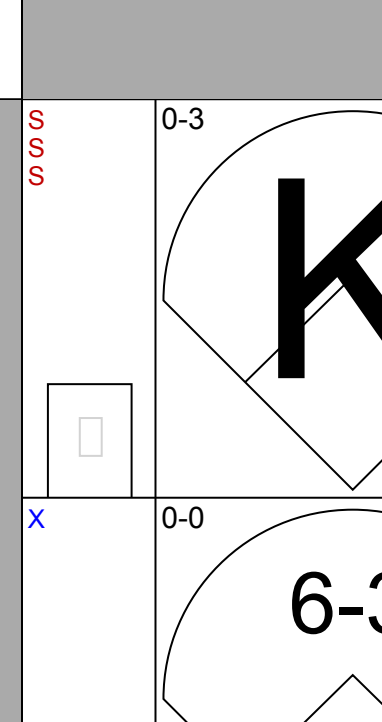
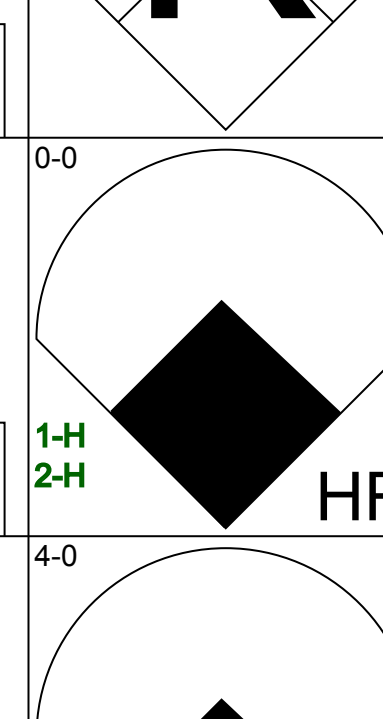
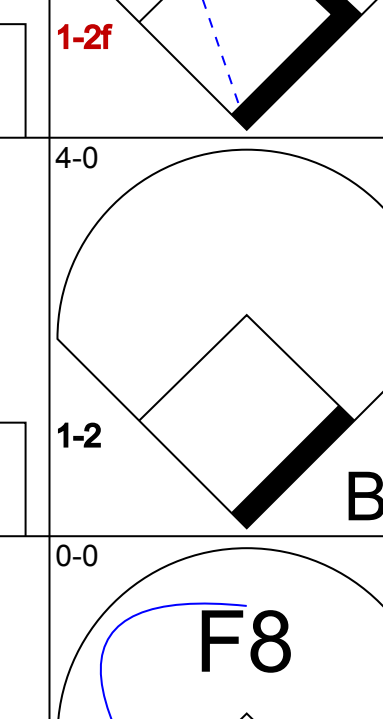
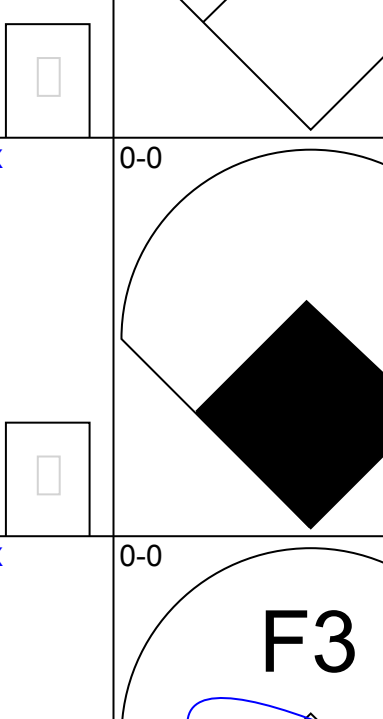
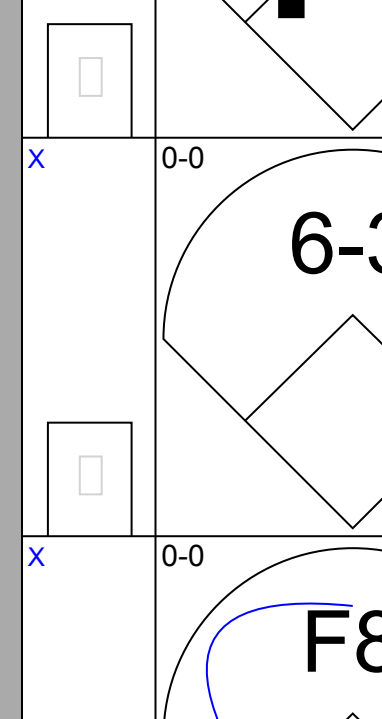
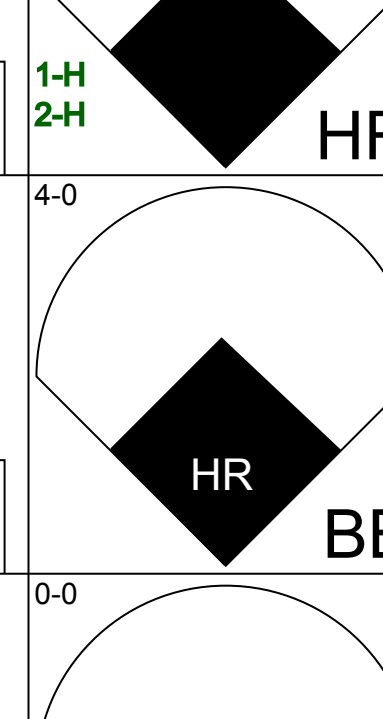
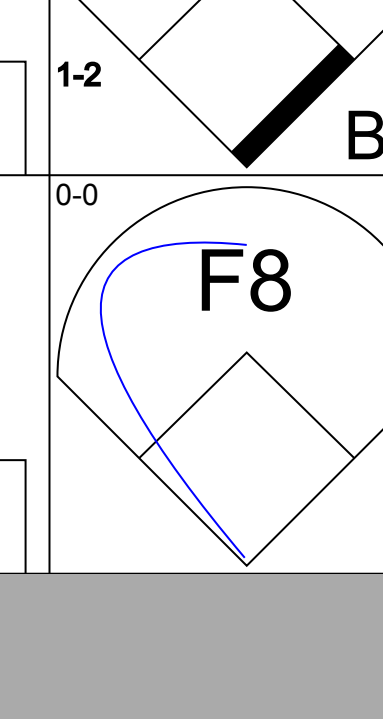
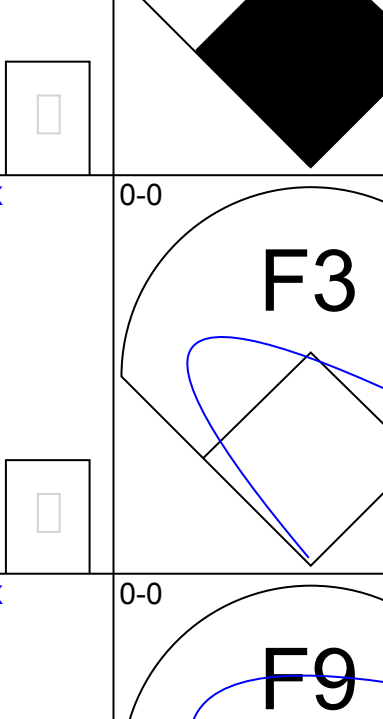
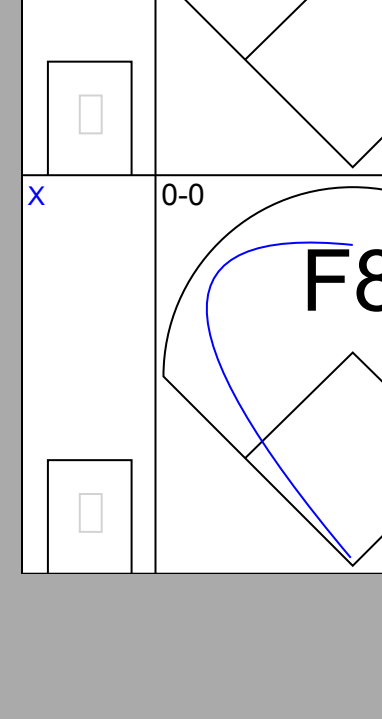
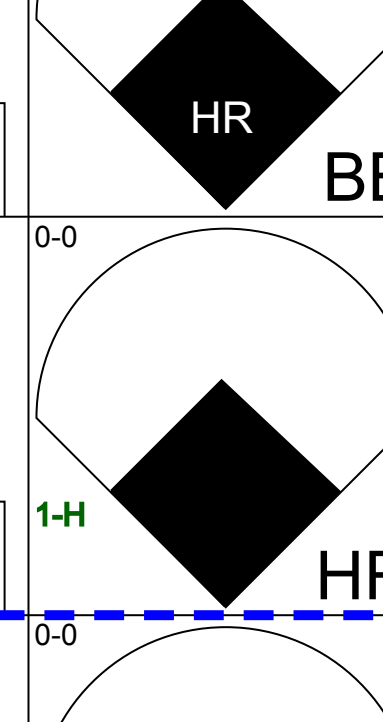
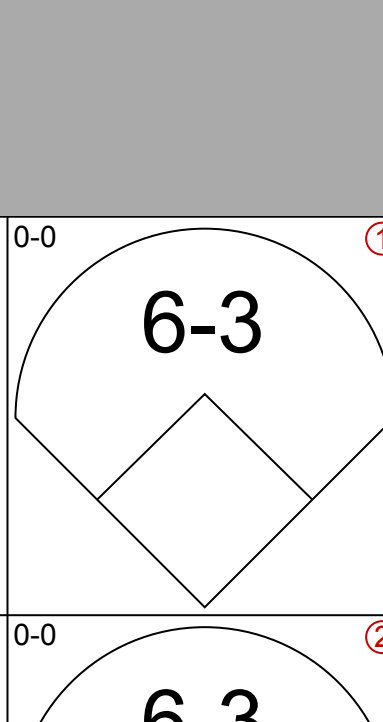
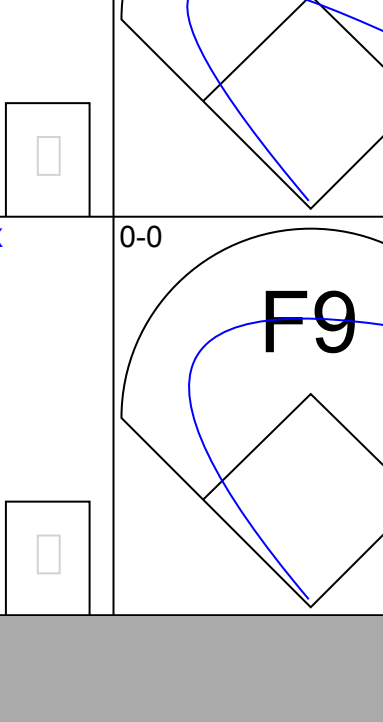
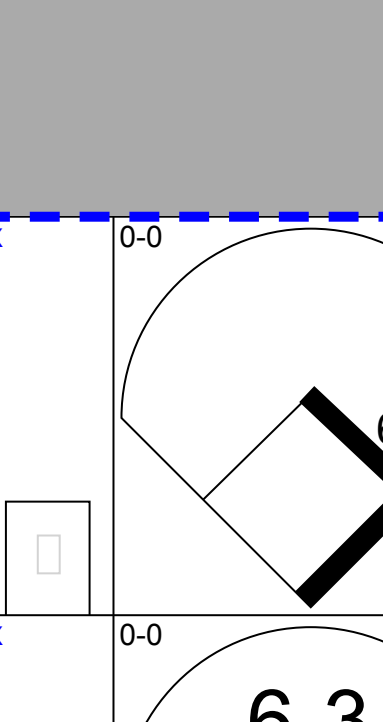
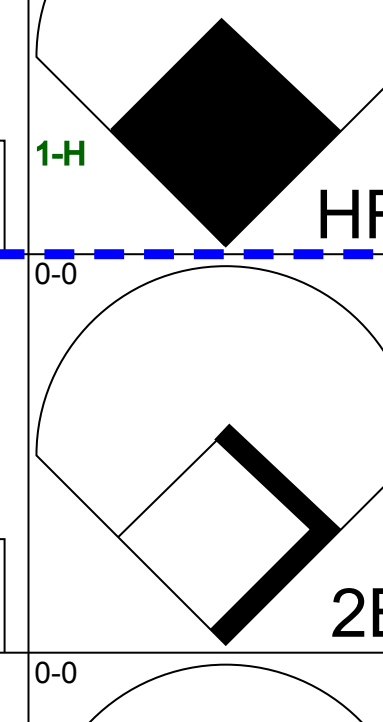
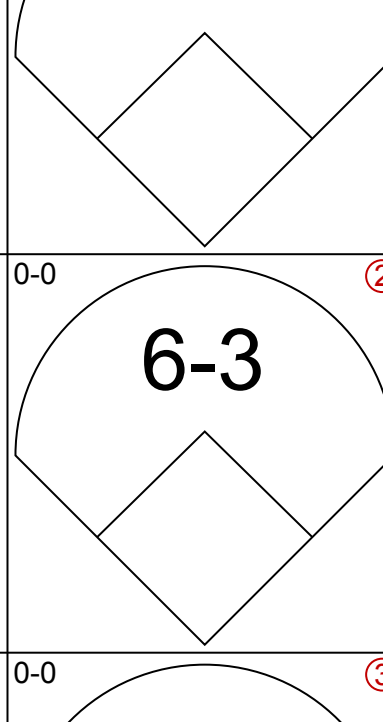
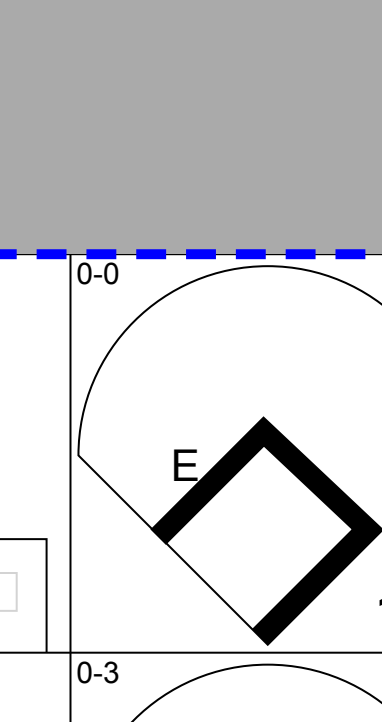
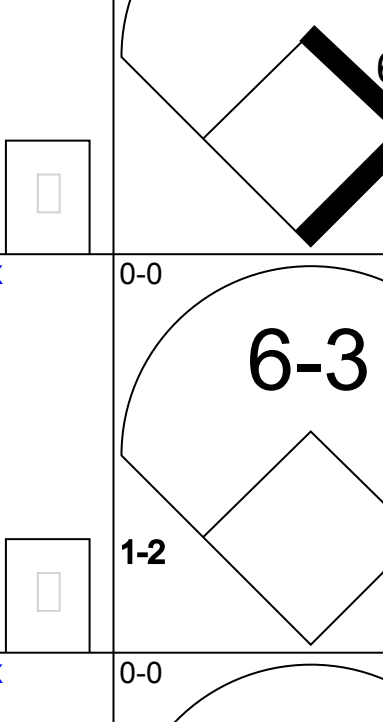
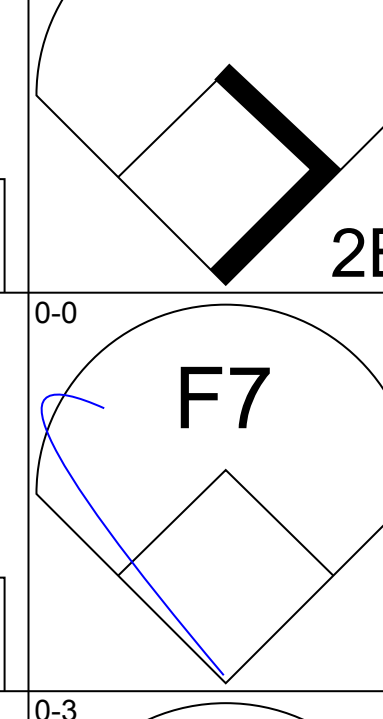
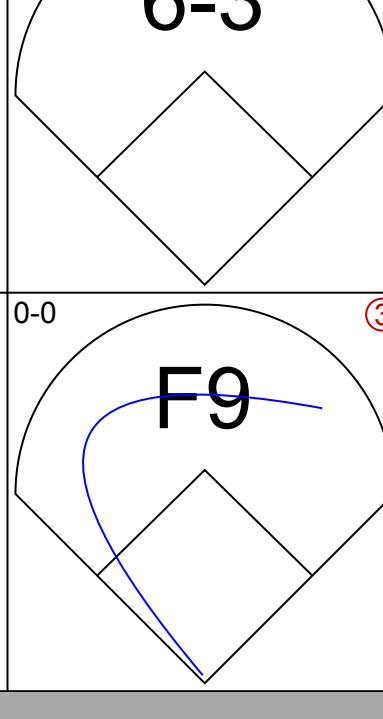
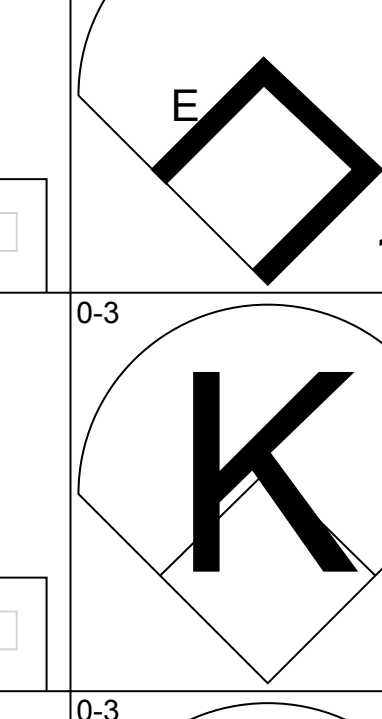
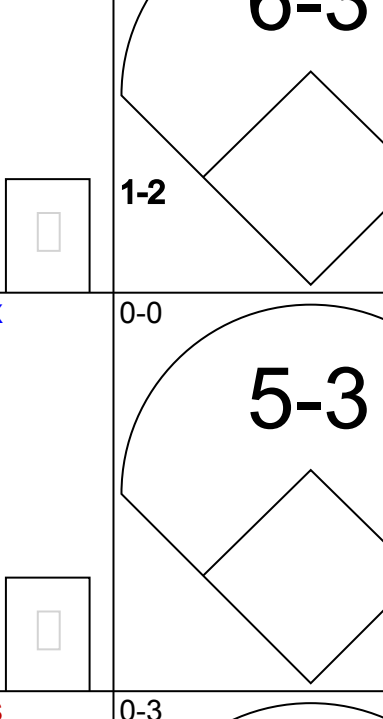
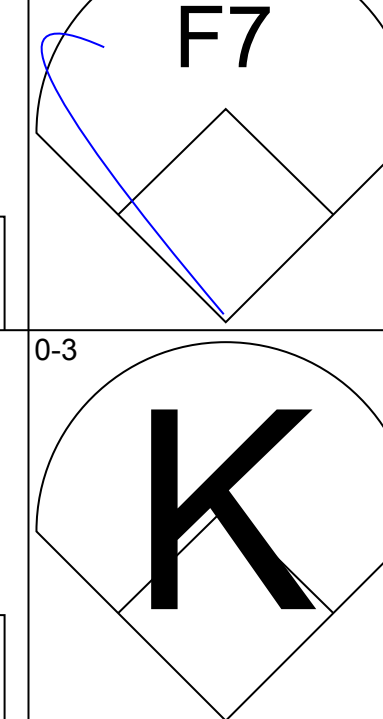
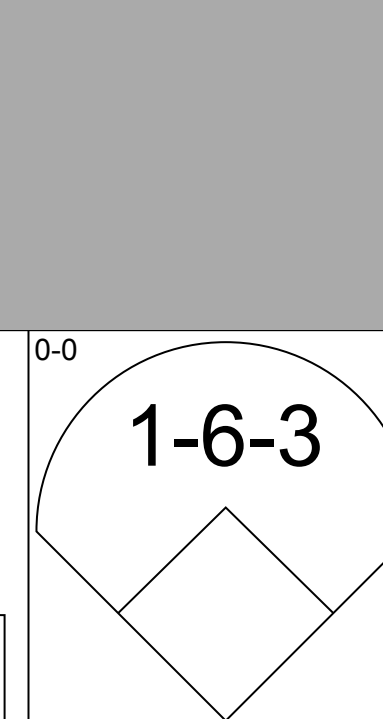
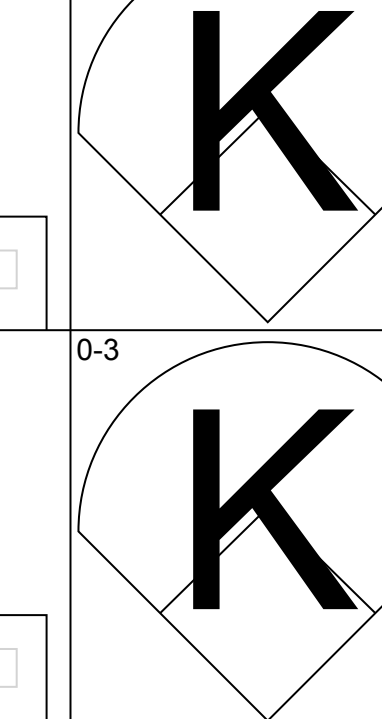
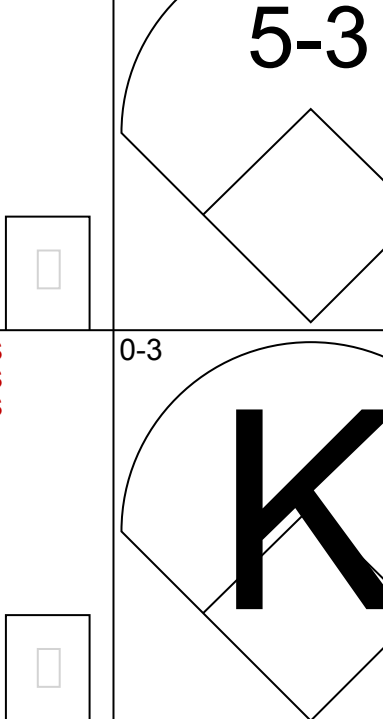
AB 40
R 3
H 10
RBI 3
BB 3
SO 5
LOB 16



Batter	1	2	3	4	5	6	7	8	9	AB	R	H	RBI	BB	SO	LOB	TOP					
Lou Brock, L OBP: 0.350, SLG: 0.437 (1, 7)										4	0	2	0	0	1	1	St. Louis Cardinals @ New York Mets Shea Stadium, Flushing, NY Wed Sep 24 1969, 7:05 PM EDT Att: 54,928 - Unknown					
Curt Flood, R OBP: 0.342, SLG: 0.368 (1, 8)										1	0	0	0	0	0	0						
Vic Davallo, L OBP: 0.276, SLG: 0.292 (2, 8)										3	0	1	0	0	0	2						
Vada Pinson, L OBP: 0.303, SLG: 0.384 (1, 9)										4	0	0	0	0	2	3						
Joe Torre, R OBP: 0.358, SLG: 0.441 (1, 3)										4	0	0	0	0	0	2						
Tim McCarver, L OBP: 0.325, SLG: 0.364 (1, 2)										3	0	0	0	0	0	0						
Mike Shannon, R OBP: 0.313, SLG: 0.364 (1, 5)										3	0	1	0	0	0	0						
Julian Javier, R OBP: 0.338, SLG: 0.412 (1, 4)										3	0	0	0	0	0	1						
Dal Maxvill, R OBP: 0.263, SLG: 0.228 (6, PH)										1	0	0	0	0	0	0						
Bill White, L OBP: 0.338, SLG: 0.228 (6, PH)										0	0	0	0	0	1	0						
Jerry Davanon, R OBP: 0.250, SLG: 0.253 (6, 6)										0	0	0	0	1	0	0						
Steve Carlton, L OBP: 0.241, SLG: 0.325 (1, 1)										0	0	0	0	0	0	0						
Dave Giusti, R OBP: 0.289, SLG: 0.240 (6, PH)										1	0	0	0	0	1	0						
Joe Rizzo, R OBP: 0.259, SLG: 0.230 (6, 1)										1	0	0	0	0	0	0						
Sal Campisi, R OBP: 0.259, SLG: 0.230 (6, 1)										0	0	0	0	0	0	0						
Ted Simmons, S OBP: 0.142, SLG: 0.143 (8, PH)										1	0	0	0	0	1	1						
Mudcat Grant, R OBP: 0.257, SLG: 0.212 (8, 1)										0	0	0	0	0	0	0						
Inning Stats	R: 0 E: 0 K: 1 S: 5	H: 0 LOB: 0 BB: 0 P: 5	R: 0 E: 0 K: 0 S: 3	H: 0 LOB: 0 BB: 0 P: 3	R: 0 E: 0 K: 1 S: 5	H: 0 LOB: 0 BB: 0 P: 5	R: 0 E: 0 K: 0 S: 3	H: 1 LOB: 1 BB: 0 P: 3	R: 0 E: 0 K: 0 S: 4	H: 1 LOB: 1 BB: 0 P: 4	R: 0 E: 0 K: 0 S: 3	H: 0 LOB: 1 BB: 1 P: 7	R: 0 E: 0 K: 1 S: 5	H: 0 LOB: 0 BB: 0 P: 5	R: 0 E: 0 K: 1 S: 5	H: 0 LOB: 1 BB: 1 P: 9	R: 0 E: 0 K: 1 S: 6	H: 2 LOB: 1 BB: 0 P: 6	1B: 4 2B: 0 3B: 0 HR: 0	SF: 0 SAC: 0 DP: 2 HBP: 0	WP: 0 PB: 0 SB: 0 CS: 0	PA: 31
PITCHER Gary Gentry, R ERA: 3.53 (1, 1)	IP: 9.0 WLS: W BF: 31 H: 4 R: 0 ER: 0 SO: 5 BB: 2 IBB: 0 HBP: 0 BLK: 0 WP: 0 HR: 0 S: 39 P: 47 ERA: 0.00 WHIP: 0.667																					

AB	29
R	0
H	4
RBI	0
BB	2
SO	5
LOB	11



Batter	1	2	3	4	5	6	7	8	9	AB	R	H	RBI	BB	SO	LOB	BOTTOM			
Bud Harrelson, S OBP: 0.341, SLG: 0.303 (1, 6)										3	1	1	0	1	0	1	St. Louis Cardinals @ New York Mets Shea Stadium, Flushing, NY Wed Sep 24 1969, 7:05 PM EDT Att: 54,928 - Unknown			
Tommie Agee, R OBP: 0.342, SLG: 0.464 (1, 8)										3	1	0	0	1	1	3				
Cleon Jones, R OBP: 0.424, SLG: 0.492 (1, 7)										4	0	0	0	0	2	3				
Donn Clendenon, R OBP: 0.303, SLG: 0.431 (1, 3)										3	2	2	4	1	0	0				
Ron Swoboda, R OBP: 0.323, SLG: 0.367 (1, 9)										3	1	0	0	1	0	2				
Ed Charles, R OBP: 0.286, SLG: 0.321 (1, 5)										4	1	2	2	0	0	0				
Jerry Grote, R OBP: 0.315, SLG: 0.356 (1, 2)										4	0	2	0	0	0	1				
Al Weis, S OBP: 0.264, SLG: 0.302 (1, 4)										4	0	0	0	0	1	3				
Gary Gentry, R OBP: 0.108, SLG: 0.097 (1, 1)										4	0	0	0	0	3	3				
Inning Stats	R: 5 E: 0 K: 2 S: 11	H: 4 LOB: 1 BB: 2 P: 19	R: 0 E: 0 K: 1 S: 5	H: 0 LOB: 2 BB: 2 P: 13	R: 0 E: 0 K: 0 S: 3	H: 0 LOB: 0 BB: 0 P: 3	R: 0 E: 0 K: 0 S: 3	H: 0 LOB: 0 BB: 0 P: 3	R: 1 E: 0 K: 0 S: 4	H: 1 LOB: 0 BB: 0 P: 4	R: 0 E: 1 K: 2 S: 9	H: 1 LOB: 2 BB: 0 P: 9	R: 0 E: 0 K: 1 S: 5	H: 0 LOB: 0 BB: 0 P: 5	R: 0 E: 0 K: 1 S: 6	H: 1 LOB: 1 BB: 0 P: 6		1B: 3 2B: 1 3B: 0 HR: 3	SF: 0 SAC: 0 DP: 0 HBP: 0	WP: 0 PB: 0 SB: 0 CS: 0
PITCHER Steve Carlton, L ERA: 2.17 (1, 1)	IP: 0.1 WLS: L BF: 6 H: 3 R: 5 ER: 5 SO: 1 BB: 2 IBB: 0 HBP: 0 BLK: 0 WP: 0 HR: 2 S: 6 P: 14 ERA: 135.00 WHIP: 15.000																			
Dave Giusti, R ERA: 3.61 (1, 1)	IP: 4.2 WLS: 18 BF: 2 H: 1 R: 1 ER: 1 SO: 2 BB: 0 IBB: 0 HBP: 0 BLK: 0 WP: 1 HR: 20 S: 28 P: 28 ERA: 1.93 WHIP: 0.857																			
Sal Campisi, R ERA: (6, 1)	IP: 2.0 WLS: 8 BF: 1 H: 0 R: 0 ER: 0 SO: 3 BB: 0 IBB: 0 HBP: 0 BLK: 0 WP: 0 HR: 14 S: 14 P: 14 ERA: 0.00 WHIP: 0.500																			
Mudcat Grant, R ERA: 4.43 (8, 1)	IP: 1.0 WLS: 4 BF: 1 H: 0 R: 0 ER: 0 SO: 1 BB: 0 IBB: 0 HBP: 0 BLK: 0 WP: 0 HR: 6 S: 6 P: 6 ERA: 0.00 WHIP: 1.000																			



Batter	1	2	3	4	5	6	7	8	9	AB	R	H	RBI	BB	SO	LOB	TOP								
Jerry Davanon, R OBP: 0.244, SLG: 0.274 (1, 6)	F2		K		F9		G6-4-3			4	0	0	0	0	1	2									
Byron Browne, R OBP: 0.353, SLG: 0.286 (1, 8)	K		BB			HR		F3		3	1	1	1	1	1	0									
Joe Hague, L OBP: 0.266, SLG: 0.244 (1, 9)	1B		G3			F2				3	0	1	0	1	0	1									
Joe Torre, R OBP: 0.357, SLG: 0.438 (1, 3)	K				6-3			F9		4	0	0	0	0	1	2									
Tim McCarver, L OBP: 0.326, SLG: 0.368 (1, 2)		2B				3-1		F9		4	0	2	0	0	0	1									
Leron Lee, L OBP: 0.300, SLG: 0.278 (1, 7)	F2				F7					4	1	1	0	0	1	2									
Steve Huntz, S OBP: 0.340, SLG: 0.308 (1, 5)	K				K					4	0	1	0	0	3	2									
Chip Coulter, S OBP: 0.417, SLG: 0.455 (1, 4)	4-3				K					4	0	0	0	0	2	3									
Jerry Reuss, L OBP: 0.333, SLG: 0.333 Sal Campisi, R (8, 1)			K		K					3	0	1	1	0	2	0									
Tom Hilgendorf, S OBP: 1.000, SLG: 2.000 (9, 1)										0	0	0	0	0	0	0									
Inning Stats	R: 0 E: 0 K: 2 S: 8	H: 1 LOB: 1 BB: 0 P: 8	R: 0 E: 0 K: 1 S: 6	H: 1 LOB: 1 BB: 0 P: 6	R: 0 E: 0 K: 2 S: 7	H: 0 LOB: 1 BB: 1 P: 11	R: 0 E: 0 K: 1 S: 6	H: 1 LOB: 1 BB: 0 P: 6	R: 0 E: 0 K: 2 S: 7	H: 0 LOB: 0 BB: 0 P: 7	R: 1 E: 0 K: 0 S: 4	H: 1 LOB: 1 BB: 0 P: 4	R: 1 E: 0 K: 1 S: 7	H: 3 LOB: 1 BB: 0 P: 7	R: 0 E: 0 K: 0 S: 3	H: 0 LOB: 1 BB: 1 P: 7	R: 0 E: 0 K: 2 S: 7	H: 0 LOB: 0 BB: 0 P: 7	1B: 5 2B: 1 3B: 0 HR: 1	SF: 0 SAC: 0 DP: 1 HBP: 0	WP: 0 PB: 0 SB: 1 CS: 0	PA: 35			
PITCHER	IP	WLS	BF	H	R	ER	SO	BB	IBB	HBP	BLK	WP	HR	S	P	ERA	WHIP								
Jerry Robertson, R ERA: 3.92 Howie Reed, R ERA: 4.75	(1, 1)	7.0	L	28	7	2	2	9	1	0	0	0	0	1	45	49	2.57	1.143							
(8, 1)	2.0	7	0	0	0	0	2	1	0	0	0	0	0	10	14	0.00	0.500								

St. Louis Cardinals @ Montreal Expos
Jarry Park, Montreal, QB
Sat Sep 27 1969, 3:33 AM EDT
Att: 12,570 - Unknown

AB 33
R 2
H 7
RBI 2
BB 2
SO 11
LOB 13



Batter	1	2	3	4	5	6	7	8	9	AB	R	H	RBI	BB	SO	LOB	BOTTOM							
Gary Sutherland, R OBP: 0.292, SLG: 0.310 (1, 4)	6-3		BB		FC6-4			F9		4	1	2	0	0	0	1								
Rusty Staub, L OBP: 0.426, SLG: 0.531 (1, 9)	F8		G4-3			BLK		F9		1	0	0	0	2	0	1								
Bob Bailey, R OBP: 0.338, SLG: 0.421 (1, 7)	F8		G4-3			K		6-3		4	0	0	1	0	1	4								
Coco Laboy, R OBP: 0.307, SLG: 0.405 Kevin Collins, L OBP: 0.294, SLG: 0.375 (3, 5)	HBP				F6		K	4-3		0	0	0	0	0	0	0								
Jose Herrera, R OBP: 0.307, SLG: 0.379 Mack Jones, L OBP: 0.378, SLG: 0.488 (9, PH)	5-3				4-3		F8			3	0	0	0	0	0	3								
Ron Fairly, L OBP: 0.350, SLG: 0.479 (1, 3)	F6				F3			4-3		3	0	0	0	0	0	0								
John Bateman, R OBP: 0.250, SLG: 0.329 Remy Hermoso, R OBP: 0.228, SLG: 0.164 Howie Reed, R OBP: 0.200, SLG: 0.250 Garry Jestadt, R (9, PH)	1-3				6-3					3	0	1	0	0	0	0								
Bobby Wine, R OBP: 0.261, SLG: 0.256 (1, 6)	F8				1-3			5-3		4	0	0	0	0	0	2								
Jerry Robertson, S OBP: 0.125, SLG: 0.093 Ron Brand, R OBP: 0.326, SLG: 0.297 (7, PH)			K					6-3		1	0	0	0	1	1	0								
Inning Stats	R: 0 E: 0 K: 0 S: 3	H: 0 LOB: 2 BB: 1 P: 8	R: 0 E: 0 K: 0 S: 3	H: 0 LOB: 0 BB: 0 P: 3	R: 0 E: 0 K: 1 S: 5	H: 1 LOB: 1 BB: 1 P: 9	R: 0 E: 0 K: 0 S: 3	H: 0 LOB: 0 BB: 0 P: 3	R: 0 E: 0 K: 0 S: 3	H: 0 LOB: 1 BB: 1 P: 7	R: 0 E: 0 K: 2 S: 7	H: 0 LOB: 1 BB: 0 P: 8	R: 0 E: 0 K: 0 S: 4	H: 1 LOB: 1 BB: 0 P: 4	R: 1 E: 0 K: 0 S: 4	H: 1 LOB: 0 BB: 0 P: 4	R: 0 E: 0 K: 0 S: 4	H: 1 LOB: 1 BB: 0 P: 4	1B: 2 2B: 2 3B: 0 HR: 0	SF: 0 SAC: 1 DP: 1 HBP: 2	WP: 1 PB: 0 SB: 0 CS: 0	PA: 35		
PITCHER	IP	WLS	BF	H	R	ER	SO	BB	IBB	HBP	BLK	WP	HR	S	P	ERA	WHIP							
Jerry Reuss, L ERA: 1.13 Tom Hilgendorf, L ERA: 1.42	(1, 1)	7.0	W	27	2	0	3	3	0	0	0	0	0	28	42	0.00	0.714							
(8, 1)	1.0	5	2	1	1	0	0	0	0	0	0	0	0	5	5	9.00	2.000							
(9, 1)	1.0	S	3	0	0	0	0	0	0	0	0	1	0	3	3	0.00	0.000							

St. Louis Cardinals @ Montreal Expos
Jarry Park, Montreal, QB
Sat Sep 27 1969, 3:33 AM EDT
Att: 12,570 - Unknown


AB 29
R 1
H 4
RBI 1
BB 3
SO 3
LOB 14



Batter	1	2	3	4	5	6	7	8	9	AB	R	H	RBI	BB	SO	LOB	TOP										
Lou Brock, L OBP: 0.350, SLG: 0.436 (1, 7)	4-3		F7		F7				SH3	4	0	1	0	0	0	1											
Byron Browne, R OBP: 0.375, SLG: 0.348 (1, 8) (9, 9)	F6		K		FC6 BB				1B	4	1	2	1	1	1	1											
Joe Hague, L OBP: 0.263, SLG: 0.241 Curt Flood, R OBP: 0.342, SLG: 0.368 (1, 9) (9, 8)	1B		F3		FC6				4-3	5	0	1	0	0	0	5											
Joe Torre, R OBP: 0.358, SLG: 0.438 (1, 3)	1B								4-3	4	0	2	1	1	0	0											
Tim McCarver, L OBP: 0.326, SLG: 0.369 (1, 2)	F6								1B	4	0	1	0	1	0	3											
Chip Coulter, S OBP: 0.375, SLG: 0.357 (1, 4)										3	0	0	0	1	1	3											
Steve Hantz, S OBP: 0.333, SLG: 0.301 (1, 5) Vic Davalillo, L OBP: 0.280, SLG: 0.292 (8, PH) Mike Shannon, R OBP: 0.313, SLG: 0.364 (8, 5)										3	0	0	0	0	3	3											
Jerry Davanon, R OBP: 0.234, SLG: 0.261 (1, 6)	1-3									4	0	0	0	0	0	4											
Bob Gibson, R OBP: 0.271, SLG: 0.333 (1, 1)										4	1	2	0	0	0	0											
Inning Stats	R: 0 E: 0 K: 0 S: 5	H: 2 LOB: 2 BB: 0 P: 5	R: 0 E: 0 K: 1 S: 5	H: 0 LOB: 0 BB: 0 P: 5	R: 0 E: 0 K: 1 S: 6	H: 1 LOB: 1 BB: 0 P: 6	R: 0 E: 0 K: 1 S: 5	H: 0 LOB: 2 BB: 2 P: 13	R: 0 E: 0 K: 0 S: 3	H: 0 LOB: 1 BB: 1 P: 7	R: 0 E: 0 K: 0 S: 5	H: 2 LOB: 2 BB: 0 P: 5	R: 0 E: 0 K: 1 S: 6	H: 1 LOB: 2 BB: 1 P: 10	R: 2 E: 0 K: 0 S: 6	H: 3 LOB: 1 BB: 0 P: 6	1B: 6 2B: 2 3B: 1 HR: 0	SF: 0 SAC: 1 DP: 0 HBP: 0	WP: 0 PB: 0 SB: 0 CS: 0	PA: 41							
PITCHER	IP	WLS	BF	H	R	ER	SO	BB	IBB	HBP	BLK	WP	HR	S	P	ERA	WHIP										
Bill Stoneman, R ERA: 4.4 (1, 1)	8.2	L	40	9	2	2	5	5	0	0	0	0	0	45	65	2.08	1.615										
Dan McGinn, L ERA: 3.94 (9, 1)	0.1		1	0	0	0	0	0	0	0	0	0	0	1	1	0.00	0.000										

St. Louis Cardinals @ Montreal Expos
 Jarry Park, Montreal, QB
 Sun Sep 28 1969, 3:33 AM EDT
 Att: 23,754 - Unknown

AB 35
 R 2
 H 9
 RBI 2
 BB 5
 SO 5
 LOB 20



Batter	1	2	3	4	5	6	7	8	9	AB	R	H	RBI	BB	SO	LOB	BOTTOM										
Gary Sutherland, R OBP: 0.290, SLG: 0.308 (1, 4)	F8		FC1-5-6 1B							4	0	0	0	0	0	1											
Jim Fairey, L OBP: 0.295, SLG: 0.372 (1, 8)										4	0	3	0	0	0	0											
Rusty Staub, L OBP: 0.425, SLG: 0.528 (1, 9)	F6		4-3							3	0	0	0	1	0	3											
Ron Fairly, L OBP: 0.349, SLG: 0.476 (1, 3)										4	0	1	0	0	0	2											
Mack Jones, L OBP: 0.379, SLG: 0.488 (1, 7)										4	0	2	0	0	1	1											
Kevin Collins, L OBP: 0.276, SLG: 0.364 (1, 5)										4	0	0	0	0	0	3											
Ron Brand, R OBP: 0.328, SLG: 0.300 (1, 2)										4	0	2	0	0	0	1											
Bobby Wine, R OBP: 0.262, SLG: 0.257 (1, 6) Ty Cline, L OBP: 0.345, SLG: 0.322 (9, PH)										3	0	1	0	0	1	2											
Bill Stoneman, R OBP: 0.127, SLG: 0.082 (1, 1) Dan McGinn, L OBP: 0.179, SLG: 0.286 (9, PH) Mary Staehle, L OBP: 0.467, SLG: 0.714 (9, PH)										2	0	0	0	0	2	0											
Inning Stats	R: 0 E: 0 K: 0 S: 3	H: 1 LOB: 0 BB: 0 P: 3	R: 0 E: 0 K: 1 S: 6	H: 1 LOB: 1 BB: 0 P: 6	R: 0 E: 0 K: 0 S: 3	H: 1 LOB: 0 BB: 0 P: 3	R: 0 E: 0 K: 1 S: 5	H: 0 LOB: 0 BB: 0 P: 5	R: 0 E: 0 K: 0 S: 3	H: 0 LOB: 0 BB: 0 P: 3	R: 0 E: 0 K: 1 S: 7	H: 2 LOB: 2 BB: 0 P: 7	R: 0 E: 0 K: 1 S: 6	H: 1 LOB: 2 BB: 1 P: 10	R: 0 E: 0 K: 0 S: 4	H: 1 LOB: 2 BB: 1 P: 8	1B: 9 2B: 0 3B: 0 HR: 0	SF: 0 SAC: 1 DP: 1 HBP: 0	WP: 1 PB: 0 SB: 0 CS: 1	PA: 36							
PITCHER	IP	WLS	BF	H	R	ER	SO	BB	IBB	HBP	BLK	WP	HR	S	P	ERA	WHIP										
Bob Gibson, R ERA: 2.26 (1, 1)	9.0	W	36	9	0	0	4	2	0	0	0	1	0	42	50	0.00	1.222										

St. Louis Cardinals @ Montreal Expos
 Jarry Park, Montreal, QB
 Sun Sep 28 1969, 3:33 AM EDT
 Att: 23,754 - Unknown

AB 33
 R 0
 H 9
 RBI 0
 BB 2
 SO 4
 LOB 15



Batter	1	2	3	4	5	6	7	8	9	AB	R	H	RBI	BB	SO	LOB	TOP					
Tony Taylor, R OBP: 0.322, SLG: 0.344 (1,4)										5	1	1	2	0	1	0	Philadelphia Phillies @ St. Louis Cardinals Busch Stadium, St. Louis, MO Tue Sep 30 1969, 7:05 PM CDT Att: 9,891 - Unknown					
John Briggs, L OBP: 0.353, SLG: 0.418 (1,8)										4	2	3	1	0	0	0						
Johnny Callison, L OBP: 0.335, SLG: 0.445 (1,9)										4	0	2	1	0	0	1						
Dick Allen, R OBP: 0.376, SLG: 0.577 (1,3)										3	0	1	0	1	1	1						
Deron Johnson, R OBP: 0.331, SLG: 0.416 (1,5)										3	0	0	0	1	2	3						
Ron Stone, L OBP: 0.335, SLG: 0.294 (1,7)										2	0	0	0	2	1	2						
Mike Ryan, R OBP: 0.256, SLG: 0.330 (1,2)										4	0	0	0	0	1	4						
Don Money, R OBP: 0.296, SLG: 0.327 (1,6)										4	0	0	0	0	1	0						
Rick Wise, R OBP: 0.295, SLG: 0.378 (1,1)										4	1	2	0	0	1	0						
Inning Stats	R: 1 E: 0 K: 3 S: 11	H: 2 LOB: 1 BB: 0 P: 11	R: 0 E: 0 K: 1 S: 4	H: 0 LOB: 0 BB: 1 P: 8	R: 0 E: 0 K: 0 S: 4	H: 2 LOB: 1 BB: 0 P: 4	R: 0 E: 0 K: 2 S: 7	H: 0 LOB: 0 BB: 0 P: 7	R: 2 E: 0 K: 0 S: 5	H: 2 LOB: 0 BB: 0 P: 5	R: 0 E: 0 K: 0 S: 3	H: 1 LOB: 1 BB: 1 P: 7	R: 0 E: 0 K: 1 S: 5	H: 0 LOB: 0 BB: 0 P: 5	R: 1 E: 0 K: 0 S: 5	H: 2 LOB: 2 BB: 2 P: 13	R: 0 E: 0 K: 1 S: 5	H: 0 LOB: 0 BB: 0 P: 5	1B: 3 2B: 4 3B: 0 HR: 2	SF: 0 SAC: 0 DP: 2 HBP: 0	WP: 0 PB: 0 SB: 0 CS: 0	PA: 37
PITCHER	IP	WLS	BF	H	R	ER	SO	BB	IBB	HBP	BLK	WP	HR	S	P	ERA	WHIP					
Santiago Guzman, R ERA: 4.91 (1,1)	7.1	L	31	9	4	4	7	2	1	0	0	0	2	42	54	4.91	1.500					
Sal Campisi, R ERA: 0.93 (8,1)	1.2		6	0	0	0	1	0	1	0	0	0	0	7	11	0.00	0.000					

AB	33
R	4
H	9
RBI	4
BB	4
SO	8
LOB	11



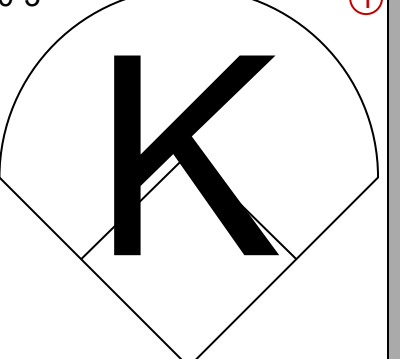
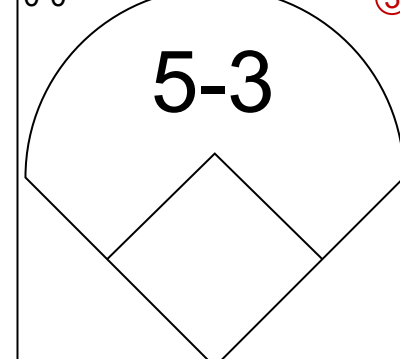
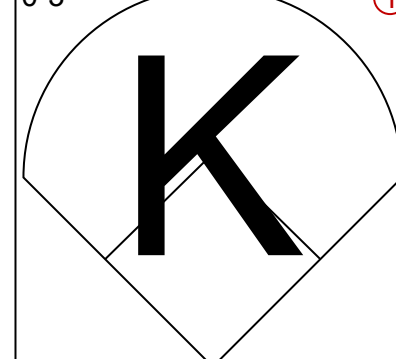
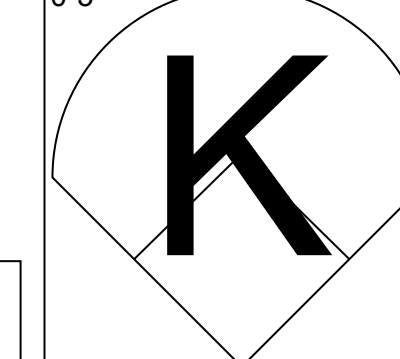
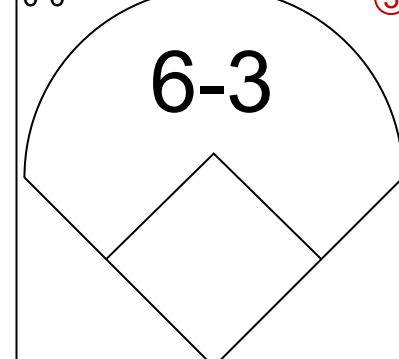
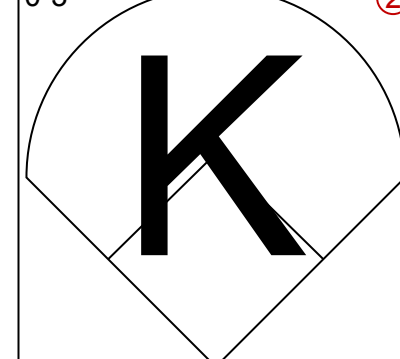
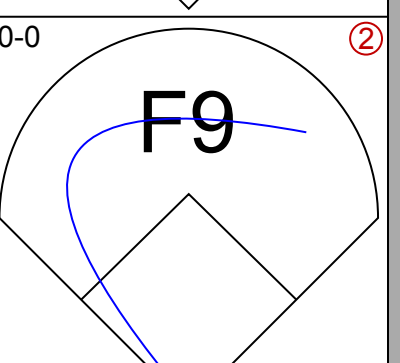
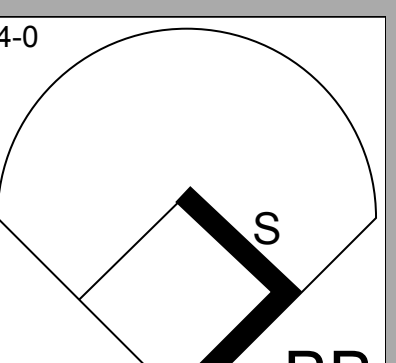
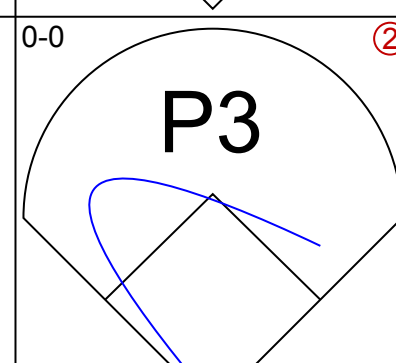
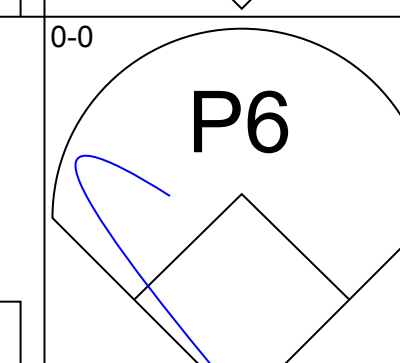
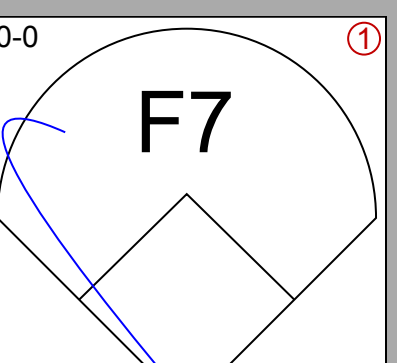
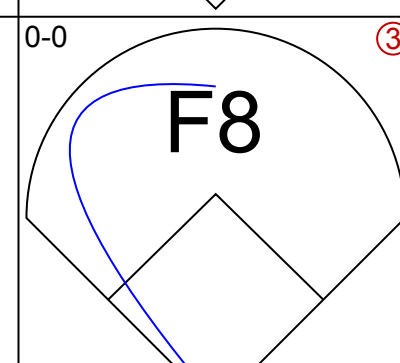
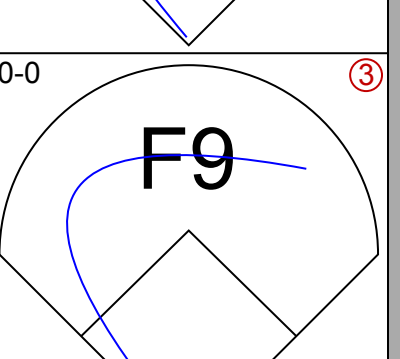
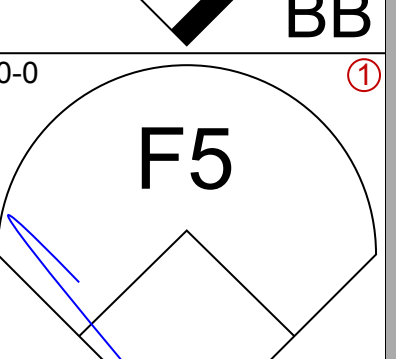
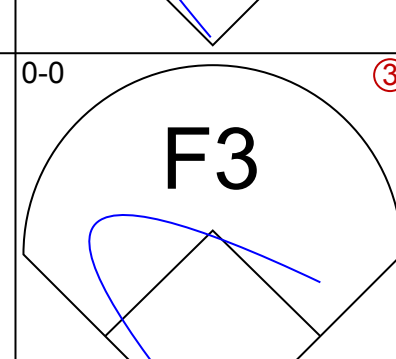
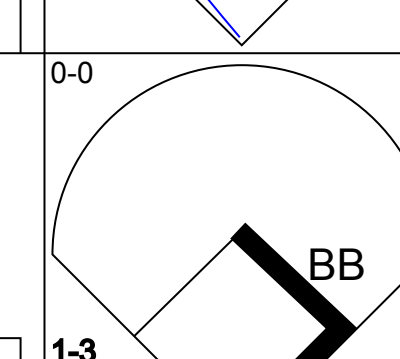

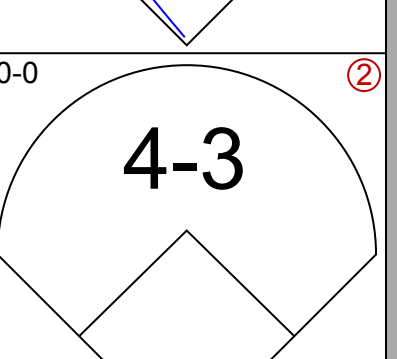
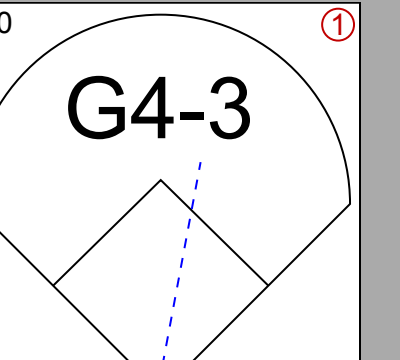
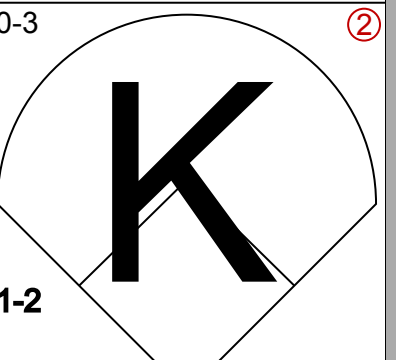
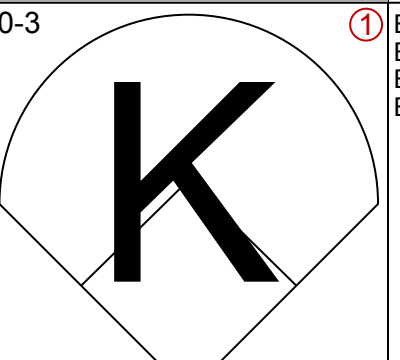
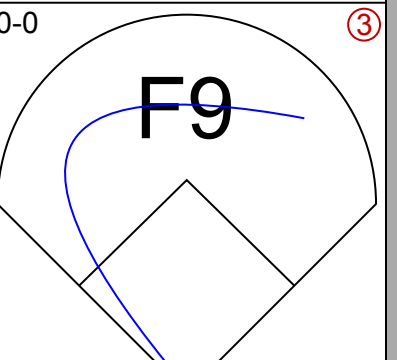
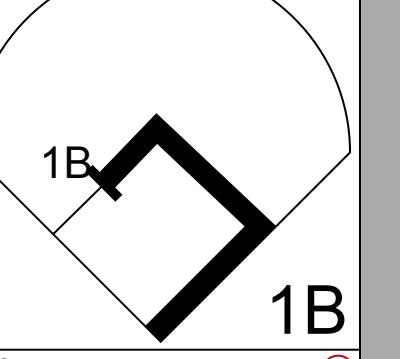
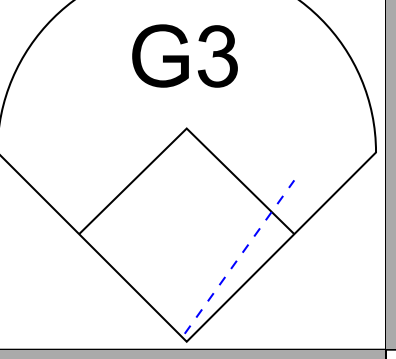
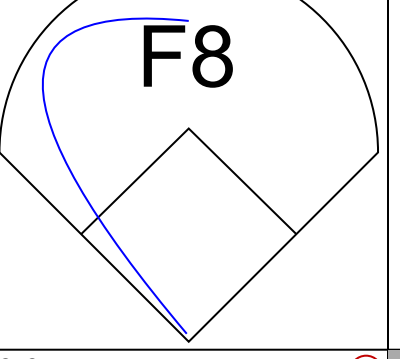
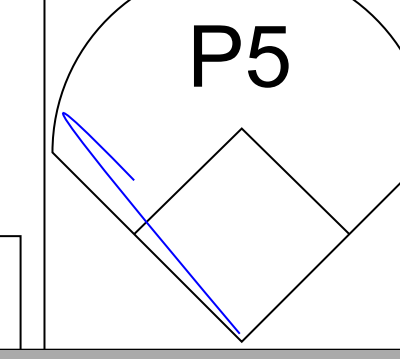
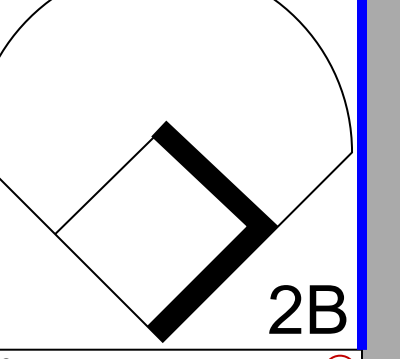
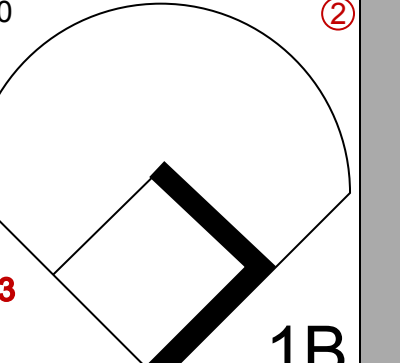
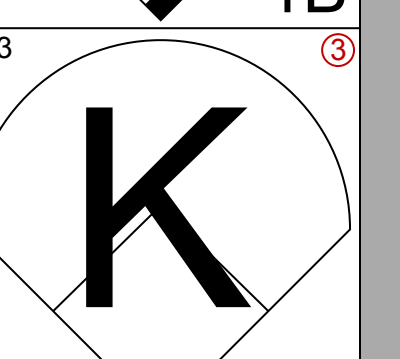
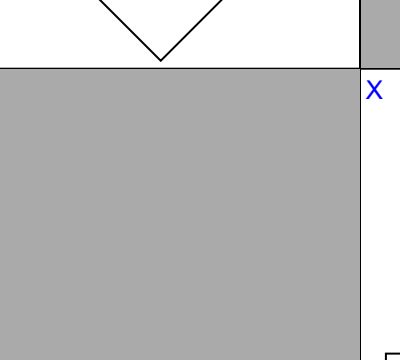
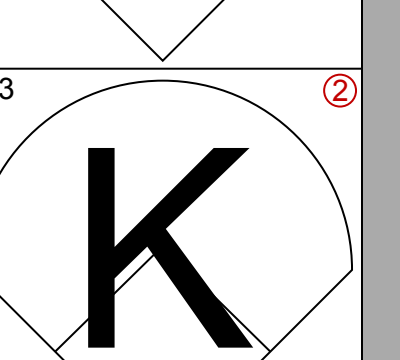

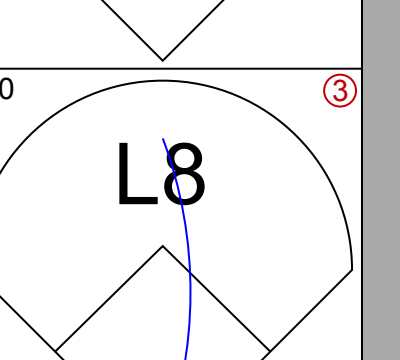

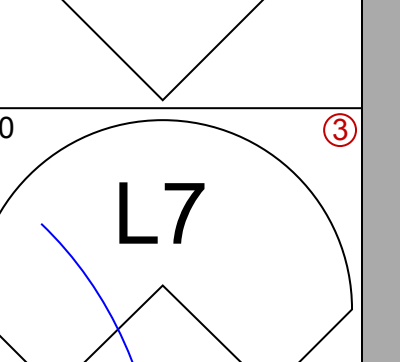
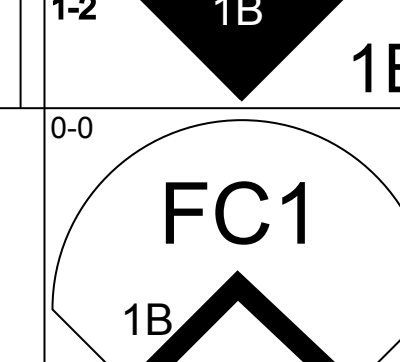
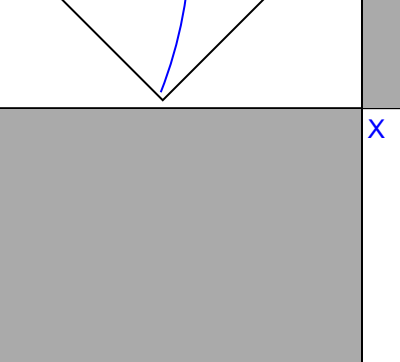
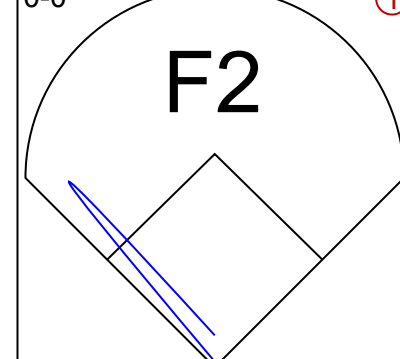
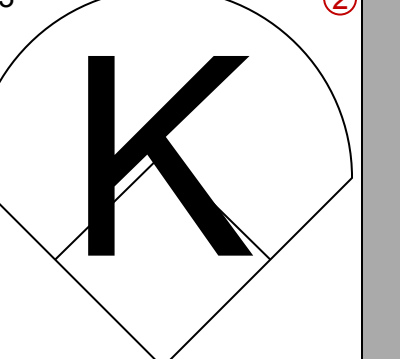
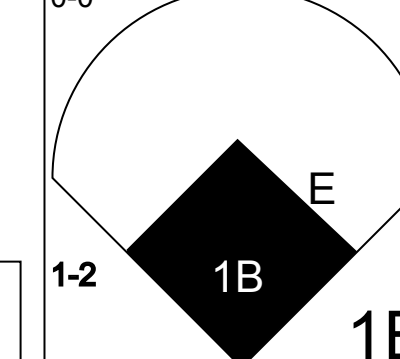
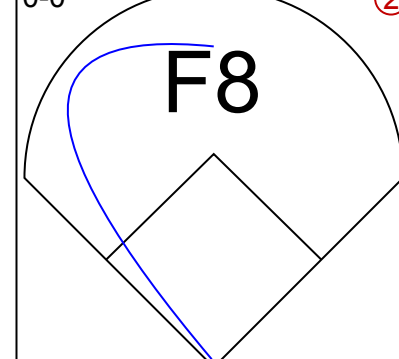
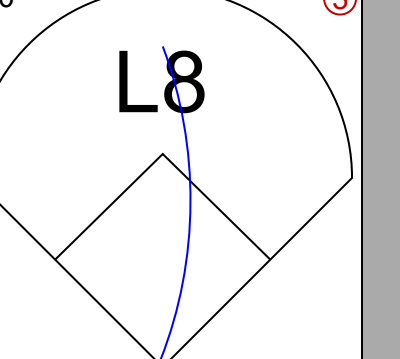
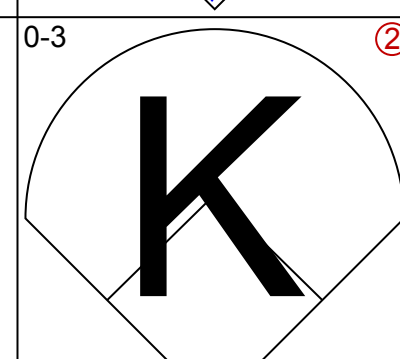
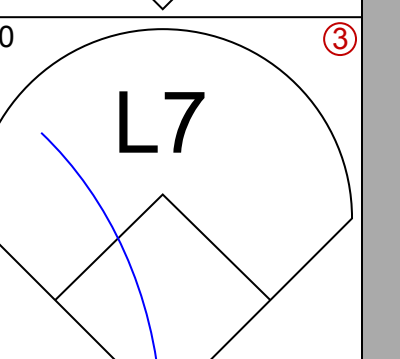
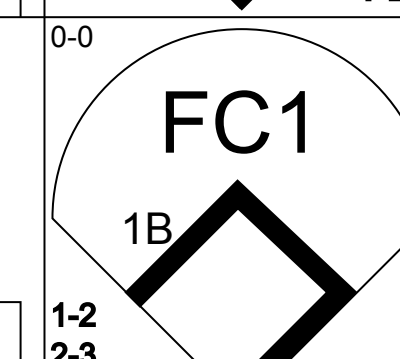
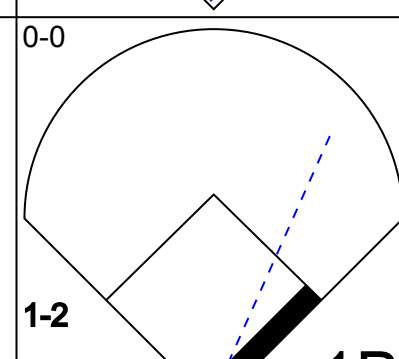
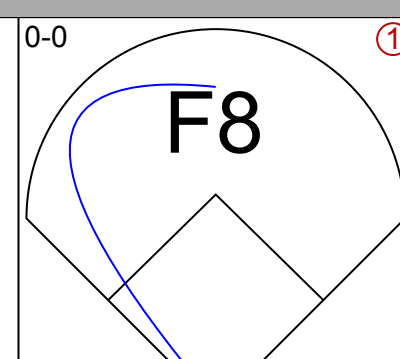
Batter	1	2	3	4	5	6	7	8	9	AB	R	H	RBI	BB	SO	LOB	BOTTOM					
Jerry Davanon, R OBP: 0.245, SLG: 0.264 (1,6)										3	1	1	0	1	0	1	Philadelphia Phillies @ St. Louis Cardinals Busch Stadium, St. Louis, MO Tue Sep 30 1969, 7:05 PM CDT Att: 9,891 - Unknown					
Byron Browne, R OBP: 0.359, SLG: 0.347 (1,8)										3	1	1	0	1	1	1						
Joe Hague, L OBP: 0.252, SLG: 0.231 (1,9)										4	0	0	0	0	1	3						
Joe Torre, R OBP: 0.359, SLG: 0.442 (1,3)										4	1	2	2	0	0	0						
Vic Davallio, L OBP: 0.290, SLG: 0.292 (9, PR)										0	0	0	0	0	0	0						
Ted Simmons, S OBP: 0.182, SLG: 0.200 (1,2)										3	0	1	1	0	0	1						
Leron Lee, L OBP: 0.292, SLG: 0.238 (1,7)										3	0	0	0	1	2	2						
Chip Coulter, S OBP: 0.316, SLG: 0.294 (1,4)										3	0	0	0	0	2	1						
Steve Huntz, S OBP: 0.327, SLG: 0.294 (1,5)										3	0	0	0	0	0	0						
Santiago Guzman, R OBP: 0.333, SLG: 0.333 (1,1)										3	0	1	0	0	1	0						
Sal Campisi, R OBP: 0.333, SLG: 0.333 (8,1)										0	0	0	0	0	0	0						
Inning Stats	R: 3 E: 0 K: 1 S: 6	H: 1 LOB: 3 BB: 3 P: 18	R: 0 E: 0 K: 0 S: 3	H: 1 LOB: 0 BB: 0 P: 3	R: 0 E: 0 K: 0 S: 3	H: 1 LOB: 0 BB: 0 P: 3	R: 0 E: 0 K: 2 S: 7	H: 0 LOB: 0 BB: 0 P: 7	R: 0 E: 0 K: 1 S: 6	H: 1 LOB: 1 BB: 0 P: 6	R: 0 E: 0 K: 0 S: 4	H: 1 LOB: 1 BB: 0 P: 4	R: 0 E: 0 K: 0 S: 3	H: 0 LOB: 0 BB: 0 P: 3	R: 0 E: 0 K: 2 S: 7	H: 0 LOB: 0 BB: 0 P: 7	R: 0 E: 0 K: 1 S: 5	H: 1 LOB: 1 BB: 0 P: 5	1B: 5 2B: 1 3B: 1 HR: 0	SF: 1 SAC: 0 DP: 3 HBP: 0	WP: 0 PB: 0 SB: 0 CS: 0	PA: 33
PITCHER	IP	WLS	BF	H	R	ER	SO	BB	IBB	HBP	BLK	WP	HR	S	P	ERA	WHIP					
Rick Wise, R ERA: 3.23 (1,1)	9.0	W	33	6	3	3	7	3	0	0	0	0	0	44	56	3.00	1.000					

AB	29
R	3
H	6
RBI	3
BB	3
SO	7
LOB	9



Batter	1	2	3	4	5	6	7	8	9	AB	R	H	RBI	BB	SO	LOB	TOP										
Tony Taylor, R OBP: 0.321, SLG: 0.343 (1, 4)	F9	F9				L7			FC6-4	5	1	1	0	0	0	2	Philadelphia Phillies @ St. Louis Cardinals Busch Stadium, St. Louis, MO Wed Oct 01 1969, 7:05 PM CDT Att: 7,810 - Unknown										
John Briggs, L OBP: 0.354, SLG: 0.416 (1, 8)	1B	G3					4-3		F7	4	2	1	0	1	0	2											
Johnny Callison, L OBP: 0.333, SLG: 0.443 (1, 9)	2B				K		4-3		F7	5	0	1	0	0	2	3											
Dick Allen, R OBP: 0.377, SLG: 0.578 (1, 3)	1B						K			4	1	2	3	0	1	0											
Deron Johnson, R OBP: 0.332, SLG: 0.417 Larry Hise, R OBP: 0.338, SLG: 0.459 Rick Joseph, R OBP: 0.329, SLG: 0.398 (1, 5)	K									4	0	2	0	0	1	3											
Ron Stone, L OBP: 0.331, SLG: 0.290 (1, 7)	K									0	0	0	0	0	0	0											
Mike Ryan, R OBP: 0.182, SLG: 0.332 Dave Watkins, R OBP: 0.287, SLG: 0.285 (1, 2)										0	0	0	0	0	0	0											
Terry Harmon, R OBP: 0.326, SLG: 0.291 (1, 6)										4	0	0	0	0	0	3											
Jeff James, R OBP: 0.182, SLG: 0.182 John Boozer, R OBP: 0.405, SLG: 0.333 Vic Roznovsky, L OBP: 0.286, SLG: 0.271 Woodie Fryman, L OBP: 0.352, SLG: 0.354 Scott Reid, L OBP: 0.322, SLG: 0.211 Lowell Palmer, R OBP: 0.174, SLG: 0.273 (1, 1)										1	0	1	1	0	0	0											
Inning Stats	R: 1 E: 0 K: 2 S: 10	H: 3 LOB: 2 BB: 0 P: 10	R: 1 E: 0 K: 0 S: 5	H: 2 LOB: 1 BB: 0 P: 5	R: 0 E: 0 K: 1 S: 6	H: 1 LOB: 1 BB: 0 P: 6	R: 0 E: 0 K: 0 S: 3	H: 0 LOB: 0 BB: 0 P: 3	R: 3 E: 1 K: 1 S: 8	H: 2 LOB: 1 BB: 1 P: 12	R: 0 E: 0 K: 0 S: 5	H: 0 LOB: 0 BB: 0 P: 5	R: 0 E: 0 K: 0 S: 4	H: 1 LOB: 2 BB: 0 P: 4	R: 0 E: 0 K: 0 S: 4	H: 1 LOB: 1 BB: 0 P: 4		1B: 8 2B: 2 3B: 0 HR: 0	SF: 0 SAC: 1 DP: 0 HBP: 0	WP: 1 PB: 0 SB: 1 CS: 0	PA: 39						
PITCHER	IP	WLS	BF	H	R	ER	SO	BB	IBB	HBP	BLK	WP	HR	S	P	ERA	WHIP										
Reggie Cleveland, R ERA: 9.0 (1, 1)	4.0		20	7	4	4	3	1	0	0	0	0	0	25	29	9.00	2.000										
Tom Hilgendorf, L ERA: 1.35 (5, 1)	0.1		1	0	0	0	1	0	0	0	0	0	0	3	3	0.00	0.000										
Nelson Briles, R ERA: 3.52 (5, 1)	3.2		14	2	1	0	1	0	0	0	0	0	0	16	16	0.00	0.545										
Mudcat Grant, R ERA: 4.42 (9, 1)	0.1		2	1	0	0	0	0	0	0	0	0	0	2	2	0.00	3.000										
Joe Hoerner, L ERA: 2.81 (9, 1)	0.2	W	2	0	0	0	0	0	0	0	0	0	0	2	2	0.00	0.000										

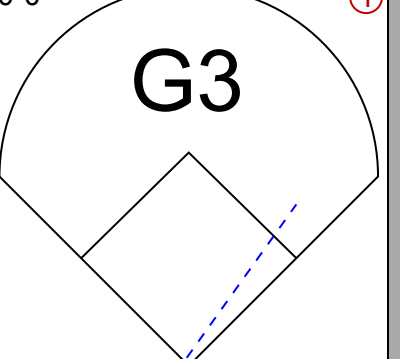
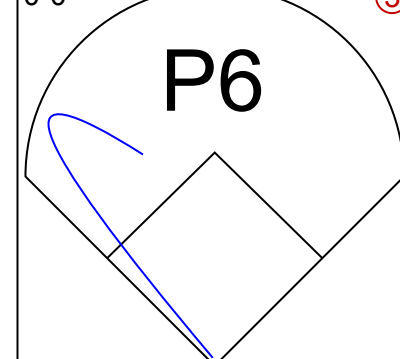
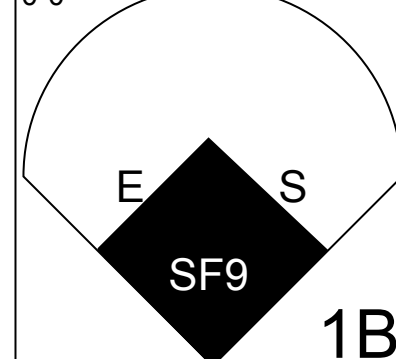
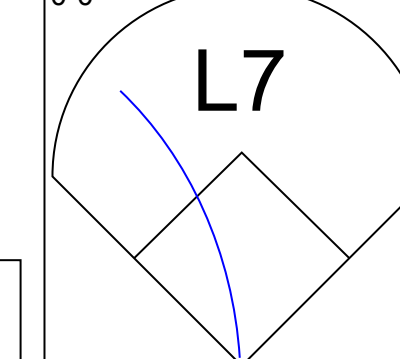
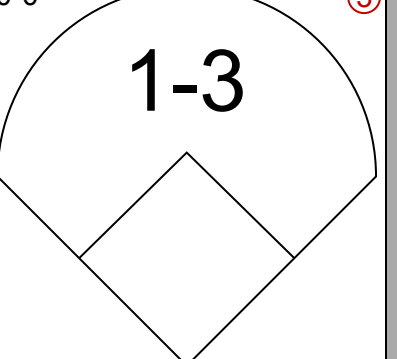
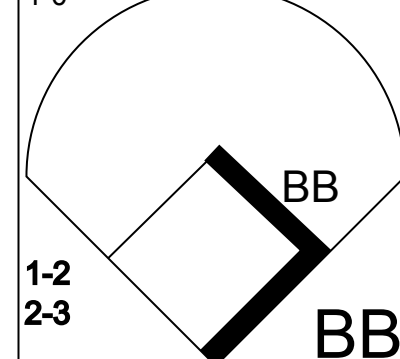
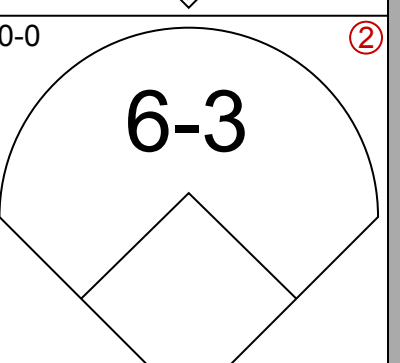
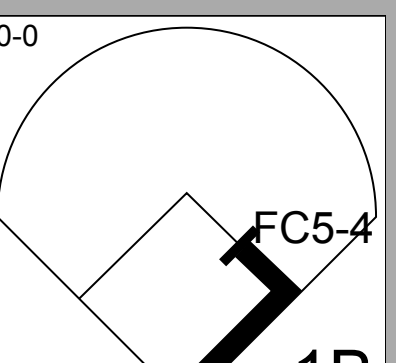
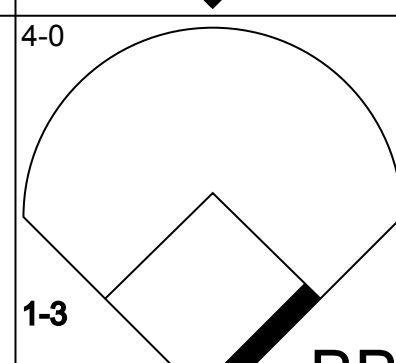
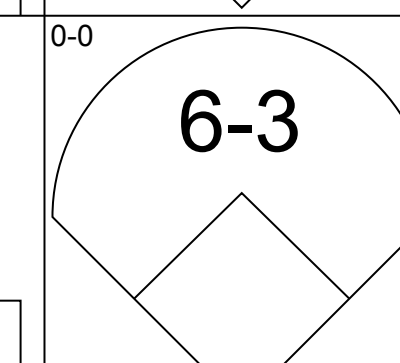

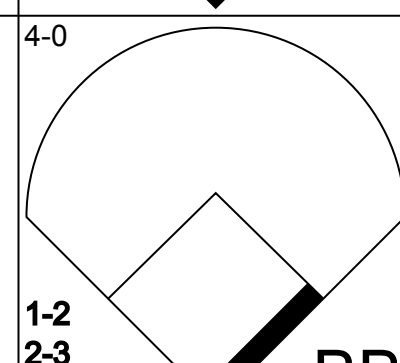
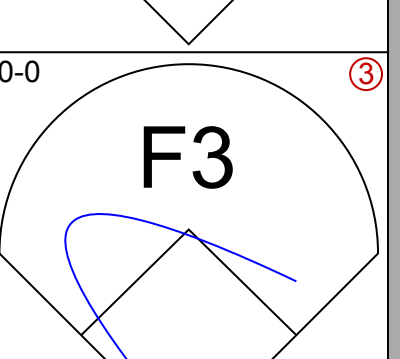
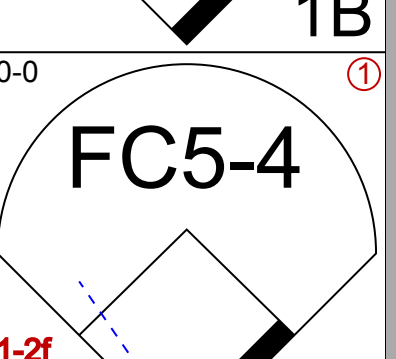
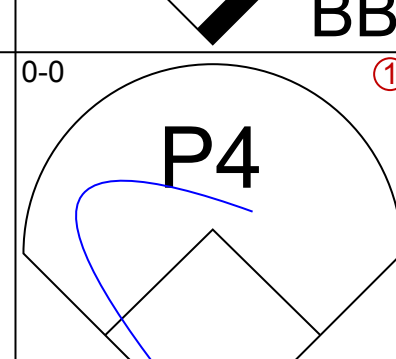
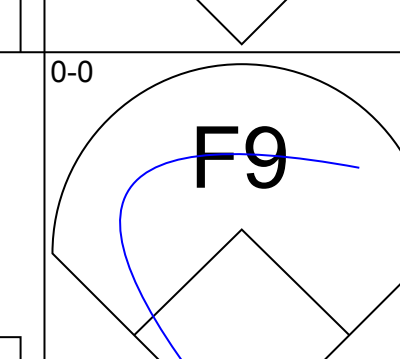

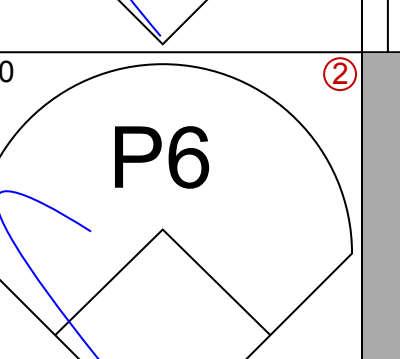
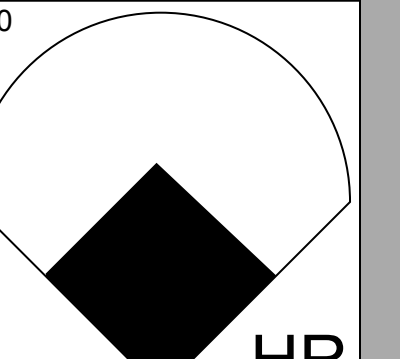
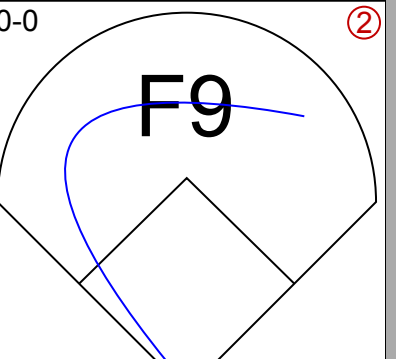
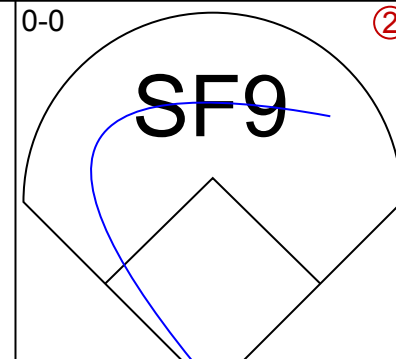
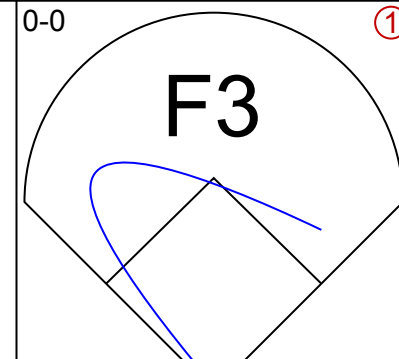
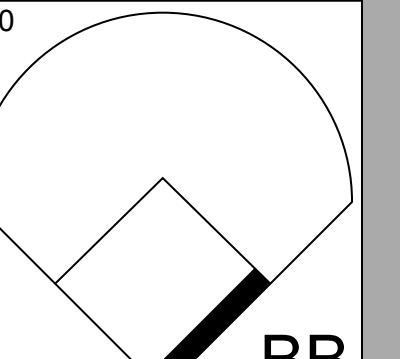
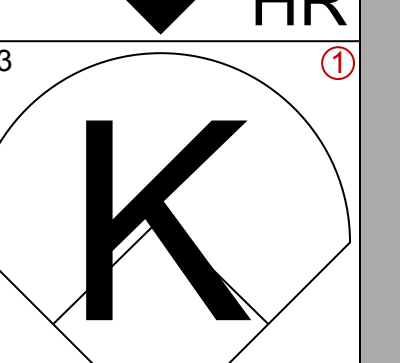
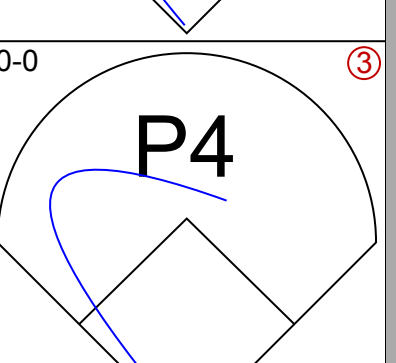
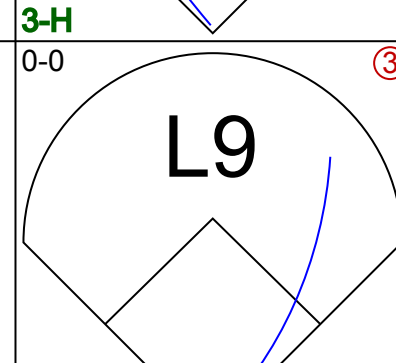
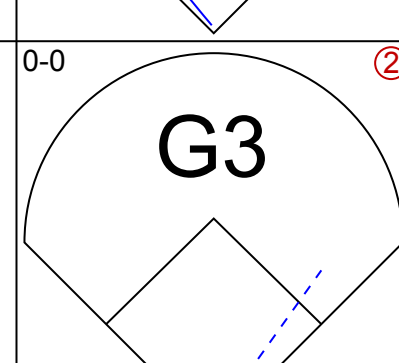
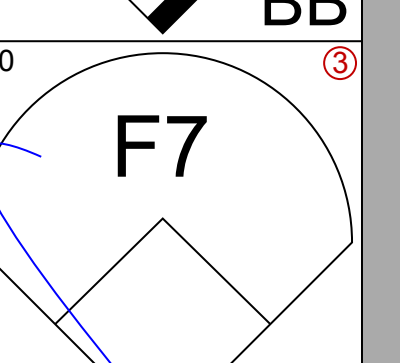
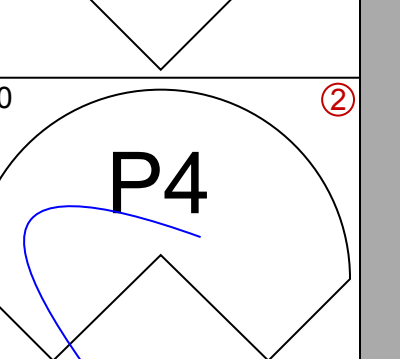
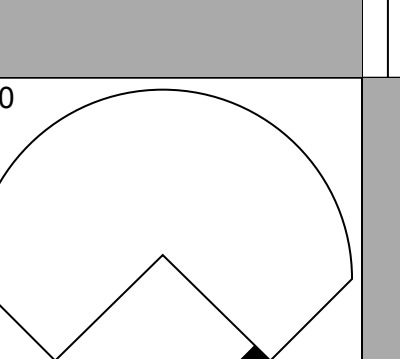
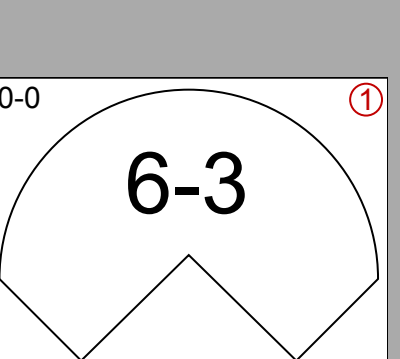
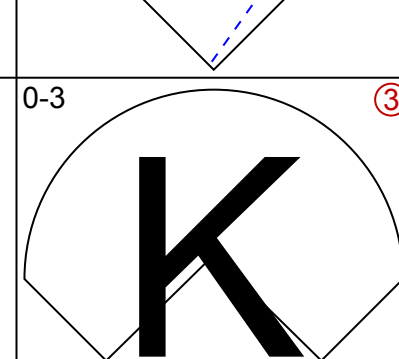
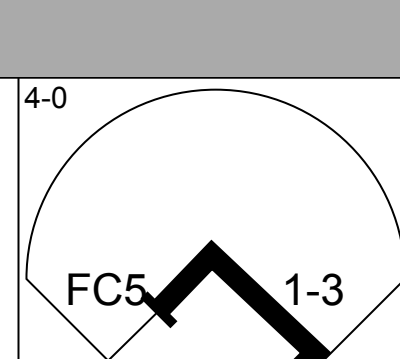
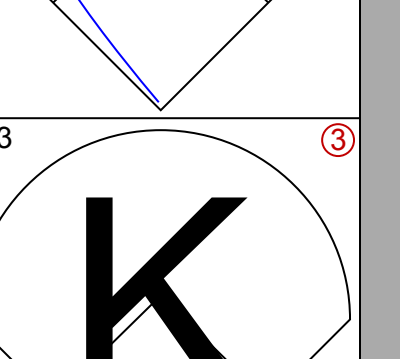
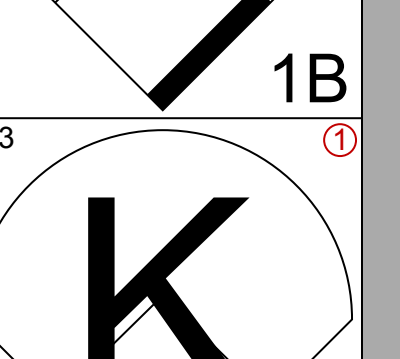
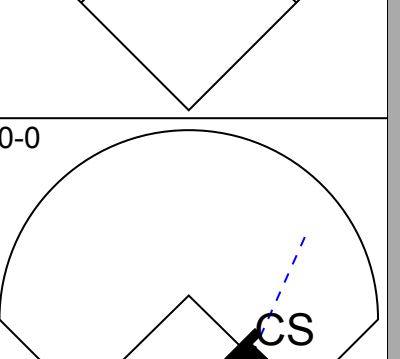
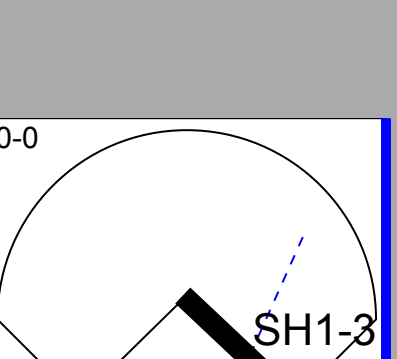
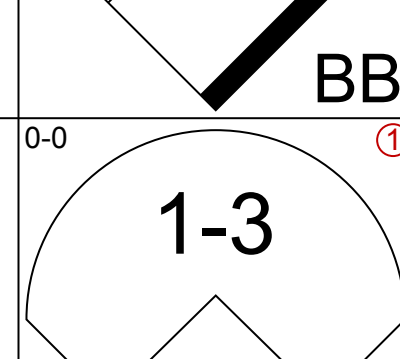
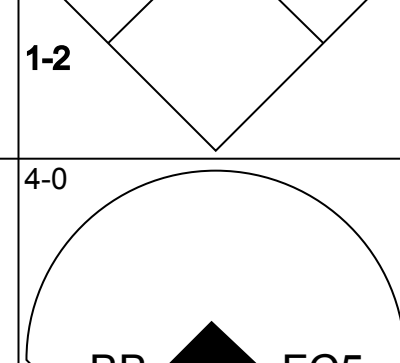
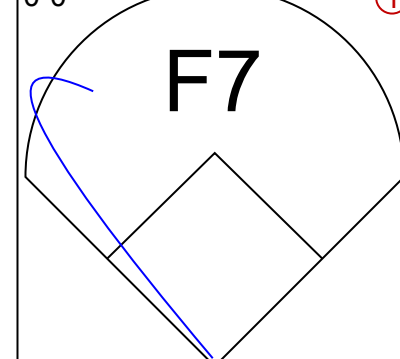
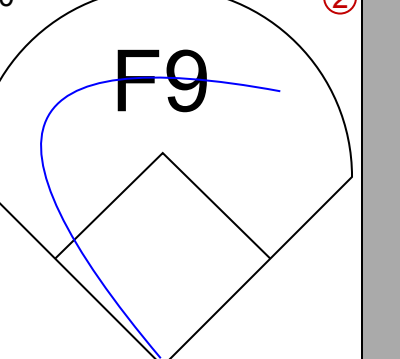
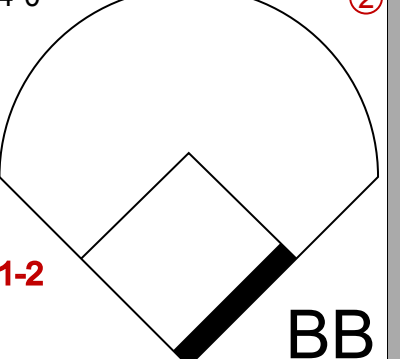
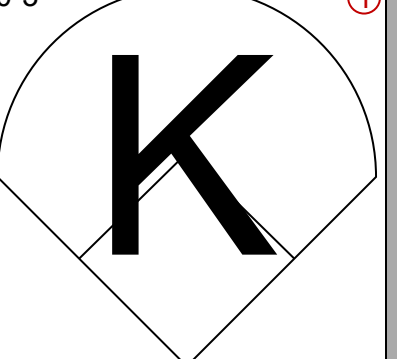
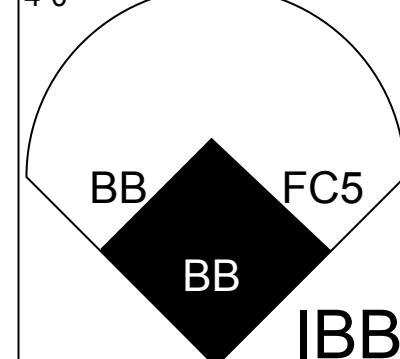
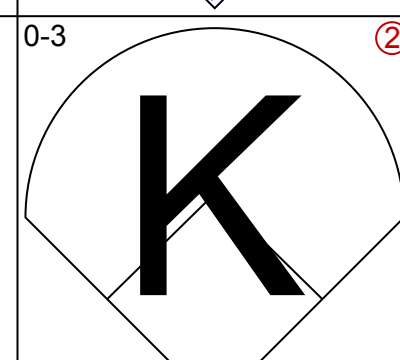
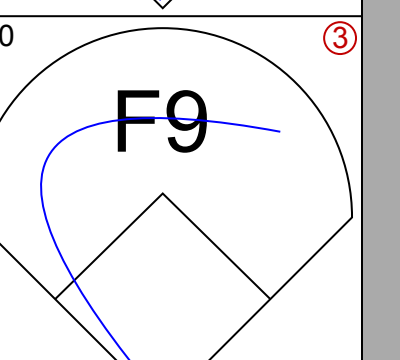
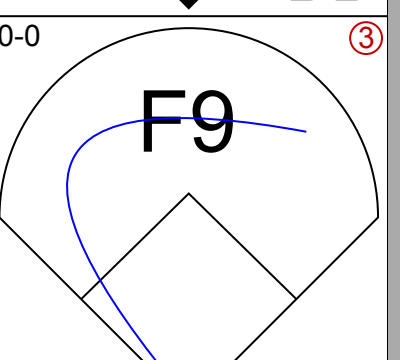
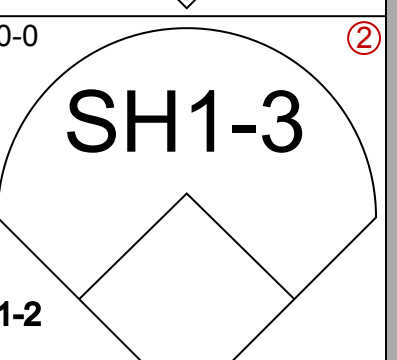
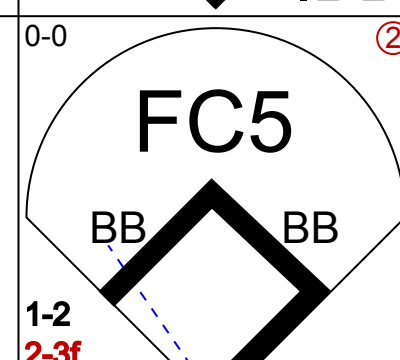
Batter	1	2	3	4	5	6	7	8	9	AB	R	H	RBI	BB	SO	LOB	BOTTOM										
Jerry Davanon, R OBP: 0.262, SLG: 0.281 (1, 6)	1B	HR								5	1	3	2	0	2	2	Philadelphia Phillies @ St. Louis Cardinals Busch Stadium, St. Louis, MO Wed Oct 01 1969, 7:05 PM CDT Att: 7,810 - Unknown										
Byron Browne, R OBP: 0.359, SLG: 0.321 (6, 7)	K	K								4	0	0	0	0	2	4											
Lou Brock, L OBP: 0.349, SLG: 0.435 (9, 7)	K									1	0	0	0	0	1	0											
Joe Hague, L OBP: 0.250, SLG: 0.260 (1, 9)	F9									5	1	1	2	0	1	1											
Joe Torre, R OBP: 0.361, SLG: 0.442 (1, 3)	1B	HR								4	1	2	0	1	0	0											
Ted Simmons, S OBP: 0.250, SLG: 0.357 (1, 2)	4-3									4	0	1	1	1	0	3											
Leron Lee, L OBP: 0.308, SLG: 0.261 Curt Flood, R OBP: 0.342, SLG: 0.367 (6, 8)	1B									2	1	1	0	0	1	0											
Steve Huntz, S OBP: 0.325, SLG: 0.288 (1, 5)	1B									3	1	0	0	1	0	2											
Chip Coulter, S OBP: 0.381, SLG: 0.474 Julian Javier, R OBP: 0.339, SLG: 0.412 (6, PH)	1B									2	1	2	1	0	0	0											
Reggie Cleveland, R ERA: 5.4 Tom Hilgendorf, S ERA: 4.29 Nelson Briles, R OBP: 0.185, SLG: 0.145 Mike Shannon, R OBP: 0.250, SLG: 0.399 Vic Davalillo, L OBP: 0.292, SLG: 0.212 Mudcat Grant, R OBP: 0.322, SLG: 0.212 Joe Hoerner, R ERA: 5.2 (1, 1)	1B									1	0	0	0	0	0	1											
Inning Stats	R: 0 E: 0 K: 1 S: 7	H: 2 LOB: 2 BB: 0 P: 7	R: 5 E: 0 K: 1 S: 9	H: 4 LOB: 0 BB: 1 P: 13	R: 0 E: 0 K: 1 S: 5	H: 0 LOB: 0 BB: 0 P: 5	R: 0 E: 0 K: 1 S: 6	H: 1 LOB: 1 BB: 0 P: 6	R: 0 E: 0 K: 0 S: 4	H: 2 LOB: 1 BB: 0 P: 4	R: 0 E: 0 K: 0 S: 3	H: 0 LOB: 1 BB: 1 P: 7	R: 0 E: 0 K: 1 S: 6	H: 1 LOB: 2 BB: 0 P: 6	R: 1 E: 0 K: 1 S: 5	H: 1 LOB: 1 BB: 1 P: 9	1B: 9 2B: 0 3B: 2 HR: 1	SF: 0 SAC: 1 DP: 1 HBP: 0	WP: 2 PB: 0 SB: 1 CS: 0	PA: 41							
PITCHER	IP	WLS	BF	H	R	ER	SO	BB	IBB	HBP	BLK	WP	HR	S	P	ERA	WHIP										
Jeff James, R ERA: 5.4 (1, 1)	1.2		12	6	0	0	1	1	0	0	0	0	0	6	6	0.00	0.000										
John Boozer, R ERA: 4.29 (2, 1)	1.1		4	0	0	0	1	0	0	0	0	0	0	6	6	0.00	0.000										
Woodie Fryman, L ERA: 4.41 (4, 1)	5.0		21	5	0	0	3	2	0	0	0	1	0	25	33	0.00	1.400										
Lowell Palmer, R ERA: 5.2 (9, 1)	0.2	L	4	1	1	1	1	1	0	0	0	0	0	5	9	13.50	3.000										

Batter	1	2	3	4	5	6	7	8	9	10	11	12	AB	R	H	RBI	BB	SO	LOB	TOP				
Tony Taylor, R OBP: 0.317, SLG: 0.339 (1.4)													6	0	0	0	0	4	5					
John Briggs, L OBP: 0.351, SLG: 0.410 (1.8)													5	0	0	0	1	0	3					
Johnny Callison, L OBP: 0.332, SLG: 0.440 (1.9)													5	0	1	2	0	0	1					
Dick Allen, R OBP: 0.375, SLG: 0.573 (1.3)													4	0	0	0	1	2	1					
Deron Johnson, R OBP: 0.333, SLG: 0.419 (1.5)													5	0	2	0	0	0	4					
Larry Hise, R OBP: 0.336, SLG: 0.459 (11, PR)													0	0	0	0	0	0	0					
Rick Joseph, R OBP: 0.329, SLG: 0.398 (11.5)													0	0	0	0	0	0	0					
Ron Stone, L OBP: 0.332, SLG: 0.293 (1.7)													5	0	2	0	0	0	1					
Dave Watkins, R OBP: 0.291, SLG: 0.284 (1.2)													4	1	1	0	1	2	3					
Terry Harmon, R OBP: 0.323, SLG: 0.289 (1.6)													5	1	1	0	0	1	3					
Grant Jackson, S OBP: 0.159, SLG: 0.186 (1.1)													5	0	1	0	0	1	3					
Inning Stats	R: 0 E: 0 K: 1 S: 5	H: 0 LOB: 0 BB: 0 P: 5	R: 0 E: 0 K: 1 S: 6	H: 2 LOB: 1 BB: 0 P: 6	R: 0 E: 0 K: 1 S: 5	H: 0 LOB: 0 BB: 0 P: 5	R: 0 E: 0 K: 1 S: 5	H: 0 LOB: 0 BB: 1 P: 9	R: 0 E: 0 K: 2 S: 8	H: 1 LOB: 1 BB: 0 P: 6	R: 0 E: 0 K: 1 S: 5	H: 0 LOB: 0 BB: 0 P: 5	R: 2 E: 1 K: 1 S: 8	H: 2 LOB: 3 BB: 2 P: 16	R: 0 E: 0 K: 0 S: 3	H: 0 LOB: 0 BB: 0 P: 3	R: 0 E: 0 K: 0 S: 4	H: 1 LOB: 1 BB: 0 P: 4	R: 0 E: 0 K: 1 S: 5	H: 0 LOB: 0 BB: 0 P: 6	1B: 7 2B: 1 3B: 0 HR: 0	SF: 0 SAC: 0 DP: 0 HBP: 0	WP: 0 PB: 0 SB: 2 CS: 0	PA: 47
PITCHER Bob Gibson, R ERA: 2.18 (1.1)	IP: 12.0 WLS: 7 BF: 47 H: 8 R: 2 ER: 0 SO: 10 BB: 3 IBB: 0 HBP: 0 BLK: 0 WP: 0 HR: 0 S: 64 P: 76 ERA: 0.00 WHIP: 0.917																							

Philadelphia Phillies @ St. Louis Cardinals
 Busch Stadium, St. Louis, MO
 Thu Oct 02 1969, 7:05 PM CDT
 Att: 11 680 - Unknown

AB	44
R	2
H	8
RBI	2
BB	3
SO	10
LOB	24



Batter	1	2	3	4	5	6	7	8	9	10	11	12	AB	R	H	RBI	BB	SO	LOB	BOTTOM				
Lou Brock, L OBP: 0.349, SLG: 0.434 (1.7)													5	1	1	0	1	0	2					
Curt Flood, R OBP: 0.344, SLG: 0.366 (1.8)													4	0	1	1	2	0	0					
Julian Javier, R OBP: 0.336, SLG: 0.408 (1.4)													5	0	0	0	0	0	3					
Joe Torre, R OBP: 0.361, SLG: 0.447 (1.3)													3	1	1	2	1	0	1					
Tim McCarver, L OBP: 0.323, SLG: 0.365 (1.2)													5	0	0	0	0	1	3					
Mike Shannon, R OBP: 0.315, SLG: 0.365 (1.5)													4	0	1	0	1	1	0					
Joe Hogue, L OBP: 0.289, SLG: 0.270 (1.9)													4	0	2	0	0	2	1					
Vic Davalillo, L OBP: 0.279, SLG: 0.290 (10, PR)													1	0	0	0	0	0	1					
Jerry Davanon, R OBP: 0.269, SLG: 0.273 (1.6)													3	1	0	0	2	1	2					
Bob Gibson, R OBP: 0.262, SLG: 0.322 (1.1)													4	0	0	0	0	1	4					
Inning Stats	R: 0 E: 0 K: 0 S: 3	H: 0 LOB: 0 BB: 0 P: 3	R: 1 E: 0 K: 2 S: 8	H: 1 LOB: 0 BB: 0 P: 8	R: 0 E: 0 K: 1 S: 5	H: 0 LOB: 0 BB: 0 P: 5	R: 0 E: 0 K: 0 S: 4	H: 1 LOB: 1 BB: 0 P: 4	R: 0 E: 0 K: 1 S: 6	H: 1 LOB: 1 BB: 0 P: 6	R: 0 E: 0 K: 0 S: 3	H: 0 LOB: 0 BB: 1 P: 7	R: 0 E: 0 K: 1 S: 5	H: 0 LOB: 0 BB: 0 P: 5	R: 0 E: 0 K: 0 S: 6	H: 1 LOB: 2 BB: 0 P: 6	R: 0 E: 0 K: 0 S: 3	H: 0 LOB: 1 BB: 1 P: 7	R: 0 E: 0 K: 0 S: 2	H: 0 LOB: 3 BB: 4 P: 18	1B: 5 2B: 0 3B: 0 HR: 1	SF: 1 SAC: 1 DP: 0 HBP: 0	WP: 0 PB: 0 SB: 1 CS: 1	PA: 47
PITCHER Grant Jackson, L ERA: 3.34 (1.1)	IP: 11.2 WLS: 7 BF: 47 H: 6 R: 3 ER: 2 SO: 6 BB: 6 IBB: 1 HBP: 0 BLK: 0 WP: 0 HR: 1 S: 52 P: 80 ERA: 1.54 WHIP: 1.029																							

Philadelphia Phillies @ St. Louis Cardinals
 Busch Stadium, St. Louis, MO
 Thu Oct 02 1969, 7:05 PM CDT
 Att: 11 680 - Unknown

AB	38
R	3
H	6
RBI	3
BB	7
SO	6
LOB	17

