

St. Louis Cardinals - 1970

Batter	1	2	3	4	5	6	7	8	9	AB	R	H	RBI	BB	SO	LOB	TOP						
Lou Brock, L OBP: 0.200, SLG: 0.400 (1, 7)	F3		F9		1-3			6-3	2B	5	1	1	1	0	0	2							
Jose Cardenal, R (1, 8)	6-3		F9		6-3			6-3	2B	5	0	0	0	0	0	4							
Dick Allen, R OBP: 0.600, SLG: 1.600 (1, 5)	K				F2			HR	2B	5	2	3	3	0	1	0							
Joe Torre, R (1, 2)					F2			K	IBB	3	0	0	0	2	1	1							
Leron Lee, L OBP: 0.200, SLG: 0.200 (1, 9)	FC4-6				4-3			F8	K	5	1	1	0	0	1	4							
Joe Hague, L OBP: 0.333, SLG: 0.333 (1, 3)	F9				BB 1B			K	SH3-4	3	0	1	1	0	1	1							
Julian Javier, R OBP: 0.750, SLG: 0.750 (1, 4)	5-3				BB 1B			E7	2B 1B	4	1	3	1	0	0	1							
Dal Maxvill, R OBP: 0.750, SLG: 1.000 (1, 6)					F9 1B			K	2B 2B	2	1	1	1	2	1	1							
Bob Gibson, R OBP: 0.500, SLG: 0.333 Chuck Taylor, R (9, 1)					BB			G4-6-3	2B BB	3	1	1	0	1	1	4							
					CS 1B			G4-6-3	2B BB	0	0	0	0	0	0	0							
Inning Stats	R: 0 E: 0 K: 1 S: 5	H: 0 LOB: 0 BB: 0 P: 5	R: 0 E: 0 K: 0 S: 3	H: 0 LOB: 1 BB: 1 P: 7	R: 0 E: 0 K: 0 S: 3	H: 1 LOB: 1 BB: 1 P: 7	R: 1 E: 0 K: 1 S: 8	H: 3 LOB: 3 BB: 1 P: 12	R: 0 E: 0 K: 0 S: 3	H: 0 LOB: 0 BB: 0 P: 3	R: 0 E: 0 K: 1 S: 5	H: 0 LOB: 0 BB: 0 P: 5	R: 0 E: 0 K: 1 S: 5	H: 1 LOB: 0 BB: 0 P: 5	R: 1 E: 0 K: 1 S: 6	H: 1 LOB: 0 BB: 0 P: 6	R: 5 E: 1 K: 1 S: 10	H: 5 LOB: 2 BB: 2 P: 18	1B: 6 2B: 4 3B: 0 HR: 1	SF: 0 SAC: 1 DP: 1 HBP: 0	WP: 0 PB: 0 SB: 0 CS: 1	PA: 41	
PITCHER	IP	WLS	BF	H	R	ER	SO	BB	IBB	HBP	BLK	WP	HR	S	P	ERA	WHIP						
Bill Stoneman, R ERA: 4.32 Carroll Sembera, R ERA: 81.0 Dan McGinn, L ERA:	(1, 1)	8.1	L	34	8	4	4	5	3	0	0	0	0	1	41	53	4.32	1.320					
	(9, 1)	0.1		6	3	3	0	1	1	0	0	0	0	0	4	12	81.00	12.000					
	(9, 1)	0.1		1	0	0	0	1	0	0	0	0	0	0	3	3	0.00	0.000					

St. Louis Cardinals @ Montreal Expos
Jarry Park, Montreal, QB
Wed Apr 08 1970, 3:33 AM EST
Att: 21,173 - Unknown

AB 35
R 7
H 11
RBI 7
BB 5
SO 6
LOB 18



Batter	1	2	3	4	5	6	7	8	9	AB	R	H	RBI	BB	SO	LOB	BOTTOM						
Mary Staehle, L OBP: 0.500, SLG: 0.333 (1, 4)	BB 1B	4-3			3-1 4-3		F9			3	1	1	0	1	0	0							
Rusty Staub, L OBP: 0.250, SLG: 0.429 (1, 9)	BB 1B				4-3			F7		3	1	0	0	1	1	1							
Ron Fairly, L OBP: 0.500, SLG: 0.429 (1, 3)	BB 1B				3-1			G4-6-3	1B	3	0	2	1	1	0	1							
Mack Jones, L (1, 7)	K				3-1			G4-6-3	1B	4	0	0	0	0	2	5							
Coco Laboy, R OBP: 0.143, SLG: 0.143 (1, 5)	BB 1B				K			6-3	K	4	0	1	1	0	2	1							
Adolfo Phillips, R (1, 8)	K				S BB			K	K	3	0	0	0	1	3	2							
John Boccabella, R OBP: 0.286, SLG: 0.286 (1, 2)	K				K			1B	1B	4	0	2	0	0	2	3							
Bobby Wine, R (1, 6)					6-3			K	6-3	4	0	0	0	0	1	2							
Bill Stoneman, R Carroll Sembera, R Dan McGinn, L (9, 1)					1-3			6-3		3	0	0	0	0	0	1							
					F3					0	0	0	0	0	0	0							
										0	0	0	0	0	0	0							
Inning Stats	R: 2 E: 0 K: 3 S: 12	H: 3 LOB: 2 BB: 1 P: 16	R: 0 E: 0 K: 0 S: 3	H: 0 LOB: 0 BB: 0 P: 3	R: 0 E: 0 K: 2 S: 7	H: 0 LOB: 1 BB: 1 P: 11	R: 0 E: 0 K: 1 S: 5	H: 0 LOB: 1 BB: 1 P: 9	R: 0 E: 0 K: 1 S: 5	H: 1 LOB: 0 BB: 0 P: 5	R: 0 E: 0 K: 1 S: 5	H: 0 LOB: 0 BB: 0 P: 5	R: 0 E: 0 K: 0 S: 3	H: 1 LOB: 0 BB: 0 P: 3	R: 0 E: 0 K: 2 S: 8	H: 1 LOB: 1 BB: 0 P: 8	1B: 6 2B: 0 3B: 0 HR: 0	SF: 0 SAC: 0 DP: 1 HBP: 0	WP: 0 PB: 0 SB: 0 CS: 0	PA: 35			
PITCHER	IP	WLS	BF	H	R	ER	SO	BB	IBB	HBP	BLK	WP	HR	S	P	ERA	WHIP						
Bob Gibson, R ERA: 2.25 Chuck Taylor, R ERA:	(1, 1)	8.0	W	31	5	2	2	9	4	0	0	0	0	0	45	61	2.25	1.125					
	(9, 1)	1.0	S	4	1	0	0	2	0	0	0	0	0	8	8	0.00	1.000						

St. Louis Cardinals @ Montreal Expos
Jarry Park, Montreal, QB
Wed Apr 08 1970, 3:33 AM EST
Att: 21,173 - Unknown

AB 31
R 2
H 6
RBI 2
BB 4
SO 11
LOB 16



Batter	1	2	3	4	5	6	7	8	9	AB	R	H	RBI	BB	SO	LOB	TOP			
Tommie Agee, R OBP: 0.188, SLG: 0.188 (1, 8)	5-3		1-3		6-3		1-3		F5	5	0	0	0	0	0	2				
Bud Harrelson, S OBP: 0.462, SLG: 0.300 (1, 6)	K		FC6-4 BB		1B BB			4-3	1B	3	0	1	0	2	1	0				
Joe Foy, R OBP: 0.143, SLG: 0.083 (1, 5)	6-3		FC6-4 1-2		1B			K	P4	5	0	1	0	0	1	4				
Cleon Jones, R OBP: 0.462, SLG: 0.636 (1, 7)		G3			F9					4	2	2	0	0	0	2				
Art Shamsky, L OBP: 0.417, SLG: 0.545 (1, 3)		F8			F8		4-3			3	1	0	0	1	0	1				
Ron Swoboda, R OBP: 0.308, SLG: 0.273 (1, 9)					6-3		K		E9 1B	3	0	1	1	1	1	1				
Ken Boswell, L OBP: 0.375, SLG: 0.286 (1, 4)					F8 BB		F7		G3	4	0	1	1	0	0	2				
Jerry Grote, R OBP: 0.250, SLG: 0.300 (1, 2)					FC6-4 1B					4	0	2	0	0	1	1				
Jim McAndrew, R Ray Sadecki, L Ed Kranepool, L Don Cardwell, R Mike Jorgensen, L Cal Koonce, R Donn Clendenen, R					FC1-5 WP		4-3		F2	1	0	0	0	0	0	1				
Inning Stats	R: 0 E: 0 K: 1 S: 5	H: 0 LOB: 0 BB: 0 P: 5	R: 0 E: 0 K: 0 S: 3	H: 0 LOB: 1 BB: 1 P: 7	R: 0 E: 0 K: 0 S: 4	H: 1 LOB: 2 BB: 1 P: 8	R: 1 E: 0 K: 0 S: 5	H: 2 LOB: 1 BB: 0 P: 5	R: 0 E: 0 K: 1 S: 5	H: 0 LOB: 0 BB: 0 P: 5	R: 0 E: 0 K: 2 S: 7	H: 0 LOB: 0 BB: 0 P: 7	R: 2 E: 1 K: 1 S: 7	H: 2 LOB: 1 BB: 1 P: 11	R: 0 E: 0 K: 0 S: 5	H: 2 LOB: 2 BB: 0 P: 5	1B: 5 2B: 3 3B: 0 HR: 0	SF: 0 SAC: 0 DP: 0 HBP: 0	WP: 1 PB: 1 SB: 0 CS: 0	PA: 39
PITCHER	IP WLS BF H R ER SO BB IBB HBP BLK WP HR S P ERA WHIP	IP WLS BF H R ER SO BB IBB HBP BLK WP HR S P ERA WHIP																		
George Culver, R ERA: 2.35 (1, 1)	7.2	W	33	6	3	2	5	4	0	0	0	0	1	0	39	55	2.35	1.304		
Rich Nye, L ERA: (8, 1)	0.1		2	1	0	0	0	0	0	0	0	0	0	0	2	2	0.00	3.000		
Chuck Taylor, R ERA: (9, 1)	1.0	S	4	1	0	0	0	0	0	0	0	0	0	4	4	0.00	1.000			

New York Mets @ St. Louis Cardinals
 Busch Stadium, St. Louis, MO
 Fri Apr 10 1970, 6:05 PM CST
 Att: 45,960 - Unknown

AB 35
 R 3
 H 8
 RBI 2
 BB 4
 SO 5
 LOB 15



Batter	1	2	3	4	5	6	7	8	9	AB	R	H	RBI	BB	SO	LOB	BOTTOM			
Lou Brock, L OBP: 0.333, SLG: 0.500 (1, 7)	3-1					F7		F7		4	1	1	0	1	0	1				
Jose Cardenal, R OBP: 0.400, SLG: 0.357 (1, 8)	F8 S 1B					5-3		FC5-4 1-2		5	1	3	1	0	0	1				
Dick Allen, R OBP: 0.429, SLG: 0.846 (1, 5)	F8 1-3					K				3	1	0	0	1	2	3				
Joe Torre, R OBP: 0.429, SLG: 0.667 (1, 2)	6-3					K				4	1	1	2	0	2	1				
Leron Lee, L OBP: 0.357, SLG: 0.385 (1, 9)						4-3				4	1	3	1	0	0	0				
Joe Hague, L OBP: 0.182, SLG: 0.455 (1, 3)						L4		F8		4	0	0	0	0	1	4				
Julian Javier, R OBP: 0.333, SLG: 0.273 (1, 4)						F2		1-3		3	1	0	0	1	0	2				
Dal Maxvill, R OBP: 0.333, SLG: 0.333 (1, 6)						F9		1-3		3	0	1	1	0	0	0				
George Culver, R OBP: 0.333, SLG: 1.000 Rich Nye, L Chuck Taylor, R						F7		FC5-4 BB		3	1	1	2	0	1	2				
Inning Stats	R: 0 E: 0 K: 0 S: 4	H: 1 LOB: 1 BB: 0 P: 4	R: 0 E: 0 K: 2 S: 9	H: 2 LOB: 2 BB: 0 P: 9	R: 7 E: 0 K: 1 S: 11	H: 6 LOB: 3 BB: 3 P: 23	R: 0 E: 0 K: 1 S: 5	H: 0 LOB: 0 BB: 0 P: 5	R: 0 E: 0 K: 1 S: 3	H: 0 LOB: 0 BB: 0 P: 3	R: 0 E: 0 K: 1 S: 5	H: 0 LOB: 0 BB: 0 P: 5	R: 0 E: 0 K: 1 S: 6	H: 1 LOB: 1 BB: 0 P: 6	R: 0 E: 0 K: 0 S: 3	H: 0 LOB: 1 BB: 1 P: 7	1B: 7 2B: 2 3B: 1 HR: 0	SF: 1 SAC: 0 DP: 0 HBP: 0	WP: 0 PB: 0 SB: 1 CS: 0	PA: 38
PITCHER	IP WLS BF H R ER SO BB IBB HBP BLK WP HR S P ERA WHIP	IP WLS BF H R ER SO BB IBB HBP BLK WP HR S P ERA WHIP																		
Jim McAndrew, R ERA: 22.5 (1, 1)	2.0	L	14	7	5	5	2	1	0	0	0	0	0	17	21	22.50	4.000			
Ray Sadecki, L ERA: 9.0 (3, 1)	2.0		10	2	2	2	2	1	1	0	0	0	0	12	20	9.00	1.500			
Don Cardwell, R ERA: (5, 1)	2.0		6	0	0	0	1	0	0	0	0	0	0	8	8	0.00	0.000			
Cal Koonce, R ERA: (7, 1)	2.0		8	1	0	0	1	1	0	0	0	0	0	9	13	0.00	1.000			

New York Mets @ St. Louis Cardinals
 Busch Stadium, St. Louis, MO
 Fri Apr 10 1970, 6:05 PM CST
 Att: 45,960 - Unknown



AB 33
 R 7
 H 10
 RBI 7
 BB 4
 SO 6
 LOB 14



Batter	1	2	3	4	5	6	7	8	9	AB	R	H	RBI	BB	SO	LOB	TOP					
Tommie Agee, R OBP: 0.286, SLG: 0.211	FC6-4 BB	FC6 1-2		G6-3 BB		BB 1B		6-3		3	0	1	0	2	0	2	New York Mets @ St. Louis Cardinals Busch Stadium, St. Louis, MO Sat Apr 11 1970, 3:33 AM CST Att: 17,541 - Unknown					
Bud Harrelson, S OBP: 0.444, SLG: 0.286	F8		1B 1B	G6-3 1-2		BB 1B		E6		4	1	1	0	1	0	3						
Joe Foy, R OBP: 0.158, SLG: 0.118	F7		F7 1-2	CS 1B		F8		4-3		5	0	1	1	0	0	6						
Cleon Jones, R OBP: 0.500, SLG: 0.600	FC6-4 1-2		1B 1B	CS 1-2	6-3		G4-6-3 BB	FC3-6 1B		4	1	2	1	1	0	1						
Art Shamsky, L OBP: 0.438, SLG: 0.500		BB 1B	1B					FC3-6 1B		3	1	1	0	0	0	1						
Mike Jorgensen, L OBP: 0.250, SLG: 0.250		SF7 1B	HBP			P4		FC3-6 1B		1	0	0	0	0	0	1						
Ron Swoboda, R OBP: 0.389, SLG: 0.333		SF7 1B	1B			K		F9		4	0	2	1	1	1	1						
Ken Boswell, L OBP: 0.336, SLG: 0.400			K							3	0	2	0	2	1	2						
Ron Taylor, R										0	0	0	0	0	0	0						
Jerry Grote, R OBP: 0.235, SLG: 0.231		SF7	F9			1B HBP		G3		3	0	0	1	0	0	6						
Gary Gentry, R										3	1	0	0	1	3	4						
Al Weis, S				G6-3 1B		K				0	0	0	0	0	0	0						
Inning Stats	R: 0 E: 0 K: 0 S: 3	H: 0 LOB: 1 BB: 1 P: 7	R: 1 E: 0 K: 1 S: 7	H: 2 LOB: 2 BB: 1 P: 11	R: 2 E: 0 K: 1 S: 8	H: 3 LOB: 2 BB: 0 P: 9	R: 1 E: 0 K: 0 S: 2	H: 1 LOB: 0 BB: 2 P: 10	R: 0 E: 0 K: 1 S: 5	H: 0 LOB: 0 BB: 0 P: 5	R: 0 E: 0 K: 1 S: 5	H: 1 LOB: 3 BB: 2 P: 14	R: 0 E: 0 K: 0 S: 3	H: 1 LOB: 2 BB: 2 P: 11	R: 0 E: 1 K: 1 S: 6	H: 0 LOB: 1 BB: 0 P: 6	R: 0 E: 0 K: 0 S: 5	H: 2 LOB: 2 BB: 0 P: 5	1B: 10 2B: 0 3B: 0 HR: 0	SF: 1 SAC: 0 DP: 2 HBP: 2	WP: 0 PB: 0 SB: 2 CS: 1	PA: 45
PITCHER	IP WLS BF H R ER SO BB IBB HBP BLK WP HR S P ERA WHIP															IP WLS BF H R ER SO BB IBB HBP BLK WP HR S P ERA WHIP						
Nelson Briles, R ERA: 11.57	2.1 L 15 5 3 3 1 2 0 0 0 0 0 0 14 23 11.57 3.000																					
Santiago Guzman, R ERA: 5.4	1.2 6 1 1 1 1 2 0 0 0 0 0 0 6 14 5.40 1.800																					
Sal Campisi, R ERA:	3.0 14 2 0 0 2 4 0 1 0 0 0 0 13 30 0.00 2.000																					
Tom Hilgendorf, L ERA:	2.0 9 2 0 0 1 0 0 0 0 0 0 0 11 11 0.00 1.000																					

Batter	1	2	3	4	5	6	7	8	9	AB	R	H	RBI	BB	SO	LOB	BOTTOM			
Lou Brock, L OBP: 0.316, SLG: 0.412	F5		3B BB	FC6-4 1-2				F8		3	1	0	0	1	0	2	New York Mets @ St. Louis Cardinals Busch Stadium, St. Louis, MO Sat Apr 11 1970, 3:33 AM CST Att: 17,541 - Unknown			
Jose Cardenal, R OBP: 0.365, SLG: 0.444	F9		FC1-5 3B			K		5-3		4	0	1	1	0	1	0				
Dick Allen, R OBP: 0.333, SLG: 0.647	F7		G3			6-3		6-3		4	0	0	0	0	0	1				
Joe Torre, R OBP: 0.333, SLG: 0.500		6-3	FC1-5 3H			4-3		1-3		4	0	0	0	0	0	1				
Leron Lee, L OBP: 0.333, SLG: 0.353		6-3	K				F9			4	0	1	0	0	1	1				
Joe Hague, L OBP: 0.267, SLG: 0.571		BB 1B					F9			3	0	1	0	0	0	1				
Julian Javier, R OBP: 0.313, SLG: 0.267		HBP				P5		5-3		4	0	1	0	0	0	2				
Dal Maxvill, R OBP: 0.429, SLG: 0.333										0	0	0	0	2	0	0				
Cookie Rojas, R										1	0	0	0	0	0	0				
Tom Hilgendorf, S										0	0	0	0	0	0	0				
Carl Taylor, R										0	0	0	0	1	0	0				
Nelson Briles, R										1	0	0	0	0	0	3				
Santiago Guzman, R										0	0	0	0	0	0	0				
Jim Campbell, L										1	0	0	0	0	1	2				
Sal Campisi, R										0	0	0	0	0	0	0				
Vic Davalillo, L										1	0	0	0	0	0	0				
Milt Ramirez, R										0	0	0	0	0	0	0				
Phil Gagliano, R										1	0	0	0	0	0	2				
Inning Stats	R: 0 E: 0 K: 0 S: 3	H: 0 LOB: 0 BB: 0 P: 3	R: 0 E: 0 K: 0 S: 4	H: 1 LOB: 3 BB: 1 P: 9	R: 1 E: 0 K: 1 S: 6	H: 1 LOB: 1 BB: 1 P: 10	R: 0 E: 0 K: 1 S: 6	H: 1 LOB: 2 BB: 1 P: 10	R: 0 E: 0 K: 0 S: 3	H: 0 LOB: 0 BB: 0 P: 3	R: 0 E: 0 K: 0 S: 3	H: 0 LOB: 0 BB: 0 P: 3	R: 0 E: 0 K: 0 S: 3	H: 0 LOB: 0 BB: 0 P: 3	R: 0 E: 0 K: 0 S: 4	H: 1 LOB: 2 BB: 1 P: 8	1B: 2 2B: 0 3B: 2 HR: 0	SF: 0 SAC: 0 DP: 0 HBP: 1	WP: 0 PB: 0 SB: 0 CS: 0	PA: 36
PITCHER	IP WLS BF H R ER SO BB IBB HBP BLK WP HR S P ERA WHIP															IP WLS BF H R ER SO BB IBB HBP BLK WP HR S P ERA WHIP				
Gary Gentry, R ERA: 1.04	8.2 W 35 4 4 1 1 3 0 4 0 0 0 36 53 1.04 0.923																			
Ron Taylor, R ERA:	0.1 S 1 0 0 0 0 0 0 0 0 0 0 1 1 0.00 0.000																			



Batter	1	2	3	4	5	6	7	8	9	AB	R	H	RBI	BB	SO	LOB	TOP				
Tommie Agee, R OBP: 0.289, SLG: 0.174 (1, 8)	5-3	1-3			6-3	FC1-6 BB		1-3		4	0	0	0	1	0	1	New York Mets @ St. Louis Cardinals Busch Stadium, St. Louis, MO Sun Apr 12 1970, 3:33 AM CST Att: 17,313 - Unknown AB 39 R 6 H 12 RBI 6 BB 2 SO 1 LOB 21 				
Bud Harrelson, S OBP: 0.391, SLG: 0.263 (1, 6)	1-3				F8	F7		1-3		5	0	1	0	0	0	2					
Joe Foy, R OBP: 0.125, SLG: 0.091 (1, 5)	6-3				F5	FC1-6				5	0	0	0	0	0	3					
Cleon Jones, R OBP: 0.522, SLG: 0.600 (1, 7)					F8					5	1	3	0	0	0	2					
Donn Clendenon, R OBP: 0.500, SLG: 0.500 Mike Jorgensen, L OBP: 0.250, SLG: 0.250 (9, 3)					F9					5	2	2	0	0	1	3					
Ron Swoboda, R OBP: 0.348, SLG: 0.263 (1, 9)					P6					4	0	0	0	1	0	4					
Jerry Grote, R OBP: 0.286, SLG: 0.375 (1, 2)					F9					3	1	2	1	0	0	2					
Al Weis, S OBP: 0.500, SLG: 0.750 (1, 4)					F9					4	2	2	2	0	0	3					
Tom Seaver, R OBP: 0.286, SLG: 0.429 Ron Taylor, R (8, 1)					FC5					4	0	2	3	0	0	1					
										0	0	0	0	0	0	0					
Inning Stats	R: 0 E: 0 K: 1 S: 3	H: 0 LOB: 0 BB: 0 P: 3	R: 3 E: 0 K: 0 S: 7	H: 4 LOB: 1 BB: 0 P: 7	R: 0 E: 0 K: 0 S: 4	H: 1 LOB: 1 BB: 0 P: 4	R: 0 E: 0 K: 0 S: 4	H: 1 LOB: 1 BB: 0 P: 4	R: 0 E: 1 K: 1 S: 6	H: 0 LOB: 1 BB: 1 P: 10	R: 0 E: 0 K: 0 S: 3	H: 0 LOB: 0 BB: 0 P: 3	R: 0 E: 0 K: 0 S: 4	H: 1 LOB: 1 BB: 0 P: 4	1B: 9 2B: 3 3B: 0 HR: 0	SF: 1 SAC: 0 DP: 0 HBP: 0	WP: 1 PA: 42 PB: 0 SB: 0 CS: 0				
PITCHER	IP WLS BF H R ER SO BB IBB HBP BLK WP HR S P ERA WHIP																				
Steve Carlton, L ERA: 10.13 Chuck Taylor, R ERA: Sal Campisi, R ERA: Nelson Briles, R ERA: 8.1	(1, 1) 5.1 L 27 10 6 6 0 0 0 0 0 0 0 0 0 27 27 10.12 1.875	(6, 1) 1.2 8 1 0 0 1 2 0 0 0 0 0 0 8 16 0.00 1.800	(8, 1) 1.0 3 0 0 0 0 0 0 0 0 0 0 0 3 3 0.00 0.000	(9, 1) 1.0 4 1 0 0 0 0 0 0 0 0 1 0 4 4 0.00 1.000																	
Batter	1	2	3	4	5	6	7	8	9	AB	R	H	RBI	BB	SO	LOB	BOTTOM				
Lou Brock, L OBP: 0.250, SLG: 0.318 (1, 7)	F7				P6					5	0	0	0	0	0	3	New York Mets @ St. Louis Cardinals Busch Stadium, St. Louis, MO Sun Apr 12 1970, 3:33 AM CST Att: 17,313 - Unknown AB 36 R 4 H 10 RBI 4 BB 2 SO 5 LOB 17 				
Jose Cardenal, R OBP: 0.375, SLG: 0.409 (1, 8)	F7				2B SF7 1B	1B BB				4	2	1	0	1	0	2					
Dick Allen, R OBP: 0.348, SLG: 0.727 (1, 5)	K				F8					5	1	2	1	0	1	1					
Joe Torre, R OBP: 0.364, SLG: 0.550 (1, 2)					4-3					4	1	2	0	0	0	0					
Leron Lee, L OBP: 0.273, SLG: 0.300 (1, 9)					6-3					3	0	0	1	0	1	3					
Joe Hague, L OBP: 0.316, SLG: 0.556 (1, 3)					K					4	0	2	2	0	1	2					
Julian Javier, R OBP: 0.300, SLG: 0.263 (1, 4)					3-1					4	0	1	0	0	0	1					
Dal Maxvill, R OBP: 0.438, SLG: 0.300 Jim Campbell, L OBP: 0.500, SLG: 0.500 Mitt Ramirez, R (8, 6)										1	0	0	0	1	1	0					
Cookie Rojas, R OBP: 0.500, SLG: 0.500 (8, PH) Steve Carlton, L Chuck Taylor, R Vic Davallio, L Sal Campisi, R Carl Taylor, R Nelson Briles, R (9, 1)										1	0	1	0	0	0	0					
										0	0	0	0	0	0	0					
										0	0	0	0	0	0	0					
										1	0	1	0	0	0	0					
										0	0	0	0	0	0	0					
										2	0	0	0	0	1	1					
										0	0	0	0	0	0	0					
										1	0	0	0	0	0	1					
										0	0	0	0	0	0	0					
										1	0	0	0	0	0	0					
										0	0	0	0	0	0	0					
										0	0	0	0	0	0	0					
										0	0	0	0	0	0	0					
Inning Stats	R: 0 E: 0 K: 1 S: 5	H: 0 LOB: 0 BB: 0 P: 5	R: 0 E: 0 K: 1 S: 5	H: 0 LOB: 0 BB: 0 P: 5	R: 0 E: 0 K: 1 S: 5	H: 0 LOB: 1 BB: 1 P: 9	R: 2 E: 0 K: 0 S: 6	H: 3 LOB: 1 BB: 0 P: 6	R: 0 E: 0 K: 1 S: 5	H: 0 LOB: 0 BB: 0 P: 5	R: 1 E: 0 K: 1 S: 6	H: 2 LOB: 1 BB: 1 P: 10	R: 0 E: 1 K: 0 S: 5	H: 1 LOB: 2 BB: 0 P: 5	R: 1 E: 0 K: 0 S: 7	H: 4 LOB: 3 BB: 0 P: 7	R: 0 E: 0 K: 0 S: 3	H: 0 LOB: 0 BB: 0 P: 3	1B: 8 2B: 2 3B: 0 HR: 1	SF: 1 SAC: 0 DP: 1 HBP: 0	WP: 0 PA: 39 PB: 0 SB: 0 CS: 0
PITCHER	IP WLS BF H R ER SO BB IBB HBP BLK WP HR S P ERA WHIP																				
Tom Seaver, R ERA: 4.02 Ron Taylor, R ERA:	(1, 1) 7.2 W 34 9 4 4 0 0 0 0 0 0 0 0 0 5 5 4.70 1.435	(8, 1) 1.1 S 5 1 0 0 0 0 0 0 0 0 0 0 0 5 5 0.00 0.750																			

Batter	1	2	3	4	5	6	7	8	9	AB	R	H	RBI	BB	SO	LOB	TOP			
Lou Brock, L OBP: 0.316, SLG: 0.333	5-3 1B BB	L7		G4-6-3 1B		P6			P6	4	1	1	0	1	0	0				
Jose Cardenal, R OBP: 0.474, SLG: 0.588	5-3 1B 1B	PO		G4-6-3 1-2						3	1	2	0	1	0	1				
Dick Allen, R OBP: 0.351, SLG: 0.743	5-3 1-2 2-3	PO		HR					F8	4	1	1	1	0	1	3				
Joe Torre, R OBP: 0.389, SLG: 0.469	2B FC5-2 1B			E 1B 1B		G4-6-3 BB				3	1	2	2	1	0	1				
Leron Lee, L OBP: 0.278, SLG: 0.313	FC5-2 1-3 2B			E3 1B 1B					6-3	3	1	1	0	1	0	1				
Joe Hague, L OBP: 0.455, SLG: 0.500	FC5-2 IBB			1B 4-3 1B		K			G1-4-3 BB	2	0	1	1	2	1	1				
Julian Javier, R OBP: 0.273, SLG: 0.250	FC5-2 1-2 2-3 3-H			1B 4-3 1B		F7			G1-4-3 1-2	4	0	1	1	0	0	5				
Dal Maxvill, R OBP: 0.321, SLG: 0.150	K			4-3		K			K	4	0	0	0	0	3	5				
George Culver, R OBP: 0.143, SLG: 0.429		5-3		4-3		4-3			K	4	0	0	0	0	1	1				
Inning Stats	R: 2 E: 0 K: 1 S: 8	H: 3 LOB: 3 BB: 2 P: 16	R: 0 E: 0 K: 0 S: 3	H: 1 LOB: 0 BB: 0 P: 3	R: 3 E: 1 K: 0 S: 7	H: 4 LOB: 1 BB: 0 P: 7	R: 0 E: 0 K: 1 S: 5	H: 0 LOB: 1 BB: 2 P: 12	R: 0 E: 0 K: 1 S: 5	H: 0 LOB: 0 BB: 1 P: 5	R: 0 E: 0 K: 0 S: 2	H: 0 LOB: 0 BB: 1 P: 6	R: 0 E: 0 K: 0 S: 2	H: 0 LOB: 0 BB: 1 P: 6	R: 0 E: 0 K: 2 S: 7	H: 0 LOB: 0 BB: 0 P: 7	1B: 7 2B: 1 3B: 0 HR: 1	SF: 0 SAC: 0 DP: 3 HBP: 0	WP: 0 PB: 0 CS: 1	PA: 38
PITCHER	IP WLS BF H R ER SO BB IBB HBP BLK WP HR S P ERA WHIP	IP WLS BF H R ER SO BB IBB HBP BLK WP HR S P ERA WHIP																		
Steve Blass, R ERA: 3.27	(1, 1)	2.0	L	15	7	5	4	1	1	1	0	0	0	0	0	1	15	23	18.00	4.000
Dave Giusti, R ERA: 1.99	(3, 1)	4.0		13	2	0	0	3	2	0	0	0	0	0	0	0	17	25	0.00	1.000
Gene Garber, R ERA: 1.69	(7, 1)	3.0		9	0	0	0	2	2	0	0	0	0	0	0	0	11	19	0.00	0.667

St. Louis Cardinals @ Pittsburgh Pirates
Forbes Field, Pittsburgh, PA
Fri Apr 17 1970, 6:05 PM EST
Att: 14,369 - Unknown

AB 31
R 5
H 9
RBI 5
BB 6
SO 6
LOB 18



Batter	1	2	3	4	5	6	7	8	9	AB	R	H	RBI	BB	SO	LOB	BOTTOM					
Matty Alou, L OBP: 0.289, SLG: 0.324	1-3		FC4-6 1B 1B	4-3			F9		4-3	5	1	0	0	0	0	2						
Richie Hebner, L OBP: 0.438, SLG: 0.667	3-1		1B E 1B				G3			4	1	2	0	0	0	0						
Bob Robertson, R OBP: 0.545, SLG: 0.909	WP 2B		1-3 2-H 1B				G1-6-3 1B			4	0	4	1	0	0	0						
Willie Stargell, L OBP: 0.161, SLG: 0.037	WP BB		F7				K			3	0	0	0	1	2	5						
Al Oliver, L OBP: 0.290, SLG: 0.467	4-3 1-2 2-3		E4				G1-6-3			4	0	0	0	0	0	5						
Gene Alley, R OBP: 0.161, SLG: 0.267		6-3	K							4	0	1	0	0	1	2						
Bill Mazerowski, R OBP: 0.235, SLG: 0.267		1-3		L8			P1		F9	4	0	0	0	0	0	1						
Jerry May, R OBP: 0.296, SLG: 0.190			F9				F7			3	0	0	0	0	0	1						
Freddie Patek, R (9, PH)										1	0	0	0	0	0	0						
Steve Blass, R OBP: 0.143, SLG: 0.143	(1, 1)									0	0	0	0	0	0	0						
Dave Giusti, R (3, 1)										0	0	0	0	2	0	0						
Johnny Jeter, R (6, PH)										1	0	0	0	0	0	1						
Gene Garber, R (7, 1)										0	0	0	0	0	0	0						
Jose Pagan, R OBP: 0.222, SLG: 0.353	(9, PH)									1	0	0	0	0	0	0						
Inning Stats	R: 0 E: 0 K: 0 S: 4	H: 1 LOB: 2 BB: 1 P: 8	R: 0 E: 0 K: 0 S: 3	H: 0 LOB: 0 BB: 0 P: 3	R: 2 E: 1 K: 1 S: 8	H: 2 LOB: 2 BB: 1 P: 12	R: 0 E: 0 K: 0 S: 3	H: 0 LOB: 1 BB: 1 P: 7	R: 0 E: 0 K: 1 S: 6	H: 2 LOB: 1 BB: 0 P: 6	R: 0 E: 0 K: 0 S: 4	H: 1 LOB: 1 BB: 0 P: 4	R: 0 E: 0 K: 1 S: 6	H: 1 LOB: 1 BB: 0 P: 6	R: 0 E: 0 K: 0 S: 3	H: 0 LOB: 0 BB: 0 P: 3	R: 0 E: 0 K: 0 S: 3	H: 0 LOB: 0 BB: 0 P: 3	1B: 4 2B: 3 3B: 0 HR: 0	SF: 0 SAC: 0 DP: 1 HBP: 0	WP: 1 PB: 0 CS: 0	PA: 37
PITCHER	IP WLS BF H R ER SO BB IBB HBP BLK WP HR S P ERA WHIP	IP WLS BF H R ER SO BB IBB HBP BLK WP HR S P ERA WHIP																				
George Culver, R ERA: 1.62	(1, 1)	9.0	W	37	7	2	1	3	3	0	0	0	0	0	0	1	40	52	1.00	1.111		

St. Louis Cardinals @ Pittsburgh Pirates
Forbes Field, Pittsburgh, PA
Fri Apr 17 1970, 6:05 PM EST
Att: 14,369 - Unknown

AB 34
R 2
H 7
RBI 1
BB 3
SO 3
LOB 17



Batter	1	2	3	4	5	6	7	8	9	AB	R	H	RBI	BB	SO	LOB	TOP					
Lou Brock, L (1.7) OBP: 0.372, SLG: 0.395	K		3B 1B		1B S G5-4-3	E7 1B		6-3 1B		5	2	4	0	0	1	0	St. Louis Cardinals @ Pittsburgh Pirates Forbes Field, Pittsburgh, PA Sat Apr 18 1970, 3:33 AM EST Att: 8,465 - Sunny livebaseballscorecards.com					
Jose Cardenal, R (1.8) OBP: 0.496, SLG: 0.641	FC6-4 1B		SF9 3B		1B G5-4-3	P6		6-3		5	2	3	1	0	0	3						
Dick Allen, R (1.5) OBP: 0.333, SLG: 0.684	FC6-4 1-2		SF9		1B G5-4-3		F8	5-3		3	0	0	1	1	0	3						
Joe Torre, R (1.2) OBP: 0.390, SLG: 0.444	BB 1-2 BB		5-3		1B G5-4-3		5-3			4	0	1	0	1	0	2						
Carl Taylor, R (1.3) OBP: 0.571, SLG: 1.000	BB 1-2 BB		5-3		1B 3-H		HR	F2		4	1	2	2	1	0	1						
Julian Javier, R (1.4) OBP: 0.263, SLG: 0.243	4-3				1B 1-3		F7	G4-6-3		5	0	1	0	0	0	4						
Leron Lee, L (1.9) OBP: 0.300, SLG: 0.333			F7		1B 4-3			SH1-3 1B		4	1	2	0	0	0	2						
Dal Maxvill, R (1.6) OBP: 0.290, SLG: 0.130	K		K		6-3		6-3	SH1-3		3	0	0	0	0	2	1						
Steve Carlton, L (1.1) OBP: 0.167, SLG: 0.167	G3		6-3		F9			6-3 1B 2-H		4	0	1	1	0	0	1						
Inning Stats	R: 0 E: 0 K: 1 S: 6	H: 1 LOB: 3 BB: 2 P: 14	R: 0 E: 0 K: 1 S: 5	H: 0 LOB: 0 BB: 0 P: 5	R: 2 E: 0 K: 0 S: 5	H: 2 LOB: 0 BB: 0 P: 5	R: 0 E: 0 K: 1 S: 6	H: 1 LOB: 1 BB: 0 P: 6	R: 2 E: 0 K: 0 S: 6	H: 4 LOB: 2 BB: 1 P: 10	R: 0 E: 1 K: 0 S: 4	H: 1 LOB: 1 BB: 0 P: 4	R: 1 E: 0 K: 0 S: 4	H: 1 LOB: 0 BB: 0 P: 4	R: 1 E: 0 K: 0 S: 6	H: 3 LOB: 3 BB: 0 P: 6	R: 0 E: 0 K: 0 S: 3	H: 1 LOB: 0 BB: 0 P: 3	1B: 12 2B: 0 3B: 1 HR: 1	SF: 1 SAC: 1 DP: 2 HBP: 0	WP: 0 PB: 0 SB: 1 CS: 0	PA: 42
PITCHER	IP	WLS	BF	H	R	ER	SO	BB	IBB	HBP	BLK	WP	HR	S	P	ERA	WHIP					
Luke Walker, L (1.1) ERA: 2.77	4.2	L	24	8	4	4	3	2	1	0	0	0	0	27	39	7.71	2.143					
Lou Marone, L (5.1) ERA: 3.86	2.1		9	2	1	1	0	0	0	0	0	0	1	9	9	3.86	0.857					
Bruce Dal Canton, R (8.1) ERA: 1.8	2.0		9	4	1	1	0	0	0	0	0	0	0	9	9	4.50	2.000					

Batter	1	2	3	4	5	6	7	8	9	AB	R	H	RBI	BB	SO	LOB	BOTTOM					
Matty Alou, L (1.8) OBP: 0.279, SLG: 0.308	F9			1-3			G3		1-3	5	0	1	0	0	0	3	St. Louis Cardinals @ Pittsburgh Pirates Forbes Field, Pittsburgh, PA Sat Apr 18 1970, 3:33 AM EST Att: 8,465 - Sunny livebaseballscorecards.com					
Bill Mazerolski, R (1.4) OBP: 0.283, SLG: 0.294	F9 1B	2-3 1B	L7		F9		F9	G6-4-3 1B		4	0	2	0	0	0	2						
Johnny Jeter, R (1.9) OBP: 0.333, SLG: 0.333	BB 1-2 BB		P4		F9		F9	G6-4-3 1-2		3	0	0	0	1	0	1						
Bob Robertson, R (1.7) OBP: 0.467, SLG: 0.733	F9 2-3		K		P6		P6	WP 1B		4	0	1	0	0	1	2						
Jose Pagan, R (1.5) OBP: 0.227, SLG: 0.333	K		1B		F9		F9	6-3		4	0	1	0	0	1	3						
Gene Alley, R (1.6) OBP: 0.143, SLG: 0.235		F8	F8		P4		P4	6-3		4	0	0	0	0	0	1						
Al Oliver, L (1.3) OBP: 0.286, SLG: 0.500		1B 3B		E3 FC6-4		F5		1-3		4	1	1	0	0	0	0						
Jerry May, R (1.2) OBP: 0.290, SLG: 0.200		1B SH1-4 1B		K		P3		K BB		4	0	1	1	0	2	1						
Luke Walker, L (1.1) ERA: 2.77		3-H		FC6-4		K				1	0	0	0	0	0	1						
Lou Marone, R (5.1) ERA: 3.86		SH1-4								0	0	0	0	0	0	0						
Jose Martinez, R (7. PH)										1	0	0	0	0	0	1						
Bruce Dal Canton, R (8.1) ERA: 1.8										0	0	0	0	0	0	0						
Freddie Patek, R (9. PH)		1-2								0	0	0	0	1	0	0						
Inning Stats	R: 0 E: 0 K: 1 S: 6	H: 1 LOB: 2 BB: 1 P: 10	R: 1 E: 0 K: 0 S: 6	H: 3 LOB: 2 BB: 0 P: 6	R: 0 E: 0 K: 1 S: 6	H: 1 LOB: 1 BB: 0 P: 6	R: 0 E: 1 K: 1 S: 6	H: 0 LOB: 1 BB: 0 P: 6	R: 0 E: 0 K: 0 S: 3	H: 0 LOB: 0 BB: 0 P: 3	R: 0 E: 0 K: 0 S: 3	H: 0 LOB: 0 BB: 0 P: 3	R: 0 E: 0 K: 1 S: 5	H: 0 LOB: 0 BB: 0 P: 5	R: 0 E: 0 K: 0 S: 4	H: 2 LOB: 1 BB: 0 P: 4	R: 0 E: 0 K: 1 S: 6	H: 0 LOB: 2 BB: 1 P: 10	1B: 6 2B: 0 3B: 1 HR: 0	SF: 0 SAC: 1 DP: 1 HBP: 0	WP: 2 PB: 0 SB: 0 CS: 0	PA: 37
PITCHER	IP	WLS	BF	H	R	ER	SO	BB	IBB	HBP	BLK	WP	HR	S	P	ERA	WHIP					
Steve Carlton, L (1.1) ERA: 4.4	9.0	W	37	7	1	1	5	2	0	0	0	2	0	45	53	1.00	1.000					

Batter	1	2	3	4	5	6	7	8	9	AB	R	H	RBI	BB	SO	LOB	TOP			
Lou Brock, L OBP: 0.375, SLG: 0.395 (1, 7)			6-3		G5-4-3		6-3	F8		5	1	2	0	0	0	0	St. Louis Cardinals @ Chicago Cubs Wrigley Field, Chicago, IL Tue Apr 21 1970, 3:33 AM CST Att: 5,527 - Unknown - 47 F			
Jose Cardenal, R OBP: 0.456, SLG: 0.591 (1, 8)	5-3		K		G5-4-3		PB 1B	F9		5	1	1	0	0	1	2				
Dick Allen, R OBP: 0.404, SLG: 0.714 (1, 5)	1B		1B		BB		2B	1B		4	1	4	1	1	0	0				
Joe Torre, R OBP: 0.413, SLG: 0.488 (1, 2)	FC		5-3		K		2B	1B		5	1	3	2	0	1	2				
Carl Taylor, R OBP: 0.417, SLG: 0.600 (1, 3)	FC				6-3		BB 1B	6-3		5	0	1	0	0	0	5				
Leron Lee, L OBP: 0.311, SLG: 0.390 (1, 9)	G6-4-3				F9		F8			5	0	2	1	0	0	6				
Julian Javier, R OBP: 0.238, SLG: 0.220 (1, 4)			K		F9		P5	F3		4	0	0	0	0	1	3				
Dal Maxvill, R OBP: 0.303, SLG: 0.125 (6, PH)			K				1B	6-3		1	0	0	0	1	1	0				
Joe Hague, L OBP: 0.471, SLG: 0.500 (6, PH)			K				BB			0	0	0	0	1	0	0				
Mitt Ramirez, R (6, 6)					BB		1B			1	0	0	0	0	0	0				
Bob Gibson, R OBP: 0.500, SLG: 0.444 (1, 1)			5-3		F9			F8		3	0	1	0	0	0	2				
Santiago Guzman, R (7, 1)										0	0	0	0	0	0	0				
Jim Campbell, L OBP: 0.500, SLG: 0.500 (8, PH)					F9					1	0	0	0	0	0	0				
Nelson Briles, R (8, 1)							1-2 2-H	1B		0	0	0	0	0	0	0				
Inning Stats	R: 1 E: 0 K: 0 S: 6	H: 3 LOB: 2 BB: 0 P: 6	R: 0 E: 0 K: 2 S: 7	H: 0 LOB: 0 BB: 0 P: 7	R: 0 E: 0 K: 1 S: 6	H: 1 LOB: 1 BB: 0 P: 6	R: 0 E: 0 K: 0 S: 4	H: 1 LOB: 2 BB: 1 P: 8	R: 0 E: 0 K: 1 S: 5	H: 2 LOB: 2 BB: 1 P: 8	R: 3 E: 0 K: 0 S: 7	H: 4 LOB: 1 BB: 0 P: 7	R: 0 E: 0 K: 0 S: 3	H: 0 LOB: 0 BB: 0 P: 3	R: 0 E: 0 K: 0 S: 5	H: 2 LOB: 2 BB: 0 P: 5	1B: 11 2B: 3 3B: 0 HR: 0	SF: 0 SAC: 0 DP: 2 HBP: 0	WP: 0 PB: 1 SB: 0 CS: 0	PA: 42
PITCHER	IP WLS BF H R ER SO BB IBB HBP BLK WP HR S P ERA WHIP	7.0 W 34 12 4 4 4 4 3 0 0 0 0 0 0 39 51 5.14 2.143	2.0 S 8 2 0 0 0 0 0 0 0 0 0 0 0 8 8 0.00 1.000																	

Batter	1	2	3	4	5	6	7	8	9	AB	R	H	RBI	BB	SO	LOB	BOTTOM														
Don Kessinger, S OBP: 0.432, SLG: 0.429 (1, 6)	3B	F8			FC4-6 BB		1B			2	2	1	0	2	0	0	St. Louis Cardinals @ Chicago Cubs Wrigley Field, Chicago, IL Tue Apr 21 1970, 3:33 AM CST Att: 5,527 - Unknown - 47 F														
Glenn Beckert, R OBP: 0.366, SLG: 0.368 (1, 4)	SF7	F9			FC4-6		HR			4	2	2	1	0	0	1															
Billy Williams, L OBP: 0.302, SLG: 0.610 (1, 7)	SF7		1-3		P4		HR			3	1	1	4	0	0	1															
Ron Santo, R OBP: 0.357, SLG: 0.361 (1, 5)	F9		6-3		5-3		HR			4	1	1	0	0	0	1															
Johnny Callison, L OBP: 0.275, SLG: 0.541 (1, 9)	BB	14 HBP	L7			L6	HR			4	1	2	2	0	0	0															
14 Ernie Banks, R OBP: 0.415, SLG: 0.371 (1, 3)	BB	HBP		K		K	K			3	0	0	0	0	3	0															
Jim Hickman, R OBP: 0.552, SLG: 0.552 (1, 8)				K						3	0	0	0	1	1	0															
Boots Day, L OBP: 1.000, SLG: 1.000 (9, 8)	BB			K		F9		6-3		0	0	0	0	0	0	0															
Randy Hundley, R OBP: 0.261, SLG: 0.238 (1, 2)							F9	F8		1	0	0	0	1	1	3															
J.C. Martin, L OBP: 0.145, SLG: 0.077 (7, 2)	K									2	0	0	0	0	0	0															
Bill Hands, R (1, 1)				K			4-3	5-3		2	0	0	0	0	0	0															
Willie Smith, L OBP: 0.333, SLG: 0.667 (7, PH)				K						1	0	0	0	0	0	0															
Phil Regan, R (8, 1)										1	0	0	0	0	0	0															
Inning Stats	R: 2 E: 0 K: 1 S: 8	H: 3 LOB: 3 BB: 1 P: 13	R: 0 E: 0 K: 1 S: 5	H: 0 LOB: 0 BB: 0 P: 5	R: 0 E: 0 K: 3 S: 9	H: 0 LOB: 1 BB: 1 P: 13	R: 0 E: 0 K: 0 S: 3	H: 0 LOB: 0 BB: 1 P: 7	R: 0 E: 0 K: 1 S: 5	H: 0 LOB: 0 BB: 0 P: 5	R: 5 E: 0 K: 1 S: 9	H: 4 LOB: 0 BB: 1 P: 13	R: 0 E: 0 K: 0 S: 3	H: 0 LOB: 0 BB: 0 P: 3	R: 0 E: 0 K: 0 S: 3	H: 0 LOB: 0 BB: 0 P: 3	1B: 3 2B: 0 3B: 2 HR: 2	SF: 1 SAC: 0 DP: 0 HBP: 1	WP: 0 PB: 0 SB: 0 CS: 0	PA: 36											
PITCHER	IP WLS BF H R ER SO BB IBB HBP BLK WP HR S P ERA WHIP	6.2 L 32 7 7 7 6 4 0 1 0 0 0 0 3 3 9.45 1.650	0.1	1	0	0	0	1	0	0	0	3	3	0.00	0.000																
Santiago Guzman, R (7, 1)	0.1	1	0	0	0	1	0	0	0	0	0	3	3	0.00	0.000																
Nelson Briles, R OBP: 0.415, SLG: 0.077 (8, 1)	1.0	3	0	0	0	0	0	0	0	0	0	3	3	0.00	0.000																

AB	39
R	4
H	14
RBI	4
BB	3
SO	4
LOB	20



Batter	1	2	3	4	5	6	7	8	9	AB	R	H	RBI	BB	SO	LOB	TOP				
Lou Brock, L OBP: 0.377, SLG: 0.396 (1, 7)	0-0 6-3			0-0 FC3-6 1B	0-0 FC5 FC5 1B		0-0 4-3		0-3 K	5	0	2	0	0	1	0					
Jose Cardenal, R OBP: 0.423, SLG: 0.542 (1, 8)	0-0 1-3			0-0 FC3-6 1B HR	0-0 FC5 1-2 2-3F		0-0 P6			4	1	0	0	0	0	3					
Dick Allen, R OBP: 0.373, SLG: 0.652 (1, 5)	0-0 F6			0-0 F9	0-0 FC5 2-3F		0-0 F7			4	0	0	0	0	0	3					
Joe Torre, R OBP: 0.440, SLG: 0.600 (1, 2)		0-0 6-3		0-0 HR 1B		0-0 HR		0-0 4-3 E 2B		4	3	3	1	0	0	0					
Leron Lee, L OBP: 0.306, SLG: 0.444 (1, 9)	0-0 4-3			0-0 HR		0-0 P5		0-0 4-3		4	1	1	3	0	0	1					
Joe Hague, L OBP: 0.474, SLG: 0.533 (1, 3)	0-3 K			0-0 2B		0-0 1B		0-0 E8		4	0	2	0	0	1	0					
Julian Javier, R OBP: 0.227, SLG: 0.209 (1, 4)			0-0 F5		0-0 F9			0-0 5-3		2	0	0	0	0	0	1					
Jim Campbell, L OBP: 0.400, SLG: 0.400 (6, PH)				0-0 1-3						1	0	0	0	0	0	1					
Cookie Rojas, R OBP: 0.500, SLG: 0.500 (6, 4)										1	0	0	0	0	0	0					
Mitt Ramirez, R OBP: 0.200, SLG: 0.200 (1, 6)			0-0 F9		0-0 F7		0-0 K		0-3 K	4	0	1	0	0	1	0					
Mike Torrez, R OBP: 0.200, SLG: 0.420 (1, 1)				0-0 4-3		0-0 F9		0-0 L9		0	0	0	0	0	0	0					
Rich Nye, L OBP: 0.400, SLG: 0.500 (5, 1)										2	0	1	0	0	0	0					
Chuck Taylor, R OBP: 0.400, SLG: 0.500 (5, 1)										0	0	0	0	0	0	0					
Vic Davalillo, L OBP: 0.333, SLG: 0.200 (6, PH)										1	0	0	0	0	0	2					
Sal Campisi, R OBP: 0.200, SLG: 0.200 (6, 1)										0	0	0	0	0	0	0					
Tom Hilgendorf, S OBP: 0.333, SLG: 0.571 (7, 1)										0	0	0	0	0	0	0					
Santiago Guzman, R OBP: 0.333, SLG: 0.571 (8, 1)										0	0	0	0	0	0	0					
Carl Taylor, R OBP: 0.333, SLG: 0.571 (9, PH)										1	0	0	0	0	0	0					
Inning Stats	R: 0 E: 0 K: 0 S: 3	H: 0 LOB: 0 BB: 0 P: 3	R: 0 E: 0 K: 1 S: 5	H: 0 LOB: 0 BB: 0 P: 5	R: 0 E: 0 K: 0 S: 3	H: 0 LOB: 0 BB: 0 P: 3	R: 3 E: 0 K: 0 S: 7	H: 4 LOB: 1 BB: 0 P: 7	R: 0 E: 0 K: 0 S: 5	H: 2 LOB: 2 BB: 0 P: 6	R: 1 E: 0 K: 0 S: 6	H: 3 LOB: 2 BB: 0 P: 6	R: 0 E: 0 K: 0 S: 3	H: 0 LOB: 0 BB: 0 P: 3	R: 1 E: 1 K: 0 S: 4	H: 1 LOB: 0 BB: 0 P: 4	R: 0 E: 0 K: 2 S: 7	H: 0 LOB: 0 BB: 0 P: 7	1B: 6 2B: 2 3B: 0 HR: 2	SF: 0 SAC: 0 DP: 0 HBP: 0	WP: 0 PA: 37 PB: 0 SB: 0 CS: 0
PITCHER Fergie Jenkins, R ERA: 3.77 (1, 1)	IP: 9.0 WLS: W BF: 37 H: 10 R: 5 ER: 4 SO: 3 BB: 0 IBB: 0 HBP: 0 BLK: 0 WP: 0 HR: 2 S: 43 P: 43 ERA: 4.00 WHIP: 1.111															PITCHER Santiago Guzman, R ERA: 3.38 (8, 1)	IP: 0.2 WLS: L BF: 2 H: 0 R: 0 ER: 0 SO: 2 BB: 0 IBB: 0 HBP: 0 BLK: 0 WP: 0 HR: 0 S: 6 P: 6 ERA: 0.00 WHIP: 0.000				

St. Louis Cardinals @ Chicago Cubs
Wrigley Field, Chicago, IL
Wed Apr 22 1970, 3:33 AM CST
Att: 8,783 - Unknown - 49 F

AB 37
R 5
H 10
RBI 4
BB 0
SO 3
LOB 11



Batter	1	2	3	4	5	6	7	8	9	AB	R	H	RBI	BB	SO	LOB	BOTTOM		
Don Kessinger, S OBP: 0.469, SLG: 0.538 (1, 6)	0-0 PB 4-3 1B	0-0 FC6-4 BB 1B		4-0 4-3 BB		0-0 IHR	0-0 FC6-4 1B			4	3	3	3	1	0	2			
Glenn Beckert, R OBP: 0.370, SLG: 0.357 (1, 4)	0-0 PB 1-2 1B	0-0 1B BB		0-0 4-3 1-2		0-0 F8	0-0 FC6-4 1-2F			4	0	1	0	1	0	2			
Billy Williams, L OBP: 0.313, SLG: 0.587 (1, 7)	0-0 4-3 1-2 2-H 1B	0-0 1B		0-0 3-1		0-3 K		0-0 1B		5	0	2	3	0	1	2			
Ron Santo, R OBP: 0.362, SLG: 0.350 (1, 5)	0-3 K	0-3 K			0-0 SH2-4 SF7 1B	4-0 E BB		0-0 F5		4	1	1	0	1	2	4			
Johnny Callison, L OBP: 0.333, SLG: 0.571 (1, 9)	0-0 F8		0-0 14 E S 1B		0-0 SH2-4 1B	0-0 E6 1-3 1B		0-0 14 S 1B		5	0	4	0	0	0	1			
14 Ernie Banks, R OBP: 0.400, SLG: 0.342 (1, 3)		4-0 BB FC6-4 BB	0-3 K	0-0 K	0-0 SH2-4	0-0 6-3		0-3 K		3	1	0	0	1	2	5			
Jim Hickman, R OBP: 0.500, SLG: 0.548 (1, 8)		4-0 FC6-4 1B BB	0-3 K		4-0 IBB		0-0 FC4-6 1B	0-3 K		2	1	1	0	2	1	1			
Boots Day, L OBP: 0.500, SLG: 0.500 (7, PR) (8, 8)		4-0 FC6-4 1B BB	0-0 K					0-0 K		1	0	0	0	0	1	2			
J.C. Martin, L OBP: 0.167, SLG: 0.067 (1, 2)		4-0 FC6-4 1B BB	0-0 G3		0-0 SF7		0-0 FC4-6 SH1-4 1B			2	1	0	1	1	0	2			
Fergie Jenkins, R (1, 1)	0-3 K			0-0 F9	0-0 5-3		0-0 SH1-4			3	0	0	0	0	1	5			
Inning Stats	R: 1 E: 0 K: 1 S: 7	H: 2 LOB: 1 BB: 0 P: 7	R: 3 E: 0 K: 2 S: 8	H: 1 LOB: 4 BB: 4 P: 24	R: 0 E: 0 K: 2 S: 8	H: 1 LOB: 1 BB: 0 P: 8	R: 0 E: 0 K: 0 S: 3	H: 0 LOB: 1 BB: 1 P: 7	R: 1 E: 0 K: 0 S: 5	H: 2 LOB: 2 BB: 1 P: 9	R: 1 E: 1 K: 1 S: 7	H: 2 LOB: 1 BB: 1 P: 11	R: 1 E: 0 K: 0 S: 5	H: 2 LOB: 2 BB: 0 P: 5	R: 0 E: 0 K: 2 S: 9	H: 2 LOB: 2 BB: 0 P: 9	1B: 11 2B: 0 3B: 0 HR: 1	SF: 1 SAC: 2 DP: 0 HBP: 0	WP: 0 PA: 43 PB: 1 SB: 2 CS: 0
PITCHER Mike Torrez, R ERA: 1.89 (1, 1)	IP: 1.2 WLS: L BF: 11 H: 2 R: 4 ER: 3 SO: 2 BB: 4 IBB: 0 HBP: 0 BLK: 0 WP: 0 HR: 0 S: 11 P: 27 ERA: 16.20 WHIP: 3.600															PITCHER Santiago Guzman, R ERA: 3.38 (8, 1)	IP: 0.2 WLS: L BF: 2 H: 0 R: 0 ER: 0 SO: 2 BB: 0 IBB: 0 HBP: 0 BLK: 0 WP: 0 HR: 0 S: 6 P: 6 ERA: 0.00 WHIP: 0.000		
Rich Nye, L ERA: 2.08 (2, 1)	2.1	12	4	1	1	3	1	0	0	0	0	17	21	3.86	2.143				
Chuck Taylor, R ERA: (5, 1)	1.0	4	0	0	0	0	0	1	0	0	0	0	3	7	0.00	0.000			
Sal Campisi, R ERA: 4.5 (6, 1)	1.0	7	3	2	2	1	1	0	0	0	0	0	8	12	18.00	4.000			
Tom Hilgendorf, L ERA: (7, 1)	1.1	7	3	0	0	0	0	0	0	0	0	7	7	0.00	2.250				

St. Louis Cardinals @ Chicago Cubs
Wrigley Field, Chicago, IL
Wed Apr 22 1970, 3:33 AM CST
Att: 8,783 - Unknown - 49 F

AB 33
R 7
H 12
RBI 7
BB 7
SO 8
LOB 26



Batter	1	2	3	4	5	6	7	8	9	AB	R	H	RBI	BB	SO	LOB	TOP					
Pete Rose, S OBP: 0.383, SLG: 0.426 (1, 9)	0-0 4-3		0-0 F8		0-0 F7		0-0 G3			4	0	0	0	0	0	2	Cincinnati Reds @ St. Louis Cardinals Busch Stadium, St. Louis, MO Fri Apr 24 1970, 6:05 PM CST Att: 40,273 - Unknown					
Tommy Helms, R OBP: 0.250, SLG: 0.269 (1, 4)	4-0 1B BB		0-0 6-3		0-0 6-3		0-0 4-3		0-0 4-3	3	0	0	0	1	0	0						
Bobby Tolan, L OBP: 0.296, SLG: 0.500 (1, 8)	0-0 F7		0-0 1-3		0-0 4-3		0-0 F8		0-0 F8	4	0	0	0	0	0	1						
Tony Perez, R OBP: 0.577, SLG: 0.939 (1, 5)	0-0 FC5-4 1B		0-0 6-3		0-0 6-3		0-0 1B 1B		0-0 HR	4	1	3	1	0	0	0						
Johnny Bench, R OBP: 0.250, SLG: 0.493 (1, 2)	0-0 FC5-4 1-2		0-0 G4-6-3 1B		0-0 1-2 1B		0-0 F7		0-0 F7	4	0	2	0	0	0	2						
Lee May, R OBP: 0.333, SLG: 0.617 (1, 3)		0-0 F9		0-0 G4-6-3 1-2		0-0 F8			0-0 1-3	4	0	0	0	0	0	3						
Bernie Carbo, L OBP: 0.439, SLG: 0.660 (1, 7)		0-3 K		0-0 4-3		0-0 4-3			0-0 G1	4	0	0	0	0	1	0						
Dave Concepcion, R OBP: 0.310, SLG: 0.400 (1, 6)		0-0 1B		0-0 1B		0-3 K			0-0 1-3	4	0	2	0	0	1	0						
Wayne Simpson, R OBP: 0.083, SLG: 0.083 (7, PH)		0-3 K		0-3 K		4-0 BB				2	0	0	0	0	2	2						
Angel Bravo, L OBP: 1.000, SLG: 1.000 (7, 1)										0	0	0	0	1	0	0						
Clay Carroll, R (7, 1)										0	0	0	0	0	0	0						
Inning Stats	R: 0 E: 0 K: 0 S: 4	H: 1 LOB: 2 BB: 1 P: 8	R: 0 E: 0 K: 2 S: 8	H: 1 LOB: 1 BB: 0 P: 8	R: 0 E: 0 K: 0 S: 3	H: 0 LOB: 0 BB: 0 P: 3	R: 0 E: 0 K: 0 S: 3	H: 1 LOB: 1 BB: 0 P: 3	R: 0 E: 0 K: 1 S: 6	H: 1 LOB: 1 BB: 0 P: 6	R: 0 E: 0 K: 0 S: 5	H: 2 LOB: 2 BB: 0 P: 5	R: 0 E: 0 K: 1 S: 5	H: 0 LOB: 1 BB: 1 P: 9	R: 1 E: 0 K: 0 S: 4	H: 1 LOB: 0 BB: 0 P: 4	R: 0 E: 0 K: 0 S: 3	H: 0 LOB: 0 BB: 0 P: 3	1B: 6 2B: 0 3B: 0 HR: 1	SF: 0 SAC: 0 DP: 1 HBP: 0	WP: 0 PB: 0 SB: 0 CS: 0	PA: 35
PITCHER George Culver, R ERA: 1.4 (1, 1)	IP: 9.0 WLS: W BF: 35 H: 7 R: 1 ER: 1 SO: 4 BB: 2 IBB: 0 HBP: 0 BLK: 0 WP: 0 HR: 1 S: 41 P: 49 ERA: 1.00 WHIP: 1.000															PITCHER						

AB	33
R	1
H	7
RBI	1
BB	2
SO	4
LOB	10



Batter	1	2	3	4	5	6	7	8	9	AB	R	H	RBI	BB	SO	LOB	BOTTOM			
Lou Brock, L OBP: 0.368, SLG: 0.442 (1, 7)	0-0 HR		0-0 F8			0-3 K		0-0 F7		4	1	1	1	0	1	1	Cincinnati Reds @ St. Louis Cardinals Busch Stadium, St. Louis, MO Fri Apr 24 1970, 6:05 PM CST Att: 40,273 - Unknown			
Jose Cardenal, R OBP: 0.393, SLG: 0.500 (1, 8)	0-0 L4		0-0 F7		0-0 E5 E		0-0 P4		0-0 P4	4	1	0	0	0	0	1				
Dick Allen, R OBP: 0.352, SLG: 0.612 (1, 5)	0-0 F9		0-0 6-3		0-3 K					3	0	0	0	0	1	2				
Joe Torre, R OBP: 0.415, SLG: 0.563 (1, 2)	0-0 F9		0-0 P5		0-0 E6 1-H 2-H					3	0	0	0	0	0	0				
Leron Lee, L OBP: 0.308, SLG: 0.438 (1, 9)		0-0 F8		0-0 E8 1B		0-0 4-3				3	0	1	0	0	0	1				
Joe Hague, L OBP: 0.439, SLG: 0.485 (1, 3)		0-0 3-1		0-3 K		0-3 K				3	0	0	0	0	2	1				
Cookie Rojas, R OBP: 0.429, SLG: 0.333 (1, 4)		0-0 F9		4-0 G4-6-3 BB		0-0 1-3				2	0	0	0	1	0	0				
Mitt Ramirez, R OBP: 0.125, SLG: 0.125 (1, 6)			0-0 P4		0-0 G4-6-3 1-2		0-0 6-3			3	0	0	0	0	0	2				
George Culver, R OBP: 0.200, SLG: 0.400 (1, 1)			0-0 P5		0-0 E 1B		0-0 G3			3	1	1	0	0	0	0				
Inning Stats	R: 1 E: 0 K: 0 S: 4	H: 1 LOB: 0 BB: 0 P: 4	R: 0 E: 0 K: 0 S: 3	H: 0 LOB: 0 BB: 0 P: 3	R: 0 E: 0 K: 0 S: 3	H: 0 LOB: 0 BB: 0 P: 3	R: 0 E: 1 K: 1 S: 5	H: 1 LOB: 1 BB: 1 P: 9	R: 2 E: 2 K: 2 S: 10	H: 1 LOB: 1 BB: 0 P: 10	R: 0 E: 0 K: 1 S: 5	H: 0 LOB: 0 BB: 0 P: 5	R: 0 E: 0 K: 0 S: 3	H: 0 LOB: 0 BB: 0 P: 3	R: 0 E: 0 K: 0 S: 3	H: 0 LOB: 0 BB: 0 P: 3	1B: 2 2B: 0 3B: 0 HR: 1	SF: 0 SAC: 0 DP: 1 HBP: 0	WP: 0 PB: 0 SB: 0 CS: 0	PA: 29
PITCHER Wayne Simpson, R ERA: 0.58 (7, 1)	IP: 6.0 WLS: L BF: 23 H: 3 R: 3 ER: 1 SO: 3 BB: 1 IBB: 0 HBP: 0 BLK: 0 WP: 0 HR: 1 S: 28 P: 32 ERA: 1.50 WHIP: 0.667															PITCHER Clay Carroll, R ERA: 3.24 (7, 1)				

AB	28
R	3
H	3
RBI	1
BB	1
SO	4
LOB	8



Batter	1	2	3	4	5	6	7	8	9	AB	R	H	RBI	BB	SO	LOB	TOP		
Pete Rose, S OBP: 0.372, SLG: 0.411 (1, 9)										5	1	1	0	0	1	2	Cincinnati Reds @ St. Louis Cardinals Busch Stadium, St. Louis, MO Sat Apr 25 1970, 6:05 PM CST Att: 22,119 - Unknown		
Tommy Helms, R OBP: 0.259, SLG: 0.280 (1, 4)										4	1	1	1	1	0	0			
Bobby Tolan, L OBP: 0.302, SLG: 0.525 (1, 8)										4	1	1	2	1	1	0			
Tony Perez, R OBP: 0.566, SLG: 0.899 (1, 5)										3	0	0	0	2	1	2			
Johnny Bench, R OBP: 0.259, SLG: 0.494 (1, 2)										4	0	1	0	1	1	1			
Lee May, R OBP: 0.339, SLG: 0.608 (1, 3)										4	0	1	0	1	0	4			
Hal McRae, R OBP: 0.346, SLG: 0.680 (1, 7)										3	0	2	0	1	0	0			
Jimmy Stewart, S OBP: 0.250, SLG: 0.100 (8, 7)										0	0	0	0	0	0	0			
Dave Concepcion, R OBP: 0.323, SLG: 0.386 (1, 6)										2	0	0	0	2	0	5			
Jim Merritt, L OBP: 0.125, SLG: 0.067 (1, 1)										4	0	0	0	0	3	9			
Wayne Granger, R OBP: 0.750, SLG: 1.333 (9, 1)										0	0	0	0	0	0	0			
Don Gullett, R OBP: 0.750, SLG: 1.333 (9, 1)										0	0	0	0	0	0	0			
Inning Stats	R: 1 E: 0 K: 0 S: 4	H: 2 LOB: 1 BB: 1 P: 8	R: 0 E: 0 K: 1 S: 5	H: 0 LOB: 1 BB: 1 P: 9	R: 0 E: 0 K: 1 S: 5	H: 0 LOB: 0 BB: 0 P: 5	R: 0 E: 0 K: 1 S: 6	H: 1 LOB: 3 BB: 2 P: 14	R: 0 E: 0 K: 3 S: 10	H: 1 LOB: 0 BB: 2 P: 18	R: 2 E: 0 K: 0 S: 4	H: 1 LOB: 0 BB: 1 P: 8	R: 0 E: 0 K: 1 S: 7	H: 2 LOB: 2 BB: 0 P: 7	R: 0 E: 0 K: 0 S: 3	H: 0 LOB: 0 BB: 2 P: 11	1B: 2 2B: 4 3B: 0 HR: 1	SF: 0 SAC: 0 DP: 1 HBP: 0	WP: 0 PA: 42 PB: 0 SB: 0 CS: 0
PITCHER	IP WLS BF H R ER SO BB IBB HBP BLK WP HR S P ERA WHIP																		
Steve Carlton, L ERA: 4.22 (1, 1)	7.0 L 34 7 3 3 6 5 2 0 0 0 1 39 67 3.86 1.714																		
Chuck Taylor, R ERA: (8, 1)	1.0 3 0 0 0 1 0 0 0 0 0 0 5 5 0.00 0.000																		
Sal Campisi, R ERA: 3.86 (9, 1)	1.0 5 0 0 0 0 2 0 0 0 0 0 3 11 0.00 2.000																		

AB	33
R	3
H	7
RBI	3
BB	9
SO	7
LOB	23



Batter	1	2	3	4	5	6	7	8	9	AB	R	H	RBI	BB	SO	LOB	BOTTOM				
Lou Brock, L OBP: 0.344, SLG: 0.411 (1, 7)										4	0	0	0	0	2	0	Cincinnati Reds @ St. Louis Cardinals Busch Stadium, St. Louis, MO Sat Apr 25 1970, 6:05 PM CST Att: 22,119 - Unknown				
Jose Cardenal, R OBP: 0.400, SLG: 0.536 (1, 8)										4	1	2	0	0	0						
Dick Allen, R OBP: 0.345, SLG: 0.577 (1, 5)										3	0	0	0	0	1						
Joe Torre, R OBP: 0.404, SLG: 0.538 (1, 2)										4	0	1	1	0	2						
Carl Taylor, R OBP: 0.313, SLG: 0.429 (1, 3)										3	1	0	0	0	3						
Joe Hague, L OBP: 0.452, SLG: 0.500 (9, PH)										1	0	1	0	0	0						
Julian Javier, R OBP: 0.234, SLG: 0.239 (1, 4)										3	0	1	1	0	0						
Jim Campbell, L OBP: 0.333, SLG: 0.333 (9, PH)										1	0	0	0	0	1						
Leron Lee, L OBP: 0.309, SLG: 0.431 (1, 9)										3	0	1	0	0	1						
Mitt Ramirez, R OBP: 0.100, SLG: 0.100 (1, 6)										2	0	0	0	0	1						
Phil Gagliano, R OBP: 0.375, SLG: 0.286 (8, PH)										1	0	0	0	0	0						
Sal Campisi, R ERA: (9, 1)										0	0	0	0	0	0						
Steve Carlton, L OBP: 0.125, SLG: 0.125 (1, 1)										2	0	0	0	0	0						
Chuck Taylor, R ERA: (8, 1)										0	0	0	0	0	0						
Cookie Rojas, R OBP: 0.375, SLG: 0.286 (8, PH)										1	0	0	0	0	0						
Dal Maxvill, R OBP: 0.303, SLG: 0.125 (9, 6)										0	0	0	0	0	0						
Inning Stats	R: 0 E: 0 K: 1 S: 5	H: 0 LOB: 0 BB: 0 P: 5	R: 0 E: 0 K: 0 S: 3	H: 0 LOB: 0 BB: 0 P: 3	R: 0 E: 0 K: 1 S: 5	H: 0 LOB: 0 BB: 0 P: 5	R: 0 E: 0 K: 0 S: 4	H: 1 LOB: 2 BB: 0 P: 5	R: 0 E: 0 K: 0 S: 3	H: 1 LOB: 0 BB: 0 P: 3	R: 0 E: 0 K: 1 S: 5	H: 0 LOB: 0 BB: 0 P: 5	R: 1 E: 0 K: 0 S: 5	H: 2 LOB: 1 BB: 0 P: 5	R: 0 E: 0 K: 0 S: 3	H: 0 LOB: 1 BB: 0 P: 3	R: 1 E: 0 K: 0 S: 5	H: 2 LOB: 1 BB: 0 P: 5	1B: 3 2B: 3 3B: 0 HR: 0	SF: 0 SAC: 0 DP: 1 HBP: 1	WP: 1 PA: 33 PB: 0 SB: 1 CS: 0
PITCHER	IP WLS BF H R ER SO BB IBB HBP BLK WP HR S P ERA WHIP																				
Jim Merritt, L ERA: 1.88 (1, 1)	8.0 W 29 8 2 2 3 0 0 0 0 0 0 34 35 2.25 0.625																				
Wayne Granger, R ERA: 2.0 (9, 1)	0.2 S 3 1 0 0 0 0 0 0 0 0 0 3 3 0.00 1.500																				
Don Gullett, L ERA: (9, 1)	0.1 S 1 0 0 0 0 0 0 0 0 0 0 1 1 0.00 0.000																				

AB	32
R	2
H	6
RBI	2
BB	0
SO	3
LOB	9

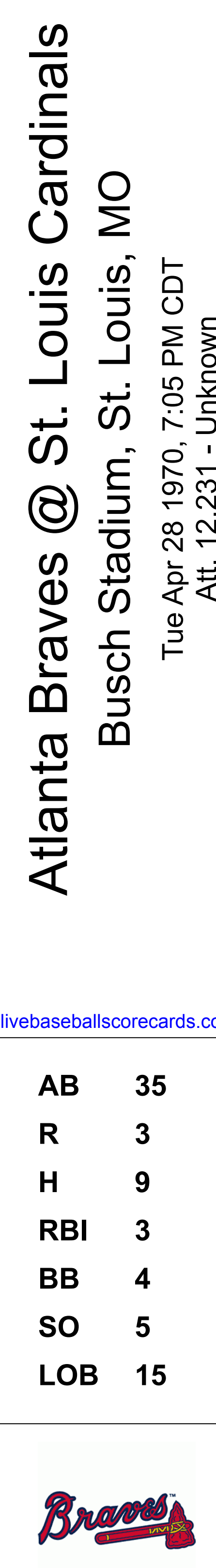


Batter	1	2	3	4	5	6	7	8	9	AB	R	H	RBI	BB	SO	LOB	TOP			
Pete Rose, S OBP: 0.356, SLG: 0.390 (1, 9)	F8			4-3		F8		F5		4	0	0	0	0	0	1	Cincinnati Reds @ St. Louis Cardinals Busch Stadium, St. Louis, MO Sun Apr 26 1970, 3:33 AM CDT Att: 18,418 - Unknown			
Tommy Helms, R OBP: 0.258, SLG: 0.279 (1, 4) (5, 6) (8, 4)	F9			K		FC4-6 2B		1B		4	1	1	0	0	1	1				
Bobby Tolan, L OBP: 0.311, SLG: 0.536 (1, 8)	P6			K						4	0	2	1	0	1	0				
Tony Perez, R OBP: 0.540, SLG: 0.849 Clay Carroll, R (8, 1)		K			E5 G4-6-3 1B	K		K		4	0	0	0	0	3	3				
Johnny Bench, R OBP: 0.259, SLG: 0.482 (1, 2)		K2-3						K		4	0	1	0	0	3	0				
Lee May, R OBP: 0.317, SLG: 0.564 (1, 3)		K						K		4	0	0	0	0	3	2				
Bernie Carbo, L OBP: 0.443, SLG: 0.633 (1, 7)				K						2	0	0	0	2	1	0				
Dave Concepcion, R OBP: 0.317, SLG: 0.379 Jimmy Stewart, S OBP: 0.214, SLG: 0.083 (5, PH) (5, 4) (8, 5)				K		F8		4-3		1	0	0	0	0	1	0				
Jim McGlothlin, R OBP: 0.333, SLG: 0.200 Angel Bravo, L OBP: 1.000, SLG: 1.000 Ray Washburn, R (6, PH) Darrel Chaney, S OBP: 0.333, SLG: 0.444 (8, PH) (8, 6)				K						1	0	0	0	0	1	0				
Inning Stats	R: 0 E: 0 K: 0 S: 3	H: 0 LOB: 0 BB: 0 P: 3	R: 0 E: 0 K: 3 S: 9	H: 0 LOB: 0 BB: 0 P: 9	R: 0 E: 0 K: 3 S: 9	H: 0 LOB: 0 BB: 0 P: 9	R: 0 E: 0 K: 2 S: 7	H: 1 LOB: 2 BB: 1 P: 8	R: 1 E: 0 K: 1 S: 7	H: 2 LOB: 1 BB: 0 P: 7	R: 0 E: 0 K: 2 S: 7	H: 0 LOB: 1 BB: 1 P: 11	R: 0 E: 0 K: 2 S: 9	H: 2 LOB: 2 BB: 0 P: 9	R: 0 E: 0 K: 2 S: 7	H: 0 LOB: 0 BB: 0 P: 7		1B: 4 2B: 1 3B: 0 HR: 0	SF: 0 SAC: 0 DP: 1 HBP: 0	WP: 0 PB: 0 SB: 0 CS: 0
PITCHER Bob Gibson, R ERA: 3.94 (1, 1)	IP: 9.0 WLS: W BF: 34 H: 5 R: 1 ER: 1 SO: 15 BB: 2 IBB: 0 HBP: 0 BLK: 0 WP: 0 HR: 0 S: 62 P: 70 ERA: 1.00 WHIP: 0.778																			

Batter	1	2	3	4	5	6	7	8	9	AB	R	H	RBI	BB	SO	LOB	BOTTOM			
Lou Brock, L OBP: 0.379, SLG: 0.433 (1, 7)	4-3									4	1	3	0	1	0	0	Cincinnati Reds @ St. Louis Cardinals Busch Stadium, St. Louis, MO Sun Apr 26 1970, 3:33 AM CDT Att: 18,418 - Unknown			
Jose Cardenal, R OBP: 0.400, SLG: 0.533 (1, 8)	P5									4	0	1	1	1	0	4				
Dick Allen, R OBP: 0.365, SLG: 0.564 (1, 5)	2B									3	2	1	0	2	2	4				
Joe Torre, R OBP: 0.419, SLG: 0.554 (1, 2)										4	0	2	1	1	0	2				
Leron Lee, L OBP: 0.300, SLG: 0.400 (1, 9)	K									4	0	0	0	1	2	7				
Joe Hague, L OBP: 0.498, SLG: 0.472 (1, 3)										2	0	0	1	3	0	0				
Cookie Rojas, R OBP: 0.231, SLG: 0.167 (1, 4)										5	0	0	1	0	0	6				
Dal Maxvill, R OBP: 0.289, SLG: 0.138 (1, 6)										5	0	1	0	0	0	2				
Bob Gibson, R OBP: 0.500, SLG: 0.500 (1, 1)										3	1	1	0	1	0	1				
Inning Stats	R: 0 E: 0 K: 1 S: 6	H: 1 LOB: 2 BB: 1 P: 10	R: 0 E: 0 K: 0 S: 4	H: 1 LOB: 1 BB: 0 P: 4	R: 1 E: 0 K: 0 S: 4	H: 1 LOB: 3 BB: 3 P: 16	R: 1 E: 0 K: 1 S: 7	H: 2 LOB: 1 BB: 0 P: 7	R: 0 E: 0 K: 1 S: 5	H: 0 LOB: 1 BB: 1 P: 9	R: 1 E: 0 K: 1 S: 6	H: 1 LOB: 3 BB: 3 P: 18	R: 0 E: 1 K: 0 S: 5	H: 1 LOB: 3 BB: 1 P: 9	R: 1 E: 0 K: 0 S: 5	H: 2 LOB: 2 BB: 1 P: 9		1B: 6 2B: 3 3B: 0 HR: 0	SF: 0 SAC: 0 DP: 0 HBP: 0	WP: 0 PB: 0 SB: 0 CS: 0
PITCHER Jim McGlothlin, R ERA: 3.91 Ray Washburn, R ERA: 7.98 Clay Carroll, R ERA: 3.86 (1, 1) (6, 1) (8, 1)	IP: 5.0 WLS: L BF: 25 H: 5 R: 2 ER: 2 SO: 3 BB: 4 IBB: 1 HBP: 0 BLK: 0 WP: 0 HR: 0 S: 26 P: 46 ERA: 3.60 WHIP: 1.800																			

Batter	1	2	3	4	5	6	7	8	9	AB	R	H	RBI	BB	SO	LOB	TOP								
Sonny Jackson, L OBP: 0.408, SLG: 0.407 (1, 6)	1-3		BB					F7	BB	3	0	1	0	2	0	0	Atlanta Braves @ St. Louis Cardinals Busch Stadium, St. Louis, MO Tue Apr 28 1970, 7:05 PM CDT Att: 12,231 - Unknown livebaseballscorecards.com								
Felix Milan, R OBP: 0.349, SLG: 0.392 (1, 4)	6-3		BB					WP	BB	4	0	1	0	1	0	3									
Hank Aaron, R OBP: 0.395, SLG: 0.644 (1, 9)	HR							K	F3	5	1	1	1	0	1	4									
Rico Carty, R OBP: 0.500, SLG: 0.725 (1, 7)	F9							6-3		4	0	1	0	0	0	1									
Orlando Cepeda, R OBP: 0.442, SLG: 0.696 (1, 3)									F3	4	0	1	0	0	0	0									
Tony Gonzalez, L OBP: 0.349, SLG: 0.481 (1, 8)	L4								HR	4	1	1	0	0	0	2									
Clete Boyer, R OBP: 0.225, SLG: 0.290 (1, 5)	K								HR	4	1	2	2	0	2	2									
Hal King, L OBP: 0.500, SLG: 0.417 (1, 2)									1B	3	0	1	0	0	1	1									
Bob Didier, S OBP: 0.250, SLG: 0.280 (7, 2)								K	6-3	1	0	0	0	0	0	0									
Pat Jarvis, R OBP: 0.143, SLG: 0.143 (1, 1)									1B	2	0	0	0	0	0	1									
Mike Lum, L OBP: 0.287, SLG: 0.154 (7, PH)									BB	1	0	0	0	0	1	1									
Hoyt Wilhelm, R OBP: 0.250, SLG: 0.280 (7, 1)									BB	0	0	0	0	0	1	0									
Inning Stats	R: 1 E: 0 K: 0 S: 4	H: 1 LOB: 0 BB: 0 P: 4	R: 0 E: 0 K: 1 S: 5	H: 0 LOB: 0 BB: 0 P: 5	R: 0 E: 0 K: 0 S: 3	H: 0 LOB: 1 BB: 1 P: 7	R: 0 E: 0 K: 1 S: 7	H: 2 LOB: 2 BB: 0 P: 7	R: 0 E: 0 K: 0 S: 4	H: 2 LOB: 1 BB: 0 P: 4	R: 0 E: 0 K: 0 S: 3	H: 0 LOB: 1 BB: 0 P: 3	R: 0 E: 0 K: 2 S: 8	H: 1 LOB: 1 BB: 0 P: 8	R: 0 E: 0 K: 1 S: 5	H: 0 LOB: 1 BB: 1 P: 9	R: 2 E: 0 K: 0 S: 6	H: 3 LOB: 3 BB: 2 P: 14	1B: 7 2B: 0 3B: 0 HR: 2	SF: 0 SAC: 0 DP: 1 HBP: 0	WP: 1 PB: 0 SB: 1 CS: 0	PA: 39			
PITCHER	IP	WLS	BF	H	R	ER	SO	BB	IBB	HBP	BLK	WP	HR	S	P	ERA	WHIP								
Mike Torrez, R ERA: 2.28 (1, 1)	8.2	L	36	8	3	3	5	3	0	0	0	1	2	43	55	3.12	1.269								
Tom Hilgendorf, L ERA: (9, 1)	0.0		1	0	0	0	0	1	0	0	0	0	0	4	4	∞	∞								
Chuck Taylor, R ERA: (9, 1)	0.1		2	1	0	0	0	0	0	0	0	0	0	2	2	0.00	3.000								

Batter	1	2	3	4	5	6	7	8	9	AB	R	H	RBI	BB	SO	LOB	BOTTOM								
Lou Brock, L OBP: 0.386, SLG: 0.438 (1, 7)	K		6-3					HR		4	1	2	0	0	1	0	Atlanta Braves @ St. Louis Cardinals Busch Stadium, St. Louis, MO Tue Apr 28 1970, 7:05 PM CDT Att: 12,231 - Unknown livebaseballscorecards.com								
Jose Cardenal, R OBP: 0.406, SLG: 0.547 (1, 8)								F9	G5-4-3	4	0	2	0	0	0	3									
Dick Allen, R OBP: 0.358, SLG: 0.593 (1, 5)								P4	HR	4	1	1	2	0	1	3									
Joe Torre, R OBP: 0.394, SLG: 0.517 (1, 2)								5-3	6-3	4	0	0	0	0	2	2									
Leron Lee, L OBP: 0.281, SLG: 0.373 (1, 9)								F6	K	4	0	0	0	0	2	1									
Joe Hague, L OBP: 0.471, SLG: 0.462 (1, 3)								5-3	4-3	3	0	1	0	1	0	0									
Julian Javier, R OBP: 0.234, SLG: 0.239 (9, FR)								5-3	BB	0	0	0	0	0	0	0									
Cookie Rojas, R OBP: 0.188, SLG: 0.133 (1, 4)								5-3	G3	3	0	0	0	0	0	1									
Vic Davallillo, L OBP: 0.286, SLG: 0.167 (9, PH)								1-3		1	0	0	0	0	0	1									
Dal Maxvill, R OBP: 0.268, SLG: 0.125 (1, 6)								F8	K	3	0	0	0	0	1	1									
Mike Torrez, R OBP: 0.455, SLG: 0.400 (1, 1)								5-3	6-3	3	0	1	0	0	1	1									
Tom Hilgendorf, S ERA: (9, 1)										0	0	0	0	0	0	0									
Chuck Taylor, R ERA: (9, 1)									1B	0	0	0	0	0	0	0									
Inning Stats	R: 0 E: 0 K: 3 S: 10	H: 1 LOB: 1 BB: 0 P: 10	R: 0 E: 0 K: 1 S: 5	H: 0 LOB: 0 BB: 0 P: 5	R: 0 E: 0 K: 1 S: 4	H: 1 LOB: 1 BB: 0 P: 4	R: 0 E: 0 K: 0 S: 6	H: 1 LOB: 1 BB: 0 P: 6	R: 2 E: 0 K: 1 S: 7	H: 2 LOB: 0 BB: 0 P: 7	R: 0 E: 0 K: 0 S: 3	H: 0 LOB: 0 BB: 0 P: 3	R: 0 E: 0 K: 0 S: 4	H: 2 LOB: 1 BB: 0 P: 4	R: 0 E: 0 K: 1 S: 5	H: 0 LOB: 1 BB: 1 P: 9	1B: 5 2B: 1 3B: 0 HR: 1	SF: 0 SAC: 0 DP: 1 HBP: 0	WP: 0 PB: 1 SB: 1 CS: 0	PA: 34					
PITCHER	IP	WLS	BF	H	R	ER	SO	BB	IBB	HBP	BLK	WP	HR	S	P	ERA	WHIP								
Pat Jarvis, R ERA: 3.78 (1, 1)	6.0		23	5	2	2	7	0	0	0	0	0	1	37	37	3.00	0.833								
Hoyt Wilhelm, R ERA: 3.66 (7, 1)	3.0	W	11	2	0	0	1	1	0	0	0	0	0	12	16	0.00	1.000								



Batter	1	2	3	4	5	6	7	8	9	AB	R	H	RBI	BB	SO	LOB	TOP				
Sonny Jackson, L OBP: 0.416, SLG: 0.422	F8			6-3				1B	F7	5	1	2	0	1	0	0	Atlanta Braves @ St. Louis Cardinals Busch Stadium, St. Louis, MO Wed Apr 29 1970, 7:05 PM CDT Att: 10,562 - Unknown				
Tony Gonzalez, L OBP: 0.348, SLG: 0.464	5-3			4-3			P6	1B	2B	5	2	1	0	1	1	4					
Hank Aaron, R OBP: 0.407, SLG: 0.636	P4			FC6-4			P6	2B	1B	4	2	2	1	1	0	1					
Rico Carty, R OBP: 0.494, SLG: 0.712		4-3		FC6-4			1-3	2B	1B	4	2	1	1	1	0	2					
Orlando Cepeda, R OBP: 0.463, SLG: 0.726		5-3			4-3		FC5-4	1B	2B	4	2	3	2	1	0	0					
Felix Milten, R OBP: 0.341, SLG: 0.381	P4				4-3		FC5-4	1B	1B	5	1	1	2	0	0	4					
Clete Boyer, R OBP: 0.224, SLG: 0.284			5-3				K	5-3	K	5	0	1	1	0	2	5					
Hal King, L OBP: 0.571, SLG: 0.467			1-3				G6-4-3	1B	E	3	0	2	0	2	0	0					
Jim Nash, R OBP: 0.167, SLG: 0.091							G6-4-3		E8	1	0	0	0	0	1	0					
Ralph Garri, L OBP: 0.125, SLG: 0.143										0	0	0	0	0	0	2					
Gary Neibauer, R OBP: 0.279, SLG: 0.365										0	0	0	0	0	0	0					
Mike Lum, L OBP: 0.294, SLG: 0.400										0	0	0	0	0	0	2					
Larry Jaster, L OBP: 0.397, SLG: 0.529										0	0	0	0	0	0	0					
Tommie Aaron, R OBP: 0.455, SLG: 0.512										0	0	0	0	0	0	3					
Bob Priddy, R OBP: 0.476, SLG: 0.636										1	0	1	2	0	0	0					
Inning Stats	R: 0 E: 0 K: 0 S: 3	H: 0 LOB: 0 BB: 0 P: 3	R: 0 E: 0 K: 0 S: 3	H: 0 LOB: 0 BB: 0 P: 3	R: 0 E: 0 K: 1 S: 5	H: 0 LOB: 0 BB: 0 P: 5	R: 0 E: 0 K: 0 S: 3	H: 0 LOB: 1 BB: 1 P: 7	R: 1 E: 0 K: 0 S: 5	H: 3 LOB: 1 BB: 0 P: 5	R: 0 E: 0 K: 0 S: 4	H: 1 LOB: 1 BB: 0 P: 4	R: 0 E: 0 K: 1 S: 7	H: 2 LOB: 2 BB: 0 P: 7	R: 4 E: 0 K: 0 S: 7	H: 5 LOB: 2 BB: 2 P: 15	R: 5 E: 2 K: 2 S: 11	H: 3 LOB: 3 BB: 4 P: 27	1B: 10 2B: 4 3B: 0 HR: 0	SF: 0 SAC: 0 DP: 2 HBP: 0	WP: 1 PA: 47 PB: 0 SB: 0 CS: 0
PITCHER	IP WLS BF H R ER SO BB IBB HBP BLK WP HR S P ERA WHIP																				
George Culver, R ERA: 2.2	(1, 1) 7.0 30 9 4 4 2 1 0 0 0 0 0 0 33 37 5.14 1.429																				
Santiago Guzman, R ERA: 8.75	(8, 1) 0.0 2 1 0 0 0 1 0 0 0 0 0 0 1 5 ∞ ∞																				
Chuck Taylor, R ERA: 2.16	(8, 1) 1.1 L 8 3 4 3 0 1 1 0 0 0 0 0 6 14 20.25 3.000																				
Nelson Briles, R ERA: 5.79	(9, 1) 0.1 5 1 2 0 1 0 2 0 0 1 0 5 13 0.00 3.000																				
Rich Nye, L ERA: 1.93	(9, 1) 0.1 2 0 0 0 1 1 0 0 0 0 0 3 7 0.00 3.000																				
Batter	1	2	3	4	5	6	7	8	9	AB	R	H	RBI	BB	SO	LOB	BOTTOM				
Lou Brock, L OBP: 0.365, SLG: 0.412	5-3		F5	F7			5-3			4	0	0	0	0	0	2	Atlanta Braves @ St. Louis Cardinals Busch Stadium, St. Louis, MO Wed Apr 29 1970, 7:05 PM CDT Att: 10,562 - Unknown				
Jose Cardenal, R OBP: 0.397, SLG: 0.529	E6		1-3		1-6-3		1B			4	1	1	1	0	0	0					
Dick Allen, R OBP: 0.366, SLG: 0.667	1B			HR			F7	5-3		4	2	2	2	0	0	1					
Joe Torre, R OBP: 0.371, SLG: 0.484	6-3		6-3		K			1-3		4	0	0	0	0	1	1					
Leron Lee, L OBP: 0.279, SLG: 0.365				F8			P4	F9		4	0	1	1	0	0	0					
Joe Hague, L OBP: 0.455, SLG: 0.512	K				HR		P6	F3		4	1	1	1	0	1	1					
Julian Javier, R OBP: 0.240, SLG: 0.245		5-3					F5		4-3	3	1	1	0	0	0	0					
Carl Taylor, R OBP: 0.294, SLG: 0.400					1B					1	0	0	0	0	0	0					
Dal Maxvill, R OBP: 0.295, SLG: 0.171		4-3							F8	3	1	2	0	0	0	0					
Jim Campbell, L OBP: 0.286, SLG: 0.286							SH1-3	WP		1	0	0	0	0	0	0					
George Culver, R OBP: 0.167, SLG: 0.091										0	0	0	0	0	0	0					
Santiago Guzman, R ERA: 7.2										0	0	0	0	0	0	0					
Chuck Taylor, R ERA: 8.1										0	0	0	0	0	0	0					
Nelson Briles, R ERA: 5.79										0	0	0	0	0	0	0					
Rich Nye, L ERA: 3.97										0	0	0	0	0	0	0					
Vic Davalillo, L OBP: 0.220, SLG: 0.143										1	0	0	0	0	0	0					
Inning Stats	R: 2 E: 1 K: 1 S: 8	H: 2 LOB: 1 BB: 0 P: 8	R: 0 E: 0 K: 0 S: 3	H: 0 LOB: 0 BB: 0 P: 3	R: 1 E: 0 K: 0 S: 4	H: 1 LOB: 0 BB: 0 P: 4	R: 2 E: 0 K: 0 S: 6	H: 3 LOB: 1 BB: 0 P: 6	R: 0 E: 0 K: 0 S: 5	H: 0 LOB: 0 BB: 0 P: 5	R: 0 E: 0 K: 0 S: 3	H: 0 LOB: 0 BB: 0 P: 3	R: 1 E: 0 K: 0 S: 5	H: 2 LOB: 1 BB: 0 P: 5	R: 0 E: 0 K: 0 S: 3	H: 0 LOB: 0 BB: 0 P: 3	R: 0 E: 0 K: 0 S: 3	H: 0 LOB: 0 BB: 0 P: 3	1B: 5 2B: 0 3B: 1 HR: 2	SF: 1 SAC: 1 DP: 0 HBP: 0	WP: 1 PA: 36 PB: 0 SB: 1 CS: 0
PITCHER	IP WLS BF H R ER SO BB IBB HBP BLK WP HR S P ERA WHIP																				
Jim Nash, R ERA: 4.33	(1, 1) 4.0 19 6 5 3 1 0 0 0 0 0 0 0 8 8 6.75 1.500																				
Gary Neibauer, R ERA: 7.2	(5, 1) 2.0 6 0 0 0 0 1 0 0 0 0 0 0 8 8 0.00 0.000																				
Larry Jaster, L ERA: 3.97	(7, 1) 1.0 5 2 1 1 0 0 0 0 0 0 1 0 5 5 9.00 2.000																				
Bob Priddy, R ERA: 4.76	(8, 1) 2.0 W 6 0 0 0 0 0 0 0 0 0 0 0 6 6 0.00 0.000																				

Batter	1	2	3	4	5	6	7	8	9	AB	R	H	RBI	BB	SO	LOB	TOP		
Joe Morgan, L (1, 4) OBP: 0.354, SLG: 0.325	0-0 2B 1B	0-3 K		4-0 2B BB		0-0 P4			0-0 E 1B	4	3	2	1	1	1	1			
Jesus Alou, R (1, 9) OBP: 0.385, SLG: 0.542	0-0 1B		0-0 6-3	0-0 E 2B			0-0 P4		0-0 SH2-4 SF9 1B	5	2	3	3	0	0	0			
Jimmy Wynn, R (1, 8) OBP: 0.365, SLG: 0.553	0-3 K		0-0 F7	0-0 E6			0-0 F8		0-0 E4	3	0	0	0	0	1	3			
Jim Beauchamp, R (4, 8) OBP: 0.467, SLG: 0.615									1-2 2-H	2	0	0	0	0	0	1			
Tommy Davis, R (1, 7) OBP: 0.329, SLG: 0.464	0-0 1B		0-0 5-3	0-0 P4			0-0 F9		0-0 SH2-4	4	0	1	2	0	0	2			
Keith Lampard, L (7, 7) OBP: 0.497, SLG: 0.571									1-2 2-3	0	0	0	0	0	0	0			
Denis Menke, R (1, 6) OBP: 0.351, SLG: 0.439	0-3 K			0-0 1B BB	0-0 G4-6-3 1B			0-0 F9	4-0 1B	4	1	2	0	1	1	1			
Doug Rader, R (1, 5) OBP: 0.318, SLG: 0.455	0-3 K			0-0 BB FC 2B	0-0 F2			0-0 6-3	0-0 SF9	4	1	1	1	0	1	2			
Joe Pepitone, L (1, 3) OBP: 0.325, SLG: 0.606		4-0 BB		0-0 FC BB 2B	0-0 G4-6-3			0-0 HR	4-0 4-3	4	2	1	1	1	0	5			
Johnny Edwards, L (1, 2) OBP: 0.197, SLG: 0.233	0-3 K			0-3 K		0-0 4-3				4	0	1	0	0	2	4			
Larry Dierker, R (1, 1) OBP: 0.176, SLG: 0.125	0-3 K			0-3 K		0-0 P5			0-0 4-3	4	0	0	0	0	2	5			
Inning Stats	R: 2 H: 3 E: 0 K: 3 S: 12	H: 3 R: 6 ER: 6 SO: 8 BB: 0 P: 12	R: 0 H: 0 E: 0 K: 3 S: 9	H: 0 R: 6 ER: 6 SO: 8 BB: 1 P: 13	R: 0 H: 0 E: 0 K: 0 S: 3	H: 0 R: 0 ER: 0 SO: 3 BB: 0 P: 3	R: 4 H: 3 E: 1 K: 2 S: 12	H: 3 R: 1 ER: 0 SO: 6 BB: 1 P: 16	R: 0 H: 1 E: 0 K: 0 S: 3	H: 0 R: 0 ER: 0 SO: 3 BB: 0 P: 3	R: 0 H: 0 E: 0 K: 0 S: 3	H: 0 R: 0 ER: 0 SO: 3 BB: 0 P: 3	R: 0 H: 0 E: 0 K: 0 S: 5	H: 2 R: 1 ER: 1 SO: 5 BB: 1 P: 6	R: 2 H: 2 E: 1 K: 0 S: 6	H: 2 R: 2 ER: 2 SO: 10 BB: 1 P: 10	1B: 8 2B: 2 3B: 0 HR: 1	SF: 1 SAC: 1 DP: 1 HBP: 0	WP: 0 PA: 43 PB: 0 SB: 0 CS: 0
PITCHER	IP WLS BF H R ER SO BB IBB HBP BLK WP HR S P ERA WHIP	IP WLS BF H R ER SO BB IBB HBP BLK WP HR S P ERA WHIP	IP WLS BF H R ER SO BB IBB HBP BLK WP HR S P ERA WHIP	IP WLS BF H R ER SO BB IBB HBP BLK WP HR S P ERA WHIP	IP WLS BF H R ER SO BB IBB HBP BLK WP HR S P ERA WHIP	IP WLS BF H R ER SO BB IBB HBP BLK WP HR S P ERA WHIP	IP WLS BF H R ER SO BB IBB HBP BLK WP HR S P ERA WHIP	IP WLS BF H R ER SO BB IBB HBP BLK WP HR S P ERA WHIP	IP WLS BF H R ER SO BB IBB HBP BLK WP HR S P ERA WHIP	IP WLS BF H R ER SO BB IBB HBP BLK WP HR S P ERA WHIP	IP WLS BF H R ER SO BB IBB HBP BLK WP HR S P ERA WHIP	IP WLS BF H R ER SO BB IBB HBP BLK WP HR S P ERA WHIP	IP WLS BF H R ER SO BB IBB HBP BLK WP HR S P ERA WHIP	IP WLS BF H R ER SO BB IBB HBP BLK WP HR S P ERA WHIP	IP WLS BF H R ER SO BB IBB HBP BLK WP HR S P ERA WHIP	IP WLS BF H R ER SO BB IBB HBP BLK WP HR S P ERA WHIP	IP WLS BF H R ER SO BB IBB HBP BLK WP HR S P ERA WHIP	IP WLS BF H R ER SO BB IBB HBP BLK WP HR S P ERA WHIP	IP WLS BF H R ER SO BB IBB HBP BLK WP HR S P ERA WHIP
Steve Carlton, L (1, 1) ERA: 5.47	5.0 L	25 7	6 6	6 8	2 0	0 0	0 0	0 0	0 0	0 0	6 6	0.00 0.000							
Sal Campisi, R (6, 1) ERA: 3.0	2.0	6	0	0	0	0	0	0	0	0	6	0.00 0.000							
Rich Nye, L (8, 1) ERA: 4.05	2.0	12	4	3	2	0	0	1	0	0	11	9.00 2.000							

Batter	1	2	3	4	5	6	7	8	9	AB	R	H	RBI	BB	SO	LOB	BOTTOM				
Lou Brock, L (1, 7) OBP: 0.354, SLG: 0.438	0-3 K		0-0 4-3		0-0 HR		0-0 F8		0-3 K	5	1	1	2	0	2	2					
Jose Cardenal, R (1, 8) OBP: 0.410, SLG: 0.528	4-0 BB BB		0-0 F9		0-0 CS 1B		0-0 1B		0-0 F9	4	0	2	1	1	0	1					
Dick Allen, R (1, 5) OBP: 0.360, SLG: 0.636	4-0 1-2 BB		0-0 P4		0-3 K		0-0 F8			3	0	0	0	1	1	2					
Joe Torre, R (1, 2) OBP: 0.365, SLG: 0.463	4-0 1-2 2-3 BB			0-0 F8		0-3 K		0-0 F8		3	0	0	0	1	1	0					
Leron Lee, L (1, 9) OBP: 0.306, SLG: 0.403	0-0 F5			0-0 1B		0-0 1B		0-0 3-1 2B		4	0	3	0	0	0	3					
Joe Hague, L (1, 3) OBP: 0.424, SLG: 0.468	0-3 K			0-3 K		0-0 F4		0-0 3-1		4	0	0	0	0	2	6					
Phil Gagliano, R (1, 4) OBP: 0.333, SLG: 0.400		0-0 1-3		0-3 K		0-0 P5		0-0 F9		4	0	0	0	0	1	3					
Dal Maxvill, R (1, 6) OBP: 0.313, SLG: 0.205		0-3 K			0-0 HR 1B		0-0 F8 WP 1B 1B		0-0 4-3	4	2	2	0	0	1	0					
Steve Carlton, L (1, 1) Vic Davallo, L (5, PH) Sal Campisi, R (6, 1) Jim Campbell, L (7, PH) Rich Nye, L (8, 1) Carl Taylor, R (9, PH)	0-0 P4			0-0 F2		0-3 K		4-0 BB		1 1 0 0 0 0 0 0	0 0 0 0 0 0 0 0	0 0 0 0 0 0 0 0	0 0 0 0 0 0 0 0	0 0 0 0 0 0 0 0	0 0 0 0 0 0 0 0	0 0 0 0 0 0 0 0					
Inning Stats	R: 0 H: 0 E: 0 K: 2 S: 7	H: 0 R: 3 ER: 3 SO: 9 BB: 0 P: 19	R: 0 H: 0 E: 0 K: 1 S: 5	H: 0 R: 3 ER: 3 SO: 9 BB: 0 P: 5	R: 0 H: 0 E: 0 K: 0 S: 3	H: 0 R: 0 ER: 0 SO: 3 BB: 0 P: 3	R: 0 H: 1 E: 0 K: 2 S: 8	H: 1 R: 1 ER: 0 SO: 8 BB: 0 P: 8	R: 2 H: 3 E: 0 K: 1 S: 7	H: 3 R: 0 ER: 0 SO: 7 BB: 0 P: 7	R: 0 H: 1 E: 0 K: 1 S: 6	H: 1 R: 0 ER: 0 SO: 6 BB: 0 P: 6	R: 1 H: 2 E: 0 K: 1 S: 7	H: 2 R: 1 ER: 1 SO: 7 BB: 0 P: 7	R: 0 H: 1 E: 0 K: 0 S: 4	H: 1 R: 0 ER: 0 SO: 4 BB: 0 P: 4	R: 0 H: 0 E: 0 K: 1 S: 5	H: 0 R: 3 ER: 1 SO: 9 BB: 1 P: 9	1B: 6 2B: 1 3B: 0 HR: 1	SF: 0 SAC: 0 DP: 0 HBP: 0	WP: 1 PA: 38 PB: 0 SB: 0 CS: 1
PITCHER	IP WLS BF H R ER SO BB IBB HBP BLK WP HR S P ERA WHIP	IP WLS BF H R ER SO BB IBB HBP BLK WP HR S P ERA WHIP	IP WLS BF H R ER SO BB IBB HBP BLK WP HR S P ERA WHIP	IP WLS BF H R ER SO BB IBB HBP BLK WP HR S P ERA WHIP	IP WLS BF H R ER SO BB IBB HBP BLK WP HR S P ERA WHIP	IP WLS BF H R ER SO BB IBB HBP BLK WP HR S P ERA WHIP	IP WLS BF H R ER SO BB IBB HBP BLK WP HR S P ERA WHIP	IP WLS BF H R ER SO BB IBB HBP BLK WP HR S P ERA WHIP	IP WLS BF H R ER SO BB IBB HBP BLK WP HR S P ERA WHIP	IP WLS BF H R ER SO BB IBB HBP BLK WP HR S P ERA WHIP	IP WLS BF H R ER SO BB IBB HBP BLK WP HR S P ERA WHIP	IP WLS BF H R ER SO BB IBB HBP BLK WP HR S P ERA WHIP	IP WLS BF H R ER SO BB IBB HBP BLK WP HR S P ERA WHIP	IP WLS BF H R ER SO BB IBB HBP BLK WP HR S P ERA WHIP	IP WLS BF H R ER SO BB IBB HBP BLK WP HR S P ERA WHIP	IP WLS BF H R ER SO BB IBB HBP BLK WP HR S P ERA WHIP	IP WLS BF H R ER SO BB IBB HBP BLK WP HR S P ERA WHIP	IP WLS BF H R ER SO BB IBB HBP BLK WP HR S P ERA WHIP	IP WLS BF H R ER SO BB IBB HBP BLK WP HR S P ERA WHIP		
Larry Dierker, R (1, 1) ERA: 4.23	9.0 W	38 8	3 3	3 9	4 0	0 0	0 0	1 1	52 68	3.00 1.333											

Houston Astros @ St. Louis Cardinals
 Busch Stadium, St. Louis, MO
 Fri May 01 1970, 7:05 PM CDT
 Att: 10,547 - Unknown

AB	38
R	9
H	11
RBI	8
BB	3
SO	8
LOB	24



Houston Astros @ St. Louis Cardinals
 Busch Stadium, St. Louis, MO
 Fri May 01 1970, 7:05 PM CDT
 Att: 10,547 - Unknown

AB	34
R	3
H	8
RBI	3
BB	4
SO	9
LOB	19



Batter	1	2	3	4	5	6	7	8	9	10	AB	R	H	RBI	BB	SO	LOB	TOP				
Joe Morgan, L OBP: 0.365, SLG: 0.352 (1, 4)	F2		1-3			1B	E8		CS		5	3	3	1	0	0	0	Houston Astros @ St. Louis Cardinals Busch Stadium, St. Louis, MO Sat May 02 1970, 7:05 PM CDT Att: 23,069 - Unknown				
Norm Miller, L OBP: 0.340, SLG: 0.381 Jesus Alou, R OBP: 0.407, SLG: 0.560 (10, PH)	K		1-3			F7				2B	4	0	1	1	0	1	1					
Joe Pepitone, L OBP: 0.305, SLG: 0.566 (1, 8)	K					K	L3			P4	5	0	0	0	0	2	3					
Tommy Davis, R OBP: 0.458 Jim Beauchamp, R OBP: 0.438, SLG: 0.571 (8, 7)				K		1B				5-3	3	0	1	0	1	1	0					
Denis Menke, R OBP: 0.354, SLG: 0.437 (1, 6)	K			F9		1B					5	0	2	2	0	1	1					
John Mayberry, L OBP: 0.302, SLG: 0.422 (1, 3)						1B				1B	5	0	2	0	0	0	3					
Doug Rader, R OBP: 0.326, SLG: 0.457 (1, 5)				K						F5	4	1	2	0	0	1	1					
Johnny Edwards, L OBP: 0.190, SLG: 0.224 (1, 2)	FC6-4			L5			SH1-3			F8	3	0	0	0	0	0	3					
Don Wilson, R Keith Lampard, L Jim Ray, R Jack Dilauro, S Jack Billingham, R Ron Cook, L Jimmy Wynn, R Fred Gladding, L (1, 11) (7, PH) (7, 1) (7, 1) (7, 1) (8, 1) (8, PH) (8, 1)			K			K			CS	BB	2	0	0	0	0	2	1					
Inning Stats	R: 0 E: 0 K: 2 S: 7	H: 0 LOB: 0 BB: 0 P: 7	R: 0 E: 0 K: 1 S: 6	H: 2 LOB: 2 BB: 1 P: 10	R: 0 E: 0 K: 1 S: 5	H: 0 LOB: 0 BB: 0 P: 5	R: 0 E: 0 K: 2 S: 8	H: 1 LOB: 1 BB: 0 P: 8	R: 1 E: 0 K: 1 S: 8	H: 3 LOB: 2 BB: 0 P: 8	R: 2 E: 1 K: 1 S: 8	H: 3 LOB: 1 BB: 0 P: 8	R: 0 E: 0 K: 0 S: 3	H: 0 LOB: 0 BB: 0 P: 3	R: 0 E: 0 K: 0 S: 2	H: 0 LOB: 0 BB: 1 P: 6	R: 2 E: 0 K: 0 S: 6		H: 3 LOB: 1 BB: 0 P: 6	1B: 11 2B: 2 3B: 0 HR: 0	SF: 0 SAC: 1 DP: 1 HBP: 0	WP: 0 PB: 0 SB: 0 CS: 2
PITCHER	IP	WLS	BF	H	R	ER	SO	BB	IBB	HBP	BLK	WP	HR	S	P	ERA	WHIP					
Bob Gibson, R ERA: 3.93 Sal Campisi, R ERA: 2.53 Tom Hilgendorf, L ERA: 1.93 Chuck Taylor, R ERA: 2.89 (1, 1) (8, 1) (9, 1) (10, 1)	7.0		30	9	3	3	9	1	0	0	0	0	0	47	51	3.86	1.429					

Batter	1	2	3	4	5	6	7	8	9	10	AB	R	H	RBI	BB	SO	LOB	BOTTOM				
Jose Cardenal, R OBP: 0.398, SLG: 0.506 (1, 8)	6-3			L4						4-3	5	0	1	0	0	1	2	Houston Astros @ St. Louis Cardinals Busch Stadium, St. Louis, MO Sat May 02 1970, 7:05 PM CDT Att: 23,069 - Unknown				
Leron Lee, L OBP: 0.312, SLG: 0.386 (1, 9)	F3			FC5-4						P6	3	0	0	0	2	1	1					
Lou Brock, L OBP: 0.337, SLG: 0.416 (1, 7)	F8			FC5-4						G4-3-6	4	1	0	0	0	0	3					
Dick Allen, R OBP: 0.367, SLG: 0.667 (1, 5)				P4							3	1	1	1	1	0	0					
Joe Torre, R OBP: 0.359, SLG: 0.451 (1, 2)	F8										4	0	1	0	0	0	2					
Joe Hague, L OBP: 0.429, SLG: 0.529 (1, 3)	K									CS	4	1	2	1	0	1	0					
Cookie Rojas, R OBP: 0.200, SLG: 0.111 (1, 4)											3	0	0	0	1	0	0					
Dal Maxvill, R OBP: 0.320, SLG: 0.200 Vic Davalillo, L OBP: 0.200, SLG: 0.111 Sal Campisi, R Tom Hilgendorf, S Chuck Taylor, R (1, 6) (7, PH) (8, 1) (9, 1) (10, 1)				1-3						F8	1	0	0	0	1	0	0					
Bob Gibson, R OBP: 0.438, SLG: 0.429 Jim Campbell, L OBP: 0.222, SLG: 0.222 Milt Ramirez, R OBP: 0.100, SLG: 0.100 Carl Taylor, R OBP: 0.316, SLG: 0.375 (1, 1) (7, PH) (8, 6) (10, PH)				6-3						F7	1	0	0	0	0	0	2					
Inning Stats	R: 0 E: 0 K: 0 S: 3	H: 0 LOB: 0 BB: 0 P: 3	R: 0 E: 0 K: 1 S: 5	H: 0 LOB: 0 BB: 0 P: 5	R: 0 E: 0 K: 0 S: 3	H: 0 LOB: 0 BB: 0 P: 3	R: 1 E: 0 K: 0 S: 3	H: 0 LOB: 0 BB: 1 P: 7	R: 1 E: 0 K: 1 S: 6	H: 1 LOB: 1 BB: 1 P: 10	R: 0 E: 0 K: 1 S: 6	H: 1 LOB: 2 BB: 1 P: 10	R: 0 E: 0 K: 0 S: 3	H: 0 LOB: 0 BB: 1 P: 7	R: 0 E: 0 K: 0 S: 3	H: 0 LOB: 0 BB: 0 P: 3	R: 0 E: 0 K: 1 S: 5		H: 0 LOB: 0 BB: 0 P: 5	1B: 3 2B: 0 3B: 0 HR: 2	SF: 0 SAC: 0 DP: 1 HBP: 0	WP: 0 PB: 0 SB: 2 CS: 1
PITCHER	IP	WLS	BF	H	R	ER	SO	BB	IBB	HBP	BLK	WP	HR	S	P	ERA	WHIP					
Don Wilson, R ERA: 3.0 Jim Ray, R ERA: 2.29 Jack Dilauro, L ERA: 6.75 Jack Billingham, R ERA: 5.93 Ron Cook, L ERA: 1.89 (1, 1) (7, 1) (7, 1) (7, 1) (8, 1)	6.0		23	2	2	1	3	3	0	0	0	0	0	1	26	1.50	0.833					
PITCHER	IP	WLS	BF	H	R	ER	SO	BB	IBB	HBP	BLK	WP	HR	S	P	ERA	WHIP					
Fred Gladding, R ERA: 5.08 (9, 1)	2.0		6	0	0	0	1	0	0	0	0	0	0	8	8	0.00	0.000					

Batter	1	2	3	4	5	6	7	8	9	AB	R	H	RBI	BB	SO	LOB	TOP			
Joe Morgan, L OBP: 0.398, SLG: 0.337 (1,4)	1-3		K			6-3	BB		4-3	4	0	0	0	1	1	0	Houston Astros @ St. Louis Cardinals Busch Stadium, St. Louis, MO Sun May 03 1970, 3:33 AM CDT Unknown livebaseballscorecards.com			
Norm Miller, L OBP: 0.314, SLG: 0.348 Jim Ray, R Jack Dilauro, S (1,9) (7,1) (8,1)	F1			F8		4-3	F7			4	0	0	0	0	0	3				
Jimmy Wynn, R OBP: 0.366, SLG: 0.534 (1,8)	6-3			1B FC6-4		F8		E5		3	1	0	0	1	0					
Joe Pepitone, L OBP: 0.314, SLG: 0.563 (1,7) (7,9)		F9		FC6-4 1B			BB 1B	F7		4	1	2	0	0	0	1				
Denis Menke, R OBP: 0.369, SLG: 0.478 (1,6)		HR		FC6-4		1-2 BB	BB			3	2	2	2	1	0	1				
John Mayberry, L OBP: 0.298, SLG: 0.396 (1,3)	F8			1-2 3-H 0-3 K		1B FC4-2 BB		K		3	0	0	0	1	2	3				
Doug Rader, R OBP: 0.323, SLG: 0.447 (1,5)	5-3				F9		FC6-4 FC4-2 1B	F8		4	0	1	2	0	0	2				
Johnny Edwards, L OBP: 0.181, SLG: 0.213 (1,2)			F7		4-3		FC4-2 FC6-4		F8	4	0	0	0	0	0	2				
Tom Griffin, R OBP: 0.182, SLG: 0.200 Ron Cook, L Tommy Davis, R OBP: 0.329, SLG: 0.446 (1,1) (6,1) (7,7) (7,7)	F8				K		FC6-4 BB		1-3	2	0	0	0	0	1	0				
							1-2 2-3			2	0	0	0	0	0	2				
Inning Stats	R: 0 E: 0 K: 0 S: 3	H: 0 LOB: 0 BB: 0 P: 3	R: 1 E: 0 K: 0 S: 4	H: 1 LOB: 0 BB: 0 P: 4	R: 0 E: 0 K: 1 S: 5	H: 0 LOB: 0 BB: 0 P: 5	R: 1 E: 0 K: 1 S: 6	H: 1 LOB: 1 BB: 1 P: 10	R: 0 E: 0 K: 0 S: 3	H: 0 LOB: 0 BB: 0 P: 3	R: 2 E: 0 K: 0 S: 5	H: 2 LOB: 3 BB: 3 P: 17	R: 0 E: 1 K: 1 S: 7	H: 1 LOB: 2 BB: 0 P: 7	R: 0 E: 0 K: 0 S: 3	H: 0 LOB: 0 BB: 0 P: 3	1B: 4 2B: 0 3B: 0 HR: 1	SF: 0 SAC: 0 DP: 0 HBP: 0	WP: 0 PB: 0 SB: 0 CS: 0	PA: 37
PITCHER	IP WLS BF H R ER SO BB IBB HBP BLK WP HR S P ERA WHIP	IP WLS BF H R ER SO BB IBB HBP BLK WP HR S P ERA WHIP																		
Nelson Briles, R ERA: 5.91 Jerry Johnson, R ERA:	(1,1) (7,1)	6.0 W 25 4 4 4 3 3 0 0 0 0 1 28 40 6.00 1.167	3.0 S 12 1 0 0 1 1 0 0 0 0 0 0 13 17 0.00 0.667																	

Houston Astros @ St. Louis Cardinals
 Busch Stadium, St. Louis, MO
 Sun May 03 1970, 3:33 AM CDT
 Unknown
livebaseballscorecards.com



AB 33
 R 4
 H 5
 RBI 4
 BB 4
 SO 4
 LOB 14

Batter	1	2	3	4	5	6	7	8	9	AB	R	H	RBI	BB	SO	LOB	BOTTOM				
Jose Cardenal, R OBP: 0.398, SLG: 0.500 (1,8)	K		IHR BB 1B	F7		BLK 1B		5-3		5	1	2	1	0	1	2	Houston Astros @ St. Louis Cardinals Busch Stadium, St. Louis, MO Sun May 03 1970, 3:33 AM CDT Unknown livebaseballscorecards.com				
Leron Lee, L OBP: 0.341, SLG: 0.438 (1,9)	K		IHR BB		HR	BB		E 1B		3	3	2	1	2	1	0					
Lou Brock, L OBP: 0.330, SLG: 0.439 (1,7)	F3		IHR	2-3		F7		K		5	1	1	3	0	1	3					
Dick Allen, R OBP: 0.381, SLG: 0.658 Phil Gagliano, R (1,5) (9,5)	K		CS 1B		K		BB 1B BB	BB 1B		4	0	2	1	1	2	0					
Joe Torre, R OBP: 0.361, SLG: 0.432 (1,2)	4-3 WP BB		P6		F2		K	BB		3	0	0	0	2	1	2					
Joe Hague, L OBP: 0.426, SLG: 0.509 (1,3)	4-3			SH1-4 HBP BB		F8 S 3B 1B		P3		4	1	1	0	1	0	4					
Cookie Rojas, R OBP: 0.292, SLG: 0.150 (1,4)	FC6-4 BB			SH1-4 HBP		F7		BB 1B		2	0	1	0	1	0	1					
Dal Maxvill, R OBP: 0.321, SLG: 0.190 (1,6)	FC6-4			SH1-4		F8		FC6-4 BB		2	0	0	0	1	0	3					
Nelson Briles, R OBP: 0.250, SLG: 0.750 Jerry Johnson, R (1,1) (7,1)	F8			F8		1B 3B		FC6-4		3	1	1	1	0	0	2					
				6-3				1-2		1	0	0	0	0	0	3					
Inning Stats	R: 0 E: 0 K: 2 S: 7	H: 0 LOB: 0 BB: 0 P: 7	R: 0 E: 0 K: 1 S: 5	H: 0 LOB: 2 BB: 2 P: 13	R: 3 E: 0 K: 0 S: 5	H: 3 LOB: 0 BB: 1 P: 9	R: 0 E: 0 K: 0 S: 3	H: 0 LOB: 2 BB: 1 P: 8	R: 1 E: 0 K: 1 S: 6	H: 1 LOB: 0 BB: 0 P: 6	R: 2 E: 0 K: 0 S: 6	H: 3 LOB: 2 BB: 1 P: 10	R: 0 E: 0 K: 1 S: 6	H: 1 LOB: 3 BB: 2 P: 14	R: 1 E: 1 K: 1 S: 7	H: 2 LOB: 2 BB: 1 P: 11	1B: 7 2B: 0 3B: 1 HR: 2	SF: 0 SAC: 1 DP: 0 HBP: 1	WP: 1 PB: 0 SB: 1 CS: 1	PA: 42	
PITCHER	IP WLS BF H R ER SO BB IBB HBP BLK WP HR S P ERA WHIP	IP WLS BF H R ER SO BB IBB HBP BLK WP HR S P ERA WHIP																			
Tom Griffin, R ERA: 6.09 Ron Cook, L ERA: 1.59 Jim Ray, R ERA: 2.11 Jack Dilauro, L ERA: 6.43	(1,1) (6,1) (7,1) (8,1)	5.2 L 28 7 6 6 4 4 0 0 0 0 1 31 48 9.53 1.941	0.1 2 0 0 0 0 1 0 0 0 1 0 0 1 5 0.00 3.000	1.2 11 3 1 0 2 3 0 0 0 0 0 0 12 24 0.00 3.600	0.1 1 0 0 0 0 0 0 0 0 0 0 0 1 1 0.00 0.000																

Houston Astros @ St. Louis Cardinals
 Busch Stadium, St. Louis, MO
 Sun May 03 1970, 3:33 AM CDT
 Unknown
livebaseballscorecards.com



AB 32
 R 7
 H 10
 RBI 7
 BB 8
 SO 6
 LOB 20

Batter	1	2	3	4	5	6	7	8	9	AB	R	H	RBI	BB	SO	LOB	TOP								
Jose Cardenal, R (1.8) OBP: 0.375, SLG: 0.478	P3			E5 1B	P4		G4-3-6-3-6 1-2			4	1	0	0	0	0	2									
Leron Lee, L (1.9) OBP: 0.322, SLG: 0.407	P3			K	P5			F5		4	0	0	0	0	1	2									
Lou Brock, L (1.7) OBP: 0.333, SLG: 0.433	K			BB 1B			G3	F7		4	1	1	1	0	1	0									
Dick Allen, R (1.5) OBP: 0.391, SLG: 0.623				1B BB			P3			2	0	0	0	2	0	0									
Joe Torre, R (1.2) OBP: 0.352, SLG: 0.451	K			1-2 BB				BB		4	1	2	2	0	1	1									
Joe Hague, L (1.3) OBP: 0.431, SLG: 0.508	F3			1-2 2-H 1B	K					4	0	2	0	0	1	2									
Cookie Rojas, R (1.4) OBP: 0.219, SLG: 0.107				F8	F9			F8		4	0	0	0	0	0	4									
Dal Maxvill, R (1.6) OBP: 0.305, SLG: 0.188				F8						2	0	0	0	0	0	0									
Jim Campbell, L (7. PH) OBP: 0.200, SLG: 0.200				F8						1	0	0	0	0	0	0									
Sal Campisi, R (7. PH)										0	0	0	0	0	0	0									
Carl Taylor, R (9. PH) OBP: 0.333, SLG: 0.316										1	0	0	0	0	0	1									
Mike Torrez, R (1.1) OBP: 0.462, SLG: 0.500				F8						2	0	1	0	0	0	0									
Chuck Taylor, R (6.1)										0	0	0	0	0	0	0									
Vic Davalillo, L (7. PH) OBP: 0.182, SLG: 0.100										1	0	0	0	0	0	0									
Milt Ramirez, R (7.6) OBP: 0.100, SLG: 0.100								E6 2B		0	0	0	0	0	0	0									
Inning Stats	R: 0 E: 0 K: 1 S: 5	H: 0 LOB: 0 BB: 0 P: 5	R: 0 E: 0 K: 1 S: 5	H: 0 LOB: 0 BB: 0 P: 5	R: 0 E: 0 K: 0 S: 3	H: 0 LOB: 0 BB: 0 P: 3	R: 2 E: 1 K: 2 S: 10	H: 2 LOB: 2 BB: 1 P: 14	R: 0 E: 0 K: 0 S: 4	H: 1 LOB: 1 BB: 0 P: 4	R: 1 E: 0 K: 0 S: 5	H: 2 LOB: 1 BB: 0 P: 5	R: 0 E: 1 K: 0 S: 3	H: 0 LOB: 0 BB: 0 P: 3	R: 0 E: 0 K: 0 S: 3	H: 0 LOB: 1 BB: 1 P: 7	R: 0 E: 0 K: 0 S: 3	H: 1 LOB: 0 BB: 0 P: 3	1B: 4 2B: 1 3B: 0 HR: 1	SF: 0 SAC: 0 DP: 2 HBP: 0	WP: 0 PB: 0 SB: 0 CS: 0	PA: 35			
PITCHER	IP	WLS	BF	H	R	ER	SO	BB	IBB	HBP	BLK	WP	HR	S	P	ERA	WHIP								
Gary Nolan, R (1.1) ERA: 2.47	8.0	W	33	6	3	2	4	2	0	0	0	0	1	39	47	2.25	1.000								
Wayne Granger, R (9.1) ERA: 1.54	1.0	S	2	0	0	0	0	0	0	0	0	0	0	2	2	0.00	0.000								

St. Louis Cardinals @ Cincinnati Reds
Crosley Field, Cincinnati, OH
Mon May 04 1970, 7:05 PM EDT
Att: 8,865 - Unknown

AB 33
R 3
H 6
RBI 3
BB 2
SO 4
LOB 12



Batter	1	2	3	4	5	6	7	8	9	AB	R	H	RBI	BB	SO	LOB	BOTTOM								
Pete Rose, S (1.9) OBP: 0.368, SLG: 0.431	F8		F8	HBP BB		HR		G4-6-3 1B		4	1	2	1	1	0	0									
Tommy Helms, R (1.4) OBP: 0.233, SLG: 0.252	4-3		4-1	SF8		BB		G4-6-3 1-2		3	1	0	1	1	0	1									
Bobby Tolan, L (1.8) OBP: 0.368, SLG: 0.557	F9		BB 1B	1-2 2-3 HBP		BB		2B 1B		4	2	3	0	0	0	0									
Tony Perez, R (1.5) OBP: 0.535, SLG: 0.793			K	BB 1B	K		G5-4-3			4	0	1	1	1	2	4									
Johnny Bench, R (1.2) OBP: 0.327, SLG: 0.594	P6		BB	1-2 2-H 1B		E 1B BB		4-3		4	1	1	1	1	0	1									
Lee May, R (1.3) OBP: 0.329, SLG: 0.541	HR		F3		E5 F9 1B		K			4	1	1	1	0	1	3									
Bernie Carbo, L (1.7) OBP: 0.429, SLG: 0.541	BB BB		BB BB		F8		1-3	1-3		3	0	1	1	1	0	0									
Dave Concepcion, R (1.6) OBP: 0.341, SLG: 0.356	BB BB		BB BB		BB SH SF8 1B			1B		3	1	2	0	1	0	2									
Gary Nolan, R (1.1) OBP: 0.158, SLG: 0.059			BB BB		SH HBP BB					3	0	0	0	0	0	5									
Wayne Granger, R (9.1) ERA: 2.84	G3				G6-4-3		F9			0	0	0	0	0	0	0									
Inning Stats	R: 0 E: 0 K: 0 S: 3	H: 0 LOB: 0 BB: 0 P: 3	R: 1 E: 0 K: 1 S: 6	H: 1 LOB: 2 BB: 2 P: 14	R: 1 E: 0 K: 0 S: 5	H: 2 LOB: 2 BB: 1 P: 9	R: 1 E: 1 K: 1 S: 7	H: 1 LOB: 3 BB: 1 P: 12	R: 1 E: 1 K: 0 S: 4	H: 1 LOB: 1 BB: 1 P: 8	R: 2 E: 0 K: 0 S: 4	H: 2 LOB: 0 BB: 1 P: 8	R: 0 E: 0 K: 1 S: 6	H: 1 LOB: 1 BB: 0 P: 6	R: 1 E: 0 K: 0 S: 5	H: 3 LOB: 1 BB: 0 P: 5	1B: 8 2B: 1 3B: 0 HR: 2	SF: 1 SAC: 1 DP: 3 HBP: 1	WP: 0 PB: 0 SB: 0 CS: 0	PA: 41					
PITCHER	IP	WLS	BF	H	R	ER	SO	BB	IBB	HBP	BLK	WP	HR	S	P	ERA	WHIP								
Mike Torrez, R (1.1) ERA: 3.31	5.0	L	29	6	6	5	2	6	0	1	0	0	2	26	51	9.00	2.400								
Chuck Taylor, R (6.1) ERA: 2.51	1.0		3	1	0	0	0	0	0	0	0	0	0	3	3	0.00	1.000								
Sal Campisi, R (7.1) ERA: 2.84	2.0		9	4	1	1	1	0	0	0	0	0	0	11	11	4.50	2.000								

St. Louis Cardinals @ Cincinnati Reds
Crosley Field, Cincinnati, OH
Mon May 04 1970, 7:05 PM EDT
Att: 8,865 - Unknown

AB 32
R 7
H 11
RBI 6
BB 6
SO 3
LOB 16



Batter	1	2	3	4	5	6	7	8	9	AB	R	H	RBI	BB	SO	LOB	TOP			
Jose Cardenal, R OBP: 0.370, SLG: 0.468 (1, 8)	F9		4-3		1B			K		4	0	1	0	0	1	1	St. Louis Cardinals @ Cincinnati Reds Crosley Field, Cincinnati, OH Tue May 05 1970, 7:05 PM EDT Att: 11,697 - Unknown			
Carl Taylor, R OBP: 0.286, SLG: 0.261 (1, 9)	4-3		6-3			6-3		1-3		4	0	0	0	0	0	1				
Lou Brock, L OBP: 0.330, SLG: 0.419 (1, 7)	G3			FC6-5 BB		K			3-1	3	0	0	0	1	1	0				
Dick Allen, R OBP: 0.385, SLG: 0.642 (1, 5)		HR		FC6-5 1-3		K			F9	4	1	1	1	0	1	1				
Joe Torre, R OBP: 0.358, SLG: 0.447 (1, 2)		FC9-6 BB		5-3					K	3	0	1	0	1	1	1				
Joe Hague, L OBP: 0.427, SLG: 0.492 (1, 3)	F8					G3-6-3 1B				2	0	0	0	1	0	2				
Cookie Rojas, R OBP: 0.200, SLG: 0.097 (1, 4)	FC9-6 1-2									3	0	0	0	0	0	3				
Dal Maxvill, R OBP: 0.295, SLG: 0.180 (8, PH)										2	0	0	0	0	0	1				
Jim Campbell, L OBP: 0.192, SLG: 0.182 (8, PH)										1	0	0	0	0	0	0				
Nelson Briles, R OBP: 0.250, SLG: 0.750 (8, 1)	L4									0	0	0	0	0	0	0				
Steve Carlton, L OBP: 0.091, SLG: 0.091 (1, 1)										2	0	0	0	0	1	0				
Jerry Johnson, R (7, 1)										0	0	0	0	0	0	0				
Leron Lee, L OBP: 0.319, SLG: 0.402 (8, PH)										1	0	0	0	0	0	1				
Milt Ramirez, R OBP: 0.100, SLG: 0.100 (8, 6)										0	0	0	0	0	0	0				
Inning Stats	R: 0 E: 0 K: 0 S: 3	H: 0 LOB: 0 BB: 0 P: 3	R: 1 E: 0 K: 0 S: 4	H: 1 LOB: 1 BB: 1 P: 8	R: 0 E: 0 K: 1 S: 5	H: 0 LOB: 0 BB: 0 P: 5	R: 0 E: 1 K: 0 S: 3	H: 0 LOB: 2 BB: 2 P: 11	R: 0 E: 0 K: 0 S: 7	H: 0 LOB: 0 BB: 0 P: 7	R: 0 E: 0 K: 0 S: 3	H: 1 LOB: 0 BB: 0 P: 3	R: 0 E: 0 K: 1 S: 6	H: 0 LOB: 1 BB: 0 P: 6	R: 0 E: 0 K: 1 S: 5	H: 0 LOB: 0 BB: 0 P: 5		1B: 2 2B: 0 3B: 0 HR: 1	SF: 0 SAC: 0 DP: 1 HBP: 0	WP: 1 PB: 0 SB: 1 CS: 0
PITCHER Wayne Simpson, R ERA: 1.35 (1, 1)	IP: 9.0 WLS: W BF: 32	H: 3 R: 1 ER: 1 SO: 5	BB: 2 IBB: 1 HBP: 0 BLK: 0	WP: 1 HR: 1 S: 39 P: 51	ERA: 1.00 WHIP: 0.556	PITCHER														

Batter	1	2	3	4	5	6	7	8	9	AB	R	H	RBI	BB	SO	LOB	BOTTOM													
Pete Rose, S OBP: 0.364, SLG: 0.425 (1, 9)	6-3		6-3		F9			CI 1B		4	1	1	0	0	0	2	St. Louis Cardinals @ Cincinnati Reds Crosley Field, Cincinnati, OH Tue May 05 1970, 7:05 PM EDT Att: 11,697 - Unknown													
Tommy Helms, R OBP: 0.227, SLG: 0.246 (1, 4)	L6		F8		G5-4-3 1-2			CI 1B		3	0	0	0	0	0	2														
Bobby Tolan, L OBP: 0.380, SLG: 0.591 (1, 8)	P5			HR		E 1B		FC5-4 1B		4	1	3	2	0	0	0														
Tony Perez, R OBP: 0.525, SLG: 0.768 (1, 5)		1-3 WP BB		K		4-3		FC5-4		3	0	0	0	1	1	3														
Johnny Bench, R OBP: 0.324, SLG: 0.590 (1, 2)		1-3		6-3 WP 2B		FC5-2-6-1-5 HR		5-3		4	2	1	0	0	0	2														
Lee May, R OBP: 0.326, SLG: 0.564 (1, 3)	F3			6-3		HR		K		4	1	1	2	0	1	2														
Hal McRae, R OBP: 0.378, SLG: 0.576 (1, 7)						HR				2	0	0	0	1	1	0														
Jimmy Stewart, S OBP: 0.188, SLG: 0.071 (8, 7)					F9			P4		1	0	0	0	0	0	0														
Dave Concepcion, R OBP: 0.353, SLG: 0.360 (1, 6)	F9					F9 E 1B		1B BB		2	0	1	0	1	0	2														
Wayne Simpson, R OBP: 0.059, SLG: 0.059 (1, 1)			4-3		E3 G5-4-3 1-2			K		3	0	0	0	1	2															
Inning Stats	R: 0 E: 0 K: 0 S: 3	H: 0 LOB: 0 BB: 0 P: 3	R: 0 E: 0 K: 0 S: 3	H: 0 LOB: 2 BB: 2 P: 11	R: 0 E: 0 K: 1 S: 7	H: 0 LOB: 0 BB: 0 P: 7	R: 2 E: 0 K: 1 S: 7	H: 2 LOB: 0 BB: 0 P: 7	R: 0 E: 1 K: 0 S: 4	H: 1 LOB: 1 BB: 0 P: 4	R: 2 E: 0 K: 1 S: 7	H: 2 LOB: 1 BB: 1 P: 11	R: 0 E: 0 K: 1 S: 5	H: 0 LOB: 0 BB: 0 P: 5	R: 0 E: 0 K: 1 S: 5	H: 0 LOB: 0 BB: 0 P: 5		1B: 4 2B: 1 3B: 0 HR: 2	SF: 0 SAC: 0 DP: 1 HBP: 0	WP: 2 PB: 0 SB: 1 CS: 0	PA: 34									
PITCHER Steve Carlton, L ERA: 5.45 (1, 1)	IP: 6.2 WLS: L BF: 30	H: 7 R: 5 ER: 4 SO: 3	BB: 3 IBB: 0 HBP: 0 BLK: 0	WP: 2 HR: 2 S: 33 P: 45	ERA: 5.40 WHIP: 1.500	PITCHER																								
Jerry Johnson, R ERA: (7, 1)	0.1	1	0	0	0	0	0	0	0	0	0	1	1	0.00	0.000															
Nelson Briles, R ERA: 5.4 (8, 1)	1.0	3	0	0	0	1	0	0	0	0	0	5	5	0.00	0.000															

Batter	1	2	3	4	5	6	7	8	9	AB	R	H	RBI	BB	SO	LOB	TOP											
Jose Cardenal, R OBP: 0.364, SLG: 0.452 (1, 8)	0-3 K	0-0 FC4-6			0-0 6-3		0-0 E		0-0 6-3	5	0	1	0	0	1	1	St. Louis Cardinals @ Atlanta Braves Atlanta Stadium, Atlanta, GA Sat May 09 1970, 7:05 PM EDT Att: 28,381 - Unknown											
Carl Taylor, R OBP: 0.297, SLG: 0.290 Chuck Taylor, R (7, 1)	4-0 2B		0-3 K		0-0 1-3		0-0 F2		0-0 PB 1B	3	0	0	0	1	1	2												
Jim Campbell, L OBP: 0.250, SLG: 0.250 (9, PH)	2B BB						1-2 E		1B	1	0	1	0	0	0	0												
Lou Brock, L OBP: 0.318, SLG: 0.408 (1, 7)	0-0 1-3		0-0 4-3			0-0 4-3	0-0 E6		1-2 PB 1B	5	0	2	0	0	0	2												
Dick Allen, R OBP: 0.377, SLG: 0.600 (1, 5)	0-3 K		0-0 6-3			4-0 BB	0-3 K		1-2 K	4	0	0	0	1	3	7												
Joe Torre, R OBP: 0.337, SLG: 0.409 (1, 2)	0-0 F9				0-3 K	0-3 K	0-3 K		0-3 K	5	0	0	0	0	4	8												
Joe Hague, L OBP: 0.422, SLG: 0.471 (1, 3)		0-3 K			0-3 K		0-0 G3		0-0 E1 SH5-3	4	0	0	0	0	2	1												
Julian Javier, R OBP: 0.268, SLG: 0.296 (1, 4)		0-0 4-3 1B			0-1 CI		0-0 HR		0-0 SH5-3	2	2	2	0	0	0	0												
Mitt Ramirez, R OBP: 0.083, SLG: 0.083 Vic Davallo, L OBP: 0.214, SLG: 0.385 (7, PH) (7, 9)	0-0 4-3		0-0 F7			0-0 HR		0-0 P4	2	0	0	0	0	0	2	2												
George Culver, R OBP: 0.188, SLG: 0.333 Sal Campisi, R (5, 1) Leron Lee, L OBP: 0.257, SLG: 0.452 Dal Maxwell, R OBP: 0.297, SLG: 0.458 Cookie Rojas, R OBP: 0.194, SLG: 0.094 (8, PH) (8, 9)	0-0 FC4-6 1B					0-0 F9		4-0 E 1B	0-3 K	2	0	1	1	0	0	0												
Inning Stats	R: 0 E: 0 K: 2 S: 8	H: 1 LOB: 2 BB: 1 P: 12	R: 1 E: 0 K: 1 S: 7	H: 2 LOB: 1 BB: 0 P: 7	R: 0 E: 0 K: 1 S: 5	H: 0 LOB: 0 BB: 0 P: 5	R: 0 E: 1 K: 2 S: 8	H: 0 LOB: 1 BB: 0 P: 8	R: 0 E: 0 K: 0 S: 3	H: 0 LOB: 0 BB: 1 P: 3	R: 0 E: 0 K: 1 S: 5	H: 0 LOB: 1 BB: 1 P: 9	R: 2 E: 1 K: 2 S: 11	H: 3 LOB: 3 BB: 1 P: 15	R: 0 E: 1 K: 1 S: 6	H: 0 LOB: 1 BB: 0 P: 6	R: 0 E: 0 K: 2 S: 9	H: 2 LOB: 2 BB: 0 P: 9	1B: 5 2B: 2 3B: 0 HR: 1	SF: 0 SAC: 1 DP: 0 HBP: 0	WP: 0 PB: 1 SB: 0 CS: 0	PA: 41						
PITCHER	IP	WLS	BF	H	R	ER	SO	BB	IBB	HBP	BLK	WP	HR	S	P	ERA	WHIP											
Jim Nash, R ERA: 4.31 Hoyt Wilhelm, R ERA: 3.45	(1, 1) (7, 1)	6.0 W	27	5	3	3	7	3	0	0	0	0	0	1	38	50	4.50	1.333										

Batter	1	2	3	4	5	6	7	8	9	AB	R	H	RBI	BB	SO	LOB	BOTTOM										
Sonny Jackson, L OBP: 0.430, SLG: 0.378 (1, 6)	0-0 F8		0-0 G6-4-3 1B			4-0 HR			0-0 4-3	3	1	1	0	1	0	0	St. Louis Cardinals @ Atlanta Braves Atlanta Stadium, Atlanta, GA Sat May 09 1970, 7:05 PM EDT Att: 28,381 - Unknown										
Felix Milten, R OBP: 0.355, SLG: 0.409 (1, 4)	0-0 1B		0-0 G6-4-3		0-3 K		0-0 5-3			4	0	1	0	0	1	3											
Hank Aaron, R OBP: 0.413, SLG: 0.724 (1, 9)	0-0 F8				0-3 K		2-H HR		0-3 K	4	1	1	2	0	2	1											
Rico Carty, R OBP: 0.504, SLG: 0.748 (1, 7)	0-0 5-3				0-0 1B		4-0 HR		0-0 1B	3	2	2	0	1	0	1											
Orlando Cepeda, R OBP: 0.426, SLG: 0.653 (1, 3)		0-0 6-3			0-0 G3 1B		0-0 HR		0-3 K	4	1	2	2	0	1	1											
Clete Boyer, R OBP: 0.264, SLG: 0.385 (1, 5)		0-0 G1-6-3 1B			0-0 G3 1B		0-0 F8		0-0 4-3	4	0	2	1	0	0	0											
Tony Gonzalez, L OBP: 0.336, SLG: 0.411 (1, 8)		0-0 G1-6-3			0-0 G3		0-0 6-3		0-0 F9	4	0	0	0	0	0	3											
Hal King, L OBP: 0.514, SLG: 0.600 Bob Didier, S OBP: 0.243, SLG: 0.257 (7, 2)			0-0 E1		4-0 FC6-4			0-0 3-1		2	0	0	0	1	0	0											
Jim Nash, R OBP: 0.167, SLG: 0.294 Hoyt Wilhelm, R (7, 1)			0-0 FC3-5-6-5 1B		0-0 FC6-4			0-0 P6		3	0	0	0	0	0	4											
Inning Stats	R: 0 E: 0 K: 0 S: 4	H: 1 LOB: 0 BB: 0 P: 4	R: 0 E: 0 K: 0 S: 3	H: 1 LOB: 0 BB: 0 P: 3	R: 0 E: 1 K: 0 S: 4	H: 1 LOB: 1 BB: 0 P: 4	R: 1 E: 0 K: 1 S: 8	H: 3 LOB: 3 BB: 1 P: 12	R: 4 E: 0 K: 1 S: 7	H: 2 LOB: 0 BB: 2 P: 15	R: 0 E: 0 K: 0 S: 3	H: 0 LOB: 0 BB: 0 P: 3	R: 0 E: 0 K: 2 S: 8	H: 1 LOB: 1 BB: 0 P: 8	R: 0 E: 0 K: 0 S: 3	H: 1 LOB: 1 BB: 0 P: 3		R: 0 E: 0 K: 0 S: 3	H: 1 LOB: 1 BB: 0 P: 3	1B: 8 2B: 0 3B: 0 HR: 2	SF: 0 SAC: 0 DP: 2 HBP: 0	WP: 0 PB: 0 SB: 1 CS: 0	PA: 35				
PITCHER	IP	WLS	BF	H	R	ER	SO	BB	IBB	HBP	BLK	WP	HR	S	P	ERA	WHIP										
George Culver, R ERA: 4.12 Sal Campisi, R ERA: 2.51 Chuck Taylor, R ERA: 2.57	(1, 1) (5, 1) (7, 1)	4.1 L	23	8	5	5	2	2	0	0	0	0	0	5	5	0.00	0.000										

Batter	1	2	3	4	5	6	7	8	9	AB	R	H	RBI	BB	SO	LOB	TOP	
Terry Harmon, R (1,6) OBP: 0.261, SLG: 0.190										4	0	0	0	0	1	0	Philadelphia Phillies @ St. Louis Cardinals Busch Stadium, St. Louis, MO Mon May 11 1970, 7:05 PM CDT Att: 11,310 - Unknown	
Denny Doyle, L (1,4) OBP: 0.275, SLG: 0.333 Tony Taylor, R (9, PH) OBP: 0.282, SLG: 0.231										3	0	0	0	0	2	0		
Don Money, R (1,5) OBP: 0.440, SLG: 0.591										4	0	1	0	0	0	1		
Deron Johnson, R (1,3) OBP: 0.287, SLG: 0.444										3	0	2	0	1	1	0		
Byron Browne, R (1,8) OBP: 0.274, SLG: 0.388										4	0	0	0	0	2	5		
Jim Hutto, R (1,9) OBP: 0.286, SLG: 0.407										3	0	0	0	0	0	1		
Sam Parrilla, R (1,7) OBP: 0.176, SLG: 0.188										3	0	0	0	0	1	0		
Mike Compton, R (1,2) OBP: 0.304, SLG: 0.350										3	0	0	0	0	1	0		
Jim Bunning, R (1,1)										3	0	0	0	0	2	0		
Inning Stats	R: 0 E: 0 K: 2 S: 9	H: 2 LOB: 2 BB: 0 P: 9	R: 0 E: 0 K: 1 S: 5	H: 0 LOB: 0 BB: 0 P: 5	R: 0 E: 0 K: 1 S: 5	H: 1 LOB: 1 BB: 0 P: 6	R: 0 E: 0 K: 2 S: 7	H: 0 LOB: 0 BB: 0 P: 7	R: 0 E: 0 K: 1 S: 5	H: 0 LOB: 0 BB: 0 P: 5	R: 0 E: 0 K: 1 S: 5	H: 0 LOB: 0 BB: 0 P: 5	R: 0 E: 0 K: 0 S: 4	H: 1 LOB: 2 BB: 1 P: 8	1B: 3 2B: 1 3B: 0 HR: 0	SF: 0 SAC: 0 DP: 0 HBP: 0	WP: 0 PB: 0 SB: 0 CS: 0	PA: 32
PITCHER Steve Carlton, L (1,1) ERA: 4.29	IP: 9.0 WLS: W BF: 32 H: 4 R: 0 ER: 0 SO: 10 BB: 0 IBB: 1 HBP: 0 BLK: 0 WP: 0 HR: 0 S: 51 P: 55 ERA: 0.00 WHIP: 0.444																	

Batter	1	2	3	4	5	6	7	8	9	AB	R	H	RBI	BB	SO	LOB	BOTTOM				
Jose Cardenal, R (1,8) OBP: 0.353, SLG: 0.434										4	0	1	0	0	1	0	Philadelphia Phillies @ St. Louis Cardinals Busch Stadium, St. Louis, MO Mon May 11 1970, 7:05 PM CDT Att: 11,310 - Unknown				
Leron Lee, L (1,9) OBP: 0.337, SLG: 0.407										4	1	1	0	0	1	2					
Lou Brock, L (1,7) OBP: 0.322, SLG: 0.400										3	1	1	0	1	0	0					
Dick Allen, R (1,5) OBP: 0.377, SLG: 0.643										4	1	1	3	0	2	3					
Joe Torre, R (1,2) OBP: 0.351, SLG: 0.450										3	0	1	0	0	0	0					
Joe Hague, L (1,3) OBP: 0.414, SLG: 0.451										2	0	0	0	1	1	1					
Julian Javier, R (1,4) OBP: 0.270, SLG: 0.295										3	0	0	0	0	0	1					
Milt Ramirez, R (1,6) OBP: 0.056, SLG: 0.056										3	0	0	0	0	0	0					
Steve Carlton, L (1,1) OBP: 0.143, SLG: 0.143										3	0	1	0	0	0	0					
Inning Stats	R: 0 E: 0 K: 1 S: 5	H: 0 LOB: 0 BB: 0 P: 5	R: 0 E: 0 K: 0 S: 3	H: 0 LOB: 1 BB: 1 P: 7	R: 0 E: 0 K: 0 S: 3	H: 0 LOB: 0 BB: 0 P: 3	R: 0 E: 0 K: 1 S: 5	H: 0 LOB: 0 BB: 0 P: 5	R: 0 E: 0 K: 2 S: 10	H: 3 LOB: 3 BB: 0 P: 10	R: 0 E: 0 K: 0 S: 3	H: 1 LOB: 0 BB: 0 P: 3	R: 0 E: 0 K: 0 S: 3	H: 0 LOB: 0 BB: 0 P: 3	R: 3 E: 0 K: 0 S: 2	H: 2 LOB: 0 BB: 1 P: 6		1B: 4 2B: 1 3B: 0 HR: 1	SF: 0 SAC: 0 DP: 1 HBP: 0	WP: 0 PB: 0 SB: 0 CS: 0	PA: 31
PITCHER Jim Bunning, R (1,1) ERA: 2.66	IP: 8.0 WLS: L BF: 31 H: 6 R: 3 ER: 3 SO: 5 BB: 1 IBB: 1 HBP: 0 BLK: 0 WP: 0 HR: 1 S: 39 P: 47 ERA: 3.38 WHIP: 0.875																				

Batter	1	2	3	4	5	6	7	8	9	AB	R	H	RBI	BB	SO	LOB	TOP				
Terry Harmon, R OBP: 0.250, SLG: 0.192 (1, 6)										5	0	1	0	0	1	1	Philadelphia Phillies @ St. Louis Cardinals Busch Stadium, St. Louis, MO Tue May 12 1970, 7:05 PM CDT Att: 10,454 - Unknown AB 35 R 5 H 9 RBI 5 BB 2 SO 3 LOB 13 				
Denny Doyle, L OBP: 0.274, SLG: 0.330 (1, 4)										4	2	1	0	0	0	1					
John Briggs, L OBP: 0.277, SLG: 0.314 (1, 7)										4	1	1	0	0	0	1					
Deron Johnson, R OBP: 0.302, SLG: 0.445 (1, 3)										2	0	1	1	2	1	2					
Don Money, R OBP: 0.452, SLG: 0.630 (1, 5)										4	1	3	3	0	0	1					
Byron Browne, R OBP: 0.283, SLG: 0.371 Dick Selma, R (8, 1)										3	0	0	0	0	0	2					
Ron Stone, L OBP: 0.194, SLG: 0.229 (1, 9)										4	0	0	0	0	0	2					
Mike Compton, R OBP: 0.346, SLG: 0.478 Tony Taylor, R OBP: 0.279, SLG: 0.228 (9, PH)										3	1	2	0	0	0	0					
Chris Short, R (1, 1)										1	0	0	1	0	0	0					
Lowell Palmer, R OBP: 0.500, SLG: 0.714 Larry Hulse, R OBP: 0.331, SLG: 0.340 Bill Wilson, R (6, 1)										1	0	0	0	0	1	1					
Del Bates, L OBP: 0.297, SLG: 0.154 (8, PH)										2	0	0	0	0	0	0					
Inning Stats	R: 3 E: 0 K: 1 S: 8	H: 3 LOB: 0 BB: 0 P: 8	R: 1 E: 0 K: 0 S: 4	H: 1 LOB: 0 BB: 0 P: 4	R: 1 E: 0 K: 0 S: 5	H: 3 LOB: 1 BB: 0 P: 5	R: 0 E: 0 K: 2 S: 8	H: 1 LOB: 1 BB: 0 P: 8	R: 0 E: 0 K: 0 S: 3	H: 0 LOB: 1 BB: 1 P: 7	R: 0 E: 0 K: 0 S: 3	H: 0 LOB: 0 BB: 0 P: 3	R: 0 E: 0 K: 0 S: 4	H: 1 LOB: 2 BB: 1 P: 8	R: 0 E: 0 K: 0 S: 3	H: 0 LOB: 0 BB: 0 P: 3		1B: 7 2B: 0 3B: 1 HR: 1	SF: 0 SAC: 0 DP: 1 HBP: 0	WP: 1 PB: 0 SB: 2 CS: 0	PA: 37
PITCHER	IP WLS BF H R ER SO BB IBB HBP BLK WP HR S P ERA WHIP																				
Nelson Briles, R ERA: 7.9 Chuck Taylor, R ERA: 1.71	(1, 1) 2.0 W 11 5 5 5 1 0 0 0 0 0 1 13 13 22.50 2.500																				
(3, 1) 7.0 W 26 4 0 0 2 2 0 0 0 1 0 28 36 0.00 0.857																					

Batter	1	2	3	4	5	6	7	8	9	AB	R	H	RBI	BB	SO	LOB	BOTTOM				
Jose Cardenal, R OBP: 0.355, SLG: 0.427 (1, 8)										4	1	1	0	1	1	3	Philadelphia Phillies @ St. Louis Cardinals Busch Stadium, St. Louis, MO Tue May 12 1970, 7:05 PM CDT Att: 10,454 - Unknown AB 34 R 9 H 13 RBI 9 BB 6 SO 7 LOB 19 				
Carl Taylor, R OBP: 0.277, SLG: 0.250 Leron Lee, L OBP: 0.337, SLG: 0.407 (9, 9)										4	1	1	0	1	1	2					
Lou Brock, L OBP: 0.350, SLG: 0.421 (1, 7)										4	3	4	1	1	0	0					
Dick Allen, R OBP: 0.395, SLG: 0.683 (1, 5)										3	2	2	4	2	0	2					
Joe Torre, R OBP: 0.345, SLG: 0.457 (1, 2)										5	1	1	0	0	0	8					
Phil Gagliano, R OBP: 0.091, SLG: 0.091 Joe Hague, L OBP: 0.411, SLG: 0.466 (3, PH)										1	0	0	0	0	0	0					
Julian Javier, R OBP: 0.284, SLG: 0.308 (1, 4)										4	0	2	0	0	1	0					
Mitt Ramirez, R OBP: 0.091, SLG: 0.091 (1, 6)										4	0	1	0	0	1	2					
Nelson Briles, R OBP: 0.200, SLG: 0.600 Chuck Taylor, R (3, 1)										1	0	0	0	0	1	2					
Inning Stats	R: 1 E: 0 K: 0 S: 4	H: 2 LOB: 1 BB: 1 P: 8	R: 0 E: 0 K: 1 S: 7	H: 2 LOB: 2 BB: 0 P: 7	R: 3 E: 0 K: 0 S: 6	H: 4 LOB: 1 BB: 1 P: 10	R: 0 E: 0 K: 2 S: 7	H: 0 LOB: 0 BB: 0 P: 7	R: 3 E: 0 K: 1 S: 8	H: 3 LOB: 0 BB: 0 P: 8	R: 1 E: 0 K: 1 S: 5	H: 0 LOB: 2 BB: 3 P: 17	R: 0 E: 0 K: 1 S: 5	H: 0 LOB: 0 BB: 0 P: 5	R: 1 E: 0 K: 1 S: 7	H: 2 LOB: 2 BB: 1 P: 11		1B: 9 2B: 2 3B: 1 HR: 1	SF: 1 SAC: 0 DP: 2 HBP: 0	WP: 0 PB: 1 SB: 2 CS: 0	PA: 41
PITCHER	IP WLS BF H R ER SO BB IBB HBP BLK WP HR S P ERA WHIP																				
Chris Short, L ERA: 5.5 Lowell Palmer, R ERA: 4.1 Bill Wilson, R ERA: 5.74 Dick Selma, R ERA: 4.21	(1, 1) 2.0 L 15 5 5 5 3 2 0 0 0 0 1 19 27 15.00 2.333																				
(6, 1) 2.0 8 0 0 0 2 2 0 0 0 0 0 10 18 0.00 1.000																					
(8, 1) 1.0 6 2 1 1 1 1 0 0 0 0 0 7 11 9.00 3.000																					

Batter	1	2	3	4	5	6	7	8	9	AB	R	H	RBI	BB	SO	LOB	TOP					
Freddie Patek, R OBP: 0.348, SLG: 0.359	0-0 5-3 1B		0-3 K		0-0 F9		0-0 F9		0-0 F2	5	1	1	0	0	1	3	Pittsburgh Pirates @ St. Louis Cardinals Busch Stadium, St. Louis, MO Wed May 13 1970, 7:05 PM CDT Att: 12,677 - Unknown					
Matty Alou, L OBP: 0.265, SLG: 0.273	0-0 P5		0-0 P4			0-0 E S HR 1B	0-0 FC4-6 1B		0-0 1-3 1B	5	1	3	0	0	0	1						
Roberto Clemente, R OBP: 0.399, SLG: 0.560	0-0 5-3 1-2			0-3 K		0-0 E3 HR 1B	0-0 FC4-6 1-2		0-3 K	5	1	1	0	0	2	4						
Willie Stargell, L OBP: 0.331, SLG: 0.430	0-0 2H 1B			0-3 K		4-0 HR IBB	0-0 4-3			3	1	1	1	1	1	1						
Al Oliver, L OBP: 0.206, SLG: 0.351	0-0 F7			0-0 F8		0-0 1-H 2-H 3-H HR		0-0 L9		4	1	1	4	0	0	1						
Manny Sanguillen, R OBP: 0.369, SLG: 0.451		0-3 K			0-0 4-3	0-0 6-3		0-0 5-3		4	0	0	0	0	1	0						
Richie Hebner, L OBP: 0.387, SLG: 0.485		0-0 6-3			0-0 1B 1B	0-0 1B		0-0 4-3		4	0	2	0	0	0	0						
Jose Martinez, R OBP: 0.118, SLG: 0.063		0-3 K			0-3 K	0-0 F3		0-0 P6		4	0	0	0	0	2	2						
Bob Moose, R OBP: 0.308, SLG: 0.250			0-0 5-3					0-0 1B		4	0	2	0	0	0	1	P					
Dave Giusti, R OBP: 0.600, SLG: 0.333					1-3 1B			0-0 1B		0	0	0	0	0	0	0						
Inning Stats	R: 1 E: 0 K: 0 S: 5	H: 2 LOB: 1 BB: 0 P: 5	R: 0 E: 0 K: 2 S: 7	H: 0 LOB: 0 BB: 0 P: 7	R: 0 E: 0 K: 1 S: 5	H: 0 LOB: 0 BB: 0 P: 5	R: 0 E: 0 K: 2 S: 7	H: 0 LOB: 0 BB: 0 P: 7	R: 0 E: 0 K: 1 S: 7	H: 2 LOB: 2 BB: 0 P: 7	R: 4 E: 1 K: 0 S: 7	H: 4 LOB: 1 BB: 1 P: 11	R: 0 E: 1 K: 0 S: 4	H: 1 LOB: 1 BB: 0 P: 4	R: 0 E: 0 K: 0 S: 3	H: 0 LOB: 0 BB: 0 P: 3	R: 0 E: 0 K: 1 S: 7	H: 2 LOB: 2 BB: 0 P: 7	1B: 10 2B: 0 3B: 0 HR: 1	SF: 0 SAC: 0 DP: 0 HBP: 0	WP: 0 PB: 0 SB: 1 CS: 0	PA: 39
PITCHER	IP WLS BF H R ER SO BB IBB HBP BLK WP HR S P ERA WHIP	8.0 L 34 9 5 4 6 0 1 0 0 0 1 45 49 4.50 1.125	1.0 S 5 2 0 0 1 0 0 0 0 0 0 7 7 0.00 2.000																			

Batter	1	2	3	4	5	6	7	8	9	AB	R	H	RBI	BB	SO	LOB	BOTTOM					
Jose Cardenal, R OBP: 0.359, SLG: 0.430	0-3 K		0-0 PB 2H 1B			0-0 5-3		0-0 FC4-6 1B		4	0	2	1	0	1	0	Pittsburgh Pirates @ St. Louis Cardinals Busch Stadium, St. Louis, MO Wed May 13 1970, 7:05 PM CDT Att: 12,677 - Unknown					
Leron Lee, L OBP: 0.333, SLG: 0.400	0-3 K		0-3 K			0-0 FC6-4 1B		0-0 FC4-6 1-2		4	0	1	0	0	2	2						
Sal Campisi, R										0	0	0	0	0	0	0						
Lou Brock, L OBP: 0.346, SLG: 0.415	0-0 4-3				0-0 1B 1B	0-0 FC6-4 1-2		0-0 F8		4	0	1	0	0	0	2						
Dick Allen, R OBP: 0.398, SLG: 0.676		0-0 G3-6-1 1B			0-0 F9			0-0 F9		4	0	2	0	0	0	2						
Joe Torre, R OBP: 0.342, SLG: 0.450		0-0 G3-6-1 1-2			0-0 G4-6-3 1B			0-0 L8		4	0	1	0	0	0	2						
Joe Hague, L OBP: 0.415, SLG: 0.481		0-0 F7			0-0 G4-6-3 1-2			0-0 1B		4	0	2	0	0	0	2						
Julian Javier, R OBP: 0.282, SLG: 0.304			0-3 K			0-3 K		0-3 K		4	0	1	0	0	3	1						
Mitt Ramirez, R OBP: 0.160, SLG: 0.125			4-0 1B BB			0-0 G6-4-3 1B			0-3 K	2	1	1	0	1	0	1	Cardinals					
Jim Campbell, L OBP: 0.231, SLG: 0.231									0-3 K	1	0	0	0	0	1	3						
Bob Gibson, R OBP: 0.381, SLG: 0.368			0-0 6-3			0-0 G6-4-3			0-0 4-3	2	0	0	0	0	0	2						
Vic Davalillo, L OBP: 0.235, SLG: 0.375			1-2 6-3			1-2 G6-4-3				2	0	0	0	0	1	3						
Inning Stats	R: 0 E: 0 K: 2 S: 7	H: 0 LOB: 0 BB: 0 P: 7	R: 0 E: 0 K: 0 S: 3	H: 1 LOB: 0 BB: 0 P: 3	R: 1 E: 0 K: 2 S: 8	H: 1 LOB: 1 BB: 1 P: 12	R: 0 E: 0 K: 0 S: 4	H: 2 LOB: 1 BB: 0 P: 4	R: 0 E: 0 K: 1 S: 5	H: 1 LOB: 0 BB: 0 P: 5	R: 0 E: 0 K: 0 S: 4	H: 1 LOB: 1 BB: 0 P: 4	R: 0 E: 0 K: 1 S: 6	H: 1 LOB: 1 BB: 0 P: 6	R: 0 E: 0 K: 1 S: 6	H: 1 LOB: 1 BB: 0 P: 6	R: 0 E: 0 K: 1 S: 8	H: 3 LOB: 3 BB: 0 P: 8	1B: 10 2B: 1 3B: 0 HR: 0	SF: 0 SAC: 0 DP: 3 HBP: 0	WP: 0 PB: 1 SB: 0 CS: 0	PA: 36
PITCHER	IP WLS BF H R ER SO BB IBB HBP BLK WP HR S P ERA WHIP	8.1 W 33 10 1 1 7 1 0 0 0 0 0 5 5 1.08 1.320	0.2 S 3 1 0 0 1 0 0 0 0 0 0 5 5 0.00 1.500																			

Batter	1	2	3	4	5	6	7	8	9	AB	R	H	RBI	BB	SO	LOB	TOP										
Don Kessinger, S (1, 6) OBP: 0.385, SLG: 0.441	0-0 9-2 3B		0-3 K			0-0 L6		0-0 6-3		4	0	1	0	0	1	1	Chicago Cubs @ St. Louis Cardinals Busch Stadium, St. Louis, MO Fri May 15 1970, 7:05 PM CDT Att: 24,627 - Unknown - 55 F										
Glenn Beckert, R (1, 4) OBP: 0.323, SLG: 0.339	0-0 9-2		0-3 K			0-0 3-1		0-0 6-3		4	0	0	0	0	1	2											
Billy Williams, L (1, 7) OBP: 0.321, SLG: 0.593	0-0 2B			0-0 F7		0-0 2B		0-0 1-3		4	0	2	0	0	0	0											
Willie Smith, L (1, 3) OBP: 0.320, SLG: 0.455 Jim Hickman, R (9, PH) OBP: 0.391, SLG: 0.539	0-0 F7			0-0 F8		0-0 6-3		0-0 6-3		3	0	0	0	0	0	2											
Johnny Callison, L (1, 9) OBP: 0.353, SLG: 0.486		0-0 6-3 FC5-2 2B		4-0 BB		0-0 1B		0-0 1-3		3	0	2	0	1	0	0											
Ron Santo, R (1, 5) OBP: 0.331, SLG: 0.429		0-0 6-3		0-0 4-3		0-0 1B		4-0 BB		3	0	1	0	1	0	2											
Cleo James, R (1, 8) OBP: 0.143, SLG: 0.286		0-0 FC5-2 PO		0-0 4-3		0-0 G6-4-3 1B		0-0 F8		4	0	0	0	0	0	4											
J.C. Martin, L (1, 2) OBP: 0.333, SLG: 0.224		0-0 PO	0-3 K		0-3 K		4-0 FC6-4 IBB			2	0	0	0	1	2	0											
Joe Decker, R (1, 1) OBP: 0.308, SLG: 0.538 Paul Popovich, S (7, PH) OBP: 0.167, SLG: 0.091 Phil Regan, R (7, 1)			0-0 1B		0-3 K		0-0 FC6-4			2	0	1	0	0	1	0											
Inning Stats	R: 0 E: 0 K: 0 S: 4	H: 2 LOB: 1 BB: 0 P: 4	R: 0 E: 0 K: 0 S: 3	H: 1 LOB: 0 BB: 0 P: 3	R: 0 E: 0 K: 3 S: 10	H: 1 LOB: 1 BB: 0 P: 10	R: 0 E: 0 K: 0 S: 3	H: 0 LOB: 1 BB: 1 P: 7	R: 0 E: 0 K: 2 S: 7	H: 0 LOB: 0 BB: 0 P: 7	R: 0 E: 0 K: 0 S: 4	H: 1 LOB: 1 BB: 0 P: 4	R: 0 E: 0 K: 0 S: 4	H: 2 LOB: 2 BB: 1 P: 8	R: 0 E: 0 K: 0 S: 3	H: 0 LOB: 0 BB: 0 P: 3		R: 0 E: 0 K: 0 S: 3	H: 0 LOB: 1 BB: 1 P: 7	1B: 3 2B: 4 3B: 1 HR: 0	SF: 0 SAC: 0 DP: 2 HBP: 0	WP: 0 PB: 0 SB: 0 CS: 0	PA: 35				
PITCHER	IP	WLS	BF	H	R	ER	SO	BB	IBB	HBP	BLK	WP	HR	S	P	ERA	WHIP										
Mike Torrez, R (1, 1) ERA: 3.15	7.0	W	27	7	0	0	5	1	1	0	0	0	0	35	43	0.00	1.143										
Billy McCool, L (8, 1) ERA: 3.0	2.0	S	7	0	0	0	0	1	0	0	0	0	0	6	10	0.00	0.500										

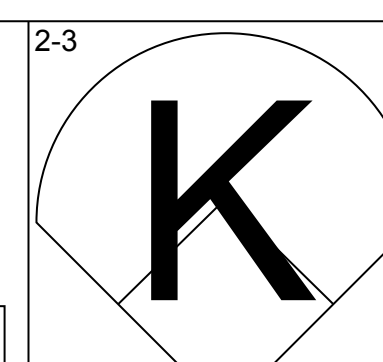
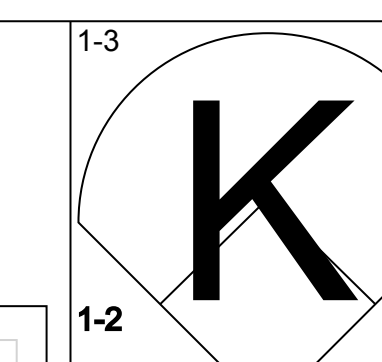
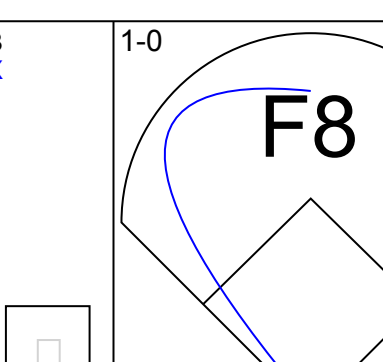
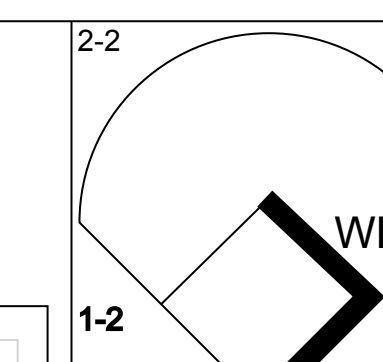
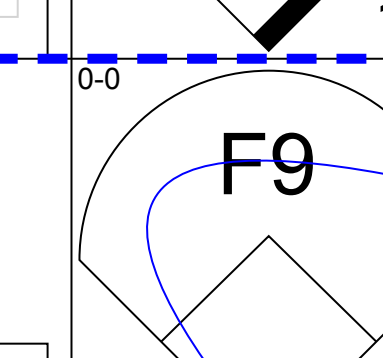
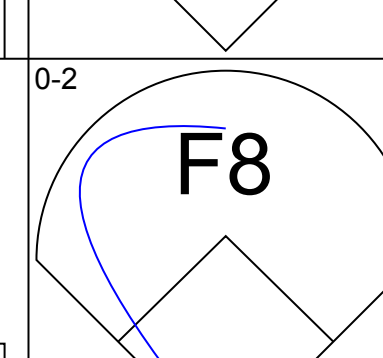
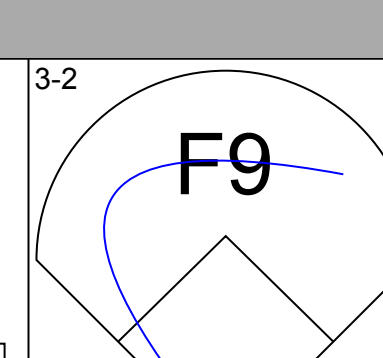
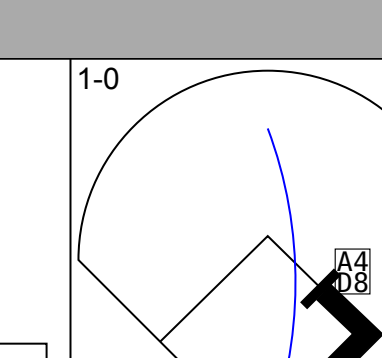
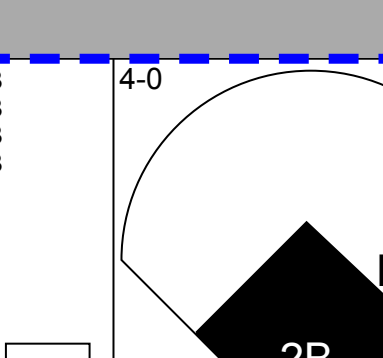
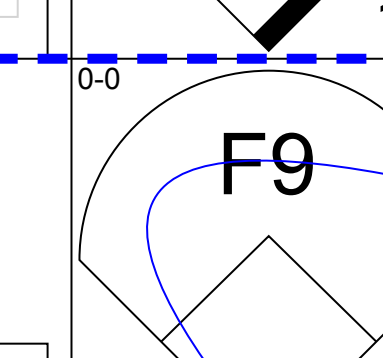
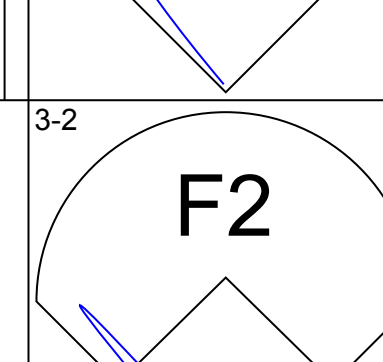
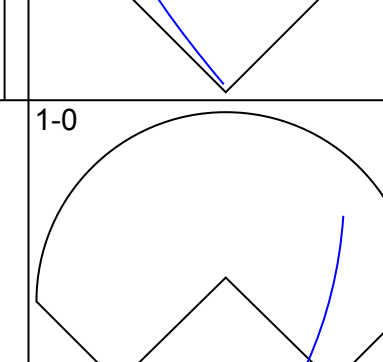
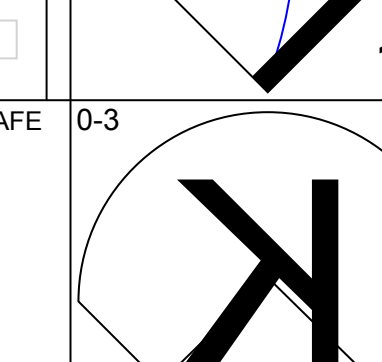
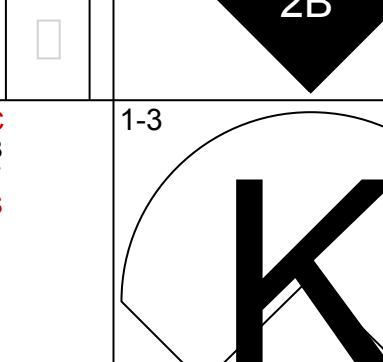
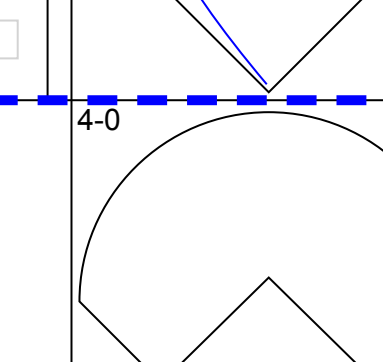
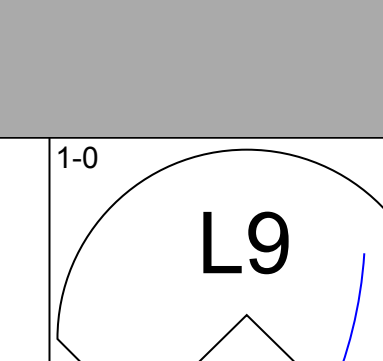
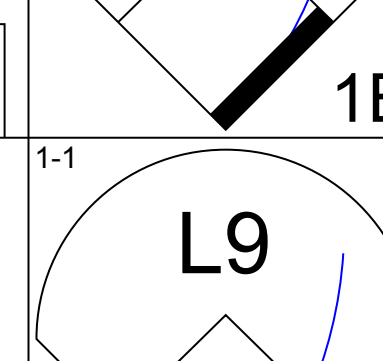
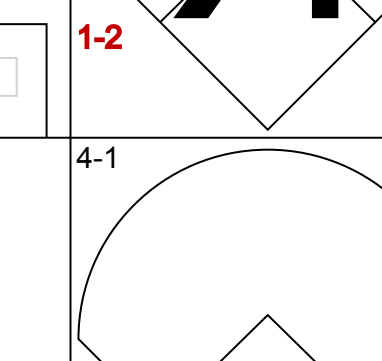
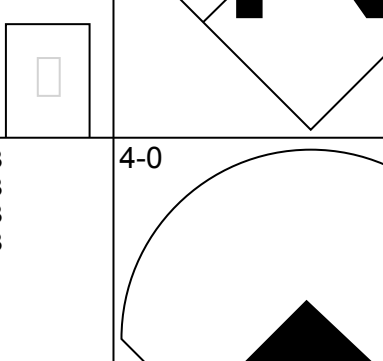
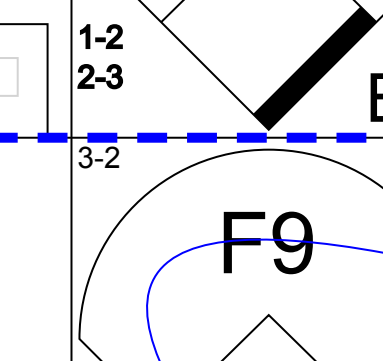
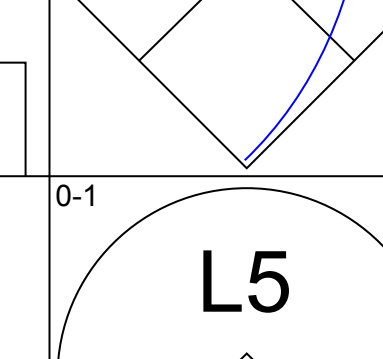
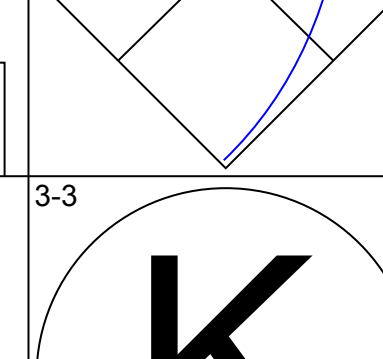
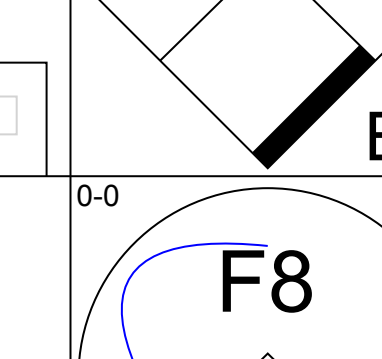
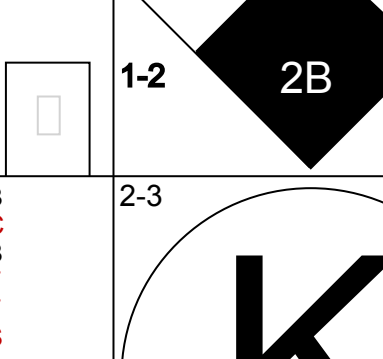
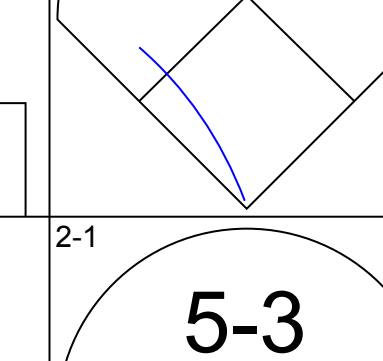
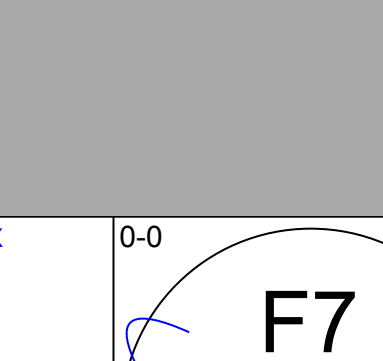
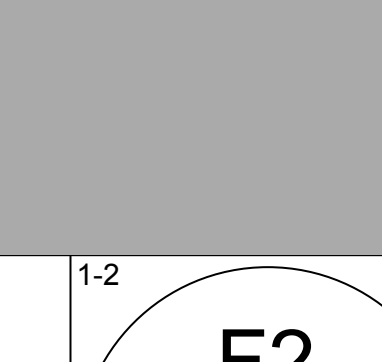
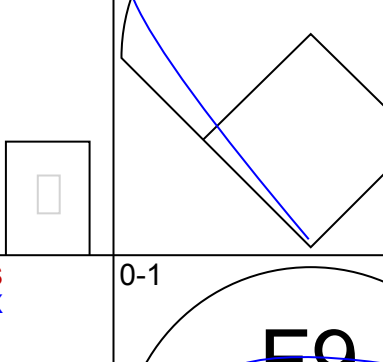
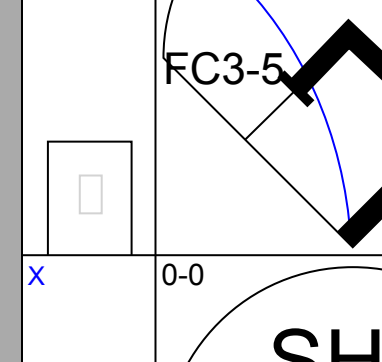
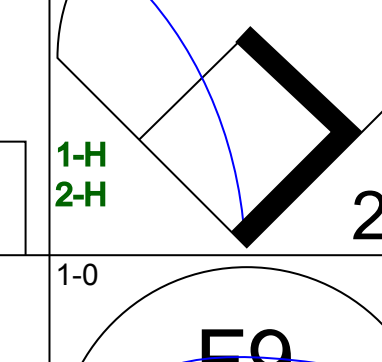
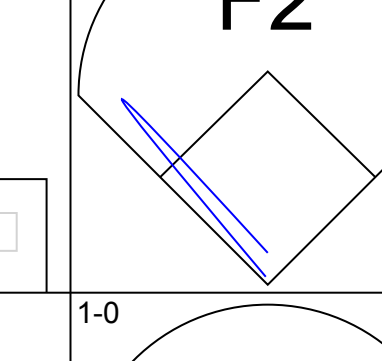
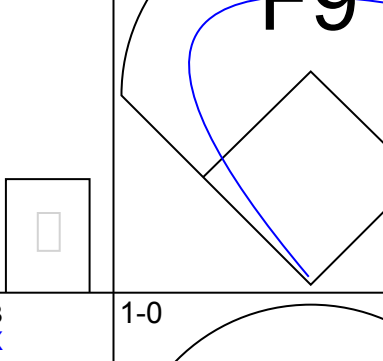
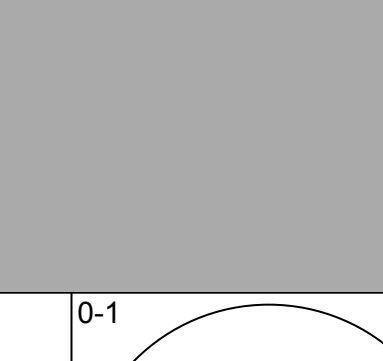
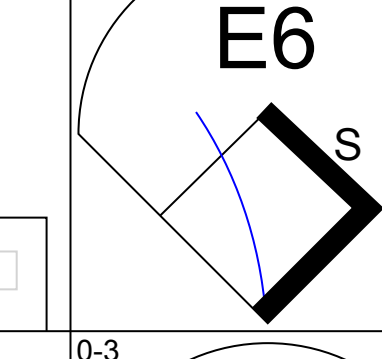
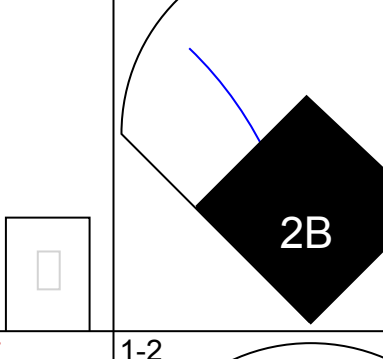
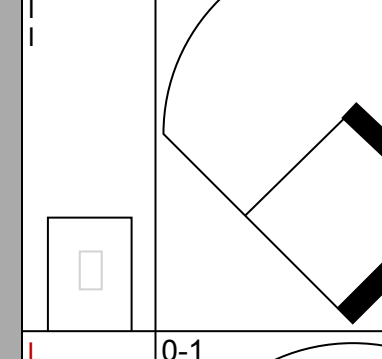
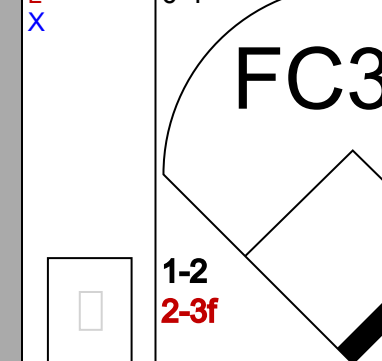
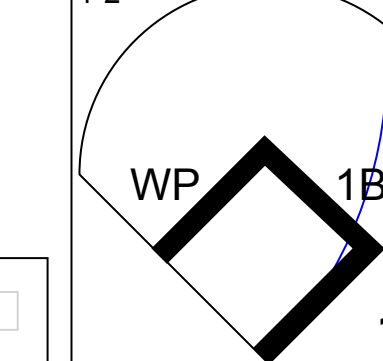
AB	31
R	0
H	7
RBI	0
BB	3
SO	5
LOB	13



Batter	1	2	3	4	5	6	7	8	9	AB	R	H	RBI	BB	SO	LOB	BOTTOM										
Jose Cardenal, R (1, 8) OBP: 0.360, SLG: 0.422	0-3 K		0-0 6-3		0-3 K		0-0 1-2 1B			4	0	1	1	0	2	1	Chicago Cubs @ St. Louis Cardinals Busch Stadium, St. Louis, MO Fri May 15 1970, 7:05 PM CDT Att: 24,627 - Unknown - 55 F										
Julian Javier, R (1, 4) OBP: 0.286, SLG: 0.299	0-0 P6		0-0 F3		0-0 2B		0-0 1-3			4	0	1	0	0	0	2											
Lou Brock, L (1, 7) OBP: 0.346, SLG: 0.405	0-0 1B		4-0 BB		0-0 1-3		0-0 4-3			3	0	1	0	1	0	0											
Dick Allen, R (1, 3) OBP: 0.402, SLG: 0.688	4-0 BB		0-3 K		0-0 P4		0-0 6-3			3	0	0	0	1	1	1											
Joe Torre, R (1, 2) OBP: 0.341, SLG: 0.444	0-0 F8		0-0 2B		0-0 4-3		0-0 5-3			4	0	1	0	0	0	2											
Joe Hague, L (1, 9) OBP: 0.441, SLG: 0.481		4-0 BB		0-0 9-5		0-0 FC6 1B		0-0 1B		2	1	1	0	1	0	1											
Mike Shannon, R (1, 5) OBP: 0.250, SLG: 0.250	0-0 F9		0-0 3-1		0-0 FC6 1B		1-2 1B			3	0	1	0	0	0	1											
Milt Ramirez, R (1, 6) OBP: 0.207, SLG: 0.115 Phil Gagliano, R (7, PH) OBP: 0.154, SLG: 0.154 Dal Maxvill, R (8, 6) OBP: 0.297, SLG: 0.189	0-0 F3		4-0 FC5-8 BB		0-0 FC6 1B		0-0 F2			1	0	0	0	1	0	1											
Mike Torrez, R (1, 1) OBP: 0.353, SLG: 0.375 Vic Davalillo, L (7, PH) OBP: 0.250, SLG: 0.421 Billy McCool, R (8, 1)	0-0 1-3		0-0 FC5-6 2B		0-0 FC6 1B		1-2 2-3			1	0	0	0	0	0	2											
Inning Stats	R: 0 E: 0 K: 1 S: 6	H: 1 LOB: 2 BB: 1 P: 10	R: 0 E: 0 K: 0 S: 3	H: 0 LOB: 1 BB: 1 P: 7	R: 0 E: 0 K: 1 S: 5	H: 0 LOB: 1 BB: 1 P: 9	R: 0 E: 0 K: 0 S: 3	H: 1 LOB: 0 BB: 0 P: 3	R: 0 E: 0 K: 1 S: 5	H: 1 LOB: 2 BB: 1 P: 9	R: 0 E: 0 K: 0 S: 3	H: 0 LOB: 0 BB: 0 P: 3	R: 0 E: 0 K: 0 S: 6	H: 3 LOB: 3 BB: 0 P: 6	R: 0 E: 0 K: 0 S: 3	H: 0 LOB: 0 BB: 0 P: 3		1B: 4 2B: 3 3B: 0 HR: 0	SF: 0 SAC: 0 DP: 1 HBP: 0	WP: 0 PB: 0 SB: 2 CS: 0	PA: 32						
PITCHER	IP	WLS	BF	H	R	ER	SO	BB	IBB	HBP	BLK	WP	HR	S	P	ERA	WHIP										
Joe Decker, R (1, 1) ERA: 3.03	6.0	L	23	3	0	0	3	4	0	0	0	0	0	25	41	0.00	1.167										
Phil Regan, R (7, 1) ERA: 3.79	2.0	L	9	3	1	1	0	0	0	0	0	0	0	9	9	4.50	1.500										

AB	28
R	1
H	6
RBI	1
BB	4
SO	3
LOB	15

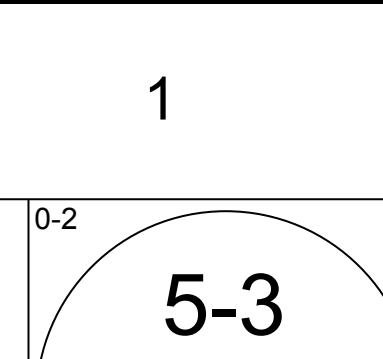
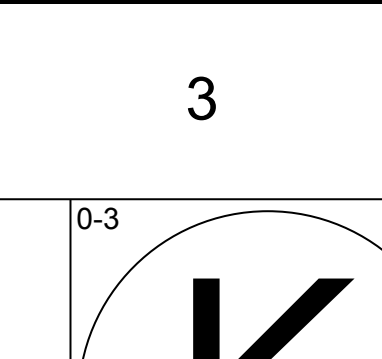
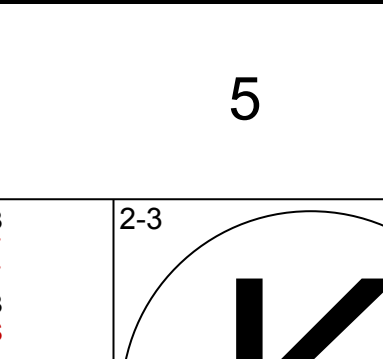
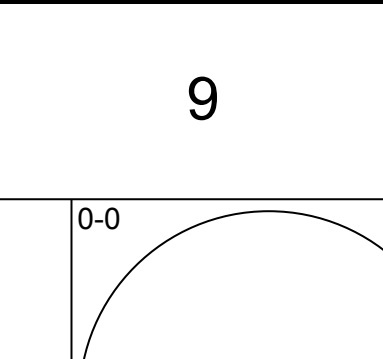
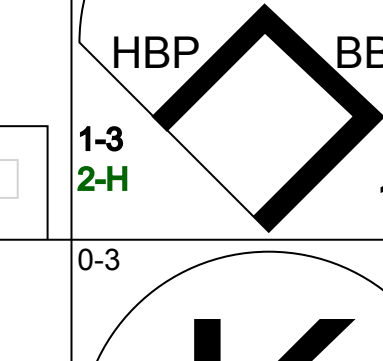
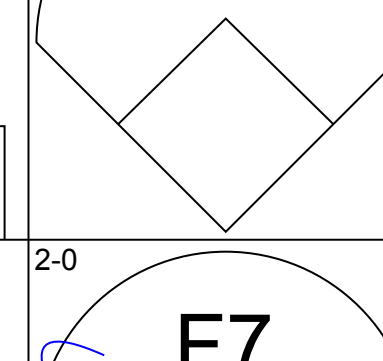
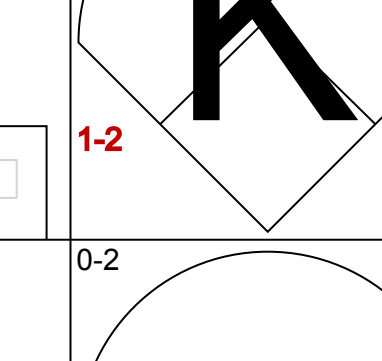
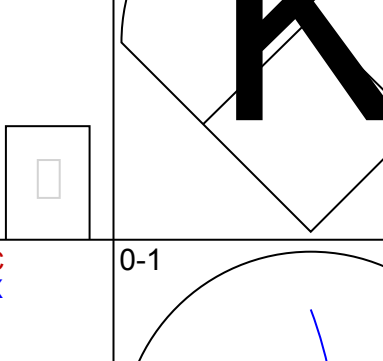
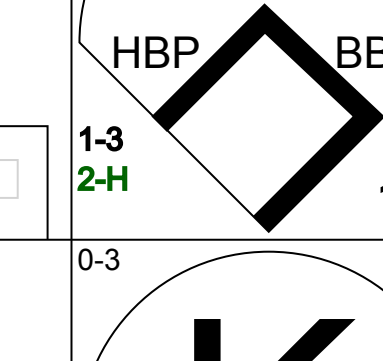
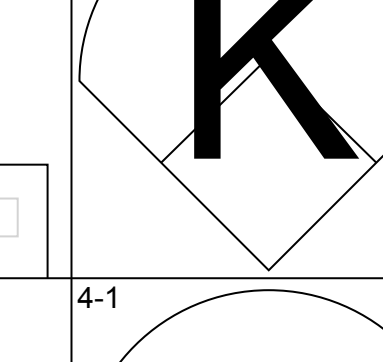
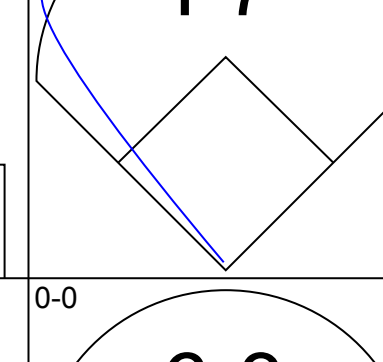
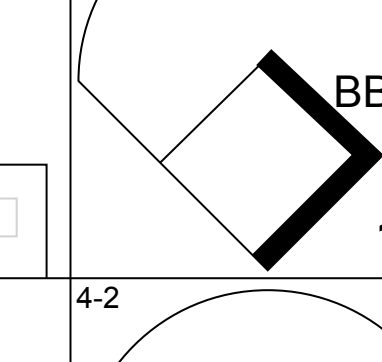
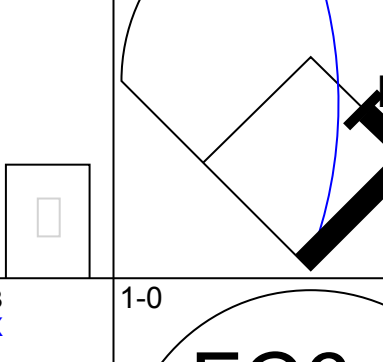
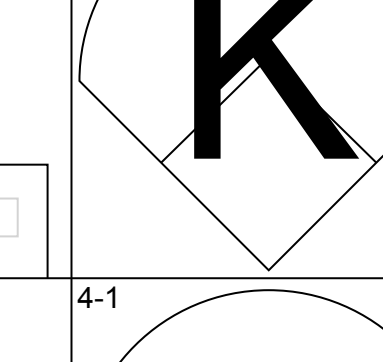
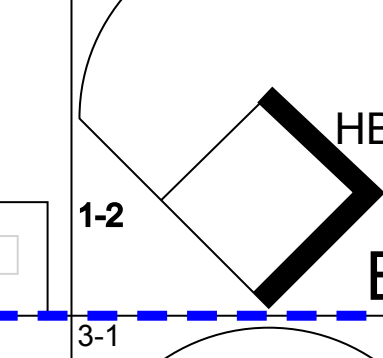
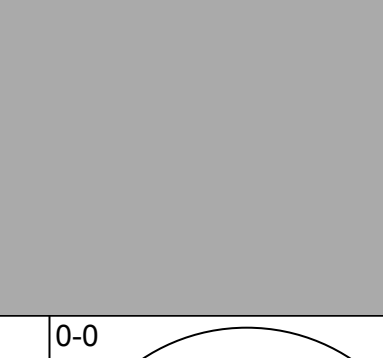
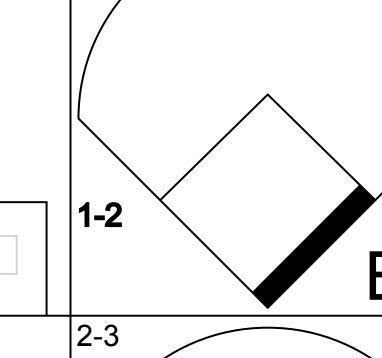
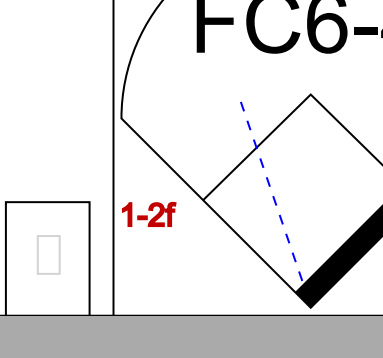
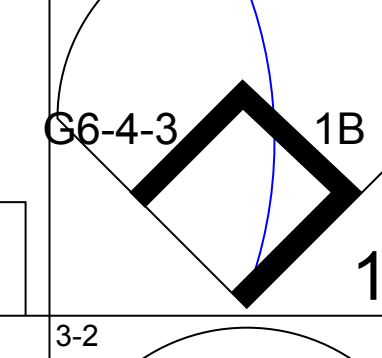
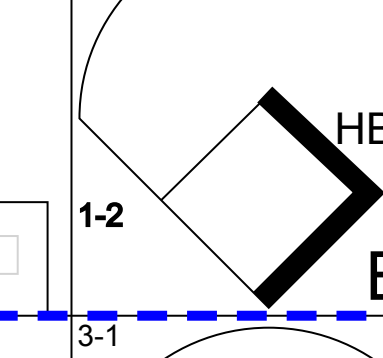
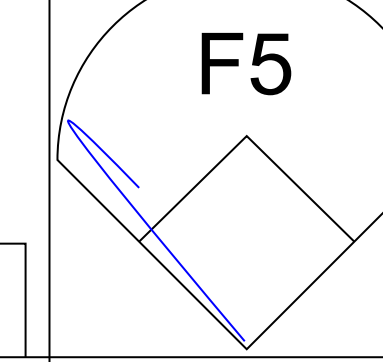

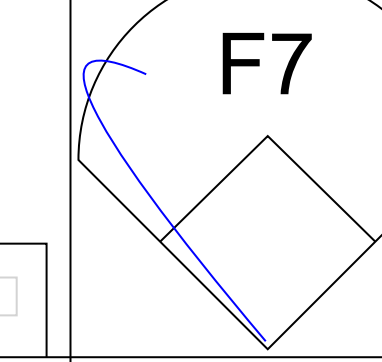
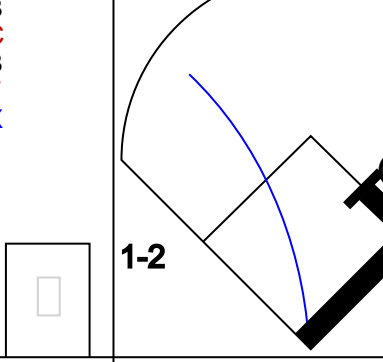
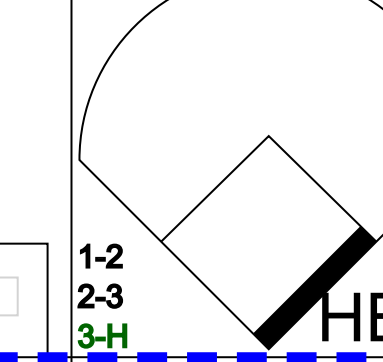
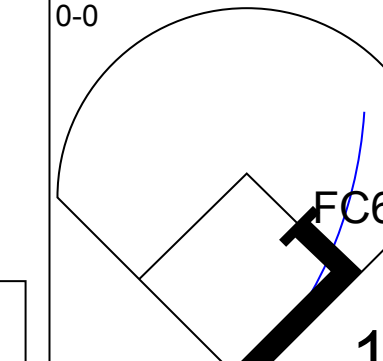
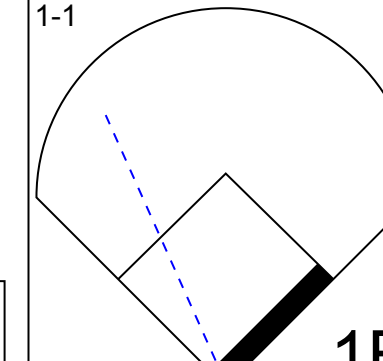
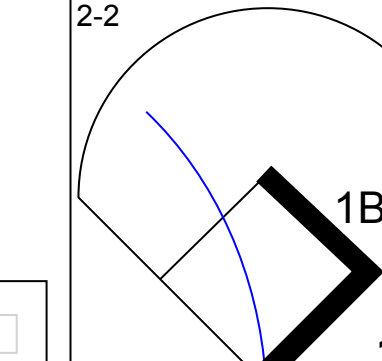
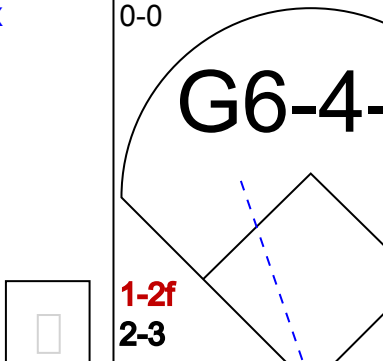
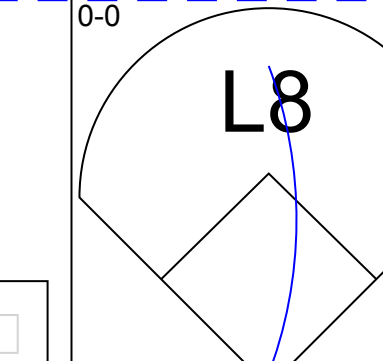
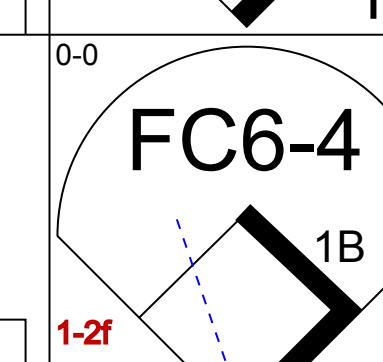
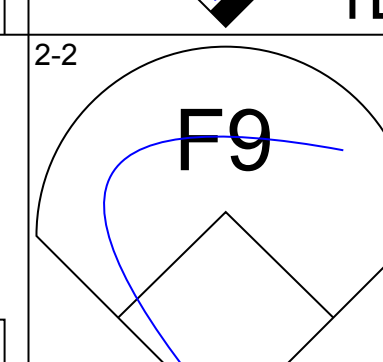
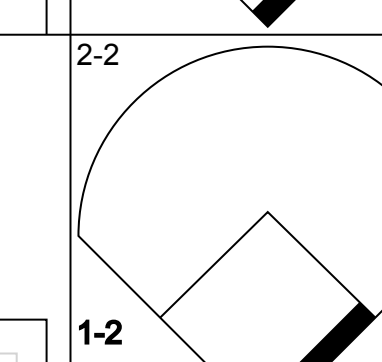
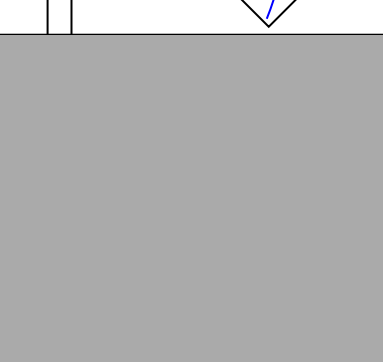
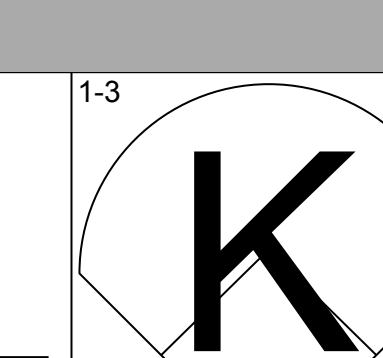
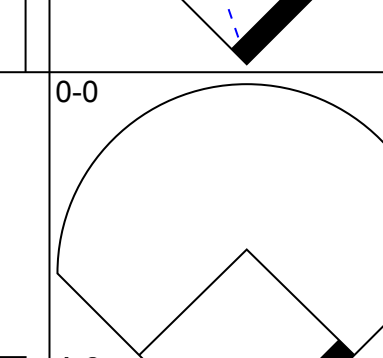
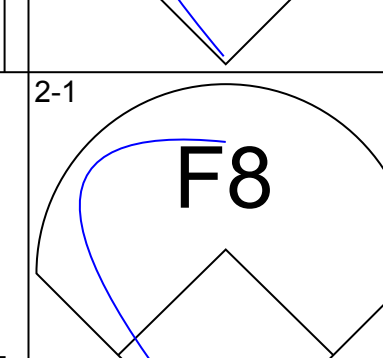
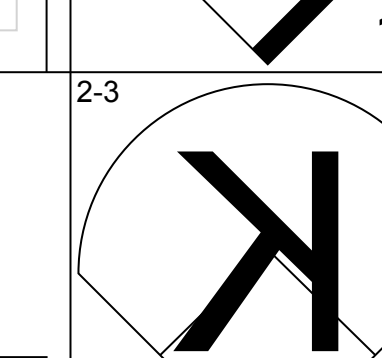
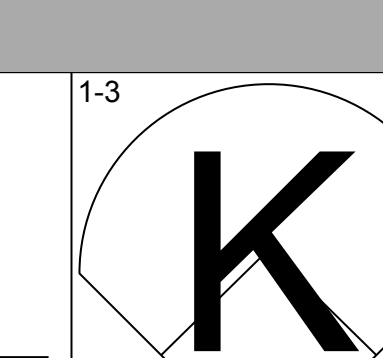
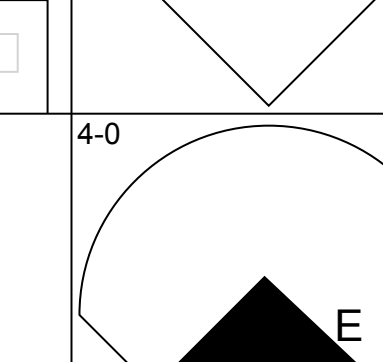
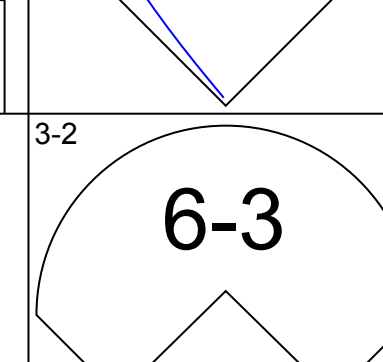
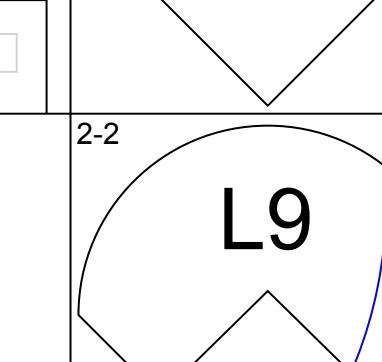
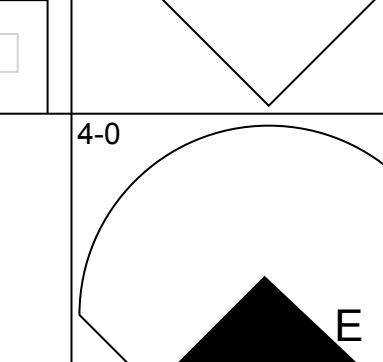
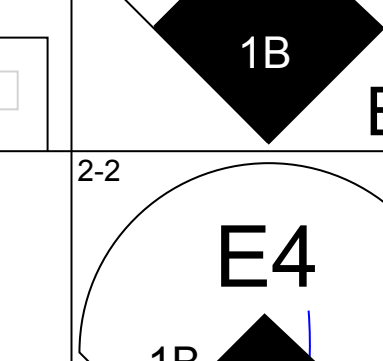
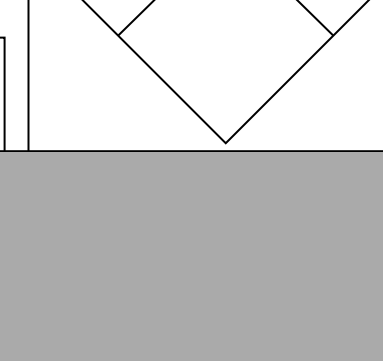
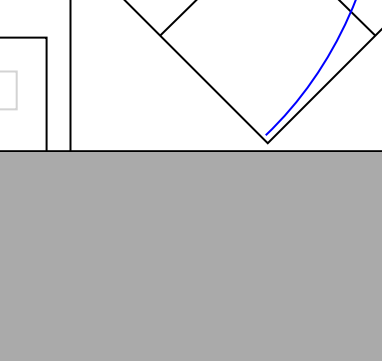
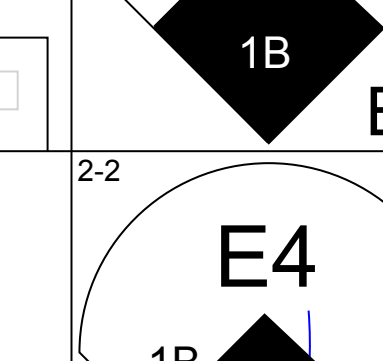
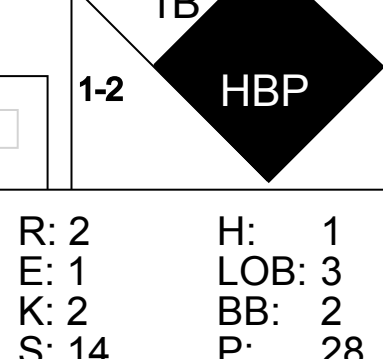
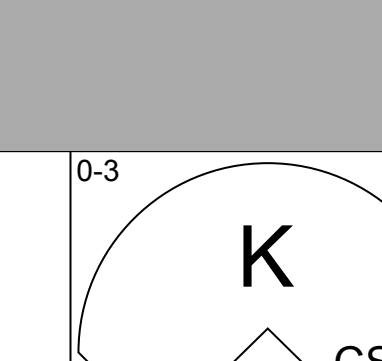
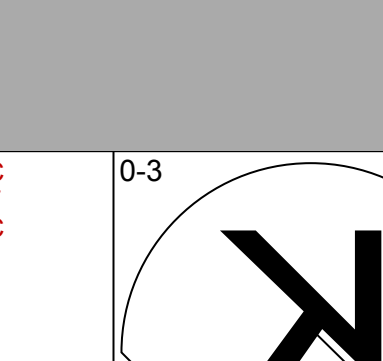
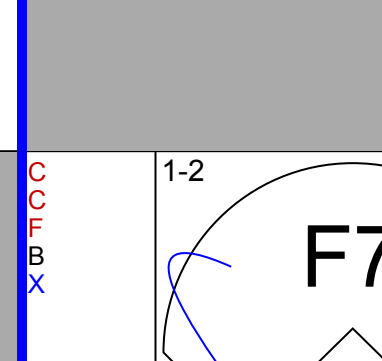
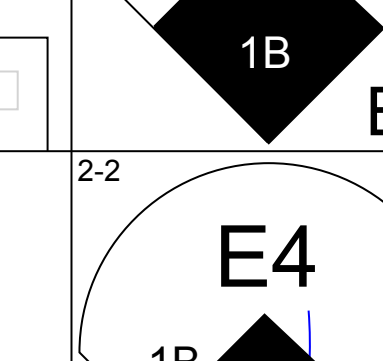
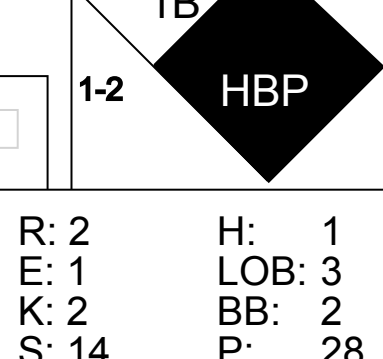
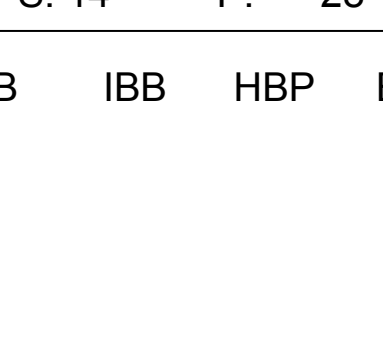


Batter	1	2	3	4	5	6	7	8	9	AB	R	H	RBI	BB	SO	LOB	TOP					
Don Kessinger, S OBP: 0.375, SLG: 0.431 (1, 6)											5	0	1	0	0	2	4					
Glenn Beckert, R OBP: 0.326, SLG: 0.336 (1, 4)											4	1	1	0	1	0	2					
Billy Williams, L OBP: 0.324, SLG: 0.582 (1, 7)											4	0	1	0	1	2	2					
Ron Santo, R OBP: 0.333, SLG: 0.417 (1, 5)											3	1	0	0	2	0	4					
14 Ernie Banks, R OBP: 0.312, SLG: 0.412 (1, 3)											4	0	0	0	0	2	4					
Jim Hickman, R OBP: 0.396, SLG: 0.550 (1, 9)											4	0	2	2	0	0	0					
Johnny Callison, L OBP: 0.353, SLG: 0.486 (9, 9)											0	0	0	0	0	0	0					
Jack Hiatt, R OBP: 0.453, SLG: 0.340 (1, 2)											3	0	0	0	0	0	1					
Cleo James, R OBP: 0.222, SLG: 0.353 (1, 8)											3	1	1	0	1	0	0					
Ken Holtzman, R OBP: 0.333, SLG: 0.385 (1, 1)											4	0	2	1	0	1	3					
Ted Abernathy, R (9, 1)											0	0	0	0	0	0	0					
Phil Regan, R (9, 1)											0	0	0	0	0	0	0					
Inning Stats	R: 0 E: 0 K: 1 S: 9	H: 0 LOB: 0 BB: 0 P: 14	R: 0 E: 0 K: 0 S: 5	H: 0 LOB: 0 BB: 0 P: 8	R: 0 E: 1 K: 2 S: 11	H: 0 LOB: 1 BB: 0 P: 14	R: 0 E: 0 K: 1 S: 9	H: 1 LOB: 1 BB: 0 P: 17	R: 1 E: 0 K: 0 S: 9	H: 2 LOB: 1 BB: 0 P: 12	R: 0 E: 0 K: 1 S: 6	H: 1 LOB: 1 BB: 1 P: 11	R: 0 E: 0 K: 0 S: 6	H: 1 LOB: 2 BB: 1 P: 10	R: 2 E: 0 K: 2 S: 11	H: 1 LOB: 1 BB: 2 P: 25	R: 0 E: 0 K: 0 S: 15	H: 2 LOB: 3 BB: 1 P: 25	1B: 5 2B: 3 3B: 0 HR: 0	SF: 0 SAC: 1 DP: 0 HBP: 0	WP: 1 PB: 0 SB: 1 CS: 0	PA: 40
PITCHER	IP	WLS	BF	H	R	ER	SO	BB	IBB	HBP	BLK	WP	HR	S	P	ERA	WHIP					
Steve Carlton, L ERA: 3.86 (1, 1)	7.0	L	28	5	1	1	5	1	1	0	0	0	0	55	86	1.29	0.857					
Jerry Johnson, R ERA: 3.5 (8, 1)	1.1		9	3	2	2	2	2	0	0	0	0	0	22	39	13.50	3.750					
Sal Campisi, R ERA: 2.04 (9, 1)	0.1		1	0	0	0	0	0	0	0	0	0	0	1	1	0.00	0.000					
Billy McCool, L ERA: 3.0 (9, 1)	0.0		1	0	0	0	0	1	0	0	0	1	0	0	4	∞	∞					
Chuck Taylor, R ERA: 1.69 (9, 1)	0.1		1	0	0	0	0	0	0	0	0	0	0	3	6	0.00	0.000					

Chicago Cubs @ St. Louis Cardinals
 Busch Stadium, St. Louis, MO
 Sat May 16 1970, 3:33 AM CDT
 Att: 27,535 - Cloudy - 61 F

AB 34
 R 3
 H 8
 RBI 3
 BB 5
 SO 7
 LOB 20



Batter	1	2	3	4	5	6	7	8	9	AB	R	H	RBI	BB	SO	LOB	BOTTOM					
Jose Cardenal, R OBP: 0.355, SLG: 0.414 (1, 8)											5	0	1	1	0	2	1					
Julian Javier, R OBP: 0.274, SLG: 0.305 (1, 4)											5	0	2	0	0	1	2					
Lou Brock, L OBP: 0.355, SLG: 0.403 (1, 7)											3	0	1	0	2	0	1					
Dick Allen, R OBP: 0.401, SLG: 0.672 (1, 3)											4	0	1	1	0	1	2					
Joe Torre, R OBP: 0.351, SLG: 0.451 (1, 2)											5	0	3	0	0	0	5					
Carl Taylor, R OBP: 0.269, SLG: 0.244 (1, 9)											4	0	1	0	0	0	3					
Mike Shannon, R OBP: 0.250, SLG: 0.250 (1, 5)											4	0	1	0	0	2	3					
Milt Ramirez, R OBP: 0.194, SLG: 0.107 (1, 6)											2	0	0	0	0	1	3					
Phil Gagliano, R OBP: 0.142, SLG: 0.143 (6, PH)											1	0	0	0	0	0	2					
Dal Maxvill, R OBP: 0.308, SLG: 0.189 (7, 6)											0	1	0	0	1	0	0					
Steve Carlton, L ERA: 3.125, SLG: 0.125 (1, 1)											2	0	0	0	0	2	0					
Cookie Ross, R OBP: 0.184, SLG: 0.086 (7, PH)											1	0	0	0	0	0	0					
Jerry Johnson, R (8, 1)											0	0	0	0	0	0	0					
Sal Campisi, R (9, 1)											0	0	0	0	0	0	0					
Billy McCool, R (9, 1)											0	0	0	0	0	0	0					
Chuck Taylor, R (9, 1)											0	0	0	0	0	0	0					
Leron Lee, L OBP: 0.227, SLG: 0.383 (9, PH)											1	1	0	0	0	0	1					
Inning Stats	R: 0 E: 0 K: 0 S: 5	H: 0 LOB: 0 BB: 0 P: 7	R: 0 E: 0 K: 1 S: 7	H: 2 LOB: 2 BB: 0 P: 8	R: 0 E: 0 K: 3 S: 15	H: 1 LOB: 2 BB: 1 P: 21	R: 0 E: 0 K: 0 S: 11	H: 1 LOB: 1 BB: 0 P: 19	R: 0 E: 0 K: 2 S: 9	H: 1 LOB: 1 BB: 0 P: 12	R: 0 E: 0 K: 1 S: 14	H: 2 LOB: 2 BB: 0 P: 23	R: 0 E: 0 K: 0 S: 8	H: 0 LOB: 0 BB: 0 P: 11	R: 0 E: 0 K: 0 S: 7	H: 2 LOB: 1 BB: 0 P: 13	R: 2 E: 1 K: 2 S: 14	H: 1 LOB: 3 BB: 2 P: 28	1B: 10 2B: 0 3B: 0 HR: 0	SF: 0 SAC: 0 DP: 1 HBP: 1	WP: 0 PB: 1 SB: 0 CS: 1	PA: 41
PITCHER	IP	WLS	BF	H	R	ER	SO	BB	IBB	HBP	BLK	WP	HR	S	P	ERA	WHIP					
Ken Holtzman, L ERA: 3.56 (1, 1)	8.2	W	39	10	2	0	9	3	0	0	0	0	0	88	137	0.00	1.500					
Ted Abernathy, R ERA: 1.23 (9, 1)	0.0		1	0	0	0	0	0	0	1	0	0	0	1	4	∞	∞					
Phil Regan, R ERA: 3.72 (9, 1)	0.1	S	1	0	0	0	0	0	0	0	0	0	0	1	1	0.00	0.000					

Chicago Cubs @ St. Louis Cardinals
 Busch Stadium, St. Louis, MO
 Sat May 16 1970, 3:33 AM CDT
 Att: 27,535 - Cloudy - 61 F

AB 37
 R 2
 H 10
 RBI 2
 BB 3
 SO 9
 LOB 23



Batter	1	2	3	4	5	6	7	8	9	AB	R	H	RBI	BB	SO	LOB	TOP					
Don Kessinger, S (1, 6) OBP: 0.375, SLG: 0.430	K		E7 1B		F7				F8	5	0	2	0	0	1	0	Chicago Cubs @ St. Louis Cardinals Busch Stadium, St. Louis, MO Sun May 17 1970, 3:33 AM CDT Att: 33,799 - Sunny - 72 F AB 35 R 3 H 8 RBI 2 BB 3 SO 9 LOB 17					
Glenn Beckert, R (1, 4) OBP: 0.325, SLG: 0.338			1-3						4-3	5	1	2	0	0	1	2						
Billy Williams, L (1, 7) OBP: 0.329, SLG: 0.576	K									3	2	1	0	1	1	2						
Ron Santo, R (1, 5) OBP: 0.338, SLG: 0.420	K									4	0	2	1	0	1	2						
Johnny Callison, L (1, 9) OBP: 0.350, SLG: 0.473										3	0	0	0	1	1	1						
14 Ernie Banks, R (1, 3) OBP: 0.301, SLG: 0.396										4	0	0	1	0	2	3						
Jack Hiatt, R (1, 2) Willie Smith, L (8, PH) Ken Rudolph, R (8, 2)										3	0	0	0	0	1	3						
Cleo James, R (1, 8) Paul Popovich, S (8, PH) Jimmie Hall, L (8, 8)										2	0	0	0	1	1	0						
Fergie Jenkins, R (1, 1) Phil Regan, R (7, 1)										1	0	0	0	0	0	1						
Jim Hickman, R (9, PH) OBP: 0.392, SLG: 0.543										1	0	0	0	0	0	0						
Inning Stats	R: 0 E: 0 K: 3 S: 10	H: 1 LOB: 1 BB: 0 P: 10	R: 0 E: 0 K: 1 S: 5	H: 0 LOB: 0 BB: 0 P: 5	R: 0 E: 1 K: 1 S: 6	H: 1 LOB: 1 BB: 0 P: 6	R: 1 E: 0 K: 1 S: 7	H: 2 LOB: 1 BB: 0 P: 7	R: 0 E: 0 K: 0 S: 3	H: 0 LOB: 0 BB: 0 P: 3	R: 2 E: 1 K: 0 S: 5	H: 2 LOB: 3 BB: 3 P: 17	R: 0 E: 0 K: 1 S: 6	H: 1 LOB: 1 BB: 0 P: 6	R: 0 E: 0 K: 2 S: 8	H: 1 LOB: 1 BB: 0 P: 8	R: 0 E: 0 K: 0 S: 3	H: 0 LOB: 0 BB: 0 P: 3	1B: 7 2B: 1 3B: 0 HR: 0	SF: 0 SAC: 0 DP: 0 HBP: 0	WP: 1 PB: 0 SB: 0 CS: 0	PA: 38
PITCHER	IP	WLS	BF	H	R	ER	SO	BB	IBB	HBP	BLK	WP	HR	S	P	ERA	WHIP					
Nelson Briles, R (1, 1) ERA: 7.23	5.0		22	6	3	3	6	1	0	0	0	1	0	33	37	5.40	1.400					
Sal Campisi, R (6, 1) ERA: 1.53	2.0	W	9	1	0	0	1	0	2	0	0	0	0	9	17	0.00	0.500					
Chuck Taylor, R (8, 1) ERA: 1.54	2.0	S	7	1	0	0	2	0	0	0	0	0	0	11	11	0.00	0.500					

Batter	1	2	3	4	5	6	7	8	9	AB	R	H	RBI	BB	SO	LOB	BOTTOM					
Jose Cardenal, R (1, 8) OBP: 0.352, SLG: 0.409	K		F5							4	0	1	0	0	1	0	Chicago Cubs @ St. Louis Cardinals Busch Stadium, St. Louis, MO Sun May 17 1970, 3:33 AM CDT Att: 33,799 - Sunny - 72 F AB 32 R 4 H 9 RBI 4 BB 0 SO 8 LOB 9					
Julian Javier, R (1, 4) OBP: 0.273, SLG: 0.302			5-3							4	0	1	0	0	0	2						
Lou Brock, L (1, 7) OBP: 0.345, SLG: 0.391	K		K							4	0	0	0	0	2	1						
Dick Allen, R (1, 3) OBP: 0.397, SLG: 0.658										4	0	1	0	0	2	1						
Joe Torre, R (1, 2) OBP: 0.355, SLG: 0.452										4	2	2	0	0	1	1						
Joe Hague, L (1, 9) OBP: 0.438, SLG: 0.476										3	0	1	0	0	1	1						
Mike Shannon, R (1, 5) OBP: 0.182, SLG: 0.182										3	1	0	1	0	0	2						
Dal Maxvill, R (1, 6) OBP: 0.313, SLG: 0.200										2	0	1	1	0	0	0						
Vic Davallio, L (7, PH) OBP: 0.286, SLG: 0.550										1	1	1	1	0	0	0						
Chuck Taylor, R (8, 1)										0	0	0	0	0	0	0						
Nelson Briles, R (1, 1) OBP: 0.143, SLG: 0.429										2	0	0	0	0	1	1						
Sal Campisi, R (6, 1)										0	0	0	0	0	0	0						
Leron Lee, L (7, PH) OBP: 0.333, SLG: 0.389										1	0	1	1	0	0	0						
Milt Ramirez, R (8, 6) OBP: 0.194, SLG: 0.107										0	0	0	0	0	0	0						
Inning Stats	R: 0 E: 0 K: 2 S: 7	H: 0 LOB: 0 BB: 0 P: 7	R: 2 E: 0 K: 1 S: 8	H: 3 LOB: 1 BB: 0 P: 8	R: 0 E: 0 K: 1 S: 5	H: 0 LOB: 0 BB: 0 P: 5	R: 0 E: 0 K: 2 S: 7	H: 0 LOB: 0 BB: 0 P: 7	R: 0 E: 0 K: 1 S: 5	H: 0 LOB: 0 BB: 0 P: 5	R: 0 E: 0 K: 0 S: 4	H: 1 LOB: 1 BB: 0 P: 4	R: 2 E: 0 K: 1 S: 9	H: 4 LOB: 2 BB: 0 P: 9	R: 0 E: 0 K: 0 S: 3	H: 1 LOB: 0 BB: 0 P: 3	1B: 8 2B: 0 3B: 1 HR: 0	SF: 0 SAC: 0 DP: 1 HBP: 0	WP: 0 PB: 0 SB: 1 CS: 0	PA: 32		
PITCHER	IP	WLS	BF	H	R	ER	SO	BB	IBB	HBP	BLK	WP	HR	S	P	ERA	WHIP					
Fergie Jenkins, R (1, 1) ERA: 4.82	6.2	L	28	8	4	4	8	0	0	0	0	0	0	44	44	5.40	1.200					
Phil Regan, R (7, 1) ERA: 3.45	1.1		4	1	0	0	0	0	0	0	0	0	0	4	4	0.00	0.750					

Batter	1	2	3	4	5	6	7	8	9	AB	R	H	RBI	BB	SO	LOB	TOP			
Jose Cardenal, R OBP: 0.349, SLG: 0.404	0-0 4-3 6-4-3 1B		0-0 1-2			0-0 F8		0-0 L3		4	0	1	0	0	0	1				
Julian Javier, R OBP: 0.261, SLG: 0.289	0-0 6-4-3 1-2		0-0 P3			0-0 5-3		0-3 K		4	0	0	0	0	1	2				
Leron Lee, L OBP: 0.330, SLG: 0.394	0-0 4-3 2-3		0-0 4-3			0-0 2B		0-0 F8		4	0	1	0	0	0	2				
Dick Allen, R OBP: 0.393, SLG: 0.642	4-0 BB			0-3 K		0-3 K		0-3 K		3	0	0	0	1	3	1				
Joe Torre, R OBP: 0.352, SLG: 0.446	0-0 F8			0-0 F9			0-3 K		0-0 1B	4	0	1	0	0	1	2				
Joe Hague, L OBP: 0.431, SLG: 0.460		0-0 F8		0-0 3-1			4-0 BB		0-3 K	3	0	0	0	1	1	1				
Mike Shannon, R OBP: 0.143, SLG: 0.143		0-0 6-3			0-0 F8		0-3 K			3	0	0	0	0	1	1				
Dal Maxvill, R OBP: 0.304, SLG: 0.193					0-3 K			0-3 K		2	0	0	0	0	1	0				
Vic Davallio, L OBP: 0.273, SLG: 0.524		0-0 5-3								1	0	0	0	0	1	1				
Mitt Ramirez, R OBP: 0.194, SLG: 0.107										0	0	0	0	0	0	0				
Bob Gibson, R OBP: 0.391, SLG: 0.381										2	0	1	0	0	0	0				
Jerry Johnson, R (6, 1)										0	0	0	0	0	0	0				
Carl Taylor, R OBP: 0.264, SLG: 0.239										1	0	0	0	0	0	0				
Sal Campisi, R (8, 1)				0-0 1-3 1B					0-0 F9	0	0	0	0	0	0	0				
Inning Stats	R: 0 E: 0 K: 0 S: 4	H: 1 LOB: 2 BB: 1 P: 8	R: 0 E: 0 K: 0 S: 3	H: 0 LOB: 0 BB: 0 P: 3	R: 0 E: 0 K: 0 S: 4	H: 1 LOB: 1 BB: 0 P: 4	R: 0 E: 0 K: 1 S: 5	H: 0 LOB: 0 BB: 0 P: 5	R: 0 E: 0 K: 1 S: 6	H: 1 LOB: 1 BB: 0 P: 6	R: 0 E: 0 K: 3 S: 9	H: 0 LOB: 1 BB: 1 P: 13	R: 0 E: 0 K: 1 S: 5	H: 0 LOB: 0 BB: 0 P: 5	R: 0 E: 0 K: 2 S: 8	H: 1 LOB: 1 BB: 0 P: 8	1B: 3 2B: 1 3B: 0 HR: 0	SF: 0 SAC: 0 DP: 0 HBP: 0	WP: 0 PB: 0 SB: 0 CS: 0	PA: 33
PITCHER Larry Dierker, R ERA: 2.79	IP: 9.0 WLS: W BF: 33 H: 4 R: 0 ER: 0 SO: 9 BB: 2 IBB: 0 HBP: 0 BLK: 0 WP: 0 HR: 0 S: 49 P: 57 ERA: 0.00 WHIP: 0.667															PITCHER	IP: 9.0 WLS: W BF: 33 H: 4 R: 0 ER: 0 SO: 9 BB: 2 IBB: 0 HBP: 0 BLK: 0 WP: 0 HR: 0 S: 49 P: 57 ERA: 0.00 WHIP: 0.667			

St. Louis Cardinals @ Houston Astros
Astrodome, Houston, TX
Mon May 18 1970, 8:05 PM EDT
Att: 17,916 - Unknown

AB 31
R 0
H 4
RBI 0
BB 2
SO 9
LOB 11



Batter	1	2	3	4	5	6	7	8	9	AB	R	H	RBI	BB	SO	LOB	BOTTOM			
Joe Morgan, L OBP: 0.417, SLG: 0.448	4-0 1B 2B BB	0-0 G4-6-3 1-2		0-0 1-1 3-H 2B		4-0 1B 1-2 2-3 3-H BB				2	1	1	2	2	0	1				
Jesus Alou, R OBP: 0.349, SLG: 0.417	0-0 2B 1-2 1B		0-0 4-3		0-0 G6-4-3 1B	0-0 1-3 2-H 3-H 1B				4	0	3	2	0	0	0				
Jimmy Wynn, R OBP: 0.394, SLG: 0.564	0-0 1-3 2-H 2B		0-3 K		0-0 G6-4-3 1-2 2B	0-0 F7				4	0	1	1	0	1	3				
Tommy Davis, R OBP: 0.304, SLG: 0.377	0-3 K		0-0 5-3		0-3 K		0-0 F9			4	0	0	0	0	2	2				
Jim Beauchamp, R OBP: 0.318, SLG: 0.400										0	0	0	0	0	0	0				
Denis Menke, R OBP: 0.400, SLG: 0.476	0-0 P4			0-0 1B 1B		0-0 5-3	0-0 6-3			4	1	1	0	0	0	2				
Joe Pepitone, L OBP: 0.308, SLG: 0.529	4-0 1B IBB			0-0 1B 2B 1B		0-0 E9 1B BB 1B	0-0 P5			3	1	2	0	1	0	0				
Marty Martinez, S OBP: 0.357, SLG: 0.429	0-3 K			0-0 2B 1B		0-0 1B BB 1B		0-0 G4-3-6 1B		4	1	3	1	0	1	3				
Johnny Edwards, L OBP: 0.236, SLG: 0.266		0-0 6-3		0-0 K		4-0 BB 1B 1B		0-0 G4-3-6 1-2		3	1	0	0	1	1	3				
Larry Dierker, R OBP: 0.219, SLG: 0.226				0-0 K G4-6-3 1B		0-0 1-2 2-3 1B 1B		0-3 K		4	1	2	0	0	2	2				
Inning Stats	R: 1 E: 0 K: 2 S: 9	H: 2 LOB: 3 BB: 2 P: 17	R: 0 E: 0 K: 0 S: 3	H: 1 LOB: 0 BB: 0 P: 3	R: 0 E: 0 K: 1 S: 5	H: 0 LOB: 0 BB: 0 P: 5	R: 2 E: 0 K: 2 S: 10	H: 4 LOB: 2 BB: 0 P: 10	R: 0 E: 0 K: 1 S: 5	H: 1 LOB: 0 BB: 0 P: 5	R: 3 E: 1 K: 0 S: 6	H: 4 LOB: 2 BB: 2 P: 14	R: 0 E: 0 K: 0 S: 3	H: 0 LOB: 0 BB: 0 P: 3	R: 0 E: 0 K: 1 S: 5	H: 1 LOB: 0 BB: 0 P: 5	1B: 11 2B: 2 3B: 0 HR: 0	SF: 0 SAC: 0 DP: 3 HBP: 0	WP: 0 PB: 0 SB: 0 CS: 0	PA: 36
PITCHER Bob Gibson, R ERA: 5.34	IP: 5.2 WLS: L BF: 29 H: 12 R: 6 ER: 6 SO: 6 BB: 3 IBB: 1 HBP: 0 BLK: 0 WP: 0 HR: 0 S: 37 P: 53 ERA: 9.53 WHIP: 2.647															PITCHER	IP: 5.2 WLS: L BF: 29 H: 12 R: 6 ER: 6 SO: 6 BB: 3 IBB: 1 HBP: 0 BLK: 0 WP: 0 HR: 0 S: 37 P: 53 ERA: 9.53 WHIP: 2.647			
Jerry Johnson, R ERA: 3.18	1.1 4 0 0 0 0 0 0 0 0 0 0 4 4 0.00 0.000															PITCHER	1.1 4 0 0 0 0 0 0 0 0 0 0 4 4 0.00 0.000			
Sal Campisi, R ERA: 1.74	1.0 3 1 0 0 0 1 0 0 0 0 0 5 5 0.00 1.000															PITCHER	1.0 3 1 0 0 0 1 0 0 0 0 0 5 5 0.00 1.000			

St. Louis Cardinals @ Houston Astros
Astrodome, Houston, TX
Mon May 18 1970, 8:05 PM EDT
Att: 17,916 - Unknown

AB 32
R 6
H 13
RBI 6
BB 4
SO 7
LOB 16



Batter	1	2	3	4	5	6	7	8	9	AB	R	H	RBI	BB	SO	LOB	TOP								
Jose Cardenal, R (1, 8) OBP: 0.346, SLG: 0.400	F3			1B		G3	P4			4	1	1	0	0	0	0									
Dal Maxwell, R (1, 6) OBP: 0.321, SLG: 0.203	K			K		2B		5-3		3	1	0	0	1	2	1									
Dick Allen, R (1, 3) OBP: 0.409, SLG: 0.679	F5			G3	BB	1B				4	1	3	1	0	0	0									
Joe Torre, R (1, 2) OBP: 0.364, SLG: 0.453		5-3		G3	BB	1B		5-3		3	0	1	2	1	0	1									
Joe Hague, L (1, 7) OBP: 0.440, SLG: 0.467						1B				3	0	1	0	1	0	2									
Vic Davalillo, L (8, PR) OBP: 0.304, SLG: 0.545	F7			G3		1B				0	0	0	0	0	0	0									
Leron Lee, L (1, 9) OBP: 0.317, SLG: 0.374	4-3			F2		K				4	0	0	0	0	2	6									
Julian Javier, R (1, 4) OBP: 0.277, SLG: 0.281			F8			6-3				4	0	1	0	0	1	0									
Mike Shannon, R (1, 5) OBP: 0.087, SLG: 0.091			F9			5-3		6-3		4	0	0	0	0	1	0									
Mike Torrez, R (1, 1) OBP: 0.286, SLG: 0.300			K			K		6-3		4	0	0	0	0	3	0									
Chuck Taylor, R (9, 1)										0	0	0	0	0	0	0									
Inning Stats	R: 0 E: 0 K: 1 S: 5	H: 0 LOB: 0 BB: 0 P: 5	R: 0 E: 0 K: 0 S: 3	H: 0 LOB: 0 BB: 0 P: 3	R: 0 E: 0 K: 1 S: 5	H: 0 LOB: 0 BB: 0 P: 5	R: 1 E: 0 K: 1 S: 7	H: 2 LOB: 2 BB: 1 P: 11	R: 0 E: 0 K: 1 S: 5	H: 0 LOB: 0 BB: 0 P: 5	R: 2 E: 0 K: 1 S: 8	H: 4 LOB: 2 BB: 1 P: 12	R: 0 E: 0 K: 0 S: 3	H: 0 LOB: 0 BB: 0 P: 3	R: 0 E: 0 K: 1 S: 6	H: 1 LOB: 2 BB: 1 P: 10	R: 0 E: 0 K: 3 S: 9	H: 0 LOB: 0 BB: 0 P: 9	1B: 5 2B: 2 3B: 0 HR: 0	SF: 0 SAC: 0 DP: 0 HBP: 0	WP: 0 PB: 0 SB: 1 CS: 0	PA: 36			
PITCHER	IP	WLS	BF	H	R	ER	SO	BB	IBB	HBP	BLK	WP	HR	S	P	ERA	WHIP								
Tom Griffin, R (1, 1) ERA: 6.34	5.1	L	22	4	3	3	4	2	0	0	0	0	0	28	36	5.06	1.125								
Ron Cook, L (6, 1) ERA: 0.93	1.2		6	2	0	0	1	0	0	0	0	0	0	8	8	0.00	1.200								
Jim Ray, R (8, 1) ERA: 2.51	2.0		8	1	0	0	4	1	0	0	0	0	0	15	19	0.00	1.000								

St. Louis Cardinals @ Houston Astros
Astrodome, Houston, TX
Wed May 20 1970, 8:05 PM EDT
Att: 13,977 - Unknown

AB 33
R 3
H 7
RBI 3
BB 3
SO 9
LOB 10



Batter	1	2	3	4	5	6	7	8	9	AB	R	H	RBI	BB	SO	LOB	BOTTOM								
Joe Morgan, L (1, 4) OBP: 0.424, SLG: 0.436	4-3		1B		E	G6-3			F8	3	1	0	0	2	0	3									
Jesus Alou, R (1, 9) OBP: 0.338, SLG: 0.388			BB							4	0	1	0	0	0	1									
Jim Ray, R (8, 1) OBP: 0.286, SLG: 0.286	L4				6-3				F5	0	0	0	0	0	0	0									
Keith Lampard, L (9, PH) OBP: 0.306, SLG: 0.394			1B							1	0	0	0	0	0	2									
Jimmy Wynn, R (1, 8) OBP: 0.402, SLG: 0.581									FC6-4	4	0	3	1	1	0	2									
Tommy Davis, R (1, 7) OBP: 0.286, SLG: 0.354	4-3		G3		F9					4	0	0	0	0	0	5									
Denis Menke, R (1, 6) OBP: 0.387, SLG: 0.457		6-3			F9			6-3		4	0	0	0	0	1	1									
Joe Pepitone, L (1, 3) OBP: 0.305, SLG: 0.517		4-3			4-3				F8	3	0	0	0	1	0	1									
Doug Rader, R (1, 5) OBP: 0.372, SLG: 0.543										2	1	1	0	2	0	1									
Johnny Edwards, L (1, 2) OBP: 0.224, SLG: 0.252										4	0	0	0	0	0	4									
Tom Griffin, R (1, 1) OBP: 0.143, SLG: 0.154										2	0	0	0	0	1	0									
Ron Cook, L (6, 1) OBP: 1.000, SLG: 3.000										0	0	0	0	0	0	0									
Norm Miller, L (7, PH) OBP: 0.329, SLG: 0.362			K							1	0	1	1	1	0	0									
Inning Stats	R: 0 E: 0 K: 0 S: 4	H: 1 LOB: 1 BB: 0 P: 4	R: 0 E: 0 K: 0 S: 3	H: 0 LOB: 1 BB: 1 P: 7	R: 1 E: 0 K: 1 S: 6	H: 2 LOB: 1 BB: 1 P: 10	R: 0 E: 0 K: 0 S: 4	H: 1 LOB: 1 BB: 0 P: 4	R: 0 E: 0 K: 0 S: 3	H: 0 LOB: 2 BB: 2 P: 11	R: 0 E: 0 K: 0 S: 3	H: 0 LOB: 1 BB: 1 P: 7	R: 0 E: 0 K: 1 S: 6	H: 1 LOB: 1 BB: 0 P: 6	R: 0 E: 1 K: 0 S: 5	H: 1 LOB: 2 BB: 1 P: 9	1B: 3 2B: 3 3B: 0 HR: 0	SF: 0 SAC: 0 DP: 1 HBP: 0	WP: 0 PB: 0 SB: 1 CS: 0	PA: 39					
PITCHER	IP	WLS	BF	H	R	ER	SO	BB	IBB	HBP	BLK	WP	HR	S	P	ERA	WHIP								
Mike Torrez, R (1, 1) ERA: 2.85	8.0	W	34	5	2	1	2	6	1	0	0	0	0	31	59	1.12	1.375								
Chuck Taylor, R (9, 1) ERA: 1.46	1.0	S	5	1	0	0	0	0	0	0	0	0	0	5	5	0.00	1.000								

St. Louis Cardinals @ Houston Astros
Astrodome, Houston, TX
Wed May 20 1970, 8:05 PM EDT
Att: 13,977 - Unknown


AB 32
R 2
H 6
RBI 2
BB 7
SO 2
LOB 20



Batter	1	2	3	4	5	6	7	8	9	AB	R	H	RBI	BB	SO	LOB	TOP								
Jose Cardenal, R (1, 8) OBP: 0.337, SLG: 0.390	0-0 6-3			0-0 L5		0-0 4-3			0-0 FC4 HR	4	1	0	0	0	0	1									
Dal Maxwell, R (1, 6) OBP: 0.317, SLG: 0.194	4-0 BB G6-4-3			0-3 K			0-0 4-3		0-0 F9	3	0	0	0	1	1	1									
Dick Allen, R (1, 3) OBP: 0.405, SLG: 0.689	0-0 G6-4-3			0-0 L8			0-3 K		0-0 HR	4	1	1	2	0	1	1									
Joe Torre, R (1, 2) Vic Davalillo, L (9, PR) OBP: 0.395, SLG: 0.443 OBP: 0.304, SLG: 0.545		0-0 1-3			0-0 4-3				4-0 1B 1B	3	0	0	0	1	0	0									
Carl Taylor, R (1, 9) OBP: 0.310, SLG: 0.280		0-0 1-3			4-0 1B BB				0-0 1B 1B	3	0	2	0	1	0	0									
Julian Javier, R (1, 4) Joe Hague, L (9, PH) Bart Zeller, R (9, 2) OBP: 0.279, SLG: 0.283 OBP: 0.444, SLG: 0.473		0-0 P5			0-0 1B G6-3				0-0 F9 1B	3	0	1	0	0	0	1									
Cookie Rojas, R (1, 7) Leron Lee, L (9, PH) Frank Linzy, R (9, 1) Billy McCool, R (9, 1) Sal Campisi, R (9, 1) OBP: 0.195, SLG: 0.108 OBP: 0.322, SLG: 0.374				0-0 L5		0-0 G6-3			0-0 1B G1-6-3	3	0	1	0	0	0	2									
Mike Shannon, R (1, 5) OBP: 0.074, SLG: 0.077				0-0 F9					0-0 L4	4	0	0	0	0	0	5									
Steve Carlton, L (1, 1) Phil Gagliano, R (9, PH) OBP: 0.111, SLG: 0.111 OBP: 0.200, SLG: 0.200				0-0 F7					0-0 K	2	0	0	0	0	1	0									
									0-0 FC4 1B	1	0	1	0	0	0	0									
Inning Stats	R: 0 E: 0 K: 0 S: 2	H: 0 LOB: 0 BB: 1 P: 6	R: 0 E: 0 K: 0 S: 3	H: 0 LOB: 0 BB: 0 P: 3	R: 0 E: 0 K: 0 S: 3	H: 0 LOB: 0 BB: 0 P: 3	R: 0 E: 0 K: 1 S: 5	H: 0 LOB: 0 BB: 0 P: 5	R: 0 E: 0 K: 0 S: 3	H: 1 LOB: 1 BB: 1 P: 7	R: 0 E: 0 K: 1 S: 5	H: 0 LOB: 0 BB: 0 P: 5	R: 0 E: 0 K: 1 S: 5	H: 0 LOB: 0 BB: 0 P: 5	R: 0 E: 0 K: 0 S: 4	H: 2 LOB: 1 BB: 0 P: 4	R: 3 E: 0 K: 0 S: 7	H: 4 LOB: 3 BB: 1 P: 12	1B: 6 2B: 0 3B: 0 HR: 1	SF: 0 SAC: 0 DP: 3 HBP: 1	WP: 0 PB: 0 SB: 0 CS: 0	PA: 35			
PITCHER	IP WLS BF H R ER SO BB IBB HBP BLK WP HR S P ERA WHIP	8.2 32 6 3 3 3 3 0 0 0 0 0 1 35 47 3.12 1.038	0.0 1 1 0 0 0 0 0 0 0 0 0 0 1 1 ∞ ∞	0.1 W 2 0 0 0 0 0 0 1 0 0 0 1 2 0.00 0.000																					

St. Louis Cardinals @ Philadelphia Phillies
 Shibe Park, Philadelphia, PA
 Thu May 21 1970, 7:05 PM EDT
 Att: 11,769 - Unknown


AB 31
 R 3
 H 7
 RBI 3
 BB 3
 SO 3
 LOB 11



Batter	1	2	3	4	5	6	7	8	9	AB	R	H	RBI	BB	SO	LOB	BOTTOM								
Tony Taylor, R (1, 4) OBP: 0.284, SLG: 0.234	0-3 K		0-3 K						0-0 FC1-6 1B	5	0	3	1	0	2	0									
Larry Bowa, S (1, 6) OBP: 0.246, SLG: 0.202	0-0 CS 1B			0-0 CS 1B					0-0 FC1-6 3B	4	1	2	0	0	0	3									
Larry Hise, R (1, 9) OBP: 0.320, SLG: 0.339	0-3 K			0-3 K					0-0 HR 3B	4	1	1	1	0	3	2									
Don Money, R (1, 5) Denny Doyle, L (9, 4) OBP: 0.425, SLG: 0.636 OBP: 0.292, SLG: 0.300		4-0 CS BB		0-3 K					0-0 HR 3B	3	1	1	2	1	2	0									
Deron Johnson, R (1, 3) OBP: 0.291, SLG: 0.410		0-3 K			0-3 K				0-3 K	4	0	0	0	0	3	1									
Rick Joseph, R (1, 7) John Briggs, L (9, 7) OBP: 0.296, SLG: 0.615 OBP: 0.307, SLG: 0.328		0-0 2B			0-0 BB 1B				0-0 K	3	0	2	0	0	1	0									
Byron Browne, R (1, 8) OBP: 0.271, SLG: 0.410		0-3 K			0-3 K				0-0 SH3-4 1B	3	0	0	0	0	3	2									
Mike Compton, R (1, 2) OBP: 0.400, SLG: 0.424				0-0 5-3					4-0 1B 1B	2	0	1	0	2	0	0									
Woodie Fryman, R (1, 1) Bill Wilson, R (9, 1) Joe Hoerner, R (9, 1) Ron Stone, L (9, PH) Jim Hutto, R (9, PH) OBP: 0.067, SLG: 0.067 ERA: 7.27 OBP: 0.227, SLG: 0.326 OBP: 0.287, SLG: 0.379				0-0 6-3					0-3 K	3	0	0	0	0	2	3									
Inning Stats	R: 0 E: 0 K: 2 S: 7	H: 1 LOB: 0 BB: 0 P: 7	R: 0 E: 0 K: 2 S: 7	H: 1 LOB: 1 BB: 1 P: 11	R: 0 E: 0 K: 1 S: 5	H: 0 LOB: 0 BB: 0 P: 5	R: 0 E: 0 K: 2 S: 7	H: 1 LOB: 0 BB: 0 P: 7	R: 0 E: 0 K: 3 S: 10	H: 1 LOB: 2 BB: 1 P: 14	R: 3 E: 0 K: 2 S: 10	H: 3 LOB: 2 BB: 0 P: 10	R: 0 E: 0 K: 2 S: 9	H: 2 LOB: 2 BB: 0 P: 9	R: 0 E: 0 K: 2 S: 7	H: 0 LOB: 0 BB: 0 P: 7	R: 1 E: 0 K: 1 S: 6	H: 2 LOB: 2 BB: 1 P: 10	1B: 8 2B: 2 3B: 1 HR: 1	SF: 0 SAC: 1 DP: 1 HBP: 0	WP: 0 PB: 0 SB: 0 CS: 3	PA: 37			
PITCHER	IP WLS BF H R ER SO BB IBB HBP BLK WP HR S P ERA WHIP	8.0 32 9 3 3 16 2 0 0 0 0 0 1 62 70 3.38 1.375	0.1 L 3 1 1 1 0 0 1 0 0 0 0 2 6 27.00 3.000	0.1 1 0 0 0 1 0 0 0 0 0 0 0 3 3 0.00 0.000	0.0 1 1 0 0 0 0 0 0 0 0 0 0 1 1 ∞ ∞																				

St. Louis Cardinals @ Philadelphia Phillies
 Shibe Park, Philadelphia, PA
 Thu May 21 1970, 7:05 PM EDT
 Att: 11,769 - Unknown

AB 33
 R 4
 H 11
 RBI 4
 BB 3
 SO 17
 LOB 13



Batter	1	2	3	4	5	6	7	8	9	AB R H RBI BB SO LOB	TOP									
Jose Cardenal, R (1.8) OBP: 0.326, SLG: 0.387	0-0 6-3		0-0 4-3		0-3 K		0-3 K			4 0 0 0 0 2 0	St. Louis Cardinals @ Philadelphia Phillies Shibe Park, Philadelphia, PA Sat May 23 1970, 7:05 PM EDT Att: 12,333 - Unknown									
Leron Lee, L (1.9) OBP: 0.320, SLG: 0.369	0-3 K		0-0 HR		0-0 F8		0-0 F9			4 1 1 0 0 1 0										
Dick Allen, R (1.3) OBP: 0.410, SLG: 0.718	0-0 F8		0-0 HR		0-0 HR					4 2 2 3 0 0 0										
Joe Torre, R (1.2) OBP: 0.368, SLG: 0.463		0-0 2B	0-0 P4		0-0 5-3					4 0 1 0 0 0 0										
Joe Hague, L (1.7) OBP: 0.451, SLG: 0.485		0-0 1B		4-0 1B		0-0 1B		0-0 5-3		3 0 2 0 1 0 0										
Phil Gaetano, R (1.5) OBP: 0.217, SLG: 0.217		0-0 E5		0-0 F7		0-3 K		0-0 5-3		4 0 0 0 0 1 4										
Julian Javier, R (1.4) OBP: 0.268, SLG: 0.283		0-0 P6		0-0 F7		0-3 K		0-3 K		4 0 0 0 0 2 5										
Dal Maxwell, R (1.6) OBP: 0.311, SLG: 0.189		0-0 G6-4-3		0-0 1B		0-0 F9		4-0 BB		3 0 1 0 1 0 4										
Bob Gibson, R (1.1) OBP: 0.333, SLG: 0.320			0-0 F8		0-3 K		0-3 K		0-0 5-3	4 0 0 0 0 2 3										
Inning Stats	R: 0 E: 0 S: 5	H: 0 LOB: 0 BB: 0 P: 5	R: 0 E: 1 S: 5	H: 2 LOB: 2 BB: 0 P: 5	R: 2 E: 0 S: 5	H: 2 LOB: 0 BB: 0 P: 5	R: 0 E: 0 S: 6	H: 1 LOB: 2 BB: 1 P: 10	R: 1 E: 0 S: 6	H: 1 LOB: 0 BB: 0 P: 6	R: 0 E: 0 S: 8	H: 0 LOB: 0 BB: 0 P: 7	R: 0 E: 0 S: 3	H: 0 LOB: 0 BB: 0 P: 3	R: 0 E: 0 S: 5	H: 0 LOB: 1 BB: 1 P: 9	1B: 4 2B: 1 3B: 0 HR: 2	SF: 0 SAC: 0 DP: 1 HBP: 0	WP: 0 PB: 0 SB: 1 CS: 0	PA: 36
PITCHER	IP WLS BF H R ER SO BB IBB HBP BLK WP HR S P ERA WHIP											PITCHER	IP WLS BF H R ER SO BB IBB HBP BLK WP HR S P ERA WHIP							
Jim Bunning, R (1.1) ERA: 2.59	8.0 L 32 7 3 3 7 1 0 0 0 0 2 45 49 3.38 1.000																			
Bill Wilson, R (9.1) ERA: 4.5	1.0 4 0 0 0 1 1 0 0 0 0 0 5 9 0.00 1.000																			

AB	34
R	3
H	7
RBI	3
BB	2
SO	8
LOB	16



Batter	1	2	3	4	5	6	7	8	9	AB R H RBI BB SO LOB	BOTTOM									
Tony Taylor, R (1.5) OBP: 0.291, SLG: 0.245	0-3 K			0-3 K			0-0 6-3		0-3 K	4 0 1 0 0 3 0	St. Louis Cardinals @ Philadelphia Phillies Shibe Park, Philadelphia, PA Sat May 23 1970, 7:05 PM EDT Att: 12,333 - Unknown									
Denny Doyle, L (1.4) OBP: 0.286, SLG: 0.295	0-3 K			0-0 G6-3		0-0 F7		0-0 FC4-6		4 0 2 0 0 1 1										
Oscar Gamble, L (1.8) OBP: 0.043, SLG: 0.043	0-3 K			0-0 G6-3		0-0 6-3		0-0 FC4-6		4 0 0 0 0 1 3										
Rick Joseph, R (1.3) OBP: 0.257, SLG: 0.485		0-0 6-3			0-3 K		0-3 K		0-3 K	3 0 0 0 0 2 1										
Bill Wilson, R (9.1) Byron Browne, R (9. PH) OBP: 0.273, SLG: 0.407										0 0 0 0 0 0 0										
Larry Hisle, R (1.9) OBP: 0.318, SLG: 0.331		0-3 K			0-3 K			4-0 3B		2 1 0 0 1 2 0										
Ron Stone, L (1.7) OBP: 0.229, SLG: 0.362		0-0 4-3			0-0 F8			0-0 3B		3 0 1 1 0 0 0										
Mike Compton, R (1.2) OBP: 0.391, SLG: 0.410			0-3 K			0-3 K		0-3 K		2 0 0 0 0 2 0										
Del Bates, L (8. PH) OBP: 0.207, SLG: 0.148										1 0 0 0 0 1 1										
Larry Bowa, S (1.6) OBP: 0.243, SLG: 0.200										2 0 0 0 0 1 0										
Deron Johnson, R (8. PH) OBP: 0.286, SLG: 0.401			0-0 4-3					0-0 F8		1 0 0 0 0 0 1										
Terry Harmon, R (9.6) OBP: 0.250, SLG: 0.192										0 0 0 0 0 0 0										
Jim Bunning, R (1.1) Jim Hutto, R (8. PH) OBP: 0.258, SLG: 0.367										2 0 0 0 0 1 0										
Inning Stats	R: 0 E: 0 S: 9	H: 0 LOB: 0 BB: 0 P: 9	R: 0 E: 0 S: 5	H: 0 LOB: 0 BB: 0 P: 5	R: 0 E: 0 S: 7	H: 0 LOB: 0 BB: 0 P: 7	R: 0 E: 0 S: 5	H: 1 LOB: 0 BB: 0 P: 5	R: 0 E: 0 S: 7	H: 0 LOB: 0 BB: 0 P: 7	R: 0 E: 0 S: 6	H: 1 LOB: 1 BB: 0 P: 6	R: 1 E: 0 S: 8	H: 1 LOB: 1 BB: 1 P: 12	R: 0 E: 0 S: 8	H: 1 LOB: 1 BB: 0 P: 8	1B: 3 2B: 0 3B: 1 HR: 0	SF: 0 SAC: 0 DP: 1 HBP: 0	WP: 0 PB: 0 SB: 0 CS: 0	PA: 31
PITCHER	IP WLS BF H R ER SO BB IBB HBP BLK WP HR S P ERA WHIP											PITCHER	IP WLS BF H R ER SO BB IBB HBP BLK WP HR S P ERA WHIP							
Bob Gibson, R (1.1) ERA: 4.73	9.0 W 31 4 1 1 16 1 0 0 0 0 0 62 66 1.00 0.556																			

AB	30
R	1
H	4
RBI	1
BB	1
SO	16
LOB	9



Batter	1	2	3	4	5	6	7	8	9	10	AB	R	H	RBI	BB	SO	LOB	TOP						
Jose Cardenal, R OBP: 0.326, SLG: 0.381 (1, 8)											5	0	1	0	1	0	5							
Cookie Rojas, R OBP: 0.188, SLG: 0.114 Vic Davalillo, L OBP: 0.280, SLG: 0.500 (1, 7) (7, 7)											4	2	1	0	0	0	1							
Dick Allen, R OBP: 0.398, SLG: 0.694 (1, 3)											5	0	0	0	0	5	2							
Joe Torre, R OBP: 0.375, SLG: 0.477 (1, 2)											4	1	2	1	1	1	0							
Carl Taylor, R OBP: 0.309, SLG: 0.309 Leron Lee, L OBP: 0.331, SLG: 0.384 (1, 9) (7, PH) (7, 9)											3	1	1	1	0	1	1							
Julian Javier, R OBP: 0.282, SLG: 0.300 (1, 4)											4	1	2	0	1	1	3							
Phil Gagliano, R OBP: 0.214, SLG: 0.185 (1, 5)											4	0	0	1	1	0	4							
Dal Maxvill, R OBP: 0.337, SLG: 0.197 (1, 6)											2	0	1	1	3	0	1							
Santiago Guzman, R George Culver, R Billy McCool, L Frank Linzy, R Milt Ramirez, R Chuck Taylor, R (1, 11) (1, 11) (3, 11) (6, 11) (10, PH) (10, 11)											0	0	0	0	0	0	0							
Inning Stats	R: 1 E: 0 K: 1 S: 7	H: 2 LOB: 1 BB: 0 P: 7	R: 0 E: 0 K: 1 S: 6	H: 1 LOB: 2 BB: 1 P: 10	R: 4 E: 0 K: 1 S: 8	H: 3 LOB: 2 BB: 3 P: 20	R: 0 E: 0 K: 1 S: 5	H: 0 LOB: 0 BB: 0 P: 5	R: 0 E: 1 K: 1 S: 6	H: 1 LOB: 1 BB: 0 P: 6	R: 0 E: 0 K: 3 S: 10	H: 1 LOB: 1 BB: 0 P: 10	R: 0 E: 0 K: 1 S: 6	H: 1 LOB: 2 BB: 1 P: 10	R: 0 E: 0 K: 1 S: 5	H: 0 LOB: 2 BB: 2 P: 13	R: 0 E: 0 K: 0 S: 2	H: 0 LOB: 0 BB: 1 P: 6	1B: 6 2B: 2 3B: 1 HR: 0	SF: 0 SAC: 0 DP: 1 HBP: 0	WP: 0 PB: 0 SB: 1 CS: 0	PA: 46		
PITCHER	IP WLS BF H R ER SO ERA WHIP	IP WLS BF H R ER SO ERA WHIP	IP WLS BF H R ER SO ERA WHIP	IP WLS BF H R ER SO ERA WHIP	IP WLS BF H R ER SO ERA WHIP	IP WLS BF H R ER SO ERA WHIP	IP WLS BF H R ER SO ERA WHIP	IP WLS BF H R ER SO ERA WHIP	IP WLS BF H R ER SO ERA WHIP	IP WLS BF H R ER SO ERA WHIP	IP WLS BF H R ER SO ERA WHIP	IP WLS BF H R ER SO ERA WHIP	IP WLS BF H R ER SO ERA WHIP	IP WLS BF H R ER SO ERA WHIP	IP WLS BF H R ER SO ERA WHIP	IP WLS BF H R ER SO ERA WHIP	IP WLS BF H R ER SO ERA WHIP	IP WLS BF H R ER SO ERA WHIP	IP WLS BF H R ER SO ERA WHIP	IP WLS BF H R ER SO ERA WHIP	IP WLS BF H R ER SO ERA WHIP	IP WLS BF H R ER SO ERA WHIP	IP WLS BF H R ER SO ERA WHIP	IP WLS BF H R ER SO ERA WHIP
Chris Short, L ERA: 5.12	2.1	15	6	5	5	3	2	0	0	0	0	0	19	27	19.29	3.429								
Bill Wilson, R ERA: 3.8	3.2	14	1	0	0	2	2	0	0	0	0	0	16	24	0.00	0.818								
Dick Selma, R ERA: 3.65	2.0	9	2	0	0	4	1	0	0	0	0	0	16	20	0.00	1.500								
Mike Jackson, L ERA: 1.42	2.0	8	0	0	0	1	3	0	0	0	0	0	7	19	0.00	1.500								

St. Louis Cardinals @ Philadelphia Phillies
Shibe Park, Philadelphia, PA
Sun May 24 1970, 3:33 AM EDT
Att. 11,939 - Unknown

AB 38
R 5
H 9
RBI 5
BB 8
SO 10
LOB 25



Batter	1	2	3	4	5	6	7	8	9	10	AB	R	H	RBI	BB	SO	LOB	BOTTOM						
Tony Taylor, R OBP: 0.293, SLG: 0.243 (1, 5)											5	1	1	1	1	0	3							
Denny Doyle, L OBP: 0.277, SLG: 0.313 (1, 4)											5	1	4	0	0	0	1							
Oscar Gamble, L OBP: 0.107, SLG: 0.107 (1, 8)											5	1	2	1	0	0	4							
Deron Johnson, R OBP: 0.289, SLG: 0.418 (1, 3)											4	1	1	2	1	0	3							
Larry Hisle, R OBP: 0.321, SLG: 0.350 (1, 9)											4	1	1	2	1	0	0							
Ron Stone, L OBP: 0.245, SLG: 0.353 (1, 7)											4	0	1	0	1	0	3							
Del Bates, L OBP: 0.265, SLG: 0.200 Grant Jackson, S OBP: 0.067, SLG: 0.067 (1, 2) (10, PR)											3	0	1	0	2	1	3							
Larry Bowa, S OBP: 0.248, SLG: 0.195 (1, 6)											3	0	0	0	2	0	3							
Chris Short, R Bill Wilson, R Byron Browne, R Dick Selma, R Terry Harmon, R Mike Jackson, L (1, 11) (3, 11) (6, PH) (7, 11) (8, PH) (9, 11)											0	0	0	0	0	0	0							
Inning Stats	R: 3 E: 0 K: 0 S: 5	H: 3 LOB: 0 BB: 1 P: 9	R: 0 E: 0 K: 0 S: 3	H: 0 LOB: 1 BB: 1 P: 7	R: 0 E: 0 K: 1 S: 6	H: 1 LOB: 3 BB: 2 P: 14	R: 0 E: 1 K: 0 S: 4	H: 1 LOB: 2 BB: 1 P: 8	R: 0 E: 0 K: 0 S: 3	H: 0 LOB: 2 BB: 2 P: 11	R: 0 E: 0 K: 0 S: 5	H: 2 LOB: 2 BB: 0 P: 5	R: 0 E: 0 K: 0 S: 3	H: 0 LOB: 0 BB: 0 P: 3	R: 0 E: 0 K: 1 S: 4	H: 0 LOB: 0 BB: 1 P: 8	R: 2 E: 0 K: 0 S: 5	H: 2 LOB: 0 BB: 0 P: 5	R: 1 E: 0 K: 0 S: 3	H: 3 LOB: 3 BB: 1 P: 7	1B: 9 2B: 1 3B: 0 HR: 2	SF: 0 SAC: 1 DP: 1 HBP: 0	WP: 0 PB: 0 SB: 0 CS: 1	PA: 47
PITCHER	IP WLS BF H R ER SO ERA WHIP	IP WLS BF H R ER SO ERA WHIP	IP WLS BF H R ER SO ERA WHIP	IP WLS BF H R ER SO ERA WHIP	IP WLS BF H R ER SO ERA WHIP	IP WLS BF H R ER SO ERA WHIP	IP WLS BF H R ER SO ERA WHIP	IP WLS BF H R ER SO ERA WHIP	IP WLS BF H R ER SO ERA WHIP	IP WLS BF H R ER SO ERA WHIP	IP WLS BF H R ER SO ERA WHIP	IP WLS BF H R ER SO ERA WHIP	IP WLS BF H R ER SO ERA WHIP	IP WLS BF H R ER SO ERA WHIP	IP WLS BF H R ER SO ERA WHIP	IP WLS BF H R ER SO ERA WHIP	IP WLS BF H R ER SO ERA WHIP	IP WLS BF H R ER SO ERA WHIP	IP WLS BF H R ER SO ERA WHIP	IP WLS BF H R ER SO ERA WHIP	IP WLS BF H R ER SO ERA WHIP	IP WLS BF H R ER SO ERA WHIP	IP WLS BF H R ER SO ERA WHIP	IP WLS BF H R ER SO ERA WHIP
Santiago Guzman, R ERA: 5.11	0.2	6	3	3	0	0	0	0	0	0	0	0	5	9	40.50	6.000								
George Culver, R ERA: 4.5	1.2	8	1	0	0	0	3	0	0	0	0	0	5	17	0.00	2.400								
Billy McCool, L ERA: 2.08	3.1	16	3	0	0	1	3	0	0	0	0	0	15	27	0.00	1.800								
Frank Linzy, R ERA: 6.54	3.1	12	2	2	2	1	1	0	0	0	0	1	13	17	5.40	0.900								
Chuck Taylor, R ERA: 2.15	0.0	L	4	3	1	1	0	1	0	0	0	0	3	7	∞	∞								

St. Louis Cardinals @ Philadelphia Phillies
Shibe Park, Philadelphia, PA
Sun May 24 1970, 3:33 AM EDT
Att. 11,939 - Unknown

AB 36
R 6
H 12
RBI 6
BB 9
SO 2
LOB 21



Batter	1	2	3	4	5	6	7	8	9	AB	R	H	RBI	BB	SO	LOB	TOP					
Jose Cardenal, R (1, 8) OBP: 0.324, SLG: 0.378	F8		6-3		G3			SH5-3 1B		4	1	1	0	0	0	1						
Julian Javier, R (1, 4) OBP: 0.275, SLG: 0.292	5-3		F7			P4		SH5-3 1-2		3	0	0	0	0	0	0						
Lou Brock, L (1, 7) OBP: 0.349, SLG: 0.394	K			6-3						4	0	2	1	0	1	0						
Dick Allen, R (1, 3) OBP: 0.389, SLG: 0.675		K		F2						4	0	0	0	0	3	2						
Joe Torre, R (1, 2) OBP: 0.378, SLG: 0.484										4	0	2	0	0	1	2						
Carl Taylor, R (1, 9) OBP: 0.324, SLG: 0.305					K					4	0	1	0	0	1	1						
Phil Gagliano, R (1, 5) OBP: 0.219, SLG: 0.194			F8			FC6-4 1B				4	0	1	0	0	0	3						
Dal Maxvill, R (1, 6) OBP: 0.330, SLG: 0.192 (7, PH)			F8			FC6-4 1B				2	0	0	0	0	0	3						
Cookie Rojas, R (7, PH) OBP: 0.194, SLG: 0.111			F8			FC6-4 SH1-4				1	0	0	0	0	1	1						
Sal Campisi, R (7, 1)										0	0	0	0	0	0	0						
Frank Linzy, R (8, 1)										0	0	0	0	0	0	0						
Leron Lee, L (9, PH) OBP: 0.328, SLG: 0.381										1	0	0	0	0	0	0						
Mike Torrez, R (1, 1) OBP: 0.273, SLG: 0.286 (7, PH)				6-3		SH1-4				1	0	0	0	0	0	1						
Mike Shannon, R (7, PH) OBP: 0.071, SLG: 0.074										1	0	0	0	0	0	1						
Mitt Ramirez, R (7, 6) OBP: 0.188, SLG: 0.103										0	0	0	0	0	0	0						
Inning Stats	R: 0 E: 0 K: 1 S: 5	H: 0 LOB: 0 BB: 0 P: 5	R: 0 E: 0 K: 1 S: 7	H: 2 LOB: 2 BB: 0 P: 7	R: 0 E: 0 K: 0 S: 3	H: 0 LOB: 0 BB: 0 P: 3	R: 0 E: 0 K: 1 S: 6	H: 1 LOB: 1 BB: 0 P: 6	R: 0 E: 0 K: 0 S: 4	H: 1 LOB: 1 BB: 0 P: 4	R: 0 E: 0 K: 1 S: 6	H: 0 LOB: 1 BB: 0 P: 6	R: 0 E: 1 K: 1 S: 6	H: 0 LOB: 1 BB: 0 P: 6	R: 1 E: 0 K: 2 S: 9	H: 2 LOB: 1 BB: 0 P: 9	R: 0 E: 0 K: 0 S: 3	H: 0 LOB: 0 BB: 0 P: 3	1B: 6 2B: 1 3B: 0 HR: 0	SF: 0 SAC: 2 DP: 0 HBP: 0	WP: 0 PB: 0 SB: 0 CS: 0	PA: 35
PITCHER Ray Sadecki, L (1, 1) ERA: 3.21	IP: 9.0 WLS: W BF: 35 H: 7 R: 1 ER: 1 SO: 7 BB: 0 IBB: 0 HBP: 0 BLK: 0 WP: 0 HR: 0 S: 49 P: 49 ERA: 1.00 WHIP: 0.778															PITCHER	IP: 9.0 WLS: W BF: 35 H: 7 R: 1 ER: 1 SO: 7 BB: 0 IBB: 0 HBP: 0 BLK: 0 WP: 0 HR: 0 S: 49 P: 49 ERA: 1.00 WHIP: 0.778					

St. Louis Cardinals @ New York Mets
Shea Stadium, Flushing, NY
Tue May 26 1970, 7:05 PM EDT
Att: 13,473 - Unknown

AB 33
R 1
H 7
RBI 1
BB 0
SO 7
LOB 14



Batter	1	2	3	4	5	6	7	8	9	AB	R	H	RBI	BB	SO	LOB	BOTTOM					
Tommie Agee, R (1, 8) OBP: 0.319, SLG: 0.360			4-3		K			F8 BB SF7 1B		4	1	2	0	0	1	0						
Bud Harrelson, S (1, 6) OBP: 0.403, SLG: 0.408				L7				SF7 F8 1B BB		1	1	0	0	3	0	0						
Cleon Jones, R (1, 7) OBP: 0.260, SLG: 0.254				P4				F8 1-2 2-3		4	0	0	0	0	1	4						
Art Shamsky, L (1, 3) OBP: 0.420, SLG: 0.558 (8, PR)										3	1	1	0	1	0	1						
Mike Jorgensen, L (8, PR) OBP: 0.304, SLG: 0.354 (9, 3)										0	1	0	0	0	0	0						
Ken Boswell, L (1, 4) OBP: 0.345, SLG: 0.367				F9				SF7 1-2 2-3 3-H		3	1	1	1	0	0	0						
Wayne Garrett, L (1, 5) OBP: 0.397, SLG: 0.432				F8				1B IBB		2	0	0	0	2	1	0						
Ron Swoboda, R (1, 9) OBP: 0.390, SLG: 0.420										4	0	2	4	0	1	0						
Jerry Grote, R (1, 2) OBP: 0.198, SLG: 0.301				1-3				FC6-4 1B		4	0	0	0	0	0	4						
Ray Sadecki, L (1, 1)				4-3						3	0	0	0	0	0	0						
Inning Stats	R: 0 E: 0 K: 1 S: 5	H: 1 LOB: 1 BB: 1 P: 9	R: 0 E: 0 K: 1 S: 5	H: 0 LOB: 0 BB: 0 P: 5	R: 0 E: 0 K: 0 S: 3	H: 0 LOB: 0 BB: 0 P: 3	R: 2 E: 0 K: 0 S: 6	H: 3 LOB: 2 BB: 1 P: 10	R: 0 E: 0 K: 1 S: 5	H: 0 LOB: 1 BB: 1 P: 9	R: 0 E: 0 K: 1 S: 5	H: 0 LOB: 0 BB: 0 P: 5	R: 0 E: 0 K: 0 S: 3	H: 0 LOB: 0 BB: 0 P: 3	R: 3 E: 0 K: 0 S: 5	H: 2 LOB: 2 BB: 3 P: 17	R: 0 E: 0 K: 0 S: 5	H: 0 LOB: 0 BB: 0 P: 3	1B: 6 2B: 0 3B: 0 HR: 0	SF: 1 SAC: 0 DP: 0 HBP: 0	WP: 0 PB: 0 SB: 0 CS: 1	PA: 35
PITCHER Mike Torrez, R (1, 1) ERA: 2.87	IP: 6.0 WLS: L BF: 24 H: 4 R: 2 ER: 2 SO: 4 BB: 3 IBB: 0 HBP: 0 BLK: 0 WP: 0 HR: 0 S: 29 P: 41 ERA: 3.00 WHIP: 1.167															PITCHER	IP: 6.0 WLS: L BF: 24 H: 4 R: 2 ER: 2 SO: 4 BB: 3 IBB: 0 HBP: 0 BLK: 0 WP: 0 HR: 0 S: 29 P: 41 ERA: 3.00 WHIP: 1.167					
Sal Campisi, R (7, 1) ERA: 2.99	1.1 7 1 3 3 0 1 1 0 0 0 0 0 5 13 20.25 1.500																					
Frank Linzy, R (8, 1) ERA: 6.4	0.2 4 1 0 0 0 0 1 0 0 0 0 0 3 7 0.00 1.500																					

St. Louis Cardinals @ New York Mets
Shea Stadium, Flushing, NY
Tue May 26 1970, 7:05 PM EDT
Att: 13,473 - Unknown

AB 28
R 5
H 6
RBI 5
BB 6
SO 4
LOB 9



Batter	1	2	3	4	5	6	7	8	9	AB	R	H	RBI	BB	SO	LOB	TOP						
Vic Davallio, L (1, 8) OBP: 0.241, SLG: 0.429	0-3 K ①		0-3 K ③			0-0 F7 ①		0-0 G6-3 ③		4	0	0	0	0	2	2							
Leron Lee, L (1, 9) OBP: 0.318, SLG: 0.368	0-3 K ②			0-3 K ①		0-0 6-3 ②			0-3 K ①	4	0	0	0	0	3	0							
Dick Allen, R (1, 3) OBP: 0.380, SLG: 0.658	0-0 6-3 ③			0-0 F8 ②		0-0 L4 ③			0-0 P4 ②	4	0	0	0	0	0	0							
Joe Torre, R (1, 2) OBP: 0.375, SLG: 0.475		0-0 F9 ①		4-0 BB ③			0-0 P4 ①		0-0 E5 ③	3	0	0	0	1	0	0							
Joe Hague, L (1, 7) OBP: 0.437, SLG: 0.465		0-0 F9 ②		0-0 F3 ③			0-0 3-1 ②		0-0 4-3 ③	4	0	0	0	0	2								
Julian Javier, R (1, 4) OBP: 0.276, SLG: 0.287		0-0 6-3 ③			0-3 K ①		4-0 BB ③			2	0	0	0	1	1	0							
Mike Shannon, R (1, 5) OBP: 0.097, SLG: 0.133			0-0 2B ①		0-0 6-3 ②		0-0 P4 ③			3	0	1	0	0	0	1							
Dal Maxvill, R (1, 6) OBP: 0.333, SLG: 0.200			0-3 K ①		0-0 1B ③			0-0 P5 ①		2	0	1	0	0	1	1							
Phil Gagliano, R (8, PH) OBP: 0.122, SLG: 0.188			0-3 K ②							1	0	0	0	0	0	0							
Chuck Taylor, R (8, 1)			0-3 K ③							0	0	0	0	0	0	0							
Steve Carlton, L (1, 1) OBP: 0.100, SLG: 0.100			0-3 K ②		0-3 K ③					2	0	0	0	0	2	2							
Lou Brock, L (8, PH) OBP: 0.353, SLG: 0.399			0-3 K ③							1	0	1	0	0	0	0							
Mitt Ramirez, R (8, PR) OBP: 0.188, SLG: 0.103			0-3 K ③					0-0 G6-3 1B		0	0	0	0	0	0	0							
Inning Stats	R: 0 H: 0 E: 0 K: 2 S: 7	H: 0 LOB: 0 BB: 0 P: 7	R: 0 H: 0 E: 0 K: 0 S: 3	H: 0 LOB: 0 BB: 0 P: 3	R: 0 H: 1 E: 0 K: 3 S: 10	H: 1 LOB: 1 BB: 0 P: 10	R: 0 H: 0 E: 0 K: 1 S: 5	H: 0 LOB: 1 BB: 1 P: 9	R: 0 H: 1 E: 0 K: 2 S: 8	H: 1 LOB: 1 BB: 0 P: 8	R: 0 H: 0 E: 0 K: 0 S: 3	H: 0 LOB: 0 BB: 0 P: 3	R: 0 H: 0 E: 0 K: 0 S: 3	H: 1 LOB: 1 BB: 1 P: 7	R: 0 H: 1 E: 0 K: 0 S: 3	H: 1 LOB: 1 BB: 0 P: 6	H: 0 LOB: 1 BB: 0 P: 6	1B: 2 2B: 1 3B: 0 HR: 0	SF: 0 SAC: 0 DP: 1 HBP: 0	WP: 0 PB: 0 SB: 0 CS: 0	PA: 32		
PITCHER Gary Gentry, R (1, 1) ERA: 2.63	IP: 9.0 WLS: W BF: 32 H: 3 R: 0 ER: 0 SO: 9 BB: 2 IBB: 0 HBP: 0 BLK: 0 WP: 0 HR: 0 S: 48 P: 56 ERA: 0.00 WHIP: 0.556											PITCHER	IP: 9.0 WLS: W BF: 32 H: 3 R: 0 ER: 0 SO: 9 BB: 2 IBB: 0 HBP: 0 BLK: 0 WP: 0 HR: 0 S: 48 P: 56 ERA: 0.00 WHIP: 0.556										

St. Louis Cardinals @ New York Mets
Shea Stadium, Flushing, NY
Wed May 27 1970, 7:05 PM EDT
Att: 28,597 - Unknown

AB 30
R 0
H 3
RBI 0
BB 2
SO 9
LOB 8



Batter	1	2	3	4	5	6	7	8	9	AB	R	H	RBI	BB	SO	LOB	BOTTOM						
Cleon Jones, R (1, 7) OBP: 0.267, SLG: 0.262	0-0 G3 ①		0-0 E1 1B ①	0-0 1B ③		0-0 G3 ③				4	0	2	2	0	0	0							
Bud Harrelson, S (1, 6) OBP: 0.405, SLG: 0.403	4-0 BB ③		0-0 P4 ②	0-0 F8 ③			4-0 FC6-4 BB ①			2	0	0	0	2	0	3							
Tommie Agee, R (1, 8) OBP: 0.323, SLG: 0.356	0-3 K ②		4-0 BB ③		4-0 1B BB ③		0-0 FC6-4 1B S ①			2	1	0	0	2	1	2							
Donn Clendenon, R (1, 3) OBP: 0.347, SLG: 0.537	0-3 K ③		0-3 K ③		0-0 1B BB ③		0-0 S 1B ③			4	0	2	0	0	2	3							
Mike Jorgensen, L (8, 3) OBP: 0.304, SLG: 0.354	0-3 K ③		0-3 K ③		1-2 1B ③		1-2 S 1B ③			0	0	0	0	0	0	0							
Ron Swoboda, R (1, 9) OBP: 0.376, SLG: 0.402		0-3 K ①		0-0 6-3 ①	0-3 K ①		0-3 K ②			4	0	0	0	0	3	3							
Joe Foy, R (1, 5) OBP: 0.382, SLG: 0.328		0-0 F4 ②		4-0 1B BB ③	0-0 P4 ②		0-0 6-3 ③			3	1	0	0	1	0	3							
Jerry Grote, R (1, 2) OBP: 0.211, SLG: 0.302		4-0 BB ③		0-0 1B BB ③	0-0 F8 ③			0-0 2-3 ①		3	1	1	0	1	0	2							
Al Weis, S (1, 4) OBP: 0.304, SLG: 0.308		0-0 F7 ③		4-0 1B IBB ②		0-3 K ①		0-0 4-3 ②		3	0	0	0	1	1	1							
Gary Gentry, R (1, 1) OBP: 0.115, SLG: 0.042			0-3 K ①	0-3 K ②		0-3 K ②		0-3 K ③		4	0	0	0	0	4	3							
Inning Stats	R: 0 H: 0 E: 0 K: 2 S: 7	H: 0 LOB: 1 BB: 1 P: 11	R: 0 H: 0 E: 0 K: 1 S: 5	H: 0 LOB: 1 BB: 1 P: 9	R: 0 H: 1 E: 1 K: 2 S: 8	H: 1 LOB: 2 BB: 1 P: 12	R: 2 H: 2 E: 0 K: 1 S: 7	H: 2 LOB: 2 BB: 2 P: 15	R: 0 H: 0 E: 0 K: 2 S: 7	H: 0 LOB: 0 BB: 0 P: 7	R: 1 H: 1 E: 0 K: 1 S: 6	H: 1 LOB: 1 BB: 1 P: 10	R: 0 H: 0 E: 0 K: 1 S: 5	H: 0 LOB: 0 BB: 0 P: 5	H: 0 LOB: 0 BB: 0 P: 5	H: 0 LOB: 0 BB: 0 P: 5	1B: 5 2B: 0 3B: 0 HR: 0	SF: 0 SAC: 0 DP: 0 HBP: 0	WP: 0 PB: 0 SB: 4 CS: 0	PA: 36			
PITCHER Steve Carlton, L (1, 1) ERA: 3.8	IP: 7.0 WLS: L BF: 33 H: 5 R: 3 ER: 3 SO: 10 BB: 6 IBB: 1 HBP: 0 BLK: 0 WP: 0 HR: 0 S: 46 P: 74 ERA: 3.86 WHIP: 1.571											PITCHER	IP: 7.0 WLS: L BF: 33 H: 5 R: 3 ER: 3 SO: 10 BB: 6 IBB: 1 HBP: 0 BLK: 0 WP: 0 HR: 0 S: 46 P: 74 ERA: 3.86 WHIP: 1.571										
Chuck Taylor, R (8, 1) ERA: 2.06	1.0 WLS: 3 BF: 3 H: 0 R: 0 ER: 0 SO: 1 BB: 0 IBB: 0 HBP: 0 BLK: 0 WP: 0 HR: 0 S: 5 P: 5 ERA: 0.00 WHIP: 0.000											PITCHER	1.0 WLS: 3 BF: 3 H: 0 R: 0 ER: 0 SO: 1 BB: 0 IBB: 0 HBP: 0 BLK: 0 WP: 0 HR: 0 S: 5 P: 5 ERA: 0.00 WHIP: 0.000										

St. Louis Cardinals @ New York Mets
Shea Stadium, Flushing, NY
Wed May 27 1970, 7:05 PM EDT
Att: 28,597 - Unknown

AB 29
R 3
H 5
RBI 2
BB 7
SO 11
LOB 20



Batter	1	2	3	4	5	6	7	8	9	AB	R	H	RBI	BB	SO	LOB	TOP			
Vic Davallilo, L (1,8) OBP: 0.265, SLG: 0.438										4	2	1	0	1	0	4	St. Louis Cardinals @ New York Mets Shea Stadium, Flushing, NY Thu May 28 1970, 3:33 AM EDT Att: 20,919 - Unknown			
Julian Javier, R (1,4) OBP: 0.281, SLG: 0.286										4	2	1	0	1	0	4				
Lou Brock, L (1,7) OBP: 0.348, SLG: 0.394										4	0	1	1	0	1	3				
Dick Allen, R (1,3) OBP: 0.386, SLG: 0.669										5	2	3	1	0	0	1				
Joe Torre, R (1,2) OBP: 0.381, SLG: 0.469										2	1	0	0	3	1	1				
Joe Hagus, L (1,9) OBP: 0.348, SLG: 0.509										5	2	4	5	0	0	1				
Mike Shannon, R (1,5) OBP: 0.111, SLG: 0.118										4	0	0	1	1	1	4				
Dal Maxvill, R (1,6) OBP: 0.330, SLG: 0.202										4	0	1	0	0	1	2				
Bob Gibson, R (1,1) OBP: 0.367, SLG: 0.357										3	0	2	1	0	0	0				
Inning Stats	R: 4 E: 0 K: 1 S: 7	H: 2 LOB: 1 BB: 3 P: 19	R: 0 E: 0 K: 0 S: 3	H: 1 LOB: 0 BB: 0 P: 3	R: 0 E: 0 K: 0 S: 3	H: 0 LOB: 1 BB: 1 P: 7	R: 0 E: 0 K: 1 S: 5	H: 0 LOB: 0 BB: 0 P: 5	R: 1 E: 0 K: 0 S: 6	H: 2 LOB: 1 BB: 0 P: 5	R: 0 E: 0 K: 1 S: 5	H: 1 LOB: 0 BB: 0 P: 5	R: 1 E: 0 K: 1 S: 6	H: 1 LOB: 1 BB: 1 P: 10	R: 2 E: 0 K: 0 S: 5	H: 3 LOB: 1 BB: 1 P: 9	1B: 9 2B: 4 3B: 0 HR: 1	SF: 1 SAC: 1 DP: 3 HBP: 0	WP: 0 PB: 0 SB: 0 CS: 1	PA: 43
PITCHER	IP WLS BF H R ER SO BB IBB HBP BLK WP HR S P ERA WHIP	IP WLS BF H R ER SO BB IBB HBP BLK WP HR S P ERA WHIP																		
Jim McAndrew, R (1,1) ERA: 9.35	0.1	L	5	1	4	4	1	3	0	0	0	0	0	0	0	4	16	108.00	12.000	
Don Cardwell, R (1,1) ERA: 5.5	4.2		18	4	1	1	1	1	0	0	0	0	0	0	19	23	1.93	1.071		
Cal Koonce, R (6,1) ERA: 3.6	2.0		9	4	1	1	1	0	0	0	0	0	0	11	11	4.50	2.000			
Tug McGraw, L (8,1) ERA: 4.87	2.0		11	4	3	3	1	1	1	0	0	0	1	11	19	13.50	2.500			


AB	35
R	9
H	13
RBI	9
BB	6
SO	4
LOB	20




Batter	1	2	3	4	5	6	7	8	9	AB	R	H	RBI	BB	SO	LOB	BOTTOM					
Cleon Jones, R (1,7) OBP: 0.265, SLG: 0.259										5	0	1	0	0	0	1	St. Louis Cardinals @ New York Mets Shea Stadium, Flushing, NY Thu May 28 1970, 3:33 AM EDT Att: 20,919 - Unknown					
Wayne Garrett, L (1,5) OBP: 0.381, SLG: 0.408										5	1	1	0	0	2	2						
Tommie Agee, R (1,8) OBP: 0.326, SLG: 0.359										4	1	2	0	0	2	0						
Art Shamsky, L (1,3) OBP: 0.422, SLG: 0.552										3	0	1	0	1	0	0						
Ken Boswell, L (1,4) OBP: 0.359, SLG: 0.396										3	0	3	2	0	0	0						
Ron Swoboda, R (1,9) OBP: 0.363, SLG: 0.385										4	0	0	0	0	2	6						
Jerry Grote, R (1,2) OBP: 0.212, SLG: 0.292										3	0	0	0	1	1	5						
Al Weis, S (1,6) OBP: 0.300, SLG: 0.302										4	0	1	0	0	1	2						
Jim McAndrew, R (1,1) ERA: 9.35	0.1									0	0	0	0	0	0	0						
Don Cardwell, R (1,1) ERA: 5.5	4.2									1	0	0	0	0	1	0						
Ed Kranepool, L (5,PH) OBP: 0.286, SLG: 0.148	0.1									1	0	0	0	0	0	2						
Cal Koonce, R (6,1) ERA: 3.6	2.0									0	0	0	0	0	0	0						
Mike Jorgensen, L (7,PH) OBP: 0.286, SLG: 0.347	0.1									1	0	0	0	0	0	1						
Tug McGraw, R (8,1) ERA: 4.87	2.0									0	0	0	0	0	0	0						
Donn Clendenen, R (8,PH) ERA: 13.63, SLG: 0.321	0.1									1	0	0	0	0	0	0						
Inning Stats	R: 0 E: 0 K: 1 S: 5	H: 0 LOB: 0 BB: 0 P: 5	R: 0 E: 0 K: 0 S: 4	H: 1 LOB: 0 BB: 0 P: 4	R: 0 E: 0 K: 1 S: 5	H: 0 LOB: 0 BB: 0 P: 5	R: 0 E: 0 K: 2 S: 7	H: 0 LOB: 0 BB: 0 P: 7	R: 0 E: 0 K: 2 S: 8	H: 1 LOB: 2 BB: 1 P: 12	R: 1 E: 0 K: 1 S: 8	H: 3 LOB: 3 BB: 1 P: 12	R: 0 E: 0 K: 1 S: 6	H: 1 LOB: 1 BB: 0 P: 6	R: 1 E: 0 K: 1 S: 7	H: 2 LOB: 1 BB: 0 P: 7	R: 0 E: 0 K: 2 S: 8	H: 1 LOB: 1 BB: 0 P: 8	1B: 8 2B: 1 3B: 0 HR: 0	SF: 1 SAC: 0 DP: 0 HBP: 0	WP: 0 PB: 0 SB: 1 CS: 0	PA: 38
PITCHER	IP WLS BF H R ER SO BB IBB HBP BLK WP HR S P ERA WHIP	IP WLS BF H R ER SO BB IBB HBP BLK WP HR S P ERA WHIP																				
Bob Gibson, R (1,1) ERA: 4.4	9.0	W	38	9	2	2	11	2	0	0	0	0	0	0	58	66	2.00	1.222				

AB	35
R	2
H	9
RBI	2
BB	2
SO	11
LOB	19



Batter	1	2	3	4	5	6	7	8	9	AB	R	H	RBI	BB	SO	LOB	TOP										
Maury Wills, S OBP: 0.347, SLG: 0.330	4-0 1B 3B BB	0-0 G3 BB 1B		0-0 F9		0-0 2B		0-0 PO	0-0 1B 1B	4	2	3	1	1	0	0	Los Angeles Dodgers @ St. Louis Cardinals Busch Stadium, St. Louis, MO Fri May 29 1970, 7:05 PM CDT Att: 30,536 - Unknown 										
Manny Mota, R OBP: 0.404, SLG: 0.462	0-0 3B 1B	4-0 G3 BB		0-0 L8		0-0 4-3			0-0 1B CS 1B	4	1	2	0	1	0	1											
Willie Davis, L OBP: 0.309, SLG: 0.404	0-0 SF8 3B	0-0 G3			0-0 SF8 3B				0-0 S 1B	5	2	3	4	0	0	3											
Wes Parker, S OBP: 0.363, SLG: 0.441	4-0 G3 BB	4-0 IBB			0-0 SF8		0-0 5-3		0-3 K	2	0	0	1	2	1	2											
Billy Grabarkewitz, R OBP: 0.475, SLG: 0.531	0-0 SF8	0-0 L9			0-0 F8		0-3 K		0-3 K	4	0	0	1	0	2	4											
Willie Crawford, L OBP: 0.367, SLG: 0.411 Jim Brewer, L	0-0 G3			0-3 K		0-0 4-3				4	0	0	0	0	1	1											
Jim Lefebvre, S OBP: 0.328, SLG: 0.315	0-0 G3			0-3 K				0-0 F9		4	1	1	0	0	1	1											
Tom Haller, L OBP: 0.371, SLG: 0.443		0-0 BB G3 1B		0-0 F7		0-0 SH5-3 1B		0-3 K		3	1	1	0	0	1	0											
Alan Foster, R OBP: 0.149, SLG: 0.115 Jose Pena, R Ted Sizemore, R Don Sutton, R Fred Norman, S Von Joshua, L OBP: 0.293, SLG: 0.315		0-3 K		0-0 G3		0-0 2B 2B		0-0 PO 1B		1	0	0	0	0	1	1											
Inning Stats	R: 3 E: 0 K: 0 S: 5	H: 2 LOB: 1 BB: 2 P: 13	R: 1 E: 0 K: 1 S: 7	H: 2 LOB: 3 BB: 2 P: 15	R: 0 E: 0 K: 2 S: 7	H: 0 LOB: 0 BB: 0 P: 7	R: 0 E: 0 K: 0 S: 3	H: 0 LOB: 0 BB: 0 P: 3	R: 1 E: 0 K: 0 S: 4	H: 1 LOB: 0 BB: 0 P: 4	R: 2 E: 0 K: 0 S: 6	H: 3 LOB: 1 BB: 0 P: 6	R: 0 E: 0 K: 1 S: 5	H: 0 LOB: 0 BB: 0 P: 5	R: 0 E: 0 K: 1 S: 5	H: 1 LOB: 1 BB: 0 P: 5		R: 1 E: 0 K: 2 S: 9	H: 3 LOB: 1 BB: 0 P: 9	1B: 8 2B: 2 3B: 2 HR: 0	SF: 2 SAC: 1 DP: 0 HBP: 0	WP: 0 PB: 1 SB: 1 CS: 1	PA: 42				
PITCHER	IP	WLS	BF	H	R	ER	SO	BB	IBB	HBP	BLK	WP	HR	S	P	ERA	WHIP										
Nelson Briles, R ERA: 7.54	0.0		4	2	3	3	0	2	0	0	0	0	0	2	10	∞	∞										
George Culver, R ERA: 4.5	2.0		10	2	1	1	1	1	1	0	0	0	0	10	18	4.50	1.500										
Billy McCool, L ERA: 3.75	3.1	L	14	4	3	3	2	0	0	0	0	0	0	18	18	8.10	1.200										
Frank Linzy, R ERA: 6.09	1.2		5	0	0	0	1	0	0	0	0	0	0	7	7	0.00	0.000										
Chuck Taylor, R ERA: 2.25	2.0		8	4	1	1	3	0	0	0	0	0	0	14	14	4.50	2.000										

Batter	1	2	3	4	5	6	7	8	9	AB	R	H	RBI	BB	SO	LOB	BOTTOM										
Vic Davalillo, L OBP: 0.316, SLG: 0.441 Jose Cardenal, R OBP: 0.322, SLG: 0.376	4-0 FC4 BB	0-0 E9 1B		4-0 6-3 BB		0-0 F3		0-3 K		2	0	1	2	2	0	0	Los Angeles Dodgers @ St. Louis Cardinals Busch Stadium, St. Louis, MO Fri May 29 1970, 7:05 PM CDT Att: 30,536 - Unknown 										
Julian Javier, R OBP: 0.278, SLG: 0.276	0-0 FC4 1B	0-3 K		0-0 F2		4-0 3B BB		0-0 F7		4	1	0	0	1	1	3											
Lou Brock, L OBP: 0.350, SLG: 0.408	0-0 FC6-4 1B	0-0 1-3		0-0 6-3		0-0 3B		0-0 F8		5	0	2	1	0	0	2											
Dick Allen, R OBP: 0.381, SLG: 0.652	0-0 L7	0-0 5-3		4-0 BB		0-0 6-3			0-3 K	4	0	0	0	1	1	4											
Joe Torre, R OBP: 0.376, SLG: 0.457	0-0 FC6-4		4-0 FC5-4 PB BB	0-0 1-3			0-3 K		0-3 K	4	1	0	0	1	2	4											
Joe Hague, L OBP: 0.456, SLG: 0.514		0-0 BB 1B	0-0 FC5-4 1B		0-0 1B		0-0 5-3		0-0 1-3	5	1	3	0	0	0	0											
Mike Shannon, R OBP: 0.150, SLG: 0.158		0-0 1B BB	0-0 FC5-4 PB		0-3 K		0-0 BB 1B			4	1	2	0	0	1	3											
Dal Maxvill, R OBP: 0.330, SLG: 0.198 Carl Taylor, R OBP: 0.333, SLG: 0.305 Mitt Ramirez, R OBP: 0.188, SLG: 0.103		4-0 1B BB	0-3 K		0-0 FC5-4-2-4		4-0 BB			2	1	0	0	1	1	2											
Nelson Briles, R OBP: 0.111, SLG: 0.333 George Culver, R OBP: 0.191, SLG: 0.294 Leron Lee, R OBP: 0.223, SLG: 0.373 Billy McCool, R Frank Linzy, R Cookie Rojas, R OBP: 0.195, SLG: 0.109 Chuck Taylor, R		0-0 1B	0-0 G3		0-3 K		0-3 K			0	0	0	0	0	0	0											
Inning Stats	R: 0 E: 0 K: 0 S: 4	H: 1 LOB: 2 BB: 1 P: 8	R: 4 E: 1 K: 1 S: 9	H: 4 LOB: 1 BB: 1 P: 13	R: 1 E: 0 K: 1 S: 6	H: 1 LOB: 1 BB: 1 P: 10	R: 0 E: 0 K: 0 S: 3	H: 0 LOB: 2 BB: 2 P: 11	R: 0 E: 0 K: 1 S: 5	H: 1 LOB: 0 BB: 0 P: 5	R: 1 E: 0 K: 1 S: 6	H: 1 LOB: 1 BB: 1 P: 10	R: 0 E: 0 K: 2 S: 8	H: 1 LOB: 2 BB: 1 P: 12	R: 0 E: 0 K: 1 S: 5	H: 0 LOB: 0 BB: 0 P: 5		R: 0 E: 0 K: 2 S: 7	H: 0 LOB: 0 BB: 0 P: 7	1B: 8 2B: 1 3B: 1 HR: 0	SF: 0 SAC: 0 DP: 1 HBP: 0	WP: 0 PB: 1 SB: 0 CS: 0	PA: 42				
PITCHER	IP	WLS	BF	H	R	ER	SO	BB	IBB	HBP	BLK	WP	HR	S	P	ERA	WHIP										
Alan Foster, R ERA: 4.01	1.0		10	5	4	3	0	2	0	0	0	0	0	8	16	27.00	7.000										
Jose Pena, R ERA: 1.1	4.0	W	16	2	1	0	3	3	0	0	0	0	0	19	31	0.00	1.250										
Fred Norman, L ERA: 3.8	1.2		9	2	1	1	2	2	0	0	0	0	0	11	19	5.40	2.400										
Jim Brewer, L ERA: 2.45	2.1	S	7	0	0	0	4	0	0	0	0	0	0	15	15	0.00	0.000										

Batter	1	2	3	4	5	6	7	8	9	AB	R	H	RBI	BB	SO	LOB	TOP					
Maury Wills, S OBP: 0.348, SLG: 0.328										4	2	1	0	1	0	3						
Manny Mota, R OBP: 0.404, SLG: 0.453										4	1	1	1	1	1	2	4					
Willie Davis, L OBP: 0.317, SLG: 0.410										5	1	3	2	0	0	0						
Wes Parker, S OBP: 0.368, SLG: 0.448											4	0	2	0	1	1	2					
Billy Grabarkewitz, R OBP: 0.473, SLG: 0.537										4	1	1	2	1	1	5						
Willie Crawford, L OBP: 0.388, SLG: 0.433											5	1	2	1	0	1	3					
Jim Lefebvre, S OBP: 0.317, SLG: 0.293											4	0	0	0	1	0	1					
Tom Haller, L OBP: 0.383, SLG: 0.452											5	0	3	1	0	0	1					
Claude Osteen, L OBP: 0.324, SLG: 0.457											5	1	2	0	0	0	4					
Joe Moeller, R OBP: 0.333, SLG: 0.200										0	0	0	0	0	0	0						
Inning Stats	R: 4 E: 0 K: 2 S: 11	H: 4 LOB: 2 P: 19	R: 0 E: 0 K: 1 S: 5	H: 1 LOB: 0 BB: 0 P: 5	R: 0 E: 0 K: 1 S: 5	H: 1 LOB: 0 BB: 0 P: 5	R: 2 E: 0 K: 0 S: 6	H: 3 LOB: 3 BB: 2 P: 14	R: 1 E: 1 K: 1 S: 8	H: 2 LOB: 2 BB: 0 P: 8	R: 0 E: 0 K: 0 S: 3	H: 0 LOB: 1 BB: 1 P: 7	R: 0 E: 0 K: 0 S: 5	H: 2 LOB: 2 BB: 0 P: 5	R: 0 E: 0 K: 0 S: 3	H: 1 LOB: 0 BB: 0 P: 3	R: 0 E: 0 K: 0 S: 4	H: 1 LOB: 1 BB: 0 P: 4	1B: 12 2B: 2 3B: 1 HR: 1	SF: 0 SAC: 0 DP: 1 HBP: 0	WP: 0 PB: 0 SB: 1 CS: 2	PA: 47
PITCHER	IP WLS BF H R ER SO BB IBB HBP BLK WP HR S P ERA WHIP	IP WLS BF H R ER SO BB IBB HBP BLK WP HR S P ERA WHIP															IP WLS BF H R ER SO BB IBB HBP BLK WP HR S P ERA WHIP					
Santiago Guzman, R ERA: 7.62	(1, 1) 0.2 L 8 4 4 2 2 0 0 0 0 0 10 18 54.00 9.000	(1, 1) 3.1 15 5 2 2 2 0 0 0 0 0 17 25 5.40 2.100	(5, 1) 3.0 15 4 1 1 1 1 0 0 0 0 1 16 20 3.00 1.667	(8, 1) 2.0 7 2 0 0 0 0 0 0 0 0 0 7 7 0.00 1.000															(1, 1) 0.2 L 8 4 4 2 2 0 0 0 0 0 10 18 54.00 9.000			
Ted Abernathy, R ERA: 2.92	(1, 1) 3.1 15 5 2 2 2 0 0 0 0 0 17 25 5.40 2.100	(5, 1) 3.0 15 4 1 1 1 1 0 0 0 0 1 16 20 3.00 1.667	(8, 1) 2.0 7 2 0 0 0 0 0 0 0 0 0 7 7 0.00 1.000															(1, 1) 3.1 15 5 2 2 2 0 0 0 0 0 17 25 5.40 2.100				
George Culver, R ERA: 4.42	(5, 1) 3.0 15 4 1 1 1 1 0 0 0 0 1 16 20 3.00 1.667	(8, 1) 2.0 7 2 0 0 0 0 0 0 0 0 0 7 7 0.00 1.000															(5, 1) 3.0 15 4 1 1 1 1 0 0 0 0 1 16 20 3.00 1.667					
Chuck Taylor, R ERA: 2.1	(8, 1) 2.0 7 2 0 0 0 0 0 0 0 0 0 7 7 0.00 1.000															(8, 1) 2.0 7 2 0 0 0 0 0 0 0 0 0 7 7 0.00 1.000						

Los Angeles Dodgers @ St. Louis Cardinals
 Busch Stadium, St. Louis, MO
 Sat May 30 1970, 7:05 PM CDT
 Att: 22,437 - Unknown

AB 40
 R 7
 H 15
 RBI 7
 BB 5
 SO 5
 LOB 23

Batter	1	2	3	4	5	6	7	8	9	AB	R	H	RBI	BB	SO	LOB	BOTTOM					
Jose Cardenal, R OBP: 0.330, SLG: 0.388											5	1	3	1	0	0						
Julian Javier, R OBP: 0.292, SLG: 0.299											4	1	3	1	0	0						
Vic Davalillo, L OBP: 0.333, SLG: 0.457											1	0	1	0	0	0						
Lou Brock, L OBP: 0.345, SLG: 0.401											5	1	1	0	0	1	5					
Dick Allen, R OBP: 0.378, SLG: 0.649											4	1	1	1	0	0	3					
Joe Torre, R OBP: 0.379, SLG: 0.458											4	0	2	2	0	0	1					
Joe Hague, L OBP: 0.450, SLG: 0.504											4	0	1	0	0	2	1					
Ted Simmons, S OBP: 0.206, SLG: 0.200										3	0	0	0	1	0	2						
Mike Shannon, R OBP: 0.146, SLG: 0.154										4	1	1	0	0	0	2						
George Culver, R OBP: 0.192, SLG: 0.204											0	0	0	0	0	0						
Cookie Rojas, R OBP: 0.170, SLG: 0.196											1	0	0	0	0	0						
Chuck Taylor, R OBP: 0.343, SLG: 0.333											1	1	1	0	0	0						
Inning Stats	R: 0 E: 0 K: 1 S: 6	H: 2 LOB: 1 BB: 0 P: 6	R: 0 E: 0 K: 0 S: 4	H: 2 LOB: 1 BB: 0 P: 4	R: 3 E: 0 K: 1 S: 9	H: 4 LOB: 1 BB: 0 P: 9	R: 0 E: 0 K: 0 S: 3	H: 1 LOB: 0 BB: 0 P: 3	R: 1 E: 0 K: 0 S: 5	H: 2 LOB: 1 BB: 0 P: 5	R: 0 E: 0 K: 1 S: 5	H: 0 LOB: 0 BB: 0 P: 5	R: 0 E: 0 K: 0 S: 3	H: 0 LOB: 0 BB: 0 P: 3	R: 0 E: 0 K: 0 S: 3	H: 0 LOB: 0 BB: 0 P: 3	R: 2 E: 0 K: 1 S: 8	H: 3 LOB: 2 BB: 1 P: 12	1B: 10 2B: 4 3B: 0 HR: 0	SF: 0 SAC: 0 DP: 3 HBP: 0	WP: 0 PB: 0 SB: 0 CS: 0	PA: 39
PITCHER	IP WLS BF H R ER SO BB IBB HBP BLK WP HR S P ERA WHIP	IP WLS BF H R ER SO BB IBB HBP BLK WP HR S P ERA WHIP															IP WLS BF H R ER SO BB IBB HBP BLK WP HR S P ERA WHIP					
Claude Osteen, L ERA: 2.72	(1, 1) 8.2 W 37 13 6 6 4 1 0 0 0 0 0 44 48 6.23 1.615	(9, 1) 0.1 S 2 1 0 0 0 0 0 0 0 0 2 2 0.00 3.000															(1, 1) 8.2 W 37 13 6 6 4 1 0 0 0 0 0 44 48 6.23 1.615					
Joe Moeller, R ERA:	(9, 1) 0.1 S 2 1 0 0 0 0 0 0 0 0 2 2 0.00 3.000															(9, 1) 0.1 S 2 1 0 0 0 0 0 0 0 0 2 2 0.00 3.000						

Los Angeles Dodgers @ St. Louis Cardinals
 Busch Stadium, St. Louis, MO
 Sat May 30 1970, 7:05 PM CDT
 Att: 22,437 - Unknown

AB 38
 R 6
 H 14
 RBI 6
 BB 1
 SO 4
 LOB 15

Batter	1	2	3	4	5	6	7	8	9	AB	R	H	RBI	BB	SO	LOB	TOP			
Bobby Bonds, R OBP: 0.390, SLG: 0.505 (1, 9)										4	0	1	0	0	1	1	San Francisco Giants @ St. Louis Cardinals Busch Stadium, St. Louis, MO Tue Jun 02 1970, 7:05 PM CDT Att: 11,111 - Unknown			
Ron Hunt, R OBP: 0.385, SLG: 0.373 (1, 4)										4	0	1	0	0	0	1				
Willie McCovey, L OBP: 0.423, SLG: 0.597 (1, 3)										3	1	1	1	1	1	2				
Willie Mays, R OBP: 0.374, SLG: 0.545 (1, 8)										4	0	0	0	0	1	3				
Ken Henderson, S OBP: 0.449, SLG: 0.515 (1, 7)										3	0	0	0	1	1	3				
Dick Dietz, R OBP: 0.441, SLG: 0.623 (1, 2)										2	0	0	0	1	1	1				
Tito Fuentes, S OBP: 0.294, SLG: 0.359 (1, 5)										3	0	0	0	0	0	1				
Hal Lanier, R OBP: 0.259, SLG: 0.319 (1, 6)										3	0	1	0	0	0	1				
Gaylord Perry, R OBP: 0.122, SLG: 0.146 (1, 1)										2	0	0	0	0	0	1				
Jerry Johnson, R (7, 1)										0	0	0	0	0	0	0				
Al Gallagher, R OBP: 0.355, SLG: 0.396 (7, 5)										1	0	0	0	0	0	1				
Inning Stats	R: 0 E: 0 K: 1 S: 7	H: 2 LOB: 2 BB: 0 P: 7	R: 0 E: 0 K: 1 S: 5	H: 0 LOB: 0 BB: 0 P: 5	R: 0 E: 0 K: 2 S: 7	H: 0 LOB: 0 BB: 0 P: 7	R: 0 E: 0 K: 0 S: 3	H: 0 LOB: 1 BB: 1 P: 7	R: 1 E: 0 K: 0 S: 4	H: 1 LOB: 0 BB: 0 P: 4	R: 0 E: 0 K: 0 S: 2	H: 0 LOB: 0 BB: 1 P: 6	R: 0 E: 0 K: 0 S: 4	H: 1 LOB: 1 BB: 0 P: 4	R: 0 E: 0 K: 0 S: 2	H: 0 LOB: 0 BB: 1 P: 6	1B: 2 2B: 1 3B: 0 HR: 1	SF: 0 SAC: 0 DP: 2 HBP: 0	WP: 0 PB: 0 SB: 0 CS: 0	PA: 32
PITCHER Steve Carlton, L ERA: 3.45 (1, 1)	IP: 9.0 WLS: W BF: 32 H: 4 R: 1 ER: 1 SO: 5 BB: 3 IBB: 0 HBP: 0 BLK: 0 WP: 0 HR: 1 S: 39 P: 51 ERA: 1.00 WHIP: 0.778															PITCHER				

Batter	1	2	3	4	5	6	7	8	9	AB	R	H	RBI	BB	SO	LOB	BOTTOM	
Lou Brock, L OBP: 0.352, SLG: 0.407 (1, 7)										4	1	1	1	1	1	2	San Francisco Giants @ St. Louis Cardinals Busch Stadium, St. Louis, MO Tue Jun 02 1970, 7:05 PM CDT Att: 11,111 - Unknown	
Jose Cardenal, R OBP: 0.337, SLG: 0.396 (1, 8)										4	3	2	1	1	0	2		
Dick Allen, R OBP: 0.384, SLG: 0.680 (1, 3)										5	3	3	7	0	1	1		
Joe Torre, R OBP: 0.380, SLG: 0.452 (1, 5)										5	0	2	1	0	2	1		
Joe Hague, L OBP: 0.443, SLG: 0.516 (1, 9)										4	0	1	1	0	0	2		
Ted Simmons, S OBP: 0.385, SLG: 0.455 (1, 2)										3	2	2	0	1	0	0		
Julian Javier, R OBP: 0.293, SLG: 0.307 (1, 4)										4	2	1	1	0	1	2		
Milt Ramirez, R OBP: 0.205, SLG: 0.195 (1, 6)										4	0	0	0	0	1	3		
Steve Carlton, L OBP: 0.208, SLG: 0.208 (1, 1)										4	1	3	0	0	0	2		
Inning Stats	R: 2 E: 0 K: 2 S: 10	H: 3 LOB: 2 BB: 1 P: 14	R: 0 E: 0 K: 0 S: 4	H: 1 LOB: 1 BB: 0 P: 4	R: 0 E: 0 K: 1 S: 5	H: 0 LOB: 0 BB: 0 P: 5	R: 2 E: 0 K: 0 S: 6	H: 2 LOB: 1 BB: 0 P: 6	R: 1 E: 1 K: 1 S: 6	H: 2 LOB: 0 BB: 0 P: 6	R: 5 E: 0 K: 1 S: 8	H: 3 LOB: 2 BB: 2 P: 16	R: 0 E: 0 K: 0 S: 2	H: 0 LOB: 0 BB: 1 P: 2	1B: 10 2B: 2 3B: 1 HR: 2	SF: 0 SAC: 0 DP: 2 HBP: 0		WP: 0 PB: 0 SB: 0 CS: 1
PITCHER Gaylord Perry, R ERA: 4.61 (1, 1)	IP: 6.0 WLS: L BF: 29 H: 11 R: 7 ER: 6 SO: 4 BB: 1 IBB: 0 HBP: 0 BLK: 0 WP: 0 HR: 1 S: 36 P: 40 ERA: 9.00 WHIP: 2.000															PITCHER		
Jerry Johnson, R ERA: 6.65 (7, 1)	IP: 2.0 WLS: L BF: 11 H: 4 R: 5 ER: 5 SO: 2 BB: 1 IBB: 1 HBP: 0 BLK: 0 WP: 0 HR: 1 S: 13 P: 21 ERA: 22.50 WHIP: 2.500															PITCHER		



Batter	1	2	3	4	5	6	7	8	9	AB	R	H	RBI	BB	SO	LOB	TOP		
Bobby Bonds, R (1, 9) OBP: 0.391, SLG: 0.505 Bob Taylor, L (2, 7) OBP: 0.391, SLG: 0.342										2	1	1	0	0	0	0	San Francisco Giants @ St. Louis Cardinals Busch Stadium, St. Louis, MO Wed Jun 03 1970, 7:05 PM CDT Att: 11,808 - Unknown		
Ron Hunt, R (1, 5) OBP: 0.391, SLG: 0.378										3	2	1	0	2	0	0			
Willie Mays, R (1, 8) OBP: 0.369, SLG: 0.532										4	1	0	0	1	2	5			
Willie McCovey, L (1, 3) OBP: 0.413, SLG: 0.579										5	0	0	0	0	1	7			
Ken Henderson, S (1, 7) OBP: 0.454, SLG: 0.518 (2, 9)										3	1	2	2	1	1	0			
Dick Dietz, R (1, 2) OBP: 0.442, SLG: 0.617										3	0	1	2	1	1	1			
Tito Fuentes, S (1, 4) OBP: 0.293, SLG: 0.356										4	0	1	0	0	1	4			
Bob Heise, R (1, 6) OBP: 0.288, SLG: 0.255										4	0	0	0	0	0	3			
Rich Robertson, R (1, 1) OBP: 0.333, SLG: 0.067 Don Misol, R (7, PH) OBP: 0.231, SLG: 0.130 Frank Reberger, R (7, 1) OBP: 0.248, SLG: 0.429 Ron Bryant, L (7, 1) OBP: 0.442, SLG: 0.286 Bob Burda, L (9, PH) OBP: 0.442, SLG: 0.286 Al Gallagher, R (9, PH) OBP: 0.305, SLG: 0.396										2	0	0	0	0	0	2			
Inning Stats	R: 3 E: 0 K: 2 S: 10	H: 3 LOB: 1 BB: 1 P: 14	R: 0 E: 1 K: 1 S: 5	H: 0 LOB: 0 BB: 0 P: 5	R: 2 E: 1 K: 1 S: 7	H: 1 LOB: 1 BB: 1 P: 11	R: 0 E: 0 K: 1 S: 5	H: 0 LOB: 0 BB: 0 P: 5	R: 0 E: 0 K: 1 S: 5	H: 1 LOB: 2 BB: 1 P: 9	R: 0 E: 1 K: 0 S: 4	H: 1 LOB: 2 BB: 1 P: 8	R: 0 E: 0 K: 1 S: 6	H: 1 LOB: 1 BB: 0 P: 6	R: 0 E: 0 K: 0 S: 4	H: 1 LOB: 2 BB: 1 P: 8			1B: 7 2B: 1 3B: 0 HR: 0
PITCHER Bob Gibson, R (1, 1) ERA: 4.25	IP: 9.0 WLS: W BF: 40 H: 8 R: 5 ER: 3 SO: 8 BB: 5 IBB: 0 HBP: 0 BLK: 0 WP: 0 HR: 0 S: 51 P: 71 ERA: 3.00 WHIP: 1.444															PITCHER			

Batter	1	2	3	4	5	6	7	8	9	AB	R	H	RBI	BB	SO	LOB	BOTTOM	
Lou Brock, L (1, 7) OBP: 0.348, SLG: 0.401										5	0	1	1	0	0	5	San Francisco Giants @ St. Louis Cardinals Busch Stadium, St. Louis, MO Wed Jun 03 1970, 7:05 PM CDT Att: 11,808 - Unknown	
Jose Cardenal, R (1, 8) OBP: 0.333, SLG: 0.387										4	0	0	0	1	1	3		
Dick Allen, R (1, 3) OBP: 0.389, SLG: 0.676										4	2	2	0	1	0	3		
Joe Torre, R (1, 5) OBP: 0.376, SLG: 0.445										5	0	1	0	0	2	3		
Joe Hague, L (1, 9) OBP: 0.442, SLG: 0.504										3	1	0	0	2	1	1		
Ted Simmons, S (1, 2) OBP: 0.529, SLG: 0.643										3	2	3	1	1	0	0		
Julian Javier, R (1, 4) OBP: 0.287, SLG: 0.300 Vic Davalillo, L (7, PH) OBP: 0.341, SLG: 0.459 Cookie Rojas, R (8, 4) OBP: 0.176, SLG: 0.106										3	0	0	0	0	0	5		
Milt Ramirez, R (1, 6) OBP: 0.255, SLG: 0.233 Leron Lee, L (7, PH) OBP: 0.326, SLG: 0.383 Dal Maxvill, R (8, 6) OBP: 0.330, SLG: 0.198										2	1	2	0	1	0	0		
Bob Gibson, R (1, 1) OBP: 0.412, SLG: 0.406										4	0	3	2	0	0	1		
Inning Stats	R: 0 E: 0 K: 0 S: 3	H: 0 LOB: 1 BB: 1 P: 7	R: 1 E: 0 K: 0 S: 4	H: 2 LOB: 2 BB: 2 P: 12	R: 1 E: 0 K: 0 S: 5	H: 3 LOB: 1 BB: 0 P: 5	R: 0 E: 0 K: 0 S: 3	H: 0 LOB: 1 BB: 1 P: 7	R: 0 E: 1 K: 0 S: 4	H: 1 LOB: 1 BB: 0 P: 4	R: 3 E: 0 K: 2 S: 11	H: 4 LOB: 2 BB: 1 P: 15	R: 0 E: 0 K: 3 S: 10	H: 1 LOB: 1 BB: 0 P: 10	1B: 12 2B: 2 3B: 0 HR: 0	SF: 0 SAC: 0 DP: 2 HBP: 0		
PITCHER Rich Robertson, R (1, 1) ERA: 4.43 Frank Reberger, R (7, 1) ERA: 7.58 Ron Bryant, L (7, 1) ERA: 5.22	IP: 6.0 WLS: L BF: 29 H: 4 R: 3 ER: 3 SO: 2 BB: 1 IBB: 0 HBP: 0 BLK: 0 WP: 0 HR: 0 S: 24 P: 44 ERA: 4.50 WHIP: 2.167															PITCHER		

Batter	1	2	3	4	5	6	7	8	9	AB	R	H	RBI	BB	SO	LOB	TOP							
Jose Arcia, R OBP: 0.245, SLG: 0.273 (1, 4)	F7		K	FC6 1B			E 2B		E6 SH1-4	5	1	2	0	0	1	0								
Steve Huntz, S OBP: 0.324, SLG: 0.418 (1, 5)	2B BB		2B BB	K			K		SH1-4	2	2	0	0	2	2	3								
Cito Gaston, R OBP: 0.391, SLG: 0.558 (1, 8)	K		1B 2B	FC6			E9 1B		F8	5	0	2	2	0	1	4								
Nate Colbert, R OBP: 0.343, SLG: 0.575 (1, 3)	1-H 2B		1B BB				L4-3 IBB			1	0	1	1	4	0	0								
Ollie Brown, R OBP: 0.324, SLG: 0.434 (1, 9)	F9		F8	P4			L4-3		F7	5	0	0	0	0	0	8								
Ivan Murrell, R OBP: 0.294, SLG: 0.437 (1, 7)		5-3		FC4-6 CS			4-3			4	0	1	0	0	0	1								
Bob Barton, R OBP: 0.319, SLG: 0.409 (1, 2)		6-3	P4			CS	F2		P4	4	0	0	0	0	0	3								
Tommy Dean, R OBP: 0.333, SLG: 0.448 (1, 6)				1B SH1-4			1-3		E4	4	0	2	0	0	0	0								
Pat Dobson, R OBP: 0.192, SLG: 0.125 (1, 1)				1B																				
Roberto Rodriguez, R (9, 1)	L4		SH1-4				1-3		F9	3	0	0	0	0	0	2								
				1-2						0	0	0	0	0	0	0								
Inning Stats	R: 1 E: 0 K: 1 S: 6	H: 1 LOB: 1 BB: 1 P: 10	R: 0 E: 0 K: 0 S: 4	H: 1 LOB: 1 BB: 0 P: 4	R: 1 E: 0 K: 1 S: 7	H: 2 LOB: 2 BB: 0 P: 15	R: 0 E: 0 K: 1 S: 7	H: 2 LOB: 2 BB: 0 P: 7	R: 0 E: 0 K: 0 S: 2	H: 0 LOB: 0 BB: 1 P: 6	R: 0 E: 0 K: 0 S: 3	H: 0 LOB: 0 BB: 0 P: 3	R: 1 E: 1 K: 1 S: 6	H: 2 LOB: 1 BB: 1 P: 10	R: 0 E: 1 K: 0 S: 4	H: 0 LOB: 1 BB: 0 P: 4	R: 0 E: 1 K: 0 S: 4	H: 0 LOB: 2 BB: 1 P: 8	1B: 5 2B: 4 3B: 0 HR: 0	SF: 0 SAC: 2 DP: 1 HBP: 0	WP: 0 PB: 0 SB: 1 CS: 0	PA: 42		
PITCHER	IP WLS BF H R ER SO BB IBB HBP BLK WP HR S P ERA WHIP	8.0 L 36 8 3 3 4 4 1 0 0 0 0 0 39 59 3.38 1.500	1.0 S 5 0 0 0 0 0 1 0 0 0 0 0 4 8 0.00 0.000																					

San Diego Padres @ St. Louis Cardinals
 Busch Stadium, St. Louis, MO
 Fri Jun 05 1970, 7:05 PM CDT
 Att: 14,856 - Unknown


AB	33
R	3
H	8
RBI	3
BB	6
SO	4
LOB	21



Batter	1	2	3	4	5	6	7	8	9	AB	R	H	RBI	BB	SO	LOB	BOTTOM							
Lou Brock, L OBP: 0.397, SLG: 0.424 (1, 7)	1B 3B		1B BB			1B 2B		4-3		3	2	2	0	1	0	0								
Jose Cardenal, R OBP: 0.337, SLG: 0.390 (1, 8)	F2		FC6-4 1B			E7 1B		E S 1B		4	0	2	0	0	0	2								
Dick Allen, R OBP: 0.392, SLG: 0.670 (1, 3)	G6-4-3 1B		FC6-4			F8				3	0	1	1	1	0	4								
Joe Torre, R OBP: 0.373, SLG: 0.441 (1, 5)	G6-4-3				F9		G4-6-3 1B		F7	4	0	1	1	0	0	3								
Joe Hague, L OBP: 0.437, SLG: 0.492 (1, 9)		F8		4-3		G4-6-3				3	0	0	0	1	0	2								
Ted Simmons, S OBP: 0.429, SLG: 0.500 (1, 2)		F7		K						4	0	0	0	0	2	1								
Julian Javier, R OBP: 0.279, SLG: 0.292 (1, 4)		F8				F3		4-3		4	0	0	0	0	0	1								
Mitt Ramirez, R OBP: 0.245, SLG: 0.222 (1, 6)										2	0	0	0	0	0	0								
Leron Lee, L OBP: 0.324, SLG: 0.380 (7, PH)			F2			F8				1	0	0	0	0	0	0								
Dal Maxvill, R OBP: 0.330, SLG: 0.198 (8, 6)										0	0	0	0	0	0	0								
Carl Taylor, R OBP: 0.333, SLG: 0.323 (9, PH)										1	0	0	0	0	0	1								
Mike Torrez, R OBP: 0.231, SLG: 0.240 (1, 1)										2	0	0	0	0	0	0								
Vic Davalillo, L OBP: 0.333, SLG: 0.447 (8, PH)			1-3			1-3				1	0	0	0	0	0	0								
Frank Linzy, R (9, 1)										0	0	0	0	0	0	0								
Inning Stats	R: 1 E: 0 K: 0 S: 4	H: 2 LOB: 0 BB: 0 P: 4	R: 0 E: 0 K: 0 S: 3	H: 0 LOB: 0 BB: 0 P: 3	R: 0 E: 0 K: 0 S: 4	H: 1 LOB: 2 BB: 1 P: 8	R: 0 E: 0 K: 1 S: 5	H: 0 LOB: 0 BB: 0 P: 5	R: 0 E: 0 K: 0 S: 3	H: 0 LOB: 0 BB: 0 P: 3	R: 1 E: 1 K: 0 S: 5	H: 2 LOB: 1 BB: 0 P: 5	R: 0 E: 0 K: 0 S: 3	H: 0 LOB: 0 BB: 0 P: 3	R: 0 E: 0 K: 0 S: 4	H: 1 LOB: 2 BB: 1 P: 8	R: 0 E: 0 K: 1 S: 5	H: 0 LOB: 1 BB: 1 P: 9	1B: 4 2B: 1 3B: 1 HR: 0	SF: 0 SAC: 0 DP: 2 HBP: 0	WP: 0 PB: 0 SB: 1 CS: 0	PA: 35		
PITCHER	IP WLS BF H R ER SO BB IBB HBP BLK WP HR S P ERA WHIP	8.0 W 32 6 2 2 1 3 0 0 0 0 0 0 31 43 2.25 1.125	1.0 S 3 0 0 0 1 0 0 0 0 0 0 0 5 5 0.00 0.000																					

San Diego Padres @ St. Louis Cardinals
 Busch Stadium, St. Louis, MO
 Fri Jun 05 1970, 7:05 PM CDT
 Att: 14,856 - Unknown

AB	32
R	2
H	6
RBI	2
BB	3
SO	2
LOB	14



Batter	1	2	3	4	5	6	7	8	9	AB	R	H	RBI	BB	SO	LOB	TOP			
Jose Arcia, R OBP: 0.264, SLG: 0.333 (1, 4)										4	2	2	0	0	0	0	San Diego Padres @ St. Louis Cardinals Busch Stadium, St. Louis, MO Sat Jun 06 1970, 7:05 PM CDT Att: 49,027 - Unknown			
Steve Huntz, S OBP: 0.320, SLG: 0.408 (1, 5)										4	0	0	0	1	3	2				
Cito Gaston, R OBP: 0.388, SLG: 0.566 (1, 8)										4	1	1	2	0	2	2				
Nate Colbert, R OBP: 0.336, SLG: 0.563 (1, 3)										4	0	0	0	0	1	0				
Al Ferrara, R OBP: 0.383, SLG: 0.460 Dave Campbell, R OBP: 0.280, SLG: 0.312 (8, PR) (8, 4)										2	1	1	0	2	0	1				
Ivan Murrell, R OBP: 0.292, SLG: 0.431 (1, 9)										4	0	1	0	0	1	2				
Bob Barton, R OBP: 0.303, SLG: 0.386 (1, 2)										4	0	0	0	0	0	5				
Tommy Dean, R OBP: 0.329, SLG: 0.429 (1, 6)										3	0	0	0	1	0	0				
Mike Corkins, R OBP: 0.286, SLG: 0.269 Ron Herbel, R (6, 1)										3	1	1	0	0	2	4				
Ed Spiezio, R OBP: 0.406, SLG: 0.437 Dave Roberts, L OBP: 0.143, SLG: 0.429 Tom Dukes, R (9, 1)										0	0	0	0	0	0	0				
Inning Stats	R: 1 E: 1 K: 2 S: 9	H: 1 LOB: 1 BB: 0 P: 9	R: 0 E: 0 K: 0 S: 3	H: 0 LOB: 0 BB: 0 P: 3	R: 2 E: 0 K: 1 S: 7	H: 2 LOB: 0 BB: 0 P: 7	R: 1 E: 1 K: 2 S: 8	H: 0 LOB: 1 BB: 1 P: 12	R: 0 E: 0 K: 0 S: 2	H: 2 LOB: 3 BB: 1 P: 13	R: 0 E: 0 K: 2 S: 7	H: 0 LOB: 0 BB: 0 P: 7	R: 0 E: 0 K: 0 S: 3	H: 0 LOB: 2 BB: 1 P: 7	R: 1 E: 1 K: 0 S: 4	H: 1 LOB: 0 BB: 0 P: 4	1B: 4 2B: 0 3B: 1 HR: 1	SF: 0 SAC: 1 DP: 1 HBP: 0	WP: 2 PB: 0 SB: 1 CS: 0	PA: 38
PITCHER Steve Carlton, L ERA: 3.29 (1, 1)	IP: 9.0 WLS: L BF: 38	H: 6 R: 5 ER: 2 SO: 9	BB: 3 IBB: 1 HBP: 0 BLK: 0	WP: 2 HR: 1 S: 52 P: 68	ERA: 2.00 WHIP: 1.000	PITCHER	IP: 9.0 WLS: L BF: 38	H: 6 R: 5 ER: 2 SO: 9	BB: 3 IBB: 1 HBP: 0 BLK: 0	WP: 2 HR: 1 S: 52 P: 68	ERA: 2.00 WHIP: 1.000	PITCHER	IP: 9.0 WLS: L BF: 38	H: 6 R: 5 ER: 2 SO: 9	BB: 3 IBB: 1 HBP: 0 BLK: 0	WP: 2 HR: 1 S: 52 P: 68	ERA: 2.00 WHIP: 1.000			

AB	33
R	5
H	6
RBI	2
BB	4
SO	9
LOB	16



Batter	1	2	3	4	5	6	7	8	9	AB	R	H	RBI	BB	SO	LOB	BOTTOM						
Lou Brock, L OBP: 0.358, SLG: 0.423 (1, 7)										5	1	2	1	0	0	1	San Diego Padres @ St. Louis Cardinals Busch Stadium, St. Louis, MO Sat Jun 06 1970, 7:05 PM CDT Att: 49,027 - Unknown						
Jose Cardenal, R OBP: 0.333, SLG: 0.382 (1, 8)										4	0	0	0	1	0	3							
Dick Allen, R OBP: 0.396, SLG: 0.665 (1, 3)										3	1	1	1	2	2	1							
Joe Torre, R OBP: 0.371, SLG: 0.434 (1, 5)										3	1	0	0	0	0	3							
Joe Hague, L OBP: 0.432, SLG: 0.481 (1, 9)										3	0	0	0	1	0	2							
Ted Simmons, S OBP: 0.440, SLG: 0.500 (1, 2)										4	0	2	1	0	0	1							
Julian Javier, R OBP: 0.278, SLG: 0.291 (1, 4)										4	0	1	1	0	1	3							
Milt Ramirez, R OBP: 0.255, SLG: 0.255 Vic Davallio, L OBP: 0.326, SLG: 0.436 Dal Maxvill, R OBP: 0.327, SLG: 0.195 (6, PH) (7, 6)										2	1	1	0	0	0	1							
Steve Carlton, L OBP: 0.222, SLG: 0.192 Carl Taylor, R OBP: 0.329, SLG: 0.317 (9, PH)										2	0	0	0	0	1	1							
Inning Stats	R: 0 E: 0 K: 1 S: 5	H: 1 LOB: 0 BB: 0 P: 5	R: 0 E: 0 K: 1 S: 5	H: 0 LOB: 1 BB: 1 P: 9	R: 2 E: 0 K: 1 S: 8	H: 3 LOB: 1 BB: 0 P: 8	R: 0 E: 0 K: 0 S: 4	H: 1 LOB: 1 BB: 0 P: 4	R: 0 E: 0 K: 0 S: 3	H: 0 LOB: 0 BB: 0 P: 3	R: 2 E: 0 K: 0 S: 4	H: 1 LOB: 1 BB: 1 P: 9	R: 0 E: 0 K: 0 S: 3	H: 0 LOB: 2 BB: 1 P: 8	R: 0 E: 0 K: 1 S: 6	H: 1 LOB: 1 BB: 0 P: 6		R: 0 E: 0 K: 1 S: 5	H: 0 LOB: 1 BB: 1 P: 9	1B: 6 2B: 1 3B: 0 HR: 0	SF: 0 SAC: 0 DP: 1 HBP: 2	WP: 0 PB: 0 SB: 0 CS: 0	PA: 39
PITCHER Mike Corkins, R ERA: 4.78 Ron Herbel, R ERA: 3.72 Dave Roberts, L ERA: 3.21 Tom Dukes, R ERA: 2.03 (1, 1) (6, 1) (9, 1) (9, 1)	IP: 5.1 WLS: W BF: 24	H: 1 R: 4 ER: 0 SO: 3	BB: 2 IBB: 0 HBP: 1 BLK: 0	WP: 0 HR: 0 S: 27 P: 36	ERA: 6.75 WHIP: 1.500	PITCHER	IP: 2.2 WLS: W BF: 11	H: 1 R: 0 ER: 0 SO: 1	BB: 1 IBB: 1 HBP: 0 BLK: 0	WP: 0 HR: 0 S: 11 P: 16	ERA: 0.00 WHIP: 0.375	PITCHER	IP: 0.2 WLS: S BF: 3	H: 0 R: 0 ER: 0 SO: 0	BB: 1 IBB: 0 HBP: 0 BLK: 0	WP: 0 HR: 0 S: 2 P: 6	ERA: 0.00 WHIP: 1.500	PITCHER	IP: 0.1 WLS: S BF: 1	H: 0 R: 0 ER: 0 SO: 1	BB: 0 IBB: 0 HBP: 0 BLK: 0	WP: 0 HR: 0 S: 3 P: 3	ERA: 0.00 WHIP: 0.000

AB	33
R	4
H	7
RBI	4
BB	4
SO	5
LOB	18



Batter	1	2	3	4	5	6	7	8	9	AB	R	H	RBI	BB	SO	LOB	TOP					
Jose Arcia, R (1, 4) <small>OBP: 0.241, SLG: 0.302</small> Dave Campbell, R (9, PH) <small>OBP: 0.278, SLG: 0.311</small>	0-3 K	0-0 E5 1B	0-0 F4	0-0 6-3			0-0 4-3		0-0 FC1-6 1-2	5	0	0	0	0	1	6						
Steve Huntz, S (1, 5) <small>OBP: 0.317, SLG: 0.398</small>	4-0 1B BB	0-0 P4		0-0 P6	0-0 F3			0-0 F3		4	0	0	0	1	0	2						
Cito Gaston, R (1, 8) <small>OBP: 0.393, SLG: 0.565</small>	0-0 1-3 1B	0-0 1-2 3-H 1B		4-0 1B 2B BB	0-3 K			0-0 1-3		4	1	2	1	1	1	0						
Nate Colbert, R (1, 3) <small>OBP: 0.338, SLG: 0.559</small>	0-0 F3	0-0 F3		0-0 2B 1B 1-2	0-0 F3			0-0 FC6-4 1B		5	1	2	0	0	0	4						
Al Ferrara, R (1, 7) <small>OBP: 0.384, SLG: 0.466</small>	0-3 K		0-0 BB PB 1B	0-0 1-3 2-H 1B 2B			0-0 F8	0-0 FC6-4 1-2		5	1	2	1	0	1	3						
Ivan Murrell, R (1, 9) <small>OBP: 0.296, SLG: 0.425</small>		0-0 1B SF8 1B	0-3 K	4-0 1B SH IBB			0-0 F3	0-0 6-3		4	2	1	0	1	1							
Chris Cannizzaro, R (1, 2) <small>OBP: 0.362, SLG: 0.438</small> Ron Slocum, R (9, PH) <small>OBP: 0.364, SLG: 0.667</small>	0-0 K 2 S: 8	0-0 SF8 E 1-3 1B	4-0 BB BB	0-0 SH 1-3 2-H 3-H 1B			0-0 5-3	0-0 FC6-4 1B 1B		4	1	3	2	1	0	0						
Tommy Dean, R (1, 6) <small>OBP: 0.329, SLG: 0.423</small> Ray Webster, L (9, PH) <small>OBP: 0.259, SLG: 0.208</small>	0-0 SF8 1-2 3-H	4-0 1-2 2-3 BB	0-0 SH				0-3 K	0-0 FC6-4 1-2 1B		1	0	0	2	1	1	0						
Danny Coombs, R (1, 1) <small>OBP: 0.105, SLG: 0.111</small> Tom Dukes, R (3, 1) <small>OBP: 0.226, SLG: 0.241</small> Roberto Rodriguez, R (4, 1) <small>OBP: 0.317, SLG: 0.429</small> Ron Herbel, R (7, 1) <small>OBP: 0.143, SLG: 0.429</small> Al Santorini, R (7, 1) <small>OBP: 0.465, SLG: 0.432</small>	0-0 E 1B BB	0-0 K	0-3 K				0-0 F9	0-0 FC6-4 FC1-6 1-2 2-3		1	1	0	0	0	1	1	3					
Inning Stats	R: 0 E: 0 K: 2 S: 8	H: 1 LOB: 2 BB: 1 P: 12	R: 3 E: 1 K: 0 S: 7	H: 3 LOB: 2 BB: 1 P: 11	R: 0 E: 0 K: 2 S: 8	H: 1 LOB: 3 BB: 2 P: 16	R: 4 E: 1 K: 1 S: 9	H: 3 LOB: 2 BB: 2 P: 17	R: 0 E: 0 K: 0 S: 5	H: 0 LOB: 0 BB: 0 P: 5	R: 0 E: 0 K: 0 S: 3	H: 0 LOB: 0 BB: 0 P: 3	R: 0 E: 0 K: 1 S: 5	H: 0 LOB: 0 BB: 0 P: 5	R: 0 E: 0 K: 0 S: 4	H: 1 LOB: 1 BB: 0 P: 4	R: 0 E: 0 K: 0 S: 5	H: 2 LOB: 2 BB: 0 P: 5	1B: 10 2B: 3 3B: 0 HR: 0	SF: 1 SAC: 1 DP: 0 HBP: 0	WP: 0 PB: 1 SB: 0 CS: 0	PA: 46
PITCHER	IP	WLS	BF	H	R	ER	SO	BB	IBB	HBP	BLK	WP	HR	S	P	ERA	WHIP					
Bob Gibson, R (1, 1) ERA: 4.42	7.0	W	37	8	7	5	7	5	1	0	0	0	0	45	69	6.43	1.857					
Frank Linzy, R (8, 1) ERA: 5.5	1.1		7	3	0	0	0	0	0	0	0	0	0	7	7	0.00	2.250					
Ted Abernathy, R (9, 1) ERA: 2.51	0.2	S	2	0	0	0	0	0	0	0	0	0	0	2	2	0.00	0.000					

San Diego Padres @ St. Louis Cardinals
 Busch Stadium, St. Louis, MO
 Sun Jun 07 1970, 3:33 AM CDT
 Att: 18,474 - Unknown

AB 38
 R 7
 H 11
 RBI 6
 BB 6
 SO 7
 LOB 25



Batter	1	2	3	4	5	6	7	8	9	AB	R	H	RBI	BB	SO	LOB	BOTTOM				
Lou Brock, L (1, 7) <small>OBP: 0.359, SLG: 0.422</small> Milt Ramirez, R (8, 6) <small>OBP: 0.255, SLG: 0.255</small>	0-0 4-3		0-0 4-3		0-0 F7		0-0 1B 1B			5	1	2	0	0	0	0					
Jose Cardenal, R (1, 8) <small>OBP: 0.335, SLG: 0.397</small>	0-0 3B		0-0 WP 1B		0-0 F8		0-0 K			5	2	3	1	0	1	2					
Dick Allen, R (1, 3) <small>OBP: 0.396, SLG: 0.654</small>	0-3 K		4-0 1-2 1B BB		0-0 F9		4-0 2B 1-2 1B BB	0-3 K		3	1	0	0	2	2	1					
Joe Torre, R (1, 5) <small>OBP: 0.376, SLG: 0.448</small>	0-0 F3		0-0 1-2 2-H 1B				0-0 HR 2B	0-0 4-3		5	2	3	3	0	0	1					
Ted Simmons, S (1, 2) <small>OBP: 0.500, SLG: 0.654</small>		4-0 BB BB	0-0 F7		0-0 F8		0-0 HR 2B	0-0 1B		4	1	3	3	1	0	2					
Carl Taylor, R (1, 9) <small>OBP: 0.321, SLG: 0.299</small>	4-0 1-2 BB		0-0 F9		0-0 F3		0-0 G6-3 1-2 2-3	0-0 6-3		4	0	0	0	1	0	5					
Julian Javier, R (1, 4) <small>OBP: 0.278, SLG: 0.285</small>	0-3 K		0-0 6-3				0-0 F5	4-0 2B IBB		3	1	0	0	1	1	2					
Dal Maxvill, R (1, 6) <small>OBP: 0.318, SLG: 0.189</small> Leron Lee, L (7, PH) <small>OBP: 0.328, SLG: 0.393</small> Frank Linzy, R (8, 1) <small>OBP: 0.255, SLG: 0.255</small> Ted Abernathy, R (9, 1) <small>OBP: 0.259, SLG: 0.208</small>	0-0 F8		0-0 F8		0-0 F9		0-0 1-1 3-H 1B 2B			3	0	0	0	0	0	2					
Bob Gibson, R (1, 1) <small>OBP: 0.389, SLG: 0.382</small> Vic Davalillo, L (7, PH) <small>OBP: 0.356, SLG: 0.463</small>	0-0 F3		0-0 P4				0-0 1-1 3-H 1B 2B			2	0	0	0	0	0	2					
Inning Stats	R: 0 E: 0 K: 1 S: 6	H: 1 LOB: 1 BB: 0 P: 6	R: 0 E: 0 K: 1 S: 5	H: 0 LOB: 2 BB: 2 P: 13	R: 1 E: 0 K: 0 S: 5	H: 2 LOB: 1 BB: 1 P: 9	R: 0 E: 0 K: 0 S: 3	H: 0 LOB: 0 BB: 0 P: 3	R: 0 E: 0 K: 0 S: 5	H: 0 LOB: 0 BB: 0 P: 3	R: 2 E: 0 K: 0 S: 5	H: 2 LOB: 0 BB: 0 P: 5	R: 7 E: 0 K: 1 S: 12	H: 8 LOB: 2 BB: 2 P: 20	R: 0 E: 0 K: 1 S: 6	H: 1 LOB: 1 BB: 0 P: 6	1B: 9 2B: 3 3B: 1 HR: 1	SF: 0 SAC: 0 DP: 1 HBP: 0	WP: 1 PB: 0 SB: 0 CS: 0	PA: 42	
PITCHER	IP	WLS	BF	H	R	ER	SO	BB	IBB	HBP	BLK	WP	HR	S	P	ERA	WHIP				
Danny Coombs, L (1, 1) ERA: 2.14	2.1		13	3	1	1	2	3	0	0	0	0	0	14	26	3.86	2.571				
Tom Dukes, R (3, 1) ERA: 1.99	0.2		2	0	0	0	0	0	0	0	0	0	0	2	2	0.00	0.000				
Roberto Rodriguez, R (4, 1) ERA: 3.7	3.0		14	5	5	5	0	0	0	0	0	0	1	14	14	15.00	1.667				
Ron Herbel, R (7, 1) ERA: 4.15	0.2	L	5	2	1	1	0	1	1	0	0	0	0	3	11	13.50	4.500				
Dave Roberts, L (7, 1) ERA: 3.38	0.0		3	3	3	3	0	0	0	0	0	0	0	3	3	-	-				
Al Santorini, R (7, 1) ERA: 4.65	1.1		5	1	0	0	2	0	0	0	0	0	0	9	9	0.00	0.750				

San Diego Padres @ St. Louis Cardinals
 Busch Stadium, St. Louis, MO
 Sun Jun 07 1970, 3:33 AM CDT
 Att: 18,474 - Unknown

AB 37
 R 10
 H 14
 RBI 10
 BB 5
 SO 4
 LOB 17



Batter	1	2	3	4	5	6	7	8	9	AB	R	H	RBI	BB	SO	LOB	TOP					
Lou Brock, L OBP: 0.362, SLG: 0.424 (1, 7)										4	2	2	0	0	0	0	St. Louis Cardinals @ Los Angeles Dodgers Dodger Stadium, Los Angeles, CA Tue Jun 09 1970, 7:05 PM PDT Att: 17,111 - Unknown					
Jose Cardenal, R OBP: 0.347, SLG: 0.406 (1, 8)										3	0	2	1	1	1	0						
Dick Allen, R OBP: 0.398, SLG: 0.649 (1, 3)										3	0	1	0	1	1	2						
Joe Torre, R OBP: 0.378, SLG: 0.455 (1, 5)										4	1	2	0	0	1	3						
Carl Taylor, R OBP: 0.305, SLG: 0.282 (1, 9)										4	0	0	0	0	3	2						
Ted Simmons, S OBP: 0.471, SLG: 0.600 (1, 2)										4	0	1	0	0	0	1						
Julian Javier, R OBP: 0.277, SLG: 0.279 (1, 4)										3	1	0	0	1	0	1						
Dal Maxvill, R OBP: 0.319, SLG: 0.194 (1, 6)										3	0	1	1	0	0	0						
Chuck Taylor, R (1, 1)										3	0	0	0	0	1	1						
Inning Stats	R: 1 E: 0 K: 0 S: 3	H: 2 LOB: 0 BB: 1 P: 7	R: 0 E: 0 K: 1 S: 5	H: 0 LOB: 0 BB: 0 P: 5	R: 0 E: 0 K: 0 S: 3	H: 0 LOB: 0 BB: 0 P: 3	R: 0 E: 0 K: 1 S: 5	H: 1 LOB: 1 BB: 1 P: 9	R: 0 E: 0 K: 0 S: 3	H: 0 LOB: 0 BB: 0 P: 3	R: 1 E: 0 K: 1 S: 6	H: 2 LOB: 1 BB: 0 P: 6	R: 2 E: 1 K: 2 S: 9	H: 2 LOB: 1 BB: 1 P: 13	R: 0 E: 0 K: 2 S: 8	H: 1 LOB: 1 BB: 0 P: 8	R: 0 E: 0 K: 0 S: 3	H: 1 LOB: 0 BB: 0 P: 3	1B: 7 2B: 4 3B: 0 HR: 0	SF: 0 SAC: 0 DP: 3 HBP: 0	WP: 0 PB: 0 SB: 3 CS: 1	PA: 35
PITCHER	IP	WLS	BF	H	R	ER	SO	BB	IBB	HBP	BLK	WP	HR	S	P	ERA	WHIP					
Claude Osteen, L ERA: 2.55 (1, 1)	8.0	L	31	8	4	3	7	2	1	0	0	0	0	42	54	3.38	1.250					
Pete Mikkelsen, R ERA: 2.7 (9, 1)	1.0		3	1	0	0	0	0	0	0	0	0	0	3	3	0.00	1.000					


Batter	1	2	3	4	5	6	7	8	9	AB	R	H	RBI	BB	SO	LOB	BOTTOM				
Maury Wills, S OBP: 0.359, SLG: 0.319 (1, 6)										4	0	2	0	0	0	0	St. Louis Cardinals @ Los Angeles Dodgers Dodger Stadium, Los Angeles, CA Tue Jun 09 1970, 7:05 PM PDT Att: 17,111 - Unknown				
Manny Mota, R OBP: 0.379, SLG: 0.422 (1, 7)										3	0	0	0	0	1	0					
Willie Davis, L OBP: 0.319, SLG: 0.422 (1, 8)										4	0	0	0	0	1	0					
Wes Parker, S OBP: 0.373, SLG: 0.451 (1, 3)										3	0	0	0	0	1	0					
Billy Grabarkewitz, R OBP: 0.448, SLG: 0.515 (1, 5)										3	0	1	0	0	0	0					
Willie Crawford, L OBP: 0.346, SLG: 0.404 (1, 9)										3	0	0	0	1	0	0					
Ted Sizemore, R OBP: 0.337, SLG: 0.306 (1, 4)										2	0	1	0	1	0	0					
Tom Haller, L OBP: 0.358, SLG: 0.439 (1, 2)										3	0	1	0	0	1	0					
Claude Osteen, L OBP: 0.279, SLG: 0.390 (1, 1)										2	0	0	0	0	2	0					
Von Joshua, L OBP: 0.283, SLG: 0.304 (8, PH)										1	0	0	0	0	0	0					
Pete Mikkelsen, R (9, 1)										0	0	0	0	0	0	0					
Inning Stats	R: 0 E: 0 K: 0 S: 4	H: 1 LOB: 1 BB: 0 P: 4	R: 0 E: 0 K: 0 S: 5	H: 3 LOB: 2 BB: 0 P: 5	R: 0 E: 0 K: 1 S: 5	H: 1 LOB: 0 BB: 0 P: 3	R: 0 E: 0 K: 0 S: 3	H: 0 LOB: 0 BB: 0 P: 3	R: 0 E: 0 K: 0 S: 3	H: 0 LOB: 0 BB: 0 P: 3	R: 0 E: 0 K: 0 S: 2	H: 0 LOB: 0 BB: 1 P: 6	R: 0 E: 0 K: 0 S: 3	H: 0 LOB: 0 BB: 0 P: 3	R: 0 E: 0 K: 0 S: 3	H: 0 LOB: 0 BB: 0 P: 3	1B: 5 2B: 0 3B: 0 HR: 0	SF: 0 SAC: 1 DP: 2 HBP: 0	WP: 0 PB: 0 SB: 0 CS: 0	PA: 30	
PITCHER	IP	WLS	BF	H	R	ER	SO	BB	IBB	HBP	BLK	WP	HR	S	P	ERA	WHIP				
Chuck Taylor, R ERA: 1.62 (1, 1)	9.0	W	30	5	0	0	1	1	0	0	0	0	0	31	35	0.00	0.667				

Batter	1	2	3	4	5	6	7	8	9	AB	R	H	RBI	BB	SO	LOB	TOP					
Lou Brock, L OBP: 0.360, SLG: 0.420 (1, 7)										4	0	1	0	0	1	3	St. Louis Cardinals @ Los Angeles Dodgers Dodger Stadium, Los Angeles, CA Wed Jun 10 1970, 7:05 PM PDT Att: 16,516 - Unknown					
Jose Cardenal, R OBP: 0.345, SLG: 0.403 (1, 8)										4	1	1	0	0	1	1						
Dick Allen, R OBP: 0.391, SLG: 0.636 (1, 3)										4	0	0	0	0	2	2						
Joe Torre, R OBP: 0.372, SLG: 0.446 (1, 5)										4	0	0	0	0	1	2						
Joe Hague, L OBP: 0.428, SLG: 0.474 (1, 9)										4	0	1	1	0	0	0						
Ted Simmons, S OBP: 0.447, SLG: 0.588 (1, 2)										4	1	1	0	0	0	0						
Julian Javier, R OBP: 0.282, SLG: 0.285 (1, 4)										4	0	2	1	0	0	0						
Dal Maxvill, R OBP: 0.330, SLG: 0.202 (7, PH)										1	0	1	0	1	0	0						
Vic Davallio, L OBP: 0.348, SLG: 0.452 (7, PH)										1	0	0	0	0	0	1						
Mitt Ramirez, R OBP: 0.255, SLG: 0.255 (9, PH)										0	0	0	0	0	0	0						
Carl Taylor, R OBP: 0.301, SLG: 0.278 (9, PH)										1	0	0	0	0	0	0						
Mike Torrez, R OBP: 0.214, SLG: 0.222 (7, PH)										2	0	0	0	0	2	4						
Leron Lee, L OBP: 0.326, SLG: 0.390 (7, PH)										1	0	0	0	0	0	1						
Ted Abernathy, R (7, 1)										0	0	0	0	0	0	0						
Frank Linzy, R (7, 1)										0	0	0	0	0	0	0						
Nelson Briles, R OBP: 0.111, SLG: 0.333 (8, 1)										0	0	0	0	0	0	0						
Inning Stats	R: 0 E: 0 K: 2 S: 8	H: 1 LOB: 1 BB: 0 P: 8	R: 1 E: 0 K: 1 S: 8	H: 3 LOB: 2 BB: 0 P: 8	R: 0 E: 0 K: 1 S: 3	H: 0 LOB: 0 BB: 0 P: 3	R: 0 E: 0 K: 1 S: 6	H: 0 LOB: 2 BB: 1 P: 10	R: 0 E: 0 K: 1 S: 7	H: 0 LOB: 0 BB: 0 P: 7	R: 0 E: 0 K: 0 S: 3	H: 0 LOB: 0 BB: 0 P: 3	R: 0 E: 0 K: 0 S: 4	H: 1 LOB: 1 BB: 0 P: 4	R: 1 E: 0 K: 1 S: 6	H: 2 LOB: 1 BB: 0 P: 6	R: 0 E: 0 K: 0 S: 3	H: 0 LOB: 0 BB: 0 P: 3	1B: 6 2B: 1 3B: 0 HR: 0	SF: 0 SAC: 0 DP: 0 HBP: 0	WP: 0 PB: 0 SB: 3 CS: 0	PA: 35
PITCHER Joe Moeller, R ERA: 1.35 (1, 1)	IP: 9.0 WLS: W BF: 35 H: 7 R: 2 ER: 2 SO: 7 BB: 1 IBB: 0 HBP: 0 BLK: 0 WP: 0 HR: 0 S: 48 P: 52 ERA: 2.00 WHIP: 0.889																					
Batter	1	2	3	4	5	6	7	8	9	AB	R	H	RBI	BB	SO	LOB	BOTTOM					
Maury Wills, S OBP: 0.360, SLG: 0.318 (1, 6)										4	1	1	0	1	0	3	St. Louis Cardinals @ Los Angeles Dodgers Dodger Stadium, Los Angeles, CA Wed Jun 10 1970, 7:05 PM PDT Att: 16,516 - Unknown					
Manny Mota, R OBP: 0.380, SLG: 0.412 (1, 7)										3	2	0	0	1	0	3						
Willie Davis, L OBP: 0.316, SLG: 0.417 (1, 8)										5	1	1	0	0	1	3						
Wes Parker, S OBP: 0.372, SLG: 0.447 (1, 3)										2	0	0	1	1	0	2						
Billy Grabarkewitz, R OBP: 0.459, SLG: 0.521 (1, 5)										2	0	2	1	2	0	0						
Willie Crawford, L OBP: 0.344, SLG: 0.396 (1, 9)										3	0	0	1	0	3	4						
Ted Sizemore, R OBP: 0.335, SLG: 0.300 (1, 4)										3	0	0	0	1	1	4						
Tom Haller, L OBP: 0.363, SLG: 0.436 (1, 2)										3	0	1	0	1	0	3						
Joe Moeller, R OBP: 0.273, SLG: 0.200 (1, 1)										3	0	0	0	0	3	2						
Inning Stats	R: 2 E: 0 K: 2 S: 7	H: 0 LOB: 1 BB: 2 P: 16	R: 0 E: 0 K: 0 S: 4	H: 1 LOB: 1 BB: 0 P: 4	R: 0 E: 0 K: 1 S: 6	H: 1 LOB: 2 BB: 1 P: 10	R: 0 E: 0 K: 1 S: 5	H: 0 LOB: 2 BB: 2 P: 13	R: 1 E: 1 K: 1 S: 7	H: 1 LOB: 1 BB: 0 P: 7	R: 0 E: 0 K: 1 S: 5	H: 0 LOB: 0 BB: 0 P: 5	R: 1 E: 0 K: 1 S: 6	H: 1 LOB: 3 BB: 2 P: 15	R: 0 E: 0 K: 1 S: 6	H: 1 LOB: 1 BB: 0 P: 6		1B: 5 2B: 0 3B: 0 HR: 0	SF: 0 SAC: 2 DP: 0 HBP: 2	WP: 1 PB: 0 SB: 5 CS: 0	PA: 39	
PITCHER Mike Torrez, R ERA: 3.14 (7, 1)	IP: 6.0 WLS: L BF: 28 H: 3 R: 3 ER: 2 SO: 6 BB: 5 IBB: 0 HBP: 1 BLK: 0 WP: 1 HR: 0 S: 34 P: 55 ERA: 3.00 WHIP: 1.333																					
PITCHER Ted Abernathy, R ERA: 3.07 (7, 1)	IP: 0.1 WLS: L BF: 5 H: 1 R: 1 ER: 1 SO: 0 BB: 1 IBB: 1 HBP: 1 BLK: 0 WP: 0 HR: 0 S: 2 P: 11 ERA: 27.00 WHIP: 6.000																					
PITCHER Frank Linzy, R ERA: 5.4 (7, 1)	IP: 0.2 WLS: L BF: 2 H: 0 R: 0 ER: 0 SO: 1 BB: 0 IBB: 0 HBP: 0 BLK: 0 WP: 0 HR: 0 S: 4 P: 4 ERA: 0.00 WHIP: 0.000																					
PITCHER Nelson Briles, R ERA: 7.23 (8, 1)	IP: 1.0 WLS: L BF: 4 H: 1 R: 0 ER: 0 SO: 1 BB: 0 IBB: 0 HBP: 0 BLK: 0 WP: 0 HR: 0 S: 6 P: 6 ERA: 0.00 WHIP: 1.000																					

Batter	1	2	3	4	5	6	7	8	9	10	11	12	AB	R	H	RBI	BB	SO	LOB	TOP
Lou Brock, L OBP: 0.391, SLG: 0.409 (1, 7)	1-3		K			K		K			F7		5	0	0	0	0	3	2	
Jose Cardenal, R OBP: 0.342, SLG: 0.398 (1, 8)	K			K					F8			FC5 1B	5	0	1	0	0	2	0	
Dick Allen, R OBP: 0.391, SLG: 0.631 (1, 3)	K			1B SF9					F9			K	5	1	2	0	0	2	1	
Joe Torre, R OBP: 0.372, SLG: 0.442 (1, 5)		5-3				CS	3-1			F8			4	0	1	0	1	0	0	
Joe Haque, L OBP: 0.415, SLG: 0.461 (1, 9)		3-1				1B						1B	4	0	0	1	0	1	2	
Ted Simmons, S OBP: 0.419, SLG: 0.538 (1, 2)													4	0	1	0	0	1	3	
Julian Javier, R OBP: 0.276, SLG: 0.278 (1, 4)													4	0	0	0	0	1	1	
Dal Maxvill, R OBP: 0.322, SLG: 0.196 (1, 6)													3	0	0	0	0	0	0	
Carl Taylor, R OBP: 0.298, SLG: 0.274 (11, PH)													1	0	0	0	0	1	0	
Frank Linzy, R OBP: 0.255, SLG: 0.255 (11, 6)													0	0	0	0	0	0	0	
Steve Carlton, L OBP: 0.287, SLG: 0.241 (1, 1)													3	0	2	0	0	1	0	
Mike Shannon, R OBP: 0.143, SLG: 0.150 (11, PH)													1	0	0	0	0	1	0	
Milt Ramirez, R OBP: 0.255, SLG: 0.255 (11, 6)													0	0	0	0	0	0	0	
Inning Stats	R: 0 E: 0 K: 2 S: 7	H: 0 LOB: 0 BB: 0 P: 7	R: 0 E: 0 K: 1 S: 5	H: 0 LOB: 0 BB: 0 P: 5	R: 0 E: 0 K: 2 S: 8	H: 1 LOB: 1 BB: 0 P: 8	R: 1 E: 0 K: 1 S: 7	H: 2 LOB: 1 BB: 0 P: 7	R: 0 E: 0 K: 1 S: 5	H: 0 LOB: 0 BB: 0 P: 3	R: 0 E: 0 K: 0 S: 3	H: 0 LOB: 0 BB: 0 P: 3	R: 0 E: 0 K: 2 S: 8	H: 1 LOB: 2 BB: 1 P: 12	1B: 7 2B: 0 3B: 0 HR: 0	SF: 1 SAC: 0 DP: 1 HBP: 0	WP: 0 PB: 0 SB: 2 CS: 1	PA: 43		
PITCHER	IP 10.0	WLS 34	BF 6	H 1	R 0	ER 0	SO 9	BB 0	IBB 0	HBP 0	BLK 0	WP 0	HR 0	S 52	P 19	ERA 0.00	WHIP 0.500			

St. Louis Cardinals @ Los Angeles Dodgers
 Dodger Stadium, Los Angeles, CA
 Thu Jun 11 1970, 7:05 PM PDT
 Att. 17,487 - Unknown

AB 40
 R 1
 H 7
 RBI 1
 BB 1
 SO 13
 LOB 9



Batter	1	2	3	4	5	6	7	8	9	10	11	12	AB	R	H	RBI	BB	SO	LOB	BOTTOM
Maury Wills, S OBP: 0.359, SLG: 0.316 (1, 6)	6-3		F3					6-3					5	1	1	0	1	0	1	
Manny Mota, R OBP: 0.391, SLG: 0.437 (1, 7)	F8												4	1	2	1	2	0	0	
Willie Davis, L OBP: 0.313, SLG: 0.415 (1, 8)	F7			HR				1B					6	0	1	1	0	1	3	
Wes Parker, S OBP: 0.369, SLG: 0.439 (1, 3)		5-3											4	0	0	0	1	1		
Andy Kosco, R OBP: 0.239, SLG: 0.407 (9, PR)													4	0	2	0	0	1	0	
Von Joshua, L OBP: 0.263, SLG: 0.304 (10, 9)													0	0	0	0	0	0	0	
Bill Sudakis, S OBP: 0.326, SLG: 0.370 (10, PH)													1	0	0	0	0	0	3	
Jim Brewer, L OBP: 0.257, SLG: 0.261 (11, 1)													0	0	0	0	0	0	0	
Billy Gabarkewitz, R OBP: 0.427, SLG: 0.516 (1, 5)													5	0	2	0	0	1	3	
Ted Sizemore, R OBP: 0.331, SLG: 0.296 (1, 4)													2	0	0	0	0	0	1	
Jim Lefebvre, S OBP: 0.293, SLG: 0.261 (6, 4)													3	0	1	0	0	0	2	
Jeff Torborg, R OBP: 0.297, SLG: 0.317 (1, 2)													5	0	1	0	0	1	4	
Don Sutton, R OBP: 0.325, SLG: 0.257 (1, 1)													2	0	0	0	1	2	2	
Willie Crawford, L OBP: 0.340, SLG: 0.392 (10, PH)													2	0	0	0	0	1	1	
Inning Stats	R: 0 E: 0 K: 0 S: 3	H: 0 LOB: 0 BB: 0 P: 3	R: 0 E: 0 K: 0 S: 4	H: 1 LOB: 1 BB: 0 P: 4	R: 0 E: 0 K: 1 S: 5	H: 0 LOB: 0 BB: 0 P: 5	R: 1 E: 1 K: 0 S: 5	H: 1 LOB: 0 BB: 0 P: 6	R: 0 E: 0 K: 0 S: 3	H: 1 LOB: 1 BB: 0 P: 4	R: 0 E: 0 K: 2 S: 8	H: 1 LOB: 3 BB: 3 P: 17	R: 0 E: 0 K: 0 S: 4	H: 1 LOB: 1 BB: 0 P: 4	1B: 8 2B: 1 3B: 0 HR: 1	SF: 0 SAC: 0 DP: 0 HBP: 0	WP: 1 PB: 0 SB: 1 CS: 1	PA: 48		
PITCHER	IP 10.0	WLS 7	BF 34	H 7	R 1	ER 1	SO 8	BB 2	IBB 2	HBP 0	BLK 0	WP 0	HR 1	S 53	P 69	ERA 0.90	WHIP 0.900			

St. Louis Cardinals @ Los Angeles Dodgers
 Dodger Stadium, Los Angeles, CA
 Thu Jun 11 1970, 7:05 PM PDT
 Att. 17,487 - Unknown


AB 43
 R 2
 H 10
 RBI 2
 BB 5
 SO 8
 LOB 21



Batter	1	2	3	4	5	6	7	8	9	AB	R	H	RBI	BB	SO	LOB	TOP			
Lou Brock, L OBP: 0.349, SLG: 0.411 (1, 7)										4	1	1	0	0	1	1	St. Louis Cardinals @ San Francisco Giants Candlestick Park, San Francisco, CA Fri Jun 12 1970, 10:05 PM EDT Att: 8,634 - Unknown			
Jose Cardenal, R OBP: 0.345, SLG: 0.404 (1, 8)										2	1	1	1	2	0					
Carl Taylor, R OBP: 0.287, SLG: 0.267 (1, 9)										2	0	0	1	0	1	1				
Leron Lee, L OBP: 0.324, SLG: 0.387 (6, PH) (8, 9)										1	0	0	0	0	0	1				
Joe Torre, R OBP: 0.370, SLG: 0.438 (1, 3)										4	1	1	0	0	1	1				
Julian Javier, R OBP: 0.281, SLG: 0.283 (1, 4)										4	0	2	1	0	1	1				
Ted Simmons, S OBP: 0.383, SLG: 0.488 (1, 2)										4	0	0	0	0	0	3				
Mike Shannon, R OBP: 0.130, SLG: 0.136 (1, 5)										4	0	0	0	0	0	1				
Dal Maxvill, R OBP: 0.320, SLG: 0.190 (1, 6)										3	0	0	0	1	1	0				
Bob Gibson, R OBP: 0.400, SLG: 0.500 (1, 1)										4	1	2	1	0	0	2				
Inning Stats	R: 2 E: 0 K: 1 S: 8	H: 3 LOB: 1 BB: 0 P: 8	R: 1 E: 0 K: 0 S: 4	H: 1 LOB: 0 BB: 0 P: 4	R: 1 E: 0 K: 0 S: 4	H: 1 LOB: 1 BB: 1 P: 8	R: 0 E: 0 K: 0 S: 3	H: 0 LOB: 0 BB: 0 P: 3	R: 0 E: 0 K: 1 S: 5	H: 1 LOB: 0 BB: 0 P: 8	R: 0 E: 0 K: 1 S: 4	H: 0 LOB: 0 BB: 1 P: 8	R: 0 E: 0 K: 0 S: 4	H: 1 LOB: 2 BB: 1 P: 8	R: 0 E: 0 K: 0 S: 4	H: 1 LOB: 0 BB: 1 P: 8	1B: 3 2B: 4 3B: 0 HR: 1	SF: 1 SAC: 0 DP: 1 HBP: 0	WP: 1 PB: 1 SB: 0 CS: 0	PA: 36
PITCHER	IP WLS BF H R ER SO BB IBB HBP BLK WP HR S P ERA WHIP	IP WLS BF H R ER SO BB IBB HBP BLK WP HR S P ERA WHIP																		
Skip Pitlock, L ERA: 7.2 (1, 1)	5.0 L 21 5 4 4 2 1 0 0 0 1 1 1 24 28 7.20 1.200																			
Don McMahon, R ERA: 5.91 (6, 1)	2.0 7 1 0 0 2 0 0 0 0 0 0 0 11 11 0.00 0.500																			
Jerry Johnson, R ERA: 5.76 (8, 1)	2.0 8 1 0 0 1 2 0 0 0 0 0 0 8 16 0.00 1.500																			


Batter	1	2	3	4	5	6	7	8	9	AB	R	H	RBI	BB	SO	LOB	BOTTOM					
Bobby Bonds, R OBP: 0.381, SLG: 0.484 (1, 9)										4	0	0	0	0	2	3	St. Louis Cardinals @ San Francisco Giants Candlestick Park, San Francisco, CA Fri Jun 12 1970, 10:05 PM EDT Att: 8,634 - Unknown					
Ron Hunt, R OBP: 0.382, SLG: 0.357 (1, 5)										2	0	0	0	1	0	1						
Ken Henderson, S OBP: 0.438, SLG: 0.511 (1, 8)										4	0	0	0	0	0	2						
Willie McCovey, L OBP: 0.420, SLG: 0.609 (1, 3)										4	0	1	0	0	1	0						
Dick Dietz, R OBP: 0.428, SLG: 0.593 (1, 2)										4	0	1	0	0	1	2						
Frank Johnson, R OBP: 0.347, SLG: 0.395 (1, 7)										4	0	0	0	0	3	1						
Tito Fuentes, S OBP: 0.294, SLG: 0.340 (1, 4)										4	1	2	0	0	0	1						
Hal Lanier, R OBP: 0.267, SLG: 0.321 (1, 6)										2	0	1	0	1	0	1						
Skip Pitlock, L (1, 1)										1	0	0	0	0	0	2						
Bob Taylor, L OBP: 0.340, SLG: 0.289 (5, PH)										1	0	0	0	0	0	0						
Don McMahon, R (6, 1)										0	0	0	0	0	0	0						
John Stephenson, L (7, PH)										1	0	0	1	0	0	1						
Jerry Johnson, R (8, 1)										0	0	0	0	0	0	0						
Inning Stats	R: 0 E: 0 K: 1 S: 6	H: 1 LOB: 2 BB: 0 P: 7	R: 0 E: 0 K: 1 S: 7	H: 2 LOB: 2 BB: 0 P: 7	R: 0 E: 0 K: 1 S: 5	H: 0 LOB: 0 BB: 0 P: 5	R: 0 E: 0 K: 1 S: 6	H: 1 LOB: 1 BB: 0 P: 6	R: 0 E: 0 K: 0 S: 3	H: 0 LOB: 0 BB: 1 P: 7	R: 0 E: 0 K: 2 S: 7	H: 0 LOB: 0 BB: 0 P: 7	R: 0 E: 0 K: 1 S: 6	H: 1 LOB: 1 BB: 1 P: 10	R: 0 E: 0 K: 0 S: 3	H: 0 LOB: 0 BB: 0 P: 3	R: 0 E: 0 K: 1 S: 5	H: 0 LOB: 0 BB: 0 P: 5	1B: 4 2B: 1 3B: 0 HR: 0	SF: 0 SAC: 0 DP: 0 HBP: 1	WP: 0 PB: 0 SB: 0 CS: 0	PA: 35
PITCHER	IP WLS BF H R ER SO BB IBB HBP BLK WP HR S P ERA WHIP	IP WLS BF H R ER SO BB IBB HBP BLK WP HR S P ERA WHIP																				
Bob Gibson, R ERA: 4.1 (1, 1)	9.0 W 35 5 1 1 8 2 0 1 1 0 0 0 48 57 1.00 0.778																					


AB	32
R	4
H	7
RBI	4
BB	3
SO	5
LOB	11



AB	32
R	1
H	5
RBI	1
BB	2
SO	8
LOB	14



Batter	1	2	3	4	5	6	7	8	9	AB	R	H	RBI	BB	SO	LOB	TOP				
Lou Brock, L OBP: 0.350, SLG: 0.408 (1, 7)	0-0 B1-3	0-0 1-2 3-H 1B		4-0 BB			0-0 F9		0-3 K	4	0	1	1	1	1	0	St. Louis Cardinals @ San Francisco Giants Candlestick Park, San Francisco, CA Sat Jun 13 1970, 6:33 AM EDT Att: 15,651 - Unknown AB 35 R 5 H 8 RBI 5 BB 3 SO 7 LOB 12 				
Jose Cardenal, R OBP: 0.346, SLG: 0.399 (1, 8)	0-0 F8	0-3 K		0-0 F8			0-0 F6		0-0 1B	5	0	1	0	0	1	4					
Dick Allen, R OBP: 0.383, SLG: 0.615 (1, 3)	0-3 K		0-0 4-3		0-3 K		0-3 K		0-0 1-3	5	0	0	0	0	3	1					
Joe Torre, R OBP: 0.372, SLG: 0.453 (1, 5)		0-0 5-3	0-0 E5		0-0 HR			0-0 3B 1B		4	2	2	1	0	0	0					
Joe Hague, L OBP: 0.417, SLG: 0.476 (1, 9)		0-0 BB 1B 1B	0-0 F8		0-0 F9			0-0 1-H 3B		4	1	2	1	0	0	1					
Ted Simmons, S OBP: 0.373, SLG: 0.457 (1, 2)		4-0 BB 1B 1B	0-0 F8		0-0 6-3			0-0 F4		3	1	0	0	1	0	2					
Julian Javier, R OBP: 0.280, SLG: 0.282 (1, 4)		0-0 1B 1B 2-H	0-0 4-3		0-0 K		0-3 K		0-0 F6	4	1	1	1	0	1	1					
Dal Maxvill, R OBP: 0.328, SLG: 0.196 (1, 6)		0-0 BB 1B	0-0 5-3		0-0 5-3			0-0 6-3		2	0	1	1	1	0	0					
Vic Davallio, L OBP: 0.340, SLG: 0.442 (8, PH)		0-0 1B 1B	0-0 SH1-4 BB		0-0 5-3			0-0 6-3		1	0	0	0	0	0	1					
Mitt Ramirez, R OBP: 0.255, SLG: 0.255 (8, 6)		1-3 2-H 1B	0-0 SH1-4		0-0 5-3					0	0	0	0	0	0	0					
Nelson Briles, R OBP: 0.111, SLG: 0.333 (1, 1)		0-3 K	0-0 SH1-4		0-0 5-3			0-0 F5		1	0	0	0	0	0	2					
Sal Campisi, R (1, 1)										1	0	0	0	0	1	2					
Billy McCool, R (2, 1)										0	0	0	0	0	0	0					
Ted Abernathy, R (5, 1)										1	0	0	0	0	0	0					
Leron Lee, L OBP: 0.321, SLG: 0.384 (9, PH)			1-2							1	0	0	0	0	0	0					
Inning Stats	R: 0 E: 0 K: 1 S: 5	H: 0 LOB: 0 BB: 0 P: 5	R: 3 E: 0 K: 2 S: 11	H: 4 LOB: 2 BB: 1 P: 15	R: 0 E: 1 K: 0 S: 4	H: 0 LOB: 1 BB: 0 P: 4	R: 0 E: 0 K: 0 S: 3	H: 0 LOB: 0 BB: 2 P: 11	R: 1 E: 0 K: 1 S: 6	H: 1 LOB: 0 BB: 0 P: 6	R: 0 E: 0 K: 1 S: 5	H: 0 LOB: 0 BB: 0 P: 5	R: 0 E: 0 K: 1 S: 5	H: 2 LOB: 1 BB: 0 P: 5	R: 0 E: 0 K: 1 S: 6	H: 1 LOB: 1 BB: 0 P: 6	1B: 6 2B: 0 3B: 1 HR: 1	SF: 0 SAC: 1 DP: 0 HBP: 0	WP: 0 PB: 0 SB: 0 CS: 0	PA: 39	
PITCHER	IP	WLS	BF	H	R	ER	SO	BB	IBB	HBP	BLK	WP	HR	S	P	ERA	WHIP				
Rich Robertson, R ERA: 4.73 (1, 1)	3.2		19	4	3	3	3	3	0	0	0	0	0	22	34	7.36	1.909				
Don McMahon, R ERA: 5.4 (4, 1)	5.1	W	20	4	2	2	4	0	0	0	0	0	1	28	28	3.38	0.750				

Batter	1	2	3	4	5	6	7	8	9	AB	R	H	RBI	BB	SO	LOB	BOTTOM				
Bobby Bonds, R OBP: 0.381, SLG: 0.483 (1, 9)	0-0 E7 1B	0-0 E S 2B 1B		0-0 4-3	0-3 K			0-0 F2		5	2	2	0	0	1	4	St. Louis Cardinals @ San Francisco Giants Candlestick Park, San Francisco, CA Sat Jun 13 1970, 6:33 AM EDT Att: 15,651 - Unknown AB 30 R 6 H 7 RBI 4 BB 5 SO 5 LOB 15 				
Ron Hunt, R OBP: 0.386, SLG: 0.358 (1, 5)	0-0 2B	1-0 2B HBP		0-0 E6		0-0 4-3		0-0 1-3		2	1	1	1	0	0	0					
Al Gallagher, R OBP: 0.355, SLG: 0.424 (6, 5)	0-0 2B	1-3 2B		0-0 E6		0-0 4-3		0-0 1-3		2	0	0	0	0	0	1					
Willie Mays, R OBP: 0.379, SLG: 0.556 (1, 8)	0-0 5-3	0-0 2B		0-0 F9		0-0 F9		0-0 F9		4	0	1	1	0	0	2					
Willie McCovey, L OBP: 0.426, SLG: 0.613 (1, 3)	0-0 4-3 WP 2B	4-0 G4-6-3 IBB		0-0 F9		0-0 4-3		0-0 F9		2	1	1	1	2	0	0					
Ken Henderson, S OBP: 0.435, SLG: 0.507 (1, 7)	0-0 4-3	0-0 G4-6-3		0-0 F9		0-0 4-3		0-0 F9		4	1	1	0	0	0	4					
Dick Dietz, R OBP: 0.426, SLG: 0.587 (1, 2)	4-0 BB		0-0 6-3		4-0 BB FC5-2 BB		0-0 3-1		0-3 K	2	0	0	0	2	1	0					
Tito Fuentes, S OBP: 0.287, SLG: 0.331 (1, 4)	0-3 K		0-0 G3		0-0 FC5-2 BB		0-0 1-3		0-0 1-3	4	0	0	0	0	1	4					
Hal Lanier, R OBP: 0.267, SLG: 0.329 (1, 6)		0-0 SH3-4 BLK 2B		0-0 F6		0-0 SF8		0-3 K		3	1	1	1	0	1	0					
Rich Robertson, R OBP: 0.031, SLG: 0.063 (1, 1)		0-0 SH3-4		0-3 K		0-0 E3		0-0 E3		0	0	0	0	0	0	0					
Don McMahon, R (4, 1)		2-3		0-0 K		1-2 2-3 BB		0-0 E3		2	0	0	0	1	1	0					
Inning Stats	R: 3 E: 1 K: 1 S: 8	H: 3 LOB: 1 BB: 1 P: 12	R: 2 E: 0 K: 0 S: 5	H: 3 LOB: 2 BB: 1 P: 10	R: 0 E: 0 K: 0 S: 3	H: 0 LOB: 0 BB: 0 P: 3	R: 0 E: 1 K: 1 S: 6	H: 0 LOB: 1 BB: 0 P: 6	R: 1 E: 0 K: 1 S: 6	H: 1 LOB: 3 BB: 3 P: 18	R: 0 E: 0 K: 0 S: 3	H: 0 LOB: 0 BB: 0 P: 3	R: 0 E: 0 K: 1 S: 5	H: 0 LOB: 1 BB: 0 P: 5	R: 0 E: 1 K: 1 S: 6	H: 0 LOB: 1 BB: 0 P: 6		1B: 4 2B: 3 3B: 0 HR: 0	SF: 1 SAC: 1 DP: 1 HBP: 1	WP: 1 PB: 0 SB: 1 CS: 0	PA: 38
PITCHER	IP	WLS	BF	H	R	ER	SO	BB	IBB	HBP	BLK	WP	HR	S	P	ERA		WHIP			
Nelson Briles, R ERA: 7.99 (1, 1)	0.0		2	2	2	2	0	0	0	0	0	0	0	2	2						
Sal Campisi, R ERA: 3.66 (1, 1)	1.1	L	11	4	3	3	1	1	1	1	1	1	0	10	19	20.25	3.750				
Billy McCool, L ERA: 4.91 (2, 1)	2.2		11	1	1	1	1	2	0	0	0	0	0	11	19	3.38	1.125				
Ted Abernathy, R ERA: 2.41 (5, 1)	4.0		14	0	0	0	3	1	0	0	0	0	0	19	23	0.00	0.250				

Batter	1	2	3	4	5	6	7	8	9	AB	R	H	RBI	BB	SO	LOB	TOP					
Lou Brock, L (1.7) OBP: 0.353, SLG: 0.415										4	1	2	0	0	0	1						
Jose Cardenal, R (1.8) OBP: 0.348, SLG: 0.414										4	2	2	1	0	1	2						
Dick Allen, R (1.3) OBP: 0.381, SLG: 0.623										4	1	1	2	0	0	2						
Joe Torre, R (1.5) OBP: 0.370, SLG: 0.450										4	0	1	1	0	0	0						
Joe Hague, L (1.9) OBP: 0.413, SLG: 0.470										4	0	1	0	0	1	1						
Ted Simmons, S (1.2) OBP: 0.345, SLG: 0.420										4	0	0	0	0	1	2						
Julian Javier, R (1.4) OBP: 0.280, SLG: 0.282										4	0	1	0	0	0	0						
Dal Maxvill, R (1.6) OBP: 0.323, SLG: 0.192																	AB 35					
Leron Lee, L (7, PH) OBP: 0.319, SLG: 0.381										2	0	0	0	0	0	1	R 4					
Frank Linzy, R (7, PH)										1	0	0	0	0	1	0	H 8					
Carl Taylor, R (9, PH) OBP: 0.284, SLG: 0.263										1	0	0	0	0	0	0	RBI 4					
Chuck Taylor, R (1, 1)										1	0	0	0	0	0	0	BB 1					
Vic Davalillo, L (5, PH) OBP: 0.333, SLG: 0.432										1	0	0	0	0	0	1	SO 5					
Sal Campisi, R (5, 1)										0	0	0	0	0	0	0	LOB 10					
Jim Beauchamp, R (7, PH) OBP: 0.300, SLG: 0.308										0	0	0	0	1	0	0						
Jim Kennedy, L (7, 6)										1	0	0	0	0	0	0						
Inning Stats	R: 0 E: 0 K: 0 S: 3	H: 1 LOB: 0 BB: 0 P: 3	R: 0 E: 0 K: 1 S: 5	H: 0 LOB: 0 BB: 0 P: 5	R: 0 E: 0 K: 0 S: 3	H: 0 LOB: 0 BB: 0 P: 3	R: 1 E: 0 K: 1 S: 7	H: 2 LOB: 1 BB: 0 P: 7	R: 0 E: 0 K: 1 S: 6	H: 1 LOB: 1 BB: 0 P: 6	R: 2 E: 1 K: 0 S: 6	H: 2 LOB: 1 BB: 1 P: 6	R: 0 E: 0 K: 1 S: 5	H: 0 LOB: 1 BB: 1 P: 9	R: 1 E: 0 K: 0 S: 5	H: 2 LOB: 1 BB: 0 P: 5	R: 0 E: 0 K: 1 S: 5	H: 0 LOB: 0 BB: 0 P: 5	1B: 5 2B: 1 3B: 0 HR: 2	SF: 0 SAC: 0 DP: 1 HBP: 0	WP: 0 PB: 0 SB: 1 CS: 0	PA: 36
PITCHER	IP WLS BF H R ER SO BB IBB HBP BLK WP HR S P ERA WHIP																	PITCHER	IP WLS BF H R ER SO BB IBB HBP BLK WP HR S P ERA WHIP			
Juan Marichal, R (1, 1) ERA: 5.68	9.0 W 36 8 4 4 5 1 0 0 0 0 2 45 49 4.00 1.000																					

St. Louis Cardinals @ San Francisco Giants
Candlestick Park, San Francisco, CA
Sun Jun 14 1970, 6:33 AM EDT
Att: 13,955 - Unknown



Batter	1	2	3	4	5	6	7	8	9	AB	R	H	RBI	BB	SO	LOB	BOTTOM			
Bobby Bonds, R (1.9) OBP: 0.383, SLG: 0.491										4	1	2	1	0	0	0				
Al Gallacher, R (1.5) OBP: 0.360, SLG: 0.427										4	1	2	1	0	1	1				
Willie Mays, R (1.8) OBP: 0.377, SLG: 0.546										3	0	0	1	1	0	1				
Willie McCovey, L (1.3) OBP: 0.423, SLG: 0.603										3	1	0	0	1	1	1				
Ken Henderson, S (1.7) OBP: 0.436, SLG: 0.507										4	1	2	0	0	0	1				
Dick Dietz, R (1.2) OBP: 0.435, SLG: 0.610										3	2	2	3	1	1	0				
Tito Fuentes, S (1.4) OBP: 0.281, SLG: 0.325										3	0	0	1	0	0	2				
Hal Lanier, R (1.6) OBP: 0.268, SLG: 0.329										3	0	1	0	0	0	0				
Juan Marichal, R (1, 1)										2	1	0	0	1	0	0				
Inning Stats	R: 0 E: 0 K: 0 S: 3	H: 0 LOB: 1 BB: 1 P: 7	R: 2 E: 0 K: 0 S: 5	H: 2 LOB: 0 BB: 0 P: 5	R: 0 E: 0 K: 0 S: 3	H: 1 LOB: 0 BB: 0 P: 3	R: 2 E: 0 K: 0 S: 4	H: 2 LOB: 0 BB: 1 P: 8	R: 2 E: 0 K: 0 S: 5	H: 2 LOB: 0 BB: 0 P: 5	R: 0 E: 0 K: 1 S: 5	H: 0 LOB: 0 BB: 0 P: 5	R: 1 E: 0 K: 1 S: 5	H: 1 LOB: 1 BB: 1 P: 9	R: 0 E: 0 K: 1 S: 6	H: 1 LOB: 2 BB: 1 P: 10	1B: 5 2B: 4 3B: 0 HR: 1	SF: 1 SAC: 0 DP: 2 HBP: 0	WP: 3 PB: 0 SB: 0 CS: 2	PA: 35
PITCHER	IP WLS BF H R ER SO BB IBB HBP BLK WP HR S P ERA WHIP																	PITCHER	IP WLS BF H R ER SO BB IBB HBP BLK WP HR S P ERA WHIP	
Chuck Taylor, R (1, 1) ERA: 2.3	4.0 L 17 5 4 4 0 2 0 0 0 0 1 1 15 23 9.00 1.750																			
Sal Campisi, R (5, 1) ERA: 4.29	2.0 8 2 2 2 1 0 0 0 0 1 0 10 10 9.00 1.000																			
Frank Linzy, R (7, 1) ERA: 5.44	2.0 9 2 1 1 2 2 0 0 0 1 0 11 19 4.50 2.000																			

St. Louis Cardinals @ San Francisco Giants
Candlestick Park, San Francisco, CA
Sun Jun 14 1970, 6:33 AM EDT
Att: 13,955 - Unknown



Batter	1	2	3	4	5	6	7	8	9	AB	R	H	RBI	BB	SO	LOB	TOP		
Lou Brock, L OBP: 0.358, SLG: 0.419 (1, 7)										5	2	3	0	0	0	2			
Jose Cardenal, R OBP: 0.351, SLG: 0.416 (1, 8)										4	1	2	0	0	1	1			
Dick Allen, R OBP: 0.375, SLG: 0.611 (1, 3)										4	0	0	1	0	1	2			
Joe Torre, R OBP: 0.368, SLG: 0.459 (1, 5)										4	1	1	2	0	1	1			
Joe Hague, L OBP: 0.410, SLG: 0.464 (1, 9)										4	0	1	0	0	0	1			
Ted Simmons, S OBP: 0.339, SLG: 0.396 (1, 2)										3	0	0	0	1	0	1			
Julian Javier, R OBP: 0.279, SLG: 0.281 (1, 4)										4	0	1	0	0	1	1			
Jim Kennedy, L OBP: 0.327, SLG: 0.422 (9, PH)										3	0	0	0	0	0	1			
Dal Maxvill, R OBP: 0.323, SLG: 0.192 (9, 6)										1	0	0	0	0	0	0			
Mike Torrez, R OBP: 0.250, SLG: 0.258 (1, 1)										4	1	2	0	0	1	1			
Inning Stats	R: 1 E: 0 K: 0 S: 5	H: 2 LOB: 1 BB: 0 P: 5	R: 0 E: 0 K: 0 S: 3	H: 0 LOB: 0 BB: 0 P: 3	R: 3 E: 1 K: 1 S: 9	H: 4 LOB: 1 BB: 0 P: 9	R: 0 E: 0 K: 0 S: 4	H: 1 LOB: 1 BB: 0 P: 4	R: 0 E: 0 K: 2 S: 7	H: 0 LOB: 0 BB: 0 P: 7	R: 0 E: 0 K: 1 S: 5	H: 1 LOB: 1 BB: 0 P: 5	R: 1 E: 0 K: 0 S: 4	H: 1 LOB: 0 BB: 0 P: 4	R: 0 E: 0 K: 0 S: 4	H: 1 LOB: 1 BB: 0 P: 4	1B: 9 2B: 0 3B: 0 HR: 1	SF: 0 SAC: 0 DP: 1 HBP: 0	WP: 0 PA: 37 PB: 0 SB: 1 CS: 0
PITCHER	IP	WLS	BF	H	R	ER	SO	BB	IBB	HBP	BLK	WP	HR	S	P	ERA	WHIP		
Pat Dobson, R ERA: 4.32 (1, 1)	8.0	L	33	9	5	5	5	1	0	0	0	0	1	42	46	5.62	1.250		
Ron Herbel, R ERA: 3.69 (9, 1)	1.0		4	1	0	0	0	0	0	0	0	0	0	4	4	0.00	1.000		

St. Louis Cardinals @ San Diego Padres
San Diego Stadium, San Diego, CA
Mon Jun 15 1970, 10:05 PM EDT
Att: 5,324 - Unknown

AB	36
R	5
H	10
RBI	3
BB	1
SO	5
LOB	12



Batter	1	2	3	4	5	6	7	8	9	AB	R	H	RBI	BB	SO	LOB	BOTTOM		
Dave Campbell, R OBP: 0.299, SLG: 0.327 (1, 4)										3	1	0	0	2	1	3			
Ron Simpson, R OBP: 0.316, SLG: 0.529 (1, 5)										4	0	2	2	0	1	1			
Cito Gaston, R OBP: 0.386, SLG: 0.551 (1, 8)										4	1	1	1	0	1	5			
Nate Colbert, R OBP: 0.336, SLG: 0.545 (1, 3)										5	0	2	1	0	1	3			
Ollie Brown, R OBP: 0.333, SLG: 0.455 (1, 9)										3	0	0	0	2	0	4			
Ivan Murrell, R OBP: 0.302, SLG: 0.424 (1, 7)										5	0	0	0	0	2	4			
Chris Cannizzaro, R OBP: 0.364, SLG: 0.456 (1, 2)										4	0	2	0	0	0	0			
Jose Arcia, R OBP: 0.241, SLG: 0.302 (8, PR)										0	0	0	0	0	0	0			
Steve Huntz, S OBP: 0.319, SLG: 0.368 (9, PH)										1	0	0	0	0	0	1			
Tommy Dean, R OBP: 0.343, SLG: 0.372 (1, 6)										2	0	0	0	1	1	1			
Al Ferrara, R OBP: 0.374, SLG: 0.462 (8, PH)										1	0	1	0	0	0	0			
Mike Corkins, R OBP: 0.267, SLG: 0.250 (8, PR)										0	1	0	0	0	0	0			
Bob Barton, R OBP: 0.330, SLG: 0.380 (9, 2)										0	0	0	0	0	0	0			
Pat Dobson, R OBP: 0.219, SLG: 0.138 (1, 1)										3	1	0	0	0	0	2			
Ray Webster, L OBP: 0.270, SLG: 0.224 (8, PH)										1	0	1	0	0	0	0			
Ron Herbel, R ERA: 3.02 (9, 1)										0	0	0	0	0	0	0			
Inning Stats	R: 0 E: 1 K: 1 S: 6	H: 0 LOB: 2 BB: 1 P: 10	R: 0 E: 0 K: 0 S: 3	H: 0 LOB: 0 BB: 0 P: 3	R: 2 E: 2 K: 0 S: 6	H: 1 LOB: 1 BB: 0 P: 6	R: 0 E: 0 K: 1 S: 6	H: 1 LOB: 1 BB: 0 P: 6	R: 1 E: 0 K: 1 S: 7	H: 2 LOB: 1 BB: 0 P: 7	R: 0 E: 0 K: 1 S: 5	H: 0 LOB: 3 BB: 2 P: 12	R: 1 E: 0 K: 1 S: 8	H: 4 LOB: 3 BB: 0 P: 8	R: 0 E: 0 K: 2 S: 7	H: 0 LOB: 1 BB: 1 P: 11	1B: 5 2B: 4 3B: 0 HR: 0	SF: 1 SAC: 1 DP: 0 HBP: 0	WP: 1 PA: 43 PB: 0 SB: 0 CS: 0
PITCHER	IP	WLS	BF	H	R	ER	SO	BB	IBB	HBP	BLK	WP	HR	S	P	ERA	WHIP		
Mike Torrez, R ERA: 3.02 (1, 1)	9.0	W	43	9	4	2	7	4	1	0	0	1	0	52	72	2.00	1.444		

St. Louis Cardinals @ San Diego Padres
San Diego Stadium, San Diego, CA
Mon Jun 15 1970, 10:05 PM EDT
Att: 5,324 - Unknown


AB	36
R	4
H	9
RBI	4
BB	5
SO	7
LOB	24



Batter	1	2	3	4	5	6	7	8	9	AB	R	H	RBI	BB	SO	LOB	TOP								
Lou Brock, L OBP: 0.357, SLG: 0.413 (1, 7)	5-3			G4-6-3 BB		G4-3		FC4		3	0	0	0	1	0	2									
Jose Cardenal, R OBP: 0.345, SLG: 0.409 (1, 8)	5-3		G4-6-3			K			5-3	4	0	0	0	0	1	1									
Dick Allen, R OBP: 0.377, SLG: 0.609 (1, 3)	6-3			1B			4-3 1B		K	4	0	2	0	0	1	0									
Joe Torre, R OBP: 0.363, SLG: 0.451 (1, 5)		6-3		4-3			F3		E5	4	0	0	0	0	2										
Joe Hague, L OBP: 0.406, SLG: 0.459 (1, 9)	G3					FC6-4 1B	4-3		4-3	4	0	1	0	0	2										
Ted Simmons, S OBP: 0.323, SLG: 0.375 (1, 2)	K					L3			K	3	0	0	0	0	2	2									
Julian Javier, R OBP: 0.280, SLG: 0.282 (1, 4)			F8			FC6-4			G1-6-3 1B	3	0	1	0	0	0	1									
Jim Kennedy, L (1, 6)			4-3			F8			G1-6-3	2	0	0	0	0	0	1									
Carl Taylor, R (8, PH) OBP: 0.281, SLG: 0.260			4-3			F8			G1-6-3	1	0	0	0	0	0	1									
Dal Maxvill, R (8, 6) OBP: 0.323, SLG: 0.192			K						K	0	0	0	0	0	0	0									
Steve Carlton, L (1, 1) OBP: 0.281, SLG: 0.258			K						K	2	0	1	0	0	1	0									
Ted Abernathy, R (7, 1)									K	0	0	0	0	0	0	0									
Jim Beauchamp, R (8, PH) OBP: 0.323, SLG: 0.333									K	1	0	1	0	0	0	0									
Al Hrabosky, R (8, 1)						G4-3 1B			FC4 1B	0	0	0	0	0	0	0									
Inning Stats	R: 0 E: 0 K: 0 S: 3	H: 0 LOB: 0 BB: 0 P: 3	R: 0 E: 0 K: 1 S: 5	H: 0 LOB: 0 BB: 0 P: 5	R: 0 E: 0 K: 1 S: 5	H: 0 LOB: 0 BB: 0 P: 5	R: 0 E: 0 K: 0 S: 3	H: 1 LOB: 1 BB: 1 P: 7	R: 0 E: 0 K: 0 S: 4	H: 1 LOB: 1 BB: 0 P: 4	R: 0 E: 0 K: 1 S: 5	H: 1 LOB: 0 BB: 0 P: 5	R: 0 E: 0 K: 1 S: 6	H: 1 LOB: 1 BB: 0 P: 6	R: 0 E: 0 K: 0 S: 4	H: 2 LOB: 1 BB: 0 P: 4	R: 0 E: 1 K: 1 S: 6	H: 0 LOB: 1 BB: 0 P: 6	1B: 6 2B: 0 3B: 0 HR: 0	SF: 0 SAC: 0 DP: 3 HBP: 0	WP: 0 PB: 0 SB: 0 CS: 0	PA: 32			
PITCHER	IP	WLS	BF	H	R	ER	SO	BB	IBB	HBP	BLK	WP	HR	S	P	ERA	WHIP								
Mike Corkins, R (1, 1) ERA: 4.95	1.0		3	0	0	0	0	0	0	0	0	0	0	3	3	0.00	0.000								
Dave Roberts, L (2, 1) ERA: 2.9	8.0	W	29	6	0	0	5	1	0	0	0	0	0	38	42	0.00	0.875								

St. Louis Cardinals @ San Diego Padres
San Diego Stadium, San Diego, CA
Tue Jun 16 1970, 10:05 PM EDT
Att: 7,012 - Unknown


AB 31
R 0
H 6
RBI 0
BB 1
SO 5
LOB 12



Batter	1	2	3	4	5	6	7	8	9	AB	R	H	RBI	BB	SO	LOB	BOTTOM								
Dave Campbell, R (1, 4) OBP: 0.306, SLG: 0.331	1B		P6			1B	BB 2B IBB			3	1	2	0	1	0	0									
Ron Simpson, R (1, 5) OBP: 0.318, SLG: 0.500	K		6-3			FC6-4 1B	2B BB			3	0	1	0	0	1	1									
Al Ferrara, R (7, PH) OBP: 0.377, SLG: 0.462							2B BB			0	0	0	0	1	0	0									
Jose Arcia, R (7, PR) OBP: 0.241, SLG: 0.302 (8, 5)							2B BB			0	1	0	0	0	0	0									
Cito Gaston, R (1, 8) OBP: 0.388, SLG: 0.555	FC6-4 1B		F9			K	1H 2H 3H 2B			4	0	2	3	0	1	2									
Nate Colbert, R (1, 3) OBP: 0.331, SLG: 0.536	K		P3			K	5-3			4	0	0	0	0	2	6									
Ollie Brown, R (1, 9) OBP: 0.336, SLG: 0.456	FC6-4					FC6-4				4	0	2	0	0	0	4									
Ivan Murrell, R (1, 7) OBP: 0.301, SLG: 0.438		P2		K			HR		F8	4	1	1	1	0	1	2									
Chris Cannizzaro, R (1, 2) OBP: 0.367, SLG: 0.460						G6-4-3 BB			P6	3	0	1	0	1	0	0									
Tommy Dean, R (1, 6) OBP: 0.343, SLG: 0.371		K				G6-4-3				3	1	1	0	0	1	2									
Mike Corkins, R (1, 1) OBP: 0.267, SLG: 0.250							BB SH2-4 2B 1B			0	0	0	0	0	0	0									
Dave Roberts, L (2, 1) OBP: 0.111, SLG: 0.333		K2-3				K	SH2-4			2	0	0	0	0	2	1									
Inning Stats	R: 0 E: 0 K: 2 S: 9	H: 2 LOB: 2 BB: 0 P: 9	R: 0 E: 0 K: 2 S: 8	H: 1 LOB: 1 BB: 0 P: 8	R: 0 E: 0 K: 1 S: 3	H: 0 LOB: 0 BB: 0 P: 3	R: 0 E: 0 K: 1 S: 5	H: 1 LOB: 0 BB: 0 P: 5	R: 0 E: 0 K: 1 S: 4	H: 0 LOB: 0 BB: 1 P: 8	R: 0 E: 0 K: 2 S: 9	H: 2 LOB: 2 BB: 0 P: 9	R: 4 E: 0 K: 0 S: 6	H: 3 LOB: 2 BB: 2 P: 14	R: 0 E: 0 K: 0 S: 3	H: 1 LOB: 0 BB: 0 P: 3	1B: 7 2B: 2 3B: 0 HR: 1	SF: 0 SAC: 1 DP: 1 HBP: 0	WP: 0 PB: 0 SB: 0 CS: 2	PA: 34					
PITCHER	IP	WLS	BF	H	R	ER	SO	BB	IBB	HBP	BLK	WP	HR	S	P	ERA	WHIP								
Steve Carlton, L (1, 1) ERA: 3.19	6.2	L	30	9	4	4	8	2	1	0	0	0	0	1	1	5.40	1.650								
Ted Abernathy, R (7, 1) ERA: 2.37	0.1		1	0	0	0	0	0	0	0	0	0	0	1	1	0.00	0.000								
Al Hrabosky, L (8, 1) ERA:	1.0		3	1	0	0	0	0	0	0	0	0	0	3	3	0.00	1.000								

St. Louis Cardinals @ San Diego Padres
San Diego Stadium, San Diego, CA
Tue Jun 16 1970, 10:05 PM EDT
Att: 7,012 - Unknown

AB 30
R 4
H 10
RBI 4
BB 3
SO 8
LOB 18



Batter	1	2	3	4	5	6	7	8	9	AB	R	H	RBI	BB	SO	LOB	TOP									
Lou Brock, L OBP: 0.362, SLG: 0.412 (1, 7)										3	1	1	0	2	0	2										
Jose Cardenal, R OBP: 0.350, SLG: 0.425 (1, 8)										5	2	3	2	0	0	3										
Dick Allen, R OBP: 0.374, SLG: 0.600 (1, 3)										5	0	1	2	0	3	2										
Joe Torre, R OBP: 0.355, SLG: 0.442 (1, 5)										5	1	0	0	0	1	2										
Jim Beauchamp, R OBP: 0.294, SLG: 0.300 (8, PH)										3	0	0	0	0	2	1										
Vic Davalillo, L OBP: 0.353, SLG: 0.457 (8, 9)										1	1	1	0	1	0	0										
Julian Javier, R OBP: 0.276, SLG: 0.280 (1, 4)										5	2	1	0	0	0	3										
Ted Simmons, S OBP: 0.313, SLG: 0.361 (1, 2)										5	0	1	1	0	1	2										
Dal Maxvill, R OBP: 0.333, SLG: 0.189 (1, 6)										2	0	0	0	3	0	2										
Bob Gibson, R OBP: 0.409, SLG: 0.500 (1, 1)										4	1	2	2	0	1	2										
Inning Stats	R: 1 E: 0 K: 0 S: 4	H: 1 LOB: 0 BB: 0 P: 4	R: 1 E: 0 K: 1 S: 7	H: 2 LOB: 2 BB: 1 P: 11	R: 1 E: 0 K: 1 S: 7	H: 2 LOB: 1 BB: 0 P: 7	R: 0 E: 0 K: 0 S: 3	H: 0 LOB: 2 BB: 2 P: 11	R: 0 E: 0 K: 1 S: 5	H: 0 LOB: 0 BB: 0 P: 7	R: 0 E: 0 K: 1 S: 5	H: 0 LOB: 1 BB: 1 P: 9	R: 0 E: 0 K: 2 S: 7	H: 0 LOB: 1 BB: 1 P: 11	R: 4 E: 1 K: 1 S: 10	H: 4 LOB: 1 BB: 0 P: 10	R: 1 E: 1 K: 0 S: 4	H: 1 LOB: 1 BB: 1 P: 8	1B: 6 2B: 4 3B: 0 HR: 0	SF: 0 SAC: 0 DP: 1 HBP: 0	WP: 1 PB: 0 SB: 1 CS: 0	PA: 44				
PITCHER	IP	WLS	BF	H	R	ER	SO	BB	IBB	HBP	BLK	WP	HR	S	P	ERA	WHIP									
Danny Coombs, L ERA: 2.19	(1, 1)	6.0	L	27	5	3	3	5	4	0	0	0	0	0	33	49	4.50	1.500								
Roberto Rodriguez, R ERA: 4.4	(7, 1)	2.0		12	4	4	0	3	1	0	0	0	1	0	17	21	0.00	2.500								
Ron Willis, R ERA:	(9, 1)	1.0		5	1	1	0	0	1	0	0	0	0	0	4	8	0.00	2.000								

St. Louis Cardinals @ San Diego Padres
San Diego Stadium, San Diego, CA
Wed Jun 17 1970, 10:05 PM EDT
Att: 13,624 - Unknown

AB 38
R 8
H 10
RBI 7
BB 6
SO 8
LOB 19



Batter	1	2	3	4	5	6	7	8	9	AB	R	H	RBI	BB	SO	LOB	BOTTOM									
Dave Campbell, R OBP: 0.301, SLG: 0.325 (1, 4)										4	0	0	0	0	3	0										
Ron Simpson, R OBP: 0.269, SLG: 0.417 (1, 5)										4	0	0	0	0	1	0										
Cito Gaston, R OBP: 0.384, SLG: 0.548 (1, 8)										3	0	0	0	0	1	0										
Nate Colbert, R OBP: 0.331, SLG: 0.531 (1, 3)										2	0	0	0	1	1	0										
Ollie Brown, R OBP: 0.332, SLG: 0.450 (1, 9)										3	0	0	0	0	2	1										
Ivan Murrell, R OBP: 0.301, SLG: 0.436 (1, 7)										3	0	1	0	0	0	1										
Bob Barton, R OBP: 0.330, SLG: 0.370 (1, 2)										2	0	0	0	1	1	0										
Tommy Dean, R OBP: 0.336, SLG: 0.364 (8, PH)										2	0	0	0	0	1	0										
Al Ferrara, R OBP: 0.375, SLG: 0.459 (8, PH)										1	0	0	0	0	1	2										
Jose Arcia, R OBP: 0.241, SLG: 0.302 (9, 6)										0	0	0	0	0	0	0										
Danny Coombs, R OBP: 0.087, SLG: 0.091 (8, PH)										1	0	0	0	0	1	0										
Larry Stahl, L OBP: 0.087, SLG: 0.091 (8, PH)										1	0	0	0	0	1	0										
Roberto Rodriguez, R OBP: 0.375, SLG: 0.459 (8, PH)										0	0	0	0	0	0	0										
Ron Willis, R OBP: 0.375, SLG: 0.459 (8, PH)										0	0	0	0	0	0	0										
Ray Webster, L OBP: 0.286, SLG: 0.220 (9, PH)										1	0	0	0	0	0	0										
Inning Stats	R: 0 E: 0 K: 1 S: 5	H: 0 LOB: 0 BB: 0 P: 5	R: 0 E: 0 K: 1 S: 5	H: 0 LOB: 0 BB: 0 P: 5	R: 0 E: 0 K: 2 S: 7	H: 0 LOB: 0 BB: 0 P: 7	R: 0 E: 0 K: 1 S: 5	H: 0 LOB: 0 BB: 0 P: 5	R: 0 E: 0 K: 1 S: 4	H: 0 LOB: 0 BB: 1 P: 8	R: 0 E: 0 K: 2 S: 7	H: 0 LOB: 0 BB: 0 P: 7	R: 0 E: 0 K: 2 S: 7	H: 0 LOB: 0 BB: 0 P: 7	R: 0 E: 0 K: 2 S: 8	H: 1 LOB: 2 BB: 1 P: 12	R: 0 E: 0 K: 1 S: 5	H: 0 LOB: 0 BB: 0 P: 5	1B: 1 2B: 0 3B: 0 HR: 0	SF: 0 SAC: 0 DP: 1 HBP: 0	WP: 0 PB: 0 SB: 0 CS: 0	PA: 29				
PITCHER	IP	WLS	BF	H	R	ER	SO	BB	IBB	HBP	BLK	WP	HR	S	P	ERA	WHIP									
Bob Gibson, R ERA: 3.76	(1, 1)	9.0	W	29	1	0	0	13	2	0	0	0	0	0	53	61	0.00	0.333								

St. Louis Cardinals @ San Diego Padres
San Diego Stadium, San Diego, CA
Wed Jun 17 1970, 10:05 PM EDT
Att: 13,624 - Unknown

AB 27
R 0
H 1
RBI 0
BB 2
SO 13
LOB 4



Batter	1	2	3	4	5	6	7	8	9	AB	R	H	RBI	BB	SO	LOB	TOP					
Lou Brock, L OBP: 0.363, SLG: 0.405 (1, 7)	P4-3		BB			F7		B3		4	1	1	0	1	0	1						
Vic Davallo, L OBP: 0.344, SLG: 0.418 (1, 8)	L5		5-3			F7		1B		4	1	1	0	0	0	1						
Dick Allen, R OBP: 0.372, SLG: 0.581 (1, 3)	6-3			K		BB		1B		3	0	1	2	1	1	0						
Joe Torre, R OBP: 0.274, SLG: 0.443 (1, 5)		F7				P3		F7		3	0	1	0	0	0	1						
Mike Shannon, R OBP: 0.140, SLG: 0.146 (6, 5)				P4-6-3						1	0	0	0	0	0	2						
Joe Hague, L OBP: 0.405, SLG: 0.451 (1, 9)		FC6-4						SF9		2	0	1	1	1	0	1						
Ted Abernathy, R (8, 1)		BB		P4-6-3						0	0	0	0	0	0	0						
Ted Simmons, S OBP: 0.316, SLG: 0.338 (1, 2)	FC6-4					1-3		G3		4	0	0	0	0	0	3						
Julian Javier, R OBP: 0.272, SLG: 0.272 (1, 4)						P4-3				3	0	0	0	0	1	2						
Jim Kennedy, L (7, 4)	F8					K		1B		1	0	1	0	0	0	0						
Dal Maxvill, R OBP: 0.333, SLG: 0.196 (1, 6)				K						2	0	1	0	0	1	0						
Carl Taylor, R OBP: 0.266, SLG: 0.266 (7, PH)								F7		1	0	0	0	0	0	1						
Mitt Ramirez, R OBP: 0.250, SLG: 0.250 (7, 6)						FC6-4				1	0	0	0	0	0	1						
Mike Torrez, R OBP: 0.256, SLG: 0.256 (1, 1)										0	0	0	0	0	0	0						
Billy McCool, L (5, PH)										1	0	0	0	0	0	0						
Leron Lee, L (5, PH)										1	0	0	0	0	0	1						
Sal Campisi, R (5, 1)										0	0	0	0	0	0	0						
Jim Beauchamp, R (8, PH)										2	1	1	0	0	1	1						
Jim Beauchamp, R (8, 9)																						
Inning Stats	R: 0 E: 0 K: 0 S: 3	H: 0 LOB: 0 BB: 0 P: 3	R: 0 E: 0 K: 0 S: 3	H: 0 LOB: 1 BB: 1 P: 7	R: 0 E: 0 K: 1 S: 5	H: 0 LOB: 1 BB: 1 P: 9	R: 0 E: 0 K: 1 S: 5	H: 1 LOB: 0 BB: 0 P: 5	R: 0 E: 0 K: 0 S: 4	H: 1 LOB: 1 BB: 0 P: 4	R: 0 E: 0 K: 0 S: 3	H: 0 LOB: 1 BB: 1 P: 7	R: 0 E: 0 K: 1 S: 6	H: 1 LOB: 1 BB: 0 P: 6	R: 3 E: 0 K: 0 S: 7	H: 4 LOB: 1 BB: 0 P: 7	R: 0 E: 0 K: 1 S: 6	H: 1 LOB: 1 BB: 0 P: 6	1B: 8 2B: 0 3B: 0 HR: 0	SF: 1 SAC: 0 DP: 1 HBP: 0	WP: 0 PB: 0 SB: 0 CS: 0	PA: 37
PITCHER Bill Hands, R ERA: 3.17 (1, 1)	IP: 9.0 WLS: W BF: 37 H: 8 R: 3 ER: 3 SO: 4 BB: 3 IBB: 0 HBP: 0 BLK: 0 WP: 0 HR: 0 S: 42 P: 54 ERA: 3.00 WHIP: 1.222											PITCHER	IP: 9.0 WLS: W BF: 37 H: 8 R: 3 ER: 3 SO: 4 BB: 3 IBB: 0 HBP: 0 BLK: 0 WP: 0 HR: 0 S: 42 P: 54 ERA: 3.00 WHIP: 1.222									

St. Louis Cardinals @ Chicago Cubs
Wrigley Field, Chicago, IL
Sat Jun 20 1970, 3:33 AM CDT
Att: 27,351 - Overcast - 63 F

AB	33
R	3
H	8
RBI	3
BB	3
SO	4
LOB	15



Batter	1	2	3	4	5	6	7	8	9	AB	R	H	RBI	BB	SO	LOB	BOTTOM			
Don Kessinger, S OBP: 0.360, SLG: 0.430 (1, 6)	6-3		F8			F9		SH3-4		4	0	0	0	0	0	3				
Paul Popovich, S OBP: 0.337, SLG: 0.410 (1, 4)	3B	L4		K		P5-3		BB		4	1	1	1	1	1	0				
Billy Williams, L OBP: 0.559, SLG: 0.566 (1, 7)	WP	P6		F7				FC6		4	1	2	1	0	0	0				
Cleo James, R OBP: 0.286, SLG: 0.325 (8, 8)	1H							BB		0	0	0	0	1	0	0				
Jim Hickman, R OBP: 0.452, SLG: 0.692 (1, 9)	1B	K		F8		K		F2		4	1	0	0	1	2	3				
Ron Santo, R OBP: 0.323, SLG: 0.397 (1, 5)	BB	BB		BB		G3		6-3		4	2	2	0	1	0	2				
Willie Smith, L OBP: 0.283, SLG: 0.319 (1, 3)	1B	BB		FC1-5		K		6-3		3	1	1	0	1	1	1				
Jimmie Hall, L OBP: 0.206, SLG: 0.133 (1, 8)	1B	SF8		K		G3				2	1	0	1	2	1	3				
Jack Hiatt, R OBP: 0.415, SLG: 0.369 (1, 2)	1B			FC1-5				F4		3	0	2	3	1	0	1				
Bill Hands, R OBP: 0.262, SLG: 0.097 (1, 1)	SF8		FC1-5			K		SH3-4		2	1	0	1	1	1	4				
Inning Stats	R: 6 E: 0 K: 0 S: 6	H: 3 LOB: 1 BB: 4 P: 22	R: 0 E: 0 K: 1 S: 5	H: 0 LOB: 0 BB: 0 P: 5	R: 1 E: 0 K: 1 S: 7	H: 2 LOB: 2 BB: 1 P: 11	R: 0 E: 0 K: 1 S: 5	H: 0 LOB: 0 BB: 0 P: 5	R: 0 E: 0 K: 2 S: 8	H: 1 LOB: 2 BB: 1 P: 12	R: 0 E: 0 K: 1 S: 6	H: 1 LOB: 1 BB: 0 P: 6	R: 0 E: 0 K: 0 S: 3	H: 0 LOB: 1 BB: 1 P: 7	R: 1 E: 0 K: 0 S: 4	H: 1 LOB: 2 BB: 2 P: 12	1B: 7 2B: 0 3B: 1 HR: 0	SF: 1 SAC: 1 DP: 0 HBP: 0	WP: 1 PB: 0 SB: 0 CS: 0	PA: 41
PITCHER Mike Torrez, R ERA: 3.61 (1, 1)	IP: 0.1 WLS: L BF: 8 H: 3 R: 6 ER: 6 SO: 0 BB: 4 IBB: 0 HBP: 0 BLK: 0 WP: 0 HR: 4 S: 20 P: 20 ERA: 162.00 WHIP: 21.000											PITCHER	IP: 0.1 WLS: L BF: 8 H: 3 R: 6 ER: 6 SO: 0 BB: 4 IBB: 0 HBP: 0 BLK: 0 WP: 0 HR: 4 S: 20 P: 20 ERA: 162.00 WHIP: 21.000							
Billy McCool, L (1, 1)	3.2 WLS: L BF: 14 H: 2 R: 1 ER: 1 SO: 3 BB: 1 IBB: 0 HBP: 0 BLK: 0 WP: 0 HR: 19 S: 23 ERA: 2.46 WHIP: 0.818											PITCHER	IP: 3.2 WLS: L BF: 14 H: 2 R: 1 ER: 1 SO: 3 BB: 1 IBB: 0 HBP: 0 BLK: 0 WP: 0 HR: 19 S: 23 ERA: 2.46 WHIP: 0.818							
Sal Campisi, R (5, 1)	3.0 WLS: L BF: 13 H: 2 R: 0 ER: 0 SO: 3 BB: 1 IBB: 1 HBP: 0 BLK: 0 WP: 0 HR: 17 S: 25 ERA: 0.00 WHIP: 1.000											PITCHER	IP: 3.0 WLS: L BF: 13 H: 2 R: 0 ER: 0 SO: 3 BB: 1 IBB: 1 HBP: 0 BLK: 0 WP: 0 HR: 17 S: 25 ERA: 0.00 WHIP: 1.000							
Ted Abernathy, R (8, 1)	1.0 WLS: L BF: 6 H: 1 R: 1 ER: 1 SO: 0 BB: 2 IBB: 0 HBP: 0 BLK: 0 WP: 0 HR: 4 S: 12 ERA: 9.00 WHIP: 3.000											PITCHER	IP: 1.0 WLS: L BF: 6 H: 1 R: 1 ER: 1 SO: 0 BB: 2 IBB: 0 HBP: 0 BLK: 0 WP: 0 HR: 4 S: 12 ERA: 9.00 WHIP: 3.000							

St. Louis Cardinals @ Chicago Cubs
Wrigley Field, Chicago, IL
Sat Jun 20 1970, 3:33 AM CDT
Att: 27,351 - Overcast - 63 F

AB	30
R	8
H	8
RBI	7
BB	9
SO	6
LOB	17



Batter	1	2	3	4	5	6	7	8	9	AB R H RBI BB SO LOB	TOP												
Lou Brock, L OBP: 0.364, SLG: 0.403 (1,7)	5-3		K			S 5-3 1B	K		S E BB	4 1 1 0 1 2 3	St. Louis Cardinals @ Chicago Cubs Wrigley Field, Chicago, IL Sun Jun 21 1970, 3:33 AM CDT Sunny - 66 F												
Jose Cardenal, R OBP: 0.351, SLG: 0.419 (1,8)	5-3		P4-6-3 1-2f		5-3		6-3		E 2B BB	4 0 0 0 1 0 2													
Dick Allen, R OBP: 0.372, SLG: 0.580 (1,3)	5-6-3			5-3	FC5-4 BB		K		1-H 2-H 2B	4 0 1 0 1 1 0													
Joe Torre, R OBP: 0.372, SLG: 0.446 (1,2)		FC6-4 1B		BB 1B	FC5-4 1-2f				2B	3 0 2 0 2 0 2													
Julian Javier, R OBP: 0.272, SLG: 0.270 (1,4)	FC6-4 1-2f			P3		1B BLK 1B	P6		K	5 1 1 0 0 1 5													
Mike Shannon, R OBP: 0.148, SLG: 0.154 (1,5)	FC5-4 WP 2B			BB 1B		P4		F8		4 1 1 0 0 0 2													
Carl Taylor, R OBP: 0.293, SLG: 0.293 (1,9)										3 0 2 1 1 1 0													
Vic Davallilo, L OBP: 0.344, SLG: 0.418 (8,9)	CS 1-H 2B			1-2 2-3 BB		BLK BB 1B		K		0 0 0 0 0 0 0													
Dal Maxvill, R OBP: 0.338, SLG: 0.193 (1,6)				K				F8		2 0 0 0 2 1 3													
Steve Carlton, L OBP: 0.278, SLG: 0.235 (1,1)	P 2-3		P4-6-3 HBP		K	K			K	4 0 0 0 0 3 4													
Inning Stats	R: 0 E: 0 K: 0 S: 3	H: 0 LOB: 0 BB: 0 P: 3	R: 1 E: 0 K: 0 S: 4	H: 2 LOB: 1 BB: 1 P: 8	R: 0 E: 0 K: 1 S: 4	H: 0 LOB: 0 BB: 0 P: 5	R: 0 E: 0 K: 1 S: 7	H: 2 LOB: 3 BB: 1 P: 11	R: 0 E: 0 K: 1 S: 6	H: 1 LOB: 2 BB: 1 P: 10	R: 0 E: 0 K: 2 S: 9	H: 2 LOB: 2 BB: 1 P: 13	R: 0 E: 0 K: 1 S: 5	H: 0 LOB: 1 BB: 1 P: 9	R: 0 E: 0 K: 1 S: 5	H: 0 LOB: 0 BB: 0 P: 5	R: 1 E: 0 K: 2 S: 7	H: 1 LOB: 2 BB: 3 P: 19	1B: 6 2B: 2 3B: 0 HR: 0	SF: 0 SAC: 0 DP: 1 HBP: 1	WP: 1 PB: 0 SB: 3 CS: 1	PA: 42	
PITCHER	IP WLS BF H R ER SO BB IBB HBP BLK WP HR S P ERA WHIP											PITCHER	IP WLS BF H R ER SO BB IBB HBP BLK WP HR S P ERA WHIP										
Ken Holtzman, L ERA: 3.34 (1,1)	8.0 L 36 7 2 2 7 4 1 1 1 1 0 43 64 2.25 1.375																						
Hank Aguirre, L ERA: 3.55 (9,1)	0.1 3 0 1 1 1 2 0 0 0 0 0 3 11 27.00 6.000																						
Phil Regan, R ERA: 3.48 (9,1)	0.2 3 1 0 0 1 0 1 0 0 0 0 4 8 0.00 1.500																						

AB	33
R	3
H	8
RBI	1
BB	8
SO	9
LOB	21




Batter	1	2	3	4	5	6	7	8	9	AB R H RBI BB SO LOB	BOTTOM												
Don Kessinger, S OBP: 0.358, SLG: 0.427 (1,6)	F9		P4			K			1B 1B	4 0 1 0 0 1 0	St. Louis Cardinals @ Chicago Cubs Wrigley Field, Chicago, IL Sun Jun 21 1970, 3:33 AM CDT Sunny - 66 F												
Paul Popovich, S OBP: 0.333, SLG: 0.395 (1,4)	G4-6-3 BB		P5-3			F4			K	3 0 0 0 1 1 1													
Billy Williams, L OBP: 0.357, SLG: 0.560 (1,7)	G4-6-3 1-2f			G3		F8			1B	4 0 1 0 0 0 1													
Jim Hickman, R OBP: 0.453, SLG: 0.686 (1,9)		F7 FC6-5 1B		G4-6-3 HBP		K			K	3 0 1 0 0 2 2													
Ron Santo, R OBP: 0.322, SLG: 0.395 (1,5)		F7 1B		G4-6-3 1-2f		6-3			K	4 0 1 0 0 1 3													
14 Ernie Banks, R OBP: 0.296, SLG: 0.449 (1,3)					L6					3 0 1 0 0 1 2													
Jim Dunegan, R (8, FR)										0 0 0 0 0 0 0													
J.C. Martin, L OBP: 0.321, SLG: 0.206 (9,3)								SH5-4 1B	1B	0 0 0 0 0 0 0													
Jack Hiatt, R OBP: 0.413, SLG: 0.368 (1,2)		F7 1-2 2-3			5-3			L4-6 SH5-4 1B		3 0 1 0 0 0 2													
Cleo James, R OBP: 0.280, SLG: 0.317 (1,8)		FC6-5 3-H			K			SH5-4		2 0 0 0 0 1 2													
Ken Holtzman, R OBP: 0.271, SLG: 0.304 (1,1)										2 0 0 0 0 0 0													
Glenn Beckert, R OBP: 0.326, SLG: 0.353 (8, PH)									L4-6	1 0 0 0 0 0 3													
Hank Aguirre, R (9,1)										0 0 0 0 0 0 0													
Phil Regan, R (9,1)										0 0 0 0 0 0 0													
Inning Stats	R: 0 E: 0 K: 0 S: 2	H: 0 LOB: 1 BB: 1 P: 6	R: 0 E: 0 K: 1 S: 7	H: 2 LOB: 2 BB: 0 P: 7	R: 0 E: 0 K: 0 S: 3	H: 0 LOB: 0 BB: 0 P: 3	R: 0 E: 0 K: 0 S: 2	H: 0 LOB: 0 BB: 0 P: 3	R: 0 E: 0 K: 1 S: 5	H: 0 LOB: 0 BB: 0 P: 5	R: 0 E: 0 K: 1 S: 5	H: 0 LOB: 0 BB: 0 P: 5	R: 0 E: 0 K: 1 S: 5	H: 0 LOB: 0 BB: 0 P: 5	R: 0 E: 0 K: 0 S: 4	H: 2 LOB: 2 BB: 0 P: 4	R: 0 E: 0 K: 3 S: 11	H: 2 LOB: 2 BB: 0 P: 11	1B: 6 2B: 1 3B: 0 HR: 0	SF: 0 SAC: 1 DP: 3 HBP: 1	WP: 0 PB: 0 SB: 0 CS: 0	PA: 32	
PITCHER	IP WLS BF H R ER SO BB IBB HBP BLK WP HR S P ERA WHIP											PITCHER	IP WLS BF H R ER SO BB IBB HBP BLK WP HR S P ERA WHIP										
Steve Carlton, L ERA: 2.93 (1,1)	9.0 W 32 6 0 0 7 1 0 1 0 0 0 44 49 0.00 0.778																						



Batter	1	2	3	4	5	6	7	8	9	AB	R	H	RBI	BB	SO	LOB	TOP					
Lou Brock, L OBP: 0.364, SLG: 0.404 (1, 7)										4	0	1	0	1	0	2						
Jose Cardenal, R OBP: 0.352, SLG: 0.420 (1, 8)										4	1	1	0	1	1	5						
Dick Allen, R OBP: 0.374, SLG: 0.579 (1, 3)										4	0	2	1	0	0	0						
Joe Torre, R OBP: 0.374, SLG: 0.459 (1, 2)										4	1	2	1	0	0	3						
Joe Hague, L OBP: 0.402, SLG: 0.446 (1, 9)										4	0	1	0	0	2	1						
Mike Shannon, R OBP: 0.172, SLG: 0.164 (1, 5)										3	1	1	0	1	0	1						
Julian Javier, R OBP: 0.273, SLG: 0.271 (1, 4)										3	0	1	0	0	1	3						
Dal Maxvill, R OBP: 0.333, SLG: 0.190 (1, 6)										2	0	0	0	0	0	2						
Vic Davallio, L OBP: 0.355, SLG: 0.429 (7, PH)										1	0	1	0	0	0	0						
Jim Kennedy, L OBP: 0.091, SLG: 0.091 (7, 6)										1	0	0	0	0	0	1						
Bob Gibson, R OBP: 0.408, SLG: 0.477 (1, 1)										2	0	0	1	1	0	0						
Inning Stats	R: 0 E: 0 K: 0 S: 3	H: 1 LOB: 0 BB: 0 P: 3	R: 0 E: 0 K: 2 S: 8	H: 1 LOB: 2 BB: 1 P: 12	R: 0 E: 0 K: 0 S: 4	H: 1 LOB: 2 BB: 1 P: 8	R: 0 E: 0 K: 0 S: 3	H: 1 LOB: 0 BB: 0 P: 3	R: 0 E: 0 K: 0 S: 3	H: 0 LOB: 0 BB: 0 P: 3	R: 1 E: 0 K: 1 S: 6	H: 2 LOB: 0 BB: 0 P: 6	R: 0 E: 0 K: 0 S: 5	H: 2 LOB: 2 BB: 1 P: 9	R: 1 E: 0 K: 0 S: 4	H: 1 LOB: 0 BB: 0 P: 4	R: 0 E: 0 K: 1 S: 6	H: 1 LOB: 2 BB: 1 P: 10	1B: 7 2B: 2 3B: 0 HR: 1	SF: 1 SAC: 1 DP: 2 HBP: 0	WP: 0 PB: 0 SB: 0 CS: 1	PA: 38
PITCHER	IP	WLS	BF	H	R	ER	SO	BB	IBB	HBP	BLK	WP	HR	S	P	ERA	WHIP					
Jim Colborn, R ERA: 2.73 (1, 1)	6.1		26	8	2	2	3	2	0	0	0	0	0	30	38	2.84	1.579					
Phil Regan, R ERA: 3.53 (7, 1)	2.0	L	10	2	1	1	0	1	1	0	0	0	1	8	16	4.50	1.500					
Hank Aguirre, L ERA: 3.46 (9, 1)	0.1		1	0	0	0	0	0	0	0	0	0	0	1	1	0.00	0.000					
Archie Reynolds, R ERA: 1.42 (9, 1)	0.1		1	0	0	0	1	0	0	0	0	0	0	3	3	0.00	0.000					

St. Louis Cardinals @ Chicago Cubs
Wrigley Field, Chicago, IL
Sun Jun 21 1970, 3:38 AM CDT
Att: 36,583 - Unknown

AB 32
R 3
H 10
RBI 3
BB 4
SO 4
LOB 18



Batter	1	2	3	4	5	6	7	8	9	AB	R	H	RBI	BB	SO	LOB	BOTTOM							
Don Kessinger, S OBP: 0.357, SLG: 0.423 (1, 6)										4	0	1	1	0	1	1								
Paul Popovich, S OBP: 0.330, SLG: 0.388 (1, 4)										4	0	1	0	0	0	1								
Billy Williams, L OBP: 0.352, SLG: 0.552 (1, 7)										4	0	0	0	0	0	2								
Jim Hickman, R OBP: 0.445, SLG: 0.672 (1, 8)										4	0	0	0	0	1	0								
Ron Santo, R OBP: 0.328, SLG: 0.398 (1, 5)										3	0	2	0	1	0	0								
Willie Smith, L OBP: 0.288, SLG: 0.300 (1, 3)										3	0	0	0	0	0	2								
Johnny Callison, L OBP: 0.353, SLG: 0.429 (1, 9)										4	2	2	0	0	0	2								
J.C. Martin, L OBP: 0.321, SLG: 0.212 (1, 2)										3	0	1	1	0	1	1								
Jack Hiatt, R OBP: 0.411, SLG: 0.366 (8, 2)										1	0	0	0	0	1	1								
Jim Colborn, R OBP: 0.321, SLG: 0.212 (1, 2)										1	0	0	0	0	1	1								
Phil Regan, R OBP: 0.321, SLG: 0.212 (7, 1)										1	0	0	0	0	1	0								
Hank Aguirre, R OBP: 0.321, SLG: 0.212 (9, 1)										0	0	0	0	0	0	0								
Archie Reynolds, R OBP: 0.321, SLG: 0.212 (9, 1)										0	0	0	0	0	0	0								
Inning Stats	R: 0 E: 0 K: 0 S: 3	H: 0 LOB: 0 BB: 0 P: 3	R: 0 E: 0 K: 1 S: 5	H: 0 LOB: 0 BB: 0 P: 5	R: 1 E: 0 K: 0 S: 5	H: 2 LOB: 1 BB: 0 P: 5	R: 0 E: 0 K: 0 S: 3	H: 0 LOB: 1 BB: 1 P: 7	R: 0 E: 0 K: 0 S: 3	H: 0 LOB: 1 BB: 1 P: 7	R: 1 E: 0 K: 1 S: 8	H: 3 LOB: 2 BB: 0 P: 8	R: 0 E: 0 K: 0 S: 4	H: 1 LOB: 1 BB: 0 P: 4	R: 0 E: 0 K: 3 S: 9	H: 0 LOB: 0 BB: 0 P: 9	R: 0 E: 0 K: 0 S: 3	H: 0 LOB: 0 BB: 0 P: 3	R: 0 E: 0 K: 1 S: 6	H: 1 LOB: 1 BB: 0 P: 6	1B: 6 2B: 1 3B: 0 HR: 0	SF: 0 SAC: 2 DP: 0 HBP: 0	WP: 0 PB: 0 SB: 0 CS: 0	PA: 35
PITCHER	IP	WLS	BF	H	R	ER	SO	BB	IBB	HBP	BLK	WP	HR	S	P	ERA	WHIP							
Bob Gibson, R ERA: 3.63 (1, 1)	9.0	W	35	7	2	2	6	1	0	0	0	0	0	46	50	2.00	0.889							

St. Louis Cardinals @ Chicago Cubs
Wrigley Field, Chicago, IL
Sun Jun 21 1970, 3:38 AM CDT
Att: 36,583 - Unknown

AB 32
R 2
H 7
RBI 2
BB 1
SO 6
LOB 11



Batter	1	2	3	4	5	6	7	8	9	AB	R	H	RBI	BB	SO	LOB	TOP										
Lou Brock, L OBP: 0.369, SLG: 0.408 (1,7)	F8	1B				L9		FC5-4		5	1	3	1	0	0	0	St. Louis Cardinals @ Pittsburgh Pirates Forbes Field, Pittsburgh, PA Mon Jun 22 1970, 7:05 PM EDT Unknown										
Jose Cardenal, R OBP: 0.356, SLG: 0.427 (1,8)	CS	1B				F8		FC5-4		5	0	3	2	0	0	1											
Dick Allen, R OBP: 0.375, SLG: 0.573 (1,3)	P4	5-3						FC6-4		4	0	1	0	1	0	3											
Joe Torre, R OBP: 0.374, SLG: 0.466 (1,5)		2B				P4		E4		5	1	2	0	0	0	4											
Joe Haque, L OBP: 0.397, SLG: 0.444 (1,9)		G3				L7		P6		5	1	1	1	0	1	6											
Ted Simmons, S OBP: 0.310, SLG: 0.329 (1,2)		G3								5	0	1	0	0	0	2											
Julian Javier, R OBP: 0.277, SLG: 0.275 (1,4)		1B						P6		4	0	2	1	0	0	4											
Dal Maxvill, R OBP: 0.336, SLG: 0.193 (1,6)		BB						G3		3	1	1	0	1	1	4											
Jerry Reuss, L (1,1)		1B						K		3	2	0	0	1	2	1											
Inning Stats	R: 0 E: 0 K: 0 S: 3	H: 1 LOB: 0 BB: 0 P: 3	R: 5 E: 0 K: 0 S: 8	H: 6 LOB: 1 BB: 1 P: 12	R: 0 E: 0 K: 0 S: 4	H: 1 LOB: 1 BB: 0 P: 4	R: 1 E: 0 K: 1 S: 7	H: 2 LOB: 3 BB: 2 P: 15	R: 0 E: 0 K: 1 S: 5	H: 0 LOB: 0 BB: 0 P: 5	R: 0 E: 1 K: 1 S: 8	H: 2 LOB: 3 BB: 0 P: 8	R: 0 E: 0 K: 1 S: 6	H: 1 LOB: 1 BB: 0 P: 6	R: 0 E: 0 K: 0 S: 3	H: 0 LOB: 0 BB: 0 P: 3	1B: 11 2B: 2 3B: 1 HR: 0	SF: 0 SAC: 0 DP: 0 HBP: 0	WP: 0 PB: 0 SB: 0 CS: 2	PA: 42							
PITCHER	IP	WLS	BF	H	R	ER	SO	BB	IBB	HBP	BLK	WP	HR	S	P	ERA	WHIP										
Dock Ellis, R ERA: 4.29 (1,1)	1.2	L	11	7	5	5	0	1	0	0	0	0	0	10	14	27.00	4.800										
Otando Pena, R ERA: 2.7 (2,1)	1.1		5	1	0	0	0	0	0	0	0	0	0	5	5	0.00	0.750										
Joe Gibbon, L ERA: 0.95 (4,1)	2.0		10	3	1	1	1	1	1	0	0	0	0	10	18	4.50	2.000										
Bruce Dal Canton, R ERA: 3.9 (6,1)	2.0		9	2	0	0	2	0	0	0	0	0	0	13	13	0.00	1.000										
Luke Walker, L ERA: 3.24 (8,1)	2.0		7	1	0	0	1	0	0	0	0	0	0	9	9	0.00	0.500										

St. Louis Cardinals @ Pittsburgh Pirates
 Forbes Field, Pittsburgh, PA
 Mon Jun 22 1970, 7:05 PM EDT
 Unknown

AB 39
 R 6
 H 14
 RBI 5
 BB 3
 SO 4
 LOB 25



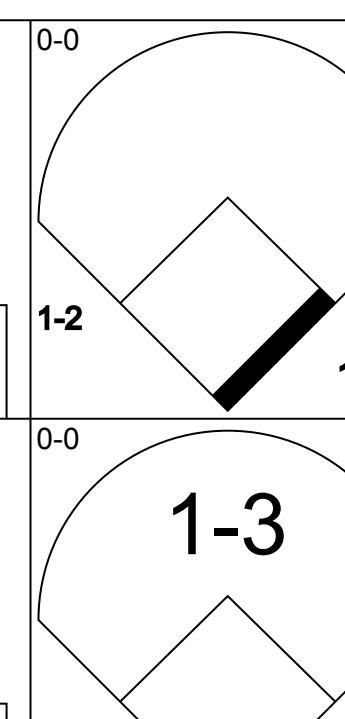
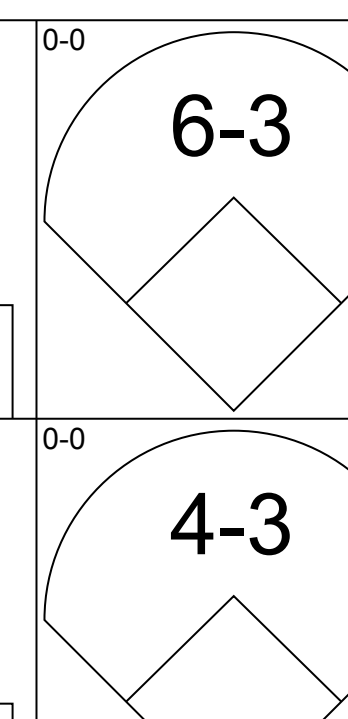
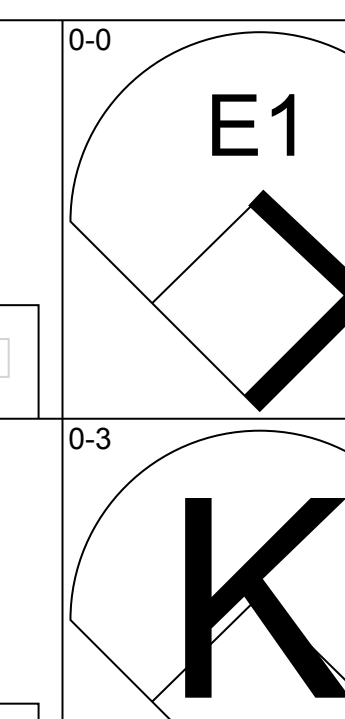
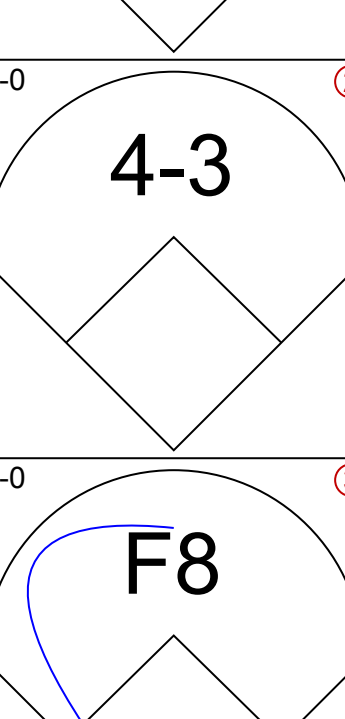
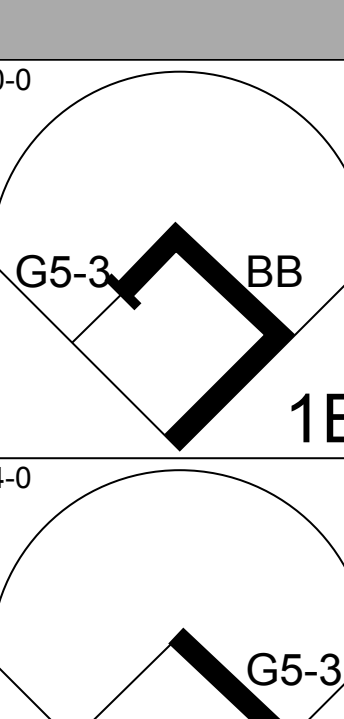

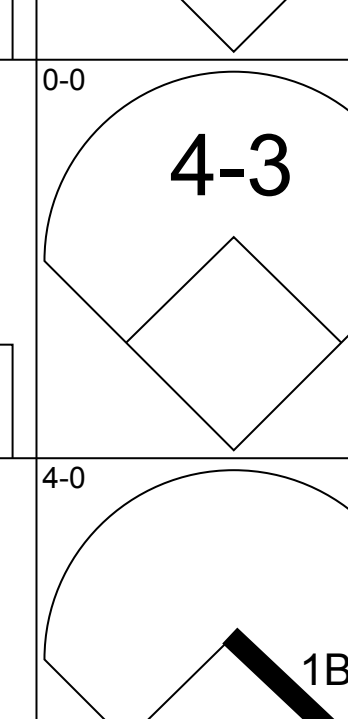
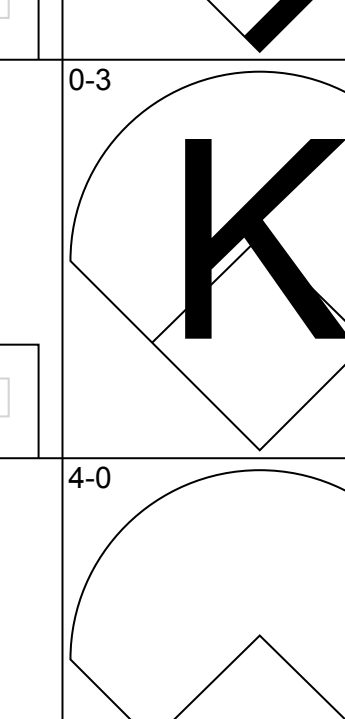
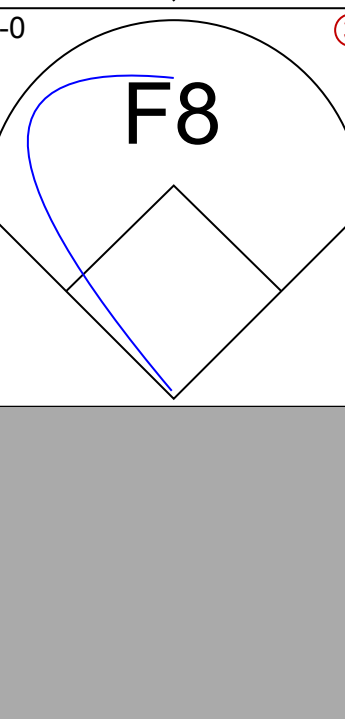
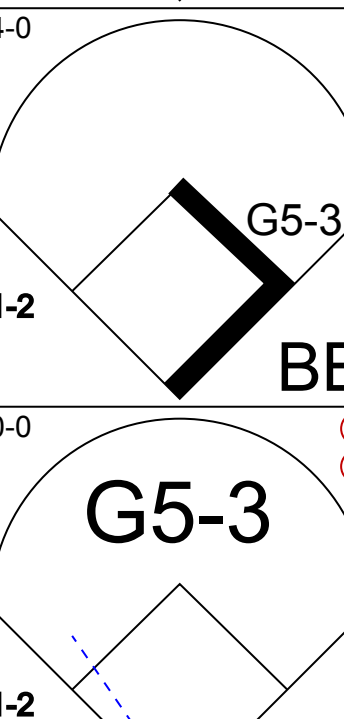
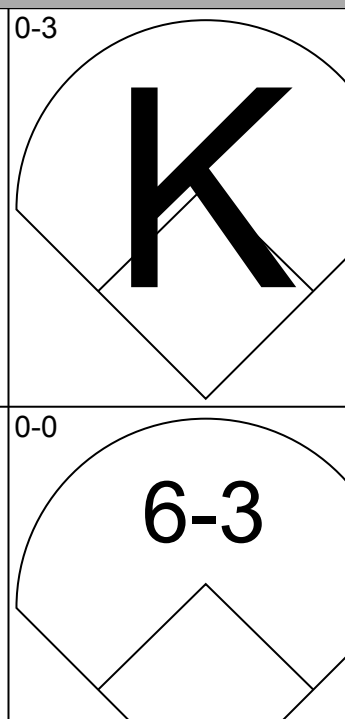
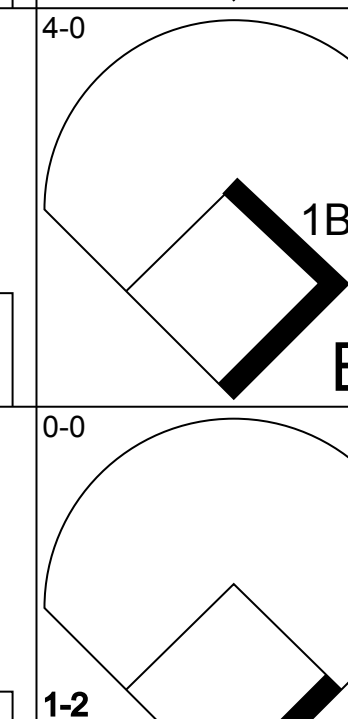
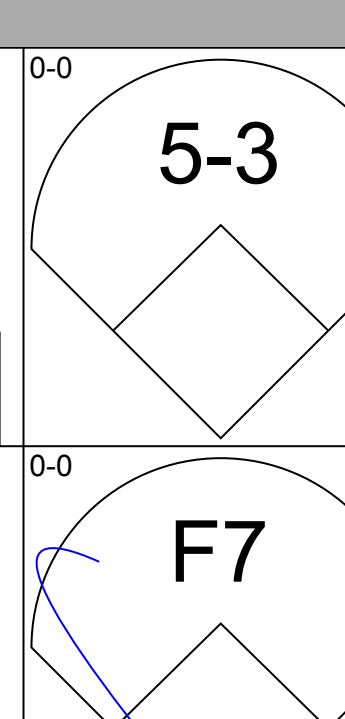
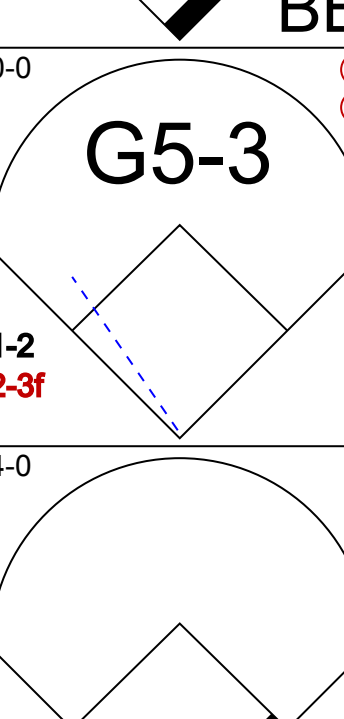
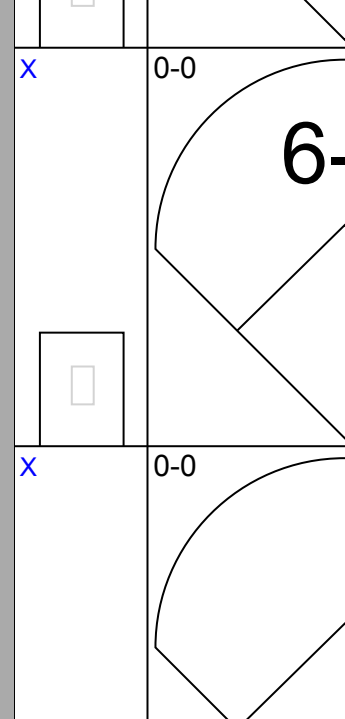
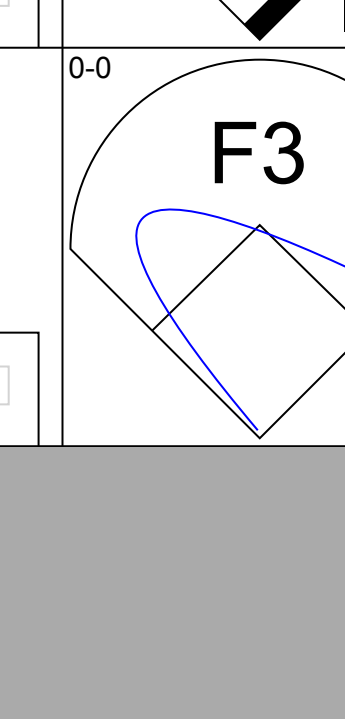
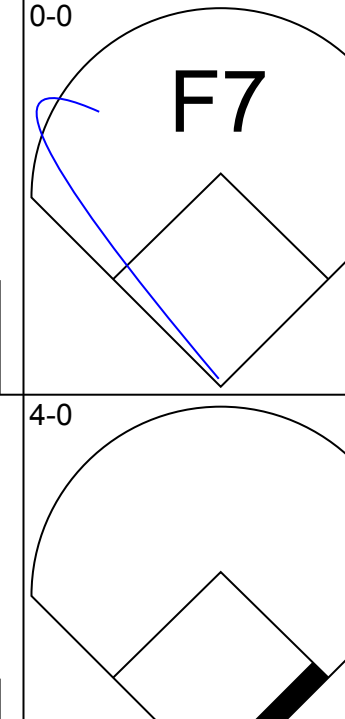
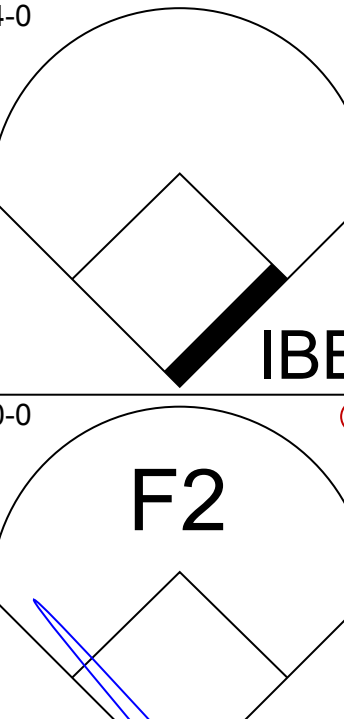
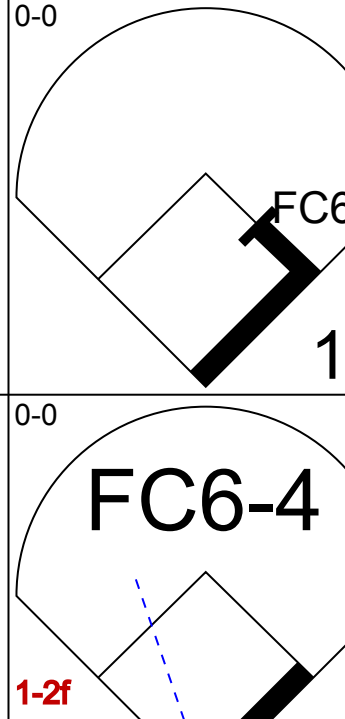
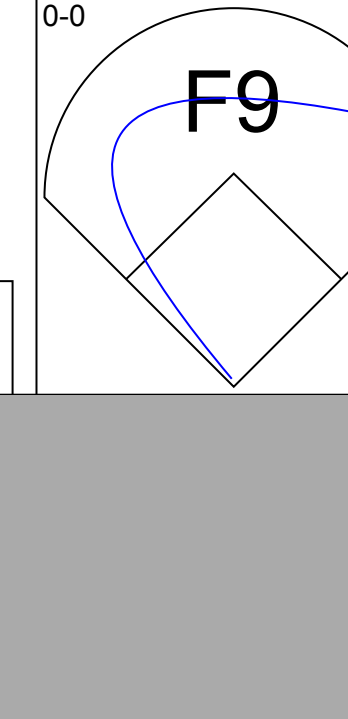
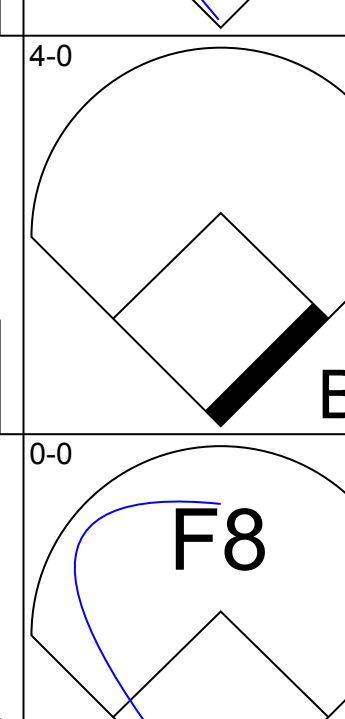
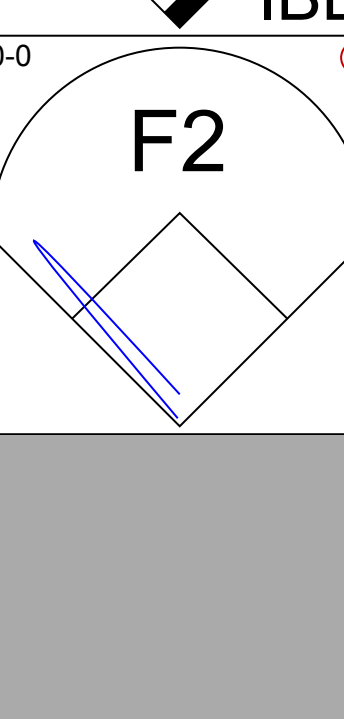
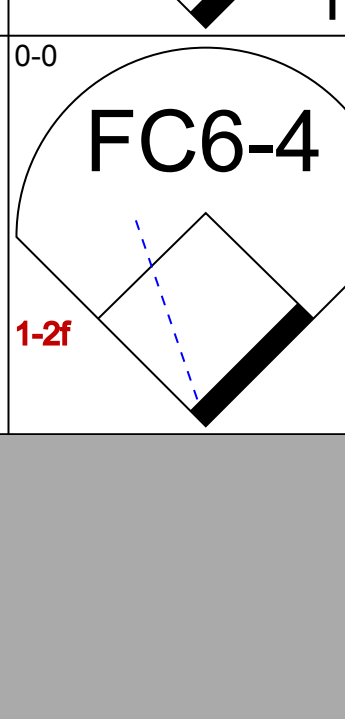
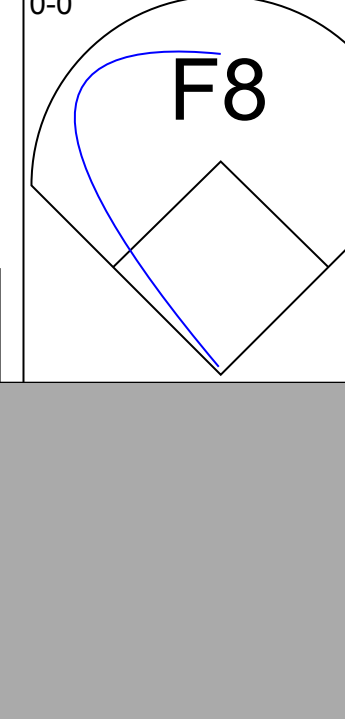
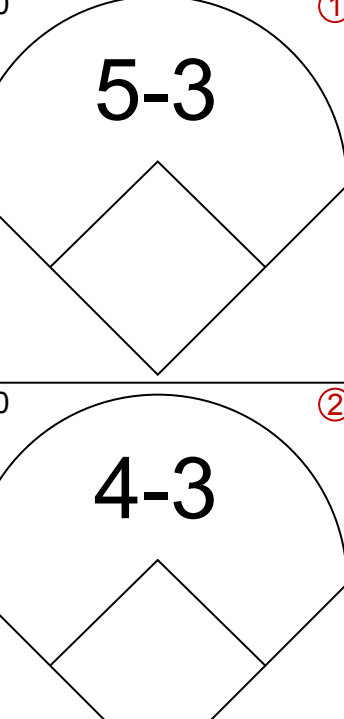
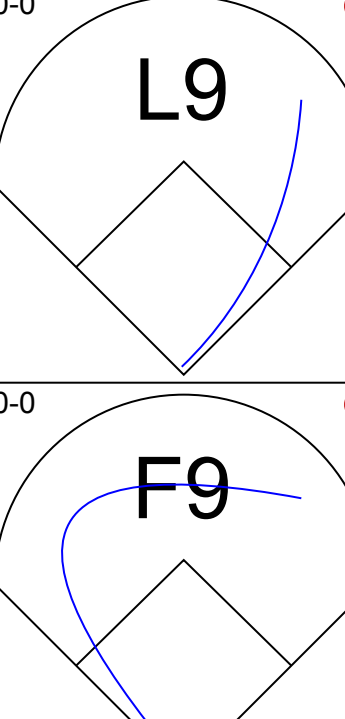
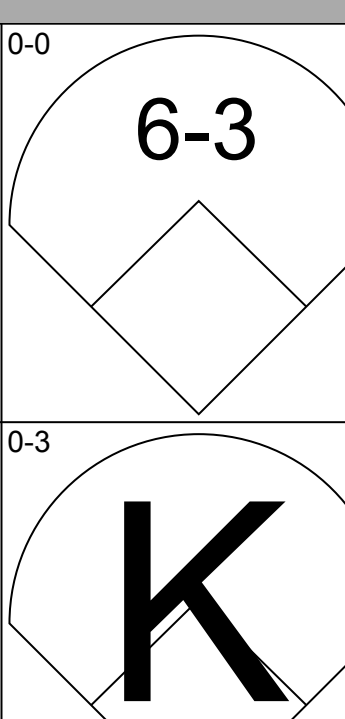
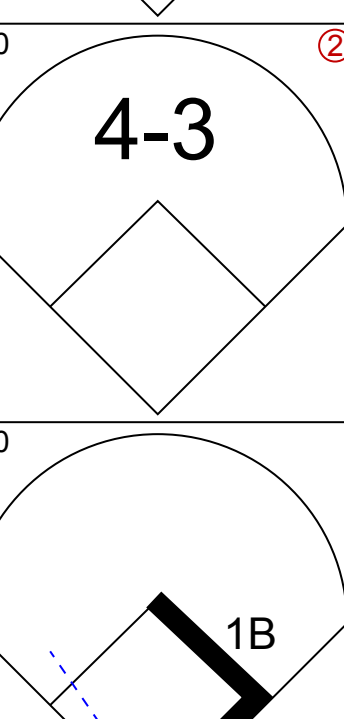
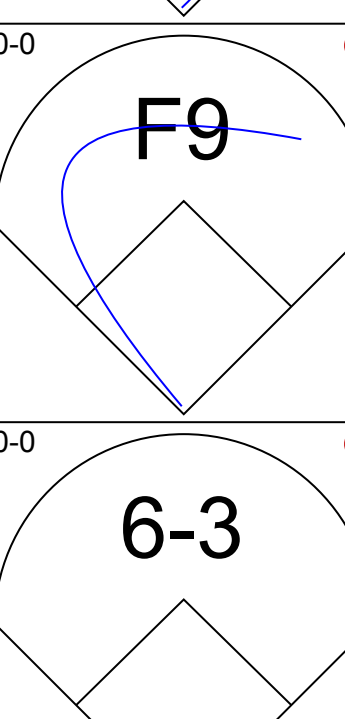
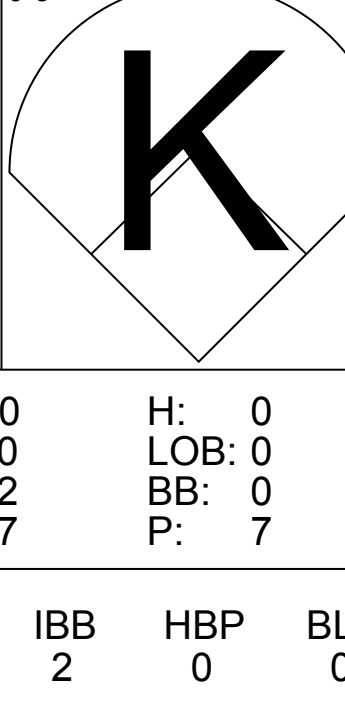
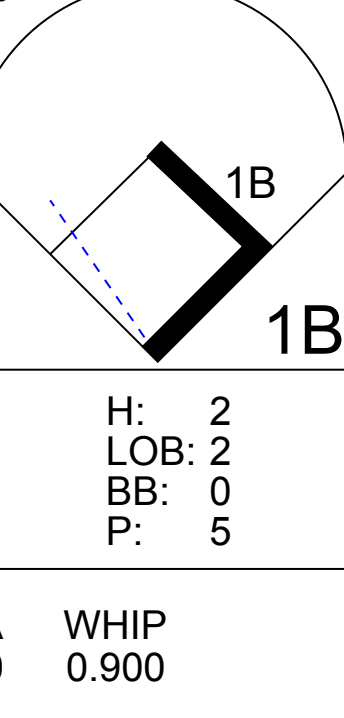
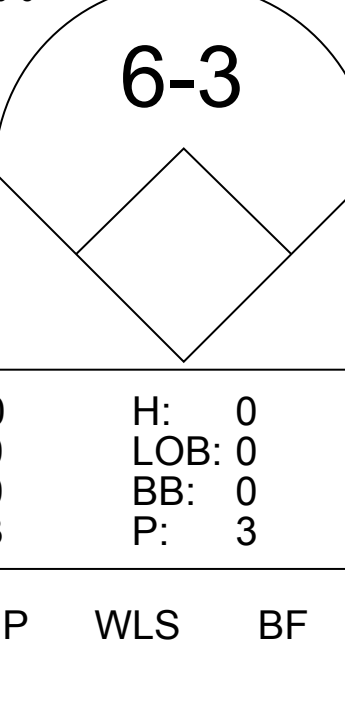


Batter	1	2	3	4	5	6	7	8	9	AB	R	H	RBI	BB	SO	LOB	BOTTOM										
Freddie Patek, R OBP: 0.323, SLG: 0.298 (1,6)	5-3		P4					6-3	FC4-6	5	0	0	0	0	0	6	St. Louis Cardinals @ Pittsburgh Pirates Forbes Field, Pittsburgh, PA Mon Jun 22 1970, 7:05 PM EDT Unknown										
Matty Alou, L OBP: 0.307, SLG: 0.331 (1,8)	4-3							P6		4	0	1	0	0	0	3											
Dave Cash, R OBP: 0.356, SLG: 0.477 (1,4)	K									4	0	1	0	0	2	1											
Roberto Clemente, R OBP: 0.376, SLG: 0.505 (1,9)								L7		4	0	1	0	0	1	1											
Bob Robertson, R OBP: 0.379, SLG: 0.534 (1,3)										4	0	0	0	0	3	1											
Al Oliver, L OBP: 0.291, SLG: 0.413 (1,7)								1B		4	1	1	0	0	1	0											
Jerry May, R OBP: 0.312, SLG: 0.275 (1,2)								1B		4	0	2	0	0	0	0											
Richie Hebner, L OBP: 0.387, SLG: 0.463 (1,5)								L4		3	0	2	0	1	0	2											
Dick Ellis, S ERA: 1.0 (1,1)								FC4-6		8	0	0	0	0	0	0											
Inning Stats	R: 0 E: 0 K: 1 S: 5	H: 0 LOB: 0 BB: 0 P: 5	R: 0 E: 0 K: 3 S: 9	H: 0 LOB: 0 BB: 0 P: 9	R: 0 E: 0 K: 0 S: 4	H: 1 LOB: 1 BB: 0 P: 4	R: 0 E: 0 K: 1 S: 6	H: 2 LOB: 1 BB: 0 P: 6	R: 0 E: 0 K: 0 S: 4	H: 1 LOB: 1 BB: 0 P: 4	R: 0 E: 0 K: 0 S: 4	H: 1 LOB: 2 BB: 0 P: 4	R: 0 E: 0 K: 0 S: 6	H: 3 LOB: 2 BB: 0 P: 6	R: 1 E: 0 K: 0 S: 3	H: 0 LOB: 0 BB: 0 P: 3	1B: 7 2B: 2 3B: 0 HR: 0	SF: 0 SAC: 0 DP: 1 HBP: 0	WP: 0 PB: 0 SB: 0 CS: 0	PA: 37							
PITCHER	IP	WLS	BF	H	R	ER	SO	BB	IBB	HBP	BLK	WP	HR	S	P	ERA	WHIP										
Jerry Reuss, L ERA: 1.0 (1,1)	9.0	W	37	9	1	1	7	2	0	0	0	0	0	49	57	1.00	1.222										

St. Louis Cardinals @ Pittsburgh Pirates
 Forbes Field, Pittsburgh, PA
 Mon Jun 22 1970, 7:05 PM EDT
 Unknown

AB 35
 R 1
 H 9
 RBI 1
 BB 2
 SO 7
 LOB 16

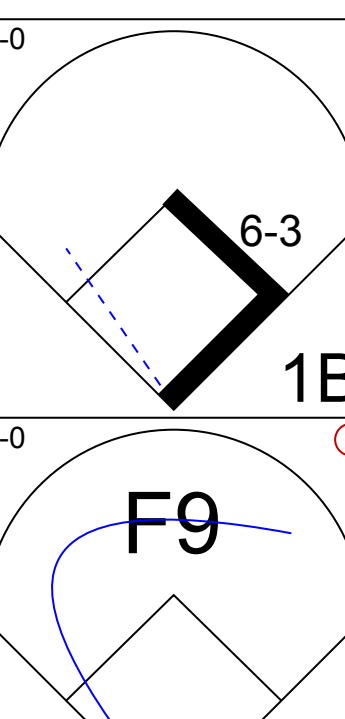
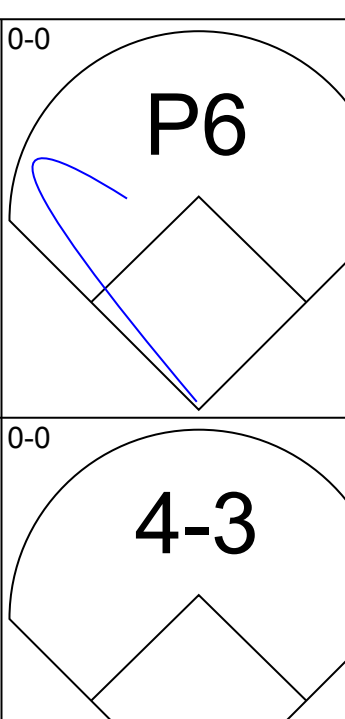
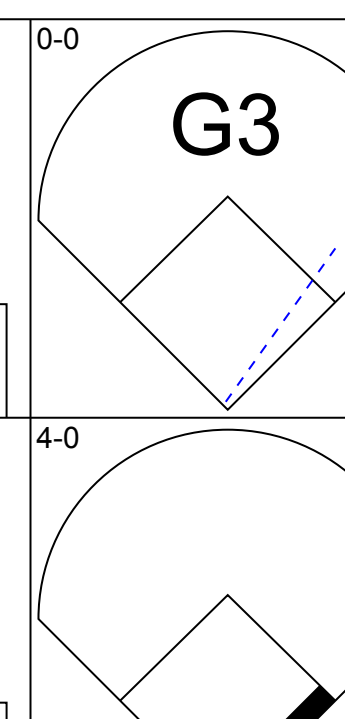
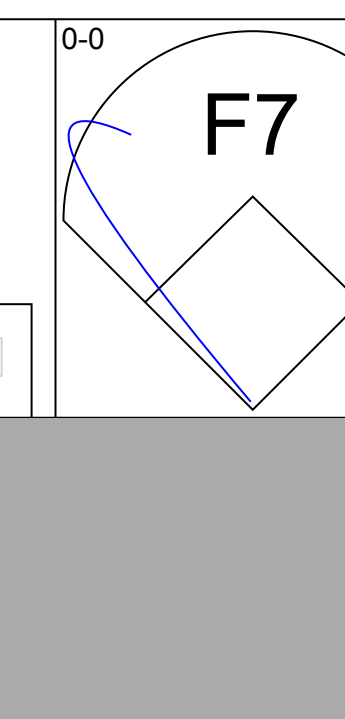
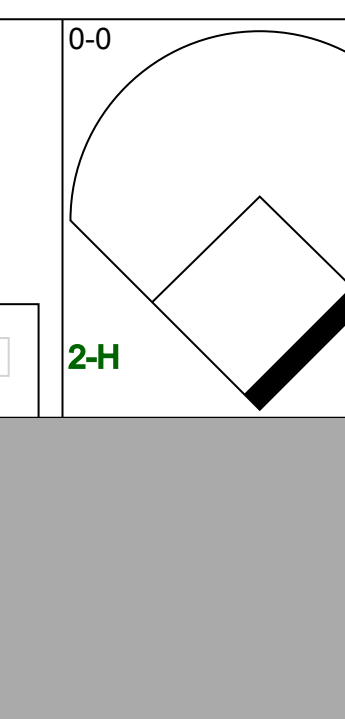
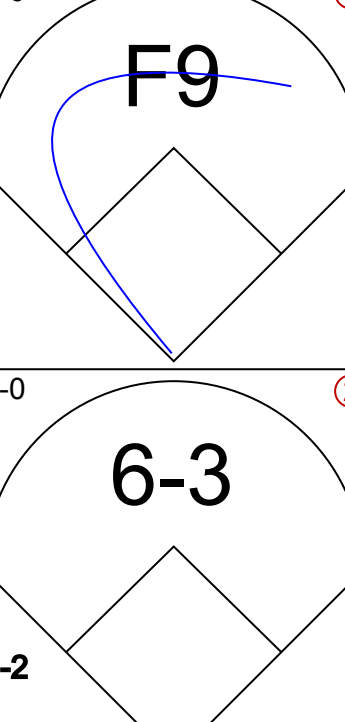

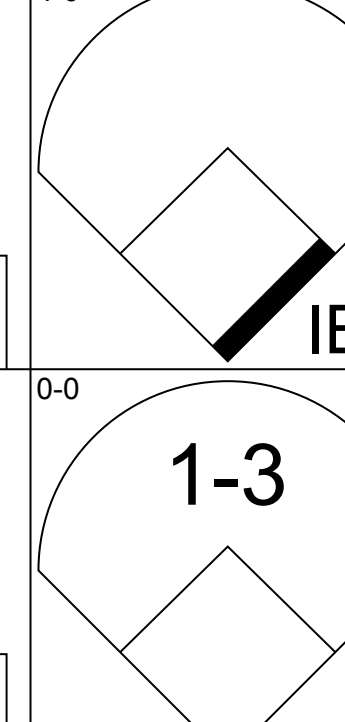
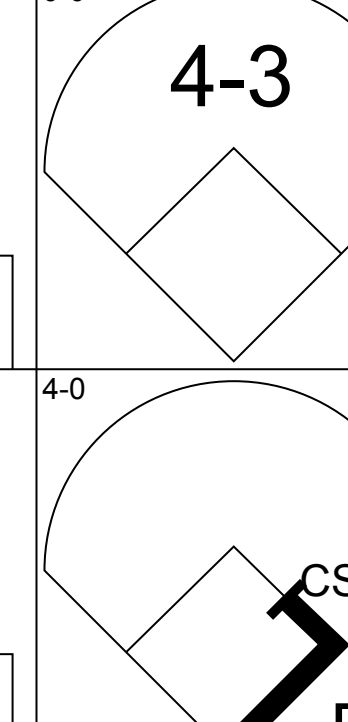
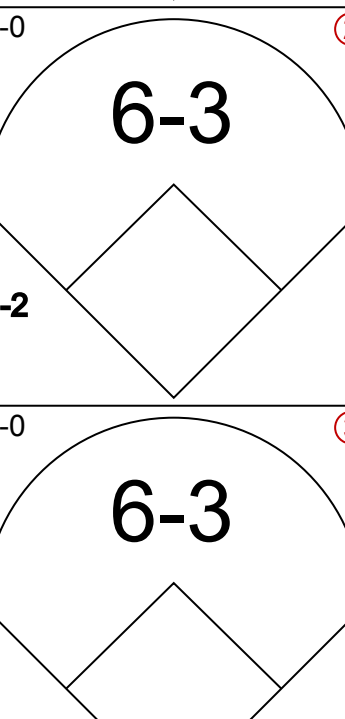
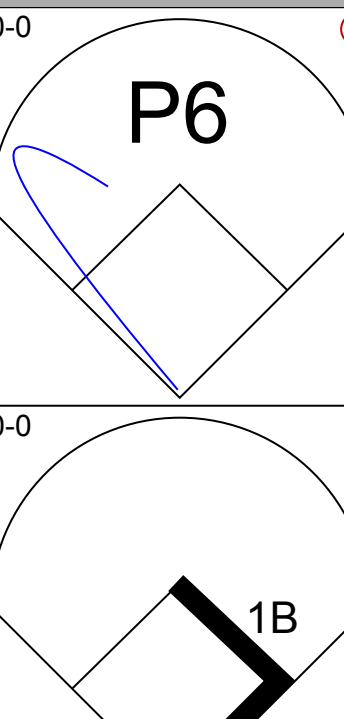
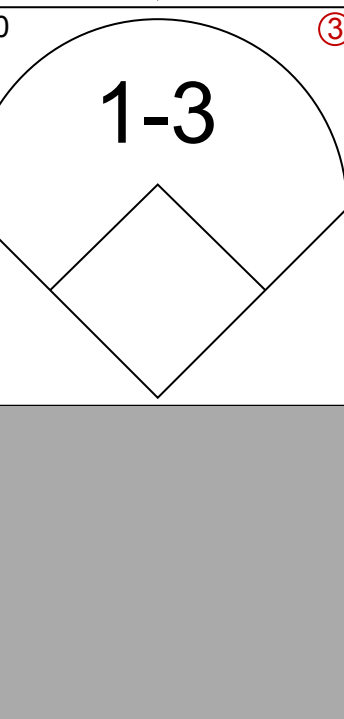
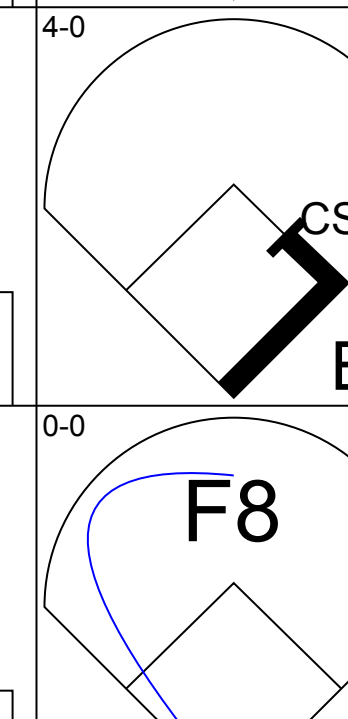
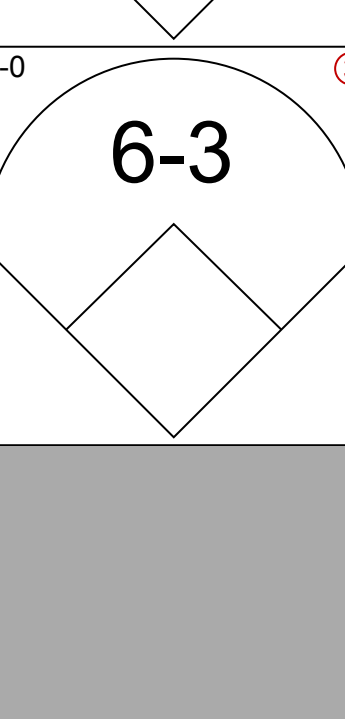
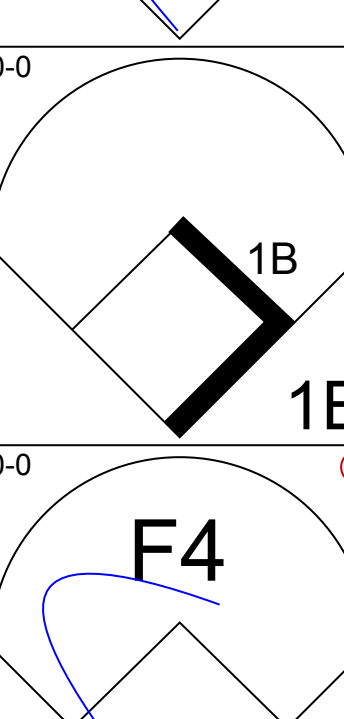
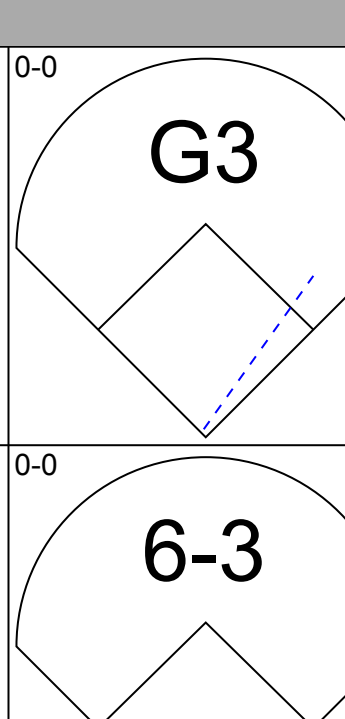
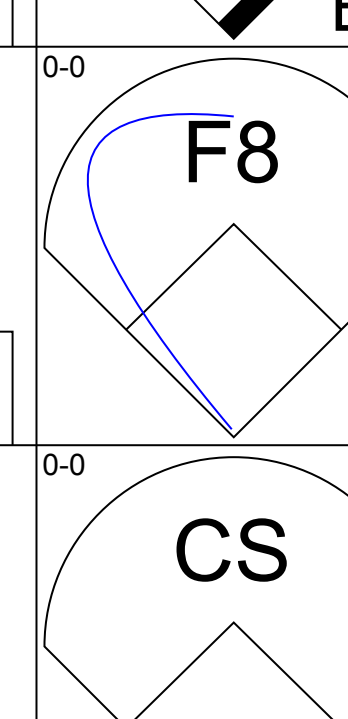
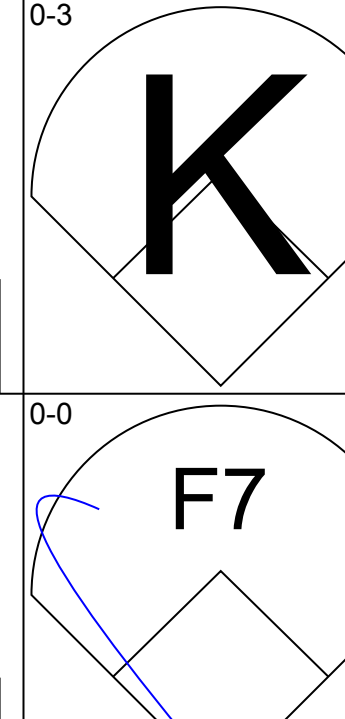
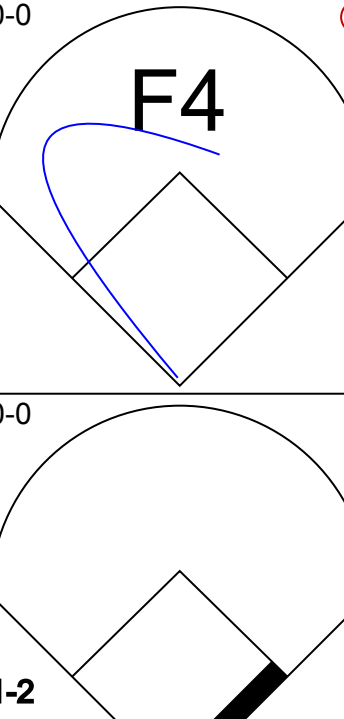
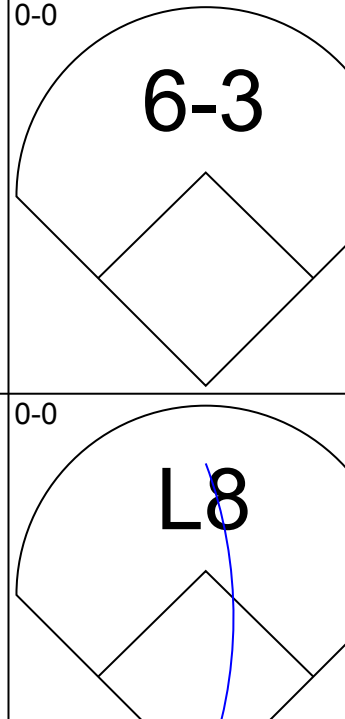
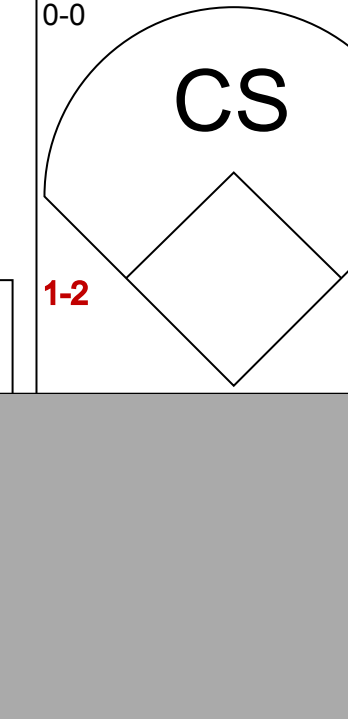
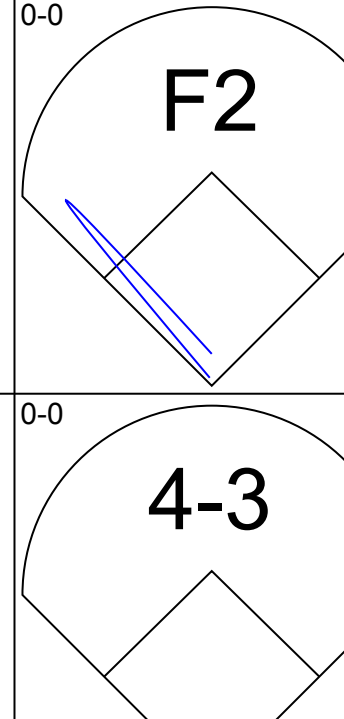
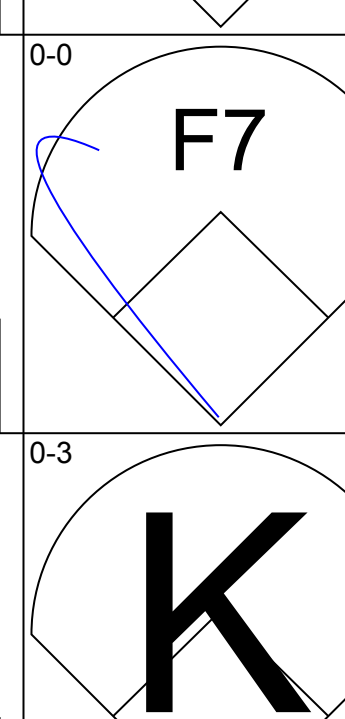
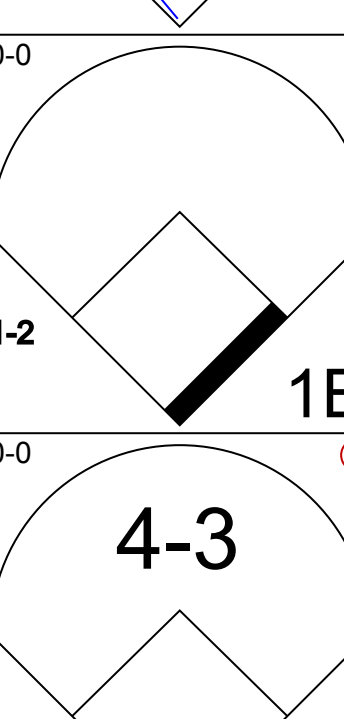
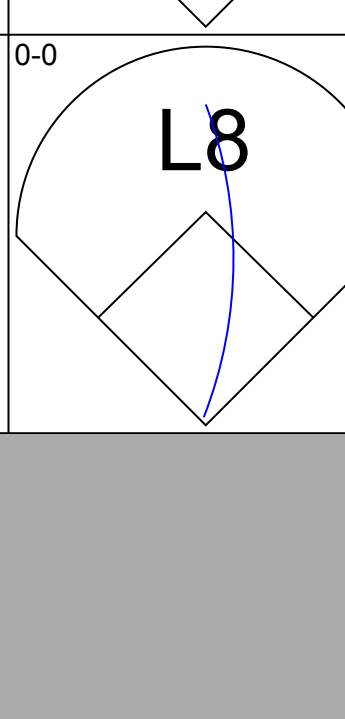
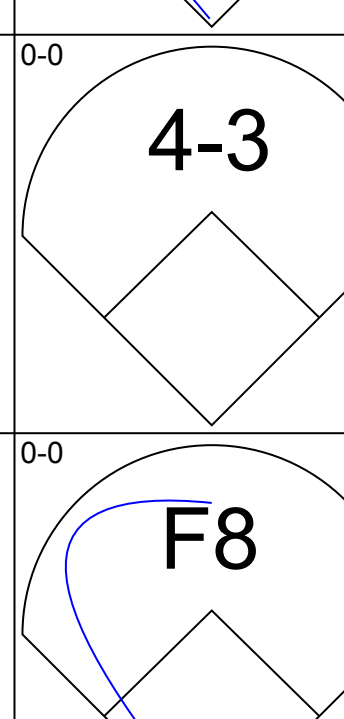
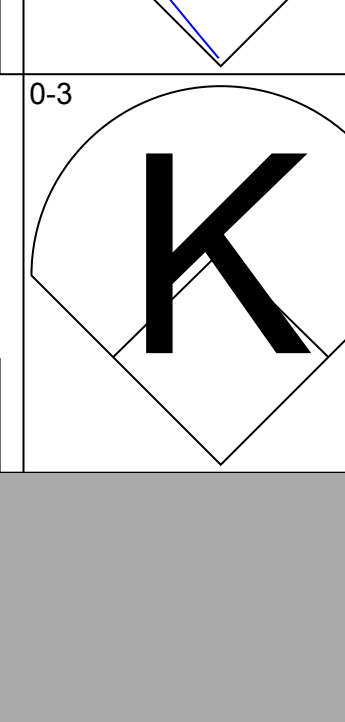

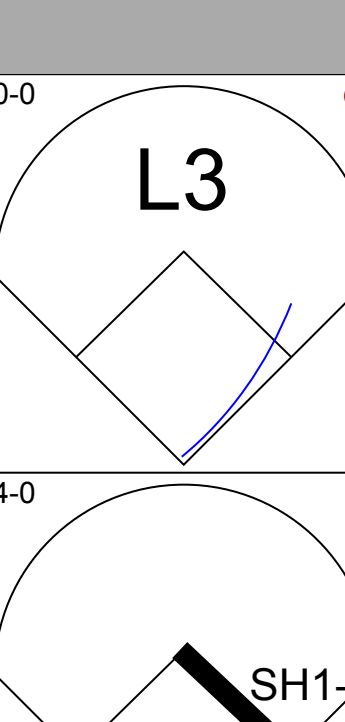
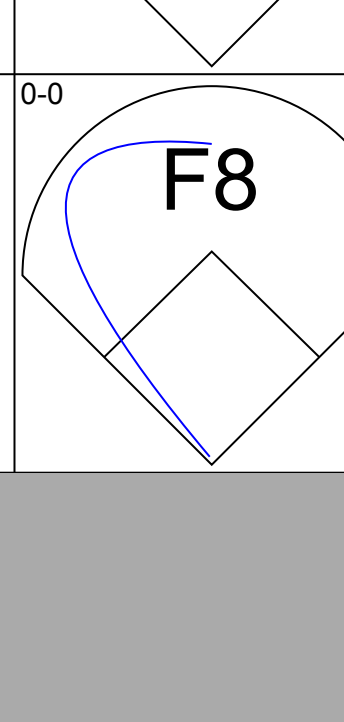
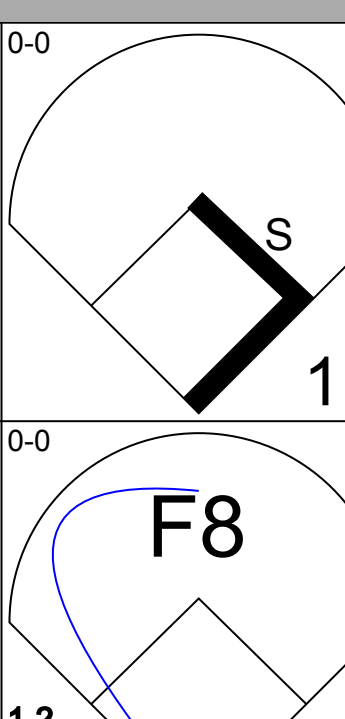

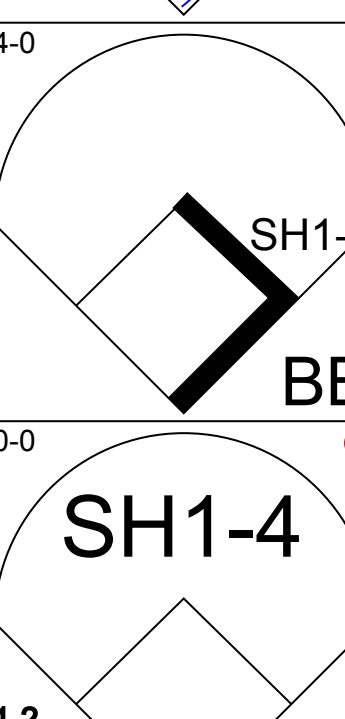
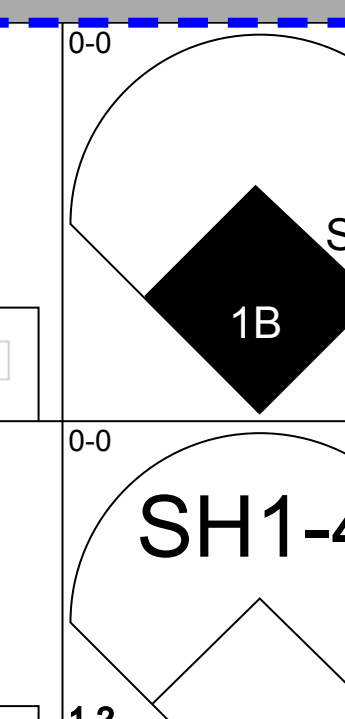
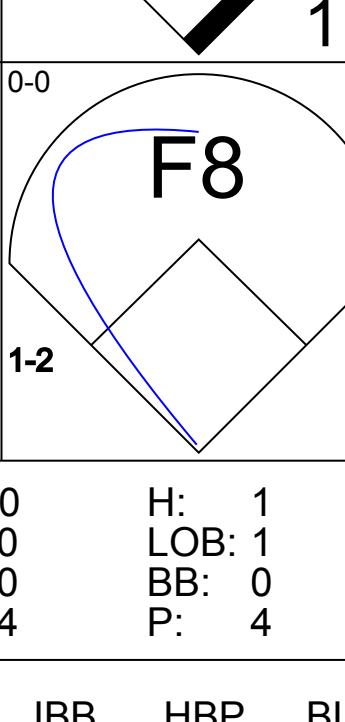
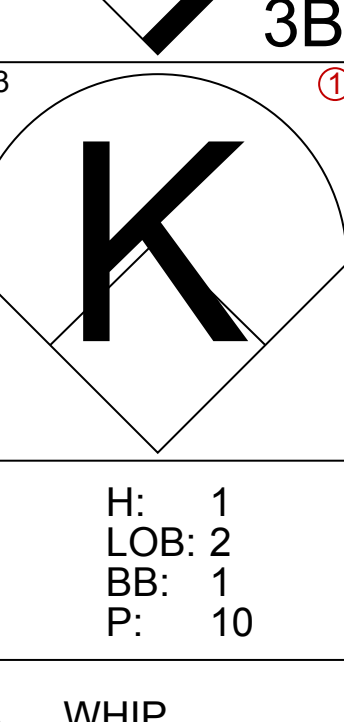
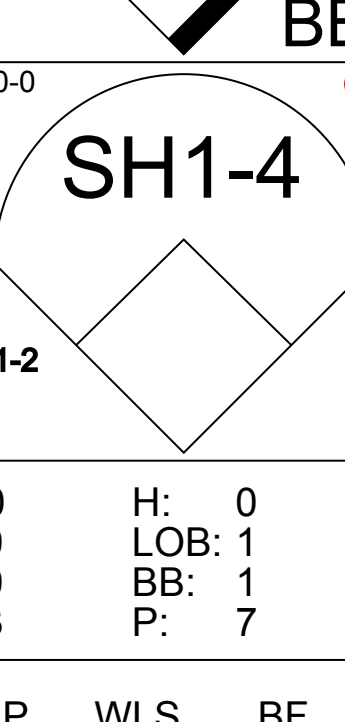
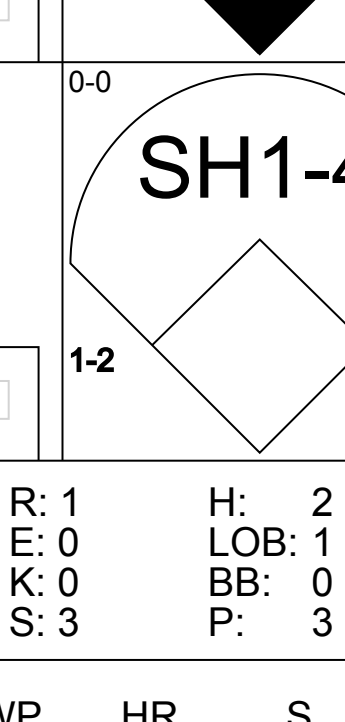


Batter	1	2	3	4	5	6	7	8	9	10	AB	R	H	RBI	BB	SO	LOB	TOP			
Lou Brock, L OBP: 0.369, SLG: 0.408 (1, 7)											5	0	2	0	0	2	0				
Vic Davallilo, L OBP: 0.343, SLG: 0.410 (1, 8)											5	0	1	0	0	1	3				
Dick Allen, R OBP: 0.378, SLG: 0.569 (1, 3)											2	0	0	0	3	1	0				
Joe Torre, R OBP: 0.371, SLG: 0.461 (1, 2)											5	0	1	0	0	0	4				
Joe Hague, L OBP: 0.313, SLG: 0.443 (1, 9)											3	0	1	0	1	0	2				
Mike Shannon, R OBP: 0.177, SLG: 0.155 (1, 5)											3	0	0	0	1	0	3				
Julian Javier, R OBP: 0.272, SLG: 0.270 (1, 4)											4	0	0	0	0	0	1				
Dal Maxvill, R OBP: 0.329, SLG: 0.187 (1, 6)											4	0	0	0	0	0	0				
Mike Torrez, R OBP: 0.257, SLG: 0.265 (1, 1)											3	0	1	0	0	1	0				
Leron Lee, L OBP: 0.313, SLG: 0.372 (10, PH)											1	0	0	0	0	0	0				
Frank Linzy, R (10, 1)											0	0	0	0	0	0	0				
Inning Stats	R: 0 E: 0 K: 1 S: 5	H: 0 LOB: 0 BB: 0 P: 5	R: 0 E: 0 K: 0 S: 3	H: 0 LOB: 1 BB: 1 P: 7	R: 0 E: 0 K: 2 S: 7	H: 0 LOB: 0 BB: 0 P: 7	R: 0 E: 0 K: 0 S: 3	H: 1 LOB: 2 BB: 2 P: 11	R: 0 E: 0 K: 1 S: 6	H: 1 LOB: 1 BB: 0 P: 6	R: 0 E: 0 K: 0 S: 3	H: 0 LOB: 0 BB: 0 P: 3	R: 0 E: 0 K: 0 S: 4	H: 1 LOB: 2 BB: 1 P: 8	R: 0 E: 0 K: 0 S: 3	H: 0 LOB: 0 BB: 0 P: 3	R: 0 E: 1 K: 1 S: 6	H: 1 LOB: 2 BB: 1 P: 10	1B: 6 2B: 0 3B: 0 HR: 0	SF: 0 SAC: 0 DP: 1 HBP: 0	WP: 0 PA: 40 PB: 0 SB: 0 CS: 0
PITCHER Jim Nelson, R ERA: 0.39 (1, 1)	IP: 10.0 WLS: W BF: 40 H: 6 R: 0 ER: 0 SO: 5 BB: 3 IBB: 2 HBP: 0 BLK: 0 WP: 0 HR: 0 S: 45 P: 65 ERA: 0.00 WHIP: 0.900																				

St. Louis Cardinals @ Pittsburgh Pirates
 Forbes Field, Pittsburgh, PA
 Mon Jun 22 1970, 7:05 PM EDT
 Att. 15,158 - Unknown

AB	35
R	0
H	6
RBI	0
BB	5
SO	5
LOB	13



Batter	1	2	3	4	5	6	7	8	9	10	AB	R	H	RBI	BB	SO	LOB	BOTTOM			
Matty Alou, L OBP: 0.309, SLG: 0.332 (1, 8)											5	0	2	1	0	0	3				
Richie Hebner, L OBP: 0.384, SLG: 0.456 (1, 5)											3	0	0	0	1	0	2				
Dave Cash, R OBP: 0.347, SLG: 0.447 (1, 4)											3	0	0	0	1	0	3				
Al Oliver, L OBP: 0.290, SLG: 0.410 (1, 9)											4	0	1	0	0	0	2				
Bob Robertson, R OBP: 0.371, SLG: 0.521 (1, 3)											4	0	0	0	0	1	1				
Manny Sanguillen, R OBP: 0.306, SLG: 0.422 (1, 2)											4	0	1	0	0	0	0				
Jose Pagan, R OBP: 0.280, SLG: 0.290 (1, 7)											4	0	0	0	0	1	2				
Gene Alley, R OBP: 0.283, SLG: 0.353 (1, 6)											3	1	3	0	1	0	0				
Jim Nelson, R OBP: 0.333, SLG: 0.333 (1, 1)											2	0	0	0	0	1	2				
Freddie Patek, R OBP: 0.323, SLG: 0.298 (10, PH)											0	0	0	0	0	0	0				
Inning Stats	R: 0 E: 0 K: 0 S: 4	H: 1 LOB: 1 BB: 0 P: 4	R: 0 E: 0 K: 2 S: 7	H: 0 LOB: 0 BB: 0 P: 7	R: 0 E: 0 K: 0 S: 4	H: 1 LOB: 1 BB: 0 P: 4	R: 0 E: 0 K: 0 S: 5	H: 2 LOB: 2 BB: 0 P: 5	R: 0 E: 0 K: 1 S: 6	H: 1 LOB: 2 BB: 1 P: 10	R: 0 E: 0 K: 0 S: 3	H: 0 LOB: 0 BB: 0 P: 3	R: 0 E: 0 K: 0 S: 2	H: 0 LOB: 0 BB: 1 P: 6	R: 0 E: 0 K: 0 S: 3	H: 0 LOB: 0 BB: 0 P: 3	R: 1 E: 0 K: 0 S: 3	H: 2 LOB: 1 BB: 0 P: 3	1B: 6 2B: 0 3B: 1 HR: 0	SF: 0 SAC: 2 DP: 0 HBP: 0	WP: 0 PA: 38 PB: 0 SB: 1 CS: 1
PITCHER Mike Torrez, R ERA: 3.28 (1, 1)	IP: 9.0 WLS: L BF: 34 H: 5 R: 0 ER: 1 SO: 3 BB: 2 IBB: 1 HBP: 0 BLK: 0 WP: 0 HR: 0 S: 37 P: 49 ERA: 0.00 WHIP: 0.778																				
Frank Linzy, R ERA: 5.36 (10, 1)	0.1 L 3 2 1 0 0 0 0 0 0 0 0 3 3 27.00 6.000																				

St. Louis Cardinals @ Pittsburgh Pirates
 Forbes Field, Pittsburgh, PA
 Mon Jun 22 1970, 7:05 PM EDT
 Att. 15,158 - Unknown

AB	32
R	1
H	7
RBI	1
BB	3
SO	3
LOB	15



Batter	1	2	3	4	5	6	7	8	9	AB	R	H	RBI	BB	SO	LOB	TOP					
Lou Brock, L OBP: 0.368, SLG: 0.406 (1, 7)	F7			3-1	FC4-6 1B			G3		4	0	1	0	0	0	1						
Jose Cardenal, R OBP: 0.355, SLG: 0.425 (1, 8)	6-3			1B	FC4-6 1-2			K		4	0	1	0	0	1	3						
Dick Allen, R OBP: 0.377, SLG: 0.563 (1, 3)	P4			L9				E5 1B		4	0	1	0	0	1	1						
Joe Torre, R OBP: 0.369, SLG: 0.457 (1, 5)		K						6-3		4	0	1	0	0	2	1						
Joe Hague, L OBP: 0.392, SLG: 0.433 (1, 9)	L7			K				3-1		4	0	0	0	0	2	2						
Ted Simmons, S OBP: 0.307, SLG: 0.325 (1, 2)	6-3				F7			4-3 1B		4	0	1	0	0	0	0						
Julian Javier, R OBP: 0.270, SLG: 0.268 Milt Ramirez, R OBP: 0.241, SLG: 0.240 (6, 6)			5-3		6-3			5-3 1B		2	0	0	0	0	0	0						
Dal Maxvill, R OBP: 0.333, SLG: 0.197 (6, 4)			4-3		E8 1B			6-3 1B		4	1	2	0	0	0	0						
Chuck Taylor, R Sal Campisi, R Carl Taylor, R Ted Abernathy, R Vic Dazofflo, L Chuck Hartenstein, R Leron Lee, L Frank Linzy, R Jim Hershberger, R (1, 1)	6-3			6-3	1B			G3 E 1B		8	0	0	0	0	0	0						
Inning Stats	R: 0 E: 0 K: 0 S: 3	H: 0 LOB: 0 BB: 0 P: 3	R: 0 E: 0 K: 1 S: 5	H: 0 LOB: 0 BB: 0 P: 5	R: 0 E: 0 K: 0 S: 3	H: 0 LOB: 0 BB: 0 P: 3	R: 0 E: 0 K: 1 S: 7	H: 2 LOB: 2 BB: 0 P: 7	R: 1 E: 1 K: 0 S: 6	H: 3 LOB: 2 BB: 0 P: 6	R: 0 E: 0 K: 3 S: 9	H: 0 LOB: 0 BB: 0 P: 9	R: 0 E: 0 K: 0 S: 3	H: 0 LOB: 0 BB: 0 P: 3	R: 1 E: 1 K: 1 S: 7	H: 2 LOB: 1 BB: 0 P: 7	R: 0 E: 0 K: 1 S: 7	H: 2 LOB: 2 BB: 0 P: 7	1B: 9 2B: 0 3B: 0 HR: 0	SF: 0 SAC: 0 DP: 0 HBP: 0	WP: 0 PB: 0 SB: 0 CS: 0	PA: 36
PITCHER Bob Moose, R ERA: 3.84 (1, 1)	IP: 9.0 WLS: W BF: 36 H: 9 R: 2 ER: 1 SO: 7 BB: 0 IBB: 0 HBP: 0 BLK: 0 WP: 0 HR: 0 S: 50 P: 50 ERA: 1.00 WHIP: 1.000																					

St. Louis Cardinals @ Pittsburgh Pirates
Forbes Field, Pittsburgh, PA
Tue Jun 23 1970, 7:05 PM EDT
Att: 7,654 - Unknown

AB 36
R 2
H 9
RBI 1
BB 0
SO 7
LOB 11



Batter	1	2	3	4	5	6	7	8	9	AB	R	H	RBI	BB	SO	LOB	BOTTOM			
Matty Alou, L OBP: 0.310, SLG: 0.333 (1, 8)	E 1B		E5 6-3 1B		FC4-6 1-2			F7		5	1	2	0	0	0	3				
Richie Hebner, L OBP: 0.385, SLG: 0.455 (1, 5)	E4 1B		6-3		F9			FC4-6 1B		5	1	2	1	0	0	3				
Roberto Clemente, R OBP: 0.377, SLG: 0.592 (1, 9)	1B 3B	FC6-4 2B	F7					K		5	2	2	1	0	1	3				
Al Oliver, L OBP: 0.293, SLG: 0.407 (1, 7)	S 3B	2B		1-3				F9 FC4-6		4	1	1	1	1	0	2				
Bob Robertson, R OBP: 0.379, SLG: 0.550 (1, 3)	FC 3B			1B				F2		4	1	3	3	0	0	1				
Manny Sanguillen, R OBP: 0.317, SLG: 0.421 (1, 2)	6-3	G6-3 IBB						F2		3	0	1	0	1	0	2				
Dave Cash, R OBP: 0.321, SLG: 0.412 (1, 4)	FC 1B	G6-3		K				5-3		4	0	0	1	0	1	4				
Gene Alley, R OBP: 0.293, SLG: 0.359 (1, 6)	1B		E SH3-4 6-3		FC4-6 BB			6-3		3	1	2	0	1	0	0				
Bob Moose, R OBP: 0.263, SLG: 0.206 (1, 1)	1-2 1B		SH3-4		K			6-3		3	0	1	0	0	1	1				
Inning Stats	R: 5 E: 1 K: 0 S: 10	H: 6 LOB: 2 BB: 0 P: 10	R: 1 E: 0 K: 0 S: 4	H: 2 LOB: 2 BB: 2 P: 12	R: 1 E: 1 K: 0 S: 5	H: 2 LOB: 1 BB: 0 P: 5	R: 0 E: 0 K: 1 S: 6	H: 2 LOB: 1 BB: 0 P: 6	R: 0 E: 0 K: 1 S: 5	H: 0 LOB: 1 BB: 1 P: 9	R: 0 E: 0 K: 0 S: 4	H: 1 LOB: 1 BB: 0 P: 4	R: 0 E: 0 K: 0 S: 3	H: 0 LOB: 0 BB: 0 P: 3	R: 0 E: 0 K: 1 S: 6	H: 1 LOB: 1 BB: 0 P: 6	1B: 11 2B: 2 3B: 1 HR: 0	SF: 0 SAC: 1 DP: 1 HBP: 0	WP: 0 PB: 0 SB: 1 CS: 0	PA: 40
PITCHER Chuck Taylor, R ERA: 2.94 Sal Campisi, R ERA: 3.62 Ted Abernathy, R ERA: 2.98 Chuck Hartenstein, R ERA: 4.05 Frank Linzy, R ERA: 5.24 (1, 1)	IP: 0.0 WLS: L BF: 5 H: 4 R: 5 ER: 3 SO: 0 BB: 0 IBB: 0 HBP: 0 BLK: 0 WP: 0 HR: 0 S: 5 P: 5 ERA: ∞ WHIP: ∞																			

St. Louis Cardinals @ Pittsburgh Pirates
Forbes Field, Pittsburgh, PA
Tue Jun 23 1970, 7:05 PM EDT
Att: 7,654 - Unknown

AB 36
R 7
H 14
RBI 7
BB 3
SO 3
LOB 19



Batter	1	2	3	4	5	6	7	8	9	10	11	AB	R	H	RBI	BB	SO	LOB	TOP					
Lou Brock, L OBP: 0.361, SLG: 0.398 (1, 7)	1-3 ①		K ③			4-3 ①		3-1 ②		6-3 ③		5	0	0	0	0	1	1						
Jose Cardenal, R OBP: 0.363, SLG: 0.427 (1, 8)				HR BB		1B FC6-4		1B			4-3 ①	3	2	2	0	2	0	0						
Dick Allen, R OBP: 0.380, SLG: 0.576 (1, 3)	K ②			HR		1B FC6-4		1B			K ②	5	1	3	2	0	2	1						
Joe Torre, R OBP: 0.366, SLG: 0.450 (1, 5)	K ③			HR BB		1B FC6-4		1B			K ③	4	0	0	1	1	2	2						
Leron Lee, L OBP: 0.309, SLG: 0.366 (1, 9)		6-3 ①		G4-6-3 ②		FC6 ③				1-3 ②		4	0	0	0	0	0	2						
Ted Simmons, S OBP: 0.304, SLG: 0.321 (1, 2)		6-3 ②		3-1 ③						P6 ③		4	0	1	0	0	0	0						
Julian Javier, R OBP: 0.265, SLG: 0.263 (1, 4)						F8 ①		K ②			F2 ①	4	0	0	0	0	1	1						
Dal Maxvill, R OBP: 0.325, SLG: 0.191 (1, 6)			K ①			K ②		6-3 ③			F9 ②	4	0	0	0	0	2	0						
Al Hrabosky, R Chuck Hartenstein, R Ted Abernathy, R Vic Davellio, L Billy McCool, R Frank Linzy, R (1, 1) (6, 1) (8, 1) (9, PH) (10, 1) (11, 1)			6-3 ②			6-3 ③					E S 1B	2	0	0	0	0	0	0						
Inning Stats	R: 0 E: 0 K: 2 S: 7	H: 0 LOB: 1 BB: 1 P: 11	R: 0 E: 0 K: 0 S: 3	H: 0 LOB: 0 BB: 0 P: 3	R: 0 E: 0 K: 2 S: 7	H: 0 LOB: 0 BB: 0 P: 7	R: 2 E: 0 K: 0 S: 3	H: 1 LOB: 0 BB: 2 P: 11	R: 0 E: 0 K: 1 S: 5	H: 0 LOB: 0 BB: 0 P: 5	R: 1 E: 0 K: 0 S: 5	H: 2 LOB: 1 BB: 0 P: 5	R: 0 E: 0 K: 1 S: 6	H: 2 LOB: 2 BB: 0 P: 6	R: 0 E: 0 K: 0 S: 3	H: 0 LOB: 0 BB: 0 P: 3	R: 0 E: 0 K: 2 S: 4	H: 0 LOB: 1 BB: 0 P: 4	R: 0 E: 0 K: 2 S: 7	H: 0 LOB: 0 BB: 0 P: 7	1B: 6 2B: 0 3B: 0 HR: 1	SF: 0 SAC: 0 DP: 1 HBP: 0	WP: 0 PB: 0 SB: 1 CS: 1	PA: 40
PITCHER	IP WLS BF H R ER SO BB IBB HBP BLK WP HR S P ERA WHIP	Steve Blass, R ERA: 3.67 (1, 1)	Dave Giusti, R ERA: 2.72 (8, 1)	Orlando Pena, R ERA: 2.25 (10, 1)	Luke Walker, L ERA: 3.16 (10, 1)	PITCHER																IP WLS BF H R ER SO BB IBB HBP BLK WP HR S P ERA WHIP		

St. Louis Cardinals @ Pittsburgh Pirates
 Forbes Field, Pittsburgh, PA
 Wed Jun 24 1970, 7:05 PM EDT
 Att: 8,095 - Unknown

AB	37
R	3
H	7
RBI	3
BB	3
SO	9
LOB	7



Batter	1	2	3	4	5	6	7	8	9	10	11	AB	R	H	RBI	BB	SO	LOB	BOTTOM							
Matty Alou, L OBP: 0.311, SLG: 0.333 (1, 8)	F7 ①		F9 ①		G3 ③		E SF9 1B		1B 4-3	FC6-4 ③		6	1	2	0	0	0	2								
Gene Alley, R OBP: 0.294, SLG: 0.360 (1, 6)	6-3 ②		FC6-4 ②			F8 ①	SF9 ②				E 1B	5	1	2	1	0	0	1								
Roberto Clemente, R OBP: 0.360, SLG: 0.505 (1, 9)			FC4-6 ③			E6 ①					E4 1B	5	1	2	0	1	0	4								
Bob Robertson, R OBP: 0.381, SLG: 0.547 (1, 3)			FC4-6 ③			1B WP 2B	E6 ①				E4 1B	3	0	1	0	1	1	2								
Dave Giusti, R OBP: 0.500, SLG: 0.200 (8, 1)						F8 ①					K ①	1	0	0	0	0	0	0								
Bill Mazerowski, R OBP: 0.268, SLG: 0.287 (9, PH)						F9 WP 1B	K ③				K ①	1	0	0	1	0	0	2								
Orlando Pena, R OBP: 0.268, SLG: 0.287 (10, 1)						1B 2-3	K ③				K ①	1	0	0	0	0	0	0								
Luke Walker, L OBP: 0.182, SLG: 0.182 (10, 1)						1B 2-3	K ③				K ①	1	0	0	0	0	1	2								
Al Oliver, L OBP: 0.294, SLG: 0.402 (1, 7) (8, 3)						F9 ②						5	0	1	1	1	0	3								
Dave Cash, R OBP: 0.328, SLG: 0.389 (1, 4)						FC4-6 ③						3	0	0	0	2	1	4								
Jerry May, R OBP: 0.305, SLG: 0.288 (1, 2)						FC4-6 ③						2	0	0	0	0	0	1								
Willie Stargill, L OBP: 0.315, SLG: 0.524 (6, PH)						FC4-6 ③						1	0	0	0	0	0	2								
Manny Sanguillen, R OBP: 0.325, SLG: 0.419 (7, 2)						FC4-6 ③						1	0	0	0	0	0	1								
Freddie Patek, R OBP: 0.325, SLG: 0.298 (8, PR)						FC4-6 ③						0	0	0	0	0	0	0								
Dave Ricketts, S OBP: 0.222, SLG: 0.125 (2, 2)						FC4-6 ③						0	0	0	0	1	0	0								
Richie Hebner, L OBP: 0.377, SLG: 0.444 (1, 5)						F8 ①					G4-6-3 ③	5	0	0	0	0	0	2								
Steve Blass, R OBP: 0.103, SLG: 0.132 (1, 1)						4-3 ②						2	0	1	0	0	0	0								
Jose Pagan, R OBP: 0.289, SLG: 0.300 (7, PH)						4-3 ②						1	0	1	0	0	0	0								
Johnny Jeter, R OBP: 0.237, SLG: 0.277 (8, 7)						1B SF9 1B						1	1	0	0	1	0	0								
Inning Stats	R: 0 E: 0 K: 0 S: 4	H: 1 LOB: 2 BB: 1 P: 8	R: 0 E: 0 K: 0 S: 3	H: 0 LOB: 0 BB: 0 P: 3	R: 0 E: 0 K: 0 S: 4	H: 1 LOB: 1 BB: 0 P: 4	R: 0 E: 1 K: 0 S: 4	H: 0 LOB: 1 BB: 0 P: 4	R: 0 E: 0 K: 0 S: 3	H: 0 LOB: 1 BB: 1 P: 7	R: 1 E: 0 K: 0 S: 5	H: 2 LOB: 2 BB: 0 P: 9	R: 1 E: 1 K: 1 S: 8	H: 2 LOB: 2 BB: 0 P: 8	R: 0 E: 0 K: 0 S: 3	H: 0 LOB: 1 BB: 1 P: 7	R: 1 E: 0 K: 1 S: 7	H: 2 LOB: 3 BB: 2 P: 15	R: 0 E: 0 K: 0 S: 2	H: 0 LOB: 1 BB: 1 P: 10	R: 1 E: 1 K: 1 S: 6	H: 2 LOB: 2 BB: 0 P: 6	1B: 9 2B: 1 3B: 0 HR: 0	SF: 1 SAC: 0 DP: 1 HBP: 0	WP: 2 PB: 0 SB: 0 CS: 0	PA: 50
PITCHER	IP WLS BF H R ER SO BB IBB HBP BLK WP HR S P ERA WHIP	Al Hrabosky, L ERA: 1.04 (1, 1)	Chuck Hartenstein, R ERA: 4.3 (6, 1)	Ted Abernathy, R ERA: 2.81 (9, 1)	Billy McCool, L ERA: 4.58 (10, 1)	Frank Linzy, R ERA: 5.2 (11, 1)	PITCHER																IP WLS BF H R ER SO BB IBB HBP BLK WP HR S P ERA WHIP			

St. Louis Cardinals @ Pittsburgh Pirates
 Forbes Field, Pittsburgh, PA
 Wed Jun 24 1970, 7:05 PM EDT
 Att: 8,095 - Unknown

AB	42
R	4
H	10
RBI	3
BB	7
SO	3
LOB	26



Batter	1	2	3	4	5	6	7	8	9	AB	R	H	RBI	BB	SO	LOB	TOP			
Lou Brock, L OBP: 0.358, SLG: 0.394 (1, 7)	0-0 CS 1B		0-0 F9		0-0 F9		0-3 K		0-3 K	5	0	1	0	0	2	1				
Carl Taylor, R OBP: 0.310, SLG: 0.291 (1, 9)	4-0 BLK 2B BB		0-0 6-3		0-0 E5 1B		0-0 G4-6-3 1B			3	1	1	0	1	0	1				
Dick Allen, R OBP: 0.379, SLG: 0.571 (1, 3)	0-0 F9		0-0 P4		0-0 1B		0-0 G4-6-3			4	0	1	1	0	0	2				
Joe Torre, R OBP: 0.365, SLG: 0.451 (1, 5)	0-0 2B				0-3 K		0-3 K		0-0 6-3	4	0	1	1	0	2	2				
Jim Beauchamp, R OBP: 0.286, SLG: 0.289 Vic Davaillo, L OBP: 0.362, SLG: 0.429 (1, 8) (8, 8)	0-0 F9				0-0 F9		0-0 BB 1B		0-0 6-3	4	0	1	0	0	0	1				
Julian Javier, R OBP: 0.269, SLG: 0.260 (1, 4)		0-0 F9			4-0 BB		0-0 F8		4-0 BB	2	0	0	0	2	0	1				
Ted Simmons, S OBP: 0.292, SLG: 0.307 (1, 2)		0-0 1-6-3			0-3 K		0-3 K		0-0 4-3	4	0	0	0	0	2	3				
Dal Maxvill, R OBP: 0.335, SLG: 0.189 (1, 6)		4-0 BB			4-0 SH2-4 1B BB		4-0 1-2 BB		0-0 F9	1	1	0	0	3	0	0				
Steve Carlton, L OBP: 0.256, SLG: 0.216 (1, 1)		0-3 K			0-0 SH2-4		0-3 K		0-3 K	3	0	0	0	0	3	3				
Inning Stats	R: 1 E: 0 K: 0 S: 4	H: 2 LOB: 1 BB: 1 P: 8	R: 0 E: 0 K: 1 S: 5	H: 0 LOB: 1 BB: 1 P: 9	R: 0 E: 0 K: 0 S: 3	H: 0 LOB: 0 BB: 0 P: 3	R: 0 E: 0 K: 2 S: 7	H: 0 LOB: 1 BB: 1 P: 11	R: 1 E: 1 K: 1 S: 7	H: 1 LOB: 2 BB: 1 P: 11	R: 0 E: 0 K: 1 S: 5	H: 1 LOB: 0 BB: 0 P: 5	R: 0 E: 0 K: 0 S: 3	H: 0 LOB: 1 BB: 1 P: 7	R: 0 E: 0 K: 2 S: 7	H: 0 LOB: 0 BB: 0 P: 7	1B: 4 2B: 1 3B: 0 HR: 0	SF: 0 SAC: 1 DP: 1 HBP: 0	WP: 0 PA: 37 PB: 0 SB: 0 CS: 1	
PITCHER	IP	WLS	BF	H	R	ER	SO	BB	IBB	HBP	BLK	WP	HR	S	P	ERA	WHIP			
Bob Veale, L ERA: 3.05 Dave Giusti, R ERA: 2.66	(1, 1)	8.0	34	5	2	1	7	6	0	0	1	0	0	42	66	1.12	1.375			
	(9, 1)	1.0	W 3	0	0	0	2	0	0	0	0	0	0	7	7	0.00	0.000			

St. Louis Cardinals @ Pittsburgh Pirates
Forbes Field, Pittsburgh, PA
Thu Jun 25 1970, 7:05 PM EDT
Att: 9,910 - Unknown

AB 30
R 2
H 5
RBI 2
BB 6
SO 9
LOB 14



Batter	1	2	3	4	5	6	7	8	9	AB	R	H	RBI	BB	SO	LOB	BOTTOM				
Matty Alou, L OBP: 0.310, SLG: 0.332 (1, 8)	0-0 F8		0-0 F9			0-3 K		0-0 FC6-4 1B		4	0	1	0	0	1	0					
Gene Alley, R OBP: 0.298, SLG: 0.363 (1, 6)	0-0 FC3-6 1B				0-0 1B		0-0 1-3		0-0 FC6-4 1-2	4	0	2	0	0	0	1					
Roberto Clemente, R OBP: 0.382, SLG: 0.595 (1, 9)	0-0 FC3-6 1-2				0-0 1B		0-0 FC5-4 1B		0-0 4-3	4	0	2	0	0	0	2					
Bob Robertson, R OBP: 0.379, SLG: 0.551 (1, 3)	0-3 K				0-3 K		0-0 FC5-4 1-2		0-0 2B 3B	4	1	1	0	0	2	4					
Al Oliver, L OBP: 0.293, SLG: 0.404 (1, 7)		0-0 P6			0-0 F9		0-0 P4		0-0 3B 2B	4	1	1	1	0	0	2					
Dave Cash, R OBP: 0.323, SLG: 0.414 (1, 4)		0-0 F9			0-3 K		0-0 F8		0-0 SF9 3B	4	1	1	1	0	1	2					
Jerry May, R OBP: 0.313, SLG: 0.262 (1, 2)		0-0 1-3				0-0 6-3		4-0 BB	2	0	0	0	2	0	0	0					
Richie Hebner, L OBP: 0.370, SLG: 0.438 (1, 5)			0-3 K			0-0 5-3		0-0 4-3	3	0	0	1	0	1	1						
Bob Veale, S OBP: 0.179, SLG: 0.139 Jose Pagan, R OBP: 0.286, SLG: 0.296 Dave Giusti, R OBP: 0.500, SLG: 0.200 (1, 1) (8, PH) (9, 1)			0-3 K			0-3 K		0-0 6-3	2	0	0	0	0	2	0	0					
Inning Stats	R: 0 E: 0 K: 1 S: 6	H: 1 LOB: 1 BB: 0 P: 6	R: 0 E: 0 K: 0 S: 3	H: 0 LOB: 0 BB: 0 P: 3	R: 0 E: 0 K: 2 S: 7	H: 0 LOB: 0 BB: 0 P: 7	R: 0 E: 0 K: 2 S: 9	H: 2 LOB: 2 BB: 0 P: 9	R: 0 E: 0 K: 1 S: 5	H: 0 LOB: 0 BB: 0 P: 5	R: 0 E: 0 K: 1 S: 6	H: 1 LOB: 1 BB: 0 P: 6	R: 0 E: 0 K: 0 S: 3	H: 0 LOB: 1 BB: 1 P: 7	R: 0 E: 0 K: 0 S: 4	H: 1 LOB: 1 BB: 0 P: 4	R: 3 E: 0 K: 0 S: 4	H: 3 LOB: 1 BB: 1 P: 8	1B: 5 2B: 1 3B: 2 HR: 0	SF: 1 SAC: 0 DP: 0 HBP: 0	WP: 0 PA: 35 PB: 0 SB: 0 CS: 0
PITCHER	IP	WLS	BF	H	R	ER	SO	BB	IBB	HBP	BLK	WP	HR	S	P	ERA	WHIP				
Steve Carlton, L ERA: 2.95	(1, 1)	8.1	L 35	8	3	3	7	1	1	0	0	0	0	47	55	3.24	1.080				

St. Louis Cardinals @ Pittsburgh Pirates
Forbes Field, Pittsburgh, PA
Thu Jun 25 1970, 7:05 PM EDT
Att: 9,910 - Unknown

AB 32
R 3
H 8
RBI 3
BB 2
SO 7
LOB 12



Batter	1	2	3	4	5	6	7	8	9	AB	R	H	RBI	BB	SO	LOB	TOP					
Tony Taylor, R OBP: 0.346, SLG: 0.395 Denny Doyle, L OBP: 0.282, SLG: 0.320	0-0 4-3		0-3 K			0-0 6-3		0-0 6-3		4	0	0	0	0	1	1						
Oscar Gamble, L OBP: 0.311, SLG: 0.337	0-0 F6			0-0 FC2-6 1B		0-0 F9		0-0 4-3		4	0	1	0	0	0	0						
Don Money, R OBP: 0.418, SLG: 0.612	0-0 2B			0-0 FC2-6 G1 1-2f		0-3 K		4-0 FC5 BB BB		3	0	1	0	1	1	1						
Deron Johnson, R OBP: 0.328, SLG: 0.438	0-0 F9			0-0 G1 1-2		0-0 6-3		0-0 P6		4	0	0	0	0	0	3						
Ron Stone, L OBP: 0.336, SLG: 0.395		0-0 G1-6-3 1B		4-0 BB		0-0 F7		4-0 1-2 BB		2	0	1	0	1	0	0						
Byron Browne, R OBP: 0.299, SLG: 0.469		0-0 G1-6-3 1-2f		0-3 K		0-3 K		0-0 FC5 2-3f		4	0	0	0	0	2	5						
Larry Bowa, S OBP: 0.250, SLG: 0.245		0-0 4-3			0-0 F9			0-0 F5		3	0	0	0	0	0	0						
Mike Compton, R OBP: 0.292, SLG: 0.293			0-0 L6		0-0 L9			0-0 L5		3	0	0	0	0	0	0						
Rick Wise, R OBP: 0.171, SLG: 0.121 Barry Lersch, S OBP: 0.291, SLG: 0.391 Bill Wilson, R OBP: 0.316, SLG: 0.341 Rick Joseph, R OBP: 0.316, SLG: 0.341 John Briggs, S OBP: 0.111, SLG: 0.111 Grant Jackson, S OBP: 0.111, SLG: 0.111			0-3 K		0-0 5-3			0-0 1B		0	0	0	0	0	0	0						
Inning Stats	R: 0 E: 0 K: 0 S: 4	H: 1 LOB: 1 BB: 0 P: 4	R: 0 E: 0 K: 0 S: 3	H: 1 LOB: 0 BB: 0 P: 3	R: 0 E: 0 K: 2 S: 7	H: 0 LOB: 0 BB: 0 P: 7	R: 0 E: 0 K: 1 S: 6	H: 1 LOB: 1 BB: 1 P: 10	R: 0 E: 0 K: 0 S: 3	H: 0 LOB: 0 BB: 0 P: 3	R: 0 E: 0 K: 1 S: 5	H: 0 LOB: 0 BB: 0 P: 5	R: 0 E: 0 K: 1 S: 5	H: 0 LOB: 0 BB: 0 P: 5	R: 0 E: 0 K: 0 S: 4	H: 1 LOB: 1 BB: 0 P: 4	R: 0 E: 0 K: 0 S: 3	H: 0 LOB: 2 BB: 2 P: 11	1B: 3 2B: 1 3B: 0 HR: 0	SF: 0 2B: 1 3B: 0 HBP: 0	WP: 0 PB: 0 SB: 0 CS: 0	PA: 33
PITCHER Bob Gibson, R ERA: 3.37	IP: 9.0 WLS: W BF: 33 H: 4 R: 0 ER: 0 SO: 5 BB: 3 IBB: 0 HBP: 0 BLK: 0 WP: 0 HR: 0 S: 40 P: 52 ERA: 0.00 WHIP: 0.778															PITCHER						

Philadelphia Phillies @ St. Louis Cardinals
Busch Stadium, St. Louis, MO
Fri Jun 26 1970, 7:05 PM CDT
Att: 40,221 - Unknown

AB	30
R	0
H	4
RBI	0
BB	3
SO	5
LOB	10



Batter	1	2	3	4	5	6	7	8	9	AB	R	H	RBI	BB	SO	LOB	BOTTOM			
Lou Brock, L OBP: 0.359, SLG: 0.392	0-0 6-3	0-0 G4-6-3 1B		0-0 4-3		0-0 F7	4-0 1-2 2-3 BB			4	0	1	0	1	0	1				
Vic Davallito, L OBP: 0.365, SLG: 0.426	0-0 6-3	0-0 G4-6-3 1-2f 2-3		0-0 S 1B		0-0 S 1B	0-3 K			5	1	2	0	0	1	5				
Carl Taylor, R OBP: 0.324, SLG: 0.300	0-0 1B S	4-0 BB		0-0 1B 1-H		0-0 P4		0-0 F3		4	1	2	1	1	0	2				
Dick Allen, R OBP: 0.382, SLG: 0.571	0-0 1B S	0-0 F9		0-0 F8		0-0 BB FC5-2 1B		0-0 1B		5	1	3	0	0	0	3				
Joe Torre, R OBP: 0.375, SLG: 0.467 Mike Shannon, R OBP: 0.177, SLG: 0.155	0-0 1B 1-H 3-H	0-0 1B		0-0 1B 3B		4-0 G4-6-3 BB	0-0 FC5-2 SF9 1B	0-0 1B		4	3	4	1	1	0	0				
Ted Simmons, S OBP: 0.307, SLG: 0.315	0-0 1B			0-0 G4-6-3 1B		0-0 G4-6-3 1-2f	4-0 SF9 FC5-2 1B BB	0-0 L5		4	1	2	1	1	0	3				
Julian Javier, R OBP: 0.268, SLG: 0.259	0-0 1B			0-0 G4-6-3 1-2f		0-3 K	0-0 FC5-2 BB 1B	0-0 F5		5	0	1	1	0	1	6				
Dal Maxvill, R OBP: 0.327, SLG: 0.185	0-0 F9			0-0 5-3		0-3 K	0-0 SF9			3	0	0	1	0	1	2				
Bob Gibson, R OBP: 0.434, SLG: 0.500		0-0 G4-6-3 1B		0-0 1-3		0-0 1B	0-0 1-2 3-H	0-0 1B		4	0	3	1	0	0	0				
Inning Stats	R: 3 E: 0 K: 0 S: 8	H: 5 LOB: 2 BB: 0 P: 8	R: 0 E: 0 K: 0 S: 4	H: 2 LOB: 1 BB: 1 P: 8	R: 1 E: 0 K: 0 S: 4	H: 2 LOB: 0 BB: 0 P: 4	R: 1 E: 0 K: 0 S: 5	H: 2 LOB: 1 BB: 0 P: 5	R: 0 E: 0 K: 1 S: 4	H: 0 LOB: 0 BB: 1 P: 8	R: 0 E: 0 K: 1 S: 7	H: 2 LOB: 2 BB: 0 P: 7	R: 2 E: 0 K: 1 S: 8	H: 3 LOB: 3 BB: 2 P: 16	R: 0 E: 0 K: 0 S: 5	H: 2 LOB: 2 BB: 0 P: 5	1B: 17 2B: 0 3B: 1 HR: 0	SF: 1 SAC: 0 DP: 3 HBP: 0	WP: 0 PB: 0 SB: 4 CS: 0	PA: 43
PITCHER Rick Wise, R ERA: 3.77 Barry Lersch, R ERA: 3.66 Bill Wilson, R ERA: 4.83	IP: 1.0 WLS: L BF: 10 H: 7 R: 3 ER: 4 SO: 2 BB: 2 IBB: 0 HBP: 0 BLK: 0 WP: 0 HR: 0 S: 24 P: 32 ERA: 7.20 WHIP: 2.000															PITCHER				

Philadelphia Phillies @ St. Louis Cardinals
Busch Stadium, St. Louis, MO
Fri Jun 26 1970, 7:05 PM CDT
Att: 40,221 - Unknown

AB	38
R	7
H	18
RBI	6
BB	4
SO	3
LOB	22



Batter	1	2	3	4	5	6	7	8	9	AB	R	H	RBI	BB	SO	LOB	TOP					
Tony Taylor, R OBP: 0.343, SLG: 0.388 (1,4)	4-3		1B BB	F8		1-3		6-3		4	1	0	0	1	0	1	Philadelphia Phillies @ St. Louis Cardinals Busch Stadium, St. Louis, MO Sat Jun 27 1970, 3:33 AM CDT Att: 20,549 - Unknown					
Larry Bowa, S OBP: 0.257, SLG: 0.252 (1,6)	CS 1B		5-3 1B 1B		G4-6-3 1B	4-3		1-3		5	1	3	0	0	0	1						
Don Money, R OBP: 0.424, SLG: 0.606 (1,5)	1-2 BB		5-3 1B 1B		G4-6-3 1-2		K	CS HBP		3	1	1	1	1	1	1						
Deron Johnson, R OBP: 0.330, SLG: 0.434 (9, PR)	K		5-3		F8		WP 1B 1B	CS		4	1	1	0	1	1	3						
Terry Harmon, R OBP: 0.299, SLG: 0.333 (9, PR)	K		1-2 2-3		F8		WP 1B 1B	CS		0	0	0	0	0	0	0						
Rick Joseph, R OBP: 0.282, SLG: 0.364 (1,7)			2-H 3-H 1B		P4		WP 1B 1B			5	1	2	2	0	2	1						
Byron Browne, R OBP: 0.315, SLG: 0.487 (1,9)	6-3 2B		1-2 1B		1B		BB BB 1B			5	1	4	2	0	1	1						
Oscar Gamble, L OBP: 0.316, SLG: 0.333 (1,8)	6-3 2-3		K		1B		1-2 2B 1B			4	1	1	0	1	1	4						
Mike Compton, R OBP: 0.284, SLG: 0.295 (7, PH)	K				6-3		1-2 2B 1B			3	1	1	1	0	1	1						
Ron Stone, L OBP: 0.340, SLG: 0.395 (7,2)	K				6-3		1-2 2B 1B			0	0	0	0	1	0	0						
Doc Edwards, R OBP: 0.313, SLG: 0.250 (7,2)					6-3		1-2 2B 1B			0	0	0	0	0	0	0						
Woodie Fryman, R ERA: 4.4					F9		1-H 2-H 2B			2	0	0	0	0	1	0						
Lowell Palmer, R ERA: 4.75					K					0	0	0	0	0	0	0						
Barry Lersch, R ERA: 3.62					K					0	0	0	0	0	0	0						
John Selma, R ERA: 3.12					K					0	0	0	0	0	0	0						
Green Selma, L ERA: 2.65					K					0	0	0	0	0	0	0						
Dick Selma, R ERA: 2.65					K					0	0	0	0	0	0	0						
Denny Doyle, L ERA: 3.51					K					0	0	0	0	0	0	0						
Inning Stats	R: 0 E: 0 K: 1 S: 5	H: 1 LOB: 1 BB: 1 P: 9	R: 0 E: 0 K: 2 S: 8	H: 1 LOB: 1 BB: 0 P: 8	R: 3 E: 0 K: 1 S: 9	H: 4 LOB: 2 BB: 1 P: 13	R: 0 E: 0 K: 1 S: 5	H: 0 LOB: 0 BB: 0 P: 5	R: 0 E: 0 K: 0 S: 3	H: 1 LOB: 0 BB: 0 P: 3	R: 3 E: 0 K: 0 S: 7	H: 4 LOB: 1 BB: 0 P: 7	R: 2 E: 0 K: 1 S: 7	H: 3 LOB: 2 BB: 2 P: 15	R: 0 E: 0 K: 0 S: 2	H: 0 LOB: 0 BB: 0 P: 3	R: 0 E: 0 K: 2 S: 7	H: 0 LOB: 1 BB: 1 P: 11	1B: 12 2B: 2 3B: 0 HR: 0	SF: 0 SAC: 0 DP: 2 HBP: 1	WP: 1 PB: 0 SB: 0 CS: 2	PA: 44
PITCHER	IP	WLS	BF	H	R	ER	SO	BB	IBB	HBP	BLK	WP	HR	S	P	ERA	WHIP					
Jerry Reuss, L ERA: 4.4	5.1	26	10	6	6	5	5	2	0	0	0	0	0	34	42	10.12	2.250					
Chuck Hartenstein, R ERA: 4.75	1.0	7	4	2	2	1	1	0	0	0	0	1	0	9	9	18.00	4.000					
Al Hrabosky, L ERA: 1.04	0.0	2	0	0	0	0	0	2	0	0	0	0	0	0	8	∞	∞					
Ted Abernathy, R ERA: 2.63	1.2	W	5	0	0	0	0	1	0	1	0	0	0	3	8	0.00	0.600					
Sal Campisi, R ERA: 3.51	1.0	S	3	0	0	0	2	0	0	0	0	0	0	7	7	0.00	0.000					

Batter	1	2	3	4	5	6	7	8	9	AB	R	H	RBI	BB	SO	LOB	BOTTOM				
Lou Brock, L OBP: 0.360, SLG: 0.396 (1,7)	4-3			WP 1B 2B	WP 2B	P4		K		5	2	2	0	0	1	2	Philadelphia Phillies @ St. Louis Cardinals Busch Stadium, St. Louis, MO Sat Jun 27 1970, 3:33 AM CDT Att: 20,549 - Unknown				
Julian Javier, R OBP: 0.272, SLG: 0.260 (1,4)	L9			WP 2B 1B	WP HR BB	G1-4-3				3	2	1	0	1	0	1					
Carl Taylor, R OBP: 0.330, SLG: 0.319 (1,9)	6-3			1-H 2-H 2B	F3		FC5-4 1B			4	1	2	2	0	0	2					
Dick Allen, R OBP: 0.381, SLG: 0.565 (1,3)				F2	WP HR IBB		P6			3	1	0	0	1	0	2					
Joe Torre, R OBP: 0.377, SLG: 0.482 (1,2)				1B 2B			FC5-4			4	2	2	4	0	0	1					
Jim Beauchamp, R OBP: 0.304, SLG: 0.381 (1,8)				2-H 1B 2B	1-H 2-H 2-H HR					4	1	2	2	0	0	0					
Vic Davallo, L OBP: 0.365, SLG: 0.426 (9,8)	6-3			4-3 1B	5-3			HR		0	0	0	0	0	0	0					
Mike Shannon, R OBP: 0.212, SLG: 0.183 (1,5)				K	4-3 IBB			6-3 BB		2	0	1	0	2	1	0					
Dal Maxvill, R OBP: 0.320, SLG: 0.180 (1,6)				L8	4-3			6-3		4	0	0	0	0	0	4					
Jerry Reuss, L ERA: 4.4				K	K			K		2	0	0	0	0	2	2					
Chuck Hartenstein, R ERA: 4.75				K	K			K		0	0	0	0	1	0	0					
Al Hrabosky, R ERA: 1.04				K	K			K		0	0	0	0	0	0	0					
Ted Abernathy, R ERA: 2.63				K	K			K		1	0	0	0	0	1	1					
Sal Campisi, R ERA: 3.51				K	K			K		0	0	0	0	0	0	0					
Inning Stats	R: 0 E: 0 K: 0 S: 3	H: 0 LOB: 0 BB: 0 P: 3	R: 0 E: 0 K: 0 S: 3	H: 0 LOB: 0 BB: 0 P: 3	R: 0 E: 0 K: 2 S: 7	H: 0 LOB: 0 BB: 0 P: 7	R: 4 E: 0 K: 1 S: 10	H: 5 LOB: 2 BB: 1 P: 14	R: 4 E: 0 K: 0 S: 6	H: 3 LOB: 1 BB: 2 P: 14	R: 0 E: 0 K: 0 S: 2	H: 0 LOB: 0 BB: 1 P: 6	R: 0 E: 0 K: 0 S: 3	H: 1 LOB: 1 BB: 0 P: 3	R: 1 E: 0 K: 2 S: 8	H: 1 LOB: 1 BB: 1 P: 12	1B: 4 2B: 4 3B: 0 HR: 2	SF: 0 SAC: 0 DP: 1 HBP: 0	WP: 3 PB: 0 SB: 0 CS: 0	PA: 37	
PITCHER	IP	WLS	BF	H	R	ER	SO	BB	IBB	HBP	BLK	WP	HR	S	P	ERA	WHIP				
Woodie Fryman, L ERA: 3.33	3.1	16	5	4	4	2	2	0	1	0	0	0	1	9	23	10.80	1.500				
Lowell Palmer, R ERA: 4.53	1.1	9	3	4	4	1	1	1	1	0	0	2	1	9	17	27.00	3.000				
Barry Lersch, R ERA: 3.62	0.1	1	0	0	0	0	0	0	0	0	0	0	0	1	1	0.00	0.000				
Dick Selma, R ERA: 3.12	1.0	3	0	0	0	0	0	1	0	0	0	0	0	2	6	0.00	1.000				
Joe Hoerner, L ERA: 2.65	2.0	L	8	2	1	1	2	1	0	0	0	0	1	11	15	4.50	1.500				

AB	37
R	8
H	14
RBI	8
BB	5
SO	8
LOB	16



AB	32
R	9
H	10
RBI	8
BB	5
SO	5
LOB	15



Batter	1	2	3	4	5	6	7	8	9	AB	R	H	RBI	BB	SO	LOB	TOP			
Denny Doyle, L (1,4) OBP: 0.288, SLG: 0.330	0-0 E 2B		0-0 4-3 1B		0-0 F7		0-0 3B 1B		0-0 4-3	5	2	3	0	0	0	0	Philadelphia Phillies @ St. Louis Cardinals Busch Stadium, St. Louis, MO Sun Jun 28 1970, 3:33 AM CDT Unknown livebaseballscorecards.com			
Oscar Gamble, L (1,8) OBP: 0.320, SLG: 0.352	0-0 F9		0-0 4-3		4-0 4-3 BB		0-0 1B 3B		0-3 K	4	1	1	1	1	1	2				
Don Money, R (1,5) OBP: 0.426, SLG: 0.603	0-0 F8		0-0 E S 1B		0-0 4-3		0-0 FC6-4 1B			4	1	2	2	0	0	2				
Deron Johnson, R (1,3) OBP: 0.329, SLG: 0.431	0-0 L6		0-0 1B		0-0 F9		0-0 FC6-4			4	0	1	1	0	0	3				
John Briggs, L (1,7) OBP: 0.322, SLG: 0.351		0-3 K		0-0 4-3		0-0 4-3		0-0 FC6 1B		4	0	1	0	0	1	1				
Terry Harmon, R (8, PR) OBP: 0.299, SLG: 0.333										0	0	0	0	0	0	0				
Byron Browne, R (1,9) OBP: 0.319, SLG: 0.484		0-3 K			4-0 BB		0-0 G4-6-3 1B		0-0 F4	3	0	1	0	1	1	1				
Larry Bowa, S (1,6) OBP: 0.258, SLG: 0.253					0-0 F2				0-3 K	3	0	1	0	0	0	2				
Tony Taylor, R (8, PH) OBP: 0.342, SLG: 0.386										1	0	0	0	0	1	1				
Doc Edwards, R (8,2) OBP: 0.313, SLG: 0.250					0-0 F3					0	0	0	0	0	0	0				
Mike Compton, R (1,2) OBP: 0.282, SLG: 0.281					0-0 P4				0-0 FC6	3	0	0	0	0	0	2				
Ron Stone, L (8, PH) OBP: 0.336, SLG: 0.392									1-2 FC6	1	0	0	0	0	0	1				
Jim Bunning, R (1,1) OBP: 0.194, SLG: 0.138					0-0 6-3					2	0	0	0	0	1	1				
Rick Joseph, R (7, PH) OBP: 0.278, SLG: 0.358										1	0	0	0	0	1	0				
Dick Selma, R (7,1) OBP: 0.304, SLG: 0.354										0	0	0	0	0	0	0				
Larry Hisle, R (8, PH)										1	0	0	0	0	0	0				
Inning Stats	R: 0 E: 1 K: 0 S: 4	H: 1 LOB: 1 BB: 0 P: 4	R: 0 E: 0 K: 2 S: 8	H: 1 LOB: 1 BB: 0 P: 8	R: 2 E: 0 K: 1 S: 8	H: 3 LOB: 1 BB: 0 P: 8	R: 0 E: 0 K: 0 S: 3	H: 0 LOB: 1 BB: 1 P: 7	R: 0 E: 0 K: 0 S: 3	H: 1 LOB: 0 BB: 0 P: 3	R: 2 E: 0 K: 1 S: 8	H: 3 LOB: 1 BB: 0 P: 8	R: 0 E: 0 K: 1 S: 6	H: 1 LOB: 1 BB: 0 P: 6	R: 0 E: 0 K: 1 S: 5	H: 0 LOB: 0 BB: 0 P: 5	1B: 8 2B: 1 3B: 1 HR: 0	SF: 0 SAC: 0 DP: 1 HBP: 0	WP: 0 PB: 0 SB: 1 CS: 0	PA: 38
PITCHER Mike Torrez, R (1,1) ERA: 3.34	IP: 9.0 WLS: W BF: 38 H: 10 R: 4 ER: 4 SO: 6 BB: 2 IBB: 0 HBP: 0 BLK: 0 WP: 0 HR: 0 S: 48 P: 56 ERA: 4.00 WHIP: 1.333															PITCHER				

Batter	1	2	3	4	5	6	7	8	9	AB	R	H	RBI	BB	SO	LOB	BOTTOM		
Lou Brock, L (1,7) OBP: 0.361, SLG: 0.397	0-0 4-3		0-0 CS S 1B		0-0 1B		0-0 1-3			4	0	2	0	0	0	0	Philadelphia Phillies @ St. Louis Cardinals Busch Stadium, St. Louis, MO Sun Jun 28 1970, 3:33 AM CDT Unknown livebaseballscorecards.com		
Vic Davallilo, L (1,8) OBP: 0.372, SLG: 0.444	0-0 1B E 1B		0-0 5-3		0-0 F9		0-0 6-3 1B 2B			4	2	2	0	0	0	2			
Joe Hague, L (1,9) OBP: 0.394, SLG: 0.434	0-0 E7 1B 1B		0-0 1B		0-0 L6		0-0 6-3			4	1	2	0	0	0	2			
Dick Allen, R (1,3) OBP: 0.382, SLG: 0.564	0-0 F2		0-3 K				0-0 SH1-4 BB SF7 1B		0-0 1B	4	1	2	1	0	1	2			
Joe Torre, R (1,2) OBP: 0.385, SLG: 0.498	0-0 1B				0-0 HR		4-0 SH1-4 BB 1-2 1B		0-0 1B	3	1	3	2	1	0	0			
Julian Javier, R (1,4) OBP: 0.288, SLG: 0.257	0-3 K				0-0 4-3		0-0 SH1-4 P4			3	0	0	0	0	1	3			
Mike Shannon, R (1,5) OBP: 0.214, SLG: 0.175		0-3 K			0-0 6-3		4-0 FC6-4 IBB		0-0 F8	3	0	0	0	1	1	0			
Daf Maxwell, R (1,6) OBP: 0.316, SLG: 0.177							0-0 SF7		0-3 K	2	0	0	0	0	1	0			
Leron Lee, L (6, PH) OBP: 0.307, SLG: 0.366					0-0 F8					0	0	0	1	0	0	0			
Mitt Ramirez, R (7,6) OBP: 0.236, SLG: 0.235										1	0	0	0	0	1	0			
Mike Torrez, R (1,1) OBP: 0.231, SLG: 0.237					0-0 L7		3-4 FC6-4		0-0 6-3	4	0	0	0	0	1	2			
Inning Stats	R: 2 E: 1 K: 1 S: 8	H: 3 LOB: 1 BB: 0 P: 8	R: 0 E: 0 K: 3 S: 9	H: 0 LOB: 0 BB: 0 P: 9	R: 0 E: 0 K: 1 S: 6	H: 2 LOB: 1 BB: 0 P: 6	R: 1 E: 0 K: 0 S: 4	H: 1 LOB: 0 BB: 0 P: 4	R: 0 E: 0 K: 0 S: 4	H: 1 LOB: 2 BB: 2 P: 12	R: 1 E: 0 K: 0 S: 6	H: 3 LOB: 0 BB: 0 P: 6	R: 0 E: 0 K: 1 S: 5	H: 0 LOB: 0 BB: 0 P: 5	1B: 9 2B: 1 3B: 0 HR: 1	SF: 1 SAC: 1 DP: 0 HBP: 0		WP: 0 PB: 0 SB: 1 CS: 1	PA: 36
PITCHER Jim Bunning, R (1,1) ERA: 3.54	IP: 6.0 WLS: L BF: 27 H: 8 R: 4 ER: 3 SO: 5 BB: 1 IBB: 0 HBP: 0 BLK: 0 WP: 0 HR: 1 S: 35 P: 43 ERA: 4.50 WHIP: 1.500															PITCHER			
PITCHER Dick Selma, R (7,1) ERA: 3.16	IP: 2.0 WLS: L BF: 9 H: 3 R: 1 ER: 1 SO: 1 BB: 0 IBB: 0 HBP: 0 BLK: 0 WP: 0 HR: 0 S: 11 P: 11 ERA: 4.50 WHIP: 1.500															PITCHER			

Batter	1	2	3	4	5	6	7	8	9	10	AB	R	H	RBI	BB	SO	LOB	TOP																	
Denny Doyle, L OBP: 0.289, SLG: 0.330 Terry Harmon, R OBP: 0.319, SLG: 0.344	(1,4) 0-3 K			(1) 3-1		(1) FC4-6 1B		(1) CS BB		(1) 1B 1B	3	0	1	0	0	1	0																		
Oscar Gamble, L OBP: 0.305, SLG: 0.333	(1,8) 0-0 4-3			(2) K		(1) FC4-6 1-2f G6-4-3		(3) CS 1-2	(1) 4-3	(2) F8	5	0	0	0	0	1	4																		
Don Money, R OBP: 0.415, SLG: 0.586 Woodie Fryman, R OBP: 0.121, SLG: 0.121 Tony Taylor, R OBP: 0.344, SLG: 0.389	(1,5) 0-0 5-3			(3) 6-3		(3) G6-4-3 1-2f		(2) F7	(2) F7	(2) 1B 1B	4	0	0	0	0	0	1																		
Deron Johnson, R OBP: 0.330, SLG: 0.439	(1,3) 0-0 5-3			(1) 5-3		(1) SF9 3B		(1) F5	(3) P4	(1) 1B 1B	5	1	2	1	0	0	0																		
Ron Stone, L OBP: 0.340, SLG: 0.425	(1,7) 0-0 4-3			(2) 4-3		(1) SF9 3H		(2) HR		(1) L6 2B	4	1	2	2	0	0	2																		
Byron Browne, R OBP: 0.312, SLG: 0.471	(1,9) 0-0 6-3			(3) 6-3		(2) K		(2) F9		(1) FC1-5 1B 1B	4	1	0	0	0	1																			
Larry Bowa, S OBP: 0.261, SLG: 0.257			(1) 4-3			(1) E S 1B		(3) 6-3		(1) 1B 1B	4	2	2	0	0	0	0																		
Doc Edwards, R OBP: 0.314, SLG: 0.255 John Briggs, L OBP: 0.327, SLG: 0.356 Grant Jackson, S OBP: 0.111, SLG: 0.111 Mike Compton, R OBP: 0.282, SLG: 0.281	(1,2) 0-0 5-3			(2) 5-3		(1) K 1B				(1) E8 1B 1B	3	0	1	1	0	0	0																		
Chris Short, R OBP: 0.207, SLG: 0.208 Rick Joseph, L OBP: 0.271, SLG: 0.393 Joe Hoerner, R OBP: 0.244, SLG: 0.429 Dick Selma, R OBP: 0.230, SLG: 0.111	(1,1) 0-0 4-3			(3) 4-3		(3) K				(1) 1B 1B	2	0	0	0	0	1	1																		
Inning Stats	R: 0 E: 0 K: 1 S: 5	H: 0 LOB: 0 BB: 0 P: 3	R: 0 E: 0 K: 0 S: 3	H: 0 LOB: 0 BB: 0 P: 3	R: 0 E: 0 K: 1 S: 5	H: 0 LOB: 0 BB: 0 P: 5	R: 2 E: 0 K: 2 S: 10	H: 3 LOB: 1 BB: 0 P: 10	R: 0 E: 0 K: 0 S: 3	H: 1 LOB: 0 BB: 0 P: 4	R: 1 E: 0 K: 2 S: 4	H: 1 LOB: 0 BB: 0 P: 4	R: 0 E: 0 K: 0 S: 3	H: 0 LOB: 0 BB: 1 P: 6	R: 0 E: 0 K: 0 S: 3	H: 0 LOB: 0 BB: 0 P: 3	R: 5 E: 1 K: 0 S: 10	H: 7 LOB: 2 BB: 0 P: 10	1B: 9 2B: 1 3B: 1 HR: 1	SF: 1 SAC: 0 DP: 1 HBP: 0	WP: 0 PB: 0 SB: 1 CS: 1	PA: 42													
PITCHER	IP 7.0	WLS 25	BF 5	H 3	R 3	ER 3	SO 4	BB 0	IBB 0	HBP 0	BLK 0	WP 0	HR 1	S 33	P 33	ERA 3.86	WHIP 0.714	PITCHER	IP 10.1	WLS 0.2	BF 6	H 4	R 3	ER 3	SO 0	BB 0	IBB 0	HBP 0	BLK 0	WP 0	HR 0	S 6	P 6	ERA 40.50	WHIP 6.000
Chuck Taylor, R ERA: 2.97	Sal Campisi, R ERA: 3.31	Billy McCool, L ERA: 5.03	Frank Linzy, R ERA: 5.36	Al Hrabosky, L ERA: 2.09														Chuck Hartenstein, R ERA: 5.23																	

Philadelphia Phillies @ St. Louis Cardinals
Busch Stadium, St. Louis, MO
Sun Jun 28 1970, 3:38 AM CDT
Att: 38,194 - Unknown

AB 39
R 8
H 12
RBI 7
BB 1
SO 4
LOB 9



Batter	1	2	3	4	5	6	7	8	9	10	AB	R	H	RBI	BB	SO	LOB	BOTTOM																	
Lou Brock, L OBP: 0.359, SLG: 0.391	(1,7) 0-0 F9	(3) 1-3			(1) P6		(2) K		(1) IBB		4	0	0	0	1	1	1																		
Jerry Davanon, R OBP: 0.260, SLG: 0.400 Billy McCool, R ERA: 5.03 Frank Linzy, R ERA: 5.36 Al Hrabosky, R ERA: 2.09 Chuck Hartenstein, R ERA: 5.23	(1,4) 0-0 BB 2B		(1) K		(2) 4-3		(3) P4		(2) K		5	0	1	0	0	2	2																		
Carl Taylor, R OBP: 0.335, SLG: 0.313 Joe Hague, L OBP: 0.392, SLG: 0.432	(1,9) 1-0 BB HBP		(2) K		(1) BB		(1) K		(1) K		2	0	0	0	1	2	0																		
Dick Allen, R OBP: 0.379, SLG: 0.556	(1,3) 0-3 K		(3) 3-1		(3) K		(1) WP BB		(1) K		4	0	0	0	1	3	3																		
Joe Torre, R OBP: 0.395, SLG: 0.498	(1,2) 4-0 1-2 2-3 BB				(1) 3B 2B		(1) 6-3		(2) K		4	1	1	0	1	1	1																		
Jim Beauchamp, R OBP: 0.288, SLG: 0.356 Vic Davalillo, L OBP: 0.363, SLG: 0.432	(1,8) 0-0 F9				(1) 6-3		(2) K		(3) 6-3		3	0	0	0	0	1	4																		
Mike Shannon, R OBP: 0.243, SLG: 0.254			(1) F8		(2) SF9 3B		(3) 1B		(1) E 2B		4	2	3	1	0	0	0																		
Dal Maxvill, R OBP: 0.316, SLG: 0.182 Leron Lee, L OBP: 0.305, SLG: 0.363 Milt Ramirez, R OBP: 0.236, SLG: 0.235	(1,6) 0-0 SH1-4 1B				(2) SF9		(3) F9		(1) E5 SH3-4		2	0	1	1	0	0	1																		
Chuck Taylor, R OBP: 0.200, SLG: 0.222 Jose Cardenal, R OBP: 0.351, SLG: 0.426 Sal Campisi, R ERA: 3.32 Julian Javier, R OBP: 0.268, SLG: 0.257	(1,1) 0-0 SH1-4				(3) F3		(1) F8		(1) SH3-4		1	0	0	0	0	0	0																		
Inning Stats	R: 0 E: 0 K: 1 S: 6	H: 1 LOB: 3 BB: 1 P: 11	R: 0 E: 0 K: 0 S: 4	H: 1 LOB: 1 BB: 0 P: 4	R: 0 E: 0 K: 2 S: 7	H: 0 LOB: 0 BB: 0 P: 7	R: 2 E: 0 K: 0 S: 5	H: 2 LOB: 0 BB: 0 P: 5	R: 0 E: 0 K: 1 S: 5	H: 0 LOB: 1 BB: 0 P: 6	R: 0 E: 0 K: 1 S: 6	H: 0 LOB: 0 BB: 0 P: 5	R: 0 E: 0 K: 2 S: 7	H: 0 LOB: 1 BB: 1 P: 11	R: 1 E: 1 K: 2 S: 9	H: 1 LOB: 2 BB: 0 P: 13	R: 0 E: 0 K: 1 S: 5	H: 0 LOB: 0 BB: 0 P: 5	1B: 2 2B: 3 3B: 1 HR: 0	SF: 1 SAC: 2 DP: 0 HBP: 1	WP: 1 PB: 0 SB: 0 CS: 0	PA: 42													
PITCHER	IP 7.0	WLS 29	BF 5	H 2	R 2	ER 2	SO 6	BB 2	IBB 0	HBP 1	BLK 0	WP 0	HR 0	S 38	P 47	ERA 2.57	WHIP 1.000	PITCHER	IP 10.1	WLS 0.1	BF 10	H 1	R 1	ER 0	SO 3	BB 0	IBB 0	HBP 0	BLK 0	WP 1	HR 0	S 15	P 19	ERA 0.00	WHIP 0.429
Chris Short, L ERA: 4.74	Joe Hoerner, L ERA: 2.82	Dick Selma, R ERA: 3.05	Woodie Fryman, L ERA: 3.32	Dick Selma, R ERA: 3.05														Chuck Taylor, R ERA: 2.97																	

Philadelphia Phillies @ St. Louis Cardinals
Busch Stadium, St. Louis, MO
Sun Jun 28 1970, 3:38 AM CDT
Att: 38,194 - Unknown

AB 34
R 3
H 6
RBI 2
BB 4
SO 11
LOB 15



Batter	1	2	3	4	5	6	7	8	9	AB	R	H	RBI	BB	SO	LOB	TOP				
Don Kessinger, S OBP: 0.347, SLG: 0.398 (1, 6)	F9	K					5-3		FC6-4	5	0	1	0	0	1	2					
Glenn Beckert, R OBP: 0.302, SLG: 0.329 (1, 4)	F 14 SF7 1B		6-3			P3	P4		5-3	5	1	1	0	0	0	3					
Jim Hickman, R OBP: 0.443, SLG: 0.661 Billy Williams, L OBP: 0.356, SLG: 0.556 (8, 7)	E 1B		F9			14 HR BB			P3	3	2	1	0	1	0	0					
Ron Santo, R OBP: 0.319, SLG: 0.367 (8, 5)	E6 1B		P6			F8			14 HR 1B	4	1	1	0	0	0	3					
14 Ernie Banks, R OBP: 0.301, SLG: 0.488 (1, 3)	SF7				P6				1B	3	2	2	5	0	0	0					
Paul Popovich, S OBP: 0.342, SLG: 0.373 Johnny Callison, L OBP: 0.340, SLG: 0.405 (8, 9)	FC6-4 1B		P8			K			K	4	0	1	1	0	2	0					
Cleo James, R OBP: 0.281, SLG: 0.315 (1, 8)	FC6-4		K			K			F7	4	0	0	0	0	2	2					
Jack Hiatt, R OBP: 0.401, SLG: 0.369 Al Spangler, L (9, PR)		K				F8			SH1-4 1B	4	0	2	0	0	1	0					
Ken Holtzman, R OBP: 0.260, SLG: 0.292 Phil Regan, R (8, 1) Larry Gura, S (8, 1) Phil Gagliano, R OBP: 0.231, SLG: 0.167 (9, PH)	F9				6-3				P3	2	0	0	0	0	0	0					
Inning Stats	R: 2 E: 1 K: 0 S: 7	H: 3 LOB: 2 BB: 0 P: 7	R: 0 E: 0 K: 2 S: 7	H: 0 LOB: 0 BB: 0 P: 7	R: 0 E: 0 K: 0 S: 3	H: 0 LOB: 0 BB: 0 P: 3	R: 0 E: 0 K: 1 S: 5	H: 0 LOB: 0 BB: 0 P: 5	R: 0 E: 0 K: 0 S: 4	H: 1 LOB: 1 BB: 0 P: 4	R: 2 E: 0 K: 2 S: 8	H: 1 LOB: 1 BB: 1 P: 12	R: 0 E: 0 K: 0 S: 4	H: 1 LOB: 0 BB: 0 P: 4	R: 2 E: 0 K: 1 S: 7	H: 2 LOB: 0 BB: 0 P: 7	R: 0 E: 0 K: 0 S: 4	H: 1 LOB: 1 BB: 0 P: 4	1B: 7 2B: 0 3B: 0 HR: 2	SF: 1 SAC: 1 DP: 0 HBP: 0	WP: 0 PA: 38 PB: 0 SB: 0 CS: 0
PITCHER Steve Carlton, L ERA: 3.02 (1, 1)	IP: 9.0 WLS: W BF: 38 H: 9 R: 6 ER: 4 SO: 6 BB: 1 IBB: 0 HBP: 0 BLK: 0 WP: 0 HR: 2 S: 49 P: 53 ERA: 4.00 WHIP: 1.111															PITCHER					

Chicago Cubs @ St. Louis Cardinals
 Busch Stadium, St. Louis, MO
 Mon Jun 29 1970, 7:05 PM CDT
 Att: 28,910 - Unknown

AB	35
R	6
H	9
RBI	6
BB	1
SO	6
LOB	11



Batter	1	2	3	4	5	6	7	8	9	AB	R	H	RBI	BB	SO	LOB	BOTTOM		
Lou Brock, L OBP: 0.353, SLG: 0.384 (1, 7)	F7		6-3							5	0	0	0	0	0	2			
Julian Javier, R OBP: 0.275, SLG: 0.261 (1, 4)	6-3					1B SF9 1B	PB 1B		P4	4	2	2	0	1	0	1			
Carl Taylor, R OBP: 0.342, SLG: 0.350 (1, 9)						P4	F3			4	1	2	1	0	0	3			
Dick Allen, R OBP: 0.384, SLG: 0.568 (1, 3)	K					1B HR				3	2	2	2	1	1	1			
Joe Torre, R OBP: 0.384, SLG: 0.496 (9, 5)	K					6-3	SF9			3	1	1	1	0	1	0			
Jim Beauchamp, R OBP: 0.302, SLG: 0.367 Ted Simmons, S OBP: 0.307, SLG: 0.315 (9, 2)	4-3					P5-3				4	1	2	0	0	0	0			
Mike Shannon, R OBP: 0.234, SLG: 0.243 Vic Davallillo, L OBP: 0.370, SLG: 0.453 (9, 8)	P3					F9				3	0	0	0	0	0	2			
Daf Maxvill, R OBP: 0.311, SLG: 0.178 Jose Cardenal, R OBP: 0.364, SLG: 0.428 Mitt Ramirez, R OBP: 0.236, SLG: 0.235 (9, 6)			6-3			P4				3	0	0	0	0	0	0			
Steve Carlton, L OBP: 0.262, SLG: 0.225 (1, 1)			K			P5-3				3	0	1	0	0	1	0			
Inning Stats	R: 0 E: 0 K: 1 S: 6	H: 1 LOB: 1 BB: 0 P: 6	R: 0 E: 0 K: 1 S: 5	H: 0 LOB: 0 BB: 0 P: 5	R: 0 E: 0 K: 1 S: 5	H: 0 LOB: 0 BB: 0 P: 5	R: 3 E: 0 K: 0 S: 5	H: 2 LOB: 0 BB: 1 P: 9	R: 0 E: 0 K: 0 S: 3	H: 0 LOB: 0 BB: 0 P: 3	R: 1 E: 0 K: 0 S: 6	H: 3 LOB: 2 BB: 0 P: 6	R: 0 E: 0 K: 0 S: 5	H: 2 LOB: 2 BB: 0 P: 5	R: 4 E: 0 K: 0 S: 7	H: 4 LOB: 1 BB: 1 P: 11	1B: 8 2B: 2 3B: 1 HR: 1	SF: 1 SAC: 1 DP: 0 HBP: 0	WP: 0 PA: 38 PB: 1 SB: 0 CS: 0
PITCHER Ken Holtzman, L ERA: 3.96 (8, 1) Phil Regan, R ERA: 4.44 (8, 1) Larry Gura, L ERA: (8, 1)	IP: 7.0 WLS: L BF: 3 H: 3 R: 2 ER: 2 SO: 0 BB: 0 IBB: 0 HBP: 0 BLK: 0 WP: 0 HR: 0 S: 3 P: 3 ERA: 7.71 WHIP: 1.571															PITCHER			

Chicago Cubs @ St. Louis Cardinals
 Busch Stadium, St. Louis, MO
 Mon Jun 29 1970, 7:05 PM CDT
 Att: 28,910 - Unknown

AB	34
R	8
H	12
RBI	8
BB	2
SO	3
LOB	9



Batter	1	2	3	4	5	6	7	8	9	AB	R	H	RBI	BB	SO	LOB	TOP					
Don Kessinger, S (1,6) OBP: 0.355, SLG: 0.404	4-0 BB HR BB	0-0 1B 1B		0-0 PB 1B		0-0 1-2 1B		0-0 6-3		4	2	3	0	1	0	0						
Paul Popovich, S (1,4) OBP: 0.353, SLG: 0.377	4-0 HR BB	0-0 1B 1B		0-0 P6		0-0 P7		0-0 FC5-4 1B		4	1	2	0	1	0	3						
Billy Williams, L (1,7) OBP: 0.356, SLG: 0.562	0-0 1-H 2-H HR	0-0 F8		4-0 BB		0-0 G3		0-3 K		4	1	1	3	1	1	5						
Jim Hickman, R (1,8) OBP: 0.442, SLG: 0.655	0-3 K	0-0 1-2 2-H 1B		0-0 5-3		0-0 1B		0-0 FC5-4 1-2		5	0	2	1	0	1	3						
Johnny Callison, L (1,9) OBP: 0.333, SLG: 0.396	0-0 F9	0-0 4-3		0-0 F7		0-0 F7		0-0 F8		5	0	0	0	0	0	4						
Willie Smith, L (1,3) OBP: 0.254, SLG: 0.267	0-0 E1 BB		0-0 F7		0-0 F7		0-0 F7			4	0	0	0	0	0	1						
Ron Santo, R (1,5) OBP: 0.318, SLG: 0.363	4-0 1-2 BB		0-0 6-3		0-0 L4		0-0 F8			3	0	0	0	1	0	1						
Jack Hiatt, R (1,2) OBP: 0.393, SLG: 0.360	0-0 1-6-3		0-3 K		0-3 K		0-3 K			4	0	0	0	0	3	2						
Joe Decker, R (1,1) OBP: 0.214, SLG: 0.333		0-0 1-3		0-3 K		4-0 1B BB		0-0 3-1		2	0	0	0	0	1	0						
Roberto Rodriguez, R (4,1)										0	0	0	0	1	0	0						
Jim Colborn, R (7,1)										0	0	0	0	0	0	0						
Larry Gura, S (7,1)										1	0	0	0	0	0	0						
Inning Stats	R: 3 E: 1 K: 1 S: 7	H: 1 LOB: 2 BB: 3 P: 19	R: 1 E: 0 K: 0 S: 6	H: 3 LOB: 2 BB: 0 P: 6	R: 0 E: 0 K: 1 S: 5	H: 0 LOB: 0 BB: 0 P: 5	R: 0 E: 0 K: 1 S: 6	H: 1 LOB: 2 BB: 1 P: 10	R: 0 E: 0 K: 0 S: 3	H: 0 LOB: 0 BB: 0 P: 3	R: 0 E: 0 K: 1 S: 6	H: 1 LOB: 2 BB: 1 P: 10	R: 0 E: 0 K: 0 S: 4	H: 1 LOB: 1 BB: 0 P: 4	R: 0 E: 0 K: 1 S: 5	H: 0 LOB: 0 BB: 0 P: 5	R: 0 E: 0 K: 1 S: 6	H: 1 LOB: 1 BB: 0 P: 6	1B: 7 2B: 0 3B: 0 HR: 1	SF: 0 SAC: 0 DP: 0 HBP: 0	WP: 0 PB: 1 SB: 0 CS: 0	PA: 41
PITCHER Bob Gibson, R (1,1) ERA: 3.41	IP: 9.0 WLS: W BF: 41 H: 8 R: 4 ER: 4 SO: 6 BB: 5 IBB: 0 HBP: 0 BLK: 0 WP: 0 HR: 1 S: 48 P: 68 ERA: 4.00 WHIP: 1.444											PITCHER	IP: 9.0 WLS: W BF: 41 H: 8 R: 4 ER: 4 SO: 6 BB: 5 IBB: 0 HBP: 0 BLK: 0 WP: 0 HR: 1 S: 48 P: 68 ERA: 4.00 WHIP: 1.444									

Chicago Cubs @ St. Louis Cardinals
 Busch Stadium, St. Louis, MO
 Tue Jun 30 1970, 7:05 PM CDT
 Att: 34,039 - Unknown

AB	36
R	4
H	8
RBI	4
BB	5
SO	6
LOB	19



Batter	1	2	3	4	5	6	7	8	9	AB	R	H	RBI	BB	SO	LOB	BOTTOM					
Lou Brock, L (1,7) OBP: 0.352, SLG: 0.382	0-0 1B 1B		0-0 F7		0-0 P4-3		0-0 FC6-4 1-2			4	1	1	0	0	0	1						
Vic Davallilo, L (1,8) OBP: 0.376, SLG: 0.468	0-0 1B 1-2 1B		0-0 F5		0-0 CS 2B		0-0 F7			4	0	2	0	0	0	1						
Joe Haque, L (1,9) OBP: 0.391, SLG: 0.430	0-0 1-3 2-H 1B		0-3 K		0-3 K		0-0 HR			3	0	1	1	0	2	1						
Jose Cardenal, R (6,PH) OBP: 0.366, SLG: 0.442										1	1	1	1	0	0	0						
Dick Allen, R (1,3) OBP: 0.382, SLG: 0.563	0-0 F3		0-0 1B 1B		0-3 K		0-0 6-3			4	1	1	0	0	1	2						
Joe Torre, R (1,5) OBP: 0.382, SLG: 0.493	0-0 P4-6-3 1-2		0-3 K		0-0 F8		0-0 1B			4	0	1	0	0	1	3						
Ted Simmons, S (1,2) OBP: 0.305, SLG: 0.313		0-0 F7		0-0 1B 1-3 1B		0-0 3-1		0-0 F8		4	0	1	0	0	0	1						
Julian Javier, R (1,4) OBP: 0.275, SLG: 0.265		0-3 K		0-3 K		0-0 3-1 1B 2B		0-0 P3		4	1	1	0	0	2	3						
Dal Maxvill, R (1,6) OBP: 0.313, SLG: 0.182		0-0 F9		0-0 1-3 1B		0-0 3-1		0-0 FC6-4 3-H 1B		2	0	1	1	0	0	0						
Carl Taylor, R (7,PH) OBP: 0.339, SLG: 0.347										1	0	0	0	0	0	1						
Mitt Ramirez, R (8,6) OBP: 0.236, SLG: 0.235										0	0	0	0	0	0	0						
Bob Gibson, R (1,1) OBP: 0.446, SLG: 0.569			0-0 HR		0-3 K		0-0 FC6-4 3-H 1B			3	1	2	2	0	1	2						
Inning Stats	R: 1 E: 0 K: 0 S: 5	H: 3 LOB: 1 BB: 0 P: 5	R: 0 E: 0 K: 1 S: 5	H: 0 LOB: 0 BB: 0 P: 5	R: 1 E: 0 K: 1 S: 6	H: 1 LOB: 0 BB: 0 P: 6	R: 1 E: 0 K: 3 S: 12	H: 3 LOB: 2 BB: 0 P: 12	R: 0 E: 0 K: 1 S: 5	H: 1 LOB: 0 BB: 0 P: 5	R: 0 E: 0 K: 1 S: 5	H: 0 LOB: 0 BB: 0 P: 5	R: 1 E: 0 K: 0 S: 5	H: 2 LOB: 1 BB: 0 P: 5	R: 0 E: 0 K: 0 S: 5	H: 2 LOB: 1 BB: 0 P: 5	R: 1 E: 0 K: 0 S: 5	H: 2 LOB: 1 BB: 0 P: 5	1B: 8 2B: 2 3B: 0 HR: 2	SF: 0 SAC: 0 DP: 1 HBP: 0	WP: 0 PB: 0 SB: 0 CS: 1	PA: 34
PITCHER Joe Decker, R (1,1) ERA: 4.15	IP: 3.2 WLS: 7 BF: 3 H: 7 R: 3 ER: 3 SO: 4 BB: 0 IBB: 0 HBP: 0 BLK: 0 WP: 0 HR: 1 S: 25 P: 25 ERA: 7.36 WHIP: 1.909											PITCHER	IP: 3.2 WLS: 7 BF: 3 H: 7 R: 3 ER: 3 SO: 4 BB: 0 IBB: 0 HBP: 0 BLK: 0 WP: 0 HR: 1 S: 25 P: 25 ERA: 7.36 WHIP: 1.909									
Roberto Rodriguez, R (4,1) ERA: 4.38	2.2 9 2 1 1 3 0 0 0 0 0 0 0 15 15 3.38 0.750																					
Jim Colborn, R (7,1) ERA: 3.75	0.0 1 1 0 0 0 0 0 0 0 0 0 0 1 1 * *																					
Larry Gura, L (7,1) ERA: 1.23	1.2 L 7 2 1 1 0 0 0 0 0 0 0 1 7 7 5.40 1.200																					

Chicago Cubs @ St. Louis Cardinals
 Busch Stadium, St. Louis, MO
 Tue Jun 30 1970, 7:05 PM CDT
 Att: 34,039 - Unknown

AB	34
R	5
H	12
RBI	5
BB	0
SO	7
LOB	15



Batter	1	2	3	4	5	6	7	8	9	AB	R	H	RBI	BB	SO	LOB	TOP								
Don Kessinger, S (1, 6) OBP: 0.350, SLG: 0.398	K		L5		K		SH1-4	G3		4	0	0	0	0	2	2									
Paul Popovich, S (1, 4) OBP: 0.355, SLG: 0.373	P4-3			FC1-5 1B BB			P4 1B	P6-3		4	1	1	1	1	0	2									
Billy Williams, L (1, 7) OBP: 0.360, SLG: 0.563	K			BB FC1-5 1B	F8		1B 1B		1B 14 G4-6-3 1B	5	2	3	1	0	1	2									
Jim Hickman, R (1, 9) OBP: 0.445, SLG: 0.658		E5 FC6		FC1-5 BB		G6-3 2B	1B 1B		14 G4-6-3 1B	5	0	3	0	0	0	2									
14 Ernie Banks, R (1, 3) OBP: 0.298, SLG: 0.476	P6		F8			G6-3 BB	P3		G4-6-3	4	0	0	0	1	0	6									
Ron Santo, R (1, 5) OBP: 0.319, SLG: 0.361	K					G6-3			6-3	4	0	1	1	1	1	3									
Cleo James, R (1, 8) OBP: 0.272, SLG: 0.304	FC6				P4	4-3	F9			4	0	0	0	0	0	7									
Jack Hiatt, R (1, 2) OBP: 0.397, SLG: 0.358			F9				SH1-4 SH E BB	G3 1B		1	0	0	0	2	0	0									
Johnny Callison, L (7, PR) OBP: 0.333, SLG: 0.396					1B BB					0	1	0	0	0	0	0									
J.C. Martin, L (7, 2) OBP: 0.330, SLG: 0.211										1	0	1	0	0	0	0									
Fergie Jenkins, R (1, 1) OBP: 0.059, SLG: 0.061		K			F2		SH SH1-4 E	B2		3	1	0	0	0	1	2									
Inning Stats	R: 0 E: 0 K: 2 S: 7	H: 0 LOB: 0 BB: 7	R: 0 E: 1 K: 1 S: 6	H: 0 LOB: 1 BB: 0 P: 6	R: 0 E: 0 K: 1 S: 5	H: 0 LOB: 0 BB: 0 P: 5	R: 0 E: 0 K: 0 S: 4	H: 1 LOB: 3 BB: 2 P: 12	R: 0 E: 0 K: 1 S: 6	H: 1 LOB: 2 BB: 1 P: 10	R: 0 E: 0 K: 0 S: 3	H: 1 LOB: 1 BB: 1 P: 7	R: 4 E: 1 K: 0 S: 8	H: 3 LOB: 2 BB: 1 P: 12	R: 0 E: 0 K: 0 S: 4	H: 1 LOB: 1 BB: 0 P: 4	R: 1 E: 0 K: 0 S: 4	H: 2 LOB: 0 BB: 0 P: 4	1B: 8 2B: 1 3B: 0 HR: 0	SF: 0 SAC: 2 DP: 2 HBP: 0	WP: 0 PB: 0 SB: 0 CS: 0	PA: 42			
PITCHER	IP WLS BF H R ER SO BB IBB HBP BLK WP HR S P ERA WHIP	6.1 L 30 4 4 4 5 5 0 0 0 0 0 0 35 55 5.68 1.421	1.2 8 3 0 0 0 0 0 0 0 0 0 0 0 8 8 0.00 1.800	1.0 4 2 1 1 0 0 0 0 0 0 0 0 0 4 4 9.00 2.000																					

Chicago Cubs @ St. Louis Cardinals
Busch Stadium, St. Louis, MO

Wed Jul 01 1970, 7:05 PM CDT
Att: 26,006 - Unknown - 90 F

AB	35
R	5
H	9
RBI	3
BB	5
SO	5
LOB	26



Batter	1	2	3	4	5	6	7	8	9	AB	R	H	RBI	BB	SO	LOB	BOTTOM								
Lou Brock, L (1, 7) OBP: 0.347, SLG: 0.377	P4-3		K			K			1-3	4	0	0	0	0	2	0									
Vic Davallillo, L (1, 8) OBP: 0.371, SLG: 0.458	F5			K		F2			1B	4	0	1	0	0	1	0									
Joe Hague, L (1, 9) OBP: 0.388, SLG: 0.426	F3			K			K		FC6-4 1B	4	0	1	0	0	2	0									
Dick Allen, R (1, 3) OBP: 0.378, SLG: 0.556		5-3					5-3		K	4	0	0	0	0	2	2									
Joe Torre, R (1, 2) OBP: 0.383, SLG: 0.500		WP 1B					5-3		FC6-4	4	0	2	0	0	0	2									
Julian Javier, R (1, 4) OBP: 0.271, SLG: 0.261		L6					P4-3			3	0	0	0	0	0	2									
Mike Shannon, R (1, 5) OBP: 0.238, SLG: 0.236		P6							F9	2	0	0	0	1	0	1									
Dal Maxvill, R (1, 6) OBP: 0.310, SLG: 0.180										2	0	0	0	0	1	1									
Jim Beauchamp, R (8, PH) OBP: 0.296, SLG: 0.360										1	0	0	0	0	0	0									
Frank Linzy, R (9, 1)										0	0	0	0	0	0	0									
Jerry Reuss, L (1, 1) Sal Campisi, R (7, 1)										2	0	0	0	0	2	0									
Leron Lee, L (8, PH) Milt Ramirez, R (9, 6)										0	0	0	0	0	0	0									
										1	0	0	0	0	1	0									
										0	0	0	0	0	0	0									
Inning Stats	R: 0 E: 0 K: 0 S: 3	H: 0 LOB: 0 BB: 0 P: 3	R: 0 E: 0 K: 0 S: 4	H: 1 LOB: 1 BB: 0 P: 4	R: 0 E: 0 K: 3 S: 9	H: 0 LOB: 0 BB: 0 P: 9	R: 0 E: 0 K: 3 S: 9	H: 0 LOB: 0 BB: 0 P: 9	R: 0 E: 0 K: 0 S: 3	H: 0 LOB: 1 BB: 1 P: 7	R: 0 E: 0 K: 2 S: 7	H: 0 LOB: 0 BB: 0 P: 7	R: 0 E: 0 K: 1 S: 6	H: 1 LOB: 1 BB: 0 P: 6	R: 0 E: 0 K: 1 S: 5	H: 0 LOB: 0 BB: 0 P: 5	R: 0 E: 0 K: 1 S: 7	H: 2 LOB: 2 BB: 0 P: 7	1B: 3 2B: 0 3B: 1 HR: 0	SF: 0 SAC: 0 DP: 0 HBP: 0	WP: 1 PB: 0 SB: 0 CS: 0	PA: 32			
PITCHER	IP WLS BF H R ER SO BB IBB HBP BLK WP HR S P ERA WHIP	9.0 W 32 4 0 0 11 1 0 0 0 1 0 53 57 0.00 0.556																							

Chicago Cubs @ St. Louis Cardinals
Busch Stadium, St. Louis, MO

Wed Jul 01 1970, 7:05 PM CDT
Att: 26,006 - Unknown - 90 F

AB	31
R	0
H	4
RBI	0
BB	1
SO	11
LOB	8



Batter	1	2	3	4	5	6	7	8	9	AB	R	H	RBI	BB	SO	LOB	TOP										
Lou Brock, L OBP: 0.347, SLG: 0.399 (1, 7)	0-0 4-3 6-3 2B	0-0 HR		0-0 P6			0-0 4-3		0-0 1-3	5	2	3	0	0	0												
Jose Cardenal, R OBP: 0.397, SLG: 0.451 (1, 8)	0-0 4-3 2-3	0-0 BB 1B		0-0 F9			0-0 P4		0-0 4-3 2B	5	0	2	0	0	0	1											
Joe Hague, L OBP: 0.393, SLG: 0.460 (1, 9)	0-0 6-3	4-0 BB 1-2			0-0 F2		0-0 HR 2B		0-0 4-3	4	1	1	1	1	0	1											
Dick Allen, R OBP: 0.381, SLG: 0.569 (1, 3)	0-0 F5	0-0 FC6-4-5 BB			0-3 K		0-0 HR		4-0 IBB	4	1	1	2	1	1	2											
Joe Torre, R OBP: 0.384, SLG: 0.500 (1, 5)		0-0 E 1B 2B		0-0 F9		0-0 5-3		4-0 BB	0-0 4-3	4	1	1	0	1	0	2											
Ted Simmons, S OBP: 0.307, SLG: 0.311 (1, 2)		0-0 E6 1B WP		4-0 BB		4-0 CS E BB		0-0 L5		2	1	0	0	2	0	2											
Jim Kennedy, L OBP: 0.067, SLG: 0.067 (1, 4)		0-0 F5		0-0 F2		0-0 E6 WP 1B CS		0-0 4-3		4	1	0	0	0	0	4											
Dal Maxvill, R OBP: 0.317, SLG: 0.188 (1, 6)		4-0 1B HR BB		0-0 F9		0-0 G6-4-3 1B		0-0 F9		3	1	1	1	1	0	1											
Chuck Taylor, R OBP: 0.231, SLG: 0.250 (1, 1)		0-0 HR 1B		0-0 5-3		0-0 G6-4-3 1B		0-0 F8		3	1	1	2	0	0	1											
Al Hrabosky, R (6, 1)				0-0 5-3						1	0	0	0	0	0	0											
Sal Campisi, R (9, 1)		1-3 2-H 3-H HR 1B								0	0	0	0	0	0	0											
Inning Stats	R: 1 E: 0 K: 0 S: 4	H: 1 LOB: 0 BB: 0 P: 4	R: 5 E: 1 K: 0 S: 7	H: 4 LOB: 1 BB: 2 P: 15	R: 0 E: 0 K: 0 S: 3	H: 0 LOB: 0 BB: 0 P: 7	R: 0 E: 0 K: 1 S: 5	H: 0 LOB: 0 BB: 0 P: 3	R: 0 E: 0 K: 0 S: 5	H: 0 LOB: 0 BB: 0 P: 5	R: 1 E: 1 K: 0 S: 3	H: 1 LOB: 0 BB: 1 P: 7	R: 2 E: 0 K: 0 S: 5	H: 2 LOB: 1 BB: 1 P: 9	R: 0 E: 0 K: 0 S: 3	H: 0 LOB: 2 BB: 1 P: 3	R: 0 E: 0 K: 0 S: 4	H: 1 LOB: 2 BB: 1 P: 8	1B: 3 2B: 5 3B: 0 HR: 2	SF: 0 SAC: 0 DP: 2 HBP: 0	WP: 2 PB: 0 SB: 0 CS: 2	PA: 41					
PITCHER	IP	WLS	BF	H	R	ER	SO	BB	IBB	HBP	BLK	WP	HR	S	P	ERA	WHIP										
Bill Stoneman, R ERA: 5.22	1.1	L	11	5	6	5	0	1	0	0	0	1	1	10	14	33.75	4.500										
Howie Reed, R ERA: 3.12	3.2		12	0	0	0	1	2	0	0	0	0	0	12	20	0.00	0.545										
John Strohmayer, R ERA: 5.21	1.0		4	1	1	0	0	1	0	0	0	1	0	3	7	0.00	2.000										
Mike Wegener, R ERA: 4.23	2.0		9	2	2	2	0	1	0	0	0	0	1	8	12	9.00	1.500										
Bill Dillman, R ERA: 5.25	1.0		5	1	0	0	0	0	1	0	0	0	0	4	8	0.00	1.000										

St. Louis Cardinals @ Montreal Expos
Jarry Park, Montreal, QB
 Fri Jul 03 1970, 7:05 PM EDT
 Att: 17,262 - Unknown

AB	35
R	9
H	9
RBI	9
BB	6
SO	1
LOB	14



Batter	1	2	3	4	5	6	7	8	9	AB	R	H	RBI	BB	SO	LOB	BOTTOM										
Jim Gosger, L OBP: 0.442, SLG: 0.486 (1, 8)	0-0 F8		0-0 P6		0-0 4-3	0-0 F7		0-0 1B		4	0	0	1	0	0	3											
Don Hahn, R OBP: 0.389, SLG: 0.316 (8, FH)					1-2 3-H			1-2 1B		1	0	1	0	0	0	0											
Mack Jones, L OBP: 0.404, SLG: 0.455 (1, 7)	0-3 K		0-0 4-3		0-0 4-3	0-0 4-3		0-0 F8		5	0	0	0	0	1	5											
Rusty Staub, L OBP: 0.435, SLG: 0.502 (1, 9)	0-0 BB 1B		0-3 K			0-0 FC2-6 1B		0-0 F8	0-0 F3	5	0	2	0	0	1	2											
Bill Dillman, R (9, 1)										0	0	0	0	0	0	0											
Ron Fairly, L OBP: 0.385, SLG: 0.394 (1, 3)	4-0 1-2 BB			0-3 K		0-0 FC2-6 1B		0-3 K		4	1	0	0	1	2	1											
John Bateman, R OBP: 0.277, SLG: 0.426 (1, 2)	0-0 F9			0-0 5-3		0-0 1B 1B		0-0 P4		5	1	2	0	0	0	2											
Coco Laboy, R OBP: 0.256, SLG: 0.329 (6, 4)		0-0 5-3		0-0 F9		0-0 1B 2B 1B		0-0 2B 2B	0-0 F9	5	2	2	0	0	0	1											
Gary Sutherland, R OBP: 0.274, SLG: 0.273 (6, 6)		0-0 6-3			0-0 F8	0-0 2B 1B		0-0 2B 1B	1-0 1B HBP	4	2	2	3	0	0	0											
Bobby Wine, R OBP: 0.264, SLG: 0.287 (1, 6)						0-0 1B 4-3 1B		0-3 2-H 3-H		1	0	1	0	0	0	0											
Bob Bailey, R OBP: 0.394, SLG: 0.534 (6, 5)						0-0 1B 4-3 1B		1-2 2-H 3-H	1-2 2-3 1B	4	1	3	2	0	1	1											
Bill Stoneman, R ERA: 5.22						0-0 1B 4-3 1B		0-0 2-H		0	0	0	0	0	0	0											
Howie Reed, R ERA: 3.12						1-3 1B				0	0	0	0	0	0	0											
Jim Gosger, L OBP: 0.442, SLG: 0.486 (1, 8)						0-0 1B				0	0	0	0	0	0	0											
John Strohmayer, R ERA: 5.21						0-0 1B				0	0	0	0	0	0	0											
Mike Wegener, R ERA: 4.23						0-0 1B				0	0	0	0	0	0	0											
Bill Dillman, R ERA: 5.25						0-0 1B				0	0	0	0	0	0	0											
Inning Stats	R: 0 E: 0 K: 1 S: 6	H: 1 LOB: 2 BB: 1 P: 10	R: 0 E: 0 K: 1 S: 6	H: 1 LOB: 1 BB: 0 P: 6	R: 0 E: 0 K: 1 S: 5	H: 0 LOB: 0 BB: 0 P: 5	R: 0 E: 0 K: 1 S: 5	H: 0 LOB: 0 BB: 0 P: 5	R: 1 E: 0 K: 0 S: 5	H: 2 LOB: 1 BB: 0 P: 5	R: 4 E: 0 K: 0 S: 8	H: 5 LOB: 2 BB: 1 P: 12	R: 0 E: 0 K: 1 S: 5	H: 0 LOB: 0 BB: 0 P: 5	R: 2 E: 0 K: 1 S: 9	H: 4 LOB: 2 BB: 0 P: 9	R: 0 E: 0 K: 0 S: 5	H: 2 LOB: 3 BB: 0 P: 6	1B: 11 2B: 4 3B: 0 HR: 0	SF: 0 SAC: 0 DP: 0 HBP: 1	WP: 0 PB: 0 SB: 0 CS: 0	PA: 45					
PITCHER	IP	WLS	BF	H	R	ER	SO	BB	IBB	HBP	BLK	WP	HR	S	P	ERA	WHIP										
Chuck Taylor, R ERA: 3.43	5.1	W	26	5	5	5	4	1	0	0	0	0	0	18	22	6.00	2.000										
Al Hrabosky, L ERA: 3.09	3.0		15	5	2	2	2	1	0	0	0	0	0	18	22	6.00	2.000										
Sal Campisi, R ERA: 2.95	0.2	S	4	1	0	0	0	0	0	1	0	0	0	3	4	0.00	1.500										

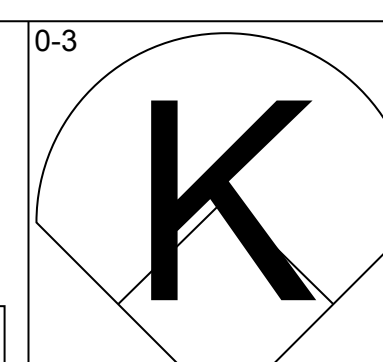
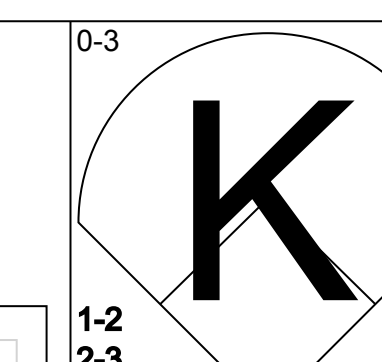
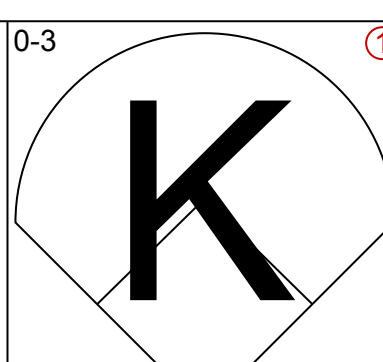
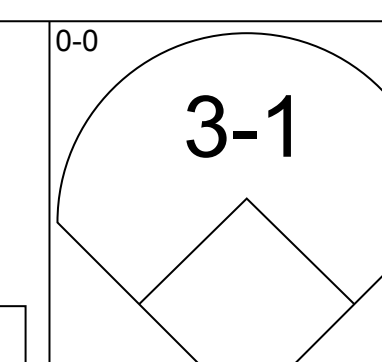
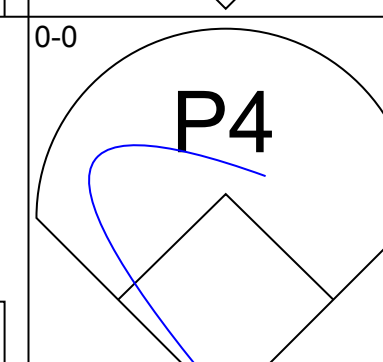
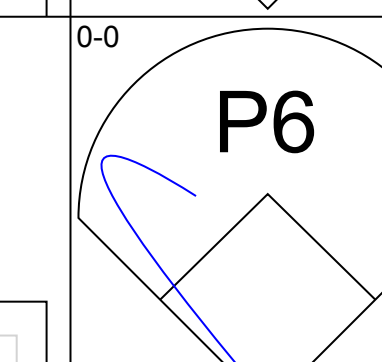
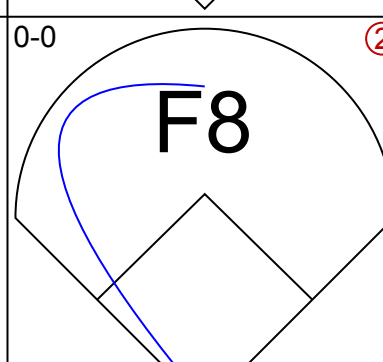
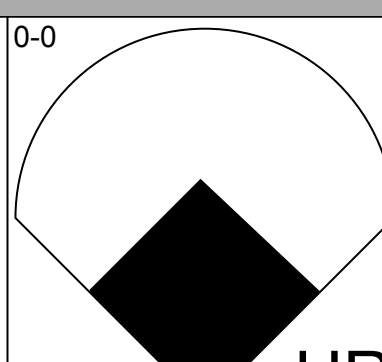
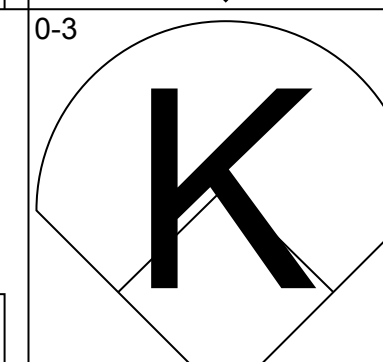
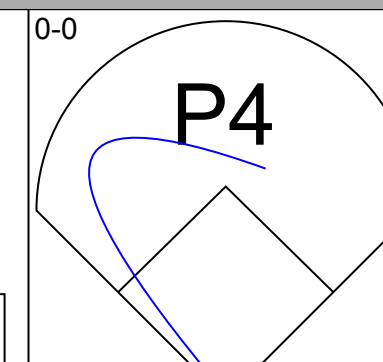
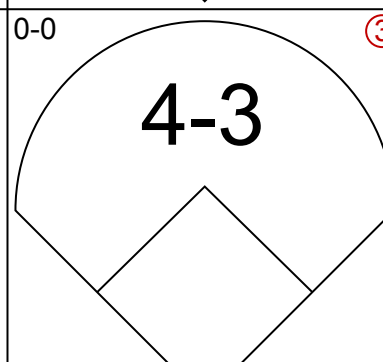
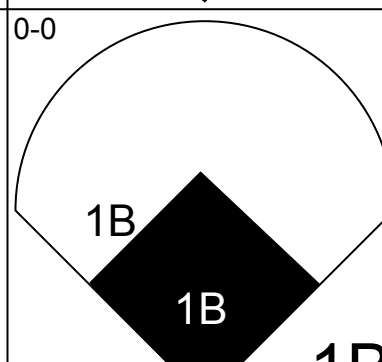
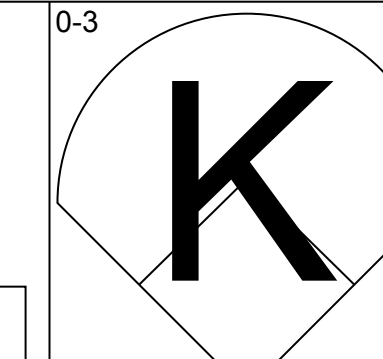
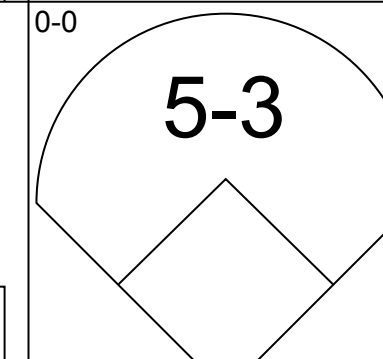
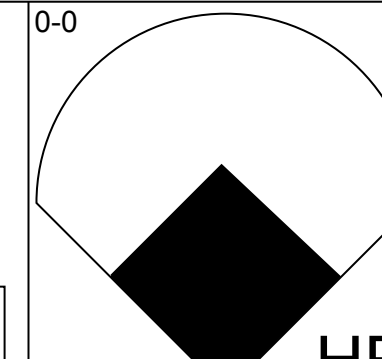
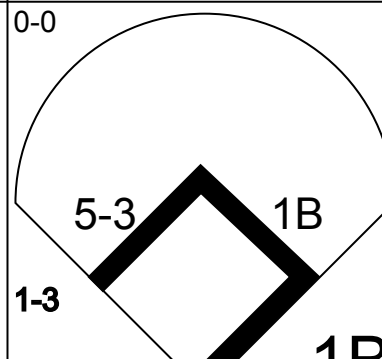
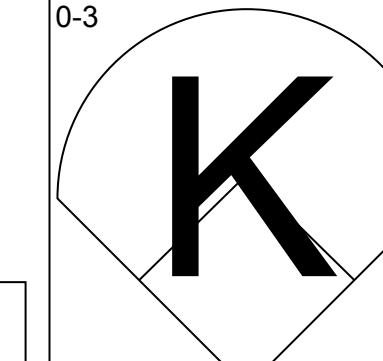
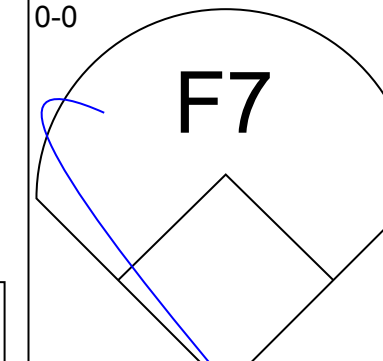
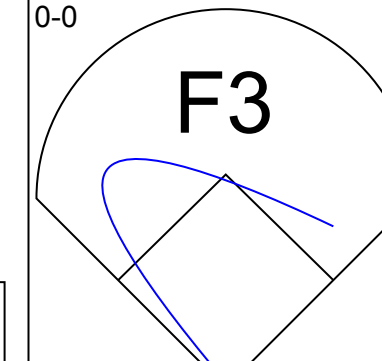
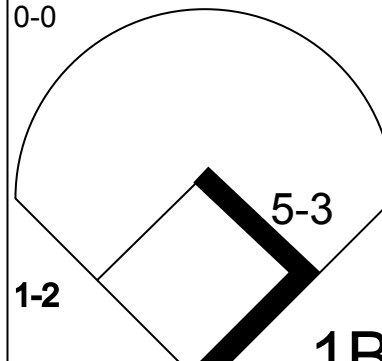
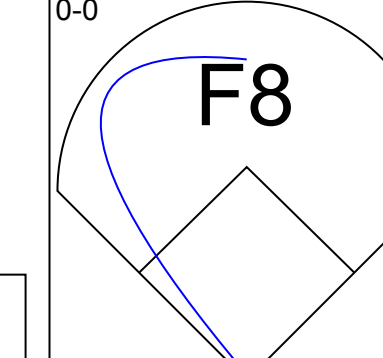
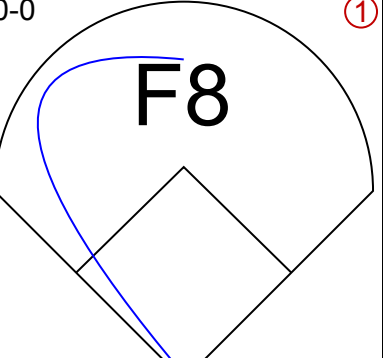
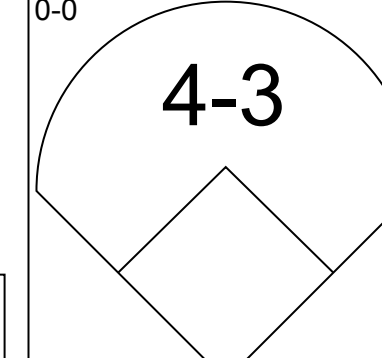
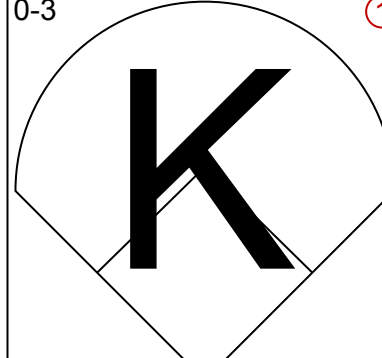
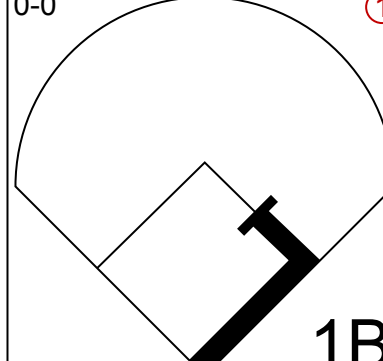
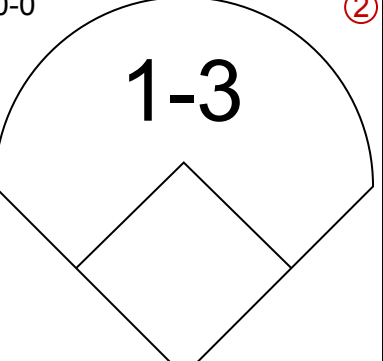
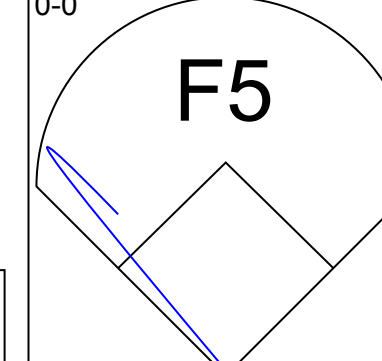
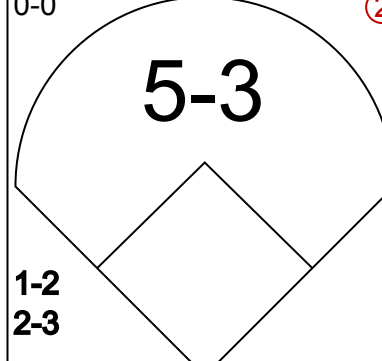
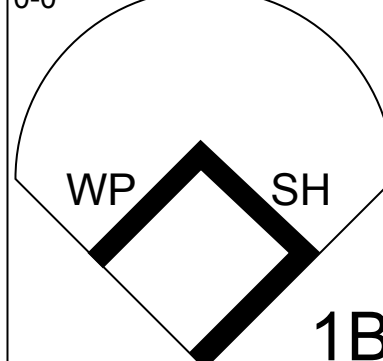
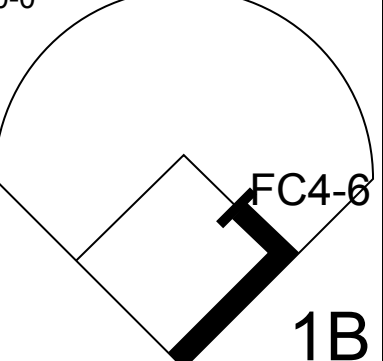

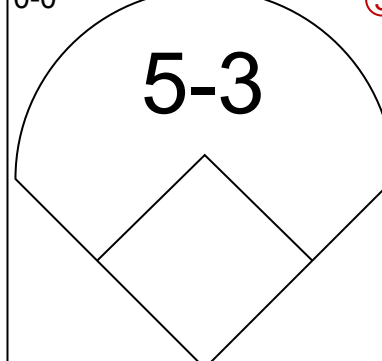
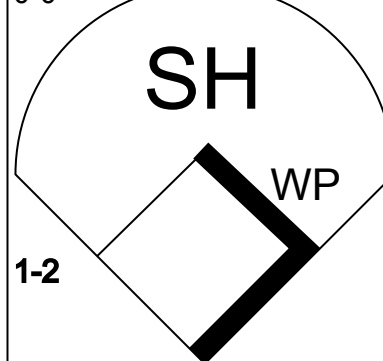
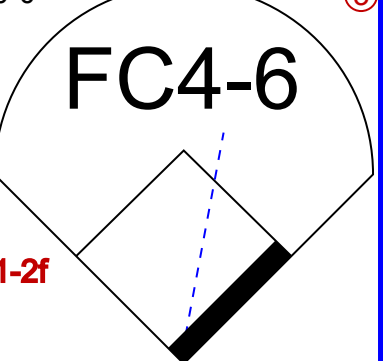

St. Louis Cardinals @ Montreal Expos
Jarry Park, Montreal, QB
 Fri Jul 03 1970, 7:05 PM EDT
 Att: 17,262 - Unknown

AB	42
R	7
H	15
RBI	7
BB	2
SO	6
LOB	19



Batter	1	2	3	4	5	6	7	8	9	AB	R	H	RBI	BB	SO	LOB	TOP
Lou Brock, L OBP: 0.349, SLG: 0.401 (1,7)										4	0	2	0	0	0	1	St. Louis Cardinals @ Montreal Expos Jarry Park, Montreal, QB Sat Jul 04 1970, 7:05 PM EDT Att: 23,715 - Unknown livebaseballscores.com
Jose Cardenal, R OBP: 0.392, SLG: 0.444 (1,8)										4	0	0	0	0	0	2	
Joe Hague, L OBP: 0.395, SLG: 0.460 (1,9)										4	0	2	0	0	2	0	
Dick Allen, R OBP: 0.376, SLG: 0.562 (1,3)										4	0	0	0	0	1	3	
Joe Torre, R OBP: 0.381, SLG: 0.495 (1,5)										3	0	0	0	0	1	1	
Ted Simmons, S OBP: 0.308, SLG: 0.311 (1,2)										3	0	1	0	0	1	1	
Jim Kennedy, L OBP: 0.059, SLG: 0.059 (1,4)										2	0	0	0	0	0	1	
Jim Beauchamp, R OBP: 0.286, SLG: 0.346 (8, PH)										1	0	0	0	0	1	0	
Julian Javier, R OBP: 0.271, SLG: 0.261 (8,4)										0	0	0	0	0	0	0	
Dal Maxvill, R OBP: 0.314, SLG: 0.186 (1,6)										2	0	0	0	0	1	1	
Vic Davallio, L OBP: 0.370, SLG: 0.453 (8, PH)										1	0	0	0	0	1	0	
Mitt Ramirez, R OBP: 0.241, SLG: 0.241 (8,6)										0	0	0	0	0	0	0	
Steve Carlton, L OBP: 0.279, SLG: 0.268 (1,1)										1	0	1	0	0	0	0	
Carl Taylor, R OBP: 0.336, SLG: 0.337 (6, PH)										1	0	0	0	0	1	0	
Frank Linzy, R OBP: 0.303, SLG: 0.381 (8, PH)										0	0	0	0	0	0	0	
Leron Lee, L OBP: 0.303, SLG: 0.381 (8, PH)										1	0	0	0	0	1	0	
Billy McCool, R OBP: 0.271, SLG: 0.261 (8,1)										0	0	0	0	0	0	0	
Inning Stats	R: 0 E: 0 K: 1 S: 5	H: 1 LOB: 0 BB: 0 P: 5	R: 0 E: 0 K: 2 S: 7	H: 0 LOB: 0 BB: 0 P: 7	R: 0 E: 0 K: 0 S: 4	H: 1 LOB: 1 BB: 0 P: 4	R: 0 E: 0 K: 1 S: 5	H: 0 LOB: 0 BB: 0 P: 5	R: 0 E: 0 K: 1 S: 6	H: 1 LOB: 1 BB: 0 P: 6	R: 0 E: 0 K: 3 S: 9	H: 0 LOB: 0 BB: 0 P: 9	R: 0 E: 0 K: 0 S: 4	H: 2 LOB: 1 BB: 0 P: 4	1B: 5 2B: 1 3B: 0 HR: 0	SF: 0 SAC: 0 DP: 1 HBP: 0	WP: 0 PA: 31 PB: 0 SB: 0 CS: 1
PITCHER Steve Renko, R ERA: 4.0 (1,1)	IP: 9.0 WLS: W BF: 31 H: 6 R: 0 ER: 0 SO: 10 BB: 0 IBB: 0 HBP: 0 BLK: 0 WP: 0 HR: 0 S: 51 P: 51 ERA: 0.00 WHIP: 0.667																

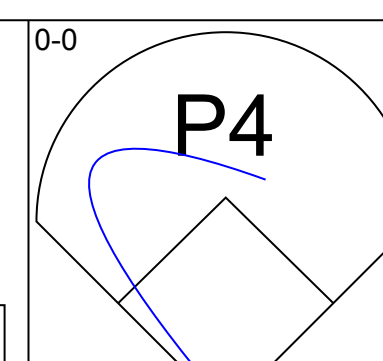
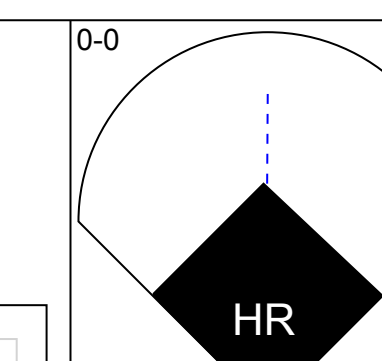
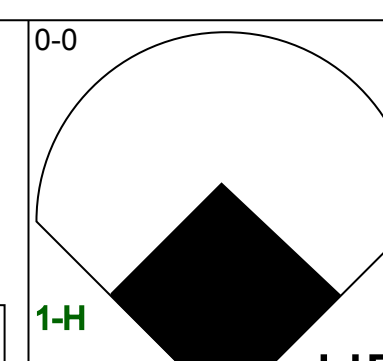
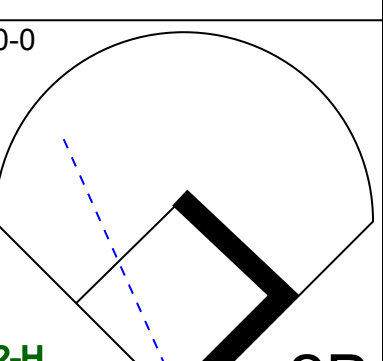
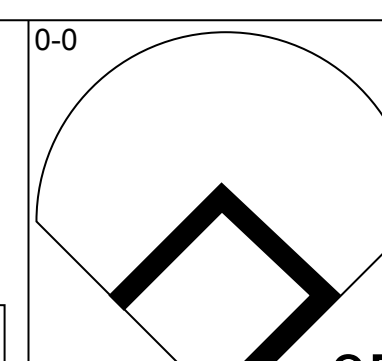
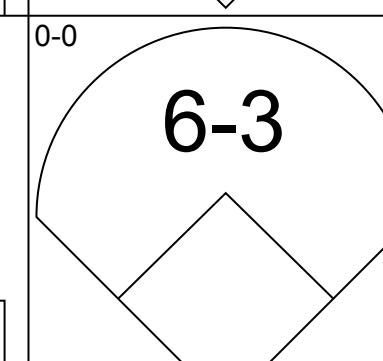
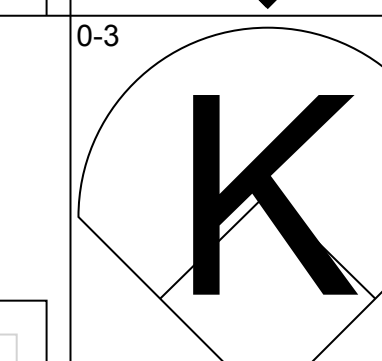
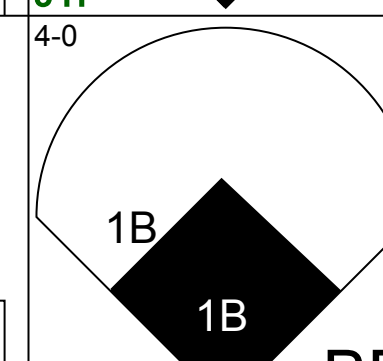
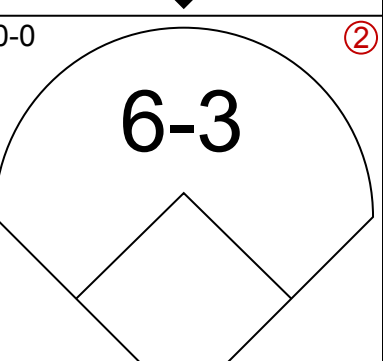
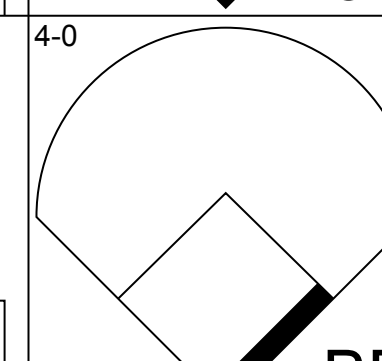
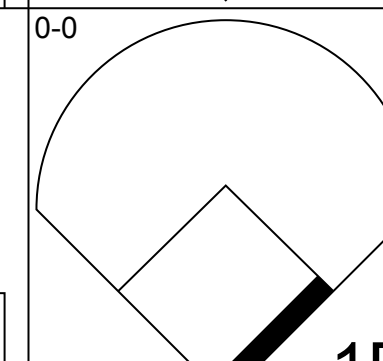
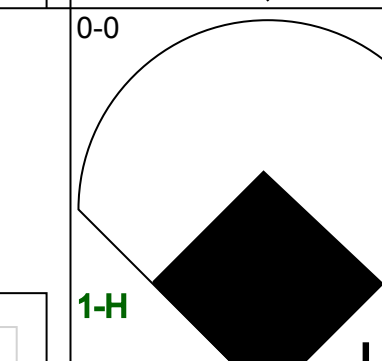
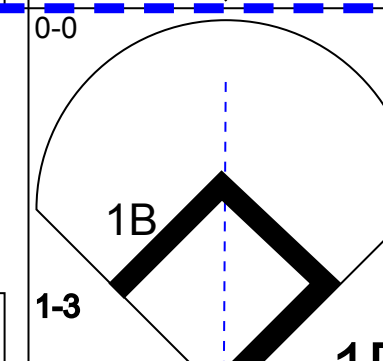
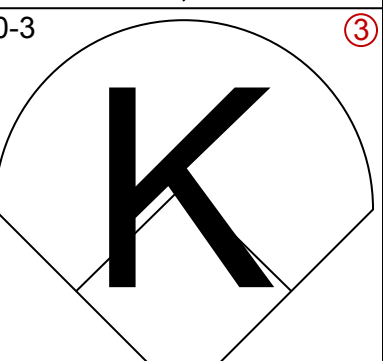
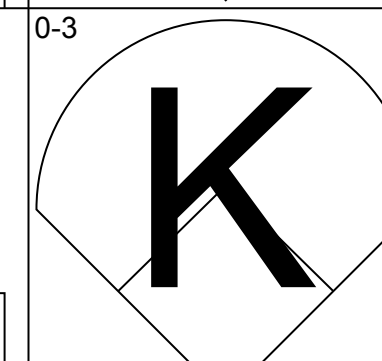
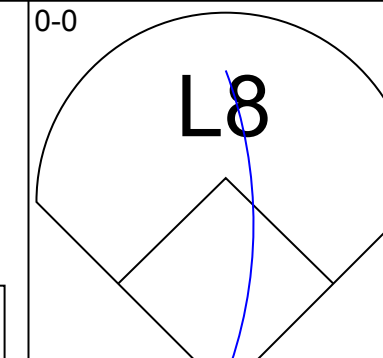
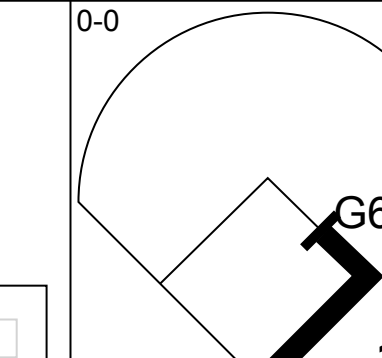
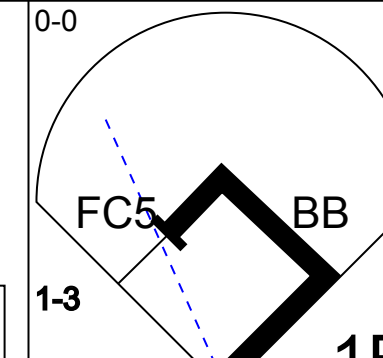

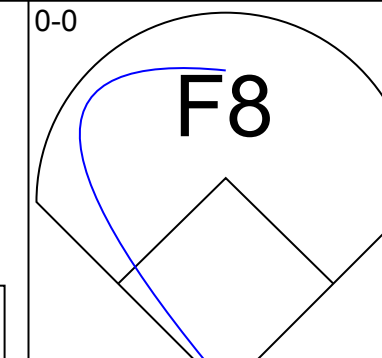
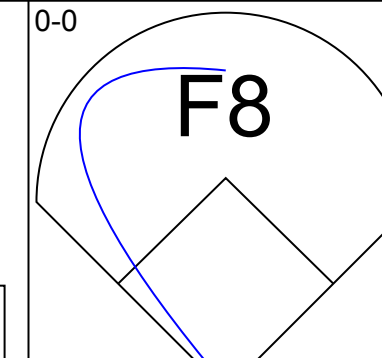
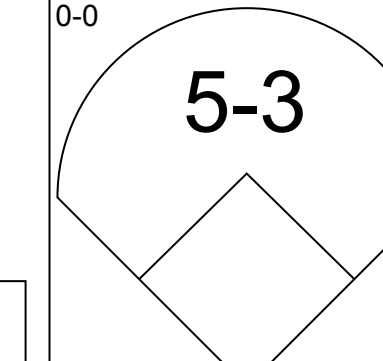
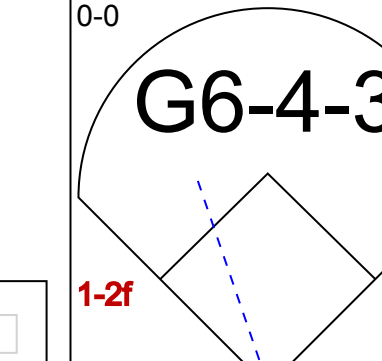
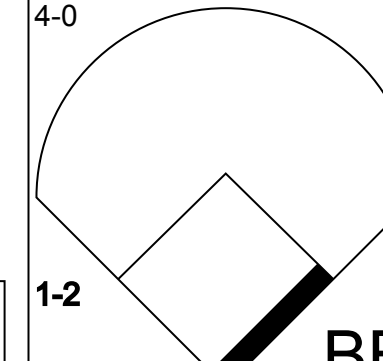



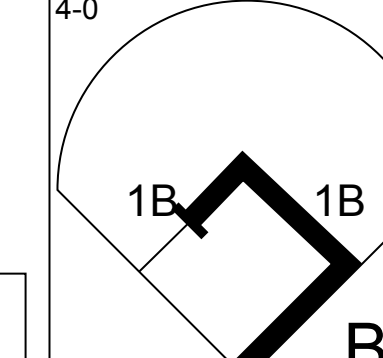

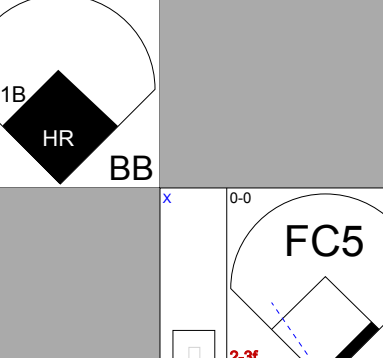



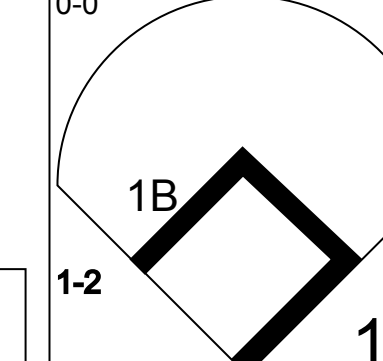

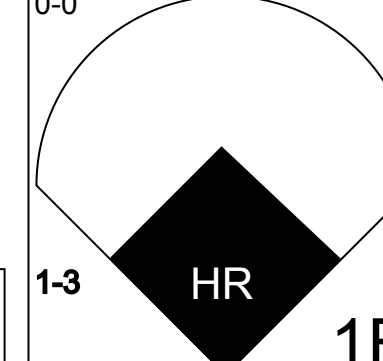
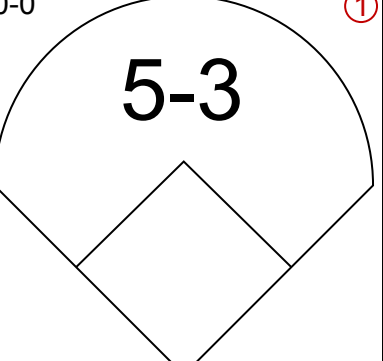

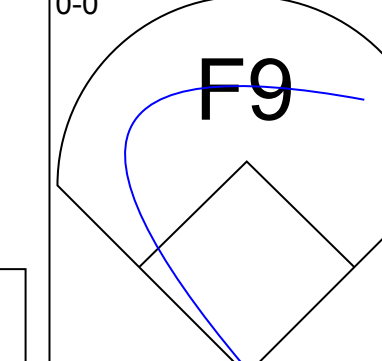
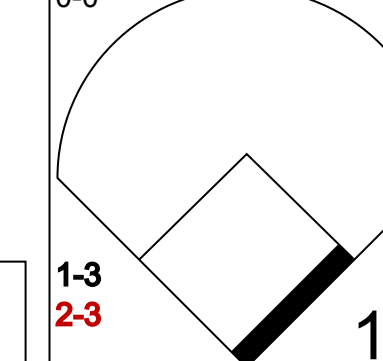

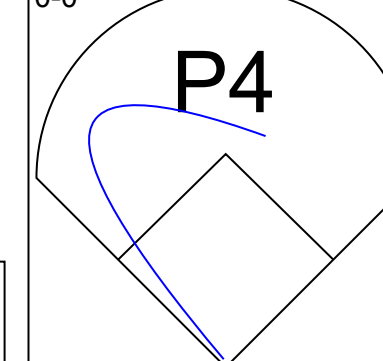
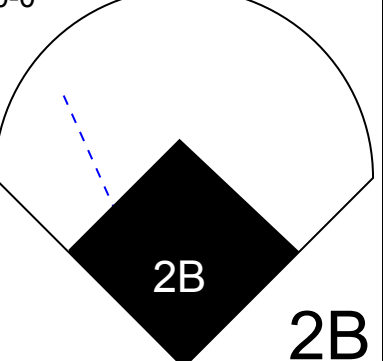

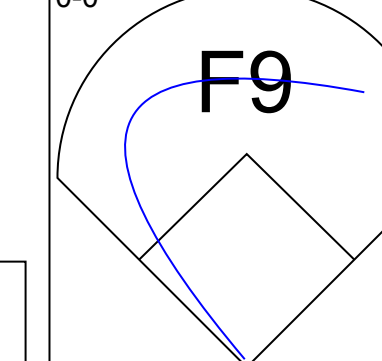
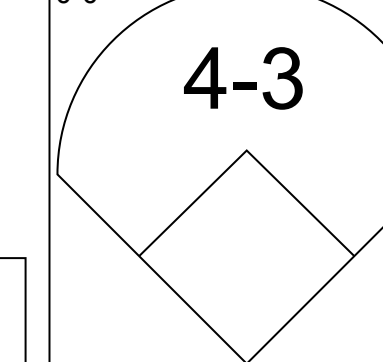

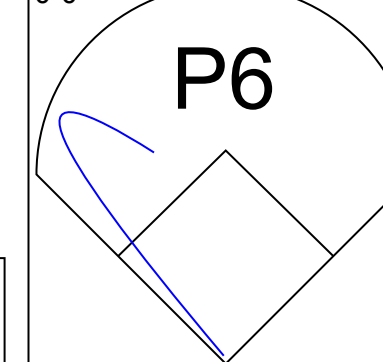
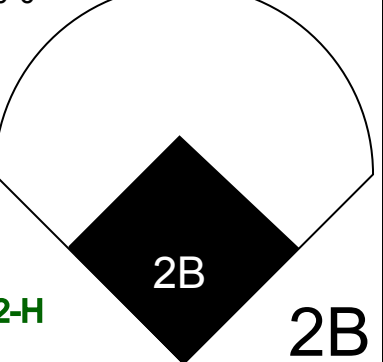
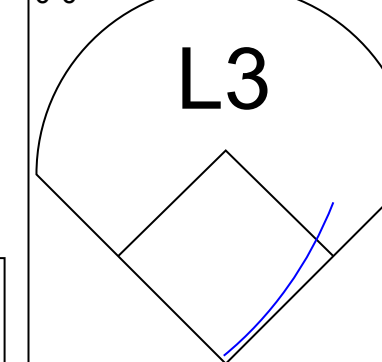
Batter	1	2	3	4	5	6	7	8	9	AB	R	H	RBI	BB	SO	LOB	BOTTOM			
Don Hahn, R OBP: 0.414, SLG: 0.342 (1,7)										3	1	3	1	1	0	0	St. Louis Cardinals @ Montreal Expos Jarry Park, Montreal, QB Sat Jul 04 1970, 7:05 PM EDT Att: 23,715 - Unknown livebaseballscores.com			
Gary Sutherland, R OBP: 0.287, SLG: 0.266 (1,4)										5	0	0	0	0	1	5				
Rusty Staub, L OBP: 0.436, SLG: 0.512 (1,9)										3	1	1	2	1	1	1				
Bob Bailey, R OBP: 0.402, SLG: 0.567 (1,3)										2	2	1	2	1	1	0				
Ron Fairly, L OBP: 0.384, SLG: 0.392 (6,3)										1	0	0	0	0	0	2				
John Bateman, R OBP: 0.281, SLG: 0.427 (1,2)										4	1	2	0	0	0	0				
Coco Laboy, R OBP: 0.254, SLG: 0.326 (1,5)										3	0	0	1	0	0	1				
Adolfo Phillips, R OBP: 0.336, SLG: 0.397 (1,8)										3	2	2	2	1	1	1				
Bobby Wine, R OBP: 0.260, SLG: 0.282 (1,6)										4	0	0	0	0	2	3				
Steve Renko, R OBP: 0.219, SLG: 0.219 (1,1)										4	1	1	0	0	0	1				
Inning Stats	R: 2 E: 0 K: 1 S: 8	H: 3 LOB: 1 BB: 0 P: 8	R: 1 E: 0 K: 0 S: 4	H: 1 LOB: 1 BB: 1 P: 8	R: 2 E: 0 K: 1 S: 7	H: 2 LOB: 1 BB: 1 P: 11	R: 2 E: 0 K: 1 S: 7	H: 2 LOB: 0 BB: 0 P: 7	R: 1 E: 0 K: 0 S: 4	H: 1 LOB: 0 BB: 0 P: 4	R: 0 E: 1 K: 1 S: 6	H: 1 LOB: 2 BB: 1 P: 10	R: 0 E: 1 K: 2 S: 8	H: 0 LOB: 1 BB: 0 P: 8	R: 0 E: 0 K: 0 S: 2	H: 0 LOB: 0 BB: 1 P: 6		1B: 6 2B: 1 3B: 0 HR: 3	SF: 1 SAC: 1 DP: 1 HBP: 0	WP: 0 PA: 38 PB: 0 SB: 1 CS: 0
PITCHER Steve Carlton, L ERA: 3.46 (1,1)	IP: 5.0 WLS: L BF: 26 H: 9 R: 8 ER: 8 SO: 3 BB: 2 IBB: 0 HBP: 0 BLK: 0 WP: 0 HR: 3 S: 30 P: 38 ERA: 14.40 WHIP: 2.200																			
Frank Linzy, R ERA: 5.18 (6,1)	IP: 2.0 WLS: 9 BF: 1 H: 0 R: 0 ER: 0 SO: 3 BB: 1 IBB: 0 HBP: 0 BLK: 0 WP: 0 HR: 14 S: 18 P: 18 ERA: 0.00 WHIP: 1.000																			
Billy McCool, L ERA: 6.53 (8,1)	IP: 1.0 WLS: 3 BF: 0 H: 0 R: 0 ER: 0 SO: 0 BB: 1 IBB: 0 HBP: 0 BLK: 0 WP: 0 HR: 2 S: 6 P: 6 ERA: 0.00 WHIP: 1.000																			

Batter	1	2	3	4	5	6	7	8	9	AB	R	H	RBI	BB	SO	LOB	TOP					
Lou Brock, L OBP: 0.343, SLG: 0.394 Billy McCool, R (8, 1)										4	0	0	0	0	3	2						
Jose Cardenal, R OBP: 0.361, SLG: 0.458 (1, 8)										4	1	1	1	0	0	2						
Joe Hague, L OBP: 0.393, SLG: 0.456 (7, 3)										4	1	1	0	0	1	0						
Dick Allen, R OBP: 0.376, SLG: 0.572 Carl Taylor, R OBP: 0.344, SLG: 0.367 (7, 9)										3	1	1	1	0	1	0						
Joe Torre, R OBP: 0.376, SLG: 0.485 Milt Ramirez, R OBP: 0.254, SLG: 0.255 (7, 6)										3	0	0	0	0	1	0						
Ted Simmons, S OBP: 0.298, SLG: 0.300 (1, 2)											4	0	0	0	0	1	2					
Julian Javier, R OBP: 0.273, SLG: 0.264 Jim Kennedy, L OBP: 0.050, SLG: 0.050 Jim Beauchamp, R OBP: 0.295, SLG: 0.357 (9, PH)											1	0	1	0	0	0	0					
Dal Maxvill, R OBP: 0.328, SLG: 0.206 Mike Shannon, R OBP: 0.230, SLG: 0.231 (7, 5)											2	0	2	0	0	0	0					
Jerry Reuss, L Sal Campisi, R Leron Lee, L Chuck Hartenstein, R Frank Linzy, R Vic Davallilo, L OBP: 0.295, SLG: 0.448 (8, 7)											0	0	0	0	0	0	0					
Inning Stats	R: 0 E: 0 K: 2 S: 7	H: 0 LOB: 0 BB: 0 P: 7	R: 0 E: 0 K: 2 S: 7	H: 0 LOB: 0 BB: 0 P: 7	R: 0 E: 0 K: 1 S: 7	H: 2 LOB: 2 BB: 0 P: 7	R: 0 E: 0 K: 0 S: 3	H: 0 LOB: 0 BB: 0 P: 3	R: 0 E: 0 K: 0 S: 4	H: 1 LOB: 1 BB: 0 P: 4	R: 0 E: 0 K: 1 S: 5	H: 0 LOB: 0 BB: 0 P: 5	R: 1 E: 0 K: 0 S: 4	H: 1 LOB: 0 BB: 0 P: 4	R: 0 E: 0 K: 0 S: 3	H: 0 LOB: 0 BB: 0 P: 3	R: 2 E: 0 K: 1 S: 9	H: 4 LOB: 2 BB: 0 P: 9	1B: 6 2B: 0 3B: 0 HR: 2	SF: 0 SAC: 1 DP: 0 HBP: 0	WP: 1 PB: 0 SB: 0 CS: 0	PA: 35
PITCHER	IP WLS BF H R ER SO BB IBB HBP BLK WP HR S P ERA WHIP																					
Jim McAndrew, R ERA: 4.74 Tug McGraw, L ERA: 4.1	(1, 1) 8.0 W 32 8 3 3 6 0 0 0 0 1 2 44 44 3.38 1.000																					

St. Louis Cardinals @ New York Mets
Shea Stadium, Flushing, NY
Mon Jul 06 1970, 7:05 PM EDT
Att: 36,801 - Unknown

AB 34
R 3
H 8
RBI 3
BB 0
SO 7
LOB 11





Batter	1	2	3	4	5	6	7	8	9	AB	R	H	RBI	BB	SO	LOB	BOTTOM					
Tommie Agee, R OBP: 0.347, SLG: 0.518 (1, 8)										5	2	4	4	0	0	0						
Bud Harrelson, S OBP: 0.379, SLG: 0.357 (1, 6)										3	1	0	0	2	1	2						
Ken Singleton, S OBP: 0.317, SLG: 0.383 (1, 7)										5	1	3	2	0	2	3						
Donn Clendenon, R OBP: 0.361, SLG: 0.575 Mike Jorgensen, L OBP: 0.292, SLG: 0.381 (7, 3)											4	0	3	1	0	0	1					
Ron Swoboda, R OBP: 0.337, SLG: 0.388 (1, 9)											3	1	1	2	2	0	1					
Joe Foy, R OBP: 0.373, SLG: 0.319 (1, 5)											3	1	1	0	2	0	4					
Jerry Grote, R OBP: 0.290, SLG: 0.291 (1, 2)											5	1	2	0	0	2						
Al Weis, S OBP: 0.281, SLG: 0.317 (1, 4)											5	1	2	0	0	4						
Jim McAndrew, R OBP: 0.200, SLG: 0.263 Tug McGraw, R OBP: 0.200, SLG: 0.250 (9, 1)											4	1	1	1	0	0	4					
Inning Stats	R: 0 E: 0 K: 0 S: 4	H: 1 LOB: 1 BB: 0 P: 4	R: 0 E: 0 K: 0 S: 4	H: 2 LOB: 2 BB: 1 P: 8	R: 2 E: 0 K: 1 S: 7	H: 3 LOB: 0 BB: 0 P: 7	R: 4 E: 0 K: 0 S: 7	H: 4 LOB: 3 BB: 3 P: 19	R: 2 E: 0 K: 1 S: 8	H: 3 LOB: 1 BB: 0 P: 8	R: 2 E: 0 K: 0 S: 5	H: 3 LOB: 1 BB: 0 P: 5	R: 0 E: 0 K: 1 S: 6	H: 1 LOB: 2 BB: 1 P: 10	R: 0 E: 0 K: 0 S: 3	H: 0 LOB: 1 BB: 1 P: 7	R: 0 E: 0 K: 0 S: 3	H: 0 LOB: 1 BB: 1 P: 7	1B: 10 2B: 3 3B: 1 HR: 3	SF: 0 SAC: 0 DP: 2 HBP: 0	WP: 0 PB: 0 SB: 0 CS: 0	PA: 44
PITCHER	IP WLS BF H R ER SO BB IBB HBP BLK WP HR S P ERA WHIP																					
Jerry Reuss, L ERA: 6.29 Sal Campisi, R ERA: 2.93 Chuck Hartenstein, R ERA: 0.08 Frank Linzy, R ERA: 4.97 Billy McCool, L ERA: 8.25	(1, 1) 3.2 L 20 4 2 0 0 0 1 0 0 0 0 0 0 3 7 0.00 9.000																					

St. Louis Cardinals @ New York Mets
Shea Stadium, Flushing, NY
Mon Jul 06 1970, 7:05 PM EDT
Att: 36,801 - Unknown

AB 38
R 10
H 17
RBI 10
BB 6
SO 3
LOB 23



Batter	1	2	3	4	5	6	7	8	9	AB	R	H	RBI	BB	SO	LOB	TOP				
Lou Brock, L OBP: 0.341, SLG: 0.389 (1, 7)	G3		P4		G3			WP 1B BB	FC4-6 BB 1B	4	1	0	0	1	0	2	St. Louis Cardinals @ New York Mets Shea Stadium, Flushing, NY Tue Jul 07 1970, 7:05 PM EDT Att: 42,868 - Unknown 				
Jose Cardenal, R OBP: 0.371, SLG: 0.464 (1, 8)	WP 1B				BB			F 1B G3 1B	BB 1B	3	1	3	2	2	0	0					
Dick Allen, R OBP: 0.376, SLG: 0.568 (1, 3)	5-3		L8					G3 E G1-2-3 1B	G5-4-3 BB	4	0	1	0	1	0	3					
Joe Torre, R OBP: 0.374, SLG: 0.479 (1, 2)	F8							E5 G3	G5-4-3 BB	4	0	0	0	1	0	6					
Joe Haque, L OBP: 0.390, SLG: 0.452 (1, 9)		K						G3		4	0	1	1	0	2	3					
Mike Shannon, R OBP: 0.231, SLG: 0.222 (1, 5)		K						IBB		3	0	0	0	1	1	2					
Jim Kennedy, L OBP: 0.130, SLG: 0.130 (8, PH) Carl Taylor, R OBP: 0.341, SLG: 0.364 Mitt Ramirez, R OBP: 0.254, SLG: 0.255 (8, 6)										3	0	2	0	0	0	0					
Dal Maxvill, R OBP: 0.327, SLG: 0.202 (8, 4)		K								1	0	0	0	0	0	3					
Mike Torre, R OBP: 0.220, SLG: 0.225 Leroni, L OBP: 0.299, SLG: 0.376 Frank Linzy, R OBP: 0.445 Al Hrabosky, L OBP: 0.282, SLG: 0.381 Bob Gibson, R OBP: 0.442, SLG: 0.545 Sal Campisi, R OBP: 0.281, SLG: 0.317 (1, 1)										2	0	0	0	0	2	0					
Inning Stats	R: 0 E: 0 K: 0 S: 4	H: 1 LOB: 1 BB: 0 P: 4	R: 0 E: 0 K: 3 S: 10	H: 1 LOB: 1 BB: 0 P: 10	R: 0 E: 0 K: 1 S: 5	H: 0 LOB: 1 BB: 1 P: 9	R: 0 E: 0 K: 1 S: 6	H: 1 LOB: 2 BB: 1 P: 10	R: 0 E: 0 K: 1 S: 5	H: 0 LOB: 0 BB: 0 P: 3	R: 0 E: 0 K: 1 S: 5	H: 0 LOB: 0 BB: 0 P: 5	R: 2 E: 1 K: 0 S: 5	H: 2 LOB: 2 BB: 2 P: 13	R: 1 E: 0 K: 0 S: 3	H: 1 LOB: 2 BB: 3 P: 15		1B: 7 2B: 0 3B: 0 HR: 0	SF: 0 SAC: 0 DP: 3 HBP: 0	WP: 2 PB: 0 SB: 0 CS: 0	PA: 40
PITCHER	IP	WLS	BF	H	R	ER	SO	BB	IBB	HBP	BLK	WP	HR	S	P	ERA	WHIP				
Gary Gentry, R ERA: 3.25 (1, 1)	7.0		31	6	2	1	7	4	0	0	0	2	0	41	57	1.29	1.429				
Rich Folkers, L ERA: 2.7 (8, 1)	1.1		7	1	1	1	0	2	1	0	0	0	0	4	16	6.75	2.250				
Danny Frisella, R ERA: 3.38 (9, 1)	0.2	W	2	0	0	0	0	1	0	0	0	0	0	1	5	0.00	1.500				

Batter	1	2	3	4	5	6	7	8	9	AB	R	H	RBI	BB	SO	LOB	BOTTOM					
Tommie Agee, R OBP: 0.345, SLG: 0.514 (1, 8)	K		F8		K				FC4 1B	5	0	1	0	0	2	3	St. Louis Cardinals @ New York Mets Shea Stadium, Flushing, NY Tue Jul 07 1970, 7:05 PM EDT Att: 42,868 - Unknown 					
Bud Harrelson, S OBP: 0.379, SLG: 0.356 (1, 6)	G6-4-3 BB								FC4 BB IBB	4	1	1	0	1	1	3						
Ken Singleton, S OBP: 0.338, SLG: 0.381 (1, 7)	G6-4-3								BB IBB	3	0	1	0	2	0	1						
Art Shamsky, L OBP: 0.390, SLG: 0.470 (8, PR) Ron Swoboda, R OBP: 0.340, SLG: 0.388 (9, 9)	WP 1B								BB IBB	3	1	2	0	1	0	1						
Donn Clendenon, R OBP: 0.365, SLG: 0.573 Mike Jorgensen, L OBP: 0.282, SLG: 0.381 (8, PR) (9, 3)	F2								BB	4	1	2	1	0	1	2						
Wayne Garrett, L OBP: 0.464, SLG: 0.544 (1, 5)	K								BB	0	0	0	0	0	0	0						
Ken Boswell, L OBP: 0.336, SLG: 0.351 (1, 4)									BB	3	0	0	1	0	3	3						
Jerry Grote, R OBP: 0.299, SLG: 0.301 Al Weis, S OBP: 0.281, SLG: 0.317 (8, PR) (9, 1)									BB 1B	4	0	3	0	0	1	0						
Gary Gentry, R OBP: 0.114, SLG: 0.025 Rich Folkers, L OBP: 0.281, SLG: 0.317 (8, 1)									BB 1B	2	0	0	0	0	0	2						
Danny Frisella, L OBP: 0.281, SLG: 0.317 (9, 1)									K	1	0	0	0	0	1	1						
Inning Stats	R: 0 E: 0 K: 1 S: 4	H: 0 LOB: 0 BB: 1 P: 8	R: 0 E: 0 K: 1 S: 6	H: 1 LOB: 1 BB: 0 P: 6	R: 0 E: 0 K: 1 S: 5	H: 0 LOB: 0 BB: 0 P: 5	R: 0 E: 0 K: 2 S: 7	H: 0 LOB: 1 BB: 1 P: 11	R: 0 E: 0 K: 2 S: 8	H: 1 LOB: 2 BB: 1 P: 12	R: 3 E: 0 K: 0 S: 5	H: 3 LOB: 0 BB: 1 P: 9	R: 0 E: 0 K: 0 S: 4	H: 1 LOB: 1 BB: 0 P: 4	R: 0 E: 0 K: 1 S: 7	H: 2 LOB: 2 BB: 0 P: 7	R: 1 E: 0 K: 1 S: 6	H: 2 LOB: 3 BB: 2 P: 14	1B: 10 2B: 0 3B: 0 HR: 0	SF: 1 SAC: 1 DP: 1 HBP: 0	WP: 2 PB: 0 SB: 0 CS: 0	PA: 40
PITCHER	IP	WLS	BF	H	R	ER	SO	BB	IBB	HBP	BLK	WP	HR	S	P	ERA	WHIP					
Mike Torre, R ERA: 3.86 (1, 1)	6.0		25	5	3	3	7	4	0	0	0	2	0	35	51	4.50	1.500					
Frank Linzy, R ERA: 4.65 (7, 1)	1.1		7	3	0	0	0	0	0	0	0	0	0	7	7	0.00	2.250					
Al Hrabosky, L ERA: 2.92 (8, 1)	0.2		2	0	0	0	1	0	0	0	0	0	0	4	4	0.00	0.000					
Sal Campisi, R ERA: 3.1 (9, 1)	0.2	L	6	2	1	1	1	1	1	0	0	0	0	6	14	13.50	4.500					

Batter	1	2	3	4	5	6	7	8	9	AB	R	H	RBI	BB	SO	LOB	TOP										
Lou Brock, L OBP: 0.339, SLG: 0.387 (1, 7)										4	0	1	1	0	1	2											
Jose Cardenal, R OBP: 0.366, SLG: 0.456 (1, 8)										5	0	0	0	0	1	3											
Dick Allen, R OBP: 0.380, SLG: 0.565 (1, 3)										3	2	1	0	2	0	0											
Joe Torre, R OBP: 0.380, SLG: 0.489 (1, 2)										4	1	3	1	1	0	0											
Carl Taylor, R OBP: 0.351, SLG: 0.404 (1, 9)										4	1	2	3	1	0	3											
Mike Shannon, R OBP: 0.221, SLG: 0.212 (9, PH)										4	1	0	0	0	0	3											
Vic Davaillo, L OBP: 0.362, SLG: 0.443 (9, PH)										1	0	0	0	0	0	2											
Milt Ramirez, R OBP: 0.259 (9, PH)										3	0	1	0	1	0	0											
Leron Lee, L OBP: 0.297, SLG: 0.373 (9, PH)										1	0	0	0	0	1	2											
Dal Maxvill, R OBP: 0.330, SLG: 0.205 (1, 4)										3	0	1	0	1	0	1											
Nelson Briles, R OBP: 0.300, SLG: 0.300 (5, 1)										1	0	0	0	0	1	1											
Billy McCool, L OBP: 0.300, SLG: 0.300 (5, 1)										0	0	0	0	0	0	0											
Frank Linzy, R OBP: 0.300, SLG: 0.300 (5, 1)										0	0	0	0	0	0	0											
Ted Simmons, S OBP: 0.300, SLG: 0.300 (5, 1)										0	0	0	0	0	1	0											
Chuck Taylor, R OBP: 0.300, SLG: 0.300 (5, 1)										0	0	0	0	0	0	0											
Joe Hagane, L OBP: 0.300, SLG: 0.400 (5, 1)										1	0	0	0	0	1	3											
Al Hrabosky, R OBP: 0.300, SLG: 0.400 (5, 1)										0	0	0	0	0	0	0											
Inning Stats	R: 1 E: 0 K: 1 S: 6	H: 1 LOB: 1 BB: 1 P: 10	R: 0 E: 0 K: 1 S: 5	H: 0 LOB: 1 BB: 1 P: 9	R: 2 E: 0 K: 1 S: 7	H: 3 LOB: 1 BB: 1 P: 11	R: 0 E: 0 K: 0 S: 4	H: 1 LOB: 1 BB: 0 P: 4	R: 0 E: 0 K: 0 S: 3	H: 0 LOB: 2 BB: 2 P: 11	R: 0 E: 0 K: 0 S: 3	H: 0 LOB: 0 BB: 0 P: 3	R: 0 E: 1 K: 1 S: 8	H: 2 LOB: 2 BB: 1 P: 12	R: 0 E: 0 K: 1 S: 7	H: 2 LOB: 2 BB: 0 P: 7	1B: 5 2B: 3 3B: 0 HR: 1	SF: 1 SAC: 1 DP: 0 HBP: 0	WP: 0 PA: 43 PB: 0 SB: 1 CS: 1								
PITCHER	IP	WLS	BF	H	R	ER	SO	BB	IBB	HBP	BLK	WP	HR	S	P	ERA	WHIP										
Ray Sadecki, L ERA: 3.4 (1, 1)	7.0	W	33	6	5	4	3	6	0	0	0	0	1	33	57	5.14	1.714										
Tug McGraw, L ERA: 4.03 (8, 1)	0.2		4	1	0	0	1	1	0	0	0	0	0	5	9	0.00	3.000										
Ron Taylor, R ERA: 3.09 (8, 1)	1.1	S	6	2	0	0	1	0	0	0	0	0	0	8	8	0.00	1.500										

St. Louis Cardinals @ New York Mets
Shea Stadium, Flushing, NY
Wed Jul 08 1970, 3:33 AM EDT
Att: 38,932 - Unknown

AB 34
R 5
H 9
RBI 5
BB 7
SO 5
LOB 20



Batter	1	2	3	4	5	6	7	8	9	AB	R	H	RBI	BB	SO	LOB	BOTTOM										
Tommie Agee, R OBP: 0.346, SLG: 0.510 (1, 8)										4	1	1	0	1	1	4											
Bud Harrelson, S OBP: 0.378, SLG: 0.354 (1, 6)										4	2	1	1	0	0	4											
Ken Singleton, S OBP: 0.361, SLG: 0.431 (1, 7)										2	2	1	3	2	0	0											
Art Shamsky, L OBP: 0.388, SLG: 0.466 (8, 9)										4	0	1	1	0	0	1											
Ron Swoboda, R OBP: 0.340, SLG: 0.388 (8, 9)										0	0	0	0	0	0	0											
Donn Clendenon, R OBP: 0.362, SLG: 0.565 (8, 3)										4	0	1	1	0	1	1											
Mike Jorgensen, L OBP: 0.282, SLG: 0.381 (8, 3)										0	0	0	0	0	0	0											
Wayne Garrett, L OBP: 0.452, SLG: 0.525 (1, 5)										4	0	0	0	0	1	2											
Ken Boswell, L OBP: 0.339, SLG: 0.359 (1, 4)										4	1	2	0	0	0	0											
Al Weis, S OBP: 0.281, SLG: 0.317 (9, 4)										0	0	0	0	0	0	0											
Jerry Grote, R OBP: 0.313, SLG: 0.316 (1, 2)										4	1	4	1	0	0	0											
Ray Sadecki, L OBP: 0.231, SLG: 0.200 (8, 1)										1	0	0	0	0	0	1											
Tug McGraw, R OBP: 0.200, SLG: 0.250 (8, 1)										0	0	0	0	0	0	0											
Ron Taylor, R (8, 1)										0	0	0	0	1	0	0											
Inning Stats	R: 0 E: 0 K: 1 S: 5	H: 0 LOB: 0 BB: 0 P: 5	R: 0 E: 0 K: 1 S: 5	H: 0 LOB: 0 BB: 0 P: 5	R: 4 E: 0 K: 0 S: 7	H: 4 LOB: 0 BB: 0 P: 7	R: 0 E: 0 K: 0 S: 3	H: 1 LOB: 0 BB: 0 P: 3	R: 3 E: 0 K: 0 S: 7	H: 4 LOB: 2 BB: 1 P: 11	R: 0 E: 0 K: 0 S: 4	H: 1 LOB: 2 BB: 1 P: 8	R: 0 E: 0 K: 0 S: 2	H: 0 LOB: 1 BB: 1 P: 6	R: 0 E: 0 K: 1 S: 6	H: 1 LOB: 2 BB: 1 P: 10	1B: 9 2B: 1 3B: 0 HR: 1	SF: 0 SAC: 2 DP: 2 HBP: 0	WP: 0 PA: 38 PB: 0 SB: 0 CS: 1								
PITCHER	IP	WLS	BF	H	R	ER	SO	BB	IBB	HBP	BLK	WP	HR	S	P	ERA	WHIP										
Nelson Briles, R ERA: 8.89 (5, 1)	0.0		2	1	0	0	0	1	0	0	0	0	0	1	5	∞	∞										
Frank Linzy, R ERA: 4.82 (5, 1)	0.1		2	1	1	1	0	0	0	0	0	0	0	2	2	27.00	3.000										
Chuck Taylor, R ERA: 3.32 (6, 1)	2.0		8	1	0	0	0	2	0	0	0	0	0	6	14	0.00	1.500										
Al Hrabosky, L ERA: 2.7 (8, 1)	1.0		5	1	0	0	1	1	0	0	0	0	0	6	10	0.00	2.000										

St. Louis Cardinals @ New York Mets
Shea Stadium, Flushing, NY
Wed Jul 08 1970, 3:33 AM EDT
Att: 38,932 - Unknown

AB 31
R 7
H 11
RBI 7
BB 4
SO 3
LOB 13



Batter	1	2	3	4	5	6	7	8	9	AB	R	H	RBI	BB	SO	LOB	TOP										
Matty Alou, L OBP: 0.320, SLG: 0.343 (1, 8)										5	1	2	0	0	0	3	Pittsburgh Pirates @ St. Louis Cardinals Busch Stadium, St. Louis, MO Thu Jul 09 1970, 7:05 PM CDT Att: 22,345 - Unknown										
Gene Alley, R OBP: 0.395, SLG: 0.395 (1, 6)										5	1	2	0	0	0	1											
Roberto Clemente, R OBP: 0.399, SLG: 0.562 (1, 9)										5	1	2	0	0	1	3											
Manny Sanguillen, R OBP: 0.319, SLG: 0.426 (1, 2)										5	1	1	2	0	0	3											
Bob Robertson, R OBP: 0.373, SLG: 0.533 Gene Clines, R OBP: 0.750, SLG: 0.667 (1, 3) (9, 7)										3	1	0	0	0	2	2											
Al Oliver, L OBP: 0.302, SLG: 0.432 (1, 7) (9, 3)										5	1	0	0	0	2	5											
Jose Pagan, R OBP: 0.289, SLG: 0.292 (1, 5)										4	0	1	1	1	0	0											
Bill Mazerowski, R OBP: 0.262, SLG: 0.290 (1, 4)										5	0	2	1	0	0	1											
Dock Ellis, S OBP: 0.149, SLG: 0.111 (1, 1)										4	0	2	0	0	2	2											
Inning Stats	R: 1 E: 0 K: 1 S: 7	H: 2 LOB: 1 BB: 0 P: 7	R: 0 E: 0 K: 0 S: 5	H: 2 LOB: 2 BB: 0 P: 5	R: 1 E: 0 K: 2 S: 9	H: 2 LOB: 1 BB: 0 P: 9	R: 0 E: 0 K: 1 S: 5	H: 0 LOB: 0 BB: 0 P: 5	R: 4 E: 2 K: 1 S: 10	H: 3 LOB: 2 BB: 1 P: 14	R: 0 E: 0 K: 0 S: 5	H: 2 LOB: 1 BB: 0 P: 9	R: 0 E: 0 K: 0 S: 4	H: 1 LOB: 3 BB: 0 P: 4	R: 0 E: 0 K: 0 S: 3	H: 0 LOB: 0 BB: 0 P: 3		R: 0 E: 0 K: 2 S: 7	H: 0 LOB: 1 BB: 1 P: 11	1B: 11 2B: 1 3B: 0 HR: 0	SF: 0 SAC: 0 DP: 0 HBP: 0	WP: 1 PB: 0 SB: 0 CS: 0	PA: 44				
PITCHER	IP	WLS	BF	H	R	ER	SO	BB	IBB	HBP	BLK	WP	HR	S	P	ERA	WHIP										
Steve Carlton, L ERA: 3.39 Sal Campisi, R ERA: 3.02	(1, 1) (9, 1)	8.0 L	40	12	6	2	5	2	0	0	0	1	0	48	56	2.25	1.750										


Batter	1	2	3	4	5	6	7	8	9	AB	R	H	RBI	BB	SO	LOB	BOTTOM										
Jose Cardenal, R OBP: 0.364, SLG: 0.453 (1, 8)										4	0	1	0	0	2	3	Pittsburgh Pirates @ St. Louis Cardinals Busch Stadium, St. Louis, MO Thu Jul 09 1970, 7:05 PM CDT Att: 22,345 - Unknown										
Lou Brock, L OBP: 0.338, SLG: 0.386 (1, 7)										4	0	1	0	0	2	2											
Dick Allen, R OBP: 0.381, SLG: 0.563 (1, 3)										3	0	1	0	1	0	2											
Joe Torre, R OBP: 0.375, SLG: 0.483 (1, 5)										4	0	0	0	0	2	3											
Joe Hague, L OBP: 0.382, SLG: 0.442 (1, 9)										4	0	0	0	0	1	1											
Ted Simmons, S OBP: 0.302, SLG: 0.292 (1, 2)										3	0	0	0	0	1	1											
Jim Kennedy, L OBP: 0.125, SLG: 0.125 Jim Beauchamp, R OBP: 0.290, SLG: 0.351 Milt Ramirez, R OBP: 0.266, SLG: 0.254 (1, 6) (6, PH) (6, 6)										1	0	0	0	0	0	0											
Dal Maxvill, R OBP: 0.335, SLG: 0.208 (1, 4)										2	0	1	0	1	0	0											
Steve Carlton, L OBP: 0.289, SLG: 0.279 Vic Davalillo, L OBP: 0.358, SLG: 0.438 Sal Campisi, R (8, PH) (9, 1)										2	0	1	0	0	0	0											
Inning Stats	R: 0 E: 0 K: 1 S: 6	H: 2 LOB: 1 BB: 0 P: 6	R: 0 E: 0 K: 1 S: 5	H: 0 LOB: 0 BB: 0 P: 5	R: 0 E: 0 K: 0 S: 3	H: 1 LOB: 1 BB: 1 P: 7	R: 0 E: 0 K: 0 S: 3	H: 0 LOB: 1 BB: 1 P: 7	R: 0 E: 0 K: 1 S: 5	H: 0 LOB: 0 BB: 0 P: 5	R: 0 E: 0 K: 2 S: 7	H: 0 LOB: 0 BB: 0 P: 7	R: 0 E: 0 K: 2 S: 7	H: 0 LOB: 1 BB: 0 P: 8	R: 0 E: 0 K: 2 S: 9	H: 2 LOB: 2 BB: 0 P: 9		R: 0 E: 0 K: 1 S: 5	H: 0 LOB: 0 BB: 0 P: 5	1B: 5 2B: 0 3B: 0 HR: 0	SF: 0 SAC: 0 DP: 2 HBP: 1	WP: 0 PB: 0 SB: 0 CS: 0	PA: 33				
PITCHER	IP	WLS	BF	H	R	ER	SO	BB	IBB	HBP	BLK	WP	HR	S	P	ERA	WHIP										
Dock Ellis, R ERA: 3.6	(1, 1)	9.0 W	33	5	0	0	10	2	0	1	0	0	0	50	59	0.00	0.778										



Batter	1	2	3	4	5	6	7	8	9	AB	R	H	RBI	BB	SO	LOB	TOP			
Matty Alou, L OBP: 0.322, SLG: 0.353 (1, 8)										5	2	2	1	0	1	1				
Gene Alley, R OBP: 0.303, SLG: 0.393 (1, 6)										5	1	1	1	0	1	3				
Roberto Clemente, R OBP: 0.404, SLG: 0.567 (1, 9)										4	1	2	1	1	1	0				
Manny Sanguillen, R OBP: 0.320, SLG: 0.422 (1, 2)										5	0	2	2	0	0	1				
Bob Robertson, R OBP: 0.364, SLG: 0.519 (9, 1)										5	0	0	0	0	0	1	4			
Luke Walker, L OBP: 0.167, SLG: 0.167 (9, 1)										0	0	0	0	0	0	0	0			
Orlando Pena, R (9, 1)										0	0	0	0	0	0	0	0			
Al Oliver, L OBP: 0.307, SLG: 0.444 (9, 3)										4	0	2	0	0	0	1				
Jose Pagan, R OBP: 0.290, SLG: 0.304 (8, PH)										3	1	1	0	0	0	1				
Richie Hebner, L OBP: 0.353, SLG: 0.453 (8, 5)										0	0	0	0	0	1	0				
Bill Mazerowski, R OBP: 0.262, SLG: 0.299 (1, 4)										4	1	1	1	0	0	3				
Bob Veale, S OBP: 0.184, SLG: 0.174 (3, 1)										2	1	1	1	0	0	0				
Bruce Dal Canton, R (9, PH)										1	0	0	0	0	0	0				
Willie Stargell, L OBP: 0.355, SLG: 0.492 (9, PH)										1	0	1	0	0	0	0				
Johnny Jeter, R OBP: 0.321, SLG: 0.288 (9, 7)										0	1	0	0	0	0	0				
Inning Stats	R: 2 E: 1 K: 2 S: 10	H: 3 LOB: 1 BB: 0 P: 10	R: 3 E: 0 K: 0 S: 8	H: 5 LOB: 2 BB: 0 P: 8	R: 1 E: 0 K: 0 S: 4	H: 1 LOB: 0 BB: 0 P: 4	R: 0 E: 0 K: 2 S: 7	H: 0 LOB: 0 BB: 0 P: 7	R: 0 E: 0 K: 0 S: 3	H: 0 LOB: 0 BB: 0 P: 3	R: 0 E: 0 K: 0 S: 3	H: 0 LOB: 0 BB: 0 P: 3	R: 0 E: 0 K: 0 S: 3	H: 1 LOB: 1 BB: 1 P: 7	R: 2 E: 0 K: 0 S: 5	H: 2 LOB: 1 BB: 1 P: 9	1B: 9 2B: 2 3B: 1 HR: 1	SF: 0 SAC: 0 DP: 1 HBP: 0	WP: 0 PB: 0 SB: 0 CS: 0	PA: 41
PITCHER	IP	WLS	BF	H	R	ER	SO	BB	IBB	HBP	BLK	WP	HR	S	P	ERA	WHIP			
Jerry Reuss, L ERA: 7.27 (1, 1)	1.2		11	6	5	4	2	0	0	0	0	0	0	15	15	21.60	3.600			
Sal Campisi, R ERA: 3.14 (2, 1)	1.1		7	3	1	1	0	0	0	0	0	0	1	7	7	6.75	2.250			
Chuck Taylor, R ERA: 3.34 (4, 1)	5.0	L	19	4	2	2	2	1	0	0	0	0	0	22	26	3.60	1.000			
Frank Linzy, R ERA: 4.73 (9, 1)	1.0		4	0	0	0	0	0	1	0	0	0	0	3	7	0.00	0.000			

Pittsburgh Pirates @ St. Louis Cardinals
 Busch Stadium, St. Louis, MO
 Sat Jul 11 1970, 7:05 PM CDT
 Att: 25,686 - Unknown

AB	39
R	8
H	13
RBI	7
BB	2
SO	4
LOB	14



Batter	1	2	3	4	5	6	7	8	9	AB	R	H	RBI	BB	SO	LOB	BOTTOM					
Jose Cardenal, R OBP: 0.361, SLG: 0.448 (1, 8)										5	1	1	0	0	1	1						
Lou Brock, L OBP: 0.340, SLG: 0.382 (1, 7)										3	1	0	0	2	0	1						
Carl Taylor, R OBP: 0.352, SLG: 0.418 (1, 9)										4	1	1	3	0	0	1						
Dick Allen, R OBP: 0.386, SLG: 0.579 (1, 3)										3	2	2	3	1	0	0						
Joe Torre, R OBP: 0.375, SLG: 0.480 (1, 2)										4	1	2	0	0	0	1						
Julian Javier, R OBP: 0.273, SLG: 0.271 (1, 4)										4	0	0	0	0	0	3						
Mike Shannon, R OBP: 0.225, SLG: 0.228 (1, 5)										4	0	2	1	0	1	1						
Dal Maxvill, R OBP: 0.325, SLG: 0.201 (9, PH)										3	1	0	0	0	0	1						
Jim Beauchamp, R OBP: 0.302, SLG: 0.351 (9, PH)										0	0	0	0	1	0	0						
Jerry Reuss, L (1, 1)										0	0	0	0	0	0	0						
Sal Campisi, R (2, 1)										0	0	0	0	0	0	0						
Joe Hogue, L OBP: 0.376, SLG: 0.438 (3, PH)										1	0	0	0	0	0	1						
Chuck Taylor, R OBP: 0.320, SLG: 0.214 (4, 1)										2	0	0	0	0	0	0						
Frank Linzy, R (9, 1)										0	0	0	0	0	0	0						
Bob Gibson, R OBP: 0.408, SLG: 0.526 (9, PH)										0	0	0	0	0	0	0						
Inning Stats	R: 0 E: 0 K: 0 S: 3	H: 0 LOB: 0 BB: 0 P: 3	R: 0 E: 0 K: 0 S: 2	H: 0 LOB: 1 BB: 1 P: 6	R: 5 E: 0 K: 0 S: 8	H: 5 LOB: 1 BB: 1 P: 12	R: 0 E: 0 K: 0 S: 3	H: 0 LOB: 0 BB: 0 P: 3	R: 0 E: 0 K: 0 S: 3	H: 0 LOB: 0 BB: 0 P: 3	R: 2 E: 1 K: 0 S: 5	H: 2 LOB: 0 BB: 0 P: 5	R: 0 E: 0 K: 1 S: 5	H: 0 LOB: 1 BB: 1 P: 9	R: 0 E: 0 K: 1 S: 6	H: 1 LOB: 1 BB: 0 P: 6	R: 0 E: 0 K: 0 S: 3	H: 0 LOB: 1 BB: 1 P: 7	1B: 4 2B: 2 3B: 0 HR: 2	SF: 0 SAC: 1 DP: 1 HBP: 0	WP: 0 PB: 0 SB: 0 CS: 0	PA: 38
PITCHER	IP	WLS	BF	H	R	ER	SO	BB	IBB	HBP	BLK	WP	HR	S	P	ERA	WHIP					
Bob Veale, L ERA: 3.7 (1, 1)	2.2		13	4	5	5	0	2	0	0	0	0	1	11	19	16.88	2.250					
Bruce Dal Canton, R ERA: 3.4 (3, 1)	5.1	W	21	4	2	1	2	1	0	0	0	0	1	24	28	1.69	0.938					
Luke Walker, L ERA: 3.58 (9, 1)	0.1		2	0	0	0	0	1	0	0	0	0	0	1	5	0.00	3.000					
Orlando Pena, R ERA: 2.79 (9, 1)	0.2	S	2	0	0	0	0	0	0	0	0	0	0	2	2	0.00	0.000					

Pittsburgh Pirates @ St. Louis Cardinals
 Busch Stadium, St. Louis, MO
 Sat Jul 11 1970, 7:05 PM CDT
 Att: 25,686 - Unknown

AB	33
R	7
H	8
RBI	7
BB	4
SO	2
LOB	10



Batter	1	2	3	4	5	6	7	8	9	AB	R	H	RBI	BB	SO	LOB	TOP					
Felix Millan, R OBP: 0.338, SLG: 0.390 (1,4)										4	0	1	2	1	0	0	Atlanta Braves @ St. Louis Cardinals Busch Stadium, St. Louis, MO Thu Jul 16 1970, 7:05 PM CDT Att: 21,324 - Unknown AB 32 R 7 H 9 RBI 7 BB 7 SO 7 LOB 12 					
Tony Gonzalez, L OBP: 0.319, SLG: 0.343 (1,8)										4	1	1	0	1	1	1						
Hank Aaron, R OBP: 0.388, SLG: 0.614 (1,9)										4	1	1	0	1	0	2						
Rico Carty, R OBP: 0.451, SLG: 0.657 (1,7)										4	0	0	0	1	0	2						
Orlando Cepeda, R OBP: 0.381, SLG: 0.538 (1,3)										3	1	1	2	1	0	0						
Tommie Aaron, R OBP: 0.313, SLG: 0.625 (8,3)										0	0	0	0	0	0	0						
Clete Boyer, R OBP: 0.290, SLG: 0.359 (1,5)										3	2	2	1	1	1	2						
Hal King, L OBP: 0.411, SLG: 0.539 (1,2)										3	1	1	0	1	2	2						
Gil Garrido, R OBP: 0.324, SLG: 0.337 (1,6)										4	1	2	2	0	0	1						
Pat Jarvis, R OBP: 0.132, SLG: 0.135 (1,1)										3	0	0	0	0	3	2						
Inning Stats	R: 0 E: 0 K: 0 S: 3	H: 0 LOB: 0 BB: 0 P: 3	R: 1 E: 1 K: 2 S: 9	H: 2 LOB: 2 BB: 1 P: 13	R: 0 E: 0 K: 0 S: 2	H: 0 LOB: 0 BB: 1 P: 6	R: 1 E: 0 K: 0 S: 4	H: 1 LOB: 1 BB: 1 P: 8	R: 0 E: 0 K: 1 S: 5	H: 0 LOB: 0 BB: 0 P: 5	R: 0 E: 0 K: 0 S: 3	H: 1 LOB: 0 BB: 0 P: 3	R: 5 E: 0 K: 1 S: 9	H: 5 LOB: 2 BB: 3 P: 21	R: 0 E: 0 K: 2 S: 7	H: 0 LOB: 0 BB: 0 P: 7	R: 0 E: 0 K: 1 S: 5	H: 0 LOB: 1 BB: 1 P: 9	1B: 6 2B: 2 3B: 0 HR: 1	SF: 0 SAC: 1 DP: 1 HBP: 0	WP: 0 PB: 0 SB: 0 CS: 1	PA: 40
PITCHER	IP WLS BF H R ER SO BB IBB HBP BLK WP HR S P ERA WHIP																					
Steve Carlton, L ERA: 3.7 (1,1)	6.2 L 29 8 6 6 3 4 0 0 0 0 0 1 31 47 8.10 1.800																					
Chuck Taylor, R ERA: 3.45 (7,1)	0.1 4 1 1 1 1 1 1 0 0 0 0 0 4 12 27.00 6.000																					
Al Hrabosky, L ERA: 3.45 (8,1)	1.0 3 0 0 0 2 0 0 0 0 0 0 0 7 7 0.00 0.000																					
Bob Chlupsa, R ERA: (9,1)	1.0 4 0 0 0 1 1 0 0 0 0 0 0 5 9 0.00 1.000																					

Batter	1	2	3	4	5	6	7	8	9	AB	R	H	RBI	BB	SO	LOB	BOTTOM					
Lou Brock, L OBP: 0.346, SLG: 0.384 (1,9)										4	0	2	0	1	0	0	Atlanta Braves @ St. Louis Cardinals Busch Stadium, St. Louis, MO Thu Jul 16 1970, 7:05 PM CDT Att: 21,324 - Unknown AB 34 R 3 H 7 RBI 3 BB 7 SO 7 LOB 18 					
Julian Javier, R OBP: 0.277, SLG: 0.280 (1,4)										5	1	1	0	0	2	4						
Carl Taylor, R OBP: 0.366, SLG: 0.415 (1,3)										3	1	0	0	2	1	2						
Dick Allen, R OBP: 0.385, SLG: 0.568 (1,7)										4	1	1	0	1	2	2						
Joe Torre, R OBP: 0.379, SLG: 0.478 (1,2)										3	0	1	1	2	0	0						
Jim Beauchamp, R OBP: 0.294, SLG: 0.328 (1,8)										3	0	0	1	1	0	5						
Mike Shannon, R OBP: 0.225, SLG: 0.228 (1,5)										4	0	1	1	0	0	3						
Ed Crosby, L (1,6)										3	0	0	0	0	0	2						
Joe Hague, L OBP: 0.380, SLG: 0.438 (8, PH)										1	0	0	0	0	1	0						
Bob Chlupsa, R (9,1)										0	0	0	0	0	0	0						
Steve Carlton, L OBP: 0.271, SLG: 0.261 (1,1)										3	0	0	0	0	1	0						
Chuck Taylor, R OBP: 0.200, SLG: 0.214 (7,1)										0	0	0	0	0	0	0						
Al Hrabosky, R (8,1)										0	0	0	0	0	0	0						
Leron Lee, L OBP: 0.304, SLG: 0.379 (8, PH)										1	0	1	0	0	0	0						
Dai Maxvill, R OBP: 0.322, SLG: 0.199 (9,6)										0	0	0	0	0	0	0						
Inning Stats	R: 1 E: 0 K: 1 S: 7	H: 2 LOB: 3 BB: 2 P: 15	R: 0 E: 0 K: 0 S: 3	H: 0 LOB: 0 BB: 0 P: 3	R: 2 E: 0 K: 1 S: 7	H: 2 LOB: 2 BB: 2 P: 15	R: 0 E: 0 K: 1 S: 6	H: 1 LOB: 0 BB: 0 P: 6	R: 0 E: 0 K: 1 S: 5	H: 0 LOB: 0 BB: 0 P: 5	R: 0 E: 0 K: 0 S: 3	H: 0 LOB: 0 BB: 0 P: 3	R: 0 E: 0 K: 1 S: 6	H: 1 LOB: 3 BB: 2 P: 14	R: 0 E: 0 K: 2 S: 8	H: 1 LOB: 2 BB: 1 P: 12	R: 0 E: 0 K: 0 S: 3	H: 0 LOB: 0 BB: 0 P: 3	1B: 6 2B: 1 3B: 0 HR: 0	SF: 0 SAC: 0 DP: 0 HBP: 0	WP: 0 PB: 1 SB: 0 CS: 0	PA: 41
PITCHER	IP WLS BF H R ER SO BB IBB HBP BLK WP HR S P ERA WHIP																					
Pat Jarvis, R ERA: 3.24 (1,1)	9.0 W 41 7 3 3 7 7 0 0 0 0 0 0 48 76 3.00 1.556																					

Batter	1	2	3	4	5	6	7	8	9	AB	R	H	RBI	BB	SO	LOB	TOP					
Felix Millan, R OBP: 0.342, SLG: 0.393 (1,4)										5	1	3	0	0	0	0	Atlanta Braves @ St. Louis Cardinals Busch Stadium, St. Louis, MO Fri Jul 17 1970, 7:05 PM CDT Att: 20,899 - Unknown					
Tony Gonzalez, L OBP: 0.320, SLG: 0.344 (1,8)										5	2	2	0	0	0	3						
Hank Aaron, R OBP: 0.387, SLG: 0.623 (1,9)										2	1	1	3	0	0	1						
Mike Lum, L OBP: 0.299, SLG: 0.406 (6,9)										1	0	0	0	0	0	2						
Rico Carty, R OBP: 0.448, SLG: 0.651 (1,7)										4	1	1	1	0	0	2						
Orlando Cepeda, R OBP: 0.381, SLG: 0.540 (1,3)										3	0	1	0	0	0	0						
Tommie Aaron, R OBP: 0.353, SLG: 0.647 (6,3)										1	0	1	1	0	0	0						
Clete Boyer, R OBP: 0.287, SLG: 0.354 (1,5)										4	0	0	0	0	1	3						
Hal King, L OBP: 0.396, SLG: 0.516 (1,2)										4	0	0	0	0	0	2						
Gil Garrido, R OBP: 0.319, SLG: 0.331 (1,6)										3	0	0	0	0	2	1						
Bob Aspromonte, R OBP: 0.274, SLG: 0.212 (8, PH)										1	0	0	0	0	0	2						
George Stone, L OBP: 0.288, SLG: 0.250 (1,1)										1	1	1	0	0	0	0						
Rick Kester, R (3,1)										1	0	0	0	0	0	0						
Bob Priddy, R OBP: 0.375, SLG: 0.286 (5,1)										1	0	0	0	0	0	0						
Sonny Jackson, L OBP: 0.359, SLG: 0.303 (9, PH)										1	0	0	0	0	0	0						
Inning Stats	R: 0 E: 0 K: 0 S: 4	H: 1 LOB: 1 BB: 0 P: 4	R: 0 E: 0 K: 2 S: 8	H: 1 LOB: 1 BB: 0 P: 8	R: 1 E: 0 K: 0 S: 5	H: 2 LOB: 1 BB: 0 P: 5	R: 0 E: 0 K: 0 S: 3	H: 0 LOB: 0 BB: 0 P: 3	R: 0 E: 0 K: 0 S: 3	H: 0 LOB: 0 BB: 0 P: 3	R: 2 E: 0 K: 0 S: 5	H: 2 LOB: 0 BB: 0 P: 5	R: 0 E: 0 K: 1 S: 5	H: 0 LOB: 0 BB: 0 P: 5	R: 3 E: 1 K: 0 S: 8	H: 4 LOB: 2 BB: 0 P: 8	R: 0 E: 0 K: 0 S: 3	H: 0 LOB: 0 BB: 0 P: 3	1B: 8 2B: 1 3B: 0 HR: 1	SF: 1 SAC: 0 DP: 0 HBP: 0	WP: 0 PB: 0 SB: 0 CS: 0	PA: 38
PITCHER	IP WLS BF H R ER SO BB IBB HBP BLK WP HR S P ERA WHIP																					
Nelson Briles, R ERA: 7.68 (1,1)	7.1 W 31 9 6 5 3 0 0 0 0 0 1 37 37 6.14 1.227																					
Frank Linzy, R ERA: 4.5 (8,1)	1.2 S 7 1 0 0 0 0 0 0 0 0 0 7 7 0.00 0.600																					

Batter	1	2	3	4	5	6	7	8	9	AB	R	H	RBI	BB	SO	LOB	BOTTOM					
Lou Brock, L OBP: 0.349, SLG: 0.387 (1,9)										5	2	3	0	0	1	1	Atlanta Braves @ St. Louis Cardinals Busch Stadium, St. Louis, MO Fri Jul 17 1970, 7:05 PM CDT Att: 20,899 - Unknown					
Julian Javier, R OBP: 0.279, SLG: 0.282 (1,4)										5	2	2	1	0	1	4						
Carl Taylor, R OBP: 0.387, SLG: 0.425 (1,3)										4	2	1	1	1	0	4						
Joe Haque, L OBP: 0.380, SLG: 0.438 (9,3)										0	0	0	0	0	0	0						
Dick Allen, R OBP: 0.388, SLG: 0.584 (1,7)										5	4	3	4	0	1	1						
Vic Davallillo, L OBP: 0.392, SLG: 0.434 (9,7)										0	0	0	0	0	0	0						
Joe Torre, R OBP: 0.379, SLG: 0.476 (1,2)										5	0	2	2	0	0	0						
Jose Cardenal, R OBP: 0.363, SLG: 0.447 (1,8)										4	0	2	1	1	0	0						
Mike Shannon, R OBP: 0.224, SLG: 0.219 (1,5)										4	0	0	0	1	2	6						
Dal Maxvill, R OBP: 0.317, SLG: 0.194 (1,6)										4	0	0	0	0	1	3						
Nelson Briles, R OBP: 0.214, SLG: 0.500 (1,1)										4	1	2	0	0	1	1						
Frank Linzy, R (8,1)										0	0	0	0	0	0	0						
Inning Stats	R: 3 E: 0 K: 0 S: 5	H: 2 LOB: 0 BB: 1 P: 9	R: 0 E: 0 K: 2 S: 7	H: 0 LOB: 1 BB: 1 P: 11	R: 3 E: 2 K: 1 S: 8	H: 2 LOB: 1 BB: 1 P: 12	R: 3 E: 1 K: 0 S: 8	H: 5 LOB: 2 BB: 0 P: 8	R: 0 E: 0 K: 1 S: 7	H: 2 LOB: 2 BB: 0 P: 7	R: 0 E: 0 K: 1 S: 5	H: 0 LOB: 0 BB: 0 P: 5	R: 0 E: 0 K: 1 S: 5	H: 0 LOB: 0 BB: 0 P: 5	R: 2 E: 1 K: 1 S: 9	H: 4 LOB: 2 BB: 0 P: 9	R: 0 E: 0 K: 0 S: 3	H: 0 LOB: 0 BB: 0 P: 3	1B: 10 2B: 2 3B: 2 HR: 1	SF: 0 SAC: 0 DP: 2 HBP: 0	WP: 0 PB: 0 SB: 1 CS: 0	PA: 43
PITCHER	IP WLS BF H R ER SO BB IBB HBP BLK WP HR S P ERA WHIP																					
George Stone, L ERA: 3.39 (1,1)	2.0 L 14 4 6 4 2 1 0 0 0 0 0 16 24 18.00 3.000																					
Rick Kester, R ERA: 9.27 (3,1)	2.0 11 5 3 1 1 1 0 0 0 0 0 12 16 4.50 3.000																					
Bob Priddy, R ERA: 5.45 (5,1)	4.0 18 6 2 1 4 0 0 0 0 0 0 26 26 2.25 1.500																					



Batter	1	2	3	4	5	6	7	8	9	10	11	AB	R	H	RBI	BB	SO	LOB	TOP								
Felix Millan, R OBP: 0.342, SLG: 0.392 (1, 4)	E3 1B	4-3						6-3	F8			6	1	2	1	0	0	1									
Tony Gonzalez, L OBP: 0.323, SLG: 0.342 (1, 8)	1B 1B							3-1				4	1	1	0	2	0	3									
Hank Aaron, R OBP: 0.390, SLG: 0.626 (8, PR)	1B 1B											5	2	3	1	0	1	2									
Sonny Jackson, L OBP: 0.359, SLG: 0.303 (8, 9)	1B FC6-4											0	0	0	0	0	0	0									
Jimmie Hall, L OBP: 0.235, SLG: 0.244 (1, 7)	1B FC6-4											5	1	3	2	1	0	2									
Rico Carty, R OBP: 0.452, SLG: 0.651 (1, 3)	1B FC6-4											6	0	0	1	0	2	8									
Orlando Cepeda, R OBP: 0.375, SLG: 0.530 (1, 2)	FC6-4 6-3											4	1	1	0	2	1	1									
Hal King, L OBP: 0.402, SLG: 0.505 (1, 5)	6-3											5	2	3	0	1	1	2									
Clete Boyer, R OBP: 0.294, SLG: 0.358 (1, 6)	K											2	0	0	0	0	1	1									
Gil Garrido, R OBP: 0.315, SLG: 0.341 (6, PH)												4	0	1	3	0	0	2									
Jim Nash, R OBP: 0.123, SLG: 0.222 (6, 1)												2	0	0	0	0	1	1									
Mike Lum, L OBP: 0.305, SLG: 0.411 (9, 1)												1	0	1	0	0	0	0									
Julio Navarro, R OBP: 0.333, SLG: 0.333 (9, 1)												2	0	1	0	0	1	2									
Hoyt Wilhelm, R (9, 1)												1	0	0	0	0	0	1									
Inning Stats	R: 3 E: 1 K: 1 S: 8	H: 2 LOB: 1 BB: 1 P: 12	R: 0 E: 0 K: 1 S: 5	H: 0 LOB: 0 BB: 0 P: 5	R: 0 E: 0 K: 1 S: 6	H: 1 LOB: 1 BB: 0 P: 6	R: 0 E: 0 K: 0 S: 3	H: 0 LOB: 1 BB: 1 P: 7	R: 0 E: 0 K: 2 S: 8	H: 1 LOB: 2 BB: 1 P: 12	R: 1 E: 0 K: 1 S: 8	H: 3 LOB: 2 BB: 0 P: 8	R: 0 E: 0 K: 0 S: 5	H: 2 LOB: 2 BB: 0 P: 5	R: 1 E: 0 K: 0 S: 4	H: 2 LOB: 1 BB: 1 P: 8	R: 0 E: 0 K: 0 S: 3	H: 0 LOB: 1 BB: 1 P: 7	R: 1 E: 0 K: 0 S: 4	H: 2 LOB: 0 BB: 0 P: 4	1B: 14 2B: 2 3B: 1 HR: 0	SF: 2 SAC: 0 DP: 1 HBP: 0	WP: 0 PB: 0 SB: 2 CS: 0	PA: 54			
PITCHER	IP 9.0	WLS 2	BF 46	H 14	R 7	ER 6	SO 7	BB 5	IBB 0	HBP 0	BLK 0	WP 0	HR 0	S 55	P 75	ERA 6.00	WHIP 2.111										
Bob Gibson, R ERA: 3.67 (1, 1)																											
Frank Linzy, R ERA: 4.5 (10, 1)																											

Atlanta Braves @ St. Louis Cardinals
 Busch Stadium, St. Louis, MO
 Sat Jul 18 1970, 7:05 PM CDT
 Att: 32,593 - Unknown

livebaseballscorecards.com

AB 46
 R 8
 H 16
 RBI 8
 BB 6
 SO 7
 LOB 26



Batter	1	2	3	4	5	6	7	8	9	10	11	AB	R	H	RBI	BB	SO	LOB	BOTTOM								
Lou Brock, L OBP: 0.354, SLG: 0.395 (1, 9)	F7											6	1	4	2	0	0	0									
Julian Javier, R OBP: 0.291, SLG: 0.288 (1, 4)	F9											5	0	2	2	0	0	1									
Carl Taylor, R OBP: 0.362, SLG: 0.417 (10, 1)	5-3											5	1	1	0	0	1	2									
Frank Linzy, R OBP: 0.362, SLG: 0.475 (11, PH)												0	0	0	0	0	0	0									
Jim Beauchamp, R OBP: 0.304, SLG: 0.339 (1, 7)												5	1	1	0	0	1	2									
Dick Allen, R OBP: 0.385, SLG: 0.576 (1, 2)												6	0	1	0	0	2	4									
Joe Torre, R OBP: 0.362, SLG: 0.475 (1, 8)												3	1	1	0	2	0	1									
Jose Cardenal, R OBP: 0.367, SLG: 0.448 (1, 5)												4	2	2	0	1	0	2									
Mike Shannon, R OBP: 0.235, SLG: 0.224 (9, PH)												2	1	1	2	1	0	1									
Vic Davallio, L OBP: 0.368, SLG: 0.440 (10, 6)												1	1	1	0	0	0	0									
Milt Ramirez, R OBP: 0.262, SLG: 0.250 (1, 6)												1	0	0	0	0	0	2									
Dal Maxvill, R OBP: 0.317, SLG: 0.198 (9, PH)												2	0	1	1	0	0	1									
Leron Lee, L OBP: 0.302, SLG: 0.377 (10, 5)												1	0	0	0	0	1	2									
Ed Crosby, L (10, 5)												1	0	0	0	0	0	2									
Bob Gibson, R OBP: 0.412, SLG: 0.492 (9, PH)												3	0	0	0	0	1	3									
Joe Haque, L OBP: 0.377, SLG: 0.434 (10, 3)												2	0	0	0	0	0	2									
Inning Stats	R: 0 E: 0 K: 0 S: 3	H: 0 LOB: 0 BB: 0 P: 3	R: 0 E: 0 K: 0 S: 3	H: 1 LOB: 0 BB: 0 P: 3	R: 1 E: 0 K: 0 S: 4	H: 2 LOB: 1 BB: 1 P: 8	R: 3 E: 0 K: 1 S: 8	H: 3 LOB: 1 BB: 1 P: 12	R: 0 E: 0 K: 0 S: 4	H: 1 LOB: 1 BB: 0 P: 4	R: 0 E: 0 K: 1 S: 5	H: 0 LOB: 0 BB: 0 P: 5	R: 0 E: 0 K: 0 S: 3	H: 0 LOB: 0 BB: 0 P: 3	R: 3 E: 0 K: 1 S: 9	H: 4 LOB: 1 BB: 0 P: 9	R: 0 E: 0 K: 1 S: 5	H: 0 LOB: 2 BB: 2 P: 13	R: 0 E: 0 K: 0 S: 5	H: 3 LOB: 2 BB: 0 P: 5	1B: 13 2B: 2 3B: 0 HR: 0	SF: 1 SAC: 1 DP: 2 HBP: 0	WP: 1 PB: 0 SB: 1 CS: 0	PA: 49			
PITCHER	IP 5.0	WLS 3	BF 22	H 7	R 4	ER 4	SO 2	BB 2	IBB 0	HBP 0	BLK 0	WP 0	HR 0	S 24	P 32	ERA 7.20	WHIP 1.800										
Jim Nash, R ERA: 3.7 (6, 1)																											
Julio Navarro, R ERA: 5.06 (9, 1)																											
Hoyt Wilhelm, R ERA: 3.5 (9, 1)																											

Atlanta Braves @ St. Louis Cardinals
 Busch Stadium, St. Louis, MO
 Sat Jul 18 1970, 7:05 PM CDT
 Att: 32,593 - Unknown

livebaseballscorecards.com

AB 43
 R 7
 H 15
 RBI 7
 BB 4
 SO 5
 LOB 23



Batter	1	2	3	4	5	6	7	8	9	AB	R	H	RBI	BB	SO	LOB	TOP					
Felix Millan, R (1,4) OBP: 0.339, SLG: 0.388 Sonny Jackson, L (5,6) OBP: 0.360, SLG: 0.305	P4		F9		4-3		1-3		1B	3	0	0	0	0	0	0						
Tony Gonzalez, L (1,8) OBP: 0.324, SLG: 0.343	P4		1B				6-3		L6	5	0	2	0	0	0	1						
Mike Lum, L (1,9) OBP: 0.295, SLG: 0.396	E4		P4		4-3		6-3			4	0	0	0	0	0	2						
Rico Carty, R (1,7) OBP: 0.453, SLG: 0.648	FC4-6									3	0	1	0	1	0	1						
Orlando Cepeda, R (1,3) OBP: 0.373, SLG: 0.527		E5	F3							4	1	1	0	0	0	3						
Hal King, L (1,2) OBP: 0.405, SLG: 0.505					P6					4	0	2	0	0	0	1						
Bob Aspromonte, R (1,5) OBP: 0.273, SLG: 0.232		SF9	F3							3	0	1	1	0	0	1						
Gil Garrido, R (1,6) OBP: 0.313, SLG: 0.335		FC3-6	F9							3	0	0	0	1	0	1						
Ron Reed, R (1,1) OBP: 0.071, SLG: 0.143 Mike McQueen, L (8,1) OBP: 0.500, SLG: 0.750 Hank Aaron, R (9, PH) OBP: 0.389, SLG: 0.624		F8								3	0	0	0	0	2	4						
					K					0	0	0	0	0	0	0						
										1	0	0	0	0	1	0						
Inning Stats	R: 0 E: 1 K: 0 S: 4	H: 0 LOB: 1 BB: 0 P: 4	R: 1 E: 1 K: 0 S: 5	H: 2 LOB: 1 BB: 0 P: 5	R: 0 E: 0 K: 0 S: 5	H: 2 LOB: 2 BB: 0 P: 5	R: 0 E: 0 K: 0 S: 3	H: 0 LOB: 0 BB: 0 P: 3	R: 0 E: 0 K: 1 S: 6	H: 1 LOB: 1 BB: 0 P: 6	R: 0 E: 0 K: 1 S: 7	H: 2 LOB: 3 BB: 1 P: 11	R: 0 E: 0 K: 0 S: 3	H: 0 LOB: 0 BB: 0 P: 3	R: 0 E: 0 K: 0 S: 3	H: 0 LOB: 1 BB: 1 P: 7	R: 0 E: 0 K: 1 S: 6	H: 1 LOB: 1 BB: 0 P: 6	1B: 7 2B: 1 3B: 0 HR: 0	SF: 1 SAC: 0 DP: 0 HBP: 0	WP: 0 PB: 0 SB: 0 CS: 0	PA: 38
PITCHER Mike Torrez, R (1,1) ERA: 3.57	IP: 9.0 WLS: W BF: 38 H: 8 R: 1 ER: 0 SO: 3 BB: 1 IBB: 1 HBP: 0 BLK: 0 WP: 0 HR: 0 S: 42 P: 50 ERA: 0.00 WHIP: 1.000															PITCHER						

Atlanta Braves @ St. Louis Cardinals
 Busch Stadium, St. Louis, MO
 Sun Jul 19 1970, 3:33 AM CDT
 Att: 24,415 - Unknown

AB 35
 R 1
 H 8
 RBI 1
 BB 2
 SO 3
 LOB 14



Batter	1	2	3	4	5	6	7	8	9	AB	R	H	RBI	BB	SO	LOB	BOTTOM					
Lou Brock, L (1,7) OBP: 0.358, SLG: 0.401	4-3		6-3							5	0	3	1	0	0	1						
Joe Hagus, L (1,3) OBP: 0.372, SLG: 0.427	4-3		4-3							4	0	0	0	0	0	5						
Dick Allen, R (1,5) OBP: 0.388, SLG: 0.577										3	0	2	1	1	1	3						
Joe Torre, R (1,2) OBP: 0.378, SLG: 0.470	FC6-4		P4							4	0	0	0	0	0	8						
Leron Lee, L (1,9) OBP: 0.301, SLG: 0.373										4	1	1	0	0	0	0						
Jose Cardenal, R (1,8) OBP: 0.365, SLG: 0.443										3	0	0	0	1	0	1						
Julian Javier, R (1,4) OBP: 0.281, SLG: 0.287										4	0	1	0	0	1	2						
Dal Maxvill, R (1,6) OBP: 0.316, SLG: 0.199										4	1	1	1	0	1	2						
Mike Torrez, R (1,1) OBP: 0.304, SLG: 0.333										4	1	4	0	0	0	0						
Inning Stats	R: 0 E: 0 K: 0 S: 4	H: 1 LOB: 1 BB: 0 P: 4	R: 0 E: 0 K: 0 S: 3	H: 0 LOB: 1 BB: 1 P: 7	R: 1 E: 0 K: 0 S: 5	H: 2 LOB: 1 BB: 0 P: 5	R: 0 E: 0 K: 0 S: 4	H: 1 LOB: 1 BB: 0 P: 4	R: 0 E: 0 K: 1 S: 5	H: 2 LOB: 2 BB: 1 P: 8	R: 0 E: 0 K: 1 S: 10	H: 0 LOB: 0 BB: 0 P: 5	R: 0 E: 1 K: 2 S: 10	H: 2 LOB: 3 BB: 0 P: 10	R: 2 E: 0 K: 0 S: 6	H: 4 LOB: 2 BB: 0 P: 6	R: 0 E: 0 K: 0 S: 6	H: 0 LOB: 0 BB: 0 P: 6	1B: 10 2B: 2 3B: 0 HR: 0	SF: 0 SAC: 0 DP: 1 HBP: 0	WP: 0 PB: 1 SB: 2 CS: 0	PA: 37
PITCHER Ron Reed, R (1,1) ERA: 5.63 Mike McQueen, L (8,1) ERA: 9.6	IP: 7.2 WLS: L BF: 36 H: 11 R: 3 ER: 3 SO: 3 BB: 1 IBB: 1 HBP: 0 BLK: 0 WP: 0 HR: 0 S: 40 P: 48 ERA: 3.52 WHIP: 1.565															PITCHER						

Atlanta Braves @ St. Louis Cardinals
 Busch Stadium, St. Louis, MO
 Sun Jul 19 1970, 3:33 AM CDT
 Att: 24,415 - Unknown

AB 35
 R 3
 H 12
 RBI 3
 BB 2
 SO 3
 LOB 22



Batter	1	2	3	4	5	6	7	8	9	AB	R	H	RBI	BB	SO	LOB	TOP				
Pete Rose, S OBP: 0.396, SLG: 0.501 (1, 9)	4-0 BB BB		0-0 5-3		0-0 4-3			0-0 FC6-5 2B	0-0 1-3 1B	4	0	2	0	1	0	0	Cincinnati Reds @ St. Louis Cardinals Busch Stadium, St. Louis, MO Mon Jul 20 1970, 7:05 PM CDT Unknown livebaseballscorecards.com				
Bobby Tolan, L OBP: 0.396, SLG: 0.475 (1, 8)	0-3 K		0-3 K		0-3 K			0-0 6-3	0-0 1-2 3H 1B	5	0	1	1	0	3	2					
Tony Perez, R OBP: 0.437, SLG: 0.664 (1, 5)	4-0 1-2 BB		0-0 P3		0-0 5-3			4-0 FC6-5 2B BB	0-0 F7	3	1	0	0	2	0	2					
Johnny Bench, R OBP: 0.338, SLG: 0.612 (1, 2)	0-3 K			0-0 P3		0-0 5-3		0-0 FC6-5 2B E		4	1	0	0	0	1	4					
Lee May, R OBP: 0.279, SLG: 0.482 (1, 3)	0-0 P3			0-0 5-3		0-0 F8		0-0 E7 2B		4	0	1	1	0	0	2					
Hal McRae, R OBP: 0.381, SLG: 0.606 (1, 7)		0-0 L1		0-0 WP 2B		0-0 5-3		0-0 1-3		4	1	1	0	0	0	1					
Jimmy Stewart, S OBP: 0.294, SLG: 0.274 (8, 7)										0	0	0	0	0	0	0					
Tommy Helms, R OBP: 0.253, SLG: 0.278 (1, 4)		0-0 P4		0-0 2B		0-0 6-3		0-0 F2		4	0	1	1	0	0	0					
Woody Woodward, R OBP: 0.324, SLG: 0.351 (1, 6)		0-0 1B		4-0 2B		0-0 P3		0-0 1-3		3	0	1	0	1	0	0					
Gary Nolan, R OBP: 0.182, SLG: 0.100 (1, 1)		0-0 4-3		0-3 K		0-3 K		0-0 1B 1B		4	1	1	0	0	2	3					
Wayne Granger, R (9, 1)										0	0	0	0	0	0	0					
Inning Stats	R: 0 E: 0 K: 2 S: 7	H: 0 LOB: 2 BB: 2 P: 15	R: 0 E: 0 K: 0 S: 4	H: 1 LOB: 1 BB: 0 P: 4	R: 0 E: 0 K: 1 S: 5	H: 0 LOB: 0 BB: 0 P: 5	R: 1 E: 0 K: 1 S: 7	H: 2 LOB: 2 BB: 1 P: 11	R: 0 E: 0 K: 0 S: 5	H: 0 LOB: 0 BB: 0 P: 3	R: 0 E: 0 K: 1 S: 5	H: 0 LOB: 0 BB: 0 P: 5	R: 2 E: 1 K: 0 S: 5	H: 2 LOB: 1 BB: 1 P: 9	R: 1 E: 0 K: 0 S: 6	H: 3 LOB: 2 BB: 0 P: 6	1B: 4 2B: 4 3B: 0 HR: 0	SF: 0 SAC: 0 DP: 0 HBP: 0	WP: 1 PB: 0 SB: 0 CS: 0	PA: 39	
PITCHER	IP	WLS	BF	H	R	ER	SO	BB	IBB	HBP	BLK	WP	HR	S	P	ERA	WHIP				
Jerry Reuss, L ERA: 6.23 (1, 1)	8.2	L	38	8	4	3	6	3	1	0	0	1	0	46	62	3.12	1.269				
Bob Chlupsa, R ERA: (9, 1)	0.1		1	0	0	0	0	0	0	0	0	0	0	1	1	0.00	0.000				

Batter	1	2	3	4	5	6	7	8	9	AB	R	H	RBI	BB	SO	LOB	BOTTOM				
Lou Brock, L OBP: 0.362, SLG: 0.403 (1, 7)	0-0 S 1B 1B		0-0 F8			0-0 1B		4-0 IBB		3	1	2	0	1	0	0	Cincinnati Reds @ St. Louis Cardinals Busch Stadium, St. Louis, MO Mon Jul 20 1970, 7:05 PM CDT Unknown livebaseballscorecards.com				
Joe Hague, L OBP: 0.366, SLG: 0.419 (1, 3)	0-0 P4 1-2		0-3 K		0-0 P4 F8			0-0 F8		4	0	0	0	0	1	5					
Dick Allen, R OBP: 0.385, SLG: 0.571 (1, 5)	0-3 K			0-0 5-3		0-3 K		0-0 P3		4	0	0	0	0	2	2					
Joe Torre, R OBP: 0.379, SLG: 0.470 (1, 2)	0-0 2H 1B			0-0 F9		0-0 F8		0-0 G1-6-3 1B		4	0	2	1	0	0	0					
Leron Lee, L OBP: 0.300, SLG: 0.370 (1, 9)	0-0 F8			0-0 F7		0-0 2B 1B		0-0 G1-6-3 1-2		4	1	1	0	0	0	2					
Jose Cardenal, R OBP: 0.367, SLG: 0.447 (1, 8)		0-0 1-3			0-0 CS S 1B		0-0 1H 2B 2B		0-3 K	4	1	2	1	0	1	0					
Julian Javier, R OBP: 0.284, SLG: 0.285 (1, 4)		0-0 F9			0-0 F9 1-2		4-0 2B IBB		4-0 BB BB BB	2	0	0	0	2	0	1					
Dal Maxvill, R OBP: 0.316, SLG: 0.206 (1, 6)		0-0 5-3			0-0 F8 2-3		0-0 1-3 2H 2B		0-0 P6	3	0	1	1	0	0	1					
Vic Davalillo, L OBP: 0.364, SLG: 0.436 (9, PH)										1	0	0	0	0	0	1					
Jerry Reuss, L (1, 1)			0-3 K			0-3 K		0-3 K		3	0	0	0	0	3	2					
Bob Chlupsa, R (9, 1)										0	0	0	0	0	0	0					
Carl Taylor, R OBP: 0.360, SLG: 0.414 (9, PH)										1	0	0	0	0	1	1					
Inning Stats	R: 1 E: 0 K: 1 S: 7	H: 2 LOB: 1 BB: 0 P: 7	R: 0 E: 0 K: 0 S: 3	H: 0 LOB: 0 BB: 0 P: 3	R: 0 E: 0 K: 2 S: 7	H: 0 LOB: 0 BB: 0 P: 7	R: 0 E: 0 K: 0 S: 3	H: 0 LOB: 0 BB: 0 P: 3	R: 0 E: 0 K: 2 S: 8	H: 1 LOB: 1 BB: 0 P: 8	R: 2 E: 0 K: 1 S: 8	H: 3 LOB: 3 BB: 2 P: 16	R: 0 E: 0 K: 0 S: 3	H: 1 LOB: 0 BB: 0 P: 3	R: 0 E: 0 K: 2 S: 7	H: 0 LOB: 1 BB: 1 P: 11	1B: 6 2B: 2 3B: 0 HR: 0	SF: 0 SAC: 0 DP: 1 HBP: 0	WP: 0 PB: 0 SB: 2 CS: 1	PA: 36	
PITCHER	IP	WLS	BF	H	R	ER	SO	BB	IBB	HBP	BLK	WP	HR	S	P	ERA	WHIP				
Gary Nolan, R ERA: 3.65 (1, 1)	8.0	W	32	8	3	3	6	0	2	0	0	0	0	42	50	3.38	1.000				
Wayne Granger, R ERA: 2.72 (9, 1)	1.0	S	4	0	0	0	2	1	0	0	0	0	0	7	11	0.00	1.000				



Batter	1	2	3	4	5	6	7	8	9	10	AB	R	H	RBI	BB	SO	LOB	TOP	
Pete Rose, S OBP: 0.397, SLG: 0.501 (1, 9)	F7			G4-6-3 1B			F7		CS	1B SH3-4 HR	4	1	2	0	0	0	0		
Bobby Tolan, L OBP: 0.383, SLG: 0.471 (1, 8)	F7			G4-6-3 1-2r			K			SH3-4	3	0	0	0	0	1	1		
Tony Perez, R OBP: 0.435, SLG: 0.658 (1, 5)	6-3			4-3			6-3			1B HR IBB	3	1	0	0	1	0	0		
Bernie Carbo, L OBP: 0.473, SLG: 0.607 Tommy Helms, R OBP: 0.253, SLG: 0.278 (10, 4)				G6-4-3 1B			F7			4-3 HR	4	1	2	0	0	0	0		
Lee May, R OBP: 0.279, SLG: 0.487 (1, 3)				G6-4-3 1-2r			L5			6-3 HR	4	1	1	4	0	0	1		
Dave Concepcion, R OBP: 0.330, SLG: 0.337 (1, 6)				F7			6-3			4-3 HR	4	0	1	0	0	0	0		
Pat Corrales, R OBP: 0.313, SLG: 0.364 Johnny Bench, R OBP: 0.337, SLG: 0.608 (9, PH) (9, 2)				6-3			G3			F7 G6-3	2	0	0	0	0	0	0		
Darrel Chaney, S OBP: 0.246, SLG: 0.268 Jimmy Stewart, S OBP: 0.304, SLG: 0.286 (9, PH) (9, 4) (10, 7)				F8			G3			CS 1B	2	0	0	0	0	0	0		
Tony Cloninger, R OBP: 0.167, SLG: 0.167 Ty Cline, L OBP: 0.344, SLG: 0.379 Wayne Granger, R (9, 1)				4-3			6-3			L7	2	0	0	0	0	0	0		
Inning Stats	R: 0 E: 0 K: 0 S: 3	H: 0 LOB: 0 BB: 0 P: 3	R: 0 E: 0 K: 0 S: 3	H: 1 LOB: 0 BB: 0 P: 3	R: 0 E: 0 K: 0 S: 3	H: 0 LOB: 0 BB: 0 P: 3	R: 0 E: 0 K: 0 S: 3	H: 0 LOB: 0 BB: 0 P: 3	R: 0 E: 0 K: 1 S: 5	H: 0 LOB: 0 BB: 0 P: 5	R: 0 E: 0 K: 0 S: 3	H: 0 LOB: 0 BB: 0 P: 3	R: 0 E: 0 K: 0 S: 3	H: 1 LOB: 0 BB: 0 P: 3	R: 4 E: 0 K: 0 S: 6	H: 4 LOB: 0 BB: 1 P: 10	1B: 6 2B: 0 3B: 0 HR: 1	SF: 0 SAC: 1 DP: 3 HBP: 0	WP: 0 PA: 35
PITCHER	IP 9.0	WLS L	BF 27	H 3	R 0	ER 0	SO 1	BB 0	IBB 0	HBP 0	BLK 0	WP 0	HR 0	S 29	P 29	ERA 0.00	WHIP 0.333		
Chuck Taylor, R ERA: 3.06 Bob Chippusa, R ERA: 21.6 Frank Linzy, R ERA: 4.45	(1, 1)	(10, 1)	(10, 1)	0.1	6	4	4	4	0	0	1	0	0	0	1	5	9	108.00	12.000
	(10, 1)			0.2	1	0	0	0	0	0	0	0	0	0	1	1	0.00	0.000	

Cincinnati Reds @ St. Louis Cardinals
 Busch Stadium, St. Louis, MO
 Mon Jul 20 1970, 7:05 PM CDT
 Att: 32,557 - Unknown

AB	32
R	4
H	7
RBI	4
BB	1
SO	1
LOB	4



Batter	1	2	3	4	5	6	7	8	9	10	AB	R	H	RBI	BB	SO	LOB	BOTTOM			
Lou Brock, L OBP: 0.360, SLG: 0.400 (1, 7)	F8			K			E4 1B			6-3	5	0	1	0	0	2	0				
Vic Davallilo, L OBP: 0.348, SLG: 0.415 (1, 8)	1-3			4-3			1-3			6-3	5	0	0	0	0	0	1				
Dick Allen, R OBP: 0.385, SLG: 0.567 (1, 5)				FC6-4 1B			5-3			6-3	4	0	1	0	1	0	1				
Joe Torre, R OBP: 0.380, SLG: 0.469 (1, 2)				FC6-4 1-2r			FC6-4 1B			6-3	3	0	1	0	0	0	1				
Leron Lee, L OBP: 0.305, SLG: 0.365 (1, 9)				1B BB			F5			P6 4-3 SH3-4 BB	2	0	0	0	2	0	3				
Joe Hague, L OBP: 0.362, SLG: 0.414 (1, 3)				P4			G3			FC6-4 1-2r	3	0	0	0	0	0	2				
Julian Javier, R OBP: 0.287, SLG: 0.286 (1, 4)				E6 1B			E6			6-3 4-3 IBB	3	0	1	0	1	0	1				
Ed Crosby, L Jose Cardenal, R Dal Malfavita, R Carl Taylor, R Bob Chippusa, R Frank Linzy, R (1, 4) (7, PH) (8, 6) (9, PH) (10, 1)				F8			4-3			5-3	2	0	0	0	0	0	2				
Chuck Taylor, R OBP: 0.167, SLG: 0.176 Jim Beauchamp, R OBP: 0.300, SLG: 0.333 Milt Ramirez, R OBP: 0.262, SLG: 0.250 (1, 1) (9, PH) (10, 6)				6-3			F2			6-3	3	0	0	0	0	0	2				
Inning Stats	R: 0 E: 0 K: 0 S: 4	H: 1 LOB: 1 BB: 4 P: 4	R: 0 E: 0 K: 0 S: 4	H: 1 LOB: 2 BB: 1 P: 8	R: 0 E: 0 K: 1 S: 5	H: 0 LOB: 2 BB: 1 P: 10	R: 0 E: 1 K: 0 S: 3	H: 0 LOB: 0 BB: 0 P: 3	R: 0 E: 1 K: 0 S: 4	H: 0 LOB: 1 BB: 0 P: 4	R: 0 E: 0 K: 0 S: 4	H: 1 LOB: 1 BB: 0 P: 4	R: 0 E: 0 K: 0 S: 3	H: 0 LOB: 0 BB: 0 P: 3	R: 0 E: 0 K: 0 S: 3	H: 0 LOB: 2 BB: 1 P: 11	R: 0 E: 0 K: 0 S: 3	H: 0 LOB: 0 BB: 0 P: 3	1B: 4 2B: 0 3B: 0 HR: 0	SF: 0 SAC: 1 DP: 0 HBP: 1	WP: 0 PA: 39
PITCHER	IP 8.0	WLS W	BF 31	H 4	R 0	ER 0	SO 2	BB 2	IBB 1	HBP 1	BLK 0	WP 0	HR 0	S 32	P 41	ERA 0.00	WHIP 0.750				
Tony Cloninger, R ERA: 4.57 Wayne Granger, R ERA: 2.6	(1, 1)	(9, 1)		2.0	8	0	0	0	1	1	0	0	0	0	6	14	0.00	0.500			

Cincinnati Reds @ St. Louis Cardinals
 Busch Stadium, St. Louis, MO
 Mon Jul 20 1970, 7:05 PM CDT
 Att: 32,557 - Unknown

AB	33
R	0
H	4
RBI	0
BB	4
SO	2
LOB	17



Batter	1	2	3	4	5	6	7	8	9	AB	R	H	RBI	BB	SO	LOB	TOP					
Pete Rose, S OBP: 0.392, SLG: 0.495 (1, 9)	0-0 6-3	0-0 FC4-6		0-0 5-3		0-0 G4-6-3		0-0 F9		5	0	0	0	0	0	3	Cincinnati Reds @ St. Louis Cardinals Busch Stadium, St. Louis, MO Tue Jul 21 1970, 3:33 AM CDT Att: 25,288 - Unknown					
Bobby Tolan, L OBP: 0.396, SLG: 0.474 (1, 8)	0-3 K		0-0 1-3 SF8	4-0 CS BB		0-0 F9	0-0 F9	2-3 1B		4	1	2	0	1	1	0						
Tony Perez, R OBP: 0.437, SLG: 0.655 (1, 5)	4-0 1B BB		0-0 1-3	0-0 CS	0-0 5-3		0-0 E 1B	4-0 FC5-4 BB		3	2	1	0	2	0	1						
Lee May, R OBP: 0.283, SLG: 0.490 (1, 3)	0-0 E 1B		4-0 BB BB		0-0 1B 2B		0-0 F9	0-0 FC5-4		4	1	2	0	1	0	4						
Hal McRae, R OBP: 0.379, SLG: 0.604 Clay Carroll, R OBP: 0.333, SLG: 0.200 Wayne Granger, R (9, 1)	0-0 E7		0-0 SF8		0-0 F9		0-0 E6 1B		0-0 5-3	2	0	1	2	0	0	1						
Tommy Helms, R OBP: 0.256, SLG: 0.278 (1, 4)	0-0 4-3		4-0 BB BB		0-0 PO 1B		4-0 1B 2-1 IBB		0-0 L3	3	0	1	1	2	0	2						
Pat Corrales, R OBP: 0.377, SLG: 0.391 (1, 2)		4-0 FC5-4 BB	4-0 1-2 2-3 BB		0-0 PO	0-0 SH1-4 1B	0-0 1-3 2-H 3-H 1B		4-0 BB	2	1	2	2	3	0	0						
Dave Concepcion, R OBP: 0.326, SLG: 0.335 (1, 6)		0-0 FC5-4 FC4-6	0-3 K		0-0 SH1-4	0-0 2-1	0-0 FC5-4 1B		0-0 1-3	4	0	1	0	0	1	5						
Wayne Simpson, R OBP: 0.119, SLG: 0.103 Johnny Bench, R OBP: 0.338, SLG: 0.608 (6, PH) (6, 7)	0-3 K			0-0 F7		0-0 G4-6-3 1B		0-0 FC5-4 1B F9		2	0	0	0	0	1	1						
Inning Stats	R: 1 E: 1 K: 1 S: 7	H: 2 LOB: 2 BB: 1 P: 11	R: 0 E: 0 K: 1 S: 5	H: 0 LOB: 1 BB: 1 P: 9	R: 1 E: 0 K: 1 S: 6	H: 1 LOB: 3 BB: 3 P: 18	R: 0 E: 0 K: 0 S: 2	H: 0 LOB: 0 BB: 0 P: 6	R: 1 E: 0 K: 0 S: 4	H: 2 LOB: 0 BB: 0 P: 4	R: 2 E: 1 K: 0 S: 5	H: 3 LOB: 2 BB: 1 P: 9	R: 0 E: 0 K: 0 S: 5	H: 2 LOB: 3 BB: 1 P: 9	R: 0 E: 0 K: 0 S: 3	H: 0 LOB: 1 BB: 1 P: 7		1B: 10 2B: 2 3B: 0 HR: 0	SF: 1 SAC: 1 DP: 1 HBP: 0	WP: 0 PB: 0 SB: 1 CS: 1	PA: 46	
PITCHER	IP WLS BF H R ER SO BB IBB HBP BLK WP HR S P ERA WHIP	7.2 L 39 12 6 5 3 6 1 0 0 0 0 0 37 65 5.87 2.348	0.1 L 2 0 0 0 0 1 0 0 0 0 0 0 1 5 0.00 3.000	1.0 L 4 0 0 0 0 1 0 0 0 0 0 0 3 7 0.00 1.000																		

AB	33
R	6
H	12
RBI	6
BB	9
SO	3
LOB	18



Batter	1	2	3	4	5	6	7	8	9	AB	R	H	RBI	BB	SO	LOB	BOTTOM					
Lou Brock, L OBP: 0.363, SLG: 0.401 (1, 7)	0-0 P2		4-0 1B BB BB	0-0 4-3		0-0 S 1B			0-0 E 1B	4	2	2	0	1	0	1	Cincinnati Reds @ St. Louis Cardinals Busch Stadium, St. Louis, MO Tue Jul 21 1970, 3:33 AM CDT Att: 25,288 - Unknown					
Leron Lee, L OBP: 0.296, SLG: 0.354 (1, 9)	0-0 4-3		0-3 K	0-0 F9		0-3 K			0-0 F8	5	0	0	0	0	2	5						
Dick Allen, R OBP: 0.385, SLG: 0.563 (1, 5)	0-3 K		4-0 BB BB 1B	0-3 K		0-0 6-3			0-0 E6 1B	4	1	1	0	1	2	1						
Joe Torre, R OBP: 0.383, SLG: 0.474 (1, 2)		0-0 1B	0-0 BB BB 1B	0-0 5-3		0-0 G3 2B			0-0 F7	5	0	3	1	0	0	1						
Joe Hague, L OBP: 0.363, SLG: 0.409 Jim Beauchamp, R OBP: 0.300, SLG: 0.333 (9, PR)	0-3 K		4-0 BB BB	0-0 F2		0-0 G3			4-0 BB BB	3	0	0	1	2	1	2						
Jose Cardenal, R OBP: 0.369, SLG: 0.445 (1, 8)	0-0 2-3		4-0 BB BB	0-0 1B		0-3 K			4-0 FC6-4 BB	3	0	1	1	2	1	2						
Julian Javier, R OBP: 0.282, SLG: 0.281 (1, 4)	0-0 F8		0-3 K	0-0 4-3					0-0 F7 FC6-4	5	0	0	0	0	1	8						
Dal Maxvill, R OBP: 0.319, SLG: 0.218 (1, 6)			0-0 BB BB 1B	0-0 1B 2B		0-3 K2-3			0-0 F8	4	2	2	0	0	1	0						
Steve Carlton, L OBP: 0.275, SLG: 0.265 Sal Campisi, R (8, 1)	0-0 P6		0-0 P6	0-0 F9 BLK 1B		0-3 K			0-0 F9	3	0	1	1	0	1	1						
Vic Davallilo, L OBP: 0.345, SLG: 0.411 Frank Linzy, R (9, 1)										1	0	0	0	0	0	0						
Inning Stats	R: 0 E: 0 K: 1 S: 5	H: 0 LOB: 0 BB: 0 P: 5	R: 0 E: 0 K: 1 S: 6	H: 1 LOB: 0 BB: 0 P: 6	R: 3 E: 0 K: 2 S: 9	H: 2 LOB: 3 BB: 4 P: 25	R: 1 E: 0 K: 1 S: 7	H: 2 LOB: 1 BB: 0 P: 7	R: 0 E: 0 K: 0 S: 4	H: 1 LOB: 1 BB: 0 P: 4	R: 0 E: 0 K: 3 S: 10	H: 1 LOB: 1 BB: 0 P: 10	R: 0 E: 0 K: 1 S: 6	H: 1 LOB: 1 BB: 0 P: 6	R: 0 E: 0 K: 0 S: 3	H: 0 LOB: 0 BB: 0 P: 3	R: 1 E: 1 K: 0 S: 5	H: 2 LOB: 3 BB: 2 P: 13	1B: 8 2B: 2 3B: 0 HR: 0	SF: 0 SAC: 0 DP: 0 HBP: 0	WP: 0 PB: 0 SB: 1 CS: 0	PA: 43
PITCHER	IP WLS BF H R ER SO BB IBB HBP BLK WP HR S P ERA WHIP	5.0 W 25 6 4 4 5 4 0 0 1 0 0 23 27 2.46 1.364	3.2 W 16 4 1 1 4 1 0 0 0 0 0 0 1 5 0.00 3.000																			

AB	37
R	5
H	10
RBI	4
BB	6
SO	9
LOB	21



Batter	1	2	3	4	5	6	7	8	9	AB	R	H	RBI	BB	SO	LOB	TOP					
Jesus Alou, R OBP: 0.335, SLG: 0.390 (1.9)	F7		E9 1B	BB 1B SF9 BB	SH1-3 1B		G6-4-3 1-2		G4-6-3 1B	5	2	3	2	1	0	1	Houston Astros @ St. Louis Cardinals Busch Stadium, St. Louis, MO Wed Jul 22 1970, 7:05 PM CDT Att: 16,315 - Unknown					
Joe Morgan, L OBP: 0.416, SLG: 0.402 (1.4)	F9		P5	SF9 BB E 1B	SH1-3			1B FC3-6 1B	G4-6-3 1B	5	2	2	2	0	0	2						
Jimmy Wynn, R OBP: 0.395, SLG: 0.487 (1.7)	HR		2B 1B	E BB	G6-4-3 BB			FC3-6 1B		3	2	3	2	2	0	0						
Bob Watson, R OBP: 0.331, SLG: 0.466 (1.3)	F9		1-3 2B	K	G6-4-3			FC3-6 1B	G6-4-3 1-2	5	1	1	1	0	1	6						
Denis Menke, R OBP: 0.386, SLG: 0.434 (1.6)		1B SF8 BB	G6-4-3 IBB	SF9		6-3		6-3		2	1	0	1	2	0	1						
Doug Rader, R OBP: 0.314, SLG: 0.418 (1.5)	1B		G6-4-3	E4 1B		6-3		1B		5	1	2	1	0	0	3						
Cesar Cedeno, R OBP: 0.250, SLG: 0.328 (1.8)	SF8			BB 1B		4-3		1-3		4	1	2	2	0	0	1						
Johnny Edwards, L OBP: 0.257, SLG: 0.267 (1.2)	K			BB 1B			F7		SH5-4 1B	3	2	1	0	2	1	1						
Larry Dierker, R George Culver, R Keith Lanning, R Jim Bouton, R Jim Ray, R Fred Gladding, L (1.1) (3.1) (4.1) (4.1) (4.1) (8.1)	4-3			BB 1B			G6-4-3 1B		SH5-4 1B	1	0	0	0	0	0	1						
Inning Stats	R: 1 E: 0 K: 0 S: 4	H: 1 LOB: 0 BB: 0 P: 4	R: 1 E: 0 K: 1 S: 6	H: 1 LOB: 1 BB: 1 P: 10	R: 1 E: 1 K: 0 S: 5	H: 3 LOB: 2 BB: 1 P: 9	R: 7 E: 1 K: 2 S: 11	H: 3 LOB: 5 BB: 1 P: 31	R: 0 E: 0 K: 0 S: 3	H: 0 LOB: 0 BB: 0 P: 3	R: 0 E: 0 K: 0 S: 3	H: 1 LOB: 0 BB: 0 P: 3	R: 2 E: 0 K: 0 S: 6	H: 3 LOB: 1 BB: 0 P: 6	R: 1 E: 0 K: 0 S: 4	H: 2 LOB: 0 BB: 0 P: 4		1B: 12 2B: 2 3B: 0 HR: 1	SF: 2 SAC: 2 DP: 4 HBP: 0	WP: 0 PB: 0 SB: 1 CS: 0	PA: 47	
PITCHER	IP WLS BF H R ER SO BB IBB HBP BLK WP HR S P ERA WHIP	IP WLS BF H R ER SO BB IBB HBP BLK WP HR S P ERA WHIP	IP WLS BF H R ER SO BB IBB HBP BLK WP HR S P ERA WHIP	IP WLS BF H R ER SO BB IBB HBP BLK WP HR S P ERA WHIP	IP WLS BF H R ER SO BB IBB HBP BLK WP HR S P ERA WHIP	IP WLS BF H R ER SO BB IBB HBP BLK WP HR S P ERA WHIP	IP WLS BF H R ER SO BB IBB HBP BLK WP HR S P ERA WHIP	IP WLS BF H R ER SO BB IBB HBP BLK WP HR S P ERA WHIP	IP WLS BF H R ER SO BB IBB HBP BLK WP HR S P ERA WHIP	IP WLS BF H R ER SO BB IBB HBP BLK WP HR S P ERA WHIP	IP WLS BF H R ER SO BB IBB HBP BLK WP HR S P ERA WHIP	IP WLS BF H R ER SO BB IBB HBP BLK WP HR S P ERA WHIP	IP WLS BF H R ER SO BB IBB HBP BLK WP HR S P ERA WHIP	IP WLS BF H R ER SO BB IBB HBP BLK WP HR S P ERA WHIP	IP WLS BF H R ER SO BB IBB HBP BLK WP HR S P ERA WHIP	IP WLS BF H R ER SO BB IBB HBP BLK WP HR S P ERA WHIP	IP WLS BF H R ER SO BB IBB HBP BLK WP HR S P ERA WHIP	IP WLS BF H R ER SO BB IBB HBP BLK WP HR S P ERA WHIP	IP WLS BF H R ER SO BB IBB HBP BLK WP HR S P ERA WHIP	IP WLS BF H R ER SO BB IBB HBP BLK WP HR S P ERA WHIP	IP WLS BF H R ER SO BB IBB HBP BLK WP HR S P ERA WHIP	
Nelson Briles, R ERA: 8.64 Sal Campisi, R ERA: 3.18 Frank Linzy, R ERA: 4.19 Bob Chlupsa, R ERA: 21.0 Al Hrabosky, L ERA: 3.31	3.0 L 19 6 7 7 1 4 1 0 0 0 1 16 36 21.00 3.333	1.1 11 3 3 0 2 3 0 0 0 0 0 12 24 0.00 4.500	2.2 7 1 0 0 0 0 0 0 0 0 7 7 0.00 0.375	1.1 9 5 3 3 0 0 0 0 0 0 9 9 20.25 3.750	0.2 1 0 0 0 0 0 0 0 0 0 1 1 0.00 0.000																	
Lou Brock, L OBP: 0.363, SLG: 0.399 (1.7)	3-1		BB HR BB	F8	4-3			BB 1B		4	1	1	0	1	0	0	Houston Astros @ St. Louis Cardinals Busch Stadium, St. Louis, MO Wed Jul 22 1970, 7:05 PM CDT Att: 16,315 - Unknown					
Leron Lee, L OBP: 0.293, SLG: 0.349 (1.9)	F7		K	3-1	K			BB 1B		5	0	1	0	0	2	1						
Carl Taylor, R OBP: 0.353, SLG: 0.400 (1.3)	F3		HR BB	K 1B 2B		6-3		F4		4	2	0	0	1	1	2						
Dick Allen, R OBP: 0.388, SLG: 0.578 (1.5)		1B 3B	HR	2B 1B		1-3		F8		5	3	3	3	0	0	2						
Joe Torre, R OBP: 0.388, SLG: 0.476 (1.2)	F9		HR BB	1B 2B			BB	BB		2	2	1	2	3	0	1						
Jose Cardenal, R OBP: 0.369, SLG: 0.453 Al Hrabosky, R (1.8) (9.1)	6-3		HR	1B 1B		F3		1-5-3		5	1	2	3	0	0	5						
Julian Javier, R OBP: 0.284, SLG: 0.283 (1.4)	1B 1B		E6	1B			P5		F2	5	0	2	1	0	0	0						
Dal Maxvill, R OBP: 0.316, SLG: 0.217 (1.6)	1B		6-3	F8			F9		4-3	5	0	1	0	0	0	3						
Nelson Briles, R Sal Campisi, R Frank Linzy, R Joe Hague, L Bob Chlupsa, R Vic Davatillo, L (1.1) (4.1) (5.1) (7.1) (8.1) (8.1)	K		F8		K		K		6-3	2	0	0	0	0	1	3						
Inning Stats	R: 0 E: 0 K: 0 S: 3	H: 0 LOB: 0 BB: 0 P: 3	R: 1 E: 0 K: 1 S: 8	H: 3 LOB: 0 BB: 0 P: 8	R: 5 E: 1 K: 1 S: 8	H: 2 LOB: 1 BB: 3 P: 20	R: 3 E: 0 K: 1 S: 10	H: 4 LOB: 2 BB: 0 P: 10	R: 0 E: 0 K: 2 S: 7	H: 0 LOB: 0 BB: 0 P: 7	R: 0 E: 0 K: 0 S: 3	H: 0 LOB: 1 BB: 1 P: 7	R: 0 E: 0 K: 1 S: 5	H: 0 LOB: 0 BB: 0 P: 5	R: 0 E: 0 K: 0 S: 5	H: 2 LOB: 3 BB: 1 P: 9		R: 0 E: 0 K: 0 S: 3	H: 0 LOB: 0 BB: 0 P: 3	1B: 7 2B: 1 3B: 1 HR: 2	SF: 0 SAC: 0 DP: 0 HBP: 0	WP: 0 PB: 1 SB: 0 CS: 0
PITCHER	IP WLS BF H R ER SO BB IBB HBP BLK WP HR S P ERA WHIP	IP WLS BF H R ER SO BB IBB HBP BLK WP HR S P ERA WHIP	IP WLS BF H R ER SO BB IBB HBP BLK WP HR S P ERA WHIP	IP WLS BF H R ER SO BB IBB HBP BLK WP HR S P ERA WHIP	IP WLS BF H R ER SO BB IBB HBP BLK WP HR S P ERA WHIP	IP WLS BF H R ER SO BB IBB HBP BLK WP HR S P ERA WHIP	IP WLS BF H R ER SO BB IBB HBP BLK WP HR S P ERA WHIP	IP WLS BF H R ER SO BB IBB HBP BLK WP HR S P ERA WHIP	IP WLS BF H R ER SO BB IBB HBP BLK WP HR S P ERA WHIP	IP WLS BF H R ER SO BB IBB HBP BLK WP HR S P ERA WHIP	IP WLS BF H R ER SO BB IBB HBP BLK WP HR S P ERA WHIP	IP WLS BF H R ER SO BB IBB HBP BLK WP HR S P ERA WHIP	IP WLS BF H R ER SO BB IBB HBP BLK WP HR S P ERA WHIP	IP WLS BF H R ER SO BB IBB HBP BLK WP HR S P ERA WHIP	IP WLS BF H R ER SO BB IBB HBP BLK WP HR S P ERA WHIP	IP WLS BF H R ER SO BB IBB HBP BLK WP HR S P ERA WHIP	IP WLS BF H R ER SO BB IBB HBP BLK WP HR S P ERA WHIP	IP WLS BF H R ER SO BB IBB HBP BLK WP HR S P ERA WHIP	IP WLS BF H R ER SO BB IBB HBP BLK WP HR S P ERA WHIP	IP WLS BF H R ER SO BB IBB HBP BLK WP HR S P ERA WHIP	IP WLS BF H R ER SO BB IBB HBP BLK WP HR S P ERA WHIP	
Larry Dierker, R ERA: 4.08 George Culver, R ERA: 4.23 Jim Bouton, R ERA: 5.54 Jim Ray, R ERA: 4.01 Fred Gladding, R ERA: 3.57	2.1 W 2 0 0 0 0 0 0 0 0 2 2 0.00 0.000	0.2 7 4 3 0 1 0 0 0 0 0 9 9 0.00 6.000	0.2 13 2 0 0 3 1 0 0 0 0 0 18 22 0.00 0.900	3.1 2 0 0 0 3 1 0 0 0 0 0 18 22 0.00 0.900	2.0 S 7 0 0 0 0 1 0 0 0 0 6 10 0.00 0.500																	

AB	35
R	13
H	15
RBI	11
BB	8
SO	3
LOB	18



AB	40
R	9
H	11
RBI	9
BB	5
SO	6
LOB	17



Batter	1	2	3	4	5	6	7	8	9	AB	R	H	RBI	BB	SO	LOB	TOP			
Jesus Alou, R OBP: 0.329, SLG: 0.383 (1, 9)	P4		1-6-3		FC6-4 1B		4-3			4	0	0	0	0	0	1				
Joe Morgan, L OBP: 0.414, SLG: 0.400 (1, 4)	F5		6-3		BB 1B		F7			4	0	1	0	0	0	0				
Jimmy Wynn, R OBP: 0.393, SLG: 0.483 (1, 7)	F9		P6		BB 1-2				F2	3	0	0	0	1	0	0				
Bob Watson, R OBP: 0.324, SLG: 0.455 (1, 3)		5-3			F9		P4		4-3	4	0	0	0	0	0	3				
Denis Menke, R OBP: 0.387, SLG: 0.433 (1, 6)		2B 1B			6-3		K		BB	3	1	1	0	1	1	0				
Doug Rader, R OBP: 0.316, SLG: 0.422 (1, 5)		1B			K		FC6-4 1B		K	4	1	2	0	0	2	1				
Cesar Cedeno, R OBP: 0.250, SLG: 0.325 (1, 8)		5-3 1B			4-1		FC6-4 1-2		P6	4	0	1	2	0	0	1				
Johnny Edwards, L OBP: 0.257, SLG: 0.276 (1, 2)		5-3 1-2			4-3		HR		K	4	1	1	1	0	1	2				
Jack Billingham, R OBP: 0.147, SLG: 0.094 (1, 1)		K			FC6-4 BB		K		K	3	0	0	0	1	3	1				
Inning Stats	R: 0 E: 0 K: 0 S: 3	H: 0 LOB: 0 BB: 0 P: 3	R: 2 E: 0 K: 1 S: 8	H: 3 LOB: 1 BB: 0 P: 8	R: 0 E: 0 K: 1 S: 3	H: 0 LOB: 0 BB: 0 P: 3	R: 0 E: 0 K: 1 S: 5	H: 0 LOB: 0 BB: 2 P: 5	R: 1 E: 0 K: 0 S: 5	H: 2 LOB: 3 BB: 2 P: 13	R: 0 E: 0 K: 1 S: 6	H: 1 LOB: 1 BB: 0 P: 6	R: 0 E: 0 K: 1 S: 5	H: 0 LOB: 0 BB: 0 P: 5	R: 0 E: 0 K: 2 S: 7	H: 0 LOB: 1 BB: 0 P: 7	1B: 4 2B: 1 3B: 0 HR: 1	SF: 0 SAC: 0 DP: 0 HBP: 0	WP: 0 PB: 0 SB: 0 CS: 0	PA: 36
PITCHER Bob Gibson, R ERA: 3.64 (1, 1)	IP: 9.0 WLS: L BF: 36 H: 6 R: 3 ER: 3 SO: 7 BB: 3 IBB: 0 HBP: 0 BLK: 0 WP: 0 HR: 1 S: 47 P: 59 ERA: 3.00 WHIP: 1.000															PITCHER IP: 9.0 WLS: L BF: 36 H: 6 R: 3 ER: 3 SO: 7 BB: 3 IBB: 0 HBP: 0 BLK: 0 WP: 0 HR: 1 S: 47 P: 59 ERA: 3.00 WHIP: 1.000				

Houston Astros @ St. Louis Cardinals
 Busch Stadium, St. Louis, MO
 Thu Jul 23 1970, 7:05 PM CDT
 Att: 17,532 - Unknown

AB 33
 R 3
 H 6
 RBI 3
 BB 3
 SO 7
 LOB 9

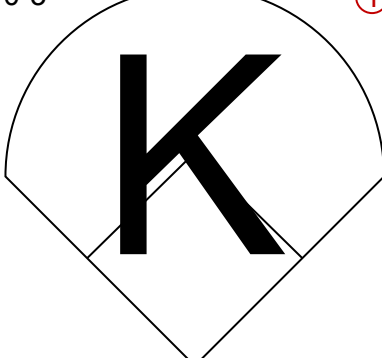
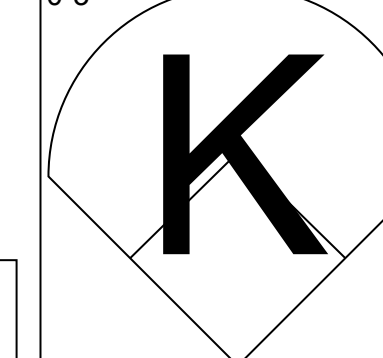
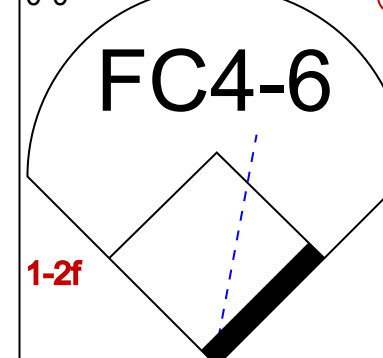
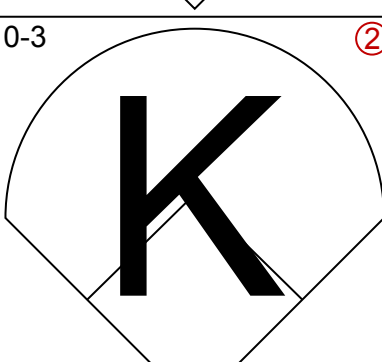
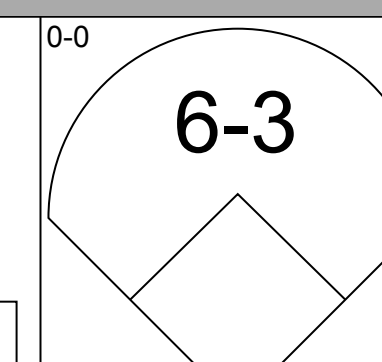
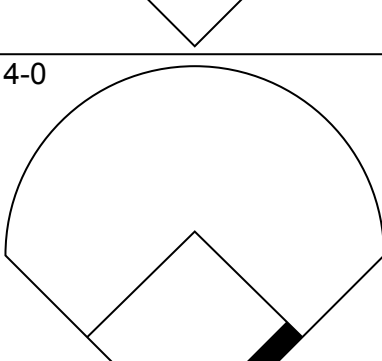
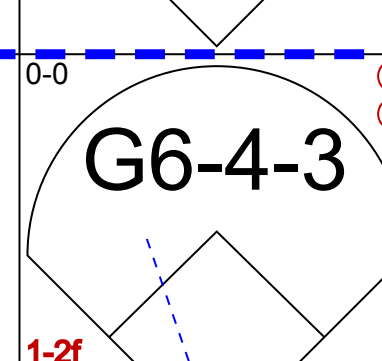
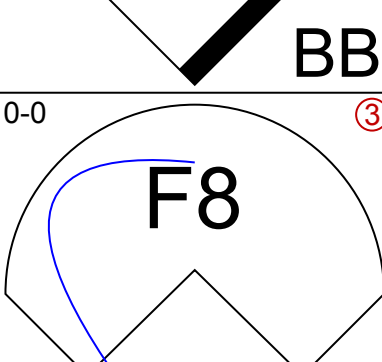
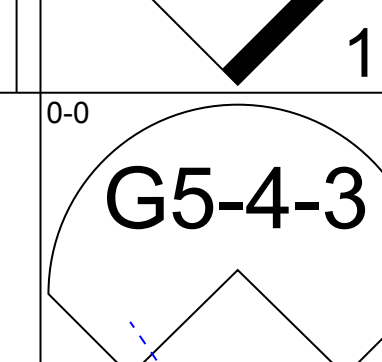
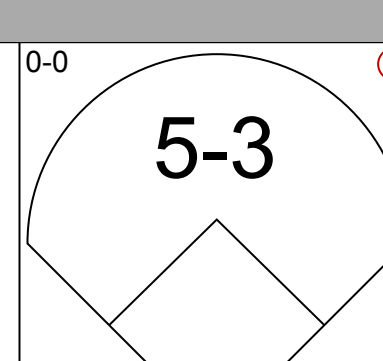
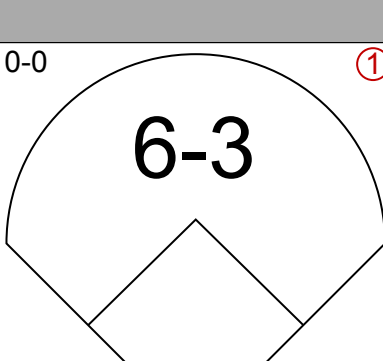
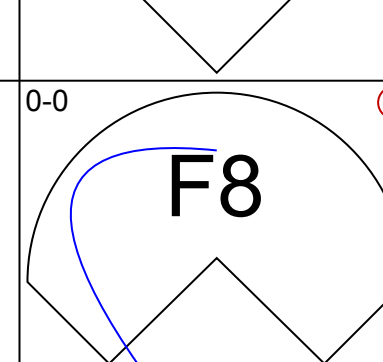
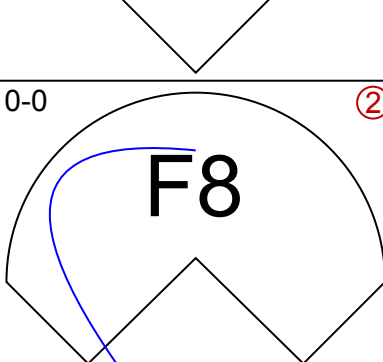
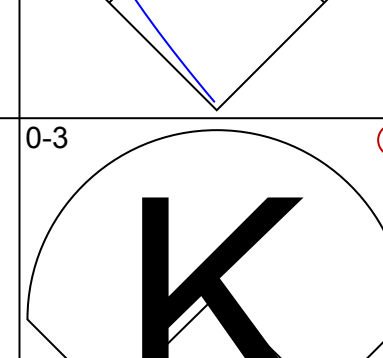
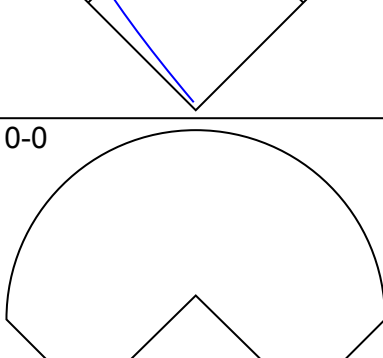
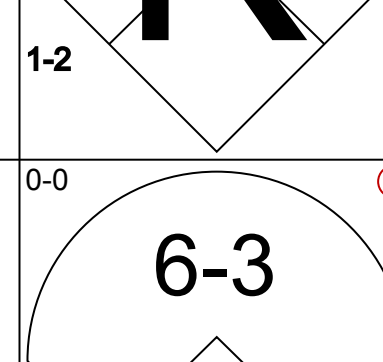
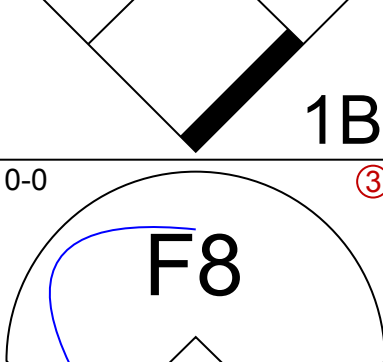
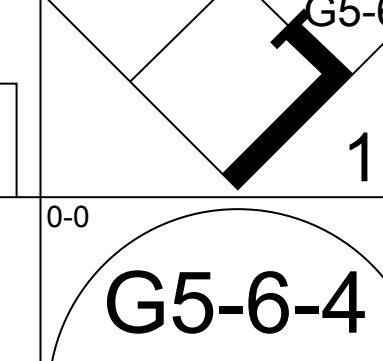
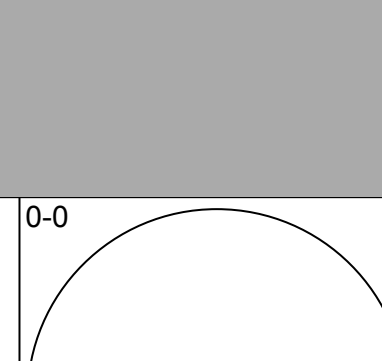


Batter	1	2	3	4	5	6	7	8	9	AB	R	H	RBI	BB	SO	LOB	BOTTOM			
Lou Brock, L OBP: 0.362, SLG: 0.398 (1, 7)	1B 1B	6-3			F8		K			4	1	1	0	0	1	1				
Leron Lee, L OBP: 0.293, SLG: 0.347 (1, 9)	1B 5-3 1B		F7		F9				F7	4	1	1	0	0	0	0				
Carl Taylor, R OBP: 0.345, SLG: 0.389 (1, 3)	K		5-3		6-3				F8	4	0	0	0	0	1	2				
Dick Allen, R OBP: 0.389, SLG: 0.575 (1, 5)	5-3 1B IBB		1B BB		F2				K	2	0	0	0	2	1	0				
Joe Torre, R OBP: 0.389, SLG: 0.477 (1, 2)	5-3 1-2 2-3 3-H 1B		1-2 1B		F9				5-3	4	0	2	1	0	0	0				
Jose Cardenal, R OBP: 0.368, SLG: 0.451 (1, 8)	5-3 1-2 2-3 3-H 1B		F8		4-3				G4-6-3 1B	4	0	1	1	0	0	4				
Julian Javier, R OBP: 0.281, SLG: 0.280 (1, 4)	1-3				K				1-3	3	0	0	0	0	1	2				
Vic Davalillo, L OBP: 0.339, SLG: 0.404 (9, PH)					K				G4-6-3 1-2	1	0	0	0	0	0	1				
Dal Maxvill, R OBP: 0.314, SLG: 0.215 (1, 6)		5-3			6-3					2	0	0	0	0	0	0				
Joe Hagus, L OBP: 0.364, SLG: 0.409 (7, PH)										1	0	1	0	0	0	0				
Ed Crosby, L (8, 6)										0	0	0	0	0	0	0				
Bob Gibson, R OBP: 0.394, SLG: 0.469 (1, 1)		K			K				K	3	0	0	0	0	3	1				
Inning Stats	R: 2 E: 0 K: 1 S: 8	H: 3 LOB: 2 BB: 1 P: 12	R: 0 E: 0 K: 1 S: 5	H: 0 LOB: 0 BB: 0 P: 5	R: 0 E: 0 K: 2 S: 4	H: 1 LOB: 2 BB: 1 P: 8	R: 0 E: 0 K: 2 S: 7	H: 0 LOB: 0 BB: 0 P: 7	R: 0 E: 0 K: 0 S: 3	H: 0 LOB: 0 BB: 0 P: 3	R: 0 E: 0 K: 2 S: 8	H: 1 LOB: 1 BB: 0 P: 8	R: 0 E: 0 K: 1 S: 5	H: 0 LOB: 0 BB: 0 P: 5	R: 0 E: 0 K: 0 S: 3	H: 1 LOB: 0 BB: 0 P: 3	1B: 6 2B: 0 3B: 0 HR: 0	SF: 0 SAC: 0 DP: 1 HBP: 0	WP: 0 PB: 0 SB: 0 CS: 0	PA: 34
PITCHER Jack Billingham, R ERA: 3.43 (1, 1)	IP: 9.0 WLS: W BF: 34 H: 6 R: 2 ER: 2 SO: 7 BB: 1 IBB: 1 HBP: 0 BLK: 0 WP: 0 HR: 0 S: 46 P: 54 ERA: 2.00 WHIP: 0.778															PITCHER IP: 9.0 WLS: W BF: 34 H: 6 R: 2 ER: 2 SO: 7 BB: 1 IBB: 1 HBP: 0 BLK: 0 WP: 0 HR: 0 S: 46 P: 54 ERA: 2.00 WHIP: 0.778				

Houston Astros @ St. Louis Cardinals
 Busch Stadium, St. Louis, MO
 Thu Jul 23 1970, 7:05 PM CDT
 Att: 17,532 - Unknown

AB 32
 R 2
 H 6
 RBI 2
 BB 2
 SO 7
 LOB 11

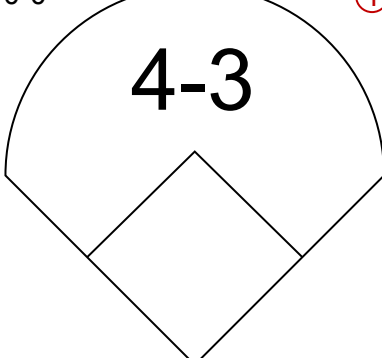
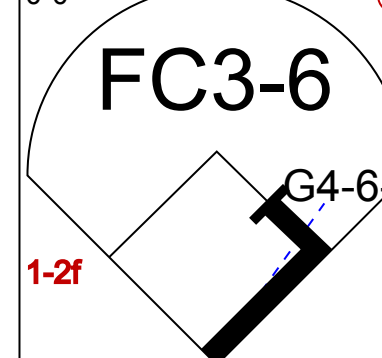
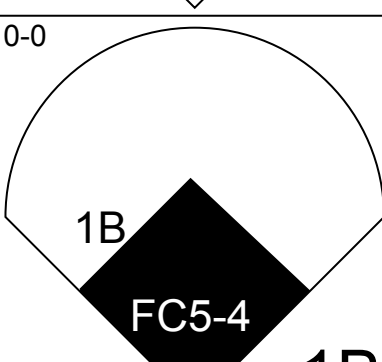
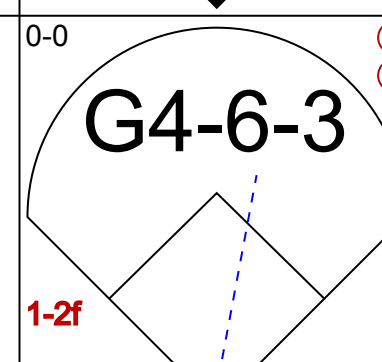
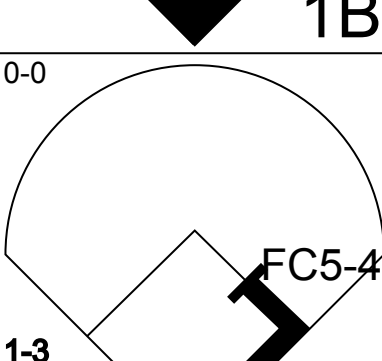
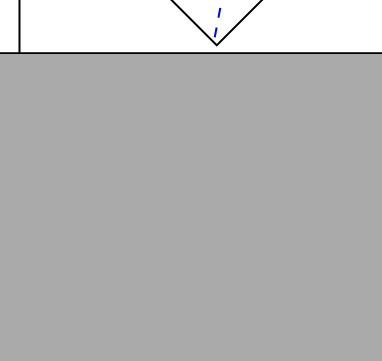
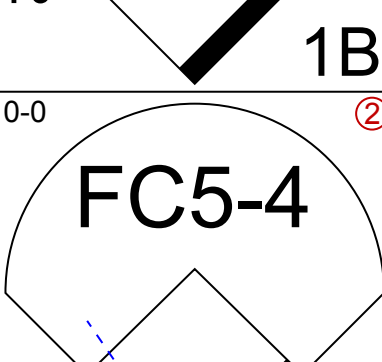
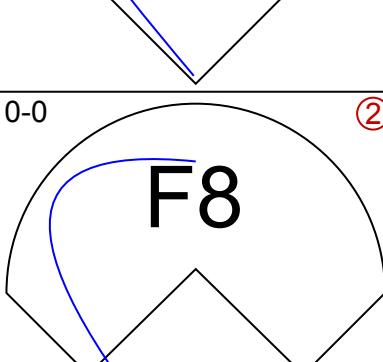
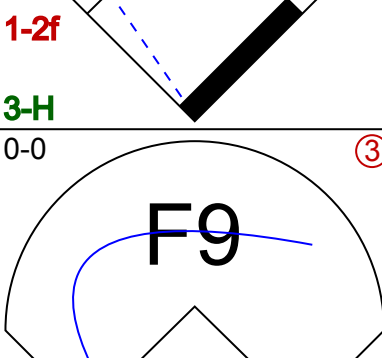
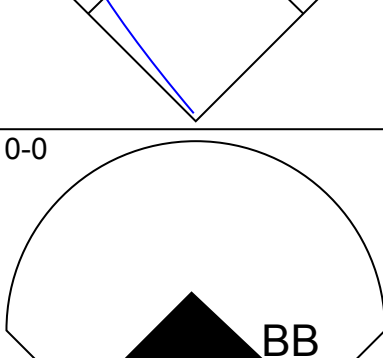
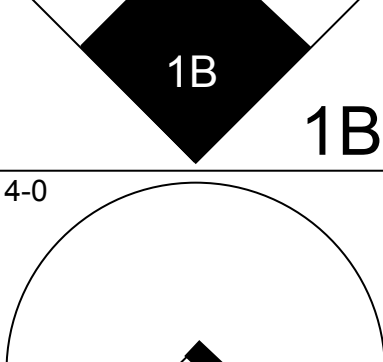
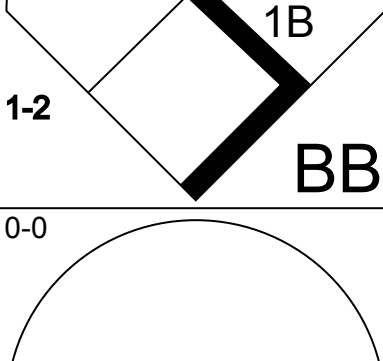
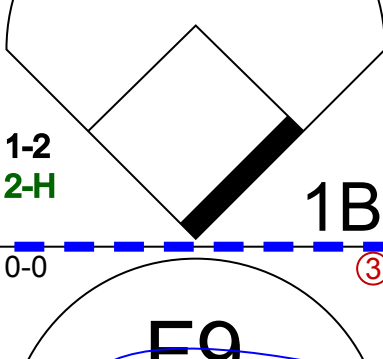
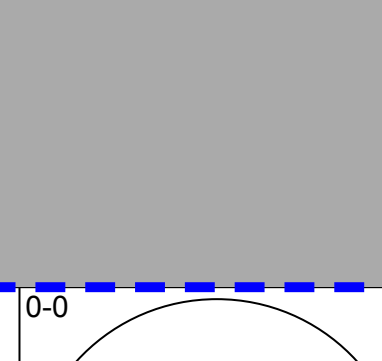


Batter	1	2	3	4	5	6	7	8	9	AB	R	H	RBI	BB	SO	LOB	TOP											
Lou Brock, L OBP: 0.361, SLG: 0.395 (1, 7)											3	0	0	0	1	2	2											
Leron Lee, L OBP: 0.286, SLG: 0.339 (1, 9)											4	0	0	0	0	3	2											
Joe Hague, L OBP: 0.366, SLG: 0.408 (1, 3)											3	0	1	0	1	0	2											
Dick Allen, R OBP: 0.387, SLG: 0.570 (1, 5)											3	0	0	0	1	0	2											
Joe Torre, R OBP: 0.386, SLG: 0.472 (1, 2)											4	0	0	0	0	0	1											
Vic Davallo, L OBP: 0.336, SLG: 0.398 (1, 8)											4	0	1	0	0	0	0											
Julian Javier, R OBP: 0.282, SLG: 0.281 (1, 4)											3	0	1	0	0	2	1											
Mitt Ramirez, R OBP: 0.265, SLG: 0.254 (1, 6)											3	0	1	0	0	0	2											
Mike Torrez, R OBP: 0.313, SLG: 0.340 Frank Linzy, R (7, 1)											2	0	1	0	0	0	1											
Jose Cardenal, R OBP: 0.370, SLG: 0.452 Sal Campisi, R (8, 1)											0	0	0	0	0	0	0											
Inning Stats	R: 0 E: 0 K: 2 S: 7	H: 0 LOB: 1 BB: 1 P: 11	R: 0 E: 0 K: 1 S: 5	H: 0 LOB: 0 BB: 0 P: 5	R: 0 E: 0 K: 1 S: 5	H: 1 LOB: 0 BB: 0 P: 5	R: 0 E: 0 K: 1 S: 5	H: 0 LOB: 1 BB: 1 P: 9	R: 0 E: 0 K: 1 S: 7	H: 2 LOB: 2 BB: 0 P: 7	R: 0 E: 0 K: 0 S: 3	H: 1 LOB: 0 BB: 0 P: 3	R: 0 E: 0 K: 0 S: 4	H: 1 LOB: 1 BB: 0 P: 4	R: 0 E: 0 K: 1 S: 5	H: 1 LOB: 1 BB: 1 P: 9	R: 0 E: 0 K: 0 S: 3	H: 0 LOB: 0 BB: 0 P: 3	1B: 6 2B: 0 3B: 0 HR: 0	SF: 0 SAC: 0 DP: 3 HBP: 0	WP: 1 PB: 0 SB: 0 CS: 0	PA: 33						
PITCHER	IP	WLS	BF	H	R	ER	SO	BB	IBB	HBP	BLK	WP	HR	S	P	ERA	WHIP											
Gary Nolan, R ERA: 3.47 Wayne Granger, R ERA: 2.49	(1, 1)	7.1	W	29	6	0	0	7	3	0	0	0	1	0	40	52	0.00	1.227										
(8, 1)	1.2	S	4	0	0	0	0	0	0	0	0	0	0	4	4	0.00	0.000											

St. Louis Cardinals @ Cincinnati Reds
Riverfront Stadium, Cincinnati, OH
Fri Jul 24, 1970, 7:05 PM EDT
Att: 51,019 - Unknown

AB 30
R 0
H 6
RBI 0
BB 3
SO 7
LOB 13



Batter	1	2	3	4	5	6	7	8	9	AB	R	H	RBI	BB	SO	LOB	BOTTOM											
Bobby Tolan, L OBP: 0.383, SLG: 0.470 (1, 8)											5	0	1	0	0	4												
Bernie Carbo, L OBP: 0.469, SLG: 0.606 (1, 7)											4	2	2	1	1	0	2											
Pete Rose, S OBP: 0.394, SLG: 0.491 (1, 9)											4	0	1	0	0	3												
Tony Perez, R OBP: 0.430, SLG: 0.640 (1, 5)											4	0	0	1	0	2	2											
Johnny Bench, R OBP: 0.338, SLG: 0.610 (1, 2)											3	2	2	1	1	0	1											
Lee May, R OBP: 0.282, SLG: 0.478 (1, 3)											2	0	0	0	2	1	1											
Tommy Helms, R OBP: 0.258, SLG: 0.277 (1, 4)											4	0	2	1	0	0	2											
Woody Woodward, R OBP: 0.314, SLG: 0.338 (1, 6)											4	0	1	0	0	0	4											
Gary Nolan, R OBP: 0.190, SLG: 0.113 Wayne Granger, R OBP: 0.200, SLG: 0.200 (8, 1)											3	0	1	0	0	0	2											
Inning Stats	R: 1 E: 0 K: 0 S: 5	H: 2 LOB: 1 BB: 0 P: 5	R: 0 E: 0 K: 0 S: 2	H: 0 LOB: 0 BB: 1 P: 6	R: 0 E: 0 K: 0 S: 3	H: 1 LOB: 1 BB: 1 P: 7	R: 1 E: 0 K: 1 S: 8	H: 3 LOB: 2 BB: 0 P: 8	R: 0 E: 1 K: 1 S: 6	H: 0 LOB: 1 BB: 0 P: 6	R: 0 E: 1 K: 1 S: 7	H: 1 LOB: 3 BB: 1 P: 11	R: 2 E: 0 K: 0 S: 6	H: 3 LOB: 2 BB: 1 P: 10	R: 0 E: 0 K: 0 S: 3	H: 1 LOB: 0 BB: 0 P: 3	1B: 9 2B: 0 3B: 0 HR: 2	SF: 0 SAC: 0 DP: 3 HBP: 0	WP: 0 PB: 0 SB: 2 CS: 0	PA: 38								
PITCHER	IP	WLS	BF	H	R	ER	SO	BB	IBB	HBP	BLK	WP	HR	S	P	ERA	WHIP											
Mike Torrez, R ERA: 3.66 Frank Linzy, R ERA: 4.16 Sal Campisi, R ERA: 3.11	(1, 1)	6.2	L	34	10	4	4	3	4	0	0	0	0	0	1	1	0.00	0.000										
(7, 1)	0.1		1	0	0	0	0	0	0	0	0	0	0	1	1	0.00	0.000											
(8, 1)	1.0		3	1	0	0	0	0	0	0	0	0	0	3	3	0.00	1.000											

St. Louis Cardinals @ Cincinnati Reds
Riverfront Stadium, Cincinnati, OH
Fri Jul 24, 1970, 7:05 PM EDT
Att: 51,019 - Unknown


AB 34
R 4
H 11
RBI 4
BB 4
SO 3
LOB 21



Batter	1	2	3	4	5	6	7	8	9	AB	R	H	RBI	BB	SO	LOB	TOP								
Lou Brock, L OBP: 0.360, SLG: 0.393 (1, 7)	4-3		F8							4	1	1	0	1	1	1									
Milt Ramirez, R OBP: 0.250, SLG: 0.239 Sal Campisi, R (6, 1)	6-3									3	0	0	0	0	2	2									
Vic Davallilo, L OBP: 0.347, SLG: 0.402 (6, PH)										0	0	0	0	0	0	0									
Joe Torre, R OBP: 0.360, SLG: 0.464 Ted Simmons, S (6, PH)										1	1	1	1	0	0	0									
Dick Allen, R OBP: 0.383, SLG: 0.565 Mike Shannon, R (7, 5)		6-3								2	0	0	0	0	1	0									
Jose Cardenal, R OBP: 0.365, SLG: 0.446 Frank Linzy, R (8, 1)										1	0	0	1	0	1	2									
Leron Lee, L OBP: 0.286, SLG: 0.343 (1, 9)										3	0	0	0	0	1	0									
Joe Hague, L OBP: 0.304, SLG: 0.405 (1, 3)										4	0	0	0	0	2	2									
Dal Maxwell, R OBP: 0.312, SLG: 0.214 (1, 4)										4	1	0	0	0	0	0									
Steve Carlton, L OBP: 0.288, SLG: 0.265 Bob Chlupsa, R (5, 1)										0	0	0	0	0	0	0									
Ed Crosby, L OBP: 0.182, SLG: 0.182 (6, 6)										0	0	0	0	0	0	0									
Inning Stats	R: 0 E: 0 K: 1 S: 5	H: 0 LOB: 0 BB: 0 P: 5	R: 0 E: 0 K: 1 S: 5	H: 0 LOB: 0 BB: 0 P: 5	R: 0 E: 0 K: 1 S: 5	H: 0 LOB: 1 BB: 0 P: 6	R: 0 E: 0 K: 2 S: 7	H: 0 LOB: 0 BB: 0 P: 7	R: 0 E: 0 K: 0 S: 3	H: 0 LOB: 0 BB: 0 P: 3	R: 0 E: 0 K: 2 S: 9	H: 2 LOB: 2 BB: 0 P: 9	R: 0 E: 0 K: 1 S: 6	H: 1 LOB: 1 BB: 0 P: 6	R: 5 E: 2 K: 0 S: 8	H: 3 LOB: 1 BB: 1 P: 12	R: 0 E: 0 K: 1 S: 5	H: 0 LOB: 0 BB: 0 P: 5	1B: 4 2B: 1 3B: 1 HR: 0	SF: 1 SAC: 0 DP: 0 HBP: 1	WP: 1 PB: 1 SB: 0 CS: 0	PA: 37			
PITCHER	IP	WLS	BF	H	R	ER	SO	BB	IBB	HBP	BLK	WP	HR	S	P	ERA	WHIP	PITCHER							
Wayne Simpson, R ERA: 2.95 Wayne Granger, R ERA: 2.4	7.1	W	31	6	5	3	8	1	0	1	0	0	0	45	50	3.68	0.955								

St. Louis Cardinals @ Cincinnati Reds
Riverfront Stadium, Cincinnati, OH
Sun Jul 26 1970, 3:33 AM EDT
Att: 40,202 - Unknown


AB 34
R 5
H 6
RBI 4
BB 1
SO 9
LOB 8



Batter	1	2	3	4	5	6	7	8	9	AB	R	H	RBI	BB	SO	LOB	BOTTOM								
Bobby Tolan, L OBP: 0.385, SLG: 0.473 Angel Bravo, L OBP: 0.333, SLG: 0.267 (1, 8)										3	1	0	1	1	0	1									
Pete Rose, S OBP: 0.391, SLG: 0.484 Ty Cline, L OBP: 0.353, SLG: 0.419 (8, PH)										3	2	1	0	0	1	1									
Hal McRae, R OBP: 0.361, SLG: 0.570 Woody Woodward, R OBP: 0.319, SLG: 0.342 (1, 5)										5	0	0	0	0	2	4									
Johnny Bench, R OBP: 0.348, SLG: 0.646 (1, 7)										5	3	4	7	0	0	0									
Lee May, R OBP: 0.287, SLG: 0.485 Jimmy Stewart, S OBP: 0.288, SLG: 0.269 (1, 3)										3	2	2	0	0	0	0									
Tommy Helms, R OBP: 0.298, SLG: 0.280 Darrel Chaney, S OBP: 0.254, SLG: 0.276 (1, 4)										3	1	2	1	0	0	0									
Pat Corrales, R OBP: 0.369, SLG: 0.414 (1, 2)										4	2	2	1	0	0	2									
Dave Concepcion, R OBP: 0.332, SLG: 0.339 (1, 6)										4	0	2	1	0	2	2									
Wayne Simpson, R OBP: 0.311, SLG: 0.097 Wayne Granger, R OBP: 0.200, SLG: 0.200 (1, 1)										4	0	0	0	0	2	6									
Inning Stats	R: 4 E: 1 K: 1 S: 9	H: 3 LOB: 2 BB: 1 P: 14	R: 2 E: 0 K: 0 S: 5	H: 2 LOB: 0 BB: 0 P: 5	R: 1 E: 0 K: 2 S: 8	H: 1 LOB: 0 BB: 0 P: 8	R: 0 E: 0 K: 1 S: 5	H: 0 LOB: 0 BB: 0 P: 5	R: 4 E: 0 K: 1 S: 10	H: 5 LOB: 1 BB: 0 P: 10	R: 0 E: 0 K: 1 S: 5	H: 1 LOB: 0 BB: 0 P: 5	R: 0 E: 0 K: 2 S: 9	H: 2 LOB: 2 BB: 0 P: 9	R: 1 E: 0 K: 0 S: 4	H: 1 LOB: 0 BB: 0 P: 4	1B: 7 2B: 4 3B: 1 HR: 3	SF: 0 SAC: 0 DP: 0 HBP: 1	WP: 1 PB: 0 SB: 0 CS: 0	PA: 41					
PITCHER	IP	WLS	BF	H	R	ER	SO	BB	IBB	HBP	BLK	WP	HR	S	P	ERA	WHIP	PITCHER							
Steve Carlton, L ERA: 4.28 Bob Chlupsa, R ERA: 18.0 Sal Campisi, R ERA: 2.98 Frank Linzy, R ERA: 4.24	4.0	L	24	9	10	10	4	1	0	1	0	0	0	7	7	9.00	2.500								

St. Louis Cardinals @ Cincinnati Reds
Riverfront Stadium, Cincinnati, OH
Sun Jul 26 1970, 3:33 AM EDT
Att: 40,202 - Unknown

AB 39
R 12
H 15
RBI 11
BB 1
SO 8
LOB 18



Batter	1	2	3	4	5	6	7	8	9	AB	R	H	RBI	BB	SO	LOB	TOP										
Lou Brock, L OBP: 0.362, SLG: 0.393 (1, 7)	4-0 S BB		4-0 FC 1B S BB	0-3 K		0-0 F9 1B 2B		0-3 K		3	2	1	0	2	2	0											
Julian Javier, R OBP: 0.284, SLG: 0.283 (1, 4)	0-0 F5		0-0 F9			0-0 F7		0-0 F9		5	0	0	0	0	0	3											
Carl Taylor, R OBP: 0.364, SLG: 0.397 Leron Lee, L OBP: 0.284, SLG: 0.339 (8, 9)	4-0 BB		4-0 FC 1B S BB			0-0 BB 1B		4-0 1B BB		1	2	1	0	3	0	0											
Dick Allen, R OBP: 0.387, SLG: 0.576 Joe Hague, L OBP: 0.364, SLG: 0.405 (9, 3)	0-0 F5		0-3 K			0-0 1B BB		0-0 BB		4	1	1	1	1	2	4											
Joe Torre, R OBP: 0.382, SLG: 0.462 (1, 2)	0-0 F8		0-0 FC 1B S BB			0-0 1B WP		0-0 P3		5	1	1	1	0	0	6											
Vic Davallio, L OBP: 0.364, SLG: 0.440 (1, 8)		0-0 6-3	0-0 1B			0-0 WP 1B		0-0 P6		4	0	2	3	0	0	0											
Mike Shannon, R OBP: 0.262, SLG: 0.261 (1, 5)		0-0 F8	0-0 F7			0-0 6-3		4-0 CS BB		3	0	0	0	1	0	3											
Dal Maxvill, R OBP: 0.307, SLG: 0.211 (1, 6)		0-0 E6				0-0 F9		0-3 K		4	0	0	0	0	1	2											
Bob Gibson, R OBP: 0.373, SLG: 0.441 (1, 1)		0-0 F9				0-0 P6		0-0 5-3		4	0	0	0	0	0	1											
Inning Stats	R: 0 E: 0 K: 0 S: 3	H: 0 LOB: 2 BB: 2 P: 11	R: 0 E: 1 K: 0 S: 4	H: 0 LOB: 1 BB: 0 P: 4	R: 2 E: 0 K: 1 S: 7	H: 1 LOB: 2 BB: 2 P: 15	R: 0 E: 0 K: 1 S: 5	H: 0 LOB: 0 BB: 0 P: 5	R: 3 E: 0 K: 0 S: 6	H: 3 LOB: 1 BB: 1 P: 10	R: 1 E: 0 K: 0 S: 5	H: 2 LOB: 2 BB: 1 P: 9	R: 0 E: 0 K: 1 S: 4	H: 0 LOB: 0 BB: 1 P: 8	R: 0 E: 0 K: 2 S: 5	H: 0 LOB: 0 BB: 0 P: 5	R: 0 E: 0 K: 2 S: 7	H: 0 LOB: 0 BB: 0 P: 7	1B: 5 2B: 1 3B: 0 HR: 0	SF: 0 SAC: 0 DP: 0 HBP: 0	WP: 1 PB: 0 SB: 2 CS: 1	PA: 41					
PITCHER	IP	WLS	BF	H	R	ER	SO	BB	IBB	HBP	BLK	WP	HR	S	P	ERA	WHIP										
Jim Nash, R ERA: 4.02 (1, 1)	5.0	L	26	4	5	5	2	5	0	0	0	1	0	25	45	9.00	1.800										
Bob Priddy, R ERA: 6.04 (6, 1)	2.0		9	2	1	1	1	2	0	0	0	0	0	9	17	4.50	2.000										
Julio Navarro, R ERA: 2.61 (8, 1)	1.0		3	0	0	0	1	0	0	0	0	0	0	5	5	0.00	0.000										
Hoyt Wilhelm, R ERA: 3.16 (9, 1)	1.0		3	0	0	0	2	0	0	0	0	0	0	7	7	0.00	0.000										

St. Louis Cardinals @ Atlanta Braves
Atlanta Stadium, Atlanta, GA
Tue Jul 28 1970, 7:05 PM EDT
Att: 13,904 - Unknown

AB 34
R 6
H 6
RBI 5
BB 7
SO 6
LOB 19



Batter	1	2	3	4	5	6	7	8	9	AB	R	H	RBI	BB	SO	LOB	BOTTOM										
Sonny Jackson, L OBP: 0.355, SLG: 0.299 (1, 6)	0-0 F9		0-0 4-3			0-0 1B 1B		0-0 P6		5	1	1	0	0	0	3											
Felix Milten, R OBP: 0.342, SLG: 0.391 (1, 4)	0-0 S 1B					0-0 2B 1B		0-0 1B 2-3		5	1	3	0	0	0	0											
Hank Aaron, R OBP: 0.379, SLG: 0.592 (1, 9)	0-0 P4					0-0 2B 6-3 1B		0-0 P4		5	1	1	1	0	0	3											
Rico Carty, R OBP: 0.449, SLG: 0.639 (1, 7)	0-3 K					0-0 F9		0-0 1B		5	0	1	1	0	3	3											
Orlando Cepeda, R OBP: 0.385, SLG: 0.564 (1, 3)		0-0 F3				0-0 1B 1B		0-0 F3		4	0	2	1	0	0	2											
Tony Gonzalez, L OBP: 0.321, SLG: 0.339 (1, 8)		0-0 6-3				0-0 F5		0-0 4-3		4	0	0	1	0	0	2											
Hal King, L OBP: 0.386, SLG: 0.483 (1, 2)		0-3 K				0-0 F5		0-0 4-3		3	0	0	0	1	1	1											
Clete Boyer, R OBP: 0.295, SLG: 0.355 (1, 5)			0-0 F3			0-0 1B 1B		0-0 K		4	0	2	0	0	1	2											
Jim Nash, R OBP: 0.137, SLG: 0.224 Jimmie Hall, L OBP: 0.219, SLG: 0.236 Bob Priddy, R OBP: 0.333, SLG: 0.445 Mike Lum, L OBP: 0.333, SLG: 0.445 Julio Navarro, R OBP: 0.333, SLG: 0.445 Tommy Aaron, R OBP: 0.333, SLG: 0.593 Hoyt Wilhelm, R OBP: 0.333, SLG: 0.593 (1, 1) (5, PH) (6, 1) (7, PH) (8, PH) (9, 1)			0-3 K			0-3 K		0-0 1B 2B		1	0	0	0	0	1	0											
Inning Stats	R: 0 E: 0 K: 1 S: 6	H: 1 LOB: 1 BB: 0 P: 6	R: 0 E: 0 K: 1 S: 5	H: 0 LOB: 0 BB: 0 P: 5	R: 0 E: 0 K: 1 S: 5	H: 0 LOB: 0 BB: 0 P: 5	R: 0 E: 0 K: 1 S: 7	H: 2 LOB: 2 BB: 0 P: 7	R: 3 E: 0 K: 1 S: 9	H: 4 LOB: 2 BB: 1 P: 13	R: 1 E: 0 K: 0 S: 6	H: 3 LOB: 0 BB: 0 P: 6	R: 0 E: 0 K: 0 S: 5	H: 2 LOB: 2 BB: 0 P: 5	R: 0 E: 0 K: 1 S: 5	H: 0 LOB: 0 BB: 0 P: 5	1B: 10 2B: 2 3B: 0 HR: 0	SF: 0 SAC: 0 DP: 0 HBP: 0	WP: 0 PB: 0 SB: 1 CS: 0	PA: 40							
PITCHER	IP	WLS	BF	H	R	ER	SO	BB	IBB	HBP	BLK	WP	HR	S	P	ERA	WHIP										
Bob Gibson, R ERA: 3.66 (1, 1)	9.0	W	40	12	4	4	7	1	0	0	0	0	0	53	57	4.00	1.444										

St. Louis Cardinals @ Atlanta Braves
Atlanta Stadium, Atlanta, GA
Tue Jul 28 1970, 7:05 PM EDT
Att: 13,904 - Unknown

AB 39
R 4
H 12
RBI 4
BB 1
SO 7
LOB 18



Batter	1	2	3	4	5	6	7	8	9	AB	R	H	RBI	BB	SO	LOB	TOP										
Lou Brock, L OBP: 0.362, SLG: 0.401 (1, 7)	3-1	F8					1B 3B		F8	5	2	1	0	0	0	3											
Julian Javier, R OBP: 0.288, SLG: 0.301 (1, 4)	HR		K				6-3 HR 1B		6-3	5	2	3	3	0	1	1											
Carl Taylor, R OBP: 0.356, SLG: 0.388 Leron Lee, L OBP: 0.284, SLG: 0.339 Jim Beauchamp, R OBP: 0.315, SLG: 0.328 (1, 9) (7, 9) (9, PH)	P4		4-3				6-3 1-2		4-3	4	0	0	0	0	0	2											
Dick Allen, R OBP: 0.388, SLG: 0.584 (1, 3)	2B		6-3				2B HR		F8	5	1	2	2	0	1	3											
Joe Torre, R OBP: 0.378, SLG: 0.458 (1, 2)	6-3						4-3 F7		F9	4	0	0	0	0	0	1											
Vic Davallilo, L OBP: 0.353, SLG: 0.426 (1, 8)		F7					1-3		F7	4	0	0	0	0	0	0											
Mike Shannon, R OBP: 0.261, SLG: 0.261 (1, 5)							5-3		4-3	4	0	1	0	0	0	0											
Dal Maxvill, R OBP: 0.311, SLG: 0.214 Joe Hague, L OBP: 0.366, SLG: 0.419 (1, 6) (9, PH)							1-3 3B 1B		4-3	2	1	1	0	1	0	0											
Mike Torrez, R OBP: 0.294, SLG: 0.320 Frank Linzy, R (7, 1) Jose Cardenal, R OBP: 0.366, SLG: 0.446 (1, 1) (9, PH)							1-3		K	3	0	0	0	0	2	3											
									E5 S 1B	0	0	0	0	0	0	0											
										1	0	1	0	0	0	0											
Inning Stats	R: 1 E: 0 K: 0 S: 5	H: 2 LOB: 1 BB: 0 P: 5	R: 0 E: 0 K: 1 S: 6	H: 1 LOB: 2 BB: 1 P: 10	R: 0 E: 0 K: 1 S: 5	H: 0 LOB: 0 BB: 0 P: 5	R: 0 E: 0 K: 0 S: 3	H: 0 LOB: 0 BB: 0 P: 3	R: 4 E: 0 K: 0 S: 7	H: 4 LOB: 0 BB: 0 P: 7	R: 0 E: 0 K: 0 S: 3	H: 0 LOB: 0 BB: 0 P: 3	R: 1 E: 0 K: 1 S: 7	H: 2 LOB: 1 BB: 0 P: 7	R: 0 E: 0 K: 0 S: 3	H: 0 LOB: 0 BB: 0 P: 3	R: 1 E: 1 K: 1 S: 7	H: 2 LOB: 2 BB: 1 P: 11	1B: 4 2B: 3 3B: 1 HR: 3	SF: 0 SAC: 0 DP: 0 HBP: 0	WP: 1 PB: 0 SB: 1 CS: 0	PA: 40					
PITCHER	IP	WLS	BF	H	R	ER	SO	BB	IBB	HBP	BLK	WP	HR	S	P	ERA	WHIP										
Ron Reed, R ERA: 6.7 (1, 1)	7.0	W	31	9	6	6	3	1	0	0	0	1	2	36	40	7.71	1.429										
Julio Navarro, R ERA: 3.18 (8, 1)	1.0		5	2	1	1	0	0	0	0	0	0	1	5	5	9.00	2.000										
George Stone, L ERA: 3.45 (9, 1)	0.2	S	3	0	0	0	0	1	0	0	0	0	0	2	6	0.00	1.500										
Hoyt Wilhelm, R ERA: 3.14 (9, 1)	0.1	S	1	0	0	0	1	0	0	0	0	0	0	3	3	0.00	0.000										

St. Louis Cardinals @ Atlanta Braves
Atlanta Stadium, Atlanta, GA
Wed Jul 29 1970, 7:05 PM EDT
Att: 8,499 - Unknown


AB 38
R 7
H 11
RBI 7
BB 2
SO 4
LOB 13



Batter	1	2	3	4	5	6	7	8	9	AB	R	H	RBI	BB	SO	LOB	BOTTOM										
Felix Millan, R OBP: 0.343, SLG: 0.392 (1, 4)	G3						6-3		E5 HR 1B	4	2	2	2	0	0	0											
Tony Gonzalez, L OBP: 0.325, SLG: 0.342 (1, 8)	6-3								CS 1B HR BB	3	2	2	1	1	0	0											
Hank Aaron, R OBP: 0.380, SLG: 0.609 (1, 9)	F8								F2 1-2 HR	4	2	2	5	0	0	1											
Rico Carty, R OBP: 0.450, SLG: 0.636 Julio Navarro, R OBP: 0.250, SLG: 0.250 George Stone, L OBP: 0.268, SLG: 0.231 Hoyt Wilhelm, R (1, 7) (8, 1) (9, 1) (9, 1)									BB FC4-6 1B	3	0	1	0	1	0	0											
Orlando Cepeda, R OBP: 0.381, SLG: 0.558 (1, 3)	6-3								K FC4-6	4	0	0	0	0	1	2											
Hal King, L OBP: 0.389, SLG: 0.508 (1, 2)	F7								HR 8-3 1B	4	1	2	1	0	0	0											
Clete Boyer, R OBP: 0.297, SLG: 0.357 (1, 5)									CS 1B 6-3	4	1	2	0	0	0	1											
Gil Garrido, R OBP: 0.313, SLG: 0.341 (1, 6)									1-2 1B 2B	3	1	1	0	0	0	0											
Ron Reed, R OBP: 0.063, SLG: 0.125 Mike Lum, L OBP: 0.311, SLG: 0.442 (1, 1) (7, PH) (8, 7)									L4	2	0	0	0	0	0	1											
										1	0	0	0	0	0	1											
Inning Stats	R: 0 E: 0 K: 0 S: 3	H: 0 LOB: 0 BB: 0 P: 3	R: 0 E: 0 K: 0 S: 3	H: 0 LOB: 0 BB: 0 P: 3	R: 4 E: 0 K: 0 S: 7	H: 5 LOB: 0 BB: 0 P: 7	R: 0 E: 0 K: 0 S: 3	H: 0 LOB: 0 BB: 0 P: 3	R: 0 E: 0 K: 1 S: 5	H: 1 LOB: 1 BB: 1 P: 9	R: 5 E: 1 K: 0 S: 8	H: 5 LOB: 1 BB: 1 P: 12	R: 0 E: 0 K: 0 S: 3	H: 1 LOB: 0 BB: 0 P: 3	1B: 8 2B: 2 3B: 0 HR: 3	SF: 0 SAC: 1 DP: 1 HBP: 0	WP: 0 PB: 0 SB: 2 CS: 2	PA: 35									
PITCHER	IP	WLS	BF	H	R	ER	SO	BB	IBB	HBP	BLK	WP	HR	S	P	ERA	WHIP										
Mike Torrez, R ERA: 3.88 (1, 1)	6.1		26	8	6	6	1	1	0	0	0	0	1	8	12	8.53	1.421										
Frank Linzy, R ERA: 4.5 (7, 1)	1.2	L	9	4	3	3	0	1	0	0	0	0	1	8	12	16.20	3.000										

St. Louis Cardinals @ Atlanta Braves
Atlanta Stadium, Atlanta, GA
Wed Jul 29 1970, 7:05 PM EDT
Att: 8,499 - Unknown

AB 32
R 9
H 12
RBI 9
BB 2
SO 1
LOB 6



Batter	1	2	3	4	5	6	7	8	9	AB	R	H	RBI	BB	SO	LOB	TOP										
Lou Brock, L OBP: 0.364, SLG: 0.416 (1, 7)	0-0 HR		0-0 F7		0-0 F8			0-0 HR		4	2	2	2	0	0	0											
Julian Javier, R OBP: 0.286, SLG: 0.297 (1, 4)	0-0 5-3		0-0 6-3			0-3 K		0-0 1-3		4	0	0	0	0	1	0											
Joe Hague, L OBP: 0.364, SLG: 0.421 Leron Lee, L OBP: 0.284, SLG: 0.339 (1, 9) (8, 9)	0-0 4-3			0-0 F7		0-0 2B		0-0 G3		4	0	1	0	0	0	0											
Dick Allen, R OBP: 0.384, SLG: 0.578 (1, 3)	0-0 5-3			0-0 F8		0-0 6-3		0-3 K		4	0	0	0	0	1	1											
Joe Torre, R OBP: 0.380, SLG: 0.466 (1, 2)		0-0 L6		0-0 HR		0-0 F3			0-0 FC5-4 1B	4	1	2	1	0	0	1											
Jose Cardenal, R OBP: 0.367, SLG: 0.450 (1, 8)		0-0 1B 2B		0-0 S 1B			0-0 F6		0-0 FC5-4 1-2 1B	4	1	2	0	0	0	1											
Mike Shannon, R OBP: 0.261, SLG: 0.260 (1, 5)		0-0 G5-4-3 2-H 1B		0-0 F8 1-2			0-0 4-3		0-0 F8	4	0	1	1	0	0	2											
Dal Maxvill, R OBP: 0.310, SLG: 0.215 (1, 6)		0-0 G5-4-3 1-2			0-0 6-3				0-3 K	4	0	1	0	0	1	2											
Jerry Reuss, L OBP: 0.136, SLG: 0.143 Chuck Taylor, R (9, 1)			0-0 L6		0-0 1-3			0-0 1-3		3	0	0	0	0	0	1											
Inning Stats	R: 1 E: 0 K: 0 S: 4	H: 1 LOB: 0 BB: 0 P: 4	R: 1 E: 0 K: 0 S: 4	H: 2 LOB: 0 BB: 0 P: 4	R: 0 E: 0 K: 0 S: 3	H: 0 LOB: 0 BB: 0 P: 3	R: 1 E: 0 K: 0 S: 5	H: 2 LOB: 1 BB: 0 P: 5	R: 0 E: 0 K: 0 S: 3	H: 0 LOB: 0 BB: 0 P: 3	R: 0 E: 0 K: 1 S: 6	H: 1 LOB: 1 BB: 0 P: 6	R: 0 E: 0 K: 0 S: 4	H: 1 LOB: 1 BB: 0 P: 4	R: 1 E: 0 K: 1 S: 6	H: 1 LOB: 1 BB: 0 P: 6	R: 0 E: 0 K: 1 S: 6	H: 1 LOB: 1 BB: 0 P: 6	1B: 4 2B: 2 3B: 0 HR: 3	SF: 0 SAC: 0 DP: 1 HBP: 0	WP: 0 PB: 0 SB: 1 CS: 0	PA: 35					
PITCHER	IP	WLS	BF	H	R	ER	SO	BB	IBB	HBP	BLK	WP	HR	S	P	ERA	WHIP										
Phil Niekro, R ERA: 4.17 Bob Priddy, R ERA: 5.91	(1, 1) (9, 1)	8.0 L	31	8	4	4	2	0	0	0	0	0	3	35	35	4.50	1.000										

St. Louis Cardinals @ Atlanta Braves
Atlanta Stadium, Atlanta, GA
Thu Jul 30 1970, 7:05 PM EDT
Att: 9,895 - Unknown

AB 35
R 4
H 9
RBI 4
BB 0
SO 3
LOB 8



Batter	1	2	3	4	5	6	7	8	9	AB	R	H	RBI	BB	SO	LOB	BOTTOM										
Felix Millan, R OBP: 0.341, SLG: 0.388 (1, 4)	0-0 6-3		0-0 4-3		0-0 F8			4-0 BB	0-0 4-3	4	0	0	0	1	0	3											
Tommie Aaron, R OBP: 0.297, SLG: 0.500 (1, 7)	0-0 4-3			0-0 F7	0-0 F9			0-0 P6		4	0	0	0	0	0	2											
Hank Aaron, R OBP: 0.378, SLG: 0.603 (1, 9)	4-0 BB			0-0 F8		0-0 P4		0-0 F8		3	0	0	0	1	0	1											
Orlando Cepeda, R OBP: 0.383, SLG: 0.557 (1, 3)	0-0 P4			0-0 1B 1B		0-3 K			0-0 HR 1B	4	1	2	0	0	1	1											
Clete Boyer, R OBP: 0.300, SLG: 0.369 (1, 5)		0-0 6-3		0-0 1B 1B		0-0 6-3			0-0 1-H HR	4	1	2	2	0	0	0											
Tony Gonzalez, L OBP: 0.325, SLG: 0.341 (1, 8)		0-0 F8		0-0 FC6-4 1B			0-0 F7		0-0 6-3	4	0	1	0	0	0	0											
Bob Tillman, R OBP: 0.251, SLG: 0.331 Hal King, L OBP: 0.386, SLG: 0.504 (9, PH) (9, PH)		0-0 1-3		0-0 FC6-4 1-2 2-3 1B			0-3 K		0-0 P5	3	0	0	0	0	1	3											
Gil Garrido, R OBP: 0.308, SLG: 0.336 Mike Lum, L OBP: 0.316, SLG: 0.442 (9, PH) (9, PH)			0-0 F8		0-0 5-3			0-0 F2	4-0 2B BB	3	0	0	0	0	0	0											
Phil Niekro, R OBP: 0.164, SLG: 0.190 Bob Aspromonte, R OBP: 0.284, SLG: 0.232 Bob Priddy, R OBP: 0.333, SLG: 0.250 Rico Carty, R OBP: 0.451, SLG: 0.640 Sonny Jackson, L OBP: 0.395, SLG: 0.299 (9, PH) (9, PH)			0-0 F9		0-0 1B			0-0 5-3	0-0 1-3 2B	2	0	1	0	0	0	0											
Inning Stats	R: 0 E: 0 K: 0 S: 3	H: 0 LOB: 1 BB: 1 P: 7	R: 0 E: 0 K: 0 S: 3	H: 0 LOB: 0 BB: 0 P: 3	R: 0 E: 0 K: 0 S: 3	H: 0 LOB: 0 BB: 0 P: 3	R: 0 E: 0 K: 0 S: 6	H: 3 LOB: 3 BB: 0 P: 6	R: 0 E: 0 K: 0 S: 4	H: 1 LOB: 1 BB: 0 P: 4	R: 0 E: 0 K: 1 S: 5	H: 0 LOB: 0 BB: 0 P: 5	R: 0 E: 0 K: 1 S: 5	H: 0 LOB: 1 BB: 0 P: 5	R: 0 E: 0 K: 0 S: 3	H: 0 LOB: 1 BB: 1 P: 7	R: 2 E: 0 K: 0 S: 6	H: 3 LOB: 2 BB: 1 P: 10	1B: 5 2B: 1 3B: 0 HR: 1	SF: 0 SAC: 0 DP: 0 HBP: 0	WP: 0 PB: 0 SB: 0 CS: 0	PA: 37					
PITCHER	IP	WLS	BF	H	R	ER	SO	BB	IBB	HBP	BLK	WP	HR	S	P	ERA	WHIP										
Jerry Reuss, L ERA: 6.11 Chuck Taylor, R ERA: 2.95	(1, 1) (9, 1)	8.0 W	32	6	2	2	2	2	2	2	2	0	1	34	42	2.25	1.000										

St. Louis Cardinals @ Atlanta Braves
Atlanta Stadium, Atlanta, GA
Thu Jul 30 1970, 7:05 PM EDT
Att: 9,895 - Unknown

AB 34
R 2
H 7
RBI 2
BB 3
SO 2
LOB 10



Batter	1	2	3	4	5	6	7	8	9	AB	R	H	RBI	BB	SO	LOB	TOP		
Lou Brock, L OBP: 0.362, SLG: 0.412 (1, 7)										4	1	0	0	1	0	2			
Julian Javier, R OBP: 0.293, SLG: 0.303 (1, 4)										4	1	3	1	1	0	2			
Carl Taylor, R OBP: 0.354, SLG: 0.380 Leron Lee, L OBP: 0.282, SLG: 0.337 (8, 9)										3	1	0	0	1	1	5			
Dick Allen, R OBP: 0.383, SLG: 0.575 (1, 3)										4	0	1	2	0	0	3			
Joe Torre, R OBP: 0.378, SLG: 0.462 (1, 2)										3	0	0	0	1	0	3			
Jose Cardenal, R OBP: 0.363, SLG: 0.444 (1, 8)										4	0	0	0	0	0	2			
Mike Shannon, R OBP: 0.261, SLG: 0.268 (1, 5)										4	1	1	0	0	0	0			
Dal Maxvill, R OBP: 0.309, SLG: 0.215 (1, 6)										4	1	1	0	0	0	1			
Steve Carlton, L OBP: 0.304, SLG: 0.269 (1, 1)										3	0	1	1	1	1	1			
Inning Stats	R: 0 E: 2 K: 0 S: 4	H: 0 LOB: 2 BB: 1 P: 8	R: 0 E: 0 K: 0 S: 3	H: 0 LOB: 0 BB: 0 P: 3	R: 0 E: 1 K: 1 S: 5	H: 0 LOB: 2 BB: 1 P: 9	R: 0 E: 0 K: 0 S: 3	H: 0 LOB: 0 BB: 0 P: 3	R: 0 E: 0 K: 1 S: 5	H: 1 LOB: 0 BB: 0 P: 5	R: 0 E: 0 K: 0 S: 3	H: 0 LOB: 0 BB: 0 P: 3	R: 0 E: 0 K: 0 S: 7	H: 4 LOB: 2 BB: 2 P: 15	R: 4 E: 0 K: 0 S: 7	H: 4 LOB: 2 BB: 1 P: 11	1B: 6 2B: 2 3B: 0 HR: 0	SF: 0 SAC: 0 DP: 3 HBP: 0	WP: 3 PA: 39
PITCHER	IP WLS BF H R ER SO BB IBB HBP BLK WP HR S P ERA WHIP																		
Ron Cook, L ERA: 3.39 (1, 1)	7.2 L 30 4 4 4 2 3 0 0 0 0 1 0 31 43 4.70 0.913																		
Jim Ray, R ERA: 3.93 (8, 1)	0.0 2 1 0 0 0 1 0 0 0 0 1 0 1 5 ∞ ∞																		
Fred Gladding, R ERA: 3.59 (8, 1)	1.1 7 2 1 1 1 0 1 0 0 1 0 0 8 12 6.75 1.500																		

St. Louis Cardinals @ Houston Astros
Astrodome, Houston, TX
Fri Jul 31 1970, 8:05 PM EDT
Att: 21,697 - Unknown

AB 34
R 5
H 7
RBI 4
BB 5
SO 3
LOB 21



Batter	1	2	3	4	5	6	7	8	9	AB	R	H	RBI	BB	SO	LOB	BOTTOM				
Jesus Alou, R OBP: 0.336, SLG: 0.384 (1, 9)										3	0	2	0	2	0	0					
Joe Morgan, L OBP: 0.413, SLG: 0.395 (1, 4)										5	0	2	0	0	1	4					
Jimmy Wynn, R OBP: 0.405, SLG: 0.510 (1, 7)										3	0	1	0	2	0	2					
Bob Watson, R OBP: 0.297, SLG: 0.423 (1, 3)										5	1	1	0	0	1	5					
Denis Menke, R OBP: 0.375, SLG: 0.424 (1, 6)										4	0	0	0	0	0	2					
Doug Rader, R OBP: 0.320, SLG: 0.436 (1, 5)										3	0	1	0	1	1	0					
Cesar Cedeno, R OBP: 0.262, SLG: 0.409 Norm Miller, L OBP: 0.361, SLG: 0.361 (8, 8)										3	0	0	0	0	3	2					
Johnny Edwards, L OBP: 0.266, SLG: 0.290 (1, 2)										4	0	1	0	0	1	2					
Ron Cook, L OBP: 0.364, SLG: 0.500 Jim Ray, R OBP: 0.263, SLG: 0.263 Fred Gladding, L Marty Martinez, S OBP: 0.280, SLG: 0.247 (8, FH)										2	0	0	0	0	2	0					
Inning Stats	R: 0 E: 0 K: 0 S: 2	H: 0 LOB: 1 BB: 2 P: 10	R: 0 E: 0 K: 2 S: 7	H: 0 LOB: 0 BB: 0 P: 7	R: 0 E: 0 K: 1 S: 6	H: 1 LOB: 1 BB: 0 P: 6	R: 0 E: 0 K: 1 S: 5	H: 0 LOB: 2 BB: 2 P: 13	R: 0 E: 0 K: 2 S: 9	H: 2 LOB: 2 BB: 0 P: 9	R: 0 E: 0 K: 0 S: 3	H: 0 LOB: 0 BB: 0 P: 3	R: 0 E: 0 K: 2 S: 8	H: 1 LOB: 2 BB: 1 P: 12	R: 1 E: 0 K: 0 S: 6	H: 3 LOB: 2 BB: 0 P: 6	R: 0 E: 0 K: 1 S: 7	H: 2 LOB: 2 BB: 0 P: 7	1B: 9 2B: 0 3B: 0 HR: 0	SF: 0 SAC: 1 DP: 1 HBP: 0	WP: 0 PA: 40
PITCHER	IP WLS BF H R ER SO BB IBB HBP BLK WP HR S P ERA WHIP																				
Steve Carlton, L ERA: 4.1 (1, 1)	9.0 W 40 9 1 1 9 4 1 0 0 0 0 0 53 73 1.00 1.444																				

St. Louis Cardinals @ Houston Astros
Astrodome, Houston, TX
Fri Jul 31 1970, 8:05 PM EDT
Att: 21,697 - Unknown


AB 34
R 1
H 9
RBI 1
BB 5
SO 9
LOB 17



Batter	1	2	3	4	5	6	7	8	9	AB	R	H	RBI	BB	SO	LOB	TOP					
Lou Brock, L OBP: 0.361, SLG: 0.410 Ted Simmons, S OBP: 0.295, SLG: 0.287										5	2	1	0	0	1	3						
Julian Javier, R OBP: 0.292, SLG: 0.301 Ed Crosby, L OBP: 0.250, SLG: 0.333										5	2	1	0	0	0	3						
Joe Hague, L OBP: 0.367, SLG: 0.422										4	3	1	0	2	0	3						
Dick Allen, R OBP: 0.387, SLG: 0.582 Leron Lee, L OBP: 0.236, SLG: 0.337										2	3	1	4	3	0	0						
Joe Torre, R OBP: 0.381, SLG: 0.468 Jim Beauchamp, R OBP: 0.311, SLG: 0.323										4	1	3	3	0	0	2						
Jose Cardenal, R OBP: 0.363, SLG: 0.445										6	1	2	2	0	1	5						
Mike Shannon, R OBP: 0.265, SLG: 0.275										4	1	1	1	1	1	3						
Dal Maxvill, R OBP: 0.315, SLG: 0.224										5	0	3	2	0	1	4						
Nelson Briles, R OBP: 0.190, SLG: 0.381 Al Hrabosky, R Sal Campisi, R										4	1	0	0	0	2	4						
Inning Stats	R: 5 E: 1 K: 1 S: 9	H: 3 LOB: 1 BB: 2 P: 17	R: 0 E: 0 K: 0 S: 3	H: 0 LOB: 0 BB: 0 P: 3	R: 1 E: 0 K: 0 S: 5	H: 2 LOB: 2 BB: 1 P: 9	R: 3 E: 1 K: 2 S: 10	H: 3 LOB: 2 BB: 1 P: 15	R: 0 E: 0 K: 0 S: 5	H: 0 LOB: 0 BB: 0 P: 5	R: 1 E: 0 K: 0 S: 4	H: 1 LOB: 1 BB: 1 P: 8	R: 4 E: 1 K: 0 S: 7	H: 3 LOB: 1 BB: 1 P: 11	R: 0 E: 0 K: 1 S: 6	H: 1 LOB: 2 BB: 1 P: 12	R: 0 E: 0 K: 2 S: 8	H: 1 LOB: 2 BB: 1 P: 12	1B: 8 2B: 5 3B: 0 HR: 1	SF: 1 SAC: 1 DP: 0 HBP: 1	WP: 3 PB: 0 SB: 1 CS: 0	PA: 51
PITCHER	IP WLS BF H R ER SO BB IBB HBP BLK WP HR S P ERA WHIP	3.1 L 23 7 9 4 1 3 0 0 0 0 0 12 12 10.80 3.000	1.2 6 1 0 0 3 0 0 0 0 0 0 12 12 0.00 0.600	2.0 13 4 5 1 0 2 0 0 0 1 0 11 19 4.50 3.000	2.0 9 2 0 0 3 1 0 0 0 2 0 14 18 0.00 1.500																	

St. Louis Cardinals @ Houston Astros
Astrodome, Houston, TX
Sat Aug 01 1970, 8:05 PM EDT
Att: 29,923 - Dome


AB 41
R 14
H 14
RBI 12
BB 7
SO 7
LOB 29



Batter	1	2	3	4	5	6	7	8	9	AB	R	H	RBI	BB	SO	LOB	BOTTOM					
Jesus Alou, R OBP: 0.338, SLG: 0.385 Tom Griffin, R OBP: 0.088, SLG: 0.091 Marty Martinez, S OBP: 0.287, SLG: 0.255										4	0	2	0	0	0	0						
Joe Morgan, L OBP: 0.412, SLG: 0.395										5	2	2	1	0	0	3						
Jimmy Wynn, R OBP: 0.405, SLG: 0.520										5	1	2	3	0	0	1						
Denis Menke, R OBP: 0.373, SLG: 0.421										5	0	1	1	0	0	1						
Doug Rader, R OBP: 0.321, SLG: 0.436										5	1	2	0	0	0	3						
Bob Watson, R OBP: 0.295, SLG: 0.418										5	0	1	0	0	2	3						
Cesar Cedeno, R OBP: 0.288, SLG: 0.412										4	1	2	0	0	0	1						
Johnny Edwards, L OBP: 0.268, SLG: 0.291 Jack Dilauro, S Norm Miller, L OBP: 0.362, SLG: 0.363										2	0	1	0	0	1	1						
Don Wilson, R OBP: 0.118, SLG: 0.176 George Culver, R OBP: 0.158, SLG: 0.294 Keith Lampard, L OBP: 0.286, SLG: 0.362										1	0	0	0	0	0	1						
Inning Stats	R: 0 E: 0 K: 0 S: 5	H: 2 LOB: 2 BB: 0 P: 5	R: 0 E: 0 K: 1 S: 6	H: 1 LOB: 1 BB: 0 P: 6	R: 0 E: 0 K: 0 S: 3	H: 0 LOB: 0 BB: 0 P: 3	R: 0 E: 0 K: 0 S: 3	H: 0 LOB: 0 BB: 0 P: 3	R: 0 E: 0 K: 0 S: 5	H: 2 LOB: 2 BB: 0 P: 5	R: 0 E: 0 K: 1 S: 6	H: 1 LOB: 1 BB: 0 P: 6	R: 1 E: 0 K: 0 S: 4	H: 2 LOB: 0 BB: 0 P: 4	R: 3 E: 1 K: 1 S: 9	H: 4 LOB: 1 BB: 0 P: 9	R: 3 E: 0 K: 0 S: 7	H: 4 LOB: 1 BB: 0 P: 7	1B: 14 2B: 1 3B: 0 HR: 1	SF: 0 SAC: 0 DP: 1 HBP: 0	WP: 1 PB: 0 SB: 1 CS: 0	PA: 42
PITCHER	IP WLS BF H R ER SO BB IBB HBP BLK WP HR S P ERA WHIP	7.2 W 34 12 4 3 3 0 0 0 0 0 0 40 40 3.52 1.565	0.1 4 3 3 3 0 0 0 0 0 0 0 4 4 81.00 9.000	1.0 S 4 1 0 0 0 0 0 0 0 0 0 0 4 4 0.00 1.000																		

St. Louis Cardinals @ Houston Astros
Astrodome, Houston, TX
Sat Aug 01 1970, 8:05 PM EDT
Att: 29,923 - Dome

AB 42
R 7
H 16
RBI 5
BB 0
SO 3
LOB 17



Batter	1	2	3	4	5	6	7	8	9	AB	R	H	RBI	BB	SO	LOB	TOP																					
Lou Brock, L OBP: 0.357, SLG: 0.405 (1, 7)	4-3		1-3		4-3		4-3		P5	5	0	0	0	0	0	4																						
Julian Javier, R OBP: 0.291, SLG: 0.301 (1, 4)	1-3			FC4-6 1B		P5		F8		4	0	1	0	0	0	1																						
Joe Hague, L OBP: 0.362, SLG: 0.415 (1, 9)				FC4-6 1B				F3		4	1	0	0	0	0	1																						
Leron Lee, L OBP: 0.286, SLG: 0.337 (8, 9)	F8			1-2 1B						0	0	0	0	0	0	0																						
Dick Allen, R OBP: 0.386, SLG: 0.579 (1, 3)		4-3		1B 1-3 1B		1-3 1B		4-3		4	1	1	0	0	0	0																						
Joe Torre, R OBP: 0.380, SLG: 0.468 (1, 2)		6-3		P6		1B 2B			5-3	4	0	1	0	0	0	2																						
Jose Cardenal, R OBP: 0.364, SLG: 0.446 (1, 8)		6-3		1B 1-3 1B					4-3	4	0	2	1	0	0	0																						
Mike Shannon, R OBP: 0.272, SLG: 0.281 (1, 5)			4-3	1B 1-3 3-H			F3			4	1	2	1	0	0	2																						
Dal Maxvill, R OBP: 0.318, SLG: 0.225 (1, 6)			F4		4-3 SH1-3 1B		4-3		1B 1-2 BB	3	0	1	0	1	0	0																						
Bob Gibson, R OBP: 0.385, SLG: 0.451 (1, 1)					SH1-3		K		1-3 2-H 1B	3	0	2	1	0	1	0																						
Inning Stats	R: 0 E: 0 K: 0 S: 3	H: 0 LOB: 0 BB: 0 P: 3	R: 0 E: 0 K: 0 S: 3	H: 0 LOB: 0 BB: 0 P: 3	R: 0 E: 0 K: 0 S: 4	H: 1 LOB: 1 BB: 0 P: 4	R: 2 E: 0 K: 0 S: 6	H: 4 LOB: 2 BB: 0 P: 6	R: 0 E: 0 K: 0 S: 4	H: 1 LOB: 1 BB: 0 P: 4	R: 0 E: 0 K: 0 S: 5	H: 2 LOB: 2 BB: 0 P: 5	R: 0 E: 0 K: 1 S: 5	H: 0 LOB: 0 BB: 0 P: 5	R: 0 E: 0 K: 0 S: 3	H: 0 LOB: 0 BB: 0 P: 3	R: 1 E: 0 K: 0 S: 5	H: 2 LOB: 2 BB: 1 P: 9	1B: 9 2B: 1 3B: 0 HR: 0	SF: 0 SAC: 1 DP: 0 HBP: 0	WP: 0 PA: 37 PB: 0 SB: 0 CS: 0																	
PITCHER	IP	WLS	BF	H	R	ER	SO	BB	IBB	HBP	BLK	WP	HR	S	P	ERA	WHIP	PITCHER				IP	WLS	BF	H	R	ER	SO	BB	IBB	HBP	BLK	WP	HR	S	P	ERA	WHIP
Jack Billingham, R ERA: 3.43 (1, 1)	8.0	L	31	8	2	2	1	0	0	0	0	0	0	33	33	2.25	1.000																					
Fred Gladding, R ERA: 3.7 (9, 1)	1.0		6	2	1	1	0	1	0	0	0	0	0	5	9	9.00	3.000																					

St. Louis Cardinals @ Houston Astros
Astrodome, Houston, TX
Sun Aug 02 1970, 4:33 AM EDT
Att: 23,965 - Dome

AB 35
R 3
H 10
RBI 3
BB 1
SO 1
LOB 10



Batter	1	2	3	4	5	6	7	8	9	AB	R	H	RBI	BB	SO	LOB	BOTTOM																					
Jesus Alou, R OBP: 0.340, SLG: 0.387 (1, 9)	E8 1B		4-3			F8			1B G6-4-3 1B	4	1	2	0	0	0	0																						
Joe Morgan, L OBP: 0.411, SLG: 0.393 (1, 4)	F8			6-3			K		1B G6-4-3 1B	4	0	1	0	0	1	1																						
Jimmy Wynn, R OBP: 0.401, SLG: 0.514 (1, 7)	K			F8			K		G6-4-3 1-2 3-H	4	0	0	0	0	2	2																						
Denis Menke, R OBP: 0.374, SLG: 0.418 (1, 6)	P6			K					WP BB	2	0	0	0	2	1	1																						
Cesar Geronimo, L OBP: 0.500, SLG: 0.333 (9, PR)										0	0	0	0	0	0	0																						
Doug Rader, R OBP: 0.320, SLG: 0.432 (1, 5)		K			FC6-4 BB				F3	3	0	0	0	1	2	2																						
Bob Watson, R OBP: 0.291, SLG: 0.412 (1, 3)		K			FC6-4 G5-4-3					3	0	0	0	0	1	1																						
Cesar Cedeno, R OBP: 0.282, SLG: 0.404 (1, 8)			4-3		G5-4-3					3	0	0	0	0	0	1																						
Johnny Edwards, L OBP: 0.268, SLG: 0.300 (1, 2)			F8			K			HR	3	1	1	1	0	1	0																						
Jack Billingham, R OBP: 0.128, SLG: 0.081 (1, 1)						K				2	0	0	0	0	1	0																						
Norm Miller, L OBP: 0.360, SLG: 0.360 (8, PH)			L3			K				1	0	0	0	0	1	0																						
Fred Gladding, L ERA: 3.7 (9, 1)										0	0	0	0	0	0	0																						
Inning Stats	R: 0 E: 1 K: 1 S: 6	H: 1 LOB: 1 BB: 0 P: 6	R: 0 E: 0 K: 2 S: 7	H: 0 LOB: 0 BB: 0 P: 7	R: 0 E: 0 K: 0 S: 3	H: 0 LOB: 0 BB: 0 P: 3	R: 0 E: 0 K: 1 S: 5	H: 0 LOB: 0 BB: 0 P: 5	R: 0 E: 0 K: 0 S: 2	H: 0 LOB: 0 BB: 1 P: 6	R: 0 E: 0 K: 2 S: 7	H: 0 LOB: 0 BB: 0 P: 7	R: 0 E: 0 K: 3 S: 9	H: 0 LOB: 1 BB: 1 P: 13	R: 1 E: 0 K: 1 S: 6	H: 1 LOB: 0 BB: 0 P: 6	R: 1 E: 0 K: 0 S: 4	H: 2 LOB: 2 BB: 1 P: 8	1B: 3 2B: 0 3B: 0 HR: 1	SF: 0 SAC: 0 DP: 2 HBP: 0	WP: 1 PA: 32 PB: 0 SB: 0 CS: 0																	
PITCHER	IP	WLS	BF	H	R	ER	SO	BB	IBB	HBP	BLK	WP	HR	S	P	ERA	WHIP	PITCHER				IP	WLS	BF	H	R	ER	SO	BB	IBB	HBP	BLK	WP	HR	S	P	ERA	WHIP
Bob Gibson, R ERA: 3.58 (1, 1)	9.0	W	32	4	2	2	10	3	0	0	0	1	1	49	61	2.00	0.778																					

St. Louis Cardinals @ Houston Astros
Astrodome, Houston, TX
Sun Aug 02 1970, 4:33 AM EDT
Att: 23,965 - Dome

AB 29
R 2
H 4
RBI 1
BB 3
SO 10
LOB 8



Batter	1	2	3	4	5	6	7	8	9	AB	R	H	RBI	BB	SO	LOB	TOP					
Lou Brock, L OBP: 0.354, SLG: 0.401 (1, 7)	6-3		4-3		K		4-3			4	0	0	0	0	1	1						
Julian Javier, R OBP: 0.291, SLG: 0.309 (1, 4)	5-3		F8			HR	K			4	1	1	1	0	1	0						
Carl Taylor, R OBP: 0.362, SLG: 0.404 (1, 9) Leron Lee, L OBP: 0.286, SLG: 0.337 (8, 9)	HR			G6-4-3 BB		P4		1B		3	1	2	1	1	0	0						
Dick Allen, R OBP: 0.383, SLG: 0.573 (1, 3)	F9		G6-4-3 1-2		E5 6-3 HR		K			4	1	0	0	0	1	1						
Joe Torre, R OBP: 0.379, SLG: 0.464 (1, 2)		F8			6-3			6-3		3	0	0	0	1	0	1						
Jose Cardenal, R OBP: 0.363, SLG: 0.452 (1, 8)		F7		P6				5-3		4	1	1	2	0	0	1						
Mike Shannon, R OBP: 0.271, SLG: 0.281 (1, 5)		E5			6-3			F9		4	0	1	0	0	0	0						
Dal Maxvill, R OBP: 0.317, SLG: 0.226 (1, 6)		P4			6-3			1B		4	0	1	0	0	0	2						
Mike Torrez, R OBP: 0.291, SLG: 0.315 (1, 1)			6-3					6-3		4	0	1	0	0	0	1						
Inning Stats	R: 1 E: 0 K: 0 S: 4	H: 1 LOB: 0 BB: 0 P: 4	R: 0 E: 1 K: 0 S: 4	H: 0 LOB: 1 BB: 0 P: 4	R: 0 E: 0 K: 0 S: 3	H: 0 LOB: 0 BB: 0 P: 3	R: 0 E: 0 K: 0 S: 2	H: 0 LOB: 1 BB: 2 P: 10	R: 0 E: 0 K: 1 S: 6	H: 1 LOB: 1 BB: 0 P: 6	R: 3 E: 1 K: 0 S: 7	H: 3 LOB: 1 BB: 0 P: 7	R: 0 E: 0 K: 1 S: 5	H: 0 LOB: 0 BB: 0 P: 5	R: 0 E: 0 K: 1 S: 5	H: 1 LOB: 0 BB: 0 P: 5	R: 0 E: 0 K: 0 S: 4	H: 1 LOB: 1 BB: 0 P: 4	1B: 4 2B: 0 3B: 0 HR: 3	SF: 0 SAC: 0 DP: 1 HBP: 0	WP: 0 PB: 0 SB: 0 CS: 0	PA: 36
PITCHER	IP	WLS	BF	H	R	ER	SO	BB	IBB	HBP	BLK	WP	HR	S	P	ERA	WHIP					
Grant Jackson, L ERA: 5.47 (1, 1)	7.0	L	29	5	4	2	2	2	0	0	0	0	3	31	39	2.57	1.000					
Barry Lersch, R ERA: 3.54 (8, 1)	2.0		7	2	0	0	1	0	0	0	0	0	0	9	9	0.00	1.000					

St. Louis Cardinals @ Philadelphia Phillies
Shibe Park, Philadelphia, PA
Mon Aug 03 1970, 7:05 PM EDT
Att: 12,163 - Unknown

AB 34
R 4
H 7
RBI 4
BB 2
SO 3
LOB 7



Batter	1	2	3	4	5	6	7	8	9	AB	R	H	RBI	BB	SO	LOB	BOTTOM					
Tony Taylor, R OBP: 0.360, SLG: 0.444 (1, 7)	6-3		1-2 BB		1-3		P4			3	0	0	0	1	0	3						
Denny Doyle, L OBP: 0.292, SLG: 0.330 (1, 4)	L7		K			F8	K			4	0	0	0	0	2	4						
Don Money, R OBP: 0.369, SLG: 0.494 (1, 5)	F8		P5			E5		P6		4	0	0	0	0	0	2						
Deron Johnson, R OBP: 0.338, SLG: 0.496 (1, 3)			1B		K	L4		K		4	0	1	0	0	2	1						
Oscar Gamble, L OBP: 0.333, SLG: 0.337 (1, 9)			K		F5	1-3		1B		4	0	1	0	0	1	2						
Larry Hisle, R OBP: 0.298, SLG: 0.325 (1, 8)			L4		K		F9	K		4	0	0	0	0	2	2						
Larry Bowa, S OBP: 0.278, SLG: 0.293 (1, 6)			F5		S BB	1B 2B 1B		1-3		3	1	1	0	1	0	1						
Mike Ryan, R OBP: 0.260, SLG: 0.282 (1, 2)			6-3		K	2B 1B		K		4	0	1	0	0	2	1						
Grant Jackson, S OBP: 0.129, SLG: 0.100 (1, 1) John Briggs, L OBP: 0.336, SLG: 0.376 (7, PH) Barry Lersch, S OBP: 0.125, SLG: 0.125 (8, 1) Ron Stone, L OBP: 0.344, SLG: 0.395 (8, PH)			PB BB BB		K	1-3 2B		4-3		1	0	0	0	1	1	1						
Inning Stats	R: 0 E: 0 K: 0 S: 3	H: 0 LOB: 0 BB: 0 P: 3	R: 0 E: 0 K: 1 S: 6	H: 1 LOB: 1 BB: 0 P: 6	R: 0 E: 0 K: 1 S: 5	H: 0 LOB: 2 BB: 2 P: 13	R: 0 E: 0 K: 2 S: 7	H: 0 LOB: 0 BB: 0 P: 7	R: 0 E: 0 K: 2 S: 7	H: 0 LOB: 1 BB: 1 P: 11	R: 0 E: 1 K: 0 S: 4	H: 0 LOB: 1 BB: 0 P: 4	R: 1 E: 0 K: 1 S: 8	H: 3 LOB: 2 BB: 0 P: 8	R: 0 E: 0 K: 2 S: 8	H: 1 LOB: 1 BB: 0 P: 8	R: 0 E: 0 K: 1 S: 5	H: 0 LOB: 0 BB: 0 P: 5	1B: 4 2B: 1 3B: 0 HR: 0	SF: 0 SAC: 0 DP: 0 HBP: 0	WP: 0 PB: 1 SB: 1 CS: 0	PA: 36
PITCHER	IP	WLS	BF	H	R	ER	SO	BB	IBB	HBP	BLK	WP	HR	S	P	ERA	WHIP					
Mike Torrez, R ERA: 3.71 (1, 1)	9.0	W	36	5	1	1	10	3	0	0	0	0	0	53	65	1.00	0.889					

St. Louis Cardinals @ Philadelphia Phillies
Shibe Park, Philadelphia, PA
Mon Aug 03 1970, 7:05 PM EDT
Att: 12,163 - Unknown

AB 33
R 1
H 5
RBI 1
BB 3
SO 10
LOB 17



Batter	1	2	3	4	5	6	7	8	9	AB	R	H	RBI	BB	SO	LOB	TOP					
Lou Brock, L OBP: 0.357, SLG: 0.403 (1, 7)										5	1	3	0	0	0	0	St. Louis Cardinals @ Philadelphia Phillies Shibe Park, Philadelphia, PA Tue Aug 04 1970, 7:05 PM EDT Att: 14,253 - Unknown					
Julian Javier, R OBP: 0.292, SLG: 0.310 (1, 4)										5	0	2	1	0	0	3						
Carl Taylor, R OBP: 0.365, SLG: 0.420 (1, 9)										3	2	1	1	1	0	1						
Leron Lee, L OBP: 0.286, SLG: 0.337 (8, 9)										0	0	0	0	0	0	0						
Dick Allen, R OBP: 0.382, SLG: 0.575 (1, 3)										4	0	1	1	0	1	1						
Joe Torre, R OBP: 0.382, SLG: 0.465 (1, 2)										2	0	1	0	2	0	1						
Jose Cardenal, R OBP: 0.359, SLG: 0.447 (1, 8)										4	0	0	0	0	1	4						
Mike Shannon, R OBP: 0.270, SLG: 0.280 (1, 5)										4	0	1	0	0	0	0						
Dal Maxvill, R OBP: 0.316, SLG: 0.226 (1, 6)										4	0	1	0	0	1	0						
Jerry Reuss, L (1, 1)										3	0	0	0	0	3	2						
Chuck Taylor, R OBP: 0.174, SLG: 0.182 (7, 1)										1	0	1	0	0	0	0						
Inning Stats	R: 1 E: 0 K: 1 S: 7	H: 2 LOB: 2 BB: 1 P: 11	R: 0 E: 0 K: 1 S: 5	H: 0 LOB: 0 BB: 0 P: 5	R: 1 E: 0 K: 0 S: 4	H: 2 LOB: 0 BB: 0 P: 4	R: 0 E: 0 K: 1 S: 6	H: 2 LOB: 2 BB: 1 P: 10	R: 1 E: 0 K: 0 S: 4	H: 2 LOB: 1 BB: 1 P: 8	R: 0 E: 0 K: 0 S: 3	H: 0 LOB: 0 BB: 0 P: 3	R: 0 E: 0 K: 1 S: 5	H: 0 LOB: 0 BB: 0 P: 5	R: 0 E: 0 K: 1 S: 6	H: 1 LOB: 1 BB: 0 P: 6	R: 0 E: 0 K: 1 S: 7	H: 2 LOB: 2 BB: 0 P: 7	1B: 9 2B: 0 3B: 1 HR: 1	SF: 0 SAC: 0 DP: 0 HBP: 0	WP: 1 PB: 0 SB: 2 CS: 1	PA: 38
PITCHER	IP WLS BF H R ER SO BB IBB HBP BLK WP HR S P ERA WHIP																					
Chris Short, L ERA: 4.77 (1, 1)	7.0 L 29 8 3 3 4 3 0 0 0 1 1 34 46 3.86 1.571																					
Dick Selma, R ERA: 2.95 (8, 1)	2.0 9 3 0 0 2 0 0 0 0 0 0 13 13 0.00 1.500																					

Batter	1	2	3	4	5	6	7	8	9	AB	R	H	RBI	BB	SO	LOB	BOTTOM					
Tony Taylor, R OBP: 0.361, SLG: 0.444 (1, 4)										5	0	2	0	0	1	1	St. Louis Cardinals @ Philadelphia Phillies Shibe Park, Philadelphia, PA Tue Aug 04 1970, 7:05 PM EDT Att: 14,253 - Unknown					
Larry Bowa, S OBP: 0.278, SLG: 0.293 (1, 6)										3	0	1	0	0	0	2						
John Briggs, L OBP: 0.335, SLG: 0.374 (7, PH)										1	0	0	0	0	0	2						
Dick Selma, R OBP: 0.200, SLG: 0.143 (8, 1)										0	0	0	0	0	0	0						
Don Money, R OBP: 0.371, SLG: 0.493 (1, 5)										3	1	1	0	0	1	1						
Deron Johnson, R OBP: 0.335, SLG: 0.491 (1, 3)										4	0	0	0	0	2	2						
Byron Browne, R OBP: 0.335, SLG: 0.473 (1, 9)										3	1	1	1	1	2	1						
Larry Hisle, R OBP: 0.301, SLG: 0.325 (1, 8)										3	0	1	1	1	1	1						
Jim Hutto, R OBP: 0.260, SLG: 0.357 (1, 7)										3	0	1	0	0	0	3						
Oscar Gamble, L OBP: 0.332, SLG: 0.335 (9, PH)										1	0	0	0	0	0	0						
Mike Ryan, R OBP: 0.253, SLG: 0.273 (1, 2)										3	0	0	0	0	0	1						
Ron Stone, L OBP: 0.343, SLG: 0.393 (9, PH)										1	0	0	0	0	0	0						
Chris Short, R OBP: 0.054, SLG: 0.056 (1, 1)										1	0	0	0	0	0	0						
Rick Joseph, R OBP: 0.265, SLG: 0.330 (7, PH)										1	0	1	0	0	0	0						
Grant Jackson, S OBP: 0.129, SLG: 0.100 (7, PR)										0	0	0	0	0	0	0						
Terry Harmon, R OBP: 0.327, SLG: 0.356 (8, 6)										1	0	0	0	0	0	0						
Inning Stats	R: 0 E: 0 K: 1 S: 5	H: 1 LOB: 0 BB: 0 P: 5	R: 0 E: 0 K: 2 S: 7	H: 0 LOB: 0 BB: 0 P: 7	R: 0 E: 0 K: 0 S: 5	H: 2 LOB: 2 BB: 0 P: 5	R: 1 E: 0 K: 0 S: 4	H: 1 LOB: 1 BB: 1 P: 8	R: 0 E: 0 K: 1 S: 5	H: 0 LOB: 0 BB: 0 P: 5	R: 1 E: 0 K: 1 S: 7	H: 2 LOB: 2 BB: 1 P: 11	R: 0 E: 0 K: 0 S: 4	H: 2 LOB: 2 BB: 0 P: 4	R: 0 E: 0 K: 2 S: 7	H: 0 LOB: 1 BB: 0 P: 8	R: 0 E: 1 K: 0 S: 4	H: 0 LOB: 1 BB: 0 P: 4	1B: 7 2B: 0 3B: 0 HR: 1	SF: 0 SAC: 1 DP: 0 HBP: 1	WP: 0 PB: 0 SB: 0 CS: 1	PA: 38
PITCHER	IP WLS BF H R ER SO BB IBB HBP BLK WP HR S P ERA WHIP																					
Jerry Reuss, L ERA: 5.68 (1, 1)	6.2 W 28 8 2 2 5 2 0 0 0 0 0 36 44 2.70 1.500																					
Chuck Taylor, R ERA: 2.87 (7, 1)	2.1 S 9 0 0 0 2 0 0 1 0 0 0 12 13 0.00 0.000																					

Batter	1	2	3	4	5	6	7	8	9	AB	R	H	RBI	BB	SO	LOB	TOP					
Tommie Agee, R OBP: 0.339, SLG: 0.479 (1, 8)	FC1 1B BB	4-3					6-3		F8	4	1	1	0	1	0	0	New York Mets @ St. Louis Cardinals Busch Stadium, St. Louis, MO Wed Aug 05 1970, 7:05 PM CDT Att. 24,188 - Cloudy					
Bud Harrelson, S OBP: 0.357, SLG: 0.345 (1, 6)	K		1B E	K			3-1		4-3	5	1	1	0	0	2	2						
Cleon Jones, R OBP: 0.314, SLG: 0.368 (1, 7)	FC1 1B		FC6-4 E FC1-6 1B				F8		E5 BB	4	2	1	0	0	0	1						
Donn Clendenon, R OBP: 0.353, SLG: 0.550 Mike Jorgensen, L OBP: 0.296, SLG: 0.406 (1, 3) (7, 3)	S 1B		E3 FC6-4				K		FC4-6 BB	3	1	1	3	1	1	1						
Ron Swoboda, R OBP: 0.371, SLG: 0.455 (1, 9)	F4		FC6-4 FC1-6						FC4-6 BB	0	0	0	0	0	0	0						
Joe Foy, R OBP: 0.361, SLG: 0.345 (1, 5)	2H 3H 1B		FC1-6				P4		F8	3	0	0	0	1	0	5						
Duffy Dyer, R OBP: 0.306, SLG: 0.219 (1, 2)	K		5-3				4-3		6-3	4	0	0	0	0	1	2						
Al Weis, S OBP: 0.259, SLG: 0.290 (1, 4)		6-3					F9		F7	4	0	0	0	0	1	0						
Danny Frisella, L OBP: 0.333, SLG: 0.333 Ron Taylor, R (8, 1)	K						K		K	3	0	0	0	0	2	0						
Inning Stats	R: 3 E: 1 K: 2 S: 10	H: 2 LOB: 1 BB: 1 P: 14	R: 0 E: 0 K: 1 S: 5	H: 0 LOB: 0 BB: 0 P: 5	R: 2 E: 2 K: 0 S: 6	H: 2 LOB: 1 BB: 0 P: 6	R: 0 E: 0 K: 1 S: 6	H: 1 LOB: 1 BB: 0 P: 6	R: 0 E: 0 K: 1 S: 5	H: 0 LOB: 1 BB: 1 P: 9	R: 0 E: 1 K: 0 S: 4	H: 0 LOB: 2 BB: 1 P: 8	R: 0 E: 0 K: 1 S: 5	H: 0 LOB: 0 BB: 0 P: 5	R: 0 E: 0 K: 1 S: 5	H: 0 LOB: 0 BB: 0 P: 5		1B: 4 2B: 0 3B: 1 HR: 0	SF: 0 SAC: 0 DP: 0 HBP: 0	WP: 0 PB: 0 SB: 1 CS: 0	PA: 38	
PITCHER	IP WLS BF H R ER SO BB IBB HBP BLK WP HR S P ERA WHIP	IP WLS BF H R ER SO BB IBB HBP BLK WP HR S P ERA WHIP															IP WLS BF H R ER SO BB IBB HBP BLK WP HR S P ERA WHIP					
Steve Carlton, L ERA: 4.07 (1, 1)	6.0 L 27 5 5 2 6 2 0 0 0 0 0 0 37 45 3.00 1.167																					
Bob Chlupsa, R ERA: 12.0 (7, 1)	2.0 8 0 0 0 1 1 0 0 0 0 0 0 9 13 0.00 0.500																					
Frank Linzy, R ERA: 4.43 (9, 1)	1.0 3 0 0 0 1 0 0 0 0 0 0 0 5 5 0.00 0.000																					
Batter	1	2	3	4	5	6	7	8	9	AB	R	H	RBI	BB	SO	LOB	BOTTOM					
Lou Brock, L OBP: 0.356, SLG: 0.402 (1, 7)	1-3		F9							4	1	1	0	0	0	1	New York Mets @ St. Louis Cardinals Busch Stadium, St. Louis, MO Wed Aug 05 1970, 7:05 PM CDT Att. 24,188 - Cloudy					
Julian Javier, R OBP: 0.289, SLG: 0.307 (1, 4)	6-3						F8		F3	4	0	0	0	0	0	3						
Joe Hague, L OBP: 0.362, SLG: 0.414 Bob Chlupsa, R ERA: 12.0 (7, 1)	F3								K	3	0	1	0	0	1	2						
Vic Davalillo, L OBP: 0.358, SLG: 0.446 (8, PH) (9, 8)									1B 3B	0	0	0	0	0	0	0						
Dick Allen, R OBP: 0.383, SLG: 0.573 (1, 3)	K								1B BB	3	0	1	1	1	2	1						
Joe Torre, R OBP: 0.383, SLG: 0.465 (8, PR) Jim Beauchamp, R OBP: 0.311, SLG: 0.323 Ted Simmons, S OBP: 0.295, SLG: 0.287 (9, 2)							F8		F8	4	0	2	1	0	1	3						
Jose Cardenal, R OBP: 0.356, SLG: 0.442 Frank Linzy, R (9, 1)	1B								FC4-6 1B	0	0	0	0	0	0	0						
Mike Shannon, R OBP: 0.264, SLG: 0.272 (1, 5)	P4						1-3		FC4-6	4	0	0	0	0	0	3						
Dal Maxvill, R OBP: 0.312, SLG: 0.223 Leron Lee, L OBP: 0.264, SLG: 0.335 (9, PH)	K								1B	0	0	0	0	0	0	0						
Steve Carlton, L OBP: 0.298, SLG: 0.264 Carl Taylor, R OBP: 0.365, SLG: 0.415 (7, 9)	K								F2	4	0	0	0	0	1	1						
Inning Stats	R: 0 E: 0 K: 0 S: 3	H: 0 LOB: 0 BB: 0 P: 3	R: 0 E: 0 K: 2 S: 8	H: 1 LOB: 1 BB: 0 P: 8	R: 0 E: 0 K: 0 S: 3	H: 0 LOB: 0 BB: 0 P: 3	R: 0 E: 0 K: 1 S: 6	H: 1 LOB: 1 BB: 0 P: 6	R: 0 E: 0 K: 0 S: 3	H: 0 LOB: 0 BB: 0 P: 3	R: 1 E: 1 K: 2 S: 9	H: 1 LOB: 2 BB: 1 P: 13	R: 0 E: 0 K: 0 S: 3	H: 0 LOB: 0 BB: 0 P: 3	R: 2 E: 0 K: 0 S: 6	H: 3 LOB: 2 BB: 1 P: 10	R: 0 E: 0 K: 0 S: 3	H: 0 LOB: 0 BB: 0 P: 3	1B: 5 2B: 0 3B: 1 HR: 0	SF: 0 SAC: 0 DP: 0 HBP: 0	WP: 0 PB: 0 SB: 0 CS: 0	PA: 36
PITCHER	IP WLS BF H R ER SO BB IBB HBP BLK WP HR S P ERA WHIP	IP WLS BF H R ER SO BB IBB HBP BLK WP HR S P ERA WHIP															IP WLS BF H R ER SO BB IBB HBP BLK WP HR S P ERA WHIP					
Danny Frisella, R ERA: 2.66 (8, 1)	7.2 W 31 5 3 2 5 2 0 0 0 0 0 0 39 47 2.35 0.913																					
Ron Taylor, R ERA: 3.4 (8, 1)	1.1 S 5 1 0 0 0 0 0 0 0 0 0 5 5 0.00 0.750																					

AB	35
R	5
H	5
RBI	5
BB	3
SO	8
LOB	13

WP	0
PB	0
SB	1
CS	0
PA	38

AB	34
R	3
H	6
RBI	3
BB	2
SO	5
LOB	14

WP	0
PB	0
SB	0
CS	0
PA	36

Batter	1	2	3	4	5	6	7	8	9	AB	R	H	RBI	BB	SO	LOB	TOP	
Tommie Agee, R (1, 8) OBP: 0.340, SLG: 0.479										4	0	2	0	0	0	0		
Bud Harrelson, S (1, 6) OBP: 0.356, SLG: 0.344										4	0	1	0	0	0	2		
Cleon Jones, R (1, 7) OBP: 0.311, SLG: 0.363										4	0	0	0	0	2	3		
Art Shamsky, L (1, 3) OBP: 0.374, SLG: 0.428										4	0	1	0	0	0	1		
Dave Marshall, L (1, 9) OBP: 0.320, SLG: 0.446										4	0	0	0	0	1	1		
Wayne Garrett, L (1, 4) OBP: 0.380, SLG: 0.482										4	0	1	0	0	3	1		
Joe Foy, R (1, 5) OBP: 0.363, SLG: 0.347										4	0	2	0	0	2	2		
Jerry Grote, R (1, 2) OBP: 0.334, SLG: 0.331										3	0	0	0	0	0	2		
Tom Seaver, R (1, 1) OBP: 0.241, SLG: 0.243										2	0	0	0	0	1	0		
Ken Boswell, L (8, PH) OBP: 0.338, SLG: 0.343										1	0	0	0	0	0	0		
Tug McGraw, R (8, 1) OBP: 0.286, SLG: 0.333										0	0	0	0	0	0	0		
Inning Stats	R: 0 E: 0 K: 1 S: 6	H: 1 LOB: 1 BB: 0 P: 6	R: 0 E: 0 K: 1 S: 6	H: 1 LOB: 1 BB: 0 P: 6	R: 0 E: 0 K: 3 S: 10	H: 1 LOB: 1 BB: 0 P: 10	R: 0 E: 0 K: 0 S: 3	H: 0 LOB: 0 BB: 0 P: 3	R: 0 E: 0 K: 1 S: 6	H: 1 LOB: 1 BB: 0 P: 6	R: 0 E: 0 K: 0 S: 4	H: 1 LOB: 1 BB: 0 P: 4	R: 0 E: 0 K: 1 S: 6	H: 1 LOB: 1 BB: 0 P: 6	1B: 7 2B: 0 3B: 0 HR: 0	SF: 0 SAC: 0 DP: 0 HBP: 0	WP: 0 PB: 0 SB: 1 CS: 0	PA: 34
PITCHER Nelson Briles, R (1, 1) ERA: 6.71	IP: 9.0 WLS: W BF: 34 H: 7 R: 0 ER: 0 SO: 9 BB: 0 IBB: 0 HBP: 0 BLK: 0 WP: 0 HR: 0 S: 52 P: 52 ERA: 0.00 WHIP: 0.778															PITCHER		

New York Mets @ St. Louis Cardinals
 Busch Stadium, St. Louis, MO
 Thu Aug 06 1970, 7:05 PM CDT
 Att. 23,412 - Cloudy

AB	34
R	0
H	7
RBI	0
BB	0
SO	9
LOB	12



Batter	1	2	3	4	5	6	7	8	9	AB	R	H	RBI	BB	SO	LOB	BOTTOM	
Lou Brock, L (1, 7) OBP: 0.355, SLG: 0.403										4	1	1	0	0	0	1		
Julian Javier, R (1, 4) OBP: 0.286, SLG: 0.303										4	0	0	0	0	0	1		
Joe Hague, L (1, 9) OBP: 0.364, SLG: 0.421										3	1	1	0	1	1	0		
Dick Allen, R (1, 3) OBP: 0.384, SLG: 0.572										4	1	2	1	0	1	2		
Leron Lee, L (9, 9) OBP: 0.284, SLG: 0.335										0	0	0	0	0	0	0		
Joe Torre, R (1, 2) OBP: 0.380, SLG: 0.462										3	0	0	0	0	1	3		
Jose Cardenal, R (1, 8) OBP: 0.353, SLG: 0.439										3	0	0	0	0	1	2		
Mike Shannon, R (1, 5) OBP: 0.271, SLG: 0.287										3	0	2	1	0	0	0		
Daf Maxwell, R (1, 6) OBP: 0.314, SLG: 0.225										2	0	1	0	0	0	0		
Nelson Briles, R (1, 1) OBP: 0.167, SLG: 0.333										3	0	0	0	0	1	3		
Inning Stats	R: 1 E: 0 K: 2 S: 8	H: 1 LOB: 1 BB: 1 P: 12	R: 0 E: 0 K: 1 S: 5	H: 0 LOB: 0 BB: 0 P: 5	R: 0 E: 0 K: 1 S: 5	H: 0 LOB: 0 BB: 0 P: 5	R: 2 E: 0 K: 0 S: 7	H: 4 LOB: 2 BB: 0 P: 7	R: 0 E: 0 K: 0 S: 3	H: 0 LOB: 0 BB: 0 P: 3	R: 0 E: 0 K: 0 S: 3	H: 1 LOB: 1 BB: 0 P: 3	R: 0 E: 0 K: 1 S: 5	H: 0 LOB: 0 BB: 0 P: 5	1B: 4 2B: 2 3B: 1 HR: 0	SF: 0 SAC: 1 DP: 1 HBP: 0	WP: 0 PB: 0 SB: 3 CS: 0	PA: 31
PITCHER Tom Seaver, R (1, 1) ERA: 2.44	IP: 7.0 WLS: L BF: 28 H: 7 R: 3 ER: 3 SO: 4 BB: 1 IBB: 0 HBP: 0 BLK: 0 WP: 0 HR: 0 S: 35 P: 39 ERA: 3.86 WHIP: 1.143															PITCHER		
Tug McGraw, L (8, 1) ERA: 3.73	IP: 1.0 WLS: L BF: 3 H: 0 R: 0 ER: 0 SO: 1 BB: 0 IBB: 0 HBP: 0 BLK: 0 WP: 0 HR: 0 S: 5 P: 5 ERA: 0.00 WHIP: 0.000															PITCHER		

New York Mets @ St. Louis Cardinals
 Busch Stadium, St. Louis, MO
 Thu Aug 06 1970, 7:05 PM CDT
 Att. 23,412 - Cloudy

AB	29
R	3
H	7
RBI	2
BB	1
SO	5
LOB	12



Batter	1	2	3	4	5	6	7	8	9	AB	R	H	RBI	BB	SO	LOB	TOP					
Mary Staehle, L (1,4) OBP: 0.322, SLG: 0.281										4	1	1	0	0	1	2	Montreal Expos @ St. Louis Cardinals Busch Stadium, St. Louis, MO Fri Aug 07 1970, 7:05 PM CDT Att: 18,990 - Unknown					
Jim Fairley, L (1,7) OBP: 0.320, SLG: 0.395										4	0	0	0	0	1	3						
Rusty Staub, L (1,9) OBP: 0.409, SLG: 0.524										3	0	0	0	1	2							
Bob Bailey, R (1,5) OBP: 0.437, SLG: 0.714										4	0	0	0	0	2	2						
Jim Gosger, L (1,8) OBP: 0.377, SLG: 0.396											4	0	1	0	0	0		1				
Fred Whitfield, L (1,3) OBP: 0.125, SLG: 0.125											4	0	0	0	0	1		1				
John Bateman, R (1,2) OBP: 0.251, SLG: 0.366											1	0	0	0	0	1		0				
John Boccabella, R (4, PH) OBP: 0.330, SLG: 0.468											2	0	1	0	1	1		0				
Bobby Wine, R (1,6) OBP: 0.270, SLG: 0.278											2	0	1	0	0	1		2				
Dan McGinn, L (1,1) OBP: 0.121, SLG: 0.121											2	0	1	0	0	0		1				
Mack Jones, L (7, PH) OBP: 0.398, SLG: 0.468											1	0	0	0	0	1	1					
Steve Renko, R (7,1) OBP: 0.204, SLG: 0.208											0	0	0	0	0	0	0					
Inning Stats	R: 1 E: 1 K: 0 S: 4	H: 1 LOB: 1 BB: 1 P: 8	R: 0 E: 0 K: 1 S: 6	H: 1 LOB: 1 BB: 0 P: 6	R: 0 E: 0 K: 1 S: 5	H: 0 LOB: 0 BB: 0 P: 5	R: 0 E: 0 K: 2 S: 8	H: 1 LOB: 2 BB: 1 P: 12	R: 0 E: 1 K: 0 S: 4	H: 1 LOB: 1 BB: 0 P: 4	R: 0 E: 0 K: 1 S: 5	H: 0 LOB: 0 BB: 0 P: 5	R: 0 E: 0 K: 2 S: 8	H: 1 LOB: 1 BB: 0 P: 8	R: 0 E: 0 K: 1 S: 5	H: 0 LOB: 0 BB: 0 P: 7	R: 0 E: 0 K: 2 S: 7	H: 0 LOB: 0 BB: 0 P: 7	1B: 5 2B: 1 3B: 0 HR: 0	SF: 0 SAC: 1 DP: 2 HBP: 0	WP: 1 PB: 0 SB: 0 CS: 0	PA: 34
PITCHER Bob Gibson, R (1,1) ERA: 3.41	IP: 9.0 WLS: W BF: 34 H: 5 R: 1 ER: 0 SO: 10 BB: 2 IBB: 0 HBP: 0 BLK: 0 WP: 1 HR: 0 S: 52 P: 60 ERA: 0.00 WHIP: 0.778															PITCHER						

Batter	1	2	3	4	5	6	7	8	9	AB	R	H	RBI	BB	SO	LOB	BOTTOM					
Lou Brock, L (1,7) OBP: 0.356, SLG: 0.404										4	0	2	0	0	0	0	Montreal Expos @ St. Louis Cardinals Busch Stadium, St. Louis, MO Fri Aug 07 1970, 7:05 PM CDT Att: 18,990 - Unknown					
Julian Javier, R (1,4) OBP: 0.289, SLG: 0.306										3	1	2	0	0	0	1						
Ed Crosby, L (7,6) OBP: 0.231, SLG: 0.308										1	0	0	0	0	0	0						
Carl Taylor, R (1,9) OBP: 0.369, SLG: 0.413										1	1	0	0	2	0	1						
Vic Davalillo, L (8,9) OBP: 0.355, SLG: 0.443										1	0	0	0	0	0	0						
Dick Allen, R (1,3) OBP: 0.381, SLG: 0.567										4	0	0	0	0	2	4						
Joe Hague, L (9,3) OBP: 0.394, SLG: 0.421										0	0	0	0	0	0	0						
Joe Torre, R (1,2) OBP: 0.383, SLG: 0.462										2	0	1	1	2	0	0						
Jose Cardenal, R (1,8) OBP: 0.353, SLG: 0.437										2	0	0	0	1	0	4						
Mike Shannon, R (1,5) OBP: 0.266, SLG: 0.281										3	0	0	0	0	0	3						
Dal Maxvill, R (1,6) OBP: 0.314, SLG: 0.224										2	0	0	0	1	1	1						
Bob Gibson, R (1,1) OBP: 0.370, SLG: 0.432										3	0	0	0	0	0	1						
Inning Stats	R: 0 E: 0 K: 1 S: 6	H: 1 LOB: 3 BB: 2 P: 14	R: 0 E: 0 K: 1 S: 5	H: 0 LOB: 0 BB: 0 P: 5	R: 2 E: 0 K: 1 S: 7	H: 2 LOB: 2 BB: 2 P: 15	R: 0 E: 0 K: 0 S: 2	H: 1 LOB: 0 BB: 1 P: 6	R: 0 E: 0 K: 0 S: 3	H: 1 LOB: 0 BB: 0 P: 3	R: 0 E: 0 K: 0 S: 3	H: 0 LOB: 0 BB: 1 P: 7	R: 0 E: 0 K: 0 S: 3	H: 0 LOB: 0 BB: 0 P: 3	R: 0 E: 0 K: 0 S: 3	H: 0 LOB: 0 BB: 0 P: 3	R: 0 E: 0 K: 0 S: 3	H: 0 LOB: 0 BB: 0 P: 3	1B: 5 2B: 0 3B: 0 HR: 0	SF: 0 SAC: 0 DP: 2 HBP: 0	WP: 1 PB: 0 SB: 0 CS: 1	PA: 33
PITCHER Dan McGinn, L (1,1) ERA: 4.89	IP: 6.0 WLS: L BF: 26 H: 5 R: 2 ER: 2 SO: 2 BB: 6 IBB: 0 HBP: 0 BLK: 0 WP: 0 HR: 0 S: 26 P: 50 ERA: 3.00 WHIP: 1.833															PITCHER						
Steve Renko, R (7,1) ERA: 4.86	IP: 2.0 WLS: L BF: 6 H: 0 R: 0 ER: 0 SO: 0 BB: 0 IBB: 0 HBP: 0 BLK: 0 WP: 0 HR: 0 S: 6 P: 6 ERA: 0.00 WHIP: 0.000															PITCHER						



Batter	1	2	3	4	5	6	7	8	9	AB	R	H	RBI	BB	SO	LOB	TOP							
Mary Staehle, L (1,4) OBP: 0.321, SLG: 0.278	4-0 L4-3 BB		0-0 FC5-4 BB E 1B	0-0 4-3		0-0 SH1-3			0-3 K	3	1	0	1	1	1	2								
Jim Fairley, L (1,7) OBP: 0.316, SLG: 0.389	0-0 L4-3		0-0 E6 1B BB 2B		0-0 4-3	0-3 K			0-0 1B 1B	5	2	1	0	0	1	2								
Rusty Staub, L (1,9) OBP: 0.414, SLG: 0.525	0-0 4-3		4-0 1B 2B BB		4-0 BB BB				0-0 FC4-6 1B	3	2	2	0	2	0	0								
Bob Bailey, R (1,5) Claude Raymond, R (9,1) OBP: 0.445, SLG: 0.713		4-0 4-3 BB	0-0 2B 1B		4-0 G4-6-3 BB				0-0 FC4-6 G4-6-3 1B	3	2	2	2	2	2	0	1							
Jim Gosger, L (1,8) OBP: 0.378, SLG: 0.402	0-0 4-3		0-0 2B		0-0 G4-6-3				0-0 1B	5	0	2	4	0	0	4								
Fred Whitfield, L (1,3) OBP: 0.077, SLG: 0.077	0-3 K		0-0 3-1						0-3 F3 K	5	0	0	0	0	2	3								
John Bateman, R (1,2) OBP: 0.260, SLG: 0.365	0-0 P6								0-3 K BB 1B	4	1	1	0	0	2	1								
Bobby Wine, R (1,6) OBP: 0.275, SLG: 0.280			0-0 FC1-6 1B		4-0 SH2-4 BB				0-0 F3	2	1	1	0	2	0	0								
Mike Marshall, R (1,1) Howie Reed, R (3,1) Don Hahn, R (6,PH) Mack Jones, R (6,PH) John Strohmayr, R (6,PH) Ron Brand, R (6,PH) Coco Laboy, R (9,5) OBP: 0.296, SLG: 0.294 OBP: 0.326, SLG: 0.429 OBP: 0.263, SLG: 0.187 OBP: 0.263, SLG: 0.306 OBP: 0.262, SLG: 0.325			0-0 FC1-6 1B		0-0 SH2-4				0-3 K	1	0	0	0	0	0	1								
Inning Stats	R: 0 E: 0 K: 0 S: 2	H: 0 LOB: 0 BB: 1 P: 6	R: 0 E: 0 K: 1 S: 5	H: 0 LOB: 1 BB: 1 P: 9	R: 4 E: 1 K: 0 S: 7	H: 3 LOB: 1 BB: 1 P: 11	R: 0 E: 0 K: 1 S: 5	H: 0 LOB: 1 BB: 2 P: 9	R: 0 E: 0 K: 0 S: 2	H: 1 LOB: 0 BB: 3 P: 10	R: 3 E: 0 K: 1 S: 7	H: 2 LOB: 0 BB: 1 P: 11	R: 0 E: 0 K: 1 S: 5	H: 0 LOB: 0 BB: 0 P: 5	R: 0 E: 0 K: 1 S: 5	H: 0 LOB: 0 BB: 0 P: 5	R: 3 E: 1 K: 3 S: 13	H: 4 LOB: 1 BB: 0 P: 13	1B: 8 2B: 2 3B: 1 HR: 0	SF: 0 SAC: 2 DP: 3 HBP: 0	WP: 0 PB: 0 SB: 0 CS: 0	PA: 42		
PITCHER	IP WLS BF H R ER SO BB IBB HBP BLK WP HR S P ERA WHIP	5.1 26 4 6 2 2 7 0 0 0 0 0 23 51 3.38 2.062	3.1 14 5 4 3 4 0 0 0 0 0 0 22 22 8.10 1.500	0.1 W 2 1 0 0 1 0 0 0 0 0 4 4 0.00 3.000					PITCHER	IP WLS BF H R ER SO BB IBB HBP BLK WP HR S P ERA WHIP														

Montreal Expos @ St. Louis Cardinals
 Busch Stadium, St. Louis, MO
 Sat Aug 08 1970, 3:33 AM CDT
 Att: 17,341 - Unknown

AB	33
R	10
H	10
RBI	9
BB	7
SO	7
LOB	14



Batter	1	2	3	4	5	6	7	8	9	AB	R	H	RBI	BB	SO	LOB	BOTTOM							
Lou Brock, L (1,7) OBP: 0.358, SLG: 0.404	0-0 3-1		4-0 BB 1B	0-0 CS S 1B		0-0 1B E 1B	0-0 F5		0-0 4-3	5	2	2	1	1	0	3								
Ed Crosby, L (1,6) Carl Taylor, R (9,PH) OBP: 0.333, SLG: 0.313 OBP: 0.372, SLG: 0.416	0-0 1-3		4-0 1B BB	4-0 1B BB		0-0 E9 2B 1B	0-0 1-3		0-0 HR 1B	3	2	1	0	2	0	2								
Joe Hague, L (1,9) OBP: 0.366, SLG: 0.438	0-0 F9		0-0 1B SF7 1B	0-0 4-3		0-0 F9 2B			0-0 HR	6	2	3	5	0	0	1								
Dick Allen, R (1,3) OBP: 0.379, SLG: 0.563		0-0 E4 3B	0-0 3-1			0-0 FC6-4 6-3 1B			0-0 6-3	5	1	1	0	0	1	3								
Joe Torre, R (1,2) OBP: 0.386, SLG: 0.467		0-0 1B 3B	0-0 BB 1B			0-0 6-3			4-0 F9 BB	4	0	2	2	1	0	2								
Vic Davallio, L (1,8) OBP: 0.384, SLG: 0.440	0-0 1-3		0-0 BB			4-0 FC6-4 BB			0-0 F7 1B	3	0	1	0	2	0	2								
Mike Shannon, R (1,5) OBP: 0.284, SLG: 0.280		0-0 FC6-2-5 FC5-4 3B	0-0 SF7			0-0 FC6-4 BB			0-3 FC3-6 SH 1B	4	0	1	1	0	1	5								
Dal Maxvill, R (1,4) Leron Lee, L (9,PH) OBP: 0.314, SLG: 0.222 OBP: 0.288, SLG: 0.335	0-0 FC5-4		0-0 F7			4-0 BB			4-0 SH FC3-6 BB	2	0	0	0	1	0	3								
Harry Parker, R (1,1) Chuck Taylor, R (6,1) Al Hrabosky, R (9,1) Jose Cardenal, R (9,PH) OBP: 0.333, SLG: 0.333 OBP: 0.167, SLG: 0.174 OBP: 0.355, SLG: 0.438			0-0 FC5-4			0-0 F7			0-0 E 1B 4-3 BB	3	1	1	0	0	0	3								
Inning Stats	R: 0 E: 0 K: 0 S: 3	H: 0 LOB: 0 BB: 0 P: 3	R: 1 E: 1 K: 0 S: 5	H: 1 LOB: 0 BB: 0 P: 5	R: 4 E: 0 K: 0 S: 6	H: 3 LOB: 2 BB: 3 P: 18	R: 0 E: 0 K: 0 S: 3	H: 1 LOB: 1 BB: 1 P: 7	R: 0 E: 0 K: 0 S: 4	H: 1 LOB: 3 BB: 2 P: 12	R: 2 E: 1 K: 1 S: 8	H: 3 LOB: 1 BB: 0 P: 8	R: 0 E: 1 K: 0 S: 5	H: 1 LOB: 2 BB: 0 P: 5	R: 0 E: 0 K: 1 S: 6	H: 1 LOB: 1 BB: 1 P: 10	R: 4 E: 1 K: 0 S: 4	H: 3 LOB: 0 BB: 1 P: 8	1B: 11 2B: 1 3B: 1 HR: 1	SF: 1 SAC: 1 DP: 0 HBP: 0	WP: 0 PB: 0 SB: 1 CS: 1	PA: 48		
PITCHER	IP WLS BF H R ER SO BB IBB HBP BLK WP HR S P ERA WHIP	2.1 15 4 5 4 0 0 3 0 0 0 0 0 9 24 0.00 1.875	2.2 12 2 0 0 0 3 0 0 0 0 0 9 21 0.00 1.875	3.0 16 5 2 2 2 1 0 0 0 0 0 19 23 6.00 2.000	0.1 L 5 3 4 4 0 1 0 0 0 0 1 4 8 108.00 12.000				PITCHER	IP WLS BF H R ER SO BB IBB HBP BLK WP HR S P ERA WHIP														

Montreal Expos @ St. Louis Cardinals
 Busch Stadium, St. Louis, MO
 Sat Aug 08 1970, 3:33 AM CDT
 Att: 17,341 - Unknown

AB	38
R	11
H	14
RBI	10
BB	8
SO	2
LOB	26



Batter	1	2	3	4	5	6	7	8	9	AB	R	H	RBI	BB	SO	LOB	TOP																					
Gary Sutherland, R OBP: 0.279, SLG: 0.266 (1, 4)	F2	F7			4-3	FC5	F9		P4	6	0	0	0	0	0	6	Montreal Expos @ St. Louis Cardinals Busch Stadium, St. Louis, MO Sun Aug 09 1970, 3:33 AM CDT Unknown																					
Adolfo Phillips, R OBP: 0.342, SLG: 0.371 (1, 8)	1B		5-3		P3			1B		4	2	2	0	1	0	0																						
Rusty Staub, L OBP: 0.418, SLG: 0.535 (1, 9)	P4				WP					4	2	3	1	1	0	1																						
Bob Bailey, R OBP: 0.444, SLG: 0.707 Jim Fatrej, L OBP: 0.316, SLG: 0.389 (8, 7)			6-3							3	0	1	1	1	0	2																						
John Boccabella, R OBP: 0.324, SLG: 0.455 (1, 3)	K									0	0	0	0	0	0	0																						
Coop Laboy, R OBP: 0.283, SLG: 0.327 (1, 5)		6-3	5-3							5	1	1	1	0	1	6																						
John Bateman, R OBP: 0.260, SLG: 0.360 (1, 2)		6-3			6-3					4	0	0	0	1	0	1																						
Bobby Wine, R OBP: 0.276, SLG: 0.290 (1, 6)					K					5	1	3	2	0	1	0																						
Mike Wegener, R OBP: 0.091, SLG: 0.091 Carl Morton, R OBP: 0.235, SLG: 0.250 Mack Jones, L OBP: 0.402, SLG: 0.482 Dan McGinn, L OBP: 0.121, SLG: 0.121 Steve Renko, R OBP: 0.204, SLG: 0.208 (9, 1)					K					4	0	1	1	0	2	4																						
Inning Stats	R: 0 E: 0 K: 1 S: 7	H: 2 LOB: 2 BB: 0 P: 7	R: 1 E: 0 K: 0 S: 5	H: 2 LOB: 1 BB: 0 P: 5	R: 1 E: 0 K: 2 S: 5	H: 2 LOB: 1 BB: 0 P: 5	R: 0 E: 0 K: 2 S: 7	H: 0 LOB: 0 BB: 0 P: 7	R: 0 E: 0 K: 1 S: 4	H: 1 LOB: 2 BB: 1 P: 8	R: 4 E: 1 K: 0 S: 7	H: 3 LOB: 2 BB: 2 P: 15	R: 1 E: 0 K: 0 S: 4	H: 1 LOB: 1 BB: 0 P: 8	R: 0 E: 0 K: 0 S: 4	H: 1 LOB: 1 BB: 0 P: 4		1B: 8 2B: 3 3B: 1 HR: 1	SF: 1 SAC: 0 DP: 0 HBP: 0	WP: 2 PB: 2 SB: 0 CS: 0	PA: 46																	
PITCHER	IP	WLS	BF	H	R	ER	SO	BB	IBB	HBP	BLK	WP	HR	S	P	ERA	WHIP	PITCHER				IP	WLS	BF	H	R	ER	SO	BB	IBB	HBP	BLK	WP	HR	S	P	ERA	WHIP
Steve Carlton, L ERA: 4.07 (1, 1)	6.1	L	35	11	6	3	4	3	1	0	0	2	1	39	55	4.26	2.211																					
Frank Linzy, R ERA: 4.39 (7, 1)	0.2		2	0	0	0	0	0	0	0	0	0	0	2	2	0.00	0.000																					
Bob Chlupsa, R ERA: 11.57 (8, 1)	1.0		5	1	1	1	0	1	0	0	0	0	0	4	8	9.00	2.000																					
Chuck Taylor, R ERA: 3.02 (9, 1)	1.0		4	1	0	0	0	0	0	0	0	0	0	4	4	0.00	1.000																					

AB	40
R	7
H	13
RBI	7
BB	5
SO	4
LOB	22



Batter	1	2	3	4	5	6	7	8	9	AB	R	H	RBI	BB	SO	LOB	BOTTOM																					
Lou Brock, L OBP: 0.359, SLG: 0.404 (1, 7)	PB	F7		F3			PB		4-3	5	1	2	0	0	0	2	Montreal Expos @ St. Louis Cardinals Busch Stadium, St. Louis, MO Sun Aug 09 1970, 3:33 AM CDT Unknown																					
Ed Crosby, L OBP: 0.333, SLG: 0.278 Jose Cardenal, R OBP: 0.356, SLG: 0.438 Milt Ramirez, R OBP: 0.250, SLG: 0.230 (1, 6)	1B				6-3					2	0	0	0	1	1	0																						
Joe Hague, L OBP: 0.367, SLG: 0.437 (1, 9)										1	0	0	0	0	0	0																						
Joe Torre, R OBP: 0.389, SLG: 0.477 Bob Gibson, R OBP: 0.370, SLG: 0.432 Julian Javier, R OBP: 0.289, SLG: 0.306 Jim Beauchamp, R OBP: 0.307, SLG: 0.318 (8, 1)		5-3								5	1	2	0	0	0	3																						
Dick Allen, R OBP: 0.381, SLG: 0.562 (1, 3)	P4				6-3					4	1	2	0	1	0	0																						
Vic Davallilo, L OBP: 0.367, SLG: 0.442 (1, 8)										4	2	2	1	0	0	2																						
Mike Shannon, R OBP: 0.284, SLG: 0.280 (1, 5)										4	0	1	0	0	1	4																						
Dal Maxvill, R OBP: 0.314, SLG: 0.227 Ted Simmons, S OBP: 0.300, SLG: 0.302 (8, 1)										3	0	1	1	0	0	0																						
Steve Carlton, L OBP: 0.288, SLG: 0.255 Frank Linzy, R ERA: 3.07 Leron Lee, L OBP: 0.286, SLG: 0.333 Bob Chlupsa, R OBP: 0.307, SLG: 0.454 Carl Taylor, R OBP: 0.207, SLG: 0.174 (7, 1)										2	0	0	0	0	0	2																						
Inning Stats	R: 1 E: 0 K: 0 S: 3	H: 1 LOB: 0 BB: 1 P: 7	R: 1 E: 0 K: 0 S: 6	H: 3 LOB: 2 BB: 0 P: 6	R: 1 E: 0 K: 2 S: 10	H: 3 LOB: 2 BB: 0 P: 10	R: 0 E: 0 K: 0 S: 3	H: 0 LOB: 0 BB: 0 P: 3	R: 0 E: 0 K: 0 S: 4	H: 1 LOB: 1 BB: 1 P: 4	R: 0 E: 0 K: 0 S: 3	H: 1 LOB: 1 BB: 1 P: 7	R: 2 E: 0 K: 0 S: 6	H: 4 LOB: 2 BB: 0 P: 6	R: 0 E: 0 K: 0 S: 4	H: 1 LOB: 2 BB: 1 P: 8		1B: 11 2B: 3 3B: 0 HR: 1	SF: 0 SAC: 0 DP: 2 HBP: 0	WP: 1 PB: 2 SB: 2 CS: 0	PA: 41																	
PITCHER	IP	WLS	BF	H	R	ER	SO	BB	IBB	HBP	BLK	WP	HR	S	P	ERA	WHIP	PITCHER				IP	WLS	BF	H	R	ER	SO	BB	IBB	HBP	BLK	WP	HR	S	P	ERA	WHIP
Mike Wegener, R ERA: 5.43 (1, 1)	7.0	W	33	12	6	5	2	2	0	0	0	0	1	35	43	6.43	2.000																					
Carl Morton, R ERA: 3.07 (8, 1)	1.0		3	1	0	0	0	0	0	0	0	1	0	3	3	0.00	1.000																					
Dan McGinn, L ERA: 4.86 (9, 1)	0.2		3	1	0	0	0	0	0	0	0	0	0	3	3	0.00	1.500																					
Steve Renko, R ERA: 4.84 (9, 1)	0.1	S	2	0	0	0	0	1	0	0	0	0	0	1	5	0.00	3.000																					



Batter	1	2	3	4	5	6	7	8	9	AB	R	H	RBI	BB	SO	LOB	TOP	
Gary Sutherland, R (1, 4) OBP: 0.278, SLG: 0.263	4-0 FC4-6 BB		0-0 5-3		0-0 FC6-4 1-2			0-0 6-3		3	0	0	0	1	0	2	Montreal Expos @ St. Louis Cardinals Busch Stadium, St. Louis, MO Sun Aug 09 1970, 3:38 AM CDT Att: 28,479 - Unknown	
Adolfo Phillips, R (1, 8) OBP: 0.340, SLG: 0.365	0-0 P6		0-0 F8			0-3 K		4-0 WP BB		3	0	0	0	1	1	2		
Rusty Staub, L (1, 9) OBP: 0.416, SLG: 0.532	0-0 FC4-6 1-2 CS			0-0 FC5-4 1B		0-0 F9		0-0 F7 1-2		4	0	1	0	0	0	2		
Bob Bailey, R (1, 7) OBP: 0.441, SLG: 0.695	0-0 CS 1-2	0-0 F9		0-0 FC5-4 1-2		0-3 K		4-0 FC6-4 BB		3	0	0	0	1	1	1		
John Boccabella, R (1, 3) OBP: 0.312, SLG: 0.437		0-0 F8		0-0 F9			0-3 K	0-0 FC6-4 1-2		4	0	0	0	0	1	3		
Coco Laboy, R (1, 5) OBP: 0.266, SLG: 0.325		4-0 BB		0-0 6-3			4-0 1B BB		0-0 F8	2	0	0	0	2	0	1		
John Bateman, R (1, 2) OBP: 0.259, SLG: 0.359		0-3 K			0-0 F2		0-0 1-3 1B		0-0 F7	4	0	1	0	0	1	1		
Bobby Wine, R (1, 6) OBP: 0.279, SLG: 0.287			0-0 E3 SH3-4		0-0 6-3		0-0 F8		4-0 BB	3	0	0	0	1	0	2		
Bill Stoneman, R (1, 1) OBP: 0.132, SLG: 0.162			0-0 SH3-4				0-3 K		0-0 F7	0	0	0	0	0	0	0		
Ron Brand, R (7, PH) OBP: 0.290, SLG: 0.302										1	0	0	0	0	1	2		
Mike Marshall, R (7, 1)										0	0	0	0	0	0	0		
Claude Raymond, R (7, 1)										0	0	0	0	0	0	0		
Jim Gosger, L (9, PH) OBP: 0.376, SLG: 0.400										1	0	0	0	0	0	1		
Inning Stats	R: 0 E: 0 K: 0 S: 2	H: 0 LOB: 0 BB: 1 P: 6	R: 0 E: 0 K: 1 S: 5	H: 0 LOB: 1 BB: 1 P: 9	R: 0 E: 1 K: 0 S: 4	H: 0 LOB: 1 BB: 0 P: 4	R: 0 E: 0 K: 0 S: 4	H: 1 LOB: 1 BB: 0 P: 4	R: 0 E: 0 K: 2 S: 7	H: 0 LOB: 0 BB: 0 P: 7	R: 0 E: 0 K: 2 S: 8	H: 1 LOB: 2 BB: 1 P: 12	R: 0 E: 0 K: 0 S: 3	H: 0 LOB: 1 BB: 1 P: 7	1B: 2 2B: 0 3B: 0 HR: 0	SF: 0 SAC: 1 DP: 0 HBP: 1	WP: 1 PB: 0 SB: 0 CS: 1	PA: 37
PITCHER Jerry Reuss, L (1, 1) ERA: 4.84	IP: 9.0 WLS: W BF: 36 H: 2 R: 0 ER: 0 SO: 5 BB: 6 IBB: 0 HBP: 1 BLK: 0 WP: 1 HR: 0 S: 39 P: 64 ERA: 0.00 WHIP: 0.889															PITCHER		

Batter	1	2	3	4	5	6	7	8	9	AB	R	H	RBI	BB	SO	LOB	BOTTOM			
Lou Brock, L (1, 7) OBP: 0.361, SLG: 0.407	0-0 F7		0-0 BB 1-2 2-H 1B		0-0 F7	4-0 FC4-6 IBB		0-0 2B		4	0	2	1	1	0	1	Montreal Expos @ St. Louis Cardinals Busch Stadium, St. Louis, MO Sun Aug 09 1970, 3:38 AM CDT Att: 28,479 - Unknown			
Ed Crosby, L (1, 6) OBP: 0.269, SLG: 0.217	0-0 P4		0-0 F8		0-3 K	0-0 FC4-6 1-2		0-0 F9		5	0	0	0	0	1	6				
Joe Hague, L (1, 9) OBP: 0.370, SLG: 0.443 (8, 3)	0-3 K		4-0 BB 1-2 2-3		0-0 1B 3B		4-0 1B BB 5-3	0-0 F3		3	2	1	1	2	1	1				
Dick Allen, R (1, 3) OBP: 0.380, SLG: 0.558		0-3 K		0-0 6-3		4-0 1B IBB		0-3 K		3	0	0	0	1	2	4				
Leron Lee, L (8, 9) OBP: 0.296, SLG: 0.333										0	0	0	0	0	0	0				
Jose Cardenal, R (1, 8) OBP: 0.355, SLG: 0.436		0-0 F7		0-0 F7		0-0 S 1B		0-0 5-3		4	0	1	1	0	0	1				
Ted Simmons, S (1, 2) OBP: 0.306, SLG: 0.303		0-0 F8		0-0 BB 1B		0-0 F2 1-2		4-0 1B BB		3	0	1	0	1	0	2				
Mike Shannon, R (1, 5) OBP: 0.280, SLG: 0.294			4-0 SH 1B BB		4-0 G4-6-3 BB		0-0 FC6-5 2B	0-0 1-2 2-H 1B		2	1	2	1	2	0	0				
Daf Maxvill, R (1, 4) OBP: 0.310, SLG: 0.224			0-0 F3		0-0 G4-6-3 1-2		0-0 FC6-5 SH3-4	0-0 F2		4	0	0	0	0	0	6				
Jerry Reuss, L (1, 1)			0-0 SH BB 1B		4-0 3B BB		0-0 SH3-4		0-3 K	1	1	0	0	1	1	0				
Inning Stats	R: 0 E: 0 K: 1 S: 5	H: 0 LOB: 0 BB: 0 P: 5	R: 0 E: 0 K: 1 S: 5	H: 0 LOB: 0 BB: 0 P: 5	R: 1 E: 0 K: 0 S: 5	H: 1 LOB: 3 BB: 2 P: 13	R: 0 E: 0 K: 0 S: 3	H: 1 LOB: 1 BB: 1 P: 7	R: 2 E: 0 K: 1 S: 7	H: 2 LOB: 2 BB: 2 P: 15	R: 0 E: 0 K: 0 S: 4	H: 1 LOB: 2 BB: 1 P: 8	R: 1 E: 0 K: 1 S: 6	H: 1 LOB: 2 BB: 2 P: 14	R: 0 E: 0 K: 1 S: 6	H: 1 LOB: 1 BB: 0 P: 6	1B: 4 2B: 2 3B: 1 HR: 0	SF: 0 SAC: 2 DP: 1 HBP: 0	WP: 0 PB: 0 SB: 1 CS: 0	PA: 39
PITCHER Bill Stoneman, R (1, 1) ERA: 5.31	IP: 6.0 WLS: L BF: 29 H: 5 R: 3 ER: 3 SO: 3 BB: 4 IBB: 2 HBP: 0 BLK: 0 WP: 0 HR: 0 S: 29 P: 53 ERA: 4.50 WHIP: 1.500															PITCHER				
Mike Marshall, R (7, 1) ERA: 5.23	0.2 5 1 1 1 1 2 0 0 0 0 0 0 5 13 13.50 4.500																			
Claude Raymond, R (7, 1) ERA: 4.28	1.1 5 1 0 0 1 0 0 0 0 0 0 0 7 7 0.00 0.750																			



Batter	1	2	3	4	5	6	7	8	9	10	11	12	13	AB	R	H	RBI	BB	SO	LOB	TOP						
Bobby Bonds, R OBP: 0.386, SLG: 0.491	K		G6-3 2H 1B			F7		F7			K			5	0	1	1	0	2	0							
Ron Hunt, R OBP: 0.403, SLG: 0.384	G3		G6-3			F5			F7		4-3			5	0	0	0	0	0	1							
Willie Mays, R OBP: 0.377, SLG: 0.504	F3					F7			F9		K			5	0	1	0	0	1	0							
Willie McCovey, L OBP: 0.427, SLG: 0.598		F7				FC5 2B			FC6-4 BB			4-3		3	0	1	0	2	0	0							
Ken Henderson, S OBP: 0.411, SLG: 0.479		F7				FC5 G5-4-3			FC6-4 1-2		K			5	0	0	0	0	2	3							
Dick Dietz, R OBP: 0.432, SLG: 0.562						G5-4-3 1-2 2-3					K			4	0	1	0	1	1	2							
Jim Ray Hart, R OBP: 0.359, SLG: 0.468						FC5-4 1B 1-2								5	0	1	0	0	0	2							
Hal Lanier, R OBP: 0.261, SLG: 0.281						SH1-4 1B					1-4-3 1B			5	1	1	0	0	0	1							
Juan Marichal, R OBP: 0.086, SLG: 0.055						SH1-4								3	0	0	0	0	0	1							
Bob Taylor, L OBP: 0.300, SLG: 0.263 (13, PH)														1	0	0	0	0	0	0							
Don McMahon, R OBP: 0.308, SLG: 0.182														0	0	0	0	0	0	0							
Inning Stats	R: 0 E: 0 K: 1 S: 5	H: 0 LOB: 0 BB: 0 P: 5	R: 0 E: 0 K: 0 S: 4	H: 1 LOB: 1 BB: 4 P: 4	R: 1 E: 0 K: 0 S: 4	H: 2 LOB: 0 BB: 4 P: 4	R: 0 E: 0 K: 0 S: 3	H: 1 LOB: 1 BB: 1 P: 7	R: 0 E: 0 K: 0 S: 3	H: 0 LOB: 0 BB: 0 P: 3	R: 0 E: 0 K: 1 S: 5	H: 0 LOB: 1 BB: 1 P: 7	R: 0 E: 0 K: 2 S: 7	H: 0 LOB: 0 BB: 0 P: 5	R: 0 E: 0 K: 0 S: 3	H: 0 LOB: 0 BB: 0 P: 3	R: 0 E: 0 K: 1 S: 5	H: 0 LOB: 0 BB: 0 P: 5	R: 0 E: 0 K: 0 S: 3	H: 0 LOB: 0 BB: 0 P: 3	1B: 4 2B: 2 3B: 0 HR: 0	SF: 0 SAC: 1 DP: 2 HBP: 0	WP: 0 PB: 0 SB: 0 CS: 0	PA: 45			
PITCHER	IP	WLS	BF	H	R	ER	SO	BB	IBB	HBP	BLK	WP	HR	S	P	ERA	WHIP										
Steve Carlton, L ERA: 3.93	9.0		32	5	1	1	2	3	0	0	0	0	0	33	45	1.00	0.889										
Chuck Taylor, R ERA: 2.91	4.0	W	13	1	0	0	4	0	0	0	0	0	0	21	21	0.00	0.250										

San Francisco Giants @ St. Louis Cardinals
 Busch Stadium, St. Louis, MO
 Fri Aug 14 1970, 7:05 PM CDT
 Unknown

AB 41
 R 1
 H 6
 RBI 1
 BB 3
 SO 6
 LOB 10



Batter	1	2	3	4	5	6	7	8	9	10	11	12	13	AB	R	H	RBI	BB	SO	LOB	BOTTOM						
Lou Brock, L OBP: 0.367, SLG: 0.424	3-1 2B		F7			K			F9		F7		1-3	6	0	1	0	0	1	2							
Julian Javier, R OBP: 0.290, SLG: 0.311	F4		F8			1B 1B			6-3		F7			6	2	2	0	0	0	1							
Joe Hague, L OBP: 0.371, SLG: 0.435	3-1 2-3					FC6-4 1B			F9		K			5	0	2	0	0	1	1							
Dick Allen, R OBP: 0.372, SLG: 0.553	5-3					K			1B BB		5-3			4	0	0	0	1	2	4							
Joe Torre, R OBP: 0.392, SLG: 0.490						FC6-4 1-2			1B		F8			5	0	2	1	0	1	1							
Jose Cardenal, R OBP: 0.349, SLG: 0.423		6-3				K2-3			FC5		F3			5	0	1	0	0	1	5							
Ted Simmons, S OBP: 0.310, SLG: 0.302						F8			1-3 SH3-4 1B		F8		4-3 1-2	4	0	1	0	1	0	1							
Dal Maxvill, R OBP: 0.314, SLG: 0.232									SH3-4 1B					2	0	0	0	0	0	1							
Vic Davalillo, L OBP: 0.377, SLG: 0.466 (9, PH)						F8								1	0	1	0	0	0	0							
Ed Crosby, L OBP: 0.310, SLG: 0.320									SH3-4 1-2		2B			1	0	0	0	0	1	0							
Steve Carlton, L OBP: 0.274, SLG: 0.241						4-3			1-3		F3			3	0	0	0	0	1	1							
Carl Taylor, R OBP: 0.360, SLG: 0.423 (9, PH)														1	0	0	0	0	0	1							
Chuck Taylor, R OBP: 0.160, SLG: 0.167														1	0	0	0	0	1	0							
Inning Stats	R: 0 E: 0 K: 0 S: 4	H: 1 LOB: 1 BB: 0 P: 4	R: 0 E: 0 K: 1 S: 5	H: 0 LOB: 1 BB: 1 P: 9	R: 0 E: 0 K: 0 S: 3	H: 0 LOB: 0 BB: 0 P: 3	R: 0 E: 0 K: 2 S: 8	H: 1 LOB: 1 BB: 0 P: 8	R: 0 E: 0 K: 0 S: 4	H: 1 LOB: 1 BB: 1 P: 8	R: 0 E: 0 K: 0 S: 5	H: 1 LOB: 1 BB: 0 P: 4	R: 0 E: 0 K: 1 S: 5	H: 0 LOB: 0 BB: 0 P: 5	R: 0 E: 0 K: 2 S: 7	H: 0 LOB: 0 BB: 0 P: 7	R: 1 E: 1 K: 0 S: 2	H: 1 LOB: 1 BB: 0 P: 2	R: 0 E: 0 K: 0 S: 3	H: 0 LOB: 0 BB: 0 P: 3	1B: 8 2B: 2 3B: 0 HR: 0	SF: 0 SAC: 2 DP: 0 HBP: 0	WP: 1 PB: 0 SB: 0 CS: 1	PA: 48			
PITCHER	IP	WLS	BF	H	R	ER	SO	BB	IBB	HBP	BLK	WP	HR	S	P	ERA	WHIP										
Juan Marichal, R ERA: 4.47	12.0		46	9	1	1	9	2	0	0	0	0	0	62	70	0.75	0.917										
Don McMahon, R ERA: 3.24	0.0	L	2	1	1	0	0	0	0	0	0	0	0	1	0	2	2										

San Francisco Giants @ St. Louis Cardinals
 Busch Stadium, St. Louis, MO
 Fri Aug 14 1970, 7:05 PM CDT
 Unknown

AB 44
 R 2
 H 10
 RBI 1
 BB 2
 SO 9
 LOB 18



Batter	1	2	3	4	5	6	7	8	9	10	AB	R	H	RBI	BB	SO	LOB	TOP					
Bobby Bonds, R (1, 8) OBP: 0.388, SLG: 0.496 (10, 9)	K			K		FC6 2B		2B BB		K	4	0	2	2	1	2	0	San Francisco Giants @ St. Louis Cardinals Busch Stadium, St. Louis, MO Fri Aug 14 1970, 7:05 PM CDT Att: 36,349 - Unknown livebaseballscorecards.com					
Tito Fuentes, S (1, 4) OBP: 0.302, SLG: 0.330 (8, 6)	F9			F8 2B		FC6 CS		F9		K	5	0	1	0	0	1	3						
Ken Henderson, S (1, 9) OBP: 0.411, SLG: 0.490 (10, 7)	1-3			F8		CS		HR			4	1	2	1	0	0	1						
Willie McCovey, L (1, 3) OBP: 0.426, SLG: 0.593	K			1-3				4-3		G5-4-3 BB	3	0	0	0	1	1	1						
Jim Ray Hart, R (1, 7) OBP: 0.380, SLG: 0.455 (7, 5)	6-3							F4		G5-4-3	4	0	0	0	0	0	1						
Al Gallagher, R (1, 5) OBP: 0.340, SLG: 0.384 Don McMahon, R (7, 1) OBP: 0.286, SLG: 0.167 Mike Davison, L (10, 1)	6-3							4-3		K	3	0	0	0	0	0	0						
Russ Gibson, R (1, 2) OBP: 0.314, SLG: 0.333 Dick Dietz, R (8, PH) OBP: 0.432, SLG: 0.561 (8, 2)				F9				4-3		HR BB	2	0	0	0	0	0	0						
Hal Lanier, R (1, 6) OBP: 0.262, SLG: 0.282 Ron Hunt, R (8, PH) OBP: 0.403, SLG: 0.393 (8, 4)				F4				SH1-4 2B 1B		HR	2	1	1	0	0	0	0						
Skip Pillock, L (1, 1) OBP: 0.111, SLG: 0.235 Frank Johnson, R (7, 7) OBP: 0.353, SLG: 0.375 Willie Mays, R (10, 8) OBP: 0.377, SLG: 0.504	K							SH1-4 1-2		F6	1	0	0	0	0	1	0						
Inning Stats	R: 0 E: 0 K: 1 S: 5	H: 0 LOB: 0 BB: 0 P: 5	R: 0 E: 0 K: 1 S: 5	H: 0 LOB: 0 BB: 0 P: 5	R: 0 E: 0 K: 1 S: 5	H: 0 LOB: 0 BB: 0 P: 5	R: 0 E: 0 K: 1 S: 6	H: 1 LOB: 1 BB: 0 P: 6	R: 0 E: 0 K: 0 S: 3	H: 0 LOB: 0 BB: 0 P: 3	R: 1 E: 0 K: 0 S: 4	H: 2 LOB: 0 BB: 0 P: 4	R: 1 E: 0 K: 0 S: 4	H: 1 LOB: 0 BB: 0 P: 4	R: 2 E: 0 K: 0 S: 4	H: 2 LOB: 2 BB: 2 P: 12	R: 0 E: 0 K: 1 S: 4		H: 0 LOB: 0 BB: 1 P: 8	R: 1 E: 0 K: 1 S: 7	H: 2 LOB: 1 BB: 0 P: 7	1B: 2 2B: 4 3B: 0 HR: 2	SF: 0 SAC: 1 DP: 1 HBP: 0
PITCHER	IP WLS BF H R ER SO	IP WLS BF H R ER SO	IP WLS BF H R ER SO	IP WLS BF H R ER SO	IP WLS BF H R ER SO	IP WLS BF H R ER SO	IP WLS BF H R ER SO	IP WLS BF H R ER SO	IP WLS BF H R ER SO	IP WLS BF H R ER SO	IP WLS BF H R ER SO	IP WLS BF H R ER SO	IP WLS BF H R ER SO	IP WLS BF H R ER SO	IP WLS BF H R ER SO	IP WLS BF H R ER SO	IP WLS BF H R ER SO	IP WLS BF H R ER SO	IP WLS BF H R ER SO	IP WLS BF H R ER SO	ERA WHIP	ERA WHIP	
Jerry Reuss, L ERA: 4.85	7.1			2							4.85												
Chuck Taylor, R ERA: 2.89	0.2										2.89												
Tom Hilgendorf, L ERA: 2.35	2.0										2.35												

Batter	1	2	3	4	5	6	7	8	9	10	AB	R	H	RBI	BB	SO	LOB	BOTTOM					
Lou Brock, L (1, 7) OBP: 0.365, SLG: 0.427	K	K			4-3	HR		G3		3-1	6	1	1	2	0	2	3	San Francisco Giants @ St. Louis Cardinals Busch Stadium, St. Louis, MO Fri Aug 14 1970, 7:05 PM CDT Att: 36,349 - Unknown livebaseballscorecards.com					
Julian Javier, R (1, 4) OBP: 0.291, SLG: 0.312	BB BB 1B			K	1B FC5-4 1B	F7		F7			5	1	2	0	0	1	1						
Carl Taylor, R (1, 9) OBP: 0.374, SLG: 0.422 Joe Hague, L (8, 3) OBP: 0.370, SLG: 0.434	BB BB			5-3		FC5-4 1B		F9		F6	3	0	1	0	1	0	0						
Dick Allen, R (1, 3) OBP: 0.374, SLG: 0.552 Jim Beauchamp, R (5, PR) OBP: 0.333, SLG: 0.338 (6, 3)	BB BB					FC5-4 1B		F9		F6	1	0	0	0	0	0	0						
Leron Lee, L (8, 9) OBP: 0.290, SLG: 0.330	1-2 2-3 BB					WP 1-2 3-4 BB		3B BB		1B BB	0	0	0	0	1	0	0						
Joe Torre, R (1, 5) OBP: 0.353, SLG: 0.486	F6			F3		1-2 2-3 BB		F7		1B BB	4	0	1	0	1	0	5						
Jose Cardenal, R (1, 8) OBP: 0.352, SLG: 0.432	F2					2B		1-2 2-3 BB		1B	5	0	3	1	0	1	6						
Ted Simmons, S (1, 2) OBP: 0.307, SLG: 0.299				F9		K		6-3		F5	5	0	1	0	0	1	2						
Dal Maxvill, R (1, 6) OBP: 0.319, SLG: 0.230						F8		SH3-4 HR BB		G3 BB	2	1	0	0	3	0	2						
Jerry Reuss, L (1, 1) ERA: 4.5 Chuck Taylor, R (8, 1) ERA: 3.12 Bob Gibson, R (8, PH) OBP: 0.353, SLG: 0.410 Tom Hilgendorf, S (9, 1) ERA: 6.75 Vic Davalillo, L (10, PH) OBP: 0.375, SLG: 0.462				K		K		SH3-4		K	2	0	0	0	0	0	0						
Inning Stats	R: 0 E: 0 K: 1 S: 6	H: 1 LOB: 3 BB: 2 P: 14	R: 0 E: 0 K: 2 S: 7	H: 0 LOB: 1 BB: 1 P: 11	R: 0 E: 0 K: 1 S: 5	H: 0 LOB: 1 BB: 1 P: 9	R: 0 E: 0 K: 2 S: 8	H: 1 LOB: 1 BB: 0 P: 8	R: 1 E: 0 K: 1 S: 7	H: 2 LOB: 3 BB: 1 P: 11	R: 2 E: 0 K: 0 S: 4	H: 1 LOB: 1 BB: 1 P: 8	R: 1 E: 0 K: 0 S: 4	H: 1 LOB: 1 BB: 1 P: 8	R: 0 E: 0 K: 1 S: 5	H: 0 LOB: 1 BB: 1 P: 9	R: 0 E: 0 K: 0 S: 3	H: 2 LOB: 2 BB: 1 P: 7	R: 0 E: 0 K: 0 S: 4	H: 1 LOB: 1 BB: 0 P: 4	1B: 6 2B: 1 3B: 1 HR: 1	SF: 0 SAC: 1 DP: 0 HBP: 0	WP: 1 PA: 46 PB: 0 SB: 1 CS: 0
PITCHER	IP WLS BF H R ER SO	IP WLS BF H R ER SO	IP WLS BF H R ER SO	IP WLS BF H R ER SO	IP WLS BF H R ER SO	IP WLS BF H R ER SO	IP WLS BF H R ER SO	IP WLS BF H R ER SO	IP WLS BF H R ER SO	IP WLS BF H R ER SO	IP WLS BF H R ER SO	IP WLS BF H R ER SO	IP WLS BF H R ER SO	IP WLS BF H R ER SO	IP WLS BF H R ER SO	IP WLS BF H R ER SO	IP WLS BF H R ER SO	IP WLS BF H R ER SO	IP WLS BF H R ER SO	IP WLS BF H R ER SO	ERA WHIP	ERA WHIP	
Skip Pillock, L ERA: 4.5	6.2			7							4.5												
Don McMahon, R ERA: 3.12	2.2										3.12												
Mike Davison, L ERA: 6.75	0.2										6.75												

Batter	1	2	3	4	5	6	7	8	9	AB	R	H	RBI	BB	SO	LOB	TOP								
Bobby Bonds, R OBP: 0.387, SLG: 0.500 (1, 9)	0-0 6-3		0-0 F5			0-0 HR		0-0 F7		4	1	1	1	0	0	1	San Francisco Giants @ St. Louis Cardinals Busch Stadium, St. Louis, MO Sat Aug 15 1970, 7:05 PM CDT Att: 35,835 - Unknown								
Tito Fuentes, S OBP: 0.301, SLG: 0.328 (1, 4)	0-0 5-3		0-0 6-3			0-0 F8		0-0 1B		4	0	1	0	0	0	0									
Willie Mays, R OBP: 0.376, SLG: 0.500 (1, 8)	4-0 BB			0-0 F8		0-0 F4		0-3 K		3	0	0	0	1	1										
Willie McCovey, L OBP: 0.424, SLG: 0.598 (1, 3)	0-0 4-3			0-0 F8		0-0 F9			0-0 HR	4	1	1	1	0	0	1									
Ken Henderson, S OBP: 0.410, SLG: 0.487 (1, 7)		0-0 4-3		0-0 F8			0-0 F7		0-0 1B	4	1	1	0	0	0	0									
Dick Dietz, R OBP: 0.431, SLG: 0.557 (1, 2)					0-0 F8			0-0 F2		4	0	1	0	0	0	1									
Jim Ray Hart, R OBP: 0.354, SLG: 0.453 (1, 5)					0-0 5-3			4-0 1B		3	0	1	0	1	1										
Hal Lanier, R OBP: 0.265, SLG: 0.285 (1, 6)					0-0 5-3			0-0 1B		4	0	2	1	0	0	2									
Frank Reberger, L OBP: 0.206, SLG: 0.233 (7, 1)			0-3 K						0-0 5-3	2	0	0	0	0	1	1									
Mike Davison, L OBP: 0.226, SLG: 0.255 (7, 1)										0	0	0	0	0	0	0									
Ron Hunt, R OBP: 0.440, SLG: 0.395 (8, PH)										1	0	0	0	0	0	0									
Don Mason, R OBP: 0.276, SLG: 0.189 (8, PH)										0	0	0	0	0	0	0									
Don Carrithers, R OBP: 0.335, SLG: 0.382 (8, 1)										0	0	0	0	0	0	0									
Bob Taylor, L OBP: 0.302, SLG: 0.263 (8, PH)										0	0	0	0	0	0	0									
Al Gallagher, R OBP: 0.335, SLG: 0.382 (8, PH)										1	0	0	0	0	1										
Jerry Johnson, R OBP: 0.335, SLG: 0.382 (8, 1)										0	0	0	0	0	0	0									
Inning Stats	R: 0 E: 0 K: 0 S: 3	H: 0 LOB: 1 BB: 1 P: 7	R: 0 E: 0 K: 1 S: 6	H: 1 LOB: 1 BB: 0 P: 6	R: 0 E: 0 K: 1 S: 5	H: 0 LOB: 0 BB: 0 P: 5	R: 0 E: 0 K: 0 S: 3	H: 0 LOB: 0 BB: 0 P: 3	R: 0 E: 0 K: 0 S: 4	H: 1 LOB: 1 BB: 0 P: 4	R: 1 E: 0 K: 0 S: 4	H: 1 LOB: 0 BB: 0 P: 4	R: 0 E: 0 K: 0 S: 4	H: 1 LOB: 1 BB: 0 P: 4	R: 0 E: 0 K: 1 S: 6	H: 2 LOB: 1 BB: 0 P: 6	R: 2 E: 0 K: 0 S: 5	H: 3 LOB: 1 BB: 1 P: 9	1B: 7 2B: 0 3B: 0 HR: 2	SF: 0 SAC: 0 DP: 0 HBP: 0	WP: 0 PB: 0 SB: 1 CS: 0	PA: 36			
PITCHER	IP	WLS	BF	H	R	ER	SO	BB	IBB	HBP	BLK	WP	HR	S	P	ERA	WHIP								
Nelson Briles, R ERA: 6.69 (1, 1)	8.2	L	35	9	3	3	3	1	1	0	0	0	2	39	47	3.12	1.154								
Tom Hilgendorf, L ERA: 2.25 (9, 1)	0.1		1	0	0	0	0	0	0	0	0	0	0	1	1	0.00	0.000								

Batter	1	2	3	4	5	6	7	8	9	AB	R	H	RBI	BB	SO	LOB	BOTTOM								
Lou Brock, L OBP: 0.364, SLG: 0.425 (1, 7)	0-3 K		0-3 K				0-0 G4-6-3			4	1	1	0	0	2	2	San Francisco Giants @ St. Louis Cardinals Busch Stadium, St. Louis, MO Sat Aug 15 1970, 7:05 PM CDT Att: 35,835 - Unknown								
Julian Javier, R OBP: 0.288, SLG: 0.309 (1, 4)	0-3 K		0-0 F9			0-0 FC4-6		0-0 F8		4	0	0	0	0	1	2									
Carl Taylor, R OBP: 0.373, SLG: 0.426 (1, 9)	0-0 F3		0-0 2B			0-0 F9		4-0 BB		3	0	1	1	1	0	1									
Joe Torre, R OBP: 0.391, SLG: 0.486 (1, 5)		0-0 1B	0-3 K			0-0 4-3		0-3 K		4	1	1	0	0	2	2									
Joe Hague, L OBP: 0.365, SLG: 0.428 (1, 3)		0-3 K	0-0 4-3			0-0 4-3		0-3 K		4	0	0	0	0	2	3									
Jose Cardenal, R OBP: 0.351, SLG: 0.429 (1, 8)		4-0 SF9			0-0 F6		0-3 K		0-3 K	3	0	0	0	1	2	0									
Ted Simmons, S OBP: 0.312, SLG: 0.299 (1, 2)		0-0 1B			0-0 3-1		4-0 BB		0-3 K	3	0	1	0	1	1	0									
Dal Maxvill, R OBP: 0.316, SLG: 0.229 (1, 6)		0-0 SF9			0-0 F9		0-0 P1		0-0 1-3	2	0	0	1	0	0	1									
Vic Davallio, L OBP: 0.373, SLG: 0.458 (8, PH)		2-3 3-H								1	0	0	0	0	0	0									
Nelson Briles, R OBP: 0.179, SLG: 0.296 (9, 1)		0-0 1-3			0-0 F6		4-0 BB			2	0	0	0	1	0	2									
Inning Stats	R: 0 E: 0 K: 2 S: 7	H: 0 LOB: 0 BB: 0 P: 7	R: 1 E: 0 K: 1 S: 7	H: 2 LOB: 2 BB: 1 P: 11	R: 1 E: 1 K: 2 S: 9	H: 1 LOB: 1 BB: 0 P: 9	R: 0 E: 0 K: 0 S: 3	H: 0 LOB: 0 BB: 0 P: 3	R: 0 E: 0 K: 0 S: 4	H: 1 LOB: 1 BB: 0 P: 4	R: 0 E: 0 K: 1 S: 5	H: 0 LOB: 0 BB: 0 P: 5	R: 0 E: 0 K: 0 S: 2	H: 0 LOB: 1 BB: 2 P: 10	R: 0 E: 0 K: 2 S: 7	H: 0 LOB: 0 BB: 1 P: 11	R: 0 E: 0 K: 2 S: 7	H: 0 LOB: 0 BB: 0 P: 7	1B: 3 2B: 1 3B: 0 HR: 0	SF: 1 SAC: 0 DP: 1 HBP: 0	WP: 0 PB: 0 SB: 1 CS: 0	PA: 35			
PITCHER	IP	WLS	BF	H	R	ER	SO	BB	IBB	HBP	BLK	WP	HR	S	P	ERA	WHIP								
Frank Reberger, R ERA: 5.91 (1, 1)	6.1		27	4	2	1	6	3	0	0	0	0	0	36	48	1.42	1.105								
Mike Davison, L ERA: 8.4 (7, 1)	0.2		1	0	0	0	0	0	0	0	0	0	0	1	1	0.00	0.000								
Don Carrithers, R ERA: 4.73 (8, 1)	1.0	W	4	0	0	0	2	1	0	0	0	0	0	7	11	0.00	1.000								
Jerry Johnson, R ERA: 4.78 (9, 1)	1.0	S	3	0	0	0	2	0	0	0	0	0	0	7	7	0.00	0.000								

AB	34
R	3
H	9
RBI	3
BB	2
SO	3
LOB	9



Batter	1	2	3	4	5	6	7	8	9	AB	R	H	RBI	BB	SO	LOB	TOP								
Bobby Bonds, R OBP: 0.387, SLG: 0.500 (1, 9)	F9		K	K				FC1-5 2B		4	0	1	0	1	2	0	San Francisco Giants @ St. Louis Cardinals Busch Stadium, St. Louis, MO Sun Aug 16 1970, 3:33 AM CDT Att: 28,093 - Unknown								
Tito Fuentes, S OBP: 0.299, SLG: 0.324 (1, 4)	4-3		BB BB			F7	F8	FC1-5 1B		4	0	0	0	1	0	4									
Willie Mays, R OBP: 0.371, SLG: 0.493 (1, 8)	K		F8			6-3		F9	K	5	0	0	0	0	2	2									
Willie McCovey, L OBP: 0.426, SLG: 0.597 (1, 3)		F8	BB BB			G3				4	1	2	0	1	0	0									
Ken Henderson, S OBP: 0.412, SLG: 0.495 (1, 7)	F4		BB BB							4	1	2	1	1	0	2									
Dick Dietz, R OBP: 0.433, SLG: 0.557 Russ Gibson, R OBP: 0.324, SLG: 0.344 (7, 2)			BB 1B	6-3				FC6-5 2B	SF9 3B	2	2	1	0	2	0	3									
Jim Ray Hart, R OBP: 0.337, SLG: 0.460 Al Gallagher, R OBP: 0.337, SLG: 0.381 (7, 5)			BB 1B		E 5-3	2B		FC6-5 BB 1B	SF9 BB	2	1	1	1	1	0	2									
Hal Lanier, R OBP: 0.270, SLG: 0.287 (1, 6)			BB 1B		K			E7		4	0	2	2	1	1	2									
Ron Bryant, S OBP: 0.125, SLG: 0.067 Jerry Johnson, R (8, 1)			3-1		5-3			6-3		4	0	0	1	0	0	6									
Inning Stats	R: 0 E: 0 K: 1 S: 5	H: 0 LOB: 0 BB: 5	R: 1 E: 0 K: 0 S: 5	H: 2 LOB: 2 BB: 1 P: 9	R: 0 E: 0 K: 1 S: 5	H: 0 LOB: 3 BB: 3 P: 17	R: 1 E: 1 K: 2 S: 8	H: 1 LOB: 0 BB: 0 P: 8	R: 0 E: 0 K: 0 S: 3	H: 0 LOB: 0 BB: 3 P: 3	R: 1 E: 1 K: 0 S: 5	H: 2 LOB: 3 BB: 2 P: 13	R: 2 E: 0 K: 0 S: 5	H: 2 LOB: 2 BB: 2 P: 13	R: 0 E: 0 K: 1 S: 7	H: 2 LOB: 2 BB: 0 P: 7		R: 0 E: 0 K: 1 S: 6	H: 1 LOB: 1 BB: 0 P: 6	1B: 6 2B: 3 3B: 1 HR: 0	SF: 1 SAC: 0 DP: 0 HBP: 0	WP: 1 PB: 0 SB: 0 CS: 0	PA: 45		
PITCHER	IP	WLS	BF	H	R	ER	SO	BB	IBB	HBP	BLK	WP	HR	S	P	ERA	WHIP								
Harry Parker, R ERA: 4.68 (1, 1)	2.2		14	2	1	1	2	4	0	0	0	0	0	14	30	3.38	2.250								
Reggie Cleveland, R ERA: 11.37 (3, 1)	3.2	L	19	5	4	3	2	2	1	0	0	0	0	20	32	7.36	1.909								
Frank Linzy, R ERA: 4.15 (7, 1)	0.0		0	0	0	0	0	0	0	0	0	0	0	0	0	∞	∞								
Tom Hilgendorf, L ERA: 2.0 (9, 1)	1.0		4	1	0	0	1	0	0	0	0	1	0	6	6	0.00	1.000								

Batter	1	2	3	4	5	6	7	8	9	AB	R	H	RBI	BB	SO	LOB	BOTTOM								
Lou Brock, L OBP: 0.365, SLG: 0.426 (1, 7)	CS 1B		1-3					K		4	0	2	0	0	1	1	San Francisco Giants @ St. Louis Cardinals Busch Stadium, St. Louis, MO Sun Aug 16 1970, 3:33 AM CDT Att: 28,093 - Unknown								
Julian Javier, R OBP: 0.288, SLG: 0.308 (1, 4)	5-3		F8			G6-4-3 1B		PB 1B		4	0	1	0	0	0	2									
Carl Taylor, R OBP: 0.371, SLG: 0.419 (1, 9)	S BB		1-3					F8		3	1	0	0	1	0	2									
Joe Torre, R OBP: 0.392, SLG: 0.485 (1, 5)	E BB							F7		3	1	1	0	1	1	2									
Jose Cardenal, R OBP: 0.350, SLG: 0.428 (1, 8)	E9 1B							F7		4	0	1	1	0	0	1									
Joe Hague, L OBP: 0.361, SLG: 0.422 (1, 3)	F2							F7		4	0	0	0	0	0	2									
Ted Simmons, S OBP: 0.310, SLG: 0.298 (1, 2)			K					4-3		4	0	1	0	0	1	0									
Dal Maxvill, R OBP: 0.313, SLG: 0.226 Vic Davalillo, L OBP: 0.370, SLG: 0.455 (9, PH)			1-3			FC5-4 1B		K		3	0	0	0	0	1	2									
Harry Parker, R OBP: 0.250, SLG: 0.250 Reggie Cleveland, R (3, 1)			G3							1	0	0	0	0	0	0									
Frank Linzy, R (7, 1)										1	0	1	0	0	0	0									
Jim Beauchamp, R OBP: 0.342, SLG: 0.348 Tom Hilgendorf, S (9, 1)								PB 1B		0	0	0	0	0	0	0									
Inning Stats	R: 2 E: 1 K: 0 S: 4	H: 2 LOB: 1 BB: 2 P: 12	R: 0 E: 0 K: 1 S: 5	H: 0 LOB: 0 BB: 0 P: 5	R: 0 E: 0 K: 0 S: 3	H: 0 LOB: 0 BB: 0 P: 3	R: 0 E: 0 K: 0 S: 5	H: 2 LOB: 2 BB: 0 P: 5	R: 0 E: 0 K: 1 S: 5	H: 0 LOB: 0 BB: 0 P: 5	R: 0 E: 0 K: 1 S: 7	H: 2 LOB: 2 BB: 0 P: 7	R: 0 E: 1 K: 0 S: 4	H: 0 LOB: 1 BB: 0 P: 4	1B: 7 2B: 0 3B: 0 HR: 0	SF: 0 SAC: 0 DP: 1 HBP: 0	WP: 0 PB: 1 SB: 1 CS: 1	PA: 35							
PITCHER	IP	WLS	BF	H	R	ER	SO	BB	IBB	HBP	BLK	WP	HR	S	P	ERA	WHIP								
Ron Bryant, L ERA: 5.71 (1, 1)	7.1		29	7	2	1	5	2	0	0	0	0	0	37	45	1.23	1.227								
Jerry Johnson, R ERA: 4.62 (8, 1)	1.2	S	6	0	0	0	0	0	0	0	0	0	0	6	6	0.00	0.000								

Batter	1	2	3	4	5	6	7	8	9	AB	R	H	RBI	BB	SO	LOB	TOP					
Maury Wills, S (1, 6) OBP: 0.358, SLG: 0.340										5	1	2	0	0	0	5	Los Angeles Dodgers @ St. Louis Cardinals Busch Stadium, St. Louis, MO Mon Aug 17 1970, 7:05 PM CDT Att: 21,114 - Unknown					
Bill Russell, R (1, 9) OBP: 0.299, SLG: 0.403										5	2	2	2	0	0	2						
Willie Davis, L (1, 8) OBP: 0.353, SLG: 0.469										5	2	3	2	0	1	0						
Wes Parker, S (1, 3) OBP: 0.408, SLG: 0.489										4	1	2	2	0	1	1						
Tom Haller, L (1, 2) OBP: 0.351, SLG: 0.456										4	0	2	1	0	0	0						
Ted Sizemore, R (1, 4) OBP: 0.385, SLG: 0.381										5	0	2	1	0	1	3						
Billy Grabarkewitz, R (1, 5) OBP: 0.469, SLG: 0.477										5	0	0	0	0	2	6						
Willie Crawford, L (1, 7) OBP: 0.309, SLG: 0.375										4	1	1	0	0	1	4						
Don Sutton, R (1, 1) OBP: 0.270, SLG: 0.200										0	0	0	0	1	0	0						
Fred Norman, S (3, 1) OBP: 0.333, SLG: 0.143										2	0	0	0	0	2	0						
Jim Lefebvre, S (6, PH) OBP: 0.338, SLG: 0.379										0	1	0	0	1	0	0						
Charlie Hough, R (8, 1) OBP: 0.333, SLG: 0.333										0	0	0	0	1	0	0						
Inning Stats	R: 0 E: 0 K: 0 S: 3	H: 1 LOB: 0 BB: 0 P: 3	R: 1 E: 0 K: 2 S: 10	H: 2 LOB: 3 BB: 1 P: 14	R: 2 E: 0 K: 1 S: 8	H: 3 LOB: 2 BB: 0 P: 9	R: 3 E: 0 K: 2 S: 12	H: 5 LOB: 2 BB: 0 P: 12	R: 0 E: 0 K: 1 S: 5	H: 0 LOB: 0 BB: 0 P: 5	R: 0 E: 0 K: 0 S: 7	H: 0 LOB: 0 BB: 0 P: 7	R: 0 E: 0 K: 0 S: 3	H: 0 LOB: 0 BB: 0 P: 3	R: 2 E: 0 K: 0 S: 5	H: 2 LOB: 1 BB: 1 P: 9	R: 0 E: 0 K: 0 S: 3	H: 1 LOB: 0 BB: 0 P: 3	1B: 8 2B: 4 3B: 3 HR: 0	SF: 1 SAC: 0 DP: 2 HBP: 1	WP: 0 PB: 0 SB: 0 CS: 0	PA: 43
PITCHER	IP	WLS	BF	H	R	ER	SO	BB	IBB	HBP	BLK	WP	HR	S	P	ERA	WHIP					
Bob Gibson, R (1, 1) ERA: 3.56	8.1	W	42	14	8	8	8	2	0	1	0	0	0	55	64	8.64	1.920					
Chuck Taylor, R (9, 1) ERA: 2.87	0.2	S	1	0	0	0	0	0	0	0	0	0	0	1	1	0.00	0.000					

Batter	1	2	3	4	5	6	7	8	9	AB	R	H	RBI	BB	SO	LOB	BOTTOM					
Lou Brock, L (1, 7) OBP: 0.365, SLG: 0.426										5	3	2	1	0	0	3	Los Angeles Dodgers @ St. Louis Cardinals Busch Stadium, St. Louis, MO Mon Aug 17 1970, 7:05 PM CDT Att: 21,114 - Unknown					
Julian Javier, R (1, 4) OBP: 0.284, SLG: 0.305										4	0	0	1	0	1	2						
Joe Hague, L (1, 3) OBP: 0.367, SLG: 0.428										3	2	2	2	2	0	0						
Joe Torre, R (1, 5) OBP: 0.392, SLG: 0.486										5	1	2	1	0	2	2						
Jose Cardenal, R (1, 8) OBP: 0.353, SLG: 0.430										5	1	3	3	0	0	2						
Vic Davalillo, L (9, 8) OBP: 0.370, SLG: 0.455										0	0	0	0	0	0	0						
Ted Simmons, S (1, 2) OBP: 0.309, SLG: 0.297										4	1	1	0	0	0	1						
Leron Lee, L (1, 9) OBP: 0.290, SLG: 0.328										4	0	1	0	0	1	3						
Dal Maxvill, R (1, 6) OBP: 0.315, SLG: 0.235										3	2	1	0	1	0	1						
Bob Gibson, R (1, 1) OBP: 0.360, SLG: 0.415										4	1	2	2	0	1	2						
Chuck Taylor, R (9, 1) OBP: 0.160, SLG: 0.167										0	0	0	0	0	0	0						
Inning Stats	R: 3 E: 1 K: 0 S: 7	H: 4 LOB: 1 BB: 0 P: 7	R: 2 E: 0 K: 1 S: 8	H: 3 LOB: 1 BB: 0 P: 8	R: 5 E: 1 K: 1 S: 10	H: 5 LOB: 2 BB: 2 P: 18	R: 0 E: 1 K: 1 S: 7	H: 1 LOB: 2 BB: 0 P: 7	R: 0 E: 0 K: 2 S: 7	H: 0 LOB: 0 BB: 0 P: 7	R: 0 E: 0 K: 0 S: 3	H: 0 LOB: 0 BB: 0 P: 3	R: 0 E: 0 K: 0 S: 3	H: 0 LOB: 0 BB: 0 P: 3	R: 1 E: 0 K: 0 S: 3	H: 1 LOB: 1 BB: 1 P: 7	R: 0 E: 0 K: 0 S: 3	H: 1 LOB: 1 BB: 1 P: 7	1B: 11 2B: 2 3B: 1 HR: 0	SF: 1 SAC: 0 DP: 0 HBP: 0	WP: 0 PB: 1 SB: 0 CS: 0	PA: 41
PITCHER	IP	WLS	BF	H	R	ER	SO	BB	IBB	HBP	BLK	WP	HR	S	P	ERA	WHIP					
Don Sutton, R (1, 1) ERA: 4.33	2.0	L	14	8	6	6	1	0	0	0	0	0	0	16	16	27.00	4.000					
Fred Norman, L (3, 1) ERA: 4.25	5.0		23	5	4	4	4	2	0	0	0	0	0	29	37	7.20	1.400					
Charlie Hough, R (8, 1) ERA: 7.36	1.0		4	1	1	0	0	1	0	0	0	0	0	3	7	0.00	2.000					



Batter	1	2	3	4	5	6	7	8	9	AB	R	H	RBI	BB	SO	LOB	TOP								
Maury Wills, S OBP: 0.352, SLG: 0.334 (1, 6)	F3		5-3		4-3	E3		F3	6-3	6	0	0	1	0	0	3	Los Angeles Dodgers @ St. Louis Cardinals Busch Stadium, St. Louis, MO Tue Aug 18 1970, 7:05 PM CDT Att: 24,532 - Unknown livebaseballscorecards.com								
Manny Mota, R OBP: 0.375, SLG: 0.394 (1, 7)	3-1					FC5		3-1		5	0	2	1	0	0	2									
Willie Davis, L OBP: 0.351, SLG: 0.469 (1, 8)	1-3		P6		FC6-4	3-1				5	1	1	0	0	0	4									
Wes Parker, S OBP: 0.414, SLG: 0.496 (1, 3)										4	2	4	1	1	0	0									
Ted Sizemore, R OBP: 0.388, SLG: 0.385 (1, 4)					FC4-6					5	1	3	1	0	0	2									
Bill Sudakis, S OBP: 0.337, SLG: 0.431 (1, 2)					FC6-4					5	1	1	1	0	1	5									
Billy Grabarkewitz, R OBP: 0.409, SLG: 0.475 (1, 5)					P3					4	1	1	0	1	1	2									
Bill Russell, R OBP: 0.302, SLG: 0.401 (1, 9)										3	1	1	1	1	0	2									
Sandy Vance, R OBP: 0.217, SLG: 0.182 (1, 1)			6-3		SH1-4					4	0	2	1	0	1	2									
Inning Stats	R: 0 E: 0 K: 0 S: 3	H: 0 LOB: 0 BB: 0 P: 3	R: 0 E: 0 K: 1 S: 7	H: 2 LOB: 2 BB: 0 P: 7	R: 0 E: 0 K: 0 S: 4	H: 1 LOB: 1 BB: 0 P: 4	R: 0 E: 0 K: 0 S: 4	H: 1 LOB: 1 BB: 0 P: 4	R: 1 E: 0 K: 0 S: 5	H: 2 LOB: 1 BB: 0 P: 5	R: 4 E: 1 K: 0 S: 7	H: 3 LOB: 2 BB: 2 P: 15	R: 1 E: 0 K: 2 S: 9	H: 2 LOB: 2 BB: 1 P: 13	R: 1 E: 0 K: 0 S: 6	H: 3 LOB: 2 BB: 0 P: 6	R: 0 E: 0 K: 0 S: 4	H: 1 LOB: 1 BB: 0 P: 4	1B: 12 2B: 3 3B: 0 HR: 0	SF: 1 SAC: 1 DP: 0 HBP: 0	WP: 2 PB: 0 SB: 1 CS: 0	PA: 46			
PITCHER	IP	WLS	BF	H	R	ER	SO	BB	IBB	HBP	BLK	WP	HR	S	P	ERA	WHIP								
Jerry Reuss, L ERA: 5.18 (1, 1)	6.0	L	32	11	6	6	1	1	1	0	0	1	0	32	40	9.00	2.000								
Reggie Cleveland, R ERA: 9.72 (7, 1)	2.0		10	3	1	1	2	0	1	0	0	1	0	13	17	4.50	1.500								
Frank Bertaina, L ERA: (9, 1)	1.0		4	1	0	0	0	0	0	0	0	0	0	4	4	0.00	1.000								

Batter	1	2	3	4	5	6	7	8	9	AB	R	H	RBI	BB	SO	LOB	BOTTOM								
Lou Brock, L OBP: 0.362, SLG: 0.422 (1, 7)	K			4-3	P6			F5		4	0	0	0	0	1	2	Los Angeles Dodgers @ St. Louis Cardinals Busch Stadium, St. Louis, MO Tue Aug 18 1970, 7:05 PM CDT Att: 24,532 - Unknown livebaseballscorecards.com								
Julian Javier, R OBP: 0.286, SLG: 0.306 (1, 4)	4-3			S 1B				F5		3	2	1	0	1	0	0									
Joe Hague, L OBP: 0.366, SLG: 0.426 (1, 3)	3-1			F3				F7		4	0	1	0	0	0	1									
Joe Torre, R OBP: 0.391, SLG: 0.484 (1, 5)				F8				G6-4-3		4	0	1	1	0	0	1									
Jose Cardenal, R OBP: 0.352, SLG: 0.430 (1, 8)				F7				G6-4-3		4	0	1	0	0	0	1									
Ted Simmons, S OBP: 0.307, SLG: 0.291 (1, 2)				F4				6-3		4	0	1	0	0	0	1									
Leron Lee, L OBP: 0.286, SLG: 0.323 (1, 9)				4-3				2B		3	0	0	0	1	0	1									
Dal Maxvill, R OBP: 0.312, SLG: 0.232 (1, 6)				K				F7		3	0	0	0	0	2	1									
Jerry Reuss, L OBP: 0.125, SLG: 0.045 Reggie Cleveland, R Vic Davallio, L Frank Bertaina, L (1, 1) (7, 1) (8, PH) (9, 1)				5-3				L6		2	0	1	0	0	1	0									
				K				4-3		0	0	0	0	0	0	0									
				K						1	0	0	0	0	0	0									
				K						0	0	0	0	0	0	0									
Inning Stats	R: 0 E: 0 K: 1 S: 5	H: 0 LOB: 0 BB: 0 P: 5	R: 0 E: 0 K: 0 S: 3	H: 0 LOB: 0 BB: 0 P: 3	R: 0 E: 0 K: 2 S: 7	H: 0 LOB: 0 BB: 0 P: 7	R: 1 E: 0 K: 0 S: 5	H: 2 LOB: 1 BB: 0 P: 5	R: 0 E: 0 K: 1 S: 6	H: 1 LOB: 2 BB: 1 P: 10	R: 1 E: 0 K: 0 S: 3	H: 1 LOB: 0 BB: 1 P: 7	R: 0 E: 0 K: 0 S: 3	H: 0 LOB: 0 BB: 0 P: 3	R: 0 E: 0 K: 0 S: 3	H: 0 LOB: 0 BB: 0 P: 3	R: 0 E: 0 K: 0 S: 4	H: 1 LOB: 1 BB: 0 P: 4	1B: 4 2B: 1 3B: 0 HR: 0	SF: 0 SAC: 0 DP: 1 HBP: 0	WP: 0 PB: 0 SB: 1 CS: 0	PA: 33			
PITCHER	IP	WLS	BF	H	R	ER	SO	BB	IBB	HBP	BLK	WP	HR	S	P	ERA	WHIP								
Sandy Vance, R ERA: 2.81 (1, 1)	9.0	W	33	5	2	2	4	2	0	0	0	0	0	39	47	2.00	0.778								

Batter	1	2	3	4	5	6	7	8	9	AB	R	H	RBI	BB	SO	LOB	TOP					
Maury Wills, S OBP: 0.350, SLG: 0.332 (1, 6)		6-3			F8		1-3		FC1-5 PB 1B	5	1	1	0	0	0	4	Los Angeles Dodgers @ St. Louis Cardinals Busch Stadium, St. Louis, MO Wed Aug 19 1970, 7:05 PM CDT Att: 21,499 - Unknown livebaseballscorecards.com					
Manny Mota, R OBP: 0.375, SLG: 0.402 (1, 7)	F9		F2		HR		F9		6-3 1B IBB	4	1	1	1	1	0	1						
Willie Davis, L OBP: 0.350, SLG: 0.466 (1, 8)	F8		F7		1-3			K	6-3 1B	5	0	1	2	0	1	1						
Wes Parker, S OBP: 0.412, SLG: 0.492 (1, 3)			K		P3			F9	6-3	5	0	1	0	0	1	2						
Ted Sizemore, R OBP: 0.392, SLG: 0.384 (1, 4)	K			BB 1B BB	P4			E 1B 1B	IBB	3	1	1	0	2	1	2						
Bill Sudakis, S OBP: 0.338, SLG: 0.427 (1, 2)		K		G4-6-3 1B BB	P6			E5	F9	4	0	1	0	1	1	3						
Bill Russell, R OBP: 0.306, SLG: 0.404 (1, 9)		S BB 1B		G4-6-3 1B	E5			5-3		4	0	2	1	0	0	2						
Billy Grabarkewitz, R OBP: 0.408, SLG: 0.473 (1, 5)				G4-6-3	FC4-6					2	0	0	0	1	0	3						
Jim Brewer, L OBP: 0.182, SLG: 0.100 (6, PH)				G4-6-3					FC1-5 SH	0	0	0	0	0	0	0						
Andy Kosco, R OBP: 0.230, SLG: 0.376 (9, PH)				1-2 2-H					1B	1	0	1	0	0	0	0						
Von Joshua, L OBP: 0.269, SLG: 0.320 (9, PR)				1-2 2-3						0	0	0	0	0	0	0						
Pete Mikkelsen, R OBP: 0.500, SLG: 0.500 (9, 1)										0	0	0	0	0	0	0						
Joe Moeller, R OBP: 0.200, SLG: 0.143 (1, 1)									SH	2	0	0	0	0	2	3						
Jim Lefebvre, S OBP: 0.337, SLG: 0.377 (6, 5)									PB FC1-5 1B	1	1	0	0	0	0	0						
Inning Stats	R: 0 E: 0 K: 1 S: 7	H: 2 LOB: 2 BB: 0 P: 7	R: 0 E: 0 K: 2 S: 8	H: 1 LOB: 2 BB: 1 P: 12	R: 0 E: 0 K: 1 S: 5	H: 0 LOB: 0 BB: 0 P: 5	R: 1 E: 0 K: 1 S: 5	H: 1 LOB: 1 BB: 2 P: 13	R: 1 E: 0 K: 0 S: 4	H: 1 LOB: 0 BB: 0 P: 4	R: 0 E: 1 K: 0 S: 4	H: 0 LOB: 1 BB: 0 P: 4	R: 0 E: 0 K: 0 S: 3	H: 0 LOB: 0 BB: 0 P: 3	R: 0 E: 1 K: 1 S: 7	H: 2 LOB: 2 BB: 0 P: 7		R: 2 E: 1 K: 0 S: 6	H: 2 LOB: 3 BB: 2 P: 14	1B: 8 2B: 0 3B: 0 HR: 1	SF: 0 SAC: 1 DP: 1 HBP: 0	WP: 1 PB: 1 SB: 2 CS: 0
PITCHER Steve Carlton, L ERA: 3.93 (1, 1)	IP: 9.0 WLS: L BF: 42	H: 9 R: 4 ER: 4 SO: 6	BB: 3 IBB: 2 HBP: 0 BLK: 0	WP: 1 HR: 1 S: 49 P: 69	ERA: 4.00 WHIP: 1.333											ERA: 4.00 WHIP: 1.333						

Batter	1	2	3	4	5	6	7	8	9	AB	R	H	RBI	BB	SO	LOB	BOTTOM						
Lou Brock, L OBP: 0.365, SLG: 0.430 (1, 7)	HR		G4-3			1B S 1B		WP 1B BB		3	1	2	1	1	0	1	Los Angeles Dodgers @ St. Louis Cardinals Busch Stadium, St. Louis, MO Wed Aug 19 1970, 7:05 PM CDT Att: 21,499 - Unknown livebaseballscorecards.com						
Julian Javier, R OBP: 0.288, SLG: 0.308 (1, 4)	6-3				6-3			WP 1B		4	0	2	0	0	0	0							
Joe Hague, L OBP: 0.365, SLG: 0.433 (1, 3)	K				HR			K	1-2 2-3	4	1	1	1	0	3	4							
Joe Torre, R OBP: 0.390, SLG: 0.481 (1, 5)	F9				5-3			F8		3	0	0	0	1	0	2							
Jose Cardenal, R OBP: 0.349, SLG: 0.426 (1, 8)					F9			K	F8	4	0	0	0	0	1	3							
Ted Simmons, S OBP: 0.300, SLG: 0.283 (1, 2)					P6			F9		4	0	0	0	0	1	0							
Leron Lee, L OBP: 0.285, SLG: 0.322 (1, 9)					F7				K	4	0	1	0	0	2	0							
Dal Maxvill, R OBP: 0.309, SLG: 0.230 (1, 6)										3	0	0	0	0	0	1							
Vic Davallito, L OBP: 0.365, SLG: 0.449 (9, PH)					P4			F9		1	0	0	0	0	0	0							
Steve Carlton, L OBP: 0.277, SLG: 0.246 (1, 1)					G4-3 1B			K	F8	3	0	1	0	0	1	0							
Inning Stats	R: 1 E: 0 K: 1 S: 6	H: 1 LOB: 0 BB: 0 P: 6	R: 0 E: 0 K: 0 S: 3	H: 0 LOB: 0 BB: 0 P: 3	R: 0 E: 0 K: 0 S: 3	H: 1 LOB: 0 BB: 0 P: 3	R: 1 E: 0 K: 0 S: 4	H: 1 LOB: 0 BB: 0 P: 4	R: 0 E: 0 K: 1 S: 5	H: 0 LOB: 0 BB: 0 P: 5	R: 0 E: 0 K: 2 S: 9	H: 2 LOB: 2 BB: 0 P: 9	R: 0 E: 0 K: 1 S: 6	H: 1 LOB: 1 BB: 2 P: 6	R: 0 E: 0 K: 1 S: 6	H: 1 LOB: 3 BB: 2 P: 14		R: 0 E: 0 K: 2 S: 7	H: 0 LOB: 0 BB: 0 P: 7	1B: 5 2B: 0 3B: 0 HR: 2	SF: 0 SAC: 0 DP: 1 HBP: 0	WP: 1 PB: 0 SB: 1 CS: 0	PA: 35
PITCHER Joe Moeller, R ERA: 3.73 (1, 1)	IP: 5.1 WLS: W BF: 12	H: 2 R: 0 ER: 0 SO: 3	BB: 0 IBB: 0 HBP: 0 BLK: 0	WP: 1 HR: 0 S: 16 P: 24	ERA: 0.00 WHIP: 1.125											ERA: 0.00 WHIP: 1.125							
Jim Brewer, L ERA: 2.6 (6, 1)	IP: 2.2 WLS: S BF: 3	H: 0 R: 0 ER: 0 SO: 2	BB: 0 IBB: 0 HBP: 0 BLK: 0	WP: 0 HR: 0 S: 7 P: 7	ERA: 0.00 WHIP: 0.000											ERA: 0.00 WHIP: 0.000							
Pete Mikkelsen, R ERA: 2.91 (9, 1)	IP: 1.0 WLS: S BF: 3	H: 0 R: 0 ER: 0 SO: 0	BB: 0 IBB: 0 HBP: 0 BLK: 0	WP: 0 HR: 0 S: 7 P: 7	ERA: 0.00 WHIP: 0.000											ERA: 0.00 WHIP: 0.000							

Batter	1	2	3	4	5	6	7	8	9	AB	R	H	RBI	BB	SO	LOB	TOP					
Lou Brock, L OBP: 0.367, SLG: 0.437 (1,7)										6	2	3	2	0	0	3						
Julian Javier, R OBP: 0.287, SLG: 0.306 (1,4)										5	2	1	1	0	0	1						
Joe Hague, L OBP: 0.367, SLG: 0.436 (1,3)										5	3	2	1	1	0	1						
Joe Torre, R OBP: 0.392, SLG: 0.487 (1,5)										4	2	2	3	1	0	2						
Jose Cardenal, R OBP: 0.348, SLG: 0.424 (1,8)										5	0	1	1	0	0	4						
Ted Simmons, S OBP: 0.309, SLG: 0.284 (1,2)										3	2	1	0	2	0	2						
Leron Lee, L OBP: 0.293, SLG: 0.320 (8, PH)										1	1	0	0	3	0	1	AB 39					
Vic Davaillo, L OBP: 0.369, SLG: 0.459 (8,9)										1	1	1	2	0	0	0	R 14					
Dal Maxvill, R OBP: 0.308, SLG: 0.230 (1,6)										4	0	1	1	0	0	4	H 15					
Nelson Briles, R OBP: 0.250, SLG: 0.387 (1,1)										4	1	3	1	0	1	1	RBI 12					
Frank Linzy, R (7,1)										0	0	0	0	0	0	0	BB 7					
Chuck Taylor, R OBP: 0.154, SLG: 0.160 (7,1)										1	0	0	0	0	0	0	SO 1					
										1	0	0	0	0	0	0	LOB 19					
Inning Stats	R: 0 E: 0 K: 0 S: 4	H: 1 LOB: 2 BB: 1 P: 8	R: 0 E: 0 K: 0 S: 4	H: 2 LOB: 2 BB: 1 P: 8	R: 0 E: 0 K: 0 S: 3	H: 0 LOB: 0 BB: 0 P: 3	R: 0 E: 0 K: 0 S: 4	H: 1 LOB: 1 BB: 0 P: 4	R: 3 E: 0 K: 1 S: 6	H: 4 LOB: 1 BB: 1 P: 10	R: 5 E: 1 K: 1 S: 9	H: 3 LOB: 0 BB: 1 P: 13	R: 1 E: 0 K: 0 S: 3	H: 1 LOB: 1 BB: 2 P: 11	R: 5 E: 2 K: 0 S: 7	H: 3 LOB: 0 BB: 1 P: 11	R: 0 E: 0 K: 0 S: 3	H: 0 LOB: 0 BB: 0 P: 3	1B: 9 2B: 4 3B: 1 HR: 1	SF: 2 SAC: 0 DP: 2 HBP: 0	WP: 0 PB: 0 SB: 2 CS: 0	PA: 48
PITCHER	IP WLS BF H R ER SO BB IBB HBP BLK WP HR S P ERA WHIP																					
Earl Wilson, R (1,1)	4.1 L 22 7 3 3 0 3 0 0 0 0 0 0 0 0 6.23 2.308																					
Ron Herbel, R (5,1)	1.1 7 2 3 2 1 1 0 0 0 0 0 0 0 1 13.50 2.250																					
Dave Roberts, L (6,1)	0.1 3 2 2 1 0 0 0 0 0 0 0 1 3 27.00 6.000																					
Ron Willis, R (7,1)	1.0 5 1 1 1 0 2 0 0 0 0 0 0 3 9.00 3.000																					
Jack Baldschun, R (8,1)	0.0 3 2 3 3 0 0 0 0 0 0 0 0 3 ∞ ∞																					
PITCHER	IP WLS BF H R ER SO BB IBB HBP BLK WP HR S P ERA WHIP																					
Tom Dukes, R (8,1)	2.0 8 1 2 1 0 0 1 0 0 0 0 0 7 4.50 0.500																					

St. Louis Cardinals @ San Diego Padres
San Diego Stadium, San Diego, CA
Fri Aug 21 1970, 10:05 PM EDT
Att: 9,721 - Unknown

AB	39
R	14
H	15
RBI	12
BB	7
SO	1
LOB	19



Batter	1	2	3	4	5	6	7	8	9	AB	R	H	RBI	BB	SO	LOB	BOTTOM					
Jose Arcia, R OBP: 0.300, SLG: 0.315 (1,6)										5	2	2	2	0	0	3						
Dave Campbell, R OBP: 0.280, SLG: 0.329 (1,4)										4	2	2	0	1	1	1						
Cito Gaston, R OBP: 0.372, SLG: 0.539 (1,8)										5	0	1	2	0	1	2						
Al Ferrara, R OBP: 0.373, SLG: 0.459 (1,7)										5	0	1	2	0	0	2						
Ollie Brown, R OBP: 0.329, SLG: 0.501 (1,9)										3	1	0	0	1	0	3						
Nate Colbert, R OBP: 0.322, SLG: 0.471 (1,3)										5	0	0	0	0	2	2						
Ed Spiezio, R OBP: 0.380, SLG: 0.493 (1,5)										3	1	1	0	1	0	1						
Chris Cannizzaro, R OBP: 0.390, SLG: 0.417 (1,2)										3	0	1	0	1	0	3						
										1	0	0	0	0	0	1	AB 38					
										0	0	0	0	0	0	0	R 8					
										1	0	0	0	0	0	0	H 11					
										0	0	0	0	0	0	0	RBI 8					
										0	0	0	0	0	0	0	BB 4					
										0	0	0	0	0	0	0	SO 6					
										1	0	1	1	0	0	0	LOB 20					
Inning Stats	R: 0 E: 0 K: 1 S: 5	H: 0 LOB: 0 BB: 0 P: 5	R: 0 E: 0 K: 0 S: 3	H: 0 LOB: 0 BB: 0 P: 3	R: 0 E: 0 K: 1 S: 6	H: 1 LOB: 1 BB: 0 P: 6	R: 0 E: 0 K: 0 S: 4	H: 1 LOB: 1 BB: 0 P: 4	R: 0 E: 0 K: 0 S: 3	H: 0 LOB: 0 BB: 0 P: 3	R: 2 E: 0 K: 1 S: 7	H: 2 LOB: 0 BB: 0 P: 7	R: 5 E: 0 K: 1 S: 9	H: 4 LOB: 3 BB: 3 P: 21	R: 0 E: 0 K: 2 S: 8	H: 1 LOB: 2 BB: 1 P: 12	R: 1 E: 0 K: 0 S: 5	H: 2 LOB: 1 BB: 0 P: 5	1B: 7 2B: 4 3B: 0 HR: 0	SF: 0 SAC: 0 DP: 1 HBP: 0	WP: 1 PB: 0 SB: 1 CS: 0	PA: 42
PITCHER	IP WLS BF H R ER SO BB IBB HBP BLK WP HR S P ERA WHIP																					
Nelson Briles, R (1,1)	6.2 W 29 6 7 7 4 3 0 0 0 1 0 0 0 9.45 1.350																					
Frank Linzy, R (7,1)	0.0 1 1 0 0 0 0 0 0 0 0 0 0 1 ∞ ∞																					
Chuck Taylor, R (7,1)	2.1 S 12 4 1 1 2 1 0 0 0 1 0 0 15 3.86 2.143																					

St. Louis Cardinals @ San Diego Padres
San Diego Stadium, San Diego, CA
Fri Aug 21 1970, 10:05 PM EDT
Att: 9,721 - Unknown

AB	38
R	8
H	11
RBI	8
BB	4
SO	6
LOB	20



Batter	1	2	3	4	5	6	7	8	9	AB	R	H	RBI	BB	SO	LOB	TOP					
Lou Brock, L OBP: 0.365, SLG: 0.433 (1, 7)	0-0 6-3	4-0 1B 1-2 BB		0-0 6-3		0-0 6-3		0-0 1-3		4	0	0	0	1	0	2						
Julian Javier, R OBP: 0.293, SLG: 0.312 (1, 4)	0-0 FC9-6 1B	0-0 1-3 2-H 3-H 1B		0-0 L9		0-0 2-H 1B		0-0 1B		5	0	4	3	0	0	1						
Carl Taylor, R OBP: 0.369, SLG: 0.415 Leron Lee, L OBP: 0.292, SLG: 0.318 (1, 9) (6, 9)	0-0 FC9-6 1-2 3B	0-0 F9		0-0 5-3 1B		0-0 6-3		0-0 4-3		4	1	1	0	0	0	4						
Joe Torre, R OBP: 0.392, SLG: 0.493 (1, 5)	0-0 1-H 3B		0-0 F8		0-0 5-3		0-0 1B 2B		0-0 5-3	5	1	2	1	0	0	1						
Jose Cardenal, R OBP: 0.346, SLG: 0.421 (1, 8)	0-0 F7		0-0 5-3		0-0 F5		0-0 F8		0-0 F9 BLK 1B	5	0	1	0	0	0	3						
Joe Hague, L OBP: 0.392, SLG: 0.429 (1, 3)		0-3 K	0-3 K		0-3 K2-3		0-0 F9		0-0 F9	5	0	0	0	0	3	3						
Ted Simmons, S OBP: 0.317, SLG: 0.289 (1, 2)	4-0 FC4-6 1B BB		0-0 F8		0-0 5-3 2B 1B		0-0 2-H 1B		0-0 4-3	4	2	2	1	1	0	1	AB 41					
Dal Maxvill, R OBP: 0.310, SLG: 0.241 (1, 6)	0-0 FC4-6 1-2 1B		0-0 3B 3B		0-0 5-3		0-0 F9			4	1	2	0	0	0	2	R 7					
Bob Gibson, R OBP: 0.366, SLG: 0.453 (1, 1)	0-0 FC4-6 1-2 2-3 1B BB		0-0 3B		0-0 2-H 1B 2B		0-3 K			4	1	2	0	0	1	2	H 14					
Inning Stats	R: 1 E: 0 K: 0 S: 5	H: 2 LOB: 1 BB: 0 P: 5	R: 2 E: 0 K: 1 S: 7	H: 2 LOB: 2 BB: 2 P: 15	R: 0 E: 0 K: 1 S: 5	H: 0 LOB: 0 BB: 0 P: 5	R: 1 E: 0 K: 0 S: 6	H: 2 LOB: 1 BB: 0 P: 6	R: 0 E: 0 K: 1 S: 6	H: 1 LOB: 1 BB: 0 P: 6	R: 1 E: 0 K: 0 S: 5	H: 2 LOB: 1 BB: 0 P: 5	R: 0 E: 0 K: 1 S: 4	H: 1 LOB: 1 BB: 0 P: 4	R: 0 E: 0 K: 0 S: 4	H: 1 LOB: 1 BB: 0 P: 4	1B: 9 2B: 2 3B: 3 HR: 0	SF: 0 SAC: 0 DP: 0 HBP: 0	WP: 0 PB: 0 SB: 0 CS: 0	PA: 43		
PITCHER	IP WLS BF H R ER SO BB IBB HBP BLK WP HR S P ERA WHIP	IP WLS BF H R ER SO BB IBB HBP BLK WP HR S P ERA WHIP	IP WLS BF H R ER SO BB IBB HBP BLK WP HR S P ERA WHIP	IP WLS BF H R ER SO BB IBB HBP BLK WP HR S P ERA WHIP	IP WLS BF H R ER SO BB IBB HBP BLK WP HR S P ERA WHIP	IP WLS BF H R ER SO BB IBB HBP BLK WP HR S P ERA WHIP	IP WLS BF H R ER SO BB IBB HBP BLK WP HR S P ERA WHIP	IP WLS BF H R ER SO BB IBB HBP BLK WP HR S P ERA WHIP	IP WLS BF H R ER SO BB IBB HBP BLK WP HR S P ERA WHIP	IP WLS BF H R ER SO BB IBB HBP BLK WP HR S P ERA WHIP	IP WLS BF H R ER SO BB IBB HBP BLK WP HR S P ERA WHIP	IP WLS BF H R ER SO BB IBB HBP BLK WP HR S P ERA WHIP	IP WLS BF H R ER SO BB IBB HBP BLK WP HR S P ERA WHIP	IP WLS BF H R ER SO BB IBB HBP BLK WP HR S P ERA WHIP	IP WLS BF H R ER SO BB IBB HBP BLK WP HR S P ERA WHIP	IP WLS BF H R ER SO BB IBB HBP BLK WP HR S P ERA WHIP	IP WLS BF H R ER SO BB IBB HBP BLK WP HR S P ERA WHIP	IP WLS BF H R ER SO BB IBB HBP BLK WP HR S P ERA WHIP	IP WLS BF H R ER SO BB IBB HBP BLK WP HR S P ERA WHIP	IP WLS BF H R ER SO BB IBB HBP BLK WP HR S P ERA WHIP	IP WLS BF H R ER SO BB IBB HBP BLK WP HR S P ERA WHIP	
Danny Coombs, L ERA: 3.35 (1, 1)	5.2 L	29 10	6 6	6 3	2 0	0 0	0 0	0 0	0 0	0 0	0 0	1 1	0.00 0.000	3.00 1.333								
Ron Willis, R ERA: 3.53 (6, 1)	0.1	1	0	0	0	0	0	0	0	0	0	1	0.00 0.000	3.00 1.333								
Ron Herbel, R ERA: 4.95 (7, 1)	3.0	13	4	1	1	1	0	0	0	0	1	0	0	15	15	3.00 1.333						
PITCHER	IP WLS BF H R ER SO BB IBB HBP BLK WP HR S P ERA WHIP	IP WLS BF H R ER SO BB IBB HBP BLK WP HR S P ERA WHIP	IP WLS BF H R ER SO BB IBB HBP BLK WP HR S P ERA WHIP	IP WLS BF H R ER SO BB IBB HBP BLK WP HR S P ERA WHIP	IP WLS BF H R ER SO BB IBB HBP BLK WP HR S P ERA WHIP	IP WLS BF H R ER SO BB IBB HBP BLK WP HR S P ERA WHIP	IP WLS BF H R ER SO BB IBB HBP BLK WP HR S P ERA WHIP	IP WLS BF H R ER SO BB IBB HBP BLK WP HR S P ERA WHIP	IP WLS BF H R ER SO BB IBB HBP BLK WP HR S P ERA WHIP	IP WLS BF H R ER SO BB IBB HBP BLK WP HR S P ERA WHIP	IP WLS BF H R ER SO BB IBB HBP BLK WP HR S P ERA WHIP	IP WLS BF H R ER SO BB IBB HBP BLK WP HR S P ERA WHIP	IP WLS BF H R ER SO BB IBB HBP BLK WP HR S P ERA WHIP	IP WLS BF H R ER SO BB IBB HBP BLK WP HR S P ERA WHIP	IP WLS BF H R ER SO BB IBB HBP BLK WP HR S P ERA WHIP	IP WLS BF H R ER SO BB IBB HBP BLK WP HR S P ERA WHIP	IP WLS BF H R ER SO BB IBB HBP BLK WP HR S P ERA WHIP	IP WLS BF H R ER SO BB IBB HBP BLK WP HR S P ERA WHIP	IP WLS BF H R ER SO BB IBB HBP BLK WP HR S P ERA WHIP	IP WLS BF H R ER SO BB IBB HBP BLK WP HR S P ERA WHIP	IP WLS BF H R ER SO BB IBB HBP BLK WP HR S P ERA WHIP	
Jose Arcia, R OBP: 0.293, SLG: 0.308 (1, 6)	0-0 P6			0-0 6-3		0-0 F9		0-0 P3		4	0	0	0	0	0	1						
Dave Campbell, R OBP: 0.276, SLG: 0.326 (1, 4)	0-0 P3			0-0 F8		0-0 F7		0-0 F2		4	0	0	0	0	0	0						
Cito Gaston, R OBP: 0.370, SLG: 0.536 (1, 8)	0-0 6-3			0-0 4-3		0-3 K		0-0 F9		3	0	0	0	0	1	0						
Al Ferrara, R OBP: 0.370, SLG: 0.455 (1, 7)		0-0 L5		0-0 6-3		0-0 F9				3	0	0	0	0	0	0						
Ollie Brown, R OBP: 0.327, SLG: 0.498 (1, 9)		0-0 F9		0-3 K		0-0 6-3				3	0	0	0	0	1	0						
Nate Colbert, R OBP: 0.320, SLG: 0.468 (1, 3)		0-0 F7		0-3 K		0-0 L8				3	0	0	0	0	1	0						
Ed Spiezio, R OBP: 0.384, SLG: 0.495 (1, 5)			0-0 F9		0-0 PB 1B		0-0 WP 1B			3	0	2	0	0	0	0	AB 29					
Chris Cannizzaro, R OBP: 0.386, SLG: 0.412 (1, 2)			0-0 F8		0-3 K		0-0 5-3			3	0	0	0	0	1	2	R 0					
Danny Coombs, R OBP: 0.109, SLG: 0.091 Ron Willis, R (6, 1)			0-3 K		0-3 K		0-0 4-3			1	0	0	0	0	1	0	H 2					
Larry Stahl, L OBP: 0.184, SLG: 0.189 Ron Herbel, R (7, 1)										1	0	0	0	0	0	0	RBI 0					
Ray Webster, L OBP: 0.299, SLG: 0.293 (9, PH)										1	0	0	0	0	0	0	BB 0					
Inning Stats	R: 0 E: 0 K: 0 S: 3	H: 0 LOB: 0 BB: 0 P: 3	R: 0 E: 0 K: 0 S: 3	H: 0 LOB: 0 BB: 0 P: 3	R: 0 E: 0 K: 1 S: 5	H: 0 LOB: 0 BB: 0 P: 5	R: 0 E: 0 K: 0 S: 3	H: 0 LOB: 0 BB: 0 P: 3	R: 0 E: 0 K: 2 S: 7	H: 0 LOB: 0 BB: 0 P: 7	R: 0 E: 0 K: 2 S: 8	H: 1 LOB: 1 BB: 0 P: 8	R: 0 E: 0 K: 1 S: 5	H: 0 LOB: 0 BB: 0 P: 5	R: 0 E: 0 K: 0 S: 4	H: 1 LOB: 1 BB: 0 P: 4	R: 0 E: 0 K: 0 S: 3	H: 0 LOB: 0 BB: 0 P: 3	1B: 2 2B: 0 3B: 0 HR: 0	SF: 0 SAC: 0 DP: 0 HBP: 0	WP: 1 PB: 1 SB: 0 CS: 0	PA: 29
PITCHER	IP WLS BF H R ER SO BB IBB HBP BLK WP HR S P ERA WHIP	IP WLS BF H R ER SO BB IBB HBP BLK WP HR S P ERA WHIP	IP WLS BF H R ER SO BB IBB HBP BLK WP HR S P ERA WHIP	IP WLS BF H R ER SO BB IBB HBP BLK WP HR S P ERA WHIP	IP WLS BF H R ER SO BB IBB HBP BLK WP HR S P ERA WHIP	IP WLS BF H R ER SO BB IBB HBP BLK WP HR S P ERA WHIP	IP WLS BF H R ER SO BB IBB HBP BLK WP HR S P ERA WHIP	IP WLS BF H R ER SO BB IBB HBP BLK WP HR S P ERA WHIP	IP WLS BF H R ER SO BB IBB HBP BLK WP HR S P ERA WHIP	IP WLS BF H R ER SO BB IBB HBP BLK WP HR S P ERA WHIP	IP WLS BF H R ER SO BB IBB HBP BLK WP HR S P ERA WHIP	IP WLS BF H R ER SO BB IBB HBP BLK WP HR S P ERA WHIP	IP WLS BF H R ER SO BB IBB HBP BLK WP HR S P ERA WHIP	IP WLS BF H R ER SO BB IBB HBP BLK WP HR S P ERA WHIP	IP WLS BF H R ER SO BB IBB HBP BLK WP HR S P ERA WHIP	IP WLS BF H R ER SO BB IBB HBP BLK WP HR S P ERA WHIP	IP WLS BF H R ER SO BB IBB HBP BLK WP HR S P ERA WHIP	IP WLS BF H R ER SO BB IBB HBP BLK WP HR S P ERA WHIP	IP WLS BF H R ER SO BB IBB HBP BLK WP HR S P ERA WHIP	IP WLS BF H R ER SO BB IBB HBP BLK WP HR S P ERA WHIP	IP WLS BF H R ER SO BB IBB HBP BLK WP HR S P ERA WHIP	
Bob Gibson, R ERA: 3.42 (1, 1)	9.0 W	29 2	0 0	0 6	0 0	0 0	0 0	0 0	0 0	1 0	0 41	41	0.00 0.222									

St. Louis Cardinals @ San Diego Padres
San Diego Stadium, San Diego, CA
Sat Aug 22 1970, 10:05 PM EDT
Att: 6,942 - Unknown

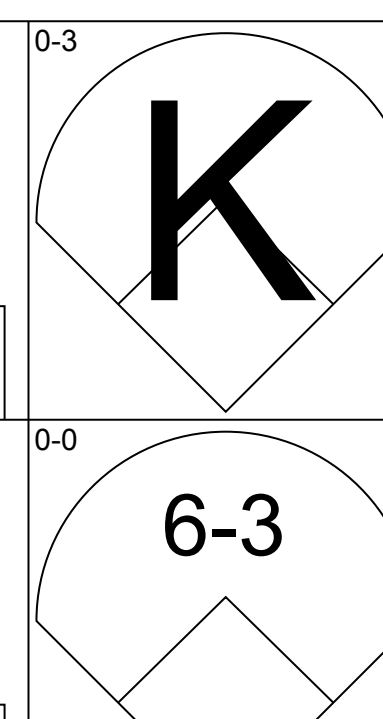
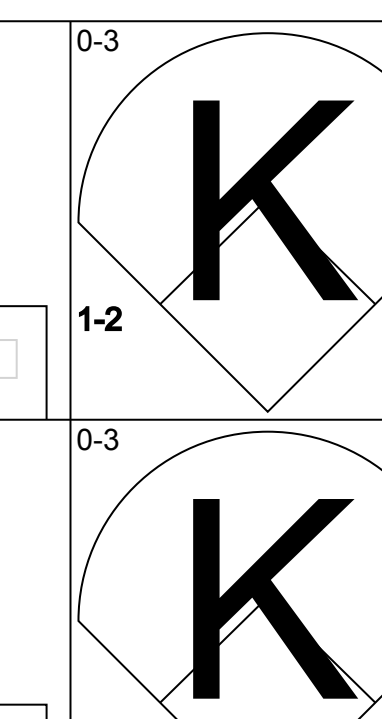
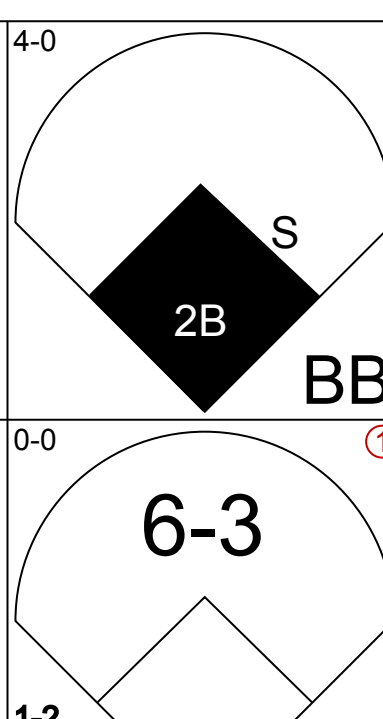
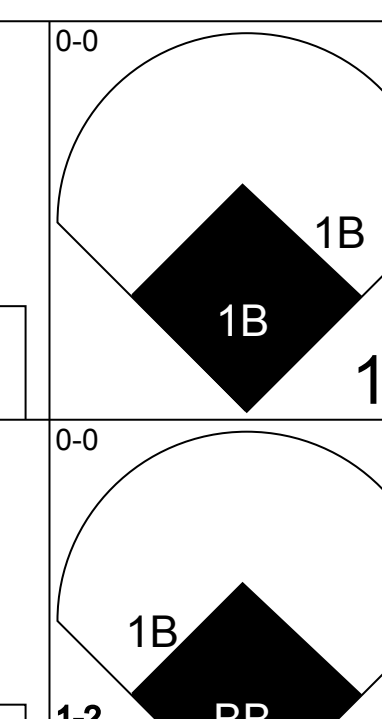
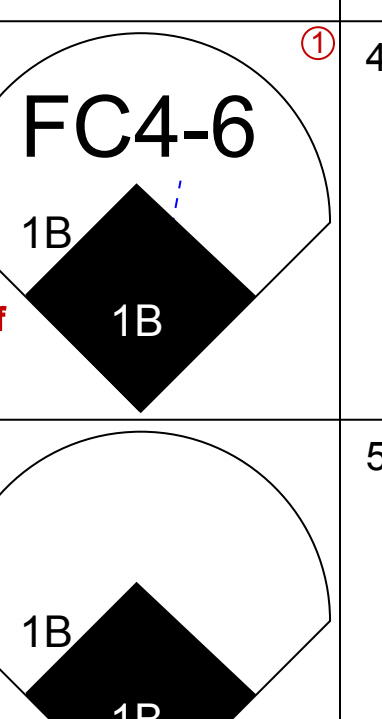
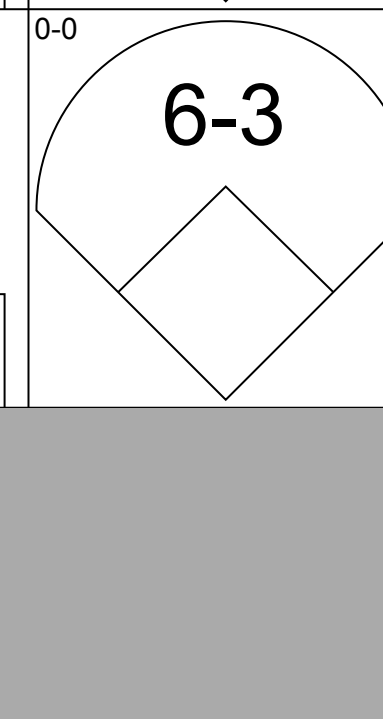

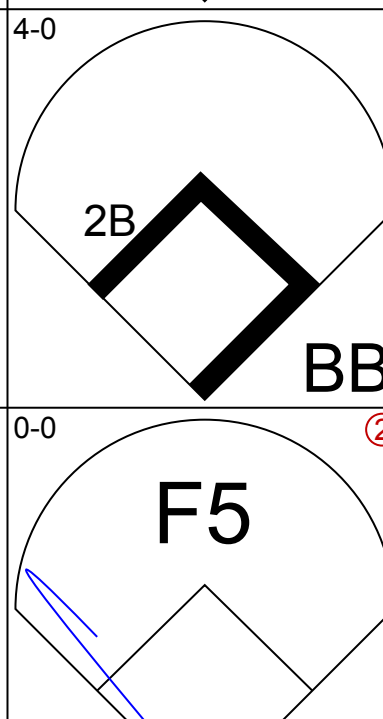
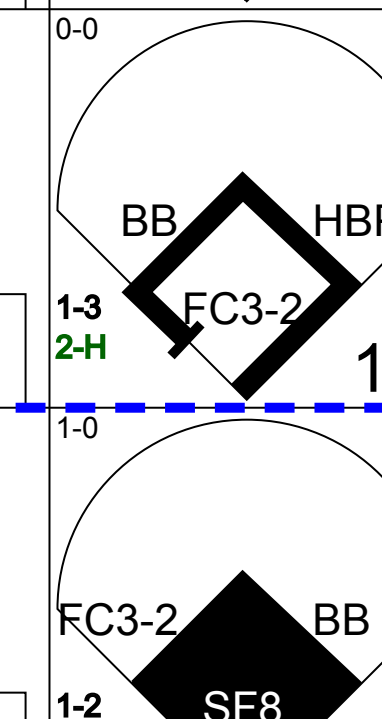
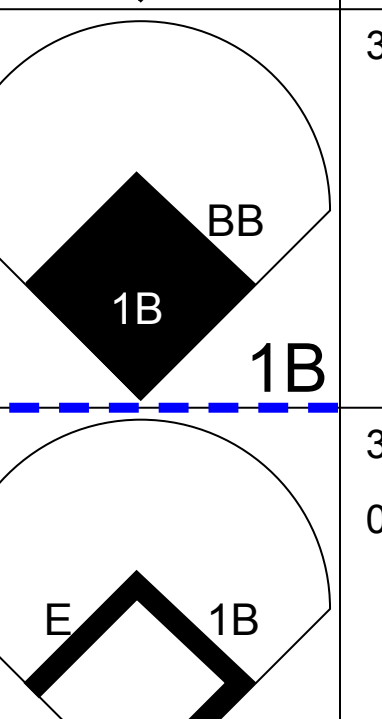

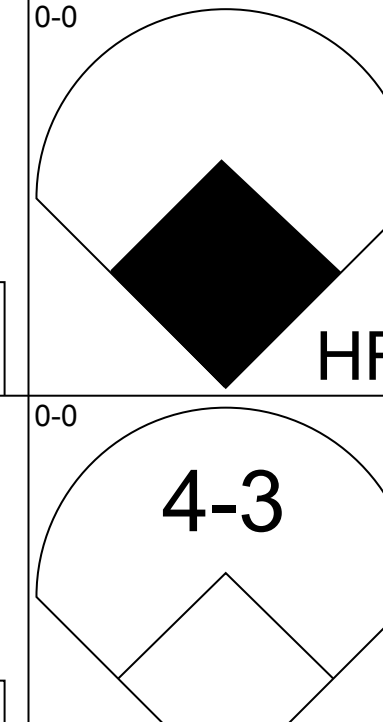
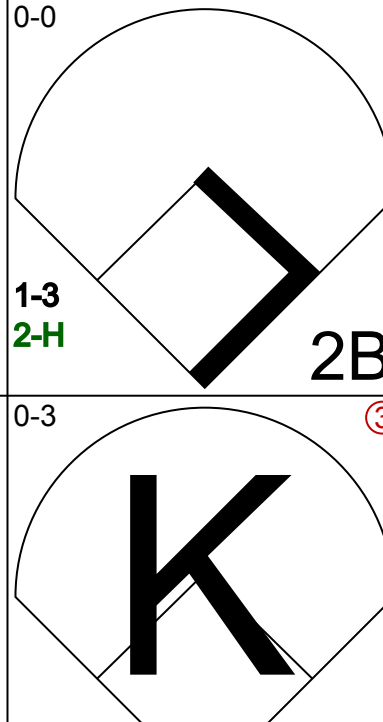
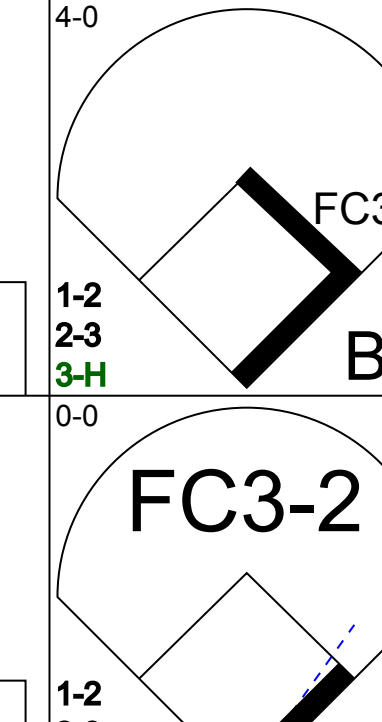
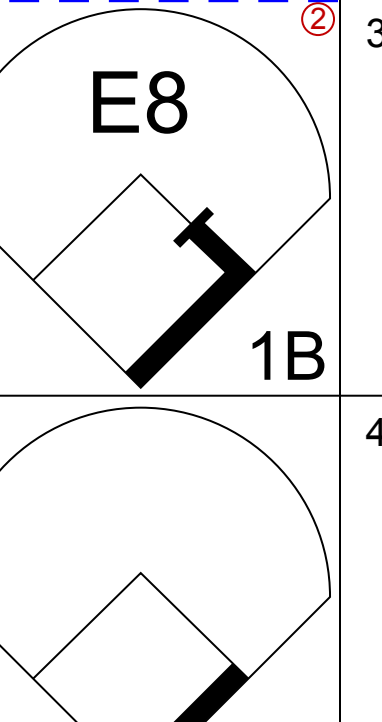
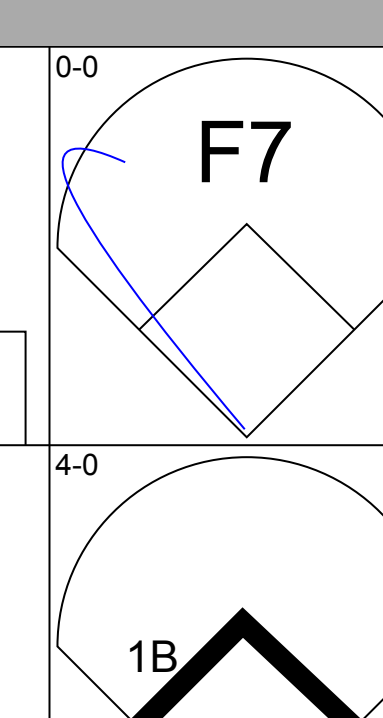
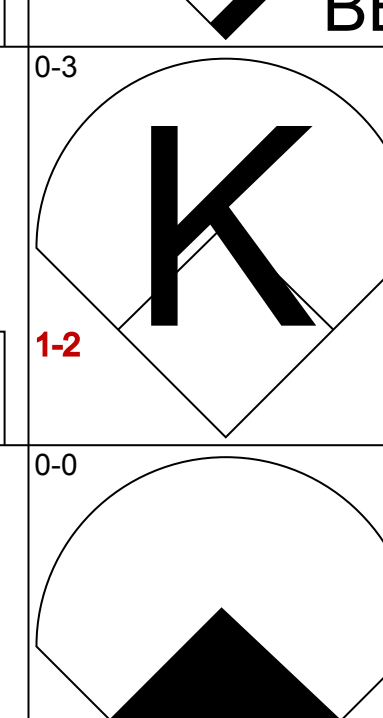
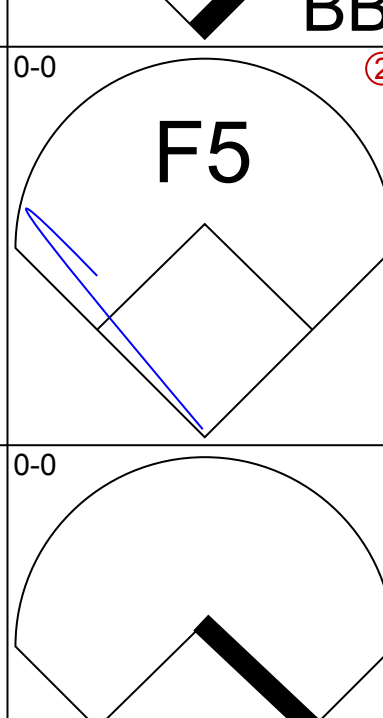
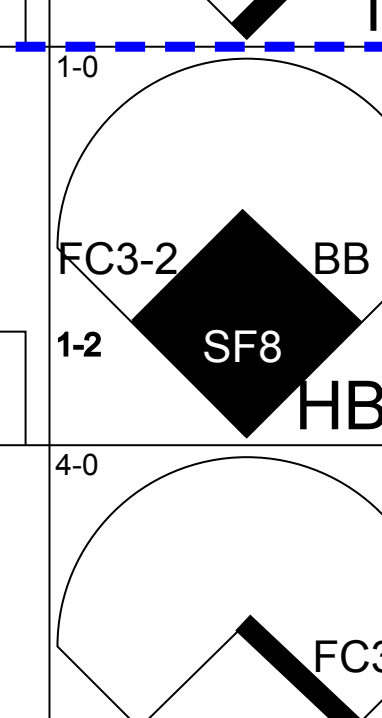
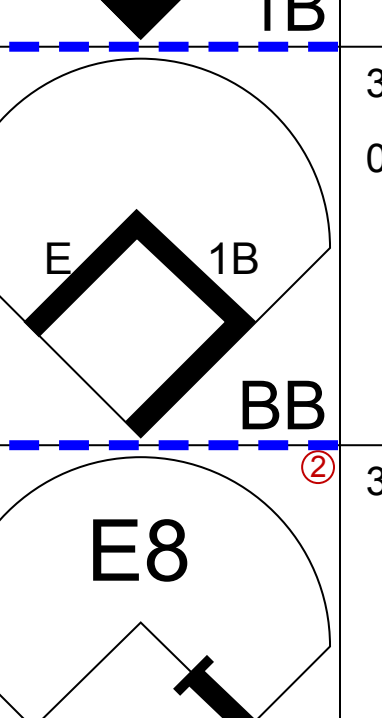
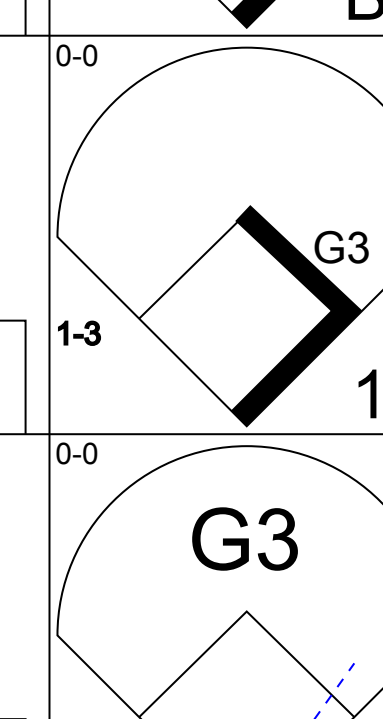
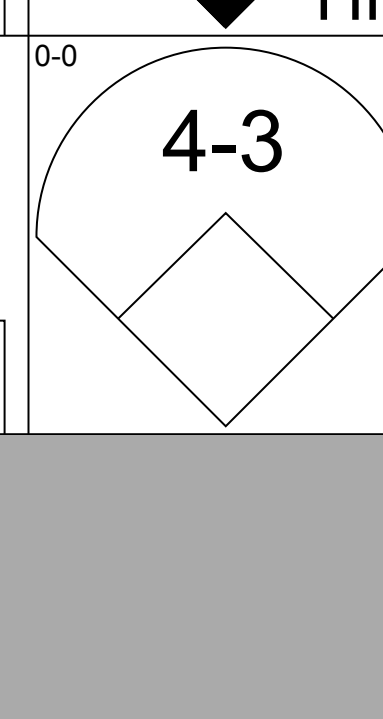

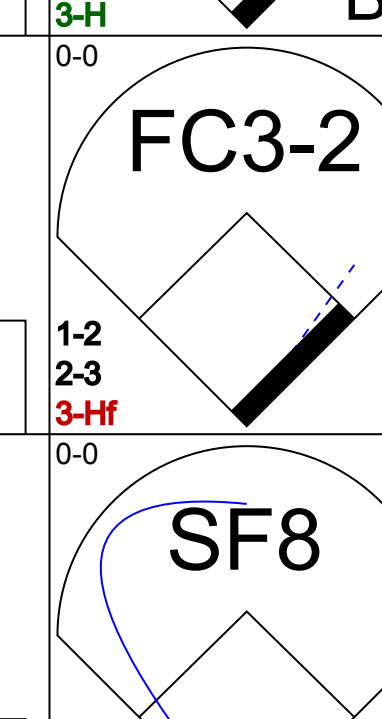
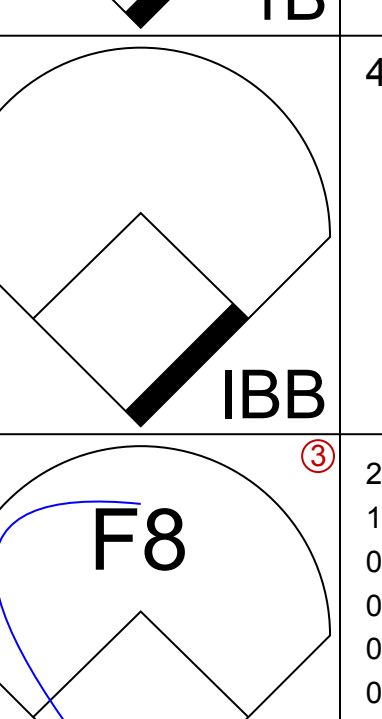
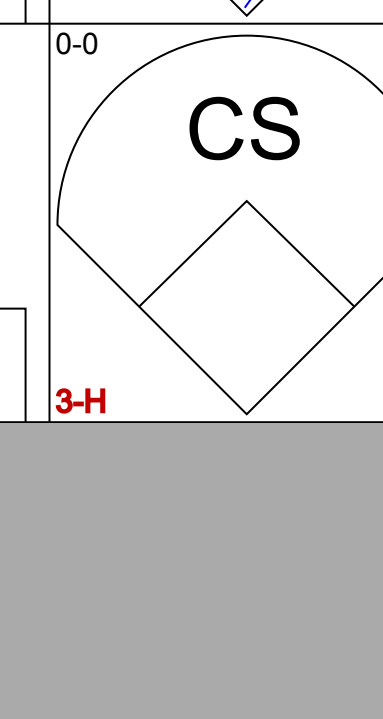


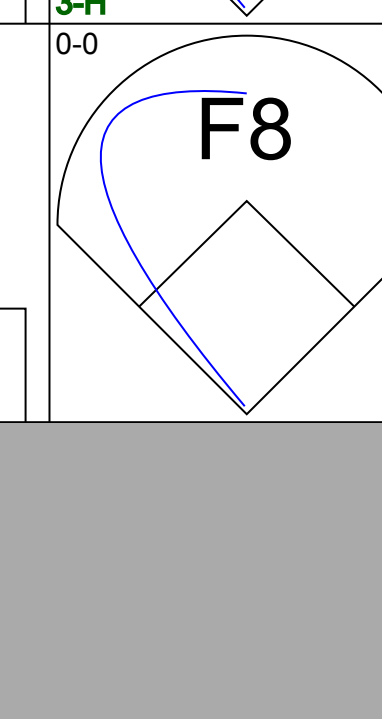
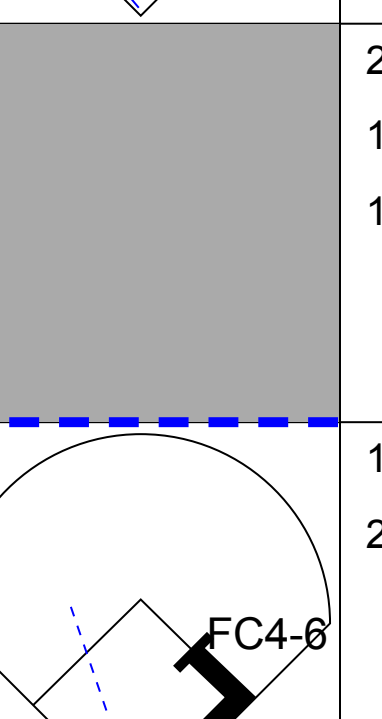
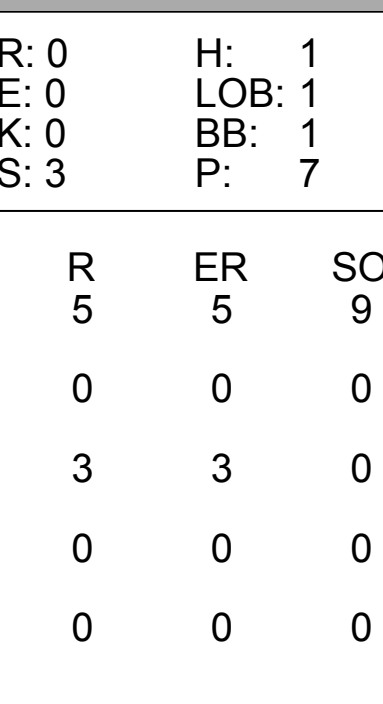
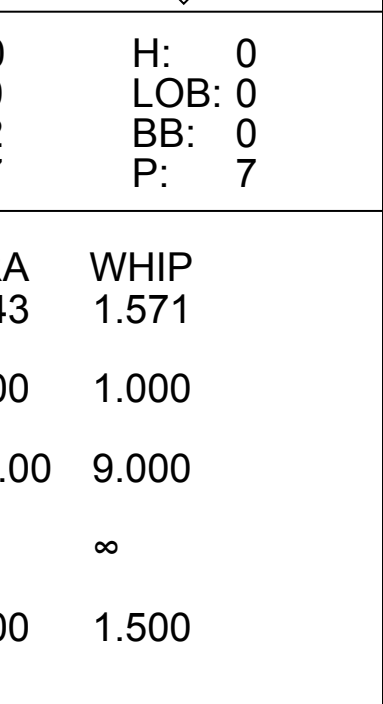
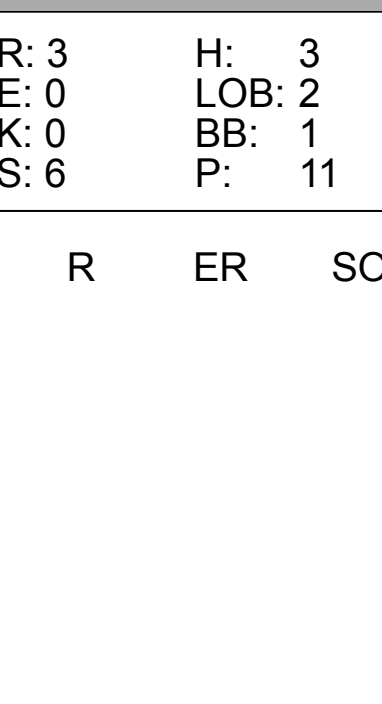
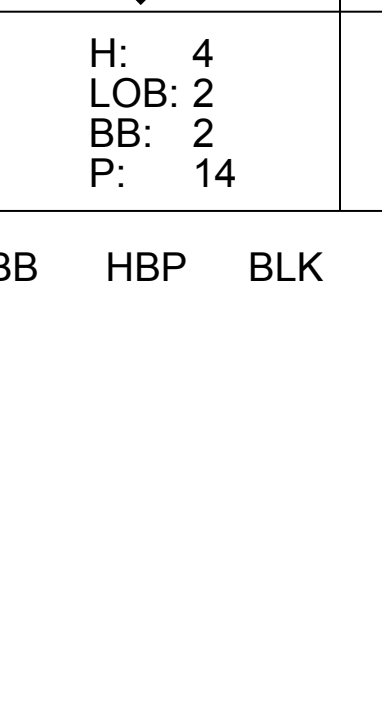
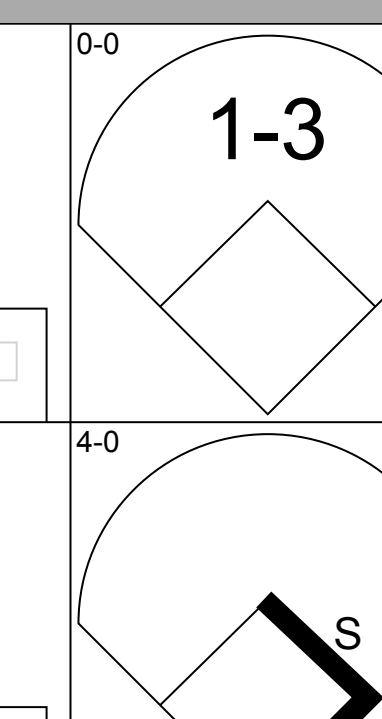
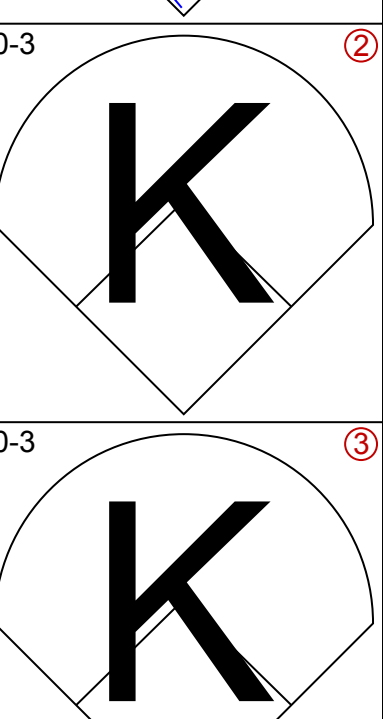
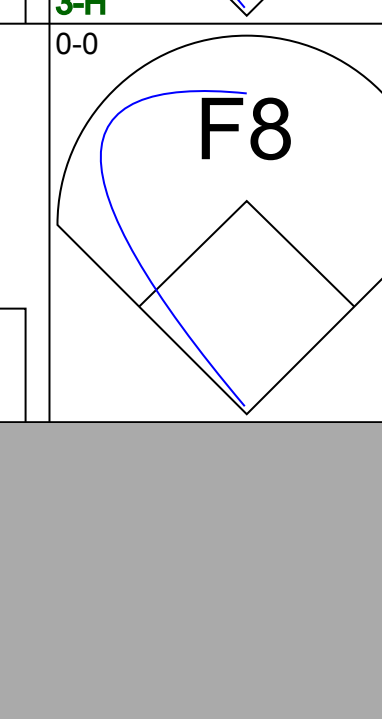
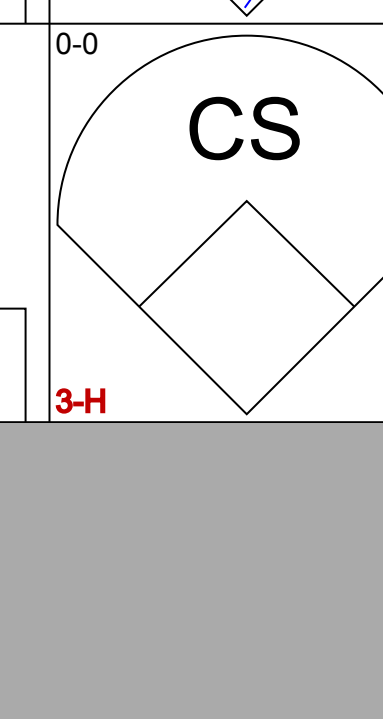
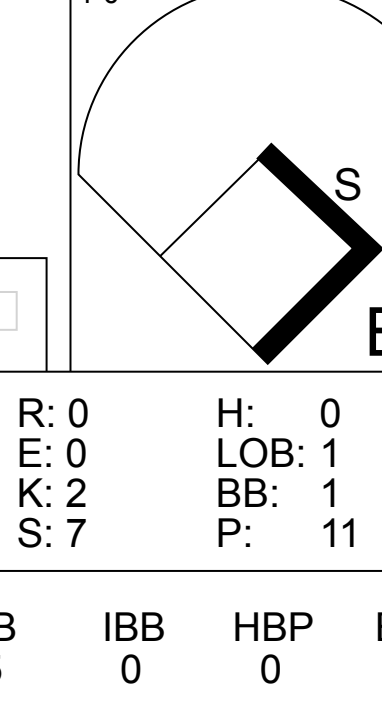
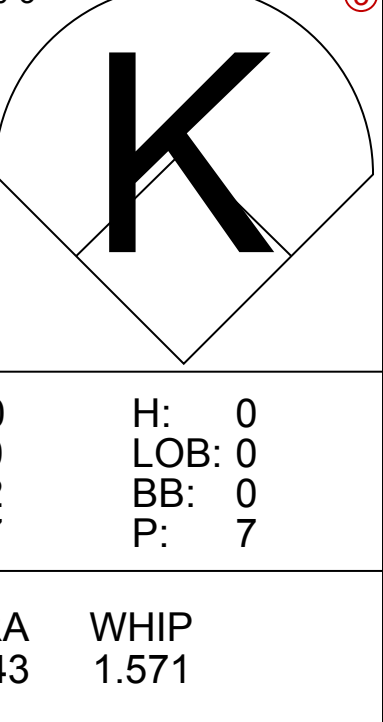
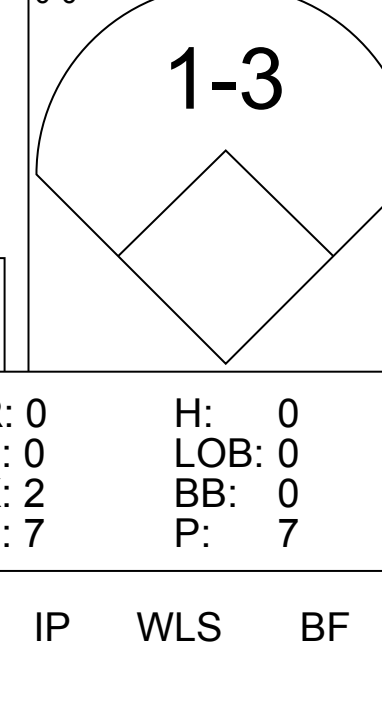
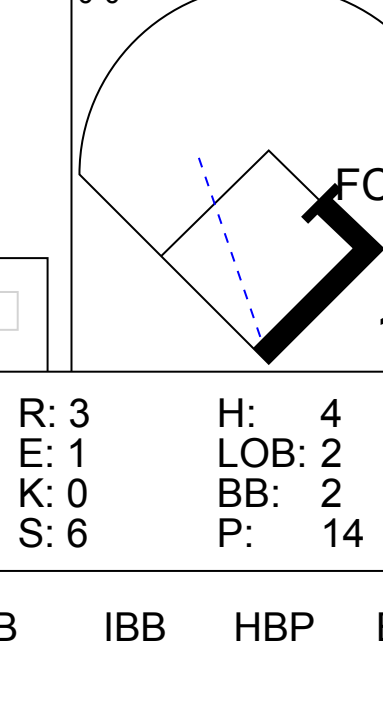
AB 41
R 7
H 14
RBI 7
BB 2
SO 4
LOB 20



St. Louis Cardinals @ San Diego Padres
San Diego Stadium, San Diego, CA
Sat Aug 22 1970, 10:05 PM EDT
Att: 6,942 - Unknown

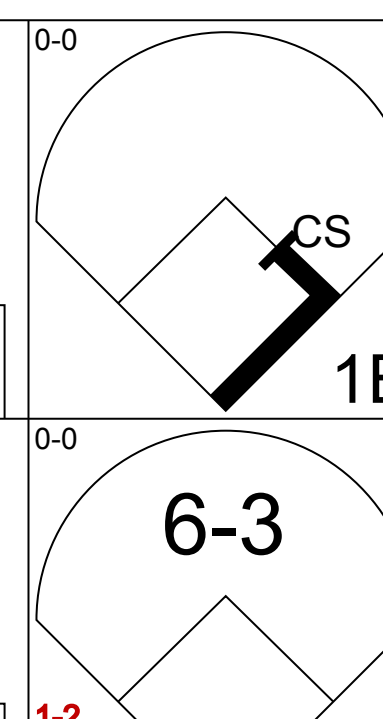
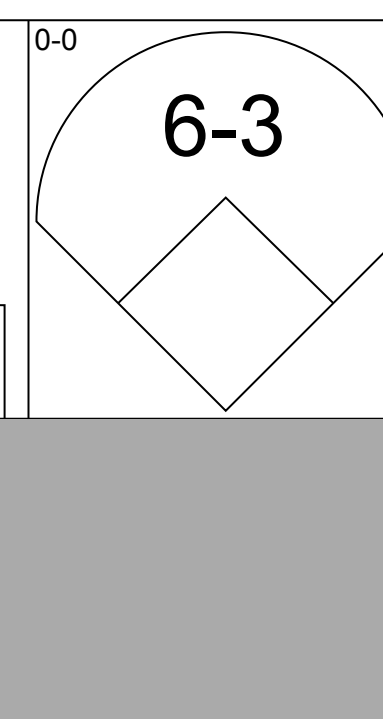
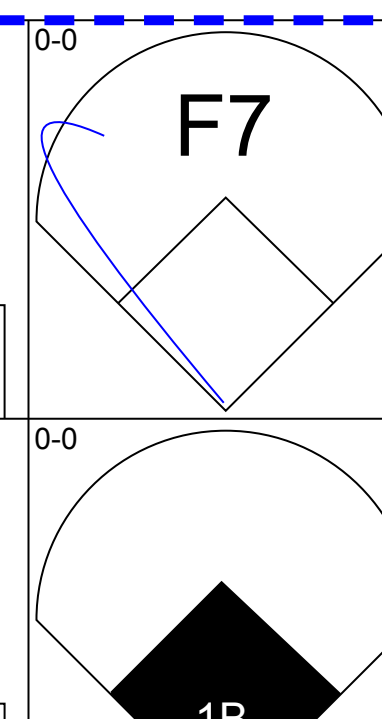
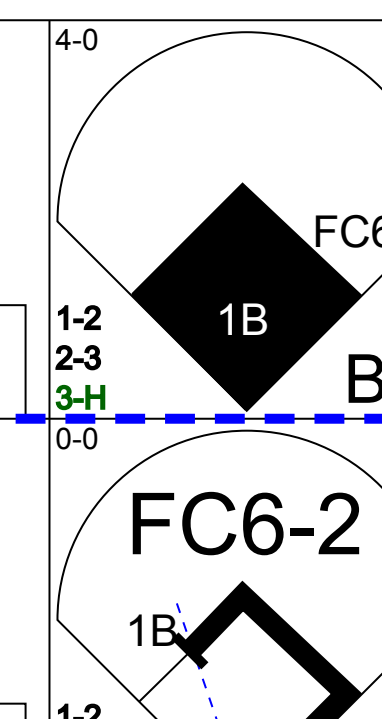
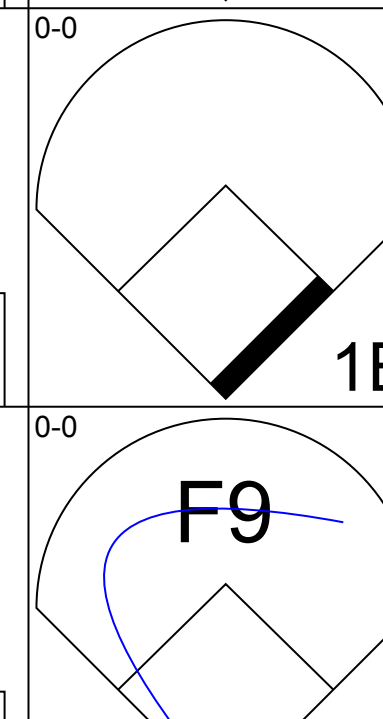
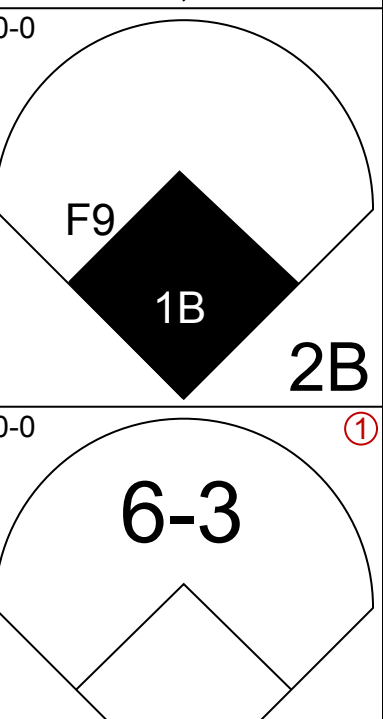
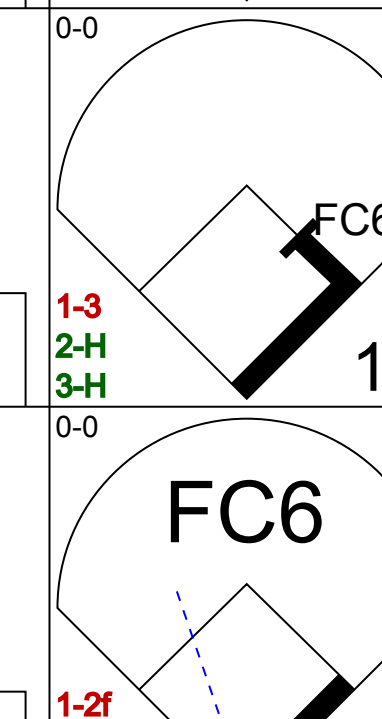


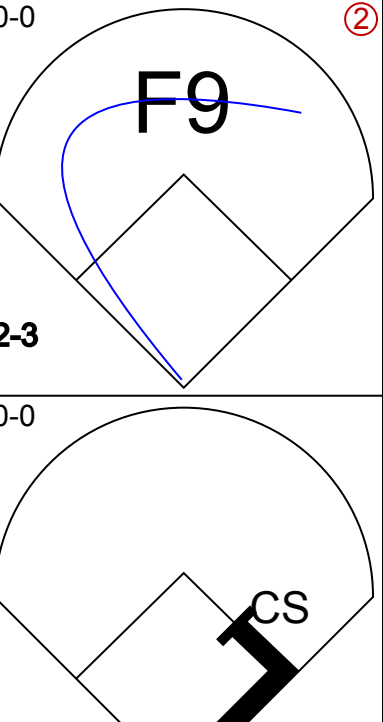
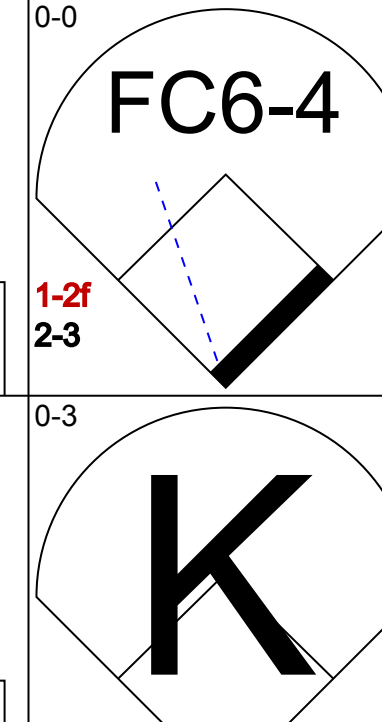



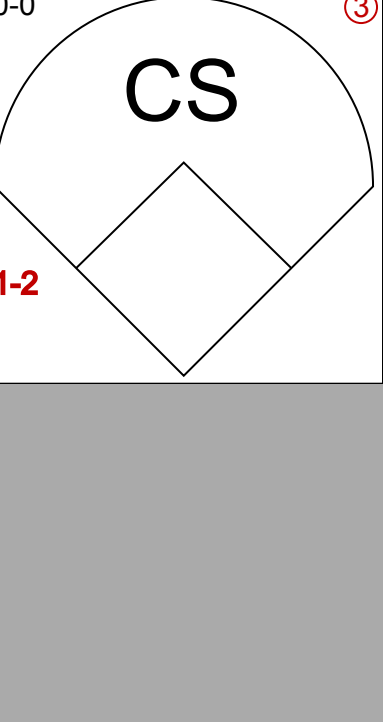

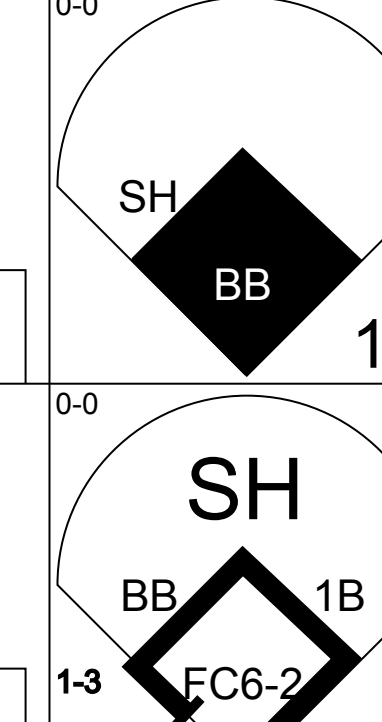

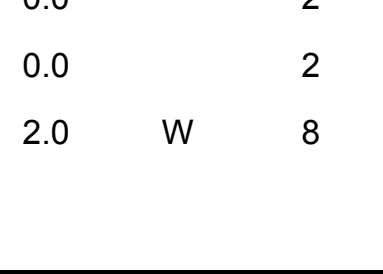
AB 29
R 0
H 2
RBI 0
BB 0
SO 6
LOB 4



Batter	1	2	3	4	5	6	7	8	9	AB	R	H	RBI	BB	SO	LOB	TOP						
Lou Brock, L OBP: 0.366, SLG: 0.432 (1, 7)										4	3	1	0	1	2	2	St. Louis Cardinals @ San Diego Padres San Diego Stadium, San Diego, CA Sun Aug 23 1970, 6:33 AM EDT Att: 5,797 - Unknown						
Julian Javier, R OBP: 0.294, SLG: 0.313 (1, 4)										5	2	2	0	0	1	2							
Joe Hague, L OBP: 0.368, SLG: 0.431 (1, 3)										3	1	2	2	2	0	0							
Joe Torre, R OBP: 0.391, SLG: 0.490 (8, PR)										3	0	0	0	0	1	3							
Milt Ramirez, R OBP: 0.259, SLG: 0.230 (8, 5)										0	1	0	0	1	0	0							
Jose Cardenal, R OBP: 0.353, SLG: 0.434 (1, 8)										3	1	3	5	2	0	0							
Ted Simmons, S OBP: 0.319, SLG: 0.288 (1, 2)										4	0	1	0	1	1	5							
Leron Lee, L OBP: 0.299, SLG: 0.315 (7, PH)										2	0	0	0	0	0	2							
Dick Allen, R OBP: 0.273, SLG: 0.551 (7, 1)										1	0	0	0	1	0	0							
Chuck Taylor, R OBP: 0.342, SLG: 0.490 (7, 1)										0	0	0	0	0	0	0							
Jim Bouton, R OBP: 0.238, SLG: 0.338 (8, PH)										0	0	0	0	0	0	0							
Reggie Cleveland, R OBP: 0.274, SLG: 0.308 (8, 1)										0	0	0	0	0	0	0							
Frank Bertaina, L OBP: 0.251, SLG: 0.175 (8, 1)										0	0	0	0	0	0	0							
Frank Linzy, R OBP: 0.274, SLG: 0.175 (8, 1)										0	0	0	0	0	0	2							
Dal Maxvill, R OBP: 0.308, SLG: 0.239 (1, 6)										2	0	0	0	0	1	0							
Carl Taylor, R OBP: 0.368, SLG: 0.413 (7, PH)										1	0	0	0	0	1	0							
Ed Crosby, L OBP: 0.300, SLG: 0.308 (7, 6)										1	0	0	0	0	0	2							
Jerry Reuss, L OBP: 0.154, SLG: 0.043 (1, 1)										1	0	0	0	1	1	0							
Vic Davalillo, L OBP: 0.371, SLG: 0.460 (7, PH)										2	0	1	0	0	0	0							
Inning Stats	R: 0 E: 0 K: 1 S: 5	H: 0 LOB: 0 BB: 0 P: 5	R: 0 E: 0 K: 0 S: 3	H: 1 LOB: 1 BB: 1 P: 7	R: 0 E: 0 K: 2 S: 7	H: 0 LOB: 1 BB: 1 P: 11	R: 1 E: 0 K: 1 S: 5	H: 1 LOB: 0 BB: 1 P: 9	R: 0 E: 0 K: 1 S: 7	H: 0 LOB: 0 BB: 0 P: 7	R: 1 E: 0 K: 1 S: 6	H: 1 LOB: 2 BB: 2 P: 14	R: 0 E: 0 K: 2 S: 7	H: 0 LOB: 0 BB: 0 P: 7	R: 3 E: 0 K: 0 S: 6	H: 3 LOB: 2 BB: 2 P: 11	R: 3 E: 1 K: 0 S: 6	H: 4 LOB: 2 BB: 2 P: 14	1B: 8 2B: 2 3B: 0 HR: 1	SF: 1 SAC: 0 DP: 1 HBP: 1	WP: 0 PB: 0 CS: 2	PA: 44	
PITCHER	IP WLS BF H R ER SO BB IBB HBP BLK WP HR S P ERA WHIP																						
Clay Kirby, R ERA: 4.62 (1, 1)	7.0		30	6	5	5	9	5	0	0	0	0	0	0	1	43	63	6.43	1.571				
Tom Dukes, R ERA: 2.53 (8, 1)	1.0		5	0	0	0	0	1	0	1	0	0	0	0	0	3	8	0.00	1.000				
Pat Dobson, R ERA: 4.1 (9, 1)	0.1	L	4	3	3	0	0	0	0	0	0	0	0	0	4	4	81.00	9.000					
Ron Willis, R ERA: 3.83 (9, 1)	0.0		1	0	0	0	0	1	0	0	0	0	0	0	4	4	∞	∞					
Ron Herbel, R ERA: 4.92 (9, 1)	0.2		3	1	0	0	0	0	1	0	0	0	0	0	2	6	0.00	1.500					

AB	33
R	8
H	10
RBI	8
BB	8
SO	9
LOB	18



Batter	1	2	3	4	5	6	7	8	9	AB	R	H	RBI	BB	SO	LOB	BOTTOM						
Jose Arcia, R OBP: 0.283, SLG: 0.306 (11, 6)										4	0	1	0	0	1	4	St. Louis Cardinals @ San Diego Padres San Diego Stadium, San Diego, CA Sun Aug 23 1970, 6:33 AM EDT Att: 5,797 - Unknown						
Steve Hutzler, S OBP: 0.242, SLG: 0.349 (8, PR)										0	0	0	0	0	0	0							
Tommy Lasater, R OBP: 0.274, SLG: 0.308 (8, 1)										0	0	0	0	0	0	0							
Pat Dobson, R OBP: 0.274, SLG: 0.308 (8, 1)										0	0	0	0	0	0	0							
Ron Willis, R OBP: 0.274, SLG: 0.175 (8, 1)										0	0	0	0	0	0	0							
Ron Herbel, R ERA: 4.92 (9, 1)										0	0	0	0	0	0	0							
Dave Campbell, R OBP: 0.279, SLG: 0.338 (1, 4)										5	2	2	1	0	1	7							
Ollie Brown, R OBP: 0.334, SLG: 0.504 (1, 9)										3	1	3	2	2	0	0							
Al Ferrara, R OBP: 0.369, SLG: 0.452 (1, 7)																							
Larry Stahl, L OBP: 0.179, SLG: 0.184 (7, PR)										4	0	1	1	0	0	3							
Nate Colbert, R OBP: 0.321, SLG: 0.473 (1, 3)																							
Ivan Murrell, R OBP: 0.287, SLG: 0.398 (1, 8)																							
Ed Spiezio, R OBP: 0.388, SLG: 0.500 (1, 5)																							
Bob Barton, R OBP: 0.287, SLG: 0.338 (1, 2)																							
Ron Stocum, R OBP: 0.221, SLG: 0.258 (8, PR)																							
Clay Kirby, R OBP: 0.230, SLG: 0.193 (8, 1)																							
Tom Dukes, R ERA: 2.53 (8, 1)																							
Ray Webster, L OBP: 0.239, SLG: 0.293 (8, PH)																							
Cito Gaston, R OBP: 0.371, SLG: 0.537 (8, PH)																							
Chris Cannizzaro, R OBP: 0.285, SLG: 0.410 (9, 2)																							
Inning Stats	R: 0 E: 0 K: 0 S: 4	H: 2 LOB: 1 BB: 0 P: 4	R: 1 E: 0 K: 2 S: 9	H: 2 LOB: 2 BB: 2 P: 17	R: 0 E: 0 K: 0 S: 2	H: 0 LOB: 1 BB: 2 P: 10	R: 0 E: 0 K: 0 S: 4	H: 1 LOB: 1 BB: 0 P: 4	R: 2 E: 0 K: 0 S: 5	H: 3 LOB: 0 BB: 0 P: 5	R: 0 E: 0 K: 2 S: 7	H: 0 LOB: 0 BB: 0 P: 7	R: 1 E: 0 K: 1 S: 7	H: 2 LOB: 2 BB: 1 P: 11	R: 3 E: 1 K: 0 S: 6	H: 3 LOB: 1 BB: 1 P: 10	R: 0 E: 0 K: 0 S: 4	H: 1 LOB: 2 BB: 1 P: 8	1B: 9 2B: 2 3B: 1 HR: 2	SF: 0 SAC: 1 DP: 1 HBP: 0	WP: 0 PB: 0 CS: 2	PA: 46	
PITCHER	IP WLS BF H R ER SO BB IBB HBP BLK WP HR S P ERA WHIP																						
Jerry Reuss, L ERA: 5.13 (1, 1)	6.0																						
Chuck Taylor, R ERA: 2.92 (7, 1)	1.0		6	2	1	1	1	0	1	0	0	0	0	0	7	11	9.00	2.000					
Reggie Cleveland, R ERA: 11.89 (8, 1)	0.0		2	1	2	2	0	0	0	0	0	0	0	2	2	∞	∞						
Frank Bertaina, L ERA: 9.0 (8, 1)	0.0		2	1	0	0	0	1	0	0	0	0	0	1	5	∞	∞						
Frank Linzy, R ERA: 4.06 (8, 1)	2.0	W	8	2	1	1	0	1	0	0	0	0	0	7	11	4.50	1.500						




Batter	1	2	3	4	5	6	7	8	9	AB	R	H	RBI	BB	SO	LOB	TOP			
Lou Brock, L OBP: 0.367, SLG: 0.434 (1, 7)										4	0	2	1	0	1	0	St. Louis Cardinals @ San Francisco Giants Candlestick Park, San Francisco, CA Tue Aug 25 1970, 10:05 PM EDT Att: 5,025 - Unknown			
Julian Javier, R OBP: 0.291, SLG: 0.310 (1, 4)										4	0	0	0	0	0	2				
Carl Taylor, R OBP: 0.366, SLG: 0.410 Mike Torrez, R OBP: 0.291, SLG: 0.315 (8, 1)										4	0	1	0	0	0	2				
Joe Torre, R OBP: 0.390, SLG: 0.488 (1, 5)										4	0	1	0	0	0	2				
Jose Cardenal, R OBP: 0.352, SLG: 0.431 (1, 8)										3	0	0	0	1	0	1				
Ted Simmons, S OBP: 0.323, SLG: 0.305 Mitt Ramirez, R OBP: 0.259, SLG: 0.230 (9, PR)										4	0	2	0	0	0	0				
Joe Hague, L OBP: 0.366, SLG: 0.438 (1, 3)										4	1	1	1	0	1	3				
Dal Maxvill, R OBP: 0.305, SLG: 0.236 Vic Davallilo, L OBP: 0.369, SLG: 0.457 (9, PH)										3	0	0	0	0	0	1				
Steve Carlton, L OBP: 0.269, SLG: 0.238 Dick Allen, R OBP: 0.375, SLG: 0.554 Jerry Davanon, R OBP: 0.200, SLG: 0.400 Leron Lee, L OBP: 0.289, SLG: 0.315 (8, PH) (8, PH) (8, 9)										2	0	0	0	0	1	0				
Inning Stats	R: 0 E: 0 K: 0 S: 4	H: 1 LOB: 1 BB: 0 P: 4	R: 0 E: 0 K: 0 S: 4	H: 1 LOB: 1 BB: 0 P: 4	R: 0 E: 0 K: 1 S: 6	H: 0 LOB: 0 BB: 0 P: 3	R: 1 E: 0 K: 1 S: 6	H: 1 LOB: 0 BB: 0 P: 6	R: 0 E: 0 K: 0 S: 4	H: 1 LOB: 1 BB: 0 P: 4	R: 0 E: 0 K: 0 S: 3	H: 0 LOB: 0 BB: 0 P: 3	R: 1 E: 0 K: 0 S: 5	H: 2 LOB: 2 BB: 0 P: 5	R: 0 E: 0 K: 1 S: 5	H: 1 LOB: 1 BB: 1 P: 9		1B: 4 2B: 2 3B: 1 HR: 1	SF: 0 SAC: 0 DP: 1 HBP: 0	WP: 0 PB: 1 SB: 1 CS: 0
PITCHER	IP WLS BF H R ER SO BB IBB HBP BLK WP HR S P ERA WHIP																			
Skip Pitlock, L ERA: 4.31 (1, 1)	7.0 W 28	7 2 2 2 0 0 0 0	7 2 2 2 0 0 0 0	7 2 2 2 0 0 0 0	7 2 2 2 0 0 0 0	7 2 2 2 0 0 0 0	7 2 2 2 0 0 0 0	7 2 2 2 0 0 0 0	7 2 2 2 0 0 0 0	7 2 2 2 0 0 0 0	7 2 2 2 0 0 0 0	7 2 2 2 0 0 0 0	7 2 2 2 0 0 0 0	7 2 2 2 0 0 0 0	7 2 2 2 0 0 0 0	7 2 2 2 0 0 0 0	2.57 1.000			
Don McMahon, R ERA: 3.04 (8, 1)	2.0 S 7	1 0 0 1 1 0 0 0	1 0 0 1 1 0 0 0	1 0 0 1 1 0 0 0	1 0 0 1 1 0 0 0	1 0 0 1 1 0 0 0	1 0 0 1 1 0 0 0	1 0 0 1 1 0 0 0	1 0 0 1 1 0 0 0	1 0 0 1 1 0 0 0	1 0 0 1 1 0 0 0	1 0 0 1 1 0 0 0	1 0 0 1 1 0 0 0	1 0 0 1 1 0 0 0	1 0 0 1 1 0 0 0	1 0 0 1 1 0 0 0	0.00 1.000			

Batter	1	2	3	4	5	6	7	8	9	AB	R	H	RBI	BB	SO	LOB	BOTTOM			
Bobby Bonds, R OBP: 0.385, SLG: 0.495 (1, 9)										3	1	1	0	1	1	0	St. Louis Cardinals @ San Francisco Giants Candlestick Park, San Francisco, CA Tue Aug 25 1970, 10:05 PM EDT Att: 5,025 - Unknown			
Tito Fuentes, S OBP: 0.292, SLG: 0.319 (1, 4)										3	0	0	1	0	0	1				
Willie Mays, R OBP: 0.381, SLG: 0.491 (1, 8)										0	1	0	0	4	0	0				
Willie McCovey, L OBP: 0.429, SLG: 0.601 (1, 3)										4	0	0	0	0	0	4				
Ken Henderson, S OBP: 0.404, SLG: 0.478 (1, 7)										2	1	1	0	2	0	0				
Dick Dietz, R OBP: 0.443, SLG: 0.559 (1, 2)										1	1	1	1	2	0	0				
Jim Ray Hart, R OBP: 0.360, SLG: 0.458 (1, 5)										3	0	1	1	1	0	2				
Hal Lanier, R OBP: 0.271, SLG: 0.291 (1, 6)										4	0	0	0	0	1	5				
Skip Pitlock, L OBP: 0.130, SLG: 0.273 Don McMahon, R OBP: 0.286, SLG: 0.167 (1, 1) (8, 1)										3	0	0	0	0	1	0				
Inning Stats	R: 0 E: 0 K: 0 S: 3	H: 1 LOB: 1 BB: 1 P: 7	R: 2 E: 0 K: 0 S: 3	H: 1 LOB: 0 BB: 2 P: 11	R: 0 E: 0 K: 1 S: 6	H: 1 LOB: 1 BB: 0 P: 6	R: 1 E: 1 K: 0 S: 3	H: 0 LOB: 1 BB: 2 P: 11	R: 0 E: 0 K: 2 S: 7	H: 1 LOB: 1 BB: 1 P: 7	R: 0 E: 0 K: 0 S: 3	H: 0 LOB: 0 BB: 0 P: 7	R: 1 E: 1 K: 0 S: 3	H: 0 LOB: 2 BB: 3 P: 15	R: 0 E: 0 K: 0 S: 3	H: 0 LOB: 2 BB: 0 P: 15		1B: 3 2B: 2 3B: 0 HR: 0	SF: 2 SAC: 0 DP: 2 HBP: 0	WP: 0 PB: 1 SB: 0 CS: 0
PITCHER	IP WLS BF H R ER SO BB IBB HBP BLK WP HR S P ERA WHIP																			
Steve Carlton, L ERA: 3.88 (1, 1)	7.0 L 29	4 3 3 2 3 6 1 0 0 0	4 3 3 2 3 6 1 0 0 0	4 3 3 2 3 6 1 0 0 0	4 3 3 2 3 6 1 0 0 0	4 3 3 2 3 6 1 0 0 0	4 3 3 2 3 6 1 0 0 0	4 3 3 2 3 6 1 0 0 0	4 3 3 2 3 6 1 0 0 0	4 3 3 2 3 6 1 0 0 0	4 3 3 2 3 6 1 0 0 0	4 3 3 2 3 6 1 0 0 0	4 3 3 2 3 6 1 0 0 0	4 3 3 2 3 6 1 0 0 0	4 3 3 2 3 6 1 0 0 0	4 3 3 2 3 6 1 0 0 0	2.57 1.429			
Mike Torrez, R ERA: 3.74 (8, 1)	1.0 6	0 1 1 0 1 2 0 0 0 0	0 1 1 0 1 2 0 0 0 0	0 1 1 0 1 2 0 0 0 0	0 1 1 0 1 2 0 0 0 0	0 1 1 0 1 2 0 0 0 0	0 1 1 0 1 2 0 0 0 0	0 1 1 0 1 2 0 0 0 0	0 1 1 0 1 2 0 0 0 0	0 1 1 0 1 2 0 0 0 0	0 1 1 0 1 2 0 0 0 0	0 1 1 0 1 2 0 0 0 0	0 1 1 0 1 2 0 0 0 0	0 1 1 0 1 2 0 0 0 0	0 1 1 0 1 2 0 0 0 0	0 1 1 0 1 2 0 0 0 0	9.00 1.000			

Batter	1	2	3	4	5	6	7	8	9	AB	R	H	RBI	BB	SO	LOB	TOP					
Lou Brock, L OBP: 0.371, SLG: 0.442 (1, 7)	4-0 S 1B BB	4-0 BB		0-0 S 1B		0-0 FC5-4 1B 1B		0-0 HR	0-3 K	4	3	3	1	2	1	1						
Julian Javier, R OBP: 0.291, SLG: 0.309 Ed Crosby, L OBP: 0.313, SLG: 0.321 (4, 4) (4, 6)	0-0 6-3	0-3 K		1-0 HBP		0-0 FC5-4 1B		0-0 6-3		2	0	0	0	0	1	3						
Joe Hague, L OBP: 0.367, SLG: 0.438 (1, 3)	0-0 HR 2H 1B		0-0 BB 1B		0-0 F7		0-0 F7	0-3 K		5	1	2	1	0	1	4						
Joe Torre, R OBP: 0.390, SLG: 0.493 (1, 5)	0-0 HR 1H		0-3 K		0-3 K	0-0 FC5-4 S 1B		0-0 BB 1B		5	2	2	2	0	2	3						
Jose Cardenal, R OBP: 0.357, SLG: 0.431 (1, 8)	0-3 K		4-0 BB 1B		4-0 S 1B BB	0-0 1B BB		4-0 BB 1B		2	1	1	2	3	1	0						
Ted Simmons, S OBP: 0.320, SLG: 0.298 (1, 2)	0-0 3-1		0-0 F9		4-0 1B BB	0-0 3-1		0-0 F9		4	0	0	0	1	0	5						
Leron Lee, L OBP: 0.292, SLG: 0.317 (1, 9)		0-0 S 1B	0-0 3-1		0-0 1B 2H		0-3 K2-3		0-3 K	5	0	2	1	0	2	2						
Dal Maxvill, R OBP: 0.304, SLG: 0.236 (1, 6) (4, 4)	0-0 6-3		0-0 1-3		0-0 F7		0-0 1-3		0-0 WP 1B	5	0	1	0	0	0	3						
Nelson Briles, R OBP: 0.222, SLG: 0.343 Chuck Taylor, R OBP: 0.154, SLG: 0.160 Vic Davalillo, L OBP: 0.366, SLG: 0.454 Tom Hilgendorf, S Frank Linzy, R (1, 1) (7, 1) (9, PH) (9, 1) (9, 1)	0-0 F8		0-0 F6		0-3 K		0-3 K		0-3 K	4	0	0	0	0	2	3						
Inning Stats	R: 3 E: 0 K: 1 S: 7	H: 2 LOB: 0 BB: 1 P: 11	R: 0 E: 0 K: 1 S: 6	H: 1 LOB: 2 BB: 1 P: 10	R: 0 E: 0 K: 1 S: 6	H: 1 LOB: 2 BB: 1 P: 10	R: 0 E: 0 K: 0 S: 4	H: 1 LOB: 2 BB: 0 P: 5	R: 1 E: 0 K: 2 S: 8	H: 1 LOB: 2 BB: 2 P: 16	R: 2 E: 0 K: 0 S: 6	H: 3 LOB: 1 BB: 0 P: 6	R: 0 E: 0 K: 2 S: 7	H: 0 LOB: 0 BB: 0 P: 7	R: 1 E: 0 K: 1 S: 7	H: 2 LOB: 2 BB: 1 P: 11	R: 0 E: 0 K: 3 S: 10	H: 1 LOB: 1 BB: 0 P: 10	1B: 10 2B: 0 3B: 0 HR: 2	SF: 0 SAC: 0 DP: 0 HBP: 1	WP: 1 PA: 46 PB: 0 SB: 6 CS: 0	
PITCHER	IP WLS BF H R ER SO BB IBB HBP BLK WP HR S P ERA WHIP	5.2 32 9 6 6 5 5 0 1 0 0 1 36 57 9.53 2.471	6.1 4 0 0 0 2 0 0 0 0 0 0 8 8 0.00 0.000	8.1 8 3 1 1 2 1 0 0 0 0 1 11 15 6.75 3.000	9.1 2 0 0 0 2 0 0 0 0 1 0 6 6 0.00 0.000																	

St. Louis Cardinals @ San Francisco Giants
Candlestick Park, San Francisco, CA
Wed Aug 26 1970, 6:33 AM EDT
Att: 5,643 - Unknown


AB 39
R 7
H 12
RBI 7
BB 6
SO 11
LOB 25



Batter	1	2	3	4	5	6	7	8	9	AB	R	H	RBI	BB	SO	LOB	BOTTOM					
Bobby Bonds, R OBP: 0.387, SLG: 0.499 (1, 9)	0-0 6-3				0-3 K		0-0 1B 3B	4-0 S BB		4	1	2	1	1	1	0						
Tito Fuentes, S OBP: 0.287, SLG: 0.314 (1, 4)	0-0 F4	0-0 F6 2H			0-0 6-3		0-0 F9	0-0 F8 1-2		5	0	0	0	0	0	3						
Willie Mays, R OBP: 0.381, SLG: 0.497 (1, 8)	0-0 HR		0-0 6-3		0-0 E5		0-0 HR 3H 1B		0-0 5-3	5	2	2	2	0	0	0						
Willie McCovey, L OBP: 0.431, SLG: 0.607 (1, 3)	4-0 FC4-6 BB		0-0 1B		0-0 F5		0-0 HR 1H		0-3 K	4	1	2	2	1	1	1						
Ken Henderson, S OBP: 0.404, SLG: 0.481 (1, 7)	0-0 FC4-6 1-2F		0-3 K		0-0 4-3		0-0 FC5 2B		0-0 1B 2B	5	1	2	0	0	1	2						
Dick Dietz, R OBP: 0.444, SLG: 0.565 (1, 2)		0-0 F6	0-3 K		0-0 HR		4-0 IBB		4-0 1B IBB	3	1	1	1	2	1	1						
Jim Ray Hart, R OBP: 0.361, SLG: 0.462 (1, 5)		0-0 1B 2B		0-0 5-3		0-0 6-3	0-0 FC5 2-3F		0-0 1B 2H	5	1	2	1	0	0	2						
Hal Lanier, R OBP: 0.268, SLG: 0.287 (1, 6)		0-0 F5		0-0 F7		0-0 F6		0-0 F3		4	0	0	0	0	0	1						
Frank Reberger, L OBP: 0.194, SLG: 0.222 Jerry Johnson, R Ron Hunt, R Don McMahon, R Mike Davison, L (1, 1) (6, 1) (7, PH) (8, 1) (9, 1)	0-0 1B 2B	0-0 F5		0-0 4-3		0-0 F8		0-3 K		2	1	1	1	0	0	0						
Inning Stats	R: 1 E: 0 K: 0 S: 4	H: 1 LOB: 1 BB: 1 P: 8	R: 2 E: 0 K: 0 S: 6	H: 3 LOB: 1 BB: 0 P: 6	R: 0 E: 0 K: 2 S: 8	H: 1 LOB: 0 BB: 0 P: 8	R: 0 E: 0 K: 0 S: 3	H: 0 LOB: 0 BB: 0 P: 3	R: 0 E: 0 K: 1 S: 6	H: 0 LOB: 1 BB: 0 P: 6	R: 1 E: 0 K: 0 S: 4	H: 1 LOB: 0 BB: 0 P: 4	R: 3 E: 0 K: 0 S: 7	H: 4 LOB: 2 BB: 1 P: 11	R: 0 E: 0 K: 1 S: 5	H: 0 LOB: 1 BB: 1 P: 9	R: 1 E: 0 K: 1 S: 6	H: 2 LOB: 2 BB: 1 P: 10	1B: 5 2B: 3 3B: 1 HR: 3	SF: 0 SAC: 0 DP: 0 HBP: 0	WP: 0 PA: 43 PB: 0 SB: 1 CS: 0	
PITCHER	IP WLS BF H R ER SO BB IBB HBP BLK WP HR S P ERA WHIP	6.2 33 10 7 7 3 1 1 0 0 0 0 0 6 10 0.00 0.750	7.1 5 0 0 0 1 1 0 0 0 0 0 0 5 9 13.50 1.500	2.79 1 0 0 0 0 0 0 0 0 0 0 1 1 ∞ ∞																		

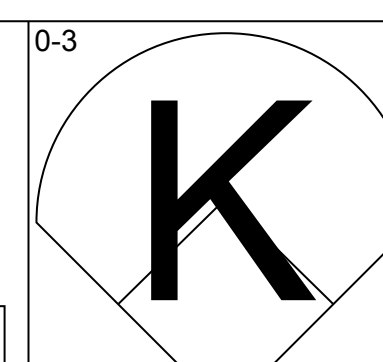
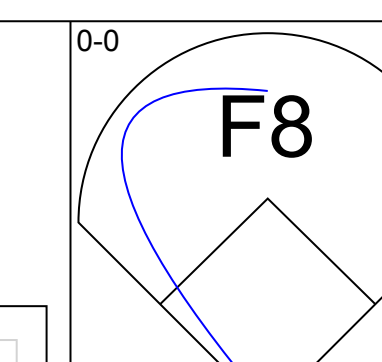
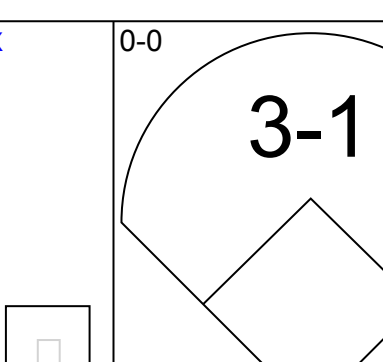
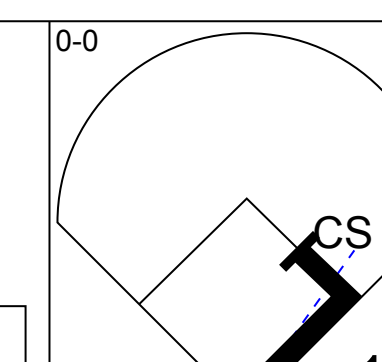
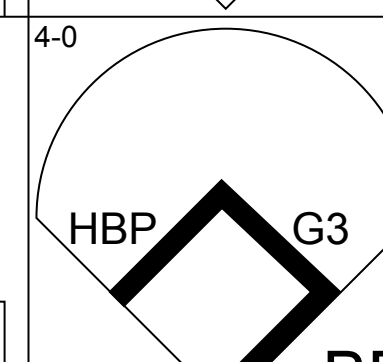
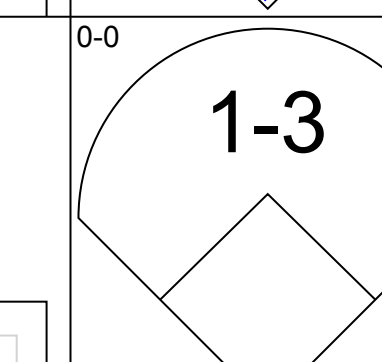
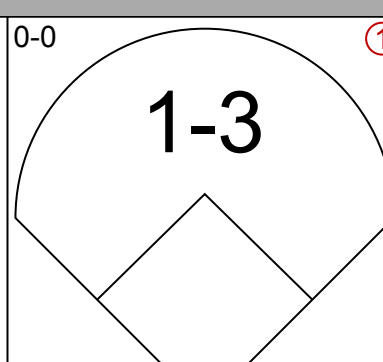
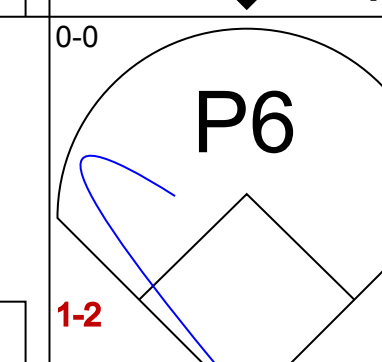
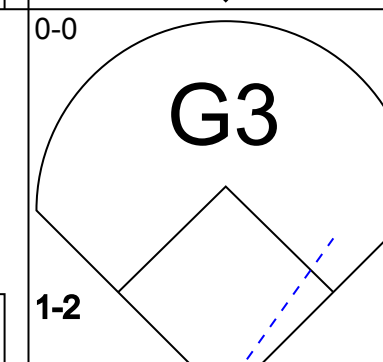
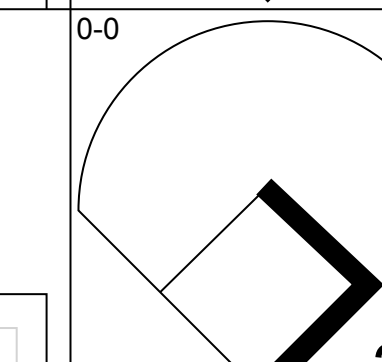
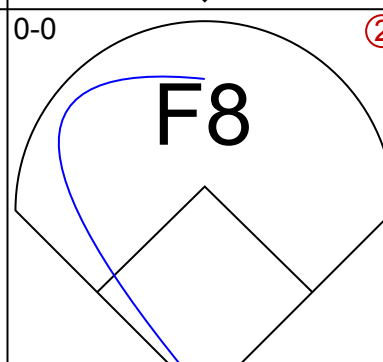
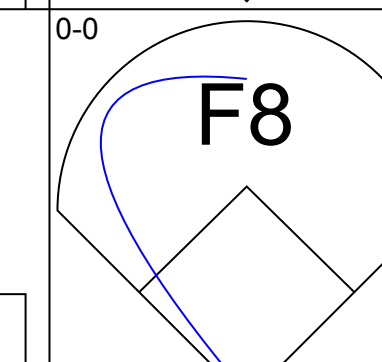
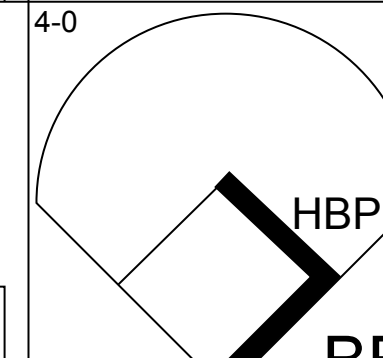
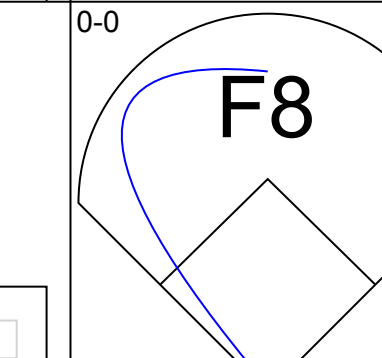
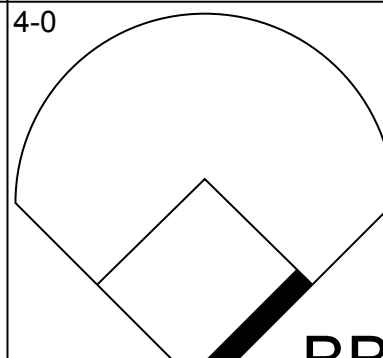
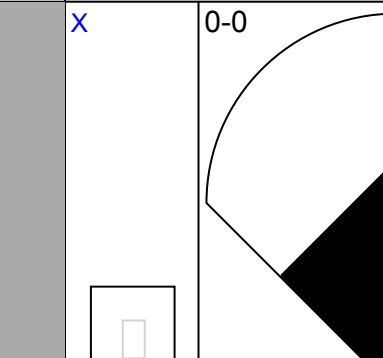
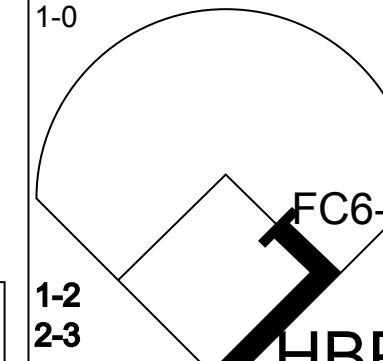
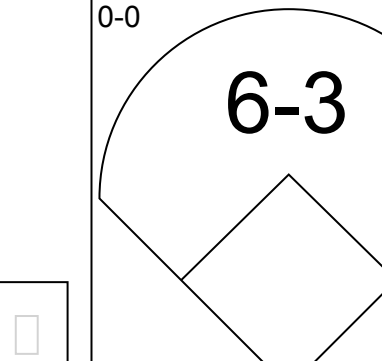
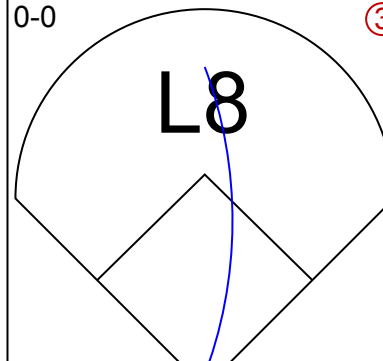
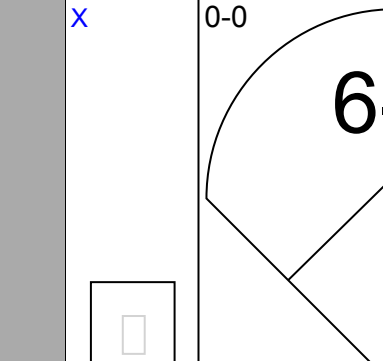
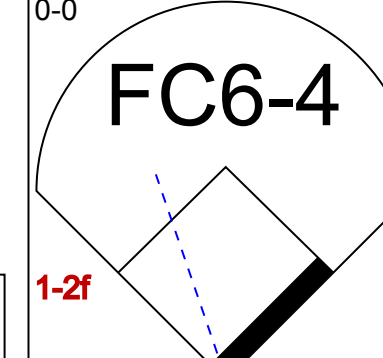
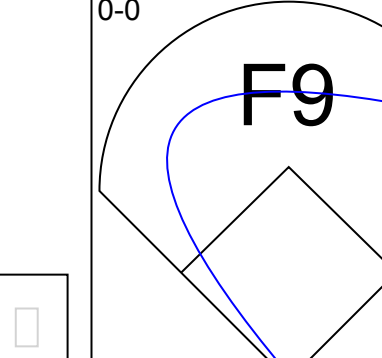
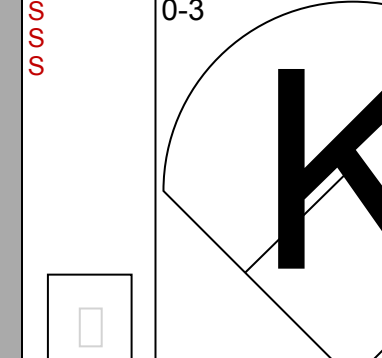
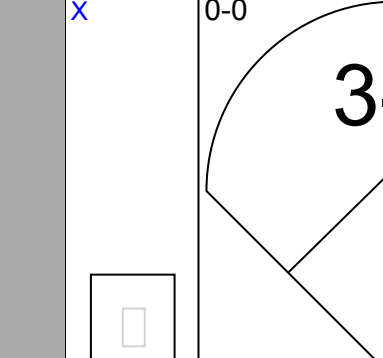
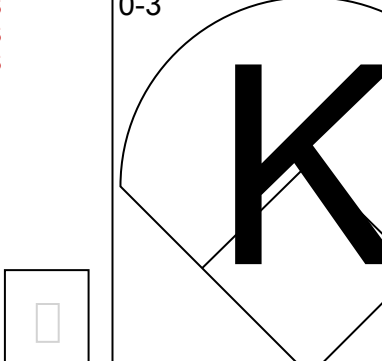
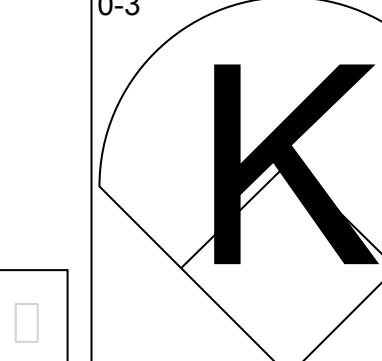
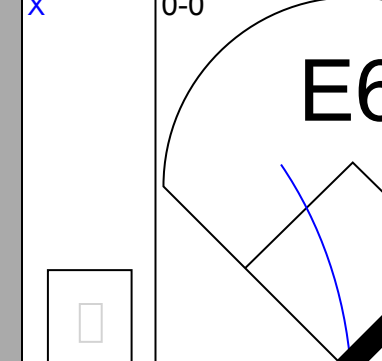
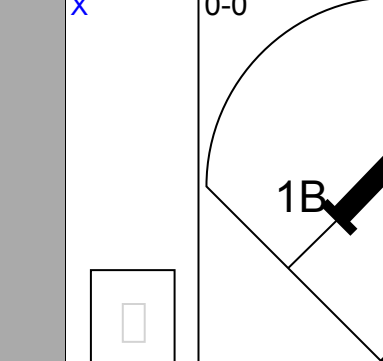
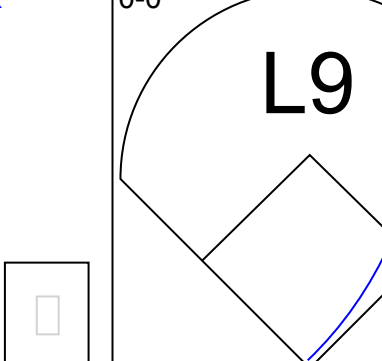
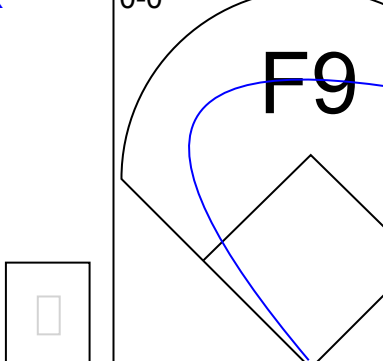
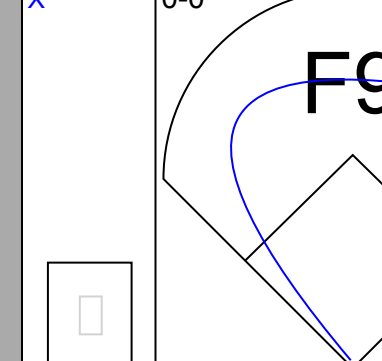
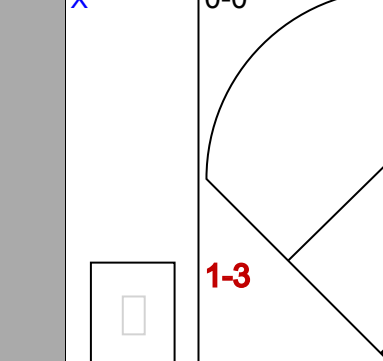
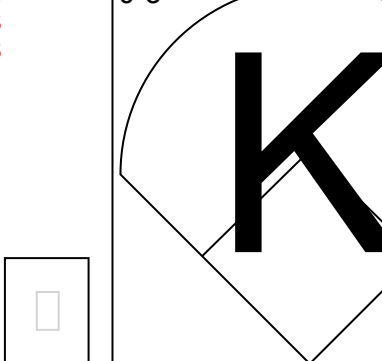
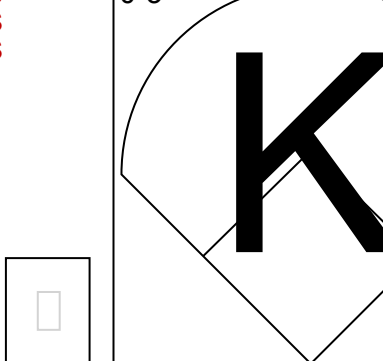
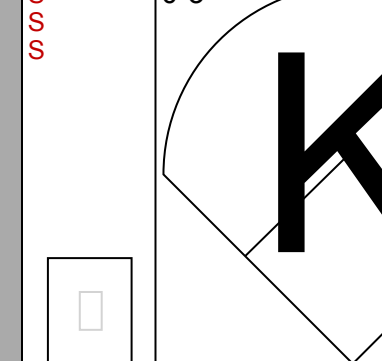
St. Louis Cardinals @ San Francisco Giants
Candlestick Park, San Francisco, CA
Wed Aug 26 1970, 6:33 AM EDT
Att: 5,643 - Unknown

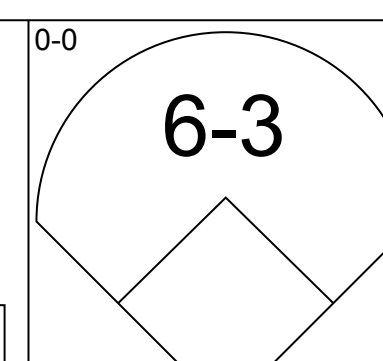
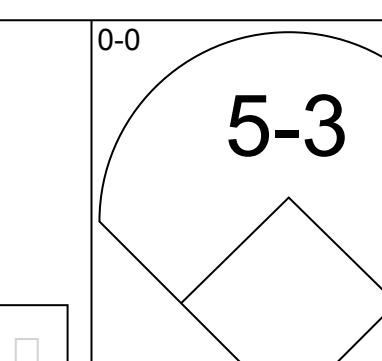
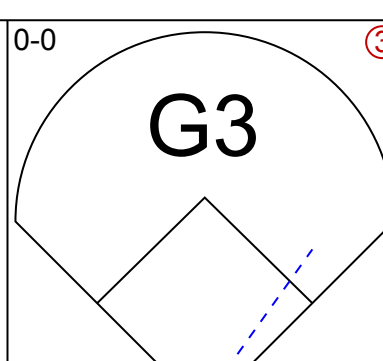
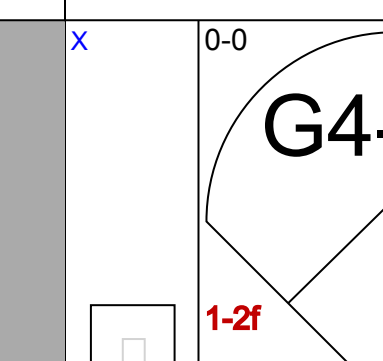
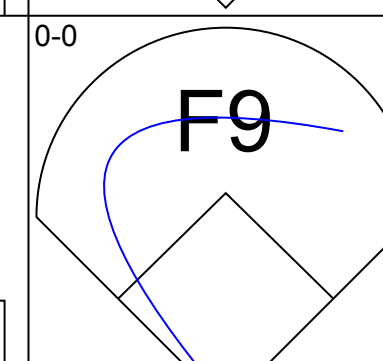
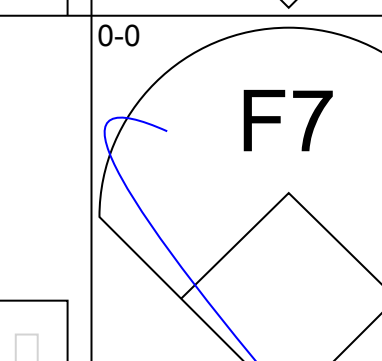
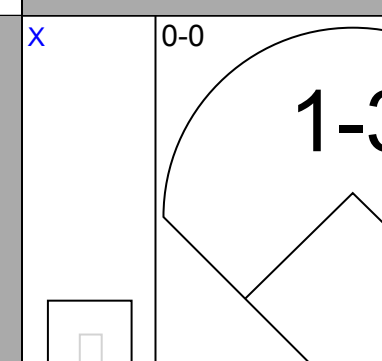
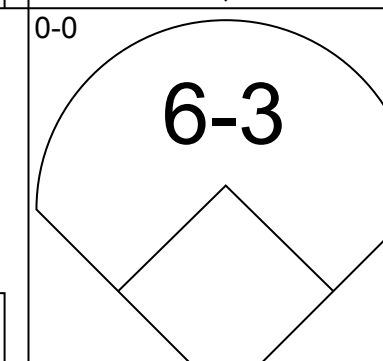
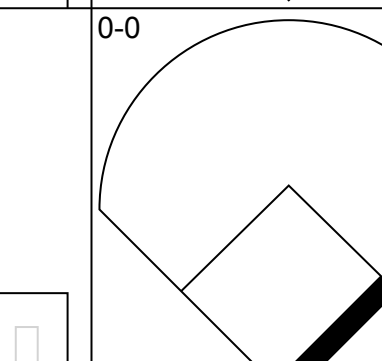
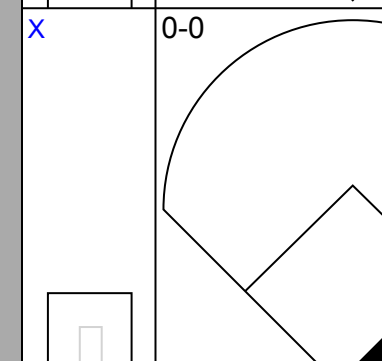
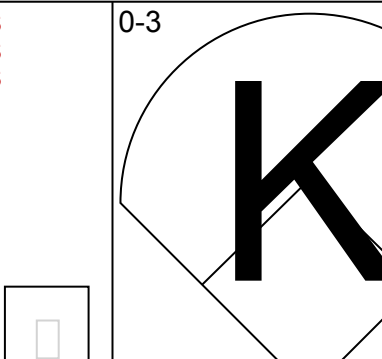
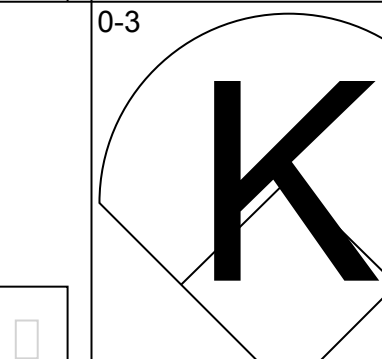
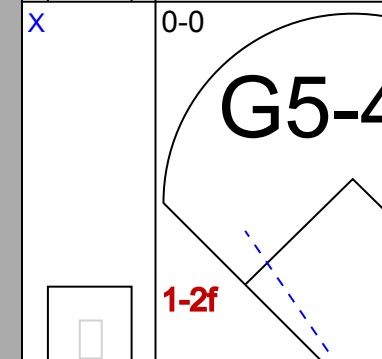
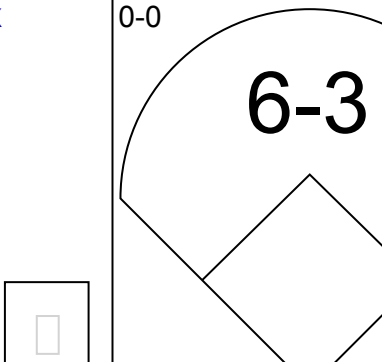
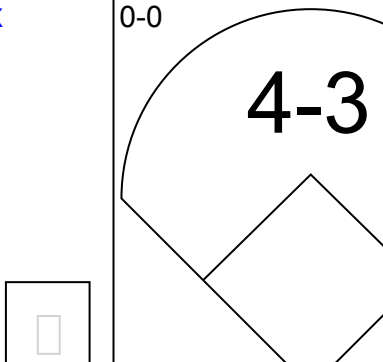
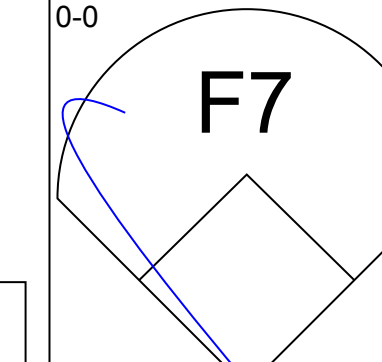
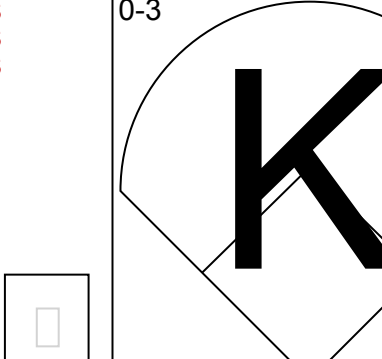
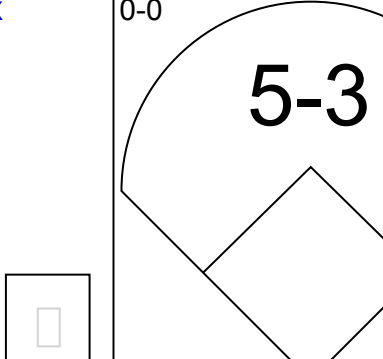
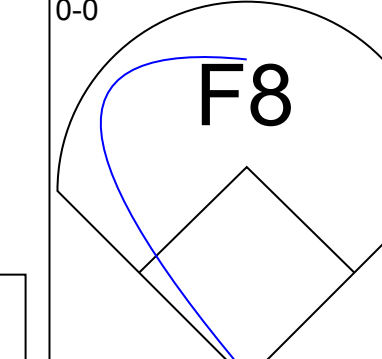
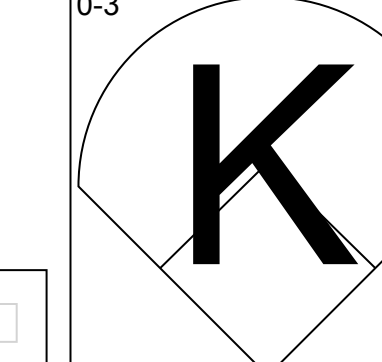
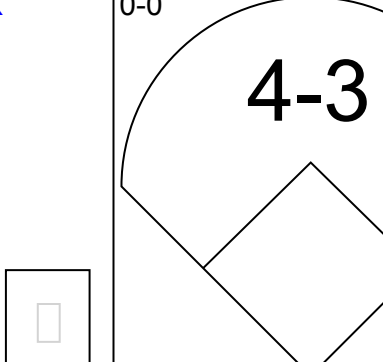
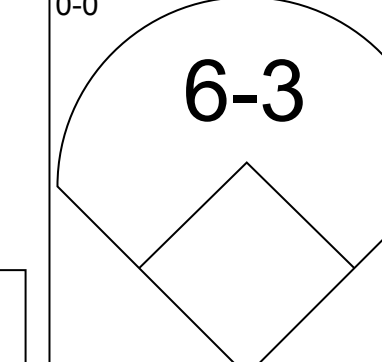
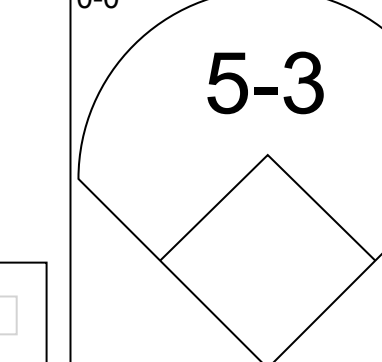
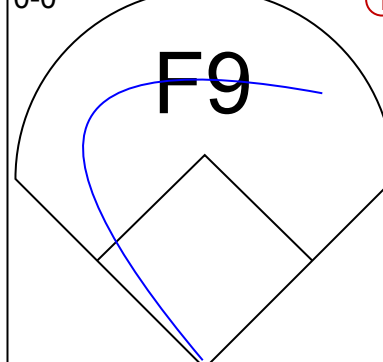
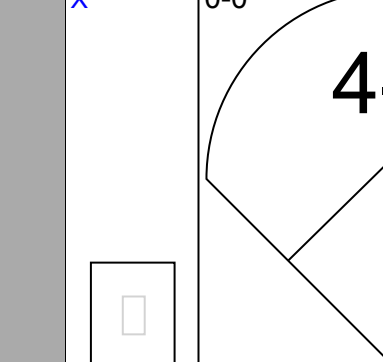
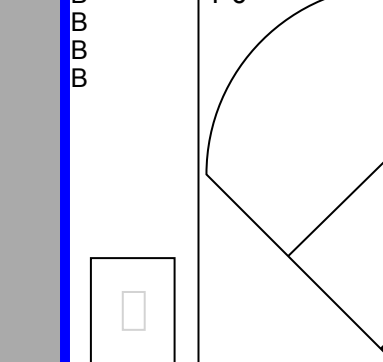
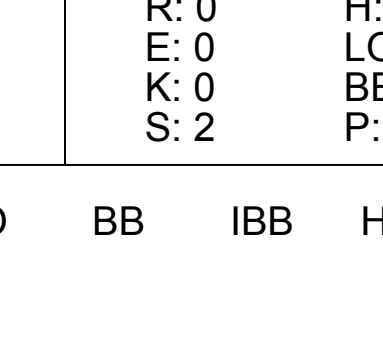
AB 39
R 8
H 12
RBI 8
BB 4
SO 5
LOB 10



Batter	1	2	3	4	5	6	7	8	9	AB	R	H	RBI	BB	SO	LOB	TOP			
Lou Brock, L OBP: 0.372, SLG: 0.441 (1, 7)	6-3		E5				F5		1B SF7	4	2	1	0	1	0	0	St. Louis Cardinals @ San Francisco Giants Candlestick Park, San Francisco, CA Thu Aug 27 1970, 6:33 AM EDT Att: 6,317 - Unknown livebaseballscorecards.com			
Ed Crosby, L OBP: 0.324, SLG: 0.333 (1, 6)	HBP 1B		E3 1B			F8	F8		1B	5	0	2	0	0	0	1				
Joe Hague, L OBP: 0.367, SLG: 0.437 (1, 3)	F8		F6			FC6-4 BB			SF7	3	1	1	1	1	0	2				
Joe Torre, R OBP: 0.390, SLG: 0.491 (1, 5)	HBP 1B		1B			K	E5 1B		F5	4	1	1	0	0	1	4				
Jose Cardenal, R OBP: 0.358, SLG: 0.432 (1, 8)	4-3		1B			FC6-4				4	0	2	2	0	0	4				
Ted Simmons, S OBP: 0.313, SLG: 0.291 (1, 2)		5-3	4-3				1-3		K	4	0	0	0	0	1	2				
Leron Lee, L OBP: 0.295, SLG: 0.318 (1, 9)		1B		4-3			S BB		F8	3	0	1	0	1	0	0				
Dal Maxvill, R OBP: 0.301, SLG: 0.233 (1, 4)		K		F8			F4		F9	4	0	0	0	0	1	2				
Bob Gibson, R OBP: 0.351, SLG: 0.433 (1, 1)		K		K			F9		F9	4	0	0	0	0	2	2				
Inning Stats	R: 0 E: 0 K: 0 S: 4	H: 1 LOB: 2 BB: 0 P: 5	R: 0 E: 0 K: 2 S: 8	H: 1 LOB: 1 BB: 0 P: 8	R: 1 E: 3 K: 0 S: 6	H: 2 LOB: 2 BB: 0 P: 6	R: 0 E: 0 K: 1 S: 5	H: 0 LOB: 0 BB: 0 P: 5	R: 0 E: 0 K: 1 S: 5	H: 0 LOB: 1 BB: 1 P: 7	R: 2 E: 1 K: 0 S: 5	H: 2 LOB: 1 BB: 0 P: 5	R: 0 E: 0 K: 1 S: 5	H: 0 LOB: 0 BB: 0 P: 5	R: 1 E: 0 K: 0 S: 5	H: 2 LOB: 1 BB: 0 P: 5	1B: 8 2B: 0 3B: 0 HR: 0	SF: 1 SAC: 0 DP: 0 HBP: 1	WP: 0 PB: 0 SB: 2 CS: 0	PA: 40
PITCHER Gaylord Perry, R ERA: 3.63 (1, 1)	IP: 9.0 WLS: L BF: 40	H: 8 R: 4 ER: 1 SO: 5	BB: 3 IBB: 0 HBP: 1 BLK: 0	WP: 0 HR: 0 S: 46 P: 59	ERA: 1.00 WHIP: 1.222	PITCHER										IP: 9.0 WLS: L BF: 40	H: 8 R: 4 ER: 1 SO: 5	BB: 3 IBB: 0 HBP: 1 BLK: 0	WP: 0 HR: 0 S: 46 P: 59	ERA: 1.00 WHIP: 1.222

Batter	1	2	3	4	5	6	7	8	9	AB	R	H	RBI	BB	SO	LOB	BOTTOM			
Bobby Bonds, R OBP: 0.385, SLG: 0.500 (1, 9)	F6		K2-3				K		K	5	0	1	0	0	3	1	St. Louis Cardinals @ San Francisco Giants Candlestick Park, San Francisco, CA Thu Aug 27 1970, 6:33 AM EDT Att: 6,317 - Unknown livebaseballscorecards.com			
Tito Fuentes, S OBP: 0.287, SLG: 0.313 (1, 4)	F7		K			3B	4-3		FC6-4 1B	4	0	1	0	0	1	1				
Willie Mays, R OBP: 0.380, SLG: 0.495 (1, 8)	3B 1B		F9			6-3	FC6-4			4	1	1	0	0	0	2				
Willie McCovey, L OBP: 0.433, SLG: 0.613 (1, 3)	1H 3B					1B 1B			F5	3	0	2	1	1	0	0				
Ken Henderson, S OBP: 0.403, SLG: 0.479 (1, 7)	F5					F8	FC3-6 1B		G3	4	0	1	0	0	0	2				
Dick Dietz, R OBP: 0.443, SLG: 0.562 (1, 2)		F4				1B			4-3	4	0	1	0	0	1	2				
Jim Ray Hart, R OBP: 0.359, SLG: 0.463 (1, 5)						F8	FC3-6		F8	4	0	1	0	0	0	4				
Hal Lanier, R OBP: 0.266, SLG: 0.285 (1, 6) Ron Hunt, R OBP: 0.398, SLG: 0.387 (9, PH)		F8				K	4-3		6-3	3	0	0	0	0	1	5				
Gaylord Perry, R OBP: 0.115, SLG: 0.179 (9, PH) Frank Johnson, R OBP: 0.354, SLG: 0.371 (9, PH)		K				K			G3	0	0	0	0	1	0	0				
Inning Stats	R: 1 E: 0 K: 0 S: 5	H: 2 LOB: 1 BB: 0 P: 5	R: 0 E: 0 K: 2 S: 7	H: 1 LOB: 0 BB: 0 P: 6	R: 0 E: 0 K: 2 S: 7	H: 0 LOB: 0 BB: 0 P: 7	R: 0 E: 0 K: 1 S: 7	H: 2 LOB: 2 BB: 0 P: 7	R: 0 E: 0 K: 1 S: 6	H: 1 LOB: 1 BB: 0 P: 6	R: 0 E: 0 K: 1 S: 6	H: 1 LOB: 2 BB: 1 P: 10	R: 0 E: 0 K: 1 S: 6	H: 0 LOB: 0 BB: 0 P: 3	R: 0 E: 0 K: 1 S: 5	H: 0 LOB: 1 BB: 1 P: 9	1B: 5 2B: 1 3B: 2 HR: 0	SF: 0 SAC: 0 DP: 0 HBP: 0	WP: 0 PB: 0 SB: 0 CS: 0	PA: 37
PITCHER Bob Gibson, R ERA: 3.33 (1, 1)	IP: 9.0 WLS: W BF: 37	H: 8 R: 1 ER: 1 SO: 8	BB: 2 IBB: 0 HBP: 0 BLK: 0	WP: 0 HR: 0 S: 51 P: 59	ERA: 1.00 WHIP: 1.111	PITCHER										IP: 9.0 WLS: W BF: 37	H: 8 R: 1 ER: 1 SO: 8	BB: 2 IBB: 0 HBP: 0 BLK: 0	WP: 0 HR: 0 S: 51 P: 59	ERA: 1.00 WHIP: 1.111

Batter	1	2	3	4	5	6	7	8	9	AB	R	H	RBI	BB	SO	LOB	TOP			
Lou Brock, L OBP: 0.371, SLG: 0.439 (1, 7)										4	0	1	0	0	1	0	St. Louis Cardinals @ Los Angeles Dodgers Dodger Stadium, Los Angeles, CA Fri Aug 28 1970, 7:05 PM PDT Att: 19,964 - Unknown livebaseballscorecards.com			
Ed Crosby, L OBP: 0.317, SLG: 0.306 (1, 6)										3	0	0	0	1	0	1				
Joe Hague, L OBP: 0.366, SLG: 0.437 (1, 3)										4	0	1	0	0	0	1				
Joe Torre, R OBP: 0.393, SLG: 0.497 (1, 5)										2	1	1	1	2	0	1				
Jose Cardenal, R OBP: 0.357, SLG: 0.429 (1, 8)										3	0	0	0	0	0	1				
Ted Simmons, S OBP: 0.307, SLG: 0.285 (1, 2)											4	0	0	0	0	1		3		
Leron Lee, L OBP: 0.295, SLG: 0.316 (1, 9)											4	0	1	0	0	2		0		
Dal Maxvill, R OBP: 0.300, SLG: 0.233 (1, 4)												4	0	1	0	0		0	1	
Jerry Reuss, L OBP: 0.138, SLG: 0.038 (1, 1)										3	0	0	0	0	3	1				
Inning Stats	R: 0 H: 0 E: 0 K: 1 S: 5	H: 0 LOB: 3 BB: 2 P: 14	R: 0 H: 0 E: 0 K: 2 S: 7	H: 0 LOB: 0 BB: 0 P: 7	R: 0 H: 1 E: 0 K: 0 S: 4	H: 1 LOB: 1 BB: 0 P: 4	R: 0 H: 0 E: 0 K: 1 S: 5	H: 0 LOB: 0 BB: 0 P: 5	R: 0 H: 0 E: 0 K: 0 S: 3	H: 0 LOB: 1 BB: 1 P: 7	R: 0 H: 0 E: 1 K: 2 S: 8	H: 0 LOB: 0 BB: 0 P: 8	R: 0 H: 1 E: 0 K: 0 S: 3	H: 1 LOB: 3 BB: 0 P: 5	R: 1 H: 3 E: 0 K: 0 S: 5	H: 3 LOB: 2 BB: 0 P: 5		1B: 3 2B: 1 3B: 0 HR: 1	SF: 0 SAC: 0 DP: 0 HBP: 1	WP: 0 PB: 0 SB: 0 CS: 1
PITCHER Don Sutton, R ERA: 4.05 (1, 1)	IP: 9.0 WLS: L BF: 35	H: 5 R: 1 ER: 1 SO: 7	BB: 3 IBB: 0 HBP: 1 BLK: 0	WP: 0 HR: 1 S: 45 P: 58	ERA: 1.00 WHIP: 0.889															

Batter	1	2	3	4	5	6	7	8	9	AB	R	H	RBI	BB	SO	LOB	BOTTOM			
Maury Wills, S OBP: 0.342, SLG: 0.326 (1, 6)											4	0	0	0	0	0	1			
Bill Russell, R OBP: 0.299, SLG: 0.392 (1, 8)										3	0	0	0	0	0	0				
Bill Sudakis, S OBP: 0.361, SLG: 0.448 (1, 7) (6, 2)										3	0	2	0	0	0	0				
Wes Parker, S OBP: 0.409, SLG: 0.483 (1, 3)										3	0	0	0	0	2	2				
Andy Kosco, R OBP: 0.230, SLG: 0.376 (1, 9)										3	0	0	0	0	0	0				
Jim Lefebvre, S OBP: 0.336, SLG: 0.382 (1, 4)										3	0	0	0	0	1	0				
Billy Grabarkewitz, R OBP: 0.404, SLG: 0.457 (1, 5)										3	0	0	0	0	1	0				
Jeff Torborg, R OBP: 0.308, SLG: 0.323 (1, 2)											2	0	0	0	0	0				
Ted Sizemore, R OBP: 0.381, SLG: 0.369 (8, 7)										1	0	0	0	0	0	0				
Don Sutton, R OBP: 0.253, SLG: 0.186 (1, 1)											2	0	0	0	0	1	0			
Manny Mota, R OBP: 0.374, SLG: 0.396 (9, PH)											0	0	0	0	1	0	0			
Von Joshua, L OBP: 0.265, SLG: 0.316 (9, PR)										0	0	0	0	0	0	0				
Inning Stats	R: 0 H: 0 E: 0 K: 0 S: 3	H: 0 LOB: 0 BB: 0 P: 3	R: 0 H: 0 E: 0 K: 2 S: 7	H: 0 LOB: 0 BB: 0 P: 7	R: 0 H: 0 E: 0 K: 2 S: 7	H: 0 LOB: 0 BB: 0 P: 7	R: 0 H: 1 E: 0 K: 1 S: 6	H: 1 LOB: 0 BB: 0 P: 6	R: 0 H: 0 E: 0 K: 0 S: 3	H: 0 LOB: 0 BB: 0 P: 3	R: 0 H: 0 E: 0 K: 0 S: 3	H: 1 LOB: 0 BB: 0 P: 3	R: 0 H: 0 E: 0 K: 0 S: 3	H: 0 LOB: 0 BB: 0 P: 3	R: 0 H: 0 E: 0 K: 0 S: 2	H: 0 LOB: 1 BB: 1 P: 6	1B: 2 2B: 0 3B: 0 HR: 0	SF: 0 SAC: 0 DP: 2 HBP: 0	WP: 0 PB: 0 SB: 0 CS: 0	PA: 28
PITCHER Jerry Reuss, L ERA: 4.62 (1, 1)	IP: 9.0 WLS: W BF: 28	H: 2 R: 0 ER: 0 SO: 5	BB: 1 IBB: 0 HBP: 0 BLK: 0	WP: 0 HR: 0 S: 37 P: 41	ERA: 0.00 WHIP: 0.333															

Batter	1	2	3	4	5	6	7	8	9	AB	R	H	RBI	BB	SO	LOB	TOP																		
Lou Brock, L (1,7) OBP: 0.373, SLG: 0.447	0-0 CS 1B		0-0 1-2 1B		0-3 K		0-0 F9		0-0 HR	5	1	3	2	0	1	3																			
Ed Crosby, L (1,6) OBP: 0.304, SLG: 0.293	0-0 3-1		0-0 G3		0-0 F7			0-0 SH1-4 1B	0-0 F9	5	0	1	0	0	0	5																			
Joe Hague, L (1,3) OBP: 0.363, SLG: 0.434	0-0 L3			0-0 F2		0-0 F7		0-0 SH1-4		3	0	0	0	0	0	0																			
Joe Torre, R (1,2) OBP: 0.394, SLG: 0.495		0-0 5-3		4-0 BB		0-3 K		4-0 IBB		2	0	0	0	2	1	0																			
Jose Cardenal, R (1,8) OBP: 0.354, SLG: 0.425	0-0 3-1		0-0 F2		0-0 F9		0-0 F9	0-3 K		4	0	0	0	0	1	3																			
Leron Lee, L (1,9) OBP: 0.291, SLG: 0.312	0-0 4-3		0-0 6-3				0-3 K	0-0 P6		3	0	0	0	0	1	1																			
Carl Taylor, R (8, PH) OBP: 0.364, SLG: 0.408										1	0	0	0	0	2																				
Jerry Davanon, R (1,5) OBP: 0.333, SLG: 0.375			0-0 P3		0-0 E1 1B		0-0 6-3		4-0 SH3-4 HR BB	3	1	1	0	1	0	0																			
Dal Maxvill, R (1,4) OBP: 0.300, SLG: 0.234			0-0 F9		0-0 FC5-2-5 1B		0-0 E6 3B		0-0 SH3-4	3	1	1	0	0	0	0																			
Frank Bertaina, L (1,1) OBP: 0.500, SLG: 0.500			0-0 1B		0-0 FC5-2-5 1B		0-0 1-1 3B		0-0 F9	2	0	1	0	0	0	2																			
Vic Davaillo, L (7, PH) OBP: 0.370, SLG: 0.471										1	0	1	1	0	0	0																			
Chuck Taylor, R (7, PH) OBP: 0.154, SLG: 0.160										0	0	0	0	0	0	0																			
Jim Beauchamp, R (8, PH) OBP: 0.333, SLG: 0.343										1	0	0	0	0	1																				
Tom Hilgendorf, S (8, PH) OBP: 0.333, SLG: 0.343										0	0	0	0	0	0	0																			
Inning Stats	R: 0 E: 0 K: 0 S: 3	H: 1 LOB: 0 BB: 0 P: 3	R: 0 E: 0 K: 0 S: 3	H: 0 LOB: 0 BB: 0 P: 3	R: 0 E: 0 K: 0 S: 5	H: 2 LOB: 2 BB: 0 P: 5	R: 0 E: 0 K: 0 S: 3	H: 0 LOB: 1 BB: 1 P: 7	R: 0 E: 1 K: 1 S: 7	H: 2 LOB: 2 BB: 0 P: 7	R: 0 E: 0 K: 1 S: 5	H: 0 LOB: 0 BB: 0 P: 5	R: 1 E: 1 K: 1 S: 7	H: 1 LOB: 1 BB: 0 P: 7	R: 0 E: 0 K: 1 S: 6	H: 1 LOB: 2 BB: 1 P: 10	R: 2 E: 0 K: 0 S: 4	H: 1 LOB: 0 BB: 1 P: 8	1B: 6 2B: 0 3B: 1 HR: 1	SF: 0 SAC: 2 DP: 0 HBP: 0	WP: 0 PB: 0 SB: 0 CS: 1	PA: 38													
PITCHER	IP WLS BF H R ER SO BB IBB HBP BLK WP HR S P ERA WHIP																																		
Alan Foster, R (1,1) ERA: 4.11	6.2	27	6	1	0	3	1	0	0	0	0	0	32	36	0.00	1.050																			
Jim Brewer, L (7,1) ERA: 2.66	2.1	L 11	2	2	2	1	1	1	0	0	0	1	11	19	7.71	1.286																			

St. Louis Cardinals @ Los Angeles Dodgers
 Dodger Stadium, Los Angeles, CA
 Sat Aug 29 1970, 7:05 PM PDT
 Att: 25,001 - Unknown


AB 33
R 3
H 8
RBI 3
BB 3
SO 4
LOB 17



Batter	1	2	3	4	5	6	7	8	9	AB	R	H	RBI	BB	SO	LOB	BOTTOM																		
Maury Wills, S (1,6) OBP: 0.341, SLG: 0.324	0-0 F9		0-0 FC6 1-2			0-0 SH3-4 FC 1B	0-0 F5		0-0 F9	5	1	1	0	0	0	2																			
Bill Russell, R (1,8) OBP: 0.295, SLG: 0.385	0-0 F7			0-0 P6		0-0 SH3-4		0-0 6-3		3	0	0	0	0	0	0																			
Bill Sudakis, S (1,2) OBP: 0.368, SLG: 0.465	0-0 6-3			4-0 G5-3 1B BB		4-0 FC S BB		0-0 HR		2	1	1	1	2	0	0																			
Wes Parker, S (1,3) OBP: 0.410, SLG: 0.484		0-0 P5		0-0 1B		0-0 FC 1B		0-0 G5-3 1B		4	0	2	1	0	0	1																			
Andy Kosco, R (1,9) OBP: 0.232, SLG: 0.376		0-0 F9		0-0 G5-3		0-0 1B		0-0 1B		3	0	1	0	0	0	2																			
Von Joshua, L (8, PH) OBP: 0.274, SLG: 0.325				2-3		1-2 1B		1-2 1B		1	0	1	0	0	0	0																			
Ted Sizemore, R (1,7) OBP: 0.380, SLG: 0.367		0-0 6-3			0-0 G5-3 BB 1B	0-3 K		0-0 G5-3		4	0	1	0	0	1	5																			
Jim Lefebvre, S (1,4) OBP: 0.336, SLG: 0.379			0-3 K		4-0 G5-3 BB	0-0 F8		0-0 F8		2	0	0	0	1	1	3																			
Jim Brewer, L (7,1) OBP: 0.154, SLG: 0.083					1-2 BB					0	0	0	0	0	0	0																			
Manny Mota, R (8, PH) OBP: 0.373, SLG: 0.395										1	0	0	0	0	0	0																			
Billy Grabarkewitz, R (1,5) OBP: 0.405, SLG: 0.458			0-0 FC6 1B		0-0 G5-3 1-2 2-3		0-0 F7		0-0 1B	4	0	2	0	0	0	2																			
Alan Foster, R (1,1) OBP: 0.138, SLG: 0.109					0-0 6-3		0-3 K		0-3 K	2	0	0	0	0	0	2																			
Willie Davis, L (7,8) OBP: 0.344, SLG: 0.455										2	0	0	0	0	2	1																			
Inning Stats	R: 0 E: 0 K: 0 S: 3	H: 0 LOB: 0 BB: 0 P: 3	R: 0 E: 0 K: 0 S: 3	H: 0 LOB: 0 BB: 0 P: 3	R: 0 E: 0 K: 1 S: 6	H: 1 LOB: 1 BB: 0 P: 6	R: 0 E: 0 K: 0 S: 3	H: 1 LOB: 1 BB: 1 P: 7	R: 0 E: 0 K: 1 S: 8	H: 2 LOB: 3 BB: 1 P: 12	R: 0 E: 0 K: 1 S: 5	H: 0 LOB: 0 BB: 0 P: 5	R: 1 E: 0 K: 0 S: 5	H: 3 LOB: 1 BB: 0 P: 5	R: 0 E: 0 K: 1 S: 6	H: 1 LOB: 1 BB: 0 P: 6	1B: 8 2B: 0 3B: 0 HR: 1	SF: 0 SAC: 1 DP: 3 HBP: 0	WP: 0 PB: 0 SB: 2 CS: 0	PA: 37															
PITCHER	IP WLS BF H R ER SO BB IBB HBP BLK WP HR S P ERA WHIP																																		
Frank Bertaina, L (1,1) ERA: 2.57	6.0	25	5	1	1	2	3	0	0	0	0	0	26	38	1.50	1.333																			
Chuck Taylor, R (7,1) ERA: 2.54	2.0	W 8	3	1	1	1	0	0	0	0	0	1	10	10	4.50	1.500																			
Tom Hilgendorf, L (8,1) ERA: 2.53	1.0	S 4	1	0	0	1	0	0	0	0	0	0	6	6	0.00	1.000																			

St. Louis Cardinals @ Los Angeles Dodgers
 Dodger Stadium, Los Angeles, CA
 Sat Aug 29 1970, 7:05 PM PDT
 Att: 25,001 - Unknown

AB 33
R 2
H 9
RBI 2
BB 3
SO 4
LOB 18



Batter	1	2	3	4	5	6	7	8	9	AB	R	H	RBI	BB	SO	LOB	TOP				
Lou Brock, L OBP: 0.372, SLG: 0.445 (1, 7)	K2-3	4-3			1B			4-3		4	0	1	0	0	1	1	St. Louis Cardinals @ Los Angeles Dodgers Dodger Stadium, Los Angeles, CA Sun Aug 30 1970, 3:33 AM PDT Att: 18,535 - Unknown livebaseballscorecards.com				
Ed Crosby, L OBP: 0.320, SLG: 0.333 (1, 6)	BB 1B		4-3		F3			F8 2B		4	0	2	0	0	0	0					
Joe Hague, L OBP: 0.362, SLG: 0.430 (1, 3)	G5-4-3 BB		K		L3			F8 2-3		3	0	0	0	1	1	1					
Joe Torre, R OBP: 0.391, SLG: 0.491 (1, 2)	G5-4-3 1-2		2-3			P6		F7		4	0	0	0	0	0	3					
Jose Cardenal, R OBP: 0.353, SLG: 0.424 (1, 8)		S HR 1B			F2			P1		4	1	1	0	0	1	0					
Leron Lee, L OBP: 0.294, SLG: 0.329 (1, 9)		1-H HR			F9 E 1B			P5		4	1	2	2	0	0	0					
Jerry Davanon, R OBP: 0.231, SLG: 0.250 (1, 5)			F3		E6 1-2			F8		4	0	0	0	0	1	2					
Dal Maxvill, R OBP: 0.302, SLG: 0.235 (1, 4)		SH5-4 BB			F9 2-3			4-3		3	0	1	0	1	0	2					
Steve Carlton, L OBP: 0.261, SLG: 0.231 (1, 1)		SH5-4 1-2			F8			F8		2	0	0	0	0	0	2					
Inning Stats	R: 0 E: 0 K: 1 S: 5	H: 1 LOB: 1 BB: 1 P: 9	R: 2 E: 0 K: 0 S: 5	H: 2 LOB: 1 BB: 1 P: 9	R: 0 E: 0 K: 1 S: 5	H: 0 LOB: 0 BB: 0 P: 5	R: 0 E: 1 K: 0 S: 5	H: 1 LOB: 2 BB: 0 P: 5	R: 0 E: 0 K: 0 S: 3	H: 0 LOB: 0 BB: 0 P: 3	R: 0 E: 0 K: 0 S: 3	H: 0 LOB: 0 BB: 0 P: 3	R: 0 E: 0 K: 0 S: 4	H: 1 LOB: 1 BB: 0 P: 4	R: 0 E: 1 K: 2 S: 8	H: 1 LOB: 2 BB: 0 P: 8	1B: 5 2B: 1 3B: 0 HR: 1	SF: 0 SAC: 1 DP: 1 HBP: 0	WP: 0 PB: 0 SB: 2 CS: 0	PA: 35	
PITCHER	IP	WLS	BF	H	R	ER	SO	BB	IBB	HBP	BLK	WP	HR	S	P	ERA	WHIP				
Sandy Vance, R ERA: 2.9 (1, 1)	8.0	L	31	6	2	2	2	2	0	0	0	0	1	33	41	2.25	1.000				
Pete Mikkelsen, R ERA: 2.63 (9, 1)	1.0		4	1	0	0	2	0	0	0	0	0	0	8	8	0.00	1.000				

Batter	1	2	3	4	5	6	7	8	9	AB	R	H	RBI	BB	SO	LOB	BOTTOM					
Maury Wills, S OBP: 0.336, SLG: 0.321 (1, 6)	K			K		4-3		K		4	0	0	0	0	3	1	St. Louis Cardinals @ Los Angeles Dodgers Dodger Stadium, Los Angeles, CA Sun Aug 30 1970, 3:33 AM PDT Att: 18,535 - Unknown livebaseballscorecards.com					
Bill Russell, R OBP: 0.299, SLG: 0.390 (1, 8)	6-3			BB BB BB		BB 2B		K		3	0	1	0	1	1	0						
Bill Sudakis, S OBP: 0.366, SLG: 0.457 (1, 2)	K			G6-4-3 BB		K		6-3		3	0	0	0	1	2	1						
Wes Parker, S OBP: 0.407, SLG: 0.480 (1, 3)		3-1		G6-4-3 1-2				F9		4	0	0	0	0	0	2						
Ted Sizemore, R OBP: 0.376, SLG: 0.363 (1, 7)		P4			L7			F3		3	0	0	0	0	0	0						
Andy Kosco, R OBP: 0.233, SLG: 0.389 (1, 9)		6-3			HR			F3		3	1	1	1	0	0	0						
Jim Lefebvre, S OBP: 0.336, SLG: 0.378 (1, 4)				4-3		5-3		F9 SH1-4 1B		3	0	1	0	0	0	0						
Billy Grabarkewitz, R OBP: 0.403, SLG: 0.455 (1, 5)				K		P3		SH1-4		2	0	0	0	0	1	0						
Sandy Vance, R OBP: 0.192, SLG: 0.160 (1, 1)				K				F9		2	0	0	0	0	1	0						
Manny Mota, R OBP: 0.372, SLG: 0.394 (8, PH)										1	0	0	0	0	0	1						
Pete Mikkelsen, R OBP: 0.500, SLG: 0.500 (9, 1)										0	0	0	0	0	0	0						
Inning Stats	R: 0 E: 0 K: 2 S: 7	H: 0 LOB: 0 BB: 0 P: 7	R: 0 E: 0 K: 0 S: 3	H: 0 LOB: 0 BB: 0 P: 3	R: 0 E: 0 K: 2 S: 7	H: 0 LOB: 0 BB: 0 P: 7	R: 0 E: 0 K: 1 S: 4	H: 0 LOB: 1 BB: 2 P: 12	R: 1 E: 0 K: 0 S: 4	H: 1 LOB: 0 BB: 0 P: 4	R: 0 E: 1 K: 1 S: 6	H: 1 LOB: 1 BB: 0 P: 6	R: 0 E: 0 K: 0 S: 3	H: 0 LOB: 0 BB: 0 P: 3	R: 0 E: 0 K: 1 S: 6	H: 1 LOB: 1 BB: 0 P: 6	R: 0 E: 0 K: 1 S: 5	H: 0 LOB: 0 BB: 0 P: 5	1B: 1 2B: 1 3B: 0 HR: 1	SF: 0 SAC: 1 DP: 1 HBP: 0	WP: 0 PB: 0 SB: 0 CS: 0	PA: 31
PITCHER	IP	WLS	BF	H	R	ER	SO	BB	IBB	HBP	BLK	WP	HR	S	P	ERA	WHIP					
Steve Carlton, L ERA: 3.76 (1, 1)	9.0	W	31	3	1	1	8	2	0	0	0	0	1	45	53	1.00	0.556					

AB	32
R	2
H	7
RBI	2
BB	2
SO	4
LOB	11



AB	28
R	1
H	3
RBI	1
BB	2
SO	8
LOB	5



Batter	1	2	3	4	5	6	7	8	9	10	11	12	AB	R	H	RBI	BB	SO	LOB	TOP			
Tommie Agee, R OBP: 0.346, SLG: 0.484 (1.8)													6	0	0	0	0	2	5				
Wayne Garrett, L OBP: 0.383, SLG: 0.452 (8.6)													5	2	4	0	1	0	2				
Cleon Jones, R OBP: 0.339, SLG: 0.398 (1.7)													5	1	1	1	0	0	5				
Art Shamsky, L OBP: 0.375, SLG: 0.432 (1.9)													6	0	1	1	0	0	4				
Donn Clendenon, R OBP: 0.353, SLG: 0.547 (1.3)													6	0	1	1	0	3	1				
Ken Roswell, L OBP: 0.328, SLG: 0.339 (1.4)													4	0	0	0	1	0	0				
Jerry Grote, R OBP: 0.320, SLG: 0.308 (1.2)													5	1	1	0	0	0	2				
Al Weis, S OBP: 0.246, SLG: 0.281 (8. PH)													2	0	0	0	0	0	0				
Dave Marshall, L OBP: 0.319, SLG: 0.425 (8.5)													1	0	1	0	0	0	0				
Joe Foy, R OBP: 0.364, SLG: 0.329 (8.5)													1	0	0	0	1	1	2				
Jim McAndrew, R OBP: 0.310, SLG: 0.386 (8. PH)													2	0	0	0	0	1	0				
Ray Sadecki, L OBP: 0.310, SLG: 0.399 (8.1)													0	0	0	0	1	0	0				
Danny Frisella, R OBP: 0.250, SLG: 0.329 (8.1)													1	0	1	0	0	0	0				
Rich Folkers, L OBP: 0.214, SLG: 0.132 (11. PH)													0	0	0	0	0	0	0				
Rich Folkers, L OBP: 0.214, SLG: 0.132 (11.1)													0	0	0	0	0	0	0				
Ron Herbel, R OBP: 0.375, SLG: 0.571 (12.1)													0	0	0	0	0	0	0				
Inning Stats	R: 1 E: 0 K: 1 S: 7	H: 2 LOB: 1 BB: 0 P: 7	R: 0 E: 0 K: 0 S: 3	H: 0 LOB: 0 BB: 3	R: 0 E: 0 K: 2 S: 7	H: 1 LOB: 1 BB: 11	R: 0 E: 0 K: 1 S: 5	H: 0 LOB: 0 BB: 0	R: 0 E: 0 K: 0 S: 3	H: 1 LOB: 1 BB: 0	R: 0 E: 0 K: 1 S: 5	H: 2 LOB: 2 BB: 11	R: 0 E: 0 K: 0 S: 5	H: 2 LOB: 2 BB: 9	R: 1 E: 0 K: 1 S: 6	H: 2 LOB: 2 BB: 9	R: 1 E: 0 K: 1 S: 6	H: 1 LOB: 0 BB: 6	1B: 9 2B: 1 3B: 1 HR: 0	SF: 1 SAC: 0 DP: 1 HBP: 0	WP: 0 PB: 0 SB: 0 CS: 0	PA: 50	
PITCHER Bob Gibson, R ERA: 3.28 (1.1)	IP: 12.0 WLS: 1 BF: 50 H: 11 R: 4 ER: 3 SO: 7	BB: 3 IBB: 1 HBP: 0 BLK: 0	WP: 0 HR: 0 S: 60 P: 76	ERA: 2.25 WHIP: 1.167		PITCHER	IP: 0.2 WLS: 0 BF: 2 H: 0 R: 0 ER: 0 SO: 0	BB: 0 IBB: 0 HBP: 0 BLK: 0	WP: 0 HR: 0 S: 2 P: 2	ERA: 0.00 WHIP: 0.000													

New York Mets @ St. Louis Cardinals
Busch Stadium, St. Louis, MO
Tue Sep 01 1970, 7:05 PM CDT
Alt. 22.527 - Unknown

AB 45
R 4
H 11
RBI 4
BB 4
SO 7
LOB 21

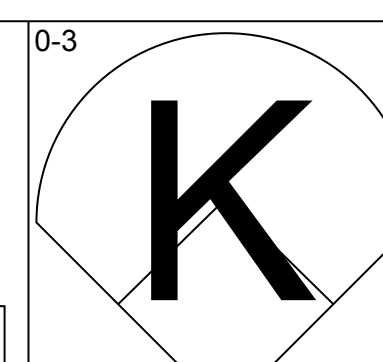
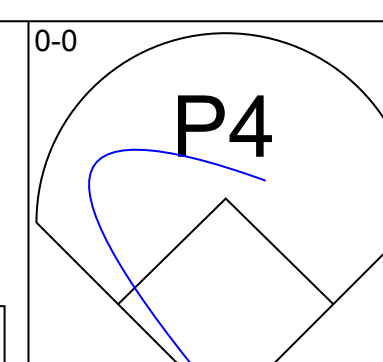
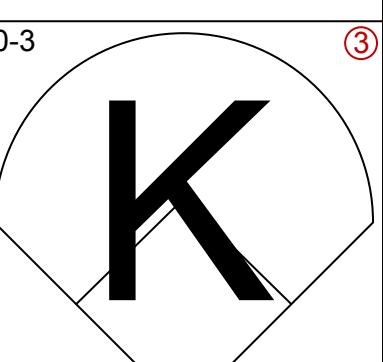
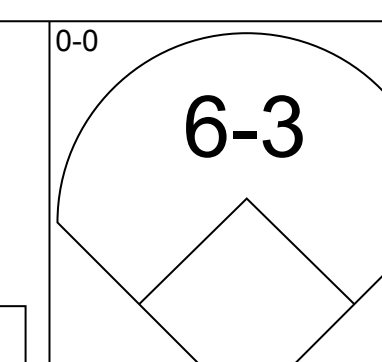
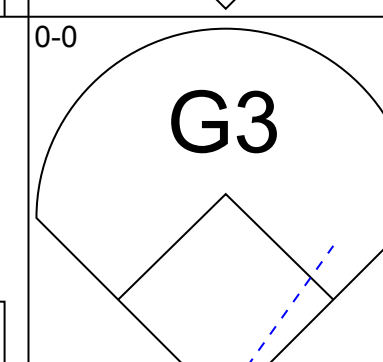
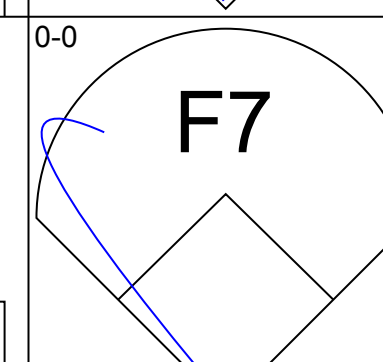
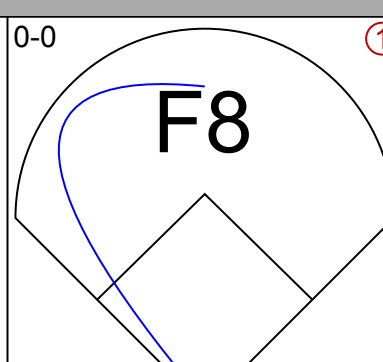
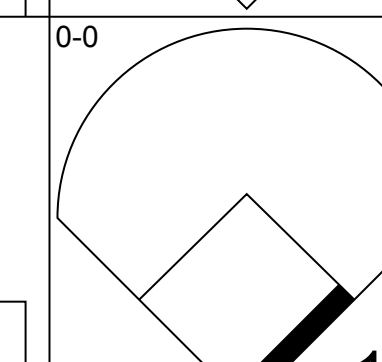
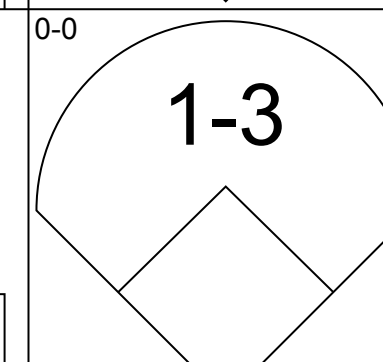
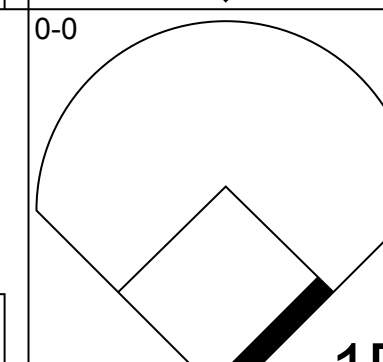
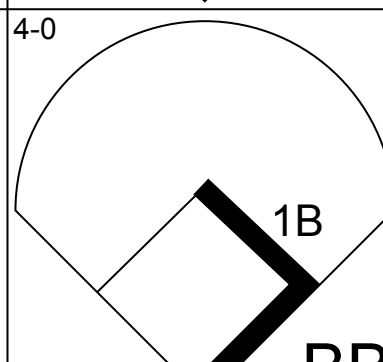
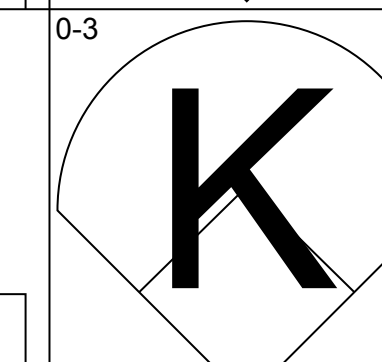
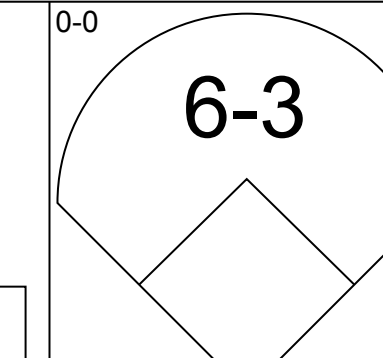
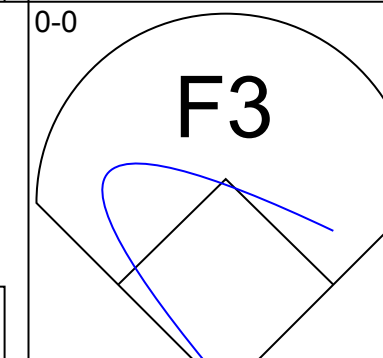
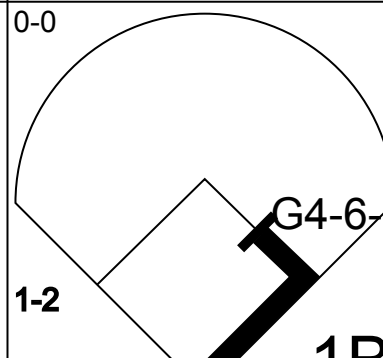
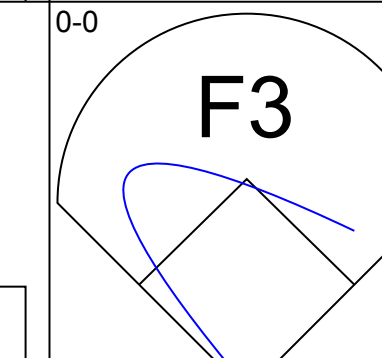
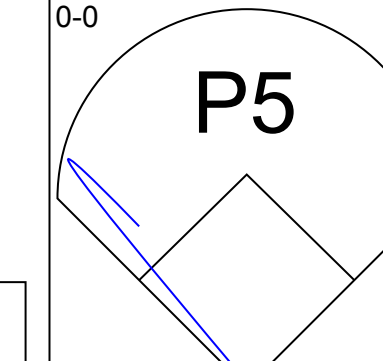
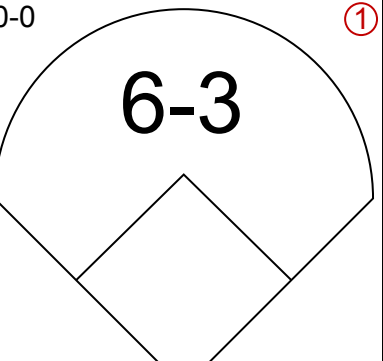
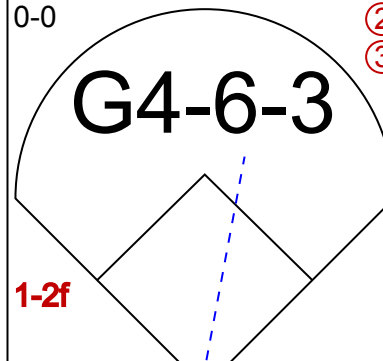
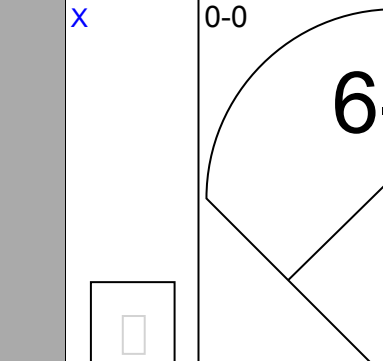
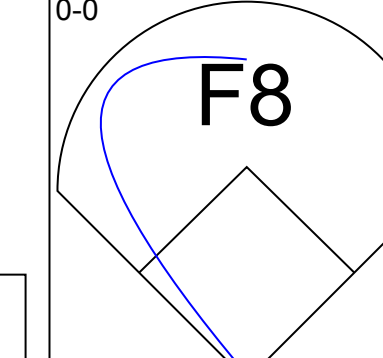
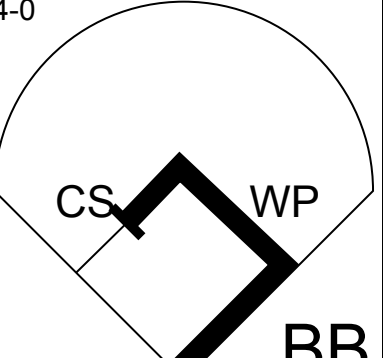
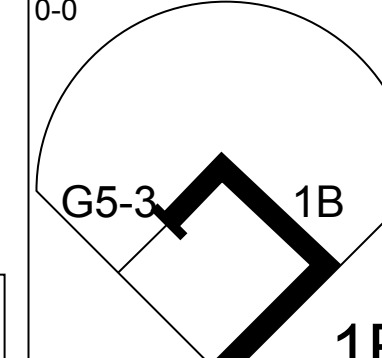
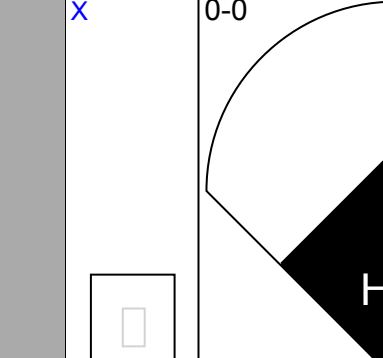
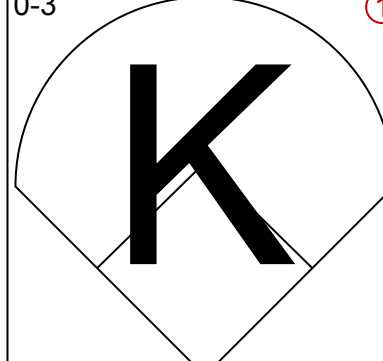
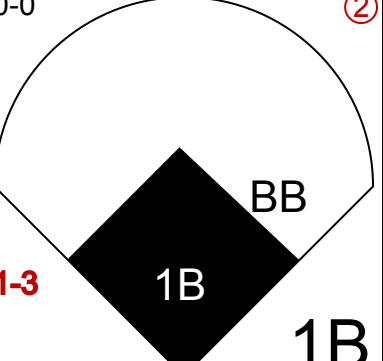
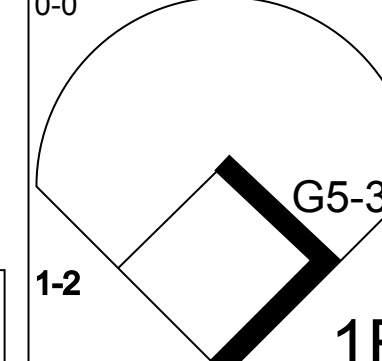
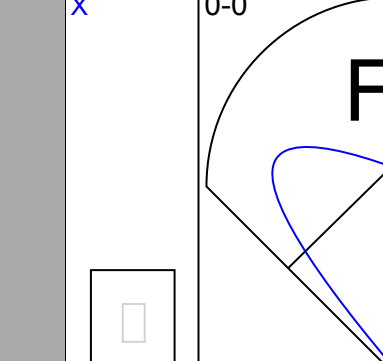
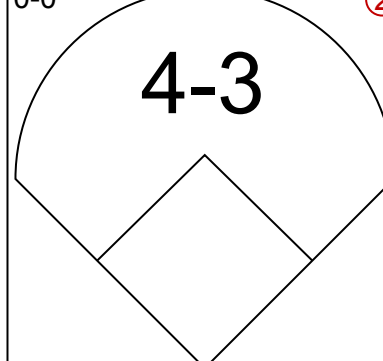
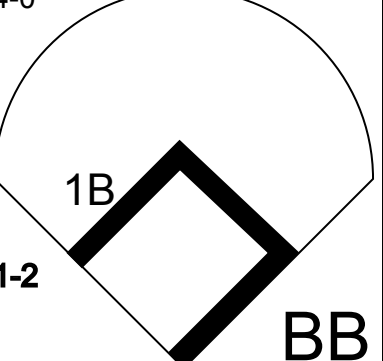
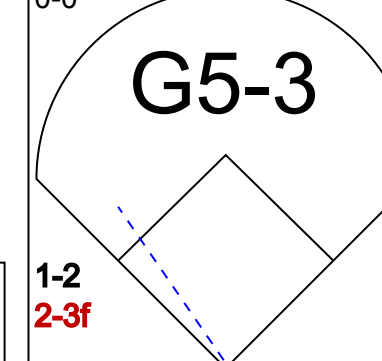
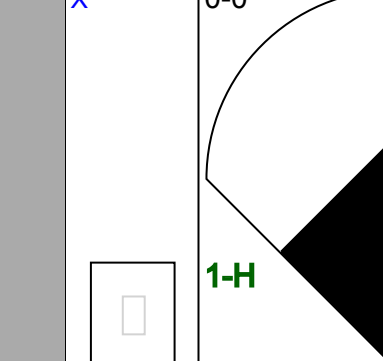

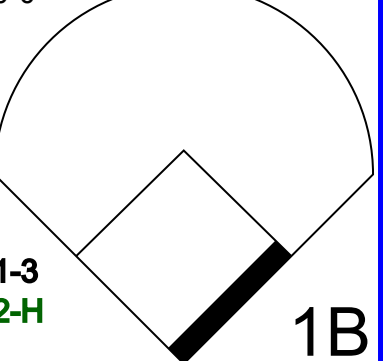
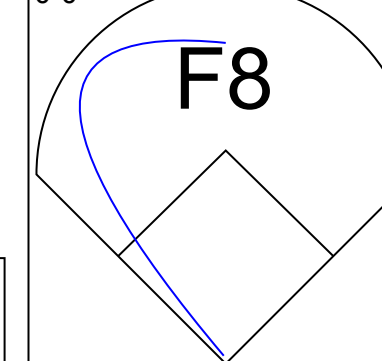
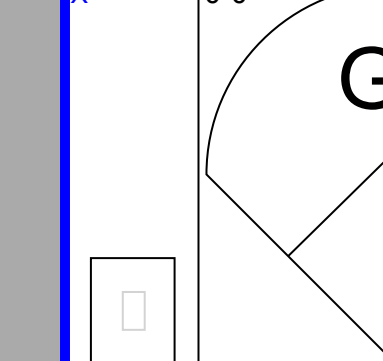


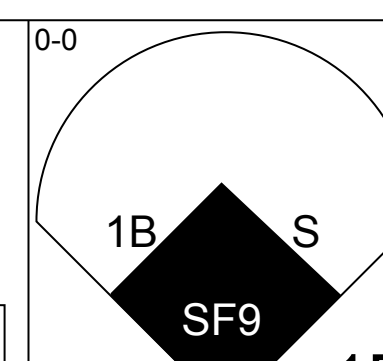
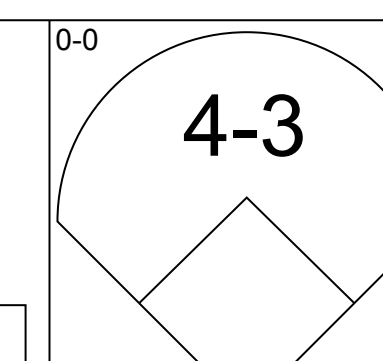
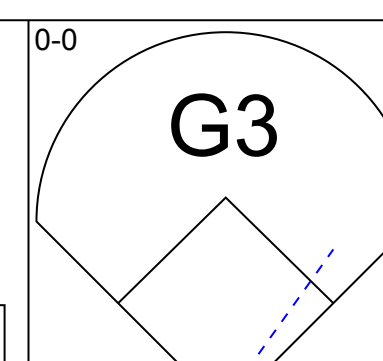
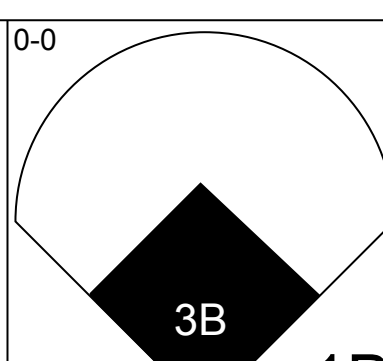
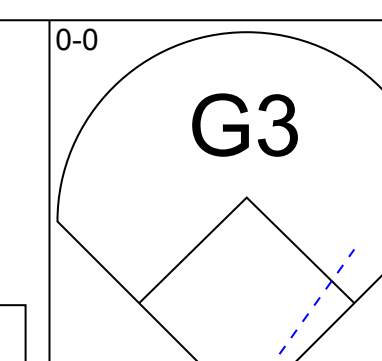
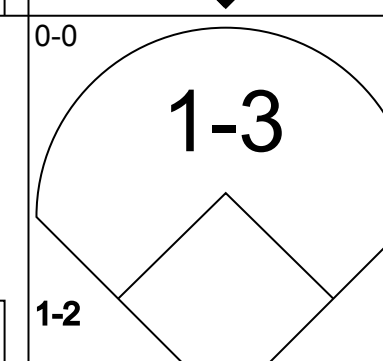
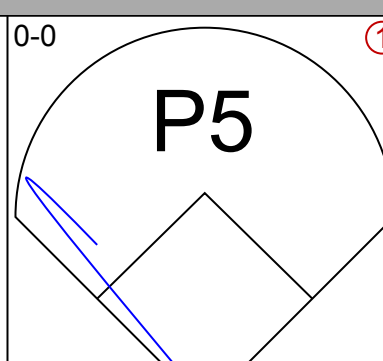
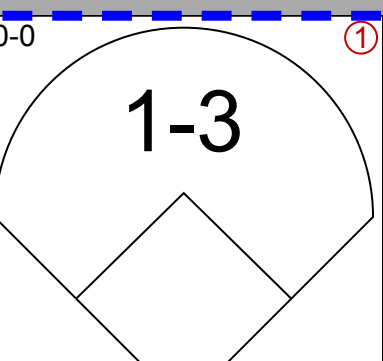
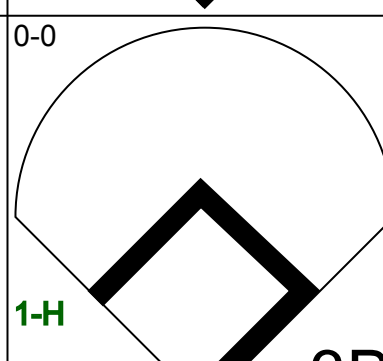
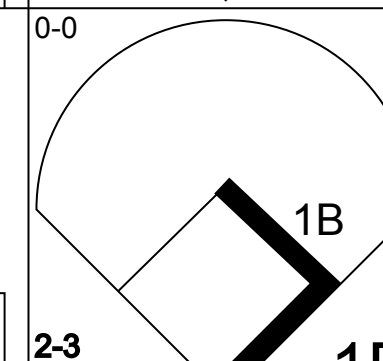
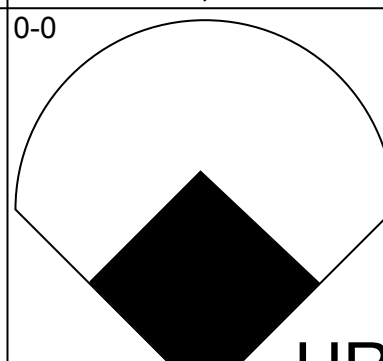
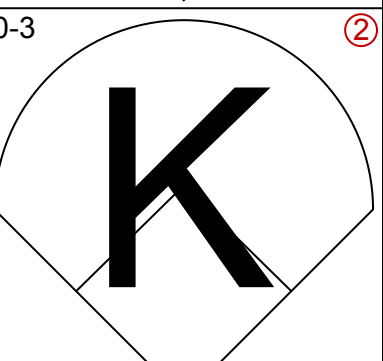
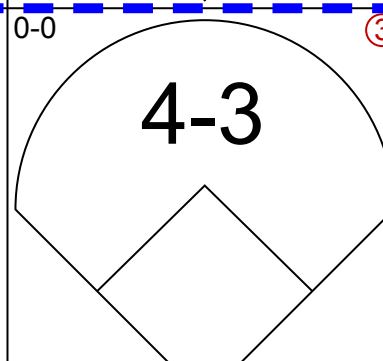
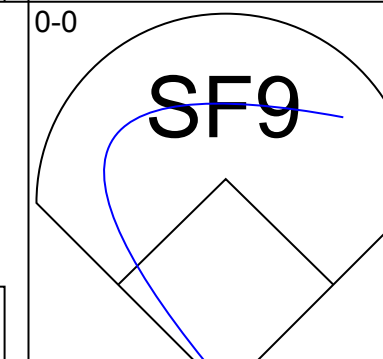
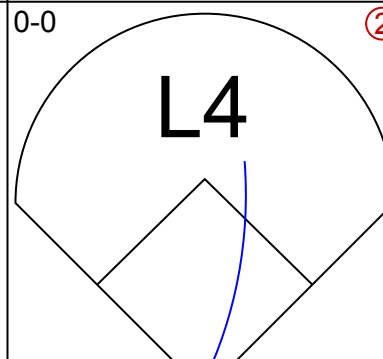
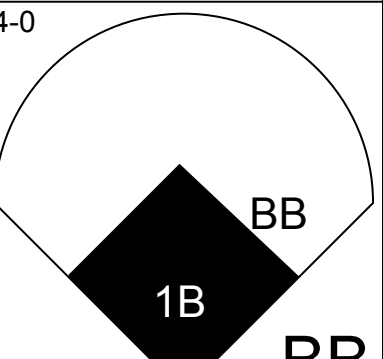
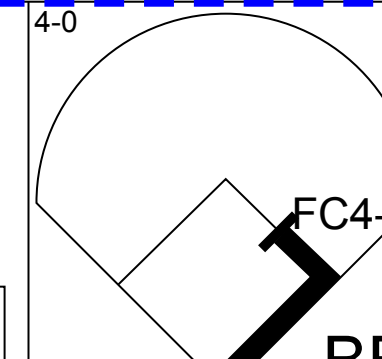
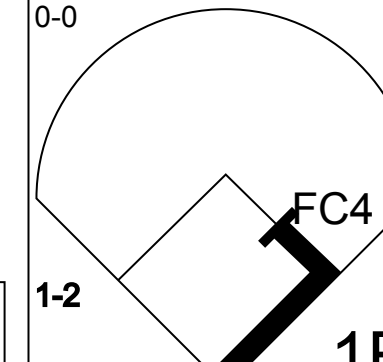
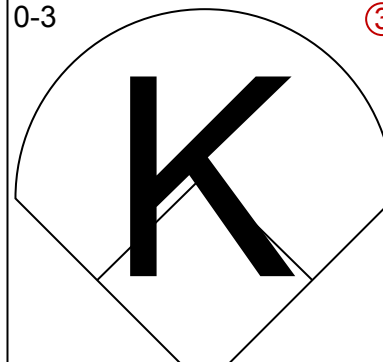
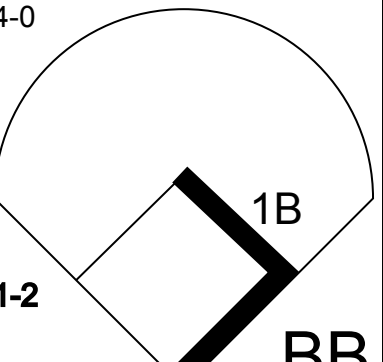
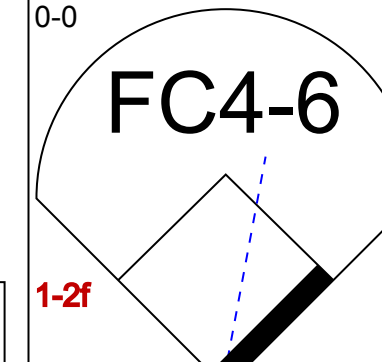
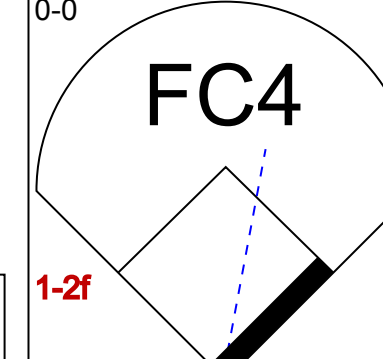
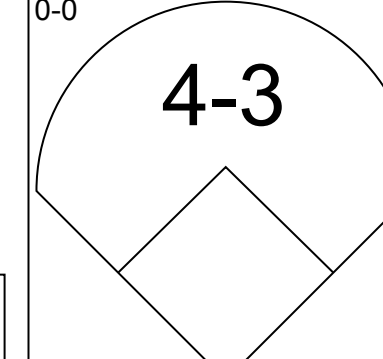
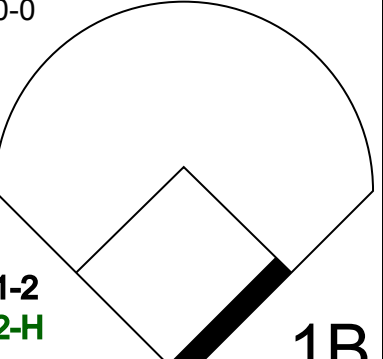
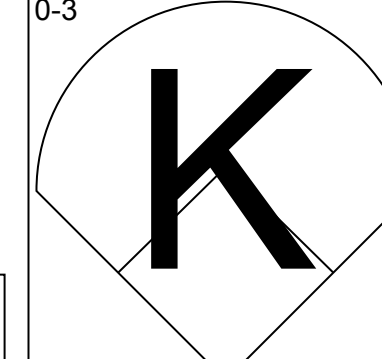
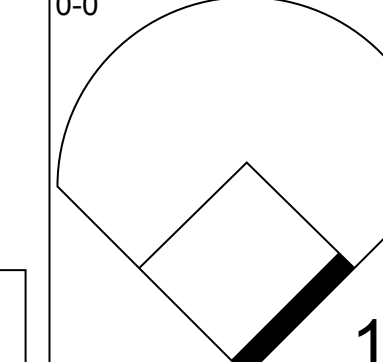
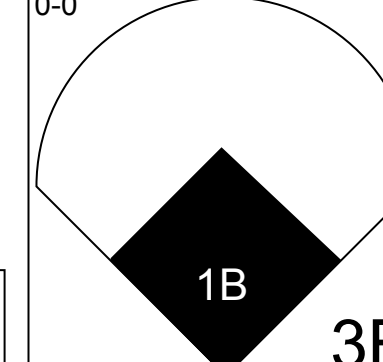
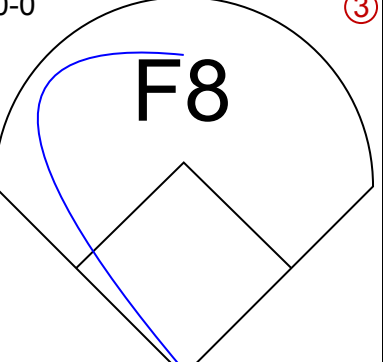
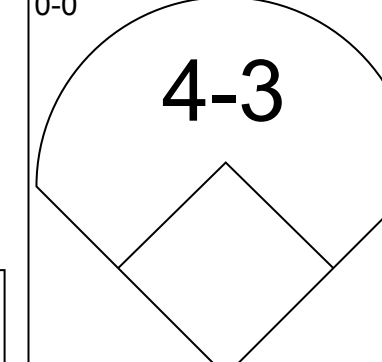
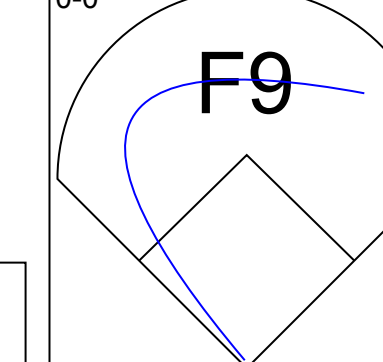
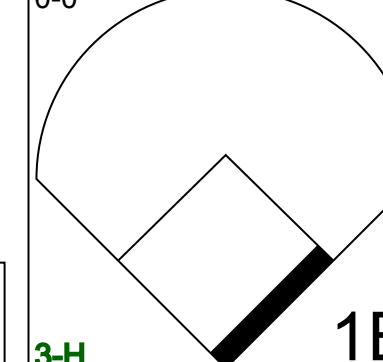
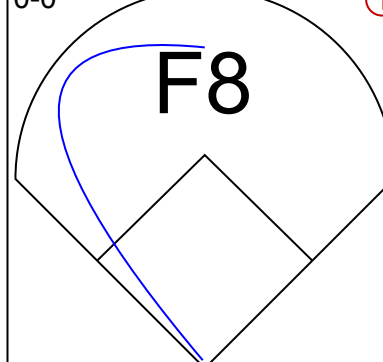
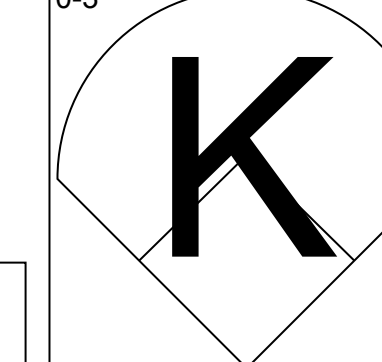
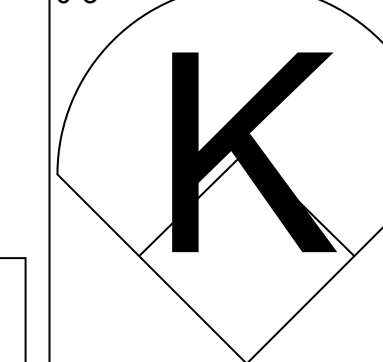
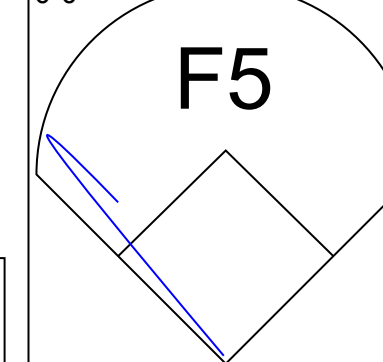
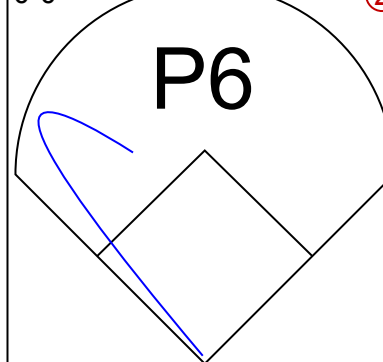
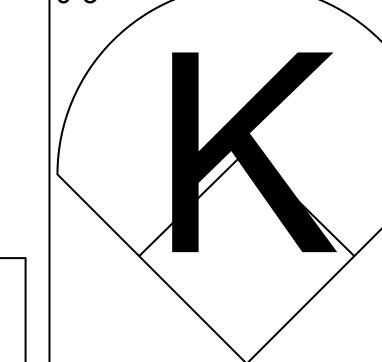
Batter	1	2	3	4	5	6	7	8	9	10	11	12	AB	R	H	RBI	BB	SO	LOB	BOTTOM		
Lou Brock, L OBP: 0.369, SLG: 0.439 (1.7)													6	0	0	0	0	1	4			
Ed Crosby, L OBP: 0.296, SLG: 0.306 (11. PH)													4	0	0	0	0	0	2			
Carl Taylor, R OBP: 0.359, SLG: 0.398 (12.3)													1	0	0	0	0	0	0			
Joe Haque, L OBP: 0.358, SLG: 0.423 (11. PH)													4	1	1	0	0	2	1			
Jim Beauchamp, R OBP: 0.337, SLG: 0.347 (12.6)													1	1	1	0	0	0	0			
Milt Ramirez, R OBP: 0.262, SLG: 0.224 (1.5)													4	0	2	0	1	0	0			
Jose Cardenal, R OBP: 0.351, SLG: 0.422 (1.8)													5	0	0	0	0	0	5			
Ted Simmons, S OBP: 0.313, SLG: 0.310 (1.2)													5	0	2	2	0	0	1			
Leron Lee, L OBP: 0.300, SLG: 0.345 (1.9)													4	1	2	1	1	1	1			
Dal Maxvill, R OBP: 0.259, SLG: 0.230 (1.4)													4	0	0	0	0	0	3			
Bob Gibson, R OBP: 0.366, SLG: 0.441 (12. PH)													3	0	2	0	1	1	0			
Vic Davalillo, L OBP: 0.372, SLG: 0.471 (1.1)													1	0	0	0	0	0	1			
Inning Stats	R: 0 E: 0 K: 0 S: 3	H: 0 LOB: 0 BB: 0 P: 3	R: 0 E: 0 K: 0 S: 3	H: 0 LOB: 0 BB: 0 P: 3	R: 1 E: 0 K: 0 S: 4	H: 2 LOB: 0 BB: 4	R: 0 E: 0 K: 1 S: 5	H: 0 LOB: 0 BB: 6	R: 0 E: 0 K: 1 S: 5	H: 1 LOB: 1 BB: 0	R: 0 E: 0 K: 0 S: 3	H: 3 LOB: 2 BB: 11	R: 0 E: 0 K: 1 S: 5	H: 0 LOB: 0 BB: 9	R: 1 E: 0 K: 1 S: 6	H: 3 LOB: 2 BB: 9	R: 1 E: 0 K: 1 S: 6	H: 1 LOB: 1 BB: 4	1B: 8 2B: 2 3B: 0 HR: 1	SF: 0 SAC: 1 DP: 2 HBP: 0	WP: 0 PB: 0 SB: 0 CS: 0	PA: 46
PITCHER Jim McAndrew, R ERA: 3.83 (1.1)	IP: 7.0 WLS: 26 BF: 4	H: 6 R: 2 ER: 2 SO: 1	BB: 1 IBB: 0 HBP: 0 BLK: 0	WP: 0 HR: 1 S: 27 P: 31	ERA: 2.57 WHIP: 0.857	PITCHER Tug McGraw, L ERA: 3.98 (12.1)	IP: 0.2 WLS: 2 BF: 0 H: 0 R: 0 ER: 0 SO: 0	BB: 0 IBB: 0 HBP: 0 BLK: 0	WP: 0 HR: 0 S: 2 P: 2	ERA: 0.00 WHIP: 0.000												
Ray Sadecki, L ERA: 3.93 (8.1)	1.0	4	0	0	0	2	1	0	0	0	0	0	0	0	7	11	0.00	1.000				
Danny Frisella, R ERA: 3.23 (8.1)	2.0	7	0	0	0	2	1	0	0	0	0	0	0	0	10	14	0.00	0.500				
Rich Folkers, L ERA: 6.18 (11.1)	0.1	2	1	1	1	0	0	0	0	0	0	0	0	0	2	2	27.00	3.000				
Ron Herbel, R ERA: 4.9 (11.1)	1.0	W	5	3	0	0	0	0	0	0	0	0	0	0	5	5	0.00	3.000				

New York Mets @ St. Louis Cardinals
Busch Stadium, St. Louis, MO
Tue Sep 01 1970, 7:05 PM CDT
Alt. 22.527 - Unknown


AB 42
R 3
H 10
RBI 3
BB 3
SO 5
LOB 18




Batter	1	2	3	4	5	6	7	8	9	AB	R	H	RBI	BB	SO	LOB	TOP					
Tommie Agee, R OBP: 0.347, SLG: 0.481 (1, 8)										4	0	0	0	0	2	2	New York Mets @ St. Louis Cardinals Busch Stadium, St. Louis, MO Thu Sep 03 1970, 3:33 AM CDT Att: 13,169 - Unknown					
Bud Harrelson, S OBP: 0.340, SLG: 0.315 (1, 6)										4	0	1	0	0	0	0						
Cleon Jones, R OBP: 0.343, SLG: 0.399 (1, 7)										3	0	1	0	1	1	1						
Donn Clendenon, R OBP: 0.352, SLG: 0.548 (1, 3)										4	0	1	0	0	0	2						
Ron Swoboda, R OBP: 0.342, SLG: 0.397 (1, 9)										4	0	0	0	0	0	2						
Joe Foy, R OBP: 0.369, SLG: 0.337 (1, 5)										3	1	2	0	1	0	0						
Duffy Dyer, R OBP: 0.316, SLG: 0.261 (1, 2)										4	1	2	0	0	1	1						
Al Weis, S OBP: 0.258, SLG: 0.311 (1, 4)										3	1	1	2	1	0	2						
Gary Gentry, R OBP: 0.138, SLG: 0.111 (5, PH) Ken Singleton, S OBP: 0.394, SLG: 0.402 (5, 1) Rich Folkers, L OBP: 0.333, SLG: 0.333 (6, 1) Ron Taylor, R OBP: 0.320, SLG: 0.309 (7, PH) Jerry Grote, R OBP: 0.320, SLG: 0.309 (7, 1) Ron Herbel, R OBP: 0.381, SLG: 0.451 (9, PH)										1	0	0	0	0	1	0						
Inning Stats	R: 0 E: 0 K: 1 S: 5	H: 0 LOB: 0 BB: 0 P: 5	R: 0 E: 0 K: 0 S: 3	H: 0 LOB: 0 BB: 0 P: 3	R: 0 E: 0 K: 2 S: 7	H: 0 LOB: 0 BB: 0 P: 7	R: 0 E: 0 K: 0 S: 4	H: 1 LOB: 1 BB: 0 P: 4	R: 1 E: 0 K: 1 S: 6	H: 2 LOB: 2 BB: 2 P: 14	R: 0 E: 0 K: 0 S: 3	H: 1 LOB: 1 BB: 1 P: 7	R: 0 E: 0 K: 0 S: 4	H: 2 LOB: 1 BB: 0 P: 4	R: 0 E: 0 K: 1 S: 6	H: 1 LOB: 1 BB: 0 P: 6	R: 2 E: 0 K: 0 S: 5	H: 2 LOB: 0 BB: 0 P: 5	1B: 8 2B: 0 3B: 0 HR: 1	SF: 0 SAC: 0 DP: 2 HBP: 0	WP: 1 PB: 0 SB: 0 CS: 1	PA: 36
PITCHER Steve Carlton, L ERA: 3.73 (1, 1)	IP: 9.0 WLS: W BF: 36 H: 9 R: 3 ER: 3 SO: 5 BB: 3 IBB: 0 HBP: 0 BLK: 0 WP: 1 HR: 1 S: 43 P: 55 ERA: 3.00 WHIP: 1.333															PITCHER						

Batter	1	2	3	4	5	6	7	8	9	AB	R	H	RBI	BB	SO	LOB	BOTTOM
Lou Brock, L OBP: 0.369, SLG: 0.440 (1, 7)										5	2	2	0	0	0	2	New York Mets @ St. Louis Cardinals Busch Stadium, St. Louis, MO Thu Sep 03 1970, 3:33 AM CDT Att: 13,169 - Unknown
Julian Javier, R OBP: 0.289, SLG: 0.313 (1, 4)										4	0	1	1	0	0	1	
Joe Hague, L OBP: 0.362, SLG: 0.433 (1, 3)										4	1	2	1	0	1	1	
Joe Torre, R OBP: 0.397, SLG: 0.498 (1, 5)										1	1	0	1	2	0	0	
Vic Davalillo, L OBP: 0.366, SLG: 0.457 (1, 8)										3	0	1	0	1	1	1	
Ted Simmons, S OBP: 0.311, SLG: 0.304 (1, 2)										4	0	1	1	0	1	3	
Leron Lee, L OBP: 0.299, SLG: 0.350 (1, 9)										4	1	2	0	0	0	3	
Dal Maxvill, R OBP: 0.298, SLG: 0.234 (1, 6)										4	0	1	1	0	1	1	
Steve Carlton, L OBP: 0.247, SLG: 0.217 (1, 1)										4	0	0	0	0	2	2	
Inning Stats	R: 1 E: 0 K: 0 S: 6	H: 3 LOB: 2 BB: 0 P: 6	R: 0 E: 0 K: 1 S: 6	H: 1 LOB: 1 BB: 0 P: 6	R: 1 E: 0 K: 0 S: 5	H: 1 LOB: 1 BB: 0 P: 5	R: 1 E: 0 K: 0 S: 5	H: 2 LOB: 1 BB: 0 P: 5	R: 0 E: 0 K: 2 S: 7	H: 0 LOB: 1 BB: 1 P: 9	R: 0 E: 0 K: 2 S: 7	H: 0 LOB: 0 BB: 0 P: 7	1B: 7 2B: 0 3B: 2 HR: 1	SF: 1 SAC: 0 DP: 0 HBP: 0	WP: 0 PB: 0 SB: 1 CS: 0	PA: 37	
PITCHER Gary Gentry, R ERA: 3.62 Rich Folkers, L ERA: 8.44 Ron Taylor, R ERA: 3.77 Ron Herbel, R ERA: 4.82	IP: 4.0 WLS: L BF: 19 H: 7 R: 3 ER: 3 SO: 2 BB: 0 IBB: 0 HBP: 0 BLK: 0 WP: 0 HR: 1 S: 23 P: 23 ERA: 6.75 WHIP: 1.750															PITCHER	

AB 33
R 3
H 9
RBI 3
BB 3
SO 5
LOB 11



AB 33
R 5
H 10
RBI 5
BB 3
SO 6
LOB 14



Batter	1	2	3	4	5	6	7	8	9	10	11	12	13	AB	R	H	RBI	BB	SO	LOB	TOP											
Mary Staehle, L OBP: 0.263, SLG: 0.263 Don Hahn, R OBP: 0.374, SLG: 0.277 Dan McGinn, L OBP: 0.114, SLG: 0.114 Carl Morton, R OBP: 0.223, SLG: 0.233 Claude Raymond, R (11, 1)															3	1	1	0	1	0	1											
Jim Fahey, L OBP: 0.260, SLG: 0.351 Adolfo Phillips, R OBP: 0.353, SLG: 0.384 Mack Jones, L OBP: 0.396, SLG: 0.456 Rusty Staub, L OBP: 0.406, SLG: 0.525															4	0	1	1	0	1	3											
Bob Bailey, R OBP: 0.452, SLG: 0.701 John Boccabella, R OBP: 0.351, SLG: 0.436															3	0	0	1	4	1	1											
Jim Gosger, L OBP: 0.348, SLG: 0.384 Clyde Mashore, R (9, 5)															3	1	1	1	1	0	0											
John Bateman, R OBP: 0.264, SLG: 0.375															6	0	1	2	0	1	1											
Boots Day, L OBP: 0.349, SLG: 0.339															6	2	3	1	1	0	0											
Bobby Wine, R OBP: 0.284, SLG: 0.292															7	1	3	0	0	1	3											
Steve Renko, R ERA: 3.98 Howie Reed, R ERA: 3.24 Ron Brand, R ERA: 4.84 Mike Marshall, R ERA: 4.84 Dan McGinn, L ERA: 5.1 Carl Morton, R ERA: 3.85															2	1	2	0	0	0	0											
Inning Stats	R: 3 E: 0 K: 0 S: 6	H: 3 LOB: 2 BB: 2 P: 14	R: 1 E: 0 K: 0 S: 4	H: 2 LOB: 1 BB: 1 P: 8	R: 0 E: 0 K: 0 S: 3	H: 0 LOB: 0 BB: 0 P: 3	R: 0 E: 0 K: 1 S: 6	H: 1 LOB: 3 BB: 2 P: 14	R: 0 E: 0 K: 1 S: 5	H: 0 LOB: 0 BB: 0 P: 5	R: 0 E: 0 K: 1 S: 5	H: 0 LOB: 0 BB: 0 P: 5	R: 1 E: 0 K: 1 S: 6	H: 1 LOB: 1 BB: 1 P: 10	R: 0 E: 0 K: 0 S: 6	H: 1 LOB: 1 BB: 0 P: 6	R: 2 E: 0 K: 0 S: 5	H: 2 LOB: 3 BB: 3 P: 17	R: 0 E: 0 K: 0 S: 4	H: 1 LOB: 1 BB: 0 P: 4	R: 0 E: 0 K: 1 S: 6	H: 1 LOB: 1 BB: 0 P: 6	R: 0 E: 0 K: 0 S: 3	H: 0 LOB: 0 BB: 0 P: 4	R: 0 E: 0 K: 1 S: 6	H: 0 LOB: 2 BB: 1 P: 10	R: 0 E: 0 K: 0 S: 5	H: 2 LOB: 2 BB: 1 P: 13	1B: 11 2B: 3 3B: 0 HR: 0	SF: 1 SAC: 4 DP: 1 HBP: 0	WP: 2 PB: 1 SB: 1 CS: 0	PA: 65
PITCHER	IP	WLS	BF	H	R	ER	SO	BB	IBB	HBP	BLK	WP	HR	S	P	ERA	WHIP															
Mike Torrez, R ERA: 3.98	1.1		11	5	4	4	0	2	0	0	0	0	0	9	17	27.00	5.250															
Nelson Siles, R ERA: 6.97	6.2		26	3	1	4	4	4	0	0	0	0	0	30	46	1.35	1.050															
Tom Higendorf, L ERA: 4.11	1.2		11	3	2	2	1	2	1	0	0	1	0	10	22	10.80	3.000															
Chuck Taylor, R ERA: 3.09	2.1		10	1	0	0	1	0	1	0	0	0	0	11	15	0.00	0.429															
Reggie Cleveland, R ERA: 12.27	1.0		7	2	2	2	0	1	1	0	0	1	0	5	13	18.00	3.000															

Montreal Expos @ St. Louis Cardinals
 Busch Stadium, St. Louis, MO
 Fri Sep 04 1970, 7:05 PM CDT
 Att. 20,970 - Unknown

AB	48
R	9
H	14
RBI	8
BB	12
SO	6
LOB	26





Batter	1	2	3	4	5	6	7	8	9	10	11	12	13	AB	R	H	RBI	BB	SO	LOB	BOTTOM									
Lou Brock, L OBP: 0.368, SLG: 0.437														6	1	1	1	1	1	3										
Julian Javier, R OBP: 0.288, SLG: 0.312														7	1	2	0	0	1	3										
Joe Hague, L OBP: 0.361, SLG: 0.438														7	1	2	2	0	1	1										
Joe Torre, R OBP: 0.396, SLG: 0.496														6	0	2	0	0	1	2										
Vic Davalillo, L OBP: 0.360, SLG: 0.446														6	0	1	1	0	0	3										
Ted Simmons, S OBP: 0.313, SLG: 0.303 Jorge Roque, R (10, PR) Jerry Davanon, R OBP: 0.267, SLG: 0.231														4	0	1	0	1	0	2										
Leron Lee, L OBP: 0.296, SLG: 0.361 Jose Cardenal, R OBP: 0.353, SLG: 0.430														4	1	1	1	0	1	3										
Dal Maxvill, R OBP: 0.302, SLG: 0.237														5	1	2	0	1	0	1										
Mike Torrez, R ERA: 4.28 Howie Reed, R ERA: 3.24 Mike Marshall, R ERA: 4.84 Dan McGinn, L ERA: 5.1 Carl Morton, R ERA: 3.85	3.1		19	8	4	4	2	1	0	0	0	0	0	1	8	10.80	2.700													
Nelson Siles, R ERA: 6.97	1.2		6	1	1	1	1	0	0	0	0	0	0	1	8	5.40	0.600													
Tom Higendorf, L ERA: 4.11	4.0		15	3	0	0	3	0	0	0	0	0	0	21	21	0.00	0.750													
Chuck Taylor, R ERA: 3.09	0.1		2	1	1	1	0	0	0	0	0	0	0	2	2	27.00	3.000													
Reggie Cleveland, R ERA: 12.27	0.2		5	1	1	1	0	1	1	0	1	0	1	3	11	13.50	3.000													
Inning Stats	R: 1 E: 0 K: 1 S: 8	H: 3 LOB: 2 BB: 0 P: 6	R: 1 E: 1 K: 1 S: 6	H: 1 LOB: 0 BB: 0 P: 6	R: 0 E: 0 K: 0 S: 9	H: 2 LOB: 3 BB: 1 P: 9	R: 3 E: 0 K: 1 S: 8	H: 3 LOB: 0 BB: 0 P: 8	R: 0 E: 0 K: 0 S: 3	H: 0 LOB: 0 BB: 0 P: 3	R: 0 E: 0 K: 1 S: 5	H: 0 LOB: 0 BB: 0 P: 5	R: 0 E: 0 K: 1 S: 6	H: 1 LOB: 1 BB: 0 P: 6	R: 0 E: 0 K: 0 S: 7	H: 2 LOB: 2 BB: 0 P: 7	R: 0 E: 0 K: 0 S: 5	H: 0 LOB: 0 BB: 0 P: 3	R: 2 E: 0 K: 0 S: 5	H: 2 LOB: 2 BB: 2 P: 13	R: 0 E: 0 K: 0 S: 3	H: 0 LOB: 0 BB: 0 P: 3	R: 0 E: 0 K: 0 S: 3	H: 0 LOB: 1 BB: 1 P: 7	R: 0 E: 0 K: 0 S: 3	H: 0 LOB: 0 BB: 0 P: 3	1B: 11 2B: 0 3B: 0 HR: 3	SF: 0 SAC: 1 DP: 1 HBP: 0	WP: 1 PB: 0 SB: 1 CS: 0	PA: 57
PITCHER	IP	WLS	BF	H	R	ER	SO	BB	IBB	HBP	BLK	WP	HR	S	P	ERA	WHIP													
Claude Raymond, R ERA: 3.99	3.0		10	0	0	0	0	1	0	0	0	1	0	9	13	0.00	0.333													

Montreal Expos @ St. Louis Cardinals
 Busch Stadium, St. Louis, MO
 Fri Sep 04 1970, 7:05 PM CDT
 Att. 20,970 - Unknown

AB	52
R	7
H	14
RBI	7
BB	4
SO	6
LOB	22



Batter	1	2	3	4	5	6	7	8	9	AB	R	H	RBI	BB	SO	LOB	TOP								
Mary Staehle, L (1.4) OBP: 0.309, SLG: 0.263	0-0 4-3		0-0 G4-6-3			0-0 L4		0-0 1B		4	0	1	1	0	0	1	Montreal Expos @ St. Louis Cardinals Busch Stadium, St. Louis, MO Sun Sep 06 1970, 3:33 AM CDT Att: 17,215 - Unknown 								
Jim Fairley, L (1.7) OBP: 0.296, SLG: 0.350	0-3 K			0-0 F7			0-0 1B	0-0 SF8		3	0	1	1	0	1	0									
Rusty Staub, L (1.9) OBP: 0.406, SLG: 0.523	0-3 K			0-0 F5			0-3 K	0-0 P4		4	0	0	0	0	2	2									
Bob Bailey, R (1.5) OBP: 0.445, SLG: 0.688		0-0 F9		0-3 K			0-0 P5		0-0 F9	4	0	0	0	0	1	1									
Jim Gosger, L (1.3) OBP: 0.349, SLG: 0.381		0-0 F8			0-0 F7			0-0 F8		4	0	1	0	0	0	0									
John Bateman, R (1.2) OBP: 0.283, SLG: 0.370		0-0 1B			0-3 K		0-0 L3		0-3 K	4	0	1	0	0	2	2									
Boots Day, L (1.8) OBP: 0.364, SLG: 0.355		0-3 K			0-0 1B			0-0 1B		3	1	2	0	0	1	1									
Bobby Wine, R (1.6) OBP: 0.284, SLG: 0.295			0-0 F9		0-0 CS	0-0 5-3		0-0 1B		2	0	0	0	0	0	0									
Mack Jones, L (8, PH) OBP: 0.398, SLG: 0.461					0-0 CS			0-3 1B		1	1	1	0	0	0	0									
John Strohmayer, R (8, PH) OBP: 0.167, SLG: 0.167					0-0 CS			0-3 1B		0	0	0	0	0	0	0									
John O'Donoghue, R (1.1) Howie Reed, R (7, 1) Ron Brand, R (8, PH) OBP: 0.286, SLG: 0.305			4-0 BB		0-3 K			0-3 K		1	0	0	0	1	1	0									
								1-2 K		0	0	0	0	0	0	0									
								1-2 K		1	0	0	0	0	1	2									
Inning Stats	R: 0 E: 0 K: 2 S: 7	H: 0 LOB: 0 BB: 0 P: 7	R: 0 E: 0 K: 1 S: 6	H: 1 LOB: 1 BB: 0 P: 6	R: 0 E: 0 K: 0 S: 2	H: 0 LOB: 0 BB: 1 P: 6	R: 0 E: 0 K: 1 S: 5	H: 0 LOB: 0 BB: 0 P: 5	R: 0 E: 0 K: 1 S: 5	H: 1 LOB: 0 BB: 0 P: 5	R: 0 E: 0 K: 1 S: 5	H: 2 LOB: 2 BB: 0 P: 7	R: 2 E: 0 K: 1 S: 8	H: 3 LOB: 1 BB: 0 P: 8	R: 0 E: 0 K: 1 S: 5	H: 0 LOB: 0 BB: 0 P: 5	1B: 7 2B: 0 3B: 0 HR: 0	SF: 1 SAC: 0 DP: 1 HBP: 0	WP: 0 PB: 1 SB: 1 CS: 1	PA: 34					
PITCHER Bob Gibson, R (1.1) ERA: 3.23	IP: 9.0 WLS: W BF: 33	H: 7 R: 2 ER: 2 SO: 9	BB: 1 IBB: 0 HBP: 0 BLK: 0	WP: 0 HR: 0 S: 50 P: 54	ERA: 2.00 WHIP: 0.889																				

Batter	1	2	3	4	5	6	7	8	9	AB	R	H	RBI	BB	SO	LOB	BOTTOM								
Lou Brock, L (1.7) OBP: 0.368, SLG: 0.445	0-0 1-3		0-0 P6			0-0 F7	0-0 HR			4	1	1	2	0	0	0	Montreal Expos @ St. Louis Cardinals Busch Stadium, St. Louis, MO Sun Sep 06 1970, 3:33 AM CDT Att: 17,215 - Unknown 								
Julian Javier, R (1.4) OBP: 0.286, SLG: 0.307	4-0 BB			0-0 6-3		0-3 K	0-0 4-3			3	0	0	0	1	1	0									
Carl Taylor, R (1.9) OBP: 0.357, SLG: 0.394	0-0 G5-4-3			0-0 6-3			0-0 F7	0-0 1B		4	0	1	0	0	0	1									
Joe Torre, R (1.5) OBP: 0.396, SLG: 0.498		0-0 HR		0-0 F8			4-0 1B	0-0 L5		3	2	1	1	1	0	1									
Jose Cardenal, R (1.8) OBP: 0.353, SLG: 0.427		0-3 K			0-0 F8		4-0 FC3	4-0 1B		2	1	0	0	2	1	0									
Ted Simmons, S (1.2) OBP: 0.315, SLG: 0.302		0-3 K			0-0 F3		0-0 E	0-0 BB		4	1	1	0	0	1	2									
Joe Hague, L (1.3) OBP: 0.361, SLG: 0.434		0-3 K			4-0 BB		0-0 FC3	4-0 1B		2	1	0	1	2	1	1									
Dal Maxvill, R (1.6) OBP: 0.299, SLG: 0.235			0-0 5-3				0-0 K	0-0 F9		4	0	0	0	0	1	6									
Bob Gibson, R (1.1) OBP: 0.365, SLG: 0.438			0-0 5-3				0-0 F8	0-0 HR		3	1	1	2	0	0	0									
Inning Stats	R: 0 E: 0 K: 0 S: 2	H: 0 LOB: 0 BB: 1 P: 6	R: 1 E: 0 K: 3 S: 10	H: 1 LOB: 0 BB: 0 P: 10	R: 0 E: 0 K: 0 S: 3	H: 0 LOB: 0 BB: 0 P: 3	R: 0 E: 0 K: 0 S: 3	H: 0 LOB: 0 BB: 0 P: 3	R: 0 E: 0 K: 1 S: 5	H: 0 LOB: 0 BB: 0 P: 5	R: 6 E: 1 K: 1 S: 9	H: 3 LOB: 2 BB: 2 P: 17	R: 0 E: 0 K: 0 S: 4	H: 1 LOB: 3 BB: 2 P: 12	R: 0 E: 0 K: 0 S: 4	H: 0 LOB: 0 BB: 0 P: 5		1B: 3 2B: 0 3B: 0 HR: 2	SF: 0 SAC: 0 DP: 1 HBP: 0	WP: 0 PB: 0 SB: 1 CS: 0	PA: 35				
PITCHER John O'Donoghue, L (1.1) ERA: 5.23 Howie Reed, R (7, 1) ERA: 3.57 John Strohmayer, R (8, 1) ERA: 4.8	IP: 6.1 WLS: L BF: 24	H: 2 R: 4 ER: 3 SO: 1	BB: 4 IBB: 0 HBP: 0 BLK: 0	WP: 0 HR: 1 S: 28 P: 44	ERA: 5.68 WHIP: 0.947																				

Batter	1	2	3	4	5	6	7	8	9	AB	R	H	RBI	BB	SO	LOB	TOP		
Lou Brock, L OBP: 0.367, SLG: 0.443 (1, 7)	0-0 4-3		0-0 1-2 1B		0-3 K		0-0 L4			4	0	1	0	0	1	2			
Julian Javier, R OBP: 0.286, SLG: 0.309 (1, 4)	0-3 K		0-0 F9			0-0 1B 2B		0-3 K		4	1	1	0	0	2	2			
Carl Taylor, R OBP: 0.355, SLG: 0.392 (1, 9)	0-0 CS 1B			0-0 P4		0-0 F8		0-0 5-3		4	0	1	0	0	0	1			
Joe Torre, R OBP: 0.395, SLG: 0.496 (1, 5)	0-0 CS 1-2	0-0 F9		0-3 K		0-0 1B 2-3 1B		0-0 P6		4	0	1	0	0	1	0			
Jose Cardenal, R OBP: 0.352, SLG: 0.426 (1, 8)		0-0 F7		0-0 L1-4		0-0 FC5-4 1-2 3H 1B		0-0 P6		4	0	1	1	0	0	0			
Ted Simmons, S OBP: 0.309, SLG: 0.297 (1, 2)		0-0 F7			0-0 L4	0-0 L9		0-0 F8		4	0	0	0	0	0	2			
Jim Beauchamp, R OBP: 0.337, SLG: 0.351 (1, 3)			4-0 1B BB		0-0 2B	0-0 FC5-4 1-2		0-0 L5		3	0	1	0	1	0	2			
Dal Maxvill, R OBP: 0.297, SLG: 0.233 (1, 6)			0-0 P6		0-0 E5		0-0 F8			3	0	0	0	0	0	2			
Jerry Reuss, L ERA: 4.86 Frank Linzy, R ERA: 4.35 Luis Melendez, R ERA: 7.24 Santiago Guzman, R ERA: 9.24 Bob Chiupsa, R ERA: 10.38 Jorge Roque, R Reggie Cleveland, R			0-3 K		0-0 F7		0-3 K2-3			0	0	0	0	0	0	0			
Inning Stats	R: 0 E: 0 K: 1 S: 5	H: 1 LOB: 0 BB: 0 P: 5	R: 0 E: 0 K: 0 S: 3	H: 0 LOB: 0 BB: 0 P: 3	R: 0 E: 0 K: 1 S: 6	H: 1 LOB: 2 BB: 1 P: 10	R: 0 E: 0 K: 1 S: 5	H: 0 LOB: 0 BB: 0 P: 5	R: 0 E: 1 K: 1 S: 7	H: 1 LOB: 2 BB: 0 P: 7	R: 1 E: 0 K: 0 S: 6	H: 3 LOB: 0 BB: 0 P: 6	R: 0 E: 0 K: 1 S: 5	H: 0 LOB: 0 BB: 0 P: 5	R: 0 E: 0 K: 0 S: 3	H: 0 LOB: 0 BB: 0 P: 3	1B: 4 2B: 2 3B: 0 HR: 0	SF: 0 SAC: 0 DP: 0 HBP: 0	WP: 0 PA: 35 CS: 1
PITCHER Chris Short, L ERA: 4.34 (1, 1)	IP: 9.0 WLS: W BF: 34 H: 6 R: 1 ER: 1 SO: 6 BB: 1 IBB: 0 HBP: 0 BLK: 0 WP: 0 HR: 0 S: 45 P: 49 ERA: 1.00 WHIP: 0.778															PITCHER			

St. Louis Cardinals @ Philadelphia Phillies
Shibe Park, Philadelphia, PA
Mon Sep 07 1970, 7:05 PM EDT
Unknown

AB	33
R	1
H	6
RBI	1
BB	1
SO	6
LOB	14



Batter	1	2	3	4	5	6	7	8	9	AB	R	H	RBI	BB	SO	LOB	BOTTOM		
Larry Bowa, S OBP: 0.270, SLG: 0.289 (1, 6)	0-0 1B 3B	0-0 4-3		0-3 K		0-0 1-3				4	1	1	0	0	1	0			
Denny Doyle, L OBP: 0.282, SLG: 0.304 (1, 4)	0-0 1B 3H	0-0 6-3		0-0 4-3		0-3 K				4	1	1	1	0	1	0			
Don Money, R OBP: 0.369, SLG: 0.492 (1, 5)	0-0 1B 1-3 BB	0-3 K		0-0 FC6-4 1B		0-3 K				4	1	2	0	0	2	0			
Deron Johnson, R OBP: 0.328, SLG: 0.458 (1, 3)	0-0 BB FC5 3H	0-0 1B	0-0 PB 1B	0-0 FC6-4 1-2		0-3 K				4	2	2	1	0	1	1			
Joe Lis, R OBP: 0.444, SLG: 0.286 (1, 7)	0-0 FC5 1-2 1B		4-0 E 1B BB	0-0 FC5 5-3 BB		0-3 K				2	0	1	0	2	1	0			
Byron Browne, R OBP: 0.325, SLG: 0.447 (1, 9)	4-0 FC6-4 FC5 1-2 2-3 3H BB		0-3 K	0-0 K		0-0 6-3				3	0	0	1	1	2	3			
Larry Hisle, R OBP: 0.297, SLG: 0.332 (1, 8)	0-0 FC5 FC6-4 1-2 2-3 3H		0-0 E8 1B	0-0 FC5 5-3 BB		0-3 K		0-3 K		4	0	1	2	0	1	3			
Mike Ryan, R OBP: 0.264, SLG: 0.282 (1, 2)	0-0 FC6-4 1-2 2-3		4-0 G6-4-3 1B	0-0 IBB		0-0 IBB		0-0 6-3		2	0	0	0	2	0	2			
Chris Short, R OBP: 0.036, SLG: 0.037 (1, 1)	0-0 5-3		0-0 G6-4-3 1-2	0-0 FC5		0-0 FC5		0-0 5-3		4	0	0	0	0	0	7			
Inning Stats	R: 4 E: 0 K: 0 S: 8	H: 5 LOB: 2 BB: 1 P: 12	R: 0 E: 0 K: 1 S: 5	H: 0 LOB: 0 BB: 0 P: 5	R: 1 E: 1 K: 1 S: 6	H: 2 LOB: 2 BB: 2 P: 14	R: 0 E: 0 K: 1 S: 6	H: 1 LOB: 1 BB: 0 P: 6	R: 0 E: 0 K: 1 S: 5	H: 0 LOB: 2 BB: 2 P: 13	R: 0 E: 0 K: 2 S: 7	H: 0 LOB: 0 BB: 0 P: 7	R: 0 E: 0 K: 2 S: 7	H: 0 LOB: 0 BB: 0 P: 7	R: 0 E: 0 K: 1 S: 5	H: 0 LOB: 0 BB: 0 P: 5	1B: 7 2B: 0 3B: 1 HR: 0	SF: 0 SAC: 0 DP: 1 HBP: 0	WP: 0 PA: 36 CS: 0
PITCHER Jerry Reuss, L ERA: 4.86 Frank Linzy, R ERA: 4.35 Santiago Guzman, R ERA: 7.24 Bob Chiupsa, R ERA: 9.24 Reggie Cleveland, R ERA: 10.38	IP: 0.0 WLS: L BF: 6 H: 5 R: 4 ER: 4 SO: 4 BB: 1 IBB: 0 HBP: 0 BLK: 0 WP: 0 HR: 0 S: 20 P: 28 ERA: 2.25 WHIP: 1.000															PITCHER			

St. Louis Cardinals @ Philadelphia Phillies
Shibe Park, Philadelphia, PA
Mon Sep 07 1970, 7:05 PM EDT
Unknown

AB	31
R	5
H	8
RBI	5
BB	5
SO	9
LOB	16



Batter	1	2	3	4	5	6	7	8	9	10	11	12	13	AB	R	H	RBI	BB	SO	LOB	TOP									
Lou Brock, L OBP: 0.369, SLG: 0.443 (1, 7)														5	0	2	1	1	1	0										
Ed Crosby, L OBP: 0.295, SLG: 0.291 (1, 6)														5	0	1	1	1	0	1										
Joe Hague, L OBP: 0.360, SLG: 0.432 (9, PR)														4	0	1	0	0	0	2										
Jim Beauchamp, R OBP: 0.330, SLG: 0.342 (9, 3)														2	0	0	0	0	0	1										
Joe Torre, R OBP: 0.391, SLG: 0.491 (1, 5)														6	0	0	0	0	2	4										
Jose Cardenal, R OBP: 0.349, SLG: 0.421 (1, 8)														5	0	0	0	0	3	1										
Ted Simmons, S OBP: 0.315, SLG: 0.300 (1, 2)														4	0	2	0	1	0	0										
Leron Lee, L OBP: 0.296, SLG: 0.354 (1, 9)														5	0	1	0	0	1	3										
Dal Maxwell, R OBP: 0.276, SLG: 0.232 (8, PR)														2	0	0	0	0	1	1										
Carl Sandberg, R OBP: 0.296, SLG: 0.296 (8, 1)														1	1	1	0	0	0	0										
Reggie Cleveland, R (8, 1)														0	0	0	0	0	0	0										
Tom Higendort, S (8, 1)														0	0	0	0	0	0	0										
Luis Melendez, R (10, PR)														1	0	0	0	1	0	0										
Chuck Taylor, R (10, 1)														0	0	0	0	0	0	0										
Jerry Davidson, R (12, PR)														1	0	0	0	0	2	0										
Bob Chlupsa, R (12, 1)														0	0	0	0	0	0	0										
Mike Torrez, R OBP: 0.276, SLG: 0.298 (1, 1)														2	0	0	0	0	0	0										
Vic Davallito, L OBP: 0.361, SLG: 0.448 (6, PH)														0	1	0	0	1	0	0										
Julian Javier, R OBP: 0.285, SLG: 0.308 (8, 4)														2	0	0	0	1	2											
Inning Stats	R: 0 E: 0 K: 0 S: 2	H: 0 LOB: 1 BB: 2 P: 10	R: 0 E: 0 K: 2 S: 8	H: 1 LOB: 1 BB: 8 P: 8	R: 0 E: 0 K: 1 S: 5	H: 0 LOB: 0 BB: 0 P: 5	R: 0 E: 0 K: 2 S: 7	H: 0 LOB: 0 BB: 0 P: 7	R: 0 E: 0 K: 1 S: 5	H: 0 LOB: 0 BB: 0 P: 5	R: 0 E: 0 K: 0 S: 3	H: 0 LOB: 0 BB: 0 P: 3	R: 2 E: 0 K: 0 S: 5	H: 3 LOB: 2 BB: 1 P: 9	R: 0 E: 0 K: 1 S: 5	H: 0 LOB: 0 BB: 0 P: 5	R: 0 E: 0 K: 1 S: 5	H: 0 LOB: 0 BB: 0 P: 5	R: 0 E: 0 K: 0 S: 9	H: 2 LOB: 2 BB: 2 P: 9	R: 0 E: 0 K: 0 S: 4	H: 1 LOB: 1 BB: 0 P: 4	1B: 8 2B: 1 3B: 0 HR: 0	SF: 0 SAC: 0 DP: 1 HBP: 0	WIP: 0 PB: 0 SB: 1 CS: 0	PA: 49				
PITCHER	IP 7.2	WLS 28	BF 3	H 2	R 2	ER 2	SO 6	BB 3	IBB 0	HBP 0	BLK 0	WP 0	HR 0	S 37	P 49	ERA 2.35	WHIP 0.783													
Lowell Palmer, R ERA: 5.19 (1, 1)																														
Dick Selma, R ERA: 2.85 (8, 1)	4.1	17	4	0	0	4	1	0	0	0	0	0	0	24	28	0.00	1.154													
Joe Hoerner, L ERA: 2.59 (13, 1)	1.0	W	4	1	0	0	0	0	0	0	0	0	0	4	4	0.00	1.000													

St. Louis Cardinals @ Philadelphia Phillies
Shibe Park, Philadelphia, PA
Mon Sep 07 1970, 7:05 PM EDT
Att. 14,166 - Unknown

AB 45
R 2
H 8
RBI 2
BB 4
SO 10
LOB 17



Batter	1	2	3	4	5	6	7	8	9	10	11	12	13	AB	R	H	RBI	BB	SO	LOB	BOTTOM									
Larry Bova, S OBP: 0.273, SLG: 0.291 (1, 6)														7	1	3	2	0	0	5										
Denny Doyle, L OBP: 0.280, SLG: 0.302 (1, 4)														6	0	1	1	0	1	6										
John Briggs, L OBP: 0.341, SLG: 0.410 (1, 7)														6	0	1	0	0	3	1										
Deron Johnson, R OBP: 0.320, SLG: 0.461 (8, PR)														4	0	2	0	0	0	0										
Larry Hisle, R OBP: 0.295, SLG: 0.330 (9, 8)														2	0	0	0	0	1	2										
Tim McCarver, L OBP: 0.314, SLG: 0.379 (1, 2)														5	0	3	0	0	0	1										
Don Money, R OBP: 0.369, SLG: 0.487 (1, 5)														4	0	0	0	2	0	2										
Oscar Gamble, L OBP: 0.324, SLG: 0.342 (8, PH)														3	1	3	0	0	0	0										
Rick Joseph, R OBP: 0.276, SLG: 0.356 (8, 3)														1	0	0	0	0	2											
Willie Montanez, L OBP: 0.500, SLG: 0.333 (10, 9)														1	1	0	0	1	0	0										
Scott Reid, L OBP: 0.298, SLG: 0.158 (9, 9)														3	0	2	0	0	1	1										
Jim Hutto, R OBP: 0.226, SLG: 0.302 (10, 3)														3	0	0	0	0	3											
Lowell Palmer, R OBP: 0.192, SLG: 0.280 (8, 1)														1	0	0	0	0	0	0										
Dick Selma, R OBP: 0.222, SLG: 0.235 (12, PH)														0	0	0	0	1	0	0										
Ron Stone, L OBP: 0.399, SLG: 0.365 (13, 1)														0	0	0	0	0	0	0										
Joe Hoerner, R OBP: 0.333, SLG: 0.300 (13, PH)														1	0	0	0	0	0	3										
Joe Lis, R OBP: 0.490, SLG: 0.250 (13, PH)														1	0	0	0	0	0	3										
Inning Stats	R: 0 E: 0 K: 0 S: 3	H: 0 LOB: 0 BB: 0 P: 3	R: 0 E: 0 K: 0 S: 3	H: 0 LOB: 0 BB: 0 P: 3	R: 0 E: 0 K: 1 S: 7	H: 1 LOB: 1 BB: 0 P: 7	R: 0 E: 0 K: 1 S: 6	H: 1 LOB: 1 BB: 0 P: 6	R: 2 E: 0 K: 3 S: 12	H: 3 LOB: 1 BB: 0 P: 12	R: 0 E: 0 K: 3 S: 12	H: 1 LOB: 1 BB: 1 P: 7	R: 0 E: 0 K: 1 S: 6	H: 1 LOB: 1 BB: 0 P: 6	R: 0 E: 0 K: 2 S: 7	H: 0 LOB: 0 BB: 0 P: 7	R: 0 E: 0 K: 0 S: 3	H: 0 LOB: 0 BB: 0 P: 3	R: 0 E: 0 K: 0 S: 4	H: 1 LOB: 2 BB: 1 P: 8	R: 0 E: 0 K: 0 S: 4	H: 2 LOB: 3 BB: 3 P: 12	1B: 13 2B: 2 3B: 0 HR: 0	SF: 0 SAC: 1 DP: 1 HBP: 0	WIP: 0 PB: 0 SB: 3 CS: 0	PA: 56				
PITCHER	IP 7.0	WLS 30	BF 9	H 2	R 2	ER 2	SO 6	BB 0	IBB 0	HBP 0	BLK 0	WP 0	HR 0	S 42	P 42	ERA 2.57	WHIP 1.286													
Mike Torrez, R ERA: 3.92 (8, 1)																														
Reggie Cleveland, R ERA: 10.13 (8, 1)	0.1	3	1	0	0	0	0	0	0	0	0	0	0	2	6	0.00	3.000													
Tom Higendort, L ERA: 3.71 (10, 1)	1.2	5	1	0	0	0	0	0	0	0	0	0	0	7	7	0.00	0.600													
Chuck Taylor, R ERA: 3.03 (10, 1)	2.0	6	1	0	0	2	0	0	0	0	0	0	0	10	10	0.00	0.500													
Bob Chlupsa, R ERA: 9.79 (12, 1)	1.2	L	11	3	1	1	0	2	1	0	0	0	0	8	20	5.40	3.000													

St. Louis Cardinals @ Philadelphia Phillies
Shibe Park, Philadelphia, PA
Mon Sep 07 1970, 7:05 PM EDT
Att. 14,166 - Unknown

AB 50
R 3
H 15
RBI 3
BB 4
SO 9
LOB 31



Batter	1	2	3	4	5	6	7	8	9	AB	R	H	RBI	BB	SO	LOB	TOP										
Lou Brock, L OBP: 0.368, SLG: 0.441 (1, 7)	4-3		F5	4-3		S 2B 1B		G4-3		5	1	1	0	0	0	4	St. Louis Cardinals @ Pittsburgh Pirates Three Rivers Stadium, Pittsburgh, PA Wed Sep 09 1970, 7:05 PM EDT Att: 14,927 - Unknown livebaseballscorecards.com										
Julian Javier, R OBP: 0.287, SLG: 0.307 (1, 4)	6-3		F9		BB 5-3 1B	2B WP BB		P5		4	2	1	0	1	0	0											
Joe Hague, L OBP: 0.360, SLG: 0.426 (5, 3)	1B				5-3 2B BB	WP SF7 2B		G6-4-3 1B		0	1	0	0	3	0	0											
Carl Taylor, R OBP: 0.363, SLG: 0.405 (6, FH) (6, 3)	1B				5-3 2B BB	WP SF7 2B		G6-4-3 1B		2	1	2	1	0	0	0											
Dick Allen, R OBP: 0.378, SLG: 0.561 Vic Davallio, L OBP: 0.350, SLG: 0.445 (5, FH) (5, 9)	1-3 1B		5-3		5-3 2B BB	SF7		P4		2	0	1	0	0	0	1											
Joe Torre, R OBP: 0.388, SLG: 0.488 (1, 5)	K			6-3	5-3	5-3		G6-4-3		5	0	0	1	0	1	5											
Jose Cardenal, R OBP: 0.350, SLG: 0.423 (1, 8)		1B 1-3-2 2B		BB 1B	5-3			F8		4	0	2	0	0	0	2											
Ted Simmons, S OBP: 0.317, SLG: 0.308 (1, 2)		F5		P6	PB 2B			1B		4	0	2	2	0	0	2											
Dal Maxvill, R OBP: 0.300, SLG: 0.236 (1, 6)				BB 1B	K			6-3		4	0	2	0	0	1	1											
Frank Bertaina, L OBP: 0.333, SLG: 0.200 Leron Lee, L OBP: 0.256, SLG: 0.352 Reggie Cleveland, R OBP: 0.333, SLG: 0.333 Tom Hilgendorf, S (9, 1)	1-3-2 3-H		1-3-2		1-2 2-3 BB	F5		G4-3 1B		1	0	0	0	1	0	2											
Inning Stats	R: 0 E: 0 K: 1 S: 6	H: 1 LOB: 2 BB: 1 P: 10	R: 0 E: 0 K: 0 S: 4	H: 2 LOB: 1 BB: 0 P: 4	R: 0 E: 0 K: 0 S: 3	H: 0 LOB: 1 BB: 1 P: 7	R: 0 E: 0 K: 0 S: 5	H: 2 LOB: 3 BB: 1 P: 9	R: 3 E: 0 K: 0 S: 7	H: 2 LOB: 1 BB: 2 P: 15	R: 0 E: 0 K: 0 S: 3	H: 1 LOB: 0 BB: 0 P: 3	R: 0 E: 0 K: 0 S: 3	H: 1 LOB: 0 BB: 0 P: 3	R: 0 E: 0 K: 0 S: 3	H: 1 LOB: 0 BB: 0 P: 3	1B: 9 2B: 4 3B: 0 HR: 0	SF: 1 SAC: 0 DP: 3 HBP: 0	WP: 1 PB: 1 SB: 1 CS: 0	PA: 41							
PITCHER	IP	WLS	BF	H	R	ER	SO	BB	IBB	HBP	BLK	WP	HR	S	P	ERA	WHIP										
Fred Cambria, R ERA: 3.81 (1, 1)	5.1	L	29	8	5	5	2	6	0	0	0	0	0	27	51	8.44	2.625										
Joe Gibbon, L ERA: 5.6 (6, 1)	1.2		6	2	1	1	0	0	0	0	0	1	0	6	6	5.40	1.200										
Dave Giusti, R ERA: 3.38 (8, 1)	2.0		6	2	0	0	0	0	0	0	0	0	0	6	6	0.00	1.000										

Batter	1	2	3	4	5	6	7	8	9	AB	R	H	RBI	BB	SO	LOB	BOTTOM										
Freddie Patek, R OBP: 0.336, SLG: 0.374 George Kopacz, L OBP: 0.333, SLG: 0.333 Johnny Jeter, R OBP: 0.317, SLG: 0.339 (1, 6) (9, FH) (9, PR)	1B 1B BB		6-3		2-H 3-H 2B		F9		FC5-4 1B	3	1	1	2	1	0	0	St. Louis Cardinals @ Pittsburgh Pirates Three Rivers Stadium, Pittsburgh, PA Wed Sep 09 1970, 7:05 PM EDT Att: 14,927 - Unknown livebaseballscorecards.com										
Matty Alou, L OBP: 0.331, SLG: 0.359 Jerry May, R OBP: 0.300, SLG: 0.262 (1, 8) (9, FH)	S 1B 1B		F8	F8				2B		4	0	2	0	0	0	1											
Manny Sanguillen, R OBP: 0.341, SLG: 0.447 (1, 2)		G6-4-3 1B			4-3			1-3		4	0	2	1	0	0	1											
Bob Robertson, R OBP: 0.372, SLG: 0.576 (1, 3)		F8	F7		K			K		4	0	0	0	0	2	3											
Willie Stargell, L OBP: 0.328, SLG: 0.519 (1, 7)	G6-4-3		F8	L7				K		4	0	0	0	0	1	2											
Jose Pagan, R OBP: 0.315, SLG: 0.404 (1, 5)			E6 1B 1B		K			F7		4	1	1	0	0	1	0											
Al Oliver, L OBP: 0.321, SLG: 0.427 (1, 9)		L9		SH2-4 1B 2B 1B				F8		4	1	1	0	0	1	1											
Dave Cash, R OBP: 0.365, SLG: 0.434 (1, 4)		F8		SH2-4 2B 1B				F7		4	1	1	1	0	0	1											
Fred Cambria, R OBP: 0.333, SLG: 0.143 Joe Gibbon, R Gene Clines, R OBP: 0.300, SLG: 0.487 Dave Giusti, R OBP: 0.333, SLG: 0.333 Milt May, L OBP: 0.500, SLG: 0.500 Gene Alley, F OBP: 0.256, SLG: 0.346 (1, 1) (6, 1) (7, PH) (8, 1) (9, PH) (9, PH)			K	SH2-4 1B				L6-3		1	0	0	0	0	1	1											
Inning Stats	R: 1 E: 0 K: 0 S: 4	H: 2 LOB: 1 BB: 1 P: 8	R: 0 E: 0 K: 1 S: 6	H: 1 LOB: 0 BB: 0 P: 6	R: 0 E: 0 K: 0 S: 4	H: 1 LOB: 1 BB: 0 P: 4	R: 3 E: 1 K: 0 S: 7	H: 3 LOB: 1 BB: 0 P: 7	R: 0 E: 0 K: 1 S: 5	H: 0 LOB: 0 BB: 0 P: 5	R: 0 E: 0 K: 1 S: 4	H: 1 LOB: 1 BB: 0 P: 4	R: 0 E: 0 K: 2 S: 7	H: 0 LOB: 0 BB: 0 P: 7	R: 0 E: 0 K: 1 S: 7	H: 2 LOB: 2 BB: 0 P: 7		1B: 7 2B: 3 3B: 0 HR: 0	SF: 0 SAC: 1 DP: 1 HBP: 0	WP: 0 PB: 0 SB: 1 CS: 0	PA: 38						
PITCHER	IP	WLS	BF	H	R	ER	SO	BB	IBB	HBP	BLK	WP	HR	S	P	ERA	WHIP										
Frank Bertaina, L ERA: 2.88 (1, 1)	5.0	W	23	7	4	1	2	1	0	0	0	0	0	26	30	1.80	1.600										
Reggie Cleveland, R ERA: 7.94 (6, 1)	3.2		14	3	0	0	4	0	0	0	0	0	0	22	22	0.00	0.818										
Tom Hilgendorf, L ERA: 9.63 (9, 1)	0.1	S	1	0	0	0	0	0	0	0	0	0	0	1	1	0.00	0.000										

Batter	1	2	3	4	5	6	7	8	9	AB	R	H	RBI	BB	SO	LOB	TOP					
Lou Brock, L OBP: 0.365, SLG: 0.438 (1, 7)	1-3		K			F7		1-3		4	0	0	0	0	1	1						
Julian Javier, R OBP: 0.285, SLG: 0.304 (1, 4)	4-3		F9			L4		F8		4	0	0	0	0	0	1						
Carl Taylor, R OBP: 0.357, SLG: 0.397 (1, 9)	5-3			K		4-3			5-3	4	0	0	0	0	1	0						
Joe Torre, R OBP: 0.387, SLG: 0.485 (1, 5)		E1		L6					K	3	0	0	0	1	1	0						
Jose Cardenal, R OBP: 0.347, SLG: 0.419 (1, 8)		FC5-4		K					5-3	4	0	0	0	0	2	2						
Jim Beauchamp, R OBP: 0.330, SLG: 0.341 (1, 3)		K				4-3 WP				3	0	1	0	0	1	2						
Ted Simmons, S OBP: 0.313, SLG: 0.304 (1, 2)		FC6-4		K						3	0	0	0	0	1	3						
Dal Maxvill, R OBP: 0.301, SLG: 0.237 (1, 6)			E7			4-3				2	0	1	0	0	0	1						
Dick Allen, R OBP: 0.377, SLG: 0.560 (7, PH)										1	0	0	0	0	0	2						
Ed Crosby, L OBP: 0.295, SLG: 0.291 (7, 6)										0	0	0	0	0	0	0						
Nelson Briles, R OBP: 0.200, SLG: 0.308 (1, 1)										2	0	0	0	0	1	2						
Vic Davaillo, L OBP: 0.358, SLG: 0.443 (8, PH)			B1-4							1	0	0	0	0	1	0						
Tom Hilgendorf, S OBP: 0.148, SLG: 0.154 (8, 1)										0	0	0	0	0	0	0						
Chuck Taylor, R OBP: 0.148, SLG: 0.154 (8, 1)										0	0	0	0	0	0	0						
Inning Stats	R: 0 E: 0 K: 0 S: 3	H: 0 LOB: 0 BB: 0 P: 3	R: 0 E: 1 K: 1 S: 6	H: 0 LOB: 1 BB: 0 P: 6	R: 0 E: 1 K: 1 S: 6	H: 1 LOB: 1 BB: 0 P: 6	R: 0 E: 0 K: 2 S: 7	H: 0 LOB: 0 BB: 0 P: 7	R: 0 E: 0 K: 2 S: 8	H: 1 LOB: 1 BB: 0 P: 8	R: 0 E: 0 K: 0 S: 3	H: 0 LOB: 0 BB: 0 P: 3	R: 0 E: 1 K: 1 S: 6	H: 0 LOB: 2 BB: 1 P: 10	R: 0 E: 0 K: 1 S: 5	H: 0 LOB: 0 BB: 0 P: 5	R: 0 E: 0 K: 1 S: 5	H: 0 LOB: 0 BB: 0 P: 5	1B: 2 2B: 0 3B: 0 HR: 0	SF: 0 SAC: 0 DP: 0 HBP: 0	WP: 1 PB: 0 SB: 0 CS: 0	PA: 32
PITCHER Luke Walker, L ERA: 3.33 (1, 1)	IP: 9.0 WLS: W BF: 32 H: 2 R: 0 ER: 0 SO: 9 BB: 1 IBB: 0 HBP: 0 BLK: 0 WP: 1 HR: 0 S: 49 P: 53 ERA: 0.00 WHIP: 0.333											PITCHER	IP: 9.0 WLS: W BF: 32 H: 2 R: 0 ER: 0 SO: 9 BB: 1 IBB: 0 HBP: 0 BLK: 0 WP: 1 HR: 0 S: 49 P: 53 ERA: 0.00 WHIP: 0.333									

St. Louis Cardinals @ Pittsburgh Pirates
Three Rivers Stadium, Pittsburgh, PA
Thu Sep 10 1970, 7:05 PM EDT
Att: 14,386 - Unknown

AB	31
R	0
H	2
RBI	0
BB	1
SO	9
LOB	14



Batter	1	2	3	4	5	6	7	8	9	AB	R	H	RBI	BB	SO	LOB	BOTTOM			
Freddie Patek, R OBP: 0.331, SLG: 0.367 (1, 6)	K		P3			P4		FC6-4		4	0	0	0	0	1	5				
Matty Alou, L OBP: 0.329, SLG: 0.357 (1, 8)	5-3		P4			FC5			2-3	4	0	0	0	0	3					
Al Oliver, L OBP: 0.322, SLG: 0.429 (1, 9)	4-3					G3				3	1	1	0	1	0	0				
Willie Stargell, L OBP: 0.330, SLG: 0.526 (1, 7)						F8				4	1	2	1	0	0	1				
Bob Robertson, R OBP: 0.368, SLG: 0.571 (1, 3)						K				3	0	0	1	0	2	2				
Manny Sanguillen, R OBP: 0.339, SLG: 0.444 (1, 2)										3	0	0	0	0	0	0				
Richie Hebner, L OBP: 0.344, SLG: 0.432 (1, 5)										3	0	2	0	0	0	0				
Dave Cash, R OBP: 0.370, SLG: 0.438 (1, 4)										3	0	2	0	0	0	1				
Luke Walker, L OBP: 0.205, SLG: 0.139 (1, 1)										1	0	0	0	0	1	2				
Inning Stats	R: 0 E: 0 K: 1 S: 5	H: 0 LOB: 0 BB: 0 P: 5	R: 1 E: 0 K: 1 S: 6	H: 1 LOB: 0 BB: 0 P: 6	R: 0 E: 0 K: 0 S: 4	H: 1 LOB: 1 BB: 0 P: 4	R: 1 E: 0 K: 0 S: 4	H: 1 LOB: 0 BB: 0 P: 4	R: 0 E: 0 K: 1 S: 5	H: 0 LOB: 0 BB: 0 P: 5	R: 0 E: 0 K: 1 S: 7	H: 2 LOB: 2 BB: 0 P: 7	R: 0 E: 0 K: 0 S: 3	H: 1 LOB: 1 BB: 1 P: 7	R: 0 E: 0 K: 0 S: 3	H: 1 LOB: 1 BB: 1 P: 7	1B: 5 2B: 2 3B: 0 HR: 1	SF: 1 SAC: 2 DP: 1 HBP: 0	WP: 0 PB: 0 SB: 0 CS: 0	PA: 32
PITCHER Nelson Briles, R ERA: 6.66 (1, 1)	IP: 7.0 WLS: L BF: 28 H: 6 R: 2 ER: 2 SO: 4 BB: 2 IBB: 2 HBP: 0 BLK: 0 WP: 0 HR: 1 S: 36 P: 36 ERA: 2.57 WHIP: 0.857											PITCHER Tom Hilgendorf, L ERA: 3.57 (8, 1)	IP: 0.1 WLS: L BF: 3 H: 1 R: 0 ER: 0 SO: 0 BB: 1 IBB: 0 HBP: 0 BLK: 0 WP: 0 HR: 0 S: 2 P: 6 ERA: 0.00 WHIP: 6.000							
PITCHER Chuck Taylor, R ERA: 3.02 (8, 1)	IP: 0.2 WLS: L BF: 1 H: 0 R: 0 ER: 0 SO: 0 BB: 0 IBB: 0 HBP: 0 BLK: 0 WP: 0 HR: 0 S: 1 P: 1 ERA: 0.00 WHIP: 0.000											PITCHER	IP: 0.2 WLS: L BF: 1 H: 0 R: 0 ER: 0 SO: 0 BB: 0 IBB: 0 HBP: 0 BLK: 0 WP: 0 HR: 0 S: 1 P: 1 ERA: 0.00 WHIP: 0.000							

St. Louis Cardinals @ Pittsburgh Pirates
Three Rivers Stadium, Pittsburgh, PA
Thu Sep 10 1970, 7:05 PM EDT
Att: 14,386 - Unknown

AB	28
R	2
H	7
RBI	2
BB	1
SO	4
LOB	14



Batter	1	2	3	4	5	6	7	8	9	AB	R	H	RBI	BB	SO	LOB	TOP			
Lou Brock, L OBP: 0.365, SLG: 0.436 (1, 7)										3	1	0	0	1	1	0				
Julian Javier, R OBP: 0.284, SLG: 0.303 (1, 4)										4	0	1	0	0	2	0				
Joe Hague, L OBP: 0.361, SLG: 0.427 (1, 3)										2	1	1	1	1	1	0				
Joe Torre, R OBP: 0.390, SLG: 0.486 (1, 5)										3	1	2	0	1	0	0				
Jose Cardenal, R OBP: 0.346, SLG: 0.420 (1, 8)										4	1	1	2	0	0	3				
Carl Taylor, R OBP: 0.356, SLG: 0.395 Luis Melendez, R (8, 9)										4	1	1	1	0	1	1				
Ted Simmons, S OBP: 0.313, SLG: 0.300 (1, 2)										3	0	0	0	1	0	1				
Dal Maxvill, R OBP: 0.298, SLG: 0.235 (1, 6)										4	0	0	0	0	3	1				
Bob Gibson, R OBP: 0.352, SLG: 0.420 (1, 1)										4	0	0	0	0	2	1				
Inning Stats	R: 0 E: 0 K: 3 S: 9	H: 0 LOB: 0 BB: 0 P: 9	R: 0 E: 0 K: 0 S: 4	H: 1 LOB: 1 BB: 0 P: 4	R: 0 E: 0 K: 2 S: 7	H: 0 LOB: 0 BB: 0 P: 7	R: 4 E: 0 K: 3 S: 12	H: 3 LOB: 1 BB: 2 P: 20	R: 0 E: 0 K: 0 S: 4	H: 0 LOB: 0 BB: 0 P: 7	R: 1 E: 0 K: 0 S: 3	H: 1 LOB: 0 BB: 1 P: 7	R: 0 E: 0 K: 0 S: 3	H: 0 LOB: 0 BB: 0 P: 3	R: 0 E: 0 K: 0 S: 3	H: 0 LOB: 0 BB: 0 P: 3	1B: 5 2B: 2 3B: 0 HR: 0	SF: 1 SAC: 0 DP: 1 HBP: 0	WP: 2 PB: 0 SB: 3 CS: 0	PA: 36
PITCHER	IP WLS BF H R ER SO BB IBB HBP BLK WP HR S P ERA WHIP																			
Tom Seaver, R ERA: 2.66 (1, 1)	6.0 L 26 5 4 3 10 3 0 0 0 0 2 0 43 55 4.50 1.333																			
Ron Taylor, R ERA: 3.95 (7, 1)	2.0 7 1 1 1 0 1 0 0 0 0 0 0 6 10 4.50 1.000																			
Ron Herbel, R ERA: 4.71 (9, 1)	1.0 3 0 0 0 0 0 0 0 0 0 0 0 3 3 0.00 0.000																			

St. Louis Cardinals @ New York Mets
Shea Stadium, Flushing, NY
Fri Sep 11 1970, 7:05 PM EDT
Att: 50,555 - Unknown

AB 31
R 5
H 6
RBI 4
BB 4
SO 10
LOB 7

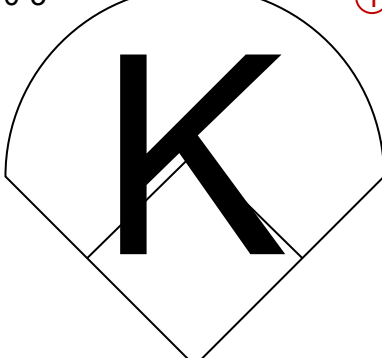
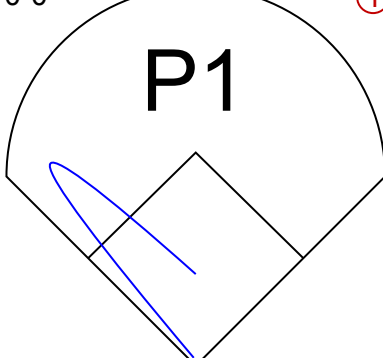
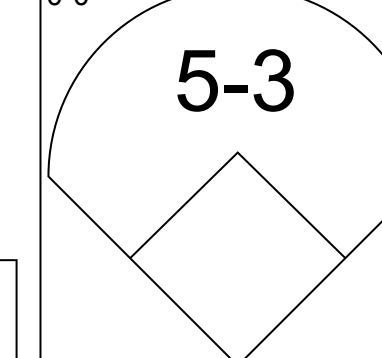

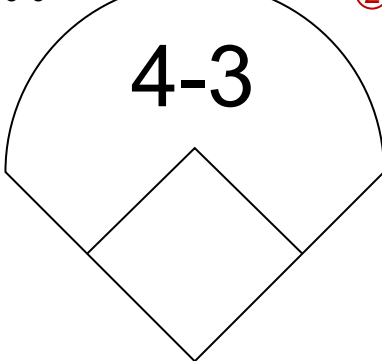
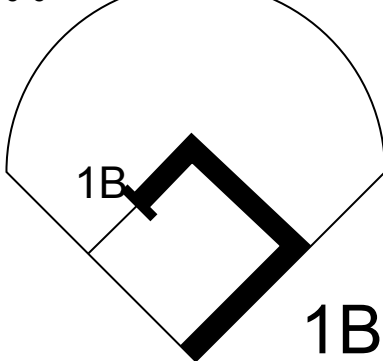
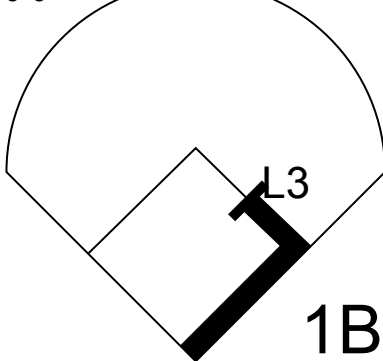
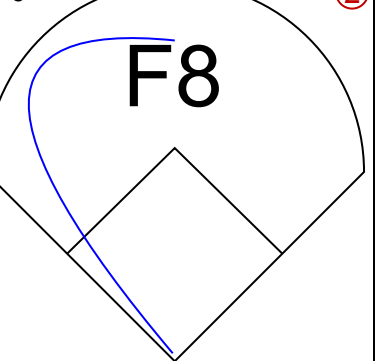
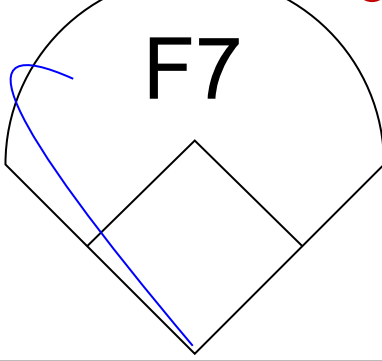
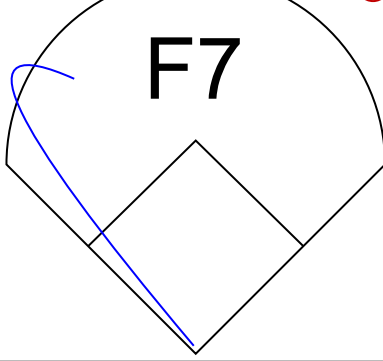
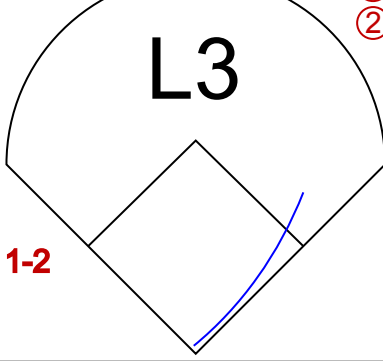
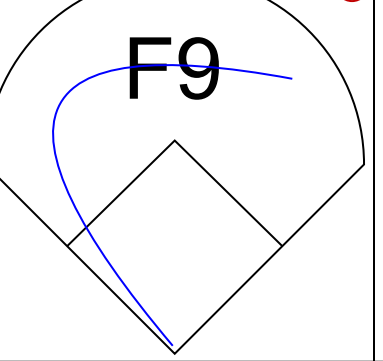
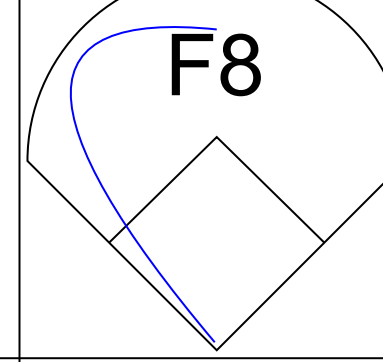
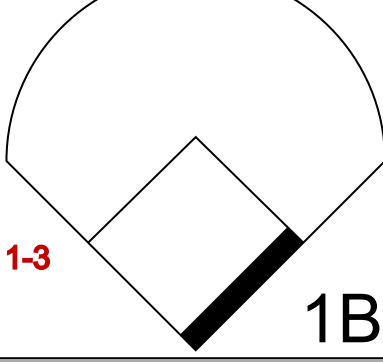
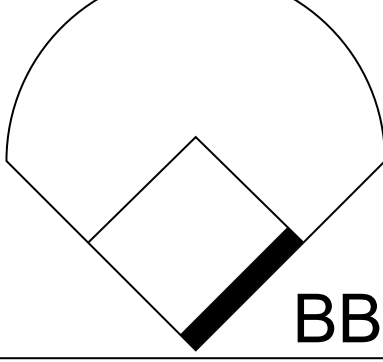
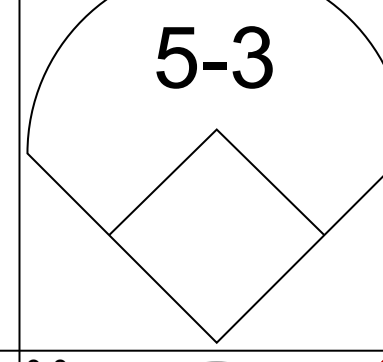
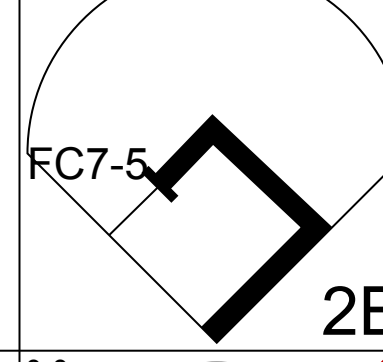

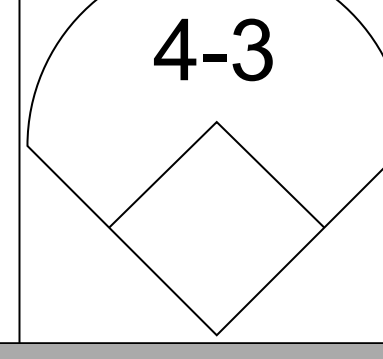
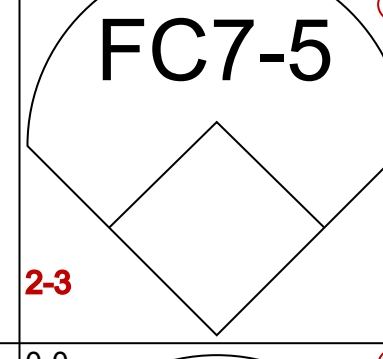
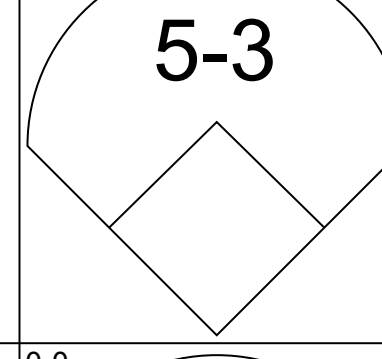
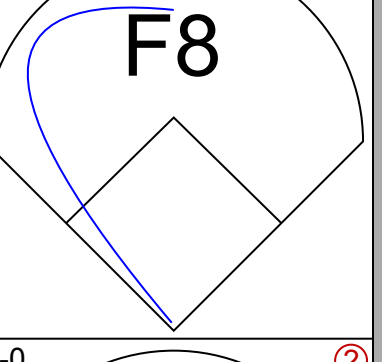
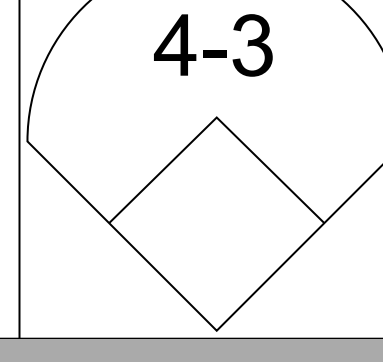
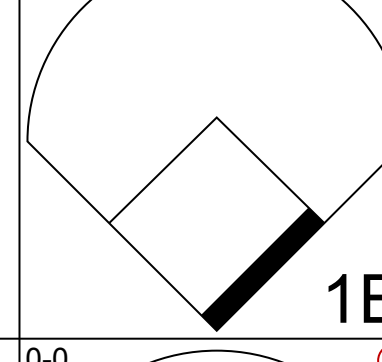
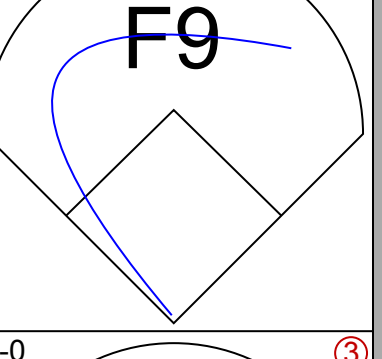
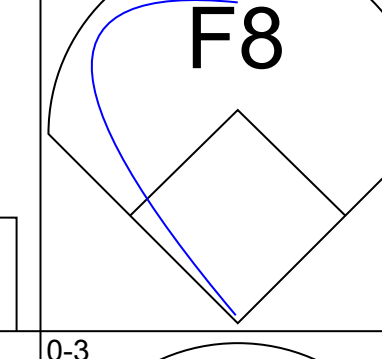
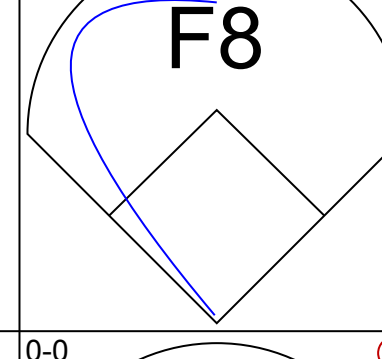
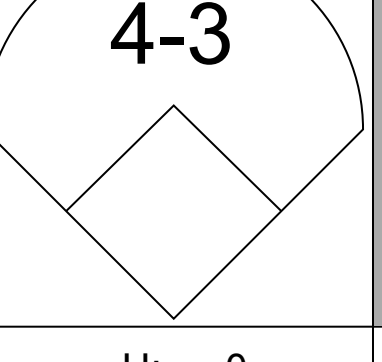
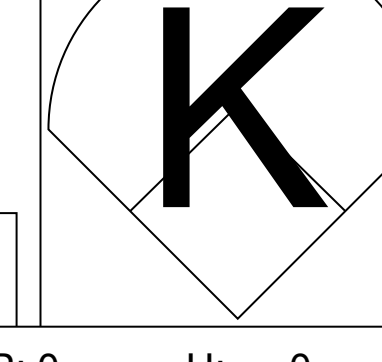
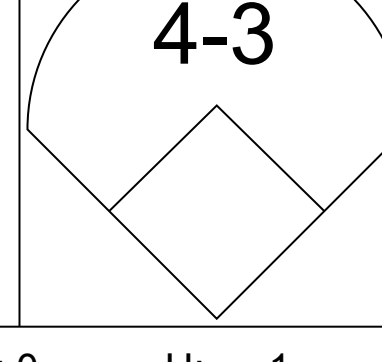


Batter	1	2	3	4	5	6	7	8	9	AB	R	H	RBI	BB	SO	LOB	BOTTOM					
Bud Harrelson, S OBP: 0.345, SLG: 0.311 Tim Foli, R (9, 6)										1	0	0	0	3	0	0						
Wayne Garrett, L OBP: 0.383, SLG: 0.429 (1, 5)										3	1	0	0	1	3	3						
Cleon Jones, R OBP: 0.354, SLG: 0.432 (1, 7)										4	1	3	0	0	1	1						
Art Shamsky, L OBP: 0.383, SLG: 0.444 (1, 3)										4	0	1	0	0	0	4						
Dave Marshall, L OBP: 0.310, SLG: 0.415 (1, 9)										4	0	1	1	0	1	1						
Ken Boswell, L OBP: 0.332, SLG: 0.346 (1, 4)										3	0	0	1	0	0	1						
Jerry Grote, R OBP: 0.318, SLG: 0.308 (1, 2)										4	0	0	0	0	0	2						
Rod Gaspar, S (1, 8)										3	0	0	0	0	0	0						
Tom Seaver, R OBP: 0.242, SLG: 0.220 (1, 1)										1	0	0	0	0	1	0						
Ed Kranepool, L OBP: 0.209, SLG: 0.125 (6, PH)										1	0	0	0	0	0	0						
Ron Taylor, R (7, 1)										0	0	0	0	0	0	0						
Ken Singleton, S OBP: 0.370, SLG: 0.385 (8, PH)										1	0	0	0	0	1	0						
Ron Herbel, R (9, 1)										0	0	0	0	0	0	0						
Inning Stats	R: 0 E: 0 K: 1 S: 5	H: 1 LOB: 1 BB: 1 P: 9	R: 0 E: 0 K: 1 S: 5	H: 0 LOB: 0 BB: 0 P: 5	R: 0 E: 0 K: 2 S: 7	H: 0 LOB: 1 BB: 1 P: 11	R: 0 E: 0 K: 0 S: 3	H: 1 LOB: 0 BB: 0 P: 3	R: 0 E: 0 K: 0 S: 3	H: 0 LOB: 0 BB: 0 P: 3	R: 0 E: 0 K: 2 S: 7	H: 0 LOB: 1 BB: 1 P: 11	R: 0 E: 0 K: 0 S: 4	H: 1 LOB: 1 BB: 0 P: 4	R: 0 E: 0 K: 1 S: 5	H: 0 LOB: 0 BB: 0 P: 5	R: 2 E: 0 K: 0 S: 5	H: 2 LOB: 1 BB: 1 P: 9	1B: 4 2B: 1 3B: 0 HR: 0	SF: 1 SAC: 0 DP: 1 HBP: 0	WP: 0 PB: 0 SB: 1 CS: 1	PA: 34
PITCHER	IP WLS BF H R ER SO BB IBB HBP BLK WP HR S P ERA WHIP																					
Bob Gibson, R ERA: 3.19 (1, 1)	9.0 W 34 5 2 2 7 4 0 0 0 0 0 0 44 60 2.00 1.000																					

St. Louis Cardinals @ New York Mets
Shea Stadium, Flushing, NY
Fri Sep 11 1970, 7:05 PM EDT
Att: 50,555 - Unknown

AB 29
R 2
H 5
RBI 2
BB 4
SO 7
LOB 12

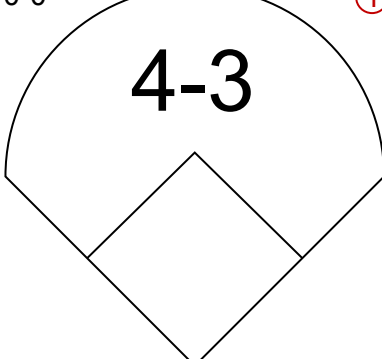
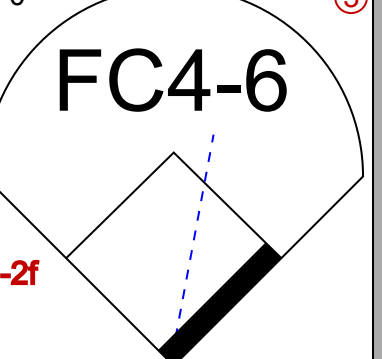
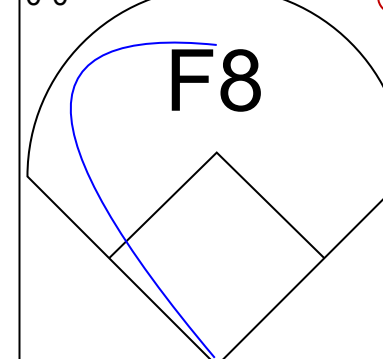
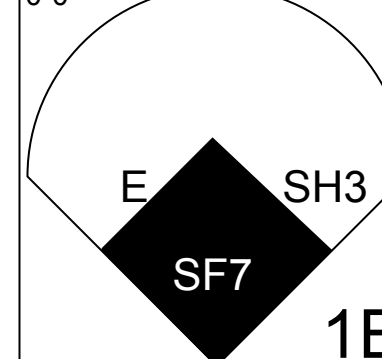
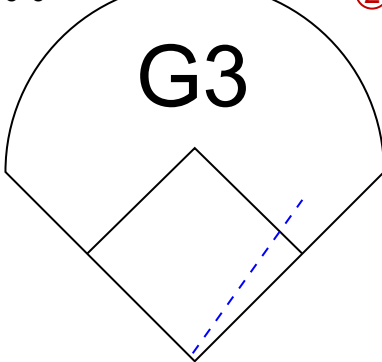
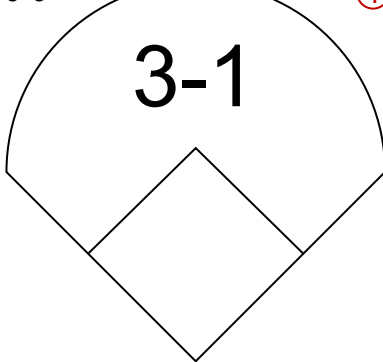
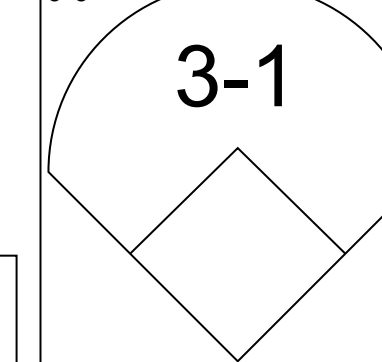
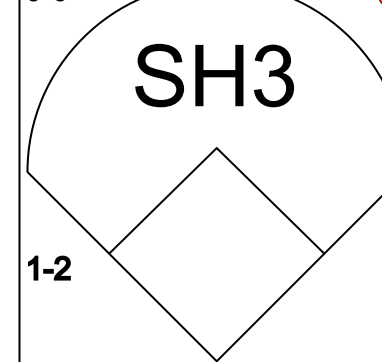
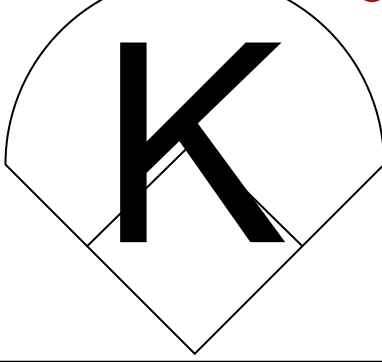
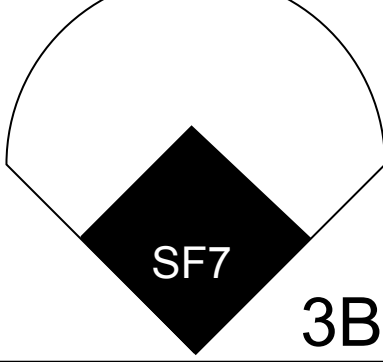
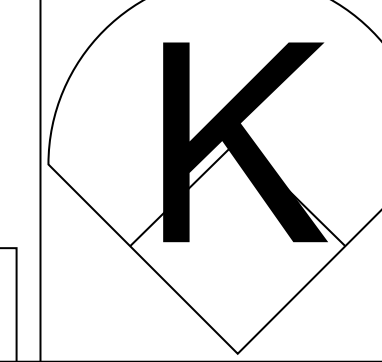
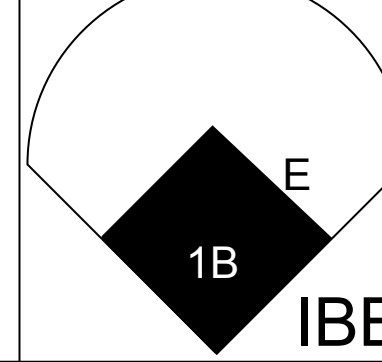
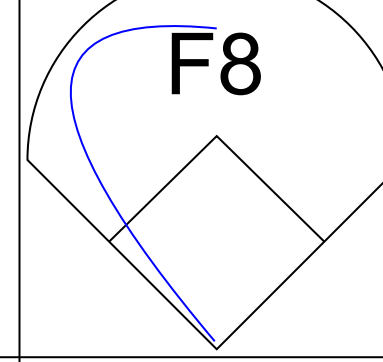
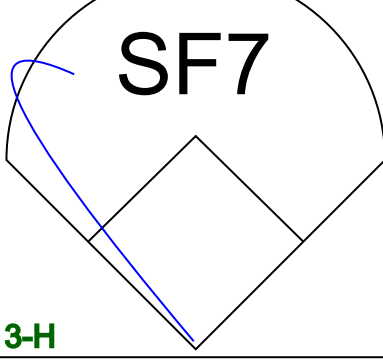
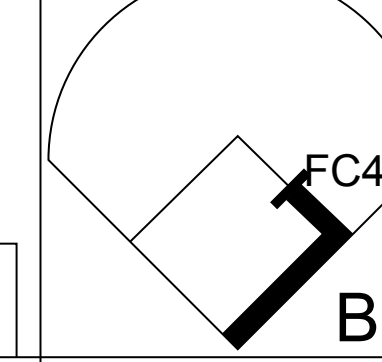
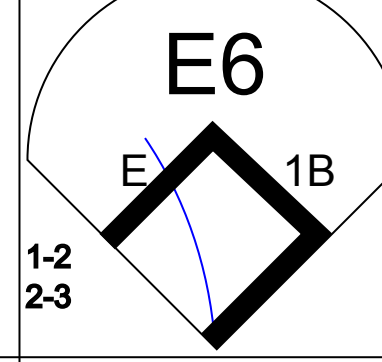
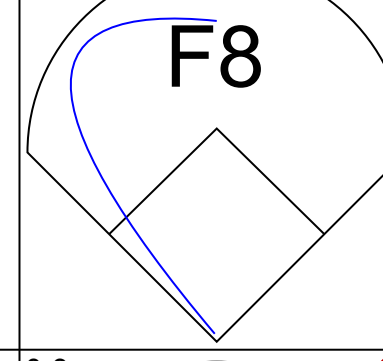
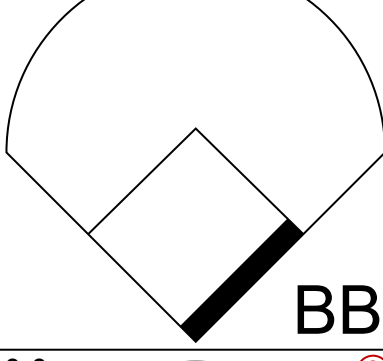
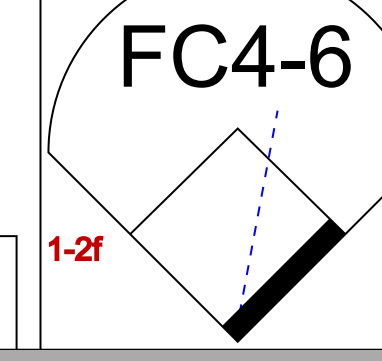
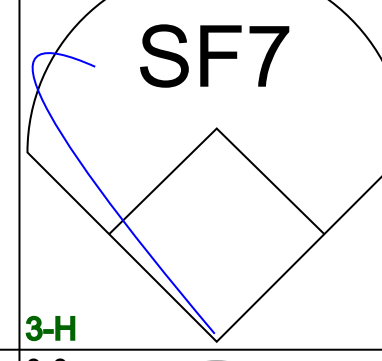

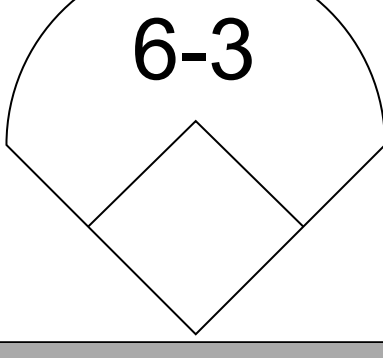
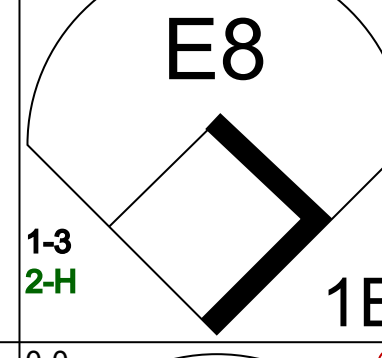
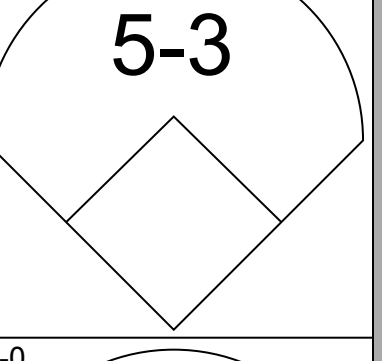
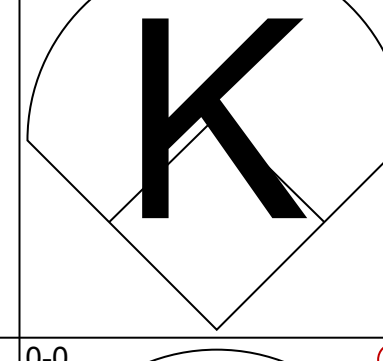
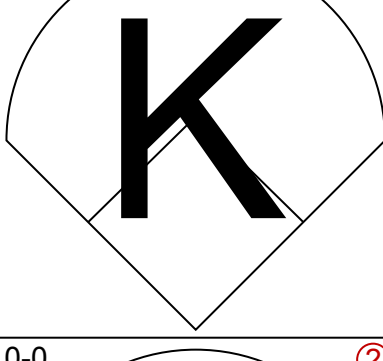
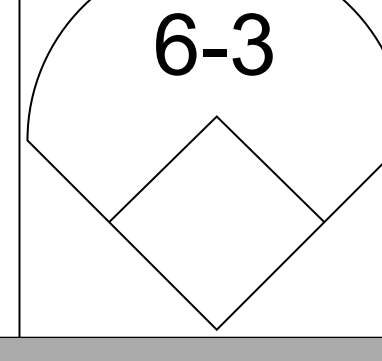
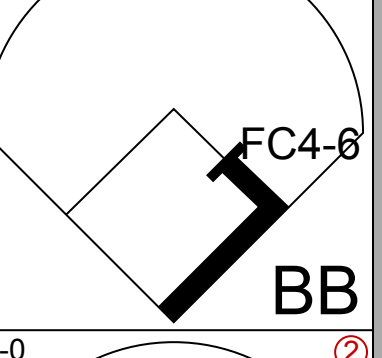
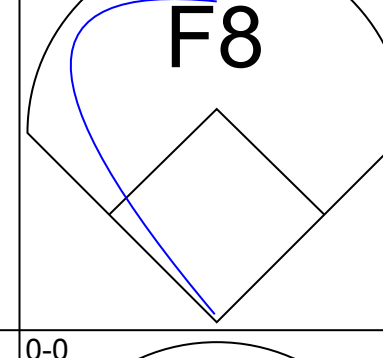
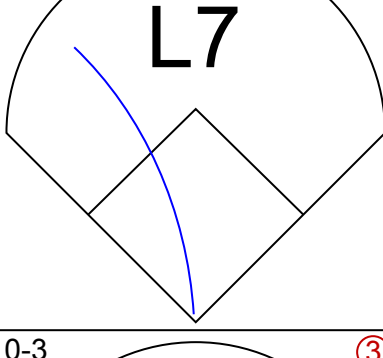
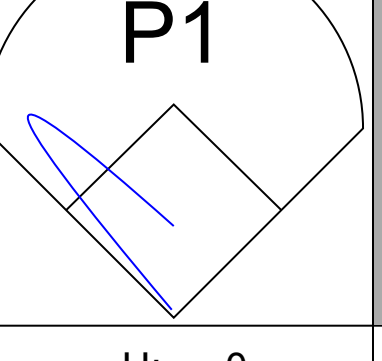
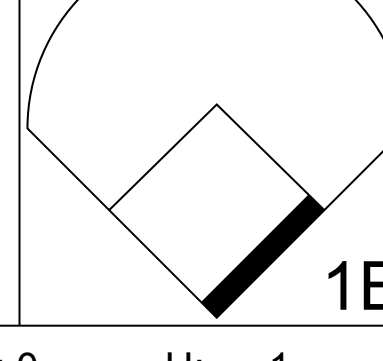
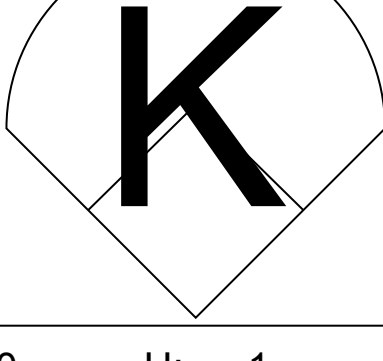


Batter	1	2	3	4	5	6	7	8	9	AB	R	H	RBI	BB	SO	LOB	TOP					
Lou Brock, L OBP: 0.362, SLG: 0.433 (1, 7)										4	0	0	0	0	2	0						
Julian Javier, R OBP: 0.286, SLG: 0.305 (1, 4)										4	0	2	0	0	0	0						
Joe Hague, L OBP: 0.358, SLG: 0.422 (1, 3)										4	0	0	0	0	0	2						
Joe Torre, R OBP: 0.391, SLG: 0.486 (8, 2)										2	0	1	0	1	0	0						
Jose Cardenal, R OBP: 0.346, SLG: 0.421 (1, 8)										3	0	1	0	0	1	1						
Carl Taylor, R OBP: 0.352, SLG: 0.390 (1, 9)										3	0	0	0	0	0	1						
Ted Simmons, S OBP: 0.313, SLG: 0.300 (8, PR)										3	0	1	0	0	0	0	AB 29					
Ed Crosby, L OBP: 0.295, SLG: 0.291 (8, 6)										0	0	0	0	0	0	0	R 0					
Dal Maxvill, R OBP: 0.296, SLG: 0.233 (8, PH)										2	0	0	0	0	0	0	H 5					
Vic Davallio, L OBP: 0.356, SLG: 0.440 (8, 5)										1	0	0	0	0	0	1	RBI 0					
Jerry Davanon, R OBP: 0.250, SLG: 0.214 (8, 5)										0	0	0	0	0	0	0	BB 1					
Jerry Reuss, L OBP: 0.121, SLG: 0.033 (8, PH)										2	0	0	0	0	1	0	SO 4					
Leron Lee, L OBP: 0.253, SLG: 0.351 (8, 1)										1	0	0	0	0	0	1	LOB 6					
Reggie Cleveland, R OBP: 0.333, SLG: 0.333 (8, 1)										0	0	0	0	0	0	0						
Inning Stats	R: 0 E: 0 K: 1 S: 5	H: 0 LOB: 0 BB: 0 P: 5	R: 0 E: 0 K: 0 S: 3	H: 0 LOB: 0 BB: 0 P: 3	R: 0 E: 0 K: 0 S: 3	H: 0 LOB: 0 BB: 0 P: 3	R: 0 E: 0 K: 0 S: 4	H: 2 LOB: 2 BB: 0 P: 4	R: 0 E: 0 K: 0 S: 3	H: 1 LOB: 0 BB: 0 P: 3	R: 0 E: 0 K: 1 S: 5	H: 0 LOB: 0 BB: 0 P: 5	R: 0 E: 0 K: 1 S: 5	H: 1 LOB: 1 BB: 1 P: 9	R: 0 E: 0 K: 0 S: 4	H: 1 LOB: 0 BB: 0 P: 4	R: 0 E: 0 K: 1 S: 5	H: 0 LOB: 0 BB: 0 P: 5	1B: 4 2B: 3 3B: 0 HR: 0	SF: 0 SAC: 0 DP: 2 HBP: 0	WP: 0 PB: 0 SB: 0 CS: 0	PA: 30
PITCHER Jim McAndrew, R ERA: 3.46 (1, 1)	IP: 9.0 WLS: W BF: 30 H: 5 R: 0 ER: 0 SO: 4 BB: 1 IBB: 0 HBP: 0 BLK: 0 WP: 0 HR: 0 S: 37 P: 41 ERA: 0.00 WHIP: 0.667																	PITCHER				

St. Louis Cardinals @ New York Mets
Shea Stadium, Flushing, NY
Sat Sep 12 1970, 3:33 AM EDT
Att: 35,402 - Unknown

AB 29
R 0
H 5
RBI 0
BB 1
SO 4
LOB 6



Batter	1	2	3	4	5	6	7	8	9	AB	R	H	RBI	BB	SO	LOB	BOTTOM					
Tommie Agee, R OBP: 0.339, SLG: 0.470 (1, 8)										4	1	1	0	0	0	2						
Ken Boswell, L OBP: 0.329, SLG: 0.342 (1, 4)										3	0	0	0	0	0	0						
Cleon Jones, R OBP: 0.355, SLG: 0.436 (1, 7)										3	2	1	0	1	2	0						
Donn Clendenon, R OBP: 0.350, SLG: 0.524 (1, 3)										2	0	0	1	1	0	2						
Ken Singleton, S OBP: 0.367, SLG: 0.380 (1, 9)										2	0	0	1	1	0	1						
Ron Swoboda, R OBP: 0.338, SLG: 0.392 (9, 9)										0	0	0	0	0	0	0						
Tim Foli, R OBP: 0.500, SLG: 0.500 (1, 5)										4	0	2	1	0	1	1						
Duffy Dyer, R OBP: 0.309, SLG: 0.257 (1, 2)										4	0	0	0	0	2	3	AB 27					
Bud Harrelson, S OBP: 0.345, SLG: 0.310 (1, 6)										2	0	0	0	1	0	1	R 3					
Jim McAndrew, R OBP: 0.222, SLG: 0.204 (1, 1)										3	0	1	0	0	1	2	H 5					
Inning Stats	R: 0 E: 0 K: 1 S: 5	H: 0 LOB: 0 BB: 0 P: 5	R: 0 E: 0 K: 0 S: 3	H: 0 LOB: 1 BB: 1 P: 7	R: 1 E: 0 K: 0 S: 4	H: 1 LOB: 1 BB: 1 P: 8	R: 0 E: 0 K: 1 S: 6	H: 1 LOB: 0 BB: 0 P: 6	R: 0 E: 0 K: 1 S: 5	H: 0 LOB: 1 BB: 1 P: 9	R: 0 E: 0 K: 2 S: 8	H: 1 LOB: 1 BB: 0 P: 8	R: 2 E: 2 K: 0 S: 6	H: 2 LOB: 2 BB: 1 P: 10	R: 0 E: 0 K: 0 S: 6	H: 0 LOB: 0 BB: 0 P: 5	R: 0 E: 0 K: 0 S: 6	H: 0 LOB: 0 BB: 0 P: 5	1B: 4 2B: 0 3B: 1 HR: 0	SF: 2 SAC: 1 DP: 0 HBP: 0	WP: 0 PB: 0 SB: 0 CS: 0	PA: 34
PITCHER Jerry Reuss, L ERA: 4.71 (1, 1)	IP: 7.0 WLS: L BF: 27 H: 3 R: 1 ER: 1 SO: 6 BB: 3 IBB: 0 HBP: 0 BLK: 0 WP: 0 HR: 0 S: 36 P: 48 ERA: 1.29 WHIP: 0.857																	PITCHER				
Reggie Cleveland, R ERA: 7.5 (8, 1)	IP: 1.0 WLS: 7 BF: 7 H: 2 R: 2 ER: 0 SO: 0 BB: 0 IBB: 1 HBP: 0 BLK: 0 WP: 0 HR: 0 S: 6 P: 10 ERA: 0.00 WHIP: 2.000																	PITCHER				

St. Louis Cardinals @ New York Mets
Shea Stadium, Flushing, NY
Sat Sep 12 1970, 3:33 AM EDT
Att: 35,402 - Unknown

AB 27
R 3
H 5
RBI 3
BB 4
SO 6
LOB 12



Batter	1	2	3	4	5	6	7	8	9	10	11	12	13	AB	R	H	RBI	BB	SO	LOB	TOP							
Lou Brock, L OBP: 0.362, SLG: 0.431 (1, 7)	4-3		HR 1B		SH3-1 1B BB		3-1		G4-6-3 1-2			6-3		5	2	1	0	1	0	2								
Julian Javier, R OBP: 0.287, SLG: 0.305 (1, 4)	5-3		HR BB		SH3-1		F8			FC3-6 1B		K		4	1	1	0	1	1	0								
Joe Hague, L OBP: 0.360, SLG: 0.431 (1, 3)			HR				K			FC3-6 1-2		4-3		6	1	3	4	0	1	1								
Joe Torre, R OBP: 0.391, SLG: 0.489 (1, 5)	K		F3							K		K		5	1	1	1	1	1	3	2							
Jose Cardenal, R OBP: 0.344, SLG: 0.420 (1, 8)										K		6-3		6	0	1	0	0	1	2								
Ted Simmons, S OBP: 0.309, SLG: 0.294 (1, 2)	4-3				6-3					K		4-3		5	0	0	0	1	1	1								
Leron Lee, L OBP: 0.287, SLG: 0.337 (8, 1)														3	0	0	0	0	0	2	1							
Nelson Briles, R OBP: 0.325, SLG: 0.388 (8, 1)														0	0	0	0	0	0	0	0							
Carl Taylor, R OBP: 0.287, SLG: 0.302 (8, 1)														1	0	0	0	0	0	0	0							
Franklyn Thomas, R OBP: 0.287, SLG: 0.302 (11, 1)														1	0	0	0	0	0	1	0							
Frank Linzy, R (11, 1)														1	0	0	0	0	1	0	0							
Dal Maxvill, R OBP: 0.295, SLG: 0.231 (1, 6)														4	0	0	0	1	0	2								
Mike Torrez, R OBP: 0.267, SLG: 0.288 (1, 1)														2	0	0	0	0	1	2								
Chuck Taylor, R OBP: 0.145, SLG: 0.154 (5, 1)														0	0	0	0	0	0	0	0							
Tom Hilgendorf, S (5, 1)														0	0	0	0	0	0	0	0							
Luis Melendez, R OBP: 0.200, SLG: 0.200 (6, PH) (6, 9)														3	0	1	0	0	0	2								
Inning Stats	R: 0 E: 0 K: 1 S: 6	H: 1 LOB: 1 BB: 0 P: 6	R: 0 E: 0 K: 1 S: 5	H: 0 LOB: 0 BB: 0 P: 5	R: 3 E: 0 K: 1 S: 7	H: 2 LOB: 0 BB: 11 P: 11	R: 0 E: 0 K: 1 S: 6	H: 1 LOB: 2 BB: 1 P: 10	R: 0 E: 1 K: 0 S: 4	H: 0 LOB: 1 BB: 0 P: 4	R: 0 E: 0 K: 1 S: 5	H: 0 LOB: 0 BB: 0 P: 5	R: 0 E: 0 K: 2 S: 7	H: 0 LOB: 0 BB: 0 P: 7	R: 0 E: 0 K: 0 S: 4	H: 2 LOB: 1 BB: 0 P: 4	R: 0 E: 0 K: 2 S: 8	H: 1 LOB: 1 BB: 0 P: 8	R: 0 E: 0 K: 0 S: 3	H: 0 LOB: 0 BB: 1 P: 7	R: 0 E: 0 K: 1 S: 5	H: 0 LOB: 0 BB: 0 P: 5	R: 1 E: 0 K: 1 S: 6	H: 1 LOB: 0 BB: 0 P: 6	1B: 6 2B: 1 3B: 0 HR: 2	SF: 0 SAC: 1 DP: 1 HBP: 0	WIP: 0 PB: 0 SB: 1 CS: 0	PA: 52
PITCHER	IP ERA WLS BF H R ER SO BB IBB HBP BLK WP HR S P ERA WHIP	4.0 3.72 18 4 3 3 4 1 1 0 0 0 1 24 32 6.75 1.250	1.0 3.54 5 1 1 1 0 2 0 0 0 0 0 3 11 9.00 3.000	6.0 3.94 22 3 0 0 5 1 0 0 0 0 0 31 35 0.00 0.667	2.0 4.7 7 1 1 1 2 0 0 0 0 0 1 11 11 4.50 0.500	PITCHER																						

St. Louis Cardinals @ New York Mets
Shea Stadium, Flushing, NY
Sun Sep 13 1970, 3:33 AM EDT
Att. 43,592 - Unknown

AB 46
R 5
H 9
RBI 5
BB 5
SO 11
LOB 16



Batter	1	2	3	4	5	6	7	8	9	10	11	12	13	AB	R	H	RBI	BB	SO	LOB	BOTTOM							
Tommie Agee, R OBP: 0.350, SLG: 0.466 (1, 8)	FC4-6 BB		1B G4-6-3 BB		6-3	F8		6-3			6-3			4	1	0	0	2	0	0								
Wayne Garrett, L OBP: 0.353, SLG: 0.427 (1, 5)	FC4-6 1-2 FC5-4		G4-6-3 1B		1B 1B	K		F8			6-3			6	1	2	0	0	1	1								
Cleon Jones, R OBP: 0.355, SLG: 0.435 (1, 7)	FC5-4 1B 1-2		G4-6-3		1B 2B 1B	PB 1B		K				K		6	1	2	0	0	2	2								
Art Shamsky, L OBP: 0.397, SLG: 0.448 (1, 9)			6-3		2B SH1 1B	1B		1-3			1-3		K	3	1	2	1	1	0	0								
Ron Swoboda, R OBP: 0.330, SLG: 0.389 (8, PH) (10, 9)			6-3		2B SH1 1B	1B		1-2				K		2	0	0	0	0	1	0								
Donn Clendenon, R OBP: 0.347, SLG: 0.521 (1, 3)	6-3				L7	F8					F8		F9	6	0	1	1	0	0	4								
Ken Boswell, L OBP: 0.329, SLG: 0.340 (1, 4)					SH1 2B			4-3			F8		F7	5	0	1	0	1	0	0								
Jerry Grote, R OBP: 0.316, SLG: 0.307 (1, 2)					SH1 1B			G3			F7		1-3	5	0	1	1	0	0	1								
Bud Harrelson, S OBP: 0.346, SLG: 0.308 (1, 6)					1-2 2B 3H			1-3			6-3		F8	3	0	0	0	2	0	1								
Mike Jorgensen, L OBP: 0.296, SLG: 0.387 (13, PH)					BB	IBB								1	0	0	0	0	0	0								
Gary Gentry, R ERA: 4.03 (1, 1)					4-3	F9					4-3			1	0	0	0	0	1	1								
Dave Parker, L ERA: 3.01 (5, 1)														0	0	0	0	0	0	0								
Nolan Ryan, R ERA: 3.01 (5, 1)														0	0	0	0	0	0	0								
Ed Kranepool, R ERA: 2.86 (8, PH)														0	0	0	0	0	0	0								
Leroy Stanton, R ERA: 2.86 (8, PH)														1	0	0	0	0	0	3								
Tug McGraw, R ERA: 2.86 (8, PH)														1	0	0	0	0	0	0								
Ken Caminiti, R ERA: 2.86 (11, 1)														1	0	0	0	0	0	0								
Ron Herbel, R ERA: 2.86 (12, 1)														1	0	0	0	0	0	0								
Inning Stats	R: 0 E: 0 K: 0 S: 4	H: 1 LOB: 2 BB: 1 P: 8	R: 0 E: 0 K: 1 S: 6	H: 1 LOB: 1 BB: 0 P: 6	R: 1 E: 0 K: 0 S: 3	H: 1 LOB: 0 BB: 1 P: 7	R: 0 E: 0 K: 0 S: 4	H: 1 LOB: 2 BB: 1 P: 8	R: 3 E: 0 K: 0 S: 7	H: 4 LOB: 3 BB: 2 P: 15	R: 0 E: 0 K: 1 S: 6	H: 1 LOB: 2 BB: 0 P: 10	R: 0 E: 0 K: 0 S: 3	H: 0 LOB: 0 BB: 0 P: 3	R: 0 E: 0 K: 0 S: 3	H: 0 LOB: 0 BB: 0 P: 3	R: 0 E: 0 K: 1 S: 5	H: 0 LOB: 0 BB: 0 P: 5	R: 0 E: 0 K: 0 S: 3	H: 0 LOB: 0 BB: 0 P: 3	R: 0 E: 0 K: 2 S: 7	H: 0 LOB: 0 BB: 0 P: 7	R: 0 E: 0 K: 0 S: 3	H: 0 LOB: 0 BB: 0 P: 3	1B: 8 2B: 1 3B: 0 HR: 0	SF: 0 SAC: 1 DP: 1 HBP: 0	WIP: 0 PB: 1 SB: 0 CS: 0	PA: 53
PITCHER	IP ERA WLS BF H R ER SO BB IBB HBP BLK WP HR S P ERA WHIP	4.1 4.03 22 7 4 4 1 3 3 0 0 0 0 0 21 33 8.31 2.308	0.1 3.01 4 1 0 0 0 0 2 0 0 0 0 0 2 10 0.00 3.000	0.1 3.01 1 0 0 0 0 0 0 0 0 0 0 0 1 1 0.00 0.000	3.0 2.86 11 1 0 0 1 0 1 0 0 0 0 12 16 0.00 0.333	2.0 2.86 6 0 0 0 1 0 0 0 0 0 0 0 8 8 0.00 0.000	PITCHER																					

St. Louis Cardinals @ New York Mets
Shea Stadium, Flushing, NY
Sun Sep 13 1970, 3:33 AM EDT
Att. 43,592 - Unknown

AB 46
R 4
H 9
RBI 3
BB 6
SO 5
LOB 15



Batter	1	2	3	4	5	6	7	8	9	AB	R	H	RBI	BB	SO	LOB	TOP		
Lou Brock, L OBP: 0.361, SLG: 0.430 (1,7)	4-3		4-3					1-3		4	0	1	0	0	0	0			
Julian Javier, R OBP: 0.287, SLG: 0.304 (1,4)	1-3			P6	F9			1B		4	0	1	0	0	0	1			
Carl Taylor, R OBP: 0.349, SLG: 0.386 (1,3)	3-1			P4				1-3		4	0	0	0	0	0	1			
Joe Torre, R OBP: 0.394, SLG: 0.494 (1,2)		FC6-4 HBP		HR				1B		3	2	3	0	0	0	0			
Jose Cardenal, R OBP: 0.345, SLG: 0.427 (1,8)	FC6-4 1-2f			HR				1B		4	1	2	2	0	0	2			
Luis Melendez, R OBP: 0.333, SLG: 0.333 (1,9)	6-3			HR				1B		4	0	2	1	0	0	2			
Jerry Davanon, R OBP: 0.211, SLG: 0.176 (1,5)				1B				1B		3	0	0	0	0	1	3			
Joe Haque, L OBP: 0.359, SLG: 0.430 (9, PH)	K			FC6-4 1-2f				FC4-6		1	0	0	0	0	0	1			
Dal Maxvill, R OBP: 0.293, SLG: 0.229 (1,6)			6-3					K		3	0	0	0	0	0	0			
Leron Lee, L OBP: 0.289, SLG: 0.345 (9, PH)			6-3					K		1	0	0	0	0	1	1			
Steve Carlton, L OBP: 0.253, SLG: 0.240 (1,1)			1-3					K		2	0	0	0	0	0	0			
Chuck Taylor, R OBP: 0.349, SLG: 0.154 (7,1)			1-3					K		0	0	0	0	0	0	0			
Vic Davallio, L OBP: 0.354, SLG: 0.438 (8, PH)			1-3					K		1	0	0	0	0	1	0			
Reggie Cleveland, R OBP: 0.333, SLG: 0.333 (8,1)			1-3					K		0	0	0	0	0	0	0			
Inning Stats	R: 0 E: 0 K: 0 S: 3	H: 0 LOB: 0 BB: 0 P: 3	R: 0 E: 0 K: 1 S: 5	H: 0 LOB: 1 BB: 0 P: 6	R: 0 E: 0 K: 0 S: 3	H: 0 LOB: 0 BB: 0 P: 3	R: 2 E: 0 K: 0 S: 6	H: 3 LOB: 1 BB: 0 P: 6	R: 0 E: 0 K: 0 S: 4	H: 1 LOB: 1 BB: 0 P: 4	R: 0 E: 0 K: 0 S: 3	H: 1 LOB: 0 BB: 0 P: 3	R: 0 E: 0 K: 1 S: 6	H: 1 LOB: 1 BB: 0 P: 6	R: 1 E: 0 K: 1 S: 7	H: 2 LOB: 1 BB: 0 P: 7	1B: 7 2B: 1 3B: 0 HR: 1	SF: 0 SAC: 0 DP: 2 HBP: 1	WP: 0 PA: 35 PB: 0 SB: 0 CS: 0
PITCHER	IP WLS BF H R ER SO BB IBB HBP BLK WP HR S P ERA WHIP																		
Ken Holtzman, L ERA: 3.44 (1,1)	8.0 W 32 9 3 3 2 0 0 0 1 0 0 1 35 36 3.38 1.125																		
Phil Regan, R ERA: 4.46 (9,1)	1.0 S 3 0 0 0 1 0 0 0 0 0 0 0 5 5 0.00 0.000																		

St. Louis Cardinals @ Chicago Cubs
Wrigley Field, Chicago, IL
Tue Sep 15 1970, 3:33 AM CDT
Att: 13,727 - Cloudy - 84 F

AB 34
R 3
H 9
RBI 3
BB 0
SO 3
LOB 11



Batter	1	2	3	4	5	6	7	8	9	AB	R	H	RBI	BB	SO	LOB	BOTTOM
Don Kessinger, S OBP: 0.341, SLG: 0.363 (1,6)	G3		P6					P5		4	0	0	0	0	0	2	
Glenn Beckert, R OBP: 0.339, SLG: 0.367 (1,4)	G3			4-3				1B		4	1	2	0	0	0	0	
Billy Williams, L OBP: 0.391, SLG: 0.591 (1,7)	G3			F7				1B		4	0	2	2	0	0	0	
Jim Hickman, R OBP: 0.435, SLG: 0.620 (1,9)		5-3		K				1B		3	0	0	0	1	1	2	
Ron Santo, R OBP: 0.368, SLG: 0.481 (1,5)		14 2B						HR		3	2	2	1	1	0	2	
14 Ernie Banks, R OBP: 0.323, SLG: 0.481 (1,3)										3	0	2	0	1	0	0	
Cleo James, R OBP: 0.299, SLG: 0.326 (9,8)		1H								0	0	0	0	0	0	0	
Joe Pepitone, L OBP: 0.308, SLG: 0.481 (1,8)										4	0	0	0	0	0	5	
Randy Hundley, R OBP: 0.306, SLG: 0.387 (1,2)										4	1	1	2	0	1	0	
Ken Holtzman, R OBP: 0.260, SLG: 0.274 (1,1)										2	1	1	0	1	0	0	
Phil Regan, R (9,1)										0	0	0	0	0	0	0	
Johnny Callison, L OBP: 0.352, SLG: 0.443 (9,9)										0	0	0	0	0	0	0	
Inning Stats	R: 0 E: 0 K: 0 S: 3	H: 2 LOB: 1 BB: 0 P: 4	R: 0 E: 0 K: 0 S: 3	H: 0 LOB: 0 BB: 0 P: 3	R: 0 E: 0 K: 1 S: 5	H: 0 LOB: 0 BB: 0 P: 5	R: 2 E: 0 K: 0 S: 3	H: 1 LOB: 3 BB: 0 P: 15	R: 1 E: 0 K: 0 S: 5	H: 3 LOB: 1 BB: 1 P: 9	R: 1 E: 0 K: 0 S: 6	H: 3 LOB: 2 BB: 0 P: 6	R: 1 E: 0 K: 1 S: 6	H: 1 LOB: 0 BB: 0 P: 6	1B: 6 2B: 3 3B: 0 HR: 2	SF: 0 SAC: 0 DP: 2 HBP: 0	WP: 0 PA: 35 PB: 0 SB: 0 CS: 0
PITCHER	IP WLS BF H R ER SO BB IBB HBP BLK WP HR S P ERA WHIP																
Steve Carlton, L ERA: 3.75 (1,1)	6.2 L 30 9 4 4 1 4 0 0 0 0 0 0 1 28 44 5.40 1.950																
Chuck Taylor, R ERA: 3.0 (7,1)	0.1 1 0 0 0 0 0 0 0 0 0 0 0 1 1 0.00 0.000																
Reggie Cleveland, R ERA: 7.56 (8,1)	1.0 4 1 1 1 1 0 0 0 0 0 0 1 6 6 9.00 1.000																

St. Louis Cardinals @ Chicago Cubs
Wrigley Field, Chicago, IL
Tue Sep 15 1970, 3:33 AM CDT
Att: 13,727 - Cloudy - 84 F

AB 31
R 5
H 10
RBI 5
BB 4
SO 2
LOB 11



Batter	1	2	3	4	5	6	7	8	9	AB R H RBI BB SO LOB	TOP												
Lou Brock, L OBP: 0.359, SLG: 0.427 (1, 7)	0-0 6-3	0-3 K		0-0 F5		0-3 K		0-0 2-3		5 0 0 0 0 2 6	St. Louis Cardinals @ Chicago Cubs Wrigley Field, Chicago, IL Wed Sep 16 1970, 3:33 AM CDT Att: 21,121 - Cloudy - 62 F												
Julian Javier, R OBP: 0.286, SLG: 0.303 (1, 4)	0-3 K	0-0 F9		0-0 1B 1-2 1B		0-0 1-3		0-0 6-3	5 0 1 1 0 1 4														
Joe Hague, L OBP: 0.362, SLG: 0.433 (1, 3)	0-0 4-3		0-0 L3	0-0 1B 1-3 2-H		4-0 1B BB		0-0 HR 2B	4 1 2 1 1 0 0														
Joe Torre, R OBP: 0.398, SLG: 0.501 (1, 5)		0-0 2B E 1B	0-0 F7	4-0 1B IBB		0-0 1B		0-0 HR	4 2 3 3 1 0 0														
Jose Cardenal, R OBP: 0.344, SLG: 0.425 (1, 8)	0-0 F9	0-0 5-3	0-3 K				0-0 CS S 1B	0-0 1-3	5 0 1 0 0 1 4														
Luis Melendez, R OBP: 0.357, SLG: 0.429 (1, 9)	0-0 E 2B		0-0 F8	0-0 6-3		0-3 K 1-3		0-0 E9 1B	5 1 2 0 0 1 1														
Ted Simmons, S OBP: 0.311, SLG: 0.305 (1, 2)	4-0 E IBB		0-0 HR	0-0 1-3		0-0 6-3		0-0 F7	4 1 1 1 1 0 1														
Ed Crosby, L OBP: 0.292, SLG: 0.305 (1, 6)	0-0 E4 BB		0-0 1B 1B 2B	0-0 4-3				0-0 F9	4 1 1 1 0 0 1														
Bob Gibson, R OBP: 0.366, SLG: 0.427 (1, 1)	4-0 1-2 BB		0-0 1B 1B	0-0 1B 1B		0-0 1-3 1B		0-0 6-3	3 2 2 0 1 0 0														
Inning Stats	R: 0 E: 0 K: 1 S: 5	H: 0 LOB: 0 BB: 5	R: 2 E: 1 K: 1 S: 8	H: 2 LOB: 3 BB: 2 P: 16	R: 0 E: 0 K: 0 S: 3	H: 0 LOB: 0 BB: 0 P: 3	R: 3 E: 0 K: 1 S: 10	H: 5 LOB: 3 BB: 1 P: 14	R: 0 E: 0 K: 0 S: 3	H: 0 LOB: 0 BB: 0 P: 3	R: 1 E: 0 K: 1 S: 6	H: 2 LOB: 2 BB: 1 P: 10	R: 0 E: 0 K: 1 S: 5	H: 1 LOB: 0 BB: 0 P: 5	R: 0 E: 0 K: 0 S: 3	H: 0 LOB: 0 BB: 0 P: 3	R: 2 E: 1 K: 0 S: 6	H: 3 LOB: 1 BB: 0 P: 6	1B: 8 2B: 3 3B: 0 HR: 2	SF: 0 SAC: 0 DP: 0 HBP: 0	WP: 0 PB: 0 SB: 1 CS: 1	PA: 43	
PITCHER	IP WLS BF H R ER SO BB IBB HBP BLK WP HR S P ERA WHIP											PITCHER	IP WLS BF H R ER SO BB IBB HBP BLK WP HR S P ERA WHIP										
Milt Pappas, R ERA: 3.33 (1, 1)	3.2 L 20 6 5 4 2 1 1 0 0 0 0 1 22 30 9.82 1.909																						
Bob Miller, R ERA: 4.57 (4, 1)	1.1 6 1 0 0 1 0 1 0 0 0 0 0 7 11 0.00 0.750																						
Larry Gura, L ERA: 3.86 (6, 1)	3.0 11 3 1 1 2 1 0 0 0 0 0 0 14 18 3.00 1.333																						
Jim Dunegan, R ERA: 4.76 (9, 1)	1.0 6 3 2 2 0 0 0 0 0 0 0 1 6 6 18.00 3.000																						

AB	39
R	8
H	13
RBI	7
BB	4
SO	5
LOB	17



Batter	1	2	3	4	5	6	7	8	9	AB R H RBI BB SO LOB	BOTTOM												
Don Kessinger, S OBP: 0.341, SLG: 0.362 (1, 6)	0-0 4-3			0-0 3-1 1B		0-0 F8		0-0 6-3		4 0 1 0 0 0 0	St. Louis Cardinals @ Chicago Cubs Wrigley Field, Chicago, IL Wed Sep 16 1970, 3:33 AM CDT Att: 21,121 - Cloudy - 62 F												
Glenn Beckert, R OBP: 0.337, SLG: 0.364 (1, 4)	0-0 L9			0-0 F8		0-0 4-3		0-0 4-3	4 0 0 0 0 0 1														
Billy Williams, L OBP: 0.390, SLG: 0.589 (1, 7)	0-3 K			0-0 3-1 1-2		0-0 1B		0-0 F7	4 0 1 0 0 1 1														
Jim Hickman, R OBP: 0.434, SLG: 0.616 (1, 9)		0-0 4-3		0-0 F9		0-0 F9		0-0 WP 1B	4 0 1 0 0 0 2														
Ron Santo, R OBP: 0.371, SLG: 0.488 (1, 5)		0-0 1-3			0-0 HR		0-0 FC6-4 1B	4-0 14 FC5-4 BB	3 1 2 1 1 0 0														
Joe Pepitone, L OBP: 0.305, SLG: 0.477 (1, 8)		0-0 P4		0-0 G3		0-3 K		0-0 F8	4 0 0 0 0 1 3														
14 Ernie Banks, R OBP: 0.318, SLG: 0.472 (1, 3)			0-0 F8		0-0 F7		0-3 K	0-0 FC5-4	4 0 0 0 0 1 3														
Randy Hundley, R OBP: 0.306, SLG: 0.386 (1, 2)			0-0 F5			0-0 FC6-4		0-0 1-2	3 0 1 0 0 0 1														
Milt Pappas, R OBP: 0.241, SLG: 0.400 (1, 1)			0-3 K		0-3 K		0-0 F7		1 0 0 0 0 1 0														
Bob Miller, R OBP: 0.298, SLG: 0.179 (5, PH)									0 0 0 0 0 0 0														
Adrian Gooden, L (5, PH)									1 0 0 0 0 0 1														
Larry Gura, S (6, 1)									0 0 0 0 0 0 0														
Willie Smith, L OBP: 0.273, SLG: 0.337 (8, PH)									1 0 0 0 0 0 0														
Jim Dunegan, R OBP: 0.320, SLG: 0.500 (9, 1)									0 0 0 0 0 0 0														
Inning Stats	R: 0 E: 0 K: 1 S: 5	H: 0 LOB: 0 BB: 0 P: 5	R: 0 E: 0 K: 0 S: 3	H: 0 LOB: 0 BB: 0 P: 3	R: 0 E: 0 K: 1 S: 5	H: 0 LOB: 0 BB: 0 P: 5	R: 0 E: 0 K: 0 S: 4	H: 1 LOB: 1 BB: 0 P: 4	R: 1 E: 0 K: 1 S: 7	H: 2 LOB: 1 BB: 0 P: 7	R: 0 E: 0 K: 0 S: 4	H: 1 LOB: 1 BB: 0 P: 4	R: 0 E: 0 K: 2 S: 8	H: 1 LOB: 0 BB: 0 P: 8	R: 0 E: 0 K: 0 S: 3	H: 0 LOB: 0 BB: 0 P: 3	R: 0 E: 0 K: 0 S: 4	H: 1 LOB: 2 BB: 1 P: 8	1B: 5 2B: 0 3B: 0 HR: 1	SF: 0 SAC: 0 DP: 0 HBP: 0	WP: 1 PB: 0 SB: 0 CS: 0	PA: 34	
PITCHER	IP WLS BF H R ER SO BB IBB HBP BLK WP HR S P ERA WHIP											PITCHER	IP WLS BF H R ER SO BB IBB HBP BLK WP HR S P ERA WHIP										
Bob Gibson, R ERA: 3.12 (1, 1)	9.0 W 34 6 1 1 5 1 0 0 0 1 1 43 47 1.00 0.778																						

AB	33
R	1
H	6
RBI	1
BB	1
SO	5
LOB	12



Batter	1	2	3	4	5	6	7	8	9	AB	R	H	RBI	BB	SO	LOB	TOP					
Lou Brock, L OBP: 0.361, SLG: 0.432 (1, 7)	0-0 2B	0-0 1B	0-0 1B				0-3 K	0-0 6-3		6	0	4	2	0	1	2						
Julian Javier, R OBP: 0.285, SLG: 0.301 (1, 4)	0-0 4-3	0-3 K	0-0 FC6-4				0-0 P4		0-0 6-3	6	0	1	0	0	1	6						
Joe Hague, L OBP: 0.364, SLG: 0.433 (1, 3)	0-0 4-3		0-0 2B	0-0 1B	0-0 1-3				0-0 3B	5	2	2	0	1	0	2						
Joe Torre, R OBP: 0.400, SLG: 0.510 (1, 5)	0-0 1-3		0-0 1B	0-0 1B	0-0 1B				0-0 3B	6	3	4	2	0	1	3						
Jose Cardenal, R OBP: 0.344, SLG: 0.424 (1, 8)		0-0 F7	0-0 1B	0-0 1B	0-0 1B				0-0 4-3	6	1	2	1	0	0	4						
Luis Melendez, R OBP: 0.450, SLG: 0.500 (1, 9)		0-0 1B	0-0 1B	0-0 1B	0-0 1B				0-0 F7	6	2	4	2	0	0	1						
Ted Simmons, S OBP: 0.316, SLG: 0.309 (1, 2)		0-0 1B	0-3 K	0-0 P5						4	1	2	0	1	1	4						
Ed Crosby, L OBP: 0.300, SLG: 0.313 (1, 6)		0-0 F2	0-0 1B	0-0 1-3						5	0	2	1	0	0	6						
Jerry Reuss, L OBP: 0.132, SLG: 0.057 (1, 1)		0-0 1B	0-3 K							5	0	1	1	0	4	6						
Inning Stats	R: 0 E: 0 K: 0 S: 4	H: 1 LOB: 1 BB: 0 P: 4	R: 2 E: 0 K: 1 S: 9	H: 4 LOB: 2 BB: 0 P: 9	R: 4 E: 0 K: 2 S: 13	H: 6 LOB: 0 BB: 0 P: 13	R: 1 E: 0 K: 0 S: 6	H: 3 LOB: 2 BB: 0 P: 6	R: 0 E: 0 K: 1 S: 6	H: 1 LOB: 1 BB: 1 P: 6	R: 1 E: 0 K: 1 S: 7	H: 2 LOB: 2 BB: 1 P: 11	R: 0 E: 0 K: 2 S: 8	H: 1 LOB: 2 BB: 1 P: 12	R: 0 E: 0 K: 1 S: 7	H: 2 LOB: 2 BB: 0 P: 7	R: 1 E: 0 K: 0 S: 5	H: 2 LOB: 1 BB: 0 P: 5	1B: 17 2B: 4 3B: 1 HR: 0	SF: 0 SAC: 0 DP: 0 HBP: 0	WP: 0 PB: 0 SB: 0 CS: 0	PA: 51
PITCHER	IP	WLS	BF	H	R	ER	SO	BB	IBB	HBP	BLK	WP	HR	S	P	ERA	WHIP					
Bill Hands, R ERA: 3.69 (1, 1)	2.0	L	14	8	5	5	1	0	0	0	0	0	0	16	16	22.50	4.000					
Juan Pizarro, L ERA: 5.4 (3, 1)	0.2		5	3	1	1	2	0	0	0	0	0	0	9	9	13.50	4.500					
Roberto Rodriguez, R ERA: 5.62 (3, 1)	2.0		10	4	1	1	1	0	0	0	0	0	0	12	12	4.50	2.000					
Jim Colborn, R ERA: 3.69 (5, 1)	0.1		1	0	0	0	0	0	0	0	0	0	0	1	1	0.00	0.000					
Joe Decker, R ERA: 4.62 (6, 1)	2.0		11	3	1	1	3	2	0	0	0	0	0	15	23	4.50	2.500					
PITCHER	IP	WLS	BF	H	R	ER	SO	BB	IBB	HBP	BLK	WP	HR	S	P	ERA	WHIP					
Jim Dunegan, R ERA: 4.73 (8, 1)	2.0		10	4	1	1	1	0	0	0	0	0	0	12	12	4.50	2.000					

St. Louis Cardinals @ Chicago Cubs
Wrigley Field, Chicago, IL
Thu Sep 17 1970, 3:33 AM CDT
Att: 16,605 - Overcast - 71 F

AB 49
R 9
H 22
RBI 9
BB 2
SO 8
LOB 34



Batter	1	2	3	4	5	6	7	8	9	AB	R	H	RBI	BB	SO	LOB	BOTTOM					
Don Kessinger, S OBP: 0.340, SLG: 0.360 (1, 6)	0-0 4-3		0-0 5-3				0-0 FC4		0-0 FC4-6	5	0	1	1	0	0	2						
Glenn Beckert, R OBP: 0.334, SLG: 0.360 (1, 4)	0-0 G3		0-0 4-3				0-0 FC4-6		0-0 FC4-6	5	0	0	0	0	0	3						
Billy Williams, L OBP: 0.392, SLG: 0.590 (1, 9)	0-0 1B			0-0 E	0-3 K					4	1	3	0	0	1	1						
Ron Santo, R OBP: 0.370, SLG: 0.486 (1, 5)	0-0 FC6-4			0-0 E4					0-3 K	4	0	1	0	0	1	2						
Jim Hickman, R OBP: 0.431, SLG: 0.611 (1, 8)	0-0 FC6-4			0-0 G6-4-3					0-0 F3	4	0	0	0	0	0	5						
Tommy Davis, R OBP: 0.306, SLG: 0.376 (1, 7)		0-0 4-3		0-0 E6					0-0 4-3	4	0	0	0	0	0	0						
14 Ernie Banks, R OBP: 0.321, SLG: 0.472 (1, 3)		0-0 6-3		0-0 1B						4	0	2	0	0	0	0						
Cleo James, R OBP: 0.299, SLG: 0.326 (9, PR)				0-0 1B					0-0 BB	0	1	0	0	0	0	0						
Randy Hundley, R OBP: 0.301, SLG: 0.379 (1, 2)		0-0 P4		0-0 F8					0-0 F8	4	0	0	0	0	0	3						
Bill Hands, R ERA: 3.69 (1, 1)	9.0	W	38	9	2	1	2	1	0	0	0	0	0	0	0	0	1.00	1.111				
Jerry Reuss, L ERA: 4.4 (1, 1)	9.0	W	38	9	2	1	2	1	0	0	0	0	0	0	0	0	1.00	1.111				
PITCHER	IP	WLS	BF	H	R	ER	SO	BB	IBB	HBP	BLK	WP	HR	S	P	ERA	WHIP					
Bill Hands, R ERA: 3.69 (1, 1)	9.0	W	38	9	2	1	2	1	0	0	0	0	0	0	0	0	1.00	1.111				
Jerry Reuss, L ERA: 4.4 (1, 1)	9.0	W	38	9	2	1	2	1	0	0	0	0	0	0	0	0	1.00	1.111				

St. Louis Cardinals @ Chicago Cubs
Wrigley Field, Chicago, IL
Thu Sep 17 1970, 3:33 AM CDT
Att: 16,605 - Overcast - 71 F


AB 37
R 2
H 9
RBI 1
BB 1
SO 2
LOB 16





Batter	1	2	3	4	5	6	7	8	9	AB	R	H	RBI	BB	SO	LOB	TOP										
Larry Bowa, S OBP: 0.274, SLG: 0.298 (1, 6)	4-3		F9	1-3		L5		1-3 2-H 2B		5	0	1	1	0	0	1	Philadelphia Phillies @ St. Louis Cardinals Busch Stadium, St. Louis, MO Fri Sep 18 1970, 7:05 PM CDT Att: 12,385 - Unknown										
Tony Taylor, R OBP: 0.359, SLG: 0.444 (1, 4)	4-3		K			4-3 BB		F2	5-3	4	0	0	0	1	1	2											
Scott Reid, L OBP: 0.340, SLG: 0.370 Byron Browne, R OBP: 0.324, SLG: 0.433 (9, PH) (9, 7)	G3					4-3		K		4	0	1	0	0	1	1											
Deron Johnson, R OBP: 0.333, SLG: 0.464 (1, 3)		L8	F9			1B 1B			1B E BB	5	2	2	1	0	0	2											
Tim McCarver, L OBP: 0.321, SLG: 0.378 (1, 2)	P4			4-3		1B 1B		F5	E7	5	1	2	0	0	0	0											
Don Money, R OBP: 0.367, SLG: 0.479 (1, 5)	E4			1B		1B			1B	4	3	2	2	1	0	0											
Ron Stone, L OBP: 0.340, SLG: 0.370 Greg Luzinski, R OBP: 0.333, SLG: 0.093 Larry Hisle, R OBP: 0.289, SLG: 0.320 (9, PH) (9, 8)	1B			1B		1B		F7	K	4	2	2	1	0	0	2											
Willie Montanez, L OBP: 0.300, SLG: 0.263 (1, 9)				1B		1B		F7	G3	5	0	2	2	0	1	3											
Lowell Palmer, R OBP: 0.207, SLG: 0.259 Grant Jackson, S OBP: 0.133, SLG: 0.093 Oscar Gamble, L OBP: 0.331, SLG: 0.343 Dick Selma, R OBP: 0.211, SLG: 0.222 (8, 1)	5-3			FC6-4		K				1	0	0	0	0	0	1											
Inning Stats	R: 0 E: 0 K: 0 S: 3	H: 0 LOB: 0 BB: 0 P: 3	R: 2 E: 1 K: 0 S: 6	H: 2 LOB: 1 BB: 0 P: 6	R: 0 E: 0 K: 1 S: 6	H: 1 LOB: 1 BB: 0 P: 6	R: 2 E: 0 K: 0 S: 6	H: 3 LOB: 1 BB: 0 P: 6	R: 2 E: 0 K: 0 S: 5	H: 3 LOB: 1 BB: 1 P: 9	R: 0 E: 0 K: 2 S: 7	H: 0 LOB: 0 BB: 0 P: 7	R: 1 E: 0 K: 1 S: 6	H: 1 LOB: 0 BB: 0 P: 6	R: 1 E: 0 K: 0 S: 5	H: 1 LOB: 2 BB: 1 P: 9		R: 1 E: 1 K: 1 S: 6	H: 1 LOB: 2 BB: 2 P: 14	1B: 9 2B: 2 3B: 0 HR: 1	SF: 0 SAC: 0 DP: 0 HBP: 0	WP: 1 PB: 0 CS: 0	PA: 44				
PITCHER	IP	WLS	BF	H	R	ER	SO	BB	IBB	HBP	BLK	WP	HR	S	P	ERA	WHIP										
Mike Torrez, R ERA: 4.1 Nelson Briles, R ERA: 6.42 Tom Hilgendorf, L ERA: 0.44 Reggie Cleveland, R ERA: 7.32	6.0		28	9	6	4	3	1	0	0	0	1	0	33	37	6.00	1.667										


Batter	1	2	3	4	5	6	7	8	9	AB	R	H	RBI	BB	SO	LOB	BOTTOM										
Lou Brock, L OBP: 0.362, SLG: 0.431 (1, 7)	P5-9-6 BB	G3				4-3		L7		4	0	1	0	1	0	2	Philadelphia Phillies @ St. Louis Cardinals Busch Stadium, St. Louis, MO Fri Sep 18 1970, 7:05 PM CDT Att: 12,385 - Unknown										
Ed Crosby, L OBP: 0.293, SLG: 0.304 (1, 6)	P5-9-6 1-2		F8			L4		P6		5	0	1	0	0	0	3											
Joe Hague, L OBP: 0.360, SLG: 0.428 (1, 3)	1-3		P4			K		F2	F7	5	0	0	0	0	1	2											
Joe Torre, R OBP: 0.397, SLG: 0.505 (1, 5)		F2	F8			F8		P4	5-3	5	0	0	0	0	0	0											
Jose Cardenal, R OBP: 0.346, SLG: 0.425 (1, 8)		BB 3B 1B				K		PB FC6-2 1B	1B	5	1	3	0	0	1	0											
Luis Melendez, R OBP: 0.480, SLG: 0.500 (1, 9)		BB 3B BB				1B		FC6-2 PB 2B 1B	F7	4	2	2	0	1	1	1											
Ted Simmons, S OBP: 0.323, SLG: 0.314 (1, 2)						K				2	3	1	0	2	1	1											
Dal Maxvill, R OBP: 0.296, SLG: 0.230 Julian Javier, R OBP: 0.284, SLG: 0.301 (7, 4) Vic Davallillo, L OBP: 0.306, SLG: 0.441 Tom Hilgendorf, S OBP: 0.333, SLG: 0.333 (9, 1)	F9							FC6-2 2B BB	1B	2	0	1	0	0	0	3											
Mike Torrez, R OBP: 0.274, SLG: 0.328 Carl Taylor, R OBP: 0.351, SLG: 0.392 Nelson Briles, R OBP: 0.200, SLG: 0.308 Jerry Davanon, R OBP: 0.200, SLG: 0.167 (8, PH) (9, 4)						G3		1B 2B 3-H	1B	2	0	1	3	0	0	2											
Inning Stats	R: 0 E: 0 K: 0 S: 2	H: 0 LOB: 1 BB: 1 P: 6	R: 3 E: 0 K: 0 S: 5	H: 2 LOB: 1 BB: 2 P: 13	R: 0 E: 0 K: 2 S: 9	H: 2 LOB: 2 BB: 0 P: 9	R: 0 E: 0 K: 1 S: 5	H: 0 LOB: 0 BB: 0 P: 5	R: 3 E: 0 K: 0 S: 7	H: 4 LOB: 2 BB: 1 P: 11	R: 0 E: 0 K: 0 S: 4	H: 1 LOB: 1 BB: 0 P: 4	R: 1 E: 0 K: 1 S: 8	H: 3 LOB: 2 BB: 0 P: 8	R: 0 E: 0 K: 1 S: 5	H: 0 LOB: 0 BB: 0 P: 5		1B: 9 2B: 3 3B: 1 HR: 0	SF: 0 SAC: 0 DP: 1 HBP: 0	WP: 0 PB: 1 CS: 0	PA: 42						
PITCHER	IP	WLS	BF	H	R	ER	SO	BB	IBB	HBP	BLK	WP	HR	S	P	ERA	WHIP										
Lowell Palmer, R ERA: 5.47 Grant Jackson, L ERA: 5.45 Dick Selma, R ERA: 2.54	1.1		26	8	3	3	3	1	0	0	0	0	0	31	35	4.76	1.588										



Batter	1	2	3	4	5	6	7	8	9	AB	R	H	RBI	BB	SO	LOB	TOP					
Larry Bowa, S OBP: 0.277, SLG: 0.302	P4		S 1B	1B 2B		1-3	SF9		S BB	4	1	2	1	1	0	0	Philadelphia Phillies @ St. Louis Cardinals Busch Stadium, St. Louis, MO Sat Sep 19 1970, 3:33 AM CDT Att: 11,143 - Unknown					
Tony Taylor, R OBP: 0.363, SLG: 0.448	P6-3		S	1B BB			3-H		4-3	5	1	3	0	1	0	2						
Don Money, R OBP: 0.368, SLG: 0.478	P6-3		K	1B					F9	5	1	2	1	0	1	3						
Deron Johnson, R OBP: 0.336, SLG: 0.466		2B 2B		BB		6-3			F3	4	2	2	1	1	0	2						
Joe Lis, R OBP: 0.314, SLG: 0.387	2H		F8			6-3			F3	5	0	3	3	0	0	3						
Byron Browne, R OBP: 0.326, SLG: 0.440	F7			HR		L7			2B 1B	5	2	3	0	0	0	1						
Larry Hisle, R OBP: 0.288, SLG: 0.326	F9			HR		F9			E6 1B	5	2	1	2	0	0	4						
Tim McCarver, L OBP: 0.317, SLG: 0.371	1-3		F9			G3			L9	5	1	1	0	0	0	1						
Rick Wise, R OBP: 0.240, SLG: 0.338			4-3			4-3			K	4	0	1	2	0	0	0						
Fred Wenz, R OBP: 0.317, SLG: 0.371			5-3			4-3			K	1	0	0	0	0	1	0						
Inning Stats	R: 0 E: 0 K: 0 S: 3	H: 1 LOB: 0 BB: 0 P: 3	R: 1 E: 0 K: 0 S: 5	H: 2 LOB: 1 BB: 0 P: 5	R: 0 E: 0 K: 1 S: 7	H: 2 LOB: 3 BB: 1 P: 11	R: 3 E: 0 K: 0 S: 7	H: 4 LOB: 2 BB: 1 P: 11	R: 0 E: 0 K: 0 S: 3	H: 0 LOB: 0 BB: 0 P: 3	R: 0 E: 0 K: 0 S: 3	H: 0 LOB: 0 BB: 0 P: 3	R: 6 E: 1 K: 0 S: 10	H: 7 LOB: 1 BB: 0 P: 10	R: 0 E: 0 K: 0 S: 5	H: 2 LOB: 2 BB: 0 P: 5	R: 0 E: 0 K: 1 S: 5	H: 0 LOB: 1 BB: 1 P: 9	1B: 10 2B: 8 3B: 0 HR: 1	SF: 1 SAC: 0 DP: 1 HBP: 0	WP: 0 PB: 0 SB: 3 CS: 0	PA: 47
PITCHER	IP WLS BF H R ER SO BB IBB HBP BLK WP HR S P ERA WHIP																					
Frank Bertina, L ERA: 3.55	5.0 L 25 9 4 4 1 2 0 0 0 0 0 1 25 33 7.20 2.200																					
Frank Linzy, R ERA: 4.55	6.1 1.1 8 5 4 4 0 0 0 0 0 0 0 8 8 27.00 3.750																					
Reggie Cleveland, R ERA: 7.08	7.1 0.2 5 2 2 0 0 0 0 0 0 0 0 5 5 0.00 3.000																					
Al Hrabosky, L ERA: 4.26	8.1 1.0 5 2 0 0 0 0 0 0 0 0 0 5 5 0.00 2.000																					
Bob Chlipusa, R ERA: 9.22	9.1 1.0 4 0 0 0 1 1 0 0 0 0 0 0 5 9 0.00 1.000																					

Batter	1	2	3	4	5	6	7	8	9	AB	R	H	RBI	BB	SO	LOB	BOTTOM					
Lou Brock, L OBP: 0.361, SLG: 0.429	L8		3-1		2B BB		1-3	SF9		3	1	0	1	1	0	0	Philadelphia Phillies @ St. Louis Cardinals Busch Stadium, St. Louis, MO Sat Sep 19 1970, 3:33 AM CDT Att: 11,143 - Unknown					
Ed Crosby, L OBP: 0.313, SLG: 0.342	5-3		K		1B 2B		1B	SF9		4	0	3	2	0	1	0						
Joe Hague, L OBP: 0.360, SLG: 0.426	5-3		FC6-4		F2		1B	4-3		4	0	1	0	1	0	3						
Joe Torre, R OBP: 0.397, SLG: 0.504	5-3		FC6-4				L5			5	0	2	0	0	0	4						
Luis Melendez, R OBP: 0.467, SLG: 0.464		S 1B BB		L9		L8			F8	4	2	1	0	1	0	3						
Jose Cruz, L OBP: 0.200, SLG: 0.200	F7		L8			F9			FC5-4	5	1	1	0	0	0	2						
Ted Simmons, S OBP: 0.327, SLG: 0.320	4-3		1H		1B		F7		L3	5	1	3	2	0	0	1						
Dal Maxvill, R OBP: 0.292, SLG: 0.228	4-3				P4		4-3		SF9 BB	3	0	0	0	0	0	2						
Vic Davallio, L OBP: 0.381, SLG: 0.441									SF9 BB	0	1	0	0	1	0	0						
Jerry Davanon, R OBP: 0.200, SLG: 0.167									SF9 BB	0	0	0	0	0	0	0						
Frank Bertina, L OBP: 0.288, SLG: 0.167										1	0	0	0	0	0	1						
Leron Lee, L OBP: 0.288, SLG: 0.344										1	0	0	0	0	0	0						
Frank Linzy, R OBP: 0.363, SLG: 0.448										0	0	0	0	0	0	0						
Reggie Cleveland, R OBP: 0.326, SLG: 0.440										0	0	0	0	0	0	0						
Jose Cardenal, R OBP: 0.346, SLG: 0.425										1	0	0	0	0	0	0						
Al Hrabosky, R OBP: 0.317, SLG: 0.371										0	0	0	0	0	0	0						
Carl Taylor, R OBP: 0.326, SLG: 0.392										0	0	0	1	1	0	0						
Bob Chlipusa, R OBP: 0.317, SLG: 0.371										0	0	0	0	0	0	0						
Inning Stats	R: 0 E: 0 K: 0 S: 4	H: 1 LOB: 1 BB: 0 P: 4	R: 1 E: 0 K: 0 S: 4	H: 1 LOB: 1 BB: 1 P: 8	R: 0 E: 0 K: 1 S: 5	H: 0 LOB: 1 BB: 1 P: 9	R: 0 E: 0 K: 0 S: 4	H: 1 LOB: 1 BB: 0 P: 4	R: 1 E: 0 K: 0 S: 5	H: 2 LOB: 2 BB: 1 P: 9	R: 0 E: 0 K: 0 S: 3	H: 0 LOB: 0 BB: 0 P: 3	R: 0 E: 0 K: 0 S: 5	H: 2 LOB: 2 BB: 0 P: 5	R: 4 E: 0 K: 0 S: 6	H: 3 LOB: 1 BB: 2 P: 14	R: 0 E: 0 K: 0 S: 4	H: 1 LOB: 1 BB: 0 P: 4	1B: 10 2B: 1 3B: 0 HR: 0	SF: 2 SAC: 0 DP: 0 HBP: 0	WP: 0 PB: 0 SB: 1 CS: 0	PA: 43
PITCHER	IP WLS BF H R ER SO BB IBB HBP BLK WP HR S P ERA WHIP																					
Rick Wise, R ERA: 4.05	7.0 W 36 10 6 6 1 5 0 0 0 0 0 0 33 53 7.71 2.143																					
Fred Wenz, R ERA: 4.71	2.0 S 7 1 0 0 0 0 0 0 0 0 0 0 7 7 0.00 0.500																					

Batter	1	2	3	4	5	6	7	8	9	10	AB	R	H	RBI	BB	SO	LOB	TOP									
Larry Bowa, S OBP: 0.278, SLG: 0.303 (1, 6)	K 0-3 ①		6-3 0-0 ③			F9 0-0 ①	1B 0-0 ③			5-3 0-0 ①	5	1	2	2	0	1	0	Philadelphia Phillies @ St. Louis Cardinals Busch Stadium, St. Louis, MO Sun Sep 20 1970, 3:33 AM CDT Att: 14,681 - Unknown livebaseballscores.com AB 33 R 7 H 8 RBI 6 BB 7 SO 6 LOB 16 									
Tony Taylor, R OBP: 0.363, SLG: 0.445 (1, 4)	G6-4-3 BB 0-0		F8 0-0 ①			FC6-4 BB 0-0	4-3 0-0 ③			5-3 0-0 ①	3	0	0	0	2	0	2										
Don Money, R OBP: 0.366, SLG: 0.474 (1, 5)	G6-4-3 1-2f 0-0		F9 0-0 ②			FC6-4 WP 1-2f 0-0				5-3 0-0 ①	4	1	0	0	1	0	2										
Deron Johnson, R OBP: 0.339, SLG: 0.465 (1, 3)																											
Willie Montanez, L OBP: 0.300, SLG: 0.263 (8, 3)																											
Jim Hutto, R OBP: 0.224, SLG: 0.308 (10, PH) (10, 3)																											
Joe Lis, R OBP: 0.282, SLG: 0.343 (1, 7)																											
Ron Stone, L OBP: 0.339, SLG: 0.370 (8, 7)																											
Byron Browne, R OBP: 0.330, SLG: 0.443 (1, 9)																											
Larry Histe, R OBP: 0.292, SLG: 0.333 (1, 8)																											
Mike Ryan, R OBP: 0.265, SLG: 0.284 (1, 2)																											
Barry Lersch, S OBP: 0.103, SLG: 0.038 (8, 1)																											
Dick Selma, R OBP: 0.200, SLG: 0.211 (8, 1)																											
Inning Stats	R: 0 E: 0 K: 1 S: 4	H: 0 LOB: 0 BB: 1 P: 8	R: 0 E: 0 K: 1 S: 4	H: 0 LOB: 0 BB: 1 P: 8	R: 1 E: 0 K: 0 S: 3	H: 1 LOB: 0 BB: 0 P: 4	R: 0 E: 0 K: 0 S: 3	H: 0 LOB: 2 BB: 2 P: 7	R: 1 E: 0 K: 2 S: 8	H: 2 LOB: 0 BB: 0 P: 8	R: 0 E: 0 K: 0 S: 3	H: 0 LOB: 0 BB: 0 P: 11	R: 2 E: 0 K: 0 S: 5	H: 2 LOB: 1 BB: 1 P: 9	R: 0 E: 0 K: 1 S: 5	H: 0 LOB: 0 BB: 0 P: 5	R: 0 E: 0 K: 0 S: 4	H: 1 LOB: 1 BB: 0 P: 4	R: 3 E: 1 K: 1 S: 8	H: 2 LOB: 1 BB: 1 P: 12	1B: 3 2B: 5 3B: 0 HR: 0	SF: 2 SAC: 1 DP: 2 HBP: 0	WP: 1 PB: 0 SB: 0 CS: 1	PA: 43			
PITCHER	IP 7.0	WLS 3	BF 29	H 5	R 4	ER 4	SO 4	BB 6	IBB 0	HBP 0	BLK 0	WP 1	HR 0	S 31	P 55	ERA 5.14	WHIP 1.571										
Steve Carlton, L ERA: 3.79 (1, 1)	1.0	3	0	0	0	1	0	0	0	0	0	0	0	5	5	0.00	0.000										
Chuck Taylor, R ERA: 2.98 (8, 1)	1.1	L	6	2	1	1	0	0	0	0	0	0	0	6	6	6.75	1.500										
Harry Parker, R ERA: 4.91 (9, 1)	0.2		5	1	2	1	1	0	1	0	0	0	0	6	10	13.50	1.500										
Tom Hilgendorf, L ERA: 3.79 (10, 1)																											

Batter	1	2	3	4	5	6	7	8	9	10	AB	R	H	RBI	BB	SO	LOB	BOTTOM									
Lou Brock, L OBP: 0.359, SLG: 0.426 (1, 7)	1-3 0-0 ①																	Philadelphia Phillies @ St. Louis Cardinals Busch Stadium, St. Louis, MO Sun Sep 20 1970, 3:33 AM CDT Att: 14,681 - Unknown livebaseballscores.com AB 42 R 4 H 11 RBI 4 BB 4 SO 5 LOB 18 									
Jim Beauchamp, R OBP: 0.326, SLG: 0.337 (10, 3)	F8 0-0 ③									F2 0-0 ②	4	0	0	0	1	0	2										
Ed Crosby, L OBP: 0.291, SLG: 0.316 (1, 6)	L9 0-0 ②									K 0-3 ③	6	1	0	0	0	1	2										
Joe Haque, L OBP: 0.363, SLG: 0.427 (1, 3)																											
Jorge Roque, R (9, PR) (10, 7)	1B BB 0-0																										
Joe Torre, R OBP: 0.400, SLG: 0.506 (1, 5)																											
Luis Melendez, R OBP: 0.429, SLG: 0.438 (1, 8)																											
Jose Cruz, L OBP: 0.300, SLG: 0.400 (1, 9)																											
Ted Simmons, S OBP: 0.329, SLG: 0.323 (1, 2)																											
Dal Maxvill, R OBP: 0.290, SLG: 0.227 (1, 4)																											
Jose Cardenal, R OBP: 0.347, SLG: 0.426 (8, PH) (9, 4)																											
Julian Javier, R OBP: 0.285, SLG: 0.306 (9, 4)																											
Steve Carlton, L OBP: 0.247, SLG: 0.234 (7, PH) (8, 1)																											
Leron Lee, L OBP: 0.347, SLG: 0.343 (8, 1)																											
Chuck Taylor, R OBP: 0.347, SLG: 0.343 (8, PH) (8, PH)																											
Vic Davallo, L OBP: 0.292, SLG: 0.438 (8, PH) (9, 1)																											
Harry Parker, R OBP: 0.292, SLG: 0.290 (9, 1) (10, 1)																											
Tom Hilgendorf, S OBP: 0.283, SLG: 0.391 (10, PH)																											
Inning Stats	R: 0 E: 0 K: 0 S: 4	H: 1 LOB: 2 BB: 0 P: 5	R: 0 E: 0 K: 1 S: 6	H: 1 LOB: 1 BB: 0 P: 6	R: 0 E: 0 K: 0 S: 3	H: 0 LOB: 0 BB: 0 P: 3	R: 0 E: 1 K: 0 S: 6	H: 0 LOB: 1 BB: 0 P: 6	R: 0 E: 0 K: 0 S: 3	H: 0 LOB: 0 BB: 0 P: 3	R: 3 E: 0 K: 0 S: 6	H: 3 LOB: 3 BB: 3 P: 18	R: 1 E: 0 K: 1 S: 9	H: 4 LOB: 3 BB: 0 P: 9	R: 0 E: 0 K: 2 S: 8	H: 1 LOB: 1 BB: 0 P: 8	1B: 8 2B: 2 3B: 1 HR: 0	SF: 1 SAC: 0 DP: 0 HBP: 0	WP: 0 PB: 0 SB: 0 CS: 0	PA: 47							
PITCHER	IP 7.1	WLS 3	BF 31	H 4	R 3	ER 3	SO 2	BB 3	IBB 0	HBP 0	BLK 0	WP 0	HR 0	S 32	P 44	ERA 3.68	WHIP 0.955										
Barry Lersch, R ERA: 3.58 (8, 1)	2.2	W	16	7	1	1	3	1	0	0	0	0	0	21	25	3.38	3.000										
Dick Selma, R ERA: 2.56 (8, 1)																											

Batter	1	2	3	4	5	6	7	8	9	AB	R	H	RBI	BB	SO	LOB	TOP			
Don Kessinger, S OBP: 0.335, SLG: 0.355	1-3			G3		FC6-4 BB		F7		3	0	0	0	1	0	0	Chicago Cubs @ St. Louis Cardinals Busch Stadium, St. Louis, MO Wed Sep 23 1970, 7:05 PM CDT Unknown - 73 F			
Glenn Beckert, R OBP: 0.333, SLG: 0.363	F3			SF7 3B		FC6-4 S 1-2		F7		4	1	1	0	0	0	1				
Billy Williams, L OBP: 0.394, SLG: 0.599	G3			SF7					F9	2	0	0	1	1	0	0				
Ron Santo, R OBP: 0.370, SLG: 0.479		F8							F9	3	0	0	0	1	0	2				
Jim Hickman, R OBP: 0.427, SLG: 0.602		6-3		F3					6-3	4	0	0	0	0	1	1				
Joe Pepitone, L OBP: 0.306, SLG: 0.477		1-3			4-3					3	0	1	0	0	0	0				
Johnny Callison, L OBP: 0.349, SLG: 0.441			F9		P4			F3		3	0	0	0	0	0	1				
Randy Hundley, R OBP: 0.288, SLG: 0.360				K						3	0	0	0	0	3	1				
Fergie Jenkins, R OBP: 0.120, SLG: 0.210				K						3	0	0	0	0	3	0				
Inning Stats	R: 0 E: 0 K: 0 S: 3	H: 0 LOB: 0 BB: 0 P: 3	R: 0 E: 0 K: 0 S: 3	H: 0 LOB: 0 BB: 0 P: 3	R: 0 E: 0 K: 2 S: 7	H: 0 LOB: 0 BB: 0 P: 7	R: 1 E: 0 K: 0 S: 4	H: 1 LOB: 1 BB: 1 P: 8	R: 0 E: 0 K: 1 S: 5	H: 0 LOB: 2 BB: 2 P: 13	R: 0 E: 0 K: 2 S: 8	H: 1 LOB: 1 BB: 0 P: 8	R: 0 E: 0 K: 1 S: 5	H: 0 LOB: 0 BB: 0 P: 5	R: 0 E: 0 K: 0 S: 3	H: 0 LOB: 0 BB: 0 P: 3	1B: 1 2B: 0 3B: 1 HR: 0	SF: 1 SAC: 0 DP: 0 HBP: 0	WP: 0 PB: 0 SB: 1 CS: 0	PA: 32
PITCHER Bob Gibson, R ERA: 3.05	IP: 9.0 WLS: W BF: 32	H: 2 R: 1 ER: 1 SO: 7	BB: 3 IBB: 0 HBP: 0 BLK: 0	WP: 0 HR: 0 S: 43 P: 55	ERA: 1.00 WHIP: 0.556	PITCHER										ERA: 1.00 WHIP: 0.556				

AB	28
R	1
H	2
RBI	1
BB	3
SO	7
LOB	6



Batter	1	2	3	4	5	6	7	8	9	AB	R	H	RBI	BB	SO	LOB	BOTTOM	
Lou Brock, L OBP: 0.360, SLG: 0.426	CS 1B	1B BB		K				E6 S		3	0	1	0	1	1	0	Chicago Cubs @ St. Louis Cardinals Busch Stadium, St. Louis, MO Wed Sep 23 1970, 7:05 PM CDT Unknown - 73 F	
Julian Javier, R OBP: 0.287, SLG: 0.310	FC5-4 1-2 2B	S 1B			K			6-3		4	0	2	1	0	1	1		
Joe Hague, L OBP: 0.360, SLG: 0.423	E1 FC5-4	K			1-3			F8		4	0	0	0	0	1	4		
Joe Torre, R OBP: 0.399, SLG: 0.504	FC5-4 1-2 2-3		K			1B			K	4	0	1	0	0	2	2		
Jose Cardenal, R OBP: 0.346, SLG: 0.426	FC5-4 1-2					K			K2-3	4	0	1	0	0	2	3		
Luis Melendez, R OBP: 0.410, SLG: 0.417		1B E 1B		K				F2		4	1	1	0	0	1	1		
Ted Simmons, S OBP: 0.331, SLG: 0.323		E5 1-H 1B 1B		K				L4		3	1	1	0	1	1	1		
Dal Maxvill, R OBP: 0.287, SLG: 0.224		K			K			P3		4	0	0	0	0	2	3		
Bob Gibson, R OBP: 0.357, SLG: 0.415		6-3			F7				K	3	0	0	0	0	1	1		
Inning Stats	R: 0 E: 1 K: 0 S: 5	H: 2 LOB: 2 BB: 0 P: 5	R: 2 E: 1 K: 2 S: 10	H: 3 LOB: 2 BB: 1 P: 14	R: 0 E: 0 K: 3 S: 10	H: 1 LOB: 1 BB: 0 P: 10	R: 0 E: 0 K: 2 S: 7	H: 0 LOB: 0 BB: 0 P: 7	R: 0 E: 0 K: 2 S: 8	H: 1 LOB: 1 BB: 0 P: 8	R: 0 E: 0 K: 1 S: 6	H: 0 LOB: 1 BB: 0 P: 6	R: 0 E: 1 K: 2 S: 8	H: 0 LOB: 2 BB: 1 P: 12	1B: 5 2B: 2 3B: 0 HR: 0	SF: 0 SAC: 0 DP: 0 HBP: 0	WP: 0 PB: 0 SB: 3 CS: 1	PA: 35
PITCHER Fergie Jenkins, R ERA: 3.48	IP: 8.0 WLS: L BF: 35	H: 7 R: 2 ER: 2 SO: 12	BB: 1 IBB: 1 HBP: 0 BLK: 0	WP: 0 HR: 0 S: 57 P: 65	ERA: 2.25 WHIP: 1.000	PITCHER										ERA: 2.25 WHIP: 1.000		

AB	33
R	2
H	7
RBI	1
BB	2
SO	12
LOB	16



Batter	1	2	3	4	5	6	7	8	9	AB	R	H	RBI	BB	SO	LOB	TOP			
Don Kessinger, S (1, 6) OBP: 0.335, SLG: 0.354										4	0	1	0	0	0	0	Chicago Cubs @ St. Louis Cardinals Busch Stadium, St. Louis, MO Wed Sep 23 1970, 7:05 PM CDT Att: 21,340 - Unknown			
Glenn Beckert, R (1, 4) OBP: 0.333, SLG: 0.362										4	1	1	0	0	0	2				
Billy Williams, L (1, 9) OBP: 0.396, SLG: 0.605										4	0	3	0	0	0	0				
Ron Santo, R (1, 5) OBP: 0.369, SLG: 0.478										4	0	1	0	0	0	3				
Jim Hickman, R (1, 3) OBP: 0.424, SLG: 0.597										4	0	0	0	0	3	3				
Tommy Davis, R (1, 7) OBP: 0.305, SLG: 0.374										4	0	0	0	0	0	3				
Joe Pepitone, L (1, 8) OBP: 0.304, SLG: 0.474										3	0	0	0	0	1	1				
Randy Hundley, R (1, 2) OBP: 0.289, SLG: 0.359										3	0	1	0	0	0	0				
Bill Hands, R (1, 1) OBP: 0.250, SLG: 0.151										1	0	0	0	0	0	0				
14 Ernie Banks, R (8, PH) OBP: 0.318, SLG: 0.468										1	0	0	0	0	0	0				
Hoyt Wilhelm, R (8, 1) OBP: 0.231, SLG: 0.091										0	0	0	0	0	0	0				
Inning Stats	R: 0 E: 0 K: 0 S: 4	H: 1 LOB: 1 BB: 0 P: 4	R: 0 E: 0 K: 1 S: 5	H: 0 LOB: 0 BB: 0 P: 5	R: 0 E: 0 K: 0 S: 4	H: 2 LOB: 1 BB: 0 P: 4	R: 0 E: 0 K: 0 S: 4	H: 1 LOB: 1 BB: 0 P: 4	R: 0 E: 0 K: 0 S: 3	H: 0 LOB: 0 BB: 0 P: 3	R: 0 E: 0 K: 2 S: 8	H: 1 LOB: 1 BB: 0 P: 8	R: 0 E: 0 K: 0 S: 3	H: 0 LOB: 0 BB: 0 P: 3	R: 1 E: 0 K: 1 S: 7	H: 2 LOB: 1 BB: 0 P: 7	1B: 4 2B: 3 3B: 0 HR: 0	SF: 0 SAC: 1 DP: 1 HBP: 0	WP: 1 PB: 0 SB: 0 CS: 0	PA: 33
PITCHER Jerry Reuss, L (1, 1) ERA: 4.15	IP: 9.0 WLS: W BF: 33 H: 7 R: 1 ER: 1 SO: 4 BB: 0 IBB: 0 HBP: 0 BLK: 0 WP: 1 HR: 0 S: 41 P: 41 ERA: 1.00 WHIP: 0.778															PITCHER				

Batter	1	2	3	4	5	6	7	8	9	AB	R	H	RBI	BB	SO	LOB	BOTTOM			
Lou Brock, L (1, 7) OBP: 0.361, SLG: 0.425										2	0	0	0	2	2	0	Chicago Cubs @ St. Louis Cardinals Busch Stadium, St. Louis, MO Wed Sep 23 1970, 7:05 PM CDT Att: 21,340 - Unknown			
Julian Javier, R (1, 4) OBP: 0.285, SLG: 0.307										4	0	0	0	0	2	3				
Joe Hague, L (1, 3) OBP: 0.359, SLG: 0.420										3	0	0	0	1	2	0				
Joe Torre, R (1, 5) OBP: 0.398, SLG: 0.503										4	0	1	0	0	1	1				
Jose Cardenal, R (1, 8) OBP: 0.345, SLG: 0.424										3	1	0	0	1	0	2				
Luis Melendez, R (1, 9) OBP: 0.419, SLG: 0.425										4	1	2	0	0	0	2				
Ted Simmons, S (1, 2) OBP: 0.331, SLG: 0.323										3	0	1	0	0	0	2				
Dal Maxvill, R (1, 6) OBP: 0.288, SLG: 0.225										3	0	1	2	0	0	2				
Jerry Reuss, L (1, 1) OBP: 0.125, SLG: 0.054										2	0	0	0	0	1	2				
Inning Stats	R: 0 E: 0 K: 2 S: 7	H: 0 LOB: 0 BB: 0 P: 7	R: 1 E: 0 K: 0 S: 5	H: 2 LOB: 2 BB: 1 P: 9	R: 0 E: 0 K: 0 S: 7	H: 0 LOB: 0 BB: 0 P: 7	R: 0 E: 0 K: 0 S: 4	H: 1 LOB: 1 BB: 0 P: 4	R: 0 E: 0 K: 2 S: 7	H: 0 LOB: 1 BB: 1 P: 11	R: 0 E: 0 K: 1 S: 5	H: 0 LOB: 0 BB: 0 P: 5	R: 1 E: 0 K: 1 S: 7	H: 2 LOB: 2 BB: 1 P: 11	R: 0 E: 0 K: 0 S: 3	H: 0 LOB: 1 BB: 1 P: 7		1B: 5 2B: 0 3B: 0 HR: 0	SF: 0 SAC: 1 DP: 0 HBP: 0	WP: 0 PB: 1 SB: 2 CS: 0
PITCHER Bill Hands, R (1, 1) ERA: 3.64	IP: 7.0 WLS: L BF: 29 H: 5 R: 2 ER: 2 SO: 8 BB: 2 IBB: 1 HBP: 0 BLK: 0 WP: 0 HR: 0 S: 42 P: 54 ERA: 2.57 WHIP: 1.000															PITCHER				
Hoyt Wilhelm, R (8, 1) ERA: 3.06	IP: 1.0 WLS: L BF: 4 H: 0 R: 0 ER: 0 SO: 0 BB: 1 IBB: 0 HBP: 0 BLK: 0 WP: 0 HR: 0 S: 3 P: 7 ERA: 0.00 WHIP: 1.000															PITCHER				

AB	32
R	1
H	7
RBI	0
BB	0
SO	4
LOB	12



AB	28
R	2
H	5
RBI	2
BB	4
SO	8
LOB	14



Batter	1	2	3	4	5	6	7	8	9	AB	R	H	RBI	BB	SO	LOB	TOP										
Don Kessinger, S OBP: 0.337, SLG: 0.354 (1, 6)	4-0 G3 BB		0-0 G3				0-0 CS 1B		4-0 FC5 1B BB								3 1 1 0 2 1 0										
Glenn Beckert, R OBP: 0.332, SLG: 0.359 (1, 4)	0-0 G3		0-0 F3				0-0 CS		4-0 1B FC6-4 BB								4 2 0 0 1 0 2										
Billy Williams, L OBP: 0.395, SLG: 0.602 (1, 9) (7, 7)	0-3 K						0-0 4-3		0-0 F9								5 0 1 1 0 1 2										
Tommy Davis, R OBP: 0.305, SLG: 0.373 Johnny Callison, L OBP: 0.349, SLG: 0.441 (1, 7) (7, 9)	0-0 6-3						0-0 4-3		0-0 FC6-4 1B								4 0 1 0 0 0 2 0 0 0 0 0 0 0										
Ron Santo, R OBP: 0.368, SLG: 0.475 (1, 5)			0-0 F3				4-0 1B BB		0-0 FC6-4 2B								3 1 0 1 1 0 2										
Jim Hickman, R OBP: 0.425, SLG: 0.598 Cleo James, R OBP: 0.299, SLG: 0.326 (1, 3) (7, 8)			0-0 6-3				0-0 1B		0-0 1B 2B								4 1 2 1 0 1 1 0 0 0 0 0 0 0										
Joe Peppone, L OBP: 0.307, SLG: 0.480 (1, 8) (7, 3)			0-0 HR				0-0 4-3		4-0 1B E IBB								2 2 1 1 2 0 2										
Randy Hundley, R OBP: 0.288, SLG: 0.357 (1, 2)			0-0 F7						0-0 P3								4 0 1 1 0 1 1										
Ken Holtzman, R OBP: 0.243, SLG: 0.255 (1, 1)			0-3 K						0-0 6-3								4 0 0 0 0 1 1										
Inning Stats	R: 0 E: 0 K: 1 S: 5	H: 0 LOB: 1 BB: 1 P: 9	R: 1 E: 0 K: 0 S: 4	H: 1 LOB: 0 BB: 0 P: 4	R: 0 E: 0 K: 1 S: 5	H: 0 LOB: 0 BB: 0 P: 5	R: 0 E: 0 K: 0 S: 4	H: 1 LOB: 2 BB: 1 P: 8	R: 0 E: 0 K: 0 S: 3	H: 1 LOB: 0 BB: 0 P: 3	R: 4 E: 1 K: 0 S: 6	H: 3 LOB: 1 BB: 2 P: 14	R: 2 E: 0 K: 1 S: 7	H: 1 LOB: 1 BB: 1 P: 11	R: 0 E: 0 K: 1 S: 4	H: 0 LOB: 0 BB: 1 P: 8	R: 0 E: 0 K: 1 S: 5	H: 0 LOB: 0 BB: 0 P: 5	1B: 5 2B: 1 3B: 0 HR: 1	SF: 0 SAC: 0 DP: 0 HBP: 0	WP: 1 PB: 0 SB: 0 CS: 2	PA: 40					
PITCHER	IP	WLS	BF	H	R	ER	SO	BB	IBB	HBP	BLK	WP	HR	S	P	ERA	WHIP										
Mike Torrez, R ERA: 4.22 (1, 1)	6.0	L	28	6	6	5	2	4	1	0	0	0	1	27	47	7.50	1.667										
Chuck Taylor, R ERA: 3.02 (7, 1)	1.0		5	1	1	1	1	0	0	0	0	1	0	7	7	9.00	1.000										
Nelson Briles, R ERA: 6.3 (8, 1)	2.0		6	0	0	0	2	1	0	0	0	0	0	9	13	0.00	0.500										

Chicago Cubs @ St. Louis Cardinals
Busch Stadium, St. Louis, MO

AB 33
R 7
H 7
RBI 5
BB 6
SO 5
LOB 13



Thu Sep 24 1970, 7:05 PM CDT
Att: 15,955 - Unknown - 74 F

Batter	1	2	3	4	5	6	7	8	9	AB	R	H	RBI	BB	SO	LOB	BOTTOM										
Lou Brock, L OBP: 0.362, SLG: 0.425 (1, 7)	0-0 1B FC6-4		0-3 K				0-3 K		0-0 1-2 1B								4 1 2 0 0 2 1										
Julian Javier, R OBP: 0.285, SLG: 0.307 (1, 4)	0-0 FC6-4 1B		0-0 4-3				0-0 F8		0-0 4-3								4 0 1 0 0 0 3										
Carl Taylor, R OBP: 0.351, SLG: 0.386 (1, 3)	0-0 FC6-4 FC5-4 1-2 3-H		4-0 BB				0-0 F8		0-0 P3								3 0 0 1 1 0 1										
Joe Torre, R OBP: 0.397, SLG: 0.501 (1, 5)	0-0 FC5-4 1-2		0-0 F8				0-0 1B		0-0 F2								4 0 1 0 0 0 2										
Jose Cardenal, R OBP: 0.343, SLG: 0.421 (1, 8)	0-0 4-3						0-0 F3		0-0 F9								4 0 0 0 0 0 2										
Luis Melendez, R OBP: 0.383, SLG: 0.386 (1, 9)			0-0 4-3				0-3 K		0-0 6-3								4 0 0 0 0 1 1										
Ted Simmons, S OBP: 0.330, SLG: 0.319 (1, 2)			4-0 1B BB				0-0 5-3		0-0 4-3								3 0 0 0 1 0 0										
Dal Maxvill, R OBP: 0.290, SLG: 0.228 (1, 6)			0-0 G6-4-3 1B				0-0 1-3		0-0 1B 1B								4 0 2 0 0 0 0										
Mike Torrez, R OBP: 0.281, SLG: 0.333 Chuck Taylor, R OBP: 0.149, SLG: 0.154 Jim Beauchamp, R OBP: 0.323, SLG: 0.333 Nelson Briles, R OBP: 0.200, SLG: 0.308 (1, 1) (7, 1) (7, PH) (8, 1)			0-0 G6-4-3				0-0 1B		0-0 P3								2 0 1 0 0 0 2 0 0 0 0 0 0 0 1 0 0 0 0 0 1 0 0 0 0 0 0 0										
Inning Stats	R: 1 E: 0 K: 0 S: 5	H: 2 LOB: 1 BB: 0 P: 5	R: 0 E: 0 K: 0 S: 3	H: 1 LOB: 1 BB: 1 P: 7	R: 0 E: 0 K: 1 S: 5	H: 0 LOB: 1 BB: 1 P: 9	R: 0 E: 0 K: 1 S: 5	H: 0 LOB: 0 BB: 0 P: 5	R: 0 E: 0 K: 1 S: 6	H: 1 LOB: 1 BB: 0 P: 6	R: 0 E: 0 K: 0 S: 4	H: 1 LOB: 1 BB: 0 P: 4	R: 0 E: 0 K: 0 S: 5	H: 2 LOB: 2 BB: 0 P: 5	R: 0 E: 0 K: 0 S: 3	H: 0 LOB: 0 BB: 0 P: 3	R: 0 E: 0 K: 0 S: 3	H: 0 LOB: 0 BB: 0 P: 3	1B: 7 2B: 0 3B: 0 HR: 0	SF: 0 SAC: 0 DP: 1 HBP: 0	WP: 0 PB: 0 SB: 0 CS: 0	PA: 35					
PITCHER	IP	WLS	BF	H	R	ER	SO	BB	IBB	HBP	BLK	WP	HR	S	P	ERA	WHIP										
Ken Holtzman, L ERA: 3.39 (1, 1)	9.0	W	35	7	1	1	3	2	0	0	0	0	0	39	47	1.00	1.000										

Chicago Cubs @ St. Louis Cardinals
Busch Stadium, St. Louis, MO

AB 33
R 1
H 7
RBI 1
BB 2
SO 3
LOB 13



Thu Sep 24 1970, 7:05 PM CDT
Att: 15,955 - Unknown - 74 F

Batter	1	2	3	4	5	6	7	8	9	AB	R	H	RBI	BB	SO	LOB	TOP				
Lou Brock, L OBP: 0.362, SLG: 0.424 (1, 7)										4	1	1	0	1	0	3					
Ed Crosby, L OBP: 0.281, SLG: 0.305 Jim Beauchamp, R OBP: 0.320, SLG: 0.333 Dal Maxvill, R OBP: 0.290, SLG: 0.228 (1, 4) (9, PH) (9, 6)										3	0	0	0	0	0	3					
Carl Taylor, R OBP: 0.355, SLG: 0.385 Frank Linzy, R (9, 1) Tom Hilgendorf, S (9, 1) Chuck Taylor, R OBP: 0.148, SLG: 0.154 Al Hrabosky, R (9, 1)										3	0	1	0	2	0	1					
Joe Torre, R OBP: 0.396, SLG: 0.498 (1, 5)										5	1	1	1	0	2	4					
Jose Cardenal, R OBP: 0.342, SLG: 0.419 (1, 8)										4	0	1	0	0	1	2					
Luis Melendez, R OBP: 0.373, SLG: 0.375 (1, 9)										4	1	1	0	0	0	3					
Ted Simmons, S OBP: 0.336, SLG: 0.321 (1, 2)										2	1	1	0	1	1	0					
Mitt Ramirez, R OBP: 0.264, SLG: 0.241 Joe Hague, L OBP: 0.360, SLG: 0.423 (9, PH) (9, 3)										3	0	1	0	0	0	1					
Frank Bertina, L Vic Civallo, L Reggie Cleveland, R Leron Lee, R Julian Javier, R (7, PH) (7, 1) (9, PH) (9, 7) (9, 4)										1	0	0	0	1	0	2					
Inning Stats	R: 2 E: 0 K: 0 S: 6	H: 3 LOB: 1 BB: 0 P: 6	R: 0 E: 0 K: 0 S: 3	H: 1 LOB: 2 BB: 2 P: 11	R: 0 E: 0 K: 0 S: 3	H: 0 LOB: 1 BB: 1 P: 7	R: 0 E: 0 K: 0 S: 2	H: 0 LOB: 1 BB: 1 P: 7	R: 0 E: 0 K: 1 S: 5	H: 0 LOB: 0 BB: 0 P: 5	R: 0 E: 0 K: 0 S: 3	H: 0 LOB: 0 BB: 0 P: 3	R: 0 E: 0 K: 0 S: 3	H: 0 LOB: 0 BB: 0 P: 3	R: 3 E: 0 K: 1 S: 9	H: 4 LOB: 2 BB: 1 P: 13	1B: 7 2B: 3 3B: 0 HR: 0	SF: 1 SAC: 1 DP: 3 HBP: 1	WP: 0 PB: 0 SB: 3 CS: 0	PA: 40	
PITCHER	IP WLS BF H R ER SO BB IBB HBP BLK WP HR S P ERA WHIP	IP WLS BF H R ER SO BB IBB HBP BLK WP HR S P ERA WHIP	IP WLS BF H R ER SO BB IBB HBP BLK WP HR S P ERA WHIP	IP WLS BF H R ER SO BB IBB HBP BLK WP HR S P ERA WHIP	IP WLS BF H R ER SO BB IBB HBP BLK WP HR S P ERA WHIP	IP WLS BF H R ER SO BB IBB HBP BLK WP HR S P ERA WHIP	IP WLS BF H R ER SO BB IBB HBP BLK WP HR S P ERA WHIP	IP WLS BF H R ER SO BB IBB HBP BLK WP HR S P ERA WHIP	IP WLS BF H R ER SO BB IBB HBP BLK WP HR S P ERA WHIP	IP WLS BF H R ER SO BB IBB HBP BLK WP HR S P ERA WHIP	IP WLS BF H R ER SO BB IBB HBP BLK WP HR S P ERA WHIP	IP WLS BF H R ER SO BB IBB HBP BLK WP HR S P ERA WHIP	IP WLS BF H R ER SO BB IBB HBP BLK WP HR S P ERA WHIP	IP WLS BF H R ER SO BB IBB HBP BLK WP HR S P ERA WHIP	IP WLS BF H R ER SO BB IBB HBP BLK WP HR S P ERA WHIP	IP WLS BF H R ER SO BB IBB HBP BLK WP HR S P ERA WHIP	IP WLS BF H R ER SO BB IBB HBP BLK WP HR S P ERA WHIP	IP WLS BF H R ER SO BB IBB HBP BLK WP HR S P ERA WHIP	IP WLS BF H R ER SO BB IBB HBP BLK WP HR S P ERA WHIP	IP WLS BF H R ER SO BB IBB HBP BLK WP HR S P ERA WHIP	IP WLS BF H R ER SO BB IBB HBP BLK WP HR S P ERA WHIP

St. Louis Cardinals @ Montreal Expos
Jarry Park, Montreal, QB
Fri Sep 25 1970, 7:05 PM EDT
Att: 20,998 - Unknown

AB 32
R 5
H 9
RBI 4
BB 5
SO 4
LOB 19



Batter	1	2	3	4	5	6	7	8	9	AB	R	H	RBI	BB	SO	LOB	BOTTOM					
Don Hahn, R OBP: 0.387, SLG: 0.322 Jim Gosger, L OBP: 0.345, SLG: 0.376 (1, 7) (8, PH) (9, 7)										3	1	1	0	1	1	2						
Gary Sutherland, R OBP: 0.284, SLG: 0.246 Mack Jones, L OBP: 0.399, SLG: 0.461 (1, 4) (9, PH)										4	1	0	0	0	0	4						
Rusty Staub, L OBP: 0.395, SLG: 0.501 (1, 9)										5	0	2	1	0	0	1						
Bob Bailey, R OBP: 0.412, SLG: 0.610 (1, 5)										5	1	1	1	0	0	3						
John Bateman, R OBP: 0.275, SLG: 0.378 (1, 2)										4	1	1	0	1	1	3						
Bobby Wine, R OBP: 0.286, SLG: 0.299 Jim Fairley, L OBP: 0.295, SLG: 0.359 (1, 6) (9, PH)										4	0	2	0	0	1	1						
Ron Fairly, L OBP: 0.406, SLG: 0.463 (1, 3)										4	1	2	3	0	1	3						
Clyde Mashore, R OBP: 0.304, SLG: 0.316 Boots Day, L OBP: 0.330, SLG: 0.330 (1, 8) (8, PH) (9, 8)										1	0	0	0	2	0	1						
John O'Donoghue, R Adolfo Phillips, R Mike Marshall, R Dan McGinn, L Howie Reed, R (1, 1) (4, PH) (5, 1) (9, 1) (9, 1)										1	0	0	0	0	1	0						
Inning Stats	R: 0 E: 1 K: 0 S: 4	H: 1 LOB: 1 BB: 0 P: 4	R: 0 E: 0 K: 2 S: 7	H: 0 LOB: 1 BB: 1 P: 11	R: 2 E: 1 K: 1 S: 8	H: 2 LOB: 1 BB: 0 P: 8	R: 0 E: 0 K: 1 S: 6	H: 1 LOB: 2 BB: 1 P: 10	R: 0 E: 0 K: 0 S: 3	H: 0 LOB: 0 BB: 0 P: 3	R: 1 E: 1 K: 0 S: 5	H: 2 LOB: 3 BB: 2 P: 13	R: 0 E: 0 K: 1 S: 5	H: 0 LOB: 0 BB: 0 P: 5	R: 0 E: 0 K: 0 S: 5	H: 2 LOB: 2 BB: 0 P: 5	R: 4 E: 0 K: 0 S: 6	H: 4 LOB: 0 BB: 0 P: 6	1B: 11 2B: 0 3B: 0 HR: 1	SF: 1 SAC: 1 DP: 1 HBP: 0	WP: 0 PB: 0 SB: 0 CS: 0	PA: 43
PITCHER	IP WLS BF H R ER SO BB IBB HBP BLK WP HR S P ERA WHIP	IP WLS BF H R ER SO BB IBB HBP BLK WP HR S P ERA WHIP	IP WLS BF H R ER SO BB IBB HBP BLK WP HR S P ERA WHIP	IP WLS BF H R ER SO BB IBB HBP BLK WP HR S P ERA WHIP	IP WLS BF H R ER SO BB IBB HBP BLK WP HR S P ERA WHIP	IP WLS BF H R ER SO BB IBB HBP BLK WP HR S P ERA WHIP	IP WLS BF H R ER SO BB IBB HBP BLK WP HR S P ERA WHIP	IP WLS BF H R ER SO BB IBB HBP BLK WP HR S P ERA WHIP	IP WLS BF H R ER SO BB IBB HBP BLK WP HR S P ERA WHIP	IP WLS BF H R ER SO BB IBB HBP BLK WP HR S P ERA WHIP	IP WLS BF H R ER SO BB IBB HBP BLK WP HR S P ERA WHIP	IP WLS BF H R ER SO BB IBB HBP BLK WP HR S P ERA WHIP	IP WLS BF H R ER SO BB IBB HBP BLK WP HR S P ERA WHIP	IP WLS BF H R ER SO BB IBB HBP BLK WP HR S P ERA WHIP	IP WLS BF H R ER SO BB IBB HBP BLK WP HR S P ERA WHIP	IP WLS BF H R ER SO BB IBB HBP BLK WP HR S P ERA WHIP	IP WLS BF H R ER SO BB IBB HBP BLK WP HR S P ERA WHIP	IP WLS BF H R ER SO BB IBB HBP BLK WP HR S P ERA WHIP	IP WLS BF H R ER SO BB IBB HBP BLK WP HR S P ERA WHIP	IP WLS BF H R ER SO BB IBB HBP BLK WP HR S P ERA WHIP	IP WLS BF H R ER SO BB IBB HBP BLK WP HR S P ERA WHIP	

St. Louis Cardinals @ Montreal Expos
Jarry Park, Montreal, QB
Fri Sep 25 1970, 7:05 PM EDT
Att: 20,998 - Unknown

AB 37
R 7
H 12
RBI 7
BB 4
SO 5
LOB 24




Batter	1	2	3	4	5	6	7	8	9	AB	R	H	RBI	BB	SO	LOB	TOP			
Lou Brock, L OBP: 0.362, SLG: 0.425 (1, 7)										5	2	2	0	0	1	1	St. Louis Cardinals @ Montreal Expos Jarry Park, Montreal, QB Sat Sep 26 1970, 3:33 AM EDT Att: 19,120 - Unknown			
Ed Crosby, L OBP: 0.296, SLG: 0.314 (1, 6)										4	2	2	1	1	0	1				
Joe Hague, L OBP: 0.363, SLG: 0.424 (1, 3)										4	1	2	0	1	1	0				
Joe Torre, R OBP: 0.396, SLG: 0.500 (1, 5)										4	1	1	2	0	0	4				
Luis Melendez, R OBP: 0.357, SLG: 0.358 (1, 8)										5	0	1	1	0	1	3				
Jose Cruz, L OBP: 0.400, SLG: 0.385 (1, 9)										3	0	1	0	1	0	2				
Ted Simmons, S OBP: 0.341, SLG: 0.325 (1, 2)										3	0	2	1	1	0	2				
Dal Maxvill, R OBP: 0.287, SLG: 0.226 (1, 4)										4	0	0	0	0	0	7				
Steve Carlton, L OBP: 0.247, SLG: 0.225 (1, 1)										3	1	0	0	0	2	2				
Inning Stats	R: 1 E: 0 K: 0 S: 3	H: 1 LOB: 1 BB: 2 P: 11	R: 0 E: 0 K: 1 S: 4	H: 0 LOB: 1 BB: 1 P: 9	R: 0 E: 0 K: 2 S: 7	H: 0 LOB: 0 BB: 0 P: 7	R: 0 E: 0 K: 0 S: 4	H: 1 LOB: 2 BB: 0 P: 5	R: 0 E: 0 K: 0 S: 3	H: 0 LOB: 0 BB: 0 P: 3	R: 0 E: 0 K: 1 S: 6	H: 1 LOB: 1 BB: 0 P: 6	R: 3 E: 0 K: 1 S: 9	H: 4 LOB: 2 BB: 1 P: 13	R: 3 E: 2 K: 0 S: 6	H: 3 LOB: 1 BB: 0 P: 7	1B: 9 2B: 1 3B: 1 HR: 0	SF: 0 SAC: 0 DP: 4 HBP: 3	WP: 0 PB: 0 SB: 0 CS: 0	PA: 42
PITCHER	IP WLS BF H R ER SO BB IBB HBP BLK WP HR S P ERA WHIP																			
Bill Stoneman, R ERA: 4.55 (1, 1)	3.0 13 1 1 1 3 3 0 2 0 0 0 0 14 28 3.00 1.333																			
Howie Reed, R ERA: 3.13 (4, 1)	4.0 14 3 0 0 1 0 0 0 0 0 0 0 16 16 0.00 0.750																			
Dan McGinn, L ERA: 5.44 (8, 1)	0.2 L 6 3 3 3 1 1 0 0 0 0 0 0 7 11 40.50 6.000																			
Claude Raymond, R ERA: 4.43 (8, 1)	0.1 2 1 0 0 0 0 0 0 0 0 0 0 2 2 0.00 3.000																			
Mike Wegener, R ERA: 5.29 (9, 1)	1.0 7 3 3 2 0 0 0 1 0 0 0 0 6 7 18.00 3.000																			
Batter	1	2	3	4	5	6	7	8	9	AB	R	H	RBI	BB	SO	LOB	BOTTOM			
Don Hahn, R OBP: 0.379, SLG: 0.313 (1, 7)										4	0	0	0	0	1	0	St. Louis Cardinals @ Montreal Expos Jarry Park, Montreal, QB Sat Sep 26 1970, 3:33 AM EDT Att: 19,120 - Unknown			
Gary Sutherland, R OBP: 0.286, SLG: 0.256 (1, 4)										3	1	1	1	1	0	0				
Rusty Staub, L OBP: 0.393, SLG: 0.497 (1, 9)										4	0	0	0	0	1	1				
Bob Bailey, R OBP: 0.408, SLG: 0.602 (1, 5)										4	0	0	0	0	0	1				
John Bateman, R OBP: 0.274, SLG: 0.377 (1, 2)										2	0	0	0	0	0	0				
Ron Brand, R OBP: 0.281, SLG: 0.296 (6, 2)										2	0	0	0	0	0	0				
Bobby Wine, R OBP: 0.288, SLG: 0.300 (1, 6)										2	1	1	0	1	0	0				
Ron Fairly, L OBP: 0.404, SLG: 0.459 (1, 3)										3	0	0	0	0	0	2				
Clyde Mashore, R OBP: 0.308, SLG: 0.318 (1, 8)										3	0	1	1	0	2	0				
Bill Stoneman, R OBP: 0.133, SLG: 0.138 (1, 1)										1	0	0	0	0	1	0				
Howie Reed, R OBP: 0.133, SLG: 0.138 (4, 1)										1	0	0	0	0	0	1				
Dan McGinn, L OBP: 0.133, SLG: 0.138 (8, 1)										0	0	0	0	0	0	0				
Claude Raymond, R OBP: 0.133, SLG: 0.138 (8, 1)										0	0	0	0	0	0	0				
Adolfo Phillips, R OBP: 0.133, SLG: 0.138 (8, PH)										1	0	0	0	0	1	0				
Mike Wegener, R OBP: 0.133, SLG: 0.138 (9, 1)										0	0	0	0	0	0	0				
Inning Stats	R: 0 E: 0 K: 1 S: 5	H: 0 LOB: 1 BB: 1 P: 9	R: 0 E: 0 K: 0 S: 3	H: 0 LOB: 0 BB: 0 P: 3	R: 0 E: 0 K: 2 S: 7	H: 0 LOB: 0 BB: 0 P: 7	R: 0 E: 0 K: 0 S: 3	H: 0 LOB: 0 BB: 0 P: 3	R: 1 E: 0 K: 0 S: 4	H: 1 LOB: 1 BB: 1 P: 8	R: 0 E: 0 K: 0 S: 3	H: 0 LOB: 0 BB: 0 P: 3	R: 0 E: 0 K: 3 S: 9	H: 0 LOB: 0 BB: 0 P: 9	R: 1 E: 0 K: 0 S: 4	H: 1 LOB: 0 BB: 0 P: 4	1B: 2 2B: 0 3B: 0 HR: 1	SF: 0 SAC: 0 DP: 0 HBP: 0	WP: 0 PB: 0 SB: 0 CS: 0	PA: 32
PITCHER	IP WLS BF H R ER SO BB IBB HBP BLK WP HR S P ERA WHIP																			
Steve Carlton, L ERA: 3.73 (1, 1)	9.0 W 32 3 2 2 6 2 0 0 0 0 0 1 42 50 2.00 0.556																			

AB	35
R	7
H	11
RBI	5
BB	4
SO	5
LOB	22



AB	30
R	2
H	3
RBI	2
BB	2
SO	6
LOB	5



Batter	1	2	3	4	5	6	7	8	9	10	11	AB	R	H	RBI	BB	SO	LOB	TOP								
Lou Brock, L OBP: 0.363, SLG: 0.424 (1, 7)	K					G1		F7				4	0	1	0	1	1	1									
Ed Crosby, L OBP: 0.313, SLG: 0.330 (1, 6)										BB		5	0	3	0	0	0	3									
Joe Hague, L OBP: 0.361, SLG: 0.421 (1, 3)	G3-6											5	0	1	0	0	2	6									
Joe Torre, R OBP: 0.393, SLG: 0.496 (1, 5)												5	0	0	0	0	0	1									
Luis Melendez, R OBP: 0.329, SLG: 0.328 (1, 8)												5	0	0	0	0	1	1									
Leron Lee, L OBP: 0.289, SLG: 0.347 (1, 9)												5	0	2	0	0	0	0									
Ted Simmons, S OBP: 0.337, SLG: 0.320 (1, 2)												4	0	0	0	0	1	3									
Dal Maxvill, R OBP: 0.285, SLG: 0.224 (1, 4)												3	0	0	0	0	0	0									
Vic Davallio, L OBP: 0.356, SLG: 0.433 (10, PH)												1	0	0	0	0	0	0									
Julian Javier, R OBP: 0.286, SLG: 0.308 (10, 4)												0	0	0	0	0	0	0									
Harry Parker, R OBP: 0.296, SLG: 0.286 (1, 1)												3	0	1	0	0	1	0									
Carl Taylor, R OBP: 0.358, SLG: 0.388 (10, PH)												1	0	1	0	0	0	0									
Tom Hilgendorf, S OBP: 0.337, SLG: 0.320 (10, 1)												0	0	0	0	0	0	0									
Inning Stats	R: 0 E: 0 K: 1 S: 5	H: 1 LOB: 0 BB: 0 P: 5	R: 0 E: 1 K: 1 S: 6	H: 0 LOB: 1 BB: 0 P: 6	R: 0 E: 0 K: 1 S: 6	H: 1 LOB: 1 BB: 0 P: 6	R: 0 E: 0 K: 0 S: 3	H: 1 LOB: 0 BB: 0 P: 3	R: 0 E: 0 K: 0 S: 3	H: 0 LOB: 0 BB: 0 P: 3	R: 0 E: 1 K: 1 S: 6	H: 1 LOB: 1 BB: 0 P: 6	R: 0 E: 0 K: 1 S: 7	H: 2 LOB: 2 BB: 0 P: 7	R: 0 E: 0 K: 0 S: 4	H: 1 LOB: 1 BB: 0 P: 4	R: 0 E: 0 K: 0 S: 6	H: 0 LOB: 0 BB: 0 P: 3	R: 0 E: 0 K: 0 S: 3	H: 0 LOB: 0 BB: 0 P: 3	1B: 8 2B: 1 3B: 0 HR: 0	SF: 0 SAC: 0 DP: 3 HBP: 0	WP: 0 PB: 0 SB: 0 CS: 0	PA: 42			
PITCHER Carl Morton, R ERA: 3.66 (1, 1)	IP 11.0	WLS 7	BF 42	H 9	R 0	ER 0	SO 6	BB 1	IBB 0	HBP 0	BLK 0	WP 0	HR 0	S 53	P 57	ERA 0.00	WHIP 0.909										

St. Louis Cardinals @ Montreal Expos
 Jarry Park, Montreal, QB
 Sun Sep 27 1970, 3:33 AM EDT
 Att: 30,029 - Unknown

AB	41
R	0
H	9
RBI	0
BB	1
SO	6
LOB	15



Batter	1	2	3	4	5	6	7	8	9	10	11	AB	R	H	RBI	BB	SO	LOB	BOTTOM								
Boots Day, L OBP: 0.319, SLG: 0.318 (1, 8)	F5											4	0	0	0	0	1	1									
Clyde Mashore, R OBP: 0.296, SLG: 0.304 (11, 8)												1	0	0	0	0	1	0									
Jim Gosger, L OBP: 0.347, SLG: 0.376 (1, 7)	L1											3	0	1	0	1	0	0									
Ron Brand, R OBP: 0.297, SLG: 0.302 (11, PH)												1	1	1	0	0	0	0									
Rusty Staub, L OBP: 0.393, SLG: 0.497 (1, 9)												4	0	2	0	0	0	1									
Bob Bailey, R OBP: 0.408, SLG: 0.598 (1, 5)												4	0	1	0	1	0	2									
Ron Fairly, L OBP: 0.402, SLG: 0.457 (1, 3)												4	0	1	0	0	0	2									
Adolfo Phillips, R OBP: 0.352, SLG: 0.379 (8, PR) (10, 7)												1	0	1	1	0	0	0									
John Bateman, R OBP: 0.273, SLG: 0.375 (1, 2)												3	0	0	0	0	0	0									
Gary Sutherland, R OBP: 0.289, SLG: 0.259 (1, 4)												4	0	2	0	0	0	2									
Bobby Wine, R OBP: 0.286, SLG: 0.297 (1, 6)												4	0	0	0	0	2	2									
Carl Morton, R OBP: 0.212, SLG: 0.253 (1, 1)												4	0	0	0	0	2	1									
Inning Stats	R: 0 E: 0 K: 0 S: 5	H: 2 LOB: 2 BB: 0 P: 5	R: 0 E: 0 K: 1 S: 5	H: 0 LOB: 0 BB: 0 P: 5	R: 0 E: 0 K: 1 S: 6	H: 1 LOB: 1 BB: 0 P: 6	R: 0 E: 0 K: 0 S: 3	H: 0 LOB: 0 BB: 0 P: 3	R: 0 E: 0 K: 1 S: 6	H: 1 LOB: 1 BB: 0 P: 6	R: 0 E: 0 K: 0 S: 4	H: 1 LOB: 2 BB: 0 P: 8	R: 0 E: 0 K: 0 S: 3	H: 1 LOB: 1 BB: 0 P: 3	R: 0 E: 0 K: 2 S: 7	H: 0 LOB: 0 BB: 0 P: 7	R: 1 E: 0 K: 0 S: 3	H: 2 LOB: 2 BB: 1 P: 7	1B: 9 2B: 1 3B: 0 HR: 0	SF: 0 SAC: 2 DP: 1 HBP: 0	WP: 0 PB: 0 SB: 0 CS: 0	PA: 41					
PITCHER Harry Parker, R ERA: 2.7 (1, 1)	IP 9.0	WLS 7	BF 34	H 7	R 0	ER 0	SO 4	BB 1	IBB 0	HBP 0	BLK 0	WP 0	HR 0	S 41	P 45	ERA 0.00	WHIP 0.889										
PITCHER Tom Hilgendorf, L ERA: 3.92 (10, 1)	IP 1.1	WLS L	BF 7	H 2	R 1	ER 1	SO 2	BB 0	IBB 1	HBP 0	BLK 0	WP 0	HR 0	S 10	P 14	ERA 6.75	WHIP 1.500										

St. Louis Cardinals @ Montreal Expos
 Jarry Park, Montreal, QB
 Sun Sep 27 1970, 3:33 AM EDT
 Att: 30,029 - Unknown

AB	37
R	1
H	9
RBI	1
BB	2
SO	6
LOB	11

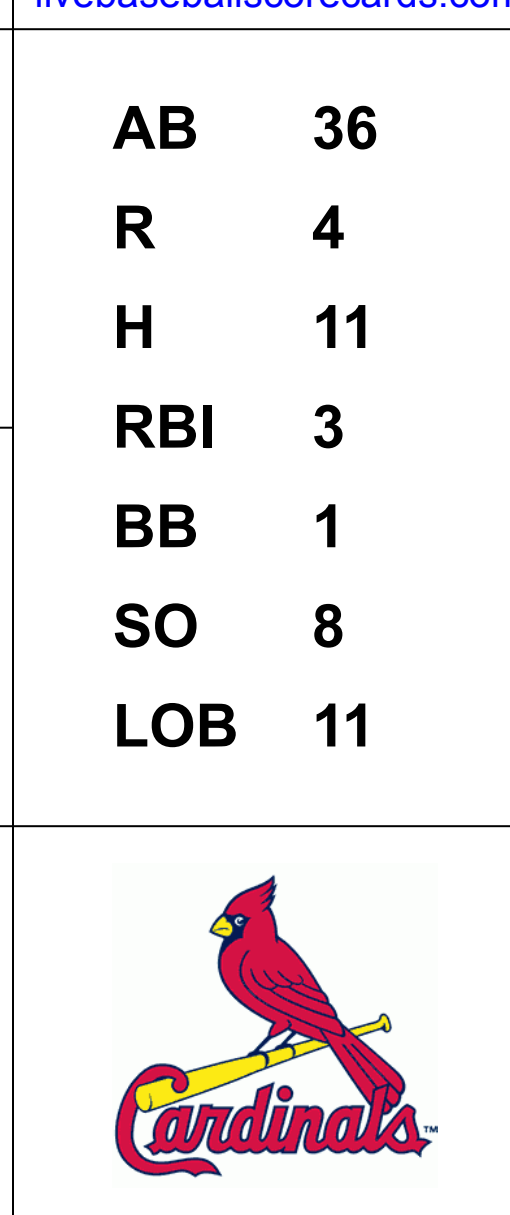


Batter	1	2	3	4	5	6	7	8	9	AB	R	H	RBI	BB	SO	LOB	TOP									
Matty Alou, L OBP: 0.329, SLG: 0.356 (1, 9)	6-3			FC4-6 1B		L6-4-3 1B		CS 1B	3-1	5	0	3	0	0	0	3	Pittsburgh Pirates @ St. Louis Cardinals Busch Stadium, St. Louis, MO Wed Sep 30 1970, 7:05 PM CDT Att: 8,084 - Unknown									
Gene Clines, R OBP: 0.471, SLG: 0.500 (1, 8)	L4-3		FC4-6 WP SF9		L6-4-3 1-2		1-2 2B			4	1	1	0	0	0	3										
Manny Sanguillen, R OBP: 0.344, SLG: 0.444 Jerry May, R OBP: 0.310, SLG: 0.259 (1, 2)	K			FC5-4 BB				K		1	0	0	0	0	1	0										
Bob Robertson, R OBP: 0.362, SLG: 0.562 (1, 3)		6-3		SF9				K		2	1	0	1	1	1	1										
Jose Pagan, R OBP: 0.323, SLG: 0.428 (1, 5)		5-3		FC5-4 1-2			WP S 1B		1B BB	3	0	1	0	1	0	1										
Johnny Jeter, R OBP: 0.312, SLG: 0.339 (1, 7)					F8		5-3		BB FC5-2-5 1B	4	0	1	1	0	1	1										
Bill Mazerowski, R OBP: 0.286, SLG: 0.328 (1, 4)			4-3		6-3		F3		FC5-2-5 BB	4	0	0	0	0	0	3										
Freddie Patek, R OBP: 0.325, SLG: 0.345 (1, 6)			K		P5		K		F7	4	0	0	0	0	2	3										
Bob Veale, S OBP: 0.211, SLG: 0.224 Dave Giusti, R OBP: 0.319, SLG: 0.313 Gene Alley, R OBP: 0.267, SLG: 0.362 Joe Gibbon, L OBP: 0.305, SLG: 0.514 Willie Stargatt, L OBP: 0.325, SLG: 0.114 Dock Ellis, S OBP: 0.408, SLG: 0.182 (1, 1)			K					6-3		2	1	1	0	0	1	0										
									1-2 2-3 BB	0	0	0	0	0	0	0										
Inning Stats	R: 0 E: 0 K: 1 S: 5	H: 0 LOB: 0 BB: 0 P: 5	R: 0 E: 0 K: 1 S: 5	H: 0 LOB: 0 BB: 0 P: 5	R: 0 E: 0 K: 2 S: 7	H: 0 LOB: 0 BB: 0 P: 7	R: 1 E: 0 K: 0 S: 4	H: 1 LOB: 1 BB: 1 P: 8	R: 0 E: 0 K: 0 S: 3	H: 0 LOB: 0 BB: 0 P: 3	R: 1 E: 0 K: 1 S: 7	H: 3 LOB: 1 BB: 0 P: 7	R: 0 E: 0 K: 1 S: 6	H: 1 LOB: 1 BB: 0 P: 6	R: 0 E: 0 K: 1 S: 6	H: 2 LOB: 1 BB: 0 P: 6	R: 1 E: 0 K: 0 S: 4	H: 1 LOB: 3 BB: 3 P: 16	1B: 6 2B: 2 3B: 0 HR: 0	SF: 1 SAC: 0 DP: 1 HBP: 0	WP: 2 PB: 0 CS: 1	PA: 37				
PITCHER	IP WLS BF H R ER SO BB IBB HBP BLK WP HR S P ERA WHIP	8.0 33 8 3 3 7 3 0 0 0 0 0 44 56 3.38 1.375	1.0 W 4 0 0 0 0 1 0 0 0 0 0 3 7 0.00 1.000																							

AB	32
R	3
H	8
RBI	3
BB	4
SO	7
LOB	16



Batter	1	2	3	4	5	6	7	8	9	AB	R	H	RBI	BB	SO	LOB	BOTTOM							
Lou Brock, L OBP: 0.360, SLG: 0.421 (1, 7)	6-3		6-3		1-3 2-H 1B		K		1-2 3-H 1B	5	0	2	2	0	1	0	Pittsburgh Pirates @ St. Louis Cardinals Busch Stadium, St. Louis, MO Wed Sep 30 1970, 7:05 PM CDT Att: 8,084 - Unknown							
Julian Javier, R OBP: 0.284, SLG: 0.306 (1, 4)	L9			F3	F2			6-3		4	0	0	0	0	0	2								
Joe Hague, L OBP: 0.357, SLG: 0.415 (1, 3)	6-3			1-3			K		3-1	4	0	0	0	0	1	0								
Joe Torre, R OBP: 0.394, SLG: 0.495 (1, 5)		G5-4-3 1B					1B WP 1B		P4	4	1	3	0	0	0	0								
Jose Cardenal, R OBP: 0.348, SLG: 0.428 (1, 8)		G5-4-3 1B		6-3			WP S 1B		HR	4	1	3	1	0	0	1								
Luis Melendez, R OBP: 0.319, SLG: 0.318 (1, 9)		G5-4-3 1-2 2-3			6-3		K		K	4	0	0	0	0	2	3								
Ted Simmons, S OBP: 0.338, SLG: 0.321 (1, 2)		K					BB 1B		4-3	4	2	2	0	0	1	2								
Dal Maxvill, R OBP: 0.289, SLG: 0.225 Vic Davallio, L OBP: 0.352, SLG: 0.429 Ed Crosby, L OBP: 0.310, SLG: 0.326 (1, 6)				5-3			1B BB		P5	1	0	0	0	1	0	0								
Jerry Reuss, L OBP: 0.116, SLG: 0.050 Nelson Briles, R OBP: 0.200, SLG: 0.308 Jose Cruz, L OBP: 0.471, SLG: 0.429 (1, 1)				K			K		1B	3	0	0	0	0	3	2								
									1-3 1B	0	0	0	0	0	0	0								
Inning Stats	R: 0 E: 0 K: 0 S: 3	H: 0 LOB: 0 BB: 0 P: 3	R: 0 E: 0 K: 1 S: 6	H: 2 LOB: 1 BB: 0 P: 6	R: 0 E: 0 K: 1 S: 5	H: 0 LOB: 0 BB: 0 P: 5	R: 0 E: 0 K: 0 S: 4	H: 1 LOB: 1 BB: 0 P: 4	R: 1 E: 0 K: 2 S: 9	H: 2 LOB: 2 BB: 0 P: 9	R: 0 E: 0 K: 2 S: 7	H: 0 LOB: 0 BB: 0 P: 7	R: 0 E: 0 K: 0 S: 3	H: 0 LOB: 0 BB: 0 P: 3	R: 2 E: 0 K: 1 S: 8	H: 4 LOB: 2 BB: 0 P: 8	1B: 10 2B: 0 3B: 0 HR: 1	SF: 0 SAC: 0 DP: 1 HBP: 0	WP: 1 PB: 0 SB: 1 CS: 0	PA: 37				
PITCHER	IP WLS BF H R ER SO BB IBB HBP BLK WP HR S P ERA WHIP	6.0 25 3 0 0 2 0 0 0 0 0 0 7 7 0.00 0.000	1.0 3 0 0 0 2 0 0 0 0 0 0 3 3 0.00 0.000	0.2 L 6 4 2 2 1 0 0 0 0 0 1 8 8 27.00 6.000																				



Batter	1	2	3	4	5	6	7	8	9	AB	R	H	RBI	BB	SO	LOB	TOP					
Freddie Patek, R OBP: 0.322, SLG: 0.342 (1, 6)	0-0 BB 1B BB	0-0 5-3		0-0 6-3		0-3 K		0-0 5-3		5	1	1	0	0	1	1						
Gene Clines, R OBP: 0.436, SLG: 0.459 (1, 8)	0-0 L8	0-0 2H 1B		0-0 L3		0-3 K		0-3 K		5	0	1	1	0	2	1						
Al Oliver, L OBP: 0.326, SLG: 0.414 (1, 9)	0-0 BB 1B 1-2	0-0 1-3			0-0 4-3			4-0 BB 1B 2B		4	1	2	0	1	0	1						
Willie Stargell, L OBP: 0.329, SLG: 0.511 Johnny Jeter, R OBP: 0.314, SLG: 0.341 (5, 7)	0-3 K		0-0 P5		0-3 K			0-3 K		3	0	0	0	0	2	2						
Bob Robertson, R OBP: 0.367, SLG: 0.564 (1, 3)	4-0 BB 1-2 2-3		0-0 1B 2B		4-0 BB HR BB			4-0 2B SF8 BB		2	3	1	0	3	1	0						
Richie Hebner, L OBP: 0.382, SLG: 0.464 (1, 5)	4-0 FC6-4 1-2 2-3 3-H		0-0 1B 2H		4-0 1-2 HR BB			0-0 SF8 1-3 2-H 3-H		3	1	2	4	2	1	0						
Jerry May, R OBP: 0.313, SLG: 0.288 (1, 2)	0-0 FC6-4 1-2		0-0 1B G6-4-3		0-0 1-3 HR			0-0 SF8		4	1	2	4	0	0	3						
Bill Mazerowski, R OBP: 0.283, SLG: 0.324 (1, 4)		0-0 E6 1B SH1-4		0-0 G6-4-3 1-2		0-0 F7		0-0 1-3		4	1	0	0	0	0	3						
Steve Blass, R OBP: 0.137, SLG: 0.129 George Brunet, R OBP: 0.182, SLG: 0.238 Jose Pagan, R OBP: 0.321, SLG: 0.426 Fred Cambria, R OBP: 0.333, SLG: 0.200 Ed Acosta, S (9, 1)	0-0 SH1-4 1-2		0-0 6-3		0-0 4-3		0-0 P4			1	0	0	0	0	0	0						
Inning Stats	R: 1 E: 0 K: 1 S: 7	H: 2 LOB: 3 BB: 2 P: 15	R: 1 E: 1 K: 0 S: 5	H: 1 LOB: 1 BB: 0 P: 5	R: 1 E: 0 K: 0 S: 5	H: 3 LOB: 1 BB: 0 P: 5	R: 0 E: 0 K: 0 S: 3	H: 0 LOB: 0 BB: 0 P: 3	R: 3 E: 0 K: 1 S: 6	H: 1 LOB: 0 BB: 2 P: 14	R: 0 E: 0 K: 2 S: 7	H: 0 LOB: 0 BB: 0 P: 7	R: 3 E: 0 K: 0 S: 6	H: 3 LOB: 1 BB: 1 P: 10	R: 0 E: 0 K: 2 S: 7	H: 0 LOB: 1 BB: 1 P: 11	R: 0 E: 0 K: 2 S: 7	H: 0 LOB: 0 BB: 0 P: 7	1B: 7 2B: 2 3B: 0 HR: 1	SF: 1 SAC: 1 DP: 1 HBP: 0	WP: 0 PB: 0 SB: 0 CS: 0	PA: 43
PITCHER	IP WLS BF H R ER SO BB IBB HBP BLK WP HR S P ERA WHIP																					
Harry Parker, R ERA: 3.22	(1, 1) 2.1 16 6 3 2 1 2 0 0 0 0 0 16 24 7.71 3.429																					
Reggie Cleveland, R ERA: 7.62	(3, 1) 3.2 L 16 3 6 6 3 3 0 0 0 0 0 1 19 31 14.73 1.636																					
Fred Norman, L ERA: 5.14	(7, 1) 1.0 4 1 0 0 0 0 0 0 0 0 0 4 4 0.00 1.000																					
Chuck Taylor, R ERA: 3.11	(8, 1) 2.0 7 0 0 0 0 4 1 0 0 0 0 0 0 14 18 0.00 0.500																					

Pittsburgh Pirates @ St. Louis Cardinals
 Busch Stadium, St. Louis, MO
 Thu Oct 01 1970, 7:05 PM CDT
 Att: 8,457 - Unknown

AB	35
R	9
H	10
RBI	9
BB	6
SO	8
LOB	13



Batter	1	2	3	4	5	6	7	8	9	AB	R	H	RBI	BB	SO	LOB	BOTTOM					
Leron Lee, L OBP: 0.290, SLG: 0.352 (1, 7)	0-0 4-3		0-0 2B 2B		0-0 F7			0-0 5-3		4	1	1	1	0	0	1						
Jose Cruz, L OBP: 0.500, SLG: 0.412 (1, 9)	0-0 L8		4-0 2B 1B BB		0-0 1B			0-0 1-3		3	1	1	0	2	0	1						
Joe Hague, L OBP: 0.358, SLG: 0.417 (1, 3)	0-0 1B 1B		0-0 1B 2B		0-3 K 1-2			0-3 K		5	2	2	1	0	2	4						
Joe Torre, R OBP: 0.398, SLG: 0.498 Milt Ramirez, R OBP: 0.294, SLG: 0.241 (9, 6)	0-0 1B 1-2		0-0 2H 3-H 1B		0-0 1B			0-0 G5-4-3 1B		4	0	4	2	0	0	0						
Luis Melendez, R OBP: 0.315, SLG: 0.314 (1, 8)	0-0 FC6-4 1-3 2-H 1B		0-0 F7		0-3 K			0-3 K		4	0	1	1	0	2	3						
Ted Simmons, S OBP: 0.333, SLG: 0.317 (1, 2)	0-0 FC6-4 1-2		0-0 F7		0-0 6-3			0-0 G5-4-3 1-2		4	0	0	0	0	0	4						
Ed Crosby, L OBP: 0.308, SLG: 0.316 (9, 5)		0-0 4-3		0-0 G3		1-0 G5-4-3 HBP		0-0 F7		3	0	0	0	0	0	1						
Dal Maxvill, R OBP: 0.287, SLG: 0.223 Jorge Roque, R (9, PH)		0-3 K		0-0 6-3		0-0 G5-4-3 1-2		1-0 1B SF9 HBP		3	0	0	0	0	1	1						
Jose Cardenal, R OBP: 0.348, SLG: 0.428 (9, PR)								0-0 1B S		0	1	0	0	0	0	0						
Harry Parker, R ERA: 3.22 Reggie Cleveland, R ERA: 7.62 Fred Norman, L ERA: 5.14 Vic Davallo, S ERA: 4.21 Chuck Taylor, R ERA: 3.11 Lou Brock, L ERA: 3.01, SLG: 0.422 (9, PH)	0-3 K		0-3 K		0-3 K			0-0 2B		1	0	0	0	0	1	0						
Inning Stats	R: 1 E: 0 K: 0 S: 6	H: 3 LOB: 2 BB: 0 P: 6	R: 0 E: 0 K: 2 S: 7	H: 0 LOB: 0 BB: 0 P: 7	R: 3 E: 0 K: 0 S: 6	H: 3 LOB: 1 BB: 1 P: 10	R: 0 E: 0 K: 1 S: 5	H: 0 LOB: 0 BB: 0 P: 5	R: 0 E: 0 K: 0 S: 8	H: 2 LOB: 1 BB: 0 P: 8	R: 0 E: 0 K: 0 S: 2	H: 0 LOB: 0 BB: 0 P: 3	R: 0 E: 0 K: 1 S: 6	H: 1 LOB: 1 BB: 0 P: 6	R: 0 E: 0 K: 1 S: 5	H: 1 LOB: 0 BB: 0 P: 5	R: 1 E: 0 K: 0 S: 4	H: 1 LOB: 2 BB: 1 P: 9	1B: 8 2B: 3 3B: 0 HR: 0	SF: 1 SAC: 0 DP: 2 HBP: 2	WP: 0 PB: 0 SB: 1 CS: 0	PA: 39
PITCHER	IP WLS BF H R ER SO BB IBB HBP BLK WP HR S P ERA WHIP																					
Steve Blass, R ERA: 3.52	(1, 1) 3.0 16 4 4 4 2 1 0 0 0 0 0 0 19 23 0.00 0.667																					
George Brunet, L ERA: 4.21	(4, 1) 3.0 W 10 2 0 0 3 0 0 0 1 0 0 0 15 16 0.00 0.667																					
Fred Cambria, R ERA: 3.51	(7, 1) 2.0 7 2 0 0 2 0 0 0 0 0 0 0 11 11 0.00 1.000																					
Ed Acosta, R ERA: 13.5	(9, 1) 1.0 S 6 1 1 1 0 1 0 0 1 0 0 0 4 9 9.00 2.000																					

Pittsburgh Pirates @ St. Louis Cardinals
 Busch Stadium, St. Louis, MO
 Thu Oct 01 1970, 7:05 PM CDT
 Att: 8,457 - Unknown

AB	34
R	5
H	11
RBI	5
BB	2
SO	7
LOB	15

