St. Louis Cardinals - 1971

Batter	1	2	3	4	5	6	7	8	9	10	AB	R	H	RBI	BB	SO	LOB
Matty Alou, L (1, 8)	K		F7			F7			6-3		4	0	0	0	0	1	1
Ted Sizemore, R (1, 6) OBP: 0.250, SLG: 0.250	5-3			CS 1B			K		K		4	0	1	0	0	2	0
Lou Brock, L (1, 7)	1-3			K			3-1			1-3	4	0	0	0	0	1	1
Joe Torre, R (1, 5) OBP: 0.250, SLG: 1.000		K		K 1-2			HR			5-3	4	1	1	1	0	2	1
Jose Cardenal, R (1, 9)		P5			F7		6-3			F8	4	0	0	0	0	0	0
Joe Hague, L (1, 3)		F9			F5			5-3			3	0	0	0	0	0	0
Ted Simmons, S (1, 2) OBP: 0.333, SLG: 0.333			1B		1-3			F8			3	0	1	0	0	0	0
Julian Javier, R (1, 4)			K			F2		5-3			3	0	0	0	0	1	1
Bob Gibson, R (1, 1)			F7			P4			6-3		3	0	0	0	0	0	1

TOP

St. Louis Cardinals @ Chicago Cubs

Wrigley Field, Chicago, IL

Tue Apr 06 1971, 3:33 AM CST
Att. 39,079 - Sunny - 40 F

livebaseballscorecards.com

AB	32
R	1
H	3
RBI	1
BB	0
SO	7
LOB	5

Inning Stats	1	2	3	4	5	6	7	8	9	10
R	0	0	0	0	0	0	1	0	0	0
E	0	0	0	0	0	0	0	0	0	0
K	1	1	1	2	0	0	1	0	1	0
S	5	5	6	7	3	3	6	3	5	3
H	0	0	1	1	0	0	1	0	0	0
LOB	0	0	1	1	0	0	0	0	0	0
BB	0	0	0	0	0	0	0	0	0	0
P	5	5	6	7	3	3	6	3	5	3

1B	2	SF	0
2B	1	SAC	0
3B	0	DP	1
HR	1	HBP	0

WP	0	PA	32
PB	0		
SB	0		
CS	1		

PITCHER	IP	WLS	BF	H	R	ER	SO	BB	IBB	HBP	BLK	WP	HR	S	P	ERA	WHIP
Fergie Jenkins, R (1, 1) ERA: 0.9	10.0	W	32	3	1	1	7	0	0	0	0	0	1	46	46	0.90	0.300

PITCHER	IP	WLS	BF	H	R	ER	SO	BB	IBB	HBP	BLK	WP	HR	S	P	ERA	WHIP

Batter	1	2	3	4	5	6	7	8	9	10	AB	R	H	RBI	BB	SO	LOB
Don Kessinger, S (1, 6)	F7		6-3		5-3		IBB		F8		4	0	0	0	1	0	1
Glenn Beckert, R (1, 4)	P6		F9		F9		F8			6-3	5	0	0	0	0	0	3
Billy Williams, L (1, 7) OBP: 0.600, SLG: 1.250	BB			1B FC5-2 1B		G3		F8		HR	4	1	2	1	1	0	0
Ron Santo, R (1, 5) OBP: 0.250, SLG: 0.250	P4			FC5-2 2B 1B 1-3		4-3		K			4	1	1	0	0	1	1
Joe Pepitone, L (1, 3) OBP: 0.500, SLG: 0.750		4-3		FC5-2 2B FC1-5 1-2 3-H		WP 1B		2B			4	0	2	0	0	0	2
Johnny Callison, L (1, 9) OBP: 0.500, SLG: 0.667		F8		2B 1-3 2-H		F8 1-2		IBB			3	0	1	1	1	0	1
Jose Ortiz, R (1, 8) OBP: 0.250, SLG: 0.250		F9		FC1-5 3-H			SH1-4 1B	F7			4	0	1	0	0	0	4
Ken Rudolph, R (1, 2)			BB SH1-4	F7			SH1-4 1-2		K		2	0	0	0	1	1	2
Fergie Jenkins, R (1, 1)			SH1-4 1-2		K		K		K		3	0	0	0	0	3	1
Inning Stats	R: 0 H: 0 E: 0 LOB: 1 K: 0 BB: 1 S: 3 P: 7	R: 0 H: 0 E: 0 LOB: 0 K: 0 BB: 0 S: 3 P: 3	R: 0 H: 0 E: 0 LOB: 1 K: 0 BB: 1 S: 3 P: 7	R: 1 H: 3 E: 0 LOB: 2 K: 0 BB: 0 S: 6 P: 6	R: 0 H: 0 E: 0 LOB: 0 K: 1 BB: 0 S: 5 P: 5	R: 0 H: 1 E: 0 LOB: 1 K: 0 BB: 0 S: 4 P: 4	R: 0 H: 1 E: 0 LOB: 2 K: 1 BB: 1 S: 6 P: 10	R: 0 H: 1 E: 0 LOB: 2 K: 1 BB: 1 S: 6 P: 10	R: 0 H: 0 E: 0 LOB: 0 K: 2 BB: 0 S: 7 P: 7	R: 1 H: 1 E: 0 LOB: 0 K: 0 BB: 0 S: 2 P: 2	1B: 4 SF: 0 2B: 2 SAC: 2 3B: 0 DP: 0 HR: 1 HBP: 0						

PITCHER	IP	WLS	BF	H	R	ER	SO	BB	IBB	HBP	BLK	WP	HR	S	P	ERA	WHIP
Bob Gibson, R (1, 1) ERA: 1.93	9.1	L	39	7	2	2	5	2	2	0	0	1	1	45	61	1.93	0.964

PITCHER	IP	WLS	BF	H	R	ER	SO	BB	IBB	HBP	BLK	WP	HR	S	P	ERA	WHIP

BOTTOM

St. Louis Cardinals @ Chicago Cubs

Wrigley Field, Chicago, IL

Tue Apr 06 1971, 3:33 AM CST

Att. 39,079 - Sunny - 40 F

livebaseballscorecards.com

AB	33
R	2
H	7
RBI	2
BB	4
SO	5
LOB	15

WP: 1 PA: 39
PB: 0
SB: 0
CS: 0

St. Louis Cardinals @ Chicago Cubs

Wrigley Field, Chicago, IL

Wed Apr 07 1971, 3:33 AM CST

Att. 23,287 - Unknown - 48 F

TOP

livebaseballscorecards.com

Batter	1	2	3	4	5	6	7	8	9	AB	R	H	RBI	BB	SO	LOB
Matty Alou, L (1, 8) OBP: 0.100, SLG: 0.200	4-3 1B 2B		6-3	5-3 P4			5-3		F9	6	1	1	0	0	0	3
Ted Sizemore, R (1, 6) Dal Maxvill, R (5, 6)	4-3 2-3		E5 E 1B	1B BB 1B	4-3		6-3		P4	4 2	2 0	1 0	0 0	0 0	0 0	1 1
Lou Brock, L (1, 7) Leron Lee, L (8, 7)	FC5-4 3-H 1B		E4 1B 1-2 1B	BB BB 1-3 1B 1B	4-3			4-3	K	5 1	2 0	2 0	1 0	0 0	0 1	1 1
Joe Torre, R (1, 5) OBP: 0.333, SLG: 0.625	FC5-4 1-2f		1-3 2-H 1B 1B	BB 1-2 1B BB	K			E5 1B		4	3	1	1	1	1	1
Jose Cardenal, R (1, 9) OBP: 0.444, SLG: 0.286	6-3		2-H 3-H 2B 1B	1B E 1-2 2-3 3-H BB		G3-6-3 BB		2-H 2B 1B		3	3	2	4	2	0	1
Joe Hague, L (1, 3) OBP: 0.375, SLG: 0.625		F7	2-H 1B 2B	E BB 1-3 2-H 3-H 2B 1B		G3-6-3 1-2f		2-H 2B		5	2	3	4	0	0	1
Ted Simmons, S (1, 2) OBP: 0.625, SLG: 0.400	F7		2-H 1B 1B	E 1-2 2B BB		BB		G6-4-3 HBP		2	1	1	1	2	0	0
Julian Javier, R (1, 4)	6-3		F2 3	E3 2B 1-2 2-3 3-H		P6 3		G6-4-3 2 3 1-2f		5	0	0	0	0	0	6
Steve Carlton, L (1, 1) OBP: 0.400, SLG: 0.800			K 1	L1 1-3 2-H 3-H 2B			4-3 1		2B	5	0	2	2	0	1	0

| | | |

BOTTOM

St. Louis Cardinals @ Chicago Cubs

Wrigley Field, Chicago, IL

Wed Apr 07 1971, 3:33 AM CST

Att. 23,287 - Unknown - 48 F

Batter	1	2	3	4	5	6	7	8	9	AB	R	H	RBI	BB	SO	LOB
Don Kessinger, S (1, 6)	5-3			6-3		6-3		L5		4	0	0	0	0	0	0
Glenn Beckert, R (1, 4) OBP: 0.222, SLG: 0.222	F3			BB, 1B		F9		HR, 1B		4	1	2	0	0	0	0
Billy Williams, L (1, 7) OBP: 0.556, SLG: 1.286	F5			BBBB, G4-6-3, BB		F9		1-H, HR		3	1	1	2	1	0	0
Ron Santo, R (1, 5) OBP: 0.375, SLG: 0.286		BBBB, G6-3, BB		G4-6-3, 1-2f			1-3	G3, 1B		3	0	1	0	1	0	2
Joe Pepitone, L (1, 3) OBP: 0.500, SLG: 1.000		G6-3, 1-2f			1B, 1B		HR	G3, 1-2		4	1	2	1	0	0	2
Johnny Callison, L (1, 9) OBP: 0.375, SLG: 0.429		SSS, K			F2		FC1-6, 1B	6-3		4	0	1	0	0	1	2
Jose Ortiz, R (1, 8) OBP: 0.375, SLG: 0.286			H, G1-6-3, HBP		1-2, 1B		FC1-6, 1-2f, E		P4	3	0	1	0	0	0	1
Ken Rudolph, R (1, 2)			G1-6-3, 1-2f		SSS, K		E5, FC6, 1-2		5-3	4	0	0	0	0	1	4
Bill Hands, R (1, 1) Bill Bonham, R (4, 1) Bob Miller, R (4, 1) Garry Jestadt, R (5, PH) Earl Stephenson, L (6, 1) Hal Breeden, R (7, PH) Phil Regan, R (8, 1) Paul Popovich, S (9, PH)			SSS, K		6-3		FC6, 1-2f		SSS, K	1 0 0 1 0 0 1 0	0 0 0 0 0 0 0 0	0 0 0 0 0 0 0 0	0 0 0 0 0 0 0 0	1 0 0 0 0 0 0 0	0 0 0 0 0 0 0 1	0 0 0 2 0 2 0 0
Inning Stats	R: 0 E: 0 K: 0 S: 3 H: 0 LOB: 0 BB: 0 P: 3	R: 0 E: 0 K: 1 S: 4 H: 0 LOB: 0 BB: 1 P: 8	R: 0 E: 0 K: 1 S: 4 H: 0 LOB: 0 BB: 0 P: 5	R: 0 E: 0 K: 0 S: 3 H: 1 LOB: 1 BB: 1 P: 7	R: 0 E: 0 K: 1 S: 7 H: 2 LOB: 2 BB: 0 P: 7	R: 0 E: 0 K: 0 S: 3 H: 0 LOB: 0 BB: 0 P: 3	R: 1 E: 1 K: 0 S: 6 H: 2 LOB: 2 BB: 0 P: 6	R: 2 E: 0 K: 0 S: 6 H: 3 LOB: 1 BB: 0 P: 6	R: 0 E: 0 K: 1 S: 5 H: 0 LOB: 0 BB: 0 P: 5	1B: 6 2B: 0 3B: 0 HR: 2	SF: 0 SAC: 0 DP: 3 HBP: 1					

livebaseballscorecards.com

AB	33
R	3
H	8
RBI	3
BB	2
SO	4
LOB	15

WP: 0 PB: 0 SB: 0 CS: 0 PA: 36

PITCHER	IP	WLS	BF	H	R	ER	SO	BB	IBB	HBP	BLK	WP	HR	S	P	ERA	WHIP
Steve Carlton, L (1, 1) ERA: 3.0	9.0	W	36	8	3	3	4	2	0	1	0	0	2	41	50	3.00	1.111

PITCHER	IP	WLS	BF	H	R	ER	SO	BB	IBB	HBP	BLK	WP	HR	S	P	ERA	WHIP

Batter	1	2	3	4	5	6	7	8	9	AB	R	H	RBI	BB	SO	LOB
Bobby Bonds, R (1, 9) OBP: 0.400, SLG: 0.500	B B B B 4-0 CS BB		x 0-0 ② 6-3	x 0-0 1-2 1B		x 0-0 FC FC5-4 1-2		x 0-0 ② 3-1		4	0	1	0	1	0	2
Chris Speier, R (1, 6) OBP: 0.467, SLG: 0.364	x 0-0 ① ② L3 1-2		B B B B 4-0 HR BB	x 0-0 ③ F5		S S S 0-3 ② K		B B B B 4-0 BB BB		3	1	0	0	2	1	6
Willie Mays, R (1, 8) OBP: 0.450, SLG: 1.111	S S S 0-3 ③ K		x 0-0 1-H HR		x 0-0 ① F7	x 0-0 ③ FC5-4 1-2f		B B B B 4-0 1-2 BB		4	1	1	2	1	1	3
Willie McCovey, L (1, 3) OBP: 0.263, SLG: 0.125		S S S 0-3 ① K	x 0-0 ③ F6		B B B 4-0 CS BB		x 0-0 ① 4-3	x 0-0 ③ F3		4	0	0	0	1	1	2
Ken Henderson, S (1, 7) OBP: 0.579, SLG: 0.667		x 0-0 ② 5-3		x 0-0 HR 1B	S S S 0-3 ② ③ K 1-2		B B B B 4-0 S 1B BB		x 0-0 ① F8	4	2	1	0	1	1	1
Dick Dietz, R (1, 2) OBP: 0.444, SLG: 0.786		B B B B 4-0 1B BB		x 0-0 1-H HR		B B B B 4-0 PB 1B 1B BB	S S S 0-3 ② K		x 0-0 ② F8	3	2	1	2	2	1	1
Al Gallagher, R (1, 5) OBP: 0.316, SLG: 0.278		x 0-0 1-2 1B	x 0-0 G4-6-3 1B		S S S 0-3 ① K	x 0-0 1-H 1B		x 0-0 ③ 4-3		5	0	3	1	0	1	1
Hal Lanier, R (1, 4) OBP: 0.250, SLG: 0.200		x 0-0 ③ F3	x 0-0 ① ② G4-6-3 1-2f		x 0-0 1B PB 1-2 1B	x 0-0 ③ F4				4	0	1	0	0	0	4
Frank Reberger, L (1, 1) OBP: 0.500, SLG: 0.500 Jerry Johnson, R (9, 1)			S S S 0-3 ① K	x 0-0 1B 1B		x 0-0 FC 1-3 2-H 1B		S S S 0-3 ① K		4 0	0 0	2 0	1 0	0 0	2 0	0 0
Inning Stats	R: 0 E: 0 K: 1 S: 4 H: 0 LOB: 0 BB: 1 P: 8	R: 0 E: 0 K: 1 S: 6 H: 1 LOB: 2 BB: 1 P: 10	R: 2 E: 0 K: 1 S: 6 H: 1 LOB: 0 BB: 1 P: 10	R: 2 E: 0 K: 0 S: 7 H: 5 LOB: 2 BB: 0 P: 7	R: 0 E: 0 K: 1 S: 4 H: 0 LOB: 1 BB: 1 P: 8	R: 1 E: 0 K: 2 S: 10 H: 2 LOB: 3 BB: 1 P: 14	R: 1 E: 0 K: 1 S: 6 H: 1 LOB: 1 BB: 1 P: 10	R: 0 E: 0 K: 1 S: 5 H: 0 LOB: 2 BB: 2 P: 13	R: 0 E: 0 K: 0 S: 3 H: 0 LOB: 0 BB: 0 P: 3	1B: 8 2B: 1 3B: 0 HR: 2 SF: 0 SAC: 0 DP: 2 HBP: 0						

PITCHER	IP	WLS	BF	H	R	ER	SO	BB	IBB	HBP	BLK	WP	HR	S	P	ERA	WHIP
Jerry Reuss, L (1, 1) ERA: 12.0	3.0	L	16	5	4	4	3	3	0	0	0	0	2	19	31	12.00	2.667
Chuck Taylor, R (4, 1) ERA:	1.0		4	2	0	0	0	0	0	0	0	0	0	4	4	0.00	2.000
Fred Norman, L (5, 1) ERA: 6.75	1.1		7	2	1	1	2	2	0	0	0	0	0	9	17	6.75	3.000
Frank Linzy, R (6, 1) ERA: 5.4	1.2		8	1	1	1	2	1	0	0	0	0	0	11	15	5.40	1.200
Moe Drabowsky, R (8, 1) ERA:	2.0		8	0	0	0	1	2	0	0	0	0	0	8	16	0.00	1.000

PITCHER	IP	WLS	BF	H	R	ER	SO	BB	IBB	HBP	BLK	WP	HR	S	P	ERA	WHIP

TOP

San Francisco Giants @ St. Louis Cardinals

Busch Stadium, St. Louis, MO

Sat Apr 10 1971, 3:33 AM CST

Att. 26,841 - Unknown

livebaseballscorecards.com

AB	35
R	6
H	10
RBI	6
BB	8
SO	8
LOB	20

WP: 0 PA: 43
PB: 1
SB: 1
CS: 2

San Francisco Giants @ St. Louis Cardinals

Busch Stadium, St. Louis, MO

Sat Apr 10 1971, 3:33 AM CST

Att. 26,841 - Unknown

livebaseballscorecards.com

BOTTOM

Batter	1	2	3	4	5	6	7	8	9	AB	R	H	RBI	BB	SO	LOB
Matty Alou, L (1, 8) OBP: 0.267, SLG: 0.400	FC3-6 1B		4-3		G4-3 1B		FC4-6 G3-6-1 1-2f		1-3 1B 2B	5	1	3	0	0	0	1
Ted Sizemore, R (1, 6) OBP: 0.308, SLG: 0.250	FC3-6 FC6-4 1-2f		1B 1B		G4-3 1-2f		G3-6-1 1-2f		B B B B 1B BB	4	0	1	0	1	0	3
Lou Brock, L (1, 7) OBP: 0.286, SLG: 0.308	F7		1-3 1B		E6 FC5-4			HR 1B	SF7 3-H	4	1	2	1	0	0	1
Joe Torre, R (1, 5) OBP: 0.357, SLG: 0.769	FC6-4 1-2f		F3		FC5-4 1-2f			1-H HR	FC6 1-2 2-H 1B	5	1	2	3	0	0	4
Luis Melendez, R (9, PR)										0	0	0	0	0	0	0
Jose Cardenal, R (1, 9) OBP: 0.357, SLG: 0.250		4-3 4-3 1B		F8		5-3		5-3	FC6 1-2f	5	0	1	0	0	0	2
Joe Hague, L (1, 3) OBP: 0.250, SLG: 0.417		4-3 1-2		F9		S S S K		4-3		4	0	0	0	0	1	1
Ted Simmons, S (1, 2) OBP: 0.583, SLG: 0.286		4-3 2-3		B B B HBP BB		B B B BB		3-1		2	0	0	0	2	0	1
Julian Javier, R (1, 4)		F8		H 1-2 HBP		F8			F8	3	0	0	0	0	0	2
Jerry Reuss, L (1, 1) Chuck Taylor, R (4, 1) Leron Lee, L (4, PH) Fred Norman, S (5, 1) Frank Linzy, R (6, 1) Bob Burda, L (7, PH) OBP: 1.000, SLG: 1.000 Moe Drabowsky, R (8, 1) Jim Beauchamp, R (9, PH) OBP: 1.000, SLG: 1.000			4-3	3-1			FC4-6 1B		2B SF7 1B	1 0 1 0 0 1 0 1	0 0 0 0 0 0 0 1	0 0 0 0 0 1 0 1	0 0 0 0 0 0 0 1	0 0 0 0 0 0 0 1	0 0 0 0 0 0 0 0	0 0 2 0 0 0 0 0
Inning Stats	R: 0 E: 0 K: 0 S: 4 H: 1 LOB: 1 BB: 0 P: 4	R: 0 E: 0 K: 0 S: 4 H: 1 LOB: 1 BB: 0 P: 4	R: 0 E: 0 K: 0 S: 5 H: 2 LOB: 2 BB: 0 P: 5	R: 0 E: 0 K: 0 S: 3 H: 0 LOB: 2 BB: 1 P: 8	R: 0 E: 1 K: 0 S: 4 H: 1 LOB: 1 BB: 0 P: 4	R: 0 E: 0 K: 1 S: 5 H: 0 LOB: 1 BB: 1 P: 9	R: 0 E: 0 K: 0 S: 3 H: 1 LOB: 0 BB: 0 P: 3	R: 2 E: 0 K: 0 S: 5 H: 2 LOB: 0 BB: 0 P: 5	R: 2 E: 0 K: 0 S: 6 H: 3 LOB: 2 BB: 1 P: 10	1B: 9 2B: 1 3B: 0 HR: 1	SF: 1 SAC: 0 DP: 2 HBP: 1						

	AB	36
	R	4
	H	11
	RBI	4
	BB	3
	SO	1
	LOB	17

WP: 0 PB: 0 SB: 0 CS: 0 PA: 41

PITCHER		IP	WLS	BF	H	R	ER	SO	BB	IBB	HBP	BLK	WP	HR	S	P	ERA	WHIP
Frank Reberger, R ERA: 4.32	(1, 1)	8.1	W	38	10	4	4	1	3	0	1	0	0	1	36	49	4.32	1.560
Jerry Johnson, R ERA:	(9, 1)	0.2	S	3	1	0	0	0	0	0	0	0	0	0	3	3	0.00	1.500

PITCHER		IP	WLS	BF	H	R	ER	SO	BB	IBB	HBP	BLK	WP	HR	S	P	ERA	WHIP

Batter	1	2	3	4	5	6	7	8	9	AB	R	H	RBI	BB	SO	LOB
Bobby Bonds, R (1, 9) OBP: 0.375, SLG: 0.591	S S S 0-3 ① K		x 0-0 ③ 6-3		x 0-0 ③ 1-3			x 0-0 HR		4	1	1	1	0	1	1
Tito Fuentes, S (1, 4) OBP: 0.222, SLG: 0.222	x 0-0 1B			x 0-0 ① F7		x 0-0 ① F9		x 0-0 ② 4-3		4	0	1	0	0	0	0
Ken Henderson, S (1, 7) OBP: 0.522, SLG: 0.563	x 0-0 ② F5			x 0-0 FC5-4 1B		S S S 0-3 ② K		x 0-0 ③ F6		4	0	1	0	0	1	1
Willie McCovey, L (1, 3) OBP: 0.250, SLG: 0.118 Frank Johnson, R (3, 3)	x 0-0 ③ F8			x 0-0 ② FC5-4 E 1B 1-2f		x 0-0 ③ 4-3			x 0-0 ① 4-1	1 3	0 0	0 0	0 0	0 0	0 0	1 1
Dick Dietz, R (1, 2) OBP: 0.409, SLG: 0.667		x 0-0 ① 6-3		x 0-0 E8 1-3 1B			x 0-0 ① F9		x 0-0 ② 5-3	4	0	1	0	0	0	0
Al Gallagher, R (1, 5) OBP: 0.261, SLG: 0.227		x 0-0 ② F4		x 0-0 ③ 1-3			x 0-0 ② 5-3		x 0-0 ③ 1-3	4	0	0	0	0	0	2
Jimmy Rosario, S (1, 8) OBP: 0.500, SLG: 0.500		x 0-0 ③ 6-3			x 0-0 1B		x 0-0 ③ F8			3	0	1	0	0	0	0
Chris Speier, R (1, 6) OBP: 0.389, SLG: 0.286			x 0-0 ① F7		x 0-0 ① F9			x 0-0 ① 6-3		3	0	0	0	0	0	1
Rich Robertson, R (1, 1)			x 0-0 ② F9		S S S 0-3 ② K			x 0-0 HR		2	0	0	0	0	1	1
Ron Bryant, S (5, 1)										0	0	0	0	0	0	0
George Foster, R (8, PH) OBP: 0.500, SLG: 2.000										1	1	1	1	0	0	0
John Cumberland, R (8, 1)										0	0	0	0	0	0	0
Inning Stats	R: 0 E: 0 K: 1 S: 6 H: 1 LOB: 1 BB: 0 P: 6	R: 0 E: 0 K: 0 S: 3 H: 0 LOB: 0 BB: 0 P: 3	R: 0 E: 0 K: 0 S: 3 H: 0 LOB: 0 BB: 0 P: 3	R: 0 E: 1 K: 0 S: 5 H: 2 LOB: 2 BB: 0 P: 5	R: 0 E: 0 K: 1 S: 6 H: 1 LOB: 1 BB: 0 P: 6	R: 0 E: 0 K: 1 S: 5 H: 0 LOB: 0 BB: 0 P: 5	R: 0 E: 0 K: 0 S: 3 H: 0 LOB: 0 BB: 0 P: 3	R: 2 E: 0 K: 0 S: 5 H: 2 LOB: 0 BB: 0 P: 5	R: 0 E: 0 K: 0 S: 3 H: 0 LOB: 0 BB: 0 P: 3	1B: 4 2B: 0 3B: 0 HR: 2	SF: 0 SAC: 0 DP: 0 HBP: 0						

PITCHER		IP	WLS	BF	H	R	ER	SO	BB	IBB	HBP	BLK	WP	HR	S	P	ERA	WHIP
Bob Gibson, R ERA: 1.96	(1, 1)	9.0	W	33	6	2	2	3	0	0	0	0	0	2	39	39	2.00	0.667

PITCHER	IP	WLS	BF	H	R	ER	SO	BB	IBB	HBP	BLK	WP	HR	S	P	ERA	WHIP

TOP

San Francisco Giants @ St. Louis Cardinals
Busch Stadium, St. Louis, MO
Sun Apr 11 1971, 3:33 AM CST
Unknown

livebaseballscorecards.com

AB	33
R	2
H	6
RBI	2
BB	0
SO	3
LOB	8

PA: 33

WP: 0 PB: 0 SB: 0 CS: 0

Batter	1	2	3	4	5	6	7	8	9	AB	R	H	RBI	BB	SO	LOB
Matty Alou, L (1, 8) OBP: 0.316, SLG: 0.389	BBBB 4-0 G6-4-3 BB		x 0-0 ① F8		x 0-0 ② F4		x 0-0 ① 1-3 1B			3	0	1	0	1	0	4
Ted Sizemore, R (1, 6) OBP: 0.313, SLG: 0.267 Dal Maxvill, R (7, 6)	x 0-0 ①② G6-4-3 1-2f		x 0-0 ②③ G5-4-3 1-2f		x 0-0 E 1-3 2-H 3-H 1B		x 0-0 ② F2			3 1	0 0	1 0	2 0	0 0	0 0	2 1
Lou Brock, L (1, 7) OBP: 0.222, SLG: 0.235	x 0-0 ③ F8			x 0-0 ① F7	x 0-0 E6 1-2 3-H		x 0-0 ③ G3			4	0	0	0	0	0	2
Joe Torre, R (1, 5) OBP: 0.333, SLG: 0.647		x 0-0 WP SF8 1B		SSS 0-3 ② K	x 0-0 ③ F9			x 0-0 ① 5-3		4	1	1	0	0	1	2
Jose Cardenal, R (1, 9) OBP: 0.333, SLG: 0.200		BBBB 4-0 E S 1-3 BB		x 0-0 ③ F9		x 0-0 ① 1-6-3		x 0-0 ② F8		3	0	0	0	1	0	0
Joe Hague, L (1, 3) OBP: 0.250, SLG: 0.357		x 0-0 ① SF8 3-H			BBB 4-0 1B 1B 1B BB	SSS 0-3 ② K		x 0-0 ③ 4-3		2	1	0	1	1	1	0
Ted Simmons, S (1, 2) OBP: 0.667, SLG: 0.444		BBBB 4-0 G6-4-3 1-3 BB			x 0-0 1B 1-2 1B 1B	x 0-0 FC6-4 1B				2	1	2	0	1	0	0
Julian Javier, R (1, 4) OBP: 0.133, SLG: 0.071		x 0-0 ②③ G6-4-3 1-2f			x 0-0 1B 1-2 2-3 E 1B	x 0-0 ③ FC6-4 1-2f				3	1	1	0	0	0	3
Bob Gibson, R (1, 1) OBP: 0.333, SLG: 0.200			x 0-0 G5-4-3 1B		SSS 0-3 ① K		H 1-0 1B HBP			2	0	1	0	0	1	3
Inning Stats	R: 0 H: 0 E: 0 LOB: 0 K: 0 BB: 1 S: 2 P: 6	R: 1 H: 1 E: 0 LOB: 1 K: 0 BB: 2 S: 3 P: 11	R: 0 H: 1 E: 0 LOB: 0 K: 0 BB: 0 S: 3 P: 3	R: 0 H: 0 E: 0 LOB: 0 K: 1 BB: 0 S: 5 P: 5	R: 3 H: 3 E: 1 LOB: 2 K: 1 BB: 1 S: 9 P: 13	R: 0 H: 1 E: 0 LOB: 1 K: 1 BB: 0 S: 6 P: 6	R: 0 H: 1 E: 0 LOB: 1 K: 0 BB: 0 S: 3 P: 4	R: 0 H: 0 E: 0 LOB: 0 K: 0 BB: 0 S: 3 P: 3		1B: 7 SF: 1 2B: 0 SAC: 0 3B: 0 DP: 3 HR: 0 HBP: 1				WP: 2 PA: 33 PB: 0 SB: 1 CS: 0		

PITCHER		IP	WLS	BF	H	R	ER	SO	BB	IBB	HBP	BLK	WP	HR	S	P	ERA	WHIP
Rich Robertson, R ERA: 5.79	(1, 1)	4.2	L	20	5	4	3	2	4	0	0	0	1	0	20	36	5.79	1.929
Ron Bryant, L ERA:	(5, 1)	2.1		10	2	0	0	1	0	0	1	0	0	0	11	12	0.00	0.857
John Cumberland, L ERA:	(8, 1)	1.0		3	0	0	0	0	0	0	0	0	0	0	3	3	0.00	0.000

PITCHER	IP	WLS	BF	H	R	ER	SO	BB	IBB	HBP	BLK	WP	HR	S	P	ERA	WHIP

BOTTOM

San Francisco Giants @ St. Louis Cardinals

Busch Stadium, St. Louis, MO

Sun Apr 11 1971, 3:33 AM CST

Unknown

livebaseballscorecards.com

AB	27
R	4
H	7
RBI	3
BB	4
SO	3
LOB	17

Batter	1	2	3	4	5	6	7	8	9	AB	R	H	RBI	BB	SO	LOB
Bobby Bonds, R (1, 9) OBP: 0.414, SLG: 0.667	3B 1B		1B 2B 2B	1B 2B	F9		6-3			5	3	3	0	0	0	4
Chris Speier, R (1, 6) OBP: 0.348, SLG: 0.263	F4		2B 1B 1B 2-3	F7	L4			6-3		5	1	1	0	0	0	5
Willie Mays, R (1, 8) OBP: 0.458, SLG: 1.136 George Foster, R (6, 7) OBP: 0.333, SLG: 1.333	6-3 1-H 3B		1B SF9 2B 1-3 3-H	6-3		F5		1-3		4 1	2 0	2 0	2 0	0 0	0 0	1 0
Ken Henderson, S (1, 7) OBP: 0.500, SLG: 0.524 (6, 8)	6-3 3-H		SF9 1B 1B 2-3 3-H	2-H 1B		K		F8		5	1	2	3	0	1	0
Frank Johnson, R (1, 3)	BB		SF9 2-3 3-H	F4		BB			1-3	2	0	0	1	2	0	1
Al Gallagher, R (1, 5) OBP: 0.250, SLG: 0.222	F8		WP 1B 3-H		E6 BB E	6-3			3-1	5	0	1	1	0	0	2
Russ Gibson, R (1, 2)		K 1-2	5-3		F9		F9		3-1	5	0	0	0	0	1	2
Hal Lanier, R (1, 4) OBP: 0.250, SLG: 0.167		F3	BB		E4 BB 1-2		G3			3	0	0	0	1	0	1
Juan Marichal, R (1, 1) OBP: 0.286, SLG: 0.167		F3	K		BB 1-2 2-3		1B			3	0	1	0	1	1	2
Inning Stats	R: 2 E: 0 K: 0 S: 5 H: 2 LOB: 1 BB: 1 P: 9	R: 0 E: 0 K: 1 S: 5 H: 0 LOB: 0 BB: 0 P: 5	R: 4 E: 0 K: 1 S: 10 H: 5 LOB: 2 BB: 1 P: 14	R: 1 E: 0 K: 0 S: 5 H: 2 LOB: 1 BB: 0 P: 5	R: 0 E: 2 K: 0 S: 5 H: 0 LOB: 3 BB: 1 P: 9	R: 0 E: 0 K: 1 S: 5 H: 0 LOB: 1 BB: 1 P: 9	R: 0 E: 0 K: 0 S: 4 H: 1 LOB: 1 BB: 0 P: 4	R: 0 E: 0 K: 0 S: 3 H: 0 LOB: 0 BB: 0 P: 3	R: 0 E: 0 K: 0 S: 3 H: 0 LOB: 0 BB: 0 P: 3	1B: 6 2B: 3 3B: 1 HR: 0 SF: 1 SAC: 0 DP: 0 HBP: 0						

PITCHER		IP	WLS	BF	H	R	ER	SO	BB	IBB	HBP	BLK	WP	HR	S	P	ERA	WHIP
Reggie Cleveland, R ERA: 27.0	(1, 1)	2.0	L	13	6	6	6	1	1	0	0	0	0	0	14	18	27.00	3.500
Fred Norman, L ERA: 3.86	(3, 1)	1.0		5	1	0	0	1	1	0	0	0	1	0	6	10	0.00	2.000
Chuck Taylor, R ERA: 3.0	(4, 1)	2.0		11	2	1	1	0	1	0	0	0	0	0	10	14	4.50	1.500
George Brunet, L ERA:	(6, 1)	1.0		4	0	0	0	1	1	0	0	0	0	0	5	9	0.00	1.000
Frank Linzy, R ERA: 1.93	(7, 1)	3.0		10	1	0	0	0	0	0	0	0	0	0	10	10	0.00	0.333

PITCHER	IP	WLS	BF	H	R	ER	SO	BB	IBB	HBP	BLK	WP	HR	S	P	ERA	WHIP

TOP

San Francisco Giants @ St. Louis Cardinals

Busch Stadium, St. Louis, MO

Sun Apr 11 1971, 3:38 AM CST

Att. 27,104 - Unknown

livebaseballscorecards.com

AB	38
R	7
H	10
RBI	7
BB	4
SO	3
LOB	18

PA: 43

WP: 1
PB: 0
SB: 0
CS: 0

BOTTOM

San Francisco Giants @ St. Louis Cardinals

Busch Stadium, St. Louis, MO

Sun Apr 11 1971, 3:38 AM CST

Att. 27,104 - Unknown

livebaseballscorecards.com

Batter	1	2	3	4	5	6	7	8	9	AB	R	H	RBI	BB	SO	LOB
Matty Alou, L (1, 8) OBP: 0.250, SLG: 0.304	4-3		5-3		K		F7		FC5-4 1-2f	5	0	0	0	0	1	2
Ted Sizemore, R (1, 6) OBP: 0.250, SLG: 0.211	6-3		5-3			F8	6-3			4	0	0	0	0	0	0
Lou Brock, L (1, 7) OBP: 0.273, SLG: 0.333	1B 1B			F8		4-3		2B		4	0	2	0	0	0	0
Joe Torre, R (1, 5) OBP: 0.364, SLG: 0.762	1-3 1B			5-3		HR		6-3		4	1	2	1	0	0	1
Jose Cardenal, R (1, 9) OBP: 0.364, SLG: 0.389	F8			BB		HR		F9		3	1	1	1	1	0	3
Joe Hague, L (1, 3) OBP: 0.250, SLG: 0.294		K		K		1B BB		F9		3	0	0	0	1	2	2
Julian Javier, R (1, 4) OBP: 0.118, SLG: 0.063		6-3			F7	1-2 1B			FC5-4 1B	2	0	0	0	0	0	0
George Brunet, R (6, 1)										0	0	0	0	0	0	0
Bob Burda, L (6, PH) OBP: 1.000, SLG: 1.000										1	0	1	0	0	0	0
Frank Linzy, R (7, 1)										0	0	0	0	0	0	0
Jim Beauchamp, R (9, PH) OBP: 1.000, SLG: 1.000										1	0	1	0	0	0	0
Jerry McNertney, R (1, 2) OBP: 0.500, SLG: 1.500		3B			F9	K			F7	2	0	1	0	0	0	0
Ted Simmons, S (6, PH) OBP: 0.588, SLG: 0.364										2	0	0	0	0	1	3
(7, 2)																
Reggie Cleveland, R (1, 1)			K	2B			F8		K	0	0	0	0	0	0	0
Fred Norman, S (3, 1)										0	0	0	0	0	0	0
Leron Lee, L (3, PH)										1	0	0	0	0	1	0
Chuck Taylor, R (4, 1)										0	0	0	0	0	0	0
Dick Schofield, S (5, PH) OBP: 0.333, SLG: 0.667										3	0	1	0	0	1	1
(6, 4)																

Inning Stats									
	R: 0 E: 0 K: 0 S: 5	H: 2 LOB: 2 BB: 0 P: 5	R: 0 E: 0 K: 1 S: 5	H: 1 LOB: 1 BB: 0 P: 5	R: 0 E: 0 K: 1 S: 5	H: 0 LOB: 0 BB: 0 P: 5	R: 0 E: 0 K: 1 S: 5	H: 0 LOB: 1 BB: 1 P: 9	R: 0 E: 0 K: 1 S: 6	H: 1 LOB: 1 BB: 0 P: 6
	R: 2 E: 0 K: 1 S: 8	H: 3 LOB: 2 BB: 1 P: 12	R: 0 E: 0 K: 0 S: 3	H: 0 LOB: 0 BB: 0 P: 3	R: 0 E: 0 K: 0 S: 4	H: 1 LOB: 1 BB: 0 P: 4	R: 0 E: 0 K: 1 S: 6	H: 1 LOB: 1 BB: 0 P: 6	1B: 4 2B: 2 3B: 1 HR: 2	SF: 0 SAC: 0 DP: 0 HBP: 0

PITCHER	IP	WLS	BF	H	R	ER	SO	BB	IBB	HBP	BLK	WP	HR	S	P	ERA	WHIP
Juan Marichal, R (1, 1) ERA: 1.0	9.0	W	37	9	2	2	6	2	0	0	0	0	2	47	55	2.00	1.222

PITCHER	IP	WLS	BF	H	R	ER	SO	BB	IBB	HBP	BLK	WP	HR	S	P	ERA	WHIP

AB	35
R	2
H	9
RBI	2
BB	2
SO	6
LOB	12

WP: 0 PA: 37
PB: 0
SB: 0
CS: 0

Batter	1	2	3	4	5	6	7	8	9	AB	R	H	RBI	BB	SO	LOB
Jesus Alou, R (1, 9) OBP: 0.423, SLG: 0.348	F8		6-3	K		G4-6-3 1-2f		1B BB		4	0	0	0	1	1	5
Joe Morgan, L (1, 4) OBP: 0.371, SLG: 0.310	4-3		1B 1B	F2			1B	1-3 2-H 1B		5	1	3	1	0	0	2
Cesar Cedeno, R (1, 8) OBP: 0.257, SLG: 0.333	5-3		1B 1-3 1B		K		K	F8		5	1	1	0	0	2	3
Bob Watson, R (1, 7) OBP: 0.323, SLG: 0.231		4-3	1B 1-3 3-H 1B		6-3		1-2 1B		FC4-6 1B	5	0	3	1	0	0	0
Denis Menke, R (1, 3) OBP: 0.364, SLG: 0.414		CS BB BB	1-2 3-H 1B		K		K		FC4-6 1-2 1B	4	0	2	1	1	2	2
Doug Rader, R (1, 5) OBP: 0.129, SLG: 0.069		1-2 BB	F8			E5 SH3-4 1B	F9		K	4	0	0	0	1	1	6
Jack Hiatt, R (1, 2) OBP: 0.857, SLG: 1.250		K 2-3		SH5-4 1B BB		SH3-4 1-2 1B		K	FC4-6 FC4 1-2f 2-3	2	0	1	0	1	1	2
Johnny Edwards, L (8, PH) OBP: 0.261, SLG: 0.227 (8, 2)										2	0	0	0	0	1	2
Roger Metzger, S (1, 6) OBP: 0.286, SLG: 0.200			6-3	SH5-4 1-2 1B		SH3-4 1-2 2-3		3-1	FC4 1-2f	4	0	1	0	0	0	2
Wade Blasingame, L (1, 1) OBP: 0.250, SLG: 1.000 Jimmy Wynn, R (6, PH) OBP: 0.600, SLG: 0.200 Cesar Geronimo, L (6, PR) Jim Ray, R (6, 1) Norm Miller, L (8, PH) OBP: 0.333, SLG: 0.667 Fred Gladding, L (8, 1)			HR	SH5-4 1-2 2-3		G4-6-3 IBB		1B 2B		1 0 0 0 1 0	1 0 0 0 1 0	1 0 0 0 0 0	1 0 0 0 0 0	0 1 0 0 0 0	0 0 0 0 0 0	0 0 0 0 0 0
Inning Stats	R: 0 H: 0 E: 0 LOB: 0 K: 0 BB: 0 S: 3 P: 3	R: 0 H: 0 E: 0 LOB: 2 K: 1 BB: 2 S: 4 P: 12	R: 3 H: 5 E: 0 LOB: 2 K: 0 BB: 0 S: 8 P: 8	R: 0 H: 1 E: 0 LOB: 2 K: 1 BB: 1 S: 6 P: 10	R: 0 H: 0 E: 0 LOB: 0 K: 2 BB: 0 S: 7 P: 7	R: 0 H: 1 E: 1 LOB: 3 K: 0 BB: 1 S: 4 P: 8	R: 0 H: 2 E: 0 LOB: 2 K: 2 BB: 0 S: 9 P: 9	R: 1 H: 2 E: 0 LOB: 2 K: 1 BB: 1 S: 7 P: 11	R: 0 H: 2 E: 0 LOB: 2 K: 1 BB: 0 S: 7 P: 7	1B: 11 SF: 0 2B: 2 SAC: 2 3B: 0 DP: 2 HR: 1 HBP: 0						

TOP

Houston Astros @ St. Louis Cardinals

Busch Stadium, St. Louis, MO

Mon Apr 12 1971, 6:05 PM CST

Att. 11,270 - Unknown

livebaseballscorecards.com

AB	37
R	4
H	13
RBI	4
BB	5
SO	8
LOB	24

PITCHER		IP	WLS	BF	H	R	ER	SO	BB	IBB	HBP	BLK	WP	HR	S	P	ERA	WHIP
Steve Carlton, L ERA: 3.52	(1, 1)	6.1	W	31	9	3	3	5	3	1	0	0	0	1	37	53	4.26	1.895
Moe Drabowsky, R ERA: 2.7	(7, 1)	1.1		6	1	1	1	2	1	0	0	0	0	0	9	13	6.75	1.500
George Brunet, L ERA:	(8, 1)	0.1		4	3	0	0	0	0	0	0	0	0	0	4	4	0.00	9.000
Frank Linzy, R ERA: 1.59	(9, 1)	1.0	S	3	0	0	0	1	0	0	0	0	0	0	5	5	0.00	0.000

PITCHER	IP	WLS	BF	H	R	ER	SO	BB	IBB	HBP	BLK	WP	HR	S	P	ERA	WHIP

BOTTOM

Houston Astros @ St. Louis Cardinals

Busch Stadium, St. Louis, MO

Mon Apr 12 1971, 6:05 PM CST

Att. 11,270 - Unknown

livebaseballscorecards.com

Batter	1	2	3	4	5	6	7	8	9	AB	R	H	RBI	BB	SO	LOB
Matty Alou, L (1, 8) OBP: 0.241, SLG: 0.259	1-3	F8			BB	5-3		F8		4	1	0	0	1	0	4
Julian Javier, R (1, 4) OBP: 0.150, SLG: 0.105	2B 1B		E6 6-3 1B SF7		F7 1-2		K			3	2	1	0	0	0	1
Dick Schofield, S (7, 4) OBP: 0.250, SLG: 0.500										1	0	0	0	0	1	0
Lou Brock, L (1, 7) OBP: 0.385, SLG: 0.458	1-H 1B 2B		WP 6-3 1-2 1B		BB		1B			3	1	3	1	1	0	0
Joe Torre, R (1, 5) OBP: 0.346, SLG: 0.680	5-3		6-3 1-2 2-3		1-3 2-H 1B		K			4	0	1	1	0	1	4
Jose Cardenal, R (1, 9) OBP: 0.346, SLG: 0.381	2-H 1B		SF7 3-H		2-3		5-3			3	0	1	2	0	0	2
Jim Beauchamp, R (1, 3) OBP: 0.500, SLG: 0.500	F8		K 2-3		4-3 S 3B 1B			F9		4	1	1	0	0	1	2
Joe Hague, L (9, 3) OBP: 0.250, SLG: 0.294										0	0	0	0	0	0	0
Ted Sizemore, R (1, 6) OBP: 0.217, SLG: 0.182		1-3		1-3	4-3 1-3			BB 1B		3	0	0	0	0	0	1
Dal Maxvill, R (7, 6)										0	0	0	0	1	0	0
Ted Simmons, S (1, 2) OBP: 0.619, SLG: 0.667		G3 2B		6-3		3-H 3B		1-2 1B		4	0	3	1	0	0	0
Steve Carlton, L (1, 1) OBP: 0.250, SLG: 0.500		G3 2-3		L4		F7		F8		3	0	0	0	0	0	2
Moe Drabowsky, R (7, 1)										0	0	0	0	0	0	0
George Brunet, R (8, 1)										1	0	0	0	0	0	2
Frank Linzy, R (9, 1)										0	0	0	0	0	0	0
Inning Stats	R: 2 E: 0 K: 0 S: 6 H: 3 LOB: 1 BB: 0 P: 6	R: 0 E: 0 K: 0 S: 4 H: 1 LOB: 1 BB: 0 P: 4	R: 1 E: 1 K: 1 S: 7 H: 1 LOB: 1 BB: 0 P: 7	R: 0 E: 0 K: 0 S: 3 H: 0 LOB: 0 BB: 0 P: 3	R: 1 E: 0 K: 0 S: 3 H: 1 LOB: 1 BB: 2 P: 11	R: 1 E: 0 K: 0 S: 5 H: 2 LOB: 1 BB: 0 P: 5	R: 0 E: 0 K: 2 S: 8 H: 1 LOB: 1 BB: 0 P: 8	R: 0 E: 0 K: 0 S: 4 H: 1 LOB: 2 BB: 1 P: 8		1B: 7 2B: 2 3B: 1 HR: 0 SF: 1 SAC: 0 DP: 0 HBP: 0						

	AB	33
	R	5
	H	10
	RBI	5
	BB	3
	SO	3
	LOB	18

WP: 2 PB: 0 SB: 1 CS: 0 PA: 37

PITCHER		IP	WLS	BF	H	R	ER	SO	BB	IBB	HBP	BLK	WP	HR	S	P	ERA	WHIP
Wade Blasingame, L ERA: 2.7	(1, 1)	5.0	L	23	6	4	3	1	2	0	0	0	2	0	23	31	5.40	1.600
Jim Ray, R ERA: 2.25	(6, 1)	2.0		9	3	1	1	2	0	0	0	0	0	0	13	13	4.50	1.500
Fred Gladding, R ERA:	(8, 1)	1.0		5	1	0	0	0	1	0	0	0	0	0	4	8	0.00	2.000

PITCHER	IP	WLS	BF	H	R	ER	SO	BB	IBB	HBP	BLK	WP	HR	S	P	ERA	WHIP

TOP

Houston Astros @ St. Louis Cardinals

Busch Stadium, St. Louis, MO

Tue Apr 13 1971, 3:33 AM CST
Att. 5,105 - Unknown

livebaseballscorecards.com

Batter	1	2	3	4	5	6	7	8	9	AB	R	H	RBI	BB	SO	LOB
Cesar Cedeno, R (1, 8) OBP: 0.325, SLG: 0.405	SH1-3 HR 2B		E5 2B 1B		5-3 ②		E 1B		BBBB 1B 1-2 2-3 HR BB	4	3	3	0	1	0	0
Joe Morgan, L (1, 4) OBP: 0.385, SLG: 0.313	SH1-3 ① 2-3		F9 ①		BBBB 4-0 CS BB		4-3 ③ 1-2		x 0-0 1-2 2-H 3-H HR 1B	3	1	1	2	1	0	2
Norm Miller, L (1, 9) OBP: 0.375, SLG: 1.000	P6 ②		2-H 2B		CS ③ 1-2	3-1 ①		F3 ①	1-H 2-H HR	5	1	2	4	0	0	1
Bob Watson, R (1, 7) OBP: 0.314, SLG: 0.333 Cesar Geronimo, L (8, 7) OBP: 0.500, SLG: 0.333	3-H HR		3-1 ③			F9 ②		F9 ②	1B	4 1	1 0	1 1	2 0	0 0	0 0	0 0
Denis Menke, R (1, 3) OBP: 0.342, SLG: 0.364	6-3 ③			6-3 ①		BBBB 1B BB		L3 ③	P4 ③	4	0	0	0	1	0	1
Doug Rader, R (1, 5) OBP: 0.229, SLG: 0.161		5-3 2B		BBBB 4-0 WP BB		1-3 1B			BBBB 4-0 S SH3-4 1B BB	2	1	2	0	2	0	0
Johnny Edwards, L (1, 2) OBP: 0.231, SLG: 0.200		F7 ①		F7 ② 1-2		F3 ③			SH3-4 ① 1-2	3	0	0	0	0	0	4
Roger Metzger, S (1, 6) OBP: 0.258, SLG: 0.179 Jimmy Wynn, R (9, PH) OBP: 0.636, SLG: 0.200 Marty Martinez, S (9, PR) (9, 6)		5-3 ② 2-3		4-3 ③			4-3 ①		BBBB 4-0 S 1B BB	3 0 0	0 0 1	0 0 0	0 0 0	0 1 0	0 0 0	2 0 0
Jack Billingham, R (1, 1) George Culver, R (8, 1) Jesus Alou, R (9, PH) OBP: 0.407, SLG: 0.333 Denny Lemaster, R (9, 1)		SSS 0-3 K ③			SSS 0-3 K ①		1-3 ②		SSS 0-3 K ②	3 0 1 0	0 0 0 0	0 0 0 0	0 0 0 0	0 0 1 0	2 0 0 0	1 0 2 0

Inning Stats										
	R: 2	H: 2	R: 0	H: 1	R: 1	H: 2	R: 0	H: 0	R: 0	H: 0
	E: 0	LOB: 0	E: 0	LOB: 1	E: 1	LOB: 0	E: 0	LOB: 1	E: 0	LOB: 0
	K: 0	BB: 0	K: 1	BB: 0	K: 0	BB: 0	K: 0	BB: 1	K: 1	BB: 1
	S: 5	P: 5	S: 6	P: 6	S: 4	P: 4	S: 3	P: 7	S: 4	P: 8

Inning Stats										
	R: 0	H: 1	R: 0	H: 1	R: 0	H: 0	R: 5	H: 3	1B: 5	SF: 0	WP: 1	PA: 42
	E: 0	LOB: 2	E: 1	LOB: 1	E: 0	LOB: 0	E: 0	LOB: 1	2B: 3	SAC: 2	PB: 0	
	K: 0	BB: 1	K: 0	BB: 0	K: 0	BB: 0	K: 1	BB: 3	3B: 0	DP: 0	SB: 2	
	S: 4	P: 8	S: 4	P: 4	S: 3	P: 3	S: 8	P: 20	HR: 2	HBP: 0	CS: 1	

PITCHER	IP	WLS	BF	H	R	ER	SO	BB	IBB	HBP	BLK	WP	HR	S	P	ERA	WHIP
Mike Torrez, R (1, 1) ERA: 5.4	8.1	L	35	7	5	5	2	5	0	0	0	1	1	34	54	5.40	1.440
Chuck Taylor, R (9, 1) ERA: 5.4	0.1		2	0	0	0	1	1	0	0	0	0	0	3	7	0.00	3.000
George Brunet, L (9, 1) ERA: 10.8	0.1		4	3	3	3	0	0	0	0	0	0	1	4	4	81.00	9.000

PITCHER	IP	WLS	BF	H	R	ER	SO	BB	IBB	HBP	BLK	WP	HR	S	P	ERA	WHIP

AB	33
R	8
H	10
RBI	8
BB	6
SO	3
LOB	13

BOTTOM

Houston Astros @ St. Louis Cardinals

Busch Stadium, St. Louis, MO

Tue Apr 13 1971, 3:33 AM CST

Att. 5,105 - Unknown

livebaseballscorecards.com

Batter	1	2	3	4	5	6	7	8	9	AB	R	H	RBI	BB	SO	LOB
Matty Alou, L (1, 8) OBP: 0.265, SLG: 0.258	3-1		FC4-6, HBP 1-2 2-H 3-H 1B		4-3		BBBB 4-0 G4-6-3 BB		F8	4	0	1	2	1	0	0
Dick Schofield, S (1, 4) OBP: 0.333, SLG: 0.375	5-3		H 1-0 FC4-6 1-2 2-3 HBP		3B 1B		G4-6-3 1-2f		F5	4	1	1	0	0	0	1
Lou Brock, L (1, 7) OBP: 0.400, SLG: 0.536	6-3		FC4-6 1-2f 2-3		1-H 3B			1B, S SF7 1B		4	1	2	1	0	0	2
Joe Torre, R (1, 5) OBP: 0.333, SLG: 0.621		4-3	5-3		F9			SF7 1-3 1B		4	0	1	0	0	0	3
Jose Cardenal, R (1, 9) OBP: 0.333, SLG: 0.375		4-3		G6-3 1B		6-3		SF7 1-2 3-H		3	0	1	1	0	0	0
Jim Beauchamp, R (1, 3) OBP: 0.300, SLG: 0.300 Joe Hague, L (9, 3) OBP: 0.250, SLG: 0.294		F8		G6-3 1-2f		1-3		5-3		4 0	0 0	0 0	0 0	0 0	0 0	2 0
Ted Simmons, S (1, 2) OBP: 0.680, SLG: 0.765			HBP, 1B 1B 1B	2B		BBBB 4-0 FC6-4 BB		IIII 4-0 IBB		2	1	2	0	2	0	0
Dal Maxvill, R (1, 6) OBP: 0.250, SLG: 0.143			HBP 1-2 1B 1B	F8		FC6-4 1-2f		5-3		4	1	1	0	0	0	4
Mike Torrez, R (1, 1) Chuck Taylor, R (9, 1) George Brunet, R (9, 1) Luis Melendez, R (9, PH)			H 1-0 HBP, 1B 1-2 2-3 HBP		4-3		1-3	SSS 0-3 K		2 0 0 1	0 0 0 0	0 0 0 0	0 0 0 0	0 0 0 1	0 0 0 0	0 0 0 0

Inning Stats	1	2	3	4	5	6	7	8	9
	R: 0 H: 0 E: 0 LOB: 0 K: 0 BB: 0 S: 3 P: 3	R: 0 H: 0 E: 0 LOB: 0 K: 0 BB: 0 S: 3 P: 3	R: 2 H: 3 E: 0 LOB: 2 K: 0 BB: 0 S: 5 P: 7	R: 0 H: 2 E: 0 LOB: 1 K: 0 BB: 0 S: 4 P: 4	R: 1 H: 2 E: 0 LOB: 1 K: 0 BB: 0 S: 5 P: 5	R: 0 H: 0 E: 0 LOB: 1 K: 0 BB: 1 S: 3 P: 7	R: 0 H: 0 E: 0 LOB: 0 K: 0 BB: 1 S: 2 P: 6	R: 1 H: 2 E: 0 LOB: 2 K: 0 BB: 1 S: 5 P: 9	R: 0 H: 0 E: 0 LOB: 0 K: 1 BB: 0 S: 5 P: 5

1B: 7	SF: 1	WP: 0
2B: 1	SAC: 0	PB: 0
3B: 1	DP: 2	SB: 1
HR: 0	HBP: 2	CS: 0

PA: 38

PITCHER		IP	WLS	BF	H	R	ER	SO	BB	IBB	HBP	BLK	WP	HR	S	P	ERA	WHIP
Jack Billingham, R ERA: 3.94	(1, 1)	7.0		31	9	4	4	0	2	0	2	0	0	0	27	37	5.14	1.571
George Culver, R ERA:	(8, 1)	1.0	W	4	0	0	0	0	0	1	0	0	0	0	3	7	0.00	0.000
Denny Lemaster, L ERA:	(9, 1)	1.0	S	3	0	0	0	1	0	0	0	0	0	0	5	5	0.00	0.000

PITCHER	IP	WLS	BF	H	R	ER	SO	BB	IBB	HBP	BLK	WP	HR	S	P	ERA	WHIP

St. Louis Cardinals @ Los Angeles Dodgers

Dodger Stadium, Los Angeles, CA

Wed Apr 14 1971, 6:05 PM PST

Att. 11,644 - Unknown

TOP

livebaseballscorecards.com

Batter	1	2	3	4	5	6	7	8	9	AB	R	H	RBI	BB	SO	LOB
Matty Alou, L (1, 8) OBP: 0.256, SLG: 0.250	F8		CS 1B		6-3 2-3		1-3		P3 1-2	5	0	1	0	0	0	2
Ted Sizemore, R (1, 4) OBP: 0.214, SLG: 0.185	4-3		5-3 1-2		F8		5-3		BLK WP S 2-H 1B	5	1	1	1	0	0	2
Lou Brock, L (1, 7) OBP: 0.457, SLG: 0.688	2B			F2		2B 1B		HR	CS 1-3 BB	4	2	3	1	1	0	0
Joe Torre, R (1, 5) OBP: 0.324, SLG: 0.606	P6			2B		F8		5-3	CS 1-2 3-H	4	0	1	0	0	0	2
Jose Cardenal, R (1, 9) OBP: 0.324, SLG: 0.333		F7		5-3		F8		S 1B BB		3	1	0	0	1	0	2
Ted Simmons, S (1, 2) OBP: 0.655, SLG: 0.762		S S S K		F9		1B 2B 1-H		G5-4-3 1-H 1B		4	1	2	2	0	1	1
Jim Beauchamp, R (1, 3) OBP: 0.429, SLG: 0.643		1B			HR	1B 2-H		G5-4-3 1-2f		4	1	3	2	0	0	1
Joe Hague, L (8, 3) OBP: 0.250, SLG: 0.294										0	0	0	0	0	0	0
Dal Maxvill, R (1, 6) OBP: 0.167, SLG: 0.091		1-5-3			E5 6-3	5-3			5-3	4	0	0	0	0	0	2
Jerry Reuss, L (1, 1)			1-4-3		S S S K		4-3		WP 1B	3	0	0	0	0	1	1
Moe Drabowsky, R (7, 1)										0	0	0	0	0	0	0
Frank Linzy, R (8, 1) OBP: 1.000, SLG: 1.000										1	1	1	0	0	0	0

	AB	37
	R	7
	H	12
	RBI	6
	BB	2
	SO	2
	LOB	13

Inning Stats	1	2	3	4	5	6	7	8	9
	R: 0 E: 0 K: 0 S: 4	R: 0 E: 0 K: 1 S: 6	R: 0 E: 0 K: 0 S: 3	R: 0 E: 0 K: 0 S: 4	R: 1 E: 1 K: 1 S: 7	R: 2 E: 0 K: 0 S: 6	R: 0 E: 0 K: 0 S: 3	R: 2 E: 0 K: 0 S: 4	R: 2 E: 0 K: 0 S: 4
	H: 1 LOB: 1 BB: 0 P: 4	H: 1 LOB: 1 BB: 0 P: 6	H: 1 LOB: 0 BB: 0 P: 3	H: 1 LOB: 1 BB: 0 P: 4	H: 1 LOB: 1 BB: 0 P: 7	H: 3 LOB: 1 BB: 0 P: 6	H: 0 LOB: 0 BB: 0 P: 3	H: 2 LOB: 0 BB: 1 P: 8	H: 2 LOB: 0 BB: 1 P: 8

| | | | | | | | | | |

Batter	1	2	3	4	5	6	7	8	9	AB	R	H	RBI	BB	SO	LOB
Maury Wills, S (1, 6) OBP: 0.268, SLG: 0.222	K		K		4-3		SF9 2-3 3-H		FC1-6 FC6-4 1-2f	4	0	0	1	0	2	2
Manny Mota, R (1, 9) OBP: 0.292, SLG: 0.261 Willie Davis, L (7, PH) OBP: 0.344, SLG: 0.500 (8, 8)	FC3-6 BB		5-3		4-3		P4		FC6-4 1-2f	2 2	0 0	0 0	0 0	1 0	0 0	1 3
Wes Parker, S (1, 3) OBP: 0.316, SLG: 0.257	FC3-6 FC6-4 1-2f		FC6-4 1B			G3		F9		4	0	1	0	0	0	1
Dick Allen, R (1, 7) OBP: 0.200, SLG: 0.321	FC6-4 1-2f		FC6-4 1-2f			F8		FC5-4 2B		4	0	1	0	0	0	2
Bill Sudakis, S (1, 2) OBP: 0.375, SLG: 0.526		K		K		K		FC5-4 BB		3	0	0	0	1	3	0
Jim Lefebvre, S (1, 4) OBP: 0.308, SLG: 0.462		1B 1B		4-3			5-3	FC5-4 1-2f 2-3		4	0	1	0	0	0	2
Steve Garvey, R (1, 5) OBP: 0.343, SLG: 0.483		K		6-3			BB 1B SF9 BB	F3		3	1	0	0	1	1	3
Bill Russell, R (1, 8) OBP: 0.414, SLG: 0.423 (8, 9)		1-2 1B			SH1-4 2B		SF9 BB 1-2 1B		G3	4	0	3	0	0	0	0
Claude Osteen, L (1, 1) Billy Grabarkewitz, R (7, PH) Charlie Hough, R (8, 1) Bob O'Brien, L (8, 1) Tom Haller, L (9, PH) OBP: 1.000, SLG: 1.000		K			SH1-4 2-3		1-2 2-3 BB		FC1-6 1B	1 0 0 0 1	0 0 0 0 0	0 0 0 0 1	0 1 0 0 0	0 0 0 0 0	1 0 0 0 0	2 0 0 0 0
Inning Stats	R: 0 E: 0 K: 1 S: 5 H: 0 LOB: 1 BB: 1 P: 9	R: 0 E: 0 K: 3 S: 11 H: 2 LOB: 2 BB: 0 P: 11	R: 0 E: 0 K: 1 S: 6 H: 1 LOB: 1 BB: 0 P: 6	R: 0 E: 0 K: 1 S: 5 H: 0 LOB: 0 BB: 0 P: 5	R: 0 E: 0 K: 0 S: 4 H: 1 LOB: 1 BB: 0 P: 4	R: 0 E: 0 K: 1 S: 5 H: 0 LOB: 0 BB: 0 P: 5	R: 1 E: 0 K: 0 S: 4 H: 1 LOB: 2 BB: 2 P: 12	R: 0 E: 0 K: 0 S: 4 H: 1 LOB: 2 BB: 1 P: 8	R: 0 E: 0 K: 0 S: 4 H: 1 LOB: 1 BB: 0 P: 4	1B: 5 2B: 2 3B: 0 HR: 0	SF: 1 SAC: 1 DP: 0 HBP: 0			WP: 0 PB: 0 SB: 0 CS: 0	PA: 38		

PITCHER		IP	WLS	BF	H	R	ER	SO	BB	IBB	HBP	BLK	WP	HR	S	P	ERA	WHIP
Jerry Reuss, L ERA: 4.82	(1, 1)	6.1	W	27	5	1	1	7	3	0	0	0	0	0	38	50	1.42	1.263
Moe Drabowsky, R ERA: 2.08	(7, 1)	1.0		5	1	0	0	0	1	0	0	0	0	0	4	8	0.00	2.000
Frank Linzy, R ERA: 1.23	(8, 1)	1.2	S	6	1	0	0	0	0	0	0	0	0	0	6	6	0.00	0.600

PITCHER	IP	WLS	BF	H	R	ER	SO	BB	IBB	HBP	BLK	WP	HR	S	P	ERA	WHIP

BOTTOM

St. Louis Cardinals @ Los Angeles Dodgers

Dodger Stadium, Los Angeles, CA

Wed Apr 14 1971, 6:05 PM PST

Att. 11,644 - Unknown

livebaseballscorecards.com

AB	32
R	1
H	7
RBI	1
BB	4
SO	7
LOB	16

Batter	1	2	3	4	5	6	7	8	9	AB	R	H	RBI	BB	SO	LOB
Matty Alou, L (1, 8) OBP: 0.273, SLG: 0.268	F7		P6		4-3 1B		G5-4-3 1B		E7	5	0	2	0	0	0	0
Ted Sizemore, R (1, 4) OBP: 0.212, SLG: 0.188	6-3		E8 1B		F9		G5-4-3 1-2f		5-3	5	0	1	0	0	0	3
Lou Brock, L (1, 7) OBP: 0.462, SLG: 0.667	1B 1B		G3		4-3 1-2			F7 1B 1B		4	1	2	0	0	0	2
Joe Torre, R (1, 5) OBP: 0.316, SLG: 0.568	FC6-4 1-3 1B			K2-3	F9			F7 1-2		4	0	1	0	0	1	2
Jose Cardenal, R (1, 9) OBP: 0.342, SLG: 0.387	FC6-4 1-2f			BB 2B		1B		F7		4	0	2	0	0	0	3
Ted Simmons, S (1, 2) OBP: 0.636, SLG: 0.708		5-3		6-3		BBBB FC1-6 BB		2-H 1B		3	0	1	1	1	0	1
Jim Beauchamp, R (1, 3) OBP: 0.444, SLG: 0.563		BBBB L4-3 BB		IIII BB IBB		SSS K		P2		2	0	0	0	2	1	2
Dal Maxvill, R (1, 6) OBP: 0.188, SLG: 0.071		L4-3 1-2		BBBB FC6-4 1-2 2-3 BB		FC1-6 1-2f			6-3	3	0	0	0	1	0	2
Reggie Cleveland, R (1, 1)			5-3	FC6-4 1-2f			1-4-3		5-3	4	0	0	0	0	0	3
Inning Stats	R: 0 H: 2 E: 0 LOB: 2 K: 0 BB: 0 S: 5 P: 5	R: 0 H: 0 E: 0 LOB: 0 K: 0 BB: 1 S: 2 P: 6	R: 0 H: 1 E: 1 LOB: 0 K: 0 BB: 0 S: 4 P: 4	R: 0 H: 1 E: 0 LOB: 3 K: 1 BB: 2 S: 6 P: 14	R: 0 H: 1 E: 0 LOB: 1 K: 0 BB: 0 S: 4 P: 4	R: 0 H: 1 E: 0 LOB: 1 K: 1 BB: 1 S: 5 P: 9	R: 0 H: 1 E: 0 LOB: 0 K: 0 BB: 0 S: 3 P: 3	R: 1 H: 2 E: 0 LOB: 1 K: 0 BB: 0 S: 5 P: 5	R: 0 H: 0 E: 1 LOB: 1 K: 0 BB: 0 S: 4 P: 4	1B: 8 SF: 0 2B: 2 SAC: 0 3B: 0 DP: 2 HR: 0 HBP: 0						

PITCHER	IP	WLS	BF	H	R	ER	SO	BB	IBB	HBP	BLK	WP	HR	S	P	ERA	WHIP
Al Downing, L (1, 1) ERA: 0.61	9.0	W	38	9	1	1	2	3	1	0	0	0	0	38	54	1.00	1.333

PITCHER	IP	WLS	BF	H	R	ER	SO	BB	IBB	HBP	BLK	WP	HR	S	P	ERA	WHIP

TOP

St. Louis Cardinals @ Los Angeles Dodgers

Dodger Stadium, Los Angeles, CA

Thu Apr 15 1971, 6:05 PM PST

Att. 12,632 - Unknown

livebaseballscorecards.com

AB	34
R	1
H	9
RBI	1
BB	4
SO	2
LOB	18

WP: 0 PA: 38
PB: 0
SB: 0
CS: 0

Batter	1	2	3	4	5	6	7	8	9	AB	R	H	RBI	BB	SO	LOB
Maury Wills, S (1, 6) OBP: 0.261, SLG: 0.220	4-3		4-3		P4		FC5-4 1-2f		1-2 2-H 1B	5	0	1	1	0	0	4
Willie Davis, L (1, 8) OBP: 0.306, SLG: 0.444	5-3			G3		F9		P4		4	0	0	0	0	0	0
Wes Parker, S (1, 3) OBP: 0.333, SLG: 0.308	1-3			F7		2B		E 1B		4	0	2	0	0	0	0
Dick Allen, R (1, 7) OBP: 0.176, SLG: 0.281		K		5-3		5-3		E1 1-2		4	0	0	0	0	1	2
Duke Sims, L (1, 2) OBP: 0.500, SLG: 0.467		K			1B 1B 1B	IBB		F8		3	1	1	0	1	1	2
Steve Garvey, R (1, 5) OBP: 0.342, SLG: 0.469 Bill Sudakis, S (8, PH) OBP: 0.360, SLG: 0.500 (9, 5)	6-3				SH1-4 1-2 1B	K		F9		3 1	0 0	1 0	0 0	0 0	1 0	2 2
Willie Crawford, L (1, 9) OBP: 0.333, SLG: 0.333			2-3		P4		K		F9	4	0	0	0	0	1	2
Bill Russell, R (1, 4) OBP: 0.424, SLG: 0.467			K		SH1-4 1-2 2-H 1B		6-3		1B 2B	4	1	2	1	0	1	0
Al Downing, R (1, 1) OBP: 0.500, SLG: 0.333 Tom Haller, L (9, PH) OBP: 1.000, SLG: 1.000			BB		SH1-4 1-2 2-3		FC5-4 1B		1B IBB	1 0	0 0	1 0	0 0	1 1	0 0	0 0
Inning Stats	R: 0 H: 0 E: 0 LOB: 0 K: 0 BB: 0 S: 3 P: 3	R: 0 H: 0 E: 0 LOB: 0 K: 2 BB: 0 S: 7 P: 7	R: 0 H: 0 E: 0 LOB: 1 K: 1 BB: 1 S: 5 P: 9	R: 0 H: 0 E: 0 LOB: 0 K: 0 BB: 0 S: 3 P: 3	R: 1 H: 3 E: 0 LOB: 2 K: 0 BB: 0 S: 6 P: 6	R: 0 H: 1 E: 0 LOB: 2 K: 1 BB: 1 S: 6 P: 10	R: 0 H: 1 E: 0 LOB: 1 K: 1 BB: 0 S: 6 P: 6	R: 0 H: 1 E: 1 LOB: 2 K: 0 BB: 0 S: 5 P: 5	R: 1 H: 2 E: 0 LOB: 2 K: 0 BB: 1 S: 3 P: 7	1B: 6 SF: 0 2B: 2 SAC: 1 3B: 0 DP: 0 HR: 0 HBP: 0						

PITCHER	IP	WLS	BF	H	R	ER	SO	BB	IBB	HBP	BLK	WP	HR	S	P	ERA	WHIP
Reggie Cleveland, R (1, 1) ERA: 6.97	8.1	L	37	8	2	2	5	1	2	0	0	0	0	44	56	2.16	1.080

PITCHER	IP	WLS	BF	H	R	ER	SO	BB	IBB	HBP	BLK	WP	HR	S	P	ERA	WHIP

BOTTOM

St. Louis Cardinals @ Los Angeles Dodgers

Dodger Stadium, Los Angeles, CA

Thu Apr 15 1971, 6:05 PM PST

Att. 12,632 - Unknown

livebaseballscorecards.com

AB	33
R	2
H	8
RBI	2
BB	3
SO	5
LOB	14

Batter	1	2	3	4	5	6	7	8	9	AB	R	H	RBI	BB	SO	LOB
Matty Alou, L (1, 8) OBP: 0.265, SLG: 0.283	0-0 E 1B 2B	0-0 1-3	0-0 P4			0-0 6-3			0-0 6-3	5	1	1	0	0	0	2
Jim Beauchamp, R (1, 3) OBP: 0.364, SLG: 0.450 Joe Hague, L (7, 3) OBP: 0.238, SLG: 0.278	0-3 K		0-0 6-3	0-0 F9			0-0 F9		0-0 3-1	4 1	0 0	0 0	0 0	0 0	1 0	1 0
Ted Simmons, S (1, 2) OBP: 0.595, SLG: 0.630	0-0 E5 1B CS 2-3		4-0 2B 2B BB	0-3 K			0-3 K			3	1	0	0	1	2	1
Joe Torre, R (1, 5) OBP: 0.333, SLG: 0.585	0-3 K		0-0 2B 1-3	0-0 6-3			0-0 1B			4	1	2	0	0	1	2
Jose Cardenal, R (1, 9) OBP: 0.357, SLG: 0.382	0-0 1-3 1B 3-H		4-0 2B E IBB		0-3 K		0-0 F7			3	1	1	1	1	1	1
Luis Melendez, R (1, 7) OBP: 0.400, SLG: 0.600	0-0 CS 3-H	0-0 S HR 1B	0-0 E4 1-H 2-H 3-H		0-0 F8			0-0 F9		4	1	2	2	0	0	0
Ted Sizemore, R (1, 4) OBP: 0.216, SLG: 0.194		0-0 F9 1-2	0-0 1B 1B		0-0 L4			0-0 6-3		4	1	1	0	0	0	1
Dal Maxvill, R (1, 6) OBP: 0.200, SLG: 0.111		0-0 6-3	0-0 1B 1-2			0-0 F9		0-3 K		4	0	1	0	0	1	1
Bob Gibson, R (1, 1) OBP: 0.400, SLG: 0.667		0-0 2-H HR	0-0 1-3 2-H 1B			0-0 F9			0-0 F8	4	1	2	3	0	0	0
Inning Stats	R: 1 E: 1 K: 2 S: 9 H: 2 LOB: 1 BB: 0 P: 9	R: 2 E: 0 K: 0 S: 5 H: 2 LOB: 0 BB: 0 P: 5	R: 4 E: 1 K: 0 S: 7 H: 5 LOB: 2 BB: 2 P: 15	R: 0 E: 0 K: 1 S: 5 H: 0 LOB: 0 BB: 0 P: 5	R: 0 E: 0 K: 1 S: 5 H: 0 LOB: 0 BB: 0 P: 5	R: 0 E: 0 K: 0 S: 3 H: 0 LOB: 0 BB: 0 P: 3	R: 0 E: 0 K: 1 S: 6 H: 1 LOB: 1 BB: 0 P: 6	R: 0 E: 0 K: 1 S: 5 H: 0 LOB: 0 BB: 0 P: 5	R: 0 E: 0 K: 0 S: 3 H: 0 LOB: 0 BB: 0 P: 3	1B: 6 2B: 3 3B: 0 HR: 1 SF: 0 SAC: 0 DP: 0 HBP: 0						

TOP

St. Louis Cardinals @ San Diego Padres

San Diego Stadium, San Diego, CA

Fri Apr 16 1971, 9:05 PM EST

Att. 6,782 - Unknown

livebaseballscorecards.com

AB	36
R	7
H	10
RBI	6
BB	2
SO	6
LOB	9

WP: 0 PB: 0 SB: 1 CS: 1 PA: 39

PITCHER		IP	WLS	BF	H	R	ER	SO	BB	IBB	HBP	BLK	WP	HR	S	P	ERA	WHIP
Danny Coombs, L ERA: 6.52	(1, 1)	2.2	L	15	6	6	4	2	1	1	0	0	0	1	17	25	13.50	2.625
Al Santorini, R ERA: 2.89	(3, 1)	0.0		0	0	0	0	0	0	0	0	0	0	0	0	0	∞	∞
Bill Laxton, L ERA: 3.0	(6, 1)	2.0		7	1	0	0	1	0	0	0	0	0	0	9	9	0.00	0.500
Gary Ross, R ERA: 1.74	(8, 1)	2.0		6	0	0	0	1	0	0	0	0	0	0	8	8	0.00	0.000

PITCHER	IP	WLS	BF	H	R	ER	SO	BB	IBB	HBP	BLK	WP	HR	S	P	ERA	WHIP

Batter	1	2	3	4	5	6	7	8	9	AB	R	H	RBI	BB	SO	LOB
Dave Campbell, R (1, 6) OBP: 0.325, SLG: 0.421	F8 2-3 1B	1B			K		F8			4	0	1	0	0	1	1
Don Mason, L (1, 4) OBP: 0.273, SLG: 0.273	1B 1B	G3			F7		K2-3			4	0	1	0	0	1	3
Cito Gaston, R (1, 8) OBP: 0.316, SLG: 0.353	K		6-3			6-3		F9		4	0	0	0	0	1	1
Nate Colbert, R (1, 3) OBP: 0.474, SLG: 0.938	FC6-4 1-3 1B		K			1B 1B		WP BB		3	0	2	0	1	1	0
Ollie Brown, R (1, 9) OBP: 0.286, SLG: 0.258	FC6-4 1-2f		K			1B 1-2		F3 1-2		4	0	1	0	0	1	3
Larry Stahl, L (1, 7) OBP: 0.344, SLG: 0.548		E7 2B 1B		4-3		F8		1-3		4	1	1	0	0	0	3
Chris Cannizzaro, R (1, 2) OBP: 0.269, SLG: 0.217		F9		F8		P6			5-3	4	0	0	0	0	0	3
Ron Slocum, R (1, 5)		K		K			HBP		K	3	0	0	0	0	3	1
Danny Coombs, R (1, 1) OBP: 0.250, SLG: 0.500 Al Santorini, R (3, 1) Dave Robinson, S (5, PH) Bill Laxton, L (6, 1) Ivan Murrell, R (7, PH) Gary Ross, R (8, 1) Al Ferrara, R (9, PH)	1B 2-H 2B				P6		K		F7	1 0 1 0 1 0 1	0 0 0 0 0 0 0	1 0 0 0 0 0 0	1 0 0 0 0 0 0	0 0 0 0 0 0 0	0 0 0 0 0 1 0	0 0 0 0 0 1 0
Inning Stats	R: 0 H: 2 E: 0 LOB: 2 K: 1 BB: 0 S: 7 P: 7	R: 1 H: 3 E: 1 LOB: 2 K: 1 BB: 0 S: 8 P: 8	R: 0 H: 0 E: 0 LOB: 0 K: 2 BB: 0 S: 7 P: 7	R: 0 H: 0 E: 0 LOB: 0 K: 1 BB: 0 S: 5 P: 5	R: 0 H: 0 E: 0 LOB: 0 K: 1 BB: 0 S: 5 P: 5	R: 0 H: 2 E: 0 LOB: 2 K: 0 BB: 0 S: 5 P: 5	R: 0 H: 0 E: 0 LOB: 1 K: 2 BB: 0 S: 7 P: 8	R: 0 H: 0 E: 0 LOB: 1 K: 0 BB: 1 S: 3 P: 7	R: 0 H: 0 E: 0 LOB: 0 K: 1 BB: 0 S: 5 P: 5	1B: 6 2B: 1 3B: 0 HR: 0	SF: 0 SAC: 0 DP: 0 HBP: 1			WP: 1 PB: 0 SB: 0 CS: 0	PA: 36		

PITCHER		IP	WLS	BF	H	R	ER	SO	BB	IBB	HBP	BLK	WP	HR	S	P	ERA	WHIP
Bob Gibson, R ERA: 1.65	(1, 1)	9.0	W	36	7	1	1	9	1	0	1	0	1	0	52	57	1.00	0.889

PITCHER	IP	WLS	BF	H	R	ER	SO	BB	IBB	HBP	BLK	WP	HR	S	P	ERA	WHIP

BOTTOM

St. Louis Cardinals @ San Diego Padres

San Diego Stadium, San Diego, CA

Fri Apr 16 1971, 9:05 PM EST

Att. 6,782 - Unknown

livebaseballscorecards.com

AB	34
R	1
H	7
RBI	1
BB	1
SO	9
LOB	16

St. Louis Cardinals @ San Diego Padres

San Diego Stadium, San Diego, CA

Sat Apr 17 1971, 9:05 PM EST

Att. 3,462 - Unknown

TOP

livebaseballscorecards.com

Batter	1	2	3	4	5	6	7	8	9	AB	R	H	RBI	BB	SO	LOB
Matty Alou, L (1, 8) OBP: 0.315, SLG: 0.333	HR 1B	3-H 1B			B5-3		CS 2-H 1B		1-2 3-H 1B	5	1	4	2	0	0	0
Joe Hague, L (1, 3) OBP: 0.269, SLG: 0.435	1-H HR		K		1B		F7 1-2		P4	5	1	2	2	0	1	3
Ted Simmons, S (1, 2) OBP: 0.561, SLG: 0.581	4-3		4-3		F9			G6-4-3 1B		4	0	1	0	0	0	1
Joe Torre, R (1, 5) OBP: 0.326, SLG: 0.578	F2		2B			K		G6-4-3 1-2f		4	0	1	0	0	1	1
Jose Cardenal, R (1, 9) OBP: 0.326, SLG: 0.342	K		F9			1-3		K		4	0	0	0	0	2	1
Luis Melendez, R (1, 7) OBP: 0.444, SLG: 0.500		6-3 1B BB BB		K		FC4-6 1B			P4	3	0	1	0	1	1	0
Ted Sizemore, R (1, 4) OBP: 0.244, SLG: 0.184		1-2 6-3 BB		CS BB		FC4-6 1-2f			5-3	2	0	0	0	2	0	1
Dal Maxvill, R (1, 6) OBP: 0.208, SLG: 0.136		6-3 1-2 2-3		5-3 1-2			SH1-4 1B 1B		E6 1B 1B	4	2	1	0	0	0	3
Steve Carlton, L (1, 1) OBP: 0.273, SLG: 0.455		K			K		SH1-4 1-2		1B 2-3 1B	3	0	1	0	0	2	2
Inning Stats	R: 2 E: 0 K: 1 S: 7 H: 2 LOB: 0 BB: 0 P: 7	R: 0 E: 0 K: 1 S: 5 H: 1 LOB: 3 BB: 2 P: 13	R: 0 E: 0 K: 1 S: 6 H: 1 LOB: 1 BB: 0 P: 6	R: 0 E: 0 K: 1 S: 4 H: 0 LOB: 0 BB: 1 P: 8	R: 0 E: 0 K: 1 S: 6 H: 1 LOB: 1 BB: 0 P: 6	R: 0 E: 0 K: 1 S: 6 H: 1 LOB: 1 BB: 0 P: 6	R: 1 E: 0 K: 0 S: 4 H: 2 LOB: 0 BB: 0 P: 4	R: 0 E: 0 K: 1 S: 5 H: 1 LOB: 0 BB: 0 P: 5	R: 1 E: 1 K: 0 S: 6 H: 2 LOB: 2 BB: 0 P: 6	1B: 9 2B: 1 3B: 0 HR: 1	SF: 0 SAC: 1 DP: 1 HBP: 0						

	AB	34
	R	4
	H	11
	RBI	4
	BB	3
	SO	7
	LOB	12

WP: 0 PB: 0 SB: 0 CS: 2 PA: 38

PITCHER		IP	WLS	BF	H	R	ER	SO	BB	IBB	HBP	BLK	WP	HR	S	P	ERA	WHIP
Tom Phoebus, R ERA: 5.0	(1, 1)	7.0	L	29	8	3	3	6	3	0	0	0	0	1	38	50	3.86	1.571
Al Severinsen, R ERA:	(8, 1)	2.0		9	3	1	0	1	0	0	0	0	0	0	11	11	0.00	1.500

PITCHER	IP	WLS	BF	H	R	ER	SO	BB	IBB	HBP	BLK	WP	HR	S	P	ERA	WHIP

Batter	1	2	3	4	5	6	7	8	9	AB	R	H	RBI	BB	SO	LOB
Dave Campbell, R (1, 5) OBP: 0.341, SLG: 0.400	B B B 4-0 E BB	B B B 4-0 BB		S S S 0-3 K ②			x 0-0 F7 ②			2	0	0	0	2	1	2
Don Mason, L (1, 4) OBP: 0.200, SLG: 0.200	x 0-0 F8 ①	x 0-0 F7 ③		x 0-0 F8 ③			x 0-0 4-3 ③			4	0	0	0	0	0	5
Cito Gaston, R (1, 8) OBP: 0.286, SLG: 0.316	S S S 0-3 K ②		x 0-0 5-3 ①		x 0-0 L4 ①			S S S 0-3 K ①		4	0	0	0	0	2	1
Nate Colbert, R (1, 3) OBP: 0.476, SLG: 0.886	x 0-0 E6 1-3		B B B 4-0 BB		x 0-0 6-3 ②			x 0-0 WP 1B		3	0	1	0	1	0	1
Ollie Brown, R (1, 9) OBP: 0.282, SLG: 0.235	B B B B 4-0 BB		x 0-0 F8 ②		x 0-0 6-3 ③			x 0-0 F9 ② 1-2		3	0	0	0	1	0	2
Ivan Murrell, R (1, 7)	x 0-0 F2 ③		x 0-0 1-3 ③			x 0-0 6-3 ①		x 0-0 5-3 ③		4	0	0	0	0	0	5
Bob Barton, R (1, 2) OBP: 0.083, SLG: 0.083		x 0-0 F9 ①		x 0-0 FC1-5 1B		x 0-0 G3 ②			x 0-0 F9 ①	4	0	1	0	0	0	0
Enzo Hernandez, R (1, 6) OBP: 0.750, SLG: 0.667		B B B B 4-0 WP BB		x 0-0 FC1-5 1-2 1B		x 0-0 1-3 ③			x 0-0 G4-6-3 1B	3	0	2	0	1	0	0
Tom Phoebus, R (1, 1) OBP: 0.167, SLG: 0.333 Chris Cannizzaro, R (7, PH) OBP: 0.259, SLG: 0.208 Al Severinsen, R (8, 1) Al Ferrara, R (9, PH)		S S S 0-3 K ② 1-2		x 0-0 FC1-5 ① 1-2 2-3f			S S S 0-3 K ①		x 0-0 G4-6-3 ②③ 1-2f	2 1 0 1	0 0 0 0	0 0 0 0	0 0 0 0	0 1 0 0	1 0 0 0	3 0 0 1
Inning Stats	R: 0 H: 0 E: 1 LOB: 3 K: 1 BB: 2 S: 6 P: 14	R: 0 H: 0 E: 0 LOB: 2 K: 1 BB: 2 S: 5 P: 13	R: 0 H: 0 E: 0 LOB: 1 K: 0 BB: 1 S: 3 P: 7	R: 0 H: 2 E: 0 LOB: 2 K: 1 BB: 0 S: 7 P: 7	R: 0 H: 0 E: 0 LOB: 0 K: 0 BB: 0 S: 3 P: 3	R: 0 H: 0 E: 0 LOB: 0 K: 0 BB: 0 S: 3 P: 3	R: 0 H: 0 E: 0 LOB: 0 K: 1 BB: 0 S: 5 P: 5	R: 0 H: 1 E: 0 LOB: 1 K: 1 BB: 0 S: 6 P: 6	R: 0 H: 1 E: 0 LOB: 0 K: 0 BB: 0 S: 3 P: 3	1B: 4 SF: 0 2B: 0 SAC: 0 3B: 0 DP: 1 HR: 0 HBP: 0						

PITCHER	IP	WLS	BF	H	R	ER	SO	BB	IBB	HBP	BLK	WP	HR	S	P	ERA	WHIP
Steve Carlton, L (1, 1) ERA: 2.22	9.0	W	36	4	0	0	5	5	0	0	0	2	0	41	61	0.00	1.000

PITCHER	IP	WLS	BF	H	R	ER	SO	BB	IBB	HBP	BLK	WP	HR	S	P	ERA	WHIP

BOTTOM

St. Louis Cardinals @ San Diego Padres

San Diego Stadium, San Diego, CA

Sat Apr 17 1971, 9:05 PM EST

Att. 3,462 - Unknown

livebaseballscorecards.com

AB	31
R	0
H	4
RBI	0
BB	5
SO	5
LOB	20

1B: 4	SF: 0	WP: 2	PA: 36
2B: 0	SAC: 0	PB: 0	
3B: 0	DP: 1	SB: 0	
HR: 0	HBP: 0	CS: 0	

Batter	1	2	3	4	5	6	7	8	9	AB	R	H	RBI	BB	SO	LOB
Matty Alou, L (1, 8) OBP: 0.305, SLG: 0.321	6-3		4-3 2-3			F8		FC5-6 1-2f	2-H	5	1	1	1	0	0	2
Joe Hague, L (1, 3) OBP: 0.258, SLG: 0.393	F7		3-1			G3		1-2	F9	5	0	1	0	0	0	2
Lou Brock, L (1, 7) OBP: 0.442, SLG: 0.615	BB			L6		P6		K		3	0	0	0	1	1	2
Joe Torre, R (1, 5) OBP: 0.360, SLG: 0.592	CS 1-2	5-3		FC3-6-1-3-2 1B			F9 WP 1B	1-3 2-H		4	1	3	1	0	0	0
Jose Cardenal, R (1, 9) OBP: 0.320, SLG: 0.333		K		1-2 FC3-6-1-3-2 1B			F9 1-3	F7		4	0	1	0	0	1	3
Ted Simmons, S (1, 2) OBP: 0.556, SLG: 0.571		1B		FC3-6-1-3-2 1-2 2-3			WP 3-H 1B		6-3	4	0	2	1	0	0	2
Ted Sizemore, R (1, 4) OBP: 0.244, SLG: 0.171	P4				6-3		F8 1-2		WP 2B BB	3	1	0	0	1	0	2
Dal Maxvill, R (1, 6) OBP: 0.222, SLG: 0.125			4-3 SH1-4 BB		1-3	6-3			F9 1-2	2	0	0	0	1	0	1
Bob Burda, L (9, PH) OBP: 0.667, SLG: 0.667										1	0	0	0	0	0	1
George Brunet, R (9, 1)										0	0	0	0	0	0	0
Frank Linzy, R (9, 1) OBP: 1.000, SLG: 1.000										0	0	0	0	0	0	0
Mike Torrez, R (1, 1)			SH1-4 1-2		P5			FC5-6 BB	1B 2-H 2B	1	0	0	0	1	0	0
Leron Lee, L (9, PH) OBP: 0.250, SLG: 0.500										1	1	1	1	0	0	0
Dick Schofield, S (9, 6) OBP: 0.333, SLG: 0.375										0	0	0	0	0	0	0
Inning Stats	R: 0 E: 0 K: 0 S: 2 H: 0 LOB: 0 BB: 1 P: 6	R: 0 E: 0 K: 1 S: 6 H: 1 LOB: 1 BB: 0 P: 6	R: 0 E: 0 K: 0 S: 3 H: 0 LOB: 1 BB: 1 P: 7	R: 0 E: 0 K: 0 S: 4 H: 2 LOB: 1 BB: 0 P: 4	R: 0 E: 0 K: 0 S: 3 H: 0 LOB: 0 BB: 0 P: 3	R: 0 E: 0 K: 0 S: 3 H: 0 LOB: 0 BB: 0 P: 3	R: 1 E: 0 K: 0 S: 5 H: 2 LOB: 1 BB: 0 P: 5	R: 1 E: 0 K: 1 S: 7 H: 2 LOB: 2 BB: 1 P: 11	R: 2 E: 0 K: 0 S: 5 H: 2 LOB: 1 BB: 1 P: 9	1B: 8 2B: 2 3B: 0 HR: 0 SF: 0 SAC: 1 DP: 1 HBP: 0						

TOP

St. Louis Cardinals @ San Diego Padres

San Diego Stadium, San Diego, CA

Sun Apr 18 1971, 6:33 AM EST

Att. 8,777 - Unknown

livebaseballscorecards.com

AB	33
R	4
H	9
RBI	4
BB	4
SO	2
LOB	15

WP: 3 PA: 39
PB: 0
SB: 0
CS: 1

PITCHER		IP	WLS	BF	H	R	ER	SO	BB	IBB	HBP	BLK	WP	HR	S	P	ERA	WHIP
Clay Kirby, R ERA: 6.59	(1, 1)	6.0		22	4	1	1	1	2	0	0	0	0	0	22	30	1.50	1.000
Al Severinsen, R ERA:	(7, 1)	1.0		4	1	0	0	0	0	0	0	0	2	0	4	4	0.00	1.000
Dick Kelley, L ERA: 23.63	(8, 1)	0.2		4	1	1	1	1	1	0	0	0	0	0	5	9	13.50	3.000
Gary Ross, R ERA: 3.18	(8, 1)	1.0	L	6	2	2	2	0	1	0	0	0	1	0	5	9	18.00	3.000
Bill Laxton, L ERA: 2.84	(9, 1)	0.1		2	1	0	0	0	0	0	0	0	0	0	2	2	0.00	3.000

PITCHER	IP	WLS	BF	H	R	ER	SO	BB	IBB	HBP	BLK	WP	HR	S	P	ERA	WHIP

Batter	1	2	3	4	5	6	7	8	9	AB	R	H	RBI	BB	SO	LOB
Dave Campbell, R (1, 5) OBP: 0.313, SLG: 0.364	6-3		5-3		P4			SH3-4 1-2	F9	4	0	0	0	0	0	4
Don Mason, L (1, 4) OBP: 0.158, SLG: 0.158	1-3			G3	G3-6-3 1-2f			4-3 2-3		4	0	0	0	0	0	2
Cito Gaston, R (1, 8) OBP: 0.304, SLG: 0.357	K			5-3 1B BB 1B	4-3			2B 3-H		4	1	2	1	0	1	0
Nate Colbert, R (1, 3) OBP: 0.478, SLG: 0.842		K		BB 5-3 1-2 1B	F8			FC6-4 IBB		3	0	1	0	1	1	0
Ollie Brown, R (1, 9) OBP: 0.256, SLG: 0.211		5-3		5-3 1-2 2-3	5-3			FC6-4 1-2f		4	0	0	0	0	0	4
Larry Stahl, L (1, 7) OBP: 0.343, SLG: 0.515 Ivan Murrell, R (9, PH)		F5		4-0 BB IBB			P4		K	2 1	0 0	0 0	0 0	1 0	0 1	0 0
Chris Cannizzaro, R (1, 2) OBP: 0.290, SLG: 0.192			SH5-3 BB	1-2 2-3 3-H BB			6-3		F7	2	0	0	1	2	0	0
Tommy Dean, R (1, 6) Dick Kelley, R (8, 1) Gary Ross, R (8, 1) Bill Laxton, L (9, 1) Al Ferrara, R (9, PH) Ron Slocum, R (9, PR)			F9	1-3			F8		1B BB	3 0 0 0 0 0	0 0 0 0 0 0	0 0 0 0 0 0	0 0 0 0 1 0	0 0 0 0 0 0	0 0 0 0 0 0	4 0 0 0 0 0
Clay Kirby, R (1, 1) Al Severinsen, R (7, 1) Enzo Hernandez, R (8, 6) OBP: 0.833, SLG: 0.750			SH5-3 1-2		G3-6-3 BB			4-3 SH3-4 2B BB	1-2 1B	0 0 1	0 0 1	0 0 1	0 0 1	1 0 0	0 0 1	0 0 0
Inning Stats	R: 0 H: 0 E: 0 LOB: 0 K: 1 BB: 0 S: 5 P: 5	R: 0 H: 0 E: 0 LOB: 0 K: 1 BB: 0 S: 5 P: 5	R: 0 H: 0 E: 0 LOB: 1 K: 0 BB: 1 S: 3 P: 7	R: 1 H: 2 E: 0 LOB: 3 K: 0 BB: 2 S: 5 P: 13	R: 0 H: 0 E: 0 LOB: 0 K: 0 BB: 1 S: 2 P: 6	R: 0 H: 0 E: 0 LOB: 0 K: 0 BB: 0 S: 3 P: 3	R: 0 H: 0 E: 0 LOB: 0 K: 0 BB: 0 S: 3 P: 3	R: 1 H: 1 E: 0 LOB: 2 K: 0 BB: 2 S: 4 P: 12	R: 0 H: 1 E: 0 LOB: 2 K: 1 BB: 1 S: 6 P: 10	1B: 3 SF: 0 2B: 1 SAC: 2 3B: 0 DP: 1 HR: 0 HBP: 0						WP: 0 PA: 37 PB: 0 SB: 0 CS: 0

PITCHER		IP	WLS	BF	H	R	ER	SO	BB	IBB	HBP	BLK	WP	HR	S	P	ERA	WHIP
Mike Torrez, R ERA: 3.86	(1, 1)	8.0	W	32	3	2	2	2	4	2	0	0	0	0	30	54	2.25	0.875
George Brunet, L ERA: 7.71	(9, 1)	0.2		4	1	0	0	1	1	0	0	0	0	0	5	9	0.00	3.000
Frank Linzy, R ERA: 1.17	(9, 1)	0.1	S	1	0	0	0	0	0	0	0	0	0	0	1	1	0.00	0.000

PITCHER	IP	WLS	BF	H	R	ER	SO	BB	IBB	HBP	BLK	WP	HR	S	P	ERA	WHIP

BOTTOM

St. Louis Cardinals @ San Diego Padres

San Diego Stadium, San Diego, CA

Sun Apr 18 1971, 6:33 AM EST

Att. 8,777 - Unknown

livebaseballscorecards.com

AB	28
R	2
H	4
RBI	2
BB	7
SO	3
LOB	14

Batter	1	2	3	4	5	6	7	8	9	AB	R	H	RBI	BB	SO	LOB
Matty Alou, L (1, 8) OBP: 0.344, SLG: 0.350	H 1-0 FC6-4-5 BB HBP	x 0-0 S 1B		x 0-0 ③ F9			x 0-0 1-2 1B		x 0-0 2-H 1B	4	0	3	1	0	0	0
Joe Hague, L (1, 3) OBP: 0.286, SLG: 0.367 Moe Drabowsky, R (7, 1) Jerry McNertney, R (9, PH) OBP: 0.333, SLG: 1.000	B B B B 4-0 FC6-4-5 1-2 BB	B B B B 4-0 1-2 BB			S S S 0-3 ① K		S S S 0-3 ② K		x 0-0 ③ F4	2 0 1	0 0 0	0 0 0	0 0 0	2 0 0	2 0 0	2 0 1
Lou Brock, L (1, 7) OBP: 0.404, SLG: 0.558	x 0-0 ① ② FC6-4-5 PB 2B 1-2 2-3	S S S 0-3 ③ K			S S S 0-3 ② K		x 0-0 ③ 4-3			4	1	0	0	0	2	6
Joe Torre, R (1, 5) OBP: 0.370, SLG: 0.577	B B B B 4-0 2B 1-2 BB		S S S 0-3 ① K		x 0-0 ③ F9			x 0-0 G6-4-3 1B		3	0	1	0	1	1	0
Jose Cardenal, R (1, 9) OBP: 0.333, SLG: 0.391	x 0-0 1-3 2-H 2B	x 0-0 2B				S S S 0-3 ① K		x 0-0 ① ② G6-4-3 1-2f		4	0	2	1	0	1	1
Ted Simmons, S (1, 2) OBP: 0.531, SLG: 0.526	B B B B 4-0 BB		S S S 0-3 ② K			x 0-0 ② 1-3		x 0-0 ③ L6		3	0	0	0	1	1	1
Ted Sizemore, R (1, 4) OBP: 0.245, SLG: 0.178	x 0-0 ③ L6	x 0-0 ③ F6				x 0-0 ③ F9			x 0-0 WP 1B 1B	4	1	1	0	0	0	4
Dal Maxvill, R (1, 6) OBP: 0.207, SLG: 0.115 Luis Melendez, R (7, PH) OBP: 0.500, SLG: 0.556 Dick Schofield, S (7, 6) OBP: 0.300, SLG: 0.333		x 0-0 ① 1-3		x 0-0 ① 1-3			x 0-0 1B 1B		x 0-0 ① 1-2 F9	2 1 1	0 0 0	0 1 0	0 0 0	0 0 0	0 0 0	0 0 1
Jerry Reuss, L (1, 1) Chuck Taylor, R (5, 1) Jim Beauchamp, R (7, PH) OBP: 0.333, SLG: 0.409 (7, 3)		x 0-0 ② 1-3		S S S 0-3 ② K			x 0-0 ① F9		x 0-0 ② F8	2 0 2	0 0 0	0 0 0	0 0 0	0 0 0	1 0 0	0 0 2
Inning Stats	R: 1 E: 0 K: 0 S: 3 H: 1 LOB: 3 BB: 3 P: 16	R: 0 E: 0 K: 1 S: 6 H: 1 LOB: 2 BB: 1 P: 10	R: 0 E: 0 K: 2 S: 8 H: 1 LOB: 1 BB: 0 P: 8	R: 0 E: 0 K: 1 S: 5 H: 0 LOB: 0 BB: 0 P: 5	R: 0 E: 0 K: 2 S: 7 H: 0 LOB: 0 BB: 0 P: 7	R: 0 E: 0 K: 1 S: 5 H: 0 LOB: 0 BB: 0 P: 5	R: 0 E: 0 K: 1 S: 7 H: 2 LOB: 2 BB: 0 P: 7	R: 0 E: 0 K: 0 S: 3 H: 1 LOB: 0 BB: 0 P: 3	R: 1 E: 0 K: 0 S: 5 H: 2 LOB: 1 BB: 0 P: 5	1B: 6 2B: 3 3B: 0 HR: 0 SF: 0 SAC: 0 DP: 2 HBP: 1						

PITCHER		IP	WLS	BF	H	R	ER	SO	BB	IBB	HBP	BLK	WP	HR	S	P	ERA	WHIP
Frank Reberger, R ERA: 4.4	(1, 1)	0.0		2	0	1	1	0	1	0	1	0	0	0	0	5	∞	∞
Ron Bryant, L ERA: 0.79	(1, 1)	9.0	W	36	8	1	1	8	3	0	0	0	1	0	49	61	1.00	1.222

PITCHER	IP	WLS	BF	H	R	ER	SO	BB	IBB	HBP	BLK	WP	HR	S	P	ERA	WHIP

TOP

St. Louis Cardinals @ San Francisco Giants
Candlestick Park, San Francisco, CA
Mon Apr 19 1971, 6:33 AM EST
Att. 3,630 - Unknown

livebaseballscorecards.com

AB	33
R	2
H	8
RBI	2
BB	4
SO	8
LOB	18

WP: 1 PA: 38
PB: 1
SB: 1
CS: 0

Batter	1	2	3	4	5	6	7	8	9	AB	R	H	RBI	BB	SO	LOB
Bobby Bonds, R (1, 9) OBP: 0.424, SLG: 0.759	BBBB 4-0 G6-3 BB		x 0-0 ② F9		x 0-0 ① F8		x 0-0 HR			3	1	1	1	1	0	1
Chris Speier, R (1, 6) OBP: 0.417, SLG: 0.392	x 0-0 ①② G6-3 1-2f		x 0-0 BB 1B 1B		x 0-0 BB G3 1-2 1B		SSS 0-3 ① K			4	1	2	0	0	1	1
Willie Mays, R (1, 3) OBP: 0.491, SLG: 0.844	x 0-0 1B 2B		BBBB 4-0 1B 1-2 BB		x 0-0 ② G3 1-2 2-3		SSS 0-3 ② K			3	1	1	0	1	1	2
Dick Dietz, R (1, 2) OBP: 0.431, SLG: 0.525	x 0-0 2-H 1B		x 0-0 1-2 2-H 1B		I I I 4-0 BB IBB		x 0-0 ③ F9			3	0	2	2	1	0	0
George Foster, R (1, 7) OBP: 0.367, SLG: 0.600	SSS 0-3 ③ K		SSS 0-3 ③ K		BBBB 4-0 1-2 2-3 3-H BB			x 0-0 ① 6-3		3	0	0	1	1	2	3
Al Gallagher, R (1, 5) OBP: 0.295, SLG: 0.333		x 0-0 ① 4-3		x 0-0 CS 1B	SSS 0-3 ③ K			x 0-0 2B		4	0	2	0	0	1	3
Jimmy Rosario, S (1, 8) OBP: 0.400, SLG: 0.320		x 0-0 ② 5-3		BBBB 4-0 ① CS 1-2 BB		SSS 0-3 ① K		SSS 0-3 ② K		3	0	0	0	1	2	1
Tito Fuentes, S (1, 4) OBP: 0.333, SLG: 0.414		x 0-0 ③ 5-3		x 0-0 ②③ F7 1-2		x 0-0 ② F7		I I I 4-0 IBB		3	0	0	0	1	0	1
Frank Reberger, L (1, 1) OBP: 0.400, SLG: 0.400 Ron Bryant, S (1, 1) OBP: 0.250, SLG: 0.250			SSS 0-3 ① K		x 0-0 G3 1B BB 1B	x 0-0 ③ 4-3		SSS 0-3 ③ K		0 4	0 1	0 1	0 0	0 0	0 2	0 2
Inning Stats	R: 1 H: 2 E: 0 LOB: 1 K: 1 BB: 1 S: 6 P: 10	R: 0 H: 0 E: 0 LOB: 0 K: 0 BB: 0 S: 3 P: 3	R: 1 H: 2 E: 0 LOB: 2 K: 2 BB: 1 S: 9 P: 13	R: 0 H: 1 E: 0 LOB: 0 K: 0 BB: 1 S: 2 P: 6	R: 1 H: 2 E: 0 LOB: 3 K: 1 BB: 2 S: 7 P: 15	R: 0 H: 0 E: 0 LOB: 0 K: 1 BB: 0 S: 5 P: 5	R: 1 H: 1 E: 0 LOB: 0 K: 2 BB: 0 S: 8 P: 8	R: 0 H: 1 E: 0 LOB: 2 K: 2 BB: 1 S: 8 P: 12		1B: 6 SF: 0 2B: 2 SAC: 0 3B: 0 DP: 1 HR: 1 HBP: 0						

BOTTOM

St. Louis Cardinals @ San Francisco Giants
Candlestick Park, San Francisco, CA
Mon Apr 19 1971, 6:33 AM EST
Att. 3,630 - Unknown

St.

livebaseballscorecards.com

AB	30
R	4
H	9
RBI	4
BB	6
SO	9
LOB	14

WP: 0 PA: 36
PB: 0
SB: 0
CS: 2

PITCHER		IP	WLS	BF	H	R	ER	SO	BB	IBB	HBP	BLK	WP	HR	S	P	ERA	WHIP
Jerry Reuss, L ERA: 5.27	(1, 1)	4.1	L	20	7	3	3	3	3	0	0	0	0	0	23	35	6.23	2.308
Chuck Taylor, R ERA: 3.6	(5, 1)	1.2		7	0	0	0	2	1	1	0	0	0	0	9	17	0.00	0.600
Moe Drabowsky, R ERA: 2.84	(7, 1)	2.0		9	2	1	1	4	0	1	0	0	0	1	16	20	4.50	1.000

PITCHER	IP	WLS	BF	H	R	ER	SO	BB	IBB	HBP	BLK	WP	HR	S	P	ERA	WHIP

Batter	1	2	3	4	5	6	7	8	9	AB	R	H	RBI	BB	SO	LOB
Matty Alou, L (1, 8) OBP: 0.353, SLG: 0.349	F8			BBBB 4-0 FC6-4 BB		F4		1B CS 1B		3	0	1	0	1	0	0
Lou Brock, L (1, 7) OBP: 0.392, SLG: 0.532	1-3			FC6-4 E S 1B 1-2f		SSS 0-3 K		CS 1B 1-3		4	1	1	0	0	1	1
Jose Cardenal, R (1, 9) OBP: 0.310, SLG: 0.360	F6			F8 1-3		6-3		1-3 1-2 3-H		4	0	0	0	0	0	3
Joe Torre, R (1, 5) OBP: 0.397, SLG: 0.589		F9		2B 1B 3-H			1B 1B		1B CS 1B	4	1	3	1	0	0	0
Ted Simmons, S (1, 2) OBP: 0.509, SLG: 0.524		SSS 0-3 K		2B 1-H			F8		SSS 0-3 K	4	0	1	1	0	2	2
Joe Hague, L (1, 3) OBP: 0.282, SLG: 0.353		1-3		SSS 0-3 K			F8		CS 1B 1-3	4	0	1	0	0	1	2
Ted Sizemore, R (1, 4) OBP: 0.250, SLG: 0.188			6-3		F2		1B 1-2		SSS 0-3 K 1-2 3-H	3	0	1	0	0	0	0
Dal Maxvill, R (7, 6) OBP: 0.200, SLG: 0.111										1	0	0	0	0	1	2
Dick Schofield, S (1, 6) OBP: 0.231, SLG: 0.250 (7, 4)			F3		4-1		F9			3	0	0	0	0	0	2
Reggie Cleveland, R (1, 1)			1-3		6-3			6-3		3	0	0	0	0	0	0
Frank Linzy, R (8, 1) OBP: 1.000, SLG: 1.000										0	0	0	0	0	0	0
Moe Drabowsky, R (9, 1)										0	0	0	0	0	0	0
Inning Stats	R: 0 E: 0 K: 0 S: 3 H: 0 LOB: 0 BB: 0 P: 3	R: 0 E: 0 K: 1 S: 5 H: 0 LOB: 0 BB: 0 P: 5	R: 0 E: 0 K: 0 S: 3 H: 0 LOB: 0 BB: 0 P: 3	R: 2 E: 0 K: 1 S: 7 H: 2 LOB: 1 BB: 1 P: 11	R: 0 E: 0 K: 0 S: 3 H: 0 LOB: 0 BB: 0 P: 3	R: 0 E: 0 K: 1 S: 5 H: 0 LOB: 0 BB: 0 P: 5	R: 0 E: 0 K: 0 S: 5 H: 2 LOB: 2 BB: 0 P: 5	R: 0 E: 0 K: 0 S: 4 H: 2 LOB: 1 BB: 0 P: 4	R: 0 E: 0 K: 2 S: 8 H: 2 LOB: 1 BB: 0 P: 8	1B: 7 2B: 1 3B: 0 HR: 0	SF: 0 SAC: 0 DP: 0 HBP: 0						

TOP

St. Louis Cardinals @ San Francisco Giants

Candlestick Park, San Francisco, CA

Tue Apr 20 1971, 9:05 PM EST

Att. 9,791 - Unknown

livebaseballscorecards.com

AB	33
R	2
H	8
RBI	2
BB	1
SO	5
LOB	12

PITCHER		IP	WLS	BF	H	R	ER	SO	BB	IBB	HBP	BLK	WP	HR	S	P	ERA	WHIP
Juan Marichal, R ERA: 1.03	(1, 1)	8.0	L	30	6	2	2	3	1	0	0	0	0	0	35	39	2.25	0.875
Jerry Johnson, R ERA:	(9, 1)	1.0		4	2	0	0	2	0	0	0	0	0	0	8	8	0.00	2.000

PITCHER		IP	WLS	BF	H	R	ER	SO	BB	IBB	HBP	BLK	WP	HR	S	P	ERA	WHIP

BOTTOM

St. Louis Cardinals @ San Francisco Giants
Candlestick Park, San Francisco, CA
Tue Apr 20 1971, 9:05 PM EST
Att. 9,791 - Unknown

Batter	1	2	3	4	5	6	7	8	9	AB	R	H	RBI	BB	SO	LOB
Bobby Bonds, R (1, 9) OBP: 0.426, SLG: 0.750	F9		1B		F9		F8		F9	2	0	1	0	0	0	0
Ken Henderson, S (3, PR) OBP: 0.447, SLG: 0.516 (4, 9)			1B		2B				1B	3	0	1	0	0	0	0
Chris Speier, R (1, 6) OBP: 0.415, SLG: 0.393	K		1-3 BB 1B		F9 2-3		F8		BB WP 1B	5	0	2	0	0	1	1
Willie Mays, R (1, 3) OBP: 0.516, SLG: 0.830	FC6-4 1B		1-2 BB		HBP		F8		1-2 BB	2	0	1	0	2	0	0
Dick Dietz, R (1, 2) OBP: 0.429, SLG: 0.500	FC6-4 1-2f		K		K			FC6-4 1B	1-2 2-3 BB	4	0	1	0	1	2	6
George Foster, R (1, 7) OBP: 0.314, SLG: 0.500		K		F9		6-3		FC6-4 BB 1-2f 1B	K	5	1	0	0	0	2	4
Al Gallagher, R (1, 5) OBP: 0.297, SLG: 0.333		5-3		FC1-6 1B		4-3		K	K	3	0	1	0	0	0	0
Willie McCovey, L (8, PH) OBP: 0.240, SLG: 0.136										1	0	0	0	0	1	1
Hal Lanier, R (9, 5) OBP: 0.250, SLG: 0.172										0	0	0	0	0	0	0
Fran Healy, R (9, PH) OBP: 0.857, SLG: 1.833										1	0	0	0	0	1	3
Jimmy Rosario, S (1, 8) OBP: 0.412, SLG: 0.296		4-3		FC1-6 1-2f		E BB		1B 1-2 BB		2	0	0	0	2	0	1
Tito Fuentes, S (1, 4) OBP: 0.324, SLG: 0.394			1-3	F8		E4 FC6-4 1-2		FC6-4 1-2 2-H 1B		4	0	1	1	0	0	2
Juan Marichal, R (1, 1) OBP: 0.214, SLG: 0.154			F7		K	FC6-4 1-2f		FC6-4 1-2f		3	0	0	0	0	1	2
Frank Johnson, R (8, PH) OBP: 0.263, SLG: 0.200										1	0	0	0	0	0	2
Jerry Johnson, R (9, 1)										0	0	0	0	0	0	0
Inning Stats	R: 0 E: 0 K: 1 S: 6 H: 1 LOB: 1 BB: 0 P: 6	R: 0 E: 0 K: 1 S: 5 H: 0 LOB: 0 BB: 0 P: 5	R: 0 E: 0 K: 1 S: 7 H: 2 LOB: 3 BB: 1 P: 11	R: 0 E: 0 K: 0 S: 4 H: 1 LOB: 1 BB: 0 P: 4	R: 0 E: 0 K: 2 S: 8 H: 1 LOB: 2 BB: 0 P: 9	R: 0 E: 1 K: 0 S: 4 H: 0 LOB: 2 BB: 1 P: 8	R: 0 E: 0 K: 0 S: 3 H: 0 LOB: 0 BB: 0 P: 3	R: 1 E: 0 K: 1 S: 7 H: 2 LOB: 2 BB: 1 P: 11	R: 0 E: 0 K: 2 S: 8 H: 1 LOB: 3 BB: 2 P: 16	1B: 7 2B: 1 3B: 0 HR: 0 SF: 0 SAC: 0 DP: 0 HBP: 1	WP: 1 PB: 0 SB: 0 CS: 0 PA: 42					

livebaseballscorecards.com

	AB	36
	R	1
	H	8
	RBI	1
	BB	5
	SO	8
	LOB	22

PITCHER		IP	WLS	BF	H	R	ER	SO	BB	IBB	HBP	BLK	WP	HR	S	P	ERA	WHIP
Reggie Cleveland, R ERA: 4.5	(1, 1)	7.2	W	35	7	1	1	6	3	0	1	0	0	0	43	56	1.17	1.304
Frank Linzy, R ERA: 1.08	(8, 1)	0.2		5	1	0	0	0	2	0	0	0	1	0	3	11	0.00	4.500
Moe Drabowsky, R ERA: 2.57	(9, 1)	0.2	S	2	0	0	0	2	0	0	0	0	0	0	6	6	0.00	0.000

PITCHER	IP	WLS	BF	H	R	ER	SO	BB	IBB	HBP	BLK	WP	HR	S	P	ERA	WHIP

Batter	1	2	3	4	5	6	7	8	9	AB	R	H	RBI	BB	SO	LOB
Lou Brock, L (1, 7) OBP: 0.375, SLG: 0.500	F9		FC3-6 L4-6 S 1-2f			1B E 3B 1B	1-3		4-3 2-3	5	1	1	0	0	0	2
Matty Alou, L (1, 8) OBP: 0.329, SLG: 0.324	F9		L4-6 1-3			E5 1B 3B 1-2	E1		F6	5	1	0	0	0	0	3
Ted Simmons, S (1, 2) OBP: 0.509, SLG: 0.522	4-3			CS 1B		3B 1B 1-2 2-3	F9			4	1	2	0	0	0	1
Joe Torre, R (1, 5) OBP: 0.387, SLG: 0.600		F2		K 1-2		2B 3B 1-H 2-H 3-H		1-3		4	1	1	3	0	1	1
Jose Cardenal, R (1, 9) OBP: 0.355, SLG: 0.404		1B 1B		S BB		1B 2B 3-H		FC1-6 BB		2	1	2	1	2	0	0
Joe Hague, L (1, 3) OBP: 0.279, SLG: 0.342		K		F9 1-2		G6-3 1B 2-H		FC1-6 1-2f		4	0	1	1	0	1	3
Ted Sizemore, R (1, 4) OBP: 0.250, SLG: 0.192		1B 1-2			F8	G6-3 1-2f		K		4	0	1	0	0	1	2
Dick Schofield, S (1, 6) OBP: 0.250, SLG: 0.214		K			G6-4-3 BB	F9			4-3 SH1-4 BB	2	0	0	0	1	1	2
Dal Maxvill, R (7, 6) OBP: 0.226, SLG: 0.111										0	0	0	0	1	0	0
Bob Gibson, R (1, 1) OBP: 0.385, SLG: 0.583			FC3-6 1B		G6-4-3 1-2f		F4		SH1-4 1-2	3	0	1	0	0	0	1
Inning Stats	R: 0 E: 0 K: 0 S: 3 H: 0 LOB: 0 BB: 0 P: 3	R: 0 E: 0 K: 2 S: 9 H: 2 LOB: 2 BB: 0 P: 9	R: 0 E: 0 K: 0 S: 3 H: 1 LOB: 0 BB: 0 P: 3	R: 0 E: 0 K: 1 S: 5 H: 1 LOB: 1 BB: 1 P: 9	R: 0 E: 0 K: 0 S: 2 H: 0 LOB: 0 BB: 1 P: 6	R: 5 E: 1 K: 0 S: 8 H: 5 LOB: 0 BB: 0 P: 8	R: 0 E: 1 K: 0 S: 4 H: 0 LOB: 1 BB: 0 P: 4	R: 0 E: 0 K: 1 S: 5 H: 0 LOB: 1 BB: 1 P: 9	R: 0 E: 0 K: 0 S: 3 H: 0 LOB: 1 BB: 1 P: 7	1B: 7 2B: 2 3B: 1 HR: 0 SF: 0 SAC: 1 DP: 3 HBP: 0	WP: 0 PB: 0 SB: 2 CS: 1 PA: 38					

PITCHER		IP	WLS	BF	H	R	ER	SO	BB	IBB	HBP	BLK	WP	HR	S	P	ERA	WHIP
Gaylord Perry, R ERA: 2.81	(1, 1)	5.0	L	23	8	5	4	3	2	0	0	0	0	0	27	35	7.20	2.000
John Cumberland, L ERA:	(6, 1)	2.0		7	1	0	0	0	0	0	0	0	0	0	7	7	0.00	0.500
Jerry Johnson, R ERA:	(8, 1)	1.1		6	0	0	0	1	2	0	0	0	0	0	6	14	0.00	1.500
Steve Hamilton, L ERA:	(9, 1)	0.2		2	0	0	0	0	0	0	0	0	0	0	2	2	0.00	0.000

PITCHER	IP	WLS	BF	H	R	ER	SO	BB	IBB	HBP	BLK	WP	HR	S	P	ERA	WHIP

TOP

St. Louis Cardinals @ San Francisco Giants
Candlestick Park, San Francisco, CA
Wed Apr 21 1971, 6:33 AM EST
Att. 6,178 - Unknown

livebaseballscorecards.com

AB	33
R	5
H	9
RBI	5
BB	4
SO	4
LOB	15

Batter	1	2	3	4	5	6	7	8	9	AB	R	H	RBI	BB	SO	LOB
Jimmy Rosario, S (1, 8) OBP: 0.368, SLG: 0.258	F7		4-3		F8			4-3		4	0	0	0	0	0	0
Chris Speier, R (1, 6) OBP: 0.391, SLG: 0.367	K		K		K			1-3		4	0	0	0	0	3	0
Ken Henderson, S (1, 7) OBP: 0.452, SLG: 0.588	F2			HR / BB		G3		HR		3	2	1	1	1	0	0
Willie McCovey, L (1, 3) OBP: 0.276, SLG: 0.308		1-3 / 1B / 1B		1-H / HR		4-3		F4		4	1	2	2	0	0	0
Dick Dietz, R (1, 2) OBP: 0.450, SLG: 0.511		1-3 / 1-2 / 1B		HBP		1B			6-3	3	0	2	0	0	0	0
George Foster, R (1, 9) OBP: 0.282, SLG: 0.441		1-3 / 1-2 / 2-3		K		F9			K	4	0	0	0	0	2	4
Tito Fuentes, S (1, 4) OBP: 0.289, SLG: 0.351		F5		F8		F5			1-3	4	0	0	0	0	0	3
Al Gallagher, R (1, 5) OBP: 0.284, SLG: 0.317		K		F9		F9				3	0	0	0	0	1	3
Gaylord Perry, R (1, 1)			K		K		K			2	0	0	0	0	2	0
John Cumberland, R (6, 1)										0	0	0	0	0	0	0
Frank Johnson, R (7, PH) OBP: 0.250, SLG: 0.188										1	0	0	0	0	1	0
Jerry Johnson, R (8, 1)										0	0	0	0	0	0	0
Steve Hamilton, L (9, 1)										0	0	0	0	0	0	0
Inning Stats	R: 0 E: 0 K: 1 S: 5 H: 0 LOB: 0 BB: 0 P: 5	R: 0 E: 0 K: 1 S: 7 H: 2 LOB: 2 BB: 0 P: 7	R: 0 E: 0 K: 2 S: 7 H: 0 LOB: 0 BB: 0 P: 7	R: 2 E: 0 K: 1 S: 6 H: 1 LOB: 1 BB: 1 P: 11	R: 0 E: 0 K: 2 S: 7 H: 0 LOB: 0 BB: 0 P: 7	R: 0 E: 0 K: 0 S: 4 H: 1 LOB: 1 BB: 0 P: 4	R: 0 E: 0 K: 1 S: 5 H: 0 LOB: 0 BB: 0 P: 5	R: 1 E: 0 K: 0 S: 4 H: 1 LOB: 0 BB: 0 P: 4	R: 0 E: 0 K: 1 S: 5 H: 0 LOB: 0 BB: 0 P: 5	1B: 3 2B: 0 3B: 0 HR: 2	SF: 0 SAC: 0 DP: 0 HBP: 1				WP: 0 PB: 0 SB: 0 CS: 0	PA: 34	

PITCHER	IP	WLS	BF	H	R	ER	SO	BB	IBB	HBP	BLK	WP	HR	S	P	ERA	WHIP
Bob Gibson, R (1, 1) ERA: 1.98	9.0	W	34	5	3	3	9	1	0	1	0	0	2	50	55	3.00	0.667

PITCHER	IP	WLS	BF	H	R	ER	SO	BB	IBB	HBP	BLK	WP	HR	S	P	ERA	WHIP

BOTTOM

St. Louis Cardinals @ San Francisco Giants

Candlestick Park, San Francisco, CA

Wed Apr 21 1971, 6:33 AM EST

Att. 6,178 - Unknown

livebaseballscorecards.com

AB	32
R	3
H	5
RBI	3
BB	1
SO	9
LOB	10

Batter	1	2	3	4	5	6	7	8	9	AB	R	H	RBI	BB	SO	LOB
Larry Bowa, S (1, 6) OBP: 0.327, SLG: 0.347	F5		L4-3 1-2			P4		F7		4	0	0	0	0	0	2
Tony Taylor, R (1, 4) OBP: 0.211, SLG: 0.176	F9			P6		P4		K		4	0	0	0	0	1	1
Don Money, R (1, 5) OBP: 0.269, SLG: 0.429	6-3			F8			1-3 HBP SF9 1B		1B 1B 1B	4	2	2	0	0	0	0
Roger Freed, R (1, 9) OBP: 0.340, SLG: 0.366		K		6-3			1-0 1-3 1-2 HBP		F9	3	0	0	0	0	1	1
Deron Johnson, R (1, 3) OBP: 0.255, SLG: 0.234		K			P3		1-3 1-2 2-3		1B 1-2 1B	4	0	1	0	0	1	2
Joe Lis, R (1, 7) OBP: 0.294, SLG: 0.286		FC6-4 BB			K		SF9 3-H		F8	2	0	0	1	1	1	2
Larry Hisle, R (1, 8) OBP: 0.364, SLG: 0.300		FC6-4 1-2f			1B		K		1B 1-2 2-H 1B	4	0	2	1	0	1	2
Mike Ryan, R (1, 2)			L6		F8			FC6-4 BB	F8	3	0	0	0	1	0	3
Jim Bunning, R (1, 1) OBP: 0.333, SLG: 0.333			L4-3 1B			5-3		FC6-4 1-2f		1	0	1	0	0	0	0
Byron Browne, R (6, PH)										1	0	0	0	0	0	0
Rick Wise, R (6, 1) OBP: 0.250, SLG: 0.250										0	0	0	0	0	0	0
Bobby Pfeil, R (8, PH)										1	0	0	0	0	0	1
Ken Reynolds, L (8, 1)										0	0	0	0	0	0	0
Inning Stats	R: 0 E: 0 K: 0 S: 3 H: 0 LOB: 0 BB: 0 P: 3	R: 0 E: 0 K: 2 S: 7 H: 0 LOB: 1 BB: 1 P: 11	R: 0 E: 0 K: 0 S: 3 H: 1 LOB: 0 BB: 0 P: 3	R: 0 E: 0 K: 0 S: 3 H: 0 LOB: 0 BB: 0 P: 3	R: 0 E: 0 K: 1 S: 6 H: 1 LOB: 1 BB: 0 P: 6	R: 0 E: 0 K: 0 S: 3 H: 0 LOB: 0 BB: 0 P: 3	R: 1 E: 0 K: 1 S: 6 H: 1 LOB: 1 BB: 0 P: 7	R: 0 E: 0 K: 1 S: 5 H: 0 LOB: 1 BB: 1 P: 9	R: 1 E: 0 K: 0 S: 6 H: 3 LOB: 2 BB: 0 P: 6	1B: 6 2B: 1 3B: 0 HR: 0 SF: 1 SAC: 0 DP: 1 HBP: 1						

PITCHER	IP	WLS	BF	H	R	ER	SO	BB	IBB	HBP	BLK	WP	HR	S	P	ERA	WHIP
Steve Carlton, L (1, 1) ERA: 2.16	9.0	W	35	6	2	2	5	2	0	1	0	0	0	42	51	2.00	0.889

PITCHER	IP	WLS	BF	H	R	ER	SO	BB	IBB	HBP	BLK	WP	HR	S	P	ERA	WHIP

TOP

Philadelphia Phillies @ St. Louis Cardinals
Busch Stadium, St. Louis, MO
Thu Apr 22 1971, 6:05 PM CST
Att. 8,411 - Unknown

livebaseballscorecards.com

AB	31
R	2
H	6
RBI	2
BB	2
SO	5
LOB	14

WP: 0 PB: 0 SB: 0 CS: 0 PA: 35

Batter	1	2	3	4	5	6	7	8	9	AB	R	H	RBI	BB	SO	LOB
Lou Brock, L (1, 7) OBP: 0.367, SLG: 0.482	G3	6-3			S 1B		G3			4	1	1	0	0	0	1
Matty Alou, L (1, 8) OBP: 0.325, SLG: 0.352	1B 3B		6-3		6-3 1-2		SF8 3-H			3	1	1	1	0	0	1
Ted Simmons, S (1, 2) OBP: 0.508, SLG: 0.540	1B 1B 3-H		2B		F8		6-3			4	1	2	1	0	0	1
Joe Torre, R (1, 5) OBP: 0.394, SLG: 0.594	1B 1-3		6-3		2-H			E5 1B 2B		4	1	2	1	0	0	1
Jose Cardenal, R (1, 9) OBP: 0.348, SLG: 0.393	1-3 3-H		P4		K			L8		4	0	1	1	0	1	3
Joe Hague, L (1, 3) OBP: 0.277, SLG: 0.317	G6-4-3 IBB			F9		F8		L8		3	0	0	0	1	0	1
Ted Sizemore, R (1, 4) OBP: 0.250, SLG: 0.196	G6-4-3 1-2f			5-3		F3		2B 1-2 1B		4	0	1	0	0	0	3
Dick Schofield, S (1, 6) OBP: 0.263, SLG: 0.188		4-3		HBP		L8		1-3 2-H 2B		2	0	0	0	0	0	0
Dal Maxvill, R (7, 6) OBP: 0.250, SLG: 0.179										1	0	1	1	0	0	0
Steve Carlton, L (1, 1) OBP: 0.267, SLG: 0.467		4-3		K			E8 SF8 2B	K		4	1	1	0	0	2	3
Inning Stats	R: 2 E: 0 K: 0 S: 6 H: 4 LOB: 2 BB: 1 P: 10	R: 0 E: 0 K: 0 S: 3 H: 0 LOB: 0 BB: 0 P: 3	R: 0 E: 0 K: 0 S: 4 H: 1 LOB: 1 BB: 0 P: 4	R: 0 E: 0 K: 1 S: 5 H: 0 LOB: 1 BB: 0 P: 6	R: 1 E: 0 K: 1 S: 7 H: 2 LOB: 1 BB: 0 P: 7	R: 0 E: 0 K: 0 S: 3 H: 0 LOB: 0 BB: 0 P: 3	R: 1 E: 1 K: 0 S: 4 H: 1 LOB: 0 BB: 0 P: 4	R: 1 E: 1 K: 1 S: 8 H: 2 LOB: 2 BB: 0 P: 8		1B: 6 2B: 3 3B: 1 HR: 0	SF: 1 SAC: 0 DP: 1 HBP: 1			WP: 0 PB: 0 SB: 1 CS: 0	PA: 36		

PITCHER		IP	WLS	BF	H	R	ER	SO	BB	IBB	HBP	BLK	WP	HR	S	P	ERA	WHIP
Jim Bunning, R ERA: 7.24	(1, 1)	5.0	L	23	7	3	3	2	0	1	1	0	0	0	25	30	5.40	1.400
Rick Wise, R ERA: 4.8	(6, 1)	2.0		7	1	1	1	0	0	0	0	0	0	0	7	7	4.50	0.500
Ken Reynolds, L ERA: 3.0	(8, 1)	1.0		6	2	1	0	1	0	0	0	0	0	0	8	8	0.00	2.000

PITCHER	IP	WLS	BF	H	R	ER	SO	BB	IBB	HBP	BLK	WP	HR	S	P	ERA	WHIP

BOTTOM

Philadelphia Phillies @ St. Louis Cardinals

Busch Stadium, St. Louis, MO

Thu Apr 22 1971, 6:05 PM CST

Att. 8,411 - Unknown

livebaseballscorecards.com

AB	33
R	5
H	10
RBI	5
BB	1
SO	3
LOB	14

Batter	1	2	3	4	5	6	7	8	9	AB	R	H	RBI	BB	SO	LOB
Larry Bowa, S (1, 6) OBP: 0.316, SLG: 0.321	6-3	1-3 1-2 2-3		BB		5-3		5-3		4	0	0	0	1	0	3
Don Money, R (1, 5) OBP: 0.246, SLG: 0.389	5-3	F1		F8			F7		L7	5	0	0	0	0	0	3
Willie Montanez, L (1, 8) OBP: 0.432, SLG: 0.632	BB 1B 1B		1B G6-4-3 1B	L8			K		HR	5	3	3	1	0	1	1
Roger Freed, R (1, 9) OBP: 0.364, SLG: 0.378	BB 1-2 1B BB		G6-4-3 1-3 1B		P3		HR 1B		6-3	4	1	2	0	1	0	0
Deron Johnson, R (1, 3) OBP: 0.286, SLG: 0.346	1-2 2-H 1B		G6-4-3 1-2f 3-H		F7		1-H HR		2B	5	1	3	3	0	0	1
Tim McCarver, L (1, 2) OBP: 0.255, SLG: 0.286	F9		F7		F7		4-3		IBB	4	0	0	0	1	0	2
Joe Lis, R (1, 7) OBP: 0.364, SLG: 0.579		6-3		IHR 2B		1B		HR	K	5	2	3	1	0	1	2
Denny Doyle, L (1, 4) OBP: 0.343, SLG: 0.484		1-3 HBP BB		2-H IHR		F9		F7		3	1	1	2	1	0	1
Barry Lersch, S (1, 1) Woodie Fryman, R (4, 1) Byron Browne, R (6, PH) Darrell Brandon, R (6, 1) OBP: 0.333, SLG: 0.333		1-2 1-3 HBP		L8		K		6-3		1 0 1 1	0 0 0 0	0 0 0 0	0 0 1 0	0 0 0 0	0 0 1 0	0 0 1 0
Inning Stats	R: 1 E: 0 K: 0 S: 5 H: 2 LOB: 2 BB: 1 P: 9	R: 0 E: 0 K: 0 S: 3 H: 0 LOB: 2 BB: 1 P: 8	R: 1 E: 0 K: 0 S: 4 H: 2 LOB: 0 BB: 0 P: 4	R: 2 E: 0 K: 0 S: 5 H: 2 LOB: 1 BB: 1 P: 9	R: 0 E: 0 K: 0 S: 3 H: 0 LOB: 0 BB: 0 P: 3	R: 0 E: 0 K: 1 S: 6 H: 1 LOB: 1 BB: 0 P: 6	R: 2 E: 0 K: 1 S: 7 H: 2 LOB: 0 BB: 0 P: 7	R: 1 E: 0 K: 0 S: 4 H: 1 LOB: 0 BB: 0 P: 4	R: 1 E: 0 K: 1 S: 7 H: 2 LOB: 2 BB: 1 P: 11	1B: 6 2B: 2 3B: 0 HR: 4 SF: 0 SAC: 0 DP: 1 HBP: 1						

TOP

Philadelphia Phillies @ St. Louis Cardinals

Busch Stadium, St. Louis, MO

Fri Apr 23 1971, 6:05 PM CST
Att. 29,290 - Unknown

livebaseballscorecards.com

AB	38
R	8
H	12
RBI	7
BB	4
SO	3
LOB	14

PA: 43

PITCHER		IP	WLS	BF	H	R	ER	SO	BB	IBB	HBP	BLK	WP	HR	S	P	ERA	WHIP
Mike Torrez, R ERA: 5.12	(1, 1)	3.0		17	6	4	4	0	2	0	1	0	0	0	14	23	12.00	2.667
George Brunet, L ERA: 6.14	(4, 1)	5.0	L	20	4	3	3	2	1	0	0	0	0	2	23	27	5.40	1.000
Frank Linzy, R ERA: 1.93	(9, 1)	1.0		6	2	1	1	1	0	1	0	0	0	1	7	11	9.00	2.000

PITCHER	IP	WLS	BF	H	R	ER	SO	BB	IBB	HBP	BLK	WP	HR	S	P	ERA	WHIP

BOTTOM

Batter	1	2	3	4	5	6	7	8	9	AB	R	H	RBI	BB	SO	LOB
Lou Brock, L (1, 7) OBP: 0.385, SLG: 0.500	6-3		BBB G3 S 1B BB	1-3 3-H 2B			F8		S 1B	4	2	2	1	1	0	0
Matty Alou, L (1, 8) OBP: 0.317, SLG: 0.355	G3		G3 1-3	WP 2-H 3-H 2B			4-3		F9 1-2	5	0	1	2	0	0	2
Ted Simmons, S (1, 2) OBP: 0.500, SLG: 0.528 Jerry McNertney, R (7, 2) OBP: 0.250, SLG: 0.750	G3		SSS HR 3-H 1B	SSS K 2-3			G3			3 1	1 0	1 0	1 0	0 0	1 0	1 0
Joe Torre, R (1, 5) OBP: 0.400, SLG: 0.647		5-3	1-H HR		L9			FC6-5 2B		4	1	2	2	0	0	0
Jose Cardenal, R (1, 9) OBP: 0.329, SLG: 0.367		6-3	6-3		F7			FC6-5 G4 2-3		4	0	0	0	0	0	1
Joe Hague, L (1, 3) OBP: 0.275, SLG: 0.295		BBBB 1B BB		4-3	F8			G4 1-2		3	0	0	0	1	0	1
Ted Sizemore, R (1, 4) OBP: 0.266, SLG: 0.217		1-2 1B		1B 2B 1B		6-3		SSS K		4	1	2	0	0	1	1
Dick Schofield, S (1, 6) OBP: 0.238, SLG: 0.167 Leron Lee, L (6, PH) OBP: 0.400, SLG: 0.500 Dal Maxvill, R (7, 6) OBP: 0.250, SLG: 0.179 Bob Burda, L (9, PH) OBP: 0.500, SLG: 0.500		SSS K		F8		BBBB CS BB			L9	2 0 0 1	0 0 0 0	0 0 0 0	0 0 0 0	1 1 0 0	3 0 0 0	3 0 0 0
Mike Torrez, R (1, 1) George Brunet, R (4, 1) OBP: 0.333, SLG: 0.333 Frank Linzy, R (9, 1) OBP: 1.000, SLG: 1.000 Jim Beauchamp, R (9, PH) OBP: 0.320, SLG: 0.391			SSS K	2B 2B 1B 1-3			SSS K 1-2		P6	1 2 0 1	0 1 0 0	0 1 0 0	0 1 0 0	1 1 0 0	0 1 0 0	1 1 0 0
Inning Stats	R: 0 E: 0 K: 0 S: 3 H: 0 LOB: 0 BB: 0 P: 3	R: 0 E: 0 K: 1 S: 6 H: 1 LOB: 2 BB: 1 P: 10	R: 3 E: 0 K: 1 S: 7 H: 2 LOB: 0 BB: 1 P: 11	R: 3 E: 0 K: 1 S: 9 H: 4 LOB: 1 BB: 0 P: 9	R: 0 E: 0 K: 0 S: 3 H: 0 LOB: 0 BB: 0 P: 3	R: 0 E: 0 K: 1 S: 4 H: 0 LOB: 1 BB: 1 P: 8	R: 0 E: 0 K: 0 S: 3 H: 0 LOB: 0 BB: 0 P: 3	R: 0 E: 0 K: 1 S: 6 H: 1 LOB: 1 BB: 0 P: 6	R: 0 E: 0 K: 0 S: 4 H: 1 LOB: 1 BB: 0 P: 4	1B: 5 2B: 4 3B: 0 HR: 1	SF: 0 SAC: 0 DP: 1 HBP: 0						

PITCHER	IP	WLS	BF	H	R	ER	SO	BB	IBB	HBP	BLK	WP	HR	S	P	ERA	WHIP
Barry Lersch, R (1, 1) ERA: 6.62	3.2		20	7	6	6	2	2	0	0	0	0	1	22	30	14.73	2.455
Woodie Fryman, L (4, 1) ERA: 3.86	1.1		4	0	0	0	1	0	0	0	0	1	0	6	6	0.00	0.000
Darrell Brandon, R (6, 1) ERA:	4.0	W	14	2	0	0	2	1	0	0	0	0	0	17	21	0.00	0.750

PITCHER	IP	WLS	BF	H	R	ER	SO	BB	IBB	HBP	BLK	WP	HR	S	P	ERA	WHIP

Philadelphia Phillies @ St. Louis Cardinals
Busch Stadium, St. Louis, MO
Fri Apr 23 1971, 6:05 PM CST
Att. 29,290 - Unknown

livebaseballscorecards.com

AB	35
R	6
H	9
RBI	6
BB	3
SO	5
LOB	10

WP: 1 PB: 0 SB: 2 CS: 1 PA: 38

Batter	1	2	3	4	5	6	7	8	9	AB	R	H	RBI	BB	SO	LOB
Larry Bowa, S (1, 6) OBP: 0.295, SLG: 0.298	P3		FC6-4 1-2f		FC5 2-3f			G6-4-3 1-2f		4	0	0	0	0	0	5
Tony Taylor, R (1, 4) OBP: 0.217, SLG: 0.190	B1			6-3		4-3		FC5-4 1B		4	0	1	0	0	0	0
Don Money, R (1, 5) OBP: 0.246, SLG: 0.379	6-3			G5-4-3 1B		6-3		FC5-4 1-2f		4	0	1	0	0	0	1
Roger Freed, R (1, 9) OBP: 0.356, SLG: 0.354		K		G5-4-3 1-2f		6-3			BB 1B	3	0	0	0	1	1	1
Deron Johnson, R (1, 3) OBP: 0.300, SLG: 0.357		F3			PB 1B		L7		G4-6-3 1-2 1B	4	0	2	0	0	0	0
Joe Lis, R (1, 7) OBP: 0.346, SLG: 0.522		5-3			FC5 PB 1-2 1B		F7		K	4	0	1	0	0	1	2
Larry Hisle, R (1, 8) OBP: 0.333, SLG: 0.231			6-3		K 1-2 2-3		BB		G4-6-3 1-2f	3	0	0	0	1	1	4
Mike Ryan, R (1, 2)			6-3		K		F8			3	0	0	0	0	1	3
Bill Champion, R (1, 1) OBP: 1.000, SLG: 1.000 Ken Reynolds, L (4, 1) Byron Browne, R (5, PH) Woodie Fryman, R (5, 1) Bobby Pfeil, R (8, PH) Barry Lersch, S (8, 1)			FC6-4 1B		BB			G6-4-3 BB		1 0 0 0 0 0	0 0 0 0 0 0	1 0 0 0 0 0	0 0 0 0 1 0	0 0 1 0 0 0	0 0 0 0 0 0	0 0 0 0 0 0
Inning Stats	R: 0 E: 0 K: 0 S: 3 H: 0 LOB: 0 BB: 0 P: 3	R: 0 E: 0 K: 1 S: 5 H: 0 LOB: 0 BB: 0 P: 5	R: 0 E: 0 K: 0 S: 4 H: 1 LOB: 1 BB: 0 P: 4	R: 0 E: 0 K: 0 S: 3 H: 1 LOB: 0 BB: 0 P: 3	R: 0 E: 0 K: 2 S: 9 H: 2 LOB: 3 BB: 1 P: 13	R: 0 E: 0 K: 0 S: 3 H: 0 LOB: 0 BB: 0 P: 3	R: 0 E: 0 K: 0 S: 3 H: 0 LOB: 1 BB: 1 P: 7	R: 0 E: 0 K: 0 S: 3 H: 1 LOB: 1 BB: 1 P: 7	R: 0 E: 0 K: 1 S: 5 H: 1 LOB: 1 BB: 1 P: 9	1B: 6 2B: 0 3B: 0 HR: 0 SF: 0 SAC: 0 DP: 3 HBP: 0						

PITCHER	IP	WLS	BF	H	R	ER	SO	BB	IBB	HBP	BLK	WP	HR	S	P	ERA	WHIP
Jerry Reuss, L (1, 1) ERA: 3.18	9.0	W	34	6	0	0	4	4	0	0	0	0	0	38	54	0.00	1.111

PITCHER	IP	WLS	BF	H	R	ER	SO	BB	IBB	HBP	BLK	WP	HR	S	P	ERA	WHIP

TOP

Philadelphia Phillies @ St. Louis Cardinals
Busch Stadium, St. Louis, MO
Sat Apr 24 1971, 6:05 PM CST
Att. 17,733 - Unknown

livebaseballscorecards.com

AB	30
R	0
H	6
RBI	0
BB	4
SO	4
LOB	16

WP: 0 PB: 1 SB: 0 CS: 0 PA: 34

Batter	1	2	3	4	5	6	7	8	9	AB	R	H	RBI	BB	SO	LOB
Lou Brock, L (1, 7) OBP: 0.391, SLG: 0.492	x 0-0 CS 1B	x 0-0 ③ 4-3		B B B B 4-0 1-2 2-3 3-H BB			x 0-0 E6 S SH3-4 1B			3	1	1	1	1	0	0
Matty Alou, L (1, 8) OBP: 0.318, SLG: 0.359	x 0-0 ① ② L8 1-2		x 0-0 S 1B	x 0-0 ② SF8 3-H			x 0-0 ① SH3-4 1-2			2	0	1	1	0	0	1
Joe Hague, L (1, 3) OBP: 0.273, SLG: 0.277	B B B B 4-0 WP BB BB		x 0-0 ① F9 1-2	S S S 0-3 ③ K			S S S 0-3 ② K 2-3			3	0	0	0	1	2	4
Joe Torre, R (1, 5) OBP: 0.405, SLG: 0.634	B B B B 4-0 FC6-4 1-2 BB		x 0-0 ② F9		x 0-0 ① L8		x 0-0 3-H 1B			3	0	1	1	1	0	1
Jose Cardenal, R (1, 9) OBP: 0.311, SLG: 0.344	x 0-0 ③ FC6-4 1-2f 2-3		x 0-0 ③ F9		x 0-0 ② P4		x 0-0 ③ 1-3			4	0	0	0	0	0	4
Ted Sizemore, R (1, 4) OBP: 0.279, SLG: 0.210		B B B B 4-0 HR BB		B B B B 4-0 1B FC6-2 BB	x 0-0 ③ F8			x 0-0 ① F9		2	1	0	0	2	0	0
Jerry McNertney, R (1, 2) OBP: 0.375, SLG: 1.000		x 0-0 1-H HR		x 0-0 1B FC6-2 1-3 BB 1B		x 0-0 ① F9		S S S 0-3 ② K		4	2	2	2	0	1	0
Dal Maxvill, R (1, 6) OBP: 0.250, SLG: 0.161		S S S 0-3 ① K		x 0-0 ① FC6-2 BB 1B 1-2 SF8 3-H		x 0-0 ② F8		B B B B 4-0 FC6 BB		3	1	0	0	1	1	2
Jerry Reuss, L (1, 1) OBP: 0.100, SLG: 0.100		x 0-0 ② 6-3		x 0-0 BB 1-2 2-3 1B		S S S 0-3 ③ K		x 0-0 ③ FC6 1-2f		4	0	1	0	0	1	1
Inning Stats	R: 0 E: 0 K: 0 S: 3 H: 1 LOB: 2 BB: 2 P: 11	R: 2 E: 0 K: 1 S: 6 H: 1 LOB: 0 BB: 1 P: 10	R: 0 E: 0 K: 0 S: 4 H: 1 LOB: 1 BB: 0 P: 4	R: 2 E: 0 K: 1 S: 7 H: 2 LOB: 2 BB: 2 P: 15	R: 0 E: 0 K: 0 S: 3 H: 0 LOB: 0 BB: 0 P: 3	R: 0 E: 0 K: 1 S: 5 H: 0 LOB: 0 BB: 0 P: 5	R: 1 E: 1 K: 1 S: 7 H: 1 LOB: 1 BB: 0 P: 7	R: 0 E: 0 K: 1 S: 5 H: 0 LOB: 1 BB: 1 P: 9		1B: 5 2B: 0 3B: 0 HR: 1	SF: 1 SAC: 1 DP: 0 HBP: 0					

BOTTOM

Philadelphia Phillies @ St. Louis Cardinals
Busch Stadium, St. Louis, MO
Sat Apr 24 1971, 6:05 PM CST
Att. 17,733 - Unknown

livebaseballscorecards.com

AB	28
R	5
H	6
RBI	5
BB	6
SO	5
LOB	13

WP: 1 PB: 0 SB: 2 CS: 1 PA: 36

PITCHER		IP	WLS	BF	H	R	ER	SO	BB	IBB	HBP	BLK	WP	HR	S	P	ERA	WHIP
Bill Champion, R ERA: 8.53	(1, 1)	3.1	L	18	5	4	4	1	4	0	0	0	1	1	16	32	10.80	2.700
Ken Reynolds, L ERA: 2.45	(4, 1)	0.2		3	0	0	0	1	1	0	0	0	0	0	4	8	0.00	1.500
Woodie Fryman, L ERA: 3.26	(5, 1)	3.0		11	1	1	0	2	0	0	0	0	0	0	15	15	0.00	0.333
Barry Lersch, R ERA: 6.27	(8, 1)	1.0		4	0	0	0	1	1	0	0	0	0	0	5	9	0.00	1.000

PITCHER	IP	WLS	BF	H	R	ER	SO	BB	IBB	HBP	BLK	WP	HR	S	P	ERA	WHIP

Batter	1	2	3	4	5	6	7	8	9	AB	R	H	RBI	BB	SO	LOB
Larry Bowa, S (1, 6) OBP: 0.273, SLG: 0.274	6-3		K		1-3		F8		F8	5	0	0	0	0	1	1
Don Money, R (1, 5) OBP: 0.258, SLG: 0.371	1B		5-3			6-3	BB BB BB		5-3	4	0	1	0	1	0	0
Willie Montanez, L (1, 8) OBP: 0.438, SLG: 0.634	K		K			F2 2B 2B	FC5 BB 1-2 2-3 BB			3	1	1	0	1	2	1
Roger Freed, R (1, 9) OBP: 0.365, SLG: 0.412	P3			HR		F2 2-3	1-2 2-3 3-H BB			3	1	1	2	1	0	2
Deron Johnson, R (1, 3) OBP: 0.297, SLG: 0.367		F8		F8		E 3-H 2B	FC5 2-3f			4	1	1	1	0	0	3
Tim McCarver, L (1, 2) OBP: 0.255, SLG: 0.283		F7		F5		E2 2-H 1B		F7		4	0	1	0	0	0	0
Joe Lis, R (1, 7) OBP: 0.333, SLG: 0.462		BBBB 1B BB		K		1-3		5-3		3	0	0	0	1	1	1
Byron Browne, R (8, 7)										0	0	0	0	0	0	0
Denny Doyle, L (1, 4) OBP: 0.359, SLG: 0.486					4-3		BB SH1-4 BB 1B	G1		4	1	2	0	0	0	0
Woodie Fryman, R (9, 1)										0	0	0	0	0	0	0
Darrell Brandon, R (9, 1) OBP: 0.333, SLG: 0.333		1-3 1B								0	0	0	0	0	0	0
Chris Short, R (1, 1)		SSS K			6-3		SH1-4 1-2		L9	2	0	0	0	0	1	2
Joe Hoerner, R (7, 1)										0	0	0	0	0	0	0
Dick Selma, R (8, 1)										0	0	0	0	0	0	0
Tony Taylor, R (8, 4) OBP: 0.208, SLG: 0.182										1	0	0	0	0	0	0
Inning Stats	R: 0 E: 0 K: 1 S: 6 H: 1 LOB: 1 BB: 0 P: 6	R: 0 E: 0 K: 1 S: 6 H: 1 LOB: 2 BB: 1 P: 10	R: 0 E: 0 K: 2 S: 7 H: 0 LOB: 0 BB: 0 P: 7	R: 1 E: 0 K: 1 S: 6 H: 1 LOB: 0 BB: 0 P: 6	R: 0 E: 0 K: 0 S: 3 H: 0 LOB: 0 BB: 0 P: 3	R: 2 E: 1 K: 0 S: 6 H: 3 LOB: 1 BB: 0 P: 6	R: 1 E: 0 K: 0 S: 4 H: 1 LOB: 3 BB: 3 P: 16	R: 0 E: 0 K: 0 S: 3 H: 0 LOB: 0 BB: 0 P: 3	R: 0 E: 0 K: 0 S: 3 H: 0 LOB: 0 BB: 0 P: 3	1B: 4 2B: 2 3B: 0 HR: 1 SF: 0 SAC: 1 DP: 0 HBP: 0						

PITCHER		IP	WLS	BF	H	R	ER	SO	BB	IBB	HBP	BLK	WP	HR	S	P	ERA	WHIP
Reggie Cleveland, R ERA: 4.38	(1, 1)	6.2		29	7	4	3	5	2	0	0	0	0	1	37	45	4.05	1.350
Fred Norman, L ERA: 3.86	(7, 1)	0.0		1	0	0	0	0	1	0	0	0	0	0	0	4	∞	∞
Chuck Taylor, R ERA: 3.38	(7, 1)	0.1		2	0	0	0	0	1	0	0	0	0	0	1	5	0.00	3.000
Frank Linzy, R ERA: 1.59	(8, 1)	2.0	W	6	0	0	0	0	0	0	0	0	0	0	6	6	0.00	0.000

PITCHER	IP	WLS	BF	H	R	ER	SO	BB	IBB	HBP	BLK	WP	HR	S	P	ERA	WHIP

TOP

Philadelphia Phillies @ St. Louis Cardinals

Busch Stadium, St. Louis, MO

Sun Apr 25 1971, 3:33 AM CDT

Att. 13,122 - Unknown

livebaseballscorecards.com

AB	33
R	4
H	7
RBI	3
BB	4
SO	5
LOB	10

WP: 0 PA: 38
PB: 0
SB: 0
CS: 0

Batter	1	2	3	4	5	6	7	8	9	AB	R	H	RBI	BB	SO	LOB
Lou Brock, L (1, 7) OBP: 0.378, SLG: 0.471	S 2B 1B		P6		F5		K		FC4-6 E S 1B 1-2f 3-H	5	2	1	1	0	1	4
Matty Alou, L (1, 8) OBP: 0.333, SLG: 0.378	1-H 2B		4-3			F9		G6-4-3 1B 1B BBBB	1B E BB 1-2	4	0	2	1	1	0	0
Jim Beauchamp, R (1, 3) OBP: 0.300, SLG: 0.357	1-3			L8		F9		G6-4-3 1B 1-2	E5 1B 1-2 2-3	5	0	1	0	0	0	3
Joe Torre, R (1, 5) OBP: 0.392, SLG: 0.605	F8			P4		L8		G6-4-3 1-2f 2-3	1B 1-2 2-3 3-H	5	0	1	1	0	0	3
Jose Cardenal, R (1, 9) OBP: 0.308, SLG: 0.353	F5			2B			P4	F8		4	0	1	0	0	0	2
Julian Javier, R (1, 4) OBP: 0.174, SLG: 0.136		6-3		K			1B 1B 1B		F8	3	1	1	0	0	1	1
Leron Lee, L (9, PH) OBP: 0.333, SLG: 0.400										1	0	0	0	0	0	0
Jerry McNertney, R (1, 2) OBP: 0.455, SLG: 0.900		6-3			SH1-4 BBBB		5-3 1B 1-2		1B 1B BBBB	2	0	1	0	1	0	0
Bob Burda, L (9, PH) OBP: 0.600, SLG: 0.500							1B			0	1	0	0	1	0	0
Ted Sizemore, R (1, 6) OBP: 0.292, SLG: 0.227		F8			P4		5-3 1-2 2-H		1B FC4-6 1-2	4	1	2	1	0	0	1
							1B									
Reggie Cleveland, R (1, 1)			G3		SH1-4 1-2		5-3 1-2 2-3		FC4-6 1-3 2-H	1	0	0	0	0	0	0
Fred Norman, S (7, 1)							1B		1B	0	0	0	0	0	0	0
Chuck Taylor, R (7, 1)										0	0	0	0	0	0	0
Luis Melendez, R (7, PH) OBP: 0.455, SLG: 0.500										1	0	0	0	0	0	2
Frank Linzy, R (8, 1) OBP: 1.000, SLG: 1.000										0	0	0	0	0	0	0
Joe Hague, L (9, PH) OBP: 0.286, SLG: 0.292										1	0	1	1	0	0	0
Dal Maxvill, R (9, PR) OBP: 0.250, SLG: 0.161										0	0	0	0	0	0	0
Inning Stats	R: 1 E: 0 K: 0 S: 5 H: 2 LOB: 1 BB: 0 P: 5	R: 0 E: 0 K: 0 S: 3 H: 0 LOB: 0 BB: 0 P: 3	R: 0 E: 0 K: 0 S: 3 H: 0 LOB: 0 BB: 0 P: 3	R: 0 E: 0 K: 1 S: 6 H: 1 LOB: 1 BB: 0 P: 6	R: 0 E: 0 K: 0 S: 3 H: 0 LOB: 1 BB: 1 P: 7	R: 0 E: 0 K: 0 S: 3 H: 0 LOB: 0 BB: 0 P: 3	R: 1 E: 0 K: 1 S: 8 H: 3 LOB: 2 BB: 0 P: 8	R: 0 E: 0 K: 0 S: 4 H: 2 LOB: 1 BB: 0 P: 4	R: 3 E: 1 K: 0 S: 6 H: 3 LOB: 3 BB: 2 P: 14	1B: 9 2B: 2 3B: 0 HR: 0	SF: 0 SAC: 1 DP: 1 HBP: 0						

PITCHER		IP	WLS	BF	H	R	ER	SO	BB	IBB	HBP	BLK	WP	HR	S	P	ERA	WHIP
Chris Short, L ERA: 2.17	(1, 1)	6.1		26	6	2	2	1	1	0	0	0	0	0	27	31	2.84	1.105
Joe Hoerner, L ERA: 1.04	(7, 1)	0.2		4	2	0	0	1	0	0	0	0	0	0	6	6	0.00	3.000
Dick Selma, R ERA: 5.79	(8, 1)	1.1		5	1	2	2	0	1	0	0	0	0	0	4	8	13.50	1.500
Woodie Fryman, L ERA: 3.2	(9, 1)	0.1	L	3	1	0	0	0	1	0	0	0	0	0	2	6	0.00	6.000
Darrell Brandon, R ERA:	(9, 1)	0.0		2	1	1	0	0	0	0	0	0	0	0	2	2	∞	∞

PITCHER	IP	WLS	BF	H	R	ER	SO	BB	IBB	HBP	BLK	WP	HR	S	P	ERA	WHIP

BOTTOM

Philadelphia Phillies @ St. Louis Cardinals

Busch Stadium, St. Louis, MO

Sun Apr 25 1971, 3:33 AM CDT

Att. 13,122 - Unknown

livebaseballscorecards.com

AB	36
R	5
H	11
RBI	5
BB	3
SO	2
LOB	16

WP: 0	PB: 0	SB: 2	CS: 0
PA: 40			

New York Mets @ St. Louis Cardinals

Busch Stadium, St. Louis, MO

Mon Apr 26 1971, 7:05 PM CDT

Att. 20,402 - Unknown

TOP

livebaseballscorecards.com

Batter	1	2	3	4	5	6	7	8	9	AB	R	H	RBI	BB	SO	LOB
Tommie Agee, R (1, 8) OBP: 0.294, SLG: 0.413	0-0 2B		6-3	5-3		HR	BB		4-3	5	2	2	1	1	0	1
Bud Harrelson, S (1, 6) OBP: 0.439, SLG: 0.396	0-0 2B		6-3	WP PB 2B		K	G4-6-3		K	5	1	1	1	1	2	2
Dave Marshall, L (1, 9) OBP: 0.481, SLG: 0.478	0-0 1B		1B BB	1B 2B		FC5-4		F7		3	3	2	1	2	0	0
Cleon Jones, R (1, 7) OBP: 0.305, SLG: 0.426	0-0 FC1		1B 1B	2-H 1B		FC5-4		1B FC1-2		5	0	3	1	0	0	3
Ed Kranepool, L (1, 3) OBP: 0.464, SLG: 0.577	0-0 G3-6-3		1-3 2-H 1B	P6			WP 2B	FC1-2 1B		5	2	4	2	0	0	1
Ken Boswell, L (1, 4) OBP: 0.292, SLG: 0.349	0-0 G3-6-3		F9		G5-4-3		PB 1B	FC1-2		2	0	0	0	0	0	4
Tim Foli, R (4, 4) OBP: 0.313, SLG: 0.357					BB		1-H 2B	1-3 3-H 1B		2	1	1	1	1	0	2
Bob Aspromonte, R (1, 5) OBP: 0.291, SLG: 0.250		0-0 6-3		0-0 2B	0-0 G5-4-3		0-0 P4	0-0 FC3-6		5	1	2	1	0	0	2
				1-2f 1B	1-2f BB		2-3	1-2 3-H 1B								
Jerry Grote, R (1, 2) OBP: 0.362, SLG: 0.419		0-3 K		0-0 PB WP	0-0 F9		4-0 1B WP	0-0 FC3-6		4	2	1	1	1	1	2
				1-H 2B			BB	1-2f								
Tom Seaver, R (1, 1) OBP: 0.333, SLG: 0.308		0-0 6-3		0-3 K		0-0 P4	0-0 WP		0-0 F8	5	0	1	1	0	1	1
							1-3 3-H 1B									

AB	41
R	12
H	17
RBI	10
BB	6
SO	4
LOB	18

Inning Stats	1	2	3	4	5	6	7	8	9	1B: 11	SF: 0	WP: 3	PA: 47
R	2	0	1	4	0	1	3	1	0	2B: 5	SAC: 0	PB: 2	
E	0	0	0	0	0	0	0	0	0	3B: 0	DP: 3	SB: 0	
K	0	1	0	1	0	1	0	0	1	HR: 1	HBP: 0	CS: 0	
S	6	5	5	9	2	6	5	6	5				
H	4	0	2	4	0	1	3	3	0				
LOB	1	0	2	1	0	1	1	2	0				
BB	0	0	1	1	1	1	2	0	0				
P	6	5	9	13	6	10	13	6	5				

PITCHER		IP	WLS	BF	H	R	ER	SO	BB	IBB	HBP	BLK	WP	HR	S	P	ERA	WHIP
Bob Gibson, R ERA: 3.38	(1, 1)	3.2	L	22	10	7	7	2	2	0	0	0	1	0	24	32	17.18	3.273
George Brunet, L ERA: 5.19	(4, 1)	1.1		4	0	0	0	0	1	0	0	0	0	0	3	7	0.00	0.750
Fred Norman, L ERA: 12.27	(6, 1)	1.1		11	4	4	4	1	3	0	0	0	2	1	10	22	27.00	5.250
Chuck Taylor, R ERA: 3.86	(7, 1)	1.2		7	3	1	1	0	0	0	0	0	0	0	7	7	5.40	1.800
Moe Drabowsky, R ERA: 2.25	(9, 1)	1.0		3	0	0	0	1	0	0	0	0	0	0	5	5	0.00	0.000

PITCHER	IP	WLS	BF	H	R	ER	SO	BB	IBB	HBP	BLK	WP	HR	S	P	ERA	WHIP

New York Mets @ St. Louis Cardinals

Busch Stadium, St. Louis, MO

Mon Apr 26 1971, 7:05 PM CDT

Att. 20,402 - Unknown

livebaseballscorecards.com

BOTTOM

Batter	1	2	3	4	5	6	7	8	9	AB	R	H	RBI	BB	SO	LOB
Lou Brock, L (1, 7) OBP: 0.372, SLG: 0.458	K		2B 1-2 1B			2-3		4-3		4	0	1	0	0	1	0
Matty Alou, L (1, 8) OBP: 0.340, SLG: 0.419	F7		1-3 2-H 2B			F8			SF9 3B	4	1	2	1	0	0	0
Ted Simmons, S (1, 2) OBP: 0.471, SLG: 0.500	P3		F2			F7			SF9 3-H	3	0	0	1	0	0	2
Joe Torre, R (1, 5) OBP: 0.386, SLG: 0.588		6-3		6-3			FC4-6 1B		K	4	0	1	0	0	1	0
Jose Cardenal, R (1, 9) OBP: 0.300, SLG: 0.343 Luis Melendez, R (6, 9) OBP: 0.462, SLG: 0.500	K			F9			F8		1B 1B	2 2	0 0	0 1	0 0	0 0	1 0	0 1
Joe Hague, L (1, 3) OBP: 0.283, SLG: 0.288	P4			K			FC4-6 1-2f		FC6-4 1-2 1B	4	0	1	0	0	1	1
Ted Sizemore, R (1, 6) OBP: 0.276, SLG: 0.214			1-3		5-3		K		FC6-4 1-2f	4	0	0	0	0	1	3
Julian Javier, R (1, 4) OBP: 0.192, SLG: 0.160			1B 2B 1B		P4			P4		3	1	1	0	0	0	0
Bob Gibson, R (1, 1) OBP: 0.357, SLG: 0.538 George Brunet, R (4, 1) OBP: 0.333, SLG: 0.333 Leron Lee, L (5, PH) OBP: 0.286, SLG: 0.333 Fred Norman, S (6, 1) Chuck Taylor, R (7, 1) Bob Burda, L (8, PH) OBP: 0.500, SLG: 0.400 Moe Drabowsky, R (9, 1)			K		K			K		1 0 1 0 0 0 1 0	0 0 0 0 0 0 0 0	0 0 0 0 0 0 0 0	0 0 0 0 0 0 0 0	0 0 0 0 0 0 0 0	1 0 1 0 0 1 0 0	1 0 0 0 0 0 0 0

Inning Stats	1	2	3	4	5	6	7	8	9
	R: 0 H: 0 E: 0 LOB: 0 K: 1 BB: 0 S: 5 P: 5	R: 0 H: 0 E: 0 LOB: 0 K: 1 BB: 0 S: 5 P: 5	R: 1 H: 3 E: 0 LOB: 2 K: 1 BB: 0 S: 8 P: 8	R: 0 H: 0 E: 0 LOB: 0 K: 1 BB: 0 S: 5 P: 5	R: 0 H: 0 E: 0 LOB: 0 K: 1 BB: 0 S: 5 P: 5	R: 0 H: 0 E: 0 LOB: 0 K: 0 BB: 0 S: 3 P: 3	R: 0 H: 1 E: 0 LOB: 1 K: 1 BB: 0 S: 6 P: 6	R: 0 H: 0 E: 0 LOB: 0 K: 1 BB: 0 S: 5 P: 5	R: 1 H: 3 E: 0 LOB: 2 K: 1 BB: 0 S: 8 P: 8

AB	33
R	2
H	7
RBI	2
BB	0
SO	8
LOB	8

1B: 5	SF: 1
2B: 1	SAC: 0
3B: 1	DP: 0
HR: 0	HBP: 0

WP: 0	PA: 34
PB: 0	
SB: 0	
CS: 0	

PITCHER	IP	WLS	BF	H	R	ER	SO	BB	IBB	HBP	BLK	WP	HR	S	P	ERA	WHIP
Tom Seaver, R (1, 1) ERA: 1.37	9.0	W	34	7	2	2	8	0	0	0	0	0	0	50	50	2.00	0.778

PITCHER	IP	WLS	BF	H	R	ER	SO	BB	IBB	HBP	BLK	WP	HR	S	P	ERA	WHIP

Batter	1	2	3	4	5	6	7	8	9	AB	R	H	RBI	BB	SO	LOB
Tommie Agee, R (1, 8) OBP: 0.301, SLG: 0.412	S S S 0-3 ① K		x 0-0 2B E 1B	x 0-0 ③ 5-3			x 0-0 WP 1B		x 0-0 ③ 2-3	5	1	2	0	0	1	1
Bud Harrelson, S (1, 6) OBP: 0.429, SLG: 0.404	x 0-0 ② F8		x 0-0 E7 4-3 1-H WP 2B		x 0-0 ① F8		x 0-0 F8 1-2 ②			4	1	1	0	0	0	1
Cleon Jones, R (1, 7) OBP: 0.286, SLG: 0.397	x 0-0 E6		x 0-0 ① 4-3 2-3		x 0-0 ② 6-3		x 0-0 ③ 5-3			4	0	0	0	0	0	2
Donn Clendenon, R (1, 3) OBP: 0.318, SLG: 0.405	x 0-0 ③ F9		x 0-0 E6 WP		x 0-0 ③ F9			x 0-0 ① 5-3		4	0	0	0	0	0	2
Ken Singleton, S (1, 9) OBP: 0.350, SLG: 0.333		x 0-0 FC5 1B 1B	x 0-0 ② P4 1-2 3-H			x 0-0 ① 6-3		x 0-0 ② 1-3		4	0	1	0	0	0	1
Bob Aspromonte, R (1, 5) OBP: 0.288, SLG: 0.236		x 0-0 ① F9	B B B B 4-0 FC6-4 BB			x 0-0 ② 6-3		x 0-0 ③ 1-3		3	0	0	0	1	0	1
Tim Foli, R (1, 4) OBP: 0.300, SLG: 0.333		x 0-0 ② F2	x 0-0 ③ FC6-4 1-2f			x 0-0 1B 1B			x 0-0 ① 5-3	4	0	1	0	0	0	3
Jerry Grote, R (1, 2) OBP: 0.392, SLG: 0.435		x 0-0 1-2 1B		x 0-0 ① G3		x 0-0 ③ 1-3 1B			B B B B 4-0 BB	3	0	2	0	1	0	0
Jerry Koosman, R (1, 1) OBP: 0.300, SLG: 0.222 Danny Frisella, L (9, 1)		x 0-0 ③ FC5 2-3f		x 0-0 ② P4			S S S 0-3 ① K		S S S 0-3 ② K	4 0	0 0	0 0	0 0	0 0	2 0	3 0
Inning Stats	R: 0 E: 1 K: 1 S: 6 H: 0 LOB: 1 BB: 0 P: 6	R: 0 E: 0 K: 0 S: 5 H: 2 LOB: 2 BB: 0 P: 5	R: 2 E: 2 K: 0 S: 6 H: 2 LOB: 2 BB: 1 P: 10	R: 0 E: 0 K: 0 S: 3 H: 0 LOB: 0 BB: 0 P: 3	R: 0 E: 0 K: 0 S: 3 H: 0 LOB: 0 BB: 0 P: 3	R: 0 E: 0 K: 0 S: 4 H: 2 LOB: 2 BB: 0 P: 4	R: 0 E: 0 K: 1 S: 6 H: 1 LOB: 1 BB: 0 P: 6	R: 0 E: 0 K: 0 S: 3 H: 0 LOB: 0 BB: 0 P: 3	R: 0 E: 0 K: 1 S: 5 H: 0 LOB: 1 BB: 1 P: 9	1B: 6 2B: 1 3B: 0 HR: 0	SF: 0 SAC: 0 DP: 0 HBP: 0						

TOP

New York Mets @ St. Louis Cardinals

Busch Stadium, St. Louis, MO

Tue Apr 27 1971, 7:05 PM CDT

Att. 8,575 - Unknown

livebaseballscorecards.com

AB	35
R	2
H	7
RBI	0
BB	2
SO	3
LOB	14

PITCHER		IP	WLS	BF	H	R	ER	SO	BB	IBB	HBP	BLK	WP	HR	S	P	ERA	WHIP
Steve Carlton, L ERA: 2.23	(1, 1)	7.0	L	30	7	2	2	2	1	0	0	0	2	0	33	37	2.57	1.143
Frank Linzy, R ERA: 1.35	(8, 1)	2.0		7	0	0	0	1	1	0	0	0	0	0	8	12	0.00	0.500

PITCHER		IP	WLS	BF	H	R	ER	SO	BB	IBB	HBP	BLK	WP	HR	S	P	ERA	WHIP

1B: 6	SF: 0	WP: 2	PA: 37
2B: 1	SAC: 0	PB: 0	
3B: 0	DP: 0	SB: 0	
HR: 0	HBP: 0	CS: 0	

New York Mets @ St. Louis Cardinals

Busch Stadium, St. Louis, MO

Tue Apr 27 1971, 7:05 PM CDT

Att. 8,575 - Unknown

BOTTOM

livebaseballscorecards.com

Batter	1	2	3	4	5	6	7	8	9	AB	R	H	RBI	BB	SO	LOB
Lou Brock, L (1, 7) OBP: 0.354, SLG: 0.434	1-3		F8			6-3		F7		4	0	0	0	0	0	2
Matty Alou, L (1, 8) OBP: 0.337, SLG: 0.411	P4		2-H 3-H 1B			4-3		E2 CS		4	0	1	1	0	0	0
Ted Simmons, S (1, 2) OBP: 0.458, SLG: 0.483	K			6-3		1B		5-3 1-2		4	0	1	0	0	1	1
Joe Torre, R (1, 5) OBP: 0.402, SLG: 0.595		G1-6-3		1B		P6			1B SH	4	0	3	0	0	0	1
Jose Cardenal, R (1, 9) OBP: 0.289, SLG: 0.329		F3		F7			F8		SH 1B 1-2	3	0	0	0	0	0	2
Julian Javier, R (1, 4) OBP: 0.172, SLG: 0.143		G1-6-3 1-2f		F7			5-3		K	3	0	0	0	0	0	2
Bob Burda, L (9, PH) OBP: 0.429, SLG: 0.333										1	0	0	0	0	1	2
Jim Beauchamp, R (1, 3) OBP: 0.333, SLG: 0.419			SH5-4 1B 1B		K		2B		1-2 2-3 1B	3	1	2	0	0	1	0
Leron Lee, L (9, PH) OBP: 0.375, SLG: 0.429										1	0	1	0	0	0	0
Ted Sizemore, R (1, 6) OBP: 0.288, SLG: 0.219			SH5-4 1-2 1B	1B		6-3	BB		P3	3	0	1	0	1	0	3
Steve Carlton, L (1, 1) OBP: 0.250, SLG: 0.438			SH5-4 1-2 2-3		K		1-3		K	1	0	0	0	0	1	0
Luis Melendez, R (7, PH) OBP: 0.429, SLG: 0.462										1	0	0	0	0	0	2
Frank Linzy, R (8, 1) OBP: 1.000, SLG: 1.000										0	0	0	0	0	0	0
Joe Hague, L (9, PH) OBP: 0.279, SLG: 0.283										1	0	0	0	0	1	3
Inning Stats	R: 0 E: 0 K: 1 S: 5 H: 0 LOB: 0 BB: 0 P: 5	R: 0 E: 0 K: 0 S: 3 H: 1 LOB: 0 BB: 0 P: 3	R: 1 E: 0 K: 0 S: 5 H: 3 LOB: 2 BB: 0 P: 5	R: 0 E: 0 K: 0 S: 4 H: 1 LOB: 1 BB: 0 P: 4	R: 0 E: 0 K: 2 S: 7 H: 0 LOB: 0 BB: 0 P: 7	R: 0 E: 0 K: 0 S: 4 H: 1 LOB: 1 BB: 0 P: 4	R: 0 E: 0 K: 0 S: 4 H: 1 LOB: 2 BB: 1 P: 8	R: 0 E: 1 K: 0 S: 3 H: 0 LOB: 0 BB: 0 P: 3	R: 0 E: 0 K: 2 S: 10 H: 2 LOB: 3 BB: 0 P: 10	1B: 8 2B: 1 3B: 0 HR: 0 SF: 0 SAC: 2 DP: 1 HBP: 0							

	AB	33
	R	1
	H	9
	RBI	1
	BB	1
	SO	5
	LOB	18

WP: 0 PB: 0 SB: 0 CS: 1 PA: 36

PITCHER		IP	WLS	BF	H	R	ER	SO	BB	IBB	HBP	BLK	WP	HR	S	P	ERA	WHIP
Jerry Koosman, L ERA: 1.91	(1, 1)	8.0	W	31	8	1	1	3	1	0	0	0	0	0	36	40	1.12	1.125
Danny Frisella, R ERA: 2.84	(9, 1)	1.0	S	5	1	0	0	2	0	0	0	0	0	0	9	9	0.00	1.000

PITCHER	IP	WLS	BF	H	R	ER	SO	BB	IBB	HBP	BLK	WP	HR	S	P	ERA	WHIP

Batter	1	2	3	4	5	6	7	8	9	AB	R	H	RBI	BB	SO	LOB
Tommie Agee, R (1, 8) OBP: 0.304, SLG: 0.411	6-3	F9		BB 2-H		K		F7	BB	5	0	1	1	1	1	0
Bud Harrelson, S (1, 6) OBP: 0.447, SLG: 0.410	S 1B BB		L8	BB			S 1B 1B	HBP 1B	G1	4	2	2	0	2	0	3
Dave Marshall, L (1, 9) OBP: 0.531, SLG: 0.480	K 1-2		S 2B BB	1-2 2-3 BB			S 1-H 1B 1B	G6-3 1-2 HBP		2	2	1	1	2	1	1
Cleon Jones, R (1, 7) OBP: 0.279, SLG: 0.381	PB 2-H 1B 1B		F8	K			F8	G6-3 1-2f		5	1	1	1	0	1	7
Ed Kranepool, L (1, 3) OBP: 0.515, SLG: 0.633	1-H 1B		1-H 2B		4-3		1B 1-H 1B 1B		G3 1B BB	4	2	3	3	1	0	0
Ken Boswell, L (1, 4) OBP: 0.283, SLG: 0.333	4-3		F8		G3		1B 1-2 1B		G3 1-2	5	0	1	0	0	0	3
Bob Aspromonte, R (1, 5) OBP: 0.290, SLG: 0.228		1B G6-3 BB		5-3	3-1		1-2 2-H 1B		P3	2	1	0	0	1	0	0
Tim Foli, R (6, 5) OBP: 0.318, SLG: 0.350										2	0	1	1	0	0	1
Jerry Grote, R (1, 2) OBP: 0.411, SLG: 0.429		G6-3 1-3 1B		SH3-4 2B BB		L3	K		E 1B BB	3	1	1	0	2	1	2
Gary Gentry, R (1, 1) OBP: 0.167, SLG: 0.167		G6-3 1-2f 3-H		SH3-4 1-2		4-3	K		E8 1-3 2-H 1B	4	0	1	1	0	1	3
Inning Stats	R: 2 E: 0 K: 1 S: 7 H: 2 LOB: 1 BB: 1 P: 11	R: 1 E: 0 K: 0 S: 3 H: 1 LOB: 0 BB: 1 P: 7	R: 1 E: 0 K: 0 S: 4 H: 1 LOB: 1 BB: 1 P: 8	R: 1 E: 0 K: 1 S: 6 H: 1 LOB: 3 BB: 3 P: 18	R: 0 E: 0 K: 0 S: 3 H: 0 LOB: 0 BB: 0 P: 3	R: 0 E: 0 K: 1 S: 5 H: 0 LOB: 0 BB: 0 P: 5	R: 3 E: 0 K: 2 S: 12 H: 5 LOB: 2 BB: 0 P: 12	R: 0 E: 0 K: 0 S: 3 H: 1 LOB: 1 BB: 0 P: 4	R: 1 E: 1 K: 0 S: 4 H: 1 LOB: 3 BB: 3 P: 16	1B: 10 2B: 2 3B: 0 HR: 0 SF: 0 SAC: 1 DP: 2 HBP: 1						

PITCHER		IP	WLS	BF	H	R	ER	SO	BB	IBB	HBP	BLK	WP	HR	S	P	ERA	WHIP
Mike Torrez, R ERA: 5.64	(1, 1)	3.0	L	15	4	4	3	1	3	0	0	0	0	0	14	26	9.00	2.333
George Brunet, L ERA: 5.79	(4, 1)	0.2		6	1	1	1	0	3	0	0	0	0	0	3	15	13.50	6.000
Chuck Taylor, R ERA: 2.89	(4, 1)	2.1		7	0	0	0	2	0	0	0	0	0	0	11	11	0.00	0.000
Moe Drabowsky, R ERA: 4.5	(7, 1)	2.0		12	6	3	3	2	0	0	1	0	0	0	15	16	13.50	3.000
Frank Linzy, R ERA: 1.88	(9, 1)	1.0		7	1	1	1	0	3	0	0	0	0	0	4	16	9.00	4.000

PITCHER	IP	WLS	BF	H	R	ER	SO	BB	IBB	HBP	BLK	WP	HR	S	P	ERA	WHIP

TOP

New York Mets @ St. Louis Cardinals

Busch Stadium, St. Louis, MO

Wed Apr 28 1971, 7:05 PM CDT

Att. 8,171 - Unknown

livebaseballscorecards.com

AB	36
R	9
H	12
RBI	8
BB	9
SO	5
LOB	20

WP: 0 PA: 47
PB: 1
SB: 4
CS: 0

New York Mets @ St. Louis Cardinals

Busch Stadium, St. Louis, MO

Wed Apr 28 1971, 7:05 PM CDT

Att. 8,171 - Unknown

BOTTOM

livebaseballscorecards.com

Batter	1	2	3	4	5	6	7	8	9	AB	R	H	RBI	BB	SO	LOB
Lou Brock, L (1, 7) OBP: 0.360, SLG: 0.450	6-3		F7			BB 1B		2B		4	0	2	0	0	0	1
Matty Alou, L (1, 8) OBP: 0.330, SLG: 0.402 George Brunet, R (4, 1) OBP: 0.333, SLG: 0.333 Chuck Taylor, R (4, 1) Bob Burda, L (6, PH) OBP: 0.500, SLG: 0.333 Moe Drabowsky, R (7, 1) Jim Beauchamp, R (8, PH) OBP: 0.324, SLG: 0.406 Frank Linzy, R (9, 1) OBP: 1.000, SLG: 1.000	K		6-3			BBB 1-2 BB		K		2 0 0 0 0 1 0	0 0 0 0 0 0 0	0 0 0 0 0 0 0	0 0 0 0 0 1 0	0 0 0 1 0 0 0	1 0 0 0 0 0 0	1 0 0 0 0 1 0
Ted Simmons, S (1, 2) OBP: 0.434, SLG: 0.453	P6			4-3		F7		2-3		4	0	0	0	0	0	3
Joe Torre, R (1, 5) OBP: 0.407, SLG: 0.591		1B		1B		F2		1-5-3		4	0	2	0	0	0	3
Jose Cardenal, R (1, 9) OBP: 0.276, SLG: 0.312 (4, 8)		K		F8		F8			F9	4	0	0	0	0	1	4
Joe Hague, L (1, 3) OBP: 0.262, SLG: 0.263		F8		F7			P5		F9	4	0	0	0	0	0	2
Ted Sizemore, R (1, 6) OBP: 0.274, SLG: 0.208		F7			P6		4-3		F9	4	0	0	0	0	0	1
Julian Javier, R (1, 4) OBP: 0.219, SLG: 0.194			1B		G6-3 1B		SSS K			3	0	2	0	0	1	0
Mike Torrez, R (1, 1) Leron Lee, L (3, PH) OBP: 0.364, SLG: 0.700 (4, 9)			P4		G6-3 1-2f			HR		0 3	0 1	0 1	0 1	0 0	0 0	0 2

	AB	33
	R	1
	H	7
	RBI	1
	BB	1
	SO	4
	LOB	18

Inning Stats	1	2	3	4	5	6	7	8	9	1B: 5	SF: 0	WP: 0	PA: 34
R:	0	0	0	0		0	0	1	0	2B: 1	SAC: 0	PB: 0	
E:	0	0	0	0		0	0	0	0	3B: 0	DP: 1	SB: 0	
K:	1	1	0	0		0	1	0	0	HR: 1	HBP: 0	CS: 0	
S:	5	6	4	4		4	5	7	3				
H:	0	1	1	1		1	0	2	0				
LOB:	0	1	1	1		2	0	1	0				
BB:	0	0	0	0		1	0	0	0				
P:	5	6	4	4		8	5	7	3				

PITCHER	IP	WLS	BF	H	R	ER	SO	BB	IBB	HBP	BLK	WP	HR	S	P	ERA	WHIP
Gary Gentry, R (1, 1) ERA: 2.88	9.0	W	34	7	1	1	4	1	0	0	0	0	1	41	45	1.00	0.889

PITCHER	IP	WLS	BF	H	R	ER	SO	BB	IBB	HBP	BLK	WP	HR	S	P	ERA	WHIP

Batter	1	2	3	4	5	6	7	8	9	AB	R	H	RBI	BB	SO	LOB
Tommie Agee, R (1, 8) OBP: 0.310, SLG: 0.410	G4-6-3 1B		F3		K		HR 4-3 1B	K		5	1	2	1	0	2	0
Bud Harrelson, S (1, 6) OBP: 0.420, SLG: 0.379	G4-6-3 1-2f		F5		K		4-3 1-2	F7		5	0	0	0	0	1	2
Cleon Jones, R (1, 7) OBP: 0.315, SLG: 0.418	FC5-4 1B		1B			1B 1-4-3 2B	HR		F8	4	2	3	0	1	0	0
Donn Clendenon, R (1, 3) OBP: 0.347, SLG: 0.478	FC5-4 1-2f		F8			4-3 1-4-3 2-3 1B	1-H 2-H HR		BBBB L5-3 BB	4	1	2	3	1	0	2
Ken Singleton, S (1, 9) OBP: 0.356, SLG: 0.306		6-3		BBBB G4-6-3 BB		1-4-3 1-2 3-H	BBBB 2B BB		L5-3 1-2	3	1	0	1	2	0	2
Bob Aspromonte, R (1, 5) OBP: 0.303, SLG: 0.279		5-3 2B		G4-6-3 1-2f		4-3 2-3	5-3 1-H 2B			4	0	2	1	0	0	2
Tim Foli, R (1, 4) OBP: 0.346, SLG: 0.348		BBBB 4-0 5-3 BB		FC4-6 1B		P6	5-3 2-3			3	0	1	0	1	0	2
Jerry Grote, R (1, 2) OBP: 0.400, SLG: 0.434		5-3 1-2 2-3		FC4-6 1-2f			2B		F8	4	1	1	0	0	0	4
Nolan Ryan, R (1, 1)		4-3			F8		2-H 1B 2B	4-3		2	0	0	0	0	0	2
Don Hahn, R (7, PH) OBP: 0.667, SLG: 1.000										1	1	1	1	0	0	0
Danny Frisella, L (7, 1)										1	0	0	0	0	0	0
Inning Stats	R: 0 E: 0 K: 0 S: 4 H: 2 LOB: 1 BB: 0 P: 4	R: 0 E: 0 K: 0 S: 4 H: 1 LOB: 2 BB: 1 P: 8	R: 0 E: 0 K: 0 S: 4 H: 1 LOB: 1 BB: 0 P: 4	R: 0 E: 0 K: 0 S: 3 H: 1 LOB: 1 BB: 1 P: 7	R: 0 E: 0 K: 2 S: 7 H: 0 LOB: 0 BB: 0 P: 7	R: 1 E: 0 K: 0 S: 5 H: 2 LOB: 1 BB: 0 P: 5	R: 6 E: 0 K: 0 S: 8 H: 5 LOB: 1 BB: 2 P: 16	R: 0 E: 0 K: 1 S: 5 H: 0 LOB: 0 BB: 0 P: 5	R: 0 E: 0 K: 0 S: 2 H: 0 LOB: 0 BB: 1 P: 6	1B: 6 2B: 6 3B: 0 HR: 1	SF: 0 SAC: 0 DP: 3 HBP: 0						

TOP

New York Mets @ St. Louis Cardinals

Busch Stadium, St. Louis, MO

Thu Apr 29 1971, 3:33 AM CDT

Att. 10,215 - Unknown

livebaseballscorecards.com

AB	36
R	7
H	12
RBI	7
BB	5
SO	3
LOB	16

WP: 0 PB: 0 SB: 0 CS: 0 PA: 41

PITCHER		IP	WLS	BF	H	R	ER	SO	BB	IBB	HBP	BLK	WP	HR	S	P	ERA	WHIP
Jerry Reuss, L ERA: 3.77	(1, 1)	6.0	L	28	10	4	4	2	2	0	0	0	0	0	30	38	6.00	2.000
Chuck Taylor, R ERA: 5.59	(7, 1)	0.1		4	1	2	2	0	1	1	0	0	0	1	2	10	54.00	6.000
Don Shaw, L ERA:	(7, 1)	2.2		9	1	1	1	1	1	0	0	0	0	0	10	14	3.38	0.750

PITCHER		IP	WLS	BF	H	R	ER	SO	BB	IBB	HBP	BLK	WP	HR	S	P	ERA	WHIP

New York Mets @ St. Louis Cardinals

Busch Stadium, St. Louis, MO

Thu Apr 29 1971, 3:33 AM CDT

Att. 10,215 - Unknown

livebaseballscorecards.com

BOTTOM

Batter	1	2	3	4	5	6	7	8	9	AB	R	H	RBI	BB	SO	LOB
Lou Brock, L (1, 9) OBP: 0.363, SLG: 0.434	BBBB 4-0 CS BB		SSS 0-3 ① K 1-2		BBBB 4-0 S BB		X 0-0 ① 4-3		SSS 0-3 ③ K	3	0	0	0	2	2	1
Leron Lee, L (1, 7) OBP: 0.333, SLG: 0.538	BBBB 4-0 ① E 1-2 BB		SSS 0-3 ② K		SSS 0-3 ② K 1-2		SSS 0-3 ② K			3	0	0	0	1	3	2
Ted Simmons, S (1, 2) OBP: 0.425, SLG: 0.441	X 0-0 E6 G6-4-3 1-2		X 0-0 ③ 2-H 1B		X 0-0 ③ F6		SSS 0-3 ③ K			4	0	1	0	0	1	2
Joe Torre, R (1, 5) OBP: 0.400, SLG: 0.571	X 0-0 ②③ G6-4-3 1-2f			X 0-0 ① P6		BBBB 4-0 1B BB		SSS 0-3 ① K		3	0	0	0	1	1	2
Jose Cardenal, R (1, 8) OBP: 0.275, SLG: 0.300		BBBB 4-0 4-3 S BB		X 0-0 ② F8		X 0-0 ① F8		SSS 0-3 ② K		3	0	0	0	1	1	1
Joe Hague, L (1, 3) OBP: 0.275, SLG: 0.267		X 0-0 ① P4 1-2		BBBB 4-0 E BB		X 0-0 ② P4		X 0-0 1B		3	0	1	0	1	0	2
Julian Javier, R (1, 4) OBP: 0.222, SLG: 0.200		X 0-0 ② 4-3 2-3		X 0-0 E6 1-3		X 0-0 BB 1-3 1B		X 0-0 ③ 5-3		4	0	1	0	0	0	3
Dal Maxvill, R (1, 6) OBP: 0.237, SLG: 0.152 Bob Burda, L (6, PH) OBP: 0.556, SLG: 0.333 Dick Schofield, S (7, 6) OBP: 0.227, SLG: 0.158		X 0-0 ③ 4-3		X 0-0 ③ F8		BBBB 4-0 1-2 BB			SSS 0-3 ① K	2	0	0	0	0	0	3
										0	0	0	0	1	0	0
										1	0	0	0	0	1	0
Jerry Reuss, L (1, 1) OBP: 0.154, SLG: 0.083 Chuck Taylor, R (7, 1) Don Shaw, L (7, 1) Jim Beauchamp, R (9, PH) OBP: 0.314, SLG: 0.394			BBBB 4-0 BLK 1B BB		SSS 0-3 ① K	SSS 0-3 ③ K			X 0-0 ② F7	2	0	0	0	1	2	3
										0	0	0	0	0	0	0
										0	0	0	0	0	0	0
										1	0	0	0	0	0	0
Inning Stats	R: 0 E: 1 K: 0 S: 2 H: 0 LOB: 1 BB: 2 P: 10	R: 0 E: 0 K: 0 S: 3 H: 0 LOB: 1 BB: 1 P: 7	R: 0 E: 0 K: 2 S: 7 H: 1 LOB: 2 BB: 1 P: 11	R: 0 E: 1 K: 0 S: 4 H: 0 LOB: 2 BB: 1 P: 8	R: 0 E: 0 K: 2 S: 7 H: 0 LOB: 1 BB: 1 P: 11	R: 0 E: 0 K: 1 S: 6 H: 1 LOB: 3 BB: 2 P: 14	R: 0 E: 0 K: 2 S: 7 H: 0 LOB: 0 BB: 0 P: 7	R: 0 E: 0 K: 2 S: 8 H: 1 LOB: 1 BB: 0 P: 8	R: 0 E: 0 K: 2 S: 7 H: 0 LOB: 0 BB: 0 P: 7	1B: 3 2B: 0 3B: 0 HR: 0	SF: 0 SAC: 0 DP: 1 HBP: 0						

	AB	29
	R	0
	H	3
	RBI	0
	BB	8
	SO	11
	LOB	19

WP: 0 PB: 0 SB: 2 CS: 1 PA: 37

PITCHER		IP	WLS	BF	H	R	ER	SO	BB	IBB	HBP	BLK	WP	HR	S	P	ERA	WHIP
Nolan Ryan, R ERA: 1.93	(1, 1)	6.0	W	27	2	0	0	5	8	0	0	1	0	0	29	61	0.00	1.667
Danny Frisella, R ERA: 1.93	(7, 1)	3.0	S	10	1	0	0	6	0	0	0	0	0	0	22	22	0.00	0.333

Batter	1	2	3	4	5	6	7	8	9	AB	R	H	RBI	BB	SO	LOB
Bob Bailey, R (1, 5) OBP: 0.328, SLG: 0.200	BBBB 4-0 SH3-4 BB		x 0-0 F1 ②		x 0-0 5-3 ③		I I I 4-0 PB IBB		S S S 0-3 K ③	3	0	0	0	2	1	1
Ron Hunt, R (1, 4) OBP: 0.429, SLG: 0.300	x 0-0 SH3-4 ① 1-2		x 0-0 F8 ③			x 0-0 F7 ①	H 1-0 FC4-6 HBP 1-2 2-3 3-H			2	0	0	0	0	0	0
Rusty Staub, L (1, 9) OBP: 0.429, SLG: 0.561	BBBB 4-0 BB			x 0-0 4-3 ①		x 0-0 1B E 1B	x 0-0 F5 ②			3	1	1	0	1	0	3
Ron Fairly, L (1, 3) OBP: 0.375, SLG: 0.282	x 0-0 F5 ②			x 0-0 FC4-6 1B		x 0-0 1-3 1B ②	x 0-0 FC4-6 ③ 1-2f			4	0	2	0	0	0	5
Jim Fairey, L (1, 7) OBP: 0.292, SLG: 0.304 Gary Sutherland, R (8, PH) (8, 7)	x 0-0 P6 ③			x 0-0 FC4-6 ② 1-2f		x 0-0 E6 3-H		x 0-0 6-3 ①		3 1	0 0	0 0	0 0	0 0	0 0	3 0
Boots Day, L (1, 8) OBP: 0.289, SLG: 0.179 Ron Swoboda, R (8, PH) OBP: 0.421, SLG: 0.563 (8, 8)		x 0-0 6-3 ①		x 0-0 F9 ③		x 0-0 P6 ③		x 0-0 F7 ②		3 1	0 0	0 0	0 0	0 0	0 0	2 0
John Bateman, R (1, 2) OBP: 0.298, SLG: 0.352 John Boccabella, R (7, 2) OBP: 0.364, SLG: 0.700		x 0-0 F8 ②			x 0-0 6-3 2B		x 0-0 FC1-6 1B	x 0-0 5-3 ③		3 1	0 0	2 0	0 0	0 0	0 0	0 0
Bobby Wine, R (1, 6) OBP: 0.327, SLG: 0.277		x 0-0 4-3 ③			x 0-0 6-3 ① 2-3		x 0-0 FC1-6 ① 2B 1-2f PB		x 0-0 F7 ①	4	1	0	0	0	0	2
Bill Stoneman, R (1, 1) OBP: 0.125, SLG: 0.125 Mack Jones, L (7, PH) OBP: 0.176, SLG: 0.133 Claude Raymond, R (7, 1) Ron Brand, R (9, PH) OBP: 0.500, SLG: 0.500			S S S 0-3 K ①		S S S 0-3 K ②		x 0-0 PB 1-3 2B		x 0-0 5-3 ②	2 1 0 1	0 0 0 0	0 1 0 0	0 0 0 0	2 0 0 0	0 0 0 0	1 0 0 0
Inning Stats	R: 0 E: 0 K: 0 S: 3 H: 0 LOB: 2 BB: 0 P: 11	R: 0 E: 0 K: 0 S: 3 H: 0 LOB: 0 BB: 0 P: 3	R: 0 E: 0 K: 1 S: 5 H: 0 LOB: 0 BB: 0 P: 5	R: 0 E: 0 K: 0 S: 4 H: 1 LOB: 1 BB: 0 P: 4	R: 0 E: 0 K: 1 S: 6 H: 1 LOB: 1 BB: 0 P: 6	R: 1 E: 1 K: 0 S: 5 H: 2 LOB: 1 BB: 0 P: 5	R: 1 E: 0 K: 0 S: 5 H: 2 LOB: 3 BB: 1 P: 10	R: 0 E: 0 K: 0 S: 3 H: 0 LOB: 0 BB: 0 P: 3	R: 0 E: 0 K: 1 S: 5 H: 0 LOB: 0 BB: 0 P: 5	1B: 4 2B: 2 3B: 0 HR: 0	SF: 0 SAC: 1 DP: 0 HBP: 1						

PITCHER		IP	WLS	BF	H	R	ER	SO	BB	IBB	HBP	BLK	WP	HR	S	P	ERA	WHIP
Reggie Cleveland, R ERA: 3.77	(1, 1)	6.1		29	6	2	1	2	2	1	1	0	0	0	29	42	1.42	1.263
Don Shaw, L ERA:	(7, 1)	2.2	W	8	0	0	0	1	0	0	0	0	0	0	10	10	0.00	0.000

PITCHER	IP	WLS	BF	H	R	ER	SO	BB	IBB	HBP	BLK	WP	HR	S	P	ERA	WHIP

TOP

Montreal Expos @ St. Louis Cardinals

Busch Stadium, St. Louis, MO

Fri Apr 30 1971, 7:05 PM CDT

Att. 10,766 - Unknown

livebaseballscorecards.com

AB	32
R	2
H	6
RBI	0
BB	3
SO	3
LOB	17

WP: 0	PB: 1	SB: 0	CS: 0
PA: 37			

Batter	1	2	3	4	5	6	7	8	9	AB	R	H	RBI	BB	SO	LOB
Lou Brock, L (1, 7) OBP: 0.375, SLG: 0.443	F8		1B SF7 1B		1B S 1B		FC1-6-5-4-2 SH2-4 1B	S S S K		5	2	3	0	0	1	2
Luis Melendez, R (1, 8) OBP: 0.444, SLG: 0.471	6-3		E S 1-3 1B		1-H 1B		SH2-4 1-2	F8		4	0	2	1	0	0	2
Ted Simmons, S (1, 2) OBP: 0.417, SLG: 0.437	2-3		SF7 3-H		BB 1B		FC1-6-5-4-2 2-3 3B			3	1	1	1	0	0	1
Joe Torre, R (1, 5) OBP: 0.404, SLG: 0.559		6-3	F8 1-3		B B B B FC4-6 1-2 BB		3B IBB			2	1	0	0	2	0	1
Jose Cardenal, R (1, 9) OBP: 0.274, SLG: 0.321		1-3	S S S K		S S S K		1-H 2-H 3B			4	0	1	2	0	2	3
Joe Hague, L (1, 3) OBP: 0.274, SLG: 0.266		BB 1B 1B		P6	FC4-6 1-2f		F7			4	0	1	0	0	0	3
Julian Javier, R (1, 4) OBP: 0.250, SLG: 0.231		BB 1-2 1B		6-3	F8			FC1-5 BB 1B		4	0	2	0	0	0	0
Dal Maxvill, R (1, 6) OBP: 0.286, SLG: 0.147		B B B B 1-2 2-3 BB		B B B B BB	4-3			B B B B FC1-5 1-2 BB		1	0	0	0	3	0	0
Reggie Cleveland, R (1, 1) Don Shaw, L (7, 1)		S S S K		S S S K	P3			FC1-5 1-2 2-3f		3 1	0 0	0 0	0 0	0 0	2 0	4 2
Inning Stats	R: 0 E: 0 K: 0 S: 3 H: 0 LOB: 0 BB: 0 P: 3	R: 0 E: 0 K: 1 S: 7 H: 2 LOB: 3 BB: 1 P: 11	R: 1 E: 0 K: 1 S: 7 H: 2 LOB: 1 BB: 0 P: 7	R: 0 E: 0 K: 1 S: 5 H: 0 LOB: 1 BB: 1 P: 9	R: 1 E: 0 K: 1 S: 7 H: 3 LOB: 2 BB: 1 P: 11	R: 0 E: 0 K: 0 S: 3 H: 0 LOB: 0 BB: 0 P: 3	R: 2 E: 0 K: 0 S: 5 H: 2 LOB: 1 BB: 1 P: 9	R: 0 E: 0 K: 1 S: 6 H: 1 LOB: 2 BB: 1 P: 10		1B: 9 2B: 0 3B: 1 HR: 0	SF: 1 SAC: 1 DP: 0 HBP: 0			WP: 0 PB: 0 SB: 2 CS: 0	PA: 38	

PITCHER		IP	WLS	BF	H	R	ER	SO	BB	IBB	HBP	BLK	WP	HR	S	P	ERA	WHIP
Bill Stoneman, R ERA: 2.79	(1, 1)	6.0		27	7	2	2	4	3	0	0	0	0	0	32	44	3.00	1.667
Claude Raymond, R ERA: 5.79	(7, 1)	2.0	L	11	3	2	2	1	1	1	0	0	0	0	11	19	9.00	2.000

PITCHER	IP	WLS	BF	H	R	ER	SO	BB	IBB	HBP	BLK	WP	HR	S	P	ERA	WHIP

BOTTOM

Montreal Expos @ St. Louis Cardinals

Busch Stadium, St. Louis, MO

Fri Apr 30 1971, 7:05 PM CDT

Att. 10,766 - Unknown

livebaseballscorecards.com

AB	31
R	4
H	10
RBI	4
BB	5
SO	5
LOB	18

Batter	1	2	3	4	5	6	7	8	9	AB	R	H	RBI	BB	SO	LOB
Bob Bailey, R (1, 5) OBP: 0.324, SLG: 0.222	WP 2B 2B	F8			F5		F7			4	1	1	0	0	0	1
Ron Hunt, R (1, 4) OBP: 0.418, SLG: 0.296	K 2-3		L7		1B		F3			4	0	1	0	0	1	1
Rusty Staub, L (1, 9) OBP: 0.439, SLG: 0.583	2B 3-H		F9 1B		G3					3	0	2	1	0	0	1
Ron Fairly, L (1, 3) OBP: 0.392, SLG: 0.317	BB		F9 1-2			PB 1B 2B				2	1	1	0	1	0	1
Jim Fairey, L (1, 7) OBP: 0.259, SLG: 0.269	K		F8			F7 2-3				3	0	0	0	0	1	4
Boots Day, L (1, 8) OBP: 0.271, SLG: 0.167	1-3			4-3		6-3				3	0	0	0	0	0	3
John Bateman, R (1, 2) OBP: 0.333, SLG: 0.393		SH3 2B		BB G6-4-3		1B 3-H				2	0	2	1	1	0	0
Bobby Wine, R (1, 6) OBP: 0.315, SLG: 0.265		SH3 2-3		G6-4-3 1-2f		F7				2	0	0	0	0	0	2
Steve Renko, R (1, 1) OBP: 0.143, SLG: 0.143		F5			F8		K			3	0	0	0	0	1	1
Inning Stats	R: 1 E: 0 K: 2 S: 9 H: 2 LOB: 2 BB: 1 P: 13	R: 0 E: 0 K: 0 S: 4 H: 1 LOB: 1 BB: 0 P: 4	R: 0 E: 0 K: 0 S: 4 H: 1 LOB: 1 BB: 0 P: 4	R: 0 E: 0 K: 0 S: 2 H: 0 LOB: 0 BB: 1 P: 6	R: 0 E: 0 K: 0 S: 4 H: 1 LOB: 1 BB: 0 P: 4	R: 1 E: 0 K: 0 S: 5 H: 2 LOB: 1 BB: 0 P: 5	R: 0 E: 0 K: 1 S: 5 H: 0 LOB: 0 BB: 0 P: 5			1B: 3 2B: 4 3B: 0 HR: 0 SF: 0 SAC: 1 DP: 1 HBP: 0						

PITCHER	IP	WLS	BF	H	R	ER	SO	BB	IBB	HBP	BLK	WP	HR	S	P	ERA	WHIP
Bob Gibson, R (1, 1) ERA: 3.26	7.0		29	7	2	2	3	2	0	0	0	1	0	33	41	2.57	1.286

PITCHER	IP	WLS	BF	H	R	ER	SO	BB	IBB	HBP	BLK	WP	HR	S	P	ERA	WHIP

TOP

Montreal Expos @ St. Louis Cardinals

Busch Stadium, St. Louis, MO

Sat May 01 1971, 7:05 PM CDT

Att. 32,061 - Unknown

livebaseballscorecards.com

AB	26
R	2
H	7
RBI	2
BB	2
SO	3
LOB	14

WP: 1 PB: 1 SB: 0 CS: 0

PA: 29

Batter	1	2	3	4	5	6	7	8	9	AB	R	H	RBI	BB	SO	LOB
Lou Brock, L (1, 7) OBP: 0.374, SLG: 0.440	CS 1B		1-3			K				3	0	1	0	0	1	0
Luis Melendez, R (1, 8) OBP: 0.381, SLG: 0.400	K 1-2		F9			F8				3	0	0	0	0	1	1
Ted Simmons, S (1, 2) OBP: 0.402, SLG: 0.419	P4		G3			K				3	0	0	0	0	1	0
Joe Torre, R (1, 5) OBP: 0.402, SLG: 0.552		G3 3B 1B		F8			6-3			3	1	1	0	0	0	0
Jose Cardenal, R (1, 9) OBP: 0.265, SLG: 0.310		F9		L8			F8			3	0	0	0	0	0	1
Joe Hague, L (1, 3) OBP: 0.263, SLG: 0.254		G3 1-2		P5			F8			3	0	0	0	0	0	1
Julian Javier, R (1, 4) OBP: 0.262, SLG: 0.225		3B BB			F2					1	1	0	0	1	0	0
Dal Maxvill, R (1, 6) OBP: 0.295, SLG: 0.222		1-H 2-H 3B			4-3					2	0	1	2	0	0	0
Bob Gibson, R (1, 1) OBP: 0.313, SLG: 0.467		K			P6					2	0	0	0	0	1	1
Inning Stats	R: 0 E: 0 K: 1 S: 5 H: 1 LOB: 0 BB: 0 P: 5	R: 2 E: 0 K: 1 S: 7 H: 2 LOB: 1 BB: 1 P: 11	R: 0 E: 0 K: 0 S: 3 H: 0 LOB: 0 BB: 0 P: 3	R: 0 E: 0 K: 0 S: 3 H: 0 LOB: 0 BB: 0 P: 3	R: 0 E: 0 K: 0 S: 3 H: 0 LOB: 0 BB: 0 P: 3	R: 0 E: 0 K: 2 S: 7 H: 0 LOB: 0 BB: 0 P: 7	R: 0 E: 0 K: 0 S: 3 H: 0 LOB: 0 BB: 0 P: 3			1B: 2 2B: 0 3B: 1 HR: 0 SF: 0 SAC: 0 DP: 0 HBP: 0						

PITCHER	IP	WLS	BF	H	R	ER	SO	BB	IBB	HBP	BLK	WP	HR	S	P	ERA	WHIP
Steve Renko, R (1, 1) ERA: 2.13	7.0		24	3	2	2	4	1	0	0	0	0	0	31	35	2.57	0.571

PITCHER	IP	WLS	BF	H	R	ER	SO	BB	IBB	HBP	BLK	WP	HR	S	P	ERA	WHIP

BOTTOM

Montreal Expos @ St. Louis Cardinals

Busch Stadium, St. Louis, MO

Sat May 01 1971, 7:05 PM CDT

Att. 32,061 - Unknown

livebaseballscorecards.com

AB	23
R	2
H	3
RBI	2
BB	1
SO	4
LOB	4

Batter	1	2	3	4	5	6	7	8	9	AB	R	H	RBI	BB	SO	LOB
Ron Hunt, R (1, 4) OBP: 0.423, SLG: 0.310	6-3		SH1-3 1-2		1-3 1B		G3-6-1 1-2 1B		F9	4	0	2	0	0	0	0
Rusty Staub, L (1, 9) OBP: 0.414, SLG: 0.547	F7		F5		1-3 1-2		G3-6-1 1-2f			4	0	0	0	0	0	4
Bob Bailey, R (1, 7) (8, 3) OBP: 0.319, SLG: 0.224	1B		4-3		5-3			6-3		4	0	1	0	0	0	2
Ron Swoboda, R (1, 8) OBP: 0.435, SLG: 0.526	5-3			6-3 FC1-5 1B		F8		BBB FC5-4 BB		3	0	1	0	1	0	1
John Bateman, R (1, 2) OBP: 0.328, SLG: 0.383 Ron Brand, R (8, PR) (8, 7) OBP: 0.500, SLG: 0.500		5-3		6-3 1-2 1B		E6 1B		FC5-4 1-2f 1B		4 0	0 0	1 0	0 0	0 0	0 0	1 0
Coco Laboy, R (1, 5) OBP: 0.421, SLG: 0.313		SSS K		6-3 1-2 2-3		SSS K		1-2 1B		4	0	1	0	0	2	3
John Boccabella, R (1, 3) (8, 2) OBP: 0.400, SLG: 0.714		G3 2B		FC1-5 3-H		1-3 1B		F9		4	0	2	0	0	0	4
Bobby Wine, R (1, 6) OBP: 0.293, SLG: 0.245				F8			E6 1B		F8	4	0	0	0	0	0	3
Carl Morton, R (1, 1) OBP: 0.222, SLG: 0.222 Gary Sutherland, R (9, PH)			SH1-3 1B		F8		F8		F8	3 1	0 0	1 0	0 0	0 0	0 0	1 0
Inning Stats	R: 0 E: 0 K: 0 S: 4 H: 1 LOB: 1 BB: 0 P: 4	R: 0 E: 0 K: 1 S: 6 H: 1 LOB: 1 BB: 0 P: 6	R: 0 E: 0 K: 0 S: 4 H: 1 LOB: 1 BB: 0 P: 4	R: 0 E: 0 K: 0 S: 5 H: 2 LOB: 2 BB: 0 P: 5	R: 0 E: 0 K: 0 S: 4 H: 1 LOB: 1 BB: 0 P: 4	R: 0 E: 1 K: 1 S: 6 H: 1 LOB: 2 BB: 0 P: 6	R: 0 E: 1 K: 0 S: 4 H: 1 LOB: 1 BB: 0 P: 4	R: 0 E: 0 K: 0 S: 4 H: 1 LOB: 2 BB: 1 P: 8	R: 0 E: 0 K: 0 S: 3 H: 0 LOB: 0 BB: 0 P: 3	1B: 8 2B: 1 3B: 0 HR: 0	SF: 0 SAC: 1 DP: 1 HBP: 0					

PITCHER	IP	WLS	BF	H	R	ER	SO	BB	IBB	HBP	BLK	WP	HR	S	P	ERA	WHIP
Steve Carlton, L (1, 1) ERA: 1.82	9.0	W	37	9	0	0	2	1	0	0	0	0	0	40	44	0.00	1.111

PITCHER	IP	WLS	BF	H	R	ER	SO	BB	IBB	HBP	BLK	WP	HR	S	P	ERA	WHIP

TOP

Montreal Expos @ St. Louis Cardinals

Busch Stadium, St. Louis, MO

Sun May 02 1971, 3:33 AM CDT

Att. 10,320 - Unknown

livebaseballscorecards.com

AB	35
R	0
H	9
RBI	0
BB	1
SO	2
LOB	19

WP: 0	PA: 37		
PB: 0			
SB: 0			
CS: 0			

Batter	1	2	3	4	5	6	7	8	9	AB	R	H	RBI	BB	SO	LOB
Lou Brock, L (1, 7) OBP: 0.388, SLG: 0.453	G1		2-3 E, 1-3 1B		G4-6-3 1B		FC5, S 1B			4	1	3	0	0	0	0
Luis Melendez, R (1, 8) OBP: 0.320, SLG: 0.333	F3		1-3 1-2		G4-6-3 1-2f		K 1-2			4	0	0	0	0	1	3
Ted Simmons, S (1, 2) OBP: 0.418, SLG: 0.455	2B		2-3 2-3		2B		BB			3	0	2	0	1	0	1
Joe Torre, R (1, 5) OBP: 0.387, SLG: 0.530	1-3		E6 3-H		F8		FC5 2-3f			4	0	0	0	0	0	4
Jose Cardenal, R (1, 9) OBP: 0.255, SLG: 0.297		4-3	P4			1-3		F7		4	0	0	0	0	0	1
Joe Hague, L (1, 3) OBP: 0.263, SLG: 0.254		F9		F8		FC5-4 1B		F7		4	0	1	0	0	0	0
Julian Javier, R (1, 4) OBP: 0.261, SLG: 0.227		1B 1B		F8		FC5-4 1-2f		K		4	0	1	0	0	1	1
Dal Maxvill, R (1, 6) OBP: 0.298, SLG: 0.231		1-2 1B		E4		F8				3	0	1	0	0	0	1
Steve Carlton, L (1, 1) OBP: 0.211, SLG: 0.368		K		F8			F8			3	0	0	0	0	1	3
Inning Stats	R: 0 E: 0 K: 0 S: 4 H: 1 LOB: 1 BB: 0 P: 4	R: 0 E: 0 K: 1 S: 7 H: 2 LOB: 2 BB: 0 P: 7	R: 1 E: 1 K: 0 S: 5 H: 1 LOB: 1 BB: 0 P: 5	R: 0 E: 1 K: 0 S: 4 H: 0 LOB: 1 BB: 0 P: 4	R: 0 E: 0 K: 0 S: 4 H: 2 LOB: 1 BB: 0 P: 4	R: 0 E: 0 K: 0 S: 4 H: 1 LOB: 1 BB: 0 P: 4	R: 0 E: 0 K: 1 S: 6 H: 1 LOB: 2 BB: 1 P: 10	R: 0 E: 0 K: 1 S: 5 H: 0 LOB: 0 BB: 0 P: 5		1B: 6 2B: 2 3B: 0 HR: 0	SF: 0 SAC: 0 DP: 1 HBP: 0			WP: 0 PB: 0 SB: 1 CS: 0	PA: 34		

PITCHER	IP	WLS	BF	H	R	ER	SO	BB	IBB	HBP	BLK	WP	HR	S	P	ERA	WHIP
Carl Morton, R (1, 1) ERA: 3.21	8.0	L	34	8	1	0	3	1	0	0	0	0	0	39	43	0.00	1.125

PITCHER	IP	WLS	BF	H	R	ER	SO	BB	IBB	HBP	BLK	WP	HR	S	P	ERA	WHIP

BOTTOM

Montreal Expos @ St. Louis Cardinals

Busch Stadium, St. Louis, MO

Sun May 02 1971, 3:33 AM CDT

Att. 10,320 - Unknown

livebaseballscorecards.com

AB	33
R	1
H	8
RBI	0
BB	1
SO	3
LOB	14

Batter	1	2	3	4	5	6	7	8	9	AB	R	H	RBI	BB	SO	LOB
Lou Brock, L (1, 7) OBP: 0.393, SLG: 0.465	F5		1-3 1B 2B		1-2 1B		G1-6-3 1-2f			4	0	2	0	0	0	1
Matty Alou, L (1, 8) OBP: 0.327, SLG: 0.389	F7		BBBB 4-0 1B BB		L5			F5		3	0	0	0	1	0	2
Ted Simmons, S (1, 2) OBP: 0.411, SLG: 0.444	F7		1-2 2-H 3-H 1B			4-3		F7		4	0	1	1	0	0	0
Joe Torre, R (1, 5) OBP: 0.382, SLG: 0.515		SSS 0-3 K		SSS 0-3 K		BBBB 4-0 BB		F8		3	0	0	0	1	2	0
Jose Cardenal, R (1, 9) OBP: 0.255, SLG: 0.287		2-3		F2		BBBB 4-0 1-2 BB			E5 1B SF8	3	1	0	0	1	0	0
Joe Hague, L (1, 3) OBP: 0.250, SLG: 0.240		SSS 0-3 K		4-3		F7			F7	4	0	0	0	0	1	3
Julian Javier, R (1, 4) OBP: 0.245, SLG: 0.213			6-3		5-3	F7			FC6-4 1-3 1B	3	0	0	0	0	0	2
Bob Burda, L (9, PH) OBP: 0.600, SLG: 0.429										1	0	1	0	0	0	0
Ted Sizemore, R (9, PR) OBP: 0.274, SLG: 0.208										0	0	0	0	0	0	0
Dal Maxvill, R (1, 6) OBP: 0.300, SLG: 0.238			2B 1B 1B		F9		6-3		SF8 3-H	3	1	1	0	0	0	0
Leron Lee, L (9, PH) OBP: 0.333, SLG: 0.538										0	0	0	0	0	0	0
Jim Beauchamp, R (9, PH) OBP: 0.306, SLG: 0.394										0	0	0	1	0	0	0
Chris Zachary, L (1, 1) OBP: 0.667, SLG: 0.667			F2		1B 1B		G1-6-3 1B		FC6-4 1-2f	3	0	2	0	0	0	1
Don Shaw, L (8, 1)										0	0	0	0	0	0	0
Luis Melendez, R (9, PH) OBP: 0.308, SLG: 0.320										1	0	0	0	0	0	1
Inning Stats	R: 0 E: 0 K: 0 S: 3 H: 0 LOB: 0 BB: 0 P: 3	R: 0 E: 0 K: 2 S: 7 H: 0 LOB: 0 BB: 0 P: 7	R: 1 E: 0 K: 0 S: 5 H: 3 LOB: 2 BB: 1 P: 9	R: 0 E: 0 K: 1 S: 5 H: 0 LOB: 0 BB: 0 P: 5	R: 0 E: 0 K: 0 S: 5 H: 2 LOB: 2 BB: 0 P: 5	R: 0 E: 0 K: 0 S: 3 H: 0 LOB: 2 BB: 2 P: 11	R: 0 E: 0 K: 0 S: 3 H: 1 LOB: 0 BB: 0 P: 3	R: 0 E: 0 K: 0 S: 3 H: 0 LOB: 0 BB: 0 P: 3	R: 1 E: 1 K: 0 S: 5 H: 1 LOB: 1 BB: 0 P: 5	1B: 6 2B: 1 3B: 0 HR: 0 SF: 1 SAC: 0 DP: 1 HBP: 0						

TOP

St. Louis Cardinals @ Philadelphia Phillies
Veterans Stadium, Philadelphia, PA
Mon May 03 1971, 7:05 PM EDT
Att. 9,102 - Unknown

livebaseballscorecards.com

AB	32
R	2
H	7
RBI	2
BB	3
SO	3
LOB	10

WP: 0 PB: 0 SB: 0 CS: 0 PA: 36

PITCHER		IP	WLS	BF	H	R	ER	SO	BB	IBB	HBP	BLK	WP	HR	S	P	ERA	WHIP
Barry Lersch, R ERA: 4.68	(1, 1)	8.0	W	31	6	1	1	3	3	0	0	0	0	0	34	46	1.12	1.125
Darrell Brandon, R ERA: 0.84	(9, 1)	0.1		3	1	1	0	0	0	0	0	0	0	0	3	3	0.00	3.000
Joe Hoerner, L ERA: 1.5	(9, 1)	0.2	S	2	0	0	0	0	0	0	0	0	0	0	2	2	0.00	0.000

PITCHER		IP	WLS	BF	H	R	ER	SO	BB	IBB	HBP	BLK	WP	HR	S	P	ERA	WHIP

BOTTOM

St. Louis Cardinals @ Philadelphia Phillies
Veterans Stadium, Philadelphia, PA
Mon May 03 1971, 7:05 PM EDT
Att. 9,102 - Unknown

livebaseballscorecards.com

Batter	1	2	3	4	5	6	7	8	9	AB	R	H	RBI	BB	SO	LOB
Larry Bowa, S (1, 6) OBP: 0.305, SLG: 0.295	4-3 2B		1-3		L1-3 1B		S 1B 1B	1-3 2-H 3-H 1B		5	0	4	2	0	0	0
Denny Doyle, L (1, 4) OBP: 0.368, SLG: 0.443	4-3 2-3		BBBB G6-4-3 BB		L1-3 1-2		S 1B 1-2	4-3		4	0	1	0	1	0	4
Willie Montanez, L (1, 8) OBP: 0.429, SLG: 0.621	K		G6-4-3 1-2f		BBBB BB		SSS K			3	0	0	0	1	2	4
Deron Johnson, R (1, 3) OBP: 0.293, SLG: 0.337	6-3			SSS K	F9		SSS K 1-2 2-3			4	0	0	0	0	2	4
Tim McCarver, L (1, 2) OBP: 0.275, SLG: 0.264		G3		FC5-4 1B 1B 1B		F9		FC6-4 SH1-4 1B 1B		4	2	2	0	0	0	0
Roger Freed, R (1, 9) OBP: 0.356, SLG: 0.392		1B HBP		FC5-4 1-2 1B		2B		SH1-4 1-2		2	0	2	0	0	0	0
Don Money, R (1, 5) OBP: 0.247, SLG: 0.302		K		FC5-4 1B 1-2f 2-3		F2		FC6-4 IBB		3	0	0	0	1	1	4
Larry Hisle, R (1, 7) OBP: 0.333, SLG: 0.273		1-2 1B		1-3 3-H 1B		F2		FC6-4 BB 1-2f 2-3 1B		4	1	2	1	0	0	3
Barry Lersch, S (1, 1)		4-3		5-3			SSS K	BBBB 1B 1-2 BB		3	0	0	0	0	1	4
Ron Stone, L (8, PH) OBP: 0.333, SLG: 0.333										0	0	0	0	1	0	0
Darrell Brandon, R (9, 1) OBP: 0.333, SLG: 0.333										0	0	0	0	0	0	0
Joe Hoerner, R (9, 1)										0	0	0	0	0	0	0

Inning Stats	1	2	3	4	5	6	7	8	9
	R: 0 H: 1 E: 0 LOB: 1 K: 1 BB: 0 S: 6 P: 6	R: 0 H: 1 E: 0 LOB: 2 K: 1 BB: 0 S: 6 P: 7	R: 0 H: 0 E: 0 LOB: 0 K: 0 BB: 1 S: 2 P: 6	R: 1 H: 3 E: 0 LOB: 2 K: 1 BB: 0 S: 8 P: 8	R: 0 H: 1 E: 0 LOB: 1 K: 0 BB: 1 S: 3 P: 7	R: 0 H: 1 E: 0 LOB: 1 K: 0 BB: 0 S: 4 P: 4	R: 0 H: 2 E: 0 LOB: 2 K: 3 BB: 0 S: 11 P: 11	R: 2 H: 2 E: 0 LOB: 2 K: 0 BB: 2 S: 5 P: 13	

	AB	32
	R	3
	H	11
	RBI	3
	BB	4
	SO	6
	LOB	23

1B: 9 SF: 0
2B: 3 SAC: 1
3B: 0 DP: 2
HR: 0 HBP: 1

WP: 0 PA: 38
PB: 0
SB: 2
CS: 0

PITCHER		IP	WLS	BF	H	R	ER	SO	BB	IBB	HBP	BLK	WP	HR	S	P	ERA	WHIP
Chris Zachary, R ERA: 3.52	(1, 1)	7.2	L	36	10	3	3	6	3	1	1	0	0	0	43	60	3.52	1.696
Don Shaw, L ERA:	(8, 1)	0.1		2	1	0	0	0	0	0	0	0	0	0	2	2	0.00	3.000

PITCHER	IP	WLS	BF	H	R	ER	SO	BB	IBB	HBP	BLK	WP	HR	S	P	ERA	WHIP

Batter	1	2	3	4	5	6	7	8	9	AB	R	H	RBI	BB	SO	LOB
Lou Brock, L (1, 7) OBP: 0.402, SLG: 0.471	G5-4-3 1B			CS 1B	FC4-6 1B		1-3		F7	5	0	3	0	0	0	0
Matty Alou, L (1, 8) OBP: 0.324, SLG: 0.384	G5-4-3 1-2f			P1 1-2	FC4-6 1-2f		BB 1B 1B		E1 3B	4	0	1	0	0	0	3
Luis Melendez, R (7, PR) (7, 8) OBP: 0.296, SLG: 0.308										1	2	0	0	0	0	0
Ted Simmons, S (1, 2) OBP: 0.420, SLG: 0.482	5-3			2B 2B		F2 BBBB	1B 1-2 BB		3-H 3B	4	1	2	1	1	0	0
Joe Torre, R (1, 5) OBP: 0.391, SLG: 0.523		5-3		2B 2-H 2B		BBBB HR BB	1-3 2-H FC6-4 1B		P6	4	2	2	2	1	0	1
Jose Cardenal, R (1, 9) OBP: 0.261, SLG: 0.333		F7		2-H 2B		1-H HR	1-2f FC6-4		SSS K	5	1	2	3	0	1	3
Jim Beauchamp, R (1, 3) OBP: 0.300, SLG: 0.378		5-3		F8		FC6-4 1B		SSS K		4	0	1	0	0	1	1
Julian Javier, R (1, 4) OBP: 0.264, SLG: 0.294			F8		HR	1-2f FC6-4		FC5-4 1B		4	1	2	1	0	0	1
Dal Maxvill, R (1, 6) OBP: 0.278, SLG: 0.217			SSS K		6-3	F9		1-2f FC5-4		4	0	0	0	0	1	2
Jerry Reuss, L (1, 1) OBP: 0.118, SLG: 0.063			SSS K		4-1		1-3	SSS K		4	0	0	0	0	2	1
Inning Stats	R: 0 H: 1 E: 0 LOB: 0 K: 0 BB: 0 S: 3 P: 3	R: 0 H: 0 E: 0 LOB: 0 K: 0 BB: 0 S: 3 P: 3	R: 0 H: 0 E: 0 LOB: 0 K: 2 BB: 0 S: 7 P: 7	R: 2 H: 4 E: 0 LOB: 1 K: 0 BB: 0 S: 6 P: 6	R: 1 H: 2 E: 0 LOB: 1 K: 0 BB: 0 S: 5 P: 5	R: 2 H: 2 E: 0 LOB: 1 K: 0 BB: 1 S: 5 P: 9	R: 1 H: 2 E: 0 LOB: 2 K: 0 BB: 1 S: 5 P: 9	R: 0 H: 1 E: 0 LOB: 1 K: 2 BB: 0 S: 8 P: 8	R: 1 H: 1 E: 1 LOB: 1 K: 1 BB: 0 S: 7 P: 7	1B: 7 SF: 0 2B: 3 SAC: 0 3B: 1 DP: 1 HR: 2 HBP: 0						WP: 0 PA: 41 PB: 0 SB: 0 CS: 1	

TOP

St. Louis Cardinals @ Philadelphia Phillies

Veterans Stadium, Philadelphia, PA

Tue May 04 1971, 7:05 PM EDT

Att. 9,339 - Unknown

livebaseballscorecards.com

AB	39
R	7
H	13
RBI	7
BB	2
SO	5
LOB	12

PITCHER		IP	WLS	BF	H	R	ER	SO	BB	IBB	HBP	BLK	WP	HR	S	P	ERA	WHIP
Chris Short, L ERA: 2.49	(1, 1)	5.1	L	24	9	5	5	2	1	0	0	0	0	2	27	31	8.44	1.875
Bill Champion, R ERA: 8.1	(6, 1)	1.2		8	2	1	1	0	1	0	0	0	0	0	7	11	5.40	1.800
Ken Reynolds, L ERA: 1.23	(8, 1)	2.0		9	2	1	0	3	0	0	0	0	0	0	15	15	0.00	1.000

PITCHER	IP	WLS	BF	H	R	ER	SO	BB	IBB	HBP	BLK	WP	HR	S	P	ERA	WHIP

Batter	1	2	3	4	5	6	7	8	9	AB	R	H	RBI	BB	SO	LOB
Larry Bowa, S (1, 6) OBP: 0.303, SLG: 0.293	F9		F7		G6-4-3 1B (3-H)		K			4	0	1	1	0	1	1
Tony Taylor, R (1, 4) OBP: 0.257, SLG: 0.281	BB		1-3		G6-4-3 (1-2f)			6-3		3	0	0	0	1	0	1
Willie Montanez, L (1, 8) OBP: 0.420, SLG: 0.600	L6		K			5-3 1B		F8		4	0	1	0	0	1	1
Deron Johnson, R (1, 3) OBP: 0.292, SLG: 0.344	K			5-3		5-3 (1-2)		2B		4	0	1	0	0	1	2
Roger Freed, R (1, 9) OBP: 0.351, SLG: 0.385		WP 1B		1-3		K		P5		4	0	1	0	0	1	2
Don Money, R (1, 5) OBP: 0.247, SLG: 0.292		BB (1-2)		K		F9			F3	3	0	0	0	1	1	1
Larry Hisle, R (1, 7) OBP: 0.321, SLG: 0.240		K			BB 3B		F3		5-3	3	1	0	0	1	1	2
Mike Ryan, R (1, 2) OBP: 0.286, SLG: 0.583		K			3B 1B (1-H)		K		HR	4	2	2	2	0	2	2
Chris Short, R (1, 1) Bill Champion, R (6, 1) OBP: 1.000, SLG: 1.000 Joe Lis, R (7, PH) OBP: 0.344, SLG: 0.444 Rick Wise, R (7, PR) OBP: 0.300, SLG: 0.600 Ken Reynolds, L (8, 1) Byron Browne, R (9, PH) OBP: 0.154, SLG: 0.083		K			4-3		BB		K	2 0 0 0 0 1	0 0 0 0 0 0	0 0 0 0 0 0	0 0 0 0 0 0	0 0 1 0 0 0	1 0 0 0 0 1	3 0 0 0 0 0
Inning Stats	R: 0 E: 0 K: 1 S: 5 H: 0 LOB: 1 BB: 1 P: 9	R: 0 E: 0 K: 3 S: 10 H: 1 LOB: 2 BB: 1 P: 14	R: 0 E: 0 K: 1 S: 5 H: 0 LOB: 0 BB: 0 P: 5	R: 0 E: 0 K: 1 S: 5 H: 0 LOB: 0 BB: 0 P: 5	R: 2 E: 0 K: 0 S: 4 H: 2 LOB: 0 BB: 1 P: 8	R: 0 E: 0 K: 1 S: 6 H: 1 LOB: 1 BB: 0 P: 6	R: 0 E: 0 K: 2 S: 7 H: 0 LOB: 1 BB: 1 P: 11	R: 0 E: 0 K: 0 S: 4 H: 1 LOB: 1 BB: 0 P: 4	R: 1 E: 0 K: 1 S: 6 H: 1 LOB: 0 BB: 0 P: 6	1B: 3 2B: 1 3B: 1 HR: 1	SF: 0 SAC: 0 DP: 1 HBP: 0			WP: 1 PB: 0 SB: 0 CS: 0	PA: 36		

PITCHER		IP	WLS	BF	H	R	ER	SO	BB	IBB	HBP	BLK	WP	HR	S	P	ERA	WHIP
Jerry Reuss, L ERA: 3.58	(1, 1)	9.0	W	36	6	3	3	10	4	0	0	0	1	1	52	68	3.00	1.111

PITCHER	IP	WLS	BF	H	R	ER	SO	BB	IBB	HBP	BLK	WP	HR	S	P	ERA	WHIP

BOTTOM

St. Louis Cardinals @ Philadelphia Phillies
Veterans Stadium, Philadelphia, PA
Tue May 04 1971, 7:05 PM EDT
Att. 9,339 - Unknown

livebaseballscorecards.com

AB	32
R	3
H	6
RBI	3
BB	4
SO	10
LOB	15

Batter	1	2	3	4	5	6	7	8	9	AB	R	H	RBI	BB	SO	LOB
Lou Brock, L (1, 7) OBP: 0.393, SLG: 0.486	SSS 0-3 ① K	x 0-0 ③ FC6-4 1-2f			x 0-0 ③ 3-1			x 0-0 HR	SSS 0-3 ② K	5	1	1	1	0	2	3
Matty Alou, L (1, 8) OBP: 0.321, SLG: 0.388 Luis Melendez, R (8, PR) OBP: 0.321, SLG: 0.308 (8, 8)	x 0-0 ② F9		x 0-0 ① L8			x 0-0 ① F2		x 0-0 SH5-3 HR 2B	BBBB 4-0 BB	4 0	0 1	1 0	0 1	0 0	0 1	0 0
Ted Simmons, S (1, 2) OBP: 0.419, SLG: 0.483	x 0-0 ③ 4-3		x 0-0 ② F7			x 0-0 2B		BBBB 4-0 SH5-3 HR BB	x 0-0 ③ F7	4	1	1	0	1	0	1
Joe Torre, R (1, 5) OBP: 0.390, SLG: 0.518		x 0-0 2B SF9 1B	x 0-0 ③ 5-3			x 0-0 ② L5		x 0-0 ① SH5-3 1-2 2-3		3	1	1	0	0	0	1
Jose Cardenal, R (1, 9) OBP: 0.270, SLG: 0.379		x 0-0 SF9 1-3 2B		x 0-0 ① 1-3		x 0-0 ③ 6-3		x 0-0 2-H 3-H HR		4	1	2	3	0	0	1
Bob Burda, L (1, 3) OBP: 0.571, SLG: 0.400		III 4-0 SF9 IBB		x 0-0 ② F8			x 0-0 ① F8	x 0-0 FC6-4 1B		3	0	1	0	1	0	0
Ted Sizemore, R (1, 4) OBP: 0.261, SLG: 0.200		x 0-0 ① SF9 1-2 2-3 3-H		x 0-0 ③ L7			x 0-0 ② 6-3	x 0-0 ② F9		3	0	0	1	0	0	2
Dal Maxvill, R (1, 6) OBP: 0.293, SLG: 0.224		BBBB 4-0 FC6-4 BB			x 0-0 ① F7		x 0-0 1B	x 0-0 ③ FC6-4 1-2f		3	0	1	0	1	0	2
Reggie Cleveland, R (1, 1)		SSS 0-3 ② K			x 0-0 ② 4-3		x 0-0 ③ 4-3		x 0-0 ① P4	4	0	0	0	0	1	4
Inning Stats	R: 0 H: 0 E: 0 LOB: 0 K: 1 BB: 0 S: 5 P: 5	R: 1 H: 2 E: 0 LOB: 3 K: 1 BB: 2 S: 7 P: 15	R: 0 H: 0 E: 0 LOB: 0 K: 0 BB: 0 S: 3 P: 3	R: 0 H: 0 E: 0 LOB: 0 K: 0 BB: 0 S: 3 P: 3	R: 0 H: 0 E: 0 LOB: 0 K: 0 BB: 0 S: 3 P: 3	R: 0 H: 1 E: 0 LOB: 1 K: 0 BB: 0 S: 4 P: 4	R: 0 H: 1 E: 0 LOB: 1 K: 0 BB: 0 S: 4 P: 4	R: 4 H: 4 E: 0 LOB: 2 K: 0 BB: 1 S: 7 P: 11	R: 0 H: 0 E: 0 LOB: 1 K: 1 BB: 1 S: 5 P: 9	1B: 3 SF: 1 2B: 3 SAC: 1 3B: 0 DP: 0 HR: 2 HBP: 0						WP: 0 PA: 39 PB: 0 SB: 0 CS: 0	

PITCHER		IP	WLS	BF	H	R	ER	SO	BB	IBB	HBP	BLK	WP	HR	S	P	ERA	WHIP
Rick Wise, R ERA: 3.79	(1, 1)	7.0		27	4	1	1	2	1	1	0	0	0	0	29	37	1.29	0.714
Joe Hoerner, L ERA: 3.75	(8, 1)	0.0	L	3	2	3	3	0	1	0	0	0	0	1	2	6	∞	∞
Darrell Brandon, R ERA: 1.42	(8, 1)	2.0		9	2	1	1	1	1	0	0	0	0	1	10	14	4.50	1.500

PITCHER	IP	WLS	BF	H	R	ER	SO	BB	IBB	HBP	BLK	WP	HR	S	P	ERA	WHIP

TOP

St. Louis Cardinals @ Philadelphia Phillies
Veterans Stadium, Philadelphia, PA
Wed May 05 1971, 7:05 PM EDT
Att. 10,184 - Unknown

livebaseballscorecards.com

AB	33
R	5
H	8
RBI	5
BB	4
SO	3
LOB	14

Batter	1	2	3	4	5	6	7	8	9	AB	R	H	RBI	BB	SO	LOB
Larry Bowa, S (1, 6) OBP: 0.291, SLG: 0.281	6-3		4-3			L6	P6			4	0	0	0	0	0	4
Denny Doyle, L (1, 4) OBP: 0.361, SLG: 0.431	5-3			F7		4-3		1B		4	0	1	0	0	0	0
Willie Montanez, L (1, 8) OBP: 0.400, SLG: 0.568	5-3			F8		K		F8		4	0	0	0	0	1	1
Deron Johnson, R (1, 3) OBP: 0.300, SLG: 0.344		G6-4-3 1B		P3			BB 1B 2B	K		3	1	1	0	1	1	1
Tim McCarver, L (1, 2) OBP: 0.274, SLG: 0.263		F9			F6		1B 2B 1-2	K		4	0	1	0	0	1	2
Roger Freed, R (1, 9) OBP: 0.347, SLG: 0.370		G6-4-3 1-2f			BB FC5-4		F2		6-3	3	0	0	0	1	0	3
Don Money, R (1, 5) OBP: 0.257, SLG: 0.312			6-3		FC5-4 1B 1-2f		2B 1-3 2-H		G6-4-3 1B	4	0	2	1	0	0	1
Larry Hisle, R (1, 7) OBP: 0.375, SLG: 0.321			2B		1B 1-3		IBB		G6-4-3 1-2f	3	0	2	0	1	0	1
Rick Wise, R (1, 1) OBP: 0.250, SLG: 0.500			K		G3		K			2	0	0	0	0	1	3
Ron Stone, L (7, PH) OBP: 0.323, SLG: 0.321										1	0	0	0	0	1	3
Joe Hoerner, R (8, 1)										0	0	0	0	0	0	0
Darrell Brandon, R (8, 1) OBP: 0.333, SLG: 0.333										0	0	0	0	0	0	0
Inning Stats	R: 0 E: 0 K: 0 S: 3 H: 0 LOB: 0 BB: 0 P: 3	R: 0 E: 0 K: 0 S: 3 H: 1 LOB: 0 BB: 0 P: 3	R: 0 E: 0 K: 1 S: 6 H: 1 LOB: 1 BB: 0 P: 6	R: 0 E: 0 K: 0 S: 3 H: 0 LOB: 0 BB: 0 P: 3	R: 0 E: 0 K: 0 S: 4 H: 1 LOB: 2 BB: 1 P: 8	R: 0 E: 0 K: 1 S: 5 H: 0 LOB: 0 BB: 0 P: 5	R: 1 E: 0 K: 1 S: 7 H: 2 LOB: 3 BB: 2 P: 15	R: 0 E: 0 K: 2 S: 8 H: 1 LOB: 1 BB: 0 P: 8	R: 0 E: 0 K: 0 S: 3 H: 1 LOB: 0 BB: 0 P: 3	1B: 5 2B: 2 3B: 0 HR: 0	SF: 0 SAC: 0 DP: 2 HBP: 0						

PITCHER	IP	WLS	BF	H	R	ER	SO	BB	IBB	HBP	BLK	WP	HR	S	P	ERA	WHIP
Reggie Cleveland, R (1, 1) ERA: 3.15	9.0	W	35	7	1	1	5	2	1	0	0	0	0	42	54	1.00	1.000

PITCHER	IP	WLS	BF	H	R	ER	SO	BB	IBB	HBP	BLK	WP	HR	S	P	ERA	WHIP

BOTTOM

St. Louis Cardinals @ Philadelphia Phillies
Veterans Stadium, Philadelphia, PA
Wed May 05 1971, 7:05 PM EDT
Att. 10,184 - Unknown

livebaseballscorecards.com

AB	32
R	1
H	7
RBI	1
BB	3
SO	5
LOB	19

PA: 35

Batter	1	2	3	4	5	6	7	8	9	AB	R	H	RBI	BB	SO	LOB
Lou Brock, L (1, 7) OBP: 0.405, SLG: 0.491	0-0 1B S SF8 1B		0-0 FC6-4 1B			B B B B 4-0 FC1-5 1B BB		0-0 F7 ②		3	1	2	0	1	0	0
Matty Alou, L (1, 8) OBP: 0.328, SLG: 0.387	0-0 L9 ①		0-0 FC6-4 FC3-6 ② 1-2f			0-0 FC1-5 1-2 1B		H 1-0 1B HBP		3	0	1	0	0	0	2
Ted Simmons, S (1, 2) OBP: 0.422, SLG: 0.484	0-0 1-3 1B		0-0 FC3-6 ③ 1-2f			0-0 FC1-5 ① 1-2 2-3f		0-0 1-2 1B		4	0	2	0	0	0	3
Joe Torre, R (1, 5) OBP: 0.377, SLG: 0.504	0-0 SF8 ② 3-H			0-0 F8 ①		0-0 F8 ②		0-0 F9 ③		3	0	0	1	0	0	4
Jose Cardenal, R (1, 9) OBP: 0.269, SLG: 0.368	S S S 0-3 K ③			0-0 F3 ②		0-0 2-3 ③			B B B B 4-0 1B BB	3	0	0	0	1	1	3
Bob Burda, L (1, 3) OBP: 0.500, SLG: 0.357 Julian Javier, R (9, PR) OBP: 0.264, SLG: 0.294		0-0 G3 ①		S S S 0-3 K ③			0-0 F7 ①		0-0 1-2 1B	4 0	0 0	1 0	0 0	0 0	1 0	0 0
Ted Sizemore, R (1, 4) OBP: 0.253, SLG: 0.193 Joe Hague, L (9, PH) OBP: 0.247, SLG: 0.237		0-0 5-3 ②			S S S 0-3 K ①		0-0 6-3 ②		0-0 F8 ①	3 1	0 0	0 0	0 0	0 0	1 0	0 2
Dal Maxvill, R (1, 6) OBP: 0.279, SLG: 0.212 Leron Lee, L (9, PH) OBP: 0.313, SLG: 0.500	S S S 0-3 K ③				S S S 0-3 K ②		S S S 0-3 K ③		S S S 0-3 K ②	3 1	0 0	0 0	0 0	0 0	3 1	0 2
Bob Gibson, R (1, 1) OBP: 0.263, SLG: 0.389 Luis Melendez, R (9, PH) OBP: 0.310, SLG: 0.296			S S S 0-3 K ①		X 0-0 6-3 ③			X 0-0 F9 ①	S S S 0-3 K ③	3 1	0 0	0 0	0 0	0 0	1 1	0 2
Inning Stats	R: 1 H: 2 E: 0 LOB: 1 K: 1 BB: 0 S: 7 P: 7	R: 0 H: 0 E: 0 LOB: 0 K: 1 BB: 0 S: 5 P: 5	R: 0 H: 1 E: 0 LOB: 1 K: 1 BB: 0 S: 6 P: 6	R: 0 H: 0 E: 0 LOB: 0 K: 1 BB: 0 S: 5 P: 5	R: 0 H: 0 E: 0 LOB: 0 K: 2 BB: 0 S: 7 P: 7	R: 0 H: 1 E: 0 LOB: 2 K: 0 BB: 1 S: 4 P: 8	R: 0 H: 0 E: 0 LOB: 0 K: 1 BB: 0 S: 5 P: 5	R: 0 H: 1 E: 0 LOB: 2 K: 0 BB: 0 S: 4 P: 5	R: 0 H: 1 E: 0 LOB: 2 K: 2 BB: 1 S: 8 P: 12	1B: 6 SF: 1 2B: 0 SAC: 0 3B: 0 DP: 0 HR: 0 HBP: 1						

St. Louis Cardinals @ New York Mets

Shea Stadium, Flushing, NY

Fri May 07 1971, 7:05 PM EDT

Att. 44,304 - Unknown

TOP

livebaseballscorecards.com

AB	32
R	1
H	6
RBI	1
BB	2
SO	9
LOB	18

PITCHER		IP	WLS	BF	H	R	ER	SO	BB	IBB	HBP	BLK	WP	HR	S	P	ERA	WHIP
Tom Seaver, R ERA: 1.6	(1, 1)	9.0	W	36	6	1	1	9	2	0	1	0	0	0	51	60	1.00	0.889

PITCHER	IP	WLS	BF	H	R	ER	SO	BB	IBB	HBP	BLK	WP	HR	S	P	ERA	WHIP

Batter	1	2	3	4	5	6	7	8	9	AB	R	H	RBI	BB	SO	LOB
Bud Harrelson, S (1, 6) OBP: 0.417, SLG: 0.433	4-3		E S 1B	K			WP 3B	P4		5	1	2	0	0	1	2
Ken Boswell, L (1, 4) OBP: 0.269, SLG: 0.310	1-3		L4		F5		G3 3-H			4	0	0	0	0	0	1
Dave Marshall, L (1, 9) OBP: 0.482, SLG: 0.442	BB		6-3 1-2		1B		K			3	0	1	0	1	1	1
Cleon Jones, R (1, 7) OBP: 0.295, SLG: 0.374	F8		E2 BB 2-3		K		F8			4	0	0	0	0	1	3
Ed Kranepool, L (1, 3) OBP: 0.383, SLG: 0.491		F7	BB 1-2		L9			2B		3	1	1	0	1	0	1
Bob Aspromonte, R (1, 5) OBP: 0.289, SLG: 0.359		1-3 1B	F8			G3 2B		K		4	0	2	0	0	1	4
Jerry Grote, R (1, 2) OBP: 0.416, SLG: 0.481		1-3 1-2		K		G3 2-3		E 2-H 2B		4	1	1	1	0	1	2
Don Hahn, R (1, 8) OBP: 0.333, SLG: 0.267		BB		SH3-4 1B		K		L5		3	0	1	0	1	1	2
Tom Seaver, R (1, 1) OBP: 0.250, SLG: 0.222		F2		SH3-4 1-2		K		E4 2-H		3	0	0	0	0	1	3
Inning Stats	R: 0 E: 0 K: 0 S: 3 H: 0 LOB: 1 BB: 1 P: 7	R: 0 E: 0 K: 0 S: 4 H: 1 LOB: 2 BB: 1 P: 8	R: 0 E: 1 K: 0 S: 5 H: 1 LOB: 3 BB: 1 P: 9	R: 0 E: 0 K: 2 S: 8 H: 1 LOB: 1 BB: 0 P: 8	R: 0 E: 0 K: 1 S: 6 H: 1 LOB: 1 BB: 0 P: 6	R: 0 E: 0 K: 2 S: 8 H: 1 LOB: 1 BB: 0 P: 8	R: 1 E: 0 K: 1 S: 6 H: 1 LOB: 0 BB: 0 P: 6	R: 2 E: 1 K: 1 S: 8 H: 2 LOB: 1 BB: 0 P: 8		1B: 4 2B: 3 3B: 1 HR: 0	SF: 0 SAC: 1 DP: 0 HBP: 0						

PITCHER	IP	WLS	BF	H	R	ER	SO	BB	IBB	HBP	BLK	WP	HR	S	P	ERA	WHIP
Bob Gibson, R (1, 1) ERA: 3.11	8.0	L	37	8	3	2	7	3	0	0	0	1	0	48	60	2.25	1.375

PITCHER	IP	WLS	BF	H	R	ER	SO	BB	IBB	HBP	BLK	WP	HR	S	P	ERA	WHIP

BOTTOM

St. Louis Cardinals @ New York Mets

Shea Stadium, Flushing, NY

Fri May 07 1971, 7:05 PM EDT

Att. 44,304 - Unknown

livebaseballscorecards.com

AB	33
R	3
H	8
RBI	1
BB	3
SO	7
LOB	19

1B: 4	SF: 0	WP: 1	PA: 37
2B: 3	SAC: 1	PB: 0	
3B: 1	DP: 0	SB: 1	
HR: 0	HBP: 0	CS: 0	

Batter	1	2	3	4	5	6	7	8	9	AB	R	H	RBI	BB	SO	LOB
Lou Brock, L (1, 7) OBP: 0.397, SLG: 0.479	S S S 0-3 ① K		S S S 0-3 ① K		S S S 0-3 ③ K		x 0-0 ① FC1-2 1B 1-2 2-3 3-Hf		x 0-0 1B 1B 1-2 1B	5	1	1	0	0	3	3
Matty Alou, L (1, 8) OBP: 0.339, SLG: 0.396	x 0-0 ② G3		x 0-0 FC6-4 1B			x 0-0 ① 4-3	x 0-0 G6-4-3 1B 1-2 2-3 3-H		x 0-0 5-3 1B 1B 1-2 2-3	5	0	3	1	0	0	0
Ted Simmons, S (1, 2) OBP: 0.412, SLG: 0.469	x 0-0 1B		x 0-0 ② FC6-4 1-2f			x 0-0 ② 6-3	x 0-0 ② ③ G6-4-3 1-2f		x 0-0 ① P6	5	0	1	0	0	0	7
Joe Torre, R (1, 5) OBP: 0.378, SLG: 0.496	x 0-0 ③ P6		x 0-0 ③ 1-3			x 0-0 ③ G3		B B B 4-0 1B BB	x 0-0 5-3 1B 1-2 2-H 3-H	4	0	1	2	1	0	2
Jose Cardenal, R (1, 9) OBP: 0.266, SLG: 0.355		x 0-0 ① P4		x 0-0 ① 6-3			B B B B 4-0 1B 1B BB	x 0-0 ① F8	x 0-0 ② 5-3 1-2 2-3	4	1	0	0	1	0	3
Jim Beauchamp, R (1, 3) OBP: 0.311, SLG: 0.381		x 0-0 1B 1B		x 0-0 ② P4			x 0-0 1B 1B 1B 1-2	x 0-0 ② F8	x 0-0 ③ 6-3	5	1	2	0	0	0	3
Julian Javier, R (1, 4) OBP: 0.278, SLG: 0.308 Ted Sizemore, R (3, 4) OBP: 0.266, SLG: 0.209		x 0-0 1B 1-2		S S S 0-3 ③ K			x 0-0 1B 1B 1B 1-2 FC1-2 2-H	x 0-0 1B 1-2		1 3	0 0	1 2	0 1	0 0	0 1	0 0
Dal Maxvill, R (1, 6) OBP: 0.270, SLG: 0.204 Luis Melendez, R (7, PH) OBP: 0.333, SLG: 0.321 Don Shaw, L (7, 1) Joe Hague, L (8, PH) OBP: 0.244, SLG: 0.234 Frank Linzy, R (8, 1) OBP: 1.000, SLG: 1.000		x 0-0 ② F3			x 0-0 ① F9		x 0-0 FC1-2 1B 1B 1-2 2-H	x 0-0 ③ G3		2 1 0 1 0	0 1 0 0 0	0 1 0 0 0	0 1 0 0 0	0 0 0 0 0	0 0 0 0 0	2 0 0 2 0
Steve Carlton, L (1, 1) OBP: 0.200, SLG: 0.350 Mike Torrez, R (2, 1) Moe Drabowsky, R (4, 1) Leron Lee, L (5, PH) OBP: 0.294, SLG: 0.467 Chris Zachary, L (5, 1) OBP: 0.667, SLG: 0.667 Dick Schofield, S (7, PH) OBP: 0.292, SLG: 0.238 (7, 6)		S S S 0-3 ③ K			S S S 0-3 ② K		x 0-0 1B FC1-2 1B 1-2 2-3		x 0-0 1B 1B 1B	1 0 0 1 0 2	0 0 0 0 0 1	0 0 0 0 0 2	0 0 0 0 0 0	0 0 0 1 0 0	1 0 0 0 0 0	2 0 0 0 0 0
Inning Stats	R: 0 H: 1 E: 0 LOB: 1 K: 1 BB: 0 S: 6 P: 6	R: 0 H: 2 E: 0 LOB: 2 K: 1 BB: 0 S: 7 P: 7	R: 0 H: 1 E: 0 LOB: 1 K: 1 BB: 0 S: 6 P: 6	R: 0 H: 0 E: 0 LOB: 0 K: 1 BB: 0 S: 5 P: 5	R: 0 H: 0 E: 0 LOB: 0 K: 2 BB: 0 S: 7 P: 7	R: 0 H: 0 E: 0 LOB: 0 K: 0 BB: 0 S: 3 P: 3	R: 3 H: 5 E: 0 LOB: 2 K: 0 BB: 1 S: 7 P: 11	R: 0 H: 1 E: 0 LOB: 2 K: 0 BB: 1 S: 4 P: 8	R: 2 H: 4 E: 0 LOB: 2 K: 0 BB: 0 S: 7 P: 7	1B: 14 SF: 0 2B: 0 SAC: 0 3B: 0 DP: 1 HR: 0 HBP: 0						WP: 0 PA: 42 PB: 0 SB: 0 CS: 0	

PITCHER		IP	WLS	BF	H	R	ER	SO	BB	IBB	HBP	BLK	WP	HR	S	P	ERA	WHIP
Jerry Koosman, L ERA: 2.21	(1, 1)	6.1	W	29	9	3	3	6	1	0	0	0	0	0	40	44	4.26	1.579
Ron Taylor, R ERA: 1.8	(7, 1)	1.2		9	4	2	2	0	1	0	0	0	0	0	8	12	10.80	3.000
Danny Frisella, R ERA: 3.14	(9, 1)	1.0	S	4	1	0	0	0	0	0	0	0	0	0	4	4	0.00	1.000

PITCHER	IP	WLS	BF	H	R	ER	SO	BB	IBB	HBP	BLK	WP	HR	S	P	ERA	WHIP

TOP

St. Louis Cardinals @ New York Mets

Shea Stadium, Flushing, NY

Sun May 09 1971, 3:33 AM EDT

Att. 27,189 - Unknown

livebaseballscorecards.com

AB	40
R	5
H	14
RBI	5
BB	2
SO	6
LOB	24

Batter	1	2	3	4	5	6	7	8	9	AB	R	H	RBI	BB	SO	LOB
Bud Harrelson, S (1, 6) OBP: 0.420, SLG: 0.430	3B 1B	2B BB	F7		E3 G5-4-3 2-3		F9			3	2	1	0	1	0	2
Ken Boswell, L (7, 4) OBP: 0.266, SLG: 0.306										1	0	0	0	0	0	0
Tim Foli, R (1, 4) (7, 6) OBP: 0.444, SLG: 0.533	G6-4-3 1-H 3B	BB 1-H 2-H 3-H 2B		1B 1B BB	G5-4-3 1-2f			FC5-4 1B		4	2	3	4	1	0	2
Cleon Jones, R (1, 7) OBP: 0.291, SLG: 0.359	G6-4-3 BB	F8		K		F8		FC5-4 G6-4-3 1-2f		4	0	0	0	1	1	3
Donn Clendenon, R (1, 3) OBP: 0.339, SLG: 0.474	G6-4-3 1-2f 3-H	BB BB		1B 1-3 1B		HR		G6-4-3 1-2f		4	1	2	1	1	0	2
Bob Aspromonte, R (1, 5) OBP: 0.317, SLG: 0.411	WP 1B	PO 1-2 2-3 BB		1-3 3-H 1B		HR				3	1	3	2	1	0	0
Ken Singleton, S (1, 9) OBP: 0.333, SLG: 0.244	6-3 1-2	PO 1-2	1B E BB	P6		6-3				3	1	0	0	1	0	3
Jerry Grote, R (1, 2) OBP: 0.419, SLG: 0.494		1B 2B 2B	E9 3-1 1-H 1B	F8		4-3				4	1	2	0	0	0	2
Don Hahn, R (1, 8) OBP: 0.364, SLG: 0.278		S 2B 2-3 1B	1-3		E SH1-4 BB		K			3	1	1	0	1	1	1
Jerry Koosman, R (1, 1) OBP: 0.267, SLG: 0.214		F5 1-2	3-1 2-3		SH1-4 1-2		K			2	0	0	0	0	0	3
Ron Taylor, R (7, 1)										1	0	0	0	0	1	0
Danny Frisella, L (9, 1)										0	0	0	0	0	0	0
Inning Stats	R: 2 E: 0 K: 0 S: 5 H: 3 LOB: 1 BB: 1 P: 9	R: 3 E: 0 K: 0 S: 5 H: 3 LOB: 2 BB: 3 P: 17	R: 1 E: 1 K: 0 S: 4 H: 1 LOB: 1 BB: 1 P: 8	R: 1 E: 0 K: 1 S: 7 H: 2 LOB: 2 BB: 1 P: 11	R: 0 E: 1 K: 0 S: 3 H: 0 LOB: 1 BB: 1 P: 7	R: 2 E: 0 K: 0 S: 5 H: 2 LOB: 2 BB: 0 P: 5	R: 0 E: 0 K: 2 S: 7 H: 0 LOB: 0 BB: 0 P: 7	R: 0 E: 0 K: 0 S: 3 H: 1 LOB: 0 BB: 0 P: 3							

PITCHER		IP	WLS	BF	H	R	ER	SO	BB	IBB	HBP	BLK	WP	HR	S	P	ERA	WHIP
Steve Carlton, L ERA: 2.66	(1, 1)	1.1	L	11	6	5	5	0	2	0	0	0	1	0	9	17	33.75	6.000
Mike Torrez, R ERA: 5.55	(2, 1)	2.0		11	2	2	1	1	4	0	0	0	0	0	9	25	4.50	3.000
Moe Drabowsky, R ERA: 4.22	(4, 1)	0.2		3	1	0	0	0	0	0	0	0	0	0	3	3	0.00	1.500
Chris Zachary, R ERA: 4.66	(5, 1)	2.0		9	2	2	2	0	1	0	0	0	0	2	8	12	9.00	1.500
Don Shaw, L ERA:	(7, 1)	1.0		3	0	0	0	2	0	0	0	0	0	0	7	7	0.00	0.000

PITCHER		IP	WLS	BF	H	R	ER	SO	BB	IBB	HBP	BLK	WP	HR	S	P	ERA	WHIP
Frank Linzy, R ERA: 1.76	(8, 1)	1.0		3	1	0	0	0	0	0	0	0	0	0	3	3	0.00	1.000

BOTTOM

St. Louis Cardinals @ New York Mets

Shea Stadium, Flushing, NY

Sun May 09 1971, 3:33 AM EDT

Att. 27,189 - Unknown

livebaseballscorecards.com

AB	32
R	9
H	12
RBI	7
BB	7
SO	3
LOB	18

1B: 7	SF: 0	WP: 1	PA: 41
2B: 2	SAC: 1	PB: 0	
3B: 1	DP: 3	SB: 1	
HR: 2	HBP: 0	CS: 0	

St. Louis Cardinals @ Montreal Expos

Jarry Park, Montreal, QB

Mon May 10 1971, 7:05 PM EDT

Att. 16,703 - Unknown

TOP

livebaseballscorecards.com

Batter	1	2	3	4	5	6	7	8	9	AB	R	H	RBI	BB	SO	LOB
Lou Brock, L (1, 7) OBP: 0.397, SLG: 0.471	3-1	F7			1B BB	4-3	1B 2-H 3-H			4	0	1	1	1	0	2
Matty Alou, L (1, 8) OBP: 0.352, SLG: 0.404 Luis Melendez, R (7, 8) OBP: 0.323, SLG: 0.310	FC6-4 1B		4-3		1-3 1B		E 1B FC3-2 BB	5-3		3 1	0 0	2 0	0 0	1 0	0 0	0 0
Ted Simmons, S (1, 2) OBP: 0.412, SLG: 0.461	FC6-4 1B PB 1-2f		BB	K		E8 FC3-2 BB BB 1-3		G3		4	1	1	0	1	1	3
Joe Torre, R (1, 5) OBP: 0.379, SLG: 0.483	1B BB 1-2	K		P4		BB FC3-2 BB 1-2		5-3		3	1	0	0	2	1	3
Jose Cardenal, R (1, 9) OBP: 0.271, SLG: 0.351	1B 1-2 2-3		F7			S HR BB	FC3-2 BB BB 2B 1-2 2-3 3-Hf		2-3	4	2	1	0	1	0	4
Joe Hague, L (1, 3) OBP: 0.264, SLG: 0.329		HR		K2-3		1-H HR	K		CS 1B	5	2	3	3	0	2	3
Ted Sizemore, R (1, 4) OBP: 0.283, SLG: 0.222		CS BB 1B		F9		F8	2B BB 1-2 2-3 3-H		1B 1-2	4	1	2	1	1	0	0
Dick Schofield, S (1, 6) OBP: 0.321, SLG: 0.217 Dal Maxvill, R (7, 6) OBP: 0.266, SLG: 0.200	CS BB 1-2		K			6-3	2B 1B BB 1-2 2-3 3-H		K 2-3	2 1	1 0	0 0	1 0	2 0	1 1	0 2
Jerry Reuss, L (1, 1) OBP: 0.190, SLG: 0.200 Frank Linzy, R (9, 1) OBP: 1.000, SLG: 1.000	F7 1-2 2-3				K	1B	1B 2B 1-3 2-H 3-H			4 0	0 0	2 0	2 0	0 0	1 0	2 0
Inning Stats	R: 0 E: 0 K: 0 S: 4 H: 2 LOB: 2 BB: 1 P: 8	R: 1 E: 0 K: 0 S: 4 H: 2 LOB: 1 BB: 1 P: 8	R: 0 E: 0 K: 1 S: 5 H: 0 LOB: 1 BB: 1 P: 9	R: 0 E: 0 K: 2 S: 7 H: 0 LOB: 0 BB: 0 P: 7	R: 0 E: 0 K: 2 S: 8 H: 1 LOB: 2 BB: 1 P: 12	R: 2 E: 0 K: 0 S: 5 H: 2 LOB: 1 BB: 1 P: 9	R: 5 E: 1 K: 1 S: 7 H: 3 LOB: 2 BB: 4 P: 23	R: 0 E: 0 K: 0 S: 3 H: 0 LOB: 0 BB: 0 P: 3	R: 0 E: 0 K: 1 S: 6 H: 2 LOB: 2 BB: 0 P: 6	1B: 9 2B: 2 3B: 0 HR: 2 SF: 0 SAC: 0 DP: 1 HBP: 0						

AB	35
R	8
H	12
RBI	8
BB	9
SO	7
LOB	19

WP: 0 PB: 1 SB: 1 CS: 3 PA: 44

PITCHER		IP	WLS	BF	H	R	ER	SO	BB	IBB	HBP	BLK	WP	HR	S	P	ERA	WHIP
Steve Renko, R ERA: 3.31	(1, 1)	6.0	L	30	8	5	5	5	6	0	0	0	0	2	34	58	7.50	2.333
Mike Marshall, R ERA: 2.89	(7, 1)	0.2		5	0	0	0	1	3	0	0	0	0	0	4	16	0.00	4.500
Howie Reed, R ERA: 1.13	(7, 1)	1.1		5	2	3	3	0	0	0	0	0	0	0	5	5	20.25	1.500
John Strohmayer, R ERA:	(9, 1)	1.0		4	2	0	0	1	0	0	0	0	0	0	6	6	0.00	2.000

PITCHER	IP	WLS	BF	H	R	ER	SO	BB	IBB	HBP	BLK	WP	HR	S	P	ERA	WHIP

BOTTOM

St. Louis Cardinals @ Montreal Expos

Jarry Park, Montreal, QB

Mon May 10 1971, 7:05 PM EDT

Att. 16,703 - Unknown

Batter	1	2	3	4	5	6	7	8	9	AB	R	H	RBI	BB	SO	LOB
Bobby Wine, R (1, 6) OBP: 0.269, SLG: 0.233	F8		6-3		6-3		6-3		K	5	0	0	0	0	1	2
Rusty Staub, L (1, 9) OBP: 0.379, SLG: 0.459	BB		3-1 3B 1B		6-3		BB 1B		F8	4	1	2	1	1	0	1
Ron Hunt, R (1, 4) OBP: 0.433, SLG: 0.354	F8		3-1			BLK 4-3 1B BB			1B BB	2	1	0	0	3	0	2
Ron Swoboda, R (1, 7) OBP: 0.366, SLG: 0.500	6-3		2-H 3B			K	K		1-2 2-H 1B	4	0	1	1	0	2	4
Mack Jones, L (9, PH) OBP: 0.273, SLG: 0.550										1	0	1	1	0	0	0
John Bateman, R (1, 2) OBP: 0.306, SLG: 0.363		3-1 1B 2B	G3			4-3		K	G3	4	1	1	0	0	1	2
Jim Fairey, L (9, PH) OBP: 0.235, SLG: 0.219										1	0	0	0	0	0	2
Coco Laboy, R (1, 5) OBP: 0.375, SLG: 0.286		3-1 2-3		F9		2-H 1B		F8		4	0	1	1	0	0	1
Ron Fairly, L (1, 3) OBP: 0.449, SLG: 0.426		4-3-2 1B BB		K		K		E5		2	0	0	0	1	2	1
Howie Reed, R (7, 1)										0	0	0	0	0	0	0
Ron Brand, R (8, PH) OBP: 0.333, SLG: 0.333										1	0	0	0	0	0	0
John Strohmayer, R (9, 1)										0	0	0	0	0	0	0
Clyde Mashore, R (1, 8) OBP: 0.364, SLG: 0.364		1-2 3-H 1B		P4			6-3 1B 1B	K		4	1	2	1	0	1	1
Steve Renko, R (1, 1) OBP: 0.118, SLG: 0.118		4-3-2 2-3f			F9		F9		1B 2B	2	0	0	0	0	0	2
Mike Marshall, R (7, 1)										0	0	0	0	0	0	0
John Boccabella, R (7, 3) OBP: 0.318, SLG: 0.571										2	1	1	0	0	0	1

	AB	36
	R	5
	H	9
	RBI	5
	BB	5
	SO	7
	LOB	19

livebaseballscorecards.com

Inning Stats	1	2	3	4	5	6	7	8	9
	R: 0 H: 0 E: 0 LOB: 1 K: 0 BB: 1 S: 3 P: 7	R: 1 H: 2 E: 0 LOB: 1 K: 0 BB: 1 S: 4 P: 8	R: 1 H: 2 E: 0 LOB: 1 K: 0 BB: 0 S: 5 P: 5	R: 0 H: 0 E: 0 LOB: 0 K: 1 BB: 0 S: 5 P: 5	R: 0 H: 0 E: 0 LOB: 0 K: 0 BB: 0 S: 3 P: 3	R: 1 H: 1 E: 0 LOB: 1 K: 2 BB: 1 S: 8 P: 12	R: 1 H: 2 E: 0 LOB: 2 K: 1 BB: 1 S: 7 P: 11	R: 0 H: 0 E: 1 LOB: 1 K: 2 BB: 0 S: 8 P: 8	R: 1 H: 2 E: 0 LOB: 2 K: 1 BB: 1 S: 7 P: 11

	1B	6	SF	0	WP	0	PA	41
	2B	3	SAC	0	PB	0		
	3B	1	DP	1	SB	0		
	HR	0	HBP	0	CS	0		

PITCHER		IP	WLS	BF	H	R	ER	SO	BB	IBB	HBP	BLK	WP	HR	S	P	ERA	WHIP
Jerry Reuss, L ERA: 3.88	(1, 1)	8.2	W	39	8	5	5	7	5	0	0	1	0	0	48	68	5.19	1.500
Frank Linzy, R ERA: 1.72	(9, 1)	0.1	S	2	1	0	0	0	0	0	0	0	0	0	2	2	0.00	3.000

PITCHER	IP	WLS	BF	H	R	ER	SO	BB	IBB	HBP	BLK	WP	HR	S	P	ERA	WHIP

Batter	1	2	3	4	5	6	7	8	9	AB	R	H	RBI	BB	SO	LOB
Lou Brock, L (1, 7) OBP: 0.400, SLG: 0.472	0-0 BLK 2B 1B	0-3 K			0-0 HR 1B		0-0 L4		0-0 SH1-3 1-2	4	2	2	0	0	1	2
Matty Alou, L (1, 8) OBP: 0.354, SLG: 0.403	0-0 F8 1-2		0-0 G3		0-0 B2		0-0 1B		0-0 1B 2-H 1B	5	1	2	1	0	0	2
Frank Linzy, R (9, 1) OBP: 1.000, SLG: 1.000										0	0	0	0	0	0	0
Ted Simmons, S (1, 2) OBP: 0.419, SLG: 0.477	0-0 WP 2-H 2B		0-0 G4-6-3 1B		0-0 F9		0-0 F8		0-0 HR 2-H 1B	5	1	3	2	0	0	2
Joe Torre, R (1, 5) OBP: 0.380, SLG: 0.528	0-0 F8 2-3		0-0 G4-6-3 1-2f		0-0 1-H HR			0-3 K	0-0 1-H HR	5	2	2	4	0	1	2
Jose Cardenal, R (1, 9) OBP: 0.269, SLG: 0.370	0-3 K			0-0 5-3	0-0 F9			0-0 HR	0-0 6-3	5	1	1	1	0	1	2
Joe Hague, L (1, 3) OBP: 0.281, SLG: 0.337		0-0 F8		0-0 FC6-4 1B		0-0 4-3		0-0 1B	4-0 FC6-4 BB	4	0	2	0	1	0	0
Ted Sizemore, R (1, 4) OBP: 0.279, SLG: 0.221		0-0 1B 1B		0-0 FC6-4 1-2f HR		0-0 5-3		0-0 P4	0-0 FC6-4 1-2f	5	1	1	0	0	0	3
Dick Schofield, S (1, 6) OBP: 0.344, SLG: 0.370		0-0		0-0		0-0 G3		0-0 4-3		4	1	2	2	0	0	1
Dal Maxvill, R (8, 6) OBP: 0.266, SLG: 0.200		1-2 1B		1-H HR						0	0	0	0	0	0	0
Reggie Cleveland, R (1, 1)		0-3 K		0-0 4-3			0-0 P6		0-0 SH1-3 1B 1B	3	0	0	0	0	1	2
Steve Carlton, L (8, 1) OBP: 0.200, SLG: 0.350										0	0	0	0	0	0	0
Bob Burda, L (9, PH) OBP: 0.526, SLG: 0.400										1	0	1	0	0	0	0
Luis Melendez, R (9, PR) OBP: 0.323, SLG: 0.310										0	1	0	0	0	0	0
(9, 8)																

Inning Stats									
	R: 1 H: 2 E: 0 LOB: 1 K: 1 BB: 0 S: 7 P: 7	R: 0 H: 2 E: 0 LOB: 2 K: 2 BB: 0 S: 9 P: 9	R: 0 H: 1 E: 0 LOB: 0 K: 0 BB: 0 S: 3 P: 3	R: 2 H: 2 E: 0 LOB: 0 K: 0 BB: 0 S: 5 P: 5	R: 2 H: 2 E: 0 LOB: 0 K: 0 BB: 0 S: 5 P: 5	R: 0 H: 0 E: 0 LOB: 0 K: 0 BB: 0 S: 3 P: 3	R: 0 H: 1 E: 0 LOB: 1 K: 0 BB: 0 S: 4 P: 4	R: 1 H: 2 E: 0 LOB: 1 K: 1 BB: 0 S: 7 P: 7	R: 4 H: 4 E: 0 LOB: 1 K: 0 BB: 1 S: 7 P: 11

1B: 11 SF: 0
2B: 1 SAC: 1
3B: 0 DP: 1
HR: 4 HBP: 0

WP: 1 PA: 43
PB: 0
SB: 0
CS: 0

PITCHER		IP	W	L	S	BF	H	R	ER	SO	BB	IBB	HBP	BLK	WP	HR	P	ERA	WHIP
Carl Morton, R ERA: 3.38	(1, 1)	5.0		L		23	9	5	5	3	0	0	0	1	1	2	29	9.00	1.800
Howie Reed, R ERA: 0.9	(6, 1)	2.0				7	1	0	0	0	0	0	0	0	0	0	7	0.00	0.500
John Strohmayer, R ERA: 11.25	(8, 1)	2.0				13	6	5	5	1	1	0	0	0	0	2	18	22.50	3.500

PITCHER	IP	W	L	S	BF	H	R	ER	SO	BB	IBB	HBP	BLK	WP	HR	P	ERA	WHIP

St. Louis Cardinals @ Montreal Expos

Jarry Park, Montreal, QB

Tue May 11 1971, 7:05 PM EDT

Att. 8,862 - Unknown

TOP

AB	41
R	10
H	16
RBI	10
BB	1
SO	4
LOB	16

livebaseballscorecards.com

St. Louis Cardinals @ Montreal Expos

Jarry Park, Montreal, QB

Tue May 11 1971, 7:05 PM EDT

Att. 8,862 - Unknown

BOTTOM

Batter	1	2	3	4	5	6	7	8	9	AB	R	H	RBI	BB	SO	LOB
Boots Day, L (1, 8) OBP: 0.313, SLG: 0.316	HR		F9 ②		B3 ②		F7 ③		S S S K ③	5	1	1	1	0	1	3
Ron Hunt, R (1, 4) OBP: 0.436, SLG: 0.386	P4 ①		P6 ③		1B			SF7 3B		4	1	2	0	0	0	0
Rusty Staub, L (1, 9) OBP: 0.374, SLG: 0.455	F9 ②			2B 1B 1B	G3 ③			SF7 ① 3-H		3	1	1	1	0	0	1
Ron Fairly, L (1, 3) OBP: 0.438, SLG: 0.431	F2 ③			1-3 1B 2B		P4 ①		F9 ②		4	1	1	0	0	0	0
Mack Jones, L (1, 7) OBP: 0.240, SLG: 0.478 Gary Sutherland, R (8, PH) (9, 7)		S S S K ①		1-3 ①		3-1 ②		F2 ③		3 1	0 0	0 0	0 0	0 0	1 0	2 0
John Bateman, R (1, 2) OBP: 0.315, SLG: 0.381		L4-6 2B		6-3 ②		P4 ③			2-3 1B 1B	4	0	2	0	0	0	2
Coco Laboy, R (1, 5) OBP: 0.389, SLG: 0.313		E6		FC4 1B 2-H 3-H			S S S K ①		2-3 1B 1-2	4	0	2	2	0	1	1
Bobby Wine, R (1, 6) OBP: 0.268, SLG: 0.247		L4-6 ② ③ 2-3		FC4 ③ 1-2f			2B		2-3 ① 1-2 2-3	4	0	1	0	0	0	5
Carl Morton, R (1, 1) OBP: 0.182, SLG: 0.182 Jim Gosger, L (5, PH) Howie Reed, R (6, 1) Ron Swoboda, R (7, PH) OBP: 0.357, SLG: 0.486 John Strohmayer, R (8, 1) Jim Fairey, L (9, PH) OBP: 0.229, SLG: 0.212			5-3 ①		P4 ①		S S S K ②		L7 ②	1 1 0 1 0 1	0 0 0 0 0 0	0 0 0 0 0 0	0 0 0 0 0 0	0 0 0 1 0 0	0 0 0 1 0 0	0 0 0 1 0 2
Inning Stats	R: 1 H: 1 E: 0 LOB: 0 K: 0 BB: 0 S: 4 P: 4	R: 0 H: 1 E: 1 LOB: 1 K: 1 BB: 0 S: 6 P: 6	R: 0 H: 0 E: 0 LOB: 0 K: 0 BB: 0 S: 3 P: 3	R: 2 H: 3 E: 0 LOB: 1 K: 0 BB: 0 S: 6 P: 6	R: 0 H: 1 E: 0 LOB: 1 K: 0 BB: 0 S: 4 P: 4	R: 0 H: 0 E: 0 LOB: 0 K: 0 BB: 0 S: 3 P: 3	R: 0 H: 1 E: 0 LOB: 1 K: 2 BB: 0 S: 8 P: 8	R: 1 H: 1 E: 0 LOB: 0 K: 0 BB: 0 S: 4 P: 4	R: 0 H: 2 E: 0 LOB: 2 K: 1 BB: 0 S: 7 P: 7	1B: 5 SF: 1 2B: 4 SAC: 0 3B: 1 DP: 1 HR: 1 HBP: 0				WP: 0 PA: 37 PB: 0 SB: 0 CS: 0		

livebaseballscorecards.com

	AB	36
	R	4
	H	10
	RBI	4
	BB	0
	SO	4
	LOB	17

PITCHER		IP	WLS	BF	H	R	ER	SO	BB	IBB	HBP	BLK	WP	HR	S	P	ERA	WHIP
Reggie Cleveland, R ERA: 3.45	(1, 1)	7.0	W	29	8	4	4	3	0	0	0	0	0	1	35	35	5.14	1.143
Steve Carlton, L ERA: 2.61	(8, 1)	1.0		3	0	0	0	0	0	0	0	0	0	0	3	3	0.00	0.000
Frank Linzy, R ERA: 1.62	(9, 1)	1.0	S	5	2	0	0	1	0	0	0	0	0	0	7	7	0.00	2.000

PITCHER	IP	WLS	BF	H	R	ER	SO	BB	IBB	HBP	BLK	WP	HR	S	P	ERA	WHIP

Batter	1	2	3	4	5	6	7	8	9	AB	R	H	RBI	BB	SO	LOB
Lou Brock, L (1, 7) OBP: 0.407, SLG: 0.477	4-3		BB		F7		G3 1B 2B		BB	3	1	1	0	2	0	1
Matty Alou, L (1, 8) OBP: 0.348, SLG: 0.395 Luis Melendez, R (9, 8) OBP: 0.323, SLG: 0.310	4-3		L3			1B 1B	G3 2-3		F8	5 0	1 0	1 0	0 0	0 0	0 0	3 0
Ted Simmons, S (1, 2) OBP: 0.411, SLG: 0.464	P4			P4		K	1B 3-H		F7	5	0	1	1	0	1	2
Joe Hague, L (1, 3) OBP: 0.297, SLG: 0.337		FC6-4 BB		FC6-4 BB		F7	1B 1-2		K	3	0	1	0	2	1	2
Jose Cardenal, R (1, 9) OBP: 0.268, SLG: 0.366		FC6-4 1-3 1-2f		P4		1B 2B 1B 1-2	F8			4	1	1	0	0	0	4
Ted Sizemore, R (1, 4) OBP: 0.278, SLG: 0.222		1-3 1-2		FC6-4 1-2f		2B 1B 1-2 2-H		5-3		4	1	1	1	0	0	2
Dick Schofield, S (1, 5) OBP: 0.333, SLG: 0.387		4-3			6-3	2B 1-H 2-H		F7		4	0	1	2	0	0	1
Dal Maxvill, R (1, 6) OBP: 0.265, SLG: 0.190			6-3		F7	F8		BB		3	0	0	0	1	0	1
Bob Gibson, R (1, 1) OBP: 0.261, SLG: 0.364			K		1B		P3	F9		4	0	1	0	0	1	1
Inning Stats	R: 0 H: 0 E: 0 LOB: 0 K: 0 BB: 0 S: 3 P: 3	R: 0 H: 0 E: 0 LOB: 1 K: 0 BB: 1 S: 3 P: 7	R: 0 H: 0 E: 0 LOB: 1 K: 1 BB: 1 S: 5 P: 9	R: 0 H: 0 E: 0 LOB: 1 K: 0 BB: 1 S: 3 P: 7	R: 0 H: 1 E: 0 LOB: 1 K: 0 BB: 0 S: 4 P: 4	R: 3 H: 4 E: 0 LOB: 1 K: 1 BB: 0 S: 9 P: 9	R: 1 H: 3 E: 0 LOB: 2 K: 0 BB: 0 S: 6 P: 6	R: 0 H: 0 E: 0 LOB: 1 K: 0 BB: 1 S: 3 P: 7	R: 0 H: 0 E: 0 LOB: 1 K: 1 BB: 1 S: 5 P: 9	1B: 6 SF: 0 2B: 2 SAC: 0 3B: 0 DP: 0 HR: 0 HBP: 0						WP: 0 PA: 40 PB: 0 SB: 0 CS: 0

PITCHER		IP	WLS	BF	H	R	ER	SO	BB	IBB	HBP	BLK	WP	HR	S	P	ERA	WHIP
Jack Billingham, R ERA: 3.5	(1, 1)	6.2	L	31	8	4	4	2	3	0	0	0	0	0	32	44	5.40	1.650
Jim Ray, R ERA: 2.25	(7, 1)	0.1		1	0	0	0	0	0	0	0	0	0	0	1	1	0.00	0.000
Ken Forsch, R ERA: 1.1	(8, 1)	1.0		4	0	0	0	0	1	0	0	0	0	0	3	7	0.00	1.000
Denny Lemaster, L ERA:	(9, 1)	1.0		4	0	0	0	1	1	0	0	0	0	0	5	9	0.00	1.000

PITCHER	IP	WLS	BF	H	R	ER	SO	BB	IBB	HBP	BLK	WP	HR	S	P	ERA	WHIP

TOP

St. Louis Cardinals @ Houston Astros

Astrodome, Houston, TX

Fri May 14 1971, 8:05 PM EDT

Att. 16,437 - Unknown

livebaseballscorecards.com

AB	35
R	4
H	8
RBI	4
BB	5
SO	3
LOB	17

St. Louis Cardinals @ Houston Astros

Astrodome, Houston, TX

Fri May 14 1971, 8:05 PM EDT

Att. 16,437 - Unknown

BOTTOM

Batter	1	2	3	4	5	6	7	8	9	AB	R	H	RBI	BB	SO	LOB
Roger Metzger, S (1, 6) OBP: 0.285, SLG: 0.276	BB, BB, 1B	FC7-2 (3-H)			F9		4-3 (2-3)		6-3 (3-H)	5	0	1	1	0	0	4
Joe Morgan, L (1, 4) OBP: 0.333, SLG: 0.397	BB (1-2)	G6-3, 1B			F8		BB (3-H)		K	3	0	1	0	2	1	1
Jimmy Wynn, R (1, 8) OBP: 0.303, SLG: 0.282	F8	G6-3 (1-2)			1-3		F9			4	0	1	0	0	0	3
Norm Miller, L (1, 9) OBP: 0.275, SLG: 0.368	BB (1-2, 2-3)	G6-3 (1-2f, 2-3)				FC5-4, 1B		1-3		3	0	1	0	1	0	2
Denis Menke, R (1, 3) OBP: 0.326, SLG: 0.306	K	BB				F8		4-3		3	0	0	0	1	1	4
Doug Rader, R (1, 5) OBP: 0.220, SLG: 0.232	5-3	L8				K		F7		4	0	0	0	0	1	6
Cesar Cedeno, R (1, 7) OBP: 0.243, SLG: 0.292		1B, 4-3, FC7-2, 1B		F9		FC5-4 (1-2f)			BB, FC3-6	3	0	1	0	1	0	1
Johnny Edwards, L (1, 2) OBP: 0.256, SLG: 0.214		4-3 (1-2)		1-3			5-3		FC3-6 (2B, 1-2f, 6-3)	4	1	0	0	0	0	2
Jack Billingham, R (1, 1) OBP: 0.222, SLG: 0.176										2	0	1	0	0	1	0
Jim Ray, R (7, 1)										0	0	0	0	0	0	0
Marty Martinez, S (7, PH) OBP: 0.333, SLG: 0.400										1	1	1	0	0	0	0
Ken Forsch, R (8, 1) OBP: 0.500, SLG: 0.500										0	0	0	0	0	0	0
Denny Lemaster, R (9, 1)										0	0	0	0	0	0	0
Rich Chiles, L (9, PH) OBP: 0.455, SLG: 0.700		2-3, 1B		K			4-3, WP, 2B		1-3, 2B	1	0	1	0	0	0	0
Inning Stats	R: 0 E: 0 K: 1 S: 6 / H: 1 LOB: 3 BB: 2 P: 14	R: 0 E: 0 K: 0 S: 4 / H: 2 LOB: 1 BB: 0 P: 4	R: 0 E: 0 K: 0 S: 4 / H: 2 LOB: 2 BB: 1 P: 8	R: 0 E: 0 K: 1 S: 5 / H: 0 LOB: 0 BB: 0 P: 5	R: 0 E: 0 K: 0 S: 3 / H: 0 LOB: 0 BB: 0 P: 3	R: 0 E: 0 K: 1 S: 6 / H: 1 LOB: 1 BB: 0 P: 6	R: 1 E: 0 K: 0 S: 4 / H: 1 LOB: 1 BB: 1 P: 8	R: 0 E: 0 K: 0 S: 3 / H: 0 LOB: 0 BB: 0 P: 3	R: 1 E: 0 K: 1 S: 6 / H: 1 LOB: 1 BB: 1 P: 10	1B: 6 2B: 3 3B: 0 HR: 0	SF: 0 SAC: 0 DP: 2 HBP: 0						

PITCHER	IP	WLS	BF	H	R	ER	SO	BB	IBB	HBP	BLK	WP	HR	S	P	ERA	WHIP
Bob Gibson, R (1, 1) ERA: 2.95	9.0	W	38	8	2	2	4	5	0	0	0	1	0	41	61	2.00	1.444

PITCHER	IP	WLS	BF	H	R	ER	SO	BB	IBB	HBP	BLK	WP	HR	S	P	ERA	WHIP

AB	33
R	2
H	8
RBI	1
BB	5
SO	4
LOB	23

WP: 1 PB: 0 SB: 0 CS: 0 PA: 38

livebaseballscorecards.com

Batter	1	2	3	4	5	6	7	8	9	AB	R	H	RBI	BB	SO	LOB
Lou Brock, L (1, 7) OBP: 0.407, SLG: 0.470	1-3		1-3		1B S 1B	F7			BBBB SH1-3 BB	4	0	1	0	1	0	2
Matty Alou, L (1, 8) OBP: 0.353, SLG: 0.398	G4-6-3 1B			1-3	1-3 1B	FC6-4 1-2f			SH1-3 1-2	4	0	2	0	0	0	1
Luis Melendez, R (9, 8) OBP: 0.323, SLG: 0.310										0	0	0	0	0	0	0
Ted Simmons, S (1, 2) OBP: 0.403, SLG: 0.453	G4-6-3 1-2f			1B 3B 1B	P6		L9		F7	5	1	1	0	0	0	3
Joe Torre, R (1, 5) OBP: 0.394, SLG: 0.535		6-3		1-2 3B 1B	1-2 1B		FC5-4 1B		FC4 IBB	4	1	3	0	1	0	0
Jose Cardenal, R (1, 9) OBP: 0.266, SLG: 0.375		F7		1-H 2-H SF9 3B	F8		F7		FC4 1-2f	5	1	1	2	0	0	5
Jim Beauchamp, R (1, 3) OBP: 0.306, SLG: 0.356		F8		S 1B HBP		E5 2B 1B	FC5-4 1-2f			3	2	0	0	0	0	1
Joe Hague, L (9, 3) OBP: 0.297, SLG: 0.337										0	0	0	0	0	0	0
Julian Javier, R (1, 4) OBP: 0.276, SLG: 0.327			F8	SF9 1-2 3-H		1-3 1B 2B		F8		3	1	1	1	0	0	0
Ted Sizemore, R (1, 6) OBP: 0.286, SLG: 0.243			2B	2-H 1B		6-3		4-3		4	0	2	1	0	0	2
Dal Maxvill, R (8, 6) OBP: 0.265, SLG: 0.190										0	0	0	0	0	0	0
Steve Carlton, L (1, 1) OBP: 0.182, SLG: 0.318			P6	L5		2-H 3-H FC6-4 1B		SSS K		2	0	0	0	0	0	2
Bob Burda, L (6, PH) OBP: 0.550, SLG: 0.438										1	0	1	2	0	0	0
Chuck Taylor, R (6, 1)										1	0	0	0	0	1	0
Inning Stats	R: 0 E: 0 K: 0 S: 3 H: 1 LOB: 0 BB: 0 P: 3	R: 0 E: 0 K: 0 S: 3 H: 0 LOB: 0 BB: 0 P: 3	R: 0 E: 0 K: 0 S: 4 H: 1 LOB: 1 BB: 0 P: 4	R: 4 E: 0 K: 0 S: 7 H: 4 LOB: 1 BB: 0 P: 8	R: 0 E: 0 K: 0 S: 5 H: 3 LOB: 2 BB: 0 P: 5	R: 2 E: 1 K: 0 S: 6 H: 2 LOB: 1 BB: 0 P: 6	R: 0 E: 0 K: 0 S: 4 H: 1 LOB: 1 BB: 0 P: 4	R: 0 E: 0 K: 1 S: 5 H: 0 LOB: 0 BB: 0 P: 5	R: 0 E: 0 K: 0 S: 3 H: 0 LOB: 2 BB: 2 P: 11	1B: 9 2B: 2 3B: 1 HR: 0	SF: 1 SAC: 1 DP: 1 HBP: 1			WP: 0 PB: 0 SB: 2 CS: 0	PA: 41		

TOP

St. Louis Cardinals @ Houston Astros

Astrodome, Houston, TX

Sat May 15 1971, 8:05 PM EDT

Att. 19,285 - Unknown

livebaseballscorecards.com

AB	36
R	6
H	12
RBI	6
BB	2
SO	1
LOB	16

PITCHER		IP	WLS	BF	H	R	ER	SO	BB	IBB	HBP	BLK	WP	HR	S	P	ERA	WHIP
Wade Blasingame, L ERA: 3.63	(1, 1)	3.2		17	6	4	4	0	0	0	1	0	0	0	16	17	9.82	1.636
Jim Ray, R ERA: 2.03	(4, 1)	1.1		6	3	0	0	0	0	0	0	0	0	0	6	6	0.00	2.250
Tom Griffin, R ERA: 4.55	(6, 1)	0.1	L	4	2	2	1	0	0	0	0	0	0	0	4	4	27.00	6.000
Denny Lemaster, L ERA:	(6, 1)	1.2		6	1	0	0	0	0	0	0	0	0	0	6	6	0.00	0.600
George Culver, R ERA: 2.6	(8, 1)	2.0		8	0	0	0	1	1	1	0	0	0	0	8	16	0.00	0.500

PITCHER	IP	WLS	BF	H	R	ER	SO	BB	IBB	HBP	BLK	WP	HR	S	P	ERA	WHIP

Batter	1	2	3	4	5	6	7	8	9	AB	R	H	RBI	BB	SO	LOB
Roger Metzger, S (1, 6) OBP: 0.291, SLG: 0.282 Jimmy Wynn, R (9, PH) OBP: 0.300, SLG: 0.278	CS 1B		6-3		1-3 2-H 2B 1B		4-3		6-3	4 1	1 0	2 0	1 0	0 0	0 0	0 1
Joe Morgan, L (1, 4) OBP: 0.344, SLG: 0.423	1-2 FC4-6 1B		F6		1-H 3-H E 2B		2B			4	1	3	2	0	0	0
Cesar Cedeno, R (1, 8) OBP: 0.244, SLG: 0.309	F9			F8	E6 2-H 3B		6-3			4	1	1	1	0	0	2
Bob Watson, R (1, 7) OBP: 0.341, SLG: 0.403	FC4-6 1-2f			4-3	P4			5-3		4	0	0	0	0	0	1
Denis Menke, R (1, 3) OBP: 0.317, SLG: 0.296		4-3		S S S K		4-3		F9		4	0	0	0	0	1	0
Doug Rader, R (1, 5) OBP: 0.228, SLG: 0.241		1B 1B			1B 1B 1B		6-3	S S S K		4	1	2	0	0	1	0
Jesus Alou, R (1, 9) OBP: 0.423, SLG: 0.439		G5-4-3 1-2 1B			1B 1-2 2B 1B		2B		6-3	4	1	3	0	0	0	0
Larry Howard, R (1, 2) Johnny Edwards, L (6, PH) OBP: 0.261, SLG: 0.244 (7, 2) Cesar Geronimo, L (9, PR) OBP: 0.333, SLG: 0.455		G5-4-3 1-2f			P4	F8			3B	2 2 0	0 0 0	0 1 0	0 0 0	0 0 0	0 0 0	4 1 0
Wade Blasingame, L (1, 1) OBP: 0.308, SLG: 0.500 Jim Ray, R (4, 1) Marty Martinez, S (5, PH) OBP: 0.286, SLG: 0.333 Tom Griffin, R (6, 1) OBP: 0.250, SLG: 0.143 Denny Lemaster, R (6, 1) Rich Chiles, L (7, PH) OBP: 0.417, SLG: 0.636 George Culver, R (8, 1) Norm Miller, L (9, PH) OBP: 0.268, SLG: 0.359			F5		F9		B5-3		G3	1 0 1 0 0 1 0 1	0 0 0 0 0 0 0 0	0 0 0 0 0 0 0 0	0 0 0 0 0 0 0 0	0 0 0 0 0 0 0 0	0 0 0 0 0 0 0 0	0 2 0 0 0 0 0 1
Inning Stats	R: 0 E: 0 K: 0 S: 4 H: 2 LOB: 1 BB: 0 P: 4	R: 0 E: 0 K: 0 S: 4 H: 2 LOB: 1 BB: 0 P: 4	R: 0 E: 0 K: 0 S: 3 H: 0 LOB: 0 BB: 0 P: 3	R: 0 E: 0 K: 1 S: 5 H: 0 LOB: 0 BB: 0 P: 5	R: 5 E: 1 K: 0 S: 8 H: 5 LOB: 0 BB: 0 P: 8	R: 0 E: 0 K: 0 S: 4 H: 1 LOB: 1 BB: 0 P: 4	R: 0 E: 0 K: 0 S: 4 H: 1 LOB: 1 BB: 0 P: 4	R: 0 E: 0 K: 1 S: 5 H: 0 LOB: 0 BB: 0 P: 5	R: 0 E: 0 K: 0 S: 4 H: 1 LOB: 1 BB: 0 P: 4	1B: 7 2B: 3 3B: 2 HR: 0	SF: 0 SAC: 0 DP: 1 HBP: 0						

PITCHER	IP	WLS	BF	H	R	ER	SO	BB	IBB	HBP	BLK	WP	HR	S	P	ERA	WHIP
Steve Carlton, L (1, 1) ERA: 3.02	5.0	W	22	9	5	4	1	0	0	0	0	0	0	24	24	7.20	1.800
Chuck Taylor, R (6, 1) ERA: 3.95	4.0	S	15	3	0	0	1	0	0	0	0	0	0	17	17	0.00	0.750

PITCHER	IP	WLS	BF	H	R	ER	SO	BB	IBB	HBP	BLK	WP	HR	S	P	ERA	WHIP

BOTTOM

St. Louis Cardinals @ Houston Astros

Astrodome, Houston, TX

Sat May 15 1971, 8:05 PM EDT

Att. 19,285 - Unknown

livebaseballscorecards.com

AB	37
R	5
H	12
RBI	4
BB	0
SO	2
LOB	12

1B: 7	SF: 0	WP: 0	PA: 37
2B: 3	SAC: 0	PB: 0	
3B: 2	DP: 1	SB: 0	
HR: 0	HBP: 0	CS: 1	

Batter	1	2	3	4	5	6	7	8	9	AB	R	H	RBI	BB	SO	LOB
Lou Brock, L (1, 7) OBP: 0.407, SLG: 0.474 Frank Linzy, R (8, 1) OBP: 1.000, SLG: 1.000	S S S 0-3 ① K		x 0-0 1B FC6-4 2B	x 0-0 ② FC6-4 1-2f		x 0-0 1B 1-3 1B		x 0-0 ① F7		5 0	1 0	2 0	0 0	0 0	1 0	2 0
Matty Alou, L (1, 8) OBP: 0.357, SLG: 0.402 Al Hrabosky, R (6, 1) Luis Melendez, R (8, PH) OBP: 0.313, SLG: 0.300 (8, 8)	x 0-0 ② L1		x 0-0 FC6-4 2-3 1B	x 0-0 ③ G1		x 0-0 WP 1-3 3-H 1B		x 0-0 ②③ G6-4-3 1-2f		4 0 1	0 0 0	2 0 0	1 0 0	0 0 0	0 0 0	1 0 1
Ted Simmons, S (1, 2) OBP: 0.403, SLG: 0.459	x 0-0 1B		x 0-0 ① FC6-4 1B 1-2f 3-H		x 0-0 1B 2B	x 0-0 ③ F7 1-2			x 0-0 ① 4-3	5	0	2	1	0	0	3
Joe Torre, R (1, 5) OBP: 0.397, SLG: 0.534 Dick Schofield, S (7, 5) OBP: 0.324, SLG: 0.375	x 0-0 ③ F8		x 0-0 1B 1-3 1B		x 0-0 G6-4-3 2-3 1B		x 0-0 ① F8		x 0-0 ② F8	4 1	0 0	2 0	0 0	0 0	0 0	1 0
Joe Hague, L (1, 3) OBP: 0.302, SLG: 0.372		S S S 0-3 ① K	x 0-0 1B 1-2		x 0-0 ① L4		x 0-0 HR		x 0-0 ③ F5	5	1	2	1	0	1	2
Jose Cardenal, R (1, 9) OBP: 0.265, SLG: 0.371 (6, 8) (8, 9)		x 0-0 2B 1B	x 0-0 ② P4		x 0-0 ②③ G6-4-3 1-2f		x 0-0 ② L4			4	1	1	0	0	0	5
Ted Sizemore, R (1, 6) OBP: 0.284, SLG: 0.243		x 0-0 ② F9	x 0-0 ③ 5-3			x 0-0 ① F8	x 0-0 1B			4	0	1	0	0	0	4
Julian Javier, R (1, 4) OBP: 0.306, SLG: 0.373		x 0-0 1-H 2B		x 0-0 FC6-4 1B		x 0-0 1B 1B 1B	x 0-0 ③ F8			4	1	3	1	0	0	1
Jerry Reuss, L (1, 1) OBP: 0.182, SLG: 0.190 Chris Zachary, L (2, 1) OBP: 0.500, SLG: 0.500 Moe Drabowsky, R (4, 1) Leron Lee, L (6, PH) OBP: 0.316, SLG: 0.471 (6, 9) (8, 7)		S S S 0-3 ③ K		x 0-0 ① F9		S S S 0-3 ② K		x 0-0 G6-4-3 1B		1 1 0 2	0 0 0 0	0 0 0 1	0 0 0 0	1 0 0 1	1 0 0 1	1 1 0 1
Inning Stats	R: 0 E: 0 K: 1 S: 6 H: 1 LOB: 1 BB: 0 P: 6	R: 1 E: 0 K: 2 S: 9 H: 2 LOB: 1 BB: 0 P: 9	R: 1 E: 0 K: 0 S: 7 H: 4 LOB: 3 BB: 0 P: 7	R: 0 E: 0 K: 0 S: 4 H: 1 LOB: 1 BB: 0 P: 4	R: 0 E: 0 K: 0 S: 4 H: 2 LOB: 1 BB: 0 P: 4	R: 1 E: 0 K: 1 S: 8 H: 3 LOB: 2 BB: 0 P: 8	R: 1 E: 0 K: 0 S: 5 H: 2 LOB: 1 BB: 0 P: 5	R: 0 E: 0 K: 0 S: 3 H: 1 LOB: 0 BB: 0 P: 3	R: 0 E: 0 K: 0 S: 3 H: 0 LOB: 0 BB: 0 P: 3	1B: 12 2B: 3 3B: 0 HR: 1	SF: 0 SAC: 0 DP: 2 HBP: 0			WP: 1 PB: 0 SB: 0 CS: 0	PA: 41		

PITCHER	IP	WLS	BF	H	R	ER	SO	BB	IBB	HBP	BLK	WP	HR	S	P	ERA	WHIP
Larry Dierker, R (1, 1) ERA: 2.29	6.0	W	30	13	3	3	4	0	0	0	0	1	0	38	38	4.50	2.167
Jim Ray, R (7, 1) ERA: 2.2	3.0	S	11	3	1	1	0	0	0	0	0	0	1	11	11	3.00	1.000

PITCHER	IP	WLS	BF	H	R	ER	SO	BB	IBB	HBP	BLK	WP	HR	S	P	ERA	WHIP

TOP

St. Louis Cardinals @ Houston Astros

Astrodome, Houston, TX

Sun May 16 1971, 4:33 AM EDT

Att. 14,983 - Unknown

livebaseballscorecards.com

AB	41
R	4
H	16
RBI	4
BB	0
SO	4
LOB	23

Batter	1	2	3	4	5	6	7	8	9	AB	R	H	RBI	BB	SO	LOB
Roger Metzger, S (1, 6) OBP: 0.301, SLG: 0.301	BB HR 2B	2-3 1B		E1 G3 1B	2-H L3 1B		1-2f FC6-4			5	2	3	1	0	0	3
Joe Morgan, L (1, 4) OBP: 0.333, SLG: 0.407	L8	3-Hf 3-2-5-2		1-2 2-3 G3	1-2 L3			4-3		5	0	0	0	0	0	6
Cesar Cedeno, R (1, 9) OBP: 0.250, SLG: 0.322	K	PB 2B	2B	2-H 3-H 1B	K	K		6-3		5	2	2	2	0	2	1
Jimmy Wynn, R (1, 8) OBP: 0.316, SLG: 0.289	BB HR BB	2-3 P4	2B	2-H 2B 1B	5-3			FC6-4 1B		4	2	2	1	1	0	1
Denis Menke, R (1, 3) OBP: 0.326, SLG: 0.305	1-2 2-3 HR BB	2B BB		1-H 2B	5-3			1-2f FC6-4		3	2	1	1	2	0	1
Doug Rader, R (1, 5) OBP: 0.237, SLG: 0.283	1-H 2-H 3-H HR	1-H 3-H 1B 2B		K			G3			4	2	2	6	0	1	1
Jesus Alou, R (1, 7) OBP: 0.419, SLG: 0.435 Cesar Geronimo, L (5, 7) OBP: 0.385, SLG: 0.500	4-3	2-H CS 1B		5-3			1B			3 1	0 0	1 1	1 0	0 0	0 0	1 0
Jack Hiatt, R (1, 2) OBP: 0.576, SLG: 0.520		1B SH2-4 3-2-5-2 1B	1-2 1B		K		1-2 FC6-4 1B			4	0	3	0	0	1	0
Larry Dierker, R (1, 1) OBP: 0.130, SLG: 0.174 Jim Ray, R (7, 1)		1-2 SH2-4		G3 E6 1B	1B 2B			K		2 1	2 0	2 0	0 0	0 0	0 1	0 2
Inning Stats	R: 4 E: 0 K: 1 S: 7 H: 2 LOB: 0 BB: 2 P: 15	R: 0 E: 0 K: 0 S: 4 H: 2 LOB: 1 BB: 0 P: 4	R: 3 E: 0 K: 0 S: 5 H: 4 LOB: 1 BB: 1 P: 9	R: 4 E: 2 K: 1 S: 10 H: 4 LOB: 1 BB: 0 P: 10	R: 1 E: 0 K: 1 S: 6 H: 2 LOB: 0 BB: 0 P: 6	R: 0 E: 0 K: 1 S: 5 H: 0 LOB: 0 BB: 0 P: 5	R: 0 E: 0 K: 1 S: 7 H: 2 LOB: 2 BB: 0 P: 7	R: 0 E: 0 K: 0 S: 4 H: 1 LOB: 1 BB: 0 P: 4		1B: 11 2B: 7 3B: 0 HR: 1	SF: 0 SAC: 1 DP: 2 HBP: 0					

BOTTOM

St. Louis Cardinals @ Houston Astros

Astrodome, Houston, TX

Sun May 16 1971, 4:33 AM EDT

Att. 14,983 - Unknown

livebaseballscorecards.com

	AB	37
	R	12
	H	17
	RBI	12
	BB	3
	SO	5
	LOB	16

WP: 0 PB: 1 SB: 0 CS: 1 PA: 41

PITCHER		IP	WLS	BF	H	R	ER	SO	BB	IBB	HBP	BLK	WP	HR	S	P	ERA	WHIP
Jerry Reuss, L ERA: 4.53	(1, 1)	1.1	L	10	4	4	4	1	2	0	0	0	0	1	10	18	27.00	4.500
Chris Zachary, R ERA: 7.71	(2, 1)	2.0		11	6	6	5	0	1	0	0	0	0	0	10	14	22.50	3.500
Moe Drabowsky, R ERA: 5.11	(4, 1)	1.2		8	4	2	2	2	0	0	0	0	0	0	12	12	10.80	2.400
Al Hrabosky, L ERA:	(6, 1)	2.0		8	2	0	0	2	0	0	0	0	0	0	12	12	0.00	1.000
Frank Linzy, R ERA: 1.53	(8, 1)	1.0		4	1	0	0	0	0	0	0	0	0	0	4	4	0.00	1.000

PITCHER	IP	WLS	BF	H	R	ER	SO	BB	IBB	HBP	BLK	WP	HR	S	P	ERA	WHIP

Batter	1	2	3	4	5	6	7	8	9	AB	R	H	RBI	BB	SO	LOB
Maury Wills, S (1, 6) (9, 5) OBP: 0.351, SLG: 0.359	B3		1B	SF8			F9 1B 1-3		SSS K	4	1	2	1	0	1	0
Bill Buckner, L (1, 9) OBP: 0.316, SLG: 0.352	1B HBP		1B 1-3	G4-6-3 1-2f			BB 1-2 3-H		5-3	2	1	1	0	0	0	2
Manny Mota, R (7, PH) (7, 9) OBP: 0.370, SLG: 0.364										2	0	1	1	0	0	0
Willie Davis, L (1, 8) OBP: 0.393, SLG: 0.503	G6-4-3 1-2		1B SF7 1-2 3-H		6-3		F8		F8	5	1	2	1	0	0	2
Dick Allen, R (1, 7) OBP: 0.348, SLG: 0.397	G6-4-3 1-2f		1-3 2-H		4-3		F9 2-3			4	0	1	1	0	0	4
Wes Parker, S (1, 3) OBP: 0.331, SLG: 0.359		BB	SF7 3-H		G3		BBBB 1-2 BB			2	0	1	1	1	0	0
Tom Haller, L (1, 2) OBP: 0.400, SLG: 0.381		BBBB F8 1-2 BB	F8			4-3	G3			3	0	0	0	1	0	4
Jim Lefebvre, S (1, 4) OBP: 0.353, SLG: 0.435		F8 1-2		BBBB SH 1B SF8 BB		G5-4-3 1B		F7		3	1	1	0	1	0	2
Bobby Valentine, R (1, 5) (9, 6) OBP: 0.227, SLG: 0.200		F8		SH 1-2		G5-4-3 1-2f		L4		4	0	1	0	0	0	2
Don Sutton, R (1, 1) OBP: 0.222, SLG: 0.067			9-3					G3		1	0	0	0	0	0	0
Willie Crawford, L (7, PH) OBP: 0.393, SLG: 0.480										1	1	1	0	0	0	0
Jim Brewer, L (7, 1)				SH G4-6-3 1-2 2-3			1B 1B			1	0	0	0	0	0	0
Inning Stats	R: 0 E: 0 K: 0 S: 3 H: 1 LOB: 1 BB: 0 P: 4	R: 0 E: 0 K: 0 S: 3 H: 1 LOB: 1 BB: 1 P: 7	R: 3 E: 0 K: 0 S: 7 H: 4 LOB: 1 BB: 0 P: 7	R: 1 E: 1 K: 0 S: 4 H: 1 LOB: 1 BB: 1 P: 8	R: 0 E: 0 K: 0 S: 3 H: 0 LOB: 0 BB: 0 P: 3	R: 0 E: 0 K: 0 S: 3 H: 1 LOB: 0 BB: 0 P: 3	R: 1 E: 0 K: 0 S: 6 H: 3 LOB: 3 BB: 1 P: 10	R: 0 E: 0 K: 0 S: 3 H: 0 LOB: 0 BB: 0 P: 3	R: 0 E: 0 K: 1 S: 5 H: 0 LOB: 0 BB: 0 P: 5	1B: 11 2B: 0 3B: 0 HR: 0	SF: 2 SAC: 1 DP: 3 HBP: 1						

TOP

Los Angeles Dodgers @ St. Louis Cardinals

Busch Stadium, St. Louis, MO

Tue May 18 1971, 7:05 PM CDT

Att. 14,753 - Unknown

livebaseballscorecards.com

AB	32
R	5
H	11
RBI	5
BB	3
SO	1
LOB	16

WP: 0 PB: 0 SB: 0 CS: 0 PA: 39

PITCHER		IP	WLS	BF	H	R	ER	SO	BB	IBB	HBP	BLK	WP	HR	S	P	ERA	WHIP
Reggie Cleveland, R ERA: 3.83	(1, 1)	2.1		12	5	3	3	0	1	0	1	0	0	0	10	15	11.57	2.571
Chuck Taylor, R ERA: 4.15	(3, 1)	3.2		16	5	2	2	0	1	0	0	0	0	0	15	19	4.91	1.636
Don Shaw, L ERA:	(7, 1)	0.1		2	1	0	0	0	0	0	0	0	0	0	2	2	0.00	3.000
Frank Linzy, R ERA: 1.4	(7, 1)	1.2		6	0	0	0	0	1	0	0	0	0	0	5	9	0.00	0.600
Moe Drabowsky, R ERA: 4.73	(9, 1)	1.0	W	3	0	0	0	1	0	0	0	0	0	0	5	5	0.00	0.000

PITCHER	IP	WLS	BF	H	R	ER	SO	BB	IBB	HBP	BLK	WP	HR	S	P	ERA	WHIP

Los Angeles Dodgers @ St. Louis Cardinals

Busch Stadium, St. Louis, MO

Tue May 18 1971, 7:05 PM CDT

Att. 14,753 - Unknown

livebaseballscorecards.com

BOTTOM

Batter	1	2	3	4	5	6	7	8	9	AB	R	H	RBI	BB	SO	LOB
Lou Brock, L (1, 7) OBP: 0.413, SLG: 0.482	BBBB 4-0 WP 1B 3B BB	x 0-0 ② F7			x 0-0 ① 3-1		x 0-0 FC3-6 1B	0-0 ③ CS 1-2	x 0-0 SH5-3 1B 2B	4	2	2	0	1	0	0
Matty Alou, L (1, 8) OBP: 0.365, SLG: 0.404	x 0-0 WP 1-2 3B 1B	x 0-0 ③ F8			x 0-0 2B 1B		x 0-0 ① FC3-6 BB 1-3 1-2f		4-0 1B SH5-3 IBB	4	2	2	0	1	0	1
Ted Simmons, S (1, 2) OBP: 0.406, SLG: 0.484	x 0-0 1B 1-H 2-H 3B	SSS 0-3 ① K			x 0-0 ② E7 1-H 2B		x 0-0 ② 1-3 1-2		x 0-0 ① SH5-3 1-2 2-3	4	1	2	3	0	1	1
Joe Torre, R (1, 5) OBP: 0.404, SLG: 0.526	H 1-0 1B SF9 HBP		x 0-0 ② F8		x 0-0 ③ 6-3		4-0 BB IBB		4-0 1B IBB	2	1	0	0	2	0	0
Jose Cardenal, R (1, 9) OBP: 0.276, SLG: 0.375	x 0-0 ① F2		x 0-0 ③ F8			x 0-0 S S 1B	BBBB 4-0 1-2 2-3 BB		x 0-0 1-2 2-3 3-H 1B	4	0	2	1	1	0	2
Joe Hague, L (1, 3) OBP: 0.309, SLG: 0.378	x 0-0 FC5-4 1-3 3-H 1B			x 0-0 FC5-4 1B		SSS 0-3 ① K 1-2	SSS 0-3 ③ K			4	0	2	1	0	2	4
Julian Javier, R (1, 4) OBP: 0.303, SLG: 0.361	x 0-0 ② SF9 3-H			x 0-0 ① FC5-4 S 1-2f		4-0 S IBB		SSS 0-3 ① K		2	0	0	1	1	1	1
Ted Sizemore, R (1, 6) OBP: 0.283, SLG: 0.243	x 0-0 ③ FC5-4 1-2f			SSS 0-3 ② K 1-2		x 0-0 ② P6 1-2 2-3		x 0-0 FC5-4 1B		4	0	1	0	0	1	4
Reggie Cleveland, R (1, 1) Chuck Taylor, R (3, 1) Don Shaw, L (7, 1) Frank Linzy, R (7, 1) OBP: 1.000, SLG: 1.000 Jim Beauchamp, R (8, PH) OBP: 0.300, SLG: 0.348 Moe Drabowsky, R (9, 1)		x 0-0 ① F9		SSS 0-3 ③ K		SSS 0-3 ③ K		x 0-0 ② FC5-4 CS 1-2f		1 2 0 0 1 0	0 0 0 0 0 0	0 0 0 0 0 0	0 0 0 0 0 0	0 0 0 0 0 0	0 2 0 0 0 0	0 3 0 0 0 0
Inning Stats	R: 4 H: 3 E: 0 LOB: 1 K: 0 BB: 1 S: 6 P: 11	R: 0 H: 0 E: 0 LOB: 0 K: 0 BB: 0 S: 3 P: 3	R: 0 H: 0 E: 0 LOB: 0 K: 1 BB: 0 S: 5 P: 5	R: 0 H: 1 E: 0 LOB: 1 K: 2 BB: 0 S: 8 P: 8	R: 1 H: 2 E: 1 LOB: 0 K: 0 BB: 0 S: 4 P: 4	R: 0 H: 1 E: 0 LOB: 2 K: 2 BB: 1 S: 8 P: 12	R: 0 H: 1 E: 0 LOB: 3 K: 1 BB: 2 S: 6 P: 14	R: 0 H: 1 E: 0 LOB: 0 K: 1 BB: 0 S: 5 P: 5	R: 1 H: 2 E: 0 LOB: 3 K: 0 BB: 2 S: 3 P: 11	1B: 8 SF: 1 2B: 2 SAC: 1 3B: 1 DP: 0 HR: 0 HBP: 1						

	AB	32
	R	6
	H	11
	RBI	6
	BB	6
	SO	7
	LOB	17

PITCHER		IP	WLS	BF	H	R	ER	SO	BB	IBB	HBP	BLK	WP	HR	S	P	ERA	WHIP
Don Sutton, R ERA: 4.19	(1, 1)	6.0		27	7	5	5	5	1	1	1	0	1	0	34	43	7.50	1.333
Jim Brewer, L ERA: 2.87	(7, 1)	2.1	L	14	4	1	1	2	1	3	0	0	0	0	14	30	3.86	2.143

PITCHER	IP	WLS	BF	H	R	ER	SO	BB	IBB	HBP	BLK	WP	HR	S	P	ERA	WHIP

Los Angeles Dodgers @ St. Louis Cardinals

Busch Stadium, St. Louis, MO

Wed May 19 1971, 7:05 PM CDT

Att. 13,869 - Unknown

TOP

livebaseballscorecards.com

Batter	1	2	3	4	5	6	7	8	9	AB	R	H	RBI	BB	SO	LOB
Maury Wills, S (1, 6) OBP: 0.340, SLG: 0.347	6-3		4-3		6-3		E4 1B 1-2 3-H		B1-3	5	0	0	1	0	0	1
Bill Buckner, L (1, 9) OBP: 0.296, SLG: 0.329	P6		P2			K	F9		6-3	5	0	0	0	0	1	2
Willie Davis, L (1, 8) OBP: 0.394, SLG: 0.500	S 1B 1B			F8		E3 1B 1B	1-3 2-H 1B		F9	5	2	2	1	0	0	0
Dick Allen, R (1, 7) OBP: 0.359, SLG: 0.403	S 1-H 1B			BBB 4-0 BB 1B BB		1B 1-3 1B	K			3	1	2	1	1	1	2
Wes Parker, S (1, 3) OBP: 0.329, SLG: 0.351	SSS K 1-2			BBBB 4-0 1B 1-2 BB		SSS K		F8		3	0	0	0	1	2	3
Duke Sims, L (1, 2) OBP: 0.387, SLG: 0.470		SSS K		1-3 2-H 1B		1-2 3-H 1B		1B 2B		4	0	3	2	0	1	0
Von Joshua, L (8, PR)										0	1	0	0	0	0	0
Tom Haller, L (8, 2) OBP: 0.400, SLG: 0.381										0	0	0	0	0	0	0
Bill Russell, R (1, 4) OBP: 0.299, SLG: 0.320		F9		4-3			F7	F5		3	0	0	0	0	0	1
Jim Lefebvre, S (8, PH) OBP: 0.348, SLG: 0.429										1	0	0	0	0	0	1
(8, 4)																
Bobby Valentine, R (1, 5) OBP: 0.269, SLG: 0.250		F7			F3		1B E 1B	2-H 1B		4	1	2	1	0	0	0
Al Downing, R (1, 1) OBP: 0.300, SLG: 0.222			SSS K		F8		E 1-3 1B	SSS K		2	0	0	0	0	1	0
Willie Crawford, L (7, PH) OBP: 0.414, SLG: 0.500										1	1	1	0	0	0	0
Pete Mikkelsen, R (7, 1)										1	0	0	0	0	1	2
Inning Stats	R: 1 E: 0 K: 1 S: 7 H: 2 LOB: 1 BB: 0 P: 7	R: 0 E: 0 K: 1 S: 5 H: 0 LOB: 0 BB: 0 P: 5	R: 0 E: 0 K: 1 S: 5 H: 0 LOB: 0 BB: 0 P: 5	R: 1 E: 0 K: 0 S: 3 H: 1 LOB: 1 BB: 2 P: 11	R: 0 E: 0 K: 0 S: 3 H: 0 LOB: 0 BB: 0 P: 3	R: 1 E: 1 K: 2 S: 9 H: 2 LOB: 1 BB: 0 P: 9	R: 2 E: 1 K: 1 S: 9 H: 3 LOB: 2 BB: 0 P: 9	R: 1 E: 0 K: 1 S: 7 H: 2 LOB: 2 BB: 0 P: 7	R: 0 E: 0 K: 0 S: 3 H: 0 LOB: 0 BB: 0 P: 3	1B: 9 2B: 1 3B: 0 HR: 0	SF: 0 SAC: 0 DP: 0 HBP: 0						

AB	37
R	6
H	10
RBI	6
BB	2
SO	7
LOB	12

WP: 0 PB: 0 SB: 2 CS: 0 PA: 39

PITCHER		IP	WLS	BF	H	R	ER	SO	BB	IBB	HBP	BLK	WP	HR	S	P	ERA	WHIP
Bob Gibson, R ERA: 3.13	(1, 1)	8.0	L	36	10	6	4	7	2	0	0	0	0	0	48	56	4.50	1.500
Don Shaw, L ERA:	(9, 1)	1.0		3	0	0	0	0	0	0	0	0	0	0	3	3	0.00	0.000

PITCHER	IP	WLS	BF	H	R	ER	SO	BB	IBB	HBP	BLK	WP	HR	S	P	ERA	WHIP

BOTTOM

Los Angeles Dodgers @ St. Louis Cardinals

Busch Stadium, St. Louis, MO

Wed May 19 1971, 7:05 PM CDT

Att. 13,869 - Unknown

Batter	1	2	3	4	5	6	7	8	9	AB	R	H	RBI	BB	SO	LOB
Lou Brock, L (1, 7) OBP: 0.406, SLG: 0.473	4-3		F7		BB S BB 1B	G4-6-3 1-2f			F7	5	1	1	0	0	0	1
Matty Alou, L (1, 8) OBP: 0.366, SLG: 0.404	FC6-4 1B		F7		P4 1-2		S 1B		G3	5	0	2	0	0	0	1
Ted Simmons, S (1, 2) OBP: 0.399, SLG: 0.469	K		F9		BB BB 1B BB		F9 1-2		G3	4	1	0	0	1	1	2
Joe Torre, R (1, 5) OBP: 0.400, SLG: 0.514	FC6-4 1-2f			5-3	BB 1B 1-2 2-3 BB		F8			3	1	0	0	1	0	2
Jose Cardenal, R (1, 9) OBP: 0.288, SLG: 0.377		2B BB		E 1B G1-2-3 1B	1B 1-2 2-3 3-H BB		F9			2	1	1	1	2	0	1
Julian Javier, R (1, 4) OBP: 0.329, SLG: 0.385		P6		E 1-2 1B	1-3 2-H 3-H 1B			1B		4	0	3	2	0	0	1
Jim Beauchamp, R (1, 3) OBP: 0.296, SLG: 0.360		1-H E 2B		E5 1-2 2-3	F8			B2		4	1	1	1	0	0	5
Dal Maxvill, R (1, 6) OBP: 0.254, SLG: 0.180		F9 2-H		G1-2-3 3-Hf		1-3		K		3	0	0	0	0	0	3
Bob Burda, L (8, PH) OBP: 0.524, SLG: 0.412										1	0	0	0	0	1	1
Dick Schofield, S (9, 6) OBP: 0.324, SLG: 0.375										0	0	0	0	0	0	0
Bob Gibson, R (1, 1) OBP: 0.269, SLG: 0.360		F8			F7	G4-6-3 1B		K		3	0	1	0	0	0	0
Leron Lee, L (8, PH) OBP: 0.286, SLG: 0.421										1	0	0	0	0	1	1
Don Shaw, L (9, 1)										0	0	0	0	0	0	0
Inning Stats	R: 0 E: 0 K: 1 S: 6 H: 1 LOB: 1 BB: 0 P: 6	R: 2 E: 1 K: 0 S: 4 H: 1 LOB: 0 BB: 1 P: 8	R: 0 E: 0 K: 0 S: 3 H: 0 LOB: 0 BB: 0 P: 3	R: 0 E: 1 K: 0 S: 5 H: 2 LOB: 2 BB: 0 P: 5	R: 3 E: 0 K: 0 S: 5 H: 2 LOB: 2 BB: 3 P: 17	R: 0 E: 0 K: 0 S: 3 H: 1 LOB: 0 BB: 0 P: 3	R: 0 E: 0 K: 0 S: 4 H: 1 LOB: 1 BB: 0 P: 4	R: 0 E: 0 K: 2 S: 8 H: 1 LOB: 1 BB: 0 P: 8	R: 0 E: 0 K: 0 S: 3 H: 0 LOB: 0 BB: 0 P: 3	1B: 8 2B: 1 3B: 0 HR: 0 SF: 0 SAC: 0 DP: 2 HBP: 0							

AB	35
R	5
H	9
RBI	4
BB	4
SO	3
LOB	18

WP: 0 PB: 0 SB: 2 CS: 0 PA: 39

livebaseballscorecards.com

PITCHER		IP	WLS	BF	H	R	ER	SO	BB	IBB	HBP	BLK	WP	HR	S	P	ERA	WHIP
Al Downing, L ERA: 2.48	(1, 1)	6.0		28	7	5	4	1	4	0	0	0	0	0	26	42	6.00	1.833
Pete Mikkelsen, R ERA: 3.86	(7, 1)	3.0	W	11	2	0	0	2	0	0	0	0	0	0	15	15	0.00	0.667

PITCHER	IP	WLS	BF	H	R	ER	SO	BB	IBB	HBP	BLK	WP	HR	S	P	ERA	WHIP

Batter	1	2	3	4	5	6	7	8	9	AB	R	H	RBI	BB	SO	LOB
Bill Russell, R (1, 4) OBP: 0.288, SLG: 0.307	x 0-0 ① L7		x 0-0 ② F9		S S S 0-3 ③ K			S S S 0-3 ① K		4	0	0	0	0	2	2
Manny Mota, R (1, 9) OBP: 0.364, SLG: 0.348	x 0-0 ② 6-3		x 0-0 ③ F9			x 0-0 ① L7		B B B B 4-0 FC6-4 BB		3	0	0	0	1	0	1
Willie Davis, L (1, 8) OBP: 0.390, SLG: 0.494	x 0-0 WP 1B			x 0-0 ① F8		x 0-0 ② F8		x 0-0 ② F7		4	0	1	0	0	0	1
Dick Allen, R (1, 7) OBP: 0.356, SLG: 0.398	S S S 0-3 ③ K 1-2			x 0-0 ② F8		x 0-0 1B 1B		x 0-0 ③ FC6-4 1-2f		4	0	1	0	0	1	2
Wes Parker, S (1, 3) OBP: 0.339, SLG: 0.368		x 0-0 ① F8		x 0-0 2B		x 0-0 1-2 1B			x 0-0 1B	4	0	3	0	0	0	0
Steve Garvey, R (1, 5) OBP: 0.314, SLG: 0.371		x 0-0 ② 5-3		x 0-0 ③ 5-3		S S S 0-3 ③ K			x 0-0 ① L6	4	0	0	0	0	1	4
Bill Sudakis, S (1, 2) OBP: 0.311, SLG: 0.314		B B B B 4-0 CS BB			x 0-0 ① F8		x 0-0 ① F8		x 0-0 ② F7	3	0	0	0	1	0	1
Bobby Valentine, R (1, 6) OBP: 0.233, SLG: 0.214		0-0 ③ CS 1-2	x 0-0 ① F3		x 0-0 ② 6-3		x 0-0 ② F9		x 0-0 ③ F9	4	0	0	0	0	0	1
Bill Singer, R (1, 1) OBP: 0.217, SLG: 0.053			H 1-0 HBP		B B B B 4-0 BB		S S S 0-3 ③ K			1	0	0	0	1	1	0
Inning Stats	R: 0 H: 1 E: 0 LOB: 1 K: 1 BB: 0 S: 6 P: 6	R: 0 H: 0 E: 0 LOB: 0 K: 0 BB: 1 S: 2 P: 6	R: 0 H: 0 E: 0 LOB: 1 K: 0 BB: 0 S: 3 P: 4	R: 0 H: 1 E: 0 LOB: 1 K: 0 BB: 0 S: 4 P: 4	R: 0 H: 0 E: 0 LOB: 1 K: 1 BB: 1 S: 5 P: 9	R: 0 H: 2 E: 0 LOB: 2 K: 1 BB: 0 S: 7 P: 7	R: 0 H: 0 E: 0 LOB: 0 K: 1 BB: 0 S: 5 P: 5	R: 0 H: 0 E: 0 LOB: 1 K: 1 BB: 1 S: 5 P: 9	R: 0 H: 1 E: 0 LOB: 1 K: 0 BB: 0 S: 4 P: 4	1B: 4 SF: 0 2B: 1 SAC: 0 3B: 0 DP: 0 HR: 0 HBP: 1						WP: 1 PA: 36 PB: 0 SB: 0 CS: 1	

TOP

Los Angeles Dodgers @ St. Louis Cardinals

Busch Stadium, St. Louis, MO

Thu May 20 1971, 3:33 AM CDT

Att. 11,875 - Unknown

livebaseballscorecards.com

AB	31
R	0
H	5
RBI	0
BB	3
SO	5
LOB	12

PITCHER		IP	WLS	BF	H	R	ER	SO	BB	IBB	HBP	BLK	WP	HR	S	P	ERA	WHIP
Steve Carlton, L ERA: 2.6	(1, 1)	9.0	W	35	5	0	0	5	3	0	1	0	1	0	41	54	0.00	0.889

PITCHER	IP	WLS	BF	H	R	ER	SO	BB	IBB	HBP	BLK	WP	HR	S	P	ERA	WHIP

Batter	1	2	3	4	5	6	7	8	9	AB	R	H	RBI	BB	SO	LOB
Lou Brock, L (1, 7) OBP: 0.402, SLG: 0.473	6-3		K	L8			2B			4	0	1	1	0	1	3
Matty Alou, L (1, 8) OBP: 0.363, SLG: 0.407	1B 2B		L7		4-3		F9			4	1	1	0	0	0	1
Dal Maxvill, R (8, 6) OBP: 0.254, SLG: 0.180										0	0	0	0	0	0	0
Ted Simmons, S (1, 2) OBP: 0.395, SLG: 0.459	1B 1B BB		1-4-3		3-1		K			3	1	0	0	1	1	1
Joe Torre, R (1, 5) OBP: 0.396, SLG: 0.507	F3			BB 1B SF7 1B	K			5-3		4	1	1	0	0	1	2
Jose Cardenal, R (1, 9) OBP: 0.294, SLG: 0.380	1B 1-2 2-H 1B			BB BB 1-2 1B		6-3		6-3		4	0	2	1	0	0	0
Joe Hague, L (1, 3) OBP: 0.316, SLG: 0.412	1-3 2-H 1B			F8		4-3		HR		4	1	2	2	0	0	2
Julian Javier, R (1, 4) OBP: 0.324, SLG: 0.368		6-3		BB 1-2 2-3 BB		K		F3		3	0	0	0	1	1	0
Ted Sizemore, R (1, 6) OBP: 0.285, SLG: 0.241		F8		SF7 3-H			SH5-4 2B BB			1	0	0	1	1	0	0
Luis Melendez, R (7, PR) OBP: 0.313, SLG: 0.300 (8, 8)										0	1	0	0	0	0	0
Steve Carlton, L (1, 1) OBP: 0.208, SLG: 0.304		K		BB 1-2 2-3			SH5-4 1-2			1	0	0	0	1	1	0
Inning Stats	R: 2 H: 3 E: 0 LOB: 2 K: 0 BB: 1 S: 5 P: 9	R: 0 H: 0 E: 0 LOB: 0 K: 1 BB: 0 S: 5 P: 5	R: 0 H: 0 E: 0 LOB: 0 K: 1 BB: 0 S: 5 P: 5	R: 1 H: 2 E: 0 LOB: 3 K: 0 BB: 2 S: 5 P: 13	R: 0 H: 0 E: 0 LOB: 0 K: 1 BB: 0 S: 5 P: 5	R: 0 H: 0 E: 0 LOB: 0 K: 1 BB: 0 S: 5 P: 5	R: 1 H: 1 E: 0 LOB: 1 K: 1 BB: 1 S: 6 P: 10	R: 1 H: 1 E: 0 LOB: 0 K: 0 BB: 0 S: 4 P: 4		1B: 4 SF: 1 2B: 2 SAC: 1 3B: 0 DP: 0 HR: 1 HBP: 0						

PITCHER	IP	WLS	BF	H	R	ER	SO	BB	IBB	HBP	BLK	WP	HR	S	P	ERA	WHIP
Bill Singer, R (1, 1) ERA: 4.68	8.0	L	34	7	5	5	5	4	0	0	0	0	1	40	56	5.62	1.375

PITCHER	IP	WLS	BF	H	R	ER	SO	BB	IBB	HBP	BLK	WP	HR	S	P	ERA	WHIP

BOTTOM

Los Angeles Dodgers @ St. Louis Cardinals

Busch Stadium, St. Louis, MO

Thu May 20 1971, 3:33 AM CDT

Att. 11,875 - Unknown

livebaseballscorecards.com

AB	28
R	5
H	7
RBI	5
BB	4
SO	5
LOB	9

San Diego Padres @ St. Louis Cardinals

Busch Stadium, St. Louis, MO

Fri May 21 1971, 7:05 PM CDT

Att. 27,298 - Unknown

TOP

livebaseballscorecards.com

Batter	1	2	3	4	5	6	7	8	9	AB	R	H	RBI	BB	SO	LOB
Enzo Hernandez, R (1, 6) OBP: 0.345, SLG: 0.298	F9	K		E3 1-3 3-H	4-3 1-2		6-3		F9	6	1	1	1	0	1	3
Don Mason, L (1, 4) OBP: 0.295, SLG: 0.284	E5 HR	6-3		BB 2-3 3-H	FC6 2-3 BB		K			4	2	1	1	1	1	2
Dave Campbell, R (1, 7) OBP: 0.288, SLG: 0.357	F8	F8		BB 1-2	FC6 1-2f		2B			4	1	1	0	1	0	3
Cito Gaston, R (1, 8) OBP: 0.295, SLG: 0.461	HR 1-H	G3		1B 1-3 2-H 3-H		FC6-4 1B	1-3			5	1	3	4	0	0	1
Ollie Brown, R (1, 9) OBP: 0.338, SLG: 0.388	FC6-4 1B	4-3	K			FC6-4 BB 1-2f		K		5	0	1	0	0	2	3
Ed Spiezio, R (1, 5) OBP: 0.263, SLG: 0.296	FC6-4 1-2f		K	1B 1-2 3-H		1B BB 1-2		K		5	0	2	1	0	2	1
Fred Kendall, R (1, 3) OBP: 0.250, SLG: 0.143		6-3	SH 1B	F9		BB 1-2 2-3		K		4	1	1	0	1	1	2
Bob Barton, R (1, 2) OBP: 0.372, SLG: 0.481		BB		SH 1-2	6-3	1B 1-2 2-3			K	4	1	2	0	1	1	0
Danny Coombs, R (1, 1) OBP: 0.182, SLG: 0.273 Al Severinsen, R (4, 1) Angel Bravo, L (5, PH) OBP: 0.273, SLG: 0.200 Al Santorini, R (5, 1) Larry Stahl, L (6, PH) OBP: 0.313, SLG: 0.404 Nate Colbert, R (6, PH) OBP: 0.406, SLG: 0.550 Bill Laxton, L (6, 1) Tommy Dean, R (9, PH) OBP: 0.088, SLG: 0.031		SH 1-3		SH E 1-3 2-H	WP 4-3	F8			F9	0 0 1 0 0 0 1 0 1	1 0 0 0 0 0 0 0 0	0 0 1 0 0 0 0 0 0	0 0 0 0 0 0 0 0 0	0 0 0 0 0 0 0 0 0	0 0 0 0 0 0 0 0 0	0 0 0 0 0 0 3 0 0
Inning Stats	R: 2 E: 1 K: 0 S: 6 H: 2 LOB: 1 BB: 0 P: 6	R: 0 E: 1 K: 1 S: 6 H: 0 LOB: 2 BB: 1 P: 10	R: 0 E: 0 K: 0 S: 3 H: 0 LOB: 0 BB: 0 P: 3	R: 6 E: 2 K: 2 S: 14 H: 6 LOB: 2 BB: 1 P: 18	R: 0 E: 0 K: 0 S: 4 H: 1 LOB: 2 BB: 1 P: 8	R: 0 E: 0 K: 0 S: 5 H: 3 LOB: 3 BB: 1 P: 9	R: 0 E: 0 K: 1 S: 6 H: 1 LOB: 1 BB: 0 P: 6	R: 0 E: 0 K: 3 S: 9 H: 0 LOB: 0 BB: 0 P: 9	R: 0 E: 0 K: 1 S: 5 H: 0 LOB: 0 BB: 0 P: 5	1B: 11 2B: 1 3B: 0 HR: 1 SF: 0 SAC: 2 DP: 0 HBP: 0						

	AB	40
	R	8
	H	13
	RBI	7
	BB	4
	SO	8
	LOB	18

WP: 1 PB: 0 SB: 0 CS: 0 PA: 46

PITCHER		IP	WLS	BF	H	R	ER	SO	BB	IBB	HBP	BLK	WP	HR	S	P	ERA	WHIP
Jerry Reuss, L ERA: 4.94	(1, 1)	3.1		20	6	7	4	2	1	0	0	0	0	1	23	27	10.80	2.100
Mike Torrez, R ERA: 5.4	(4, 1)	2.1		15	6	1	1	1	3	0	0	0	1	0	14	26	3.86	3.857
Don Shaw, L ERA:	(6, 1)	1.1	W	5	1	0	0	1	0	0	0	0	0	0	7	7	0.00	0.750
Moe Drabowsky, R ERA: 4.11	(8, 1)	2.0	S	6	0	0	0	4	0	0	0	0	0	0	14	14	0.00	0.000

PITCHER	IP	WLS	BF	H	R	ER	SO	BB	IBB	HBP	BLK	WP	HR	S	P	ERA	WHIP

Batter	1	2	3	4	5	6	7	8	9	AB	R	H	RBI	BB	SO	LOB
Lou Brock, L (1, 7) OBP: 0.406, SLG: 0.481	E6 (1B, 1B, BB)	2B		CS (1B) 1B	FC4-6 (1-2f, 2B, S)		K	1-H 1B		6	3	3	1	0	1	2
Matty Alou, L (1, 8) Moe Drabowsky, R (8, 1)	BB, 1B (1-2) 1B	6-3		K (1-2)	E (1-H) 2B		WP, HR (1-H) 2B	K		5 1	1 0	3 0	2 0	0 0	1 1	2 1
Jim Beauchamp, R (1, 3) OBP: 0.298, SLG: 0.358 Joe Hague, L (5, PH) (6, 3) OBP: 0.319, SLG: 0.408	F9	1B 2B 1B	E5 1B HR	5-3 (2-3)		WP HR BB				3 1	2 1	1 0	0 0	0 1	0 0	3 1
Joe Torre, R (1, 5) OBP: 0.409, SLG: 0.534	P4	1-2 2B 1B	1-2 2-H HR 1B		SH5-4 1B SF9 BB	1-H 2-H HR				4	4	3	4	1	0	2
Jose Cardenal, R (1, 9) OBP: 0.303, SLG: 0.408	BB (1-2 2-3) 1B	P4	1-H 2-H HR		SF9 SH5-4 (1-2 CS) 1B	P6				5	1	3	3	0	0	2
Julian Javier, R (1, 4) OBP: 0.333, SLG: 0.408	BB (1-2 2-3 3-H)	F9	6-3	SH5-4 (1-2 2-3)		HR				3	1	1	2	1	0	2
Jerry McNertney, R (1, 2) OBP: 0.375, SLG: 0.786	K	1-H 2-H 2B	6-3	SF9 (2-3 3-H)		F7				4	0	1	3	0	1	3
Ted Sizemore, R (1, 6) OBP: 0.283, SLG: 0.235 Dal Maxvill, R (8, 6) OBP: 0.264, SLG: 0.180		F9	FC6 IBB		6-3	CS (3-H)	F8	FC6-4 BB		3 0	0 0	0 0	0 0	1 1	0 0	0 0
Jerry Reuss, L (1, 1) OBP: 0.167, SLG: 0.174 Mike Torrez, R (4, 1) Don Shaw, L (6, 1) Luis Melendez, R (7, PH) (8, 8) OBP: 0.294, SLG: 0.281		4-3	FC6 (1-2f)		FC4-6 BB		E5 2B	FC6-4 (WP, 1-2f) 1B		2 0 0 2	0 0 0 2	0 0 0 2	0 0 0 2	0 1 0 0	0 0 0 0	2 0 0 1
Inning Stats	R: 1 E: 1 K: 1 S: 8 H: 2 LOB: 3 BB: 1 P: 12	R: 0 E: 0 K: 0 S: 4 H: 1 LOB: 1 BB: 0 P: 4	R: 2 E: 0 K: 0 S: 6 H: 3 LOB: 2 BB: 1 P: 10	R: 4 E: 1 K: 1 S: 9 H: 3 LOB: 0 BB: 0 P: 9	R: 1 E: 1 K: 0 S: 4 H: 1 LOB: 1 BB: 1 P: 8	R: 1 E: 0 K: 0 S: 3 H: 1 LOB: 0 BB: 1 P: 7	R: 4 E: 1 K: 1 S: 8 H: 2 LOB: 0 BB: 1 P: 12	R: 2 E: 0 K: 1 S: 7 H: 2 LOB: 1 BB: 1 P: 11		1B: 8 2B: 4 3B: 0 HR: 3	SF: 1 SAC: 1 DP: 0 HBP: 0						

PITCHER		IP	WLS	BF	H	R	ER	SO	BB	IBB	HBP	BLK	WP	HR	S	P	ERA	WHIP
Danny Coombs, L ERA: 7.03	(1, 1)	3.1		23	9	7	2	2	1	1	0	0	0	1	25	33	5.40	3.000
Al Severinsen, R ERA: 1.63	(4, 1)	0.2		2	0	0	0	0	0	0	0	0	0	0	2	2	0.00	0.000
Al Santorini, R ERA: 3.91	(5, 1)	1.0		5	1	1	1	0	1	0	0	0	0	0	4	8	9.00	2.000
Bill Laxton, L ERA: 5.03	(6, 1)	3.0	L	17	5	7	3	2	3	0	0	0	2	2	18	30	9.00	2.667

PITCHER	IP	WLS	BF	H	R	ER	SO	BB	IBB	HBP	BLK	WP	HR	S	P	ERA	WHIP

BOTTOM

San Diego Padres @ St. Louis Cardinals

Busch Stadium, St. Louis, MO

Fri May 21 1971, 7:05 PM CDT

Att. 27,298 - Unknown

livebaseballscorecards.com

AB	39
R	15
H	15
RBI	15
BB	6
SO	4
LOB	21

Batter	1	2	3	4	5	6	7	8	9	AB	R	H	RBI	BB	SO	LOB
Enzo Hernandez, R (1, 6) OBP: 0.347, SLG: 0.313	BBBB 4-0 CS BB		0-0 F2			0-0 L1-5 3B		0-0 FC5-4 1B 1-2f 2-3	0-0 FC6-4 1-2f 2-3	4	0	1	0	1	0	4
Don Mason, L (1, 4) OBP: 0.293, SLG: 0.282 Ivan Murrell, R (9, PH) OBP: 0.349, SLG: 0.420	0-0 6-3 1-2			0-0 F8		0-0 L1-5 3-H		0-0 1-2 1B 3-H	0-0 4-3	4 1	0 0	1 0	1 0	0 0	0 0	2 2
Larry Stahl, L (1, 3) OBP: 0.300, SLG: 0.387	SSS 0-3 K			0-0 4-3			0-0 F9	0-3 K		4	0	0	0	0	2	2
Cito Gaston, R (1, 8) OBP: 0.307, SLG: 0.469		0-0 6-3		0-0 1B			0-0 1B		0-0 1B 1B 1B	4	1	3	0	0	0	0
Ollie Brown, R (1, 9) OBP: 0.335, SLG: 0.385		0-0 1B		0-0 F9			0-0 F8		0-0 F7	4	0	1	0	0	0	3
Dave Campbell, R (1, 5) OBP: 0.287, SLG: 0.354		0-0 F2			0-3 K		0-0 F6		0-0 PB 1B 1-2 2B 1B	4	1	1	0	0	1	2
Angel Bravo, L (1, 7) OBP: 0.269, SLG: 0.208		SSS 0-3 K			SSS 0-3 K			0-0 F7	0-0 PB 1-2 2B 2-H 1B	4	1	1	1	0	2	1
Bob Barton, R (1, 2) OBP: 0.378, SLG: 0.494			0-0 6-3		0-0 6-3			0-0 FC5-4 1B 1B 1B	0-0 FC6-4 1-H 2-H 2B	4	1	2	2	0	0	0
Dave Roberts, L (1, 1) OBP: 0.211, SLG: 0.211 Ed Spiezio, R (6, PH) OBP: 0.259, SLG: 0.292 Al Santorini, R (6, 1) Nate Colbert, R (8, PH) OBP: 0.410, SLG: 0.553 Clay Kirby, R (8, PR) OBP: 0.222, SLG: 0.125 Bob Miller, R (8, 1) Fred Kendall, R (9, PH) OBP: 0.333, SLG: 0.143			SSS 0-3 K			0-0 F7		0-0 FC5-4 1-2 1B	BBBB 4-0 FC6-4 BB	1 1 0 1 0 0 0	0 0 0 0 0 0 0	0 0 0 1 0 0 0	0 0 0 0 0 0 1	1 0 0 0 0 0 0	0 0 0 0 0 0 0	0 0 0 0 0 0 0
Inning Stats	R: 0 E: 0 K: 1 S: 4 H: 0 LOB: 0 BB: 1 P: 8	R: 0 E: 0 K: 1 S: 6 H: 1 LOB: 1 BB: 0 P: 6	R: 0 E: 0 K: 1 S: 5 H: 0 LOB: 0 BB: 0 P: 5	R: 0 E: 0 K: 0 S: 4 H: 1 LOB: 1 BB: 0 P: 4	R: 0 E: 0 K: 2 S: 7 H: 0 LOB: 0 BB: 0 P: 7	R: 0 E: 0 K: 0 S: 3 H: 1 LOB: 0 BB: 0 P: 3	R: 0 E: 0 K: 0 S: 4 H: 1 LOB: 1 BB: 0 P: 4	R: 1 E: 0 K: 1 S: 8 H: 3 LOB: 2 BB: 0 P: 8	R: 3 E: 0 K: 0 S: 7 H: 4 LOB: 2 BB: 1 P: 11	1B: 9 2B: 2 3B: 1 HR: 0 SF: 0 SAC: 0 DP: 1 HBP: 0				WP: 0 PB: 1 SB: 0 CS: 1	PA: 38	

PITCHER		IP	WLS	BF	H	R	ER	SO	BB	IBB	HBP	BLK	WP	HR	S	P	ERA	WHIP
Chris Zachary, R ERA: 6.3	(1, 1)	8.1	W	34	10	4	4	6	1	0	0	0	0	0	45	49	4.32	1.320
Frank Linzy, R ERA: 1.4	(9, 1)	0.0		2	1	0	0	0	1	0	0	0	0	0	1	5	∞	∞
Don Shaw, L ERA:	(9, 1)	0.2	S	2	0	0	0	0	0	0	0	0	0	0	2	2	0.00	0.000

PITCHER	IP	WLS	BF	H	R	ER	SO	BB	IBB	HBP	BLK	WP	HR	S	P	ERA	WHIP

San Diego Padres @ St. Louis Cardinals

Busch Stadium, St. Louis, MO

Sat May 22 1971, 7:05 PM CDT

Att. 10,776 - Unknown

livebaseballscorecards.com

TOP	
AB	36
R	4
H	11
RBI	4
BB	2
SO	6
LOB	16

Batter	1	2	3	4	5	6	7	8	9	AB	R	H	RBI	BB	SO	LOB
Lou Brock, L (1, 7) OBP: 0.408, SLG: 0.481 Leron Lee, L (8, 7) OBP: 0.318, SLG: 0.421	0-0 2B 5-3 1B	0-0 ① P6		S S S 0-3 ① K		0-0 1B 1B		B B B B 4-0 BB		4 1 2 0 0 1 0 0 0 0 0 1 0 0						
Matty Alou, L (1, 8) OBP: 0.367, SLG: 0.422 Luis Melendez, R (8, 8) OBP: 0.286, SLG: 0.273	0-0 ① F8	0-0 ② F9		0-0 ② 4-3		0-0 1-2 1B		0-0 ③ P6		4 0 1 0 0 0 1 1 0 0 0 0 0 1						
Jim Beauchamp, R (1, 3) OBP: 0.317, SLG: 0.393 Joe Hague, L (6, PH) (7, 3) OBP: 0.316, SLG: 0.404	0-0 5-3 1-3 2B 2B	0-0 1B 1B		S S S 0-3 ③ K		S S S 0-3 ② K				3 1 2 0 0 1 0 1 0 0 0 0 1 2						
Joe Torre, R (1, 5) OBP: 0.411, SLG: 0.533	0-0 ② 5-3 2-3 3-H	0-0 1-2 1B			0-0 2B SF9 1B	S S S 0-3 ③ K				4 1 2 1 0 1 3						
Jose Cardenal, R (1, 9) OBP: 0.308, SLG: 0.424	0-0 1B 3-H 2B	0-0 ③ F5			0-0 SF9 1-3 FC5 2B		0-0 ① 6-3			4 1 2 1 0 0 2						
Julian Javier, R (1, 4) OBP: 0.341, SLG: 0.419 Dal Maxvill, R (8, 6) OBP: 0.264, SLG: 0.180	0-0 2B 2-H 1B		0-0 E6 1B SF8		0-0 ① SF9 2-3 3-H		0-0 G5-4-3 1B			3 2 2 2 0 0 0 0 0 0 0 0 0 0						
Jerry McNertney, R (1, 2) OBP: 0.400, SLG: 0.706	B B B B 4-0 2B BB		0-0 G4-6-3 2-3 1B		0-0 ② FC5 3-H		0-0 ② ③ G5-4-3 1-2f			3 1 1 0 1 0 2						
Ted Sizemore, R (1, 6) (8, 4) OBP: 0.282, SLG: 0.246	0-0 1-H 2-H 2B		0-0 ① SF8 3-H		0-0 ③ 4-3			0-0 ① 3-1		3 0 1 3 0 0 1						
Chris Zachary, L (1, 1) OBP: 0.250, SLG: 0.250 Frank Linzy, R (9, 1) OBP: 1.000, SLG: 1.000 Don Shaw, L (9, 1)	S S S 0-3 ③ K		0-0 ② ③ G4-6-3 1-2f			0-0 ① G1		0-0 ② P5		4 0 0 0 0 1 2 0 0 0 0 0 0 0 0 0 0 0 0 0 0						
Inning Stats	R: 5 E: 0 K: 1 S: 10 H: 5 LOB: 1 BB: 1 P: 14	R: 0 E: 0 K: 0 S: 5 H: 2 LOB: 2 BB: 0 P: 5	R: 1 E: 1 K: 0 S: 4 H: 1 LOB: 0 BB: 0 P: 4	R: 0 E: 0 K: 2 S: 7 H: 0 LOB: 0 BB: 0 P: 7	R: 1 E: 0 K: 0 S: 5 H: 2 LOB: 1 BB: 0 P: 5	R: 0 E: 0 K: 2 S: 9 H: 2 LOB: 2 BB: 0 P: 9	R: 0 E: 0 K: 0 S: 3 H: 1 LOB: 0 BB: 0 P: 3	R: 0 E: 0 K: 0 S: 3 H: 0 LOB: 1 BB: 1 P: 7		1B: 9 2B: 4 3B: 0 HR: 0	SF: 2 SAC: 0 DP: 2 HBP: 0				WP: 0 PB: 0 SB: 0 CS: 0	PA: 38	

BOTTOM

San Diego Padres @ St. Louis Cardinals

Busch Stadium, St. Louis, MO

Sat May 22 1971, 7:05 PM CDT

Att. 10,776 - Unknown

livebaseballscorecards.com

AB	34
R	7
H	13
RBI	7
BB	2
SO	5
LOB	14

PITCHER		IP	WLS	BF	H	R	ER	SO	BB	IBB	HBP	BLK	WP	HR	S	P	ERA	WHIP
Dave Roberts, L ERA: 3.1	(1, 1)	5.0	L	26	10	7	6	3	1	0	0	0	0	0	31	35	10.80	2.200
Al Santorini, R ERA: 3.6	(6, 1)	2.0		8	3	0	0	2	0	0	0	0	0	0	12	12	0.00	1.500
Bob Miller, R ERA: 3.86	(8, 1)	1.0		4	0	0	0	0	1	0	0	0	0	0	3	7	0.00	1.000

PITCHER	IP	WLS	BF	H	R	ER	SO	BB	IBB	HBP	BLK	WP	HR	S	P	ERA	WHIP

Batter	1	2	3	4	5	6	7	8	9	AB	R	H	RBI	BB	SO	LOB
Enzo Hernandez, R (1, 6) OBP: 0.342, SLG: 0.316	3-1 2B		6-3		K		6-3		F9	5	0	1	0	0	1	2
Don Mason, L (1, 4) OBP: 0.302, SLG: 0.292	3-1 2-3		4-3		1-2 2-3 1B			1B 1B 1B		4	1	2	0	0	0	1
Larry Stahl, L (1, 3) OBP: 0.288, SLG: 0.371	1-3			K	G3			F8		4	0	0	0	0	1	5
Cito Gaston, R (1, 8) OBP: 0.312, SLG: 0.466	BBBB 4-0 BB			F8		L8		FC5 1B 1-3 1B		3	0	1	0	1	0	0
Ollie Brown, R (1, 9) OBP: 0.340, SLG: 0.388	K			BLK 1B		K		1-2 3-H 1B		4	0	2	1	0	2	2
Dave Campbell, R (1, 5) OBP: 0.286, SLG: 0.351		F3		K 1-2		1B		K		4	0	1	0	0	2	3
Angel Bravo, L (1, 7) OBP: 0.241, SLG: 0.185		L7			4-3	F2		FC5 2-3f		3	0	0	0	0	0	1
Dick Kelley, R (6, 1)										0	0	0	0	0	0	0
Nate Colbert, R (8, PH) OBP: 0.407, SLG: 0.549										1	0	0	0	0	0	2
Al Severinsen, R (8, 1)										0	0	0	0	0	0	0
Bob Barton, R (1, 2) OBP: 0.372, SLG: 0.477		K			BBBB 4-0 1B SH BB		F9		F7	3	0	0	0	1	1	0
Steve Arlin, R (1, 1) OBP: 0.200, SLG: 0.200			K		SH 1-2 1B		K		6-3	1	0	0	0	0	1	0
Ed Spiezio, R (6, 7) OBP: 0.253, SLG: 0.284										2	0	0	0	0	1	0
Inning Stats	R: 0 E: 0 K: 1 S: 6 H: 1 LOB: 2 BB: 1 P: 10	R: 0 E: 0 K: 1 S: 5 H: 0 LOB: 0 BB: 0 P: 5	R: 0 E: 0 K: 1 S: 5 H: 0 LOB: 0 BB: 0 P: 5	R: 0 E: 0 K: 2 S: 8 H: 1 LOB: 1 BB: 0 P: 8	R: 0 E: 0 K: 1 S: 7 H: 1 LOB: 3 BB: 1 P: 11	R: 0 E: 0 K: 1 S: 6 H: 1 LOB: 1 BB: 0 P: 6	R: 0 E: 0 K: 1 S: 5 H: 0 LOB: 0 BB: 0 P: 5	R: 1 E: 0 K: 1 S: 8 H: 3 LOB: 2 BB: 0 P: 8	R: 0 E: 0 K: 0 S: 3 H: 0 LOB: 0 BB: 0 P: 3	1B: 6 2B: 1 3B: 0 HR: 0	SF: 0 SAC: 1 DP: 0 HBP: 0						

TOP

San Diego Padres @ St. Louis Cardinals

Busch Stadium, St. Louis, MO

Sun May 23 1971, 3:33 AM CDT

Att. 9,475 - Unknown

livebaseballscorecards.com

AB	34
R	1
H	7
RBI	1
BB	2
SO	9
LOB	16

PITCHER	IP	WLS	BF	H	R	ER	SO	BB	IBB	HBP	BLK	WP	HR	S	P	ERA	WHIP
Reggie Cleveland, R (1, 1) ERA: 3.39	9.0	W	37	7	1	1	9	2	0	0	1	0	0	53	61	1.00	1.000

PITCHER	IP	WLS	BF	H	R	ER	SO	BB	IBB	HBP	BLK	WP	HR	S	P	ERA	WHIP

WP: 0 PB: 0 SB: 0 CS: 0 PA: 37

Batter	1	2	3	4	5	6	7	8	9	AB	R	H	RBI	BB	SO	LOB
Lou Brock, L (1, 7) OBP: 0.408, SLG: 0.476	HBP	4-3		G3		K		1B		4	1	1	1	0	1	2
Matty Alou, L (1, 8) OBP: 0.365, SLG: 0.424	2B		4-3	L7		6-3		F8		4	0	1	1	0	0	1
Luis Melendez, R (8, 8) OBP: 0.278, SLG: 0.265										1	0	0	0	0	0	2
Joe Hague, L (1, 3) OBP: 0.322, SLG: 0.396	BB		BB		6-3		F2			2	1	0	0	2	0	0
Joe Torre, R (1, 5) OBP: 0.401, SLG: 0.519	F7		F9		F7		6-3			4	0	0	0	0	0	3
Jose Cardenal, R (1, 9) OBP: 0.306, SLG: 0.419	K		1B		6-3		1-3			4	1	1	0	0	1	2
Julian Javier, R (1, 4) OBP: 0.353, SLG: 0.455	P3		3B			SH2-4 E		F9		3	1	2	2	0	0	2
Dal Maxvill, R (7, 6) OBP: 0.260, SLG: 0.177						1B				1	0	0	0	0	0	0
Jerry McNertney, R (1, 2) OBP: 0.391, SLG: 0.632		P4	BB			SH2-4		F9		2	0	0	0	1	0	0
Ted Sizemore, R (1, 6) OBP: 0.296, SLG: 0.273		FC1-5	F9			E7		WP 1B		3	2	2	1	1	0	2
(7, 4)		3B				2B 1B		1B BB								
Reggie Cleveland, R (1, 1) OBP: 0.087, SLG: 0.130		FC1-5		K		2B		1B WP 1B		4	0	2	1	0	1	1
Inning Stats	R: 1 E: 0 K: 1 S: 6 H: 1 LOB: 2 BB: 1 P: 11	R: 0 E: 0 K: 0 S: 4 H: 1 LOB: 1 BB: 0 P: 4	R: 2 E: 0 K: 0 S: 5 H: 2 LOB: 2 BB: 2 P: 13	R: 0 E: 0 K: 1 S: 5 H: 0 LOB: 0 BB: 0 P: 5	R: 0 E: 0 K: 0 S: 3 H: 0 LOB: 0 BB: 0 P: 3	R: 2 E: 1 K: 1 S: 8 H: 3 LOB: 1 BB: 0 P: 8	R: 0 E: 0 K: 0 S: 3 H: 0 LOB: 0 BB: 0 P: 3	R: 1 E: 0 K: 0 S: 5 H: 2 LOB: 2 BB: 1 P: 9		1B: 5 2B: 2 3B: 2 HR: 0 SF: 0 SAC: 1 DP: 0 HBP: 1					

PITCHER	IP	WLS	BF	H	R	ER	SO	BB	IBB	HBP	BLK	WP	HR	S	P	ERA	WHIP
Steve Arlin, R (1, 1) ERA: 5.15	5.1	L	27	7	5	4	2	3	0	1	0	0	0	27	40	6.75	1.875
Dick Kelley, L (6, 1) ERA: 6.23	1.2		5	0	0	0	1	0	0	0	0	0	0	7	7	0.00	0.000
Al Severinsen, R (8, 1) ERA: 1.88	1.0		6	2	1	1	0	1	0	0	0	1	0	5	9	9.00	3.000

PITCHER	IP	WLS	BF	H	R	ER	SO	BB	IBB	HBP	BLK	WP	HR	S	P	ERA	WHIP

BOTTOM

San Diego Padres @ St. Louis Cardinals

Busch Stadium, St. Louis, MO

Sun May 23 1971, 3:33 AM CDT

Att. 9,475 - Unknown

livebaseballscorecards.com

AB	32
R	6
H	9
RBI	6
BB	4
SO	3
LOB	15

Batter	1	2	3	4	5	6	7	8	9	AB	R	H	RBI	BB	SO	LOB
Enzo Hernandez, R (1, 6) OBP: 0.348, SLG: 0.338	4-3	1B 1B 1B		2B 3B	L3		K		FC6-4 1B	6	2	3	0	0	1	3
Don Mason, L (1, 4) OBP: 0.314, SLG: 0.290	1B 1B 1B	F8		BBBB 2B 1B BB		F3		BBBB F9 WP 1B BB	FC6-4 1-2f E	4	4	1	0	2	0	2
Larry Stahl, L (1, 7) OBP: 0.318, SLG: 0.402	1B BB 1B 1-2	1B 1B 1-3		1B 2B 1-3 3-H		K		BBBB 1B 3B BB 1-2	E5 1B 2-H	5	3	4	1	1	1	0
Cito Gaston, R (1, 8) OBP: 0.319, SLG: 0.468	BB BB 1B 1-3 2-H	 1-2 3-H		S E 1B 2-H 3-H		K		F9 2-3	6-3	6	1	3	4	0	1	3
Ollie Brown, R (1, 9) OBP: 0.341, SLG: 0.380	BBBB BB BB 1-2	K		F8			F9 BB HBP	K		3	0	0	0	1	2	5
Ed Spiezio, R (1, 5) OBP: 0.261, SLG: 0.282	K	F3		K 1-H			BBBB F9 BB 1-2	3B 1B 1-2 3-H		4	1	1	1	1	2	3
Dave Campbell, R (1, 3) OBP: 0.295, SLG: 0.388	BBBB BB 1-2 2-3 3-H	HR		F7			F9 1-2 2-3	3B 1-H 2-H		4	1	2	4	1	0	2
Fred Kendall, R (1, 2) OBP: 0.286, SLG: 0.091	K	K		6-3			IBB	6-3		4	0	0	0	1	2	4
Tom Phoebus, R (1, 1) OBP: 0.300, SLG: 0.333		K		1-3			K		4-3	3	0	0	0	0	2	0
Bob Miller, R (6, 1)										2	0	0	0	0	1	3
Inning Stats	R: 2 E: 0 K: 2 S: 10 H: 3 LOB: 3 BB: 2 P: 18	R: 1 E: 0 K: 2 S: 10 H: 3 LOB: 2 BB: 0 P: 10	R: 1 E: 0 K: 2 S: 8 H: 1 LOB: 0 BB: 0 P: 8	R: 4 E: 0 K: 1 S: 8 H: 3 LOB: 0 BB: 1 P: 12	R: 0 E: 0 K: 0 S: 3 H: 0 LOB: 0 BB: 0 P: 3	R: 0 E: 0 K: 2 S: 7 H: 0 LOB: 0 BB: 0 P: 7	R: 0 E: 0 K: 2 S: 7 H: 0 LOB: 3 BB: 2 P: 16	R: 3 E: 0 K: 1 S: 7 H: 2 LOB: 1 BB: 2 P: 15	R: 1 E: 2 K: 0 S: 5 H: 2 LOB: 1 BB: 0 P: 5	1B: 10 2B: 1 3B: 2 HR: 1 SF: 0 SAC: 0 DP: 0 HBP: 1	WP: 1 PB: 0 SB: 1 CS: 0 PA: 49					

TOP

San Diego Padres @ St. Louis Cardinals

Busch Stadium, St. Louis, MO

Mon May 24 1971, 7:05 PM CDT

Att. 8,609 - Unknown

livebaseballscorecards.com

AB	41
R	12
H	14
RBI	10
BB	7
SO	12
LOB	25

PITCHER		IP	WLS	BF	H	R	ER	SO	BB	IBB	HBP	BLK	WP	HR	S	P	ERA	WHIP
Bob Gibson, R ERA: 3.84	(1, 1)	3.0	L	21	9	7	7	6	3	0	0	0	0	1	30	42	21.00	4.000
Mike Torrez, R ERA: 5.2	(4, 1)	1.0		4	1	1	0	1	0	0	0	0	0	0	6	6	0.00	1.000
Moe Drabowsky, R ERA: 3.63	(5, 1)	2.0		6	0	0	0	2	0	0	0	0	0	0	10	10	0.00	0.000
Chuck Taylor, R ERA: 5.12	(7, 1)	2.0		13	2	3	3	3	3	1	1	0	1	0	14	31	13.50	2.500
Frank Linzy, R ERA: 1.33	(9, 1)	1.0		5	2	1	0	0	0	0	0	0	0	0	5	5	0.00	2.000

PITCHER	IP	WLS	BF	H	R	ER	SO	BB	IBB	HBP	BLK	WP	HR	S	P	ERA	WHIP

Batter	1	2	3	4	5	6	7	8	9	AB	R	H	RBI	BB	SO	LOB
Lou Brock, L (1, 7) OBP: 0.418, SLG: 0.488	WP 1B		4-3 1B 1B	K		2B 2B		BB 1-2		4	2	3	0	1	1	1
Matty Alou, L (1, 8) OBP: 0.366, SLG: 0.429	F7		4-3 1-2		FC6-4 1B 1B	2B 2-H		F8		5	1	2	1	0	0	4
Joe Hague, L (1, 3) OBP: 0.333, SLG: 0.389	BB G6-4-3 1-2		BB F7 1B		F8	BB		3-1		2	0	0	0	3	0	3
Joe Torre, R (1, 5) OBP: 0.407, SLG: 0.522	G6-4-3 1-2f		1-2 2-H 1B		FC6-4 1-2 1B	1-3			1B BB 1B	5	0	3	1	0	0	4
Jose Cardenal, R (1, 9) OBP: 0.315, SLG: 0.421		G3 1B	F7 2-3		FC6-4 1B 1-2f 2-3		G6-3 1B		1B BB 1-2	4	0	2	0	1	0	4
Julian Javier, R (1, 4) OBP: 0.344, SLG: 0.439		F4	K		1-2 3-H 1B		F9		K	5	0	1	1	0	2	6
Jerry McNertney, R (1, 2) OBP: 0.360, SLG: 0.571 Ted Simmons, S (5, PH) OBP: 0.394, SLG: 0.456 (6, 2)	G3 1-2			K	3-1		G6-3 1-2f		FC6-4 1-2 2-3 1B	2 3	0 0	0 1	0 0	0 0	1 0	1 3
Ted Sizemore, R (1, 6) OBP: 0.307, SLG: 0.280	BB			FC6-4 1B		6-3		BB 1B	K	4	0	2	0	1	1	3
Bob Gibson, R (1, 1) OBP: 0.143, SLG: 0.348 Mike Torrez, R (4, 1) Leron Lee, L (4, PH) OBP: 0.444, SLG: 0.400 Moe Drabowsky, R (6, 1) Luis Melendez, R (5, PH) OBP: 0.000, SLG: 0.000 Chuck Taylor, R (7, 1) Bob Burda, L (5, PH) OBP: 0.000, SLG: 0.000 Frank Linzy, R (6, 1) OBP: 0.000, SLG: 1.000 Jim Beauchamp, R (5, PH) OBP: 0.311, SLG: 0.366	K 1-2f			FC6-4 1-2f		L6		F9	FC6-4 1-2f	1 0 1 0 1 0 0 1 0 1	0 0 0 0 0 0 0 0 0 0	0 0 0 0 0 0 0 0 0 0	0 0 0 0 0 0 0 0 0 0	1 0 0 0 0 0 0 0 0 0	0 0 0 0 0 0 0 0 0 0	2 0 1 0 0 0 0 1 0 3
Inning Stats	R: 0 E: 0 K: 0 S: 3 H: 1 LOB: 1 BB: 1 P: 7	R: 0 E: 0 K: 1 S: 6 H: 1 LOB: 2 BB: 1 P: 10	R: 1 E: 0 K: 1 S: 7 H: 2 LOB: 2 BB: 1 P: 11	R: 0 E: 0 K: 2 S: 8 H: 1 LOB: 1 BB: 0 P: 8	R: 1 E: 0 K: 0 S: 6 H: 3 LOB: 2 BB: 0 P: 6	R: 1 E: 0 K: 0 S: 5 H: 2 LOB: 2 BB: 1 P: 9	R: 0 E: 0 K: 0 S: 3 H: 1 LOB: 0 BB: 0 P: 3	R: 0 E: 0 K: 0 S: 4 H: 1 LOB: 2 BB: 1 P: 8	R: 0 E: 0 K: 2 S: 9 H: 2 LOB: 3 BB: 1 P: 13	1B: 12 2B: 2 3B: 0 HR: 0 SF: 0 SAC: 0 DP: 2 HBP: 0						

PITCHER		IP	WLS	BF	H	R	ER	SO	BB	IBB	HBP	BLK	WP	HR	S	P	ERA	WHIP
Tom Phoebus, R ERA: 4.55	(1, 1)	5.2	W	30	10	3	3	4	4	0	0	0	1	0	34	50	4.76	2.471
Bob Miller, R ERA: 3.2	(6, 1)	3.1	S	15	4	0	0	2	2	0	0	0	0	0	17	25	0.00	1.800

PITCHER	IP	WLS	BF	H	R	ER	SO	BB	IBB	HBP	BLK	WP	HR	S	P	ERA	WHIP

BOTTOM

San Diego Padres @ St. Louis Cardinals

Busch Stadium, St. Louis, MO

Mon May 24 1971, 7:05 PM CDT

Att. 8,609 - Unknown

livebaseballscorecards.com

AB	39
R	3
H	14
RBI	3
BB	6
SO	6
LOB	36

PA: 45

Batter	1	2	3	4	5	6	7	8	9	AB	R	H	RBI	BB	SO	LOB
Don Kessinger, S (1, 6) OBP: 0.301, SLG: 0.305	6-3		S E 2B	F8			F8			4	1	1	0	0	0	1
Glenn Beckert, R (1, 4) OBP: 0.385, SLG: 0.424	FC6-4 BB		1B 2B 2-H		6-3			1-3		3	1	1	0	1	0	0
Billy Williams, L (1, 7) OBP: 0.385, SLG: 0.552	F8		K		P6			4-3		4	0	0	0	0	1	2
Jim Hickman, R (1, 3) OBP: 0.341, SLG: 0.387	FC6-4 1-2f		1B 2-H		F9			F8		4	0	1	1	0	0	1
Ron Santo, R (1, 5) OBP: 0.395, SLG: 0.555		2B 1B	1B			F9			BB	3	0	2	0	1	0	0
Johnny Callison, L (1, 9) OBP: 0.322, SLG: 0.336		K	F7			F9			K	4	0	0	0	0	2	3
Chris Cannizzaro, R (1, 2) OBP: 0.326, SLG: 0.300		1-3 2B		FC6-4 BB		F7			F9	3	0	1	0	1	0	1
Jose Ortiz, R (1, 8) OBP: 0.345, SLG: 0.377 Hal Breeden, R (9, PH) OBP: 0.136, SLG: 0.286		K	FC6-4 1-2f	SH1-4			P6		P4	3 1	0 0	0 0	0 0	0 0	1 0	3 1
Bill Hands, R (1, 1) OBP: 0.160, SLG: 0.130		F8		SH1-4 1-2			K			2	0	0	0	0	1	2
Inning Stats	R: 0 E: 0 K: 0 S: 3 H: 0 LOB: 1 BB: 1 P: 7	R: 0 E: 0 K: 2 S: 9 H: 2 LOB: 2 BB: 0 P: 9	R: 2 E: 0 K: 1 S: 8 H: 4 LOB: 1 BB: 0 P: 8	R: 0 E: 0 K: 0 S: 3 H: 0 LOB: 1 BB: 1 P: 7	R: 0 E: 0 K: 0 S: 3 H: 0 LOB: 0 BB: 0 P: 3	R: 0 E: 0 K: 0 S: 3 H: 0 LOB: 0 BB: 0 P: 3	R: 0 E: 0 K: 1 S: 5 H: 0 LOB: 0 BB: 0 P: 5	R: 0 E: 0 K: 0 S: 3 H: 0 LOB: 0 BB: 0 P: 3	R: 0 E: 0 K: 1 S: 5 H: 0 LOB: 1 BB: 1 P: 9	1B: 3 2B: 3 3B: 0 HR: 0 SF: 0 SAC: 1 DP: 0 HBP: 0						

PITCHER	IP	WLS	BF	H	R	ER	SO	BB	IBB	HBP	BLK	WP	HR	S	P	ERA	WHIP
Steve Carlton, L (1, 1) ERA: 2.53	9.0	W	35	6	2	2	5	3	0	0	0	0	0	42	54	2.00	1.000

PITCHER	IP	WLS	BF	H	R	ER	SO	BB	IBB	HBP	BLK	WP	HR	S	P	ERA	WHIP

TOP

Chicago Cubs @ St. Louis Cardinals

Busch Stadium, St. Louis, MO

Tue May 25 1971, 7:05 PM CDT
Att. 12,667 - Unknown - 58 F

livebaseballscorecards.com

AB	31
R	2
H	6
RBI	1
BB	3
SO	5
LOB	14

WP: 0 PA: 35
PB: 0
SB: 1
CS: 0

Chicago Cubs @ St. Louis Cardinals

Busch Stadium, St. Louis, MO

Tue May 25 1971, 7:05 PM CDT

Att. 12,667 - Unknown - 58 F

livebaseballscorecards.com

BOTTOM

Batter	1	2	3	4	5	6	7	8	9	AB	R	H	RBI	BB	SO	LOB
Lou Brock, L (1, 7) OBP: 0.415, SLG: 0.488	4-3		FC6 S 1B 1-2f 3-H	4-3			2B			4	1	1	1	0	0	3
Matty Alou, L (1, 8) OBP: 0.358, SLG: 0.419	6-3		P6 1-2		6-3		P4			4	0	0	0	0	0	2
Ted Simmons, S (1, 2) OBP: 0.396, SLG: 0.457	P4		1B 2-H		1B		6-3			4	0	2	1	0	0	1
Joe Torre, R (1, 5) OBP: 0.398, SLG: 0.509		6-3	4-3		F3			L4		4	0	0	0	0	0	2
Jose Cardenal, R (1, 9) OBP: 0.308, SLG: 0.411		K		6-3	4-3			K		4	0	0	0	0	2	1
Joe Hague, L (1, 3) OBP: 0.338, SLG: 0.420		HR		BB 1B		4-3		K		4	2	2	1	0	1	0
Julian Javier, R (1, 4) OBP: 0.344, SLG: 0.429		P6		1B 1-2 BB		6-3				2	0	0	0	1	0	0
Ted Sizemore, R (1, 6) OBP: 0.315, SLG: 0.289			SH FC6 1B	1-3 2-H 1B		1-3				3	1	2	1	0	0	0
Dal Maxvill, R (8, 6) OBP: 0.260, SLG: 0.177										0	0	0	0	0	0	0
Steve Carlton, L (1, 1) OBP: 0.192, SLG: 0.280			SH FC6 1-3	K			4-3			2	0	0	0	0	1	2

Inning Stats	1	2	3	4	5	6	7	8	9
	R: 0 E: 0 K: 0 S: 3	H: 0 LOB: 0 BB: 0 P: 3	R: 1 E: 0 K: 1 S: 6	H: 1 LOB: 0 BB: 0 P: 6	R: 2 E: 1 K: 0 S: 6	H: 2 LOB: 2 BB: 0 P: 6	R: 1 E: 0 K: 1 S: 7	H: 2 LOB: 2 BB: 1 P: 11	R: 0 E: 0 K: 0 S: 4	H: 1 LOB: 1 BB: 0 P: 4	R: 0 E: 0 K: 0 S: 3	H: 0 LOB: 0 BB: 0 P: 3	R: 0 E: 0 K: 0 S: 4	H: 1 LOB: 1 BB: 0 P: 4	R: 0 E: 0 K: 2 S: 7	H: 0 LOB: 0 BB: 0 P: 7

1B: 5 SF: 0
2B: 1 SAC: 1
3B: 0 DP: 0
HR: 1 HBP: 0

WP: 0 PA: 33
PB: 0
SB: 1
CS: 0

	AB	31
	R	4
	H	7
	RBI	4
	BB	1
	SO	4
	LOB	11

PITCHER	IP	WLS	BF	H	R	ER	SO	BB	IBB	HBP	BLK	WP	HR	S	P	ERA	WHIP
Bill Hands, R (1, 1) ERA: 3.71	8.0	L	33	7	4	2	4	1	0	0	0	0	1	40	44	2.25	1.000

PITCHER	IP	WLS	BF	H	R	ER	SO	BB	IBB	HBP	BLK	WP	HR	S	P	ERA	WHIP

Batter	1	2	3	4	5	6	7	8	9	AB	R	H	RBI	BB	SO	LOB
Don Kessinger, S (1, 6) OBP: 0.314, SLG: 0.316	S 1B		BLK 1B 1B	FC5 1B 2-H 3-H 1B		1B BB		G3 ①		4	1	3	2	1	0	1
Glenn Beckert, R (1, 4) OBP: 0.385, SLG: 0.423	K ① 1-2		FC5-4 1-H 1B	 1-2 1B		F2 ② 1B		F9 ②		5	0	2	1	0	1	3
Billy Williams, L (1, 7) OBP: 0.385, SLG: 0.545	BB		F7 ① 1B	FC5 ③ 2-3f		FC6-4 1-2 1B		6-3 ③		4	0	1	0	1	0	4
Jim Hickman, R (1, 9) OBP: 0.336, SLG: 0.405	K ②		FC5-4 ② 1-2f	HR		FC6-4 ③ 1-2f			K ①	5	1	1	1	0	2	5
Ron Santo, R (1, 5) OBP: 0.395, SLG: 0.547	K ③		K ③	FC9-6 BB			F9 ①		BB 1B	4	0	1	0	1	2	3
Hal Breeden, R (1, 3) OBP: 0.185, SLG: 0.280		K ①		FC1-6 1B	F8 ①		6-3 ②		FC5-4 1-2 BB	4	0	1	0	1	1	1
Chris Cannizzaro, R (1, 2) OBP: 0.330, SLG: 0.298		BB		FC1-6 ① 5-3 1B 1-2f 1B	FC9-6 ② 1-2f		1B		FC5-4 ② 1-2f	4	1	1	0	1	0	4
Jose Ortiz, R (1, 8) OBP: 0.341, SLG: 0.370	F7 ②			5-3 1-2 1B	P5 ③		F5 ③		K ③	4	1	1	0	0	0	3
Johnny Callison, L (9, PH) OBP: 0.320, SLG: 0.333										1	0	0	0	0	1	2
Ken Holtzman, R (1, 1) OBP: 0.161, SLG: 0.207	K ③			5-3 ② 1-2 2-3		4-3 ①		E8 2B		3	0	0	0	0	1	3
Phil Regan, R (7, 1)										0	0	0	0	0	0	0
Brock Davis, L (8, PH) OBP: 0.462, SLG: 0.583										1	0	1	0	0	0	0
Earl Stephenson, L (8, 1)										0	0	0	0	0	0	0
Ron Tompkins, R (8, 1)										0	0	0	0	0	0	0
Inning Stats	R: 0 E: 0 K: 3 S: 10 H: 1 LOB: 2 BB: 1 P: 14	R: 0 E: 0 K: 2 S: 7 H: 0 LOB: 1 BB: 1 P: 11	R: 1 E: 0 K: 1 S: 7 H: 2 LOB: 1 BB: 0 P: 7	R: 2 E: 0 K: 0 S: 7 H: 4 LOB: 2 BB: 0 P: 7	R: 1 E: 0 K: 0 S: 4 H: 1 LOB: 1 BB: 1 P: 8	R: 0 E: 0 K: 0 S: 4 H: 1 LOB: 2 BB: 1 P: 8	R: 0 E: 0 K: 0 S: 4 H: 1 LOB: 1 BB: 0 P: 4	R: 0 E: 1 K: 0 S: 4 H: 1 LOB: 1 BB: 0 P: 4	R: 0 E: 0 K: 2 S: 8 H: 1 LOB: 2 BB: 1 P: 12	1B: 10 2B: 1 3B: 0 HR: 1 SF: 0 SAC: 0 DP: 0 HBP: 0						

TOP

Chicago Cubs @ St. Louis Cardinals

Busch Stadium, St. Louis, MO

Wed May 26 1971, 7:05 PM CDT
Att. 12,690 - Unknown - 50 F

livebaseballscorecards.com

AB	39
R	4
H	12
RBI	4
BB	5
SO	8
LOB	29

WP: 0 PB: 0 SB: 1 CS: 0 PA: 44

PITCHER		IP	WLS	BF	H	R	ER	SO	BB	IBB	HBP	BLK	WP	HR	S	P	ERA	WHIP
Jerry Reuss, L ERA: 5.14	(1, 1)	5.0		26	8	4	4	6	3	0	0	1	0	1	35	47	7.20	2.200
Moe Drabowsky, R ERA: 3.44	(6, 1)	1.0		5	1	0	0	0	1	0	0	0	0	0	4	8	0.00	2.000
Chuck Taylor, R ERA: 4.43	(7, 1)	3.0	W	13	3	0	0	2	1	0	0	0	0	0	16	20	0.00	1.333

PITCHER		IP	WLS	BF	H	R	ER	SO	BB	IBB	HBP	BLK	WP	HR	S	P	ERA	WHIP

Batter	1	2	3	4	5	6	7	8	9	AB	R	H	RBI	BB	SO	LOB
Lou Brock, L (1, 7) OBP: 0.415, SLG: 0.486	K		K		1B	K		WP S SF8 1B		5	2	2	0	0	3	1
Matty Alou, L (1, 8) OBP: 0.353, SLG: 0.413	L7		K2-3		1B 1-2		F7	B5 1-2		5	0	1	0	0	1	1
Jim Beauchamp, R (1, 3) OBP: 0.333, SLG: 0.373 Joe Hague, L (9, 3) OBP: 0.338, SLG: 0.420	S BB			6-3	F8		G3 1B 1B BB	SF8 2-3 1B BB		2 0	2 0	0 0	0 0	3 0	0 0	2 0
Joe Torre, R (1, 5) OBP: 0.403, SLG: 0.512	L7 1-2			FC5-4 BB	1-3 2-H 1B		G3 1-2 1B	SF8 1-2 3-H		3	1	2	2	1	0	1
Jose Cardenal, R (1, 9) OBP: 0.305, SLG: 0.405		K		FC5-4 1-2f 1B	1-3		G3 1-2 2-3	2-H 1B		5	1	1	1	0	1	5
Julian Javier, R (1, 4) OBP: 0.367, SLG: 0.472		FC6-4 1B		1B 1-2 1B		1B 3B	HR 2-H 3-H 1B	L5		5	2	4	2	0	0	1
Jerry McNertney, R (1, 2) OBP: 0.414, SLG: 0.720		F3		1B 1-2 2-H		1B 3-H	HR 1-H			4	1	3	4	0	0	1
Ted Sizemore, R (1, 6) OBP: 0.313, SLG: 0.288 Dal Maxvill, R (8, 6) OBP: 0.260, SLG: 0.177		FC6-4 1-2f		6-3		F8	1B			4 0	0 0	1 0	0 0	0 0	0 0	4 0
Jerry Reuss, L (1, 1) OBP: 0.160, SLG: 0.167 Dick Schofield, S (5, PH) OBP: 0.316, SLG: 0.364 Moe Drabowsky, R (6, 1) Luis Melendez, R (6, PH) OBP: 0.263, SLG: 0.250 Chuck Taylor, R (7, 1)			K		F8	K	F8			1 1 0 1 1	0 0 0 0 0	0 0 0 0 0	0 0 0 0 0	1 0 0 1 0	0 0 0 1 0	0 0 0 1 1
Inning Stats	R: 0 E: 0 K: 1 S: 5 H: 0 LOB: 1 BB: 1 P: 9	R: 0 E: 0 K: 1 S: 6 H: 1 LOB: 1 BB: 0 P: 6	R: 0 E: 0 K: 3 S: 9 H: 0 LOB: 0 BB: 0 P: 9	R: 1 E: 0 K: 0 S: 5 H: 2 LOB: 2 BB: 1 P: 9	R: 1 E: 0 K: 0 S: 6 H: 3 LOB: 2 BB: 0 P: 6	R: 1 E: 0 K: 2 S: 9 H: 2 LOB: 1 BB: 0 P: 9	R: 4 E: 0 K: 0 S: 7 H: 4 LOB: 1 BB: 1 P: 11	R: 2 E: 0 K: 0 S: 5 H: 2 LOB: 1 BB: 1 P: 9		1B: 12 2B: 0 3B: 1 HR: 1 SF: 1 SAC: 0 DP: 0 HBP: 0				WP: 1 PB: 0 SB: 2 CS: 0	PA: 42	

PITCHER		IP	WLS	BF	H	R	ER	SO	BB	IBB	HBP	BLK	WP	HR	S	P	ERA	WHIP
Ken Holtzman, L ERA: 4.64	(1, 1)	6.1	L	31	9	5	5	7	3	0	0	0	0	0	42	54	7.11	1.895
Phil Regan, R ERA: 4.3	(7, 1)	0.2		5	3	2	2	0	0	0	0	0	0	1	5	5	27.00	4.500
Earl Stephenson, L ERA: 4.7	(8, 1)	0.2		5	2	2	2	0	1	0	0	0	1	0	4	8	27.00	4.500
Ron Tompkins, R ERA: 3.86	(8, 1)	0.1		1	0	0	0	0	0	0	0	0	0	0	1	1	0.00	0.000

PITCHER	IP	WLS	BF	H	R	ER	SO	BB	IBB	HBP	BLK	WP	HR	S	P	ERA	WHIP

BOTTOM

Chicago Cubs @ St. Louis Cardinals

Busch Stadium, St. Louis, MO

Wed May 26 1971, 7:05 PM CDT

Att. 12,690 - Unknown - 50 F

livebaseballscorecards.com

AB	37
R	9
H	14
RBI	9
BB	4
SO	7
LOB	18

Chicago Cubs @ St. Louis Cardinals

Busch Stadium, St. Louis, MO

Thu May 27 1971, 7:05 PM CDT

Att. 14,167 - Unknown - 60 F

livebaseballscorecards.com

TOP

Batter	1	2	3	4	5	6	7	8	9	AB	R	H	RBI	BB	SO	LOB
Don Kessinger, S (1, 6) OBP: 0.307, SLG: 0.309	4-3		F7			4-3 (1-2)			5-3	4	0	0	0	0	0	2
Glenn Beckert, R (1, 4) OBP: 0.377, SLG: 0.413	4-3			P3		P3			6-3	4	0	0	0	0	0	1
Brock Davis, L (1, 8) OBP: 0.375, SLG: 0.467	K			P6			F8			3	0	0	0	0	1	0
Billy Williams, L (1, 7) OBP: 0.379, SLG: 0.535		4-3		4-3			P6			3	0	0	0	0	0	0
Ron Santo, R (1, 5) OBP: 0.389, SLG: 0.536		5-3			P6		5-3			3	0	0	0	0	0	0
Jim Hickman, R (1, 3) OBP: 0.328, SLG: 0.395		F8			F7			5-3		3	0	0	0	0	0	0
Johnny Callison, L (1, 9) OBP: 0.314, SLG: 0.326			K		4-3			K		3	0	0	0	0	2	0
Randy Hundley, R (1, 2) OBP: 0.267, SLG: 0.333 Chris Cannizzaro, R (5, 2) OBP: 0.333, SLG: 0.302			4-3			FC5-4 1B		1-6-3		1 2	0 0	0 1	0 0	0 0	0 0	0 0
Fergie Jenkins, R (1, 1) OBP: 0.300, SLG: 0.459 Ray Newman, L (7, 1) Jim Colborn, R (8, 1) 14 Ernie Banks, R (9, PH) OBP: 0.238, SLG: 0.167			2B			FC5-4 4-3 (1-2f)			P4	2 0 0 1	0 0 0 0	1 0 0 0	0 0 0 0	0 0 0 0	0 0 0 0	1 0 0 0
Inning Stats	R: 0 E: 0 K: 1 S: 5 H: 0 LOB: 0 BB: 0 P: 5	R: 0 E: 0 K: 0 S: 3 H: 0 LOB: 0 BB: 0 P: 3	R: 0 E: 0 K: 1 S: 6 H: 1 LOB: 1 BB: 0 P: 6	R: 0 E: 0 K: 0 S: 3 H: 0 LOB: 0 BB: 0 P: 3	R: 0 E: 0 K: 0 S: 3 H: 0 LOB: 0 BB: 0 P: 3	R: 0 E: 0 K: 0 S: 4 H: 1 LOB: 1 BB: 0 P: 4	R: 0 E: 0 K: 0 S: 3 H: 0 LOB: 0 BB: 0 P: 3	R: 0 E: 0 K: 1 S: 5 H: 0 LOB: 0 BB: 0 P: 5	R: 0 E: 0 K: 0 S: 3 H: 0 LOB: 0 BB: 0 P: 3	1B: 1 2B: 1 3B: 0 HR: 0	SF: 0 SAC: 0 DP: 0 HBP: 0						

	AB	29
	R	0
	H	2
	RBI	0
	BB	0
	SO	3
	LOB	4

WP: 0 PB: 0 SB: 0 CS: 0 PA: 29

PITCHER	IP	WLS	BF	H	R	ER	SO	BB	IBB	HBP	BLK	WP	HR	S	P	ERA	WHIP
Chris Zachary, R (1, 1) ERA: 4.34	9.0	W	29	2	0	0	3	0	0	0	0	0	0	35	35	0.00	0.222

PITCHER	IP	WLS	BF	H	R	ER	SO	BB	IBB	HBP	BLK	WP	HR	S	P	ERA	WHIP

Batter	1	2	3	4	5	6	7	8	9	AB	R	H	RBI	BB	SO	LOB
Lou Brock, L (1, 7) OBP: 0.419, SLG: 0.489	BB 2B 1B	2B 3-4 1-2 2-H 1B	K			4-3	1-2 2-H 3-H 1B			5	2	3	3	0	1	2
Matty Alou, L (1, 8) OBP: 0.354, SLG: 0.418	K	3-4 1-3 2-H 2B	F8			HBP 1B	4-3			5	0	2	1	0	1	5
Joe Hague, L (1, 3) OBP: 0.348, SLG: 0.412	2B 1-2 BB	3-4 2-3 3-H		F9		1-2 HBP		2B 2B BB		2	2	0	1	2	0	1
Joe Torre, R (1, 5) OBP: 0.408, SLG: 0.524	1-H 2-H 2B	BB IBB		F2		K		1-3 2B 2B		4	1	2	2	1	1	2
Jose Cardenal, R (1, 9) OBP: 0.307, SLG: 0.407	P5	1-2 BB		K			5-3	2-H 3-H 1B FC1-2 2B		4	0	1	2	1	1	1
Julian Javier, R (1, 4) OBP: 0.369, SLG: 0.468	6-3	1-3			5-3		1B 1B 1B	FC1-2 2-3 1B 1B		5	2	2	0	0	0	4
Jerry McNertney, R (1, 2) OBP: 0.412, SLG: 0.667		FC1-5 1B 1B	6-3		F5		1B 1-2 1B	FC1-2 1B 1-3 3-H		5	1	2	0	0	0	2
Ted Sizemore, R (1, 6) OBP: 0.322, SLG: 0.293 Dal Maxvill, R (3, PR) OBP: 0.263, SLG: 0.185 (4, 6)	FC1-5 1-2 1B 1B	HBP			K		F8	G6-3 1-3 3-H 1B		1 3	1 0	1 1	0 1	0 0	0 1	0 2
Chris Zachary, L (1, 1) OBP: 0.308, SLG: 0.308	FC1-5 1B 1-2 2-3f 2B	1-3 1B				K	1B 1-2 2-3 1B	G6-3 1-2f		5	1	2	0	0	1	4
Inning Stats	R: 2 E: 0 K: 1 S: 7 H: 2 LOB: 1 BB: 1 P: 11	R: 3 E: 0 K: 0 S: 7 H: 4 LOB: 3 BB: 2 P: 15	R: 0 E: 0 K: 1 S: 6 H: 1 LOB: 2 BB: 0 P: 7	R: 0 E: 0 K: 1 S: 5 H: 0 LOB: 0 BB: 0 P: 5	R: 0 E: 0 K: 1 S: 5 H: 0 LOB: 0 BB: 0 P: 5	R: 0 E: 0 K: 2 S: 8 H: 1 LOB: 2 BB: 0 P: 9	R: 2 E: 0 K: 0 S: 7 H: 4 LOB: 2 BB: 0 P: 7	R: 3 E: 0 K: 0 S: 6 H: 4 LOB: 1 BB: 1 P: 10		1B: 12 2B: 4 3B: 0 HR: 0 SF: 0 SAC: 0 DP: 1 HBP: 2						

PITCHER		IP	WLS	BF	H	R	ER	SO	BB	IBB	HBP	BLK	WP	HR	S	P	ERA	WHIP
Fergie Jenkins, R ERA: 3.25	(1, 1)	6.2	L	37	12	7	7	6	2	1	2	0	0	0	44	58	9.45	2.100
Ray Newman, L ERA: 4.15	(7, 1)	0.1		3	1	2	2	0	1	0	0	0	0	0	2	6	54.00	6.000
Jim Colborn, R ERA: 4.05	(8, 1)	1.0		5	3	1	1	0	0	0	0	0	0	0	5	5	9.00	3.000

PITCHER	IP	WLS	BF	H	R	ER	SO	BB	IBB	HBP	BLK	WP	HR	S	P	ERA	WHIP

BOTTOM

Chicago Cubs @ St. Louis Cardinals

Busch Stadium, St. Louis, MO

Thu May 27 1971, 7:05 PM CDT

Att. 14,167 - Unknown - 60 F

livebaseballscorecards.com

AB	39
R	10
H	16
RBI	10
BB	4
SO	6
LOB	23

Batter	1	2	3	4	5	6	7	8	9	AB	R	H	RBI	BB	SO	LOB
Sonny Jackson, L (1, 8) OBP: 0.337, SLG: 0.388	K		F9			3-1		2B		4	0	1	0	0	1	0
Ralph Garr, L (1, 7) OBP: 0.375, SLG: 0.500	2B			1-3		4-3		F5		4	0	1	0	0	0	1
Felix Millan, R (1, 4) OBP: 0.358, SLG: 0.391	F4			F8		E6		6-3		4	0	0	0	0	0	2
Earl Williams, R (1, 3) OBP: 0.265, SLG: 0.418	6-3			1B		K		F8		4	0	1	0	0	1	3
Darrell Evans, L (1, 5) OBP: 0.238, SLG: 0.111		F8		K			BB 1B		F5	3	0	0	0	1	1	1
Mike Lum, L (1, 9) OBP: 0.349, SLG: 0.362		K			BB FC4-6		F8		F8	3	0	0	0	1	1	1
Bob Didier, S (1, 2) OBP: 0.253, SLG: 0.229		P6			L9		FC6 1-2 1B		F9	4	0	1	0	0	0	1
Gil Garrido, R (1, 6) OBP: 0.226, SLG: 0.158			6-3		F2		F2			2	0	0	0	0	0	1
Orlando Cepeda, R (7, PH) OBP: 0.368, SLG: 0.590										1	0	0	0	0	0	2
Marty Perez, R (7, 6) OBP: 0.254, SLG: 0.290										0	0	0	0	0	0	0
Ron Reed, R (1, 1) OBP: 0.095, SLG: 0.095			K		FC4-6		FC6			3	0	0	0	0	1	3
Pat Jarvis, R (7, 1) OBP: 0.158, SLG: 0.059										0	0	0	0	0	0	0

TOP

Atlanta Braves @ St. Louis Cardinals

Busch Stadium, St. Louis, MO

Fri May 28 1971, 7:05 PM CDT

Att. 14,537 - Unknown

livebaseballscorecards.com

AB	32
R	0
H	4
RBI	0
BB	2
SO	5
LOB	15

Inning Stats	1	2	3	4	5	6	7	8	9
	R: 0 E: 0 K: 1 S: 6	H: 1 LOB: 1 BB: 0 P: 6	R: 0 E: 0 K: 1 S: 5	H: 0 LOB: 0 BB: 0 P: 5	R: 0 E: 0 K: 1 S: 5	H: 0 LOB: 0 BB: 0 P: 5	R: 0 E: 0 K: 1 S: 6	H: 1 LOB: 1 BB: 0 P: 6	R: 0 E: 0 K: 0 S: 3	H: 0 LOB: 1 BB: 1 P: 7	R: 0 E: 1 K: 1 S: 6	H: 0 LOB: 1 BB: 0 P: 6	R: 0 E: 0 K: 0 S: 4	H: 1 LOB: 2 BB: 1 P: 8	R: 0 E: 0 K: 0 S: 4	H: 1 LOB: 1 BB: 0 P: 4	R: 0 E: 0 K: 0 S: 3	H: 0 LOB: 0 BB: 0 P: 3

| | | | | | | | | | |

Batter	1	2	3	4	5	6	7	8	9	AB	R	H	RBI	BB	SO	LOB
Lou Brock, L (1, 7) OBP: 0.421, SLG: 0.495	F7		5-3		2B		HR, 1B, 2-3			4	1	2	0	0	0	0
Matty Alou, L (1, 8) OBP: 0.358, SLG: 0.420	E, 1B		6-3		P4		HR, 1B, 1-2, 3-H			4	1	2	1	0	0	1
Ted Simmons, S (1, 2) OBP: 0.393, SLG: 0.472	L6		F8			4-3	HR, 1-H, 2-H			4	1	1	3	0	0	1
Joe Torre, R (1, 5) OBP: 0.405, SLG: 0.517	E6, 1-2			S, 1B		5-3	F8			4	0	1	0	0	0	1
Jose Cardenal, R (1, 9) OBP: 0.311, SLG: 0.420	F6			K		3B	1B			4	0	2	0	0	1	3
Joe Hague, L (1, 3) OBP: 0.353, SLG: 0.405		K		G6-4-3, BB, 1-2		BB	F2			2	0	0	0	2	1	1
Julian Javier, R (1, 4) OBP: 0.355, SLG: 0.449		F8		G6-4-3, 1-2f		F8		6-3		4	0	0	0	0	0	4
Dick Schofield, S (1, 6) OBP: 0.341, SLG: 0.353		BB			K		1B, SH1-4, 1B, BB	5-3		1	1	0	0	2	1	0
Dal Maxvill, R (8, 6) OBP: 0.260, SLG: 0.182										1	0	0	0	0	0	0
Reggie Cleveland, R (1, 1) OBP: 0.077, SLG: 0.115		K			F8		SH1-4, 1-2	6-3		3	0	0	0	0	1	1
Inning Stats	R: 0 E: 1 K: 0 S: 5 H: 1 LOB: 2 BB: 0 P: 5	R: 0 E: 0 K: 2 S: 7 H: 0 LOB: 1 BB: 1 P: 11	R: 0 E: 0 K: 0 S: 3 H: 0 LOB: 0 BB: 0 P: 3	R: 0 E: 0 K: 1 S: 5 H: 1 LOB: 1 BB: 1 P: 9	R: 0 E: 0 K: 1 S: 6 H: 1 LOB: 1 BB: 0 P: 6	R: 0 E: 0 K: 0 S: 4 H: 1 LOB: 2 BB: 1 P: 8	R: 4 E: 0 K: 0 S: 7 H: 4 LOB: 1 BB: 1 P: 11	R: 0 E: 0 K: 0 S: 3 H: 0 LOB: 0 BB: 0 P: 3		1B: 5 2B: 1 3B: 1 HR: 1	SF: 0 SAC: 1 DP: 1 HBP: 0					

BOTTOM

Atlanta Braves @ St. Louis Cardinals

Busch Stadium, St. Louis, MO

Fri May 28 1971, 7:05 PM CDT

Att. 14,537 - Unknown

livebaseballscorecards.com

AB	31
R	4
H	8
RBI	4
BB	4
SO	4
LOB	12

WP: 0 PB: 0 SB: 1 CS: 0 PA: 36

PITCHER		IP	WLS	BF	H	R	ER	SO	BB	IBB	HBP	BLK	WP	HR	S	P	ERA	WHIP
Ron Reed, R ERA: 3.52	(1, 1)	6.1	L	30	7	4	4	4	4	0	0	0	0	1	34	50	5.68	1.737
Pat Jarvis, R ERA: 5.49	(7, 1)	1.2		6	1	0	0	0	0	0	0	0	0	0	6	6	0.00	0.600

PITCHER	IP	WLS	BF	H	R	ER	SO	BB	IBB	HBP	BLK	WP	HR	S	P	ERA	WHIP

Atlanta Braves @ St. Louis Cardinals

Busch Stadium, St. Louis, MO

Sat May 29 1971, 7:05 PM CDT

Att. 47,598 - Unknown

TOP

livebaseballscorecards.com

Batter	1	2	3	4	5	6	7	8	9	AB	R	H	RBI	BB	SO	LOB
Sonny Jackson, L (1, 8) OBP: 0.328, SLG: 0.378	F8		4-3	F7			F8		E1 BB 1B 1-3 2-H	5	0	0	0	0	0	1
Ralph Garr, L (1, 7) OBP: 0.380, SLG: 0.502	6-3		BB 1B 1B		CS 1B		F7		BB 1-2 3-H 1B	5	1	3	1	0	0	0
Hank Aaron, R (1, 9) OBP: 0.398, SLG: 0.635 Cecil Upshaw, R (9, 1)	1B BB		1B 3B 1-2 BB		F9 1-2			G6-4-3 1B	1-2 2-3 BB	2 0	1 0	1 0	0 0	3 0	0 0	1 0
Earl Williams, R (1, 3) OBP: 0.282, SLG: 0.421	1-2 1B		3B 1-2 2-H 1B		BB			G6-4-3 1-2f	F7	4	1	2	1	1	0	4
Felix Millan, R (1, 4) OBP: 0.356, SLG: 0.399	L4		HR 1-H 2-H 3B		4-3			K		4	1	1	2	0	1	3
Darrell Evans, L (1, 5) OBP: 0.320, SLG: 0.364		G6-4-3 1B	HR 3-H			P6			SH3-4 E 1B	4	2	3	2	0	0	0
Bob Didier, S (1, 2) OBP: 0.244, SLG: 0.221		G6-4-3 1-2f	F7			4-1			SH3-4 1-2	3	0	0	0	0	0	1
Marty Perez, R (1, 6) OBP: 0.248, SLG: 0.282 Mike Lum, L (9, PH) OBP: 0.344, SLG: 0.354 (9, 9)	F7		6-3		6-3				F8	3 1	0 0	0 0	0 0	0 0	0 0	0 1
Jim Nash, R (1, 1) OBP: 0.182, SLG: 0.227 Bob Priddy, R (7, 1) Steve Barber, L (7, 1) Gil Garrido, R (9, PH) OBP: 0.238, SLG: 0.158 (9, 6)		K	6-3				K		E 1B BB	3 0 0 0	0 0 0 1	0 0 0 0	0 0 0 0	2 0 0 1	0 0 0 0	0 0 0 0
Inning Stats	R: 0 E: 0 K: 0 S: 4 H: 1 LOB: 2 BB: 1 P: 8	R: 0 E: 0 K: 0 S: 3 H: 1 LOB: 0 BB: 0 P: 3	R: 5 E: 0 K: 1 S: 9 H: 4 LOB: 0 BB: 1 P: 13	R: 0 E: 0 K: 0 S: 3 H: 0 LOB: 0 BB: 0 P: 3	R: 0 E: 0 K: 0 S: 3 H: 1 LOB: 1 BB: 1 P: 7	R: 0 E: 0 K: 0 S: 3 H: 0 LOB: 0 BB: 0 P: 3	R: 0 E: 0 K: 1 S: 5 H: 0 LOB: 0 BB: 0 P: 5	R: 0 E: 0 K: 1 S: 5 H: 1 LOB: 0 BB: 0 P: 5	R: 2 E: 1 K: 0 S: 6 H: 2 LOB: 3 BB: 2 P: 14	1B: 8 2B: 0 3B: 1 HR: 1 SF: 0 SAC: 1 DP: 2 HBP: 0						

	AB	34
	R	7
	H	10
	RBI	6
	BB	5
	SO	3
	LOB	11

WP: 0 PB: 0 SB: 0 CS: 1 PA: 40

PITCHER		IP	WLS	BF	H	R	ER	SO	BB	IBB	HBP	BLK	WP	HR	S	P	ERA	WHIP
Bob Gibson, R ERA: 4.27	(1, 1)	3.0		16	6	5	5	1	2	0	0	0	0	1	16	24	15.00	2.667
Chuck Taylor, R ERA: 3.76	(4, 1)	4.0		13	1	0	0	1	1	0	0	0	0	0	14	18	0.00	0.500
Frank Linzy, R ERA: 1.25	(8, 1)	1.1		5	2	1	0	1	0	0	0	0	0	0	7	7	0.00	1.500
Don Shaw, L ERA:	(9, 1)	0.1		4	1	1	0	0	1	0	0	0	0	0	3	7	0.00	6.000
Moe Drabowsky, R ERA: 3.38	(9, 1)	0.1	W	2	0	0	0	0	1	0	0	0	0	0	1	5	0.00	3.000

PITCHER	IP	WLS	BF	H	R	ER	SO	BB	IBB	HBP	BLK	WP	HR	S	P	ERA	WHIP

Batter	1	2	3	4	5	6	7	8	9	AB	R	H	RBI	BB	SO	LOB
Lou Brock, L (1, 7) OBP: 0.425, SLG: 0.495	L7		BBB 4-0 G3 1-2 2-3 BB		F7		1B 4-3 1-2 1B		SH 1B 3B 1B	4	2	2	0	1	0	0
Matty Alou, L (1, 8) OBP: 0.359, SLG: 0.419	4-3		G3 1-2 2-3 3-H		F9		4-3 1B 1-3 2-H 1B		SH 3B 1-2 1B	5	2	2	2	0	0	2
Ted Simmons, S (1, 2) OBP: 0.383, SLG: 0.459	F8		F5		6-3		4-3 1-2 3-H		SH 3B 1-2 2-3	4	1	0	1	0	0	4
Joe Torre, R (1, 5) OBP: 0.410, SLG: 0.531		SSS K	SSS K			G5-4-3 1B	BB 1B 2-H		3B 1-H 2-H 3-H	5	0	3	4	0	2	3
Jose Cardenal, R (1, 9) OBP: 0.315, SLG: 0.419		1B 1B		5-3		G5-4-3 1-2f	BB 1-2			3	0	1	0	1	0	1
Joe Hague, L (1, 3) OBP: 0.366, SLG: 0.429		1-3 1B		4-3 1B 2B		1B	F9			3	1	3	0	0	0	0
Jim Beauchamp, R (7, PH) OBP: 0.328, SLG: 0.367 (8, 3)										1	0	0	0	0	0	2
Julian Javier, R (1, 4) OBP: 0.342, SLG: 0.431	F3			4-3 2-3		SSS K		P4		4	0	0	0	0	1	3
Dick Schofield, S (1, 6) OBP: 0.356, SLG: 0.351			BBB 4-0 BB 1B G3 BB	FC5-4 3-H 1B			F9	P4		3	1	1	1	1	0	0
Dal Maxvill, R (9, 6) OBP: 0.260, SLG: 0.182										0	0	0	0	0	0	0
Bob Gibson, R (1, 1) OBP: 0.286, SLG: 0.370			G3 BB 1-2 1B	FC5-4 1-2f			1B 1B	K		1	0	1	0	0	0	0
Chris Zachary, L (3, PR) OBP: 0.308, SLG: 0.308										0	0	0	0	0	0	0
Chuck Taylor, R (4, 1)										1	0	0	0	0	0	1
Leron Lee, L (7, PH) OBP: 0.333, SLG: 0.429										1	1	1	0	0	0	0
Frank Linzy, R (8, 1) OBP: 0.500, SLG: 0.500										1	0	0	0	0	1	0
Don Shaw, L (9, 1)										0	0	0	0	0	0	0
Moe Drabowsky, R (9, 1)										0	0	0	0	0	0	0
Inning Stats	R: 0 E: 0 K: 0 S: 3 H: 0 LOB: 0 BB: 0 P: 3	R: 0 E: 0 K: 1 S: 6 H: 2 LOB: 1 BB: 0 P: 6	R: 1 E: 0 K: 1 S: 6 H: 1 LOB: 3 BB: 2 P: 14	R: 1 E: 0 K: 0 S: 5 H: 2 LOB: 1 BB: 0 P: 5	R: 0 E: 0 K: 0 S: 3 H: 0 LOB: 0 BB: 0 P: 3	R: 0 E: 0 K: 1 S: 6 H: 2 LOB: 1 BB: 0 P: 6	R: 3 E: 0 K: 0 S: 7 H: 4 LOB: 2 BB: 1 P: 11	R: 0 E: 0 K: 1 S: 5 H: 0 LOB: 0 BB: 0 P: 5	R: 3 E: 1 K: 0 S: 4 H: 3 LOB: 1 BB: 0 P: 4	1B: 12 2B: 1 3B: 1 HR: 0	SF: 0 SAC: 1 DP: 1 HBP: 0						

PITCHER		IP	WLS	BF	H	R	ER	SO	BB	IBB	HBP	BLK	WP	HR	S	P	ERA	WHIP
Jim Nash, R ERA: 4.96	(1, 1)	6.1		28	9	4	4	3	2	0	0	0	0	0	32	40	5.68	1.737
Bob Priddy, R ERA: 3.7	(7, 1)	0.1		4	2	1	1	0	1	0	0	0	0	0	3	7	27.00	9.000
Steve Barber, L ERA: 4.41	(7, 1)	1.1		4	0	0	0	1	0	0	0	0	0	0	6	6	0.00	0.000
Cecil Upshaw, R ERA: 4.5	(9, 1)	0.0	L	4	3	3	2	0	0	0	0	0	0	0	4	4	∞	∞

PITCHER	IP	WLS	BF	H	R	ER	SO	BB	IBB	HBP	BLK	WP	HR	S	P	ERA	WHIP

BOTTOM

Atlanta Braves @ St. Louis Cardinals

Busch Stadium, St. Louis, MO

Sat May 29 1971, 7:05 PM CDT

Att. 47,598 - Unknown

livebaseballscorecards.com

AB	36
R	8
H	14
RBI	8
BB	3
SO	4
LOB	16

Batter	1	2	3	4	5	6	7	8	9	AB	R	H	RBI	BB	SO	LOB
Felix Millan, R (1, 4) OBP: 0.357, SLG: 0.406	FC5 WP 1B		PB 6-3 2B		F8		SF9 2-3 3-H		6-3	4	1	2	1	0	0	2
Ralph Garr, L (1, 7) OBP: 0.373, SLG: 0.493	K 1-2		K 2-3		4-3		K			4	0	0	0	0	3	5
Hank Aaron, R (1, 9) OBP: 0.389, SLG: 0.618	K		6-3 3-H			5-3	FC6-4 1-2f			4	0	0	1	0	1	3
Orlando Cepeda, R (1, 3) OBP: 0.365, SLG: 0.580	BB		F8			F9		4-3		3	0	0	0	1	0	0
Earl Williams, R (1, 5) OBP: 0.271, SLG: 0.404	FC5 2-3f			6-3		5-3		K		4	0	0	0	0	1	2
Sonny Jackson, L (1, 8) OBP: 0.332, SLG: 0.380		1B		6-3			2B 1B	G3		4	1	2	0	0	0	0
Bob Didier, S (1, 2) OBP: 0.245, SLG: 0.233		F7		6-3			1B SF9 1-3		F8	4	1	1	0	0	0	1
Marty Perez, R (1, 6) OBP: 0.264, SLG: 0.310		F9			1B		SF9 1B BB		3B	3	0	2	0	1	0	1
Phil Niekro, R (1, 1) OBP: 0.158, SLG: 0.148 Pat Jarvis, R (6, 1) OBP: 0.158, SLG: 0.059 Gil Garrido, R (7, PH) OBP: 0.250, SLG: 0.172 Ron Herbel, R (7, 1) Steve Barber, L (7, 1) Darrell Evans, L (9, PH) OBP: 0.308, SLG: 0.348		K			P6		FC6-4 1-2 2-3 3-H		F9	2 0 1 0 0 1	0 0 0 0 0 0	0 0 1 0 0 0	0 0 1 0 0 0	0 0 0 0 0 0	1 0 0 0 0 0	2 0 0 0 0 1
Inning Stats	R: 0 E: 0 K: 2 S: 8 H: 1 LOB: 2 BB: 1 P: 12	R: 0 E: 0 K: 1 S: 6 H: 1 LOB: 1 BB: 0 P: 6	R: 1 E: 0 K: 1 S: 6 H: 1 LOB: 0 BB: 0 P: 6	R: 0 E: 0 K: 0 S: 3 H: 0 LOB: 0 BB: 0 P: 3	R: 0 E: 0 K: 0 S: 4 H: 1 LOB: 1 BB: 0 P: 4	R: 0 E: 0 K: 0 S: 3 H: 0 LOB: 0 BB: 0 P: 3	R: 2 E: 0 K: 1 S: 8 H: 3 LOB: 2 BB: 1 P: 12	R: 0 E: 0 K: 1 S: 5 H: 0 LOB: 0 BB: 0 P: 5	R: 0 E: 0 K: 0 S: 4 H: 1 LOB: 1 BB: 0 P: 4	1B: 5 2B: 2 3B: 1 HR: 0 SF: 1 SAC: 0 DP: 0 HBP: 0						

PITCHER		IP	WLS	BF	H	R	ER	SO	BB	IBB	HBP	BLK	WP	HR	S	P	ERA	WHIP
Steve Carlton, L ERA: 2.47	(1, 1)	9.0	W	37	8	3	2	6	2	0	0	0	1	0	47	55	2.00	1.111

PITCHER	IP	WLS	BF	H	R	ER	SO	BB	IBB	HBP	BLK	WP	HR	S	P	ERA	WHIP

TOP

Atlanta Braves @ St. Louis Cardinals

Busch Stadium, St. Louis, MO

Sun May 30 1971, 7:05 PM CDT

Att. 24,380 - Unknown

livebaseballscorecards.com

AB	34
R	3
H	8
RBI	3
BB	2
SO	6
LOB	17

WP: 1	PA: 37
PB: 1	
SB: 0	
CS: 0	

BOTTOM

Atlanta Braves @ St. Louis Cardinals

Busch Stadium, St. Louis, MO

Sun May 30 1971, 7:05 PM CDT

Att. 24,380 - Unknown

Batter	1	2	3	4	5	6	7	8	9	AB	R	H	RBI	BB	SO	LOB
Lou Brock, L (1, 7) OBP: 0.425, SLG: 0.503	K2-3		1-3		1B 3B	G5-4-3 1-2f 2-3		FC4-6 1B		5	1	2	0	0	1	2
Matty Alou, L (1, 8) OBP: 0.360, SLG: 0.424	1-3		E 1B 2B		S 4-3 SF7 1B 3-H	3-1		FC4-6 3-6 1-2f		5	2	2	1	0	0	2
Ted Simmons, S (1, 2) OBP: 0.378, SLG: 0.447	6-3		E6 1B 2-3		4-3 1-2		HR BB	3-6 1-2f		4	1	0	0	1	0	3
Joe Torre, R (1, 5) OBP: 0.417, SLG: 0.533		HR 1B 1B	1-2 1B 3-H		SF7 1B BB 2-3		P4			3	1	2	1	1	0	1
Jose Cardenal, R (1, 9) OBP: 0.319, SLG: 0.440		1-2 HR 1B	F8		SF7 1-2 3-H		1-H HR			3	2	2	3	0	0	2
Joe Hague, L (1, 3) OBP: 0.370, SLG: 0.451		1-H 2-H HR	4-3		1B IBB		K			3	1	1	3	1	1	2
Julian Javier, R (1, 4) OBP: 0.348, SLG: 0.434		F2	K		1-2 2-H 1B		BB 1B			4	0	2	0	0	1	0
Dick Schofield, S (1, 6) OBP: 0.375, SLG: 0.342 Dal Maxvill, R (7, 6) OBP: 0.269, SLG: 0.182		G1-6-3 BB	3-1		G5-4-3 1B BB		1-2 BB			1 0	0 0	0 0	0 0	2 1	0 0	0 0
Steve Carlton, L (1, 1) OBP: 0.200, SLG: 0.276		G1-6-3 1-2f	4-3		G5-4-3 1-2 1B		P6			4	0	1	0	0	0	3
Inning Stats	R: 0 E: 0 K: 1 S: 5 H: 0 LOB: 0 BB: 0 P: 5	R: 3 E: 0 K: 0 S: 5 H: 3 LOB: 0 BB: 1 P: 9	R: 1 E: 1 K: 0 S: 6 H: 2 LOB: 2 BB: 0 P: 6	R: 0 E: 0 K: 1 S: 5 H: 0 LOB: 0 BB: 0 P: 5	R: 2 E: 0 K: 0 S: 5 H: 3 LOB: 3 BB: 2 P: 13	R: 0 E: 0 K: 0 S: 3 H: 1 LOB: 1 BB: 1 P: 7	R: 2 E: 0 K: 1 S: 7 H: 2 LOB: 2 BB: 2 P: 15	R: 0 E: 0 K: 0 S: 3 H: 1 LOB: 0 BB: 0 P: 3		1B: 8 2B: 2 3B: 1 HR: 2 SF: 1 SAC: 0 DP: 3 HBP: 0						

livebaseballscorecards.com

AB	32
R	8
H	12
RBI	8
BB	6
SO	3
LOB	15

WP: 0 PB: 0 SB: 1 CS: 0 PA: 39

PITCHER		IP	WLS	BF	H	R	ER	SO	BB	IBB	HBP	BLK	WP	HR	S	P	ERA	WHIP
Phil Niekro, R ERA: 3.35	(1, 1)	5.0	L	25	8	6	6	2	2	1	0	0	0	1	26	38	10.80	2.000
Pat Jarvis, R ERA: 5.4	(6, 1)	1.0		4	1	0	0	0	1	0	0	0	0	0	3	7	0.00	2.000
Ron Herbel, R ERA: 5.82	(7, 1)	0.2		6	2	2	2	1	2	0	0	0	0	1	6	14	27.00	6.000
Steve Barber, L ERA: 4.08	(7, 1)	1.1		4	1	0	0	0	0	0	0	0	0	0	4	4	0.00	0.750

PITCHER	IP	WLS	BF	H	R	ER	SO	BB	IBB	HBP	BLK	WP	HR	S	P	ERA	WHIP

Atlanta Braves @ St. Louis Cardinals

Busch Stadium, St. Louis, MO

Mon May 31 1971, 7:05 PM CDT

Att. 20,349 - Unknown

TOP

livebaseballscorecards.com

Batter	1	2	3	4	5	6	7	8	9	AB	R	H	RBI	BB	SO	LOB
Felix Millan, R (1, 4) OBP: 0.350, SLG: 0.398	5-3			5-3		F9		F8		4	0	0	0	0	0	1
Ralph Garr, L (1, 7) OBP: 0.380, SLG: 0.498	F7			HBP, 1B		E, 1B; 1-2; 1B, 1B		G6-3, 1B		4	1	3	0	0	0	0
Hank Aaron, R (1, 9) OBP: 0.391, SLG: 0.613	6-3			G4-6-3; 1-2; HBP		E7; 1B; 1-3; 2-H, 1B		G6-3; 1-2f		3	0	1	1	0	0	1
Orlando Cepeda, R (1, 3) OBP: 0.368, SLG: 0.578		F9		G4-6-3; 1-2f		FC6-4; 1-2; 3-H, 1B			B5-3, 1B	4	0	2	1	0	0	2
Earl Williams, R (1, 5) OBP: 0.261, SLG: 0.388		F8			L6	P6			F8	4	0	0	0	0	0	3
Sonny Jackson, L (1, 8) OBP: 0.330, SLG: 0.374		F8			B, B, B, B; 4-0; 1B, BB	FC6-4; 1-2f			B5-3; 1-2	3	0	0	0	1	0	3
Marty Perez, R (1, 6) OBP: 0.264, SLG: 0.308			6-3		G6-4-3; 1-2; 1B		F8		4-3	4	0	1	0	0	0	1
Bob Didier, S (1, 2) OBP: 0.237, SLG: 0.226			6-3		G6-4-3; 1-2f		F9			3	0	0	0	0	0	2
George Stone, L (1, 1) OBP: 0.190, SLG: 0.190			5-3			1B, 1B	4-3			3	1	1	0	0	0	0

AB	32
R	2
H	8
RBI	2
BB	1
SO	0
LOB	13

Inning Stats	1	2	3	4	5	6	7	8	9
	R: 0 E: 0 K: 0 S: 3	H: 0 LOB: 0 BB: 0 P: 3	R: 0 E: 0 K: 0 S: 3	H: 0 LOB: 0 BB: 0 P: 3	R: 0 E: 0 K: 0 S: 3	H: 0 LOB: 0 BB: 0 P: 3	R: 0 E: 0 K: 0 S: 3	H: 1 LOB: 1 BB: 0 P: 4	R: 0 E: 0 K: 0 S: 3	H: 1 LOB: 1 BB: 1 P: 7	R: 2 E: 1 K: 0 S: 7	H: 4 LOB: 2 BB: 0 P: 7	R: 0 E: 0 K: 0 S: 3	H: 0 LOB: 0 BB: 0 P: 3	R: 0 E: 0 K: 0 S: 3	H: 1 LOB: 0 BB: 0 P: 3	R: 0 E: 0 K: 0 S: 4	H: 1 LOB: 1 BB: 0 P: 4

1B: 8	SF: 0
2B: 0	SAC: 0
3B: 0	DP: 3
HR: 0	HBP: 1

WP: 0	PA: 34
PB: 0	
SB: 0	
CS: 0	

PITCHER	IP	WLS	BF	H	R	ER	SO	BB	IBB	HBP	BLK	WP	HR	S	P	ERA	WHIP
Jerry Reuss, L (1, 1) ERA: 4.71	9.0	W	34	8	2	2	0	1	0	1	0	0	0	32	37	2.00	1.000

PITCHER	IP	WLS	BF	H	R	ER	SO	BB	IBB	HBP	BLK	WP	HR	S	P	ERA	WHIP

Batter	1	2	3	4	5	6	7	8	9	AB	R	H	RBI	BB	SO	LOB
Lou Brock, L (1, 7) OBP: 0.417, SLG: 0.492	S S S 0-3 K ①		x 0-0 1-3 ① 1-2 2-3		S S S 0-3 K ②		x 0-0 6-3 ③			4	0	0	0	0	2	3
Matty Alou, L (1, 8) OBP: 0.353, SLG: 0.415	x 0-0 3-1 ②		x 0-0 P6 ②		x 0-0 6-3 ③			x 0-0 F7 ①		4	0	0	0	0	0	3
Ted Simmons, S (1, 2) OBP: 0.375, SLG: 0.442	x 0-0 F9 ③		x 0-0 2-H 3-H 1B			x 0-0 6-3 ①		x 0-0 6-3 ②		4	0	1	2	0	0	0
Joe Torre, R (1, 5) OBP: 0.418, SLG: 0.538		x 0-0 4-3 ①	x 0-0 P6 ③			x 0-0 FC6-4 1B		x 0-0 1B 2B		4	1	2	0	0	0	1
Jose Cardenal, R (1, 9) OBP: 0.317, SLG: 0.435		x 0-0 E5		x 0-0 F7 ①		x 0-0 FC6-4 ② E S 1-2f		x 0-0 2-H 1B		4	0	1	1	0	0	1
Julian Javier, R (1, 4) OBP: 0.336, SLG: 0.418		x 0-0 F9 ②		x 0-0 F7 ②		x 0-0 E6 1-3		x 0-0 P4 ③		4	0	0	0	0	0	3
Jim Beauchamp, R (1, 3) OBP: 0.314, SLG: 0.349		x 0-0 F9 ③		x 0-0 F5 ③		x 0-0 F8 ③				3	0	0	0	0	0	3
Ted Sizemore, R (1, 6) OBP: 0.329, SLG: 0.301			x 0-0 1-3 SH 1B 1B		x 0-0 SH1-4 1B		x 0-0 F9 ①			3	1	2	0	0	0	0
Dal Maxvill, R (9, 6) OBP: 0.269, SLG: 0.182										0	0	0	0	0	0	0
Jerry Reuss, L (1, 1) OBP: 0.154, SLG: 0.160			x 0-0 SH 1-3 1B 1-2		x 0-0 SH1-4 ① 1-2		S S S 0-3 K ②			1	1	0	0	0	1	0
Inning Stats	R: 0 H: 0 E: 0 LOB: 0 K: 1 BB: 0 S: 5 P: 5	R: 0 H: 0 E: 1 LOB: 1 K: 0 BB: 0 S: 4 P: 4	R: 2 H: 2 E: 0 LOB: 1 K: 0 BB: 0 S: 6 P: 6	R: 0 H: 0 E: 0 LOB: 0 K: 0 BB: 0 S: 3 P: 3	R: 0 H: 1 E: 0 LOB: 1 K: 1 BB: 0 S: 6 P: 6	R: 0 H: 1 E: 1 LOB: 2 K: 0 BB: 0 S: 5 P: 5	R: 0 H: 0 E: 0 LOB: 0 K: 1 BB: 0 S: 5 P: 5	R: 1 H: 2 E: 0 LOB: 1 K: 0 BB: 0 S: 5 P: 5		1B: 5 SF: 0 2B: 1 SAC: 2 3B: 0 DP: 0 HR: 0 HBP: 0						WP: 0 PA: 33 PB: 0 SB: 1 CS: 0	

PITCHER	IP	WLS	BF	H	R	ER	SO	BB	IBB	HBP	BLK	WP	HR	S	P	ERA	WHIP
George Stone, L (1, 1) ERA: 3.69	8.0	L	33	6	3	3	3	0	0	0	0	0	0	39	39	3.38	0.750

PITCHER	IP	WLS	BF	H	R	ER	SO	BB	IBB	HBP	BLK	WP	HR	S	P	ERA	WHIP

Atlanta Braves @ St. Louis Cardinals

Busch Stadium, St. Louis, MO

Mon May 31 1971, 7:05 PM CDT

Att. 20,349 - Unknown

BOTTOM

livebaseballscorecards.com

AB	31
R	3
H	6
RBI	3
BB	0
SO	3
LOB	14

St. Louis Cardinals @ Pittsburgh Pirates

Three Rivers Stadium, Pittsburgh, PA

Tue Jun 01 1971, 7:05 PM EDT

Att. 21,516 - Unknown

livebaseballscorecards.com

Batter	1	2	3	4	5	6	7	8	9	AB	R	H	RBI	BB	SO	LOB
Lou Brock, L (1, 7) OBP: 0.418, SLG: 0.493	F7			G3 1B		1B			6-3	4	0	2	0	0	0	0
Matty Alou, L (1, 8) OBP: 0.351, SLG: 0.409	6-3			G3 1-2		P4			BB	3	0	0	0	1	0	2
Ted Simmons, S (1, 2) OBP: 0.367, SLG: 0.431	F8			6-3			4-3		F7	4	0	0	0	0	0	2
Joe Torre, R (1, 5) OBP: 0.417, SLG: 0.534		G6-4-3 1B		F8			K			3	0	1	0	0	1	1
Joe Hague, L (1, 3) OBP: 0.362, SLG: 0.440		K			4-3		3-1			3	0	0	0	0	1	1
Leron Lee, L (1, 9) OBP: 0.333, SLG: 0.391		G6-4-3 1-2f			G3			G5-4-3 BB		2	0	0	0	1	0	1
Julian Javier, R (1, 4) OBP: 0.331, SLG: 0.411			F9		K			G5-4-3 1-2f		2	0	0	0	0	1	0
Don Shaw, L (6, 1)										0	0	0	0	0	0	0
Bob Burda, L (8, PH) OBP: 0.478, SLG: 0.368										1	0	0	0	0	0	1
Frank Linzy, R (8, 1) OBP: 0.500, SLG: 0.500										0	0	0	0	0	0	0
Ted Sizemore, R (1, 6) OBP: 0.323, SLG: 0.295			1-3			P6		6-3		3	0	0	0	0	0	0
Chris Zachary, L (1, 1) OBP: 0.308, SLG: 0.308			K			F9			F7	0	0	0	0	0	0	0
Rudy Arroyo, L (1, 1)										1	0	0	0	0	1	0
Dick Schofield, S (6, PH) OBP: 0.360, SLG: 0.325										2	0	0	0	0	0	0
(6, 4)																

Inning Stats	1	2	3	4	5	6	7	8	9		
	R: 0 E: 0 K: 0 S: 3	R: 0 E: 0 K: 1 S: 5	R: 0 E: 0 K: 1 S: 5	R: 0 E: 0 K: 0 S: 4	R: 0 E: 0 K: 1 S: 5	R: 0 E: 0 K: 0 S: 4	R: 0 E: 0 K: 1 S: 5	R: 0 E: 0 K: 0 S: 2	R: 0 E: 0 K: 0 S: 3	1B: 3 2B: 0 3B: 0 HR: 0	SF: 0 SAC: 0 DP: 2 HBP: 0
	H: 0 LOB: 0 BB: 0 P: 3	H: 1 LOB: 0 BB: 0 P: 5	H: 0 LOB: 0 BB: 0 P: 5	H: 1 LOB: 1 BB: 0 P: 4	H: 0 LOB: 0 BB: 0 P: 5	H: 1 LOB: 1 BB: 0 P: 4	H: 0 LOB: 0 BB: 0 P: 5	H: 0 LOB: 0 BB: 1 P: 6	H: 0 LOB: 1 BB: 1 P: 7	WP: 0 PB: 0 SB: 0 CS: 0	PA: 30

PITCHER	IP	WLS	BF	H	R	ER	SO	BB	IBB	HBP	BLK	WP	HR	S	P	ERA	WHIP
Dock Ellis, R (1, 1) ERA: 1.77	9.0	W	30	3	0	0	4	2	0	0	0	0	0	36	44	0.00	0.556

PITCHER	IP	WLS	BF	H	R	ER	SO	BB	IBB	HBP	BLK	WP	HR	S	P	ERA	WHIP

St. Louis Cardinals @ Pittsburgh Pirates

Three Rivers Stadium, Pittsburgh, PA

Tue Jun 01 1971, 7:05 PM EDT

Att. 21,516 - Unknown

BOTTOM

Batter	1	2	3	4	5	6	7	8	9	AB	R	H	RBI	BB	SO	LOB
Dave Cash, R (1, 4) OBP: 0.402, SLG: 0.388	1B E 2B FC6-4 1-2f		0-0 FC4 1B		3-H 1B		0-0 ② F8			5	1	3	1	0	0	3
Vic Davalillo, L (1, 3) OBP: 0.329, SLG: 0.395	0-0 E S 6-3 2-3 1B	0-0 ① 4-3	0-0 ③ FC4 1-2f		0-0 ③ 4-3		0-0 2-H 1B			5	1	2	1	0	0	2
Roberto Clemente, R (1, 9) OBP: 0.330, SLG: 0.492	0-0 ① 6-3 1-H 3-H	0-0 BB 1B 1B		0-0 ① F9		0-0 ① 6-3	0-0 ③ 4-3			5	1	1	1	0	0	1
Willie Stargell, L (1, 7) OBP: 0.355, SLG: 0.669	B B B B 4-0 BB 1B BB	B B B B 4-0 1B E 1-2 BB		0-0 FC6-4 1B		0-0 ② F8		S S S 0-3 ① K		3	2	1	0	2	1	0
Richie Hebner, L (1, 5) OBP: 0.376, SLG: 0.516	B B B B 4-0 1B 1B 1-2 BB	0-0 E9 G3 1-H 2-H 1B		0-0 ② P5		0-0 1B 1B		0-0 G4-6-3 1B		4	1	3	1	1	0	1
Manny Sanguillen, R (1, 2) OBP: 0.348, SLG: 0.424	0-0 1B 1-3 2-H 1B	0-0 ② G3 2-3		0-0 ③ FC6-4 1-2f		0-0 1-3 1B		0-0 ② ③ G4-6-3 1-2f		5	1	2	1	0	0	3
Al Oliver, L (1, 8) OBP: 0.302, SLG: 0.318	I I I I 4-0 1B IBB	0-0 ③ 4-3			0-0 G4-3 1B 1B	S S S 0-3 ③ K				3	1	1	0	1	1	3
Gene Alley, R (1, 6) OBP: 0.278, SLG: 0.339	0-0 ② P6		S S S 0-3 ① K		0-0 G4-3 1-2 1B		0-0 E6 SH1-4 1B			4	1	1	0	0	1	3
Dock Ellis, S (1, 1) OBP: 0.258, SLG: 0.207	0-0 FC6-4 1-3 2-H 3-H 1B		S S S 0-3 ② K		0-0 ① ② G4-3 1-2f 2-3		0-0 ① SH1-4 1-2			3	0	1	2	0	1	2
Inning Stats	R: 5 H: 4 E: 0 LOB: 2 K: 0 BB: 3 S: 7 P: 19	R: 2 H: 2 E: 1 LOB: 1 K: 0 BB: 1 S: 5 P: 9	R: 0 H: 1 E: 0 LOB: 1 K: 2 BB: 0 S: 8 P: 8	R: 0 H: 1 E: 0 LOB: 1 K: 0 BB: 0 S: 4 P: 4	R: 1 H: 3 E: 0 LOB: 1 K: 0 BB: 0 S: 5 P: 5	R: 0 H: 2 E: 0 LOB: 2 K: 1 BB: 0 S: 7 P: 7	R: 1 H: 1 E: 1 LOB: 1 K: 0 BB: 0 S: 5 P: 5	R: 0 H: 1 E: 0 LOB: 0 K: 1 BB: 0 S: 5 P: 5		1B: 14 SF: 0 2B: 1 SAC: 1 3B: 0 DP: 2 HR: 0 HBP: 0						

livebaseballscorecards.com

AB	37
R	9
H	15
RBI	7
BB	4
SO	4
LOB	18

PITCHER		IP	WLS	BF	H	R	ER	SO	BB	IBB	HBP	BLK	WP	HR	S	P	ERA	WHIP
Chris Zachary, R ERA: 5.76	(1, 1)	0.2	L	9	4	5	5	0	2	1	0	0	0	0	6	18	67.50	9.000
Rudy Arroyo, L ERA: 4.15	(1, 1)	4.1		20	7	3	2	2	1	0	0	0	0	0	23	27	4.15	1.846
Don Shaw, L ERA:	(6, 1)	2.0		10	3	1	0	1	0	0	0	0	0	0	12	12	0.00	1.500
Frank Linzy, R ERA: 1.19	(8, 1)	1.0		3	1	0	0	1	0	0	0	0	0	0	5	5	0.00	1.000

PITCHER	IP	WLS	BF	H	R	ER	SO	BB	IBB	HBP	BLK	WP	HR	S	P	ERA	WHIP

Batter	1	2	3	4	5	6	7	8	9	AB	R	H	RBI	BB	SO	LOB
Lou Brock, L (1, 7) OBP: 0.413, SLG: 0.486	6-3			4-3		BB 1B SF9 1B	K		K	5	1	1	0	0	2	4
Matty Alou, L (1, 8) OBP: 0.353, SLG: 0.411	4-3			1B 1B		SF9 BB 1-2 1B	4-3			4	0	2	0	0	0	2
Ted Simmons, S (1, 2) OBP: 0.364, SLG: 0.427	6-3			FC6-4 1-2 1B		P4		K		4	0	1	0	0	1	2
Joe Torre, R (1, 5) OBP: 0.414, SLG: 0.526		K		K		FC5-4 1-2 2-3 BB		F3		3	0	0	0	1	2	2
Jose Cardenal, R (1, 9) OBP: 0.311, SLG: 0.429		5-3		FC6-4 1-2f		SF9 2-3 3-H		K		3	0	0	1	0	1	2
Julian Javier, R (1, 4) OBP: 0.328, SLG: 0.405		K			5-3	FC5-4 1-2f			1B 1B	4	0	1	0	0	1	2
Jim Beauchamp, R (1, 3) OBP: 0.324, SLG: 0.364			K		4-3 2B		BB BB		F7	3	0	1	0	1	1	1
Ted Sizemore, R (1, 6) OBP: 0.318, SLG: 0.291			5-3		4-3 2-3		BB 1-2 BB		P6	2	0	0	0	0	0	1
Bob Burda, L (7, PH) OBP: 0.500, SLG: 0.368										0	0	0	0	1	0	0
Frank Linzy, R (7, 1) OBP: 0.500, SLG: 0.500										0	0	0	0	0	0	0
Don Shaw, L (7, 1)										0	0	0	0	0	0	0
Dick Schofield, S (9, PH) OBP: 0.353, SLG: 0.317										1	0	0	0	0	0	1
Reggie Cleveland, R (1, 1) OBP: 0.074, SLG: 0.111										1	0	0	0	0	1	0
Luis Melendez, R (5, PH) OBP: 0.256, SLG: 0.243										1	0	0	0	0	1	1
Moe Drabowsky, R (5, 1)										0	0	0	0	0	0	0
Leron Lee, L (7, PH) OBP: 0.333, SLG: 0.391										0	0	0	0	0	0	0
Jerry McNertney, R (7, PH) OBP: 0.400, SLG: 0.645										1	0	0	0	0	0	2
Dal Maxvill, R (7, 6) OBP: 0.278, SLG: 0.194							F7		1B	1	0	1	0	0	0	0
Inning Stats	R: 0 E: 0 K: 0 S: 3 H: 0 LOB: 0 BB: 0 P: 3	R: 0 E: 0 K: 2 S: 7 H: 0 LOB: 0 BB: 0 P: 7	R: 0 E: 0 K: 2 S: 7 H: 0 LOB: 0 BB: 0 P: 7	R: 0 E: 0 K: 1 S: 7 H: 2 LOB: 2 BB: 0 P: 7	R: 0 E: 0 K: 1 S: 6 H: 1 LOB: 1 BB: 0 P: 6	R: 1 E: 0 K: 0 S: 5 H: 2 LOB: 2 BB: 1 P: 9	R: 0 E: 0 K: 1 S: 5 H: 0 LOB: 2 BB: 2 P: 13	R: 0 E: 0 K: 2 S: 7 H: 0 LOB: 0 BB: 0 P: 7	R: 0 E: 0 K: 1 S: 7 H: 2 LOB: 2 BB: 0 P: 7	1B: 6 2B: 1 3B: 0 HR: 0 SF: 1 SAC: 0 DP: 0 HBP: 0	WP: 0 PB: 0 SB: 0 CS: 0 PA: 37					

PITCHER		IP	WLS	BF	H	R	ER	SO	BB	IBB	HBP	BLK	WP	HR	S	P	ERA	WHIP
Luke Walker, L ERA: 3.04	(1, 1)	6.0	W	24	5	1	1	6	1	0	0	0	0	0	35	39	1.50	1.000
Jim Nelson, R ERA: 2.37	(7, 1)	0.0		2	0	0	0	0	2	0	0	0	0	0	0	8	∞	∞
Bob Veale, L ERA: 2.7	(7, 1)	3.0	S	11	2	0	0	4	0	0	0	0	0	0	19	19	0.00	0.667

PITCHER	IP	WLS	BF	H	R	ER	SO	BB	IBB	HBP	BLK	WP	HR	S	P	ERA	WHIP

TOP

St. Louis Cardinals @ Pittsburgh Pirates

Three Rivers Stadium, Pittsburgh, PA

Wed Jun 02 1971, 7:05 PM EDT

Att. 9,612 - Unknown

livebaseballscorecards.com

AB	33
R	1
H	7
RBI	1
BB	3
SO	10
LOB	20

Batter	1	2	3	4	5	6	7	8	9	AB	R	H	RBI	BB	SO	LOB
Dave Cash, R (1, 4) OBP: 0.413, SLG: 0.415	F8			E9 2B	E S 1B		1B 3B	BBB 1B BB		4	3	3	0	1	0	0
Vic Davalillo, L (1, 3) OBP: 0.356, SLG: 0.412	CS 1B			1B 1B 1B	F8 1-3		I-I-I BB E 1B IBB	1B 2B 1-2 1B		4	3	3	0	1	0	1
Roberto Clemente, R (1, 9) OBP: 0.332, SLG: 0.492 Gene Clines, R (5, PH) (6, 9) OBP: 0.350, SLG: 0.327	P6 1-2			1B 1B 1-2 1B	SSS K		BB E 1-2 3-H 1B	2B 1-2 2-H 1B		2 3	1 2	1 2	0 2	0 0	0 1	1 1
Willie Stargell, L (1, 7) OBP: 0.362, SLG: 0.671		SSS K		FC6-4 1B SF7 1-3 2-H 1B	P6		BBBB E 1-2 2-3 BB	1B 1-H 2-H 2B		4	1	2	3	1	1	1
Richie Hebner, L (1, 5) OBP: 0.371, SLG: 0.506		F7		FC6-4 1-2 3-H 1B		SSS K	E2 1-3 2-H 3-H	P3		5	0	1	1	0	1	2
Manny Sanguillen, R (1, 2) OBP: 0.350, SLG: 0.420		F9		FC6-4 BB 1-2f 2-3		L9	I-I-I IBB	1B 2-3		4	0	1	0	1	0	2
Al Oliver, L (1, 8) OBP: 0.299, SLG: 0.317			F7	SF7 3-H		FC6-4 1B	F8	L9		4	0	1	1	0	0	5
Gene Alley, R (1, 6) OBP: 0.277, SLG: 0.330			P6	BBBB 4-0 1-2 BB		FC6-4 1-2f	L5			3	0	0	0	1	0	4
Luke Walker, L (1, 1) Jim Nelson, R (7, 1) OBP: 0.500, SLG: 0.333 Bob Veale, S (7, 1)			SSS K	SSS K			SSS K	6-3		2 0 2	0 0 0	0 0 0	0 0 0	2 0 1	2 0 0	2 0 0
Inning Stats	R: 0 E: 0 K: 0 S: 3 H: 1 LOB: 0 BB: 0 P: 3	R: 0 E: 0 K: 1 S: 5 H: 0 LOB: 0 BB: 0 P: 5	R: 0 E: 0 K: 1 S: 5 H: 0 LOB: 0 BB: 0 P: 5	R: 4 E: 1 K: 1 S: 10 H: 5 LOB: 2 BB: 1 P: 14	R: 0 E: 0 K: 1 S: 6 H: 1 LOB: 1 BB: 0 P: 6	R: 0 E: 0 K: 1 S: 6 H: 1 LOB: 1 BB: 0 P: 6	R: 3 E: 1 K: 1 S: 8 H: 2 LOB: 3 BB: 3 P: 20	R: 3 E: 0 K: 0 S: 7 H: 4 LOB: 2 BB: 1 P: 11		1B: 11 2B: 2 3B: 1 HR: 0	SF: 1 SAC: 0 DP: 0 HBP: 0					

PITCHER		IP	WLS	BF	H	R	ER	SO	BB	IBB	HBP	BLK	WP	HR	S	P	ERA	WHIP
Reggie Cleveland, R ERA: 3.28	(1, 1)	4.0	L	18	6	4	4	3	1	0	0	0	0	0	23	27	9.00	1.750
Moe Drabowsky, R ERA: 3.05	(5, 1)	2.0		8	2	0	0	2	0	0	0	0	0	0	12	12	0.00	1.000
Frank Linzy, R ERA: 1.96	(7, 1)	0.1		4	2	3	2	1	0	1	0	0	0	0	5	9	54.00	6.000
Don Shaw, L ERA: 1.93	(7, 1)	1.2		13	4	3	3	0	2	1	0	0	0	0	10	22	16.20	3.600

PITCHER	IP	WLS	BF	H	R	ER	SO	BB	IBB	HBP	BLK	WP	HR	S	P	ERA	WHIP

BOTTOM

St. Louis Cardinals @ Pittsburgh Pirates

Three Rivers Stadium, Pittsburgh, PA

Wed Jun 02 1971, 7:05 PM EDT

Att. 9,612 - Unknown

livebaseballscorecards.com

AB	37
R	10
H	14
RBI	7
BB	5
SO	6
LOB	19

WP: 0	PA: 43				
PB: 0					
SB: 1					
CS: 1					

Batter	1	2	3	4	5	6	7	8	9	AB	R	H	RBI	BB	SO	LOB
Lou Brock, L (1, 7) OBP: 0.413, SLG: 0.486	4-3		L6		S 1B 2B	E6 2-3		BBB 4-0 HR BB		4	2	1	0	1	0	1
Matty Alou, L (1, 8) OBP: 0.359, SLG: 0.430	G4-6-3 1B		4-3		2-H FC6-4 1B	5-3		1-H HR		5	1	3	3	0	0	2
Ted Simmons, S (1, 2) OBP: 0.360, SLG: 0.420	G4-6-3 1-2f			BB 1B 1B	F7		L9	1-3		5	1	1	0	0	0	2
Joe Torre, R (1, 5) OBP: 0.414, SLG: 0.526		BBB 4-0 BB 1B BB		F8	FC6-4 1-2f		2B		L9	4	0	1	0	1	0	2
Jose Cardenal, R (1, 9) OBP: 0.318, SLG: 0.430		1-2 BB 1B		BBB 4-0 1B 1-2 1B BB		4-3 1-3 2B 1B	P3		F7	4	2	2	0	1	0	1
Joe Hague, L (1, 3) OBP: 0.370, SLG: 0.438		BBB 4-0 FC5-4 1-2 2-3 BB		L5-4 1B 1-3 2-H 1B		1-3 1-2	4-0 IBB		L9	3	0	1	1	2	0	1
Julian Javier, R (1, 4) OBP: 0.326, SLG: 0.400		L8		1-2 3-H 1B		4-3 2-3	F8			4	0	1	1	0	0	5
Ted Sizemore, R (1, 6) OBP: 0.319, SLG: 0.287 Dal Maxvill, R (6, 6) OBP: 0.275, SLG: 0.191		FC5-4 1-2f		L5-4 2-3		2B IBB		L9		2 1	1 0	0 0	0 0	1 0	0 0	4 0
Steve Carlton, L (1, 1) OBP: 0.206, SLG: 0.303			SSS 0-3 K		4-3	E 1-H 3-H 2B		SSS 0-3 K		4	0	1	2	0	2	0
Inning Stats	R: 0 E: 0 K: 0 S: 3 H: 1 LOB: 0 BB: 0 P: 3	R: 0 E: 0 K: 0 S: 3 H: 1 LOB: 2 BB: 2 P: 11	R: 0 E: 0 K: 1 S: 5 H: 0 LOB: 0 BB: 0 P: 5	R: 2 E: 0 K: 0 S: 5 H: 3 LOB: 1 BB: 1 P: 9	R: 1 E: 0 K: 0 S: 5 H: 2 LOB: 1 BB: 0 P: 5	R: 2 E: 1 K: 0 S: 6 H: 2 LOB: 2 BB: 1 P: 10	R: 0 E: 0 K: 0 S: 4 H: 1 LOB: 2 BB: 1 P: 8	R: 2 E: 0 K: 1 S: 6 H: 1 LOB: 0 BB: 1 P: 10	R: 0 E: 0 K: 0 S: 3 H: 0 LOB: 0 BB: 0 P: 3	1B: 7 2B: 4 3B: 0 HR: 1 SF: 0 SAC: 0 DP: 2 HBP: 0						

TOP

St. Louis Cardinals @ Pittsburgh Pirates

Three Rivers Stadium, Pittsburgh, PA

Thu Jun 03 1971, 7:05 PM EDT

Att. 18,947 - Unknown

livebaseballscorecards.com

AB	36
R	7
H	11
RBI	7
BB	6
SO	2
LOB	18

WP: 0 PB: 0 SB: 1 CS: 0 PA: 42

PITCHER		IP	WLS	BF	H	R	ER	SO	BB	IBB	HBP	BLK	WP	HR	S	P	ERA	WHIP
Bob Johnson, R ERA: 3.32	(1, 1)	4.1	L	20	7	3	3	1	3	0	0	0	0	0	19	31	6.23	2.308
Nelson Briles, R ERA: 3.18	(5, 1)	2.2		14	3	2	2	0	0	2	0	0	0	0	12	20	6.75	1.125
Mudcat Grant, R ERA: 1.24	(8, 1)	2.0		8	1	2	2	1	1	0	0	0	0	1	9	13	9.00	1.000

PITCHER	IP	WLS	BF	H	R	ER	SO	BB	IBB	HBP	BLK	WP	HR	S	P	ERA	WHIP

Batter	1	2	3	4	5	6	7	8	9	AB	R	H	RBI	BB	SO	LOB
Dave Cash, R (1, 4) OBP: 0.415, SLG: 0.423	L4-3 1B		1-3 2B		6-3			F8		4	0	2	0	0	0	0
Gene Clines, R (1, 9) OBP: 0.344, SLG: 0.321	L4-3 1-2		3-H 1B		K			L5-3		4	0	1	1	0	1	1
Jose Pagan, R (1, 3) OBP: 0.268, SLG: 0.269	BB 1B		F7		P5			1B 1B		4	0	2	0	0	0	2
Willie Stargell, L (1, 7) OBP: 0.371, SLG: 0.671	BB 1-2 BB		F8			G4-6-3 1B		1-2 1B		3	0	2	0	1	0	2
Manny Sanguillen, R (1, 2) OBP: 0.342, SLG: 0.411	K		P2			G4-6-3 1-2f		P5		4	0	0	0	0	1	7
Richie Hebner, L (1, 5) OBP: 0.363, SLG: 0.494		6-3		K		K			K	4	0	0	0	0	3	0
Al Oliver, L (1, 8) OBP: 0.293, SLG: 0.309		K		E4			F7		K	4	0	0	0	0	2	0
Gene Alley, R (1, 6) OBP: 0.269, SLG: 0.319		K		F8			6-3		P4	4	0	0	0	0	1	1
Bob Johnson, L (1, 1) OBP: 0.130, SLG: 0.048			BB 2B 1B	K			F7			1	1	0	0	1	1	1
Nelson Briles, R (5, 1) OBP: 0.286, SLG: 0.714										0	0	0	0	0	0	0
Bill Mazeroski, R (7, PH) OBP: 0.365, SLG: 0.289										1	0	0	0	0	0	0
Mudcat Grant, R (8, 1) OBP: 0.600, SLG: 0.750										0	0	0	0	0	0	0
Inning Stats	R: 0 E: 0 K: 1 S: 6 H: 2 LOB: 2 BB: 1 P: 10	R: 0 E: 0 K: 2 S: 7 H: 0 LOB: 0 BB: 0 P: 7	R: 1 E: 0 K: 0 S: 5 H: 2 LOB: 2 BB: 1 P: 9	R: 0 E: 1 K: 2 S: 8 H: 0 LOB: 1 BB: 0 P: 8	R: 0 E: 0 K: 1 S: 5 H: 0 LOB: 0 BB: 0 P: 5	R: 0 E: 0 K: 1 S: 5 H: 1 LOB: 0 BB: 0 P: 5	R: 0 E: 0 K: 0 S: 3 H: 0 LOB: 0 BB: 0 P: 3	R: 0 E: 0 K: 0 S: 5 H: 2 LOB: 2 BB: 0 P: 5	R: 0 E: 0 K: 2 S: 7 H: 0 LOB: 0 BB: 0 P: 7	1B: 6 2B: 1 3B: 0 HR: 0 SF: 0 SAC: 0 DP: 1 HBP: 0						

PITCHER	IP	WLS	BF	H	R	ER	SO	BB	IBB	HBP	BLK	WP	HR	S	P	ERA	WHIP
Steve Carlton, L (1, 1) ERA: 2.33	9.0	W	35	7	1	1	9	2	0	0	0	0	0	51	59	1.00	1.000

PITCHER	IP	WLS	BF	H	R	ER	SO	BB	IBB	HBP	BLK	WP	HR	S	P	ERA	WHIP

BOTTOM

St. Louis Cardinals @ Pittsburgh Pirates

Three Rivers Stadium, Pittsburgh, PA

Thu Jun 03 1971, 7:05 PM EDT

Att. 18,947 - Unknown

livebaseballscorecards.com

AB	33
R	1
H	7
RBI	1
BB	2
SO	9
LOB	14

TOP

St. Louis Cardinals @ Cincinnati Reds

Riverfront Stadium, Cincinnati, OH

Fri Jun 04 1971, 7:05 PM EDT

Att. 17,120 - Unknown

Batter	1	2	3	4	5	6	7	8	9	AB	R	H	RBI	BB	SO	LOB
Lou Brock, L (1, 7) OBP: 0.408, SLG: 0.479	4-3			4-3		4-3		6-3		3	0	0	0	0	0	0
Bob Chlupsa, R (6, 1)										0	0	0	0	0	0	0
Dal Maxvill, R (8, PH) OBP: 0.272, SLG: 0.188 (8, 6)										1	0	0	0	0	0	0
Matty Alou, L (1, 8) OBP: 0.356, SLG: 0.426	4-3			3-1			K		1-3	2	0	0	0	0	0	0
Leron Lee, L (6, 7) OBP: 0.310, SLG: 0.360										2	0	0	0	0	1	0
Ted Simmons, S (1, 2) OBP: 0.358, SLG: 0.413	5-3			L6			1B BB BB		F8	3	0	0	0	1	0	0
Joe Torre, R (1, 5) OBP: 0.415, SLG: 0.525		F5			5-3 1B		P6		1B	4	0	2	0	0	0	1
Jose Cardenal, R (1, 9) OBP: 0.318, SLG: 0.426		L6			5-3 1-2		1B 1-2 BB		4-3	2	0	0	0	1	0	1
Joe Hague, L (7, 9) OBP: 0.368, SLG: 0.434										1	0	0	0	0	0	1
Julian Javier, R (1, 4) OBP: 0.321, SLG: 0.393		F8			F9		1-2 2-3 1B			2	0	0	0	0	0	1
Dick Schofield, S (5, 4) OBP: 0.365, SLG: 0.333										1	0	1	0	0	0	0
Jim Beauchamp, R (1, 3) OBP: 0.312, SLG: 0.348			4-3		1-3		P4			3	0	0	0	0	0	4
Ted Sizemore, R (1, 6) OBP: 0.313, SLG: 0.281			E6 CS			F3		F8		3	0	0	0	0	0	0
Don Shaw, L (8, 1)										0	0	0	0	0	0	0
Chris Zachary, L (1, 1) OBP: 0.286, SLG: 0.286			K 1-2			F7		P4		1	0	0	0	0	1	1
Chuck Taylor, R (4, 1)										0	0	0	0	0	0	0
Luis Melendez, R (6, PH) OBP: 0.244, SLG: 0.231 (6, 8)										2	0	0	0	0	0	0
Inning Stats	R: 0 H: 0 E: 0 LOB: 0 K: 0 BB: 0 S: 3 P: 3	R: 0 H: 0 E: 0 LOB: 0 K: 0 BB: 0 S: 3 P: 3	R: 0 H: 0 E: 1 LOB: 0 K: 1 BB: 0 S: 5 P: 5	R: 0 H: 0 E: 0 LOB: 0 K: 0 BB: 0 S: 3 P: 3	R: 0 H: 1 E: 0 LOB: 1 K: 0 BB: 0 S: 4 P: 4	R: 0 H: 0 E: 0 LOB: 0 K: 0 BB: 0 S: 3 P: 3	R: 0 H: 1 E: 0 LOB: 3 K: 1 BB: 2 S: 6 P: 14	R: 0 H: 0 E: 0 LOB: 0 K: 0 BB: 0 S: 3 P: 3	R: 0 H: 1 E: 0 LOB: 1 K: 0 BB: 0 S: 4 P: 4	1B: 3 SF: 0 2B: 0 SAC: 0 3B: 0 DP: 0 HR: 0 HBP: 0				WP: 0 PA: 32 PB: 0 SB: 0 CS: 1		

livebaseballscorecards.com

	AB	30
	R	0
	H	3
	RBI	0
	BB	2
	SO	2
	LOB	9

PITCHER	IP	WLS	BF	H	R	ER	SO	BB	IBB	HBP	BLK	WP	HR	S	P	ERA	WHIP
Ross Grimsley, L (1, 1) ERA: 2.67	9.0	W	32	3	0	0	2	2	0	0	0	0	0	34	42	0.00	0.556

PITCHER	IP	WLS	BF	H	R	ER	SO	BB	IBB	HBP	BLK	WP	HR	S	P	ERA	WHIP

Batter	1	2	3	4	5	6	7	8	9	AB	R	H	RBI	BB	SO	LOB
Hal McRae, R (1, 7) OBP: 0.286, SLG: 0.350	K	F8		3B 1B	6-3		F9			4	1	1	0	0	1	0
Pat Corrales, R (7, 2) OBP: 0.143, SLG: 0.143										1	0	0	0	0	0	0
Tommy Helms, R (1, 4) OBP: 0.286, SLG: 0.327	2B SF9 1B	K		1-2 3B 1B	6-3		E6 FC5-4			5	2	2	0	0	1	0
Lee May, R (1, 3) OBP: 0.361, SLG: 0.542	SF9 1B 1-3 2B	E5		F8	1B		K			4	1	2	0	0	0	2
Woody Woodward, R (5, PR) (6, 5) OBP: 0.344, SLG: 0.310										1	0	0	0	0	1	1
Johnny Bench, R (1, 2) (7, 7) OBP: 0.278, SLG: 0.466	SF9 2-3 3-H	K		1-H 2-H HR 3B	F9		FC5-4 1-2f			4	1	1	3	0	1	3
Tony Perez, R (1, 5) (6, 3) OBP: 0.281, SLG: 0.353	1B 1B 3-H 1B	1B G4-3 1B		3-H HR		2B 1B		6-3		5	4	4	3	0	0	0
George Foster, R (1, 8) OBP: 0.310, SLG: 0.397	1B 1-3 1B	G4-3 1-3 1B		HR 1B		1B G4-6-3 1-H 2B		K		5	2	4	1	0	1	0
Buddy Bradford, R (1, 9) OBP: 0.313, SLG: 0.303	1-3 3-H 1B	G4-3 IBB		1-H HR		G4-6-3 2-3 1B		6-3		4	1	3	3	1	0	0
Dave Concepcion, R (1, 6) OBP: 0.275, SLG: 0.310	FC6-4 IBB	G4-3 1-2f 2-3 3-H		4-3		G4-6-3 1-2f 3-H				3	0	0	0	1	0	3
Ross Grimsley, L (1, 1)	FC6-4 1-2f	K		K		1-3				4	0	0	0	0	2	4
Inning Stats	R: 3 E: 0 K: 1 S: 10 H: 5 LOB: 3 BB: 1 P: 14	R: 0 E: 1 K: 2 S: 8 H: 0 LOB: 1 BB: 0 P: 8	R: 1 E: 0 K: 1 S: 6 H: 2 LOB: 1 BB: 1 P: 10	R: 6 E: 0 K: 1 S: 11 H: 6 LOB: 0 BB: 0 P: 11	R: 0 E: 0 K: 0 S: 4 H: 1 LOB: 1 BB: 0 P: 4	R: 2 E: 0 K: 0 S: 5 H: 3 LOB: 0 BB: 0 P: 5	R: 0 E: 1 K: 1 S: 6 H: 0 LOB: 1 BB: 0 P: 6	R: 0 E: 0 K: 1 S: 5 H: 0 LOB: 0 BB: 0 P: 5							

PITCHER		IP	WLS	BF	H	R	ER	SO	BB	IBB	HBP	BLK	WP	HR	S	P	ERA	WHIP
Chris Zachary, R ERA: 6.89	(1, 1)	3.0	L	20	9	6	6	4	0	2	0	0	0	0	26	34	18.00	3.000
Chuck Taylor, R ERA: 4.76	(4, 1)	2.0		11	5	4	4	1	0	0	0	0	0	2	13	13	18.00	2.500
Bob Chlupsa, R ERA: 9.0	(6, 1)	2.0		9	3	2	2	1	0	0	0	0	0	0	11	11	9.00	1.500
Don Shaw, L ERA: 1.8	(8, 1)	1.0		3	0	0	0	1	0	0	0	0	0	0	5	5	0.00	0.000

PITCHER	IP	WLS	BF	H	R	ER	SO	BB	IBB	HBP	BLK	WP	HR	S	P	ERA	WHIP

BOTTOM

St. Louis Cardinals @ Cincinnati Reds

Riverfront Stadium, Cincinnati, OH

Fri Jun 04 1971, 7:05 PM EDT

Att. 17,120 - Unknown

livebaseballscorecards.com

AB	40
R	12
H	17
RBI	10
BB	2
SO	7
LOB	13

1B: 12	SF: 1	WP: 0	PA: 43
2B: 2	SAC: 0	PB: 0	
3B: 1	DP: 2	SB: 0	
HR: 2	HBP: 0	CS: 0	

St. Louis Cardinals @ Cincinnati Reds

Riverfront Stadium, Cincinnati, OH

Sat Jun 05 1971, 3:33 AM EDT

Att. 18,144 - Unknown

TOP

Batter	1	2	3	4	5	6	7	8	9	AB	R	H	RBI	BB	SO	LOB
Lou Brock, L (1, 7) OBP: 0.418, SLG: 0.495	0-0 L4-3 1B		4-0 L3 BB		0-0 L1-6 2B		0-0 2-H 2B			3	0	3	1	1	0	0
Matty Alou, L (1, 8) OBP: 0.354, SLG: 0.420	0-0 P4		0-0 L3 1-2		0-0 L1-6 2-3		4-0 BB			3	0	0	0	1	0	3
Ted Simmons, S (1, 2) OBP: 0.355, SLG: 0.409	0-0 L4-3 1-2		0-0 1B 1B			0-0 L6	0-0 F9			4	0	1	0	0	0	3
Joe Torre, R (1, 5) OBP: 0.417, SLG: 0.525		0-0 WP HR 1B	0-0 1-3 1B			0-0 6-3		0-0 6-3		4	1	2	0	0	0	0
Jose Cardenal, R (1, 9) OBP: 0.321, SLG: 0.421		4-0 1-2 HR BB	0-0 6-3			4-0 CS BB		0-0 P3		2	1	0	0	2	0	2
Joe Hague, L (1, 3) OBP: 0.377, SLG: 0.485		0-0 1-H 2-H HR		4-0 G6-4-3 BB		0-0 CS 1-2	0-0 HR	0-0 P6		3	2	2	4	1	0	0
Julian Javier, R (1, 4) OBP: 0.311, SLG: 0.381		0-3 K		0-0 G6-4-3 1-2f			0-0 5-3		0-0 L4	4	0	0	0	0	1	1
Ted Sizemore, R (1, 6) OBP: 0.313, SLG: 0.282		0-0 1-3		0-0 5-3			0-0 SH3-4 2B 1B		0-0 F9	3	1	1	0	0	0	0
Dal Maxvill, R (7, 6) OBP: 0.268, SLG: 0.186										1	0	0	0	0	0	0
Jerry Reuss, L (1, 1) OBP: 0.138, SLG: 0.143		0-3 K			0-3 K		0-0 SH3-4 1-2		0-3 K	3	0	0	0	0	3	0
Frank Linzy, R (9, 1) OBP: 0.500, SLG: 0.500										0	0	0	0	0	0	0
Don Shaw, L (9, 1)										0	0	0	0	0	0	0
Moe Drabowsky, R (9, 1)										0	0	0	0	0	0	0

Inning Stats										
	R: 0 E: 0 K: 0 S: 3	H: 1 LOB: 0 BB: 0 P: 3	R: 3 E: 0 K: 2 S: 9	H: 2 LOB: 0 BB: 1 P: 13	R: 0 E: 0 K: 0 S: 4	H: 2 LOB: 2 BB: 1 P: 8	R: 0 E: 0 K: 0 S: 2	H: 0 LOB: 0 BB: 1 P: 6	R: 0 E: 0 K: 1 S: 5	H: 1 LOB: 0 BB: 0 P: 5
	R: 0 E: 0 K: 0 S: 2	H: 0 LOB: 0 BB: 1 P: 6	R: 2 E: 0 K: 0 S: 6	H: 3 LOB: 2 BB: 1 P: 10	R: 0 E: 0 K: 0 S: 3	H: 0 LOB: 0 BB: 0 P: 3	R: 0 E: 0 K: 1 S: 5	H: 0 LOB: 0 BB: 0 P: 5	1B: 5 2B: 5 3B: 0 HR: 2	SF: 0 SAC: 1 DP: 4 HBP: 0
	WP: 1 PB: 0 SB: 0 CS: 1	PA: 37								

PITCHER		IP	WLS	BF	H	R	ER	SO	BB	IBB	HBP	BLK	WP	HR	S	P	ERA	WHIP
Tony Cloninger, R ERA: 3.35	(1, 1)	6.2	L	28	9	5	5	3	4	0	0	0	1	2	30	46	6.75	1.950
Jim Merritt, L ERA: 4.82	(7, 1)	1.1		5	0	0	0	0	1	0	0	0	0	0	4	8	0.00	0.750
Wayne Granger, R ERA: 3.35	(9, 1)	1.0		3	0	0	0	1	0	0	0	0	0	0	5	5	0.00	0.000

PITCHER		IP	WLS	BF	H	R	ER	SO	BB	IBB	HBP	BLK	WP	HR	S	P	ERA	WHIP

AB	30
R	5
H	9
RBI	5
BB	5
SO	4
LOB	9

livebaseballscorecards.com

St. Louis Cardinals @ Cincinnati Reds

Riverfront Stadium, Cincinnati, OH

Sat Jun 05 1971, 3:33 AM EDT

Att. 18,144 - Unknown

BOTTOM

Batter	1	2	3	4	5	6	7	8	9	AB	R	H	RBI	BB	SO	LOB
Hal McRae, R (1, 7) OBP: 0.294, SLG: 0.356	F4		1-3		1B			G6-4-3 1B		4	0	2	0	0	0	0
Tommy Helms, R (1, 4) OBP: 0.285, SLG: 0.325	3B 1B		6-3		F9			G6-4-3 1-2f		4	1	1	0	0	0	2
Lee May, R (1, 3) OBP: 0.365, SLG: 0.555	1-H 3B			6-3		F8			2B 6-3 1B	4	1	2	1	0	0	0
Johnny Bench, R (1, 2) OBP: 0.278, SLG: 0.467	5-3			F8		3-1			1-3 1B 2B	4	1	1	0	0	0	1
Tony Perez, R (1, 5) OBP: 0.281, SLG: 0.351	F9			BB 1B		S S S K			3-H 6-3	4	0	1	1	0	1	2
George Foster, R (1, 8) OBP: 0.323, SLG: 0.398		H 1-0 G6-3 HBP		B B B B 4-0 1-2 BB			F9		2-H BB 1B	2	0	1	1	1	0	0
Buddy Bradford, R (1, 9) OBP: 0.305, SLG: 0.294 Bernie Carbo, L (9, PH) OBP: 0.353, SLG: 0.317 Woody Woodward, R (9, PR) OBP: 0.344, SLG: 0.310		G6-3 1-2f		F9			S S S K		B B B B 1-2 BB	3 0 0	0 0 0	0 0 0	0 0 0	0 1 0	1 0 0	3 0 0
Dave Concepcion, R (1, 6) OBP: 0.270, SLG: 0.303 Pete Rose, S (9, PH) OBP: 0.374, SLG: 0.406		4-3			5-3		6-3		F9	3 1	0 0	0 0	0 0	0 0	0 0	0 2
Tony Cloninger, R (1, 1) OBP: 0.333, SLG: 0.400 Jim Merritt, L (7, 1) OBP: 0.214, SLG: 0.231 Jimmy Stewart, S (8, PH) OBP: 0.265, SLG: 0.250 Wayne Granger, R (9, 1) Al Ferrara, R (9, PH) OBP: 0.324, SLG: 0.172			F8		6-3			P4	F5	2 0 1 0 1	0 0 0 0 0	0 0 0 0 0	0 0 0 0 0	0 0 0 0 0	0 0 0 0 0	0 0 0 0 2
Inning Stats	R: 1 H: 2 E: 0 LOB: 1 K: 0 BB: 0 S: 5 P: 5	R: 0 H: 0 E: 0 LOB: 0 K: 0 BB: 0 S: 2 P: 3	R: 0 H: 0 E: 0 LOB: 0 K: 0 BB: 0 S: 3 P: 3	R: 0 H: 1 E: 0 LOB: 2 K: 0 BB: 1 S: 4 P: 8	R: 0 H: 1 E: 0 LOB: 1 K: 0 BB: 0 S: 4 P: 4	R: 0 H: 0 E: 0 LOB: 0 K: 1 BB: 0 S: 5 P: 5	R: 0 H: 0 E: 0 LOB: 0 K: 1 BB: 0 S: 5 P: 5	R: 0 H: 1 E: 0 LOB: 0 K: 0 BB: 0 S: 3 P: 3	R: 2 H: 3 E: 0 LOB: 2 K: 0 BB: 1 S: 6 P: 10	1B: 6 SF: 0 2B: 1 SAC: 0 3B: 1 DP: 2 HR: 0 HBP: 1						

livebaseballscorecards.com

AB	33
R	3
H	8
RBI	3
BB	2
SO	2
LOB	12

WP: 0 PA: 36
PB: 0
SB: 0
CS: 0

PITCHER		IP	WLS	BF	H	R	ER	SO	BB	IBB	HBP	BLK	WP	HR	S	P	ERA	WHIP
Jerry Reuss, L ERA: 4.56	(1, 1)	8.0	W	31	7	3	3	2	1	0	1	0	0	0	33	38	3.38	1.000
Frank Linzy, R ERA: 1.93	(9, 1)	0.1		3	1	0	0	0	1	0	0	0	0	0	2	6	0.00	6.000
Don Shaw, L ERA: 1.76	(9, 1)	0.1		1	0	0	0	0	0	0	0	0	0	0	1	1	0.00	0.000
Moe Drabowsky, R ERA: 3.0	(9, 1)	0.1	S	1	0	0	0	0	0	0	0	0	0	0	1	1	0.00	0.000

PITCHER		IP	WLS	BF	H	R	ER	SO	BB	IBB	HBP	BLK	WP	HR	S	P	ERA	WHIP

Batter	1	2	3	4	5	6	7	8	9	AB	R	H	RBI	BB	SO	LOB
Lou Brock, L (1, 7) OBP: 0.411, SLG: 0.486	3-1		4-3			L5		P6		4	0	0	0	0	0	1
Matty Alou, L (1, 8) OBP: 0.348, SLG: 0.412	F8			F7			G3	K		4	0	0	0	0	1	1
Jim Beauchamp, R (1, 3) OBP: 0.296, SLG: 0.329	K			5-3			L8		K	4	0	0	0	0	2	0
Joe Torre, R (1, 5) OBP: 0.414, SLG: 0.519		G6-4-3, 1B		K			E5, 1B		5-3	4	0	1	0	0	1	0
Jose Cardenal, R (1, 9) OBP: 0.320, SLG: 0.418		G6-4-3 1-2f			L7		1-2, 1B		K	4	0	1	0	0	1	1
Julian Javier, R (1, 4) OBP: 0.304, SLG: 0.372		4-3			6-3		F9			3	0	0	0	0	0	2
Jerry McNertney, R (1, 2) OBP: 0.421, SLG: 0.727			HR		F9			2B, SF7, BB		2	2	1	1	1	0	0
Ted Sizemore, R (1, 6) OBP: 0.314, SLG: 0.289			6-3			L5		SF7 1-3, 2B		3	0	1	0	0	0	0
Reggie Cleveland, R (1, 1) OBP: 0.071, SLG: 0.107			K			1-3		SF7 2-3 3-H		1	0	0	0	0	1	0
Luis Melendez, R (6, PH) OBP: 0.238, SLG: 0.225										1	0	0	0	0	0	0
Frank Linzy, R (6, 1) OBP: 0.500, SLG: 0.500										0	0	0	0	0	0	0
Ted Simmons, S (8, PH) OBP: 0.354, SLG: 0.409										0	0	0	1	0	0	0
Moe Drabowsky, R (8, 1)										0	0	0	0	0	0	0
Inning Stats	R: 0 E: 0 K: 1 S: 5 H: 0 LOB: 0 BB: 0 P: 5	R: 0 E: 0 K: 0 S: 3 H: 1 LOB: 0 BB: 0 P: 3	R: 1 E: 0 K: 1 S: 6 H: 1 LOB: 0 BB: 0 P: 6	R: 0 E: 0 K: 1 S: 5 H: 0 LOB: 0 BB: 0 P: 5	R: 0 E: 0 K: 0 S: 3 H: 0 LOB: 0 BB: 0 P: 3	R: 0 E: 0 K: 0 S: 3 H: 0 LOB: 0 BB: 0 P: 3	R: 0 E: 1 K: 0 S: 5 H: 1 LOB: 2 BB: 0 P: 5	R: 1 E: 0 K: 1 S: 6 H: 1 LOB: 1 BB: 1 P: 10	R: 0 E: 0 K: 2 S: 7 H: 0 LOB: 0 BB: 0 P: 7	1B: 2 2B: 1 3B: 0 HR: 1 SF: 1 SAC: 0 DP: 1 HBP: 0						

PITCHER		IP	WLS	BF	H	R	ER	SO	BB	IBB	HBP	BLK	WP	HR	S	P	ERA	WHIP
Don Gullett, L ERA: 3.43	(1, 1)	7.0	W	26	4	2	2	3	1	0	0	0	0	1	31	35	2.57	0.714
Joe Gibbon, L ERA: 2.56	(8, 1)	2.0	S	6	0	0	0	3	0	0	0	0	0	0	12	12	0.00	0.000

PITCHER	IP	WLS	BF	H	R	ER	SO	BB	IBB	HBP	BLK	WP	HR	S	P	ERA	WHIP

TOP

St. Louis Cardinals @ Cincinnati Reds

Riverfront Stadium, Cincinnati, OH

Sun Jun 06 1971, 3:33 AM EDT

Att. 20,189 - Unknown

livebaseballscorecards.com

AB	30
R	2
H	4
RBI	2
BB	1
SO	6
LOB	5

1B: 2	SF: 1	WP: 0	PA: 32		
2B: 1	SAC: 0	PB: 0			
3B: 0	DP: 1	SB: 0			
HR: 1	HBP: 0	CS: 0			

Batter	1	2	3	4	5	6	7	8	9	AB	R	H	RBI	BB	SO	LOB
Pete Rose, S (1, 9) OBP: 0.385, SLG: 0.418	G6-4-3 1B		FC1-5 HR 1B 1-2		G6-4-3 1B		FC6-4 1B 1-2			4	1	4	0	0	0	0
Tommy Helms, R (1, 4) OBP: 0.280, SLG: 0.319	G6-4-3 1-2f		FC1-5 HR 1-2 2-3f		K S S S		FC6-4 1-2f			4	1	0	0	0	1	6
Lee May, R (1, 3) OBP: 0.362, SLG: 0.567	F9		HR 1-H 2-H		G6-4-3 1-2f			6-3		4	1	1	3	0	0	1
Woody Woodward, R (9, 5) OBP: 0.344, SLG: 0.310										0	0	0	0	0	0	0
Johnny Bench, R (1, 2) OBP: 0.273, SLG: 0.458		F7	K S S S			4-3		F9		4	0	0	0	0	1	0
Tony Perez, R (1, 5) (9, 3) OBP: 0.280, SLG: 0.349		F8	K S S S			4-3		FC6-4 1B		4	0	1	0	0	1	0
George Foster, R (1, 8) OBP: 0.328, SLG: 0.425		2B	6-3 3B			4-3		FC6-4 1-2f		4	1	2	0	0	0	1
Bernie Carbo, L (1, 7) OBP: 0.359, SLG: 0.320		IBB	G3				FC4-6 1B			2	0	1	0	1	0	1
Jimmy Stewart, S (9, 7) OBP: 0.265, SLG: 0.250										0	0	0	0	0	0	0
Dave Concepcion, R (1, 6) OBP: 0.264, SLG: 0.296		F9	6-3 3-H				FC4-6 1-2f FC4-6			3	0	0	1	0	0	3
Don Gullett, R (1, 1) OBP: 0.045, SLG: 0.045			FC1-5 1B 1B				FC4-6 1B 1-2f			3	0	1	0	0	0	1
Joe Gibbon, R (8, 1)										0	0	0	0	0	0	0
Inning Stats	R: 0 H: 1 E: 0 LOB: 0 K: 0 BB: 0 S: 3 P: 3	R: 0 H: 1 E: 0 LOB: 2 K: 0 BB: 1 S: 4 P: 8	R: 3 H: 3 E: 0 LOB: 0 K: 2 BB: 0 S: 10 P: 10	R: 1 H: 1 E: 0 LOB: 0 K: 0 BB: 0 S: 4 P: 4	R: 0 H: 1 E: 0 LOB: 0 K: 1 BB: 0 S: 5 P: 5	R: 0 H: 0 E: 0 LOB: 0 K: 0 BB: 0 S: 3 P: 3	R: 0 H: 2 E: 0 LOB: 2 K: 0 BB: 0 S: 5 P: 5	R: 0 H: 1 E: 0 LOB: 1 K: 0 BB: 0 S: 4 P: 4		1B: 7 SF: 0 2B: 1 SAC: 0 3B: 1 DP: 2 HR: 1 HBP: 0					WP: 0 PA: 33 PB: 0 SB: 0 CS: 0	

BOTTOM

St. Louis Cardinals @ Cincinnati Reds

Riverfront Stadium, Cincinnati, OH

Sun Jun 06 1971, 3:33 AM EDT

Att. 20,189 - Unknown

	AB	R	H	RBI	BB	SO	LOB
	32	4	10	4	1	3	13

livebaseballscorecards.com

PITCHER		IP	WLS	BF	H	R	ER	SO	BB	IBB	HBP	BLK	WP	HR	S	P	ERA	WHIP
Reggie Cleveland, R ERA: 3.54	(1, 1)	5.0	L	21	7	4	4	3	0	1	0	0	0	1	26	30	7.20	1.400
Frank Linzy, R ERA: 1.78	(6, 1)	2.0		8	2	0	0	0	0	0	0	0	0	0	8	8	0.00	1.000
Moe Drabowsky, R ERA: 2.86	(8, 1)	1.0		4	1	0	0	0	0	0	0	0	0	0	4	4	0.00	1.000

PITCHER	IP	WLS	BF	H	R	ER	SO	BB	IBB	HBP	BLK	WP	HR	S	P	ERA	WHIP

Batter	1	2	3	4	5	6	7	8	9	10	AB	R	H	RBI	BB	SO	LOB
Lou Brock, L (1, 7) OBP: 0.402, SLG: 0.476	F7		F8		F8			4-3	F8		5	0	0	0	0	0	2
Matty Alou, L (1, 8) OBP: 0.353, SLG: 0.414	BLK BB 1B		1-3			E6 F8 1B 1B		P1		1-0 S 1B HBP	4	2	2	0	0	0	0
Ted Simmons, S (1, 2) OBP: 0.360, SLG: 0.411	4-0 BLK 1-2 BB			K		F8 2-3			1B 1B 2B 1B	1-H 1B 1B	4	1	2	1	1	1	1
Joe Torre, R (1, 5) OBP: 0.414, SLG: 0.516	F9 1-2 2-3			K		FC6-4 3-H 1B			1B 1-2 2B 1B	K	5	1	2	1	0	2	3
Jose Cardenal, R (1, 9) OBP: 0.318, SLG: 0.413	K			3-1		FC6-4 CS 1-2f			P6	1-2 1B	5	0	1	0	0	1	5
Joe Hague, L (1, 3) OBP: 0.372, SLG: 0.474		K			F8	CS 1-2	F8		2B 1-2 2-3 2B 1B	K	5	1	1	0	0	2	2
Julian Javier, R (1, 4) OBP: 0.298, SLG: 0.364		6-3			K		K		K	K	3	0	0	0	0	2	0
Leron Lee, L (9, PH) OBP: 0.300, SLG: 0.346											1	0	0	0	0	1	3
Moe Drabowsky, R (9, 1)											1	0	0	0	0	1	2
Ted Sizemore, R (1, 6) OBP: 0.318, SLG: 0.301		F7			2B 1B		F8		1-3 2-H 3-H 2B 2B		4	1	2	2	0	0	0
Luis Melendez, R (9, PR) OBP: 0.238, SLG: 0.225											0	1	0	0	0	0	0
Dal Maxvill, R (9, 6) OBP: 0.268, SLG: 0.186											0	0	0	0	0	0	0
Mike Torrez, R (1, 1) OBP: 0.444, SLG: 0.333			K		1-H 2B			F3	2-H 3-H 2B		2	0	1	1	0	1	0
Frank Linzy, R (7, 1) OBP: 0.500, SLG: 0.500											0	0	0	0	0	0	0
Don Shaw, L (7, 1)											0	0	0	0	0	0	0
Bob Burda, L (8, PH) OBP: 0.480, SLG: 0.350											1	0	0	0	0	0	0
Rudy Arroyo, L (8, 1)											0	0	0	0	0	0	0
Jerry McNertney, R (9, PH) OBP: 0.436, SLG: 0.765											1	0	1	2	0	0	0
Dick Schofield, S (9, PR) OBP: 0.365, SLG: 0.333											0	0	0	0	0	0	0
(9, 4)																	

TOP

St. Louis Cardinals @ Atlanta Braves

Atlanta Stadium, Atlanta, GA

Mon Jun 07 1971, 7:05 PM EDT

Att. 10,354 - Unknown

livebaseballscorecards.com

AB	41
R	7
H	12
RBI	7
BB	1
SO	11
LOB	18

Inning Stats	1	2	3	4	5	6	7	8	9	10
	R: 0 E: 0 K: 1 S: 6	H: 1 LOB: 2 BB: 1 P: 10	R: 0 E: 0 K: 1 S: 5	H: 0 LOB: 0 BB: 0 P: 5	R: 0 E: 0 K: 1 S: 5	H: 0 LOB: 0 BB: 0 P: 5	R: 0 E: 0 K: 2 S: 7	H: 0 LOB: 0 BB: 0 P: 7	R: 1 E: 0 K: 1 S: 7	H: 2 LOB: 1 BB: 0 P: 7
	R: 1 E: 1 K: 0 S: 4	H: 2 LOB: 0 BB: 0 P: 4	R: 0 E: 0 K: 1 S: 5	H: 0 LOB: 0 BB: 0 P: 5	R: 0 E: 0 K: 0 S: 3	H: 0 LOB: 0 BB: 0 P: 3	R: 4 E: 0 K: 1 S: 10	H: 5 LOB: 1 BB: 0 P: 10	R: 1 E: 0 K: 3 S: 11	H: 2 LOB: 2 BB: 0 P: 12

1B: 9	2B: 3	3B: 0	HR: 0	SF: 0	SAC: 0	DP: 0	HBP: 1	WP: 0	PB: 0	SB: 1	CS: 1	PA: 44												

PITCHER		IP	WLS	BF	H	R	ER	SO	BB	IBB	HBP	BLK	WP	HR	S	P	ERA	WHIP
Ron Reed, R ERA: 3.56	(1, 1)	8.2		35	9	6	6	8	1	0	0	1	0	0	50	54	6.23	1.154
Bob Priddy, R ERA: 3.82	(9, 1)	0.2	L	6	3	1	1	1	0	0	1	0	0	0	7	8	13.50	4.500
Steve Barber, L ERA: 4.87	(10, 1)	0.2		2	0	0	0	2	0	0	0	0	0	0	6	6	0.00	0.000

PITCHER	IP	WLS	BF	H	R	ER	SO	BB	IBB	HBP	BLK	WP	HR	S	P	ERA	WHIP

Batter	1	2	3	4	5	6	7	8	9	10	AB	R	H	RBI	BB	SO	LOB
Felix Millan, R (1, 4) OBP: 0.345, SLG: 0.385	P5		4-3		F3		F7	1B WP IBB		F8	5	0	0	0	1	0	1
Ralph Garr, L (1, 7) OBP: 0.382, SLG: 0.496	2B 2B		F7			1B SF9 2B	WP 2B 1B 2-3	G4-6-3 1B 1-3 2-H		P6	6	3	4	1	0	0	0
Hank Aaron, R (1, 9) OBP: 0.409, SLG: 0.661											4	0	4	2	0	0	0
Sonny Jackson, L (7, PR) OBP: 0.314, SLG: 0.365 (8, 8)	F9 2B 2-H		1B			E 1B 2-3	WP 2B 1-H 3-H	G4-6-3 1-2f			1	0	0	0	0	0	2
Orlando Cepeda, R (1, 3) OBP: 0.342, SLG: 0.538	F9 2-3		L5			SF9 1-3 3-H	WP IBB		6-3		3	0	0	1	1	0	2
Steve Barber, L (10, 1)											0	0	0	0	0	0	0
Hal King, L (1, 2) OBP: 0.350, SLG: 0.306	6-3			BB G6-4-3		IBB	K 1-2 2-3		F7		3	0	0	0	2	1	3
Earl Williams, R (1, 5) OBP: 0.280, SLG: 0.380 (10, 3)		P4		G6-4-3 1-2f		P4	IBB		WP 1B		4	0	1	0	1	0	3
Mike Lum, L (1, 8) OBP: 0.322, SLG: 0.348 (8, 9)		F7		F7		P6	1-3		1-2 IBB		4	0	0	0	1	0	5
Zoilo Versalles, R (1, 6) OBP: 0.300, SLG: 0.421		1B			2B		SH 2B	WP SH1-4 1B 1B	K		5	2	4	0	0	1	2
Ron Reed, R (1, 1) OBP: 0.077, SLG: 0.077											2	1	0	0	0	0	1
Bob Priddy, R (9, 1) OBP: 0.167, SLG: 0.167											0	0	0	0	0	0	0
Darrell Evans, L (10, 5) OBP: 0.317, SLG: 0.306		6-3			6-3		SH 1B WP 2-H	SH1-4 1-2		K	1	0	0	0	0	1	0
Inning Stats	R: 1 H: 2 E: 0 LOB: 1 K: 0 BB: 0 S: 5 P: 5	R: 0 H: 1 E: 0 LOB: 1 K: 0 BB: 0 S: 4 P: 4	R: 0 H: 1 E: 0 LOB: 1 K: 0 BB: 0 S: 4 P: 4	R: 0 H: 0 E: 0 LOB: 0 K: 0 BB: 1 S: 2 P: 6	R: 0 H: 1 E: 0 LOB: 0 K: 0 BB: 0 S: 3 P: 3	R: 1 H: 2 E: 1 LOB: 2 K: 0 BB: 1 S: 5 P: 9	R: 3 H: 3 E: 1 LOB: 3 K: 1 BB: 2 S: 9 P: 17	R: 1 H: 2 E: 0 LOB: 1 K: 0 BB: 1 S: 4 P: 8	R: 0 H: 1 E: 0 LOB: 2 K: 1 BB: 1 S: 6 P: 10	R: 0 H: 0 E: 0 LOB: 0 K: 1 BB: 0 S: 5 P: 5	1B: 7 SF: 1 2B: 6 SAC: 2 3B: 0 DP: 2 HR: 0 HBP: 0						

PITCHER		IP	WLS	BF	H	R	ER	SO	BB	IBB	HBP	BLK	WP	HR	S	P	ERA	WHIP
Mike Torrez, R ERA: 5.56	(1, 1)	6.1		29	9	5	5	0	1	1	0	0	0	0	27	35	7.11	1.579
Frank Linzy, R ERA: 1.78	(7, 1)	0.0		2	1	0	0	0	0	1	0	0	1	0	1	5	∞	∞
Don Shaw, L ERA: 1.69	(7, 1)	0.2		3	0	0	0	1	0	1	0	0	1	0	4	8	0.00	0.000
Rudy Arroyo, L ERA: 5.06	(8, 1)	1.0		5	2	1	1	0	0	1	0	0	1	0	4	8	9.00	2.000
Moe Drabowsky, R ERA: 2.63	(9, 1)	2.0	W	8	1	0	0	2	0	1	0	0	1	0	11	15	0.00	0.500

PITCHER	IP	WLS	BF	H	R	ER	SO	BB	IBB	HBP	BLK	WP	HR	S	P	ERA	WHIP

BOTTOM

St. Louis Cardinals @ Atlanta Braves

Atlanta Stadium, Atlanta, GA

Mon Jun 07 1971, 7:05 PM EDT
Att. 10,354 - Unknown

livebaseballscorecards.com

AB	38
R	6
H	13
RBI	4
BB	6
SO	3
LOB	19

WP: 4 PA: 47
PB: 0
SB: 0
CS: 0

Batter	1	2	3	4	5	6	7	8	9	10	AB	R	H	RBI	BB	SO	LOB
Lou Brock, L (1, 7) OBP: 0.402, SLG: 0.478	F7		F8		1-3 2-H 1B			1B 1B 2B	4-3		5	1	2	1	0	0	2
Matty Alou, L (1, 8) OBP: 0.354, SLG: 0.413	F9		G3			F3		1B E 1B 2-3 1B		FC6-4 1B	5	1	2	0	0	0	0
Ted Simmons, S (1, 2) OBP: 0.361, SLG: 0.427	HR			L3		F7		E E 1-2 3-H 1B		FC6-4 2B 1-2f	5	2	2	2	0	0	1
Joe Torre, R (1, 5) OBP: 0.413, SLG: 0.518	F9			4-3		6-3		E5 1-H 2-H 1B		1-3 2B	5	1	2	0	0	0	0
Jose Cardenal, R (1, 9) OBP: 0.312, SLG: 0.405		F5		F9			6-3	P4		4-0 IBB	4	0	0	0	0	0	0
Don Shaw, L (8, 1)											0	0	0	0	0	0	0
Moe Drabowsky, R (9, 1)											0	0	0	0	0	0	0
Dal Maxvill, R (10, PH) OBP: 0.277, SLG: 0.186											0	0	0	0	1	0	0
(10, 6)																	
Joe Hague, L (1, 3) OBP: 0.365, SLG: 0.464		S S S 0-3 K			F7		F3		WP PB 1B	P4	3	0	0	0	0	1	0
Jim Beauchamp, R (9, PH) OBP: 0.301, SLG: 0.333											2	0	1	0	0	0	3
(9, 3)																	
Julian Javier, R (1, 4) OBP: 0.301, SLG: 0.366		F9			1B 1B 1B		P6		5-3 1-3	S S S K	2	1	1	0	0	0	0
Dick Schofield, S (6, 4) OBP: 0.345, SLG: 0.311											3	0	0	0	0	1	4
Frank Linzy, R (10, 1) OBP: 0.500, SLG: 0.500											0	0	0	0	0	0	0
Rudy Arroyo, L (10, 1)											0	0	0	0	0	0	0
Ted Sizemore, R (1, 6) OBP: 0.328, SLG: 0.327			HR		1B 1-2 1B			1-3	IBB		3	1	2	1	1	0	0
(10, 4)																	
Steve Carlton, L (1, 1) OBP: 0.200, SLG: 0.294		S S S K			S S S K			S S S P5	S S S K		1	0	0	0	0	1	0
Bob Burda, L (5, PH) OBP: 0.462, SLG: 0.333											1	0	0	0	0	1	2
Chuck Taylor, R (5, 1)											0	0	0	0	0	0	0
Leron Lee, L (8, PH) OBP: 0.290, SLG: 0.333											1	0	0	0	0	0	0
(8, 9)																	
Jerry McNertney, R (9, PH) OBP: 0.425, SLG: 0.743											1	0	0	0	0	1	2
Luis Melendez, R (9, 9) OBP: 0.238, SLG: 0.225											0	0	0	0	0	0	0
Inning Stats	R: 1 E: 0 K: 0 S: 4 H: 1 LOB: 0 BB: 0 P: 4	R: 0 E: 0 K: 1 S: 5 H: 0 LOB: 0 BB: 0 P: 5	R: 1 E: 0 K: 1 S: 6 H: 1 LOB: 0 BB: 0 P: 6	R: 0 E: 0 K: 0 S: 3 H: 0 LOB: 0 BB: 0 P: 3	R: 1 E: 0 K: 1 S: 7 H: 3 LOB: 2 BB: 0 P: 7	R: 0 E: 0 K: 0 S: 3 H: 0 LOB: 0 BB: 0 P: 3	R: 0 E: 0 K: 0 S: 3 H: 0 LOB: 0 BB: 0 P: 3	R: 4 E: 1 K: 0 S: 7 H: 4 LOB: 0 BB: 0 P: 7	R: 0 E: 0 K: 1 S: 6 H: 1 LOB: 2 BB: 1 P: 10	R: 0 E: 0 K: 1 S: 7 H: 2 LOB: 3 BB: 1 P: 11	1B: 8 2B: 2 3B: 0 HR: 2 SF: 0 SAC: 0 DP: 0 HBP: 0	WP: 1 PB: 1 SB: 0 CS: 0 PA: 43					

PITCHER		IP	WLS	BF	H	R	ER	SO	BB	IBB	HBP	BLK	WP	HR	S	P	ERA	WHIP
Pat Jarvis, R ERA: 4.89	(1, 1)	7.2		30	8	6	4	3	0	0	0	0	0	2	36	36	4.70	1.043
Hoyt Wilhelm, R ERA:	(8, 1)	0.1		2	1	1	0	0	0	0	0	0	0	0	2	2	0.00	3.000
Steve Barber, L ERA: 4.57	(9, 1)	1.1		8	3	0	0	1	0	1	0	0	1	0	9	13	0.00	2.250
Cecil Upshaw, R ERA: 4.24	(10, 1)	0.2	W	3	0	0	0	1	0	1	0	0	0	0	4	8	0.00	0.000

PITCHER	IP	WLS	BF	H	R	ER	SO	BB	IBB	HBP	BLK	WP	HR	S	P	ERA	WHIP

TOP

St. Louis Cardinals @ Atlanta Braves

Atlanta Stadium, Atlanta, GA

Tue Jun 08 1971, 7:05 PM EDT

Att. 8,518 - Unknown

livebaseballscorecards.com

AB	41
R	7
H	12
RBI	4
BB	2
SO	5
LOB	14

Batter	1	2	3	4	5	6	7	8	9	10	AB	R	H	RBI	BB	SO	LOB
Felix Millan, R (1, 4) OBP: 0.346, SLG: 0.386	P5		1B	6-3		4-3			BB		2	1	1	0	0	0	0
Marv Staehle, L (4, 4) OBP: 0.231, SLG: 0.048			1B								2	0	0	0	1	0	1
Ralph Garr, L (1, 7) OBP: 0.382, SLG: 0.494	HR 1B		1-2 HR 1B	F7		K			L9		5	2	2	0	0	1	2
Hank Aaron, R (1, 9) OBP: 0.409, SLG: 0.670	1-H HR		1-2 2-H HR 1B		1-3	4-3			P6		5	2	2	3	0	0	1
Orlando Cepeda, R (1, 3) OBP: 0.344, SLG: 0.550	F9		1-H 2-H HR		CS 1B		4-1		P4		5	1	2	3	0	0	1
Earl Williams, R (1, 5) OBP: 0.292, SLG: 0.421			F7		1-2 HR		K			SH1-4 SF7 2B	5	1	3	1	0	1	0
Sonny Jackson, L (10, PR) OBP: 0.314, SLG: 0.365	1B										0	1	0	0	0	0	0
Zoilo Versalles, R (1, 6) OBP: 0.292, SLG: 0.391	P4		K		2B 1B		K			SH1-4 2-3	4	0	1	0	0	2	1
Mike Lum, L (1, 8) OBP: 0.326, SLG: 0.356		4-3	4-3		1-3 2B			K		IBB	4	0	1	0	1	1	0
Bob Didier, S (1, 2) OBP: 0.259, SLG: 0.243		K		SH1-4 1B	FC6-4 IBB			K		SF7 3-H	3	0	1	0	1	2	0
Darrell Evans, L (10, PH) OBP: 0.310, SLG: 0.306											0	0	0	1	0	0	0
Pat Jarvis, R (1, 1) OBP: 0.130, SLG: 0.048											2	0	0	0	0	0	3
Hoyt Wilhelm, R (8, 1)		F8		SH1-4 1-2	FC6-4 1-2f			F7			0	0	0	0	0	0	0
Marty Perez, R (8, PH) OBP: 0.267, SLG: 0.302											1	0	0	0	0	0	0
Steve Barber, L (9, 1)											0	0	0	0	0	0	0
Cecil Upshaw, R (10, 1)											0	0	0	0	0	0	0
Inning Stats	R: 2 E: 0 K: 0 S: 6 H: 3 LOB: 1 BB: 0 P: 6	R: 0 E: 0 K: 1 S: 5 H: 0 LOB: 0 BB: 0 P: 5	R: 4 E: 0 K: 1 S: 9 H: 4 LOB: 0 BB: 0 P: 9	R: 0 E: 0 K: 0 S: 4 H: 1 LOB: 1 BB: 0 P: 4	R: 1 E: 0 K: 0 S: 6 H: 4 LOB: 3 BB: 1 P: 10	R: 0 E: 0 K: 1 S: 5 H: 0 LOB: 0 BB: 0 P: 5	R: 0 E: 0 K: 2 S: 7 H: 0 LOB: 0 BB: 0 P: 7	R: 0 E: 0 K: 2 S: 7 H: 0 LOB: 0 BB: 0 P: 7	R: 0 E: 0 K: 0 S: 3 H: 0 LOB: 1 BB: 1 P: 7	R: 1 E: 0 K: 0 S: 3 H: 1 LOB: 2 BB: 1 P: 7	1B: 8 2B: 2 3B: 0 HR: 3	SF: 1 SAC: 2 DP: 0 HBP: 0		WP: 0 PB: 0 SB: 0 CS: 1		PA: 44	

PITCHER		IP	WLS	BF	H	R	ER	SO	BB	IBB	HBP	BLK	WP	HR	S	P	ERA	WHIP
Steve Carlton, L ERA: 2.79	(1, 1)	4.0		20	8	6	6	2	0	0	0	0	0	2	24	24	13.50	2.000
Chuck Taylor, R ERA: 4.6	(5, 1)	3.0		13	4	1	1	3	0	1	0	0	0	1	18	22	3.00	1.333
Don Shaw, L ERA: 1.56	(8, 1)	1.1		5	0	0	0	2	1	0	0	0	0	0	8	12	0.00	0.750
Moe Drabowsky, R ERA: 2.55	(9, 1)	0.2		2	0	0	0	0	0	0	0	0	0	0	2	2	0.00	0.000
Frank Linzy, R ERA: 2.1	(10, 1)	0.1	L	3	1	1	1	0	0	1	0	0	0	0	2	6	27.00	3.000

PITCHER		IP	WLS	BF	H	R	ER	SO	BB	IBB	HBP	BLK	WP	HR	S	P	ERA	WHIP
Rudy Arroyo, L ERA: 4.76	(10, 1)	0.1		1	0	0	0	0	0	0	0	0	0	0	1	1	0.00	0.000

BOTTOM

St. Louis Cardinals @ Atlanta Braves

Atlanta Stadium, Atlanta, GA

Tue Jun 08 1971, 7:05 PM EDT

Att. 8,518 - Unknown

livebaseballscorecards.com

AB	38
R	8
H	13
RBI	8
BB	3
SO	7
LOB	9

St. Louis Cardinals @ Atlanta Braves

Atlanta Stadium, Atlanta, GA

Wed Jun 09 1971, 7:05 PM EDT

Att. 7,506 - Unknown

TOP

Batter	1	2	3	4	5	6	7	8	9	AB	R	H	RBI	BB	SO	LOB
Lou Brock, L (1, 7) OBP: 0.404, SLG: 0.479	F7		E8, SF9, 1-3, 3-H, 1B		4-3		1-3, 1B			4	0	2	1	0	0	0
Matty Alou, L (1, 8) (6, 3) OBP: 0.348, SLG: 0.408	4-3		SF9, 2-3, 3-H		L9		S S S, K			3	0	0	1	0	1	2
Ted Simmons, S (1, 2) OBP: 0.358, SLG: 0.420	4-3		B B B B, BB		6-3			F8		3	0	0	0	1	0	0
Joe Torre, R (1, 5) OBP: 0.415, SLG: 0.518		5-3	S S S, K2-3			G5-4-3, 1B		G5-4-3, 1B		4	0	2	0	0	1	2
Jose Cardenal, R (1, 9) OBP: 0.307, SLG: 0.397		F8	F8			G5-4-3, 1-2f		G5-4-3, 1-2f		4	0	0	0	0	0	2
Joe Hague, L (1, 3) OBP: 0.365, SLG: 0.458		P5	B B B B, 1B, E, BB			4-3			5-3	2	1	0	0	1	0	0
Frank Linzy, R (6, 1) OBP: 0.500, SLG: 0.500										0	0	0	0	0	0	0
Chuck Taylor, R (6, 1)										0	0	0	0	0	0	0
Leron Lee, L (9, PH) OBP: 0.281, SLG: 0.321										1	0	0	0	0	0	0
Ted Sizemore, R (1, 6) OBP: 0.331, SLG: 0.331			FC6-4, 1B	S S S, K			G4-6-3, 1B		5-3	4	0	2	0	0	1	1
Dick Schofield, S (1, 4) OBP: 0.339, SLG: 0.306			FC6-4, E, 1B, 1B, 1-2f	E8, 1-H, 1B			G4-6-3, 1-2f		F7	4	1	1	0	0	0	2
Chris Zachary, L (1, 1) OBP: 0.313, SLG: 0.313			E9, E, 1B, SF9, 1-3, 1B	L4			1B, 1B			2	1	1	0	0	0	1
Moe Drabowsky, R (5, 1)										0	0	0	0	0	0	0
Don Shaw, L (5, 1)										0	0	0	0	0	0	0
Bob Burda, L (6, 3) OBP: 0.462, SLG: 0.333										0	0	0	0	0	0	0
Luis Melendez, R (6, 8) OBP: 0.256, SLG: 0.244										1	0	1	0	0	0	0

Inning Stats	1	2	3	4	5	6	7	8	9
R:	0	0	2	1	0	0	0	0	0
E:	0	0	2	0	0	0	0	0	0
K:	0	0	1	1	0	0	1	0	0
S:	3	3	8	6	3	3	7	3	3
H:	0	0	3	1	0	1	3	1	0
LOB:	0	0	2	1	0	0	0	0	0
BB:	0	0	1	1	0	0	0	0	0
P:	3	3	12	10	3	3	7	3	3

1B:	9
2B:	0
3B:	0
HR:	0
SF:	1
SAC:	0
DP:	3
HBP:	0
WP:	0
PB:	0
SB:	0
CS:	0
PA:	35

PITCHER	IP	WLS	BF	H	R	ER	SO	BB	IBB	HBP	BLK	WP	HR	S	P	ERA	WHIP
Phil Niekro, R (1, 1) ERA: 3.34	9.0	W	35	9	3	1	3	2	0	0	0	0	0	39	47	1.00	1.222

PITCHER	IP	WLS	BF	H	R	ER	SO	BB	IBB	HBP	BLK	WP	HR	S	P	ERA	WHIP

livebaseballscorecards.com

AB	32
R	3
H	9
RBI	2
BB	2
SO	3
LOB	10

Batter	1	2	3	4	5	6	7	8	9	AB	R	H	RBI	BB	SO	LOB
Marv Staehle, L (1, 4) OBP: 0.258, SLG: 0.080	H 1-0 FC1-6 HBP	X 0-0 ③ 4-3			X 0-0 2B 1B 1B X 0-0 4-3			X 0-0 ③ G3		4	1	1	0	0	0	2
Ralph Garr, L (1, 7) OBP: 0.384, SLG: 0.492	X 0-0 ① FC1-6 1B 1-2f K2-6-5-2		B B B B 4-0 FC6-5-6 WP BB		X 0-0 2B 1-2 HBP 1B	S S S 0-3 ① K				3	1	1	0	1	1	1
Hank Aaron, R (1, 9) OBP: 0.410, SLG: 0.672	X 0-0 1-3 1B		X 0-0 ① FC6-5-6 L5-4 1B 1-3		X 0-0 HBP 1-3 2-H 1B 2B	X 0-0 ② F7				4	1	2	1	0	0	1
Orlando Cepeda, R (1, 3) OBP: 0.346, SLG: 0.547 Gil Garrido, R (8, 5) OBP: 0.246, SLG: 0.169	S S S 0-3 ② ③ K2-6-5-2 3-3		X 0-0 1-2 1B		4-0 1B HBP 1B IBB	S S S 0-3 ③ K				3 0	1 0	1 0	0 0	1 0	2 0	2 0
Earl Williams, R (1, 5) OBP: 0.298, SLG: 0.419 (8, 3)		X 0-0 1B SF9 1B X 0-0 ② ③ L5-4 2-3			H 1-0 1B 1-2 2-3 3-H 1B HBP		X 0-0 ① 2-3			3	2	1	1	0	0	2
Mike Lum, L (1, 8) OBP: 0.344, SLG: 0.368		X 0-0 6-3 1-3 1B 1B	B B B 4-0 G6-4-3 BB		X 0-0 SH1-4 1B E5 1-2 2-3 3-H 1B		X 0-0 ② L4			3	1	2	1	1	0	0
Zoilo Versalles, R (1, 6) OBP: 0.286, SLG: 0.385		X 0-0 ① SF9 3-H	X 0-0 ① ② G6-4-3 1-2f		X 0-0 E5 SH1-4 E 1-2 2-H 3-H 1B		S S S 0-3 ③ K			3	1	1	3	0	1	1
Bob Didier, S (1, 2) OBP: 0.261, SLG: 0.245		X 0-0 ② 6-3 1-2	X 0-0 FC6-4 1B		X 0-0 ① SH1-4 1-2 2-3			X 0-0 ① 4-3		3	0	1	0	0	0	1
Phil Niekro, R (1, 1) OBP: 0.152, SLG: 0.161		X 0-0 2-H 1B	X 0-0 ③ FC6-4 1-2f		X 0-0 ② E5 2-H 3-H			S S S 0-3 ② K		4	0	1	1	0	1	2
Inning Stats	R: 0 H: 1 E: 0 LOB: 2 K: 1 BB: 0 S: 5 P: 6	R: 2 H: 3 E: 0 LOB: 1 K: 0 BB: 0 S: 6 P: 6	R: 0 H: 1 E: 0 LOB: 1 K: 0 BB: 1 S: 3 P: 7	R: 0 H: 1 E: 0 LOB: 1 K: 0 BB: 1 S: 3 P: 7	R: 6 H: 5 E: 1 LOB: 1 K: 0 BB: 1 S: 8 P: 13	R: 0 H: 0 E: 0 LOB: 0 K: 2 BB: 0 S: 7 P: 7	R: 0 H: 0 E: 0 LOB: 0 K: 1 BB: 0 S: 5 P: 5	R: 0 H: 0 E: 0 LOB: 0 K: 1 BB: 0 S: 5 P: 5		1B: 10 SF: 1 2B: 3 SAC: 1 3B: 0 DP: 3 HR: 0 HBP: 2						

PITCHER		IP	WLS	BF	H	R	ER	SO	BB	IBB	HBP	BLK	WP	HR	S	P	ERA	WHIP
Chris Zachary, R ERA: 7.36	(1, 1)	4.0	L	21	9	5	5	1	2	0	1	0	1	0	20	29	11.25	2.750
Moe Drabowsky, R ERA: 3.28	(5, 1)	0.0		2	0	0	0	0	0	1	1	0	0	0	0	5	∞	∞
Don Shaw, L ERA: 1.47	(5, 1)	1.0		5	2	3	2	0	0	0	0	0	0	0	5	5	18.00	2.000
Frank Linzy, R ERA: 2.1	(6, 1)	0.0		0	0	0	0	0	0	0	0	0	0	0	0	0	∞	∞
Chuck Taylor, R ERA: 4.19	(6, 1)	3.0		9	0	0	0	4	0	0	0	0	0	0	17	17	0.00	0.000

PITCHER	IP	WLS	BF	H	R	ER	SO	BB	IBB	HBP	BLK	WP	HR	S	P	ERA	WHIP

BOTTOM

St. Louis Cardinals @ Atlanta Braves

Atlanta Stadium, Atlanta, GA

Wed Jun 09 1971, 7:05 PM EDT

Att. 7,506 - Unknown

St.

livebaseballscorecards.com

AB	30
R	8
H	11
RBI	7
BB	3
SO	5
LOB	12

WP: 1 PA: 37
PB: 0
SB: 0
CS: 0

Batter	1	2	3	4	5	6	7	8	9	AB	R	H	RBI	BB	SO	LOB
Dave Cash, R (1, 4) OBP: 0.391, SLG: 0.417	x 0-0 ① G3		x 0-0 ③ 6-3		x 0-0 ③ FC6-4 1-2f		x 0-0 ② 6-3		x 0-0 ② F9	5	0	0	0	0	0	2
Gene Clines, R (1, 8) OBP: 0.342, SLG: 0.324	x 0-0 4-3-6 1B			x 0-0 ① L6-3		S S S 0-3 ① K	x 0-0 ③ L9		x 0-0 1B	5	0	2	0	0	1	0
Roberto Clemente, R (1, 9) OBP: 0.335, SLG: 0.481	x 0-0 ② ③ 4-3-6 1-2f			x 0-0 ② 4-3		x 0-0 BB 1B 1B		S S S 0-3 ① K	x 0-0 ③ 2-3	5	1	1	0	0	1	2
Willie Stargell, L (1, 7) OBP: 0.373, SLG: 0.679		B B B 4-0 FC5-4 BB		S S S 0-3 ③ K		B B B 4-0 1B 1-2 E BB		x 0-0 6-3 2B		2	1	1	0	2	1	0
Manny Sanguillen, R (1, 2) OBP: 0.343, SLG: 0.401		x 0-0 ① F9			x 0-0 ① 6-3	x 0-0 E7 1-H 2-H 1B		x 0-0 ② 6-3 2-3		4	0	1	1	0	0	2
Bob Robertson, R (1, 3) OBP: 0.335, SLG: 0.503		S S S 0-3 ② K			x 0-0 HR	4-0 FC3-6 IBB		4-0 BB IBB		2	1	1	1	2	1	1
Jose Pagan, R (1, 5) OBP: 0.271, SLG: 0.259		x 0-0 ③ FC5-4 1-2f			B B B 4-0 1B BB	x 0-0 ② L5		B B B 4-0 1-2 BB		2	0	0	0	1	0	3
Richie Hebner, L (8, PH) (8, 5) OBP: 0.352, SLG: 0.474										0	0	0	0	1	0	0
Gene Alley, R (1, 6) OBP: 0.257, SLG: 0.294			x 0-0 ① G3		x 0-0 ② F8	x 0-0 ③ FC3-6 1-2f		S S S 0-3 ③ K		4	0	0	0	0	1	6
Steve Blass, R (1, 1) OBP: 0.133, SLG: 0.200			S S S 0-3 ② K		x 0-0 FC6-4 1-2 1B		x 0-0 ① 6-3		x 0-0 ① 6-3	4	0	1	0	0	1	0
Inning Stats	R: 0 E: 0 K: 0 S: 3 H: 1 LOB: 0 BB: 0 P: 3	R: 0 E: 0 K: 1 S: 5 H: 0 LOB: 1 BB: 1 P: 9	R: 0 E: 0 K: 1 S: 5 H: 0 LOB: 0 BB: 0 P: 5	R: 0 E: 0 K: 1 S: 5 H: 0 LOB: 0 BB: 0 P: 5	R: 1 E: 0 K: 0 S: 5 H: 2 LOB: 2 BB: 1 P: 9	R: 2 E: 1 K: 1 S: 7 H: 2 LOB: 2 BB: 2 P: 15	R: 0 E: 0 K: 0 S: 3 H: 0 LOB: 0 BB: 0 P: 3	R: 0 E: 0 K: 2 S: 8 H: 1 LOB: 3 BB: 2 P: 16	R: 0 E: 0 K: 0 S: 4 H: 1 LOB: 1 BB: 0 P: 4	1B: 5 2B: 2 3B: 0 HR: 1 SF: 0 SAC: 0 DP: 1 HBP: 0							

TOP

Pittsburgh Pirates @ St. Louis Cardinals

Busch Stadium, St. Louis, MO

Thu Jun 10 1971, 7:05 PM CDT

Att. 18,950 - Unknown

livebaseballscorecards.com

AB	33
R	3
H	7
RBI	2
BB	6
SO	6
LOB	16

PITCHER		IP	WLS	BF	H	R	ER	SO	BB	IBB	HBP	BLK	WP	HR	S	P	ERA	WHIP
Jerry Reuss, L ERA: 4.39	(1, 1)	7.0	L	29	5	3	2	4	3	1	0	0	0	1	33	49	2.57	1.143
Moe Drabowsky, R ERA: 3.2	(8, 1)	0.2		4	1	0	0	1	0	1	0	0	0	0	5	9	0.00	1.500
Rudy Arroyo, L ERA: 3.86	(8, 1)	1.1		6	1	0	0	1	1	0	0	0	0	0	7	11	0.00	1.500

PITCHER	IP	WLS	BF	H	R	ER	SO	BB	IBB	HBP	BLK	WP	HR	S	P	ERA	WHIP

Batter	1	2	3	4	5	6	7	8	9	AB	R	H	RBI	BB	SO	LOB
Lou Brock, L (1, 7) OBP: 0.405, SLG: 0.479	4-3 SH5-3 1B		L8			SF9 1B 1-2 1B		6-3		4	0	2	0	0	0	0
Matty Alou, L (1, 8) OBP: 0.348, SLG: 0.407	SH5-3 1-2			G1		1-2 2-3 1B		5-3		3	0	1	0	0	0	0
Ted Simmons, S (1, 2) OBP: 0.356, SLG: 0.419	4-3 2-3			P6		SF9 2-3 3-H		1B		3	0	1	1	0	0	1
Joe Torre, R (1, 5) OBP: 0.408, SLG: 0.509	6-3			F2		P6		5-3		4	0	0	0	0	0	4
Jose Cardenal, R (1, 9) OBP: 0.302, SLG: 0.390		6-3			6-3	F3			F9	4	0	0	0	0	0	2
Joe Hague, L (1, 3) OBP: 0.356, SLG: 0.445		F9			L8		SSS K		F9	4	0	0	0	0	1	0
Ted Sizemore, R (1, 6) OBP: 0.335, SLG: 0.335		5-3			1B		6-3		1B	4	0	2	0	0	0	0
Dick Schofield, S (1, 4) OBP: 0.339, SLG: 0.294			4-3		SSS K		BBBB BB		L8	2	0	0	0	1	1	1
Leron Lee, L (9, PH) OBP: 0.273, SLG: 0.310										1	0	0	0	0	0	1
Jerry Reuss, L (1, 1) OBP: 0.161, SLG: 0.167			SSS K			1B 1B SF9 1B	F9			2	1	1	0	0	1	0
Bob Burda, L (7, PH) OBP: 0.444, SLG: 0.318										1	0	0	0	0	0	1
Moe Drabowsky, R (8, 1)										0	0	0	0	0	0	0
Rudy Arroyo, L (8, 1)										0	0	0	0	0	0	0
Inning Stats	R: 0 E: 0 K: 0 S: 4 H: 1 LOB: 1 BB: 0 P: 4	R: 0 E: 0 K: 0 S: 3 H: 0 LOB: 0 BB: 0 P: 3	R: 0 E: 0 K: 1 S: 5 H: 0 LOB: 0 BB: 0 P: 5	R: 0 E: 0 K: 0 S: 3 H: 0 LOB: 0 BB: 0 P: 3	R: 0 E: 0 K: 1 S: 6 H: 1 LOB: 1 BB: 0 P: 6	R: 1 E: 0 K: 0 S: 6 H: 3 LOB: 2 BB: 0 P: 6	R: 0 E: 0 K: 1 S: 5 H: 0 LOB: 1 BB: 1 P: 9	R: 0 E: 0 K: 0 S: 4 H: 1 LOB: 1 BB: 0 P: 4	R: 0 E: 0 K: 0 S: 4 H: 1 LOB: 1 BB: 0 P: 4	1B: 7 2B: 0 3B: 0 HR: 0	SF: 1 SAC: 1 DP: 0 HBP: 0					

PITCHER	IP	WLS	BF	H	R	ER	SO	BB	IBB	HBP	BLK	WP	HR	S	P	ERA	WHIP
Steve Blass, R (1, 1) ERA: 3.39	9.0	W	35	7	1	1	3	1	0	0	0	0	0	40	44	1.00	0.889

PITCHER	IP	WLS	BF	H	R	ER	SO	BB	IBB	HBP	BLK	WP	HR	S	P	ERA	WHIP

BOTTOM

Pittsburgh Pirates @ St. Louis Cardinals

Busch Stadium, St. Louis, MO

Thu Jun 10 1971, 7:05 PM CDT

Att. 18,950 - Unknown

livebaseballscorecards.com

AB	32
R	1
H	7
RBI	1
BB	1
SO	3
LOB	10

PA: 35

WP: 0 PB: 0 SB: 0 CS: 0

Batter	1	2	3	4	5	6	7	8	9	AB	R	H	RBI	BB	SO	LOB
Dave Cash, R (1, 4) OBP: 0.385, SLG: 0.410	6-3	4-3 1-2 2-3		6-3 1-2 2-3 3-H		4-3		1B	5-3	6	0	1	1	0	0	5
Vic Davalillo, L (1, 9) OBP: 0.317, SLG: 0.367	K	F9		SF7 3-H		6-3		K		4	0	0	1	0	2	3
Richie Hebner, L (1, 5) OBP: 0.349, SLG: 0.472	P4	P4		2B 2-H			F9		G3	5	0	1	1	0	0	1
Willie Stargell, L (1, 7) OBP: 0.379, SLG: 0.689	F8	4-3		BB			HR		1B E BB	3	2	1	1	2	0	1
Al Oliver, L (1, 8) OBP: 0.302, SLG: 0.333		6-3	F9	F7			F8		E8 1-H 1B	5	1	1	0	0	0	2
Bob Robertson, R (1, 3) OBP: 0.341, SLG: 0.500		2B 1B HBP		2B 1B 1B	K		E6 FC6-4		1B 1B IBB	3	3	1	0	1	1	0
Manny Sanguillen, R (1, 2) OBP: 0.349, SLG: 0.415		1B 1-3 2B		1B 6-3 1-3 2B	F9		FC6-4 1-2f		1B FC6-4 1-2 3-H 1B	5	3	3	1	0	0	1
Gene Alley, R (1, 6) OBP: 0.268, SLG: 0.295		4-3 1B IBB		6-3 1B SF7 IBB	G3			5-3	FC6-4 1-3 2-H 1B	3	1	1	1	2	0	0
Dock Ellis, S (1, 1) OBP: 0.306, SLG: 0.265 Dave Giusti, R (7, 1)		4-3 1-2 2-H 3-H 1B		6-3 1-2 2-3 3-H 2B 1B		F7		6-3	FC6-4 1-2f 3-H	3 2	1 0	2 0	3 1	0 0	0 0	0 1
Inning Stats	R: 0 E: 0 K: 1 S: 6 H: 0 LOB: 1 BB: 0 P: 6	R: 2 E: 0 K: 0 S: 5 H: 2 LOB: 2 BB: 1 P: 10	R: 0 E: 0 K: 0 S: 3 H: 0 LOB: 0 BB: 0 P: 3	R: 4 E: 0 K: 0 S: 7 H: 4 LOB: 2 BB: 2 P: 15	R: 0 E: 0 K: 1 S: 5 H: 0 LOB: 0 BB: 0 P: 5	R: 0 E: 0 K: 0 S: 3 H: 0 LOB: 0 BB: 0 P: 3	R: 1 E: 1 K: 0 S: 5 H: 1 LOB: 1 BB: 0 P: 5	R: 0 E: 0 K: 1 S: 6 H: 1 LOB: 1 BB: 0 P: 6	R: 4 E: 1 K: 0 S: 6 H: 3 LOB: 1 BB: 2 P: 14	1B: 7 2B: 3 3B: 0 HR: 1 SF: 1 SAC: 0 DP: 0 HBP: 1						

PITCHER		IP	WLS	BF	H	R	ER	SO	BB	IBB	HBP	BLK	WP	HR	S	P	ERA	WHIP
Reggie Cleveland, R ERA: 4.05	(1, 1)	3.2	L	21	6	6	6	1	0	2	1	0	0	0	20	29	14.73	1.636
Chuck Taylor, R ERA: 4.04	(4, 1)	1.1		5	0	0	0	1	1	0	0	0	0	0	6	10	0.00	0.750
Harry Parker, R ERA: 4.5	(6, 1)	2.0		8	1	1	1	0	0	0	0	0	0	1	8	8	4.50	0.500
Don Shaw, L ERA: 3.1	(8, 1)	2.0		12	4	4	4	1	1	1	0	0	0	0	12	20	18.00	2.500

PITCHER	IP	WLS	BF	H	R	ER	SO	BB	IBB	HBP	BLK	WP	HR	S	P	ERA	WHIP

TOP

Pittsburgh Pirates @ St. Louis Cardinals

Busch Stadium, St. Louis, MO

Fri Jun 11 1971, 7:05 PM CDT

Att. 27,308 - Unknown

livebaseballscorecards.com

AB	39
R	11
H	11
RBI	10
BB	5
SO	3
LOB	14

WP: 0 PA: 46
PB: 1
SB: 0
CS: 0

Batter	1	2	3	4	5	6	7	8	9	AB	R	H	RBI	BB	SO	LOB
Lou Brock, L (1, 7) OBP: 0.402, SLG: 0.473	K	G6-3 1-2f			BB 2B 1B		FC4 1-2f		SF7 3-H	3	1	0	1	1	1	3
Matty Alou, L (1, 8) OBP: 0.349, SLG: 0.411	1B		B1-3		2B 1-3 1B		K		4-3	5	1	2	0	0	1	1
Ted Simmons, S (1, 2) OBP: 0.355, SLG: 0.415	F8		CS 1B		P4		4-3			4	0	1	0	0	0	4
Don Shaw, L (8, 1)										0	0	0	0	0	0	0
Joe Torre, R (1, 5) OBP: 0.409, SLG: 0.509	1-2 1B		F8 1-2		2-H 3-H 1B			K		4	0	2	2	0	1	1
Joe Hague, L (1, 3) OBP: 0.354, SLG: 0.436	K			P5	L3			5-3 HBP		3	0	0	0	0	1	3
Ted Sizemore, R (1, 6) OBP: 0.333, SLG: 0.329		1B 1B BB		F9		F8		5-3 1-2		3	1	0	0	1	0	1
Luis Melendez, R (1, 9) OBP: 0.277, SLG: 0.311		1B 1-3 1B		3B		P5		6-3		4	0	2	0	0	0	1
Julian Javier, R (1, 4) OBP: 0.293, SLG: 0.355		K		K		F7			6-3	4	0	0	0	0	2	3
Reggie Cleveland, R (1, 1) OBP: 0.103, SLG: 0.138 Chuck Taylor, R (4, 1) Jim Beauchamp, R (5, PH) OBP: 0.298, SLG: 0.329 Harry Parker, R (6, 1) Bob Burda, L (7, PH) OBP: 0.464, SLG: 0.318 Jerry McNertney, R (8, 2) OBP: 0.439, SLG: 0.806		G6-3 1-2 3-H 1B			F9		FC4 BB		SF7 3B	1 0 1 0 0 0 1	0 0 0 0 0 0 1	1 0 0 0 0 0 0	1 0 0 0 0 0 0	0 0 0 0 0 1 0	0 0 0 0 0 0 0	0 0 0 0 0 0 0
Inning Stats	R: 0 E: 0 K: 2 S: 9 H: 2 LOB: 2 BB: 0 P: 9	R: 1 E: 0 K: 1 S: 6 H: 2 LOB: 1 BB: 1 P: 10	R: 0 E: 0 K: 0 S: 3 H: 1 LOB: 0 BB: 0 P: 3	R: 0 E: 0 K: 1 S: 6 H: 1 LOB: 1 BB: 0 P: 6	R: 2 E: 0 K: 0 S: 5 H: 2 LOB: 1 BB: 1 P: 9	R: 0 E: 0 K: 0 S: 3 H: 0 LOB: 0 BB: 0 P: 3	R: 0 E: 0 K: 1 S: 5 H: 0 LOB: 1 BB: 1 P: 9	R: 0 E: 0 K: 1 S: 5 H: 0 LOB: 1 BB: 0 P: 6	R: 1 E: 0 K: 0 S: 4 H: 1 LOB: 0 BB: 0 P: 4	1B: 6 2B: 1 3B: 2 HR: 0 SF: 1 SAC: 0 DP: 1 HBP: 1						

PITCHER		IP	WLS	BF	H	R	ER	SO	BB	IBB	HBP	BLK	WP	HR	S	P	ERA	WHIP
Dock Ellis, R ERA: 2.01	(1, 1)	6.0	W	26	8	3	3	4	2	0	0	0	0	0	32	40	4.50	1.667
Dave Giusti, R ERA: 1.53	(7, 1)	3.0	S	12	1	1	1	2	1	0	1	0	0	0	14	19	3.00	0.667

PITCHER	IP	WLS	BF	H	R	ER	SO	BB	IBB	HBP	BLK	WP	HR	S	P	ERA	WHIP

BOTTOM

Pittsburgh Pirates @ St. Louis Cardinals

Busch Stadium, St. Louis, MO

Fri Jun 11 1971, 7:05 PM CDT

Att. 27,308 - Unknown

livebaseballscorecards.com

AB	33
R	4
H	9
RBI	4
BB	3
SO	6
LOB	17

Batter	1	2	3	4	5	6	7	8	9	AB	R	H	RBI	BB	SO	LOB
Dave Cash, R (1, 4) OBP: 0.378, SLG: 0.402	F9	FC6-4 1-2f		FC6-4 1-3 S 1-2f		SH1-4 1-2 2-3		K		4	0	0	0	0	1	3
Vic Davalillo, L (1, 9) OBP: 0.312, SLG: 0.353	4-3		BB 2B BB	1-3 1-3		F2		F9		4	1	0	0	1	0	3
Richie Hebner, L (1, 5) OBP: 0.350, SLG: 0.467	BB 1B		1-2 2B BB	F8		P6			6-3	4	1	1	0	1	0	3
Willie Stargell, L (1, 7) OBP: 0.384, SLG: 0.696	1-2 BB		1-H 2-H 1B 2B		K		2B		P5	4	1	2	2	1	1	0
Al Oliver, L (1, 8) OBP: 0.309, SLG: 0.352	L7		L7-4 1B BB		1B		6-3		HR	4	1	2	1	1	0	3
Bob Robertson, R (1, 3) OBP: 0.348, SLG: 0.497		F2	1-2 2-H FC6-4 1B		F8		BB		BB	3	0	1	1	2	0	1
Manny Sanguillen, R (1, 2) OBP: 0.341, SLG: 0.406		6-3	2-3 L7-4		F8		P4		F8	5	0	0	0	0	0	6
Gene Alley, R (1, 6) OBP: 0.267, SLG: 0.289		1B BB	1-2f FC6-4			E4 SH1-4 BB	1-3			3	0	0	0	1	0	3
Nelson Briles, R (1, 1) OBP: 0.455, SLG: 0.700		FC6-4 1-2 1B		FC6-4 1B		SH1-4 1-2 BB		F7		2	0	2	0	1	0	0
Ramon Hernandez, S (6, 1)										0	0	0	0	0	0	0
Mudcat Grant, R (7, 1) OBP: 0.375, SLG: 0.429										1	0	0	0	0	0	0
Inning Stats	R: 0 E: 0 K: 0 S: 4 H: 1 LOB: 2 BB: 1 P: 8	R: 0 E: 0 K: 0 S: 4 H: 1 LOB: 2 BB: 1 P: 8	R: 3 E: 0 K: 0 S: 4 H: 2 LOB: 1 BB: 3 P: 16	R: 0 E: 0 K: 0 S: 4 H: 1 LOB: 1 BB: 0 P: 4	R: 0 E: 0 K: 1 S: 6 H: 1 LOB: 1 BB: 0 P: 6	R: 0 E: 1 K: 0 S: 4 H: 0 LOB: 2 BB: 1 P: 8	R: 0 E: 0 K: 0 S: 4 H: 1 LOB: 2 BB: 1 P: 8	R: 0 E: 0 K: 1 S: 5 H: 0 LOB: 0 BB: 0 P: 5	R: 1 E: 0 K: 0 S: 4 H: 1 LOB: 1 BB: 1 P: 8	1B: 5 2B: 3 3B: 0 HR: 1 SF: 0 SAC: 1 DP: 1 HBP: 0	WP: 0 PB: 0 SB: 1 CS: 0 PA: 43					

TOP

Pittsburgh Pirates @ St. Louis Cardinals

Busch Stadium, St. Louis, MO

Sat Jun 12 1971, 7:05 PM CDT

Att. 24,565 - Unknown

livebaseballscorecards.com

AB	34
R	4
H	8
RBI	4
BB	8
SO	2
LOB	22

PITCHER		IP	WLS	BF	H	R	ER	SO	BB	IBB	HBP	BLK	WP	HR	S	P	ERA	WHIP
Mike Torrez, R ERA: 6.0	(1, 1)	2.0		14	3	3	3	0	5	0	0	0	0	0	9	29	13.50	4.000
Al Santorini, R ERA: 3.4	(3, 1)	4.0		16	3	0	0	1	1	0	0	0	0	0	17	21	0.00	1.000
Chris Zachary, R ERA: 6.98	(7, 1)	2.0		8	1	0	0	1	1	0	0	0	0	0	9	13	0.00	1.000
Rudy Arroyo, L ERA: 4.7	(9, 1)	0.2	L	4	1	1	1	0	1	0	0	0	0	1	3	7	13.50	3.000
Moe Drabowsky, R ERA: 3.16	(9, 1)	0.1		1	0	0	0	0	0	0	0	0	0	0	1	1	0.00	0.000

PITCHER	IP	WLS	BF	H	R	ER	SO	BB	IBB	HBP	BLK	WP	HR	S	P	ERA	WHIP

Batter	1	2	3	4	5	6	7	8	9	AB	R	H	RBI	BB	SO	LOB
Lou Brock, L (1, 7) OBP: 0.398, SLG: 0.468	K		6-3	F7		1B		6-3		5	0	1	0	0	1	3
Matty Alou, L (1, 8) OBP: 0.346, SLG: 0.407	FC6-4 1B		4-3		6-3	F9			F2	5	0	1	0	0	0	3
Joe Hague, L (1, 3) OBP: 0.354, SLG: 0.441 Jim Beauchamp, R (7, PH) (8, 3) OBP: 0.291, SLG: 0.321	FC6-4		1B 2B		F8		F9		5-3	3 2	1 0	1 0	0 0	0 0	0 0	1 0
Joe Torre, R (1, 5) OBP: 0.405, SLG: 0.502	K		FC5-4 1B		F8		5-3		6-3	5	0	1	1	0	1	1
Jerry McNertney, R (1, 2) OBP: 0.400, SLG: 0.725		1-3	FC5-4			L7	F8			4	0	0	0	0	0	1
Luis Melendez, R (1, 9) OBP: 0.294, SLG: 0.313		P4		P6		BB 1B 1B		SH5-4 BB SF8 1B		3	2	1	0	1	0	0
Ted Sizemore, R (1, 4) OBP: 0.347, SLG: 0.341		1B 1B		1B 1B		1B 1B 1B		SF8 SH5-4 BB		3	0	3	0	1	0	0
Dal Maxvill, R (1, 6) OBP: 0.291, SLG: 0.205		FC5-4 1B		1B		L6		SH5-4		3	0	2	0	0	0	2
Mike Torrez, R (1, 1) OBP: 0.400, SLG: 0.286 Al Santorini, R (3, 1) OBP: 0.333, SLG: 0.333 Bob Burda, L (6, PH) OBP: 0.483, SLG: 0.348 Chris Zachary, L (7, 1) OBP: 0.313, SLG: 0.313 Jose Cardenal, R (8, PH) OBP: 0.301, SLG: 0.390 Rudy Arroyo, L (9, 1) Moe Drabowsky, R (9, 1)		FC5-4		K		1B		SF8		1 1 1 0 0 0 0	0 0 0 0 0 0 0	0 0 1 0 1 0 0	0 0 1 0 0 0 0	0 1 0 0 0 0 0	0 0 0 0 0 0 0	2 2 0 0 0 0 0
Inning Stats	R: 0 E: 0 K: 2 S: 8 H: 1 LOB: 1 BB: 0 P: 8	R: 0 E: 0 K: 0 S: 5 H: 2 LOB: 2 BB: 0 P: 5	R: 1 E: 0 K: 0 S: 5 H: 2 LOB: 1 BB: 0 P: 5	R: 0 E: 0 K: 1 S: 7 H: 2 LOB: 2 BB: 0 P: 7	R: 0 E: 0 K: 0 S: 3 H: 0 LOB: 0 BB: 0 P: 3	R: 1 E: 0 K: 0 S: 6 H: 3 LOB: 3 BB: 1 P: 10	R: 0 E: 0 K: 0 S: 3 H: 0 LOB: 0 BB: 0 P: 3	R: 1 E: 0 K: 0 S: 4 H: 1 LOB: 1 BB: 1 P: 8	R: 0 E: 0 K: 0 S: 3 H: 0 LOB: 0 BB: 0 P: 3	1B: 10 2B: 1 3B: 0 HR: 0	SF: 1 SAC: 1 DP: 0 HBP: 0					

PITCHER	IP	WLS	BF	H	R	ER	SO	BB	IBB	HBP	BLK	WP	HR	S	P	ERA	WHIP
Nelson Briles, R (1, 1) ERA: 4.29	5.2		27	9	2	2	3	1	0	0	0	0	0	32	36	3.18	1.765
Ramon Hernandez, L (6, 1) ERA:	0.1		2	1	0	0	0	0	0	0	0	0	0	2	2	0.00	3.000
Mudcat Grant, R (7, 1) ERA: 2.27	3.0	W	11	1	1	1	0	1	0	0	0	0	0	10	14	3.00	0.667

PITCHER	IP	WLS	BF	H	R	ER	SO	BB	IBB	HBP	BLK	WP	HR	S	P	ERA	WHIP

BOTTOM

Pittsburgh Pirates @ St. Louis Cardinals

Busch Stadium, St. Louis, MO

Sat Jun 12 1971, 7:05 PM CDT

Att. 24,565 - Unknown

livebaseballscorecards.com

AB	36
R	3
H	11
RBI	3
BB	2
SO	3
LOB	15

PA: 40

WP: 0 PB: 0 SB: 0 CS: 0

Batter	1	2	3	4	5	6	7	8	9	AB	R	H	RBI	BB	SO	LOB
Dave Cash, R (1, 4) OBP: 0.379, SLG: 0.399	4-3		BB		5-3		P3		1B	4	1	1	0	1	0	0
Gene Clines, R (1, 8) OBP: 0.345, SLG: 0.329	K		L9		S 1B		L9		1-2 SF9	5	1	2	0	0	1	1
Roberto Clemente, R (1, 9) OBP: 0.341, SLG: 0.481	4-3			HR BB	1-3 1-2		1B		1-3 2-H HR	4	2	2	1	1	0	1
Willie Stargell, L (1, 7) OBP: 0.379, SLG: 0.687		K		K		FC6-4 1B	F9		SF9 3-H	4	0	1	1	0	2	2
Manny Sanguillen, R (1, 2) OBP: 0.351, SLG: 0.431		FC5 2B		1-H HR		FC6-4 S 1B E 1-2f		WP BB	1-2 HR	4	3	3	2	1	0	1
Bob Robertson, R (1, 3) OBP: 0.344, SLG: 0.489		F4		F7		S 1-2 1B		P6	K	5	0	1	0	0	1	4
Jose Pagan, R (1, 5) OBP: 0.270, SLG: 0.246		FC5 2-3		E5		K 1-3 2-H		WP 1-2 BB	1-H 2-H HR	3	0	0	0	1	1	2
Richie Hebner, L (8, PR) (8, 5) OBP: 0.353, SLG: 0.485										1	1	1	3	0	0	0
Gene Alley, R (1, 6) OBP: 0.265, SLG: 0.281			P4	1-4-3		IBB		K 1-2 2-3	6-3	4	0	0	0	1	1	3
Luke Walker, L (1, 1)			K		K	K		K		3	0	0	0	0	3	2
Frank Brosseau, R (6, 1)										0	0	0	0	0	0	0
Bill Mazeroski, R (8, PH) OBP: 0.352, SLG: 0.277										1	0	0	0	0	1	3
Dave Giusti, R (8, 1)										0	0	0	0	0	0	0
Ramon Hernandez, S (9, 1)										0	0	0	0	0	0	0
Inning Stats	R: 0 E: 0 K: 1 S: 5 H: 0 LOB: 0 BB: 0 P: 5	R: 0 E: 0 K: 1 S: 6 H: 1 LOB: 1 BB: 0 P: 6	R: 0 E: 0 K: 1 S: 5 H: 0 LOB: 1 BB: 1 P: 9	R: 2 E: 1 K: 1 S: 7 H: 1 LOB: 1 BB: 1 P: 11	R: 0 E: 0 K: 1 S: 6 H: 1 LOB: 1 BB: 0 P: 6	R: 1 E: 0 K: 2 S: 9 H: 2 LOB: 2 BB: 1 P: 13	R: 0 E: 0 K: 0 S: 4 H: 1 LOB: 1 BB: 0 P: 4	R: 0 E: 0 K: 2 S: 7 H: 0 LOB: 3 BB: 2 P: 15	R: 5 E: 0 K: 1 S: 10 H: 5 LOB: 0 BB: 0 P: 10	1B: 8 2B: 1 3B: 0 HR: 2 SF: 1 SAC: 0 DP: 0 HBP: 0						

PITCHER		IP	WLS	BF	H	R	ER	SO	BB	IBB	HBP	BLK	WP	HR	S	P	ERA	WHIP
Steve Carlton, L ERA: 3.0	(1, 1)	8.1	L	40	9	6	5	9	4	1	0	0	1	1	53	73	5.40	1.560
Chuck Taylor, R ERA: 4.46	(9, 1)	0.2		4	2	2	2	1	0	0	0	0	0	1	6	6	27.00	3.000

PITCHER	IP	WLS	BF	H	R	ER	SO	BB	IBB	HBP	BLK	WP	HR	S	P	ERA	WHIP

TOP

Pittsburgh Pirates @ St. Louis Cardinals

Busch Stadium, St. Louis, MO

Sun Jun 13 1971, 3:33 AM CDT

Att. 21,205 - Unknown

livebaseballscorecards.com

AB	38
R	8
H	11
RBI	7
BB	5
SO	10
LOB	19

WP: 1	PA: 44		
PB: 0			
SB: 4			
CS: 0			

Batter	1	2	3	4	5	6	7	8	9	AB	R	H	RBI	BB	SO	LOB
Lou Brock, L (1, 7) OBP: 0.394, SLG: 0.462	G4-3, BB, 1B	F7		F7, 1-2, 2-3			1-3		F5	5	0	1	0	0	0	3
Matty Alou, L (1, 8) OBP: 0.351, SLG: 0.406	BBBB, G4-3, 1-2, BB	4-3		BBBB, G4-3, BB			1B		4-3	3	0	1	0	2	0	0
Ted Simmons, S (1, 2) OBP: 0.347, SLG: 0.405	G4-3, 1-2f, 2-3	F5		G4-3, 1-2f			6-3		L8	5	0	0	0	0	0	3
Joe Torre, R (1, 5) OBP: 0.403, SLG: 0.498	F7	1B		P6				6-3		4	0	1	0	0	0	1
Jim Beauchamp, R (1, 3) OBP: 0.292, SLG: 0.333		6-3	K			E, 2B		F7		3	1	1	0	0	1	1
Joe Hague, L (8, 3) OBP: 0.352, SLG: 0.438										1	0	0	0	0	0	0
Ted Sizemore, R (1, 4) OBP: 0.360, SLG: 0.367		1B, 2B		WP, 1B, 1B		E4, 1B, 2-H, 1B		BB, 2B		4	2	4	1	0	0	0
Luis Melendez, R (1, 9) OBP: 0.327, SLG: 0.320		BBBB, 1B, FC4-6, BB		L8		L4, 3-H, 1B		IIII, BB, IBB		2	1	1	1	2	0	1
Dal Maxvill, R (1, 6) OBP: 0.300, SLG: 0.211		FC4-6, 1-3, 2-H, 1B		F9		L4, 1-2		BBBB, 1-2, 2-3, BB		3	0	1	1	1	0	2
Steve Carlton, L (1, 1) OBP: 0.205, SLG: 0.289		FC4-6, 1-2f, 3-H		WP, 1-2, 1B		L4		F7		4	0	1	1	0	0	4
Chuck Taylor, R (9, 1)										0	0	0	0	0	0	0
Inning Stats	R: 0, E: 0, K: 0, S: 3 / H: 1, LOB: 1, BB: 1, P: 7	R: 2, E: 0, K: 0, S: 5 / H: 2, LOB: 1, BB: 1, P: 9	R: 0, E: 0, K: 1, S: 6 / H: 1, LOB: 1, BB: 0, P: 6	R: 0, E: 0, K: 0, S: 5 / H: 2, LOB: 2, BB: 0, P: 5	R: 0, E: 0, K: 0, S: 2 / H: 0, LOB: 0, BB: 1, P: 6	R: 2, E: 1, K: 0, S: 5 / H: 3, LOB: 0, BB: 0, P: 5	R: 0, E: 0, K: 0, S: 3 / H: 1, LOB: 0, BB: 0, P: 3	R: 0, E: 0, K: 0, S: 4 / H: 1, LOB: 3, BB: 2, P: 12	R: 0, E: 0, K: 0, S: 3 / H: 0, LOB: 0, BB: 0, P: 3	1B: 8, 2B: 4, 3B: 0, HR: 0	SF: 0, SAC: 0, DP: 3, HBP: 0					

PITCHER		IP	WLS	BF	H	R	ER	SO	BB	IBB	HBP	BLK	WP	HR	S	P	ERA	WHIP
Luke Walker, L ERA: 3.32	(1, 1)	5.0		25	9	4	4	1	3	0	0	0	1	0	24	36	7.20	2.400
Frank Brosseau, R ERA:	(6, 1)	2.0		5	1	0	0	0	0	0	0	0	0	0	5	5	0.00	0.500
Dave Giusti, R ERA: 1.49	(8, 1)	1.0	W	6	1	0	0	0	1	1	0	0	0	0	4	12	0.00	2.000
Ramon Hernandez, L ERA:	(9, 1)	1.0	S	3	0	0	0	0	0	0	0	0	0	0	3	3	0.00	0.000

PITCHER	IP	WLS	BF	H	R	ER	SO	BB	IBB	HBP	BLK	WP	HR	S	P	ERA	WHIP

BOTTOM

Pittsburgh Pirates @ St. Louis Cardinals

Busch Stadium, St. Louis, MO

Sun Jun 13 1971, 3:33 AM CDT

Att. 21,205 - Unknown

livebaseballscorecards.com

AB	34
R	4
H	11
RBI	4
BB	5
SO	1
LOB	15

1B: 8, 2B: 4, 3B: 0, HR: 0 / SF: 0, SAC: 0, DP: 3, HBP: 0 / WP: 1, PB: 0, SB: 0, CS: 0 / PA: 39

Batter	1	2	3	4	5	6	7	8	9	AB	R	H	RBI	BB	SO	LOB
Pete Rose, S (1, 9) OBP: 0.372, SLG: 0.394	4-3		E6 L3			WP 1B 2B 1B	CS FC6-2 1-3 1B		E 2B IBB	4	2	2	0	1	0	0
Tommy Helms, R (1, 4) OBP: 0.267, SLG: 0.309	BBBB HR BB		L3 1-2			F9	FC6-2 1-2 3-H		E4 1-3 2-H 2B	4	2	0	0	1	0	5
Lee May, R (1, 3) OBP: 0.360, SLG: 0.577	1-H HR			5-3		WP 1-2 2B 1B	SSS K 2-3		PB 1-H 3-H 2B	5	2	3	4	0	1	2
Tony Perez, R (1, 5) OBP: 0.296, SLG: 0.384 Woody Woodward, R (8, 5) OBP: 0.324, SLG: 0.290	F9			1B		2B 1-2 2-3 IBB		F3	4-3 2-3	3 1	0 0	1 0	0 0	1 0	0 0	0 1
Hal McRae, R (1, 7) OBP: 0.294, SLG: 0.350	L6			SSS K		1-3 2-H 3-H 2B		FC1-4 1B		4	0	2	2	0	1	1
Buddy Bradford, R (1, 8) OBP: 0.309, SLG: 0.286		BBBB F7 BB		F8		IBB		FC1-4 CS 1-2f		2	0	0	0	2	0	2
Pat Corrales, R (1, 2) OBP: 0.150, SLG: 0.150		F7 1-2			6-3	SSS K		CS 1-2	E SH1-3 1B	4	1	1	0	0	1	4
Dave Concepcion, R (1, 6) OBP: 0.242, SLG: 0.270		6-3			4-3	F8			SH1-3 1-2	3	0	0	0	0	0	3
Ross Grimsley, L (1, 1) OBP: 0.133, SLG: 0.071 Clay Carroll, R (8, 1)			SSS K		6-3		BBBB 1B FC6-2 BB		SSS K	2 1	0 0	0 0	0 0	1 0	1 0	0 1
Inning Stats	R: 2 E: 0 K: 0 S: 4 H: 1 LOB: 0 BB: 1 P: 8	R: 0 E: 0 K: 0 S: 2 H: 0 LOB: 0 BB: 1 P: 6	R: 0 E: 1 K: 1 S: 5 H: 0 LOB: 0 BB: 0 P: 5	R: 0 E: 0 K: 1 S: 6 H: 1 LOB: 1 BB: 0 P: 6	R: 0 E: 0 K: 0 S: 3 H: 0 LOB: 0 BB: 0 P: 3	R: 2 E: 0 K: 1 S: 8 H: 3 LOB: 3 BB: 2 P: 16	R: 0 E: 0 K: 1 S: 5 H: 1 LOB: 2 BB: 1 P: 9	R: 0 E: 0 K: 0 S: 3 H: 1 LOB: 0 BB: 0 P: 3	R: 3 E: 1 K: 1 S: 8 H: 2 LOB: 1 BB: 1 P: 12	1B: 6 2B: 4 3B: 0 HR: 1 SF: 0 SAC: 1 DP: 2 HBP: 0							

TOP

Cincinnati Reds @ St. Louis Cardinals

Busch Stadium, St. Louis, MO

Mon Jun 14 1971, 7:05 PM CDT

Att. 18,613 - Unknown

livebaseballscorecards.com

AB	33
R	7
H	9
RBI	6
BB	6
SO	5
LOB	19

PITCHER		IP	WLS	BF	H	R	ER	SO	BB	IBB	HBP	BLK	WP	HR	S	P	ERA	WHIP
Jerry Reuss, L ERA: 4.5	(1, 1)	6.0	L	27	5	4	4	3	3	2	0	0	1	1	28	48	6.00	1.333
Harry Parker, R ERA: 3.0	(7, 1)	1.0		3	1	0	0	1	0	0	0	0	0	0	5	5	0.00	1.000
Chuck Taylor, R ERA: 4.23	(8, 1)	2.0		10	3	3	0	1	0	1	0	0	0	0	11	15	0.00	1.500

PITCHER	IP	WLS	BF	H	R	ER	SO	BB	IBB	HBP	BLK	WP	HR	S	P	ERA	WHIP

WP: 1	PA: 41					
PB: 1						
SB: 0						
CS: 2						

Batter	1	2	3	4	5	6	7	8	9	AB	R	H	RBI	BB	SO	LOB
Lou Brock, L (1, 7) OBP: 0.387, SLG: 0.453	S S S 0-3 K ①	x 0-0 F7-2 ②③ 3-H			x 0-0 6-3 ①		x 0-0 6-3 ③		x 0-0 B1-3 ③	5	0	0	0	0	1	5
Matty Alou, L (1, 8) OBP: 0.353, SLG: 0.405	x 0-0 4-3 ②		x 0-0 G6-4-3 1B		x 0-0 F8 ②			B B B B 4-0 G4-3 BB		3	0	1	0	1	0	0
Ted Simmons, S (1, 2) OBP: 0.345, SLG: 0.402	x 0-0 BB 1B		x 0-0 G6-4-3 ①② 1-2f		x 0-0 6-3 ③			x 0-0 G4-3 ①② 1-2f		4	0	1	0	0	0	2
Joe Torre, R (1, 5) OBP: 0.404, SLG: 0.496	B B B B 4-0 1-2 BB		x 0-0 P4 ③			x 0-0 F9 ①		x 0-0 3B 1B		3	1	1	0	1	0	0
Jose Cardenal, R (1, 9) OBP: 0.304, SLG: 0.398	x 0-0 4-3 ③			B B B B 4-0 2B 6-3 BB		x 0-0 5-3 ②		x 0-0 1-H 3B		3	1	1	1	1	0	2
Ted Sizemore, R (1, 4) OBP: 0.358, SLG: 0.370		x 0-0 1-3 ①		x 0-0 6-3 1-3 2B		x 0-0 F9 ③		S S S 0-3 K ③		4	0	1	0	0	1	1
Jim Beauchamp, R (1, 3) OBP: 0.301, SLG: 0.341		x 0-0 2B F7-2 1B		x 0-0 6-3 ① 2-3 3-H			x 0-0 G6-4-3 1B		S S S 0-3 K ①	4	0	2	1	0	1	1
Dal Maxvill, R (1, 6) OBP: 0.312, SLG: 0.241 Bob Burda, L (9, PH) OBP: 0.500, SLG: 0.375		x 0-0 1-3 2B		x 0-0 F9 ②			x 0-0 G6-4-3 1-2 1B		x 0-0 1B	3 1	0 0	2 1	0 0	0 0	0 0	1 0
Jerry Reuss, L (1, 1) OBP: 0.182, SLG: 0.161 Harry Parker, R (7, 1) Julian Javier, R (7, PH) OBP: 0.291, SLG: 0.353 Chuck Taylor, R (8, 1) Joe Hague, L (9, PH) OBP: 0.350, SLG: 0.435		B B B 4-0 BB		S S S 0-3 K ③			x 0-0 G6-4-3 ①② 1-2f 2-3		S S S 0-3 K ②	1 0 1 0 1	0 0 0 0 0	0 0 0 0 1	0 0 0 0 0	1 0 0 0 0	1 0 0 0 1	1 0 2 0 1
Inning Stats	R: 0 E: 0 K: 1 S: 6 H: 1 LOB: 2 BB: 1 P: 10	R: 0 E: 0 K: 0 S: 4 H: 2 LOB: 2 BB: 1 P: 8	R: 0 E: 0 K: 0 S: 3 H: 1 LOB: 0 BB: 0 P: 3	R: 1 E: 0 K: 1 S: 6 H: 1 LOB: 1 BB: 1 P: 10	R: 0 E: 0 K: 0 S: 3 H: 0 LOB: 0 BB: 0 P: 3	R: 0 E: 0 K: 0 S: 3 H: 0 LOB: 0 BB: 0 P: 3	R: 0 E: 0 K: 0 S: 4 H: 2 LOB: 1 BB: 0 P: 4	R: 1 E: 0 K: 1 S: 6 H: 2 LOB: 1 BB: 1 P: 10	R: 0 E: 0 K: 2 S: 8 H: 1 LOB: 1 BB: 0 P: 8	1B: 7 2B: 3 3B: 1 HR: 0	SF: 0 SAC: 0 DP: 4 HBP: 0					

PITCHER		IP	WLS	BF	H	R	ER	SO	BB	IBB	HBP	BLK	WP	HR	S	P	ERA	WHIP
Ross Grimsley, L ERA: 2.47	(1, 1)	7.2	W	31	8	2	2	2	4	0	0	0	0	0	31	47	2.35	1.565
Clay Carroll, R ERA: 2.18	(8, 1)	1.1	S	6	2	0	0	3	0	0	0	0	0	0	12	12	0.00	1.500

PITCHER	IP	WLS	BF	H	R	ER	SO	BB	IBB	HBP	BLK	WP	HR	S	P	ERA	WHIP

BOTTOM

Cincinnati Reds @ St. Louis Cardinals

Busch Stadium, St. Louis, MO

Mon Jun 14 1971, 7:05 PM CDT

Att. 18,613 - Unknown

livebaseballscorecards.com

AB	33
R	2
H	10
RBI	2
BB	4
SO	5
LOB	16

WP: 0	PA: 37		
PB: 0			
SB: 0			
CS: 0			

Batter	1	2	3	4	5	6	7	8	9	AB	R	H	RBI	BB	SO	LOB
Pete Rose, S (1, 9) OBP: 0.371, SLG: 0.392	0-3 ① K		x 0-0 ③ F9			x 0-0 ② F8		x 0-0 ③ 6-3		1	0	0	0	0	1	0
Hal McRae, R (1, 8) OBP: 0.287, SLG: 0.341										3	0	0	0	0	0	0
Tommy Helms, R (1, 4) OBP: 0.263, SLG: 0.304	0-3 ② K			x 0-0 ① F8		x 0-0 ③ L4			x 0-0 ① 6-3	4	0	0	0	0	1	0
Lee May, R (1, 3) OBP: 0.358, SLG: 0.587	0-3 ③ K			0-3 ② K			x 0-0 HR		0-3 ② K	4	1	1	1	0	3	0
Tony Perez, R (1, 5) OBP: 0.291, SLG: 0.378		x 0-0 ① G3		x 0-0 ③ F9			x 0-0 ① 6-3		x 0-0 ③ F7	4	0	0	0	0	0	0
Bernie Carbo, L (1, 7) OBP: 0.357, SLG: 0.331		x 0-0 1B			0-3 ① K		x 0-0 ② 3-1			3	0	1	0	0	1	0
George Foster, R (1, 8) (1, 9) OBP: 0.333, SLG: 0.413		0-3 ② K			H 1-0 HBP		x 0-0 2B			2	0	1	0	0	1	1
Bill Plummer, R (1, 2)		x 0-0 ③ 5-3			x 0-0 ② P4		x 0-0 ③ F9			3	0	0	0	0	0	3
Dave Concepcion, R (1, 6) OBP: 0.238, SLG: 0.265			x 0-0 ① F9		0-3 ③ K			x 0-0 ① 6-3		3	0	0	0	0	1	1
Jim Merritt, L (1, 1) OBP: 0.200, SLG: 0.214			0-3 ② K			x 0-0 ① 5-3		x 0-0 ② F3		1	0	0	0	0	1	0
Jimmy Stewart, S (6, PH) OBP: 0.263, SLG: 0.250										1	0	0	0	0	0	0
Tony Cloninger, R (6, 1) OBP: 0.333, SLG: 0.400										0	0	0	0	0	0	0
Ty Cline, L (8, PH) OBP: 0.390, SLG: 0.233										1	0	0	0	0	0	0
Wayne Granger, R (8, 1)										0	0	0	0	0	0	0
Inning Stats	R: 0 E: 0 K: 3 S: 9	H: 0 LOB: 0 BB: 0 P: 9	R: 0 E: 0 K: 1 S: 6	H: 1 LOB: 1 BB: 0 P: 6	R: 0 E: 0 K: 1 S: 5	H: 0 LOB: 0 BB: 0 P: 5	R: 0 E: 0 K: 1 S: 5	H: 0 LOB: 0 BB: 0 P: 5	R: 0 E: 0 K: 2 S: 7	H: 0 LOB: 1 BB: 0 P: 8	R: 0 E: 0 K: 0 S: 3	H: 0 LOB: 0 BB: 0 P: 3	R: 1 E: 0 K: 0 S: 5	H: 2 LOB: 1 BB: 0 P: 5	R: 0 E: 0 K: 0 S: 3	H: 0 LOB: 0 BB: 0 P: 3	R: 0 E: 0 K: 1 S: 5	H: 0 LOB: 0 BB: 0 P: 5

TOP

Cincinnati Reds @ St. Louis Cardinals

Busch Stadium, St. Louis, MO

Tue Jun 15 1971, 7:05 PM CDT

Att. 19,514 - Unknown

livebaseballscorecards.com

AB	30
R	1
H	3
RBI	1
BB	0
SO	9
LOB	5

1B: 1	SF: 0	WP: 0	PA: 31
2B: 1	SAC: 0	PB: 0	
3B: 0	DP: 0	SB: 0	
HR: 1	HBP: 1	CS: 0	

PITCHER	IP	WLS	BF	H	R	ER	SO	BB	IBB	HBP	BLK	WP	HR	S	P	ERA	WHIP
Reggie Cleveland, R (1, 1) ERA: 3.74	9.0	W	31	3	1	1	9	0	0	1	0	0	1	48	49	1.00	0.333

PITCHER	IP	WLS	BF	H	R	ER	SO	BB	IBB	HBP	BLK	WP	HR	S	P	ERA	WHIP

Batter	1	2	3	4	5	6	7	8	9	AB	R	H	RBI	BB	SO	LOB
Luis Melendez, R (1, 9) OBP: 0.322, SLG: 0.302	BBBB 4-0 FC6-4-5 E BB		x 0-0 F8 ②		x 0-0 L4 ①		x 0-0 F8 ③			3	0	0	0	1	0	0
Ted Sizemore, R (1, 7) OBP: 0.356, SLG: 0.384	x 0-0 E5 FC6-4-5 1-2		x 0-0 HR		x 0-0 F8 ②			x 0-0 6-3 ①		4	1	1	1	0	0	1
Julian Javier, R (1, 4) OBP: 0.283, SLG: 0.343	x 0-0 FC6-4-5 ① ② 1-2 2-3		x 0-0 P6 ③		x 0-0 F7 ③			x 0-0 5-3 ②		4	0	0	0	0	0	2
Joe Torre, R (1, 5) OBP: 0.402, SLG: 0.492	x 0-0 F8 ③			SSS 0-3 K ①		x 0-0 6-3 ①		x 0-0 1B 1B 1B		4	1	1	0	0	1	1
Jose Cardenal, R (1, 8) OBP: 0.311, SLG: 0.415		x 0-0 HR		BBBB 4-0 HR BB		x 0-0 6-3 ②		x 0-0 1B 1-2 1B 1B		3	3	2	1	1	0	0
Jim Beauchamp, R (1, 3) OBP: 0.305, SLG: 0.379 Joe Hague, L (6, PH) OBP: 0.357, SLG: 0.439 (7, 3)		SSS 0-3 K ①		x 0-0 1-H HR		BBBB 4-0 FC6-4 BB		x 0-0 1-H 2-H 1B		2 1	1 0	1 1	2 1	0 1	1 0	0 0
Jerry McNertney, R (1, 2) OBP: 0.367, SLG: 0.659		x 0-0 F7 ②		x 0-0 F7 ②		x 0-0 FC6-4 ③ 1-2f		x 0-0 6-3 ③		4	0	0	0	0	0	2
Dal Maxvill, R (1, 6) OBP: 0.313, SLG: 0.244		x 0-0 5-3 ③		x 0-0 1B			SSS 0-3 K ①			3	0	1	0	0	1	0
Reggie Cleveland, R (1, 1) OBP: 0.094, SLG: 0.125			x 0-0 5-3 ①	x 0-0 P3 ③			x 0-0 F9 ②			3	0	0	0	0	0	1
Inning Stats	R: 0 H: 0 E: 1 LOB: 1 K: 0 BB: 1 S: 3 P: 7	R: 1 H: 1 E: 0 LOB: 0 K: 1 BB: 0 S: 6 P: 6	R: 1 H: 1 E: 0 LOB: 0 K: 0 BB: 0 S: 4 P: 4	R: 2 H: 2 E: 0 LOB: 1 K: 1 BB: 1 S: 7 P: 11	R: 0 H: 0 E: 0 LOB: 0 K: 0 BB: 0 S: 3 P: 3	R: 0 H: 0 E: 0 LOB: 1 K: 0 BB: 1 S: 3 P: 7	R: 0 H: 0 E: 0 LOB: 0 K: 1 BB: 0 S: 5 P: 5	R: 2 H: 3 E: 0 LOB: 1 K: 0 BB: 0 S: 6 P: 6		1B: 4 SF: 0 2B: 1 SAC: 0 3B: 0 DP: 1 HR: 3 HBP: 0						

PITCHER		IP	WLS	BF	H	R	ER	SO	BB	IBB	HBP	BLK	WP	HR	S	P	ERA	WHIP
Jim Merritt, L ERA: 4.96	(1, 1)	5.0	L	21	4	4	4	2	2	0	0	0	0	3	23	31	7.20	1.200
Tony Cloninger, R ERA: 3.23	(6, 1)	2.0		7	0	0	0	1	1	0	0	0	0	0	8	12	0.00	0.500
Wayne Granger, R ERA: 3.32	(8, 1)	1.0		6	3	2	2	0	0	0	0	0	0	0	6	6	18.00	3.000

PITCHER	IP	WLS	BF	H	R	ER	SO	BB	IBB	HBP	BLK	WP	HR	S	P	ERA	WHIP

BOTTOM

Cincinnati Reds @ St. Louis Cardinals

Busch Stadium, St. Louis, MO

Tue Jun 15 1971, 7:05 PM CDT

Att. 19,514 - Unknown

livebaseballscorecards.com

AB	31
R	6
H	7
RBI	5
BB	3
SO	3
LOB	7

Batter	1	2	3	4	5	6	7	8	9	AB	R	H	RBI	BB	SO	LOB
Pete Rose, S (1, 9) OBP: 0.375, SLG: 0.391	6-4-3 1B		BBB 5-3 BB	4-3			F7		BBB BB	3	1	1	0	2	0	3
Hal McRae, R (1, 7) OBP: 0.284, SLG: 0.344	6-4-3 1-2		5-3 1-2		2B		L5		F9	5	0	1	0	0	0	3
Lee May, R (1, 3) OBP: 0.360, SLG: 0.582	FC6-4 1B 2-H		BBBB BB		6-3			F8		3	0	1	1	1	0	1
Tony Perez, R (1, 5) OBP: 0.287, SLG: 0.371 Woody Woodward, R (9, 5) OBP: 0.324, SLG: 0.290	SSS K		F9		6-3			SSS K		4 0	0 0	0 0	0 0	0 0	2 0	4 0
George Foster, R (1, 8) OBP: 0.338, SLG: 0.422	FC6-4 1-2f			BB 6-3 1B	5-3			2B		4	0	2	0	0	0	2
Tommy Helms, R (1, 4) OBP: 0.267, SLG: 0.304		F9		F3		CS 1B		IBB		3	0	1	0	1	0	1
Pat Corrales, R (1, 2) OBP: 0.125, SLG: 0.125		4-3		6-3 1-2		SSS K 1-2		G3		4	0	0	0	0	1	4
Dave Concepcion, R (1, 6) OBP: 0.238, SLG: 0.259		5-3		BB IBB		F9			1-3	3	0	0	0	1	0	0
Don Gullett, R (1, 1) OBP: 0.107, SLG: 0.074			BBBB 5-3	1-2 2-3 BB			6-3		G3	3	0	0	0	1	0	0
Inning Stats	R: 1 H: 2 E: 0 LOB: 1 K: 1 BB: 0 S: 7 P: 7	R: 0 H: 0 E: 0 LOB: 0 K: 0 BB: 0 S: 3 P: 3	R: 0 H: 0 E: 0 LOB: 2 K: 0 BB: 2 S: 3 P: 11	R: 0 H: 1 E: 0 LOB: 3 K: 0 BB: 2 S: 4 P: 12	R: 0 H: 1 E: 0 LOB: 1 K: 0 BB: 0 S: 4 P: 4	R: 0 H: 1 E: 0 LOB: 0 K: 1 BB: 0 S: 5 P: 5	R: 0 H: 0 E: 0 LOB: 0 K: 0 BB: 0 S: 3 P: 3	R: 0 H: 1 E: 0 LOB: 2 K: 1 BB: 1 S: 6 P: 10	R: 0 H: 0 E: 0 LOB: 1 K: 0 BB: 1 S: 3 P: 7	1B: 4 SF: 0 2B: 2 SAC: 0 3B: 0 DP: 0 HR: 0 HBP: 0						WP: 0 PA: 38 PB: 0 SB: 0 CS: 1	

TOP

Cincinnati Reds @ St. Louis Cardinals

Busch Stadium, St. Louis, MO

Wed Jun 16 1971, 3:33 AM CDT

Att. 19,232 - Unknown

livebaseballscorecards.com

AB	32
R	1
H	6
RBI	1
BB	6
SO	3
LOB	18

PITCHER		IP	WLS	BF	H	R	ER	SO	BB	IBB	HBP	BLK	WP	HR	S	P	ERA	WHIP
Al Santorini, R ERA: 3.04	(1, 1)	8.0	L	34	6	1	1	3	3	2	0	0	0	0	35	55	1.12	1.125
Moe Drabowsky, R ERA: 3.04	(9, 1)	1.0		4	0	0	0	0	1	0	0	0	0	0	3	7	0.00	1.000

PITCHER		IP	WLS	BF	H	R	ER	SO	BB	IBB	HBP	BLK	WP	HR	S	P	ERA	WHIP

Batter	1	2	3	4	5	6	7	8	9	AB	R	H	RBI	BB	SO	LOB
Luis Melendez, R (1, 9) OBP: 0.317, SLG: 0.286	K		BB			K			F7	3	0	0	0	1	2	0
Ted Sizemore, R (1, 7) OBP: 0.349, SLG: 0.376	F9		G5-4-3 1-2f			F3			6-3	4	0	0	0	0	0	1
Julian Javier, R (1, 4) OBP: 0.276, SLG: 0.333	F7			L5			K		F3	4	0	0	0	0	1	0
Joe Torre, R (1, 5) OBP: 0.401, SLG: 0.490		F8		6-3			G5-4-3 1B			3	0	1	0	0	0	0
Jose Cardenal, R (1, 8) OBP: 0.311, SLG: 0.414		1B 1B		K			G5-4-3 1-2f			3	0	1	0	0	1	1
Jim Beauchamp, R (1, 3) OBP: 0.316, SLG: 0.389		1-3 1B			P5			6-3 SH1-4 1B		3	0	2	0	0	0	0
Jerry McNertney, R (1, 2) OBP: 0.373, SLG: 0.644		G6-4-3 IBB			P4			SH1-4 1-2		1	0	0	0	1	0	0
Dal Maxvill, R (1, 6) OBP: 0.306, SLG: 0.238		G6-4-3 1-2f			F3			6-3 2-3		2	0	0	0	0	0	3
Ted Simmons, S (8, PH) OBP: 0.343, SLG: 0.400										1	0	0	0	0	0	1
Moe Drabowsky, R (9, 1)										0	0	0	0	0	0	0
Al Santorini, R (1, 1) OBP: 0.250, SLG: 0.250			K			5-3		K		2	0	0	0	0	1	0
Matty Alou, L (8, PH) OBP: 0.352, SLG: 0.403										1	0	0	0	0	1	1
Dick Schofield, S (9, 6) OBP: 0.339, SLG: 0.294										0	0	0	0	0	0	0
Inning Stats	R: 0 E: 0 K: 1 S: 5 H: 0 LOB: 0 BB: 0 P: 5	R: 0 E: 0 K: 0 S: 4 H: 2 LOB: 2 BB: 1 P: 8	R: 0 E: 0 K: 1 S: 4 H: 0 LOB: 0 BB: 1 P: 8	R: 0 E: 0 K: 1 S: 5 H: 0 LOB: 0 BB: 0 P: 5	R: 0 E: 0 K: 0 S: 3 H: 0 LOB: 0 BB: 0 P: 3	R: 0 E: 0 K: 1 S: 5 H: 0 LOB: 0 BB: 0 P: 5	R: 0 E: 0 K: 1 S: 5 H: 1 LOB: 0 BB: 0 P: 5	R: 0 E: 0 K: 1 S: 6 H: 1 LOB: 1 BB: 0 P: 6	R: 0 E: 0 K: 0 S: 3 H: 0 LOB: 0 BB: 0 P: 3	1B: 4 2B: 0 3B: 0 HR: 0	SF: 0 SAC: 1 DP: 3 HBP: 0					

PITCHER	IP	WLS	BF	H	R	ER	SO	BB	IBB	HBP	BLK	WP	HR	S	P	ERA	WHIP
Don Gullett, L (1, 1) ERA: 3.01	9.0	W	30	4	0	0	6	1	1	0	0	0	0	40	48	0.00	0.556

PITCHER	IP	WLS	BF	H	R	ER	SO	BB	IBB	HBP	BLK	WP	HR	S	P	ERA	WHIP

BOTTOM

Cincinnati Reds @ St. Louis Cardinals

Busch Stadium, St. Louis, MO

Wed Jun 16 1971, 3:33 AM CDT

Att. 19,232 - Unknown

livebaseballscorecards.com

AB	27
R	0
H	4
RBI	0
BB	2
SO	6
LOB	7

WP: 0 PA: 30
PB: 0
SB: 0
CS: 0

Batter	1	2	3	4	5	6	7	8	9	10	AB	R	H	RBI	BB	SO	LOB
Lou Brock, L (1, 7) OBP: 0.384, SLG: 0.447	K	K		FC3-6 CS 1-2f			BBBB 4-0 G3 HR BB		x 0-0 G3		4	1	0	0	1	2	3
Matty Alou, L (1, 8) OBP: 0.349, SLG: 0.399	x 0-0 G3		x 0-0 L7	0-0 CS 1-2	x 0-0 B3		x 0-0 G3 1-2			x 0-0 CS 1B	5	0	1	0	0	0	1
Ted Simmons, S (1, 2) OBP: 0.349, SLG: 0.416	BBBB 4-0 WP BB		x 0-0 F7		x 0-0 G5-4-3 1B		x 0-0 2-H HR			SSS 0-3 K	4	1	2	2	1	1	1
Joe Torre, R (1, 5) OBP: 0.401, SLG: 0.498	BBBB 4-0 1-2 BB		x 0-0 HR		x 0-0 G5-4-3 1-2f		x 0-0 F9			SSS 0-3 K 1-2	4	1	1	1	1	1	2
Jose Cardenal, R (1, 9) OBP: 0.307, SLG: 0.407	x 0-0 5-3		x 0-0 F3			x 0-0 5-3		x 0-0 P4			4	0	0	0	0	0	2
Joe Hague, L (1, 3) OBP: 0.360, SLG: 0.433		x 0-0 F9		BBBB 4-0 5-3 1B BB BB		BBBB 4-0 G5-4-3 BB		x 0-0 F8			2	1	0	0	2	0	0
Ted Sizemore, R (1, 6) OBP: 0.349, SLG: 0.372 Dal Maxvill, R (7, 6) OBP: 0.303, SLG: 0.235		x 0-0 F9		BBBB 4-0 5-3 1-2 1B BB		x 0-0 G5-4-3 1-2f		x 0-0 G3			2 1	1 0	0 0	0 0	1 0	0 0	1 0
Julian Javier, R (1, 4) OBP: 0.281, SLG: 0.353		BBBB 4-0 1B BB		x 0-0 5-3 1-2 2-3			x 0-0 HR		SSS 0-3 K		3	1	1	1	1	1	2
Steve Carlton, L (1, 1) OBP: 0.238, SLG: 0.317 Moe Drabowsky, R (7, 1) Don Shaw, L (8, 1) Chuck Taylor, R (8, 1) Rudy Arroyo, L (8, 1) Chris Zachary, L (8, 1) OBP: 0.294, SLG: 0.294		x 0-0 1-2 1B		x 0-0 FC3-6 2-H 3-H 1B			x 0-0 F8			x 0-0 4-3	3 0 0 0 0 0 1	0 0 0 0 0 0 0	2 0 0 0 0 0 0	2 0 0 0 0 0 0	0 0 0 0 0 0 0	0 0 0 0 0 0 0	0 0 0 0 0 0 0
Inning Stats	R: 0 E: 0 K: 1 S: 5 H: 0 LOB: 2 BB: 2 P: 13	R: 0 E: 0 K: 1 S: 6 H: 1 LOB: 2 BB: 1 P: 10	R: 1 E: 0 K: 0 S: 4 H: 1 LOB: 0 BB: 0 P: 4	R: 2 E: 0 K: 0 S: 3 H: 1 LOB: 0 BB: 2 P: 11	R: 0 E: 0 K: 0 S: 3 H: 1 LOB: 0 BB: 0 P: 3	R: 0 E: 0 K: 0 S: 2 H: 0 LOB: 0 BB: 1 P: 6	R: 3 E: 0 K: 0 S: 5 H: 2 LOB: 0 BB: 1 P: 9	R: 0 E: 0 K: 0 S: 3 H: 0 LOB: 0 BB: 0 P: 3	R: 0 E: 0 K: 1 S: 5 H: 0 LOB: 0 BB: 0 P: 5	R: 0 E: 0 K: 2 S: 7 H: 1 LOB: 1 BB: 0 P: 7	1B: 4 2B: 1 3B: 0 HR: 3	SF: 0 SAC: 0 DP: 3 HBP: 0	WP: 1 PB: 0 SB: 0 CS: 2	PA: 41			

PITCHER		IP	WLS	BF	H	R	ER	SO	BB	IBB	HBP	BLK	WP	HR	S	P	ERA	WHIP
Burt Hooton, R ERA: 8.1	(1, 1)	3.1		18	3	3	3	2	5	0	0	0	1	1	17	37	8.10	2.400
Ray Newman, L ERA: 3.21	(4, 1)	3.1		12	3	3	3	0	2	0	0	0	0	2	10	18	8.10	1.500
Ron Tompkins, R ERA: 2.82	(7, 1)	0.1		1	0	0	0	0	0	0	0	0	0	0	1	1	0.00	0.000
Bill Bonham, R ERA: 6.1	(8, 1)	3.0	W	9	1	0	0	3	0	0	0	0	0	0	15	15	0.00	0.333

PITCHER	IP	WLS	BF	H	R	ER	SO	BB	IBB	HBP	BLK	WP	HR	S	P	ERA	WHIP

TOP

St. Louis Cardinals @ Chicago Cubs

Wrigley Field, Chicago, IL

Thu Jun 17 1971, 3:33 AM CDT

Att. 22,749 - Unknown - 76 F

livebaseballscorecards.com

AB	33
R	6
H	7
RBI	6
BB	7
SO	5
LOB	12

Batter	1	2	3	4	5	6	7	8	9	10	AB	R	H	RBI	BB	SO	LOB
Don Kessinger, S (1, 6) OBP: 0.353, SLG: 0.359	1B	1B		1B		1B		2B		1B	6	3	6	1	0	0	0
Glenn Beckert, R (1, 4) OBP: 0.368, SLG: 0.397	SF7	F8		F9		F3		SH3		SH3-4	4	1	1	0	0	0	5
Billy Williams, L (1, 7) OBP: 0.365, SLG: 0.490	FC1-6	3-1		G3		1B		BB		IBB	4	0	2	1	2	0	4
Ron Santo, R (1, 5) OBP: 0.357, SLG: 0.487	SF7		6-3		FC6-4	F7		FC3-2		1B	5	1	3	3	0	0	2
Joe Pepitone, L (1, 3) OBP: 0.356, SLG: 0.543	FC1-6		E7		4-3	F8		FC3-2			5	0	1	0	0	0	4
Jim Hickman, R (1, 9) OBP: 0.330, SLG: 0.413	FC6-4		IBB		IBB	HR		F9			3	1	1	1	2	0	3
Chris Cannizzaro, R (1, 2) OBP: 0.344, SLG: 0.298 Hector Torres, R (7, PR) OBP: 0.273, SLG: 0.200 Danny Breeden, R (8, 2) OBP: 0.263, SLG: 0.169 J.C. Martin, L (9, PH) OBP: 0.333, SLG: 0.452 (10, 2)		BB	G5-3		FC6-4	BB				4-3	2 0 0 1	0 0 0 0	0 0 0 0	1 0 0 0	2 0 0 0	0 0 0 0	3 0 0 0
Brock Davis, L (1, 8) OBP: 0.368, SLG: 0.413		1B		FC1-6	L9	F8				G3	5	1	2	0	0	0	2
Burt Hooton, R (1, 1) Ray Newman, L (4, 1) Ron Tompkins, R (7, 1) Paul Popovich, S (7, PH) OBP: 0.270, SLG: 0.345 Bill Bonham, R (8, 1)		FC5		1B		K		F5		1-3	1 2 0 1 1	0 0 0 0 0	0 0 0 0 0	0 0 0 0 0	0 1 0 0 0	0 1 0 1 0	2 1 0 1 0
Inning Stats	R: 2 E: 0 K: 0 S: 6 H: 3 LOB: 1 BB: 0 P: 6	R: 1 E: 0 K: 0 S: 5 H: 2 LOB: 2 BB: 1 P: 9	R: 0 E: 1 K: 0 S: 3 H: 1 LOB: 1 BB: 1 P: 7	R: 0 E: 0 K: 0 S: 5 H: 2 LOB: 2 BB: 0 P: 5	R: 1 E: 0 K: 0 S: 4 H: 1 LOB: 1 BB: 1 P: 8	R: 0 E: 0 K: 1 S: 7 H: 2 LOB: 2 BB: 0 P: 7	R: 1 E: 0 K: 0 S: 4 H: 1 LOB: 1 BB: 1 P: 8	R: 1 E: 0 K: 0 S: 5 H: 2 LOB: 2 BB: 1 P: 9	R: 0 E: 0 K: 0 S: 3 H: 0 LOB: 0 BB: 0 P: 3	R: 1 E: 0 K: 0 S: 3 H: 2 LOB: 2 BB: 1 P: 7	1B: 13 2B: 1 3B: 1 HR: 1 SF: 1 SAC: 2 DP: 1 HBP: 0						

PITCHER		IP	WLS	BF	H	R	ER	SO	BB	IBB	HBP	BLK	WP	HR	S	P	ERA	WHIP
Steve Carlton, L ERA: 3.23	(1, 1)	6.1		33	12	5	5	1	1	2	0	0	0	1	32	44	7.11	2.053
Moe Drabowsky, R ERA: 3.25	(7, 1)	1.0		5	1	1	1	0	1	0	0	0	0	0	4	8	9.00	2.000
Don Shaw, L ERA: 3.1	(8, 1)	0.0		1	0	0	0	0	1	0	0	0	0	0	0	4	∞	∞
Chuck Taylor, R ERA: 4.23	(8, 1)	0.0		1	1	0	0	0	0	0	0	0	0	0	1	1	∞	∞
Rudy Arroyo, L ERA: 4.5	(8, 1)	0.1		1	0	0	0	0	0	0	0	0	0	0	1	1	0.00	0.000

PITCHER		IP	WLS	BF	H	R	ER	SO	BB	IBB	HBP	BLK	WP	HR	S	P	ERA	WHIP
Chris Zachary, R ERA: 6.92	(8, 1)	1.2	L	8	2	1	1	0	0	1	0	0	0	0	7	11	5.40	1.200

BOTTOM

St. Louis Cardinals @ Chicago Cubs

Wrigley Field, Chicago, IL

Thu Jun 17 1971, 3:33 AM CDT

Att. 22,749 - Unknown - 76 F

livebaseballscorecards.com

AB	40
R	7
H	16
RBI	7
BB	6
SO	1
LOB	27

WP: 0	PA: 49		
PB: 0			
SB: 0			
CS: 0			

St. Louis Cardinals @ Chicago Cubs

Wrigley Field, Chicago, IL

Fri Jun 18 1971, 3:33 AM CDT

Att. 23,540 - Unknown - 85 F

TOP

livebaseballscorecards.com

Batter	1	2	3	4	5	6	7	8	9	AB	R	H	RBI	BB	SO	LOB
Lou Brock, L (1, 7) OBP: 0.381, SLG: 0.440	L5		5-3 1-2		K		BB 1-2 G1-6-3		FC5-3 1-2f 1B 1B	4	1	0	0	1	1	2
Matty Alou, L (1, 8) OBP: 0.348, SLG: 0.397 Harry Parker, R (7, 1) Jim Beauchamp, R (9, PH) OBP: 0.323, SLG: 0.396	1B 1B		6-3			P4	G1-6-3 1-2f		1B 1-3 1B	4 0 1	0 0 1	1 0 1	0 0 1	0 0 0	0 0 0	3 0 0
Ted Simmons, S (1, 2) OBP: 0.350, SLG: 0.416	G5-4-3 1-2 1B		F7			F7		P4-3	1B 1-3 3-H 1B	5	1	2	1	0	0	1
Joe Torre, R (1, 5) OBP: 0.408, SLG: 0.512	G5-4-3 1-2f			FC6-4 1B		2B		2B	1B 1-2 3-H 1B	5	0	4	1	0	0	2
Jose Cardenal, R (1, 9) OBP: 0.308, SLG: 0.404 (7, 8)		F8		FC6-4 3-1 WP 1-2f		L7		BB	1B 1-2 2-H 1B	4	0	1	1	1	0	2
Joe Hague, L (1, 3) OBP: 0.356, SLG: 0.444		G3		3-1 1-3			HR	L8	P4	5	1	1	1	0	0	5
Ted Sizemore, R (1, 6) OBP: 0.347, SLG: 0.369		WP 1B		6-3			L1	F8		4	0	1	0	0	0	3
Julian Javier, R (1, 4) OBP: 0.278, SLG: 0.349 Don Shaw, L (5, 1) Bob Burda, L (7, PH) OBP: 0.500, SLG: 0.500 (7, 9)		1-3 1-2			6-3		HR		3-1	2 0 2	0 0 1	0 0 1	0 0 1	0 0 0	0 0 0	1 0 0
Jerry Reuss, L (1, 1) OBP: 0.182, SLG: 0.161 Luis Melendez, R (3, PH) OBP: 0.328, SLG: 0.286 Bob Reynolds, R (3, 1) Dick Schofield, S (5, PH) OBP: 0.354, SLG: 0.302 (5, 4)			BB 5-3		F8		BB		FC5-3 1B	0 0 0 2	0 0 0 0	0 0 0 1	0 0 0 0	0 1 0 1	0 0 0 0	0 0 0 0
Inning Stats	R: 0 E: 0 K: 0 S: 4 H: 2 LOB: 1 BB: 0 P: 4	R: 0 E: 0 K: 0 S: 4 H: 1 LOB: 1 BB: 0 P: 4	R: 0 E: 0 K: 0 S: 3 H: 0 LOB: 1 BB: 1 P: 7	R: 0 E: 0 K: 0 S: 4 H: 1 LOB: 1 BB: 0 P: 4	R: 0 E: 0 K: 1 S: 5 H: 0 LOB: 0 BB: 0 P: 5	R: 0 E: 0 K: 0 S: 4 H: 1 LOB: 1 BB: 0 P: 4	R: 2 E: 0 K: 0 S: 4 H: 2 LOB: 1 BB: 2 P: 12	R: 0 E: 0 K: 0 S: 4 H: 1 LOB: 2 BB: 1 P: 8	R: 3 E: 0 K: 0 S: 8 H: 5 LOB: 2 BB: 0 P: 8	1B: 9 2B: 2 3B: 0 HR: 2	SF: 0 SAC: 0 DP: 2 HBP: 0					

	AB	38
	R	5
	H	13
	RBI	5
	BB	4
	SO	1
	LOB	19

WP: 2 PB: 0 SB: 0 CS: 0 PA: 42

PITCHER		IP	WLS	BF	H	R	ER	SO	BB	IBB	HBP	BLK	WP	HR	S	P	ERA	WHIP
Milt Pappas, R ERA: 3.95	(1, 1)	6.1	W	27	7	2	2	1	2	0	0	0	2	2	27	35	2.84	1.421
Phil Regan, R ERA: 4.24	(7, 1)	2.2	S	15	6	3	3	0	2	0	0	0	0	0	13	21	10.12	3.000

PITCHER		IP	WLS	BF	H	R	ER	SO	BB	IBB	HBP	BLK	WP	HR	S	P	ERA	WHIP

Batter	1	2	3	4	5	6	7	8	9	AB	R	H	RBI	BB	SO	LOB
Don Kessinger, S (1, 6) OBP: 0.356, SLG: 0.358	B B B B 4-0 1B 1B BB	x 0-0 ① SH1-3 1-2	H 1-0 BB 1-2 HBP	x 0-0 ③ 6-3		x 0-0 FC5-4 1B		x 0-0 ① 4-3		1	1	0	0	1	0	2
Hector Torres, R (6, 6) OBP: 0.308, SLG: 0.250										2	0	1	0	0	0	0
Glenn Beckert, R (1, 4) OBP: 0.370, SLG: 0.396	x 0-0 1B 1-3 1B 1B	x 0-0 ② 5-3	B B B B 4-0 1-2 2-3 BB		x 0-0 ① 5-3	x 0-0 ① P7		B B B B 4-0 HR BB		3	1	1	0	1	0	1
Paul Popovich, S (6, 4) OBP: 0.277, SLG: 0.339										1	1	0	0	1	0	1
Billy Williams, L (1, 7) OBP: 0.371, SLG: 0.506	x 0-0 1B 1-3 1B 3-H 1B	x 0-0 2-H HR	x 0-0 ③ F7		x 0-0 BB BB BB 1B	x 0-0 ② FC5-4 1B 1-2f 1B		x 0-0 ② F8		4	3	3	3	0	0	3
Johnny Callison, L (6, 9) OBP: 0.309, SLG: 0.305										2	0	0	0	0	0	2
Ron Santo, R (1, 5) OBP: 0.367, SLG: 0.506	x 0-0 1B 1-3 3-H 1B	x 0-0 ③ F9		x 0-0 2B FC5-2 1B	B B B B 4-0 BB BB 1-2 2B BB	x 0-0 1B 1-2 1B		x 0-0 1-H HR		5	2	4	3	1	0	0
Joe Pepitone, L (1, 3) OBP: 0.370, SLG: 0.556	x 0-0 1-2 3-H 1B		x 0-0 HR 1B	x 0-0 FC5-2 1-3 2B 2B	B B B B 4-0 BB 1-2 2-3 2B BB	x 0-0 ③ 1-2 2-H 1B		x 0-0 2B		3	3	3	1	1	0	0
Ray Webster, L (6, 3) OBP: 0.294, SLG: 0.267										2	0	2	0	0	0	0
Jim Hickman, R (1, 9) OBP: 0.335, SLG: 0.428	x 0-0 ① F9	x 0-0 1-H HR	I I I 4-0 FC5-2 2B IBB	B B B B 4-0 2B SF8 1-2 2-3 3-H BB		x 0-0 ① P5	x 0-0 ③ 5-3			4	3	1	3	2	0	3
(6, 7)																
Chris Cannizzaro, R (1, 2) OBP: 0.338, SLG: 0.303	x 0-0 ② F8	x 0-0 ① P4	x 0-0 ① FC5-2 2B 1-2 2-3 3-Hf	x 0-0 SF8 1-3 2-H 3-H 2B		S S S 0-3 ② K				5	0	1	2	0	1	5
Brock Davis, L (1, 8) OBP: 0.370, SLG: 0.429	S S S 0-3 ③ K	x 0-0 ② 5-3	x 0-0 1-3 2-H 3-H 2B	x 0-0 ② SF8 2-3 3-H		x 0-0 E7 1B				4	0	2	3	0	1	2
Milt Pappas, R (1, 1) OBP: 0.250, SLG: 0.212	H 1-0 SH1-3 HR HBP	x 0-0 BB HBP 1B	S S S 0-3 ② K	x 0-0 ③ P5		x 0-0 ③ 4-3				3	1	1	0	0	1	3
Phil Regan, R (7, 1)										1	0	0	0	0	0	1
Inning Stats	R: 3 E: 0 K: 1 S: 9 H: 4 LOB: 2 BB: 1 P: 13	R: 2 E: 0 K: 0 S: 4 H: 1 LOB: 0 BB: 0 P: 5	R: 2 E: 0 K: 0 S: 6 H: 3 LOB: 3 BB: 1 P: 11	R: 2 E: 0 K: 1 S: 8 H: 3 LOB: 2 BB: 1 P: 12	R: 4 E: 0 K: 0 S: 5 H: 2 LOB: 1 BB: 3 P: 17	R: 0 E: 0 K: 0 S: 5 H: 3 LOB: 3 BB: 0 P: 5	R: 0 E: 1 K: 1 S: 6 H: 1 LOB: 1 BB: 0 P: 6	R: 2 E: 0 K: 0 S: 5 H: 2 LOB: 1 BB: 1 P: 9		1B: 12 2B: 4 3B: 0 HR: 3 SF: 1 SAC: 1 DP: 0 HBP: 2					

PITCHER		IP	WLS	BF	H	R	ER	SO	BB	IBB	HBP	BLK	WP	HR	S	P	ERA	WHIP
Jerry Reuss, L ERA: 4.91	(1, 1)	2.0	L	13	5	5	5	1	1	0	1	0	0	1	13	18	22.50	3.000
Bob Reynolds, R ERA: 18.0	(3, 1)	2.0		15	6	4	4	1	1	1	1	0	0	1	14	23	18.00	3.500
Don Shaw, L ERA: 4.43	(5, 1)	2.0		13	5	4	4	0	3	0	0	0	0	0	10	22	18.00	4.000
Harry Parker, R ERA: 5.4	(7, 1)	2.0		10	3	2	2	1	1	0	0	0	0	1	11	15	9.00	2.000

PITCHER	IP	WLS	BF	H	R	ER	SO	BB	IBB	HBP	BLK	WP	HR	S	P	ERA	WHIP

BOTTOM

St. Louis Cardinals @ Chicago Cubs

Wrigley Field, Chicago, IL

Fri Jun 18 1971, 3:33 AM CDT

Att. 23,540 - Unknown - 85 F

livebaseballscorecards.com

AB	40
R	15
H	19
RBI	15
BB	7
SO	3
LOB	23

WP: 0 PA: 51
PB: 0
SB: 0
CS: 0

Batter	1	2	3	4	5	6	7	8	9	AB	R	H	RBI	BB	SO	LOB
Lou Brock, L (1, 7) OBP: 0.379, SLG: 0.435	B B B B 4-0 1-3 BB		S S S 0-3 ③ K			x 0-0 ① 4-3		S S S 0-3 ② K		3	0	0	0	1	2	1
Matty Alou, L (1, 8) OBP: 0.354, SLG: 0.402	x 0-0 ① 1-3 1-2			x 0-0 E S FC5 1B		x 0-0 E1 1B		x 0-0 1-3 1B		4	1	3	0	0	0	1
Joe Hague, L (1, 3) OBP: 0.348, SLG: 0.434 Harry Parker, R (8, 1) Chuck Taylor, R (8, 1)	x 0-0 ② 5-3			S S S 0-3 ① K 1-3		x 0-0 ② E1 1-2		x 0-0 ③ P5		4 0 0	0 0 0	0 0 0	0 0 0	0 0 0	1 0 0	5 0 0
Joe Torre, R (1, 5) OBP: 0.403, SLG: 0.504	x 0-0 ③ F8			x 0-0 FC5 1B 3-H		x 0-0 F7			x 0-0 ① 6-3	4	0	0	1	0	0	2
Jose Cardenal, R (1, 9) OBP: 0.309, SLG: 0.403 Luis Melendez, R (7, 9) OBP: 0.323, SLG: 0.281		x 0-0 ① 5-3		x 0-0 G5-4-3 1-2 1B			x 0-0 ① 5-3		x 0-0 ② F8	3 1	0 0	1 0	0 0	0 0	0 0	0 0
Ted Sizemore, R (1, 6) OBP: 0.341, SLG: 0.362		x 0-0 ② 1-3		x 0-0 ② ③ G5-4-3 1-2f			x 0-0 ② 6-3		x 0-0 ③ 6-3	4	0	0	0	0	0	2
Jerry McNertney, R (1, 2) OBP: 0.352, SLG: 0.604		x 0-0 ③ 5-3			x 0-0 ① 4-3		x 0-0 ③ L9			3	0	0	0	0	0	0
Julian Javier, R (1, 4) OBP: 0.274, SLG: 0.344 Dick Schofield, S (7, 4) OBP: 0.364, SLG: 0.315			x 0-0 ① 6-3		x 0-0 ② 5-3			x 0-0 1B 1B		2 1	0 0	0 1	0 0	0 0	0 0	0 0
Reggie Cleveland, R (1, 1) OBP: 0.088, SLG: 0.118 Rudy Arroyo, L (6, 1) Bob Burda, L (8, PH) OBP: 0.485, SLG: 0.481 (8, 3)			x 0-0 ② 6-3		x 0-0 ③ L4			x 0-0 ① F7		2 0 1	0 0 0	0 0 0	0 0 0	0 0 0	0 0 0	0 0 1
Inning Stats	R: 0 H: 0 E: 0 LOB: 1 K: 0 BB: 1 S: 3 P: 7	R: 0 H: 0 E: 0 LOB: 0 K: 0 BB: 0 S: 3 P: 3	R: 0 H: 0 E: 0 LOB: 0 K: 1 BB: 0 S: 5 P: 5	R: 1 H: 2 E: 0 LOB: 1 K: 1 BB: 0 S: 7 P: 7	R: 0 H: 0 E: 0 LOB: 0 K: 0 BB: 0 S: 3 P: 3	R: 0 H: 1 E: 1 LOB: 1 K: 0 BB: 0 S: 4 P: 4	R: 0 H: 0 E: 0 LOB: 0 K: 0 BB: 0 S: 3 P: 3	R: 0 H: 2 E: 0 LOB: 2 K: 1 BB: 0 S: 7 P: 7	R: 0 H: 0 E: 0 LOB: 0 K: 0 BB: 0 S: 3 P: 3	1B: 5 SF: 0 2B: 0 SAC: 0 3B: 0 DP: 1 HR: 0 HBP: 0						

PITCHER		IP	WLS	BF	H	R	ER	SO	BB	IBB	HBP	BLK	WP	HR	S	P	ERA	WHIP
Bill Hands, R ERA: 3.5	(1, 1)	9.0	W	33	5	1	1	3	1	0	0	0	0	0	38	42	1.00	0.667

PITCHER	IP	WLS	BF	H	R	ER	SO	BB	IBB	HBP	BLK	WP	HR	S	P	ERA	WHIP

TOP

St. Louis Cardinals @ Chicago Cubs

Wrigley Field, Chicago, IL

Sat Jun 19 1971, 3:33 AM CDT

Att. 32,809 - Unknown - 68 F

livebaseballscorecards.com

AB	32
R	1
H	5
RBI	1
BB	1
SO	3
LOB	12

Batter	1	2	3	4	5	6	7	8	9	AB	R	H	RBI	BB	SO	LOB
Don Kessinger, S (1, 6) OBP: 0.354, SLG: 0.362	F7		F8		4-3		3B	K		5	0	1	0	0	1	3
Glenn Beckert, R (1, 4) OBP: 0.369, SLG: 0.405	6-3			F7		HR	5-3			4	1	1	1	0	0	0
Billy Williams, L (1, 7) OBP: 0.372, SLG: 0.506	3-1			2B 6-3 1B		1B HR 1B	K			4	2	2	0	0	1	0
Joe Pepitone, L (1, 3) OBP: 0.383, SLG: 0.571		S 1B		6-3 1-3 1B 2B		1-3 HR 1B		FC4-6 BB 1B 1B		4	3	4	0	0	0	0
Ron Santo, R (1, 5) OBP: 0.369, SLG: 0.516		K 1-2		6-3 2-3		1-H 3-H HR		FC4-6 1-2 BB		3	1	1	4	1	1	2
Brock Davis, L (1, 8) OBP: 0.365, SLG: 0.420		K		3-H 1B		6-3		F5		4	0	1	1	0	1	3
Johnny Callison, L (1, 9) OBP: 0.308, SLG: 0.304		L9		F9		FC3-6 1B		FC4-6 E 1B 1-2f 2-3		4	0	1	0	0	0	4
Chris Cannizzaro, R (1, 2) OBP: 0.336, SLG: 0.301			K		F7	FC3-6 1-2f		E6 1-3 3-H 1B		4	0	1	1	0	1	1
Bill Hands, R (1, 1) OBP: 0.125, SLG: 0.081			K		K	K		BB		3	0	0	0	1	3	1
Inning Stats	R: 0 E: 0 K: 0 S: 3 H: 0 LOB: 0 BB: 0 P: 3	R: 0 E: 0 K: 2 S: 8 H: 1 LOB: 1 BB: 0 P: 8	R: 0 E: 0 K: 2 S: 7 H: 0 LOB: 0 BB: 0 P: 7	R: 2 E: 0 K: 0 S: 6 H: 3 LOB: 1 BB: 0 P: 6	R: 0 E: 0 K: 1 S: 5 H: 0 LOB: 0 BB: 0 P: 5	R: 4 E: 0 K: 1 S: 10 H: 5 LOB: 1 BB: 0 P: 10	R: 0 E: 0 K: 1 S: 5 H: 1 LOB: 0 BB: 0 P: 5	R: 1 E: 1 K: 1 S: 7 H: 2 LOB: 3 BB: 2 P: 15		1B: 8 2B: 1 3B: 1 HR: 2	SF: 0 SAC: 0 DP: 0 HBP: 0						

BOTTOM

St. Louis Cardinals @ Chicago Cubs

Wrigley Field, Chicago, IL

Sat Jun 19 1971, 3:33 AM CDT

Att. 32,809 - Unknown - 68 F

livebaseballscorecards.com

AB	35
R	7
H	12
RBI	7
BB	2
SO	8
LOB	14

WP: 0 PB: 0 SB: 1 CS: 0 PA: 37

PITCHER		IP	WLS	BF	H	R	ER	SO	BB	IBB	HBP	BLK	WP	HR	S	P	ERA	WHIP
Reggie Cleveland, R ERA: 4.12	(1, 1)	5.0	L	23	8	6	6	5	0	0	0	0	0	2	33	33	10.80	1.600
Rudy Arroyo, L ERA: 3.6	(6, 1)	2.0		7	2	0	0	2	0	0	0	0	0	0	11	11	0.00	1.000
Harry Parker, R ERA: 7.2	(8, 1)	0.0		1	1	1	1	0	0	0	0	0	0	0	1	1	∞	∞
Chuck Taylor, R ERA: 4.12	(8, 1)	1.0		6	1	0	0	1	2	0	0	0	0	0	6	14	0.00	3.000

PITCHER	IP	WLS	BF	H	R	ER	SO	BB	IBB	HBP	BLK	WP	HR	S	P	ERA	WHIP

St. Louis Cardinals @ Chicago Cubs

Wrigley Field, Chicago, IL

Sun Jun 20 1971, 3:33 AM CDT

Att. 34,574 - Unknown - 87 F

TOP

livebaseballscorecards.com

Batter	1	2	3	4	5	6	7	8	9	AB	R	H	RBI	BB	SO	LOB
Matty Alou, L (1, 8) OBP: 0.354, SLG: 0.404	B5-3		6-3 1B 2B	F8			K		1B BB 1-2 FC1-2 BB	4	1	1	0	1	1	2
Ted Sizemore, R (1, 7) (7, 4)	L6		6-3 2-3	5-3			L7		FC1-2 1B 1-2 2-3 BB	4	0	0	0	1	0	1
Luis Melendez, R (1, 9) OBP: 0.319, SLG: 0.267 (7, 7) Lou Brock, L (9, PH) OBP: 0.381, SLG: 0.437 (9, 7)	5-3		1B BB	5-3				K	FC1-2 1B 1-2 2-3 3-H	3 1	0 0	0 1	0 1	1 0	1 0	0 0
Joe Torre, R (1, 5) OBP: 0.410, SLG: 0.521		HR	1B 1-2 3-H		1B			3B 1B	FC1-2 1-2 2-3 3-Hf	5	2	4	2	0	0	3
Jim Beauchamp, R (1, 3) OBP: 0.320, SLG: 0.411 Joe Hague, L (8, 3) OBP: 0.347, SLG: 0.431		6-3	F7		K			1-H 4-3 3B	4-3	4 1	1 0	1 0	1 0	0 0	1 0	3 3
Jerry McNertney, R (1, 2) OBP: 0.345, SLG: 0.577		5-3		FC5-6 1B	5-3			4-3 3-H		4	0	1	1	0	0	0
Dick Schofield, S (1, 4) OBP: 0.362, SLG: 0.316 Moe Drabowsky, R (7, 1)		1B	F9	F9	F8			6-3		3 1	0 0	1 0	0 0	0 0	0 0	1 0
Dal Maxvill, R (1, 6) OBP: 0.311, SLG: 0.239		F9	FC5-6 1-2 1B	P6					FC4 BB	3	0	1	0	1	0	1
Al Santorini, R (1, 1) OBP: 0.200, SLG: 0.200 Jose Cardenal, R (7, PH) OBP: 0.306, SLG: 0.400 (7, 9)			F2	FC5-6 1-2f 2-3			K		FC4 BB BB 1-2f 1B	2 2	0 1	0 0	0 0	0 1	0 1	2 1

	AB	37
	R	5
	H	10
	RBI	5
	BB	4
	SO	4
	LOB	17

Inning Stats																								
	R: 0	H: 0	R: 1	H: 2	R: 1	H: 2	R: 0	H: 2	R: 0	H: 1	R: 0	H: 0	R: 0	H: 0	R: 2	H: 2	R: 1	H: 1	1B: 7	SF: 0	WP: 0	PA: 41
	E: 0	LOB: 0	E: 0	LOB: 1	E: 0	LOB: 2	E: 0	LOB: 2	E: 0	LOB: 1	E: 0	LOB: 0	E: 0	LOB: 0	E: 0	LOB: 0	E: 0	LOB: 3	2B: 1	SAC: 0	PB: 0	
	K: 0	BB: 0	K: 0	BB: 0	K: 0	BB: 1	K: 0	BB: 0	K: 1	BB: 0	S: 3	P: 3	K: 2	BB: 0	K: 1	BB: 0	K: 0	BB: 3	3B: 1	DP: 0	SB: 0	
	S: 3	P: 3	S: 5	P: 5	S: 5	P: 9	S: 5	P: 5	S: 6	P: 6			S: 7	P: 7	S: 7	P: 7	S: 4	P: 16	HR: 1	HBP: 0	CS: 0	

PITCHER		IP	WLS	BF	H	R	ER	SO	BB	IBB	HBP	BLK	WP	HR	S	P	ERA	WHIP
Ken Holtzman, L ERA: 3.99	(1, 1)	8.0	L	34	9	4	4	4	1	0	0	0	0	1	41	45	4.50	1.250
Bill Bonham, R ERA: 6.43	(9, 1)	0.1		4	0	1	1	0	3	0	0	0	0	0	1	13	27.00	9.000
Phil Regan, R ERA: 4.17	(9, 1)	0.2		3	1	0	0	0	0	0	0	0	0	0	3	3	0.00	1.500

PITCHER	IP	WLS	BF	H	R	ER	SO	BB	IBB	HBP	BLK	WP	HR	S	P	ERA	WHIP

St. Louis Cardinals @ Chicago Cubs

Wrigley Field, Chicago, IL

Sun Jun 20 1971, 3:33 AM CDT

Att. 34,574 - Unknown - 87 F

BOTTOM

Batter	1	2	3	4	5	6	7	8	9	AB	R	H	RBI	BB	SO	LOB
Don Kessinger, S (1, 6) OBP: 0.355, SLG: 0.364	FC1-5 2B		BBBB 4-0 G6-3 BB 1-2		4-3		1-3	F9		4	0	1	0	1	0	0
Glenn Beckert, R (1, 4) OBP: 0.369, SLG: 0.403	FC1-5 G4-6-3 2-3		G6-3 1-2f 2-3		1B 1B		BBBB 4-0 2B BB		F7	4	1	1	0	1	0	3
Billy Williams, L (1, 7) OBP: 0.373, SLG: 0.508	G4-6-3 1-2f		SSS 0-3 K		HBP 1-3 1B		BB 1-H 2B		P6	5	0	2	1	0	1	2
Joe Pepitone, L (1, 3) OBP: 0.393, SLG: 0.587		BBBB 4-0 BB BB		4-3	H 1-0 HBP 1-2		I 4-0 BB IBB		HR	2	1	1	1	2	0	0
Ron Santo, R (1, 5) OBP: 0.366, SLG: 0.510		F9		F9	SSS 0-3 K		SSS 0-3 K		1B	5	0	1	0	0	2	6
Brock Davis, L (1, 8) OBP: 0.376, SLG: 0.411		BBBB 4-0 BB 1-2		4-3	BBBB 4-0 FC4-6 BB		BBBB 4-0 BB 1-2 2-3		F7	2	0	0	0	3	0	1
Johnny Callison, L (1, 9) OBP: 0.307, SLG: 0.314		SSS 0-3 K			HR 3B		F8 G3			4	1	1	0	0	1	6
Chris Cannizzaro, R (1, 2) OBP: 0.333, SLG: 0.325		4-3			3-H HR		FC4-6 1-2f	L7		4	1	1	2	0	0	3
Ken Holtzman, R (1, 1) OBP: 0.170, SLG: 0.250			G6-3 BB 1B		6-3		SSS 0-3 K		F9	3	0	1	0	0	1	1
Ray Webster, L (8, PH) OBP: 0.278, SLG: 0.250										1	0	0	0	0	0	0
Bill Bonham, R (9, 1)										0	0	0	0	0	0	0
Phil Regan, R (9, 1)										0	0	0	0	0	0	0

Inning Stats	1	2	3	4	5	6	7	8	9
	R: 0 H: 1 E: 0 LOB: 0 K: 0 BB: 0 S: 3 P: 3	R: 0 H: 0 E: 0 LOB: 2 K: 1 BB: 2 S: 5 P: 13	R: 0 H: 1 E: 0 LOB: 1 K: 1 BB: 1 S: 5 P: 9	R: 0 H: 0 E: 0 LOB: 0 K: 0 BB: 0 S: 3 P: 3	R: 2 H: 4 E: 0 LOB: 3 K: 1 BB: 0 S: 9 P: 10	R: 0 H: 0 E: 0 LOB: 1 K: 1 BB: 1 S: 5 P: 9	R: 1 H: 1 E: 0 LOB: 3 K: 1 BB: 3 S: 6 P: 18	R: 0 H: 0 E: 0 LOB: 0 K: 0 BB: 0 S: 3 P: 3	R: 1 H: 2 E: 0 LOB: 1 K: 0 BB: 0 S: 5 P: 5

1B: 4 SF: 0
2B: 2 SAC: 0
3B: 1 DP: 2
HR: 2 HBP: 1

WP: 0 PA: 42
PB: 0
SB: 0
CS: 0

livebaseballscorecards.com

AB	34
R	4
H	9
RBI	4
BB	7
SO	5
LOB	22

PITCHER	IP	WLS	BF	H	R	ER	SO	BB	IBB	HBP	BLK	WP	HR	S	P	ERA	WHIP
Al Santorini, R (1, 1) ERA: 3.04	6.0		27	6	2	2	4	4	0	1	0	0	1	30	47	3.00	1.667
Moe Drabowsky, R (7, 1) ERA: 3.52	3.0	W	15	3	2	2	1	2	1	0	0	0	1	14	26	6.00	1.667

PITCHER	IP	WLS	BF	H	R	ER	SO	BB	IBB	HBP	BLK	WP	HR	S	P	ERA	WHIP

Batter	1	2	3	4	5	6	7	8	9	AB	R	H	RBI	BB	SO	LOB
Lou Brock, L (1, 7) OBP: 0.383, SLG: 0.436	F7		BB			G5-4-3 1B		4-3		3	0	1	0	1	0	0
Matty Alou, L (1, 8) OBP: 0.353, SLG: 0.401	F5		F7			1-2 G5-4-3			G3	4	0	1	0	0	0	1
Jim Beauchamp, R (1, 3) OBP: 0.308, SLG: 0.394	5-3			K		G5-4-3 1-2f 2-3			5-3	4	0	0	0	0	1	2
Joe Torre, R (1, 5) OBP: 0.414, SLG: 0.524		1B		G6-4-3 1B		F7			1B	4	0	3	0	0	0	1
Jose Cardenal, R (1, 9) OBP: 0.302, SLG: 0.393		F7		G6-4-3 1-2f			6-3		F8	4	0	0	0	0	0	3
Ted Sizemore, R (1, 4) (8, 6) OBP: 0.333, SLG: 0.350		F5			4-3		F9			3	0	0	0	0	0	1
Jerry McNertney, R (1, 2) OBP: 0.328, SLG: 0.545		F8			F7		P6			3	0	0	0	0	0	1
Dal Maxvill, R (1, 6) OBP: 0.314, SLG: 0.244			F3		FC6-4 1B			6-3		2	0	1	0	0	0	0
Julian Javier, R (8, PH) (8, 4) OBP: 0.273, SLG: 0.342										1	0	0	0	0	0	0
Bob Gibson, R (1, 1) OBP: 0.267, SLG: 0.345			5-3		FC6-4 1-2f			6-3		2	0	0	0	0	0	1
Luis Melendez, R (8, PH) OBP: 0.314, SLG: 0.262										1	0	0	0	0	0	0
Rudy Arroyo, L (8, 1)										0	0	0	0	0	0	0
Inning Stats	R: 0 E: 0 K: 0 S: 3	R: 0 E: 0 K: 0 S: 4	R: 0 E: 0 K: 0 S: 3	R: 0 E: 0 K: 1 S: 5	R: 0 E: 0 K: 0 S: 4	R: 0 E: 0 K: 0 S: 4	R: 0 E: 0 K: 0 S: 3	R: 0 E: 0 K: 0 S: 3	R: 0 E: 0 K: 0 S: 4							
	H: 0 LOB: 0 BB: 0 P: 3	H: 1 LOB: 1 BB: 0 P: 4	H: 0 LOB: 1 BB: 1 P: 7	H: 1 LOB: 0 BB: 0 P: 5	H: 1 LOB: 1 BB: 0 P: 4	H: 2 LOB: 1 BB: 0 P: 4	H: 0 LOB: 0 BB: 0 P: 3	H: 0 LOB: 0 BB: 0 P: 3	H: 1 LOB: 1 BB: 0 P: 4							

PITCHER	IP	WLS	BF	H	R	ER	SO	BB	IBB	HBP	BLK	WP	HR	S	P	ERA	WHIP
Bob O'Brien, L (1, 1) ERA: 2.43	9.0	W	32	6	0	0	1	1	0	0	0	0	0	33	37	0.00	0.778

PITCHER	IP	WLS	BF	H	R	ER	SO	BB	IBB	HBP	BLK	WP	HR	S	P	ERA	WHIP

1B: 6	SF: 0	WP: 0	PA: 32
2B: 0	SAC: 0	PB: 0	
3B: 0	DP: 2	SB: 0	
HR: 0	HBP: 0	CS: 0	

TOP

St. Louis Cardinals @ Los Angeles Dodgers

Dodger Stadium, Los Angeles, CA

Mon Jun 21 1971, 7:05 PM PDT

Att. 18,480 - Unknown

livebaseballscorecards.com

AB	31
R	0
H	6
RBI	0
BB	1
SO	1
LOB	10

Batter	1	2	3	4	5	6	7	8	9	AB	R	H	RBI	BB	SO	LOB
Bill Buckner, L (1, 9) OBP: 0.270, SLG: 0.306	4-3		P4		L1		6-3			4	0	0	0	0	0	0
Willie Crawford, L (1, 7) OBP: 0.353, SLG: 0.463	1B 3B		1B			2B 1B 1B	4-3			4	2	3	0	0	0	0
Willie Davis, L (1, 8) OBP: 0.380, SLG: 0.498	PB S 3-H 1B		4-3			1-3 1B 2B		HR		4	2	3	2	0	0	1
Dick Allen, R (1, 5) OBP: 0.352, SLG: 0.409	K 1-3			K		G3 SH3-4 2-H 3-H 1B		6-3		4	0	1	2	0	2	1
Wes Parker, S (1, 3) OBP: 0.367, SLG: 0.384	5-3			E3		SH3-4 1-2		F8		3	0	0	0	0	0	1
Jim Lefebvre, S (1, 4) OBP: 0.343, SLG: 0.423		K		F9		4-0 G3 BB		P4		3	0	0	0	1	1	1
Tom Haller, L (1, 2) OBP: 0.304, SLG: 0.313		4-3		4-3		G3 1-2 2-3				3	0	0	0	0	0	3
Bobby Valentine, R (1, 6) OBP: 0.318, SLG: 0.356		L6			1-3	K				3	0	0	0	0	1	2
Bob O'Brien, L (1, 1) OBP: 0.167, SLG: 0.167			6-3		6-3		4-3			3	0	0	0	0	0	0
Inning Stats	R: 1 H: 2 E: 0 LOB: 1 K: 1 BB: 0 S: 7 P: 7	R: 0 H: 0 E: 0 LOB: 0 K: 1 BB: 0 S: 5 P: 5	R: 0 H: 1 E: 0 LOB: 1 K: 0 BB: 0 S: 4 P: 4	R: 0 H: 0 E: 1 LOB: 1 K: 1 BB: 0 S: 6 P: 6	R: 0 H: 0 E: 0 LOB: 0 K: 0 BB: 0 S: 3 P: 3	R: 2 H: 3 E: 0 LOB: 2 K: 1 BB: 1 S: 8 P: 12	R: 0 H: 0 E: 0 LOB: 0 K: 0 BB: 0 S: 3 P: 3	R: 1 H: 1 E: 0 LOB: 0 K: 0 BB: 0 S: 4 P: 4		1B: 4 SF: 0 2B: 1 SAC: 1 3B: 1 DP: 0 HR: 1 HBP: 0						

PITCHER		IP	WLS	BF	H	R	ER	SO	BB	IBB	HBP	BLK	WP	HR	S	P	ERA	WHIP
Bob Gibson, R ERA: 4.24	(1, 1)	7.0	L	29	6	3	3	4	1	0	0	0	0	0	36	40	3.86	1.000
Rudy Arroyo, L ERA: 4.09	(8, 1)	1.0		4	1	1	1	0	0	0	0	0	0	1	4	4	9.00	1.000

PITCHER	IP	WLS	BF	H	R	ER	SO	BB	IBB	HBP	BLK	WP	HR	S	P	ERA	WHIP

BOTTOM

St. Louis Cardinals @ Los Angeles Dodgers

Dodger Stadium, Los Angeles, CA

Mon Jun 21 1971, 7:05 PM PDT

Att. 18,480 - Unknown

livebaseballscorecards.com

AB	31
R	4
H	7
RBI	4
BB	1
SO	4
LOB	9



Batter	1	2	3	4	5	6	7	8	9	AB	R	H	RBI	BB	SO	LOB
Jose Cardenal, R (1, 9) OBP: 0.300, SLG: 0.390	6-3	4-3		P3		S 3B 1B		F5		5	1	1	0	0	0	1
Matty Alou, L (1, 8) OBP: 0.350, SLG: 0.398	5-3		6-3		1B FC6-5 1B	K 1-2		F8		5	1	1	0	0	1	1
Lou Brock, L (1, 7) OBP: 0.386, SLG: 0.450	1B 2B		L6		1-2 1B FC6-5 1B	2-H 3B			K	5	1	3	1	0	1	0
Joe Torre, R (1, 5) OBP: 0.421, SLG: 0.527	1B IBB		FC6-4 1B		1-2 2-3 FC6-5 1B	F7			1B	4	1	3	0	1	0	1
Jim Beauchamp, R (1, 3) Joe Hague, L (5, PH) (5, 3) OBP: 0.312, SLG: 0.396 OBP: 0.342, SLG: 0.424	1-3 2-H 1B		FC6-4 1-2f		F7		K		F9	2 3	0 0	1 0	1 0	0 0	0 1	1 4
Ted Sizemore, R (1, 4) OBP: 0.330, SLG: 0.351	K			WP 1B 2B	FC6-5 1B 1-2 2-H 3-H		6-3		F9	5	1	1	1	0	1	5
Jerry McNertney, R (1, 2) OBP: 0.369, SLG: 0.586		1B G4-6-3 2B		FC5-4 2-H 1B	1-3 2-H 1B		BB			3	1	3	2	1	0	0
Dal Maxvill, R (1, 6) OBP: 0.312, SLG: 0.245		G4-6-3 2-3 1B		FC5-4 FC5-6 1-2f	K		K			4	0	1	0	0	2	4
Steve Carlton, L (1, 1) OBP: 0.217, SLG: 0.289		G4-6-3 1-2f 3-H		FC5-6 1-2f		1-3		P6		4	0	0	0	0	0	2
Inning Stats	R: 1 E: 0 K: 1 S: 7 H: 2 LOB: 2 BB: 1 P: 11	R: 1 E: 0 K: 0 S: 4 H: 2 LOB: 0 BB: 0 P: 4	R: 0 E: 0 K: 0 S: 4 H: 1 LOB: 1 BB: 0 P: 4	R: 1 E: 0 K: 0 S: 5 H: 2 LOB: 1 BB: 0 P: 5	R: 2 E: 0 K: 1 S: 9 H: 4 LOB: 2 BB: 0 P: 9	R: 1 E: 0 K: 1 S: 7 H: 2 LOB: 1 BB: 0 P: 7	R: 0 E: 0 K: 2 S: 7 H: 0 LOB: 1 BB: 1 P: 11	R: 0 E: 0 K: 0 S: 3 H: 0 LOB: 0 BB: 0 P: 3	R: 0 E: 0 K: 1 S: 6 H: 1 LOB: 1 BB: 0 P: 6	1B: 10 2B: 3 3B: 1 HR: 0 SF: 0 SAC: 0 DP: 1 HBP: 0						

TOP

St. Louis Cardinals @ Los Angeles Dodgers

Dodger Stadium, Los Angeles, CA

Tue Jun 22 1971, 7:05 PM PDT

Att. 21,004 - Unknown

livebaseballscorecards.com

AB	40
R	6
H	14
RBI	5
BB	2
SO	6
LOB	19

WP: 1 PA: 42
PB: 0
SB: 1
CS: 0

PITCHER		IP	WLS	BF	H	R	ER	SO	BB	IBB	HBP	BLK	WP	HR	S	P	ERA	WHIP
Claude Osteen, L ERA: 3.2	(1, 1)	4.0	L	21	9	5	5	1	0	1	0	0	1	0	22	26	11.25	2.250
Joe Moeller, R ERA: 2.6	(5, 1)	2.0		10	4	1	1	2	0	0	0	0	0	0	14	14	4.50	2.000
Jose Pena, R ERA: 2.61	(7, 1)	3.0		11	1	0	0	3	1	0	0	0	0	0	16	20	0.00	0.667

PITCHER	IP	WLS	BF	H	R	ER	SO	BB	IBB	HBP	BLK	WP	HR	S	P	ERA	WHIP

BOTTOM

St. Louis Cardinals @ Los Angeles Dodgers

Dodger Stadium, Los Angeles, CA

Tue Jun 22 1971, 7:05 PM PDT

Att. 21,004 - Unknown

livebaseballscorecards.com

Batter	1	2	3	4	5	6	7	8	9	AB	R	H	RBI	BB	SO	LOB
Bobby Valentine, R (1, 6) OBP: 0.313, SLG: 0.358	0-0 2B 2B	0-0 ② 6-3			0-0 ② 6-3		0-0 ① F8		0-0 ③ F2	5	1	1	0	0	0	0
Manny Mota, R (1, 7) OBP: 0.365, SLG: 0.372	0-0 2B 1B 1B	0-0 ③ P4			4-0 BB		0-0 SF8 3B			3	2	2	0	1	0	0
Willie Davis, L (1, 8) OBP: 0.375, SLG: 0.493	0-3 ① K		0-0 ① P6		0-3 ③ K		0-0 ② SF8 3-H			3	0	0	1	0	2	3
Dick Allen, R (1, 5) OBP: 0.354, SLG: 0.413	0-0 1B 1-3 2-H 2B		0-3 ② K			4-0 BB 2B BB	0-0 ③ P3			3	2	1	1	1	1	0
Wes Parker, S (1, 3) OBP: 0.368, SLG: 0.381	4-0 1B IBB		0-0 ③ 2-3			4-0 2B 1-2 BB		0-3 ① K		2	0	0	0	2	1	0
Jim Lefebvre, S (1, 4) OBP: 0.341, SLG: 0.419	0-0 1-3 2-H 3-H 1B			0-3 ① K		0-3 ① K		0-0 ② 5-3		4	0	1	2	0	2	2
Joe Ferguson, R (1, 2) OBP: 0.200, SLG: 0.400	0-0 ② P6			0-0 ② P4		0-0 1-3 2-H 2B		0-0 ③ 5-3		4	0	1	1	0	0	2
Willie Crawford, L (1, 9) OBP: 0.340, SLG: 0.444	0-3 ③ K			0-3 ③ K		0-0 ② F5			0-0 ① F8	4	0	0	0	0	2	4
Claude Osteen, L (1, 1) OBP: 0.156, SLG: 0.119		0-3 ① K			0-3 ① K	0-3 ③ K			0-3 ② K	1	0	0	0	0	1	0
Joe Moeller, R (5, 1)										1	0	0	0	0	1	0
Bobby Darwin, R (6, PH) OBP: 0.500, SLG: 0.500										1	0	0	0	0	1	2
Jose Pena, R (7, 1)										0	0	0	0	0	0	0
Billy Grabarkewitz, R (9, PH) OBP: 0.365, SLG: 0.308										1	0	0	0	0	1	0

	AB	32
	R	5
	H	6
	RBI	5
	BB	4
	SO	12
	LOB	13

Inning Stats										
	R: 3 E: 0 K: 2 S: 11	H: 4 LOB: 2 BB: 1 P: 15	R: 0 E: 0 K: 1 S: 5	H: 0 LOB: 0 BB: 0 P: 5	R: 0 E: 0 K: 1 S: 5	H: 0 LOB: 0 BB: 0 P: 5	R: 0 E: 0 K: 2 S: 7	H: 0 LOB: 0 BB: 0 P: 7	R: 0 E: 0 K: 2 S: 7	H: 0 LOB: 1 BB: 1 P: 11
	R: 1 E: 0 K: 2 S: 8	H: 1 LOB: 2 BB: 2 P: 16	R: 1 E: 0 K: 0 S: 4	H: 1 LOB: 0 BB: 0 P: 4	R: 0 E: 0 K: 1 S: 5	H: 0 LOB: 0 BB: 0 P: 5	R: 0 E: 0 K: 1 S: 5	H: 0 LOB: 0 BB: 0 P: 5	1B: 2 2B: 3 3B: 1 HR: 0	SF: 1 SAC: 0 DP: 0 HBP: 0

	WP: 0	PA: 37
	PB: 0	
	SB: 0	
	CS: 0	

PITCHER		IP	WLS	BF	H	R	ER	SO	BB	IBB	HBP	BLK	WP	HR	S	P	ERA	WHIP
Steve Carlton, L ERA: 3.37	(1, 1)	9.0	W	37	6	5	5	12	3	1	0	0	0	0	57	73	5.00	1.000

PITCHER	IP	WLS	BF	H	R	ER	SO	BB	IBB	HBP	BLK	WP	HR	S	P	ERA	WHIP

Batter	1	2	3	4	5	6	7	8	9	10	AB	R	H	RBI	BB	SO	LOB
Jose Cardenal, R (1, 9) OBP: 0.296, SLG: 0.385	6-3		K		FC6-4 (1-2f)			SF8 (3-H)		SH5-3 (1-2)	3	0	0	1	0	1	2
Matty Alou, L (1, 8) OBP: 0.355, SLG: 0.401	F7		1-2 1B			F7		1B		S 1B 1B (2-3) 1B	5	1	3	0	0	0	0
Lou Brock, L (1, 7) OBP: 0.386, SLG: 0.447	K		L5			1-3			BB S BB	1B 1B (1-2, 3-H)	4	0	1	1	1	1	2
Joe Torre, R (1, 5) OBP: 0.417, SLG: 0.521	5-3			K		F8			F9 (1-2)	1B (1-3, 2-H)	5	0	1	1	0	1	2
Joe Hague, L (1, 3) OBP: 0.338, SLG: 0.414		3-1		F9			G3		BB IBB	K	4	0	0	0	1	1	2
Julian Javier, R (1, 4) OBP: 0.265, SLG: 0.331		P4		F7			P4		F9	4-3	5	0	0	0	0	0	4
Jerry McNertney, R (1, 2) OBP: 0.362, SLG: 0.557		K			K		F8		1-2 2-3 BB		3	0	0	0	1	2	0
Dal Maxvill, R (1, 6) OBP: 0.306, SLG: 0.240			E6 1B		K			5-3 SF8 2B	3-1		2	0	0	0	0	1	0
Jim Beauchamp, R (8, PH) OBP: 0.318, SLG: 0.412											1	1	1	0	0	0	0
Dick Schofield, S (8, 6) OBP: 0.357, SLG: 0.310											1	0	0	0	0	0	3
Jerry Reuss, L (1, 1) OBP: 0.200, SLG: 0.156			K					5-3 (2-3)		1B SH5-3 1B	1	0	0	0	1	1	1
Bob Burda, L (8, PH) OBP: 0.471, SLG: 0.464											1	0	0	0	0	0	1
Moe Drabowsky, R (8, 1)											0	0	0	0	0	0	0
Luis Melendez, R (10, PH) OBP: 0.324, SLG: 0.274											1	1	1	0	0	0	0
Chuck Taylor, R (10, 1)											0	0	0	0	0	0	0
Don Shaw, L (10, 1)					FC6-4 BB						0	0	0	0	0	0	0
Inning Stats	R: 0 E: 0 K: 1 S: 6 H: 0 LOB: 1 BB: 0 P: 6	R: 0 E: 0 K: 1 S: 5 H: 0 LOB: 0 BB: 0 P: 5	R: 0 E: 1 K: 2 S: 9 H: 1 LOB: 2 BB: 0 P: 9	R: 0 E: 0 K: 1 S: 5 H: 0 LOB: 0 BB: 0 P: 5	R: 0 E: 0 K: 2 S: 7 H: 0 LOB: 1 BB: 1 P: 11	R: 0 E: 0 K: 0 S: 3 H: 0 LOB: 0 BB: 0 P: 3	R: 0 E: 0 K: 0 S: 3 H: 0 LOB: 0 BB: 0 P: 3	R: 1 E: 0 K: 0 S: 4 H: 2 LOB: 1 BB: 0 P: 4	R: 0 E: 0 K: 0 S: 3 H: 0 LOB: 3 BB: 3 P: 15	R: 2 E: 0 K: 1 S: 9 H: 4 LOB: 2 BB: 0 P: 9	1B: 6 2B: 1 3B: 0 HR: 0	SF: 1 SAC: 1 DP: 0 HBP: 0					

PITCHER		IP	WLS	BF	H	R	ER	SO	BB	IBB	HBP	BLK	WP	HR	S	P	ERA	WHIP
Don Sutton, R ERA: 3.19	(1, 1)	9.0		35	3	1	1	7	3	1	0	0	0	0	45	61	1.00	0.667
Jim Brewer, L ERA: 2.1	(10, 1)	0.1	L	5	4	2	2	0	0	0	0	0	0	0	5	5	54.00	12.000
Pete Mikkelsen, R ERA: 2.62	(10, 1)	0.2		2	0	0	0	1	0	0	0	0	0	0	4	4	0.00	0.000

PITCHER	IP	WLS	BF	H	R	ER	SO	BB	IBB	HBP	BLK	WP	HR	S	P	ERA	WHIP

TOP

St. Louis Cardinals @ Los Angeles Dodgers

Dodger Stadium, Los Angeles, CA

Wed Jun 23 1971, 7:05 PM PDT
Att. 19,910 - Unknown

livebaseballscorecards.com

AB	36
R	3
H	7
RBI	3
BB	4
SO	8
LOB	17

WP: 0	PA: 42
PB: 1	
SB: 2	
CS: 0	

Batter	1	2	3	4	5	6	7	8	9	10	AB	R	H	RBI	BB	SO	LOB
Maury Wills, S (1, 6) OBP: 0.337, SLG: 0.345	6-3	FC FC4-6 3-H		G6-4-3 1-2f		F3			BB 1B		4	0	0	1	1	0	4
Manny Mota, R (1, 7) OBP: 0.356, SLG: 0.363	FC5-4 1B	FC4-6 1-2f 2-3			K		5-3		F9		5	0	1	0	0	1	3
Wes Parker, S (1, 3) OBP: 0.369, SLG: 0.381	FC5-4 E 1-2f	4-3			1B		F9		1B 1-3		5	0	2	0	0	0	3
Dick Allen, R (1, 5) OBP: 0.359, SLG: 0.412	E3 1-3		G5-4-3 1B		K		FC4-6 BB		IBB		3	0	1	0	2	1	2
Jim Lefebvre, S (1, 4) OBP: 0.337, SLG: 0.409 Pete Mikkelsen, R (10, 1) OBP: 0.286, SLG: 0.167	BB		G5-4-3 1-2f		4-3		FC4-6 1-2f		K		4 0	0 0	0 0	0 0	1 0	1 0	6 0
Bobby Valentine, R (1, 8) OBP: 0.317, SLG: 0.349	F9		BB	6-3		B3-6-4 BB		F9		3	0	0	0	2	0	3	
Joe Ferguson, R (1, 2) OBP: 0.222, SLG: 0.333 Bill Buckner, L (10, PH) OBP: 0.268, SLG: 0.303		K	6-3	SH1-4 BB 1B		B3-6-4 1-2f		5-3		4 1	0 0	1 0	0 0	0 0	1 0	2 0	
Willie Crawford, L (1, 9) OBP: 0.351, SLG: 0.436		E FC BB		F8		SH1-4 1-2 BB		F9		BB	2	1	0	0	3	0	0
Don Sutton, R (1, 1) OBP: 0.229, SLG: 0.156 Willie Davis, L (9, PH) OBP: 0.373, SLG: 0.491 Jim Brewer, L (10, 1) Billy Grabarkewitz, R (10, 4) OBP: 0.365, SLG: 0.308 Duke Sims, L (10, PH) OBP: 0.362, SLG: 0.389 Bobby Darwin, R (10, PH) OBP: 0.333, SLG: 0.333		E3 FC4-6 1-3		G6-4-3 1B		SH1-4 1-2 2-3			4-3	5-3	2 1 0 0 0 1	0 0 0 0 0 0	1 0 0 0 0 0	0 0 0 0 0 0	0 0 0 0 0 0	0 0 0 0 0 0	1 0 0 0 0 1
Inning Stats	R: 0 H: 1 E: 1 LOB: 3 K: 0 BB: 1 S: 5 P: 9	R: 1 H: 0 E: 1 LOB: 2 K: 1 BB: 1 S: 7 P: 11	R: 0 H: 1 E: 0 LOB: 1 K: 0 BB: 1 S: 3 P: 7	R: 0 H: 1 E: 0 LOB: 0 K: 0 BB: 0 S: 3 P: 3	R: 0 H: 1 E: 0 LOB: 1 K: 2 BB: 0 S: 8 P: 8	R: 0 H: 1 E: 0 LOB: 2 K: 0 BB: 1 S: 4 P: 8	R: 0 H: 0 E: 0 LOB: 1 K: 0 BB: 1 S: 3 P: 7	R: 0 H: 0 E: 0 LOB: 0 K: 0 BB: 1 S: 2 P: 6	R: 0 H: 1 E: 0 LOB: 3 K: 1 BB: 2 S: 6 P: 14	R: 0 H: 0 E: 0 LOB: 1 K: 0 BB: 1 S: 3 P: 7	1B: 6 SF: 0 2B: 0 SAC: 1 3B: 0 DP: 3 HR: 0 HBP: 0						

PITCHER	IP	WLS	BF	H	R	ER	SO	BB	IBB	HBP	BLK	WP	HR	S	P	ERA	WHIP
Jerry Reuss, L (1, 1) ERA: 4.55	7.0		32	5	1	0	3	5	0	0	0	0	0	33	53	0.00	1.429
Moe Drabowsky, R (8, 1) ERA: 3.31	2.0	W	9	1	0	0	1	2	1	0	0	0	0	8	20	0.00	1.500
Chuck Taylor, R (10, 1) ERA: 4.05	0.2		3	0	0	0	0	1	0	0	0	0	0	2	6	0.00	1.500
Don Shaw, L (10, 1) ERA: 4.37	0.1	S	1	0	0	0	0	0	0	0	0	0	0	1	1	0.00	0.000

PITCHER	IP	WLS	BF	H	R	ER	SO	BB	IBB	HBP	BLK	WP	HR	S	P	ERA	WHIP

BOTTOM

St. Louis Cardinals @ Los Angeles Dodgers

Dodger Stadium, Los Angeles, CA

Wed Jun 23 1971, 7:05 PM PDT

Att. 19,910 - Unknown

livebaseballscorecards.com

AB	35
R	1
H	6
RBI	1
BB	9
SO	4
LOB	25

WP: 0 PA: 45
PB: 0
SB: 0
CS: 0

Batter	1	2	3	4	5	6	7	8	9	AB	R	H	RBI	BB	SO	LOB
Jose Cardenal, R (1, 9) OBP: 0.298, SLG: 0.383	B5-3	K			1B 1B 1B		K	BB 1-2 2-3 3-H		4	0	1	1	1	2	2
Matty Alou, L (1, 8) (5, 3) OBP: 0.359, SLG: 0.404	BB BB SF8 BB		E 1B		1B 1B 1-2		B3	SF8 3-H		3	1	2	1	1	0	1
Lou Brock, L (1, 7) OBP: 0.390, SLG: 0.448	BB 1-2 BB		F5		1-2 2-3 1B		FC6-4 1-2 1B	1-3		4	0	2	0	1	0	3
Joe Torre, R (1, 5) OBP: 0.415, SLG: 0.516 Dick Schofield, S (8, 5) OBP: 0.352, SLG: 0.305	1-2 2-3 BB		E5 G6-4-3 1-2		F3		FC6-4 1-2f		4-3	3 1	0 0	0 0	0 0	1 0	0 0	6 0
Jim Beauchamp, R (1, 3) OBP: 0.310, SLG: 0.404 Chris Zachary, L (5, 1) OBP: 0.294, SLG: 0.294 Ted Sizemore, R (8, PH) OBP: 0.329, SLG: 0.349 Don Shaw, L (8, 1) Bob Burda, L (9, PH) OBP: 0.457, SLG: 0.448	SF8 3-H		G6-4-3 1-2f		K			E7 1B 1B	F9	2 0 1 0 1	0 0 1 0 0	0 0 0 0 0	1 0 0 0 0	0 0 0 0 0	1 0 0 0 0	5 0 0 0 0
Julian Javier, R (1, 4) OBP: 0.263, SLG: 0.327	F8			G6-4-3 1B		5-3		F8	F8	5	0	1	0	0	0	3
Jerry McNertney, R (1, 2) OBP: 0.347, SLG: 0.531 Bob Stinson, S (6, 2) OBP: 1.000, SLG: 1.000		F9		L7		4-3		BB 1B BB 2-3 1B		3 1	0 1	0 1	0 0	0 0	0 0	1 0
Dal Maxvill, R (1, 6) OBP: 0.304, SLG: 0.232		F9		G6-4-3 1-2f		1-3		BB 1B SF8 1-2 BB		3	1	0	0	1	0	1
Reggie Cleveland, R (1, 1) OBP: 0.114, SLG: 0.143 Rudy Arroyo, L (2, 1) Bob Reynolds, R (3, 1) Luis Melendez, R (5, PH) OBP: 0.338, SLG: 0.281 (5, 8)		1B			F8		1B BB	BB 1-2 2-3 3-H 1B		1 0 0 2	0 0 0 0	1 0 0 1	0 0 0 1	0 0 0 1	0 0 0 0	0 0 0 0
Inning Stats	R: 1 E: 0 K: 0 S: 3 H: 0 LOB: 2 BB: 3 P: 15	R: 0 E: 0 K: 1 S: 6 H: 1 LOB: 1 BB: 0 P: 6	R: 0 E: 1 K: 0 S: 4 H: 1 LOB: 1 BB: 0 P: 4	R: 0 E: 0 K: 0 S: 3 H: 1 LOB: 0 BB: 0 P: 3	R: 0 E: 0 K: 1 S: 8 H: 3 LOB: 3 BB: 0 P: 8	R: 0 E: 0 K: 0 S: 3 H: 0 LOB: 0 BB: 0 P: 3	R: 0 E: 0 K: 1 S: 6 H: 1 LOB: 2 BB: 1 P: 10	R: 3 E: 1 K: 0 S: 6 H: 2 LOB: 2 BB: 2 P: 14	R: 0 E: 0 K: 0 S: 3 H: 0 LOB: 0 BB: 0 P: 3	1B: 9 2B: 0 3B: 0 HR: 0	SF: 2 SAC: 0 DP: 2 HBP: 0					

PITCHER		IP	WLS	BF	H	R	ER	SO	BB	IBB	HBP	BLK	WP	HR	S	P	ERA	WHIP
Al Downing, L ERA: 2.34	(1, 1)	7.1	W	36	9	4	2	3	5	0	0	0	0	0	37	57	2.46	1.909
Jose Pena, R ERA: 2.25	(8, 1)	1.2	S	6	0	0	0	0	1	0	0	0	0	0	5	9	0.00	0.600

PITCHER		IP	WLS	BF	H	R	ER	SO	BB	IBB	HBP	BLK	WP	HR	S	P	ERA	WHIP

St. Louis Cardinals @ Los Angeles Dodgers

Dodger Stadium, Los Angeles, CA

Thu Jun 24 1971, 3:33 AM PDT

Att. 19,282 - Unknown

TOP

livebaseballscorecards.com

AB	34
R	4
H	9
RBI	4
BB	6
SO	3
LOB	22

WP: 0 PA: 42
PB: 0
SB: 0
CS: 0

Batter	1	2	3	4	5	6	7	8	9	AB	R	H	RBI	BB	SO	LOB
Maury Wills, S (1, 6) OBP: 0.338, SLG: 0.346	F9	1-2 2B 1B	G6-4-3 1-2 2-3 1B		F9		4-3			5	1	2	0	0	0	0
Willie Crawford, L (1, 7) OBP: 0.345, SLG: 0.434	G3	PB 1-H 2-H 2B	G6-4-3 1-2f		P4		K			5	1	1	2	0	1	3
Willie Davis, L (1, 8) OBP: 0.372, SLG: 0.491 Bobby Valentine, R (6, 8) OBP: 0.314, SLG: 0.345	4-3	6-3 1B 2-H 2B		F9	K			5-3		4 1	1 0	1 0	1 0	0 0	1 0	0 0
Dick Allen, R (1, 5) OBP: 0.363, SLG: 0.413	K 6-3			BB BB		E 1B		2B 1B		4	0	2	0	1	1	1
Wes Parker, S (1, 3) OBP: 0.375, SLG: 0.383 Manny Mota, R (6, 9) OBP: 0.359, SLG: 0.376	BB 1B			BB HR 1-2 BB	K	K		1-3 2B		1 2	2 0	1 1	1 0	1 0	2 1	0 1
Duke Sims, L (1, 2) OBP: 0.363, SLG: 0.379	1B 1-2 3B BB G3			HR 1-2 BB		E4 1-3		K		3	2	0	0	2	1	4
Jim Lefebvre, S (1, 4) OBP: 0.344, SLG: 0.432		1-3 3B 2-H 1B	1B BB 1B	1-H 2-H HR		P6		F8		5	2	3	4	0	0	4
Bill Buckner, L (1, 9) OBP: 0.282, SLG: 0.328 (6, 3)		1-H 1B 3-H 3B	1-2 1B BB	1B		K				3	1	2	2	1	1	2
Al Downing, R (1, 1) OBP: 0.289, SLG: 0.286 Jose Pena, R (8, 1)		1B 2B 3-H 1B	B2	K			K			4 0	1 0	1 0	1 0	0 0	2 0	3 0
Inning Stats	R: 0 H: 0 E: 0 LOB: 0 K: 0 BB: 0 S: 3 P: 3	R: 8 H: 7 E: 0 LOB: 1 K: 1 BB: 2 S: 12 P: 20	R: 0 H: 2 E: 0 LOB: 2 K: 0 BB: 1 S: 4 P: 8	R: 3 H: 2 E: 0 LOB: 1 K: 1 BB: 3 S: 6 P: 18	R: 0 H: 0 E: 0 LOB: 0 K: 1 BB: 0 S: 5 P: 5	R: 0 H: 1 E: 1 LOB: 2 K: 2 BB: 0 S: 9 P: 9	R: 0 H: 0 E: 0 LOB: 0 K: 2 BB: 0 S: 7 P: 7	R: 0 H: 2 E: 0 LOB: 2 K: 1 BB: 0 S: 7 P: 7		1B: 9 SF: 0 2B: 3 SAC: 0 3B: 1 DP: 1 HR: 1 HBP: 0				WP: 0 PA: 43 PB: 1 SB: 0 CS: 0		

BOTTOM

St. Louis Cardinals @ Los Angeles Dodgers

Dodger Stadium, Los Angeles, CA

Thu Jun 24 1971, 3:33 AM PDT

Att. 19,282 - Unknown

livebaseballscorecards.com

AB	37
R	11
H	14
RBI	11
BB	6
SO	8
LOB	18

PITCHER		IP	WLS	BF	H	R	ER	SO	BB	IBB	HBP	BLK	WP	HR	S	P	ERA	WHIP
Reggie Cleveland, R ERA: 4.63	(1, 1)	1.1	L	10	4	6	6	1	2	0	0	0	0	0	10	18	40.50	4.500
Rudy Arroyo, L ERA: 5.4	(2, 1)	0.2		7	4	2	2	0	1	0	0	0	0	0	6	10	27.00	7.500
Bob Reynolds, R ERA: 15.75	(3, 1)	2.0		10	3	3	3	1	3	0	0	0	0	1	9	21	13.50	3.000
Chris Zachary, R ERA: 6.44	(5, 1)	3.0		11	1	0	0	5	0	0	0	0	0	0	21	21	0.00	0.333
Don Shaw, L ERA: 4.18	(8, 1)	1.0		5	2	0	0	1	0	0	0	0	0	0	7	7	0.00	2.000

PITCHER		IP	WLS	BF	H	R	ER	SO	BB	IBB	HBP	BLK	WP	HR	S	P	ERA	WHIP

Chicago Cubs @ St. Louis Cardinals

Busch Stadium, St. Louis, MO

Fri Jun 25 1971, 7:05 PM CDT

Att. 28,743 - Unknown - 93 F

TOP

livebaseballscorecards.com

Batter	1	2	3	4	5	6	7	8	9	AB	R	H	RBI	BB	SO	LOB
Don Kessinger, S (1, 6) OBP: 0.358, SLG: 0.367 Hector Torres, R (7, 6) OBP: 0.286, SLG: 0.231	4-3		1B		4-3 1-2 2-3		F6 BB	F9		4 1	1 0	1 0	1 0	1 0	0 0	3 1
Glenn Beckert, R (1, 4) OBP: 0.372, SLG: 0.404 Paul Popovich, S (8, 4) OBP: 0.269, SLG: 0.328	F7		K		2-H 3-H		BB 1B		P4-3	5 1	2 0	3 0	2 0	0 0	1 0	1 0
Billy Williams, L (1, 7) OBP: 0.381, SLG: 0.511 Johnny Callison, L (9, 7) OBP: 0.307, SLG: 0.314	G3		1-H		K		FC3-6 BB		1B	5 0	0 0	3 0	2 0	1 0	1 0	1 0
Joe Pepitone, L (1, 3) OBP: 0.380, SLG: 0.556 Hal Breeden, R (9, 3) OBP: 0.189, SLG: 0.257		F9		G6-3		1B	FC3-6 WP		K	5 0	1 0	2 0	1 0	1 0	1 0	2 0
Ron Santo, R (1, 5) OBP: 0.375, SLG: 0.506		5-3		G6-3 1-2f		F9	WP BB		1-2	4	1	1	1	2	0	2
Jim Hickman, R (1, 9) OBP: 0.327, SLG: 0.413		1B		P6		K	1B 2B F8		F2	6	1	2	2	0	1	6
Brock Davis, L (1, 8) OBP: 0.372, SLG: 0.402		1-2		K		1-3	1B BB	4-3		5	1	3	1	0	1	0
J.C. Martin, L (1, 2) OBP: 0.360, SLG: 0.468		3-1		4-3 PB BB		L3	BB 1B 1-2			5	2	3	0	0	0	4
Bill Hands, R (1, 1) OBP: 0.122, SLG: 0.079 Ray Webster, L (5, PH) OBP: 0.300, SLG: 0.235 Bill Bonham, R (5, 1) OBP: 0.222, SLG: 0.222			5-3		PB 4-3 1-2		BB FC3-6		K	1 0 3	0 1 2	0 0 2	0 1 1	0 0 1	0 0 1	0 0 1
Inning Stats	R: 0 E: 0 K: 0 S: 3 H: 0 LOB: 0 BB: 0 P: 3	R: 0 E: 0 K: 0 S: 5 H: 2 LOB: 2 BB: 0 P: 5	R: 0 E: 0 K: 1 S: 6 H: 2 LOB: 2 BB: 0 P: 6	R: 0 E: 0 K: 0 S: 3 H: 1 LOB: 0 BB: 0 P: 3	R: 2 E: 0 K: 2 S: 9 H: 2 LOB: 1 BB: 1 P: 13	R: 0 E: 0 K: 1 S: 7 H: 2 LOB: 2 BB: 0 P: 7	R: 10 E: 1 K: 0 S: 11 H: 8 LOB: 3 BB: 5 P: 31	R: 0 E: 0 K: 1 S: 6 H: 1 LOB: 1 BB: 0 P: 6	R: 0 E: 0 K: 1 S: 7 H: 2 LOB: 2 BB: 0 P: 7	1B: 19 2B: 1 3B: 0 HR: 0 SF: 0 SAC: 0 DP: 1 HBP: 0						

	AB	45
	R	12
	H	20
	RBI	10
	BB	6
	SO	6
	LOB	21

WP: 1 PB: 1 SB: 0 CS: 0 PA: 51

PITCHER		IP	WLS	BF	H	R	ER	SO	BB	IBB	HBP	BLK	WP	HR	S	P	ERA	WHIP
Al Santorini, R ERA: 3.03	(1, 1)	6.0	L	26	9	2	2	4	1	0	0	0	0	0	33	37	3.00	1.667
Don Shaw, L ERA: 5.18	(7, 1)	0.2		5	2	3	3	0	1	0	0	0	0	0	4	8	40.50	4.500
Chuck Taylor, R ERA: 5.18	(7, 1)	0.0		5	4	2	2	0	1	0	0	0	1	0	4	8	∞	∞
Daryl Patterson, R ERA: 7.2	(7, 1)	0.0		5	2	5	5	0	3	0	0	0	0	0	2	14	∞	∞
Bob Reynolds, R ERA: 9.95	(7, 1)	2.1		10	3	0	0	2	0	0	0	0	0	0	14	14	0.00	1.286

PITCHER	IP	WLS	BF	H	R	ER	SO	BB	IBB	HBP	BLK	WP	HR	S	P	ERA	WHIP

Batter	1	2	3	4	5	6	7	8	9	AB	R	H	RBI	BB	SO	LOB
Luis Melendez, R (1, 9) OBP: 0.329, SLG: 0.265	F9		BBB 4-0 1B 1B BB	F8		F9 2-3			5-3	4	0	0	0	1	0	4
Matty Alou, L (1, 8) OBP: 0.356, SLG: 0.401	P4		1-2 1B		4-3	4-3			6-3	5	0	1	0	0	0	2
Lou Brock, L (1, 7) OBP: 0.393, SLG: 0.450	6-3		1-2 2-3 1B		PB 1B		B1-3		1B	5	0	3	0	0	0	0
Joe Torre, R (1, 5) OBP: 0.415, SLG: 0.512		G6-3 1B	SSS K		BBB 1-2 BB		SSS K		6-3	4	0	1	0	1	2	4
Joe Hague, L (1, 3) OBP: 0.336, SLG: 0.407		G6-3 1-2f	SSS K		F7		BBB BB			3	0	0	0	1	1	6
Ted Sizemore, R (1, 4) OBP: 0.328, SLG: 0.347		1B 1B		5-3	P4		5-3			4	0	1	0	0	0	3
Jerry McNertney, R (1, 2) OBP: 0.360, SLG: 0.537 Bob Stinson, S (8, 2) OBP: 0.500, SLG: 0.500		1-2 1B		6-3		F9 1B 1B			6-3	3 1	0 0	2 0	0 0	0 0	0 0	0 0
Dal Maxvill, R (1, 6) OBP: 0.308, SLG: 0.238 Bob Burda, L (6, PH) OBP: 0.444, SLG: 0.433 Dick Schofield, S (7, 6) OBP: 0.347, SLG: 0.300		5-3		1B 1B	SSS K				G3	2 1 1	0 0 0	1 0 0	0 0 0	0 1 0	0 1 0	2 1 0
Al Santorini, R (1, 1) OBP: 0.250, SLG: 0.250 Jose Cardenal, R (6, PH) OBP: 0.300, SLG: 0.385 Don Shaw, L (7, 1) Chuck Taylor, R (7, 1) Daryl Patterson, L (7, 1) Bob Reynolds, R (7, 1)			SSS K	1-2 1B		1-2 1B			6-3	2 1 0 0 0 1	0 0 0 0 0 0	1 1 0 0 0 0	0 0 0 0 0 0	0 0 0 0 0 0	1 0 0 0 0 0	0 0 0 0 0 0
Inning Stats	R: 0 E: 0 K: 0 S: 3 H: 0 LOB: 0 BB: 0 P: 3	R: 0 E: 0 K: 0 S: 5 H: 3 LOB: 2 BB: 0 P: 5	R: 0 E: 0 K: 3 S: 11 H: 2 LOB: 3 BB: 1 P: 15	R: 0 E: 0 K: 0 S: 5 H: 2 LOB: 2 BB: 0 P: 5	R: 0 E: 0 K: 0 S: 4 H: 1 LOB: 2 BB: 1 P: 8	R: 0 E: 0 K: 1 S: 7 H: 2 LOB: 2 BB: 0 P: 7	R: 0 E: 0 K: 1 S: 5 H: 0 LOB: 1 BB: 1 P: 9	R: 0 E: 0 K: 0 S: 3 H: 0 LOB: 0 BB: 0 P: 3	R: 0 E: 0 K: 0 S: 4 H: 1 LOB: 1 BB: 0 P: 4	1B: 11 2B: 0 3B: 0 HR: 0 SF: 0 SAC: 0 DP: 1 HBP: 0						

PITCHER		IP	WLS	BF	H	R	ER	SO	BB	IBB	HBP	BLK	WP	HR	S	P	ERA	WHIP
Bill Hands, R ERA: 3.38	(1, 1)	4.0		19	7	0	0	3	1	0	0	0	0	0	24	28	0.00	2.000
Bill Bonham, R ERA: 5.19	(5, 1)	5.0	W	21	4	0	0	2	2	0	0	0	0	0	23	31	0.00	1.200

PITCHER	IP	WLS	BF	H	R	ER	SO	BB	IBB	HBP	BLK	WP	HR	S	P	ERA	WHIP

BOTTOM

Chicago Cubs @ St. Louis Cardinals

Busch Stadium, St. Louis, MO

Fri Jun 25 1971, 7:05 PM CDT

Att. 28,743 - Unknown - 93 F

livebaseballscorecards.com

AB	37
R	0
H	11
RBI	0
BB	3
SO	5
LOB	22

WP: 0 PB: 1 SB: 0 CS: 0 PA: 40

Batter	1	2	3	4	5	6	7	8	9	AB	R	H	RBI	BB	SO	LOB
Don Kessinger, S (1, 6) OBP: 0.365, SLG: 0.374	3-1		S 1B	1-2 2-3 3-H 1B			4-3 HR 1B		FC3-6 SH1-4 1B	5	1	4	1	0	0	0
Glenn Beckert, R (1, 4) OBP: 0.367, SLG: 0.399	4-3		F8 1-2	4-3			4-3 1-2		SH1-4 1-2	4	0	0	0	0	0	5
Billy Williams, L (1, 7) OBP: 0.381, SLG: 0.505	P6		G3		4-3		HR IBB		FC3-6 IBB	3	1	0	0	2	0	1
Joe Pepitone, L (1, 3) OBP: 0.376, SLG: 0.547		F5		2B 1B 1B	G3		S S S K		FC3-6 FC5-4 1-2f 2-3	5	1	1	0	0	1	4
Ron Santo, R (1, 5) OBP: 0.379, SLG: 0.521		B B B E BB		1B 1B 1-3 2B	S S S K		1-H 2-H HR		FC5-4 1-2f	4	2	2	3	1	1	2
Jim Hickman, R (1, 9) OBP: 0.320, SLG: 0.403		E1 1-3		F8		F7	L3			4	0	0	0	0	0	3
Brock Davis, L (1, 8) OBP: 0.376, SLG: 0.406		P6		1B 2-3 3-H 1B		1B		F9		4	0	2	1	0	0	2
J.C. Martin, L (1, 2) OBP: 0.352, SLG: 0.440		S S S K		1B IBB		P4		P6		3	0	0	0	1	1	3
Ken Holtzman, R (1, 1) OBP: 0.157, SLG: 0.229			4-3	S S S K		5-3		F7		4	0	0	0	0	1	4
Inning Stats	R: 0 E: 0 K: 0 S: 3 H: 0 LOB: 0 BB: 0 P: 3	R: 0 E: 1 K: 1 S: 6 H: 0 LOB: 2 BB: 1 P: 10	R: 0 E: 0 K: 0 S: 4 H: 1 LOB: 1 BB: 0 P: 4	R: 2 E: 0 K: 1 S: 9 H: 4 LOB: 3 BB: 1 P: 13	R: 0 E: 0 K: 1 S: 5 H: 0 LOB: 0 BB: 0 P: 5	R: 0 E: 0 K: 0 S: 4 H: 1 LOB: 1 BB: 0 P: 4	R: 3 E: 0 K: 1 S: 7 H: 2 LOB: 0 BB: 1 P: 11	R: 0 E: 0 K: 0 S: 3 H: 0 LOB: 0 BB: 0 P: 3	R: 0 E: 0 K: 0 S: 4 H: 1 LOB: 2 BB: 1 P: 8	1B: 7 2B: 1 3B: 0 HR: 1	SF: 0 SAC: 1 DP: 0 HBP: 0						

PITCHER	IP	WLS	BF	H	R	ER	SO	BB	IBB	HBP	BLK	WP	HR	S	P	ERA	WHIP
Bob Gibson, R (1, 1) ERA: 4.31	9.0	L	41	9	5	5	4	1	3	0	0	0	1	45	61	5.00	1.111

PITCHER	IP	WLS	BF	H	R	ER	SO	BB	IBB	HBP	BLK	WP	HR	S	P	ERA	WHIP

TOP

Chicago Cubs @ St. Louis Cardinals

Busch Stadium, St. Louis, MO

Sat Jun 26 1971, 7:05 PM CDT

Att. 43,300 - Unknown - 93 F

livebaseballscorecards.com

AB	36
R	5
H	9
RBI	5
BB	4
SO	4
LOB	24

WP: 0 PB: 0 SB: 1 CS: 0 PA: 41

Batter	1	2	3	4	5	6	7	8	9	AB	R	H	RBI	BB	SO	LOB
Luis Melendez, R (1, 9) OBP: 0.325, SLG: 0.254	6-3		F8		F8		BB 1-2			3	0	0	0	1	0	0
Matty Alou, L (1, 8) OBP: 0.351, SLG: 0.395	F8		K			G3	F8			4	0	0	0	0	1	2
Lou Brock, L (1, 7) OBP: 0.388, SLG: 0.444	5-3			4-3		G3		G3		4	0	0	0	0	0	0
Joe Torre, R (1, 5) OBP: 0.416, SLG: 0.512		FC5-4 1B		K		3B 1B		F7		4	1	2	0	0	1	0
Jim Beauchamp, R (1, 3) OBP: 0.316, SLG: 0.426		FC5-4 5-3 1-2f		1B 1B		1-H 3B		K		4	0	2	1	0	1	1
Ted Sizemore, R (1, 4) OBP: 0.326, SLG: 0.345 (8, 6)		5-3 1-3		1-3 1B		P3			F8	4	0	1	0	0	0	2
Jerry McNertney, R (1, 2) OBP: 0.354, SLG: 0.514		BB		K			F8		P3	3	0	0	0	1	1	2
Dal Maxvill, R (1, 6) OBP: 0.303, SLG: 0.233 Julian Javier, R (7, PH) OBP: 0.260, SLG: 0.323 (8, 4)		L4			6-3		F9		5-3	2 2	0 0	0 0	0 0	0 0	0 0	2 0
Bob Gibson, R (1, 1) OBP: 0.273, SLG: 0.344			5-3		K		BB 1B			3	0	1	0	0	1	0
Inning Stats	R: 0 E: 0 K: 0 S: 3 H: 0 LOB: 0 BB: 0 P: 3	R: 0 E: 0 K: 0 S: 4 H: 1 LOB: 2 BB: 1 P: 8	R: 0 E: 0 K: 1 S: 5 H: 0 LOB: 0 BB: 0 P: 5	R: 0 E: 0 K: 2 S: 9 H: 2 LOB: 2 BB: 0 P: 9	R: 0 E: 0 K: 1 S: 5 H: 0 LOB: 0 BB: 0 P: 5	R: 1 E: 0 K: 0 S: 5 H: 2 LOB: 1 BB: 0 P: 5	R: 0 E: 0 K: 0 S: 4 H: 1 LOB: 2 BB: 1 P: 8	R: 0 E: 0 K: 1 S: 5 H: 0 LOB: 0 BB: 0 P: 5	R: 0 E: 0 K: 0 S: 3 H: 0 LOB: 0 BB: 0 P: 3	1B: 5 2B: 0 3B: 1 HR: 0	SF: 0 SAC: 0 DP: 0 HBP: 0						

PITCHER	IP	WLS	BF	H	R	ER	SO	BB	IBB	HBP	BLK	WP	HR	S	P	ERA	WHIP
Ken Holtzman, L (1, 1) ERA: 3.78	9.0	W	35	6	1	1	5	2	0	0	0	0	0	43	51	1.00	0.889

PITCHER	IP	WLS	BF	H	R	ER	SO	BB	IBB	HBP	BLK	WP	HR	S	P	ERA	WHIP

BOTTOM

Chicago Cubs @ St. Louis Cardinals

Busch Stadium, St. Louis, MO

Sat Jun 26 1971, 7:05 PM CDT

Att. 43,300 - Unknown - 93 F

livebaseballscorecards.com

AB	33
R	1
H	6
RBI	1
BB	2
SO	5
LOB	9

1B: 5	SF: 0	WP: 0	PA: 35
2B: 0	SAC: 0	PB: 0	
3B: 1	DP: 0	SB: 0	
HR: 0	HBP: 0	CS: 0	

Chicago Cubs @ St. Louis Cardinals

Busch Stadium, St. Louis, MO

Sun Jun 27 1971, 3:33 AM CDT

Att. 34,964 - Unknown - 96 F

TOP

Batter	1	2	3	4	5	6	7	8	9	AB	R	H	RBI	BB	SO	LOB
Don Kessinger, S (1, 6) OBP: 0.365, SLG: 0.375	CS 1B		F7		6-3	FC6-4 1B 1-2 2-H 3-H		6-3		5	0	2	2	0	0	1
Glenn Beckert, R (1, 4) OBP: 0.371, SLG: 0.402	G4-3 1B 1-2		1B 1B 2-3		1B 1B	P4			1-3	5	0	3	0	0	0	2
Billy Williams, L (1, 7) OBP: 0.381, SLG: 0.504	G4-3 1-2f		FC6-4 1B 1-2 3-H		F2	FC6-4 1-2f			1B	5	0	2	1	0	0	4
Ron Santo, R (1, 5) OBP: 0.376, SLG: 0.515		F8	FC6-4 1-2f		1B 1-2		K S S S		F8	5	0	1	0	0	1	3
Jim Hickman, R (1, 9) OBP: 0.327, SLG: 0.422		FC5-4 1B		HR	L6		BB B B B B		F8	4	1	2	1	1	0	3
Joe Pepitone, L (1, 3) OBP: 0.373, SLG: 0.541		P6		4-3	1B 1B 1B 1B		FC4-6 1-2f			4	1	1	0	0	0	2
Chris Cannizzaro, R (1, 2) OBP: 0.347, SLG: 0.325		FC5-4 1-2f		1B	1B 1B 1B 1B 1-2		F7			4	1	2	0	0	0	2
Brock Davis, L (1, 8) OBP: 0.372, SLG: 0.400			P3 1B 2B	P6	1B 1-2 2-3			F3		4	0	1	0	0	0	1
Fergie Jenkins, R (1, 1) OBP: 0.254, SLG: 0.382			1B 1B	4-3	K S S S			6-3		4	1	1	0	0	1	4
Inning Stats	R: 0 E: 0 K: 0 S: 3 H: 2 LOB: 0 BB: 0 P: 3	R: 0 E: 0 K: 0 S: 4 H: 1 LOB: 1 BB: 0 P: 4	R: 1 E: 0 K: 0 S: 6 H: 3 LOB: 2 BB: 0 P: 6	R: 1 E: 0 K: 0 S: 5 H: 2 LOB: 1 BB: 0 P: 5	R: 0 E: 0 K: 0 S: 5 H: 2 LOB: 2 BB: 0 P: 5	R: 2 E: 0 K: 1 S: 9 H: 4 LOB: 2 BB: 0 P: 9	R: 0 E: 0 K: 1 S: 5 H: 0 LOB: 1 BB: 1 P: 9	R: 0 E: 0 K: 0 S: 3 H: 0 LOB: 0 BB: 0 P: 3	R: 0 E: 0 K: 0 S: 4 H: 1 LOB: 1 BB: 0 P: 4	1B: 13 2B: 1 3B: 0 HR: 1 SF: 0 SAC: 0 DP: 1 HBP: 0							

PITCHER		IP	WLS	BF	H	R	ER	SO	BB	IBB	HBP	BLK	WP	HR	S	P	ERA	WHIP
Steve Carlton, L ERA: 3.46	(1, 1)	7.0	L	34	14	4	4	2	1	0	0	0	0	1	37	41	5.14	2.143
Chris Zachary, R ERA: 6.15	(8, 1)	2.0		7	1	0	0	0	0	0	0	0	0	0	7	7	0.00	0.500

PITCHER	IP	WLS	BF	H	R	ER	SO	BB	IBB	HBP	BLK	WP	HR	S	P	ERA	WHIP

WP: 0	PA: 41
PB: 0	
SB: 0	
CS: 1	

AB	40
R	4
H	15
RBI	4
BB	1
SO	2
LOB	22

livebaseballscorecards.com

BOTTOM

Chicago Cubs @ St. Louis Cardinals

Busch Stadium, St. Louis, MO

Sun Jun 27 1971, 3:33 AM CDT

Att. 34,964 - Unknown - 96 F

Batter	1	2	3	4	5	6	7	8	9	AB	R	H	RBI	BB	SO	LOB
Matty Alou, L (1, 8) OBP: 0.350, SLG: 0.397	P4		4-3		P4			S 2B		4	0	1	0	0	0	1
Ted Sizemore, R (1, 4) (8, 6) OBP: 0.321, SLG: 0.339	F8		P5			5-3		F8		4	0	0	0	0	0	2
Lou Brock, L (1, 7) OBP: 0.387, SLG: 0.441	CS 1B			L6		K		K		4	0	1	0	0	2	1
Joe Torre, R (1, 5) OBP: 0.420, SLG: 0.525	CS 1-2	1B		HR		1B		K		4	1	3	1	0	1	1
Joe Hague, L (1, 3) OBP: 0.335, SLG: 0.409		F2		2B		F2			K	4	0	1	0	0	1	2
Bob Stinson, S (1, 2) OBP: 0.200, SLG: 0.200 Jose Cardenal, R (9, PH) OBP: 0.302, SLG: 0.388		K		K			K		G5-4-3 1B	3 1	0 0	0 1	0 0	0 0	3 0	2 0
Luis Melendez, R (1, 9) OBP: 0.322, SLG: 0.243		K		K			BB		G5-4-3 1-2f	3	0	0	0	1	2	3
Dal Maxvill, R (1, 6) OBP: 0.306, SLG: 0.238 Bob Burda, L (7, PH) OBP: 0.432, SLG: 0.419 Julian Javier, R (8, 4) OBP: 0.260, SLG: 0.323			4-3 PB 1B		F9		P6			2 1 0	0 0 0	1 0 0	0 0 0	0 0 0	0 0 0	0 1 0
Steve Carlton, L (1, 1) OBP: 0.208, SLG: 0.277 Jim Beauchamp, R (7, PH) OBP: 0.314, SLG: 0.422 Chris Zachary, L (8, 1) OBP: 0.294, SLG: 0.294			K 1-2		P6		L4			2 1 0	0 0 0	0 0 0	0 0 0	0 0 0	1 0 0	1 1 0
Inning Stats	R: 0 E: 0 K: 0 S: 3 H: 1 LOB: 0 BB: 0 P: 3	R: 0 E: 0 K: 2 S: 8 H: 1 LOB: 1 BB: 0 P: 8	R: 0 E: 0 K: 1 S: 6 H: 1 LOB: 1 BB: 0 P: 6	R: 1 E: 0 K: 2 S: 9 H: 2 LOB: 1 BB: 0 P: 9	R: 0 E: 0 K: 0 S: 3 H: 0 LOB: 0 BB: 0 P: 3	R: 0 E: 0 K: 1 S: 6 H: 1 LOB: 1 BB: 0 P: 6	R: 0 E: 0 K: 1 S: 5 H: 0 LOB: 1 BB: 1 P: 9	R: 0 E: 0 K: 2 S: 8 H: 1 LOB: 1 BB: 0 P: 8	R: 0 E: 0 K: 1 S: 5 H: 1 LOB: 0 BB: 0 P: 5	1B: 5 2B: 2 3B: 0 HR: 1	SF: 0 SAC: 0 DP: 1 HBP: 0						

PITCHER	IP	WLS	BF	H	R	ER	SO	BB	IBB	HBP	BLK	WP	HR	S	P	ERA	WHIP
Fergie Jenkins, R (1, 1) ERA: 2.85	9.0	W	34	8	1	1	10	1	0	0	0	0	1	53	57	1.00	1.000

PITCHER	IP	WLS	BF	H	R	ER	SO	BB	IBB	HBP	BLK	WP	HR	S	P	ERA	WHIP

AB	33
R	1
H	8
RBI	1
BB	1
SO	10
LOB	15

WP: 0 PB: 1 SB: 1 CS: 1 PA: 35

livebaseballscorecards.com

Pittsburgh Pirates @ St. Louis Cardinals

Busch Stadium, St. Louis, MO

Mon Jun 28 1971, 7:05 PM CDT

Att. 15,024 - Unknown

livebaseballscorecards.com

Batter	1	2	3	4	5	6	7	8	9	AB	R	H	RBI	BB	SO	LOB
Bill Mazeroski, R (1, 4) OBP: 0.383, SLG: 0.394	BB 3B 1B 1B; F9			1B 1B 1B; BB		F9			5-3	5	2	2	1	1	0	4
Al Oliver, L (1, 8) OBP: 0.327, SLG: 0.409	BB 3B 1B 1-2	K		HBP 1B 1B 1-2 2-3; K		K			F7	6	2	2	0	0	3	5
Roberto Clemente, R (1, 9) OBP: 0.352, SLG: 0.500	3B BB 1-2 2-3	4-3		HBP 1B 1B 1-2 2-H 3-H	1-3		6-3			4	2	1	2	1	0	0
Willie Stargell, L (1, 7) OBP: 0.396, SLG: 0.727	K	K		1B 1B HBP 1-2 2-3	BB		G3			3	1	0	0	1	2	3
Manny Sanguillen, R (1, 2) OBP: 0.343, SLG: 0.415	1B 3B 1-H 2-H 3-H		6-3	P4	F8		4-3			5	1	1	3	0	0	4
Bob Robertson, R (1, 3) OBP: 0.342, SLG: 0.488	1B 2B IBB		2B	1B 1B BB 1-2 2-H 3-H	F8			F7		4	2	2	2	1	0	1
Jose Pagan, R (1, 5) OBP: 0.337, SLG: 0.385	2B 1B 1-2 3-H		K	BB 1B 1B 1-2 2-H		SH1-4 1B 1B		5-3		5	0	3	2	0	1	1
Gene Alley, R (1, 6) OBP: 0.264, SLG: 0.279	2B 1-3 2-H		1-3	F9		SH1-4 1B 1-2		F3		5	0	2	1	0	0	3
Bob Moose, R (1, 1) OBP: 0.214, SLG: 0.154	5-3			1B 1B 1B 1B; BB 1B 1-2 2-3		SH1-4 1-2 2-3			K	4	1	2	0	0	1	2
Mudcat Grant, R (9, 1) OBP: 0.375, SLG: 0.429										0	0	0	0	0	0	0

Inning Stats	1	2	3	4	5	6	7	8	9	AB	R	H	RBI	BB	SO	LOB
	R: 5 E: 0 K: 1 S: 10	H: 5 LOB: 2 BB: 2 P: 18	R: 0 E: 0 K: 2 S: 7	H: 0 LOB: 0 BB: 0 P: 7	R: 0 E: 0 K: 1 S: 6	H: 1 LOB: 1 BB: 0 P: 6	R: 6 E: 0 K: 1 S: 12	H: 7 LOB: 3 BB: 1 P: 17	R: 0 E: 0 K: 0 S: 3	H: 0 LOB: 1 BB: 1 P: 7	R: 0 E: 0 K: 1 S: 7	H: 2 LOB: 2 BB: 0 P: 7	R: 0 E: 0 K: 0 S: 3	H: 0 LOB: 0 BB: 0 P: 3	R: 0 E: 0 K: 0 S: 3	H: 0 LOB: 0 BB: 0 P: 3	R: 0 E: 0 K: 1 S: 5	H: 0 LOB: 0 BB: 0 P: 5

1B: 12	SF: 0
2B: 2	SAC: 1
3B: 1	DP: 0
HR: 0	HBP: 1

WP: 0 PA: 47
PB: 0
SB: 0
CS: 0

PITCHER		IP	WLS	BF	H	R	ER	SO	BB	IBB	HBP	BLK	WP	HR	S	P	ERA	WHIP
Jerry Reuss, L ERA: 5.33	(1, 1)	3.0	L	22	10	10	10	4	1	1	1	0	0	0	27	36	30.00	3.667
Bob Reynolds, R ERA: 10.29	(4, 1)	0.2		6	3	1	1	0	1	0	0	0	0	0	5	9	13.50	6.000
Chuck Taylor, R ERA: 4.78	(4, 1)	3.1		13	2	0	0	2	1	0	0	0	0	0	16	20	0.00	0.900
Daryl Patterson, R ERA: 6.35	(8, 1)	2.0		6	0	0	0	1	0	0	0	0	0	0	8	8	0.00	0.000

PITCHER	IP	WLS	BF	H	R	ER	SO	BB	IBB	HBP	BLK	WP	HR	S	P	ERA	WHIP

Batter	1	2	3	4	5	6	7	8	9	AB	R	H	RBI	BB	SO	LOB
Lou Brock, L (1, 7) OBP: 0.390, SLG: 0.442	S S S 0-3 K ①		B B B B 4-0 HR 4-3 BB		x 0-0 F8 ②		x 0-0 WP 1B		x 0-0 1B 2-3 3-H 1B	4	1	2	1	1	1	0
Matty Alou, L (1, 9) OBP: 0.346, SLG: 0.391	x 0-0 4-3 ②		x 0-0 4-3 ① 1-2		x 0-0 F7 ③		x 0-0 4-3 ③ 1-2		x 0-0 1-2 3-H 1B	4	0	0	0	0	0	2
Daryl Patterson, L (8, 1)										0	0	0	0	0	0	0
Bob Burda, L (9, PH) OBP: 0.447, SLG: 0.438										1	0	1	1	0	0	0
Jose Cruz, L (1, 8)	x 0-0 4-3 ③		x 0-0 F8 ②			x 0-0 3-1 ①		x 0-0 4-3 ①	x 0-0 F8 ①	5	0	0	0	0	0	3
Joe Torre, R (1, 5) OBP: 0.422, SLG: 0.537		x 0-0 FC6-4 1B 1B	x 0-0 2-H HR			x 0-0 FC4-6 1B		x 0-0 F9 ②	x 0-0 F8 ②	5	2	3	2	0	0	2
Joe Hague, L (1, 3) OBP: 0.332, SLG: 0.403		x 0-0 F3 ①	S S S 0-3 K ③			x 0-0 FC4-6 ② 1-2f 1B		x 0-0 1B 1B	x 0-0 4-3 ③	5	0	1	0	0	1	4
Ted Sizemore, R (1, 4) OBP: 0.328, SLG: 0.346		x 0-0 FC6-4 1-2 1B		x 0-0 6-3 ①		x 0-0 FC4 1-2 1B		x 0-0 FC5-4 1-2 1B		4	0	3	0	0	0	0
Jerry McNertney, R (1, 2) OBP: 0.337, SLG: 0.486		x 0-0 FC6-4 ② 1-2f 2-3 1B		x 0-0 F8 ②		x 0-0 FC4 ③ 1-2f		x 0-0 FC5-4 ③ 1-2f		4	0	0	0	0	0	6
Dal Maxvill, R (1, 6) OBP: 0.312, SLG: 0.248		x 0-0 1-2 3-H 1B		x 0-0 F8 ③			x 0-0 F9 ①		x 0-0 2B 1B 1B	4	1	2	1	0	0	0
Jerry Reuss, L (1, 1) OBP: 0.194, SLG: 0.152		x 0-0 6-3 ③			x 0-0 4-3 ①		x 0-0 6-3 ②		x 0-0 1B 1-3 1B 2B	1	0	0	0	0	0	2
Bob Reynolds, R (4, 1)										0	0	0	0	0	0	0
Chuck Taylor, R (4, 1)										1	0	0	0	0	0	0
Jose Cardenal, R (7, PH) OBP: 0.304, SLG: 0.392										2	1	1	0	0	0	0
(8, 9)																
Inning Stats	R: 0 E: 0 K: 1 S: 5 H: 0 LOB: 0 BB: 0 P: 5	R: 1 E: 0 K: 0 S: 6 H: 3 LOB: 2 BB: 0 P: 6	R: 2 E: 0 K: 1 S: 6 H: 1 LOB: 0 BB: 1 P: 10	R: 0 E: 0 K: 0 S: 3 H: 0 LOB: 0 BB: 0 P: 3	R: 0 E: 0 K: 0 S: 3 H: 0 LOB: 0 BB: 0 P: 3	R: 0 E: 0 K: 0 S: 5 H: 2 LOB: 2 BB: 0 P: 5	R: 0 E: 0 K: 0 S: 4 H: 1 LOB: 1 BB: 0 P: 4	R: 0 E: 0 K: 0 S: 5 H: 2 LOB: 2 BB: 0 P: 5	R: 2 E: 0 K: 0 S: 7 H: 4 LOB: 2 BB: 0 P: 7	1B: 11 2B: 1 3B: 0 HR: 1	SF: 0 SAC: 0 DP: 0 HBP: 0						

PITCHER	IP	WLS	BF	H	R	ER	SO	BB	IBB	HBP	BLK	WP	HR	S	P	ERA	WHIP
Bob Moose, R (1, 1) ERA: 3.95	8.0	W	37	12	5	5	2	1	0	0	0	1	1	40	44	5.62	1.625
Mudcat Grant, R (9, 1) ERA: 2.77	1.0	S	4	1	0	0	0	0	0	0	0	0	0	4	4	0.00	1.000

PITCHER	IP	WLS	BF	H	R	ER	SO	BB	IBB	HBP	BLK	WP	HR	S	P	ERA	WHIP

BOTTOM

Pittsburgh Pirates @ St. Louis Cardinals

Busch Stadium, St. Louis, MO

Mon Jun 28 1971, 7:05 PM CDT

Att. 15,024 - Unknown

livebaseballscorecards.com

AB	40
R	5
H	13
RBI	5
BB	1
SO	2
LOB	19

1B: 11	SF: 0	WP: 1	PA: 41
2B: 1	SAC: 0	PB: 0	
3B: 0	DP: 0	SB: 0	
HR: 1	HBP: 0	CS: 0	

Batter	1	2	3	4	5	6	7	8	9	AB	R	H	RBI	BB	SO	LOB
Bill Mazeroski, R (1, 4) OBP: 0.376, SLG: 0.413	S S S 0-3 ① K		x 0-0 ① 1-3 1-2		x 0-0 ② F8			x 0-0 SF8 3B		4	1	1	0	0	1	2
Al Oliver, L (1, 8) OBP: 0.322, SLG: 0.406	x 0-0 ② F9		x 0-0 ② SF7 3-H		x 0-0 ③ F8			x 0-0 ① SF8 3-H		2	0	0	2	0	0	0
Roberto Clemente, R (1, 9) OBP: 0.347, SLG: 0.492	x 0-0 ③ F8		S S S 0-3 ③ K			x 0-0 ① F9		x 0-0 ② F9		4	0	0	0	0	1	1
Willie Stargell, L (1, 7) OBP: 0.394, SLG: 0.719		x 0-0 L6-4 1B 1B		x 0-0 ① 1-3		S S S 0-3 ② K		S S S 0-3 ③ K		4	0	1	0	0	2	0
Richie Hebner, L (1, 5) OBP: 0.369, SLG: 0.545		x 0-0 ① F8		x 0-0 1B 1B		x 0-0 HR			x 0-0 ① P6	4	1	2	1	0	0	1
Bob Robertson, R (1, 3) OBP: 0.344, SLG: 0.488		x 0-0 1-2 1B		x 0-0 1-2 1B		x 0-0 ③ 5-3			x 0-0 ② 6-3	4	0	2	0	0	0	0
Milt May, L (1, 2) OBP: 0.250, SLG: 0.316		x 0-0 ②③ L6-4 2-3		S S S 0-3 ② K			x 0-0 ① F8		x 0-0 1B	4	0	1	0	0	1	4
Gene Alley, R (1, 6) OBP: 0.259, SLG: 0.273			x 0-0 E6 1B PB SF7	x 0-0 ③ 6-3			x 0-0 ② F9		x 0-0 ③ F5	4	1	0	0	0	0	3
Luke Walker, L (1, 1) OBP: 0.143, SLG: 0.040 Nelson Briles, R (3, 1) OBP: 0.313, SLG: 0.467			x 0-0 1-3 1-3 1B		x 0-0 ① 6-3		x 0-0 ③ F8			1 2	0 0	1 0	0 0	0 0	0 0	0 0
Inning Stats	R: 0 E: 0 K: 1 S: 5 H: 0 LOB: 0 BB: 0 P: 5	R: 0 E: 0 K: 0 S: 4 H: 2 LOB: 1 BB: 0 P: 4	R: 1 E: 1 K: 1 S: 7 H: 1 LOB: 1 BB: 0 P: 7	R: 0 E: 0 K: 1 S: 7 H: 2 LOB: 2 BB: 0 P: 7	R: 0 E: 0 K: 0 S: 3 H: 0 LOB: 0 BB: 0 P: 3	R: 1 E: 0 K: 1 S: 6 H: 1 LOB: 0 BB: 0 P: 6	R: 0 E: 0 K: 0 S: 3 H: 0 LOB: 0 BB: 0 P: 3	R: 1 E: 0 K: 1 S: 6 H: 1 LOB: 0 BB: 0 P: 6	R: 0 E: 0 K: 0 S: 4 H: 1 LOB: 1 BB: 0 P: 4	1B: 6 2B: 1 3B: 1 HR: 1 SF: 2 SAC: 0 DP: 1 HBP: 0						

PITCHER	IP	WLS	BF	H	R	ER	SO	BB	IBB	HBP	BLK	WP	HR	S	P	ERA	WHIP
Reggie Cleveland, R (1, 1) ERA: 4.4	9.0	W	35	8	3	2	5	0	0	0	0	0	1	45	45	2.00	0.889

PITCHER	IP	WLS	BF	H	R	ER	SO	BB	IBB	HBP	BLK	WP	HR	S	P	ERA	WHIP

TOP

Pittsburgh Pirates @ St. Louis Cardinals

Busch Stadium, St. Louis, MO

Tue Jun 29 1971, 7:05 PM CDT

Att. 14,586 - Unknown

livebaseballscorecards.com

AB	33
R	3
H	8
RBI	3
BB	0
SO	5
LOB	11

WP: 0 PA: 35
PB: 1
SB: 0
CS: 0

Batter	1	2	3	4	5	6	7	8	9	AB	R	H	RBI	BB	SO	LOB
Lou Brock, L (1, 7) OBP: 0.396, SLG: 0.458	BBBB 4-0 FC5-4 BB		x 0-0 HR x 0-0 2-H 2B			x 0-0 ① F7		IIII 4-0 1B IBB		3	1	2	2	2	0	0
Ted Sizemore, R (1, 4) OBP: 0.325, SLG: 0.343	x 0-0 ① FC5-4 FC6-4 1-2f		x 0-0 ① 5-3 x 0-0 F8			SSS 0-3 ② K		x 0-0 1-2 2-3 1B		5	0	1	0	0	1	2
Jim Beauchamp, R (1, 3) OBP: 0.317, SLG: 0.423 Joe Hague, L (4, 3) OBP: 0.332, SLG: 0.399	x 0-0 ② FC6-4 BB 1B 1-2f		x 0-0 HR 1B	x 0-0 ① 3-1		BBBB 4-0 FC5-4 BB		x 0-0 ②③ 7-2 3-Hf		2 2	2 0	1 0	0 0	0 1	0 0	1 3
Joe Torre, R (1, 5) OBP: 0.423, SLG: 0.545	BBBB 4-0 1B 1-2 BB		x 0-0 1-H HR	SSS 0-3 ② K		x 0-0 ③ FC5-4 1-2f				3	1	1	2	1	1	1
Jose Cardenal, R (1, 9) OBP: 0.303, SLG: 0.390	x 0-0 FC4-6 1-2 2-H 1B		SSS 0-3 ② K	x 0-0 ③ F9			x 0-0 ① F7			4	0	1	1	0	1	0
Jose Cruz, L (1, 8)	x 0-0 ③ FC4-6 1-2f		BBBB 4-0 BB 1B 2B BB		x 0-0 ① F7		x 0-0 ② F7			3	1	0	0	1	0	2
Jerry McNertney, R (1, 2) OBP: 0.333, SLG: 0.474		x 0-0 ① F8	x 0-0 BB 1-2 2B 1B		SSS 0-3 ② K		x 0-0 ③ 6-3			4	1	1	0	0	1	0
Dal Maxvill, R (1, 6) OBP: 0.326, SLG: 0.252		x 0-0 ② 6-3	BBBB 4-0 1-2 2-3 2B BB		x 0-0 1B			H 1-0 1B SH3-4 7-2 HBP		2	1	1	0	1	0	0
Reggie Cleveland, R (1, 1) OBP: 0.132, SLG: 0.184		x 0-0 ③ 6-3	x 0-0 1-H 2-H 3-H 2B		SSS 0-3 ③ K			x 0-0 ① SH3-4 1-2		3	1	1	3	0	1	1
Inning Stats	R: 1 H: 1 E: 0 LOB: 2 K: 0 BB: 0 S: 4 P: 12	R: 0 H: 0 E: 0 LOB: 0 K: 0 BB: 0 S: 3 P: 3	R: 7 H: 6 E: 0 LOB: 1 K: 1 BB: 2 S: 11 P: 19	R: 0 H: 0 E: 0 LOB: 0 K: 1 BB: 0 S: 5 P: 5	R: 0 H: 1 E: 0 LOB: 1 K: 2 BB: 0 S: 8 P: 8	R: 0 H: 0 E: 0 LOB: 1 K: 1 BB: 1 S: 5 P: 9	R: 0 H: 0 E: 0 LOB: 0 K: 0 BB: 0 S: 3 P: 3	R: 0 H: 1 E: 0 LOB: 2 K: 0 BB: 1 S: 3 P: 8		1B: 5 SF: 0 2B: 3 SAC: 1 3B: 0 DP: 1 HR: 2 HBP: 1				WP: 0 PA: 39 PB: 0 SB: 0 CS: 0		

PITCHER		IP	WLS	BF	H	R	ER	SO	BB	IBB	HBP	BLK	WP	HR	S	P	ERA	WHIP
Luke Walker, L ERA: 4.19	(1, 1)	2.2	L	19	7	8	8	1	4	0	0	0	0	2	17	33	27.00	4.125
Nelson Briles, R ERA: 4.31	(3, 1)	5.1		20	2	0	0	4	1	1	1	0	0	0	25	34	0.00	0.562

PITCHER	IP	WLS	BF	H	R	ER	SO	BB	IBB	HBP	BLK	WP	HR	S	P	ERA	WHIP

BOTTOM

Pittsburgh Pirates @ St. Louis Cardinals

Busch Stadium, St. Louis, MO

Tue Jun 29 1971, 7:05 PM CDT

Att. 14,586 - Unknown

livebaseballscorecards.com

AB	31
R	8
H	9
RBI	8
BB	6
SO	5
LOB	10

Batter	1	2	3	4	5	6	7	8	9	AB	R	H	RBI	BB	SO	LOB
Lou Brock, L (1, 7) OBP: 0.396, SLG: 0.466	S S S 0-3 ① K	x 0-0 1-2 1B		S S S 0-3 ② K		x 0-0 HR		S S S 0-3 ① K		5	1	2	1	0	3	0
Ted Sizemore, R (1, 4) OBP: 0.327, SLG: 0.342	B B B B 4-0 BB E BB	x 0-0 ③ F9		x 0-0 ③ 5-3		x 0-0 E BB 1B		x 0-0 ② F8		4	1	1	0	1	0	2
Jim Beauchamp, R (1, 3) OBP: 0.317, SLG: 0.416 Joe Hague, L (6, PH) OBP: 0.333, SLG: 0.397 (6, 3)	B B B B 4-0 1-2 FC5-4 BB	x 0-0 ① F7		x 0-0 ① F7	B B B B 4-0 1-2 E BB		S S S 0-3 ③ K		2 1	0 0	0 0	0 0	1 1	0 1	0 0
Joe Torre, R (1, 5) OBP: 0.420, SLG: 0.549	x 0-0 ② FC5-4 1B 1-2f 2-H	x 0-0 ② 5-3		x 0-0 HR	x 0-0 ② F8			x 0-0 ① F9		5	2	1	1	0	0	3
Jose Cardenal, R (1, 9) OBP: 0.311, SLG: 0.399	x 0-0 2-H 1B	x 0-0 2B 2B		x 0-0 ② 1B	S S S 0-3 ③ K 1-2 2-3			B B B B 4-0 G3 1B BB		4	2	3	1	1	1	2
Jose Cruz, L (1, 8) OBP: 0.214, SLG: 0.231	x 0-0 ③ F8	x 0-0 2-H 1B 2B		x 0-0 1B 1B			x 0-0 ① 4-3		x 0-0 ② G3 1-2	5	1	2	1	0	0	2
Jerry McNertney, R (1, 2) OBP: 0.359, SLG: 0.494 Bob Stinson, S (9, PR) OBP: 0.200, SLG: 0.200		x 0-0 ① F8	x 0-0 2-H 1B	x 0-0 1-3 1B			x 0-0 1B		x 0-0 2-H 1B	5 0	0 0	4 0	2 0	0 0	0 0	0 0
Dal Maxvill, R (1, 6) OBP: 0.316, SLG: 0.243 Matty Alou, L (9, PH) OBP: 0.345, SLG: 0.390		x 0-0 ② F3	S S S 0-3 ③ K		x 0-0 ③ F8		x 0-0 ② F9		x 0-0 ③ F4	4 1	0 0	0 0	0 0	0 0	1 0	4 1
Al Santorini, R (1, 1) OBP: 0.308, SLG: 0.308 Chris Zachary, L (2, 1) OBP: 0.263, SLG: 0.263 Moe Drabowsky, R (6, 1) Bob Burda, L (7, PH) OBP: 0.447, SLG: 0.438 Julian Javier, R (7, PH) OBP: 0.256, SLG: 0.321 Don Shaw, L (7, 1)		x 0-0 1B 1B		S S S 0-3 ① K		x 0-0 ① F7	x 0-0 ③ F7			1 2 0 0 1 0	0 0 0 0 0 0	1 0 0 0 0 0	0 0 0 0 0 1	0 0 0 0 0 0	0 1 0 0 0 0	0 0 0 0 1 0
Inning Stats	R: 2 E: 1 K: 1 S: 6 H: 1 LOB: 1 BB: 2 P: 14	R: 0 E: 0 K: 0 S: 5 H: 2 LOB: 2 BB: 0 P: 5	R: 2 E: 0 K: 1 S: 8 H: 3 LOB: 1 BB: 0 P: 8	R: 0 E: 0 K: 2 S: 7 H: 0 LOB: 0 BB: 0 P: 7	R: 1 E: 0 K: 0 S: 6 H: 4 LOB: 2 BB: 0 P: 6	R: 1 E: 1 K: 1 S: 7 H: 2 LOB: 2 BB: 1 P: 11	R: 0 E: 0 K: 0 S: 4 H: 1 LOB: 1 BB: 0 P: 4	R: 0 E: 0 K: 2 S: 7 H: 0 LOB: 0 BB: 0 P: 7	R: 1 E: 0 K: 0 S: 4 H: 1 LOB: 1 BB: 1 P: 8	1B: 10 2B: 2 3B: 0 HR: 2 SF: 0 SAC: 0 DP: 0 HBP: 0						

TOP

St. Louis Cardinals @ San Francisco Giants
Candlestick Park, San Francisco, CA
Thu Jul 01 1971, 6:33 AM EDT
Att. 7,794 - Unknown

livebaseballscorecards.com

AB	40
R	7
H	14
RBI	6
BB	4
SO	7
LOB	15

WP: 0 PB: 0 SB: 0 CS: 0 PA: 44

PITCHER		IP	WLS	BF	H	R	ER	SO	BB	IBB	HBP	BLK	WP	HR	S	P	ERA	WHIP
Ron Bryant, L ERA: 2.45	(1, 1)	4.2		24	9	5	4	4	2	0	0	0	0	1	30	38	7.71	2.357
Rich Robertson, R ERA: 4.06	(5, 1)	0.2		5	3	1	1	0	0	0	0	0	0	1	5	5	13.50	4.500
Don McMahon, R ERA: 4.74	(6, 1)	1.1	W	6	1	0	0	1	1	0	0	0	0	0	7	11	0.00	1.500
Steve Hamilton, L ERA: 1.57	(7, 1)	1.1		4	0	0	0	2	0	0	0	0	0	0	8	8	0.00	0.000
Jerry Johnson, R ERA: 2.13	(9, 1)	1.0	S	5	1	1	1	0	1	0	0	0	0	0	4	8	9.00	2.000

PITCHER	IP	WLS	BF	H	R	ER	SO	BB	IBB	HBP	BLK	WP	HR	S	P	ERA	WHIP

Batter	1	2	3	4	5	6	7	8	9	AB	R	H	RBI	BB	SO	LOB
Chris Speier, R (1, 6) OBP: 0.342, SLG: 0.347	6-3	BB	G4-3			F7	K			4	1	1	1	1	1	2
Tito Fuentes, S (1, 4) OBP: 0.311, SLG: 0.361	K	2B	G4-3			1B		F8		5	1	2	2	0	1	2
Ken Henderson, S (1, 9) OBP: 0.368, SLG: 0.417	FC6-4	WP, HBP		4-3		2B		K		3	1	1	1	1	1	0
Bobby Bonds, R (1, 8) OBP: 0.387, SLG: 0.558	FC6-4	WP		6-3		1-H		FC6-4		5	0	3	3	0	0	1
Fran Healy, R (1, 2) OBP: 0.491, SLG: 0.583	1B, 1B	BB		5-3		BB		FC6-4		3	1	1	0	2	0	1
Ed Goodson, L (1, 3) OBP: 0.294, SLG: 0.250	1B, 1B	F7			G4-6-3	F6				4	1	2	0	0	0	5
Al Gallagher, R (1, 5) OBP: 0.314, SLG: 0.324	K	F9			G4-6-3		F9			3	0	0	0	0	1	6
Don McMahon, R (6, 1)										0	0	0	0	0	0	0
Steve Hamilton, L (7, 1)										1	0	0	0	0	0	0
Jerry Johnson, R (9, 1)										0	0	0	0	0	0	0
Floyd Wicker, L (1, 7) OBP: 0.276, SLG: 0.160	BB, 1B	FC3-6		4-3		F7				4	1	2	0	0	0	0
Ron Bryant, S (1, 1) OBP: 0.182, SLG: 0.209	BB	FC3-6				1B	1B			2	1	1	1	0	0	1
Rich Robertson, R (5, 1) OBP: 0.067, SLG: 0.067										0	0	0	0	0	0	0
Hal Lanier, R (6, 5) OBP: 0.271, SLG: 0.280										2	1	2	0	0	0	0
Inning Stats	R: 0 E: 0 K: 1 S: 5 H: 0 LOB: 1 BB: 1 P: 9	R: 6 E: 0 K: 1 S: 11 H: 6 LOB: 3 BB: 2 P: 20	R: 0 E: 0 K: 0 S: 4 H: 2 LOB: 1 BB: 0 P: 4	R: 0 E: 0 K: 0 S: 3 H: 0 LOB: 0 BB: 0 P: 3	R: 0 E: 0 K: 0 S: 3 H: 1 LOB: 0 BB: 0 P: 3	R: 2 E: 0 K: 0 S: 6 H: 4 LOB: 2 BB: 1 P: 10	R: 0 E: 0 K: 1 S: 6 H: 1 LOB: 1 BB: 0 P: 6	R: 0 E: 0 K: 1 S: 6 H: 1 LOB: 1 BB: 0 P: 6		1B: 13 2B: 2 3B: 0 HR: 0 SF: 0 SAC: 0 DP: 2 HBP: 1						

PITCHER		IP	WLS	BF	H	R	ER	SO	BB	IBB	HBP	BLK	WP	HR	S	P	ERA	WHIP
Al Santorini, R ERA: 3.82	(1, 1)	1.1		11	5	6	6	2	2	0	0	0	0	0	13	21	40.50	5.250
Chris Zachary, R ERA: 5.98	(2, 1)	4.1	L	20	8	2	2	0	1	0	1	0	1	0	18	23	4.15	2.077
Moe Drabowsky, R ERA: 3.27	(6, 1)	0.1		2	0	0	0	0	1	0	0	0	0	0	1	5	0.00	3.000
Don Shaw, L ERA: 4.78	(7, 1)	2.0		8	2	0	0	2	0	0	0	0	0	0	12	12	0.00	1.000

PITCHER	IP	WLS	BF	H	R	ER	SO	BB	IBB	HBP	BLK	WP	HR	S	P	ERA	WHIP

BOTTOM

St. Louis Cardinals @ San Francisco Giants
Candlestick Park, San Francisco, CA
Thu Jul 01 1971, 6:33 AM EDT
Att. 7,794 - Unknown

livebaseballscorecards.com

AB	36
R	8
H	15
RBI	8
BB	4
SO	4
LOB	18

WP: 1	PA: 41		
PB: 0			
SB: 0			
CS: 0			

Batter	1	2	3	4	5	6	7	8	9	AB	R	H	RBI	BB	SO	LOB
Lou Brock, L (1, 7) OBP: 0.396, SLG: 0.468	F4		F7		G6-4-3 1-2f 3-H		S SF8 1-3 2B		1B	5	1	2	0	0	0	1
Matty Alou, L (1, 3) OBP: 0.349, SLG: 0.403	E 1B			HR	BBBB E S 1B BB		SF7 3-H		F9	3	2	2	2	1	0	1
Jose Cruz, L (1, 8) OBP: 0.263, SLG: 0.438	F3 1-2			HR	BBBB 1B 1-3 BB		SF8 2-H		F8	3	1	1	2	1	0	2
Joe Torre, R (1, 5) OBP: 0.417, SLG: 0.543	F9			F6	FC6-4 1-3 3-H 1B		6-3		F4	5	0	1	1	0	0	2
Jose Cardenal, R (1, 9) OBP: 0.307, SLG: 0.393		F9		G3	FC6-4 1-2f			F8		4	0	0	0	0	0	2
Ted Sizemore, R (1, 4) OBP: 0.322, SLG: 0.336		F4		4-3		4-3		F6		4	0	0	0	0	0	0
Jerry McNertney, R (1, 2) OBP: 0.365, SLG: 0.506		5-3			2B 2B	F6		1B 1B		4	1	2	0	0	0	0
Dal Maxvill, R (1, 6) OBP: 0.321, SLG: 0.261			6-3		1B G6-4-3 2-H 2B	SSS K		1-3 1B		4	1	2	1	0	1	0
Bob Gibson, R (1, 1) OBP: 0.297, SLG: 0.361			6-3		G6-4-3 2-3 1B		2B SF7 1B		F7	4	1	2	0	0	0	2
Inning Stats	R: 0 E: 1 K: 0 S: 4 H: 1 LOB: 1 BB: 0 P: 4	R: 0 E: 0 K: 0 S: 3 H: 0 LOB: 0 BB: 0 P: 3	R: 0 E: 0 K: 0 S: 3 H: 0 LOB: 0 BB: 0 P: 3	R: 2 E: 0 K: 0 S: 5 H: 2 LOB: 0 BB: 0 P: 5	R: 3 E: 0 K: 0 S: 6 H: 4 LOB: 2 BB: 2 P: 14	R: 0 E: 0 K: 1 S: 5 H: 0 LOB: 0 BB: 0 P: 5	R: 2 E: 0 K: 0 S: 5 H: 2 LOB: 0 BB: 0 P: 5	R: 0 E: 0 K: 0 S: 5 H: 2 LOB: 2 BB: 0 P: 5	R: 0 E: 0 K: 0 S: 4 H: 1 LOB: 1 BB: 0 P: 4	1B: 7 2B: 3 3B: 0 HR: 2 SF: 2 SAC: 0 DP: 1 HBP: 0						

TOP

St. Louis Cardinals @ San Francisco Giants
Candlestick Park, San Francisco, CA
Fri Jul 02 1971, 10:05 PM EDT
Att. 11,268 - Unknown

livebaseballscorecards.com

AB	36
R	7
H	12
RBI	6
BB	2
SO	1
LOB	10

WP: 0 PB: 0 SB: 2 CS: 0
PA: 40

PITCHER		IP	WLS	BF	H	R	ER	SO	BB	IBB	HBP	BLK	WP	HR	S	P	ERA	WHIP
Steve Stone, R ERA: 3.51	(1, 1)	4.0	L	18	6	5	5	0	0	0	0	0	0	2	18	18	11.25	1.500
Don Carrithers, R ERA: 4.5	(5, 1)	3.0		13	3	2	2	1	2	0	0	0	0	0	13	21	6.00	1.667
Rich Robertson, R ERA: 3.91	(8, 1)	2.0		9	3	0	0	0	0	0	0	0	0	0	9	9	0.00	1.500

PITCHER	IP	WLS	BF	H	R	ER	SO	BB	IBB	HBP	BLK	WP	HR	S	P	ERA	WHIP

Batter	1	2	3	4	5	6	7	8	9	AB	R	H	RBI	BB	SO	LOB
Frank Duffy, R (1, 6) OBP: 0.148, SLG: 0.154	S S S 0-3 K ①	x 0-0 F2 ③			x 0-0 E1 G3-6-3			S S S 0-3 K ①		4	0	0	0	0	2	3
Tito Fuentes, S (1, 4) OBP: 0.313, SLG: 0.362	x 0-0 F7 ②		x 0-0 2B 1B		x 0-0 ① ② G3-6-3 1-2f			x 0-0 G4-6-3 1B		4	1	2	0	0	0	1
Ken Henderson, S (1, 9) OBP: 0.367, SLG: 0.419	S S S 0-3 K ③		x 0-0 1-H 2B		x 0-0 F9 ③			x 0-0 ② ③ G4-6-3 1-2f		4	0	1	1	0	1	1
Bobby Bonds, R (1, 8) OBP: 0.382, SLG: 0.550		x 0-0 F9 ①	x 0-0 5-3 ①			S S S 0-3 K ①			x 0-0 6-3 ①	4	0	0	0	0	1	1
Fran Healy, R (1, 2) OBP: 0.475, SLG: 0.549		B B B B 4-0 WP 1B SF BB	x 0-0 5-3 ②			x 0-0 F9 ②			S S S 0-3 K ②	3	1	0	0	1	1	1
Ed Goodson, L (1, 3) OBP: 0.286, SLG: 0.250		x 0-0 SF WP 1-2 1B	x 0-0 F8 ③			x 0-0 F5 ③			S S S 0-3 K ③	4	0	1	0	0	1	1
Floyd Wicker, L (1, 7) OBP: 0.281, SLG: 0.148		B B B B 4-0 SF 1-2 2-3 BB		x 0-0 4-3 ①			x 0-0 6-3 ①			2	0	0	0	1	0	0
Hal Lanier, R (1, 5) OBP: 0.265, SLG: 0.276		x 0-0 SF 1-2 2-3 3-H		x 0-0 6-3 ②			x 0-0 1-3 ②			2	0	0	1	0	0	0
Steve Stone, R (1, 1) Don Carrithers, R (5, 1) Jim Ray Hart, R (7, PH) Rich Robertson, R (8, 1) OBP: 0.067, SLG: 0.067		S S S 0-3 K ②		x 0-0 1-3 ③			x 0-0 F9 ③			2 0 1 0	0 0 0 0	0 0 0 0	0 0 0 0	0 0 0 0	1 0 0 0	3 0 0 0
Inning Stats	R: 0 H: 0 E: 0 LOB: 0 K: 2 BB: 0 S: 7 P: 7	R: 1 H: 1 E: 1 LOB: 3 K: 1 BB: 2 S: 7 P: 15	R: 1 H: 2 E: 0 LOB: 1 K: 0 BB: 0 S: 5 P: 5	R: 0 H: 0 E: 0 LOB: 0 K: 0 BB: 0 S: 3 P: 3	R: 0 H: 0 E: 1 LOB: 0 K: 0 BB: 0 S: 3 P: 3	R: 0 H: 0 E: 0 LOB: 0 K: 1 BB: 0 S: 5 P: 5	R: 0 H: 0 E: 0 LOB: 0 K: 0 BB: 0 S: 3 P: 3	R: 0 H: 1 E: 0 LOB: 0 K: 1 BB: 0 S: 5 P: 5	R: 0 H: 0 E: 0 LOB: 0 K: 2 BB: 0 S: 7 P: 7	1B: 3 2B: 1 3B: 0 HR: 0	SF: 1 SAC: 0 DP: 2 HBP: 0			WP: 1 PB: 0 SB: 0 CS: 0	PA: 33		

PITCHER	IP	WLS	BF	H	R	ER	SO	BB	IBB	HBP	BLK	WP	HR	S	P	ERA	WHIP
Bob Gibson, R (1, 1) ERA: 4.11	9.0	W	33	4	2	2	7	2	0	0	0	1	0	45	53	2.00	0.667

PITCHER	IP	WLS	BF	H	R	ER	SO	BB	IBB	HBP	BLK	WP	HR	S	P	ERA	WHIP

BOTTOM

St. Louis Cardinals @ San Francisco Giants
Candlestick Park, San Francisco, CA
Fri Jul 02 1971, 10:05 PM EDT
Att. 11,268 - Unknown

livebaseballscorecards.com

AB	30
R	2
H	4
RBI	2
BB	2
SO	7
LOB	11

Batter	1	2	3	4	5	6	7	8	9	AB	R	H	RBI	BB	SO	LOB
Lou Brock, L (1, 7) OBP: 0.394, SLG: 0.464	F7		E4		BB		F8			3	1	0	0	1	0	1
Matty Alou, L (1, 3) OBP: 0.344, SLG: 0.397	6-3		E1		K		G3			4	0	0	0	0	1	3
Jose Cruz, L (1, 8) OBP: 0.304, SLG: 0.389	F9		BB		F8			BB		2	0	0	0	2	0	2
Joe Torre, R (1, 5) OBP: 0.412, SLG: 0.536		K	6-3			F8		F8		4	0	0	0	0	1	3
Jose Cardenal, R (1, 9) OBP: 0.306, SLG: 0.391		F9		F7		FC4-6 1B		K		4	0	1	0	0	1	1
Julian Javier, R (1, 4) OBP: 0.258, SLG: 0.326		2B		F9		FC4-6 FC4		B5-3		4	0	1	0	0	0	2
Jerry McNertney, R (1, 2) OBP: 0.350, SLG: 0.484		P4		1-3		FC4			G3	4	0	0	0	0	0	2
Dal Maxvill, R (1, 6) OBP: 0.319, SLG: 0.268			K	G3			2B		F9	4	0	1	0	0	1	0
Steve Carlton, L (1, 1) OBP: 0.220, SLG: 0.286			K	BB			K		K	2	0	1	0	0	1	0
Moe Drabowsky, R (6, 1)										0	0	0	0	0	0	0
Jim Beauchamp, R (7, PH) OBP: 0.315, SLG: 0.412										1	0	0	0	0	1	1
Frank Linzy, R (7, 1) OBP: 0.500, SLG: 0.500										0	0	0	0	0	0	0
Daryl Patterson, L (8, 1)										0	0	0	0	0	0	0
Luis Melendez, R (9, PH) OBP: 0.318, SLG: 0.240										1	0	0	0	0	1	0
Inning Stats	R: 0 E: 0 K: 0 S: 3 H: 0 LOB: 0 BB: 0 P: 3	R: 0 E: 0 K: 1 S: 6 H: 1 LOB: 1 BB: 0 P: 6	R: 1 E: 3 K: 2 S: 9 H: 0 LOB: 2 BB: 1 P: 13	R: 0 E: 0 K: 0 S: 3 H: 0 LOB: 0 BB: 0 P: 3	R: 0 E: 0 K: 1 S: 6 H: 1 LOB: 2 BB: 1 P: 10	R: 0 E: 0 K: 0 S: 4 H: 1 LOB: 1 BB: 0 P: 4	R: 0 E: 0 K: 1 S: 6 H: 1 LOB: 1 BB: 0 P: 6	R: 0 E: 0 K: 1 S: 5 H: 0 LOB: 1 BB: 1 P: 9	R: 0 E: 0 K: 1 S: 5 H: 0 LOB: 0 BB: 0 P: 5	1B: 2 2B: 2 3B: 0 HR: 0 SF: 0 SAC: 0 DP: 0 HBP: 0						

TOP

St. Louis Cardinals @ San Francisco Giants
Candlestick Park, San Francisco, CA
Sat Jul 03 1971, 6:33 AM EDT
Att. 24,896 - Unknown

livebaseballscorecards.com

AB	33
R	1
H	4
RBI	0
BB	3
SO	7
LOB	15

WP: 0 PB: 0 SB: 0 CS: 0 PA: 36

PITCHER	IP	WLS	BF	H	R	ER	SO	BB	IBB	HBP	BLK	WP	HR	S	P	ERA	WHIP
John Cumberland, L (1, 1) ERA: 1.79	9.0	W	36	4	1	0	7	3	0	0	0	0	0	47	59	0.00	0.778

PITCHER	IP	WLS	BF	H	R	ER	SO	BB	IBB	HBP	BLK	WP	HR	S	P	ERA	WHIP

Batter	1	2	3	4	5	6	7	8	9	AB	R	H	RBI	BB	SO	LOB
Chris Speier, R (1, 6) OBP: 0.339, SLG: 0.353	x 0-0 ① F7		x 0-0 1-H HR	x 0-0 ③ FC6-4 1-2f		x 0-0 ① F9	x 0-0 ② 1-3	S S S 0-3 ③ K		6	1	1	2	0	1	3
Tito Fuentes, S (1, 4) OBP: 0.311, SLG: 0.360	x 0-0 ② 5-3		x 0-0 ② 6-3		x 0-0 ① 5-3	x 0-0 WP HR 1B	x 0-0 ③ G3			5	1	1	0	0	0	0
Willie Mays, R (1, 3) OBP: 0.415, SLG: 0.545	S S S 0-3 ③ K		B B B B 4-0 S BB BB		B B B B 4-0 HR BB	S S S 0-3 ② K 1-2		x 0-0 1B 1B 1B		3	2	1	0	2	2	1
Bobby Bonds, R (1, 8) OBP: 0.388, SLG: 0.561		x 0-0 ① 5-3	B B B B 4-0 BB 1-2 BB		x 0-0 1-H HR	I I I I 4-0 HR IBB		x 0-0 BB 1B 1-2 1B 1B		3	3	2	2	2	0	0
Ken Henderson, S (1, 9) OBP: 0.371, SLG: 0.432		x 0-0 ② F9	B B B B 4-0 1-2 2-3 BB		B B B B 4-0 2B BB	x 0-0 1-H 2-H HR		S S S 0-3 ① K		3	1	1	3	2	1	2
Dick Dietz, R (1, 2) OBP: 0.419, SLG: 0.434		x 0-0 1B	x 0-0 ③ F9		x 0-0 1-3 2B	B B B B 4-0 BB BB		x 0-0 BB 1B 1-2 2-H 1B		4	1	3	1	1	0	3
Bernie Williams, R (1, 7) OBP: 0.303, SLG: 0.250		x 0-0 ③ 2-3		B B B B 4-0 FC6-4 BB	I I I I 4-0 IBB	B B B B 4-0 1-2 BB		B B B B 4-0 1B 1-2 2-3 BB		1	0	0	0	4	0	1
Hal Lanier, R (1, 5) OBP: 0.262, SLG: 0.272			x 0-0 ① 6-3	S S S 0-3 ① K	S S S 0-3 ② K	x 0-0 ③ F9		x 0-0 1-3 2-H 3-H 1B		2	0	0	0	0	1	1
Fran Healy, R (5, PH) OBP: 0.467, SLG: 0.538										1	0	0	0	0	1	3
Al Gallagher, R (6, 5) OBP: 0.316, SLG: 0.325										2	0	1	2	0	0	2
John Cumberland, R (1, 1)			B B B B 4-0 HR BB	S S S 0-3 ② K	S S S 0-3 ③ K		S S S 0-3 ① K	x 0-0 ② F8		4	1	0	0	1	3	6
Inning Stats	R: 0 E: 0 K: 1 S: 5 H: 0 LOB: 0 BB: 0 P: 5	R: 0 E: 0 K: 0 S: 4 H: 1 LOB: 1 BB: 0 P: 4	R: 2 E: 0 K: 0 S: 4 H: 1 LOB: 3 BB: 4 P: 20	R: 0 E: 0 K: 2 S: 7 H: 0 LOB: 1 BB: 1 P: 11	R: 2 E: 0 K: 2 S: 9 H: 2 LOB: 3 BB: 3 P: 21	R: 3 E: 0 K: 1 S: 7 H: 2 LOB: 2 BB: 3 P: 19	R: 0 E: 0 K: 1 S: 5 H: 0 LOB: 0 BB: 0 P: 5	R: 3 E: 0 K: 2 S: 11 H: 4 LOB: 2 BB: 1 P: 15		1B: 6 2B: 1 3B: 0 HR: 3		SF: 0 SAC: 0 DP: 0 HBP: 0			WP: 1 PB: 0 SB: 1 CS: 0	PA: 46	

BOTTOM

St. Louis Cardinals @ San Francisco Giants
Candlestick Park, San Francisco, CA
Sat Jul 03 1971, 6:33 AM EDT
Att. 24,896 - Unknown

livebaseballscorecards.com

AB	34
R	10
H	10
RBI	10
BB	12
SO	9
LOB	22

PITCHER		IP	WLS	BF	H	R	ER	SO	BB	IBB	HBP	BLK	WP	HR	S	P	ERA	WHIP
Steve Carlton, L ERA: 3.79	(1, 1)	5.2	L	33	6	7	7	6	8	2	0	0	1	3	35	75	11.12	2.471
Moe Drabowsky, R ERA: 3.24	(6, 1)	0.1		2	0	0	0	0	1	0	0	0	0	0	1	5	0.00	3.000
Frank Linzy, R ERA: 3.0	(7, 1)	1.1		7	3	3	3	2	0	0	0	0	0	0	11	11	20.25	2.250
Daryl Patterson, R ERA: 6.11	(8, 1)	0.2		4	1	0	0	1	1	0	0	0	0	0	5	9	0.00	3.000

PITCHER	IP	WLS	BF	H	R	ER	SO	BB	IBB	HBP	BLK	WP	HR	S	P	ERA	WHIP

Batter	1	2	3	4	5	6	7	8	9	AB	R	H	RBI	BB	SO	LOB
Lou Brock, L (1, 7) OBP: 0.393, SLG: 0.460	6-3		BB FC6-5-4		F7			F8		3	0	0	0	1	0	0
Matty Alou, L (1, 3) OBP: 0.343, SLG: 0.395	L3 1B		FC6-5-4 E 1-2f S			P4		5-3		4	0	1	0	0	0	1
Jose Cruz, L (1, 8) OBP: 0.296, SLG: 0.364	L3 1-2		K 1-3			CS 1B		G3		4	0	1	0	0	1	2
Joe Torre, R (1, 5) OBP: 0.410, SLG: 0.533		K	F7			K 1-2			BB 1B FC5-2 1B	4	0	1	0	0	2	2
Jose Cardenal, R (1, 9) OBP: 0.312, SLG: 0.396		1B S 1B		G4-6-3 1B			6-3		FC5-2 BB 1-2 1B	4	1	3	0	0	0	0
Ted Simmons, S (1, 2) OBP: 0.357, SLG: 0.419		S 2B 1-3 1B		G4-6-3 1-2f			2B E 1B		FC5-2 1-2 2-3 BB	3	2	2	0	1	0	1
Ted Sizemore, R (1, 4) OBP: 0.318, SLG: 0.332 Bob Burda, L (9, PH) OBP: 0.436, SLG: 0.424 Julian Javier, R (9, 4) OBP: 0.258, SLG: 0.326		K 1-3 3-H	6-3				K		FC5-2 G4-6-3 1-2 2-3 3-Hf	3 1 0	0 0 0	0 0 0	0 0 0	0 0 0	2 0 0	2 3 0
Dal Maxvill, R (1, 6) OBP: 0.324, SLG: 0.291		2B 3-H			K		E4 1-H 2B		G4-6-3 1-2f	4	0	2	1	0	1	3
Jerry Reuss, L (1, 1) OBP: 0.179, SLG: 0.139 Moe Drabowsky, R (7, 1)		K			K		F7			3 0	0 0	0 0	0 0	0 0	2 0	2 0
Inning Stats	R: 0 H: 1 E: 0 LOB: 0 K: 0 BB: 0 S: 3 P: 3	R: 2 H: 3 E: 0 LOB: 1 K: 3 BB: 0 S: 12 P: 12	R: 0 H: 0 E: 0 LOB: 1 K: 1 BB: 1 S: 5 P: 9	R: 0 H: 1 E: 0 LOB: 0 K: 0 BB: 0 S: 3 P: 3	R: 0 H: 0 E: 0 LOB: 0 K: 2 BB: 0 S: 7 P: 7	R: 0 H: 1 E: 0 LOB: 0 K: 1 BB: 0 S: 5 P: 5	R: 1 H: 2 E: 1 LOB: 1 K: 1 BB: 0 S: 7 P: 7	R: 0 H: 0 E: 0 LOB: 0 K: 0 BB: 0 S: 3 P: 3	R: 0 H: 2 E: 0 LOB: 2 K: 0 BB: 1 S: 4 P: 8	1B: 8 SF: 0 2B: 3 SAC: 0 3B: 0 DP: 3 HR: 0 HBP: 0						

TOP

St. Louis Cardinals @ San Diego Padres

San Diego Stadium, San Diego, CA

Sun Jul 04 1971, 6:33 AM EDT

Att. 5,095 - Unknown

livebaseballscorecards.com

AB	33
R	3
H	10
RBI	1
BB	2
SO	8
LOB	16

WP: 0 PA: 35
PB: 0
SB: 4
CS: 1

PITCHER		IP	WLS	BF	H	R	ER	SO	BB	IBB	HBP	BLK	WP	HR	S	P	ERA	WHIP
Steve Arlin, R ERA: 3.91	(1, 1)	8.0	L	33	10	3	2	8	2	0	0	0	0	0	47	55	2.25	1.500
Bob Miller, R ERA: 1.94	(9, 1)	1.0		2	0	0	0	0	0	0	0	0	0	0	2	2	0.00	0.000

PITCHER	IP	WLS	BF	H	R	ER	SO	BB	IBB	HBP	BLK	WP	HR	S	P	ERA	WHIP

Batter	1	2	3	4	5	6	7	8	9	AB	R	H	RBI	BB	SO	LOB
Enzo Hernandez, R (1, 6) OBP: 0.329, SLG: 0.289	6-3		BB		5-3		L5-3		1B	4	0	1	0	1	0	1
Dave Campbell, R (1, 4) OBP: 0.282, SLG: 0.318	F7		F5			SH 1B BB	1B BB		K	3	1	0	0	2	1	2
Ivan Murrell, R (1, 7) OBP: 0.284, SLG: 0.389	6-3			BB FC4 BB 1B		SH 1B 1-2 FC5-2	1-2 1B			3	1	2	0	0	0	0
Nate Colbert, R (1, 3) OBP: 0.367, SLG: 0.505		5-3		FC4 BB 1-2 CS BB		F8	K			3	0	0	0	1	1	4
Ollie Brown, R (1, 9) OBP: 0.361, SLG: 0.348		1B		FC4 1-2 2-3 BB		FC5-2 1-3 2-H FC5 1B		K		3	0	2	1	1	1	0
Cito Gaston, R (1, 8) OBP: 0.289, SLG: 0.418		K		K		FC5-2 IBB		G6-4-3 1B		3	0	1	0	1	2	4
Ed Spiezio, R (1, 5) OBP: 0.287, SLG: 0.358		G3		FC4 1-2f 2-3 3-H		FC5-2 1-2 2-3 3-Hf		G6-4-3 1-2f		4	0	0	1	0	0	7
Bob Barton, R (1, 2) OBP: 0.307, SLG: 0.361 Don Mason, L (9, PH) OBP: 0.282, SLG: 0.237			1-3	CS 3-H	F7	FC5 3-Hf			F7	3 1	0 0	0 0	0 0	0 0	0 0	3 0
Steve Arlin, R (1, 1) OBP: 0.179, SLG: 0.158 Bob Miller, R (9, 1) Leron Lee, L (9, PH) OBP: 0.367, SLG: 0.455			6-3		5-3		L5-3 BB		P6	2 0 1	0 0 0	0 0 0	0 0 0	1 0 0	0 0 0	0 0 0
Inning Stats	R: 0 H: 0 E: 0 LOB: 0 K: 0 BB: 0 S: 3 P: 3	R: 0 H: 1 E: 0 LOB: 1 K: 1 BB: 0 S: 6 P: 6	R: 0 H: 0 E: 0 LOB: 1 K: 0 BB: 1 S: 3 P: 7	R: 1 H: 1 E: 0 LOB: 1 K: 1 BB: 2 S: 5 P: 13	R: 0 H: 0 E: 0 LOB: 0 K: 0 BB: 0 S: 3 P: 3	R: 1 H: 1 E: 0 LOB: 3 K: 0 BB: 2 S: 5 P: 13	R: 0 H: 1 E: 0 LOB: 2 K: 1 BB: 2 S: 5 P: 13	R: 0 H: 1 E: 0 LOB: 0 K: 1 BB: 0 S: 5 P: 5	R: 0 H: 1 E: 0 LOB: 1 K: 1 BB: 0 S: 6 P: 6	1B: 6 2B: 1 3B: 0 HR: 0	SF: 0 SAC: 1 DP: 2 HBP: 0						

PITCHER	IP	WLS	BF	H	R	ER	SO	BB	IBB	HBP	BLK	WP	HR	S	P	ERA	WHIP
Jerry Reuss, L (1, 1) ERA: 5.16	6.2	W	30	4	2	2	2	6	1	0	0	0	0	27	55	2.70	1.500
Moe Drabowsky, R (7, 1) ERA: 3.03	2.1	S	8	2	0	0	3	0	0	0	0	0	0	14	14	0.00	0.857

PITCHER	IP	WLS	BF	H	R	ER	SO	BB	IBB	HBP	BLK	WP	HR	S	P	ERA	WHIP

BOTTOM

St. Louis Cardinals @ San Diego Padres

San Diego Stadium, San Diego, CA

Sun Jul 04 1971, 6:33 AM EDT

Att. 5,095 - Unknown

livebaseballscorecards.com

AB	30
R	2
H	6
RBI	2
BB	7
SO	5
LOB	21

1B: 6	SF: 0	WP: 0	PA: 39
2B: 1	SAC: 1	PB: 0	
3B: 0	DP: 2	SB: 0	
HR: 0	HBP: 0	CS: 1	

Batter	1	2	3	4	5	6	7	8	9	AB	R	H	RBI	BB	SO	LOB
Lou Brock, L (1, 7) OBP: 0.390, SLG: 0.456	1-3		6-3		4-3		1-3		4-3 1B, 1B	5	0	1	0	0	0	0
Matty Alou, L (1, 3) OBP: 0.347, SLG: 0.399	6-3		WP, 1B		4-3		FC3-6, 1B		1-2 4-3, 1B	5	0	3	0	0	0	0
Julian Javier, R (1, 4) OBP: 0.258, SLG: 0.324 Joe Hague, L (9, PH) OBP: 0.332, SLG: 0.395 Ted Sizemore, R (9, 4) OBP: 0.318, SLG: 0.332	F8		S S S K, 1-2		2B, 1B		FC3-6, 1-2f		1-2 2-3 4-3	4 1 0	1 0 0	1 0 0	0 0 0	0 0 0	1 0 0	2 2 0
Joe Torre, R (1, 5) OBP: 0.416, SLG: 0.546		B B B B, FC4-6, BB, FC3-2-5, BB		HR	1-H, 2B		F7		IBB	3	1	2	2	2	0	1
Jose Cardenal, R (1, 9) OBP: 0.313, SLG: 0.394		B B B B, FC4-6, 1-2, BB		5-3	P6			S, 1B	S S S K	4	0	1	0	1	1	4
Ted Simmons, S (1, 2) OBP: 0.359, SLG: 0.418		FC4-6, FC3-2-5, 1-2f 2-3		B B B B, WP, BB, FC5-2, BB		FC3-6, 1B		L7, 1-3		3	0	1	0	1	0	3
Jose Cruz, L (1, 8) OBP: 0.290, SLG: 0.320		FC3-2-5, 1-2, 3-H		B B B B, WP, 1-2, BB		FC3-6, 1-2f		4-3		3	0	0	0	1	0	4
Dal Maxvill, R (1, 6) OBP: 0.315, SLG: 0.282		F7		FC5-2, 1-2 2-H		S S S K		F8		4	0	0	0	0	1	6
Reggie Cleveland, R (1, 1) OBP: 0.119, SLG: 0.167			P6	S S S K		4-3			6-3	4	0	0	0	0	1	3
Inning Stats	R: 0 E: 0 K: 0 S: 3 H: 0 LOB: 0 BB: 0 P: 3	R: 0 E: 0 K: 0 S: 3 H: 0 LOB: 2 BB: 2 P: 11	R: 0 E: 0 K: 1 S: 6 H: 1 LOB: 1 BB: 0 P: 6	R: 1 E: 0 K: 1 S: 6 H: 1 LOB: 2 BB: 2 P: 14	R: 1 E: 0 K: 0 S: 5 H: 2 LOB: 1 BB: 0 P: 5	R: 0 E: 0 K: 1 S: 6 H: 1 LOB: 1 BB: 0 P: 6	R: 0 E: 0 K: 0 S: 4 H: 1 LOB: 1 BB: 0 P: 4	R: 0 E: 0 K: 0 S: 4 H: 1 LOB: 1 BB: 0 P: 4	R: 0 E: 0 K: 1 S: 7 H: 2 LOB: 3 BB: 1 P: 11	1B: 7 2B: 1 3B: 0 HR: 1 SF: 0 SAC: 0 DP: 0 HBP: 0						

PITCHER		IP	WLS	BF	H	R	ER	SO	BB	IBB	HBP	BLK	WP	HR	S	P	ERA	WHIP
Fred Norman, L ERA: 3.86	(1, 1)	8.1		38	9	2	2	3	4	0	0	0	2	1	40	56	2.16	1.560
Bob Miller, R ERA: 1.92	(9, 1)	0.2	W	3	0	0	0	1	0	1	0	0	0	0	4	8	0.00	0.000

PITCHER	IP	WLS	BF	H	R	ER	SO	BB	IBB	HBP	BLK	WP	HR	S	P	ERA	WHIP

TOP

St. Louis Cardinals @ San Diego Padres

San Diego Stadium, San Diego, CA

Mon Jul 05 1971, 10:05 PM EDT

Att. 4,588 - Unknown

livebaseballscorecards.com

AB	36
R	2
H	9
RBI	2
BB	5
SO	4
LOB	25

1B: 7	SF: 0	WP: 2	PA: 41
2B: 1	SAC: 0	PB: 0	
3B: 0	DP: 0	SB: 2	
HR: 1	HBP: 0	CS: 0	

Batter	1	2	3	4	5	6	7	8	9	AB	R	H	RBI	BB	SO	LOB
Enzo Hernandez, R (1, 6) OBP: 0.328, SLG: 0.286	BBBB 4-0 CS BB		x 0-0 B1-3 ③		x 0-0 F3 ③			x 0-0 F7 ②		3	0	0	0	1	0	1
Dave Campbell, R (1, 4) OBP: 0.282, SLG: 0.315	SSS 0-3 K ①② 1-2			SSS 0-3 K ①		BBBB 4-0 CS BB		x 0-0 6-3 ③		3	0	0	0	1	2	1
Ivan Murrell, R (1, 7) OBP: 0.283, SLG: 0.386	x 0-0 1-3 ③			x 0-0 HR 1B		SSS 0-3 K ① 1-2			x 0-0 1-3 ①	4	1	1	0	0	1	1
Nate Colbert, R (1, 3) OBP: 0.372, SLG: 0.517		SSS 0-3 K ①		x 0-0 1-H HR		4-0 G6-4-3 IBB			x 0-0 2B 1B	3	2	2	2	1	1	0
Ollie Brown, R (1, 9) OBP: 0.359, SLG: 0.351		x 0-0 4-3 ②		x 0-0 6-3 ②		x 0-0 G6-4-3 ②③ 1-2f			x 0-0 1-H 2B	4	0	1	1	0	0	2
Cito Gaston, R (1, 8) OBP: 0.289, SLG: 0.423		x 0-0 P3 ③		x 0-0 3B			x 0-0 1-3 ①			3	0	1	0	0	0	0
Ed Spiezio, R (1, 5) OBP: 0.283, SLG: 0.351			x 0-0 F9 ①	x 0-0 L5 ③			x 0-0 F9 ②			3	0	0	0	0	0	1
Fred Kendall, R (1, 2) OBP: 0.190, SLG: 0.105			x 0-0 4-3 ②		x 0-0 P6 ①		x 0-0 F8 ③			3	0	0	0	0	0	0
Fred Norman, S (1, 1) OBP: 0.167, SLG: 0.167 Bob Miller, R (9, 1)			x 0-0 1B		SSS 0-3 K ②			SSS 0-3 K2-3 ①		3 0	0 0	1 0	0 0	0 0	2 0	0 0
Inning Stats	R: 0 H: 0 E: 0 LOB: 0 K: 1 BB: 1 S: 4 P: 8	R: 0 H: 0 E: 0 LOB: 0 K: 1 BB: 0 S: 5 P: 5	R: 0 H: 1 E: 0 LOB: 1 K: 0 BB: 0 S: 4 P: 4	R: 2 H: 3 E: 0 LOB: 1 K: 1 BB: 0 S: 8 P: 8	R: 0 H: 0 E: 0 LOB: 0 K: 1 BB: 0 S: 5 P: 5	R: 0 H: 0 E: 0 LOB: 1 K: 1 BB: 2 S: 4 P: 12	R: 0 H: 0 E: 0 LOB: 0 K: 0 BB: 0 S: 3 P: 3	R: 0 H: 0 E: 0 LOB: 0 K: 1 BB: 0 S: 5 P: 5	R: 1 H: 2 E: 0 LOB: 1 K: 0 BB: 0 S: 3 P: 3	1B: 3 SF: 0 2B: 2 SAC: 0 3B: 1 DP: 2 HR: 1 HBP: 0				WP: 0 PA: 32 PB: 0 SB: 0 CS: 2		

PITCHER	IP	WLS	BF	H	R	ER	SO	BB	IBB	HBP	BLK	WP	HR	S	P	ERA	WHIP
Reggie Cleveland, R (1, 1) ERA: 4.31	8.1	L	32	6	3	3	6	2	1	0	0	0	1	41	53	3.24	0.960

PITCHER	IP	WLS	BF	H	R	ER	SO	BB	IBB	HBP	BLK	WP	HR	S	P	ERA	WHIP

BOTTOM

St. Louis Cardinals @ San Diego Padres

Diego Stadium, San Diego, CA

Mon Jul 05 1971, 10:05 PM EDT

Att. 4,588 - Unknown

livebaseballscorecards.com

AB	29
R	3
H	6
RBI	3
BB	3
SO	6
LOB	6

Batter	1	2	3	4	5	6	7	8	9	AB	R	H	RBI	BB	SO	LOB
Lou Brock, L (1, 7) OBP: 0.388, SLG: 0.453	L9			1B SF7 1B		F8		K		4	1	1	0	0	1	1
Matty Alou, L (1, 3) OBP: 0.346, SLG: 0.397	6-3			WP BB 1-3 CS 1B		4-3			F7	4	0	1	0	0	0	0
Ted Simmons, S (1, 2) OBP: 0.357, SLG: 0.413	4-3			BBBB WP 1-2 BB		SSS K			F8	3	0	0	0	1	1	0
Joe Torre, R (1, 5) OBP: 0.411, SLG: 0.540		1-3		F9			F9		SSS K	4	0	0	0	0	1	3
Jose Cardenal, R (1, 9) OBP: 0.311, SLG: 0.392		6-3		SF7 3-H			6-3			2	0	0	1	0	0	0
Jose Cruz, L (1, 8) OBP: 0.294, SLG: 0.296		F8		1-2 2-3 IBB			F6			2	0	0	0	1	0	0
Ted Sizemore, R (1, 4) OBP: 0.315, SLG: 0.328			F7	CS 3-H	SSS K			F7		3	0	0	0	0	1	0
Dal Maxvill, R (1, 6) OBP: 0.316, SLG: 0.284			6-3		SSS K			4-3 1B		3	0	1	0	0	1	0
Bob Gibson, R (1, 1) OBP: 0.282, SLG: 0.342			5-3		F8			4-3 1-2		2	0	0	0	0	0	0
Bob Burda, L (8, PH) OBP: 0.425, SLG: 0.412										1	0	0	0	0	0	1
Chuck Taylor, R (8, 1)										0	0	0	0	0	0	0

TOP

St. Louis Cardinals @ San Diego Padres

San Diego Stadium, San Diego, CA

Wed Jul 07 1971, 10:05 PM EDT

Att. 7,456 - Unknown

livebaseballscorecards.com

AB	28
R	1
H	3
RBI	1
BB	2
SO	5
LOB	5

Inning Stats	1	2	3	4	5	6	7	8	9
R	0	0	0	1	0	0	0	0	0
E	0	0	0	0	0	0	0	0	0
K	0	0	0	0	2	1	0	1	1
S	3	3	3	4	7	5	3	6	5
H	0	0	0	2	0	0	0	1	0
LOB	0	0	0	2	0	0	0	1	0
BB	0	0	0	2	0	0	0	0	0
P	3	3	3	12	7	5	3	6	5

1B	3	SF	1	WP	1	PA	32
2B	0	SAC	0	PB	0		
3B	0	DP	0	SB	0		
HR	0	HBP	0	CS	1		

PITCHER	IP	WLS	BF	H	R	ER	SO	BB	IBB	HBP	BLK	WP	HR	S	P	ERA	WHIP
Clay Kirby, R (1, 1) ERA: 3.32	9.0	W	31	3	1	1	5	1	1	0	0	1	0	39	47	1.00	0.444

PITCHER	IP	WLS	BF	H	R	ER	SO	BB	IBB	HBP	BLK	WP	HR	S	P	ERA	WHIP

Batter	1	2	3	4	5	6	7	8	9	AB	R	H	RBI	BB	SO	LOB
Enzo Hernandez, R (1, 6) OBP: 0.327, SLG: 0.285	3-1		F3			SH1-3 1B FC6-4 1B	L4			4	1	1	0	0	0	1
Don Mason, L (1, 4) OBP: 0.281, SLG: 0.237	F7		K			1-2 E SH1-3 1B		K		4	1	1	0	0	2	0
Cito Gaston, R (1, 8) OBP: 0.287, SLG: 0.419	L9			K		1-2 2-3 SH1-3		K		3	0	0	0	0	2	0
Nate Colbert, R (1, 3) OBP: 0.370, SLG: 0.512		6-3		6-3		4-0 FC6-4 IBB		6-3		3	0	0	0	1	0	0
Leron Lee, L (1, 7) OBP: 0.356, SLG: 0.440		6-3		K		1-2f 2-H 3-H FC6-4				3	0	0	1	0	1	1
Ollie Brown, R (1, 9) OBP: 0.356, SLG: 0.347		E9 E			5-3	K				3	1	0	0	0	1	1
Ed Spiezio, R (1, 5) OBP: 0.283, SLG: 0.351 Garry Jestadt, R (8, 5) OBP: 0.258, SLG: 0.263		E7 2-H 1B			5-3		5-3			3 0	0 0	1 0	1 0	0 0	0 0	0 0
Fred Kendall, R (1, 2) OBP: 0.222, SLG: 0.220		P4			HR		1B			3	1	2	1	0	0	1
Clay Kirby, R (1, 1) OBP: 0.267, SLG: 0.175			F8		K		K			3	0	0	0	0	2	1
Inning Stats	R: 0 E: 0 K: 0 S: 3 H: 0 LOB: 0 BB: 0 P: 3	R: 1 E: 2 K: 0 S: 5 H: 1 LOB: 1 BB: 0 P: 5	R: 0 E: 0 K: 1 S: 5 H: 0 LOB: 0 BB: 0 P: 5	R: 0 E: 0 K: 2 S: 7 H: 0 LOB: 0 BB: 0 P: 7	R: 1 E: 0 K: 1 S: 6 H: 1 LOB: 0 BB: 0 P: 6	R: 2 E: 1 K: 1 S: 7 H: 2 LOB: 1 BB: 1 P: 11	R: 0 E: 0 K: 1 S: 6 H: 1 LOB: 1 BB: 0 P: 6	R: 0 E: 0 K: 2 S: 7 H: 0 LOB: 0 BB: 0 P: 7		1B: 4 2B: 0 3B: 0 HR: 1	SF: 0 SAC: 1 DP: 0 HBP: 0					

PITCHER		IP	WLS	BF	H	R	ER	SO	BB	IBB	HBP	BLK	WP	HR	S	P	ERA	WHIP
Bob Gibson, R ERA: 4.01	(1, 1)	7.0	L	28	5	4	2	6	0	1	0	0	0	1	39	43	2.57	0.714
Chuck Taylor, R ERA: 4.67	(8, 1)	1.0		3	0	0	0	2	0	0	0	0	0	0	7	7	0.00	0.000

PITCHER	IP	WLS	BF	H	R	ER	SO	BB	IBB	HBP	BLK	WP	HR	S	P	ERA	WHIP

BOTTOM

St. Louis Cardinals @ San Diego Padres

San Diego Stadium, San Diego, CA

Wed Jul 07 1971, 10:05 PM EDT

Att. 7,456 - Unknown

livebaseballscorecards.com

AB	29
R	4
H	5
RBI	3
BB	1
SO	8
LOB	5

1B: 4 2B: 0 3B: 0 HR: 1 SF: 0 SAC: 1 DP: 0 HBP: 0

WP: 0 PB: 0 SB: 0 CS: 0 PA: 31

Batter	1	2	3	4	5	6	7	8	9	AB	R	H	RBI	BB	SO	LOB
Roger Metzger, S (1, 6) OBP: 0.271, SLG: 0.280 Denny Lemaster, R (7, 1)	BBBB 4-0 1B 1B BB		x 0-0 ① 4-3			BBBB 4-0 FC3-6 BB BB	x 0-0 ③ P4			2	1	0	0	2	0	2
										0	0	0	0	0	0	0
Joe Morgan, L (1, 4) OBP: 0.335, SLG: 0.381	x 0-0 1B 1B 1-3 1B 1B		x 0-0 ② G3			BBBB 4-0 FC3-6 1-2 BB		x 0-0 ① F9		3	1	1	0	1	0	0
Cesar Cedeno, R (1, 8) OBP: 0.286, SLG: 0.402	x 0-0 1B 1-3 3-H 1B		SSS 0-3 ③ K			x 0-0 ① FC3-6 BB 1-2f 2-3		SSS 0-3 ② K		4	0	1	1	0	2	2
Bob Watson, R (1, 7) OBP: 0.361, SLG: 0.405 (7, 3)	x 0-0 K 1-2 3-H 1B			SSS 0-3 ① K		BBBB 4-0 G6-4-3 1-2 BB		SSS 0-3 ③ K		3	0	1	1	1	2	0
Denis Menke, R (1, 3) OBP: 0.322, SLG: 0.310 (7, 6)	SSS 0-3 ①② K 1-2			x 0-0 ② L5		x 0-0 ②③ G6-4-3 1-2f			x 0-0 ① F8	4	0	0	0	0	1	5
Doug Rader, R (1, 5) OBP: 0.296, SLG: 0.342	SSS 0-3 ③ K			x 0-0 ③ F7			SSS 0-3 ① K		x 0-0 ② P3	4	0	0	0	0	2	1
Jimmy Wynn, R (1, 9) OBP: 0.318, SLG: 0.300		x 0-0 ① P4			x 0-0 ① F9		x 0-0 ② F7		x 0-0 ③ F8	4	0	0	0	0	0	0
Jack Hiatt, R (1, 2) OBP: 0.418, SLG: 0.363		SSS 0-3 ② K			x 0-0 ② F9		x 0-0 1B 1B			3	0	1	0	0	1	0
Ken Forsch, R (1, 1) OBP: 0.080, SLG: 0.042		SSS 0-3 ③ K			x 0-0 ③ 6-3		x 0-0 1-2 1B			2	0	0	0	0	1	0
Jesus Alou, R (7, PH) OBP: 0.353, SLG: 0.413 (7, 7)										1	0	1	0	0	0	0

TOP

Houston Astros @ St. Louis Cardinals

Busch Stadium, St. Louis, MO

Fri Jul 09 1971, 7:05 PM CDT

Unknown

livebaseballscorecards.com

	AB	R	H	RBI	BB	SO	LOB
	30	2	5	2	4	9	10

Inning Stats																																		
	R: 2	E: 0	K: 2	S: 9	H: 3	LOB: 1	BB: 1	P: 13	R: 0	E: 0	K: 2	S: 7	H: 0	LOB: 0	BB: 0	P: 7	R: 0	E: 0	K: 1	S: 5	H: 0	LOB: 0	BB: 0	P: 5	R: 0	E: 0	K: 1	S: 5	H: 0	LOB: 0	BB: 0	P: 5	R: 0	E: 0
	K: 0	S: 3	H: 0	LOB: 0	BB: 0	P: 3	R: 0	E: 0	K: 0	S: 2	H: 0	LOB: 2	BB: 3	P: 14	R: 0	E: 0	K: 1	S: 7	H: 2	LOB: 2	BB: 0	P: 7	R: 0	E: 0	K: 2	S: 7	H: 0	LOB: 0	BB: 0	P: 7	R: 0	E: 0	K: 0	S: 3
	H: 0	LOB: 0	BB: 0	P: 3	1B: 5	2B: 0	3B: 0	HR: 0	SF: 0	SAC: 0	DP: 1	HBP: 0	WP: 0	PB: 0	SB: 0	CS: 0	PA: 34																		

PITCHER	IP	WLS	BF	H	R	ER	SO	BB	IBB	HBP	BLK	WP	HR	S	P	ERA	WHIP
Steve Carlton, L (1, 1) ERA: 3.68	9.0	W	34	5	2	2	9	4	0	0	0	0	0	48	64	2.00	1.000

PITCHER	IP	WLS	BF	H	R	ER	SO	BB	IBB	HBP	BLK	WP	HR	S	P	ERA	WHIP

Houston Astros @ St. Louis Cardinals

Busch Stadium, St. Louis, MO

Fri Jul 09 1971, 7:05 PM CDT

Unknown

BOTTOM

Batter	1	2	3	4	5	6	7	8	9	AB	R	H	RBI	BB	SO	LOB
Lou Brock, L (1, 7) OBP: 0.392, SLG: 0.455	BBBB 4-0 3B BB		x 0-0 4-3 4-3 2B 1B	x 0-0 2-H 1B			x 0-0 ① F7			3	2	2	1	1	0	0
Matty Alou, L (1, 9) Luis Melendez, R (7, PR) (8, 9) OBP: 0.348, SLG: 0.402 OBP: 0.318, SLG: 0.240	x 0-0 1-H SF7 3B		x 0-0 ① 4-3 1-2	x 0-0 ③ F3			BBBB 4-0 FC5-4 BB BB			3 0	1 0	1 0	1 0	1 0	0 0	2 0
Ted Simmons, S (1, 2) OBP: 0.355, SLG: 0.409	x 0-0 ① SF7 3-H		x 0-0 ② 4-3 2-3		x 0-0 ① G3		BBBB 4-0 FC5-4 1-2 BB			2	0	0	1	1	0	1
Joe Torre, R (1, 5) OBP: 0.409, SLG: 0.539	x 0-0 ② F8		x 0-0 E 3-H 2B		SSS 0-3 ② K		x 0-0 ② FC5-4 1-2f 2-3			4	1	1	1	0	1	2
Joe Hague, L (1, 3) OBP: 0.326, SLG: 0.387	SSS 0-3 ③ K		x 0-0 ③ E7 2-H		x 0-0 ③ P3		x 0-0 ③ F8			4	0	0	0	0	1	2
Jose Cruz, L (1, 8) OBP: 0.263, SLG: 0.258		SSS 0-3 ① K	x 0-0 ③ F2			x 0-0 ① P6		SSS 0-3 ① K		4	0	0	0	0	2	1
Ted Sizemore, R (1, 4) OBP: 0.314, SLG: 0.324		SSS 0-3 ② K		x 0-0 ① P4		x 0-0 ② F8		BBBB 4-0 G5-4-3 BB		3	0	0	0	1	1	0
Dal Maxvill, R (1, 6) OBP: 0.327, SLG: 0.292		x 0-0 1B		x 0-0 SH1-4 1B 1B		BBBB 4-0 BB		x 0-0 ② ③ G5-4-3 1-2f		3	1	2	0	1	0	1
Steve Carlton, L (1, 1) OBP: 0.212, SLG: 0.275		SSS 0-3 ③ K		x 0-0 ② SH1-4 1-2		x 0-0 ③ F7				2	0	0	0	0	1	2
Inning Stats	R: 2 E: 0 K: 1 S: 6 H: 1 LOB: 0 BB: 1 P: 10	R: 0 E: 0 K: 3 S: 10 H: 1 LOB: 1 BB: 0 P: 10	R: 2 E: 1 K: 0 S: 6 H: 2 LOB: 1 BB: 0 P: 6	R: 1 E: 0 K: 0 S: 5 H: 2 LOB: 1 BB: 0 P: 5	R: 0 E: 0 K: 1 S: 5 H: 0 LOB: 0 BB: 0 P: 5	R: 0 E: 0 K: 0 S: 3 H: 0 LOB: 1 BB: 1 P: 7	R: 0 E: 0 K: 0 S: 3 H: 0 LOB: 2 BB: 2 P: 11	R: 0 E: 0 K: 1 S: 4 H: 0 LOB: 0 BB: 1 P: 8		1B: 4 2B: 1 3B: 1 HR: 0	SF: 1 SAC: 1 DP: 1 HBP: 0					

livebaseballscorecards.com

AB	28
R	5
H	6
RBI	4
BB	5
SO	6
LOB	11

WP: 0 PB: 0 SB: 0 CS: 0 PA: 35

PITCHER		IP	WLS	BF	H	R	ER	SO	BB	IBB	HBP	BLK	WP	HR	S	P	ERA	WHIP
Ken Forsch, R ERA: 2.32	(1, 1)	6.0	L	27	6	5	4	5	2	0	0	0	0	0	35	43	6.00	1.333
Denny Lemaster, L ERA: 1.73	(7, 1)	2.0		8	0	0	0	1	3	0	0	0	0	0	7	19	0.00	1.500

PITCHER	IP	WLS	BF	H	R	ER	SO	BB	IBB	HBP	BLK	WP	HR	S	P	ERA	WHIP

Batter	1	2	3	4	5	6	7	8	9	AB	R	H	RBI	BB	SO	LOB
Jesus Alou, R (1, 7) OBP: 0.355, SLG: 0.407	1-3	IBB			6-3	BB			FC4-6 BB BB 1-2f	3	0	0	0	2	0	2
Roger Metzger, S (1, 6) Joe Morgan, L (9, PH) OBP: 0.337, SLG: 0.381	FC6-4 BB	F8			4-3	F8			BB 1-2	3 0	0 0	0 0	0 0	1 1	0 0	5 0
Cesar Cedeno, R (1, 8) OBP: 0.281, SLG: 0.395	K		5-3		6-3		4-3		F3	5	0	0	0	0	1	4
Bob Watson, R (1, 3) OBP: 0.365, SLG: 0.406	FC6-4 1-2f		G5-4-3 1B			BB HR 1B	4-3		BB 1-2 2-3	4	1	2	0	1	0	1
Doug Rader, R (1, 5) OBP: 0.297, SLG: 0.351		HR	G5-4-3 1-2f			1-2 HR BB	K		G3	4	2	1	1	1	1	4
Jimmy Wynn, R (1, 9) OBP: 0.317, SLG: 0.313		P6		P4		1-H 2-H HR		5-3		4	1	1	3	0	0	0
Denis Menke, R (1, 4) Marty Martinez, S (5, 4) OBP: 0.313, SLG: 0.333		1B 4-3 2B		F9		4-3		6-3		2 2	1 0	1 0	0 0	0 0	0 0	0 0
Johnny Edwards, L (1, 2) OBP: 0.281, SLG: 0.309		4-3 2-3 1B		K		4-3		1-3		4	0	1	0	0	1	0
Wade Blasingame, L (1, 1) OBP: 0.257, SLG: 0.290 Buddy Harris, R (2, 1) Jay Schlueter, R (5, PH) OBP: 0.500, SLG: 0.500 Denny Lemaster, R (5, 1) OBP: 0.500, SLG: 0.500 Rich Chiles, L (9, PH) OBP: 0.464, SLG: 0.542		4-3 1-2 3-H			4-3 6-3 1B	BB 1B			FC4-6 BB	1 0 1 1 0	0 0 0 0 0	0 0 1 1 0	1 0 0 0 0	0 0 0 0 1	0 0 0 0 0	1 0 0 0 0
Inning Stats	R: 0 E: 0 K: 1 S: 5 H: 0 LOB: 1 BB: 1 P: 9	R: 2 E: 0 K: 0 S: 6 H: 3 LOB: 2 BB: 1 P: 10	R: 0 E: 0 K: 0 S: 3 H: 1 LOB: 0 BB: 0 P: 3	R: 0 E: 0 K: 1 S: 5 H: 0 LOB: 0 BB: 0 P: 5	R: 0 E: 0 K: 0 S: 4 H: 1 LOB: 1 BB: 0 P: 4	R: 3 E: 0 K: 0 S: 6 H: 3 LOB: 2 BB: 2 P: 14	R: 0 E: 0 K: 1 S: 5 H: 0 LOB: 0 BB: 0 P: 5	R: 0 E: 0 K: 0 S: 3 H: 0 LOB: 0 BB: 0 P: 3	R: 0 E: 0 K: 0 S: 3 H: 0 LOB: 3 BB: 3 P: 15	1B: 5 2B: 1 3B: 0 HR: 2	SF: 0 SAC: 0 DP: 1 HBP: 0			WP: 0 PB: 0 SB: 0 CS: 0	PA: 41	

TOP

Houston Astros @ St. Louis Cardinals

Busch Stadium, St. Louis, MO

Fri Jul 09 1971, 7:05 PM CDT

Att. 24,748 - Unknown

livebaseballscorecards.com

AB	34
R	5
H	8
RBI	5
BB	7
SO	3
LOB	17

PITCHER		IP	WLS	BF	H	R	ER	SO	BB	IBB	HBP	BLK	WP	HR	S	P	ERA	WHIP
Jerry Reuss, L ERA: 5.3	(1, 1)	5.2	W	28	8	5	5	2	3	1	0	0	0	2	28	44	7.94	1.941
Chuck Taylor, R ERA: 4.37	(6, 1)	3.0		12	0	0	0	1	3	0	0	0	0	0	11	23	0.00	1.000
Moe Drabowsky, R ERA: 3.0	(9, 1)	0.1	S	1	0	0	0	0	0	0	0	0	0	0	1	1	0.00	0.000

PITCHER	IP	WLS	BF	H	R	ER	SO	BB	IBB	HBP	BLK	WP	HR	S	P	ERA	WHIP

Batter	1	2	3	4	5	6	7	8	9	AB	R	H	RBI	BB	SO	LOB
Lou Brock, L (1, 7) OBP: 0.392, SLG: 0.453	FC6-4 1B	6-3 3-H	BBBB 3B 1-2 2-3 BB		F7		1-3			4	1	1	1	1	0	2
Julian Javier, R (1, 4) OBP: 0.267, SLG: 0.354	FC6-4 S 1-2f	1B 2-H 3B	1-H 2-H 3-H BLK 3B			5-3		L1-3 1B		5	2	3	4	0	0	1
Jim Beauchamp, R (1, 3) OBP: 0.318, SLG: 0.415	SSS K 1-2	BBBB 1B BB	L6 3-H			2B 2B		L1-3 1-2		4	1	1	0	1	1	2
Joe Torre, R (1, 5) OBP: 0.412, SLG: 0.542	BBBB BB	1-3 3-H 1B		P3		WP 2-H 2B		E5 1B		4	0	2	2	1	0	0
Jose Cardenal, R (1, 9) OBP: 0.307, SLG: 0.386 Jose Cruz, L (8, PH) OBP: 0.282, SLG: 0.281 (9, 8)	6-3	6-3		P5		F3 2-3		1-2 1B		4 1	0 0	0 1	0 0	0 0	0 0	5 0
Ted Simmons, S (1, 2) OBP: 0.356, SLG: 0.404		BBBB 1B 1B BB	F9	P3		BBBB FC6-4 BB		5-3		3	1	0	0	2	0	2
Luis Melendez, R (1, 8) (9, 9) OBP: 0.315, SLG: 0.241		SH3-4 1B 1-2 6-3 1B	F7		P6	FC6-4 1-2f				4	1	1	0	0	0	2
Dal Maxvill, R (1, 6) OBP: 0.338, SLG: 0.300		SH3-4 1-2 2-H 3B 1B	BB BB 3B 1B		BBBB SH5-4 BB		F8			3	2	2	1	1	0	0
Jerry Reuss, L (1, 1) OBP: 0.200, SLG: 0.139 Chuck Taylor, R (6, 1) Moe Drabowsky, R (9, 1)		SH3-4 1-2 2-3	BBBB BB 1-2 3B BB		SH5-4 1-2		SSS K			0 1 0	1 0 0	0 0 0	0 0 0	1 0 0	0 1 0	0 0 0
Inning Stats	R: 0 E: 0 K: 1 S: 6 H: 1 LOB: 2 BB: 1 P: 10	R: 4 E: 0 K: 0 S: 7 H: 4 LOB: 2 BB: 2 P: 15	R: 4 E: 0 K: 0 S: 5 H: 2 LOB: 0 BB: 2 P: 13	R: 0 E: 0 K: 0 S: 3 H: 0 LOB: 0 BB: 0 P: 3	R: 0 E: 0 K: 0 S: 3 H: 0 LOB: 1 BB: 1 P: 7	R: 1 E: 0 K: 0 S: 5 H: 2 LOB: 2 BB: 1 P: 9	R: 0 E: 0 K: 1 S: 5 H: 0 LOB: 0 BB: 0 P: 5	R: 0 E: 1 K: 0 S: 5 H: 2 LOB: 2 BB: 0 P: 5		1B: 7 2B: 3 3B: 2 HR: 0 SF: 0 SAC: 2 DP: 1 HBP: 0						

BOTTOM

Houston Astros @ St. Louis Cardinals

Busch Stadium, St. Louis, MO

Fri Jul 09 1971, 7:05 PM CDT

Att. 24,748 - Unknown

livebaseballscorecards.com

AB	33
R	9
H	11
RBI	8
BB	7
SO	2
LOB	14

WP: 1 PA: 42
PB: 0
SB: 1
CS: 0

PITCHER		IP	WLS	BF	H	R	ER	SO	BB	IBB	HBP	BLK	WP	HR	S	P	ERA	WHIP
Wade Blasingame, L ERA: 4.12	(1, 1)	1.2	L	11	4	4	4	1	2	0	0	0	0	0	11	19	21.60	3.600
Buddy Harris, R ERA: 7.11	(2, 1)	2.1		13	3	4	4	0	3	0	0	1	0	0	10	22	15.43	2.571
Denny Lemaster, L ERA: 1.8	(5, 1)	4.0		18	4	1	1	1	2	0	0	0	1	0	18	26	2.25	1.500

PITCHER	IP	WLS	BF	H	R	ER	SO	BB	IBB	HBP	BLK	WP	HR	S	P	ERA	WHIP

Batter	1	2	3	4	5	6	7	8	9	AB	R	H	RBI	BB	SO	LOB
Jesus Alou, R (1, 7) OBP: 0.347, SLG: 0.397	L9		G6-4-3 1-2f		K		4-3		K	5	0	0	0	0	2	1
Joe Morgan, L (1, 4) OBP: 0.343, SLG: 0.392	PB 1B			2B 3B 1B	G6-4-3 BB		P6		3B	4	1	3	0	1	0	0
Cesar Cedeno, R (1, 8) OBP: 0.280, SLG: 0.395	F8 1-2			1-3 3B 2B	G6-4-3 1-2f			5-3	4-3	5	1	1	0	0	0	3
Bob Watson, R (1, 3) OBP: 0.364, SLG: 0.411 Cesar Geronimo, L (8, PR) OBP: 0.261, SLG: 0.318 Marty Martinez, S (8, 3) OBP: 0.294, SLG: 0.313	F3			2-H 3-H FC4-2 3B	F9			E5 FC6-4 1B 1B	6-3	4 0 1	0 1 0	1 0 0	2 0 0	0 0 0	0 0 0	1 0 1
Doug Rader, R (1, 5) OBP: 0.300, SLG: 0.353		FC6-4 1B		FC4-2 1B 3-H 1B	K			FC6-4 1-2 1B		4	1	2	0	0	1	1
Jimmy Wynn, R (1, 9) OBP: 0.320, SLG: 0.317		FC6-4 7-3 1-2f		FC6-5 1B 1-3 1B	1B 1B			FC6-4 1B 1-2f 2-3 1B		4	1	2	0	0	0	3
Johnny Edwards, L (1, 2) OBP: 0.290, SLG: 0.319		7-3 1-2f		FC6-5 1B 1-2 3-H 1B	FC6-4 1-2 1B			1B 1-2 3-H 1B		4	0	3	2	0	0	1
Roger Metzger, S (1, 6) OBP: 0.270, SLG: 0.277		B5		FC6-5 1B 1-2 2-3f	FC6-4 1-2f			1-2 2-H 1B		4	0	1	1	0	0	4
Jack Billingham, R (1, 1) OBP: 0.175, SLG: 0.154 Wade Blasingame, L (6, 1) OBP: 0.257, SLG: 0.290 Denis Menke, R (7, PH) OBP: 0.323, SLG: 0.314 George Culver, R (7, 1) Rich Chiles, L (8, PH) OBP: 0.448, SLG: 0.520 Fred Gladding, L (8, 1)		G6-4-3 1B		1-2 2-H 1B			F7	P4		2 0 1 0 1 0	0 0 0 0 0 0	2 0 0 0 0 0	0 0 0 0 0 0	0 0 0 0 0 0	0 0 0 0 2 0	0 0 0 0 0 0
Inning Stats	R: 0 E: 0 K: 0 S: 4 H: 1 LOB: 1 BB: 0 P: 4	R: 0 E: 0 K: 0 S: 3 H: 1 LOB: 0 BB: 0 P: 3	R: 0 E: 0 K: 0 S: 3 H: 1 LOB: 0 BB: 0 P: 3	R: 3 E: 0 K: 0 S: 8 H: 6 LOB: 2 BB: 0 P: 8	R: 0 E: 0 K: 1 S: 4 H: 0 LOB: 0 BB: 1 P: 8	R: 0 E: 0 K: 1 S: 7 H: 2 LOB: 2 BB: 0 P: 7	R: 0 E: 0 K: 0 S: 3 H: 0 LOB: 0 BB: 0 P: 3	R: 2 E: 1 K: 0 S: 7 H: 3 LOB: 2 BB: 0 P: 7	R: 0 E: 0 K: 1 S: 6 H: 1 LOB: 1 BB: 0 P: 6	1B: 12 2B: 2 3B: 2 HR: 0 SF: 0 SAC: 0 DP: 3 HBP: 0						

PITCHER		IP	WLS	BF	H	R	ER	SO	BB	IBB	HBP	BLK	WP	HR	S	P	ERA	WHIP
Reggie Cleveland, R ERA: 4.28	(1, 1)	7.1		32	12	5	3	2	1	0	0	0	0	0	35	39	3.68	1.773
Moe Drabowsky, R ERA: 2.95	(8, 1)	0.2		4	2	0	0	0	0	0	0	0	0	0	4	4	0.00	3.000
Frank Linzy, R ERA: 2.89	(9, 1)	1.0	W	4	1	0	0	1	0	0	0	0	0	0	6	6	0.00	1.000

PITCHER	IP	WLS	BF	H	R	ER	SO	BB	IBB	HBP	BLK	WP	HR	S	P	ERA	WHIP

TOP

Houston Astros @ St. Louis Cardinals

Busch Stadium, St. Louis, MO

Sat Jul 10 1971, 7:05 PM CDT

Att. 32,895 - Unknown

livebaseballscorecards.com

AB	39
R	5
H	15
RBI	5
BB	1
SO	3
LOB	17

Batter	1	2	3	4	5	6	7	8	9	AB	R	H	RBI	BB	SO	LOB
Lou Brock, L (1, 7) OBP: 0.398, SLG: 0.456	3-1 1B		2B 1B	FC6-4 1-2f		1B 1B 3-H		BBBB BB		4	1	3	1	1	0	1
Matty Alou, L (1, 9) OBP: 0.351, SLG: 0.409	P4		6-3 FC5-2 2B 1-H		2B SF7 1B	1-2 1B		P4		5	1	3	1	0	0	2
Ted Simmons, S (1, 2) OBP: 0.357, SLG: 0.405 Luis Melendez, R (9, PR) OBP: 0.315, SLG: 0.241	3-1 1-2		6-3 2-3		3-1 2B 1-3	P4			BBBB 2B BB	4 0	0 1	1 0	0 0	1 0	0 0	4 0
Joe Torre, R (1, 5) OBP: 0.412, SLG: 0.544	SSS K		FC5-2 1B 3-H		SF7 3-H		2B 1B		1B 2B 1-H	4	1	2	2	0	1	2
Joe Hague, L (1, 3) OBP: 0.328, SLG: 0.384		6-3	1-2 1B		3-1 2-3		P5		1B IBB	4	0	1	0	1	0	2
Jose Cruz, L (1, 8) OBP: 0.295, SLG: 0.324		1B 5-3 2B	4-3		SSS K		P3		1-2 2-H 1B	5	1	2	1	0	1	4
Julian Javier, R (1, 4) OBP: 0.272, SLG: 0.362		5-3 2-3 1B		F7		4-3	1-H 2B			4	0	2	0	0	0	0
Dal Maxvill, R (1, 6) OBP: 0.335, SLG: 0.299		5-3 1-2 3-H		5-3		6-3 WP 1B 1B			F4	4	1	1	1	0	0	1
Reggie Cleveland, R (1, 1) OBP: 0.133, SLG: 0.178 Moe Drabowsky, R (8, 1) Bob Burda, L (8, PH) OBP: 0.415, SLG: 0.400 Frank Linzy, R (9, 1) OBP: 0.500, SLG: 0.500		5-3		FC6-4 1B		6-3 1-3			P4	3 0 1 0	0 0 0 0	1 0 0 0	0 0 0 0	0 0 0 0	0 0 0 0	2 0 0 0
Inning Stats	R: 0 H: 1 E: 0 LOB: 1 K: 1 BB: 0 S: 6 P: 6	R: 1 H: 2 E: 0 LOB: 1 K: 0 BB: 0 S: 5 P: 5	R: 1 H: 3 E: 0 LOB: 2 K: 0 BB: 0 S: 6 P: 6	R: 0 H: 1 E: 0 LOB: 1 K: 0 BB: 0 S: 4 P: 4	R: 1 H: 2 E: 0 LOB: 1 K: 1 BB: 0 S: 7 P: 7	R: 1 H: 3 E: 0 LOB: 2 K: 0 BB: 0 S: 6 P: 6	R: 0 H: 2 E: 0 LOB: 2 K: 0 BB: 0 S: 4 P: 4	R: 0 H: 0 E: 0 LOB: 1 K: 0 BB: 1 S: 3 P: 7	R: 2 H: 2 E: 0 LOB: 2 K: 0 BB: 2 S: 2 P: 10	1B: 11 SF: 1 2B: 5 SAC: 0 3B: 0 DP: 0 HR: 0 HBP: 0						

PITCHER		IP	WLS	BF	H	R	ER	SO	BB	IBB	HBP	BLK	WP	HR	S	P	ERA	WHIP
Jack Billingham, R ERA: 3.45	(1, 1)	5.2		28	11	4	4	2	0	0	0	0	1	0	32	32	6.35	1.941
Wade Blasingame, L ERA: 4.1	(6, 1)	0.1		2	1	0	0	0	0	0	0	0	0	0	2	2	0.00	3.000
George Culver, R ERA: 1.77	(7, 1)	1.0		4	2	0	0	0	0	0	0	0	0	0	4	4	0.00	2.000
Fred Gladding, R ERA: 1.74	(8, 1)	1.0	L	8	2	2	2	0	2	1	0	0	0	0	5	17	18.00	4.000

PITCHER	IP	WLS	BF	H	R	ER	SO	BB	IBB	HBP	BLK	WP	HR	S	P	ERA	WHIP

BOTTOM

Houston Astros @ St. Louis Cardinals

Busch Stadium, St. Louis, MO

Sat Jul 10 1971, 7:05 PM CDT

Att. 32,895 - Unknown

livebaseballscorecards.com

AB	38
R	6
H	16
RBI	6
BB	3
SO	2
LOB	18

WP: 1 PA: 42
PB: 0
SB: 0
CS: 0

Batter	1	2	3	4	5	6	7	8	9	AB	R	H	RBI	BB	SO	LOB
Jesus Alou, R (1, 7) (8, 9) OBP: 0.345, SLG: 0.394	P4		P6			5-3		HR 1B 1-3		4	1	1	0	0	0	1
Joe Morgan, L (1, 4) OBP: 0.342, SLG: 0.394	F7		G3			2B		SF7 3-H		3	0	1	1	0	0	1
Cesar Cedeno, R (1, 8) OBP: 0.280, SLG: 0.403	F9			L9		F7		HR 1-H		4	1	1	2	0	0	1
George Culver, R (8, 1)										0	0	0	0	0	0	0
Bob Watson, R (1, 3) OBP: 0.359, SLG: 0.405		K		F9		K2-3		5-3		4	0	0	0	0	2	1
Doug Rader, R (1, 5) OBP: 0.297, SLG: 0.349		K		K			K	F8		3	0	0	0	0	3	0
Denis Menke, R (7, 5) OBP: 0.322, SLG: 0.313										1	0	0	0	0	0	0
Jimmy Wynn, R (1, 9) (8, 8) OBP: 0.319, SLG: 0.315		FC6 1B			K		5-3		F2	4	0	1	0	0	1	0
Johnny Edwards, L (1, 2) OBP: 0.294, SLG: 0.328		FC6 1-2f			1B		PB 2B		6-3	4	0	2	0	0	0	1
Roger Metzger, S (1, 6) OBP: 0.267, SLG: 0.274			6-3		K		1-3 2-3		G3	4	0	0	0	0	1	2
Jim Ray, R (1, 1) OBP: 0.300, SLG: 0.222			BB		1-3			1B SF7		1	0	0	0	1	0	1
Don Wilson, R (5, 1) OBP: 0.160, SLG: 0.180										0	0	0	0	0	0	0
Ken Forsch, R (6, 1) OBP: 0.080, SLG: 0.042										0	0	0	0	0	0	0
Rich Chiles, L (8, PH) (8, 7) OBP: 0.467, SLG: 0.520										0	1	0	0	1	0	0
Inning Stats	R: 0 E: 0 K: 0 S: 3 H: 0 LOB: 0 BB: 0 P: 3	R: 0 E: 0 K: 2 S: 8 H: 1 LOB: 1 BB: 0 P: 8	R: 0 E: 0 K: 0 S: 3 H: 0 LOB: 1 BB: 1 P: 7	R: 0 E: 0 K: 1 S: 5 H: 0 LOB: 0 BB: 0 P: 5	R: 0 E: 0 K: 2 S: 8 H: 1 LOB: 1 BB: 0 P: 8	R: 0 E: 0 K: 1 S: 6 H: 1 LOB: 1 BB: 0 P: 6	R: 0 E: 0 K: 1 S: 6 H: 1 LOB: 1 BB: 0 P: 6	R: 3 E: 0 K: 0 S: 5 H: 2 LOB: 0 BB: 1 P: 9	R: 0 E: 0 K: 0 S: 3 H: 0 LOB: 0 BB: 0 P: 3	1B: 3 2B: 2 3B: 0 HR: 1 SF: 1 SAC: 0 DP: 0 HBP: 0						

PITCHER	IP	WLS	BF	H	R	ER	SO	BB	IBB	HBP	BLK	WP	HR	S	P	ERA	WHIP
Bob Gibson, R (1, 1) ERA: 3.93	9.0	W	35	6	3	3	7	2	0	0	0	0	1	47	55	3.00	0.889

PITCHER	IP	WLS	BF	H	R	ER	SO	BB	IBB	HBP	BLK	WP	HR	S	P	ERA	WHIP

TOP

Houston Astros @ St. Louis Cardinals

Busch Stadium, St. Louis, MO

Sun Jul 11 1971, 3:33 AM CDT

Att. 15,252 - Unknown

livebaseballscorecards.com

AB	32
R	3
H	6
RBI	3
BB	2
SO	7
LOB	8

WP: 0	PB: 1	SB: 0	CS: 0	PA: 35					

Batter	1	2	3	4	5	6	7	8	9	AB	R	H	RBI	BB	SO	LOB
Lou Brock, L (1, 7) OBP: 0.403, SLG: 0.460	F7		3B / 1B		1B / 2B / 1B	S / 1B		BB / 1B / BB		4	3	3	0	1	0	0
Matty Alou, L (1, 9) OBP: 0.355, SLG: 0.416	4-3		SF8 / 3B		SF9 / 2B / 1B	P4		1B / BB		4	2	2	1	1	0	1
Jose Cardenal, R (8, PR) (9, 9) OBP: 0.307, SLG: 0.386										0	0	0	0	0	0	0
Ted Simmons, S (1, 2) OBP: 0.362, SLG: 0.415	1B		SF8		SF9 / 1B / 2B		F7	1B		4	1	3	4	0	0	0
Joe Torre, R (1, 5) OBP: 0.412, SLG: 0.539	F9		BB		1B / IBB		F8	5-3		3	0	0	0	2	0	4
Joe Hague, L (1, 3) OBP: 0.326, SLG: 0.380		F5	4-3		SF9		BB			2	0	0	1	1	0	1
Jose Cruz, L (1, 8) OBP: 0.313, SLG: 0.325		F8		G4-6-3 / BB	1B		F9			3	0	1	1	1	0	1
Julian Javier, R (1, 4) OBP: 0.271, SLG: 0.356		FC4-6 / BB		G4-6-3	F7			K		3	0	0	0	1	1	3
Dal Maxvill, R (1, 6) OBP: 0.327, SLG: 0.291		FC4-6		P5		F8		F9		4	0	0	0	0	0	1
Bob Gibson, R (1, 1) OBP: 0.279, SLG: 0.317			L7		5-3	K		BB / S / 1B / BB		3	1	0	0	1	1	0
Inning Stats	R: 0 E: 0 K: 0 S: 4 H: 1 LOB: 1 BB: 0 P: 4	R: 0 E: 0 K: 0 S: 3 H: 0 LOB: 1 BB: 1 P: 7	R: 2 E: 0 K: 0 S: 5 H: 2 LOB: 1 BB: 1 P: 9	R: 0 E: 0 K: 0 S: 2 H: 0 LOB: 0 BB: 1 P: 6	R: 3 E: 0 K: 0 S: 7 H: 4 LOB: 2 BB: 1 P: 11	R: 0 E: 0 K: 1 S: 6 H: 1 LOB: 1 BB: 0 P: 6	R: 0 E: 0 K: 0 S: 3 H: 0 LOB: 1 BB: 1 P: 7	R: 2 E: 0 K: 1 S: 6 H: 1 LOB: 3 BB: 3 P: 18		1B: 7 2B: 1 3B: 1 HR: 0	SF: 2 SAC: 0 DP: 1 HBP: 0			WP: 0 PB: 0 SB: 2 CS: 0	PA: 40		

PITCHER		IP	WLS	BF	H	R	ER	SO	BB	IBB	HBP	BLK	WP	HR	S	P	ERA	WHIP
Jim Ray, R ERA: 2.87	(1, 1)	4.1	L	22	6	5	5	0	3	1	0	0	0	0	18	34	10.38	2.077
Don Wilson, R ERA: 3.36	(5, 1)	0.2		3	1	0	0	0	0	0	0	0	0	0	3	3	0.00	1.500
Ken Forsch, R ERA: 2.27	(6, 1)	2.0		8	1	0	0	1	1	0	0	0	0	0	9	13	0.00	1.000
George Culver, R ERA: 2.12	(8, 1)	1.0		7	1	2	2	1	3	0	0	0	0	0	6	18	18.00	4.000

PITCHER	IP	WLS	BF	H	R	ER	SO	BB	IBB	HBP	BLK	WP	HR	S	P	ERA	WHIP

BOTTOM

Houston Astros @ St. Louis Cardinals

Busch Stadium, St. Louis, MO

Sun Jul 11 1971, 3:33 AM CDT
Att. 15,252 - Unknown

livebaseballscorecards.com

AB	30
R	7
H	9
RBI	7
BB	8
SO	2
LOB	11

Montreal Expos @ St. Louis Cardinals

Busch Stadium, St. Louis, MO

Thu Jul 15 1971, 7:05 PM CDT

Unknown

livebaseballscorecards.com

Batter	1	2	3	4	5	6	7	8	9	AB	R	H	RBI	BB	SO	LOB
Gary Sutherland, R (1, 4) OBP: 0.270, SLG: 0.315	F8		P6		3-1			6-3		4	0	0	0	0	0	0
Ron Woods, R (1, 7) OBP: 0.305, SLG: 0.370	K		3-1			G3 1B 2B		4-3		4	1	1	0	0	1	0
Rusty Staub, L (1, 9) OBP: 0.385, SLG: 0.424	4-3			P6		G3 2-3		4-3		4	0	0	0	0	0	1
Bob Bailey, R (1, 5) OBP: 0.376, SLG: 0.425		G1-6-3 BB		F9		1B 3-H			FC6-4 1B	3	0	2	1	1	0	0
John Bateman, R (1, 2) OBP: 0.277, SLG: 0.351		G1-6-3 1-2f		HR 1B		K			F3	4	1	1	0	0	1	3
Stan Swanson, R (1, 8) OBP: 0.296, SLG: 0.373		1B 1B		HR 1-H		F2			FC6-4 1-2f	4	1	2	2	0	0	2
John Boccabella, R (1, 3) OBP: 0.247, SLG: 0.342		1B 1-2		K			K		K	4	0	1	0	0	3	1
Bobby Wine, R (1, 6) OBP: 0.210, SLG: 0.170		F8			6-3		5-3			3	0	0	0	0	0	2
John Strohmayer, R (1, 1) OBP: 0.318, SLG: 0.318			K		F8		6-3			2	0	0	0	0	1	0
Howie Reed, R (6, 1)										0	0	0	0	0	0	0
Dan McGinn, L (6, 1) OBP: 0.200, SLG: 0.200										0	0	0	0	0	0	0
Ron Hunt, R (7, PH) OBP: 0.399, SLG: 0.358										1	0	0	0	0	0	0
Mike Marshall, R (7, 1) OBP: 0.286, SLG: 0.167										0	0	0	0	0	0	0

Inning Stats	1	2	3	4	5	6	7	8	9	
	R: 0 H: 0 E: 0 LOB: 0 K: 1 BB: 0 S: 5 P: 5	R: 0 H: 2 E: 0 LOB: 2 K: 0 BB: 1 S: 4 P: 8	R: 0 H: 0 E: 0 LOB: 0 K: 1 BB: 0 S: 5 P: 5	R: 2 H: 2 E: 0 LOB: 0 K: 1 BB: 0 S: 7 P: 7	R: 0 H: 0 E: 0 LOB: 0 K: 0 BB: 0 S: 3 P: 3	R: 1 H: 2 E: 0 LOB: 1 K: 1 BB: 0 S: 7 P: 7	R: 0 H: 0 E: 0 LOB: 0 K: 1 BB: 0 S: 5 P: 5	R: 0 H: 0 E: 0 LOB: 0 K: 0 BB: 0 S: 3 P: 3	R: 0 H: 1 E: 0 LOB: 1 K: 1 BB: 0 S: 6 P: 6	1B: 5 SF: 0 2B: 1 SAC: 0 3B: 0 DP: 1 HR: 1 HBP: 0

WP: 0 PA: 34 PB: 0 SB: 0 CS: 0

PITCHER	IP	WLS	BF	H	R	ER	SO	BB	IBB	HBP	BLK	WP	HR	S	P	ERA	WHIP
Steve Carlton, L (1, 1) ERA: 3.64	9.0	W	34	7	3	3	6	1	0	0	0	0	1	45	49	3.00	0.889

PITCHER	IP	WLS	BF	H	R	ER	SO	BB	IBB	HBP	BLK	WP	HR	S	P	ERA	WHIP

AB	33
R	3
H	7
RBI	3
BB	1
SO	6
LOB	9

Batter	1	2	3	4	5	6	7	8	9	AB	R	H	RBI	BB	SO	LOB
Lou Brock, L (1, 7) OBP: 0.404, SLG: 0.464	BB 4-0 1B 1B 1B BB		5-3 ①		3-1 ①		2B 3B			3	2	1	0	1	0	0
Matty Alou, L (1, 9) OBP: 0.359, SLG: 0.426	0-0 1B 1B 1-2 1B		1B 3B		E7 1B 1B		P4 ①			4	3	3	0	0	0	1
Ted Simmons, S (1, 2) OBP: 0.367, SLG: 0.425	0-0 FC3-6 1B 1-2 2-3 9-2 1B		1-3 ②		FC3-4 2-H 1B		WP SF7-5-4-3 3-H 2B			4	1	3	2	0	0	1
Joe Torre, R (1, 5) OBP: 0.415, SLG: 0.540	0-0 FC3-6 1-2 2-H 3-H 1B		0-0 3-H 1B		FC3-4 ② 1-2f		4-0 SF7-5-4-3 2-3 IBB			3	0	2	3	1	0	1
Joe Hague, L (1, 3) OBP: 0.321, SLG: 0.374	0-0 ① FC3-6 1-2f 2-3		S S S 0-3 ③ K		0-0 ③ L6		0-0 ②③ SF7-5-4-3 1-2 3-H			3	0	0	1	0	1	4
Jose Cruz, L (1, 8) OBP: 0.327, SLG: 0.364	0-0 ②③ 9-2 3-Hf			0-0 5-3 S 1B		0-0 1B SF7 2B		0-0 ① F8		4	1	2	0	0	0	2
Julian Javier, R (1, 4) OBP: 0.271, SLG: 0.354		0-0 ① 5-3		0-0 ① 6-3 1-2		0-0 G6-3 2-3 1B		0-0 ② F8		4	0	1	0	0	0	1
Dal Maxvill, R (1, 6) OBP: 0.326, SLG: 0.291		0-0 ② G3		0-0 ② 5-3 2-3		0-0 ① SF7 3-H		0-0 1B		3	0	1	1	0	0	1
Steve Carlton, L (1, 1) OBP: 0.196, SLG: 0.255		0-0 ③ F8		0-0 ③ F7		0-0 ②③ G6-3 1-2f		S S S 0-3 ③ K		4	0	0	0	0	1	3
Inning Stats	R: 2 H: 3 E: 0 LOB: 1 K: 0 BB: 1 S: 5 P: 9	R: 0 H: 0 E: 0 LOB: 0 K: 0 BB: 0 S: 3 P: 3	R: 1 H: 2 E: 0 LOB: 1 K: 1 BB: 0 S: 7 P: 7	R: 0 H: 1 E: 0 LOB: 1 K: 0 BB: 0 S: 4 P: 4	R: 1 H: 2 E: 1 LOB: 1 K: 0 BB: 0 S: 5 P: 5	R: 1 H: 2 E: 0 LOB: 0 K: 0 BB: 1 S: 4 P: 4	R: 2 H: 2 E: 0 LOB: 0 K: 0 BB: 1 S: 4 P: 8	R: 0 H: 1 E: 0 LOB: 1 K: 1 BB: 0 S: 6 P: 6		1B: 9 SF: 2 2B: 4 SAC: 0 3B: 2 DP: 3 HR: 0 HBP: 0						

PITCHER		IP	WLS	BF	H	R	ER	SO	BB	IBB	HBP	BLK	WP	HR	S	P	ERA	WHIP
John Strohmayer, R ERA: 3.82	(1, 1)	5.0	L	23	8	4	4	1	1	0	0	0	0	0	24	28	7.20	1.800
Howie Reed, R ERA: 3.92	(6, 1)	0.1		3	2	1	1	0	0	0	0	0	0	0	3	3	27.00	6.000
Dan McGinn, L ERA: 5.29	(6, 1)	0.2		1	0	0	0	0	0	0	0	0	0	0	1	1	0.00	0.000
Mike Marshall, R ERA: 6.4	(7, 1)	2.0		9	3	2	2	1	0	1	0	0	1	0	10	14	9.00	1.500

PITCHER	IP	WLS	BF	H	R	ER	SO	BB	IBB	HBP	BLK	WP	HR	S	P	ERA	WHIP

BOTTOM

Montreal Expos @ St. Louis Cardinals

Busch Stadium, St. Louis, MO

Thu Jul 15 1971, 7:05 PM CDT

Unknown

livebaseballscorecards.com

AB	32
R	7
H	13
RBI	7
BB	2
SO	2
LOB	14

WP: 1 PA: 36
PB: 0
SB: 1
CS: 0

Batter	1	2	3	4	5	6	7	8	9	AB	R	H	RBI	BB	SO	LOB
Ron Hunt, R (1, 4) OBP: 0.397, SLG: 0.355	6-3		6-3	FC5-2 1-2 2-3 3-Hf		F9	1-3 2-H 1B			5	1	1	1	0	0	3
Gary Sutherland, R (7, PR) OBP: 0.270, SLG: 0.315 (7, 4)										0	0	0	0	0	0	0
Ron Woods, R (1, 7) OBP: 0.344, SLG: 0.404	BB		1B SF8	1B SF7 1-2 2-H 3-H		E 2-1	F8			3	2	2	2	2	0	2
Clyde Mashore, R (1, 9) OBP: 0.258, SLG: 0.264	F9		1B 2-3	1B 1-3 2-H		F7		5-3		2	0	1	0	0	0	1
Rusty Staub, L (4, PH) OBP: 0.385, SLG: 0.423 (4, 9)										3	0	1	1	0	0	1
Bob Bailey, R (1, 5) OBP: 0.374, SLG: 0.422	1-2 BB		SF8 3-H	SF7 3-H		E4 1-3		K		2	0	0	2	1	1	1
Stan Swanson, R (1, 8) OBP: 0.304, SLG: 0.377	K		1-3 1B	FC6-4 1-2 1B		IBB		K		2	0	1	0	0	1	2
Boots Day, L (4, PH) OBP: 0.340, SLG: 0.379 (4, 8)										2	0	1	0	1	1	0
John Boccabella, R (1, 2) OBP: 0.244, SLG: 0.346		F9	F7	FC6-4 1-2f		2-1 3-H	K		G6-4-3 2B	5	0	1	0	0	1	4
Ron Fairly, L (1, 3) OBP: 0.380, SLG: 0.399		HBP		1B FC5-2 BB	L9		BB 1B BB		G6-4-3 IBB	1	1	0	0	3	0	0
Bobby Wine, R (1, 6) OBP: 0.210, SLG: 0.171		F7		FC5-2 1B 1-2 1B	F9		K		G6-4-3 1-2f 2-3	5	1	1	0	0	1	4
Bill Stoneman, R (1, 1) OBP: 0.250, SLG: 0.151		4-3		FC5-2 1-2 2-3 1B	K		1B 1-2 BB		K	4	1	1	0	1	2	2
Inning Stats	R: 0 E: 0 K: 1 S: 5 H: 0 LOB: 2 BB: 2 P: 13	R: 0 E: 0 K: 0 S: 3 H: 0 LOB: 1 BB: 0 P: 4	R: 1 E: 0 K: 0 S: 6 H: 3 LOB: 2 BB: 0 P: 6	R: 4 E: 0 K: 0 S: 8 H: 5 LOB: 2 BB: 1 P: 12	R: 0 E: 0 K: 1 S: 5 H: 0 LOB: 0 BB: 0 P: 5	R: 0 E: 1 K: 0 S: 3 H: 0 LOB: 3 BB: 2 P: 11	R: 1 E: 0 K: 2 S: 8 H: 1 LOB: 2 BB: 2 P: 16	R: 0 E: 0 K: 2 S: 7 H: 0 LOB: 0 BB: 0 P: 7	R: 0 E: 0 K: 1 S: 5 H: 1 LOB: 1 BB: 1 P: 9	1B: 8 2B: 2 3B: 0 HR: 0 SF: 2 SAC: 0 DP: 1 HBP: 1	WP: 0 PB: 0 SB: 0 CS: 0 PA: 45					

TOP

Montreal Expos @ St. Louis Cardinals

Busch Stadium, St. Louis, MO

Thu Jul 15 1971, 7:05 PM CDT

Att. 19,409 - Unknown

livebaseballscorecards.com

AB	34
R	6
H	10
RBI	6
BB	8
SO	7
LOB	20

PITCHER		IP	WLS	BF	H	R	ER	SO	BB	IBB	HBP	BLK	WP	HR	S	P	ERA	WHIP
Jerry Reuss, L ERA: 5.54	(1, 1)	3.1	L	20	6	5	5	1	3	0	1	0	0	0	18	31	13.50	2.700
Chuck Taylor, R ERA: 4.22	(4, 1)	1.2		7	2	0	0	1	0	0	0	0	0	0	9	9	0.00	1.200
Frank Linzy, R ERA: 2.79	(6, 1)	1.0		6	0	0	0	0	1	1	0	0	0	0	3	11	0.00	1.000
Moe Drabowsky, R ERA: 3.03	(7, 1)	2.0		9	1	1	1	4	2	0	0	0	0	0	15	23	4.50	1.500
Chris Zachary, R ERA: 5.86	(9, 1)	1.0		4	1	0	0	1	0	1	0	0	0	0	5	9	0.00	1.000

PITCHER	IP	WLS	BF	H	R	ER	SO	BB	IBB	HBP	BLK	WP	HR	S	P	ERA	WHIP

Montreal Expos @ St. Louis Cardinals

Busch Stadium, St. Louis, MO

Thu Jul 15 1971, 7:05 PM CDT

Att. 19,409 - Unknown

BOTTOM

Batter	1	2	3	4	5	6	7	8	9	AB	R	H	RBI	BB	SO	LOB
Lou Brock, L (1, 7) OBP: 0.402, SLG: 0.459	K	K			BB	FC6-4			K	4	1	0	0	1	3	3
Matty Alou, L (1, 9) OBP: 0.360, SLG: 0.425	P4		F9		E 1-2		2B		F7	5	0	2	0	0	0	0
Ted Simmons, S (1, 2) OBP: 0.368, SLG: 0.429	BB 3B 1B		G3		E1 G5-4-3 1-3 2-H		1-3		L3	5	1	2	0	0	0	1
Joe Torre, R (1, 5) OBP: 0.413, SLG: 0.536	1-2 3B BB		P3		G5-4-3 1-2f		P6			3	1	0	0	1	0	4
Joe Hague, L (1, 3) OBP: 0.324, SLG: 0.386	1-H 2-H 3B			1B		L3	F3			4	0	2	2	0	0	2
Jose Cruz, L (1, 8) OBP: 0.321, SLG: 0.354	F8			G6-3 1-2 1B		G3	K			4	0	1	0	0	1	3
Ted Sizemore, R (1, 4) OBP: 0.317, SLG: 0.324		SH2-4 BB		P6		BB 1B 1B		6-3		3	1	1	0	1	0	2
Dal Maxvill, R (1, 6) OBP: 0.324, SLG: 0.286		K		G6-3 1-2f		1B 1-2 BB		F8		3	0	0	0	1	1	3
Jerry Reuss, L (1, 1) OBP: 0.200, SLG: 0.139 Chuck Taylor, R (4, 1) Bob Burda, L (5, PH) OBP: 0.405, SLG: 0.389 Frank Linzy, R (6, 1) OBP: 0.500, SLG: 0.500 Jose Cardenal, R (6, PH) OBP: 0.309, SLG: 0.388 Moe Drabowsky, R (7, 1) Jim Beauchamp, R (8, PH) OBP: 0.315, SLG: 0.412 Chris Zachary, L (9, 1) OBP: 0.263, SLG: 0.263	SH2-4 1-2				F9	FC6-4 1-2 2-H 1B			F6	0 0 1 0 1 0 1 0 0	0 0 0 0 0 0 0 0 0	0 0 0 0 0 0 1 0 0	0 0 0 0 0 0 1 0 0	0 0 1 0 0 0 0 0 0	0 0 0 0 0 0 0 0 0	0 0 0 0 0 0 0 0 0
Inning Stats	R: 2 E: 0 K: 1 S: 7 H: 2 LOB: 1 BB: 1 P: 11	R: 0 E: 0 K: 2 S: 7 H: 0 LOB: 1 BB: 1 P: 11	R: 0 E: 0 K: 0 S: 3 H: 0 LOB: 0 BB: 0 P: 3	R: 0 E: 0 K: 0 S: 4 H: 2 LOB: 1 BB: 0 P: 4	R: 1 E: 1 K: 0 S: 4 H: 1 LOB: 1 BB: 1 P: 8	R: 1 E: 0 K: 0 S: 5 H: 2 LOB: 2 BB: 1 P: 9	R: 0 E: 0 K: 1 S: 7 H: 2 LOB: 2 BB: 0 P: 7	R: 0 E: 0 K: 0 S: 3 H: 0 LOB: 0 BB: 0 P: 3	R: 0 E: 0 K: 1 S: 5 H: 0 LOB: 0 BB: 0 P: 5	1B: 7 2B: 1 3B: 1 HR: 0	SF: 0 SAC: 1 DP: 2 HBP: 0						

livebaseballscorecards.com

AB	34
R	4
H	9
RBI	3
BB	4
SO	5
LOB	18

WP: 0 PB: 0 SB: 0 CS: 0 PA: 39

PITCHER	IP	WLS	BF	H	R	ER	SO	BB	IBB	HBP	BLK	WP	HR	S	P	ERA	WHIP
Bill Stoneman, R (1, 1) ERA: 3.06	9.0	W	39	9	4	3	5	4	0	0	0	0	0	45	61	3.00	1.444

PITCHER	IP	WLS	BF	H	R	ER	SO	BB	IBB	HBP	BLK	WP	HR	S	P	ERA	WHIP

Montreal Expos @ St. Louis Cardinals

Busch Stadium, St. Louis, MO

Fri Jul 16 1971, 7:05 PM CDT

Att. 23,765 - Unknown

TOP

livebaseballscorecards.com

Batter	1	2	3	4	5	6	7	8	9	AB	R	H	RBI	BB	SO	LOB
Ron Hunt, R (1, 4) OBP: 0.398, SLG: 0.357	BB, BB, FC2, 1B		5-3			F7		1B		4	0	2	0	0	0	0
Ron Fairly, L (1, 3) OBP: 0.378, SLG: 0.394	B, B, B, B; 4-0; FC2, BB; 1-2; BB		P3			F7		F9		3	0	0	0	1	0	1
Rusty Staub, L (1, 9) OBP: 0.386, SLG: 0.422	B, B, B, B; 4-0; FC2; 1-2, 2-3; BB		F7			BB, 1B		P6		3	0	1	0	1	0	1
Bob Bailey, R (1, 5) OBP: 0.372, SLG: 0.418	FC2; 1-2, 2-3, 3-Hf			F3		B, B, B, B; 4-0; 1-2; BB		L8		3	0	0	0	1	0	4
Boots Day, L (1, 8) OBP: 0.333, SLG: 0.371	S, S, S; 0-3; K			F7		S, S, S; 0-3; K			F9	4	0	0	0	0	2	5
Jim Fairey, L (1, 7) OBP: 0.287, SLG: 0.292	G3			S, S, S; 0-3; K			4-3		F7	4	0	0	0	0	1	3
John Bateman, R (1, 2) OBP: 0.274, SLG: 0.347		4-3			P6		F8		S, S, S; 0-3; K	4	0	0	0	0	1	0
Bobby Wine, R (1, 6) OBP: 0.217, SLG: 0.179		6-3			G1-4-3, 1B		1B			3	0	2	0	0	0	0
Steve Renko, R (1, 1) OBP: 0.207, SLG: 0.281		1-3			G1-4-3; 1-2f		F8			2	0	0	0	0	0	1
Dave McDonald, L (7, PH) OBP: 0.200, SLG: 0.208										1	0	0	0	0	0	1
Mike Marshall, R (7, 1) OBP: 0.286, SLG: 0.167										0	0	0	0	0	0	0
Claude Raymond, R (8, 1)										0	0	0	0	0	0	0

	AB	31
	R	0
	H	5
	RBI	0
	BB	3
	SO	4
	LOB	16

Inning Stats	1	2	3	4	5	6	7	8	9
	R: 0 E: 0 K: 1 S: 6	H: 1 LOB: 3 BB: 2 P: 14	R: 0 E: 0 K: 0 S: 3	H: 0 LOB: 0 BB: 0 P: 3	R: 0 E: 0 K: 0 S: 3	H: 0 LOB: 0 BB: 0 P: 3	R: 0 E: 0 K: 1 S: 5	H: 0 LOB: 0 BB: 0 P: 5	R: 0 E: 0 K: 0 S: 3	H: 1 LOB: 0 BB: 0 P: 3	R: 0 E: 0 K: 1 S: 6	H: 1 LOB: 2 BB: 1 P: 10	R: 0 E: 0 K: 0 S: 4	H: 1 LOB: 1 BB: 0 P: 4	R: 0 E: 0 K: 0 S: 4	H: 1 LOB: 1 BB: 0 P: 4	R: 0 E: 0 K: 1 S: 5	H: 0 LOB: 0 BB: 0 P: 5

	1B: 5	SF: 0	WP: 0	PA: 34
	2B: 0	SAC: 0	PB: 0	
	3B: 0	DP: 1	SB: 0	
	HR: 0	HBP: 0	CS: 0	

PITCHER	IP	WLS	BF	H	R	ER	SO	BB	IBB	HBP	BLK	WP	HR	S	P	ERA	WHIP
Reggie Cleveland, R (1, 1) ERA: 3.98	9.0	W	34	5	0	0	4	3	0	0	0	0	0	39	51	0.00	0.889

PITCHER	IP	WLS	BF	H	R	ER	SO	BB	IBB	HBP	BLK	WP	HR	S	P	ERA	WHIP

Batter	1	2	3	4	5	6	7	8	9	AB	R	H	RBI	BB	SO	LOB
Lou Brock, L (1, 7) OBP: 0.402, SLG: 0.457	6-3		G6-4-3 1B		E5 FC1-4	BB		G3		4	0	1	0	1	0	1
Matty Alou, L (1, 9) OBP: 0.358, SLG: 0.425 Luis Melendez, R (8, PR) OBP: 0.315, SLG: 0.241 (9, 9)	6-3		G6-4-3		FC1-4 1B	E6		1B 2B		5 0	1 0	1 0	0 0	0 0	0 0	6 0
Ted Simmons, S (1, 2) OBP: 0.365, SLG: 0.426	F8			F7	1B 1B	SF9		K		4	1	1	2	0	1	1
Joe Torre, R (1, 5) OBP: 0.416, SLG: 0.534		BB BB		L3	1B 1B	K		1B BB		3	0	1	1	2	1	2
Joe Hague, L (1, 3) OBP: 0.329, SLG: 0.389		F7		BB BB	1B		K	1B		4	0	2	1	1	1	1
Jose Cruz, L (1, 8) OBP: 0.350, SLG: 0.360		G6-3 BB		BB BB	1-3		WP S WP 1B			2	1	1	0	2	0	2
Ted Sizemore, R (1, 4) OBP: 0.319, SLG: 0.336		G6-3		4-3		HR	WP IBB			3	1	1	1	1	0	4
Dal Maxvill, R (1, 6) OBP: 0.333, SLG: 0.288			FC3-6 1B		FC1-5 S BB	FC3-6 BB	K			2	0	1	0	2	1	1
Reggie Cleveland, R (1, 1) OBP: 0.122, SLG: 0.163			FC3-6 1B		FC1-5 FC1-4 E 1B	FC3-6 E BB SF9	6-3			4	2	0	0	0	0	4
Inning Stats	R: 0 E: 0 K: 0 S: 3 H: 0 LOB: 0 BB: 0 P: 3	R: 0 E: 0 K: 0 S: 2 H: 0 LOB: 1 BB: 2 P: 10	R: 0 E: 0 K: 0 S: 4 H: 2 LOB: 1 BB: 0 P: 4	R: 0 E: 0 K: 0 S: 3 H: 0 LOB: 2 BB: 2 P: 11	R: 3 E: 1 K: 0 S: 7 H: 3 LOB: 2 BB: 1 P: 11	R: 2 E: 1 K: 1 S: 7 H: 1 LOB: 2 BB: 2 P: 15	R: 1 E: 0 K: 2 S: 8 H: 1 LOB: 1 BB: 1 P: 12	R: 0 E: 0 K: 1 S: 6 H: 2 LOB: 3 BB: 1 P: 10		1B: 7 2B: 1 3B: 0 HR: 1	SF: 1 SAC: 0 DP: 2 HBP: 0			WP: 2 PB: 0 SB: 2 CS: 0	PA: 41		

PITCHER		IP	WLS	BF	H	R	ER	SO	BB	IBB	HBP	BLK	WP	HR	S	P	ERA	WHIP
Steve Renko, R ERA: 3.62	(1, 1)	6.0	L	31	6	5	1	1	7	0	0	0	0	1	26	54	1.50	2.167
Mike Marshall, R ERA: 6.45	(7, 1)	1.0		5	1	1	1	2	0	1	0	0	2	0	8	12	9.00	1.000
Claude Raymond, R ERA: 5.19	(8, 1)	1.0		5	2	0	0	1	1	0	0	0	0	0	6	10	0.00	3.000

PITCHER	IP	WLS	BF	H	R	ER	SO	BB	IBB	HBP	BLK	WP	HR	S	P	ERA	WHIP

BOTTOM

Montreal Expos @ St. Louis Cardinals

Busch Stadium, St. Louis, MO

Fri Jul 16 1971, 7:05 PM CDT

Att. 23,765 - Unknown

livebaseballscorecards.com

AB	31
R	6
H	9
RBI	5
BB	9
SO	4
LOB	22

Batter	1	2	3	4	5	6	7	8	9	AB	R	H	RBI	BB	SO	LOB
Ron Hunt, R (1, 4) OBP: 0.397, SLG: 0.355	1-3		L4		SH HBP		F3		6-3	2	1	0	0	0	0	0
Gary Sutherland, R (5, 4) OBP: 0.266, SLG: 0.311										2	0	0	0	0	0	0
Boots Day, L (1, 8) OBP: 0.332, SLG: 0.368	6-3		E7 2B 1B		SH 1-H SF9		1-3		4-3	4	2	1	0	0	0	0
Rusty Staub, L (1, 9) OBP: 0.387, SLG: 0.425	BB 1B		HR 2-H 2B		F5		G3			3	1	1	1	1	0	1
Ron Fairly, L (1, 3) OBP: 0.383, SLG: 0.412	FC5-4 1-3 1B		HR 2-H		SF9 3-H			SH5-4 HBP		2	1	2	3	0	0	0
Jim Fairey, L (1, 7) OBP: 0.278, SLG: 0.283	FC5-4 1-2f		P5		6-3			SH5-4 1-2		3	0	0	0	0	0	2
Bob Bailey, R (1, 5) OBP: 0.376, SLG: 0.419		BB G4-6-3		6-3		FC1-3-6 1B		IBB		2	0	1	0	2	0	0
John Boccabella, R (1, 2) OBP: 0.233, SLG: 0.329		G4-6-3 1-2f		6-3		FC1-3-6 FC4-6 1-2f		K		4	0	0	0	0	1	4
Bobby Wine, R (1, 6) OBP: 0.217, SLG: 0.180		K		1B		FC4-6 1-2f		5-3		4	0	1	0	0	1	3
Ernie McAnally, R (1, 1)			K	6-3		K			4-3	4	0	0	0	0	2	2
Inning Stats	R: 0 E: 0 K: 0 S: 4 / H: 1 LOB: 2 BB: 1 P: 8	R: 0 E: 0 K: 1 S: 4 / H: 0 LOB: 0 BB: 1 P: 8	R: 3 E: 1 K: 1 S: 8 / H: 3 LOB: 0 BB: 0 P: 8	R: 0 E: 0 K: 0 S: 4 / H: 1 LOB: 1 BB: 0 P: 4	R: 2 E: 1 K: 0 S: 4 / H: 0 LOB: 0 BB: 0 P: 5	R: 0 E: 0 K: 1 S: 6 / H: 1 LOB: 1 BB: 0 P: 6	R: 0 E: 0 K: 0 S: 3 / H: 0 LOB: 0 BB: 0 P: 3	R: 0 E: 0 K: 1 S: 5 / H: 0 LOB: 2 BB: 1 P: 10	R: 0 E: 0 K: 0 S: 3 / H: 0 LOB: 0 BB: 0 P: 3	1B: 4 2B: 1 3B: 0 HR: 1	SF: 1 SAC: 2 DP: 1 HBP: 2					

TOP

Montreal Expos @ St. Louis Cardinals

Busch Stadium, St. Louis, MO

Sat Jul 17 1971, 3:33 AM CDT
Att. 22,791 - Unknown

livebaseballscorecards.com

AB	30
R	5
H	6
RBI	4
BB	3
SO	4
LOB	12

PITCHER		IP	WLS	BF	H	R	ER	SO	BB	IBB	HBP	BLK	WP	HR	S	P	ERA	WHIP
Bob Gibson, R ERA: 3.9	(1, 1)	8.0	L	35	6	5	3	4	2	1	2	0	0	1	38	52	3.38	1.000
Frank Linzy, R ERA: 2.7	(9, 1)	1.0		3	0	0	0	0	0	0	0	0	0	0	3	3	0.00	0.000

PITCHER		IP	WLS	BF	H	R	ER	SO	BB	IBB	HBP	BLK	WP	HR	S	P	ERA	WHIP

Batter	1	2	3	4	5	6	7	8	9	AB	R	H	RBI	BB	SO	LOB
Lou Brock, L (1, 7) OBP: 0.399, SLG: 0.453	4-3 S 2B 1B		6-3		L7	FC4 1-2f			4-3	5	1	1	0	0	0	2
Matty Alou, L (1, 9) OBP: 0.358, SLG: 0.423	4-3 1-3		2B HBP		1B		6-3		F8	4	0	1	0	0	0	1
Ted Simmons, S (1, 2) OBP: 0.366, SLG: 0.429	L9		1-3 2B		P6		FC3-6 FC 1B		P4	5	0	2	0	0	0	2
Joe Torre, R (1, 5) OBP: 0.417, SLG: 0.537	3-H 2B		S S S K			BB 1B BB 1B	FC 1-2 FC3-6			4	1	2	1	0	1	3
Joe Hague, L (1, 3) OBP: 0.332, SLG: 0.391	F9			WP 1B		BB BB 1-2 SF8 1B	FC3-6 1-2f FC4-6 2-3			4	1	2	0	0	0	3
Jose Cruz, L (1, 8) OBP: 0.344, SLG: 0.340		6-3		S S S K 1-2		B B B 4-0 SF8 BB 1-2 2-3 BB	FC4-6 1-2f			3	0	0	0	1	1	3
Ted Sizemore, R (1, 4) OBP: 0.322, SLG: 0.336		6-3		P3		B B B 4-0 FC4 1-2 2-3 3-H BB		FC6-4 1B		3	0	1	1	1	0	1
Dal Maxvill, R (1, 6) OBP: 0.326, SLG: 0.283		5-3		6-3		SF8 2-3 3-H		FC6-4 1-2f G5-4-3		3	0	0	1	0	0	2
Bob Gibson, R (1, 1) OBP: 0.261, SLG: 0.295			F8		5-3	S S S K		G5-4-3 1-2f		3	0	0	0	0	1	2
Bob Burda, L (8, PH) OBP: 0.395, SLG: 0.378										1	0	0	0	0	0	1
Frank Linzy, R (9, 1) OBP: 0.500, SLG: 0.500										0	0	0	0	0	0	0
Inning Stats	R: 1 H: 2 E: 0 LOB: 1 K: 0 BB: 0 S: 5 P: 5	R: 0 H: 0 E: 0 LOB: 0 K: 0 BB: 0 S: 3 P: 3	R: 0 H: 1 E: 0 LOB: 2 K: 1 BB: 0 S: 6 P: 7	R: 0 H: 1 E: 0 LOB: 1 K: 1 BB: 0 S: 6 P: 6	R: 0 H: 1 E: 0 LOB: 1 K: 0 BB: 0 S: 4 P: 4	R: 2 H: 2 E: 0 LOB: 2 K: 1 BB: 2 S: 7 P: 15	R: 0 H: 1 E: 0 LOB: 2 K: 0 BB: 0 S: 5 P: 5	R: 0 H: 1 E: 0 LOB: 0 K: 0 BB: 0 S: 3 P: 3	R: 0 H: 0 E: 0 LOB: 0 K: 0 BB: 0 S: 3 P: 3							

PITCHER	IP	WLS	BF	H	R	ER	SO	BB	IBB	HBP	BLK	WP	HR	S	P	ERA	WHIP
Ernie McAnally, R (1, 1) ERA: 5.19	9.0	W	39	9	3	3	3	2	0	1	0	1	0	42	51	3.00	1.222

PITCHER	IP	WLS	BF	H	R	ER	SO	BB	IBB	HBP	BLK	WP	HR	S	P	ERA	WHIP

BOTTOM

Montreal Expos @ St. Louis Cardinals

Busch Stadium, St. Louis, MO

Sat Jul 17 1971, 3:33 AM CDT

Att. 22,791 - Unknown

livebaseballscorecards.com

AB	35
R	3
H	9
RBI	3
BB	2
SO	3
LOB	20

1B: 7	SF: 1	WP: 1	PA: 39
2B: 2	SAC: 0	PB: 0	
3B: 0	DP: 1	SB: 1	
HR: 0	HBP: 1	CS: 0	

Batter	1	2	3	4	5	6	7	8	9	AB	R	H	RBI	BB	SO	LOB
Bud Harrelson, S (1, 6) OBP: 0.340, SLG: 0.330	G3	P6		F8			F8		FC6-4 1B	5	0	1	0	0	0	2
Ken Boswell, L (1, 4) OBP: 0.310, SLG: 0.324	5-3		1B 2B	1B			P4		FC6-4 FC6-4 1-2f	5	1	2	0	0	0	1
Dave Marshall, L (1, 9) OBP: 0.346, SLG: 0.343	4-3		FC6-5 S 1B 2-H	4-3			K		FC6-4 1-2f	5	0	1	1	0	1	2
Cleon Jones, R (1, 7) OBP: 0.378, SLG: 0.446		4-3	K 1-2		F9			BB FC5-4 2B	L8	5	1	1	0	0	1	2
Donn Clendenon, R (1, 3) OBP: 0.281, SLG: 0.429		HR	FC6-5 S 1B 2-3		K			K		4	2	1	1	0	2	2
Mike Jorgensen, L (1, 8) OBP: 0.311, SLG: 0.400		G3	1B BB 1-2		CS 1B			FC5-4 BB	BB	2	0	1	0	2	0	0
Bob Aspromonte, R (1, 5) OBP: 0.306, SLG: 0.344		WP 2B BB	1B 1-2 2-H		CS 1-2	F9		FC5-4 BB 1-2 2-3	BB	2	1	1	1	2	0	0
Duffy Dyer, R (1, 2) OBP: 0.353, SLG: 0.417 Ed Kranepool, L (8, PH) OBP: 0.332, SLG: 0.449 Jerry Grote, R (8, 2) OBP: 0.356, SLG: 0.379		1-H 2B	K			K		FC5-4 1-2f 2-3 3-H		3 1 0	0 0 0	1 0 0	1 1 0	0 0 0	2 0 0	2 2 0
Jon Matlack, L (1, 1) Danny Frisella, L (7, 1) OBP: 0.167, SLG: 0.167 Ken Singleton, S (8, PH) OBP: 0.372, SLG: 0.353 Charlie Williams, R (8, 1) OBP: 0.176, SLG: 0.067		BB		K		K		6-3		2 0 1 0	0 0 0 0	0 0 0 0	0 0 0 0	1 0 0 0	2 0 0 0	0 0 2 0
Inning Stats	R: 0 E: 0 K: 0 S: 3 H: 0 LOB: 0 BB: 0 P: 3	R: 2 E: 0 K: 0 S: 5 H: 2 LOB: 2 BB: 2 P: 13	R: 2 E: 0 K: 2 S: 10 H: 3 LOB: 2 BB: 1 P: 14	R: 0 E: 0 K: 1 S: 6 H: 1 LOB: 1 BB: 0 P: 6	R: 0 E: 0 K: 1 S: 5 H: 1 LOB: 0 BB: 0 P: 5	R: 0 E: 0 K: 2 S: 7 H: 0 LOB: 0 BB: 0 P: 7	R: 0 E: 0 K: 1 S: 5 H: 0 LOB: 0 BB: 0 P: 5	R: 1 E: 0 K: 1 S: 6 H: 1 LOB: 2 BB: 2 P: 14	R: 0 E: 0 K: 0 S: 4 H: 1 LOB: 1 BB: 0 P: 4	1B: 5 2B: 3 3B: 0 HR: 1 SF: 0 SAC: 0 DP: 0 HBP: 0	WP: 1 PB: 0 SB: 2 CS: 1 PA: 41					

PITCHER		IP	WLS	BF	H	R	ER	SO	BB	IBB	HBP	BLK	WP	HR	S	P	ERA	WHIP
Al Santorini, R ERA: 4.21	(1, 1)	2.2		16	5	4	4	1	3	0	0	0	1	1	15	27	13.50	3.000
Chuck Taylor, R ERA: 3.88	(3, 1)	4.1	W	14	2	0	0	6	0	0	0	0	0	0	26	26	0.00	0.462
Moe Drabowsky, R ERA: 3.23	(8, 1)	0.1		4	1	1	1	1	2	0	0	0	0	0	4	12	27.00	9.000
Frank Linzy, R ERA: 2.56	(8, 1)	1.2	S	6	1	0	0	0	0	0	0	0	0	0	6	6	0.00	0.600

PITCHER	IP	WLS	BF	H	R	ER	SO	BB	IBB	HBP	BLK	WP	HR	S	P	ERA	WHIP

TOP

New York Mets @ St. Louis Cardinals

Busch Stadium, St. Louis, MO

Sun Jul 18 1971, 3:33 AM CDT

Att. 27,497 - Unknown

livebaseballscorecards.com

AB	35
R	5
H	9
RBI	5
BB	5
SO	8
LOB	15

New York Mets @ St. Louis Cardinals

Busch Stadium, St. Louis, MO

Sun Jul 18 1971, 3:33 AM CDT

Att. 27,497 - Unknown

livebaseballscorecards.com

BOTTOM

Batter	1	2	3	4	5	6	7	8	9	AB	R	H	RBI	BB	SO	LOB
Lou Brock, L (1, 7)	K		6-3 3-H		F7		1B 1B 2B IBB			3	1	0	0	1	1	0
Luis Melendez, R (9, 7)										0	0	0	0	0	0	0
Ted Sizemore, R (1, 4)	6-3		F9			F7	1B 2B 1B 1-2 2-3			3	0	0	0	0	0	0
Matty Alou, L (7, PH)										1	1	1	0	0	0	0
Moe Drabowsky, R (8, 1)										0	0	0	0	0	0	0
Frank Linzy, R (8, 1)										0	0	0	0	0	0	0
Ted Simmons, S (1, 2)	BB		FC6-4 1B			5-3	2B 1B 1-2 2-3 3-H			3	1	2	1	1	0	0
Joe Torre, R (1, 5)	FC6-4 1-2f		FC6-4 1-2f			4-3	2B 1-H 2-H 3-H			4	0	1	3	0	0	2
Jose Cardenal, R (1, 9)		F7		K			6-3 F8			4	0	0	0	0	1	1
Joe Hague, L (1, 3)		4-3		K			K	4-3		4	0	0	0	0	2	0
Jose Cruz, L (1, 8)		K		F7			BB 2B BB	1-3		3	1	0	0	1	1	0
Dal Maxvill, R (1, 6)			3B 1B		F8		BB 2B 1-2	6-3		3	2	1	0	1	0	0
Al Santorini, R (1, 1)			WP 1-H 3B		K		1B 1B 2B 1-H 2-H			0	0	0	0	0	0	0
Chuck Taylor, R (3, 1)										2	1	1	1	0	1	0
Jim Beauchamp, R (7, PH)										1	1	1	2	0	0	0
Julian Javier, R (8, 4)										0	0	0	0	0	0	0

Inning Stats	1	2	3	4	5	6	7	8	9
R	0	0	2	0	0	0	6	0	
E	0	0	0	0	0	0	0	0	
K	1	1	0	2	1	0	1	0	
S	5	5	6	7	5	3	9	3	
H	0	0	3	0	0	0	4	0	
LOB	1	0	1	0	0	0	1	0	
BB	1	0	0	0	0	0	3	0	
P	9	5	6	7	5	3	21	3	

AB	31
R	8
H	7
RBI	7
BB	4
SO	6
LOB	3

1B: 4	SF: 0
2B: 2	SAC: 0
3B: 1	DP: 0
HR: 0	HBP: 0

WP: 1	PA: 35
PB: 0	
SB: 0	
CS: 0	

PITCHER		IP	WLS	BF	H	R	ER	SO	BB	IBB	HBP	BLK	WP	HR	S	P	ERA	WHIP
Jon Matlack, L (1, 1)		6.2	L	27	4	5	5	6	3	0	0	0	1	0	36	48	6.75	1.050
ERA: 4.61																		
Danny Frisella, R (7, 1)		0.1		5	3	3	3	0	0	1	0	0	0	0	4	8	81.00	9.000
ERA: 2.28																		
Charlie Williams, R (8, 1)		1.0		3	0	0	0	0	0	0	0	0	0	0	3	3	0.00	0.000
ERA: 4.5																		

PITCHER	IP	WLS	BF	H	R	ER	SO	BB	IBB	HBP	BLK	WP	HR	S	P	ERA	WHIP

Batter	1	2	3	4	5	6	7	8	9	AB	R	H	RBI	BB	SO	LOB
Bud Harrelson, S (1, 6) OBP: 0.343, SLG: 0.332	BBBB 4-0 FC5 1B BB	x 0-0 1B 1B 1-2 3-H 1B		x 0-0 1B		x 0-0 ① 6-3		x 0-0 ③ F7		4	1	2	1	1	0	0
Ken Singleton, S (1, 9) OBP: 0.373, SLG: 0.350	SSS 0-3 ① K	x 0-0 ① F8		x 0-0 ① P4		BBBB 4-0 BB			x 0-0 FC5-4 1B	4	0	1	0	1	1	4
Tommie Agee, R (1, 8) OBP: 0.366, SLG: 0.423	x 0-0 1-2 1B	x 0-0 1B 1-3 2-H 1B		x 0-0 ② F9		x 0-0 ② F8			x 0-0 ① FC5-4 1-2f	5	0	2	1	0	0	3
Cleon Jones, R (1, 7) OBP: 0.375, SLG: 0.442	x 0-0 ② F7	x 0-0 G4-6-3 1-2 3-H 1B		x 0-0 ③ P4		x 0-0 ③ F7			x 0-0 ② F8	5	0	1	1	0	0	5
Donn Clendenon, R (1, 3) OBP: 0.279, SLG: 0.421	x 0-0 ③ FC5 2-3f	x 0-0 ② ③ G4-6-3 1-2f			SSS 0-3 ① K		x 0-0 L9-3 1B		x 0-0 ③ 6-3	5	0	1	0	0	1	5
Bob Aspromonte, R (1, 5) OBP: 0.309, SLG: 0.346		x 0-0 BB 1B 1B	x 0-0 FC4-6 1B		x 0-0 ② F2		x 0-0 ① ② L9-3 1-2			4	1	2	0	0	0	1
Jerry Grote, R (1, 2) OBP: 0.358, SLG: 0.382		BBBB 4-0 E 1B 1B 1-2 BB	x 0-0 ① FC4-6 FC3-6 1-2f		x 0-0 2B		x 0-0 ③ F7			3	1	1	0	1	0	1
Ted Martinez, R (1, 4) OBP: 0.293, SLG: 0.282		x 0-0 E9 1B 1B 1-3 2-H 1B	x 0-0 ② FC3-6 1-2f		4-0 IBB			SSS 0-3 ① K		3	1	1	1	1	1	1
Ray Sadecki, L (1, 1) OBP: 0.333, SLG: 0.273		x 0-0 1B 1B 2-3 3-H 1B	SSS 0-3 ③ K		SSS 0-3 ③ K			x 0-0 ② 3-1		4	1	1	1	0	2	3
Inning Stats	R: 0 H: 1 E: 0 LOB: 2 K: 1 BB: 1 S: 6 P: 10	R: 5 H: 6 E: 1 LOB: 1 K: 0 BB: 1 S: 8 P: 12	R: 0 H: 1 E: 0 LOB: 1 K: 1 BB: 0 S: 6 P: 6	R: 0 H: 1 E: 0 LOB: 1 K: 0 BB: 0 S: 4 P: 4	R: 0 H: 1 E: 0 LOB: 2 K: 2 BB: 1 S: 8 P: 12	R: 0 H: 0 E: 0 LOB: 1 K: 0 BB: 1 S: 3 P: 7	R: 0 H: 1 E: 0 LOB: 0 K: 0 BB: 0 S: 3 P: 3	R: 0 H: 0 E: 0 LOB: 0 K: 1 BB: 0 S: 5 P: 5	R: 0 H: 1 E: 0 LOB: 1 K: 0 BB: 0 S: 4 P: 4	1B: 11 SF: 0 2B: 2 SAC: 0 3B: 0 DP: 2 HR: 0 HBP: 0						

TOP

New York Mets @ St. Louis Cardinals

Busch Stadium, St. Louis, MO

Mon Jul 19 1971, 7:05 PM CDT

Att. 20,003 - Unknown

livebaseballscorecards.com

AB	37
R	5
H	12
RBI	5
BB	4
SO	5
LOB	23

PITCHER		IP	WLS	BF	H	R	ER	SO	BB	IBB	HBP	BLK	WP	HR	S	P	ERA	WHIP
Steve Carlton, L ERA: 3.74	(1, 1)	8.0	L	37	11	5	5	5	3	1	0	0	0	0	43	59	5.62	1.750
Moe Drabowsky, R ERA: 3.15	(9, 1)	1.0		4	1	0	0	0	0	0	0	0	0	0	4	4	0.00	1.000

PITCHER	IP	WLS	BF	H	R	ER	SO	BB	IBB	HBP	BLK	WP	HR	S	P	ERA	WHIP

Batter	1	2	3	4	5	6	7	8	9	AB	R	H	RBI	BB	SO	LOB
Lou Brock, L (1, 7) OBP: 0.394, SLG: 0.444	6-3			K 1B 1B		4-3			G3	4	1	0	0	0	1	0
Matty Alou, L (1, 8) OBP: 0.359, SLG: 0.423	5-3			5-3 1B SF7 1-2 1B		F8			F8	4	1	1	0	0	0	0
Ted Simmons, S (1, 2) OBP: 0.369, SLG: 0.429	K			SF7 5-3 1-2 2-H 1B		4-3			K	4	0	1	1	0	2	0
Joe Torre, R (1, 5) OBP: 0.412, SLG: 0.532		F9		5-3 1-2 2-3			5-3			3	0	0	0	0	0	2
Jim Beauchamp, R (1, 3) OBP: 0.313, SLG: 0.418		1-5-3		SF7 2-3 3-H			P4			2	0	0	1	0	0	0
Jose Cardenal, R (1, 9) OBP: 0.302, SLG: 0.379		5-3		F7			K			3	0	0	0	0	1	1
Julian Javier, R (1, 4) OBP: 0.272, SLG: 0.354			G4-6-3 1B		6-3			P4		3	0	1	0	0	0	0
Dal Maxvill, R (1, 6) OBP: 0.325, SLG: 0.279			G4-6-3 1-2f		1-3			6-3		3	0	0	0	0	0	1
Steve Carlton, L (1, 1) OBP: 0.190, SLG: 0.246			K		1-3			K		2	0	0	0	0	1	0
Jerry McNertney, R (8, PH) OBP: 0.347, SLG: 0.478										1	0	0	0	0	1	0
Moe Drabowsky, R (9, 1)										0	0	0	0	0	0	0
Inning Stats	R: 0 E: 0 K: 1 S: 5 H: 0 LOB: 0 BB: 0 P: 5	R: 0 E: 0 K: 0 S: 3 H: 0 LOB: 0 BB: 0 P: 3	R: 0 E: 0 K: 1 S: 5 H: 1 LOB: 0 BB: 0 P: 5	R: 2 E: 0 K: 1 S: 8 H: 2 LOB: 1 BB: 0 P: 8	R: 0 E: 0 K: 0 S: 3 H: 0 LOB: 0 BB: 0 P: 3	R: 0 E: 0 K: 0 S: 3 H: 0 LOB: 0 BB: 0 P: 3	R: 0 E: 0 K: 1 S: 5 H: 0 LOB: 0 BB: 0 P: 5	R: 0 E: 0 K: 1 S: 5 H: 0 LOB: 0 BB: 0 P: 5	R: 0 E: 0 K: 1 S: 5 H: 0 LOB: 0 BB: 0 P: 5	1B: 3 2B: 0 3B: 0 HR: 0 SF: 1 SAC: 0 DP: 1 HBP: 0	WP: 0 PB: 1 SB: 0 CS: 0 PA: 30					

PITCHER	IP	WLS	BF	H	R	ER	SO	BB	IBB	HBP	BLK	WP	HR	S	P	ERA	WHIP
Ray Sadecki, L (1, 1) ERA: 2.44	9.0	W	30	3	2	0	6	0	0	0	0	0	0	42	42	0.00	0.333

PITCHER	IP	WLS	BF	H	R	ER	SO	BB	IBB	HBP	BLK	WP	HR	S	P	ERA	WHIP

BOTTOM

New York Mets @ St. Louis Cardinals

Busch Stadium, St. Louis, MO

Mon Jul 19 1971, 7:05 PM CDT

Att. 20,003 - Unknown

livebaseballscorecards.com

AB	29
R	2
H	3
RBI	2
BB	0
SO	6
LOB	4

Batter	1	2	3	4	5	6	7	8	9	AB	R	H	RBI	BB	SO	LOB
Terry Harmon, R (1, 4) OBP: 0.303, SLG: 0.271	C X 0-1 E6 G3 6-3 WP		B S S B B F X 3-2 ① L8		B B B C S B 4-2 BB		X 0-0 ③ G3		X 0-0 ② F9	4	1	0	0	1	0	0
Larry Bowa, S (1, 6) OBP: 0.285, SLG: 0.277	X 0-0 ① 6-3 1-2		X 0-0 1B		X 0-0 ② L7			X 0-0 ① F8	X 0-0 ③ P4	5	0	1	0	0	0	2
Willie Montanez, L (1, 8) OBP: 0.338, SLG: 0.499	B X 1-0 ② G3 2-3		C B B B X 3-1 ② P5		B B F X 2-1 ③ F7			B S S B F X 2-2 2B 2B		4	1	1	0	0	0	3
Deron Johnson, R (1, 3) OBP: 0.353, SLG: 0.513	C S B B C 2-3 ③ K 3-H		S X 0-1 ③ F7			X 0-0 ① 6-3		B C B X 2-1 1B 2-H 2B		4	1	1	1	0	1	1
Don Money, R (1, 7) OBP: 0.285, SLG: 0.360		B B B S X 3-1 1B 2B		B C B X 2-2 4-3 SF 2B		B C B X 3-1 1B		I I I I 4-0 1B IBB		3	2	3	0	1	0	0
Roger Freed, R (1, 9) OBP: 0.311, SLG: 0.291		C X 0-1 ① 6-3		S S X 0-2 ① 4-3 2-3		S S S 0-3 ② K		X 0-0 ② F9		4	0	0	0	0	1	5
John Vukovich, R (1, 5) OBP: 0.201, SLG: 0.177		S T F F X 0-2 1B 2-H		X 0-0 SF G6-4-3 3-H		B B S F B S 3-3 ③ K		X 0-0 1B 1-3 2-H		3	0	2	3	0	1	1
Mike Ryan, R (1, 2) OBP: 0.224, SLG: 0.355		X 0-0 ② F3		X 0-0 ② ③ G6-4-3 1-2f			B S S S 1-3 ① K	S S S 0-3 ③ K		4	0	0	0	0	2	4
Chris Short, R (1, 1) OBP: 0.186, SLG: 0.079		B S S B X 2-2 ③ G3			X 0-0 ① 4-3		S S S 0-3 ② K		S S C 0-3 ① K	4	0	0	0	0	2	1
Inning Stats	R: 1 H: 0 E: 1 LOB: 0 K: 1 BB: 0 S: 7 P: 10	R: 1 H: 2 E: 0 LOB: 1 K: 0 BB: 0 S: 13 P: 18	R: 0 H: 1 E: 0 LOB: 1 K: 0 BB: 0 S: 9 P: 15	R: 1 H: 1 E: 1 LOB: 0 K: 0 BB: 0 S: 8 P: 10	R: 0 H: 0 E: 0 LOB: 1 K: 0 BB: 1 S: 6 P: 12	R: 0 H: 1 E: 0 LOB: 1 K: 2 BB: 0 S: 9 P: 15	R: 0 H: 0 E: 0 LOB: 0 K: 2 BB: 0 S: 7 P: 8	R: 2 H: 3 E: 0 LOB: 2 K: 1 BB: 1 S: 12 P: 20	R: 0 H: 0 E: 0 LOB: 0 K: 1 BB: 0 S: 5 P: 5	1B: 4 SF: 1 2B: 4 SAC: 0 3B: 0 DP: 1 HR: 0 HBP: 0						WP: 1 PA: 38 PB: 0 SB: 0 CS: 0	

TOP

Philadelphia Phillies @ St. Louis Cardinals

Busch Stadium, St. Louis, MO

Tue Jul 20 1971, 7:05 PM CDT

Att. 14,650 - Unknown

livebaseballscorecards.com

AB	35
R	5
H	8
RBI	4
BB	2
SO	7
LOB	17

PITCHER		IP	WLS	BF	H	R	ER	SO	BB	IBB	HBP	BLK	WP	HR	S	P	ERA	WHIP
Jerry Reuss, L ERA: 5.5	(1, 1)	7.1	L	31	7	5	4	5	1	0	0	0	1	0	66	99	4.91	1.091
Frank Linzy, R ERA: 2.51	(8, 1)	0.2		4	1	0	0	1	0	1	0	0	0	0	5	9	0.00	1.500
Daryl Patterson, R ERA: 5.79	(9, 1)	1.0		3	0	0	0	1	0	0	0	0	0	0	5	5	0.00	0.000

PITCHER	IP	WLS	BF	H	R	ER	SO	BB	IBB	HBP	BLK	WP	HR	S	P	ERA	WHIP

BOTTOM

Philadelphia Phillies @ St. Louis Cardinals
Busch Stadium, St. Louis, MO
Tue Jul 20 1971, 7:05 PM CDT
Att. 14,650 - Unknown

Batter	1	2	3	4	5	6	7	8	9	AB	R	H	RBI	BB	SO	LOB
Lou Brock, L (1, 7) OBP: 0.390, SLG: 0.440	X 0-0 ① F7		BBCBFS 3-3 ③ K		BSSBX 2-2 ③ 4-3			BFBX 2-1 ② L7		4	0	0	0	0	1	1
Matty Alou, L (1, 3) OBP: 0.355, SLG: 0.418	X 0-0 ② 5-3			BCFS 1-3 ① K		X 0-0 ① 4-3		X 0-0 ③ 4-3		4	0	0	0	0	1	0
Ted Simmons, S (1, 2) OBP: 0.368, SLG: 0.424	X 0-0 ③ L9			BSX 1-1 ② F5		FBBBFB 4-2 BB			BSX 1-1 ① F8	3	0	0	0	1	0	0
Joe Torre, R (1, 5) OBP: 0.410, SLG: 0.529		BBCCX 2-2 ① 6-3		SX 0-1 1B		BBCBCX 3-2 ② F9			X 0-0 ② 6-3	4	0	1	0	0	0	1
Ted Sizemore, R (1, 4) OBP: 0.317, SLG: 0.331		BSX 1-1 1B		X 0-0 ③ L8		BBSFX 2-2 ③ F8			X 0-0 ③ L5	4	0	1	0	0	0	2
Luis Melendez, R (1, 9) OBP: 0.316, SLG: 0.244		X 0-0 ② F8			X 0-0 WP E 1B		CLX 0-2 ① F7			3	1	1	0	0	0	1
Jose Cruz, L (1, 8) OBP: 0.324, SLG: 0.305		BBCCS 2-3 ③ K			X 0-0 ① F9		SSBFS 1-3 ② K			3	0	0	0	0	2	2
Dal Maxvill, R (1, 6) OBP: 0.325, SLG: 0.275			CSFX 0-2 ① 5-3		SBBBFB 4-2 FC4-6 1-2 BB		BBCFBX 3-2 ③ 6-3			2	0	0	0	1	0	0
Jerry Reuss, L (1, 1) OBP: 0.190, SLG: 0.132			CX 0-1 ② 1-3		SBBBBCX 3-2 ② FC4-6 1-2f 2-H			X 0-0 ① P6		2	0	0	0	0	0	1
Frank Linzy, R (8, 1) OBP: 0.500, SLG: 0.500										0	0	0	0	0	0	0
Jose Cardenal, R (8, PH) OBP: 0.301, SLG: 0.378										1	0	0	0	0	0	0
Daryl Patterson, L (9, 1)										0	0	0	0	0	0	0
Inning Stats	R: 0 E: 0 K: 0 S: 3 H: 0 LOB: 0 BB: 0 P: 3	R: 0 E: 0 K: 1 S: 9 H: 1 LOB: 1 BB: 0 P: 14	R: 0 E: 0 K: 1 S: 9 H: 0 LOB: 0 BB: 0 P: 12	R: 0 E: 0 K: 1 S: 8 H: 1 LOB: 1 BB: 0 P: 10	R: 1 E: 1 K: 0 S: 10 H: 1 LOB: 1 BB: 1 P: 19	R: 0 E: 0 K: 0 S: 9 H: 0 LOB: 1 BB: 1 P: 18	R: 0 E: 0 K: 1 S: 10 H: 0 LOB: 0 BB: 0 P: 14	R: 0 E: 0 K: 1 S: 4 H: 0 LOB: 0 BB: 0 P: 6	R: 0 E: 0 K: 0 S: 4 H: 0 LOB: 0 BB: 0 P: 5	1B: 3 2B: 0 3B: 0 HR: 0	SF: 0 SAC: 0 DP: 0 HBP: 0						

PITCHER	IP	WLS	BF	H	R	ER	SO	BB	IBB	HBP	BLK	WP	HR	S	P	ERA	WHIP
Chris Short, L (1, 1) ERA: 4.0	9.0	W	32	3	1	0	4	2	0	0	0	1	0	66	101	0.00	0.556

PITCHER	IP	WLS	BF	H	R	ER	SO	BB	IBB	HBP	BLK	WP	HR	S	P	ERA	WHIP

AB	30
R	1
H	3
RBI	0
BB	2
SO	4
LOB	8

WP: 1 PA: 32
PB: 0
SB: 0
CS: 0

livebaseballscorecards.com

Batter	1	2	3	4	5	6	7	8	9	AB	R	H	RBI	BB	SO	LOB
Denny Doyle, L (1, 4) OBP: 0.276, SLG: 0.298	1-0 G3 1B 1B		0-0 ② F7			0-0 ① 1-3		0-0 ③ G3		4	0	1	0	0	0	1
Larry Bowa, S (1, 6) OBP: 0.285, SLG: 0.277	0-0 G3 1-2 1B		3-2 ③ 4-3			0-0 ② F9			3-2 ① F7	4	0	1	0	0	0	0
Willie Montanez, L (1, 8) OBP: 0.337, SLG: 0.496	1-1 ① G3 1-2 2-3			0-2 ① L7		0-0 ③ L9			0-0 1B	4	0	1	0	0	0	2
Deron Johnson, R (1, 3) OBP: 0.350, SLG: 0.507	1-3 ② K			3-1 ② P4			0-3 ① K		2-3 ② K	4	0	0	0	0	3	3
Oscar Gamble, L (1, 9) OBP: 0.284, SLG: 0.378	0-1 ③ P4			0-2 ② HR			0-0 ② F2		0-0 ③ F3	4	1	1	1	0	0	3
Don Money, R (1, 7) OBP: 0.281, SLG: 0.356		2-3 ① K		0-0 ③ 5-3			0-0 ③ 1-3			3	0	0	0	0	1	0
John Vukovich, R (1, 5) OBP: 0.197, SLG: 0.173		1-1 ② P6			0-3 ① K			0-1 ① F8		3	0	0	0	0	1	0
Mike Ryan, R (1, 2) OBP: 0.228, SLG: 0.354		1-3 ③ K			0-3 ② K			0-0 1B		3	0	1	0	0	2	0
Barry Lersch, S (1, 1) OBP: 0.273, SLG: 0.158			0-3 ① K		1-3 ③ K			0-3 ② K		2	0	0	0	0	2	0
Bill Champion, R (6, 1) OBP: 0.091, SLG: 0.091										0	0	0	0	0	0	0
Joe Lis, R (8, PH) OBP: 0.318, SLG: 0.402										1	0	0	0	0	1	1
Jim Bunning, R (8, 1) OBP: 0.154, SLG: 0.250										0	0	0	0	0	0	0
Inning Stats	R: 0 E: 0 K: 1 S: 9 H: 2 LOB: 2 BB: 0 P: 12	R: 0 E: 0 K: 2 S: 8 H: 0 LOB: 0 BB: 0 P: 12	R: 0 E: 0 K: 1 S: 8 H: 0 LOB: 0 BB: 0 P: 11	R: 1 E: 0 K: 0 S: 9 H: 1 LOB: 0 BB: 0 P: 12	R: 0 E: 0 K: 3 S: 10 H: 0 LOB: 0 BB: 0 P: 11	R: 0 E: 0 K: 0 S: 3 H: 0 LOB: 0 BB: 0 P: 3	R: 0 E: 0 K: 1 S: 5 H: 0 LOB: 0 BB: 0 P: 5	R: 0 E: 0 K: 1 S: 7 H: 1 LOB: 1 BB: 0 P: 7	R: 0 E: 0 K: 1 S: 8 H: 1 LOB: 1 BB: 0 P: 13	1B: 4 2B: 0 3B: 0 HR: 1	SF: 0 SAC: 0 DP: 0 HBP: 0					

PITCHER	IP	WLS	BF	H	R	ER	SO	BB	IBB	HBP	BLK	WP	HR	S	P	ERA	WHIP
Reggie Cleveland, R (1, 1) ERA: 3.78	9.0	W	32	5	1	1	10	0	0	0	0	0	1	67	86	1.00	0.556

PITCHER	IP	WLS	BF	H	R	ER	SO	BB	IBB	HBP	BLK	WP	HR	S	P	ERA	WHIP

TOP

Philadelphia Phillies @ St. Louis Cardinals
Busch Stadium, St. Louis, MO
Wed Jul 21 1971, 7:05 PM CDT
Att. 16,200 - Unknown

livebaseballscorecards.com

AB	32
R	1
H	5
RBI	1
BB	0
SO	10
LOB	10

Batter	1	2	3	4	5	6	7	8	9	AB	R	H	RBI	BB	SO	LOB
Lou Brock, L (1, 7) OBP: 0.395, SLG: 0.444	G1-6-3 1B		FC4-6 1B		6-3	1B 1B		2B 1B		5	1	4	0	0	0	0
Matty Alou, L (1, 3) OBP: 0.358, SLG: 0.423	L9		FC4-6 HBP		3B 1B			1-H 2B		5	1	3	3	0	0	3
Ted Simmons, S (1, 2) OBP: 0.365, SLG: 0.418	G1-6-3		FC6-4 HBP		L8	F7		4-3		4	0	0	0	0	0	5
Joe Torre, R (1, 5) OBP: 0.409, SLG: 0.531		F8	FC6-4		1-H 3B		F9			4	0	1	1	0	0	3
Jose Cruz, L (1, 8) OBP: 0.320, SLG: 0.302		3-1		G6-3 1B	K		1-3			4	0	1	0	0	1	1
Ted Sizemore, R (1, 4) OBP: 0.316, SLG: 0.330		6-3		G6-3 1B		L9	K			4	0	1	0	0	1	0
Luis Melendez, R (1, 9) OBP: 0.313, SLG: 0.256			1-3	G6-3		5-3		6-3 SF7 2B		4	1	1	0	0	0	2
Dal Maxvill, R (1, 6) OBP: 0.333, SLG: 0.288			1B 2B	BB		1B 1B 1B		6-3		3	2	2	0	1	0	1
Reggie Cleveland, R (1, 1) OBP: 0.151, SLG: 0.192			FC4-6 1B 1B	1-3		1B 1B 1B		SF7		3	1	2	2	0	0	2
Inning Stats	R: 0 E: 0 K: 0 S: 7 H: 1 LOB: 0 BB: 0 P: 9	R: 0 E: 0 K: 0 S: 5 H: 0 LOB: 0 BB: 0 P: 7	R: 1 E: 0 K: 0 S: 10 H: 3 LOB: 3 BB: 0 P: 16	R: 0 E: 0 K: 0 S: 12 H: 2 LOB: 2 BB: 1 P: 17	R: 1 E: 0 K: 1 S: 11 H: 2 LOB: 1 BB: 0 P: 17	R: 2 E: 0 K: 0 S: 13 H: 4 LOB: 2 BB: 0 P: 18	R: 0 E: 0 K: 1 S: 5 H: 0 LOB: 0 BB: 0 P: 5	R: 2 E: 0 K: 0 S: 11 H: 3 LOB: 1 BB: 0 P: 16									

BOTTOM

Philadelphia Phillies @ St. Louis Cardinals
Busch Stadium, St. Louis, MO
Wed Jul 21 1971, 7:05 PM CDT
Att. 16,200 - Unknown

livebaseballscorecards.com

AB	36
R	6
H	15
RBI	6
BB	1
SO	2
LOB	17

1B: 11 SF: 1
2B: 3 SAC: 0
3B: 1 DP: 2
HR: 0 HBP: 1

WP: 0 PA: 39
PB: 0
SB: 0
CS: 0

PITCHER		IP	WLS	BF	H	R	ER	SO	BB	IBB	HBP	BLK	WP	HR	S	P	ERA	WHIP
Barry Lersch, R ERA: 4.17	(1, 1)	5.2	L	29	12	4	4	1	1	0	1	0	0	0	55	80	6.35	2.294
Bill Champion, R ERA: 4.77	(6, 1)	1.1		4	0	0	0	1	0	0	0	0	0	0	8	9	0.00	0.000
Jim Bunning, R ERA: 5.6	(8, 1)	1.0		6	3	2	2	0	0	0	0	0	0	0	11	16	18.00	3.000

PITCHER	IP	WLS	BF	H	R	ER	SO	BB	IBB	HBP	BLK	WP	HR	S	P	ERA	WHIP

Batter	1	2	3	4	5	6	7	8	9	AB	R	H	RBI	BB	SO	LOB
Terry Harmon, R (1, 4) OBP: 0.302, SLG: 0.270	S S S 0-3 ① K		X 0-0 ② 4-3 1-3 1B		X 0-0 ② 6-3			X 0-0 ① P4		4	0	1	0	0	1	1
Larry Bowa, S (1, 6) OBP: 0.287, SLG: 0.279	X 0-0 E6 1B		X 0-0 ① 1-3 1-2		X 0-0 ③ P4			X 0-0 1B		4	0	2	0	0	0	2
Willie Montanez, L (1, 8) OBP: 0.333, SLG: 0.490	X 0-0 ② 4-3		X 0-0 ② 4-3 2-3			X 0-0 ① F5		X 0-0 ② L8		4	0	0	0	0	0	3
Deron Johnson, R (1, 3) OBP: 0.349, SLG: 0.503	X 0-0 ③ 4-3		C B B C X 2-2 ③ L4			B B B B 4-0 BB		B B B S X 3-1 ③ F8		3	0	0	0	1	0	3
Oscar Gamble, L (1, 9) OBP: 0.283, SLG: 0.370		X 0-0 ① F5	B B B S F S 3-3 ① K			X 0-0 ② F9			B B B S S B 4-2 BB	3	0	0	0	1	1	1
Don Money, R (1, 7) OBP: 0.277, SLG: 0.349		X 0-0 ② 6-3	X 0-0 ② G3			S S C 0-3 ③ K			B B B S X 3-1 ① F9	4	0	0	0	0	1	2
John Vukovich, R (1, 5) OBP: 0.199, SLG: 0.175		X 0-0 S 1B	X 0-0 ③ 5-3				S S S 0-3 ① K		B S C S 1-3 ② K	4	0	1	0	0	2	1
Mike Ryan, R (1, 2) OBP: 0.238, SLG: 0.354		B B B B 4-0 1-2 BB			X 0-0 SH1-3 1B		F C X 0-2 ② 1-3		X 0-0 ③ 6-3	3	0	1	0	1	0	1
Woodie Fryman, R (1, 1) OBP: 0.125, SLG: 0.125 Bill Wilson, R (6, 1) Roger Freed, R (7, PH) OBP: 0.310, SLG: 0.289 Darrell Brandon, R (7, 1) OBP: 0.167, SLG: 0.167		S S S 0-3 ③ K			X 0-0 ① SH1-3 1-2		B C S S X 1-2 ③ L8			1	0	0	0	0	1	2
										0	0	0	0	0	0	0
										1	0	0	0	0	0	0
										0	0	0	0	0	0	0
Inning Stats	R: 0 E: 1 K: 1 S: 6 H: 1 LOB: 1 BB: 0 P: 6	R: 0 E: 0 K: 1 S: 6 H: 1 LOB: 2 BB: 1 P: 10	R: 0 E: 0 K: 0 S: 6 H: 1 LOB: 1 BB: 0 P: 8	R: 0 E: 0 K: 1 S: 5 H: 0 LOB: 0 BB: 0 P: 8	R: 0 E: 0 K: 0 S: 4 H: 1 LOB: 1 BB: 0 P: 4	R: 0 E: 0 K: 1 S: 5 H: 0 LOB: 1 BB: 1 P: 9	R: 0 E: 0 K: 1 S: 9 H: 0 LOB: 0 BB: 0 P: 10	R: 0 E: 0 K: 0 S: 5 H: 1 LOB: 1 BB: 0 P: 8	R: 0 E: 0 K: 1 S: 8 H: 0 LOB: 1 BB: 1 P: 16	1B: 5 2B: 0 3B: 0 HR: 0		SF: 0 SAC: 1 DP: 0 HBP: 0			WP: 0 PB: 0 SB: 1 CS: 0		PA: 35

PITCHER	IP	WLS	BF	H	R	ER	SO	BB	IBB	HBP	BLK	WP	HR	S	P	ERA	WHIP
Bob Gibson, R (1, 1) ERA: 3.64	9.0	W	35	5	0	0	6	3	0	0	0	0	0	54	79	0.00	0.889

PITCHER	IP	WLS	BF	H	R	ER	SO	BB	IBB	HBP	BLK	WP	HR	S	P	ERA	WHIP

TOP

Philadelphia Phillies @ St. Louis Cardinals
Busch Stadium, St. Louis, MO
Thu Jul 22 1971, 7:05 PM CDT
Att. 20,547 - Unknown

livebaseballscorecards.com

AB	31
R	0
H	5
RBI	0
BB	3
SO	6
LOB	16

Batter	1	2	3	4	5	6	7	8	9	AB	R	H	RBI	BB	SO	LOB
Lou Brock, L (1, 7) OBP: 0.397, SLG: 0.453	FSBX 1-2 FC3-6 1B		BBSX 2-1 HR		SSS 0-3 ③ K		SSBBBB 4-2 PB 1B 3B BB	X 0-0 ② 6-3		4	2	2	1	1	1	1
Matty Alou, L (1, 3) OBP: 0.359, SLG: 0.423	X 0-0 ① FC3-6 1B 1B 1-2f		X 0-0 ② 1-3			X 0-0 HBP 1B 1B 1B	X 0-0 PB 3B 1B 1-2	X 0-0 ③ L9		5	3	2	0	0	0	1
Luis Melendez, R (1, 9) OBP: 0.320, SLG: 0.267	BSX 1-1 1B 1B 1-2		X 0-0 ③ F8			X 0-0 HBP 1B 1B 1-2	SSBX 1-2 ① F8 1-2 2-3			4	1	2	0	0	0	2
Joe Torre, R (1, 5) OBP: 0.412, SLG: 0.531	BBSX 2-1 G4-6-3 1B 1-2 2-H			X 0-0 ① F8		BSH 2-1 SH1-4 1B HBP 1-2 2-3	IIII 4-0 3B IBB			2	1	1	1	1	0	0
Ted Simmons, S (1, 2) OBP: 0.363, SLG: 0.415	X 0-0 ② ③ G4-6-3 1-2f			X 0-0 ② 5-3		BSSFFX 1-2 SH1-4 1B 1-2 2-H 3-H	CSS 0-3 ② K			4	0	1	2	0	1	5
Ted Sizemore, R (1, 4) OBP: 0.317, SLG: 0.337		X 0-0 ① F8		X 0-0 ③ F2		X 0-0 ① SH1-4 1-2 2-3	X 0-0 1B 3B 1-H 2-H 3-H			3	1	1	3	0	0	0
Jose Cruz, L (1, 8) OBP: 0.329, SLG: 0.303		X 0-0 ② 4-3			X 0-0 E5 WP 5-3	4-0 FC5-4 IBB	X 0-0 FC6-4 1B 3-H			3	0	1	1	1	0	0
Dal Maxvill, R (1, 6) OBP: 0.327, SLG: 0.282		X 0-0 ③ 4-3			X 0-0 ① 5-3 1-2	SSS 0-3 ② K	BSSX 1-2 ③ FC6-4 1-2f			4	0	0	0	0	1	5
Bob Gibson, R (1, 1) OBP: 0.240, SLG: 0.271			X 0-0 ① 1-3		BFSX 1-2 ② P4 2-3	FSFX 0-2 ③ FC5-4 1-2f		X 0-0 ① F3		4	0	0	0	0	0	4
Inning Stats	R: 1 E: 0 K: 0 S: 9 H: 3 LOB: 1 BB: 0 P: 13	R: 0 E: 0 K: 0 S: 3 H: 0 LOB: 0 BB: 0 P: 3	R: 1 E: 0 K: 0 S: 5 H: 1 LOB: 0 BB: 0 P: 7	R: 0 E: 0 K: 0 S: 3 H: 0 LOB: 0 BB: 0 P: 3	R: 0 E: 1 K: 1 S: 8 H: 0 LOB: 1 BB: 0 P: 9	R: 2 E: 0 K: 1 S: 15 H: 3 LOB: 3 BB: 1 P: 22	R: 4 E: 0 K: 1 S: 14 H: 3 LOB: 1 BB: 2 P: 24	R: 0 E: 0 K: 0 S: 3 H: 0 LOB: 0 BB: 0 P: 3		1B: 8 2B: 0 3B: 1 HR: 1	SF: 0 SAC: 1 DP: 1 HBP: 1						

PITCHER		IP	WLS	BF	H	R	ER	SO	BB	IBB	HBP	BLK	WP	HR	S	P	ERA	WHIP
Woodie Fryman, L ERA: 2.94	(1, 1)	5.0	L	23	7	4	4	1	0	0	1	0	1	1	35	45	7.20	1.400
Bill Wilson, R ERA: 2.78	(6, 1)	1.0		4	0	0	0	1	0	1	0	0	0	0	8	12	0.00	0.000
Darrell Brandon, R ERA: 3.6	(7, 1)	2.0		11	3	4	4	1	1	1	0	0	0	0	17	27	18.00	2.000

PITCHER	IP	WLS	BF	H	R	ER	SO	BB	IBB	HBP	BLK	WP	HR	S	P	ERA	WHIP

BOTTOM

Philadelphia Phillies @ St. Louis Cardinals
Busch Stadium, St. Louis, MO
Thu Jul 22 1971, 7:05 PM CDT
Att. 20,547 - Unknown

livebaseballscorecards.com

AB	33
R	8
H	10
RBI	8
BB	3
SO	3
LOB	18

1B: 8	SF: 0	WP: 1	PA: 38
2B: 0	SAC: 1	PB: 1	
3B: 1	DP: 1	SB: 0	
HR: 1	HBP: 1	CS: 0	

Batter	1	2	3	4	5	6	7	8	9	AB	R	H	RBI	BB	SO	LOB
Lou Brock, L (1, 7) OBP: 0.397, SLG: 0.449	K		FC6-4 BB	K			SH3-4 1B BB		4-3	3	1	0	0	2	2	1
Matty Alou, L (1, 3) OBP: 0.355, SLG: 0.418	3-1		FC6-4 CS 1-2f		6-3		SH3-4 1-2		G3	4	0	0	0	0	0	1
Luis Melendez, R (1, 9) OBP: 0.333, SLG: 0.277	4-3		CS 1-2	2B E BB	5-3		2-H 1B		1B	4	1	2	1	1	0	0
Joe Torre, R (1, 5) OBP: 0.415, SLG: 0.536		1B 1B		E7 S E 1-H 2B	FC4-6 1B		F8			4	1	3	0	0	0	0
Ted Simmons, S (1, 2) OBP: 0.359, SLG: 0.409		K		K 2-H	FC4-6 1-2f			K		4	0	0	0	0	3	2
Ted Sizemore, R (1, 4) OBP: 0.319, SLG: 0.339		F9		1B E 1B		G3-6-3 1B		6-3		4	1	2	0	0	0	1
Jose Cruz, L (1, 8) OBP: 0.337, SLG: 0.329		1-2 1B		F9		G3-6-3 1-2f		E8 1B 2B		4	1	2	0	0	0	2
Dal Maxvill, R (1, 6) OBP: 0.335, SLG: 0.292		4-3		E7 1B 1-H 1B		1B		3-H 1B		4	1	3	1	0	0	2
Chuck Taylor, R (1, 1) OBP: 0.182, SLG: 0.364			G3			F7		F8		2	0	1	1	0	0	0
Don Shaw, L (5, 1)										0	0	0	0	0	0	0
Chris Zachary, L (5, 1) OBP: 0.238, SLG: 0.238				2-H 1B						2	0	0	0	0	0	2
Inning Stats	R: 0 E: 0 K: 1 S: 5 H: 0 LOB: 0 BB: 0 P: 5	R: 0 E: 0 K: 1 S: 7 H: 2 LOB: 2 BB: 0 P: 7	R: 0 E: 0 K: 0 S: 2 H: 0 LOB: 0 BB: 1 P: 6	R: 4 E: 3 K: 2 S: 11 H: 4 LOB: 1 BB: 1 P: 15	R: 0 E: 0 K: 0 S: 4 H: 1 LOB: 1 BB: 0 P: 4	R: 0 E: 0 K: 0 S: 4 H: 2 LOB: 1 BB: 0 P: 4	R: 1 E: 0 K: 0 S: 3 H: 1 LOB: 0 BB: 1 P: 7	R: 1 E: 1 K: 1 S: 7 H: 2 LOB: 1 BB: 0 P: 7	R: 0 E: 0 K: 0 S: 3 H: 1 LOB: 1 BB: 0 P: 3	1B: 11 2B: 2 3B: 0 HR: 0 SF: 0 SAC: 1 DP: 1 HBP: 0						

PITCHER	IP	WLS	BF	H	R	ER	SO	BB	IBB	HBP	BLK	WP	HR	S	P	ERA	WHIP
Dan McGinn, L (1, 1) ERA: 6.09	6.1	L	29	9	5	4	4	3	0	0	0	0	0	34	46	5.68	1.895
Howie Reed, R (7, 1) ERA: 4.12	0.2		2	1	0	0	0	0	0	0	0	0	0	2	2	0.00	1.500
Claude Raymond, R (8, 1) ERA: 5.23	2.0		8	3	1	0	1	0	0	0	0	0	0	10	10	0.00	1.500

PITCHER	IP	WLS	BF	H	R	ER	SO	BB	IBB	HBP	BLK	WP	HR	S	P	ERA	WHIP

TOP

St. Louis Cardinals @ Montreal Expos

Jarry Park, Montreal, QB

Fri Jul 23 1971, 7:05 PM EDT

Att. 20,480 - Unknown

livebaseballscorecards.com

AB	35
R	6
H	13
RBI	3
BB	3
SO	5
LOB	11

WP: 0 PB: 0 SB: 1 CS: 1 PA: 40

Batter	1	2	3	4	5	6	7	8	9	AB	R	H	RBI	BB	SO	LOB
Ron Hunt, R (1, 4) OBP: 0.403, SLG: 0.359	1-3		2-H 1B		FC4-2 3B		G4-6-3 1B			4	0	3	1	0	0	0
Boots Day, L (1, 8) OBP: 0.332, SLG: 0.360	1B 1B		K		FC4-2 1B 3-H		G4-6-3 1-2f			4	0	1	0	0	1	3
Rusty Staub, L (1, 9) OBP: 0.389, SLG: 0.423	G6-4-3 1-2 1B		F3		BB 1-3 1B			G3		4	0	2	0	0	0	1
Ron Fairly, L (1, 3) OBP: 0.382, SLG: 0.413	G6-4-3 1-2f			HR	FC6-4 1-2 BB			K		3	1	1	1	1	1	2
Bob Bailey, R (1, 5) OBP: 0.367, SLG: 0.411		CS 2B		F8	FC6-4 1-2f			1B		4	0	2	0	0	0	3
Jim Fairey, L (1, 7) OBP: 0.274, SLG: 0.274		6-3 2-3		1B BLK 1B		F1		F7		4	0	1	0	0	0	2
John Boccabella, R (1, 2) OBP: 0.269, SLG: 0.337		K		F9 1-2		G4-6-3 1B			G6-4-3 1B	4	0	2	0	0	1	1
Bobby Wine, R (1, 6) OBP: 0.227, SLG: 0.195			3-1	2-3 1B		G4-6-3 1-2f			G6-4-3 1-2f	3	0	1	0	0	0	1
Ron Woods, R (9, PH) OBP: 0.347, SLG: 0.448										1	0	0	0	0	0	1
Dan McGinn, L (1, 1) OBP: 0.286, SLG: 0.286			E4 WP 1B 1B		F8		4-3		K	2	1	1	0	0	0	0
Howie Reed, R (7, 1)										0	0	0	0	0	0	0
Dave McDonald, L (7, PH) OBP: 0.176, SLG: 0.179										1	0	0	0	0	0	0
Claude Raymond, R (8, 1)										0	0	0	0	0	0	0
Coco Laboy, R (9, PH) OBP: 0.307, SLG: 0.307										1	0	0	0	0	1	0

Inning Stats	1	2	3	4	5	6	7	8	9
	R: 0 E: 0 K: 0 S: 4	H: 2 LOB: 1 BB: 0 P: 4	R: 0 E: 0 K: 1 S: 5	H: 1 LOB: 0 BB: 0 P: 5	R: 1 E: 1 K: 1 S: 7	H: 2 LOB: 1 BB: 0 P: 7	R: 1 E: 0 K: 0 S: 5	H: 3 LOB: 2 BB: 0 P: 5	R: 0 E: 0 K: 0 S: 5	H: 2 LOB: 3 BB: 1 P: 9	R: 0 E: 0 K: 0 S: 3	H: 1 LOB: 0 BB: 0 P: 3	R: 0 E: 0 K: 0 S: 3	H: 1 LOB: 0 BB: 0 P: 3	R: 0 E: 0 K: 1 S: 6	H: 1 LOB: 1 BB: 0 P: 6	R: 0 E: 0 K: 1 S: 5	H: 1 LOB: 0 BB: 0 P: 5

PITCHER		IP	WLS	BF	H	R	ER	SO	BB	IBB	HBP	BLK	WP	HR	S	P	ERA	WHIP
Chuck Taylor, R ERA: 3.72	(1, 1)	4.2		20	9	2	1	2	0	0	0	1	1	1	24	24	1.93	1.929
Don Shaw, L ERA: 4.78	(5, 1)	0.0		2	1	0	0	0	1	0	0	0	0	0	1	5	∞	∞
Chris Zachary, R ERA: 5.4	(5, 1)	4.1	W	14	4	0	0	2	0	0	0	0	0	0	18	18	0.00	0.923

PITCHER	IP	WLS	BF	H	R	ER	SO	BB	IBB	HBP	BLK	WP	HR	S	P	ERA	WHIP

BOTTOM

St. Louis Cardinals @ Montreal Expos

Jarry Park, Montreal, QB

Fri Jul 23 1971, 7:05 PM EDT

Att. 20,480 - Unknown

livebaseballscorecards.com

AB	35
R	2
H	14
RBI	2
BB	1
SO	4
LOB	14

1B: 11	SF: 0	WP: 1	PA: 36
2B: 1	SAC: 0	PB: 0	
3B: 1	DP: 4	SB: 0	
HR: 1	HBP: 0	CS: 1	

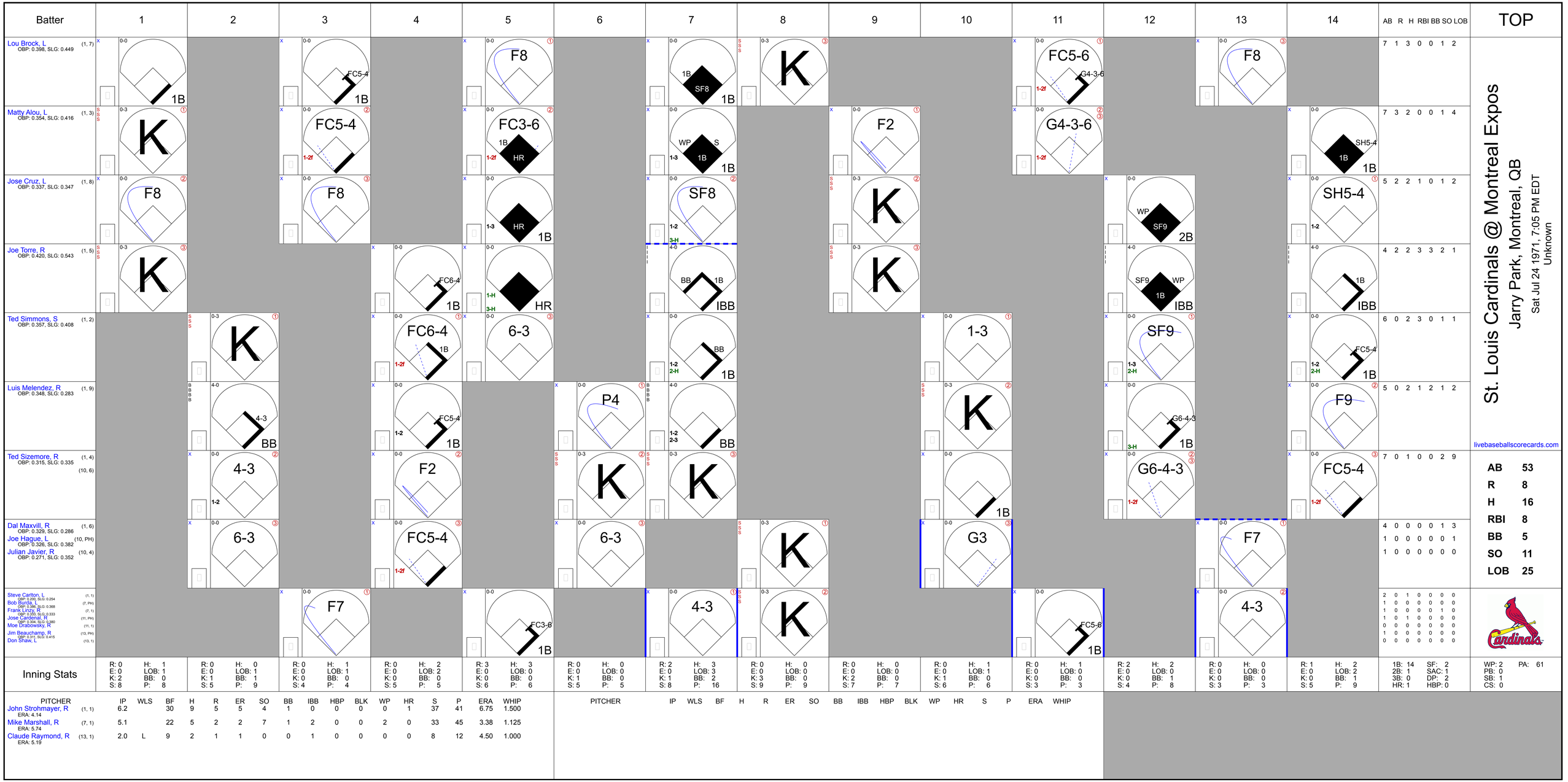
Batter
1
2
3
4
5
6
7
8
9
10
11
12
13
14
AB R H RBI BB SO LOB
TOP
Lou Brock, L (1, 7) OBP: 0.398, SLG: 0.449
7 1 3 0 0 1 2
Matty Alou, L (1, 3) OBP: 0.354, SLG: 0.416
7 3 2 0 0 1 4
Jose Cruz, L (1, 8) OBP: 0.337, SLG: 0.347
5 2 2 1 0 1 2
Joe Torre, R (1, 5) OBP: 0.420, SLG: 0.543
4 2 2 3 3 2 1
Ted Simmons, S (1, 2) OBP: 0.357, SLG: 0.408
6 0 2 3 0 1 1
Luis Melendez, R (1, 9) OBP: 0.348, SLG: 0.283
5 0 2 1 2 1 2
Ted Sizemore, R (1, 4) OBP: 0.315, SLG: 0.335 (10, 6)
7 0 1 0 0 2 9
Dal Maxvill, R (1, 6) OBP: 0.329, SLG: 0.286
Joe Hague, L (10, PH) OBP: 0.326, SLG: 0.382
Julian Javier, R (10, 4) OBP: 0.271, SLG: 0.352
4 0 0 0 0 1 3
1 0 0 0 0 0 1
1 0 0 0 0 0 0
Steve Carlton, L (1, 1) OBP: 0.200, SLG: 0.254
Bob Burda, L (7, PH) OBP: 0.286, SLG: 0.368
Frank Linzy, R (7, 1) OBP: 0.000, SLG: 0.333
Jose Cardenal, R (11, PH) OBP: 0.333, SLG: 0.380
Moe Drabowsky, R (11, 1)
Jim Beauchamp, R (13, PH) OBP: 0.311, SLG: 0.415
Don Shaw, L (13, 1)
2 0 1 0 0 0 0
1 0 0 0 0 0 0
1 0 0 0 0 1 0
1 0 1 0 0 0 0
0 0 0 0 0 0 0
1 0 0 0 0 0 0
0 0 0 0 0 0 0
St. Louis Cardinals @ Montreal Expos
Jarry Park, Montreal, QB
Sat Jul 24 1971, 7:05 PM EDT
Unknown
livebaseballscorecards.com
AB 53
R 8
H 16
RBI 8
BB 5
SO 11
LOB 25
Inning Stats
R: 0 E: 0 K: 2 S: 8 H: 1 LOB: 1 BB: 0 P: 8
R: 0 E: 0 K: 1 S: 5 H: 0 LOB: 1 BB: 1 P: 9
R: 0 E: 0 K: 0 S: 4 H: 1 LOB: 1 BB: 0 P: 4
R: 0 E: 0 K: 0 S: 5 H: 2 LOB: 2 BB: 0 P: 5
R: 3 E: 0 K: 0 S: 6 H: 3 LOB: 0 BB: 0 P: 6
R: 0 E: 0 K: 1 S: 5 H: 0 LOB: 0 BB: 0 P: 5
R: 2 E: 0 K: 1 S: 8 H: 3 LOB: 3 BB: 2 P: 16
R: 0 E: 0 K: 3 S: 9 H: 0 LOB: 0 BB: 0 P: 9
R: 0 E: 0 K: 2 S: 7 H: 0 LOB: 0 BB: 0 P: 7
R: 0 E: 0 K: 1 S: 6 H: 1 LOB: 1 BB: 0 P: 6
R: 0 E: 0 K: 0 S: 3 H: 1 LOB: 0 BB: 0 P: 3
R: 2 E: 0 K: 0 S: 4 H: 2 LOB: 0 BB: 1 P: 8
R: 0 E: 0 K: 0 S: 3 H: 0 LOB: 0 BB: 0 P: 3
R: 1 E: 0 K: 0 S: 5 H: 2 LOB: 2 BB: 1 P: 9
1B: 14 2B: 1 3B: 0 HR: 1
SF: 2 SAC: 1 DP: 2 HBP: 0
WP: 2 PB: 0 SB: 1 CS: 0
PA: 61
PITCHER IP WLS BF H R ER SO BB IBB HBP BLK WP HR S P ERA WHIP
John Strohmayer, R (1, 1) ERA: 4.14 6.2 30 9 5 5 4 1 0 0 0 0 1 37 41 6.75 1.500
Mike Marshall, R (7, 1) ERA: 5.74 5.1 22 5 2 2 7 1 2 0 0 2 0 33 45 3.38 1.125
Claude Raymond, R (13, 1) ERA: 5.19 2.0 L 9 2 1 1 0 0 1 0 0 0 0 8 12 4.50 1.000
PITCHER IP WLS BF H R ER SO BB IBB HBP BLK WP HR S P ERA WHIP

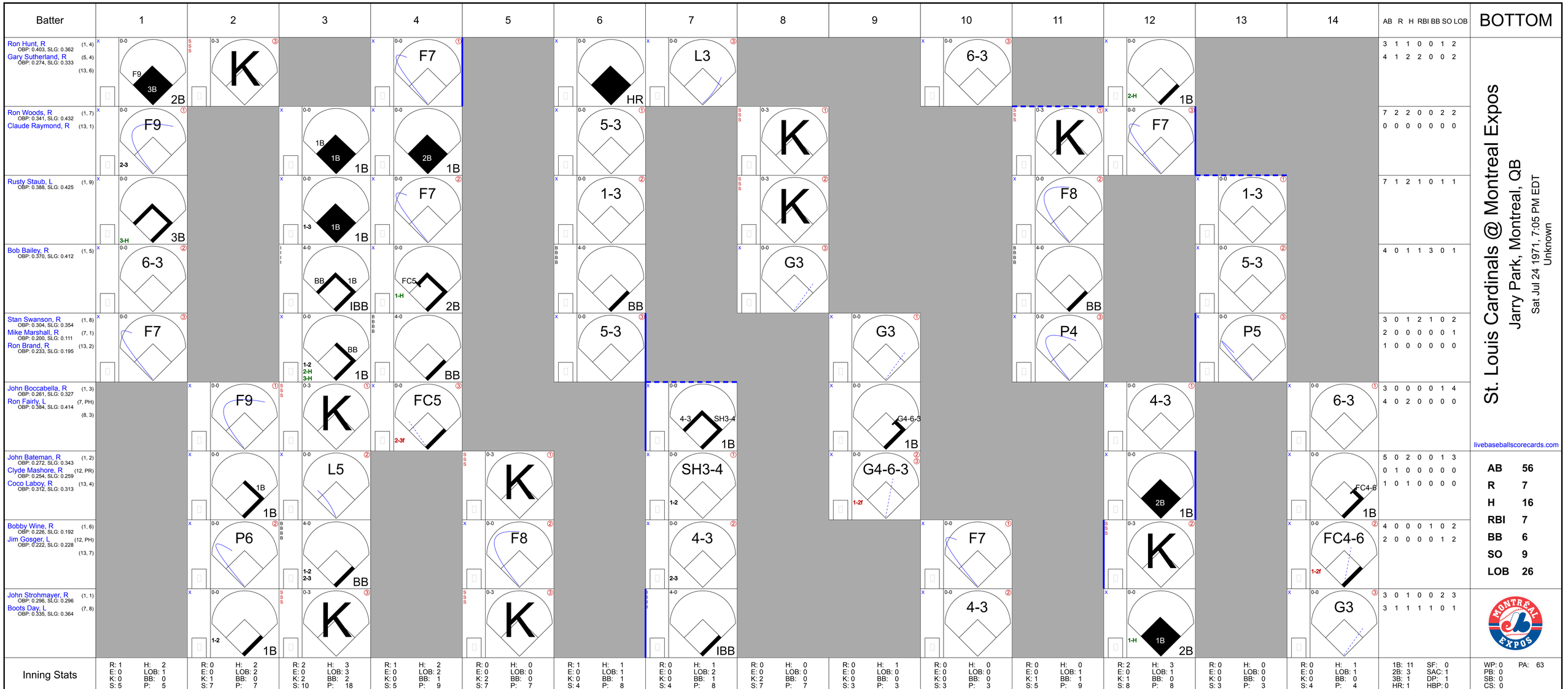
Batter
1
2
3
4
5
6
7
8
9
10
11
12
13
14
AB R H RBI BB SO LOB
BOTTOM
Ron Hunt, R (1, 4)
OBP: 0.403, SLG: 0.362
Gary Sutherland, R (5, 4)
OBP: 0.274, SLG: 0.333
(13, 6)
F9 3B 2B
K
F7
L3
HR
6-3
2-H 1B
3 1 1 0 0 1 2
4 1 2 2 0 0 2
Ron Woods, R (1, 7)
OBP: 0.341, SLG: 0.432
Claude Raymond, R (13, 1)
F9 2-3
1B 1B 1B
2B 1B
5-3
K
K
F7
7 2 2 0 0 2 2
0 0 0 0 0 0 0
Rusty Staub, L (1, 9)
OBP: 0.388, SLG: 0.425
3-H 3B
1-3 1B 1B
F7
1-3
1-3
F8
7 1 2 1 0 1 1
Bob Bailey, R (1, 5)
OBP: 0.370, SLG: 0.412
6-3
BB 1B IBB
FC5 1-H 2B
1-3
K
G3
BB
5-3
4 0 1 1 3 0 1
Stan Swanson, R (1, 8)
OBP: 0.304, SLG: 0.354
Mike Marshall, R (7, 1)
OBP: 0.200, SLG: 0.111
Ron Brand, R (13, 2)
OBP: 0.233, SLG: 0.195
F7
1-2 2-H 3-H BB 1B
BB
5-3
G3
P4
P5
3 0 1 2 1 0 2
2 0 0 0 0 0 1
1 0 0 0 0 0 0
John Boccabella, R (1, 3)
OBP: 0.261, SLG: 0.327
Ron Fairly, L (7, PH)
OBP: 0.384, SLG: 0.414
(8, 3)
F9
K
FC5 2-3f
4-3 SH3-4 1B
G4-6-3 1B
4-3
6-3
3 0 0 0 0 1 4
4 0 2 0 0 0 0
John Bateman, R (1, 2)
OBP: 0.272, SLG: 0.343
Clyde Mashore, R (12, PR)
OBP: 0.254, SLG: 0.259
Coco Laboy, R (13, 4)
OBP: 0.312, SLG: 0.313
1B 1B
L5
K
SH3-4 1-2
G4-6-3 1-2f
2B 1B
FC4-6 1B
5 0 2 0 0 1 3
0 1 0 0 0 0 0
1 0 1 0 0 0 0
Bobby Wine, R (1, 6)
OBP: 0.226, SLG: 0.192
Jim Gosger, L (12, PH)
OBP: 0.222, SLG: 0.228
(13, 7)
P6
1-2 2-3 BB
F8
4-3 2-3
F7
K
FC4-6 1-2f
4 0 0 0 1 0 2
2 0 0 0 0 1 2
John Strohmayer, R (1, 1)
OBP: 0.296, SLG: 0.296
Boots Day, L (7, 8)
OBP: 0.335, SLG: 0.364
1-2 1B
K
K
IBB
4-3
1-H 1B 2B
G3
3 0 1 0 0 2 3
3 1 1 1 1 0 1
St. Louis Cardinals @ Montreal Expos
Jarry Park, Montreal, QB
Sat Jul 24 1971, 7:05 PM EDT
Unknown
livebaseballscorecards.com
AB 56
R 7
H 16
RBI 7
BB 6
SO 9
LOB 26
Inning Stats
R: 1 E: 0 K: 0 S: 5
H: 2 LOB: 1 BB: 0 P: 5
R: 0 E: 0 K: 1 S: 7
H: 2 LOB: 2 BB: 0 P: 7
R: 2 E: 0 K: 2 S: 10
H: 3 LOB: 3 BB: 2 P: 18
R: 1 E: 0 K: 0 S: 5
H: 2 LOB: 2 BB: 1 P: 9
R: 0 E: 0 K: 2 S: 7
H: 0 LOB: 0 BB: 0 P: 7
R: 1 E: 0 K: 0 S: 4
H: 1 LOB: 1 BB: 1 P: 8
R: 0 E: 0 K: 0 S: 4
H: 1 LOB: 2 BB: 1 P: 8
R: 0 E: 0 K: 2 S: 7
H: 0 LOB: 0 BB: 0 P: 7
R: 0 E: 0 K: 0 S: 3
H: 1 LOB: 0 BB: 0 P: 3
R: 0 E: 0 K: 0 S: 3
H: 0 LOB: 0 BB: 0 P: 3
R: 0 E: 0 K: 1 S: 5
H: 0 LOB: 1 BB: 1 P: 9
R: 2 E: 0 K: 1 S: 8
H: 3 LOB: 1 BB: 0 P: 8
R: 0 E: 0 K: 0 S: 3
H: 0 LOB: 0 BB: 0 P: 3
R: 0 E: 0 K: 0 S: 4
H: 1 LOB: 1 BB: 0 P: 4
1B: 11 2B: 3 3B: 1 HR: 1
SF: 0 SAC: 1 DP: 1 HBP: 0
WP: 0 PB: 0 SB: 0 CS: 0
PA: 63
PITCHER IP WLS BF H R ER SO BB IBB HBP BLK WP HR S P ERA WHIP
Steve Carlton, L (1, 1) ERA: 3.87 6.0 32 10 5 5 5 3 1 0 0 0 1 38 54 7.50 2.167
Frank Linzy, R (7, 1) ERA: 2.23 4.0 14 2 0 0 2 0 1 0 0 0 0 17 21 0.00 0.500
Moe Drabowsky, R (11, 1) ERA: 3.43 2.0 10 3 2 2 2 1 0 0 0 0 0 13 17 9.00 2.000
Don Shaw, L (13, 1) ERA: 4.45 2.0 W 7 1 0 0 0 0 0 0 0 0 0 7 7 0.00 0.500
PITCHER IP WLS BF H R ER SO BB IBB HBP BLK WP HR S P ERA WHIP

Batter	1	2	3	4	5	6	7	8	9	AB	R	H	RBI	BB	SO	LOB
Lou Brock, L (1, 7) OBP: 0.398, SLG: 0.448	E6 E 1B	F8 ③		1-3 ①		FC6-4 1B		6-3 ①		5	1	2	0	0	0	1
Julian Javier, R (1, 4) OBP: 0.274, SLG: 0.353	K ①		1B 1B 1B	F8 ②		FC6-4 1-2f ③		WP 1B 1B		5	2	2	0	0	1	2
Jose Cruz, L (1, 8) OBP: 0.351, SLG: 0.354	E9 1B 2-H 1B		1B 1B 1-3 1B	K ③			HR BB	F9 ② 1-2		4	3	2	1	1	1	1
Joe Torre, R (1, 5) OBP: 0.427, SLG: 0.555	F8 3-H 1B		1B 1B 1-3 3-H 1B		G4-6-3 BB		1-H HR	1B IBB		3	2	3	4	2	0	0
Joe Hague, L (1, 3) OBP: 0.327, SLG: 0.382	F8 ② ③ 1-2		F8 ① 1-3		G4-6-3 ① ② 1-2f		PB 1B 1B	1-2 2-H 1B		5	0	2	1	0	0	4
Luis Melendez, R (1, 9) OBP: 0.358, SLG: 0.298		5-3 ① 1B 1-3 3-H 1B		FC4-6 1B			FC5-2-5-2-6 PB 1-2 1B	4-3 ③		5	0	3	1	0	0	2
Jerry McNertney, R (1, 2) OBP: 0.340, SLG: 0.495		HR	K ②	FC4-6 ③ 1-2f			K ① 1-2 2-3		5-3 ①	5	1	1	1	0	2	5
Dal Maxvill, R (1, 6) OBP: 0.326, SLG: 0.283		5-3 ② 1B 1-2 3-H 1B				K ① FC5-2-5-2-6 ② 2-3			6-3 ②	5	0	1	1	0	1	2
Jerry Reuss, L (1, 1) OBP: 0.191, SLG: 0.119		BB	K ③			K ② K ③			K ③	4	0	0	0	1	4	4
Inning Stats	R: 2 E: 2 K: 1 S: 7 H: 3 LOB: 1 BB: 0 P: 7	R: 1 E: 0 K: 0 S: 4 H: 1 LOB: 1 BB: 1 P: 8	R: 3 E: 0 K: 2 S: 12 H: 5 LOB: 2 BB: 0 P: 12	R: 0 E: 0 K: 1 S: 5 H: 0 LOB: 0 BB: 0 P: 5	R: 0 E: 0 K: 0 S: 3 H: 1 LOB: 1 BB: 1 P: 7	R: 0 E: 0 K: 2 S: 8 H: 1 LOB: 1 BB: 0 P: 8	R: 2 E: 0 K: 2 S: 10 H: 3 LOB: 2 BB: 1 P: 14	R: 1 E: 0 K: 0 S: 5 H: 2 LOB: 2 BB: 1 P: 9	R: 0 E: 0 K: 1 S: 5 H: 0 LOB: 0 BB: 0 P: 5	1B: 14 2B: 0 3B: 0 HR: 2 SF: 0 SAC: 0 DP: 1 HBP: 0						

PITCHER	IP	WLS	BF	H	R	ER	SO	BB	IBB	HBP	BLK	WP	HR	S	P	ERA	WHIP
Carl Morton, R (1, 1) ERA: 4.21	3.0	L	18	9	6	5	3	1	0	0	0	0	1	23	27	15.00	3.333
Howie Reed, R (4, 1) ERA: 4.03	1.0		3	0	0	0	1	0	0	0	0	0	0	5	5	0.00	0.000
Ernie McAnally, R (5, 1) ERA: 5.28	3.0		15	5	2	2	4	2	0	0	0	0	1	21	29	6.00	2.333
Dan McGinn, L (8, 1) ERA: 6.02	2.0		9	2	1	1	1	0	1	0	0	1	0	10	14	4.50	1.000

PITCHER	IP	WLS	BF	H	R	ER	SO	BB	IBB	HBP	BLK	WP	HR	S	P	ERA	WHIP

TOP

St. Louis Cardinals @ Montreal Expos

Jarry Park, Montreal, QB

Sat Jul 24 1971, 7:05 PM EDT

Att. 24,109 - Unknown

livebaseballscorecards.com

AB	41
R	9
H	16
RBI	9
BB	4
SO	9
LOB	21
PA:	45
WP:	1
PB:	1
SB:	0
CS:	0

BOTTOM

St. Louis Cardinals @ Montreal Expos

Jarry Park, Montreal, QB

Sat Jul 24 1971, 7:05 PM EDT

Att. 24,109 - Unknown

Batter	1	2	3	4	5	6	7	8	9	AB	R	H	RBI	BB	SO	LOB
Gary Sutherland, R (1, 4) OBP: 0.278, SLG: 0.338	BBBB 4-0 G6-4-3 BB		SSS 0-3 ③ K		x 0-0 ① P2		x 0-0 2B		x 0-0 ③ 5-3	4	0	1	0	1	1	1
Ron Woods, R (1, 7) OBP: 0.326, SLG: 0.410	x 0-0 ①② G6-4-3 1-2f			x 0-0 ① F3	SSS 0-3 ② K		x 0-0 ② 6-3			4	0	0	0	0	1	2
Rusty Staub, L (1, 9) OBP: 0.386, SLG: 0.422	SSS 0-3 ③ K			x 0-0 ② G3	BBBB 4-0 BB		SSS 0-3 ③ K			3	0	0	0	1	2	1
Bob Bailey, R (1, 5) OBP: 0.369, SLG: 0.410		SSS 0-3 ① K		x 0-0 BB BB BB 1B	x 0-0 ③ F7			x 0-0 ① 1-3		4	1	1	0	0	1	1
Stan Swanson, R (1, 8) OBP: 0.315, SLG: 0.343		x 0-0 ② P4		BBBB 4-0 BB BB 1B 1-2 BB		SSS 0-3 ① K		BBBB 4-0 BB		2	1	0	0	2	1	0
Ron Fairly, L (1, 3) OBP: 0.382, SLG: 0.410		x 0-0 ③ P4		BBBB 4-0 BB 1B 1-2 2-3 BB		x 0-0 ② 3-1		x 0-0 ② F9		3	1	0	0	1	0	1
John Boccabella, R (1, 2) OBP: 0.270, SLG: 0.336			SSS 0-3 ① K	BBBB 4-0 1B 1-2 2-3 3-H BB		x 0-0 2B		x 0-0 ③ F9		3	0	1	1	1	1	1
Bobby Wine, R (1, 6) OBP: 0.231, SLG: 0.194			x 0-0 ② 6-3	x 0-0 1B 1-2 2-H 3-H		x 0-0 ③ 4-3			BBBB 4-0 G6-3 BB	3	0	1	2	1	0	1
Carl Morton, R (1, 1) OBP: 0.213, SLG: 0.293 Ron Hunt, R (3, PH) OBP: 0.464, SLG: 0.362 Howie Reed, R (4, 1) Ron Brand, R (4, PH) OBP: 0.227, SLG: 0.190 Ernie McAnally, R (5, 1) Coco Laboy, R (7, PH) OBP: 0.359, SLG: 0.310 Dan McGinn, L (8, 1) OBP: 0.286, SLG: 0.286 John Bateman, R (9, PH) OBP: 0.272, SLG: 0.342			BBBB 4-0 BB	x 0-0 ③ F7			x 0-0 ① F2	x 0-0 ①② G6-3 1-2f		0 0 0 1 0 1 0 1	0 0 0 0 0 0 0 0	0 0 0 0 0 0 0 0	0 0 0 0 0 0 0 0	0 1 0 0 0 0 0 0	0 0 0 0 2 0 0 1	0 0 0 0 0 0 0 0
Inning Stats	R: 0 H: 0 E: 0 LOB: 0 K: 1 BB: 1 S: 4 P: 8	R: 0 H: 0 E: 0 LOB: 0 K: 1 BB: 0 S: 5 P: 5	R: 0 H: 0 E: 0 LOB: 1 K: 2 BB: 1 S: 7 P: 11	R: 3 H: 2 E: 0 LOB: 2 K: 0 BB: 3 S: 5 P: 17	R: 0 H: 0 E: 0 LOB: 1 K: 1 BB: 1 S: 5 P: 9	R: 0 H: 1 E: 0 LOB: 1 K: 1 BB: 0 S: 6 P: 6	R: 0 H: 1 E: 0 LOB: 1 K: 1 BB: 0 S: 6 P: 6	R: 0 H: 0 E: 0 LOB: 1 K: 0 BB: 1 S: 3 P: 7	R: 0 H: 0 E: 0 LOB: 0 K: 0 BB: 1 S: 2 P: 6	1B: 2 2B: 2 3B: 0 HR: 0	SF: 0 SAC: 0 DP: 2 HBP: 0			WP: 0 PB: 0 SB: 0 CS: 0	PA: 37		

livebaseballscorecards.com

	AB	29
	R	3
	H	4
	RBI	3
	BB	8
	SO	7
	LOB	11

PITCHER		IP	WLS	BF	H	R	ER	SO	BB	IBB	HBP	BLK	WP	HR	S	P	ERA	WHIP
Jerry Reuss, L ERA: 5.33	(1, 1)	9.0	W	37	4	3	3	7	8	0	0	0	0	0	43	75	3.00	1.333

PITCHER	IP	WLS	BF	H	R	ER	SO	BB	IBB	HBP	BLK	WP	HR	S	P	ERA	WHIP

Batter	1	2	3	4	5	6	7	8	9	AB	R	H	RBI	BB	SO	LOB
Lou Brock, L (1, 7) OBP: 0.398, SLG: 0.448	F8		5-3			BB G3 1B	S 2B 1B 3-H		F9	5	1	2	1	0	0	0
Matty Alou, L (1, 3) (7, 9) OBP: 0.354, SLG: 0.418	F8			L4-3 1B		G3 1-2	2B 1-H		F8	5	1	2	1	0	0	1
Jose Cruz, L (1, 8) OBP: 0.357, SLG: 0.366	K			L4-3 1-2		BB BBBB	2B 2-H			3	0	1	1	1	1	1
Daryl Patterson, L (7, 1)										0	0	0	0	0	0	0
Don Shaw, L (7, 1)										0	0	0	0	0	0	0
Moe Drabowsky, R (8, 1)										0	0	0	0	0	0	0
Joe Torre, R (1, 5) OBP: 0.428, SLG: 0.556		P5		2B		G4-6-3 BB 1-2 2-3 BBBB	F7			3	0	1	0	1	0	1
Ted Simmons, S (1, 2) OBP: 0.362, SLG: 0.414		1B		IBB		G4-6-3 1-2f		SH1-4 2B		3	0	2	0	1	0	3
Luis Melendez, R (1, 9) (7, 8) OBP: 0.358, SLG: 0.299		F9		P3			FC6-4 1B	SH1-4 2-3		3	0	1	0	0	0	3
Ted Sizemore, R (1, 4) (7, 6) OBP: 0.311, SLG: 0.330		4-3			F3		FC6-4 1B 1-2f E	5-3		4	1	0	0	0	0	3
Dal Maxvill, R (1, 6) OBP: 0.323, SLG: 0.280			6-3		6-3		E9 1-3 1B 1-H 1B	4-3		2	0	0	0	0	0	0
Joe Hague, L (7, PH) (7, 3) OBP: 0.328, SLG: 0.383										2	1	1	0	0	0	1
Reggie Cleveland, R (1, 1) OBP: 0.145, SLG: 0.185			K		6-3		1-3 2-3		5-3	2	0	0	0	0	1	0
Bob Burda, L (7, PH) OBP: 0.378, SLG: 0.359										1	0	0	0	0	0	1
Julian Javier, R (7, 4) OBP: 0.272, SLG: 0.351										1	0	0	0	0	0	0
Inning Stats	R: 0 H: 0 E: 0 LOB: 0 K: 1 BB: 0 S: 5 P: 5	R: 0 H: 1 E: 0 LOB: 1 K: 0 BB: 0 S: 4 P: 4	R: 0 H: 0 E: 0 LOB: 0 K: 1 BB: 0 S: 5 P: 5	R: 0 H: 2 E: 0 LOB: 2 K: 0 BB: 1 S: 4 P: 8	R: 0 H: 0 E: 0 LOB: 0 K: 0 BB: 0 S: 3 P: 3	R: 0 H: 1 E: 0 LOB: 2 K: 0 BB: 2 S: 3 P: 11	R: 4 H: 5 E: 1 LOB: 1 K: 0 BB: 0 S: 8 P: 8	R: 0 H: 1 E: 0 LOB: 1 K: 0 BB: 0 S: 4 P: 4	R: 0 H: 0 E: 0 LOB: 0 K: 0 BB: 0 S: 3 P: 3	1B: 6 SF: 0 2B: 5 SAC: 1 3B: 0 DP: 2 HR: 0 HBP: 0						

PITCHER	IP	WLS	BF	H	R	ER	SO	BB	IBB	HBP	BLK	WP	HR	S	P	ERA	WHIP
Bill Stoneman, R (1, 1) ERA: 3.11	9.0	W	38	10	4	4	2	2	1	0	0	0	0	39	51	4.00	1.333

PITCHER	IP	WLS	BF	H	R	ER	SO	BB	IBB	HBP	BLK	WP	HR	S	P	ERA	WHIP

TOP

St. Louis Cardinals @ Montreal Expos

Jarry Park, Montreal, QB

Sun Jul 25 1971, 3:33 AM EDT

Att. 20,346 - Unknown

livebaseballscorecards.com

AB	34
R	4
H	10
RBI	3
BB	3
SO	2
LOB	14

WP: 0 PA: 38
PB: 0
SB: 1
CS: 0

BOTTOM

St. Louis Cardinals @ Montreal Expos

Jarry Park, Montreal, QB

Sun Jul 25 1971, 3:33 AM EDT

Att. 20,346 - Unknown

Batter	1	2	3	4	5	6	7	8	9	AB	R	H	RBI	BB	SO	LOB
Ron Hunt, R (1, 4) OBP: 0.401, SLG: 0.358	6-3		P3		K		FC6-4			3	0	0	0	0	1	1
Gary Sutherland, R (6, 4) OBP: 0.276, SLG: 0.336										1	0	0	0	0	0	1
Boots Day, L (1, 8) OBP: 0.338, SLG: 0.364	F8			2B HR 1B	P1		BB			3	1	1	0	1	0	0
Rusty Staub, L (1, 9) OBP: 0.385, SLG: 0.423	K			HR 2B		K	4-1			4	1	1	0	0	2	2
Ron Fairly, L (1, 3) OBP: 0.387, SLG: 0.410		G6-4-3 1B		HR IBB		1B FC3-6 BB		4-3		2	2	1	0	2	0	0
Bob Bailey, R (1, 5) OBP: 0.368, SLG: 0.408		G6-4-3		K		FC3-6 1B		6-3		4	0	1	0	0	1	4
Coco Laboy, R (9, 5) OBP: 0.309, SLG: 0.310										0	0	0	0	0	0	0
Jim Gosger, L (1, 7) OBP: 0.212, SLG: 0.217		3-1		K		FC3-6		PO 1B BB		3	0	0	1	0	1	4
Ron Woods, R (8, PH) OBP: 0.333, SLG: 0.410 (9, 7)										0	0	0	0	1	0	0
John Bateman, R (1, 2) OBP: 0.274, SLG: 0.353			K	HR		4-3		1B		4	1	2	4	0	1	1
Bobby Wine, R (1, 6) OBP: 0.228, SLG: 0.191		5-3		K			6-3	PO		3	0	0	0	0	1	0
Bill Stoneman, R (1, 1) OBP: 0.258, SLG: 0.155			1B		K		FC6-4 BB			2	0	1	0	1	1	0
Inning Stats	R: 0 E: 0 K: 1 S: 5 H: 0 LOB: 0 BB: 0 P: 5	R: 0 E: 0 K: 0 S: 3 H: 1 LOB: 0 BB: 0 P: 3	R: 0 E: 0 K: 1 S: 6 H: 1 LOB: 1 BB: 0 P: 6	R: 4 E: 0 K: 3 S: 12 H: 3 LOB: 0 BB: 1 P: 16	R: 0 E: 0 K: 2 S: 7 H: 0 LOB: 0 BB: 0 P: 7	R: 1 E: 0 K: 1 S: 6 H: 1 LOB: 1 BB: 1 P: 10	R: 0 E: 0 K: 0 S: 3 H: 0 LOB: 2 BB: 2 P: 11	R: 0 E: 0 K: 0 S: 3 H: 1 LOB: 1 BB: 1 P: 7		1B: 5 2B: 1 3B: 0 HR: 1	SF: 0 SAC: 0 DP: 1 HBP: 0						

livebaseballscorecards.com

AB	29
R	5
H	7
RBI	5
BB	5
SO	8
LOB	13

WP: 0 PB: 0 SB: 1 CS: 0 PA: 35

PITCHER		IP	WLS	BF	H	R	ER	SO	BB	IBB	HBP	BLK	WP	HR	S	P	ERA	WHIP
Reggie Cleveland, R ERA: 3.94	(1, 1)	6.0	L	25	6	5	5	8	1	1	0	0	0	1	39	47	7.50	1.167
Daryl Patterson, R ERA: 5.59	(7, 1)	0.2		4	0	0	0	0	2	0	0	0	0	0	2	10	0.00	3.000
Don Shaw, L ERA: 4.3	(7, 1)	1.0		5	1	0	0	0	1	0	0	0	0	0	4	8	0.00	2.000
Moe Drabowsky, R ERA: 3.4	(8, 1)	0.1		0	0	0	0	0	0	0	0	0	0	0	0	0	0.00	0.000

PITCHER	IP	WLS	BF	H	R	ER	SO	BB	IBB	HBP	BLK	WP	HR	S	P	ERA	WHIP

Batter	1	2	3	4	5	6	7	8	9	AB	R	H	RBI	BB	SO	LOB
Lou Brock, L (1, 7) OBP: 0.396, SLG: 0.445	S S S 0-3 ① K	x 0-0 ① 3-H 1B			x 0-0 ① 6-3		S S S 0-3 ② K		x 0-0 ② 4-3	5	0	1	1	0	2	0
Matty Alou, L (1, 3) OBP: 0.355, SLG: 0.426	x 0-0 1B 2B 1B	x 0-0 ③ F2			x 0-0 ② L6		x 0-0 ③ 4-3		x 0-0 HR	5	2	2	1	0	0	1
Luis Melendez, R (1, 9) OBP: 0.367, SLG: 0.313	x 0-0 1-2 2B 1B		x 0-0 ① 6-3		x 0-0 1B 1B			x 0-0 SH5-4 1B 1B	x 0-0 ③ 6-3	5	1	3	0	0	0	0
Joe Torre, R (1, 5) OBP: 0.431, SLG: 0.560	x 0-0 1-H 2-H 2B		x 0-0 ② 5-3		x 0-0 1-2 1B			x 0-0 1-2 SH5-4 1B		4	0	3	2	0	0	0
Ted Simmons, S (1, 2) OBP: 0.359, SLG: 0.410	S S S 0-3 ② K		S S S 0-3 ③ K		S S S 0-3 ③ K			x 0-0 ① SH5-4 1-2 2-3		3	0	0	0	0	3	3
Julian Javier, R (1, 4) OBP: 0.272, SLG: 0.346	S S S 0-3 ③ K			x 0-0 ① 5-3		S S S 0-3 ① K		4-0 IBB		3	0	0	0	1	2	1
Jose Cruz, L (1, 8) OBP: 0.347, SLG: 0.353 Jose Cardenal, R (8, PH) OBP: 0.303, SLG: 0.379 (8, 8)		x 0-0 ① P4		x 0-0 ② F9		S S S 0-3 ② K		S S S 0-3 ② K		3 1	0 0	0 0	0 0	0 0	1 1	0 3
Dal Maxvill, R (1, 6) OBP: 0.321, SLG: 0.280		S S S 0-3 ② K		x 0-0 1B		x 0-0 ③ F7		x 0-0 ③ F8		4	0	1	0	0	1	3
Bob Gibson, R (1, 1) OBP: 0.241, SLG: 0.308		x 0-0 1B 3B		x 0-0 ③ F7			S S S 0-3 ① K		x 0-0 ① F8	4	1	1	0	0	1	1
Inning Stats	R: 2 H: 3 E: 0 LOB: 1 K: 3 BB: 0 S: 12 P: 12	R: 1 H: 2 E: 0 LOB: 1 K: 1 BB: 0 S: 7 P: 7	R: 0 H: 0 E: 0 LOB: 0 K: 1 BB: 0 S: 5 P: 5	R: 0 H: 1 E: 0 LOB: 1 K: 0 BB: 0 S: 4 P: 4	R: 0 H: 2 E: 0 LOB: 2 K: 1 BB: 0 S: 7 P: 7	R: 0 H: 0 E: 0 LOB: 0 K: 2 BB: 0 S: 7 P: 7	R: 0 H: 0 E: 0 LOB: 0 K: 2 BB: 0 S: 7 P: 7	R: 0 H: 2 E: 0 LOB: 3 K: 1 BB: 1 S: 7 P: 11	R: 1 H: 1 E: 0 LOB: 0 K: 0 BB: 0 S: 4 P: 4	1B: 8 SF: 0 2B: 1 SAC: 1 3B: 1 DP: 0 HR: 1 HBP: 0						

TOP

St. Louis Cardinals @ New York Mets

Shea Stadium, Flushing, NY

Mon Jul 26 1971, 7:05 PM EDT

Att. 30,586 - Unknown

livebaseballscorecards.com

AB	37
R	4
H	11
RBI	4
BB	1
SO	11
LOB	12

WP: 0 PA: 39
PB: 0
SB: 0
CS: 0

PITCHER		IP	WLS	BF	H	R	ER	SO	BB	IBB	HBP	BLK	WP	HR	S	P	ERA	WHIP
Ray Sadecki, L ERA: 2.52	(1, 1)	7.1	L	33	10	3	3	10	0	1	0	0	0	0	52	56	3.68	1.364
Charlie Williams, R ERA: 5.24	(8, 1)	0.2		2	0	0	0	1	0	0	0	0	0	0	4	4	0.00	0.000
Ron Taylor, R ERA: 3.28	(9, 1)	1.0		4	1	1	1	0	0	0	0	0	0	1	4	4	9.00	1.000

PITCHER	IP	WLS	BF	H	R	ER	SO	BB	IBB	HBP	BLK	WP	HR	S	P	ERA	WHIP

Batter	1	2	3	4	5	6	7	8	9	AB	R	H	RBI	BB	SO	LOB
Ken Boswell, L (1, 4) OBP: 0.331, SLG: 0.352	F8		G3			4-3		6-3		4	0	0	0	0	0	1
Wayne Garrett, L (1, 5) OBP: 0.571, SLG: 0.455	F9			4-3		L7		BB		3	0	0	0	1	0	0
Tommie Agee, R (1, 8) OBP: 0.366, SLG: 0.446	F7			1-3		G3		P4		4	0	0	0	0	0	1
Cleon Jones, R (1, 7) OBP: 0.380, SLG: 0.466		6-3		L8			K		4-3 G3 1B	4	0	1	0	0	1	0
Ed Kranepool, L (1, 3) OBP: 0.330, SLG: 0.458		F8			F7		1-3 1B		G3 1-2	4	0	1	0	0	0	1
Dave Marshall, L (1, 9) OBP: 0.335, SLG: 0.340		6-3			1B 1B		1-3 1-2		4-3 2-3	4	0	1	0	0	0	2
Duffy Dyer, R (1, 2) OBP: 0.323, SLG: 0.386			6-3		K		BB		K	3	0	0	0	1	2	2
Ted Martinez, R (1, 6) OBP: 0.321, SLG: 0.308			6-3		1-2 1B		P6			3	0	1	0	0	0	2
Ray Sadecki, L (1, 1) OBP: 0.346, SLG: 0.292			1B		P4			K		2	0	1	0	0	0	2
Charlie Williams, R (8, 1) OBP: 0.167, SLG: 0.063										0	0	0	0	0	0	0
Ken Singleton, S (8, PH) OBP: 0.371, SLG: 0.348										1	0	0	0	0	1	0
Ron Taylor, R (9, 1) OBP: 0.333, SLG: 0.333										0	0	0	0	0	0	0
Inning Stats	R: 0 H: 0 E: 0 LOB: 0 K: 0 BB: 0 S: 3 P: 3	R: 0 H: 0 E: 0 LOB: 0 K: 0 BB: 0 S: 3 P: 3	R: 0 H: 1 E: 0 LOB: 1 K: 0 BB: 0 S: 4 P: 4	R: 0 H: 0 E: 0 LOB: 0 K: 0 BB: 0 S: 3 P: 3	R: 0 H: 2 E: 0 LOB: 2 K: 1 BB: 0 S: 7 P: 7	R: 0 H: 0 E: 0 LOB: 0 K: 0 BB: 0 S: 3 P: 3	R: 0 H: 1 E: 0 LOB: 2 K: 1 BB: 1 S: 6 P: 10	R: 0 H: 0 E: 0 LOB: 1 K: 1 BB: 1 S: 5 P: 9	R: 0 H: 1 E: 0 LOB: 1 K: 1 BB: 0 S: 6 P: 6	1B: 5 SF: 0 2B: 0 SAC: 0 3B: 0 DP: 0 HR: 0 HBP: 0						

PITCHER	IP	WLS	BF	H	R	ER	SO	BB	IBB	HBP	BLK	WP	HR	S	P	ERA	WHIP
Bob Gibson, R (1, 1) ERA: 3.41	9.0	W	34	5	0	0	4	2	0	0	0	0	0	40	48	0.00	0.778

PITCHER	IP	WLS	BF	H	R	ER	SO	BB	IBB	HBP	BLK	WP	HR	S	P	ERA	WHIP

BOTTOM

St. Louis Cardinals @ New York Mets

Shea Stadium, Flushing, NY

Mon Jul 26 1971, 7:05 PM EDT

Att. 30,586 - Unknown

livebaseballscorecards.com

AB	32
R	0
H	5
RBI	0
BB	2
SO	4
LOB	11

Batter	1	2	3	4	5	6	7	8	9	AB	R	H	RBI	BB	SO	LOB
Lou Brock, L (1, 7) OBP: 0.394, SLG: 0.443	L7		4-3 1-2		F1			SH1-3 1B		4	0	1	0	0	0	1
Matty Alou, L (1, 3) OBP: 0.357, SLG: 0.426	E 1B BB		G3-6 2-H 1B		F9			SH1-3 1-2		2	0	1	1	1	0	0
Jose Cruz, L (1, 8) OBP: 0.333, SLG: 0.337	K		G3-6 1-2f			F2		4-3		4	0	0	0	0	1	3
Joe Torre, R (1, 5) OBP: 0.431, SLG: 0.559	E8 1-3 1B			K		K			G3-6-3 1B	4	0	2	0	0	2	0
Ted Simmons, S (1, 2) OBP: 0.357, SLG: 0.411	G3			2B 2B		P4			G3-6-3 1-2f	4	1	1	0	0	0	3
Luis Melendez, R (1, 9) OBP: 0.356, SLG: 0.302		K		K			6-3		K	4	0	0	0	0	3	1
Ted Sizemore, R (1, 4) OBP: 0.311, SLG: 0.333		F8		2-H 2B			4-3			3	0	1	1	0	0	0
Dal Maxvill, R (1, 6) OBP: 0.317, SLG: 0.276		F7		K			K			3	0	0	0	0	2	1
Chris Zachary, L (1, 1) OBP: 0.250, SLG: 0.250			4-3 1B 1B		F7			G3		3	1	1	0	0	0	0
Frank Linzy, R (9, 1) OBP: 0.333, SLG: 0.333										0	0	0	0	0	0	0

TOP

St. Louis Cardinals @ New York Mets
Shea Stadium, Flushing, NY
Tue Jul 27 1971, 7:05 PM EDT
Att. 35,597 - Unknown

livebaseballscorecards.com

	AB	31
	R	2
	H	7
	RBI	2
	BB	1
	SO	8
	LOB	9

Inning Stats	1	2	3	4	5	6	7	8	9
	R: 0 E: 1 K: 1 S: 6	R: 0 E: 0 K: 1 S: 5	R: 1 E: 0 K: 0 S: 4	R: 1 E: 0 K: 3 S: 11	R: 0 E: 0 K: 0 S: 3	R: 0 E: 0 K: 1 S: 5	R: 0 E: 0 K: 1 S: 5	R: 0 E: 0 K: 0 S: 4	R: 0 E: 0 K: 1 S: 5
	H: 1 LOB: 2 BB: 1 P: 10	H: 0 LOB: 0 BB: 0 P: 5	H: 2 LOB: 0 BB: 0 P: 4	H: 2 LOB: 1 BB: 0 P: 11	H: 0 LOB: 0 BB: 0 P: 3	H: 0 LOB: 0 BB: 0 P: 5	H: 0 LOB: 0 BB: 0 P: 5	H: 1 LOB: 1 BB: 0 P: 4	H: 1 LOB: 0 BB: 0 P: 5

1B: 5 SF: 0
2B: 2 SAC: 1
3B: 0 DP: 2
HR: 0 HBP: 0

WP: 0 PA: 33
PB: 0
SB: 0
CS: 0

PITCHER		IP	WLS	BF	H	R	ER	SO	BB	IBB	HBP	BLK	WP	HR	S	P	ERA	WHIP
Tom Seaver, R ERA: 2.25	(1, 1)	8.0		30	6	2	2	7	1	0	0	0	0	0	43	47	2.25	0.875
Danny Frisella, R ERA: 2.42	(9, 1)	1.0	W	3	1	0	0	1	0	0	0	0	0	0	5	5	0.00	1.000

PITCHER		IP	WLS	BF	H	R	ER	SO	BB	IBB	HBP	BLK	WP	HR	S	P	ERA	WHIP

Batter	1	2	3	4	5	6	7	8	9	AB	R	H	RBI	BB	SO	LOB
Ken Boswell, L (1, 4) OBP: 0.330, SLG: 0.350	P4		4-3			G3 1B		F5		4	0	1	0	0	0	2
Wayne Garrett, L (1, 5) OBP: 0.444, SLG: 0.333	F9			G3		G3 1-2			P6	4	0	0	0	0	0	1
Tommie Agee, R (1, 8) OBP: 0.364, SLG: 0.443	F8			6-3		6-3			1B 1B	4	0	1	0	0	0	1
Don Hahn, R (9, PR) OBP: 0.339, SLG: 0.300										0	1	0	0	0	0	0
Cleon Jones, R (1, 7) OBP: 0.381, SLG: 0.470		K		1B 2B			F7		1B 1B 1-3	4	2	2	0	0	1	0
Ed Kranepool, L (1, 3) OBP: 0.332, SLG: 0.459		F8		1B 2-H			G3		1B 1-2 3-H	4	0	2	2	0	0	0
Dave Marshall, L (1, 9) OBP: 0.328, SLG: 0.331		4-3			K		4-3		F7	4	0	0	0	0	1	2
Duffy Dyer, R (1, 2) OBP: 0.330, SLG: 0.384			BBBB FC6-4 BB		F8			6-3	1B 1-2 2-H	3	0	1	1	1	0	0
Ted Martinez, R (1, 6) OBP: 0.305, SLG: 0.291			FC6-4 1-2f		5-3			F9		3	0	0	0	0	0	1
Tom Seaver, R (1, 1) OBP: 0.271, SLG: 0.333			P3			6-3		E4		2	0	0	0	0	0	1
Ken Singleton, S (8, PH) OBP: 0.369, SLG: 0.346										1	0	0	0	0	0	0
Danny Frisella, L (9, 1) OBP: 0.286, SLG: 0.286										0	0	0	0	0	0	0
Inning Stats	R: 0 E: 0 K: 0 S: 3 / H: 0 LOB: 0 BB: 0 P: 3	R: 0 E: 0 K: 1 S: 5 / H: 0 LOB: 0 BB: 0 P: 5	R: 0 E: 0 K: 0 S: 3 / H: 0 LOB: 1 BB: 1 P: 7	R: 1 E: 0 K: 0 S: 4 / H: 2 LOB: 1 BB: 0 P: 4	R: 0 E: 0 K: 1 S: 5 / H: 0 LOB: 0 BB: 0 P: 5	R: 0 E: 0 K: 0 S: 4 / H: 1 LOB: 1 BB: 0 P: 4	R: 0 E: 0 K: 0 S: 3 / H: 0 LOB: 0 BB: 0 P: 3	R: 0 E: 1 K: 0 S: 4 / H: 0 LOB: 1 BB: 0 P: 4	R: 2 E: 0 K: 0 S: 6 / H: 4 LOB: 2 BB: 0 P: 6	1B: 6 2B: 1 3B: 0 HR: 0	SF: 0 SAC: 0 DP: 0 HBP: 0						

BOTTOM

St. Louis Cardinals @ New York Mets

Shea Stadium, Flushing, NY

Tue Jul 27 1971, 7:05 PM EDT

Att. 35,597 - Unknown

livebaseballscorecards.com

AB	33
R	3
H	7
RBI	3
BB	1
SO	2
LOB	8

WP: 0 PB: 0 SB: 0 CS: 0 PA: 34

PITCHER		IP	WLS	BF	H	R	ER	SO	BB	IBB	HBP	BLK	WP	HR	S	P	ERA	WHIP
Chris Zachary, R ERA: 5.12	(1, 1)	8.1	L	31	5	3	3	2	1	0	0	0	0	0	34	38	3.24	0.720
Frank Linzy, R ERA: 2.21	(9, 1)	0.1		3	2	0	0	0	0	0	0	0	0	0	3	3	0.00	6.000

PITCHER	IP	WLS	BF	H	R	ER	SO	BB	IBB	HBP	BLK	WP	HR	S	P	ERA	WHIP

Batter	1	2	3	4	5	6	7	8	9	AB	R	H	RBI	BB	SO	LOB
Lou Brock, L (1, 7) OBP: 0.394, SLG: 0.440	BBBB 4-0 S BB	x 0-0 FC1-6-4 1B E 1-2f 2-3 3-H		BBBB 4-0 CS BB		x 0-0 F8		x 0-0 F7		3	1	0	1	2	0	3
Julian Javier, R (1, 4) OBP: 0.270, SLG: 0.343	x 0-0 P1 1-3	x 0-0 E8 1B 1-H 3-H 1B		0-0 CS 1-2	x 0-0 5-3	x 0-0 5-3		x 0-0 5-3		5	0	1	1	0	0	2
Luis Melendez, R (1, 9) OBP: 0.358, SLG: 0.300	x 0-0 5-3	x 0-0 2-3 1B			BBBB 4-0 HR BB		x 0-0 P4		x 0-0 F9	4	1	1	0	1	0	1
Joe Torre, R (1, 5) OBP: 0.431, SLG: 0.564	BBBB 4-0 BB	x 0-0 F8			x 0-0 1-H HR		x 0-0 F3		x 0-0 F9	4	1	1	2	1	0	2
Jim Beauchamp, R (1, 3) OBP: 0.309, SLG: 0.411 Joe Hague, L (3, PH) OBP: 0.331, SLG: 0.383 (3, 3)	x 0-0 F9		x 0-0 4-3		x 0-0 F7 1B		BBBB 4-0 BB		x 0-0 4-3	1 3	0 0	0 1	0 0	0 1	0 0	2 0
Jerry McNertney, R (1, 2) OBP: 0.336, SLG: 0.485		x 0-0 1B FC1-6-4 1B	x 0-0 F7		x 0-0 F7 1-2		x 0-0 4-3			4	1	1	0	0	0	2
Jose Cruz, L (1, 8) OBP: 0.339, SLG: 0.370		S S S 0-3 K	x 0-0 G3		4-0 IBB			x 0-0 HR		3	1	1	1	1	1	1
Dal Maxvill, R (1, 6) OBP: 0.316, SLG: 0.275		x 0-0 FC1-6-4 BB 1-3 1B 1B		x 0-0 6-3	x 0-0 F2			x 0-0 G3		4	1	1	0	0	0	2
Steve Carlton, L (1, 1) OBP: 0.219, SLG: 0.258		BBBB 4-0 FC1-6-4 1-2 BB		SSS 0-3 K		x 0-0 4-3		x 0-0 1B		3	0	1	0	1	1	0
Inning Stats	R: 0 E: 0 K: 0 S: 3 H: 0 LOB: 2 BB: 2 P: 11	R: 3 E: 1 K: 1 S: 9 H: 4 LOB: 2 BB: 1 P: 13	R: 0 E: 0 K: 0 S: 3 H: 0 LOB: 0 BB: 0 P: 3	R: 0 E: 0 K: 1 S: 4 H: 0 LOB: 0 BB: 1 P: 8	R: 2 E: 0 K: 0 S: 5 H: 2 LOB: 2 BB: 2 P: 13	R: 0 E: 0 K: 0 S: 3 H: 0 LOB: 0 BB: 0 P: 3	R: 0 E: 0 K: 0 S: 3 H: 0 LOB: 1 BB: 1 P: 7	R: 1 E: 0 K: 0 S: 5 H: 2 LOB: 1 BB: 0 P: 5	R: 0 E: 0 K: 0 S: 3 H: 0 LOB: 0 BB: 0 P: 3	1B: 6 2B: 0 3B: 0 HR: 2	SF: 0 SAC: 0 DP: 0 HBP: 0					

PITCHER		IP	WLS	BF	H	R	ER	SO	BB	IBB	HBP	BLK	WP	HR	S	P	ERA	WHIP
Jon Matlack, L ERA: 5.4	(1, 1)	1.2	L	11	3	3	3	1	3	0	0	0	0	0	10	22	16.20	3.600
Ron Taylor, R ERA: 3.2	(2, 1)	1.1		5	1	0	0	0	0	0	0	0	0	0	5	5	0.00	0.750
Charlie Williams, R ERA: 5.37	(4, 1)	2.0		10	2	2	2	1	2	1	0	0	0	1	9	21	9.00	2.000
Tug McGraw, L ERA: 1.93	(6, 1)	2.0		7	0	0	0	0	1	0	0	0	0	0	6	10	0.00	0.500
Jim McAndrew, R ERA: 5.11	(8, 1)	2.0		8	2	1	1	0	0	0	0	0	0	1	8	8	4.50	1.000

PITCHER	IP	WLS	BF	H	R	ER	SO	BB	IBB	HBP	BLK	WP	HR	S	P	ERA	WHIP

TOP

St. Louis Cardinals @ New York Mets

Shea Stadium, Flushing, NY

Wed Jul 28 1971, 3:33 AM EDT

Att. 30,796 - Unknown

livebaseballscorecards.com

AB	34
R	6
H	8
RBI	5
BB	7
SO	2
LOB	15

WP: 0 PB: 0 SB: 2 CS: 1 PA: 42

BOTTOM

Batter	1	2	3	4	5	6	7	8	9	AB	R	H	RBI	BB	SO	LOB
Don Hahn, R (1, 8) OBP: 0.349, SLG: 0.310	BBBB 4-0 CS BB		SSS 0-3 ③ K		x 0-0 F8 2B		BBBB 4-0 G4-6-3 BB 1-2 2-3		SSS 0-3 ③ K	3	0	1	0	2	2	2
Ted Martinez, R (1, 6) Tug McGraw, R (6, 1) Jerry Grote, R (7, PH) Jim McAndrew, R (8, 1) OBP: 0.290, SLG: 0.276 OBP: 0.182, SLG: 0.273 OBP: 0.355, SLG: 0.378 OBP: 0.143, SLG: 0.154	x 0-0 ①② 6-3 1-2			SSS 0-3 ① K	x 0-0 ② F8 2-3		x 0-0 ①② G4-6-3 1-2f 2-3 3-H			3 0 1 0	0 0 0 0	0 0 0 0	0 0 0 0	0 0 0 0	1 0 0 0	2 0 2 0
Tommie Agee, R (1, 9) OBP: 0.363, SLG: 0.444	SSS 0-3 ③ K			x 0-0 4-3 1B 2B	SSS 0-3 ③ K		x 0-0 ③ 5-3			4	1	1	0	0	2	2
Cleon Jones, R (1, 7) OBP: 0.380, SLG: 0.467		x 0-0 FC5-4 1B		x 0-0 ② 4-3 2-3		x 0-0 ① P6		x 0-0 ① F8		4	0	1	0	0	0	1
Donn Clendenon, R (1, 3) OBP: 0.278, SLG: 0.402		x 0-0 ① FC5-4 G5-4-3 1-2f		H 1-0 BB 1B HBP		x 0-0 ② 5-3		x 0-0 ② F9		3	1	0	0	0	0	1
Bob Aspromonte, R (1, 5) OBP: 0.301, SLG: 0.330		x 0-0 ②③ G5-4-3 1-2f		BBBB 4-0 1B BB 1-2		BBBB 4-0 BB		x 0-0 ③ F9		2	0	0	0	2	0	1
Duffy Dyer, R (1, 2) OBP: 0.337, SLG: 0.389		x 0-0 1B 1B		x 0-0 FC6-4 1B 1-3 2-H 3-H		x 0-0 ③ 6-3			x 0-0 ① F3	4	0	2	2	0	0	1
Tim Foli, R (1, 4) (6, 6) OBP: 0.288, SLG: 0.304		x 0-0 ① 1-3 1B		x 0-0 ③ FC6-4 1-2f			BBBB 4-0 BB 1B G4-6-3 BB		x 0-0 ② F3	3	1	1	0	1	0	2
Jon Matlack, L (1, 1) OBP: 0.429, SLG: 0.333 Ron Taylor, R (2, 1) OBP: 0.333, SLG: 0.333 Ken Singleton, S (3, PH) OBP: 0.367, SLG: 0.344 Charlie Williams, R (4, 1) OBP: 0.182, SLG: 0.063 Ken Boswell, L (5, PH) OBP: 0.333, SLG: 0.354 (6, 4)			SSS 0-3 ② K		SSS 0-3 ① K		x 0-0 G4-6-3 BB 1B 1-2		x 0-0 1B	0 0 1 0 3	0 0 0 0 0	0 0 0 0 2	0 0 0 0 0	0 0 1 0 1	0 0 0 0 0	0 0 1 0 0
Inning Stats	R: 0 H: 0 E: 0 LOB: 0 K: 1 BB: 1 S: 4 P: 8	R: 0 H: 1 E: 0 LOB: 0 K: 0 BB: 0 S: 3 P: 3	R: 0 H: 2 E: 0 LOB: 1 K: 2 BB: 0 S: 8 P: 8	R: 2 H: 2 E: 0 LOB: 2 K: 1 BB: 1 S: 7 P: 12	R: 0 H: 1 E: 0 LOB: 1 K: 2 BB: 0 S: 8 P: 8	R: 0 H: 0 E: 0 LOB: 1 K: 0 BB: 1 S: 3 P: 7	R: 1 H: 1 E: 0 LOB: 1 K: 0 BB: 2 S: 3 P: 11	R: 0 H: 0 E: 0 LOB: 0 K: 0 BB: 0 S: 3 P: 3	R: 0 H: 1 E: 0 LOB: 1 K: 1 BB: 0 S: 6 P: 6	1B: 6 2B: 2 3B: 0 HR: 0	SF: 0 SAC: 0 DP: 2 HBP: 1					

PITCHER		IP	WLS	BF	H	R	ER	SO	BB	IBB	HBP	BLK	WP	HR	S	P	ERA	WHIP
Steve Carlton, L ERA: 3.83	(1, 1)	9.0	W	37	8	3	3	7	5	0	1	0	0	0	45	66	3.00	1.444

PITCHER	IP	WLS	BF	H	R	ER	SO	BB	IBB	HBP	BLK	WP	HR	S	P	ERA	WHIP

AB	31
R	3
H	8
RBI	2
BB	5
SO	7
LOB	15

WP: 0 PA: 37
PB: 0
SB: 0
CS: 1

St. Louis Cardinals @ New York Mets

Shea Stadium, Flushing, NY

Wed Jul 28 1971, 3:33 AM EDT

Att. 30,796 - Unknown

livebaseballscorecards.com

Batter	1	2	3	4	5	6	7	8	9	AB	R	H	RBI	BB	SO	LOB
Lou Brock, L (1, 7) OBP: 0.394, SLG: 0.436	BBBB 4-0 E S FC5-2 BB	SSS 0-3 ③ K		BBBB 4-0 E S BB		SSS 0-3 ② K		SSS 0-3 ② K		3	0	0	0	2	3	3
Jose Cruz, L (1, 8) OBP: 0.368, SLG: 0.376	BBBB 4-0 1-3 FC5-2 BB		BBBB 4-0 L5-4 1B BB	BBBB 4-0 1-3 BB		BBBB 4-0 1-2 3B BB		x 0-0 1B		1	1	1	0	4	0	0
Matty Alou, L (1, 3) OBP: 0.358, SLG: 0.431	x 0-0 ① FC5-2 1-2 3-H		x 0-0 S 1B 1-2 1B	x 0-0 ③ G3		x 0-0 1-H 2-H 3B		x 0-0 ③ F8		5	1	2	2	0	0	5
Joe Torre, R (1, 5) OBP: 0.429, SLG: 0.560	x 0-0 ② F3		x 0-0 ① ② L5-4 2-3		BBBB 4-0 G4-6-3 1B BB	x 0-0 ③ 4-3				3	0	0	0	1	0	5
Ted Simmons, S (1, 2) OBP: 0.362, SLG: 0.416	SSS 0-3 ③ K		x 0-0 BB 1-H 1B		x 0-0 G4-6-3 1-2 1B		x 0-0 1B 1B			4	0	3	1	0	1	2
Luis Melendez, R (1, 9) OBP: 0.355, SLG: 0.293		x 0-0 ① 6-3	BBBB 4-0 FC6-4 1-2 BB		x 0-0 ① ② G4-6-3 1-2f 2-3		x 0-0 ① F8			3	0	0	0	1	0	3
Ted Sizemore, R (1, 4) OBP: 0.314, SLG: 0.333		BBBB 4-0 BB BB	x 0-0 ③ FC6-4 1-2f		x 0-0 ③ 5-3		x 0-0 G6-4-3 1-2 1B			3	0	1	0	1	0	3
Dal Maxvill, R (1, 6) OBP: 0.319, SLG: 0.279		x 0-0 ② F9		x 0-0 K 1B		x 0-0 BB 3B 1B	x 0-0 ② ③ G6-4-3 1-2f			4	1	2	0	0	0	3
Jerry Reuss, L (1, 1) OBP: 0.196, SLG: 0.111		BBBB 4-0 1-2 BB		SSS 0-3 ① ② K 1-2		x 0-0 ① B2-4		SSS 0-3 ① K		3	0	0	0	1	2	2
Inning Stats	R: 0 E: 0 K: 1 S: 5 H: 0 LOB: 2 BB: 2 P: 13	R: 0 E: 0 K: 1 S: 5 H: 0 LOB: 2 BB: 2 P: 13	R: 1 E: 0 K: 0 S: 4 H: 2 LOB: 2 BB: 2 P: 12	R: 0 E: 0 K: 1 S: 5 H: 1 LOB: 2 BB: 2 P: 13	R: 0 E: 0 K: 0 S: 3 H: 1 LOB: 1 BB: 1 P: 7	R: 2 E: 0 K: 1 S: 7 H: 2 LOB: 1 BB: 1 P: 11	R: 0 E: 0 K: 0 S: 4 H: 2 LOB: 1 BB: 0 P: 4	R: 0 E: 0 K: 2 S: 8 H: 1 LOB: 1 BB: 0 P: 8		1B: 8 2B: 1 3B: 1 HR: 0	SF: 0 SAC: 0 DP: 3 HBP: 0					

TOP

St. Louis Cardinals @ New York Mets

Shea Stadium, Flushing, NY

Thu Jul 29 1971, 7:05 PM EDT

Att. 30,254 - Unknown

livebaseballscorecards.com

AB	29
R	3
H	9
RBI	3
BB	10
SO	6
LOB	26

WP: 0 PB: 0 SB: 3 CS: 0 PA: 39

PITCHER		IP	WLS	BF	H	R	ER	SO	BB	IBB	HBP	BLK	WP	HR	S	P	ERA	WHIP
Nolan Ryan, R ERA: 2.59	(1, 1)	5.0		25	4	1	1	3	9	0	0	0	0	0	22	58	1.80	2.600
Charlie Williams, R ERA: 5.49	(6, 1)	2.0	L	10	4	2	2	1	1	0	0	0	0	0	11	15	9.00	2.500
Danny Frisella, R ERA: 2.38	(8, 1)	1.0		4	1	0	0	2	0	0	0	0	0	0	8	8	0.00	1.000

PITCHER	IP	WLS	BF	H	R	ER	SO	BB	IBB	HBP	BLK	WP	HR	S	P	ERA	WHIP

Batter	1	2	3	4	5	6	7	8	9	AB	R	H	RBI	BB	SO	LOB
Don Hahn, R (1, 8) OBP: 0.346, SLG: 0.302	F9		F4		BB		F8			3	0	0	0	1	0	1
Ted Martinez, R (1, 6) OBP: 0.318, SLG: 0.295	BB			4-3	1-3		G3			3	1	2	0	1	0	1
Tommie Agee, R (1, 9) OBP: 0.361, SLG: 0.439	G4-3			4-3	1-3			F5		3	0	0	0	1	0	3
Cleon Jones, R (1, 7) OBP: 0.381, SLG: 0.468	G4-3			E	6-3					4	0	2	1	0	0	4
Donn Clendenon, R (1, 3) OBP: 0.283, SLG: 0.404		F8		E8		G4-6-3		F8		4	0	2	0	0	0	1
Bob Aspromonte, R (1, 5) OBP: 0.300, SLG: 0.326		4-3				G4-6-3		L7		3	0	0	0	1	0	2
Duffy Dyer, R (1, 2) OBP: 0.327, SLG: 0.376		5-3		F5		6-3				3	0	0	0	0	0	3
Tim Foli, R (1, 4) OBP: 0.284, SLG: 0.299			6-3	F4			F7			3	0	0	0	0	0	3
Nolan Ryan, R (1, 1) OBP: 0.162, SLG: 0.147			K		K		2B			1	0	0	0	0	1	0
Ken Boswell, L (5, PH) OBP: 0.332, SLG: 0.353										1	0	0	0	0	1	0
Charlie Williams, R (6, 1) OBP: 0.167, SLG: 0.063										0	0	0	0	0	0	0
Ken Singleton, S (7, PH) OBP: 0.371, SLG: 0.354										1	0	1	0	0	0	0
Danny Frisella, L (8, 1) OBP: 0.286, SLG: 0.286										0	0	0	0	0	0	0
Inning Stats	R: 0 E: 0 K: 0 S: 2 H: 0 LOB: 1 BB: 2 P: 10	R: 0 E: 0 K: 0 S: 3 H: 0 LOB: 0 BB: 0 P: 3	R: 0 E: 0 K: 1 S: 5 H: 0 LOB: 0 BB: 0 P: 5	R: 1 E: 1 K: 0 S: 6 H: 3 LOB: 3 BB: 1 P: 10	R: 0 E: 0 K: 1 S: 6 H: 1 LOB: 2 BB: 1 P: 10	R: 0 E: 0 K: 0 S: 3 H: 1 LOB: 0 BB: 0 P: 3	R: 0 E: 0 K: 0 S: 4 H: 1 LOB: 1 BB: 0 P: 4	R: 0 E: 0 K: 0 S: 4 H: 1 LOB: 1 BB: 0 P: 4		1B: 6 2B: 1 3B: 0 HR: 0	SF: 0 SAC: 0 DP: 2 HBP: 0					

PITCHER	IP	WLS	BF	H	R	ER	SO	BB	IBB	HBP	BLK	WP	HR	S	P	ERA	WHIP
Jerry Reuss, L (1, 1) ERA: 5.09	8.0	W	33	7	1	1	2	3	1	0	0	0	0	33	49	1.12	1.250

PITCHER	IP	WLS	BF	H	R	ER	SO	BB	IBB	HBP	BLK	WP	HR	S	P	ERA	WHIP

BOTTOM

St. Louis Cardinals @ New York Mets

Shea Stadium, Flushing, NY

Thu Jul 29 1971, 7:05 PM EDT

Att. 30,254 - Unknown

livebaseballscorecards.com

AB	29
R	1
H	7
RBI	1
BB	4
SO	2
LOB	18

WP: 0 PB: 0 SB: 0 CS: 0 PA: 33

Batter	1	2	3	4	5	6	7	8	9	AB	R	H	RBI	BB	SO	LOB
Lou Brock, L (1, 7) OBP: 0.397, SLG: 0.443	B B B B 4-0 S E BB	B S X 1-1 1-3 ③			X 0-0 S 2B		X 0-0 S 2B			3	1	2	0	1	0	1
Julian Javier, R (1, 4) OBP: 0.270, SLG: 0.341	B S S S 1-3 K ① 1-H		X 0-0 FC5-4 1B		B B X 2-0 4-3 ② 2-3		B S X 1-1 6-3 ② 2-3			4	0	1	0	0	1	2
Luis Melendez, R (1, 9) OBP: 0.345, SLG: 0.283	X 0-0 F8 ②		X 0-0 F9 ①		S B B S S 2-3 K ③		S S B F B S 2-3 K ③			4	0	0	0	0	2	3
Joe Torre, R (1, 5) OBP: 0.428, SLG: 0.559	B B X 2-0 2B		X 0-0 FC5-4 ② 1-2f			B B B C X 3-1 F8 ①		X 0-0 4-3 ①		4	0	1	0	0	0	1
Jim Beauchamp, R (1, 3) OBP: 0.302, SLG: 0.402 Joe Hague, L (7, 3) OBP: 0.330, SLG: 0.381	X 0-0 4-3 ③		X 0-0 F9 ③			X 0-0 6-3 ②		X 0-0 4-3 ②		3 1	0 0	0 0	0 0	0 0	0 0	2 0
Jerry McNertney, R (1, 2) OBP: 0.333, SLG: 0.471		B B B B 4-0 1B SF8 BB		X 0-0 F9 ①		B B X 2-0 P4 ③		X 0-0 6-3 ③		3	1	0	0	1	0	0
Jose Cruz, L (1, 8) OBP: 0.373, SLG: 0.412		X 0-0 SF8 1-3 1B		X 0-0 ② L3			S X 0-1 HR		X 0-0 F7 ①	4	1	2	1	0	0	0
Dal Maxvill, R (1, 6) OBP: 0.314, SLG: 0.275		X 0-0 ① SF8 2-3 3-H		X 0-0 ③ 5-3			X 0-0 F8 ①		X 0-0 ② 5-3	3	0	0	1	0	0	0
Bob Gibson, R (1, 1) OBP: 0.241, SLG: 0.357		X 0-0 ② L6			X 0-0 ① 5-3		S X 0-1 HR		B B S S S F X 2-2 ③ 5-3	4	1	1	1	0	0	1
Inning Stats	R: 1 H: 1 E: 0 LOB: 1 K: 1 BB: 1 S: 6 P: 13	R: 1 H: 1 E: 0 LOB: 1 K: 0 BB: 1 S: 5 P: 10	R: 0 H: 1 E: 0 LOB: 1 K: 0 BB: 0 S: 4 P: 4	R: 0 H: 0 E: 0 LOB: 0 K: 0 BB: 0 S: 3 P: 3	R: 0 H: 1 E: 0 LOB: 1 K: 1 BB: 0 S: 6 P: 10	R: 0 H: 0 E: 0 LOB: 0 K: 0 BB: 0 S: 4 P: 9	R: 2 H: 3 E: 0 LOB: 1 K: 1 BB: 0 S: 12 P: 15	R: 0 H: 0 E: 0 LOB: 0 K: 0 BB: 0 S: 3 P: 3	R: 0 H: 0 E: 0 LOB: 0 K: 0 BB: 0 S: 6 P: 8	1B: 2 SF: 1 2B: 3 SAC: 0 3B: 0 DP: 0 HR: 2 HBP: 0						WP: 0 PA: 36 PB: 0 SB: 3 CS: 0

TOP

St. Louis Cardinals @ Philadelphia Phillies

Veterans Stadium, Philadelphia, PA

Fri Jul 30 1971, 7:05 PM EDT

Att. 26,461 - Unknown

livebaseballscorecards.com

AB	33
R	4
H	7
RBI	3
BB	2
SO	3
LOB	10

PITCHER		IP	WLS	BF	H	R	ER	SO	BB	IBB	HBP	BLK	WP	HR	S	P	ERA	WHIP
Chris Short, L ERA: 3.93	(1, 1)	6.1	L	28	7	4	4	2	2	0	0	0	0	2	34	55	5.68	1.421
Bill Wilson, R ERA: 2.2	(7, 1)	2.2		8	0	0	0	1	0	0	0	0	0	0	15	20	0.00	0.000

PITCHER	IP	WLS	BF	H	R	ER	SO	BB	IBB	HBP	BLK	WP	HR	S	P	ERA	WHIP

BOTTOM

Batter	1	2	3	4	5	6	7	8	9	AB	R	H	RBI	BB	SO	LOB
Denny Doyle, L (1, 4) OBP: 0.288, SLG: 0.319	S B S H 2-2 FC6-4 HBP		X 0-0 HR		B B B C X 3-1 1B 1-2 1B		X 0-0 G4-3 1B		B C F X 1-2 3-H 1B	4	1	4	2	0	0	0
Larry Bowa, S (1, 6) OBP: 0.290, SLG: 0.292	X 0-0 ① P6		X 0-0 ② 4-3		X 0-0 1-2 2-3 1B		B C F X 1-2 ②③ G4-3 1-2f		X 0-0 ③ 4-3	5	0	1	0	0	0	3
Willie Montanez, L (1, 8) OBP: 0.327, SLG: 0.491 Byron Browne, R (9, 8) OBP: 0.280, SLG: 0.341	X 0-0 ② FC6-4 S 1-2f		B B B B 4-0 BB		B F X 1-1 ②③ G3-2 3-Hf			X 0-0 ① G3		3 0	0 0	0 0	0 0	1 0	0 0	4 0
Deron Johnson, R (1, 3) OBP: 0.348, SLG: 0.497	S S B X 1-2 ③ 6-3 1-2		S B B C B S 3-3 ③ K2-3			B B S S X 2-2 ① P5		X 0-0 ② P6		4	0	0	0	0	1	2
Oscar Gamble, L (1, 9) OBP: 0.266, SLG: 0.337		B B B S S X 3-2 ① F5		X 0-0 ① P6		B B B B 4-0 4-3 BB		X 0-0 ③ 6-3		3	0	0	0	1	0	0
Don Money, R (1, 7) OBP: 0.282, SLG: 0.358 (7, 5)		B B B B 4-0 BB		S S X 0-2 ② 5-3		S B B B X 3-1 ② 4-3 1-2			B B B C T B 4-2 2B 4-3 BB	2	1	0	0	2	0	1
Tim McCarver, L (1, 2) OBP: 0.328, SLG: 0.432	X 0-0 ② F8			B B S X 2-1 ③ 6-3		I I I I 4-0 IBB			C B X 1-1 4-3 1-3 1B 2B	3	1	1	0	1	0	1
John Vukovich, R (1, 5) OBP: 0.200, SLG: 0.181 Bill Wilson, R (7, 1) Roger Freed, R (9, PH) OBP: 0.306, SLG: 0.289	X 0-0 ③ F8				X 0-0 ① P3	F C B B B X 3-2 ③ F7			C B S S S 1-3 ① K	3 0 1	0 0 0	0 0 0	0 0 0	0 0 1	0 0 0	3 0 2
Chris Short, R (1, 1) OBP: 0.174, SLG: 0.073 Ron Stone, L (7, 7) OBP: 0.330, SLG: 0.277			B B S S B C 3-3 ① K		X 0-0 CI 1B 1B G3-2		C F S 0-3 ① K		X 0-0 ② 4-3 2-3 3-H	1 2	0 0	0 0	0 1	0 0	1 1	0 1
Inning Stats	R: 0 E: 0 K: 0 S: 7 H: 0 LOB: 1 BB: 0 P: 10	R: 0 E: 0 K: 0 S: 5 H: 0 LOB: 1 BB: 1 P: 12	R: 1 E: 0 K: 2 S: 8 H: 1 LOB: 1 BB: 1 P: 18	R: 0 E: 0 K: 0 S: 6 H: 0 LOB: 0 BB: 0 P: 8	R: 0 E: 1 K: 0 S: 7 H: 2 LOB: 2 BB: 0 P: 11	R: 0 E: 0 K: 0 S: 8 H: 0 LOB: 2 BB: 2 P: 24	R: 0 E: 0 K: 1 S: 7 H: 1 LOB: 0 BB: 0 P: 8	R: 0 E: 0 K: 0 S: 3 H: 0 LOB: 0 BB: 0 P: 3	R: 2 E: 0 K: 1 S: 12 H: 2 LOB: 1 BB: 1 P: 19	1B: 4 2B: 1 3B: 0 HR: 1	SF: 0 SAC: 0 DP: 2 HBP: 1				WP: 0 PB: 0 SB: 1 CS: 0	PA: 38	

PITCHER	IP	WLS	BF	H	R	ER	SO	BB	IBB	HBP	BLK	WP	HR	S	P	ERA	WHIP
Bob Gibson, R (1, 1) ERA: 3.39	9.0	W	38	6	3	3	4	4	1	1	0	0	1	63	113	3.00	1.111

PITCHER	IP	WLS	BF	H	R	ER	SO	BB	IBB	HBP	BLK	WP	HR	S	P	ERA	WHIP

St. Louis Cardinals @ Philadelphia Phillies
Veterans Stadium, Philadelphia, PA
Fri Jul 30 1971, 7:05 PM EDT
Att. 26,461 - Unknown

livebaseballscorecards.com

AB	31
R	3
H	6
RBI	3
BB	5
SO	4
LOB	17

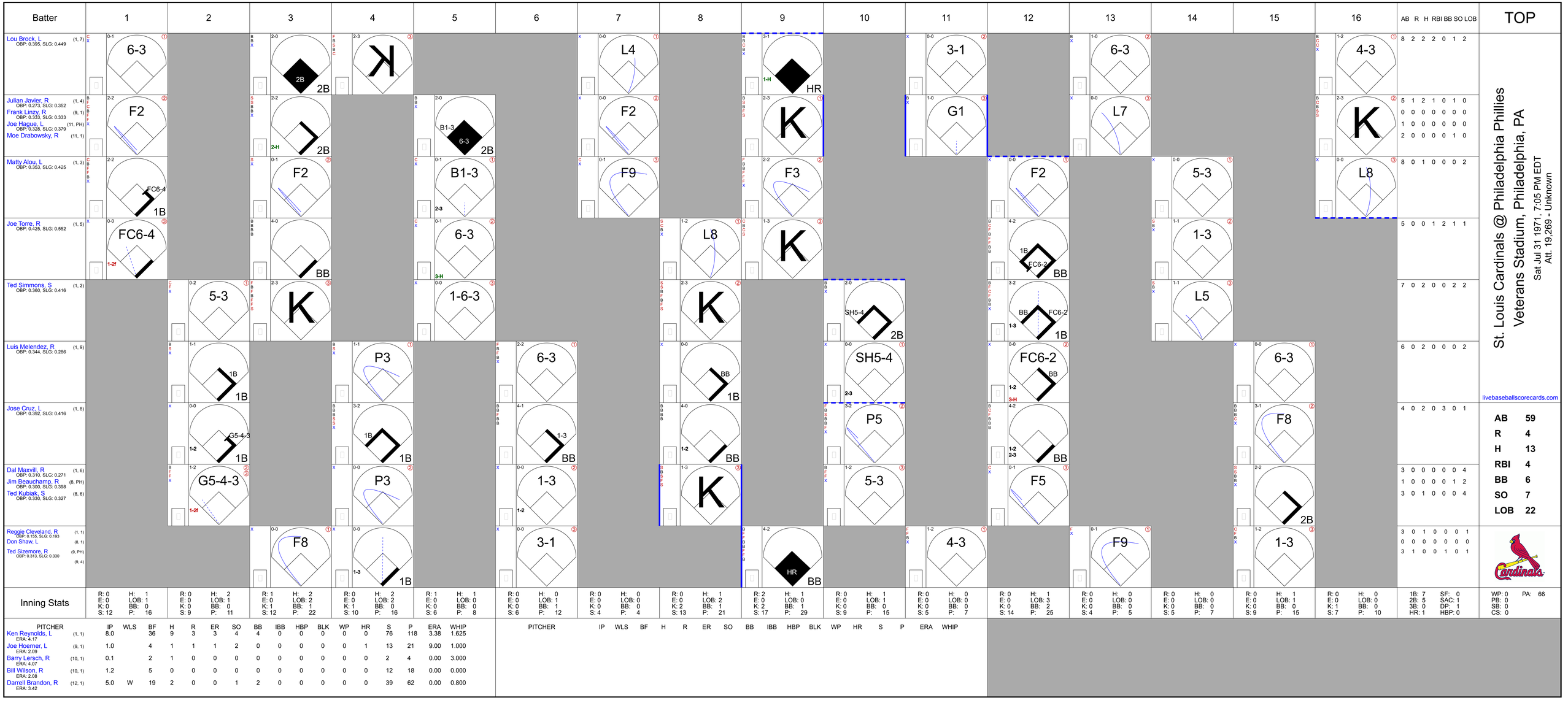
Batter
1
2
3
4
5
6
7
8
9
10
11
12
13
14
15
16
AB R H RBI BB SO LOB
TOP
Lou Brock, L
OBP: 0.395, SLG: 0.449
(1, 7)
6-3
2B
K
L4
3-1
HR
6-3
4-3
8 2 2 2 0 1 2
Julian Javier, R
OBP: 0.273, SLG: 0.352
(1, 4)
Frank Linzy, R
OBP: 0.333, SLG: 0.333
(9, 1)
Joe Hague, L
OBP: 0.328, SLG: 0.379
(11, PH)
Moe Drabowsky, R
(11, 1)
F2
2B
B1-3
6-3
2B
F2
K
G1
L7
K
5 1 2 1 0 1 0
0 0 0 0 0 0 0
1 0 0 0 0 0 0
2 0 0 0 0 1 0
Matty Alou, L
OBP: 0.353, SLG: 0.425
(1, 3)
FC6-4
1B
F2
B1-3
2-3
F9
F3
F2
5-3
1-3
L5
L8
8 0 1 0 0 0 2
Joe Torre, R
OBP: 0.425, SLG: 0.552
(1, 5)
FC6-4
1-2f
BB
6-3
3-H
L8
K
1B
FC6-2
BB
1-3
5 0 0 1 2 1 1
Ted Simmons, S
OBP: 0.360, SLG: 0.416
(1, 2)
5-3
K
1-6-3
K
SH5-4
2B
BB
FC6-2
1B
1-3
7 0 2 0 0 0 2
Luis Melendez, R
OBP: 0.344, SLG: 0.286
(1, 9)
1B
1B
P3
6-3
BB
1B
SH5-4
2-3
FC6-2
BB
1-2
3-H
6-3
6 0 2 0 0 0 2
Jose Cruz, L
OBP: 0.392, SLG: 0.416
(1, 8)
G5-4-3
1-2
1B
1B
1B
1-3
1-2
BB
P5
1B
BB
1-2
2-3
F8
4 0 2 0 3 0 1
Dal Maxvill, R
OBP: 0.310, SLG: 0.271
(1, 6)
Jim Beauchamp, R
OBP: 0.300, SLG: 0.398
(8, PH)
Ted Kubiak, S
OBP: 0.330, SLG: 0.327
(8, 6)
G5-4-3
1-2f
P3
1-3
1-2
K
5-3
P3
F5
2B
3 0 0 0 0 0 4
1 0 0 0 0 1 2
3 0 1 0 0 0 4
Reggie Cleveland, R
OBP: 0.155, SLG: 0.193
(1, 1)
Don Shaw, L
(8, 1)
Ted Sizemore, R
OBP: 0.313, SLG: 0.330
(9, PH)
(9, 4)
F8
1B
3-1
HR
BB
4-3
F9
1-3
3 0 1 0 0 0 1
0 0 0 0 0 0 0
3 1 0 0 1 0 1
St. Louis Cardinals @ Philadelphia Phillies
Veterans Stadium, Philadelphia, PA
Sat Jul 31 1971, 7:05 PM EDT
Att. 19,269 - Unknown
livebaseballscorecards.com
AB 59
R 4
H 13
RBI 4
BB 6
SO 7
LOB 22
Inning Stats
R: 0 H: 1
E: 0 LOB: 1
K: 0 BB: 0
S: 12 P: 16
R: 0 H: 2
E: 0 LOB: 1
K: 0 BB: 0
S: 9 P: 11
R: 1 H: 2
E: 0 LOB: 2
K: 1 BB: 1
S: 12 P: 22
R: 0 H: 2
E: 0 LOB: 2
K: 1 BB: 0
S: 10 P: 16
R: 1 H: 1
E: 0 LOB: 0
K: 0 BB: 0
S: 6 P: 8
R: 0 H: 0
E: 0 LOB: 1
K: 0 BB: 1
S: 6 P: 12
R: 0 H: 0
E: 0 LOB: 0
K: 0 BB: 0
S: 4 P: 4
R: 0 H: 1
E: 0 LOB: 2
K: 2 BB: 1
S: 13 P: 21
R: 2 H: 1
E: 0 LOB: 0
K: 2 BB: 1
S: 17 P: 29
R: 0 H: 1
E: 0 LOB: 1
K: 0 BB: 0
S: 9 P: 15
R: 0 H: 0
E: 0 LOB: 0
K: 0 BB: 0
S: 5 P: 7
R: 0 H: 1
E: 0 LOB: 3
K: 0 BB: 2
S: 14 P: 25
R: 0 H: 0
E: 0 LOB: 0
K: 0 BB: 0
S: 4 P: 5
R: 0 H: 0
E: 0 LOB: 0
K: 0 BB: 0
S: 5 P: 7
R: 0 H: 1
E: 0 LOB: 1
K: 0 BB: 0
S: 9 P: 15
R: 0 H: 0
E: 0 LOB: 0
K: 1 BB: 0
S: 7 P: 10
1B: 7 SF: 0
2B: 5 SAC: 1
3B: 0 DP: 1
HR: 1 HBP: 0
WP: 0 PA: 66
PB: 0
SB: 0
CS: 0
PITCHER IP WLS BF H R ER SO BB IBB HBP BLK WP HR S P ERA WHIP
Ken Reynolds, L (1, 1) ERA: 4.17 8.0 36 9 3 3 4 4 0 0 0 0 0 0 76 118 3.38 1.625
Joe Hoerner, L (9, 1) ERA: 2.09 1.0 4 1 1 1 2 0 0 0 0 0 1 0 13 21 9.00 1.000
Barry Lersch, R (10, 1) ERA: 4.07 0.1 2 1 0 0 0 0 0 0 0 0 0 0 2 4 0.00 3.000
Bill Wilson, R (10, 1) ERA: 2.08 1.2 5 0 0 0 0 0 0 0 0 0 0 0 12 18 0.00 0.000
Darrell Brandon, R (12, 1) ERA: 3.42 5.0 W 19 2 0 0 1 2 0 0 0 0 0 0 39 62 0.00 0.800
PITCHER IP WLS BF H R ER SO BB IBB HBP BLK WP HR S P ERA WHIP

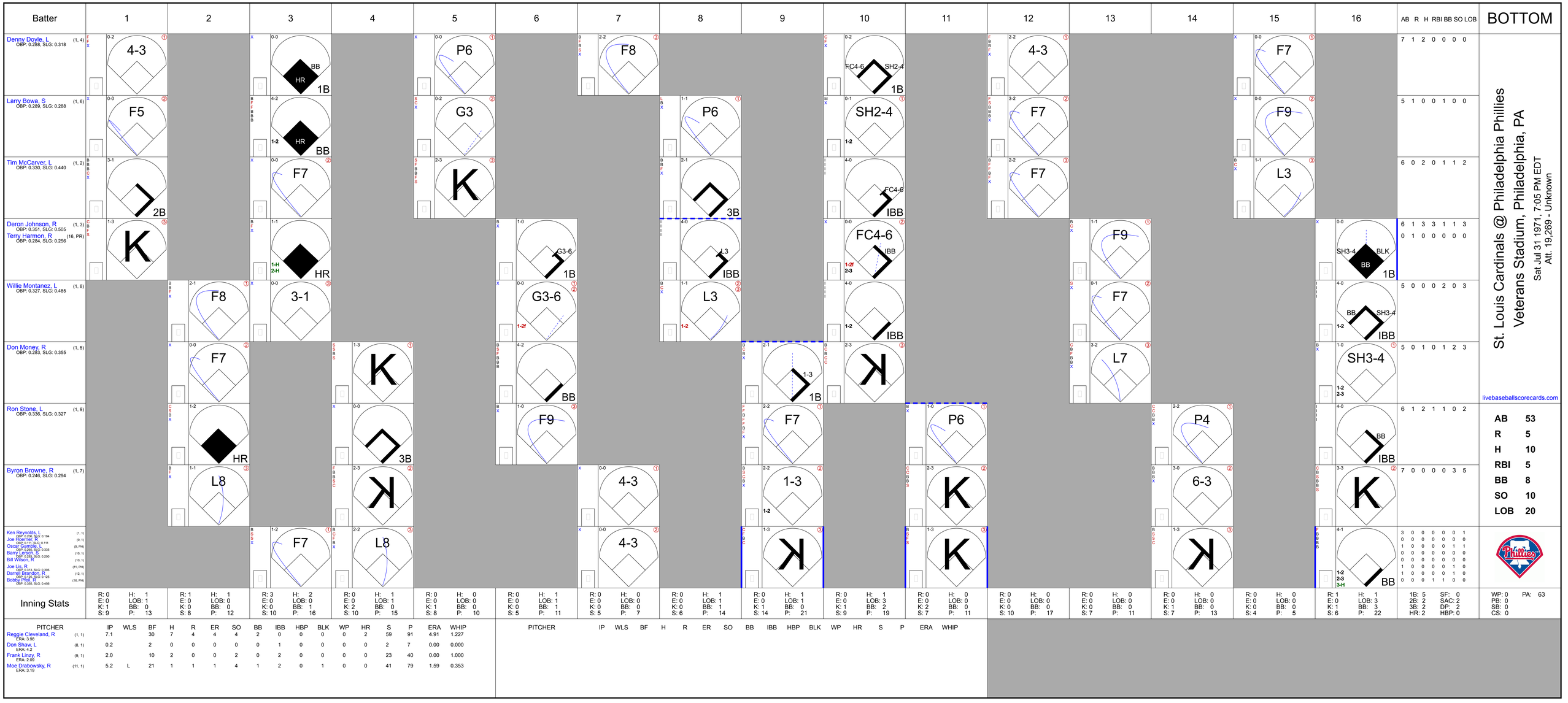

St. Louis Cardinals @ Philadelphia Phillies

Veterans Stadium, Philadelphia, PA

Sat Jul 31 1971, 7:05 PM EDT
Att. 19,269 - Unknown

livebaseballscorecards.com

Batter	1	2	3	4	5	6	7	8	9	10	11	12	13	14	15	16	AB	R	H	RBI	BB	SO	LOB
Denny Doyle, L (1, 4) OBP: 0.288, SLG: 0.318	4-3		BB HR 1B		P6		F8			FC4-6 SH2-4 1B		4-3			F7		7	1	2	0	0	0	0
Larry Bowa, S (1, 6) OBP: 0.289, SLG: 0.288	F5		1-2 HR BB		G3			P6		SH2-4 1-2		F7			F9		5	1	0	0	1	0	0
Tim McCarver, L (1, 2) OBP: 0.330, SLG: 0.440	2B		F7		K			3B		FC4-6 IBB		F7			L3		6	0	2	0	1	1	2
Deron Johnson, R (1, 3) OBP: 0.351, SLG: 0.505	K		1-H 2-H HR			G3-6 1B		L3 IBB		FC4-6 IBB 1-2f 2-3			F9			SH3-4 BLK BB 1B	6	1	3	3	1	1	3
Terry Harmon, R (16, PR) OBP: 0.284, SLG: 0.256																	0	1	0	0	0	0	0
Willie Montanez, L (1, 8) OBP: 0.327, SLG: 0.485		F8	3-1			G3-6 1-2f		L3 1-2		IBB			F7			BB SH3-4 1-2 IBB	5	0	0	0	2	0	3
Don Money, R (1, 5) OBP: 0.283, SLG: 0.355		F7		K		BB			1-3 1B	K			L7			SH3-4 1-2 2-3	5	0	1	0	1	2	3
Ron Stone, L (1, 9) OBP: 0.336, SLG: 0.327		HR		3B		F9			F7		P6			P4		BB IBB	6	1	2	1	1	0	2
Byron Browne, R (1, 7) OBP: 0.246, SLG: 0.294		L8		K			4-3		1-3 1-2		K			6-3		K	7	0	0	0	0	3	5
Ken Reynolds, L (1, 1) OBP: 0.206, SLG: 0.194																							
Joe Hoerner, R (9, 1) OBP: 0.111, SLG: 0.111																							
Oscar Gamble, L (9, PH) OBP: 0.265, SLG: 0.335																							
Barry Lersch, S (10, 1) OBP: 0.283, SLG: 0.200																							
Bill Wilson, R (10, 1)																							
Joe Lis, R (11, PH) OBP: 0.313, SLG: 0.395																							
Darrell Brandon, R (12, 1) OBP: 0.125, SLG: 0.125																							
Bobby Pfeil, R (16, PH) OBP: 0.355, SLG: 0.456																							

Inning Stats	1	2	3	4	5	6	7	8	9	10	11	12	13	14	15	16	AB	R	H	RBI	BB	SO	LOB
	R: 0 H: 1 E: 0 LOB: 1 K: 1 BB: 0 S: 9 P: 13	R: 1 H: 1 E: 0 LOB: 0 K: 0 BB: 0 S: 8 P: 12	R: 3 H: 2 E: 0 LOB: 0 K: 0 BB: 1 S: 10 P: 16	R: 0 H: 1 E: 0 LOB: 1 K: 2 BB: 0 S: 10 P: 15	R: 0 H: 0 E: 0 LOB: 0 K: 1 BB: 0 S: 8 P: 10	R: 0 H: 1 E: 0 LOB: 1 K: 0 BB: 1 S: 5 P: 11	R: 0 H: 0 E: 0 LOB: 0 K: 0 BB: 0 S: 5 P: 7	R: 0 H: 1 E: 0 LOB: 1 K: 0 BB: 1 S: 6 P: 14	R: 0 H: 1 E: 0 LOB: 1 K: 1 BB: 0 S: 14 P: 21	R: 0 H: 1 E: 0 LOB: 3 K: 1 BB: 2 S: 9 P: 19	R: 0 H: 0 E: 0 LOB: 0 K: 2 BB: 0 S: 7 P: 11	R: 0 H: 0 E: 0 LOB: 0 K: 0 BB: 0 S: 10 P: 17	R: 0 H: 0 E: 0 LOB: 0 K: 0 BB: 0 S: 7 P: 11	R: 0 H: 0 E: 0 LOB: 0 K: 1 BB: 0 S: 7 P: 13	R: 0 H: 0 E: 0 LOB: 0 K: 0 BB: 0 S: 4 P: 5	R: 1 H: 1 E: 0 LOB: 3 K: 1 BB: 3 S: 6 P: 22	1B: 5 SF: 0 2B: 2 SAC: 2 3B: 2 DP: 2 HR: 2 HBP: 0	WP: 0 PA: 63 PB: 0 SB: 0 CS: 0

PITCHER	IP	WLS	BF	H	R	ER	SO	BB	IBB	HBP	BLK	WP	HR	S	P	ERA	WHIP
Reggie Cleveland, R (1, 1) ERA: 3.98	7.1		30	7	4	4	4	2	0	0	0	0	2	59	91	4.91	1.227
Don Shaw, L (8, 1) ERA: 4.2	0.2		2	0	0	0	0	0	1	0	0	0	0	2	7	0.00	0.000
Frank Linzy, R (9, 1) ERA: 2.09	2.0		10	2	0	0	2	0	2	0	0	0	0	23	40	0.00	1.000
Moe Drabowsky, R (11, 1) ERA: 3.19	5.2	L	21	1	1	1	4	1	2	0	1	0	0	41	79	1.59	0.353

PITCHER	IP	WLS	BF	H	R	ER	SO	BB	IBB	HBP	BLK	WP	HR	S	P	ERA	WHIP

Batter	1	2	3	4	5	6	7	8	9	AB	R	H	RBI	BB	SO	LOB
Enzo Hernandez, R (1, 6) OBP: 0.304, SLG: 0.267	P4		6-3			FC6-4 1B		6-3		4	0	1	0	0	0	0
Dave Campbell, R (1, 4) OBP: 0.291, SLG: 0.331	K		5-3			P4		F8		4	0	0	0	0	1	1
Cito Gaston, R (1, 8) OBP: 0.274, SLG: 0.392	HR			6-3		FC6-4 1-2f			1B	4	1	2	1	0	0	1
Nate Colbert, R (1, 3) OBP: 0.358, SLG: 0.495	1B			P6			BB 1B		K	3	0	1	0	1	1	1
Ollie Brown, R (1, 9) OBP: 0.359, SLG: 0.372	1-3			6-3			FC4-6 1-2 1B		F9	4	0	1	0	0	0	2
Ivan Murrell, R (1, 7) OBP: 0.261, SLG: 0.375		6-3			5-3		K		K	4	0	0	0	0	2	3
Bob Barton, R (1, 2) OBP: 0.309, SLG: 0.358		P3			F9		K			3	0	0	0	0	1	2
Garry Jestadt, R (1, 5) OBP: 0.230, SLG: 0.246		F3			6-3		FC4-6 1-2f			3	0	0	0	0	0	2
Bob Miller, R (7, 1)										0	0	0	0	0	0	0
Dave Roberts, L (1, 1) OBP: 0.175, SLG: 0.211			K2-3			K		K		2	0	0	0	0	2	0
Ed Spiezio, R (7, 5) OBP: 0.272, SLG: 0.332										1	0	0	0	0	1	0
Inning Stats	R: 1 H: 2 E: 0 LOB: 1 K: 1 BB: 0 S: 7 P: 7	R: 0 H: 0 E: 0 LOB: 0 K: 0 BB: 0 S: 3 P: 3	R: 0 H: 0 E: 0 LOB: 0 K: 1 BB: 0 S: 5 P: 5	R: 0 H: 0 E: 0 LOB: 0 K: 0 BB: 0 S: 3 P: 3	R: 0 H: 0 E: 0 LOB: 0 K: 0 BB: 0 S: 3 P: 3	R: 0 H: 1 E: 0 LOB: 1 K: 1 BB: 0 S: 6 P: 6	R: 0 H: 1 E: 0 LOB: 2 K: 2 BB: 1 S: 8 P: 12	R: 0 H: 0 E: 0 LOB: 0 K: 1 BB: 0 S: 5 P: 5	R: 0 H: 1 E: 0 LOB: 1 K: 2 BB: 0 S: 8 P: 8	1B: 4 SF: 0 2B: 0 SAC: 0 3B: 0 DP: 0 HR: 1 HBP: 0						

TOP

San Diego Padres @ St. Louis Cardinals

Busch Stadium, St. Louis, MO

Mon Aug 02 1971, 7:05 PM CDT

Att. 13,591 - Unknown

livebaseballscorecards.com

AB	32
R	1
H	5
RBI	1
BB	1
SO	8
LOB	12

WP: 0 PA: 33
PB: 0
SB: 0
CS: 0

PITCHER		IP	WLS	BF	H	R	ER	SO	BB	IBB	HBP	BLK	WP	HR	S	P	ERA	WHIP
Steve Carlton, L ERA: 3.69	(1, 1)	9.0	W	33	5	1	1	8	1	0	0	0	0	1	48	52	1.00	0.667

PITCHER		IP	WLS	BF	H	R	ER	SO	BB	IBB	HBP	BLK	WP	HR	S	P	ERA	WHIP

BOTTOM

San Diego Padres @ St. Louis Cardinals
Busch Stadium, St. Louis, MO
Mon Aug 02 1971, 7:05 PM CDT
Att. 13,591 - Unknown

livebaseballscorecards.com

Batter	1	2	3	4	5	6	7	8	9	AB	R	H	RBI	BB	SO	LOB
Lou Brock, L (1, 7) OBP: 0.396, SLG: 0.449	1-4-3		6-3		S 1B 1B		SH1-4 S 1B 1B			4	1	2	0	0	0	0
Julian Javier, R (1, 4) OBP: 0.278, SLG: 0.351	F8		F5		S 1-2 1B		SH1-4 1-3			3	0	1	0	0	0	0
Matty Alou, L (1, 3) (3, 9) OBP: 0.357, SLG: 0.430	P4			1B FC4-6 2B	F7 1-2 2-3		L3 3-H 1B			4	1	2	1	0	0	2
Joe Torre, R (1, 5) OBP: 0.430, SLG: 0.558		SF8 3B		6-3	IBB		L3 1-2			3	1	1	0	1	0	2
Ted Simmons, S (1, 2) OBP: 0.362, SLG: 0.417		SF8 3-H		FC4-6 2-3 1B	K			G3		3	0	1	1	0	1	3
Luis Melendez, R (1, 9) OBP: 0.338, SLG: 0.288		2B		FC4-6 1-2f 3-H		G6-4-3 HBP 1B		F9		1	0	1	0	0	0	0
Jim Beauchamp, R (2, PR) (3, 3) OBP: 0.295, SLG: 0.388										2	0	1	1	0	0	1
Joe Hague, L (8, 3) OBP: 0.326, SLG: 0.376										1	0	0	0	0	0	0
Jose Cruz, L (1, 8) OBP: 0.390, SLG: 0.400		G6-4-3 BB		FC6-4 1-2 1B		G6-4-3 1-2 HBP		1-3		2	0	1	0	1	0	0
Dal Maxvill, R (1, 6) OBP: 0.305, SLG: 0.272		G6-4-3 1-2f		FC6-4 1-2f		G6-4-3 1-2f 2-3				3	0	0	0	0	0	6
Steve Carlton, L (1, 1) OBP: 0.209, SLG: 0.246			4-3		F5	K				3	0	0	0	0	1	1
Inning Stats	R: 0 E: 0 K: 0 S: 3 H: 0 LOB: 0 BB: 0 P: 3	R: 1 E: 0 K: 0 S: 4 H: 2 LOB: 1 BB: 1 P: 8	R: 0 E: 0 K: 0 S: 3 H: 0 LOB: 0 BB: 0 P: 3	R: 1 E: 0 K: 0 S: 6 H: 3 LOB: 2 BB: 0 P: 6	R: 0 E: 0 K: 1 S: 7 H: 2 LOB: 3 BB: 1 P: 11	R: 0 E: 0 K: 1 S: 5 H: 1 LOB: 1 BB: 0 P: 6	R: 1 E: 0 K: 0 S: 4 H: 2 LOB: 0 BB: 0 P: 4	R: 0 E: 0 K: 0 S: 3 H: 0 LOB: 0 BB: 0 P: 3		1B: 7 2B: 3 3B: 1 HR: 0	SF: 1 SAC: 1 DP: 3 HBP: 1						

	AB	29
	R	3
	H	10
	RBI	3
	BB	2
	SO	2
	LOB	15

PITCHER	IP	WLS	BF	H	R	ER	SO	BB	IBB	HBP	BLK	WP	HR	S	P	ERA	WHIP
Dave Roberts, L (1, 1) ERA: 2.22	6.1	L	30	10	3	3	2	1	1	1	0	0	0	31	40	4.26	1.737
Bob Miller, R (7, 1) ERA: 1.84	1.2		4	0	0	0	0	0	0	0	0	0	0	4	4	0.00	0.000

PITCHER	IP	WLS	BF	H	R	ER	SO	BB	IBB	HBP	BLK	WP	HR	S	P	ERA	WHIP

Batter	1	2	3	4	5	6	7	8	9	AB	R	H	RBI	BB	SO	LOB
Enzo Hernandez, R (1, 6) OBP: 0.303, SLG: 0.266	0-0 1B	0-0 4-3		0-0 F7		0-0 P3		0-0 4-3		5	0	1	0	0	0	4
Garry Jestadt, R (1, 4) OBP: 0.253, SLG: 0.284	0-0 1-3 1B		0-0 5-3	0-0 E7 1-H 2B			0-0 FC5-4 1B		0-0 6-3	5	0	3	0	0	0	0
Cito Gaston, R (1, 8) OBP: 0.276, SLG: 0.397	0-3 K		0-0 2B 3B		0-0 F8		0-0 FC5-4 WP 1-2f 1B		0-0 1B	5	2	2	0	0	1	3
Nate Colbert, R (1, 3) OBP: 0.356, SLG: 0.493	0-3 K		0-0 1B 3-H 2B		0-3 K		0-0 F8 1-2		0-3 K	5	1	1	1	0	3	4
Ollie Brown, R (1, 9) OBP: 0.360, SLG: 0.372	0-0 F9		0-0 FC6-4 2-H 1B		0-0 5-3		0-0 S 2-H 1B		0-0 4-3	5	0	2	2	0	0	3
Ed Spiezio, R (1, 5) OBP: 0.275, SLG: 0.335		0-0 2B 1B	0-0 FC6-4 1-2f			0-0 FC4-6 1B	0-0 P5 1-2			4	1	2	0	0	0	2
Larry Stahl, L (1, 7) OBP: 0.297, SLG: 0.387		0-3 K	0-3 K			0-0 FC4-6 SH1-4 1-2f		0-0 SF9 3B		4	1	1	0	0	2	3
Bob Barton, R (1, 2) OBP: 0.312, SLG: 0.362		0-0 1-H 2B		0-0 F3		4-0 SH1-4 IBB		0-0 P6		3	0	1	1	1	0	1
Steve Arlin, R (1, 1) OBP: 0.185, SLG: 0.140		0-0 1-3		4-0 2B E BB		0-0 SH1-4 1-2 2-3		0-0 SF9 3-H		1	1	0	1	1	0	1
Inning Stats	R: 0 H: 2 E: 0 LOB: 2 K: 2 BB: 0 S: 9 P: 9	R: 1 H: 2 E: 0 LOB: 1 K: 1 BB: 0 S: 7 P: 7	R: 2 H: 3 E: 0 LOB: 1 K: 1 BB: 0 S: 8 P: 8	R: 1 H: 1 E: 1 LOB: 1 K: 0 BB: 1 S: 3 P: 7	R: 0 H: 0 E: 0 LOB: 0 K: 1 BB: 0 S: 5 P: 5	R: 0 H: 1 E: 1 LOB: 2 K: 0 BB: 1 S: 4 P: 8	R: 1 H: 2 E: 0 LOB: 1 K: 0 BB: 0 S: 5 P: 5	R: 1 H: 1 E: 0 LOB: 0 K: 0 BB: 0 S: 4 P: 4	R: 0 H: 1 E: 0 LOB: 1 K: 1 BB: 0 S: 6 P: 6	1B: 8 SF: 1 2B: 3 SAC: 1 3B: 2 DP: 0 HR: 0 HBP: 0						

TOP

San Diego Padres @ St. Louis Cardinals

Busch Stadium, St. Louis, MO

Tue Aug 03 1971, 7:05 PM CDT

Att. 14,246 - Unknown

livebaseballscorecards.com

AB	37
R	6
H	13
RBI	5
BB	2
SO	6
LOB	21

WP: 1 PA: 41
PB: 0
SB: 1
CS: 0

PITCHER		IP	WLS	BF	H	R	ER	SO	BB	IBB	HBP	BLK	WP	HR	S	P	ERA	WHIP
Jerry Reuss, L ERA: 5.07	(1, 1)	5.2	L	27	9	4	3	5	1	1	0	0	0	0	35	43	4.76	1.765
Moe Drabowsky, R ERA: 3.17	(6, 1)	0.1		1	0	0	0	0	0	0	0	0	0	0	1	1	0.00	0.000
Daryl Patterson, R ERA: 5.79	(7, 1)	2.0		9	3	2	2	0	0	0	0	0	1	0	9	9	9.00	1.500
Frank Linzy, R ERA: 1.99	(9, 1)	1.0		4	1	0	0	1	0	0	0	0	0	0	6	6	0.00	1.000

Batter	1	2	3	4	5	6	7	8	9	AB	R	H	RBI	BB	SO	LOB
Lou Brock, L (1, 7) OBP: 0.393, SLG: 0.445	S S S 0-3 K ①		x 0-0 FC4-6 1-2f ③			x 0-0 FC5-6-4 S 1-2f ②		x 0-0 B1 ③		4	0	0	0	0	1	3
Bob Burda, L (1, 3) OBP: 0.373, SLG: 0.356	x 0-0 F8 ②			x 0-0 L3 1B		x 0-0 4-3 1-2 ③			x 0-0 G3 ①	4	0	1	0	0	0	1
Matty Alou, L (1, 8) OBP: 0.354, SLG: 0.425	x 0-0 P4 ③			x 0-0 L3 1-2 ① ②			x 0-0 4-3 ①		x 0-0 F7 ②	4	0	0	0	0	0	1
Joe Torre, R (1, 5) OBP: 0.427, SLG: 0.553		x 0-0 6-3 ①		x 0-0 F9 ③			x 0-0 6-3 ②		x 0-0 P6 ③	4	0	0	0	0	0	0
Ted Simmons, S (1, 2) OBP: 0.359, SLG: 0.413		x 0-0 L3 ②			x 0-0 F5 ①		x 0-0 G3 ③			3	0	0	0	0	0	0
Joe Hague, L (1, 9) OBP: 0.323, SLG: 0.371		x 0-0 1-3 ③			S S S 0-3 K ②			x 0-0 G3 ①		3	0	0	0	0	1	0
Ted Kubiak, S (1, 6) OBP: 0.330, SLG: 0.335			x 0-0 6-3 ①		x 0-0 3-1 ③			x 0-0 1B 3B		3	1	1	0	0	0	0
Ted Sizemore, R (1, 4) OBP: 0.312, SLG: 0.329			x 0-0 4-3 ②			x 0-0 P6 ①		x 0-0 FC5-4 3-H 1B		3	0	1	1	0	0	0
Jerry Reuss, L (1, 1) OBP: 0.212, SLG: 0.111 Moe Drabowsky, R (6, 1) Jerry McNertney, R (6, PH) OBP: 0.345, SLG: 0.477 Daryl Patterson, L (7, 1) Jim Beauchamp, R (8, PH) OBP: 0.293, SLG: 0.385 Frank Linzy, R (9, 1) OBP: 0.333, SLG: 0.333			B B B B 4-0 FC4-6 BB			x 0-0 FC5-6-4 1B		x 0-0 FC5-4 1-2f ②		0 0 1 0 1	0 0 0 0 0	0 0 1 0 0	0 0 0 0 0	1 0 0 0 0	0 0 0 0 1	0 0 0 0 0
Inning Stats	R: 0 E: 0 K: 1 S: 5 H: 0 LOB: 0 BB: 0 P: 5	R: 0 E: 0 K: 0 S: 3 H: 0 LOB: 0 BB: 0 P: 3	R: 0 E: 0 K: 0 S: 3 H: 0 LOB: 1 BB: 1 P: 7	R: 0 E: 0 K: 0 S: 3 H: 1 LOB: 0 BB: 0 P: 3	R: 0 E: 0 K: 1 S: 5 H: 0 LOB: 0 BB: 0 P: 5	R: 0 E: 0 K: 0 S: 4 H: 1 LOB: 1 BB: 0 P: 4	R: 0 E: 0 K: 0 S: 3 H: 0 LOB: 0 BB: 0 P: 3	R: 1 E: 0 K: 0 S: 5 H: 2 LOB: 1 BB: 0 P: 5	R: 0 E: 0 K: 0 S: 3 H: 0 LOB: 0 BB: 0 P: 3	1B: 3 2B: 1 3B: 1 HR: 0	SF: 0 SAC: 0 DP: 1 HBP: 0				WP: 0 PB: 0 SB: 1 CS: 0	PA: 31	

PITCHER	IP	WLS	BF	H	R	ER	SO	BB	IBB	HBP	BLK	WP	HR	S	P	ERA	WHIP
Steve Arlin, R (1, 1) ERA: 3.35	9.0	W	31	4	1	1	2	1	0	0	0	0	0	34	38	1.00	0.556

PITCHER	IP	WLS	BF	H	R	ER	SO	BB	IBB	HBP	BLK	WP	HR	S	P	ERA	WHIP

BOTTOM

San Diego Padres @ St. Louis Cardinals

Busch Stadium, St. Louis, MO

Tue Aug 03 1971, 7:05 PM CDT

Att. 14,246 - Unknown

livebaseballscorecards.com

AB	30
R	1
H	4
RBI	1
BB	1
SO	2
LOB	6

San Francisco Giants @ St. Louis Cardinals

Busch Stadium, St. Louis, MO

Wed Aug 04 1971, 7:05 PM CDT

Att. 27,024 - Unknown

livebaseballscorecards.com

Batter	1	2	3	4	5	6	7	8	9	AB	R	H	RBI	BB	SO	LOB
Bobby Bonds, R (1, 9) OBP: 0.387, SLG: 0.528	E6 BB 1B SF8	K			6-3 BB		F9			3	1	0	0	1	1	2
Tito Fuentes, S (1, 4) OBP: 0.306, SLG: 0.348	SF8 BB 1-2 1B		6-3		6-3 1-2			F8		4	0	1	0	0	0	1
Willie Mays, R (1, 8) OBP: 0.416, SLG: 0.497	G4-6-3 1-2 2-3 BB		K		K			F8		3	0	0	0	1	2	1
Willie McCovey, L (1, 3) OBP: 0.394, SLG: 0.489	SF8 2-3 3-H		1B			FC6-4 BB		3-1		2	0	1	1	1	0	0
Ken Henderson, S (1, 7) OBP: 0.384, SLG: 0.470	G4-6-3 1-2f		G3			F6			HR	4	1	1	1	0	0	4
Dick Dietz, R (1, 2) OBP: 0.402, SLG: 0.423		1B 2B		FC6-4 1B		F8			6-3	4	0	2	0	0	0	1
Chris Speier, R (1, 6) OBP: 0.315, SLG: 0.329		K		FC6-4 CS 1-2f		FC6-4 1-2f			K	4	0	0	0	0	2	3
Al Gallagher, R (1, 5) OBP: 0.337, SLG: 0.371		2-3 1B		K 1-2			4-3		2B	4	0	2	0	0	1	1
Gaylord Perry, R (1, 1) OBP: 0.147, SLG: 0.136		K			F9		K		K	2	0	0	0	0	1	2
Jimmy Rosario, S (7, PH) OBP: 0.372, SLG: 0.302										1	0	0	0	0	1	0
Jim Barr, R (7, 1)										0	0	0	0	0	0	0
Dave Kingman, R (9, PH) OBP: 0.385, SLG: 1.167										1	0	0	0	0	1	1

Inning Stats	1	2	3	4	5	6	7	8	9		
	R: 1 H: 1	R: 0 H: 2	R: 0 H: 1	R: 0 H: 1	R: 0 H: 0	R: 0 H: 0	R: 0 H: 0	R: 0 H: 0	R: 1 H: 2	1B: 4 SF: 1	WP: 0 PA: 36
	E: 1 LOB: 1	E: 0 LOB: 2	E: 0 LOB: 1	E: 0 LOB: 0	E: 0 LOB: 1	E: 0 LOB: 1	E: 0 LOB: 0	E: 0 LOB: 0	E: 0 LOB: 1	2B: 2 SAC: 0	PB: 0
	K: 0 BB: 1	K: 3 BB: 0	K: 1 BB: 0	K: 1 BB: 0	K: 1 BB: 1	K: 0 BB: 1	K: 1 BB: 0	K: 0 BB: 0	K: 2 BB: 0	3B: 0 DP: 1	SB: 0
	S: 4 P: 8	S: 11 P: 11	S: 6 P: 6	S: 5 P: 5	S: 5 P: 9	S: 3 P: 7	S: 5 P: 5	S: 3 P: 3	S: 9 P: 9	HR: 1 HBP: 0	CS: 1

PITCHER	IP	WLS	BF	H	R	ER	SO	BB	IBB	HBP	BLK	WP	HR	S	P	ERA	WHIP
Bob Gibson, R (1, 1) ERA: 3.26	9.0	W	36	7	2	1	9	3	0	0	0	0	1	51	63	1.00	1.111

PITCHER	IP	WLS	BF	H	R	ER	SO	BB	IBB	HBP	BLK	WP	HR	S	P	ERA	WHIP

Batter	1	2	3	4	5	6	7	8	9	AB	R	H	RBI	BB	SO	LOB
Lou Brock, L (1, 7) OBP: 0.390, SLG: 0.441	F7	4-3			G1		F7			4	0	0	0	0	0	1
Jose Cruz, L (1, 8) OBP: 0.386, SLG: 0.389	F7		F7			BBBB 4-0 2B BB	SSS 0-3 K			3	1	0	0	1	1	0
Matty Alou, L (1, 9) OBP: 0.353, SLG: 0.424	1B 1B		4-3			F8	F7			4	0	1	0	0	0	1
Joe Torre, R (1, 5) OBP: 0.429, SLG: 0.559	FC4-6 1-2 1B		6-3			WP 1-H E 2B		E 2B		4	2	3	1	0	0	0
Ted Simmons, S (1, 2) OBP: 0.358, SLG: 0.411	FC4-6 1-2f			1-3		FC6 2-H HR		E1 4-3 2-H 1B		4	1	1	0	0	0	2
Joe Hague, L (1, 3) OBP: 0.322, SLG: 0.367		6-3		SSS 0-3 K		BBBB 4-0 HR BB		F7		3	1	0	0	1	1	1
Ted Kubiak, S (1, 4) OBP: 0.332, SLG: 0.348		1B SF8 1B		F9		1-H 2-H HR		4-3 2-3		4	2	2	3	0	0	1
Dal Maxvill, R (1, 6) OBP: 0.304, SLG: 0.271		1-3 1B			1-3	4-3		6-3		4	0	1	0	0	0	1
Bob Gibson, R (1, 1) OBP: 0.230, SLG: 0.345		SF8 3-H			SSS 0-3 K	F3				2	0	0	1	0	1	0
Inning Stats	R: 0 E: 0 K: 0 S: 5 H: 2 LOB: 2 BB: 0 P: 5	R: 1 E: 0 K: 0 S: 5 H: 2 LOB: 1 BB: 0 P: 5	R: 0 E: 0 K: 0 S: 3 H: 0 LOB: 0 BB: 0 P: 3	R: 0 E: 0 K: 1 S: 5 H: 0 LOB: 0 BB: 0 P: 5	R: 0 E: 0 K: 1 S: 5 H: 0 LOB: 0 BB: 0 P: 5	R: 5 E: 1 K: 0 S: 6 H: 2 LOB: 0 BB: 2 P: 14	R: 0 E: 0 K: 1 S: 5 H: 0 LOB: 0 BB: 0 P: 5	R: 1 E: 1 K: 0 S: 5 H: 2 LOB: 1 BB: 0 P: 5		1B: 5 2B: 2 3B: 0 HR: 1 SF: 1 SAC: 0 DP: 0 HBP: 0						

BOTTOM

San Francisco Giants @ St. Louis Cardinals

Busch Stadium, St. Louis, MO

Wed Aug 04 1971, 7:05 PM CDT

Att. 27,024 - Unknown

livebaseballscorecards.com

AB	32
R	7
H	8
RBI	5
BB	2
SO	3
LOB	7

WP: 1 PB: 0 SB: 0 CS: 0 PA: 35

PITCHER		IP	WLS	BF	H	R	ER	SO	BB	IBB	HBP	BLK	WP	HR	S	P	ERA	WHIP
Gaylord Perry, R ERA: 3.49	(1, 1)	6.0	L	27	6	6	5	2	2	0	0	0	1	1	29	37	7.50	1.333
Jim Barr, R ERA: 5.14	(7, 1)	2.0		8	2	1	1	1	0	0	0	0	0	0	10	10	4.50	1.000

PITCHER	IP	WLS	BF	H	R	ER	SO	BB	IBB	HBP	BLK	WP	HR	S	P	ERA	WHIP

Batter	1	2	3	4	5	6	7	8	9	AB	R	H	RBI	BB	SO	LOB
Bobby Bonds, R (1, 8) OBP: 0.387, SLG: 0.527	K		F9		1B		1B		F8	5	0	2	0	0	1	1
Tito Fuentes, S (1, 4) OBP: 0.309, SLG: 0.356	SF7 3B		K		3-1		1-2 1B		1-2 1B	5	1	3	0	0	1	1
Ken Henderson, S (1, 7) OBP: 0.384, SLG: 0.470	SF7 3-H		1B			F8 1B	G3		F8	4	0	2	1	0	0	4
Willie McCovey, L (1, 3) OBP: 0.389, SLG: 0.481	E5		F4			F7		F8		4	0	0	0	0	0	2
Dick Dietz, R (1, 2) OBP: 0.400, SLG: 0.421	F9			4-3		1-2 F8 1B		F9		4	0	1	0	0	0	1
Dave Kingman, R (1, 9) OBP: 0.353, SLG: 1.125		K		K		1-2 2-3 F8		HR		4	1	1	1	0	2	2
Chris Speier, R (1, 6) OBP: 0.313, SLG: 0.326		F8		F3		F9		F7		4	0	0	0	0	0	2
Al Gallagher, R (1, 5) OBP: 0.339, SLG: 0.372		1B	F9			F8		1B		4	0	2	0	0	0	0
Frank Duffy, R (9, PR) OBP: 0.146, SLG: 0.150										0	0	0	0	0	0	0
Juan Marichal, R (1, 1) OBP: 0.143, SLG: 0.246		F7			6-3		F4		K	2	0	0	0	0	0	1
Jim Ray Hart, R (7, PH)										1	0	0	0	0	0	0
Don McMahon, R (7, 1)										0	0	0	0	0	0	0
Steve Hamilton, L (8, 1)										0	0	0	0	0	0	0
Jimmy Rosario, S (9, PH) OBP: 0.370, SLG: 0.300										1	0	0	0	0	1	1
Inning Stats	R: 1 E: 1 K: 1 S: 7 H: 1 LOB: 1 BB: 0 P: 7	R: 0 E: 0 K: 1 S: 6 H: 1 LOB: 1 BB: 0 P: 6	R: 0 E: 0 K: 1 S: 6 H: 1 LOB: 1 BB: 0 P: 6	R: 0 E: 0 K: 1 S: 5 H: 0 LOB: 0 BB: 0 P: 5	R: 0 E: 0 K: 0 S: 4 H: 1 LOB: 1 BB: 0 P: 4	R: 0 E: 0 K: 0 S: 5 H: 2 LOB: 2 BB: 0 P: 5	R: 0 E: 0 K: 0 S: 5 H: 2 LOB: 2 BB: 0 P: 5	R: 1 E: 0 K: 0 S: 4 H: 1 LOB: 0 BB: 0 P: 4	R: 0 E: 0 K: 1 S: 7 H: 2 LOB: 2 BB: 0 P: 7	1B: 9 2B: 0 3B: 1 HR: 1	SF: 1 SAC: 0 DP: 0 HBP: 0						

TOP

San Francisco Giants @ St. Louis Cardinals
Busch Stadium, St. Louis, MO
Thu Aug 05 1971, 7:05 PM CDT
Att. 18,641 - Unknown

livebaseballscorecards.com

AB	38
R	2
H	11
RBI	2
BB	0
SO	5
LOB	15

WP: 0 PB: 0 SB: 0 CS: 0 PA: 39

PITCHER		IP	WLS	BF	H	R	ER	SO	BB	IBB	HBP	BLK	WP	HR	S	P	ERA	WHIP
Reggie Cleveland, R ERA: 3.9	(1, 1)	8.0	W	35	10	2	2	4	0	0	0	0	0	1	43	43	2.25	1.250
Moe Drabowsky, R ERA: 3.1	(9, 1)	1.0	S	4	1	0	0	1	0	0	0	0	0	0	6	6	0.00	1.000

PITCHER	IP	WLS	BF	H	R	ER	SO	BB	IBB	HBP	BLK	WP	HR	S	P	ERA	WHIP

Batter	1	2	3	4	5	6	7	8	9	AB	R	H	RBI	BB	SO	LOB
Lou Brock, L (1, 7) OBP: 0.389, SLG: 0.439	F7		K2-3			3-1 S, SF8 1B		K		4	1	1	0	0	2	1
Jose Cruz, L (1, 8) OBP: 0.389, SLG: 0.414	HR			BB E, WP 1B		3-1 1-3		FC6-4 CS 1-2f		3	2	1	1	1	0	2
Matty Alou, L (1, 9) OBP: 0.355, SLG: 0.427	G4-6-3 1B			1-3 1B 1-H		SF8 3-H		CS 1-2		2	0	2	2	0	0	0
Joe Torre, R (1, 5) OBP: 0.427, SLG: 0.556	G4-6-3 1-2f			K		6-3				3	0	0	0	0	1	2
Ted Simmons, S (1, 2) OBP: 0.355, SLG: 0.408		F7		1-3 1-2			4-3			3	0	0	0	0	0	1
Bob Burda, L (1, 3) OBP: 0.389, SLG: 0.375		L6-3 1B		5-3			1B			3	0	2	0	0	0	1
Ted Kubiak, S (1, 4) OBP: 0.332, SLG: 0.348		L6-3 1-2			5-3-6 1B		K			3	0	1	0	0	1	2
Dal Maxvill, R (1, 6) OBP: 0.300, SLG: 0.268			1-3		5-3-6 1-2f		5-3			3	0	0	0	0	0	2
Reggie Cleveland, R (1, 1) OBP: 0.164, SLG: 0.200 Moe Drabowsky, R (9, 1)			G1		F8			FC6-4 1B		3 0	0 0	1 0	0 0	0 0	0 0	0 0
Inning Stats	R: 1 E: 0 K: 0 S: 4 H: 2 LOB: 0 BB: 0 P: 4	R: 0 E: 0 K: 0 S: 3 H: 1 LOB: 0 BB: 0 P: 3	R: 0 E: 0 K: 1 S: 5 H: 0 LOB: 0 BB: 0 P: 5	R: 1 E: 1 K: 1 S: 6 H: 1 LOB: 1 BB: 1 P: 10	R: 0 E: 0 K: 0 S: 3 H: 1 LOB: 0 BB: 0 P: 3	R: 1 E: 0 K: 0 S: 4 H: 1 LOB: 0 BB: 0 P: 4	R: 0 E: 0 K: 1 S: 6 H: 1 LOB: 1 BB: 0 P: 6	R: 0 E: 0 K: 1 S: 5 H: 1 LOB: 0 BB: 0 P: 5		1B: 7 2B: 2 3B: 0 HR: 1	SF: 1 SAC: 0 DP: 3 HBP: 0					

PITCHER		IP	WLS	BF	H	R	ER	SO	BB	IBB	HBP	BLK	WP	HR	S	P	ERA	WHIP
Juan Marichal, R ERA: 3.02	(1, 1)	6.0	L	22	6	3	2	2	1	0	0	0	1	1	25	29	3.00	1.167
Don McMahon, R ERA: 3.47	(7, 1)	1.0		5	2	0	0	1	0	0	0	0	0	0	7	7	0.00	2.000
Steve Hamilton, L ERA: 3.68	(8, 1)	1.0		2	0	0	0	1	0	0	0	0	0	0	4	4	0.00	0.000

PITCHER	IP	WLS	BF	H	R	ER	SO	BB	IBB	HBP	BLK	WP	HR	S	P	ERA	WHIP

BOTTOM

San Francisco Giants @ St. Louis Cardinals

Busch Stadium, St. Louis, MO

Thu Aug 05 1971, 7:05 PM CDT

Att. 18,641 - Unknown

livebaseballscorecards.com

AB	27
R	3
H	8
RBI	3
BB	1
SO	4
LOB	11

WP: 1 PA: 30
PB: 0
SB: 1
CS: 1

Batter	1	2	3	4	5	6	7	8	9	AB	R	H	RBI	BB	SO	LOB
Bobby Bonds, R (1, 8) OBP: 0.385, SLG: 0.523	L6		6-3	3-1 1B 1-2 2-H		5-3			K	5	0	1	1	0	1	0
Tito Fuentes, S (1, 4) OBP: 0.312, SLG: 0.365	L4		1B 1B 1B	3-1 1-2 2-3		1B			IHR	5	2	3	1	0	0	2
Ken Henderson, S (1, 7) OBP: 0.382, SLG: 0.466	L3		S 1B 1-3 1B	5-3		F5			F6	5	1	1	0	0	0	3
Willie McCovey, L (1, 3) OBP: 0.382, SLG: 0.471		K	K		F9		F9		4-3	5	0	0	0	0	2	2
Dick Dietz, R (1, 2) OBP: 0.401, SLG: 0.422		3B 1B	1-H 3-H 1B		F3		F9			4	1	2	2	0	0	0
Dave Kingman, R (1, 9) OBP: 0.381, SLG: 1.105		1-H HR 3B	F6		H HBP		6-3			3	1	1	1	0	0	1
Chris Speier, R (1, 6) OBP: 0.314, SLG: 0.335		3-H HR		F3	F7			G6-4-3 1B		4	1	2	2	0	0	1
Al Gallagher, R (1, 5) OBP: 0.341, SLG: 0.381		F9		E 1B 1B		SF8 3B		G6-4-3 1-2f		4	2	2	0	0	0	1
John Cumberland, R (1, 1) OBP: 0.194, SLG: 0.167		6-3		E4 3-1 1B 1-2		SF8 3-H		F5		2	0	0	0	0	0	1
Don McMahon, R (5, 1)										0	0	0	0	0	0	0
Jerry Johnson, R (5, 1)										0	0	0	1	0	0	0
Jim Ray Hart, R (8, PH)										1	0	0	0	0	0	0
Jim Barr, R (8, 1)										0	0	0	0	0	0	0
Inning Stats	R: 0 E: 0 K: 0 S: 3 H: 0 LOB: 0 BB: 0 P: 3	R: 3 E: 0 K: 1 S: 8 H: 3 LOB: 0 BB: 0 P: 8	R: 2 E: 0 K: 1 S: 8 H: 3 LOB: 1 BB: 0 P: 8	R: 1 E: 1 K: 0 S: 6 H: 2 LOB: 2 BB: 0 P: 6	R: 0 E: 0 K: 0 S: 3 H: 0 LOB: 1 BB: 0 P: 4	R: 1 E: 0 K: 0 S: 5 H: 2 LOB: 1 BB: 0 P: 5	R: 0 E: 0 K: 0 S: 3 H: 0 LOB: 0 BB: 0 P: 3	R: 0 E: 0 K: 0 S: 3 H: 1 LOB: 0 BB: 0 P: 3	R: 1 E: 0 K: 1 S: 6 H: 1 LOB: 0 BB: 0 P: 6	1B: 8 2B: 0 3B: 2 HR: 2 SF: 1 SAC: 0 DP: 1 HBP: 1						

PITCHER		IP	WLS	BF	H	R	ER	SO	BB	IBB	HBP	BLK	WP	HR	S	P	ERA	WHIP
Chris Zachary, R ERA: 5.33	(1, 1)	3.1		19	8	6	6	2	0	0	0	0	0	1	23	23	16.20	2.400
Don Shaw, L ERA: 3.74	(4, 1)	1.2	W	6	0	0	0	0	0	0	1	0	0	0	5	6	0.00	0.000
Daryl Patterson, R ERA: 5.6	(6, 1)	4.0	S	15	4	2	2	1	0	0	0	0	0	0	17	17	4.50	1.000

PITCHER	IP	WLS	BF	H	R	ER	SO	BB	IBB	HBP	BLK	WP	HR	S	P	ERA	WHIP

TOP

San Francisco Giants @ St. Louis Cardinals

Busch Stadium, St. Louis, MO

Fri Aug 06 1971, 7:05 PM CDT
Att. 27,192 - Unknown

livebaseballscorecards.com

AB	38
R	8
H	12
RBI	8
BB	0
SO	3
LOB	11

WP: 0	PA: 40
PB: 0	
SB: 1	
CS: 0	

Batter	1	2	3	4	5	6	7	8	9	AB	R	H	RBI	BB	SO	LOB
Lou Brock, L (1, 7) OBP: 0.389, SLG: 0.441	E FC4-6 2B		4-3		1-3 2-H 3-H 1B FC6-4 1-2f	S S S K				5	2	2	2	0	1	1
Julian Javier, R (1, 4) OBP: 0.289, SLG: 0.361	E3 FC4-6 2-3		G3-6-3 1B		2-H 3-H 1B 1B	F9 BB 1B 1B		1B 1B		5	2	4	2	0	0	1
Matty Alou, L (1, 9) OBP: 0.355, SLG: 0.425	FC4-6 1B 5-3 1-2f 3-H		G3-6-3 1-2f		1B 1B HBP 1-2 1B	B B B F4 1B 1-2 BB		F2		4	2	1	1	1	0	3
Joe Torre, R (1, 5) OBP: 0.424, SLG: 0.551	5-3 1-2			F3	HBP 1B E 1-2 2-H 1B	F9 2-3		F5		5	1	1	1	0	0	4
Ted Simmons, S (1, 2) OBP: 0.358, SLG: 0.410	FC6-4 2-3 1B			5-3	HBP E 1-2 2-3 1B	F4 1-2		1-2 1B		5	1	3	0	0	0	2
Jim Beauchamp, R (1, 3) OBP: 0.289, SLG: 0.380 Bob Burda, L (5, PH) OBP: 0.404, SLG: 0.380 (6, 3)	FC6-4 1-2f			F9	H 1-0 E E 1-2 2-3 3-H HBP	0-0 2-H 3-H 1B		F7		2 2	0 1	0 1	0 3	0 0	0 0	2 2
Jose Cruz, L (1, 8) OBP: 0.385, SLG: 0.408		4-3			1B 1B 1B K	F7				4	1	1	0	0	1	4
Dal Maxvill, R (1, 6) OBP: 0.300, SLG: 0.268		4-3			1-2 1B 1B F9 1-3 2-H 3-H	S S S K				4	1	1	0	0	1	1
Chris Zachary, L (1, 1) OBP: 0.259, SLG: 0.259 Don Shaw, L (4, 1) Ted Sizemore, R (5, PH) OBP: 0.313, SLG: 0.330 Daryl Patterson, L (6, 1)		3-1			1-2 2-3 1B E3 FC6-4 3-H		6-3			1 0 2 1	0 0 1 0	0 0 1 0	0 0 0 0	0 0 0 0	0 0 0 0	0 0 0 0
Inning Stats	R: 1 E: 1 K: 0 S: 6 H: 2 LOB: 2 BB: 0 P: 6	R: 0 E: 0 K: 0 S: 3 H: 0 LOB: 0 BB: 0 P: 3	R: 0 E: 0 K: 0 S: 3 H: 1 LOB: 0 BB: 0 P: 3	R: 0 E: 0 K: 0 S: 3 H: 0 LOB: 0 BB: 0 P: 3	R: 9 E: 2 K: 1 S: 14 H: 8 LOB: 1 BB: 0 P: 15	R: 2 E: 0 K: 0 S: 5 H: 2 LOB: 1 BB: 1 P: 9	R: 0 E: 0 K: 2 S: 7 H: 0 LOB: 0 BB: 0 P: 7	R: 0 E: 0 K: 0 S: 5 H: 2 LOB: 2 BB: 0 P: 5		1B: 14 2B: 1 3B: 0 HR: 0 SF: 0 SAC: 0 DP: 1 HBP: 1						

PITCHER		IP	WLS	BF	H	R	ER	SO	BB	IBB	HBP	BLK	WP	HR	S	P	ERA	WHIP
John Cumberland, L ERA: 2.78	(1, 1)	4.0		19	7	5	5	0	0	0	0	0	0	0	19	19	11.25	1.750
Don McMahon, R ERA: 3.79	(5, 1)	0.0	L	3	3	1	1	0	0	0	0	0	0	0	3	3	∞	∞
Jerry Johnson, R ERA: 2.72	(5, 1)	3.0		15	3	6	3	3	1	0	1	0	0	0	19	24	9.00	1.333
Jim Barr, R ERA: 4.5	(8, 1)	1.0		5	2	0	0	0	0	0	0	0	0	0	5	5	0.00	2.000

PITCHER		IP	WLS	BF	H	R	ER	SO	BB	IBB	HBP	BLK	WP	HR	S	P	ERA	WHIP

BOTTOM

San Francisco Giants @ St. Louis Cardinals

Busch Stadium, St. Louis, MO

Fri Aug 06 1971, 7:05 PM CDT

Att. 27,192 - Unknown

livebaseballscorecards.com

AB	40
R	12
H	15
RBI	9
BB	1
SO	3
LOB	20

WP: 0 PA: 42
PB: 0
SB: 0
CS: 0

Batter	1	2	3	4	5	6	7	8	9	10	AB	R	H	RBI	BB	SO	LOB
Maury Wills, S (1, 6) OBP: 0.323, SLG: 0.331	F8		F8			K		1B		1-2 IBB	4	0	1	0	1	1	2
Manny Mota, R (1, 7) OBP: 0.374, SLG: 0.385	P6			FC5-4 1B		1B WP 1B (1-2)		F4		1-3	5	1	2	0	0	0	3
Willie Davis, L (1, 8) OBP: 0.339, SLG: 0.448	F8			L8		S WP 1B (1-3 2-H)		F9			4	0	1	1	0	0	2
Dick Allen, R (1, 3) OBP: 0.384, SLG: 0.468		5-3		K		K (1-3 3-H)			BBBB L3 BB		3	0	0	0	1	2	2
Jim Lefebvre, S (1, 4) OBP: 0.317, SLG: 0.393		K		FC5-4 (1-2f)		K			L3 (1-2)		4	0	0	0	0	2	3
Steve Garvey, R (1, 5) OBP: 0.304, SLG: 0.399		P3			K		6-3		5-3		4	0	0	0	0	1	0
Willie Crawford, L (1, 9) OBP: 0.352, SLG: 0.509			K		K		1-3			4-3	3	0	0	0	0	2	0
Jim Brewer, L (7, 1) OBP: 0.400, SLG: 0.400											0	0	0	0	0	0	0
Bill Buckner, L (10, PH) OBP: 0.304, SLG: 0.376											1	0	0	0	0	0	0
Pete Mikkelsen, R (10, 1) OBP: 0.250, SLG: 0.143											0	0	0	0	0	0	0
Joe Ferguson, R (1, 2) OBP: 0.286, SLG: 0.352			2B		5-3		6-3			6-3	4	0	1	0	0	0	0
Claude Osteen, L (1, 1) OBP: 0.197, SLG: 0.194			6-3			1B 1B		P6		S 1B	2	1	1	0	0	0	1
Bill Russell, R (7, 9) OBP: 0.283, SLG: 0.323											2	0	1	0	0	0	0
Inning Stats	R: 0 H: 0 E: 0 LOB: 0 K: 0 BB: 0 S: 3 P: 3	R: 0 H: 0 E: 0 LOB: 0 K: 1 BB: 0 S: 5 P: 5	R: 0 H: 1 E: 0 LOB: 1 K: 1 BB: 0 S: 6 P: 6	R: 0 H: 1 E: 0 LOB: 1 K: 1 BB: 0 S: 6 P: 6	R: 0 H: 0 E: 0 LOB: 0 K: 2 BB: 0 S: 7 P: 7	R: 2 H: 3 E: 0 LOB: 1 K: 3 BB: 0 S: 12 P: 12	R: 0 H: 0 E: 0 LOB: 0 K: 0 BB: 0 S: 3 P: 3	R: 0 H: 1 E: 0 LOB: 1 K: 0 BB: 0 S: 4 P: 4	R: 0 H: 0 E: 0 LOB: 0 K: 0 BB: 1 S: 2 P: 6	R: 0 H: 1 E: 0 LOB: 2 K: 0 BB: 1 S: 4 P: 8	1B: 6 SF: 0 2B: 2 SAC: 0 3B: 0 DP: 1 HR: 0 HBP: 0						

PITCHER	IP	WLS	BF	H	R	ER	SO	BB	IBB	HBP	BLK	WP	HR	S	P	ERA	WHIP
Steve Carlton, L (1, 1) ERA: 3.61	9.0		33	6	2	2	8	1	0	0	0	1	0	48	52	2.00	0.778
Frank Linzy, R (10, 1) ERA: 1.94	1.0	W	5	1	0	0	0	0	1	0	0	0	0	4	8	0.00	1.000

PITCHER	IP	WLS	BF	H	R	ER	SO	BB	IBB	HBP	BLK	WP	HR	S	P	ERA	WHIP

TOP

Los Angeles Dodgers @ St. Louis Cardinals

Busch Stadium, St. Louis, MO

Sat Aug 07 1971, 7:05 PM CDT
Att. 36,633 - Unknown

livebaseballscorecards.com

AB	36
R	2
H	7
RBI	1
BB	2
SO	8
LOB	13

1B: 6	SF: 0	WP: 1	PA: 38
2B: 2	SAC: 0	PB: 0	
3B: 0	DP: 1	SB: 2	
HR: 0	HBP: 0	CS: 0	

Batter	1	2	3	4	5	6	7	8	9	10	AB	R	H	RBI	BB	SO	LOB
Lou Brock, L (1, 7) OBP: 0.389, SLG: 0.439	0-0 ① 6-3		4-0 BBBB 6-3 BB			0-0 ① 6-3	0-0 FC5-4 1-2 1B		0-0 ③ FC6-4 1-2f		4	0	1	0	1	0	2
Julian Javier, R (1, 4) OBP: 0.287, SLG: 0.357	0-0 1B 1B		0-0 ② 6-3 1-2			0-0 ② 6-3	0-0 ③ FC5-4 1-2f			SSS 0-3 ① K	5	0	1	0	0	1	3
Matty Alou, L (1, 9) OBP: 0.358, SLG: 0.426	0-0 ② F9		0-0 ③ 6-3			0-0 1B		BBBB 4-0 G4-6-3 BB		0-0 S E 1B	4	1	2	0	1	0	2
Joe Torre, R (1, 5) OBP: 0.423, SLG: 0.549	0-0 1-2 1B			0-0 ① 6-3		0-0 ③ 5-3		0-0 ① ② G4-6-3 1-2f		0-0 S 1-H	5	0	1	0	0	0	2
Ted Simmons, S (1, 2) OBP: 0.357, SLG: 0.412	0-0 ③ 4-3			0-0 ② L8			0-0 3B 2B	0-0 ③ L6			4	1	1	0	0	0	2
Jim Beauchamp, R (1, 3) OBP: 0.288, SLG: 0.390 Bob Burda, L (10, 3) OBP: 0.404, SLG: 0.380		0-0 ① 4-3		0-0 ③ 1-3			0-0 SF7 2-H 3B		0-0 ① F8		4 0	1 0	1 0	1 0	0 0	0 0	0 0
Jose Cruz, L (1, 8) OBP: 0.382, SLG: 0.398		0-0 ② 1-3			0-0 ① G3		0-0 ① 1-3		BBBB 4-0 1B S BB		3	0	0	0	1	0	1
Dal Maxvill, R (1, 6) OBP: 0.297, SLG: 0.265 Jerry McNertney, R (7, PH) OBP: 0.342, SLG: 0.477 Ted Kubiak, S (8, 6) OBP: 0.331, SLG: 0.347		0-0 ③ 1-3			0-0 ② 6-3		0-0 ② SF7 3-H		SSS 0-3 ② K 1-2		2 0 1	0 0 0	0 0 0	0 1 0	0 0 0	0 0 1	0 0 1
Steve Carlton, L (1, 1) OBP: 0.214, SLG: 0.239 Ted Sizemore, R (9, PH) OBP: 0.315, SLG: 0.332 Frank Linzy, R (10, 1) OBP: 0.333, SLG: 0.333			0-0 ① 1-3		SSS 0-3 ③ K		BBBB 4-0 1B BB		0-0 FC6-4 2-3 1B		2 1 0	0 0 0	0 1 0	0 0 0	1 0 0	1 0 0	0 0 0
Inning Stats	R: 0 E: 0 K: 0 S: 5 H: 2 LOB: 2 BB: 0 P: 5	R: 0 E: 0 K: 0 S: 3 H: 0 LOB: 0 BB: 0 P: 3	R: 0 E: 0 K: 0 S: 3 H: 0 LOB: 1 BB: 1 P: 7	R: 0 E: 0 K: 0 S: 3 H: 0 LOB: 0 BB: 0 P: 3	R: 0 E: 0 K: 1 S: 5 H: 0 LOB: 0 BB: 0 P: 5	R: 0 E: 0 K: 0 S: 4 H: 1 LOB: 1 BB: 0 P: 4	R: 2 E: 0 K: 0 S: 6 H: 3 LOB: 2 BB: 1 P: 10	R: 0 E: 0 K: 0 S: 2 H: 0 LOB: 0 BB: 1 P: 6	R: 0 E: 0 K: 1 S: 6 H: 1 LOB: 2 BB: 1 P: 10	R: 1 E: 1 K: 1 S: 4 H: 1 LOB: 0 BB: 0 P: 4	1B: 6 2B: 1 3B: 1 HR: 0	SF: 1 SAC: 0 DP: 1 HBP: 0					

PITCHER		IP	WLS	BF	H	R	ER	SO	BB	IBB	HBP	BLK	WP	HR	S	P	ERA	WHIP
Claude Osteen, L ERA: 3.43	(1, 1)	6.2		28	6	2	2	1	2	0	0	0	0	0	28	36	2.70	1.200
Jim Brewer, L ERA: 2.14	(7, 1)	2.1		9	1	0	0	1	2	0	0	0	0	0	9	17	0.00	1.286
Pete Mikkelsen, R ERA: 2.61	(10, 1)	0.1	L	3	1	1	0	1	0	0	0	0	0	0	4	4	0.00	3.000

PITCHER	IP	WLS	BF	H	R	ER	SO	BB	IBB	HBP	BLK	WP	HR	S	P	ERA	WHIP

BOTTOM

Los Angeles Dodgers @ St. Louis Cardinals

Busch Stadium, St. Louis, MO

Sat Aug 07 1971, 7:05 PM CDT
Att. 36,633 - Unknown

livebaseballscorecards.com

AB	35
R	3
H	8
RBI	2
BB	4
SO	3
LOB	13

WP: 0	PA: 40		
PB: 0			
SB: 2			
CS: 0			

Los Angeles Dodgers @ St. Louis Cardinals

Busch Stadium, St. Louis, MO

Sun Aug 08 1971, 3:33 AM CDT

Att. 45,195 - Unknown

livebaseballscorecards.com

TOP

Batter	1	2	3	4	5	6	7	8	9	AB	R	H	RBI	BB	SO	LOB
Maury Wills, S (1, 6) OBP: 0.322, SLG: 0.330	6-3		F8			FC4-6 G3 1B WP 1-2f		HR SH3-4 1B	F7	5	2	1	0	0	0	2
Manny Mota, R (1, 7) OBP: 0.374, SLG: 0.384	F8			6-3		WP G3 1-2 1B		SH3-4 1-2		3	0	1	0	0	0	0
Willie Davis, L (1, 8) OBP: 0.338, SLG: 0.446	1B			4-3		G3 1-2 2-3		5-3		4	0	1	0	0	0	3
Dick Allen, R (1, 3) OBP: 0.385, SLG: 0.465 Bill Russell, R (8, 9) OBP: 0.283, SLG: 0.323	F3			S S S K		WP IBB		HR IBB		2 0	1 0	0 0	0 0	2 0	1 0	1 0
Jim Lefebvre, S (1, 4) OBP: 0.316, SLG: 0.401		S S S K			5-3	S S S K 1-2 2-3 3-H		1-H 2-H HR		4	1	1	3	0	2	2
Wes Parker, S (1, 9) (8, 3) OBP: 0.352, SLG: 0.357		6-3			1B		F8	6-3		4	0	1	0	0	0	0
Steve Garvey, R (1, 5) OBP: 0.303, SLG: 0.401		P6			F8		2B		6-3	4	0	1	0	0	0	1
Joe Ferguson, R (1, 2) OBP: 0.284, SLG: 0.347			F3		6-4-3		P3		S 1B	4	0	1	0	0	0	2
Don Sutton, R (1, 1) OBP: 0.230, SLG: 0.207 Jim Brewer, L (9, 1) OBP: 0.400, SLG: 0.400			S S S K			FC4-6 1B	P6		P4 1-2	4 0	0 0	1 0	0 0	0 0	1 0	2 0
Inning Stats	R: 0 E: 0 K: 0 S: 4 H: 1 LOB: 1 BB: 0 P: 4	R: 0 E: 0 K: 1 S: 5 H: 0 LOB: 0 BB: 0 P: 5	R: 0 E: 0 K: 1 S: 5 H: 0 LOB: 0 BB: 0 P: 5	R: 0 E: 0 K: 1 S: 5 H: 0 LOB: 0 BB: 0 P: 5	R: 0 E: 0 K: 0 S: 4 H: 1 LOB: 1 BB: 0 P: 4	R: 1 E: 0 K: 1 S: 7 H: 2 LOB: 2 BB: 1 P: 11	R: 0 E: 0 K: 0 S: 4 H: 1 LOB: 1 BB: 0 P: 4	R: 3 E: 0 K: 0 S: 5 H: 2 LOB: 0 BB: 1 P: 9	R: 0 E: 0 K: 0 S: 4 H: 1 LOB: 1 BB: 0 P: 4	1B: 6 2B: 1 3B: 0 HR: 1	SF: 0 SAC: 1 DP: 0 HBP: 0	WP: 1 PB: 0 SB: 1 CS: 0	PA: 37				

PITCHER	IP	WLS	BF	H	R	ER	SO	BB	IBB	HBP	BLK	WP	HR	S	P	ERA	WHIP
Jerry Reuss, L (1, 1) ERA: 5.04	8.0	L	33	7	4	4	4	0	2	0	0	1	1	39	47	4.50	0.875
Moe Drabowsky, R (9, 1) ERA: 3.04	1.0		4	1	0	0	0	0	0	0	0	0	0	4	4	0.00	1.000

PITCHER	IP	WLS	BF	H	R	ER	SO	BB	IBB	HBP	BLK	WP	HR	S	P	ERA	WHIP

AB	34
R	4
H	8
RBI	3
BB	2
SO	4
LOB	13

Los Angeles Dodgers @ St. Louis Cardinals

Busch Stadium, St. Louis, MO

Sun Aug 08 1971, 3:33 AM CDT

Att. 45,195 - Unknown

livebaseballscorecards.com

BOTTOM

Batter	1	2	3	4	5	6	7	8	9	AB	R	H	RBI	BB	SO	LOB
Lou Brock, L (1, 7) OBP: 0.390, SLG: 0.438	F7		K			BBBB FC5-6 1-2 BB			4-3 1B 1B	3	1	1	0	1	1	1
Jose Cruz, L (1, 8) OBP: 0.385, SLG: 0.392	BBBB G3-6 BB			BBBB SH5-3 E BB		FC5-6 G6-3 1-2 2-3f			F8	2	1	0	0	2	0	3
Matty Alou, L (1, 9) OBP: 0.356, SLG: 0.423	G3-6 1-2f			SH5-3 1-2		G6-3 1-2f			4-3 1-2	3	0	0	0	0	0	4
Joe Torre, R (1, 5) OBP: 0.422, SLG: 0.546		4-3		E6 G6-3 2-H			6-3		1B 2-H 1B	4	0	1	1	0	0	0
Ted Simmons, S (1, 2) OBP: 0.356, SLG: 0.410 Bob Stinson, S (9, PR) OBP: 0.200, SLG: 0.200		SSS K		G6-3 1-2f			F8		1-2 1B	4 0	0 0	1 0	0 0	0 0	1 0	1 0
Bob Burda, L (1, 3) OBP: 0.383, SLG: 0.358 Jim Beauchamp, R (9, PH) OBP: 0.286, SLG: 0.387		4-3			G3		L9		SSS K	3 1	0 0	0 0	0 0	0 0	0 1	0 2
Ted Kubiak, S (1, 4) OBP: 0.328, SLG: 0.343 (9, 6)			6-3		SSS K			4-3		3	0	0	0	0	1	0
Dal Maxvill, R (1, 6) OBP: 0.299, SLG: 0.267 Joe Hague, L (8, PH) OBP: 0.320, SLG: 0.365 Moe Drabowsky, R (9, 1)			SH3-4 1B		F3			F8		2 1 0	0 0 0	1 0 0	0 0 0	0 0 0	0 0 0	0 0 0
Jerry Reuss, L (1, 1) OBP: 0.226, SLG: 0.111 Julian Javier, R (8, PH) OBP: 0.286, SLG: 0.356 (9, 4)			SH3-4 1-2			BBBB FC5-6 BB BB		SSS K		0 1	0 0	0 0	0 0	1 0	0 1	0 0
Inning Stats	R: 0 E: 0 K: 0 S: 2 H: 0 LOB: 0 BB: 1 P: 6	R: 0 E: 0 K: 1 S: 5 H: 0 LOB: 0 BB: 0 P: 5	R: 0 E: 0 K: 1 S: 6 H: 1 LOB: 1 BB: 0 P: 6	R: 1 E: 1 K: 0 S: 3 H: 0 LOB: 0 BB: 1 P: 7	R: 0 E: 0 K: 1 S: 5 H: 0 LOB: 0 BB: 0 P: 5	R: 0 E: 0 K: 0 S: 2 H: 0 LOB: 1 BB: 2 P: 10	R: 0 E: 0 K: 0 S: 3 H: 0 LOB: 0 BB: 0 P: 3	R: 0 E: 0 K: 1 S: 5 H: 0 LOB: 0 BB: 0 P: 5	R: 1 E: 0 K: 1 S: 8 H: 3 LOB: 2 BB: 0 P: 8	1B: 4 2B: 0 3B: 0 HR: 0	SF: 0 SAC: 2 DP: 3 HBP: 0						

	AB	27
	R	2
	H	4
	RBI	1
	BB	4
	SO	5
	LOB	11

WP: 0 PB: 0 SB: 0 CS: 0 PA: 33

PITCHER		IP	WLS	BF	H	R	ER	SO	BB	IBB	HBP	BLK	WP	HR	S	P	ERA	WHIP
Don Sutton, R ERA: 2.87	(1, 1)	8.2	W	32	4	2	1	4	4	0	0	0	0	0	36	52	1.04	0.923
Jim Brewer, L ERA: 2.13	(9, 1)	0.1	S	1	0	0	0	1	0	0	0	0	0	0	3	3	0.00	0.000

PITCHER	IP	WLS	BF	H	R	ER	SO	BB	IBB	HBP	BLK	WP	HR	S	P	ERA	WHIP

Los Angeles Dodgers @ St. Louis Cardinals

Busch Stadium, St. Louis, MO

Mon Aug 09 1971, 7:05 PM CDT

Att. 26,723 - Unknown

livebaseballscorecards.com

TOP

Batter	1	2	3	4	5	6	7	8	9	AB	R	H	RBI	BB	SO	LOB
Maury Wills, S (1, 6) OBP: 0.323, SLG: 0.330	4-3	L1-3 1-2		1B 1B 1B		FC9-6 1B	F7			5	1	2	0	0	0	4
Bill Buckner, L (1, 9) OBP: 0.306, SLG: 0.377	K		1B 1B 1B	1B 1-2 1B		FC9-6 S 1-2f		P5		5	1	2	0	0	1	1
Willie Davis, L (1, 8) OBP: 0.343, SLG: 0.450	1B		1B 1-2 1B	F6-4 1-3 2-H 1B		F9 1-2		G3-6 1B		5	0	4	1	0	0	1
Willie Crawford, L (1, 7) OBP: 0.349, SLG: 0.502	F2		1B 1-H 2-H 1B	F6-4 1-2		P5		G3-6 1-2f		5	1	1	1	0	0	5
Jim Lefebvre, S (1, 4) OBP: 0.315, SLG: 0.395		E3 2B 2B	BBBB FC4-6 1B BB		K	F9	F9		6-3	4	1	0	0	1	1	0
Wes Parker, S (1, 3) OBP: 0.357, SLG: 0.371		2B 1-3 2B	1B 1-2 2-H 1B		2B	1B 2B	1B 2B		5-3	5	2	4	1	0	0	0
Duke Sims, L (1, 2) OBP: 0.346, SLG: 0.337		2B 2-H 3-H 2B	FC4-6 1-2f 2-3		IBB	1B IBB			BB	2	0	1	2	3	0	2
Steve Garvey, R (1, 5) OBP: 0.295, SLG: 0.390		F8	K		F8	F8	F8		F8	5	0	0	0	0	1	8
Al Downing, R (1, 1) OBP: 0.254, SLG: 0.239		L1-3 BB		K	4-1	1-2 2-H 1B				3	0	1	1	1	1	2
Jim Brewer, L (8, 1) OBP: 0.400, SLG: 0.400										0	0	0	0	0	0	0
Inning Stats	R: 0 E: 0 K: 1 S: 6 H: 1 LOB: 1 BB: 0 P: 6	R: 2 E: 1 K: 0 S: 5 H: 2 LOB: 1 BB: 1 P: 9	R: 2 E: 0 K: 1 S: 8 H: 4 LOB: 2 BB: 1 P: 12	R: 1 E: 0 K: 1 S: 7 H: 3 LOB: 1 BB: 0 P: 7	R: 0 E: 0 K: 1 S: 6 H: 1 LOB: 2 BB: 1 P: 10	R: 0 E: 0 K: 0 S: 4 H: 1 LOB: 1 BB: 0 P: 4	R: 1 E: 0 K: 0 S: 5 H: 2 LOB: 2 BB: 1 P: 9	R: 0 E: 0 K: 0 S: 3 H: 1 LOB: 0 BB: 0 P: 3	R: 0 E: 0 K: 0 S: 3 H: 0 LOB: 1 BB: 1 P: 7	1B: 11 2B: 6 3B: 0 HR: 0	SF: 0 SAC: 0 DP: 3 HBP: 0						

	AB	39
	R	6
	H	15
	RBI	6
	BB	5
	SO	4
	LOB	23

WP: 0 PB: 0 SB: 1 CS: 0 PA: 44

PITCHER		IP	WLS	BF	H	R	ER	SO	BB	IBB	HBP	BLK	WP	HR	S	P	ERA	WHIP
Bob Gibson, R ERA: 3.39	(1, 1)	7.0	L	37	14	6	5	4	2	2	0	0	0	0	41	57	6.43	2.286
Don Shaw, L ERA: 3.53	(8, 1)	2.0		7	1	0	0	0	1	0	0	0	0	0	6	10	0.00	1.000

PITCHER	IP	WLS	BF	H	R	ER	SO	BB	IBB	HBP	BLK	WP	HR	S	P	ERA	WHIP

Los Angeles Dodgers @ St. Louis Cardinals

Busch Stadium, St. Louis, MO

Mon Aug 09 1971, 7:05 PM CDT

Att. 26,723 - Unknown

BOTTOM

Batter	1	2	3	4	5	6	7	8	9	AB	R	H	RBI	BB	SO	LOB
Lou Brock, L (1, 7) OBP: 0.390, SLG: 0.437	S S S 0-3 K ①		x 0-0 1B 3-1 1B ③	x 0-0 4-3 ③			B B B B 4-0 4-3 1-2 BB	x 0-0 FC4-6 1-2f ③		4	1	1	0	1	1	3
Julian Javier, R (1, 4) OBP: 0.289, SLG: 0.358	x 0-0 6-3 ②		x 0-0 3-1 1-3 1B		x 0-0 1B		S S S 0-3 K ①		x 0-0 6-3 ①	4	0	2	0	0	1	2
Don Shaw, L (8, 1)										0	0	0	0	0	0	0
Jerry McNertney, R (9, PH) OBP: 0.339, SLG: 0.473										1	0	0	0	0	0	0
Matty Alou, L (1, 9) OBP: 0.352, SLG: 0.418	x 0-0 F8 ③		x 0-0 3-1 2-3 3-H ②		S S S 0-3 K ①		x 0-0 4-3 1-2 2-3 ②		x 0-0 F9 ②	5	0	0	1	0	1	4
Joe Torre, R (1, 5) OBP: 0.419, SLG: 0.542		x 0-0 5-3 ①	x 0-0 FC		x 0-0 F8 ②		x 0-0 5-3 ③		x 0-0 1B	5	0	1	0	0	0	4
Bob Stinson, S (9, PR) OBP: 0.200, SLG: 0.200										0	0	0	0	0	0	0
Ted Simmons, S (1, 2) OBP: 0.356, SLG: 0.408		B B B B 4-0 WP BB 1B BB	x 0-0 5-3 ③		x 0-0 F8 ③			x 0-0 WP BB 1B 1B	x 0-0 F7 ③	4	2	1	0	1	0	4
Jim Beauchamp, R (1, 3) OBP: 0.278, SLG: 0.377		S S S 0-3 K ②		S S S 0-3 K ①		x 0-0 F8 ①		x 0-0 F8 ①		4	0	0	0	0	2	2
Jose Cruz, L (1, 8) OBP: 0.394, SLG: 0.394		B B B B 4-0 WP 1-2 1B BB		x 0-0 1B 1B		x 0-0 5-3 ②		B B B B 4-0 WP 1-2 1B BB		2	2	1	0	2	0	0
Dal Maxvill, R (1, 6) OBP: 0.302, SLG: 0.271		x 0-0 1-H 2-H 1B ③		x 0-0 1-3 1B		x 0-0 6-3 ③		x 0-0 L3 1-2 2-3 ②		4	0	2	2	0	0	2
Bob Gibson, R (1, 1) OBP: 0.222, SLG: 0.333			x 0-0 P3 ①	S S S 0-3 K ②			x 0-0 4-3 BB 1B	x 0-0 FC4-6 2-H 3-H 1B		2	0	0	0	0	1	2
Ted Sizemore, R (7, PH) OBP: 0.319, SLG: 0.337										2	0	2	2	0	0	0
(8, 4)																

livebaseballscorecards.com

AB	37
R	5
H	10
RBI	5
BB	4
SO	6
LOB	23

Inning Stats	1	2	3	4	5	6	7	8	9
	R: 0 E: 0 K: 1 S: 5	H: 0 LOB: 0 BB: 0 P: 5	R: 2 E: 0 K: 1 S: 5	H: 1 LOB: 1 BB: 2 P: 13	R: 1 E: 0 K: 0 S: 6	H: 2 LOB: 2 BB: 0 P: 6	R: 0 E: 0 K: 2 S: 9	H: 2 LOB: 2 BB: 0 P: 9	R: 0 E: 0 K: 1 S: 6	H: 1 LOB: 1 BB: 0 P: 6	R: 0 E: 0 K: 0 S: 3	H: 0 LOB: 0 BB: 0 P: 3	R: 0 E: 0 K: 1 S: 6	H: 1 LOB: 2 BB: 1 P: 10	R: 2 E: 0 K: 0 S: 5	H: 2 LOB: 1 BB: 1 P: 9	R: 0 E: 0 K: 0 S: 4	H: 1 LOB: 1 BB: 0 P: 4

1B: 10	SF: 0	WP: 2
2B: 0	SAC: 0	PB: 0
3B: 0	DP: 0	SB: 0
HR: 0	HBP: 0	CS: 0

PA: 41

PITCHER		IP	WLS	BF	H	R	ER	SO	BB	IBB	HBP	BLK	WP	HR	S	P	ERA	WHIP
Al Downing, L ERA: 2.75	(1, 1)	7.2	W	36	9	5	5	6	4	0	0	0	2	0	44	60	5.87	1.696
Jim Brewer, L ERA: 2.08	(8, 1)	1.1	S	5	1	0	0	0	0	0	0	0	0	0	5	5	0.00	0.750

PITCHER	IP	WLS	BF	H	R	ER	SO	BB	IBB	HBP	BLK	WP	HR	S	P	ERA	WHIP

Atlanta Braves @ St. Louis Cardinals

Busch Stadium, St. Louis, MO

Tue Aug 10 1971, 7:05 PM CDT

Att. 20,921 - Unknown

TOP

livebaseballscorecards.com

Batter	1	2	3	4	5	6	7	8	9	AB	R	H	RBI	BB	SO	LOB
Felix Millan, R (1, 4) OBP: 0.352, SLG: 0.374	F7		F7		FC5-2, E, 1-2, 1B		SF8, 2-3, 3-H		F9	4	0	1	1	0	0	1
Ralph Garr, L (1, 7) OBP: 0.367, SLG: 0.434	6-3, 1B			F8	E4, FC5-2, 1-2, 2-3		6-3			4	0	1	0	0	0	3
Hank Aaron, R (1, 3) OBP: 0.409, SLG: 0.627	6-3, 1-2			1B, 1B	FC5-2, 1-2, 2-3, 3-Hf		FC6-4, IBB			3	0	1	0	1	0	4
Mike Lum, L (1, 9) OBP: 0.360, SLG: 0.401		F7		1-2, 1B	F8		FC6-4, 1-2f			4	0	1	0	0	0	5
Earl Williams, R (1, 2) OBP: 0.307, SLG: 0.433		F8		K		K		4-3		4	0	0	0	0	2	2
Sonny Jackson, L (1, 8) OBP: 0.316, SLG: 0.343		K		F9		6-3		B1		4	0	0	0	0	1	2
Zoilo Versalles, R (1, 5) OBP: 0.253, SLG: 0.381			6-3		SH5-4, 1B, 1B	5-3		1-3		4	1	1	0	0	0	0
Gil Garrido, R (8, 5) OBP: 0.263, SLG: 0.167										0	0	0	0	0	0	0
Marty Perez, R (1, 6) OBP: 0.275, SLG: 0.295			F7		SH5-4, 1-2		SH, SF8, 1B		6-3	3	1	1	0	0	0	0
George Stone, L (1, 1) OBP: 0.212, SLG: 0.235										2	0	2	1	0	0	0
Cecil Upshaw, R (8, 1)			1B		E, 1B, FC5-2, 2-H, 1B		SH, SF8, 1-3		6-3	1	0	0	0	0	0	0
Inning Stats	R: 0 E: 0 K: 0 S: 3 H: 1 LOB: 0 BB: 0 P: 3	R: 0 E: 0 K: 1 S: 5 H: 0 LOB: 0 BB: 0 P: 5	R: 0 E: 0 K: 0 S: 4 H: 1 LOB: 1 BB: 0 P: 4	R: 0 E: 0 K: 1 S: 7 H: 2 LOB: 2 BB: 0 P: 7	R: 1 E: 1 K: 0 S: 7 H: 3 LOB: 3 BB: 0 P: 7	R: 0 E: 0 K: 1 S: 5 H: 0 LOB: 0 BB: 0 P: 5	R: 1 E: 1 K: 0 S: 5 H: 1 LOB: 2 BB: 1 P: 9	R: 0 E: 0 K: 0 S: 3 H: 0 LOB: 0 BB: 0 P: 3	R: 0 E: 0 K: 0 S: 3 H: 0 LOB: 0 BB: 0 P: 3	1B: 8 2B: 0 3B: 0 HR: 0 SF: 1 SAC: 2 DP: 0 HBP: 0						

	AB	33
	R	2
	H	8
	RBI	2
	BB	1
	SO	3
	LOB	17

WP: 0 PB: 0 SB: 0 CS: 0 PA: 37

PITCHER		IP	WLS	BF	H	R	ER	SO	BB	IBB	HBP	BLK	WP	HR	S	P	ERA	WHIP
Reggie Cleveland, R ERA: 3.76	(1, 1)	8.0	L	34	8	2	1	3	0	1	0	0	0	0	39	43	1.12	1.000
Frank Linzy, R ERA: 1.9	(9, 1)	1.0		3	0	0	0	0	0	0	0	0	0	0	3	3	0.00	0.000

PITCHER	IP	WLS	BF	H	R	ER	SO	BB	IBB	HBP	BLK	WP	HR	S	P	ERA	WHIP

Batter	1	2	3	4	5	6	7	8	9	AB	R	H	RBI	BB	SO	LOB
Lou Brock, L (1, 7) OBP: 0.387, SLG: 0.433	F8		4-3			4-3		FC1-6 S 1-2f		4	0	0	0	0	0	1
Ted Sizemore, R (1, 9) (8, 4) OBP: 0.319, SLG: 0.335	F7			1B G6-4-3 1B		P4		1-3 1-3		4	1	1	0	0	0	1
Matty Alou, L (1, 3) OBP: 0.353, SLG: 0.419	K			G6-4-3 1-3 1B		FC6-4 1B		F8		4	0	2	0	0	1	1
Joe Torre, R (1, 5) OBP: 0.416, SLG: 0.537		5-3		G6-4-3 1-2f 3-H		FC6-4 1-2f			4-3	4	0	0	0	0	0	2
Ted Simmons, S (1, 2) OBP: 0.358, SLG: 0.410		F8 2B		5-3			5-3		BBBB G4-6-3 BB	3	0	1	0	1	0	0
Jose Cruz, L (1, 8) OBP: 0.396, SLG: 0.405		F8 2-3			S 1B		G5-3 2B		G4-6-3 1-2f	4	0	2	0	0	0	2
Ted Kubiak, S (1, 4) OBP: 0.326, SLG: 0.341 Jerry McNertney, R (7, PH) OBP: 0.344, SLG: 0.473 Bob Stinson, S (7, PR) OBP: 0.200, SLG: 0.200 (8, 9)		4-3			E4 G6-4-3 1-2		BBBB BB			2 0 0	0 0 0	0 0 0	0 0 0	0 1 0	0 0 0	2 0 0
Dal Maxvill, R (1, 6) OBP: 0.299, SLG: 0.268			6-3		L5		G5-3 2-3f			3	0	0	0	0	0	4
Reggie Cleveland, R (1, 1) OBP: 0.159, SLG: 0.194 Jim Beauchamp, R (8, PH) OBP: 0.283, SLG: 0.381 Frank Linzy, R (9, 1) OBP: 0.333, SLG: 0.333			SSS K		G6-4-3 1-2f			FC1-6 1B		2 1 0	0 0 0	0 1 0	0 0 0	0 0 0	1 0 0	2 0 0
Inning Stats	R: 0 E: 0 K: 1 S: 5 H: 0 LOB: 0 BB: 0 P: 5	R: 0 E: 0 K: 0 S: 4 H: 1 LOB: 1 BB: 0 P: 4	R: 0 E: 0 K: 1 S: 5 H: 0 LOB: 0 BB: 0 P: 5	R: 1 E: 0 K: 0 S: 4 H: 2 LOB: 0 BB: 0 P: 4	R: 0 E: 1 K: 0 S: 4 H: 1 LOB: 1 BB: 0 P: 4	R: 0 E: 0 K: 0 S: 4 H: 1 LOB: 1 BB: 0 P: 4	R: 0 E: 0 K: 0 S: 3 H: 1 LOB: 1 BB: 1 P: 7	R: 0 E: 0 K: 0 S: 4 H: 1 LOB: 1 BB: 0 P: 4	R: 0 E: 0 K: 0 S: 2 H: 0 LOB: 0 BB: 1 P: 6	1B: 5 2B: 2 3B: 0 HR: 0	SF: 0 SAC: 0 DP: 4 HBP: 0						

PITCHER		IP	WLS	BF	H	R	ER	SO	BB	IBB	HBP	BLK	WP	HR	S	P	ERA	WHIP
George Stone, L ERA: 2.71	(1, 1)	7.1	W	28	7	1	1	2	1	0	0	0	0	0	31	35	1.23	1.091
Cecil Upshaw, R ERA: 3.7	(8, 1)	1.2	S	5	0	0	0	0	1	0	0	0	0	0	4	8	0.00	0.600

PITCHER	IP	WLS	BF	H	R	ER	SO	BB	IBB	HBP	BLK	WP	HR	S	P	ERA	WHIP

BOTTOM

Atlanta Braves @ St. Louis Cardinals

Busch Stadium, St. Louis, MO

Tue Aug 10 1971, 7:05 PM CDT

Att. 20,921 - Unknown

livebaseballscorecards.com

AB	31
R	1
H	7
RBI	0
BB	2
SO	2
LOB	15

Batter	1	2	3	4	5	6	7	8	9	AB	R	H	RBI	BB	SO	LOB
Sonny Jackson, L (1, 8) OBP: 0.320, SLG: 0.351	S S S 0-3 ① K			x 0-0 1B SF9 1B		x 0-0 ③ 5-3		x 0-0 1B 1B	x 0-0 2B 3B	5	3	3	0	0	1	0
Ralph Garr, L (1, 7) OBP: 0.369, SLG: 0.435 Oscar Brown, R (8, 7) OBP: 0.281, SLG: 0.310	x 0-0 ② F8			x 0-0 ① F2			x 0-0 1B 1B	x 0-0 1B 1-3 BB 1B	x 0-0 3-H 2B	4 1	2 0	2 1	0 1	0 0	0 0	1 0
Hank Aaron, R (1, 3) OBP: 0.409, SLG: 0.624	x 0-0 ③ F8			x 0-0 CS 1-3 1B			x 0-0 ① F5	x 0-0 BB BB 2B 1-3 3-H 1B	x 0-0 ② F3	5	1	2	1	0	0	2
Mike Lum, L (1, 9) OBP: 0.361, SLG: 0.401		x 0-0 ① 4-3		x 0-0 ② SF9 3-H			x 0-0 1B 2B 1-3 1B	x 0-0 ② P6	B B B B 4-0 BB	3	1	1	1	1	0	2
Earl Williams, R (1, 2) OBP: 0.308, SLG: 0.431		x 0-0 ② F8		0-0 ③ CS 1-2	x 0-0 G4-3 1B		S S S 0-3 ② K	B B B B 4-0 BB 1-2 2B BB	x 0-0 ③ F3	4	1	1	0	1	1	4
Zoilo Versalles, R (1, 5) OBP: 0.260, SLG: 0.380		S S S 0-3 ③ K			x 0-0 ① F9		x 0-0 2B 1-2 3-H 1B	B B B B 4-0 1-2 2-3 3-H 2B BB		3	1	1	2	1	1	1
Gil Garrido, R (1, 4) OBP: 0.273, SLG: 0.205			x 0-0 ① 5-3		x 0-0 ② ③ G4-3 1-2f		x 0-0 1-3 2-H 2B	x 0-0 1-H 2-H 3-H 2B		4	0	2	4	0	0	1
Marty Perez, R (1, 6) OBP: 0.271, SLG: 0.290			x 0-0 ② G3			x 0-0 ① 5-3	x 0-0 ③ 6-3	x 0-0 ③ 1-3		4	0	0	0	0	0	3
Tom Kelley, R (1, 1) OBP: 0.071, SLG: 0.071 Mike McQueen, L (8, 1) OBP: 0.143, SLG: 0.143			S S S 0-3 ③ K			x 0-0 ② F9		S S S 0-3 ① K	S S S 0-3 ① K	3 1	0 0	0 0	0 0	0 0	2 1	0 0
Inning Stats	R: 0 E: 0 K: 1 S: 5 H: 0 LOB: 0 BB: 0 P: 5	R: 0 E: 0 K: 1 S: 5 H: 0 LOB: 0 BB: 0 P: 5	R: 0 E: 0 K: 1 S: 5 H: 0 LOB: 0 BB: 0 P: 5	R: 1 E: 0 K: 0 S: 4 H: 2 LOB: 0 BB: 0 P: 4	R: 0 E: 0 K: 0 S: 3 H: 1 LOB: 0 BB: 0 P: 3	R: 0 E: 0 K: 0 S: 3 H: 0 LOB: 0 BB: 0 P: 3	R: 2 E: 0 K: 1 S: 9 H: 4 LOB: 2 BB: 0 P: 9	R: 5 E: 0 K: 1 S: 9 H: 4 LOB: 1 BB: 2 P: 17	R: 1 E: 0 K: 1 S: 7 H: 2 LOB: 2 BB: 1 P: 11	1B: 9 2B: 3 3B: 1 HR: 0 SF: 1 SAC: 0 DP: 1 HBP: 0						WP: 0 PB: 0 SB: 0 CS: 1 PA: 42	

TOP

Atlanta Braves @ St. Louis Cardinals

Busch Stadium, St. Louis, MO

Wed Aug 11 1971, 7:05 PM CDT

Att. 21,906 - Unknown

livebaseballscorecards.com

AB	37
R	9
H	13
RBI	9
BB	3
SO	6
LOB	14

PITCHER		IP	WLS	BF	H	R	ER	SO	BB	IBB	HBP	BLK	WP	HR	S	P	ERA	WHIP
Chris Zachary, R ERA: 5.4	(1, 1)	7.1	L	29	9	5	5	5	0	0	0	0	0	0	39	39	6.14	1.227
Moe Drabowsky, R ERA: 3.53	(8, 1)	0.2		6	2	3	3	0	2	0	0	0	0	0	4	12	40.50	6.000
Daryl Patterson, R ERA: 5.72	(9, 1)	1.0		6	2	1	1	1	1	0	0	0	0	0	7	11	9.00	3.000

PITCHER	IP	WLS	BF	H	R	ER	SO	BB	IBB	HBP	BLK	WP	HR	S	P	ERA	WHIP

Batter	1	2	3	4	5	6	7	8	9	AB	R	H	RBI	BB	SO	LOB
Lou Brock, L (1, 7) OBP: 0.387, SLG: 0.430	BBBB 4-0 CS BB	SSS 0-3 ② K		x 0-0 ③ F7		BBBB 4-0 1B G3 BB		SSS 0-3 ② K		3	0	0	0	2	2	2
Jose Cruz, L (1, 8) OBP: 0.396, SLG: 0.400	x 0-0 ① BB 1B 1-2 1B	SSS 0-3 ③ K			BBBB 4-0 1B 1B BB	x 0-0 ② G3 1-2		x 0-0 ③ F9		4	2	1	0	1	1	3
Matty Alou, L (1, 3) OBP: 0.356, SLG: 0.419	BBBB 4-0 1B 1-2 1B BB	x 0-0 ① F9		x 0-0 1B 1-2 1B	x 0-0 1B 2-3 1B		x 0-0 ① F8		4	0	2	0	1	0	0
Joe Torre, R (1, 5) OBP: 0.416, SLG: 0.536	x 0-0 1B 1-2 2-H 1B	SSS 0-3 ② K		x 0-0 ① 1B 1-3 2-H 1B	x 0-0 ③ F8		x 0-0 ② F8		5	1	2	2	0	1	2
Ted Simmons, S (1, 2) OBP: 0.363, SLG: 0.414	SSS 0-3 ② K	BBBB 4-0 BB BB		x 0-0 2-H 1B		x 0-0 G4-3 1B		x 0-0 1B		4	0	3	1	1	1	2
Joe Hague, L (1, 9) OBP: 0.325, SLG: 0.365	x 0-0 ③ 1-2 2-H 1B	BBBB 4-0 1-2 BB		4-0 IBB		x 0-0 ①② G4-3 1-2f		SSS 0-3 ③ K2-3		3	0	1	0	2	1	2
Ted Sizemore, R (1, 4) OBP: 0.321, SLG: 0.341	x 0-0 1B 1B	x 0-0 ③ F8		x 0-0 ② F9		x 0-0 2B				4	0	2	0	0	0	4
Ted Kubiak, S (1, 6) OBP: 0.322, SLG: 0.336	SSS 0-3 ① K	x 0-0 ① F8		x 0-0 ③ 1-4-3		x 0-0 ③ F7				4	0	0	0	0	1	4
Chris Zachary, L (1, 1) OBP: 0.267, SLG: 0.267 Moe Drabowsky, R (8, 1) Jim Beauchamp, R (8, PH) OBP: 0.281, SLG: 0.378 Daryl Patterson, L (9, 1)	x 0-0 1-2 1B	x 0-0 ② P5		x 0-0 ① G3		x 0-0 ① F8				3 0 1 0	0 0 0 0	1 0 0 0	0 0 0 0	0 0 0 0	0 0 0 0	0 0 0 0
Inning Stats	R: 1 H: 3 E: 0 LOB: 3 K: 1 BB: 2 S: 6 P: 14	R: 0 H: 2 E: 0 LOB: 2 K: 3 BB: 0 S: 11 P: 11	R: 0 H: 0 E: 0 LOB: 2 K: 1 BB: 2 S: 5 P: 13	R: 0 H: 0 E: 0 LOB: 0 K: 0 BB: 0 S: 3 P: 3	R: 2 H: 3 E: 0 LOB: 2 K: 0 BB: 2 S: 5 P: 13	R: 0 H: 1 E: 0 LOB: 2 K: 0 BB: 1 S: 4 P: 8	R: 0 H: 2 E: 0 LOB: 1 K: 0 BB: 0 S: 4 P: 4	R: 0 H: 0 E: 0 LOB: 0 K: 1 BB: 0 S: 5 P: 5	R: 0 H: 1 E: 0 LOB: 1 K: 1 BB: 0 S: 6 P: 6	1B: 11 2B: 1 3B: 0 HR: 0	SF: 0 SAC: 0 DP: 1 HBP: 0					

PITCHER		IP	WLS	BF	H	R	ER	SO	BB	IBB	HBP	BLK	WP	HR	S	P	ERA	WHIP
Tom Kelley, R ERA: 2.78	(1, 1)	7.0	W	35	11	3	3	5	6	1	0	0	0	0	38	66	3.86	2.429
Mike McQueen, L ERA: 3.4	(8, 1)	2.0	S	7	1	0	0	2	0	0	0	0	0	0	11	11	0.00	0.500

PITCHER	IP	WLS	BF	H	R	ER	SO	BB	IBB	HBP	BLK	WP	HR	S	P	ERA	WHIP

BOTTOM

Atlanta Braves @ St. Louis Cardinals

Busch Stadium, St. Louis, MO

Wed Aug 11 1971, 7:05 PM CDT

Att. 21,906 - Unknown

livebaseballscorecards.com

AB	35
R	3
H	12
RBI	3
BB	7
SO	7
LOB	19

WP: 0 PA: 42
PB: 0
SB: 0
CS: 1

Batter	1	2	3	4	5	6	7	8	9	AB	R	H	RBI	BB	SO	LOB
Lou Brock, L (1, 7) OBP: 0.386, SLG: 0.429	S S S 0-3 ① K		x 0-0 ① FC6-4 2B 1-2f 2-3 3-1		x 0-0 ① 5-3			x 0-0 ① F9		1	0	0	0	0	1	0
Ted Kubiak, S (1, 4) OBP: 0.319, SLG: 0.332										3	1	0	0	0	0	2
Ted Sizemore, R (1, 4) (1, 7) OBP: 0.323, SLG: 0.344	x 0-0 ② L8		x 0-0 3-1 1B 1-3 3-H 2B		x 0-0 ② F7			B B B B 4-0 FC5 1B BB		3	1	1	1	1	0	0
Matty Alou, L (1, 9) OBP: 0.355, SLG: 0.418	x 0-0 FC6-4 1B		x 0-0 ② 3-1 2-3 3-H		x 0-0 ③ 6-3			x 0-0 ② F9		4	0	1	1	0	0	2
Joe Torre, R (1, 5) OBP: 0.417, SLG: 0.536	x 0-0 ③ FC6-4 1-2f		x 0-0 3-H 1B			S S S 0-3 ① K		x 0-0 1-2 1B		4	0	2	1	0	1	1
Ted Simmons, S (1, 2) OBP: 0.360, SLG: 0.409		x 0-0 ① G3	S S S 0-3 ③ K			x 0-0 ② L8		x 0-0 ③ FC5 2-3f		4	0	0	0	0	1	3
Jim Beauchamp, R (1, 3) OBP: 0.276, SLG: 0.371		x 0-0 ② L8		S S S 0-3 ① K		x 0-0 ③ 1-3			x 0-0 ① F7	3	0	0	0	0	1	0
Joe Hague, L (7, 3) OBP: 0.324, SLG: 0.363										1	0	0	0	0	0	0
Jose Cruz, L (1, 8) OBP: 0.387, SLG: 0.388		x 0-0 ③ F6		S S S 0-3 ② K			x 0-0 ① L8		x 0-0 ② F7	4	0	0	0	0	1	0
Dal Maxvill, R (1, 6) OBP: 0.294, SLG: 0.263			x 0-0 E6 FC6-4 1B 2B	x 0-0 E4			x 0-0 ② L8		S S S 0-3 ③ K	4	1	0	0	0	1	0
Steve Carlton, L (1, 1) OBP: 0.219, SLG: 0.243			x 0-0 1-2 FC6-4 1B	S S S 0-3 ③ K			x 0-0 ③ 4-3			3	0	1	0	0	1	1

TOP

St. Louis Cardinals @ Pittsburgh Pirates

Three Rivers Stadium, Pittsburgh, PA

Thu Aug 12 1971, 7:05 PM EDT
Att. 21,805 - Unknown

livebaseballscorecards.com

AB	34
R	3
H	5
RBI	3
BB	1
SO	7
LOB	9

Inning Stats	1	2	3	4	5	6	7	8	9
	R: 0 E: 0 K: 1 S: 6	H: 1 LOB: 1 BB: 0 P: 6	R: 0 E: 0 K: 0 S: 3	H: 0 LOB: 0 BB: 0 P: 3	R: 3 E: 1 K: 1 S: 9	H: 3 LOB: 1 BB: 0 P: 9	R: 0 E: 1 K: 3 S: 10	H: 0 LOB: 1 BB: 0 P: 10	R: 0 E: 0 K: 0 S: 3	H: 0 LOB: 0 BB: 0 P: 3	R: 0 E: 0 K: 1 S: 5	H: 0 LOB: 0 BB: 0 P: 5	R: 0 E: 0 K: 0 S: 3	H: 0 LOB: 0 BB: 0 P: 3	R: 0 E: 0 K: 0 S: 4	H: 1 LOB: 2 BB: 1 P: 8	R: 0 E: 0 K: 1 S: 5	H: 0 LOB: 0 BB: 0 P: 5

| | | | | | | | | | |

Batter	1	2	3	4	5	6	7	8	9	AB	R	H	RBI	BB	SO	LOB
Dave Cash, R (1, 4) (7, 5) OBP: 0.374, SLG: 0.388	0-0 1B 2B 2B	0-0 6-3 ③			0-0 F8 ②		0-0 FC6-4 ② 1-2f			4	1	1	0	0	0	1
Gene Clines, R (1, 8) OBP: 0.369, SLG: 0.387	0-0 2B 2-3 1B		0-0 L9 ①		BBB 4-0 CS BB		SSS 0-3 K ③			3	1	1	0	1	1	1
Roberto Clemente, R (1, 9) OBP: 0.351, SLG: 0.501	0-0 CS 1-H 3-H 2B		0-0 L4 ②		0-0 L ③ 1-2	0-0 5-3 ①		0-0 4-3 ①		5	0	1	2	0	0	1
Willie Stargell, L (1, 7) OBP: 0.393, SLG: 0.660	BBBB 4-0 CS BB		SSS 0-3 K ③			SSS 0-3 K ②		SSS 0-3 K ②		3	0	0	0	1	3	0
Manny Sanguillen, R (1, 2) OBP: 0.356, SLG: 0.437	SSS 0-3 K ① ② 1-2 2-3			0-0 1B		0-0 1B		0-0 4-3 ③		4	0	2	0	0	1	2
Bob Robertson, R (1, 3) OBP: 0.357, SLG: 0.501 Vic Davalillo, L (9, PR) OBP: 0.316, SLG: 0.355	4-0 IBB			0-0 F7 ①		0-0 1-3 1B			0-0 SH2-4 1B	3 0	0 0	2 0	0 0	1 0	0 0	1 0
Richie Hebner, L (1, 5) OBP: 0.345, SLG: 0.527 Bill Mazeroski, R (6, PH) (7, 4) OBP: 0.317, SLG: 0.304	SSS 0-3 K ③			SSS 0-3 K ②		0-0 6-3 ③			0-0 SH2-4 ① 1-2	2 1	0 0	0 0	0 0	0 0	2 0	3 2
Gene Alley, R (1, 6) OBP: 0.310, SLG: 0.376		0-0 L9 ①		0-0 6-3 ③			0-0 FC6-4 1B		0-0 F7 ②	4	0	1	0	0	0	3
Luke Walker, L (1, 1) OBP: 0.103, SLG: 0.028 Rennie Stennett, R (7, PH) OBP: 0.294, SLG: 0.344 Bob Miller, R (8, 1) Jackie Hernandez, R (9, PH) OBP: 0.258, SLG: 0.336		SSS 0-3 K ②			SSS 0-3 K ①		SSS 0-3 K ①		0-0 F8 ③	2 1 0 1	0 0 0 0	0 0 0 0	0 0 0 0	0 0 0 0	2 0 0 0	0 1 0 2
Inning Stats	R: 2 E: 0 K: 2 S: 9 H: 3 LOB: 2 BB: 2 P: 17	R: 0 E: 0 K: 1 S: 5 H: 0 LOB: 0 BB: 0 P: 5	R: 0 E: 0 K: 1 S: 5 H: 0 LOB: 0 BB: 0 P: 5	R: 0 E: 0 K: 1 S: 6 H: 1 LOB: 1 BB: 0 P: 6	R: 0 E: 0 K: 1 S: 4 H: 0 LOB: 0 BB: 1 P: 8	R: 0 E: 0 K: 1 S: 7 H: 2 LOB: 2 BB: 0 P: 7	R: 0 E: 0 K: 2 S: 8 H: 1 LOB: 1 BB: 0 P: 8	R: 0 E: 0 K: 1 S: 5 H: 0 LOB: 0 BB: 0 P: 5	R: 0 E: 0 K: 0 S: 4 H: 1 LOB: 2 BB: 0 P: 4	1B: 6 2B: 3 3B: 0 HR: 0	SF: 0 SAC: 1 DP: 1 HBP: 0						

PITCHER	IP	WLS	BF	H	R	ER	SO	BB	IBB	HBP	BLK	WP	HR	S	P	ERA	WHIP
Steve Carlton, L (1, 1) ERA: 3.54	9.0	W	37	8	2	2	10	2	1	0	0	0	0	53	65	2.00	1.111

PITCHER	IP	WLS	BF	H	R	ER	SO	BB	IBB	HBP	BLK	WP	HR	S	P	ERA	WHIP

BOTTOM

St. Louis Cardinals @ Pittsburgh Pirates

Three Rivers Stadium, Pittsburgh, PA

Thu Aug 12 1971, 7:05 PM EDT

Att. 21,805 - Unknown

livebaseballscorecards.com

AB	33
R	2
H	8
RBI	2
BB	3
SO	10
LOB	17

Batter	1	2	3	4	5	6	7	8	9	AB	R	H	RBI	BB	SO	LOB
Matty Alou, L (1, 3) OBP: 0.353, SLG: 0.414	5-3	6-3		F3			F1		IBB	4	0	0	0	1	0	3
Ted Sizemore, R (1, 7) OBP: 0.321, SLG: 0.342	5-3		1-3, 1B	5-3			L7		L7	5	1	1	0	0	0	2
Jose Cruz, L (1, 8) OBP: 0.379, SLG: 0.378	F5		1-3 1-2		L4			L7		4	0	0	0	0	0	1
Joe Torre, R (1, 5) OBP: 0.417, SLG: 0.534		BBBB 1B, E, BB	WP, 1B 2-H, 1B		L8			SSS K		3	1	1	1	1	1	0
Ted Simmons, S (1, 2) OBP: 0.364, SLG: 0.413		E 1-2, 1B	WP 1-2, 1B		4-3			FC6-4 1B		4	0	3	0	0	0	0
Joe Hague, L (1, 9) OBP: 0.320, SLG: 0.357		E6, IBB 1-3 2-H	F8 1-2 2-3			L7		FC6-4 1-2f		4	0	0	0	0	0	4
Ted Kubiak, S (1, 4) OBP: 0.327, SLG: 0.337		IIII 1-2, IBB	IIII IBB			G6-4-3 1B			SH3-4 1B	2	0	2	0	2	0	0
Dal Maxvill, R (1, 6) OBP: 0.291, SLG: 0.260		SSS K	SSS K			G6-4-3 1-2f			SH3-4 1-2	3	0	0	0	0	2	7
Jerry Reuss, L (1, 1) OBP: 0.211, SLG: 0.102		SSS K		6-3			1-3		SSS K	4	0	0	0	0	2	4
Inning Stats	R: 0 E: 0 K: 0 S: 3 H: 0 LOB: 0 BB: 0 P: 3	R: 1 E: 1 K: 2 S: 9 H: 1 LOB: 3 BB: 2 P: 17	R: 1 E: 0 K: 1 S: 8 H: 3 LOB: 3 BB: 1 P: 12	R: 0 E: 0 K: 0 S: 3 H: 0 LOB: 0 BB: 0 P: 3	R: 0 E: 0 K: 0 S: 3 H: 0 LOB: 0 BB: 0 P: 3	R: 0 E: 0 K: 0 S: 3 H: 1 LOB: 0 BB: 0 P: 3	R: 0 E: 0 K: 0 S: 3 H: 0 LOB: 0 BB: 0 P: 3	R: 0 E: 0 K: 1 S: 6 H: 1 LOB: 1 BB: 0 P: 6	R: 0 E: 0 K: 1 S: 6 H: 1 LOB: 2 BB: 1 P: 10	1B: 7 2B: 0 3B: 0 HR: 0 SF: 0 SAC: 1 DP: 1 HBP: 0						

PITCHER	IP	WLS	BF	H	R	ER	SO	BB	IBB	HBP	BLK	WP	HR	S	P	ERA	WHIP
Steve Blass, R (1, 1) ERA: 3.01	8.0	L	33	6	2	1	4	1	2	0	0	1	0	38	50	1.12	0.875
Dave Giusti, R (9, 1) ERA: 3.41	1.0		5	1	0	0	1	0	1	0	0	0	0	6	10	0.00	1.000

PITCHER	IP	WLS	BF	H	R	ER	SO	BB	IBB	HBP	BLK	WP	HR	S	P	ERA	WHIP

TOP

St. Louis Cardinals @ Pittsburgh Pirates

Three Rivers Stadium, Pittsburgh, PA

Fri Aug 13 1971, 7:05 PM EDT
Att. 31,563 - Unknown

livebaseballscorecards.com

AB	33
R	2
H	7
RBI	1
BB	4
SO	5
LOB	21

WP: 1	PA: 38		
PB: 0			
SB: 0			
CS: 0			

Batter	1	2	3	4	5	6	7	8	9	AB	R	H	RBI	BB	SO	LOB
Dave Cash, R (1, 4) OBP: 0.376, SLG: 0.387	BBBB 4-0 5-3 1B BB		x 0-0 6-3 ①		x 0-0 L9 ③			x 0-0 1B		3	0	1	0	1	0	0
Gene Clines, R (1, 7) OBP: 0.367, SLG: 0.384	x 0-0 5-3 1-2 1B		x 0-0 L3-1 ②			x 0-0 L4 ①		x 0-0 L1-3 ③		4	0	1	0	0	0	1
Roberto Clemente, R (1, 9) OBP: 0.350, SLG: 0.498	SSS 0-3 K ①		BBBB 4-0 BB			x 0-0 6-3 ②			x 0-0 F9 ①	3	0	0	0	1	1	2
Manny Sanguillen, R (1, 2) OBP: 0.355, SLG: 0.435	x 0-0 5-3 1-2 2-3 ②		x 0-0 1-3 ③			SSS 0-3 K ③			x 0-0 1B 1B	4	0	1	0	0	1	3
Bob Robertson, R (1, 3) OBP: 0.358, SLG: 0.500	BBBB 4-0 BB			x 0-0 L6 ①			x 0-0 5-3 ①		x 0-0 1-2 1B	3	0	1	0	1	0	0
Richie Hebner, L (1, 5) OBP: 0.341, SLG: 0.520	SSS 0-3 K ③			SSS 0-3 K ②			SSS 0-3 K ②		SSS 0-3 K ②	4	0	0	0	0	4	5
Al Oliver, L (1, 8) OBP: 0.309, SLG: 0.396		x 0-0 F8 ①		x 0-0 F7 ③			x 0-0 L7 ③		SSS 0-3 K ③	4	0	0	0	0	1	2
Gene Alley, R (1, 6) OBP: 0.309, SLG: 0.375 Jackie Hernandez, R (4, 6) OBP: 0.255, SLG: 0.331		x 0-0 5-3 ②			x 0-0 F9 ①			x 0-0 F4 ①		1 2	0 0	0 0	0 0	0 0	0 0	0 0
Steve Blass, R (1, 1) OBP: 0.113, SLG: 0.145 Rennie Stennett, R (8, PH) OBP: 0.286, SLG: 0.333 Dave Giusti, R (9, 1) OBP: 0.143, SLG: 0.077		x 0-0 4-3 ③			x 0-0 F7 ②			x 0-0 4-3 ②		2 1 0	0 0 0	0 0 0	0 0 0	0 0 0	0 0 0	0 0 0
Inning Stats	R: 0 H: 1 E: 0 LOB: 3 K: 2 BB: 2 S: 8 P: 16	R: 0 H: 0 E: 0 LOB: 0 K: 0 BB: 0 S: 3 P: 3	R: 0 H: 0 E: 0 LOB: 1 K: 0 BB: 1 S: 3 P: 7	R: 0 H: 0 E: 0 LOB: 0 K: 1 BB: 0 S: 5 P: 5	R: 0 H: 0 E: 0 LOB: 0 K: 0 BB: 0 S: 3 P: 3	R: 0 H: 0 E: 0 LOB: 0 K: 1 BB: 0 S: 5 P: 5	R: 0 H: 0 E: 0 LOB: 0 K: 1 BB: 0 S: 5 P: 5	R: 0 H: 1 E: 0 LOB: 1 K: 0 BB: 0 S: 4 P: 4	R: 0 H: 2 E: 0 LOB: 2 K: 2 BB: 0 S: 9 P: 9	1B: 4 SF: 0 2B: 0 SAC: 0 3B: 0 DP: 0 HR: 0 HBP: 0						

PITCHER		IP	WLS	BF	H	R	ER	SO	BB	IBB	HBP	BLK	WP	HR	S	P	ERA	WHIP
Jerry Reuss, L ERA: 4.76	(1, 1)	9.0	W	34	4	0	0	7	3	0	0	0	0	0	45	57	0.00	0.778

PITCHER	IP	WLS	BF	H	R	ER	SO	BB	IBB	HBP	BLK	WP	HR	S	P	ERA	WHIP

BOTTOM

St. Louis Cardinals @ Pittsburgh Pirates

Three Rivers Stadium, Pittsburgh, PA

Fri Aug 13 1971, 7:05 PM EDT

Att. 31,563 - Unknown

livebaseballscorecards.com

AB	31
R	0
H	4
RBI	0
BB	3
SO	7
LOB	13

Batter	1	2	3	4	5	6	7	8	9	AB	R	H	RBI	BB	SO	LOB
Matty Alou, L (1, 3) OBP: 0.353, SLG: 0.410	BBBB 4-0 1B 1B BB	SSS 0-3 ① K		x 0-0 ② F8	4-0 IBB		x 0-0 E4 1B	SSS 0-3 ② K		4	1	0	0	2	2	2
Ted Sizemore, R (1, 7) OBP: 0.321, SLG: 0.341	x 0-0 ① F9	x 0-0 1B 1B		x 0-0 ③ 6-3	x 0-0 ③ F9		x 0-0 1-2 1B	x 0-0 ③ FC5 2-3f		6	0	2	0	0	0	6
Jose Cruz, L (1, 8) OBP: 0.372, SLG: 0.369	x 0-0 1B 1-2 1B 1B	x 0-0 ② F8			x 0-0 ① 4-3	x 0-0 ① 4-3	SSS 0-3 ③ K		x 0-0 ① F8	6	1	1	0	0	1	3
Joe Torre, R (1, 5) OBP: 0.420, SLG: 0.536	x 0-0 1B 1-3 2-H HR 1B	x 0-0 1-3 1B			x 0-0 2B 2B 1B	SSS 0-3 ② K		x 0-0 ① F2	x 0-0 G1-6-3 1B	6	2	4	1	0	1	0
Ted Simmons, S (1, 2) OBP: 0.368, SLG: 0.420	x 0-0 1-2 3-H HR 1B	x 0-0 ③ 4-3			x 0-0 1-3 2B 2B	x 0-0 BB 1B		x 0-0 BB BB 1B	x 0-0 ② ③ G1-6-3 1-2f	6	3	4	1	0	0	3
Joe Hague, L (1, 9) OBP: 0.328, SLG: 0.373	x 0-0 1-H 2-H HR	SSS 0-3 ① K			4-0 2B SF9 IBB	BBBB 4-0 1-2 BB		x 0-0 BB BB 1-2 1B 1B		3	3	2	3	2	1	0
Ted Kubiak, S (1, 4) OBP: 0.331, SLG: 0.342	x 0-0 E 1B	x 0-0 ② F9			x 0-0 SF9 1-3 2-H 3-H 2B	SSS 0-3 ③ K		BBBB 4-0 BB 1-2 2-3 1B BB		4	1	2	2	1	1	2
Dal Maxvill, R (1, 6) OBP: 0.293, SLG: 0.257	SSS 0-3 ② K	x 0-0 ③ 4-3			4-0 SF9 IBB	x 0-0 ① F8	BBBB 4-0 FC5 1B 1-2 2-3 3-H BB			3	0	0	1	2	1	1
Bob Gibson, R (1, 1) OBP: 0.221, SLG: 0.328	x 0-0 ③ 5-3 1-2			SSS 0-3 ① K	x 0-0 ② SF9 1-2 2-3 3-H	x 0-0 ② F9	x 0-0 1-2 2-H 3-H 1B			4	0	1	3	0	1	1
Inning Stats	R: 5 E: 1 K: 1 S: 10 H: 5 LOB: 1 BB: 1 P: 14	R: 0 E: 0 K: 1 S: 7 H: 2 LOB: 2 BB: 0 P: 7	R: 0 E: 0 K: 1 S: 5 H: 0 LOB: 0 BB: 0 P: 5	R: 0 E: 0 K: 1 S: 5 H: 0 LOB: 0 BB: 0 P: 5	R: 3 E: 0 K: 0 S: 6 H: 3 LOB: 3 BB: 3 P: 18	R: 0 E: 0 K: 2 S: 8 H: 1 LOB: 2 BB: 1 P: 12	R: 0 E: 1 K: 1 S: 7 H: 1 LOB: 2 BB: 0 P: 7	R: 3 E: 0 K: 1 S: 8 H: 3 LOB: 2 BB: 2 P: 16	R: 0 E: 0 K: 0 S: 3 H: 1 LOB: 0 BB: 0 P: 3	1B: 13 2B: 2 3B: 0 HR: 1 SF: 1 SAC: 0 DP: 1 HBP: 0						

PITCHER		IP	WLS	BF	H	R	ER	SO	BB	IBB	HBP	BLK	WP	HR	S	P	ERA	WHIP
Bob Johnson, R ERA: 3.56	(1, 1)	0.1	L	6	4	5	5	0	1	0	0	0	0	1	5	9	135.00	15.000
Bob Moose, R ERA: 4.26	(1, 1)	4.2		23	6	3	3	4	0	3	0	0	0	0	28	40	5.79	1.286
Bob Veale, L ERA: 7.41	(6, 1)	3.0		18	5	3	3	4	3	0	0	0	0	0	23	35	9.00	2.667
Nelson Briles, R ERA: 3.86	(9, 1)	1.0		3	1	0	0	0	0	0	0	0	0	0	3	3	0.00	1.000

PITCHER	IP	WLS	BF	H	R	ER	SO	BB	IBB	HBP	BLK	WP	HR	S	P	ERA	WHIP

TOP

St. Louis Cardinals @ Pittsburgh Pirates

Three Rivers Stadium, Pittsburgh, PA

Sat Aug 14 1971, 7:05 PM EDT

Att. 30,678 - Unknown

livebaseballscorecards.com

AB	42
R	11
H	16
RBI	11
BB	7
SO	8
LOB	18

WP: 0 PA: 50
PB: 0
SB: 0
CS: 0

Batter	1	2	3	4	5	6	7	8	9	AB	R	H	RBI	BB	SO	LOB
Dave Cash, R (1, 5) OBP: 0.372, SLG: 0.383	F9		F9			F9		5-3		4	0	0	0	0	0	1
Vic Davalillo, L (1, 9) OBP: 0.311, SLG: 0.348	F8		FC6-4 1-2f			F6			6-3	4	0	0	0	0	0	1
Al Oliver, L (1, 8) OBP: 0.306, SLG: 0.392	F7			F6		G3			4-3	4	0	0	0	0	0	0
Willie Stargell, L (1, 7) OBP: 0.392, SLG: 0.655		K		BB			K		K	3	0	0	0	1	3	0
Milt May, L (1, 2) OBP: 0.286, SLG: 0.390		K		F7			F8			3	0	0	0	0	1	1
Bob Robertson, R (1, 3) OBP: 0.358, SLG: 0.497		K		K			BB			2	0	0	0	1	2	2
Bill Mazeroski, R (1, 4) OBP: 0.312, SLG: 0.298		F3			1-3		L6			3	0	0	0	0	0	2
Jackie Hernandez, R (1, 6) OBP: 0.256, SLG: 0.327			FC6-4 BB		K			G3		2	0	0	0	1	1	0
Bob Johnson, L (1, 1) OBP: 0.190, SLG: 0.056										0	0	0	0	0	0	0
Bob Moose, R (1, 1) OBP: 0.167, SLG: 0.118										1	0	0	0	0	1	1
Charlie Sands, L (5, PH) OBP: 0.393, SLG: 0.455										1	0	0	0	0	1	0
Bob Veale, S (6, 1) OBP: 0.375, SLG: 0.375										0	0	0	0	0	0	0
Gene Clines, R (8, PH) OBP: 0.365, SLG: 0.382										1	0	0	0	0	1	0
Nelson Briles, R (9, 1) OBP: 0.250, SLG: 0.391			K		K				K	0	0	0	0	0	0	0
Inning Stats	R: 0 E: 0 K: 0 S: 3 H: 0 LOB: 0 BB: 0 P: 3	R: 0 E: 0 K: 3 S: 10 H: 0 LOB: 1 BB: 0 P: 10	R: 0 E: 0 K: 1 S: 5 H: 0 LOB: 1 BB: 1 P: 9	R: 0 E: 0 K: 1 S: 5 H: 0 LOB: 1 BB: 1 P: 9	R: 0 E: 0 K: 2 S: 7 H: 0 LOB: 0 BB: 0 P: 7	R: 0 E: 0 K: 0 S: 3 H: 0 LOB: 0 BB: 0 P: 3	R: 0 E: 0 K: 1 S: 5 H: 0 LOB: 1 BB: 1 P: 9	R: 0 E: 0 K: 1 S: 5 H: 0 LOB: 0 BB: 0 P: 5	R: 0 E: 0 K: 1 S: 5 H: 0 LOB: 0 BB: 0 P: 5	1B: 0 2B: 0 3B: 0 HR: 0	SF: 0 SAC: 0 DP: 0 HBP: 0					

PITCHER		IP	WLS	BF	H	R	ER	SO	BB	IBB	HBP	BLK	WP	HR	S	P	ERA	WHIP
Bob Gibson, R ERA: 3.22	(1, 1)	9.0	W	31	0	0	0	10	3	0	0	0	1	0	48	60	0.00	0.333

PITCHER	IP	WLS	BF	H	R	ER	SO	BB	IBB	HBP	BLK	WP	HR	S	P	ERA	WHIP

BOTTOM

St. Louis Cardinals @ Pittsburgh Pirates

Three Rivers Stadium, Pittsburgh, PA

Sat Aug 14 1971, 7:05 PM EDT

Att. 30,678 - Unknown

livebaseballscorecards.com

AB	28
R	0
H	0
RBI	0
BB	3
SO	10
LOB	8

WP: 1 PA: 31
PB: 0
SB: 0
CS: 0

Batter	1	2	3	4	5	6	7	8	9	AB	R	H	RBI	BB	SO	LOB
Matty Alou, L (1, 3) OBP: 0.357, SLG: 0.421	0-0 CS BB 1B		0-0 WP 1B 1B		0-0 FC5-4 1B 1B		0-0 ① F8	0-0 1-H 3-H HR		5	1	4	3	0	0	1
Ted Sizemore, R (1, 7) (8, 4) OBP: 0.320, SLG: 0.337	B B B B 4-0 CS 1-2 BB		0-0 ① F9 1-2		0-0 ① F9		S S S 0-3 ② K	0-0 ③ G3		4	0	0	0	1	1	4
Jose Cruz, L (1, 8) OBP: 0.378, SLG: 0.377	S S S 0-3 ① ② K 1-2 2-3		0-0 ② 2-H 1B		0-0 FC5-4 1-2 1B		0-0 ③ 4-1		0-0 G4-6-3 1B	5	0	3	0	0	1	3
Joe Torre, R (1, 5) OBP: 0.418, SLG: 0.532	B B B B 4-0 FC6-4 BB		0-0 ③ 6-3		0-0 ② FC5-4 1-2f 2-3			0-0 ① 6-3	0-0 ① ② G4-6-3 1-2f	4	0	0	0	1	0	4
Ted Simmons, S (1, 2) OBP: 0.366, SLG: 0.417	0-0 ③ FC6-4 1-2f			0-0 ① L6	0-0 ③ F3			0-0 1B 1B 1B 1B	0-0 ③ 4-3	5	1	1	0	0	0	4
Joe Hague, L (1, 9) OBP: 0.333, SLG: 0.391		0-0 HR		0-0 BB 1B		0-0 ① F6		0-0 1B 1-2 1B 1B		4	2	3	1	0	0	0
Ted Kubiak, S (1, 4) (8, 6) OBP: 0.333, SLG: 0.342		0-0 ① F7		B B B B 4-0 1-2 BB		0-0 ② 1-3		0-0 1B 1-2 2-3 HR 1B		3	1	1	0	1	0	0
Dal Maxvill, R (1, 6) OBP: 0.293, SLG: 0.258 Lou Brock, L (8, PH) OBP: 0.386, SLG: 0.429 (8, 7)		0-0 ② 6-3		0-0 ② L8		0-0 CS 1B		S S S 0-3 ② K		3 1	0 0	1 0	0 0	0 0	0 1	2 3
Reggie Cleveland, R (1, 1) OBP: 0.154, SLG: 0.188 Bob Burda, L (7, PH) OBP: 0.393, SLG: 0.370 Bob Stinson, S (7, PR) OBP: 0.200, SLG: 0.200 Frank Linzy, R (7, 1) OBP: 0.333, SLG: 0.333 Jerry McNertney, R (8, PH) OBP: 0.350, SLG: 0.477 Julian Javier, R (8, PR) OBP: 0.289, SLG: 0.358 Don Shaw, L (8, 1) Moe Drabowsky, R (9, 1)		0-0 ③ F3		0-0 ③ 4-3		0-0 ③ CS 1-2	0-0 1B	0-0 1-3 2-H 3-H HR 1B		2 1 0 0 1 0 0 0 0	0 0 0 0 0 0 0 0 0	0 1 0 0 1 0 0 0 0	0 0 0 0 2 0 0 0 0	0 0 0 0 0 0 0 0 0	0 0 0 0 0 0 0 0 0	2 0 0 0 0 0 0 0 0
Inning Stats	R: 0 H: 1 E: 0 LOB: 2 K: 1 BB: 2 S: 5 P: 13	R: 1 H: 1 E: 0 LOB: 0 K: 0 BB: 0 S: 4 P: 4	R: 0 H: 2 E: 0 LOB: 1 K: 0 BB: 0 S: 4 P: 4	R: 0 H: 1 E: 0 LOB: 2 K: 0 BB: 1 S: 4 P: 8	R: 0 H: 2 E: 0 LOB: 2 K: 0 BB: 0 S: 5 P: 5	R: 0 H: 1 E: 0 LOB: 0 K: 0 BB: 0 S: 3 P: 3	R: 0 H: 1 E: 0 LOB: 1 K: 1 BB: 0 S: 6 P: 6	R: 5 H: 5 E: 0 LOB: 1 K: 1 BB: 0 S: 10 P: 10	R: 0 H: 1 E: 0 LOB: 0 K: 0 BB: 0 S: 3 P: 3	1B: 13 SF: 0 2B: 0 SAC: 0 3B: 0 DP: 1 HR: 2 HBP: 0						

PITCHER		IP	WLS	BF	H	R	ER	SO	BB	IBB	HBP	BLK	WP	HR	S	P	ERA	WHIP
Bruce Kison, R ERA: 2.82	(1, 1)	7.1		33	11	3	3	2	3	0	0	0	1	1	34	46	3.68	1.909
Bob Miller, R ERA: 2.06	(8, 1)	1.2	L	8	4	3	3	1	0	0	0	0	0	1	10	10	16.20	2.400

PITCHER		IP	WLS	BF	H	R	ER	SO	BB	IBB	HBP	BLK	WP	HR	S	P	ERA	WHIP

TOP

St. Louis Cardinals @ Pittsburgh Pirates

Three Rivers Stadium, Pittsburgh, PA

Sun Aug 15 1971, 3:33 AM EDT
Att. 49,329 - Unknown

livebaseballscorecards.com

AB	38
R	6
H	15
RBI	6
BB	3
SO	3
LOB	23

WP: 1	PA: 42					
PB: 0						
SB: 0						
CS: 3						

BOTTOM

St. Louis Cardinals @ Pittsburgh Pirates

Three Rivers Stadium, Pittsburgh, PA

Sun Aug 15 1971, 3:33 AM EDT

Att. 49,329 - Unknown

livebaseballscorecards.com

Batter	1	2	3	4	5	6	7	8	9	AB	R	H	RBI	BB	SO	LOB
Dave Cash, R (1, 4) OBP: 0.372, SLG: 0.382	CS 1B	5-3			K		G3			3	0	1	0	0	1	1
Charlie Sands, L (7, PH) OBP: 0.379, SLG: 0.435										1	0	0	0	0	0	0
Bill Mazeroski, R (8, 4) OBP: 0.312, SLG: 0.298										0	0	0	0	0	0	0
Vic Davalillo, L (1, 8) OBP: 0.305, SLG: 0.341	K 1-2		F8		6-3			F8		4	0	0	0	0	1	1
Roberto Clemente, R (1, 9) OBP: 0.351, SLG: 0.496	WP HR BB		K		K			G4-6-3 1B		3	1	1	0	1	2	0
Willie Stargell, L (1, 7) OBP: 0.395, SLG: 0.671	1-H HR		1B			HR		G4-6-3 1-2f		4	2	3	3	0	0	1
Richie Hebner, L (1, 5) OBP: 0.338, SLG: 0.516	K		K			F5			BB	3	0	0	0	0	2	1
Gene Clines, R (9, PH) OBP: 0.368, SLG: 0.382										0	0	0	0	1	0	0
Al Oliver, L (1, 3) OBP: 0.306, SLG: 0.393		1B 2B		F9		F8			F3	4	1	1	0	0	0	1
Manny Sanguillen, R (1, 2) OBP: 0.356, SLG: 0.436		2-H 1B		FC6-4 1B		F9			F9	4	0	2	1	0	0	1
Jackie Hernandez, R (1, 6) OBP: 0.251, SLG: 0.321		K		FC6-4 1-2f			1-3		F8	3	0	0	0	0	1	2
Bob Robertson, R (9, PH) OBP: 0.357, SLG: 0.496										1	0	0	0	0	0	1
Bruce Kison, R (1, 1) OBP: 0.045, SLG: 0.091		F3		4-3			1-3			3	0	0	0	0	0	2
Bob Miller, R (8, 1)										0	0	0	0	0	0	0

	AB	33
	R	4
	H	8
	RBI	4
	BB	2
	SO	7
	LOB	11

Inning Stats	1	2	3	4	5	6	7	8	9
	R: 2 H: 2	R: 1 H: 2	R: 0 H: 1	R: 0 H: 1	R: 0 H: 0	R: 1 H: 1	R: 0 H: 0	R: 0 H: 1	R: 0 H: 0
	E: 0 LOB: 0	E: 0 LOB: 1	E: 0 LOB: 1	E: 0 LOB: 1	E: 0 LOB: 0	E: 0 LOB: 0	E: 0 LOB: 0	E: 0 LOB: 0	E: 0 LOB: 1
	K: 2 BB: 1	K: 1 BB: 0	K: 2 BB: 0	K: 0 BB: 0	K: 2 BB: 0	K: 0 BB: 0	K: 0 BB: 0	K: 0 BB: 0	K: 0 BB: 1
	S: 8 P: 12	S: 7 P: 7	S: 8 P: 8	S: 4 P: 4	S: 7 P: 7	S: 4 P: 4	S: 3 P: 3	S: 3 P: 3	S: 3 P: 7

1B: 5	SF: 0
2B: 1	SAC: 0
3B: 0	DP: 1
HR: 2	HBP: 0

WP: 1 PA: 35
PB: 0
SB: 0
CS: 1

PITCHER		IP	WLS	BF	H	R	ER	SO	BB	IBB	HBP	BLK	WP	HR	S	P	ERA	WHIP
Reggie Cleveland, R ERA: 3.84	(1, 1)	6.0		25	7	4	4	7	1	0	0	0	1	2	38	42	6.00	1.333
Frank Linzy, R ERA: 1.85	(7, 1)	1.0	W	3	0	0	0	0	0	0	0	0	0	0	3	3	0.00	0.000
Don Shaw, L ERA: 3.41	(8, 1)	1.1		5	1	0	0	0	1	0	0	0	0	0	4	8	0.00	1.500
Moe Drabowsky, R ERA: 3.48	(9, 1)	0.2	S	2	0	0	0	0	0	0	0	0	0	0	2	2	0.00	0.000

PITCHER	IP	WLS	BF	H	R	ER	SO	BB	IBB	HBP	BLK	WP	HR	S	P	ERA	WHIP

Batter	1	2	3	4	5	6	7	8	9	AB	R	H	RBI	BB	SO	LOB
Lou Brock, L (1, 7) OBP: 0.385, SLG: 0.427	F7			4-3	1B (2-H)			K (SSS)		4	0	1	1	0	1	0
Jose Cruz, L (1, 8) OBP: 0.375, SLG: 0.380	F9			HR (2B)	F7			1-3		4	1	1	0	0	0	1
Matty Alou, L (1, 3) OBP: 0.355, SLG: 0.418	F2			F9		1-3			F8	4	0	0	0	0	0	1
Joe Torre, R (1, 5) OBP: 0.417, SLG: 0.535		F8		HR (2-H)		5-3			L4	4	1	1	2	0	0	0
Ted Simmons, S (1, 2) OBP: 0.367, SLG: 0.418		F9		1B		F7			HR	4	1	2	0	0	0	0
Joe Hague, L (1, 9) OBP: 0.332, SLG: 0.400		F7		F8			4-3		HR (1-H)	4	1	1	2	0	0	1
Ted Sizemore, R (1, 4) OBP: 0.316, SLG: 0.333			5-3		F2		F3		5-3	4	0	0	0	0	0	0
Dal Maxvill, R (1, 6) OBP: 0.294, SLG: 0.256			5-3		SH1-4 1B BB (BBBB)		1-3			2	1	0	0	1	0	0
Steve Carlton, L (1, 1) OBP: 0.213, SLG: 0.236			K (SSS)		SH1-4 (1-2)			K (SSS)		2	0	0	0	0	2	0
Moe Drabowsky, R (8, 1)										0	0	0	0	0	0	0
Don Shaw, L (8, 1)										0	0	0	0	0	0	0
Frank Linzy, R (8, 1) OBP: 0.333, SLG: 0.333										0	0	0	0	0	0	0
Inning Stats	R: 0 E: 0 K: 0 S: 3 H: 0 LOB: 0 BB: 0 P: 3	R: 0 E: 0 K: 0 S: 3 H: 0 LOB: 0 BB: 0 P: 3	R: 0 E: 0 K: 1 S: 5 H: 0 LOB: 0 BB: 0 P: 5	R: 2 E: 0 K: 0 S: 6 H: 3 LOB: 1 BB: 0 P: 6	R: 1 E: 0 K: 0 S: 4 H: 1 LOB: 1 BB: 1 P: 8	R: 0 E: 0 K: 0 S: 3 H: 0 LOB: 0 BB: 0 P: 3	R: 0 E: 0 K: 0 S: 3 H: 0 LOB: 0 BB: 0 P: 3	R: 0 E: 0 K: 2 S: 7 H: 0 LOB: 0 BB: 0 P: 7	R: 2 E: 0 K: 0 S: 5 H: 2 LOB: 0 BB: 0 P: 5	1B: 3 2B: 1 3B: 0 HR: 2	SF: 0 SAC: 1 DP: 0 HBP: 0						

TOP

St. Louis Cardinals @ Cincinnati Reds

Riverfront Stadium, Cincinnati, OH

Mon Aug 16 1971, 7:05 PM EDT

Att. 13,259 - Unknown

livebaseballscorecards.com

AB	32
R	5
H	6
RBI	5
BB	1
SO	3
LOB	3

WP: 0 PB: 0 SB: 0 CS: 0 PA: 34

PITCHER	IP	WLS	BF	H	R	ER	SO	BB	IBB	HBP	BLK	WP	HR	S	P	ERA	WHIP
Wayne Simpson, R (1, 1) ERA: 5.0	5.0		20	4	3	3	1	1	0	0	0	0	1	21	25	5.40	1.000
Tony Cloninger, R (6, 1) ERA: 3.56	2.0		6	0	0	0	0	0	0	0	0	0	0	6	6	0.00	0.000
Joe Gibbon, L (8, 1) ERA: 2.91	1.0		3	0	0	0	2	0	0	0	0	0	0	7	7	0.00	0.000
Clay Carroll, R (9, 1) ERA: 2.2	1.0	W	5	2	2	2	0	0	0	0	0	0	1	5	5	18.00	2.000

PITCHER	IP	WLS	BF	H	R	ER	SO	BB	IBB	HBP	BLK	WP	HR	S	P	ERA	WHIP

Batter	1	2	3	4	5	6	7	8	9	AB	R	H	RBI	BB	SO	LOB
Pete Rose, S (1, 9) OBP: 0.381, SLG: 0.420	1B		G6-3 1-2f		K		1B	1B 1-3 2-H 3-H		5	0	3	2	0	1	3
Hal McRae, R (1, 7) OBP: 0.283, SLG: 0.417	F9		F2		K		F4	5-3		5	0	0	0	0	1	6
Lee May, R (1, 3) OBP: 0.324, SLG: 0.545	K			F8		E7 SF7		E5 BB 1B SF8	5-3	5	2	1	0	0	1	1
Tony Perez, R (1, 5) OBP: 0.326, SLG: 0.449	1B 1-2			5-3		BB		BB 1B 1-2	1B 1B BB	3	2	2	0	2	0	0
Johnny Bench, R (1, 2) OBP: 0.289, SLG: 0.433	F7			BB		SF7 3-H		1B 1B FC6-2 1-2 2-3 BB	1B 1-2	2	0	1	1	2	0	2
George Foster, R (1, 8) OBP: 0.288, SLG: 0.387		1-3		F3		F8		SF8 3-H	1B 1-2 2-H	4	0	1	2	0	0	2
Tommy Helms, R (1, 4) OBP: 0.286, SLG: 0.345		6-3			2B	5-3		FC6-2 1B 1B 1-2 2-H		4	1	2	1	0	0	1
Dave Concepcion, R (1, 6) OBP: 0.247, SLG: 0.250		F3			6-3		F7	FC6-2 1B 1-2 2-3		3	0	0	0	0	0	1
Bernie Carbo, L (8, PH) OBP: 0.339, SLG: 0.339										0	0	0	0	0	0	0
Woody Woodward, R (8, PH) OBP: 0.274, SLG: 0.258										1	1	1	0	0	0	0
(9, 6)																
Wayne Simpson, R (1, 1) OBP: 0.148, SLG: 0.042			G6-3 BB		BB		K	FC6-2 1B 1-2 2-3 3-Hf		0	0	0	0	1	0	0
Buddy Bradford, R (5, PH) OBP: 0.309, SLG: 0.298										0	0	0	0	1	0	0
Tony Cloninger, R (6, 1) OBP: 0.231, SLG: 0.269										0	0	0	0	0	0	0
Jimmy Stewart, S (7, PH) OBP: 0.282, SLG: 0.278										1	0	0	0	0	1	0
Joe Gibbon, R (8, 1)										0	0	0	0	0	0	0
Al Ferrara, R (8, PH) OBP: 0.309, SLG: 0.261										0	0	0	0	0	0	0
Ty Cline, L (8, PH) OBP: 0.350, SLG: 0.224										1	0	0	0	0	0	3
Clay Carroll, R (9, 1) OBP: 0.125, SLG: 0.125										0	0	0	0	0	0	0
Inning Stats	R: 0 E: 0 K: 1 S: 7 H: 2 LOB: 2 BB: 0 P: 7	R: 0 E: 0 K: 0 S: 3 H: 0 LOB: 0 BB: 0 P: 3	R: 0 E: 0 K: 0 S: 2 H: 0 LOB: 0 BB: 1 P: 6	R: 0 E: 0 K: 0 S: 3 H: 0 LOB: 1 BB: 1 P: 7	R: 0 E: 0 K: 2 S: 8 H: 1 LOB: 2 BB: 1 P: 12	R: 1 E: 1 K: 0 S: 4 H: 1 LOB: 1 BB: 1 P: 8	R: 0 E: 0 K: 1 S: 6 H: 1 LOB: 1 BB: 0 P: 6	R: 4 E: 1 K: 0 S: 8 H: 4 LOB: 2 BB: 1 P: 12	R: 1 E: 0 K: 0 S: 3 H: 2 LOB: 2 BB: 1 P: 7	1B: 10 2B: 1 3B: 0 HR: 0 SF: 2 SAC: 0 DP: 1 HBP: 0						

PITCHER		IP	WLS	BF	H	R	ER	SO	BB	IBB	HBP	BLK	WP	HR	S	P	ERA	WHIP
Steve Carlton, L ERA: 3.46	(1, 1)	7.0		32	6	4	2	4	5	0	0	0	0	0	35	55	2.57	1.571
Moe Drabowsky, R ERA: 3.63	(8, 1)	0.1		2	1	0	0	0	0	0	0	0	0	0	2	2	0.00	3.000
Don Shaw, L ERA: 3.41	(8, 1)	0.0		1	1	0	0	0	0	0	0	0	0	0	1	1	∞	∞
Frank Linzy, R ERA: 2.01	(8, 1)	1.0	L	7	3	2	1	0	1	0	0	0	0	0	6	10	9.00	4.000

PITCHER	IP	WLS	BF	H	R	ER	SO	BB	IBB	HBP	BLK	WP	HR	S	P	ERA	WHIP

BOTTOM

St. Louis Cardinals @ Cincinnati Reds

Riverfront Stadium, Cincinnati, OH

Mon Aug 16 1971, 7:05 PM EDT

Att. 13,259 - Unknown

livebaseballscorecards.com

AB	34
R	6
H	11
RBI	6
BB	6
SO	4
LOB	19

Batter	1	2	3	4	5	6	7	8	9	AB	R	H	RBI	BB	SO	LOB
Lou Brock, L (1, 7) OBP: 0.385, SLG: 0.427	1-3		BBBB 4-0 CS BB		x 0-0 2-H 1B		x 0-0 4-3			3	0	1	1	1	0	0
Jose Cruz, L (1, 8) OBP: 0.367, SLG: 0.370	SSS 0-3 K		SSS 0-3 1-2 K		x 0-0 F8			x 0-0 F7		4	0	0	0	0	2	2
Matty Alou, L (1, 3) OBP: 0.354, SLG: 0.416	0-0 HR 1B		x 0-0 F7			x 0-0 1-3		x 0-0 4-3		4	1	1	0	0	0	0
Joe Torre, R (1, 5) OBP: 0.419, SLG: 0.542	0-0 1-H HR			BBBB 4-0 L3 BB		x 0-0 1B 1B		x 0-0 5-3		3	1	2	2	1	0	0
Ted Simmons, S (1, 2) OBP: 0.364, SLG: 0.414	0-0 F8			x 0-0 1-2 L3		x 0-0 F8			x 0-0 G3	4	0	0	0	0	0	2
Joe Hague, L (1, 9) OBP: 0.338, SLG: 0.409		x 0-0 2B		x 0-0 F6		x 0-0 1-2 1B			x 0-0 FC6-4 1B	4	0	3	0	0	0	0
Ted Sizemore, R (1, 4) OBP: 0.313, SLG: 0.329		SSS 0-3 K			x 0-0 F7	x 0-0 F9			x 0-0 FC6-4 BB 1-2f	4	0	0	0	0	1	4
Dal Maxvill, R (1, 6) OBP: 0.297, SLG: 0.257		SSS 0-3 K			x 0-0 SH1-4 1B		SSS 0-3 K2-3		BBBB 4-0 FC4-6 BB 1-2	3	1	1	0	1	2	1
Jerry Reuss, L (1, 1) OBP: 0.207, SLG: 0.100 Chris Zachary, L (6, 1) OBP: 0.258, SLG: 0.258 Don Shaw, L (8, 1) Bob Burda, L (9, PH) OBP: 0.387, SLG: 0.364 Chuck Taylor, R (9, 1) OBP: 0.182, SLG: 0.364		SSS 0-3 K			x 0-0 SH1-4 1-2		x 0-0 F5		x 0-0 FC4-6 1-2f	1 1 0 1 0	0 0 0 0 0	0 0 0 0 0	0 0 0 0 0	1 0 0 0 0	1 0 0 2 0	1 0 0 2 0
Inning Stats	R: 2 E: 0 K: 1 S: 7 H: 2 LOB: 0 BB: 0 P: 7	R: 0 E: 0 K: 3 S: 10 H: 1 LOB: 1 BB: 0 P: 10	R: 0 E: 0 K: 1 S: 4 H: 0 LOB: 0 BB: 1 P: 8	R: 0 E: 0 K: 0 S: 2 H: 0 LOB: 0 BB: 1 P: 6	R: 1 E: 0 K: 0 S: 5 H: 2 LOB: 1 BB: 0 P: 5	R: 0 E: 0 K: 0 S: 5 H: 2 LOB: 2 BB: 0 P: 5	R: 0 E: 0 K: 1 S: 5 H: 0 LOB: 0 BB: 0 P: 5	R: 0 E: 0 K: 0 S: 3 H: 0 LOB: 0 BB: 0 P: 3	R: 0 E: 0 K: 0 S: 4 H: 1 LOB: 2 BB: 1 P: 8	1B: 6 2B: 2 3B: 0 HR: 1	SF: 0 SAC: 1 DP: 1 HBP: 0						

PITCHER	IP	WLS	BF	H	R	ER	SO	BB	IBB	HBP	BLK	WP	HR	S	P	ERA	WHIP
Gary Nolan, R (1, 1) ERA: 3.23	5.0		20	5	3	3	5	2	0	0	0	0	1	28	36	5.40	1.400
Jim Merritt, L (6, 1) ERA: 5.02	2.0		8	2	0	0	1	0	0	0	0	0	0	10	10	0.00	1.000
Joe Gibbon, L (8, 1) ERA: 2.86	1.0		3	0	0	0	0	0	0	0	0	0	0	3	3	0.00	0.000
Wayne Granger, R (9, 1) ERA: 2.52	1.0	W	5	1	0	0	0	1	0	0	0	0	0	4	8	0.00	2.000

PITCHER	IP	WLS	BF	H	R	ER	SO	BB	IBB	HBP	BLK	WP	HR	S	P	ERA	WHIP

TOP

St. Louis Cardinals @ Cincinnati Reds

Riverfront Stadium, Cincinnati, OH

Tue Aug 17 1971, 7:05 PM EDT

Att. 14,578 - Unknown

livebaseballscorecards.com

AB	32
R	3
H	8
RBI	3
BB	3
SO	6
LOB	12

WP: 0 PB: 0 SB: 0 CS: 1 PA: 36

BOTTOM

St. Louis Cardinals @ Cincinnati Reds

Riverfront Stadium, Cincinnati, OH

Tue Aug 17 1971, 7:05 PM EDT

Att. 14,578 - Unknown

livebaseballscorecards.com

Batter	1	2	3	4	5	6	7	8	9	AB	R	H	RBI	BB	SO	LOB
Pete Rose, S (1, 9) OBP: 0.379, SLG: 0.419	6-3		6-3		SF8-5 2-3 3-H		FC4-6 1B	FC5 2-3f		4	0	1	1	0	0	3
Hal McRae, R (1, 7) OBP: 0.282, SLG: 0.426	F9			F6		HR	FC4-6 1-2f		F7	5	1	1	1	0	0	1
Lee May, R (1, 3) OBP: 0.327, SLG: 0.544	F7			BB BB		K	BB		HR 1B	3	1	1	0	2	1	0
Tony Perez, R (1, 5) OBP: 0.329, SLG: 0.449		L5-4 1B 1B		FC5-4 1-2 BB		BB 1B 1B	F8		F9	4	1	2	0	1	0	3
Johnny Bench, R (1, 2) OBP: 0.292, SLG: 0.440		FC6-4 1-2 1B		F5		1B 1-2 BB		K	HR 1-H	4	1	2	2	1	1	2
George Foster, R (1, 8) OBP: 0.287, SLG: 0.386		L5-4 2-3		FC5-4 1-2f		F3		BB S 1B		4	0	1	0	0	0	6
Tommy Helms, R (1, 4) OBP: 0.288, SLG: 0.347		FC6-4 1-2f			2B SF8-5 1B	1-2 2-H 1B		K 1-2		4	1	2	1	0	1	2
Dave Concepcion, R (1, 6) OBP: 0.247, SLG: 0.255			F8		SF8-5 1-3 2B	4-3		FC5 BB IBB		3	0	1	0	0	0	2
Jimmy Stewart, S (8, PH) OBP: 0.291, SLG: 0.278										0	0	0	0	1	0	0
Wayne Granger, R (9, 1) OBP: 0.400, SLG: 1.000										0	0	0	0	0	0	0
Gary Nolan, R (1, 1) OBP: 0.148, SLG: 0.136			K		K		L7	BB 1-2 2-3		1	0	0	0	0	1	0
Al Ferrara, R (5, PH) OBP: 0.304, SLG: 0.255										1	0	0	0	0	1	2
Jim Merritt, L (6, 1) OBP: 0.208, SLG: 0.304										0	0	0	0	0	0	0
Ty Cline, L (7, PH) OBP: 0.346, SLG: 0.221										1	0	0	0	0	0	0
Joe Gibbon, R (8, 1)										0	0	0	0	0	0	0
Bernie Carbo, L (8, PH) OBP: 0.339, SLG: 0.339										0	0	0	0	0	0	0
Woody Woodward, R (8, PH) OBP: 0.278, SLG: 0.258										0	0	0	0	1	0	0
(9, 6)																
Inning Stats	R: 0 E: 0 K: 0 S: 3 H: 0 LOB: 0 BB: 0 P: 3	R: 0 E: 0 K: 0 S: 4 H: 2 LOB: 1 BB: 0 P: 4	R: 0 E: 0 K: 1 S: 5 H: 0 LOB: 0 BB: 0 P: 5	R: 0 E: 0 K: 0 S: 3 H: 0 LOB: 2 BB: 2 P: 11	R: 1 E: 0 K: 1 S: 6 H: 2 LOB: 0 BB: 0 P: 6	R: 2 E: 0 K: 1 S: 8 H: 3 LOB: 2 BB: 1 P: 12	R: 0 E: 1 K: 0 S: 4 H: 1 LOB: 2 BB: 1 P: 8	R: 0 E: 0 K: 2 S: 8 H: 1 LOB: 3 BB: 2 P: 16	R: 2 E: 0 K: 0 S: 4 H: 2 LOB: 0 BB: 0 P: 4	1B: 8 2B: 3 3B: 0 HR: 2 SF: 1 SAC: 0 DP: 2 HBP: 0						

	AB	34
	R	5
	H	11
	RBI	5
	BB	6
	SO	5
	LOB	21

PITCHER		IP	WLS	BF	H	R	ER	SO	BB	IBB	HBP	BLK	WP	HR	S	P	ERA	WHIP
Jerry Reuss, L ERA: 4.77	(1, 1)	5.1		23	6	3	3	3	3	0	0	0	0	1	26	38	5.06	1.688
Chris Zachary, R ERA: 5.25	(6, 1)	2.1		12	3	0	0	2	1	1	0	0	0	0	14	22	0.00	1.714
Don Shaw, L ERA: 3.38	(8, 1)	0.1		2	0	0	0	0	1	0	0	0	0	0	1	5	0.00	3.000
Chuck Taylor, R ERA: 4.3	(9, 1)	0.2	L	4	2	2	2	0	0	0	0	0	0	1	4	4	27.00	3.000

PITCHER	IP	WLS	BF	H	R	ER	SO	BB	IBB	HBP	BLK	WP	HR	S	P	ERA	WHIP

Batter	1	2	3	4	5	6	7	8	9	AB	R	H	RBI	BB	SO	LOB
Lou Brock, L (1, 7) OBP: 0.386, SLG: 0.429	SSS 0-3 ① K		x 0-0 2B			x 0-0 1B 1B		SSS 0-3 ② K		4	0	2	0	0	2	0
Ted Sizemore, R (1, 4) OBP: 0.312, SLG: 0.328	x 0-0 1B		x 0-0 ③ 5-3			x 0-0 ② F7		x 0-0 ③ F8		4	0	1	0	0	0	2
Jim Beauchamp, R (1, 3) OBP: 0.281, SLG: 0.370	x 0-0 ② F4			SSS 0-3 ① K		x 0-0 1-2 1B			BBB 4-0 BB	3	0	1	0	1	1	1
Joe Torre, R (1, 5) OBP: 0.416, SLG: 0.538	x 0-0 ③ F3			x 0-0 ② F9		x 0-0 ③ F9			x 0-0 ① F9	4	0	0	0	0	0	4
Ted Simmons, S (1, 2) OBP: 0.360, SLG: 0.409		x 0-0 ① F9		x 0-0 ③ F9			x 0-0 ① F4		x 0-0 ② F6	4	0	0	0	0	0	1
Joe Hague, L (1, 9) OBP: 0.337, SLG: 0.410		x 0-0 ② F8			x 0-0 ① F6		x 0-0 1B 2B		x 0-0 ③ F8	4	0	1	0	0	0	1
Jose Cruz, L (1, 8) OBP: 0.372, SLG: 0.376		x 0-0 ③ F9			x 0-0 G6-4-3 1B		x 0-0 2-3 G6-4-3 1B			3	0	2	0	0	0	0
Dal Maxvill, R (1, 6) OBP: 0.295, SLG: 0.255 Jerry McNertney, R (7, PH) OBP: 0.347, SLG: 0.473 Ted Kubiak, S (7, 6) OBP: 0.333, SLG: 0.342			x 0-0 ① F7		x 0-0 ②③ G6-4-3 1-2f		x 0-0 ②③ G6-4-3 1-2f			2 1 0	0 0 0	0 0 0	0 0 0	0 0 0	0 0 0	1 2 0
Bob Gibson, R (1, 1) OBP: 0.214, SLG: 0.318 Matty Alou, L (8, PH) OBP: 0.353, SLG: 0.415 Al Santorini, R (8, 1) OBP: 0.308, SLG: 0.308			SSS 0-3 ② K			x 0-0 ① 5-3		x 0-0 ① 1-3		2 1 0	0 0 0	0 0 0	0 0 0	0 0 0	1 0 0	0 0 0
Inning Stats	R: 0 E: 0 K: 1 S: 6 H: 1 LOB: 1 BB: 0 P: 6	R: 0 E: 0 K: 0 S: 3 H: 0 LOB: 0 BB: 0 P: 3	R: 0 E: 0 K: 1 S: 6 H: 1 LOB: 1 BB: 0 P: 6	R: 0 E: 0 K: 1 S: 5 H: 0 LOB: 0 BB: 0 P: 5	R: 0 E: 0 K: 0 S: 3 H: 1 LOB: 0 BB: 0 P: 3	R: 0 E: 0 K: 0 S: 5 H: 2 LOB: 2 BB: 0 P: 5	R: 0 E: 0 K: 0 S: 4 H: 2 LOB: 1 BB: 0 P: 4	R: 0 E: 0 K: 1 S: 5 H: 0 LOB: 0 BB: 0 P: 5	R: 0 E: 0 K: 0 S: 3 H: 0 LOB: 1 BB: 1 P: 7	1B: 5 2B: 2 3B: 0 HR: 0	SF: 0 SAC: 0 DP: 2 HBP: 0						

TOP

St. Louis Cardinals @ Cincinnati Reds

Riverfront Stadium, Cincinnati, OH

Wed Aug 18 1971, 7:05 PM EDT

Att. 28,228 - Unknown

livebaseballscorecards.com

AB	32
R	0
H	7
RBI	0
BB	1
SO	4
LOB	12

WP: 0 PB: 0 SB: 0 CS: 0 PA: 33

PITCHER	IP	WLS	BF	H	R	ER	SO	BB	IBB	HBP	BLK	WP	HR	S	P	ERA	WHIP
Don Gullett, L (1, 1) ERA: 2.39	9.0	W	33	7	0	0	4	1	0	0	0	0	0	40	44	0.00	0.889

PITCHER	IP	WLS	BF	H	R	ER	SO	BB	IBB	HBP	BLK	WP	HR	S	P	ERA	WHIP

BOTTOM

St. Louis Cardinals @ Cincinnati Reds

Riverfront Stadium, Cincinnati, OH

Wed Aug 18 1971, 7:05 PM EDT

Att. 28,228 - Unknown

Batter	1	2	3	4	5	6	7	8	9	AB	R	H	RBI	BB	SO	LOB
Pete Rose, S (1, 9) OBP: 0.381, SLG: 0.418	6-3 1B		CS BB		S 1B HBP	F7 1-2		4-3 2-3		3	1	1	0	1	0	2
Bernie Carbo, L (1, 7) OBP: 0.340, SLG: 0.351	6-3 1-2		1-2 HR		K 1-2	2-3 1B		F4		5	1	2	1	0	1	3
Buddy Bradford, R (9, 7) OBP: 0.309, SLG: 0.298										0	0	0	0	0	0	0
Lee May, R (1, 3) OBP: 0.327, SLG: 0.540	6-3		K		BB 1B E 1B	K				3	1	0	0	1	2	3
Tony Perez, R (1, 5) OBP: 0.330, SLG: 0.450	K	6-3			E 3B 1-2 2-H 1B	1B				4	1	2	1	0	1	1
Woody Woodward, R (9, 5) OBP: 0.278, SLG: 0.258										0	0	0	0	0	0	0
Johnny Bench, R (1, 2) OBP: 0.294, SLG: 0.441		6-3	6-3	E5 3B 1-3 2-H 1B		G4-6-3 1-2 1B				4	1	2	0	0	0	0
George Foster, R (1, 8) OBP: 0.289, SLG: 0.393		K	BB 1B	2-H 3-H 3B		K				4	0	2	2	0	2	2
Tommy Helms, R (1, 4) OBP: 0.290, SLG: 0.349		2B	1-2 BB	F8		G4-6-3 1-2f				3	0	1	0	1	0	3
Dave Concepcion, R (1, 6) OBP: 0.251, SLG: 0.258		6-3	6-3		WP F7 1B			4-3 SH1-3 1B		4	0	2	0	0	0	3
Don Gullett, R (1, 1) OBP: 0.119, SLG: 0.103			4-3		1-3	F3		SH1-3 1-2		3	0	0	0	0	0	1
Inning Stats	R: 0 E: 0 K: 1 S: 6 H: 1 LOB: 1 BB: 0 P: 6	R: 0 E: 0 K: 1 S: 6 H: 1 LOB: 1 BB: 0 P: 6	R: 1 E: 0 K: 1 S: 5 H: 1 LOB: 0 BB: 1 P: 9	R: 0 E: 0 K: 0 S: 4 H: 1 LOB: 2 BB: 1 P: 8	R: 4 E: 1 K: 1 S: 8 H: 3 LOB: 1 BB: 1 P: 13	R: 0 E: 0 K: 1 S: 7 H: 2 LOB: 2 BB: 0 P: 7	R: 0 E: 0 K: 1 S: 6 H: 2 LOB: 1 BB: 0 P: 6	R: 0 E: 0 K: 0 S: 4 H: 1 LOB: 1 BB: 0 P: 4		1B: 9 2B: 1 3B: 1 HR: 1	SF: 0 SAC: 1 DP: 1 HBP: 1						

livebaseballscorecards.com

AB	33
R	5
H	12
RBI	4
BB	3
SO	6
LOB	18

WP: 1 PB: 0 SB: 1 CS: 1 PA: 38

PITCHER		IP	WLS	BF	H	R	ER	SO	BB	IBB	HBP	BLK	WP	HR	S	P	ERA	WHIP
Bob Gibson, R ERA: 3.34	(1, 1)	7.0	L	34	11	5	5	6	3	0	1	0	1	1	42	55	6.43	2.000
Al Santorini, R ERA: 4.14	(8, 1)	1.0		4	1	0	0	0	0	0	0	0	0	0	4	4	0.00	1.000

PITCHER	IP	WLS	BF	H	R	ER	SO	BB	IBB	HBP	BLK	WP	HR	S	P	ERA	WHIP

Batter	1	2	3	4	5	6	7	8	9	10	11	12	AB	R	H	RBI	BB	SO	LOB
Lou Brock, L (1, 7) OBP: 0.386, SLG: 0.429	1-4-3 2B		F2			K	F8		E BB		F7		5	0	1	0	1	1	3
Jose Cruz, L (1, 8) OBP: 0.366, SLG: 0.368	F4		F5			4-3		G4-6-3 BB 1B	E6 1-2 2-3			1-3	6	0	1	0	0	0	3
Matty Alou, L (1, 3) OBP: 0.351, SLG: 0.411	1-4-3 2-3		F5			1-3		BBB 4-0 G4-6-3 BB 1-2	F3			G3	5	0	0	0	1	0	4
Joe Torre, R (1, 5) OBP: 0.413, SLG: 0.540	F2			F3			HR	G4-6-3 1-2f 2-3		K		6-3	6	1	1	1	0	1	3
Ted Simmons, S (1, 2) OBP: 0.358, SLG: 0.409		F7		F9			3B 2B	4-3		F4			5	1	1	0	0	0	1
Joe Hague, L (1, 9) OBP: 0.338, SLG: 0.410		SH1-3 1B 1B		F6			6-3		SH2-4 2B 1B	K			5	2	2	0	0	1	1
Ted Sizemore, R (1, 4) OBP: 0.312, SLG: 0.334		SH1-3 1-2			F9		1B 3B 2-H		SH2-4 1-2		F7		3	1	1	1	0	0	0
Dal Maxvill, R (1, 6) OBP: 0.256, SLG: 0.297 Bob Burda, S (7, PH) OBP: 0.000, SLG: 0.000 Julian Javier, R (7, PH) OBP: 0.333, SLG: 0.556 Frank Lucchesi, R (7, 1) OBP: 0.000, SLG: 0.000 Jerry McNertney, R (8, PH) OBP: 0.000, SLG: 0.000 Chuck Taylor, R (8, 1) OBP: 0.000, SLG: 0.000 Jim Beauchamp, R (11, PH) OBP: 0.000, SLG: 0.000 Chris Zachary, L (11, 1) OBP: 0.000, SLG: 0.000 Don Shaw, L (11, 1)		2-H 1B			6-3		4-1 3-H 1B		K		5-3		2 1 0 0 1 0 0 1	0 0 0 0 0 0 0 0	1 1 0 0 0 0 0 0	0 0 0 0 0 0 0 0	0 0 0 0 1 0 0 0	0 0 0 0 1 0 0 0	0 0 0 0 1 0 0 0
Reggie Cleveland, R (1, 1) OBP: 0.152, SLG: 0.185 Al Santorini, R (2, 1) OBP: 0.286, SLG: 0.286 Ted Kubiak, S (7, PH) OBP: 0.336, SLG: 0.347 (7, 6)	K		K		K		4-1 1-2		E 2B 2-H		BB		1 1 2	0 0 0	0 0 1	0 0 1	0 0 1	1 1 0	1 0 1
Inning Stats	R: 0 H: 1 E: 0 LOB: 1 K: 0 BB: 0 S: 4 P: 4	R: 1 H: 2 E: 0 LOB: 1 K: 1 BB: 0 S: 7 P: 7	R: 0 H: 0 E: 0 LOB: 0 K: 0 BB: 0 S: 3 P: 3	R: 0 H: 0 E: 0 LOB: 0 K: 0 BB: 0 S: 3 P: 3	R: 0 H: 0 E: 0 LOB: 0 K: 1 BB: 0 S: 5 P: 5	R: 0 H: 0 E: 0 LOB: 0 K: 1 BB: 0 S: 5 P: 5	R: 3 H: 4 E: 0 LOB: 2 K: 0 BB: 0 S: 7 P: 7	R: 0 H: 1 E: 0 LOB: 1 K: 0 BB: 1 S: 3 P: 7	R: 1 H: 2 E: 1 LOB: 3 K: 1 BB: 1 S: 8 P: 12	R: 0 H: 0 E: 0 LOB: 0 K: 2 BB: 0 S: 7 P: 7	R: 0 H: 0 E: 0 LOB: 1 K: 0 BB: 1 S: 3 P: 7	R: 0 H: 0 E: 0 LOB: 0 K: 0 BB: 0 S: 3 P: 3	1B: 5 2B: 3 3B: 1 HR: 1	SF: 0 SAC: 2 DP: 1 HBP: 0		WP: 0 PB: 0 SB: 0 CS: 0	PA: 49	

PITCHER		IP	WLS	BF	H	R	ER	SO	BB	IBB	HBP	BLK	WP	HR	S	P	ERA	WHIP
Pat Jarvis, R ERA: 3.74	(1, 1)	6.1		25	6	4	4	3	0	0	0	0	0	1	31	31	5.68	0.947
Cecil Upshaw, R ERA: 3.86	(7, 1)	2.1		13	4	1	1	1	2	0	0	0	0	0	13	21	3.86	2.571
Phil Niekro, R ERA: 3.14	(9, 1)	2.1		8	0	0	0	2	1	0	0	0	0	0	11	15	0.00	0.429
Steve Barber, L ERA: 5.47	(12, 1)	1.0	W	3	0	0	0	0	0	0	0	0	0	0	3	3	0.00	0.000

PITCHER	IP	WLS	BF	H	R	ER	SO	BB	IBB	HBP	BLK	WP	HR	S	P	ERA	WHIP

St. Louis Cardinals @ Atlanta Braves

Atlanta Stadium, Atlanta, GA

Fri Aug 20 1971, 7:05 PM EDT

Att. 16,099 - Unknown

TOP

livebaseballscorecards.com

AB	44
R	5
H	10
RBI	5
BB	3
SO	6
LOB	18

St. Louis Cardinals @ Atlanta Braves

Atlanta Stadium, Atlanta, GA

Fri Aug 20 1971, 7:05 PM EDT

Att. 16,099 - Unknown

BOTTOM

livebaseballscorecards.com

Batter	1	2	3	4	5	6	7	8	9	10	11	12	AB	R	H	RBI	BB	SO	LOB
Sonny Jackson, L (1, 8) OBP: 0.312, SLG: 0.343	1-3	6-3 1B 1-2 1B		L6			1-3		S 1B		F7		6	0	2	0	0	0	2
Ralph Garr, L (1, 7) OBP: 0.368, SLG: 0.432	F7	PB 1-2 2-3 1B		L6			S 1B		4-3 1-2		F8		6	0	2	0	0	0	3
Hank Aaron, R (1, 3) OBP: 0.407, SLG: 0.625	HR	6-3 1-3 2-3 3-H			F8		IBB 1-2			F7		FC2-5 E BB	4	1	1	1	2	0	2
Earl Williams, R (1, 2) OBP: 0.326, SLG: 0.488	BB		6-3		F8		4-3			F3		E1 WP FC2-5 1-2 SF7	5	1	0	0	1	0	3
Mike Lum, L (1, 9) OBP: 0.347, SLG: 0.379	4-3		F6		F2			2-3		1B		FC2-5 1-2 2-3f WP	6	0	1	0	0	0	3
Zoilo Versalles, R (1, 5) OBP: 0.259, SLG: 0.381 Tony La Russa, R (9, 4)		E 2B	2B BB			6-3		F6		K		IBB	3 1 0	2 0 0	1 0 0	0 0 0	1 0 1	0 1 0	0 1 0
Marty Perez, R (1, 6) OBP: 0.279, SLG: 0.311		F9	2B 1-H			F8		4-3			WP 1B	SF7 3-H	5	0	2	2	0	0	1
Gil Garrido, R (1, 4) OBP: 0.280, SLG: 0.216 (9, 5)		E8 1B 2-H 1B	5-3			F3			4-3		1-4 1-2		5	1	1	1	0	0	2
Pat Jarvis, R (1, 1) OBP: 0.133, SLG: 0.093 Cecil Upshaw, R (7, 1) Phil Niekro, R (9, 1) OBP: 0.167, SLG: 0.171 Hal King, L (11, PH) OBP: 0.324, SLG: 0.326 Felix Millan, R (11, PH) OBP: 0.304, SLG: 0.374 Steve Barber, L (12, 1) OBP: 0.182, SLG: 0.100		1B 1B PB 3-H 1B		6-3			K		K		IBB		2 1 1 0 0 0	1 0 0 0 0 0	1 0 0 0 0 0	1 0 0 0 0 0	0 1 1 0 0 0	0 0 0 0 0 0	0 0 0 0 0 0
Inning Stats	R: 1 E: 0 K: 0 S: 4 H: 1 LOB: 1 BB: 1 P: 8	R: 3 E: 1 K: 0 S: 7 H: 5 LOB: 2 BB: 0 P: 7	R: 1 E: 0 K: 0 S: 4 H: 1 LOB: 1 BB: 1 P: 8	R: 0 E: 0 K: 0 S: 3 H: 0 LOB: 0 BB: 0 P: 3	R: 0 E: 0 K: 0 S: 3 H: 0 LOB: 0 BB: 0 P: 3	R: 0 E: 0 K: 0 S: 3 H: 0 LOB: 0 BB: 0 P: 3	R: 0 E: 0 K: 1 S: 6 H: 1 LOB: 2 BB: 1 P: 10	R: 0 E: 0 K: 0 S: 3 H: 0 LOB: 0 BB: 0 P: 3	R: 0 E: 0 K: 1 S: 6 H: 1 LOB: 1 BB: 0 P: 6	R: 0 E: 0 K: 1 S: 6 H: 1 LOB: 1 BB: 0 P: 6	R: 0 E: 0 K: 0 S: 4 H: 1 LOB: 2 BB: 1 P: 8	R: 1 E: 1 K: 0 S: 3 H: 0 LOB: 2 BB: 2 P: 11	1B: 8 2B: 2 3B: 0 HR: 1 SF: 1 SAC: 0 DP: 0 HBP: 0	WP: 2 PB: 3 SB: 2 CS: 0 PA: 52					

PITCHER		IP	WLS	BF	H	R	ER	SO	BB	IBB	HBP	BLK	WP	HR	S	P	ERA	WHIP
Reggie Cleveland, R ERA: 3.97	(1, 1)	1.1		11	6	4	3	0	1	0	0	0	0	1	10	14	20.25	5.250
Al Santorini, R ERA: 4.0	(2, 1)	4.2		15	1	1	1	0	1	0	0	0	0	0	14	18	1.93	0.429
Frank Linzy, R ERA: 1.93	(7, 1)	2.0		8	1	0	0	1	0	1	0	0	0	0	9	13	0.00	0.500
Chuck Taylor, R ERA: 4.15	(9, 1)	2.0		8	2	0	0	2	0	0	0	0	0	0	12	12	0.00	1.000
Chris Zachary, R ERA: 5.23	(11, 1)	0.1		2	1	0	0	0	0	0	0	0	1	0	2	2	0.00	3.000

PITCHER		IP	WLS	BF	H	R	ER	SO	BB	IBB	HBP	BLK	WP	HR	S	P	ERA	WHIP
Don Shaw, L ERA: 3.26	(11, 1)	1.1	L	8	0	1	0	0	1	2	0	0	1	0	5	17	0.00	0.750

AB	45
R	6
H	11
RBI	5
BB	6
SO	3
LOB	17

St. Louis Cardinals @ Atlanta Braves

Atlanta Stadium, Atlanta, GA

Sat Aug 21 1971, 7:05 PM EDT

Att. 22,451 - Unknown

TOP

livebaseballscorecards.com

Batter	1	2	3	4	5	6	7	8	9	AB	R	H	RBI	BB	SO	LOB
Lou Brock, L (1, 7) OBP: 0.385, SLG: 0.427	4-3		CS 1B		1-3			K		4	0	1	0	0	1	0
Ted Sizemore, R (1, 4) OBP: 0.312, SLG: 0.333	6-3		CS 1-2	4-3	1B			6-3		4	0	1	0	0	0	0
Matty Alou, L (1, 3) OBP: 0.350, SLG: 0.410	1-3			1B 1B 1B	F9			1-3		4	1	1	0	0	0	1
Joe Torre, R (1, 5) OBP: 0.414, SLG: 0.539		S 1B		E 1B 3B 1-2 1B		6-3			5-3	4	1	2	0	0	0	0
Ted Simmons, S (1, 2) OBP: 0.357, SLG: 0.407		K 1-2		E7 3B 1-3 2-H 1B		K			F8	4	1	1	1	0	2	1
Joe Hague, L (1, 9) OBP: 0.340, SLG: 0.419		K		2-H 3-H 3B		6-3			HR 1B	4	1	2	2	0	1	1
Jose Cruz, L (1, 8) OBP: 0.364, SLG: 0.383		F8		6-3			4-3		HR 1-H	4	1	1	2	0	0	2
Dal Maxvill, R (1, 6) OBP: 0.293, SLG: 0.254			F9	4-3			F9		K	3	0	0	0	0	0	1
Jim Beauchamp, R (9, PH) OBP: 0.278, SLG: 0.365										1	0	0	0	0	1	0
Steve Carlton, L (1, 1) OBP: 0.205, SLG: 0.227			K		L3		4-3			3	0	0	0	0	1	0
Frank Linzy, R (7, 1) OBP: 0.333, SLG: 0.333										0	0	0	0	0	0	0
Daryl Patterson, L (8, 1)										0	0	0	0	0	0	0
Inning Stats	R: 0 E: 0 K: 0 S: 3 H: 0 LOB: 0 BB: 0 P: 3	R: 0 E: 0 K: 2 S: 8 H: 1 LOB: 1 BB: 0 P: 8	R: 0 E: 0 K: 1 S: 5 H: 1 LOB: 0 BB: 0 P: 5	R: 3 E: 1 K: 0 S: 7 H: 4 LOB: 1 BB: 0 P: 7	R: 0 E: 0 K: 0 S: 4 H: 1 LOB: 1 BB: 0 P: 4	R: 0 E: 0 K: 1 S: 5 H: 0 LOB: 0 BB: 0 P: 5	R: 0 E: 0 K: 0 S: 3 H: 0 LOB: 0 BB: 0 P: 3	R: 0 E: 0 K: 1 S: 5 H: 0 LOB: 0 BB: 0 P: 5	R: 2 E: 0 K: 1 S: 7 H: 2 LOB: 0 BB: 0 P: 7	1B: 7 2B: 0 3B: 1 HR: 1 SF: 0 SAC: 0 DP: 0 HBP: 0						

PITCHER	IP	WLS	BF	H	R	ER	SO	BB	IBB	HBP	BLK	WP	HR	S	P	ERA	WHIP
George Stone, L (1, 1) ERA: 2.89	9.0	W	35	9	5	5	6	0	0	0	0	0	1	47	47	5.00	1.000

PITCHER	IP	WLS	BF	H	R	ER	SO	BB	IBB	HBP	BLK	WP	HR	S	P	ERA	WHIP

AB	35
R	5
H	9
RBI	5
BB	0
SO	6
LOB	6

WP: 0 PA: 36
PB: 0
SB: 1
CS: 1

Batter	1	2	3	4	5	6	7	8	9	AB	R	H	RBI	BB	SO	LOB
Marty Perez, R (1, 6) OBP: 0.277, SLG: 0.307	F7		F9			F9	SH1-4 1-2 3-H			3	0	0	1	0	0	1
Ralph Garr, L (1, 7) OBP: 0.371, SLG: 0.437	K			1B 2B		HR 1B	HR 2-3			4	3	3	0	0	1	0
Hank Aaron, R (1, 3) OBP: 0.410, SLG: 0.642	6-3			FC5-4 1B 2-H		HR 1-H	HR 1-H 3-H			4	2	3	6	0	0	0
Earl Williams, R (1, 2) OBP: 0.325, SLG: 0.488		4-3		FC5-4 1-2f		6-3	2B			4	0	1	0	0	0	1
Zoilo Versalles, R (1, 5) OBP: 0.253, SLG: 0.372 Tony La Russa, R (8, 4)		F4		K		F8	F8			4 0	0 0	0 0	0 0	0 0	1 0	2 0
Mike Lum, L (1, 9) OBP: 0.346, SLG: 0.377		G1		5-3			6-3	G4-3-6 1B		4	0	1	0	0	0	1
Sonny Jackson, L (1, 8) OBP: 0.311, SLG: 0.342			6-3		5-3		1B E 1B	G4-3-6 1-2f		4	1	1	0	0	0	1
Gil Garrido, R (1, 4) OBP: 0.279, SLG: 0.217 (8, 5)			F8		F8		E SH1-4 1B 1-3	6-3		4	1	1	0	0	0	0
George Stone, L (1, 1) OBP: 0.207, SLG: 0.228			1B		4-3		E3 1B SH1-4 HR 1-3 3-H			3	1	1	1	0	0	1
Inning Stats	R: 0 E: 0 K: 1 S: 5 H: 0 LOB: 0 BB: 0 P: 5	R: 0 E: 0 K: 0 S: 3 H: 0 LOB: 0 BB: 0 P: 3	R: 0 E: 0 K: 0 S: 4 H: 1 LOB: 1 BB: 0 P: 4	R: 1 E: 0 K: 1 S: 7 H: 2 LOB: 1 BB: 0 P: 7	R: 0 E: 0 K: 0 S: 3 H: 0 LOB: 0 BB: 0 P: 3	R: 2 E: 0 K: 0 S: 5 H: 2 LOB: 0 BB: 0 P: 5	R: 5 E: 1 K: 0 S: 9 H: 5 LOB: 1 BB: 0 P: 9	R: 0 E: 0 K: 0 S: 3 H: 1 LOB: 0 BB: 0 P: 3		1B: 7 2B: 2 3B: 0 HR: 2 SF: 0 SAC: 1 DP: 1 HBP: 0						

PITCHER		IP	WLS	BF	H	R	ER	SO	BB	IBB	HBP	BLK	WP	HR	S	P	ERA	WHIP
Steve Carlton, L ERA: 3.52	(1, 1)	6.2	L	31	10	8	4	2	0	0	0	0	0	2	35	35	5.40	1.500
Frank Linzy, R ERA: 1.91	(7, 1)	0.1		1	0	0	0	0	0	0	0	0	0	0	1	1	0.00	0.000
Daryl Patterson, R ERA: 5.52	(8, 1)	1.0		3	1	0	0	0	0	0	0	0	0	0	3	3	0.00	1.000

PITCHER	IP	WLS	BF	H	R	ER	SO	BB	IBB	HBP	BLK	WP	HR	S	P	ERA	WHIP

BOTTOM

St. Louis Cardinals @ Atlanta Braves

Atlanta Stadium, Atlanta, GA

Sat Aug 21 1971, 7:05 PM EDT

Att. 22,451 - Unknown

St.

livebaseballscorecards.com

AB	34
R	8
H	11
RBI	8
BB	0
SO	2
LOB	7

1B: 7	SF: 0	WP: 0	PA: 35
2B: 2	SAC: 1	PB: 0	
3B: 0	DP: 1	SB: 0	
HR: 2	HBP: 0	CS: 0	

TOP

St. Louis Cardinals @ Atlanta Braves

Atlanta Stadium, Atlanta, GA

Sun Aug 22 1971, 3:33 AM EDT

Att. 19,650 - Unknown

Batter	1	2	3	4	5	6	7	8	9	AB	R	H	RBI	BB	SO	LOB
Lou Brock, L (1, 7) OBP: 0.390, SLG: 0.431 Jim Beauchamp, R (9, 7) OBP: 0.278, SLG: 0.365	BBBB 4-0 G3 S HR BB		x 0-0 E WP 1-2 2B 1B	x 0-0 S 1-H 2-H 1B 2B	BBBB 4-0 1B 1B BB		x 0-0 ① F9		BBBB 4-0 HR BB	3 5 2 2 3 0 1 0 0 0 0 0 0 0						
Jose Cruz, L (1, 8) OBP: 0.363, SLG: 0.398	x 0-0 ① G3 1-3		x 0-0 ① F6 1-2 2-3	x 0-0 ② F8 2-3	x 0-0 HBP 1B 1-3 1B		x 0-0 ② ③ G3-6 1-2f		x 0-0 1-H HR	6 1 2 2 0 0 5						
Matty Alou, L (1, 3) OBP: 0.350, SLG: 0.409	x 0-0 ② 4-3		x 0-0 E6 S 2B 2-3 3-H	x 0-0 BB 1B 3-H 1B	x 0-0 HBP 1-2 3-H 1B			x 0-0 ① F8	x 0-0 ③ F9	6 2 2 2 0 0 2						
Joe Torre, R (1, 5) OBP: 0.418, SLG: 0.549 Ted Kubiak, S (7, 4) OBP: 0.335, SLG: 0.346	x 0-0 3-H HR		x 0-0 1-H 3-H 2B	BBBB 4-0 BB 1B 1-2 BB	H 1-0 1-2 2-3 HBP			x 0-0 ② F8		2 1 2 4 1 0 0 1 0 0 0 0 0 0						
Ted Simmons, S (1, 2) OBP: 0.358, SLG: 0.407	x 0-0 ③ 1-3		SSS 0-3 ② K	x 0-0 BB 1-2 2-H 1B	x 0-0 ③ L6			x 0-0 2B 1B		5 1 2 1 0 1 4						
Joe Hague, L (1, 9) OBP: 0.340, SLG: 0.417 Bob Stinson, S (4, PH) OBP: 0.375, SLG: 0.429 (4, 9)		BBBB 4-0 CS BB	SSS 0-3 ③ K	BBBB 4-0 1-2 2-3 BB		SSS 0-3 ① K		x 0-0 1-H 2B		1 0 0 0 1 1 1 2 0 1 1 1 1 0						
Ted Sizemore, R (1, 4) OBP: 0.313, SLG: 0.334 (7, 5)	x 0-0 ① G6-4-3 1-2 1B			x FC1-5 1B 1B x 0-0 ③ F8		x 0-0 ② F4		x 0-0 ③ 4-2		5 0 2 0 0 0 4						
Dal Maxvill, R (1, 6) OBP: 0.291, SLG: 0.253	x 0-0 ② ③ G6-4-3 1-2f			x 0-0 FC1-5 1-2 2B 1B	SSS 0-3 ① K	x 0-0 ③ F7			x 0-0 ① F3	5 1 1 0 0 1 1						
Jerry Reuss, L (1, 1) OBP: 0.226, SLG: 0.113 Chuck Taylor, R (8, 1) OBP: 0.167, SLG: 0.333			BBBB 4-0 WP 1B E BB	x 0-0 ① FC1-5 1-2 2-3f 2B	SSS 0-3 ② K		x 0-0 G3-6 1B		x 0-0 ② 6-3	3 2 1 0 1 1 2 1 0 0 0 0 0 0						
Inning Stats	R: 2 E: 0 K: 0 S: 4 H: 1 LOB: 0 BB: 1 P: 8	R: 0 E: 0 K: 0 S: 2 H: 1 LOB: 0 BB: 1 P: 6	R: 3 E: 1 K: 2 S: 10 H: 2 LOB: 1 BB: 1 P: 14	R: 4 E: 0 K: 0 S: 8 H: 5 LOB: 3 BB: 2 P: 16	R: 1 E: 0 K: 2 S: 9 H: 2 LOB: 3 BB: 1 P: 14	R: 0 E: 0 K: 1 S: 5 H: 0 LOB: 0 BB: 0 P: 5	R: 0 E: 0 K: 0 S: 3 H: 1 LOB: 0 BB: 0 P: 3	R: 1 E: 0 K: 0 S: 5 H: 2 LOB: 1 BB: 0 P: 5	R: 2 E: 0 K: 0 S: 4 H: 1 LOB: 0 BB: 1 P: 8	1B: 10 2B: 3 3B: 0 HR: 2	SF: 0 SAC: 0 DP: 2 HBP: 1						

	AB	40
	R	13
	H	15
	RBI	12
	BB	7
	SO	5
	LOB	20

WP: 1 PB: 0 SB: 3 CS: 1 PA: 48

PITCHER		IP	WLS	BF	H	R	ER	SO	BB	IBB	HBP	BLK	WP	HR	S	P	ERA	WHIP
Ron Reed, R ERA: 3.56	(1, 1)	2.1	L	13	4	5	4	0	3	0	0	0	1	1	10	22	15.43	3.000
Steve Barber, L ERA: 6.0	(3, 1)	1.2		12	5	4	4	2	2	0	0	0	0	0	14	22	21.60	4.200
Ron Herbel, R ERA: 4.79	(5, 1)	4.0		18	5	2	2	3	1	0	1	0	0	0	22	27	4.50	1.500
Bob Priddy, R ERA: 3.73	(9, 1)	1.0		5	1	2	2	0	1	0	0	0	0	1	4	8	18.00	2.000

PITCHER		IP	WLS	BF	H	R	ER	SO	BB	IBB	HBP	BLK	WP	HR	S	P	ERA	WHIP

livebaseballscorecards.com

BOTTOM

Batter	1	2	3	4	5	6	7	8	9	AB	R	H	RBI	BB	SO	LOB
Marty Perez, R (1, 6) OBP: 0.279, SLG: 0.309	FC5-4, SH, 1B		5-3		G4-3 1-2f		G4-6-3 1-2f 2-3 3-H		5-3, 1B	5	0	2	0	0	0	3
Ralph Garr, L (1, 7) OBP: 0.370, SLG: 0.435	SH, FC5-4 1-2		1B, 1B		K		K		5-3 1-2	4	0	1	0	0	2	2
Hank Aaron, R (1, 3) OBP: 0.410, SLG: 0.639 Tommie Aaron, R (7, 3) OBP: 0.282, SLG: 0.270	F5		FC6-4 1-2			K		2B, 1B, BB	F2	3 1	0 1	1 1	0 0	0 1	1 0	2 1
Earl Williams, R (1, 2) OBP: 0.325, SLG: 0.487 Hal King, L (7, 2) OBP: 0.325, SLG: 0.333	FC5-4, FC6-4 1-2f 2-3		F3			1B		1B, G6-3 1-3 2B	K	3 2	0 1	1 1	0 0	0 1	0 1	4 1
Zoilo Versalles, R (1, 5) OBP: 0.253, SLG: 0.365	FC6-4 1-2f		FC6-4 1-2f			K		G6-3, 1B, 1B, BB		3	1	0	0	1	1	5
Mike Lum, L (1, 9) OBP: 0.344, SLG: 0.375 Ron Herbel, R (5, 1) OBP: 0.125, SLG: 0.125 Felix Millan, R (8, PH) OBP: 0.355, SLG: 0.375 Bob Priddy, R (9, 1) OBP: 0.182, SLG: 0.273		1-4-3		F9		F3		G6-3 1-2 2-3 3-H		2 1 1 0	0 0 0 0	0 0 1 0	0 0 1 0	0 0 0 0	0 0 0 0	0 1 0 0
Sonny Jackson, L (1, 8) OBP: 0.311, SLG: 0.342		6-3		F7			1B, 1B, G4-6-3, 1B	G6-3 1-2f 2-3 3-H		4	1	1	0	0	0	2
Gil Garrido, R (1, 4) OBP: 0.293, SLG: 0.235		1B		6-3			G4-6-3, 1B 1-2	1B 3-H		4	0	3	1	0	0	0
Ron Reed, R (1, 1) OBP: 0.143, SLG: 0.143 Steve Barber, L (3, 1) OBP: 0.182, SLG: 0.100 Oscar Brown, R (5, 9) OBP: 0.306, SLG: 0.333		F8			G4-3, 1B		G4-6-3 1-2 2-3	K		1 0 3	0 0 0	0 0 2	0 0 0	0 0 1	0 0 1	1 0 1
Inning Stats	R: 0, E: 1, K: 0, S: 5 H: 1, LOB: 2, BB: 0, P: 5	R: 0, E: 0, K: 0, S: 4 H: 1, LOB: 1, BB: 0, P: 4	R: 0, E: 0, K: 0, S: 5 H: 2, LOB: 2, BB: 0, P: 5	R: 0, E: 0, K: 0, S: 3 H: 0, LOB: 0, BB: 0, P: 3	R: 0, E: 0, K: 1, S: 5 H: 1, LOB: 0, BB: 0, P: 5	R: 0, E: 0, K: 2, S: 8 H: 1, LOB: 1, BB: 0, P: 8	R: 1, E: 0, K: 1, S: 7 H: 3, LOB: 1, BB: 0, P: 7	R: 3, E: 0, K: 1, S: 7 H: 3, LOB: 1, BB: 2, P: 15	R: 0, E: 0, K: 1, S: 6 H: 1, LOB: 1, BB: 0, P: 6	1B: 12 2B: 1 3B: 0 HR: 0	SF: 0 SAC: 1 DP: 3 HBP: 0					

PITCHER		IP	WLS	BF	H	R	ER	SO	BB	IBB	HBP	BLK	WP	HR	S	P	ERA	WHIP
Jerry Reuss, L ERA: 4.79	(1, 1)	7.0	W	33	11	4	4	4	2	0	0	0	0	0	39	47	5.14	1.857
Chuck Taylor, R ERA: 4.02	(8, 1)	2.0	S	7	2	0	0	2	0	0	0	0	0	0	11	11	0.00	1.000

PITCHER	IP	WLS	BF	H	R	ER	SO	BB	IBB	HBP	BLK	WP	HR	S	P	ERA	WHIP

St. Louis Cardinals @ Atlanta Braves

Atlanta Stadium, Atlanta, GA

Sun Aug 22 1971, 3:33 AM EDT

Att. 19,650 - Unknown

livebaseballscorecards.com

AB	37
R	4
H	13
RBI	2
BB	2
SO	6
LOB	23

Batter	1	2	3	4	5	6	7	8	9	AB	R	H	RBI	BB	SO	LOB
Lou Brock, L (1, 7) OBP: 0.391, SLG: 0.431	BBBB 4-0 4-3 S 1B BB		x 0-0 1B			x 0-0 S 2B 1B		x 0-0 ① 4-3	SSS 0-3 ③ K	4	2	2	0	1	1	3
Ted Sizemore, R (1, 9) (9, 4) OBP: 0.309, SLG: 0.331	x 0-0 ① 4-3 1-3		x 0-0 ② F7			x 0-0 ① 6-3 1-2		x 0-0 ② F9		4	0	0	0	0	0	3
Matty Alou, L (1, 3) (9, 9) OBP: 0.347, SLG: 0.405	x 0-0 ② F2		x 0-0 ③ 4-3			x 0-0 ② F8		x 0-0 ③ F7		4	0	0	0	0	0	3
Joe Torre, R (1, 5) OBP: 0.419, SLG: 0.551	x 0-0 3-H 1B			x 0-0 ① 6-3		x 0-0 2-H 2B			x 0-0 ① F9	4	0	2	2	0	0	0
Ted Simmons, S (1, 2) OBP: 0.355, SLG: 0.403	x 0-0 ③ F5			x 0-0 ② 4-3		x 0-0 ③ F9			x 0-0 ② F8	4	0	0	0	0	0	2
Jose Cruz, L (1, 8) OBP: 0.361, SLG: 0.391		x 0-0 ① F7		x 0-0 ③ L5			x 0-0 ① G3		BBBB 4-0 E 1B BB	3	1	0	0	1	0	0
Ted Kubiak, S (1, 4) (9, 6) OBP: 0.334, SLG: 0.344		x 0-0 ② F2			x 0-0 ① F9		x 0-0 WP 1B		x 0-0 E6 1B BB 1-3	4	0	1	0	0	0	1
Dal Maxvill, R (1, 6) OBP: 0.289, SLG: 0.250 Bob Burda, L (9, PH) (9, 3) OBP: 0.406, SLG: 0.375		x 0-0 ③ F9			x 0-0 ② F4		x 0-0 ② F9 1-2		BBBB 4-0 1B 1-2 BB	3 0	0 0	0 0	0 0	0 1	0 0	1 0
Bob Gibson, R (1, 1) OBP: 0.216, SLG: 0.314			SSS 0-3 ① K		SSS 0-3 ③ K		SSS 0-3 ③ K		x 0-0 1-2 2-3 3-H 1B	4	0	1	1	0	3	1
Inning Stats	R: 1 H: 1 E: 0 LOB: 1 K: 0 BB: 1 S: 4 P: 8	R: 0 H: 0 E: 0 LOB: 0 K: 0 BB: 0 S: 3 P: 3	R: 0 H: 1 E: 0 LOB: 1 K: 1 BB: 0 S: 6 P: 6	R: 0 H: 0 E: 0 LOB: 0 K: 0 BB: 0 S: 3 P: 3	R: 0 H: 0 E: 0 LOB: 0 K: 1 BB: 0 S: 5 P: 5	R: 1 H: 2 E: 0 LOB: 1 K: 0 BB: 0 S: 5 P: 5	R: 0 H: 1 E: 0 LOB: 1 K: 1 BB: 0 S: 6 P: 6	R: 0 H: 0 E: 0 LOB: 0 K: 0 BB: 0 S: 3 P: 3	R: 1 H: 1 E: 1 LOB: 3 K: 1 BB: 2 S: 7 P: 15	1B: 5 SF: 0 2B: 1 SAC: 0 3B: 0 DP: 0 HR: 0 HBP: 0						

TOP

St. Louis Cardinals @ Houston Astros

Astrodome, Houston, TX

Mon Aug 23 1971, 8:05 PM EDT

Att. 19,167 - Unknown

livebaseballscorecards.com

AB	34
R	3
H	6
RBI	3
BB	3
SO	4
LOB	14

PITCHER	IP	WLS	BF	H	R	ER	SO	BB	IBB	HBP	BLK	WP	HR	S	P	ERA	WHIP
Don Wilson, R (1, 1) ERA: 2.87	9.0	L	37	6	3	2	4	3	0	0	0	1	0	42	54	2.00	1.000

PITCHER	IP	WLS	BF	H	R	ER	SO	BB	IBB	HBP	BLK	WP	HR	S	P	ERA	WHIP

Batter	1	2	3	4	5	6	7	8	9	AB	R	H	RBI	BB	SO	LOB
Jesus Alou, R (1, 9) OBP: 0.326, SLG: 0.383	6-3		4-3		4-3			F9		4	0	0	0	0	0	1
Joe Morgan, L (1, 4) OBP: 0.356, SLG: 0.429	4-3		4-3			4-3 3B		1B S		4	2	2	0	0	0	0
Cesar Cedeno, R (1, 8) OBP: 0.289, SLG: 0.392	6-3		F7			4-3 3-H		K 1-2		4	0	0	1	0	1	1
Bob Watson, R (1, 3) OBP: 0.350, SLG: 0.392		2B 1B		5-3		BBBB 6-3 BB		2-H 1B		3	0	2	1	1	0	0
Rich Chiles, L (1, 7) OBP: 0.321, SLG: 0.378		F8		F9		6-3 1-2		4-3		4	0	0	0	0	0	3
Denis Menke, R (1, 5) OBP: 0.342, SLG: 0.341		1-3 2B		SSS K		5-3			SSS K	4	0	1	0	0	2	1
Jack Hiatt, R (1, 2) OBP: 0.401, SLG: 0.353 Johnny Edwards, L (9, PH) OBP: 0.275, SLG: 0.300 Cesar Geronimo, L (9, PR) OBP: 0.286, SLG: 0.308		SSS K			SSS K		6-3		FC4-6 1B	3 1 0	0 0 0	0 1 0	0 0 0	0 0 0	2 0 0	2 0 0
Roger Metzger, S (1, 6) OBP: 0.293, SLG: 0.299		BBBB BB			SH3 1B		F8		FC4-6 1-2f	3	0	1	0	1	0	1
Don Wilson, R (1, 1) OBP: 0.167, SLG: 0.169 Jimmy Wynn, R (9, PH) OBP: 0.319, SLG: 0.311		SSS K			1-2 SH3		SSS K		F9	2 1	0	0	0	0	2	3 1
Inning Stats	R: 0 H: 0 E: 0 LOB: 0 K: 0 BB: 0 S: 3 P: 3	R: 0 H: 2 E: 0 LOB: 3 K: 2 BB: 1 S: 9 P: 13	R: 0 H: 0 E: 0 LOB: 0 K: 0 BB: 0 S: 3 P: 3	R: 0 H: 0 E: 0 LOB: 0 K: 1 BB: 0 S: 5 P: 5	R: 0 H: 1 E: 0 LOB: 1 K: 1 BB: 0 S: 6 P: 6	R: 1 H: 1 E: 0 LOB: 1 K: 0 BB: 1 S: 4 P: 8	R: 0 H: 0 E: 0 LOB: 0 K: 1 BB: 0 S: 5 P: 5	R: 1 H: 2 E: 0 LOB: 1 K: 1 BB: 0 S: 7 P: 7	R: 0 H: 1 E: 0 LOB: 1 K: 1 BB: 0 S: 6 P: 6	1B: 5 SF: 0 2B: 1 SAC: 1 3B: 1 DP: 0 HR: 0 HBP: 0						

PITCHER	IP	WLS	BF	H	R	ER	SO	BB	IBB	HBP	BLK	WP	HR	S	P	ERA	WHIP
Bob Gibson, R (1, 1) ERA: 3.28	9.0	W	36	7	2	2	7	2	0	0	0	0	0	48	56	2.00	1.000

PITCHER	IP	WLS	BF	H	R	ER	SO	BB	IBB	HBP	BLK	WP	HR	S	P	ERA	WHIP

BOTTOM

St. Louis Cardinals @ Houston Astros

Astrodome, Houston, TX

Mon Aug 23 1971, 8:05 PM EDT

Att. 19,167 - Unknown

livebaseballscorecards.com

AB	33
R	2
H	7
RBI	2
BB	2
SO	7
LOB	13

WP: 0 PA: 36
PB: 0
SB: 1
CS: 0

Batter	1	2	3	4	5	6	7	8	9	AB	R	H	RBI	BB	SO	LOB
Lou Brock, L (1, 7) OBP: 0.392, SLG: 0.431	BBBB 4-0 CS BB		x 0-0 ② L7		x 0-0 S E 1B		x 0-0 ③ 6-3			3	1	1	0	1	0	0
Ted Sizemore, R (1, 9) OBP: 0.311, SLG: 0.331	x 0-0 ①② F8 1-2		x 0-0 1B 1B		BBBB 4-0 S 1-H BB			x 0-0 ① 6-3		3	0	1	0	1	0	1
Matty Alou, L (1, 3) OBP: 0.348, SLG: 0.406	x 0-0 2B 1B		x 0-0 1-2 1B		x 0-0 ③ 6-3 1-2			x 0-0 ② F7		4	1	2	0	0	0	1
Joe Torre, R (1, 5) OBP: 0.418, SLG: 0.550	x 0-0 ③ 1-H 2B		x 0-0 ③ 6-3			x 0-0 ① 4-3		x 0-0 ③ F8		4	0	1	1	0	0	2
Ted Simmons, S (1, 2) OBP: 0.354, SLG: 0.402		x 0-0 ① 6-3		x 0-0 ① L5		x 0-0 1B			x 0-0 ① F4	4	0	1	0	0	0	0
Jose Cruz, L (1, 8) OBP: 0.354, SLG: 0.383		SSS 0-3 ② K		x 0-0 ② F8		x 0-0 ② F7			x 0-0 ② 4-3	4	0	0	0	0	1	1
Ted Kubiak, S (1, 4) OBP: 0.333, SLG: 0.341		BBBB 4-0 BB		x 0-0 ③ 4-3		x 0-0 ③ F7			SSS 0-3 ③ K	3	0	0	0	1	1	1
Dal Maxvill, R (1, 6) OBP: 0.286, SLG: 0.247		SSS 0-3 ③ K			SSS 0-3 ① K		x 0-0 ① F4			3	0	0	0	0	2	1
Reggie Cleveland, R (1, 1) OBP: 0.145, SLG: 0.176 Al Santorini, R (9, 1) OBP: 0.286, SLG: 0.286			SSS 0-3 ① K		SSS 0-3 ② K		x 0-0 ② F9			3 0	0 0	0 0	0 0	0 0	2 0	0 0
Inning Stats	R: 1 E: 0 K: 0 S: 3 H: 2 LOB: 1 BB: 1 P: 7	R: 0 E: 0 K: 2 S: 7 H: 0 LOB: 1 BB: 1 P: 11	R: 0 E: 0 K: 1 S: 7 H: 2 LOB: 2 BB: 0 P: 7	R: 0 E: 0 K: 0 S: 3 H: 0 LOB: 0 BB: 0 P: 3	R: 1 E: 0 K: 2 S: 8 H: 1 LOB: 1 BB: 1 P: 12	R: 0 E: 0 K: 0 S: 4 H: 1 LOB: 1 BB: 0 P: 4	R: 0 E: 0 K: 0 S: 3 H: 0 LOB: 0 BB: 0 P: 3	R: 0 E: 0 K: 0 S: 3 H: 0 LOB: 0 BB: 0 P: 3	R: 0 E: 0 K: 1 S: 5 H: 0 LOB: 0 BB: 0 P: 5	1B: 5 2B: 1 3B: 0 HR: 0	SF: 0 SAC: 0 DP: 0 HBP: 0					

TOP

St. Louis Cardinals @ Houston Astros

Astrodome, Houston, TX

Tue Aug 24 1971, 8:05 PM EDT

Att. 13,860 - Dome

livebaseballscorecards.com

AB	31
R	2
H	6
RBI	1
BB	3
SO	6
LOB	7

WP: 0 PB: 0 SB: 3 CS: 1 PA: 34

PITCHER		IP	WLS	BF	H	R	ER	SO	BB	IBB	HBP	BLK	WP	HR	S	P	ERA	WHIP
Ken Forsch, R ERA: 2.86	(1, 1)	8.0	L	31	6	2	1	5	3	0	0	0	0	0	38	50	1.12	1.125
Fred Gladding, R ERA: 2.27	(9, 1)	1.0		3	0	0	0	1	0	0	0	0	0	0	5	5	0.00	0.000

PITCHER	IP	WLS	BF	H	R	ER	SO	BB	IBB	HBP	BLK	WP	HR	S	P	ERA	WHIP

BOTTOM

St. Louis Cardinals @ Houston Astros

Astrodome, Houston, TX

Tue Aug 24 1971, 8:05 PM EDT
Att. 13,860 - Dome

livebaseballscorecards.com

Batter	1	2	3	4	5	6	7	8	9	AB	R	H	RBI	BB	SO	LOB
Jesus Alou, R (1, 9) OBP: 0.325, SLG: 0.382	FC6-4 1B		G3			G3		F8		4	0	1	0	0	0	0
Fred Gladding, L (9, 1)										0	0	0	0	0	0	0
Joe Morgan, L (1, 4) OBP: 0.353, SLG: 0.426	F9			1-3		G3			3-4	4	0	0	0	0	0	1
Cesar Cedeno, R (1, 8) OBP: 0.293, SLG: 0.397	FC6-4 CS 1-2f			WP 1B		2B			1B 1B	4	1	3	0	0	0	1
Bob Watson, R (1, 3) OBP: 0.349, SLG: 0.390	CS 1-2	6-3		K2-3 1-2		4-3			1B 1-3	4	0	1	0	0	1	2
Cesar Geronimo, L (9, PR) OBP: 0.286, SLG: 0.308										0	0	0	0	0	0	0
Rich Chiles, L (1, 7) OBP: 0.318, SLG: 0.372		F7		K			F8		G6-4-3 1-3 3-H 1B	4	0	1	1	0	1	1
Denis Menke, R (1, 5) OBP: 0.343, SLG: 0.344		2B			5-3		6-3		G6-4-3 1-2f	2	0	1	0	0	0	0
Doug Rader, R (6, 5) OBP: 0.304, SLG: 0.382										2	0	0	0	0	0	2
Johnny Edwards, L (1, 2) OBP: 0.272, SLG: 0.296		F8			3-1		4-3			3	0	0	0	0	0	1
Roger Metzger, S (1, 6) OBP: 0.293, SLG: 0.300			4-3		1B			4-3		3	0	1	0	0	0	0
Ken Forsch, R (1, 1) OBP: 0.093, SLG: 0.071			F9		F4			K		2	0	0	0	0	0	1
Jimmy Wynn, R (8, PH) OBP: 0.319, SLG: 0.310										1	0	0	0	0	1	0
										9	1	8	1	0	3	9

Inning Stats	1	2	3	4	5	6	7	8	9
R	0	0	0	0	0	0	0	0	1
E	0	0	0	0	0	0	0	0	0
K	0	0	0	2	0	0	0	1	5
S	3	4	3	8	4	4	3	5	5
H	1	1	0	1	1	1	0	0	3
LOB	0	1	0	1	1	1	0	0	2
BB	0	0	0	0	0	0	0	0	0
P	3	4	3	8	4	4	3	5	5

1B	6
2B	2
3B	0
HR	0
SF	0
SAC	0
DP	1
HBP	0
WP	1
PB	0
SB	0
CS	1
PA	34

PITCHER		IP	WLS	BF	H	R	ER	SO	BB	IBB	HBP	BLK	WP	HR	S	P	ERA	WHIP
Reggie Cleveland, R ERA: 3.84	(1, 1)	8.1	W	32	8	1	1	3	0	0	0	0	1	0	38	38	1.08	0.960
Al Santorini, R ERA: 3.96	(9, 1)	0.2	S	1	0	0	0	0	0	0	0	0	0	0	1	1	0.00	0.000

PITCHER	IP	WLS	BF	H	R	ER	SO	BB	IBB	HBP	BLK	WP	HR	S	P	ERA	WHIP

Batter	1	2	3	4	5	6	7	8	9	AB	R	H	RBI	BB	SO	LOB
Lou Brock, L (1, 7) OBP: 0.389, SLG: 0.427	F7		K	5-3			4-3		K	5	0	0	0	0	2	1
Ted Sizemore, R (1, 4) (8, 9) OBP: 0.310, SLG: 0.329	F3		1-2 1B 2B 1B		6-3		F8		6-3	5	1	1	0	0	0	0
Matty Alou, L (1, 3) OBP: 0.347, SLG: 0.404	G3		1-2 2-3 2B 1B		F6		F6		6-3	5	0	1	0	0	0	0
Joe Torre, R (1, 5) OBP: 0.422, SLG: 0.559		BBB 4-0 1B S BB	1-3 2-H 3-H 2B		1B			HR 3B		3	1	3	2	1	0	0
Ted Simmons, S (1, 2) OBP: 0.355, SLG: 0.409		F7 1-2	IBB		F9			3-H HR		3	1	1	2	1	0	2
Luis Melendez, R (1, 9) OBP: 0.335, SLG: 0.282 Julian Javier, R (8, 4) OBP: 0.289, SLG: 0.358		F4	F6			BBBB 4-0 4-3 BB		6-3		3 0	0 0	0 0	0 0	1 0	0 0	4 0
Jose Cruz, L (1, 8) OBP: 0.357, SLG: 0.391		2-3 1B	F9			1-2 4-3		2B		4	0	2	0	0	0	4
Dal Maxvill, R (1, 6) OBP: 0.282, SLG: 0.244		F7		5-3		F9		5-3		4	0	0	0	0	0	4
Steve Carlton, L (1, 1) OBP: 0.207, SLG: 0.228			1B 1B 2B 1B	K		K		3-1		4	1	1	0	0	2	2
Inning Stats	R: 0 E: 0 K: 0 S: 3 H: 0 LOB: 0 BB: 0 P: 3	R: 0 E: 0 K: 0 S: 4 H: 1 LOB: 2 BB: 1 P: 8	R: 2 E: 0 K: 1 S: 9 H: 4 LOB: 3 BB: 1 P: 13	R: 0 E: 0 K: 1 S: 5 H: 0 LOB: 0 BB: 0 P: 5	R: 0 E: 0 K: 0 S: 4 H: 1 LOB: 1 BB: 0 P: 4	R: 0 E: 0 K: 1 S: 5 H: 0 LOB: 1 BB: 1 P: 9	R: 0 E: 0 K: 0 S: 3 H: 0 LOB: 0 BB: 0 P: 3	R: 2 E: 0 K: 0 S: 6 H: 3 LOB: 1 BB: 0 P: 6	R: 0 E: 0 K: 1 S: 5 H: 0 LOB: 0 BB: 0 P: 5	1B: 5 2B: 2 3B: 1 HR: 1	SF: 0 SAC: 0 DP: 0 HBP: 0						

TOP

St. Louis Cardinals @ Houston Astros

Astrodome, Houston, TX

Wed Aug 25 1971, 8:05 PM EDT

Att. 11,025 - Dome

livebaseballscorecards.com

AB	36
R	4
H	9
RBI	4
BB	3
SO	4
LOB	17

WP: 0 PB: 0 SB: 1 CS: 0 PA: 39

PITCHER		IP	WLS	BF	H	R	ER	SO	BB	IBB	HBP	BLK	WP	HR	S	P	ERA	WHIP
Ron Cook, L ERA: 4.42	(1, 1)	7.0	L	30	6	2	2	3	2	1	0	0	0	0	33	45	2.57	1.143
George Culver, R ERA: 2.47	(8, 1)	2.0		9	3	2	2	1	0	0	0	0	0	1	11	11	9.00	1.500

PITCHER	IP	WLS	BF	H	R	ER	SO	BB	IBB	HBP	BLK	WP	HR	S	P	ERA	WHIP

St. Louis Cardinals @ Houston Astros

Astrodome, Houston, TX

Wed Aug 25 1971, 8:05 PM EDT

Att. 11,025 - Dome

livebaseballscorecards.com

BOTTOM

Batter	1	2	3	4	5	6	7	8	9	AB	R	H	RBI	BB	SO	LOB
Jesus Alou, R (1, 9) OBP: 0.327, SLG: 0.384	F7		BB 1B		6-3 2B		F7			3	0	1	0	1	0	1
Joe Morgan, L (1, 4) OBP: 0.352, SLG: 0.423	BB K2-3-2		L9		6-3 2-3		F6			3	0	0	0	1	0	3
Cesar Cedeno, R (1, 8) (9, 3) OBP: 0.292, SLG: 0.396	K2-3-2 1-1		1B 1-2		5-3			G3		4	0	1	0	0	1	2
Bob Watson, R (1, 7) OBP: 0.350, SLG: 0.391		FC5-4 1B	5-3			1-3		FC6-4 1B		4	0	2	0	0	0	2
Doug Rader, R (1, 5) OBP: 0.306, SLG: 0.390 Cesar Geronimo, L (9, 8) OBP: 0.286, SLG: 0.308	FC5-4 1-2			HR	5-3			K		4 0	1 0	2 0	1 0	0 0	1 0	1 0
Jack Hiatt, R (1, 2) OBP: 0.398, SLG: 0.351	FC5-4 1-2f 2-3		5-3		FC4-6 1B			FC6-4 1-2f		4	0	1	0	0	0	3
Marty Martinez, S (1, 3) (9, 5) OBP: 0.257, SLG: 0.303	F3		K		FC4-6 1-2f				1-3	4	0	0	0	0	1	3
Roger Metzger, S (1, 6) OBP: 0.293, SLG: 0.298	F8		K				BB SH2-4		F4	3	0	0	0	1	1	2
Ron Cook, L (1, 1) OBP: 0.167, SLG: 0.167 Denis Menke, R (7, PH) OBP: 0.343, SLG: 0.344 George Culver, R (8, 1) OBP: 0.125, SLG: 0.125 Larry Howard, R (9, PH) OBP: 0.176, SLG: 0.375			K	F9			SH2-4 1-2		6-3	2 0 0 1	0 0 0 0	0 0 0 0	0 0 0 0	0 0 0 0	1 0 0 0	0 0 0 0
Inning Stats	R: 0 E: 0 K: 1 S: 4 H: 0 LOB: 1 BB: 1 P: 8	R: 0 E: 0 K: 0 S: 5 H: 2 LOB: 2 BB: 0 P: 5	R: 0 E: 0 K: 1 S: 6 H: 1 LOB: 2 BB: 1 P: 10	R: 1 E: 0 K: 2 S: 8 H: 1 LOB: 0 BB: 0 P: 8	R: 0 E: 0 K: 0 S: 4 H: 1 LOB: 1 BB: 0 P: 4	R: 0 E: 0 K: 0 S: 4 H: 1 LOB: 1 BB: 0 P: 4	R: 0 E: 0 K: 0 S: 3 H: 0 LOB: 1 BB: 1 P: 7	R: 0 E: 0 K: 1 S: 6 H: 1 LOB: 1 BB: 0 P: 6	R: 0 E: 0 K: 0 S: 3 H: 0 LOB: 0 BB: 0 P: 3	1B: 5 2B: 2 3B: 0 HR: 1 SF: 0 SAC: 1 DP: 1 HBP: 0						

	AB	32
	R	1
	H	7
	RBI	1
	BB	3
	SO	5
	LOB	17

WP: 0 PA: 36
PB: 0
SB: 0
CS: 0

PITCHER	IP	WLS	BF	H	R	ER	SO	BB	IBB	HBP	BLK	WP	HR	S	P	ERA	WHIP
Steve Carlton, L (1, 1) ERA: 3.42	9.0	W	36	7	1	1	5	3	0	0	0	0	1	43	55	1.00	1.111

PITCHER	IP	WLS	BF	H	R	ER	SO	BB	IBB	HBP	BLK	WP	HR	S	P	ERA	WHIP

Batter	1	2	3	4	5	6	7	8	9	AB	R	H	RBI	BB	SO	LOB
Pete Rose, S (1, 9) OBP: 0.376, SLG: 0.421	SSS 0-3 ① K		SSS 0-3 ③ K		x 0-0 ① 6-3		x 0-0 ③ G3		x 0-0 ① SF7 3-H	4	0	0	1	0	2	1
Hal McRae, R (1, 7) OBP: 0.280, SLG: 0.413	x 0-0 ② P4			x 0-0 2B 4-3 1B	x 0-0 ② L4			x 0-0 ① F8	x 0-0 ② F7	5	1	1	0	0	0	0
Lee May, R (1, 3) OBP: 0.342, SLG: 0.572	x 0-0 ③ L5			x 0-0 ① F8	BBB 4-0 BB			x 0-0 ② F3	x 0-0 2B 1B	4	0	1	0	1	0	1
Dave Concepcion, R (9, PR) OBP: 0.250, SLG: 0.258 (9, 6)										0	0	0	0	0	0	0
Tony Perez, R (1, 5) OBP: 0.342, SLG: 0.471 (9, 3)		x 0-0 ① 4-3		x 0-0 1-3 E 2B	x 0-0 ③ 1-3			x 0-0 ③ 6-3	x 0-0 ③ 1-H 2B	5	1	2	0	0	0	1
Johnny Bench, R (1, 2) OBP: 0.292, SLG: 0.433		SSS 0-3 ② K		x 0-0 ② 4-3 3-H		x 0-0 ① F8		BBBB 4-0 1B 1B BB BB		3	1	0	1	1	1	1
George Foster, R (1, 8) OBP: 0.300, SLG: 0.397		x 0-0 ③ F8		x 0-0 E8 1B 2-H		SSS 0-3 ② K			x 0-0 BB 1B 1-2 3B 1B	4	2	1	0	0	1	0
Tommy Helms, R (1, 4) OBP: 0.291, SLG: 0.347			x 0-0 ① 6-3	x 0-0 1B 3-H 1B		x 0-0 ③ F8			x 0-0 BB 1-2 2-3 3B 1B	4	1	2	1	0	0	0
Woody Woodward, R (1, 6) OBP: 0.305, SLG: 0.284 (9, 5)			x 0-0 SH5-4 1B	x 0-0 FC6-4 1-2 1B			x 0-0 ① 1-3		BBBB 4-0 1-2 2-3 3-H 3B BB	3	1	2	1	1	0	0
Wayne Simpson, R (1, 1) OBP: 0.143, SLG: 0.040			x 0-0 ② SH5-4 1-2	x 0-0 ③ FC6-4 1-2f			SSS 0-3 ② K		x 0-0 1-H 2-H 3-H SF7 3B	1	0	0	0	0	0	2
Jim Merritt, L (6, 1) OBP: 0.192, SLG: 0.280										0	0	0	0	0	0	0
Buddy Bradford, R (7, PH) OBP: 0.303, SLG: 0.291										1	0	0	0	0	1	0
Wayne Granger, R (7, 1) OBP: 0.333, SLG: 0.800										0	0	0	0	0	0	0
Jimmy Stewart, S (9, PH) OBP: 0.300, SLG: 0.315										1	1	1	3	0	0	0
Joe Gibbon, R (9, 1)										0	0	0	0	0	0	0

TOP

Cincinnati Reds @ St. Louis Cardinals

Busch Stadium, St. Louis, MO

Fri Aug 27 1971, 7:05 PM CDT

Att. 33,273 - Unknown

livebaseballscorecards.com

AB	35
R	8
H	10
RBI	7
BB	3
SO	5
LOB	6

Inning Stats	1	2	3	4	5	6	7	8	9	1B	SF	WP	PA
R	0	0	0	3	0	0	0	0	5	7	1	0	40
E	0	0	0	1	0	0	0	0	0	2B 2	SAC 1	PB 0	
K	1	1	1	0	0	1	1	0	0	3B 1	DP 0	SB 0	
S	5	5	6	8	3	5	5	3	7	HR 0	HBP 0	CS 0	
H	0	0	1	4	0	0	0	0	5				
LOB	0	0	0	2	1	0	0	0	2				
BB	0	0	0	0	1	0	0	0	2				
P	5	5	6	8	7	5	5	3	15				

PITCHER		IP	WLS	BF	H	R	ER	SO	BB	IBB	HBP	BLK	WP	HR	S	P	ERA	WHIP
Jerry Reuss, L ERA: 4.72	(1, 1)	8.0		33	6	5	3	5	2	0	0	0	0	0	41	49	3.38	1.000
Al Santorini, R ERA: 4.09	(9, 1)	0.0		1	1	0	0	0	0	0	0	0	0	0	1	1	∞	∞
Frank Linzy, R ERA: 2.3	(9, 1)	0.0	L	2	1	2	2	0	1	0	0	0	0	0	1	5	∞	∞
Don Shaw, L ERA: 3.18	(9, 1)	1.0		4	2	1	1	0	0	0	0	0	0	0	4	4	9.00	2.000

PITCHER	IP	WLS	BF	H	R	ER	SO	BB	IBB	HBP	BLK	WP	HR	S	P	ERA	WHIP

Batter	1	2	3	4	5	6	7	8	9	AB	R	H	RBI	BB	SO	LOB
Lou Brock, L (1, 7) OBP: 0.390, SLG: 0.425	4-3	K		IBB		FC1-5 1-2 2B 1B	1B IBB		K	4	1	1	0	2	2	2
Ted Sizemore, R (1, 4) (7, 9) OBP: 0.310, SLG: 0.327	3-4 BB		4-3	1-3		FC1-5 2B 1-2 2-3f FC1-2	1-2 2-H 1B		F8	5	0	1	1	1	0	5
Matty Alou, L (1, 3) (6, 9) (7, 3) OBP: 0.349, SLG: 0.406	3-4 1-2f		FC6 1B		S HR BB	FC1-2 1-3 2-H 2B	4-3		K	5	1	2	1	1	1	3
Joe Torre, R (1, 5) OBP: 0.423, SLG: 0.564		F8	K		1-H HR	FC1-2 IBB		SH1-3 1B SF7 1B		4	2	2	2	1	1	1
Ted Simmons, S (1, 2) OBP: 0.353, SLG: 0.406		P5	FC6 1-2f		4-3	FC1-2 1-2 2-3 3-Hf		SF7 SH1-3 1-2 1B		5	0	1	0	0	0	4
Joe Hague, L (1, 9) (6, 3) OBP: 0.342, SLG: 0.416 Julian Javier, R (7, 4) OBP: 0.289, SLG: 0.358	HR 1B			SH1-4 1B BB	F5	K		SH1-3 1-2 2-3		3	1	1	0	1	1	3
										0	0	0	0	0	0	0
Jose Cruz, L (1, 8) OBP: 0.362, SLG: 0.405	1-H HR			F8	BB	G3		SF7 IBB		3	1	1	2	2	0	1
Dal Maxvill, R (1, 6) OBP: 0.287, SLG: 0.251	BB 1B			SH1-4 1-2 1B	6-3	SH3-4 1B 1B		SF7 1-2 2-3 3-H		4	1	3	1	0	0	1
Jerry Reuss, L (1, 1) OBP: 0.246, SLG: 0.127 Al Santorini, R (9, 1) OBP: 0.286, SLG: 0.286 Frank Linzy, R (9, 1) OBP: 0.333, SLG: 0.333 Don Shaw, L (9, 1)	1-2 BB			SH1-4 1-2 2-3		FC1-5 1B	SH3-4 1-2	6-3		2	0	1	0	1	0	2
										0	0	0	0	0	0	0
										0	0	0	0	0	0	0
										0	0	0	0	0	0	0
Inning Stats	R: 0 E: 0 K: 0 S: 2 H: 0 LOB: 0 BB: 1 P: 6	R: 2 E: 0 K: 1 S: 8 H: 3 LOB: 2 BB: 1 P: 12	R: 0 E: 0 K: 1 S: 6 H: 1 LOB: 1 BB: 0 P: 6	R: 0 E: 0 K: 0 S: 4 H: 1 LOB: 3 BB: 2 P: 12	R: 2 E: 0 K: 0 S: 4 H: 1 LOB: 1 BB: 2 P: 12	R: 1 E: 0 K: 1 S: 8 H: 3 LOB: 3 BB: 1 P: 12	R: 1 E: 0 K: 0 S: 5 H: 2 LOB: 2 BB: 1 P: 9	R: 1 E: 0 K: 0 S: 5 H: 2 LOB: 2 BB: 1 P: 9	R: 0 E: 0 K: 2 S: 7 H: 0 LOB: 0 BB: 0 P: 7	1B: 10 2B: 2 3B: 0 HR: 2 SF: 1 SAC: 3 DP: 1 HBP: 0						

PITCHER		IP	WLS	BF	H	R	ER	SO	BB	IBB	HBP	BLK	WP	HR	S	P	ERA	WHIP
Wayne Simpson, R ERA: 5.28	(1, 1)	5.1		30	9	5	5	2	5	1	0	0	0	2	28	52	8.44	2.625
Jim Merritt, L ERA: 4.7	(6, 1)	0.2		3	0	0	0	1	0	1	0	0	0	0	4	8	0.00	0.000
Wayne Granger, R ERA: 3.09	(7, 1)	2.0	W	12	4	2	2	0	0	2	0	0	0	0	10	18	9.00	2.000
Joe Gibbon, L ERA: 2.87	(9, 1)	1.0	S	3	0	0	0	2	0	0	0	0	0	0	7	7	0.00	0.000

PITCHER	IP	WLS	BF	H	R	ER	SO	BB	IBB	HBP	BLK	WP	HR	S	P	ERA	WHIP

BOTTOM

Cincinnati Reds @ St. Louis Cardinals

Busch Stadium, St. Louis, MO

Fri Aug 27 1971, 7:05 PM CDT

Att. 33,273 - Unknown

livebaseballscorecards.com

AB	35
R	7
H	13
RBI	7
BB	9
SO	5
LOB	22

WP: 0 PA: 48
PB: 0
SB: 1
CS: 0

Cincinnati Reds @ St. Louis Cardinals

Busch Stadium, St. Louis, MO

Sat Aug 28 1971, 7:05 PM CDT

Att. 40,823 - Unknown

TOP

livebaseballscorecards.com

Batter	1	2	3	4	5	6	7	8	9	AB	R	H	RBI	BB	SO	LOB
Pete Rose, S (1, 9) OBP: 0.374, SLG: 0.417	K		4-3			F7			F8	4	0	0	0	0	1	1
Hal McRae, R (1, 7) OBP: 0.279, SLG: 0.410	4-3			5-3		1B			6-3	4	0	1	0	0	0	0
Lee May, R (1, 3) OBP: 0.339, SLG: 0.567	K			K		F9			K	4	0	0	0	0	3	1
Tony Perez, R (1, 5) OBP: 0.342, SLG: 0.470		6-3		1B			K			3	0	1	0	0	1	0
Johnny Bench, R (1, 2) OBP: 0.290, SLG: 0.430		K		K			K			3	0	0	0	0	3	1
George Foster, R (1, 8) OBP: 0.300, SLG: 0.396		K			G6-3 1B		K			3	0	1	0	0	2	0
Tommy Helms, R (1, 4) OBP: 0.290, SLG: 0.345			4-3		F9			K		3	0	0	0	0	1	1
Woody Woodward, R (1, 6) OBP: 0.306, SLG: 0.281			BB SH3-4		G6-3 1-2f			6-3		2	0	0	0	1	0	1
Gary Nolan, R (1, 1) OBP: 0.154, SLG: 0.143			SH3-4 1-2			K		K		0	0	0	0	0	0	0
Ty Cline, L (6, PH) OBP: 0.352, SLG: 0.225										1	0	0	0	0	1	0
Tony Cloninger, R (6, 1) OBP: 0.231, SLG: 0.269										0	0	0	0	0	0	0
Buddy Bradford, R (8, PH) OBP: 0.301, SLG: 0.289										1	0	0	0	0	1	0
Clay Carroll, R (8, 1) OBP: 0.111, SLG: 0.111										0	0	0	0	0	0	0
Inning Stats	R: 0 E: 0 K: 2 S: 7 H: 0 LOB: 0 BB: 0 P: 7	R: 0 E: 0 K: 2 S: 7 H: 0 LOB: 0 BB: 0 P: 7	R: 0 E: 0 K: 0 S: 3 H: 0 LOB: 1 BB: 1 P: 7	R: 0 E: 0 K: 2 S: 8 H: 1 LOB: 1 BB: 0 P: 8	R: 0 E: 0 K: 0 S: 3 H: 1 LOB: 0 BB: 0 P: 3	R: 0 E: 0 K: 1 S: 6 H: 1 LOB: 1 BB: 0 P: 6	R: 0 E: 0 K: 3 S: 9 H: 0 LOB: 0 BB: 0 P: 9	R: 0 E: 0 K: 2 S: 7 H: 0 LOB: 0 BB: 0 P: 7	R: 0 E: 0 K: 1 S: 5 H: 0 LOB: 0 BB: 0 P: 5	1B: 3 2B: 0 3B: 0 HR: 0	SF: 0 SAC: 1 DP: 1 HBP: 0						

	AB	28
	R	0
	H	3
	RBI	0
	BB	1
	SO	13
	LOB	5

WP: 0 PB: 0 SB: 0 CS: 0 PA: 30

PITCHER	IP	WLS	BF	H	R	ER	SO	BB	IBB	HBP	BLK	WP	HR	S	P	ERA	WHIP
Bob Gibson, R (1, 1) ERA: 3.13	9.0	W	30	3	0	0	13	1	0	0	0	0	0	55	59	0.00	0.444

PITCHER	IP	WLS	BF	H	R	ER	SO	BB	IBB	HBP	BLK	WP	HR	S	P	ERA	WHIP

Batter	1	2	3	4	5	6	7	8	9	AB	R	H	RBI	BB	SO	LOB
Lou Brock, L (1, 7) OBP: 0.392, SLG: 0.426	BBBB 4-0 SH1-3 S BB		x 0-0 ② FC6-4 S 1B 1-2f		x 0-0 S 1B 1B	4-0 IBB				2	2	1	0	2	0	1
Ted Sizemore, R (1, 4) OBP: 0.313, SLG: 0.330	x 0-0 ① SH1-3 1-3		x 0-0 1B 1B 1-H 1B		x 0-0 2B FC3-2 1-H 1B	x 0-0 ③ F3				3	1	2	2	0	0	2
Matty Alou, L (1, 3) OBP: 0.352, SLG: 0.411 Luis Melendez, R (8, 9) OBP: 0.335, SLG: 0.282	x 0-0 ② F8		x 0-0 1B 1-2 1B		x 0-0 1-3 E 2B		x 0-0 G4-6-3 1B			4 0	1 0	3 0	0 0	0 0	0 0	1 0
Joe Torre, R (1, 5) OBP: 0.424, SLG: 0.563	x 0-0 ③ 5-3		x 0-0 1-3 2-H 1B		4-0 E IBB		x 0-0 ① F9			3	0	1	1	1	0	2
Ted Simmons, S (1, 2) OBP: 0.350, SLG: 0.402		x 0-0 ① L4	x 0-0 ③ 4-3		x 0-0 ② FC3-2 1-2 2-H 3-Hf		x 0-0 ② ③ G4-6-3 1-2f			4	0	0	0	0	0	5
Joe Hague, L (1, 9) OBP: 0.341, SLG: 0.418 (8, 3)		x 0-0 ② P6		x 0-0 ① 4-3	x 0-0 ③ 5-3			x 0-0 FC6-5 2B		4	0	1	0	0	0	2
Jose Cruz, L (1, 8) OBP: 0.356, SLG: 0.397		x 0-0 ③ 4-3		x 0-0 ② F8		x 0-0 ① F9		x 0-0 ① FC6-5 6-3 2-3		4	0	0	0	0	0	1
Dal Maxvill, R (1, 6) OBP: 0.287, SLG: 0.248			x 0-0 ① F8	x 0-0 ③ F2		BBBB 4-0 SH2-4 BB		x 0-0 ② 6-3 1-2		3	0	0	0	1	0	1
Bob Gibson, R (1, 1) OBP: 0.221, SLG: 0.315			x 0-0 FC6-4 1B		SSS 0-3 ① K	x 0-0 ② SH2-4 1-2		x 0-0 ③ P5		3	0	1	0	0	1	1
Inning Stats	R: 0 H: 0 E: 0 LOB: 1 K: 0 BB: 1 S: 3 P: 7	R: 0 H: 0 E: 0 LOB: 0 K: 0 BB: 0 S: 3 P: 3	R: 2 H: 4 E: 0 LOB: 2 K: 0 BB: 0 S: 7 P: 7	R: 0 H: 0 E: 0 LOB: 0 K: 0 BB: 0 S: 3 P: 3	R: 2 H: 3 E: 1 LOB: 2 K: 1 BB: 1 S: 8 P: 12	R: 0 H: 0 E: 0 LOB: 2 K: 0 BB: 2 S: 3 P: 11	R: 0 H: 1 E: 0 LOB: 0 K: 0 BB: 0 S: 3 P: 3	R: 0 H: 1 E: 0 LOB: 1 K: 0 BB: 0 S: 4 P: 4		1B: 7 SF: 0 2B: 2 SAC: 2 3B: 0 DP: 1 HR: 0 HBP: 0						

PITCHER		IP	WLS	BF	H	R	ER	SO	BB	IBB	HBP	BLK	WP	HR	S	P	ERA	WHIP
Gary Nolan, R ERA: 3.28	(1, 1)	5.0	L	24	7	4	3	1	1	1	0	0	0	0	24	32	5.40	1.600
Tony Cloninger, R ERA: 3.6	(6, 1)	2.0		8	1	0	0	0	1	1	0	0	0	0	6	14	0.00	1.000
Clay Carroll, R ERA: 2.13	(8, 1)	1.0		4	1	0	0	0	0	0	0	0	0	0	4	4	0.00	1.000

PITCHER	IP	WLS	BF	H	R	ER	SO	BB	IBB	HBP	BLK	WP	HR	S	P	ERA	WHIP

BOTTOM

Cincinnati Reds @ St. Louis Cardinals

Busch Stadium, St. Louis, MO

Sat Aug 28 1971, 7:05 PM CDT

Att. 40,823 - Unknown

livebaseballscorecards.com

AB	30
R	4
H	9
RBI	3
BB	4
SO	1
LOB	16

Batter	1	2	3	4	5	6	7	8	9	10	11	AB	R	H	RBI	BB	SO	LOB
Pete Rose, S (1, 9) OBP: 0.373, SLG: 0.415	1B	4-3		4-3 2-3		F2			1-3		G6-4-3 BB	5	1	1	0	1	0	1
Hal McRae, R (1, 7) OBP: 0.278, SLG: 0.406 Buddy Bradford, R (9, 7) OBP: 0.301, SLG: 0.289 Jimmy Stewart, S (11, PH) OBP: 0.300, SLG: 0.315 Al Ferrara, R (11, PH) OBP: 0.293, SLG: 0.245 (11, 7) Clay Carroll, R (11, 1) OBP: 0.111, SLG: 0.111	F9	P4		P4			FC6-4 1B		5-3		G6-4-3 1-2f	5 0 0 0 1 0	0 0 0 0 0 0	1 0 0 0 0 0	0 0 0 0 0 0	0 0 0 0 0 0	0 0 0 0 0 0	2 0 0 0 2 0
Lee May, R (1, 3) OBP: 0.340, SLG: 0.564	1B 1-3	6-3		FC6-4 HBP			F8			F3		4	1	1	0	0	0	1
Tony Perez, R (1, 5) OBP: 0.341, SLG: 0.467	1B 1-2 3-H		F7	FC6-4 1-2f			FC6-4 1-2f			F9		5	1	1	1	0	0	3
Johnny Bench, R (1, 2) OBP: 0.291, SLG: 0.430	1B 1-2 2-H		F8		F8		L3			1B		5	0	2	1	0	0	1
George Foster, R (1, 8) OBP: 0.302, SLG: 0.396	K		FC5 S		F9			P4		FC1-6 1-2		5	0	2	0	0	1	2
Tommy Helms, R (1, 4) OBP: 0.291, SLG: 0.344 Wayne Granger, R (10, 1) OBP: 0.333, SLG: 0.800 Joe Gibbon, R (11, 1) Ty Cline, L (11, 7) OBP: 0.352, SLG: 0.225	1B 1-3 2-H		BB 1-2		5-3			6-3		FC1-6 1-2f		4 0 0 0 0	0 0 0 0 0	1 0 0 0 0	1 0 0 0 0	1 0 0 0 0	0 0 0 0 0	2 0 0 0 0
Woody Woodward, R (1, 6) OBP: 0.308, SLG: 0.290	IBB		FC5 2-3f			G1		4-3			3B	4	0	1	0	1	0	2
Don Gullett, R (1, 1) OBP: 0.125, SLG: 0.127 Dave Concepcion, R (10, 4) OBP: 0.249, SLG: 0.258	G3			4-3 2B		F9			4-3		F8	4 1	0 0	1 0	0 0	0 0	0 0	3 1
Inning Stats	R: 3 E: 0 K: 1 S: 10 H: 5 LOB: 3 BB: 1 P: 14	R: 0 E: 0 K: 0 S: 3 H: 0 LOB: 0 BB: 0 P: 3	R: 0 E: 0 K: 0 S: 4 H: 1 LOB: 2 BB: 1 P: 8	R: 0 E: 0 K: 0 S: 4 H: 1 LOB: 2 BB: 0 P: 5	R: 0 E: 0 K: 0 S: 3 H: 0 LOB: 0 BB: 0 P: 3	R: 0 E: 0 K: 0 S: 3 H: 0 LOB: 0 BB: 0 P: 3	R: 0 E: 0 K: 0 S: 4 H: 1 LOB: 1 BB: 0 P: 4	R: 0 E: 0 K: 0 S: 3 H: 0 LOB: 0 BB: 0 P: 3	R: 0 E: 0 K: 0 S: 3 H: 0 LOB: 0 BB: 0 P: 3	R: 0 E: 0 K: 0 S: 5 H: 2 LOB: 2 BB: 0 P: 5	R: 0 E: 0 K: 0 S: 3 H: 1 LOB: 1 BB: 1 P: 7	1B: 9 2B: 1 3B: 1 HR: 0 SF: 0 SAC: 0 DP: 1 HBP: 1						

PITCHER		IP	WLS	BF	H	R	ER	SO	BB	IBB	HBP	BLK	WP	HR	S	P	ERA	WHIP
Reggie Cleveland, R ERA: 3.84	(1, 1)	7.0		32	8	3	3	1	1	1	1	0	0	0	31	40	3.86	1.286
Al Santorini, R ERA: 3.98	(8, 1)	2.0		6	0	0	0	0	0	0	0	0	0	0	6	6	0.00	0.000
Chuck Taylor, R ERA: 3.94	(10, 1)	1.1		8	3	0	0	0	1	0	0	0	0	0	7	11	0.00	3.000
Don Shaw, L ERA: 3.12	(11, 1)	0.2	W	1	0	0	0	0	0	0	0	0	0	0	1	1	0.00	0.000

PITCHER	IP	WLS	BF	H	R	ER	SO	BB	IBB	HBP	BLK	WP	HR	S	P	ERA	WHIP

TOP

Cincinnati Reds @ St. Louis Cardinals

Busch Stadium, St. Louis, MO

Sun Aug 29 1971, 3:33 AM CDT

Att. 28,624 - Unknown

livebaseballscorecards.com

AB	43
R	3
H	11
RBI	3
BB	3
SO	1
LOB	20

Cincinnati Reds @ St. Louis Cardinals

Busch Stadium, St. Louis, MO

Sun Aug 29 1971, 3:33 AM CDT

Att. 28,624 - Unknown

livebaseballscorecards.com

BOTTOM

Batter	1	2	3	4	5	6	7	8	9	10	11	AB	R	H	RBI	BB	SO	LOB
Lou Brock, L (1, 7) OBP: 0.390, SLG: 0.428	F8		1-3		FC6-2 1B 1-2 2-3 3-Hf		F2		HR		L7	6	1	1	1	0	0	7
Ted Sizemore, R (1, 4) (9, 9) OBP: 0.316, SLG: 0.333	F9			E 2B	1-2 2-3 3-H 1B		FC5-4 1-2f		6-3		BBBB 1-2 2-3 3-H BB	5	1	2	2	1	0	1
Matty Alou, L (1, 3) OBP: 0.348, SLG: 0.407	6-3			E4 2-H	F5		F2			4-3 1B		5	0	0	0	0	0	4
Joe Torre, R (1, 5) OBP: 0.425, SLG: 0.565		FC6-4 1B		F8	F9			SH1-4 2B		G4-3 1B		5	0	3	0	0	0	4
Jerry McNertney, R (1, 2) OBP: 0.333, SLG: 0.453		SSS K		F9		L6		SH1-4 2-3		G4-3 1-2f		4	0	0	0	0	1	3
Joe Hague, L (1, 9) OBP: 0.341, SLG: 0.417 Julian Javier, R (8, PH) OBP: 0.287, SLG: 0.355 (9, 4)	FC6-4 1-2f			P6		4-3 1B		L6			SSS K	3 2	0 0	1 0	0 0	0 0	0 1	2 1
Jose Cruz, L (1, 8) OBP: 0.356, SLG: 0.393 Luis Melendez, R (8, PH) OBP: 0.337, SLG: 0.285 (9, 8)	G3		BBBB 1B 1B FC6-2 BB		4-3 1-2		F6				1B BB 1B	2 2	0 1	0 1	0 0	1 0	0 0	2 1
Dal Maxvill, R (1, 6) OBP: 0.288, SLG: 0.251	L6				FC6-2 1B 1-2 1B				P3		BB IBB 1-3 1B	5	1	2	0	0	0	1
Reggie Cleveland, R (1, 1) OBP: 0.155, SLG: 0.186 Jim Beauchamp, R (7, PH) OBP: 0.262, SLG: 0.369 Al Santorini, R (8, 1) OBP: 0.286, SLG: 0.286 Ted Simmons, S (9, PH) OBP: 0.349, SLG: 0.401 Chuck Taylor, R (10, 1) OBP: 0.167, SLG: 0.333 Don Shaw, L (11, 1) Ted Kubiak, S (11, PH) OBP: 0.335, SLG: 0.341	4-3				1B FC6-2 1-2 2-3 1B		FC5-4 1B		SSS K		III BB 1-2 IBB	2 1 0 1 0 0 0	0 0 0 0 0 0 0	1 1 0 0 0 0 0	0 0 0 0 0 0 1	0 0 0 1 0 0 0	0 0 0 0 0 0 0	0 0 0 1 0 0 0
Inning Stats	R: 0 E: 0 K: 0 S: 3 H: 0 LOB: 0 BB: 0 P: 3	R: 0 E: 0 K: 1 S: 6 H: 1 LOB: 1 BB: 0 P: 6	R: 0 E: 0 K: 0 S: 3 H: 0 LOB: 0 BB: 0 P: 3	R: 1 E: 1 K: 0 S: 5 H: 1 LOB: 1 BB: 0 P: 5	R: 1 E: 0 K: 0 S: 6 H: 3 LOB: 3 BB: 1 P: 10	R: 0 E: 0 K: 0 S: 4 H: 1 LOB: 1 BB: 0 P: 4	R: 0 E: 0 K: 0 S: 4 H: 1 LOB: 1 BB: 0 P: 4	R: 0 E: 0 K: 0 S: 4 H: 1 LOB: 1 BB: 0 P: 4	R: 1 E: 0 K: 1 S: 6 H: 1 LOB: 0 BB: 0 P: 6	R: 0 E: 0 K: 0 S: 3 H: 1 LOB: 0 BB: 0 P: 3	R: 1 E: 0 K: 1 S: 6 H: 2 LOB: 3 BB: 2 P: 14	1B: 9 2B: 2 3B: 0 HR: 1 SF: 0 SAC: 1 DP: 1 HBP: 0						

PITCHER		IP	WLS	BF	H	R	ER	SO	BB	IBB	HBP	BLK	WP	HR	S	P	ERA	WHIP
Don Gullett, L ERA: 2.51	(1, 1)	9.1		39	9	3	3	2	1	0	0	0	0	1	42	46	2.89	1.071
Wayne Granger, R ERA: 3.16	(10, 1)	1.0	L	5	3	1	1	1	0	0	0	0	0	0	7	7	9.00	3.000
Joe Gibbon, L ERA: 2.85	(11, 1)	0.1		2	0	0	0	0	0	1	0	0	0	0	1	5	0.00	0.000
Clay Carroll, R ERA: 2.13	(11, 1)	0.0		1	0	0	0	0	1	0	0	0	0	0	0	4	∞	∞

PITCHER		IP	WLS	BF	H	R	ER	SO	BB	IBB	HBP	BLK	WP	HR	S	P	ERA	WHIP

AB	43
R	4
H	12
RBI	3
BB	3
SO	3
LOB	26

WP: 0 PA: 47
PB: 0
SB: 0
CS: 0

Batter	1	2	3	4	5	6	7	8	9	AB	R	H	RBI	BB	SO	LOB
Ted Martinez, R (1, 6) OBP: 0.309, SLG: 0.303	S S S 0-3 ① K		x 0-0 E2 1B 2-H 1B		S S S 0-3 ① K		x 0-0 ③ 5-3		x 0-0 ③ 6-3 1-2	5	1	1	0	0	2	1
Ken Boswell, L (1, 4) OBP: 0.343, SLG: 0.378	x 0-0 ② F8		x 0-0 E 1B 2-H 1B		x 0-0 ② F9			x 0-0 ① F8		4	0	1	1	0	0	0
Cleon Jones, R (1, 7) OBP: 0.390, SLG: 0.499	S S S 0-3 ③ K		x 0-0 E6 FC6-4 1-3 1B		B B B 4-0 1B BB			x 0-0 5-3 1B 1B		3	0	2	0	1	1	0
Donn Clendenon, R (1, 3) OBP: 0.294, SLG: 0.422		x 0-0 G6-4-3 1B	x 0-0 ③ FC6-4 1-2f		x 0-0 CS 1-2 1B			x 0-0 5-3 1-2 1B		4	0	3	0	0	0	2
Tommie Agee, R (1, 9) OBP: 0.355, SLG: 0.429		S S S 0-3 ① K		x 0-0 ① F3	0-0 ③ CS 1-2	x 0-0 ① F9		x 0-0 ② 5-3 1-2 2-3		4	0	0	0	0	1	3
Bob Aspromonte, R (1, 5) OBP: 0.294, SLG: 0.313 Wayne Garrett, L (8, 5) OBP: 0.348, SLG: 0.267		x 0-0 ② ③ G6-4-3 1-2f		B B B 4-0 FC3-6 BB		x 0-0 ② 3-1		x 0-0 ③ F7		3 0	0 0	0 0	0 0	1 0	0 0	3 0
Jerry Grote, R (1, 2) OBP: 0.327, SLG: 0.340			x 0-0 E SH1-4 1B	x 0-0 ② FC3-6 1B 1-2f		x 0-0 ③ 6-3			x 0-0 ① 4-3	4	1	1	0	0	0	1
Don Hahn, R (1, 8) OBP: 0.311, SLG: 0.261 Ken Singleton, S (9, PH) OBP: 0.391, SLG: 0.365 Bud Harrelson, S (9, PR) OBP: 0.329, SLG: 0.313			x 0-0 ① F9	x 0-0 1-2 1B			x 0-0 ① P4		B B B B 4-0 FC6-4 BB	3 0 0	0 0 0	1 0 0	0 0 0	0 1 0	0 0 0	1 0 0
Jerry Koosman, R (1, 1) OBP: 0.233, SLG: 0.154 Duffy Dyer, R (9, PH) OBP: 0.310, SLG: 0.345 Dave Marshall, L (9, PR) OBP: 0.322, SLG: 0.329			x 0-0 ② SH1-4 1-2	x 0-0 ③ F8			x 0-0 ② P4		x 0-0 ② FC6-4 WP 1-2f	2 1 0	0 0 0	0 0 0	0 0 0	0 0 0	0 0 0	2 1 0
Inning Stats	R: 0 E: 0 K: 2 S: 7 H: 0 LOB: 0 BB: 0 P: 7	R: 0 E: 0 K: 1 S: 5 H: 1 LOB: 0 BB: 0 P: 5	R: 2 E: 2 K: 0 S: 7 H: 4 LOB: 0 BB: 0 P: 7	R: 0 E: 0 K: 0 S: 4 H: 1 LOB: 2 BB: 1 P: 8	R: 0 E: 0 K: 1 S: 5 H: 1 LOB: 1 BB: 1 P: 9	R: 0 E: 0 K: 0 S: 3 H: 0 LOB: 0 BB: 0 P: 3	R: 0 E: 0 K: 0 S: 3 H: 0 LOB: 0 BB: 0 P: 3	R: 0 E: 0 K: 0 S: 5 H: 2 LOB: 2 BB: 0 P: 5	R: 0 E: 0 K: 0 S: 3 H: 0 LOB: 2 BB: 1 P: 7	1B: 9 2B: 0 3B: 0 HR: 0	SF: 0 SAC: 1 DP: 1 HBP: 0						

PITCHER		IP	WLS	BF	H	R	ER	SO	BB	IBB	HBP	BLK	WP	HR	S	P	ERA	WHIP
Steve Carlton, L ERA: 3.29	(1, 1)	9.0	W	37	9	2	0	4	3	0	0	0	1	0	42	54	0.00	1.333

PITCHER	IP	WLS	BF	H	R	ER	SO	BB	IBB	HBP	BLK	WP	HR	S	P	ERA	WHIP

TOP

New York Mets @ St. Louis Cardinals

Busch Stadium, St. Louis, MO

Mon Aug 30 1971, 7:05 PM CDT

Att. 15,257 - Unknown

livebaseballscorecards.com

AB	33
R	2
H	9
RBI	1
BB	3
SO	4
LOB	14

WP: 1	PA: 38		
PB: 0			
SB: 0			
CS: 1			

BOTTOM

New York Mets @ St. Louis Cardinals

Busch Stadium, St. Louis, MO

Mon Aug 30 1971, 7:05 PM CDT

Att. 15,257 - Unknown

livebaseballscorecards.com

Batter	1	2	3	4	5	6	7	8	9	AB	R	H	RBI	BB	SO	LOB
Lou Brock, L (1, 7) OBP: 0.393, SLG: 0.431	F7		S 1B 1B 1B		E S FC5-2 1B		E7 1B WP 1B			4	2	3	0	0	0	0
Ted Sizemore, R (1, 9) OBP: 0.320, SLG: 0.338	WP 1B		S 1-2 1B 1B		5-3 1-3		WP 2-3 1B			4	1	3	0	0	0	1
Julian Javier, R (1, 4) OBP: 0.286, SLG: 0.353	K 1-2		6-4-3 1-H 2-H 1B		FC5-2 3-H		P6 1-2 3-H			4	0	1	2	0	1	3
Joe Torre, R (1, 5) OBP: 0.424, SLG: 0.562	BB		6-4-3 1-2		P4			K		3	0	0	0	1	1	2
Ted Simmons, S (1, 2) OBP: 0.346, SLG: 0.397	F8		P6			F7		6-3		4	0	0	0	0	0	3
Joe Hague, L (1, 3) OBP: 0.337, SLG: 0.411		K		F9		K		4-3		4	0	0	0	0	2	0
Jose Cruz, L (1, 8) OBP: 0.355, SLG: 0.392		4-3		P4-6 1B 1B		K				3	0	1	0	0	1	0
Dal Maxvill, R (1, 6) OBP: 0.289, SLG: 0.252		F8		1-2 1B			F9			3	0	1	0	0	0	0
Steve Carlton, L (1, 1) OBP: 0.200, SLG: 0.220			F8	P4-6 2-3f			G3			3	0	0	0	0	0	2
Inning Stats	R: 0 E: 0 K: 1 S: 6 H: 1 LOB: 2 BB: 1 P: 10	R: 0 E: 0 K: 1 S: 5 H: 0 LOB: 0 BB: 0 P: 5	R: 2 E: 0 K: 0 S: 6 H: 3 LOB: 1 BB: 0 P: 6	R: 0 E: 0 K: 0 S: 4 H: 2 LOB: 1 BB: 0 P: 4	R: 0 E: 0 K: 0 S: 4 H: 1 LOB: 1 BB: 0 P: 4	R: 0 E: 0 K: 2 S: 7 H: 0 LOB: 0 BB: 0 P: 7	R: 1 E: 1 K: 0 S: 5 H: 2 LOB: 1 BB: 0 P: 5	R: 0 E: 0 K: 1 S: 5 H: 0 LOB: 0 BB: 0 P: 5		1B: 9 2B: 1 3B: 0 HR: 0 SF: 0 SAC: 0 DP: 1 HBP: 0						

	AB	32
	R	3
	H	9
	RBI	2
	BB	1
	SO	5
	LOB	11

WP: 2 PB: 0 SB: 3 CS: 0 PA: 33

PITCHER	IP	WLS	BF	H	R	ER	SO	BB	IBB	HBP	BLK	WP	HR	S	P	ERA	WHIP
Jerry Koosman, L (1, 1) ERA: 2.69	8.0	L	33	9	3	2	5	1	0	0	0	2	0	42	46	2.25	1.250

PITCHER	IP	WLS	BF	H	R	ER	SO	BB	IBB	HBP	BLK	WP	HR	S	P	ERA	WHIP

Batter	1	2	3	4	5	6	7	8	9	AB	R	H	RBI	BB	SO	LOB
Ted Martinez, R (1, 6) (8, 5) OBP: 0.306, SLG: 0.300	S S S 0-3 ① K		S S S 0-3 ① K		x 0-0 ② FC6-4 WP 1-2f		x 0-0 2-3 1B		x 0-0 ① SH3-4 1-2	4	0	1	0	0	2	1
Ken Boswell, L (1, 4) OBP: 0.339, SLG: 0.373	S S S 0-3 ② K		x 0-0 ② G3		S S S 0-3 ③ K 1-2		x 0-0 ③ 1-3		x 0-0 ② F7	5	0	0	0	0	2	4
Cleon Jones, R (1, 7) OBP: 0.392, SLG: 0.498	x 0-0 1B		x 0-0 ③ 6-3			x 0-0 ① F9		B B B B 4-0 1B 1B BB	I I I I 4-0 IBB	3	1	1	0	2	0	0
Donn Clendenon, R (1, 3) OBP: 0.288, SLG: 0.413	S S S 0-3 ③ K			x 0-0 ① 5-3		S S S 0-3 ② K		S S S 0-3 ① K	x 0-0 ③ 5-3	5	0	0	0	0	3	4
Tommie Agee, R (1, 9) OBP: 0.359, SLG: 0.429		B B B B 4-0 L4-3 BB		B B B B 4-0 BB		x 0-0 1B		x 0-0 ② F8		2	0	1	0	2	0	1
Bob Aspromonte, R (1, 5) OBP: 0.293, SLG: 0.312 Bud Harrelson, S (8, PR) (8, 6) OBP: 0.329, SLG: 0.313		x 0-0 ① ② L4-3 1-2		x 0-0 ② F2		x 0-0 ③ 4-3		x 0-0 1B 1-2 1B		4 0	0 0	1 0	0 0	0 0	0 0	3 0
Jerry Grote, R (1, 2) OBP: 0.332, SLG: 0.343		B B B B 4-0 1B BB		x 0-0 ③ 4-3			x 0-0 1B SH1-3 1B	x 0-0 1-3 2-H 1B		3	0	2	1	1	0	1
Don Hahn, R (1, 8) OBP: 0.317, SLG: 0.269		x 0-0 1-2 1B			x 0-0 FC3-6 1B		x 0-0 ① SH1-3 1-2	S S S 0-3 ③ K		3	0	2	0	0	1	2
Nolan Ryan, R (1, 1) OBP: 0.174, SLG: 0.163 Ken Singleton, S (7, PH) OBP: 0.389, SLG: 0.364 Danny Frisella, L (7, 1) OBP: 0.300, SLG: 0.300 Tug McGraw, R (9, 1) OBP: 0.143, SLG: 0.214		S S S 0-3 ③ K			x 0-0 ① FC3-6 FC6-4 1-2f		S S S 0-3 ② K		x 0-0 SH3-4 1B	2 1 1 0	0 0 0 0	0 0 1 0	0 0 0 0	0 1 0 0	1 1 0 0	3 1 0 0
Inning Stats	R: 0 E: 0 K: 3 S: 10 H: 1 LOB: 1 BB: 0 P: 10	R: 0 E: 0 K: 1 S: 5 H: 1 LOB: 2 BB: 2 P: 13	R: 0 E: 0 K: 1 S: 5 H: 0 LOB: 0 BB: 0 P: 5	R: 0 E: 0 K: 0 S: 3 H: 0 LOB: 1 BB: 1 P: 7	R: 0 E: 0 K: 1 S: 6 H: 1 LOB: 1 BB: 0 P: 6	R: 0 E: 0 K: 1 S: 6 H: 1 LOB: 1 BB: 0 P: 6	R: 0 E: 0 K: 1 S: 7 H: 2 LOB: 2 BB: 0 P: 7	R: 1 E: 0 K: 2 S: 9 H: 2 LOB: 2 BB: 1 P: 13	R: 0 E: 0 K: 0 S: 4 H: 1 LOB: 2 BB: 1 P: 8	1B: 9 2B: 1 3B: 0 HR: 0	SF: 0 SAC: 2 DP: 1 HBP: 0						

PITCHER	IP	WLS	BF	H	R	ER	SO	BB	IBB	HBP	BLK	WP	HR	S	P	ERA	WHIP
Jerry Reuss, L (1, 1) ERA: 4.55	9.0	W	40	9	1	1	10	4	1	0	0	1	0	55	75	1.00	1.444

PITCHER	IP	WLS	BF	H	R	ER	SO	BB	IBB	HBP	BLK	WP	HR	S	P	ERA	WHIP

TOP

New York Mets @ St. Louis Cardinals

Busch Stadium, St. Louis, MO

Tue Aug 31 1971, 7:05 PM CDT

Att. 15,854 - Unknown

livebaseballscorecards.com

AB	33
R	1
H	9
RBI	1
BB	5
SO	10
LOB	20

WP: 1 PA: 40
PB: 0
SB: 0
CS: 0

Batter	1	2	3	4	5	6	7	8	9	AB	R	H	RBI	BB	SO	LOB
Lou Brock, L (1, 7) OBP: 0.392, SLG: 0.428	BBBB 4-0 1B S 1B BB	SSS 0-3 K ③			SSS 0-3 K ②			SSS 0-3 K ②		3	1	0	0	1	3	1
Ted Sizemore, R (1, 4) OBP: 0.319, SLG: 0.337	SSS 0-3 K ① 1-2		x 0-0 FC4-6 1B		x 0-0 F9 ③			x 0-0 6-3 ③		4	0	1	0	0	1	1
Matty Alou, L (1, 3) OBP: 0.350, SLG: 0.407	x 0-0 1B 2-3 1B		x 0-0 FC4-6 ① S 1-2f			SSS 0-3 K ①			x 0-0 1B 1B 1B	4	1	2	0	0	1	1
Joe Torre, R (1, 5) OBP: 0.425, SLG: 0.561	x 0-0 1-3 3-H 1B		SSS 0-3 K ② 1-2			x 0-0 4-3 ②			x 0-0 1B 1-2 1B	4	0	2	1	0	1	1
Ted Simmons, S (1, 2) OBP: 0.346, SLG: 0.396	SSS 0-3 K ②		x 0-0 F7 ③			x 0-0 4-3 ③			x 0-0 1-2 2-H 1B	4	0	1	1	0	1	3
Joe Hague, L (1, 9) OBP: 0.334, SLG: 0.407	SSS 0-3 K ③			x 0-0 3-1 ①			x 0-0 F8 ①			3	0	0	0	0	1	2
Jose Cruz, L (1, 8) OBP: 0.355, SLG: 0.388		SSS 0-3 K ①		SSS 0-3 K ②			BBBB 4-0 CS BB			2	0	0	0	1	2	0
Dal Maxvill, R (1, 6) OBP: 0.289, SLG: 0.253		x 0-0 1B		SSS 0-3 K ③			x 0-0 6-3 ②③ 1-2			3	0	1	0	0	1	1
Jerry Reuss, L (1, 1) OBP: 0.235, SLG: 0.121		SSS 0-3 K ②			SSS 0-3 K ①			SSS 0-3 K ①		3	0	0	0	0	3	1
Inning Stats	R: 1 E: 0 K: 3 S: 11 H: 2 LOB: 2 BB: 1 P: 15	R: 0 E: 0 K: 3 S: 10 H: 1 LOB: 1 BB: 0 P: 10	R: 0 E: 0 K: 1 S: 6 H: 1 LOB: 1 BB: 0 P: 6	R: 0 E: 0 K: 2 S: 7 H: 0 LOB: 0 BB: 0 P: 7	R: 0 E: 0 K: 2 S: 7 H: 0 LOB: 0 BB: 0 P: 7	R: 0 E: 0 K: 1 S: 5 H: 0 LOB: 0 BB: 0 P: 5	R: 0 E: 0 K: 0 S: 2 H: 0 LOB: 0 BB: 1 P: 6	R: 0 E: 0 K: 2 S: 7 H: 0 LOB: 0 BB: 0 P: 7	R: 1 E: 0 K: 0 S: 3 H: 3 LOB: 2 BB: 0 P: 3	1B: 7 2B: 0 3B: 0 HR: 0	SF: 0 SAC: 0 DP: 0 HBP: 0						

PITCHER		IP	WLS	BF	H	R	ER	SO	BB	IBB	HBP	BLK	WP	HR	S	P	ERA	WHIP
Nolan Ryan, R ERA: 3.29	(1, 1)	6.0		23	4	1	1	12	1	0	0	0	0	0	46	50	1.50	0.833
Danny Frisella, R ERA: 2.22	(7, 1)	2.0	L	8	2	1	1	2	1	0	0	0	0	0	11	15	4.50	1.500
Tug McGraw, L ERA: 1.8	(9, 1)	0.0		1	1	0	0	0	0	0	0	0	0	0	1	1	∞	∞

PITCHER	IP	WLS	BF	H	R	ER	SO	BB	IBB	HBP	BLK	WP	HR	S	P	ERA	WHIP

New York Mets @ St. Louis Cardinals

Busch Stadium, St. Louis, MO

Tue Aug 31 1971, 7:05 PM CDT

Att. 15,854 - Unknown

BOTTOM

livebaseballscorecards.com

AB	30
R	2
H	7
RBI	2
BB	2
SO	14
LOB	11

1B: 7	SF: 0	WP: 0	PA: 32
2B: 0	SAC: 0	PB: 0	
3B: 0	DP: 0	SB: 2	
HR: 0	HBP: 0	CS: 1	

Batter	1	2	3	4	5	6	7	8	9	AB	R	H	RBI	BB	SO	LOB
Bud Harrelson, S (1, 6) OBP: 0.331, SLG: 0.316	4-3 1B		6-3	1B 1B			F8	F7 S WP 1B		5	1	3	0	0	0	0
Wayne Garrett, L (1, 5) OBP: 0.357, SLG: 0.274	4-3 1-2		1B 1B 1B	1-3 1B			BBBB 4-0 E BB BB	F7 1-3		4	2	2	0	1	0	2
Cleon Jones, R (1, 7) OBP: 0.390, SLG: 0.494	SSS 0-3 K		1B SF7 1-2 1B	SSS 0-3 K			F9	F9 3-H		5	1	1	0	0	2	4
Ed Kranepool, L (1, 3) OBP: 0.334, SLG: 0.443	F9		BB 1-3 2-H 1B		F9		BBBB E 1-2 1B BB	3-1		4	1	1	1	1	0	1
Ken Boswell, L (1, 4) OBP: 0.342, SLG: 0.375		G3 PB 1B 1B	SF7 3-H		6-3		E9 1B 1-3 2-H BB 1B		BBBB 4-0 4-3 BB	3	2	2	2	1	0	0
Tommie Agee, R (1, 8) OBP: 0.362, SLG: 0.429 Don Hahn, R (7, 8) OBP: 0.315, SLG: 0.267		SSS 0-3 K 1-2	BBBB 4-0 1-2 BB		0-0 CS 1B		BBBB 4-0 BB 1B BB		0-0 P6	2 1	0 0	1 0	0 0	2 0	1 0	1 1
Ken Singleton, S (1, 9) OBP: 0.386, SLG: 0.360		0-0 G3 2-3	0-0 G1		0-0 CS 1-2	0-0 F7	0-0 1-2 2-3 3-H BB 1B		0-0 4-3 1-2	5	0	1	1	0	0	4
Duffy Dyer, R (1, 2) OBP: 0.313, SLG: 0.342		0-0 3-H 1B	SSS 0-3 K		6-3	BBBB 4-0 1-2 2-3 3-H BB			SSS 0-3 K	4	0	1	2	1	2	1
Tom Seaver, R (1, 1) OBP: 0.244, SLG: 0.291		SSS 0-3 K	0-0 F8			SSS 0-3 K	SSS 0-3 K			4	0	0	0	0	3	4

New York Mets @ St. Louis Cardinals

Busch Stadium, St. Louis, MO

Wed Sep 01 1971, 7:05 PM CDT

Att. 22,204 - Unknown

TOP

livebaseballscorecards.com

	AB	R	H	RBI	BB	SO	LOB
	37	7	12	6	6	8	18

Inning Stats																																
	R: 0	E: 0	K: 1	S: 6	H: 1	LOB: 1	BB: 0	P: 6	R: 1	E: 0	K: 2	S: 9	H: 2	LOB: 1	BB: 0	P: 9	R: 2	E: 0	K: 0	S: 6	H: 3	LOB: 2	BB: 1	P: 10	R: 0	E: 0	K: 2	S: 9	H: 2	LOB: 2	BB: 0	P: 9
	R: 0	E: 0	K: 0	S: 3	H: 1	LOB: 0	BB: 0	P: 3	R: 0	E: 0	K: 1	S: 5	H: 0	LOB: 0	BB: 0	P: 5	R: 3	E: 1	K: 1	S: 7	H: 2	LOB: 3	BB: 4	P: 23	R: 1	E: 0	K: 0	S: 4	H: 1	LOB: 0	BB: 0	P: 4
	R: 0	E: 0	K: 1	S: 5	H: 0	LOB: 1	BB: 1	P: 9	1B: 12	2B: 0	3B: 0	HR: 0	SF: 1	SAC: 0	DP: 0	HBP: 0	WP: 1	PB: 1	SB: 1	CS: 1	PA: 45												

PITCHER		IP	WLS	BF	H	R	ER	SO	BB	IBB	HBP	BLK	WP	HR	S	P	ERA	WHIP
Bob Gibson, R ERA: 3.29	(1, 1)	6.2	L	35	11	6	6	6	5	0	0	0	0	0	42	62	8.10	2.400
Chuck Taylor, R ERA: 3.92	(7, 1)	0.1		1	0	0	0	1	0	0	0	0	0	0	3	3	0.00	0.000
Stan Williams, R ERA: 4.11	(8, 1)	1.0		4	1	1	1	0	0	0	0	0	1	0	4	4	9.00	1.000
Moe Drabowsky, R ERA: 3.57	(9, 1)	1.0		4	0	0	0	1	1	0	0	0	0	0	5	9	0.00	1.000

PITCHER	IP	WLS	BF	H	R	ER	SO	BB	IBB	HBP	BLK	WP	HR	S	P	ERA	WHIP

New York Mets @ St. Louis Cardinals

Busch Stadium, St. Louis, MO

Wed Sep 01 1971, 7:05 PM CDT

Att. 22,204 - Unknown

BOTTOM

livebaseballscorecards.com

Batter	1	2	3	4	5	6	7	8	9	AB	R	H	RBI	BB	SO	LOB
Lou Brock, L (1, 7) OBP: 0.389, SLG: 0.425	K		5-3		4-3			F7		4	0	0	0	0	1	0
Ted Sizemore, R (1, 4) OBP: 0.321, SLG: 0.339	6-3		BB			F9			6-3 1B	3	1	1	0	1	0	0
Matty Alou, L (1, 3) OBP: 0.349, SLG: 0.406	F2		1-3 1B			6-3			6-3 2-3	4	0	1	0	0	0	1
Joe Torre, R (1, 5) OBP: 0.424, SLG: 0.559		F9	P6			F9			FC4-3 3-H 1B	4	0	1	1	0	0	2
Ted Simmons, S (1, 2) OBP: 0.345, SLG: 0.397		2B		4-3			K		FC4-3 1-2f	4	0	1	0	0	1	1
Joe Hague, L (1, 9) OBP: 0.333, SLG: 0.403		BB		F9			6-3		4-3	3	0	0	0	1	0	1
Jose Cruz, L (1, 8) OBP: 0.351, SLG: 0.383		P4		F2			K			3	0	0	0	0	1	2
Dal Maxvill, R (1, 6) OBP: 0.287, SLG: 0.251		K			F7			K		2	0	0	0	0	1	2
Ted Kubiak, S (8, PH) OBP: 0.334, SLG: 0.340 (9, 6)										1	0	0	0	0	1	0
Bob Gibson, R (1, 1) OBP: 0.215, SLG: 0.307			K		K			P6		2	0	0	0	0	2	0
Chuck Taylor, R (7, 1) OBP: 0.167, SLG: 0.333										0	0	0	0	0	0	0
Stan Williams, R (8, 1)										0	0	0	0	0	0	0
Bob Burda, L (8, PH) OBP: 0.400, SLG: 0.368										1	0	0	0	0	0	0
Moe Drabowsky, R (9, 1)										0	0	0	0	0	0	0

	AB	31
	R	1
	H	4
	RBI	1
	BB	2
	SO	7
	LOB	9

Inning Stats	1	2	3	4	5	6	7	8	9	1B: 2	SF: 0	WP: 0	PA: 33
	R: 0 E: 0 K: 1 S: 5	H: 0 LOB: 0 BB: 0 P: 5	R: 0 E: 0 K: 1 S: 6	H: 1 LOB: 2 BB: 1 P: 10	R: 0 E: 0 K: 1 S: 6	H: 1 LOB: 2 BB: 1 P: 10	R: 0 E: 0 K: 0 S: 3	H: 0 LOB: 0 BB: 0 P: 3	R: 0 E: 0 K: 1 S: 5	H: 0 LOB: 0 BB: 0 P: 5	R: 0 E: 0 K: 0 S: 3	H: 0 LOB: 0 BB: 0 P: 3	R: 0 E: 0 K: 2 S: 7	H: 0 LOB: 0 BB: 0 P: 7	R: 0 E: 0 K: 1 S: 5	H: 0 LOB: 0 BB: 0 P: 5	R: 1 E: 0 K: 0 S: 5	H: 2 LOB: 1 BB: 0 P: 5	2B: 2 3B: 0 HR: 0	SAC: 0 DP: 0 HBP: 0	PB: 0 SB: 0 CS: 0	

PITCHER	IP	WLS	BF	H	R	ER	SO	BB	IBB	HBP	BLK	WP	HR	S	P	ERA	WHIP
Tom Seaver, R (1, 1) ERA: 1.92	9.0	W	33	4	1	1	7	2	0	0	0	0	0	45	53	1.00	0.667

PITCHER	IP	WLS	BF	H	R	ER	SO	BB	IBB	HBP	BLK	WP	HR	S	P	ERA	WHIP

Batter	1	2	3	4	5	6	7	8	9	AB	R	H	RBI	BB	SO	LOB
Don Kessinger, S (1, 6) OBP: 0.321, SLG: 0.320	4-3		F8		FC1-4-6 1-2f		6-3			4	0	0	0	0	0	4
Glenn Beckert, R (1, 4) OBP: 0.367, SLG: 0.406	F7		1-2 1B			P9		P4-3		1	0	0	0	0	0	0
Paul Popovich, S (1, 4) OBP: 0.263, SLG: 0.280										3	0	1	0	0	0	0
Billy Williams, L (1, 7) OBP: 0.390, SLG: 0.511	BBBB 4-0 PB BB		4-3			3-1		SSS 0-3 K		3	0	0	0	1	1	2
Joe Pepitone, L (1, 3) OBP: 0.344, SLG: 0.485	F5 1-2			L7		HR		SSS 0-3 K		4	1	1	1	0	1	1
Jim Hickman, R (1, 9) OBP: 0.351, SLG: 0.470		F5		F7		6-3			1B	4	0	1	0	0	0	0
Ron Santo, R (1, 5) OBP: 0.354, SLG: 0.423		SSS 0-3 K		SSS 0-3 K			6-3		P6	4	0	0	0	0	2	1
Brock Davis, L (1, 8) OBP: 0.364, SLG: 0.341		G3			BBBB 4-0 FC1-4-6 BB		6-3		F3	3	0	0	0	1	0	1
Ken Rudolph, R (1, 2) OBP: 0.203, SLG: 0.167			F7		SSS 0-3 K		1B 1B		SSS 0-3 K	3	0	1	0	0	1	1
Johnny Callison, L (9, PH) OBP: 0.302, SLG: 0.341										1	0	0	0	0	1	1
Bill Hands, R (1, 1) OBP: 0.141, SLG: 0.077			E5 1B		P5		1-3 1B			1	0	0	0	0	0	0
Gene Hiser, L (5, PH) OBP: 0.250, SLG: 0.250										1	0	0	0	0	0	1
Ray Newman, L (5, 1)										0	0	0	0	0	0	0
Al Spangler, L (7, PH) OBP: 0.667, SLG: 0.667										1	0	1	0	0	0	0
Bill North, S (7, PR)										0	0	0	0	0	0	0
Joe Decker, R (7, 1) OBP: 0.750, SLG: 1.000										0	0	0	0	0	0	0

TOP

Chicago Cubs @ St. Louis Cardinals

Busch Stadium, St. Louis, MO

Fri Sep 03 1971, 7:05 PM CDT

Att. 26,708 - Unknown - 71 F

livebaseballscorecards.com

	AB	R	H	RBI	BB	SO	LOB
	33	1	5	1	2	6	12

Inning Stats	1	2	3	4	5	6	7	8	9
	R: 0 E: 0 K: 0 S: 3	R: 0 E: 0 K: 1 S: 5	R: 0 E: 1 K: 0 S: 5	R: 0 E: 0 K: 1 S: 5	R: 0 E: 0 K: 1 S: 5	R: 1 E: 0 K: 0 S: 4	R: 0 E: 0 K: 0 S: 5	R: 0 E: 0 K: 2 S: 7	R: 0 E: 0 K: 1 S: 6
	H: 0 LOB: 1 BB: 1 P: 7	H: 0 LOB: 0 BB: 0 P: 5	H: 1 LOB: 2 BB: 0 P: 5	H: 0 LOB: 0 BB: 0 P: 5	H: 0 LOB: 1 BB: 1 P: 9	H: 1 LOB: 0 BB: 0 P: 4	H: 2 LOB: 2 BB: 0 P: 5	H: 0 LOB: 0 BB: 0 P: 7	H: 1 LOB: 1 BB: 0 P: 6

| | | | | | | | | | |

Batter	1	2	3	4	5	6	7	8	9	AB	R	H	RBI	BB	SO	LOB
Lou Brock, L (1, 7) OBP: 0.392, SLG: 0.424	BBBB 4-0 FC5-4 1B BB BB	SSS 0-3 K ③		BBBB 4-0 1B 1B BB	BBBB 4-0 1-2 2-3 BB		BBBB 4-0 1B BB	SSS 0-3 K ③		2	2	0	0	4	2	2
Ted Sizemore, R (1, 4) OBP: 0.324, SLG: 0.341	BBBB 4-0 1-2 FC5-4 BB		x 0-0 P4-3 ①	x 0-0 P4-6-3 1B 1-3 1B	x 0-0 F8 ③		x 0-0 1-2 2-3 1B			4	0	2	0	1	0	3
Matty Alou, L (1, 3) OBP: 0.351, SLG: 0.413	x 0-0 FC5-4 BB 1B ① 1-2f 2-3		x 0-0 HR	x 0-0 P4-6-3 1-2 3-H 1B		BBBB 4-0 2B BB	x 0-0 P6 ②			4	2	2	2	1	0	5
Joe Torre, R (1, 5) OBP: 0.423, SLG: 0.565	SSS 0-3 K ②		x 0-0 HR	x 0-0 P4-6-3 ① ② 1-2f 2-3		x 0-0 1-H 2B	x 0-0 P4-3 ③			5	1	2	2	0	1	7
Ted Simmons, S (1, 2) OBP: 0.347, SLG: 0.406	x 0-0 BB 1-2 3-H 1B		x 0-0 2B 1B	x 0-0 F8 ③		x 0-0 F7 ①		x 0-0 HR		5	1	3	2	0	0	2
Joe Hague, L (1, 9) OBP: 0.337, SLG: 0.407	BBB 4-0 1-2 2-3 BB		x 0-0 1-3 2B		x 0-0 L4-6 1B 1B	SSS 0-3 K ②		SSS 0-3 K ①		4	0	2	0	1	2	1
Jose Cruz, L (1, 8) OBP: 0.352, SLG: 0.380	x 0-0 P4-3 ③		III 4-0 IBB		x 0-0 BB 1B 1-2 1B	x 0-0 1-3 ③		x 0-0 G3 ②		4	0	1	0	1	0	4
Dal Maxvill, R (1, 6) OBP: 0.289, SLG: 0.251		x 0-0 5-3 ①	SSS 0-3 K ②		x 0-0 L4-6 ① ② 2-3		BBBB 4-0 1B SH5-4 BB	x 0-0 BB 1B		4	0	1	0	1	1	5
Reggie Cleveland, R (1, 1) OBP: 0.173, SLG: 0.192		x 0-0 6-3 ②	x 0-0 P4-3 ③		x 0-0 BB 1-2 1B		x 0-0 SH5-4 ① 1-2	BBBB 4-0 1-2 BB		3	0	1	0	1	0	3
Inning Stats	R: 1 E: 0 K: 1 S: 6 H: 1 LOB: 3 BB: 3 P: 18	R: 0 E: 0 K: 1 S: 5 H: 0 LOB: 0 BB: 0 P: 5	R: 2 E: 0 K: 1 S: 9 H: 4 LOB: 3 BB: 1 P: 13	R: 1 E: 0 K: 0 S: 4 H: 2 LOB: 1 BB: 1 P: 8	R: 0 E: 0 K: 0 S: 5 H: 3 LOB: 3 BB: 1 P: 9	R: 1 E: 0 K: 1 S: 6 H: 1 LOB: 1 BB: 1 P: 10	R: 0 E: 0 K: 0 S: 4 H: 1 LOB: 3 BB: 2 P: 12	R: 1 E: 0 K: 2 S: 9 H: 2 LOB: 2 BB: 1 P: 13		1B: 9 2B: 3 3B: 0 HR: 3	SF: 0 SAC: 1 DP: 2 HBP: 0					

PITCHER		IP	WLS	BF	H	R	ER	SO	BB	IBB	HBP	BLK	WP	HR	S	P	ERA	WHIP
Bill Hands, R ERA: 3.57	(1, 1)	4.0	L	23	7	4	4	3	4	1	0	0	0	2	24	44	9.00	2.750
Ray Newman, L ERA: 2.27	(5, 1)	2.0		11	4	1	1	1	2	0	0	0	0	0	11	19	4.50	3.000
Joe Decker, R ERA: 4.35	(7, 1)	2.0		12	3	1	1	2	3	0	0	0	0	1	13	25	4.50	3.000

PITCHER	IP	WLS	BF	H	R	ER	SO	BB	IBB	HBP	BLK	WP	HR	S	P	ERA	WHIP

BOTTOM

Chicago Cubs @ St. Louis Cardinals

Busch Stadium, St. Louis, MO

Fri Sep 03 1971, 7:05 PM CDT
Att. 26,708 - Unknown - 71 F

livebaseballscorecards.com

AB	35
R	6
H	14
RBI	6
BB	10
SO	6
LOB	32

1B: 9 SF: 0
2B: 3 SAC: 1
3B: 0 DP: 2
HR: 3 HBP: 0

WP: 0 PA: 46
PB: 0
SB: 0
CS: 0

Batter	1	2	3	4	5	6	7	8	9	AB	R	H	RBI	BB	SO	LOB
Cleo James, R (1, 8) (7, 9) OBP: 0.364, SLG: 0.397	F7		1B		P4-3 S 2B HBP	P6		2B		4	1	2	0	0	0	0
Paul Popovich, S (1, 4) OBP: 0.254, SLG: 0.269	P7		P7		P4-3 1-3	P8		P4		5	0	0	0	0	0	3
Billy Williams, L (1, 7) OBP: 0.390, SLG: 0.511	4-3		4-3		HR 2B 3-H	1B			F9	5	1	2	1	0	0	1
Jim Hickman, R (1, 9) OBP: 0.355, SLG: 0.479 Brock Davis, L (7, 8) OBP: 0.363, SLG: 0.340		HR		BB 1B FC5 BB	HR IBB	K			F9	2 1	3 0	1 0	1 0	2 0	1 0	1 0
Ron Santo, R (1, 5) OBP: 0.354, SLG: 0.431		2B		F8	HR 1-H 2-H		F9		4-3	5	1	2	3	0	0	1
Joe Pepitone, L (1, 3) OBP: 0.345, SLG: 0.484		P6		FC5 BB 1B 1-2	L6		G4-6-3 BB			3	0	1	0	1	0	0
Chris Cannizzaro, R (1, 2) OBP: 0.321, SLG: 0.331		HR		FC5 BB 1-2 2-3	1B 1B		G4-6-3 1-2f			3	1	2	1	1	0	1
Don Kessinger, S (1, 6) OBP: 0.321, SLG: 0.320		P4		FC5 1-2 2-3f 3-H	1B 1-2			4-3		4	0	1	1	0	0	2
Milt Pappas, R (1, 1) OBP: 0.209, SLG: 0.163 Phil Regan, R (7, 1)			F8	L4	4-3			F8		3 1	0 0	0 0	0 0	0 0	0 0	4 0
Inning Stats	R: 0 H: 0 E: 0 LOB: 0 K: 0 BB: 0 S: 3 P: 3	R: 2 H: 3 E: 0 LOB: 0 K: 0 BB: 0 S: 5 P: 5	R: 0 H: 1 E: 0 LOB: 1 K: 0 BB: 0 S: 4 P: 4	R: 1 H: 1 E: 0 LOB: 2 K: 0 BB: 2 S: 4 P: 12	R: 4 H: 4 E: 0 LOB: 2 K: 0 BB: 1 S: 7 P: 12	R: 0 H: 1 E: 0 LOB: 1 K: 1 BB: 0 S: 6 P: 6	R: 0 H: 0 E: 0 LOB: 0 K: 0 BB: 1 S: 2 P: 6	R: 0 H: 1 E: 0 LOB: 1 K: 0 BB: 0 S: 4 P: 4	R: 0 H: 0 E: 0 LOB: 0 K: 0 BB: 0 S: 3 P: 3	1B: 5 SF: 0 2B: 3 SAC: 0 3B: 0 DP: 1 HR: 3 HBP: 1						

TOP

Chicago Cubs @ St. Louis Cardinals

Busch Stadium, St. Louis, MO

Sat Sep 04 1971, 3:33 AM CDT

Att. 31,807 - Sunny - 90 F

livebaseballscorecards.com

AB	36
R	7
H	11
RBI	7
BB	4
SO	1
LOB	13

WP: 0 PA: 41
PB: 0
SB: 1
CS: 0

PITCHER		IP	WLS	BF	H	R	ER	SO	BB	IBB	HBP	BLK	WP	HR	S	P	ERA	WHIP
Steve Carlton, L ERA: 3.49	(1, 1)	4.2	L	25	8	7	7	0	2	1	1	0	0	3	21	34	13.50	2.143
Chuck Taylor, R ERA: 3.9	(5, 1)	0.1		2	1	0	0	0	0	0	0	0	0	0	2	2	0.00	3.000
Stan Williams, R ERA: 4.06	(6, 1)	1.0		4	1	0	0	1	0	0	0	0	0	0	6	6	0.00	1.000
Frank Linzy, R ERA: 2.2	(7, 1)	2.0		7	1	0	0	0	1	0	0	0	0	0	6	10	0.00	1.000
Moe Drabowsky, R ERA: 3.5	(9, 1)	1.0		3	0	0	0	0	0	0	0	0	0	0	3	3	0.00	0.000

PITCHER	IP	WLS	BF	H	R	ER	SO	BB	IBB	HBP	BLK	WP	HR	S	P	ERA	WHIP

Batter	1	2	3	4	5	6	7	8	9	AB	R	H	RBI	BB	SO	LOB
Lou Brock, L (1, 7) OBP: 0.390, SLG: 0.421	F7		F7		1-3 1B		FC6-4 1B 1-2f	FC4-6 1B 1-2f 2-3 3-H		5	0	1	1	0	0	4
Ted Sizemore, R (1, 4) OBP: 0.325, SLG: 0.342	5-3		SF7 1B 1-3		P6		F7	1B 1-2 3-H		5	0	2	1	0	0	3
Matty Alou, L (1, 3) OBP: 0.350, SLG: 0.411 Moe Drabowsky, R (9, 1)	G3		SF7 1-2 3-H		G3		1B 1-2	F8		4 0	0 0	1 0	1 0	0 0	0 0	4 0
Joe Torre, R (1, 5) OBP: 0.421, SLG: 0.562		F9	F9			6-3	6-3		P6-4-3 1B	5	0	1	0	0	0	3
Ted Simmons, S (1, 2) OBP: 0.352, SLG: 0.413		3B 2B		P3-6-4 1B		1B 1B		BB 1B 1B	P6-4-3 1-2f	5	2	4	0	0	0	1
Joe Hague, L (1, 9) OBP: 0.332, SLG: 0.401		F7		P3-6-4 1-2f		F3		K	P4-3	5	0	0	0	0	1	4
Jose Cruz, L (1, 8) OBP: 0.358, SLG: 0.394		2-H 3B		L8		1-3 1B		BB 1B FC4-6 1-2 BB		3	1	2	1	1	0	0
Dal Maxvill, R (1, 6) OBP: 0.288, SLG: 0.250 Luis Melendez, R (5, PH) OBP: 0.335, SLG: 0.283 Stan Williams, R (6, 1) Jerry McNertney, R (6, PH) OBP: 0.331, SLG: 0.449 Frank Linzy, R (7, 1) OBP: 0.333, SLG: 0.333 Bob Burda, L (8, PH) OBP: 0.409, SLG: 0.379 (9, 3)	6-3		F7		F8			FC4-6 BB 1B 1-2 2-H		1 1 0 1 0 1	0 0 0 0 0 1	0 0 0 0 0 1	0 0 0 0 0 1	0 0 0 0 0 0	0 0 0 0 0 0	1 0 0 2 0 0
Steve Carlton, L (1, 1) OBP: 0.209, SLG: 0.229 Chuck Taylor, R (5, 1) OBP: 0.167, SLG: 0.333 Ted Kubiak, S (5, PH) OBP: 0.340, SLG: 0.342 (6, 6)			1B SF7 1B		1B 1B		BB FC6-4	BB FC4-6 BB 1-2 2-3		1 0 1	1 0 0	1 0 1	0 0 0	0 0 2	0 0 0	0 0 0
Inning Stats	R: 0 E: 0 K: 0 S: 3 H: 0 LOB: 0 BB: 0 P: 3	R: 1 E: 0 K: 0 S: 5 H: 2 LOB: 1 BB: 0 P: 5	R: 1 E: 0 K: 0 S: 5 H: 2 LOB: 1 BB: 0 P: 5	R: 0 E: 0 K: 0 S: 3 H: 1 LOB: 0 BB: 0 P: 3	R: 0 E: 0 K: 0 S: 5 H: 2 LOB: 2 BB: 0 P: 5	R: 0 E: 0 K: 0 S: 5 H: 2 LOB: 2 BB: 0 P: 5	R: 0 E: 0 K: 0 S: 4 H: 1 LOB: 2 BB: 1 P: 8	R: 3 E: 0 K: 1 S: 8 H: 3 LOB: 2 BB: 2 P: 16	R: 0 E: 0 K: 0 S: 3 H: 1 LOB: 0 BB: 0 P: 3	1B: 12 2B: 2 3B: 1 HR: 0	SF: 1 SAC: 0 DP: 2 HBP: 0						

PITCHER		IP	WLS	BF	H	R	ER	SO	BB	IBB	HBP	BLK	WP	HR	S	P	ERA	WHIP
Milt Pappas, R ERA: 3.34	(1, 1)	6.0	W	26	9	2	2	0	0	0	0	0	0	0	26	26	3.00	1.500
Phil Regan, R ERA: 3.63	(7, 1)	3.0	S	16	5	3	3	1	3	0	0	0	0	0	15	27	9.00	2.667

PITCHER	IP	WLS	BF	H	R	ER	SO	BB	IBB	HBP	BLK	WP	HR	S	P	ERA	WHIP

BOTTOM

Chicago Cubs @ St. Louis Cardinals

Busch Stadium, St. Louis, MO

Sat Sep 04 1971, 3:33 AM CDT
Att. 31,807 - Sunny - 90 F

livebaseballscorecards.com

AB	38
R	5
H	14
RBI	5
BB	3
SO	1
LOB	22

1B: 12	SF: 1	WP: 0	PA: 42
2B: 2	SAC: 0	PB: 0	
3B: 1	DP: 2	SB: 0	
HR: 0	HBP: 0	CS: 0	

Batter	1	2	3	4	5	6	7	8	9	AB	R	H	RBI	BB	SO	LOB
Cleo James, R (1, 8) OBP: 0.376, SLG: 0.395	BB, 1B	5-3	G3				2B, BB	BB, 1B, BB	3	1	1	0	2	0	0
Paul Popovich, S (1, 4) OBP: 0.265, SLG: 0.289	P9	P6	1B				4-3, 2B, 2B	BB, 1B	5	1	3	2	0	0	1
Billy Williams, L (1, 7) OBP: 0.389, SLG: 0.509	F7	CS, BB	F7				4-3	G6-4-3, BB	3	0	0	0	1	0	4
Bill North, S (8, 7)									0	0	0	0	1	0	0
Jim Hickman, R (1, 9) OBP: 0.355, SLG: 0.480	BB	F8	K				1B, 2B	K	4	1	1	1	1	2	5
Ron Santo, R (1, 5) OBP: 0.353, SLG: 0.429	G3	K	F3				BB, 1B, WP, 1B	G6-4-3	5	1	1	1	0	1	6
Joe Pepitone, L (1, 3) OBP: 0.349, SLG: 0.486	B3	G6-4-3, 1B	WP, 1B				WP, BB, 1B		4	0	3	0	0	0	0
Chris Cannizzaro, R (1, 2) OBP: 0.319, SLG: 0.328	6-3	G6-4-3	G4-6-3, BB				WP, BB		2	0	0	0	0	0	1
Frank Fernandez, R (7, PH) OBP: 0.224, SLG: 0.125									0	0	0	0	2	0	0
Don Kessinger, S (1, 6) OBP: 0.320, SLG: 0.319	6-3	1B	G4-6-3				K		4	0	1	0	0	1	4
Fergie Jenkins, R (1, 1) OBP: 0.280, SLG: 0.434		F8	K				2B, 1B, 6-3		2	0	0	0	0	1	1
Joe Decker, R (5, 1) OBP: 0.750, SLG: 1.000									0	0	0	0	0	0	0
14 Ernie Banks, R (8, PH) OBP: 0.219, SLG: 0.309									1	0	1	0	0	0	0
Gene Hiser, L (8, PR) OBP: 0.250, SLG: 0.250									0	1	0	0	0	0	0
Hector Torres, R (8, PH) OBP: 0.323, SLG: 0.286									1	0	0	0	0	0	3
Ron Tompkins, R (8, 1)									0	0	0	0	0	0	0

TOP

Chicago Cubs @ St. Louis Cardinals

Busch Stadium, St. Louis, MO

Sun Sep 05 1971, 3:33 AM CDT

Att. 39,309 - Overcast - 90 F

livebaseballscorecards.com

AB	34
R	5
H	11
RBI	4
BB	7
SO	5
LOB	25

Inning Stats	1	2	3	4	5	6	7	8	9
	R: 0 E: 0 K: 0 S: 4	R: 0 E: 0 K: 0 S: 3	R: 0 E: 0 K: 0 S: 3	R: 0 E: 0 K: 1 S: 4	R: 0 E: 0 K: 1 S: 6	R: 0 E: 0 K: 1 S: 6	R: 0 E: 0 K: 0 S: 3	R: 5 E: 0 K: 1 S: 10	R: 0 E: 0 K: 1 S: 5
	H: 1 LOB: 2 BB: 1 P: 8	H: 0 LOB: 0 BB: 0 P: 3	H: 0 LOB: 0 BB: 0 P: 3	H: 0 LOB: 1 BB: 1 P: 8	H: 2 LOB: 1 BB: 0 P: 6	H: 1 LOB: 1 BB: 0 P: 6	H: 1 LOB: 1 BB: 1 P: 7	H: 5 LOB: 3 BB: 2 P: 18	H: 1 LOB: 2 BB: 2 P: 13

| | | | | | | | | |

Batter	1	2	3	4	5	6	7	8	9	AB	R	H	RBI	BB	SO	LOB
Lou Brock, L (1, 7) OBP: 0.393, SLG: 0.430	1B 2B	G3		1-H 2B		S SF8 1B	1-3 3-H 2B			5	2	4	2	0	0	1
Luis Melendez, R (8, 9) OBP: 0.335, SLG: 0.283										0	0	0	0	0	0	0
Ted Sizemore, R (1, 4) OBP: 0.321, SLG: 0.337	P4	P6		F7		1-3 1-3	F8			5	0	0	0	0	0	5
Matty Alou, L (1, 3) OBP: 0.352, SLG: 0.419	K		P4-3		HR	FC4-6 1B	1B 3-H 1B			5	1	3	2	0	1	1
Bob Stinson, S (7, PR) OBP: 0.375, SLG: 0.429										0	0	0	0	0	0	0
(8, 7)																
Joe Torre, R (1, 5) OBP: 0.423, SLG: 0.563	2-H 1B		5-3		E 1B 1B	SF8 3-H	1-3 1B			4	1	3	2	0	0	0
Ted Simmons, S (1, 2) OBP: 0.353, SLG: 0.413	P4-3		BLK 1B		E8 F8 1-H 1B 1B	FC4-6 1-2f	L4			5	1	2	0	0	0	4
Joe Hague, L (1, 9) OBP: 0.336, SLG: 0.412		HR	F9 1-2		F8 2-3		BB 2B 1B	BBB P6-4-3 BB		4	2	2	1	1	0	2
(8, 3)																
Jose Cruz, L (1, 8) OBP: 0.363, SLG: 0.395	S 1B 1B			E9	3-H 1B		BBBB 2B 1-2 1B BB		L3	4	2	2	1	1	0	1
Dal Maxvill, R (1, 6) OBP: 0.293, SLG: 0.259	E 1-H 1B			2B 1B	P4		1B 1-3 2-H 2B		P6-4-3 1-2f	5	2	3	2	0	0	2
Jerry Reuss, L (1, 1) OBP: 0.236, SLG: 0.129	SSS K 1-3			SSS K	SSS K		2B 1B 2-3 3-H 1B			4	1	1	1	0	3	3
Moe Drabowsky, R (8, 1)										0	0	0	0	0	0	0
Don Shaw, L (8, 1)										0	0	0	0	0	0	0
Chuck Taylor, R (9, 1) OBP: 0.167, SLG: 0.333										0	0	0	0	0	0	0
Inning Stats	R: 1 H: 2 E: 0 LOB: 1 K: 1 BB: 0 S: 7 P: 7	R: 2 H: 3 E: 1 LOB: 1 K: 1 BB: 0 S: 8 P: 8	R: 0 H: 1 E: 0 LOB: 1 K: 0 BB: 0 S: 4 P: 4	R: 1 H: 2 E: 1 LOB: 1 K: 1 BB: 0 S: 7 P: 7	R: 3 H: 4 E: 1 LOB: 1 K: 1 BB: 0 S: 9 P: 9	R: 1 H: 2 E: 0 LOB: 1 K: 0 BB: 0 S: 5 P: 5	R: 4 H: 6 E: 0 LOB: 2 K: 0 BB: 1 S: 8 P: 12	R: 0 H: 0 E: 0 LOB: 0 K: 0 BB: 1 S: 2 P: 6		1B: 14 SF: 1 2B: 4 SAC: 0 3B: 0 DP: 1 HR: 2 HBP: 0						

BOTTOM

Chicago Cubs @ St. Louis Cardinals

Busch Stadium, St. Louis, MO

Sun Sep 05 1971, 3:33 AM CDT

Att. 39,309 - Overcast - 90 F

livebaseballscorecards.com

AB	41
R	12
H	20
RBI	11
BB	2
SO	4
LOB	19

WP: 0 PA: 44
PB: 0
SB: 3
CS: 0

PITCHER		IP	WLS	BF	H	R	ER	SO	BB	IBB	HBP	BLK	WP	HR	S	P	ERA	WHIP
Fergie Jenkins, R ERA: 2.81	(1, 1)	4.1	L	25	12	7	6	3	0	0	0	1	0	2	31	31	12.46	2.769
Joe Decker, R ERA: 5.35	(5, 1)	2.2		16	8	5	5	1	1	0	0	0	0	0	17	21	16.88	3.375
Ron Tompkins, R ERA: 4.46	(8, 1)	1.0		3	0	0	0	0	1	0	0	0	0	0	2	6	0.00	1.000

PITCHER		IP	WLS	BF	H	R	ER	SO	BB	IBB	HBP	BLK	WP	HR	S	P	ERA	WHIP

Batter	1	2	3	4	5	6	7	8	9	AB	R	H	RBI	BB	SO	LOB
Lou Brock, L (1, 7) OBP: 0.395, SLG: 0.430	C B B X 2-1 ① G3		F B B B C X 3-2 BB S 1B 1B	B B B B 4-0 S BB		X 0-0 E4 CS S		B B B B 4-0 S BB		3	1	1	0	2	0	0
Ted Sizemore, R (1, 4) OBP: 0.320, SLG: 0.334	B B C C X 2-2 ② F7		B B B B B 4-0 BB 1-2 1B BB	X 0-0 P4 1-2		X 0-0 ② ③ 5-3 1-3		B B C X 2-1 ③ 1-3 1-2		4	1	0	0	1	0	3
Matty Alou, L (1, 3) OBP: 0.355, SLG: 0.421 Luis Melendez, R (7, 9) OBP: 0.333, SLG: 0.281	F B B C X 2-2 2B		F B B B B B 4-1 1B 2B 1-2 2-3 BB	X 0-0 ② F8			B B B B 4-0 S 1B BB		X 0-0 ① L7	2 1	1 0	1 0	0 0	2 0	0 0	1 0
Joe Torre, R (1, 5) OBP: 0.424, SLG: 0.563	B B X 2-0 ③ 6-3		X 0-0 2B HR 1-3 2-H 3-H 1B	X 0-0 ③ 6-3			B F F F F X 1-2 F7 1-2 1B		X 0-0 FC3-6 1B	5	1	3	2	0	0	2
Ted Simmons, S (1, 2) OBP: 0.351, SLG: 0.413		B C B X 2-1 ① 6-3	S B X 1-1 HR 1-3 3-H 2B		X 0-0 ① 4-3		B S F S 1-3 ① K		X 0-0 ② FC3-6 1-2f	5	1	1	1	0	1	3
Joe Hague, L (1, 9) OBP: 0.334, SLG: 0.418 (7, 3)		C B B B X 2-1 ② 4-3	X 0-0 2-H 3-H HR		X 0-0 ② P6		X 0-0 ② F7 1-2 2-3		X 0-0 ③ F8	5	1	1	3	0	0	3
Jose Cruz, L (1, 8) OBP: 0.365, SLG: 0.399		C F B X 1-2 S 2B	X 0-0 ① P6		B B B 4-0 BB		B S B B S X 3-2 ③ 3-1			3	0	1	0	1	0	2
Dal Maxvill, R (1, 6) OBP: 0.295, SLG: 0.257		C B B B S B 4-2 2-3 BB	X 0-0 ② F9		X 0-0 ③ L8			B B B B 4-0 B2-6-4 BB		2	0	0	0	2	0	1
Bob Gibson, R (1, 1) OBP: 0.205, SLG: 0.291		B S C S 1-3 ③ K	B S S F F B B F X 3-2 ③ F8			S S S 0-3 ① K		X 0-0 ① ② B2-6-4 1-2f		4	0	0	0	0	2	3
Inning Stats	R: 0 E: 0 K: 0 S: 9 H: 1 LOB: 1 BB: 0 P: 17	R: 0 E: 0 K: 1 S: 12 H: 1 LOB: 2 BB: 1 P: 22	R: 6 E: 0 K: 0 S: 16 H: 4 LOB: 0 BB: 2 P: 31	R: 0 E: 0 K: 0 S: 3 H: 0 LOB: 1 BB: 1 P: 7	R: 0 E: 0 K: 0 S: 3 H: 0 LOB: 1 BB: 1 P: 7	R: 0 E: 1 K: 1 S: 5 H: 0 LOB: 0 BB: 0 P: 5	R: 0 E: 0 K: 1 S: 12 H: 1 LOB: 2 BB: 1 P: 21	R: 0 E: 0 K: 0 S: 3 H: 0 LOB: 1 BB: 2 P: 13	R: 0 E: 0 K: 0 S: 4 H: 1 LOB: 1 BB: 0 P: 4	1B: 4 2B: 3 3B: 0 HR: 1 SF: 0 SAC: 0 DP: 1 HBP: 0						

PITCHER		IP	WLS	BF	H	R	ER	SO	BB	IBB	HBP	BLK	WP	HR	S	P	ERA	WHIP
Rick Wise, R ERA: 2.97	(1, 1)	2.0	L	15	6	6	5	1	3	0	0	0	0	1	29	59	22.50	4.500
Manny Muniz, R ERA: 3.52	(3, 1)	4.0		14	0	0	0	1	2	0	0	0	0	0	19	30	0.00	0.500
Chris Short, L ERA: 3.93	(7, 1)	2.0		9	1	0	0	1	3	0	0	0	0	0	15	34	0.00	2.000
Barry Lersch, R ERA: 4.0	(9, 1)	1.0		4	1	0	0	0	0	0	0	0	0	0	4	4	0.00	1.000

PITCHER	IP	WLS	BF	H	R	ER	SO	BB	IBB	HBP	BLK	WP	HR	S	P	ERA	WHIP

TOP

St. Louis Cardinals @ Philadelphia Phillies
Veterans Stadium, Philadelphia, PA
Mon Sep 06 1971, 7:05 PM EDT
Unknown

livebaseballscorecards.com

AB	34
R	6
H	8
RBI	6
BB	8
SO	3
LOB	18

WP: 0 PA: 42
PB: 0
SB: 6
CS: 1

BOTTOM

Batter	1	2	3	4	5	6	7	8	9	AB	R	H	RBI	BB	SO	LOB
Larry Bowa, S (1, 6) OBP: 0.291, SLG: 0.300	5-3		4-3			6-3		F8		4	0	0	0	0	0	1
Bobby Pfeil, R (9, 6) OBP: 0.329, SLG: 0.400										0	0	0	0	0	0	0
Tim McCarver, L (1, 2) OBP: 0.333, SLG: 0.407	G3			P4		E7			F9	1	0	0	0	0	0	0
Mike Ryan, R (4, 2) OBP: 0.229, SLG: 0.292										2	0	1	0	0	0	0
Pete Koegel, R (7, 2) OBP: 0.357, SLG: 0.250										1	0	0	0	0	0	0
Mike Anderson, R (1, 8) OBP: 0.280, SLG: 0.304	F8			6-3		K			3B 1B	4	1	1	0	0	1	1
Willie Montanez, L (1, 9) OBP: 0.318, SLG: 0.463		G3		L4			F7		1-H 2B 3B	4	1	1	1	0	0	0
Greg Luzinski, R (1, 3) OBP: 0.423, SLG: 0.500		K			K2-3		F9		2B 3-H	4	1	1	1	0	2	0
Don Money, R (1, 5) OBP: 0.284, SLG: 0.366		5-3			K		1B		K	3	0	1	0	0	1	0
John Vukovich, R (8, 5) OBP: 0.213, SLG: 0.191										1	0	0	0	0	1	1
Oscar Gamble, L (1, 7) OBP: 0.275, SLG: 0.312			1B		BB		P2		1B BB	2	0	1	0	2	0	1
Terry Harmon, R (1, 4) OBP: 0.289, SLG: 0.252			F8		K			4-3	1-2 2-H 1B	4	0	1	1	0	1	2
Rick Wise, R (1, 1) OBP: 0.268, SLG: 0.506			K			G1		F5	K	0	0	0	0	0	0	0
Manny Muniz, R (3, 1)										1	0	0	0	0	1	1
Denny Doyle, L (6, PH) OBP: 0.276, SLG: 0.299										1	0	0	0	0	0	0
Chris Short, R (7, 1) OBP: 0.185, SLG: 0.083										0	0	0	0	0	0	0
Ron Stone, L (8, PH) OBP: 0.325, SLG: 0.329										1	0	0	0	0	0	0
Barry Lersch, S (9, 1) OBP: 0.283, SLG: 0.192										0	0	0	0	0	0	0
Larry Hisle, R (9, PH) OBP: 0.277, SLG: 0.267										1	0	0	0	0	1	2
Inning Stats	R: 0 E: 0 K: 0 S: 5 H: 0 LOB: 0 BB: 0 P: 8	R: 0 E: 0 K: 1 S: 6 H: 0 LOB: 0 BB: 0 P: 9	R: 0 E: 0 K: 1 S: 10 H: 1 LOB: 1 BB: 0 P: 13	R: 0 E: 0 K: 0 S: 6 H: 0 LOB: 0 BB: 0 P: 9	R: 0 E: 0 K: 3 S: 10 H: 0 LOB: 1 BB: 1 P: 21	R: 0 E: 1 K: 1 S: 9 H: 1 LOB: 1 BB: 0 P: 10	R: 0 E: 0 K: 0 S: 4 H: 1 LOB: 1 BB: 0 P: 4	R: 0 E: 0 K: 0 S: 3 H: 0 LOB: 0 BB: 0 P: 3	R: 3 E: 0 K: 2 S: 14 H: 4 LOB: 2 BB: 1 P: 23	1B: 5 2B: 1 3B: 1 HR: 0	SF: 0 SAC: 0 DP: 0 HBP: 0						

PITCHER	IP	WLS	BF	H	R	ER	SO	BB	IBB	HBP	BLK	WP	HR	S	P	ERA	WHIP
Bob Gibson, R (1, 1) ERA: 3.28	9.0	W	36	7	3	3	8	2	0	0	0	0	0	67	100	3.00	1.000

PITCHER	IP	WLS	BF	H	R	ER	SO	BB	IBB	HBP	BLK	WP	HR	S	P	ERA	WHIP

St. Louis Cardinals @ Philadelphia Phillies
Veterans Stadium, Philadelphia, PA
Mon Sep 06 1971, 7:05 PM EDT
Unknown

livebaseballscorecards.com

AB	34
R	3
H	7
RBI	3
BB	2
SO	8
LOB	9

Batter	1	2	3	4	5	6	7	8	9	AB	R	H	RBI	BB	SO	LOB
Lou Brock, L (1, 7) OBP: 0.394, SLG: 0.430	S S S 0-3 ① K			X 0-0 ① 6-3		S B F X 1-2 1-H 2B		B C X 1-1 ② G3 1-2 2-3		4	0	1	1	0	1	2
Ted Sizemore, R (1, 4) OBP: 0.319, SLG: 0.332	X 0-0 ② F7			X 0-0 ② F8		X 0-0 ③ F9		I I I I 4-0 IBB		3	0	0	0	1	0	1
Matty Alou, L (1, 3) OBP: 0.352, SLG: 0.418	X 0-0 ③ P4			X 0-0 ③ F9			X 0-0 ① F7	F F F F X 0-2 ③ F2		4	0	0	0	0	0	3
Joe Torre, R (1, 5) OBP: 0.423, SLG: 0.563		X 0-0 ① F8			X 0-0 ① 5-3		X 0-0 ② F3		F X 0-1 2B	4	0	1	0	0	0	0
Ted Simmons, S (1, 2) OBP: 0.350, SLG: 0.411		X 0-0 ② 6-3			X 0-0 ② 6-3		X 0-0 1B		B F X 1-1 ① 5-3	4	0	1	0	0	0	1
Joe Hague, L (1, 9) OBP: 0.332, SLG: 0.414 Julian Javier, R (9, PH) OBP: 0.285, SLG: 0.352	S S S 0-3 ③ K				X 0-0 ③ F8		S S S 0-3 ③ K		B B S S F X 2-2 ② F3	3 1	0 0	0 0	0 0	0 0	2 0	1 1
Jose Cruz, L (1, 8) OBP: 0.364, SLG: 0.403 Luis Melendez, R (9, PH) OBP: 0.337, SLG: 0.281			X 0-0 ① 5-3			B C X 1-1 FC6-5 2B		X 0-0 ① F7	B B B C C B B 4-2 FC6-4 BB	3 0	0 0	1 0	0 0	0 1	0 0	0 0
Ted Kubiak, S (1, 6) OBP: 0.338, SLG: 0.340 Jerry McNertney, R (8, PH) OBP: 0.336, SLG: 0.454 Dal Maxvill, R (8, PR) OBP: 0.294, SLG: 0.256 (8, 6)			X 0-0 ② F7			B S F X 1-2 ① FC6-5 S 2B 2-3		B S S B X 2-2 G3 E 1B	C B B F X 2-2 ③ FC6-4 1-2f	2 1 1	1 0 0	0 1 0	0 0 0	0 0 0	0 0 0	1 0 2
Chris Zachary, L (1, 1) OBP: 0.242, SLG: 0.242 Don Shaw, L (6, 1) Jim Beauchamp, R (8, PH) OBP: 0.281, SLG: 0.367 Frank Linzy, R (8, 1) OBP: 0.333, SLG: 0.333			X 0-0 ③ 6-3			S S S 0-3 ② K		B B X 2-0 E5 G3 1-2		2 0 1 0	0 0 0 0	0 0 0 0	0 0 0 0	1 0 0 0	1 0 1 0	1 0 1 0
Inning Stats	R: 0 H: 0 E: 0 LOB: 0 K: 1 BB: 0 S: 5 P: 5	R: 0 H: 0 E: 0 LOB: 0 K: 1 BB: 0 S: 5 P: 5	R: 0 H: 0 E: 0 LOB: 0 K: 0 BB: 0 S: 3 P: 3	R: 0 H: 0 E: 0 LOB: 0 K: 0 BB: 0 S: 3 P: 3	R: 0 H: 0 E: 0 LOB: 0 K: 0 BB: 0 S: 3 P: 3	R: 1 H: 2 E: 0 LOB: 1 K: 1 BB: 0 S: 12 P: 15	R: 0 H: 1 E: 0 LOB: 1 K: 1 BB: 0 S: 6 P: 6	R: 0 H: 1 E: 1 LOB: 3 K: 0 BB: 1 S: 12 P: 21	R: 0 H: 1 E: 0 LOB: 2 K: 0 BB: 1 S: 12 P: 21	1B: 2 SF: 0 2B: 3 SAC: 0 3B: 0 DP: 0 HR: 0 HBP: 0						

PITCHER		IP	WLS	BF	H	R	ER	SO	BB	IBB	HBP	BLK	WP	HR	S	P	ERA	WHIP
Bill Champion, R ERA: 4.54	(1, 1)	6.0	W	20	2	1	1	3	0	0	0	0	0	0	31	34	1.50	0.333
Joe Hoerner, L ERA: 1.92	(7, 1)	3.0	S	15	3	0	0	1	1	1	0	0	0	0	30	48	0.00	1.333

PITCHER	IP	WLS	BF	H	R	ER	SO	BB	IBB	HBP	BLK	WP	HR	S	P	ERA	WHIP

TOP

St. Louis Cardinals @ Philadelphia Phillies
Veterans Stadium, Philadelphia, PA
Mon Sep 06 1971, 7:05 PM EDT
Att. 13,193 - Unknown

livebaseballscorecards.com

AB	33
R	1
H	5
RBI	1
BB	2
SO	4
LOB	14

PA: 35	WP: 0	PB: 0	SB: 1	CS: 0														

Batter	1	2	3	4	5	6	7	8	9	AB	R	H	RBI	BB	SO	LOB
Denny Doyle, L (1, 4) OBP: 0.277, SLG: 0.299 Terry Harmon, R (6, PH) OBP: 0.292, SLG: 0.252 (7, 4)	S S S 0-3 K ①		X 0-0 F8 ③		X 0-0 FC4-6 1B	B S F B B B 4-2 1-2 BB				3	0	1	0	0	1	0
										0	0	0	0	1	0	0
Larry Bowa, S (1, 6) OBP: 0.289, SLG: 0.298	X 0-0 F8 ②		S S S 0-3 K ①		X 0-0 FC4-6 S ② 1-2f	L F B F B X 2-2 F9 ③				4	0	0	0	0	1	4
Tim McCarver, L (1, 2) OBP: 0.337, SLG: 0.407	X 0-0 1B		B B B B 4-0 E 1B BB		B B B 4-0 1-2 BB		X 0-0 4-3 ①			2	1	1	0	2	0	0
Willie Montanez, L (1, 9) OBP: 0.316, SLG: 0.459	X 0-0 G3 ③			X 0-0 E3 1B 1B 1-2	X 0-0 G3 ③		X 0-0 P4 ②			4	0	0	0	0	0	4
Greg Luzinski, R (1, 3) OBP: 0.400, SLG: 0.462		S S S 0-3 K ①		X 0-0 1B 1-2 2-H 1B		S S S 0-3 K ①	B X 1-0 F9 ③			4	0	1	1	0	2	0
Mike Anderson, R (1, 8) OBP: 0.310, SLG: 0.333		X 0-0 5-3 ②		X 0-0 1-2 2-3 1B		X 0-0 E BB SF8 1B		B B S S C 2-3 K ①		4	1	2	0	0	1	0
Don Money, R (1, 5) OBP: 0.283, SLG: 0.363		X 0-0 1-3 ③		S B X 1-1 P3 ②		B B B 4-0 SF8 E 1-2 BB		X 0-0 L9 ②		3	0	0	0	1	0	3
Larry Hisle, R (1, 7) OBP: 0.275, SLG: 0.254		X 0-0 P6 ①	X 0-0 F8 ③			X 0-0 E5 S 1-2 2-3		B B S S B B 4-2 BB		3	0	0	0	1	0	5
Bill Champion, R (1, 1) OBP: 0.067, SLG: 0.067 Ron Stone, L (6, PH) OBP: 0.323, SLG: 0.329 Joe Hoerner, R (7, 1) OBP: 0.100, SLG: 0.100		S S S 0-3 K ②			X 0-0 G3 ①	B X 1-0 SF8 2-3 3-H ②		X 0-0 1-3 ③		2	0	0	0	0	1	0
										0	0	0	1	0	0	0
										1	0	0	0	0	0	1
Inning Stats	R: 0 E: 0 K: 1 S: 6 H: 1 LOB: 1 BB: 0 P: 6	R: 0 E: 0 K: 1 S: 5 H: 0 LOB: 0 BB: 0 P: 5	R: 0 E: 0 K: 1 S: 5 H: 0 LOB: 0 BB: 0 P: 5	R: 1 E: 1 K: 1 S: 9 H: 2 LOB: 3 BB: 1 P: 14	R: 0 E: 0 K: 0 S: 4 H: 1 LOB: 2 BB: 1 P: 8	R: 1 E: 1 K: 1 S: 12 H: 1 LOB: 3 BB: 2 P: 23	R: 0 E: 0 K: 0 S: 3 H: 0 LOB: 0 BB: 0 P: 4	R: 0 E: 0 K: 1 S: 7 H: 0 LOB: 1 BB: 1 P: 13		1B: 5 2B: 0 3B: 0 HR: 0	SF: 1 SAC: 0 DP: 0 HBP: 0					

BOTTOM

St. Louis Cardinals @ Philadelphia Phillies
Veterans Stadium, Philadelphia, PA
Mon Sep 06 1971, 7:05 PM EDT
Att. 13,193 - Unknown

livebaseballscorecards.com

AB	30
R	2
H	5
RBI	2
BB	5
SO	6
LOB	17

PITCHER		IP	WLS	BF	H	R	ER	SO	BB	IBB	HBP	BLK	WP	HR	S	P	ERA	WHIP
Chris Zachary, R ERA: 4.89	(1, 1)	5.2	L	27	5	2	0	5	3	0	0	0	0	0	35	49	0.00	1.412
Don Shaw, L ERA: 2.98	(6, 1)	1.1		5	0	0	0	0	1	0	0	0	0	0	9	16	0.00	0.750
Frank Linzy, R ERA: 2.16	(8, 1)	1.0		4	0	0	0	1	1	0	0	0	0	0	7	13	0.00	1.000

PITCHER	IP	WLS	BF	H	R	ER	SO	BB	IBB	HBP	BLK	WP	HR	S	P	ERA	WHIP

Batter	1	2	3	4	5	6	7	8	9	10	11	12	13	AB	R	H	RBI	BB	SO	LOB
Lou Brock, L (1, 7) OBP: 0.395, SLG: 0.448	S S B B B F S 3-3 K ①		B F X 1-1 S 1B 1B		B X 1-0 1-2 3-H 1B		B B B F F C 3-3 K ③		X 0-0 FC1-2 1-2 3-H ②			X 0-0 PB S G3 1B	B M B B X 3-1 F7 ①	7	2	3	1	0	2	4
Julian Javier, R (1, 4) OBP: 0.277, SLG: 0.351	S B B B F S 3-3 K ②		S B B F X 2-2 S 1-H 1B		S X 0-1 P6 ②		F X 0-1 F7 ③	X 0-0 F8 ①				C B H 2-1 1B WP 1B 1-3 HBP	X 0-0 1B 1B 1-2 1B	6	2	2	1	0	1	4
Luis Melendez, R (1, 9) OBP: 0.333, SLG: 0.275 Bob Burda, L (12, PH) OBP: 0.383, SLG: 0.366 (12, 3)	B S S B S 2-3 K ③		B S B B B S F X 3-2 6-3 1-2 ③		F F F S 0-3 K ③			B B S B B X 3-1 F8 ②		C B S X 1-2 P3 ①		B B X 2-0 G3 3-H ①	B X 1-0 1B 1B 1-3 2-H 1B	5 2	0 1	0 1	0 1	0 0	2 1	3 1
Joe Torre, R (1, 5) OBP: 0.430, SLG: 0.555		X 0-0 F9 ①	B S S S 1-3 K ①		B B S S X 2-1 G4-6-3 1B			B B F X 2-1 1B		X 0-0 1B		B B B S C X 3-1 BB 1B WP 1-3 1B	X 0-0 1B 1B 1-2 3-H 1B	7	1	5	1	0	1	0
Jim Beauchamp, R (1, 3) OBP: 0.292, SLG: 0.386 Matty Alou, L (10, PH) OBP: 0.356, SLG: 0.426 (10, 3) (12, 9)		C B X 1-1 4-3 ②	X 0-0 6-3 ②		B B S S X 2-1 F9 ①			F X 0-1 F8 ③		S B S F F S 0-3 K ②		B S S S X 1-2 WP BB 1-2 3-H 1B	X 0-0 S 1B 1-3 2-H	4 3	0 0	0 2	0 2	0 0	0 1	2 1
Jerry McNertney, R (1, 2) OBP: 0.339, SLG: 0.472 Bob Stinson, S (9, PR) OBP: 0.200, SLG: 0.200 Frank Linzy, R (9, 1) OBP: 0.333, SLG: 0.333 Joe Hague, L (10, PH) OBP: 0.227, SLG: 0.378 Daryl Patterson, L (10, 1) Chuck Taylor, R (12, 1) OBP: 0.182, SLG: 0.364 Stan Williams, R (12, 1)		C X 0-1 1B	X 0-0 1-3 ③			B S B B B X 3-1 G4-6-3 1-2f ② ③			X 0-0 SH1-4 1B			B B B B 4-0 WP 1-2 2-3 BB	S S S 0-3 K 1-2 ②	4 0 0 1 0 0	0 1 0 0 0 0	2 0 0 0 0 0	0 0 0 0 1 0	0 0 0 0 0 0	0 0 0 1 0 0	1 0 0 1 0 2
Jose Cruz, L (1, 8) OBP: 0.379, SLG: 0.398		B S B B B X 3-1 F7 ③	S X 0-1 1-3 ①			X 0-0 SH1-4 1B		C L B F X 1-2 E1 1B SH5-4 1-2 FC1-2		S B B B X 2-1 G3 ①	B S S C 1-3 K 1-2 2-3 3-H ②	X 0-0 F3 ③	7	0	1	0	0	1	6
Dal Maxvill, R (1, 6) OBP: 0.309, SLG: 0.276		S S B X 1-2 5-3 ①			X 0-0 1B 1B 2B		X 0-0 SH1-4 1-2 ①		B L B B X 3-1 SH5-4 1-2 2-3 ①		S B S S S 1-3 K ②	B S S S F B X 2-2 4-3 ③		4	1	1	0	0	1	2
Chris Zachary, L (1, 1) OBP: 0.269, SLG: 0.269 Ted Sizemore, R (7, PH) OBP: 0.312, SLG: 0.329 Don Shaw, L (7, 1) Ted Simmons, S (9, PH) OBP: 0.363, SLG: 0.418 (9, 2)		S B X 1-1 P6 ②			S B X 1-1 1B 2-3 1B		X 0-0 5-3 ②		X 0-0 FC1-2 2-3 3-H 1B		B S S S F B X 2-2 4-3 ③		X 0-0 1B 1B 1B	2 1 0 3	0 0 0 1	1 0 0 2	0 0 0 1	0 0 0 0	0 1 0 0	0 1 0 0
Inning Stats	R: 0 E: 0 K: 3 S: 10 H: 0 LOB: 0 BB: 0 P: 18	R: 0 E: 0 K: 0 S: 7 H: 1 LOB: 1 BB: 0 P: 11	R: 1 E: 0 K: 0 S: 14 H: 2 LOB: 1 BB: 0 P: 22	R: 0 E: 0 K: 1 S: 5 H: 0 LOB: 0 BB: 0 P: 6	R: 1 E: 0 K: 1 S: 12 H: 3 LOB: 2 BB: 0 P: 14	R: 0 E: 0 K: 0 S: 6 H: 1 LOB: 0 BB: 0 P: 13	R: 0 E: 0 K: 1 S: 6 H: 1 LOB: 1 BB: 0 P: 9	R: 0 E: 0 K: 0 S: 7 H: 1 LOB: 1 BB: 0 P: 12	R: 1 E: 1 K: 0 S: 11 H: 2 LOB: 2 BB: 0 P: 15	R: 0 E: 0 K: 1 S: 12 H: 1 LOB: 1 BB: 0 P: 13	R: 0 E: 0 K: 1 S: 9 H: 0 LOB: 0 BB: 0 P: 14	R: 3 E: 0 K: 1 S: 15 H: 3 LOB: 2 BB: 1 P: 30	R: 3 E: 0 K: 1 S: 11 H: 5 LOB: 2 BB: 0 P: 15	1B: 19 2B: 1 3B: 0 HR: 0 SF: 0 SAC: 2 DP: 1 HBP: 1						

PITCHER		IP	WLS	BF	H	R	ER	SO	BB	IBB	HBP	BLK	WP	HR	S	P	ERA	WHIP
Woodie Fryman, L ERA: 2.89	(1, 1)	8.0		33	10	3	2	6	0	0	0	0	0	0	68	106	2.25	1.250
Joe Hoerner, L ERA: 2.04	(9, 1)	1.1		7	2	0	0	0	0	0	0	0	0	0	14	19	0.00	1.500
Bill Wilson, R ERA: 2.78	(10, 1)	2.0		11	3	3	3	2	1	0	1	0	1	0	25	42	13.50	2.000
Manny Muniz, R ERA: 13.5	(12, 1)	0.2	L	3	1	1	1	1	0	0	0	0	1	0	8	11	13.50	1.500
Chris Short, L ERA: 4.03	(13, 1)	1.0		7	4	2	2	1	0	0	0	0	0	0	10	14	18.00	4.000

PITCHER	IP	WLS	BF	H	R	ER	SO	BB	IBB	HBP	BLK	WP	HR	S	P	ERA	WHIP

TOP

St. Louis Cardinals @ Philadelphia Phillies
Veterans Stadium, Philadelphia, PA
Tue Sep 07 1971, 3:33 AM EDT
Att. 22,432 - Unknown

livebaseballscorecards.com

AB	57
R	9
H	20
RBI	7
BB	1
SO	10
LOB	28

PA: 61

WP: 2
PB: 1
SB: 4
CS: 0

Batter	1	2	3	4	5	6	7	8	9	10	11	12	13	AB	R	H	RBI	BB	SO	LOB
Denny Doyle, L (1, 4) OBP: 0.284, SLG: 0.313	M X 0-1 ① F8	X 0-0 ③ F9		X 0-0 ③ F7			S S S B B B X 3-2 ① 1-3		F S B X 1-2 ② F7			C B X 1-1 1-2 3B 1B	X 0-0 ② F8	7	1	1	0	0	0	2
Larry Bowa, S (1, 6)	X 0-0 ② F7	X 0-0 ① F8		B X 1-0 F8 ①			X 0-0 ② P3		S F B X 1-2 ③ L6			X 0-0 1-H 2-H 1B 3B	X 0-0 1-2 1B	7	1	2	2	0	0	0
Tim McCarver, L (1, 2) OBP: 0.337, SLG: 0.446 Pete Koegel, R (12, 2) OBP: 0.429, SLG: 0.200	B B F X 2-1 1B	B S B C X 2-2 BB 1B			C X 0-1 F8 1B		X 0-0 1B			C F B C 1-3 ① K		C B X 1-2 SH3-4 1B 3-H 1B	C C F F B B X 2-2 1-3 ③	5 2	0 0	4 1	0 1	0 0	1 2	0 2
Deron Johnson, R (1, 3) OBP: 0.350, SLG: 0.501 Greg Luzinski, R (12, 3) OBP: 1.000, SLG: 1.000	B S F B B S 3-3 ③ K	C X 0-1 ② F8			B X 1-0 FC6-4 1-2 1B		X 0-0 ③ 5-3			C B F B X 2-2 5-3		C B X 0-2 SH3-4 1-2 1B		5 1	0 0	1 1	0 0	0 0	1 0	3 0
Willie Montanez, L (1, 8) OBP: 0.325, SLG: 0.480 Mike Anderson, R (12, 8)		F X 0-1 ① F7	C C F B B B B 4-2 1-2 BB		B S C X 1-2 F8 2-3			X 0-0 ① B1		C B B X 2-1 ③ 4-3		X 0-0 ① SH3-4 1-2 2-3		4 0	0 0	0 0	0 0	1 0	0 0	2 0
Don Money, R (1, 5) OBP: 0.284, SLG: 0.352		B X 1-0 E 1B	F C F B F S 1-3 ③ K		S X 0-1 ③ FC6-4 1-2f			B B B F B 4-1 BB			S B B X 2-1 ① P6	C S X 0-2 ② F8		5	1	1	0	1	1	6
Ron Stone, L (1, 7) OBP: 0.328, SLG: 0.319 (9, 9)		B B X 2-0 E4 1-3 E		X 0-0 E7 SF8 1B		X 0-0 ① P6		C S B C 1-3 ② K			B B B B C S X 3-2 ② 4-3	B F F B X 2-2 ③ F9		6	2	1	0	0	1	4
Roger Freed, R (1, 9) OBP: 0.305, SLG: 0.293 Bill Wilson, R (10, 1) Manny Muniz, R (12, 1) Chris Short, R (13, 1) OBP: 0.174, SLG: 0.073 Oscar Gamble, L (13, 9) OBP: 0.269, SLG: 0.339		B C C X 1-2 E9 1-H FC6-2-5 3-H 2B		X 0-0 SF8 3-H		B B B S S C 3-3 ② K		B S X 1-1 5-3 ③			X 0-0 ③ 4-3		X 0-0 1B 1B	3 1 0 0 1	0 0 0 0 0	1 0 0 0 0	3 0 0 0 1	0 0 0 0 0	1 0 0 0 0	1 0 0 0 0
Woodie Fryman, R (1, 1) OBP: 0.091, SLG: 0.091 Joe Hoerner, R (9, 1) OBP: 0.111, SLG: 0.111 Byron Browne, R (9, 7) OBP: 0.241, SLG: 0.288 Larry Hisle, R (12, 7) OBP: 0.313, SLG: 0.256	S X 0-1 ② FC6-2-5 3-H			X 0-0 ② F8		X 0-0 ③ 4-3			B B S C B C 3-3 ① K			B B B B B 4-0 1B 3B BB	S S S 0-3 ① K	3 0 1 1	0 0 0 1	0 0 0 1	0 0 0 1	0 0 1 1	0 0 0 1	1 0 0 1
Inning Stats	R: 0 E: 0 K: 1 S: 8 H: 1 LOB: 1 BB: 0 P: 13	R: 2 E: 2 K: 0 S: 10 H: 2 LOB: 1 BB: 0 P: 14	R: 0 E: 0 K: 1 S: 15 H: 1 LOB: 2 BB: 1 P: 22	R: 1 E: 1 K: 0 S: 4 H: 1 LOB: 0 BB: 0 P: 4	R: 0 E: 0 K: 0 S: 9 H: 2 LOB: 2 BB: 0 P: 12	R: 0 E: 0 K: 1 S: 5 H: 0 LOB: 0 BB: 0 P: 8	R: 0 E: 0 K: 0 S: 6 H: 1 LOB: 1 BB: 0 P: 9	R: 0 E: 0 K: 1 S: 7 H: 0 LOB: 1 BB: 1 P: 13	R: 0 E: 0 K: 1 S: 9 H: 0 LOB: 0 BB: 0 P: 14	R: 0 E: 0 K: 1 S: 9 H: 0 LOB: 0 BB: 0 P: 14	R: 0 E: 0 K: 0 S: 6 H: 0 LOB: 0 BB: 0 P: 11	R: 3 E: 0 K: 0 S: 16 H: 4 LOB: 2 BB: 1 P: 24	R: 0 E: 0 K: 1 S: 11 H: 2 LOB: 2 BB: 0 P: 13	1B: 12 2B: 1 3B: 1 HR: 0	SF: 1 SAC: 1 DP: 0 HBP: 0		WP: 0 PB: 0 SB: 0 CS: 0	PA: 57	

PITCHER		IP	WLS	BF	H	R	ER	SO	BB	IBB	HBP	BLK	WP	HR	S	P	ERA	WHIP
Chris Zachary, R ERA: 4.8	(1, 1)	6.0		27	7	3	1	3	1	0	0	0	0	0	51	73	1.50	1.333
Don Shaw, L ERA: 3.94	(7, 1)	2.0		8	1	0	0	1	1	0	0	0	0	0	13	22	0.00	1.000
Frank Linzy, R ERA: 2.04	(9, 1)	1.0		3	0	0	0	1	0	0	0	0	0	0	9	14	0.00	0.000
Daryl Patterson, R ERA: 5.48	(10, 1)	2.0		7	0	1	1	1	1	0	0	0	0	0	15	29	4.50	0.500
Chuck Taylor, R ERA: 4.03	(12, 1)	0.0		3	3	2	2	0	0	0	0	0	0	0	6	8	∞	∞

PITCHER		IP	WLS	BF	H	R	ER	SO	BB	IBB	HBP	BLK	WP	HR	S	P	ERA	WHIP
Stan Williams, R ERA: 3.79	(12, 1)	2.0	W	9	3	0	0	1	0	0	0	0	0	0	21	25	0.00	1.500

BOTTOM

St. Louis Cardinals @ Philadelphia Phillies
Veterans Stadium, Philadelphia, PA
Tue Sep 07 1971, 3:33 AM EDT
Att. 22,432 - Unknown

livebaseballscorecards.com

AB	52
R	6
H	14
RBI	6
BB	3
SO	7
LOB	22

Batter	1	2	3	4	5	6	7	8	9	10	11	12	AB	R	H	RBI	BB	SO	LOB
Lou Brock, L (1, 7) OBP: 0.397, SLG: 0.440	0-0 1B FC6-4 2B	0-3 K			0-0 3B		0-3 K		0-3 K			0-0 F8	6	1	2	0	0	3	1
Ted Sizemore, R (1, 4) (8, 9) OBP: 0.318, SLG: 0.330	0-0 FC6-4 BB SF7 2-3 1B		0-0 G1-6-3 1B 1B		0-0 F2		0-3 K		0-0 F8			0-0 P4	6	1	2	0	0	1	2
Matty Alou, L (1, 3) OBP: 0.354, SLG: 0.418	4-0 FC6-4 BB 1-2		0-0 G1-6-3 1B 1-2		0-0 F7			0-0 E 2B 1B	0-0 L7			0-0 S 1B 1B	5	2	3	0	1	0	1
Joe Torre, R (1, 5) OBP: 0.424, SLG: 0.562	0-0 FC6-4 BB 1B 1-2f 2-3 3-H		0-0 G1-6-3 1-2f 2-3			0-0 F8		0-0 E5 2B 1B 1-2		0-0 6-3		0-0 2B 1B 1-H	6	3	1	2	0	0	5
Ted Simmons, S (1, 2) OBP: 0.350, SLG: 0.419	0-0 SF7 3-H		0-0 F7			0-0 1-3		0-0 1B 2B 1-3 2-H		0-0 P4-3		0-0 2B 1-H	5	0	2	3	0	0	1
Joe Hague, L (1, 9) OBP: 0.330, SLG: 0.406 Julian Javier, R (8, PH) (8, 4) OBP: 0.284, SLG: 0.346	4-0 1B BB 1-2			0-0 F9		0-0 F9		4-0 CS 1B IBB		0-0 L6		0-0 F7	2	0	0	0	1	0	0
													2	0	0	0	1	0	1
Jose Cruz, L (1, 8) OBP: 0.369, SLG: 0.404	0-0 1-3 2-H 1B			4-0 P5-4-3 BB			0-0 1B SF8 1B	0-0 1B 1-2 2-H 3-H 1B			0-0 1-3		4	1	3	2	1	0	0
Dal Maxvill, R (1, 6) OBP: 0.250, SLG: 0.253 Bob Burda, L (7, PH) OBP: 0.412, SLG: 0.383 Bob Stinson, S (7, PR) OBP: 0.375, SLG: 0.429 Frank Linzy, R (7, 1) OBP: 0.500, SLG: 0.500 Don Shaw, L (8, 1) Jim Beauchamp, R (11, PH) OBP: 0.277, SLG: 0.363 Stan Williams, R (11, 1)		0-0 P6		0-0 P5-4-3 1-2f				0-0 1-3 1B			0-0 P4-3		2 1 0 1 0 0 1	0 0 0 0 0 0 0	0 1 0 1 0 0 0	0 0 0 0 0 0 0	0 0 0 0 0 0 0	1 0 0 0 0 0 0	1 0 0 0 0 0 0
Steve Carlton, L (1, 1) OBP: 0.205, SLG: 0.224 Ted Kubiak, S (7, PH) (7, 6) OBP: 0.334, SLG: 0.337		0-3 K			0-3 K			0-0 SF8 3-H		0-0 P6		0-0 P4-3	2 2	0 0	0 0	0 1	0 0	2 0	0 2
Inning Stats	R: 3 E: 0 K: 0 S: 5 H: 3 LOB: 2 BB: 2 P: 13	R: 0 E: 0 K: 2 S: 7 H: 0 LOB: 0 BB: 0 P: 7	R: 0 E: 0 K: 0 S: 4 H: 2 LOB: 1 BB: 0 P: 4	R: 0 E: 0 K: 0 S: 2 H: 0 LOB: 0 BB: 1 P: 6	R: 0 E: 0 K: 1 S: 6 H: 1 LOB: 1 BB: 0 P: 6	R: 0 E: 0 K: 0 S: 3 H: 0 LOB: 0 BB: 0 P: 3	R: 1 E: 0 K: 2 S: 9 H: 2 LOB: 1 BB: 0 P: 9	R: 2 E: 1 K: 0 S: 6 H: 4 LOB: 2 BB: 1 P: 10	R: 0 E: 0 K: 1 S: 5 H: 0 LOB: 0 BB: 0 P: 5	R: 0 E: 0 K: 0 S: 3 H: 0 LOB: 0 BB: 0 P: 3	R: 0 E: 0 K: 0 S: 3 H: 0 LOB: 0 BB: 0 P: 3	R: 2 E: 0 K: 0 S: 6 H: 3 LOB: 1 BB: 0 P: 6	1B: 11 2B: 3 3B: 1 HR: 0	SF: 2 SAC: 0 DP: 2 HBP: 0					

PITCHER		IP	WLS	BF	H	R	ER	SO	BB	IBB	HBP	BLK	WP	HR	S	P	ERA	WHIP
Fergie Jenkins, R ERA: 2.9	(1, 1)	7.0		32	10	6	5	5	3	0	0	0	0	0	39	51	6.43	1.857
Larry Gura, L ERA: 10.8	(8, 1)	0.1		2	1	0	0	0	0	1	0	0	0	0	1	5	0.00	3.000
Phil Regan, R ERA: 3.5	(8, 1)	1.2		5	1	0	0	1	0	0	0	0	0	0	7	7	0.00	0.600
Jim Colborn, R ERA: 6.52	(10, 1)	3.0	L	12	3	2	2	0	0	0	0	0	0	0	12	12	6.00	1.000

PITCHER	IP	WLS	BF	H	R	ER	SO	BB	IBB	HBP	BLK	WP	HR	S	P	ERA	WHIP

TOP

St. Louis Cardinals @ Chicago Cubs

Wrigley Field, Chicago, IL

Fri Sep 10 1971, 3:33 AM CDT

Att. 6,792 - Unknown - 73 F

livebaseballscorecards.com

AB	45
R	8
H	15
RBI	8
BB	4
SO	6
LOB	14

WP: 0	PA: 51		
PB: 0			
SB: 1			
CS: 1			

Batter	1	2	3	4	5	6	7	8	9	10	11	12	AB	R	H	RBI	BB	SO	LOB
Don Kessinger, S (1, 6) OBP: 0.319, SLG: 0.318	B3		F9		FC6-4 1B 1-2 2-3 1B		F7		6-3			G3 2B 1B	6	1	2	0	0	0	0
Carmen Fanzone, R (1, 3) OBP: 0.400, SLG: 1.000	F7		F6		FC6-4 1-2 2-H 3-H 1B		F8		K			G3 1-2	4	0	1	2	0	0	0
Brock Davis, L (8, 8) OBP: 0.356, SLG: 0.335													2	0	0	0	0	1	1
Billy Williams, L (1, 7) OBP: 0.385, SLG: 0.505	FC5 S 1B			G3	FC6-4 1-2f 2-3			SH3-4 1B 4-3 BB		P6		2-H 2B	5	1	2	1	1	0	2
Jim Hickman, R (1, 9) OBP: 0.349, SLG: 0.468	FC5 1-3			F8	L5			4-3 SH3-4 1-2 E 1B		6-3		L9	4	0	1	0	0	0	3
Cleo James, R (8, PR) OBP: 0.364, SLG: 0.379													1	1	0	0	0	0	0
(9, 9)																			
Johnny Callison, L (12, PH) OBP: 0.300, SLG: 0.338													1	0	0	0	0	0	1
Ron Santo, R (1, 5) OBP: 0.351, SLG: 0.432		F8		1B		HR		SH3-4 1-2 2-3		F8			4	1	2	1	0	0	0
Joe Pepitone, L (1, 8) OBP: 0.348, SLG: 0.486	4-3		F9			G3		4-3 2-3 3-H			F8		5	0	0	1	0	0	2
(8, 3)																			
Frank Fernandez, R (1, 2) OBP: 0.236, SLG: 0.217	HR				1B 1B 1B 1B	6-3		E3 3-H			K		5	2	2	1	0	1	1
Paul Popovich, S (1, 4) OBP: 0.255, SLG: 0.281	K				1B 1-2 1B 1B	P6		K			P8		5	1	1	0	0	2	2
Fergie Jenkins, R (1, 1) OBP: 0.273, SLG: 0.422			K		F2		P6		6-3			K	3	0	0	0	0	1	2
Larry Gura, S (8, 1)													0	0	0	0	0	0	0
Phil Regan, R (8, 1)													0	0	0	0	0	0	0
14 Ernie Banks, R (9, PH) OBP: 0.234, SLG: 0.319													1	0	0	0	0	0	0
Jim Colborn, R (10, 1)													0	0	0	0	0	0	0
Pat Bourque, L (12, PH)													1	0	0	0	0	1	0
Inning Stats	R: 0 E: 0 K: 0 S: 4 H: 1 LOB: 1 BB: 0 P: 4	R: 1 E: 0 K: 1 S: 6 H: 1 LOB: 0 BB: 0 P: 6	R: 0 E: 0 K: 1 S: 5 H: 0 LOB: 0 BB: 0 P: 5	R: 0 E: 0 K: 0 S: 4 H: 1 LOB: 1 BB: 0 P: 4	R: 2 E: 0 K: 0 S: 7 H: 4 LOB: 2 BB: 0 P: 7	R: 1 E: 0 K: 0 S: 4 H: 1 LOB: 0 BB: 0 P: 4	R: 0 E: 0 K: 0 S: 3 H: 0 LOB: 0 BB: 0 P: 3	R: 2 E: 1 K: 1 S: 7 H: 1 LOB: 2 BB: 1 P: 11	R: 0 E: 0 K: 1 S: 5 H: 0 LOB: 0 BB: 0 P: 5	R: 0 E: 0 K: 0 S: 3 H: 0 LOB: 0 BB: 0 P: 3	R: 0 E: 0 K: 1 S: 5 H: 0 LOB: 0 BB: 0 P: 5	R: 1 E: 0 K: 1 S: 7 H: 2 LOB: 1 BB: 0 P: 7	1B: 8 2B: 1 3B: 0 HR: 2 SF: 0 SAC: 1 DP: 0 HBP: 0	WP: 0 PB: 0 SB: 1 CS: 0 PA: 49						

PITCHER	IP	WLS	BF	H	R	ER	SO	BB	IBB	HBP	BLK	WP	HR	S	P	ERA	WHIP
Steve Carlton, L (1, 1) ERA: 3.55	6.0		26	8	4	4	2	0	0	0	0	0	2	30	30	6.00	1.333
Frank Linzy, R (7, 1) ERA: 2.28	1.1		6	1	2	1	0	1	0	0	0	0	0	5	9	6.75	1.500
Don Shaw, L (8, 1) ERA: 2.72	2.2		9	0	0	0	2	0	0	0	0	0	0	13	13	0.00	0.000
Stan Williams, R (11, 1) ERA: 4.07	2.0	W	8	2	1	1	2	0	0	0	0	0	0	12	12	4.50	1.000

PITCHER	IP	WLS	BF	H	R	ER	SO	BB	IBB	HBP	BLK	WP	HR	S	P	ERA	WHIP

BOTTOM

St. Louis Cardinals @ Chicago Cubs

Wrigley Field, Chicago, IL

Fri Sep 10 1971, 3:33 AM CDT

Att. 6,792 - Unknown - 73 F

livebaseballscorecards.com

AB	47
R	7
H	11
RBI	6
BB	1
SO	6
LOB	14

Batter	1	2	3	4	5	6	7	8	9	AB	R	H	RBI	BB	SO	LOB
Lou Brock, L (1, 7) OBP: 0.394, SLG: 0.436	S S S 0-3 ① K		x 0-0 ② F7			x 0-0 ① P4-3	x 0-0 ③ F7			4	0	0	0	0	1	3
Ted Sizemore, R (1, 4) OBP: 0.315, SLG: 0.327	x 0-0 ② F7		x 0-0 ③ P4-3			x 0-0 ② P4		x 0-0 ① 6-3		4	0	0	0	0	0	1
Matty Alou, L (1, 3) OBP: 0.354, SLG: 0.417	x 0-0 ③ P4-3			x 0-0 ① F7		x 0-0 1B 1B		x 0-0 ② 6-3		4	0	1	0	0	0	0
Joe Torre, R (1, 5) OBP: 0.423, SLG: 0.560		x 0-0 ① 6-3		x 0-0 ② L7		x 0-0 FC4-6 1-3 1B		x 0-0 ③ F5		4	0	1	0	0	0	0
Ted Simmons, S (1, 2) OBP: 0.347, SLG: 0.416		x 0-0 ② F2		x 0-0 ③ F8		x 0-0 ③ FC4-6 1-2f			x 0-0 ① 1-3	4	0	0	0	0	0	2
Joe Hague, L (1, 9) OBP: 0.329, SLG: 0.402		B B B B 4-0 BB			x 0-0 ① F8		x 0-0 ① P5		x 0-0 ② F7	3	0	0	0	1	0	0
Jose Cruz, L (1, 8) OBP: 0.375, SLG: 0.412		x 0-0 ③ P4-3			x 0-0 F8 2B		B B B B 4-0 1B BB		x 0-0 1B	3	0	2	0	1	0	1
Dal Maxvill, R (1, 6) OBP: 0.292, SLG: 0.256			x 0-0 FC1-5 2B		x 0-0 ② F8 2-3		x 0-0 ② L9		x 0-0 ③ F9	4	0	1	0	0	0	3
Jerry Reuss, L (1, 1) OBP: 0.233, SLG: 0.127 Chuck Taylor, R (4, 1) OBP: 0.167, SLG: 0.333 Jim Beauchamp, R (5, PH) OBP: 0.276, SLG: 0.360 Dennis Higgins, R (5, 1) Luis Melendez, R (7, PH) OBP: 0.339, SLG: 0.280 Daryl Patterson, L (7, 1)			x 0-0 ① FC1-5 2-3		x 0-0 ③ F8		x 0-0 1-2 1B			1 0 1 0 1 0	0 0 0 0 0 0	0 0 0 0 1 0	0 0 0 0 0 0	0 0 0 0 0 0	0 0 0 0 0 0	1 0 1 0 0 0
Inning Stats	R: 0 E: 0 K: 1 S: 5 H: 0 LOB: 0 BB: 0 P: 5	R: 0 E: 0 K: 0 S: 3 H: 0 LOB: 1 BB: 1 P: 7	R: 0 E: 0 K: 0 S: 4 H: 1 LOB: 1 BB: 0 P: 4	R: 0 E: 0 K: 0 S: 3 H: 0 LOB: 0 BB: 0 P: 3	R: 0 E: 0 K: 0 S: 4 H: 1 LOB: 1 BB: 0 P: 4	R: 0 E: 0 K: 0 S: 5 H: 2 LOB: 2 BB: 0 P: 5	R: 0 E: 0 K: 0 S: 4 H: 1 LOB: 2 BB: 1 P: 8	R: 0 E: 0 K: 0 S: 3 H: 0 LOB: 0 BB: 0 P: 3	R: 0 E: 0 K: 0 S: 4 H: 1 LOB: 1 BB: 0 P: 4	1B: 4 2B: 2 3B: 0 HR: 0 SF: 0 SAC: 0 DP: 0 HBP: 0						

PITCHER	IP	WLS	BF	H	R	ER	SO	BB	IBB	HBP	BLK	WP	HR	S	P	ERA	WHIP
Juan Pizarro, L (1, 1) ERA: 3.47	9.0	W	35	6	0	0	1	2	0	0	0	0	0	35	43	0.00	0.889

PITCHER	IP	WLS	BF	H	R	ER	SO	BB	IBB	HBP	BLK	WP	HR	S	P	ERA	WHIP

TOP

St. Louis Cardinals @ Chicago Cubs

Wrigley Field, Chicago, IL

Sat Sep 11 1971, 3:33 AM CDT

Att. 24,010 - Cloudy - 66 F

livebaseballscorecards.com

AB	33
R	0
H	6
RBI	0
BB	2
SO	1
LOB	12

WP: 0	PA: 35
PB: 0	
SB: 0	
CS: 0	

BOTTOM

St. Louis Cardinals @ Chicago Cubs

Wrigley Field, Chicago, IL

Sat Sep 11 1971, 3:33 AM CDT

Att. 24,010 - Cloudy - 66 F

livebaseballscorecards.com

Batter	1	2	3	4	5	6	7	8	9	AB	R	H	RBI	BB	SO	LOB
Cleo James, R (1, 8) OBP: 0.356, SLG: 0.370	0-0 1B SF9 4-3 1B	0-0 ③ FC6-4 1-2f		0-0 ① FC6-4 1B BB WP 1-2f	0-0 ③ F4			0-0 ② ③ L4-3 1-2		5	2	1	0	0	0	4
Carmen Fanzone, R (1, 3) OBP: 0.333, SLG: 0.667	0-0 ① 4-3 1-2		0-0 E BB HR 1B	0-0 ② F9		0-0 ① F8				4	1	1	0	0	0	2
Billy Williams, L (1, 7) OBP: 0.386, SLG: 0.504	0-0 BB 2-3 1B		0-0 ① F7	B B B 4-0 WP 1B 1-2 BB		0-0 ② P4				3	0	1	0	1	0	1
Jim Hickman, R (1, 9) OBP: 0.353, SLG: 0.468 Brock Davis, L (7, 9) OBP: 0.356, SLG: 0.335	B B B B 4-0 1-2 BB		B B B 4-0 E 1-2 HR BB	0-0 WP 1-2 2-3 1B		S S S 0-3 ③ K				2 0	1 0	1 0	0 0	2 0	1 0	0 0
Ron Santo, R (1, 5) OBP: 0.349, SLG: 0.429	0-0 ② SF9 3-H		S S S 0-3 ② K	0-0 ③ F6 1-2 2-3 3-H			0-0 ① 6-3			3	0	0	1	0	1	4
Frank Fernandez, R (1, 2) OBP: 0.237, SLG: 0.204	S S S 0-3 ③ K		0-0 E5 HR 1-2 2-3	B B B 4-0 E SF7 BB			S S S 0-3 ② K			3	2	0	0	1	2	4
Paul Popovich, S (1, 4) OBP: 0.260, SLG: 0.306		0-0 ① P2-3	0-0 1-H 2-H 3-H HR	0-0 E9 1-3 1B			0-0 ③ P6-3			4	1	2	4	0	0	0
Don Kessinger, S (1, 6) OBP: 0.318, SLG: 0.318		0-0 FC3-6 1B	0-0 ③ F8	0-0 ① SF7 3-H				0-0 ① 1-3		3	0	1	1	0	0	0
Juan Pizarro, L (1, 1) OBP: 0.167, SLG: 0.111		0-0 ② FC3-6 FC6-4 1-2f		0-0 FC6-4 1B	S S S 0-3 ② K			0-0 L4-3 1B		4	0	2	0	0	1	2
Inning Stats	R: 1 H: 2 E: 0 LOB: 2 K: 1 BB: 1 S: 7 P: 11	R: 0 H: 1 E: 0 LOB: 1 K: 0 BB: 0 S: 4 P: 4	R: 4 H: 2 E: 1 LOB: 0 K: 1 BB: 1 S: 8 P: 12	R: 1 H: 2 E: 0 LOB: 2 K: 0 BB: 1 S: 5 P: 9	R: 1 H: 1 E: 1 LOB: 1 K: 1 BB: 1 S: 6 P: 10	R: 0 H: 0 E: 0 LOB: 0 K: 1 BB: 0 S: 5 P: 5	R: 0 H: 0 E: 0 LOB: 0 K: 1 BB: 0 S: 5 P: 5	R: 0 H: 1 E: 0 LOB: 0 K: 0 BB: 0 S: 3 P: 3		1B: 8 SF: 2 2B: 1 SAC: 0 3B: 0 DP: 1 HR: 1 HBP: 0						

AB	31
R	7
H	9
RBI	6
BB	4
SO	5
LOB	17

WP: 1 PA: 37
PB: 0
SB: 0
CS: 0

PITCHER		IP	WLS	BF	H	R	ER	SO	BB	IBB	HBP	BLK	WP	HR	S	P	ERA	WHIP
Jerry Reuss, L ERA: 4.52	(1, 1)	3.2	L	22	7	6	2	2	3	0	0	0	0	1	23	35	4.91	2.727
Chuck Taylor, R ERA: 3.82	(4, 1)	0.1		1	0	0	0	0	0	0	0	0	1	0	1	1	0.00	0.000
Dennis Higgins, R ERA: 4.5	(5, 1)	2.0		8	1	1	1	2	1	0	0	0	0	0	11	15	4.50	1.000
Daryl Patterson, R ERA: 5.17	(7, 1)	2.0		6	1	0	0	1	0	0	0	0	0	0	8	8	0.00	0.500

PITCHER	IP	WLS	BF	H	R	ER	SO	BB	IBB	HBP	BLK	WP	HR	S	P	ERA	WHIP

Batter	1	2	3	4	5	6	7	8	9	AB	R	H	RBI	BB	SO	LOB
Lou Brock, L (1, 7) OBP: 0.396, SLG: 0.438	CS 1B		2B 2B 1B		S SH4-3 1B 1B	1-3		P4-3		5	2	3	0	0	0	4
Ted Sizemore, R (1, 4) OBP: 0.317, SLG: 0.331	6-3 1-2		2B 1-3 2B		SH4-3 1-2		5-3		P4-3-6 1B	4	0	2	0	0	0	1
Matty Alou, L (1, 3) OBP: 0.354, SLG: 0.418	5-3		2-3 3-H 2B		CS 2-H 1B		G3		P4-3-6 1-2f	5	0	2	2	0	0	1
Joe Torre, R (1, 5) OBP: 0.424, SLG: 0.558		HR 1B	IBB		G3 1-2		BB		K	3	1	1	0	2	1	1
Ted Simmons, S (1, 2) OBP: 0.348, SLG: 0.422		1-H HR	K			F8	1-2 BB			3	1	1	2	1	1	3
Luis Melendez, R (1, 9) OBP: 0.331, SLG: 0.273		L9	P4-3			K	K			4	0	0	0	0	2	5
Jose Cruz, L (1, 8) OBP: 0.373, SLG: 0.409		3-1		F8		BB 1B 1B		L7		4	0	1	0	0	0	0
Dal Maxvill, R (1, 6) OBP: 0.295, SLG: 0.259		F9		5-3		1-2 BB 1B		1B		4	0	2	0	0	0	0
Bob Gibson, R (1, 1) OBP: 0.207, SLG: 0.280			F9	K		1-2 2-3 BB		F7		3	0	0	0	1	1	1
Inning Stats	R: 0 E: 0 K: 0 S: 3 H: 1 LOB: 0 BB: 0 P: 3	R: 2 E: 0 K: 0 S: 5 H: 2 LOB: 0 BB: 0 P: 5	R: 1 E: 0 K: 1 S: 8 H: 3 LOB: 3 BB: 1 P: 12	R: 0 E: 0 K: 1 S: 5 H: 0 LOB: 0 BB: 0 P: 5	R: 1 E: 0 K: 0 S: 4 H: 2 LOB: 0 BB: 0 P: 4	R: 0 E: 0 K: 1 S: 7 H: 2 LOB: 3 BB: 1 P: 11	R: 0 E: 0 K: 1 S: 5 H: 0 LOB: 2 BB: 2 P: 13	R: 0 E: 0 K: 0 S: 4 H: 1 LOB: 1 BB: 0 P: 4	R: 0 E: 0 K: 1 S: 5 H: 1 LOB: 0 BB: 0 P: 5	1B: 9 2B: 2 3B: 0 HR: 1 SF: 0 SAC: 1 DP: 1 HBP: 0						

TOP

St. Louis Cardinals @ Chicago Cubs

Wrigley Field, Chicago, IL

Sun Sep 12 1971, 3:33 AM CDT

Att. 24,017 - Cloudy - 64 F

livebaseballscorecards.com

AB	35
R	4
H	12
RBI	4
BB	4
SO	5
LOB	16

WP: 0 PB: 0 SB: 1 CS: 2 PA: 40

PITCHER		IP	WLS	BF	H	R	ER	SO	BB	IBB	HBP	BLK	WP	HR	S	P	ERA	WHIP
Ken Holtzman, L ERA: 4.48	(1, 1)	6.0	L	28	10	4	4	3	1	1	0	0	0	1	32	40	6.00	1.833
Bill Bonham, R ERA: 4.94	(7, 1)	2.0		9	1	0	0	1	2	0	0	0	0	0	9	17	0.00	1.500
Ray Newman, L ERA: 3.38	(9, 1)	1.0		3	1	0	0	1	0	0	0	0	0	0	5	5	0.00	1.000

PITCHER	IP	WLS	BF	H	R	ER	SO	BB	IBB	HBP	BLK	WP	HR	S	P	ERA	WHIP

Batter	1	2	3	4	5	6	7	8	9	AB	R	H	RBI	BB	SO	LOB
Don Kessinger, S (1, 6) OBP: 0.316, SLG: 0.316	6-3		K			1-3			4-3	4	0	0	0	0	1	1
Paul Popovich, S (1, 4) OBP: 0.254, SLG: 0.298	P4-3			P3			K		P8	4	0	0	0	0	1	0
Billy Williams, L (1, 7) OBP: 0.385, SLG: 0.502	G3			K			1-3		1B	4	0	1	0	0	1	0
Joe Pepitone, L (1, 3) OBP: 0.347, SLG: 0.483		G6-4-3 1B		4-3			F5		4-3	4	0	1	0	0	0	1
Ron Santo, R (1, 5) OBP: 0.349, SLG: 0.429		G6-4-3 1-2f			F6			E 1B		3	0	1	0	0	0	1
Brock Davis, L (1, 8) OBP: 0.353, SLG: 0.331		F9			L7			F7		3	0	0	0	0	0	1
Johnny Callison, L (1, 9) OBP: 0.301, SLG: 0.338			1B		K			E1 1-3		3	0	1	0	0	1	1
Frank Fernandez, R (1, 2) OBP: 0.226, SLG: 0.192			F7			K		K		3	0	0	0	0	2	3
Ken Holtzman, R (1, 1) OBP: 0.164, SLG: 0.203			K			K		F8		1	0	0	0	0	1	1
J.C. Martin, L (6, PH) OBP: 0.336, SLG: 0.352										1	0	0	0	0	1	0
Bill Bonham, R (7, 1) OBP: 0.200, SLG: 0.200										0	0	0	0	0	0	0
Al Spangler, L (8, PH) OBP: 0.400, SLG: 0.400										1	0	0	0	0	0	2
Ray Newman, L (9, 1)										0	0	0	0	0	0	0
Inning Stats	R: 0 E: 0 K: 0 S: 3 H: 0 LOB: 0 BB: 0 P: 3	R: 0 E: 0 K: 0 S: 3 H: 1 LOB: 0 BB: 0 P: 3	R: 0 E: 0 K: 2 S: 8 H: 1 LOB: 1 BB: 0 P: 8	R: 0 E: 0 K: 1 S: 5 H: 0 LOB: 0 BB: 0 P: 5	R: 0 E: 0 K: 1 S: 5 H: 0 LOB: 0 BB: 0 P: 5	R: 0 E: 0 K: 2 S: 7 H: 0 LOB: 0 BB: 0 P: 7	R: 0 E: 0 K: 1 S: 5 H: 0 LOB: 0 BB: 0 P: 5	R: 0 E: 1 K: 1 S: 7 H: 1 LOB: 2 BB: 0 P: 7	R: 0 E: 0 K: 0 S: 4 H: 1 LOB: 1 BB: 0 P: 4	1B: 4 2B: 0 3B: 0 HR: 0 SF: 0 SAC: 0 DP: 1 HBP: 0						

PITCHER	IP	WLS	BF	H	R	ER	SO	BB	IBB	HBP	BLK	WP	HR	S	P	ERA	WHIP
Bob Gibson, R (1, 1) ERA: 3.15	9.0	W	31	4	0	0	8	0	0	0	0	0	0	47	47	0.00	0.444

PITCHER	IP	WLS	BF	H	R	ER	SO	BB	IBB	HBP	BLK	WP	HR	S	P	ERA	WHIP

BOTTOM

St. Louis Cardinals @ Chicago Cubs

Wrigley Field, Chicago, IL

Sun Sep 12 1971, 3:33 AM CDT

Att. 24,017 - Cloudy - 64 F

livebaseballscorecards.com

AB	31
R	0
H	4
RBI	0
BB	0
SO	8
LOB	11

WP: 0 PA: 31
PB: 0
SB: 0
CS: 0

Batter	1	2	3	4	5	6	7	8	9	10	AB	R	H	RBI	BB	SO	LOB
Larry Bowa, S (1, 6) OBP: 0.282, SLG: 0.290	1-2 4-3		F 1-2 F5	X 0-0 FC5 S 1B		X 0-0 4-3		B 2-3 K	B 1-1 F3		6	0	1	0	0	1	5
Tim McCarver, L (1, 2) OBP: 0.342, SLG: 0.411	3-3 K		B 1-2 2B 1B 1-3 1B	S 0-2 FC5 1-3			X 0-0 HR 1B	X 0-0 BB 2B	B 1-0 F7		6	2	3	0	0	1	4
Willie Montanez, L (1, 9) (10, 3) OBP: 0.322, SLG: 0.471	X 0-0 BB 1B		X 0-0 1B 1B 1-3 3-H 2B		F 0-1 FC6-4 1B		B 1-0 1-H HR	I 4-0 BB IBB		B 1-1 HR	5	3	5	4	1	0	0
Deron Johnson, R (1, 5) OBP: 0.348, SLG: 0.493 (9, 3) Denny Doyle, L (10, PR) OBP: 0.279, SLG: 0.301 (10, 4)	4-2 1-2 BB		B 1-2 1B 2-3 3-H 1B		S 0-3 K		B 1-3 K	F 4-2 1-2 2-3 BB		X 0-0 FC1-6 1B	4	0	2	1	2	2	1
											0	0	0	0	0	0	0
Greg Luzinski, R (1, 3) OBP: 0.442, SLG: 0.581 Bill Wilson, R (8, 1) OBP: 0.111, SLG: 0.111	1-3 K		X 0-0 1-3 3-H 1B		S 0-1 FC6-4 1-2f		X 0-0 1B 1B	B 2-3 K		X 0-0 FC1-6 BB 1-2f	5	0	2	1	0	2	6
											1	0	0	0	0	0	1
Don Money, R (1, 4) OBP: 0.280, SLG: 0.361 Roger Freed, R (10, 9) OBP: 0.306, SLG: 0.300		X 0-0 5-3	S 0-3 K		S 1-3 K		X 0-0 FC6-4 1-2 1B		X 0-0 4-3	S 0-3 K	6	0	1	0	0	3	4
											0	0	0	0	0	0	0
Mike Anderson, R (1, 8) OBP: 0.292, SLG: 0.238		C 0-3 K	X 0-0 L9			X 0-0 G5-4-3 1B	S 1-3 K		B 4-2 BB 1B	B 4-2 1-2 BB	4	0	1	0	2	2	4
Larry Hisle, R (1, 7) OBP: 0.256, SLG: 0.237		X 0-0 F9		B 3-2 F8		X 0-0 1 2 G5-4-3 1-2f	X 0-0 FC6-4 1-2f		X 0-0 BB 1-2 1B	B 3-3 K	6	0	1	0	0	1	5
Ken Reynolds, L (1, 1) OBP: 0.217, SLG: 0.209 Darrell Brandon, R (5, 1) OBP: 0.154, SLG: 0.154 Oscar Gamble, L (6, PH) OBP: 0.282, SLG: 0.319 Chris Short, R (6, 1) OBP: 0.185, SLG: 0.083 Ron Stone, L (8, PH) OBP: 0.305, SLG: 0.309 (8, 3) Pete Koegel, R (9, PH) OBP: 0.412, SLG: 0.357 John Vukovich, R (9, 5) OBP: 0.213, SLG: 0.191			B 1-2 1B 2B 1B	B 3-3 K		X 0-0 1B	B 3-2 G3	B 4-2 1-2 2-3 BB			2	1	1	0	0	1	0
											0	0	0	0	0	0	0
											1	0	0	0	0	0	0
											0	0	0	0	0	0	0
											1	0	0	0	0	0	0
											0	0	0	0	1	0	0
											0	0	0	0	0	0	0
Inning Stats	R: 0 E: 0 K: 2 S: 13 H: 1 LOB: 2 BB: 1 P: 22	R: 0 E: 0 K: 1 S: 5 H: 0 LOB: 0 BB: 0 P: 5	R: 3 E: 0 K: 1 S: 19 H: 5 LOB: 2 BB: 0 P: 23	R: 0 E: 0 K: 1 S: 10 H: 1 LOB: 1 BB: 0 P: 16	R: 0 E: 0 K: 2 S: 10 H: 1 LOB: 1 BB: 0 P: 11	R: 0 E: 0 K: 0 S: 4 H: 2 LOB: 1 BB: 0 P: 4	R: 2 E: 0 K: 2 S: 11 H: 4 LOB: 2 BB: 0 P: 14	R: 0 E: 0 K: 2 S: 12 H: 1 LOB: 3 BB: 2 P: 27	R: 0 E: 0 K: 0 S: 9 H: 1 LOB: 3 BB: 2 P: 19	R: 1 E: 0 K: 2 S: 12 H: 2 LOB: 2 BB: 1 P: 20	1B: 14 2B: 2 3B: 0 HR: 2	SF: 0 SAC: 0 DP: 1 HBP: 0		WP: 0 PB: 0 SB: 1 CS: 0	PA: 53		

PITCHER		IP	WLS	BF	H	R	ER	SO	BB	IBB	HBP	BLK	WP	HR	S	P	ERA	WHIP
Reggie Cleveland, R ERA: 3.88	(1, 1)	6.1		32	13	5	5	8	1	0	0	0	0	1	67	89	7.11	2.211
Stan Williams, R ERA: 3.99	(7, 1)	1.2		9	2	0	0	3	1	1	0	0	0	0	17	33	0.00	1.800
Al Santorini, R ERA: 3.93	(9, 1)	0.1		3	1	0	0	0	1	0	0	0	0	0	4	8	0.00	6.000
Don Shaw, L ERA: 2.87	(9, 1)	0.2	L	5	2	1	1	0	1	0	0	0	0	1	8	15	13.50	4.500
Moe Drabowsky, R ERA: 3.76	(10, 1)	1.0		4	0	0	0	2	1	0	0	0	0	0	9	16	0.00	1.000

PITCHER	IP	WLS	BF	H	R	ER	SO	BB	IBB	HBP	BLK	WP	HR	S	P	ERA	WHIP

TOP

Philadelphia Phillies @ St. Louis Cardinals

Busch Stadium, St. Louis, MO

Mon Sep 13 1971, 7:05 PM CDT

Att. 13,863 - Unknown

livebaseballscorecards.com

AB	47
R	6
H	18
RBI	6
BB	6
SO	13
LOB	30

Philadelphia Phillies @ St. Louis Cardinals

Busch Stadium, St. Louis, MO

Mon Sep 13 1971, 7:05 PM CDT

Att. 13,863 - Unknown

livebaseballscorecards.com

Batter	1	2	3	4	5	6	7	8	9	10	AB	R	H	RBI	BB	SO	LOB
Lou Brock, L (1, 7) OBP: 0.394, SLG: 0.436	0-0 1B SH1-3 3B 1B	1-1 CS 1-2	1-2 4-3	0-0 FC6 1-2f		0-0 4-3		1-0 4-3			5	1	1	0	0	0	3
Ted Sizemore, R (1, 4) OBP: 0.321, SLG: 0.338	2-1 SH1-3 1-2		4-0 1B BB		0-0 SF9 3B	0-0 P3			0-0 1B		3	1	2	0	1	0	0
Matty Alou, L (1, 3) OBP: 0.354, SLG: 0.417	0-0 3B 2-3 1B		1-2 P6		4-2 2B BB	0-0 4-3			1-2 F2		4	2	1	0	1	0	2
Joe Torre, R (1, 5) OBP: 0.424, SLG: 0.562	3-1 1-H 3-H 3B		0-0 1-2 1B		0-2 SF9 3-H		2-0 L8		2-3 K		4	0	2	3	0	1	1
Ted Simmons, S (1, 2) OBP: 0.347, SLG: 0.422	0-0 4-3		0-0 F8		3-1 4-3 1-H 1B 2B		0-0 F8		3-2 4-3		5	1	1	1	0	0	4
Luis Melendez, R (1, 9) OBP: 0.328, SLG: 0.269 Joe Hague, L (5, PH) (6, 9) OBP: 0.326, SLG: 0.399	0-0 P5			1-3 K	3-0 4-3 2-3		0-0 L9			0-0 4-3	2 3	0 0	0 0	0 0	0 0	1 0	1 1
Jose Cruz, L (1, 8) OBP: 0.373, SLG: 0.404		0-3 K		4-0 1B BB	4-0 1B IBB		0-0 F7			0-0 6-3	3	0	0	0	2	1	0
Dal Maxvill, R (1, 6) OBP: 0.297, SLG: 0.260 Bob Burda, L (10, PH) OBP: 0.406, SLG: 0.377		4-2 CS BB		0-0 F8	2-0 FC6-4 1-3 3-H 1B		0-0 6-3			0-0 F5	3 1	0 0	1 0	1 0	1 0	0 0	1 0
Reggie Cleveland, R (1, 1) OBP: 0.185, SLG: 0.203 Stan Williams, R (7, 1) Jerry McNertney, R (8, PH) OBP: 0.343, SLG: 0.455 Bob Stinson, S (8, PR) OBP: 0.375, SLG: 0.429 Al Santorini, R (9, 1) OBP: 0.286, SLG: 0.286 Don Shaw, L (9, 1) Moe Drabowsky, R (10, 1)	0-0 F4		0-0 FC6 1-2 1B		0-0 FC6-4 1-2f			4-1 BB			3 0 0 0 0 0 0	0 0 0 0 0 0 0	1 0 0 0 0 0 0	0 0 1 0 0 0 0	0 0 0 0 0 0 0	0 0 0 0 0 0 0	3 0 0 0 0 0 0
Inning Stats	R: 2 H: 3 E: 0 LOB: 1 K: 0 BB: 0 S: 8 P: 13	R: 0 H: 0 E: 0 LOB: 0 K: 1 BB: 1 S: 8 P: 13	R: 0 H: 1 E: 0 LOB: 2 K: 0 BB: 1 S: 8 P: 14	R: 0 H: 1 E: 0 LOB: 2 K: 1 BB: 1 S: 6 P: 11	R: 3 H: 3 E: 0 LOB: 2 K: 0 BB: 2 S: 11 P: 27	R: 0 H: 0 E: 0 LOB: 0 K: 0 BB: 0 S: 3 P: 3	R: 0 H: 0 E: 0 LOB: 0 K: 0 BB: 0 S: 3 P: 5	R: 0 H: 0 E: 0 LOB: 1 K: 0 BB: 1 S: 4 P: 9	R: 0 H: 1 E: 0 LOB: 1 K: 1 BB: 0 S: 11 P: 17	R: 0 H: 0 E: 0 LOB: 0 K: 0 BB: 0 S: 3 P: 3						

PITCHER		IP	WLS	BF	H	R	ER	SO	BB	IBB	HBP	BLK	WP	HR	S	P	ERA	WHIP	PITCHER	IP	WLS	BF	H	R	ER	SO	BB	IBB	HBP	BLK	WP	HR	S	P	ERA	WHIP
Ken Reynolds, L ERA: 4.72	(1, 1)	4.1		23	7	5	5	2	4	0	0	0	0	0	38	66	10.38	2.538																	
Darrell Brandon, R ERA: 4.1	(5, 1)	0.2		4	1	0	0	0	0	1	0	0	0	0	3	12	0.00	1.500																	
Chris Short, L ERA: 3.89	(6, 1)	2.0		6	0	0	0	0	0	0	0	0	0	0	6	8	0.00	0.000																	
Bill Wilson, R ERA: 3.33	(8, 1)	3.0	W	11	1	0	0	1	1	0	0	0	0	0	18	29	0.00	0.667																	

AB	36
R	5
H	9
RBI	5
BB	6
SO	3
LOB	16

1B: 6	SF: 1	WP: 0	PA: 45
2B: 1	SAC: 1	PB: 0	
3B: 2	DP: 0	SB: 0	
HR: 0	HBP: 0	CS: 1	

Batter	1	2	3	4	5	6	7	8	9	AB	R	H	RBI	BB	SO	LOB
Larry Bowa, S (1, 6) OBP: 0.283, SLG: 0.290	CS 1B	1B SF8 1B 1-2 2-3		4-3			6-3		L1	5	1	2	0	0	0	0
Tim McCarver, L (1, 2) OBP: 0.341, SLG: 0.409	P5 1-2	FC6-4 1B 1-3 2-H 3-H		4-3			F7			4	0	1	1	0	0	1
Willie Montanez, L (1, 9) OBP: 0.321, SLG: 0.470	1B	SF8 3-H			F5		L7			3	0	1	1	0	0	0
Deron Johnson, R (1, 5) (8, 3) OBP: 0.346, SLG: 0.490	6-3	FC6-4 1-2f			K			5-3		4	0	0	0	0	1	2
Greg Luzinski, R (1, 3) OBP: 0.464, SLG: 0.578 Denny Doyle, L (8, PR) (8, 4) OBP: 0.279, SLG: 0.301		BB 1B 1B HBP	F9		FC4-6 1B			1-3 HBP		2 0	1 0	1 0	0 0	0 0	0 0	0 0
Oscar Gamble, L (1, 7) OBP: 0.278, SLG: 0.314		F8	K		FC4-6 1-2f			1-3 1-2		4	0	0	0	0	1	3
Don Money, R (1, 4) OBP: 0.282, SLG: 0.363 John Vukovich, R (8, 5) OBP: 0.213, SLG: 0.191		BB 1B 1-2	S 1B			P4		F8		4 0	1 0	2 0	0 0	0 0	0 0	2 0
Mike Anderson, R (1, 8) OBP: 0.288, SLG: 0.222		1B 1B 1B BB 1-2 2-3	F9 1-2			F9			K	3	1	0	0	1	1	1
Rick Wise, R (1, 1) OBP: 0.261, SLG: 0.482 Chris Short, R (9, 1) OBP: 0.185, SLG: 0.083	1B 1B 1-2 2-H 3-H			6-3		1-3			F7	4 0	1 0	1 0	2 0	0 0	0 0	0 0
Inning Stats	R: 0 E: 0 K: 0 S: 6 H: 2 LOB: 1 BB: 0 P: 10	R: 5 E: 0 K: 0 S: 12 H: 4 LOB: 1 BB: 1 P: 19	R: 0 E: 0 K: 1 S: 6 H: 1 LOB: 1 BB: 0 P: 6	R: 0 E: 0 K: 0 S: 5 H: 0 LOB: 0 BB: 0 P: 5	R: 0 E: 0 K: 1 S: 6 H: 1 LOB: 1 BB: 0 P: 9	R: 0 E: 0 K: 0 S: 4 H: 0 LOB: 0 BB: 0 P: 5	R: 0 E: 0 K: 0 S: 4 H: 0 LOB: 0 BB: 0 P: 5	R: 0 E: 0 K: 0 S: 4 H: 0 LOB: 2 BB: 0 P: 5	R: 0 E: 0 K: 1 S: 5 H: 0 LOB: 0 BB: 0 P: 7	1B: 8 2B: 0 3B: 0 HR: 0	SF: 1 SAC: 0 DP: 0 HBP: 2					

PITCHER	IP	WLS	BF	H	R	ER	SO	BB	IBB	HBP	BLK	WP	HR	S	P	ERA	WHIP
Chris Zachary, R (1, 1) ERA: 5.32	1.1	L	11	6	5	5	0	1	0	1	0	0	0	14	24	33.75	5.250
Chuck Taylor, R (2, 1) ERA: 3.78	0.2		2	0	0	0	0	0	0	0	0	0	0	4	5	0.00	0.000
Al Santorini, R (3, 1) ERA: 3.78	3.0		11	2	0	0	2	0	0	0	0	0	0	17	20	0.00	0.667
Frank Linzy, R (6, 1) ERA: 2.19	2.0		6	0	0	0	0	0	0	0	0	0	0	8	10	0.00	0.000
Stan Williams, R (8, 1) ERA: 3.9	2.0		7	0	0	0	1	0	0	1	0	0	0	9	12	0.00	0.000

PITCHER	IP	WLS	BF	H	R	ER	SO	BB	IBB	HBP	BLK	WP	HR	S	P	ERA	WHIP

TOP

Philadelphia Phillies @ St. Louis Cardinals

Busch Stadium, St. Louis, MO

Tue Sep 14 1971, 7:05 PM CDT

Att. 10,640 - Unknown

livebaseballscorecards.com

AB	33
R	5
H	8
RBI	4
BB	1
SO	3
LOB	9

1B: 8 SF: 1
2B: 0 SAC: 0
3B: 0 DP: 0
HR: 0 HBP: 2

WP: 0 PA: 37
PB: 0
SB: 1
CS: 1

Batter	1	2	3	4	5	6	7	8	9	AB	R	H	RBI	BB	SO	LOB
Lou Brock, L (1, 7) OBP: 0.397, SLG: 0.438	X 0-0 CI E S FC4-6		X 0-0 ① F7		S B B B C F F X 3-2 S 1B		X 0-0 1B 1B		X 0-0 1B SH5-4 1-2 9-2 1B	4	1	3	0	0	0	0
Ted Sizemore, R (1, 4) OBP: 0.322, SLG: 0.339	B C X 1-1 FC4-6 1-3 1B		X 0-0 ② 6-3		C X 0-1 ② 5-3 1-2		X 0-0 FC6-4 1-2 1B		F X 0-1 ① SH5-4 1-2 2-3	4	0	2	0	0	0	1
Matty Alou, L (1, 3) OBP: 0.355, SLG: 0.416	X 0-0 ① FC4-6 1-2f 3-H		B B B S S F X 3-2 ③ 3-1		S B B B B 4-1 BB		F B F B L 2-3 ② K		C X 0-1 2-3 3-H 1B	4	0	1	2	1	1	3
Joe Torre, R (1, 5) OBP: 0.422, SLG: 0.558	S S S 0-3 ② K			X 0-0 FC3-6 1B	C X 0-1 ③ 6-3		X 0-0 ③ FC6-4 1-2f		B F X 1-1 ②③ 9-2 3-Hf	5	0	1	0	0	1	7
Ted Simmons, S (1, 2) OBP: 0.346, SLG: 0.420	X 0-0 ③ F5			X 0-0 ① FC3-6 1-2f HR		X 0-0 G3 1B		X 0-0 ① F8		4	1	1	0	0	0	2
Jose Cruz, L (1, 8) OBP: 0.375, SLG: 0.418		B B B S S T F X 3-2 ① 4-3		B S S B B X 3-2 1-H HR		F B F F B S 2-3 ① K		X 0-0 BB 1B		4	1	2	2	0	1	1
Joe Hague, L (1, 9) OBP: 0.326, SLG: 0.395		X 0-0 ② F8		X 0-0 ② F8		B S F B F X 2-2 ② G3 1-2		B B B C F B 4-2 G5-4-3 1-2 BB		3	0	0	0	1	0	1
Dal Maxvill, R (1, 6) OBP: 0.297, SLG: 0.261 Jerry McNertney, R (8, PH) OBP: 0.341, SLG: 0.451 Milt Ramirez, R (9, 6)		X 0-0 1B		B B C B X 3-1 ③ 6-3		C C B F S 1-3 ③ K		B F S B X 2-2 ②③ G5-4-3 1-2f		3 1 0	0 0 0	1 0 0	0 0 0	0 0 0	1 0 0	1 2 0
Chris Zachary, L (1, 1) OBP: 0.000, SLG: 0.242 Chuck Taylor, R (2, 1) OBP: 0.000, SLG: 0.333 Luis Melendez, R (2, PH) OBP: 0.000, SLG: 0.000 Al Santorini, R (3, 1) OBP: 0.286, SLG: 0.286 Ted Kubiak, S (5, PH) OBP: 0.412, SLG: 0.535 Frank Linzy, R (6, 1) OBP: 0.000, SLG: 0.000 Bob Burda, L (7, PH) OBP: 0.400, SLG: 0.571 Stan Williams, R (8, 1) OBP: 0.286, SLG: 0.348 Julian Javier, R (9, PH) OBP: 0.286, SLG: 0.348	X 0-0 ③ L7				C C B B S 2-3 ① K		B F F B B S 3-3 ① K		X 0-0 SH5-4 1B 1B 1B	0 0 1 0 1 0 0 1 0 1	0 0 0 0 0 0 0 0 0 1	0 0 0 0 0 0 0 0 0 1	0 0 0 0 0 0 0 0 0 0	0 0 0 0 1 0 0 1 0 0	0 0 0 0 0 0 0 0 0 0	0 1 1 0 0 0 0 0 0 1
Inning Stats	R: 1 H: 1 E: 1 LOB: 1 K: 1 BB: 0 S: 8 P: 9	R: 0 H: 1 E: 0 LOB: 1 K: 0 BB: 0 S: 8 P: 11	R: 0 H: 0 E: 0 LOB: 0 K: 0 BB: 0 S: 6 P: 9	R: 2 H: 2 E: 0 LOB: 0 K: 0 BB: 0 S: 8 P: 14	R: 0 H: 1 E: 0 LOB: 2 K: 1 BB: 1 S: 13 P: 22	R: 0 H: 1 E: 0 LOB: 1 K: 2 BB: 0 S: 13 P: 18	R: 0 H: 2 E: 0 LOB: 2 K: 2 BB: 0 S: 9 P: 14	R: 0 H: 1 E: 0 LOB: 1 K: 0 BB: 1 S: 7 P: 13	R: 1 H: 3 E: 0 LOB: 1 K: 0 BB: 0 S: 8 P: 9	1B: 11 2B: 1 3B: 0 HR: 1	SF: 0 SAC: 1 DP: 2 HBP: 0					

PITCHER		IP	WLS	BF	H	R	ER	SO	BB	IBB	HBP	BLK	WP	HR	S	P	ERA	WHIP
Rick Wise, R ERA: 2.95	(1, 1)	8.1	W	38	11	4	2	6	2	0	0	0	0	1	76	114	2.16	1.560
Chris Short, L ERA: 3.87	(9, 1)	0.2	S	2	1	0	0	0	0	0	0	0	0	0	4	5	0.00	1.500

PITCHER	IP	WLS	BF	H	R	ER	SO	BB	IBB	HBP	BLK	WP	HR	S	P	ERA	WHIP

BOTTOM

Philadelphia Phillies @ St. Louis Cardinals

Busch Stadium, St. Louis, MO

Tue Sep 14 1971, 7:05 PM CDT

Att. 10,640 - Unknown

livebaseballscorecards.com

AB	36
R	4
H	12
RBI	4
BB	2
SO	6
LOB	19

WP: 0 PB: 0 SB: 2 CS: 0 PA: 40

Batter	1	2	3	4	5	6	7	8	9	AB	R	H	RBI	BB	SO	LOB
Lou Brock, L (1, 7) OBP: 0.396, SLG: 0.436	S S S 0-3 ① K		B B B B 4-0 CS BB			x 0-0 ① 6-3		x 0-0 ① 6-3 1-2		3	0	0	0	1	1	1
Ted Sizemore, R (1, 4) OBP: 0.319, SLG: 0.336	x 0-0 ② F6		0-0 ③ CS 1-2	x 0-0 ① P4		x 0-0 ② F9		x 0-0 ② F9		4	0	0	0	0	0	2
Matty Alou, L (1, 3) OBP: 0.352, SLG: 0.413	x 0-0 ③ 6-3			x 0-0 ② 4-1		x 0-0 E3 CS		x 0-0 ③ 6-3		4	0	0	0	0	0	2
Joe Torre, R (1, 5) OBP: 0.421, SLG: 0.556		x 0-0 ① F8		x 0-0 FC6-4 1B		0-0 ③ CS 1-2	x 0-0 ① F8		x 0-0 ① 5-3	4	0	1	0	0	0	0
Ted Simmons, S (1, 2) OBP: 0.347, SLG: 0.427		x 0-0 1B		x 0-0 ③ FC6-4 1-2f			x 0-0 HR		x 0-0 ② 6-3	4	1	2	1	0	0	1
Jose Cruz, L (1, 8) OBP: 0.373, SLG: 0.415		x 0-0 ② F9			x 0-0 G4-6-3 1B		x 0-0 ② 5-3		x 0-0 ③ F2	4	0	1	0	0	0	1
Joe Hague, L (1, 9) OBP: 0.326, SLG: 0.395		x 0-0 ③ F5			x 0-0 ① ② G4-6-3 1-2f		x 0-0 1B			3	0	1	0	0	0	2
Dal Maxvill, R (1, 6) OBP: 0.298, SLG: 0.259			x 0-0 ① F9		B B B B 4-0 BB		S S S 0-3 ③ K			2	0	0	0	1	1	1
Steve Carlton, L (1, 1) OBP: 0.202, SLG: 0.221 Ted Kubiak, S (5, PH) OBP: 0.332, SLG: 0.334 Chuck Taylor, R (5, 1) OBP: 0.167, SLG: 0.333 Bob Burda, L (8, PH) OBP: 0.408, SLG: 0.381 Jim Beauchamp, R (8, PR) OBP: 0.276, SLG: 0.360 Moe Drabowsky, R (8, 1)			x 0-0 ② F7		S S S 0-3 ③ K			x 0-0 6-3 1B		1 1 0 1 0 0	0 0 0 0 0 0	0 1 0 1 0 0	0 0 0 0 0 0	0 1 0 0 0 0	0 1 0 0 0 0	0 1 0 0 0 0
Inning Stats	R: 0 E: 0 K: 1 S: 5 H: 0 LOB: 0 BB: 0 P: 5	R: 0 E: 0 K: 0 S: 4 H: 1 LOB: 1 BB: 0 P: 4	R: 0 E: 0 K: 0 S: 2 H: 0 LOB: 0 BB: 1 P: 6	R: 0 E: 0 K: 0 S: 4 H: 1 LOB: 1 BB: 0 P: 4	R: 0 E: 0 K: 1 S: 5 H: 1 LOB: 1 BB: 1 P: 9	R: 0 E: 1 K: 0 S: 3 H: 0 LOB: 0 BB: 0 P: 3	R: 1 E: 0 K: 1 S: 7 H: 2 LOB: 1 BB: 0 P: 7	R: 0 E: 0 K: 0 S: 4 H: 1 LOB: 2 BB: 0 P: 4	R: 0 E: 0 K: 0 S: 3 H: 0 LOB: 0 BB: 0 P: 3	1B: 5 2B: 0 3B: 0 HR: 1 SF: 0 SAC: 0 DP: 1 HBP: 0						

PITCHER		IP	WLS	BF	H	R	ER	SO	BB	IBB	HBP	BLK	WP	HR	S	P	ERA	WHIP
Dock Ellis, R ERA: 2.9	(1, 1)	7.0	W	27	6	1	1	3	2	0	0	0	0	1	31	39	1.29	1.143
Ramon Hernandez, L ERA:	(8, 1)	2.0	S	6	0	0	0	0	0	0	0	0	0	0	6	6	0.00	0.000

PITCHER		IP	WLS	BF	H	R	ER	SO	BB	IBB	HBP	BLK	WP	HR	S	P	ERA	WHIP

St. Louis Cardinals @ Pittsburgh Pirates

Three Rivers Stadium, Pittsburgh, PA

Wed Sep 15 1971, 7:05 PM EDT

Att. 21,751 - Unknown

TOP

livebaseballscorecards.com

AB	31
R	1
H	6
RBI	1
BB	2
SO	3
LOB	11

WP: 0	PA: 35
PB: 0	
SB: 0	
CS: 2	

Batter	1	2	3	4	5	6	7	8	9	AB	R	H	RBI	BB	SO	LOB
Rennie Stennett, R (1, 4) OBP: 0.396, SLG: 0.500	4-3		4-3		4-3			F2		3	0	0	0	0	0	0
Richie Hebner, L (7, 5) OBP: 0.337, SLG: 0.508										1	0	0	0	0	0	0
Gene Clines, R (1, 7) OBP: 0.367, SLG: 0.402	1B 1B		L4-3		L4-3			L7		4	1	1	0	0	0	0
Roberto Clemente, R (1, 9) OBP: 0.370, SLG: 0.507	G3 1-H 1B			4-3	4-3			BBBB 4-0 BB		3	0	1	1	1	0	0
Manny Sanguillen, R (1, 2) OBP: 0.346, SLG: 0.428	G3 2-3			F8		1-3		4-3		4	0	0	0	0	0	2
Bob Robertson, R (1, 3) OBP: 0.362, SLG: 0.490	K			WP 1B 1B		F9				3	1	1	0	0	1	1
Dave Cash, R (1, 5) OBP: 0.366, SLG: 0.373 (7, 4)		5-3		HR 1-H 1B		5-3				3	1	1	1	0	0	0
Al Oliver, L (1, 8) OBP: 0.319, SLG: 0.453		F7		HR 1-H			F8			3	1	1	2	0	0	0
Jackie Hernandez, R (1, 6) OBP: 0.253, SLG: 0.299		F8		1B			4-3			3	0	1	0	0	0	0
Dock Ellis, S (1, 1) OBP: 0.250, SLG: 0.200 Ramon Hernandez, S (8, 1)			K	K			K			3 0	0 0	0 0	0 0	0 0	3 0	1 0
Inning Stats	R: 1 E: 0 K: 1 S: 7 H: 2 LOB: 1 BB: 0 P: 7	R: 0 E: 0 K: 0 S: 3 H: 0 LOB: 0 BB: 0 P: 3	R: 0 E: 0 K: 1 S: 5 H: 0 LOB: 0 BB: 0 P: 5	R: 3 E: 0 K: 1 S: 9 H: 4 LOB: 1 BB: 0 P: 9	R: 0 E: 0 K: 0 S: 3 H: 0 LOB: 0 BB: 0 P: 3	R: 0 E: 0 K: 0 S: 3 H: 0 LOB: 0 BB: 0 P: 3	R: 0 E: 0 K: 1 S: 5 H: 0 LOB: 0 BB: 0 P: 5	R: 0 E: 0 K: 0 S: 3 H: 0 LOB: 1 BB: 1 P: 7		1B: 5 2B: 0 3B: 0 HR: 1 SF: 0 SAC: 0 DP: 0 HBP: 0						

PITCHER		IP	WLS	BF	H	R	ER	SO	BB	IBB	HBP	BLK	WP	HR	S	P	ERA	WHIP
Steve Carlton, L ERA: 3.64	(1, 1)	4.0	L	18	6	4	4	3	0	0	0	0	1	1	24	24	9.00	1.500
Chuck Taylor, R ERA: 3.62	(5, 1)	3.0		9	0	0	0	1	0	0	0	0	0	0	11	11	0.00	0.000
Moe Drabowsky, R ERA: 3.7	(8, 1)	1.0		4	0	0	0	0	1	0	0	0	0	0	3	7	0.00	1.000

PITCHER	IP	WLS	BF	H	R	ER	SO	BB	IBB	HBP	BLK	WP	HR	S	P	ERA	WHIP

BOTTOM

St. Louis Cardinals @ Pittsburgh Pirates

Three Rivers Stadium, Pittsburgh, PA

Wed Sep 15 1971, 7:05 PM EDT

Att. 21,751 - Unknown

livebaseballscorecards.com

AB	30
R	4
H	6
RBI	4
BB	1
SO	4
LOB	4

WP: 1 PA: 31
PB: 0
SB: 0
CS: 0

St. Louis Cardinals @ Pittsburgh Pirates

Three Rivers Stadium, Pittsburgh, PA

Thu Sep 16 1971, 7:05 PM EDT

Att. 18,127 - Unknown

TOP

livebaseballscorecards.com

Batter	1	2	3	4	5	6	7	8	9	AB	R	H	RBI	BB	SO	LOB
Lou Brock, L (1, 7) OBP: 0.393, SLG: 0.433	1-3		K		L7		1-4-3 1-2 2-3 3-H			4	0	0	1	0	1	5
Ted Sizemore, R (1, 4) OBP: 0.319, SLG: 0.334	5-3		BB		FC5-4 1-2f		6-3			3	0	0	0	1	0	5
Matty Alou, L (1, 3) OBP: 0.350, SLG: 0.410	P6		K			6-3		L1		4	0	0	0	0	1	2
Joe Torre, R (1, 5) OBP: 0.420, SLG: 0.554		G4-3 1B 1B		K		P3		F8		4	0	1	0	0	1	0
Ted Simmons, S (1, 2) OBP: 0.347, SLG: 0.426		1-2 G4-3 1B		6-3		F8		6-3		4	0	1	0	0	0	0
Luis Melendez, R (1, 9) OBP: 0.319, SLG: 0.261		G4-3 1-2f 2-3		6-3			F9		K	4	0	0	0	0	1	2
Jose Cruz, L (1, 8) OBP: 0.372, SLG: 0.412		K			4-3		BB 1B 1-4-3 1B		3-1	4	1	1	0	0	1	1
Dal Maxvill, R (1, 6) OBP: 0.302, SLG: 0.265			SH2-4 1B		1B		1-4-3 1-2 BB 1B		F9	4	0	3	0	0	0	0
Jerry Reuss, L (1, 1) OBP: 0.233, SLG: 0.127										0	0	0	0	0	0	0
Stan Williams, R (4, 1)										0	0	0	0	0	0	0
Julian Javier, R (5, PH) OBP: 0.289, SLG: 0.352										1	0	1	0	0	0	0
Frank Linzy, R (5, 1) OBP: 0.500, SLG: 0.500										0	0	0	0	0	0	0
Jerry McNertney, R (7, PH) OBP: 0.346, SLG: 0.451										0	0	0	0	1	0	0
Jim Beauchamp, R (7, PR) OBP: 0.276, SLG: 0.360										0	0	0	0	0	0	0
Dennis Higgins, R (7, 1)										0	0	0	0	0	0	0
Don Shaw, L (8, 1)										0	0	0	0	0	0	0
Inning Stats	R: 0 E: 0 K: 0 S: 3 H: 0 LOB: 0 BB: 0 P: 3	R: 0 E: 0 K: 1 S: 6 H: 2 LOB: 1 BB: 0 P: 6	R: 0 E: 0 K: 2 S: 8 H: 1 LOB: 2 BB: 1 P: 12	R: 0 E: 0 K: 1 S: 5 H: 0 LOB: 0 BB: 0 P: 5	R: 0 E: 0 K: 0 S: 5 H: 2 LOB: 2 BB: 0 P: 5	R: 0 E: 0 K: 0 S: 3 H: 0 LOB: 0 BB: 0 P: 3	R: 1 E: 0 K: 0 S: 5 H: 2 LOB: 3 BB: 1 P: 9	R: 0 E: 0 K: 0 S: 3 H: 0 LOB: 0 BB: 0 P: 3	R: 0 E: 0 K: 1 S: 5 H: 0 LOB: 0 BB: 0 P: 5	1B: 7 2B: 0 3B: 0 HR: 0 SF: 0 SAC: 1 DP: 1 HBP: 0						

	AB	32
	R	1
	H	7
	RBI	1
	BB	2
	SO	5
	LOB	15

WP: 0 PB: 0 SB: 0 CS: 0 PA: 35

PITCHER		IP	WLS	BF	H	R	ER	SO	BB	IBB	HBP	BLK	WP	HR	S	P	ERA	WHIP
Luke Walker, L ERA: 3.63	(1, 1)	6.1	W	27	7	1	1	4	2	0	0	0	0	0	33	41	1.42	1.421
Ramon Hernandez, L ERA:	(7, 1)	2.2	S	8	0	0	0	1	0	0	0	0	0	0	10	10	0.00	0.000

PITCHER		IP	WLS	BF	H	R	ER	SO	BB	IBB	HBP	BLK	WP	HR	S	P	ERA	WHIP

BOTTOM

St. Louis Cardinals @ Pittsburgh Pirates

Three Rivers Stadium, Pittsburgh, PA

Thu Sep 16 1971, 7:05 PM EDT

Att. 18,127 - Unknown

livebaseballscorecards.com

Batter	1	2	3	4	5	6	7	8	9	AB	R	H	RBI	BB	SO	LOB
Rennie Stennett, R (1, 4) OBP: 0.406, SLG: 0.504	0-0 2-3 1B		BBBB 4-0 SF9 1B 1B BB	0-0 FC6-4 1B 1-2		0-0 L4 ③		0-0 FC3-6 ② 1-2f		3	1	2	0	1	0	1
Richie Hebner, L (7, 5) OBP: 0.337, SLG: 0.507										1	0	0	0	0	0	1
Gene Clines, R (1, 7) OBP: 0.368, SLG: 0.402	0-0 L4 ①		0-0 1B 1-2 2-3 1B	0-0 FC6-4 ② 1-2f 2-3			0-0 PB S 2B 1B	0-0 L3 ③		5	1	2	0	0	0	4
Roberto Clemente, R (1, 9) OBP: 0.367, SLG: 0.504	0-0 2-3 ② 1-2		0-0 SF9 ② 2-3 3-H	0-0 F3 ③			0-0 2-3 ① 1-3			3	0	0	1	0	0	4
Manny Sanguillen, R (1, 2) OBP: 0.345, SLG: 0.427	0-0 6-3 ③		0-0 FC6-4 1B 1-2 3-H		0-0 E6 G4-6-3		0-0 F4 ②			4	0	1	1	0	0	2
Bob Robertson, R (1, 3) OBP: 0.361, SLG: 0.490		0-0 P3 ①	0-0 FC6-4 ③ 1-2f		0-0 F9 ①		0-0 2B 3-H			4	0	1	1	0	0	3
Dave Cash, R (1, 5) OBP: 0.363, SLG: 0.370 (7, 4)		0-0 6-3 ②		0-0 6-3 ①	0-0 G4-6-3 ②③ 1-2f		0-0 6-3 ③			4	0	0	0	0	0	2
Al Oliver, L (1, 8) OBP: 0.321, SLG: 0.453		SSS 0-3 K ③		H 1-0 1B E HBP		0-0 P6 ①		0-0 SH1-3 1B 1B		3	2	1	0	0	1	0
Jackie Hernandez, R (1, 6) OBP: 0.258, SLG: 0.304			0-0 6-3 ①	0-0 E8 1-H 1B		0-0 SH3-4 1B		0-0 SH1-3 ① 1-2		3	1	2	0	0	0	0
Luke Walker, L (1, 1) OBP: 0.140, SLG: 0.023			BBBB 4-0 1B BB SF9 BB	BBBB 4-0 FC6-4 1B BB		0-0 SH3-4 ② 1-2		0-0 FC3-6 2-H 1B		0	1	0	0	2	0	0
Ramon Hernandez, S (7, 1) OBP: 0.500, SLG: 0.500										1	0	1	1	0	0	0
Inning Stats	R: 0 H: 1 E: 0 LOB: 1 K: 0 BB: 0 S: 4 P: 4	R: 0 H: 0 E: 0 LOB: 0 K: 1 BB: 0 S: 5 P: 5	R: 2 H: 2 E: 0 LOB: 2 K: 0 BB: 2 S: 5 P: 13	R: 2 H: 2 E: 1 LOB: 2 K: 0 BB: 1 S: 5 P: 10	R: 0 H: 0 E: 1 LOB: 0 K: 0 BB: 0 S: 3 P: 3	R: 0 H: 1 E: 0 LOB: 1 K: 0 BB: 0 S: 4 P: 4	R: 1 H: 2 E: 0 LOB: 1 K: 0 BB: 0 S: 5 P: 5	R: 1 H: 2 E: 0 LOB: 1 K: 0 BB: 0 S: 5 P: 5		1B: 9 SF: 1 2B: 1 SAC: 2 3B: 0 DP: 1 HR: 0 HBP: 1						

	AB	31
	R	6
	H	10
	RBI	4
	BB	3
	SO	1
	LOB	17

WP: 0 PA: 38
PB: 1
SB: 1
CS: 0

PITCHER		IP	WLS	BF	H	R	ER	SO	BB	IBB	HBP	BLK	WP	HR	S	P	ERA	WHIP
Jerry Reuss, L ERA: 4.62	(1, 1)	3.1	L	18	4	4	4	1	3	0	1	0	0	0	16	29	10.80	2.100
Stan Williams, R ERA: 3.87	(4, 1)	0.2		3	1	0	0	0	0	0	0	0	0	0	3	3	0.00	1.500
Frank Linzy, R ERA: 2.11	(5, 1)	2.0		7	1	0	0	0	0	0	0	0	0	0	7	7	0.00	0.500
Dennis Higgins, R ERA: 8.1	(7, 1)	1.1		7	3	2	2	0	0	0	0	0	0	0	7	7	13.50	2.250
Don Shaw, L ERA: 2.83	(8, 1)	0.2		3	1	0	0	0	0	0	0	0	0	0	3	3	0.00	1.500

PITCHER	IP	WLS	BF	H	R	ER	SO	BB	IBB	HBP	BLK	WP	HR	S	P	ERA	WHIP

Batter	1	2	3	4	5	6	7	8	9	AB	R	H	RBI	BB	SO	LOB
Lou Brock, L (1, 7) OBP: 0.392, SLG: 0.432	F7			1B FC 2B	K	FC7-4 FC4-6 1-2f 2-3 3-H		FC4-6 1-2f		5	1	1	1	0	1	4
Ted Sizemore, R (1, 4) OBP: 0.320, SLG: 0.335	F7			FC HR 1B 2-3	E7	FC4-6 1-2f			F8	5	1	2	0	0	0	2
Matty Alou, L (1, 3) OBP: 0.349, SLG: 0.408	6-3			FC HR 1-2 3-H	1-3		4-3		BB 1B 1B	5	1	1	1	0	0	2
Joe Torre, R (1, 5) OBP: 0.420, SLG: 0.558		1-3		HR 1-H 2-H		BB 1B PB 1B	1-3		F9	5	2	2	3	0	0	1
Ted Simmons, S (1, 2) OBP: 0.349, SLG: 0.427		5-3		1B 1B		PB BB BB 1-2	1-3		BB 1-2	5	1	3	0	0	0	0
Jose Cruz, L (1, 8) OBP: 0.375, SLG: 0.414		4-3		L1-3 1-3		F9		1B	BB 1-2 2-3	4	0	2	0	1	0	2
Joe Hague, L (1, 9) OBP: 0.327, SLG: 0.393			4-3	K		BB PB FC7-4 1-2 2-3		FC4-6 1-2	F9	4	1	1	0	1	1	5
Dal Maxvill, R (1, 6) OBP: 0.302, SLG: 0.263			5-3	L1-3 1-2		FC7-4 BB 1-2 2-3 3-H		K		3	0	0	0	1	1	4
Bob Gibson, R (1, 1) OBP: 0.209, SLG: 0.271			F3	F3		FC7-4 1-2 2-3 3-H		K		3	0	0	1	1	1	2
Inning Stats	R: 0 H: 0 E: 0 LOB: 0 K: 0 BB: 0 S: 3 P: 3	R: 0 H: 0 E: 0 LOB: 0 K: 0 BB: 0 S: 3 P: 3	R: 0 H: 0 E: 0 LOB: 0 K: 0 BB: 0 S: 3 P: 3	R: 4 H: 5 E: 0 LOB: 1 K: 1 BB: 0 S: 10 P: 10	R: 0 H: 1 E: 1 LOB: 1 K: 1 BB: 0 S: 6 P: 6	R: 3 H: 2 E: 0 LOB: 2 K: 0 BB: 3 S: 5 P: 17	R: 0 H: 0 E: 0 LOB: 0 K: 0 BB: 0 S: 3 P: 3	R: 0 H: 2 E: 0 LOB: 2 K: 2 BB: 0 S: 9 P: 9	R: 0 H: 2 E: 0 LOB: 3 K: 0 BB: 1 S: 5 P: 9	1B: 10 SF: 0 2B: 2 SAC: 0 3B: 0 DP: 1 HR: 1 HBP: 0						

PITCHER		IP	WLS	BF	H	R	ER	SO	BB	IBB	HBP	BLK	WP	HR	S	P	ERA	WHIP
Carl Morton, R ERA: 4.63	(1, 1)	3.0	L	15	5	4	4	0	0	0	0	0	0	1	15	15	12.00	1.667
Dan McGinn, L ERA: 5.96	(4, 1)	2.1		11	3	3	3	2	2	0	0	0	0	0	13	21	11.57	2.143
Howie Reed, R ERA: 4.29	(6, 1)	0.2		3	0	0	0	0	1	0	0	0	0	0	2	6	0.00	1.500
Mike Torrez, R ERA: 5.54	(7, 1)	3.0		14	4	0	0	2	1	0	0	0	0	0	17	21	0.00	1.667

PITCHER	IP	WLS	BF	H	R	ER	SO	BB	IBB	HBP	BLK	WP	HR	S	P	ERA	WHIP

TOP

St. Louis Cardinals @ Montreal Expos

Jarry Park, Montreal, QB

Fri Sep 17 1971, 7:05 PM EDT

Att. 13,371 - Unknown

livebaseballscorecards.com

AB	39
R	7
H	12
RBI	6
BB	4
SO	4
LOB	22

WP: 0 PA: 43
PB: 1
SB: 0
CS: 0

Batter	1	2	3	4	5	6	7	8	9	AB	R	H	RBI	BB	SO	LOB
Ron Hunt, R (1, 4) OBP: 0.401, SLG: 0.349	0-0 2B		0-0 ① F9		H 1-0 G4-6-3 1B, 1B HBP		x 0-0 ① F4			3	1	1	0	0	0	0
Boots Day, L (1, 8) OBP: 0.343, SLG: 0.359	0-0 ① 5-3		0-0 ② 1-3		0-0 G4-6-3, 1-2 1B		x 0-0 ② 5-3			4	0	1	0	0	0	1
Rusty Staub, L (1, 9) OBP: 0.395, SLG: 0.490	0-0 ② 6-3		0-0 1B 2B		0-0 ① ② G4-6-3, 1-2f 2-3		x 0-0 ③ F9			4	1	1	0	0	0	3
Ron Fairly, L (1, 3) OBP: 0.376, SLG: 0.409	B B B B BB		0-0 1B 2-H 1B		0-0 1B 3-H 1B			x 0-0 ① 4-3		3	0	2	2	1	0	0
Jim Fairey, L (1, 7) OBP: 0.286, SLG: 0.310	S S S 0-3 ③ K		0-0 1-2 1B		0-0 1-2 1B			x 0-0 ② 4-3		4	0	2	0	0	1	2
Bob Bailey, R (1, 5) OBP: 0.360, SLG: 0.382		B B B B 4-0 6-3 BB	0-0 ③ 4-3		0-0 ③ F8			x 0-0 ③ F7		3	0	0	0	1	0	4
Gary Sutherland, R (1, 6) OBP: 0.304, SLG: 0.348		0-0 ① 6-3 1-2		0-0 ① F9		S S S 0-3 ① K			x 0-0 ① P6	4	0	0	0	0	1	1
John Bateman, R (1, 2) OBP: 0.274, SLG: 0.351		0-0 ② F8		0-0 ② P6		S S S 0-3 ② K			x 0-0 ② 1-3	4	0	0	0	0	1	1
Carl Morton, R (1, 1) OBP: 0.215, SLG: 0.267 Dan McGinn, L (4, 1) OBP: 0.235, SLG: 0.235 Howie Reed, R (6, 1) Dave McDonald, L (6, PH) OBP: 0.150, SLG: 0.147 Mike Torrez, R (7, 1) OBP: 0.400, SLG: 0.286 Jim Gosger, L (9, PH) OBP: 0.227, SLG: 0.220		S S S 0-3 ③ K		x 0-0 ③ G3		x 0-0 ③ F8			x 0-0 ③ 1-3	1 1 0 1 0 1	0 0 0 0 0 0	0 0 0 0 0 0	0 0 0 0 0 0	1 0 0 0 0 0	1 0 0 0 0 0	1 0 0 0 0 0
Inning Stats	R: 0 E: 0 K: 1 S: 6 H: 1 LOB: 2 BB: 1 P: 10	R: 0 E: 0 K: 1 S: 5 H: 0 LOB: 1 BB: 1 P: 9	R: 1 E: 0 K: 0 S: 6 H: 3 LOB: 2 BB: 0 P: 6	R: 0 E: 0 K: 0 S: 3 H: 0 LOB: 0 BB: 0 P: 3	R: 1 E: 0 K: 0 S: 5 H: 3 LOB: 2 BB: 0 P: 6	R: 0 E: 0 K: 2 S: 7 H: 0 LOB: 0 BB: 0 P: 7	R: 0 E: 0 K: 0 S: 3 H: 0 LOB: 0 BB: 0 P: 3	R: 0 E: 0 K: 0 S: 3 H: 0 LOB: 0 BB: 0 P: 3	R: 0 E: 0 K: 0 S: 3 H: 0 LOB: 0 BB: 0 P: 3	1B: 5 2B: 2 3B: 0 HR: 0	SF: 0 SAC: 0 DP: 1 HBP: 1						

PITCHER	IP	WLS	BF	H	R	ER	SO	BB	IBB	HBP	BLK	WP	HR	S	P	ERA	WHIP
Bob Gibson, R (1, 1) ERA: 3.11	9.0	W	36	7	2	2	4	2	0	1	0	0	0	41	50	2.00	1.000

PITCHER	IP	WLS	BF	H	R	ER	SO	BB	IBB	HBP	BLK	WP	HR	S	P	ERA	WHIP

BOTTOM

St. Louis Cardinals @ Montreal Expos

Jarry Park, Montreal, QB

Fri Sep 17 1971, 7:05 PM EDT

Att. 13,371 - Unknown

livebaseballscorecards.com

AB	33
R	2
H	7
RBI	2
BB	2
SO	4
LOB	13

1B: 5	SF: 0	WP: 0	PA: 36
2B: 2	SAC: 0	PB: 0	
3B: 0	DP: 1	SB: 0	
HR: 0	HBP: 1	CS: 0	

Batter	1	2	3	4	5	6	7	8	9	AB	R	H	RBI	BB	SO	LOB
Lou Brock, L (1, 7) OBP: 0.392, SLG: 0.430	BBBB 4-0 S BB		BBBB 4-0 S 1B BB		x 0-0 E3 CS 1-3		SSS 0-3 ③ K		x 0-0 ③ 4-3	3	1	0	0	2	1	4
Ted Sizemore, R (1, 4) OBP: 0.321, SLG: 0.336	SSS 0-3 ① K 1-2		x 0-0 ② 5-3 1-2		x 0-0 ② S 1B 1-2 3-H			x 0-0 1B		4	0	2	1	0	1	2
Matty Alou, L (1, 3) OBP: 0.348, SLG: 0.407 Luis Melendez, R (8, 9) OBP: 0.319, SLG: 0.261	x 0-0 ② F8		x 0-0 FC6-4 1B 2-H		x 0-0 ③ 3-1 1-2			x 0-0 ① F2		4	0	1	1	0	0	3
										0	0	0	0	0	0	0
Joe Torre, R (1, 5) OBP: 0.417, SLG: 0.554	SSS 0-3 ③ K		x 0-0 ③ FC6-4 1-2f			SSS 0-3 ① K		x 0-0 ② F9		4	0	0	0	0	2	3
Ted Simmons, S (1, 2) OBP: 0.348, SLG: 0.426		SSS 0-3 ① K		x 0-0 G1-6-3 1B		x 0-0 ② 4-3		x 0-0 ③ F7		4	0	1	0	0	1	1
Jose Cruz, L (1, 8) OBP: 0.371, SLG: 0.408		x 0-0 ② F9		x 0-0 ① ② G1-6-3 1-2f		x 0-0 ③ F7			x 0-0 ① F8	4	0	0	0	0	0	1
Joe Hague, L (1, 9) OBP: 0.328, SLG: 0.394 (8, 3)		x 0-0 FC6-4 1B		SSS 0-3 ③ K			x 0-0 ① L4		x 0-0 1B	4	0	2	0	0	1	0
Dal Maxvill, R (1, 6) OBP: 0.303, SLG: 0.262 Bob Burda, L (7, PH) OBP: 0.403, SLG: 0.375 Frank Linzy, R (7, 1) OBP: 0.500, SLG: 0.500 Jerry McNertney, R (9, PH) OBP: 0.350, SLG: 0.455 Jim Beauchamp, R (9, PR) OBP: 0.276, SLG: 0.360		x 0-0 ③ FC6-4 1-2f			BBBB 4-0 E 1B BB		SSS 0-3 ② K		x 0-0 FC6-4 1B 1-3	1	1	0	0	1	0	1
										1	0	0	0	0	1	0
										0	0	0	0	0	0	0
										1	0	1	0	0	0	0
										0	0	0	0	0	0	0
Reggie Cleveland, R (1, 1) OBP: 0.181, SLG: 0.198 Don Shaw, L (5, 1) Al Santorini, R (5, 1) OBP: 0.286, SLG: 0.286 Ted Kubiak, S (7, PH) OBP: 0.333, SLG: 0.333 (7, 6)			x 0-0 ① L1		SSS 0-3 ① K		BBBB 4-0 BB		x 0-0 ② FC6-4 1-2f	2	0	0	0	0	1	1
										0	0	0	0	0	0	0
										0	0	0	0	0	0	0
										1	0	0	0	1	0	2

TOP

St. Louis Cardinals @ Montreal Expos

Jarry Park, Montreal, QB

Sat Sep 18 1971, 3:33 AM EDT

Att. 16,779 - Unknown

livebaseballscorecards.com

AB	33
R	2
H	7
RBI	2
BB	4
SO	8
LOB	18

Inning Stats	1	2	3	4	5	6	7	8	9
	R: 0 E: 0 K: 2 S: 7	R: 0 E: 0 K: 1 S: 6	R: 1 E: 0 K: 0 S: 4	R: 0 E: 0 K: 1 S: 5	R: 1 E: 1 K: 1 S: 6	R: 0 E: 0 K: 1 S: 5	R: 0 E: 0 K: 2 S: 7	R: 0 E: 0 K: 0 S: 4	R: 0 E: 0 K: 0 S: 5
	H: 0 LOB: 1 BB: 1 P: 11	H: 1 LOB: 1 BB: 0 P: 6	H: 1 LOB: 1 BB: 1 P: 8	H: 1 LOB: 0 BB: 0 P: 5	H: 1 LOB: 1 BB: 1 P: 10	H: 0 LOB: 0 BB: 0 P: 5	H: 0 LOB: 1 BB: 1 P: 11	H: 1 LOB: 1 BB: 0 P: 4	H: 2 LOB: 2 BB: 0 P: 5

| | | | | | | | | | |

BOTTOM

St. Louis Cardinals @ Montreal Expos

Jarry Park, Montreal, QB

Sat Sep 18 1971, 3:33 AM EDT

Att. 16,779 - Unknown

Batter	1	2	3	4	5	6	7	8	9	AB	R	H	RBI	BB	SO	LOB
Ron Hunt, R (1, 4) OBP: 0.401, SLG: 0.352	1B		E6		PB 2B		6-3			4	3	2	0	0	0	0
Boots Day, L (1, 8) OBP: 0.346, SLG: 0.360	SH1		E BB 1B		1B BB		K			2	0	1	0	1	1	0
Rusty Staub, L (1, 9) OBP: 0.397, SLG: 0.496	1B BB		F8		FC3-2-5-2-5-3 1B		HR			3	1	2	2	1	0	2
Ron Fairly, L (1, 3) OBP: 0.377, SLG: 0.409	1B		E BB		FC3-2-5-2-5-3 BB		F9			3	0	1	1	1	0	2
Jim Fairey, L (1, 7) OBP: 0.283, SLG: 0.308 Ron Woods, R (4, 7) OBP: 0.364, SLG: 0.393	F7		SF8		G6-4-3 BB			6-3		1 1	0 0	0 0	1 0	0 1	0 0	2 0
Bob Bailey, R (1, 5) OBP: 0.357, SLG: 0.379	P4		F7		G6-4-3			4-3		4	0	0	0	0	0	7
Gary Sutherland, R (1, 6) OBP: 0.303, SLG: 0.346 Bobby Wine, R (9, 6) OBP: 0.259, SLG: 0.237		G6-4-3 1B		4-3		4-3		6-3		4 0	0 0	1 0	0 0	0 0	0 0	0 0
Terry Humphrey, R (1, 2) OBP: 0.125, SLG: 0.125		G6-4-3		6-3		6-3				3	0	0	0	0	0	1
Bill Stoneman, R (1, 1) OBP: 0.221, SLG: 0.140		K		K		K				3	0	0	0	0	3	0
Inning Stats	R: 1 E: 0 K: 0 S: 5 / H: 2 LOB: 2 BB: 1 P: 9		R: 0 E: 0 K: 1 S: 5 / H: 1 LOB: 0 BB: 0 P: 5		R: 1 E: 2 K: 0 S: 5 / H: 1 LOB: 2 BB: 1 P: 9		R: 0 E: 0 K: 1 S: 5 / H: 0 LOB: 0 BB: 0 P: 5		R: 1 E: 0 K: 0 S: 4 / H: 2 LOB: 2 BB: 2 P: 12	R: 0 E: 0 K: 1 S: 5 / H: 0 LOB: 0 BB: 0 P: 5	R: 1 E: 0 K: 1 S: 6 / H: 1 LOB: 0 BB: 0 P: 6	R: 0 E: 0 K: 0 S: 3 / H: 0 LOB: 0 BB: 0 P: 3		1B: 5 2B: 1 3B: 0 HR: 1	SF: 1 SAC: 1 DP: 2 HBP: 0		WP: 1 PB: 1 SB: 0 CS: 0	PA: 34	

livebaseballscorecards.com

	AB	28
	R	4
	H	7
	RBI	4
	BB	4
	SO	4
	LOB	14

PITCHER		IP	WLS	BF	H	R	ER	SO	BB	IBB	HBP	BLK	WP	HR	S	P	ERA	WHIP
Reggie Cleveland, R ERA: 3.89	(1, 1)	4.0	L	21	6	3	2	2	3	0	0	0	1	0	22	34	4.50	2.250
Don Shaw, L ERA: 2.81	(5, 1)	0.1		2	0	0	0	0	1	0	0	0	0	0	1	5	0.00	3.000
Al Santorini, R ERA: 3.7	(5, 1)	1.2		4	0	0	0	1	0	0	0	0	0	0	6	6	0.00	0.000
Frank Linzy, R ERA: 2.2	(7, 1)	2.0		7	1	1	1	1	0	0	0	0	0	1	9	9	4.50	0.500

PITCHER	IP	WLS	BF	H	R	ER	SO	BB	IBB	HBP	BLK	WP	HR	S	P	ERA	WHIP

Batter	1	2	3	4	5	6	7	8	9	AB	R	H	RBI	BB	SO	LOB
Lou Brock, L (1, 7) OBP: 0.391, SLG: 0.429	G3		K		1B S SF7 1B	1-2 2-H 3-H 1B		6-3	F9	6	1	2	2	0	1	3
Ted Sizemore, R (1, 4) OBP: 0.322, SLG: 0.337	K			1B 1B	G6-4-3 1-3 1B	5-3		P3		5	1	2	0	0	1	2
Jose Cruz, L (1, 8) OBP: 0.371, SLG: 0.409	1-6-3			1B 2B 1-2 1B	SF7 3-H		1B 1B		F7	4	2	2	1	0	0	0
Joe Torre, R (1, 5) OBP: 0.419, SLG: 0.555		K		2B 1-2 2-H 1B	G6-4-3 1-2f		1B FC9-6 1-3 1B		BB 1B SF8 1B	5	3	3	1	0	1	1
Ted Simmons, S (1, 2) OBP: 0.353, SLG: 0.431		F9		WP 1-H 2-H 2B		1B FC4-2 HBP	FC9-6 1-3 3-H 1B		SF8 BB 1-2 1B 1B	4	1	3	3	0	0	0
Joe Hague, L (1, 9) OBP: 0.329, SLG: 0.393		F9		3-1		FC4-2 BB 1-3 1B 1B	FC9-6 FC2-4 1-2f 3-H		1B 1-2 2-3 1B BB	4	2	1	1	1	0	2
Bob Burda, L (1, 3) OBP: 0.403, SLG: 0.364			K	WP IBB		FC4-2 1-2 1B BB	FC2-4 FC6-4 1-2f		SF8 2-3 3-H	2	1	0	1	2	1	1
Ted Kubiak, S (1, 6) OBP: 0.332, SLG: 0.331			L1	F7 1-2 2-3		FC4-2 1B 1-2 2-3 3-Hf	FC6-4 1-2f		1B 1-2 3-H 1B	5	0	1	1	0	0	6
Steve Carlton, L (1, 1) OBP: 0.213, SLG: 0.222			BB	4-3		K		F8	1-3 2-H 1B	4	0	1	1	1	1	5
Inning Stats	R: 0 E: 0 K: 1 S: 5 H: 0 LOB: 0 BB: 0 P: 5	R: 0 E: 0 K: 1 S: 5 H: 0 LOB: 0 BB: 0 P: 5	R: 0 E: 0 K: 2 S: 7 H: 0 LOB: 1 BB: 1 P: 11	R: 3 E: 0 K: 0 S: 7 H: 4 LOB: 2 BB: 1 P: 11	R: 1 E: 0 K: 0 S: 4 H: 2 LOB: 0 BB: 0 P: 4	R: 2 E: 0 K: 1 S: 7 H: 2 LOB: 2 BB: 1 P: 12	R: 2 E: 0 K: 0 S: 6 H: 3 LOB: 1 BB: 0 P: 6	R: 0 E: 0 K: 0 S: 3 H: 0 LOB: 0 BB: 0 P: 3	R: 3 E: 0 K: 0 S: 7 H: 4 LOB: 2 BB: 1 P: 11	1B: 14 2B: 1 3B: 0 HR: 0 SF: 2 SAC: 0 DP: 1 HBP: 1							

TOP

St. Louis Cardinals @ Montreal Expos

Jarry Park, Montreal, QB

Sun Sep 19 1971, 3:33 AM EDT

Att. 25,769 - Unknown

livebaseballscorecards.com

AB	39
R	11
H	15
RBI	11
BB	4
SO	5
LOB	20

WP: 1 PB: 0 SB: 1 CS: 0 PA: 46

PITCHER		IP	WLS	BF	H	R	ER	SO	BB	IBB	HBP	BLK	WP	HR	S	P	ERA	WHIP
Ernie McAnally, R ERA: 3.99	(1, 1)	5.0	L	24	7	6	6	4	1	1	1	0	1	0	29	38	10.80	1.600
Dan McGinn, L ERA: 6.04	(6, 1)	2.0		11	4	2	2	1	1	0	0	0	0	0	12	16	9.00	2.500
Claude Raymond, R ERA: 4.61	(8, 1)	1.0		3	0	0	0	0	0	0	0	0	0	0	3	3	0.00	0.000
Mike Marshall, R ERA: 4.22	(9, 1)	1.0		8	4	3	3	0	1	0	0	0	0	0	7	11	27.00	5.000

PITCHER	IP	WLS	BF	H	R	ER	SO	BB	IBB	HBP	BLK	WP	HR	S	P	ERA	WHIP

St. Louis Cardinals @ Montreal Expos

Jarry Park, Montreal, QB

Sun Sep 19 1971, 3:33 AM EDT

Att. 25,769 - Unknown

BOTTOM

Batter	1	2	3	4	5	6	7	8	9	AB	R	H	RBI	BB	SO	LOB
Ron Hunt, R (1, 5) (6, 4) OBP: 0.399, SLG: 0.349	5-3		1-3			P3		F9		4	0	0	0	0	0	3
Ron Woods, R (1, 8) OBP: 0.361, SLG: 0.389	FC3-6 1B		P6			G6-4-3 1-2f			1-3	4	0	1	0	0	0	2
Rusty Staub, L (1, 9) OBP: 0.397, SLG: 0.495	FC3-6 CS 1-2f			6-3			F9		BB BB 1B	4	0	1	0	0	0	1
Bob Bailey, R (1, 7) (6, 5) OBP: 0.357, SLG: 0.378	CS 1-2	6-3		6-3			FC6-4 1B		K	4	0	1	0	0	1	1
Gary Sutherland, R (1, 4) (6, 6) OBP: 0.303, SLG: 0.343		F7		F2			F8		BB 1-2 BB	3	0	0	0	1	0	1
John Boccabella, R (1, 3) OBP: 0.293, SLG: 0.336		BB			5-3		FC6-4 1-2f		BB 1-2 2-3	2	0	0	0	2	0	1
Terry Humphrey, R (1, 2) OBP: 0.083, SLG: 0.083		F7			P4			F9	4-3	4	0	0	0	0	0	4
Bobby Wine, R (1, 6) OBP: 0.260, SLG: 0.238			SH1-4 1B		K			BB		2	0	1	0	0	1	0
Claude Raymond, R (8, 1)										0	0	0	0	0	0	0
Coco Laboy, R (8, PH) OBP: 0.298, SLG: 0.293										0	0	0	0	1	0	0
Mike Marshall, R (9, 1) OBP: 0.235, SLG: 0.188										0	0	0	0	0	0	0
Ernie McAnally, R (1, 1) OBP: 0.091, SLG: 0.148			SH1-4 1-2			G6-4-3 BB		F8		0	0	0	0	0	0	0
Stan Swanson, R (6, 7) OBP: 0.291, SLG: 0.295										1	0	0	0	1	0	1
Dan McGinn, L (6, 1) OBP: 0.235, SLG: 0.235										0	0	0	0	0	0	0
Inning Stats	R: 0 E: 0 K: 0 S: 3 H: 1 LOB: 0 BB: 0 P: 3	R: 0 E: 0 K: 0 S: 3 H: 0 LOB: 1 BB: 1 P: 7	R: 0 E: 0 K: 0 S: 4 H: 1 LOB: 1 BB: 0 P: 4	R: 0 E: 0 K: 0 S: 3 H: 0 LOB: 0 BB: 0 P: 3	R: 0 E: 0 K: 1 S: 5 H: 0 LOB: 0 BB: 0 P: 5	R: 0 E: 0 K: 0 S: 2 H: 0 LOB: 0 BB: 1 P: 6	R: 0 E: 0 K: 0 S: 4 H: 1 LOB: 1 BB: 0 P: 4	R: 0 E: 0 K: 0 S: 3 H: 0 LOB: 1 BB: 1 P: 7	R: 0 E: 0 K: 1 S: 6 H: 1 LOB: 3 BB: 2 P: 14	1B: 4 2B: 0 3B: 0 HR: 0	SF: 0 SAC: 1 DP: 1 HBP: 0						

PITCHER	IP	WLS	BF	H	R	ER	SO	BB	IBB	HBP	BLK	WP	HR	S	P	ERA	WHIP
Steve Carlton, L (1, 1) ERA: 3.51	9.0	W	34	4	0	0	2	5	0	0	0	0	0	33	53	0.00	1.000

PITCHER	IP	WLS	BF	H	R	ER	SO	BB	IBB	HBP	BLK	WP	HR	S	P	ERA	WHIP

AB	28
R	0
H	4
RBI	0
BB	5
SO	2
LOB	14

WP: 0	PA: 35		
PB: 0			
SB: 0			
CS: 1			

livebaseballscorecards.com

Pittsburgh Pirates @ St. Louis Cardinals

Busch Stadium, St. Louis, MO

Tue Sep 21 1971, 7:05 PM CDT

Att. 13,348 - Unknown

livebaseballscorecards.com

TOP

Batter	1	2	3	4	5	6	7	8	9	AB	R	H	RBI	BB	SO	LOB
Rennie Stennett, R (1, 4) OBP: 0.381, SLG: 0.464	K2-3	K		FC4 2-3 1B		6-3			F9	5	0	1	0	0	2	2
Gene Clines, R (1, 8) OBP: 0.360, SLG: 0.389	K	1-2 2-3 1B		FC4 1-2f 3-H			6-3			2	0	1	0	0	1	0
Vic Davalillo, L (4, PH) OBP: 0.309, SLG: 0.380 (4, 8)										2	0	0	1	0	0	1
Roberto Clemente, R (1, 9) OBP: 0.369, SLG: 0.502	1-3	4-3		4-3			P4			4	0	0	0	0	0	4
Willie Stargell, L (1, 7) OBP: 0.399, SLG: 0.629		K	4-3		4-3		P6			4	0	0	0	0	1	0
Bob Robertson, R (1, 3) OBP: 0.359, SLG: 0.490		WP 3B	P4		1B			5-3		4	1	2	0	0	0	0
Manny Sanguillen, R (1, 2) OBP: 0.343, SLG: 0.423		BB 1B 1B 3-H 1B	FC4-6 1B		F9			F7		4	1	2	0	0	0	1
Dave Cash, R (1, 5) OBP: 0.360, SLG: 0.369		BB 1B 1-2 1B	FC4-6 1-2f		4-3			K		4	1	1	0	0	1	2
Jackie Hernandez, R (1, 6) OBP: 0.260, SLG: 0.301		1B 1B 1-2 2-3 BB		1B SH1-4 FC4 1B		K			K	2	1	1	0	1	1	0
Richie Hebner, L (9, PH) OBP: 0.333, SLG: 0.500										1	0	0	0	0	1	0
Dock Ellis, S (1, 1) OBP: 0.256, SLG: 0.208		1B 1-2 2-H 3-H 1B		SH1-4 1-2		K			L7	2	0	1	2	0	1	0
Bob Veale, S (8, 1) OBP: 0.333, SLG: 0.333										0	0	0	0	0	0	0
Al Oliver, L (9, PH) OBP: 0.321, SLG: 0.452										1	0	0	0	0	0	0
Inning Stats	R: 0 E: 0 K: 2 S: 7 H: 0 LOB: 0 BB: 0 P: 7	R: 3 E: 0 K: 2 S: 12 H: 5 LOB: 3 BB: 1 P: 16	R: 0 E: 0 K: 0 S: 4 H: 1 LOB: 1 BB: 0 P: 4	R: 1 E: 0 K: 0 S: 5 H: 2 LOB: 1 BB: 0 P: 5	R: 0 E: 0 K: 0 S: 4 H: 1 LOB: 1 BB: 0 P: 4	R: 0 E: 0 K: 2 S: 7 H: 0 LOB: 0 BB: 0 P: 7	R: 0 E: 0 K: 0 S: 3 H: 0 LOB: 0 BB: 0 P: 3	R: 0 E: 0 K: 1 S: 5 H: 0 LOB: 0 BB: 0 P: 5	R: 0 E: 0 K: 1 S: 5 H: 0 LOB: 0 BB: 0 P: 5	1B: 8 2B: 0 3B: 1 HR: 0 SF: 0 SAC: 1 DP: 0 HBP: 0	WP: 1 PB: 0 SB: 0 CS: 0 PA: 37					

AB	35
R	4
H	9
RBI	3
BB	1
SO	8
LOB	10

PITCHER		IP	WLS	BF	H	R	ER	SO	BB	IBB	HBP	BLK	WP	HR	S	P	ERA	WHIP
Jerry Reuss, L ERA: 4.72	(1, 1)	1.2		11	5	3	3	4	1	0	0	0	1	0	18	22	16.20	3.600
Chuck Taylor, R ERA: 3.6	(2, 1)	0.1		1	0	0	0	0	0	0	0	0	0	0	1	1	0.00	0.000
Al Santorini, R ERA: 3.72	(3, 1)	2.0		9	3	1	1	0	0	0	0	0	0	0	9	9	4.50	1.500
Frank Linzy, R ERA: 2.12	(5, 1)	2.0		7	1	0	0	2	0	0	0	0	0	0	11	11	0.00	0.500
Moe Drabowsky, R ERA: 3.51	(7, 1)	3.0	W	9	0	0	0	2	0	0	0	0	0	0	13	13	0.00	0.000

PITCHER	IP	WLS	BF	H	R	ER	SO	BB	IBB	HBP	BLK	WP	HR	S	P	ERA	WHIP

Batter	1	2	3	4	5	6	7	8	9	AB	R	H	RBI	BB	SO	LOB
Lou Brock, L (1, 7) OBP: 0.390, SLG: 0.427	K		4-3	FC6-4 1-2f 2-3 3-H		FC1-6		FC1-5 BB 1-2 2-3f		5	1	1	1	0	1	4
Ted Sizemore, R (1, 4) OBP: 0.323, SLG: 0.336	F3		L9	1B 1-2 3-H		FC1-6 CS 1-2f		G6-4-3 1-2 2-3 BB		4	0	1	1	1	0	1
Matty Alou, L (1, 3) OBP: 0.350, SLG: 0.409	1B		1B	1B 1-3 2-H		CS 1-2	5-3	G6-4-3 1-2f		5	0	3	1	0	0	3
Joe Torre, R (1, 5) OBP: 0.418, SLG: 0.553	FC4-6 1-3		F9	K			L7			4	0	1	0	0	1	3
Ted Simmons, S (1, 2) OBP: 0.354, SLG: 0.431	FC4-6 1-2f			1B BB	4-3		HR			4	2	2	0	0	0	2
Jose Cruz, L (1, 8) OBP: 0.373, SLG: 0.419		1-4-3		FC6-4 1-2	4-3		1-H			3	2	1	2	1	0	0
Joe Hague, L (1, 9) OBP: 0.333, SLG: 0.397	1B			FC6-4 1-2 2-3	FC6-4		1-3			4	1	3	0	0	0	0
Dal Maxvill, R (1, 6) OBP: 0.302, SLG: 0.262		F9		FC6-4 1-2 2-3 3-H	FC6-4 1-2f			E6 FC1-5		4	0	1	1	0	0	2
Jerry Reuss, L (1, 1) OBP: 0.233, SLG: 0.127 Chuck Taylor, R (2, 1) OBP: 0.167, SLG: 0.333 Jerry McNertney, R (2, PH) OBP: 0.348, SLG: 0.452 Al Santorini, R (3, 1) OBP: 0.286, SLG: 0.286 Bob Burda, L (4, PH) OBP: 0.397, SLG: 0.358 Frank Linzy, R (5, 1) OBP: 0.500, SLG: 0.500 Ted Kubiak, S (6, PH) OBP: 0.331, SLG: 0.330 Moe Drabowsky, R (7, 1) OBP: 0.167, SLG: 0.167		K	K		F8			BB FC1-5 1-2		0 0 1 0 1 0 1 0 1	0 0 0 0 0 0 0 0 0	0 0 0 0 0 0 0 0 0	0 0 0 0 0 0 0 0 0	0 0 1 0 0 1 0 1 0	0 0 1 0 0 1 0 0 0	0 0 1 0 0 3 0 0 0
Inning Stats	R: 0 E: 0 K: 1 S: 7 H: 2 LOB: 2 BB: 0 P: 7	R: 0 E: 0 K: 1 S: 6 H: 1 LOB: 1 BB: 0 P: 6	R: 0 E: 0 K: 0 S: 4 H: 1 LOB: 1 BB: 0 P: 4	R: 4 E: 0 K: 2 S: 12 H: 5 LOB: 2 BB: 1 P: 16	R: 0 E: 0 K: 0 S: 4 H: 1 LOB: 1 BB: 0 P: 4	R: 0 E: 0 K: 0 S: 3 H: 1 LOB: 0 BB: 0 P: 3	R: 2 E: 0 K: 0 S: 5 H: 2 LOB: 0 BB: 0 P: 5	R: 0 E: 1 K: 0 S: 4 H: 1 LOB: 2 BB: 1 P: 8		1B: 13 2B: 0 3B: 0 HR: 1	SF: 0 SAC: 0 DP: 1 HBP: 0					

PITCHER		IP	WLS	BF	H	R	ER	SO	BB	IBB	HBP	BLK	WP	HR	S	P	ERA	WHIP
Dock Ellis, R ERA: 3.05	(1, 1)	7.1	L	38	14	6	6	4	2	0	0	0	0	1	44	52	7.36	2.182
Bob Veale, L ERA: 7.31	(8, 1)	0.2		1	0	0	0	0	0	0	0	0	0	0	1	1	0.00	0.000

PITCHER	IP	WLS	BF	H	R	ER	SO	BB	IBB	HBP	BLK	WP	HR	S	P	ERA	WHIP

BOTTOM

Pittsburgh Pirates @ St. Louis Cardinals

Busch Stadium, St. Louis, MO

Tue Sep 21 1971, 7:05 PM CDT

Att. 13,348 - Unknown

livebaseballscorecards.com

AB	37
R	6
H	14
RBI	6
BB	2
SO	4
LOB	19

Batter	1	2	3	4	5	6	7	8	9	AB	R	H	RBI	BB	SO	LOB
Dave Cash, R (1, 4) OBP: 0.361, SLG: 0.369	E PB G6-4-3 1B		P4		F7			P4	1B FC1-2 1B	5	1	2	0	0	0	0
Vic Davalillo, L (1, 9) OBP: 0.308, SLG: 0.382	E3 G6-4-3 1-3		2B		L6			E6 BB 1B	HBP FC1-2 1-3 1B	4	1	1	0	0	0	1
Roberto Clemente, R (8, 9) OBP: 0.370, SLG: 0.503										1	0	1	0	0	0	0
Al Oliver, L (1, 8) OBP: 0.319, SLG: 0.448	G6-4-3 1-2f 3-H		K			F7		BBBB 1B SF8 1-2 BB	FC1-2 HBP 1-2 3-H	4	1	0	0	1	1	4
Willie Stargell, L (1, 7) OBP: 0.402, SLG: 0.630	4-3			BBBB 1B 1B BB		G4-6-3 1B		1-3 2-H 2B 1B	1-2 2-3 HBP	3	2	2	1	1	0	0
Richie Hebner, L (1, 5) OBP: 0.331, SLG: 0.497		6-3 WP 1B		F3		G4-6-3 1-2f		SF8 3-H	F8	4	0	1	1	0	0	5
Bob Robertson, R (1, 3) OBP: 0.360, SLG: 0.492		6-3 1-3		1B 1-3 1B			F2	1-H 2B		4	0	2	1	0	0	1
Manny Sanguillen, R (1, 2) OBP: 0.346, SLG: 0.424		1-3		1-3 3-H 1B			1B	IBB		3	0	2	1	1	0	1
Jackie Hernandez, R (1, 6) OBP: 0.256, SLG: 0.296		K		K			K	K		4	0	0	0	0	4	5
Luke Walker, L (1, 1) OBP: 0.135, SLG: 0.022			K		K		K		6-3	2	0	0	0	0	2	0
Richie Zisk, R (7, PH) OBP: 0.429, SLG: 0.636										1	0	0	0	0	1	1
Dave Giusti, R (7, 1) OBP: 0.111, SLG: 0.059										1	0	0	0	0	0	0
Inning Stats	R: 1 E: 1 K: 0 S: 4 H: 1 LOB: 0 BB: 0 P: 4	R: 0 E: 0 K: 1 S: 6 H: 1 LOB: 1 BB: 0 P: 6	R: 0 E: 0 K: 2 S: 8 H: 1 LOB: 1 BB: 0 P: 8	R: 1 E: 0 K: 1 S: 6 H: 2 LOB: 1 BB: 1 P: 10	R: 0 E: 0 K: 1 S: 5 H: 0 LOB: 0 BB: 0 P: 5	R: 0 E: 0 K: 0 S: 3 H: 1 LOB: 0 BB: 0 P: 3	R: 0 E: 0 K: 2 S: 8 H: 1 LOB: 1 BB: 0 P: 8	R: 3 E: 1 K: 1 S: 8 H: 2 LOB: 2 BB: 2 P: 16	R: 0 E: 0 K: 0 S: 5 H: 2 LOB: 3 BB: 0 P: 6	1B: 9 2B: 2 3B: 0 HR: 0	SF: 1 SAC: 0 DP: 2 HBP: 1						

PITCHER	IP	WLS	BF	H	R	ER	SO	BB	IBB	HBP	BLK	WP	HR	S	P	ERA	WHIP
Bob Gibson, R (1, 1) ERA: 3.04	8.0	L	35	9	5	1	8	2	1	0	0	1	0	48	60	1.12	1.375
Stan Williams, R (9, 1) ERA: 3.83	1.0		6	2	0	0	0	0	0	1	0	0	0	5	6	0.00	2.000

PITCHER	IP	WLS	BF	H	R	ER	SO	BB	IBB	HBP	BLK	WP	HR	S	P	ERA	WHIP

TOP

Pittsburgh Pirates @ St. Louis Cardinals

Busch Stadium, St. Louis, MO

Wed Sep 22 1971, 7:05 PM CDT

Att. 14,845 - Unknown

livebaseballscorecards.com

AB	36
R	5
H	11
RBI	4
BB	3
SO	8
LOB	18

1B: 9	SF: 1	WP: 1	PA: 41
2B: 2	SAC: 0	PB: 1	
3B: 0	DP: 2	SB: 0	
HR: 0	HBP: 1	CS: 0	

Batter	1	2	3	4	5	6	7	8	9	AB	R	H	RBI	BB	SO	LOB
Lou Brock, L (1, 7) OBP: 0.391, SLG: 0.428	FC4-6, E, 1B 1B		4-3			6-3, F8 1B		4-3		4	1	2	0	0	0	0
Ted Sizemore, R (1, 4) OBP: 0.322, SLG: 0.335	FC4-6 1-2 1B		F8			F8 1-2		4-3		4	0	1	0	0	0	1
Matty Alou, L (1, 3) OBP: 0.348, SLG: 0.406	FC4-6, E 1-2f 2-3			6-3		6-3 2-3			F9	4	0	0	0	0	0	3
Joe Torre, R (1, 5) OBP: 0.418, SLG: 0.552	E5, G4-6-3 1-2 3-H			BBBB G6-4-3 BB		F9			1B	3	0	1	1	1	0	2
Ted Simmons, S (1, 2) OBP: 0.351, SLG: 0.428	G4-6-3 1-2f			G6-4-3 1-2f			4-3		F2	4	0	0	0	0	0	4
Luis Melendez, R (1, 9) OBP: 0.321, SLG: 0.264 Joe Hague, L (7, PH) OBP: 0.332, SLG: 0.394 (8, 9)		G4-6-3 1B			6-3		SSS K		G3	2 2	0 0	1 0	0 0	0 0	0 1	0 1
Jose Cruz, L (1, 8) OBP: 0.372, SLG: 0.418		G4-6-3 1-2f			F7		1B			3	0	1	0	0	0	1
Dal Maxvill, R (1, 6) OBP: 0.303, SLG: 0.261 Bob Burda, L (7, PH) OBP: 0.392, SLG: 0.353 Ted Kubiak, S (8, 6) OBP: 0.331, SLG: 0.330		SSS K			BBBB BB		SSS K			1 1 0	0 0 0	0 0 0	0 0 0	1 0 0	1 1 0	0 1 0
Bob Gibson, R (1, 1) OBP: 0.204, SLG: 0.264 Jerry McNertney, R (8, PH) OBP: 0.345, SLG: 0.448 Stan Williams, R (9, 1)			F8		F7			3-1		2 1 0	0 0 0	0 0 0	0 0 0	0 0 0	0 0 0	1 0 0
Inning Stats	R: 1 E: 1 K: 0 S: 5 H: 2 LOB: 1 BB: 0 P: 5	R: 0 E: 0 K: 1 S: 5 H: 1 LOB: 0 BB: 0 P: 5	R: 0 E: 0 K: 0 S: 3 H: 0 LOB: 0 BB: 0 P: 3	R: 0 E: 0 K: 0 S: 2 H: 0 LOB: 0 BB: 1 P: 6	R: 0 E: 0 K: 0 S: 3 H: 0 LOB: 1 BB: 1 P: 7	R: 0 E: 0 K: 0 S: 4 H: 1 LOB: 1 BB: 0 P: 4	R: 0 E: 0 K: 2 S: 8 H: 1 LOB: 1 BB: 0 P: 8	R: 0 E: 0 K: 0 S: 3 H: 0 LOB: 0 BB: 0 P: 3	R: 0 E: 0 K: 0 S: 4 H: 1 LOB: 1 BB: 0 P: 4	1B: 6 2B: 0 3B: 0 HR: 0 SF: 0 SAC: 0 DP: 3 HBP: 0							WP: 0 PB: 0 SB: 0 CS: 0 PA: 33

PITCHER		IP	WLS	BF	H	R	ER	SO	BB	IBB	HBP	BLK	WP	HR	S	P	ERA	WHIP
Luke Walker, L ERA: 3.55	(1, 1)	6.0	W	22	4	1	1	1	2	0	0	0	0	0	22	30	1.50	1.000
Dave Giusti, R ERA: 2.99	(7, 1)	3.0	S	11	2	0	0	2	0	0	0	0	0	0	15	15	0.00	0.667

PITCHER	IP	WLS	BF	H	R	ER	SO	BB	IBB	HBP	BLK	WP	HR	S	P	ERA	WHIP

BOTTOM

Pittsburgh Pirates @ St. Louis Cardinals

Busch Stadium, St. Louis, MO

Wed Sep 22 1971, 7:05 PM CDT

Att. 14,845 - Unknown

livebaseballscorecards.com

AB	31
R	1
H	6
RBI	1
BB	2
SO	3
LOB	14

Batter	1	2	3	4	5	6	7	8	9	AB	R	H	RBI	BB	SO	LOB
Dave Cash, R (1, 4) OBP: 0.359, SLG: 0.367	G3	1B 1-2 2-H 1B		L9		6-3		4-3		5	0	1	1	0	0	1
Vic Davalillo, L (1, 8) OBP: 0.313, SLG: 0.387	E 2B	1-2 2-3 1B			BBB HR BB	6-3			SSS K	4	2	2	0	1	1	0
Al Oliver, L (1, 3) OBP: 0.318, SLG: 0.446	E2 2-H 1B	1-3			P5	SSS K			F7	5	0	1	1	0	1	4
Willie Stargell, L (1, 7) OBP: 0.402, SLG: 0.633	SSS K		G3		1-H HR		1B		SSS K	5	1	2	2	0	2	1
Gene Clines, R (9, 7) OBP: 0.360, SLG: 0.389										0	0	0	0	0	0	0
Milt May, L (1, 2) OBP: 0.323, SLG: 0.433	SSS K		F7		1B 1B 1B		F8			4	1	1	0	0	1	2
Richie Zisk, R (1, 9) OBP: 0.333, SLG: 0.467		F9	SSS K		SSS K		SSS K			4	0	0	0	0	3	2
Jose Pagan, R (1, 5) OBP: 0.325, SLG: 0.370		1B 1B 1B		6-3	E 1B 1-2 1B		6-3			4	1	2	0	0	0	1
Gene Alley, R (1, 6) OBP: 0.304, SLG: 0.356		SSS K		SH3-4 1B	E7 1-3 2-H 1B			L9		4	0	2	1	0	1	1
Nelson Briles, R (1, 1) OBP: 0.300, SLG: 0.421		1B 1B 1-2 1B		SH3-4 1-2	5-3			SSS K		3	0	1	0	0	1	2
Inning Stats	R: 1 E: 1 K: 2 S: 9 H: 2 LOB: 1 BB: 0 P: 9	R: 1 E: 0 K: 1 S: 9 H: 4 LOB: 3 BB: 0 P: 9	R: 0 E: 0 K: 1 S: 5 H: 0 LOB: 0 BB: 0 P: 5	R: 0 E: 0 K: 0 S: 4 H: 1 LOB: 1 BB: 0 P: 4	R: 3 E: 1 K: 1 S: 9 H: 4 LOB: 2 BB: 1 P: 13	R: 0 E: 0 K: 1 S: 5 H: 0 LOB: 0 BB: 0 P: 5	R: 0 E: 0 K: 1 S: 6 H: 1 LOB: 1 BB: 0 P: 6	R: 0 E: 0 K: 1 S: 5 H: 0 LOB: 0 BB: 0 P: 5	R: 0 E: 0 K: 2 S: 7 H: 0 LOB: 0 BB: 0 P: 7	1B: 10 2B: 1 3B: 0 HR: 1 SF: 0 SAC: 1 DP: 0 HBP: 0						

TOP

Pittsburgh Pirates @ St. Louis Cardinals

Busch Stadium, St. Louis, MO

Thu Sep 23 1971, 7:05 PM CDT

Att. 10,918 - Unknown

livebaseballscorecards.com

AB	38
R	5
H	12
RBI	5
BB	1
SO	10
LOB	14

PITCHER		IP	WLS	BF	H	R	ER	SO	BB	IBB	HBP	BLK	WP	HR	S	P	ERA	WHIP
Reggie Cleveland, R ERA: 4.01	(1, 1)	4.2	L	26	11	5	5	5	1	0	0	0	0	1	35	39	9.64	2.571
Chuck Taylor, R ERA: 3.58	(5, 1)	0.1		1	0	0	0	0	0	0	0	0	0	0	1	1	0.00	0.000
Al Santorini, R ERA: 3.63	(6, 1)	2.0		7	1	0	0	2	0	0	0	0	0	0	11	11	0.00	0.500
Santiago Guzman, R ERA:	(8, 1)	2.0		6	0	0	0	3	0	0	0	0	0	0	12	12	0.00	0.000

PITCHER	IP	WLS	BF	H	R	ER	SO	BB	IBB	HBP	BLK	WP	HR	S	P	ERA	WHIP

WP: 0 PB: 0 SB: 0 CS: 0 PA: 40

Batter	1	2	3	4	5	6	7	8	9	AB	R	H	RBI	BB	SO	LOB
Lou Brock, L (1, 7) OBP: 0.388, SLG: 0.425	G3		E7		F2			6-3		4	0	0	0	0	0	0
Ted Sizemore, R (1, 4) OBP: 0.320, SLG: 0.333	F2		5-3			L8		6-3		4	0	0	0	0	0	1
Matty Alou, L (1, 3) OBP: 0.347, SLG: 0.405	4-3			5-3		1B 1B		6-3		4	0	1	0	0	0	0
Joe Torre, R (1, 5) OBP: 0.420, SLG: 0.554		2B		1B HBP		G4-6-3 1-3 1B			6-3	3	0	2	0	0	0	0
Ted Simmons, S (1, 2) OBP: 0.348, SLG: 0.424		5-3		K		G4-6-3 1-2f			F8	4	0	0	0	0	1	4
Jose Cruz, L (1, 8) OBP: 0.377, SLG: 0.427		K		1B 1-2			FC4-6 1B		2B	4	0	3	0	0	1	1
Joe Hague, L (1, 9) OBP: 0.329, SLG: 0.390		F7		G3			FC4-6 G3 1-2f		L9	4	0	0	0	0	0	5
Dal Maxvill, R (1, 6) OBP: 0.301, SLG: 0.259			L4		F9		G3 1-2			3	0	0	0	0	0	1
Reggie Cleveland, R (1, 1) OBP: 0.179, SLG: 0.195 Chuck Taylor, R (5, 1) OBP: 0.167, SLG: 0.333 Bob Stinson, S (5, PH) OBP: 0.333, SLG: 0.375 Al Santorini, R (6, 1) OBP: 0.286, SLG: 0.286 Bob Burda, L (7, PH) OBP: 0.388, SLG: 0.348 Santiago Guzman, R (8, 1)			6-3		K		F9			1 0 1 0 1 0	0 0 0 0 0 0	0 0 0 0 0 0	0 0 0 0 0 0	0 0 0 0 0 0	0 0 1 0 0 0	0 0 0 0 1 0
Inning Stats	R: 0 E: 0 K: 0 S: 3 H: 0 LOB: 0 BB: 0 P: 3	R: 0 E: 0 K: 1 S: 6 H: 1 LOB: 1 BB: 0 P: 6	R: 0 E: 1 K: 0 S: 4 H: 0 LOB: 1 BB: 0 P: 4	R: 0 E: 0 K: 1 S: 6 H: 1 LOB: 2 BB: 0 P: 7	R: 0 E: 0 K: 1 S: 5 H: 0 LOB: 0 BB: 0 P: 5	R: 0 E: 0 K: 0 S: 4 H: 2 LOB: 1 BB: 0 P: 4	R: 0 E: 0 K: 0 S: 4 H: 1 LOB: 1 BB: 0 P: 4	R: 0 E: 0 K: 0 S: 3 H: 0 LOB: 0 BB: 0 P: 3	R: 0 E: 0 K: 0 S: 4 H: 1 LOB: 1 BB: 0 P: 4	1B: 4 2B: 2 3B: 0 HR: 0	SF: 0 SAC: 0 DP: 1 HBP: 1		WP: 0 PB: 0 SB: 0 CS: 0		PA: 34		

PITCHER	IP	WLS	BF	H	R	ER	SO	BB	IBB	HBP	BLK	WP	HR	S	P	ERA	WHIP
Nelson Briles, R (1, 1) ERA: 2.91	9.0	W	34	6	0	0	3	0	0	1	0	0	0	39	40	0.00	0.667

PITCHER	IP	WLS	BF	H	R	ER	SO	BB	IBB	HBP	BLK	WP	HR	S	P	ERA	WHIP

BOTTOM

Pittsburgh Pirates @ St. Louis Cardinals

Busch Stadium, St. Louis, MO

Thu Sep 23 1971, 7:05 PM CDT

Att. 10,918 - Unknown

livebaseballscorecards.com

AB	33
R	0
H	6
RBI	0
BB	0
SO	3
LOB	13

Batter	1	2	3	4	5	6	7	8	9	10	AB	R	H	RBI	BB	SO	LOB
Ron Hunt, R (1, 5) OBP: 0.400, SLG: 0.353	F9 ①		F7 ②		1B BB 1-2		1B BB		1B 2B BB	FC6-3 1B	3	2	1	0	3	0	0
Ron Woods, R (1, 8) OBP: 0.375, SLG: 0.417	P6 ②		3B		1B 1-2 2-H		1-3 1B 1-2		2B SF8 1B 1-3	FC6-3 ② 1B 1-2f	6	1	4	1	0	0	1
Rusty Staub, L (1, 9) OBP: 0.395, SLG: 0.490	E 1B		F7 ③		4-3 ③		1-3 1B 1-2 2-H		SF8 1B 2B 1-3 3-H	1B 1-3	6	1	4	2	0	0	3
Bob Bailey, R (1, 7) OBP: 0.356, SLG: 0.381	E5 FC6-4 1-2			4-3 ①		1B 2B 2B S S S	K ① 0-3		SF8 ① 2-3 3-H	K ③ S S S 0-3	5	1	1	1	0	2	5
Gary Sutherland, R (1, 4) OBP: 0.301, SLG: 0.337	FC6-4 ③ 1-2f			6-3 ②		2B 1B 2-3	1-3 ② 1-2 2-3		FC3-6 1B 3-H		5	0	2	1	0	0	4
Ron Fairly, L (1, 3) OBP: 0.373, SLG: 0.402		3-1 ①		1-3 ③		P4 ①	3-1 ③		FC3-6 ② E 1B 1-2f		5	0	0	0	0	0	5
John Boccabella, R (1, 2) OBP: 0.287, SLG: 0.327		6-3 ②		4-3 ①		1-3 2B 3-H		P4 ① 0-0	E4 1-3 1B		5	0	2	1	0	0	0
Bobby Wine, R (1, 6) OBP: 0.260, SLG: 0.242 Boots Day, L (9, PH) OBP: 0.344, SLG: 0.360 Mike Marshall, R (9, 1) OBP: 0.235, SLG: 0.188		F7 ③		FC6 1B		F8 ②		5-3 ②	F7 ③		4 1 0	0 0 0	1 0 0	0 0 0	0 0 0	0 0 0	2 2 0
Steve Renko, R (1, 1) OBP: 0.202, SLG: 0.289 Stan Swanson, R (8, PH) OBP: 0.294, SLG: 0.290 Dan McGinn, L (8, 1) OBP: 0.235, SLG: 0.235 Rich Hacker, S (9, 6) OBP: 0.172, SLG: 0.148		S S S K ①		FC6 BB 1-2f 1B ②		F8 ③		S S S K ③		6-3 ① 0-0	3 1 0 1	1 0 0 0	0 0 0 0	0 0 0 0	1 1 0 0	0 0 0 0	3 0 0 0
Inning Stats	R: 0 E: 1 K: 0 S: 5 H: 1 LOB: 2 BB: 0 P: 5	R: 0 E: 0 K: 0 S: 3 H: 0 LOB: 0 BB: 0 P: 3	R: 0 E: 0 K: 1 S: 6 H: 1 LOB: 1 BB: 0 P: 6	R: 0 E: 0 K: 0 S: 3 H: 0 LOB: 0 BB: 0 P: 3	R: 1 E: 0 K: 0 S: 5 H: 2 LOB: 2 BB: 1 P: 9	R: 1 E: 0 K: 0 S: 6 H: 3 LOB: 2 BB: 0 P: 6	R: 1 E: 0 K: 1 S: 7 H: 2 LOB: 2 BB: 1 P: 11	R: 0 E: 0 K: 1 S: 5 H: 0 LOB: 0 BB: 0 P: 5	R: 3 E: 1 K: 0 S: 7 H: 4 LOB: 2 BB: 1 P: 11	R: 0 E: 0 K: 1 S: 7 H: 2 LOB: 2 BB: 0 P: 7	1B: 11 2B: 3 3B: 1 HR: 0	SF: 1 SAC: 0 DP: 0 HBP: 0		WP: 0 PB: 0 SB: 0 CS: 0	PA: 49			

PITCHER		IP	WLS	BF	H	R	ER	SO	BB	IBB	HBP	BLK	WP	HR	S	P	ERA	WHIP
Steve Carlton, L ERA: 3.61	(1, 1)	8.0		39	11	6	6	3	3	0	0	0	0	0	42	54	6.75	1.750
Stan Williams, R ERA: 3.81	(9, 1)	0.1		2	1	0	0	0	0	0	0	0	0	0	2	2	0.00	3.000
Don Shaw, L ERA: 2.79	(9, 1)	0.1		2	1	0	0	0	0	0	0	0	0	0	2	2	0.00	3.000
Moe Drabowsky, R ERA: 3.49	(9, 1)	0.1		1	0	0	0	0	0	0	0	0	0	0	1	1	0.00	0.000
Chuck Taylor, R ERA: 3.53	(10, 1)	1.0	W	5	2	0	0	1	0	0	0	0	0	0	7	7	0.00	2.000

PITCHER	IP	WLS	BF	H	R	ER	SO	BB	IBB	HBP	BLK	WP	HR	S	P	ERA	WHIP

TOP

Montreal Expos @ St. Louis Cardinals

Busch Stadium, St. Louis, MO

Fri Sep 24 1971, 7:05 PM CDT
Att. 8,109 - Unknown

livebaseballscorecards.com

AB	45
R	6
H	15
RBI	6
BB	3
SO	4
LOB	25

Batter	1	2	3	4	5	6	7	8	9	10	AB	R	H	RBI	BB	SO	LOB
Lou Brock, L (1, 7) OBP: 0.387, SLG: 0.425	F8		PB 2B		6-3		K		6-3		5	0	1	0	0	1	2
Ted Sizemore, R (1, 4) OBP: 0.320, SLG: 0.331	FC6-4 BB		5-3 2-3			6-3	HR BB 1-2		5-3		3	1	0	0	2	0	1
Matty Alou, L (1, 3) OBP: 0.349, SLG: 0.413	K			F8		3B 1B	1-H 2-H HR			SH1-4 HR 2B	5	3	3	3	0	1	1
Joe Torre, R (1, 5) OBP: 0.422, SLG: 0.558	FC6-4 1-2f			F8		PB 3B 1-H	2B			SH1-4 HR IBB	4	2	2	1	1	0	1
Ted Simmons, S (1, 2) OBP: 0.346, SLG: 0.421		K		F7		6-3 3-H	F2			SH1-4 1-2 2-3	4	0	0	0	0	1	1
Jose Cruz, L (1, 8) OBP: 0.383, SLG: 0.427		4-3		1B BB G4-6-3 1B		BB		G3-6-3 BB		HR BB	2	2	1	0	3	0	0
Joe Hague, L (1, 9) OBP: 0.329, SLG: 0.397		K		G4-6-3 1B 1-2 BB		P4		G3-6-3 1-2f		1-H 2-H 3-H HR	4	1	1	4	1	1	2
Dal Maxvill, R (1, 6) OBP: 0.303, SLG: 0.259			F7	G4-6-3 1-2 2-3 1B			FC3-6 BB	6-3			3	0	1	0	1	0	0
Steve Carlton, L (1, 1) OBP: 0.206, SLG: 0.215 Stan Williams, R (9, 1) Don Shaw, L (9, 1) Moe Drabowsky, R (9, 1) OBP: 0.167, SLG: 0.167 Bob Burda, L (9, PH) OBP: 0.383, SLG: 0.343 Chuck Taylor, R (10, 1) OBP: 0.167, SLG: 0.333			6-3	G4-6-3 1-2f 2-3 3-H			FC3-6 HR 1-2f		4-3		3 0 0 0 1 0	1 0 0 0 0 0	0 0 0 0 0 0	0 0 0 0 0 0	0 0 0 0 0 0	0 0 0 0 0 0	3 0 0 0 0 0
Inning Stats	R: 0 H: 0 E: 0 LOB: 1 K: 1 BB: 1 S: 5 P: 9	R: 0 H: 0 E: 0 LOB: 0 K: 2 BB: 0 S: 7 P: 7	R: 0 H: 1 E: 0 LOB: 1 K: 0 BB: 0 S: 4 P: 4	R: 0 H: 0 E: 0 LOB: 0 K: 0 BB: 0 S: 3 P: 3	R: 1 H: 2 E: 0 LOB: 1 K: 0 BB: 1 S: 4 P: 8	R: 2 H: 2 E: 0 LOB: 1 K: 0 BB: 1 S: 5 P: 9	R: 3 H: 2 E: 0 LOB: 1 K: 1 BB: 2 S: 7 P: 15	R: 0 H: 0 E: 0 LOB: 0 K: 0 BB: 1 S: 2 P: 6	R: 0 H: 0 E: 0 LOB: 0 K: 0 BB: 0 S: 3 P: 3	R: 4 H: 2 E: 0 LOB: 0 K: 0 BB: 2 S: 3 P: 11	1B: 3 SF: 0 2B: 3 SAC: 1 3B: 1 DP: 2 HR: 2 HBP: 0						

PITCHER		IP	WLS	BF	H	R	ER	SO	BB	IBB	HBP	BLK	WP	HR	S	P	ERA	WHIP
Steve Renko, R	(1, 1)	7.0		32	7	6	5	4	5	0	0	0	0	1	35	55	6.43	1.714
ERA: 3.67																		
Dan McGinn, L	(8, 1)	1.0		3	0	0	0	0	1	0	0	0	0	0	2	6	0.00	1.000
ERA: 5.96																		
Mike Marshall, R	(9, 1)	1.1	L	8	2	4	4	0	1	1	0	0	0	1	6	14	27.00	2.250
ERA: 4.46																		

PITCHER	IP	WLS	BF	H	R	ER	SO	BB	IBB	HBP	BLK	WP	HR	S	P	ERA	WHIP

BOTTOM

Montreal Expos @ St. Louis Cardinals

Busch Stadium, St. Louis, MO

Fri Sep 24 1971, 7:05 PM CDT
Att. 8,109 - Unknown

livebaseballscorecards.com

AB	34
R	10
H	9
RBI	8
BB	8
SO	4
LOB	11

WP: 0 PA: 43
PB: 2
SB: 0
CS: 0

Batter	1	2	3	4	5	6	7	8	9	AB	R	H	RBI	BB	SO	LOB
Ron Hunt, R (1, 5) (5, 4) OBP: 0.400, SLG: 0.353	5-3		1B		5-3	1-2 1B		P6		5	0	2	0	0	0	0
Ron Woods, R (1, 8) (5, 7) OBP: 0.372, SLG: 0.413	4-3		6-3		1B 1B	F3		1B		4	1	1	0	0	0	3
Jim Britton, R (6, 1)										0	0	0	0	0	0	0
Ron Brand, R (7, 6) OBP: 0.254, SLG: 0.214										1	0	1	0	0	0	0
Rusty Staub, L (1, 9) OBP: 0.395, SLG: 0.488	P6			1-3 HBP	1B 1-3 1B		F5	1-3		4	0	1	0	0	0	1
Bob Bailey, R (1, 7) (5, 5) (7, 7) OBP: 0.358, SLG: 0.381		G5-3 BB BB		1-3 1-2	FC6-4 1-3 3-H 1B		1B 1B BB		F3	3	1	1	1	2	0	1
Gary Sutherland, R (1, 4) OBP: 0.302, SLG: 0.336		G5-3 1-2 BB		6-3	FC6-4 1-2f		1B 1B 1-2 1B		F8	1	0	0	0	1	0	1
Boots Day, L (5, PH) (5, 8) OBP: 0.344, SLG: 0.359										3	1	1	0	0	0	2
John Boccabella, R (1, 3) OBP: 0.284, SLG: 0.323		G5-3 1-2 2-3f		6-3		4-3 G1 2B	1B 1-2 2-H 1B		4-3	2	0	0	0	0	0	3
Ron Fairly, L (6, PH) (6, 3) OBP: 0.375, SLG: 0.406										3	1	2	1	0	0	0
Terry Humphrey, R (1, 2) OBP: 0.208, SLG: 0.250	K				4-3	4-3 2-3	G6-4-3 1-2 2-H 1B			2	0	0	0	0	1	1
Dave McDonald, L (6, PH) (6, 7) OBP: 0.182, SLG: 0.237										1	0	0	0	0	0	1
Coco Laboy, R (7, PH) (7, 5) OBP: 0.302, SLG: 0.298										1	0	1	1	0	0	0
Rich Hacker, S (1, 6) OBP: 0.194, SLG: 0.143			6-3		HR BB	G1 3-H	G6-4-3 1-2f			1	1	0	0	1	0	0
Jim Fairey, L (6, PH) OBP: 0.275, SLG: 0.298										1	0	0	1	0	0	0
Bobby Wine, R (6, 6) OBP: 0.259, SLG: 0.241										1	0	0	0	0	0	2
Mike Marshall, R (7, 1) OBP: 0.235, SLG: 0.188										0	0	0	0	0	0	0
Carl Morton, R (1, 1) OBP: 0.210, SLG: 0.260			P4		1-H HR	1B 1B		6-3		0	0	0	0	0	0	0
John Strohmayer, R (2, 1) OBP: 0.229, SLG: 0.229										1	0	0	0	0	0	0
Stan Swanson, R (5, PH) OBP: 0.300, SLG: 0.327										1	1	1	2	0	0	0
Claude Raymond, R (5, 1)										0	0	0	0	0	0	0
John Bateman, R (6, PH) OBP: 0.274, SLG: 0.351										2	0	1	0	0	0	0
(6, 2)																
Inning Stats	R: 0 E: 0 K: 0 S: 3 H: 0 LOB: 0 BB: 0 P: 3	R: 0 E: 0 K: 1 S: 4 H: 0 LOB: 1 BB: 2 P: 12	R: 0 E: 0 K: 0 S: 4 H: 1 LOB: 1 BB: 0 P: 4	R: 0 E: 0 K: 0 S: 3 H: 0 LOB: 1 BB: 0 P: 4	R: 3 E: 0 K: 0 S: 7 H: 4 LOB: 2 BB: 1 P: 11	R: 1 E: 0 K: 0 S: 6 H: 3 LOB: 2 BB: 0 P: 6	R: 2 E: 0 K: 0 S: 5 H: 3 LOB: 1 BB: 1 P: 9	R: 0 E: 0 K: 0 S: 4 H: 1 LOB: 1 BB: 0 P: 4	R: 0 E: 0 K: 0 S: 3 H: 0 LOB: 0 BB: 0 P: 3	1B: 10 2B: 1 3B: 0 HR: 1	SF: 0 SAC: 0 DP: 2 HBP: 1						

TOP

Montreal Expos @ St. Louis Cardinals

Busch Stadium, St. Louis, MO

Sat Sep 25 1971, 3:33 AM CDT

Att. 9,114 - Unknown

livebaseballscorecards.com

AB	37
R	6
H	12
RBI	6
BB	4
SO	1
LOB	15

PITCHER		IP	WLS	BF	H	R	ER	SO	BB	IBB	HBP	BLK	WP	HR	S	P	ERA	WHIP
Jerry Reuss, L ERA: 4.74	(1, 1)	4.2		22	5	3	3	1	3	0	1	0	0	1	20	33	5.79	1.714
Al Santorini, R ERA: 3.87	(5, 1)	1.2		11	5	3	3	0	1	0	0	0	0	0	10	14	16.20	3.600
Don Shaw, L ERA: 2.65	(7, 1)	2.2	W	9	2	0	0	0	0	0	0	0	0	0	9	9	0.00	0.750

PITCHER	IP	WLS	BF	H	R	ER	SO	BB	IBB	HBP	BLK	WP	HR	S	P	ERA	WHIP

WP: 0 PB: 0 SB: 0 CS: 0 PA: 42

Montreal Expos @ St. Louis Cardinals

Busch Stadium, St. Louis, MO

Sat Sep 25 1971, 3:33 AM CDT

Att. 9,114 - Unknown

BOTTOM

Batter	1	2	3	4	5	6	7	8	9	AB	R	H	RBI	BB	SO	LOB
Lou Brock, L (1, 7) OBP: 0.387, SLG: 0.424	3B 1B	6-3		4-3	F8		BB			4	1	1	0	1	0	3
Ted Sizemore, R (1, 4) OBP: 0.323, SLG: 0.335	1-H 1B 3B	CS BB		P5		F8 FC4-2 1B BB	6-3			3	1	1	1	2	0	2
Matty Alou, L (1, 3) OBP: 0.350, SLG: 0.413 Luis Melendez, R (9, 9) OBP: 0.321, SLG: 0.264	5-3 1B SF7 1B	1-2 F7		3-1		FC4-2 F8 1-2 3B 1B		3-1		5 0	2 0	2 0	0 0	0 0	0 0	1 0
Joe Torre, R (1, 5) OBP: 0.421, SLG: 0.556	BB 5-3 1-2 3-H 1B		L5		F8	F8 1-2 2-3		BB		4	0	1	1	1	0	2
Jose Cruz, L (1, 8) OBP: 0.381, SLG: 0.423	5-3 1-2 2-3		3-1		IBB BB 1B 1B	FC4-2 2-3 3-H 3B		F8		5	2	1	0	0	0	5
Joe Hague, L (1, 9) OBP: 0.335, SLG: 0.404 (9, 3)	BB IBB	1B E 1B		1B IBB 1-2 BB		1-H 3-H 3B		K		3	1	2	2	2	1	1
Jerry McNertney, R (1, 2) OBP: 0.343, SLG: 0.445	SF7 3-H	E 1-3 1B 1B			F3		6-3			3	1	1	1	0	0	2
Dal Maxvill, R (1, 6) OBP: 0.308, SLG: 0.259	1-2 2-3 BB	E5 1B 1-3 1B 3-H			1B 1-2 2-3 IBB		SH1-4 BB			1	0	0	0	3	0	1
Jerry Reuss, L (1, 1) OBP: 0.240, SLG: 0.138 Al Santorini, R (5, 1) OBP: 0.333, SLG: 0.333 Don Shaw, L (7, 1)	K	1-H 3-H 1B			1-2 2-3 3-H 1B		SH1-4 1-2			2 1 0	0 0 0	1 1 0	1 1 0	0 0 0	1 0 0	3 0 0
Inning Stats	R: 3 H: 4 E: 0 LOB: 3 K: 1 BB: 2 S: 9 P: 17	R: 0 H: 0 E: 0 LOB: 0 K: 0 BB: 1 S: 2 P: 6	R: 2 H: 3 E: 1 LOB: 2 K: 0 BB: 0 S: 6 P: 6	R: 0 H: 0 E: 0 LOB: 0 K: 0 BB: 0 S: 3 P: 3	R: 1 H: 2 E: 0 LOB: 3 K: 0 BB: 2 S: 5 P: 13	R: 2 H: 2 E: 0 LOB: 1 K: 0 BB: 1 S: 4 P: 8	R: 0 H: 0 E: 0 LOB: 2 K: 0 BB: 2 S: 3 P: 11	R: 0 H: 0 E: 0 LOB: 1 K: 1 BB: 1 S: 5 P: 9		1B: 9 SF: 1 2B: 0 SAC: 1 3B: 2 DP: 0 HR: 0 HBP: 0						

livebaseballscorecards.com

AB	31
R	8
H	11
RBI	7
BB	9
SO	2
LOB	20

WP: 0 PA: 42
PB: 0
SB: 0
CS: 1

PITCHER		IP	WLS	BF	H	R	ER	SO	BB	IBB	HBP	BLK	WP	HR	S	P	ERA	WHIP
Carl Morton, R ERA: 4.8	(1, 1)	1.0	L	9	4	3	3	1	1	1	0	0	0	0	9	17	27.00	5.000
John Strohmayer, R ERA: 4.42	(2, 1)	3.0		12	3	2	0	0	1	0	0	0	0	0	11	15	0.00	1.333
Claude Raymond, R ERA: 4.7	(5, 1)	1.0		7	2	1	1	0	1	1	0	0	0	0	5	13	9.00	3.000
Jim Britton, R ERA: 5.72	(6, 1)	1.2		9	2	2	2	0	3	0	0	0	0	0	6	18	10.80	3.000
Mike Marshall, R ERA: 4.4	(7, 1)	1.1		5	0	0	0	1	1	0	0	0	0	0	6	10	0.00	0.750

PITCHER	IP	WLS	BF	H	R	ER	SO	BB	IBB	HBP	BLK	WP	HR	S	P	ERA	WHIP

Batter	1	2	3	4	5	6	7	8	9	AB	R	H	RBI	BB	SO	LOB
Ron Hunt, R (1, 4) OBP: 0.400, SLG: 0.356	x 0-0 ① P4		x 0-0 ③ 6-3		x 0-0 1-H 2B		x 0-0 ① 4-1 1-2		x 0-0 1-2 1B	5	0	2	1	0	0	1
Boots Day, L (1, 8) OBP: 0.345, SLG: 0.358	x 0-0 ② 6-3			x 0-0 WP S 1B	B B B 4-0 BB		x 0-0 ② F7	S S S 0-3 ③ K		4	0	1	0	1	1	3
Rusty Staub, L (1, 9) OBP: 0.392, SLG: 0.485	x 0-0 ③ F9			x 0-0 ① F7 1-3	x 0-0 ③ F8		x 0-0 ③ P6			4	0	0	0	0	0	4
Ron Fairly, L (1, 3) OBP: 0.376, SLG: 0.404		B B B 4-0 BB		x 0-0 ② F9		B B B 4-0 FC4-6 1B BB		S S S 0-3 ① K		2	0	0	0	2	1	1
Bob Bailey, R (1, 5) OBP: 0.357, SLG: 0.379		x 0-0 ① F9		B B B B 4-0 BB		x 0-0 ① F8		S S S 0-3 ② K		3	0	0	0	1	1	2
Jim Fairey, L (1, 7) OBP: 0.272, SLG: 0.295 Stan Swanson, R (6, PH) OBP: 0.304, SLG: 0.330 (6, 7)		x 0-0 ② P6		x 0-0 ③ F5		x 0-0 1-2 FC4-6 1B		x 0-0 ③ 5-3		2 2	0 0	0 1	0 0	0 0	0 0	3 0
Rich Hacker, S (1, 6) OBP: 0.200, SLG: 0.156		S S S 0-3 ③ K			x 0-0 ① 6-3	x 0-0 ② 1-2f 2-3 FC4-6			x 0-0 FC6-4 1B	4	0	1	0	0	1	3
Terry Humphrey, R (1, 2) OBP: 0.192, SLG: 0.231 Dave McDonald, L (6, PH) OBP: 0.178, SLG: 0.231 John Bateman, R (6, 2) OBP: 0.274, SLG: 0.350			x 0-0 ① 5-3		S S S 0-3 ② K	S S S 0-3 ③ K			x 0-0 ① P4	2 1 1	0 0 0	0 0 0	0 0 0	0 0 0	1 1 0	0 2 1
Bill Stoneman, R (1, 1) OBP: 0.220, SLG: 0.133 Jim Gosger, L (7, PH) OBP: 0.232, SLG: 0.218 John Strohmayer, R (7, 1) OBP: 0.229, SLG: 0.229 Gary Sutherland, R (9, PH) OBP: 0.301, SLG: 0.334			S S S 0-3 ② K		x 0-0 E6 2B		B B B 4-0 4-1 BB		x 0-0 ② FC6-4 1-2f 1B	2 0 0 1	1 0 0 0	0 0 0 0	0 0 0 0	1 1 0 0	0 0 0 1	0 0 0 1
Inning Stats	R: 0 E: 0 K: 0 S: 3 H: 0 LOB: 0 BB: 0 P: 3	R: 0 E: 0 K: 1 S: 5 H: 0 LOB: 1 BB: 1 P: 9	R: 0 E: 0 K: 1 S: 5 H: 0 LOB: 0 BB: 0 P: 5	R: 0 E: 0 K: 0 S: 4 H: 1 LOB: 2 BB: 1 P: 8	R: 1 E: 1 K: 1 S: 7 H: 1 LOB: 2 BB: 1 P: 11	R: 0 E: 0 K: 1 S: 6 H: 1 LOB: 2 BB: 1 P: 10	R: 0 E: 0 K: 0 S: 3 H: 0 LOB: 1 BB: 1 P: 7	R: 0 E: 0 K: 2 S: 7 H: 0 LOB: 0 BB: 0 P: 7	R: 0 E: 0 K: 1 S: 7 H: 2 LOB: 2 BB: 0 P: 7	1B: 4 2B: 1 3B: 0 HR: 0 SF: 0 SAC: 0 DP: 0 HBP: 0						

PITCHER	IP	WLS	BF	H	R	ER	SO	BB	IBB	HBP	BLK	WP	HR	S	P	ERA	WHIP
Daryl Patterson, R (1, 1) ERA: 4.5	4.2		20	2	1	0	3	3	0	0	0	1	0	23	35	0.00	1.071
Mike Jackson, L (5, 1) ERA:	0.2		4	1	0	0	0	1	0	0	0	0	0	3	7	0.00	3.000
Dennis Higgins, R (6, 1) ERA: 3.86	3.2	W	14	2	0	0	4	1	0	0	0	0	0	21	25	0.00	0.818

PITCHER	IP	WLS	BF	H	R	ER	SO	BB	IBB	HBP	BLK	WP	HR	S	P	ERA	WHIP

TOP

Montreal Expos @ St. Louis Cardinals

Busch Stadium, St. Louis, MO

Sun Sep 26 1971, 3:33 AM CDT

Att. 11,473 - Unknown

livebaseballscorecards.com

AB	33
R	1
H	5
RBI	1
BB	5
SO	7
LOB	21

WP: 1	PA: 38
PB: 0	
SB: 1	
CS: 0	

Batter	1	2	3	4	5	6	7	8	9	AB	R	H	RBI	BB	SO	LOB
Lou Brock, L (1, 7) OBP: 0.386, SLG: 0.424	B1		1B FC5-2 2B	1-3		5-3		G1		5	0	1	0	0	0	1
Milt Ramirez, R (1, 6) OBP: 0.400, SLG: 0.400	FC5-4 WP WP 1B		5-3 FC5-2 2-3 1B		E6 WP 1B	6-3		5-3		5	2	2	0	0	0	0
Luis Melendez, R (1, 9) OBP: 0.324, SLG: 0.261	BBBB FC5-4 1-2 BB		FC5-2 5-3 1-2 3-H		BBBB 1B 1B 1-2 BB	6-3				2	1	0	0	2	0	2
Joe Torre, R (1, 5) OBP: 0.422, SLG: 0.556	FC5-4 WP 1-2f 2-3		5-3 1-2 2-3		E 1B 1B 1-2 2-H 1B		1B E 1B			4	2	2	1	0	0	4
Joe Hague, L (1, 3) OBP: 0.334, SLG: 0.401	G3 1-2 3-H		IIII FC6-4 IBB		L9		F2			3	0	0	0	1	0	4
Jorge Roque, R (1, 8) OBP: 0.750, SLG: 0.750		S 1B	FC6-4 1-2f		E5 1B 1-3 2-H 1B		E9 1-H 1B			4	2	3	1	0	0	3
Ted Kubiak, S (1, 4) OBP: 0.330, SLG: 0.329		SSS K 1-2		E4 G3 WP	2-H 3-H 1B		3-1			4	0	1	2	0	1	1
Bob Stinson, S (1, 2) OBP: 0.308, SLG: 0.333		F7		G3 1-3	1B		F7			4	0	1	0	0	0	2
Daryl Patterson, L (1, 1) Mike Jackson, L (5, 1) Dennis Higgins, R (6, 1)		G3	SSS K	SSS K				1-3		2 1 1	0 0 0	0 0 0	0 0 0	0 1 0	1 1 0	2 1 0
Inning Stats	R: 1 H: 1 E: 0 LOB: 1 K: 0 BB: 1 S: 4 P: 8	R: 0 H: 1 E: 0 LOB: 1 K: 1 BB: 0 S: 6 P: 6	R: 0 H: 2 E: 0 LOB: 3 K: 0 BB: 1 S: 5 P: 9	R: 0 H: 0 E: 1 LOB: 1 K: 1 BB: 0 S: 6 P: 6	R: 4 H: 4 E: 2 LOB: 1 K: 1 BB: 1 S: 9 P: 13	R: 0 H: 0 E: 0 LOB: 0 K: 0 BB: 0 S: 3 P: 3	R: 2 H: 2 E: 1 LOB: 0 K: 0 BB: 0 S: 5 P: 5	R: 0 H: 0 E: 0 LOB: 0 K: 0 BB: 0 S: 3 P: 3		1B: 9 SF: 0 2B: 1 SAC: 0 3B: 0 DP: 0 HR: 0 HBP: 0						

PITCHER	IP	WLS	BF	H	R	ER	SO	BB	IBB	HBP	BLK	WP	HR	S	P	ERA	WHIP
Bill Stoneman, R (1, 1) ERA: 3.09	6.0	L	30	8	5	3	3	2	1	0	0	4	0	33	45	4.50	1.667
John Strohmayer, R (7, 1) ERA: 4.34	2.0		8	2	2	0	0	0	0	0	0	0	0	8	8	0.00	1.000

PITCHER	IP	WLS	BF	H	R	ER	SO	BB	IBB	HBP	BLK	WP	HR	S	P	ERA	WHIP

BOTTOM

Montreal Expos @ St. Louis Cardinals

Busch Stadium, St. Louis, MO

Sun Sep 26 1971, 3:33 AM CDT

Att. 11,473 - Unknown

livebaseballscorecards.com

AB	35
R	7
H	10
RBI	4
BB	3
SO	3
LOB	20

WP: 4	PA: 38		
PB: 0			
SB: 1			
CS: 0			

Batter	1	2	3	4	5	6	7	8	9	10	AB	R	H	RBI	BB	SO	LOB
Lou Brock, L (1, 7) OBP: 0.386, SLG: 0.422	F7		4-3			1B			K	1B BB	4	0	1	2	1	1	0
Moe Drabowsky, R (10, 1) OBP: 0.167, SLG: 0.167											0	0	0	0	0	0	0
Milt Ramirez, R (1, 6) OBP: 0.333, SLG: 0.250	F7			F9		6-3			FC6-4	P6	3	0	0	0	1	0	0
Jose Cruz, L (10, PH) OBP: 0.379, SLG: 0.422									BB		1	0	0	0	0	0	3
(10, 7)																	
Luis Melendez, R (1, 9) OBP: 0.326, SLG: 0.260	E5			5-3			G6-4-3		FC6-4	1B	4	0	1	2	1	0	1
							BB										
Joe Torre, R (1, 5) OBP: 0.420, SLG: 0.553	F8			F2			G6-4-3			SH3-4 5-3	5	1	1	0	0	0	4
Jorge Roque, R (1, 8) OBP: 0.429, SLG: 0.429		K			F9		F9			SH3-4	3	0	0	0	0	1	0
Joe Hague, L (1, 3) OBP: 0.333, SLG: 0.398		3-1			F8			K		BB	3	1	0	0	1	1	0
										IBB							
Ted Kubiak, S (1, 4) OBP: 0.329, SLG: 0.326		P4			K			K		2B BB	3	1	0	0	1	2	0
										BB							
Bob Stinson, S (1, 2) OBP: 0.313, SLG: 0.333			K			SH3-4		L4		BB 1B	3	1	1	0	0	1	0
Matty Alou, L (10, PH) OBP: 0.351, SLG: 0.416						1B					1	1	1	2	0	0	0
Jerry McNertney, R (10, 2) OBP: 0.343, SLG: 0.445										2B	0	0	0	0	0	0	0
Santiago Guzman, R (1, 1)			K			SH3-4			P4	BB	1	0	0	0	0	1	0
Jim Beauchamp, R (9, PH) OBP: 0.274, SLG: 0.358						1-2				1B	1	0	0	0	0	0	0
Stan Williams, R (9, 1)										BB	0	0	0	0	0	0	0
Bob Burda, L (10, PH) OBP: 0.390, SLG: 0.343											0	0	0	0	1	0	0
Julian Javier, R (10, PR) OBP: 0.289, SLG: 0.352											0	1	0	0	0	0	0
Dal Maxvill, R (10, 6) OBP: 0.308, SLG: 0.259											0	0	0	0	0	0	0
Inning Stats	R: 0 E: 1 K: 0 S: 4 H: 0 LOB: 1 BB: 0 P: 4	R: 0 E: 0 K: 1 S: 5 H: 0 LOB: 0 BB: 0 P: 5	R: 0 E: 0 K: 2 S: 7 H: 0 LOB: 0 BB: 0 P: 7	R: 0 E: 0 K: 0 S: 3 H: 0 LOB: 0 BB: 0 P: 3	R: 0 E: 0 K: 1 S: 5 H: 0 LOB: 0 BB: 0 P: 5	R: 1 E: 0 K: 0 S: 4 H: 2 LOB: 0 BB: 0 P: 4	R: 0 E: 0 K: 0 S: 2 H: 0 LOB: 0 BB: 1 P: 6	R: 0 E: 0 K: 2 S: 7 H: 0 LOB: 0 BB: 0 P: 7	R: 0 E: 0 K: 1 S: 5 H: 0 LOB: 1 BB: 1 P: 9	R: 5 E: 0 K: 0 S: 6 H: 3 LOB: 2 BB: 4 P: 22	1B: 4 2B: 1 3B: 0 HR: 0	SF: 0 SAC: 2 DP: 1 HBP: 0						

PITCHER		IP	WLS	BF	H	R	ER	SO	BB	IBB	HBP	BLK	WP	HR	S	P	ERA	WHIP
Ray Sadecki, L ERA: 2.92	(1, 1)	9.0		30	2	1	1	7	2	0	0	0	0	0	42	50	1.00	0.444
Buzz Capra, R ERA: 8.44	(10, 1)	0.1	L	7	2	5	5	0	3	1	0	0	0	0	3	19	135.00	15.000
Charlie Williams, R ERA: 4.78	(10, 1)	0.2		3	1	0	0	0	0	0	0	0	0	0	3	3	0.00	1.500

PITCHER	IP	WLS	BF	H	R	ER	SO	BB	IBB	HBP	BLK	WP	HR	S	P	ERA	WHIP

TOP

St. Louis Cardinals @ New York Mets

Shea Stadium, Flushing, NY

Mon Sep 27 1971, 7:05 PM EDT

Att. 11,331 - Unknown

livebaseballscorecards.com

AB	32
R	6
H	5
RBI	6
BB	6
SO	7
LOB	8

1B: 4	SF: 0	WP: 0	PA: 40
2B: 1	SAC: 2	PB: 0	
3B: 0	DP: 1	SB: 0	
HR: 0	HBP: 0	CS: 0	

Batter	1	2	3	4	5	6	7	8	9	10	AB	R	H	RBI	BB	SO	LOB
Bud Harrelson, S (1, 6) OBP: 0.319, SLG: 0.302	S 1B		BBBB CS BB 1B BB		FC3-6 1B		F9			P6	4	1	2	0	1	0	0
Mike Jorgensen, L (1, 3) OBP: 0.313, SLG: 0.386	F9 1-2		BBBB 1B CS 1-2 BB		FC3-6 4-3 1-2f		1B			F8	4	0	1	0	1	0	2
Cleon Jones, R (1, 7) OBP: 0.379, SLG: 0.471	K		1-3 2-H 1B		4-3 1-2		F9			K	5	0	1	1	0	2	3
Tommie Agee, R (1, 8) OBP: 0.363, SLG: 0.430 Don Hahn, R (9, 8) OBP: 0.318, SLG: 0.294	K		K		K			F7			4 0	0 0	0 0	0 0	0 0	3 0	4 0
Ken Singleton, S (1, 9) OBP: 0.372, SLG: 0.370		K	F7			P6		F2			4	0	0	0	0	1	2
Wayne Garrett, L (1, 5) OBP: 0.311, SLG: 0.241		1B		E9 BLK		1B		F8			4	0	2	0	0	0	0
Duffy Dyer, R (1, 2) OBP: 0.292, SLG: 0.320 John Milner, L (9, PH) OBP: 0.167, SLG: 0.222 Jerry Grote, R (10, 2) OBP: 0.336, SLG: 0.346	K			5-3 2-3		K			F2		3 1 0	0 0 0	0 0 0	0 0 0	0 0 0	2 0 0	3 0 0
Tim Foli, R (1, 4) OBP: 0.276, SLG: 0.286	K			K		K			6-3		4	0	0	0	0	3	3
Ray Sadecki, L (1, 1) OBP: 0.231, SLG: 0.200 Dave Marshall, L (9, PH) OBP: 0.322, SLG: 0.332 Buzz Capra, R (10, 1) Charlie Williams, R (10, 1) OBP: 0.160, SLG: 0.087			4-3	5-3			P3		G3		3 1 0 0	0 0 0 0	0 0 0 0	0 0 0 0	0 0 0 0	0 0 0 0	1 0 0 0
Inning Stats	R: 0 E: 0 K: 2 S: 8 H: 1 LOB: 1 BB: 0 P: 8	R: 0 E: 0 K: 3 S: 10 H: 1 LOB: 1 BB: 0 P: 10	R: 1 E: 0 K: 1 S: 6 H: 1 LOB: 2 BB: 2 P: 14	R: 0 E: 1 K: 1 S: 6 H: 0 LOB: 1 BB: 0 P: 6	R: 0 E: 0 K: 1 S: 6 H: 1 LOB: 1 BB: 0 P: 6	R: 0 E: 0 K: 2 S: 8 H: 1 LOB: 1 BB: 0 P: 8	R: 0 E: 0 K: 0 S: 4 H: 1 LOB: 1 BB: 0 P: 4	R: 0 E: 0 K: 0 S: 3 H: 0 LOB: 0 BB: 0 P: 3	R: 0 E: 0 K: 0 S: 3 H: 0 LOB: 0 BB: 0 P: 3	R: 0 E: 0 K: 1 S: 5 H: 0 LOB: 0 BB: 0 P: 5	1B: 6 2B: 0 3B: 0 HR: 0	SF: 0 SAC: 0 DP: 0 HBP: 0					

PITCHER		IP	WLS	BF	H	R	ER	SO	BB	IBB	HBP	BLK	WP	HR	S	P	ERA	WHIP
Santiago Guzman, R	(1, 1)	8.0		33	6	1	0	10	2	0	0	1	0	0	51	59	0.00	1.000
ERA:																		
Stan Williams, R	(9, 1)	1.0	W	3	0	0	0	0	0	0	0	0	0	0	3	3	0.00	0.000
ERA: 3.77																		
Moe Drabowsky, R	(10, 1)	1.0	S	3	0	0	0	1	0	0	0	0	0	0	5	5	0.00	0.000
ERA: 3.43																		

PITCHER	IP	WLS	BF	H	R	ER	SO	BB	IBB	HBP	BLK	WP	HR	S	P	ERA	WHIP

BOTTOM

St. Louis Cardinals @ New York Mets

Shea Stadium, Flushing, NY

Mon Sep 27 1971, 7:05 PM EDT

Att. 11,331 - Unknown

livebaseballscorecards.com

AB	37
R	1
H	6
RBI	1
BB	2
SO	11
LOB	18

WP: 0	PB: 0	SB: 1	CS: 2
PA: 39			

Batter	1	2	3	4	5	6	7	8	9	AB	R	H	RBI	BB	SO	LOB
Lou Brock, L (1, 7) OBP: 0.386, SLG: 0.425	BB BB BB BB	1-H SF7 3B		6-3		6-3			1-3	4	2	1	1	1	0	1
Ted Sizemore, R (1, 4) OBP: 0.322, SLG: 0.333	BB BB 1B BB 1-2	3-H SF7		6-3			1-3		F8	3	1	0	1	1	0	0
Matty Alou, L (1, 3) OBP: 0.352, SLG: 0.415	BB 1B BB 1-2 2-3	G3			F5		G4-6-3 1B			3	1	1	0	1	0	0
Luis Melendez, R (9, 9) OBP: 0.326, SLG: 0.260										0	0	0	0	0	0	0
Joe Torre, R (1, 5) OBP: 0.421, SLG: 0.555	1-3 1B BB 1-2 2-3 3-H	F7			3B		G4-6-3 1-2f			3	0	1	1	1	0	1
Ted Simmons, S (1, 2) OBP: 0.347, SLG: 0.424	1-3 1B 1-2 2-H 3-H		3-1 FC6-2 2B		K			E3 5-3		4	0	2	2	0	1	1
Jose Cruz, L (1, 8) OBP: 0.375, SLG: 0.416	1-3 1-2 2-3		3-1 2-3		6-3			5-3 1-2		4	0	0	0	0	0	5
Joe Hague, L (1, 9) OBP: 0.330, SLG: 0.394	F5		FC6-2 3-H			L6		K		4	0	0	0	0	1	4
(9, 3)																
Dal Maxvill, R (1, 6) OBP: 0.307, SLG: 0.258	6-3		L6			SH2-4 1B		L4		4	0	1	0	0	0	4
Steve Carlton, L (1, 1) OBP: 0.210, SLG: 0.219		3B 1B		K		SH2-4 1-2			4-3	3	1	1	0	0	1	0
Inning Stats	R: 3 H: 1 E: 0 LOB: 2 K: 0 BB: 4 S: 4 P: 20	R: 2 H: 2 E: 0 LOB: 0 K: 0 BB: 0 S: 5 P: 5	R: 0 H: 1 E: 0 LOB: 1 K: 0 BB: 0 S: 4 P: 4	R: 0 H: 0 E: 0 LOB: 0 K: 1 BB: 0 S: 5 P: 5	R: 0 H: 1 E: 0 LOB: 1 K: 1 BB: 0 S: 6 P: 6	R: 0 H: 1 E: 0 LOB: 0 K: 0 BB: 0 S: 4 P: 4	R: 0 H: 1 E: 0 LOB: 0 K: 0 BB: 0 S: 3 P: 3	R: 0 H: 0 E: 1 LOB: 1 K: 1 BB: 0 S: 6 P: 6	R: 0 H: 0 E: 0 LOB: 0 K: 0 BB: 0 S: 3 P: 3	1B: 4 SF: 1 2B: 1 SAC: 1 3B: 2 DP: 1 HR: 0 HBP: 0						

TOP

St. Louis Cardinals @ New York Mets

Shea Stadium, Flushing, NY

Tue Sep 28 1971, 3:33 AM EDT

Att. 3,338 - Unknown

livebaseballscorecards.com

AB	32
R	5
H	7
RBI	5
BB	4
SO	3
LOB	16

WP: 0 PA: 38
PB: 0
SB: 0
CS: 0

PITCHER		IP	WLS	BF	H	R	ER	SO	BB	IBB	HBP	BLK	WP	HR	S	P	ERA	WHIP
Nolan Ryan, R ERA: 3.97	(1, 1)	0.0	L	5	1	3	3	0	4	0	0	0	0	0	1	17	∞	∞
Jim McAndrew, R ERA: 4.38	(1, 1)	3.0		12	3	2	2	0	0	0	0	0	0	0	12	12	6.00	1.000
Jerry Koosman, L ERA: 3.04	(4, 1)	4.0		14	3	0	0	2	0	0	0	0	0	0	18	18	0.00	0.750
Danny Frisella, R ERA: 1.99	(8, 1)	2.0		7	0	0	0	1	0	0	0	0	0	0	9	9	0.00	0.000

PITCHER	IP	WLS	BF	H	R	ER	SO	BB	IBB	HBP	BLK	WP	HR	S	P	ERA	WHIP

Batter	1	2	3	4	5	6	7	8	9	AB	R	H	RBI	BB	SO	LOB
Bud Harrelson, S (1, 6) OBP: 0.318, SLG: 0.303	F8		2B		F9		F7		F4	5	0	1	0	0	0	1
Leroy Stanton, R (1, 9) OBP: 0.261, SLG: 0.238	4-3		K			4-3	FC6-4 1B			4	0	1	0	0	1	1
Danny Frisella, L (8, 1) OBP: 0.286, SLG: 0.231										0	0	0	0	0	0	0
Cleon Jones, R (1, 7) OBP: 0.381, SLG: 0.472	BB			1B		1B SF8 BB	FC6-4			3	1	2	0	1	0	1
Donn Clendenon, R (1, 3) OBP: 0.302, SLG: 0.411	F4			1B		1B 1B BB		F5		3	1	1	0	1	0	1
Tommie Agee, R (1, 8) OBP: 0.362, SLG: 0.428		F7		F9		1B		F7		4	0	1	0	0	0	2
Bob Aspromonte, R (1, 5) OBP: 0.285, SLG: 0.301		F8		F4		SF8		4-3		3	0	0	1	0	0	2
Jerry Grote, R (1, 2) OBP: 0.337, SLG: 0.346		K		K		1B			BB	3	0	1	1	1	2	2
Tim Foli, R (1, 4) OBP: 0.272, SLG: 0.282			K		F3	K			K	4	0	0	0	0	3	3
Nolan Ryan, R (1, 1) OBP: 0.160, SLG: 0.170 Jim McAndrew, R (1, 1) OBP: 0.065, SLG: 0.087 Don Hahn, R (3, PH) OBP: 0.317, SLG: 0.292 Jerry Koosman, R (4, 1) OBP: 0.222, SLG: 0.160 Ken Singleton, S (7, PH) OBP: 0.369, SLG: 0.367 (8, 9)			5-3		K		K		F9	0 0 1 1 2	0 0 0 0 0	0 0 0 0 0	0 0 0 0 0	0 0 0 1 1	0 0 0 0 1	0 0 0 0 1
Inning Stats	R: 0 E: 0 K: 0 S: 3 H: 0 LOB: 1 BB: 1 P: 7	R: 0 E: 0 K: 1 S: 5 H: 0 LOB: 0 BB: 0 P: 5	R: 0 E: 0 K: 2 S: 8 H: 1 LOB: 1 BB: 0 P: 8	R: 0 E: 0 K: 1 S: 7 H: 2 LOB: 2 BB: 0 P: 7	R: 0 E: 0 K: 1 S: 5 H: 0 LOB: 0 BB: 0 P: 5	R: 2 E: 0 K: 1 S: 8 H: 3 LOB: 2 BB: 1 P: 12	R: 0 E: 0 K: 1 S: 6 H: 1 LOB: 1 BB: 0 P: 6	R: 0 E: 0 K: 0 S: 3 H: 0 LOB: 0 BB: 0 P: 3	R: 0 E: 0 K: 1 S: 5 H: 0 LOB: 1 BB: 1 P: 9	1B: 6 2B: 1 3B: 0 HR: 0	SF: 1 SAC: 0 DP: 0 HBP: 0						

PITCHER	IP	WLS	BF	H	R	ER	SO	BB	IBB	HBP	BLK	WP	HR	S	P	ERA	WHIP
Steve Carlton, L (1, 1) ERA: 3.56	9.0	W	37	7	2	2	8	3	0	0	0	0	0	50	62	2.00	1.111

PITCHER	IP	WLS	BF	H	R	ER	SO	BB	IBB	HBP	BLK	WP	HR	S	P	ERA	WHIP

BOTTOM

St. Louis Cardinals @ New York Mets

Shea Stadium, Flushing, NY

Tue Sep 28 1971, 3:33 AM EDT

Att. 3,338 - Unknown

livebaseballscorecards.com

AB	33
R	2
H	7
RBI	2
BB	3
SO	8
LOB	14

WP: 0 PB: 0 SB: 0 CS: 0 PA: 37

Batter	1	2	3	4	5	6	7	8	9	AB	R	H	RBI	BB	SO	LOB
Lou Brock, L (1, 7) OBP: 0.385, SLG: 0.425	K		4-3			F7		1B 2B 3-H		4	0	1	1	0	1	0
Milt Ramirez, R (1, 6) OBP: 0.385, SLG: 0.273	5-3			K		BB G6-4-3		1B 2-3		3	0	1	0	1	1	0
Luis Melendez, R (1, 9) OBP: 0.320, SLG: 0.254	K			K		G6-4-3 1-2f		K		4	0	0	0	0	3	3
Joe Hague, L (1, 3) OBP: 0.330, SLG: 0.392		K		1B			K		G3	4	0	1	0	0	2	0
Jorge Roque, R (1, 8) OBP: 0.300, SLG: 0.300 Al Santorini, R (7, 1) OBP: 0.333, SLG: 0.333 Bob Burda, L (9, PH) OBP: 0.386, SLG: 0.338		K		F8			K		5-3	3 0 1	0 0 0	0 0 0	0 0 0	0 0 0	2 0 0	1 0 0
Ted Kubiak, S (1, 4) OBP: 0.333, SLG: 0.337		BLK 1B			1B		4-3		3B	4	0	3	0	0	0	0
Bob Stinson, S (1, 2) OBP: 0.250, SLG: 0.263		K 1-2			P6			G1	F7	4	0	0	0	0	1	3
Julian Javier, R (1, 5) OBP: 0.286, SLG: 0.347			6-3		F3			K		3	0	0	0	0	1	1
Daryl Patterson, L (1, 1) Jerry Reuss, L (6, 1) OBP: 0.240, SLG: 0.138 Jose Cruz, L (7, 8) OBP: 0.377, SLG: 0.425			K		K			2B 3B		2 0 1	0 0 1	0 0 1	0 0 0	0 0 0	2 0 0	1 0 0
Inning Stats	R: 0 E: 0 K: 2 S: 7 H: 0 LOB: 0 BB: 0 P: 7	R: 0 E: 0 K: 3 S: 10 H: 1 LOB: 1 BB: 0 P: 10	R: 0 E: 0 K: 1 S: 5 H: 0 LOB: 0 BB: 0 P: 5	R: 0 E: 0 K: 2 S: 8 H: 1 LOB: 1 BB: 0 P: 8	R: 0 E: 0 K: 1 S: 6 H: 1 LOB: 1 BB: 0 P: 6	R: 0 E: 0 K: 0 S: 2 H: 0 LOB: 0 BB: 1 P: 6	R: 0 E: 0 K: 2 S: 7 H: 0 LOB: 0 BB: 0 P: 7	R: 1 E: 0 K: 2 S: 10 H: 3 LOB: 2 BB: 0 P: 10	R: 0 E: 0 K: 0 S: 4 H: 1 LOB: 1 BB: 0 P: 4	1B: 4 2B: 1 3B: 2 HR: 0 SF: 0 SAC: 0 DP: 1 HBP: 0						

PITCHER	IP	WLS	BF	H	R	ER	SO	BB	IBB	HBP	BLK	WP	HR	S	P	ERA	WHIP
Tom Seaver, R (1, 1) ERA: 1.76	9.0	W	34	7	1	1	13	1	0	0	1	0	0	59	63	1.00	0.889

PITCHER	IP	WLS	BF	H	R	ER	SO	BB	IBB	HBP	BLK	WP	HR	S	P	ERA	WHIP

TOP

St. Louis Cardinals @ New York Mets

Shea Stadium, Flushing, NY

Thu Sep 30 1971, 7:05 PM EDT

Att. 42,344 - Unknown

livebaseballscorecards.com

AB	33
R	1
H	7
RBI	1
BB	1
SO	13
LOB	9

WP: 0 PB: 0 SB: 0 CS: 0 PA: 34

BOTTOM

St. Louis Cardinals @ New York Mets

Shea Stadium, Flushing, NY

Thu Sep 30 1971, 7:05 PM EDT

Att. 42,344 - Unknown

Batter	1	2	3	4	5	6	7	8	9	AB	R	H	RBI	BB	SO	LOB
Bud Harrelson, S (1, 6) OBP: 0.319, SLG: 0.303	BBBB 4-0 G4-6-3 BB		x 0-0 ③ 4-3			x 0-0 ① 5-3	x 0-0 1-4-3 S 1B			3	0	1	0	1	0	0
Mike Jorgensen, L (1, 8)	x 0-0 ①② G4-6-3 1-2f			x 0-0 ① F9		x 0-0 ② G3 SSS	x 0-3 ① K 1-2			4	0	0	0	0	1	2
Cleon Jones, R (1, 7)	BBBB 4-0 BB			x 0-0 ② 6-3		x 0-0 HR 2B	x 0-0 ② 1-4-3 2-3			3	1	1	0	1	0	1
Ed Kranepool, L (1, 3)	x 0-0 ③ 4-3			x 0-0 ③ 1-3		4-0 HR IBB	x 0-0 ③ F2			3	1	0	0	1	0	2
Ken Singleton, S (1, 9)		SSS 0-3 ① K			x 0-0 HR	x 0-0 1-H 2-H HR		x 0-0 FC3-6 1B		4	2	3	4	0	1	0
Wayne Garrett, L (1, 5) OBP: 0.310, SLG: 0.238		x 0-0 ② F7			x 0-0 ① G3	BBB 4-0 WP 1B E BB		x 0-0 ① FC3-6 1-2f		3	1	0	0	1	0	1
Jerry Grote, R (1, 2) OBP: 0.339, SLG: 0.347		x 0-0 ③ 4-3			x 0-0 1B	x 0-0 WP 1-2 E 1B		x 0-0 ② L6		4	1	2	0	0	0	1
Tim Foli, R (1, 4) OBP: 0.272, SLG: 0.281			x 0-0 ① P6		x 0-0 ② P4	x 0-0 E7 1-H 2-H 1B		x 0-0 ③ 5-3		4	0	1	2	0	0	2
Tom Seaver, R (1, 1) OBP: 0.245, SLG: 0.261			x 0-0 ② L5		x 0-0 ③ P6	SSS 0-3 ③ K				3	0	0	0	0	1	2
Inning Stats	R: 0 H: 0 E: 0 LOB: 1 K: 0 BB: 2 S: 2 P: 10	R: 0 H: 0 E: 0 LOB: 0 K: 1 BB: 0 S: 5 P: 5	R: 0 H: 0 E: 0 LOB: 0 K: 0 BB: 0 S: 3 P: 3	R: 0 H: 0 E: 0 LOB: 0 K: 0 BB: 0 S: 3 P: 3	R: 1 H: 2 E: 0 LOB: 1 K: 0 BB: 0 S: 5 P: 5	R: 5 H: 4 E: 1 LOB: 1 K: 1 BB: 2 S: 9 P: 17	R: 0 H: 1 E: 0 LOB: 1 K: 1 BB: 0 S: 6 P: 6	R: 0 H: 1 E: 0 LOB: 1 K: 0 BB: 0 S: 4 P: 4		1B: 5 SF: 0 2B: 1 SAC: 0 3B: 0 DP: 1 HR: 2 HBP: 0				WP: 1 PA: 35 PB: 0 SB: 1 CS: 0		

livebaseballscorecards.com

	AB	31
	R	6
	H	8
	RBI	6
	BB	4
	SO	3
	LOB	11

PITCHER		IP	WLS	BF	H	R	ER	SO	BB	IBB	HBP	BLK	WP	HR	S	P	ERA	WHIP
Daryl Patterson, R ERA: 4.97	(1, 1)	5.2	L	23	4	4	4	1	2	1	0	0	0	2	22	34	6.35	1.059
Jerry Reuss, L ERA: 4.78	(6, 1)	0.1		4	2	2	2	1	1	0	0	0	1	0	5	9	54.00	9.000
Al Santorini, R ERA: 3.78	(7, 1)	2.0		8	2	0	0	1	0	0	0	0	0	0	10	10	0.00	1.000

PITCHER	IP	WLS	BF	H	R	ER	SO	BB	IBB	HBP	BLK	WP	HR	S	P	ERA	WHIP